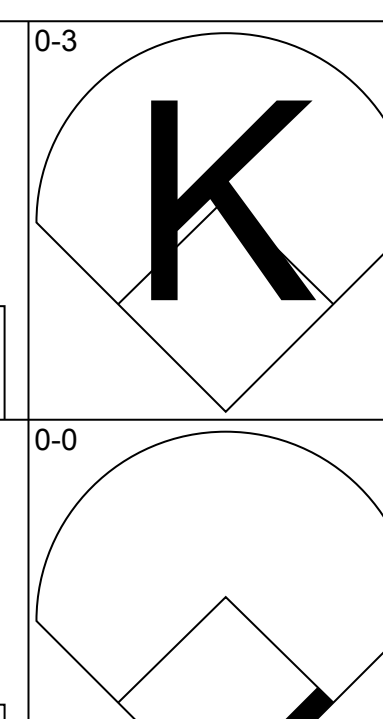
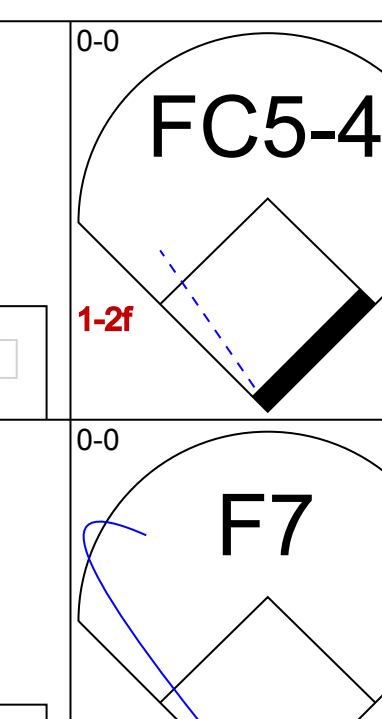
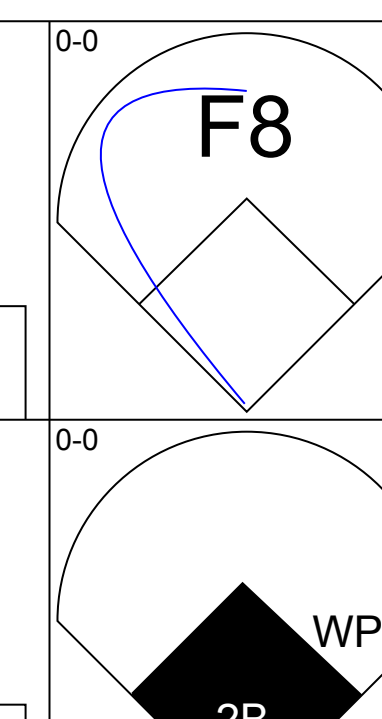
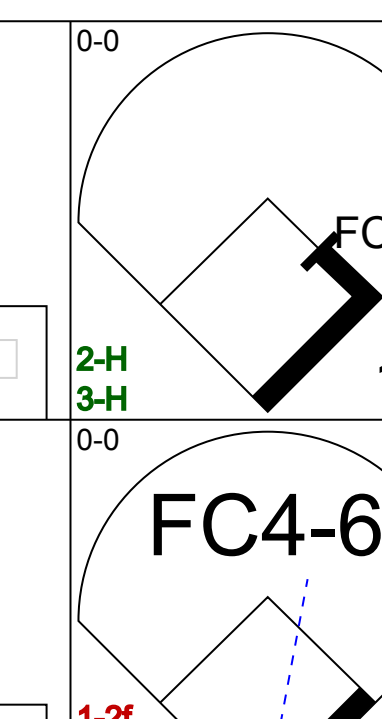
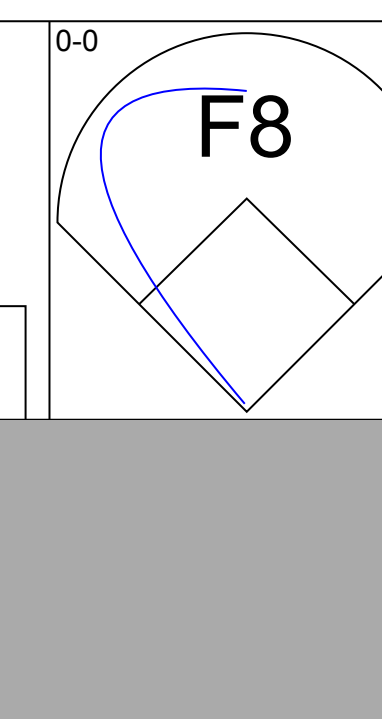
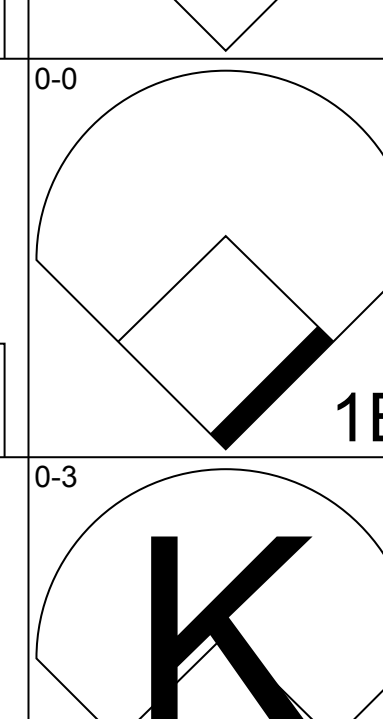
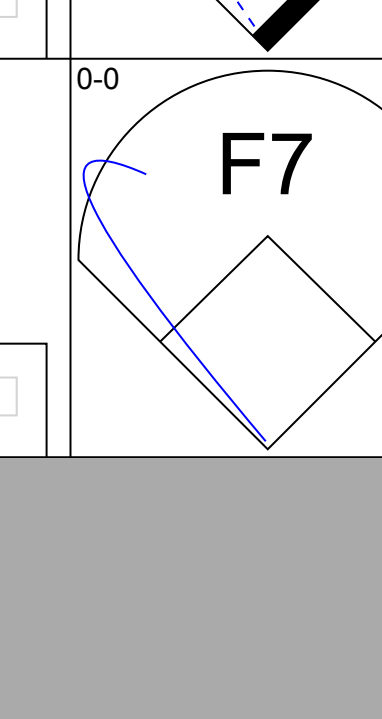
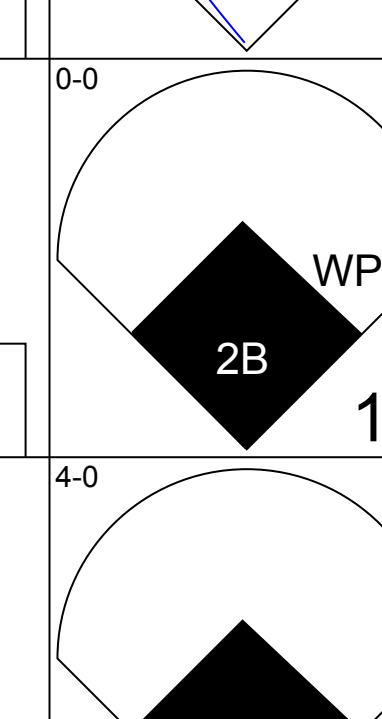
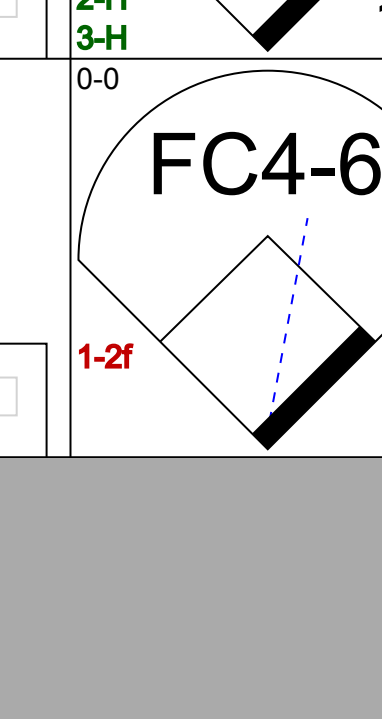
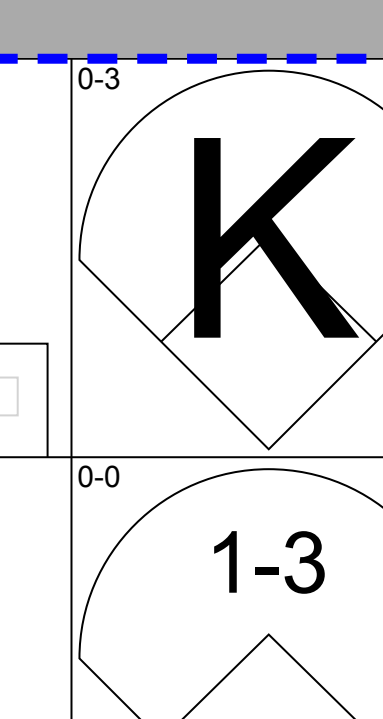
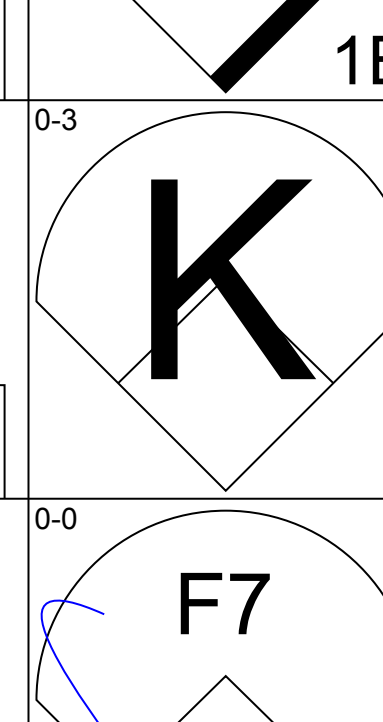
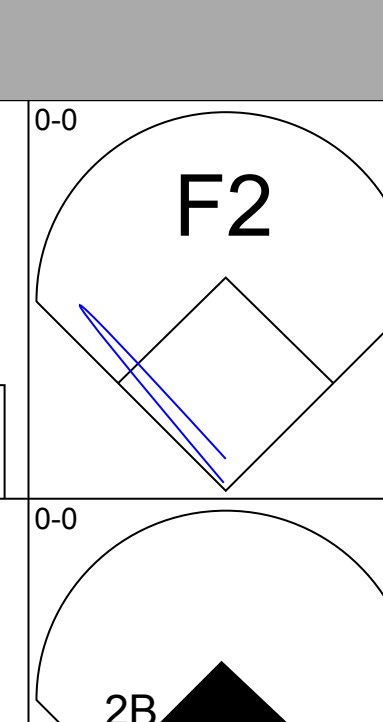
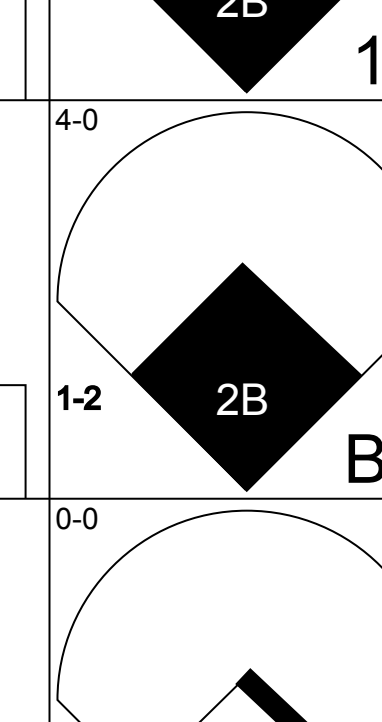
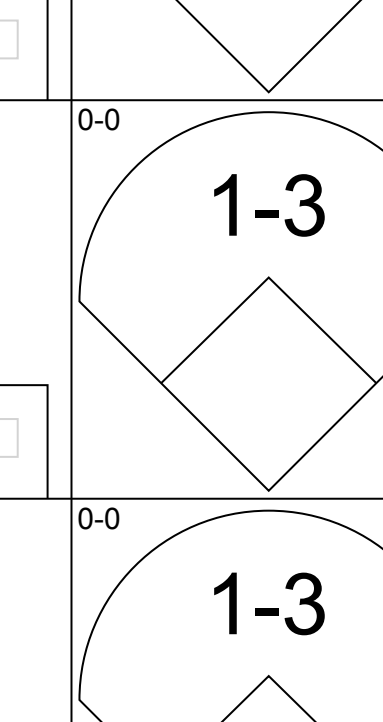
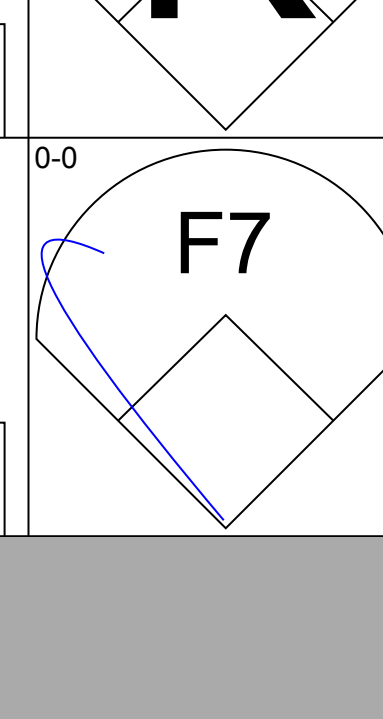
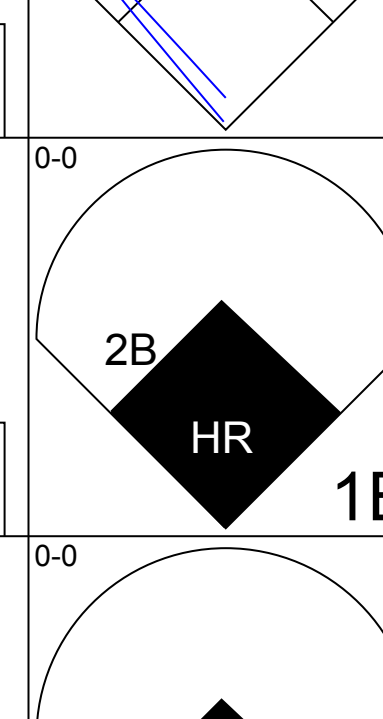
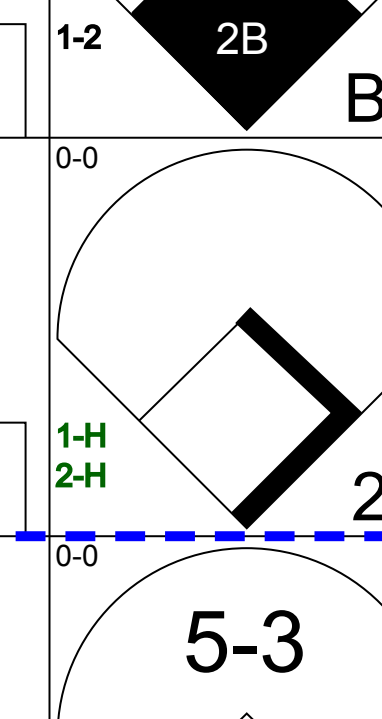


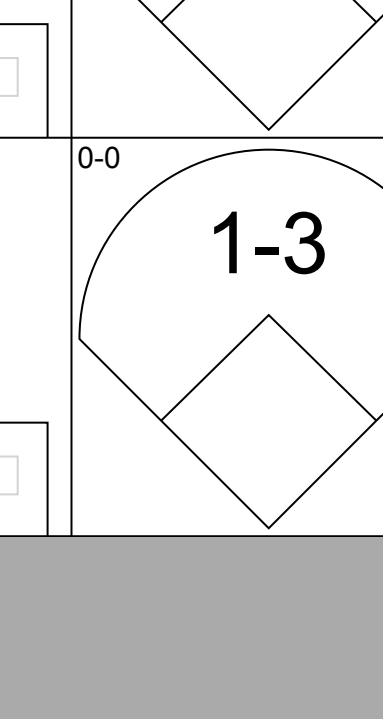
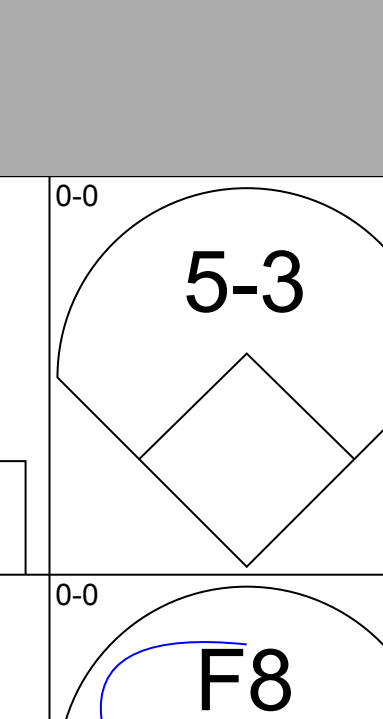
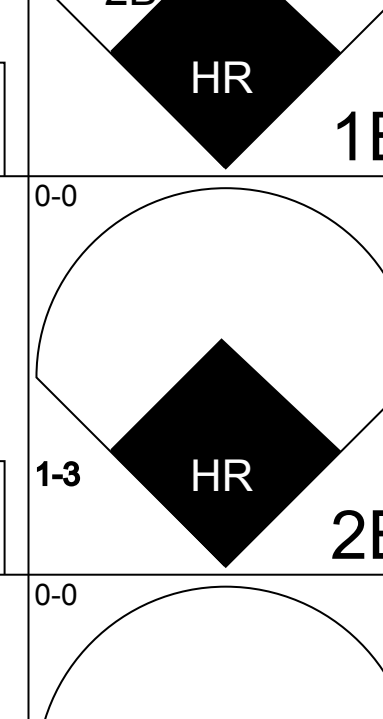
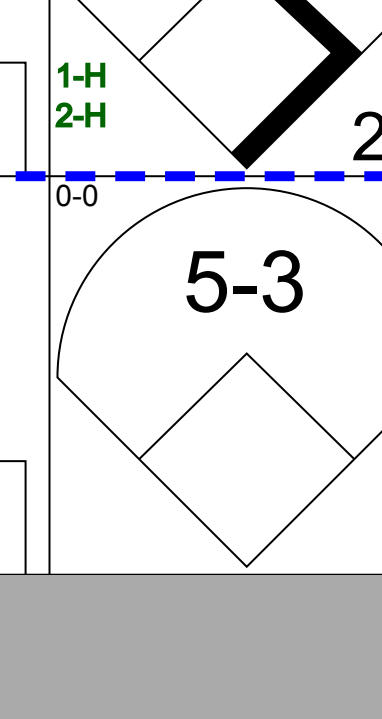

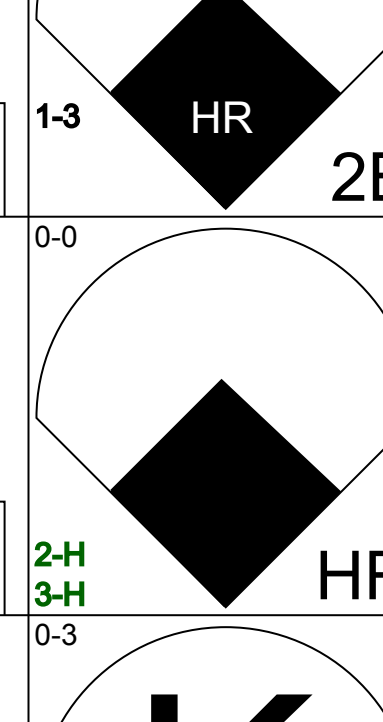
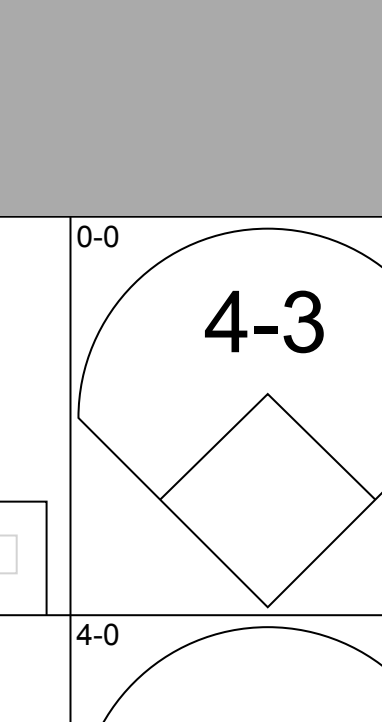


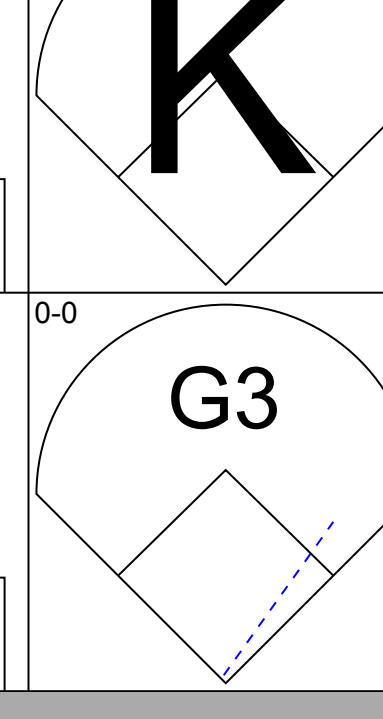
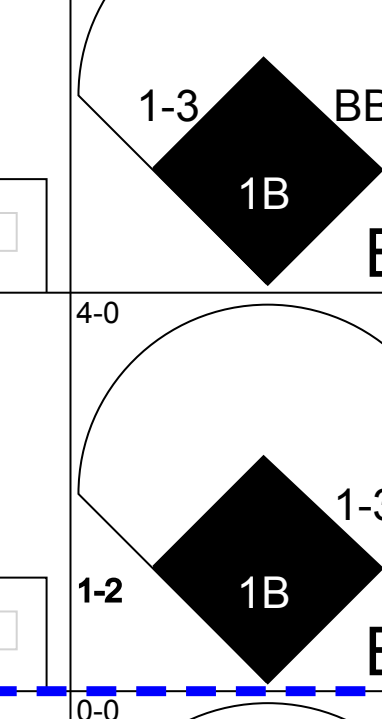
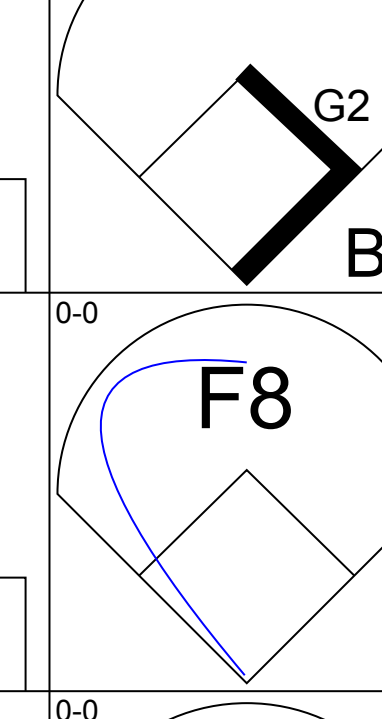
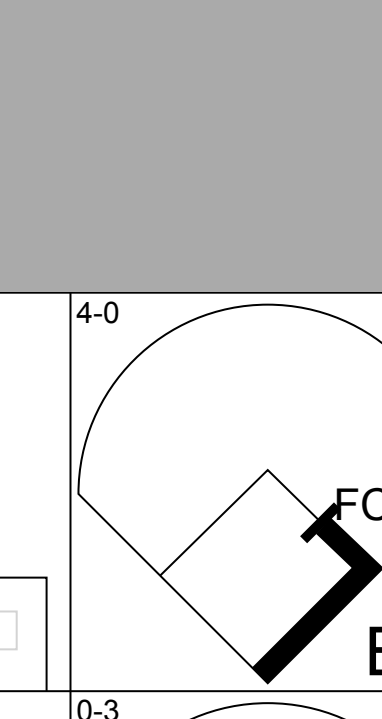
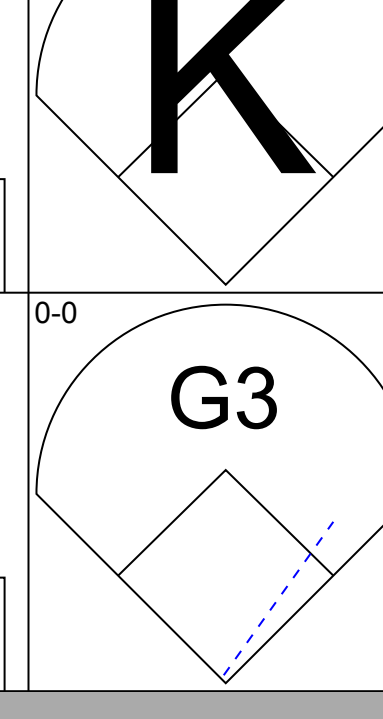
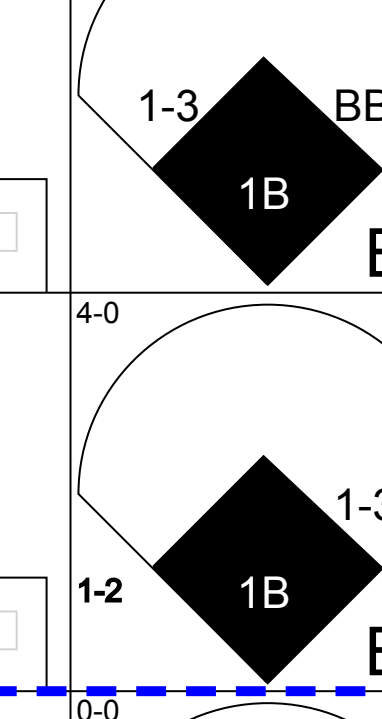
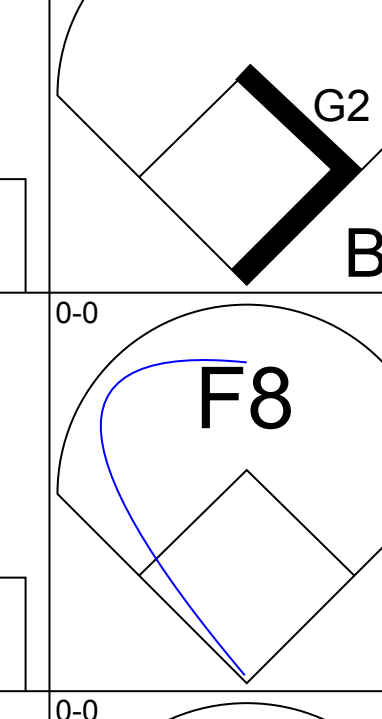

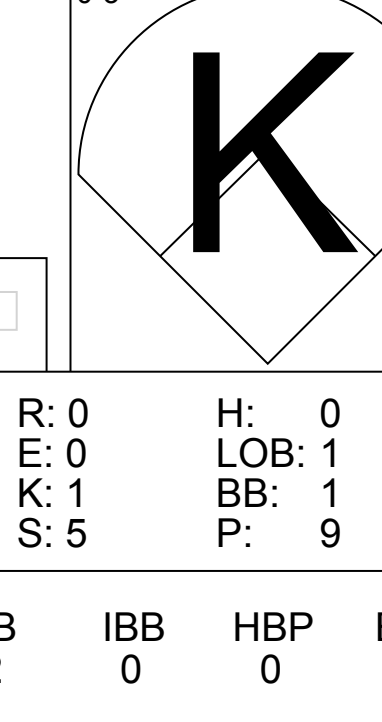
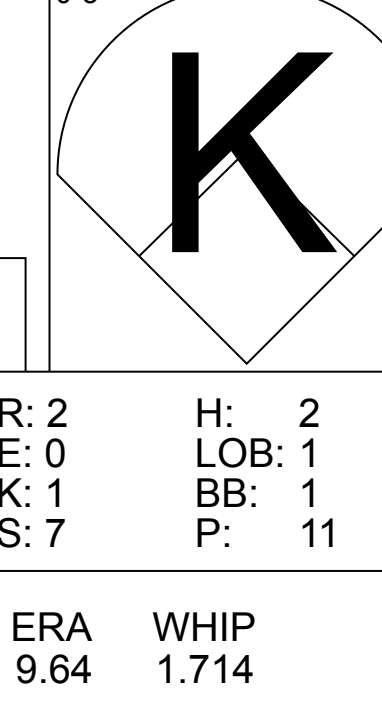
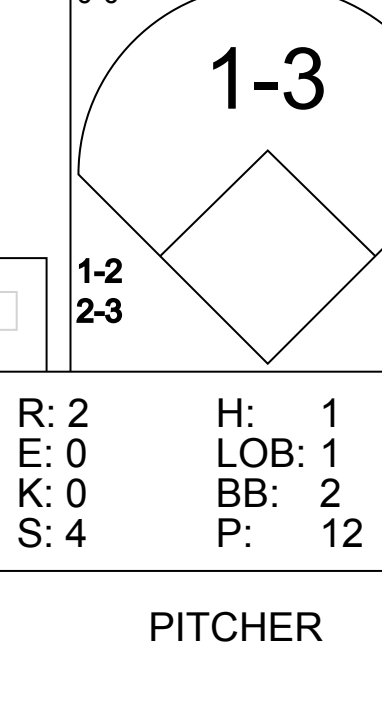
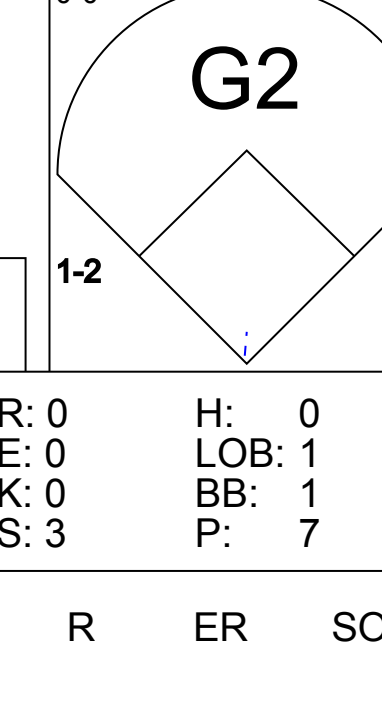
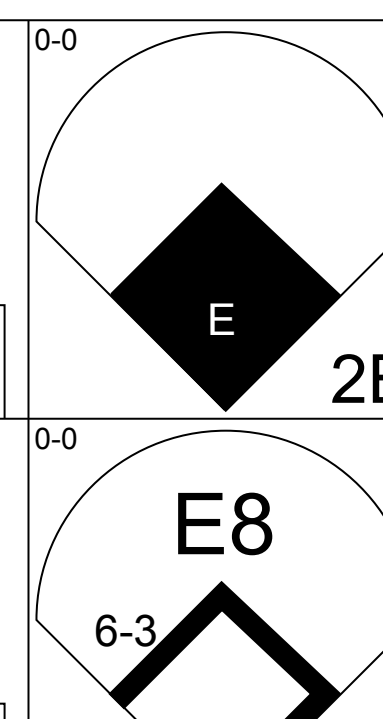
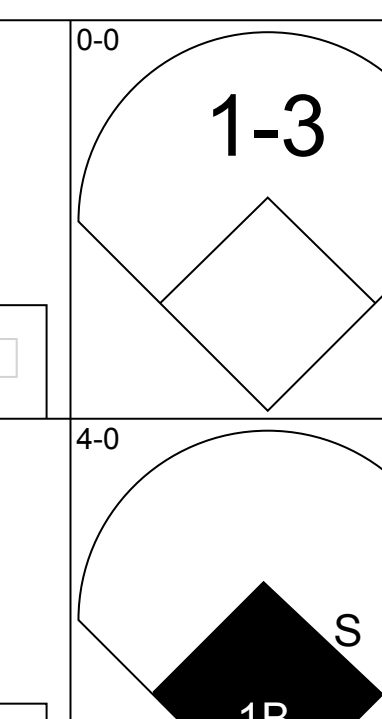
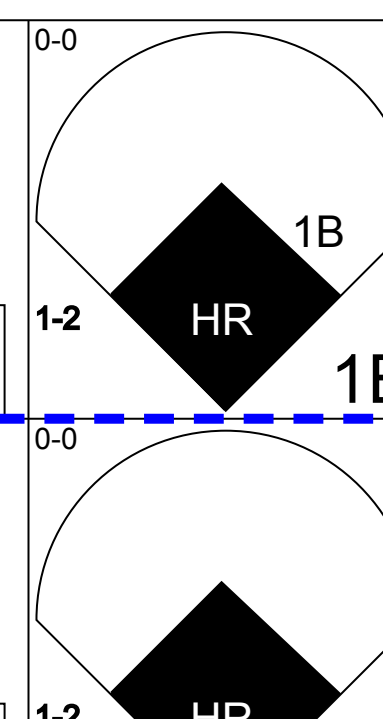
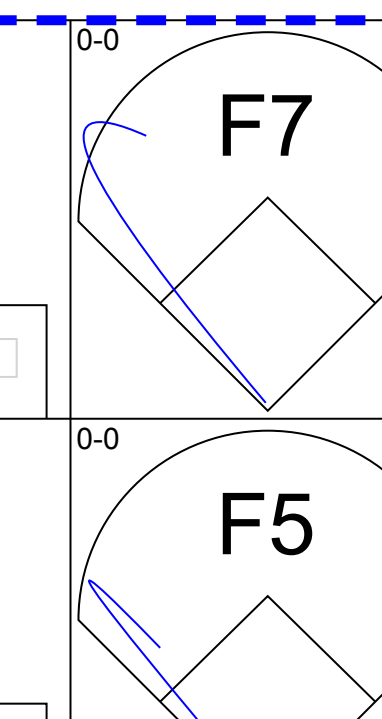
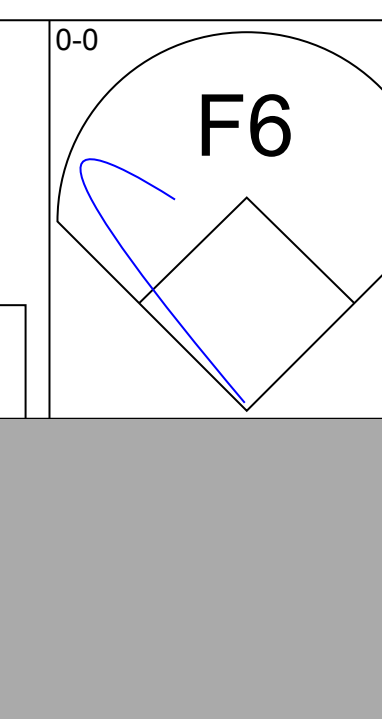
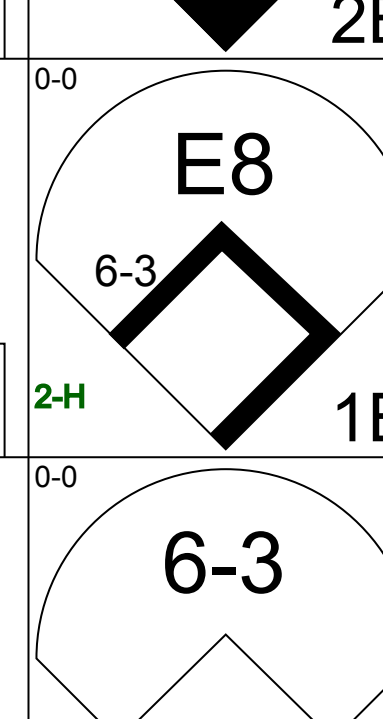
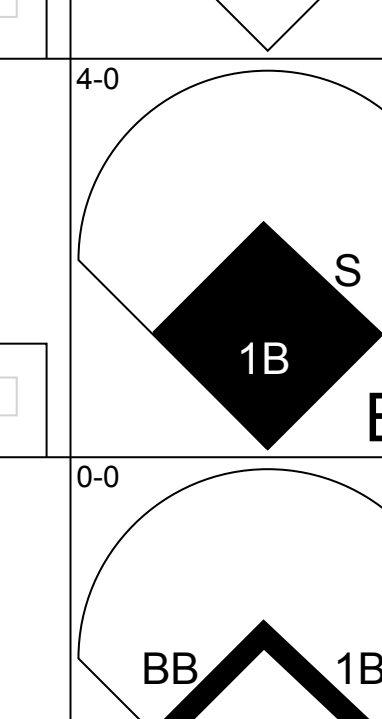
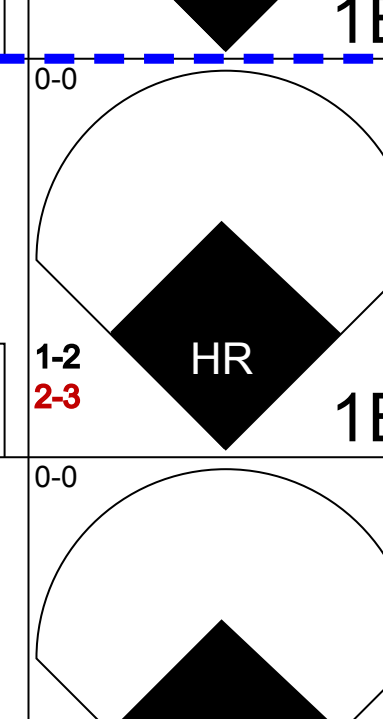
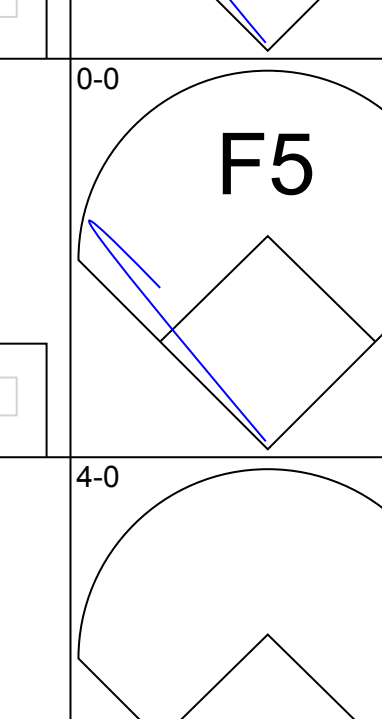
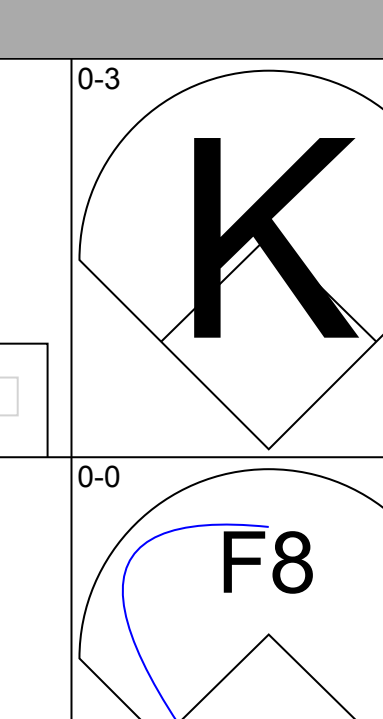
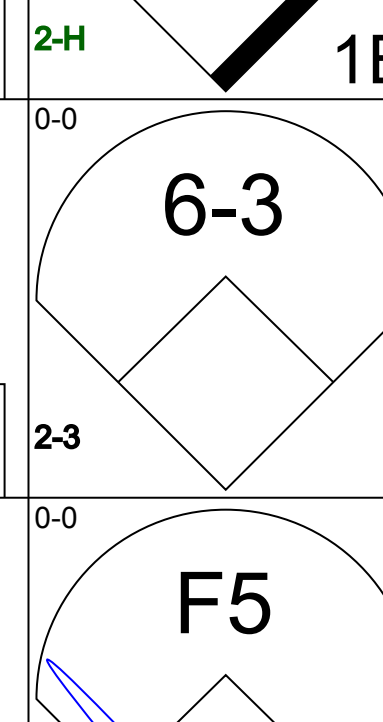
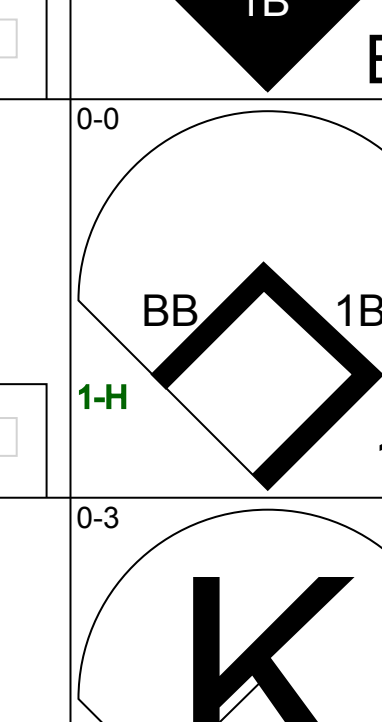
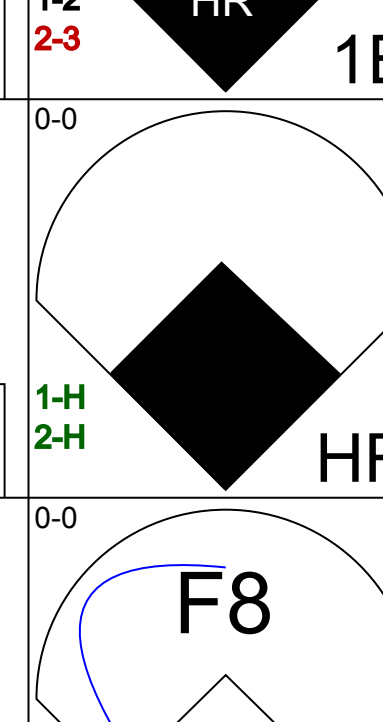
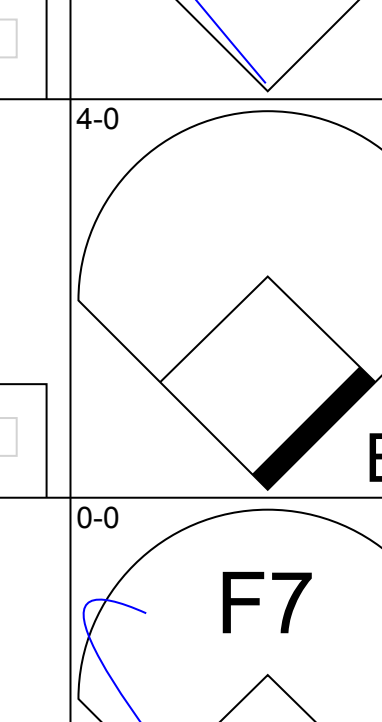

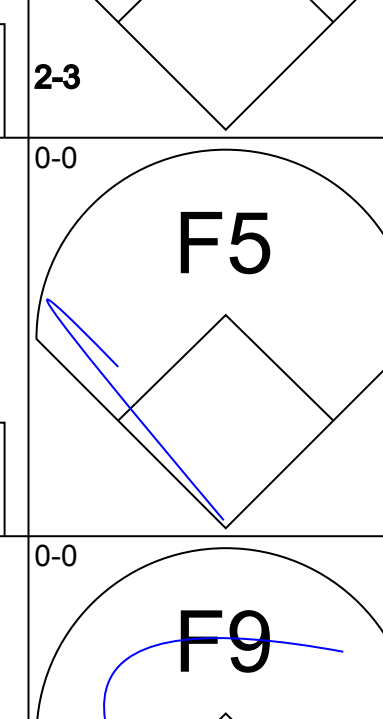
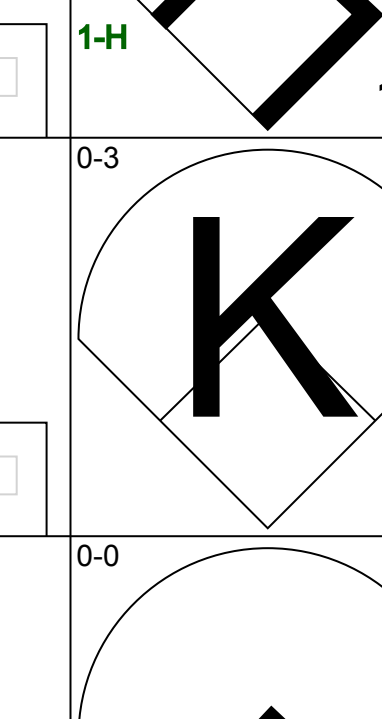
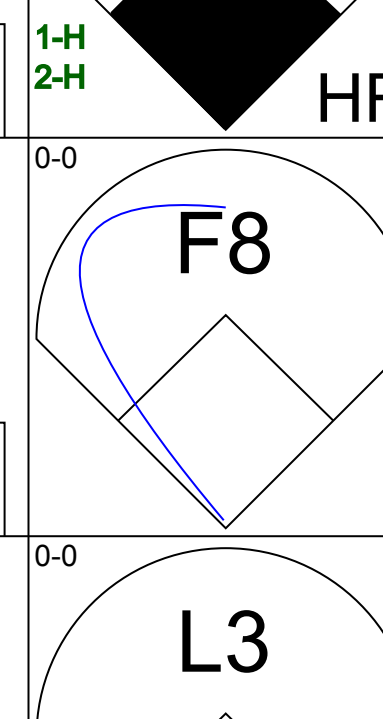
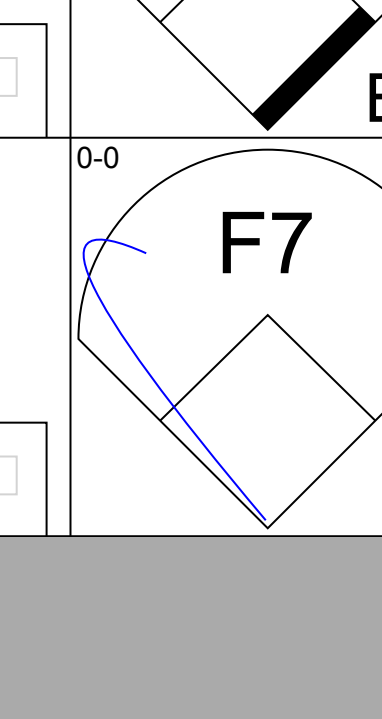
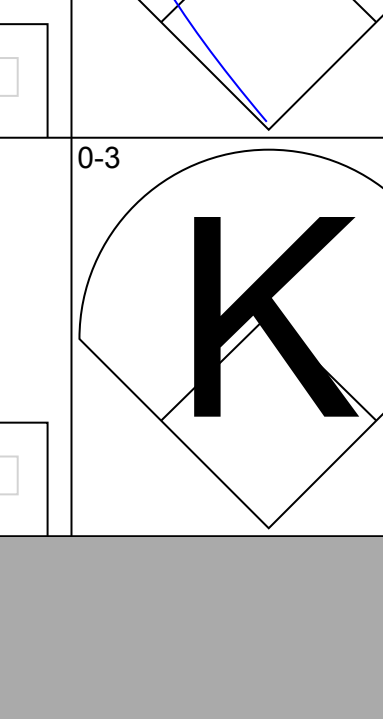
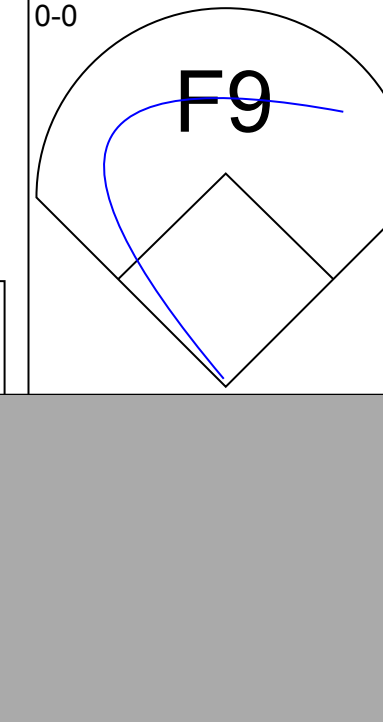
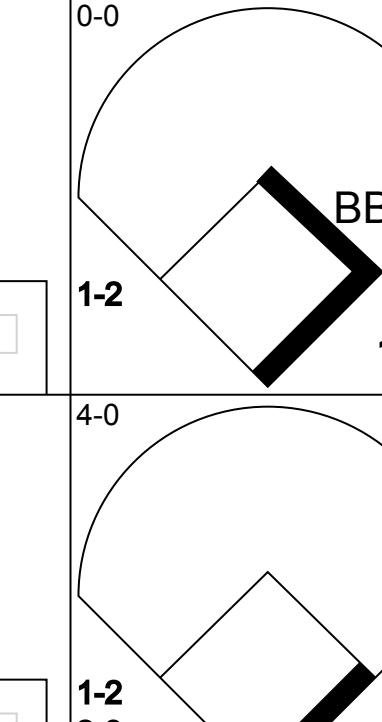
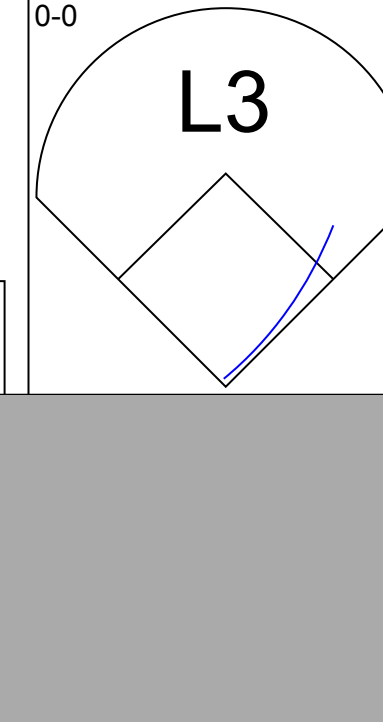
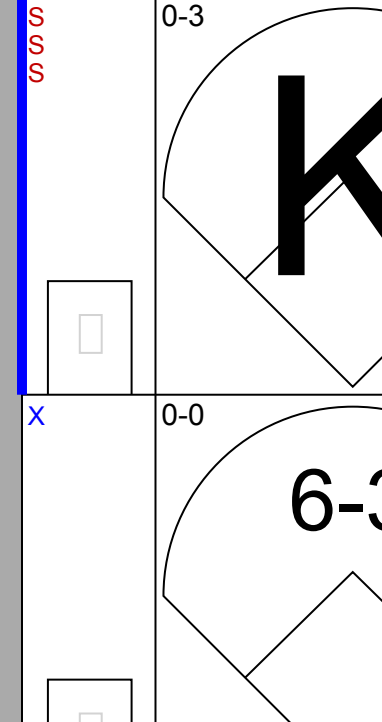
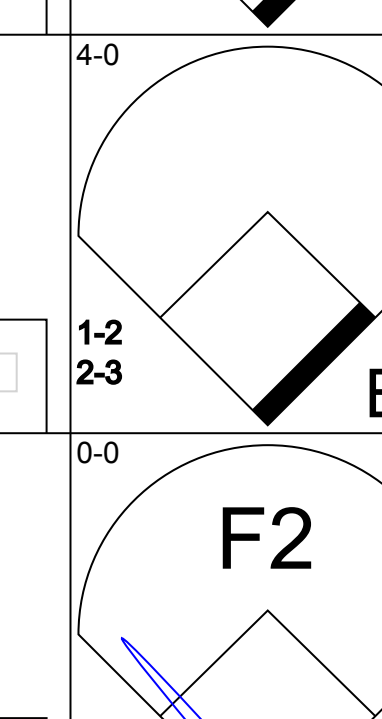
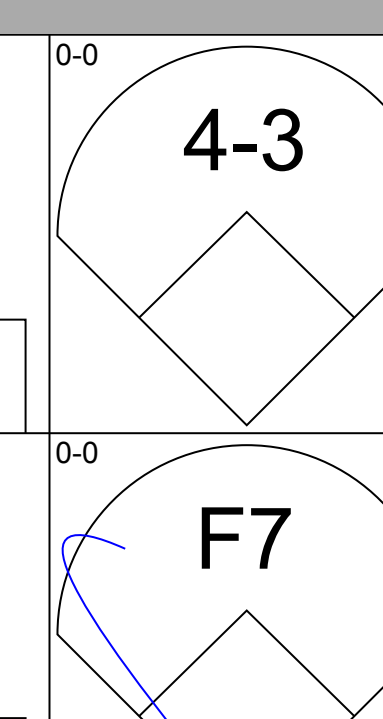
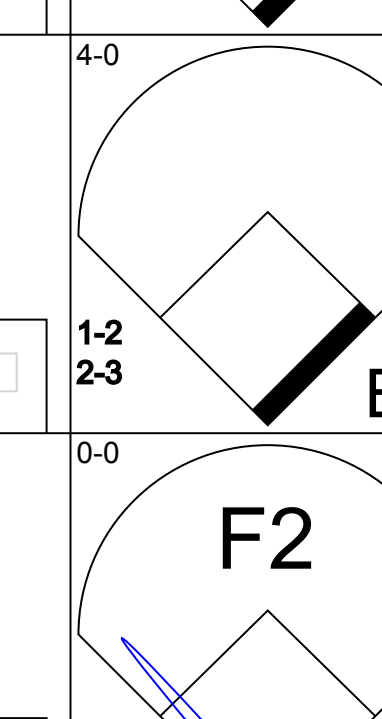
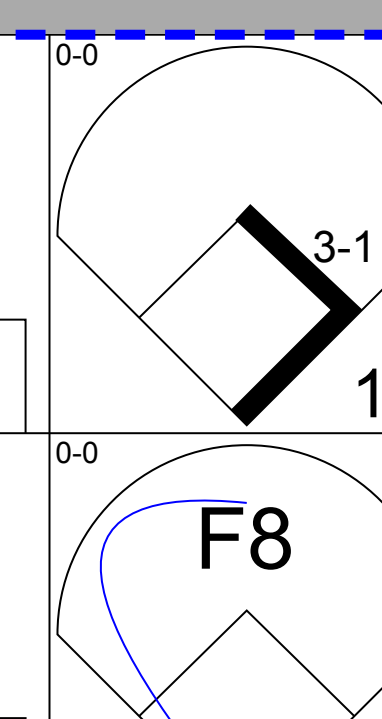
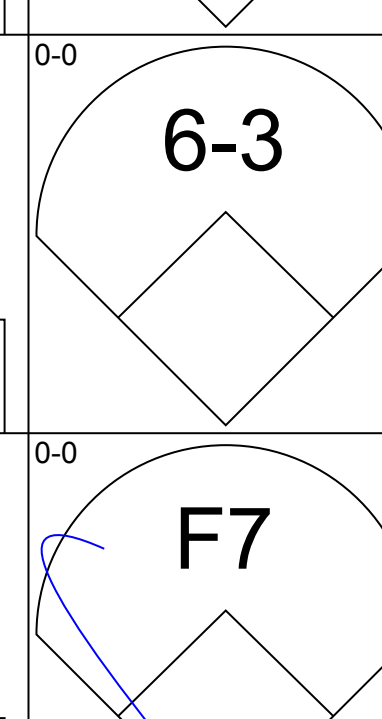
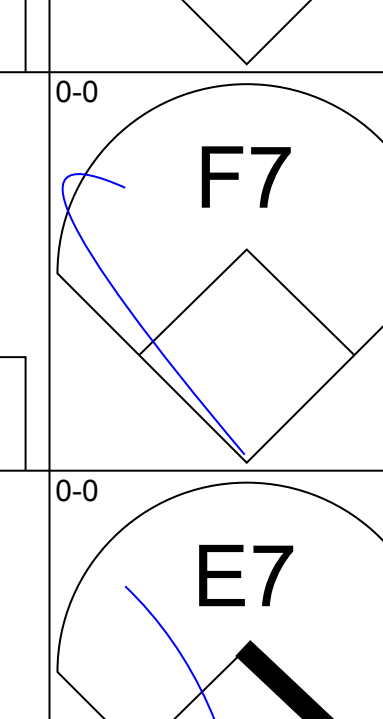
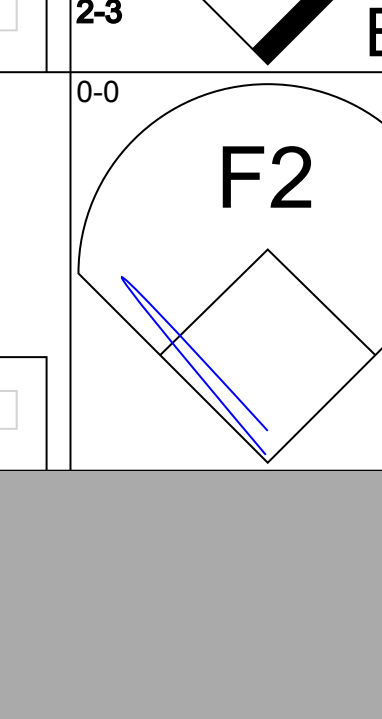
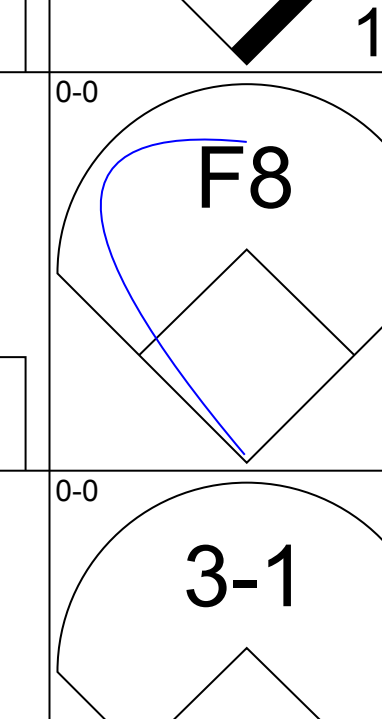
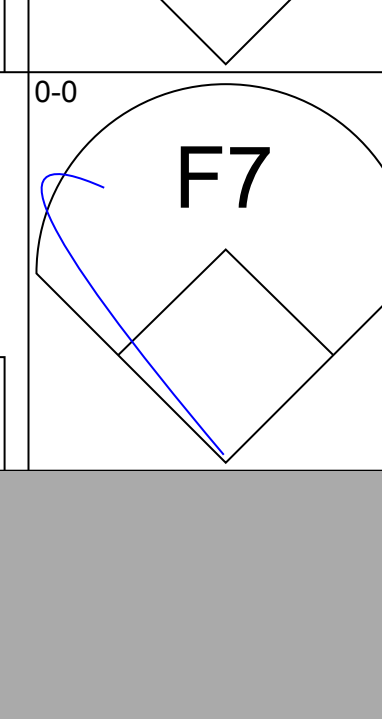
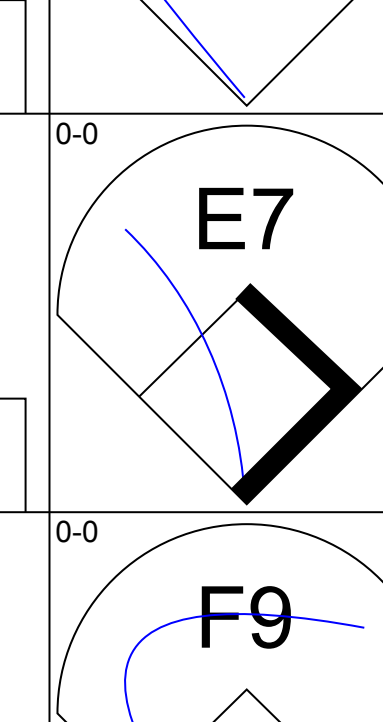
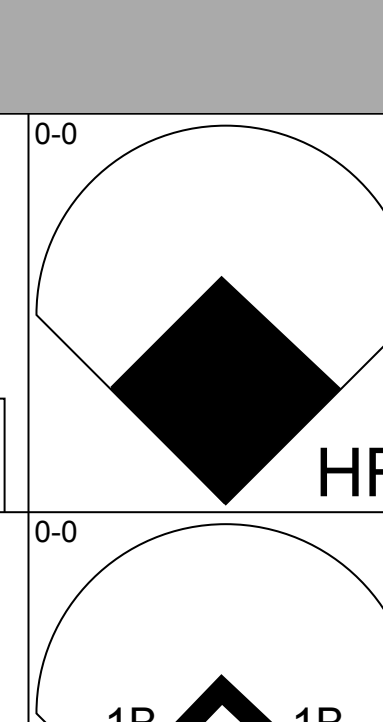
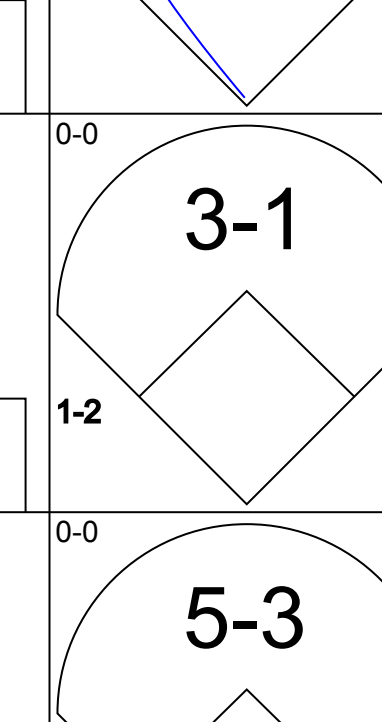
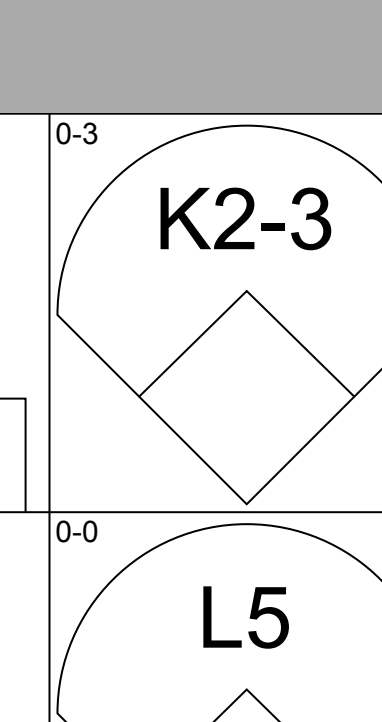

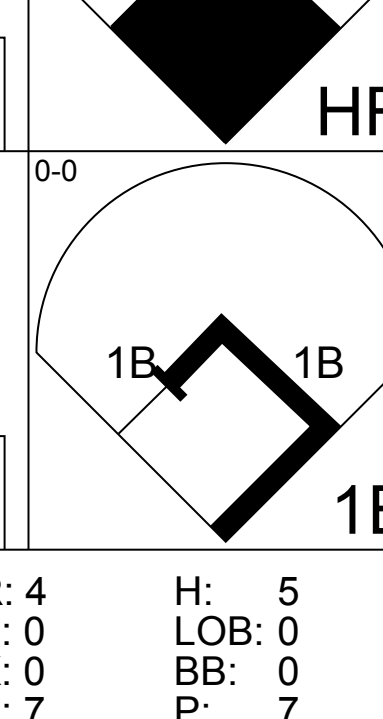
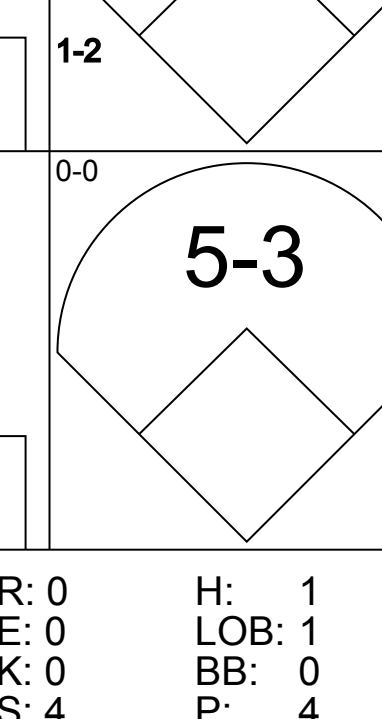
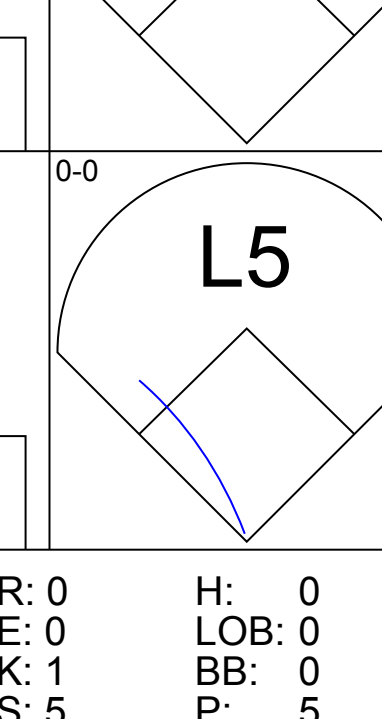


Cleveland Indians - 1964

Batter	1	2	3	4	5	6	7	8	9	AB	R	H	RBI	BB	SO	LOB	TOP				
Rich Rollins, R OBP: 0.200, SLG: 0.200 (1, 5)										5	0	1	2	0	1	2	Minnesota Twins @ Cleveland Indians Cleveland Municipal Stadium, Cleveland, OH Tue Apr 14 1964, 3:33 AM EST Att: 25,617 - Unknown				
Tony Oliva, L OBP: 0.400, SLG: 0.400 (1, 9)										5	1	2	0	0	1	2					
Bob Allison, R (1, 3)										4	1	0	0	1	2	1					
Jimmie Hall, L OBP: 0.400, SLG: 0.600 (1, 8)										5	1	2	2	0	0	1					
Harmon Killebrew, R OBP: 0.500, SLG: 0.750 (1, 7)										4	1	2	0	0	0	1					
Earl Battey, R OBP: 0.250, SLG: 1.000 (1, 2)										4	1	1	3	0	0	1					
Zolo Versailles, R (1, 6)										2	1	0	0	2	1	0					
Bernie Allen, L (1, 4)										2	1	0	0	2	0	1					
Camilo Pascual, R Gerry Arrigo, L Lenny Green, L Jim Perry, S Don Mincher, L Jim Roland, R (1, 1) (4, 1) (5, PH) (5, 1) (6, PH) (6, 1)										1	0	0	0	0	1	1					
Inning Stats	R: 0 E: 0 K: 2 S: 8	H: 1 LOB: 1 BB: 0 P: 8	R: 0 E: 0 K: 0 S: 3	H: 0 LOB: 0 BB: 0 P: 3	R: 0 E: 0 K: 1 S: 5	H: 0 LOB: 1 BB: 1 P: 9	R: 3 E: 0 K: 1 S: 8	H: 3 LOB: 0 BB: 0 P: 8	R: 2 E: 0 K: 0 S: 4	H: 1 LOB: 1 BB: 2 P: 12	R: 0 E: 0 K: 1 S: 6	H: 1 LOB: 1 BB: 0 P: 6	R: 0 E: 0 K: 0 S: 3	H: 0 LOB: 1 BB: 1 P: 7	R: 0 E: 0 K: 1 S: 5	H: 0 LOB: 0 BB: 0 P: 5		1B: 5 2B: 2 3B: 0 HR: 1	SF: 0 SAC: 0 DP: 0 HBP: 0	WP: 1 PB: 0 SB: 0 CS: 0	PA: 40
PITCHER	IP	WLS	BF	H	R	ER	SO	BB	IBB	HBP	BLK	WP	HR	S	P	ERA	WHIP				
Mudcat Grant, R ERA: 9.64 (1, 1)	4.2		22	6	5	5	5	2	0	0	0	1	1	30	38	9.64	1.714				
Jerry Walker, R ERA: 27.0 (5, 1)	0.2	L	4	0	2	2	0	2	0	0	0	0	0	2	10	27.00	3.000				
Pedro Ramos, R ERA: (6, 1)	2.2		11	2	0	0	1	1	0	0	0	0	0	12	16	0.00	1.125				
Ted Abernathy, R ERA: (9, 1)	1.0		3	0	0	0	1	0	0	0	0	0	0	5	5	0.00	0.000				

AB	35
R	7
H	8
RBI	7
BB	5
SO	7
LOB	13



Batter	1	2	3	4	5	6	7	8	9	AB	R	H	RBI	BB	SO	LOB	BOTTOM				
Dick Howser, R OBP: 0.400, SLG: 0.600 (1, 6)										5	2	2	0	0	0	0	Minnesota Twins @ Cleveland Indians Cleveland Municipal Stadium, Cleveland, OH Tue Apr 14 1964, 3:33 AM EST Att: 25,617 - Unknown				
Vic Davallilo, L OBP: 0.600, SLG: 0.500 (1, 8)										4	2	2	1	1	1	0					
Leon Wagner, L OBP: 0.800, SLG: 1.250 (1, 7)										4	1	2	4	1	0	1					
Max Alvis, R (1, 5)										5	0	0	0	0	2	3					
Fred Whitfield, L OBP: 0.333, SLG: 0.333 (1, 3)										3	0	1	0	0	0	1					
Wally Post, R (7, PH) Jerry Kindall, R (8, 3)										1	0	0	0	0	1	0					
										0	0	0	0	0	0	0					
Tito Francona, L OBP: 0.500, SLG: 0.333 (1, 9)										3	0	1	0	1	0	0					
John Romano, R (1, 2)										4	0	0	0	0	0	4					
Woodie Held, R OBP: 0.250, SLG: 1.000 (1, 4)										4	1	1	1	0	1	1					
Mudcat Grant, R OBP: 0.500, SLG: 0.500 Jerry Walker, S (5, 1) Pedro Ramos, S (6, 1) Larry Brown, R (8, PH) Ted Abernathy, R (9, 1)										2	0	1	0	0	0	1					
Inning Stats	R: 1 E: 1 K: 0 S: 5	H: 2 LOB: 1 BB: 0 P: 5	R: 0 E: 1 K: 0 S: 4	H: 0 LOB: 1 BB: 0 P: 4	R: 1 E: 0 K: 1 S: 7	H: 2 LOB: 3 BB: 2 P: 15	R: 4 E: 0 K: 0 S: 7	H: 5 LOB: 0 BB: 0 P: 7	R: 0 E: 0 K: 0 S: 4	H: 1 LOB: 1 BB: 0 P: 4	R: 0 E: 0 K: 1 S: 5	H: 0 LOB: 0 BB: 0 P: 5	R: 0 E: 0 K: 1 S: 5	H: 0 LOB: 0 BB: 0 P: 5	R: 0 E: 0 K: 2 S: 7	H: 0 LOB: 0 BB: 0 P: 7	1B: 7 2B: 1 3B: 0 HR: 2	SF: 0 SAC: 0 DP: 0 HBP: 0	WP: 0 PB: 0 SB: 1 CS: 0	PA: 40	
PITCHER	IP	WLS	BF	H	R	ER	SO	BB	IBB	HBP	BLK	WP	HR	S	P	ERA	WHIP				
Camilo Pascual, R ERA: 12.0 (1, 1)	3.0		19	7	5	5	1	2	0	0	0	0	1	4	4	9.00	2.000				
Gerry Arrigo, L ERA: 18.0 (4, 1)	1.0		4	2	1	1	0	0	0	0	0	0	0	4	4	0.00	1.000				
Jim Perry, R ERA: (5, 1)	1.0	W	4	1	0	0	0	0	0	0	0	0	0	4	4	0.00	1.000				
Jim Roland, L ERA: (6, 1)	4.0	S	13	0	0	0	4	1	0	0	0	0	0	20	24	0.00	0.250				

AB	37
R	6
H	10
RBI	6
BB	3
SO	5
LOB	12



Batter	1	2	3	4	5	6	7	8	9	AB	R	H	RBI	BB	SO	LOB	TOP								
Nelson Mathews, R OBP: 0.444, SLG: 0.750	0-0 E1 1B G6-4-3		0-0 3B		0-3 K		4-0 2B BB		0-3 K	4	1	1	0	1	2	1	Kansas City Athletics @ Cleveland Indians Cleveland Municipal Stadium, Cleveland, OH Fri Apr 17 1964, 6:05 PM EST Att: 9,607 - Unknown								
Wayne Causey, L OBP: 0.667, SLG: 0.667	0-0 1B G6-4-3		4-0 BB		0-0 F8		0-0 2B		4-0 BB	3	0	2	2	2	0	1									
Ed Charles, R (1.5)	0-0 G6-4-3		0-3 K		0-0 6-3		0-0 5-3		0-0 F9	5	0	0	0	0	1	6									
Rocky Colavito, R OBP: 0.250, SLG: 0.286	4-0 BB		0-0 F8		0-0 6-3				0-0 1B 2B	3	1	1	0	1	0	2									
Jim Gentile, L OBP: 0.250, SLG: 0.625	0-3 K				0-0 F3		0-3 K		0-0 2B 1B	4	0	1	1	0	2	1									
Doc Edwards, R OBP: 0.286, SLG: 0.167		0-0 3-1			4-0 BB G5-4-3		0-0 BB E 2B 1B		0-0 F4	3	1	1	0	1	0	1									
Gino Cimoli, R (1.9)		0-0 F9			0-0 G5-4-3		0-0 E5 BB 2B		0-3 K	4	1	0	0	0	1	3									
Dick Green, R (1.4)		0-3 K			0-3 K		0-3 K		0-3 K	4	0	0	0	0	4	3									
Diego Segui, R OBP: 0.500, SLG: 0.500			0-0 F4		0-0 1B		0-0 F4		0-0 6-3	2	0	1	0	0	0	0									
Tommye Reynolds, R (7, PH)										1	0	0	0	0	0	2									
Ted Bowsfield, L (7, PH)										0	0	0	0	0	0	0									
Manny Jimenez, L OBP: 0.500, SLG: 2.000										1	0	0	0	0	0	0									
Inning Stats	R: 1 E: 1 K: 1 S: 6	H: 1 LOB: 1 BB: 1 P: 10	R: 0 E: 0 K: 1 S: 5	H: 0 LOB: 0 BB: 0 P: 5	R: 0 E: 0 K: 1 S: 6	H: 1 LOB: 2 BB: 1 P: 10	R: 0 E: 0 K: 0 S: 2	H: 0 LOB: 0 BB: 1 P: 6	R: 0 E: 0 K: 2 S: 8	H: 1 LOB: 1 BB: 0 P: 8	R: 0 E: 0 K: 1 S: 5	H: 0 LOB: 0 BB: 0 P: 5	R: 2 E: 1 K: 1 S: 8	H: 2 LOB: 2 BB: 1 P: 12	R: 1 E: 0 K: 2 S: 9	H: 2 LOB: 1 BB: 0 P: 9	R: 0 E: 0 K: 1 S: 5	H: 0 LOB: 1 BB: 1 P: 9	1B: 4 2B: 2 3B: 1 HR: 0	SF: 0 SAC: 0 DP: 2 HBP: 0	WP: 0 PB: 0 CS: 0	PA: 39			
PITCHER	IP WLS BF H R ER SO BB IBB HBP BLK WP HR S P ERA WHIP	6.2 W 29 5 3 0 7 4 0 0 0 0 0 39 55 0.00 1.350	2.1 S 10 2 1 1 3 1 0 0 0 0 0 15 19 3.86 1.286																						

AB	34
R	4
H	7
RBI	3
BB	5
SO	10
LOB	20



Batter	1	2	3	4	5	6	7	8	9	AB	R	H	RBI	BB	SO	LOB	BOTTOM							
Dick Howser, R OBP: 0.444, SLG: 0.556	0-0 2B 1B				0-0 SH1-4		0-0 F3		0-0 F9	4	1	2	0	0	0	0	Kansas City Athletics @ Cleveland Indians Cleveland Municipal Stadium, Cleveland, OH Fri Apr 17 1964, 6:05 PM EST Att: 9,607 - Unknown							
Vic Davallilo, L OBP: 0.500, SLG: 0.556	0-0 1B S				0-0 F6		0-0 1-3		0-0 CS 1B	5	1	2	1	0	0	3								
Leon Wagner, L OBP: 0.800, SLG: 0.875	0-0 2B S				4-0 1B IBB		0-3 K		0-3 K 1-2	4	1	2	1	1	2	1								
Max Alvis, R OBP: 0.222, SLG: 0.444	0-0 F7				0-0 F8				0-0 WP 1B 2B	4	1	2	0	0	0	4								
Fred Whitfield, L OBP: 0.286, SLG: 0.167	0-0 F9						0-0 F2			3	1	0	0	1	1	4								
Jerry Kindall, R (8, 3)							2-3 BB			0	0	0	0	0	0	0								
Tito Francona, L OBP: 0.625, SLG: 0.600	0-0 2B				4-0 IBB		1-0 1B HBP			2	0	1	1	1	0	1								
John Romano, R OBP: 0.250, SLG: 0.625	0-3 K				0-0 G6-4-3		0-0 1B HR		0-0 1B 1B	4	1	2	3	0	1	4								
Woodie Held, R OBP: 0.250, SLG: 0.750		0-0 F5			0-0 SH1-4		0-0 F7		0-0 F7	4	0	1	0	0	0	2								
Jack Kralick, L (1.1)		0-3 K			1-0 SH1-4		0-0 3-1		0-0 1B	2	0	0	0	0	1	0								
Gary Bell, R OBP: 1.000, SLG: 1.000							1-2 2H			1	0	1	0	0	0	0								
Inning Stats	R: 3 E: 0 K: 1 S: 9	H: 4 LOB: 1 BB: 0 P: 9	R: 0 E: 0 K: 1 S: 6	H: 1 LOB: 0 BB: 0 P: 6	R: 0 E: 0 K: 1 S: 6	H: 2 LOB: 2 BB: 1 P: 10	R: 0 E: 0 K: 0 S: 4	H: 1 LOB: 3 BB: 1 P: 9	R: 2 E: 0 K: 0 S: 4	H: 1 LOB: 0 BB: 1 P: 8	R: 0 E: 0 K: 1 S: 5	H: 0 LOB: 0 BB: 0 P: 5	R: 1 E: 0 K: 0 S: 5	H: 3 LOB: 2 BB: 0 P: 6	R: 0 E: 0 K: 1 S: 5	H: 1 LOB: 0 BB: 0 P: 5	1B: 7 2B: 5 3B: 0 HR: 1	SF: 0 SAC: 1 DP: 1 HBP: 2	WP: 1 PB: 0 SB: 0 CS: 1	PA: 39				
PITCHER	IP WLS BF H R ER SO BB IBB HBP BLK WP HR S P ERA WHIP	6.0 L 30 9 5 5 4 1 2 1 0 1 0 10 11 7.50 1.667	2.0 9 4 1 1 1 1 0 0 1 0 1 0 10 11 4.50 2.000																					

AB	33
R	6
H	13
RBI	6
BB	3
SO	5
LOB	19



Batter	1	2	3	4	5	6	7	8	9	AB	R	H	RBI	BB	SO	LOB	TOP					
Dick Howser, R OBP: 0.286, SLG: 0.385 (1, 6)	F5		FC4-6		F3			1-3	SF9	4	0	0	1	0	0	2						
Vic Davallo, L OBP: 0.400, SLG: 0.429 (1, 8)	F6		F5				F7	HR	F7	5	1	1	0	0	0	2						
Leon Wagner, L OBP: 0.571, SLG: 1.000 (1, 7)	K				K		6-3 1B	HR		4	1	2	2	0	2	0						
Max Alvis, R OBP: 0.154, SLG: 0.308 (1, 5)		F7		F7		6-3 1B		K		4	0	0	0	0	1	1						
Fred Whitfield, L OBP: 0.182, SLG: 0.100 Jerry Kindall, R (8, 3)	K			F6			F3			4	0	0	0	0	1	1						
Tito Francona, L OBP: 0.697, SLG: 0.625 (1, 9)										3	2	2	0	1	1	0						
John Romano, R OBP: 0.417, SLG: 0.727 (1, 2)	K									3	1	2	1	1	1	1						
Woodie Held, R OBP: 0.250, SLG: 0.545 (1, 4)										3	0	0	0	1	1	2						
Mudcat Grant, R OBP: 0.333, SLG: 0.250 Ted Abernathy, R (9, 1)										2	0	0	1	1	0	2						
Inning Stats	R: 0 E: 0 K: 1 S: 5	H: 0 LOB: 0 BB: 0 P: 5	R: 0 E: 0 K: 2 S: 7	H: 0 LOB: 1 BB: 1 P: 11	R: 0 E: 0 K: 0 S: 3	H: 0 LOB: 1 BB: 1 P: 7	R: 0 E: 0 K: 1 S: 5	H: 0 LOB: 0 BB: 0 P: 5	R: 1 E: 0 K: 0 S: 5	H: 2 LOB: 1 BB: 0 P: 5	R: 0 E: 0 K: 0 S: 4	H: 1 LOB: 1 BB: 0 P: 4	R: 0 E: 0 K: 2 S: 8	H: 1 LOB: 1 BB: 0 P: 8	R: 2 E: 0 K: 1 S: 7	H: 2 LOB: 0 BB: 0 P: 7	R: 2 E: 0 K: 0 S: 4	H: 1 LOB: 1 BB: 2 P: 12	1B: 5 2B: 1 3B: 0 HR: 1	SF: 2 SAC: 0 DP: 0 HBP: 0	WP: 0 PB: 0 SB: 0 CS: 0	PA: 38
PITCHER	IP	WLS	BF	H	R	ER	SO	BB	IBB	HBP	BLK	WP	HR	S	P	ERA	WHIP					
Diego Segui, R ERA: 6.43 John Wyatt, R ERA:	(1, 1)	8.0	L	35	7	5	5	7	4	0	0	0	0	1	45	61	5.62	1.375				
(9, 1)	1.0	3	0	0	0	0	0	0	0	0	0	0	0	3	3	0.00	0.000					

Cleveland Indians @ Kansas City Athletics
Municipal Stadium, Kansas City, MO
Tue Apr 21 1964, 7:05 PM EST
Att: 28,165 - Unknown


AB	32
R	5
H	7
RBI	5
BB	4
SO	7
LOB	11



Batter	1	2	3	4	5	6	7	8	9	AB	R	H	RBI	BB	SO	LOB	BOTTOM					
Nelson Mathews, R OBP: 0.389, SLG: 0.500 (1, 8)	K		4-3		F3		F8		K	5	0	0	0	0	2	2						
Wayne Causey, L OBP: 0.706, SLG: 0.600 (1, 6)										3	0	2	0	2	1	0						
Manny Jimenez, L OBP: 0.333, SLG: 0.800 Jose Tartabull, L (8, 7)										3	0	0	0	0	0	3						
Jim Gentile, L OBP: 0.125, SLG: 0.333 (1, 3)										5	0	0	0	0	1	4						
Rocky Colavito, R OBP: 0.313, SLG: 0.231 (1, 9)										4	0	0	0	0	1	0						
Ed Charles, R OBP: 0.294, SLG: 0.313 (1, 5)										4	1	2	0	0	1	0						
Billy Bryan, L OBP: 0.800, SLG: 2.000 (1, 2)										1	1	1	1	3	0	0						
Dick Green, R OBP: 0.143, SLG: 0.143 (1, 4)										4	0	2	1	0	0	3						
Diego Segui, R OBP: 0.300, SLG: 1.000 John Wyatt, R (9, 1)										3	1	1	1	0	1	2						
Charlie Lau, L OBP: 1.000, SLG: 1.000 George Williams, R (9, FR)										1	0	1	0	0	0	0						
Inning Stats	R: 0 E: 0 K: 1 S: 4	H: 0 LOB: 1 BB: 1 P: 8	R: 0 E: 0 K: 1 S: 6	H: 1 LOB: 2 BB: 1 P: 10	R: 0 E: 0 K: 0 S: 4	H: 1 LOB: 1 BB: 0 P: 4	R: 1 E: 0 K: 2 S: 9	H: 2 LOB: 2 BB: 1 P: 13	R: 0 E: 0 K: 1 S: 5	H: 0 LOB: 1 BB: 0 P: 6	R: 0 E: 0 K: 1 S: 5	H: 0 LOB: 0 BB: 1 P: 9	R: 1 E: 0 K: 0 S: 4	H: 2 LOB: 0 BB: 0 P: 4	R: 0 E: 0 K: 0 S: 3	H: 0 LOB: 0 BB: 0 P: 3	R: 1 E: 0 K: 1 S: 8	H: 3 LOB: 3 BB: 1 P: 12	1B: 6 2B: 1 3B: 0 HR: 2	SF: 0 SAC: 0 DP: 2 HBP: 1	WP: 1 PB: 0 SB: 0 CS: 0	PA: 40
PITCHER	IP	WLS	BF	H	R	ER	SO	BB	IBB	HBP	BLK	WP	HR	S	P	ERA	WHIP					
Mudcat Grant, R ERA: 5.68 Ted Abernathy, R ERA:	(1, 1)	8.0	W	35	8	3	3	6	4	0	1	0	0	1	42	59	3.38	1.500				
(9, 1)	1.0	S	5	1	0	0	1	1	0	0	0	0	0	6	10	0.00	2.000					

Cleveland Indians @ Kansas City Athletics
Municipal Stadium, Kansas City, MO
Tue Apr 21 1964, 7:05 PM EST
Att: 28,165 - Unknown


AB	34
R	3
H	9
RBI	3
BB	5
SO	7
LOB	17



Batter	1	2	3	4	5	6	7	8	9	AB	R	H	RBI	BB	SO	LOB	TOP								
Dick Howser, R OBP: 0.222, SLG: 0.294 (1, 6)	0-0 6-3		0-0 F7		0-3 K			0-0 6-3		4	0	0	0	0	1	2									
Vic Davalillo, L OBP: 0.316, SLG: 0.333 (1, 8)	0-0 F8			0-0 6-3		0-0 6-3		0-0 6-3		4	0	0	0	0	0	0									
Leon Wagner, L OBP: 0.344, SLG: 0.750 (1, 7)	0-0 L4			0-0 F4		0-0 G3		0-3 K		4	0	0	0	0	1	0									
Max Alvis, R OBP: 0.235, SLG: 0.267 (1, 5)		4-0 G4-3 BB		1-0 CS HBP		0-0 4-3			0-3 K	2	0	0	0	1	1	0									
Fred Whitfield, L OBP: 0.267, SLG: 0.286 (9, PR)	0-0 G4-3		0-0 CS		0-0 1B 2B		0-0 5-3		0-0 HBP 1B	4	1	2	0	0	0	1									
Ted Abernathy, R (9, 1)	1-2 G4-3		1-2 CS		2-3 1B 2B		0-0 6-3		1-2 HBP G4-2-3 1B	4	1	2	0	0	0	0									
Tito Francona, L OBP: 0.625, SLG: 0.583 (1, 9)	0-0 6-3				0-0 1-3 1B		0-0 6-3		0-0 HBP G4-2-3 1B	4	1	2	0	0	0	0									
John Romano, R OBP: 0.438, SLG: 0.615 (1, 2)			0-3 K		0-0 1-3		1-0 1B HBP		1-0 HBP	2	0	0	0	0	1	2									
Woodie Held, R OBP: 0.313, SLG: 0.500 (1, 4)			0-0 F7		0-3 K		0-0 1B S		1-2 2-3 HBP	3	0	1	1	0	1	2									
Dick Donovan, L OBP: 0.667, SLG: 0.500 (9, PH)			4-0 BB		0-0 1B		0-0 4-3		0-0 G4-2-3	2	0	1	2	1	0	2									
Al Luplow, L (9, PH)					2-3 3-H 1B		1-2		3-H	1	0	0	0	0	0	3									
Jerry Kindall, R (9, 3)										0	0	0	0	0	0	0									
Inning Stats	R: 0 E: 0 K: 0 S: 3	H: 0 LOB: 0 BB: 0 P: 3	R: 0 E: 0 K: 0 S: 2	H: 0 LOB: 0 BB: 1 P: 6	R: 0 E: 0 K: 1 S: 5	H: 0 LOB: 1 BB: 1 P: 9	R: 0 E: 0 K: 0 S: 2	H: 0 LOB: 0 BB: 0 P: 3	R: 2 E: 0 K: 2 S: 10	H: 3 LOB: 1 BB: 0 P: 10	R: 0 E: 0 K: 0 S: 3	H: 0 LOB: 0 BB: 0 P: 3	R: 0 E: 0 K: 0 S: 4	H: 1 LOB: 2 BB: 0 P: 5	R: 0 E: 0 K: 1 S: 5	H: 0 LOB: 0 BB: 0 P: 5	R: 1 E: 0 K: 1 S: 6	H: 2 LOB: 2 BB: 0 P: 8	1B: 5 2B: 1 3B: 0 HR: 0	SF: 0 SAC: 0 DP: 2 HBP: 4	WP: 0 PB: 0 SB: 1 CS: 1	PA: 37			
PITCHER	IP	WLS	BF	H	R	ER	SO	BB	IBB	HBP	BLK	WP	HR	S	P	ERA	WHIP								
Ken McBride, R ERA: 2.61 (1, 1)	8.1	L	35	6	3	3	5	2	0	4	0	0	0	39	51	3.24	0.960								
Julio Navarro, R ERA: 3.18 (9, 1)	0.2		1	0	0	0	0	0	0	0	0	0	0	1	1	0.00	0.000								

Cleveland Indians @ Los Angeles Angels
Dodger Stadium, Los Angeles, CA
Thu Apr 23 1964, 6:05 PM PST
Att: 3,782 - Unknown


AB 30
R 3
H 6
RBI 3
BB 2
SO 5
LOB 12



Batter	1	2	3	4	5	6	7	8	9	AB	R	H	RBI	BB	SO	LOB	BOTTOM								
Albie Pearson, L OBP: 0.333, SLG: 0.379 (1, 8)	0-0 S 1B		0-0 L5-3		0-0 SH1-3 CS 2B		4-0 CS BB		0-0 F6	4	0	2	0	1	0	1									
Billy Moran, R OBP: 0.250, SLG: 0.222 (1, 5)	0-3 K		0-0 F6		0-0 SH1-3		0-0 1B			3	0	1	0	0	1	1									
Jim Fregosi, R OBP: 0.548, SLG: 0.720 (1, 6)	0-3 K			0-0 4-3 3B	0-0 FC5-2-6-4		0-0 1B		1-3 1B	4	1	2	0	0	1	2									
Joe Adcock, R OBP: 0.345, SLG: 0.280 (1, 3)	0-0 6-3			0-0 4-3		0-0 F5	0-0 6-3			4	0	0	1	0	0	3									
Lee Thomas, L OBP: 0.276, SLG: 0.259 (1, 9)			0-3 K		0-0 S 1B		0-0 G3		0-0 F9	4	1	1	0	0	1	0									
Buck Rodgers, S OBP: 0.345, SLG: 0.393 (1, 2)		0-0 3-1		0-0 1B	0-0 1B		0-0 HBP 1B		0-0 F9	4	0	2	1	0	0	0									
Ed Kirkpatrick, L OBP: 0.250, SLG: 0.100 (1, 7)		4-0 BB		0-0 F9		1-0 HBP		0-0 4-3		2	0	0	0	1	0	1									
Bobby Knoop, R OBP: 0.280, SLG: 0.478 (9, PH)		0-0 6-3		0-0 1B	1-2 1B		0-3 K		0-0 F4	3	0	1	0	0	1	3									
Charlie Dees, L (9, PH)										1	0	0	0	0	0	0									
Ken McBride, R OBP: 0.286, SLG: 0.167 (9, 1)			0-0 L5-3 1B		0-0 F7		0-3 K		0-0 1-3	3	0	1	0	0	1	2									
Julio Navarro, R (9, 1)										0	0	0	0	0	0	0									
Tom Satriano, L OBP: 0.333, SLG: 0.333 (9, PH)										1	0	0	0	0	0	0									
Inning Stats	R: 0 E: 0 K: 2 S: 8	H: 1 LOB: 1 BB: 0 P: 8	R: 0 E: 0 K: 1 S: 5	H: 0 LOB: 1 BB: 1 P: 9	R: 0 E: 0 K: 0 S: 3	H: 1 LOB: 0 BB: 0 P: 3	R: 2 E: 0 K: 0 S: 7	H: 4 LOB: 2 BB: 0 P: 7	R: 0 E: 0 K: 0 S: 3	H: 1 LOB: 0 BB: 0 P: 3	R: 0 E: 0 K: 1 S: 6	H: 1 LOB: 2 BB: 0 P: 7	R: 0 E: 0 K: 1 S: 6	H: 2 LOB: 2 BB: 1 P: 10	R: 0 E: 0 K: 0 S: 3	H: 0 LOB: 0 BB: 0 P: 3	R: 0 E: 0 K: 0 S: 3	H: 0 LOB: 0 BB: 0 P: 3	1B: 8 2B: 3 3B: 1 HR: 0	SF: 0 SAC: 1 DP: 2 HBP: 1	WP: 0 PB: 0 SB: 2 CS: 1	PA: 37			
PITCHER	IP	WLS	BF	H	R	ER	SO	BB	IBB	HBP	BLK	WP	HR	S	P	ERA	WHIP								
Dick Donovan, R ERA: 2.25 (1, 1)	8.0	W	34	10	2	2	5	2	0	1	0	0	0	41	50	2.25	1.500								
Ted Abernathy, R ERA: (9, 1)	1.0	S	3	0	0	0	0	0	0	0	0	0	0	3	3	0.00	0.000								

Cleveland Indians @ Los Angeles Angels
Dodger Stadium, Los Angeles, CA
Thu Apr 23 1964, 6:05 PM PST
Att: 3,782 - Unknown


AB 33
R 2
H 10
RBI 2
BB 2
SO 5
LOB 13



Batter	1	2	3	4	5	6	7	8	9	10	11	AB	R	H	RBI	BB	SO	LOB	TOP						
Dick Howser, R OBP: 0.226, SLG: 0.214 (1, 6)	4-0 BB		0-0 F7			0-3 K		0-0 G6-4-3		0-0 F6		4	0	0	0	1	1	1							
Vic Davalillo, L OBP: 0.290, SLG: 0.333 (1, 8)	0-0 F5		0-0 4-3			0-0 F5			0-0 1B SF9		0-0 F5	5	1	1	0	0	0	1							
Leon Wagner, L OBP: 0.467, SLG: 0.583 (1, 7)	0-3 K				4-0 4-3 S BB				0-0 F9		0-0 1B S SF9	3	1	1	0	2	1	1							
John Romano, R OBP: 0.393, SLG: 0.609 (1, 2)	0-3 K				0-0 F8				0-0 F8		0-0 SF9	4	0	1	2	0	1	2							
Tito Francona, L OBP: 0.536, SLG: 0.476 (1, 9)			0-3 K		0-0 4-3				0-0 WP 1B		0-0 K	4	0	1	0	1	2	2							
Fred Whitfield, L OBP: 0.364, SLG: 0.316 Jerry Kindall, R (9, 3)			4-0 BB		0-3 K				0-0 F5		4-0 IBB	2	0	0	0	2	1	2							
Max Alvis, R OBP: 0.179, SLG: 0.160 (1, 5)			0-0 F5					0-0 F7			0-0 5-3	4	0	0	0	0	0	4							
Woodie Held, R OBP: 0.333, SLG: 0.500 (1, 4)			0-0 F7			0-3 K			0-0 F9		0-0 F7	4	0	0	0	0	1	1							
Jack Kralick, L OBP: 0.266, SLG: 0.167 (1, 1)			0-0 F5			0-3 K			0-0 G6-4-3 1B		0-0 F9	4	0	1	0	0	1	0							
Inning Stats	R: 0 E: 0 K: 2 S: 7	H: 0 LOB: 1 BB: 1 P: 11	R: 0 E: 0 K: 1 S: 5	H: 0 LOB: 1 BB: 1 P: 9	R: 0 E: 0 K: 1 S: 3	H: 0 LOB: 0 BB: 0 P: 3	R: 0 E: 0 K: 1 S: 5	H: 0 LOB: 1 BB: 1 P: 9	R: 0 E: 0 K: 2 S: 7	H: 0 LOB: 0 BB: 0 P: 7	R: 0 E: 0 K: 1 S: 5	H: 0 LOB: 0 BB: 0 P: 5	R: 0 E: 0 K: 0 S: 3	H: 1 LOB: 1 BB: 0 P: 4	R: 0 E: 0 K: 0 S: 3	H: 1 LOB: 2 BB: 1 P: 11	R: 0 E: 0 K: 0 S: 3	H: 0 LOB: 0 BB: 0 P: 3	R: 1 E: 0 K: 0 S: 3	H: 1 LOB: 1 BB: 2 P: 11	1B: 4 2B: 1 3B: 1 HR: 0	SF: 1 SAC: 0 DP: 2 HBP: 0	WP: 1 PB: 0 SB: 2 CS: 0	PA: 42	
PITCHER	IP 10.0	WLS 10	BF 37	H 4	R 1	ER 1	SO 8	BB 3	IBB 1	HBP 0	BLK 0	WP 1	HR 0	S 49	P 65	ERA 0.90	WHIP 0.700								
Bob Lee, R ERA: 1.29 (1, 1)	0.1	L	4	1	1	1	0	2	0	0	0	0	0	2	10	27.00	9.000								
Paul Foytack, R ERA: 27.0 (11, 1)	0.2		1	0	0	0	0	0	0	0	0	0	0	1	1	0.00	0.000								
Bob Duliba, R ERA: (11, 1)																									

Cleveland Indians @ Los Angeles Angels
Dodger Stadium, Los Angeles, CA
Sat Apr 25 1964, 6:05 PM PST
Att: 6,937 - Unknown


AB 35
R 2
H 5
RBI 2
BB 6
SO 8
LOB 16



Batter	1	2	3	4	5	6	7	8	9	10	11	AB	R	H	RBI	BB	SO	LOB	BOTTOM						
Albie Pearson, L OBP: 0.318, SLG: 0.333 (1, 7) (10, 8)	0-0 F8		0-0 1-3		0-0 4-3			0-0 4-3		0-0 SH2-3		4	0	0	0	0	0	0							
Billy Moran, R OBP: 0.270, SLG: 0.250 (1, 5)	0-0 1B		0-0 6-3			0-0 4-3			0-0 2B 1B		0-0 F9	5	0	2	0	0	0	1							
Jim Fregosi, R OBP: 0.465, SLG: 0.583 (1, 6)	0-3 K				0-0 FC5-4 1B			0-3 K		0-0 1H E 2B		0-0 F9	5	1	2	0	0	2	1						
Joe Adcock, R OBP: 0.294, SLG: 0.233 Charlie Dees, L OBP: 0.200, SLG: 0.111 (9, PR) (10, 3)	0-3 K				0-0 FC5-4 G3 1B			0-0 F8		0-0 E5		0-3 K	4	0	0	0	0	1	2						
Buck Rodgers, S OBP: 0.375, SLG: 0.395 (1, 2)					0-0 FC6-4 1B			0-0 G3 1B		4-0 FC6-4 IBB		0-0 6-3	4	0	2	0	1	0	0						
Lee Thomas, L OBP: 0.225, SLG: 0.211 (1, 9)					0-0 F5			0-0 G3		0-0 K			4	0	0	0	1	5							
Dick Simpson, R OBP: 0.182, SLG: 0.273 Jim Piersall, R OBP: 0.333, SLG: 0.250 (9, PH) (10, 7)					0-3 K			0-3 K		0-0 FC6-4			3	0	0	0	0	3	3						
Bobby Knoop, R OBP: 0.200, SLG: 0.333 (1, 4)					0-0 FC6-4			0-0 6-3		0-3 K		0-3 K	4	0	0	0	0	2	1						
Bob Lee, R (1, 1)					0-3 K			0-3 K		0-0 F8		0-0 SH2-3 1B	3	0	0	0	0	2	0						
Hank Foiles, R OBP: 0.333, SLG: 0.333 (10, PH)													1	0	1	0	0	0	0						
Paul Foytack, R (11, 1)													0	0	0	0	0	0	0						
Bob Duliba, R (11, 1)													0	0	0	0	0	0	0						
Inning Stats	R: 0 E: 0 K: 2 S: 8	H: 1 LOB: 1 BB: 0 P: 8	R: 0 E: 0 K: 1 S: 6	H: 1 LOB: 1 BB: 0 P: 6	R: 0 E: 0 K: 1 S: 5	H: 0 LOB: 0 BB: 0 P: 5	R: 0 E: 0 K: 1 S: 7	H: 2 LOB: 2 BB: 0 P: 7	R: 0 E: 0 K: 1 S: 5	H: 0 LOB: 0 BB: 0 P: 5	R: 0 E: 0 K: 1 S: 5	H: 0 LOB: 0 BB: 0 P: 5	R: 0 E: 0 K: 1 S: 6	H: 2 LOB: 2 BB: 1 P: 11	R: 0 E: 0 K: 1 S: 6	H: 1 LOB: 1 BB: 0 P: 6	R: 0 E: 0 K: 1 S: 5	H: 0 LOB: 0 BB: 0 P: 5	1B: 6 2B: 1 3B: 0 HR: 0	SF: 0 SAC: 1 DP: 0 HBP: 0	WP: 0 PB: 0 SB: 0 CS: 0	PA: 41			
PITCHER	IP 11.0	WLS W	BF 41	H 7	R 1	ER 0	SO 12	BB 0	IBB 1	HBP 0	BLK 0	WP 0	HR 0	S 64	P 68	ERA 0.00	WHIP 0.636								
Jack Kralick, L ERA: (1, 1)																									

Cleveland Indians @ Los Angeles Angels
Dodger Stadium, Los Angeles, CA
Sat Apr 25 1964, 6:05 PM PST
Att: 6,937 - Unknown

AB 39
R 1
H 7
RBI 0
BB 1
SO 12
LOB 15



Batter	1	2	3	4	5	6	7	8	9	AB	R	H	RBI	BB	SO	LOB	TOP					
Dick Howser, R OBP: 0.200, SLG: 0.188 (1, 6)	5-3		FC6-4		F7		F8			4	0	0	0	0	0	3	Cleveland Indians @ Los Angeles Angels Dodger Stadium, Los Angeles, CA Sun Apr 26 1964, 3:33 AM PDT Att: 8,310 - Unknown					
Vic Davallio, L OBP: 0.297, SLG: 0.294 (1, 8)	G3		G3			K		F7		4	0	0	0	0	1	1						
Leon Wagner, L OBP: 0.441, SLG: 0.571 (1, 7)	5-3			4-3		1B	2B	F8		4	0	1	0	0	0	0						
John Romano, R OBP: 0.438, SLG: 0.630 (1, 2)		2-3		1B		2-3	1B	F7		4	0	3	0	0	0	0						
Tito Francona, L OBP: 0.469, SLG: 0.400 (1, 9)	2-3			F6		1-3		F9		4	0	0	0	0	0	4						
Fred Whitfield, L OBP: 0.308, SLG: 0.261 (1, 3)	F8			K		F8		G3		4	0	0	0	0	1	4						
Max Alvis, R OBP: 0.188, SLG: 0.172 (1, 5)	6-3				5-3			F9		4	0	1	0	0	0	1						
Woodie Held, R OBP: 0.300, SLG: 0.440 (1, 4)			K		E6			FC6-4		3	0	0	0	0	1	1						
Mudcat Grant, R OBP: 0.425, SLG: 0.620 (3, 1)					F9			K		1	0	1	0	0	0	0						
Gordon Seyfried, R Wally Post, R Sonny Siebert, R Don McMahon, R Al Luplow, L Gary Bell, R										0	0	0	0	0	0	0						
Inning Stats	R: 0 E: 0 K: 0 S: 3	H: 0 LOB: 0 BB: 0 P: 3	R: 0 E: 0 K: 0 S: 4	H: 1 LOB: 1 BB: 0 P: 4	R: 0 E: 0 K: 1 S: 6	H: 1 LOB: 1 BB: 0 P: 6	R: 0 E: 0 K: 1 S: 6	H: 1 LOB: 1 BB: 0 P: 6	R: 0 E: 1 K: 0 S: 4	H: 0 LOB: 1 BB: 0 P: 4	R: 0 E: 0 K: 1 S: 7	H: 2 LOB: 2 BB: 0 P: 7	R: 0 E: 0 K: 1 S: 6	H: 1 LOB: 1 BB: 0 P: 6	R: 0 E: 0 K: 0 S: 3	H: 0 LOB: 0 BB: 0 P: 3	R: 0 E: 0 K: 0 S: 3	H: 0 LOB: 0 BB: 0 P: 3	1B: 5 2B: 1 3B: 0 HR: 0	SF: 0 SAC: 0 DP: 0 HBP: 0	WP: 0 PB: 0 SB: 0 CS: 0	PA: 34
PITCHER Fred Newman, R ERA:	IP: 9.0 WLS: W BF: 34 H: 6 R: 0 ER: 0 SO: 4 BB: 0 IBB: 0 HBP: 0 BLK: 0 WP: 0 HR: 0 S: 42 P: 42 ERA: 0.00 WHIP: 0.667															ERA: 0.00 WHIP: 0.667						

Batter	1	2	3	4	5	6	7	8	9	AB	R	H	RBI	BB	SO	LOB	BOTTOM			
Albie Pearson, L OBP: 0.327, SLG: 0.326 (1, 8)	F9			F8		1B		F7		4	2	1	0	1	0	1	Cleveland Indians @ Los Angeles Angels Dodger Stadium, Los Angeles, CA Sun Apr 26 1964, 3:33 AM PDT Att: 8,310 - Unknown			
Billy Moran, R OBP: 0.310, SLG: 0.317 (1, 5)	F7					1B		1B		5	1	3	1	0	1	2				
Jim Fregosi, R OBP: 0.500, SLG: 0.600 (1, 6)				6-3				1B		4	2	3	1	1	0	1				
Lee Thomas, L OBP: 0.222, SLG: 0.238 (1, 9)	F9				4-3			SF8		4	1	1	1	0	0	4				
Buck Rodgers, S OBP: 0.378, SLG: 0.375 (1, 2)				SF9				1B		2	0	0	1	2	1	0				
Tom Satriano, L OBP: 0.596, SLG: 0.500 (1, 3)				1B				F4		4	0	3	3	1	0	2				
Ed Kirkpatrick, L OBP: 0.227, SLG: 0.105 (1, 7)	F8			1B						4	0	1	0	0	1	4				
Bobby Knoop, R OBP: 0.231, SLG: 0.314 (1, 4)				E3				1B		2	1	0	0	2	0	2				
Fred Newman, R (1, 1)				FC1-6				F2		4	0	0	0	0	1	4				
Inning Stats	R: 2 E: 0 K: 0 S: 4	H: 1 LOB: 2 BB: 3 P: 16	R: 0 E: 1 K: 1 S: 6	H: 0 LOB: 1 BB: 0 P: 6	R: 2 E: 0 K: 0 S: 6	H: 4 LOB: 1 BB: 0 P: 6	R: 0 E: 0 K: 0 S: 4	H: 1 LOB: 1 BB: 0 P: 4	R: 0 E: 0 K: 1 S: 5	H: 0 LOB: 1 BB: 1 P: 9	R: 2 E: 0 K: 0 S: 5	H: 3 LOB: 1 BB: 1 P: 9	R: 0 E: 0 K: 2 S: 8	H: 1 LOB: 2 BB: 1 P: 12	R: 1 E: 0 K: 0 S: 5	H: 2 LOB: 2 BB: 1 P: 9		1B: 10 2B: 2 3B: 0 HR: 0	SF: 2 SAC: 0 DP: 2 HBP: 0	WP: 1 PB: 1 SB: 0 CS: 0
PITCHER Mudcat Grant, R ERA: 7.36 Gordon Seyfried, R ERA: Sonny Siebert, R ERA: 13.5 Don McMahon, R ERA: Gary Bell, R ERA: 3.38	IP: 2.0 WLS: L BF: 13 H: 3 R: 4 ER: 4 SO: 1 BB: 3 IBB: 0 HBP: 0 BLK: 0 WP: 0 HR: 0 S: 12 P: 24 ERA: 18.00 WHIP: 3.000															ERA: 18.00 WHIP: 3.000				

Batter	1	2	3	4	5	6	7	8	9	AB	R	H	RBI	BB	SO	LOB	TOP								
Dick Howser, R (1, 6) OBP: 0.289, SLG: 0.256	F8			F3		HR	FC4-6		G3	5	2	2	2	0	0	2	Cleveland Indians @ Minnesota Twins Metropolitan Stadium, Bloomington, MI Thu Apr 30 1964, 4:33 AM EDT Att: 3,107 - Unknown livebaseballscorecards.com								
Vic Davallio, L (1, 8) OBP: 0.244, SLG: 0.279	K			K		HR	BB		G3	4	1	1	2	1	2	2									
Leon Wagner, L (1, 7) OBP: 0.355, SLG: 0.730	F4					HR				4	1	3	3	1	0	0									
John Romano, R (1, 2) OBP: 0.476, SLG: 0.829		CS		F9					G1-2-3	4	1	1	0	1	0	4									
Al Smith, R (1, 9) OBP: 0.182, SLG: 0.455		K								4	0	0	0	0	3	2									
Tito Francona, L (1, 3) OBP: 0.439, SLG: 0.344		K								3	0	0	0	1	2	1									
Max Alvis, R (1, 5) OBP: 0.195, SLG: 0.184				F3						4	1	2	1	0	0	1									
Woodie Held, R (1, 4) OBP: 0.333, SLG: 0.406				5-3						3	2	1	0	1	0	1									
Pedro Ramos, S (1, 1) OBP: 0.286, SLG: 0.286										4	0	2	0	0	2	1									
Ted Abernathy, R (9, 1)				K					G3	0	0	0	0	0	0	0									
Inning Stats	R: 0 E: 0 K: 1 S: 5	H: 0 LOB: 0 BB: 0 P: 5	R: 0 E: 0 K: 2 S: 6	H: 0 LOB: 0 BB: 1 P: 10	R: 0 E: 0 K: 1 S: 5	H: 0 LOB: 0 BB: 0 P: 5	R: 0 E: 0 K: 1 S: 6	H: 1 LOB: 1 BB: 0 P: 6	R: 0 E: 0 K: 0 S: 2	H: 0 LOB: 0 BB: 1 P: 6	R: 4 E: 0 K: 2 S: 9	H: 2 LOB: 0 BB: 2 P: 17	R: 3 E: 0 K: 1 S: 9	H: 5 LOB: 2 BB: 0 P: 9	R: 1 E: 0 K: 1 S: 7	H: 2 LOB: 1 BB: 0 P: 7	R: 0 E: 0 K: 0 S: 4	H: 2 LOB: 2 BB: 1 P: 8	1B: 7 2B: 4 3B: 0 HR: 1	SF: 0 SAC: 0 DP: 1 HBP: 0	WP: 0 PB: 0 SB: 1 CS: 2	PA: 40			
PITCHER	IP	WLS	BF	H	R	ER	SO	BB	IBB	HBP	BLK	WP	HR	S	P	ERA	WHIP								
Dick Stigman, L (1, 1) ERA: 7.04	5.1	L	21	3	4	4	6	4	0	0	0	0	1	29	45	6.75	1.312								
Dwight Siebler, R (6, 1) ERA: 12.0	1.1		8	4	3	3	2	0	0	0	0	0	0	12	12	20.25	3.000								
Gerry Arrigo, L (7, 1) ERA: 4.5	0.1		1	1	0	0	0	0	0	0	0	0	0	1	1	0.00	3.000								
Bill Dailey, R (8, 1) ERA: 5.19	2.0		10	4	1	1	1	0	1	0	0	0	0	11	15	4.50	2.000								

Batter	1	2	3	4	5	6	7	8	9	AB	R	H	RBI	BB	SO	LOB	BOTTOM								
Rich Rollins, R (1, 5) OBP: 0.328, SLG: 0.500	F8		F8		5-3				G6-4-3	5	1	2	2	0	0	2	Cleveland Indians @ Minnesota Twins Metropolitan Stadium, Bloomington, MI Thu Apr 30 1964, 4:33 AM EDT Att: 3,107 - Unknown livebaseballscorecards.com								
Tony Oliva, L (1, 9) OBP: 0.387, SLG: 0.603	F8		F9				K			4	0	0	0	0	1	3									
Bob Allison, R (1, 3) OBP: 0.432, SLG: 0.500	SF7			K						3	0	0	1	0	1	0									
Jimmie Hall, L (1, 8) OBP: 0.450, SLG: 0.576	G3			WP			G3		F5	4	0	1	0	0	0	0									
Harmon Killebrew, R (1, 7) OBP: 0.263, SLG: 0.314			F8		F8				5-3	4	1	1	0	0	0	1									
Earl Battey, R (1, 2) OBP: 0.357, SLG: 0.343			5-3							3	0	1	0	1	0	1									
Joe Nosske, R (9, FR)				WP					2B	0	1	0	0	0	0	0									
Zollo Versalles, R (1, 6) OBP: 0.357, SLG: 0.388					K				F7	4	0	1	0	0	1	4									
Bernie Allen, L (1, 4) OBP: 0.352, SLG: 0.442										4	1	1	1	0	0	2									
Dick Stigman, R (1, 1) ERA: 7.04										2	0	0	0	0	2	0									
Dwight Siebler, R (6, 1) ERA: 12.0										0	0	0	0	0	0	0									
Gerry Arrigo, L (7, 1) ERA: 4.5										0	0	0	0	0	0	0									
Lenny Green, L (7, FR)										0	0	0	0	0	1	0									
Bill Dailey, R (8, 1) ERA: 5.19										0	0	0	0	0	0	0									
Don Mincher, L (9, FR) OBP: 0.375, SLG: 0.475										0	0	0	1	0	0	0									
Inning Stats	R: 1 E: 0 K: 0 S: 4	H: 1 LOB: 0 BB: 0 P: 4	R: 0 E: 0 K: 0 S: 4	H: 1 LOB: 1 BB: 0 P: 4	R: 0 E: 0 K: 1 S: 5	H: 0 LOB: 0 BB: 0 P: 5	R: 0 E: 0 K: 2 S: 8	H: 1 LOB: 2 BB: 1 P: 12	R: 0 E: 0 K: 1 S: 5	H: 0 LOB: 0 BB: 0 P: 5	R: 0 E: 0 K: 0 S: 3	H: 0 LOB: 0 BB: 0 P: 3	R: 2 E: 1 K: 1 S: 8	H: 2 LOB: 2 BB: 1 P: 12	R: 0 E: 0 K: 0 S: 3	H: 0 LOB: 0 BB: 0 P: 3	R: 1 E: 0 K: 0 S: 4	H: 2 LOB: 1 BB: 1 P: 8	1B: 4 2B: 3 3B: 0 HR: 0	SF: 1 SAC: 0 DP: 1 HBP: 0	WP: 1 PB: 0 SB: 1 CS: 0	PA: 37			
PITCHER	IP	WLS	BF	H	R	ER	SO	BB	IBB	HBP	BLK	WP	HR	S	P	ERA	WHIP								
Pedro Ramos, R (1, 1) ERA: 1.89	8.1	W	35	7	4	2	5	2	0	0	0	0	0	43	51	2.16	1.080								
Ted Abernathy, R (9, 1) ERA:	0.2	S	2	0	0	0	0	1	0	0	0	0	0	1	5	0.00	1.500								



Batter	1	2	3	4	5	6	7	8	9	10	11	12	13	AB R H RBI BB SO LOB	TOP												
Dick Howser, R OBP: 0.314, SLG: 0.273														5 1 2 0 1 0 0	<p>Cleveland Indians @ Baltimore Orioles Memorial Stadium, Baltimore, MD</p> <p>Sat May 02 1964, 3:33 AM EDT Att: 4,974 - Unknown</p> <p>livebaseballscorescards.com</p> <p>AB 47 R 6 H 13 RBI 5 BB 3 SO 14 LOB 18</p>												
Vic Davalillo, L OBP: 0.275, SLG: 0.327													6 2 3 1 0 2 2														
Leon Wagner, L OBP: 0.440, SLG: 0.667													5 1 1 1 0 2 2														
John Romano, R OBP: 0.477, SLG: 0.808													1 0 0 0 0 0 1														
Pedro Ramos, S OBP: 0.286, SLG: 0.286													0 0 0 0 0 0 0														
Al Smith, R OBP: 0.220, SLG: 0.357													3 1 0 0 1 1 0														
Fred Whitfield, L OBP: 0.296, SLG: 0.250													1 0 0 0 0 0 0														
Joe Azcue, R OBP: 0.400, SLG: 0.750													4 0 2 1 0 1 2														
Tito Francona, L OBP: 0.426, SLG: 0.324													5 0 1 0 1 2 3														
Max Alvis, R OBP: 0.191, SLG: 0.182													6 0 1 1 0 1 3														
Woodie Held, R OBP: 0.356, SLG: 0.500													6 1 3 1 0 2 3														
Jack Kralick, L OBP: 0.167, SLG: 0.091													5 0 0 0 0 3 2														
Ted Abernathy, R ERA: 1.0													0 0 0 0 0 0 0														
Don McMahon, R OBP: 1.000, SLG: 1.000													0 0 0 0 0 0 0														
Inning Stats	R: 2 E: 0 K: 0 S: 4	H: 2 LOB: 0 BB: 1 P: 8	R: 0 E: 0 K: 0 S: 4	H: 2 LOB: 1 BB: 4 P: 4	R: 0 E: 0 K: 0 S: 4	H: 1 LOB: 2 BB: 0 P: 5	R: 0 E: 0 K: 1 S: 5	H: 0 LOB: 0 BB: 0 P: 5	R: 0 E: 0 K: 2 S: 7	H: 0 LOB: 0 BB: 0 P: 7	R: 0 E: 0 K: 1 S: 5	H: 1 LOB: 0 BB: 0 P: 5	R: 0 E: 0 K: 2 S: 8	H: 1 LOB: 1 BB: 1 P: 12	R: 0 E: 0 K: 2 S: 7	H: 1 LOB: 1 BB: 0 P: 7	R: 0 E: 0 K: 1 S: 6	H: 1 LOB: 0 BB: 0 P: 6	R: 3 E: 1 K: 1 S: 7	H: 2 LOB: 1 BB: 1 P: 12	1B: 10 2B: 4 3B: 0 HR: 1	SF: 1 SAC: 0 DP: 3 HBP: 2	WP: 1 PB: 1 SB: 3 CS: 1	PA: 53			
PITCHER	IP WLS BF H R ER SO BB IBB HBP BLK WP HR S P ERA WHIP																										
Milt Pappas, R ERA: 4.82	2.2 13 5 2 2 0 0 1 0 1 0 0 0 0 11 16 6.75 2.250																										
Mike McCormick, L ERA: 3.0	5.1 17 2 0 0 6 0 0 0 0 0 0 0 0 29 29 0.00 0.375																										
Stu Miller, R ERA: 2.26	2.0 8 2 0 0 4 0 0 1 0 0 0 0 0 15 19 0.00 1.000																										
Dick Hall, R ERA: 2.57	2.0 8 2 1 1 3 0 0 0 0 0 0 1 14 14 4.50 1.000																										
Harvey Haddix, L ERA: 3.48	1.0 L 7 2 3 3 1 0 1 1 0 1 0 7 12 27.00 2.000																										

Batter	1	2	3	4	5	6	7	8	9	10	11	12	13	AB R H RBI BB SO LOB	BOTTOM												
Jackie Brandt, R OBP: 0.364, SLG: 0.379														5 0 1 0 1 0 0	<p>Cleveland Indians @ Baltimore Orioles Memorial Stadium, Baltimore, MD</p> <p>Sat May 02 1964, 3:33 AM EDT Att: 4,974 - Unknown</p> <p>livebaseballscorescards.com</p> <p>AB 48 R 4 H 12 RBI 4 BB 4 SO 7 LOB 21</p>												
Luis Aparicio, R OBP: 0.286, SLG: 0.244													6 0 1 0 0 1 3														
Joe Gaines, R OBP: 0.231, SLG: 0.364													4 0 0 0 1 0 0														
Russ Snyder, L OBP: 0.375, SLG: 0.286													0 1 0 0 1 0 0														
Norm Siebern, L OBP: 0.345, SLG: 0.340													6 1 4 0 0 0 2														
John Orsino, R OBP: 0.315, SLG: 0.408													6 0 1 0 0 3 6														
Brooks Robinson, R OBP: 0.385, SLG: 0.900													5 1 1 0 1 1 4														
Sam Bowers, R OBP: 0.400, SLG: 0.346													6 0 2 2 0 0 3														
Jerry Adair, R OBP: 0.294, SLG: 0.313													5 1 1 1 0 0 2														
Al Pappas, R ERA: 0.61													1 0 0 0 0 0 0														
Mike McCormick, L ERA: 3.0													1 0 0 0 0 0 0														
Russ Snyder, L OBP: 0.375, SLG: 0.286													1 0 0 0 0 0 0														
Dick Brown, R ERA: 1.0													1 0 0 0 0 0 0														
Bobo Tompkins, R ERA: 3.0													1 0 0 0 0 0 0														
Harvey Haddix, L ERA: 3.48													1 0 0 0 0 0 0														
Inning Stats	R: 0 E: 0 K: 0 S: 3	H: 1 LOB: 0 BB: 0 P: 3	R: 2 E: 1 K: 1 S: 7	H: 2 LOB: 1 BB: 1 P: 11	R: 0 E: 0 K: 0 S: 3	H: 1 LOB: 2 BB: 1 P: 8	R: 0 E: 0 K: 0 S: 3	H: 1 LOB: 0 BB: 0 P: 3	R: 0 E: 0 K: 2 S: 7	H: 0 LOB: 0 BB: 0 P: 7	R: 0 E: 0 K: 1 S: 5	H: 0 LOB: 0 BB: 0 P: 5	R: 0 E: 0 K: 0 S: 3	H: 2 LOB: 2 BB: 0 P: 5	R: 0 E: 0 K: 0 S: 3	H: 0 LOB: 0 BB: 0 P: 3	R: 0 E: 0 K: 0 S: 4	H: 1 LOB: 1 BB: 0 P: 4	R: 1 E: 0 K: 2 S: 9	H: 2 LOB: 2 BB: 1 P: 9	1B: 10 2B: 2 3B: 0 HR: 0	SF: 1 SAC: 0 DP: 2 HBP: 0	WP: 0 PB: 0 SB: 1 CS: 0	PA: 53			
PITCHER	IP WLS BF H R ER SO BB IBB HBP BLK WP HR S P ERA WHIP																										
Jack Kralick, L ERA: 0.61	11.2 46 10 3 2 5 2 1 0 0 0 0 0 53 65 1.54 1.029																										
Ted Abernathy, R ERA: 1.0	0.1 W 3 1 1 1 0 1 0 0 0 0 0 2 6 27.00 6.000																										
Don McMahon, R ERA: 3.0	1.0 S 4 1 0 0 2 0 0 0 0 0 0 0 8 8 0.00 1.000																										

Batter	1	2	3	4	5	6	7	8	9	AB	R	H	RBI	BB	SO	LOB	TOP					
Dick Howser, R (1,6) OBP: 0.304, SLG: 0.250	0-0 4-3		4-0 3-1 BB		0-0 1-3		0-0 F7		0-3 K	4	0	0	0	1	1	0	Cleveland Indians @ Baltimore Orioles Memorial Stadium, Baltimore, MD Sun May 03 1964, 3:33 AM EDT Unknown					
Vic Davallio, L (1,8) OBP: 0.250, SLG: 0.296	0-3 K		0-0 F6		0-0 F6		0-0 L6		0-3 K	5	0	0	0	0	2	2						
Leon Wagner, L (1,7) OBP: 0.326, SLG: 0.622	0-0 4-3		0-0 3-1		4-0 1B BB		0-0 F4			3	0	0	0	1	0	2						
Al Smith, R (1,9) OBP: 0.263, SLG: 0.353		0-0 F8	0-0 F8		0-0 FC5-4 1B			4-0 HR BB		3	1	1	0	1	0	2						
Joe Azcue, R (1,2) OBP: 0.444, SLG: 0.750		0-0 1B 2B		0-0 1B	0-0 FC5-4 1-2			0-0 F4		4	0	2	0	0	0	3						
Woodie Held, R (1,4) OBP: 0.347, SLG: 0.548	0-3 K		0-0 F7		0-0 6-3		0-0 HR			4	1	1	2	0	1	2						
Max Alvis, R (1,5) OBP: 0.216, SLG: 0.208	0-0 1B		0-0 F5		0-3 K2-3		0-0 1B			4	0	2	0	0	1	1						
Tito Francona, L (1,3) OBP: 0.431, SLG: 0.325	0-0 L6		0-0 1B		4-0 BB		0-0 L4-3			3	0	1	0	1	0	3						
Mudcat Grant, R (1,1) OBP: 0.400, SLG: 0.375		0-0 3-1 BB		0-3 K	0-0 F8			0-0 G3		3	0	1	0	0	1	3						
Don McMahon, R (6,1) OBP: 1.000, SLG: 1.000										0	0	0	0	0	0	0						
Gary Bell, R (8,1) OBP: 1.000, SLG: 1.000										0	0	0	0	0	0	0						
Al Luplow, L (9, PH)										1	0	0	0	0	0	0						
Inning Stats	R: 0 E: 0 K: 1 S: 5	H: 0 LOB: 0 BB: 0 P: 5	R: 0 E: 0 K: 1 S: 7	H: 2 LOB: 2 BB: 0 P: 7	R: 0 E: 0 K: 0 S: 4	H: 1 LOB: 2 BB: 1 P: 8	R: 0 E: 0 K: 1 S: 7	H: 2 LOB: 2 BB: 0 P: 7	R: 0 E: 0 K: 0 S: 4	H: 0 LOB: 1 BB: 1 P: 9	R: 0 E: 0 K: 0 S: 3	H: 0 LOB: 0 BB: 0 P: 3	R: 2 E: 0 K: 0 S: 4	H: 2 LOB: 0 BB: 1 P: 8	R: 0 E: 0 K: 2 S: 7	H: 0 LOB: 0 BB: 0 P: 7	1B: 6 2B: 2 3B: 0 HR: 1	SF: 0 SAC: 0 DP: 1 HBP: 0	WP: 0 PB: 0 SB: 0 CS: 0	PA: 38		
PITCHER	IP WLS BF H R ER SO BB IBB HBP BLK WP HR S P ERA WHIP	IP WLS BF H R ER SO BB IBB HBP BLK WP HR S P ERA WHIP	IP WLS BF H R ER SO BB IBB HBP BLK WP HR S P ERA WHIP	IP WLS BF H R ER SO BB IBB HBP BLK WP HR S P ERA WHIP	IP WLS BF H R ER SO BB IBB HBP BLK WP HR S P ERA WHIP	IP WLS BF H R ER SO BB IBB HBP BLK WP HR S P ERA WHIP	IP WLS BF H R ER SO BB IBB HBP BLK WP HR S P ERA WHIP	IP WLS BF H R ER SO BB IBB HBP BLK WP HR S P ERA WHIP	IP WLS BF H R ER SO BB IBB HBP BLK WP HR S P ERA WHIP	IP WLS BF H R ER SO BB IBB HBP BLK WP HR S P ERA WHIP	IP WLS BF H R ER SO BB IBB HBP BLK WP HR S P ERA WHIP	IP WLS BF H R ER SO BB IBB HBP BLK WP HR S P ERA WHIP	IP WLS BF H R ER SO BB IBB HBP BLK WP HR S P ERA WHIP	IP WLS BF H R ER SO BB IBB HBP BLK WP HR S P ERA WHIP	IP WLS BF H R ER SO BB IBB HBP BLK WP HR S P ERA WHIP	IP WLS BF H R ER SO BB IBB HBP BLK WP HR S P ERA WHIP	IP WLS BF H R ER SO BB IBB HBP BLK WP HR S P ERA WHIP	IP WLS BF H R ER SO BB IBB HBP BLK WP HR S P ERA WHIP	IP WLS BF H R ER SO BB IBB HBP BLK WP HR S P ERA WHIP	IP WLS BF H R ER SO BB IBB HBP BLK WP HR S P ERA WHIP	IP WLS BF H R ER SO BB IBB HBP BLK WP HR S P ERA WHIP	IP WLS BF H R ER SO BB IBB HBP BLK WP HR S P ERA WHIP

AB	34
R	2
H	8
RBI	2
BB	4
SO	6
LOB	18



Batter	1	2	3	4	5	6	7	8	9	AB	R	H	RBI	BB	SO	LOB	BOTTOM					
Jackie Brandt, R (1,8) OBP: 0.338, SLG: 0.371	0-0 6-3		0-0 F6			0-0 3-1		0-0 E 1B		4	1	1	0	0	0	1	Cleveland Indians @ Baltimore Orioles Memorial Stadium, Baltimore, MD Sun May 03 1964, 3:33 AM EDT Unknown					
Luis Aparicio, R (1,6) OBP: 0.291, SLG: 0.250	0-0 6-3		0-0 4-3			0-0 E 1B		0-0 SH WP		3	1	1	1	0	0	0						
Brooks Robinson, R (1,5) OBP: 0.375, SLG: 0.481	0-3 K			0-0 6-3		0-0 E7 L6-4 1B		0-0 6-3		4	0	1	0	0	1	0						
Norm Siebern, L (1,3) OBP: 0.373, SLG: 0.347		4-0 HR BB		0-0 G4-6-3 1B		4-0 IBB		0-0 4-3		2	1	1	0	2	0	0						
Boog Powell, L (1,7) OBP: 0.217, SLG: 0.279		0-0 F8		0-0 G4-6-3 1-2		0-0 L6-4 2-3		4-0 BB		3	0	0	0	1	0	5						
Russ Snyder, L (8, PR) OBP: 0.375, SLG: 0.286										0	0	0	0	0	0	0						
Sam Bowens, R (1,9) OBP: 0.412, SLG: 0.467		0-0 HR			0-3 K		0-0 1-3 1B		0-3 K	4	1	2	2	0	2	1						
Jerry Adair, R (1,4) OBP: 0.276, SLG: 0.294		0-3 K			0-0 L4		0-0 1-3			3	0	0	0	0	1	1						
John Orsino, R (1,2) OBP: 0.298, SLG: 0.385		0-0 F6			0-0 F4		0-0 F8			3	0	0	0	0	0	1						
Dave McNally, R (1,1) OBP: 0.222, SLG: 0.333			0-3 K			0-0 3-1 1B 2B		0-0 F3		3	1	1	0	0	1	1						
Stu Miller, R (8,1)										0	0	0	0	0	0	0						
Inning Stats	R: 0 E: 0 K: 1 S: 5	H: 0 LOB: 0 BB: 0 P: 5	R: 2 E: 0 K: 1 S: 6	H: 1 LOB: 0 BB: 1 P: 10	R: 0 E: 0 K: 1 S: 5	H: 0 LOB: 0 BB: 0 P: 5	R: 0 E: 0 K: 0 S: 3	H: 1 LOB: 0 BB: 0 P: 3	R: 0 E: 0 K: 1 S: 5	H: 0 LOB: 0 BB: 0 P: 5	R: 1 E: 0 K: 0 S: 5	H: 3 LOB: 2 BB: 1 P: 9	R: 0 E: 0 K: 0 S: 4	H: 1 LOB: 1 BB: 0 P: 4	R: 2 E: 1 K: 1 S: 7	H: 1 LOB: 1 BB: 1 P: 11	1B: 5 2B: 2 3B: 0 HR: 1	SF: 0 SAC: 1 DP: 2 HBP: 0	WP: 1 PB: 0 SB: 0 CS: 0	PA: 33		
PITCHER	IP WLS BF H R ER SO BB IBB HBP BLK WP HR S P ERA WHIP	IP WLS BF H R ER SO BB IBB HBP BLK WP HR S P ERA WHIP	IP WLS BF H R ER SO BB IBB HBP BLK WP HR S P ERA WHIP	IP WLS BF H R ER SO BB IBB HBP BLK WP HR S P ERA WHIP	IP WLS BF H R ER SO BB IBB HBP BLK WP HR S P ERA WHIP	IP WLS BF H R ER SO BB IBB HBP BLK WP HR S P ERA WHIP	IP WLS BF H R ER SO BB IBB HBP BLK WP HR S P ERA WHIP	IP WLS BF H R ER SO BB IBB HBP BLK WP HR S P ERA WHIP	IP WLS BF H R ER SO BB IBB HBP BLK WP HR S P ERA WHIP	IP WLS BF H R ER SO BB IBB HBP BLK WP HR S P ERA WHIP	IP WLS BF H R ER SO BB IBB HBP BLK WP HR S P ERA WHIP	IP WLS BF H R ER SO BB IBB HBP BLK WP HR S P ERA WHIP	IP WLS BF H R ER SO BB IBB HBP BLK WP HR S P ERA WHIP	IP WLS BF H R ER SO BB IBB HBP BLK WP HR S P ERA WHIP	IP WLS BF H R ER SO BB IBB HBP BLK WP HR S P ERA WHIP	IP WLS BF H R ER SO BB IBB HBP BLK WP HR S P ERA WHIP	IP WLS BF H R ER SO BB IBB HBP BLK WP HR S P ERA WHIP	IP WLS BF H R ER SO BB IBB HBP BLK WP HR S P ERA WHIP	IP WLS BF H R ER SO BB IBB HBP BLK WP HR S P ERA WHIP	IP WLS BF H R ER SO BB IBB HBP BLK WP HR S P ERA WHIP	IP WLS BF H R ER SO BB IBB HBP BLK WP HR S P ERA WHIP	IP WLS BF H R ER SO BB IBB HBP BLK WP HR S P ERA WHIP


AB	29
R	5
H	7
RBI	3
BB	3
SO	5
LOB	10



Batter	1	2	3	4	5	6	7	8	9	AB	R	H	RBI	BB	SO	LOB	TOP																		
Dick Howser, R (1, 6) OBP: 0.311, SLG: 0.283	0-0 6-3		0-0 F7			0-0 SF 1-3 2B	0-0 F9		0-0 1-2 1B	5	1	2	0	0	0	0																			
Vic Davallo, L (1, 8) OBP: 0.230, SLG: 0.276	0-0 F3			0-0 L6		0-0 SF SF7		0-0 1-3	0-0 F8	4	0	0	1	0	0	2																			
Leon Wagner, L (1, 7) OBP: 0.314, SLG: 0.583	0-0 F4			0-0 F2		0-0 SF7 IBB		0-0 F8		3	0	0	0	1	0	0																			
Fred Whitfield, L (1, 3) OBP: 0.323, SLG: 0.296 Pedro Ramos, S (8, PR) OBP: 0.296, SLG: 0.286 Jerry Kindall, R (8, 3)		0-0 F7		0-0 CS 1B		0-0 SF7		0-0 BB 1B		3	0	2	1	0	0	0																			
Tito Francona, L (1, 9) OBP: 0.436, SLG: 0.310		0-3 K		0-0 CS 1-2	0-0 E4 CS			4-0 BB BB	0-0 BB 1-2 BB	2	0	0	0	2	1	0																			
Joe Azzue, R (1, 2) OBP: 0.385, SLG: 0.583		0-0 1B			0-0 F3 1-2	0-0 F4		0-0 F3		4	0	1	0	0	0	6																			
Woodie Held, R (1, 4) OBP: 0.321, SLG: 0.500		0-3 K			0-0 F6		0-0 F8		0-0 F7	4	0	0	0	0	1	1																			
Max Alvis, R (1, 5) OBP: 0.236, SLG: 0.288			0-0 F8			0-0 F8	0-0 HR		0-0 FC1-6 1B	4	1	2	1	0	0	0																			
Tommy John, R (1, 1) OBP: 0.250, SLG: 0.250		0-3 K				0-0 2B SF 1B	0-0 1-3		0-0 FC1-6 1B 1-2	4	1	1	0	0	1	1																			
Inning Stats	R: 0 E: 0 K: 0 S: 3	H: 0 LOB: 0 BB: 0 P: 3	R: 0 E: 0 K: 2 S: 8	H: 1 LOB: 1 BB: 0 P: 8	R: 0 E: 0 K: 1 S: 5	H: 0 LOB: 0 BB: 0 P: 5	R: 0 E: 0 K: 0 S: 3	H: 1 LOB: 0 BB: 0 P: 3	R: 0 E: 1 K: 0 S: 3	H: 0 LOB: 0 BB: 0 P: 3	R: 2 E: 1 K: 0 S: 6	H: 2 LOB: 3 BB: 2 P: 14	R: 1 E: 0 K: 0 S: 4	H: 1 LOB: 0 BB: 0 P: 4	R: 0 E: 0 K: 0 S: 4	H: 1 LOB: 2 BB: 1 P: 8	R: 0 E: 0 K: 0 S: 5	H: 2 LOB: 2 BB: 0 P: 5	1B: 6 2B: 1 3B: 0 HR: 1	SF: 2 SAC: 0 DP: 0 HBP: 0	WP: 0 PB: 0 SB: 0 CS: 2	PA: 39													
PITCHER Robin Roberts, R (1, 1) ERA: 1.25	IP: 9.0 WLS: L BF: 38	H: 8 R: 3 ER: 2 SO: 3	BB: 1 IBB: 2 HBP: 0 BLK: 0	WP: 0 HR: 1 S: 41 P: 53	ERA: 2.00 WHIP: 1.000	PITCHER										IP: 9.0 WLS: W BF: 29	H: 3 R: 0 ER: 0 SO: 6	BB: 1 IBB: 0 HBP: 0 BLK: 0	WP: 0 HR: 0 S: 40 P: 44	ERA: 0.00 WHIP: 0.444	PITCHER										IP: 9.0 WLS: W BF: 29	H: 3 R: 0 ER: 0 SO: 6	BB: 1 IBB: 0 HBP: 0 BLK: 0	WP: 0 HR: 0 S: 40 P: 44	ERA: 0.00 WHIP: 0.444

Cleveland Indians @ Baltimore Orioles
Memorial Stadium, Baltimore, MD
Sun May 03 1964, 3:38 AM EDT
Att: 11,583 - Unknown

AB 33
R 3
H 8
RBI 3
BB 3
SO 3
LOB 10



Cleveland Indians @ Baltimore Orioles
Memorial Stadium, Baltimore, MD
Sun May 03 1964, 3:38 AM EDT
Att: 11,583 - Unknown

Batter	1	2	3	4	5	6	7	8	9	AB	R	H	RBI	BB	SO	LOB	BOTTOM			
Jackie Brandt, R (1, 8) OBP: 0.319, SLG: 0.348	0-0 3-1		0-0 G5-3 2-3f			0-0 6-3			0-3 K	4	0	0	0	0	1	2				
Luis Aparicio, R (1, 6) OBP: 0.271, SLG: 0.231	0-0 4-3			0-3 K		0-0 6-3			0-0 F7	4	0	0	0	0	1	0				
Brooks Robinson, R (1, 5) OBP: 0.356, SLG: 0.455	0-0 6-3			0-0 4-3		0-0 F3				3	0	0	0	0	0	0				
Norm Siebern, L (1, 3) OBP: 0.355, SLG: 0.327		0-0 5-3		0-0 L8		0-0 3-1				3	0	0	0	0	0	0				
Sam Bowens, R (1, 9) OBP: 0.378, SLG: 0.424		0-3 K			0-0 F8			0-0 6-3		3	0	0	0	0	1	0				
Boog Powell, L (1, 7) OBP: 0.224, SLG: 0.267		0-0 F9			4-0 BB G6-4-3			0-3 K		2	0	0	0	1	1	0				
Jerry Adair, R (1, 4) OBP: 0.281, SLG: 0.296			0-0 1-3		0-0 G6-4-3 1-2			0-0 1B		3	0	1	0	0	0	1				
Dick Brown, R (1, 2) OBP: 0.200, SLG: 0.200			0-0 G5-3 1B			0-3 K2-3		0-0 F7		3	0	1	0	0	1	1				
Robin Roberts, S (1, 1) OBP: 0.167, SLG: 0.167 Joe Gaines, R (8, PH) OBP: 0.214, SLG: 0.333			0-0 1B		0-0 1-2 1B		0-0 F9		0-3 K	2	0	1	0	0	0	0				
Inning Stats	R: 0 E: 0 K: 0 S: 3	H: 0 LOB: 0 BB: 0 P: 3	R: 0 E: 0 K: 1 S: 5	H: 0 LOB: 0 BB: 0 P: 5	R: 0 E: 0 K: 1 S: 5	H: 2 LOB: 1 BB: 0 P: 4	R: 0 E: 0 K: 1 S: 5	H: 0 LOB: 0 BB: 0 P: 5	R: 0 E: 0 K: 0 S: 3	H: 0 LOB: 0 BB: 0 P: 3	R: 0 E: 0 K: 1 S: 6	H: 0 LOB: 1 BB: 0 P: 6	R: 0 E: 0 K: 0 S: 3	H: 0 LOB: 0 BB: 0 P: 3	R: 0 E: 0 K: 2 S: 7	H: 0 LOB: 0 BB: 0 P: 7	1B: 3 2B: 0 3B: 0 HR: 0	SF: 0 SAC: 0 DP: 2 HBP: 0	WP: 0 PB: 0 SB: 0 CS: 0	PA: 29
PITCHER Tommy John, L (1, 1) ERA:	IP: 9.0 WLS: W BF: 29	H: 3 R: 0 ER: 0 SO: 6	BB: 1 IBB: 0 HBP: 0 BLK: 0	WP: 0 HR: 0 S: 40 P: 44	ERA: 0.00 WHIP: 0.444	PITCHER										IP: 9.0 WLS: W BF: 29	H: 3 R: 0 ER: 0 SO: 6	BB: 1 IBB: 0 HBP: 0 BLK: 0	WP: 0 HR: 0 S: 40 P: 44	ERA: 0.00 WHIP: 0.444



Batter	1	2	3	4	5	6	7	8	9	AB	R	H	RBI	BB	SO	LOB	TOP	
Dick Howser, R OBP: 0.333, SLG: 0.310 (1, 6)										5	2	3	0	0	0	0	Cleveland Indians @ Boston Red Sox Fenway Park, Boston, MA Mon May 04 1964, 7:05 PM EDT Att: 12,537 - Unknown	
Vic Davallio, L OBP: 0.242, SLG: 0.274 (1, 8)										4	2	1	0	1	0	1		
Leon Wagner, L OBP: 0.344, SLG: 0.654 (1, 7)										4	2	3	5	1	0	0		
Al Smith, R OBP: 0.217, SLG: 0.286 (1, 9)										4	0	0	0	0	1	5		
Joe Azcue, R OBP: 0.353, SLG: 0.667 (1, 2)										3	0	1	2	0	0	2		
Woodie Held, R OBP: 0.298, SLG: 0.460 (1, 4)										4	0	0	0	0	1	2		
Max Alvis, R OBP: 0.237, SLG: 0.286 (1, 5)										4	0	1	0	0	0	1		
Tito Francona, L OBP: 0.441, SLG: 0.326 (1, 3)										4	0	2	0	0	0	0		
Dick Donovan, L OBP: 0.222, SLG: 0.125 (1, 1)										4	1	0	0	0	3	3		
Inning Stats	R: 2 E: 0 K: 0 S: 5	H: 2 LOB: 1 BB: 1 P: 9	R: 0 E: 0 K: 1 S: 5	H: 1 LOB: 2 BB: 1 P: 8	R: 0 E: 0 K: 1 S: 5	H: 0 LOB: 0 BB: 0 P: 5	R: 0 E: 0 K: 1 S: 5	H: 2 LOB: 1 BB: 0 P: 5	R: 4 E: 0 K: 1 S: 9	H: 4 LOB: 0 BB: 0 P: 9	R: 0 E: 0 K: 1 S: 6	H: 2 LOB: 1 BB: 0 P: 6	R: 0 E: 0 K: 0 S: 3	H: 0 LOB: 0 BB: 0 P: 3	1B: 9 2B: 0 3B: 1 HR: 1	SF: 1 SAC: 0 DP: 0 HBP: 0	WP: 1 PB: 0 SB: 0 CS: 1	PA: 39
PITCHER	IP WLS BF H R ER SO BB IBB HBP BLK WP HR S P ERA WHIP	7.0 L 32 9 7 7 4 2 0 0 0 0 1 1 38 46 9.00 1.571	2.0 7 2 0 0 1 0 0 0 0 0 0 0 9 9 0.00 1.000															

AB	36
R	7
H	11
RBI	7
BB	2
SO	5
LOB	14



Batter	1	2	3	4	5	6	7	8	9	AB	R	H	RBI	BB	SO	LOB	BOTTOM			
Chuck Schilling, R OBP: 0.276, SLG: 0.291 Arnold Earley, L (8, 1)										4	0	1	0	0	0	3	Cleveland Indians @ Boston Red Sox Fenway Park, Boston, MA Mon May 04 1964, 7:05 PM EDT Att: 12,537 - Unknown			
Russ Nixon, L OBP: 0.429, SLG: 0.500 (9, PH)										4	1	2	0	0	1	3				
Eddie Bressoud, R OBP: 0.412, SLG: 0.484 (1, 6)										3	0	0	0	1	0	3				
Carl Yastrzemski, L OBP: 0.281, SLG: 0.400 (1, 7)										3	0	0	1	0	1	0				
Frank Maltzone, R OBP: 0.387, SLG: 0.483 (1, 5)										4	1	1	0	0	0	1				
Dick Stuart, R OBP: 0.323, SLG: 0.418 (1, 3)										4	1	1	0	0	0	1				
Lou Clinton, R OBP: 0.255, SLG: 0.217 (1, 9)										4	0	0	0	0	1	2				
Tony Conigliaro, R OBP: 0.241, SLG: 0.462 (1, 8)										3	2	1	1	1	0	0				
Bob Tillman, R OBP: 0.435, SLG: 0.548 (1, 2)										4	1	2	3	0	1	0				
Bill Spanswick, L OBP: 0.600, SLG: 0.500 Dalton Jones, L OBP: 0.333, SLG: 0.650 (7, PH) (8, 4)										1	0	0	0	1	0	0				
Inning Stats	R: 0 E: 0 K: 0 S: 3	H: 1 LOB: 0 BB: 0 P: 3	R: 3 E: 0 K: 0 S: 5	H: 2 LOB: 0 BB: 1 P: 9	R: 0 E: 0 K: 1 S: 5	H: 1 LOB: 0 BB: 0 P: 5	R: 0 E: 0 K: 2 S: 7	H: 0 LOB: 0 BB: 0 P: 7	R: 0 E: 0 K: 0 S: 3	H: 1 LOB: 1 BB: 1 P: 7	R: 0 E: 0 K: 0 S: 4	H: 1 LOB: 1 BB: 0 P: 4	R: 1 E: 0 K: 0 S: 4	H: 1 LOB: 0 BB: 0 P: 4	R: 1 E: 0 K: 1 S: 7	H: 2 LOB: 1 BB: 0 P: 7	1B: 4 2B: 3 3B: 0 HR: 2	SF: 0 SAC: 1 DP: 2 HBP: 0	WP: 0 PB: 1 SB: 0 CS: 0	PA: 37
PITCHER	IP WLS BF H R ER SO BB IBB HBP BLK WP HR S P ERA WHIP	9.0 W 37 9 5 5 4 3 0 0 0 0 0 2 42 54 5.00 1.333																		



Batter	1	2	3	4	5	6	7	8	9	AB	R	H	RBI	BB	SO	LOB	TOP			
Dick Howser, R OBP: 0.338, SLG: 0.306										4	0	1	0	1	1	3	Cleveland Indians @ Boston Red Sox Fenway Park, Boston, MA Tue May 05 1964, 3:33 AM EDT Att: 2,648 - Unknown livebaseballscorecards.com			
Vic Davallo, L OBP: 0.243, SLG: 0.273										4	0	1	0	0	0	3				
Leon Wagner, L OBP: 0.318, SLG: 0.607										4	0	0	0	0	0	5				
Fred Whitfield, L OBP: 0.314, SLG: 0.323										4	0	1	0	0	1	3				
Tito Francona, L OBP: 0.444, SLG: 0.313										2	0	0	0	2	1	1				
Joe Azcue, R OBP: 0.286, SLG: 0.526										4	0	0	0	0	4	4				
Woodie Held, R Tom Kelley, R Al Luplow, L Ted Abernathy, R										3	0	0	0	0	2	0		AB 32 R 0 H 5 RBI 0 BB 5 SO 10 LOB 21		
Max Alvis, R										4	0	2	0	0	0	0				
Pedro Ramos, S Larry Brown, R										1	0	0	0	1	0	1				
										1	0	0	0	1	0	0				
Inning Stats	R: 0 E: 0 K: 2 S: 9	H: 2 LOB: 3 BB: 1 P: 13	R: 0 E: 0 K: 1 S: 5	H: 0 LOB: 1 BB: 1 P: 9	R: 0 E: 0 K: 1 S: 6	H: 1 LOB: 1 BB: 0 P: 6	R: 0 E: 0 K: 2 S: 8	H: 1 LOB: 1 BB: 0 P: 8	R: 0 E: 0 K: 0 S: 3	H: 0 LOB: 1 BB: 1 P: 7	R: 0 E: 0 K: 0 S: 4	H: 1 LOB: 2 BB: 1 P: 8	R: 0 E: 0 K: 0 S: 7	H: 0 LOB: 1 BB: 1 P: 11	R: 0 E: 0 K: 0 S: 3	H: 0 LOB: 0 BB: 0 P: 3	1B: 3 2B: 2 3B: 0 HR: 0	SF: 0 SAC: 0 DP: 0 HBP: 0	WP: 0 PB: 0 SB: 0 CS: 0	PA: 37
PITCHER Dave Morehead, R ERA: 1.61	IP: 9.0 WLS: W BF: 37	H: 5 R: 0 ER: 0 SO: 10	BB: 5 IBB: 0 HBP: 0 BLK: 0	WP: 0 HR: 0 S: 52 P: 72	ERA: 0.00 WHIP: 1.111	PITCHER										IP: 9.0 WLS: W BF: 37	H: 5 R: 0 ER: 0 SO: 10	BB: 5 IBB: 0 HBP: 0 BLK: 0	WP: 0 HR: 0 S: 52 P: 72	ERA: 0.00 WHIP: 1.111

Batter	1	2	3	4	5	6	7	8	9	AB	R	H	RBI	BB	SO	LOB	BOTTOM			
Chuck Schilling, R OBP: 0.290, SLG: 0.293										3	1	1	0	1	1	0	Cleveland Indians @ Boston Red Sox Fenway Park, Boston, MA Tue May 05 1964, 3:33 AM EDT Att: 2,648 - Unknown livebaseballscorecards.com			
Eddie Bressoud, R										4	1	1	0	0	1	2				
Carl Yastrzemski, L										4	1	2	1	0	0	2				
Frank Maltzone, R										4	1	1	0	0	0	2				
Dick Stuart, R										4	0	0	0	0	1	3				
Lou Clinton, R										4	0	0	0	0	1	2				
Tony Conigliaro, R										4	0	1	0	0	0	0		AB 33 R 4 H 7 RBI 2 BB 1 SO 5 LOB 14		
Bob Tillman, R										3	0	1	1	0	0	0				
Dave Morehead, R										3	0	0	0	0	1	3				
										1B: 6 2B: 1 3B: 0 HR: 0	SF: 0 SAC: 0 DP: 1 HBP: 0	WP: 0 PB: 0 SB: 0 CS: 0	PA: 34							
PITCHER Pedro Ramos, R Tom Kelley, R Ted Abernathy, R	IP: 6.0 WLS: L BF: 27	H: 7 R: 4 ER: 2 SO: 4	BB: 0 IBB: 0 HBP: 0 BLK: 0	WP: 0 HR: 0 S: 35 P: 35	ERA: 3.00 WHIP: 1.167	PITCHER										IP: 6.0 WLS: L BF: 27	H: 7 R: 4 ER: 2 SO: 4	BB: 0 IBB: 0 HBP: 0 BLK: 0	WP: 0 HR: 0 S: 35 P: 35	ERA: 3.00 WHIP: 1.167

Batter	1	2	3	4	5	6	7	8	9	AB	R	H	RBI	BB	SO	LOB	TOP			
Jackie Brandt, R OBP: 0.318, SLG: 0.317 (1, 8)										5	1	2	0	0	1	1	Baltimore Orioles @ Cleveland Indians Cleveland Municipal Stadium, Cleveland, OH Thu May 07 1964, 7:05 PM EDT Att: 3,962 - Unknown livebaseballscorecards.com			
Luis Aparicio, R OBP: 0.263, SLG: 0.261 (1, 6)										5	0	0	0	0	0	2				
Brooks Robinson, R OBP: 0.373, SLG: 0.493 (1, 5)										4	2	2	0	1	0	1				
Norm Siebern, L OBP: 0.410, SLG: 0.438 (1, 3)										4	1	2	1	1	0	1				
Boog Powell, L OBP: 0.266, SLG: 0.362 (1, 7)										4	0	2	3	0	0	2				
Sam Bowens, R OBP: 0.346, SLG: 0.417 (1, 9)										4	0	2	0	0	0	3				
John Orsino, R OBP: 0.319, SLG: 0.415 (1, 2)										4	0	0	0	0	1	2				
Jerry Adair, R OBP: 0.236, SLG: 0.235 (1, 4)										4	0	0	0	0	1	2				
Dave McNally, R Wes Stock, R Lou Jackson, L Harvey Haddix, L Willie Kirkland, L Stu Miller, R (1, 1) (6, 1) (7, Ph) (7, 1) (8, Ph) (8, 1)										2	0	1	0	0	1	1				
Inning Stats	R: 0 E: 0 K: 0 S: 5	H: 3 LOB: 2 BB: 0 P: 5	R: 0 E: 0 K: 2 S: 8	H: 1 LOB: 1 BB: 0 P: 8	R: 2 E: 0 K: 1 S: 6	H: 1 LOB: 1 BB: 2 P: 14	R: 0 E: 0 K: 0 S: 4	H: 1 LOB: 0 BB: 0 P: 4	R: 0 E: 0 K: 1 S: 6	H: 1 LOB: 0 BB: 0 P: 6	R: 2 E: 0 K: 0 S: 7	H: 4 LOB: 2 BB: 0 P: 7	R: 0 E: 0 K: 0 S: 3	H: 0 LOB: 0 BB: 0 P: 3	R: 0 E: 1 K: 0 S: 4	H: 0 LOB: 1 BB: 0 P: 4	1B: 9 2B: 2 3B: 0 HR: 0	SF: 0 SAC: 0 DP: 1 HBP: 0	WP: 0 PB: 0 SB: 0 CS: 0	PA: 40
PITCHER	IP WLS BF H R ER SO BB IBB HBP BLK WP HR S P ERA WHIP	6.2 W 32 11 4 4 4 2 0 0 0 0 0 0 38 46 5.40 1.950	2.1 S 8 0 0 0 0 0 0 0 0 0 0 0 8 8 0.00 0.000	PITCHER																

Batter	1	2	3	4	5	6	7	8	9	AB	R	H	RBI	BB	SO	LOB	BOTTOM			
Dick Howser, R OBP: 0.370, SLG: 0.389 (1, 6)										5	0	3	4	0	0	1	Baltimore Orioles @ Cleveland Indians Cleveland Municipal Stadium, Cleveland, OH Thu May 07 1964, 7:05 PM EDT Att: 3,962 - Unknown livebaseballscorecards.com			
Larry Brown, R OBP: 0.333, SLG: 0.643 (1, 4)										5	0	2	0	0	0	4				
Leon Wagner, L OBP: 0.395, SLG: 0.547 (1, 7)										4	0	1	1	0	0	2				
Wally Post, R Al Luplow, L (1, 9) (8, 9)										3	0	0	0	1	2	1				
Joe Azcue, R OBP: 0.241, SLG: 0.407 (1, 2)										4	0	0	0	0	0	1				
Woodie Held, R OBP: 0.309, SLG: 0.500 (1, 8)										3	2	1	0	1	0	0				
Max Alvis, R OBP: 0.282, SLG: 0.397 (1, 5)										4	2	2	0	0	0	1				
Tito Francona, L OBP: 0.465, SLG: 0.389 (1, 3)										2	3	2	2	1	0	0				
Mudcat Grant, R Ted Abernathy, R (1, 1) (7, 1)										2	2	1	2	0	1	3				
Inning Stats	R: 0 E: 0 K: 0 S: 3	H: 2 LOB: 0 BB: 0 P: 3	R: 0 E: 0 K: 0 S: 3	H: 0 LOB: 0 BB: 0 P: 3	R: 2 E: 0 K: 0 S: 6	H: 3 LOB: 1 BB: 0 P: 6	R: 0 E: 0 K: 0 S: 2	H: 0 LOB: 0 BB: 1 P: 6	R: 3 E: 0 K: 1 S: 8	H: 3 LOB: 1 BB: 0 P: 9	R: 2 E: 0 K: 1 S: 7	H: 2 LOB: 2 BB: 1 P: 12	R: 0 E: 0 K: 1 S: 5	H: 0 LOB: 0 BB: 0 P: 5	R: 2 E: 0 K: 0 S: 5	H: 2 LOB: 1 BB: 1 P: 9	1B: 7 2B: 2 3B: 1 HR: 2	SF: 0 SAC: 1 DP: 2 HBP: 2	WP: 0 PB: 0 SB: 2 CS: 0	PA: 38
PITCHER	IP WLS BF H R ER SO BB IBB HBP BLK WP HR S P ERA WHIP	5.1 L 26 7 1 0 1 0 0 0 0 0 0 5 5 0.00 1.500	1.0 3 0 0 0 1 0 0 0 0 0 0 0 5 5 0.00 0.000	1.0 6 2 2 2 0 0 1 0 0 0 0 0 5 9 18.00 2.000	PITCHER															

Batter	1	2	3	4	5	6	7	8	9	AB R H RBI BB SO LOB	TOP												
Tony Kubek, L (1,6) OBP: 0.273, SLG: 0.341										5 2 3 1 0 0 0	New York Yankees @ Cleveland Indians Cleveland Municipal Stadium, Cleveland, OH Fri May 08 1964, 7:05 PM EDT Att: 20,877 - Overcast - 70 F												
Bobby Richardson, R (1,4) OBP: 0.346, SLG: 0.333										4 2 2 0 1 0 1													
Hector Lopez, R (1,9) OBP: 0.300, SLG: 0.458										5 1 1 0 0 2 5													
Mickey Mantle, S (1,8) OBP: 0.426, SLG: 0.538 Pedro Gonzalez, R (9, PR) OBP: 0.409, SLG: 0.388										2 1 1 3 3 0 1 0 1 0 0 0 0 0													
Tom Tresh, S (1,7) OBP: 0.424, SLG: 0.531 Archie Moore, L (9,3)										5 0 1 0 0 0 6 0 0 0 0 0 0 0													
Elston Howard, R (1,2) OBP: 0.282, SLG: 0.397										5 1 2 3 0 0 1													
Joe Pepitone, L (1,3) OBP: 0.253, SLG: 0.212										5 1 2 1 0 1 2													
Clete Boyer, R (1,5) OBP: 0.246, SLG: 0.213										4 1 1 1 1 0 2													
Ralph Terry, R (1,1) OBP: 0.167, SLG: 0.333										4 0 0 0 0 2 3													
Inning Stats	R: 3 E: 0 K: 0 S: 7	H: 4 LOB: 1 BB: 0 P: 7	R: 2 E: 0 K: 1 S: 6	H: 1 LOB: 2 BB: 3 P: 18	R: 0 E: 0 K: 2 S: 8	H: 1 LOB: 1 BB: 0 P: 8	R: 0 E: 0 K: 0 S: 4	H: 0 LOB: 0 BB: 0 P: 4	R: 0 E: 0 K: 1 S: 5	H: 0 LOB: 0 BB: 0 P: 5	R: 0 E: 0 K: 1 S: 5	H: 0 LOB: 1 BB: 1 P: 9	R: 0 E: 0 K: 0 S: 4	H: 1 LOB: 1 BB: 0 P: 4	R: 5 E: 0 K: 0 S: 8	H: 5 LOB: 1 BB: 1 P: 12	1B: 6 2B: 5 3B: 1 HR: 1	SF: 0 SAC: 1 DP: 0 HBP: 0	WP: 1 PB: 0 SB: 0 CS: 0	PA: 45			
PITCHER	IP WLS BF H R ER SO BB IBB HBP BLK WP HR S P ERA WHIP	IP WLS BF H R ER SO BB IBB HBP BLK WP HR S P ERA WHIP																					
Tommy John, L (1,1) ERA: 2.89	0.1 L 5 4 3 3 0 0 0 0 0 0 0 1 5 5 81.00 12.000	1.2 9 1 2 2 1 3 0 0 0 0 0 0 8 20 10.80 2.400	4.0 14 2 0 0 3 0 0 0 0 0 0 0 20 20 0.00 0.500	2.2 15 5 5 5 1 1 1 0 0 0 0 15 23 16.88 2.250	0.1 2 1 0 0 0 0 0 0 0 0 0 0 2 2 0.00 3.000																		
Dick Howser, R (1,6) OBP: 0.365, SLG: 0.382										4 0 1 0 0 0 0	New York Yankees @ Cleveland Indians Cleveland Municipal Stadium, Cleveland, OH Fri May 08 1964, 7:05 PM EDT Att: 20,877 - Overcast - 70 F												
Larry Brown, R (1,4) OBP: 0.316, SLG: 0.529									3 1 0 0 1 0 1														
Leon Wagner, L (1,7) OBP: 0.388, SLG: 0.574									4 1 1 2 0 1 0														
Fred Whitfield, L (1,3) OBP: 0.333, SLG: 0.324										3 0 1 0 1 0 0													
Tito Francona, L (1,9) OBP: 0.453, SLG: 0.379										4 0 1 0 0 1 1													
Joe Azcue, R (1,2) OBP: 0.212, SLG: 0.355										4 0 0 0 0 1 3													
Woodie Held, R (1,8) OBP: 0.296, SLG: 0.476									3 0 0 0 0 1 1														
Max Alvis, R (1,5) OBP: 0.270, SLG: 0.380									3 0 0 0 0 0 1														
Tommy John, R (1,1) Don McMahon, R (1,1) Jerry Walker, S (3,1) Bob Chance, L (6, PR) Tom Kelley, R (7,1) Gary Bell, R (9,1) Al Luplow, L (9, PR)									0 0 0 0 0 0 0 0 0 0 0 0 0 0 1 0 0 0 0 0 0 1 1 1 1 0 0 0 0 0 0 0 0 0 0 1 0 0 0 0 0 1 0														
Inning Stats	R: 0 E: 0 K: 0 S: 3	H: 0 LOB: 0 BB: 0 P: 3	R: 0 E: 0 K: 2 S: 7	H: 0 LOB: 0 BB: 0 P: 7	R: 0 E: 0 K: 0 S: 3	H: 0 LOB: 0 BB: 0 P: 3	R: 0 E: 0 K: 1 S: 5	H: 1 LOB: 0 BB: 0 P: 5	R: 0 E: 0 K: 0 S: 3	H: 1 LOB: 0 BB: 0 P: 3	R: 1 E: 0 K: 0 S: 4	H: 1 LOB: 0 BB: 0 P: 4	R: 0 E: 0 K: 0 S: 3	H: 0 LOB: 0 BB: 0 P: 3	R: 0 E: 1 K: 1 S: 6	H: 0 LOB: 1 BB: 0 P: 6	R: 2 E: 0 K: 1 S: 7	H: 2 LOB: 2 BB: 2 P: 15	1B: 3 2B: 0 3B: 0 HR: 2	SF: 0 SAC: 0 DP: 2 HBP: 0	WP: 0 PB: 0 SB: 0 CS: 0	PA: 33	
PITCHER	IP WLS BF H R ER SO BB IBB HBP BLK WP HR S P ERA WHIP	IP WLS BF H R ER SO BB IBB HBP BLK WP HR S P ERA WHIP																					
Ralph Terry, R (1,1) ERA: 3.6	9.0 W 33 5 3 3 5 2 0 0 0 0 0 2 41 49 3.00 0.778																						

AB	39
R	10
H	13
RBI	9
BB	5
SO	5
LOB	21



AB	31
R	3
H	5
RBI	3
BB	2
SO	5
LOB	7



Batter	1	2	3	4	5	6	7	8	9	AB	R	H	RBI	BB	SO	LOB	TOP					
Tony Kubek, L OBP: 0.314, SLG: 0.413 Phil Linz, R OBP: 0.235, SLG: 0.188										2	1	1	0	1	0	2	New York Yankees @ Cleveland Indians Cleveland Municipal Stadium, Cleveland, OH Sun May 10 1964, 3:33AM EDT Unknown - 70 F					
Bobby Richardson, R OBP: 0.385, SLG: 0.393										6	3	5	0	0	0	0						
Roger Maris, L OBP: 0.382, SLG: 0.618 Pedro Gonzalez, R OBP: 0.391, SLG: 0.350										5	2	3	5	0	0	3						
Mickey Mantle, S OBP: 0.429, SLG: 0.552 Hector Lopez, R OBP: 0.309, SLG: 0.500										3	1	0	0	2	2	3						
Tom Tresh, S OBP: 0.382, SLG: 0.491 Steve Hamilton, L Bud Daley, L										4	0	1	1	0	2	0						
Joe Pepitone, L OBP: 0.298, SLG: 0.338										4	2	3	1	1	0	2						
Elston Howard, R OBP: 0.351, SLG: 0.379										3	0	0	1	1	2	3						
Clete Boyer, R OBP: 0.244, SLG: 0.217										4	0	1	2	1	2	2						
Jim Bouton, R OBP: 0.071, SLG: 0.071 Archie Moore, L										4	0	0	0	0	3	2						
Inning Stats	R: 5 E: 1 K: 1 S: 10	H: 4 LOB: 2 BB: 2 P: 18	R: 2 E: 0 K: 0 S: 5	H: 3 LOB: 1 BB: 1 P: 9	R: 2 E: 0 K: 3 S: 11	H: 2 LOB: 1 BB: 1 P: 15	R: 0 E: 0 K: 2 S: 8	H: 1 LOB: 1 BB: 0 P: 8	R: 0 E: 0 K: 1 S: 7	H: 2 LOB: 2 BB: 0 P: 7	R: 0 E: 1 K: 2 S: 6	H: 0 LOB: 1 BB: 0 P: 6	R: 1 E: 0 K: 2 S: 8	H: 1 LOB: 2 BB: 0 P: 16	R: 2 E: 1 K: 1 S: 6	H: 1 LOB: 0 BB: 0 P: 7		1B: 11 2B: 3 3B: 0 HR: 2	SF: 2 SAC: 0 DP: 1 HBP: 1	WP: 0 PB: 0 SB: 1 CS: 0	PA: 50	
PITCHER	IP WLS BF H R ER SO BB IBB HBP BLK WP HR S P ERA WHIP	IP WLS BF H R ER SO BB IBB HBP BLK WP HR S P ERA WHIP	IP WLS BF H R ER SO BB IBB HBP BLK WP HR S P ERA WHIP	IP WLS BF H R ER SO BB IBB HBP BLK WP HR S P ERA WHIP	IP WLS BF H R ER SO BB IBB HBP BLK WP HR S P ERA WHIP	IP WLS BF H R ER SO BB IBB HBP BLK WP HR S P ERA WHIP	IP WLS BF H R ER SO BB IBB HBP BLK WP HR S P ERA WHIP	IP WLS BF H R ER SO BB IBB HBP BLK WP HR S P ERA WHIP	IP WLS BF H R ER SO BB IBB HBP BLK WP HR S P ERA WHIP	IP WLS BF H R ER SO BB IBB HBP BLK WP HR S P ERA WHIP	IP WLS BF H R ER SO BB IBB HBP BLK WP HR S P ERA WHIP	IP WLS BF H R ER SO BB IBB HBP BLK WP HR S P ERA WHIP	IP WLS BF H R ER SO BB IBB HBP BLK WP HR S P ERA WHIP	IP WLS BF H R ER SO BB IBB HBP BLK WP HR S P ERA WHIP	IP WLS BF H R ER SO BB IBB HBP BLK WP HR S P ERA WHIP	IP WLS BF H R ER SO BB IBB HBP BLK WP HR S P ERA WHIP	IP WLS BF H R ER SO BB IBB HBP BLK WP HR S P ERA WHIP	IP WLS BF H R ER SO BB IBB HBP BLK WP HR S P ERA WHIP	IP WLS BF H R ER SO BB IBB HBP BLK WP HR S P ERA WHIP	IP WLS BF H R ER SO BB IBB HBP BLK WP HR S P ERA WHIP	IP WLS BF H R ER SO BB IBB HBP BLK WP HR S P ERA WHIP	
Dick Donovan, R ERA: 6.65	0.1	L	6	3	5	4	0	1	1	0	0	0	0	0	0	2	12	108.00	12.000			
Don McMahon, R ERA: 2.92	0.0		2	1	0	0	0	0	0	0	0	0	0	0	0	2	2	∞	∞			
Jerry Walker, R ERA: 5.68	1.2	8	3	2	2	0	1	1	0	0	0	0	1	9	13	10.80	2.400					
Sonny Siebert, R ERA: 6.14	6.0	29	7	3	3	11	3	0	0	0	0	1	48	60	4.50	1.667						
Tom Kelley, R ERA: 9.64	1.0	5	1	2	0	1	0	0	0	1	0	0	0	6	7	0.00	1.000					
Batter	1	2	3	4	5	6	7	8	9	AB	R	H	RBI	BB	SO	LOB	BOTTOM					
Dick Howser, R OBP: 0.362, SLG: 0.369										4	0	1	0	0	1	0	New York Yankees @ Cleveland Indians Cleveland Municipal Stadium, Cleveland, OH Sun May 10 1964, 3:33AM EDT Unknown - 70 F					
Larry Brown, R OBP: 0.286, SLG: 0.423										4	1	0	0	0	1	1						
Leon Wagner, L OBP: 0.386, SLG: 0.605										4	1	2	2	0	1	0						
John Romano, R OBP: 0.438, SLG: 0.725										4	0	0	0	0	1	2						
Fred Whitfield, L OBP: 0.295, SLG: 0.282										4	0	0	0	0	2	0						
Tito Francona, L OBP: 0.415, SLG: 0.338										3	0	0	0	0	0	0						
Woodie Held, R OBP: 0.276, SLG: 0.441 Bob Chance, L OBP: 0.333, SLG: 0.833										1	0	0	0	0	1	0						
Max Alvis, R OBP: 0.259, SLG: 0.359										3	0	0	0	0	2	1						
Dick Donovan, L Don McMahon, R Jerry Walker, S Sonny Siebert, R Al Smith, R Tom Kelley, R										0	0	0	0	0	0	0						
Inning Stats	R: 0 E: 0 K: 1 S: 5	H: 0 LOB: 0 BB: 0 P: 5	R: 0 E: 0 K: 1 S: 5	H: 0 LOB: 0 BB: 0 P: 5	R: 0 E: 0 K: 2 S: 7	H: 0 LOB: 0 BB: 0 P: 7	R: 2 E: 1 K: 2 S: 9	H: 1 LOB: 0 BB: 0 P: 9	R: 0 E: 1 K: 0 S: 3	H: 0 LOB: 0 BB: 0 P: 3	R: 0 E: 0 K: 1 S: 7	H: 2 LOB: 2 BB: 0 P: 7	R: 0 E: 0 K: 1 S: 6	H: 1 LOB: 1 BB: 0 P: 6	R: 0 E: 0 K: 0 S: 3	H: 0 LOB: 0 BB: 0 P: 3		R: 0 E: 0 K: 1 S: 5	H: 0 LOB: 0 BB: 0 P: 5	1B: 2 2B: 1 3B: 0 HR: 1	SF: 0 SAC: 0 DP: 1 HBP: 0	WP: 0 PB: 0 SB: 0 CS: 0
PITCHER	IP WLS BF H R ER SO BB IBB HBP BLK WP HR S P ERA WHIP	IP WLS BF H R ER SO BB IBB HBP BLK WP HR S P ERA WHIP	IP WLS BF H R ER SO BB IBB HBP BLK WP HR S P ERA WHIP	IP WLS BF H R ER SO BB IBB HBP BLK WP HR S P ERA WHIP	IP WLS BF H R ER SO BB IBB HBP BLK WP HR S P ERA WHIP	IP WLS BF H R ER SO BB IBB HBP BLK WP HR S P ERA WHIP	IP WLS BF H R ER SO BB IBB HBP BLK WP HR S P ERA WHIP	IP WLS BF H R ER SO BB IBB HBP BLK WP HR S P ERA WHIP	IP WLS BF H R ER SO BB IBB HBP BLK WP HR S P ERA WHIP	IP WLS BF H R ER SO BB IBB HBP BLK WP HR S P ERA WHIP	IP WLS BF H R ER SO BB IBB HBP BLK WP HR S P ERA WHIP	IP WLS BF H R ER SO BB IBB HBP BLK WP HR S P ERA WHIP	IP WLS BF H R ER SO BB IBB HBP BLK WP HR S P ERA WHIP	IP WLS BF H R ER SO BB IBB HBP BLK WP HR S P ERA WHIP	IP WLS BF H R ER SO BB IBB HBP BLK WP HR S P ERA WHIP	IP WLS BF H R ER SO BB IBB HBP BLK WP HR S P ERA WHIP	IP WLS BF H R ER SO BB IBB HBP BLK WP HR S P ERA WHIP	IP WLS BF H R ER SO BB IBB HBP BLK WP HR S P ERA WHIP	IP WLS BF H R ER SO BB IBB HBP BLK WP HR S P ERA WHIP	IP WLS BF H R ER SO BB IBB HBP BLK WP HR S P ERA WHIP	IP WLS BF H R ER SO BB IBB HBP BLK WP HR S P ERA WHIP	
Jim Bouton, R ERA: 2.61	1.0	W	26	4	2	1	8	0	0	0	0	0	0	0	0	3	3	0.00	0.000			
Steve Hamilton, L ERA	1.0	S	3	0	0	0	0	0	0	0	0	0	0	0	0	0	0	0.00	0.000			
Bud Daley, L ERA: 3.86	1.0	S	3	0	0	0	1	0	0	0	0	0	0	0	5	5	0.00	0.000				

Batter	1	2	3	4	5	6	7	8	9	10	AB	R	H	RBI	BB	SO	LOB	TOP	
Phil Linz, R OBP: 0.231, SLG: 0.189 (1, 6)	K		1-3			FC1-6		F3				5	0	1	0	0	1		
Bobby Richardson, R OBP: 0.365, SLG: 0.371 (1, 4)	F3			6-3		4-3		F9		E1		5	0	0	0	0	0	2	
Hector Lopez, R OBP: 0.283, SLG: 0.456 (1, 7)	6-3			K		F8			F8	F8		5	0	0	0	0	1	3	
Mickey Mantle, S OBP: 0.419, SLG: 0.632 (9, 8)		F7					F8		L8	1-3		4	0	1	0	0	0	0	
Tom Tresh, S OBP: 0.382, SLG: 0.491 (10, PH)				1B								0	0	0	0	0	0	0	
Roger Maris, L OBP: 0.371, SLG: 0.600 (10, 9)												1	0	0	0	0	0	2	
Elston Howard, R OBP: 0.372, SLG: 0.435 (1, 2)				4-3								3	2	2	1	1	0	1	
Jos Peipitone, L OBP: 0.318, SLG: 0.359 (10, 8)		HR										4	0	3	0	0	1	0	
Pedro Gonzalez, R OBP: 0.333, SLG: 0.292 (1, 3)						G6-4-3						4	0	0	1	0	0	4	
Clete Boyer, R OBP: 0.244, SLG: 0.208 (1, 5)				5-3								3	0	0	0	1	1	1	
Stan Williams, R OBP: 0.500, SLG: 0.500 (6, 1)				5-3								2	0	1	0	0	0	0	
Bill Stafford, R (6, 1)						FC1-6				FC5-6		2	1	0	0	0	0	1	
Inning Stats	R: 0 E: 0 K: 1 S: 5	H: 0 LOB: 0 BB: 0 P: 5	R: 1 E: 0 K: 1 S: 6	H: 1 LOB: 0 BB: 0 P: 6	R: 0 E: 0 K: 0 S: 3	H: 0 LOB: 0 BB: 0 P: 3	R: 0 E: 0 K: 1 S: 6	H: 1 LOB: 1 BB: 0 P: 6	R: 0 E: 0 K: 0 S: 4	H: 1 LOB: 1 BB: 1 P: 8	R: 0 E: 0 K: 0 S: 3	H: 0 LOB: 0 BB: 0 P: 3	R: 0 E: 0 K: 0 S: 5	H: 2 LOB: 2 BB: 2 P: 5	R: 1 E: 1 K: 0 S: 5	H: 1 LOB: 2 BB: 1 P: 9	1B: 7 2B: 0 3B: 0 HR: 1	SF: 0 SAC: 0 DP: 1 HBP: 0	WP: 0 PA: 40 PB: 0 SB: 0 CS: 0
PITCHER	IP 9.0	WLS 34	BF 7	H 2	R 2	ER 0	SO 4	BB 1	IBB 0	HBP 0	BLK 0	WP 0	HR 1	S 41	P 45	ERA 2.00	WHIP 0.889		
Jack Kralick, L ERA: 1.14																			
Ted Abernathy, R ERA: 1.17	1.0	L	6	1	1	0	0	1	0	0	0	0	0	5	9	0.00	2.000		

New York Yankees @ Cleveland Indians
Cleveland Municipal Stadium, Cleveland, OH

Sun May 10 1964, 7:05 PM EDT
Att: 28,694 - Unknown - 60 F

AB 38
R 3
H 8
RBI 2
BB 2
SO 4
LOB 15




Batter	1	2	3	4	5	6	7	8	9	10	AB	R	H	RBI	BB	SO	LOB	BOTTOM			
Dick Howser, R OBP: 0.374, SLG: 0.368 (1, 6)	G6-4-3											3	0	1	0	2	0	3			
Larry Brown, R OBP: 0.242, SLG: 0.355 (1, 4)	G6-4-3											5	0	0	0	0	0	7			
Leon Wagner, L OBP: 0.376, SLG: 0.580 (1, 7)	3-1											5	1	1	0	0	1	0			
Fred Whitfield, L OBP: 0.306, SLG: 0.364 (1, 3)		F8										5	1	2	1	0	0	1			
Mudcat Grant, R OBP: 0.462, SLG: 0.700 (10, PR)												0	0	0	0	0	0	0			
Tito Francona, L OBP: 0.425, SLG: 0.357 (1, 9)												5	0	3	1	0	0	0			
Joe Azcue, R OBP: 0.282, SLG: 0.475 (1, 2)												5	0	1	0	0	1	3			
Woodie Held, R OBP: 0.275, SLG: 0.423 (1, 8)												3	0	0	0	1	1	3			
Max Alvis, R OBP: 0.274, SLG: 0.363 (1, 5)												2	0	1	0	1	0	0			
Jack Kralick, L OBP: 0.200, SLG: 0.143 (9, PH)												3	0	1	0	0	0	4			
Bob Chance, L OBP: 0.429, SLG: 0.833 (9, PR)												0	0	0	0	1	0	0			
Vic Davalillo, L OBP: 0.243, SLG: 0.273 (10, 1)												0	0	0	0	0	0	0			
Ted Abernathy, R (10, 1)												0	0	0	0	0	0	0			
Inning Stats	R: 0 E: 0 K: 0 S: 2	H: 0 LOB: 0 BB: 1 P: 6	R: 0 E: 0 K: 1 S: 5	H: 0 LOB: 0 BB: 0 P: 5	R: 0 E: 0 K: 1 S: 6	H: 1 LOB: 2 BB: 1 P: 10	R: 1 E: 0 K: 0 S: 5	H: 2 LOB: 1 BB: 0 P: 5	R: 0 E: 0 K: 0 S: 4	H: 1 LOB: 1 BB: 1 P: 4	R: 1 E: 0 K: 0 S: 6	H: 3 LOB: 3 BB: 1 P: 10	R: 0 E: 0 K: 0 S: 3	H: 0 LOB: 0 BB: 0 P: 3	R: 0 E: 0 K: 0 S: 3	H: 0 LOB: 2 BB: 2 P: 11	R: 0 E: 0 K: 0 S: 4	H: 2 LOB: 2 BB: 0 P: 4	1B: 9 2B: 0 3B: 0 HR: 1	SF: 0 SAC: 1 DP: 3 HBP: 0	WP: 1 PA: 42 PB: 0 SB: 1 CS: 0
PITCHER	IP 5.1	WLS 24	BF 7	H 2	R 2	ER 0	SO 2	BB 2	IBB 0	HBP 0	BLK 0	WP 1	HR 1	S 26	P 34	ERA 3.38	WHIP 1.688				
Stan Williams, R ERA: 4.35																					
Bill Stafford, R ERA: 4.35	4.2	W	18	3	0	0	1	2	1	0	0	0	0	0	17	29	0.00	1.071			


New York Yankees @ Cleveland Indians
Cleveland Municipal Stadium, Cleveland, OH


Sun May 10 1964, 7:05 PM EDT
Att: 28,694 - Unknown - 60 F


AB 36
R 2
H 10
RBI 2
BB 5
SO 3
LOB 21



Batter	1	2	3	4	5	6	7	8	9	AB	R	H	RBI	BB	SO	LOB	TOP			
Chuck Schilling, R OBP: 0.282, SLG: 0.299 (1, 4)	6-3		F8			5-3			E5	5	1	2	0	0	0		Boston Red Sox @ Cleveland Indians Cleveland Municipal Stadium, Cleveland, OH Mon May 11 1964, 7:05 PM EDT Att: 3,403 - Unknown			
Eddie Bresoud, R OBP: 0.423, SLG: 0.463 (1, 6)	G1-6-3 1B			F7		K			F3	5	0	1	0	0	1	3				
Carl Yastrzemski, L OBP: 0.315, SLG: 0.452 (1, 8)	G1-6-3 1-2			L4					K	4	0	0	0	0	1	2				
Frank Maltzone, R OBP: 0.333, SLG: 0.418 (1, 5)		L4 1B 1B		6-3					K	3	1	1	0	1	0	0				
Lou Clinton, R OBP: 0.276, SLG: 0.338 (1, 9)		F9			K				1B BB	4	1	2	1	0	1	1				
Dick Stuart, R OBP: 0.306, SLG: 0.386 (1, 3)		1B			1B				1B 1B	4	2	3	1	0	1	1				
Tony Conigliaro, R OBP: 0.284, SLG: 0.494 (1, 7)		L4			G4-3 2-H 1B				F3	4	1	2	2	0	0	2				
Bob Tillman, R OBP: 0.387, SLG: 0.463 (1, 2)			6-3		G4-3 1-2				F8	3	1	0	0	1	0	1				
Jack Lamabe, R ERA: 2.0 Felix Mantilla, R ERA: 4.2 Arnold Earley, L ERA: 17.47 Dick Williams, R Wilbur Wood, R Dalton Jones, L			K			6-3			5-3	1	0	0	0	0	0	0				
Inning Stats	R: 0 E: 0 K: 0 S: 3	H: 1 LOB: 0 BB: 0 P: 3	R: 0 E: 0 K: 0 S: 4	H: 2 LOB: 1 BB: 0 P: 4	R: 0 E: 0 K: 1 S: 5	H: 0 LOB: 0 BB: 0 P: 5	R: 0 E: 0 K: 0 S: 3	H: 0 LOB: 0 BB: 0 P: 3	R: 1 E: 0 K: 1 S: 6	H: 2 LOB: 0 BB: 0 P: 6	R: 0 E: 0 K: 1 S: 5	H: 0 LOB: 0 BB: 0 P: 5	R: 0 E: 0 K: 0 S: 3	H: 0 LOB: 0 BB: 0 P: 3	R: 6 E: 1 K: 1 S: 10	H: 4 LOB: 2 BB: 3 P: 22	1B: 9 2B: 2 3B: 0 HR: 0	SF: 0 SAC: 0 DP: 3 HBP: 0	WP: 0 PB: 0 SB: 0 CS: 0	PA: 38
PITCHER	IP WLS BF H R ER SO BB IBB HBP BLK WP HR S P ERA WHIP																			
Tommy John, L ERA: 2.0	(1, 1) 8.2 W 34 9 6 1 5 1 0 0 0 0 0 0 43 47 1.04 1.154																			
Gary Bell, R ERA: 4.2	(9, 1) 0.0 3 1 1 0 0 2 0 0 0 0 0 0 1 9 ∞ ∞																			
Ted Abernathy, R ERA: 1.15	(9, 1) 0.1 S 1 0 0 0 0 0 0 0 0 0 0 0 1 1 0.00 0.000																			

Batter	1	2	3	4	5	6	7	8	9	AB	R	H	RBI	BB	SO	LOB	BOTTOM			
Dick Howser, R OBP: 0.375, SLG: 0.380 (1, 6)	F5		K			6-3				5	2	2	1	0	1	1	Boston Red Sox @ Cleveland Indians Cleveland Municipal Stadium, Cleveland, OH Mon May 11 1964, 7:05 PM EDT Att: 3,403 - Unknown			
Larry Brown, R OBP: 0.263, SLG: 0.429 (1, 4)	F9		K		F2					4	1	1	3	1	1	2				
Leon Wagner, L OBP: 0.378, SLG: 0.565 (1, 7)	3-1				HR IBB				FC4-6 BB	4	2	1	0	1	1	1				
Fred Whitfield, L OBP: 0.321, SLG: 0.438 (1, 3)		1B 1B 1B			HR IBB				K2-3	4	2	2	4	0	1	2				
Jerry Kindall, R OBP: 0.500, SLG: 0.500 (8, 3)		1B 1B 1B	K		HR				G3	1	0	1	0	0	0	0				
Tito Francona, L OBP: 0.435, SLG: 0.373 (1, 9)		1B 1B		4-3					K	5	1	3	1	0	1	1				
Joe Azcue, R OBP: 0.281, SLG: 0.455 (1, 2)		1B 1B		K		F4			6-3	4	0	1	0	0	1	2				
Woodie Held, R OBP: 0.274, SLG: 0.413 (1, 8)		F3			F8				K	4	1	1	0	0	1	3				
Max Alvis, R OBP: 0.307, SLG: 0.386 (1, 5)		G6-4-3 1-3 2-H 3-H 1B			2B HR 1B				FC1-6 1B 1B	3	1	3	2	1	0	0				
Tommy John, R ERA: 3.68 Gary Bell, R ERA: 0.79 Wilbur Wood, L ERA: 17.47		G6-4-3 1-2			F2				FC1-6 1B	3	1	0	0	0	0	5				
Inning Stats	R: 0 E: 0 K: 0 S: 3	H: 0 LOB: 0 BB: 0 P: 3	R: 2 E: 0 K: 0 S: 6	H: 4 LOB: 1 BB: 0 P: 6	R: 0 E: 0 K: 3 S: 10	H: 1 LOB: 0 BB: 0 P: 10	R: 0 E: 0 K: 1 S: 5	H: 0 LOB: 0 BB: 0 P: 5	R: 4 E: 0 K: 0 S: 7	H: 4 LOB: 1 BB: 1 P: 11	R: 0 E: 0 K: 1 S: 5	H: 0 LOB: 1 BB: 1 P: 9	R: 1 E: 0 K: 0 S: 4	H: 1 LOB: 1 BB: 1 P: 8	R: 4 E: 0 K: 2 S: 12	H: 5 LOB: 1 BB: 0 P: 12	1B: 12 2B: 1 3B: 0 HR: 2	SF: 0 SAC: 1 DP: 1 HBP: 0	WP: 0 PB: 0 SB: 0 CS: 0	PA: 41
PITCHER	IP WLS BF H R ER SO BB IBB HBP BLK WP HR S P ERA WHIP																			
Jack Lamabe, R ERA: 3.68	(1, 1) 5.0 L 24 9 6 1 1 1 2 0 0 0 0 0 0 9 17 4.50 1.500																			
Arnold Earley, L ERA: 0.79	(6, 1) 2.0 9 1 1 1 1 2 0 0 0 0 0 0 9 17 4.50 1.500																			
Wilbur Wood, L ERA: 17.47	(8, 1) 1.0 8 5 4 4 2 0 0 0 0 0 0 1 12 12 36.00 5.000																			

Batter	1	2	3	4	5	6	7	8	9	AB	R	H	RBI	BB	SO	LOB	TOP								
Felix Mantilla, R OBP: 0.174, SLG: 0.273 (1, 5)	0-0 6-3		0-0 F8		4-0 BB FC1-5 1-2 BB	0-0 CS 2H 1B		0-0 F8		4	0	1	1	1	0	1	Boston Red Sox @ Cleveland Indians Cleveland Municipal Stadium, Cleveland, OH Tue May 12 1964, 7:05 PM EDT Att: 3,122 - Unknown AB 36 R 5 H 12 RBI 5 BB 4 SO 7 LOB 21 								
Eddie Bressoud, R OBP: 0.440, SLG: 0.595 (1, 6)	4-0 FC6-4 BB		0-0 HR		0-0 FC1-5 1-2 2-3f BB	0-0 CS 1-2	0-0 1B	0-0 1B	0-0 1-4-3 SH1-4 1B	4	1	3	1	1	0	2									
Carl Yastrzemski, L OBP: 0.323, SLG: 0.448 (1, 8)	0-0 F7		0-3 K		4-0 1-2 2-3 BB		0-0 1B		0-0 SH1-4	3	0	1	0	1	1	1									
Dick Stuart, R OBP: 0.291, SLG: 0.366 (1, 3)	0-0 FC6-4 1-2f		0-0 6-3		0-3 K		0-3 K		0-0 1-4-3	5	0	0	0	0	2	7									
Lou Clinton, R OBP: 0.272, SLG: 0.320 (1, 9)		0-3 K		0-3 K	0-3 K		0-0 F6		4-0 BB	4	0	0	0	1	3	5									
Dalton Jones, L OBP: 0.340, SLG: 0.604 (1, 4)	0-0 4-3		0-0 HR		0-0 4-3	0-0 F6		0-0 1-3		5	1	1	1	0	0	4									
Tony Conigliaro, R OBP: 0.293, SLG: 0.596 (1, 7)	0-0 2B		0-0 F7		0-0 WP 1B		0-0 6-3			4	1	2	0	0	0	0									
Bob Tillman, R OBP: 0.380, SLG: 0.451 (1, 2)	0-0 6-3		0-0 5-3		0-0 SH4-3 1B	1-4 1B	0-3 K			4	1	1	1	0	1	1									
Bill Spanswick, L OBP: 0.429, SLG: 0.333 (1, 1)			0-0 HR		0-0 FC1-5 BB 1B	1-2 SH4-3	0-0 WP			0	0	0	0	0	0	0									
Bob Heffner, R OBP: 0.500, SLG: 1.250 (1, 1)										2	1	2	1	0	0	0									
Dick Radatz, R OBP: 0.333, SLG: 0.333 (7, 1)										1	0	1	0	0	0	0									
Inning Stats	R: 0 E: 0 K: 0 S: 3	H: 0 LOB: 1 BB: 1 P: 7	R: 0 E: 0 K: 1 S: 6	H: 1 LOB: 1 BB: 0 P: 6	R: 2 E: 0 K: 1 S: 7	H: 2 LOB: 0 BB: 0 P: 7	R: 1 E: 0 K: 1 S: 6	H: 1 LOB: 0 BB: 0 P: 6	R: 0 E: 0 K: 2 S: 8	H: 1 LOB: 3 BB: 2 P: 16	R: 2 E: 0 K: 0 S: 5	H: 3 LOB: 0 BB: 0 P: 5	R: 0 E: 0 K: 1 S: 7	H: 2 LOB: 2 BB: 0 P: 7	R: 0 E: 0 K: 1 S: 6	H: 1 LOB: 2 BB: 1 P: 6	R: 0 E: 0 K: 0 S: 4	H: 1 LOB: 2 BB: 1 P: 8	1B: 8 2B: 1 3B: 0 HR: 3	SF: 0 SAC: 2 DP: 0 HBP: 0	WP: 2 PB: 0 SB: 0 CS: 1	PA: 43			
PITCHER	IP	WLS	BF	H	R	ER	SO	BB	IBB	HBP	BLK	WP	HR	S	P	ERA	WHIP								
Mudcat Grant, R ERA: 6.88 (1, 1)	5.2		28	8	5	5	5	3	0	0	0	1	3	35	47	7.94	1.941								
Don McMahon, R ERA: 2.45 (6, 1)	2.1	W	9	3	0	0	2	0	0	0	0	1	0	13	13	0.00	1.286								
Ted Abernathy, R ERA: 1.08 (9, 1)	1.0	S	5	1	0	0	0	1	0	0	0	0	0	4	8	0.00	2.000								

Batter	1	2	3	4	5	6	7	8	9	AB	R	H	RBI	BB	SO	LOB	BOTTOM								
Dick Howser, R OBP: 0.394, SLG: 0.389 (1, 6)	0-0 E 1B	4-0 S BB			0-0 6-3		0-0 1-3 1-3 1B	4-0 BB IBB		3	1	2	0	2	0	0	Boston Red Sox @ Cleveland Indians Cleveland Municipal Stadium, Cleveland, OH Tue May 12 1964, 7:05 PM EDT Att: 3,122 - Unknown AB 32 R 6 H 9 RBI 4 BB 7 SO 9 LOB 18 								
Larry Brown, R OBP: 0.256, SLG: 0.410 (1, 4)	0-0 E5 1-4H 1B	0-3 K			0-0 5-3		0-0 1-3	0-0 SF9		4	1	1	1	0	1	3									
Leon Wagner, L OBP: 0.398, SLG: 0.575 (1, 7)	0-0 G3 1B	0-0 F6			4-0 BB		4-0 1-3 IBB	4-0 1-2 2-3 BB		2	1	1	0	3	0	2									
Fred Whitfield, L OBP: 0.293, SLG: 0.396 (1, 3)	0-0 G3		0-0 F6		0-3 K		0-0 1-3	0-3 K		5	0	0	0	0	2	7									
Ted Abernathy, R (9, 1)	0-0 2-3		0-0 F6		0-0 K		0-0 1-3	0-3 K		0	0	0	0	0	0	0									
Joe Azcue, R OBP: 0.280, SLG: 0.447 (1, 2)	0-0 2B 1B		0-0 F9		0-3 K		4-0 IBB			3	1	1	1	1	1	0									
Woodie Held, R OBP: 0.284, SLG: 0.468 (1, 8)	0-0 WP 1-4H K 2B		0-0 5-3		0-0 HR		0-0 K			4	1	2	2	0	1	3									
Max Alvis, R OBP: 0.293, SLG: 0.368 (1, 5)	0-3 K		0-0 F8		0-3 K		0-3 K			4	0	0	0	0	3	1									
Tito Francona, L OBP: 0.438, SLG: 0.385 (1, 9)		0-0 4-3 2B		0-3 K2-3		0-0 E3 FC6-4		4-0 2B SF9 BB		3	1	1	0	1	1	0									
Mudcat Grant, R OBP: 0.400, SLG: 0.583 (1, 1)		0-0 4-3		0-0 6-3		0-0 FC6-4		0-0 BB 2B		2	0	0	0	0	0	1									
Don McMahon, R OBP: 0.333, SLG: 0.333 (6, 1)										1	0	0	0	0	0	1									
Bob Chance, L OBP: 0.500, SLG: 1.000 (6, PH)										1	0	1	0	0	0	0									
Vic Davalillo, L OBP: 0.243, SLG: 0.273 (8, PR)										0	0	0	0	0	0	0									
Jerry Kindall, R OBP: 0.500, SLG: 0.500 (9, 3)										0	0	0	0	0	0	0									
Inning Stats	R: 4 E: 1 K: 1 S: 9	H: 5 LOB: 0 BB: 0 P: 9	R: 0 E: 0 K: 1 S: 6	H: 1 LOB: 2 BB: 1 P: 10	R: 0 E: 0 K: 0 S: 3	H: 0 LOB: 0 BB: 0 P: 3	R: 0 E: 0 K: 1 S: 5	H: 0 LOB: 0 BB: 0 P: 5	R: 0 E: 0 K: 1 S: 5	H: 0 LOB: 1 BB: 1 P: 9	R: 1 E: 1 K: 2 S: 9	H: 1 LOB: 1 BB: 0 P: 9	R: 0 E: 0 K: 1 S: 6	H: 1 LOB: 3 BB: 2 P: 14	R: 1 E: 0 K: 2 S: 8	H: 1 LOB: 3 BB: 3 P: 20	R: 0 E: 0 K: 0 S: 4	H: 1 LOB: 2 BB: 1 P: 8	1B: 4 2B: 4 3B: 0 HR: 1	SF: 1 SAC: 0 DP: 0 HBP: 0	WP: 1 PB: 0 SB: 1 CS: 0	PA: 40			
PITCHER	IP	WLS	BF	H	R	ER	SO	BB	IBB	HBP	BLK	WP	HR	S	P	ERA	WHIP								
Bill Spanswick, L ERA: 6.33 (1, 1)	0.1		6	3	1	1	6	2	1	0	0	1	1	33	45	1.50	0.833								
Bob Heffner, R ERA: 3.29 (1, 1)	6.0		24	3	1	1	6	2	1	0	0	1	1	33	45	1.50	0.833								
Dick Radatz, R ERA: 1.03 (7, 1)	1.2	L	10	1	1	1	3	2	2	0	0	0	0	12	28	5.40	1.800								

Batter	1	2	3	4	5	6	7	8	9	AB	R	H	RBI	BB	SO	LOB	TOP																					
Felix Mantilla, R OBP: 0.154, SLG: 0.240	F5			5-3		F5				3	0	0	0	0	0	0	Boston Red Sox @ Cleveland Indians Cleveland Municipal Stadium, Cleveland, OH Wed May 13 1964, 7:05 PM EDT Att: 2,988 - Unknown																					
Eddie Bressoud, R OBP: 0.441, SLG: 0.595	G6-4-3 1B			6-3						2	0	1	0	0	0	0																						
Carl Yastrzemski, L OBP: 0.327, SLG: 0.443	G6-4-3 1-2			4-0 WP BB						1	0	0	0	1	0	1																						
Dick Stuart, R OBP: 0.286, SLG: 0.358		L4		0-3 K						2	0	0	0	0	1	1																						
Tony Conigliaro, R OBP: 0.287, SLG: 0.495		6-3			0-3 K					2	0	0	0	0	1	0																						
Dalton Jones, L OBP: 0.327, SLG: 0.580		6-3			0-3 K2-3					2	0	0	0	0	1	0																						
Lou Clinton, R OBP: 0.265, SLG: 0.312			F2		0-0 1-3					2	0	0	0	0	0	0																						
Bob Tillman, R OBP: 0.383, SLG: 0.452			K			G6-4-3 1B				2	0	1	0	0	1	0																						
Dave Morehead, R OBP: 0.182, SLG: 0.100			3-1			G6-4-3				1	0	0	0	0	0	0																						
Dick Williams, R (6, PH)						1-2				1	0	0	0	0	0	1																						
Arnold Earley, L (6, 1)										0	0	0	0	0	0	0																						
Inning Stats	R: 0 E: 0 K: 0 S: 3	H: 1 LOB: 0 BB: 0 P: 3	R: 0 E: 0 K: 0 S: 3	H: 0 LOB: 0 BB: 0 P: 3	R: 0 E: 0 K: 1 S: 5	H: 0 LOB: 0 BB: 0 P: 5	R: 0 E: 0 K: 1 S: 5	H: 0 LOB: 1 BB: 1 P: 9	R: 0 E: 0 K: 2 S: 7	H: 0 LOB: 0 BB: 0 P: 7	R: 0 E: 0 K: 0 S: 3	H: 1 LOB: 0 BB: 0 P: 3					1B: 2 2B: 0 3B: 0 HR: 0	SF: 0 SAC: 0 DP: 2 HBP: 0	WP: 1 PB: 0 SB: 0 CS: 0	PA: 19																		
PITCHER	IP	WLS	BF	H	R	ER	SO	BB	IBB	HBP	BLK	WP	HR	S	P	ERA	WHIP	PITCHER				IP	WLS	BF	H	R	ER	SO	BB	IBB	HBP	BLK	WP	HR	S	P	ERA	WHIP
Dick Donovan, R ERA: 5.84	(1, 1)	3.0		9	1	0	0	1	0	0	0	0	0	11	11	0.00	0.333																					
Sonny Siebert, R ERA: 4.35	(4, 1)	3.0	W	10	1	0	0	3	1	0	0	0	1	0	15	19	0.00	0.667																				

AB	18
R	0
H	2
RBI	0
BB	1
SO	4
LOB	3



Batter	1	2	3	4	5	6	7	8	9	AB	R	H	RBI	BB	SO	LOB	BOTTOM																					
Dick Howser, R OBP: 0.398, SLG: 0.388	6-3 2B 1B		F9		4-0 G3 1B BB	FC4-6 1-2				3	2	1	0	1	0	3	Boston Red Sox @ Cleveland Indians Cleveland Municipal Stadium, Cleveland, OH Wed May 13 1964, 7:05 PM EDT Att: 2,988 - Unknown																					
Larry Brown, R OBP: 0.239, SLG: 0.381	6-3 1-3		G6-4-3 1-2		G3 1-2					3	0	0	0	0	0	3																						
Leon Wagner, L OBP: 0.396, SLG: 0.567	K			K	0-0 1B 2H					3	0	1	1	0	2	1																						
Fred Whitfield, L OBP: 0.311, SLG: 0.429	3-1 2B 3H			3-1	0-0 1B					3	0	2	1	0	0	0																						
Tito Francona, L OBP: 0.434, SLG: 0.375	F9			E BB	F8					2	1	0	0	1	0	3																						
Joe Azcue, R OBP: 0.284, SLG: 0.420		F9		E4 E 1-2		4-3				3	0	0	0	0	0	1																						
Woodie Held, R OBP: 0.286, SLG: 0.463		F8		E5 1-3 2H		1B 1B				3	0	1	0	0	0	1																						
Max Alvis, R OBP: 0.284, SLG: 0.356			K		K					3	0	0	0	0	3	3																						
Dick Donovan, L OBP: 0.300, SLG: 0.125					1-3					0	0	0	0	0	0	0																						
Sonny Siebert, R OBP: 0.250, SLG: 0.250			G6-4-3 HBP			FC4-6 1B				2	0	1	0	0	0	0																						
Inning Stats	R: 1 E: 0 K: 1 S: 7	H: 2 LOB: 1 BB: 0 P: 7	R: 0 E: 0 K: 1 S: 5	H: 0 LOB: 0 BB: 0 P: 5	R: 0 E: 0 K: 0 S: 2	H: 0 LOB: 0 BB: 0 P: 3	R: 1 E: 2 K: 2 S: 9	H: 0 LOB: 2 BB: 1 P: 13	R: 1 E: 0 K: 0 S: 5	H: 2 LOB: 2 BB: 1 P: 9	R: 0 E: 0 K: 1 S: 7	H: 2 LOB: 0 BB: 0 P: 7					1B: 5 2B: 1 3B: 0 HR: 0	SF: 0 SAC: 0 DP: 1 HBP: 1	WP: 0 PB: 0 SB: 1 CS: 0	PA: 28																		
PITCHER	IP	WLS	BF	H	R	ER	SO	BB	IBB	HBP	BLK	WP	HR	S	P	ERA	WHIP	PITCHER				IP	WLS	BF	H	R	ER	SO	BB	IBB	HBP	BLK	WP	HR	S	P	ERA	WHIP
Dave Morehead, R ERA: 2.67	(1, 1)	5.0	L	23	4	3	2	4	0	0	0	0	0	28	37	3.60	1.200																					
Arnold Earley, L ERA: 0.73	(6, 1)	1.0		5	2	0	0	1	0	0	0	0	0	7	7	0.00	2.000																					

AB	25
R	3
H	6
RBI	2
BB	2
SO	5
LOB	15




Batter	1	2	3	4	5	6	7	8	9	AB	R	H	RBI	BB	SO	LOB	TOP		
Dick Howser, R (1, 6) OBP: 0.398, SLG: 0.398	0-3 K	0-0 FC3-6			0-0 5-3		0-0 SF9 1B	0-0 2B 2B		5	2	2	0	0	1	1	Cleveland Indians @ Detroit Tigers Tiger Stadium, Detroit, MI Fri May 15 1964, 7:05 PM EDT Att: 16,768 - Unknown		
Larry Brown, R (1, 4) OBP: 0.235, SLG: 0.383	0-0 6-3	0-3 K			0-3 K		1-3 K	2-H 3-H 2B		5	0	1	2	0	3	2			
Leon Wagner, L (1, 7) OBP: 0.305, SLG: 0.560	4-0 BB		4-0 G4-6-3 BB		0-0 4-3		0-0 SF9	4-0 IBB		1	0	0	1	3	0	0			
John Romano, R (1, 2) OBP: 0.415, SLG: 0.659	0-3 K		0-3 K			0-3 K	0-0 1B BB	0-3 K		4	0	0	0	1	4	4			
Fred Whitfield, L (1, 3) OBP: 0.338, SLG: 0.450		0-0 1B 1B	0-0 G4-6-3 1-2		0-0 4-3 1B		0-0 1-2 1B		0-0 HR	4	1	3	0	0	0	1			
Jerry Kindall, R (7, 3) OBP: 0.667, SLG: 1.667										1	1	1	1	0	0	0			
Tito Francona, L (1, 9) OBP: 0.423, SLG: 0.365		0-0 1B 1-2 1B		0-0 F3		0-0 4-3	0-0 G3		0-0 F9	5	1	1	0	0	0	3			
Max Alvis, R (1, 5) OBP: 0.300, SLG: 0.355		0-0 1B 1-3 2-H 1B		1-0 HBP		0-0 F3		4-0 2B 2B BB	0-0 6-3	3	2	1	1	1	0	1			
Woodie Held, R (1, 8) OBP: 0.302, SLG: 0.506		0-0 1B 1-2 3-H 1B		0-3 K		0-0 HR 1B		0-0 F8	0-0 HR	5	2	3	2	0	1	2			
Pedro Ramos, S (1, 1) OBP: 0.448, SLG: 0.400		0-3 K		0-0 F9		0-0 HR		0-3 K	0-0 5-3	0	0	0	0	0	0	0			
Al Lupton, L (2, PH) OBP: 0.250, SLG: 0.250										1	0	0	0	0	1	2			
Don McMahon, R (2, 1) OBP: 0.250, SLG: 0.250										0	0	0	0	0	0	0			
Gary Bell, R (6, 1) OBP: 0.390, SLG: 0.500										1	1	1	2	0	0	0			
Bob Chance, L (7, PH) OBP: 0.195, SLG: 1.375										2	0	0	0	0	0	0			
Ted Abernathy, R (7, 1) OBP: 0.250, SLG: 0.250										0	0	0	0	0	0	0			
Sonny Siebert, R (9, 1) OBP: 0.250, SLG: 0.250										0	0	0	0	0	0	0			
Inning Stats	R: 0 E: 0 K: 2 S: 7	H: 0 LOB: 1 BB: 1 P: 11	R: 3 E: 1 K: 2 S: 11	H: 4 LOB: 1 BB: 0 P: 11	R: 0 E: 0 K: 1 S: 4	H: 0 LOB: 0 BB: 1 P: 8	R: 0 E: 0 K: 1 S: 5	H: 0 LOB: 1 BB: 0 P: 6	R: 0 E: 0 K: 1 S: 6	H: 1 LOB: 1 BB: 0 P: 6	R: 3 E: 1 K: 1 S: 9	H: 4 LOB: 2 BB: 1 P: 13	R: 2 E: 0 K: 2 S: 9	H: 2 LOB: 2 BB: 2 P: 17	R: 2 E: 0 K: 0 S: 5	H: 2 LOB: 0 BB: 0 P: 5	1B: 8 2B: 2 3B: 0 HR: 3	SF: 1 SAC: 0 DP: 1 HBP: 1	WP: 0 PA: 45 PB: 0 SB: 0 CS: 0
PITCHER	IP WLS BF H R ER SO BB IBB HBP BLK WP HR S P ERA WHIP	IP WLS BF H R ER SO BB IBB HBP BLK WP HR S P ERA WHIP	IP WLS BF H R ER SO BB IBB HBP BLK WP HR S P ERA WHIP	IP WLS BF H R ER SO BB IBB HBP BLK WP HR S P ERA WHIP	IP WLS BF H R ER SO BB IBB HBP BLK WP HR S P ERA WHIP	IP WLS BF H R ER SO BB IBB HBP BLK WP HR S P ERA WHIP	IP WLS BF H R ER SO BB IBB HBP BLK WP HR S P ERA WHIP	IP WLS BF H R ER SO BB IBB HBP BLK WP HR S P ERA WHIP	IP WLS BF H R ER SO BB IBB HBP BLK WP HR S P ERA WHIP	IP WLS BF H R ER SO BB IBB HBP BLK WP HR S P ERA WHIP	IP WLS BF H R ER SO BB IBB HBP BLK WP HR S P ERA WHIP	IP WLS BF H R ER SO BB IBB HBP BLK WP HR S P ERA WHIP	IP WLS BF H R ER SO BB IBB HBP BLK WP HR S P ERA WHIP	IP WLS BF H R ER SO BB IBB HBP BLK WP HR S P ERA WHIP	IP WLS BF H R ER SO BB IBB HBP BLK WP HR S P ERA WHIP	IP WLS BF H R ER SO BB IBB HBP BLK WP HR S P ERA WHIP	IP WLS BF H R ER SO BB IBB HBP BLK WP HR S P ERA WHIP	IP WLS BF H R ER SO BB IBB HBP BLK WP HR S P ERA WHIP	
Dave Wickersham, R (1, 1) ERA: 2.2	6.0 L	28 8 6 5 8	8 6 5 8	2 0 1 0	0 0 0 0	0 0 15 27	9.00 2.500	18.00 2.000											
Larry Sherry, R (7, 1) ERA: 3.93	2.0	12 3 2 2 3	2 1 0 0	0 0 0 0	0 0 2 5	5	18.00 2.000												
Julio Navarro, R (9, 1) ERA: 7.71	1.0	5 2 2 2 0	0 0 0 0	0 0 0 0	0 0 2 5	5	18.00 2.000												

AB 38
R 10
H 13
RBI 9
BB 5
SO 11
LOB 18



Batter	1	2	3	4	5	6	7	8	9	AB	R	H	RBI	BB	SO	LOB	BOTTOM				
Dick McAuliffe, L (1, 6) OBP: 0.340, SLG: 0.453	4-0 FC4-6 BB		0-3 K		0-0 4-1		0-0 6-3	0-0 4-3		4	0	0	0	1	1	2	Cleveland Indians @ Detroit Tigers Tiger Stadium, Detroit, MI Fri May 15 1964, 7:05 PM EDT Att: 16,768 - Unknown				
Bill Bruton, L (1, 8) OBP: 0.321, SLG: 0.396	0-0 FC4-6 4-3 HR		0-0 PB BB 1B		0-3 K		0-0 1B 1B	0-0 3-1		5	2	2	0	0	1	4					
Gates Brown, L (1, 7) OBP: 0.286, SLG: 0.417	0-0 4-3		4-0 PB BB		0-0 F5		0-0 1B 1-2 1B		0-0 4-3	4	0	1	0	1	0	1					
Norm Cash, L (1, 3) OBP: 0.377, SLG: 0.505	0-0 HR		0-0 F7		4-0 FC5-4 BB		0-0 F6		0-0 G3	4	1	1	2	1	0	4					
Jerry Lumpe, L (1, 4) OBP: 0.306, SLG: 0.365	0-0 HR		4-0 BB		0-0 FC5-4 E FC5-4		0-0 1-3 2-H 1B		0-0 1B 2B	4	3	3	2	1	0	1					
Willie Horton, R (1, 9) OBP: 0.277, SLG: 0.264	0-0 6-3		0-3 K		0-0 E5 FC5-4		0-3 K		4-0 1B BB	4	0	0	0	1	2	6					
Bill Freehan, R (1, 2) OBP: 0.405, SLG: 0.420		0-3 K		0-0 6-3		0-0 FC5-4 1B 1-2 3-H		0-0 G3	0-0 1B 1-3 2-H	5	0	1	2	0	1	1					
Don Wert, R (1, 5) OBP: 0.320, SLG: 0.389		0-0 1-3		0-0 5-3		0-0 1B		0-0 4-3 BB 1B	0-0 L4	5	0	2	0	0	0	2					
Dave Wickersham, R (1, 1) OBP: 0.118, SLG: 0.118		0-0 4-3		0-0 1-3		0-0 F3		4-0 BB		3	0	0	0	0	0	2					
Al Kaline, R (6, PH) OBP: 0.366, SLG: 0.329										0	0	0	0	1	0	0					
Jake Wood, R (8, FR) OBP: 0.176, SLG: 0.176										0	0	0	0	0	0	0					
Julio Navarro, R (9, 1) ERA: 4.22										0	0	0	0	0	0	0					
Inning Stats	R: 3 E: 0 K: 0 S: 5	H: 2 LOB: 0 BB: 1 P: 9	R: 0 E: 0 K: 1 S: 5	H: 0 LOB: 0 BB: 0 P: 5	R: 0 E: 0 K: 2 S: 8	H: 1 LOB: 3 BB: 2 P: 16	R: 0 E: 0 K: 0 S: 3	H: 0 LOB: 0 BB: 0 P: 3	R: 0 E: 0 K: 1 S: 5	H: 0 LOB: 0 BB: 0 P: 5	R: 1 E: 1 K: 0 S: 5	H: 1 LOB: 2 BB: 1 P: 9	R: 1 E: 0 K: 1 S: 8	H: 3 LOB: 2 BB: 0 P: 8	R: 0 E: 0 K: 0 S: 4	H: 1 LOB: 3 BB: 1 P: 8	R: 1 E: 0 K: 0 S: 5	H: 2 LOB: 2 BB: 1 P: 9	1B: 7 2B: 1 3B: 0 HR: 2	SF: 0 SAC: 0 DP: 0 HBP: 0	WP: 0 PA: 44 PB: 1 SB: 0 CS: 0
PITCHER	IP WLS BF H R ER SO BB IBB HBP BLK WP HR S P ERA WHIP	IP WLS BF H R ER SO BB IBB HBP BLK WP HR S P ERA WHIP	IP WLS BF H R ER SO BB IBB HBP BLK WP HR S P ERA WHIP	IP WLS BF H R ER SO BB IBB HBP BLK WP HR S P ERA WHIP	IP WLS BF H R ER SO BB IBB HBP BLK WP HR S P ERA WHIP	IP WLS BF H R ER SO BB IBB HBP BLK WP HR S P ERA WHIP	IP WLS BF H R ER SO BB IBB HBP BLK WP HR S P ERA WHIP	IP WLS BF H R ER SO BB IBB HBP BLK WP HR S P ERA WHIP	IP WLS BF H R ER SO BB IBB HBP BLK WP HR S P ERA WHIP	IP WLS BF H R ER SO BB IBB HBP BLK WP HR S P ERA WHIP	IP WLS BF H R ER SO BB IBB HBP BLK WP HR S P ERA WHIP	IP WLS BF H R ER SO BB IBB HBP BLK WP HR S P ERA WHIP	IP WLS BF H R ER SO BB IBB HBP BLK WP HR S P ERA WHIP	IP WLS BF H R ER SO BB IBB HBP BLK WP HR S P ERA WHIP	IP WLS BF H R ER SO BB IBB HBP BLK WP HR S P ERA WHIP	IP WLS BF H R ER SO BB IBB HBP BLK WP HR S P ERA WHIP	IP WLS BF H R ER SO BB IBB HBP BLK WP HR S P ERA WHIP	IP WLS BF H R ER SO BB IBB HBP BLK WP HR S P ERA WHIP			
Pedro Ramos, R (1, 1) ERA: 3.94	1.0	6 1 0 0 4	2 0 0 0	0 0 0 0	0 0 21 29	0.00 0.750	27.00 3.000														
Don McMahon, R (2, 1) ERA: 1.93	4.0	15 6 1 1 0	1 0 0 0	1 0 0 0	0 0 5 9	0.00 2.000															
Gary Bell, R (6, 1) ERA: 3.94	1.0	W 6 1 1 0	0 0 0 0	1 0 0 0	0 0 16 24	6.75 3.000															
Ted Abernathy, R (7, 1) ERA: 1.86	2.2	16 6 2 2 1	2 0 0 0	2 0 0 0	0 0 1 1	0.00 0.000															
Sonny Siebert, R (9, 1) ERA: 4.22	0.1	S 1 0 0 0	0 0 0 0	0 0 0 0	0 0 1 1	0.00 0.000															



Batter	1	2	3	4	5	6	7	8	9	AB	R	H	RBI	BB	SO	LOB	TOP										
Dick Howser, R OBP: 0.385, SLG: 0.383 (1, 6)	0-0 4-3	0-3 K			0-0 5-3		0-0 F7			4	0	0	0	0	1	2	Cleveland Indians @ Detroit Tigers Tiger Stadium, Detroit, MI Sat May 16 1964, 4:33 AM EDT Att: 6,166 - Unknown livebaseballscorecards.com										
Larry Brown, R OBP: 0.236, SLG: 0.373 (1, 4)	0-0 1B		0-0 4-3		0-3 K		0-3 K			4	0	1	0	0	2	0											
Leon Wagner, L OBP: 0.300, SLG: 0.547 (1, 7)	0-0 L6		0-0 1B		0-0 3-1			0-3 K		4	0	1	0	0	1	1											
Fred Whitfield, L OBP: 0.348, SLG: 0.453 Jerry Kindall, R OBP: 0.697, SLG: 1.667 (8, 3)	0-0 1B		0-0 1B		0-0 G3		0-0 F9			4	0	2	0	0	0	0											
Tito Francona, L OBP: 0.407, SLG: 0.348 (1, 9)	0-0 4-3		0-3 K		0-0 F7		0-0 F2			4	0	0	0	0	1	4											
Max Alvis, R OBP: 0.298, SLG: 0.381 (1, 5)		0-3 K	0-0 F3		0-0 HR			0-0 F3		4	1	1	1	0	1	2											
Joe Azcue, R OBP: 0.281, SLG: 0.426 (1, 2)		0-0 1B		0-0 F8		0-0 F9		0-0 WP		4	0	2	0	0	0	0											
Woodie Held, R OBP: 0.300, SLG: 0.527 (1, 8)		0-0 F7		0-3 K			0-0 HR	0-0 F4		4	1	1	1	0	1	2											
Jack Kralick, L OBP: 0.211, SLG: 0.167 (1, 1)	0-0 1B		0-3 K		0-0 6-3			0-3 K		4	0	1	0	0	2	1											
Inning Stats	R: 0 E: 0 K: 0 S: 5	H: 2 LOB: 2 BB: 0 P: 5	R: 0 E: 0 K: 2 S: 9	H: 2 LOB: 2 BB: 0 P: 9	R: 0 E: 0 K: 1 S: 7	H: 2 LOB: 2 BB: 0 P: 7	R: 0 E: 0 K: 2 S: 7	H: 0 LOB: 0 BB: 0 P: 7	R: 0 E: 0 K: 1 S: 4	H: 1 LOB: 0 BB: 0 P: 4	R: 1 E: 0 K: 1 S: 6	H: 1 LOB: 0 BB: 0 P: 6	R: 0 E: 0 K: 1 S: 5	H: 0 LOB: 0 BB: 0 P: 5	R: 0 E: 0 K: 1 S: 6	H: 1 LOB: 1 BB: 0 P: 6		1B: 7 2B: 0 3B: 0 HR: 2	SF: 0 SAC: 0 DP: 0 HBP: 0	WP: 1 PB: 0 SB: 0 CS: 0	PA: 36						
PITCHER	IP	WLS	BF	H	R	ER	SO	BB	IBB	HBP	BLK	WP	HR	S	P	ERA	WHIP										
Ed Rakow, R ERA: 3.57 (1, 1)	7.0	L	29	8	2	2	7	0	0	0	0	0	2	43	43	2.57	1.143										
Dick Egan, L ERA: 2.4 (8, 1)	2.0		7	1	0	0	2	0	0	0	0	1	0	11	11	0.00	0.500										

Batter	1	2	3	4	5	6	7	8	9	AB	R	H	RBI	BB	SO	LOB	BOTTOM										
Don Wert, R OBP: 0.318, SLG: 0.384 (1, 5)	0-0 1B		0-0 F6		0-0 L5			0-3 K		4	0	1	0	0	1	1	Cleveland Indians @ Detroit Tigers Tiger Stadium, Detroit, MI Sat May 16 1964, 4:33 AM EDT Att: 6,166 - Unknown livebaseballscorecards.com										
Bill Bruton, L OBP: 0.300, SLG: 0.368 (1, 7)	0-3 K		0-3 K			0-0 1-3		0-3 K		4	0	0	0	0	3	1											
Don Demeter, R OBP: 0.232, SLG: 0.351 (1, 8)	0-0 F7			0-0 G3		0-0 6-3		0-0 F8		4	0	1	0	0	0	1											
Norm Cash, L OBP: 0.364, SLG: 0.484 (1, 3)	0-0 5-3			0-0 G3		0-0 F8			0-0 3-1	4	0	0	0	0	0	2											
Jerry Lumpe, L OBP: 0.304, SLG: 0.361 (1, 4)		0-0 5-3		0-0 4-3			0-0 4-3		0-0 6-3	4	0	1	0	0	0	1											
George Thomas, R OBP: 0.389, SLG: 0.875 (1, 9)	0-0 5-3		0-0 F8		0-0 1B		0-0 3B		0-0 5-3	4	1	1	0	0	0	2											
Bill Freehan, R OBP: 0.402, SLG: 0.417 (1, 2)	0-0 5-3			0-0 SH1-3		0-0 5-3				3	0	1	0	0	0	2											
Dick McAuliffe, L OBP: 0.339, SLG: 0.449 (1, 6)	0-3 K			0-0 1B		0-0 F7		0-0 1B		3	0	1	1	0	1	2											
Ed Rakow, S (1, 1)			0-0 F6		0-0 SH1-3		0-0 4-3			1	0	0	0	0	0	0											
Jake Wood, R OBP: 0.167, SLG: 0.167 (7, PH)										1	0	0	0	0	0	1											
Dick Egan, L (8, 1)										0	0	0	0	0	0	0											
Inning Stats	R: 0 E: 0 K: 1 S: 6	H: 1 LOB: 1 BB: 0 P: 6	R: 0 E: 0 K: 1 S: 6	H: 1 LOB: 1 BB: 0 P: 6	R: 0 E: 0 K: 1 S: 5	H: 0 LOB: 0 BB: 0 P: 5	R: 0 E: 0 K: 0 S: 4	H: 1 LOB: 1 BB: 0 P: 4	R: 0 E: 0 K: 0 S: 3	H: 0 LOB: 0 BB: 0 P: 3	R: 1 E: 0 K: 0 S: 5	H: 2 LOB: 1 BB: 0 P: 5	R: 0 E: 0 K: 2 S: 7	H: 0 LOB: 0 BB: 0 P: 7	R: 0 E: 0 K: 0 S: 3	H: 0 LOB: 0 BB: 0 P: 3	1B: 4 2B: 1 3B: 1 HR: 0	SF: 0 SAC: 1 DP: 0 HBP: 0	WP: 0 PB: 0 SB: 0 CS: 0	PA: 33							
PITCHER	IP	WLS	BF	H	R	ER	SO	BB	IBB	HBP	BLK	WP	HR	S	P	ERA	WHIP										
Jack Kralick, L ERA: 1.12 (1, 1)	9.0	W	33	6	1	1	5	0	0	0	0	0	0	43	43	1.00	0.667										



Batter	1	2	3	4	5	6	7	8	9	AB	R	H	RBI	BB	SO	LOB	TOP					
Dick Howser, R (1, 6) OBP: 0.370, SLG: 0.366	F8		5-3			F8		F6	4-3	5	0	0	0	0	0	3	Cleveland Indians @ Detroit Tigers Tiger Stadium, Detroit, MI Sun May 17 1964, 4:33 AM EDT Unknown					
Lary Brown, R (1, 4) OBP: 0.220, SLG: 0.345	K				L9	F4		K		4	0	0	0	0	2	0						
Leon Wagner, L (1, 7) OBP: 0.395, SLG: 0.535	F3				F4	K		1B		4	0	1	0	0	1	0						
Max Alvis, R (1, 5) OBP: 0.296, SLG: 0.376		5-3			F3			1B		4	0	1	0	0	0	0						
Fred Whitfield, L (1, 3) OBP: 0.342, SLG: 0.456		4-3				K		F4		4	1	1	0	0	1	2						
Joe Azcue, R (1, 2) OBP: 0.295, SLG: 0.431		F8			6-3			1B		4	0	2	0	0	0	1						
Tito Francona, L (1, 9) OBP: 0.402, SLG: 0.337 (9, PH)			K			F7		1B		3	0	0	0	1	1	2						
Vic Davalillo, L (9, PH) OBP: 0.243, SLG: 0.273								1B		0	0	0	0	0	0	0						
Woodie Held, R (1, 8) OBP: 0.308, SLG: 0.532			F7					K		3	0	1	1	0	1	2						
Tommy John, R (1, 1) OBP: 0.222, SLG: 0.222								K		2	0	1	0	0	1	1						
Al Smith, R (7, PH) OBP: 0.172, SLG: 0.222										1	0	0	0	0	1	3						
Don McMahon, R (7, 1) OBP: 0.250, SLG: 0.250										0	0	0	0	0	0	0						
Bob Chance, L (9, PH) OBP: 0.500, SLG: 1.222										1	0	0	0	0	1	2						
Inning Stats	R: 0 E: 0 K: 1 S: 5	H: 0 LOB: 0 BB: 0 P: 5	R: 0 E: 0 K: 0 S: 3	H: 0 LOB: 0 BB: 0 P: 3	R: 0 E: 0 K: 1 S: 6	H: 1 LOB: 1 BB: 0 P: 6	R: 0 E: 0 K: 0 S: 3	H: 0 LOB: 0 BB: 0 P: 3	R: 1 E: 0 K: 1 S: 7	H: 2 LOB: 1 BB: 0 P: 7	R: 0 E: 0 K: 1 S: 5	H: 0 LOB: 0 BB: 0 P: 5	R: 0 E: 0 K: 2 S: 8	H: 1 LOB: 3 BB: 1 P: 13	R: 0 E: 0 K: 1 S: 7	H: 2 LOB: 2 BB: 0 P: 7	R: 0 E: 1 K: 2 S: 9	H: 1 LOB: 2 BB: 0 P: 9	1B: 5 2B: 2 3B: 0 HR: 0	SF: 0 SAC: 0 DP: 0 HBP: 1	WP: 0 PB: 0 SB: 1 CS: 0	PA: 37
PITCHER	IP WLS BF H R ER SO BB IBB HBP BLK WP HR S P ERA WHIP																					
Hank Aguirre, L (1, 1) ERA: 2.72	8.0 W 34 7 1 1 7 1 0 1 0 0 0 0 46 51 1.12 1.000																					
Larry Sherry, R (9, 1) ERA: 3.72	1.0 S 3 0 0 0 2 0 0 0 0 0 0 0 7 7 0.00 0.000																					

Batter	1	2	3	4	5	6	7	8	9	AB	R	H	RBI	BB	SO	LOB	BOTTOM			
Don Wert, R (1, 5) OBP: 0.324, SLG: 0.388	G4 1B		F6			L9 SH3-4 1B		L9		4	1	2	0	0	0	2	Cleveland Indians @ Detroit Tigers Tiger Stadium, Detroit, MI Sun May 17 1964, 4:33 AM EDT Unknown			
Jerry Lumpe, L (1, 4) OBP: 0.296, SLG: 0.351	G4 1-2		F9			SH3-4 1-2		F7		3	0	0	0	0	0	1				
Al Kaline, R (1, 9) OBP: 0.361, SLG: 0.363	L5-3					L9 2-3		L6		4	1	1	1	0	0	2				
Don Demeter, R (1, 8) OBP: 0.243, SLG: 0.356						6-3		1-3		4	0	2	1	0	0	1				
Norm Cash, L (1, 3) OBP: 0.351, SLG: 0.465	G3		4-3					F8		4	0	0	0	0	1	2				
Bill Freehan, R (1, 2) OBP: 0.419, SLG: 0.453		4-3				G4-6-3 BB		2B 3B		3	1	2	0	1	0	0				
George Thomas, R (1, 7) OBP: 0.364, SLG: 0.800		4-3				G4-6-3 1-2		F9		4	0	1	1	0	0	2				
Dick McAuliffe, L (1, 6) OBP: 0.363, SLG: 0.475										3	0	3	0	1	0	0				
Hank Aguirre, R (1, 1) Larry Sherry, R (9, 1)										4	0	0	0	0	3	6				
Inning Stats	R: 1 E: 0 K: 0 S: 5	H: 2 LOB: 1 BB: 0 P: 5	R: 0 E: 0 K: 0 S: 4	H: 1 LOB: 1 BB: 0 P: 4	R: 1 E: 0 K: 0 S: 5	H: 2 LOB: 1 BB: 0 P: 5	R: 0 E: 0 K: 1 S: 4	H: 0 LOB: 2 BB: 2 P: 12	R: 0 E: 0 K: 0 S: 4	H: 1 LOB: 1 BB: 0 P: 4	R: 1 E: 0 K: 2 S: 10	H: 3 LOB: 2 BB: 0 P: 10	R: 0 E: 0 K: 0 S: 3	H: 0 LOB: 0 BB: 0 P: 3	R: 0 E: 0 K: 1 S: 7	H: 2 LOB: 2 BB: 0 P: 7		1B: 7 2B: 2 3B: 1 HR: 1	SF: 0 SAC: 1 DP: 1 HBP: 0	WP: 0 PB: 0 SB: 0 CS: 0
PITCHER	IP WLS BF H R ER SO BB IBB HBP BLK WP HR S P ERA WHIP																			
Tommy John, L (1, 1) ERA: 2.63	6.0 L 28 9 3 3 3 2 0 0 0 0 0 0 32 40 4.50 1.833																			
Don McMahon, R (7, 1) ERA: 1.74	2.0 8 2 0 0 1 0 0 0 0 0 0 0 10 10 0.00 1.000																			

Batter	1	2	3	4	5	6	7	8	9	AB	R	H	RBI	BB	SO	LOB	TOP					
Dick Howser, R OBP: 0.366, SLG: 0.362 (1, 6)										4	0	1	0	0	0	0	Cleveland Indians @ Detroit Tigers Tiger Stadium, Detroit, MI Sun May 17 1964, 4:38 AM EDT Att: 22,260 - Unknown					
Lary Brown, R OBP: 0.206, SLG: 0.322 (1, 4)										4	0	0	0	0	0	1						
Leon Wagner, L OBP: 0.398, SLG: 0.534 (1, 7)										4	0	2	0	0	1	0						
Max Alvis, R OBP: 0.295, SLG: 0.371 (1, 5)										4	0	1	0	0	1	1						
Fred Whitfield, L OBP: 0.325, SLG: 0.431 (1, 3)										4	0	0	0	0	2	3						
Joe Azcue, R OBP: 0.297, SLG: 0.426 (1, 2)										3	0	1	0	0	0	0						
Tito Francona, L OBP: 0.400, SLG: 0.337 (1, 9)										3	0	1	0	0	0	2						
Woodie Held, R OBP: 0.299, SLG: 0.515 (1, 8)										3	0	0	0	0	1	1						
Mudcat Grant, R OBP: 0.412, SLG: 0.786 (1, 1)										2	1	1	1	0	0	1						
Gary Bell, R OBP: 0.500, SLG: 0.500 (7, 1)										0	0	0	0	0	0	0						
Vic Davalillo, L OBP: 0.239, SLG: 0.269 (6, PH)										1	0	0	0	0	1	0						
Ted Abernathy, R (8, 1)										0	0	0	0	0	0	0						
Inning Stats	R: 0 E: 0 K: 1 S: 5	H: 0 LOB: 0 BB: 0 P: 5	R: 0 E: 0 K: 2 S: 7	H: 0 LOB: 0 BB: 0 P: 7	R: 0 E: 0 K: 0 S: 3	H: 1 LOB: 0 BB: 0 P: 3	R: 0 E: 0 K: 0 S: 3	H: 0 LOB: 0 BB: 0 P: 3	R: 0 E: 0 K: 1 S: 5	H: 0 LOB: 0 BB: 0 P: 5	R: 1 E: 0 K: 1 S: 7	H: 2 LOB: 1 BB: 0 P: 7	R: 0 E: 0 K: 0 S: 5	H: 2 LOB: 2 BB: 0 P: 5	R: 0 E: 0 K: 1 S: 5	H: 0 LOB: 0 BB: 0 P: 5	R: 0 E: 0 K: 0 S: 4	H: 2 LOB: 1 BB: 0 P: 4	1B: 6 2B: 0 3B: 0 HR: 1	SF: 0 SAC: 0 DP: 2 HBP: 0	WP: 0 PB: 0 SB: 0 CS: 0	PA: 32
PITCHER Mickey Lolich, L ERA: 2.85 (1, 1)	IP: 9.0 WLS: W BF: 32 H: 7 R: 1 ER: 1 SO: 6 BB: 0 IBB: 0 HBP: 0 BLK: 0 WP: 0 HR: 1 S: 44 P: 44 ERA: 1.00 WHIP: 0.778															PITCHER						

Batter	1	2	3	4	5	6	7	8	9	AB	R	H	RBI	BB	SO	LOB	BOTTOM			
Bill Bruton, L OBP: 0.313, SLG: 0.410 (1, 8)										4	0	2	1	0	0	0	Cleveland Indians @ Detroit Tigers Tiger Stadium, Detroit, MI Sun May 17 1964, 4:38 AM EDT Att: 22,260 - Unknown			
Dick McAuliffe, L OBP: 0.368, SLG: 0.500 (1, 6)										3	2	1	1	1	0	2				
Gates Brown, L OBP: 0.333, SLG: 0.563 (1, 7)										4	1	2	1	0	0	0				
Norm Cash, L OBP: 0.356, SLG: 0.466 (1, 3)										4	0	2	1	0	1	1				
Jerry Lumpe, L OBP: 0.286, SLG: 0.339 (1, 4)										4	0	0	0	0	0	2				
Don Demeter, R OBP: 0.236, SLG: 0.346 (1, 9)										3	0	0	0	0	1	2				
Don Wert, R OBP: 0.316, SLG: 0.377 (1, 5)										3	0	0	0	0	1	1				
Mike Roarke, R OBP: 0.217, SLG: 0.217 (1, 2)										3	0	0	0	0	1	0				
Mickey Lolich, S (1, 1)										2	1	0	0	1	0	0				
Inning Stats	R: 0 E: 0 K: 1 S: 6	H: 2 LOB: 1 BB: 0 P: 6	R: 0 E: 0 K: 1 S: 5	H: 0 LOB: 0 BB: 0 P: 5	R: 0 E: 0 K: 0 S: 3	H: 0 LOB: 0 BB: 0 P: 3	R: 2 E: 0 K: 1 S: 7	H: 2 LOB: 1 BB: 1 P: 11	R: 0 E: 0 K: 1 S: 5	H: 0 LOB: 0 BB: 0 P: 5	R: 1 E: 0 K: 0 S: 5	H: 2 LOB: 1 BB: 0 P: 5	R: 1 E: 0 K: 0 S: 4	H: 1 LOB: 1 BB: 1 P: 8	R: 0 E: 0 K: 0 S: 3	H: 0 LOB: 0 BB: 0 P: 3		1B: 4 2B: 1 3B: 2 HR: 1	SF: 0 SAC: 0 DP: 1 HBP: 0	WP: 1 PB: 0 SB: 0 CS: 0
PITCHER Mudcat Grant, R ERA: 6.34 (1, 1)	IP: 6.0 WLS: L BF: 24 H: 6 R: 3 ER: 3 SO: 4 BB: 1 IBB: 0 HBP: 0 BLK: 0 WP: 1 HR: 1 S: 31 P: 35 ERA: 4.50 WHIP: 1.167															PITCHER				
Gary Bell, R ERA: 4.24 (7, 1)	1.0	5	1	1	1	0	1	0	0	0	0	0	4	8	9.00	2.000				
Ted Abernathy, R ERA: 1.77 (8, 1)	1.0	3	0	0	0	0	0	0	0	0	0	3	3	0.00	0.000					


Batter	1	2	3	4	5	6	7	8	9	AB	R	H	RBI	BB	SO	LOB	TOP					
Bill Bruton, L (1, 8) OBP: 0.314, SLG: 0.407	6-3		F8		F8	F9			4-3	5	0	0	0	0	0	0	Detroit Tigers @ Cleveland Indians Cleveland Municipal Stadium, Cleveland, OH Sun May 24 1964, 3:33 AM EDT Att: 12,981 - Unknown					
Gates Brown, L (1, 7) OBP: 0.390, SLG: 0.622 George Thomas, R (9, 7) OBP: 0.355, SLG: 0.793	HR		G3		F8	F4			BB	4	1	1	0	1	0	0						
Al Kaline, R (1, 9) OBP: 0.367, SLG: 0.387	HR				2B	PB		L5-3	K	5	3	3	2	0	1	1						
Norm Cash, L (1, 3) OBP: 0.360, SLG: 0.485	K				FC6-5	PB		F8		3	1	1	0	2	1	0						
Bill Freehan, R (1, 2) OBP: 0.407, SLG: 0.505	K				FC6-5			F9	1-3	4	1	0	1	1	1	3						
Jerry Lumpe, L (1, 4) OBP: 0.287, SLG: 0.322		1-3			E4					4	0	1	2	0	0	0						
Dick McAuliffe, L (1, 6) OBP: 0.331, SLG: 0.446		4-3								4	0	0	0	0	3	3						
Don Wert, R (1, 5) OBP: 0.333, SLG: 0.402										3	1	2	1	1	0	0						
Dave Wickersham, R (1, 1) OBP: 0.083, SLG: 0.083 Larry Sherry, R (7, 1)			K		F9				F7	3	0	0	0	0	1	2						
						4-3			F7	1	0	0	0	0	0	1						
Inning Stats	R: 2 E: 0 K: 2 S: 9	H: 2 LOB: 0 BB: 0 P: 9	R: 0 E: 0 K: 0 S: 3	H: 0 LOB: 0 BB: 0 P: 3	R: 0 E: 0 K: 1 S: 5	H: 0 LOB: 0 BB: 0 P: 5	R: 2 E: 1 K: 1 S: 8	H: 2 LOB: 2 BB: 1 P: 12	R: 2 E: 0 K: 1 S: 7	H: 2 LOB: 2 BB: 2 P: 15	R: 1 E: 0 K: 0 S: 4	H: 1 LOB: 0 BB: 0 P: 4	R: 0 E: 0 K: 0 S: 3	H: 0 LOB: 0 BB: 0 P: 3	R: 0 E: 0 K: 1 S: 6	H: 1 LOB: 1 BB: 0 P: 6	R: 0 E: 0 K: 1 S: 5	H: 0 LOB: 2 BB: 2 P: 13	1B: 5 2B: 1 3B: 0 HR: 2	SF: 0 SAC: 0 DP: 0 HBP: 0	WP: 0 PB: 1 SB: 2 CS: 0	PA: 41
PITCHER	IP WLS BF H R ER SO BB IBB HBP BLK WP HR S P ERA WHIP																					
Pedro Ramos, R (1, 1) ERA: 4.66	4.2 L 24 6 6 5 4 2 1 0 0 0 0 1 29 41 9.64 1.714																					
Don McMahon, R (5, 1) ERA: 1.46	0.1 1 0 0 0 1 0 0 0 0 0 0 0 3 3 0.00 0.000																					
Tom Kelley, R (6, 1) ERA: 8.1	2.0 7 1 1 1 0 0 0 0 0 0 0 1 7 7 4.50 0.500																					
Ted Abernathy, R (8, 1) ERA: 2.66	2.0 9 1 0 0 2 2 0 0 0 0 0 0 11 19 0.00 1.500																					

Batter	1	2	3	4	5	6	7	8	9	AB	R	H	RBI	BB	SO	LOB	BOTTOM					
Dick Howser, R (1, 6) OBP: 0.380, SLG: 0.364	L9		6-3			1B	F6		BB	4	0	1	0	1	0	2	Detroit Tigers @ Cleveland Indians Cleveland Municipal Stadium, Cleveland, OH Sun May 24 1964, 3:33 AM EDT Att: 12,981 - Unknown					
Larry Brown, R (1, 4) OBP: 0.284, SLG: 0.446	6-3		6-3			F3			BB	5	0	1	1	0	0	2						
Leon Wagner, L (1, 7) OBP: 0.383, SLG: 0.513 Ted Abernathy, R (8, 1)	K		K			L9	4-3			4	0	0	0	0	2	3						
Max Alvis, R (1, 5) OBP: 0.300, SLG: 0.393		K			K	L9			BB	4	0	1	0	0	2	1						
Bob Chance, L (1, 9) OBP: 0.556, SLG: 1.063 Al Smith, R (8, PR) OBP: 0.147, SLG: 0.188	F6				K		1B		BB	3	1	1	0	1	1	0						
Fred Whitfield, L (1, 3) OBP: 0.318, SLG: 0.450					K2-3		1B		BB	4	2	2	1	0	1	2						
John Romano, R (1, 2) OBP: 0.409, SLG: 0.582						5-3			BB	3	0	0	0	1	0	4						
Woodie Held, R (1, 8) OBP: 0.289, SLG: 0.477 Tom Kelley, R (6, 1)						6-3				2	0	0	0	0	1	1						
Tito Francona, L (7, PH) OBP: 0.393, SLG: 0.327	K						1B			2	1	1	1	0	0	0						
Pedro Ramos, S (1, 1) OBP: 0.500, SLG: 0.727 Don McMahon, R (5, 1) OBP: 0.200, SLG: 0.200 Al Luplow, L (5, PH) OBP: 0.100, SLG: 0.100					HR		F2		BB	1	1	1	1	0	0	0						
										3	0	1	1	0	1	0						
Inning Stats	R: 0 E: 0 K: 1 S: 5	H: 0 LOB: 0 BB: 0 P: 5	R: 1 E: 0 K: 2 S: 8	H: 1 LOB: 1 BB: 1 P: 12	R: 1 E: 0 K: 1 S: 6	H: 1 LOB: 0 BB: 0 P: 6	R: 0 E: 0 K: 3 S: 9	H: 0 LOB: 0 BB: 0 P: 9	R: 0 E: 0 K: 0 S: 3	H: 0 LOB: 0 BB: 0 P: 3	R: 0 E: 0 K: 0 S: 4	H: 1 LOB: 1 BB: 0 P: 4	R: 3 E: 0 K: 0 S: 8	H: 5 LOB: 2 BB: 0 P: 8	R: 0 E: 0 K: 0 S: 3	H: 1 LOB: 2 BB: 1 P: 7	R: 0 E: 0 K: 1 S: 5	H: 0 LOB: 1 BB: 1 P: 9	1B: 7 2B: 0 3B: 0 HR: 2	SF: 0 SAC: 0 DP: 1 HBP: 0	WP: 0 PB: 0 SB: 0 CS: 0	PA: 38
PITCHER	IP WLS BF H R ER SO BB IBB HBP BLK WP HR S P ERA WHIP																					
Dave Wickersham, R (1, 1) ERA: 2.66	6.1 W 27 7 5 5 7 1 0 0 0 0 0 2 40 44 7.11 1.263																					
Larry Sherry, R (7, 1) ERA: 3.0	2.2 S 11 2 0 0 1 2 0 0 0 0 0 0 11 19 0.00 1.500																					

Batter	1	2	3	4	5	6	7	8	9	AB	R	H	RBI	BB	SO	LOB	TOP										
Dick Howser, R (1, 6) OBP: 0.377, SLG: 0.356	0-3 K		0-0 6-3			4-0 1B BB	0-0 FC6-4			3	1	0	0	1	1	2											
Larry Brown, R (1, 4) OBP: 0.271, SLG: 0.423	0-0 6-3			0-0 6-3		0-3 K		0-3 K		4	0	0	0	0	2	1											
Leon Wagner, L (1, 7) OBP: 0.379, SLG: 0.504	0-3 K			0-0 1-3		0-0 1B 1-2		0-3 K		4	0	1	0	0	2	0											
Max Alvis, R (1, 5) OBP: 0.299, SLG: 0.389		0-0 5-3		0-3 K		0-0 1-3 2H 1B		0-0 F8		4	0	1	1	0	1	0											
Bob Chance, L (1, 9) OBP: 0.500, SLG: 0.944		0-3 K			0-3 K		0-0 L8		0-0 6-3	2	0	0	0	0	2	0											
Al Smith, R (6, PH) OBP: 0.139, SLG: 0.176										2	0	0	0	0	0	2											
John Romano, R (1, 2) OBP: 0.414, SLG: 0.576		0-0 6-3								4	0	2	0	0	0	0											
Vic Davallilo, L (9, PR) OBP: 0.236, SLG: 0.265										0	0	0	0	0	0	0											
Joe Azcue, R (9, 2) OBP: 0.319, SLG: 0.422										0	0	0	0	0	0	0											
Jerry Kindall, R (1, 3) OBP: 0.533, SLG: 0.929			0-3 K		0-0 F8		0-0 1B FC5-4		0-0 6-3	4	1	2	0	0	1	1											
Woodie Held, R (1, 8) OBP: 0.288, SLG: 0.469			0-0 6-3		0-3 K		0-0 1B FC4-6		0-0 FC5-4	4	0	1	0	0	1	3											
Mudcat Grant, R (1, 1) OBP: 0.364, SLG: 0.684							0-0 1-3 FC4-6		0-0 L7	4	0	1	1	0	0	3											
Inning Stats	R: 0 E: 0 K: 2 S: 7	H: 0 LOB: 0 BB: 0 P: 7	R: 0 E: 0 K: 1 S: 5	H: 0 LOB: 0 BB: 0 P: 5	R: 0 E: 0 K: 1 S: 6	H: 1 LOB: 1 BB: 0 P: 6	R: 0 E: 0 K: 1 S: 5	H: 0 LOB: 0 BB: 0 P: 5	R: 0 E: 0 K: 2 S: 8	H: 1 LOB: 1 BB: 0 P: 8	R: 1 E: 0 K: 1 S: 7	H: 2 LOB: 2 BB: 1 P: 11	R: 0 E: 0 K: 0 S: 5	H: 2 LOB: 1 BB: 0 P: 5	R: 0 E: 0 K: 0 S: 5	H: 2 LOB: 2 BB: 0 P: 5	1B: 7 2B: 1 3B: 0 HR: 0	SF: 0 SAC: 0 DP: 0 HBP: 0	WP: 0 PB: 0 SB: 0 CS: 0	PA: 36							
PITCHER	IP	WLS	BF	H	R	ER	SO	BB	IBB	HBP	BLK	WP	HR	S	P	ERA	WHIP										
Whitey Ford, L (1, 1) ERA: 1.89	8.1		34	8	2	2	10	1	0	0	0	0	0	53	57	2.16	1.080										
Pete Mikkelsen, R (9, 1) ERA: 5.49	0.2	W	2	0	0	0	0	0	0	0	0	0	0	2	2	0.00	0.000										

Cleveland Indians @ New York Yankees
 Yankee Stadium, Bronx, NY
 Tue May 26 1964, 7:05 PM EDT
 Att: 15,906 - Unknown - 77 F


AB 35
 R 2
 H 8
 RBI 2
 BB 1
 SO 10
 LOB 12



Batter	1	2	3	4	5	6	7	8	9	AB	R	H	RBI	BB	SO	LOB	BOTTOM										
Phil Linz, R (1, 6) OBP: 0.283, SLG: 0.279	0-0 F7		0-0 F4		0-0 FC4-6		0-0 F8		0-0 1B	5	0	1	0	0	0	2											
Bobby Richardson, R (1, 4) OBP: 0.340, SLG: 0.354	0-0 4-3		0-0 F4		0-0 3B		0-0 3B		0-0 1B	5	0	3	1	0	0	1											
Roger Maris, L (1, 9) OBP: 0.369, SLG: 0.551	4-0 BB			0-0 HR	0-0 4-3		0-0 F2			3	1	1	1	1	0	2											
Mickey Mantle, S (1, 8) OBP: 0.455, SLG: 0.606	0-0 F5			4-0 FC3-6		0-0 1B		0-0 G4-3		3	0	2	0	1	0	1											
Pedro Gonzalez, R (9, PR) OBP: 0.319, SLG: 0.326				0-0 BB		0-0 1B		0-0 1B		0	0	0	0	0	0	0											
Tom Tresh, S (1, 7) OBP: 0.322, SLG: 0.408		0-0 F8		0-0 FC3-6		0-0 F9		0-0 G4-3		4	1	0	0	0	0	3											
Joe Pepitone, L (1, 3) OBP: 0.324, SLG: 0.437		0-0 G1-4-3		0-0 G3		0-0 1B		0-0 G1		4	0	2	0	0	0	2											
Elston Howard, R (1, 2) OBP: 0.371, SLG: 0.490		0-0 G1-4-3		0-0 1B		0-0 1B		0-0 F8		4	1	2	1	0	0	3											
Clete Boyer, R (1, 5) OBP: 0.238, SLG: 0.272			0-3 K		0-3 K		0-0 L8		0-0 SH1-4	3	0	0	0	0	2	3											
Whitey Ford, L (1, 1) OBP: 0.292, SLG: 0.238			0-0 2B		4-0 FC4-6		0-3 K		4-0 1B	2	0	1	0	1	1	0											
Pete Mikkelsen, R (9, 1) OBP: 0.300, SLG: 0.370									4-0 1B	0	0	0	0	0	0	0											
Inning Stats	R: 0 E: 0 K: 0 S: 3	H: 0 LOB: 1 BB: 1 P: 7	R: 0 E: 0 K: 0 S: 3	H: 1 LOB: 0 BB: 0 P: 3	R: 0 E: 0 K: 1 S: 6	H: 1 LOB: 1 BB: 0 P: 6	R: 2 E: 0 K: 1 S: 7	H: 2 LOB: 1 BB: 1 P: 11	R: 0 E: 0 K: 0 S: 3	H: 1 LOB: 1 BB: 1 P: 7	R: 0 E: 0 K: 0 S: 5	H: 2 LOB: 2 BB: 0 P: 5	R: 0 E: 0 K: 1 S: 6	H: 1 LOB: 0 BB: 0 P: 6	R: 0 E: 0 K: 0 S: 3	H: 1 LOB: 3 BB: 1 P: 3	R: 1 E: 0 K: 0 S: 4	H: 3 LOB: 3 BB: 1 P: 8	1B: 8 2B: 1 3B: 2 HR: 1	SF: 0 SAC: 1 DP: 2 HBP: 0	WP: 0 PB: 0 SB: 0 CS: 1	PA: 38					
PITCHER	IP	WLS	BF	H	R	ER	SO	BB	IBB	HBP	BLK	WP	HR	S	P	ERA	WHIP										
Mudcat Grant, R (1, 1) ERA: 5.8	8.1	L	38	12	3	3	3	3	1	0	0	0	1	40	56	3.24	1.800										

Cleveland Indians @ New York Yankees
 Yankee Stadium, Bronx, NY
 Tue May 26 1964, 7:05 PM EDT
 Att: 15,906 - Unknown - 77 F

AB 33
 R 3
 H 12
 RBI 3
 BB 4
 SO 3
 LOB 17



Batter	1	2	3	4	5	6	7	8	9	AB	R	H	RBI	BB	SO	LOB	TOP
Dick Howser, R OBP: 0.365, SLG: 0.343 (1, 6)	F3		5-3			4-3		F8	F5	5	0	0	0	0	0	1	
Larry Brown, R OBP: 0.303, SLG: 0.481 (1, 4)	1-3 1B			F8 G3 1B		WP 1B BB		HR		3	1	3	1	1	0	0	
Leon Wagner, L OBP: 0.376, SLG: 0.496 (1, 7)	1-3			G3		WP 1B		K		4	0	1	0	0	1	2	
Max Alvis, R OBP: 0.297, SLG: 0.385 (1, 5)	F7			F8		F2		1B		4	0	1	0	0	0	4	
John Romano, R OBP: 0.392, SLG: 0.540 (1, 2)		F8		L5		F2		K		4	0	0	0	0	1	4	
Al Smith, R OBP: 0.150, SLG: 0.237 (1, 8)		L9				F8			5-3	4	0	1	0	0	0	0	
Jerry Kindall, R OBP: 0.526, SLG: 0.882 (1, 3)						FC6-4 BB			1-3	3	1	1	0	1	1	1	
Tito Francona, L OBP: 0.381, SLG: 0.314 (1, 9)			L4		FC6-4	F5		G3		4	0	0	0	0	0	3	
Jack Kratlick, L Don McMahon, R Woody Heath, R Sonny Siebert, R Joe Azcue, R Mudcat Grant, R (1, 1) (6, 1) (7, Ph) (7, 1) (9, Ph) (9, Ph)			K		K	K		K		2	0	0	0	0	2	1	
Inning Stats	R: 0 E: 0 K: 0 S: 4	H: 1 LOB: 1 BB: 0 P: 4	R: 0 E: 0 K: 1 S: 5	H: 0 LOB: 0 BB: 0 P: 5	R: 0 E: 0 K: 1 S: 5	H: 1 LOB: 1 BB: 0 P: 4	R: 0 E: 0 K: 0 S: 4	H: 0 LOB: 1 BB: 1 P: 9	R: 0 E: 0 K: 1 S: 6	H: 1 LOB: 1 BB: 0 P: 6	R: 1 E: 0 K: 2 S: 9	H: 2 LOB: 1 BB: 1 P: 8	1B: 4 2B: 1 3B: 1 HR: 1	SF: 0 SAC: 0 DP: 0 HBP: 0	WP: 2 PB: 0 SB: 0 CS: 0	PA: 37	
PITCHER Al Downing, L ERA: 3.38 (1, 1)	IP: 9.0 WLS: W BF: 37 H: 7 R: 2 ER: 2 SO: 6 BB: 3 IBB: 0 HBP: 0 BLK: 0 WP: 2 HR: 1 S: 46 P: 58 ERA: 2.00 WHIP: 1.111																

Cleveland Indians @ New York Yankees
Yankee Stadium, Bronx, NY
Wed May 27 1964, 3:33 AM EDT
Alt. 6,299 - Unknown - 78 F

AB 34
R 2
H 7
RBI 1
BB 3
SO 6
LOB 17

C

Batter	1	2	3	4	5	6	7	8	9	AB	R	H	RBI	BB	SO	LOB	BOTTOM			
Phil Linz, R OBP: 0.268, SLG: 0.264 (1, 6)	F7		L4	F8		F3		5-3		5	0	0	0	0	0	4				
Bobby Richardson, R OBP: 0.341, SLG: 0.355 (1, 4)	F3		5-3 1B		F7	6-3		2-H 1B		5	0	2	1	0	0	1				
Hector Lopez, R OBP: 0.312, SLG: 0.500 (1, 7)	F9		5-3	4-3			FC3-6 1B	K		5	0	1	0	0	1	2				
Roger Maris, L OBP: 0.364, SLG: 0.573 (1, 9)			4-3		F5		FC3-6 1B			4	1	1	1	0	0	2				
Tom Tresh, S OBP: 0.328, SLG: 0.415 (1, 8)		S 2B BB		1B 2B		F7	F8			3	2	1	0	1	0	1				
Elston Howard, R OBP: 0.383, SLG: 0.430 (1, 2)		4-3 1-H 2B		F7		1B 2B	1-3 1B			4	1	3	1	0	0	1				
Joe Pepitone, L OBP: 0.322, SLG: 0.432 (1, 3)		4-3		K		HR 1B	F7			4	1	1	1	0	1	4				
Clete Boyer, R OBP: 0.254, SLG: 0.308 (1, 5)		L8		1B IBB		1-H HR		5-3 1B 1B		3	2	2	2	1	0	1				
Al Downing, R OBP: 0.267, SLG: 0.400 (1, 1)		K		1-3 2-H 1B		3B		K		4	0	2	1	0	2	2				
Inning Stats	R: 0 E: 0 K: 0 S: 3	H: 0 LOB: 0 BB: 0 P: 3	R: 2 E: 0 K: 1 S: 7	H: 2 LOB: 1 BB: 1 P: 11	R: 0 E: 0 K: 0 S: 4	H: 1 LOB: 0 BB: 0 P: 4	R: 1 E: 0 K: 1 S: 7	H: 2 LOB: 2 BB: 1 P: 11	R: 0 E: 0 K: 0 S: 3	H: 0 LOB: 0 BB: 0 P: 3	R: 3 E: 0 K: 0 S: 7	H: 4 LOB: 1 BB: 0 P: 7	R: 0 E: 0 K: 2 S: 5	H: 2 LOB: 2 BB: 0 P: 5	R: 1 E: 0 K: 2 S: 9	H: 2 LOB: 1 BB: 0 P: 9	1B: 7 2B: 3 3B: 1 HR: 2	SF: 0 SAC: 0 DP: 0 HBP: 0	WP: 0 PB: 0 SB: 1 CS: 0	PA: 39
PITCHER Jack Kratlick, L ERA: 2.09 Don McMahon, R ERA: 1.42 Sonny Siebert, R ERA: 5.3 (1, 1) (6, 1) (7, 1)	IP: 5.1 WLS: L BF: 27 H: 9 R: 6 ER: 6 SO: 2 BB: 1 IBB: 0 HBP: 0 BLK: 0 WP: 0 HR: 1 S: 29 P: 37 ERA: 10.12 WHIP: 1.875																			

Cleveland Indians @ New York Yankees
Yankee Stadium, Bronx, NY
Wed May 27 1964, 3:33 AM EDT
Alt. 6,299 - Unknown - 78 F

AB 37
R 7
H 13
RBI 7
BB 2
SO 4
LOB 18

Yankees

Batter	1	2	3	4	5	6	7	8	9	AB	R	H	RBI	BB	SO	LOB	TOP											
Dick Howser, R OBP: 0.362, SLG: 0.340 (1, 6)	5-3		L4			2B 4-3 1B	F8			4	1	1	0	0	0	1	Cleveland Indians @ Washington Senators D.C. Stadium, Washington, DC Fri May 29 1964, 7:05 PM EDT Att: 9,938 - Unknown											
Vic Davallo, L OBP: 0.250, SLG: 0.292 (1, 8)	FC6-4 1B		4-3			4-3 1-3 E 2B		K		4	1	2	0	0	1	0												
Leon Wagner, L OBP: 0.366, SLG: 0.481 (1, 7)	FC6-4 1B 1-2			L3		4-3		K		4	0	0	1	0	1	2												
Max Alvis, R OBP: 0.303, SLG: 0.388 (1, 5)	1-3 1B			CS 1B		E5 HR		6-3		4	1	2	0	0	0	0												
John Romano, R OBP: 0.390, SLG: 0.576 Joe Azcue, R OBP: 0.324, SLG: 0.415 (1, 2) (6, 2)	F7			F8		3-H 1-H HR		6-3		3	1	1	2	0	0	3												
Al Smith, R OBP: 0.159, SLG: 0.238 (1, 9)		E4 G6-4-3			K		F7		1B	4	0	1	0	0	1	0												
Larry Brown, R OBP: 0.290, SLG: 0.459 (1, 4)	F9				6-3		P6		F7	4	0	0	0	0	0	2												
Jerry Kindall, R OBP: 0.500, SLG: 0.800 Fred Whitfield, L OBP: 0.326, SLG: 0.457 (9, PH) (9, PH)	G6-4-3				4-3				1B	3	0	1	0	0	0	1												
Tommy John, R OBP: 0.182, SLG: 0.182 Don McMahon, R OBP: 0.200, SLG: 0.200 Tito Franconeri, L OBP: 0.276, SLG: 0.311 Sonny Siebert, R OBP: 0.252, SLG: 0.351 Bob Chance, L OBP: 0.252, SLG: 0.282 Ted Abernathy, R OBP: 0.252, SLG: 0.282 Tom Kelley, R OBP: 0.252, SLG: 0.282 Al Luplow, L OBP: 0.252, SLG: 0.282 (1, 1) (5, 1) (6, PH) (6, 1) (7, PH) (7, 1) (7, 1) (9, PH)	6-3					0-3 K	0-3 K	0-3 K	0-3 K	1	0	0	0	0	0	0		C										
Inning Stats	R: 0 E: 0 K: 0 S: 5	H: 2 LOB: 2 BB: 0 P: 5	R: 0 E: 1 K: 0 S: 3	H: 0 LOB: 0 BB: 0 P: 3	R: 0 E: 0 K: 0 S: 3	H: 1 LOB: 0 BB: 0 P: 3	R: 0 E: 0 K: 1 S: 5	H: 0 LOB: 0 BB: 0 P: 5	R: 4 E: 1 K: 1 S: 9	H: 3 LOB: 0 BB: 0 P: 9	R: 0 E: 0 K: 1 S: 6	H: 1 LOB: 0 BB: 0 P: 6	R: 0 E: 0 K: 2 S: 7	H: 0 LOB: 0 BB: 0 P: 7	R: 0 E: 0 K: 1 S: 7	H: 2 LOB: 2 BB: 0 P: 7			1B: 7 2B: 1 3B: 0 HR: 1	SF: 0 SAC: 0 DP: 1 HBP: 0	WP: 0 PB: 0 SB: 0 CS: 1	PA: 36						
PITCHER	IP	WLS	BF	H	R	ER	SO	BB	IBB	HBP	BLK	WP	HR	S	P	ERA		WHIP	PITCHER									
Claude Osteen, L ERA: 3.42 Jim Duckworth, R ERA: 1.85 (1, 1) (7, 1)	6.1	W	26	7	4	1	2	0	0	0	0	0	1	30	30	1.42		1.105										

Batter	1	2	3	4	5	6	7	8	9	AB	R	H	RBI	BB	SO	LOB	BOTTOM											
Ed Brinkman, R OBP: 0.212, SLG: 0.309 (1, 6)	G4-3 1B		1B		BB 1-3 BB 2B	SF7	1B	G6-4-3		4	1	3	2	1	0	3	Cleveland Indians @ Washington Senators D.C. Stadium, Washington, DC Fri May 29 1964, 7:05 PM EDT Att: 9,938 - Unknown											
John Kennedy, R OBP: 0.353, SLG: 0.455 (1, 5)	G4-3 1-2		F8		K2-3	1B	1B			5	0	2	2	0	1	4												
Chuck Hinton, R OBP: 0.420, SLG: 0.558 (1, 7)	BB		1-3 1B		BB IBB	1B	1B			2	0	2	0	3	0	0												
Bill Skowron, R OBP: 0.279, SLG: 0.462 (1, 3)	K		K		BB 1-2 2-3 3-H	K	K			4	0	0	1	1	4	9												
Don Lock, R OBP: 0.369, SLG: 0.430 (7, 8) (1, 9)	F8			2-3	FC4 BB		K			4	1	1	1	1	1	3												
Don Leppert, R OBP: 0.143, SLG: 0.091 Mike Brumley, L OBP: 0.330, SLG: 0.310 (7, PH) (8, 2)	F7			4-3	FC4		E6 1B	3-1		3	0	0	0	0	0	3												
Ken Hunt, R OBP: 0.275 Jim King, L OBP: 0.317, SLG: 0.438 (1, 8) (6, PH) (7, 9)	5-3			5-3		K	BB 1B	BB BB		2	0	0	0	0	0	0												
Chuck Cottier, R OBP: 0.262, SLG: 0.343 Don Blasingame, L OBP: 0.310, SLG: 0.328 (6, PH) (7, 4)			1B 3B		2B BB BB	1B SF7 BB	1B BB	BB 1B		1	2	1	0	1	0	0												
Claude Osteen, L OBP: 0.192, SLG: 0.240 Jim Duckworth, R OBP: 0.400, SLG: 0.250 (1, 1) (7, 1)			K		K	1B 1B	K	G6-4-3		3	0	1	0	0	2	2												
Inning Stats	R: 0 E: 0 K: 1 S: 5	H: 1 LOB: 1 BB: 1 P: 9	R: 0 E: 0 K: 0 S: 3	H: 0 LOB: 0 BB: 0 P: 3	R: 1 E: 0 K: 2 S: 10	H: 3 LOB: 2 BB: 0 P: 10	R: 0 E: 0 K: 0 S: 3	H: 0 LOB: 0 BB: 0 P: 3	R: 2 E: 0 K: 2 S: 8	H: 1 LOB: 3 BB: 4 P: 24	R: 1 E: 0 K: 2 S: 10	H: 3 LOB: 3 BB: 1 P: 14	R: 4 E: 1 K: 3 S: 13	H: 3 LOB: 3 BB: 3 P: 25	R: 0 E: 0 K: 0 S: 2	H: 0 LOB: 2 BB: 3 P: 14		1B: 9 2B: 1 3B: 1 HR: 0	SF: 1 SAC: 0 DP: 2 HBP: 0	WP: 0 PB: 0 SB: 0 CS: 0	PA: 46							
PITCHER	IP	WLS	BF	H	R	ER	SO	BB	IBB	HBP	BLK	WP	HR	S	P	ERA		WHIP	PITCHER									
Tommy John, L ERA: 3.86 Don McMahon, R ERA: 1.4 Sonny Siebert, R ERA: 5.49 Ted Abernathy, R ERA: 3.75 Tom Kelley, R ERA: 6.48 (1, 1) (5, 1) (6, 1) (7, 1) (7, 1)	4.2	0	22	5	3	3	5	3	1	0	0	0	0	28	44	5.79		1.714										

Batter	1	2	3	4	5	6	7	8	9	AB	R	H	RBI	BB	SO	LOB	TOP					
Dick Howser, R OBP: 0.361, SLG: 0.349 (1, 6)										5	1	1	0	1	0	0						
Vic Davallio, L OBP: 0.244, SLG: 0.276 (1, 8)										4	1	0	1	1	1	3						
Leon Wagner, L OBP: 0.390, SLG: 0.529 (1, 7)										5	3	5	1	1	0	0						
Fred Whitfield, L OBP: 0.330, SLG: 0.471 Al Smith, R OBP: 0.156, SLG: 0.233 (8, 9)										4	2	2	2	0	0	2						
Max Alvis, R OBP: 0.299, SLG: 0.388 (1, 5)										5	1	1	0	0	1	4						
John Romano, R OBP: 0.390, SLG: 0.606 (1, 2)										5	1	2	3	0	2	4						
Bob Chance, L OBP: 0.500, SLG: 0.826 Jerry Kindall, R OBP: 0.500, SLG: 0.800 (8, 3)										4	1	2	0	1	0	0						
Larry Brown, R OBP: 0.296, SLG: 0.449 (1, 4)										4	0	1	1	1	0	6						
Pedro Ramos, S OBP: 0.353, SLG: 0.500 (1, 1)										5	0	0	0	0	3	5						
Inning Stats	R: 1 E: 0 K: 0 S: 5	H: 2 LOB: 1 BB: 0 P: 5	R: 0 E: 0 K: 1 S: 6	H: 1 LOB: 3 BB: 2 P: 14	R: 0 E: 0 K: 1 S: 7	H: 2 LOB: 3 BB: 1 P: 11	R: 0 E: 0 K: 0 S: 3	H: 0 LOB: 0 BB: 0 P: 3	R: 2 E: 0 K: 1 S: 9	H: 4 LOB: 2 BB: 0 P: 9	R: 4 E: 2 K: 0 S: 7	H: 2 LOB: 1 BB: 1 P: 11	R: 0 E: 0 K: 2 S: 7	H: 0 LOB: 0 BB: 0 P: 7	R: 3 E: 1 K: 2 S: 10	H: 2 LOB: 1 BB: 1 P: 14	R: 0 E: 0 K: 0 S: 4	H: 1 LOB: 1 BB: 0 P: 4	1B: 8 2B: 2 3B: 3 HR: 1	SF: 2 SAC: 0 DP: 0 HBP: 0	WP: 2 PB: 0 CS: 0	PA: 49
PITCHER	IP	WLS	BF	H	R	ER	SO	BB	IBB	HBP	BLK	WP	HR	S	P	ERA	WHIP					
Buster Narum, R ERA: 3.28 (1, 1)	4.0	L	22	7	3	3	2	2	1	0	0	1	0	23	35	6.75	2.250					
Jim Hannan, R ERA: 4.5 (5, 1)	1.2		11	4	4	2	1	1	0	0	0	0	1	12	16	10.80	3.000					
Tom Cheney, R ERA: 4.08 (6, 1)	3.1		16	3	3	0	4	1	0	0	0	1	0	23	27	0.00	1.200					

Cleveland Indians @ Washington Senators
D.C. Stadium, Washington, DC
Sat May 30 1964, 3:33 AM EDT
Att: 7,749 - Unknown


AB 42
R 10
H 14
RBI 8
BB 5
SO 7
LOB 25



Batter	1	2	3	4	5	6	7	8	9	AB	R	H	RBI	BB	SO	LOB	BOTTOM					
Don Blasingame, L OBP: 0.315, SLG: 0.328 (1, 4)										3	1	1	0	1	0	0						
John Kennedy, R OBP: 0.358, SLG: 0.457 (1, 5)										4	1	2	0	0	0	1						
Chuck Hinton, R OBP: 0.411, SLG: 0.545 (1, 7)										4	0	0	0	0	0	3						
Jim King, L OBP: 0.315, SLG: 0.435 (1, 9)										3	0	1	1	0	0	0						
Bill Skowron, R OBP: 0.285, SLG: 0.463 (1, 3)										4	0	2	0	0	1	0						
Mike Brumley, L OBP: 0.327, SLG: 0.308 (1, 2)										4	0	1	0	0	1	2						
Don Lock, R OBP: 0.370, SLG: 0.431 Fred Valentine, S OBP: 0.250, SLG: 0.300 (7, 8)										2	0	1	0	0	0	2						
Ed Brinkman, R OBP: 0.215, SLG: 0.304 (1, 6)										2	0	0	0	1	0	1						
Buster Narum, R (1, 1)										2	0	0	0	0	1	4						
Jim Hannan, R OBP: 0.143, SLG: 0.143 (5, 1)										0	0	0	0	0	0	0						
Tom Cheney, R OBP: 0.333, SLG: 0.333 (6, 1)										1	0	0	0	0	1	0						
Inning Stats	R: 2 E: 1 K: 1 S: 6	H: 1 LOB: 0 BB: 1 P: 10	R: 0 E: 0 K: 0 S: 4	H: 1 LOB: 1 BB: 0 P: 4	R: 0 E: 0 K: 0 S: 3	H: 1 LOB: 3 BB: 1 P: 3	R: 0 E: 0 K: 1 S: 7	H: 2 LOB: 0 BB: 0 P: 11	R: 0 E: 0 K: 0 S: 3	H: 1 LOB: 0 BB: 0 P: 3	R: 0 E: 0 K: 1 S: 5	H: 0 LOB: 0 BB: 0 P: 5	R: 0 E: 0 K: 1 S: 5	H: 0 LOB: 0 BB: 0 P: 5	R: 0 E: 0 K: 0 S: 3	H: 0 LOB: 1 BB: 0 P: 3	R: 0 E: 0 K: 0 S: 4	H: 2 LOB: 1 BB: 0 P: 4	1B: 8 2B: 0 3B: 0 HR: 0	SF: 1 SAC: 0 DP: 3 HBP: 0	WP: 0 PB: 0 CS: 0	PA: 34
PITCHER	IP	WLS	BF	H	R	ER	SO	BB	IBB	HBP	BLK	WP	HR	S	P	ERA	WHIP					
Pedro Ramos, R ERA: 3.94 (1, 1)	9.0	W	34	8	2	1	4	1	1	0	0	0	0	40	48	1.00	1.000					

Cleveland Indians @ Washington Senators
D.C. Stadium, Washington, DC
Sat May 30 1964, 3:33 AM EDT
Att: 7,749 - Unknown

AB 31
R 2
H 8
RBI 1
BB 2
SO 4
LOB 15



Batter	1	2	3	4	5	6	7	8	9	AB	R	H	RBI	BB	SO	LOB	TOP																
Dick Howser, R (1,6) OBP: 0.368, SLG: 0.357										5	2	3	0	0	0	0	Cleveland Indians @ Washington Senators D.C. Stadium, Washington, DC Sun May 31 1964, 3:33 AM EDT Unknown																
Vic Davallio, L (1,8) OBP: 0.253, SLG: 0.284										5	3	2	0	0	1	3																	
Leon Wagner, L (1,7) OBP: 0.396, SLG: 0.550										4	2	2	4	1	1	2																	
Max Alvis, R (1,5) OBP: 0.309, SLG: 0.403										5	1	3	2	0	0	1																	
John Romano, R (1,2) OBP: 0.391, SLG: 0.645										5	1	2	3	0	1	2																	
Al Smith, R (1,9) OBP: 0.167, SLG: 0.239										3	0	1	0	0	0	0																	
Bob Chance, L (8, PH) OBP: 0.481, SLG: 0.792										1	0	0	0	0	1	1																	
Tito Francona, L (8,9) OBP: 0.375, SLG: 0.308										0	0	0	0	0	0	0																	
Jerry Kindall, R (1,3) OBP: 0.500, SLG: 0.762										4	0	0	0	0	1	1																	
Fred Whitfield, L (6, PH) OBP: 0.323, SLG: 0.460										2	0	0	0	0	1	1																	
Don McMahon, R (9,1) OBP: 0.200, SLG: 0.200										0	0	0	0	0	0	0																	
Ted Abernathy, R (9,1)										1	0	0	0	0	0	0																	
Woodie Held, R (1,4) OBP: 0.277, SLG: 0.449										4	0	0	0	0	1	1																	
Mudcat Grant, R (1,1) OBP: 0.333, SLG: 0.619										2	0	0	0	0	1	1																	
Sam McDowell, L (5,1)										0	0	0	0	0	1	0																	
Larry Brown, R (9, PH) OBP: 0.293, SLG: 0.444										1	0	0	0	0	0	0																	
Inning Stats	R: 0 E: 0 K: 0 S: 4	H: 1 LOB: 1 BB: 0 P: 4	R: 1 E: 0 K: 0 S: 4	H: 2 LOB: 0 BB: 0 P: 4	R: 3 E: 1 K: 0 S: 6	H: 2 LOB: 0 BB: 0 P: 6	R: 0 E: 0 K: 1 S: 5	H: 0 LOB: 1 BB: 1 P: 9	R: 1 E: 0 K: 1 S: 6	H: 2 LOB: 1 BB: 1 P: 10	R: 0 E: 0 K: 1 S: 5	H: 1 LOB: 1 BB: 0 P: 9	R: 0 E: 0 K: 1 S: 6	H: 1 LOB: 1 BB: 0 P: 6	R: 4 E: 0 K: 1 S: 10	H: 4 LOB: 1 BB: 0 P: 10	1B: 9 2B: 2 3B: 0 HR: 2	SF: 0 SAC: 0 DP: 0 HBP: 0	WP: 1 PB: 1 CS: 2	PA: 42													
PITCHER	IP WLS BF H R ER SO BB IBB HBP BLK WP HR S P ERA WHIP																																
Don Rudolph, L (1,1) ERA: 5.4	3.0	14	5	4	3	0	0	0	0	0	0	2	14	14	9.00	1.667																	
Steve Ritzsk, R (4,1) ERA: 2.84	3.1	14	3	1	1	3	2	1	0	0	0	0	17	29	2.70	1.500																	
Ron Kline, R (7,1) ERA: 2.49	2.1	L	13	5	4	0	3	0	0	0	0	1	0	19	19	0.00	2.143																
Marshall Bridges, L (9,1) ERA: 5.12	0.1	1	0	0	0	0	0	0	0	0	0	0	1	1	0.00	0.000																	

Batter	1	2	3	4	5	6	7	8	9	AB	R	H	RBI	BB	SO	LOB	BOTTOM																
Don Blasingame, L (1,4) OBP: 0.325, SLG: 0.345										5	1	3	0	0	1	1	Cleveland Indians @ Washington Senators D.C. Stadium, Washington, DC Sun May 31 1964, 3:33 AM EDT Unknown																
John Kennedy, R (1,5) OBP: 0.352, SLG: 0.447										5	1	1	2	0	2	4																	
Chuck Hinton, R (1,7) OBP: 0.411, SLG: 0.564										5	1	2	2	0	0	2																	
Jim King, L (1,9) OBP: 0.306, SLG: 0.422										4	0	0	0	0	2	1																	
Bill Skowron, R (1,3) OBP: 0.290, SLG: 0.484										4	1	2	1	0	2	0																	
Mike Brumley, L (1,2) OBP: 0.325, SLG: 0.299										3	0	0	0	1	0	1																	
Fred Valentine, S (1,8) OBP: 0.229, SLG: 0.273										4	0	0	0	0	1	2																	
Ed Brinkman, R (1,6) OBP: 0.216, SLG: 0.310										4	1	1	0	0	2	0																	
Don Rudolph, L (1,1) Claude Osteen, L (3, PH) Steve Ritzsk, R (4,1) Ron Kline, R (7,1) Marshall Bridges, S (9,1) Dick Phillips, L (9, PH) OBP: 0.260, SLG: 0.261										0	0	0	0	0	0	0																	
Inning Stats	R: 0 E: 0 K: 0 S: 4	H: 1 LOB: 1 BB: 0 P: 4	R: 0 E: 0 K: 1 S: 5	H: 0 LOB: 0 BB: 0 P: 5	R: 0 E: 0 K: 1 S: 6	H: 1 LOB: 1 BB: 0 P: 6	R: 0 E: 0 K: 1 S: 5	H: 0 LOB: 0 BB: 0 P: 5	R: 5 E: 0 K: 1 S: 10	H: 5 LOB: 0 BB: 0 P: 10	R: 0 E: 0 K: 3 S: 9	H: 1 LOB: 1 BB: 1 P: 13	R: 1 E: 0 K: 2 S: 8	H: 1 LOB: 1 BB: 1 P: 12	R: 0 E: 0 K: 1 S: 6	H: 1 LOB: 2 BB: 1 P: 10		1B: 5 2B: 4 3B: 0 HR: 2	SF: 0 SAC: 0 DP: 1 HBP: 0	WP: 0 PB: 0 SB: 0 CS: 0	PA: 39												
PITCHER	IP WLS BF H R ER SO BB IBB HBP BLK WP HR S P ERA WHIP																																
Mudcat Grant, R (1,1) ERA: 6.13	4.2	21	7	5	5	3	0	0	0	0	0	1	27	27	9.64	1.500																	
Sam McDowell, L (5,1) ERA: 2.7	3.1	W	13	2	1	1	6	2	0	0	0	0	1	23	31	2.70	1.200																
Don McMahon, R (9,1) ERA: 1.38	0.1	3	1	0	0	0	1	0	0	0	0	0	2	6	0.00	6.000																	
Ted Abernathy, R (9,1) ERA: 3.65	0.2	S	2	0	0	0	1	0	0	0	0	0	4	4	0.00	0.000																	

Batter	1	2	3	4	5	6	7	8	9	AB	R	H	RBI	BB	SO	LOB	TOP					
Mike Hershberger, R OBP: 0.331, SLG: 0.338 (1, 9)	F3		F8			2B		1B		4	0	2	0	0	0	1	Chicago White Sox @ Cleveland Indians Cleveland Municipal Stadium, Cleveland, OH Mon Jun 01 1964, 7:05 PM EDT Att: 5,005 - Unknown livebaseballscorecards.com					
Don Buford, S OBP: 0.290, SLG: 0.269 (1, 4)	F6			K		F8		K		4	0	0	0	0	2	2						
Jim Landis, R OBP: 0.348, SLG: 0.682 (1, 8)	1-3			F9		F9		F8		4	0	0	0	0	2							
Pete Ward, L OBP: 0.413, SLG: 0.565 (1, 5)		K		F4			5-3	FC6-4 BB		3	0	0	0	1	1	0						
Ron Hansen, R OBP: 0.369, SLG: 0.485 (1, 6)	F3				4-3		6-3	FC6-4 BB		4	0	0	0	0	2							
Dave Nicholson, R OBP: 0.421, SLG: 0.484 (1, 7)	K				E5 1-3		BB HBP 1B		K	4	0	1	0	0	2	0						
Tom McCraw, L OBP: 0.357, SLG: 0.436 (1, 3)					1-3		BB HBP 1B		3-1	3	0	1	0	0	0	1						
Cam Carreon, R OBP: 0.115, SLG: 0.120 (7, PH)			F4		1-3				F8	2	0	0	0	0	2							
Minnie Minoza, R OBP: 0.538, SLG: 0.727 (7, PH)					1-3					0	0	0	0	1	0	0						
Frank Baumann, L (8, 1)							1-2 2-3 BB			0	0	0	0	0	0	0						
Eddie Fisher, R (8, 1)										0	0	0	0	0	0	0						
Al Weis, S OBP: 0.292, SLG: 0.316 (9, PH)										1	0	0	0	0	0	0						
Juan Pizarro, L OBP: 0.286, SLG: 0.400 (7, PH)			F2			K	L4			2	0	0	0	0	1	1						
Jerry McNertney, R OBP: 0.211, SLG: 0.265 (7, 2)										1	0	0	0	0	0	3						
Inning Stats	R: 0 E: 0 K: 0 S: 3	H: 0 LOB: 0 BB: 0 P: 3	R: 0 E: 0 K: 2 S: 7	H: 0 LOB: 0 BB: 0 P: 7	R: 0 E: 0 K: 0 S: 4	H: 1 LOB: 1 BB: 0 P: 4	R: 0 E: 0 K: 1 S: 5	H: 0 LOB: 0 BB: 0 P: 5	R: 0 E: 1 K: 0 S: 4	H: 0 LOB: 1 BB: 0 P: 4	R: 0 E: 0 K: 0 S: 6	H: 1 LOB: 1 BB: 0 P: 6	R: 0 E: 0 K: 0 S: 4	H: 1 LOB: 3 BB: 1 P: 9	R: 0 E: 0 K: 1 S: 6	H: 0 LOB: 2 BB: 1 P: 10	R: 0 E: 0 K: 1 S: 5	H: 0 LOB: 0 BB: 0 P: 5	1B: 3 2B: 1 3B: 0 HR: 0	SF: 0 SAC: 0 DP: 0 HBP: 1	WP: 0 PB: 0 CS: 0	PA: 35
PITCHER Jack Kralick, L ERA: 1.82 (1, 1)	IP: 9.0 WLS: W BF: 35 H: 4 R: 0 ER: 0 SO: 6 BB: 2 IBB: 0 HBP: 1 BLK: 0 WP: 0 HR: 0 S: 44 P: 53 ERA: 0.00 WHIP: 0.667															PITCHER						

Batter	1	2	3	4	5	6	7	8	9	AB	R	H	RBI	BB	SO	LOB	BOTTOM				
Dick Howser, R OBP: 0.350, SLG: 0.337 (1, 6)	F9		6-3		L4		FC4-6 FC6-4			4	0	0	0	0	0	2	Chicago White Sox @ Cleveland Indians Cleveland Municipal Stadium, Cleveland, OH Mon Jun 01 1964, 7:05 PM EDT Att: 5,005 - Unknown livebaseballscorecards.com				
Vic Davallillo, L OBP: 0.271, SLG: 0.292 (1, 8)				4-3		CS 1B	FC6-4			4	0	2	0	0	0	1					
Leon Wagner, L OBP: 0.399, SLG: 0.584 (1, 7)	F2			HR		2B 1B	K			4	2	2	1	0	1	2					
John Romano, R OBP: 0.396, SLG: 0.646 (1, 2)	L5			BB		1B 2B		F6		3	1	1	0	1	0	1					
Max Alvis, R OBP: 0.306, SLG: 0.391 (1, 5)		F8		K		1B		5-3		3	0	0	0	1	1	1					
Larry Brown, R OBP: 0.301, SLG: 0.447 (1, 4)	F3				1B			F9		4	0	2	2	0	0	0					
Jerry Kindall, R OBP: 0.429, SLG: 0.640 (1, 3)	K			K		K				3	0	0	0	0	3	4					
Woodie Held, R OBP: 0.292, SLG: 0.476 (1, 9)			F3			CS SH5-4 1B	K			3	0	1	0	0	1	2					
Jack Kralick, L OBP: 0.200, SLG: 0.167 (1, 1)	F2				SH5-4			FC4-6 1B		2	0	1	0	0	0	0					
Inning Stats	R: 0 E: 0 K: 0 S: 4	H: 1 LOB: 1 BB: 0 P: 4	R: 0 E: 0 K: 1 S: 5	H: 0 LOB: 0 BB: 0 P: 5	R: 0 E: 0 K: 0 S: 3	H: 0 LOB: 0 BB: 0 P: 3	R: 1 E: 0 K: 2 S: 9	H: 2 LOB: 1 BB: 0 P: 13	R: 0 E: 0 K: 0 S: 3	H: 1 LOB: 0 BB: 0 P: 3	R: 2 E: 0 K: 2 S: 10	H: 4 LOB: 2 BB: 1 P: 14	R: 0 E: 0 K: 1 S: 6	H: 1 LOB: 1 BB: 0 P: 6	R: 0 E: 0 K: 0 S: 3	H: 0 LOB: 0 BB: 0 P: 3		1B: 7 2B: 1 3B: 0 HR: 1	SF: 0 SAC: 1 DP: 0 HBP: 0	WP: 0 PB: 0 CS: 2	PA: 33
PITCHER Juan Pizarro, L ERA: 1.59 (1, 1)	IP: 6.0 WLS: L BF: 26 H: 8 R: 3 ER: 3 SO: 5 BB: 1 IBB: 0 HBP: 0 BLK: 0 WP: 0 HR: 1 S: 34 P: 42 ERA: 4.50 WHIP: 1.500															PITCHER					
Frank Baumann, L ERA: 8.14 (7, 1)	1.0 WLS: L BF: 4 H: 1 R: 0 ER: 0 SO: 1 BB: 0 IBB: 0 HBP: 0 BLK: 0 WP: 0 HR: 0 S: 6 P: 6 ERA: 0.00 WHIP: 1.000																				
Eddie Fisher, R ERA: 4.63 (8, 1)	1.0 WLS: L BF: 3 H: 0 R: 0 ER: 0 SO: 0 BB: 0 IBB: 0 HBP: 0 BLK: 0 WP: 0 HR: 0 S: 3 P: 3 ERA: 0.00 WHIP: 0.000																				

Batter	1	2	3	4	5	6	7	8	9	AB	R	H	RBI	BB	SO	LOB	TOP					
Mike Hershberger, R OBP: 0.327, SLG: 0.340 (1, 9)	0-0 2B		0-0 F8		0-0 F8		0-3 K		0-0 G3	5	0	1	0	0	1	1	Chicago White Sox @ Cleveland Indians Cleveland Municipal Stadium, Cleveland, OH Tue Jun 02 1964, 7:05 PM EDT Att: 7,995 - Unknown livebaseballscorecards.com					
Don Buford, S OBP: 0.295, SLG: 0.276 (1, 4)	0-3 K		0-0 1-3		0-0 1B		0-0 1B		0-0 4-3	5	0	2	1	0	1	1						
Jim Landis, R OBP: 0.357, SLG: 0.615 (1, 8)	4-0 BB		0-0 F9		0-3 K		0-0 F9		0-0 1B	4	0	1	0	1	1	2						
Pete Ward, L OBP: 0.388, SLG: 0.527 (1, 5)	0-3 K			0-3 K	5-3		0-3 K		0-0 F8	5	0	0	0	0	3	5						
Ron Hansen, R OBP: 0.366, SLG: 0.474 (1, 6)	0-3 K			4-0 1B CI BB			0-0 F8		0-0 6-3	3	0	0	0	1	1	2						
Dave Nicholson, R OBP: 0.419, SLG: 0.480 Don Mossi, L (8, 1)		0-3 K		0-1 CI 1B			0-0 2B 1B		0-3 K	3	1	1	0	0	2	0						
Tom McCraw, L OBP: 0.352, SLG: 0.427 (1, 3)		0-3 K		0-3 K			0-0 F5		0-0 1B	4	0	1	0	0	2	3						
Jerry McNertney, R OBP: 0.262, SLG: 0.324 (1, 2)		4-0 BB		0-0 1-2 2-3 1B			0-0 1-H 2B		0-3 K	3	0	2	1	1	1	1						
John Buzhardt, R OBP: 0.136, SLG: 0.100 Minnie Minoso, R OBP: 0.571, SLG: 0.750 (8, 7)		0-3 K		0-3 K			0-0 6-3		0-0 G3 E 4-3 1B	3	0	0	0	0	2	5						
										1	1	1	0	0	0	0						
Inning Stats	R: 0 E: 0 K: 3 S: 10	H: 1 LOB: 2 BB: 1 P: 14	R: 0 E: 0 K: 3 S: 9	H: 0 LOB: 1 BB: 1 P: 13	R: 0 E: 0 K: 0 S: 3	H: 0 LOB: 0 BB: 0 P: 3	R: 0 E: 1 K: 3 S: 11	H: 1 LOB: 3 BB: 1 P: 15	R: 0 E: 0 K: 1 S: 6	H: 1 LOB: 1 BB: 0 P: 6	R: 1 E: 0 K: 0 S: 5	H: 2 LOB: 1 BB: 0 P: 5	R: 0 E: 0 K: 2 S: 8	H: 1 LOB: 1 BB: 0 P: 8	R: 0 E: 0 K: 2 S: 8	H: 1 LOB: 1 BB: 0 P: 8	R: 1 E: 1 K: 0 S: 5	H: 2 LOB: 1 BB: 0 P: 5	1B: 7 2B: 2 3B: 0 HR: 0	SF: 0 SAC: 0 DP: 0 HBP: 0	WP: 0 PB: 0 CS: 0	PA: 40
PITCHER Sam McDowell, L ERA: 2.19 (1, 1)	IP: 9.0 WLS: W BF: 40	H: 9 R: 2 ER: 2 SO: 14	BB: 3 IBB: 0 HBP: 0 BLK: 0	WP: 0 HR: 0 S: 65 P: 77	ERA: 2.00 WHIP: 1.333	PITCHER										IP: 9.0 WLS: W BF: 40	H: 9 R: 2 ER: 2 SO: 14	BB: 3 IBB: 0 HBP: 0 BLK: 0	WP: 0 HR: 0 S: 65 P: 77	ERA: 2.00 WHIP: 1.333		

Batter	1	2	3	4	5	6	7	8	9	AB	R	H	RBI	BB	SO	LOB	BOTTOM			
Dick Howser, R OBP: 0.353, SLG: 0.341 (1, 6)	0-0 1B E 1B		0-0 F8		0-0 5-3		0-0 1B			4	0	2	0	0	0	0	Chicago White Sox @ Cleveland Indians Cleveland Municipal Stadium, Cleveland, OH Tue Jun 02 1964, 7:05 PM EDT Att: 7,995 - Unknown livebaseballscorecards.com			
Vic Davalillo, L OBP: 0.280, SLG: 0.280 (1, 8)	0-0 F8		0-0 6-3			0-3 K	0-0 1-3			4	0	0	0	0	1	2				
Leon Wagner, L OBP: 0.395, SLG: 0.595 (1, 7)	0-0 E4 1-2 1B		0-0 HR			0-0 4-3		0-3 K		4	1	1	1	0	1	1				
John Romano, R OBP: 0.389, SLG: 0.627 (1, 2)	0-0 F6		0-0 6-3			0-0 1B		0-3 K		4	0	1	0	0	1	2				
Fred Whitfield, L OBP: 0.347, SLG: 0.495 (8, PR) Pedro Ramos, S OBP: 0.353, SLG: 0.500 Jerry Kindall, R OBP: 0.429, SLG: 0.640 (9, 3)	0-0 1-2 2-3 1B			0-0 1-3		0-0 F7		0-0 1B		4	0	2	0	0	0	1				
Bob Chance, L OBP: 0.441, SLG: 0.667 Al Smith, R OBP: 0.160, SLG: 0.229 (8, 9)	0-0 1-3			0-3 K			0-3 K	0-0 F7		3	0	0	0	0	2	3				
Max Alvis, R OBP: 0.307, SLG: 0.409 (1, 5)		0-0 6-3		0-3 K			0-0 HR			3	1	1	1	0	1	0				
Larry Brown, R OBP: 0.302, SLG: 0.474 (1, 4)		0-3 K			0-3 K		0-0 HR			3	1	1	1	0	2	0				
Sam McDowell, L (1, 1)		0-3 K			0-3 K2-3		0-0 G3			3	0	0	0	0	2	0				
										1	0	0	0	0	1					
Inning Stats	R: 0 E: 1 K: 0 S: 6	H: 2 LOB: 3 BB: 0 P: 6	R: 0 E: 0 K: 2 S: 7	H: 0 LOB: 0 BB: 0 P: 7	R: 1 E: 0 K: 0 S: 4	H: 1 LOB: 0 BB: 0 P: 4	R: 0 E: 0 K: 2 S: 7	H: 0 LOB: 0 BB: 0 P: 7	R: 0 E: 0 K: 1 S: 6	H: 1 LOB: 1 BB: 0 P: 6	R: 2 E: 0 K: 1 S: 8	H: 3 LOB: 1 BB: 0 P: 8	R: 0 E: 0 K: 2 S: 8	H: 1 LOB: 1 BB: 0 P: 8	R: 0 E: 0 K: 2 S: 8	H: 1 LOB: 1 BB: 0 P: 8	1B: 5 2B: 0 3B: 0 HR: 3	SF: 0 SAC: 0 DP: 0 HBP: 0	WP: 0 PB: 0 CS: 0	PA: 33
PITCHER John Buzhardt, R ERA: 2.25 Don Mossi, L ERA: 2.45 (8, 1)	IP: 7.0 WLS: L BF: 29	H: 7 R: 3 ER: 3 SO: 8	BB: 0 IBB: 0 HBP: 0 BLK: 0	WP: 0 HR: 3 S: 45 P: 45	ERA: 3.86 WHIP: 1.000	PITCHER										IP: 1.0 WLS: L BF: 4	H: 1 R: 0 ER: 0 SO: 2	BB: 0 IBB: 0 HBP: 0 BLK: 0	WP: 0 HR: 0 S: 8 P: 8	ERA: 0.00 WHIP: 1.000

Batter	1	2	3	4	5	6	7	8	9	AB	R	H	RBI	BB	SO	LOB	TOP
Jim Landis, R OBP: 0.333, SLG: 0.548 (1, 8)										5	0	1	0	0	0	3	
Al Weis, S OBP: 0.296, SLG: 0.339 (1, 4)										4	1	1	1	1	0	0	
Pete Ward, L OBP: 0.389, SLG: 0.506 Don Buford, S OBP: 0.295, SLG: 0.276 (9, 5)										3	0	0	0	2	2	0	
Ron Hansen, R OBP: 0.367, SLG: 0.468 (1, 6)										4	0	1	0	1	0	4	
Mike Hershberger, R OBP: 0.323, SLG: 0.336 (1, 9)										5	1	1	0	0	1	5	
Dave Nicholson, R OBP: 0.428, SLG: 0.504 (1, 7)										4	1	3	1	0	0	1	
Tom McCraw, L OBP: 0.337, SLG: 0.407 (1, 3)										4	0	0	0	0	2	4	
Jerry McNertney, R OBP: 0.267, SLG: 0.325 J.C. Martin, L OBP: 0.244, SLG: 0.324 (8, PH)										3	0	1	0	0	0	3	
Joe Horlen, R OBP: 0.200, SLG: 0.200 Don Mossi, L Hoyt Wilhelm, R (9, 1)										0	0	0	0	0	0	0	
Inning Stats	R: 0 E: 0 K: 0 S: 3	H: 1 LOB: 2 BB: 2 P: 11	R: 1 E: 0 K: 1 S: 7	H: 2 LOB: 1 BB: 0 P: 7	R: 0 E: 0 K: 0 S: 4	H: 1 LOB: 1 BB: 0 P: 4	R: 0 E: 0 K: 0 S: 3	H: 0 LOB: 1 BB: 1 P: 7	R: 1 E: 0 K: 1 S: 6	H: 1 LOB: 0 BB: 0 P: 6	R: 1 E: 0 K: 0 S: 6	H: 3 LOB: 3 BB: 0 P: 6	R: 0 E: 0 K: 2 S: 7	H: 0 LOB: 1 BB: 1 P: 11	1B: 7 2B: 0 3B: 1 HR: 1	SF: 0 SAC: 0 DP: 1 HBP: 0	WP: 0 PA: 41 PB: 2 CS: 0
PITCHER	IP WLS BF H R ER SO BB IBB HBP BLK WP HR S P ERA WHIP	IP WLS BF H R ER SO BB IBB HBP BLK WP HR S P ERA WHIP	IP WLS BF H R ER SO BB IBB HBP BLK WP HR S P ERA WHIP	IP WLS BF H R ER SO BB IBB HBP BLK WP HR S P ERA WHIP	IP WLS BF H R ER SO BB IBB HBP BLK WP HR S P ERA WHIP	IP WLS BF H R ER SO BB IBB HBP BLK WP HR S P ERA WHIP	IP WLS BF H R ER SO BB IBB HBP BLK WP HR S P ERA WHIP	IP WLS BF H R ER SO BB IBB HBP BLK WP HR S P ERA WHIP	IP WLS BF H R ER SO BB IBB HBP BLK WP HR S P ERA WHIP	IP WLS BF H R ER SO BB IBB HBP BLK WP HR S P ERA WHIP	IP WLS BF H R ER SO BB IBB HBP BLK WP HR S P ERA WHIP	IP WLS BF H R ER SO BB IBB HBP BLK WP HR S P ERA WHIP	IP WLS BF H R ER SO BB IBB HBP BLK WP HR S P ERA WHIP	IP WLS BF H R ER SO BB IBB HBP BLK WP HR S P ERA WHIP	IP WLS BF H R ER SO BB IBB HBP BLK WP HR S P ERA WHIP	IP WLS BF H R ER SO BB IBB HBP BLK WP HR S P ERA WHIP	IP WLS BF H R ER SO BB IBB HBP BLK WP HR S P ERA WHIP

Chicago White Sox @ Cleveland Indians
Cleveland Municipal Stadium, Cleveland, OH
Wed Jun 03 1964, 7:05 PM EDT
Att: 5,975 - Unknown

AB 37
R 3
H 9
RBI 3
BB 4
SO 5
LOB 25



Batter	1	2	3	4	5	6	7	8	9	AB	R	H	RBI	BB	SO	LOB	BOTTOM				
Dick Howser, R OBP: 0.346, SLG: 0.333 (1, 6)										4	0	0	0	0	0	0					
Vic Davalillo, L OBP: 0.289, SLG: 0.289 (1, 8)										4	0	2	0	0	0	0					
Leon Wagner, L OBP: 0.392, SLG: 0.583 (1, 7)										3	0	0	0	1	0	2					
John Romano, R OBP: 0.384, SLG: 0.621 (1, 2)										4	0	1	0	0	1	2					
Fred Whitfield, L OBP: 0.337, SLG: 0.480 Joe Azcue, R OBP: 0.316, SLG: 0.414 (9, PH)										3	0	0	0	0	1	2					
Bob Chance, L OBP: 0.432, SLG: 0.625 Woodie Held, R OBP: 0.290, SLG: 0.472 (9, PH)										2	0	0	0	1	1	0					
Max Alvis, R OBP: 0.305, SLG: 0.401 (1, 5)										3	0	0	0	1	1	2					
Larry Brown, R OBP: 0.294, SLG: 0.460 (1, 4)										3	0	0	0	0	0	2					
Tommy John, R OBP: 0.154, SLG: 0.154 Ted Abernathy, R Tito Francona, L OBP: 0.372, SLG: 0.306 Don McMahon, R OBP: 0.200, SLG: 0.200 (9, 1)										2	0	0	0	0	1	0					
Inning Stats	R: 0 E: 0 K: 0 S: 3	H: 0 LOB: 0 BB: 0 P: 3	R: 0 E: 0 K: 1 S: 5	H: 0 LOB: 0 BB: 0 P: 5	R: 0 E: 0 K: 1 S: 5	H: 0 LOB: 0 BB: 0 P: 5	R: 0 E: 0 K: 2 S: 8	H: 1 LOB: 2 BB: 1 P: 12	R: 0 E: 0 K: 0 S: 3	H: 0 LOB: 0 BB: 0 P: 3	R: 0 E: 1 K: 1 S: 6	H: 0 LOB: 1 BB: 0 P: 6	R: 0 E: 0 K: 0 S: 3	H: 0 LOB: 2 BB: 2 P: 11	R: 0 E: 0 K: 0 S: 4	H: 1 LOB: 1 BB: 0 P: 4	R: 0 E: 1 K: 0 S: 4	H: 1 LOB: 1 BB: 0 P: 4	1B: 2 2B: 2 3B: 0 HR: 0	SF: 0 SAC: 0 DP: 1 HBP: 0	WP: 0 PA: 34 PB: 0 CS: 0
PITCHER	IP WLS BF H R ER SO BB IBB HBP BLK WP HR S P ERA WHIP	IP WLS BF H R ER SO BB IBB HBP BLK WP HR S P ERA WHIP	IP WLS BF H R ER SO BB IBB HBP BLK WP HR S P ERA WHIP	IP WLS BF H R ER SO BB IBB HBP BLK WP HR S P ERA WHIP	IP WLS BF H R ER SO BB IBB HBP BLK WP HR S P ERA WHIP	IP WLS BF H R ER SO BB IBB HBP BLK WP HR S P ERA WHIP	IP WLS BF H R ER SO BB IBB HBP BLK WP HR S P ERA WHIP	IP WLS BF H R ER SO BB IBB HBP BLK WP HR S P ERA WHIP	IP WLS BF H R ER SO BB IBB HBP BLK WP HR S P ERA WHIP	IP WLS BF H R ER SO BB IBB HBP BLK WP HR S P ERA WHIP	IP WLS BF H R ER SO BB IBB HBP BLK WP HR S P ERA WHIP	IP WLS BF H R ER SO BB IBB HBP BLK WP HR S P ERA WHIP	IP WLS BF H R ER SO BB IBB HBP BLK WP HR S P ERA WHIP	IP WLS BF H R ER SO BB IBB HBP BLK WP HR S P ERA WHIP	IP WLS BF H R ER SO BB IBB HBP BLK WP HR S P ERA WHIP	IP WLS BF H R ER SO BB IBB HBP BLK WP HR S P ERA WHIP	IP WLS BF H R ER SO BB IBB HBP BLK WP HR S P ERA WHIP				

Chicago White Sox @ Cleveland Indians
Cleveland Municipal Stadium, Cleveland, OH
Wed Jun 03 1964, 7:05 PM EDT
Att: 5,975 - Unknown

AB 31
R 0
H 3
RBI 0
BB 3
SO 5
LOB 12



Batter	1	2	3	4	5	6	7	8	9	AB	R	H	RBI	BB	SO	LOB	TOP								
Tom McCraw, L (1, 3) OBP: 0.351, SLG: 0.404	4-3		FC4-6 BB		F7		CS 1B		1B BB	3	0	1	1	2	0	1	Chicago White Sox @ Cleveland Indians Cleveland Municipal Stadium, Cleveland, OH Thu Jun 04 1964, 7:05 PM EDT Att: 5,837 - Unknown livebaseballscorecards.com								
Al Weis, S (1, 4) OBP: 0.300, SLG: 0.341	4-3		FC4-6			HR 1B	K		1B	5	1	2	0	0	1	3									
Floyd Robinson, L (1, 9) OBP: 0.354, SLG: 0.454	G3		6-3			HR		E5 2B	K	5	2	1	2	0	1	4									
Pete Ward, L (1, 5) OBP: 0.383, SLG: 0.506		F7		F7		6-3		1B HR		4	0	1	1	0	0	0									
Ron Hansen, R (1, 6) OBP: 0.359, SLG: 0.455		F6		F7		1-3		2B	F2	4	0	0	0	0	0	1									
Dave Nicholson, R (1, 7) OBP: 0.423, SLG: 0.496		K		K		1B		6-3		4	0	1	0	0	2	1									
Mike Hershberger, R (1, 8) OBP: 0.327, SLG: 0.335			1B SF7 1B		4-3	SH1-3 BB		6-3		3	1	1	0	1	0	2									
J.C. Martin, L (1, 2) OBP: 0.256, SLG: 0.346			FC4-6 SF7 1B		F7		SH5-4 1B 2B		F7	4	1	2	0	0	0	1									
Ray Herbert, R (1, 1) OBP: 0.182, SLG: 0.200			SF7		SH1-3		SH5-4		K	0	0	0	1	0	0	0									
Frank Kreutzer, R (6, 1) OBP: 0.200, SLG: 0.400			1-2 3H		1-2		2-3			1	0	0	0	0	1	0									
Inning Stats	R: 0 E: 0 K: 0 S: 3	H: 0 LOB: 0 BB: 0 P: 3	R: 0 E: 0 K: 1 S: 5	H: 0 LOB: 0 BB: 0 P: 5	R: 0 E: 0 K: 0 S: 5	H: 2 LOB: 2 BB: 1 P: 9	R: 0 E: 0 K: 1 S: 5	H: 0 LOB: 0 BB: 0 P: 5	R: 0 E: 0 K: 0 S: 3	H: 1 LOB: 1 BB: 1 P: 7	R: 2 E: 0 K: 0 S: 6	H: 3 LOB: 1 BB: 0 P: 6	R: 1 E: 0 K: 1 S: 6	H: 2 LOB: 0 BB: 0 P: 6	R: 1 E: 1 K: 0 S: 5	H: 1 LOB: 1 BB: 0 P: 5	R: 0 E: 0 K: 2 S: 8	H: 1 LOB: 2 BB: 1 P: 12	1B: 6 2B: 2 3B: 0 HR: 1	SF: 1 SAC: 2 DP: 0 HBP: 0	WP: 0 PB: 0 SB: 1 CS: 1	PA: 39			
PITCHER	IP	WLS	BF	H	R	ER	SO	BB	IBB	HBP	BLK	WP	HR	S	P	ERA	WHIP								
Dick Donovan, R (1, 1) ERA: 5.81	6.1	L	28	7	4	4	2	2	0	0	0	0	1	30	38	5.68	1.421								
Don McMahon, R (7, 1) ERA: 1.25	1.2		6	1	1	0	1	0	0	0	0	0	0	8	8	0.00	0.600								
Ted Abernathy, R (9, 1) ERA: 3.42	1.0		5	1	0	0	2	1	0	0	0	0	0	8	12	0.00	2.000								

Batter	1	2	3	4	5	6	7	8	9	AB	R	H	RBI	BB	SO	LOB	BOTTOM								
Dick Howser, R (1, 6) OBP: 0.349, SLG: 0.343	6-3 SF9 2B		FC3-6 1B		6-3			F4		4	1	2	0	0	0	1	Chicago White Sox @ Cleveland Indians Cleveland Municipal Stadium, Cleveland, OH Thu Jun 04 1964, 7:05 PM EDT Att: 5,837 - Unknown livebaseballscorecards.com								
Vic Davallilo, L (1, 8) OBP: 0.259, SLG: 0.277	6-3		FC3-6 G4-6-3		F7		F7			4	0	0	0	0	0	3									
Leon Wagner, L (1, 7) OBP: 0.384, SLG: 0.572	SF9		G4-6-3		F7			K		3	0	0	1	0	1	1									
John Romano, R (1, 2) OBP: 0.379, SLG: 0.604	1B			K		F7		F3		4	0	1	0	0	1	0									
Fred Whitfield, L (1, 3) OBP: 0.327, SLG: 0.465	F9			6-3		G3		6-3		3	0	0	0	0	0	1									
Joe Azcue, R (9, PH) OBP: 0.312, SLG: 0.408										1	0	0	0	0	0	0									
Bob Chance, L (1, 9) OBP: 0.482, SLG: 0.636		BB								1	0	1	0	1	0	0									
Al Smith, R (7, PH) OBP: 0.157, SLG: 0.224										1	0	0	0	0	0	0									
Max Alvis, R (1, 5) OBP: 0.300, SLG: 0.394	F7			1-3			K			3	0	0	0	0	1	2									
Larry Brown, R (1, 4) OBP: 0.295, SLG: 0.456	F6				6-3 SH2-4 1B		F2			3	0	1	0	0	0	1									
Dick Donovan, L (1, 1) OBP: 0.273, SLG: 0.111					SH2-4					1	0	0	0	0	0	1									
Don McMahon, R (7, 1) OBP: 0.200, SLG: 0.200			4-3					F8		0	0	0	0	0	0	0									
Woodie Held, R (6, PH) OBP: 0.288, SLG: 0.468										1	0	0	0	0	0	0									
Ted Abernathy, R (9, 1) ERA: 2.95					1-2					0	0	0	0	0	0	0									
Inning Stats	R: 1 E: 0 K: 0 S: 5	H: 2 LOB: 1 BB: 0 P: 5	R: 0 E: 0 K: 0 S: 3	H: 0 LOB: 1 BB: 1 P: 7	R: 0 E: 0 K: 1 S: 6	H: 1 LOB: 1 BB: 0 P: 6	R: 0 E: 0 K: 0 S: 3	H: 0 LOB: 0 BB: 0 P: 3	R: 0 E: 0 K: 1 S: 5	H: 0 LOB: 0 BB: 0 P: 5	R: 0 E: 0 K: 0 S: 3	H: 0 LOB: 0 BB: 0 P: 3	R: 0 E: 0 K: 1 S: 5	H: 0 LOB: 0 BB: 0 P: 5	R: 0 E: 0 K: 1 S: 5	H: 0 LOB: 0 BB: 0 P: 5	1B: 4 2B: 1 3B: 0 HR: 0	SF: 1 SAC: 1 DP: 1 HBP: 0	WP: 0 PB: 0 SB: 0 CS: 0	PA: 32					
PITCHER	IP	WLS	BF	H	R	ER	SO	BB	IBB	HBP	BLK	WP	HR	S	P	ERA	WHIP								
Ray Herbert, R (1, 1) ERA: 3.38	5.0	W	20	5	1	1	1	1	0	0	0	0	0	21	25	1.80	1.200								
Frank Kreutzer, L (6, 1) ERA: 2.95	4.0	S	12	0	0	0	2	0	0	0	0	0	0	16	16	0.00	0.000								

Batter	1	2	3	4	5	6	7	8	9	AB	R	H	RBI	BB	SO	LOB	TOP				
Don Blasingame, L (1,4) OBP: 0.310, SLG: 0.318	F8		3-1		P6			E3 SH1-3 1B		4	1	0	0	0	0	1	Washington Senators @ Cleveland Indians Cleveland Municipal Stadium, Cleveland, OH Fri Jun 05 1964, 7:05 PM EDT Att: 6,681 - Unknown livebaseballscorecards.com				
John Kennedy, R (1,6) OBP: 0.355, SLG: 0.476	K			F9 HR 2B		5-3		SH1-3		3	1	1	0	0	1	0					
Chuck Hinton, R (1,7) OBP: 0.397, SLG: 0.533	K			F9 2-3		G3		F7		4	0	0	0	0	1	2					
Jim King, L (1,9) OBP: 0.323, SLG: 0.434		F7		HR		P4		1B IBB		3	1	1	2	1	0	0					
Bill Skowron, R (1,3) OBP: 0.310, SLG: 0.503	K			1B			FC4-5 2B	1-2 2H 1B		4	0	3	1	0	1	0					
Mike Brumley, L (1,2) OBP: 0.310, SLG: 0.274	4-3			F7			FC4-5 1B E	1-3		4	1	0	0	0	0	4					
Don Zimmer, R (1,5) OBP: 0.279, SLG: 0.435			F2	K			E5 1-3 1B		K	4	1	1	0	0	2	1					
Fred Valentine, S (1,8) OBP: 0.233, SLG: 0.321			E1 G3 1B		4-3		1-3		F9	4	0	1	1	0	0	0					
Buster Narum, R (1,1)			G3		4-3				K	3	0	0	0	0	1	1					
Jim Duckworth, R (8,1) OBP: 0.333, SLG: 0.200									K	1	0	0	0	0	1	0					
Inning Stats	R: 0 E: 0 K: 2 S: 7	H: 0 LOB: 0 BB: 0 P: 7	R: 0 E: 0 K: 1 S: 5	H: 0 LOB: 0 BB: 0 P: 5	R: 0 E: 1 K: 0 S: 4	H: 1 LOB: 1 BB: 0 P: 4	R: 2 E: 0 K: 1 S: 8	H: 3 LOB: 1 BB: 0 P: 8	R: 0 E: 0 K: 0 S: 3	H: 0 LOB: 0 BB: 0 P: 3	R: 2 E: 1 K: 1 S: 7	H: 2 LOB: 0 BB: 0 P: 7	R: 1 E: 1 K: 0 S: 5	H: 1 LOB: 2 BB: 1 P: 9	R: 0 E: 0 K: 2 S: 7	H: 0 LOB: 0 BB: 0 P: 7	1B: 4 2B: 2 3B: 0 HR: 1	SF: 0 SAC: 1 DP: 0 HBP: 0	WP: 0 PB: 0 SB: 0 CS: 0	PA: 36	
PITCHER	IP	WLS	BF	H	R	ER	SO	BB	IBB	HBP	BLK	WP	HR	S	P	ERA	WHIP				
Pedro Ramos, R (1,1) ERA: 3.93	7.0	L	27	6	4	3	5	0	0	0	0	0	1	37	37	3.86	0.857				
Ted Abernathy, R (8,1) ERA: 3.29	1.0		6	1	1	0	0	0	1	0	0	0	0	5	9	0.00	1.000				
Don McMahon, R (9,1) ERA: 1.21	1.0		3	0	0	0	2	0	0	0	0	0	0	7	7	0.00	0.000				

Batter	1	2	3	4	5	6	7	8	9	AB	R	H	RBI	BB	SO	LOB	BOTTOM				
Dick Howser, R (1,6) OBP: 0.350, SLG: 0.346	F7 BLK S BB	P4			4-3			HR 2B	G6-4-3 1-2	4	2	1	0	1	0	3	Washington Senators @ Cleveland Indians Cleveland Municipal Stadium, Cleveland, OH Fri Jun 05 1964, 7:05 PM EDT Att: 6,681 - Unknown livebaseballscorecards.com				
Vic Davallilo, L (1,8) OBP: 0.288, SLG: 0.314	F7 1-3		S 1B		F8			HR 2H		4	1	2	2	0	0	1					
Leon Wagner, L (1,7) OBP: 0.376, SLG: 0.558	P4		P6			G3		P5		4	0	0	0	0	0	2					
John Romano, R (1,2) OBP: 0.383, SLG: 0.596			P4		P4		F9	1B HBP		3	0	1	0	0	0	1					
Fred Whitfield, L (1,3) OBP: 0.315, SLG: 0.448	4-3		F8				K	F7		4	0	0	0	0	1	3					
Bob Chance, L (1,9) OBP: 0.488, SLG: 0.639		2B HBP								3	0	2	0	0	0	0					
Mudcat Grant, R (8, FR) OBP: 0.333, SLG: 0.619										0	0	0	0	0	0	0					
Don McMahon, R (9,1) OBP: 0.200, SLG: 0.200										0	0	0	0	0	0	0					
Max Alvis, R (1,5) OBP: 0.299, SLG: 0.396					K			F7	5-3	4	0	1	0	0	1	3					
Larry Brown, R (1,4) OBP: 0.302, SLG: 0.453		F3			P6					3	0	1	0	1	0	2					
Pedro Ramos, S (1,1) OBP: 0.316, SLG: 0.444										2	0	0	0	0	2	2					
Tito Francona, L (7, PH) OBP: 0.369, SLG: 0.303										1	0	0	0	0	0	1					
Ted Abernathy, R (8,1)										0	0	0	0	0	0	0					
Woodie Held, R (9,9) OBP: 0.286, SLG: 0.465										1	0	0	0	0	1	1					
Inning Stats	R: 1 E: 0 K: 0 S: 4	H: 1 LOB: 1 BB: 1 P: 8	R: 0 E: 0 K: 1 S: 6	H: 1 LOB: 2 BB: 0 P: 7	R: 0 E: 0 K: 0 S: 4	H: 1 LOB: 1 BB: 0 P: 4	R: 0 E: 0 K: 1 S: 5	H: 1 LOB: 0 BB: 0 P: 5	R: 0 E: 0 K: 0 S: 4	H: 0 LOB: 0 BB: 0 P: 5	R: 0 E: 0 K: 0 S: 4	H: 1 LOB: 1 BB: 0 P: 4	R: 2 E: 0 K: 0 S: 6	H: 3 LOB: 2 BB: 0 P: 7	R: 0 E: 0 K: 1 S: 4	H: 0 LOB: 0 BB: 1 P: 8	1B: 5 2B: 2 3B: 0 HR: 1	SF: 0 SAC: 0 DP: 1 HBP: 2	WP: 0 PB: 0 SB: 0 CS: 1	PA: 37	
PITCHER	IP	WLS	BF	H	R	ER	SO	BB	IBB	HBP	BLK	WP	HR	S	P	ERA	WHIP				
Buster Narum, R (1,1) ERA: 3.35	7.0	W	29	7	3	3	4	1	0	1	1	0	0	35	40	3.86	1.143				
Jim Duckworth, R (8,1) ERA: 1.71	2.0	S	8	1	0	0	1	1	0	1	0	0	0	8	13	0.00	1.000				

Batter	1	2	3	4	5	6	7	8	9	AB	R	H	RBI	BB	SO	LOB	TOP			
Fred Valentine, S OBP: 0.234, SLG: 0.317										4	0	1	0	0	0	1	<p>Washington Senators @ Cleveland Indians Cleveland Municipal Stadium, Cleveland, OH</p> <p>Sat Jun 06 1964, 3:33 AM EDT Att: 2,308 - Unknown</p>			
John Kennedy, R OBP: 0.346, SLG: 0.463										4	0	0	0	0	2	1				
Chuck Hinton, R OBP: 0.399, SLG: 0.537										4	1	2	0	0	0	0				
Bill Skowron, R OBP: 0.308, SLG: 0.503										4	1	1	1	0	0	1				
Don Zimmer, R OBP: 0.278, SLG: 0.430										4	1	1	0	0	1	1				
Don Lepore, R OBP: 0.205, SLG: 0.189										4	0	3	1	0	0	0				
Ken Hunt, R OBP: 0.254, SLG: 0.259										3	0	0	0	0	1	2				
Jim King, L OBP: 0.321, SLG: 0.432										1	0	0	0	0	0	2				
Chuck Cottier, R OBP: 0.289, SLG: 0.474										3	1	2	1	0	0	1				
Dick Phillips, L OBP: 0.317, SLG: 0.352										0	0	0	1	0	0	0				
Bennie Daniels, L OBP: 0.182, SLG: 0.250										2	0	0	0	0	0	2				
Marshall Bridges, S OBP: 0.368, SLG: 0.427										0	0	0	0	0	0	0				
Don Lock, R OBP: 0.333, SLG: 0.333										1	0	0	0	0	1	0				
Tom Cheney, R OBP: 0.333, SLG: 0.333										0	0	0	0	0	0	0				
Don Blasingame, L OBP: 0.308, SLG: 0.316										1	0	0	0	0	0	1				
Inning Stats	R: 0 E: 0 K: 0 S: 3	H: 1 LOB: 0 BB: 0 P: 3	R: 0 E: 0 K: 0 S: 3	H: 0 LOB: 0 BB: 0 P: 3	R: 0 E: 0 K: 0 S: 4	H: 1 LOB: 1 BB: 0 P: 4	R: 0 E: 0 K: 0 S: 4	H: 1 LOB: 1 BB: 0 P: 4	R: 0 E: 0 K: 1 S: 6	H: 0 LOB: 0 BB: 0 P: 5	R: 0 E: 0 K: 1 S: 6	H: 1 LOB: 1 BB: 0 P: 6	R: 1 E: 0 K: 2 S: 8	H: 1 LOB: 0 BB: 0 P: 8	R: 3 E: 0 K: 0 S: 7	H: 4 LOB: 1 BB: 0 P: 7	1B: 5 2B: 4 3B: 0 HR: 1	SF: 1 SAC: 0 DP: 1 HBP: 0	WP: 0 PB: 0 SB: 1 CS: 0	PA: 36
PITCHER	IP WLS BF H R ER SO BB IBB HBP BLK WP HR S P ERA WHIP																			
Jack Kralick, L ERA: 2.09	(1, 1) 8.0 W 33 10 4 4 5 0 0 0 0 0 1 43 43 4.50 1.250																			
Don McMahon, R ERA: 1.17	(9, 1) 1.0 S 3 0 0 0 0 0 0 0 0 0 0 3 3 0.00 0.000																			

Batter	1	2	3	4	5	6	7	8	9	AB	R	H	RBI	BB	SO	LOB	BOTTOM			
Dick Howser, R OBP: 0.343, SLG: 0.339										4	0	0	0	0	0	0	<p>Washington Senators @ Cleveland Indians Cleveland Municipal Stadium, Cleveland, OH</p> <p>Sat Jun 06 1964, 3:33 AM EDT Att: 2,308 - Unknown</p>			
Vic Davallillo, L OBP: 0.284, SLG: 0.330										4	1	3	0	0	0	0				
Leon Wagner, L OBP: 0.373, SLG: 0.551										4	1	1	1	0	1	2				
John Romano, R OBP: 0.387, SLG: 0.598										3	1	1	0	1	0	0				
Fred Whitfield, L OBP: 0.330, SLG: 0.486										4	2	3	2	0	0	0				
Woodie Held, R OBP: 0.286, SLG: 0.465										4	1	3	2	0	1	2				
Bob Chance, L OBP: 0.511, SLG: 0.750										0	0	0	0	0	0	0				
Jerry Kindall, R OBP: 0.429, SLG: 0.640										4	1	3	2	0	1	2				
Max Alvis, R OBP: 0.298, SLG: 0.389										3	0	0	0	1	2	2				
Larry Brown, R OBP: 0.292, SLG: 0.440										3	0	0	1	0	0	2				
Jack Kralick, L ERA: 3.92	(1, 1) 6.0 L 26 8 4 4 2 0 0 0 0 0 2 29 33 6.00 1.333																			
Marshall Bridges, L ERA: 5.64	(7, 1) 1.0 7 3 2 2 1 0 1 0 0 0 0 8 12 18.00 3.000																			
Tom Cheney, R ERA: 3.96	(8, 1) 1.0 3 0 0 0 1 0 0 0 0 0 0 5 5 0.00 0.000																			
Inning Stats	R: 0 E: 0 K: 1 S: 5	H: 0 LOB: 0 BB: 0 P: 5	R: 2 E: 0 K: 1 S: 8	H: 3 LOB: 1 BB: 0 P: 8	R: 0 E: 0 K: 0 S: 3	H: 1 LOB: 0 BB: 0 P: 3	R: 0 E: 0 K: 0 S: 4	H: 1 LOB: 2 BB: 1 P: 8	R: 0 E: 0 K: 0 S: 4	H: 1 LOB: 1 BB: 0 P: 4	R: 2 E: 0 K: 0 S: 5	H: 2 LOB: 0 BB: 0 P: 5	R: 2 E: 0 K: 1 S: 8	H: 3 LOB: 1 BB: 1 P: 12	R: 0 E: 0 K: 1 S: 5	H: 0 LOB: 0 BB: 0 P: 5	1B: 7 2B: 2 3B: 0 HR: 2	SF: 1 SAC: 0 DP: 1 HBP: 0	WP: 0 PB: 0 SB: 2 CS: 0	PA: 36
PITCHER	IP WLS BF H R ER SO BB IBB HBP BLK WP HR S P ERA WHIP																			



Batter	1	2	3	4	5	6	7	8	9	10	11	12	13	14	15	AB	R	H	RBI	BB	SO	LOB	TOP									
Ed Brinkman, R OBP: 0.216, SLG: 0.301 (1, 9)	4-3		6-3					K				6-3			P6	6	0	1	0	1	1	3										
John Kennedy, R OBP: 0.337, SLG: 0.449 (1, 9)	6-3				F7				F8			F9			F9	7	0	1	0	0	1	2										
Chuck Hinton, R OBP: 0.391, SLG: 0.523 (1, 7), (8, 8)	5-3		F9			4-3				1-3		4-3			P4	7	1	1	0	0	0	1										
Bill Stovron, R OBP: 0.298, SLG: 0.485 (1, 3)		K	K			K		K		6-3			K			6	0	0	0	0	5	2										
Don Zimmer, R OBP: 0.287, SLG: 0.436 (1, 9), (8, 7)		6-3			F6								P6			5	1	2	0	1	1	0										
Don Leppert, R OBP: 0.214, SLG: 0.179 (1, 2)		2B			5-3											2	0	0	0	1	0	1										
Don Blasingame, L OBP: 0.308, SLG: 0.316 (7, PR)		6-3														0	0	0	0	0	0	0										
Mike Brumley, L OBP: 0.316, SLG: 0.283 (7, 2)																3	0	2	1	0	1	1										
Fred Valentine, S OBP: 0.254, SLG: 0.311 (1, 8)																1	0	0	0	2	0	0										
Jim King, L OBP: 0.315, SLG: 0.423 (8, PH), (8, 9)					F3						4-3				F9	3	0	0	0	0	1	1										
Chuck Cottler, R OBP: 0.275, SLG: 0.419 (1, 4)								K								5	0	0	0	1	3	2										
Don Rudolph, L OBP: 0.272, SLG: 0.424 (7, PH), (7, 11)																2	0	0	0	0	1	3										
Don Lock, R OBP: 0.212, SLG: 0.248 (7, 11)																1	0	0	0	0	0	1										
Steve Busick, R OBP: 0.272, SLG: 0.248 (7, 11)																0	0	0	0	0	0	0										
Ron Kline, R OBP: 0.343, SLG: 0.399 (14, PH)																2	0	0	0	0	2	0										
Claude Chaperon, L OBP: 0.188, SLG: 0.299 (14, 11)																1	0	0	0	0	0	0										
Jim Duckworth, R OBP: 0.333, SLG: 0.222 (14, 11)																0	0	0	0	0	0	0										
Inning Stats	R: 0 E: 0 K: 0 S: 3	H: 0 LOB: 0 BB: 0 P: 3	R: 0 E: 0 K: 2 S: 8	H: 1 LOB: 3 BB: 2 P: 16	R: 0 E: 0 K: 1 S: 6	H: 1 LOB: 1 BB: 0 P: 6	R: 0 E: 0 K: 0 S: 3	H: 0 LOB: 0 BB: 0 P: 3	R: 0 E: 0 K: 1 S: 6	H: 1 LOB: 1 BB: 0 P: 6	R: 0 E: 0 K: 2 S: 7	H: 0 LOB: 0 BB: 0 P: 7	R: 0 E: 0 K: 3 S: 9	H: 0 LOB: 3 BB: 2 P: 17	R: 2 E: 0 K: 2 S: 10	H: 3 LOB: 1 BB: 0 P: 10	R: 0 E: 0 K: 2 S: 7	H: 0 LOB: 0 BB: 1 P: 11	R: 0 E: 0 K: 1 S: 5	H: 0 LOB: 1 BB: 1 P: 9	R: 0 E: 0 K: 2 S: 7	H: 0 LOB: 0 BB: 0 P: 7	R: 0 E: 0 K: 0 S: 3	H: 1 LOB: 0 BB: 0 P: 5	R: 0 E: 0 K: 0 S: 3	H: 0 LOB: 0 BB: 0 P: 3	R: 0 E: 0 K: 0 S: 3	H: 0 LOB: 0 BB: 0 P: 3	1B: 6 2B: 1 3B: 0 HR: 0	SF: 0 SAC: 0 DP: 0 HBP: 0	WP: 2 PB: 0 CS: 1	PA: 58
Sam McDowell, L ERA: 2.25 (1, 1)	IP: 7.2 WLS: 7 BF: 33 H: 6 R: 2 ER: 2 SO: 10 BB: 4 IBB: 0 HBP: 0 BLK: 0 WP: 0 HR: 0 S: 49 P: 65 ERA: 2.35 WHIP: 1.304																															
Don McMahon, R ERA: 1.16 (8, 1)	0.1	1	0	0	0	1	0	0	0	0	1	0	3	3	0.00	0.000																
Ted Abernathy, R ERA: 2.87 (9, 1)	4.0	14	0	0	0	5	2	0	0	0	0	0	22	30	0.00	0.500																
Pedro Ramos, R ERA: 3.72 (13, 1)	3.0	W	9	1	0	0	1	0	0	0	0	0	11	11	0.00	0.333																

Washington Senators @ Cleveland Indians
Cleveland Municipal Stadium, Cleveland, OH
Sun Jun 07 1964, 3:33 AM EDT
Unknown

AB 51
R 2
H 7
RBI 1
BB 16
SO 17
LOB 18



Batter	1	2	3	4	5	6	7	8	9	10	11	12	13	14	15	AB	R	H	RBI	BB	SO	LOB	BOTTOM						
Dick Howser, R OBP: 0.341, SLG: 0.333 (1, 8)	P6		F9					F7				F3			F8	6	0	1	0	1	0	0							
Vic Davallo, L OBP: 0.287, SLG: 0.330 (1, 8)	F8		F8													6	0	2	0	0	0	1							
Leon Wagner, L OBP: 0.376, SLG: 0.541 (1, 7)																5	1	1	0	2	1	2							
John Romano, R OBP: 0.368, SLG: 0.563 (1, 2)	1-3															6	0	0	0	0	1	3							
Bob Chance, L OBP: 0.519, SLG: 0.864 (1, 3)																4	2	2	2	1	0	0							
Mudcat Grant, R OBP: 0.333, SLG: 0.619 (11, PR)																0	0	0	0	0	0	0							
Al Smith, R OBP: 0.170, SLG: 0.235 (12, 9)																2	0	1	1	0	0	0							
Max Alvis, R OBP: 0.304, SLG: 0.405 (1, 5)																6	0	3	0	0	0	3							
Larry Brown, R OBP: 0.286, SLG: 0.426 (1, 4)																6	0	1	0	0	0	4							
Woodie Held, R OBP: 0.285, SLG: 0.454 (1, 9)																3	0	0	0	1	0	1							
Fred Whitfield, L OBP: 0.333, SLG: 0.486 (11, PH), (12, 3)																2	0	1	0	0	0	2							
Sam McDowell, L ERA: 3.27 (1, 1)	IP: 6.0 WLS: 6 BF: 21 H: 3 R: 1 ER: 1 SO: 2 BB: 0 IBB: 0 HBP: 0 BLK: 0 WP: 0 HR: 1 S: 25 P: 25 ERA: 1.50 WHIP: 0.500																												
Don McMahon, R OBP: 0.200, SLG: 0.200 (8, 1)	1.0	6	2	1	1	1	0	1	0	0	1	7	11	9.00	2.000														
Ted Abernathy, R ERA: 3.03 (8, 1)	6.0	25	4	0	0	1	2	0	0	0	0	22	34	0.00	0.833														
Tito Francona, L OBP: 0.366, SLG: 0.300 (12, PH)	1.0	L	7	3	1	1	1	1	0	0	0	8	12	9.00	4.000														
Pedro Ramos, S OBP: 0.300, SLG: 0.421 (13, 1)																3	0	0	0	0	1	3							
Inning Stats	R: 0 E: 0 K: 0 S: 4	H: 1 LOB: 1 BB: 0 P: 4	R: 1 E: 0 K: 0 S: 4	H: 1 LOB: 0 BB: 0 P: 4	R: 0 E: 0 K: 0 S: 3	H: 0 LOB: 0 BB: 0 P: 3	R: 0 E: 0 K: 0 S: 7	H: 0 LOB: 0 BB: 0 P: 7	R: 0 E: 0 K: 0 S: 4	H: 1 LOB: 1 BB: 0 P: 4	R: 0 E: 0 K: 0 S: 3	H: 0 LOB: 0 BB: 0 P: 3	R: 0 E: 0 K: 0 S: 3	H: 1 LOB: 0 BB: 0 P: 3	R: 0 E: 0 K: 0 S: 3	H: 1 LOB: 2 BB: 0 P: 5	R: 0 E: 0 K: 0 S: 4	H: 1 LOB: 1 BB: 0 P: 4	R: 0 E: 0 K: 0 S: 4	H: 1 LOB: 1 BB: 0 P: 4	R: 0 E: 0 K: 0 S: 6	H: 2 LOB: 1 BB: 1 P: 6	R: 1 E: 1 K: 0 S: 2	H: 1 LOB: 2 BB: 1 P: 6	1B: 8 2B: 2 3B: 0 HR: 2	SF: 0 SAC: 2 DP: 1 HBP: 0	WP: 0 PB: 0 CS: 0	PA: 59	
Don Rudolph, L ERA: 3.27 (7, 1)	1.0	6	2	1	1	1	0	1	0	0	1	7	11	9.00	2.000														
Steve Ryzak, R ERA: 3.03 (8, 1)	6.0	25	4	0	0	1	2	0	0	0	0	22	34	0.00	0.833														
Ron Kline, R ERA: 1.95 (14, 1)	1.0	L	7	3	1	1	1	1	0	0	0	8	12	9.00	4.000														
Jim Duckworth, R ERA: 1.88 (14, 1)																1	0	0	0	0	0	1							

Washington Senators @ Cleveland Indians
Cleveland Municipal Stadium, Cleveland, OH
Sun Jun 07 1964, 3:33 AM EDT
Unknown

AB 52
R 3
H 12
RBI 3
BB 5
SO 4
LOB 20



Batter	1	2	3	4	5	6	7	8	9	AB	R	H	RBI	BB	SO	LOB	TOP										
Albie Pearson, L OBP: 0.313, SLG: 0.277 (1, 9)	6-3		K		L5		1B 1B		F8	5	0	1	0	0	1	2	Los Angeles Angels @ Cleveland Indians Cleveland Municipal Stadium, Cleveland, OH Mon Jun 08 1964, 7:05 PM EDT Att: 2,840 - Unknown livebaseballscorecards.com										
Tom Satriano, L OBP: 0.342, SLG: 0.282 (1, 3)	K		F8		K		1B		HBP BB	4	0	1	2	1	2	2											
Jim Fregosi, R OBP: 0.404, SLG: 0.583 (1, 6)	1B		6-3		5-3		1B		HBP BB	4	0	2	0	1	0	0											
Felix Torres, R OBP: 0.278, SLG: 0.462 (1, 5)	K			5-3	5-3		K		K	5	0	0	0	0	3	6											
Buck Rodgers, S OBP: 0.293, SLG: 0.266 (1, 2)		1B BB		F6	F6		F3		1-2 2-3 HBP	3	0	0	0	1	0	3											
Ed Kirkpatrick, L OBP: 0.342, SLG: 0.365 (1, 7)		F6		F8			1B BB		F8	4	1	0	0	1	0	4											
Bob Perry, R OBP: 0.391, SLG: 0.391 (7, 1)		F9			1B		1B			3	1	2	0	0	0	1											
Bob Lee, R (7, 1)					1B		1B			1	0	0	0	0	1	0											
Jim Piersall, R OBP: 0.385, SLG: 0.343 (8, 8)					1B		1B			0	0	0	0	0	0	0											
Bobby Knoop, R OBP: 0.289, SLG: 0.309 (1, 4)		1-2 1B			1B		K			3	0	2	0	1	1	2											
Barry Latman, R OBP: 0.125, SLG: 0.125 (7, PH)		K			K					2	0	0	0	0	2	4											
Willie Smith, L OBP: 0.190, SLG: 0.250 (7, 9)					K				F8	2	1	1	1	0	0	1											
Bob Duliba, R (8, 1)							1-2 2-H 1B			0	0	0	0	0	0	0											
Inning Stats	R: 0 E: 0 K: 2 S: 8	H: 1 LOB: 1 BB: 0 P: 8	R: 0 E: 0 K: 1 S: 6	H: 1 LOB: 2 BB: 1 P: 10	R: 0 E: 0 K: 1 S: 5	H: 0 LOB: 0 BB: 0 P: 5	R: 0 E: 0 K: 0 S: 3	H: 0 LOB: 0 BB: 0 P: 3	R: 0 E: 0 K: 2 S: 9	H: 2 LOB: 2 BB: 0 P: 9	R: 0 E: 0 K: 0 S: 3	H: 0 LOB: 0 BB: 0 P: 3	R: 3 E: 0 K: 2 S: 12	H: 5 LOB: 3 BB: 1 P: 16	R: 0 E: 0 K: 1 S: 5	H: 0 LOB: 1 BB: 1 P: 9	R: 0 E: 0 K: 1 S: 5	H: 0 LOB: 3 BB: 2 P: 14	1B: 9 2B: 0 3B: 0 HR: 0	SF: 0 SAC: 0 DP: 0 HBP: 1	WP: 0 PB: 0 SB: 0 CS: 0	PA: 42					
PITCHER	IP	WLS	BF	H	R	ER	SO	BB	IBB	HBP	BLK	WP	HR	S	P	ERA	WHIP										
Sonny Siebert, R ERA: 4.66 (1, 1)	6.1		28	7	3	3	7	2	0	0	0	0	0	40	48	4.26	1.421										
Ted Abernathy, R ERA: 2.55 (7, 1)	1.2	W	8	2	0	0	2	1	0	0	0	0	0	11	15	0.00	1.800										
Don McMahon, R ERA: 1.06 (9, 1)	1.0	S	6	0	0	0	1	2	0	1	0	0	0	5	14	0.00	2.000										

Batter	1	2	3	4	5	6	7	8	9	AB	R	H	RBI	BB	SO	LOB	BOTTOM										
Dick Howser, R OBP: 0.338, SLG: 0.327 (1, 6)	F8			F8		FC3-6 1B				4	2	1	1	0	0	1	Los Angeles Angels @ Cleveland Indians Cleveland Municipal Stadium, Cleveland, OH Mon Jun 08 1964, 7:05 PM EDT Att: 2,840 - Unknown livebaseballscorecards.com										
Vic Davallilo, L OBP: 0.285, SLG: 0.344 (1, 8)	F7					1B SF7		L4		4	1	2	0	0	0	1											
Leon Wagner, L OBP: 0.375, SLG: 0.550 (1, 7)	F7			F2		1B CS		HR		4	1	2	3	0	0	1											
Bob Chance, L OBP: 0.500, SLG: 0.863 (1, 9)		6-3		F4		SF7		HR		3	1	1	2	0	0	1											
Fred Whitfield, L OBP: 0.336, SLG: 0.496 (1, 3)		F6				CS				4	0	2	0	0	1	0											
Don McMahon, R OBP: 0.200, SLG: 0.200 (9, 1)					FC6-4 1B		K			0	0	0	0	0	0	0											
Max Alvis, R OBP: 0.297, SLG: 0.392 (1, 5)		F7			F4		F4		F9	4	0	0	0	0	0	2											
Larry Brown, R OBP: 0.278, SLG: 0.418 (1, 4)				K					F8	3	0	0	0	0	2	1											
Joe Azcue, R OBP: 0.325, SLG: 0.419 (1, 2)					FC6-4				SH2-4 1B	3	1	2	0	0	0	1											
Sonny Siebert, R OBP: 0.400, SLG: 0.556 (7, 1)				G4-6-3 1B						1	0	0	0	1	0	1											
Ted Abernathy, R (7, 1)				G4-6-3						0	0	0	0	0	0	0											
Al Smith, R OBP: 0.167, SLG: 0.231 (8, PH)						FC3-6 BB			SH2-4	0	0	0	0	0	0	0											
Inning Stats	R: 0 E: 0 K: 0 S: 3	H: 0 LOB: 0 BB: 0 P: 3	R: 0 E: 0 K: 0 S: 3	H: 0 LOB: 0 BB: 0 P: 3	R: 0 E: 0 K: 1 S: 5	H: 1 LOB: 0 BB: 0 P: 5	R: 0 E: 0 K: 0 S: 4	H: 1 LOB: 1 BB: 0 P: 4	R: 0 E: 0 K: 0 S: 6	H: 1 LOB: 1 BB: 0 P: 6	R: 2 E: 0 K: 0 S: 4	H: 2 LOB: 0 BB: 1 P: 8	R: 0 E: 0 K: 1 S: 5	H: 0 LOB: 0 BB: 0 P: 5	R: 4 E: 0 K: 0 S: 8	H: 5 LOB: 1 BB: 0 P: 8	1B: 7 2B: 0 3B: 1 HR: 2	SF: 1 SAC: 1 DP: 1 HBP: 0	WP: 0 PB: 0 SB: 0 CS: 1	PA: 34							
PITCHER	IP	WLS	BF	H	R	ER	SO	BB	IBB	HBP	BLK	WP	HR	S	P	ERA	WHIP										
Barry Latman, R ERA: 4.0 (1, 1)	6.0		22	5	2	2	2	1	0	0	0	0	0	8	8	3.00	1.000										
Bob Lee, R ERA: 2.05 (7, 1)	1.1	L	6	2	2	2	1	0	0	0	0	0	0	8	8	13.50	1.500										
Willie Smith, L ERA: 2.86 (8, 1)	0.1		3	2	2	2	0	0	0	0	0	0	2	3	3	54.00	6.000										
Bob Duliba, R ERA: 1.96 (8, 1)	0.1		2	1	0	0	0	0	0	0	0	0	0	2	2	0.00	3.000										

Batter	1	2	3	4	5	6	7	8	9	AB	R	H	RBI	BB	SO	LOB	TOP					
Joe Koppe, R OBP: 0.356, SLG: 0.337 (1, 6)										4	0	0	0	0	2	1	Los Angeles Angels @ Cleveland Indians Cleveland Municipal Stadium, Cleveland, OH Wed Jun 10 1964, 7:05 PM EDT Att: 7,622 - Unknown livebaseballscorecards.com					
Ed Kirkpatrick, L OBP: 0.339, SLG: 0.375 (1, 7)										5	1	2	0	0	2	1						
Lou Clinton, R OBP: 0.297, SLG: 0.399 Albie Pearson, L OBP: 0.312, SLG: 0.275 (1, 9) (7, 9)										4	1	0	0	0	0	2						
Joe Adcock, R OBP: 0.350, SLG: 0.456 (1, 3)										4	1	1	0	0	1	3						
Felix Torres, R OBP: 0.276, SLG: 0.446 (1, 5)										4	0	1	1	0	1	2						
Bob Perry, R OBP: 0.405, SLG: 0.514 (1, 8)										4	1	2	2	0	0	0						
Bobby Knoop, R OBP: 0.295, SLG: 0.313 (1, 4)										3	1	1	0	1	0	2						
Tom Satriano, L OBP: 0.348, SLG: 0.281 (1, 2)										4	0	1	2	0	0	3						
Don Lee, R OBP: 0.286, SLG: 0.167 Ken McBride, R OBP: 0.385, SLG: 0.273 (1, 1) (8, 1)										2	0	0	0	1	2	3						
										1	0	1	0	0	0	0						
Inning Stats	R: 0 E: 0 K: 2 S: 7	H: 0 LOB: 0 BB: 0 P: 7	R: 0 E: 0 K: 0 S: 3	H: 0 LOB: 0 BB: 0 P: 3	R: 0 E: 0 K: 1 S: 5	H: 0 LOB: 1 BB: 1 P: 9	R: 4 E: 1 K: 1 S: 9	H: 3 LOB: 1 BB: 1 P: 13	R: 0 E: 0 K: 1 S: 5	H: 0 LOB: 0 BB: 0 P: 5	R: 1 E: 0 K: 1 S: 8	H: 3 LOB: 2 BB: 0 P: 8	R: 0 E: 0 K: 1 S: 6	H: 1 LOB: 1 BB: 0 P: 6	R: 0 E: 0 K: 1 S: 6	H: 1 LOB: 1 BB: 0 P: 6	R: 0 E: 0 K: 0 S: 4	H: 1 LOB: 1 BB: 0 P: 4	1B: 5 2B: 4 3B: 0 HR: 0	SF: 0 SAC: 1 DP: 0 HBP: 0	WP: 0 PB: 0 SB: 0 CS: 0	PA: 39
PITCHER	IP WLS BF H R ER SO BB IBB HBP BLK WP HR S P ERA WHIP																					
Tommy John, L ERA: 3.42 Mudcat Grant, R ERA: 5.95 (1, 1) (8, 1)	7.0 L 31 7 5 1 7 2 0 0 0 0 0 0 0 10 10 1.29 1.286																					

Batter	1	2	3	4	5	6	7	8	9	AB	R	H	RBI	BB	SO	LOB	BOTTOM			
Dick Howser, R OBP: 0.333, SLG: 0.316 (1, 6)										5	1	2	0	0	0	2	Los Angeles Angels @ Cleveland Indians Cleveland Municipal Stadium, Cleveland, OH Wed Jun 10 1964, 7:05 PM EDT Att: 7,622 - Unknown livebaseballscorecards.com			
Vic Davallilo, L OBP: 0.285, SLG: 0.341 (1, 8)										4	0	2	2	0	0	2				
Leon Wagner, L OBP: 0.374, SLG: 0.536 (1, 7)										3	1	1	0	0	1	1				
Bob Chance, L OBP: 0.472, SLG: 0.754 (1, 9)										4	0	0	0	0	1	4				
Fred Whitfield, L OBP: 0.336, SLG: 0.477 (1, 3)										4	0	2	1	0	0	1				
John Romano, R OBP: 0.354, SLG: 0.558 (1, 2)										4	0	0	0	0	2	2				
Max Alvis, R OBP: 0.309, SLG: 0.419 (1, 5)										4	0	2	0	0	0	1				
Larry Brown, R OBP: 0.278, SLG: 0.409 (1, 4)										4	0	0	0	0	1	2				
Tommy John, R OBP: 0.200, SLG: 0.200 Tito Francona, L OBP: 0.370, SLG: 0.295 Mudcat Grant, R OBP: 0.320, SLG: 0.591 Joe Azcue, R OBP: 0.307, SLG: 0.390 (1, 1) (7, PH) (8, 1) (9, PH)										2	1	1	0	0	1	0				
										0	0	0	0	1	0	0				
										0	0	0	0	0	0	0				
										1	0	0	0	0	0	0				
Inning Stats	R: 1 E: 0 K: 0 S: 4	H: 2 LOB: 1 BB: 0 P: 5	R: 0 E: 0 K: 0 S: 3	H: 0 LOB: 0 BB: 0 P: 3	R: 1 E: 1 K: 0 S: 5	H: 3 LOB: 1 BB: 0 P: 5	R: 0 E: 0 K: 1 S: 6	H: 1 LOB: 1 BB: 0 P: 6	R: 0 E: 0 K: 1 S: 5	H: 0 LOB: 0 BB: 0 P: 5	R: 0 E: 0 K: 1 S: 6	H: 1 LOB: 1 BB: 0 P: 6	R: 0 E: 0 K: 2 S: 9	H: 1 LOB: 1 BB: 0 P: 9	R: 0 E: 0 K: 1 S: 5	H: 0 LOB: 0 BB: 0 P: 5	1B: 8 2B: 2 3B: 0 HR: 0	SF: 0 SAC: 0 DP: 1 HBP: 1	WP: 0 PB: 1 SB: 0 CS: 0	PA: 37
PITCHER	IP WLS BF H R ER SO BB IBB HBP BLK WP HR S P ERA WHIP																			
Don Lee, R ERA: 3.03 Ken McBride, R ERA: 4.6 (1, 1) (8, 1)	7.1 W 32 10 3 3 4 1 0 1 0 0 0 0 0 9 9 3.68 1.500																			

Batter	1	2	3	4	5	6	7	8	9	10	11	12	AB	R	H	RBI	BB	SO	LOB	TOP					
Jim Piersall, R OBP: 0.409, SLG: 0.375 Tom Satriano, L OBP: 0.346, SLG: 0.278	4-3			1B	1B				K			FC2-6 1B	5	1	3	0	0	1	0	1					
Ed Kirkpatrick, L OBP: 0.333, SLG: 0.367	6-3			K	4-1				K			SF9	6	0	1	0	0	2	4						
Jim Fregosi, R OBP: 0.421, SLG: 0.612	F8			1B	1B				SF9	BB			4	2	1	0	2	1	0						
Lou Clinton, R OBP: 0.299, SLG: 0.395		G6-4-3 BB		K		5-3			SF9	1B		SF9	4	0	1	1	1	1	2						
Joe Adcock, R OBP: 0.350, SLG: 0.473		G6-4-3		1B	1B				K			F9	6	1	2	2	0	2	5						
Felix Torres, R OBP: 0.194, SLG: 0.441 Albie Pearson, L OBP: 0.310, SLG: 0.274				K	FC6-4 1B				L5				3	0	1	2	0	1	0						
Buck Rodgers, S OBP: 0.286, SLG: 0.281				K	FC6-4				5-3				3	0	0	0	1	1	2						
Bobby Knoop, R OBP: 0.293, SLG: 0.306				K					F6			G4-6-3 HBP	4	0	0	0	0	2	3						
Dean Chance, R OBP: 0.126, SLG: 0.087 Bob Lee, R				F4					FC3-6 1B			FC2-6 1B	4	0	0	0	0	1	1						
Ken McBride, R OBP: 0.385, SLG: 0.273 Willie Smith, L OBP: 0.281, SLG: 0.364 Bob Duliba, R				1-3					K				0	0	0	0	0	0	0						
Inning Stats	R: 0 E: 0 K: 1 S: 3	H: 0 LOB: 0 BB: 1 P: 3	R: 0 E: 0 K: 1 S: 4	H: 0 LOB: 0 BB: 1 P: 8	R: 0 E: 0 K: 2 S: 7	H: 0 LOB: 0 BB: 0 P: 7	R: 2 E: 0 K: 2 S: 11	H: 4 LOB: 2 BB: 0 P: 11	R: 0 E: 0 K: 0 S: 4	H: 1 LOB: 1 BB: 0 P: 4	R: 1 E: 0 K: 1 S: 6	H: 1 LOB: 2 BB: 2 P: 16	R: 0 E: 0 K: 2 S: 7	H: 0 LOB: 0 BB: 0 P: 7	R: 0 E: 0 K: 2 S: 7	H: 0 LOB: 0 BB: 0 P: 7	R: 0 E: 0 K: 0 S: 2	H: 0 LOB: 0 BB: 0 P: 3	R: 1 E: 0 K: 0 S: 5	H: 2 LOB: 2 BB: 1 P: 9	1B: 9 2B: 0 3B: 0 HR: 1	SF: 2 SAC: 0 DP: 2 HBP: 2	WP: 0 PB: 0 SB: 0 CS: 0	PA: 50	
PITCHER	IP	WLS	BF	H	R	ER	SO	BB	IBB	HBP	BLK	WP	HR	S	P	ERA	WHIP								
Jack Kralick, L ERA: 2.24	(1.1)	7.0	29	7	3	3	6	1	0	0	0	0	0	1	39	4.50	1.000								
Don McMahon, R ERA: 1.25	(8.1)	2.0	9	1	1	1	4	1	1	0	0	0	0	15	23	4.50	1.000								
Ted Abernathy, R ERA: 2.88	(10.1)	3.0	L	12	2	1	2	0	1	1	0	0	0	14	19	3.00	0.667								

Los Angeles Angels @ Cleveland Indians
Cleveland Municipal Stadium, Cleveland, OH

Thu Jun 11 1964, 7:05 PM EDT
Att. 3,987 - Unknown

AB 42
R 5
H 10
RBI 5
BB 4
SO 12
LOB 18



Batter	1	2	3	4	5	6	7	8	9	10	11	12	AB	R	H	RBI	BB	SO	LOB	BOTTOM					
Dick Howser, R OBP: 0.329, SLG: 0.312	F8			K					5-3				6	0	1	2	0	1	3						
Vic Davalillo, L OBP: 0.293, SLG: 0.343	6-3								K				5	1	2	0	1	1	3						
Leon Wagner, L OBP: 0.373, SLG: 0.535				1B					FC3-5 1B				6	1	2	0	0	0	4						
Bob Chance, L OBP: 0.449, SLG: 0.701				1B					G4-6-3				6	0	1	2	0	2	2						
Fred Whitfield, L OBP: 0.345, SLG: 0.478 Al Smith, R OBP: 0.161, SLG: 0.222				K					FC3-5 1B				4	0	2	0	1	1	2						
John Romano, R OBP: 0.340, SLG: 0.534				K					G4-6-3				6	0	1	2	0	2	2						
Max Alvis, R OBP: 0.311, SLG: 0.415				1B					5-3				4	1	1	0	1	0	4						
Larry Brown, R OBP: 0.289, SLG: 0.407				K					5-3				3	1	1	0	2	0	2						
Jack Kralick, L ERA: 1.97 Don McMahon, R ERA: 1.25 Billy Wertz, L ERA: 0.200 Pedro Ramos, S ERA: 1.42 Ted Abernathy, R ERA: 1.67				K					FC3-5 1B				2	0	0	0	0	0	2						
Inning Stats	R: 0 E: 0 K: 1 S: 6	H: 1 LOB: 1 BB: 0 P: 6	R: 0 E: 0 K: 0 S: 2	H: 0 LOB: 0 BB: 1 P: 6	R: 0 E: 0 K: 1 S: 5	H: 0 LOB: 0 BB: 0 P: 5	R: 0 E: 0 K: 1 S: 8	H: 1 LOB: 1 BB: 0 P: 8	R: 0 E: 0 K: 0 S: 4	H: 0 LOB: 1 BB: 1 P: 9	R: 0 E: 0 K: 0 S: 6	H: 1 LOB: 1 BB: 0 P: 4	R: 2 E: 0 K: 0 S: 5	H: 3 LOB: 2 BB: 1 P: 9	R: 0 E: 0 K: 0 S: 4	H: 1 LOB: 2 BB: 1 P: 8	R: 0 E: 0 K: 1 S: 5	H: 0 LOB: 1 BB: 1 P: 9	R: 0 E: 0 K: 0 S: 3	H: 0 LOB: 0 BB: 0 P: 3	1B: 10 2B: 1 3B: 0 HR: 0	SF: 0 SAC: 0 DP: 2 HBP: 0	WP: 0 PB: 0 SB: 1 CS: 0	PA: 51	
PITCHER	IP	WLS	BF	H	R	ER	SO	BB	IBB	HBP	BLK	WP	HR	S	P	ERA	WHIP								
Dean Chance, R ERA: 1.97	(1.1)	8.0	35	8	4	4	5	4	0	0	0	0	0	41	57	4.50	1.500								
Bob Lee, R ERA: 2.24	(8.1)	0.0	2	2	0	0	0	0	0	0	0	0	0	2	2										
Ken McBride, R ERA: 1.42	(9.1)	3.0	W	11	1	0	0	1	2	0	0	0	0	11	19	0.00	1.000								
Bob Duliba, R ERA: 1.67	(12.1)	1.0	S	3	0	0	0	0	0	0	0	0	0	3	3	0.00	0.000								

Los Angeles Angels @ Cleveland Indians
Cleveland Municipal Stadium, Cleveland, OH

Thu Jun 11 1964, 7:05 PM EDT
Att. 3,987 - Unknown

AB 45
R 4
H 11
RBI 4
BB 6
SO 6
LOB 26



Batter	1	2	3	4	5	6	7	8	9	AB	R	H	RBI	BB	SO	LOB	TOP				
Wayne Causey, L (1, 6) OBP: 0.409, SLG: 0.412										5	0	2	0	0	0	4	Kansas City Athletics @ Cleveland Indians Cleveland Municipal Stadium, Cleveland, OH Fri Jun 12 1964, 7:05 PM EDT Att: 9,625 - Unknown livebaseballscorecards.com				
Doc Edwards, R (1, 2) OBP: 0.260, SLG: 0.286										5	0	1	0	0	1	4					
Ed Charles, R (1, 5) OBP: 0.344, SLG: 0.396										4	0	0	0	1	2	4					
Rocky Colavito, R (1, 9) OBP: 0.385, SLG: 0.557										3	0	0	0	0	1	3					
Jim Gentile, L (1, 3) OBP: 0.398, SLG: 0.559										2	0	0	0	2	0	0					
Nelson Mathews, R (1, 8) OBP: 0.301, SLG: 0.338										3	0	0	0	1	2	4					
John Wojcik, L (1, 7) OBP: 0.263, SLG: 0.176										4	0	0	0	0	2	2					
Dick Green, R (1, 4) OBP: 0.241, SLG: 0.324										3	0	0	0	1	1	1					
Diego Segui, R (1, 1) OBP: 0.241, SLG: 0.296										1	0	1	0	1	0	0					
George Williams, R (7, PH) OBP: 0.167, SLG: 0.091										1	0	0	0	0	0	0					
John Wyatt, R (7, PH) OBP: 0.167, SLG: 0.091										0	0	0	0	0	0	0					
George Alusik, R (9, PH) OBP: 0.417, SLG: 0.424										0	0	0	0	0	0	0					
Inning Stats	R: 0 E: 0 K: 1 S: 6	H: 1 LOB: 3 BB: 1 P: 11	R: 0 E: 0 K: 2 S: 7	H: 0 LOB: 1 BB: 1 P: 11	R: 0 E: 0 K: 1 S: 5	H: 0 LOB: 0 BB: 0 P: 5	R: 0 E: 0 K: 2 S: 7	H: 0 LOB: 0 BB: 0 P: 7	R: 0 E: 0 K: 1 S: 5	H: 1 LOB: 2 BB: 1 P: 10	R: 0 E: 0 K: 0 S: 5	H: 0 LOB: 1 BB: 1 P: 9	R: 0 E: 0 K: 0 S: 5	H: 2 LOB: 3 BB: 1 P: 9	R: 0 E: 0 K: 0 S: 3	H: 0 LOB: 1 BB: 1 P: 7	R: 0 E: 0 K: 1 S: 5	H: 0 LOB: 1 BB: 0 P: 6	1B: 3 2B: 1 3B: 0 HR: 0	SF: 0 SAC: 0 DP: 0 HBP: 2	WP: 0 PA: 39 CS: 0
PITCHER Sam McDowell, L (1, 1) ERA: 1.55	IP: 9.0 WLS: W BF: 39 H: 4 R: 0 ER: 0 SO: 9 BB: 6 IBB: 0 HBP: 2 BLK: 0 WP: 0 HR: 0 S: 49 P: 75 ERA: 0.00 WHIP: 1.111															PITCHER					

Batter	1	2	3	4	5	6	7	8	9	AB	R	H	RBI	BB	SO	LOB	BOTTOM				
Dick Howser, R (1, 6) OBP: 0.324, SLG: 0.306										4	1	0	0	0	0	1	Kansas City Athletics @ Cleveland Indians Cleveland Municipal Stadium, Cleveland, OH Fri Jun 12 1964, 7:05 PM EDT Att: 9,625 - Unknown livebaseballscorecards.com				
Vic Davallilo, L (1, 8) OBP: 0.299, SLG: 0.343										3	1	1	0	1	0	1					
Leon Wagner, L (1, 7) OBP: 0.375, SLG: 0.535										4	1	2	1	0	0	0					
Bob Chance, L (1, 9) OBP: 0.439, SLG: 0.676										4	0	1	2	0	1	1					
Fred Whitfield, L (1, 3) OBP: 0.336, SLG: 0.464										4	0	0	0	0	2	1					
Woodie Held, R (9, 9) OBP: 0.283, SLG: 0.450										0	0	0	0	0	0	0					
John Romano, R (1, 2) OBP: 0.385, SLG: 0.542										2	0	2	0	2	0	0					
Max Alvis, R (1, 5) OBP: 0.305, SLG: 0.407										4	0	0	0	0	2	5					
Larry Brown, R (1, 4) OBP: 0.283, SLG: 0.399										3	0	0	0	0	0	2					
Sam McDowell, L (1, 1) OBP: 0.200, SLG: 0.111										3	0	1	0	0	0	1					
Inning Stats	R: 0 E: 0 K: 1 S: 5	H: 1 LOB: 1 BB: 1 P: 9	R: 0 E: 0 K: 2 S: 7	H: 0 LOB: 1 BB: 1 P: 11	R: 3 E: 0 K: 1 S: 10	H: 5 LOB: 2 BB: 0 P: 10	R: 0 E: 1 K: 0 S: 4	H: 0 LOB: 1 BB: 0 P: 4	R: 0 E: 0 K: 0 S: 3	H: 0 LOB: 0 BB: 0 P: 3	R: 0 E: 0 K: 1 S: 6	H: 1 LOB: 1 BB: 0 P: 6	R: 0 E: 0 K: 0 S: 3	H: 0 LOB: 0 BB: 0 P: 3	R: 0 E: 0 K: 0 S: 3	H: 0 LOB: 1 BB: 1 P: 7	R: 0 E: 0 K: 1 S: 5	H: 0 LOB: 1 BB: 0 P: 6	1B: 7 2B: 0 3B: 0 HR: 0	SF: 0 SAC: 0 DP: 0 HBP: 0	WP: 1 PA: 34 CS: 1
PITCHER Diego Segui, R (1, 1) ERA: 4.35	IP: 6.0 WLS: L BF: 27 H: 7 R: 3 ER: 3 SO: 3 BB: 2 IBB: 0 HBP: 0 BLK: 0 WP: 1 HR: 0 S: 35 P: 43 ERA: 4.50 WHIP: 1.500															PITCHER					
John Wyatt, R (7, 1) ERA: 2.36	IP: 2.0 WLS: 7 BF: 7 H: 0 R: 0 ER: 0 SO: 0 BB: 1 IBB: 0 HBP: 0 BLK: 0 WP: 0 HR: 0 S: 6 P: 10 ERA: 0.00 WHIP: 0.500															PITCHER					

Batter	1	2	3	4	5	6	7	8	9	AB	R	H	RBI	BB	SO	LOB	TOP			
Wayne Causey, L (1,6) OBP: 0.413, SLG: 0.411	0-0 1B 1B	4-0 BB		4-0 WP BB BB		0-0 F7		0-0 F5		3	1	1	0	2	0	0	Kansas City Athletics @ Cleveland Indians Cleveland Municipal Stadium, Cleveland, OH Sat Jun 13 1964, 3:33 AM EDT Att: 3,850 - Unknown livebaseballscorecards.com			
John Wojcik, L (1,7) OBP: 0.208, SLG: 0.136	0-3 K	0-3 K		0-0 F4		0-3 K		0-3 K		5	0	0	0	0	4	4				
Ed Charles, R (1,5) OBP: 0.349, SLG: 0.395	0-0 BB 1B 1B			0-0 F8	4-0 WP BB	1-0 CS HBP		0-0 3-1		3	0	1	0	1	0	0				
Rocky Colavito, R (1,9) OBP: 0.381, SLG: 0.547	0-0 BB 1B			0-0 6-3	0-3 K	0-0 CS	0-0 F8		0-3 K	5	0	1	1	0	2	2				
Jim Gentile, L (1,3) OBP: 0.409, SLG: 0.556	4-0 BB			4-0 HR BB		4-0 BB BB		4-0 1B SF7 BB		1	2	0	0	4	1	0				
Billy Bryan, L (1,2) OBP: 0.410, SLG: 0.706	0-3 K			0-0 HR		0-0 F9		1-3 1B		4	1	2	2	0	1	4				
Nelson Mathews, R (1,8) OBP: 0.296, SLG: 0.333	0-3 K			0-3 K		0-0 F2		0-0 SF7		3	0	0	1	0	2	4				
Dick Green, R (1,4) OBP: 0.246, SLG: 0.324		0-0 5-3		0-0 BB WP S 1B	1-2 BB	0-0 F7				3	1	1	0	1	0	1				
Orlando Pena, R (1,1) OBP: 0.158, SLG: 0.194	0-3 K			0-3 K		0-3 K		0-3 K		3	0	0	0	0	3	3				
John Wyatt, R (7,1)				1-2 K						1	0	0	0	0	1	0				
Inning Stats	R: 1 E: 0 K: 3 S: 12	H: 3 LOB: 3 BB: 1 P: 16	R: 0 E: 0 K: 2 S: 7	H: 0 LOB: 1 BB: 1 P: 11	R: 2 E: 0 K: 1 S: 6	H: 1 LOB: 0 BB: 1 P: 10	R: 1 E: 0 K: 2 S: 8	H: 1 LOB: 2 BB: 2 P: 16	R: 0 E: 0 K: 1 S: 5	H: 0 LOB: 2 BB: 2 P: 13	R: 1 E: 0 K: 0 S: 4	H: 1 LOB: 1 BB: 1 P: 8	R: 0 E: 0 K: 2 S: 7	H: 0 LOB: 0 BB: 0 P: 7	R: 0 E: 0 K: 2 S: 7	H: 0 LOB: 0 BB: 0 P: 7	1B: 5 2B: 0 3B: 0 HR: 1	SF: 1 SAC: 0 DP: 0 HBP: 1	WP: 1 PB: 0 SB: 1 CS: 1	PA: 42
PITCHER	IP WLS BF H R ER SO BB IBB HBP BLK WP HR S P ERA WHIP	IP WLS BF H R ER SO BB IBB HBP BLK WP HR S P ERA WHIP	IP WLS BF H R ER SO BB IBB HBP BLK WP HR S P ERA WHIP	IP WLS BF H R ER SO BB IBB HBP BLK WP HR S P ERA WHIP	IP WLS BF H R ER SO BB IBB HBP BLK WP HR S P ERA WHIP	IP WLS BF H R ER SO BB IBB HBP BLK WP HR S P ERA WHIP	IP WLS BF H R ER SO BB IBB HBP BLK WP HR S P ERA WHIP	IP WLS BF H R ER SO BB IBB HBP BLK WP HR S P ERA WHIP	IP WLS BF H R ER SO BB IBB HBP BLK WP HR S P ERA WHIP	IP WLS BF H R ER SO BB IBB HBP BLK WP HR S P ERA WHIP	IP WLS BF H R ER SO BB IBB HBP BLK WP HR S P ERA WHIP	IP WLS BF H R ER SO BB IBB HBP BLK WP HR S P ERA WHIP	IP WLS BF H R ER SO BB IBB HBP BLK WP HR S P ERA WHIP	IP WLS BF H R ER SO BB IBB HBP BLK WP HR S P ERA WHIP	IP WLS BF H R ER SO BB IBB HBP BLK WP HR S P ERA WHIP	IP WLS BF H R ER SO BB IBB HBP BLK WP HR S P ERA WHIP	IP WLS BF H R ER SO BB IBB HBP BLK WP HR S P ERA WHIP			
Sonny Siebert, R (1,1) ERA: 5.67	3.1 L	19 5	4 4	4 4	7 7	4 4	0 0	0 0	0 0	0 0	1 1	29 45	10.80	2.700						
Gary Bell, R (4,1) ERA: 4.29	3.2	16 1	1 1	1 1	3 3	4 4	0 0	1 1	0 0	1 1	0 0	17 34	2.46	1.364						
Don McMahon, R (8,1) ERA: 1.18	2.0	6 0	0 0	0 0	4 4	0 0	0 0	0 0	0 0	0 0	0 0	14 14	0.00	0.000						

Batter	1	2	3	4	5	6	7	8	9	AB	R	H	RBI	BB	SO	LOB	BOTTOM					
Dick Howser, R (1,6) OBP: 0.327, SLG: 0.315	0-0 SF8 3B			0-0 F9		0-0 5-3		4-0 1B SF7 BB		3	2	1	0	1	0	0	Kansas City Athletics @ Cleveland Indians Cleveland Municipal Stadium, Cleveland, OH Sat Jun 13 1964, 3:33 AM EDT Att: 3,850 - Unknown livebaseballscorecards.com					
Vic Davallilo, L (1,8) OBP: 0.291, SLG: 0.336	0-0 SF8			0-0 6-3		0-0 F9		0-0 F9		3	0	0	1	0	0	1						
Leon Wagner, L (1,7) OBP: 0.373, SLG: 0.529	0-3 K			0-0 4-3		0-0 F2		0-0 1B		4	0	1	0	0	1	0						
Bob Chance, L (1,9) OBP: 0.419, SLG: 0.649	0-0 F9			0-0 4-3		0-0 F5		0-0 SF7		3	0	0	1	0	0	0						
Fred Whitfield, L (1,3) OBP: 0.333, SLG: 0.454		0-0 G3		4-0 2B BB		0-0 G3		0-3 K		3	1	0	0	1	1	1						
John Romano, R (1,2) OBP: 0.376, SLG: 0.577		4-0 BB		0-0 1B 2B		0-0 HR		0-0 F7		3	1	2	2	1	0	0						
Max Alvis, R (1,5) OBP: 0.300, SLG: 0.399		0-0 L5		0-3 K		0-0 5-3		0-0 F3		4	0	0	0	0	1	2						
Larry Brown, R (1,4) OBP: 0.279, SLG: 0.393		0-3 K		0-0 F9		0-0 F8		0-0 K		2	0	0	0	0	2	1						
Tito Francona, L (7, PH) OBP: 0.372, SLG: 0.307				0-0 F9		0-0 F8		0-3 K		1	0	1	0	0	0	0						
Woodie Held, R (8,4) OBP: 0.281, SLG: 0.447						0-0 2B		0-0 K		1	0	0	0	0	1	0						
Sonny Siebert, R (1,1) OBP: 0.364, SLG: 0.500				0-0 F9		0-0 F8		0-0 F5		1	0	0	0	0	0	0						
Gary Bell, R (4,1) OBP: 0.429, SLG: 0.429										1	0	0	0	0	0	0						
Billy Moran, R (7, PH) OBP: 0.319, SLG: 0.330										1	0	0	0	0	0	1						
Don McMahon, R (8,1) OBP: 0.200, SLG: 0.200										0	0	0	0	0	0	0						
Inning Stats	R: 1 E: 0 K: 1 S: 6	H: 1 LOB: 0 BB: 0 P: 6	R: 0 E: 0 K: 1 S: 5	H: 0 LOB: 1 BB: 1 P: 9	R: 0 E: 0 K: 0 S: 3	H: 0 LOB: 0 BB: 0 P: 3	R: 1 E: 0 K: 1 S: 6	H: 1 LOB: 1 BB: 1 P: 10	R: 0 E: 0 K: 1 S: 5	H: 0 LOB: 0 BB: 0 P: 5	R: 0 E: 0 K: 0 S: 3	H: 0 LOB: 0 BB: 0 P: 3	R: 1 E: 0 K: 0 S: 5	H: 2 LOB: 1 BB: 0 P: 5	R: 1 E: 0 K: 1 S: 6	H: 1 LOB: 1 BB: 1 P: 10	R: 0 E: 0 K: 1 S: 5	H: 0 LOB: 0 BB: 0 P: 5	1B: 1 2B: 2 3B: 1 HR: 1	SF: 2 SAC: 0 DP: 0 HBP: 0	WP: 0 PB: 0 SB: 0 CS: 0	PA: 35
PITCHER	IP WLS BF H R ER SO BB IBB HBP BLK WP HR S P ERA WHIP	IP WLS BF H R ER SO BB IBB HBP BLK WP HR S P ERA WHIP	IP WLS BF H R ER SO BB IBB HBP BLK WP HR S P ERA WHIP	IP WLS BF H R ER SO BB IBB HBP BLK WP HR S P ERA WHIP	IP WLS BF H R ER SO BB IBB HBP BLK WP HR S P ERA WHIP	IP WLS BF H R ER SO BB IBB HBP BLK WP HR S P ERA WHIP	IP WLS BF H R ER SO BB IBB HBP BLK WP HR S P ERA WHIP	IP WLS BF H R ER SO BB IBB HBP BLK WP HR S P ERA WHIP	IP WLS BF H R ER SO BB IBB HBP BLK WP HR S P ERA WHIP	IP WLS BF H R ER SO BB IBB HBP BLK WP HR S P ERA WHIP	IP WLS BF H R ER SO BB IBB HBP BLK WP HR S P ERA WHIP	IP WLS BF H R ER SO BB IBB HBP BLK WP HR S P ERA WHIP	IP WLS BF H R ER SO BB IBB HBP BLK WP HR S P ERA WHIP	IP WLS BF H R ER SO BB IBB HBP BLK WP HR S P ERA WHIP	IP WLS BF H R ER SO BB IBB HBP BLK WP HR S P ERA WHIP	IP WLS BF H R ER SO BB IBB HBP BLK WP HR S P ERA WHIP						
Orlando Pena, R (1,1) ERA: 3.97	6.2 W	26 3	4 3	3 3	4 4	2 2	0 0	0 0	0 0	0 0	0 0	12 16	4.05	0.900								
John Wyatt, R (7,1) ERA: 2.45	2.1 S	9 1	1 1	1 1	2 2	1 1	0 0	0 0	0 0	0 0	0 0	12 16	3.86	0.857								

Batter	1	2	3	4	5	6	7	8	9	10	AB	R	H	RBI	BB	SO	LOB	TOP
Wayne Causey, L OBP: 0.416, SLG: 0.416											5	1	3	1	0	0	1	Kansas City Athletics @ Cleveland Indians Cleveland Municipal Stadium, Cleveland, OH Sun Jun 14 1964, 3:33 AM EDT Unknown
Nelson Mathews, R OBP: 0.291, SLG: 0.327											4	0	0	0	0	1	3	
Ed Charles, R OBP: 0.354, SLG: 0.397											4	1	2	0	1	0	1	
Rocky Colavito, R OBP: 0.377, SLG: 0.536											4	2	0	0	0	0	2	
Jim Gentile, L OBP: 0.409, SLG: 0.570											5	1	2	4	0	0	1	
Billy Bryan, L OBP: 0.395, SLG: 0.658											4	0	1	1	0	1	2	
Jose Tartabull, L OBP: 0.176, SLG: 0.235											0	0	0	0	0	0	0	
Doc Edwards, R OBP: 0.257, SLG: 0.283											1	0	0	0	0	0	0	
George Atsuik, R OBP: 0.400, SLG: 0.402											5	0	0	0	0	1	2	
Dick Green, R OBP: 0.251, SLG: 0.328											4	1	2	0	0	0	0	
Moe Drabowsky, R OBP: 0.046, SLG: 0.045											1	0	0	0	0	0	0	
Dan Pfister, R OBP: 0.046, SLG: 0.045											1	0	0	0	0	0	0	
Joe Grzenda, R OBP: 0.046, SLG: 0.045											0	0	0	0	0	0	0	
Jose Santiago, R OBP: 0.046, SLG: 0.045											0	0	0	0	0	0	0	
Charlie Lau, L OBP: 0.046, SLG: 0.045											1	0	0	0	0	0	1	
John Wyatt, R OBP: 0.046, SLG: 0.045											0	0	0	0	0	0	0	
Inning Stats	R: 3 E: 0 K: 0 S: 6	H: 3 LOB: 1 BB: 0 P: 7	R: 0 E: 0 K: 1 S: 6	H: 1 LOB: 1 BB: 0 P: 6	R: 0 E: 0 K: 1 S: 4	H: 1 LOB: 1 BB: 0 P: 4	R: 0 E: 0 K: 1 S: 5	H: 0 LOB: 0 BB: 0 P: 5	R: 0 E: 0 K: 0 S: 4	H: 1 LOB: 1 BB: 0 P: 4	R: 1 E: 1 K: 1 S: 7	H: 2 LOB: 1 BB: 0 P: 7	R: 1 E: 0 K: 1 S: 6	H: 1 LOB: 0 BB: 0 P: 6	1B: 9 2B: 0 3B: 0 HR: 1	SF: 0 SAC: 2 DP: 0 HBP: 1	WP: 1 PB: 0 SB: 1 CS: 0	PA: 43
PITCHER	IP 8.0	WLS 35	BF 8	H 5	R 3	ER 3	SO 3	BB 1	IBB 0	HBP 1	BLK 0	WP 1	HR 0	S 39	P 44	ERA 3.38	WHIP 1.125	
Dick Donovan, R ERA: 5.53	(1, 1)																	
Ted Abernathy, R ERA: 2.77	(9, 1)	2.0	L	8	2	1	1	2	0	0	0	0	0	1	12	12	4.50	1.000

Batter	1	2	3	4	5	6	7	8	9	10	AB	R	H	RBI	BB	SO	LOB	BOTTOM				
Dick Howser, R OBP: 0.336, SLG: 0.332											4	2	3	1	1	1	0	Kansas City Athletics @ Cleveland Indians Cleveland Municipal Stadium, Cleveland, OH Sun Jun 14 1964, 3:33 AM EDT Unknown				
Vic Davallilo, L OBP: 0.296, SLG: 0.340											4	1	2	1	0	0	1					
Leon Wagner, L OBP: 0.365, SLG: 0.517											5	0	0	0	0	0	4					
John Romano, R OBP: 0.390, SLG: 0.576											2	0	1	0	3	0	0					
Mudcat Grant, R OBP: 0.320, SLG: 0.591											0	0	0	0	0	0	0					
Bob Chance, L OBP: 0.418, SLG: 0.628											4	0	1	1	1	1	4					
Fred Whitfield, L OBP: 0.327, SLG: 0.444											3	0	0	0	0	0	4					
Billy Moran, R OBP: 0.319, SLG: 0.330											0	0	0	0	0	0	0					
Tito Francona, L OBP: 0.370, SLG: 0.304											1	0	0	0	0	1	2					
Al Smith, R OBP: 0.158, SLG: 0.218											1	0	0	0	0	1	1					
Max Alvis, R OBP: 0.299, SLG: 0.411											4	1	1	1	0	1	1					
Larry Brown, R OBP: 0.272, SLG: 0.382											4	0	0	0	0	1	1					
Dick Donovan, L OBP: 0.250, SLG: 0.077											3	1	0	0	1	2	0					
Ted Abernathy, R ERA: 2.33	(9, 1)										0	0	0	0	0	0	0					
Inning Stats	R: 0 E: 0 K: 1 S: 7	H: 2 LOB: 3 BB: 1 P: 11	R: 1 E: 0 K: 1 S: 7	H: 2 LOB: 1 BB: 0 P: 7	R: 0 E: 0 K: 0 S: 3	H: 0 LOB: 0 BB: 0 P: 3	R: 0 E: 0 K: 1 S: 5	H: 0 LOB: 0 BB: 0 P: 5	R: 2 E: 0 K: 0 S: 3	H: 2 LOB: 0 BB: 2 P: 11	R: 0 E: 0 K: 1 S: 5	H: 0 LOB: 1 BB: 1 P: 9	R: 2 E: 1 K: 2 S: 9	H: 1 LOB: 2 BB: 2 P: 17	R: 0 E: 0 K: 0 S: 3	H: 0 LOB: 0 BB: 0 P: 3	R: 0 E: 0 K: 1 S: 5	H: 1 LOB: 1 BB: 0 P: 5	1B: 6 2B: 0 3B: 1 HR: 1	SF: 0 SAC: 1 DP: 2 HBP: 0	WP: 0 PB: 0 SB: 0 CS: 1	PA: 43
PITCHER	IP 4.0	WLS 20	BF 6	H 3	R 3	ER 3	SO 3	BB 2	IBB 0	HBP 0	BLK 0	WP 0	HR 1	S 24	P 32	ERA 6.75	WHIP 2.000					
Moe Drabowsky, R ERA: 6.2	(1, 1)																					
Dan Pfister, R ERA: 7.24	(5, 1)	2.1	9	0	2	0	2	3	0	0	0	0	0	10	22	0.00	1.286					
Joe Grzenda, L ERA: 6.14	(7, 1)	0.1	3	1	0	0	0	0	1	0	0	0	0	2	6	0.00	3.000					
Jose Santiago, R ERA: 2.84	(7, 1)	1.1	4	0	0	0	1	0	0	0	0	0	0	6	6	0.00	0.000					
John Wyatt, R ERA: 2.33	(9, 1)	2.0	W	6	1	0	0	2	0	0	0	0	0	10	10	0.00	0.500					

AB 39
R 6
H 10
RBI 6
BB 1
SO 5
LOB 13

Batter	1	2	3	4	5	6	7	8	9	AB	R	H	RBI	BB	SO	LOB	TOP					
Zoilo Versalles, R OBP: 0.332, SLG: 0.411	4-3		FC1-5 1B	K2-3		F4		L5		5	0	1	0	0	1	2						
Tony Oliva, L OBP: 0.382, SLG: 0.586	1-3		BB FC1-5 SF8 1B			F6		F8		5	1	1	0	0	1	0						
Rich Rollins, R OBP: 0.332, SLG: 0.457	4-3		FC1-5 SF8 BB 1-2 2-3*			HR		6-3		5	1	2	1	0	0	2						
Bob Allison, R OBP: 0.398, SLG: 0.603		F2								3	0	1	0	2	1	1						
Jimmie Hall, L OBP: 0.313, SLG: 0.503	K		SF8			F6		K		4	0	1	1	0	2	2						
Earl Battey, R OBP: 0.302, SLG: 0.392		2B BB	5-3			F8		K		3	0	0	0	1	1	5						
Frank Kostro, R OBP: 0.800, SLG: 1.600						F8				4	1	3	1	0	0	0						
Jerry Kindall, R OBP: 0.385, SLG: 0.514										0	0	0	0	0	0	0						
Dick Stigman, R OBP: 0.094, SLG: 0.097										4	0	1	0	0	1	4						
Garland Shifflett, R (8, 1)	1-3							K		0	0	0	0	0	0	0						
Inning Stats	R: 0 E: 0 K: 0 S: 3	H: 0 LOB: 0 BB: 0 P: 3	R: 0 E: 0 K: 1 S: 6	H: 1 LOB: 3 BB: 2 P: 14	R: 1 E: 0 K: 0 S: 5	H: 2 LOB: 2 BB: 1 P: 9	R: 0 E: 0 K: 2 S: 8	H: 1 LOB: 1 BB: 0 P: 8	R: 1 E: 0 K: 0 S: 5	H: 2 LOB: 1 BB: 0 P: 5	R: 0 E: 0 K: 0 S: 4	H: 1 LOB: 1 BB: 0 P: 4	R: 0 E: 0 K: 2 S: 8	H: 1 LOB: 2 BB: 1 P: 12	R: 1 E: 0 K: 1 S: 6	H: 1 LOB: 0 BB: 0 P: 6	R: 0 E: 0 K: 2 S: 8	H: 1 LOB: 1 BB: 0 P: 8	1B: 7 2B: 1 3B: 0 HR: 2	SF: 1 SAC: 1 DP: 0 HBP: 0	WP: 0 PB: 0 SB: 0 CS: 0	PA: 41
PITCHER Jack Kralick, L ERA: 2.31	IP: 9.0 WLS: W BF: 41 H: 10 R: 3 ER: 3 SO: 8 BB: 3 IBB: 1 HBP: 0 BLK: 0 WP: 0 HR: 2 S: 53 P: 69 ERA: 3.00 WHIP: 1.444															PITCHER						

Minnesota Twins @ Cleveland Indians
Cleveland Municipal Stadium, Cleveland, OH
Tue Jun 16 1964, 7:05 PM EDT
Att: 6,649 - Unknown

AB 33
R 3
H 10
RBI 3
BB 3
SO 7
LOB 16



Batter	1	2	3	4	5	6	7	8	9	AB	R	H	RBI	BB	SO	LOB	BOTTOM			
Dick Howser, R OBP: 0.330, SLG: 0.325	F5		5-3			F7		F8		4	0	0	0	0	0	0				
Vic Davallillo, L OBP: 0.288, SLG: 0.329			F9					K		4	0	1	0	0	1	0				
Leon Wagner, L OBP: 0.357, SLG: 0.516	4-3		K			F5				4	1	1	1	0	1	1				
John Romano, R OBP: 0.390, SLG: 0.591	K									3	2	1	0	1	1	1				
Max Alvis, R OBP: 0.293, SLG: 0.397		F7				F9		F6		4	0	0	0	0	0	2				
Bob Chance, L OBP: 0.434, SLG: 0.655										2	1	1	2	2	1	1				
Tito Francona, L OBP: 0.374, SLG: 0.310		BB BB						K		0	0	0	0	0	0	0				
Larry Brown, R OBP: 0.274, SLG: 0.380		F9								4	0	1	1	0	0	2				
Woodie Held, R OBP: 0.293, SLG: 0.470										2	1	1	1	2	1	1				
Jack Kralick, L OBP: 0.147, SLG: 0.121			K							3	0	0	0	0	2	3				
Inning Stats	R: 0 E: 0 K: 1 S: 6	H: 1 LOB: 1 BB: 0 P: 6	R: 0 E: 0 K: 1 S: 5	H: 0 LOB: 2 BB: 2 P: 13	R: 0 E: 0 K: 1 S: 5	H: 0 LOB: 0 BB: 0 P: 5	R: 2 E: 0 K: 0 S: 4	H: 1 LOB: 1 BB: 2 P: 12	R: 0 E: 0 K: 0 S: 3	H: 0 LOB: 0 BB: 0 P: 3	R: 0 E: 0 K: 0 S: 3	H: 0 LOB: 1 BB: 1 P: 7	R: 1 E: 0 K: 2 S: 8	H: 1 LOB: 0 BB: 0 P: 8	R: 2 E: 0 K: 2 S: 10	H: 3 LOB: 1 BB: 0 P: 10	1B: 2 2B: 1 3B: 0 HR: 3	SF: 0 SAC: 0 DP: 0 HBP: 0	WP: 0 PB: 1 SB: 1 CS: 0	PA: 35
PITCHER Dick Stigman, L ERA: 4.48	IP: 7.2 WLS: L BF: 34 H: 6 R: 5 ER: 5 SO: 6 BB: 5 IBB: 0 HBP: 0 BLK: 0 WP: 0 HR: 3 S: 41 P: 61 ERA: 5.87 WHIP: 1.435															PITCHER				
Garland Shifflett, R ERA: 4.73	IP: 0.1 WLS: 1 BF: 1 H: 0 R: 0 ER: 0 SO: 1 BB: 0 IBB: 0 HBP: 0 BLK: 0 WP: 0 HR: 0 S: 3 P: 3 ERA: 0.00 WHIP: 0.000															PITCHER				

Minnesota Twins @ Cleveland Indians
Cleveland Municipal Stadium, Cleveland, OH
Tue Jun 16 1964, 7:05 PM EDT
Att: 6,649 - Unknown

AB 30
R 5
H 6
RBI 5
BB 5
SO 7
LOB 11



Batter	1	2	3	4	5	6	7	8	9	AB	R	H	RBI	BB	SO	LOB	TOP				
Zoilo Versalles, R OBP: 0.332, SLG: 0.410	F9		G3				F9			4	0	1	0	0	0	2	Minnesota Twins @ Cleveland Indians Cleveland Municipal Stadium, Cleveland, OH Wed Jun 17 1964, 7:05 PM EDT Att: 18,942 - Unknown livebaseballscorecards.com				
Rich Rollins, R OBP: 0.336, SLG: 0.458 Frank Kostro, R OBP: 0.571, SLG: 1.143	6-3				FC1-6-5		5-3			2	0	1	0	0	0	0					
Tony Oliva, L OBP: 0.381, SLG: 0.577			K							4	0	1	0	0	1	2					
Don Mincher, L OBP: 0.362, SLG: 0.655	F8									4	0	1	0	0	0	1					
Bob Allison, R OBP: 0.400, SLG: 0.592										4	0	1	0	0	1	1					
Jimmie Hall, L OBP: 0.306, SLG: 0.487										4	0	1	0	0	1	1					
Johnny Goryl, R OBP: 0.296, SLG: 0.270										4	0	1	0	0	1	1					
Jerry Zimmerman, R OBP: 0.354, SLG: 0.262 Bill Plets, L OBP: 0.667, SLG: 0.500 Bill Whitby, R Earl Batley, R OBP: 0.305, SLG: 0.388										2	0	0	0	0	0	3					
Jim Roland, R OBP: 0.083, SLG: 0.083 Hamon Killebrew, R OBP: 0.356, SLG: 0.713 Jim Kaat, L OBP: 0.344, SLG: 0.444 Joe McCabe, R OBP: 0.176, SLG: 0.188										0	0	0	0	0	0	0					
Inning Stats	R: 0 E: 0 K: 0 S: 4	H: 1 LOB: 1 BB: 0 P: 4	R: 0 E: 0 K: 0 S: 4	H: 1 LOB: 1 BB: 0 P: 4	R: 0 E: 0 K: 1 S: 6	H: 1 LOB: 1 BB: 0 P: 6	R: 0 E: 0 K: 0 S: 5	H: 2 LOB: 2 BB: 0 P: 5	R: 0 E: 0 K: 1 S: 6	H: 1 LOB: 1 BB: 0 P: 6	R: 0 E: 0 K: 0 S: 3	H: 1 LOB: 0 BB: 0 P: 3	R: 0 E: 0 K: 0 S: 3	H: 0 LOB: 2 BB: 0 P: 5	R: 0 E: 0 K: 3 S: 9	H: 0 LOB: 0 BB: 0 P: 9		1B: 6 2B: 2 3B: 0 HR: 0	SF: 0 SAC: 0 DP: 1 HBP: 2	WP: 0 PB: 0 SB: 0 CS: 0	PA: 35
PITCHER Pedro Ramos, R ERA: 3.34	IP: 9.0 WLS: W BF: 35 H: 7 R: 0 ER: 0 SO: 6 BB: 0 IBB: 0 HBP: 2 BLK: 0 WP: 0 HR: 0 S: 45 P: 47 ERA: 0.00 WHIP: 0.778											PITCHER	IP: 9.0 WLS: W BF: 35 H: 7 R: 0 ER: 0 SO: 6 BB: 0 IBB: 0 HBP: 2 BLK: 0 WP: 0 HR: 0 S: 45 P: 47 ERA: 0.00 WHIP: 0.778								

Batter	1	2	3	4	5	6	7	8	9	AB	R	H	RBI	BB	SO	LOB	BOTTOM				
Dick Howser, R OBP: 0.330, SLG: 0.322	6-3		F4							4	1	1	0	1	0	2	Minnesota Twins @ Cleveland Indians Cleveland Municipal Stadium, Cleveland, OH Wed Jun 17 1964, 7:05 PM EDT Att: 18,942 - Unknown livebaseballscorecards.com				
Vic Davallillo, L	F5									5	1	2	0	0	0	1					
Leon Wagner, L	F4									5	1	1	0	0	0	3					
John Romano, R										2	0	0	1	1	0	2					
Max Alvis, R	F4									3	1	1	1	1	0	2					
Bob Chance, L OBP: 0.430, SLG: 0.622 Tito Francona, L OBP: 0.379, SLG: 0.310										3	0	1	1	1	0	1					
Larry Brown, R OBP: 0.275, SLG: 0.382	F7									4	0	1	0	0	0	4					
Woodie Held, R OBP: 0.299, SLG: 0.463										2	0	0	0	2	0	1					
Pedro Ramos, S										3	1	1	1	0	2	4					
Inning Stats	R: 0 E: 0 K: 0 S: 3	H: 0 LOB: 0 BB: 0 P: 3	R: 0 E: 0 K: 1 S: 5	H: 0 LOB: 3 BB: 3 P: 17	R: 0 E: 0 K: 0 S: 4	H: 1 LOB: 1 BB: 0 P: 4	R: 1 E: 0 K: 1 S: 6	H: 1 LOB: 1 BB: 1 P: 10	R: 2 E: 0 K: 0 S: 5	H: 1 LOB: 1 BB: 1 P: 9	R: 0 E: 0 K: 0 S: 4	H: 1 LOB: 0 BB: 0 P: 4	R: 1 E: 0 K: 0 S: 5	H: 2 LOB: 2 BB: 1 P: 9	R: 1 E: 0 K: 0 S: 5	H: 2 LOB: 1 BB: 0 P: 5		1B: 5 2B: 1 3B: 0 HR: 2	SF: 1 SAC: 1 DP: 1 HBP: 0	WP: 0 PB: 0 SB: 1 CS: 0	PA: 39
PITCHER Jim Roland, L ERA: 3.47 Bill Plets, L ERA: 3.51 Bill Whitby, R ERA: 6.75	IP: 6.0 WLS: L BF: 28 H: 4 R: 3 ER: 2 SO: 2 BB: 5 IBB: 0 HBP: 0 BLK: 0 WP: 0 HR: 1 S: 27 P: 47 ERA: 3.00 WHIP: 1.500											PITCHER	IP: 6.0 WLS: L BF: 28 H: 4 R: 3 ER: 2 SO: 2 BB: 5 IBB: 0 HBP: 0 BLK: 0 WP: 0 HR: 1 S: 27 P: 47 ERA: 3.00 WHIP: 1.500								

Batter	1	2	3	4	5	6	7	8	9	AB	R	H	RBI	BB	SO	LOB	TOP											
Dick Howser, R OBP: 0.325, SLG: 0.317	E5 G4-6-3	FC6-4 1-2f			SH1-3 1-2		F3		F9	4	0	0	0	0	0	2	Cleveland Indians @ Los Angeles Angels Dodger Stadium, Los Angeles, CA Fri Jun 19 1964, 7:05 PM PDT Att: 9,202 - Unknown											
Vic Davallio, L OBP: 0.288, SLG: 0.326	G4-6-3 1-2f		F9		G3 2-3		2B 1B		5-3	5	0	1	0	0	0	2												
Leon Wagner, L OBP: 0.355, SLG: 0.511	1B BB		4-3		K 5-6		1-3 2B			3	0	1	0	1	1													
Bob Chance, L OBP: 0.432, SLG: 0.613	1-3 1B		4-3			K 5-6				3	0	1	0	1	1	0												
John Romano, R OBP: 0.380, SLG: 0.560	K			5-3		1B FC5-2 1B			F8	4	0	1	0	0	1	5												
Fred Whitfield, L OBP: 0.327, SLG: 0.438		1B 1B		F7		1-3 FC5-2 1B			CS 1B	4	0	3	0	0	0	0												
Max Alvis, R OBP: 0.295, SLG: 0.415	F9			K		1-2 3H FC5-2			F9 1-2	4	0	0	0	0	1	4												
Larry Brown, R OBP: 0.274, SLG: 0.398	F8				HR	F7			F4	4	1	1	1	0	0	3												
Dick Donovan, L OBP: 0.316, SLG: 0.133										2	0	1	0	1	1	0	AB 34 R 1 H 9 RBI 1 BB 3 SO 5 LOB 17											
Tito Francona, L OBP: 0.376, SLG: 0.308	1-3 FC6-4 1B			WP SH1-3 BB					F7	1	0	0	0	0	0	0												
Inning Stats	R: 0 E: 1 K: 1 S: 6	H: 1 LOB: 2 BB: 1 P: 10	R: 0 E: 0 K: 0 S: 5	H: 2 LOB: 2 BB: 0 P: 5	R: 0 E: 0 K: 0 S: 3	H: 0 LOB: 0 BB: 0 P: 3	R: 0 E: 0 K: 1 S: 5	H: 0 LOB: 0 BB: 0 P: 5	R: 1 E: 0 K: 1 S: 6	H: 1 LOB: 1 BB: 1 P: 10	R: 0 E: 0 K: 1 S: 7	H: 2 LOB: 3 BB: 1 P: 7	R: 0 E: 0 K: 0 S: 3	H: 1 LOB: 0 BB: 0 P: 3	R: 0 E: 0 K: 0 S: 3	H: 0 LOB: 0 BB: 0 P: 3		1B: 7 2B: 1 3B: 0 HR: 1	SF: 0 SAC: 1 DP: 1 HBP: 0	WP: 1 PB: 0 SB: 0 CS: 1	PA: 38							
PITCHER	IP	WLS	BF	H	R	ER	SO	BB	IBB	HBP	BLK	WP	HR	S	P	ERA		WHIP										
Dean Chance, R ERA: 2.11	(1, 1)	6.0	26	6	1	1	4	2	0	0	0	1	1	32	40	1.50		1.333										
Dan Osinski, R ERA: 4.5	(7, 1)	0.2	5	2	0	0	1	0	1	0	0	0	0	6	10	0.00		3.000										
Bob Duliba, R ERA: 2.14	(7, 1)	2.1	W	7	1	0	0	0	0	0	0	0	0	7	7	0.00		0.429										

Batter	1	2	3	4	5	6	7	8	9	AB	R	H	RBI	BB	SO	LOB	BOTTOM											
Lenny Green, L OBP: 0.257, SLG: 0.133	S 1B 1B		F9			F8		G4-3 1-2f		4	1	1	0	0	0	1	Cleveland Indians @ Los Angeles Angels Dodger Stadium, Los Angeles, CA Fri Jun 19 1964, 7:05 PM PDT Att: 9,202 - Unknown											
Vic Power, R OBP: 0.227, SLG: 0.286	F4 1-2		5-3			F9				3	0	0	0	0	0	1												
Jim Fregosi, R OBP: 0.418, SLG: 0.597	F8				F8		K			3	0	0	0	0	1	1												
Willie Smith, L OBP: 0.273, SLG: 0.405	S 1B 2H				E S 1B		F9			3	0	2	1	0	0	0												
Joe Adcock, R OBP: 0.348, SLG: 0.503	K 1-2				K 1-3		F8			3	0	0	0	0	2	2												
Ed Kirkpatrick, L OBP: 0.335, SLG: 0.397		4-3			F7		G3			3	0	0	0	0	0	1												
Buck Rodgers, S OBP: 0.293, SLG: 0.279	F6					6-3 K 2B		1B 3B		3	1	2	0	0	0	0												
Bobby Knoop, R OBP: 0.300, SLG: 0.317	F8				6-3		FC2-8 1B			3	0	1	1	0	0	1												
Dean Chance, R OBP: 0.107, SLG: 0.074								3H FC2-6 G4-3		2	0	0	0	0	1	1	AB 28 R 2 H 6 RBI 2 BB 0 SO 4 LOB 9											
Dan Osinski, R OBP: 0.143, SLG: 0.143			F6			K 3H				0	0	0	0	0	0	0												
Bob Duliba, R										1	0	0	0	0	0	1												
Inning Stats	R: 1 E: 0 K: 1 S: 7	H: 2 LOB: 1 BB: 0 P: 7	R: 0 E: 0 K: 0 S: 3	H: 0 LOB: 0 BB: 0 P: 3	R: 0 E: 0 K: 0 S: 3	H: 0 LOB: 0 BB: 0 P: 3	R: 0 E: 0 K: 1 S: 6	H: 1 LOB: 1 BB: 0 P: 6	R: 0 E: 0 K: 1 S: 5	H: 0 LOB: 0 BB: 0 P: 5	R: 0 E: 0 K: 1 S: 3	H: 0 LOB: 0 BB: 0 P: 3	R: 1 E: 0 K: 0 S: 4	H: 2 LOB: 0 BB: 0 P: 4	R: 0 E: 0 K: 0 S: 3	H: 0 LOB: 0 BB: 0 P: 3		1B: 4 2B: 1 3B: 1 HR: 0	SF: 0 SAC: 0 DP: 1 HBP: 0	WP: 0 PB: 0 SB: 3 CS: 0	PA: 28							
PITCHER	IP	WLS	BF	H	R	ER	SO	BB	IBB	HBP	BLK	WP	HR	S	P	ERA		WHIP										
Dick Donovan, R ERA: 5.01	(1, 1)	8.0	L	28	6	2	2	4	0	0	0	0	0	36	36	2.25		0.750										

Batter	1	2	3	4	5	6	7	8	9	AB	R	H	RBI	BB	SO	LOB	TOP		
Dick Howser, R (1,6) OBP: 0.320, SLG: 0.312	0-0 6-3		0-0 6-3			0-0 F4		0-0 6-3		4	0	0	0	0	0	0	Cleveland Indians @ Los Angeles Angels Dodger Stadium, Los Angeles, CA Sat Jun 20 1964, 7:05 PM PDT Att: 8,688 - Unknown		
Vic Davallio, L (1,8) OBP: 0.293, SLG: 0.330	0-0 G6-4-3 1B			0-0 6-3		0-0 1B		0-0 5-3		4	0	2	0	0	0	0			
Leon Wagner, L (1,7) OBP: 0.353, SLG: 0.519	0-0 G6-4-3 1-2			0-0 HR		0-0 2-3		0-0 3-1		4	1	1	1	0	0	2			
Bob Chance, L (1,9) OBP: 0.417, SLG: 0.588		0-0 6-3		0-0 F9		0-3 K		0-3 K		4	0	0	0	0	2	0			
Fred Whitfield, L (1,3) OBP: 0.327, SLG: 0.432		0-0 4-3		0-0 F8		4-0 FC6-4 BB				2	0	0	0	1	0	0			
Max Alvis, R (1,5) OBP: 0.299, SLG: 0.419		0-0 FC5-4 1B		0-0 CS 1B		0-0 F8				3	0	2	0	0	0	1			
Joe Azcue, R (1,2) OBP: 0.293, SLG: 0.372		0-0 FC5-4 1-2		0-3 K		0-0 FC6-4 1-2				3	0	0	0	0	1	3			
Larry Brown, R (1,4) OBP: 0.270, SLG: 0.390			0-0 F7		0-0 6-3		0-0 5-3			3	0	0	0	0	0	0			
Tommy John, R (1,1) OBP: 0.222, SLG: 0.222			0-0 6-3		0-0 6-3		0-0 4-3			2	0	0	0	0	0	0			
Tito Francona, L (8, PH) OBP: 0.373, SLG: 0.305										1	0	0	0	0	0	0			
Don McMahon, R (8, 1) OBP: 0.200, SLG: 0.200										0	0	0	0	0	0	0			
Inning Stats	R: 0 E: 0 K: 0 S: 3	H: 1 LOB: 0 BB: 0 P: 3	R: 0 E: 0 K: 0 S: 4	H: 1 LOB: 1 BB: 0 P: 4	R: 0 E: 0 K: 0 S: 3	H: 0 LOB: 0 BB: 0 P: 3	R: 1 E: 0 K: 0 S: 4	H: 1 LOB: 0 BB: 0 P: 4	R: 0 E: 0 K: 1 S: 5	H: 0 LOB: 1 BB: 1 P: 9	R: 0 E: 0 K: 0 S: 3	H: 0 LOB: 0 BB: 0 P: 3	R: 0 E: 0 K: 1 S: 5	H: 0 LOB: 0 BB: 0 P: 5	R: 0 E: 0 K: 1 S: 5	H: 0 LOB: 0 BB: 0 P: 5	1B: 4 2B: 0 3B: 0 HR: 1	SF: 0 SAC: 0 DP: 1 HBP: 0	WP: 0 PA: 31 CS: 1
PITCHER Fred Newman, R (1,1) ERA: 2.67	IP: 9.0 WLS: W BF: 31 H: 5 R: 1 ER: 1 SO: 3 BB: 1 IBB: 0 HBP: 0 BLK: 0 WP: 0 HR: 1 S: 36 P: 40 ERA: 1.00 WHIP: 0.667															PITCHER			

Batter	1	2	3	4	5	6	7	8	9	AB	R	H	RBI	BB	SO	LOB	BOTTOM		
Jim Piersall, R (1,7) OBP: 0.387, SLG: 0.431	0-0 1-3 2B		0-0 F9	0-0 FC5 2-3f			0-0 6-3			4	0	1	0	0	0	4	Cleveland Indians @ Los Angeles Angels Dodger Stadium, Los Angeles, CA Sat Jun 20 1964, 7:05 PM PDT Att: 8,688 - Unknown		
Vic Power, R (1,5) OBP: 0.243, SLG: 0.299	0-0 1-3 2-3		0-0 3B 1B		0-0 4-3		0-0 WP 1B 1B			4	2	2	0	0	0	1			
Jim Fregosi, R (1,6) OBP: 0.414, SLG: 0.601	0-3 K		0-0 1H 2H 3B		0-0 5-3		0-3 K 1-2			4	0	1	2	0	2	2			
Lou Clinton, R (1,9) OBP: 0.297, SLG: 0.384	0-0 G3		0-0 F7		0-0 F8		0-0 2H PB 1B			4	0	1	1	0	0	2			
Joe Adcock, R (1,3) OBP: 0.345, SLG: 0.497		0-0 6-3		0-0 G5-3 1B 1B		0-3 K		0-3 K		4	0	1	0	0	2	1			
Tom Satriono, L (9, 5) OBP: 0.336, SLG: 0.269								1-2 K		0	0	0	0	0	0	0			
Bob Perry, R (1,8) OBP: 0.396, SLG: 0.467		0-3 K		0-0 WP G5-3 1B		0-0 6-3		4-0 BB		3	0	1	0	1	1	0			
Buck Rodgers, S (1,2) OBP: 0.288, SLG: 0.274		0-0 6-3		0-0 G5-3 1-2 2-3f		0-0 4-3		0-0 F2		4	0	0	0	0	0	4			
Bobby Knoop, R (1,4) OBP: 0.300, SLG: 0.314			0-3 K2-3	4-0 FC5 BB IBB			0-0 1-3			2	0	0	0	1	1	0			
Fred Newman, R (1,1) OBP: 0.292, SLG: 0.190			4-0 1B 3B BB	4-0 1-2 BB		0-3 K				1	1	0	0	2	1	0			
Inning Stats	R: 0 E: 0 K: 1 S: 6	H: 1 LOB: 1 BB: 0 P: 6	R: 0 E: 0 K: 1 S: 5	H: 0 LOB: 0 BB: 0 P: 5	R: 2 E: 0 K: 1 S: 7	H: 2 LOB: 1 BB: 1 P: 11	R: 0 E: 0 K: 0 S: 4	H: 2 LOB: 3 BB: 2 P: 12	R: 0 E: 0 K: 0 S: 3	H: 0 LOB: 0 BB: 0 P: 3	R: 0 E: 0 K: 1 S: 5	H: 0 LOB: 0 BB: 0 P: 5	R: 0 E: 0 K: 2 S: 9	H: 2 LOB: 2 BB: 1 P: 13	R: 1 E: 0 K: 2 S: 9	H: 2 LOB: 2 BB: 1 P: 13	1B: 5 2B: 1 3B: 1 HR: 0	SF: 0 SAC: 0 DP: 1 HBP: 0	WP: 2 PA: 34 CS: 0
PITCHER Tommy John, L (1,1) ERA: 3.41	IP: 7.0 WLS: L BF: 28 H: 5 R: 2 ER: 2 SO: 5 BB: 2 IBB: 0 HBP: 0 BLK: 0 WP: 1 HR: 0 S: 35 P: 47 ERA: 2.57 WHIP: 1.000															PITCHER			
Don McMahon, R (8, 1) ERA: 1.29	IP: 1.0 WLS: L BF: 6 H: 2 R: 1 ER: 1 SO: 2 BB: 1 IBB: 0 HBP: 0 BLK: 0 WP: 0 HR: 0 S: 9 P: 13 ERA: 9.00 WHIP: 3.000															PITCHER			

Batter	1	2	3	4	5	6	7	8	9	AB	R	H	RBI	BB	SO	LOB	TOP								
Dick Howser, R (1,6) OBP: 0.316, SLG: 0.307 Gary Bell, R (8,1) OBP: 0.429, SLG: 0.429	1-3		F7			6-3		F7		4	0	0	0	0	0	0									
Vic Davallio, L (1,8) OBP: 0.292, SLG: 0.328	1B		K			5-3		5-3		4	0	1	0	0	1	0									
Leon Wagner, L (1,7) OBP: 0.356, SLG: 0.517	1B					4-3				3	0	1	0	1	1	0									
John Romano, R (1,2) OBP: 0.371, SLG: 0.545	K					G6-3		F7		4	0	0	0	0	2	3									
Max Alvis, R (1,5) OBP: 0.302, SLG: 0.415	K							F9		2	1	0	0	1	1	2									
Bob Chance, L (1,3) OBP: 0.429, SLG: 0.594						F7				4	0	3	1	0	0	1									
Larry Brown, R (1,4) OBP: 0.269, SLG: 0.387	K					5-3		E5		4	0	1	0	0	1	2									
Woodie Held, R (1,9) OBP: 0.291, SLG: 0.450	F7					6-3		K		4	0	0	0	0	2	4									
Jack Kralick, L (1,1) OBP: 0.139, SLG: 0.114 Sonny Siebert, R (5,1) OBP: 0.364, SLG: 0.500 Billy Moran, R (6,PH) OBP: 0.317, SLG: 0.327			4-3			K		K		2	0	0	0	0	1	0									
Inning Stats	R: 0 E: 0 K: 2 S: 9	H: 2 LOB: 2 BB: 0 P: 9	R: 0 E: 0 K: 1 S: 5	H: 1 LOB: 0 BB: 0 P: 5	R: 0 E: 0 K: 1 S: 5	H: 0 LOB: 0 BB: 0 P: 5	R: 0 E: 0 K: 0 S: 2	H: 0 LOB: 1 BB: 1 P: 7	R: 0 E: 0 K: 1 S: 5	H: 0 LOB: 0 BB: 0 P: 5	R: 0 E: 0 K: 0 S: 3	H: 0 LOB: 0 BB: 0 P: 3	R: 0 E: 1 K: 2 S: 9	H: 1 LOB: 2 BB: 0 P: 9	R: 0 E: 0 K: 1 S: 5	H: 0 LOB: 0 BB: 0 P: 5	R: 1 E: 0 K: 2 S: 9	H: 2 LOB: 2 BB: 1 P: 13	1B: 6 2B: 1 3B: 0 HR: 0	SF: 0 SAC: 0 DP: 2 HBP: 1	WP: 0 PB: 0 SB: 0 CS: 1	PA: 35			
PITCHER	IP	WLS	BF	H	R	ER	SO	BB	IBB	HBP	BLK	WP	HR	S	P	ERA	WHIP								
Bo Belinsky, L (1,1) ERA: 3.11 Bob Duliba, R (9,1) ERA: 2.12	8.2	W	34	6	1	1	9	2	0	1	0	0	0	49	58	1.04	0.923								

Cleveland Indians @ Los Angeles Angels
Dodger Stadium, Los Angeles, CA
Sun Jun 21 1964, 3:33 AM PDT
Att: 11,242 - Unknown

AB 32
R 1
H 6
RBI 1
BB 2
SO 10
LOB 12



Batter	1	2	3	4	5	6	7	8	9	AB	R	H	RBI	BB	SO	LOB	BOTTOM								
Jim Piersall, R (1,7) OBP: 0.409, SLG: 0.468	2B		F4							4	1	3	1	0	0	0									
Vic Power, R (1,3) OBP: 0.243, SLG: 0.286	F8									3	0	0	0	1	0	2									
Jim Fregosi, R (1,6) OBP: 0.411, SLG: 0.590	F4									3	0	0	0	1	1	1									
Lou Clinton, R (1,9) OBP: 0.296, SLG: 0.377	5-3									3	0	0	1	1	1	1									
Bob Perry, R (1,8) OBP: 0.365, SLG: 0.429			K							4	0	0	0	0	1	3									
Felix Torres, R (1,5) OBP: 0.284, SLG: 0.406 Tom Satriano, L (6,PH) OBP: 0.333, SLG: 0.267			K							2	1	1	0	0	1	0									
Buck Rodgers, S (1,2) OBP: 0.289, SLG: 0.274	F9									3	1	1	0	0	1	0									
Bobby Knoop, R (1,4) OBP: 0.301, SLG: 0.314			F8							3	1	1	1	0	0	0									
Bo Belinsky, L (1,1) ERA: 2.3 Sonny Siebert, R (5,1) ERA: 5.3 Gary Bell, R (8,1) ERA: 4.17			1-3							3	0	0	0	0	2	1									
Inning Stats	R: 0 E: 0 K: 0 S: 4	H: 1 LOB: 1 BB: 0 P: 4	R: 0 E: 0 K: 2 S: 7	H: 0 LOB: 0 BB: 0 P: 7	R: 0 E: 0 K: 0 S: 3	H: 0 LOB: 0 BB: 0 P: 3	R: 0 E: 0 K: 0 S: 3	H: 0 LOB: 0 BB: 0 P: 3	R: 4 E: 1 K: 1 S: 9	H: 4 LOB: 3 BB: 3 P: 21	R: 0 E: 0 K: 1 S: 5	H: 0 LOB: 0 BB: 0 P: 5	R: 0 E: 0 K: 1 S: 5	H: 1 LOB: 0 BB: 0 P: 5	R: 0 E: 0 K: 2 S: 7	H: 0 LOB: 0 BB: 0 P: 7	1B: 5 2B: 1 3B: 0 HR: 0	SF: 0 SAC: 0 DP: 1 HBP: 0	WP: 0 PB: 0 SB: 1 CS: 0	PA: 32					
PITCHER	IP	WLS	BF	H	R	ER	SO	BB	IBB	HBP	BLK	WP	HR	S	P	ERA	WHIP								
Jack Kralick, L (1,1) ERA: 2.3 Sonny Siebert, R (5,1) ERA: 5.3 Gary Bell, R (8,1) ERA: 4.17	4.2	L	20	5	4	1	3	1	0	0	0	0	0	11	19	0.00	1.286								

Cleveland Indians @ Los Angeles Angels
Dodger Stadium, Los Angeles, CA
Sun Jun 21 1964, 3:33 AM PDT
Att: 11,242 - Unknown

AB 29
R 4
H 6
RBI 3
BB 3
SO 7
LOB 8



Batter	1	2	3	4	5	6	7	8	9	AB	R	H	RBI	BB	SO	LOB	TOP				
Dick Howser, R (1, 6) OBP: 0.320, SLG: 0.318	6-3			FC6-4 1B		FC6-4 1-2		K		4	0	1	0	0	1	1					
Vic Davallo, L (1, 8) OBP: 0.289, SLG: 0.323	K			K		K			F5	4	0	0	0	0	3	2					
Leon Wagner, L (1, 7) OBP: 0.358, SLG: 0.512	3-1			F6		K			2B 1B BB	3	1	0	0	1	1	2					
John Romano, R (1, 2) OBP: 0.374, SLG: 0.565		F8		FC6-4 1-2			FC4-6 1B		1B 2B	4	1	2	0	0	0	1					
Max Alvis, R (1, 5) OBP: 0.300, SLG: 0.405	F8			G6-4-3 1B			FC4-6 WP 1-2		K	4	0	1	0	0	1	3					
Bob Chance, L (1, 3) OBP: 0.422, SLG: 0.569	1-3			E5 G6-4-3 1-2			F8 1-2		1B HBP	3	0	0	0	0	0	2					
Larry Brown, R (1, 4) OBP: 0.267, SLG: 0.395			5-3		G6-4-3 1-2 2-3		6-3		1B 1-3 2-H 3-H	4	0	1	2	0	0	3					
Woodie Held, R (1, 9) OBP: 0.282, SLG: 0.434	F8			F9			6-3		K2-3	4	0	0	0	0	1	3					
Pedro Ramos, S (1, 1) Gaby Soto, R (5, 1) Billy Morgan, R (6, PH) Ted Abernathy, R (8, 1) Al Smith, R (8, PH) Lee Stange, R (8, 1)	K					FC6-4 BB		K		1	0	0	0	0	0	1	0				
Inning Stats	R: 0 E: 0 K: 1 S: 5	H: 0 LOB: 0 BB: 0 P: 5	R: 0 E: 0 K: 0 S: 3	H: 0 LOB: 0 BB: 0 P: 3	R: 0 E: 0 K: 1 S: 5	H: 0 LOB: 0 BB: 0 P: 5	R: 0 E: 0 K: 1 S: 6	H: 1 LOB: 1 BB: 0 P: 6	R: 0 E: 0 K: 0 S: 4	H: 1 LOB: 1 BB: 0 P: 4	R: 0 E: 0 K: 2 S: 7	H: 0 LOB: 1 BB: 1 P: 11	R: 0 E: 0 K: 0 S: 4	H: 1 LOB: 1 BB: 0 P: 4	R: 0 E: 0 K: 2 S: 7	H: 0 LOB: 0 BB: 0 P: 7	R: 2 E: 0 K: 2 S: 9	H: 2 LOB: 2 BB: 1 P: 14	1B: 4 2B: 1 3B: 0 HR: 0	SF: 0 SAC: 0 DP: 1 HBP: 1	WP: 1 PA: 35 CS: 0
PITCHER Jim Kaat, L (1, 1) ERA: 3.21	IP: 9.0 WLS: W BF: 35 H: 5 R: 2 ER: 2 SO: 9 BB: 2 IBB: 0 HBP: 1 BLK: 0 WP: 1 HR: 0 S: 50 P: 59 ERA: 2.00 WHIP: 0.778															PITCHER					

Cleveland Indians @ Minnesota Twins
Metropolitan Stadium, Bloomington, MI
Tue Jun 23 1964, 8:05 PM EDT
Att: 17,379 - Unknown

AB 32
R 2
H 5
RBI 2
BB 2
SO 9
LOB 17



Batter	1	2	3	4	5	6	7	8	9	AB	R	H	RBI	BB	SO	LOB	BOTTOM				
Zoilo Versalles, R (1, 6) OBP: 0.333, SLG: 0.423	5-3	K			F8		6-3 1B			4	0	1	0	0	1	2					
Rich Rollins, R (1, 5) OBP: 0.331, SLG: 0.449	2-3	4-3			2B		6-3 1-2			4	1	1	0	0	0	3					
Tony Oliva, L (1, 9) OBP: 0.372, SLG: 0.575	F8		F8		2H 2B		K			4	0	1	1	0	1	1					
Harmon Killebrew, R (1, 7) OBP: 0.375, SLG: 0.609		1B 1B	HR		F8		6-3			4	2	2	1	0	0	2					
Jimmie Hall, L (1, 8) OBP: 0.308, SLG: 0.500		1B 1B	K		F3			HR		4	2	2	1	0	1	1					
Bob Allison, R (1, 3) OBP: 0.418, SLG: 0.618		SH3 E 1B	5-3			4-3 BB		L5		3	1	1	1	1	0	0					
Earl Batley, R (1, 2) OBP: 0.309, SLG: 0.379		E SH3 1B		6-3		4-3		F9		4	0	1	1	0	0	1					
Johnny Goryl, R (1, 4) OBP: 0.284, SLG: 0.258		SH3		6-3		6-3		1-3		3	0	0	0	0	0	1					
Jim Kaat, L (1, 1) OBP: 0.361, SLG: 0.452		E8 1B		4-3		4-3				3	0	1	1	0	0	1					
Inning Stats	R: 0 E: 0 K: 0 S: 3	H: 0 LOB: 0 BB: 0 P: 3	R: 3 E: 1 K: 1 S: 10	H: 5 LOB: 2 BB: 0 P: 10	R: 1 E: 0 K: 1 S: 6	H: 1 LOB: 0 BB: 0 P: 6	R: 0 E: 0 K: 0 S: 3	H: 0 LOB: 0 BB: 0 P: 3	R: 1 E: 0 K: 0 S: 5	H: 2 LOB: 1 BB: 0 P: 5	R: 0 E: 0 K: 0 S: 3	H: 0 LOB: 1 BB: 1 P: 7	R: 0 E: 0 K: 1 S: 6	H: 1 LOB: 1 BB: 0 P: 6	R: 1 E: 0 K: 0 S: 4	H: 1 LOB: 0 BB: 0 P: 4	R: 1 E: 0 K: 2 S: 9	H: 1 LOB: 2 BB: 1 P: 14	1B: 6 2B: 2 3B: 0 HR: 2	SF: 0 SAC: 1 DP: 0 HBP: 0	WP: 0 PA: 35 CS: 0
PITCHER Pedro Ramos, R (1, 1) ERA: 3.74 Gaby Bell, R (5, 1) ERA: 4.1 Ted Abernathy, R (6, 1) ERA: 2.57 Lee Stange, R (8, 1) ERA: 5.1	IP: 4.1 WLS: L BF: 21 H: 8 R: 5 ER: 5 SO: 2 BB: 0 IBB: 0 HBP: 0 BLK: 0 WP: 0 HR: 1 S: 25 P: 25 ERA: 10.38 WHIP: 1.846															PITCHER					

Cleveland Indians @ Minnesota Twins
Metropolitan Stadium, Bloomington, MI
Tue Jun 23 1964, 8:05 PM EDT
Att: 17,379 - Unknown

AB 33
R 6
H 10
RBI 6
BB 1
SO 3
LOB 12



Batter	1	2	3	4	5	6	7	8	9	AB	R	H	RBI	BB	SO	LOB	TOP								
Dick Howser, R OBP: 0.314, SLG: 0.312 (1, 6)	0-0 4-3		0-0 4-3	0-0 4-3		0-0 6-3		0-3 K		5	0	0	0	0	1	1	Cleveland Indians @ Minnesota Twins Metropolitan Stadium, Bloomington, MI Wed Jun 24 1964, 8:05 PM EDT Unknown								
Vic Davallio, L OBP: 0.286, SLG: 0.320 (1, 8)	0-0 4-3		0-3 K	0-0 F7		0-0 1B WP		0-0 1-3		5	1	1	0	0	1	1									
Leon Wagner, L OBP: 0.363, SLG: 0.514 (1, 7)	0-0 2B 1B		0-0 2-3 HR 1B	0-0 F6		0-0 1B S		0-3 K		5	2	3	1	0	1	0									
John Romano, R OBP: 0.375, SLG: 0.563 (1, 2)	0-0 1H 2B		4-0 1-2 HR BB		0-0 6-3	0-0 F4		0-3 K		4	1	1	1	1	1	1									
Max Alvis, R OBP: 0.305, SLG: 0.434 (1, 5)	0-3 K		0-0 1H 2H 3H HR		0-0 5-3		0-0 G1-6-3 1B		0-0 HR	5	2	3	5	0	1	1									
Bob Chance, L OBP: 0.436, SLG: 0.571 (1, 3)		4-0 CS BB	0-0 2B 1B		0-0 HR 1B		0-0 G1-6-3 1B		4-0 BB WP BB	3	3	2	0	2	0	1									
Al Smith, R OBP: 0.224, SLG: 0.317 (1, 9)	0-3 K		0-0 1H 1B 2B		0-0 1H HR		0-0 1B		4-0 WP 1-2 BB	4	2	3	3	1	1	1									
Larry Brown, R OBP: 0.265, SLG: 0.390 (1, 4)	0-0 F7		0-0 2H 1B		0-0 1-3		0-0 L4		0-0 F6	5	0	1	1	0	0	2									
Dick Donovan, L OBP: 0.304, SLG: 0.111 (1, 1)			0-3 K			0-3 K		0-0 6-3		3	1	0	0	1	2	1									
Inning Stats	R: 1 E: 0 K: 1 S: 7	H: 2 LOB: 1 BB: 0 P: 7	R: 0 E: 0 K: 1 S: 4	H: 0 LOB: 0 BB: 1 P: 8	R: 6 E: 0 K: 2 S: 12	H: 5 LOB: 1 BB: 2 P: 20	R: 0 E: 0 K: 0 S: 3	H: 0 LOB: 0 BB: 0 P: 3	R: 2 E: 0 K: 0 S: 5	H: 2 LOB: 0 BB: 0 P: 5	R: 1 E: 0 K: 1 S: 7	H: 2 LOB: 1 BB: 0 P: 7	R: 0 E: 0 K: 0 S: 4	H: 2 LOB: 1 BB: 0 P: 4	R: 0 E: 0 K: 1 S: 5	H: 0 LOB: 0 BB: 0 P: 5	R: 2 E: 0 K: 2 S: 8	H: 1 LOB: 1 BB: 2 P: 16	1B: 9 2B: 2 3B: 0 HR: 3	SF: 0 SAC: 0 DP: 1 HBP: 0	WP: 3 PB: 0 SB: 1 CS: 1	PA: 44			
PITCHER	IP	WLS	BF	H	R	ER	SO	BB	IBB	HBP	BLK	WP	HR	S	P	ERA	WHIP								
Jim Roland, L ERA: 4.14 (1, 1)	2.2	L	16	6	7	7	3	3	0	0	0	0	1	19	31	23.62	3.375								
Bill Whitby, R ERA: 5.68 (3, 1)	3.1		15	5	3	3	2	0	0	0	0	1	1	19	19	8.10	1.500								
Garland Shifflett, R ERA: 4.98 (7, 1)	2.0		7	2	0	0	1	0	0	0	0	0	0	9	9	0.00	1.000								
Bill Pleis, L ERA: 4.13 (9, 1)	1.0		6	1	2	2	2	2	0	0	0	1	1	8	16	18.00	3.000								

Batter	1	2	3	4	5	6	7	8	9	AB	R	H	RBI	BB	SO	LOB	BOTTOM								
Zoilo Versalles, R OBP: 0.336, SLG: 0.435 (1, 6)	0-0 F6		0-0 1B			0-0 5-3		0-0 2H HR		4	1	2	2	0	0	0	Cleveland Indians @ Minnesota Twins Metropolitan Stadium, Bloomington, MI Wed Jun 24 1964, 8:05 PM EDT Unknown								
Rich Rollins, R OBP: 0.330, SLG: 0.446 (1, 5)	0-0 F9		0-0 F2			0-0 1B		0-0 5-3		4	0	1	0	0	0	1									
Tony Oliva, L OBP: 0.367, SLG: 0.567 (1, 9)	0-0 6-3			0-0 4-3		0-0 L3		0-0 4-3		4	0	0	0	0	0	1									
Harmon Killebrew, R OBP: 0.370, SLG: 0.598 (1, 7)		0-0 F8		0-3 K		0-0 F2		0-0 5-3		4	0	0	0	0	1	0									
Jimmie Hall, L OBP: 0.307, SLG: 0.510 (1, 8)		0-0 1-3		0-0 F6		0-0 F8		0-0 HR		4	1	1	1	0	0	0									
Bob Allison, R OBP: 0.424, SLG: 0.625 (1, 3)		0-0 1B			0-0 5-3		0-0 1B		0-0 2B	4	0	3	0	0	0	0									
Earl Battey, R OBP: 0.305, SLG: 0.374 Joe McCabe, R OBP: 0.150, SLG: 0.158 (6, 2)		0-0 F9			0-0 5-3		0-3 K		0-0 F6	2	0	0	0	0	0	1									
Johnny Goryl, R OBP: 0.269, SLG: 0.243 (1, 4)			0-0 6-3		0-0 F8			0-0 5-3	0-0 6-3	4	0	0	0	0	0	1									
Jim Roland, R OBP: 0.283, SLG: 0.083 (3, 1) Frank Kostro, R OBP: 0.147, SLG: 0.018 Garland Shifflett, R (7, 1) Don Mincher, L OBP: 0.302, SLG: 0.630 Bill Pleis, L OBP: 0.307, SLG: 0.500 (9, 1)			0-3 K			0-0 5-3		0-0 HR 2B		0	0	0	0	0	0	0									
Inning Stats	R: 0 E: 0 K: 0 S: 3	H: 0 LOB: 0 BB: 0 P: 3	R: 0 E: 0 K: 0 S: 4	H: 1 LOB: 1 BB: 0 P: 4	R: 0 E: 0 K: 1 S: 6	H: 1 LOB: 0 BB: 0 P: 6	R: 0 E: 0 K: 1 S: 5	H: 0 LOB: 0 BB: 0 P: 5	R: 0 E: 0 K: 0 S: 3	H: 0 LOB: 0 BB: 0 P: 3	R: 0 E: 0 K: 0 S: 4	H: 1 LOB: 1 BB: 0 P: 4	R: 0 E: 0 K: 1 S: 6	H: 1 LOB: 1 BB: 0 P: 6	R: 2 E: 0 K: 0 S: 5	H: 2 LOB: 0 BB: 0 P: 5	R: 1 E: 0 K: 0 S: 5	H: 2 LOB: 1 BB: 0 P: 5	1B: 4 2B: 2 3B: 0 HR: 2	SF: 0 SAC: 0 DP: 0 HBP: 0	WP: 0 PB: 0 SB: 0 CS: 0	PA: 35			
PITCHER	IP	WLS	BF	H	R	ER	SO	BB	IBB	HBP	BLK	WP	HR	S	P	ERA	WHIP								
Dick Donovan, R ERA: 4.7 (1, 1)	9.0	W	35	8	3	3	3	0	0	0	0	0	2	41	41	3.00	0.889								

Batter	1	2	3	4	5	6	7	8	9	AB	R	H	RBI	BB	SO	LOB	TOP					
Dick Houser, R (1, 6) OBP: 0.313, SLG: 0.311										4	0	1	0	0	1	3	Cleveland Indians @ Minnesota Twins Metropolitan Stadium, Bloomington, MI Wed Jun 24 1964, 8:05 PM EDT Att: 23,706 - Unknown					
Vic Davallio, L (1, 8) OBP: 0.286, SLG: 0.318										4	0	1	0	0	2	3						
Leon Wagner, L (1, 7) OBP: 0.358, SLG: 0.506										4	0	0	0	0	2	3						
John Romano, R (1, 2) OBP: 0.372, SLG: 0.556										4	1	1	0	0	1	1						
Max Alvis, R (1, 5) OBP: 0.308, SLG: 0.430										2	0	0	0	2	2	1						
Bob Chance, L (1, 3) OBP: 0.431, SLG: 0.586										4	1	1	2	0	2	2						
Al Smith, R (1, 9) OBP: 0.211, SLG: 0.299										4	0	0	0	0	0	2						
Larry Brown, R (1, 4) OBP: 0.266, SLG: 0.389										3	0	1	0	0	1	0						
Sam McDowell, L (1, 1) OBP: 0.133, SLG: 0.071										2	0	0	0	0	1	1						
Billy Moran, R (7, PH) OBP: 0.321, SLG: 0.328										1	0	1	0	0	0	0						
Sonny Siebert, R (7, 1) OBP: 0.333, SLG: 0.455										0	0	0	0	0	0	0						
Inning Stats	R: 0 E: 0 K: 2 S: 8	H: 1 LOB: 1 BB: 0 P: 8	R: 0 E: 0 K: 1 S: 5	H: 0 LOB: 0 BB: 0 P: 5	R: 0 E: 0 K: 2 S: 8	H: 1 LOB: 1 BB: 0 P: 8	R: 2 E: 0 K: 2 S: 9	H: 2 LOB: 0 BB: 0 P: 9	R: 0 E: 1 K: 1 S: 7	H: 1 LOB: 2 BB: 0 P: 7	R: 0 E: 0 K: 2 S: 7	H: 0 LOB: 1 BB: 1 P: 11	R: 0 E: 0 K: 1 S: 5	H: 1 LOB: 0 BB: 0 P: 5	R: 0 E: 0 K: 0 S: 3	H: 0 LOB: 0 BB: 0 P: 3	R: 0 E: 0 K: 1 S: 4	H: 0 LOB: 0 BB: 1 P: 8	1B: 5 2B: 0 3B: 0 HR: 1	SF: 0 SAC: 0 DP: 1 HBP: 0	WP: 1 PB: 0 SB: 0 CS: 1	PA: 34
PITCHER Dick Stigman, L (1, 1) ERA: 4.32	IP: 9.0 WLS: W BF: 34 H: 6 R: 2 ER: 2 SO: 12 BB: 2 IBB: 0 HBP: 0 BLK: 0 WP: 1 HR: 1 S: 56 P: 64 ERA: 2.00 WHIP: 0.889															PITCHER						

Batter	1	2	3	4	5	6	7	8	9	AB	R	H	RBI	BB	SO	LOB	BOTTOM			
Zoilo Versalles, R (1, 6) OBP: 0.334, SLG: 0.433										4	0	1	1	0	1	1	Cleveland Indians @ Minnesota Twins Metropolitan Stadium, Bloomington, MI Wed Jun 24 1964, 8:05 PM EDT Att: 23,706 - Unknown			
Rich Rollins, R (1, 5) OBP: 0.332, SLG: 0.455										4	1	2	0	0	0	0				
Tony Oliva, L (1, 9) OBP: 0.364, SLG: 0.561										3	0	0	0	0	0	2				
Harmon Killebrew, R (1, 7) OBP: 0.368, SLG: 0.593										2	0	0	1	1	1	2				
Bob Allison, R (1, 3) OBP: 0.421, SLG: 0.623										4	0	1	0	0	1	3				
Jimmie Hall, L (1, 8) OBP: 0.306, SLG: 0.502										3	0	0	0	1	2	2				
Earl Batley, R (1, 2) OBP: 0.311, SLG: 0.382										2	1	1	0	1	0	1				
Jerry Kindall, R (1, 4) OBP: 0.333, SLG: 0.397										3	0	1	1	0	1	2				
Dick Stigman, R (1, 1) OBP: 0.108, SLG: 0.139										3	1	1	0	0	2	1				
Inning Stats	R: 0 E: 0 K: 1 S: 5	H: 0 LOB: 0 BB: 0 P: 5	R: 0 E: 0 K: 2 S: 7	H: 0 LOB: 2 BB: 2 P: 15	R: 1 E: 0 K: 1 S: 8	H: 3 LOB: 0 BB: 0 P: 8	R: 1 E: 1 K: 2 S: 9	H: 2 LOB: 1 BB: 0 P: 9	R: 1 E: 0 K: 0 S: 4	H: 1 LOB: 0 BB: 0 P: 4	R: 0 E: 0 K: 0 S: 2	H: 0 LOB: 0 BB: 1 P: 6	R: 0 E: 0 K: 1 S: 5	H: 0 LOB: 0 BB: 0 P: 5	R: 0 E: 0 K: 1 S: 6	H: 1 LOB: 1 BB: 0 P: 6		1B: 2 2B: 5 3B: 0 HR: 0	SF: 1 SAC: 1 DP: 1 HBP: 0	WP: 0 PB: 0 SB: 0 CS: 0
PITCHER Sam McDowell, L (1, 1) ERA: 2.78	IP: 6.0 WLS: L BF: 26 H: 6 R: 3 ER: 3 SO: 6 BB: 3 IBB: 0 HBP: 0 BLK: 0 WP: 0 HR: 0 S: 35 P: 47 ERA: 4.50 WHIP: 1.500															PITCHER				
Sonny Siebert, R (7, 1) ERA: 4.54	IP: 2.0 WLS: 7 BF: 1 H: 0 R: 0 ER: 0 SO: 2 BB: 0 IBB: 0 HBP: 0 BLK: 0 WP: 0 HR: 0 S: 11 P: 11 ERA: 0.00 WHIP: 0.500															PITCHER				

Batter	1	2	3	4	5	6	7	8	9	AB	R	H	RBI	BB	SO	LOB	TOP										
Dick Howser, R (1.6)	F5		1-3 1B		F8 1B	F8 1B		F7		5	1	3	3	0	0	0	Cleveland Indians @ Minnesota Twins Metropolitan Stadium, Bloomington, MI Thu Jun 25 1964, 4:33 AM EDT Att: 9,341 - Unknown										
Vic Davallio, L (1.8)	K		1-3		F8	F4		F9		5	0	0	0	0	1	5											
Leon Wagner, L (1.7)	L7		3-1		F8	F9			HBP	4	0	0	0	0	0	5											
Bob Chance, L (1.9)		PB BB		4-3				K		4	0	1	1	1	2	1											
John Romano, R (1.2)	F3			4-3	F9			5-3		5	0	0	0	0	0	3											
Joe Azcue, R (9.2)									6-3	0	0	0	0	0	0	0											
Fred Whitfield, L (1.3)	F6			E3 HR						4	1	0	0	0	1	1											
Don McMahon, R (8.1)										1	0	0	0	0	1	1											
Max Alvis, R (1.5)	F7				1B HR	1B 2B				3	3	2	2	1	0	1											
Larry Brown, R (1.4)			6-3	1-3		1B 2B				4	2	2	2	0	0	0											
Jack Kratlick, L (1.1)										3	1	3	0	0	0	0											
Al Smith, R (8. PH)			1-3 1B		1B	2B		F8		1	0	0	0	0	0	0											
Inning Stats	R: 0 E: 0 K: 1 S: 5	H: 0 LOB: 0 BB: 0 P: 5	R: 0 E: 0 K: 0 S: 3	H: 0 LOB: 1 BB: 1 P: 7	R: 0 E: 0 K: 0 S: 5	H: 2 LOB: 2 BB: 0 P: 5	R: 2 E: 1 K: 0 S: 5	H: 1 LOB: 0 BB: 0 P: 5	R: 2 E: 0 K: 0 S: 6	H: 3 LOB: 1 BB: 0 P: 6	R: 2 E: 0 K: 0 S: 7	H: 4 LOB: 2 BB: 0 P: 7	R: 0 E: 0 K: 2 S: 7	H: 0 LOB: 0 BB: 0 P: 7	R: 2 E: 0 K: 0 S: 4	H: 1 LOB: 0 BB: 1 P: 8	R: 0 E: 0 K: 2 S: 7	H: 0 LOB: 1 BB: 0 P: 8	1B: 7 2B: 2 3B: 0 HR: 2	SF: 0 SAC: 0 DP: 0 HBP: 1	WP: 0 PB: 1 SB: 1 CS: 0	PA: 42					
PITCHER	IP	WLS	BF	H	R	ER	SO	BB	IBB	HBP	BLK	WP	HR	S	P	ERA	WHIP										
Mudcat Grant, R (1.1)	5.0	L	23	6	4	2	1	1	0	0	0	0	1	24	28	3.60	1.400										
Jim Perry, R (6.1)	0.1		5	4	2	2	0	0	0	0	0	0	0	5	5	54.00	12.000										
Bill Pleis, L (6.1)	1.2		5	0	0	0	2	0	0	0	0	0	0	9	9	0.00	0.000										
Bill Whitby, R (8.1)	0.0		2	1	2	2	0	1	0	0	0	0	1	1	5	∞	∞										
Jim Roland, L (8.1)	2.0		7	0	0	0	2	0	0	1	0	0	0	10	11	0.00	0.000										

Batter	1	2	3	4	5	6	7	8	9	AB	R	H	RBI	BB	SO	LOB	BOTTOM										
Zoilo Versalles, R (1.6)	F3		F9		G5-4-3 1-2			F9		4	0	0	0	0	0	2	Cleveland Indians @ Minnesota Twins Metropolitan Stadium, Bloomington, MI Thu Jun 25 1964, 4:33 AM EDT Att: 9,341 - Unknown										
Rich Rollins, R (1.5)		BB	L9		5-3			6-3		3	0	0	0	1	0	1											
Tony Oliva, L (1.9)	F9		F8			F8		4-3		4	0	0	0	0	0	2											
Harmon Killebrew, R (1.7)	L7			6-3		K			F5	4	0	0	0	0	1	1											
Bob Allison, R (1.3)		SH1-3 BB			1B 2B				K	2	1	1	0	2	1	0											
Jimmie Hall, L (1.8)		SH1-3			L1					2	0	1	1	1	0	1											
Earl Batley, R (1.2)					2H 1B					2	0	0	0	1	1	2											
Jerry Zimmerman, R (8.2)		K			F7			G5-4-3 BB		1	0	0	0	0	0	1											
Jerry Kindall, R (1.4)					F6					3	0	0	0	0	1	3											
Mudcat Grant, R (1.1)										1	0	1	0	0	0	0											
Frank Kostro, R (5. PH)										0	0	0	0	0	0	0											
Jim Perry, R (6.1)										0	0	0	0	0	0	0											
Bill Pleis, L (6.1)										0	0	0	0	0	0	0											
Johnny Gonyea, R (7. PH)										1	0	0	0	0	0	0											
Bill Whitby, R (8.1)										0	0	0	0	0	0	0											
Jim Roland, R (8.1)										0	0	0	0	0	0	0											
Inning Stats	R: 0 E: 0 K: 0 S: 3	H: 0 LOB: 1 BB: 1 P: 7	R: 0 E: 0 K: 2 S: 7	H: 0 LOB: 1 BB: 1 P: 11	R: 0 E: 0 K: 0 S: 4	H: 1 LOB: 1 BB: 0 P: 4	R: 1 E: 0 K: 0 S: 5	H: 2 LOB: 1 BB: 0 P: 5	R: 0 E: 0 K: 0 S: 2	H: 0 LOB: 0 BB: 1 P: 6	R: 0 E: 0 K: 1 S: 5	H: 0 LOB: 1 BB: 1 P: 9	R: 0 E: 0 K: 0 S: 2	H: 0 LOB: 0 BB: 1 P: 6	R: 0 E: 0 K: 0 S: 3	H: 0 LOB: 0 BB: 0 P: 3	R: 0 E: 0 K: 1 S: 5	H: 0 LOB: 1 BB: 1 P: 9	1B: 1 2B: 2 3B: 0 HR: 0	SF: 0 SAC: 1 DP: 2 HBP: 0	WP: 0 PB: 0 SB: 0 CS: 0	PA: 34					
PITCHER	IP	WLS	BF	H	R	ER	SO	BB	IBB	HBP	BLK	WP	HR	S	P	ERA	WHIP										
Jack Kratlick, L (1.1)	7.0		27	3	1	1	3	5	0	0	0	0	0	28	48	1.29	1.143										
Don McMahon, R (8.1)	2.0	S	7	0	0	0	1	1	0	0	0	0	0	8	12	0.00	0.500										



Batter	1	2	3	4	5	6	7	8	9	AB	R	H	RBI	BB	SO	LOB	TOP																	
Dick Howser, R (1,6) OBP: 0.324, SLG: 0.327	F5		BB			F9 SF8 2B		1B 1B		3	2	2	0	1	0	0	Cleveland Indians @ Boston Red Sox Fenway Park, Boston, MA Fri Jun 26 1964, 7:05 PM EDT Att: 20,495 - Unknown																	
Vic Davallo, L (1,8) OBP: 0.274, SLG: 0.304	1-3		F8			F9		F7		4	0	0	0	0	0	3																		
Leon Wagner, L (1,7) OBP: 0.354, SLG: 0.496	E4				F6	SF8		1B		3	0	1	1	0	0	0																		
Bob Chance, L (1,9) OBP: 0.438, SLG: 0.577	4-3					3-H		1B		3	0	2	1	1	0	1																		
Tito Francona, L (8,3) OBP: 0.373, SLG: 0.305								1B		0	0	0	0	0	0	0																		
Fred Whitfield, L (1,3) OBP: 0.315, SLG: 0.417								1B		4	0	0	0	0	3	4																		
Al Smith, R (8,9) OBP: 0.208, SLG: 0.294								3-1		0	0	0	0	0	0	0																		
Billy Moran, R (1,5) OBP: 0.316, SLG: 0.322										4	0	0	0	0	0	1																		
Joe Azcue, R (1,2) OBP: 0.281, SLG: 0.356										4	0	0	0	0	1	0																		
Larry Brown, R (1,4) OBP: 0.266, SLG: 0.399										4	0	0	0	0	1	0																		
Tommy John, R (1,1) OBP: 0.190, SLG: 0.190										3	0	0	0	0	1	0																		
Inning Stats	R: 0 E: 1 K: 0 S: 4	H: 0 LOB: 1 BB: 0 P: 4	R: 0 E: 0 K: 1 S: 5	H: 0 LOB: 0 BB: 0 P: 5	R: 0 E: 0 K: 0 S: 3	H: 0 LOB: 1 BB: 1 P: 7	R: 0 E: 0 K: 1 S: 5	H: 0 LOB: 0 BB: 0 P: 9	R: 0 E: 0 K: 1 S: 5	H: 0 LOB: 1 BB: 0 P: 5	R: 1 E: 0 K: 1 S: 7	H: 2 LOB: 1 BB: 0 P: 7	R: 0 E: 0 K: 1 S: 5	H: 0 LOB: 0 BB: 0 P: 5	R: 1 E: 0 K: 0 S: 6	H: 3 LOB: 2 BB: 0 P: 6	R: 0 E: 0 K: 1 S: 5	H: 0 LOB: 0 BB: 0 P: 5	1B: 4 2B: 1 3B: 0 HR: 0	SF: 1 SAC: 0 DP: 0 HBP: 0	WP: 0 PB: 0 SB: 1 CS: 0	PA: 35												
PITCHER	IP WLS BF H R ER SO BB IBB HBP BLK WP HR S P ERA WHIP																																	
Dave Morehead, R (1,1) ERA: 4.72	8.0	32	5	2	2	5	2	0	0	0	0	0	0	0	40	48	2.25	0.875																
Dick Radatz, R (9,1) ERA: 1.78	1.0	W 3	0	0	0	1	0	0	0	0	0	0	0	5	5	0.00	0.000																	

Batter	1	2	3	4	5	6	7	8	9	AB	R	H	RBI	BB	SO	LOB	BOTTOM																
Chuck Schilling, R (1,4) OBP: 0.271, SLG: 0.231	4-3		F8			G5-4-3 BB				4	0	0	0	1	1	1	Cleveland Indians @ Boston Red Sox Fenway Park, Boston, MA Fri Jun 26 1964, 7:05 PM EDT Att: 20,495 - Unknown																
Felix Mantilla, R (1,7) OBP: 0.330, SLG: 0.500	F4		F9			G5-4-3 1-2				5	1	2	0	0	0	2																	
Carl Yastrzemski, L (1,8) OBP: 0.387, SLG: 0.451	6-3									5	1	1	0	0	0	2																	
Dick Stuart, R (1,3) OBP: 0.313, SLG: 0.462										4	0	2	0	0	1	1																	
Roman Mejias, R (8, PR) OBP: 0.243, SLG: 0.364										0	0	0	0	0	0	0																	
Dick Radatz, R (9,1) OBP: 0.222, SLG: 0.278										0	0	0	0	0	0	0																	
Russ Nixon, L (8, PH) OBP: 0.397, SLG: 0.443										1	1	1	2	0	0	0																	
Frank Matzone, R (1,5) OBP: 0.335, SLG: 0.397										2	0	0	1	1	1	2																	
Lee Thomas, L (1,9) OBP: 0.328, SLG: 0.383										3	0	0	0	1	0	3																	
Eddie Bressoud, R (1,6) OBP: 0.370, SLG: 0.442										4	0	1	0	0	0	4																	
Bob Tillman, R (1,2) OBP: 0.381, SLG: 0.445										3	0	2	0	1	0	0																	
Dave Morehead, R (1,1) OBP: 0.125, SLG: 0.067										3	0	0	0	0	0	4																	
Dick Williams, R (8, PH) OBP: 0.279, SLG: 0.447										1	0	0	0	0	1	3																	
Inning Stats	R: 0 E: 0 K: 0 S: 3	H: 0 LOB: 0 BB: 0 P: 3	R: 0 E: 0 K: 1 S: 5	H: 0 LOB: 1 BB: 1 P: 9	R: 0 E: 0 K: 0 S: 4	H: 1 LOB: 0 BB: 0 P: 4	R: 1 E: 0 K: 0 S: 6	H: 3 LOB: 3 BB: 1 P: 10	R: 0 E: 0 K: 1 S: 6	H: 1 LOB: 2 BB: 0 P: 10	R: 0 E: 0 K: 0 S: 3	H: 0 LOB: 0 BB: 0 P: 3	R: 0 E: 0 K: 1 S: 6	H: 1 LOB: 1 BB: 0 P: 6	R: 0 E: 1 K: 1 S: 7	H: 1 LOB: 3 BB: 1 P: 11	R: 2 E: 0 K: 0 S: 4	H: 2 LOB: 0 BB: 0 P: 4	1B: 7 2B: 1 3B: 0 HR: 1	SF: 0 SAC: 1 DP: 2 HBP: 0	WP: 0 PB: 0 SB: 0 CS: 0	PA: 40											
PITCHER	IP WLS BF H R ER SO BB IBB HBP BLK WP HR S P ERA WHIP																																
Tommy John, L (1,1) ERA: 3.38	8.2	L 40	9	3	3	4	3	1	0	0	0	0	1	44	60	3.12	1.385																

Batter	1	2	3	4	5	6	7	8	9	AB	R	H	RBI	BB	SO	LOB	TOP					
Dick Howser, R (1, 6) OBP: 0.326, SLG: 0.327	4-0 BB 1B BB	0-0 6-3			0-0 F4			0-0 S 1B E 1B		3	2	1	0	1	0	0						
Vic Davallio, L (1, 8) OBP: 0.283, SLG: 0.314	4-0 1B 1-2 1B BB		0-0 4-3 2B		0-0 L5			0-0 S 1B		3	1	2	0	1	0	0						
Leon Wagner, L (1, 7) OBP: 0.352, SLG: 0.492	0-0 S 1B		0-0 4-3 2-3		0-3 K			0-0 1-3 2-H F3		4	1	1	1	0	1	2						
Bob Chance, L (1, 9) OBP: 0.442, SLG: 0.581	0-0 FC6-4 1-H 1B		0-0 F3		0-0 5-3			0-0 F5		1	0	1	2	0	0	0						
Al Smith, R (1, PR) OBP: 0.200, SLG: 0.282										3	0	0	0	0	0	2						
John Romano, R (1, 2) OBP: 0.360, SLG: 0.529	4-0 FC6-4 1-2 BB		0-3 K		0-0 5-3					3	0	0	0	1	2	1						
Fred Whitfield, L (1, 3) OBP: 0.308, SLG: 0.407	0-0 FC6-4 1-2 2-3		0-0 3-1		0-3 K			0-3 K		4	0	0	0	0	2	2						
Tito Francona, L (9, 3) OBP: 0.373, SLG: 0.305										0	0	0	0	0	0	0						
Billy Moran, R (1, 5) OBP: 0.310, SLG: 0.316	0-0 G4-6-3 1-2		0-0 F7		0-0 6-3			0-0 5-3		4	0	0	0	0	0	2						
Larry Brown, R (1, 4) OBP: 0.262, SLG: 0.393		0-0 1-3		0-3 K				0-3 K		3	0	0	0	0	2	0						
Sonny Siebert, R (1, 1) OBP: 0.267, SLG: 0.357		0-0 F9			0-0 F9			0-0 F9		3	0	0	0	0	0	0						
Don McMahon, R (8, 1) OBP: 0.167, SLG: 0.167										0	0	0	0	0	0	0						
Inning Stats	R: 3 E: 0 K: 0 S: 4	H: 2 LOB: 2 BB: 3 P: 16	R: 0 E: 0 K: 0 S: 3	H: 0 LOB: 0 BB: 0 P: 3	R: 0 E: 0 K: 1 S: 6	H: 1 LOB: 1 BB: 0 P: 6	R: 0 E: 0 K: 1 S: 5	H: 0 LOB: 0 BB: 0 P: 5	R: 0 E: 0 K: 0 S: 3	H: 0 LOB: 0 BB: 0 P: 3	R: 0 E: 0 K: 2 S: 5	H: 0 LOB: 0 BB: 0 P: 5	R: 0 E: 0 K: 2 S: 7	H: 0 LOB: 0 BB: 0 P: 7	R: 1 E: 0 K: 0 S: 5	H: 2 LOB: 1 BB: 0 P: 5	R: 0 E: 0 K: 2 S: 7	H: 0 LOB: 0 BB: 0 P: 7	1B: 4 2B: 1 3B: 0 HR: 0	SF: 0 SAC: 0 DP: 1 HBP: 0	WP: 0 PB: 0 SB: 4 CS: 0	PA: 34
PITCHER	IP WLS BF H R ER SO BB IBB HBP BLK WP HR S P ERA WHIP																					
Earl Wilson, R (1, 1) ERA: 4.66	0.0 L 5 2 3 3 0 3 0 0 0 0 0 0 2 14 ∞ ∞																					
Bob Hefner, R (1, 1) ERA: 2.59	8.0 26 3 1 0 5 0 0 0 0 0 0 0 36 36 0.00 0.375																					
Arnold Earley, L (9, 1) ERA: 2.16	1.0 3 0 0 0 2 0 0 0 0 0 0 0 7 7 0.00 0.000																					

Cleveland Indians @ Boston Red Sox
Fenway Park, Boston, MA
Sat Jun 27 1964, 3:33 AM EDT
Att: 7,352 - Unknown

AB 31
R 4
H 5
RBI 3
BB 3
SO 7
LOB 9



Batter	1	2	3	4	5	6	7	8	9	AB	R	H	RBI	BB	SO	LOB	BOTTOM					
Dalton Jones, L (1, 4) OBP: 0.312, SLG: 0.408	0-0 F6		0-3 K 1-2		0-0 F9			0-0 F8	0-0 F4	5	0	0	0	0	1	4						
Felix Mantilla, R (1, 7) OBP: 0.333, SLG: 0.529	0-0 HR		0-0 F7		0-0 1B			0-0 5-3	0-0 6-3	5	1	2	1	0	0	3						
Carl Yastrzemski, L (1, 8) OBP: 0.366, SLG: 0.456	0-0 6-3			0-0 4-3	0-0 PO 2-3	0-0 4-3		0-0 1B 3B		4	1	1	0	0	0	0						
Dick Stuart, R (1, 3) OBP: 0.315, SLG: 0.463	0-0 6-3			0-0 BB 1B		0-0 6-3		0-0 BB 1B		4	0	2	1	0	0	0						
Lee Thomas, L (1, 9) OBP: 0.333, SLG: 0.388		0-0 F9		0-0 BB 2B		0-0 2B		0-0 1-2 BB		2	0	1	0	2	0	0						
Frank Malzone, R (1, 5) OBP: 0.329, SLG: 0.390		0-0 6-3		0-0 F3		0-0 5-3		0-0 F5		4	0	0	0	0	5							
Eddie Bressoud, R (1, 6) OBP: 0.368, SLG: 0.437		0-0 6-3		0-0 F3			0-0 F4		0-0 BB BB	3	0	0	0	1	2							
Bob Tillman, R (1, 2) OBP: 0.379, SLG: 0.441			0-0 F7		0-0 FC3-6 1B		0-0 F2		0-0 F6	4	0	1	0	0	1							
Earl Wilson, R (1, 1) OBP: 0.355, SLG: 0.519				0-0 FC3-6 1B			0-0 K		0-0 BB	0	0	0	0	0	0	0						
Bob Hefner, R (1, 1) OBP: 0.273, SLG: 0.545										3	0	1	0	0	1	1						
Arnold Earley, L (9, 1) ERA: 2.16										0	0	0	0	0	0	0						
Russ Nixon, L (9, PH) OBP: 0.406, SLG: 0.443										0	0	0	0	1	0	0						
Roman Mejias, R (9, PR) OBP: 0.243, SLG: 0.364										0	0	0	0	0	0	0						
Inning Stats	R: 1 E: 0 K: 0 S: 4	H: 1 LOB: 0 BB: 0 P: 4	R: 0 E: 0 K: 0 S: 3	H: 0 LOB: 0 BB: 0 P: 3	R: 0 E: 0 K: 1 S: 6	H: 1 LOB: 1 BB: 0 P: 6	R: 0 E: 0 K: 0 S: 4	H: 1 LOB: 2 BB: 1 P: 8	R: 0 E: 0 K: 0 S: 4	H: 2 LOB: 1 BB: 0 P: 4	R: 0 E: 0 K: 0 S: 4	H: 1 LOB: 1 BB: 0 P: 4	R: 0 E: 0 K: 1 S: 5	H: 0 LOB: 0 BB: 0 P: 5	R: 1 E: 0 K: 0 S: 5	H: 2 LOB: 2 BB: 1 P: 9	R: 0 E: 0 K: 0 S: 3	H: 0 LOB: 2 BB: 2 P: 11	1B: 5 2B: 1 3B: 1 HR: 1	SF: 0 SAC: 0 DP: 0 HBP: 0	WP: 1 PB: 0 SB: 0 CS: 0	PA: 39
PITCHER	IP WLS BF H R ER SO BB IBB HBP BLK WP HR S P ERA WHIP																					
Sonny Siebert, R (1, 1) ERA: 4.2	7.2 W 31 8 2 2 2 2 1 1 0 0 0 1 34 38 2.35 1.174																					
Don McMahon, R (8, 1) ERA: 1.17	1.1 S 7 0 0 0 0 3 0 0 0 0 0 0 4 16 0.00 2.250																					

Cleveland Indians @ Boston Red Sox
Fenway Park, Boston, MA
Sat Jun 27 1964, 3:33 AM EDT
Att: 7,352 - Unknown

AB 34
R 2
H 8
RBI 2
BB 4
SO 2
LOB 16



Batter	1	2	3	4	5	6	7	8	9	AB	R	H	RBI	BB	SO	LOB	TOP					
Dick Howser, R (1, 6) OBP: 0.323, SLG: 0.328	F3		F8		G4-6-3		1B			4	0	1	1	0	0	1	Cleveland Indians @ Boston Red Sox Fenway Park, Boston, MA Sun Jun 28 1964, 3:38 AM EDT Att: 20,780 - Unknown					
Vic Davallio, L (1, 8) OBP: 0.286, SLG: 0.317	4-3						F2			4	0	2	0	0	0	2						
Leon Wagner, L (1, 7) OBP: 0.350, SLG: 0.507	K		1-3				G3-6-3 1B			4	0	0	0	0	2	2						
Fred Whitfield, L (1, 3) Chico Salmon, R (8, PR) (8, 3)		4-3			F8		F8			4	0	1	0	0	0	0						
Al Smith, R (1, 9) OBP: 0.205, SLG: 0.316		K			6-3					4	1	1	1	0	2	1						
Billy Moran, R (1, 5) OBP: 0.316, SLG: 0.332							HR 1B 1B			4	1	3	0	0	1	1						
Joe Azcue, R (1, 2) OBP: 0.270, SLG: 0.340					F9		F6			4	0	0	0	0	0	3						
Larry Brown, R (1, 4) OBP: 0.261, SLG: 0.387			4-3				F5			4	0	2	0	0	0	0						
Dick Donovan, L (1, 1) Bob Chance, L (7, PH) (7, 1) Gary Bell, R (7, 1) Tito Francona, L (9, PH) (9, 1)							F7			2	1	1	1	0	1	1						
										1	0	0	0	0	0	2						
										0	0	0	0	0	0	0						
										1	0	0	0	0	1	0						
Inning Stats	R: 0 E: 0 K: 1 S: 5	H: 0 LOB: 0 BB: 0 P: 5	R: 0 E: 0 K: 1 S: 6	H: 1 LOB: 1 BB: 0 P: 6	R: 1 E: 0 K: 0 S: 5	H: 2 LOB: 1 BB: 0 P: 5	R: 0 E: 0 K: 0 S: 4	H: 1 LOB: 1 BB: 0 P: 4	R: 0 E: 0 K: 1 S: 5	H: 1 LOB: 0 BB: 0 P: 5	R: 0 E: 0 K: 0 S: 3	H: 1 LOB: 0 BB: 0 P: 3	R: 2 E: 0 K: 0 S: 7	H: 4 LOB: 2 BB: 0 P: 7	R: 0 E: 0 K: 3 S: 10	H: 1 LOB: 1 BB: 0 P: 10	R: 0 E: 0 K: 1 S: 5	H: 0 LOB: 0 BB: 0 P: 5	1B: 6 2B: 3 3B: 0 HR: 2	SF: 0 SAC: 0 DP: 2 HBP: 0	WP: 0 PB: 0 SB: 0 CS: 0	PA: 36
PITCHER	IP WLS BF H R ER SO BB IBB HBP BLK WP HR S P ERA WHIP																					
Bill Monbouquette, R (1, 1) ERA: 5.24	6.1 W 26 9 3 3 3 0 0 0 0 0 2 32 32 4.26 1.421																					
Dick Radatz, R (7, 1) ERA: 1.67	2.2 S 10 2 0 0 4 0 0 0 0 0 0 0 18 18 0.00 0.750																					

Batter	1	2	3	4	5	6	7	8	9	AB	R	H	RBI	BB	SO	LOB	BOTTOM					
Dalton Jones, L (1, 4) OBP: 0.305, SLG: 0.402	4-3 2B		K		1-3		2-3			4	0	1	0	0	1	1	Cleveland Indians @ Boston Red Sox Fenway Park, Boston, MA Sun Jun 28 1964, 3:38 AM EDT Att: 20,780 - Unknown					
Felix Mantilla, R (1, 7) OBP: 0.353, SLG: 0.596	4-3		2B		2B		1B			4	1	2	0	0	1	1						
Carl Yastrzemski, L (1, 8) OBP: 0.373, SLG: 0.466	3-4		2B		2B		1B			4	0	3	2	0	0	1						
Dick Stuart, R (1, 3) OBP: 0.310, SLG: 0.464	6-3		F9		K					4	0	0	0	0	1	4						
Lee Thomas, L (1, 9) OBP: 0.331, SLG: 0.384		F1			5-3		3-1			4	0	0	0	0	0	1						
Frank Malzone, R (1, 5) OBP: 0.336, SLG: 0.420		HR			HR		F6			3	2	2	2	0	0	0						
Eddie Bressoud, R (1, 6) OBP: 0.363, SLG: 0.427		6-3			K		F8			3	0	0	0	0	1	0						
Bob Tillman, R (1, 2) OBP: 0.372, SLG: 0.432		K			F7					3	0	0	0	0	2	0						
Bill Monbouquette, R (1, 1) ERA: 4.68							K			2	1	0	0	0	0	0						
Dick Radatz, R (7, 1) ERA: 3.7			E4 1B 2B				F4			1	0	0	0	0	1	0						
Inning Stats	R: 0 E: 0 K: 0 S: 4	H: 1 LOB: 1 BB: 0 P: 4	R: 1 E: 0 K: 1 S: 6	H: 1 LOB: 0 BB: 0 P: 6	R: 2 E: 1 K: 1 S: 7	H: 2 LOB: 0 BB: 0 P: 7	R: 1 E: 0 K: 1 S: 6	H: 1 LOB: 0 BB: 0 P: 6	R: 0 E: 0 K: 1 S: 7	H: 2 LOB: 2 BB: 0 P: 7	R: 0 E: 0 K: 0 S: 3	H: 0 LOB: 0 BB: 0 P: 3	R: 0 E: 0 K: 2 S: 7	H: 0 LOB: 0 BB: 0 P: 7	R: 0 E: 0 K: 1 S: 6	H: 1 LOB: 1 BB: 0 P: 6	R: 0 E: 0 K: 1 S: 5	H: 0 LOB: 0 BB: 0 P: 5	1B: 3 2B: 3 3B: 0 HR: 2	SF: 0 SAC: 0 DP: 0 HBP: 0	WP: 0 PB: 0 SB: 0 CS: 0	PA: 32
PITCHER	IP WLS BF H R ER SO BB IBB HBP BLK WP HR S P ERA WHIP																					
Dick Donovan, R (1, 1) ERA: 4.68	6.0 L 25 7 4 3 4 0 0 0 0 0 2 33 33 4.50 1.167																					
Gary Bell, R (7, 1) ERA: 3.7	2.0 7 1 0 0 3 0 0 0 0 0 0 0 13 13 0.00 0.500																					

Batter	1	2	3	4	5	6	7	8	9	10	AB	R	H	RBI	BB	SO	LOB			
Jim Landis, R OBP: 0.270, SLG: 0.315 (1, 8)	K		FC6-4 1B		F8		6-3		1B 2B	E 1B	6	1	3	0	0	1	0			
Don Buford, S OBP: 0.326, SLG: 0.311 (1, 4)	6-3		F8		FC6-4 BB				1B IBB	E8 1+H	4	0	1	0	2	0	2			
Mike Hershberger, R OBP: 0.302, SLG: 0.310 (1, 9)	6-3		FC6-4 1-2f		FC6-4 1-2f		F9		1-2 2-3 3-H	K	6	0	1	1	0	1	5			
Pete Ward, L OBP: 0.318, SLG: 0.403 (1, 5)		G3			F9		6-3		G3	4-3	5	0	0	0	0	0	3			
Ron Hansen, R OBP: 0.350, SLG: 0.380 (1, 6)		PB 1B			BB BB		K		F7	1B 2B BB	3	1	1	0	2	1	0			
Dave Nicholson, R OBP: 0.333, SLG: 0.292 (1, 7)		K 1-2			F3					2B 1B BB	3	0	0	0	1	2	2			
Gene Stephens, L OBP: 0.419, SLG: 0.417 (10, PH) (10, 7)		K			BB BB				K	2B 1-3 2B 1B	1	1	1	0	0	0	0			
Joe Cunningham, L OBP: 0.333, SLG: 0.292 (1, 3)		K			BB BB				2B 1B BB	1-3 3-H 2B 2B	1	0	0	0	2	1	1			
Minnie Minoso, R OBP: 0.362, SLG: 0.357 (9, PH)		K			BB BB				2B 1B BB	1-3 3-H 2B 2B	0	1	0	0	1	0	0			
Tom McCraw, L OBP: 0.351, SLG: 0.425 (9, 3)		K			BB BB				2B 1B BB	1-3 3-H 2B 2B	1	0	1	1	0	0	0			
Jerry McNertney, R OBP: 0.293, SLG: 0.278 (1, 2)					K				F1	SH3-4 2B	4	0	0	0	0	1	5			
J.C. Martin, L OBP: 0.231, SLG: 0.328 (9, 2)					F4		FC6-4 1-2f			SH3-4 2B	1	1	1	1	0	0	0			
Gary Peters, L OBP: 0.250, SLG: 0.341 (1, 1)							F5			SH3-4 2B	3	0	1	0	0	1	0			
Floyd Robinson, L OBP: 0.362, SLG: 0.441 (9, PH)									F6	SH3-4 2B	1	0	0	0	0	0	1			
John Buzhardt, R OBP: 0.107, SLG: 0.077 (9, 1)					PB 2B						0	0	0	0	0	0	0			
Hoyt Wilhelm, R (9, 1)											0	0	0	1	0	0	0			
Inning Stats	R: 0 E: 0 K: 1 S: 5	H: 0 LOB: 0 BB: 0 P: 5	R: 0 E: 0 K: 2 S: 8	H: 1 LOB: 1 BB: 0 P: 8	R: 0 E: 0 K: 1 S: 7	H: 2 LOB: 2 BB: 0 P: 7	R: 0 E: 0 K: 0 S: 3	H: 0 LOB: 2 BB: 2 P: 11	R: 0 E: 0 K: 1 S: 5	H: 0 LOB: 0 BB: 2 P: 13	R: 0 E: 0 K: 1 S: 5	H: 1 LOB: 1 BB: 0 P: 6	R: 0 E: 0 K: 1 S: 5	H: 0 LOB: 0 BB: 0 P: 5	R: 1 E: 0 K: 0 S: 5	H: 2 LOB: 3 BB: 2 P: 13	R: 4 E: 1 K: 1 S: 9	H: 4 LOB: 1 BB: 1 P: 13	1B: 6 2B: 4 3B: 0 HR: 0	SF: 0 SAC: 1 DP: 0 HBP: 0
PITCHER	IP 9.0	WLS 40	BF 6	H 1	R 1	ER 1	SO 7	BB 6	IBB 1	HBP 0	BLK 0	WP 0	HR 0	S 47	P 75	ERA 1.00	WHIP 1.333			
Sam McDowell, L ERA: 2.48 (1, 1)																				
Don McMahon, R ERA: 1.55 (10, 1)	0.0	L	3	2	3	3	0	1	0	0	0	0	0	2	6	∞	∞			
Gary Bell, R ERA: 3.83 (10, 1)	1.0	5	2	1	0	1	0	0	0	0	0	0	0	7	7	0.00	2.000			

TOP

Chicago White Sox @ Cleveland Indians
Cleveland Municipal Stadium, Cleveland, OH

Mon Jun 29 1964, 7:05 PM EDT
Att. 11,695 - Unknown

AB	39
R	5
H	10
RBI	4
BB	8
SO	8
LOB	19

WP: 0 PA: 48
PB: 2
SB: 0
CS: 0

Batter	1	2	3	4	5	6	7	8	9	10	AB	R	H	RBI	BB	SO	LOB			
Dick Howser, R OBP: 0.318, SLG: 0.322 (1, 6)	5-3	F8			K		F3			F8	5	0	0	0	1	2				
Vic Davallio, L OBP: 0.281, SLG: 0.311 (1, 8)	F8		5-3		K			5-3			4	0	0	0	0	1				
Leon Wagner, L OBP: 0.348, SLG: 0.502 (1, 7)	HBP		4-3			K		F9			3	0	0	0	1	0				
Al Smith, R OBP: 0.207, SLG: 0.313 (1, 9)	K2-3		K			1B 1B		F8			4	0	1	0	0	2				
Billy Moran, R OBP: 0.315, SLG: 0.327 (1, 5)		4-3			5-3 BB		F9		F8		3	0	0	0	1	0				
Chico Salmon, R OBP: 0.500, SLG: 0.500 (1, 3)		1B WP 1B			F8		FC6-4 1B		5-3		4	1	2	0	0	1				
Joe Azcue, R OBP: 0.272, SLG: 0.340 (1, 2)					5-3		FC6-4		K		3	0	1	0	0	3				
Bob Chance, L OBP: 0.440, SLG: 0.575 (9, PH)					5-3		FC6-4				1	0	0	0	0	1				
Don McMahon, R OBP: 0.167, SLG: 0.167 (10, 1)		WP 1B			5-3		FC6-4				0	0	0	0	0	0				
Gary Bell, R OBP: 0.429, SLG: 0.429 (10, 1)		1-3 1B			1-2		1-2f				0	0	0	0	0	0				
Larry Brown, R OBP: 0.266, SLG: 0.386 (1, 4)		WP IBB			F8					1-3	3	0	1	0	1	0				
Sam McDowell, L OBP: 0.111, SLG: 0.059 (1, 1)							1-3				3	0	0	0	1	3				
John Romano, R OBP: 0.356, SLG: 0.517 (10, 2)		G2					1-2 2-3 3-H			5-3	1	0	0	0	0	0				
Inning Stats	R: 0 E: 0 K: 1 S: 5	H: 0 LOB: 1 BB: 0 P: 6	R: 1 E: 0 K: 0 S: 5	H: 2 LOB: 2 BB: 1 P: 9	R: 0 E: 0 K: 1 S: 5	H: 0 LOB: 0 BB: 0 P: 5	R: 0 E: 0 K: 0 S: 3	H: 0 LOB: 1 BB: 0 P: 7	R: 0 E: 0 K: 2 S: 7	H: 2 LOB: 2 BB: 0 P: 7	R: 0 E: 0 K: 1 S: 5	H: 1 LOB: 0 BB: 0 P: 5	R: 0 E: 0 K: 0 S: 3	H: 0 LOB: 0 BB: 0 P: 3	R: 0 E: 0 K: 1 S: 5	H: 0 LOB: 0 BB: 0 P: 5	R: 0 E: 0 K: 0 S: 3	H: 0 LOB: 0 BB: 0 P: 3	1B: 5 2B: 0 3B: 0 HR: 0	SF: 0 SAC: 0 DP: 0 HBP: 1
PITCHER	IP 8.0	WLS 31	BF 5	H 1	R 1	ER 0	SO 6	BB 1	IBB 1	HBP 1	BLK 0	WP 1	HR 0	S 40	P 49	ERA 1.12	WHIP 0.750			
Gary Peters, L ERA: 2.67 (9, 1)	0.2	2	0	0	0	0	0	0	0	0	2	0	0	0	0	0.00	0.000			
John Buzhardt, R ERA: 3.03 (9, 1)	1.1	W	4	0	0	0	1	0	0	0	0	0	0	6	6	0.00	0.000			

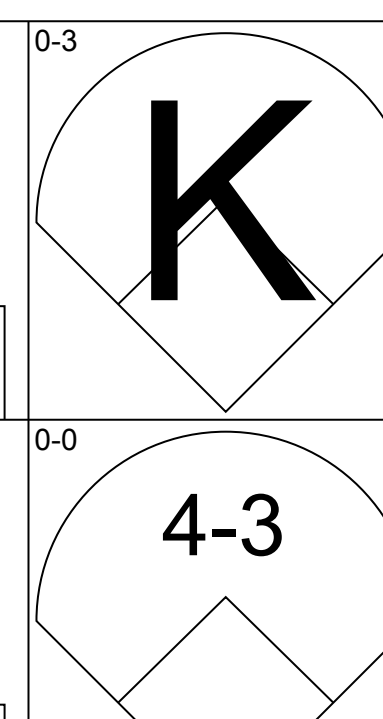
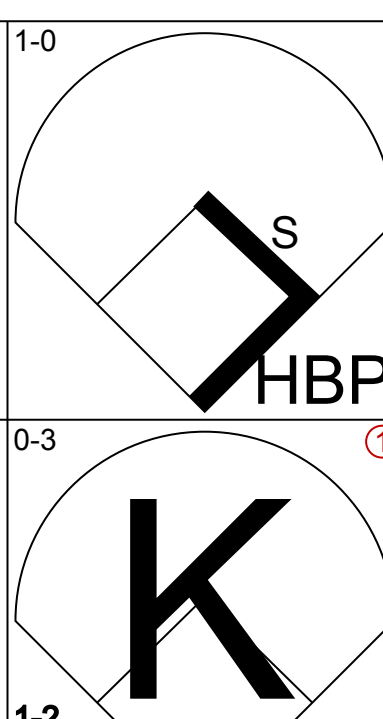
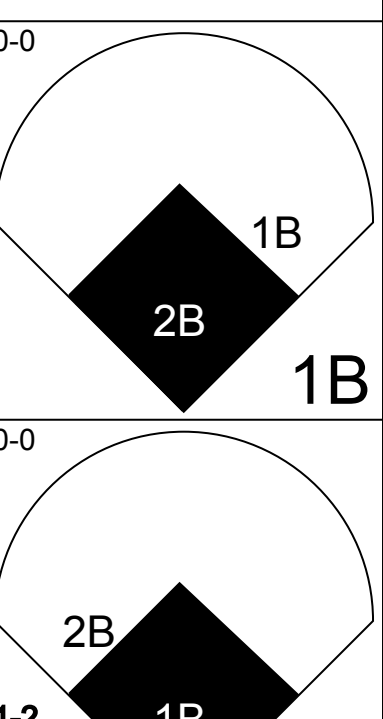
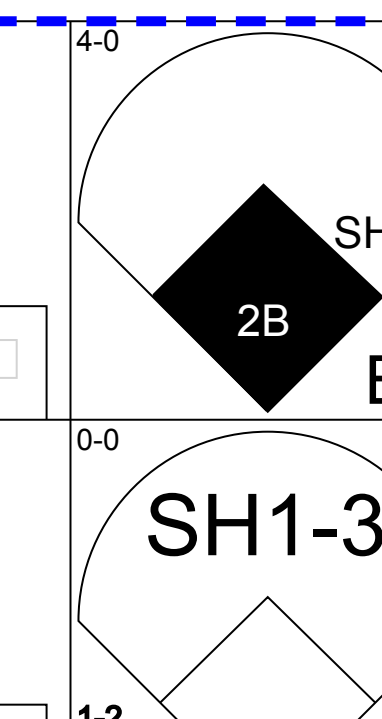
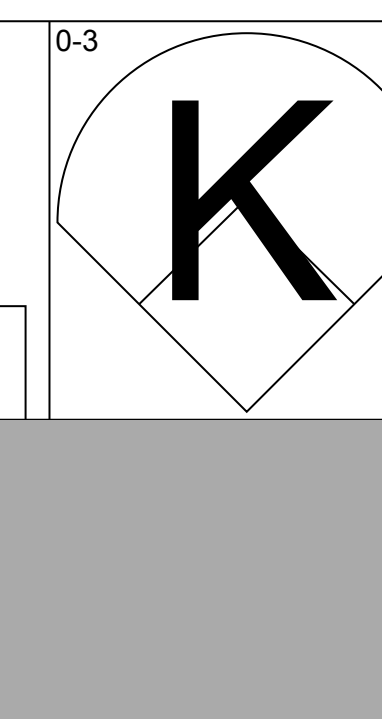
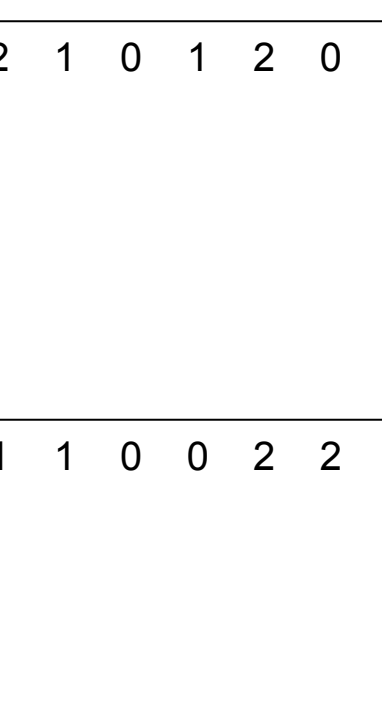
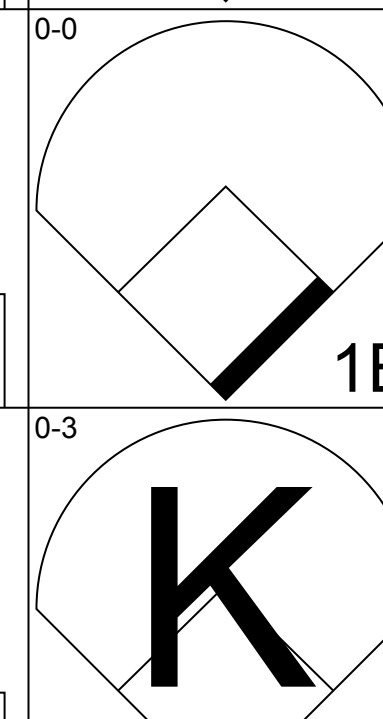
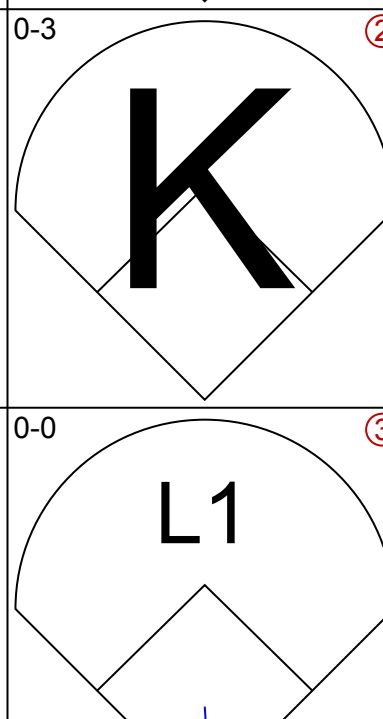
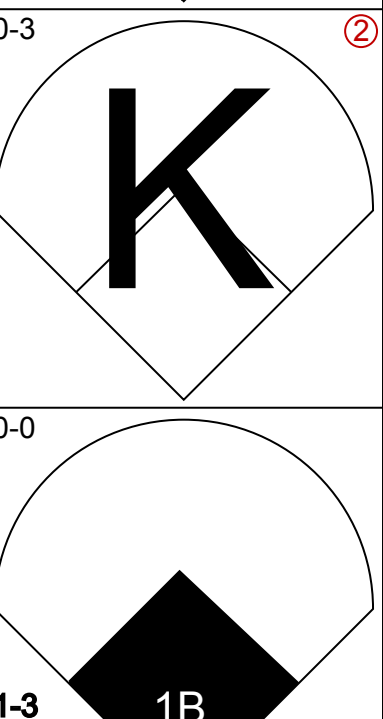
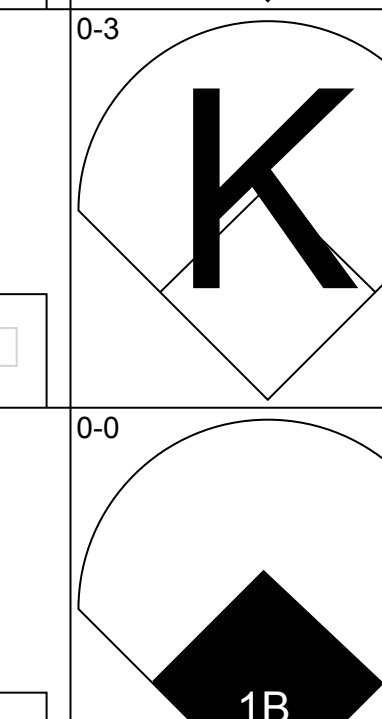

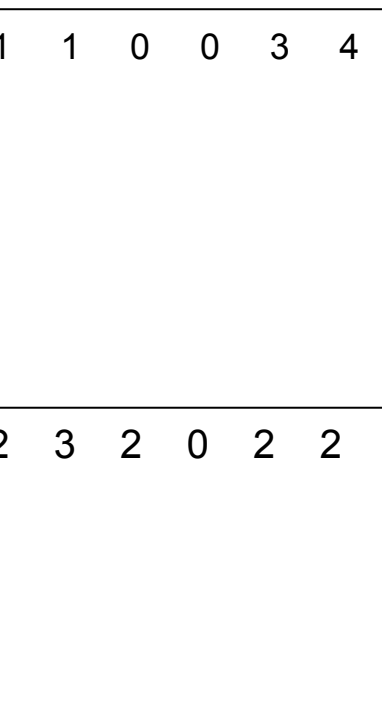


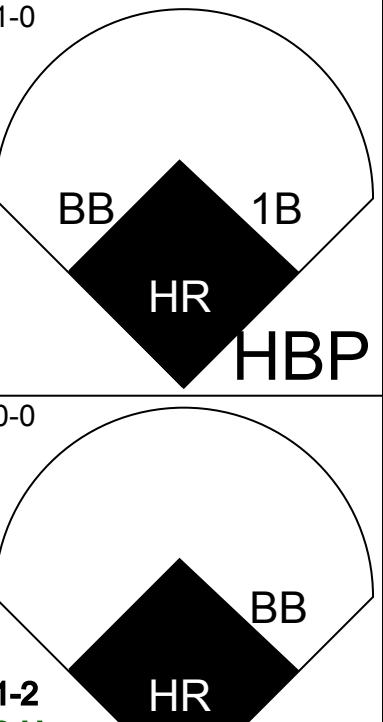
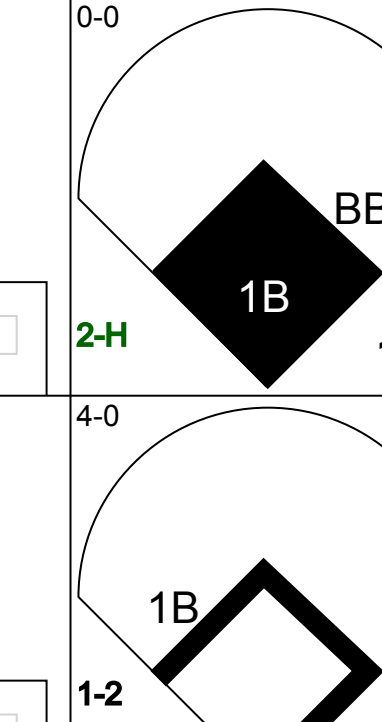

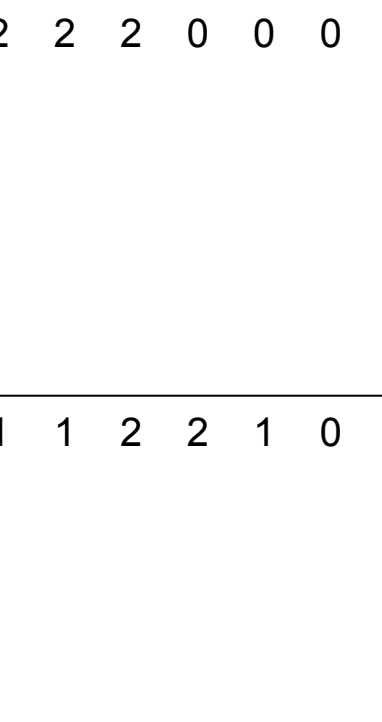


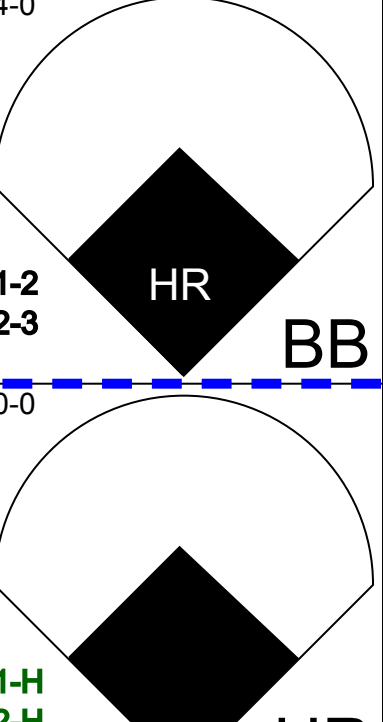
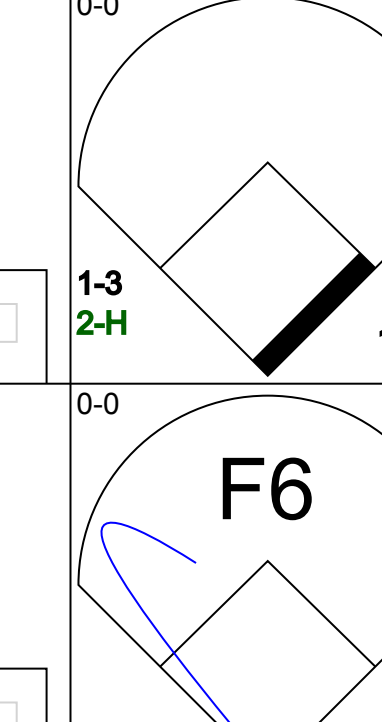
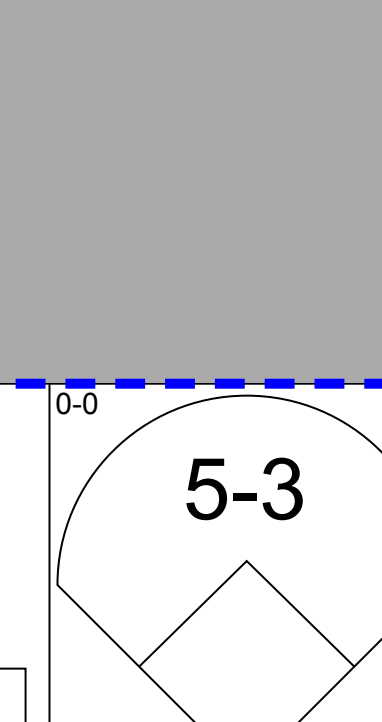
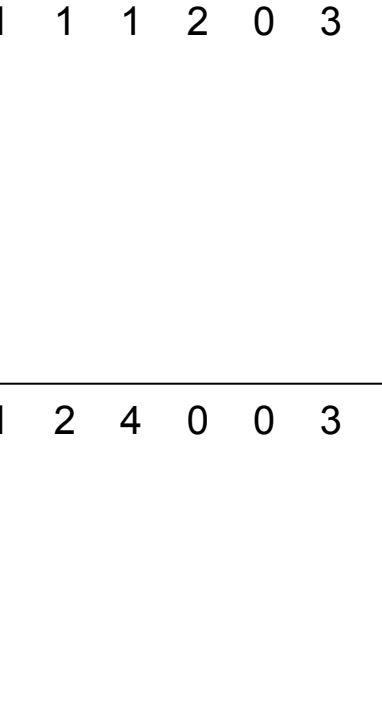
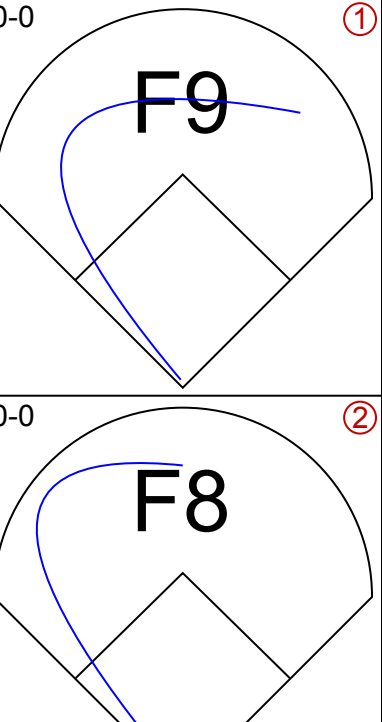
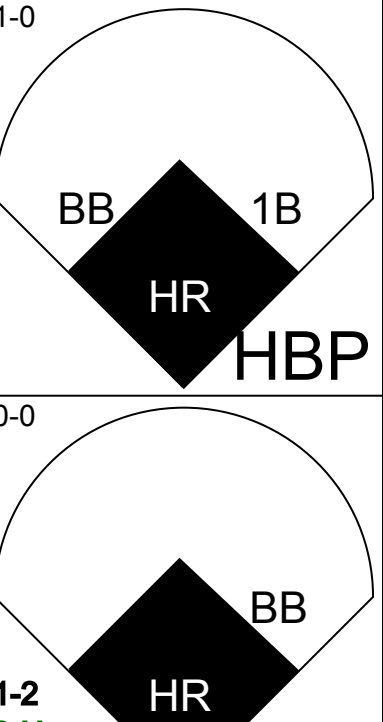
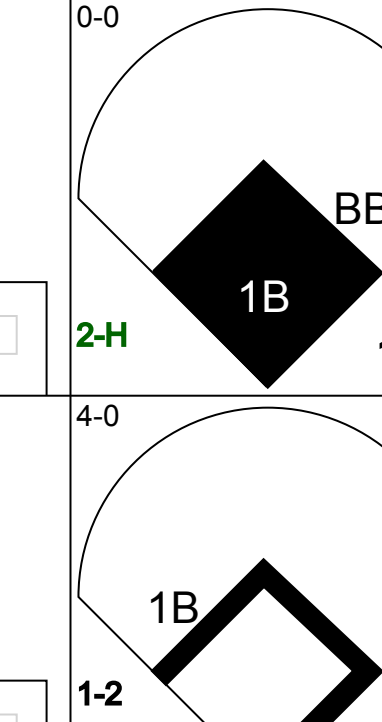

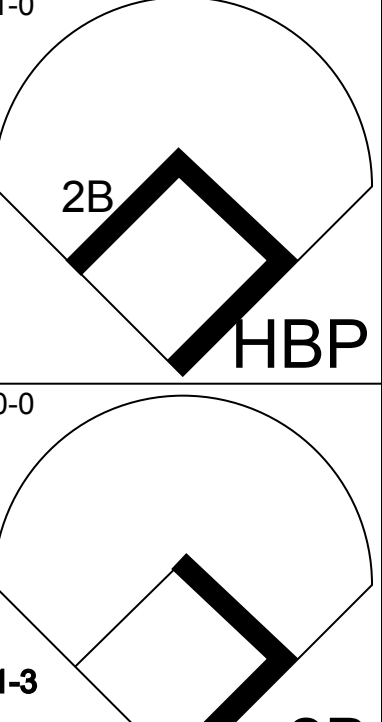
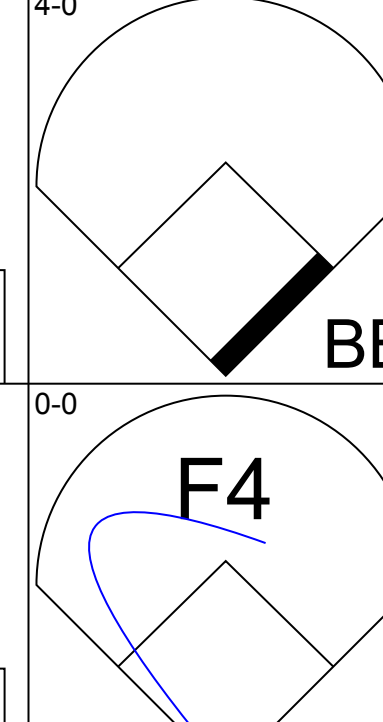
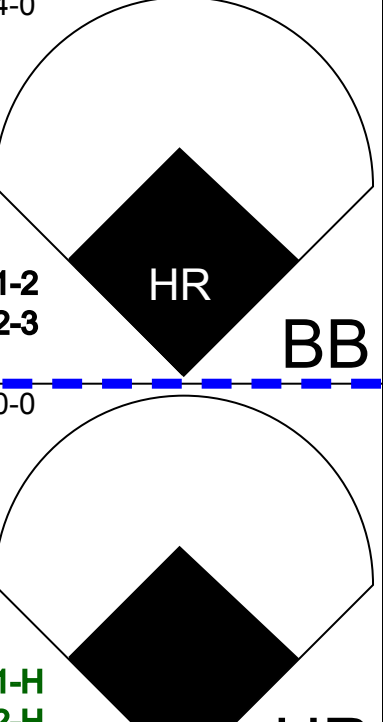
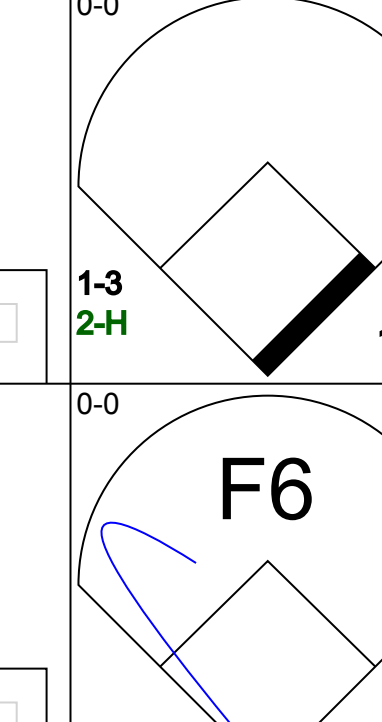
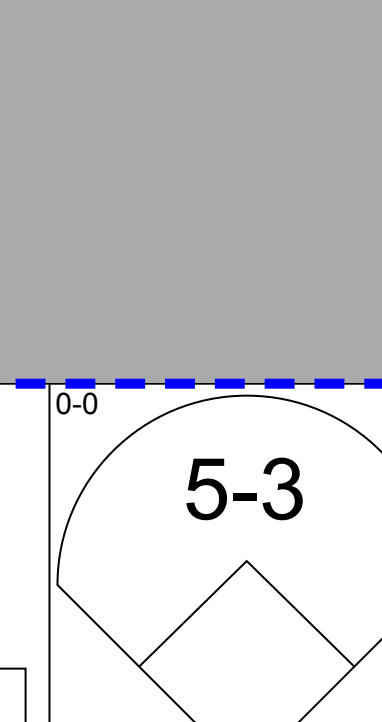
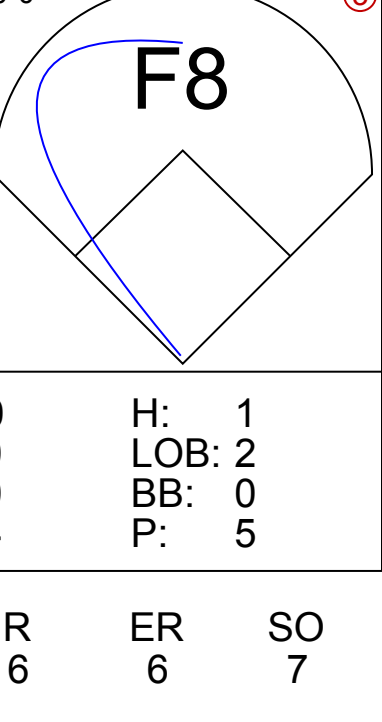

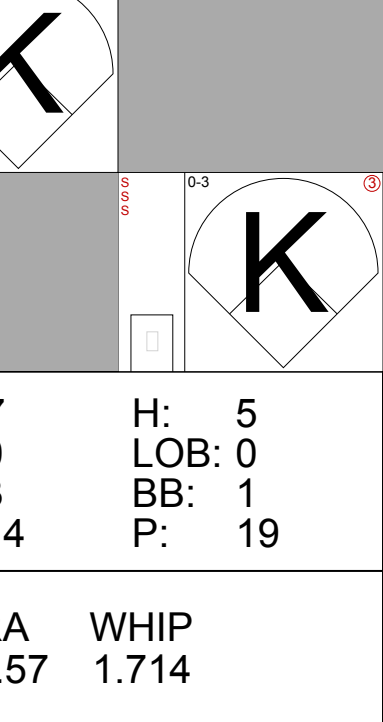
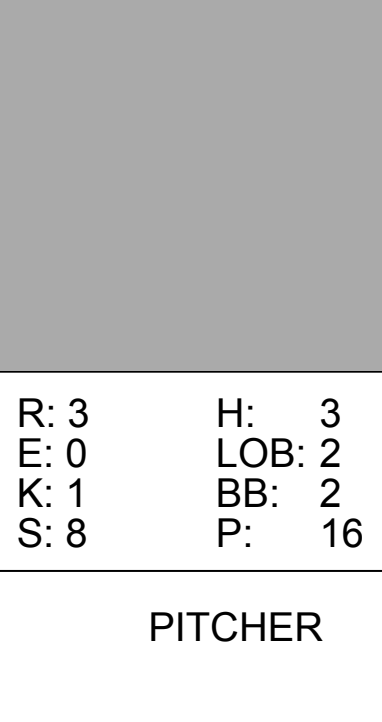
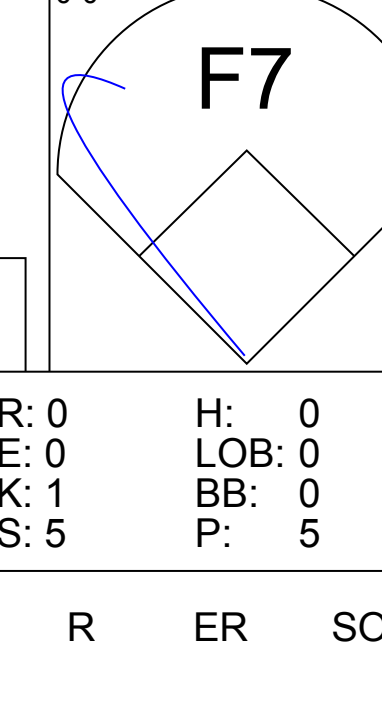
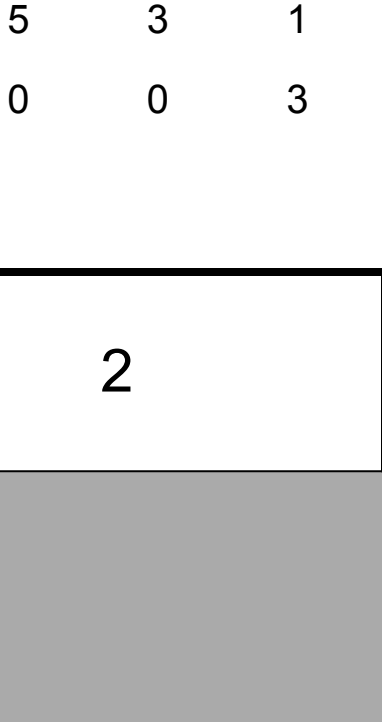
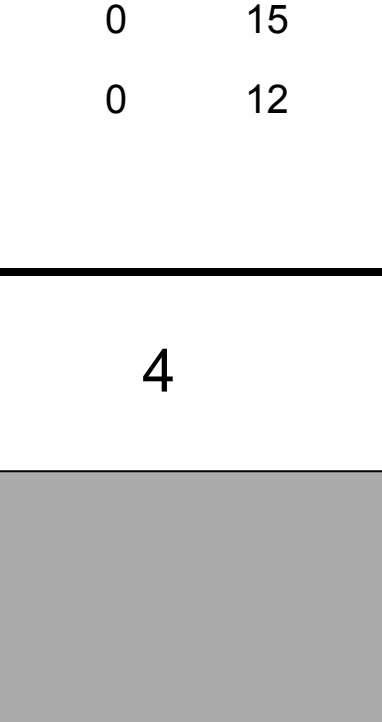
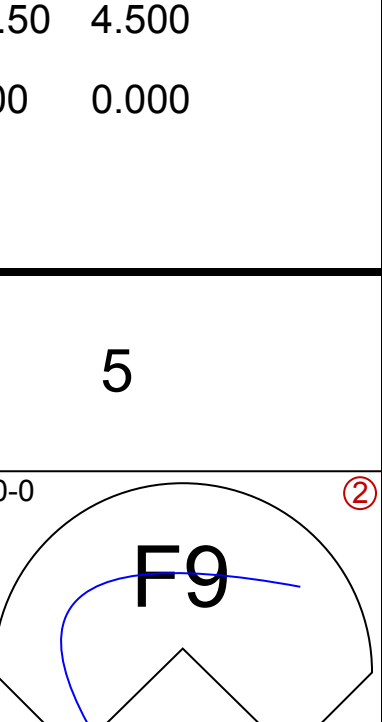
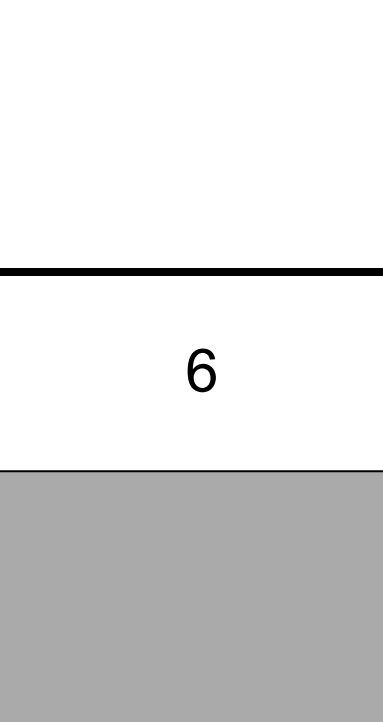
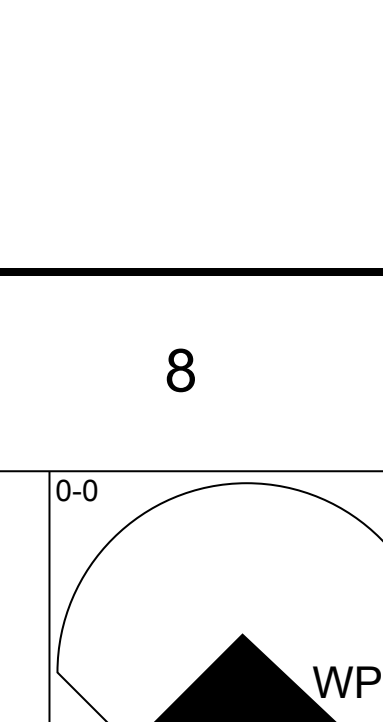

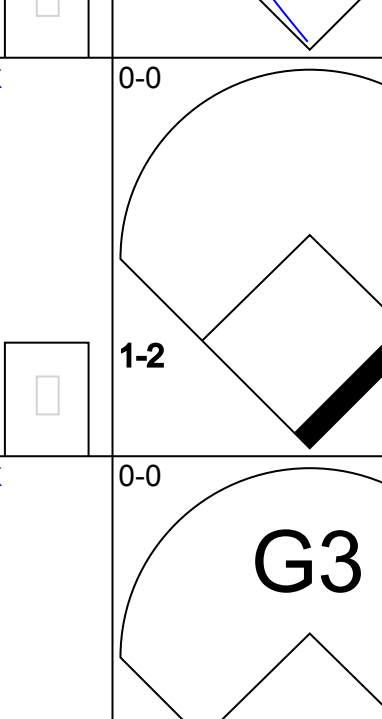
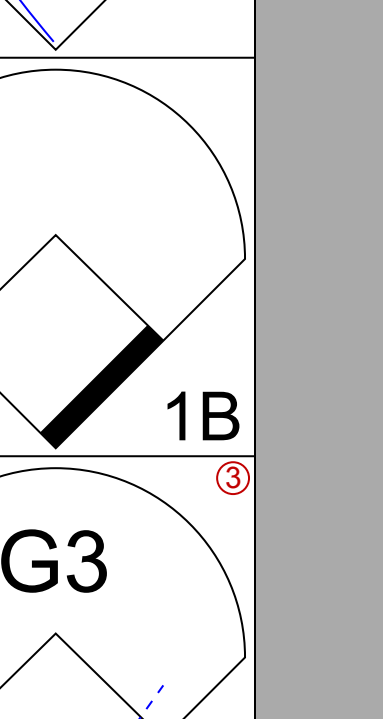
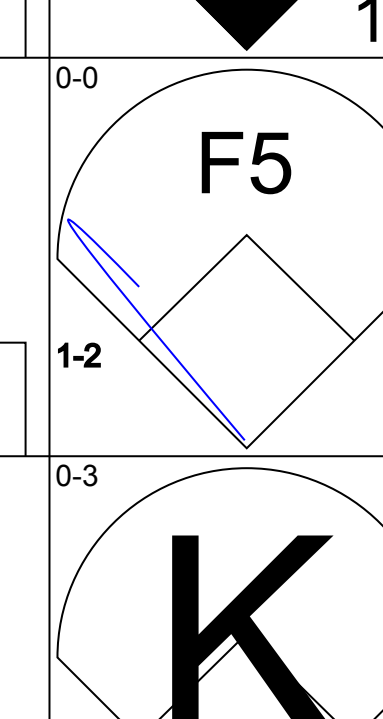

BOTTOM

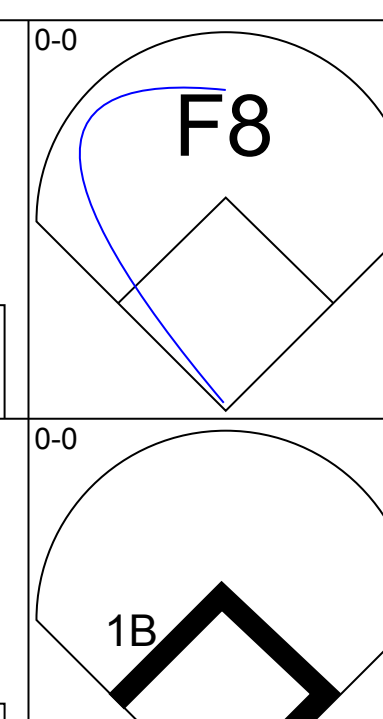
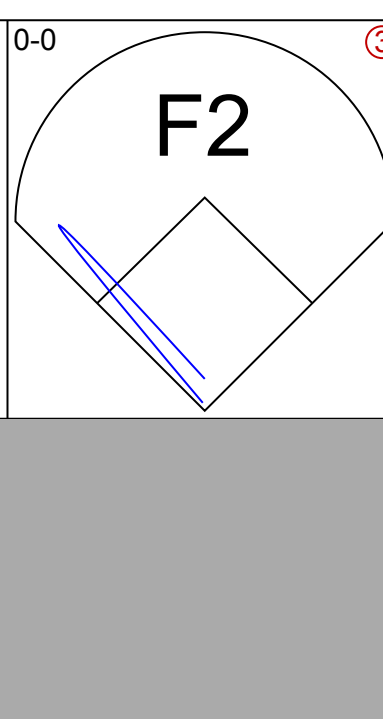
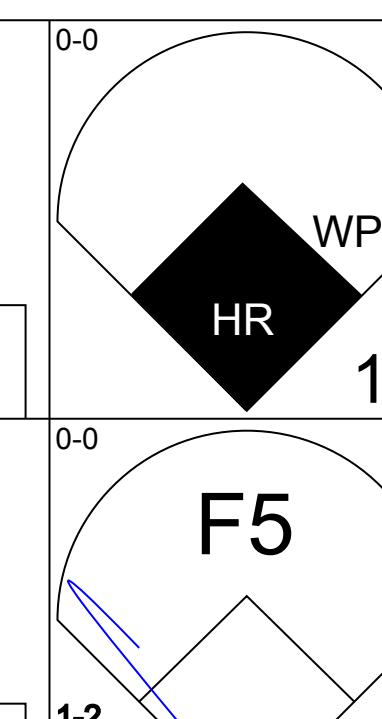
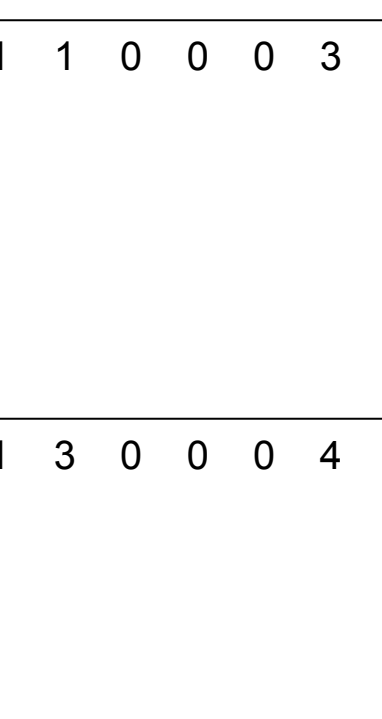
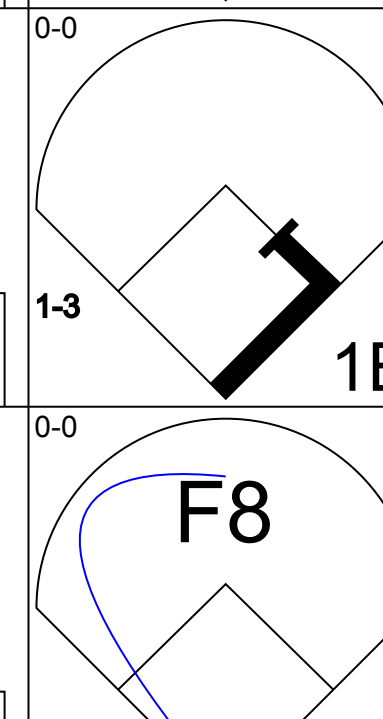
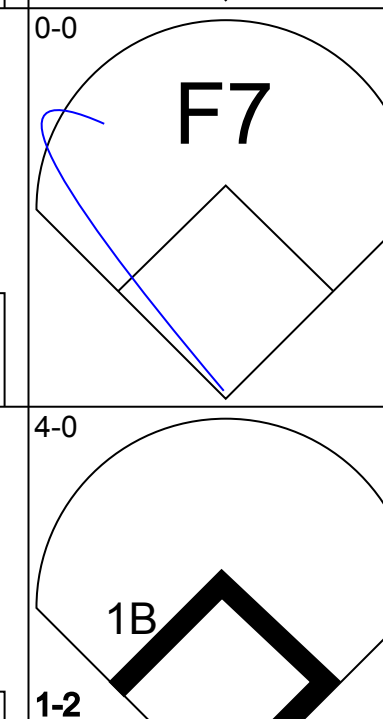
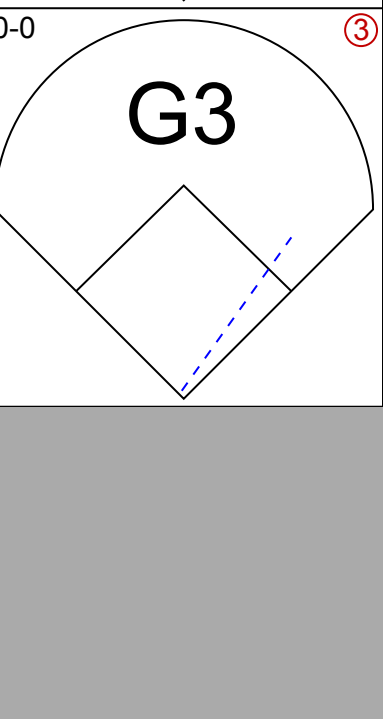
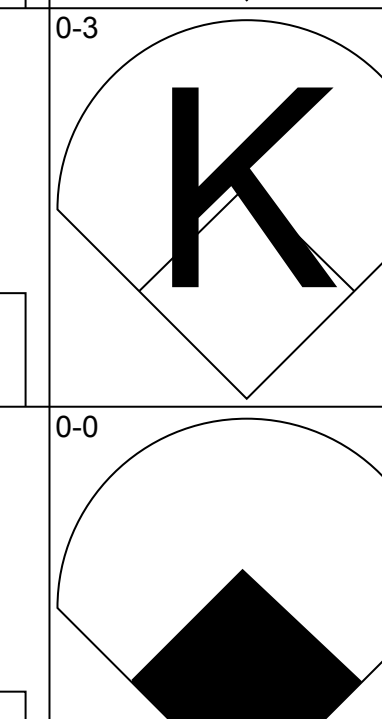
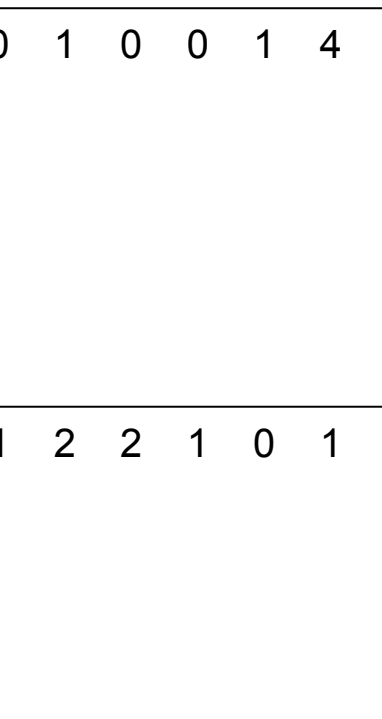

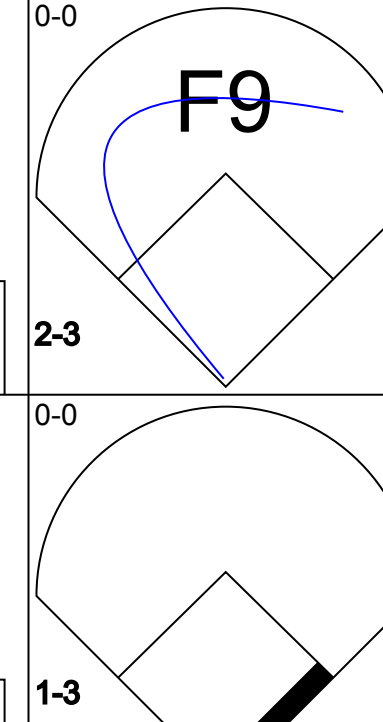

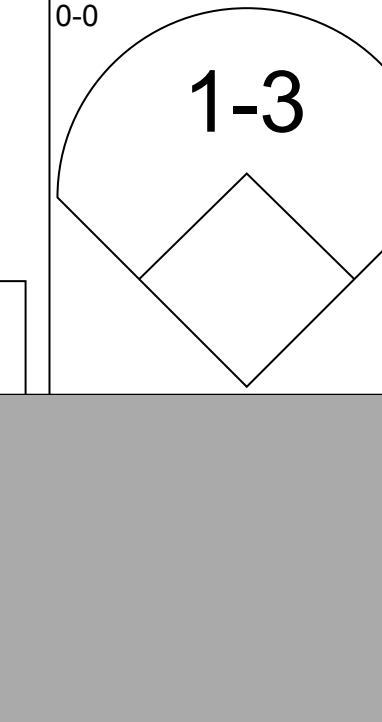

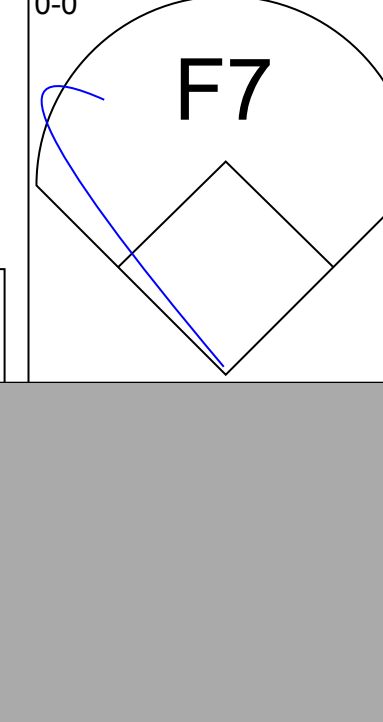


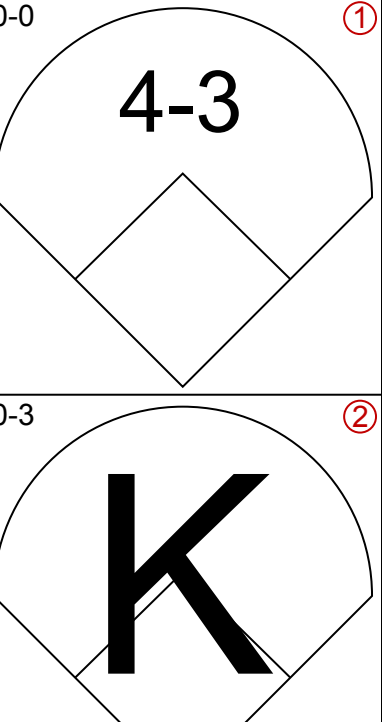
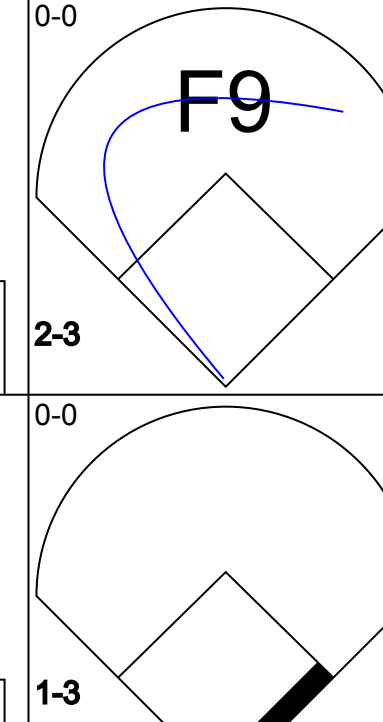
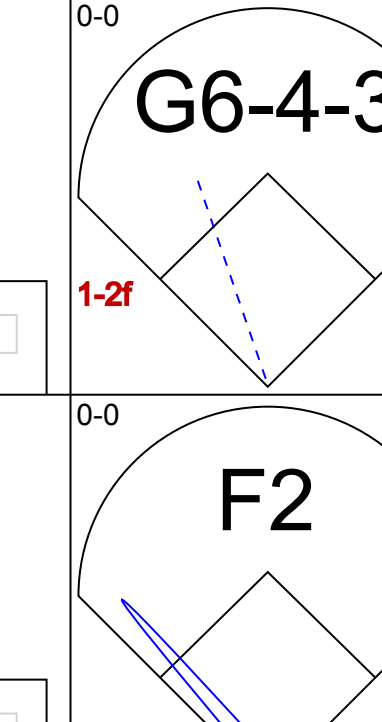
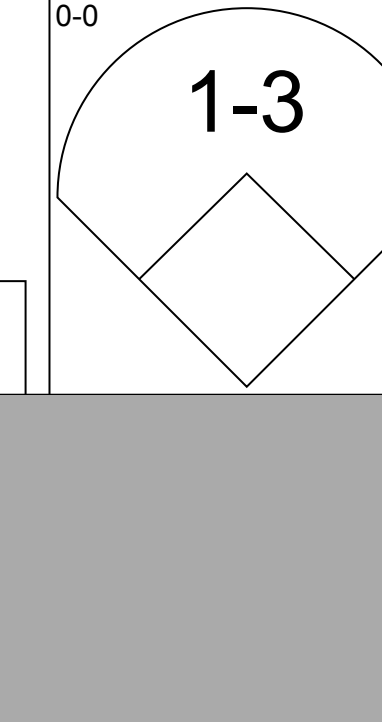


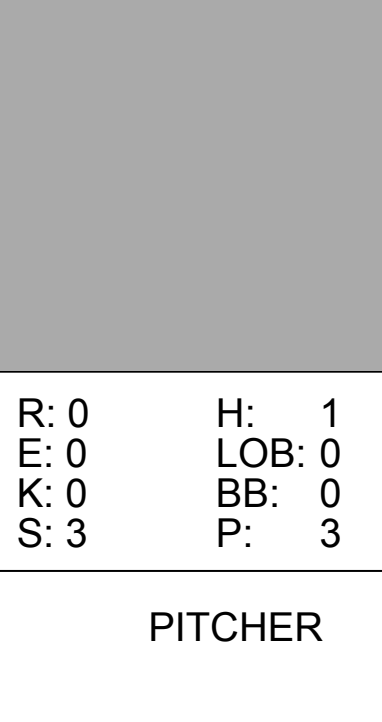
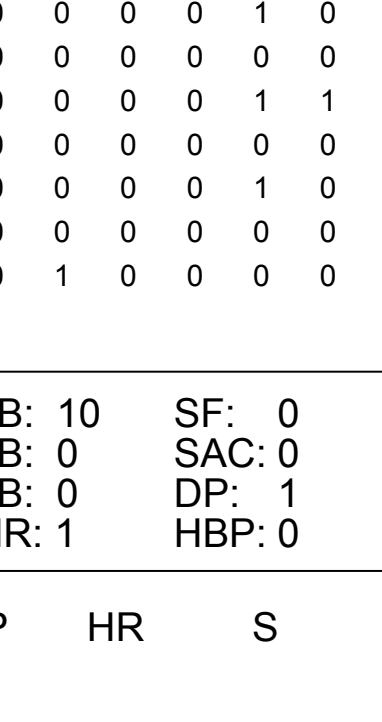




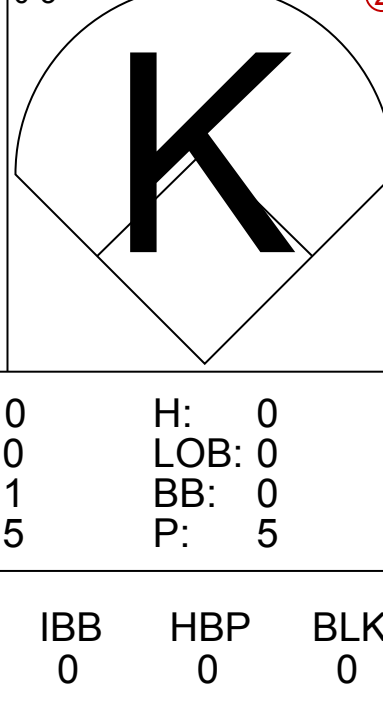
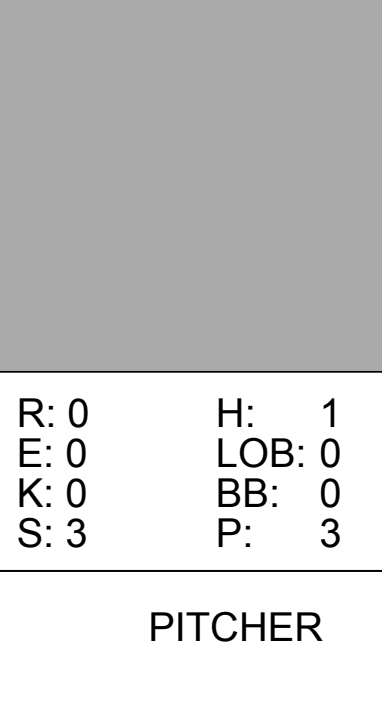
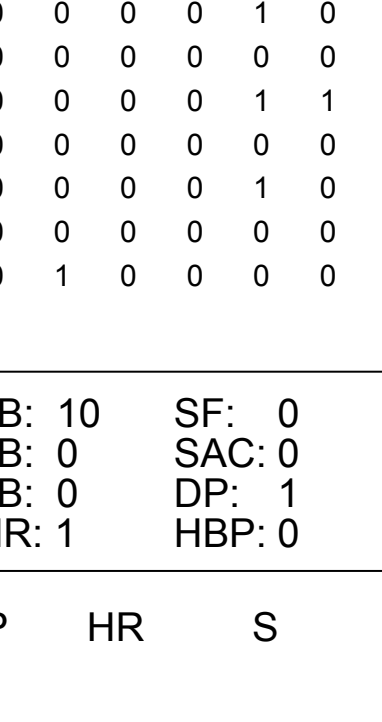
Chicago White Sox @ Cleveland Indians
Cleveland Municipal Stadium, Cleveland, OH

Mon Jun 29 1964, 7:05 PM EDT
Att. 11,695 - Unknown

AB	34
R	1
H	5
RBI	0
BB	2
SO	7
LOB	12

WP: 1 PA: 37
PB: 0
SB: 0
CS: 0

Batter	1	2	3	4	5	6	7	8	9	AB	R	H	RBI	BB	SO	LOB	TOP					
Jim Landis, R OBP: 0.286, SLG: 0.316 (1, 8)										3	2	1	0	1	2	0	Chicago White Sox @ Cleveland Indians Cleveland Municipal Stadium, Cleveland, OH Tue Jun 30 1964, 7:05 PM EDT Att: 10,388 - Unknown					
Don Buford, S OBP: 0.323, SLG: 0.308 (1, 4)										5	1	1	0	0	2	2						
Mike Hershberger, R OBP: 0.299, SLG: 0.306 (1, 9)										6	1	1	0	0	3	4						
Pete Ward, L OBP: 0.323, SLG: 0.417 (1, 5)										6	2	3	2	0	2	2						
Ron Hansen, R OBP: 0.354, SLG: 0.382 (1, 6)										4	2	2	2	0	0	0						
Dave Nicholson, R OBP: 0.368, SLG: 0.391 (1, 7)										3	1	1	2	2	1	0						
Joe Cunningham, L OBP: 0.355, SLG: 0.297 (1, 3)										2	1	1	1	2	0	3						
Jerry McNertney, R OBP: 0.299, SLG: 0.333 (1, 2)										5	1	2	4	0	0	3						
Juan Pizarro, L OBP: 0.273, SLG: 0.349 (1, 1)										5	1	1	0	0	2	2						
Inning Stats	R: 0 E: 0 K: 2 S: 8	H: 1 LOB: 1 BB: 0 P: 8	R: 0 E: 0 K: 0 S: 4	H: 1 LOB: 2 BB: 0 P: 5	R: 0 E: 0 K: 2 S: 7	H: 0 LOB: 1 BB: 0 P: 8	R: 0 E: 0 K: 1 S: 5	H: 0 LOB: 1 BB: 1 P: 9	R: 7 E: 0 K: 3 S: 14	H: 5 LOB: 0 BB: 1 P: 19	R: 3 E: 0 K: 1 S: 8	H: 3 LOB: 2 BB: 2 P: 16	R: 2 E: 1 K: 0 S: 7	H: 3 LOB: 3 BB: 1 P: 11	R: 0 E: 0 K: 1 S: 5	H: 0 LOB: 0 BB: 0 P: 5	R: 0 E: 0 K: 2 S: 7	H: 0 LOB: 0 BB: 0 P: 7	1B: 9 2B: 3 3B: 0 HR: 1	SF: 0 SAC: 2 DP: 0 HBP: 3	WP: 0 PB: 0 CS: 1	PA: 49
PITCHER	IP WLS BF H R ER SO BB IBB HBP BLK WP HR S P ERA WHIP																					
Jack Kralick, L ERA: 2.63 (1, 1)	4.2 L 25 6 6 6 7 2 0 3 0 0 0 34 45 11.57 1.714																					
Sonny Siebert, R ERA: 4.35 (5, 1)	0.1 2 1 1 1 1 0 0 0 0 0 1 4 4 27.00 3.000																					
Ted Abernathy, R ERA: 3.38 (6, 1)	2.0 16 6 5 3 1 3 0 0 0 0 0 15 27 13.50 4.500																					
Gary Bell, R ERA: 3.65 (8, 1)	2.0 6 0 0 0 3 0 0 0 0 0 0 12 12 0.00 0.000																					

Batter	1	2	3	4	5	6	7	8	9	AB	R	H	RBI	BB	SO	LOB	BOTTOM					
Dick Howser, R OBP: 0.316, SLG: 0.320 (1, 6)										5	1	1	0	0	0	3	Chicago White Sox @ Cleveland Indians Cleveland Municipal Stadium, Cleveland, OH Tue Jun 30 1964, 7:05 PM EDT Att: 10,388 - Unknown					
Vic Davallilo, L OBP: 0.288, SLG: 0.317 (1, 8)										5	1	3	0	0	0	4						
Leon Wagner, L OBP: 0.347, SLG: 0.498 (1, 7)										4	0	1	0	0	1	4						
John Romano, R OBP: 0.364, SLG: 0.537 (1, 2)										3	1	2	2	1	0	1						
Al Smith, R OBP: 0.198, SLG: 0.299 (1, 9)										4	0	0	0	0	0	3						
Chico Salmon, R OBP: 0.375, SLG: 0.375 (1, 3)										4	0	1	1	0	1	0						
Billy Moran, R OBP: 0.314, SLG: 0.326 (1, 5)										4	0	1	0	0	1	2						
Larry Brown, R OBP: 0.265, SLG: 0.384 (1, 4)										4	0	1	0	0	0	1						
Jack Kralick, L ERA: 2.63 (1, 1)	R: 0 E: 0 K: 0 S: 4	H: 2 LOB: 1 BB: 0 P: 4	R: 0 E: 0 K: 2 S: 7	H: 0 LOB: 0 BB: 0 P: 7	R: 0 E: 0 K: 1 S: 5	H: 0 LOB: 0 BB: 0 P: 5	R: 1 E: 0 K: 0 S: 5	H: 2 LOB: 2 BB: 1 P: 9	R: 0 E: 0 K: 1 S: 7	H: 2 LOB: 0 BB: 0 P: 7	R: 0 E: 0 K: 1 S: 3	H: 1 LOB: 0 BB: 0 P: 3	R: 0 E: 0 K: 1 S: 5	H: 0 LOB: 0 BB: 0 P: 5	R: 2 E: 0 K: 1 S: 7	H: 2 LOB: 0 BB: 0 P: 7	R: 0 E: 1 K: 0 S: 6	H: 2 LOB: 2 BB: 0 P: 6	1B: 10 2B: 0 3B: 0 HR: 1	SF: 0 SAC: 0 DP: 1 HBP: 0	WP: 1 PB: 0 CS: 0	PA: 38
PITCHER	IP WLS BF H R ER SO BB IBB HBP BLK WP HR S P ERA WHIP																					
Juan Pizarro, L ERA: 2.36 (1, 1)	9.0 W 38 11 3 3 6 1 0 0 0 1 1 49 53 3.00 1.333																					

AB 39
R 12
H 13
RBI 11
BB 5
SO 12
LOB 16




AB 37
R 3
H 11
RBI 3
BB 1
SO 6
LOB 19



Batter	1	2	3	4	5	6	7	8	9	AB	R	H	RBI	BB	SO	LOB	TOP			
Dick Howser, R (1,6) OBP: 0.313, SLG: 0.316	L9		F4			L7			K	4	0	0	0	0	1	0				
Vic Davallio, L (1,8) OBP: 0.287, SLG: 0.316	1B			F4		F6			K	4	0	1	0	0	1	0				
Leon Wagner, L (1,7) OBP: 0.343, SLG: 0.491	F8			F6			F8		4-3	4	0	0	0	0	0	0				
John Romano, R (1,2) OBP: 0.364, SLG: 0.533		5-3		5-3			1-3 1B			3	0	1	0	0	0	0				
Al Smith, R (1,9) OBP: 0.202, SLG: 0.333		HR			L6		1-3			3	1	1	1	0	0	1				
Billy Moran, R (1,5) OBP: 0.310, SLG: 0.322	L9				F7		6-3			3	0	0	0	0	0	1				
Chico Salmon, R (1,3) OBP: 0.273, SLG: 0.273	F7				E4			6-3		3	0	0	0	0	0	0				
Larry Brown, R (1,4) OBP: 0.262, SLG: 0.379			F7		L9			F3		3	0	0	0	0	0	1				
Tommy John, R (1,1) OBP: 0.174, SLG: 0.174								F8		2	0	0	0	0	2	0				
Joe Azcus, R (8, PH) OBP: 0.276, SLG: 0.343										1	0	0	0	0	0	0				
Don McMahon, R (8, 1) OBP: 0.167, SLG: 0.167			K			K				0	0	0	0	0	0	0				
Inning Stats	R: 0 E: 0 K: 0 S: 3	H: 1 LOB: 0 BB: 0 P: 3	R: 1 E: 0 K: 0 S: 4	H: 1 LOB: 0 BB: 0 P: 4	R: 0 E: 0 K: 1 S: 5	H: 0 LOB: 0 BB: 0 P: 5	R: 0 E: 0 K: 0 S: 3	H: 0 LOB: 0 BB: 0 P: 3	R: 0 E: 1 K: 0 S: 4	H: 0 LOB: 1 BB: 0 P: 4	R: 0 E: 0 K: 0 S: 4	H: 1 LOB: 1 BB: 0 P: 4	R: 0 E: 0 K: 2 S: 7	H: 0 LOB: 0 BB: 0 P: 3	R: 0 E: 0 K: 2 S: 7	H: 0 LOB: 0 BB: 0 P: 7	1B: 2 2B: 0 3B: 0 HR: 1	SF: 0 SAC: 0 DP: 0 HBP: 0	WP: 0 PB: 0 SB: 0 CS: 0	PA: 30
PITCHER Hank Aguirre, L (1,1) ERA: 3.71	IP: 9.0 WLS: W BF: 30 H: 3 R: 1 ER: 1 SO: 4 BB: 0 IBB: 0 HBP: 0 BLK: 0 WP: 0 HR: 1 S: 38 P: 38 ERA: 1.00 WHIP: 0.333																			

Cleveland Indians @ Detroit Tigers
Tiger Stadium, Detroit, MI
Wed Jul 01 1964, 7:05 PM EDT
Att: 11,299 - Unknown


AB 30
R 1
H 3
RBI 1
BB 0
SO 4
LOB 3



Batter	1	2	3	4	5	6	7	8	9	AB	R	H	RBI	BB	SO	LOB	BOTTOM			
Jerry Lumpe, L (1,4) OBP: 0.292, SLG: 0.326	E6 2B		1-3		5-3			1B		4	1	1	1	0	0	0				
George Thomas, R (1,8) OBP: 0.328, SLG: 0.449	2B		K			F8		K		4	0	1	1	0	2	1				
Al Kaline, R (1,9) OBP: 0.404, SLG: 0.457	L5-3			6-3 2B		L5-3		L4-3		4	0	1	0	0	0	2				
Bill Freehan, R (1,2) OBP: 0.352, SLG: 0.491	6-3			6-3		F9				3	0	0	0	0	0	2				
Norm Cash, L (1,3) OBP: 0.312, SLG: 0.388	F8			K			K			3	0	0	0	0	2	2				
Don Demeter, R (1,7) OBP: 0.285, SLG: 0.424		K		4-3			5-3			3	0	0	0	0	1	1				
Dick McAuliffe, L (1,6) OBP: 0.343, SLG: 0.490	6-3				K		F6			3	0	0	0	0	1	0				
Bubba Phillips, R (1,5) OBP: 0.378, SLG: 0.500	6-3					HR		1B 1B		3	2	2	1	0	0	0				
Hank Aguirre, R (1,1) OBP: 0.343, SLG: 0.490			K		4-3			K		3	0	0	0	0	2	1				
Inning Stats	R: 1 E: 1 K: 0 S: 5	H: 1 LOB: 1 BB: 0 P: 5	R: 0 E: 0 K: 1 S: 5	H: 0 LOB: 0 BB: 0 P: 5	R: 0 E: 0 K: 2 S: 7	H: 0 LOB: 0 BB: 0 P: 7	R: 0 E: 0 K: 1 S: 6	H: 1 LOB: 1 BB: 0 P: 6	R: 1 E: 0 K: 1 S: 6	H: 1 LOB: 0 BB: 0 P: 6	R: 0 E: 0 K: 0 S: 3	H: 0 LOB: 0 BB: 0 P: 3	R: 0 E: 0 K: 1 S: 5	H: 0 LOB: 0 BB: 0 P: 5	R: 1 E: 0 K: 2 S: 9	H: 2 LOB: 1 BB: 0 P: 9	1B: 2 2B: 2 3B: 0 HR: 1	SF: 0 SAC: 0 DP: 0 HBP: 0	WP: 0 PB: 0 SB: 0 CS: 0	PA: 30
PITCHER Tommy John, L (1,1) ERA: 3.18 Don McMahon, R (8, 1) ERA: 1.71	IP: 7.0 WLS: L BF: 25 H: 3 R: 2 ER: 1 SO: 6 BB: 0 IBB: 0 HBP: 0 BLK: 0 WP: 0 HR: 1 S: 37 P: 37 ERA: 1.29 WHIP: 0.429																			

Cleveland Indians @ Detroit Tigers
Tiger Stadium, Detroit, MI
Wed Jul 01 1964, 7:05 PM EDT
Att: 11,299 - Unknown

AB 30
R 3
H 5
RBI 3
BB 0
SO 8
LOB 9



Batter	1	2	3	4	5	6	7	8	9	AB	R	H	RBI	BB	SO	LOB	TOP			
Dick Howser, R OBP: 0.309, SLG: 0.312 (1, 6)										4	0	0	0	0	0	1	Cleveland Indians @ Detroit Tigers Tiger Stadium, Detroit, MI Thu Jul 02 1964, 7:05 PM EDT Att: 10,176 - Unknown			
Vic Davallio, L OBP: 0.286, SLG: 0.319 (1, 8)										4	0	1	0	0	1	0				
Leon Wagner, L OBP: 0.338, SLG: 0.484 (1, 7)										4	0	0	0	0	2	1				
John Romano, R OBP: 0.366, SLG: 0.527 (1, 2)										2	0	0	0	2	1	0				
Al Smith, R OBP: 0.194, SLG: 0.319 (1, 9)										4	0	0	0	0	1	2				
Billy Moran, R OBP: 0.310, SLG: 0.321 (1, 5)										4	1	1	0	0	0	0				
Chico Salmon, R OBP: 0.333, SLG: 0.400 (1, 3)										4	0	2	1	0	1	2				
Larry Brown, R OBP: 0.267, SLG: 0.380 (1, 4)										2	0	1	0	1	0	1				
Pedro Ramos, S OBP: 0.276, SLG: 0.444 (1, 1)										1	0	0	0	0	1	2				
Lee Stange, R OBP: 0.168, SLG: 0.038 Sonny Siebert, R OBP: 0.250, SLG: 0.333 Paul Dicken, R (8, FH) Gary Bell, R OBP: 0.429, SLG: 0.429 (8, 1)										0	0	0	0	0	0	0				
Inning Stats	R: 0 E: 0 K: 0 S: 3	H: 0 LOB: 0 BB: 0 P: 3	R: 1 E: 1 K: 1 S: 6	H: 1 LOB: 2 BB: 2 P: 14	R: 0 E: 0 K: 2 S: 7	H: 0 LOB: 0 BB: 0 P: 7	R: 0 E: 0 K: 0 S: 3	H: 0 LOB: 0 BB: 0 P: 3	R: 0 E: 0 K: 1 S: 6	H: 1 LOB: 1 BB: 0 P: 6	R: 0 E: 0 K: 2 S: 7	H: 0 LOB: 0 BB: 0 P: 7	R: 0 E: 0 K: 0 S: 4	H: 1 LOB: 1 BB: 0 P: 4	R: 0 E: 0 K: 1 S: 6	H: 1 LOB: 1 BB: 1 P: 9	1B: 3 2B: 2 3B: 0 HR: 0	SF: 0 SAC: 0 DP: 2 HBP: 0	WP: 0 PB: 0 SB: 0 CS: 0	PA: 34
PITCHER Mickey Lolich, L ERA: 3.94 (1, 1)	IP: 9.0 WLS: W BF: 34 H: 5 R: 1 ER: 0 SO: 8 BB: 3 IBB: 0 HBP: 0 BLK: 0 WP: 0 HR: 0 S: 47 P: 59 ERA: 0.00 WHIP: 0.889															PITCHER				

Batter	1	2	3	4	5	6	7	8	9	AB	R	H	RBI	BB	SO	LOB	BOTTOM			
Bill Bruton, L OBP: 0.331, SLG: 0.388 (1, 8)										4	2	2	2	1	1	2	Cleveland Indians @ Detroit Tigers Tiger Stadium, Detroit, MI Thu Jul 02 1964, 7:05 PM EDT Att: 10,176 - Unknown			
Gates Brown, L OBP: 0.360, SLG: 0.641 (1, 7)										5	2	1	3	0	0	3				
Al Kaline, R OBP: 0.407, SLG: 0.459 George Thomas, R OBP: 0.338, SLG: 0.488 (5, 9)										3	1	2	0	0	0	1				
Norm Cash, L OBP: 0.313, SLG: 0.389 (1, 3)										5	0	2	2	0	0	2				
Jerry Lumpe, L OBP: 0.294, SLG: 0.328 Jake Wood, R OBP: 0.182, SLG: 0.213 (8, PR) (9, 4)										5	0	2	0	0	0	4				
Bill Freehan, R OBP: 0.349, SLG: 0.481 (1, 2)										4	0	0	0	1	1	5				
Dick McAuliffe, L OBP: 0.345, SLG: 0.490 (1, 6)										4	1	2	0	0	2					
Bubba Phillips, R OBP: 0.367, SLG: 0.478 (1, 5)										4	1	1	0	0	2	1				
Mickey Lolich, S OBP: 0.242, SLG: 0.074 (1, 1)										3	1	0	0	0	1	1				
Inning Stats	R: 1 E: 0 K: 0 S: 5	H: 2 LOB: 2 BB: 1 P: 9	R: 5 E: 1 K: 0 S: 9	H: 5 LOB: 1 BB: 0 P: 9	R: 0 E: 0 K: 1 S: 5	H: 0 LOB: 0 BB: 0 P: 5	R: 2 E: 0 K: 0 S: 6	H: 3 LOB: 2 BB: 1 P: 10	R: 0 E: 1 K: 1 S: 6	H: 0 LOB: 1 BB: 0 P: 6	R: 0 E: 0 K: 2 S: 8	H: 1 LOB: 1 BB: 0 P: 6	R: 0 E: 0 K: 0 S: 8	H: 1 LOB: 1 BB: 0 P: 8	R: 1 E: 0 K: 0 S: 5	H: 2 LOB: 1 BB: 0 P: 5		1B: 11 2B: 1 3B: 0 HR: 2	SF: 0 SAC: 1 DP: 0 HBP: 0	WP: 1 PB: 0 SB: 2 CS: 0
PITCHER Pedro Ramos, R ERA: 4.5 Lee Stange, R ERA: 5.19 Sonny Siebert, R ERA: 4.28 Gary Bell, R ERA: 3.77 (8, 1)	IP: 1.0 WLS: L BF: 10 H: 5 R: 5 ER: 5 SO: 5 BB: 1 IBB: 0 HBP: 0 BLK: 0 WP: 0 HR: 0 S: 9 P: 13 ERA: 45.00 WHIP: 6.000															PITCHER				


Batter	1	2	3	4	5	6	7	8	9	10	11	AB	R	H	RBI	BB	SO	LOB					
Tito Francona, L OBP: 0.389, SLG: 0.363 Al Smith, R OBP: 0.194, SLG: 0.319	G3 WP 2B		F8			2B		2B			3B	5	1	4	1	0	0	0					
Dick Howser, R OBP: 0.304, SLG: 0.307	F9		F4			F7		K			1-3	5	0	0	0	0	1	4					
Leon Wagner, L OBP: 0.333, SLG: 0.476	G3			F6		F7			F9		1-3	5	0	0	0	0	0	3					
John Romano, R OBP: 0.367, SLG: 0.522				F3		5-3			F9			4	0	1	0	1	0	1					
Vic Davallilo, L OBP: 0.285, SLG: 0.314	4-3			BB		6-3			4-3		2-3	4	0	0	0	1	0	3					
Billy Moran, R OBP: 0.305, SLG: 0.315		6-3		L6		6-3			5-3			4	0	0	0	0	0	1					
Fred Whitfield, L OBP: 0.314, SLG: 0.410				CS 1B		K2-3		4-1		F7		4	0	1	0	0	1	0					
Larry Brown, R OBP: 0.263, SLG: 0.373				F7		F5		5-3		6-3		4	0	0	0	0	0	1					
Dick Donovan, L OBP: 0.310, SLG: 0.261 Gary Bell, R OBP: 0.429, SLG: 0.429			K			K		K			3B BB	3	1	0	0	1	3	0					
Inning Stats	R: 1 E: 0 K: 0 S: 5	H: 2 LOB: 1 BB: 0 P: 5	R: 0 E: 0 K: 0 S: 3	H: 1 LOB: 0 BB: 0 P: 3	R: 0 E: 0 K: 1 S: 5	H: 0 LOB: 0 BB: 0 P: 5	R: 0 E: 0 K: 0 S: 3	H: 0 LOB: 1 BB: 1 P: 7	R: 0 E: 0 K: 2 S: 7	H: 0 LOB: 0 BB: 0 P: 3	R: 0 E: 0 K: 2 S: 8	H: 1 LOB: 1 BB: 0 P: 8	R: 0 E: 0 K: 0 S: 3	H: 0 LOB: 0 BB: 0 P: 3	R: 0 E: 0 K: 0 S: 3	H: 0 LOB: 2 BB: 2 P: 12	R: 1 E: 0 K: 4 S: 4	H: 1 LOB: 2 BB: 2 P: 12	1B: 2 2B: 3 3B: 1 HR: 0	SF: 0 SAC: 0 DP: 0 HBP: 0	WP: 1 PB: 0 SB: 0 CS: 1	PA: 41	
PITCHER	IP ERA WLS L	WLS L	BF 38	H 6	R 2	ER 2	SO 5	BB 2	IBB 0	HBP 0	BLK 0	WP 0	HR 0	S 46	P 54	ERA 1.74	WHIP 0.774						
Fred Talbot, R ERA: 1.75 Frank Kreutzer, L ERA: 3.38	(1, 1)	(1, 1)	(11, 1)	(1, 1)	(1, 1)	(1, 1)	(1, 1)	(1, 1)	(1, 1)	(1, 1)	(1, 1)	(1, 1)	(1, 1)	(1, 1)	(1, 1)	(1, 1)	(1, 1)	(1, 1)	(1, 1)	(1, 1)	(1, 1)	(1, 1)	(1, 1)

TOP

Cleveland Indians @ Chicago White Sox
Comiskey Park, Chicago, IL
Fri Jul 03 1964, 8:05 PM EDT
Att: 19,536 - Unknown

livebaseballscorecards.com

AB 38
R 2
H 6
RBI 1
BB 3
SO 5
LOB 13




Batter	1	2	3	4	5	6	7	8	9	10	11	AB	R	H	RBI	BB	SO	LOB						
Jim Landis, R OBP: 0.280, SLG: 0.308	K		4-3		1B			5-3		6-3		5	0	1	0	0	1	0						
Don Buford, S OBP: 0.333, SLG: 0.317 Al Weis, S OBP: 0.312, SLG: 0.352	4-3 2B			S 1B BB	FC5			F7			S 1B	3	1	1	0	1	0	2						
Floyd Robinson, L OBP: 0.383, SLG: 0.441	4-3			FC1-6 1B		6-3		3-1		F4		5	0	1	1	0	0	2						
Pete Ward, L OBP: 0.326, SLG: 0.417	1-3			F5		4-3		1-6-3 1B			SH5-4 1B	5	0	2	0	0	0	2						
Joe Cunningham, L OBP: 0.357, SLG: 0.296		1-3		FC1-6 FC6-4 1B				1-6-3		1-6-3		4	0	1	0	0	0	2						
Gene Stephens, L OBP: 0.389, SLG: 0.357		4-3		FC6-4 1B		G3		IBB			K	4	0	0	0	1	1	3						
Ron Hansen, R OBP: 0.382, SLG: 0.377		5-3			F8			1-3		K		4	0	0	0	1	1	2						
J.C. Martin, L OBP: 0.245, SLG: 0.331				K 1B		G3		1-3		F9		5	0	1	0	0	0	4						
Fred Talbot, R OBP: 0.300, SLG: 0.333 Frank Kreutzer, R OBP: 0.125, SLG: 0.250			K		FC5 1B			1-3		F9		4	0	1	0	0	1	1						
Inning Stats	R: 0 E: 0 K: 1 S: 6	H: 1 LOB: 1 BB: 0 P: 6	R: 0 E: 0 K: 0 S: 3	H: 0 LOB: 0 BB: 0 P: 3	R: 0 E: 0 K: 1 S: 5	H: 1 LOB: 0 BB: 0 P: 5	R: 1 E: 0 K: 0 S: 4	H: 1 LOB: 1 BB: 1 P: 8	R: 0 E: 0 K: 0 S: 5	H: 2 LOB: 2 BB: 0 P: 5	R: 0 E: 0 K: 0 S: 5	H: 0 LOB: 0 BB: 0 P: 3	R: 0 E: 0 K: 0 S: 3	H: 0 LOB: 0 BB: 0 P: 3	R: 0 E: 0 K: 1 S: 6	H: 1 LOB: 2 BB: 1 P: 10	R: 0 E: 0 K: 0 S: 4	H: 1 LOB: 1 BB: 1 P: 4	R: 0 E: 0 K: 1 S: 6	H: 1 LOB: 2 BB: 1 P: 10	1B: 8 2B: 1 3B: 0 HR: 0	SF: 0 SAC: 1 DP: 0 HBP: 0	WP: 0 PB: 0 SB: 2 CS: 0	PA: 44
PITCHER	IP ERA WLS W	WLS W	BF 40	H 9	R 1	ER 1	SO 3	BB 1	IBB 1	HBP 0	BLK 0	WP 0	HR 0	S 44	P 52	ERA 0.90	WHIP 1.000							
Dick Donovan, R ERA: 4.16 Gary Bell, R ERA: 3.69	(1, 1)	(1, 1)	(11, 1)	(1, 1)	(1, 1)	(1, 1)	(1, 1)	(1, 1)	(1, 1)	(1, 1)	(1, 1)	(1, 1)	(1, 1)	(1, 1)	(1, 1)	(1, 1)	(1, 1)	(1, 1)	(1, 1)	(1, 1)	(1, 1)	(1, 1)	(1, 1)	

BOTTOM

Cleveland Indians @ Chicago White Sox
Comiskey Park, Chicago, IL
Fri Jul 03 1964, 8:05 PM EDT
Att: 19,536 - Unknown

livebaseballscorecards.com

AB 40
R 1
H 9
RBI 1
BB 3
SO 4
LOB 18



Batter	1	2	3	4	5	6	7	8	9	AB	R	H	RBI	BB	SO	LOB	TOP			
Tito Francona, L (1, 9) OBP: 0.388, SLG: 0.357 Chico Salmon, R (5, FR) OBP: 0.375, SLG: 0.438 (5, 9) (7, 3)	0-3 K	0-0 G3			1-0 S HBP			0-0 1B 1B		2	0	0	0	0	1	3				
Dick Howser, R (1, 6) OBP: 0.304, SLG: 0.304	4-0 FC6-4 BB		0-0 6-3		0-0 5-3			0-0 F7		3	0	0	0	1	0	2				
Leon Wagner, L (1, 7) OBP: 0.332, SLG: 0.473	0-3 K		0-0 F1		0-0 F9			0-0 G6-4-3 1B		4	0	1	0	0	1	3				
John Romano, R (1, 2) OBP: 0.365, SLG: 0.513	0-0 FC6-4 1-2		4-0 BB		0-0 5-3			0-0 G6-4-3 1B		3	0	0	0	1	0	3				
Vic Davallo, L (1, 8) OBP: 0.284, SLG: 0.313		0-0 WP 4-3 1B	0-0 G3		0-3 K			0-3 K		4	0	1	0	0	2	1				
Billy Moran, R (1, 5) OBP: 0.300, SLG: 0.310		0-0 4-3 1-2		0-0 6-3		0-3 K		0-3 K		4	0	0	0	0	2	1				
Fred Whitfield, L (1, 3) OBP: 0.311, SLG: 0.405 Al Smith, R (7, FH) OBP: 0.190, SLG: 0.313 (7, 9)		0-0 F6		0-3 K		0-0 5-3		0-0 F9		2	0	0	0	0	1	1				
Larry Brown, R (1, 4) OBP: 0.264, SLG: 0.369		4-0 BB 2-3 IBB		0-0 5-3		0-3 K				2	0	0	0	1	1	0				
Sam McDowell, L (1, 1) OBP: 0.143, SLG: 0.053 Pedro Ramos, S (8, 1) OBP: 0.276, SLG: 0.444		4-0 1-2 BB		0-0 1-3		0-0 F6				2	0	0	0	1	0	0				
Inning Stats	R: 0 E: 0 K: 2 S: 7	H: 0 LOB: 1 BB: 1 P: 11	R: 0 E: 0 K: 0 S: 4	H: 1 LOB: 3 BB: 2 P: 12	R: 0 E: 0 K: 0 S: 3	H: 0 LOB: 1 BB: 1 P: 7	R: 0 E: 0 K: 1 S: 5	H: 0 LOB: 0 BB: 0 P: 5	R: 0 E: 0 K: 2 S: 7	H: 0 LOB: 2 BB: 0 P: 7	R: 0 E: 0 K: 1 S: 5	H: 0 LOB: 0 BB: 0 P: 5	R: 0 E: 0 K: 0 S: 4	H: 2 LOB: 1 BB: 0 P: 4	R: 0 E: 0 K: 2 S: 7	H: 0 LOB: 0 BB: 0 P: 7	1B: 3 2B: 0 3B: 0 HR: 0	SF: 0 SAC: 0 DP: 1 HBP: 1	WP: 1 PB: 0 SB: 1 CS: 0	PA: 34
PITCHER Gary Peters, L (1, 1) ERA: 2.47	IP: 9.0 WLS: W BF: 34 H: 3 R: 0 ER: 0 SO: 8 BB: 3 IBB: 1 HBP: 1 BLK: 0 WP: 1 HR: 0 S: 45 P: 62 ERA: 0.00 WHIP: 0.667															PITCHER				

Cleveland Indians @ Chicago White Sox
Comiskey Park, Chicago, IL
Sat Jul 04 1964, 4:33 AM EDT
Att: 12,161 - Unknown


AB 29
R 0
H 3
RBI 0
BB 4
SO 8
LOB 14



Batter	1	2	3	4	5	6	7	8	9	AB	R	H	RBI	BB	SO	LOB	BOTTOM	
Mike Hershberger, R (1, 9) OBP: 0.304, SLG: 0.303	4-0 BB BB BB	0-3 K		0-0 6-3		4-0 1-2 BB BB		4-0 1B 1B BB		2	1	0	0	3	1	2		
Don Buford, S (1, 4) OBP: 0.322, SLG: 0.311 Al Weis, S (7, 4) OBP: 0.315, SLG: 0.355	0-0 F9		0-3 K	0-3 K		4-0 1-2 2-3 BB		0-0 1B 1B 1B		3	0	0	0	1	2	2		
Jim Landis, R (1, 8) OBP: 0.285, SLG: 0.300	0-3 K		0-3 K		4-0 SH1-3 BB		0-0 5-3	4-0 1B IBB		3	0	0	0	2	2	4		
Pete Ward, L (1, 5) OBP: 0.333, SLG: 0.417	4-0 1-2 BB BB		1-0 BB HBP		0-0 SH1-3		0-3 K	0-0 1-2 2-H 3-H 1B		2	0	1	2	1	1	0		
Ron Hansen, R (1, 6) OBP: 0.353, SLG: 0.373	4-0 1-2 2-3 BB		4-0 1-2 BB		0-0 F8		0-0 F7	0-3 K		3	0	0	0	2	1	3		
Dave Nicholson, R (1, 7) OBP: 0.356, SLG: 0.382 Gene Stephens, L (8, 7) OBP: 0.389, SLG: 0.357	0-3 K		0-3 K		0-3 K		0-3 K			4	0	0	0	0	4	6		
Joe Cunningham, L (1, 3) OBP: 0.355, SLG: 0.304 Tom McCraw, L (9, 3) OBP: 0.356, SLG: 0.441		0-0 3-1		0-0 E 2B		0-0 1-3		0-0 4-3		4	1	1	0	0	0	0		
Jerry McNertney, R (1, 2) OBP: 0.308, SLG: 0.322		4-0 BB		0-0 E3 2H		0-0 F7		4-0 FC2-8 BB		2	0	0	0	2	0	0		
Gary Peters, L (1, 1) OBP: 0.250, SLG: 0.333	0-3 K		0-3 K		0-0 BB 1B		0-0 FC2-6 1B			4	1	1	0	0	2	3		
Inning Stats	R: 0 E: 0 K: 2 S: 7	H: 0 LOB: 3 BB: 3 P: 19	R: 0 E: 0 K: 2 S: 7	H: 0 LOB: 1 BB: 1 P: 11	R: 0 E: 0 K: 3 S: 9	H: 0 LOB: 2 BB: 1 P: 14	R: 1 E: 1 K: 2 S: 9	H: 1 LOB: 1 BB: 0 P: 9	R: 0 E: 0 K: 0 S: 4	H: 1 LOB: 3 BB: 2 P: 12	R: 0 E: 0 K: 2 S: 7	H: 0 LOB: 0 BB: 0 P: 7	R: 3 E: 0 K: 1 S: 7	H: 2 LOB: 2 BB: 3 P: 19	1B: 3 2B: 1 3B: 0 HR: 0	SF: 0 SAC: 1 DP: 0 HBP: 1	WP: 0 PB: 0 SB: 0 CS: 0	PA: 41
PITCHER Sam McDowell, L (1, 1) ERA: 2.61 Pedro Ramos, R (8, 1) ERA: 4.49	IP: 7.2 WLS: L BF: 40 H: 4 R: 4 ER: 3 SO: 12 BB: 10 IBB: 1 HBP: 1 BLK: 0 WP: 0 HR: 0 S: 52 P: 97 ERA: 3.52 WHIP: 1.826															PITCHER		

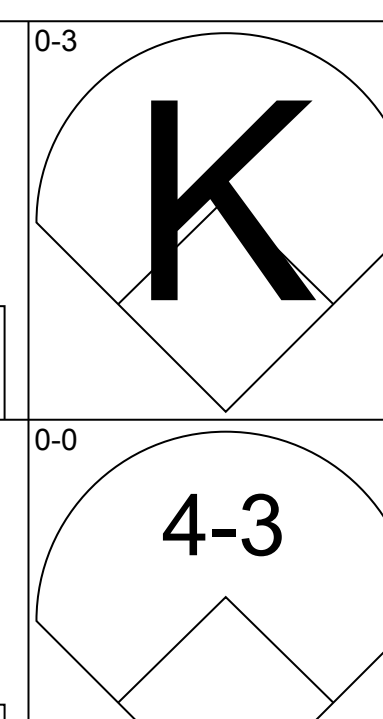
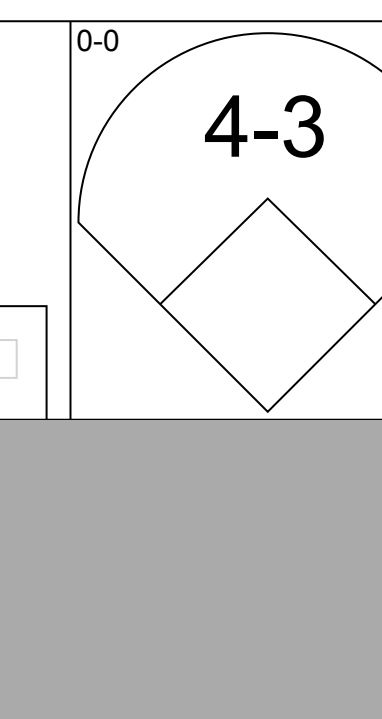
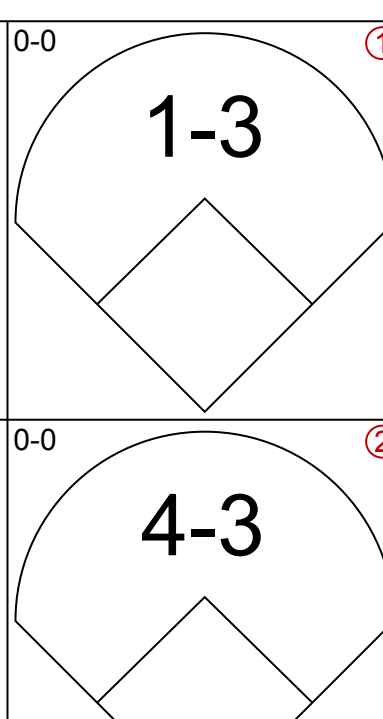
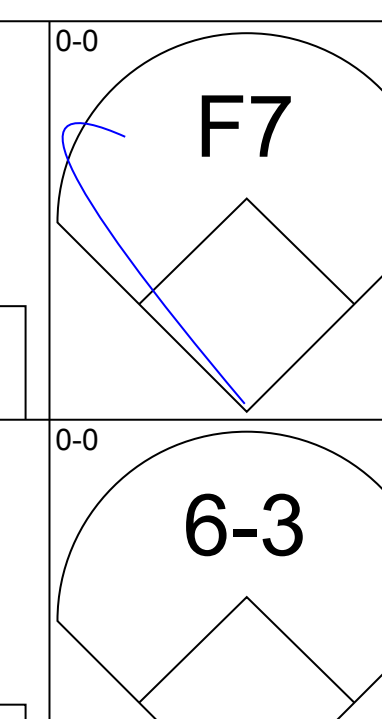
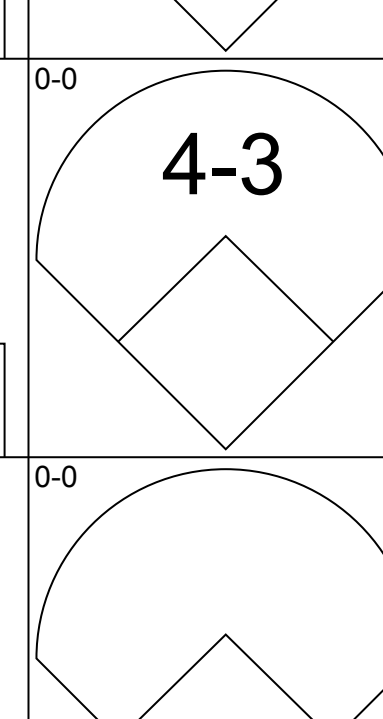

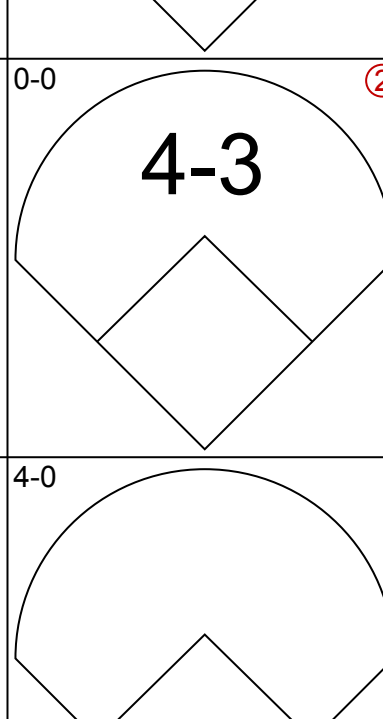
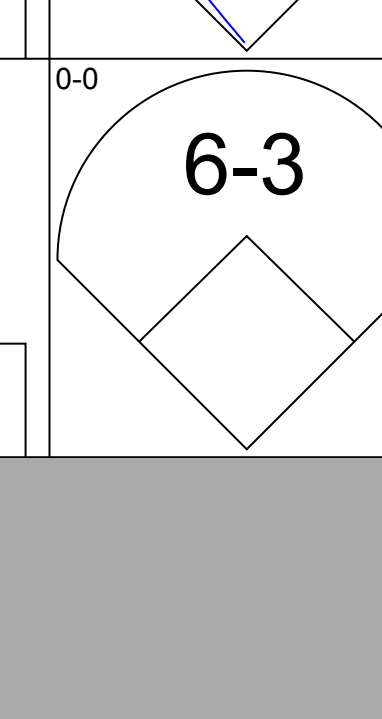
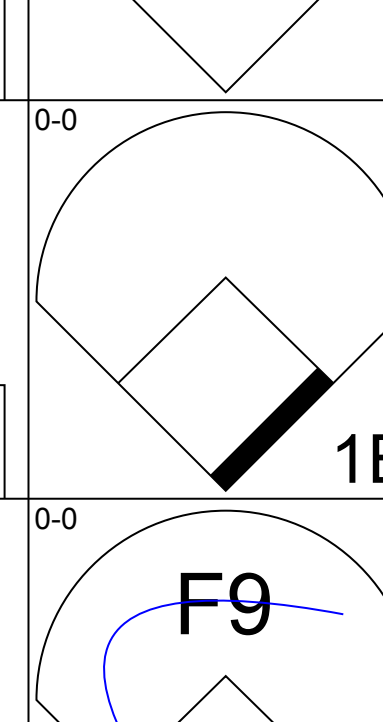
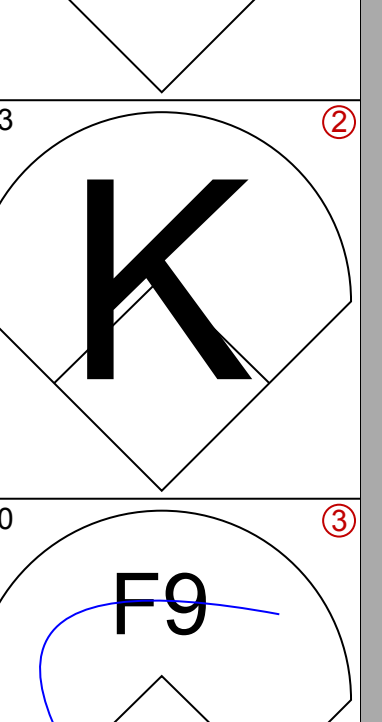
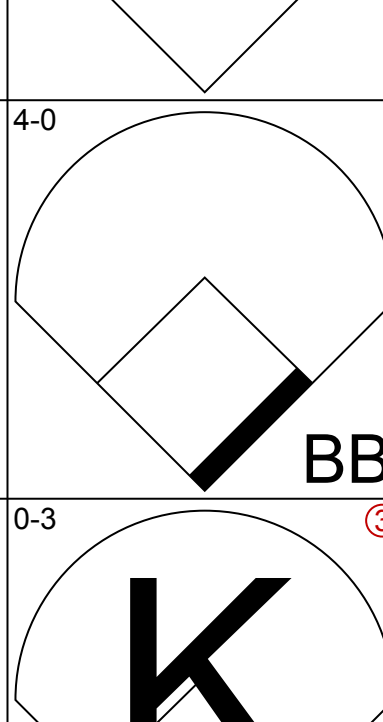

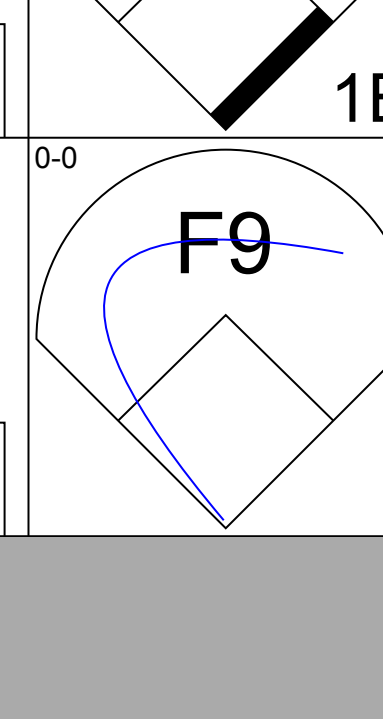
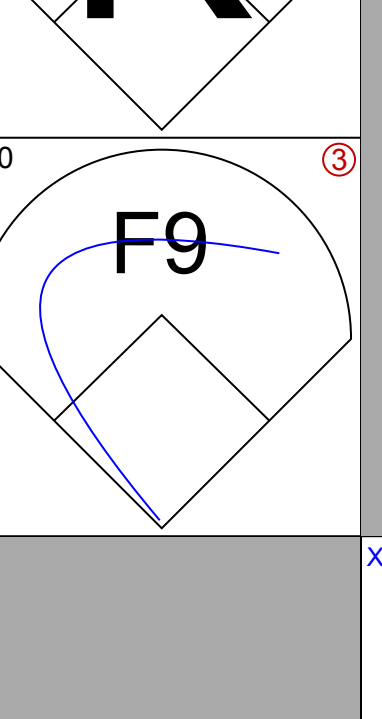














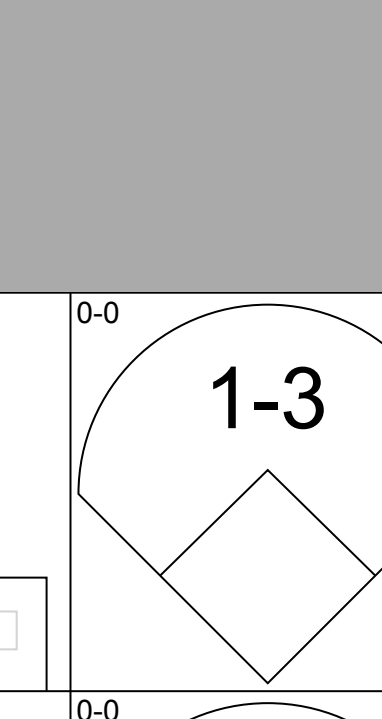


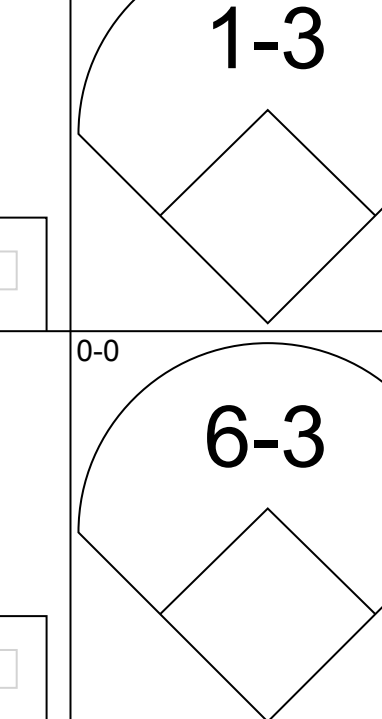


Cleveland Indians @ Chicago White Sox
Comiskey Park, Chicago, IL
Sat Jul 04 1964, 4:33 AM EDT
Att: 12,161 - Unknown

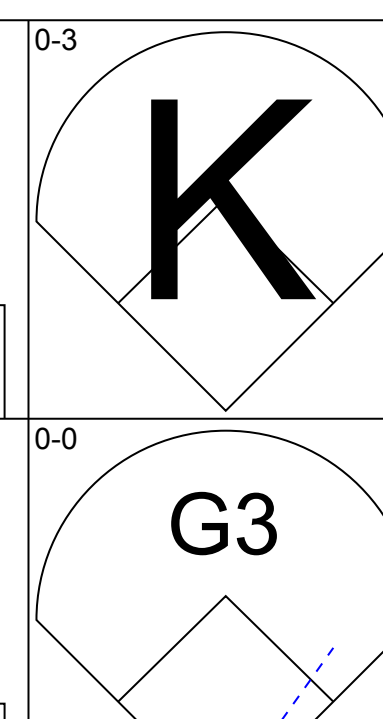
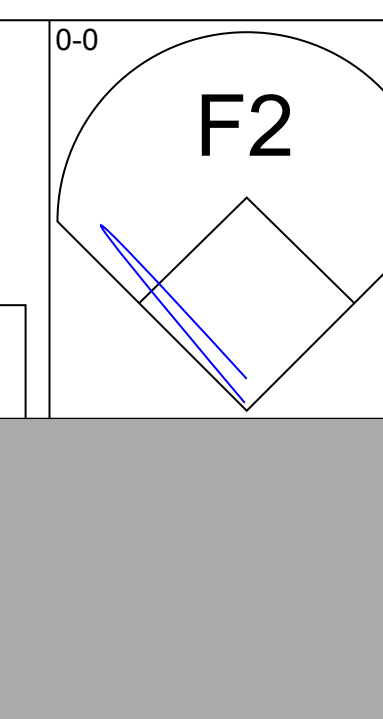
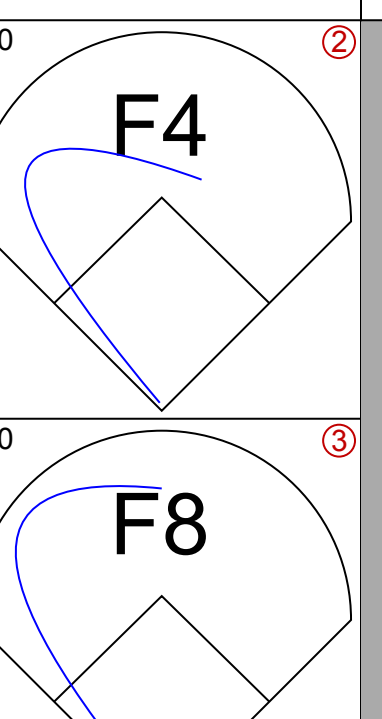
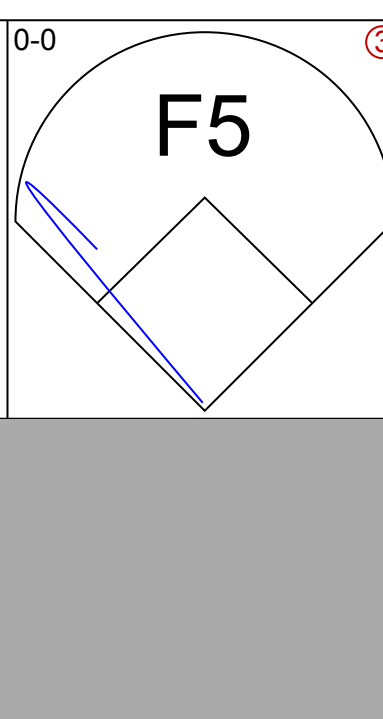
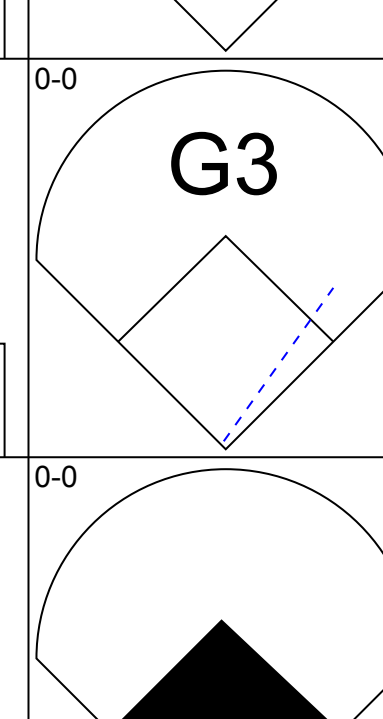
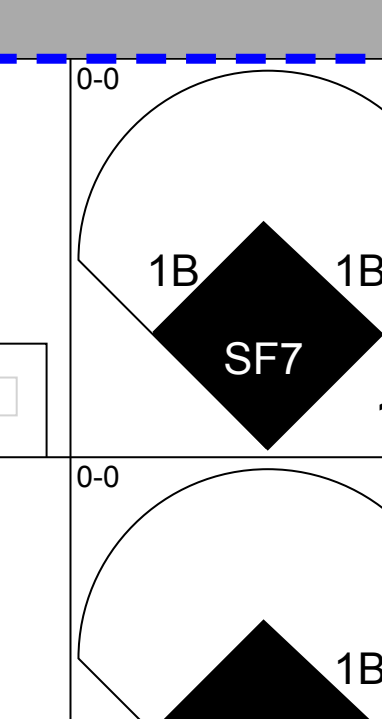
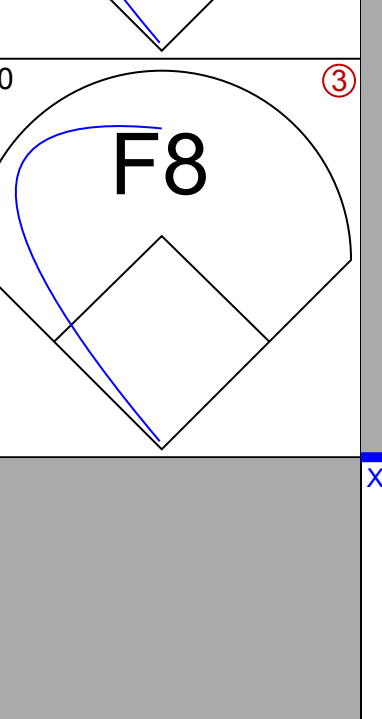

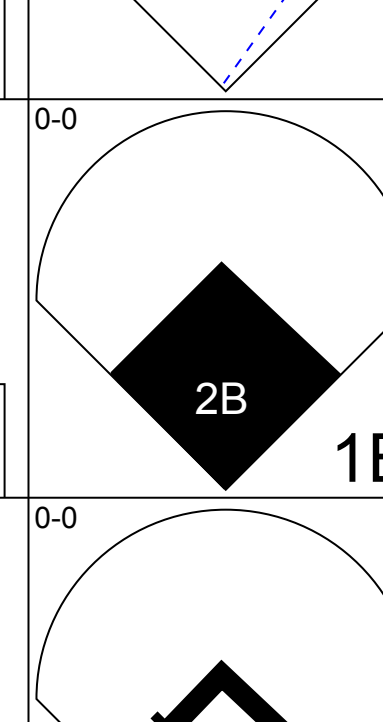
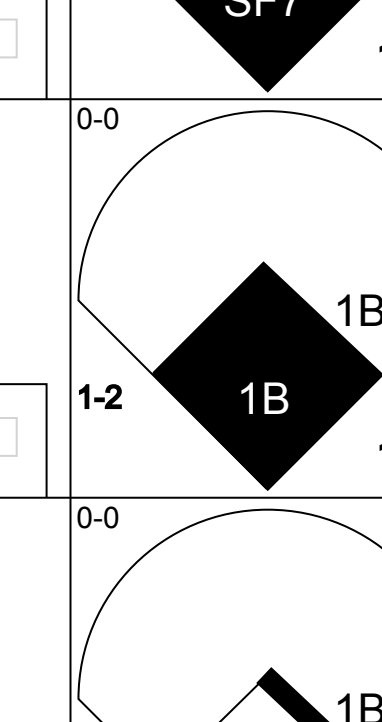


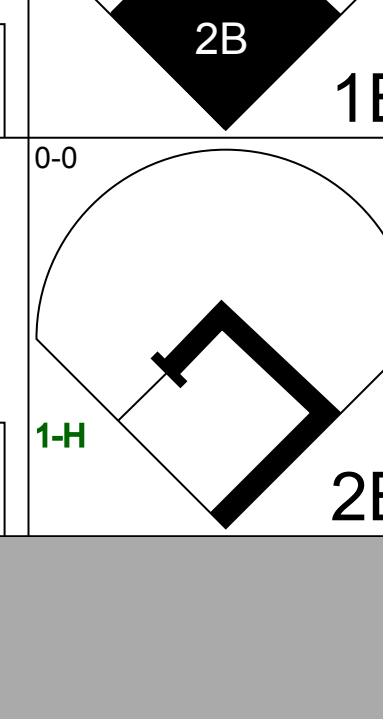
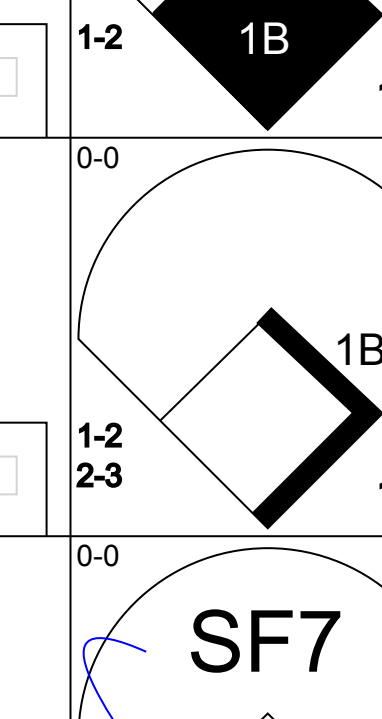



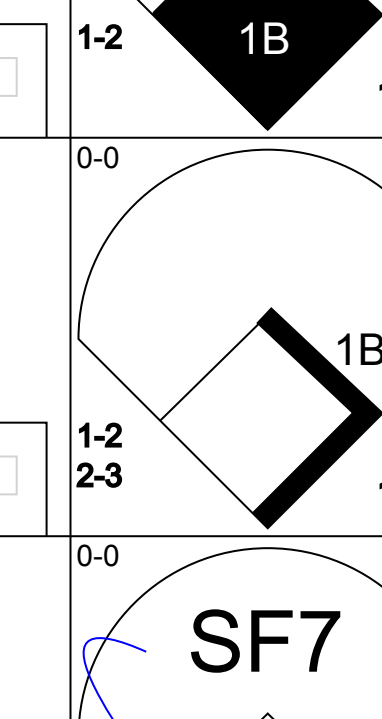


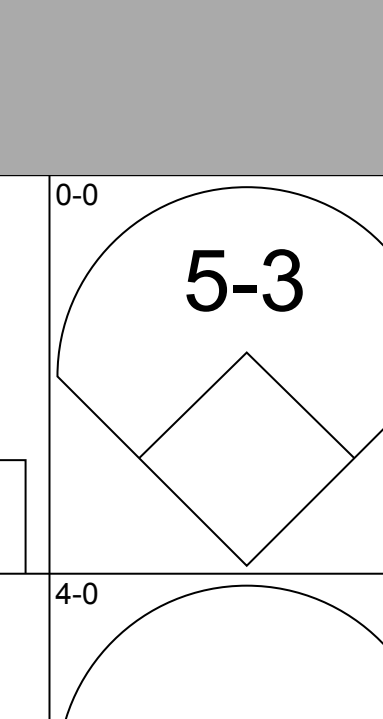
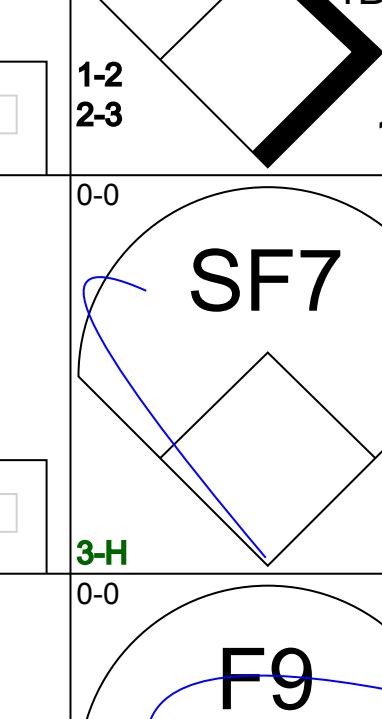


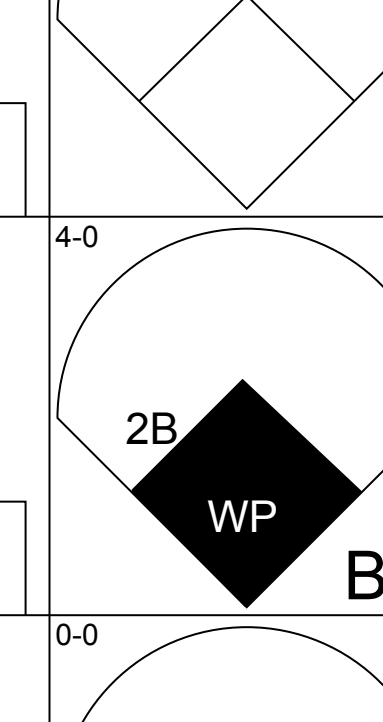
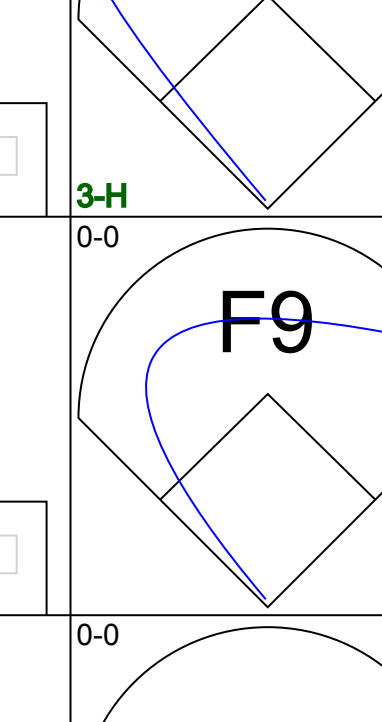


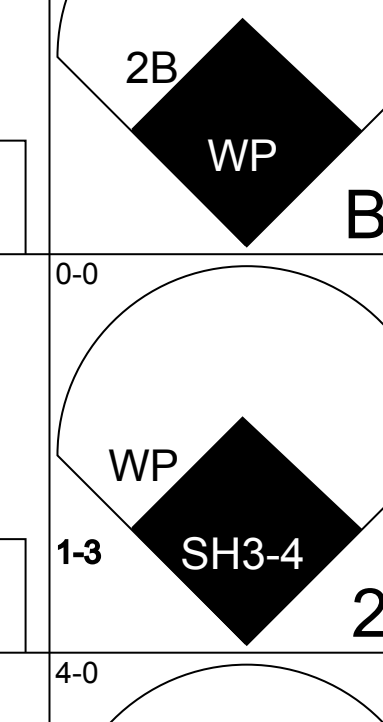
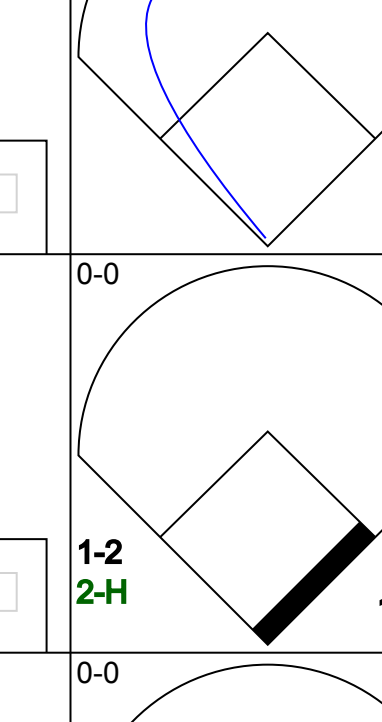

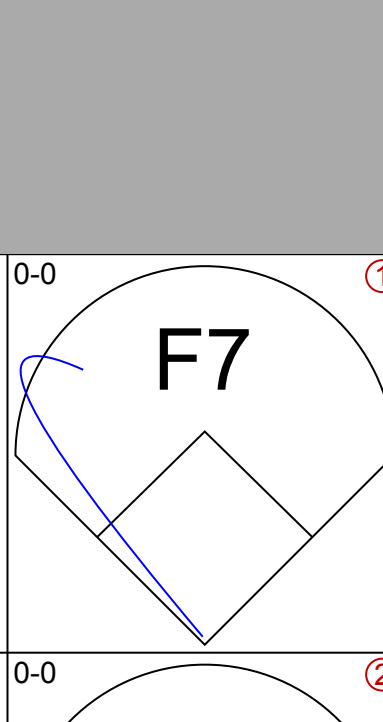
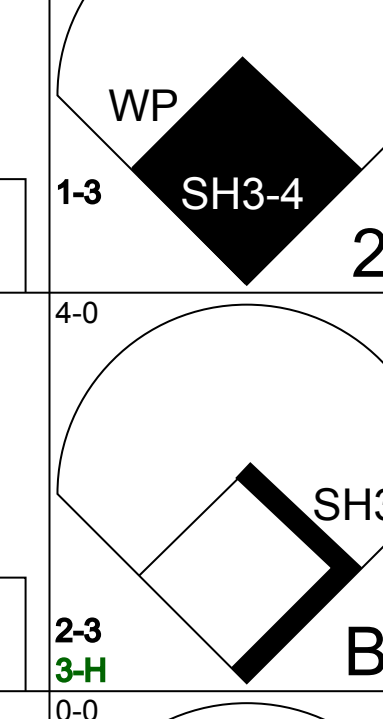

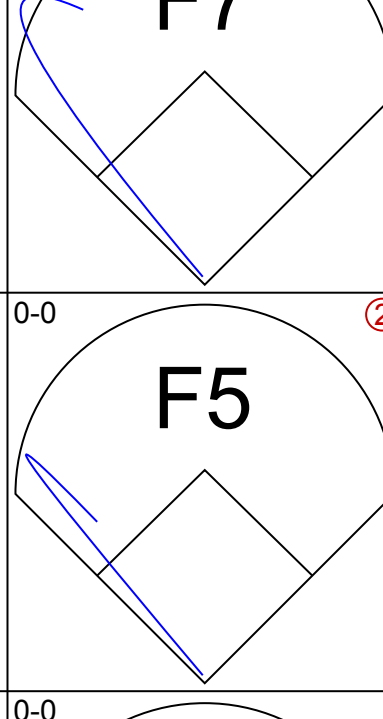
AB 28
R 4
H 4
RBI 3
BB 11
SO 13
LOB 20

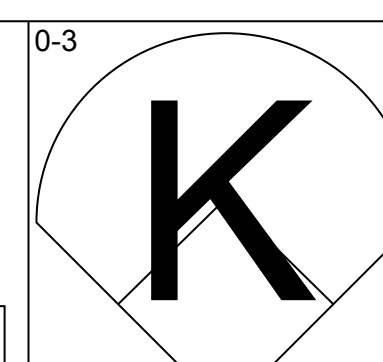
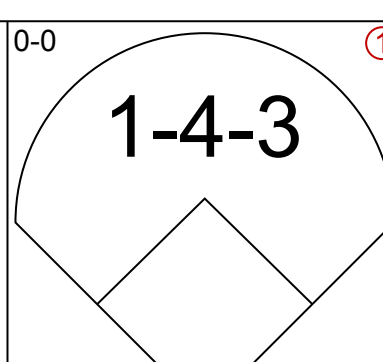
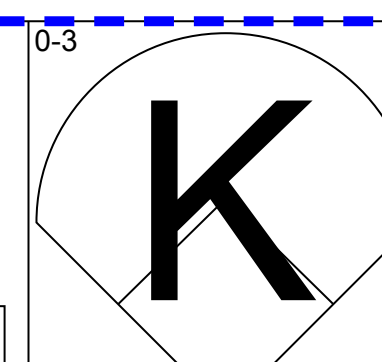
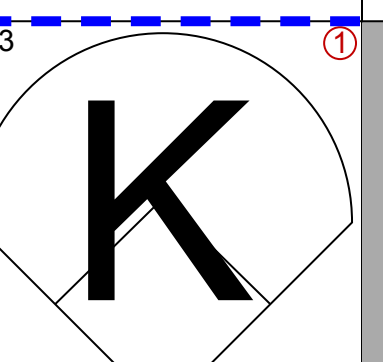
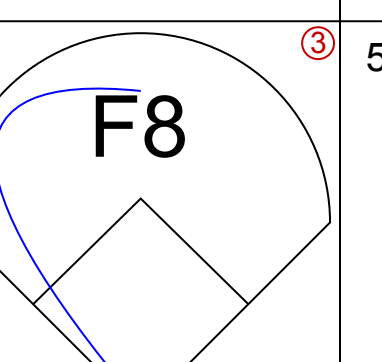
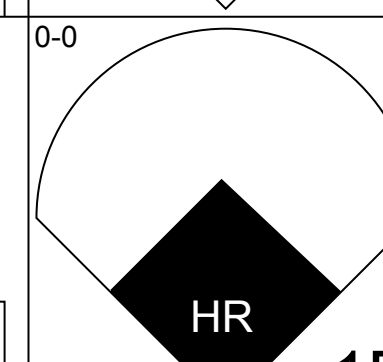
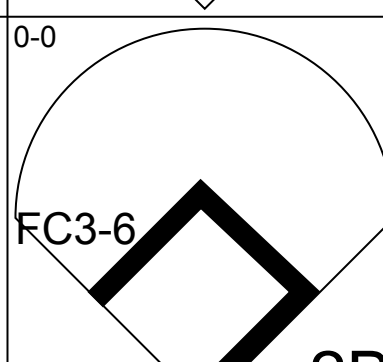
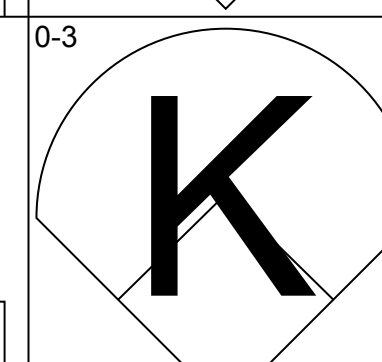
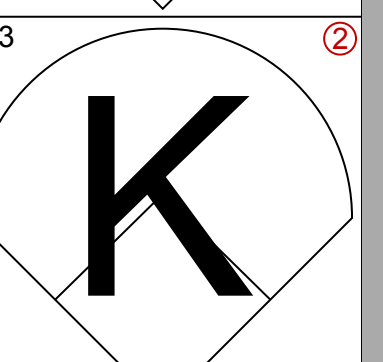
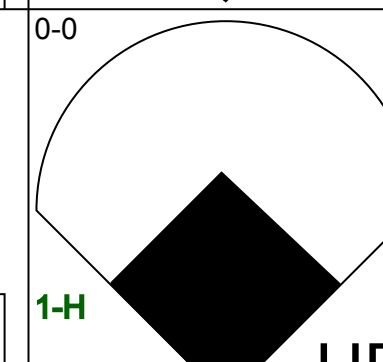
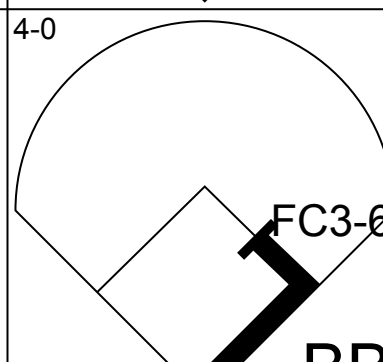
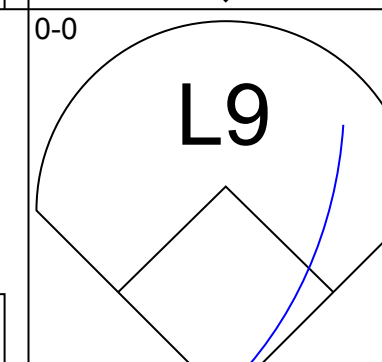
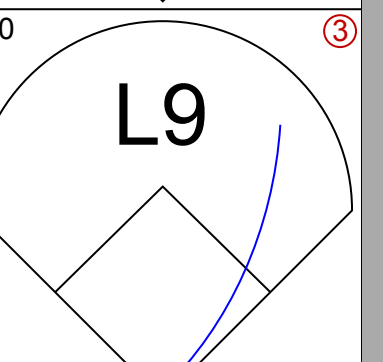
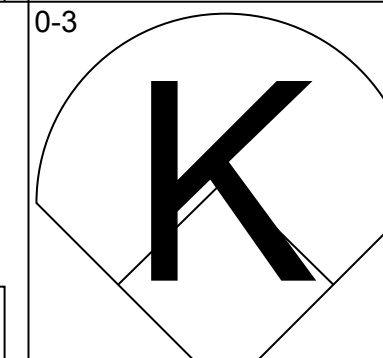
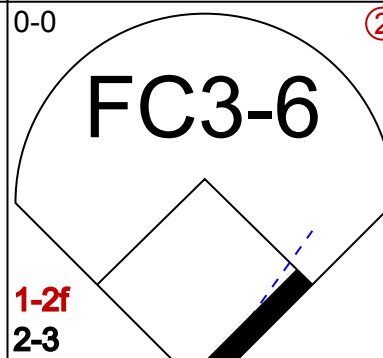
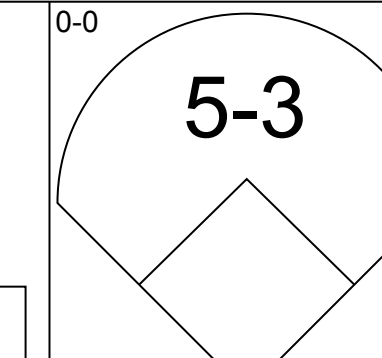

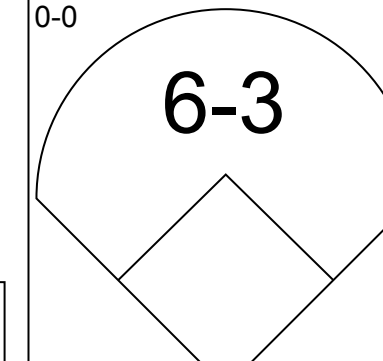
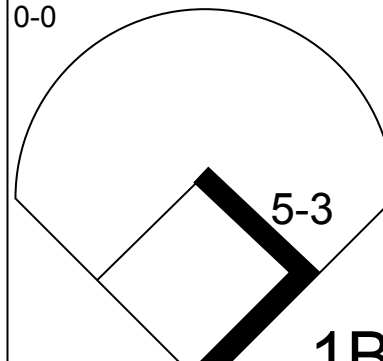
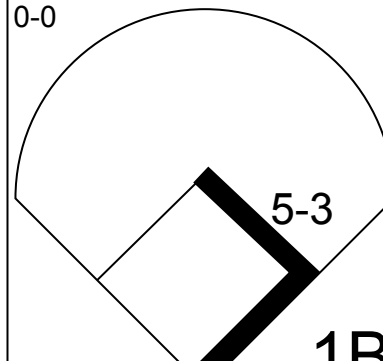

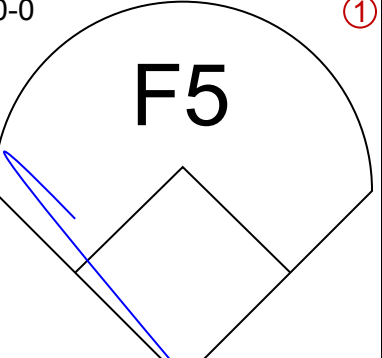
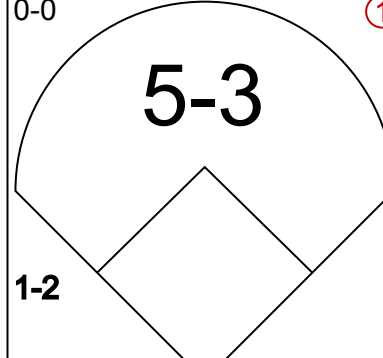
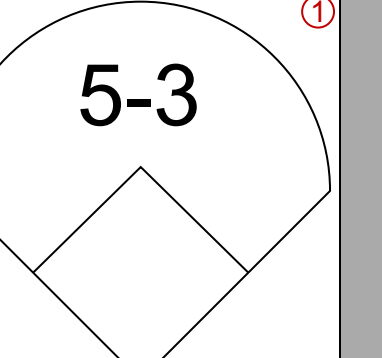

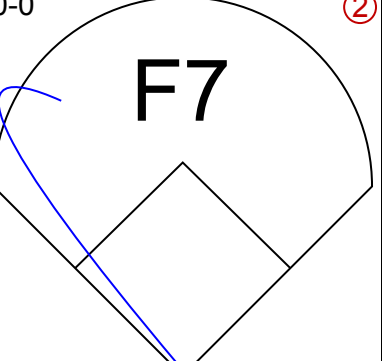
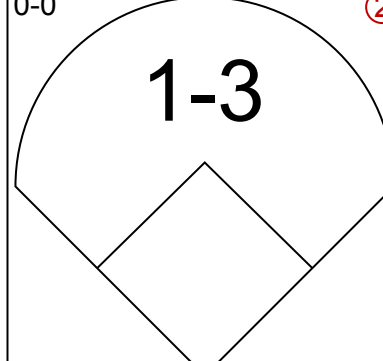
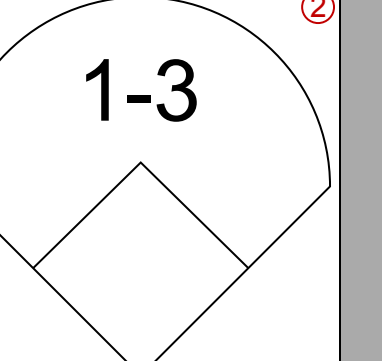
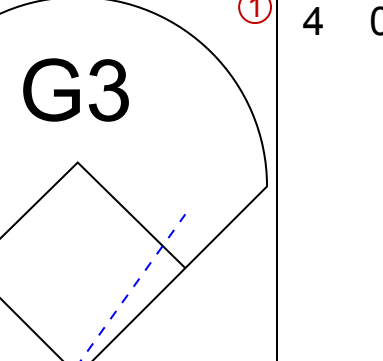
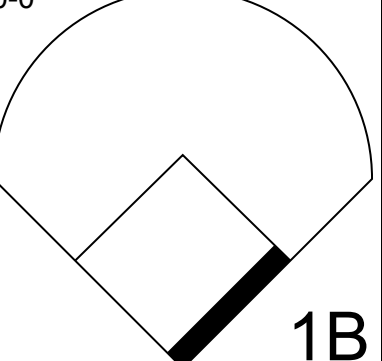
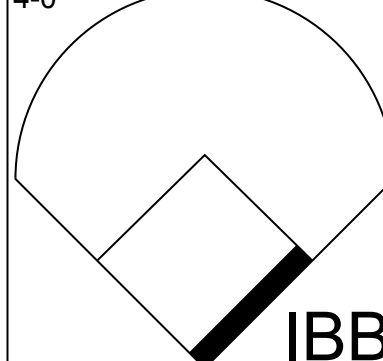
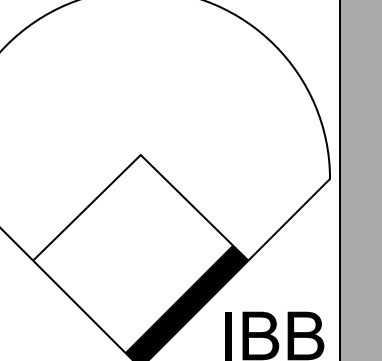
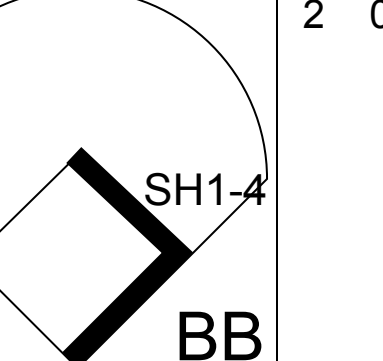



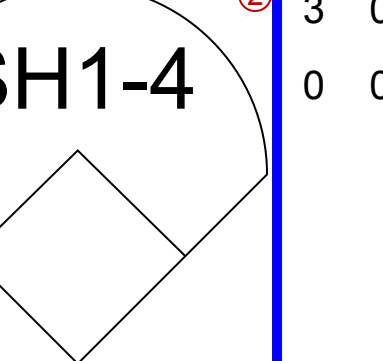


Batter	1	2	3	4	5	6	7	8	9	AB	R	H	RBI	BB	SO	LOB	TOP			
Al Smith, R OBP: 0.202, SLG: 0.320 (1, 9)	0-0 1-4-3 1B		0-0 FC5-4 1B		0-0 F7		0-0 F7			4	0	2	0	0	0	0	Cleveland Indians @ Chicago White Sox Comiskey Park, Chicago, IL Sun Jul 05 1964, 4:33 AM EDT Unknown livebaseballscorecards.com			
Dick Howser, R OBP: 0.303, SLG: 0.303 (1, 6)	0-0 1-4-3		0-0 FC5-4 1B		0-0 WP 1B		0-0 F8			4	0	1	0	0	0	2				
Leon Wagner, L OBP: 0.331, SLG: 0.470 (1, 7)	0-0 F5		0-0 BB 1-3 1B		0-0 F6		0-0 4-3			4	0	1	0	0	0	2				
Bob Chance, L OBP: 0.435, SLG: 0.565 (1, 3)	0-3 K		0-0 FC1-2-1-5-6 BB 1-2 3-H		0-0 WP 1B			0-3 K		4	0	1	0	0	2	3				
John Romano, R OBP: 0.372, SLG: 0.513 (1, 2)		0-0 FC6-4 1B	0-0 FC6-4 1-2 2-3 BB		4-0 1-2 2-3 IBB			0-0 5-3		2	0	1	0	2	0	0				
Vic Davallio, L OBP: 0.280, SLG: 0.308 (1, 8)		0-0 FC6-4 1B	0-0 FC6-4 1-2		0-3 K			0-0 F4		4	0	0	0	0	1	7				
Chico Salmon, R OBP: 0.350, SLG: 0.400 (1, 4)		0-0 1-2 1B		0-0 6-3		0-0 F9			0-0 5-3	4	0	1	0	0	0	0				
Billy Moran, R OBP: 0.295, SLG: 0.305 (1, 5)	0-3 K	0-3 1-1 2-3		0-0 6-3		0-0 F5		0-0 F9		4	0	0	0	0	1	2				
Jack Kralick, L OBP: 0.186, SLG: 0.190 (1, 1)	0-0 4-3		0-0 K		0-0 F7			0-0 F5		3	0	0	0	0	1	2				
Woodie Held, R OBP: 0.279, SLG: 0.429 (9, PH)				0-3 K					0-0 F5	1	0	0	0	0	0	0				
Inning Stats	R: 0 E: 0 K: 1 S: 6	H: 1 LOB: 1 BB: 0 P: 6	R: 0 E: 1 K: 1 S: 7	H: 2 LOB: 2 BB: 0 P: 7	R: 0 E: 0 K: 0 S: 5	H: 2 LOB: 3 BB: 1 P: 9	R: 0 E: 0 K: 1 S: 5	H: 0 LOB: 0 BB: 0 P: 5	R: 0 E: 0 K: 0 S: 3	H: 2 LOB: 3 BB: 0 P: 11	R: 0 E: 0 K: 0 S: 3	H: 0 LOB: 0 BB: 0 P: 3	R: 0 E: 0 K: 1 S: 5	H: 0 LOB: 0 BB: 0 P: 5	R: 0 E: 0 K: 0 S: 3	H: 0 LOB: 0 BB: 0 P: 3	1B: 7 2B: 0 3B: 0 HR: 0	SF: 0 SAC: 0 DP: 0 HBP: 0	WP: 1 PB: 0 SB: 0 CS: 0	PA: 36
PITCHER Juan Pizarro, L ERA: 2.18 (1, 1)	IP: 9.0 WLS: W BF: 36 H: 7 R: 0 ER: 0 SO: 5 BB: 1 IBB: 1 HBP: 0 BLK: 0 WP: 1 HR: 0 S: 44 P: 52 ERA: 0.00 WHIP: 0.889															PITCHER				

Batter	1	2	3	4	5	6	7	8	9	AB	R	H	RBI	BB	SO	LOB	BOTTOM			
Al Weis, S OBP: 0.309, SLG: 0.348 (1, 4)	0-0 5-3		0-0 F3		0-0 6-3		0-0 1-3			4	0	0	0	0	0	0	Cleveland Indians @ Chicago White Sox Comiskey Park, Chicago, IL Sun Jul 05 1964, 4:33 AM EDT Unknown livebaseballscorecards.com			
Floyd Robinson, L OBP: 0.359, SLG: 0.436 (1, 9)	0-0 G3		0-0 F9		0-0 F5					3	0	0	0	0	0	0				
Mike Hershberger, R OBP: 0.309, SLG: 0.320 (1, 8)	0-0 HR			0-0 F9		0-0 1B				3	1	2	1	0	0	0				
Pete Ward, L OBP: 0.333, SLG: 0.431 (1, 5)	0-0 HR			0-0 F7		0-0 F8				3	1	1	1	0	0	1				
Ron Hansen, R OBP: 0.350, SLG: 0.368 (1, 6)	0-0 6-3			0-0 F8			0-0 F7			3	0	0	0	0	0	0				
Dave Nicholson, R OBP: 0.352, SLG: 0.377 (1, 7)		0-0 F2			0-3 K		0-3 K			3	0	0	0	0	2	0				
Gene Stephens, L OBP: 0.389, SLG: 0.357 (8, 7)										0	0	0	0	0	0	0				
Joe Cunningham, L OBP: 0.352, SLG: 0.305 (1, 3)		0-0 1-3			0-0 CS 1B		0-0 F2			3	0	1	0	0	0	0				
Tom McCraw, L OBP: 0.356, SLG: 0.441 (9, 3)										0	0	0	0	0	0	0				
Jerry McNertney, R OBP: 0.308, SLG: 0.315 (1, 2)		0-0 F6			4-0 1-2 BB			0-0 F9		2	0	0	0	1	0	0				
Juan Pizarro, L OBP: 0.255, SLG: 0.326 (1, 1)			0-0 F2		0-3 K			0-3 K		3	0	0	0	0	2	1				
Inning Stats	R: 2 E: 0 K: 0 S: 5	H: 2 LOB: 0 BB: 0 P: 5	R: 0 E: 0 K: 0 S: 3	H: 0 LOB: 0 BB: 0 P: 3	R: 0 E: 0 K: 0 S: 3	H: 0 LOB: 0 BB: 0 P: 3	R: 0 E: 0 K: 2 S: 7	H: 1 LOB: 1 BB: 1 P: 11	R: 0 E: 0 K: 0 S: 4	H: 1 LOB: 1 BB: 0 P: 4	R: 0 E: 0 K: 1 S: 5	H: 0 LOB: 0 BB: 0 P: 5	R: 0 E: 0 K: 1 S: 5	H: 0 LOB: 0 BB: 0 P: 5	R: 0 E: 0 K: 0 S: 5	H: 0 LOB: 0 BB: 0 P: 5	1B: 2 2B: 0 3B: 0 HR: 2	SF: 0 SAC: 0 DP: 0 HBP: 0	WP: 0 PB: 0 SB: 0 CS: 1	PA: 28
PITCHER Jack Kralick, L ERA: 2.6 (1, 1)	IP: 8.0 WLS: L BF: 28 H: 4 R: 2 ER: 2 SO: 4 BB: 1 IBB: 0 HBP: 0 BLK: 0 WP: 0 HR: 2 S: 35 P: 39 ERA: 2.25 WHIP: 0.625															PITCHER				

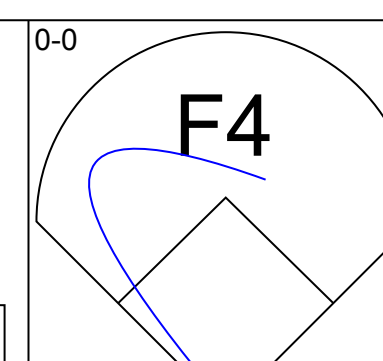
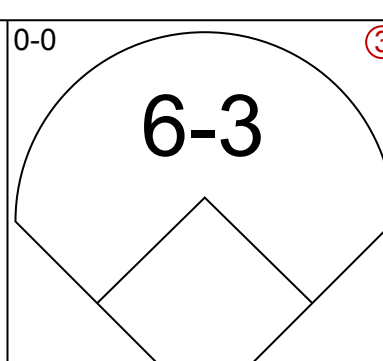
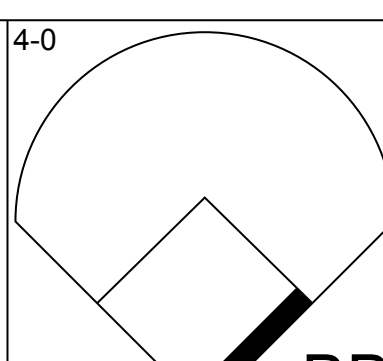
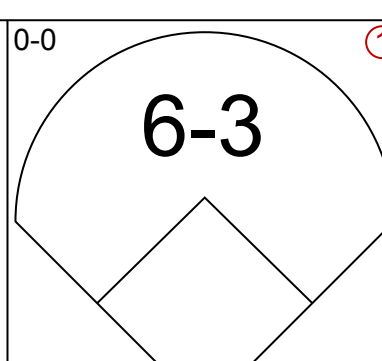
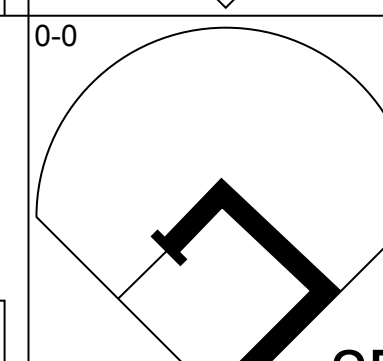
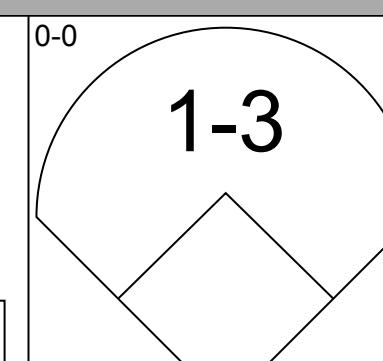
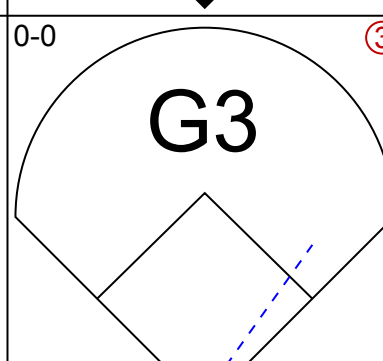
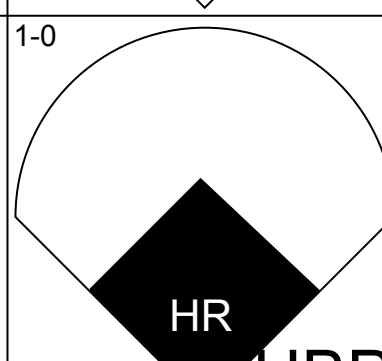
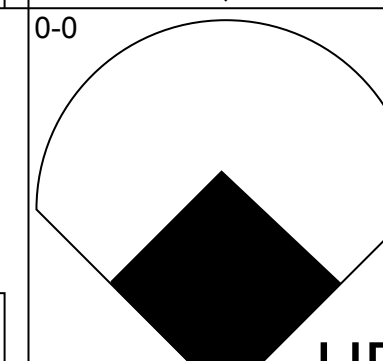
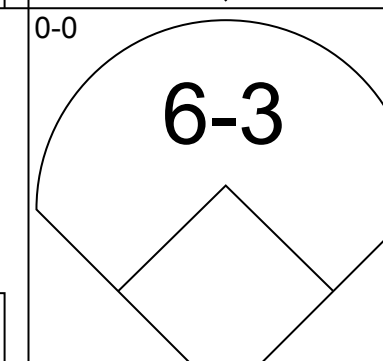
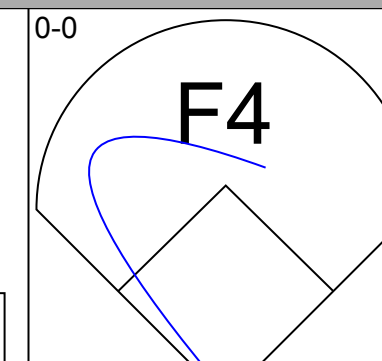
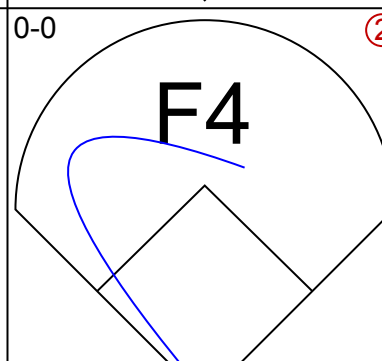
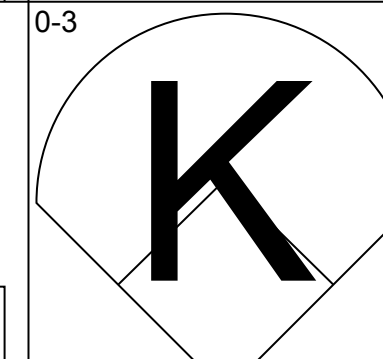
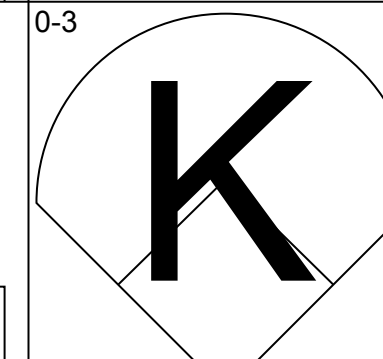
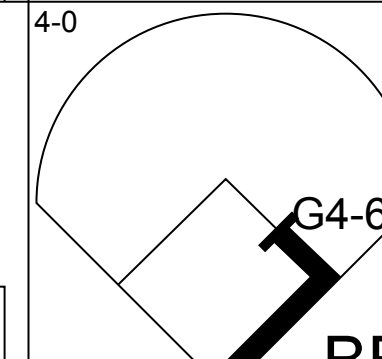
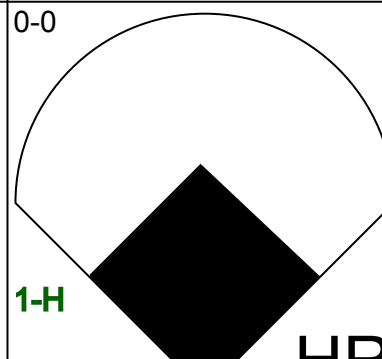
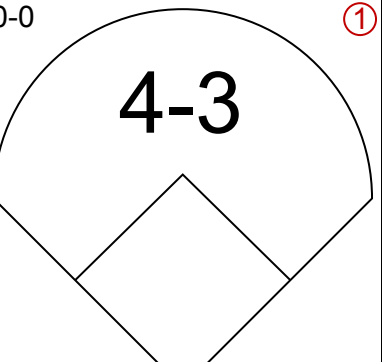
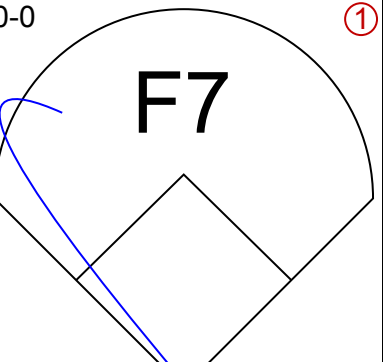
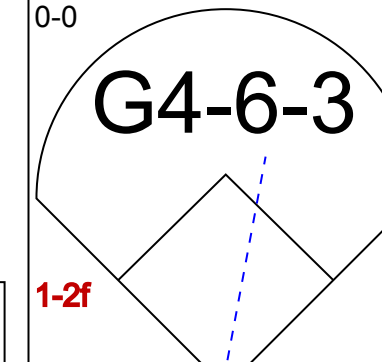
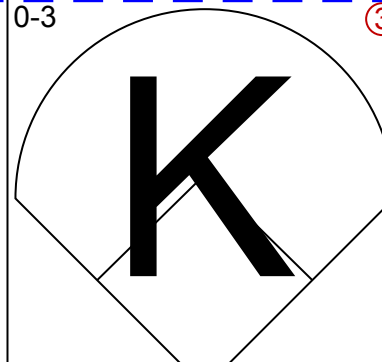
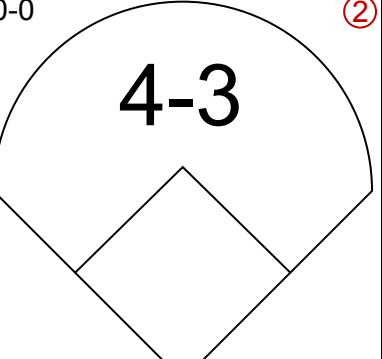
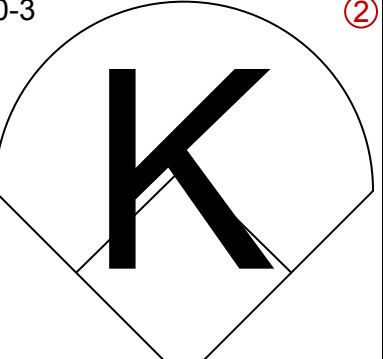
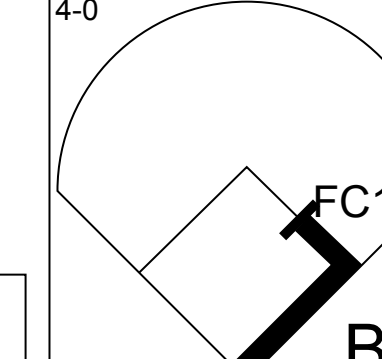
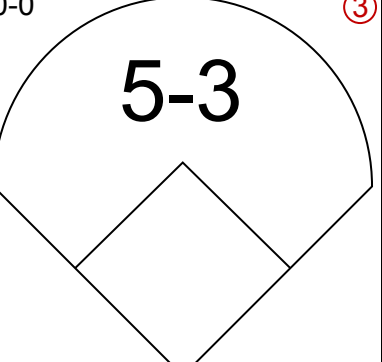
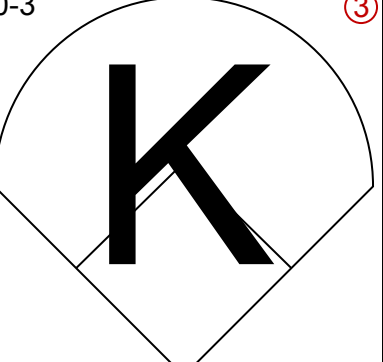
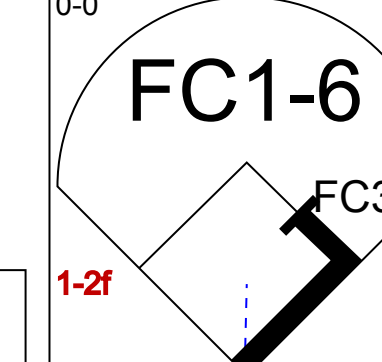
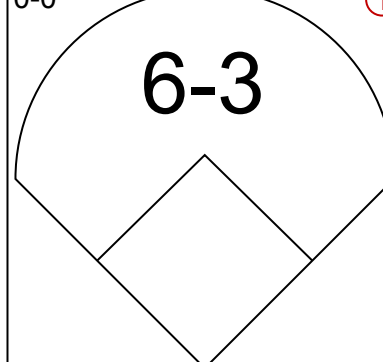
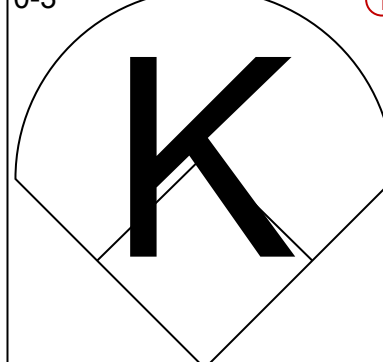
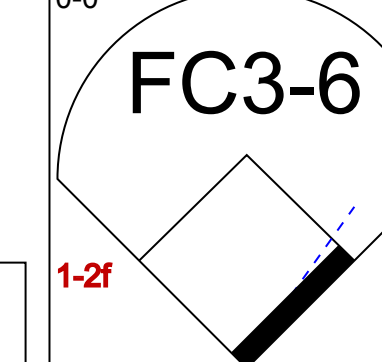
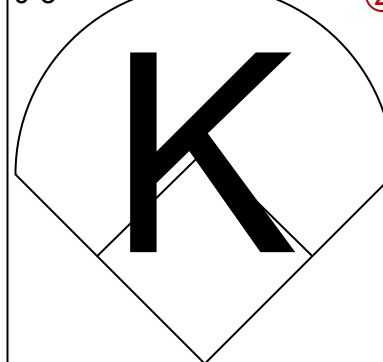
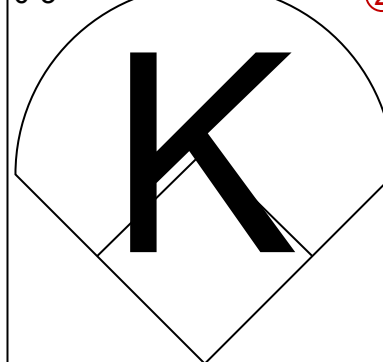
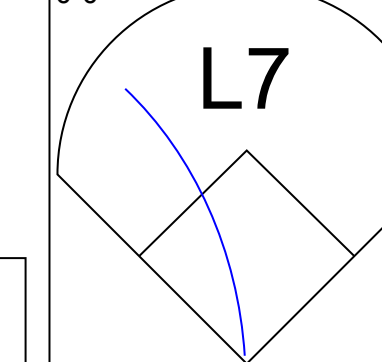
Batter	1	2	3	4	5	6	7	8	9	AB	R	H	RBI	BB	SO	LOB	TOP		
Tito Francona, L OBP: 0.378, SLG: 0.346 (1, 9)										4	0	0	0	0	1	0	Cleveland Indians @ Chicago White Sox Comiskey Park, Chicago, IL Sun Jul 05 1964, 4:38 AM EDT Att: 18,675 - Unknown		
Dick Howser, R OBP: 0.300, SLG: 0.299 (1, 6)										4	0	0	0	0	0	0			
Leon Wagner, L OBP: 0.336, SLG: 0.472 (1, 7)										3	0	2	0	1	1	0			
Fred Whitfield, L OBP: 0.305, SLG: 0.397 (1, 3)										4	0	0	0	0	1	3			
John Romano, R OBP: 0.371, SLG: 0.508 Joe Azcue, R OBP: 0.274, SLG: 0.340 (1, 2) (7, 2)										2	0	0	0	0	1	0			
Vic Davallito, L OBP: 0.279, SLG: 0.307 (1, 8)										4	0	1	0	0	0	2			
Chico Salmon, R OBP: 0.348, SLG: 0.391 (1, 4)										3	0	1	0	0	0	2			
Billy Moran, R OBP: 0.296, SLG: 0.302 (1, 5)										2	0	0	0	0	0	1			
Lee Stange, R OBP: 0.188, SLG: 0.038 (3, PH) Paul Luckert, R OBP: 0.174, SLG: 0.061 (5, PH) Tommy John, R OBP: 0.174, SLG: 0.061 (5, PH) Bob Chance, R OBP: 0.174, SLG: 0.061 (5, PH) Pedro Ramos, S OBP: 0.205, SLG: 0.444 (8, PH) Al Smith, R OBP: 0.205, SLG: 0.317 (8, PH) Don McMahon, R OBP: 0.187, SLG: 0.187 (8, 1)										0	0	0	0	0	0	0			
Inning Stats	R: 0 E: 0 K: 1 S: 6	H: 1 LOB: 1 BB: 0 P: 6	R: 0 E: 0 K: 1 S: 5	H: 1 LOB: 0 BB: 0 P: 5	R: 0 E: 0 K: 0 S: 3	H: 0 LOB: 0 BB: 0 P: 3	R: 0 E: 0 K: 1 S: 5	H: 1 LOB: 2 BB: 0 P: 5	R: 0 E: 0 K: 0 S: 4	H: 0 LOB: 1 BB: 1 P: 9	R: 0 E: 0 K: 0 S: 3	H: 0 LOB: 0 BB: 0 P: 4	R: 0 E: 0 K: 0 S: 3	H: 0 LOB: 0 BB: 0 P: 3	R: 0 E: 0 K: 1 S: 6	H: 1 LOB: 1 BB: 0 P: 6		1B: 4 2B: 0 3B: 0 HR: 0	SF: 0 SAC: 0 DP: 0 HBP: 2
PITCHER Joe Horlen, R ERA: 2.36 (1, 1)	IP: 9.0 WLS: W BF: 33 H: 4 R: 0 ER: 0 SO: 5 BB: 1 IBB: 0 HBP: 2 BLK: 0 WP: 0 HR: 0 S: 40 P: 46 ERA: 0.00 WHIP: 0.556																		

Batter	1	2	3	4	5	6	7	8	9	AB	R	H	RBI	BB	SO	LOB	BOTTOM
Mike Hershberger, R OBP: 0.303, SLG: 0.314 (1, 8)										4	0	0	0	0	1	2	Cleveland Indians @ Chicago White Sox Comiskey Park, Chicago, IL Sun Jul 05 1964, 4:38 AM EDT Att: 18,675 - Unknown
Don Buford, S OBP: 0.321, SLG: 0.310 (1, 4)										4	1	1	0	0	0	0	
Floyd Robinson, L OBP: 0.365, SLG: 0.441 (1, 9)										4	2	3	0	0	0	0	
Pete Ward, L OBP: 0.340, SLG: 0.441 (1, 5)										4	0	3	1	0	0	0	
Tom McCraw, L OBP: 0.348, SLG: 0.433 (1, 3)										3	0	0	1	0	0	1	
Gene Stephens, L OBP: 0.405, SLG: 0.357 (1, 7) Minnie Minoso, R OBP: 0.351, SLG: 0.323 (3, PH) (4, 7)										0	1	0	0	1	0	0	
Ron Hansen, R OBP: 0.355, SLG: 0.378 (1, 6)										4	1	3	1	0	0	0	
Jerry McNertney, R OBP: 0.306, SLG: 0.304 (1, 2)										3	0	0	0	1	1	3	
Joe Horlen, R OBP: 0.222, SLG: 0.192 (1, 1)										2	0	1	1	0	0	0	
Inning Stats	R: 1 E: 0 K: 1 S: 6	H: 2 LOB: 1 BB: 0 P: 6	R: 2 E: 0 K: 0 S: 4	H: 1 LOB: 2 BB: 2 P: 12	R: 2 E: 0 K: 0 S: 7	H: 4 LOB: 2 BB: 0 P: 7	R: 0 E: 0 K: 0 S: 3	H: 0 LOB: 0 BB: 0 P: 3	R: 0 E: 0 K: 0 S: 4	H: 1 LOB: 1 BB: 0 P: 4	R: 0 E: 0 K: 0 S: 3	H: 0 LOB: 0 BB: 0 P: 3	R: 0 E: 0 K: 2 S: 8	H: 1 LOB: 1 BB: 0 P: 8	1B: 9 2B: 2 3B: 0 HR: 0	SF: 1 SAC: 1 DP: 0 HBP: 0	
PITCHER Lee Stange, R ERA: 5.38 (1, 1) Tommy John, L ERA: 3.33 (3, 1) Pedro Ramos, R ERA: 4.32 (5, 1) Don McMahon, R ERA: 1.88 (8, 1)	IP: 2.0 WLS: L BF: 10 H: 4 R: 2 ER: 2 SO: 0 BB: 0 IBB: 0 HBP: 0 BLK: 0 WP: 0 HR: 0 S: 10 P: 10 ERA: 9.00 WHIP: 2.500																

Batter	1	2	3	4	5	6	7	8	9	AB	R	H	RBI	BB	SO	LOB	TOP							
Jackie Brandt, R OBP: 0.324, SLG: 0.414										5	1	1	0	0	2	1	Baltimore Orioles @ Cleveland Indians Cleveland Municipal Stadium, Cleveland, OH Thu Jul 09 1964, 7:05 PM EDT Unknown							
Luis Aparicio, R OBP: 0.342, SLG: 0.402										4	1	2	0	0	1	1								
Boog Powell, L OBP: 0.380, SLG: 0.641										3	2	2	4	1	0	0								
Norm Siebern, L OBP: 0.410, SLG: 0.368										4	0	0	0	0	2	2								
Brooks Robinson, R OBP: 0.363, SLG: 0.474										4	0	1	0	0	0	2								
Charlie Lau, L OBP: 0.327, SLG: 0.400										4	0	1	0	0	0	1								
Willie Kirkland, L OBP: 0.280, SLG: 0.303										4	0	0	0	0	1	2								
Jerry Adair, R OBP: 0.293, SLG: 0.314										2	0	1	0	2	0	1								
Wally Bunker, R OBP: 0.114, SLG: 0.118 Stu Miller, R (9, 1)										3	0	0	0	0	3	3								
Inning Stats	R: 2 E: 0 K: 2 S: 9	H: 2 LOB: 0 BB: 0 P: 9	R: 0 E: 0 K: 1 S: 6	H: 1 LOB: 1 BB: 0 P: 6	R: 0 E: 0 K: 0 S: 4	H: 1 LOB: 2 BB: 1 P: 8	R: 0 E: 0 K: 1 S: 5	H: 1 LOB: 0 BB: 0 P: 5	R: 2 E: 0 K: 2 S: 9	H: 2 LOB: 0 BB: 0 P: 9	R: 0 E: 0 K: 1 S: 6	H: 1 LOB: 2 BB: 1 P: 10	R: 0 E: 0 K: 2 S: 7	H: 0 LOB: 0 BB: 0 P: 7	R: 0 E: 0 K: 0 S: 3	H: 0 LOB: 0 BB: 0 P: 3	R: 0 E: 0 K: 0 S: 3	H: 0 LOB: 1 BB: 1 P: 7	1B: 5 2B: 1 3B: 0 HR: 2	SF: 0 SAC: 1 DP: 1 HBP: 0	WP: 0 PB: 0 SB: 0 CS: 0	PA: 37		
PITCHER	IP WLS BF H R ER SO BB IBB HBP BLK WP HR S P ERA WHIP	IP WLS BF H R ER SO BB IBB HBP BLK WP HR S P ERA WHIP	IP WLS BF H R ER SO BB IBB HBP BLK WP HR S P ERA WHIP	IP WLS BF H R ER SO BB IBB HBP BLK WP HR S P ERA WHIP	IP WLS BF H R ER SO BB IBB HBP BLK WP HR S P ERA WHIP	IP WLS BF H R ER SO BB IBB HBP BLK WP HR S P ERA WHIP	IP WLS BF H R ER SO BB IBB HBP BLK WP HR S P ERA WHIP	IP WLS BF H R ER SO BB IBB HBP BLK WP HR S P ERA WHIP	IP WLS BF H R ER SO BB IBB HBP BLK WP HR S P ERA WHIP	IP WLS BF H R ER SO BB IBB HBP BLK WP HR S P ERA WHIP	IP WLS BF H R ER SO BB IBB HBP BLK WP HR S P ERA WHIP	IP WLS BF H R ER SO BB IBB HBP BLK WP HR S P ERA WHIP	IP WLS BF H R ER SO BB IBB HBP BLK WP HR S P ERA WHIP	IP WLS BF H R ER SO BB IBB HBP BLK WP HR S P ERA WHIP	IP WLS BF H R ER SO BB IBB HBP BLK WP HR S P ERA WHIP	IP WLS BF H R ER SO BB IBB HBP BLK WP HR S P ERA WHIP	IP WLS BF H R ER SO BB IBB HBP BLK WP HR S P ERA WHIP	IP WLS BF H R ER SO BB IBB HBP BLK WP HR S P ERA WHIP	IP WLS BF H R ER SO BB IBB HBP BLK WP HR S P ERA WHIP	IP WLS BF H R ER SO BB IBB HBP BLK WP HR S P ERA WHIP	IP WLS BF H R ER SO BB IBB HBP BLK WP HR S P ERA WHIP	IP WLS BF H R ER SO BB IBB HBP BLK WP HR S P ERA WHIP	IP WLS BF H R ER SO BB IBB HBP BLK WP HR S P ERA WHIP	IP WLS BF H R ER SO BB IBB HBP BLK WP HR S P ERA WHIP


AB 33
R 4
H 8
RBI 4
BB 3
SO 9
LOB 13




Batter	1	2	3	4	5	6	7	8	9	AB	R	H	RBI	BB	SO	LOB	BOTTOM						
Dick Howser, R OBP: 0.299, SLG: 0.297										3	0	0	0	1	0	0	Baltimore Orioles @ Cleveland Indians Cleveland Municipal Stadium, Cleveland, OH Thu Jul 09 1964, 7:05 PM EDT Unknown						
Vic Davallillo, L OBP: 0.283, SLG: 0.311										3	1	1	0	0	0	1							
Leon Wagner, L OBP: 0.335, SLG: 0.479										4	1	1	1	1	0	1							
Bob Chance, L OBP: 0.434, SLG: 0.578										3	1	1	2	1	2	0							
Tito Francona, L OBP: 0.369, SLG: 0.336										4	0	0	0	0	1	1							
Billy Moran, R OBP: 0.296, SLG: 0.300										2	0	0	0	1	1	0							
Joe Azcue, R OBP: 0.266, SLG: 0.330										3	0	0	0	0	1	1							
Larry Brown, R OBP: 0.261, SLG: 0.366 Sonny Siebert, R OBP: 0.250, SLG: 0.333 Fred Whitfield, L OBP: 0.303, SLG: 0.395 Pedro Ramos, S OBP: 0.276, SLG: 0.444										2	0	0	0	0	1	0							
Dick Donovan, L OBP: 0.300, SLG: 0.250 Woodie Held, R OBP: 0.275, SLG: 0.423										1	0	0	0	0	1	0							
Inning Stats	R: 1 E: 0 K: 1 S: 6	H: 2 LOB: 0 BB: 0 P: 6	R: 0 E: 0 K: 0 S: 3	H: 0 LOB: 0 BB: 0 P: 3	R: 0 E: 0 K: 1 S: 5	H: 0 LOB: 0 BB: 0 P: 5	R: 0 E: 0 K: 1 S: 5	H: 0 LOB: 0 BB: 0 P: 5	R: 0 E: 0 K: 2 S: 7	H: 0 LOB: 1 BB: 1 P: 11	R: 0 E: 0 K: 0 S: 2	H: 0 LOB: 0 BB: 1 P: 6	R: 0 E: 0 K: 0 S: 3	H: 0 LOB: 1 BB: 1 P: 7	R: 2 E: 0 K: 1 S: 6	H: 1 LOB: 0 BB: 0 P: 7	1B: 0 2B: 1 3B: 0 HR: 2	SF: 0 SAC: 0 DP: 1 HBP: 1	WP: 0 PB: 0 SB: 0 CS: 0	PA: 32			
PITCHER	IP WLS BF H R ER SO BB IBB HBP BLK WP HR S P ERA WHIP	IP WLS BF H R ER SO BB IBB HBP BLK WP HR S P ERA WHIP	IP WLS BF H R ER SO BB IBB HBP BLK WP HR S P ERA WHIP	IP WLS BF H R ER SO BB IBB HBP BLK WP HR S P ERA WHIP	IP WLS BF H R ER SO BB IBB HBP BLK WP HR S P ERA WHIP	IP WLS BF H R ER SO BB IBB HBP BLK WP HR S P ERA WHIP	IP WLS BF H R ER SO BB IBB HBP BLK WP HR S P ERA WHIP	IP WLS BF H R ER SO BB IBB HBP BLK WP HR S P ERA WHIP	IP WLS BF H R ER SO BB IBB HBP BLK WP HR S P ERA WHIP	IP WLS BF H R ER SO BB IBB HBP BLK WP HR S P ERA WHIP	IP WLS BF H R ER SO BB IBB HBP BLK WP HR S P ERA WHIP	IP WLS BF H R ER SO BB IBB HBP BLK WP HR S P ERA WHIP	IP WLS BF H R ER SO BB IBB HBP BLK WP HR S P ERA WHIP	IP WLS BF H R ER SO BB IBB HBP BLK WP HR S P ERA WHIP	IP WLS BF H R ER SO BB IBB HBP BLK WP HR S P ERA WHIP	IP WLS BF H R ER SO BB IBB HBP BLK WP HR S P ERA WHIP	IP WLS BF H R ER SO BB IBB HBP BLK WP HR S P ERA WHIP	IP WLS BF H R ER SO BB IBB HBP BLK WP HR S P ERA WHIP	IP WLS BF H R ER SO BB IBB HBP BLK WP HR S P ERA WHIP	IP WLS BF H R ER SO BB IBB HBP BLK WP HR S P ERA WHIP	IP WLS BF H R ER SO BB IBB HBP BLK WP HR S P ERA WHIP	IP WLS BF H R ER SO BB IBB HBP BLK WP HR S P ERA WHIP	IP WLS BF H R ER SO BB IBB HBP BLK WP HR S P ERA WHIP

AB 28
R 3
H 3
RBI 3
BB 3
SO 8
LOB 6



Batter	1	2	3	4	5	6	7	8	9	AB	R	H	RBI	BB	SO	LOB	TOP			
Jackie Brandt, R OBP: 0.319, SLG: 0.407	F4	F9			F4		F9		F7	5	0	0	0	0	0	3	<p>Baltimore Orioles @ Cleveland Indians Cleveland Municipal Stadium, Cleveland, OH</p> <p>Thu Jul 09 1964, 7:05 PM EDT Att: 15,684 - Unknown</p> <p>livebaseballscorecards.com</p> <p>AB 36 R 2 H 9 RBI 2 BB 5 SO 7 LOB 25</p> 			
Luis Aparicio, R OBP: 0.343, SLG: 0.402	4-3		1B		K				6-3	5	0	2	0	0	1	0				
Sam Bowens, R OBP: 0.311, SLG: 0.426	BB		K		FC6-4		F3		HR	3	1	1	1	2	1	3				
Norm Siebern, L OBP: 0.413, SLG: 0.370	FC6-4		G6-4-3		FC6-4				E3	4	1	2	0	1	0	1				
Brooks Robinson, R OBP: 0.361, SLG: 0.468	FC6-4		G6-4-3		BB				FC4-6	4	0	0	0	1	1	6				
John Orsino, R OBP: 0.308, SLG: 0.394					F7					4	0	2	0	0	0	2				
Bob Saverine, S OBP: 0.243, SLG: 0.182										0	0	0	0	0	0	0				
Dick Brown, R OBP: 0.256, SLG: 0.313										0	0	0	0	0	0	0				
Boog Powell, L OBP: 0.376, SLG: 0.632										3	0	0	0	0	2	3				
Bob Johnson, R OBP: 0.346, SLG: 0.467										1	0	1	1	0	0	0				
Jerry Adair, R OBP: 0.289, SLG: 0.309										4	0	0	0	0	2	4				
Harvey Haddix, L										0	0	0	0	0	0	0				
Mitt Pappas, R OBP: 0.190, SLG: 0.132										2	0	1	0	1	0	0				
Gino Cimoli, R OBP: 0.170, SLG: 0.240										1	0	0	0	0	0	3				
Inning Stats	R: 0 E: 0 K: 0 S: 3	H: 0 LOB: 2 BB: 2 P: 11	R: 0 E: 0 K: 1 S: 8	H: 1 LOB: 2 BB: 1 P: 12	R: 0 E: 0 K: 1 S: 6	H: 2 LOB: 1 BB: 0 P: 6	R: 0 E: 0 K: 1 S: 5	H: 0 LOB: 0 BB: 0 P: 5	R: 0 E: 0 K: 0 S: 5	H: 0 LOB: 2 BB: 2 P: 11	R: 0 E: 0 K: 0 S: 5	H: 2 LOB: 2 BB: 0 P: 5	R: 1 E: 0 K: 2 S: 10	H: 3 LOB: 3 BB: 0 P: 10	R: 1 E: 1 K: 0 S: 5	H: 1 LOB: 1 BB: 0 P: 5	1B: 7 2B: 1 3B: 0 HR: 1	SF: 0 SAC: 0 DP: 1 HBP: 0	WP: 0 PB: 0 SB: 0 CS: 0	PA: 41
PITCHER Sam McDowell, L ERA: 2.54	IP: 9.0 WLS: L BF: 41	H: 9 R: 2 ER: 2 SO: 7	BB: 5 IBB: 0 HBP: 0 BLK: 0	WP: 0 HR: 1 S: 50 P: 70	ERA: 2.00 WHIP: 1.556															

Batter	1	2	3	4	5	6	7	8	9	AB	R	H	RBI	BB	SO	LOB	BOTTOM						
Dick Howser, R OBP: 0.296, SLG: 0.293	F5		K			5-3		K		4	0	0	0	0	2	0	<p>Baltimore Orioles @ Cleveland Indians Cleveland Municipal Stadium, Cleveland, OH</p> <p>Thu Jul 09 1964, 7:05 PM EDT Att: 15,684 - Unknown</p> <p>livebaseballscorecards.com</p> <p>AB 30 R 1 H 4 RBI 1 BB 3 SO 9 LOB 5</p> 						
Vic Davallito, L OBP: 0.278, SLG: 0.306	4-3		4-3			B4		F7		4	0	0	0	0	0	0							
Leon Wagner, L OBP: 0.334, SLG: 0.474	BB		F3			L8		K		3	0	0	0	1	1	0							
Bob Chance, L OBP: 0.423, SLG: 0.561	G3				K					4	0	0	0	0	1	1							
Fred Whitfield, L OBP: 0.304, SLG: 0.399										3	0	1	0	0	0	0							
Al Smith, R OBP: 0.198, SLG: 0.314										1	1	0	0	0	1	0							
John Romano, R OBP: 0.369, SLG: 0.500										3	0	0	0	1	2	0							
Chico Salmon, R OBP: 0.385, SLG: 0.423										3	0	2	1	0	0	0							
Billy Moran, R OBP: 0.300, SLG: 0.302										2	0	1	0	1	0	0							
Sam McDowell, L OBP: 0.125, SLG: 0.045										3	0	0	0	0	2	4							
Inning Stats	R: 0 E: 0 K: 0 S: 3	H: 0 LOB: 1 BB: 1 P: 7	R: 0 E: 1 K: 1 S: 7	H: 2 LOB: 0 BB: 0 P: 7	R: 0 E: 0 K: 1 S: 5	H: 0 LOB: 0 BB: 0 P: 5	R: 0 E: 0 K: 2 S: 7	H: 0 LOB: 0 BB: 0 P: 7	R: 0 E: 0 K: 1 S: 5	H: 0 LOB: 0 BB: 0 P: 5	R: 0 E: 0 K: 0 S: 3	H: 0 LOB: 2 BB: 2 P: 3	R: 1 E: 0 K: 0 S: 4	H: 2 LOB: 2 BB: 2 P: 12	R: 0 E: 0 K: 2 S: 7	H: 0 LOB: 0 BB: 0 P: 7		R: 0 E: 0 K: 2 S: 7	H: 0 LOB: 0 BB: 0 P: 7	1B: 3 2B: 1 3B: 0 HR: 0	SF: 0 SAC: 0 DP: 0 HBP: 0	WP: 0 PB: 0 SB: 0 CS: 0	PA: 33
PITCHER Mitt Pappas, R ERA: 3.19	IP: 7.0 WLS: W BF: 27	H: 4 R: 1 ER: 1 SO: 5	BB: 1 IBB: 2 HBP: 0 BLK: 0	WP: 0 HR: 0 S: 34 P: 46	ERA: 1.29 WHIP: 0.714																		
Harvey Haddix, L ERA: 2.29	IP: 2.0 WLS: W BF: 6	H: 0 R: 0 ER: 0 SO: 4	BB: 0 IBB: 0 HBP: 0 BLK: 0	WP: 0 HR: 0 S: 14 P: 14	ERA: 0.00 WHIP: 0.000																		

Batter	1	2	3	4	5	6	7	8	9	AB	R	H	RBI	BB	SO	LOB	TOP	
Jackie Brandt, R OBP: 0.318, SLG: 0.405 (1, 8)										4	0	1	0	0	0	0	Baltimore Orioles @ Cleveland Indians Cleveland Municipal Stadium, Cleveland, OH Fri Jul 10 1964, 7:05 PM EDT Att: 17,429 - Unknown	
Luis Aparicio, R OBP: 0.338, SLG: 0.396 (1, 6)										4	0	0	0	0	0	1		
Sam Bowers, R OBP: 0.310, SLG: 0.422 (1, 9)										4	0	1	0	0	0	0		
Norm Siebern, L OBP: 0.408, SLG: 0.364 (1, 3)										4	0	0	0	0	0	2		
Brooks Robinson, R OBP: 0.363, SLG: 0.468 (1, 5)										4	0	2	0	0	0	2		
John Orsino, R OBP: 0.312, SLG: 0.396 (1, 2)										4	0	2	0	0	0	1		
Boog Powell, L OBP: 0.373, SLG: 0.626 Gino Cimoli, R OBP: 0.167, SLG: 0.235 (6, 7)										2	0	0	0	0	1	1		
Jerry Adair, R OBP: 0.286, SLG: 0.306 (1, 4)										3	0	0	0	0	1	3		
Steve Barber, L OBP: 0.227, SLG: 0.190 Herman Starrette, R (3, 1)										1	0	0	0	0	1	1		
										2	0	0	0	0	1	0		
Inning Stats	R: 0 E: 0 K: 0 S: 5	H: 2 LOB: 2 BB: 0 P: 5	R: 0 E: 0 K: 3 S: 10	H: 1 LOB: 1 BB: 0 P: 10	R: 0 E: 0 K: 0 S: 3	H: 0 LOB: 0 BB: 0 P: 3	R: 0 E: 0 K: 0 S: 3	H: 0 LOB: 0 BB: 0 P: 3	R: 0 E: 0 K: 0 S: 3	H: 2 LOB: 2 BB: 0 P: 5	R: 0 E: 0 K: 1 S: 5	H: 0 LOB: 0 BB: 0 P: 5	R: 0 E: 0 K: 0 S: 4	H: 1 LOB: 1 BB: 0 P: 4	1B: 6 2B: 0 3B: 0 HR: 0	SF: 0 SAC: 0 DP: 0 HBP: 0	WP: 0 PB: 0 SB: 0 CS: 0	PA: 33
PITCHER Jack Kralick, L ERA: 2.42 (1, 1)	IP: 9.0 WLS: W BF: 33 H: 6 R: 0 ER: 0 SO: 4 BB: 0 IBB: 0 HBP: 0 BLK: 0 WP: 0 HR: 0 S: 41 P: 41 ERA: 0.00 WHIP: 0.667																PITCHER IP: WLS: BF: H: R: ER: SO: BB: IBB: HBP: BLK: WP: HR: S: P: ERA: WHIP	

AB	33
R	0
H	6
RBI	0
BB	0
SO	4
LOB	13



Batter	1	2	3	4	5	6	7	8	9	AB	R	H	RBI	BB	SO	LOB	BOTTOM			
Dick Howser, R OBP: 0.301, SLG: 0.296 (1, 6)										3	2	2	0	1	0	1	Baltimore Orioles @ Cleveland Indians Cleveland Municipal Stadium, Cleveland, OH Fri Jul 10 1964, 7:05 PM EDT Att: 17,429 - Unknown			
Al Smith, R OBP: 0.200, SLG: 0.311 (1, 9)										4	2	1	0	0	1	2				
Leon Wagner, L OBP: 0.333, SLG: 0.472 (1, 7)										4	0	1	1	0	0	4				
Bob Chance, L OBP: 0.431, SLG: 0.606 (1, 3)										3	3	2	5	1	1	1				
Chico Salmon, R OBP: 0.448, SLG: 0.464 (1, 4)										2	1	2	0	1	0	0				
Vic Davallito, L OBP: 0.276, SLG: 0.305 (1, 8)										4	0	1	0	0	0	3				
Joe Azcue, R OBP: 0.257, SLG: 0.321 (1, 2)										3	0	0	1	0	1	0				
Billy Moran, R OBP: 0.300, SLG: 0.301 (1, 5)										4	0	1	1	0	0	0				
Jack Kralick, L OBP: 0.191, SLG: 0.196 (1, 1)										4	0	1	0	0	1	1				
Inning Stats	R: 2 E: 0 K: 1 S: 8	H: 3 LOB: 1 BB: 0 P: 8	R: 0 E: 0 K: 1 S: 5	H: 0 LOB: 0 BB: 0 P: 5	R: 3 E: 0 K: 0 S: 5	H: 3 LOB: 0 BB: 1 P: 9	R: 0 E: 0 K: 0 S: 4	H: 1 LOB: 1 BB: 0 P: 4	R: 1 E: 1 K: 1 S: 7	H: 1 LOB: 1 BB: 0 P: 7	R: 0 E: 0 K: 1 S: 5	H: 0 LOB: 0 BB: 0 P: 5	R: 0 E: 0 K: 0 S: 2	H: 0 LOB: 1 BB: 1 P: 6	R: 2 E: 0 K: 0 S: 5	H: 3 LOB: 1 BB: 1 P: 9		1B: 9 2B: 1 3B: 0 HR: 2	SF: 1 SAC: 1 DP: 1 HBP: 0	WP: 0 PB: 0 SB: 1 CS: 1
PITCHER Steve Barber, L ERA: 4.57 Herman Starrette, R ERA: 1.64 (1, 1) (3, 1)	IP: 2.1 WLS: L BF: 13 H: 5 R: 5 ER: 5 SO: 2 BB: 5 IBB: 0 HBP: 0 BLK: 0 WP: 0 HR: 2 S: 17 P: 17 ERA: 19.29 WHIP: 2.571																PITCHER IP: WLS: BF: H: R: ER: SO: BB: IBB: HBP: BLK: WP: HR: S: P: ERA: WHIP			



Batter	1	2	3	4	5	6	7	8	9	AB	R	H	RBI	BB	SO	LOB	TOP			
Jackie Brandt, R OBP: 0.322, SLG: 0.428 (1, 8)	0-0 E 6-3 1B		0-0 1-H HR		0-0 HR	0-0 FC8-4		0-3 K	5 3 3 3 0 1 1								Baltimore Orioles @ Cleveland Indians Cleveland Municipal Stadium, Cleveland, OH Sat Jul 11 1964, 3:33 AM EDT Att: 9,395 - Unknown			
Luis Aparicio, R OBP: 0.339, SLG: 0.396 (1, 6)	0-0 F8		0-0 G3		0-0 CS 1B	0-0 F9		0-0 CS 1B	5 0 2 0 0 0 2											
Sam Bowers, R OBP: 0.318, SLG: 0.441 (1, 9) (8, 7)	0-0 6-3		0-0 G3 HR		0-0 1B 3B		4-0 CS BB	0-0 CS	3 2 2 0 1 0 1											
Norm Siebern, L OBP: 0.406, SLG: 0.362 (1, 3)	0-0 E6 1B		0-0 G3		0-3 K		0-0 F3	0-0 F3	4 0 1 0 0 1 3											
Brooks Robinson, R OBP: 0.364, SLG: 0.479 (1, 5)	0-0 5-3		0-0 HR		0-0 1B 1B		0-0 F8		4 1 2 3 0 0 1											
Bob Johnson, R OBP: 0.343, SLG: 0.460 Jerry Adair, R OBP: 0.286, SLG: 0.306 (8, 4)		0-0 F9	0-0 4-3		0-0 1B		0-0 4-3	0-0 4-3	4 0 1 0 0 0 0 0 0 0 0 0 0 0											
Boog Powell, L OBP: 0.367, SLG: 0.615 Gino Cimoli, R OBP: 0.167, SLG: 0.235 (8, 9)		0-3 K		0-3 K2-3		0-0 4-3		0-3 K	4 0 0 0 0 3 2 0 0 0 0 0 0 0											
Dick Brown, R OBP: 0.264, SLG: 0.319 (1, 2)		0-3 K		0-0 F7 1B		0-0 FC8-4 1B		0-3 K	4 0 2 0 0 2 0											
Dave McNally, R OBP: 0.237, SLG: 0.200 Stu Miller, R (9, 1)			0-0 HR 1B		0-0 F7		0-3 K	0-3 K	4 1 1 0 0 2 2 0 0 0 0 0 0 0											
Inning Stats	R: 1 E: 1 K: 0 S: 5	H: 2 LOB: 1 BB: 0 P: 5	R: 0 E: 0 K: 2 S: 7	H: 0 LOB: 0 BB: 7	R: 4 E: 0 K: 0 S: 7	H: 4 LOB: 0 BB: 0 P: 7	R: 0 E: 0 K: 1 S: 5	H: 1 LOB: 0 BB: 0 P: 5	R: 2 E: 0 K: 1 S: 9	H: 5 LOB: 2 BB: 0 P: 9	R: 0 E: 0 K: 0 S: 2	H: 0 LOB: 0 BB: 1 P: 6	R: 0 E: 0 K: 2 S: 7	H: 0 LOB: 0 BB: 0 P: 7	R: 0 E: 0 K: 2 S: 7	H: 1 LOB: 0 BB: 0 P: 7		1B: 9 2B: 1 3B: 1 HR: 3	SF: 0 SAC: 0 DP: 0 HBP: 0	WP: 0 PB: 1 SB: 0 CS: 3
PITCHER	IP WLS BF H R ER SO BB IBB HBP BLK WP HR S P ERA WHIP	IP WLS BF H R ER SO BB IBB HBP BLK WP HR S P ERA WHIP																		
Tommy John, L ERA: 3.67 (1, 1)	2.2 L 14 6 5 4 2 0 0 0 0 0 2 18 18 13.50 2.250																			
Sonny Siebert, R ERA: 4.3 (3, 1)	2.0 9 5 2 2 2 0 0 0 0 0 1 13 13 9.00 2.500																			
Don McMahon, R ERA: 1.6 (5, 1)	2.1 9 2 0 0 1 1 0 0 0 0 0 10 14 0.00 1.286																			
Ted Abernathy, R ERA: 3.23 (8, 1)	2.0 6 1 0 0 4 0 0 0 0 0 0 14 14 0.00 0.500																			

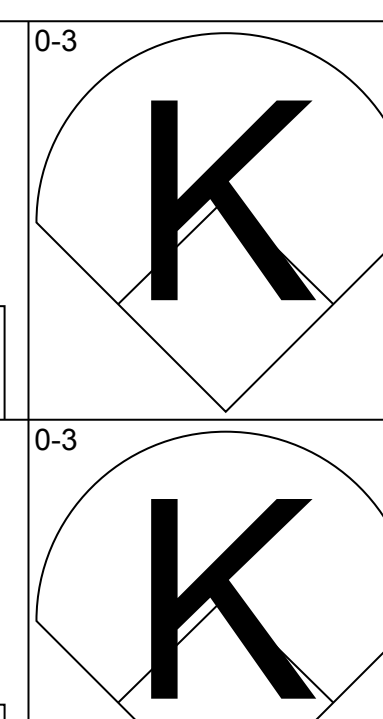
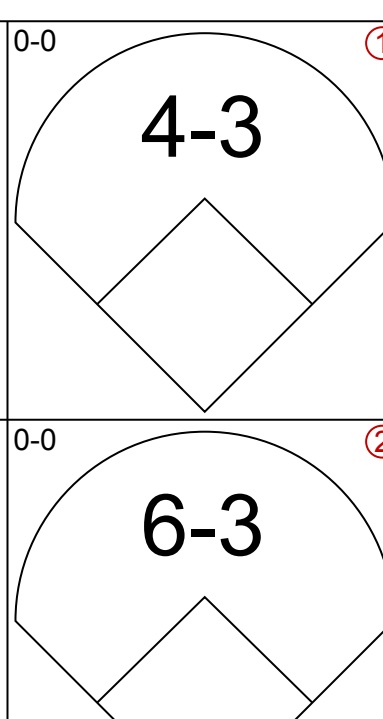
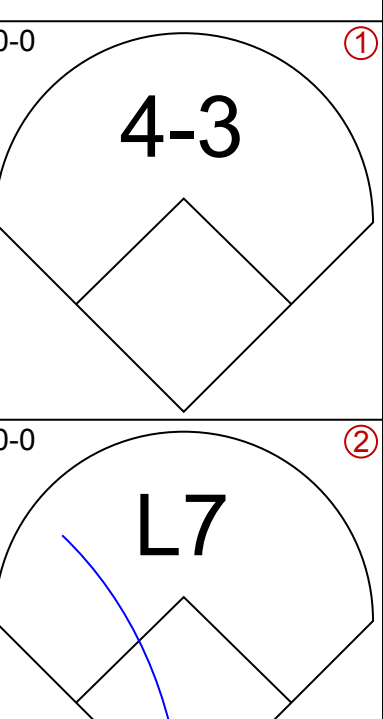
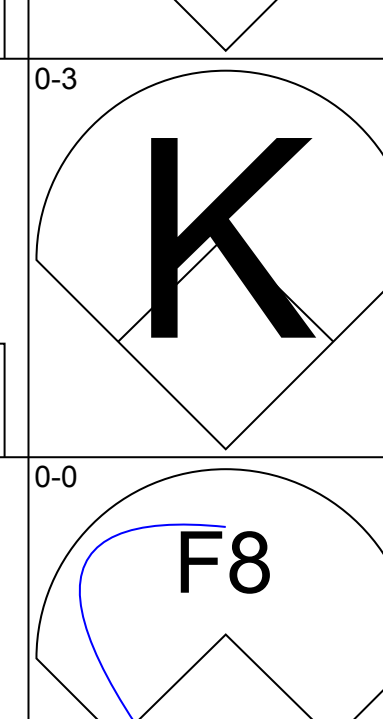
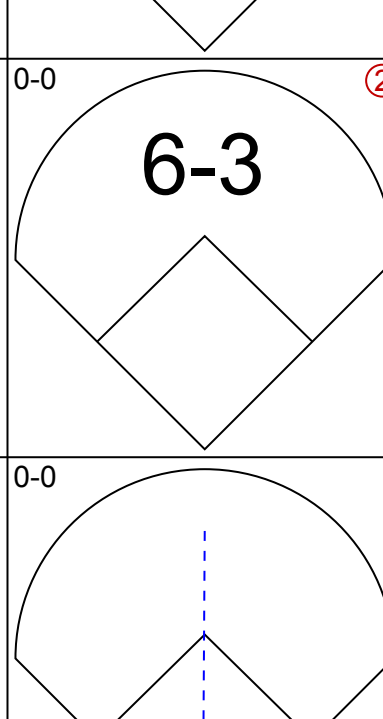
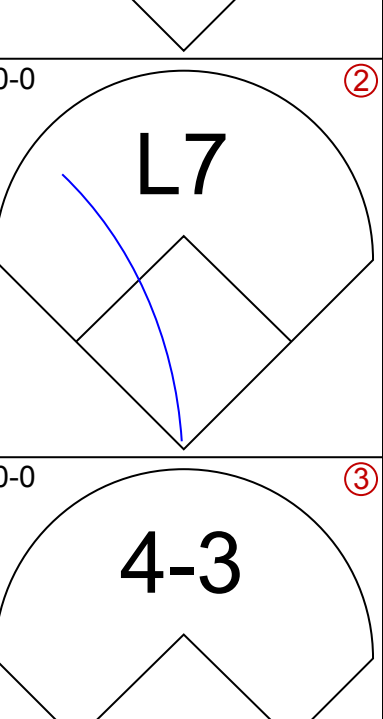
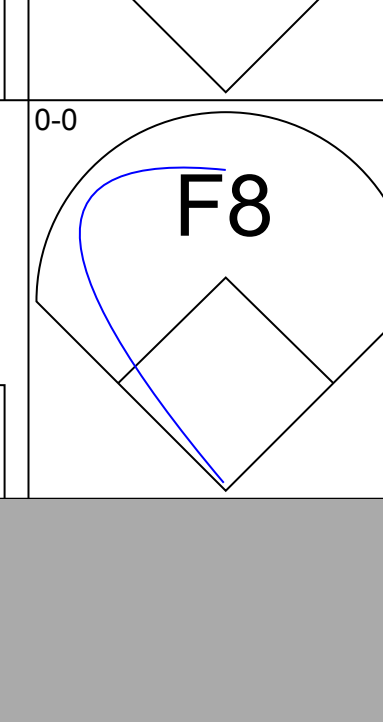
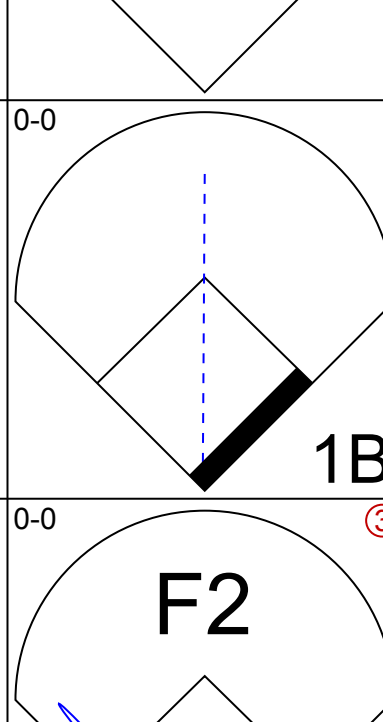
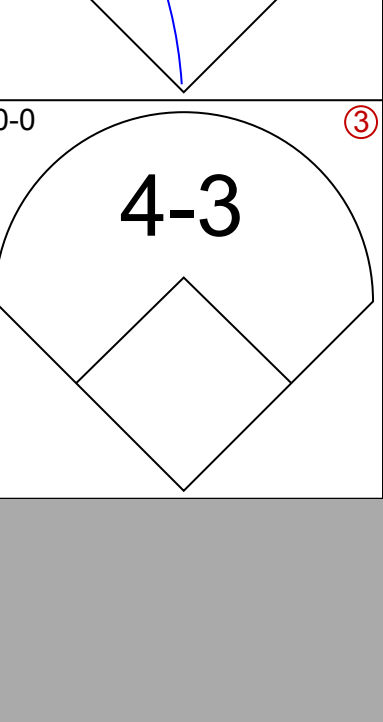
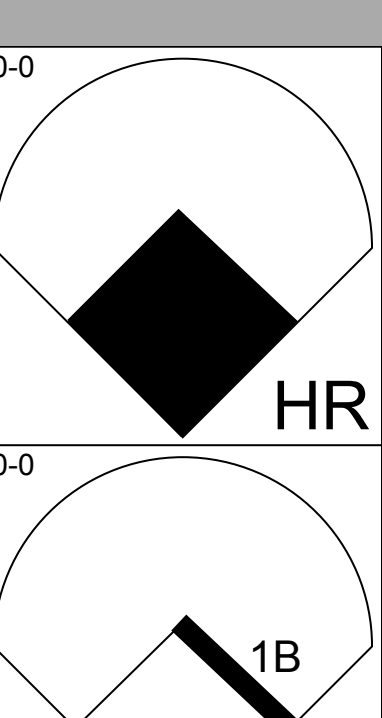
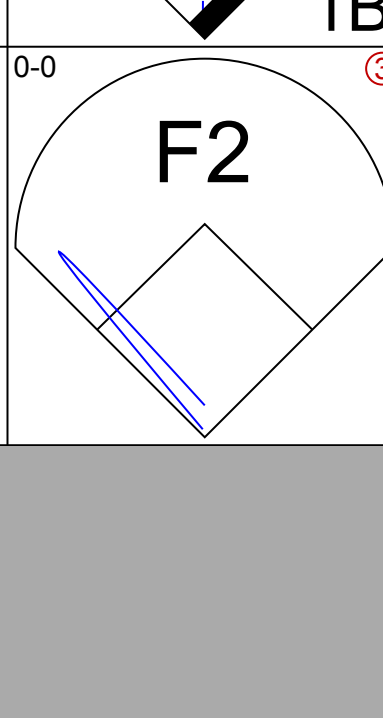
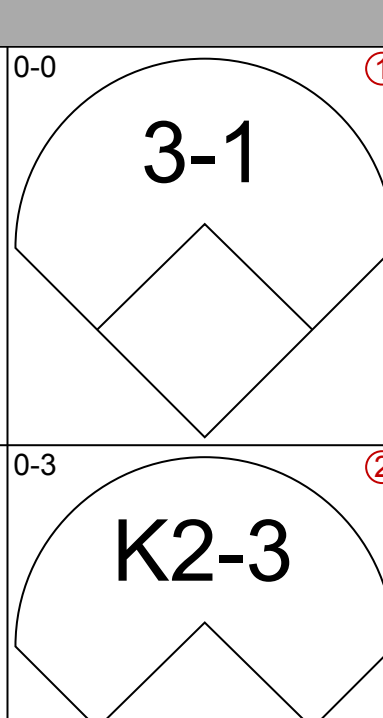
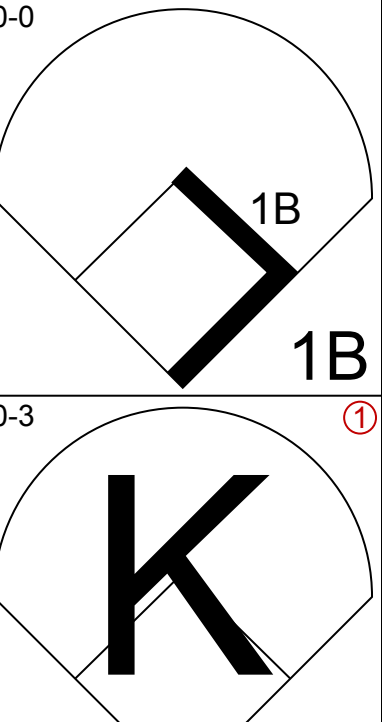
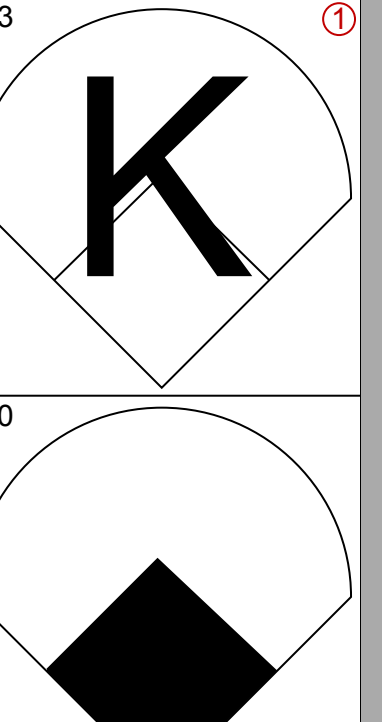
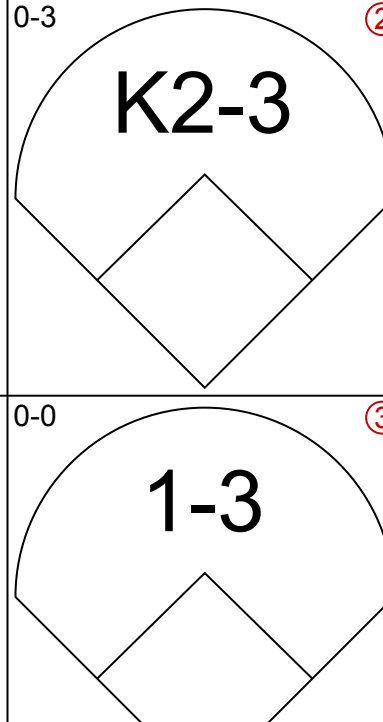

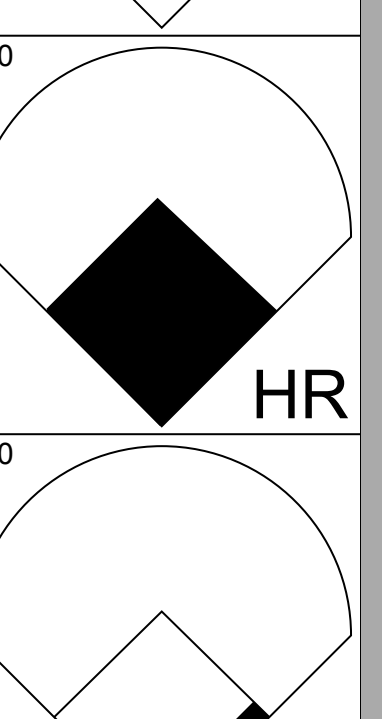
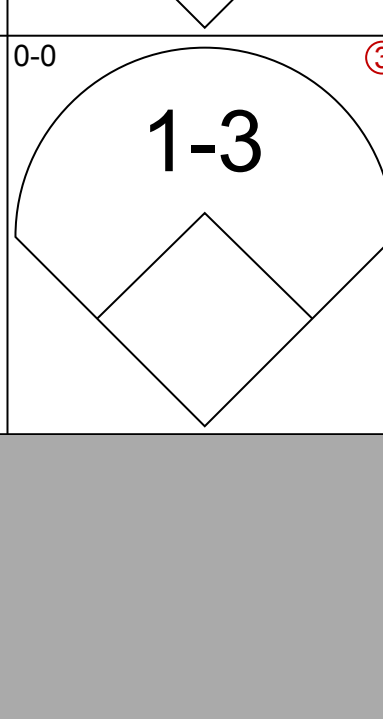
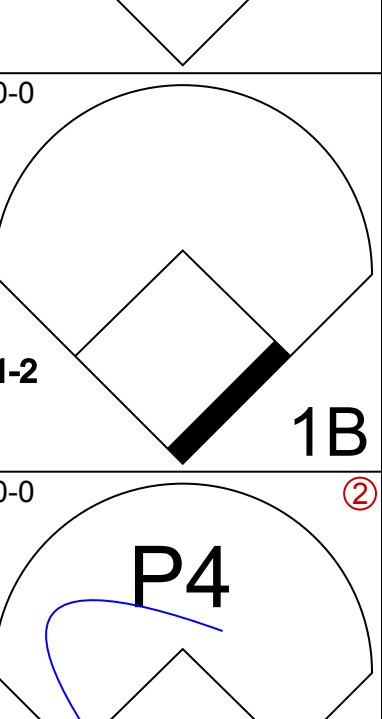
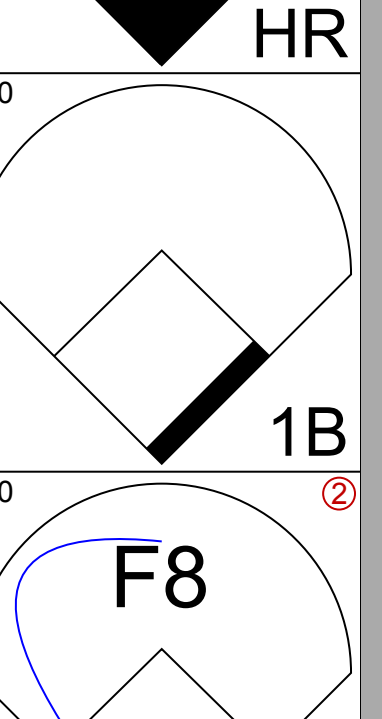
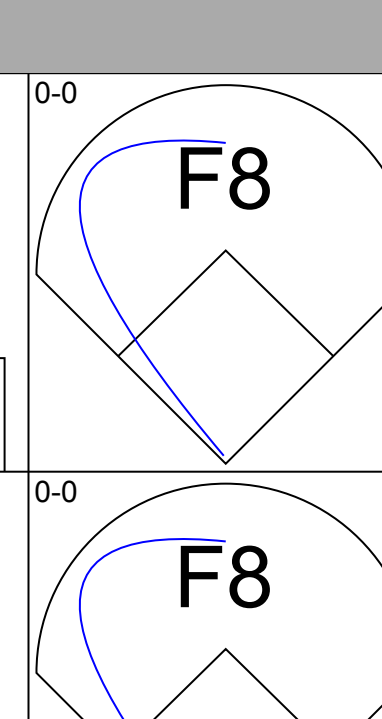
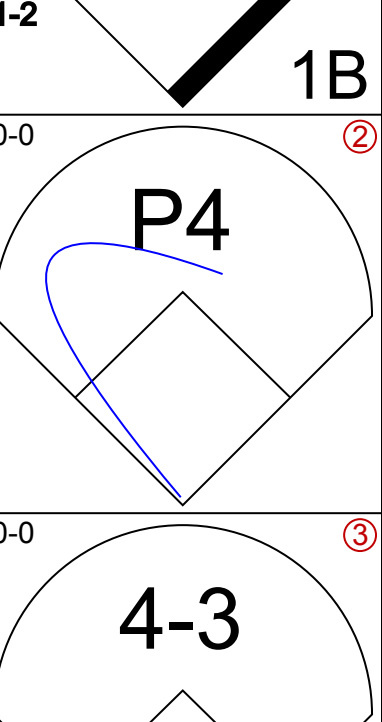
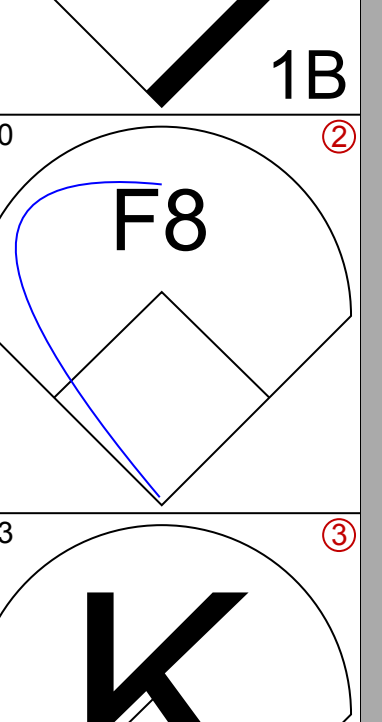
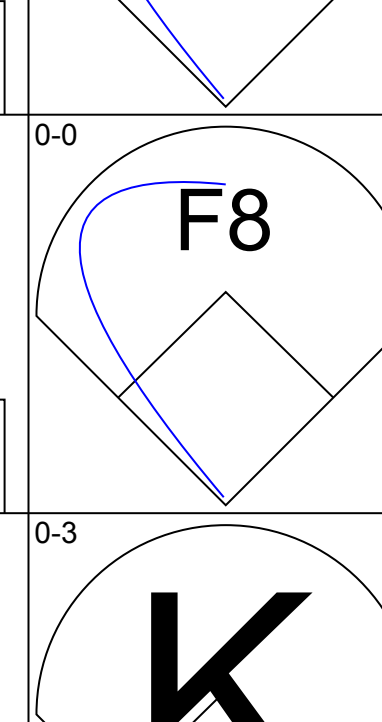
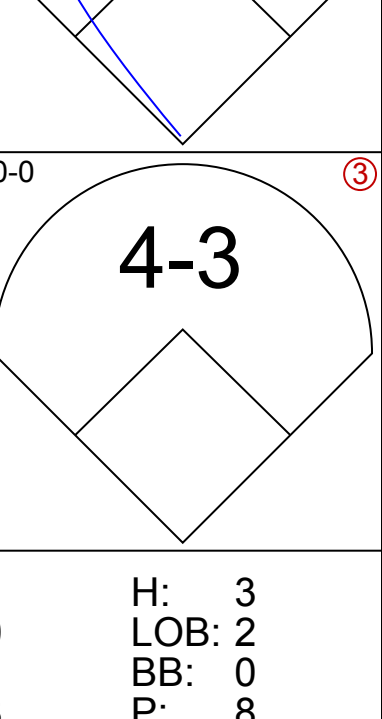
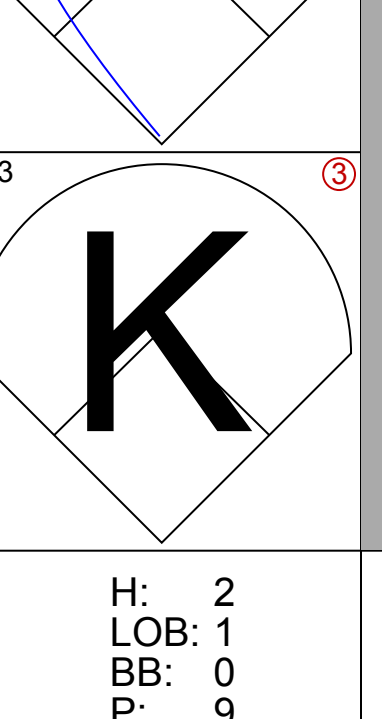
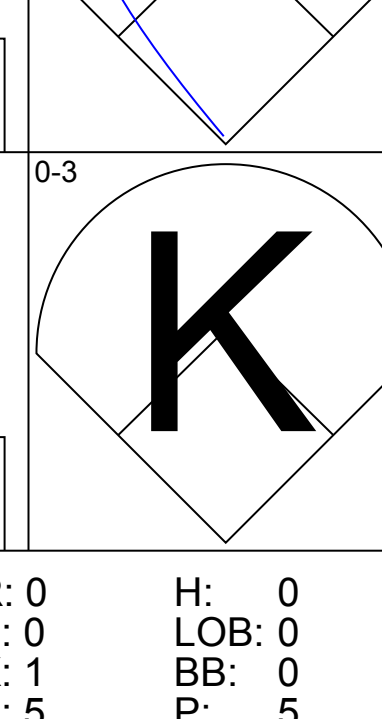
AB	37
R	7
H	14
RBI	6
BB	1
SO	9
LOB	12

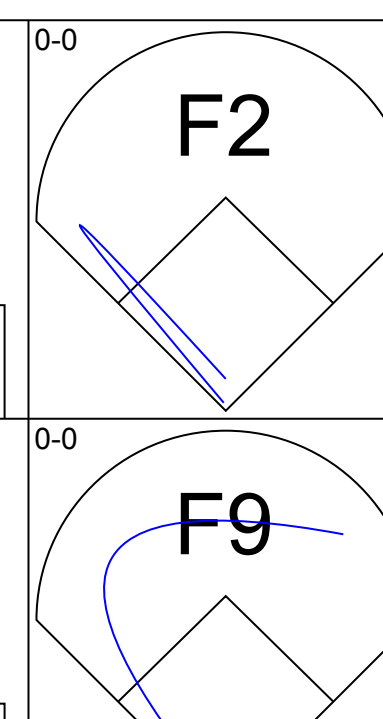
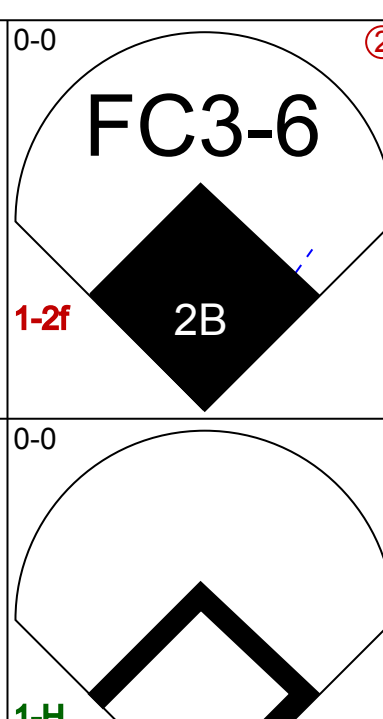
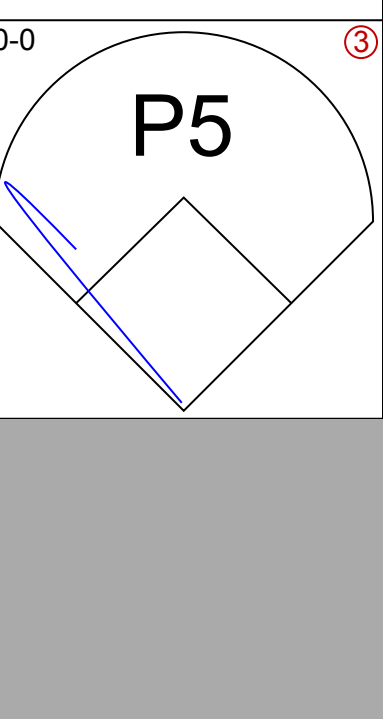
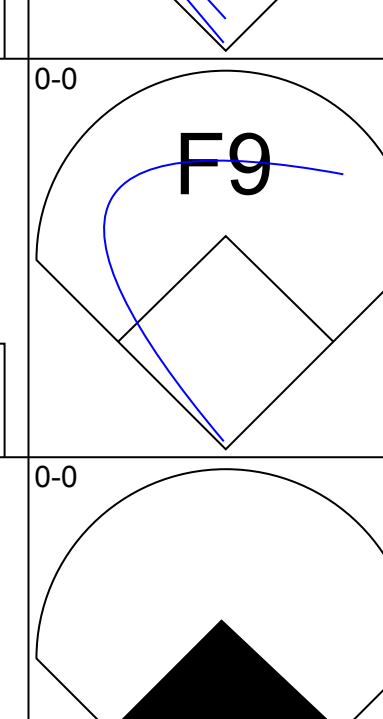
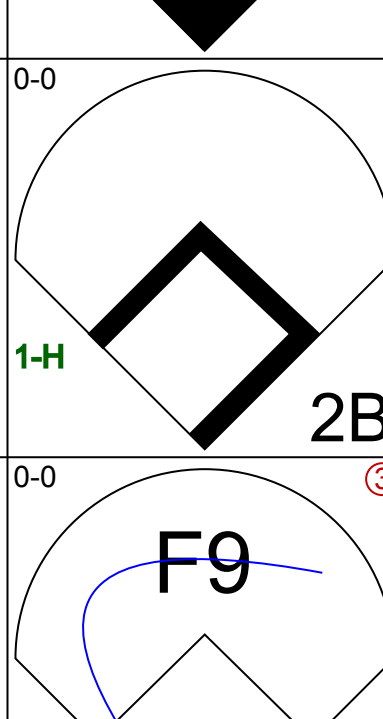
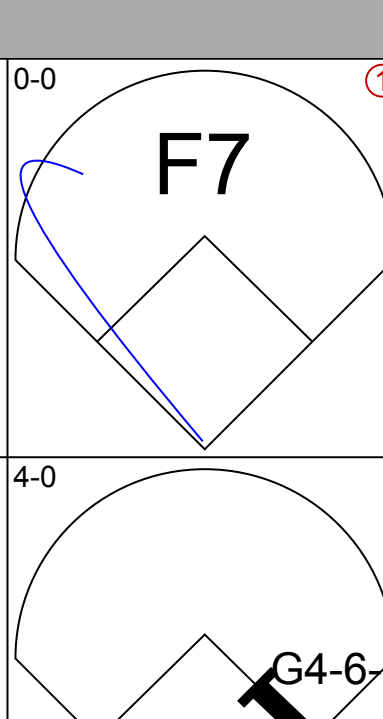
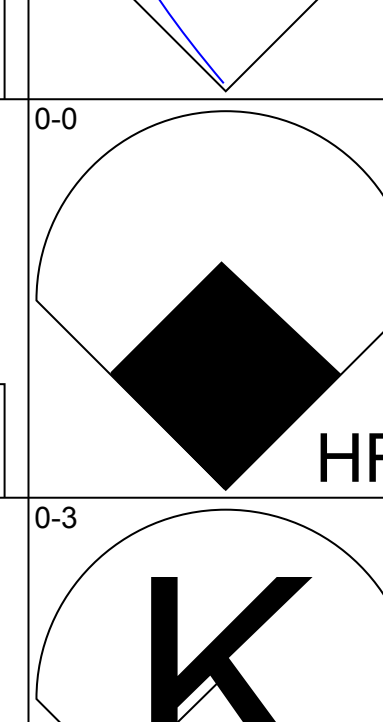
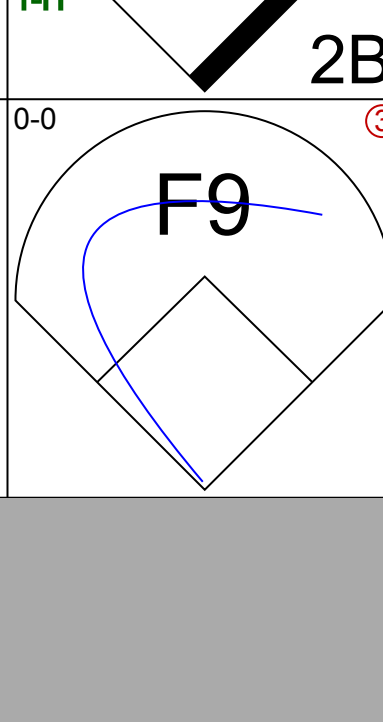
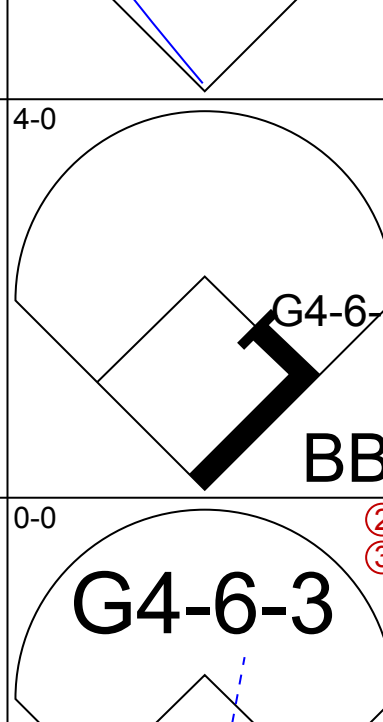
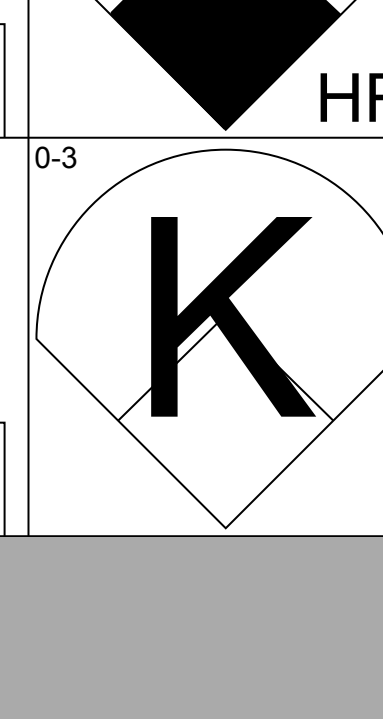
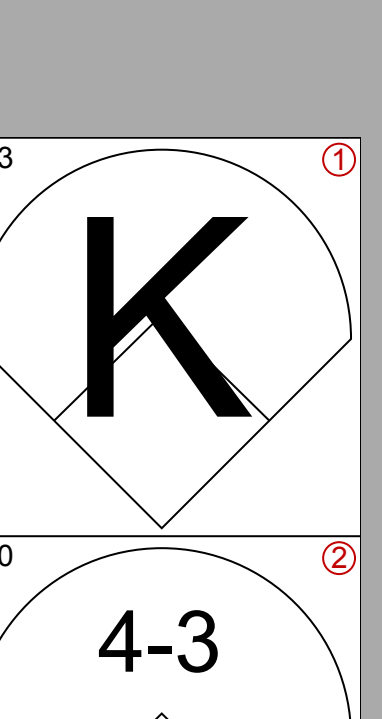
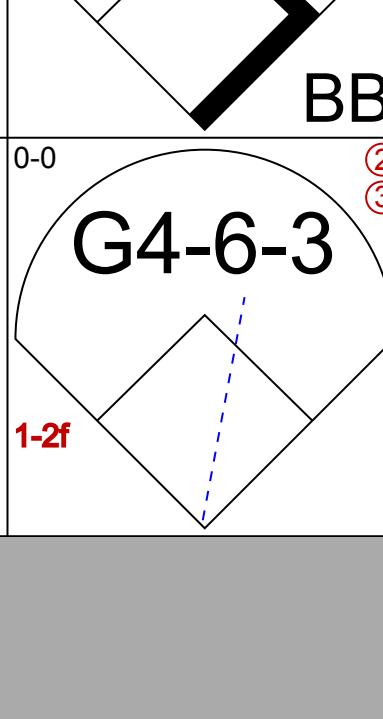
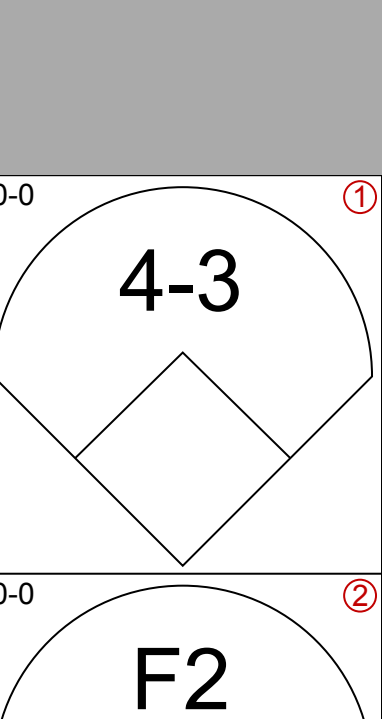
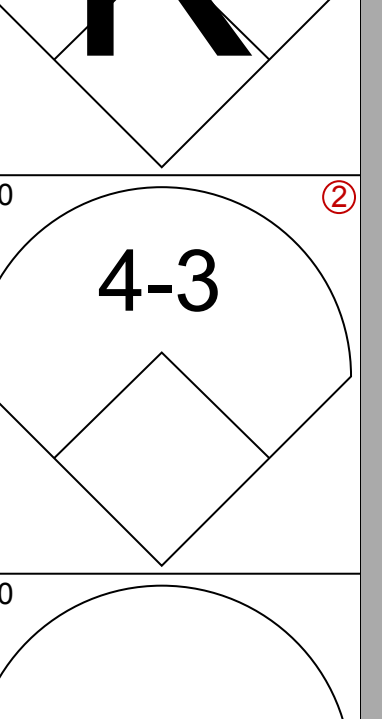
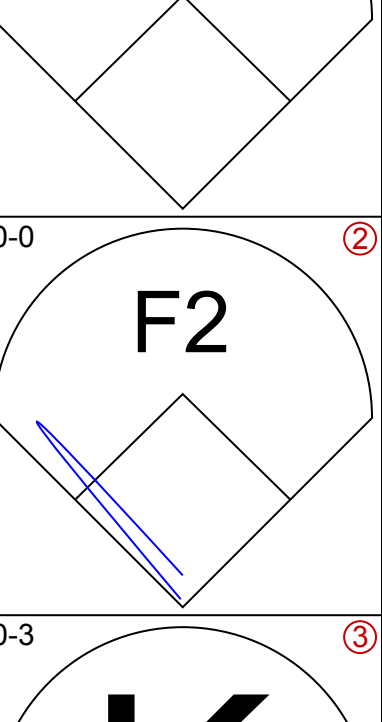
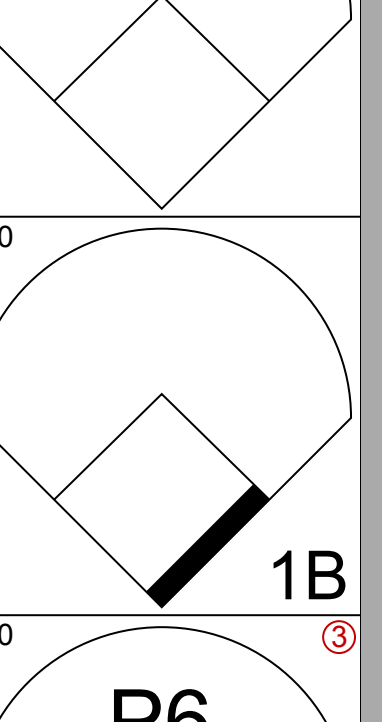
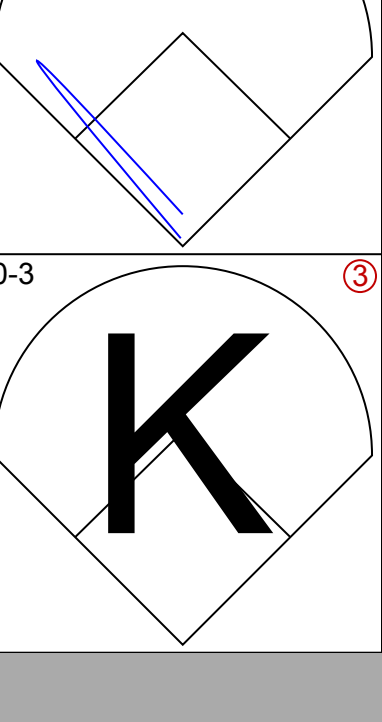
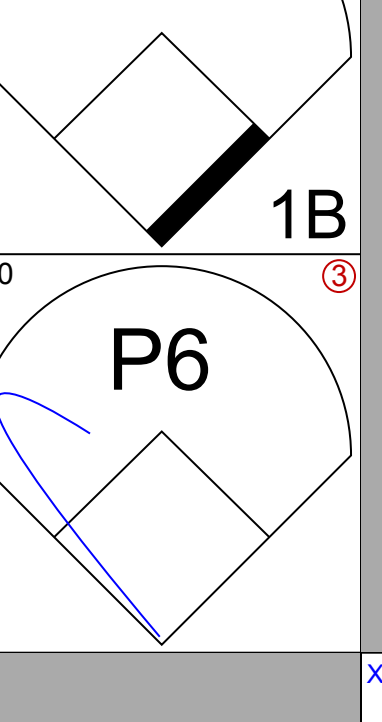
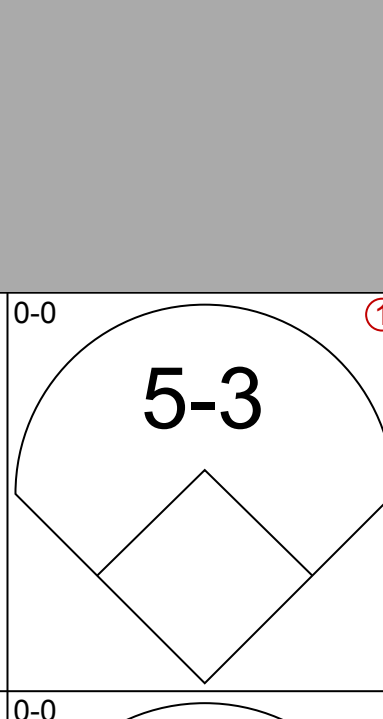
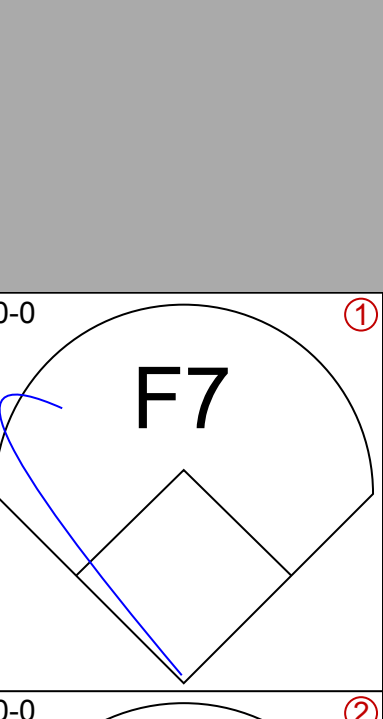
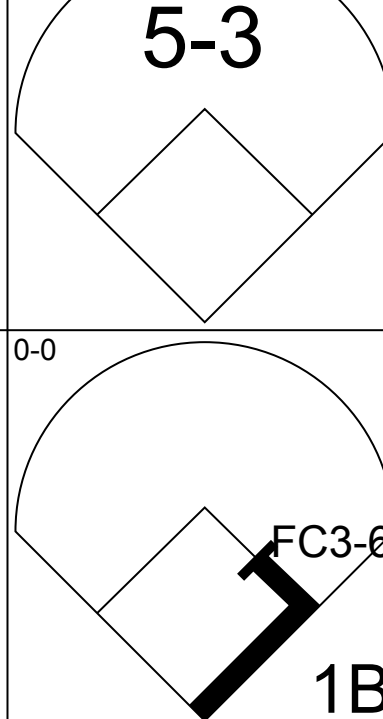
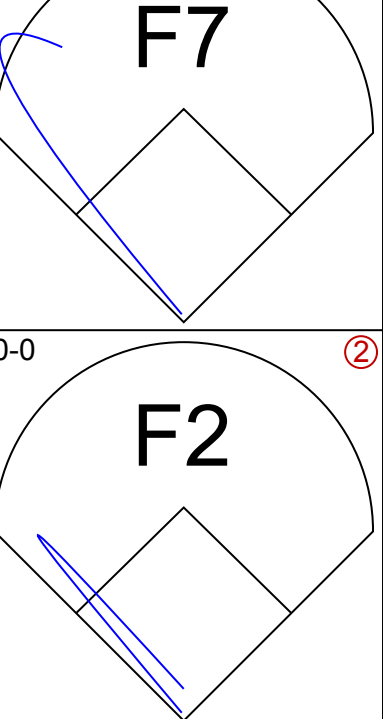


Batter	1	2	3	4	5	6	7	8	9	AB	R	H	RBI	BB	SO	LOB	BOTTOM			
Dick Howser, R OBP: 0.299, SLG: 0.295 (1, 6)	0-0 F7		0-0 4-3		0-0 F6		0-0 F3		0-0 SH5-3 1B	5 0 1 0 0 0 4							Baltimore Orioles @ Cleveland Indians Cleveland Municipal Stadium, Cleveland, OH Sat Jul 11 1964, 3:33 AM EDT Att: 9,395 - Unknown			
Al Smith, R OBP: 0.202, SLG: 0.309 Ted Abernathy, R (8, 1)	0-0 1B 1B	0-0 5-3			0-0 5-3		0-0 F5		0-3 K	4 1 1 0 0 0 2 0 0 0 0 0 0 0 1 0 0 0 0 1 2										
John Romano, R OBP: 0.368, SLG: 0.497 (9, PH)									0-0 SH5-3	4 1 1 1 0 1 1										
Leon Wagner, L OBP: 0.332, SLG: 0.469 (1, 7)	0-0 1B 1B		0-3 K		0-0 F2		0-0 G3		0-0 SH5-3	4 1 1 1 0 1 1										
Bob Chance, L OBP: 0.442, SLG: 0.619 (1, 3)	0-0 1-3 2H WP 1B		0-0 5-3 2B		0-0 1B		0-0 FC4-6 1B		0-3 K	5 1 4 1 0 1 1										
Chico Salmon, R OBP: 0.424, SLG: 0.438 (1, 4) (8, 9)	0-0 WP 1-3 1B		0-0 5-3		0-0 F9		0-0 FC4-6 1B		0-0 FC4-6 1B	4 0 1 1 0 0 3										
Vic Davallito, L OBP: 0.276, SLG: 0.305 (1, 8)	0-0 1-3 1B			0-0 6-3		0-0 L8		0-0 1-2 1B	4 0 1 0 0 0 2											
Joe Azcue, R OBP: 0.256, SLG: 0.318 (1, 2)	0-0 6-3			0-0 1B 1B		0-0 L7		0-0 F7	4 0 1 0 0 0 3											
Billy Moran, R OBP: 0.295, SLG: 0.296 (1, 5)		0-0 6-3		0-0 F7		0-0 6-3		0-0 F7	4 0 0 0 0 0 3											
Tommy John, R OBP: 0.208, SLG: 0.208 Sonny Siebert, R OBP: 0.294, SLG: 0.375 Don McMahon, R OBP: 0.167, SLG: 0.167 Larry Brown, R OBP: 0.267, SLG: 0.373 (7, PH) (8, 4)		0-0 E7 4-3 1B		0-0 1B		4-0 BB		0-0 SH5-3 2B	1 0 1 0 0 0 0 1 0 1 0 0 0 0 0 0 0 0 0 0 0 1 1 1 0 1 0 0											
Inning Stats	R: 3 E: 0 K: 0 S: 7	H: 4 LOB: 1 BB: 0 P: 7	R: 0 E: 1 K: 0 S: 4	H: 1 LOB: 0 BB: 0 P: 4	R: 0 E: 0 K: 1 S: 5	H: 1 LOB: 0 BB: 0 P: 5	R: 0 E: 0 K: 0 S: 5	H: 2 LOB: 2 BB: 0 P: 5	R: 0 E: 0 K: 0 S: 4	H: 1 LOB: 1 BB: 0 P: 4	R: 0 E: 0 K: 0 S: 3	H: 0 LOB: 0 BB: 1 P: 3	R: 0 E: 0 K: 0 S: 5	H: 2 LOB: 2 BB: 0 P: 5	R: 0 E: 0 K: 2 S: 9	H: 2 LOB: 1 BB: 0 P: 9	1B: 11 2B: 3 3B: 0 HR: 0	SF: 0 SAC: 1 DP: 1 HBP: 0	WP: 1 PB: 0 SB: 0 CS: 0	PA: 40
PITCHER	IP WLS BF H R ER SO BB IBB HBP BLK WP HR S P ERA WHIP	IP WLS BF H R ER SO BB IBB HBP BLK WP HR S P ERA WHIP																		
Dave McNally, L ERA: 3.87 (1, 1)	8.0 W 13 4 4 4 2 0 0 0 0 0 7 7 0.00 0.000																			
Stu Miller, R ERA: 1.9 (9, 1)	1.0 S 3 0 0 0 2 0 0 0 0 0 7 7 0.00 0.000																			

AB	38
R	4
H	13
RBI	3
BB	1
SO	3
LOB	21



Batter	1	2	3	4	5	6	7	8	9	AB	R	H	RBI	BB	SO	LOB	TOP	
Tony Kubek, L OBP: 0.279, SLG: 0.367 (1, 6)										3	0	0	0	0	1	0	New York Yankees @ Cleveland Indians Cleveland Municipal Stadium, Cleveland, OH Sun Jul 12 1964, 3:33 AM EDT Att: 37,128 - Unknown livebaseballscores.com	
Bobby Richardson, R OBP: 0.276, SLG: 0.310 (1, 4)										3	0	0	0	0	1	0		
Mickey Mantle, S OBP: 0.447, SLG: 0.626 (1, 8)										3	0	1	0	0	0	0		
Roger Maris, L OBP: 0.352, SLG: 0.487 (1, 9)										3	1	1	1	0	0	1		
Tom Tresh, S OBP: 0.352, SLG: 0.402 (1, 7)										3	0	1	0	0	2	0		
Joe Pepitone, L OBP: 0.293, SLG: 0.391 (1, 3)										3	1	1	1	0	1	1		
Elston Howard, R OBP: 0.358, SLG: 0.435 (1, 2)										3	0	2	0	0	0	0		
Clete Boyer, R OBP: 0.284, SLG: 0.322 (1, 5)										3	0	0	0	0	0	3		
Stan Williams, R OBP: 0.214, SLG: 0.286 (1, 1)										3	0	0	0	0	2	3		
Inning Stats	R: 0 H: 0 E: 0 K: 2 S: 7	H: 0 LOB: 0 BB: 0 P: 7	R: 1 H: 3 E: 0 K: 1 S: 8	H: 3 LOB: 2 BB: 0 P: 8	R: 0 H: 1 E: 0 K: 0 S: 4	H: 1 LOB: 1 BB: 0 P: 4	R: 1 H: 2 E: 0 K: 2 S: 9	H: 2 LOB: 1 BB: 0 P: 9	R: 0 H: 0 E: 0 K: 1 S: 5	H: 0 LOB: 0 BB: 0 P: 5	R: 0 H: 0 E: 0 K: 1 S: 5	H: 0 LOB: 0 BB: 0 P: 5	R: 0 H: 0 E: 0 K: 1 S: 5	H: 0 LOB: 0 BB: 0 P: 5	R: 0 H: 0 E: 0 K: 1 S: 5	H: 0 LOB: 0 BB: 0 P: 5		1B: 4 2B: 0 3B: 0 HR: 2 SF: 0 SAC: 0 DP: 0 HBP: 0 WP: 0 PA: 27 CS: 0
PITCHER Pedro Ramos, R ERA: 4.14 (1, 1)	IP: 7.0	WLS: 27	BF: 6	H: 2	R: 2	ER: 2	SO: 7	BB: 0	IBB: 0	HBP: 0	BLK: 0	WP: 0	HR: 2	S: 41	P: 41	ERA: 2.57	WHIP: 0.857	PITCHER IP: WLS: BF: H: R: ER: SO: BB: IBB: HBP: BLK: WP: HR: S: P: ERA: WHIP

Batter	1	2	3	4	5	6	7	8	9	AB	R	H	RBI	BB	SO	LOB	BOTTOM	
Dick Howser, R OBP: 0.297, SLG: 0.292 (1, 6)										3	1	0	0	0	0	1	New York Yankees @ Cleveland Indians Cleveland Municipal Stadium, Cleveland, OH Sun Jul 12 1964, 3:33 AM EDT Att: 37,128 - Unknown livebaseballscores.com	
Vic Davallilo, L OBP: 0.276, SLG: 0.309 (1, 8)										3	0	1	1	0	0	0		
Leon Wagner, L OBP: 0.335, SLG: 0.478 (1, 7)										2	1	1	1	1	0	1		
Bob Chance, L OBP: 0.434, SLG: 0.607 (1, 9)										3	0	0	0	0	2	1		
Fred Whitfield, L OBP: 0.301, SLG: 0.395 (1, 3)										2	0	0	0	0	0	0		
Chico Salmon, R OBP: 0.426, SLG: 0.441 (1, 4)										2	0	1	0	0	0	0		
Joe Azcue, R OBP: 0.252, SLG: 0.313 (1, 2)										2	0	0	0	0	1	1		
Billy Moran, R OBP: 0.293, SLG: 0.294 (1, 5)										2	0	0	0	0	0	0		
Pedro Ramos, S OBP: 0.290, SLG: 0.448 (1, 1)										2	0	1	0	0	0	0		
Inning Stats	R: 1 H: 1 E: 0 K: 1 S: 6	H: 1 LOB: 0 BB: 0 P: 6	R: 0 H: 0 E: 0 K: 1 S: 5	H: 0 LOB: 0 BB: 0 P: 5	R: 1 H: 2 E: 0 K: 0 S: 5	H: 2 LOB: 1 BB: 0 P: 5	R: 0 H: 1 E: 0 K: 1 S: 6	H: 1 LOB: 0 BB: 0 P: 6	R: 0 H: 0 E: 0 K: 0 S: 3	H: 0 LOB: 0 BB: 1 P: 3	R: 0 H: 0 E: 0 K: 0 S: 2	H: 0 LOB: 0 BB: 1 P: 6	R: 0 H: 0 E: 0 K: 0 S: 2	H: 0 LOB: 0 BB: 1 P: 6	R: 0 H: 0 E: 0 K: 0 S: 2	H: 0 LOB: 0 BB: 1 P: 6		1B: 2 2B: 1 3B: 0 HR: 1 SF: 0 SAC: 0 DP: 1 HBP: 0 WP: 0 PA: 22 CS: 0
PITCHER Stan Williams, R ERA: 3.21 (1, 1)	IP: 6.0	WLS: 22	BF: 4	H: 2	R: 2	ER: 2	SO: 3	BB: 1	IBB: 0	HBP: 0	BLK: 0	WP: 0	HR: 1	S: 27	P: 31	ERA: 3.00	WHIP: 0.833	PITCHER IP: WLS: BF: H: R: ER: SO: BB: IBB: HBP: BLK: WP: HR: S: P: ERA: WHIP

Batter	1	2	3	4	5	6	7	8	9	AB	R	H	RBI	BB	SO	LOB	TOP			
Tony Kubek, L (1,6) OBP: 0.277, SLG: 0.359	F8		F8		L9			K	BB 1B BB	4	1	0	0	1	1	0	New York Yankees @ Cleveland Indians Cleveland Municipal Stadium, Cleveland, OH Mon Jul 13 1964, 7:05 PM EDT Att: 18,427 - Unknown livebaseballscorecards.com			
Bobby Richardson, R (1,4) OBP: 0.273, SLG: 0.366	F9		K		6-3			6-3	F3	5	0	0	0	0	1	1				
Mickey Mantle, S (1,8) OBP: 0.446, SLG: 0.632 Pedro Gonzalez, R (9, PR) OBP: 0.300, SLG: 0.333	K			P4	F8			HR	1B 1B BB	4	1	1	1	1	1	0				
Roger Maris, L (1,9) OBP: 0.357, SLG: 0.490		F7		HR	1B			HR	1B 1B 1B	5	3	3	1	0	0	0				
Tom Tresh, S (1,7) OBP: 0.354, SLG: 0.426 Hector Lopez, R (8,7) OBP: 0.323, SLG: 0.437		G3		HR	1B			HR	1B 1B	4	2	2	4	0	0	0				
Joe Pepitone, L (1,3) OBP: 0.295, SLG: 0.391		G3		FC6-4	1B			BB BB	K	5	0	2	0	0	1	2				
Elston Howard, R (1,2) OBP: 0.362, SLG: 0.436			HR	1B	FC6-4			1-3	BB BB	4	1	2	1	1	0	1				
Clete Boyer, R (1,5) OBP: 0.289, SLG: 0.337			HR	1B	1-3			K	BB BB	4	1	2	2	1	1	2				
Rollie Sheldon, R (1,1) OBP: 0.133, SLG: 0.133			K		K			6-3	P6	4	0	0	0	0	2	5				
Inning Stats	R: 0 E: 0 K: 1 S: 5	H: 0 LOB: 0 BB: 0 P: 5	R: 0 E: 0 K: 0 S: 3	H: 0 LOB: 0 BB: 0 P: 3	R: 2 E: 0 K: 2 S: 9	H: 2 LOB: 0 BB: 0 P: 9	R: 2 E: 0 K: 1 S: 9	H: 4 LOB: 2 BB: 0 P: 9	R: 0 E: 0 K: 0 S: 3	H: 0 LOB: 0 BB: 0 P: 3	R: 0 E: 0 K: 0 S: 5	H: 0 LOB: 0 BB: 0 P: 5	R: 3 E: 0 K: 1 S: 9	H: 4 LOB: 3 BB: 2 P: 17	R: 3 E: 0 K: 1 S: 8	H: 3 LOB: 2 BB: 2 P: 16	1B: 9 2B: 0 3B: 0 HR: 4	SF: 0 SAC: 0 DP: 0 HBP: 0	WP: 0 PB: 0 SB: 0 CS: 0	PA: 44
PITCHER	IP WLS BF H R ER SO BB IBB HBP BLK WP HR S P ERA WHIP																			
Dick Donovan, R (1,1) ERA: 4.43	6.0 L 24 6 4 2 2 0 0 0 0 0 2 32 32 6.00 1.000																			
Gary Bell, R (7,1) ERA: 3.94	1.2 7 2 2 2 2 0 0 0 0 0 1 11 11 10.80 1.200																			
Tommy John, L (8,1) ERA: 3.78	0.0 3 2 1 1 0 1 0 0 0 0 1 2 6 ∞ ∞																			
Don McMahon, R (8,1) ERA: 1.59	0.1 2 0 0 0 0 1 0 0 0 0 0 1 5 0.00 3.000																			
Sonny Siebert, R (9,1) ERA: 4.69	1.0 8 3 3 3 1 2 0 0 0 0 0 8 16 27.00 5.000																			

Batter	1	2	3	4	5	6	7	8	9	AB	R	H	RBI	BB	SO	LOB	BOTTOM					
Dick Howser, R (1,6) OBP: 0.294, SLG: 0.289	P4		G1-4-3			F5		FC5-4		4	0	0	0	0	0	3	New York Yankees @ Cleveland Indians Cleveland Municipal Stadium, Cleveland, OH Mon Jul 13 1964, 7:05 PM EDT Att: 18,427 - Unknown livebaseballscorecards.com					
Vic Davalillo, L (1,8) OBP: 0.274, SLG: 0.304	1-3			K		1-3		G3		4	0	0	0	0	1	1						
Leon Wagner, L (1,7) OBP: 0.334, SLG: 0.485	L5			HR			P5	F9		4	1	1	1	0	0	1						
Bob Chance, L (1,3) OBP: 0.430, SLG: 0.604		F8		F8			1B SF7	2B	4-3	4	1	1	0	0	0	0						
Tito Francona, L (1,9) OBP: 0.372, SLG: 0.362		4-3		F2			FC6-4	1B	HR	4	1	2	1	0	0	0						
Chico Salmon, R (1,4) OBP: 0.385, SLG: 0.405		6-3				6-3		SF7	6-3	3	0	0	1	0	0	0						
Joe Azcue, R (1,2) OBP: 0.244, SLG: 0.302			F9		4-3		FC6-4	5-3		4	0	0	0	0	0	1						
Woodie Held, R (1,5) OBP: 0.282, SLG: 0.447			E5		5-3			HR		3	1	2	1	0	0	0						
Dick Donovan, L (1,1) OBP: 0.323, SLG: 0.250 Fred Whitfield, L (6, PR) OBP: 0.300, SLG: 0.393 Gary Bell, R (7,1) OBP: 0.274, SLG: 0.298 Tommy John, R (8,1) OBP: 0.300, SLG: 0.429 Don McMahon, R (8,1) OBP: 0.300, SLG: 0.393 Al Smith, R (8, PR) OBP: 0.295, SLG: 0.391 Sonny Siebert, R (9,1) OBP: 0.289, SLG: 0.337			G1-4-3		BB		G3	FC5-4	BB	0	0	0	0	1	0	0						
Inning Stats	R: 0 E: 0 K: 0 S: 3	H: 0 LOB: 0 BB: 0 P: 3	R: 0 E: 0 K: 0 S: 3	H: 0 LOB: 0 BB: 0 P: 3	R: 0 E: 1 K: 0 S: 3	H: 1 LOB: 1 BB: 1 P: 7	R: 1 E: 0 K: 1 S: 6	H: 1 LOB: 0 BB: 0 P: 6	R: 0 E: 0 K: 0 S: 3	H: 0 LOB: 0 BB: 0 P: 3	R: 0 E: 0 K: 0 S: 3	H: 0 LOB: 0 BB: 0 P: 3	R: 1 E: 0 K: 0 S: 5	H: 2 LOB: 1 BB: 0 P: 5	R: 1 E: 0 K: 0 S: 4	H: 1 LOB: 1 BB: 1 P: 8	R: 1 E: 0 K: 0 S: 4	H: 1 LOB: 0 BB: 0 P: 4	1B: 2 2B: 1 3B: 0 HR: 3	SF: 1 SAC: 0 DP: 1 HBP: 0	WP: 0 PB: 0 SB: 0 CS: 0	PA: 34
PITCHER	IP WLS BF H R ER SO BB IBB HBP BLK WP HR S P ERA WHIP																					
Rollie Sheldon, R (1,1) ERA: 3.91	9.0 W 34 6 4 4 1 2 0 0 0 0 3 34 42 4.00 0.889																					



Batter	1	2	3	4	5	6	7	8	9	AB	R	H	RBI	BB	SO	LOB	TOP			
Dick Howser, R (1, 6) OBP: 0.300, SLG: 0.298			5-3							6	1	4	2	0	1	0				
Vic Davallio, L (1, 8) OBP: 0.282, SLG: 0.312						F8		4-3		6	1	4	1	0	0	2				
Leon Wagner, L (1, 7) OBP: 0.337, SLG: 0.497	F4			F6						6	2	3	1	0	0	5				
Bob Chance, L (1, 3) OBP: 0.422, SLG: 0.585			FC						4-3	5	0	0	1	1	3	5				
Tito Francona, L (1, 9) OBP: 0.385, SLG: 0.394								4-3		4	1	3	2	1	0	3				
John Romano, R (1, 2) OBP: 0.384, SLG: 0.488			G6-3							4	1	0	0	1	2	4				
Chico Salmon, R (1, 4) OBP: 0.364, SLG: 0.381				4-3		F7		F4		5	1	1	0	0	1	2				
Woodie Held, R (1, 5) OBP: 0.297, SLG: 0.471						F7				3	2	2	2	2	0	0				
Sam McDowell, L (1, 1) OBP: 0.111, SLG: 0.040										3	0	0	0	0	3	3				
Gary Bell, R (7, 1) OBP: 0.375, SLG: 0.375										1	0	0	0	0	1	0				
Don McMahon, R (8, 1) OBP: 0.143, SLG: 0.143										1	0	0	0	0	1	2				
Inning Stats	R: 0 E: 0 K: 2 S: 8	H: 1 LOB: 1 BB: 0 P: 8	R: 0 E: 1 K: 2 S: 7	H: 0 LOB: 2 BB: 2 P: 15	R: 2 E: 0 K: 0 S: 6	H: 3 LOB: 1 BB: 0 P: 6	R: 2 E: 0 K: 1 S: 7	H: 2 LOB: 1 BB: 1 P: 11	R: 0 E: 0 K: 2 S: 8	H: 1 LOB: 1 BB: 0 P: 6	R: 2 E: 0 K: 2 S: 9	H: 2 LOB: 0 BB: 0 P: 9	R: 1 E: 0 K: 1 S: 8	H: 3 LOB: 3 BB: 1 P: 12	R: 2 E: 0 K: 1 S: 9	H: 4 LOB: 3 BB: 1 P: 13	1B: 12 2B: 2 3B: 0 HR: 3	SF: 0 SAC: 0 DP: 1 HBP: 0	WP: 0 PB: 0 SB: 3 CS: 0	PA: 49
PITCHER	IP WLS BF H R ER SO BB IBB HBP BLK WP HR S P ERA WHIP																			
Diego Segui, R (1, 1) ERA: 4.11	6.0	30	9	5	5	8	3	0	0	0	0	0	1	43	55	7.50	2.000			
Moe Drabowsky, R (7, 1) ERA: 5.75	1.0	4	1	1	1	2	0	0	0	0	0	1	8	8	9.00	1.000				
John Wyatt, R (8, 1) ERA: 3.62	1.0	L	10	5	3	3	1	2	0	0	0	1	10	18	27.00	7.000				
Joe Grzenda, L (9, 1) ERA: 5.32	1.0	5	2	0	0	1	0	0	0	0	0	0	7	7	0.00	2.000				

Cleveland Indians @ Kansas City Athletics
Municipal Stadium, Kansas City, MO
Tue Jul 14 1964, 8:05 PM EDT
Att: 5,422 - Unknown


AB	44
R	9
H	17
RBI	9
BB	5
SO	12
LOB	26



Batter	1	2	3	4	5	6	7	8	9	AB	R	H	RBI	BB	SO	LOB	BOTTOM					
Wayne Causey, L (1, 6) OBP: 0.391, SLG: 0.384			E3				4-3			4	1	1	0	1	1	1						
Dick Green, R (1, 4) OBP: 0.284, SLG: 0.398									F4	5	1	2	1	0	2	2						
Ed Charles, R (1, 5) OBP: 0.321, SLG: 0.375			G6-4-3			F8			5-3	5	1	2	0	0	0	3						
Rocky Colavito, R (1, 9) OBP: 0.372, SLG: 0.533										4	2	2	2	0	1	2						
Ken Harrelson, R (1, 7) OBP: 0.450, SLG: 1.000				L7						4	2	2	4	0	1	1						
Jim Gentile, L (1, 3) OBP: 0.385, SLG: 0.490									5-3	4	0	0	0	0	2	1						
Doc Edwards, R (1, 2) OBP: 0.287, SLG: 0.229										3	0	0	0	0	1	1						
Billy Bryan, L (8, PH) OBP: 0.310, SLG: 0.538										1	0	0	0	0	1	0						
Nelson Mathews, R (1, 8) OBP: 0.287, SLG: 0.338									E5	3	0	1	0	0	0	0						
Jose Tartabull, L (8, PH) OBP: 0.256, SLG: 0.263										1	0	0	0	0	0	0						
Diego Segui, R (1, 1) OBP: 0.191, SLG: 0.244										2	0	0	0	0	1	0						
Moe Drabowsky, R (7, 1) OBP: 0.033, SLG: 0.033										0	0	0	0	0	0	0						
George Alusik, R (7, PH) OBP: 0.366, SLG: 0.377										1	0	0	0	0	1	1						
John Wyatt, R (8, 1) OBP: 0.143, SLG: 0.143										1	0	0	0	0	1	1						
Joe Grzenda, R (9, 1) ERA: 1.7										0	0	0	0	0	0	0						
Inning Stats	R: 0 E: 0 K: 1 S: 5	H: 1 LOB: 0 BB: 0 P: 5	R: 0 E: 0 K: 3 S: 10	H: 1 LOB: 0 BB: 0 P: 10	R: 0 E: 1 K: 0 S: 5	H: 1 LOB: 2 BB: 0 P: 5	R: 0 E: 0 K: 2 S: 7	H: 0 LOB: 0 BB: 0 P: 7	R: 0 E: 0 K: 1 S: 5	H: 0 LOB: 0 BB: 0 P: 5	R: 3 E: 0 K: 1 S: 6	H: 2 LOB: 1 BB: 1 P: 11	R: 0 E: 0 K: 1 S: 6	H: 1 LOB: 1 BB: 0 P: 6	R: 4 E: 1 K: 2 S: 12	H: 4 LOB: 1 BB: 0 P: 12	R: 0 E: 0 K: 1 S: 5	H: 0 LOB: 0 BB: 0 P: 5	1B: 5 2B: 1 3B: 0 HR: 4	SF: 0 SAC: 0 DP: 1 HBP: 0	WP: 0 PB: 0 SB: 1 CS: 0	PA: 39
PITCHER	IP WLS BF H R ER SO BB IBB HBP BLK WP HR S P ERA WHIP																					
Sam McDowell, L (1, 1) ERA: 2.88	6.1	26	6	3	3	8	1	0	0	0	0	1	41	45	4.26	1.105						
Gary Bell, R (7, 1) ERA: 4.44	0.2	5	3	3	3	1	0	0	0	0	2	7	7	40.50	4.500							
Don McMahon, R (8, 1) ERA: 1.7	2.0	W	8	1	1	1	3	0	0	0	0	1	14	14	4.50	0.500						

Cleveland Indians @ Kansas City Athletics
Municipal Stadium, Kansas City, MO
Tue Jul 14 1964, 8:05 PM EDT
Att: 5,422 - Unknown

AB	38
R	7
H	10
RBI	7
BB	1
SO	12
LOB	13



Batter	1	2	3	4	5	6	7	8	9	AB	R	H	RBI	BB	SO	LOB	TOP										
Dick Howser, R (1, 6) OBP: 0.299, SLG: 0.298	F2			1-3		BB 1B 1B		F9		4	1	1	0	0	0	0	Cleveland Indians @ Kansas City Athletics Municipal Stadium, Kansas City, MO Wed Jul 15 1964, 8:05 PM EDT Unknown livebaseballscorecards.com										
Vic Davallio, L (1, 8) OBP: 0.285, SLG: 0.314	F8			4-3		BB 1B		1B		4	1	2	0	0	0	0											
Leon Wagner, L (1, 7) OBP: 0.341, SLG: 0.507	F5			HR		1B BB		1B		3	1	2	1	1	0	0											
Bob Chance, L (1, 3) OBP: 0.423, SLG: 0.580		F8-3 BB		G3		1B		K		3	0	1	2	1	1	2											
Tito Francona, L (1, 9) OBP: 0.384, SLG: 0.393									F2	3	0	1	0	0	1	3											
Gary Bell, R (6, 1) OBP: 0.375, SLG: 0.375	F8-3					K				0	0	0	0	0	0	0											
Sonny Siebert, R (8, 1) OBP: 0.294, SLG: 0.375										0	0	0	0	0	0	0											
Larry Brown, R (6, PH) OBP: 0.266, SLG: 0.372										1	0	0	0	0	0	0											
John Romano, R (1, 2) OBP: 0.356, SLG: 0.478					G6-4-3 1B				K	4	0	0	0	0	3	1											
Chico Salmon, R (1, 4) OBP: 0.333, SLG: 0.348				6-3					K	4	0	0	0	0	2	0											
Woodie Held, R (1, 5) OBP: 0.296, SLG: 0.465				K						2	0	0	0	0	1	0											
Jack Kralick, L (1, 1) OBP: 0.188, SLG: 0.191										1	0	0	0	0	0	0											
Pedro Ramos, S (5, 1) OBP: 0.290, SLG: 0.448	F8									0	0	0	0	0	0	0											
Billy Moran, R (6, PH) OBP: 0.291, SLG: 0.292										2	0	0	0	0	0	1											
Inning Stats	R: 0 E: 0 K: 0 S: 3	H: 0 LOB: 0 BB: 0 P: 3	R: 0 E: 0 K: 1 S: 4	H: 0 LOB: 0 BB: 1 P: 8	R: 0 E: 0 K: 1 S: 5	H: 0 LOB: 0 BB: 0 P: 5	R: 1 E: 0 K: 0 S: 4	H: 1 LOB: 0 BB: 0 P: 4	R: 0 E: 0 K: 1 S: 3	H: 1 LOB: 0 BB: 0 P: 3	R: 2 E: 0 K: 1 S: 7	H: 3 LOB: 2 BB: 1 P: 12	R: 0 E: 0 K: 1 S: 7	H: 0 LOB: 0 BB: 0 P: 7	R: 0 E: 0 K: 1 S: 7	H: 2 LOB: 2 BB: 0 P: 7	R: 0 E: 0 K: 2 S: 7	H: 0 LOB: 0 BB: 0 P: 7	1B: 6 2B: 1 3B: 0 HR: 1	SF: 0 SAC: 0 DP: 2 HBP: 1	WP: 0 PB: 0 SB: 0 CS: 0	PA: 34					
PITCHER	IP	WLS	BF	H	R	ER	SO	BB	IBB	HBP	BLK	WP	HR	S	P	ERA	WHIP										
Orlando Pena, R (1, 1) ERA: 4.29	5.2		22	5	3	3	2	2	0	0	0	0	1	23	32	4.76	1.235										
Wes Stock, R (6, 1) ERA: 2.35	3.1	W	12	2	0	0	6	0	0	0	0	0	0	24	24	0.00	0.600										

Batter	1	2	3	4	5	6	7	8	9	AB	R	H	RBI	BB	SO	LOB	BOTTOM										
Wayne Causey, L (1, 6) OBP: 0.394, SLG: 0.384	1B			FC1-6 2B		1B		F9		3	1	1	0	1	0	1	Cleveland Indians @ Kansas City Athletics Municipal Stadium, Kansas City, MO Wed Jul 15 1964, 8:05 PM EDT Unknown livebaseballscorecards.com										
Dick Green, R (1, 4) OBP: 0.294, SLG: 0.410	1B			2B		BB		1B		5	0	4	2	0	0	3											
Ken Harrelson, R (1, 3) OBP: 0.400, SLG: 0.840	F5			6-3		K		K		5	0	1	0	0	2	4											
Rocky Colavito, R (1, 9) OBP: 0.367, SLG: 0.524	L5-3 1B			5-3		K		F8		5	0	0	0	0	1	4											
George Alusik, R (1, 7) OBP: 0.374, SLG: 0.392						6-3				4	1	3	0	0	0	0											
Ed Charles, R (1, 5) OBP: 0.321, SLG: 0.372						F9		F6		3	1	0	0	1	0	2											
Doc Edwards, R (1, 2) OBP: 0.213, SLG: 0.224										3	0	0	0	0	0	3											
Billy Bryan, L (7, PH) OBP: 0.315, SLG: 0.538										0	0	0	0	1	0	0											
Nelson Mathews, R (1, 8) OBP: 0.290, SLG: 0.347										3	1	2	1	0	1	0											
Jose Tartabull, L (7, PH) OBP: 0.275, SLG: 0.282										1	0	1	1	0	0	0											
Orlando Pena, R (1, 1) OBP: 0.167, SLG: 0.196										2	0	2	1	0	0	0											
Wes Stock, R (6, 1) OBP: 0.200, SLG: 0.111										1	1	0	0	1	1	2											
Inning Stats	R: 0 E: 0 K: 0 S: 4	H: 2 LOB: 1 BB: 0 P: 4	R: 1 E: 0 K: 0 S: 6	H: 3 LOB: 3 BB: 0 P: 7	R: 0 E: 0 K: 0 S: 4	H: 1 LOB: 2 BB: 1 P: 8	R: 2 E: 0 K: 1 S: 7	H: 3 LOB: 0 BB: 0 P: 7	R: 0 E: 0 K: 2 S: 8	H: 1 LOB: 2 BB: 2 P: 16	R: 1 E: 0 K: 1 S: 7	H: 2 LOB: 1 BB: 1 P: 11	R: 0 E: 0 K: 0 S: 4	H: 2 LOB: 1 BB: 0 P: 4	R: 0 E: 0 K: 2 S: 4	H: 2 LOB: 1 BB: 0 P: 4	1B: 11 2B: 3 3B: 1 HR: 0	SF: 0 SAC: 0 DP: 2 HBP: 1	WP: 0 PB: 0 SB: 0 CS: 0	PA: 40							
PITCHER	IP	WLS	BF	H	R	ER	SO	BB	IBB	HBP	BLK	WP	HR	S	P	ERA	WHIP										
Jack Kralick, L (1, 1) ERA: 2.55	1.0		3	0	0	0	1	0	0	0	0	0	0	5	5	0.00	0.000										
Pedro Ramos, R (5, 1) ERA: 4.09	2.1	L	15	5	2	2	3	2	1	0	0	0	0	18	30	7.71	3.000										
Gary Bell, R (6, 1) ERA: 4.59	0.2		1	0	0	0	0	0	0	0	0	0	0	1	1	0.00	0.000										

Batter	1	2	3	4	5	6	7	8	9	AB	R	H	RBI	BB	SO	LOB	TOP			
Dick Howser, R (1, 6) OBP: 0.301, SLG: 0.296	F4		1B SF7 BB		6-3			F9 BB FC3-6 BB		2	2	0	0	2	0	0	Cleveland Indians @ Kansas City Athletics Municipal Stadium, Kansas City, MO Wed Jul 15 1964, 8:05 PM EDT Att: 10,341 - Unknown livebaseballscorecards.com			
Vic Davallo, L (1, 8) OBP: 0.285, SLG: 0.311	1-3		F7		4-3			FC3-6 BB		3	0	0	0	1	0	1				
Leon Wagner, L (1, 7) OBP: 0.340, SLG: 0.504	F2		SF7 1B		4-3			F9		4	0	1	0	0	0	2				
Bob Chance, L (1, 3) OBP: 0.420, SLG: 0.576		G6-4-3 1B	SF7		6-3			FC3-6		3	0	1	2	0	0	1				
Al Smith, R (1, 9) OBP: 0.202, SLG: 0.298		G6-4-3 1-2	6-3		F2			G3		4	0	0	0	0	0	3				
Joe Azzue, R (1, 2) OBP: 0.244, SLG: 0.300		E 1B 1B		K	4-3			F5		4	0	1	0	0	1	0				
Larry Brown, R (1, 4) OBP: 0.266, SLG: 0.370		E 1B 1-2		5-3			F9	F8		4	0	1	0	0	0	0				
Woodie Held, R (1, 5) OBP: 0.302, SLG: 0.463		E5 1-2 2-3					F8			3	0	1	0	1	0	2				
Lee Stange, R (1, 1) OBP: 0.176, SLG: 0.036					F9			F2		2	0	0	0	0	1	4				
Billy Moran, R (7, PH) OBP: 0.299, SLG: 0.291							6-3			1	0	0	0	0	0	0				
Don McMahon, R (7, 1) OBP: 0.143, SLG: 0.143										0	0	0	0	0	0	0				
John Romano, R (8, PH) OBP: 0.357, SLG: 0.476										1	0	0	0	0	0	1				
Inning Stats	R: 0 E: 0 K: 0 S: 3	H: 0 LOB: 0 BB: 0 P: 3	R: 0 E: 1 K: 1 S: 8	H: 3 LOB: 3 BB: 0 P: 8	R: 1 E: 0 K: 0 S: 4	H: 1 LOB: 1 BB: 1 P: 8	R: 0 E: 0 K: 1 S: 6	H: 1 LOB: 0 BB: 0 P: 6	R: 0 E: 0 K: 0 S: 3	H: 0 LOB: 0 BB: 0 P: 3	R: 0 E: 0 K: 0 S: 3	H: 0 LOB: 0 BB: 0 P: 3	R: 1 E: 0 K: 0 S: 3	H: 0 LOB: 1 BB: 2 P: 11	R: 0 E: 0 K: 0 S: 3	H: 0 LOB: 1 BB: 1 P: 7	1B: 5 2B: 0 3B: 0 HR: 0	SF: 1 SAC: 0 DP: 1 HBP: 0	WP: 0 PB: 0 SB: 0 CS: 0	PA: 36
PITCHER Ted Bowsfield, L (1, 1) ERA: 4.57	IP: 9.0 WLS: W BF: 36 H: 5 R: 2 ER: 2 SO: 2 BB: 4 IBB: 0 HBP: 0 BLK: 0 WP: 0 HR: 0 S: 36 P: 52 ERA: 2.00 WHIP: 1.000																			

Batter	1	2	3	4	5	6	7	8	9	AB	R	H	RBI	BB	SO	LOB	BOTTOM			
Jose Tartabull, L (1, 8) OBP: 0.250, SLG: 0.256	1-3		F8		4-3			F4		4	0	0	0	0	0	0	Cleveland Indians @ Kansas City Athletics Municipal Stadium, Kansas City, MO Wed Jul 15 1964, 8:05 PM EDT Att: 10,341 - Unknown livebaseballscorecards.com			
Wayne Causey, L (1, 6) OBP: 0.397, SLG: 0.384	4-0 BB		FC5-4 1B			F8		H 1-0 HBP		2	0	1	0	1	0	0				
Dick Green, R (1, 4) OBP: 0.290, SLG: 0.406	F9		F9			5-3		3-1		3	0	0	0	0	0	2				
Charlie Shoemaker, L (7, 4) OBP: 0.200, SLG: 0.300										1	0	0	0	0	0	1				
Rocky Colavito, R (1, 9) OBP: 0.367, SLG: 0.532	F7		FC5-4 1-2			HR				3	1	1	1	0	0	2				
Manny Jimenez, L (1, 7) OBP: 0.299, SLG: 0.552						F7				1	0	0	0	0	1	0				
George Alusik, R (3, 7) OBP: 0.376, SLG: 0.394					G6-4-3 1B					2	0	1	0	0	0	0				
Ken Harrelson, R (1, 3) OBP: 0.357, SLG: 0.750		K			G6-4-3 1-2			F7		3	0	0	0	0	1	1				
Ed Charles, R (1, 5) OBP: 0.318, SLG: 0.368		E6 HR			K			F2		3	1	0	0	0	1	0				
Billy Bryan, L (1, 2) OBP: 0.316, SLG: 0.557		HR			K			F3		3	1	1	2	0	1	0				
Ted Bowsfield, R (1, 1)					K					3	0	0	0	0	3	0				
Inning Stats	R: 0 E: 0 K: 0 S: 3	H: 0 LOB: 1 BB: 1 P: 7	R: 2 E: 3 K: 3 S: 11	H: 1 LOB: 0 BB: 0 P: 11	R: 0 E: 0 K: 1 S: 5	H: 1 LOB: 0 BB: 0 P: 5	R: 0 E: 0 K: 2 S: 7	H: 0 LOB: 0 BB: 0 P: 7	R: 1 E: 0 K: 0 S: 4	H: 1 LOB: 0 BB: 0 P: 4	R: 0 E: 0 K: 0 S: 3	H: 0 LOB: 0 BB: 0 P: 3	R: 0 E: 0 K: 1 S: 5	H: 0 LOB: 1 BB: 0 P: 6	R: 0 E: 0 K: 1 S: 5	H: 0 LOB: 0 BB: 0 P: 6	1B: 2 2B: 0 3B: 0 HR: 2	SF: 0 SAC: 0 DP: 1 HBP: 1	WP: 0 PB: 0 SB: 0 CS: 0	PA: 30
PITCHER Lee Stange, R (1, 1) ERA: 5.13	IP: 6.0 WLS: L BF: 23 H: 4 R: 3 ER: 3 SO: 6 BB: 1 IBB: 0 HBP: 0 BLK: 0 WP: 0 HR: 2 S: 34 P: 38 ERA: 1.50 WHIP: 0.833																			
PITCHER Don McMahon, R (7, 1) ERA: 1.64	IP: 2.0 WLS: 7 BF: 7 H: 0 R: 0 ER: 0 SO: 1 BB: 0 IBB: 0 HBP: 1 BLK: 0 WP: 0 HR: 0 S: 8 P: 9 ERA: 0.00 WHIP: 0.000																			

Batter	1	2	3	4	5	6	7	8	9	10	11	12	13	14	15	AB	R	H	RBI	BB	SO	LOB	TOP									
Dick Howser, R OBP: 0.308, SLG: 0.302 (1, 9)	1-3		F8			F8 BB 1B		F7		P5		4-3		FC4-6 BB		6	1	1	0	1	0	1										
Vic Davallo, L OBP: 0.285, SLG: 0.318 (1, 8)	F9			F8		F8 BB 1B		4-3			BB S 1B	G5-3 2B		FC4-6		6	1	2	0	1	0	1										
Leon Wagner, L OBP: 0.336, SLG: 0.489 (1, 7)	K			L6		F8		G3			F5					6	0	0	0	1	1	3										
John Romano, R OBP: 0.301, SLG: 0.405 (1, 2)		G3		F9					F7							7	1	1	0	0	2	5										
Bob Chance, L OBP: 0.416, SLG: 0.567 (1, 3)	K					F7			FC6-4 1B							6	1	3	3	1	2	0										
Al Smith, R OBP: 0.195, SLG: 0.285 (1, 9)											BB IBB																					
Tito Francona, L OBP: 0.382, SLG: 0.387 (11, PH)	F8					5-3			FC6-4 1B							4	0	0	0	0	1	2										
Billy Moran, R OBP: 0.289, SLG: 0.289 (11, 5)									1-2 2-3 BB							0	0	0	0	1	0	0										
Larry Brown, R OBP: 0.273, SLG: 0.362 (1, 4)				F7					F8							6	0	0	0	1	2	4										
Woodie Held, R OBP: 0.315, SLG: 0.459 (11, 9)						SH5-4 1B										5	1	2	0	1	2	0										
Dick Donovan, L OBP: 0.372, SLG: 0.290 (5, PH)																0	0	0	0	0	0	0										
Chico Carrasco, L OBP: 0.175, SLG: 0.333 (5, 1)																1	0	0	0	0	0	1										
Pedro Ramos, R OBP: 0.321, SLG: 0.418 (5, 1)																1	0	0	0	0	0	0										
Don McMahon, R OBP: 0.327, SLG: 0.322 (12, PH)																1	0	0	0	0	1	0										
Frank White, L OBP: 0.330, SLG: 0.407 (12, 1)																0	0	0	0	0	0	0										
Ted Abernathy, R OBP: 0.330, SLG: 0.407 (12, 1)																1	0	0	0	0	0	0										
Gary Bell, R OBP: 0.332, SLG: 0.332 (13, 1)																1	0	0	0	0	1	0										
Inning Stats	R: 0 E: 0 K: 1 S: 5	H: 0 LOB: 0 BB: 0 P: 5	R: 0 E: 0 K: 1 S: 5	H: 0 LOB: 0 BB: 0 P: 5	R: 0 E: 0 K: 1 S: 4	H: 1 LOB: 1 BB: 0 P: 4	R: 0 E: 0 K: 0 S: 3	H: 0 LOB: 0 BB: 0 P: 3	R: 0 E: 0 K: 1 S: 6	H: 1 LOB: 2 BB: 1 P: 10	R: 2 E: 0 K: 1 S: 9	H: 2 LOB: 1 BB: 0 P: 13	R: 0 E: 0 K: 0 S: 3	H: 0 LOB: 0 BB: 0 P: 3	R: 0 E: 0 K: 0 S: 3	H: 0 LOB: 0 BB: 0 P: 7	R: 2 E: 0 K: 0 S: 4	H: 2 LOB: 1 BB: 2 P: 12	R: 0 E: 0 K: 2 S: 7	H: 0 LOB: 0 BB: 0 P: 7	R: 0 E: 0 K: 2 S: 7	H: 0 LOB: 0 BB: 0 P: 11	R: 2 E: 0 K: 1 S: 7	H: 2 LOB: 1 BB: 1 P: 7	R: 0 E: 0 K: 1 S: 7	H: 0 LOB: 0 BB: 0 P: 7	R: 0 E: 0 K: 1 S: 7	H: 2 LOB: 0 BB: 0 P: 7	1B: 7 2B: 1 3B: 1 HR: 1	SF: 0 SAC: 2 DP: 1 HBP: 0	WP: 0 PB: 0 CS: 0	PA: 61
PITCHER	IP 10.0	WLS 10.0	BF 37	H 5	R 2	ER 2	SO 7	BB 2	IBB 0	HBP 0	BLK 0	WP 0	HR 0	S 49	P 57	ERA 1.80	WHIP 0.700															
Al Downing, L ERA: 3.02 (1, 1)	2.0	12	3	2	2	1	2	2	0	0	0	0	1	10	26	9.00	2.500															
Bill Stafford, R ERA: 2.53 (11, 1)	3.0	L 12	2	2	2	5	1	0	0	0	0	0	0	21	25	6.00	1.000															
Pete Mikkelsen, R ERA: 3.75 (13, 1)																																

Cleveland Indians @ New York Yankees
Yankee Stadium, Bronx, NY
Sat Jul 18 1964, 3:33 AM EDT
Att. 17,410 - Unknown - 92 F

AB 52
R 6
H 10
RBI 6
BB 7
SO 13
LOB 18



Batter	1	2	3	4	5	6	7	8	9	10	11	12	13	14	15	AB	R	H	RBI	BB	SO	LOB	BOTTOM					
Tony Kubek, L OBP: 0.293, SLG: 0.377 (1, 8)	FC4-5 PB 1B		L9					BB SH5-3 BB		G3						5	1	3	2	2	0	0						
Bobby Richardson, R OBP: 0.273, SLG: 0.361 (1, 4)	FC4-5 2B		F7			P2		SH5-3								6	1	1	0	0	0	3						
Mickey Mantle, S OBP: 0.449, SLG: 0.815 (1, 8)																5	1	1	1	1	4	1						
Pedro Gonzalez, R OBP: 0.300, SLG: 0.333 (14, 3)	2B		K													0	0	0	0	0	0	0						
Roger Maris, L OBP: 0.345, SLG: 0.483 (1, 9)	F2															5	0	1	0	1	0	1						
Tom Tresh, S OBP: 0.381, SLG: 0.433 (1, 7)																4	0	1	1	0	1	4						
Hector Lopez, R OBP: 0.318, SLG: 0.430 (11, 7)	2B															2	0	0	0	0	0	0						
Joe Pepitone, L OBP: 0.289, SLG: 0.381 (1, 3)	P6															6	0	1	0	0	0	1						
Elston Howard, R OBP: 0.353, SLG: 0.422 (1, 2)			P4													6	0	0	0	0	1	1						
Clete Boyer, R OBP: 0.283, SLG: 0.323 (1, 5)	F2															5	1	0	0	1	1	0						
Al Downing, R ERA: 4.43 (1, 1)																3	0	0	0	0	3	0						
Pedro Ramos, R ERA: 4.38 (5, 1)																1	0	0	0	0	1	0						
Don McMahon, R ERA: 1.48 (9, 1)																0	0	0	0	0	0	0						
Ted Abernathy, R ERA: 3.44 (12, 1)																1	0	0	0	0	0	0						
Gary Bell, R ERA: 4.55 (13, 1)																1	0	0	0	0	1	0						
Inning Stats	R: 2 E: 0 K: 0 S: 6	H: 3 LOB: 1 BB: 0 P: 6	R: 0 E: 0 K: 1 S: 5	H: 0 LOB: 0 BB: 0 P: 5	R: 0 E: 0 K: 1 S: 5	H: 0 LOB: 0 BB: 0 P: 5	R: 0 E: 0 K: 1 S: 5	H: 0 LOB: 0 BB: 0 P: 5	R: 0 E: 0 K: 1 S: 7	H: 0 LOB: 0 BB: 3 P: 19	R: 0 E: 0 K: 2 S: 8	H: 0 LOB: 0 BB: 0 P: 8	R: 0 E: 0 K: 0 S: 3	H: 0 LOB: 0 BB: 0 P: 3	R: 2 E: 0 K: 0 S: 4	H: 1 LOB: 0 BB: 1 P: 8	R: 0 E: 0 K: 1 S: 5	H: 0 LOB: 0 BB: 0 P: 5	R: 0 E: 0 K: 1 S: 5	H: 0 LOB: 0 BB: 0 P: 5	R: 0 E: 0 K: 1 S: 4	H: 0 LOB: 0 BB: 1 P: 8	R: 0 E: 0 K: 1 S: 4	H: 0 LOB: 0 BB: 0 P: 8	1B: 4 2B: 3 3B: 1 HR: 1	SF: 0 SAC: 1 DP: 1 HBP: 0	WP: 0 PB: 0 CS: 0	PA: 56
PITCHER	IP 4.0	WLS 16	BF 16	H 5	R 2	ER 2	SO 2	BB 0	IBB 0	HBP 0	BLK 0	WP 0	HR 0	S 20	P 20	ERA 4.50	WHIP 1.250											
Dick Donovan, R ERA: 4.43 (1, 1)	4.0	16	1	0	0	4	2	1	0	0	0	0	0	21	33	0.00	0.750											
Pedro Ramos, R ERA: 4.38 (5, 1)	3.0	10	1	0	0	3	0	0	0	0	0	0	0	16	16	0.00	0.333											
Don McMahon, R ERA: 1.48 (9, 1)	1.0	5	1	2	2	0	1	0	0	0	0	0	1	4	8	18.00	2.000											
Ted Abernathy, R ERA: 3.44 (12, 1)	3.0	W 9	0	0	0	3	1	0	0	0	0	0	0	14	18	0.00	0.333											

Cleveland Indians @ New York Yankees
Yankee Stadium, Bronx, NY
Sat Jul 18 1964, 3:33 AM EDT
Att. 17,410 - Unknown - 92 F

AB 50
R 4
H 8
RBI 4
BB 5
SO 12
LOB 12



Batter	1	2	3	4	5	6	7	8	9	AB	R	H	RBI	BB	SO	LOB	TOP			
Dick Howser, R OBP: 0.305, SLG: 0.299 (1, 6)	0-0 4-3		0-0 F9		0-0 5-3		0-0 1-3			4	0	0	0	0	0	1				
Vic Davallio, L OBP: 0.288, SLG: 0.320 (1, 8)	0-0 FC4-6 1B		0-0 FC4-6 1B		0-0 F8		0-0 5-3			4	0	2	0	0	0	0				
Leon Wagner, L OBP: 0.333, SLG: 0.483 (1, 7)	0-0 FC4-6 1-2		0-0 FC4-6 1-2		0-0 F8		0-0 F9			4	0	0	0	0	0	2				
Bob Chance, L OBP: 0.408, SLG: 0.554 (1, 3)	0-3 K2-3		0-0 E4		0-0 1-3		0-0 F8			4	0	0	0	0	1	2				
Tito Francona, L OBP: 0.385, SLG: 0.405 (1, 9)		0-0 HR	0-0 F8		0-0 F8		0-0 F8		4-0 FC5-4 1B BB	3	1	1	1	1	0	2				
John Romano, R OBP: 0.349, SLG: 0.461 (1, 2)	0-0 F5		0-3 K		0-0 K		0-0 6-3		0-0 FC5-4 1B	4	0	1	0	0	1	0				
Larry Brown, R OBP: 0.276, SLG: 0.377 (1, 4)	0-0 HR		0-0 1B		0-0 1B		0-0 5-3		0-0 FC5-4 G6-4-3 1-2 2-3	4	1	2	1	0	0	2				
Woodie Held, R OBP: 0.313, SLG: 0.455 (1, 5)	0-3 K		0-3 K		0-3 K		0-0 1B		0-0 G6-4-3 1-2	4	0	1	0	0	2	3				
Sam McDowell, L OBP: 0.103, SLG: 0.037 (1, 1)	0-3 K		0-3 K		0-3 K		0-3 K			2	0	0	0	0	2	1				
Ted Abernathy, R (6, 1)										0	0	0	0	0	0	0				
Al Smith, R (7, PH)										1	0	0	0	0	1	1				
Sonny Siebert, R (7, 1)										0	0	0	0	0	0	0				
Inning Stats	R: 0 E: 0 K: 1 S: 6	H: 1 LOB: 1 BB: 0 P: 6	R: 2 E: 0 K: 2 S: 9	H: 2 LOB: 0 BB: 0 P: 9	R: 0 E: 1 K: 0 S: 5	H: 1 LOB: 2 BB: 0 P: 5	R: 0 E: 0 K: 3 S: 10	H: 0 LOB: 1 BB: 0 P: 10	R: 0 E: 0 K: 0 S: 3	H: 0 LOB: 0 BB: 0 P: 3	R: 0 E: 0 K: 1 S: 6	H: 1 LOB: 1 BB: 0 P: 6	R: 0 E: 0 K: 0 S: 3	H: 0 LOB: 0 BB: 0 P: 3	R: 0 E: 0 K: 0 S: 3	H: 1 LOB: 1 BB: 1 P: 7	1B: 5 2B: 0 3B: 0 HR: 2	SF: 0 SAC: 0 DP: 1 HBP: 0	WP: 0 PB: 0 CS: 0	PA: 35
PITCHER Rollie Sheldon, R (1, 1) ERA: 3.6	IP: 9.0 WLS: W BF: 35 H: 7 R: 2 ER: 2 SO: 7 BB: 1 IBB: 0 HBP: 0 BLK: 0 WP: 0 HR: 2 S: 48 P: 52 ERA: 2.00 WHIP: 0.889											PITCHER	IP: 9.0 WLS: W BF: 35 H: 7 R: 2 ER: 2 SO: 7 BB: 1 IBB: 0 HBP: 0 BLK: 0 WP: 0 HR: 2 S: 48 P: 52 ERA: 2.00 WHIP: 0.889							

Cleveland Indians @ New York Yankees
Yankee Stadium, Bronx, NY
Sun Jul 19 1964, 3:33 AM EDT
Unknown - 90 F

AB 34
R 2
H 7
RBI 2
BB 1
SO 7
LOB 14



Batter	1	2	3	4	5	6	7	8	9	AB	R	H	RBI	BB	SO	LOB	BOTTOM			
Phil Linz, R OBP: 0.319, SLG: 0.355 (1, 6)	0-0 WP 1B	4-0 1B BB		0-3 K		0-0 G6-4-3 1-2				3	0	1	0	1	1	1				
Bobby Richardson, R OBP: 0.276, SLG: 0.303 (1, 4)	0-3 K 1-2	0-0 1B 2-3			0-0 2B 1B		0-3 K			4	1	2	0	0	2	1				
Hector Lopez, R OBP: 0.322, SLG: 0.434 (1, 9)	0-3 K	0-3 K			0-0 1B 2B		4-0 BB			3	1	1	0	1	2	4				
Mickey Mantle, S (1, 8)	0-3 K	0-0 1-3			4-0 1B G6-4-3 IBB		0-0 P5			3	1	0	0	1	1	5				
Tom Tresh, S (1, 7)		0-0 1B 2B 1B	0-0 F3		0-0 G6-4-3 1B		0-3 K			4	1	2	2	0	1	1				
Elston Howard, R (1, 2)		0-0 2B 1B 1B	0-0 1-3		0-0 G6-4-3 1-2		0-0 G6-4-3 1B		0-0 G6-4-3 1B	4	1	2	0	0	0	1				
Pedro Gonzalez, R (1, 3)		0-0 1-3 1B 2B	0-0 6-3		0-0 K		0-0 F8		0-0 F8	4	1	1	1	0	1	1				
Clete Boyer, R (1, 5)		0-0 FC1-6 1B		0-0 F7		0-0 F8		0-0 G6-4-3		4	0	1	2	0	0	1				
Rollie Sheldon, R (1, 1)		0-0 FC1-6 1B BB		0-3 K		0-0 G6-4-3 1B				3	0	1	0	0	1	1				
Inning Stats	R: 0 E: 0 K: 3 S: 10	H: 1 LOB: 1 BB: 0 P: 10	R: 3 E: 0 K: 1 S: 10	H: 5 LOB: 3 BB: 1 P: 14	R: 0 E: 0 K: 0 S: 3	H: 0 LOB: 0 BB: 0 P: 3	R: 0 E: 0 K: 2 S: 7	H: 0 LOB: 0 BB: 0 P: 7	R: 3 E: 0 K: 1 S: 7	H: 3 LOB: 0 BB: 1 P: 11	R: 0 E: 0 K: 0 S: 3	H: 1 LOB: 0 BB: 0 P: 3	R: 0 E: 0 K: 0 S: 7	H: 0 LOB: 1 BB: 1 P: 11	R: 0 E: 0 K: 0 S: 3	H: 1 LOB: 0 BB: 0 P: 3	1B: 9 2B: 2 3B: 0 HR: 0	SF: 0 SAC: 0 DP: 3 HBP: 0	WP: 1 PB: 0 CS: 0	PA: 35
PITCHER Sam McDowell, L (1, 1) ERA: 3.16	IP: 5.1 WLS: L BF: 27 H: 10 R: 6 ER: 6 SO: 7 BB: 1 IBB: 0 HBP: 0 BLK: 0 WP: 1 HR: 0 S: 39 P: 47 ERA: 10.12 WHIP: 2.062											PITCHER	IP: 5.1 WLS: L BF: 27 H: 10 R: 6 ER: 6 SO: 7 BB: 1 IBB: 0 HBP: 0 BLK: 0 WP: 1 HR: 0 S: 39 P: 47 ERA: 10.12 WHIP: 2.062							
PITCHER Ted Abernathy, R (6, 1) ERA: 3.4	0.2 1 0 0 0 0 0 0 0 0 0 0 1 1 0.00 0.000											PITCHER	0.2 1 0 0 0 0 0 0 0 0 0 0 1 1 0.00 0.000							
PITCHER Sonny Siebert, R (7, 1) ERA: 4.34	2.0 7 1 0 0 2 1 0 0 0 0 0 10 14 0.00 1.000											PITCHER	2.0 7 1 0 0 2 1 0 0 0 0 0 10 14 0.00 1.000							

Cleveland Indians @ New York Yankees
Yankee Stadium, Bronx, NY
Sun Jul 19 1964, 3:33 AM EDT
Unknown - 90 F


AB 32
R 6
H 11
RBI 5
BB 3
SO 9
LOB 16



Batter	1	2	3	4	5	6	7	8	9	AB	R	H	RBI	BB	SO	LOB	TOP			
Vic Davallo, L OBP: 0.284, SLG: 0.315 (1, 8)	1-3	F5		F2			F8		L8	5	0	0	0	0	0	2				
Al Smith, R OBP: 0.195, SLG: 0.276 (1, 9)	1B BB		6-3		P3		K			3	1	0	0	1	1	0				
Leon Wagner, L OBP: 0.332, SLG: 0.489 (1, 7)	K		K		HR		F3			4	1	1	1	0	2	1				
Bob Chance, L OBP: 0.415, SLG: 0.559 (1, 3)	BB 1B		1B					K		4	0	3	0	0	1	0				
Joe Azcue, R OBP: 0.286, SLG: 0.341 (1, 2)	1-2 BB		5-3		K			G5-4-3 1B		3	0	1	0	1	1	2				
Larry Brown, R OBP: 0.279, SLG: 0.376 (6, 4)	1-2 2-3 3-H BB			1B 4-3	G3			G5-4-3 1B		3	1	1	1	1	0	2				
Chico Salmon, R OBP: 0.321, SLG: 0.333 Dick Howser, R OBP: 0.305, SLG: 0.298 (6, 6)	P6			4-3 1B		K		F7		3	0	1	0	0	1	3				
Billy Moran, R OBP: 0.289, SLG: 0.289 (1, 5)		1-3		4-3		P6			FC1-6 1B	4	0	1	1	0	0	1				
Luis Tiant, R (1, 1)		1-3		K		F8		FC1-6 1-2		4	0	0	0	0	1	2				
Inning Stats	R: 1 E: 0 K: 1 S: 6	H: 1 LOB: 3 BB: 3 P: 18	R: 0 E: 0 K: 0 S: 3	H: 0 LOB: 0 BB: 0 P: 3	R: 0 E: 0 K: 1 S: 6	H: 1 LOB: 1 BB: 0 P: 6	R: 1 E: 0 K: 1 S: 7	H: 2 LOB: 1 BB: 0 P: 7	R: 1 E: 0 K: 1 S: 5	H: 2 LOB: 1 BB: 0 P: 7	R: 0 E: 0 K: 1 S: 5	H: 0 LOB: 0 BB: 0 P: 5	R: 0 E: 0 K: 1 S: 5	H: 1 LOB: 0 BB: 0 P: 5	R: 0 E: 0 K: 0 S: 4	H: 1 LOB: 1 BB: 0 P: 4	1B: 7 2B: 0 3B: 0 HR: 1	SF: 0 SAC: 0 DP: 1 HBP: 0	WP: 0 PB: 0 CS: 0	PA: 37
PITCHER	IP WLS BF H R ER SO BB IBB HBP BLK WP HR S P ERA WHIP	IP WLS BF H R ER SO BB IBB HBP BLK WP HR S P ERA WHIP																		
Whitey Ford, L ERA: 2.14 (1, 1)	5.0 L 24 6 3 3 4	2.0 6 0 0 0 2	2.0 7 2 0 0 1																	
Hal Reniff, R ERA: 2.95 (6, 1)																				
Ralph Terry, R ERA: 6.66 (8, 1)																				

Cleveland Indians @ New York Yankees
Yankee Stadium, Bronx, NY
Sun Jul 19 1964, 3:38 AM EDT
Att: 30,061 - Unknown - 89 F


AB 34
R 3
H 8
RBI 3
BB 3
SO 7
LOB 13



Batter	1	2	3	4	5	6	7	8	9	AB	R	H	RBI	BB	SO	LOB	BOTTOM					
Tony Kubek, L OBP: 0.288, SLG: 0.370 (1, 6)	K		K		P4		K			4	0	0	0	0	3	1						
Phil Linz, R OBP: 0.318, SLG: 0.353 (1, 4)	4-3		F9			F5		G4-6-3 1B		4	0	1	0	0	0	0						
Hector Lopez, R OBP: 0.320, SLG: 0.427 (1, 7)	BB		F8		F9		G4-6-3 1-2			3	0	0	0	1	0	1						
Roger Maris, L OBP: 0.347, SLG: 0.462 (1, 9)	K		BB BB		WP BB 1B		K			3	0	1	0	1	2	1						
Tom Tresh, S OBP: 0.367, SLG: 0.434 (1, 8)		1B		1-2 BB		WP BB		G3		2	0	1	0	2	0	0						
Joe Pepitone, L OBP: 0.286, SLG: 0.376 (1, 3)	F8		K		K		K		P6	4	0	0	0	2	5							
Johnny Blanchard, L OBP: 0.397, SLG: 0.399 (1, 2)	L9		F9			P5		F9		4	0	0	0	0	3							
Clete Boyer, R OBP: 0.280, SLG: 0.318 (1, 5)	K				K		K			3	0	0	0	0	3	1						
Whitey Ford, L OBP: 0.283, SLG: 0.178 Archie Moore, L OBP: 0.308, SLG: 0.273 Hal Reniff, R OBP: 0.143, SLG: 0.143 Bobby Richardson, R OBP: 0.277, SLG: 0.305 Ralph Terry, R OBP: 0.250, SLG: 0.214 (8, 1)			K		4-3		1B			1	0	0	0	0	1	0						
Inning Stats	R: 0 E: 0 K: 2 S: 7	H: 0 LOB: 1 BB: 1 P: 11	R: 0 E: 0 K: 1 S: 6	H: 1 LOB: 0 BB: 0 P: 6	R: 0 E: 0 K: 2 S: 7	H: 0 LOB: 0 BB: 0 P: 7	R: 0 E: 0 K: 1 S: 5	H: 0 LOB: 2 BB: 2 P: 13	R: 0 E: 0 K: 1 S: 5	H: 0 LOB: 0 BB: 0 P: 5	R: 0 E: 0 K: 1 S: 6	H: 1 LOB: 2 BB: 1 P: 10	R: 0 E: 0 K: 2 S: 8	H: 1 LOB: 1 BB: 0 P: 8	R: 0 E: 0 K: 1 S: 5	H: 1 LOB: 0 BB: 0 P: 5	R: 0 E: 0 K: 0 S: 3	H: 0 LOB: 0 BB: 0 P: 3	1B: 4 2B: 0 3B: 0 HR: 0	SF: 0 SAC: 0 DP: 1 HBP: 0	WP: 1 PB: 0 CS: 0	PA: 34
PITCHER	IP WLS BF H R ER SO BB IBB HBP BLK WP HR S P ERA WHIP	IP WLS BF H R ER SO BB IBB HBP BLK WP HR S P ERA WHIP																				
Luis Tiant, R ERA: (1, 1)	9.0 W 34 4 0 0 11																					

Cleveland Indians @ New York Yankees
Yankee Stadium, Bronx, NY
Sun Jul 19 1964, 3:38 AM EDT
Att: 30,061 - Unknown - 89 F

AB 30
R 0
H 4
RBI 0
BB 4
SO 11
LOB 12



Batter	1	2	3	4	5	6	7	8	9	AB	R	H	RBI	BB	SO	LOB	TOP										
Dick Howser, R OBP: 0.304, SLG: 0.296 (1, 6)	5-3		L6		G1-2-3		SH3-1	WP 1B BB		3	1	0	0	1	0	3	Cleveland Indians @ Baltimore Orioles Memorial Stadium, Baltimore, MD Tue Jul 21 1964, 7:05 PM EDT Att: 20,493 - Unknown										
Vic Davallio, L OBP: 0.285, SLG: 0.313 (1, 8)	6-3			4-3		WP HBP 1B	F8	1B BB		4	1	1	0	1	0	1											
John Romano, R OBP: 0.367, SLG: 0.516 Tito Francona, L OBP: 0.385, SLG: 0.405 (1, 7) (8, 9)	FC4-6 BB			4-3 WP BB		F9		HR E4 1B		3	1	2	2	2	0	1											
Bob Chance, L OBP: 0.403, SLG: 0.543 (1, 3)	FC4-6 1-2			4-3 1-3		K		2B K		5	1	1	0	0	2	4											
Joe Azcue, R OBP: 0.297, SLG: 0.341 (1, 2)		6-3		F3		WP HBP		1B BB		3	1	1	0	1	0	1											
Al Smith, R OBP: 0.218, SLG: 0.278 (1, 9) (8, 5)		6-3			1B BB G1-2-3 BB			1B HR 1B	K2-3	3	1	1	0	2	1	0											
Billy Moran, R Leon Wagner, L OBP: 0.283, SLG: 0.283 OBP: 0.332, SLG: 0.486 (1, 4) (8, PH) (8, 7)		1-3			1B BB 1-2	4-3		HR 1B	K	2	0	0	0	1	0	3											
Woodie Held, R OBP: 0.314, SLG: 0.470 (1, 5) (8, 4)			6-3		K		SH3-1 2B	HR 1B	F4	5	1	2	3	0	1	2											
Pedro Ramos, S Sonny Siebert, R Chico Salmon, R Ted Abernathy, R Larry Brown, R Gary Bell, R OBP: 0.265, SLG: 0.406 OBP: 0.278, SLG: 0.353 OBP: 0.333, SLG: 0.348 OBP: 0.329, SLG: 0.370 OBP: 0.300, SLG: 0.300 (1, 1) (3, 1) (5, PH) (5, 1) (7, PH) (7, 1)			F8				6-3	4-3		1	0	0	0	0	0	0											
Inning Stats	R: 0 E: 0 K: 0 S: 3	H: 0 LOB: 1 BB: 1 P: 7	R: 0 E: 0 K: 0 S: 3	H: 0 LOB: 0 BB: 0 P: 3	R: 0 E: 0 K: 0 S: 3	H: 0 LOB: 1 BB: 1 P: 3	R: 0 E: 0 K: 1 S: 5	H: 1 LOB: 2 BB: 2 P: 13	R: 0 E: 0 K: 1 S: 6	H: 1 LOB: 3 BB: 1 P: 11	R: 0 E: 0 K: 0 S: 4	H: 1 LOB: 1 BB: 0 P: 4	R: 8 E: 1 K: 1 S: 11	H: 7 LOB: 2 BB: 3 P: 23	R: 0 E: 0 K: 2 S: 7	H: 0 LOB: 0 BB: 0 P: 7		1B: 6 2B: 2 3B: 0 HR: 2	SF: 0 SAC: 1 DP: 1 HBP: 1	WP: 3 PB: 0 SB: 0 CS: 0	PA: 44						
PITCHER	IP	WLS	BF	H	R	ER	SO	BB	IBB	HBP	BLK	WP	HR	S	P	ERA	WHIP										
Steve Barber, L ERA: 3.96 (1, 1)	7.0		32	5	3	3	2	6	0	1	0	2	1	29	54	3.86	1.571										
Stu Miller, R ERA: 2.59 (8, 1)	0.1	L	5	3	3	3	0	1	0	0	0	0	1	4	8	81.00	12.000										
Harvey Haddix, L ERA: 2.15 (8, 1)	0.2		4	2	2	2	1	1	0	0	0	1	0	5	9	27.00	4.500										
Dave Vineyard, R ERA: 4.5 (9, 1)	1.0		3	0	0	0	2	0	0	0	0	0	0	7	7	0.00	0.000										

Batter	1	2	3	4	5	6	7	8	9	AB	R	H	RBI	BB	SO	LOB	BOTTOM										
Jackie Brandt, R OBP: 0.315, SLG: 0.398 (1, 8)	F9 SF7 2B	FC6-4 1-2		K			6-3	K		5	1	1	0	0	2	3	Cleveland Indians @ Baltimore Orioles Memorial Stadium, Baltimore, MD Tue Jul 21 1964, 7:05 PM EDT Att: 20,493 - Unknown										
Luis Aparicio, R OBP: 0.329, SLG: 0.382 (1, 6)	F9 2-3		1B 2B		F6		E6 1B 1B		G4-6-3 BB	4	2	1	0	1	0	1											
Norm Siebern, L OBP: 0.399, SLG: 0.351 (1, 3)	SF7 3-H		1B SF8 BB		FC5-4 BB		1B 1-3		G4-6-3 1-2	2	1	1	1	2	0	1											
Boog Powell, L OBP: 0.377, SLG: 0.625 (1, 7)	F7 3-H		1B 1-3 2-H		F9		1B 1-2 3-H		1B	5	0	3	2	0	0	1											
Brooks Robinson, R OBP: 0.366, SLG: 0.481 (1, 5)		F7	K		FC5-4 1-2		K		F8	5	0	0	0	0	2	6											
Sam Bowens, R OBP: 0.313, SLG: 0.445 (1, 9)		K	SF8			E6 FC1-6	K			3	0	0	1	0	2	2											
Charlie Lau, L OBP: 0.324, SLG: 0.421 (1, 2)		1B 1B	K			FC1-6 FC4-6 1-2		K		4	1	1	0	0	2	2											
Jerry Adair, R OBP: 0.282, SLG: 0.313 (1, 4)		1B 1-3		K		FC4-6 PB 1-2				4	0	2	0	0	1	1											
Steve Barber, L OBP: 0.267, SLG: 0.321 (1, 1)				K						3	0	1	1	0	2	1											
Stu Miller, R (8, 1)										0	0	0	0	0	0	0											
Harvey Haddix, L (8, 1)										0	0	0	0	0	0	0											
Bob Johnson, R OBP: 0.329, SLG: 0.435 (8, PH)										1	0	0	0	0	1	1											
Dave Vineyard, R (9, 1)										0	0	0	0	0	0	0											
Inning Stats	R: 1 E: 0 K: 0 S: 4	H: 1 LOB: 0 BB: 0 P: 4	R: 1 E: 0 K: 1 S: 8	H: 3 LOB: 0 BB: 0 P: 8	R: 2 E: 0 K: 2 S: 9	H: 2 LOB: 1 BB: 1 P: 13	R: 0 E: 0 K: 3 S: 9	H: 0 LOB: 0 BB: 0 P: 9	R: 0 E: 2 K: 1 S: 6	H: 0 LOB: 1 BB: 0 P: 6	R: 1 E: 1 K: 2 S: 10	H: 2 LOB: 2 BB: 0 P: 10	R: 0 E: 0 K: 3 S: 10	H: 1 LOB: 1 BB: 0 P: 10	R: 0 E: 0 K: 0 S: 3	H: 1 LOB: 1 BB: 1 P: 7	1B: 7 2B: 3 3B: 0 HR: 0	SF: 2 SAC: 0 DP: 1 HBP: 0	WP: 0 PB: 2 SB: 0 CS: 0	PA: 41							
PITCHER	IP	WLS	BF	H	R	ER	SO	BB	IBB	HBP	BLK	WP	HR	S	P	ERA	WHIP										
Pedro Ramos, R ERA: 4.65 (1, 1)	2.0		13	6	4	4	1	1	0	0	0	0	0	14	18	18.00	3.500										
Sonny Siebert, R ERA: 4.21 (3, 1)	2.0		6	0	0	0	5	0	0	0	0	0	0	16	16	0.00	0.000										
Ted Abernathy, R ERA: 3.27 (5, 1)	2.0		8	0	0	0	1	1	0	0	0	0	0	9	13	0.00	0.500										
Gary Bell, R ERA: 4.33 (7, 1)	3.0	W	14	4	1	0	5	1	0	0	0	0	0	23	27	0.00	1.667										



Batter	1	2	3	4	5	6	7	8	9	AB	R	H	RBI	BB	SO	LOB	TOP					
Dick Howser, R OBP: 0.305, SLG: 0.295 (1, 6)	0-0 6-3		0-0 F7		0-0 FC6			0-0 SF9 1B BB		3	0	0	0	1	0	2	Cleveland Indians @ Baltimore Orioles Memorial Stadium, Baltimore, MD Thu Jul 23 1964, 7:05 PM EDT Att: 7,642 - Unknown					
Vic Davallio, L OBP: 0.289, SLG: 0.329 (1, 8)	0-0 F9			0-0 FC6-4 1B		0-0 6-3		0-0 SF9 1B		4	0	2	0	0	0	0						
Leon Wagner, L OBP: 0.329, SLG: 0.480 (1, 7)	4-0 BB			0-0 F4		0-0 F9		0-0 SF9		2	0	0	1	1	0	1						
Bob Chance, L OBP: 0.396, SLG: 0.534 Pedro Ramos, S OBP: 0.295, SLG: 0.406 (1, 3) (8, 1)	0-0 G3			0-0 F8		0-0 4-3		0-0 F7		4	0	0	0	0	0	4						
John Romano, R OBP: 0.366, SLG: 0.506 (1, 2)		0-3 K		0-0 FC6-4			0-0 F8		0-0 5-3		4	0	0	0	0	1						
Tito Francona, L OBP: 0.387, SLG: 0.419 (1, 9)		0-0 G4-6-3 1B			0-0 F6		0-0 F6		0-0 F9		4	0	1	0	0	0						
Larry Brown, R OBP: 0.275, SLG: 0.364 (1, 4)		0-0 G4-6-3			0-3 K		0-0 5-3		0-0 F7		4	0	0	0	0	1						
Woodie Held, R OBP: 0.313, SLG: 0.461 (1, 5)			0-0 F4		0-0 E 1B			0-0 F9		3	0	1	0	0	0	0						
Sam McDowell, L OBP: 0.100, SLG: 0.036 Sonny Siebert, R OBP: 0.263, SLG: 0.333 Fred Whitfield, L OBP: 0.307, SLG: 0.418 (1, 1) (3, 1) (6, PH) (8, 3)			0-0 F8		0-0 E6 FC6			0-0 1B SF9 2B		1	0	0	0	0	0	0						
Inning Stats	R: 0 E: 0 K: 0 S: 3	H: 0 LOB: 1 BB: 1 P: 7	R: 0 E: 0 K: 1 S: 5	H: 1 LOB: 0 BB: 0 P: 5	R: 0 E: 0 K: 0 S: 3	H: 0 LOB: 0 BB: 0 P: 3	R: 0 E: 0 K: 0 S: 4	H: 1 LOB: 1 BB: 0 P: 4	R: 0 E: 1 K: 1 S: 7	H: 2 LOB: 2 BB: 0 P: 7	R: 0 E: 0 K: 0 S: 3	H: 0 LOB: 0 BB: 0 P: 3	R: 0 E: 0 K: 0 S: 3	H: 0 LOB: 0 BB: 0 P: 3	R: 1 E: 0 K: 0 S: 5	H: 2 LOB: 2 BB: 1 P: 9		R: 0 E: 0 K: 0 S: 3	H: 0 LOB: 0 BB: 0 P: 3	1B: 4 2B: 1 3B: 0 HR: 0	SF: 1 SAC: 0 DP: 1 HBP: 0	WP: 0 PB: 0 SB: 0 CS: 0
PITCHER Robin Roberts, R ERA: 2.53 (1, 1)	IP: 9.0 WLS: W BF: 34 H: 5 R: 1 ER: 1 SO: 2 BB: 2 IBB: 0 HBP: 0 BLK: 0 WP: 0 HR: 0 S: 36 P: 44 ERA: 1.00 WHIP: 0.778															PITCHER	IP: 9.0 WLS: W BF: 34 H: 5 R: 1 ER: 1 SO: 2 BB: 2 IBB: 0 HBP: 0 BLK: 0 WP: 0 HR: 0 S: 36 P: 44 ERA: 1.00 WHIP: 0.778					

Batter	1	2	3	4	5	6	7	8	9	AB	R	H	RBI	BB	SO	LOB	BOTTOM					
Jerry Adair, R OBP: 0.280, SLG: 0.310 (1, 4)	0-0 1B 1B 1B		0-0 6-3	0-3 K		0-0 5-3		0-3 K		5	1	1	0	0	2	2	Cleveland Indians @ Baltimore Orioles Memorial Stadium, Baltimore, MD Thu Jul 23 1964, 7:05 PM EDT Att: 7,642 - Unknown					
Luis Aparicio, R OBP: 0.339, SLG: 0.397 (1, 6)	0-0 1B 5-3 1B		4-0 1B SF8 BB	4-0 1-2 2-3 BB		0-0 F9				2	2	1	0	2	0	0						
Norm Siebern, L OBP: 0.393, SLG: 0.361 (1, 3)	0-0 5-3		0-0 1-3 HR 1B	0-0 F8			0-0 CS 1B			4	1	2	0	0	0	5						
Brooks Robinson, R OBP: 0.368, SLG: 0.480 (1, 5)	0-0 F4		0-0 SF8		0-0 SH2-3 1B		4-0 1-2 BB FC6-4			2	0	1	1	1	0	2						
Sam Bowens, R OBP: 0.313, SLG: 0.452 (1, 9) (9, 7)	0-0 1B		0-0 1-H HR		0-0 SH2-3		0-0 F3			3	1	2	4	0	0	1						
Earl Robinson, R (1, 8)	0-0 4-3		0-0 F8		4-0 G1-6-3 BB		0-0 FC6-4			3	0	0	0	1	0	2						
Boog Powell, L OBP: 0.374, SLG: 0.614 Willie Kirkland, L OBP: 0.283, SLG: 0.301 (1, 7) (9, 9)		0-0 2-3		0-0 F8	0-0 G1-6-3			0-0 1-3		4	0	0	0	0	0	2						
Dick Brown, R OBP: 0.281, SLG: 0.385 (1, 2)		0-3 K		0-0 BB HBP 1B		0-0 HR		0-0 HR		4	2	3	2	0	1	0						
Robin Roberts, S OBP: 0.163, SLG: 0.089 (1, 1)		0-0 6-3		1-0 BB HBP		0-0 F5		0-0 4-3		3	0	0	0	0	0	0						
Inning Stats	R: 2 E: 0 K: 0 S: 6	H: 3 LOB: 1 BB: 0 P: 6	R: 0 E: 0 K: 1 S: 5	H: 0 LOB: 0 BB: 0 P: 5	R: 3 E: 0 K: 0 S: 5	H: 2 LOB: 0 BB: 1 P: 9	R: 0 E: 0 K: 1 S: 6	H: 1 LOB: 3 BB: 1 P: 11	R: 1 E: 0 K: 0 S: 4	H: 1 LOB: 0 BB: 0 P: 4	R: 0 E: 0 K: 0 S: 3	H: 1 LOB: 1 BB: 1 P: 7	R: 0 E: 0 K: 0 S: 3	H: 1 LOB: 1 BB: 1 P: 7	R: 1 E: 0 K: 1 S: 6	H: 1 LOB: 0 BB: 0 P: 6		R: 0 E: 0 K: 0 S: 3	H: 0 LOB: 0 BB: 0 P: 3	1B: 7 2B: 0 3B: 0 HR: 3	SF: 1 SAC: 1 DP: 1 HBP: 1	WP: 0 PB: 0 SB: 0 CS: 1
PITCHER Sam McDowell, L ERA: 3.59 Sonny Siebert, R ERA: 4.08 Pedro Ramos, R ERA: 4.69 (1, 1) (3, 1) (8, 1)	IP: 2.2 WLS: L BF: 14 H: 4 R: 1 ER: 1 SO: 1 BB: 3 IBB: 0 HBP: 1 BLK: 0 WP: 0 HR: 1 S: 15 P: 19 ERA: 16.88 WHIP: 2.250															PITCHER	IP: 2.2 WLS: L BF: 14 H: 4 R: 1 ER: 1 SO: 1 BB: 3 IBB: 0 HBP: 1 BLK: 0 WP: 0 HR: 1 S: 15 P: 19 ERA: 16.88 WHIP: 2.250					

Batter	1	2	3	4	5	6	7	8	9	AB	R	H	RBI	BB	SO	LOB	TOP			
Felix Mantilla, R (1, 4) OBP: 0.356, SLG: 0.596										3	1	2	1	0	0	1	Boston Red Sox @ Cleveland Indians Cleveland Municipal Stadium, Cleveland, OH Fri Jul 24, 1964, 7:05 PM EDT Att: 17,512 - Unknown			
Dalton Jones, L (7, 4) OBP: 0.297, SLG: 0.373										3	0	0	0	1	1					
Tony Conigliaro, R (1, 7) OBP: 0.344, SLG: 0.528										4	0	1	0	0	1	2				
Carl Yastrzemski, L (1, 8) OBP: 0.379, SLG: 0.478										3	0	1	0	1	2	3				
Dick Stuart, R (1, 3) OBP: 0.316, SLG: 0.508										4	0	0	0	0	0	4				
Lee Thomas, L (1, 9) OBP: 0.326, SLG: 0.400										3	0	1	0	1	0	2				
Frank Malzone, R (1, 5) OBP: 0.344, SLG: 0.418										3	0	0	0	1	0	2				
Eddie Bressoud, R (1, 6) OBP: 0.371, SLG: 0.462										3	0	0	0	1	0	2				
Bob Tillman, R (1, 2) OBP: 0.359, SLG: 0.442										4	0	0	0	0	1	2				
Bob Heffner, R (1, 1) OBP: 0.250, SLG: 0.400										3	0	1	0	0	0	0				
Pete Charton, L (8, 1)										0	0	0	0	0	0	0				
Russ Nixon, L (9, PH) OBP: 0.344, SLG: 0.336										1	0	0	0	0	1	2				
Inning Stats	R: 0 E: 1 K: 1 S: 6	H: 1 LOB: 2 BB: 1 P: 10	R: 0 E: 0 K: 1 S: 4	H: 0 LOB: 0 BB: 1 P: 8	R: 1 E: 0 K: 1 S: 6	H: 1 LOB: 0 BB: 0 P: 6	R: 0 E: 0 K: 0 S: 3	H: 0 LOB: 1 BB: 1 P: 7	R: 0 E: 0 K: 1 S: 6	H: 1 LOB: 1 BB: 0 P: 6	R: 0 E: 0 K: 0 S: 4	H: 1 LOB: 1 BB: 0 P: 4	R: 0 E: 0 K: 0 S: 3	H: 0 LOB: 0 BB: 0 P: 3	R: 0 E: 0 K: 1 S: 6	H: 1 LOB: 1 BB: 1 P: 10	1B: 3 2B: 3 3B: 0 HR: 1	SF: 0 SAC: 0 DP: 1 HBP: 0	WP: 1 PB: 0 SB: 0 CS: 0	PA: 36
PITCHER Luis Tiant, R (1, 1) ERA: 0.5	IP: 9.0 WLS: W BF: 36 H: 6 R: 1 ER: 1 SO: 6 BB: 4 IBB: 0 HBP: 0 BLK: 0 WP: 1 HR: 1 S: 44 P: 60 ERA: 1.00 WHIP: 1.111															PITCHER				

Batter	1	2	3	4	5	6	7	8	9	AB	R	H	RBI	BB	SO	LOB	BOTTOM			
Dick Howser, R (1, 6) OBP: 0.307, SLG: 0.297										4	1	2	0	0	0	0	Boston Red Sox @ Cleveland Indians Cleveland Municipal Stadium, Cleveland, OH Fri Jul 24, 1964, 7:05 PM EDT Att: 17,512 - Unknown			
Vic Davallilo, L (1, 8) OBP: 0.289, SLG: 0.328										4	1	1	0	0	1	3				
Leon Wagner, L (1, 7) OBP: 0.333, SLG: 0.485									4	3	3	1	0	0	0					
Bob Chance, L (1, 3) OBP: 0.397, SLG: 0.533									4	0	2	4	0	1	1					
John Romano, R (1, 2) OBP: 0.361, SLG: 0.498									4	0	0	0	0	2	3					
Tito Francona, L (1, 9) OBP: 0.379, SLG: 0.409										4	0	0	0	0	1	2				
Larry Brown, R (1, 4) OBP: 0.274, SLG: 0.362										4	0	1	0	0	1	3				
Chico Salmon, R (8, PR) OBP: 0.333, SLG: 0.346										0	0	0	0	0	0	0				
Woodie Held, R (1, 5) OBP: 0.308, SLG: 0.451										4	0	0	0	0	0	1				
Luis Tiant, R (1, 1) OBP: 0.125, SLG: 0.125										4	1	1	0	0	0	2				
Inning Stats	R: 0 E: 0 K: 0 S: 3	H: 0 LOB: 0 BB: 0 P: 3	R: 0 E: 0 K: 1 S: 5	H: 0 LOB: 0 BB: 0 P: 5	R: 0 E: 0 K: 0 S: 3	H: 0 LOB: 0 BB: 0 P: 3	R: 2 E: 1 K: 0 S: 7	H: 3 LOB: 2 BB: 0 P: 7	R: 0 E: 0 K: 0 S: 4	H: 1 LOB: 1 BB: 0 P: 4	R: 1 E: 1 K: 2 S: 9	H: 1 LOB: 1 BB: 0 P: 9	R: 3 E: 1 K: 2 S: 11	H: 4 LOB: 1 BB: 0 P: 11	R: 0 E: 0 K: 1 S: 6	H: 1 LOB: 2 BB: 0 P: 6	1B: 9 2B: 1 3B: 0 HR: 0	SF: 0 SAC: 0 DP: 0 HBP: 0	WP: 1 PB: 0 SB: 1 CS: 0	PA: 36
PITCHER Bob Heffner, R (1, 1) ERA: 3.71	IP: 7.0 WLS: L BF: 32 H: 9 R: 6 ER: 5 SO: 5 BB: 0 IBB: 0 HBP: 0 BLK: 0 WP: 0 HR: 0 S: 42 P: 42 ERA: 6.43 WHIP: 1.286															PITCHER				
Pete Charton, R (8, 1) ERA: 9.22	IP: 1.0 WLS: L BF: 4 H: 1 R: 0 ER: 0 SO: 1 BB: 0 IBB: 0 HBP: 0 BLK: 0 WP: 0 HR: 0 S: 6 P: 6 ERA: 0.00 WHIP: 1.000															PITCHER				

Batter	1	2	3	4	5	6	7	8	9	AB	R	H	RBI	BB	SO	LOB	TOP																					
Chuck Schilling, R (1, 4) OBP: 0.279, SLG: 0.232 Dalton Jones, L (7, PH) OBP: 0.295, SLG: 0.371	F8		WP BB		K		F5			2	0	0	0	1	1	0	Boston Red Sox @ Cleveland Indians Cleveland Municipal Stadium, Cleveland, OH Sat Jul 25 1964, 3:33 AM EDT Att: 4,299 - Unknown																					
Tony Conigliaro, R (1, 7) OBP: 0.340, SLG: 0.522	K		K			E4 WP 2B		K	4	1	0	0	0	3	1																							
Carl Yastrzemski, L (1, 8) OBP: 0.376, SLG: 0.478	L7		K			1-H 2B		K	4	0	1	1	0	2	1																							
Dick Stuart, R (1, 3) OBP: 0.317, SLG: 0.523		HR	F9			HR		F6	4	2	2	2	0	0	1																							
Frank Matzone, R (1, 5) OBP: 0.340, SLG: 0.413	6-3			F3		K		F8	4	0	0	0	0	1	0																							
Lee Thomas, L (1, 9) OBP: 0.325, SLG: 0.397	1-4-3			G6-4-3 BB		5-3		F2	3	0	0	0	1	0	0																							
Eddie Bressoud, R (1, 6) OBP: 0.374, SLG: 0.474	1B			G6-4-3 1-2			FC6-4 1B	HR	4	1	3	1	0	0	1																							
Bob Tillman, R (1, 2) OBP: 0.361, SLG: 0.443	1B			K			FC6-4 SH1-4	1B	4	0	2	0	0	1	1																							
Bill Monbouquette, R (1, 1) OBP: 0.180, SLG: 0.089 Dick Radatz, R (8, 1) OBP: 0.231, SLG: 0.240	K			1-3		1-3	SH1-4	K	2	0	0	0	0	1	2																							
Inning Stats	R: 0 E: 0 K: 1 S: 5	H: 0 LOB: 0 BB: 0 P: 5	R: 1 E: 0 K: 1 S: 8	H: 3 LOB: 2 BB: 0 P: 8	R: 0 E: 0 K: 2 S: 7	H: 0 LOB: 0 BB: 1 P: 11	R: 0 E: 0 K: 0 S: 2	H: 0 LOB: 0 BB: 1 P: 6	R: 0 E: 0 K: 2 S: 7	H: 2 LOB: 0 BB: 0 P: 7	R: 2 E: 1 K: 1 S: 7	H: 2 LOB: 0 BB: 0 P: 7	R: 0 E: 0 K: 0 S: 4	H: 1 LOB: 1 BB: 0 P: 4	R: 0 E: 0 K: 2 S: 7	H: 0 LOB: 0 BB: 0 P: 7	R: 1 E: 0 K: 1 S: 7	H: 2 LOB: 1 BB: 0 P: 7	1B: 4 2B: 1 3B: 0 HR: 3	SF: 0 SAC: 1 DP: 1 HBP: 0	WP: 2 PA: 36 PB: 0 SB: 0 CS: 0																	
PITCHER	IP	WLS	BF	H	R	ER	SO	BB	IBB	HBP	BLK	WP	HR	S	P	ERA	WHIP	PITCHER				IP	WLS	BF	H	R	ER	SO	BB	IBB	HBP	BLK	WP	HR	S	P	ERA	WHIP
Jack Kralick, L (1, 1) ERA: 2.58	1.2		8	3	1	1	1	0	0	0	0	0	1	10	10	5.40	1.800																					
Sonny Siebert, R (2, 1) ERA: 3.91	5.1		20	3	2	1	6	2	0	0	0	2	1	30	38	1.69	0.938																					
Gary Bell, R (8, 1) ERA: 4.26	1.0		3	0	0	0	2	0	0	0	0	0	0	7	7	0.00	0.000																					
Don McMahon, R (9, 1) ERA: 1.56	1.0	L	5	2	1	1	1	0	0	0	0	0	1	7	7	9.00	2.000																					

AB 33
R 4
H 8
RBI 4
BB 2
SO 10
LOB 9



Batter	1	2	3	4	5	6	7	8	9	AB	R	H	RBI	BB	SO	LOB	BOTTOM																					
Dick Howser, R (1, 6) OBP: 0.308, SLG: 0.299	5-3		1B SF7		L7		S 1B		K	5	2	2	0	0	1	0	Boston Red Sox @ Cleveland Indians Cleveland Municipal Stadium, Cleveland, OH Sat Jul 25 1964, 3:33 AM EDT Att: 4,299 - Unknown																					
Vic Davallilo, L (1, 8) OBP: 0.293, SLG: 0.332	4-3		SF7 S 1B		1B		1-H 1B		F5	5	0	3	1	0	0	0																						
Leon Wagner, L (1, 7) OBP: 0.336, SLG: 0.492	HR		SF7 BB		F8		IBB		K	3	1	1	1	2	1	1																						
Bob Chance, L (1, 3) OBP: 0.395, SLG: 0.535	2B		SF7		F7		L9			3	0	1	1	0	0	2																						
John Romano, R (1, 2) OBP: 0.359, SLG: 0.494	K		6-3		F7			SH3-4 1B	4	0	1	0	0	1	3																							
Tito Francona, L (1, 9) OBP: 0.379, SLG: 0.413	L9				F8			SH3-4	3	0	1	0	0	0	0																							
Larry Brown, R (1, 4) OBP: 0.277, SLG: 0.362	G6-4-3 1B				F8		5-3			3	0	1	0	1	0	1																						
Woodie Held, R (1, 5) OBP: 0.302, SLG: 0.442	G6-4-3 1-2				F6		6-3		F7	4	0	0	0	0	0	3																						
Jack Kralick, L (1, 1) ERA: 2.58 Sonny Siebert, R (2, 1) ERA: 3.91 Al Smith, R (7, PH) OBP: 0.236, SLG: 0.300 Gary Bell, R (8, 1) ERA: 4.26 Fred Whitfield, L (8, PH) OBP: 0.202, SLG: 0.416 Don McMahon, R (9, 1) ERA: 1.56	F9				G3		F4		K	0	0	0	0	0	0	0																						
Inning Stats	R: 1 E: 0 K: 1 S: 7	H: 2 LOB: 1 BB: 0 P: 7	R: 0 E: 0 K: 0 S: 3	H: 1 LOB: 0 BB: 0 P: 3	R: 1 E: 0 K: 0 S: 5	H: 2 LOB: 2 BB: 1 P: 9	R: 0 E: 0 K: 0 S: 3	H: 0 LOB: 0 BB: 0 P: 3	R: 0 E: 0 K: 0 S: 4	H: 1 LOB: 1 BB: 0 P: 4	R: 0 E: 0 K: 0 S: 4	H: 1 LOB: 2 BB: 0 P: 4	R: 1 E: 0 K: 0 S: 5	H: 2 LOB: 2 BB: 1 P: 9	R: 0 E: 0 K: 1 S: 6	H: 1 LOB: 2 BB: 1 P: 10	R: 0 E: 0 K: 2 S: 7	H: 0 LOB: 0 BB: 0 P: 7	1B: 7 2B: 2 3B: 0 HR: 1	SF: 1 SAC: 1 DP: 1 HBP: 0	WP: 0 PA: 39 PB: 0 SB: 2 CS: 0																	
PITCHER	IP	WLS	BF	H	R	ER	SO	BB	IBB	HBP	BLK	WP	HR	S	P	ERA	WHIP	PITCHER				IP	WLS	BF	H	R	ER	SO	BB	IBB	HBP	BLK	WP	HR	S	P	ERA	WHIP
Bill Monbouquette, R (1, 1) ERA: 4.45	7.0		32	10	3	3	1	1	1	0	0	0	0	32	40	3.86	1.571																					
Dick Radatz, R (8, 1) ERA: 2.01	2.0	W	7	0	0	0	3	0	1	0	0	0	0	12	16	0.00	0.000																					

AB 34
R 3
H 10
RBI 3
BB 3
SO 4
LOB 12



Batter	1	2	3	4	5	6	7	8	9	AB R H RBI BB SO LOB	TOP									
Dalton Jones, L OBP: 0.290, SLG: 0.364 (1, 4)	F4	L6		4-3			F4		K	5 0 0 0 0 1 1	Boston Red Sox @ Cleveland Indians Cleveland Municipal Stadium, Cleveland, OH Sun Jul 26 1964, 3:33 AM EDT Unknown									
Tony Conigliaro, R OBP: 0.341, SLG: 0.528 (1, 7)	HR	K			6-3		FC4-6 BB		K	4 1 1 1 1 2 1										
Carl Yastrzemski, L OBP: 0.377, SLG: 0.477 (1, 8)	1B HR						FC4-6			5 1 2 0 0 1 1										
Dick Stuart, R OBP: 0.316, SLG: 0.519 Dick Williams, R OBP: 0.293, SLG: 0.460 (9, 3)	HR	1B			5-3				F8	5 1 1 0 0 1 1 0 0 0 0 0 0 0										
Lee Thomas, L OBP: 0.327, SLG: 0.396 (1, 9)	F8									3 1 1 0 1 0 2										
Frank Malzone, R OBP: 0.339, SLG: 0.420 (1, 5)	HR	1B								4 1 1 3 0 1 2										
Eddie Bressoud, R OBP: 0.376, SLG: 0.474 (1, 6)	P5-2									4 1 2 0 0 1 2										
Bob Tillman, R OBP: 0.360, SLG: 0.444 (1, 2)										4 0 1 2 0 2 1										
Earl Wilson, R OBP: 0.302, SLG: 0.531 (1, 1)										4 0 1 0 0 3 1										
Inning Stats	R: 4 E: 0 K: 0 S: 7	H: 4 LOB: 0 BB: 0 P: 7	R: 0 E: 0 K: 2 S: 8	H: 1 LOB: 1 BB: 0 P: 8	R: 0 E: 1 K: 1 S: 6	H: 0 LOB: 2 BB: 1 P: 10	R: 0 E: 0 K: 2 S: 7	H: 0 LOB: 0 BB: 0 P: 7	R: 0 E: 0 K: 1 S: 5	H: 1 LOB: 1 BB: 0 P: 4		R: 0 E: 0 K: 1 S: 5	H: 0 LOB: 1 BB: 1 P: 9	R: 2 E: 0 K: 2 S: 10	H: 3 LOB: 1 BB: 0 P: 10	R: 0 E: 0 K: 3 S: 10	H: 1 LOB: 1 BB: 0 P: 10	1B: 7 2B: 1 3B: 0 HR: 2	SF: 0 SAC: 0 DP: 0 HBP: 0	WP: 0 PB: 0 SB: 0 CS: 0
PITCHER	IP WLS BF H R ER SO BB IBB HBP BLK WP HR S P ERA WHIP											IP WLS BF H R ER SO BB IBB HBP BLK WP HR S P ERA WHIP								
Lee Stange, R ERA: 5.07 (1, 1)	5.0 L 22 5 4 4 6 1 0 0 0 0 0 2 33 37 7.20 1.200																			
Gary Bell, R ERA: 4.34 (6, 1)	3.0 14 4 2 2 3 1 0 0 0 0 0 0 19 23 6.00 1.667																			
Ted Abernathy, R ERA: 3.12 (9, 1)	1.0 4 1 0 0 3 0 0 0 0 0 0 0 10 10 0.00 1.000																			

AB 38
R 6
H 10
RBI 6
BB 2
SO 12
LOB 12



Batter	1	2	3	4	5	6	7	8	9	AB R H RBI BB SO LOB	BOTTOM											
Dick Howser, R OBP: 0.305, SLG: 0.296 (1, 6)	F9									4 0 0 0 0 1 1	Boston Red Sox @ Cleveland Indians Cleveland Municipal Stadium, Cleveland, OH Sun Jul 26 1964, 3:33 AM EDT Unknown											
Vic Davallillo, L OBP: 0.290, SLG: 0.328 (1, 8)	4-3									4 0 0 0 0 2 0												
Leon Wagner, L OBP: 0.338, SLG: 0.495 (1, 7)	K									4 1 2 0 0 2 0												
Bob Chance, L OBP: 0.393, SLG: 0.530 (1, 3)										4 0 1 0 0 1 2												
Tito Francona, L OBP: 0.376, SLG: 0.406 (1, 9)										3 0 0 1 1 0 1												
John Romano, R OBP: 0.396, SLG: 0.488 (1, 2)										3 0 0 0 0 2 2												
Chico Salmon, R OBP: 0.333, SLG: 0.345 (1, 4)										3 0 1 0 0 1 2												
Woodie Held, R OBP: 0.298, SLG: 0.436 (1, 5)										3 0 0 0 0 0 3												
Lee Stange, R OBP: 0.175, SLG: 0.059 (1, 1)										2 0 0 0 0 1 0												
Gary Bell, R OBP: 0.300, SLG: 0.300 (6, 1)										0 0 0 0 0 0 0												
Larry Brown, R OBP: 0.276, SLG: 0.361 (6, PH)										1 0 0 0 0 1 1												
Ted Abernathy, R (9, 1)										0 0 0 0 0 0 0												
Inning Stats	R: 0 E: 0 K: 1 S: 5	H: 0 LOB: 0 BB: 0 P: 5	R: 0 E: 0 K: 2 S: 8	H: 1 LOB: 2 BB: 1 P: 12	R: 0 E: 0 K: 1 S: 5	H: 0 LOB: 0 BB: 0 P: 5	R: 1 E: 0 K: 0 S: 4	H: 1 LOB: 0 BB: 0 P: 4	R: 0 E: 0 K: 1 S: 5	H: 0 LOB: 0 BB: 0 P: 5	R: 0 E: 0 K: 2 S: 7	H: 0 LOB: 0 BB: 0 P: 7	R: 0 E: 0 K: 2 S: 7	H: 0 LOB: 0 BB: 0 P: 7	R: 0 E: 0 K: 1 S: 6	H: 1 LOB: 1 BB: 0 P: 6	R: 0 E: 0 K: 1 S: 6	H: 1 LOB: 1 BB: 0 P: 6	1B: 3 2B: 1 3B: 0 HR: 0	SF: 0 SAC: 0 DP: 0 HBP: 0	WP: 0 PB: 0 SB: 1 CS: 0	PA: 32
PITCHER	IP WLS BF H R ER SO BB IBB HBP BLK WP HR S P ERA WHIP											IP WLS BF H R ER SO BB IBB HBP BLK WP HR S P ERA WHIP										
Earl Wilson, R ERA: 4.55 (1, 1)	9.0 W 32 4 1 1 11 1 0 0 0 0 0 0 53 57 1.00 0.556																					

AB 31
R 1
H 4
RBI 1
BB 1
SO 11
LOB 12



Batter	1	2	3	4	5	6	7	8	9	AB	R	H	RBI	BB	SO	LOB	TOP				
Dalton Jones, L (1,4) OBP: 0.292, SLG: 0.365										5	1	2	0	0	1	2					
Tony Conigliaro, R (1,7) OBP: 0.341, SLG: 0.524										2	0	0	0	0	0	3					
Dick Williams, R (5, FR) OBP: 0.288, SLG: 0.451										1	0	0	0	0	0	0					
Carl Yastrzemski, L (1,8) OBP: 0.379, SLG: 0.476										3	1	1	2	1	0	2					
Dick Stuart, R (1,3) OBP: 0.315, SLG: 0.519										4	0	1	0	0	3	2					
Lee Thomas, L (1,9) OBP: 0.329, SLG: 0.396										3	0	1	0	1	0	0					
Frank Malzone, R (1,5) OBP: 0.335, SLG: 0.416										3	0	0	1	0	1	1					
Eddie Bressoud, R (1,6) OBP: 0.374, SLG: 0.472										4	0	1	0	0	2	2					
Russ Nixon, L (1,2) OBP: 0.344, SLG: 0.336										3	0	1	0	0	1	2					
Bill Monbouquette, R (7, PH) OBP: 0.180, SLG: 0.089										0	0	0	0	0	0	0					
Bob Tillman, R (7,2) OBP: 0.359, SLG: 0.442										1	0	0	0	0	0	0					
Ed Connolly, L (1,1) OBP: 0.200, SLG: 0.111										2	1	1	0	0	1	0					
Dick Radatz, R (7,1) OBP: 0.222, SLG: 0.231										1	0	0	0	0	1	0					
Inning Stats	R: 0 E: 0 K: 1 S: 6	H: 1 LOB: 1 BB: 0 P: 6	R: 0 E: 0 K: 1 S: 5	H: 0 LOB: 0 BB: 0 P: 5	R: 2 E: 0 K: 2 S: 10	H: 3 LOB: 1 BB: 0 P: 10	R: 0 E: 0 K: 0 S: 4	H: 2 LOB: 1 BB: 0 P: 4	R: 0 E: 0 K: 2 S: 7	H: 0 LOB: 0 BB: 0 P: 7	R: 0 E: 0 K: 0 S: 4	H: 1 LOB: 2 BB: 0 P: 4	R: 1 E: 0 K: 1 S: 6	H: 1 LOB: 2 BB: 2 P: 14	R: 0 E: 0 K: 1 S: 5	H: 0 LOB: 0 BB: 0 P: 5	1B: 7 2B: 1 3B: 0 HR: 0	SF: 1 SAC: 1 DP: 1 HBP: 1	WP: 0 PB: 1 SB: 1 CS: 0	PA: 37	
PITCHER	IP	WLS	BF	H	R	ER	SO	BB	IBB	HBP	BLK	WP	HR	S	P	ERA	WHIP				
Pedro Ramos, R (1,1) ERA: 4.56	7.0	L	28	7	2	2	8	0	0	1	0	0	0	43	44	2.57	1.000				
Don McMahon, R (8,1) ERA: 1.65	2.0		9	1	1	1	2	1	1	0	0	0	0	11	19	4.50	1.000				

Boston Red Sox @ Cleveland Indians
Cleveland Municipal Stadium, Cleveland, OH

Sun Jul 26 1964, 3:38 AM EDT
Att: 14,705 - Unknown

AB 32
R 3
H 8
RBI 3
BB 2
SO 10
LOB 14



Batter	1	2	3	4	5	6	7	8	9	AB	R	H	RBI	BB	SO	LOB	BOTTOM				
Vic Davallo, L (1,8) OBP: 0.292, SLG: 0.328										3	0	1	0	1	1	0					
Dick Howser, R (1,6) OBP: 0.309, SLG: 0.295										1	1	0	0	3	0	0					
Leon Wagner, L (1,7) OBP: 0.335, SLG: 0.490										4	0	0	0	0	3	5					
Bob Chance, L (1,3) OBP: 0.386, SLG: 0.520										4	0	0	0	0	1	5					
Joe Azcue, R (1,2) OBP: 0.302, SLG: 0.346										4	0	2	1	0	0	4					
Chico Salmon, R (1,9) OBP: 0.344, SLG: 0.345										3	0	1	0	1	1	1					
Billy Moran, R (1,4) OBP: 0.281, SLG: 0.279										4	0	0	0	0	1	3					
Woodie Held, R (1,5) OBP: 0.294, SLG: 0.429										3	0	0	0	0	0	1					
Don McMahon, R (8,1) OBP: 0.222, SLG: 0.222										0	0	0	0	0	0	0					
Larry Brown, R (9, PH) OBP: 0.276, SLG: 0.359										1	0	0	0	0	1	0					
Pedro Ramos, S (1,1) OBP: 0.250, SLG: 0.382										2	0	0	0	0	1	1					
Tito Francona, L (7, PH) OBP: 0.373, SLG: 0.401										2	0	0	0	0	0	0					
Inning Stats	R: 0 E: 0 K: 1 S: 5	H: 0 LOB: 2 BB: 2 P: 13	R: 0 E: 0 K: 1 S: 5	H: 0 LOB: 1 BB: 1 P: 9	R: 0 E: 0 K: 1 S: 6	H: 1 LOB: 2 BB: 1 P: 10	R: 0 E: 0 K: 1 S: 5	H: 0 LOB: 0 BB: 0 P: 5	R: 0 E: 0 K: 1 S: 7	H: 2 LOB: 2 BB: 0 P: 7	R: 0 E: 0 K: 1 S: 5	H: 0 LOB: 0 BB: 0 P: 5	R: 1 E: 1 K: 1 S: 6	H: 1 LOB: 1 BB: 1 P: 10	R: 0 E: 0 K: 1 S: 5	H: 0 LOB: 0 BB: 0 P: 5	1B: 4 2B: 0 3B: 0 HR: 0	SF: 0 SAC: 0 DP: 0 HBP: 0	WP: 0 PB: 0 SB: 2 CS: 0	PA: 36	
PITCHER	IP	WLS	BF	H	R	ER	SO	BB	IBB	HBP	BLK	WP	HR	S	P	ERA	WHIP				
Ed Connolly, L (1,1) ERA: 4.79	6.0	W	25	3	0	0	6	4	0	0	0	0	0	33	49	0.00	1.167				
Dick Radatz, R (7,1) ERA: 2.04	3.0	S	11	1	1	1	3	1	0	0	0	0	0	16	20	3.00	0.667				

Boston Red Sox @ Cleveland Indians
Cleveland Municipal Stadium, Cleveland, OH

Sun Jul 26 1964, 3:38 AM EDT
Att: 14,705 - Unknown

AB 31
R 1
H 4
RBI 1
BB 5
SO 9
LOB 20



Batter	1	2	3	4	5	6	7	8	9	AB	R	H	RBI	BB	SO	LOB	TOP			
Vic Davallilo, L (1, 8) OBP: 0.292, SLG: 0.328	0-0 4-3		0-3 K		0-3 K			0-0 SH1-4 1B		4	0	1	0	0	2	0	Cleveland Indians @ Washington Senators D.C. Stadium, Washington, DC Tue Jul 28 1964, 7:05 PM EDT Att: 6,287 - Unknown livebaseballscorecards.com			
Dick Howser, R (1, 6) OBP: 0.312, SLG: 0.298	0-0 HR		0-0 F		0-0 5-3			0-0 SH1-4 1-2		3	1	2	0	0	0	0				
Leon Wagner, L (1, 7) OBP: 0.336, SLG: 0.497	0-0 HR		0-0 P6		0-0 G4-6-3 1B			0-3 K		4	1	2	2	0	1	2				
Bob Chance, L (1, 3) OBP: 0.380, SLG: 0.511	0-0 F5		0-0 F8		0-0 G4-6-3 1-2			0-0 P5		4	0	0	0	0	0	3				
Joe Azcue, R (1, 2) OBP: 0.294, SLG: 0.336	0-3 K			0-0 4-1		0-0 F8			0-0 P3	4	0	0	0	0	1	0				
Woodie Held, R (1, 5) OBP: 0.289, SLG: 0.421		0-0 5-3		0-0 5-3			0-0 1-3		0-0 F5	4	0	0	0	0	0	0				
Chico Salmon, R (1, 9) John Romano, R (9, PH) OBP: 0.344, SLG: 0.344 OBP: 0.354, SLG: 0.486		0-3 K		0-0 FC5-4 1B			0-3 K		0-0 6-3	3	0	1	0	0	2	0				
Larry Brown, R (1, 4) OBP: 0.279, SLG: 0.374		0-0 1B		0-0 FC5-4 1-2			0-0 HR			3	1	2	1	0	0	1				
Luis Tiant, R (1, 1) Al Smith, R (7, PH) Gary Bell, R (7, 1) OBP: 0.100, SLG: 0.100 OBP: 0.215, SLG: 0.274 OBP: 0.300, SLG: 0.300		0-3 K			0-3 K		0-0 1-3			2	0	0	0	0	2	1				
Inning Stats	R: 2 E: 0 K: 1 S: 7	H: 2 LOB: 0 BB: 0 P: 7	R: 0 E: 0 K: 2 S: 8	H: 1 LOB: 1 BB: 0 P: 8	R: 0 E: 1 K: 1 S: 6	H: 1 LOB: 1 BB: 0 P: 6	R: 0 E: 0 K: 0 S: 4	H: 1 LOB: 0 BB: 0 P: 4	R: 0 E: 0 K: 0 S: 3	H: 1 LOB: 0 BB: 0 P: 3	R: 1 E: 0 K: 1 S: 6	H: 1 LOB: 0 BB: 0 P: 6	R: 0 E: 0 K: 1 S: 6	H: 1 LOB: 1 BB: 0 P: 6	R: 0 E: 0 K: 0 S: 3	H: 0 LOB: 0 BB: 0 P: 3		1B: 6 2B: 0 3B: 0 HR: 2	SF: 0 SAC: 1 DP: 1 HBP: 0	WP: 0 PB: 0 CS: 0
PITCHER Claude Osteen, L (1, 1) ERA: 3.6	IP: 9.0 WLS: W BF: 34 H: 8 R: 3 ER: 3 SO: 8 BB: 0 IBB: 0 HBP: 0 BLK: 0 WP: 0 HR: 2 S: 50 P: 50 ERA: 3.00 WHIP: 0.889															PITCHER				

Batter	1	2	3	4	5	6	7	8	9	AB	R	H	RBI	BB	SO	LOB	BOTTOM			
Don Blasingame, L (1, 4) OBP: 0.308, SLG: 0.319	0-3 K		0-0 1-4-3		0-0 1B HR 1B		4-0 FC6-4 BB			3	1	1	0	1	1	0	Cleveland Indians @ Washington Senators D.C. Stadium, Washington, DC Tue Jul 28 1964, 7:05 PM EDT Att: 6,287 - Unknown livebaseballscorecards.com			
Joe Cunningham, L (1, 3) OBP: 0.375, SLG: 0.338	0-3 K		0-0 F7		0-0 1-3 HR 1B		0-0 FC6-4 1-2			4	1	1	0	0	1	1				
Chuck Hinton, R (1, 7) OBP: 0.352, SLG: 0.453	0-0 E5		0-0 F2		0-0 1-3 HR		0-0 F9			4	1	1	3	0	0	0				
Don Lock, R (1, 8) OBP: 0.363, SLG: 0.460	0-0 F8		0-0 F7		0-3 K		0-3 K			4	0	0	0	0	2	1				
Mike Brumley, L (1, 2) OBP: 0.337, SLG: 0.333		4-0 BB E BB		4-0 WP BB		0-0 1-3		0-0 4-3		2	1	0	0	2	0	0				
John Kennedy, R (1, 5) OBP: 0.306, SLG: 0.378		4-0 FC5-4 BB		0-0 F7		0-3 K				2	0	0	0	1	1	1				
Fred Valentine, S (1, 9) OBP: 0.302, SLG: 0.317		0-0 FC5-4 1-2 2-H		0-3 K		0-0 P6				3	0	0	0	0	1	2				
Ed Brinkman, R (1, 6) OBP: 0.265, SLG: 0.334		0-0 F7		0-0 L6		0-0 1-3				3	0	0	0	0	0	1				
Claude Osteen, L (1, 1) OBP: 0.145, SLG: 0.169		0-3 K		0-0 F8		0-3 K				3	0	0	0	0	2	1				
Inning Stats	R: 0 E: 1 K: 2 S: 8	H: 0 LOB: 1 BB: 2 P: 8	R: 1 E: 1 K: 1 S: 5	H: 0 LOB: 1 BB: 2 P: 13	R: 0 E: 0 K: 0 S: 3	H: 0 LOB: 0 BB: 0 P: 3	R: 0 E: 0 K: 1 S: 5	H: 0 LOB: 1 BB: 1 P: 9	R: 3 E: 0 K: 1 S: 8	H: 3 LOB: 0 BB: 0 P: 8	R: 0 E: 0 K: 1 S: 5	H: 0 LOB: 0 BB: 0 P: 5	R: 0 E: 0 K: 1 S: 5	H: 0 LOB: 0 BB: 0 P: 5	R: 0 E: 0 K: 1 S: 5	H: 0 LOB: 0 BB: 0 P: 5		1B: 2 2B: 0 3B: 0 HR: 1	SF: 0 SAC: 0 DP: 0 HBP: 0	WP: 1 PB: 0 CS: 0
PITCHER Luis Tiant, R (1, 1) ERA: 1.88 Gary Bell, R (7, 1) ERA: 4.21	IP: 6.0 WLS: L BF: 25 H: 3 R: 4 ER: 4 SO: 6 BB: 3 IBB: 0 HBP: 0 BLK: 0 WP: 1 HR: 1 S: 34 P: 46 ERA: 6.00 WHIP: 1.000															PITCHER				

Batter	1	2	3	4	5	6	7	8	9	10	11	12	AB	R	H	RBI	BB	SO	LOB	TOP
Dick Howser, R OBP: 0.313, SLG: 0.297 (1, 6)	4-3		K					K					4	0	1	0	1	2	1	
Vic Davalillo, L OBP: 0.293, SLG: 0.327 (1, 8)		BB	4-3						P4		F7		4	0	1	0	1	0	1	
Leon Wagner, L OBP: 0.254, SLG: 0.494 Al Smith, R OBP: 0.216, SLG: 0.274 (1, 7)	F8		F2						4-3				3	0	0	0	0	0	2	
Bob Chance, L OBP: 0.381, SLG: 0.329 (9, PH)			FC9-6						4-3				1	0	0	0	1	0	0	
Fred Whitfield, L OBP: 0.300, SLG: 0.408 Billy Moran, R OBP: 0.281, SLG: 0.279 (1, 3)	K			P6					F5				4	0	0	0	0	1	2	
Tito Francona, L OBP: 0.373, SLG: 0.398 (1, 9)			F9	P4									4	0	1	0	1	1	0	
John Romano, R OBP: 0.349, SLG: 0.476 (1, 2)			K	P6					F7				5	0	0	0	0	2	3	
Chico Salmon, R OBP: 0.338, SLG: 0.328 (1, 4)					F7				F9				3	1	0	0	1	0	0	
Woodie Held, R OBP: 0.289, SLG: 0.418 (1, 5)						K			F7				4	0	1	1	0	1	0	
Sam McDowell, L OBP: 0.311, SLG: 0.346 Don McMahon, R OBP: 0.222, SLG: 0.222 Paul Luckenbach, R OBP: 0.222, SLG: 0.222 Ted Abernathy, R OBP: 0.222, SLG: 0.222 Pedro Ramos, S OBP: 0.222, SLG: 0.222 Gary Bell, R OBP: 0.222, SLG: 0.222 (1, 1)													3	0	1	0	0	1	1	
Inning Stats	R: 0 E: 0 K: 1 S: 5	H: 0 LOB: 1 BB: 9	R: 1 E: 0 K: 2 S: 8	H: 1 LOB: 1 BB: 12	R: 0 E: 0 K: 1 S: 5	H: 0 LOB: 0 BB: 5	R: 0 E: 0 K: 0 S: 3	H: 0 LOB: 0 BB: 3	R: 0 E: 0 K: 1 S: 5	H: 1 LOB: 0 BB: 5	R: 0 E: 0 K: 1 S: 5	H: 0 LOB: 0 BB: 3	R: 0 E: 0 K: 1 S: 6	H: 1 LOB: 1 BB: 6	R: 0 E: 0 K: 0 S: 2	H: 0 LOB: 1 BB: 2 P: 10	1B: 5 2B: 1 3B: 0 HR: 0	SF: 0 SAC: 1 DP: 2 HBP: 0	WP: 0 PB: 0 SB: 0 CS: 1	PA: 42
PITCHER	IP	WLS	BF	H	R	ER	SO	BB	IBB	HBP	BLK	WP	HR	S	P	ERA	WHIP			
Buster Natum, R ERA: 4.07 Ron Kline, R ERA: 2.68 (1, 1)	11.0	W	4	0	0	0	0	1	1	0	0	0	0	2	10	0.00	1.000			

Cleveland Indians @ Washington Senators
D.C. Stadium, Washington, DC
Wed Jul 29 1964, 7:05 PM EDT
Att. 4,327 - Unknown


AB	36
R	1
H	5
RBI	1
BB	5
SO	9
LOB	10



Batter	1	2	3	4	5	6	7	8	9	10	11	12	AB	R	H	RBI	BB	SO	LOB	BOTTOM
Ed Brinkman, R OBP: 0.294, SLG: 0.329 (1, 6)	K		F8										5	0	0	0	1	2	0	
Joe Cunningham, L OBP: 0.372, SLG: 0.329 (1, 3)	F7												4	1	0	0	2	0	1	
Chuck Hinton, R OBP: 0.354, SLG: 0.451 (1, 7)													4	1	1	0	1	1	0	
Don Lock, R OBP: 0.365, SLG: 0.480 (10, 8)													6	2	3	4	0	1	4	
John Kennedy, R OBP: 0.310, SLG: 0.378 (1, 5)													3	0	1	0	2	0	2	
Don Lippert, R OBP: 0.210, SLG: 0.280 Mike Brunley, L OBP: 0.338, SLG: 0.335 (9, PH)													3	0	1	0	0	0	1	
Ken Hunt, R OBP: 0.238, SLG: 0.195 Don Blasingame, L OBP: 0.307, SLG: 0.318 (9, PH)													2	0	0	0	1	1	2	
Chuck Cottier, R OBP: 0.265, SLG: 0.337 Dick Phillips, L OBP: 0.217, SLG: 0.266 Fred Valentine, S OBP: 0.302, SLG: 0.317 Jim King, R OBP: 0.362, SLG: 0.472 (11, PH)													1	0	0	0	0	0	1	
Buster Natum, R OBP: 0.025, SLG: 0.025 Don Zimmer, R OBP: 0.294, SLG: 0.437 Ron Kline, R OBP: 0.400, SLG: 0.250 (12, 1)													4	0	0	0	4	4		
Inning Stats	R: 0 E: 0 K: 2 S: 7	H: 0 LOB: 0 BB: 0	R: 0 E: 0 K: 2 S: 8	H: 1 LOB: 3 BB: 16	R: 0 E: 0 K: 0 S: 3	H: 1 LOB: 1 BB: 7	R: 0 E: 0 K: 0 S: 3	H: 0 LOB: 1 BB: 1	R: 0 E: 0 K: 2 S: 7	H: 0 LOB: 0 BB: 0	R: 0 E: 0 K: 0 S: 3	H: 0 LOB: 2 BB: 2 P: 11	R: 0 E: 0 K: 1 S: 6	H: 1 LOB: 1 BB: 1 P: 3	R: 0 E: 0 K: 0 S: 3	H: 0 LOB: 0 BB: 3	1B: 5 2B: 0 3B: 0 HR: 2	SF: 0 SAC: 1 DP: 1 HBP: 1	WP: 1 PB: 0 SB: 0 CS: 1	PA: 49
PITCHER	IP	WLS	BF	H	R	ER	SO	BB	IBB	HBP	BLK	WP	HR	S	P	ERA	WHIP			
Sam McDowell, L ERA: 3.4 Don McMahon, R ERA: 1.59 Ted Abernathy, R ERA: 1.12 Pedro Ramos, R ERA: 4.51 Gary Bell, R ERA: 4.59 (1, 1)	7.1		30	4	1	1	9	6	0	0	0	1	1	42	66	1.23	1.364			
(8, 1)	2.2	0	1	0	0	1	0	0	0	0	0	0	0	11	11	0.00	0.375			
(11, 1)	0.0	2	1	0	0	0	1	0	0	0	0	0	0	1	5	∞	∞			
(11, 1)	1.0	4	0	0	0	1	0	1	0	0	0	0	0	5	9	0.00	0.000			
(12, 1)	0.1	L	4	1	3	3	0	1	0	1	0	0	1	2	7	81.00	6.000			

Cleveland Indians @ Washington Senators
D.C. Stadium, Washington, DC
Wed Jul 29 1964, 7:05 PM EDT
Att. 4,327 - Unknown

AB	38
R	4
H	7
RBI	4
BB	9
SO	11
LOB	23



Batter	1	2	3	4	5	6	7	8	9	AB	R	H	RBI	BB	SO	LOB	TOP			
George Thomas, R OBP: 0.335, SLG: 0.486	F8		2B 1B	5-3			K			4	1	1	0	0	1	0	Detroit Tigers @ Cleveland Indians Cleveland Municipal Stadium, Cleveland, OH Fri Jul 31 1964, 7:05 PM EDT Unknown			
Don Wert, R OBP: 0.334, SLG: 0.368	F4		F9		6-3			6-3		4	0	0	0	0	0	2				
Al Kaline, R OBP: 0.393, SLG: 0.481	1B 1B		1B 2B		L6-3		K			4	1	2	2	0	1	0				
Don Demeter, R OBP: 0.298, SLG: 0.433	1-2 1B		FC5-4 1B		K			F4		4	0	2	0	0	1	0				
Gates Brown, L OBP: 0.332, SLG: 0.543	K		FC5-4 1B			G3			4-3	4	0	1	1	0	1	2				
Bill Freehan, R OBP: 0.349, SLG: 0.438		1-6-3	FC5-4			5-3			HBP	3	0	0	0	0	0	2				
Jerry Lumpe, L OBP: 0.299, SLG: 0.324		F8	4-3			4-3			F7	4	0	0	0	0	0	3				
Dick McAuliffe, L OBP: 0.341, SLG: 0.485		K			4-3				F8	4	0	0	0	0	1	1				
Ed Rakow, S										0	0	0	0	0	0	0				
Phil Regan, R OBP: 0.421, SLG: 0.412			1B 2B		F4		K			2	1	1	0	0	0	0				
Bill Bruton, L OBP: 0.344, SLG: 0.394										1	0	0	0	0	1	0				
Jack Hamilton, R										0	0	0	0	0	0	0				
Terry Fox, R OBP: 0.333, SLG: 0.500										0	0	0	0	0	0	0				
Inning Stats	R: 0 E: 0 K: 1 S: 7	H: 2 LOB: 2 BB: 0 P: 7	R: 0 E: 0 K: 1 S: 5	H: 0 LOB: 0 BB: 0 P: 5	R: 3 E: 0 K: 0 S: 8	H: 5 LOB: 2 BB: 0 P: 8	R: 0 E: 0 K: 0 S: 3	H: 0 LOB: 0 BB: 0 P: 3	R: 0 E: 0 K: 0 S: 5	H: 0 LOB: 0 BB: 0 P: 5	R: 0 E: 0 K: 2 S: 7	H: 0 LOB: 0 BB: 0 P: 7	R: 0 E: 0 K: 1 S: 5	H: 0 LOB: 1 BB: 0 P: 5	R: 0 E: 0 K: 0 S: 3	H: 0 LOB: 0 BB: 0 P: 4	1B: 6 2B: 1 3B: 0 HR: 0	SF: 0 SAC: 0 DP: 0 HBP: 1	WP: 0 PB: 0 SB: 0 CS: 0	PA: 35
PITCHER	IP WLS BF H R ER SO BB IBB HBP BLK WP HR S P ERA WHIP	IP WLS BF H R ER SO BB IBB HBP BLK WP HR S P ERA WHIP																		
Jack Kralick, L ERA: 2.74	(1, 1)	2.1	14	7	3	3	2	0	0	0	0	0	0	0	18	18	11.57	3.000		
Gary Bell, R ERA: 4.18	(3, 1)	6.2	W	21	0	0	0	4	0	0	1	0	0	0	28	29	0.00	0.000		

Batter	1	2	3	4	5	6	7	8	9	AB	R	H	RBI	BB	SO	LOB	BOTTOM			
Dick Howser, R OBP: 0.320, SLG: 0.299	1B WP BB	SF9		BB E BB		SH5-3	4-3	HBP		1	1	0	2	2	0	1	Detroit Tigers @ Cleveland Indians Cleveland Municipal Stadium, Cleveland, OH Fri Jul 31 1964, 7:05 PM EDT Unknown			
Vic Davallio, L OBP: 0.292, SLG: 0.334	K			E6 BB		F7	4-3	4-3		6	0	1	1	0	1	7				
Leon Wagner, L OBP: 0.338, SLG: 0.500	WP 1B			F5		F4		HR		5	1	2	1	0	1	4				
Bob Chance, L OBP: 0.378, SLG: 0.511	K			HR BB		5-3		4-3		4	1	1	1	1	1	1				
Tito Francona, L OBP: 0.381, SLG: 0.399	4-3			4-3		1-3		1B 2B BB	HBP 1B BB	4	2	1	0	1	0	4				
Joe Azcue, R OBP: 0.310, SLG: 0.347		1B E HBP		FC6-4 1B		F6	2B 1B	BB HBP 1B		4	3	3	0	0	0	0				
Chico Salmon, R OBP: 0.372, SLG: 0.352		E SF9 BB		FC6-4		F7	1B 2B	HBP BB HBP		3	2	1	1	1	0	1				
Billy Moran, R OBP: 0.283, SLG: 0.281		E8 SH1-3 2B 1B		6-3		L7	1B 1B	F8		5	2	2	2	0	0	4				
Jack Kralick, L OBP: 0.188, SLG: 0.191		SH1-3					SH5-3 1B			0	0	0	0	0	0	0				
Gary Bell, R OBP: 0.429, SLG: 0.385				K			4-3 WP 1B	HBP BB		3	0	2	2	1	1	0				
Inning Stats	R: 1 E: 0 K: 2 S: 8	H: 1 LOB: 1 BB: 1 P: 12	R: 3 E: 1 K: 1 S: 7	H: 2 LOB: 1 BB: 1 P: 12	R: 1 E: 0 K: 0 S: 5	H: 2 LOB: 1 BB: 0 P: 5	R: 0 E: 1 K: 1 S: 6	H: 0 LOB: 3 BB: 2 P: 14	R: 0 E: 0 K: 0 S: 3	H: 0 LOB: 0 BB: 0 P: 3	R: 0 E: 0 K: 0 S: 4	H: 1 LOB: 1 BB: 0 P: 4	R: 4 E: 0 K: 0 S: 7	H: 4 LOB: 1 BB: 1 P: 11	R: 3 E: 0 K: 0 S: 6	H: 3 LOB: 3 BB: 1 P: 12	1B: 9 2B: 2 3B: 0 HR: 2	SF: 1 SAC: 2 DP: 0 HBP: 3	WP: 2 PB: 0 SB: 0 CS: 0	PA: 47
PITCHER	IP WLS BF H R ER SO BB IBB HBP BLK WP HR S P ERA WHIP	IP WLS BF H R ER SO BB IBB HBP BLK WP HR S P ERA WHIP																		
Ed Rakow, R ERA: 4.11	(1, 1)	1.2	L	11	3	4	4	2	2	0	0	0	0	0	1	21	29	2.08	1.154	
Phil Regan, R ERA: 4.22	(2, 1)	4.1		19	3	1	1	2	2	0	0	0	0	1	21	29	2.08	1.154		
Jack Hamilton, R ERA: 11.88	(7, 1)	1.1		13	7	7	7	0	1	0	1	0	1	1	11	16	47.25	6.000		
Terry Fox, R ERA: 2.84	(8, 1)	0.2		4	0	0	0	0	1	0	1	0	0	0	2	7	0.00	1.500		

Batter	1	2	3	4	5	6	7	8	9	AB	R	H	RBI	BB	SO	LOB	TOP			
George Thomas, R (1, 8) OBP: 0.333, SLG: 0.482	0-3 K		0-3 K		0-0 FC4-6 1B		0-0 F8			4	0	1	0	0	2	0	Detroit Tigers @ Cleveland Indians Cleveland Municipal Stadium, Cleveland, OH Fri Jul 31 1964, 7:05 PM EDT Att: 25,571 - Unknown			
Jerry Lumpe, L (1, 4) OBP: 0.300, SLG: 0.326	0-0 1B		0-0 1B		0-0 FC4-6 1-2		0-0 L4			4	0	2	0	0	0	1				
Al Kaline, R (1, 9) OBP: 0.391, SLG: 0.478	0-0 1-2 1B		0-0 L5-3		0-0 L6-3		0-0 L8			4	0	1	0	0	0	1				
Gates Brown, L (1, 7) OBP: 0.331, SLG: 0.551	0-0 F5			0-3 K		0-0 F8		0-0 HR		4	1	1	1	0	1	2				
Norm Cash, L (1, 3) OBP: 0.317, SLG: 0.405	0-0 F8			0-0 HR		0-0 1B		0-0 F6		4	1	2	1	0	0	2				
Dick McAuliffe, L (1, 6) OBP: 0.340, SLG: 0.482		0-0 F8		0-3 K		0-0 1-2 1B		0-3 K		4	0	1	0	0	2	0				
Don Wert, R (1, 5) OBP: 0.332, SLG: 0.364		0-0 F6		0-0 5-3		0-3 K		0-3 K		3	0	0	0	0	1	2				
Don Demeter, R (9, PH) OBP: 0.297, SLG: 0.431										1	0	0	0	0	1	0				
Mike Roarke, R (1, 2) OBP: 0.310, SLG: 0.230		0-3 K			0-0 5-3		0-0 F4		0-0 F8	2	0	0	0	0	1	0				
Bill Freehan, R (7, PH) OBP: 0.347, SLG: 0.435										2	0	0	0	0	0	0				
Joe Sparma, R (1, 1) OBP: 0.125, SLG: 0.200			0-3 K		0-3 K		0-3 K			2	0	0	0	0	0	2	0			
Bill Bruton, L (7, PH) OBP: 0.342, SLG: 0.392										1	0	0	0	0	1	0				
Larry Sherry, R (7, 1)										0	0	0	0	0	0	0				
Inning Stats	R: 0 E: 0 K: 1 S: 7	H: 2 LOB: 2 BB: 0 P: 7	R: 0 E: 0 K: 1 S: 5	H: 0 LOB: 0 BB: 0 P: 5	R: 0 E: 0 K: 2 S: 8	H: 1 LOB: 1 BB: 0 P: 8	R: 1 E: 0 K: 2 S: 8	H: 1 LOB: 0 BB: 0 P: 8	R: 0 E: 0 K: 1 S: 6	H: 2 LOB: 2 BB: 0 P: 7	R: 0 E: 0 K: 1 S: 5	H: 0 LOB: 0 BB: 0 P: 5	R: 1 E: 0 K: 0 S: 4	H: 1 LOB: 0 BB: 0 P: 4	R: 0 E: 0 K: 2 S: 7	H: 0 LOB: 0 BB: 0 P: 7	1B: 6 2B: 0 3B: 0 HR: 2	SF: 0 SAC: 0 DP: 0 HBP: 0	WP: 0 PB: 0 SB: 0 CS: 0	PA: 35
PITCHER	IP WLS BF H R ER SO BB IBB HBP BLK WP HR S P ERA WHIP																			
Pedro Ramos, R (1, 1) ERA: 4.37	7.2 W 31 8 2 2 9 0 0 0 0 0 2 49 49 2.35 1.043																			
Don McMahon, R (8, 1) ERA: 1.54	1.1 S 4 0 0 0 2 0 0 0 0 0 0 0 8 8 0.00 0.000																			


AB	35
R	2
H	8
RBI	2
BB	0
SO	11
LOB	8




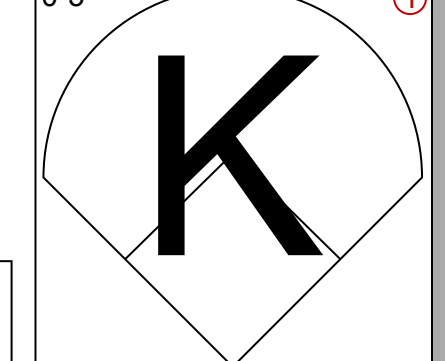
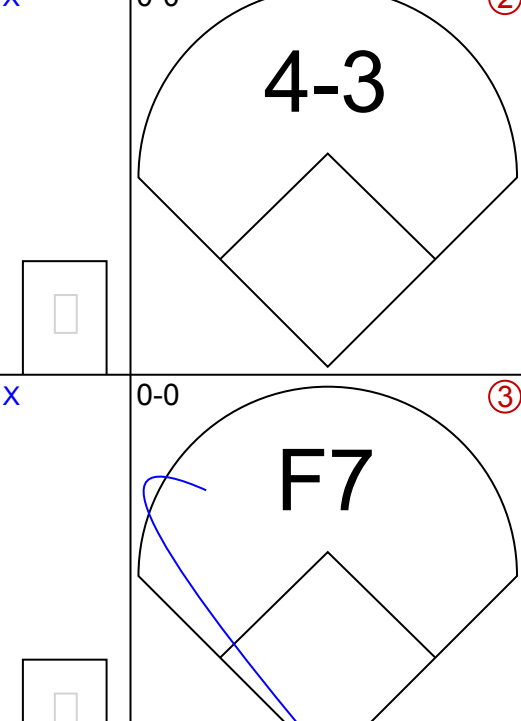
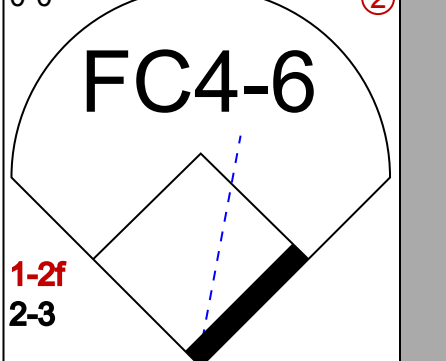
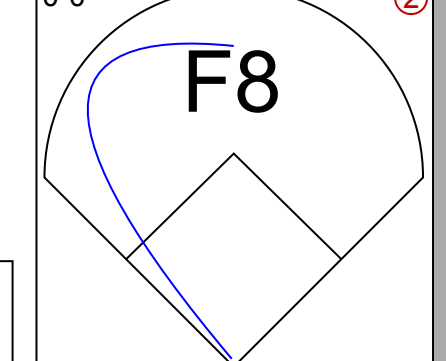
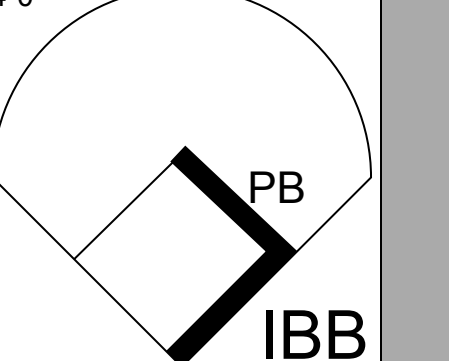
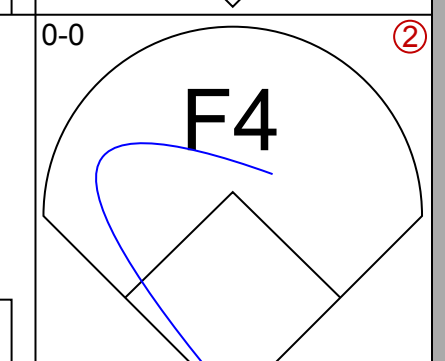

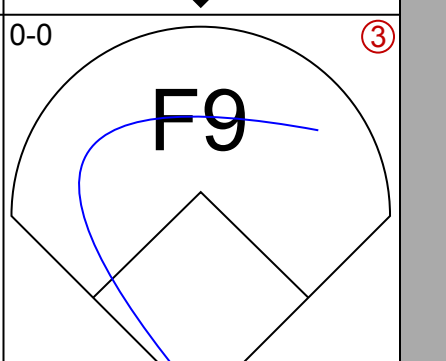
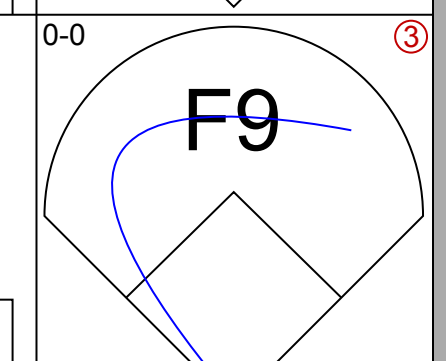
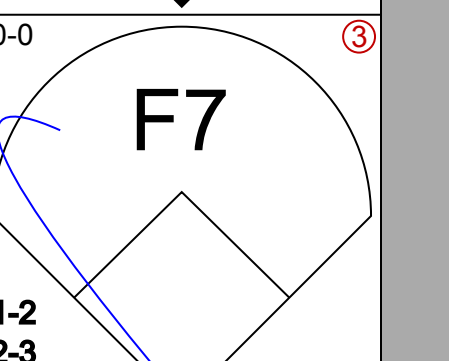
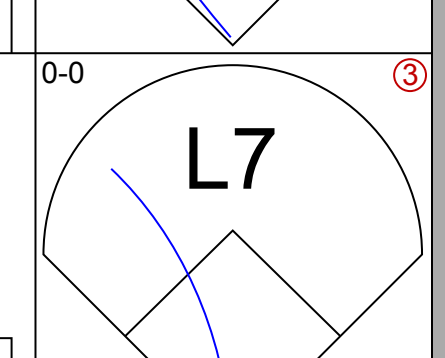
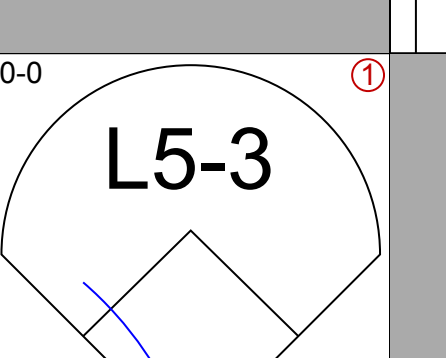
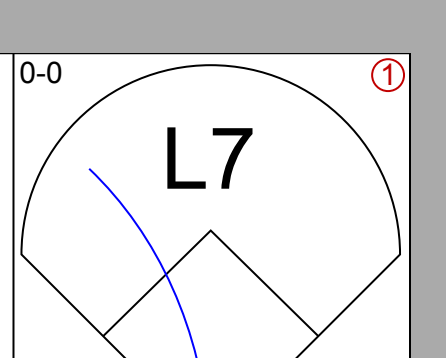
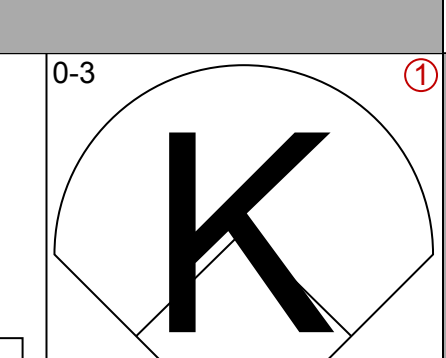
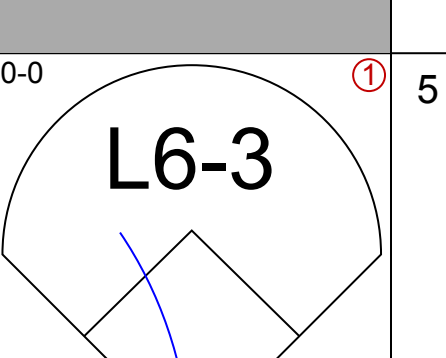
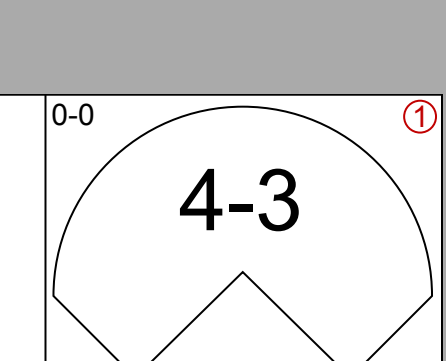
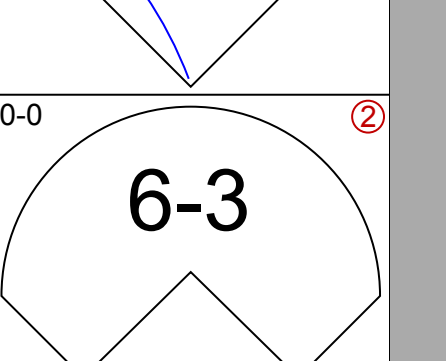
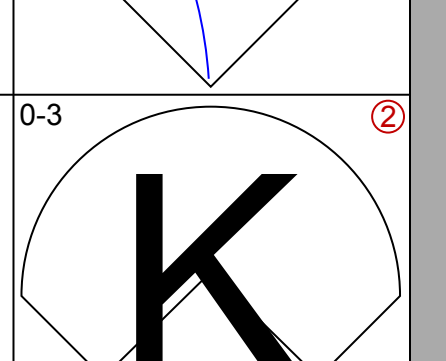
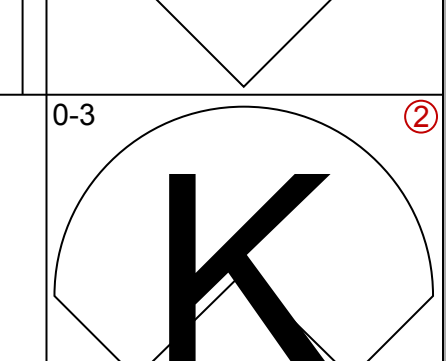
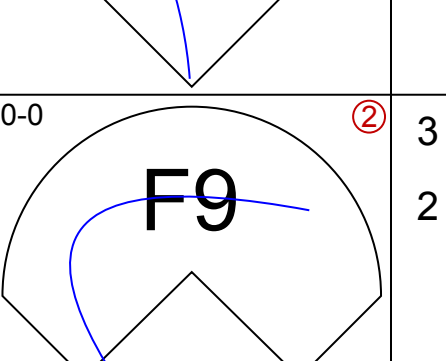
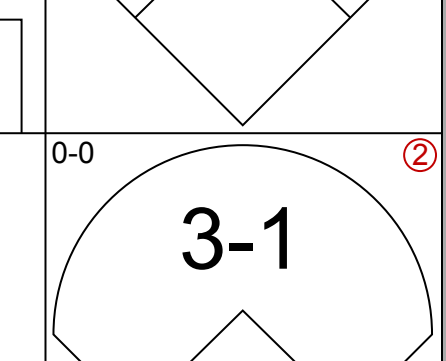
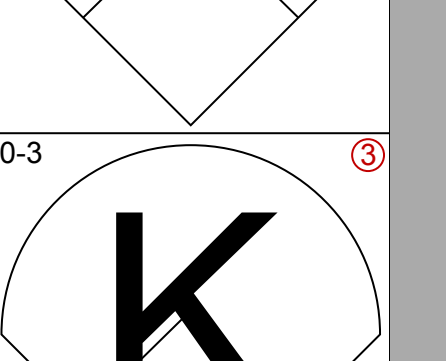
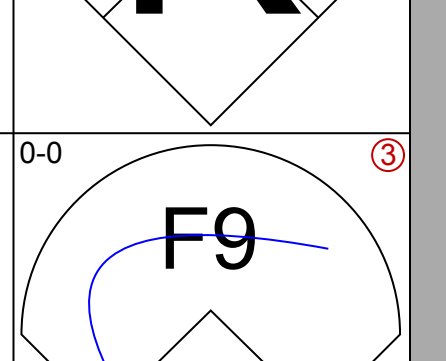
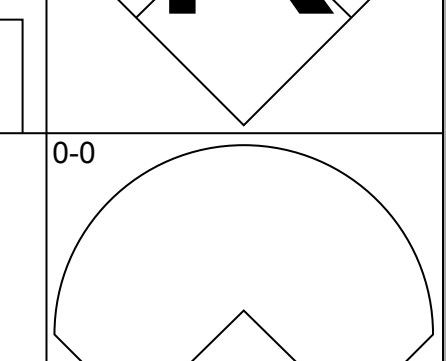
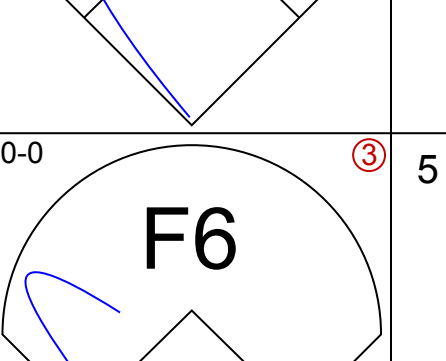
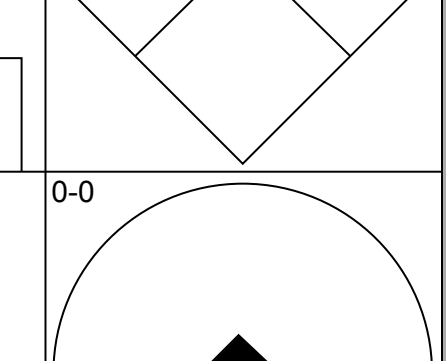
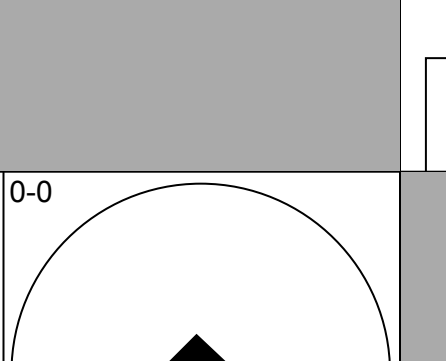
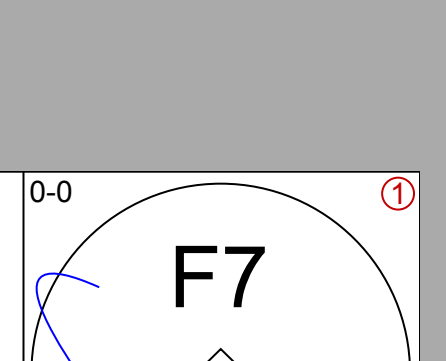
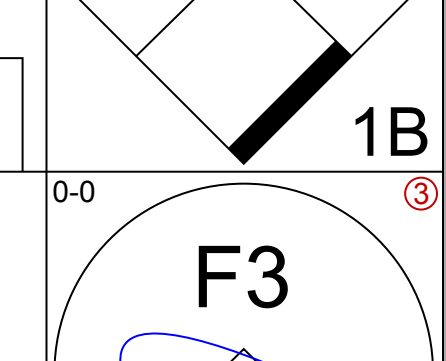
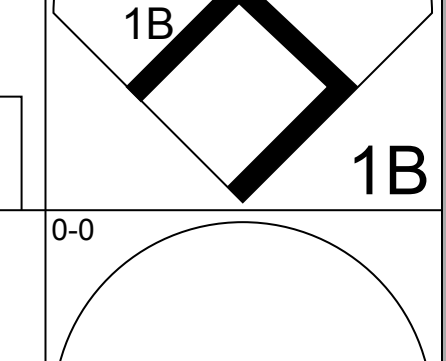
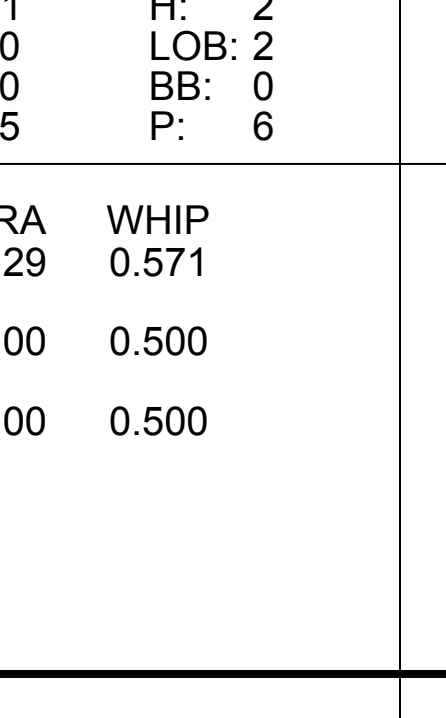

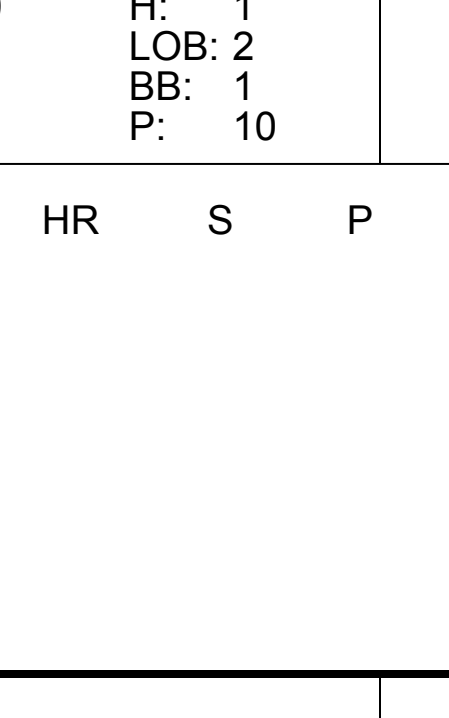
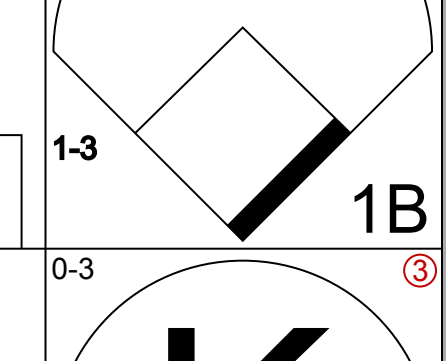
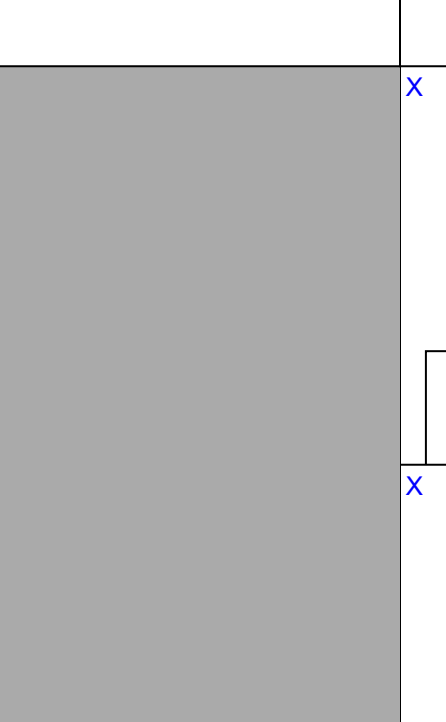
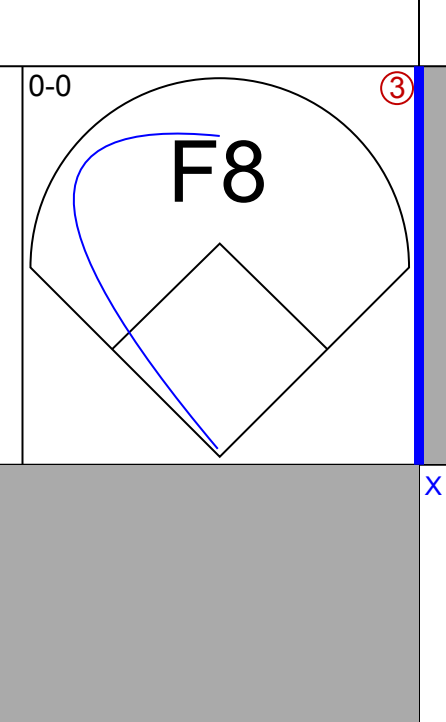

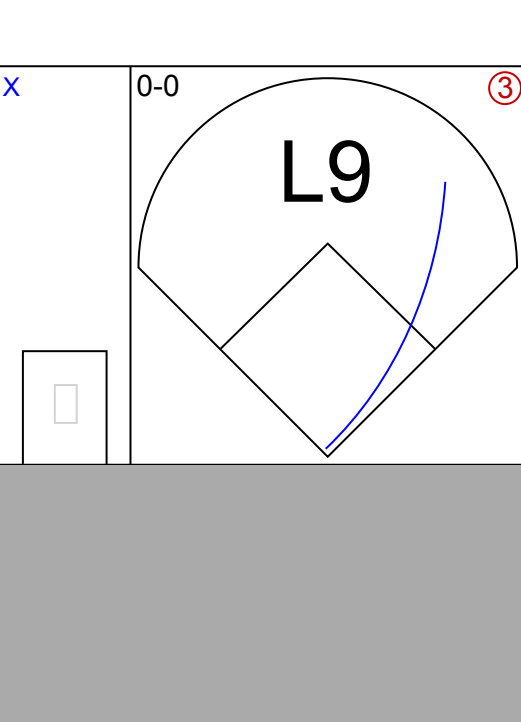
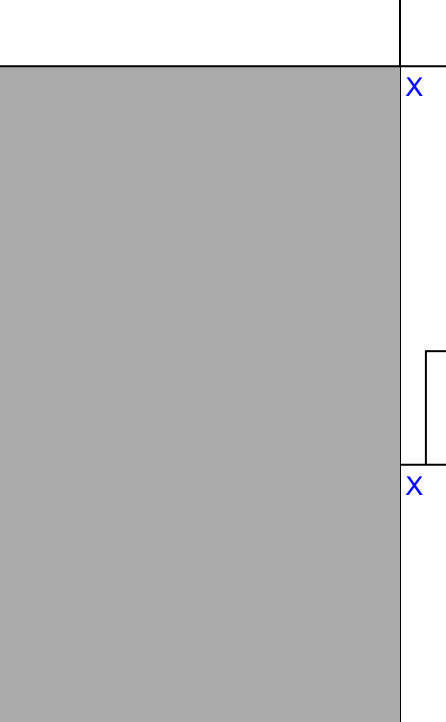
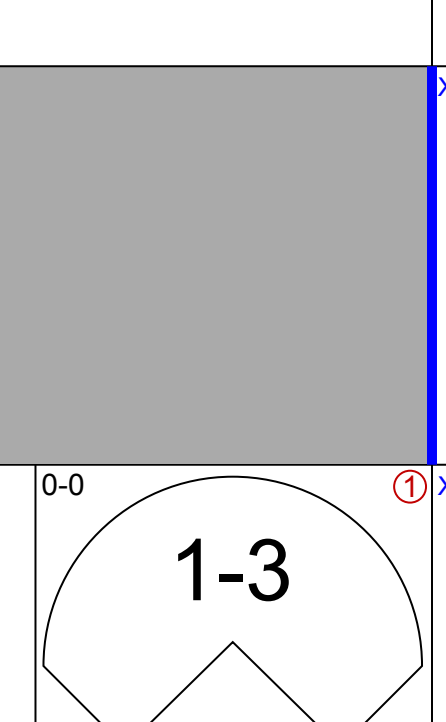

Batter	1	2	3	4	5	6	7	8	9	AB	R	H	RBI	BB	SO	LOB	BOTTOM			
Dick Howser, R (1, 6) OBP: 0.322, SLG: 0.303	0-0 3-1 4-3 2B		0-0 WP 4-3 1B		0-0 L9		0-3 K			4	2	2	0	0	1	2	Detroit Tigers @ Cleveland Indians Cleveland Municipal Stadium, Cleveland, OH Fri Jul 31 1964, 7:05 PM EDT Att: 25,571 - Unknown			
Vic Davallillo, L (1, 8) OBP: 0.297, SLG: 0.335	4-0 4-3 WP BB		0-0 WP 1-2 1B		0-0 F7		4-0 1-2 BB			2	1	1	0	2	0	0				
Leon Wagner, L (1, 7) OBP: 0.337, SLG: 0.500	0-0 3-1 1-2 2-3		0-0 F8		0-0 E9 SF8 2B		0-0 F8			4	1	1	0	0	0	7				
Bob Chance, L (1, 3) OBP: 0.373, SLG: 0.504	0-0 4-3		0-0 4-3		0-0 SF8		0-3 K			3	0	0	3	0	1	2				
Tito Francona, L (1, 9) OBP: 0.378, SLG: 0.392	2-3 3-H 4-0 WP PO BB		0-3 K		0-0 4-3		0-0 F8			3	0	0	0	1	1	1				
Joe Azcue, R (1, 2) OBP: 0.309, SLG: 0.351	0-0 PO	0-0 6-3		0-0 L8		0-0 F8		0-0 2B		4	0	1	0	0	0	0				
Chico Salmon, R (1, 4) OBP: 0.366, SLG: 0.360		0-0 1-3		0-0 F2		0-0 1B 2B		0-0 L9		4	0	1	0	0	0	1				
Billy Moran, R (1, 5) OBP: 0.287, SLG: 0.285		0-0 1B		0-0 1-3		0-0 BB 1B				3	0	2	0	0	0	0				
Pedro Ramos, S (1, 1) OBP: 0.231, SLG: 0.351		0-3 K		0-3 K		0-3 K				3	0	0	0	0	3	3				
Don McMahon, R (8, 1) OBP: 0.222, SLG: 0.222										0	0	0	0	0	0	0				
Inning Stats	R: 2 E: 0 K: 0 S: 3	H: 1 LOB: 2 BB: 2 P: 11	R: 0 E: 0 K: 1 S: 6	H: 1 LOB: 1 BB: 0 P: 6	R: 1 E: 0 K: 1 S: 7	H: 2 LOB: 1 BB: 0 P: 7	R: 0 E: 0 K: 0 S: 3	H: 0 LOB: 0 BB: 0 P: 3	R: 0 E: 0 K: 1 S: 5	H: 0 LOB: 0 BB: 0 P: 5	R: 1 E: 1 K: 0 S: 4	H: 1 LOB: 0 BB: 0 P: 4	R: 0 E: 0 K: 2 S: 9	H: 2 LOB: 3 BB: 1 P: 13	R: 0 E: 0 K: 1 S: 6	H: 1 LOB: 1 BB: 0 P: 6	1B: 4 2B: 4 3B: 0 HR: 0	SF: 1 SAC: 0 DP: 0 HBP: 0	WP: 3 PB: 0 SB: 0 CS: 0	PA: 35
PITCHER	IP WLS BF H R ER SO BB IBB HBP BLK WP HR S P ERA WHIP																			
Joe Sparma, R (1, 1) ERA: 2.45	6.0 L 24 5 4 3 3 2 0 0 0 0 0 0 28 36 4.50 1.167																			
Larry Sherry, R (7, 1) ERA: 3.72	2.0 10 3 0 0 3 1 0 0 0 0 0 0 15 19 0.00 2.000																			

AB	30
R	4
H	8
RBI	3
BB	3
SO	6
LOB	16



Batter	1	2	3	4	5	6	7	8	9	AB	R	H	RBI	BB	SO	LOB	TOP			
Jerry Lumpe, L (1,4) OBP: 0.302, SLG: 0.325	0-0 4-3		0-0 2H 1B		4-0 BB			0-0 1B		3	0	2	1	1	0	0	Detroit Tigers @ Cleveland Indians Cleveland Municipal Stadium, Cleveland, OH Sun Aug 02 1964, 3:33 AM EDT Unknown livebaseballscores.com AB 31 R 1 H 4 RBI 1 BB 3 SO 7 LOB 14 			
Bill Freehan, R (1,2) OBP: 0.345, SLG: 0.430	0-0 5-3		0-0 F4		0-0 F6			0-0 F8		4	0	0	0	0	0	4				
Al Kaline, R (1,9) OBP: 0.388, SLG: 0.470	0-3 K			4-0 1-3 BB				0-0 L8		3	0	0	0	1	1	1				
Don Demeter, R (1,3) OBP: 0.296, SLG: 0.427		0-0 L7		0-3 K				0-0 F7		4	0	0	0	0	1	2				
Gates Brown, L (1,7) OBP: 0.324, SLG: 0.536		0-3 K		0-0 1-3				0-0 5-3		4	0	0	0	0	1	1				
George Thomas, R (1,8) OBP: 0.328, SLG: 0.473		0-0 4-3		0-0 5-3				0-3 K		4	0	0	0	0	1	1				
Bubba Phillips, R (1,5) OBP: 0.373, SLG: 0.446			0-0 BLK 1B		4-0 PB BB			0-0 F9		3	1	1	0	1	0	0				
Dick McAuliffe, L (1,6) OBP: 0.339, SLG: 0.479			0-0 F7		0-3 K			0-0 K		3	0	1	0	0	1	2				
Hank Aguirre, R (1,1) Ed Rakow, S (1,1) Jake Wood, R (5, Ph) Phil Regan, R (5,1) Don Wert, R (7, Ph) Jack Hamilton, R (7,1)			0-0 4-3		0-3 K			0-3 K		0	0	0	0	0	0	0				
Inning Stats	R: 0 E: 0 K: 1 S: 5	H: 0 LOB: 0 BB: 0 P: 5	R: 0 E: 0 K: 1 S: 5	H: 0 LOB: 0 BB: 0 P: 5	R: 1 E: 0 K: 0 S: 5	H: 2 LOB: 1 BB: 0 P: 5	R: 0 E: 0 K: 1 S: 5	H: 0 LOB: 1 BB: 1 P: 9	R: 0 E: 0 K: 2 S: 3	H: 0 LOB: 2 BB: 2 P: 15	R: 0 E: 0 K: 0 S: 8	H: 1 LOB: 1 BB: 0 P: 8	R: 0 E: 0 K: 0 S: 4	H: 1 LOB: 1 BB: 0 P: 4	R: 0 E: 0 K: 0 S: 3	H: 0 LOB: 0 BB: 0 P: 3		1B: 4 2B: 0 3B: 0 HR: 0	SF: 0 SAC: 0 DP: 0 HBP: 0	WP: 0 PB: 1 SB: 0 CS: 0
PITCHER Sam McDowell, L (1,1) ERA: 3.19	IP: 9.0 WLS: W BF: 34 H: 4 R: 1 ER: 1 SO: 7 BB: 3 IBB: 0 HBP: 0 BLK: 1 WP: 0 HR: 0 S: 45 P: 57 ERA: 1.00 WHIP: 0.778															PITCHER				

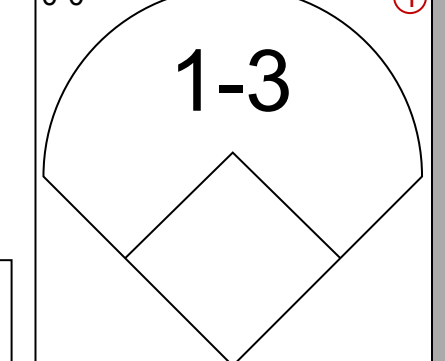
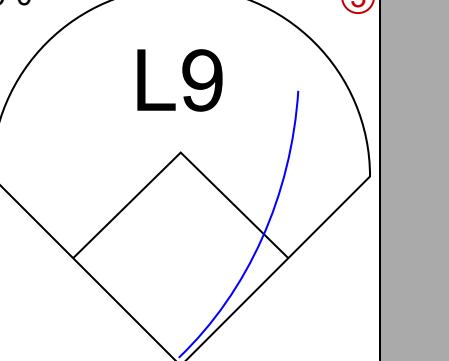
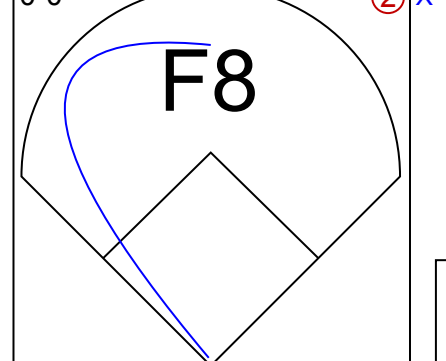
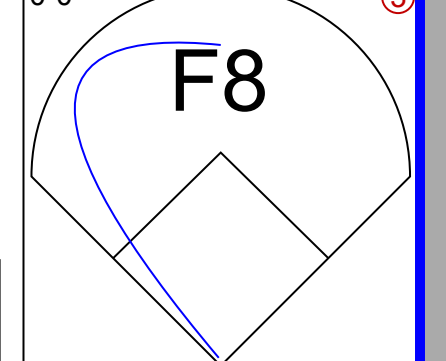
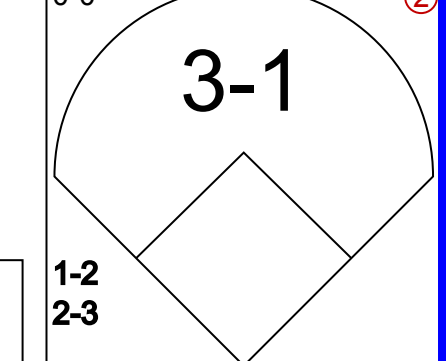
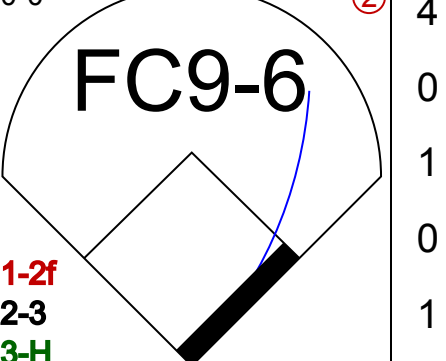
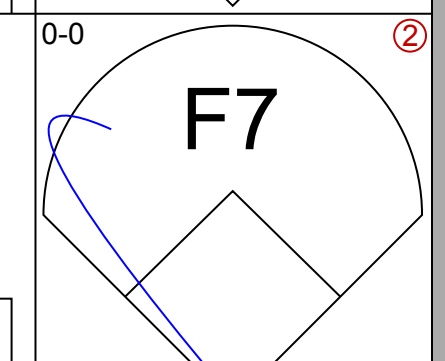
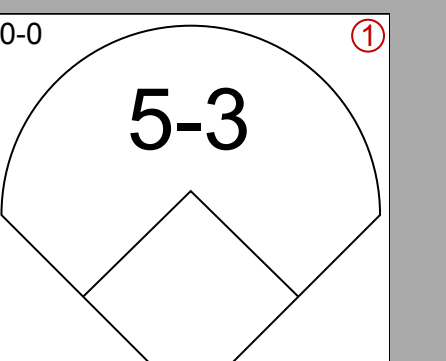
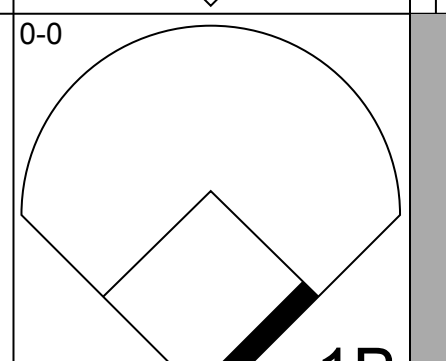
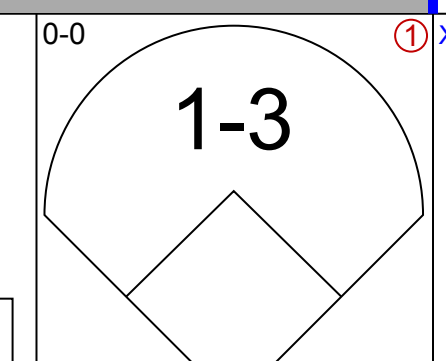

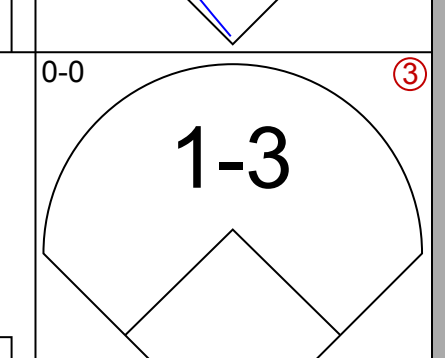
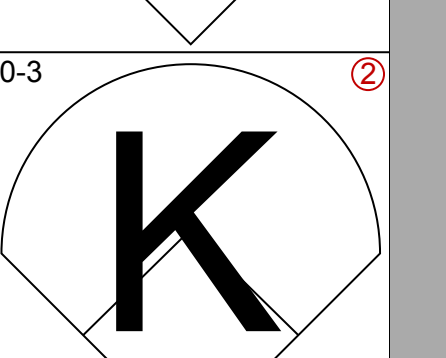
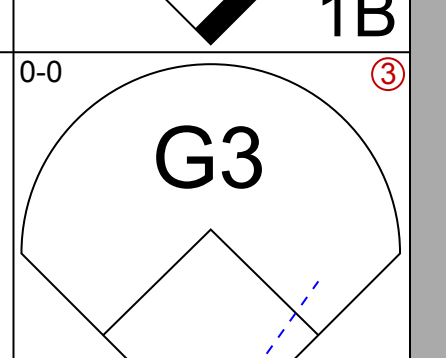
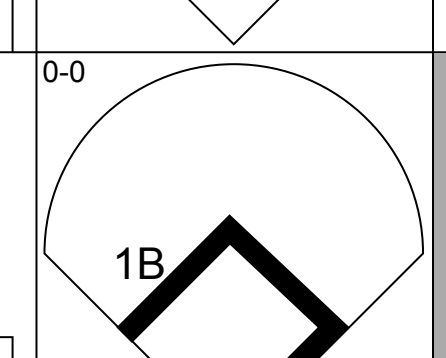
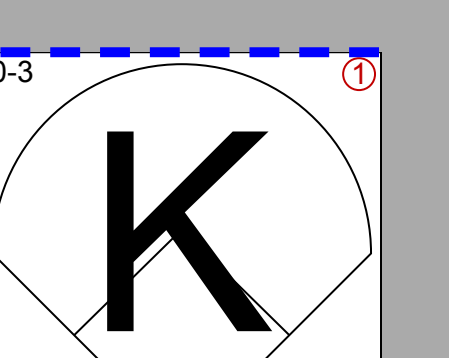
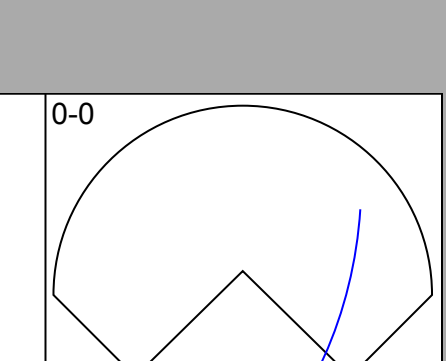
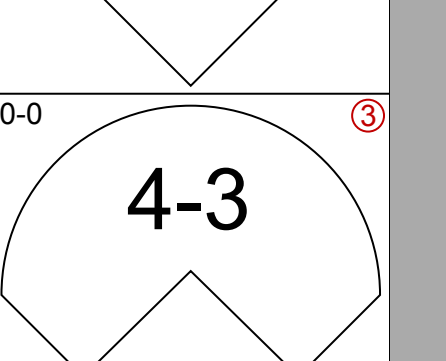
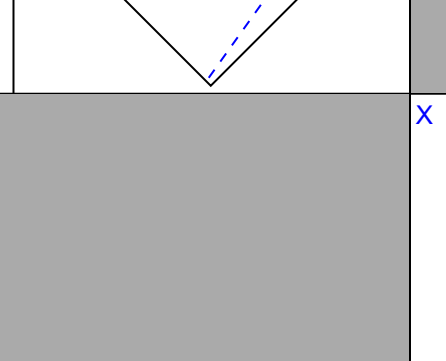
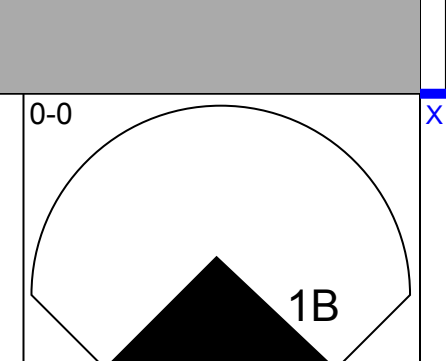
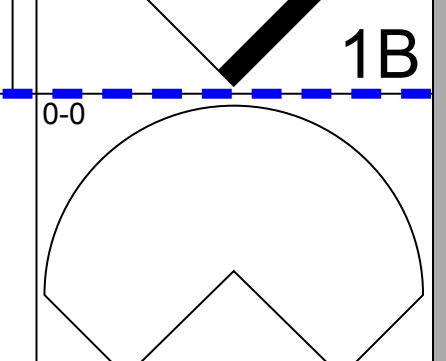
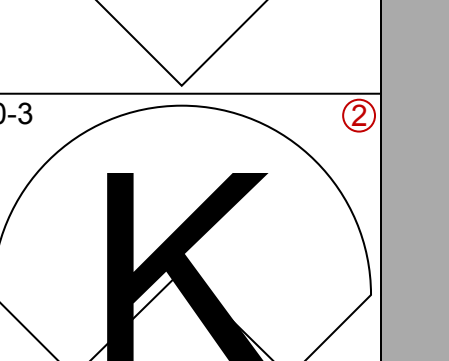

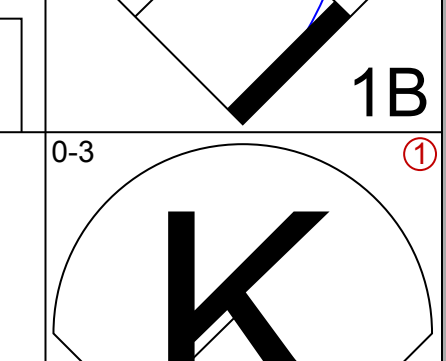

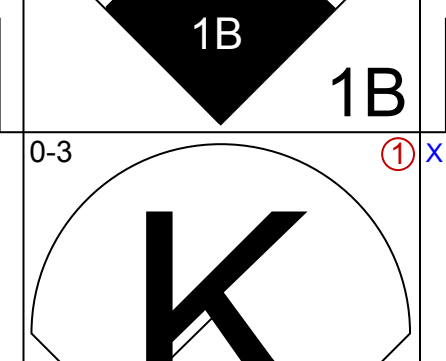
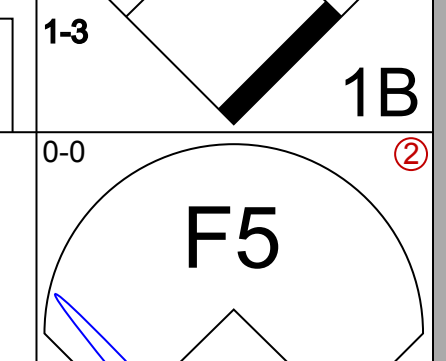
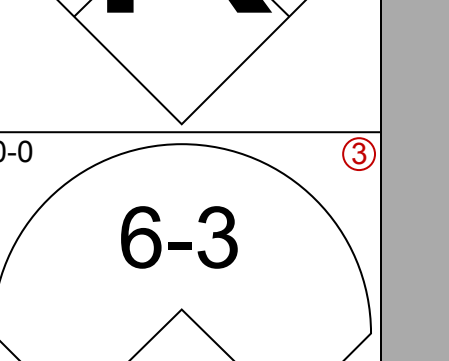
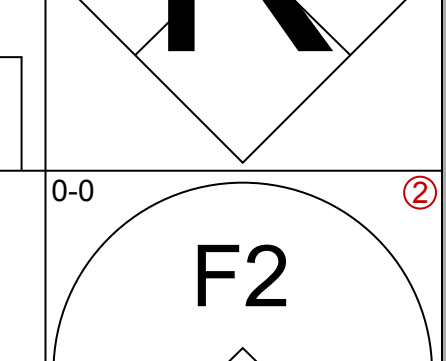
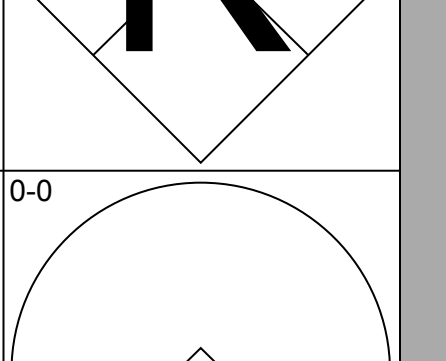
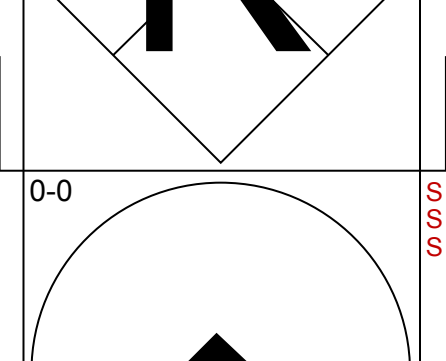
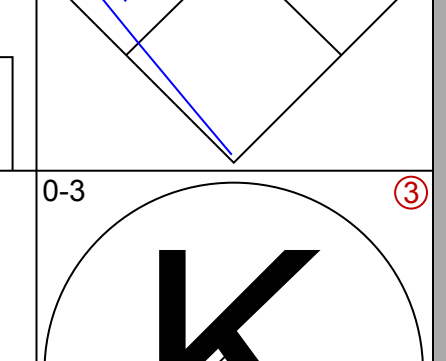
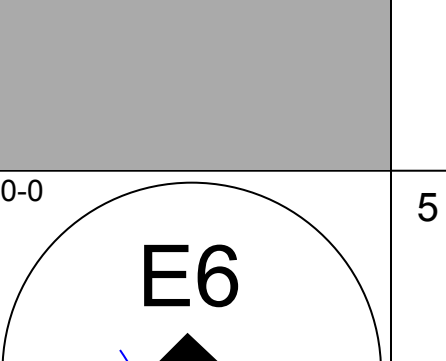
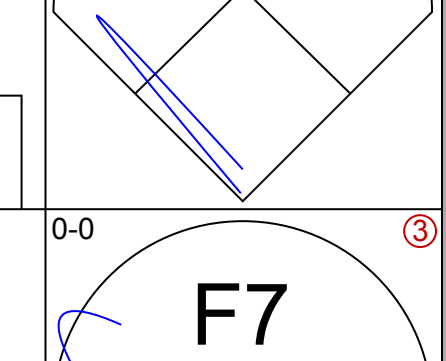
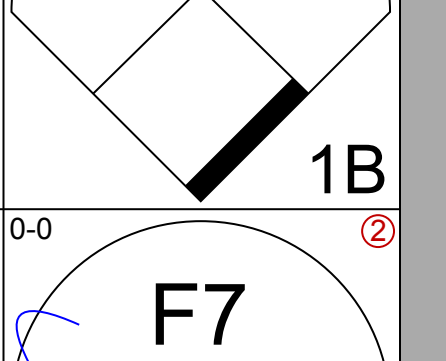
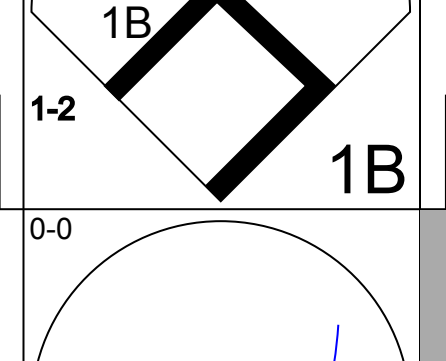
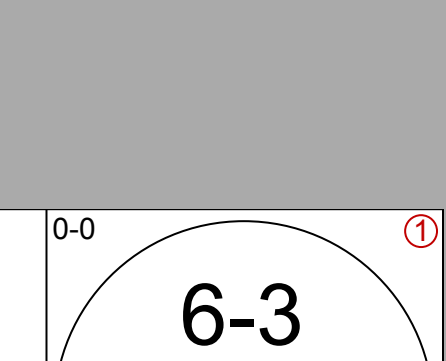
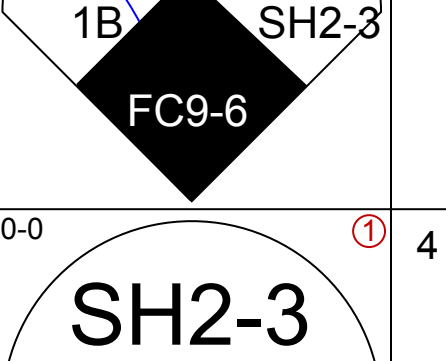
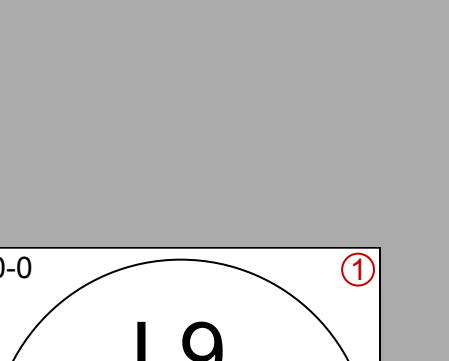
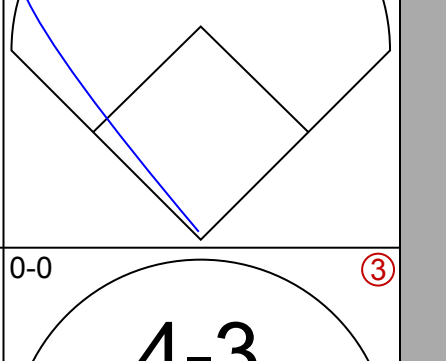
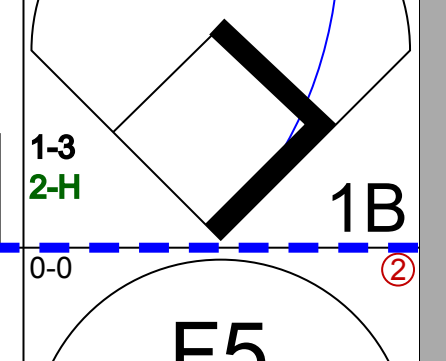
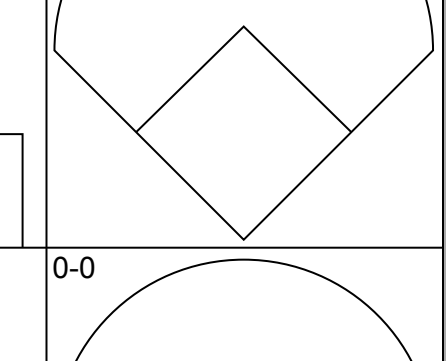

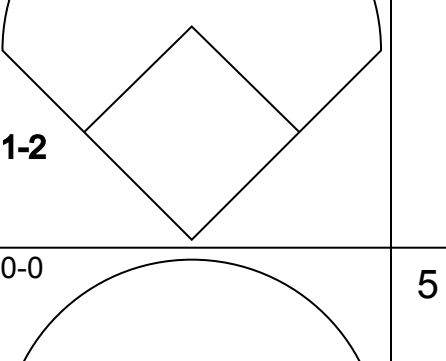
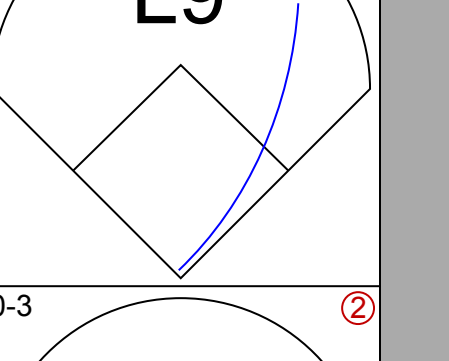
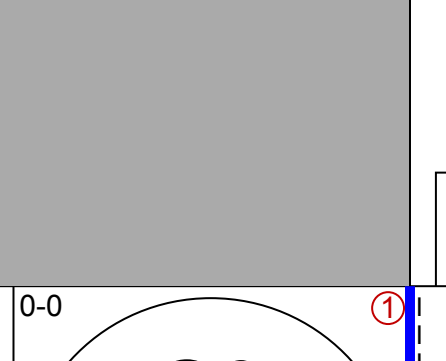
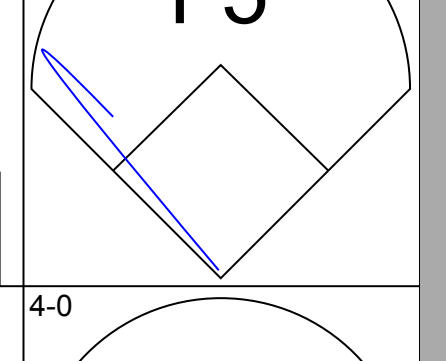
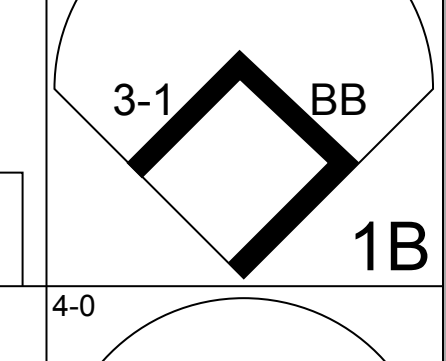

Batter	1	2	3	4	5	6	7	8	9	AB	R	H	RBI	BB	SO	LOB	BOTTOM			
Woodie Held, R (1,4) OBP: 0.301, SLG: 0.434	0-0 HR	0-3 K		0-0 4-3 1B		0-0 2H 1B FC3-6		0-0 1B		5	2	4	2	0	1	0	Detroit Tigers @ Cleveland Indians Cleveland Municipal Stadium, Cleveland, OH Sun Aug 02 1964, 3:33 AM EDT Unknown livebaseballscores.com AB 35 R 6 H 12 RBI 5 BB 4 SO 7 LOB 20 			
Dick Howser, R (1,6) OBP: 0.324, SLG: 0.307	0-0 F8		4-0 1B BB	0-0 4-3		0-0 1B FC3-6		0-3 K		4	1	1	0	1	1	2				
Leon Wagner, L (1,7) OBP: 0.335, SLG: 0.494	0-0 G3		0-0 1B FC5-4	0-3 K		0-0 1B FC3-6		0-0 1B		5	1	2	1	0	1	2				
Bob Chance, L (1,3) OBP: 0.364, SLG: 0.488	4-0 1B BB		0-3 K	0-0 4-3		0-0 K		0-0 F2		4	0	0	0	1	2	6				
Joe Azcue, R (1,2) OBP: 0.318, SLG: 0.355	0-0 1B		0-0 FC5-4		0-3 K			0-0 FC4		4	0	3	1	0	1	0				
Chico Salmon, R (1,9) OBP: 0.348, SLG: 0.341	1-2 1B		1-3 2H 1B		0-0 1-3 K			0-0 FC4		4	1	1	1	0	0	2				
Vic Davallo, L (1,8) OBP: 0.306, SLG: 0.339	1-2 2-3 1B		1-2 3H E 1B		0-0 F7			4-0 G4-6-3 BB		3	0	1	0	1	0	3				
Billy Moran, R (1,5) OBP: 0.283, SLG: 0.278		0-0 F8	0-0 E6		4-0 SH5-3 BB			0-0 G4-6-3		3	1	0	0	1	0	3				
Sam McDowell, L (1,1) OBP: 0.111, SLG: 0.059		0-0 1-3	0-0 F8		0-0 SH5-3			0-3 K		3	0	0	0	0	1	2				
Inning Stats	R: 1 E: 0 K: 0 S: 6	H: 3 LOB: 3 BB: 1 P: 10	R: 0 E: 0 K: 1 S: 5	H: 0 LOB: 0 BB: 0 P: 5	R: 3 E: 1 K: 1 S: 9	H: 3 LOB: 2 BB: 1 P: 13	R: 0 E: 0 K: 1 S: 6	H: 1 LOB: 1 BB: 0 P: 6	R: 0 E: 0 K: 1 S: 5	H: 0 LOB: 0 BB: 0 P: 5	R: 2 E: 0 K: 1 S: 7	H: 2 LOB: 1 BB: 1 P: 11	R: 0 E: 0 K: 0 S: 3	H: 1 LOB: 1 BB: 1 P: 7	R: 0 E: 0 K: 2 S: 9	H: 2 LOB: 2 BB: 0 P: 9		1B: 11 2B: 0 3B: 0 HR: 1	SF: 0 SAC: 1 DP: 1 HBP: 0	WP: 0 PB: 0 SB: 1 CS: 0
PITCHER Hank Aguirre, L (1,1) ERA: 3.78 Ed Rakow, R (1,1) ERA: 4.12 Phil Regan, R (5,1) ERA: 4.85 Jack Hamilton, R (7,1) ERA: 9.58	IP: 0.0 WLS: L BF: 21 H: 6 R: 3 ER: 2 SO: 3 BB: 2 IBB: 0 HBP: 0 BLK: 0 WP: 0 HR: 1 S: 25 P: 33 ERA: 4.50 WHIP: 2.000															PITCHER				

Batter	1	2	3	4	5	6	7	8	9	10	11	AB	R	H	RBI	BB	SO	LOB	TOP					
Jerry Lumpe, L OBP: 0.301, SLG: 0.322 (1, 4)												4	0	0	0	1	1	2						
Don Wert, R OBP: 0.323, SLG: 0.353 (1, 5)												5	0	0	0	0	0	4						
Al Kaline, R OBP: 0.383, SLG: 0.463 (1, 9)													5	0	0	0	0	1	0					
Don Demeter, R OBP: 0.294, SLG: 0.423 Norm Cash, L OBP: 0.314, SLG: 0.401 (9, PH) (9, 3)													3	0	0	0	0	1	0					
Gates Brown, L OBP: 0.321, SLG: 0.529 (1, 7)													5	0	1	0	0	1	0					
George Thomas, R OBP: 0.331, SLG: 0.474 (1, 8)												4	1	2	0	0	0	1						
Bill Freehan, R OBP: 0.349, SLG: 0.434 (1, 2)													4	0	3	0	0	0	0					
Dick McAuliffe, L OBP: 0.336, SLG: 0.476 (1, 6)													2	0	0	1	0	1	2					
Mickey Lolich, S OBP: 0.077 Larry Sherry, R (7, 1) Fred Gladding, L (8, 1) Bill Bruton, L OBP: 0.339, SLG: 0.388 Joe Sparna, R OBP: 0.152, SLG: 0.200 (10, PH) (10, 1)												1	0	0	0	0	1	0						
Inning Stats	R: 0 E: 0 K: 1 S: 5	H: 0 LOB: 0 BB: 0 P: 5	R: 0 E: 0 K: 1 S: 7	H: 2 LOB: 2 BB: 0 P: 7	R: 0 E: 0 K: 1 S: 5	H: 0 LOB: 0 BB: 0 P: 5	R: 0 E: 0 K: 1 S: 5	H: 0 LOB: 0 BB: 0 P: 5	R: 1 E: 0 K: 0 S: 5	H: 2 LOB: 2 BB: 0 P: 6	R: 0 E: 0 K: 0 S: 3	H: 0 LOB: 0 BB: 0 P: 3	R: 0 E: 0 K: 0 S: 3	H: 0 LOB: 0 BB: 0 P: 3	R: 0 E: 0 K: 2 S: 8	H: 1 LOB: 1 BB: 0 P: 8	R: 0 E: 0 K: 1 S: 6	H: 1 LOB: 1 BB: 1 P: 10	R: 0 E: 0 K: 0 S: 3	H: 0 LOB: 0 BB: 0 P: 3	1B: 6 2B: 0 3B: 0 HR: 0	SF: 1 SAC: 1 DP: 0 HBP: 1	WP: 0 PB: 1 SB: 0 CS: 0	PA: 41
PITCHER	IP 7.0	WLS 26	BF 4	H 4	R 1	ER 1	SO 5	BB 0	IBB 0	HBP 1	BLK 0	WP 0	HR 0	S 35	P 36	ERA 1.29	WHIP 0.571							
Jack Kralick, L ERA: 2.67 Don McMahon, R ERA: 1.49 Luis Tiant, R ERA: 1.73	(1, 1) (8, 1) (10, 1)	2.0 2.0 2.0	WLS 7 W 8	BF 26 8	H 4 1	R 1 0	ER 1 0	SO 5 1	BB 0 1	IBB 0 0	HBP 1 0	BLK 0 0	WP 0 0	HR 0 0	S 35 9	P 36 13	ERA 0.00 0.00 0.00	WHIP 0.500 0.500 0.500						

Detroit Tigers @ Cleveland Indians
Cleveland Municipal Stadium, Cleveland, OH
Sun Aug 02 1964, 3:38 AM EDT
Att: 8,980 - Unknown


AB 37
R 1
H 6
RBI 1
BB 1
SO 8
LOB 10



Batter	1	2	3	4	5	6	7	8	9	10	11	AB	R	H	RBI	BB	SO	LOB	BOTTOM							
Woodie Held, R OBP: 0.296, SLG: 0.427 Don McMahon, R OBP: 0.222, SLG: 0.222 Fred Whitfield, L OBP: 0.295, SLG: 0.402 Luis Tiant, R OBP: 0.100, SLG: 0.100 Larry Brown, R OBP: 0.281, SLG: 0.372 (1, 4) (8, 1) (9, PH) (10, 1) (11, PH)													4	0	0	0	0	3								
Dick Howser, R OBP: 0.323, SLG: 0.305 (1, 6)													5	0	1	0	0	2								
Leon Wagner, L OBP: 0.333, SLG: 0.491 (1, 7)												5	0	1	0	0	2	1								
Bob Chance, L OBP: 0.368, SLG: 0.490 (1, 3)													5	1	3	0	0	1	0							
John Romano, R OBP: 0.343, SLG: 0.463 (1, 2)												5	0	0	0	0	3	4								
Chico Salmon, R OBP: 0.351, SLG: 0.345 (1, 9) (8, 4)													5	1	2	0	0	1	3							
Vic Davalillo, L OBP: 0.306, SLG: 0.338 (1, 8)													4	0	1	1	0	2								
Billy Moran, R OBP: 0.285, SLG: 0.280 (1, 5)													5	0	2	0	0	3								
Jack Kralick, L OBP: 0.180, SLG: 0.184 Tito Francona, L OBP: 0.389, SLG: 0.392 (1, 1) (7, PH) (8, 9)													2	0	0	0	1	0								
Inning Stats	R: 0 E: 0 K: 0 S: 3	H: 0 LOB: 0 BB: 0 P: 3	R: 0 E: 0 K: 1 S: 6	H: 1 LOB: 1 BB: 0 P: 6	R: 0 E: 0 K: 1 S: 5	H: 0 LOB: 0 BB: 0 P: 5	R: 0 E: 0 K: 1 S: 5	H: 0 LOB: 0 BB: 0 P: 5	R: 0 E: 0 K: 1 S: 6	H: 1 LOB: 1 BB: 0 P: 6	R: 0 E: 0 K: 0 S: 4	H: 1 LOB: 1 BB: 0 P: 4	R: 1 E: 0 K: 1 S: 8	H: 3 LOB: 3 BB: 1 P: 12	R: 0 E: 0 K: 1 S: 7	H: 2 LOB: 2 BB: 0 P: 7	R: 0 E: 0 K: 0 S: 4	H: 1 LOB: 1 BB: 1 P: 8	R: 0 E: 0 K: 2 S: 7	H: 0 LOB: 0 BB: 0 P: 7	R: 1 E: 1 K: 0 S: 4	H: 1 LOB: 3 BB: 1 P: 8	1B: 10 2B: 0 3B: 0 HR: 0	SF: 0 SAC: 1 DP: 0 HBP: 0	WP: 0 PB: 0 SB: 0 CS: 0	PA: 46
PITCHER	IP 6.1	WLS 25	BF 25	H 6	R 1	ER 1	SO 5	BB 0	IBB 0	HBP 0	BLK 0	WP 0	HR 0	S 35	P 35	ERA 1.42	WHIP 0.947									
Mickey Lolich, L ERA: 3.67 Larry Sherry, R ERA: 3.66 Fred Gladding, R ERA: 3.74 Joe Sparna, R ERA: 2.38	(1, 1) (7, 1) (8, 1) (10, 1)	6.1 1.0 1.2 1.2	WLS 25 5 8 L 8	BF 25 6 8 8	H 6 1 2 1	R 1 0 0 1	ER 1 0 0 0	SO 5 0 1 2	BB 0 0 0 1	IBB 0 0 0 0	HBP 0 0 0 0	BLK 0 0 0 0	WP 0 0 0 0	HR 0 0 0 0	S 35 4 9 11	P 35 8 13 15	ERA 0.00 0.00 0.00 0.00	WHIP 1.000 1.800 1.200								

Detroit Tigers @ Cleveland Indians
Cleveland Municipal Stadium, Cleveland, OH
Sun Aug 02 1964, 3:38 AM EDT
Att: 8,980 - Unknown

AB 42
R 2
H 10
RBI 2
BB 3
SO 8
LOB 22

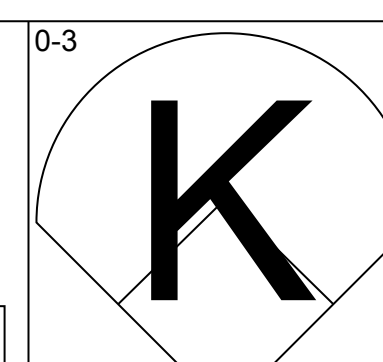
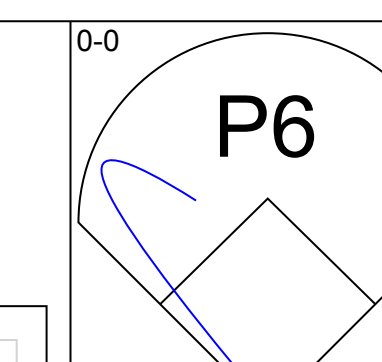
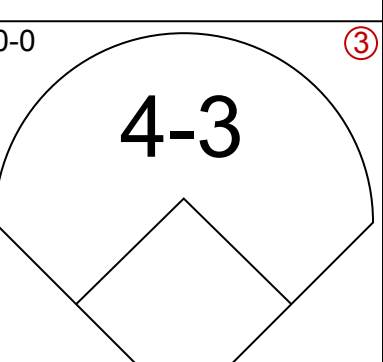
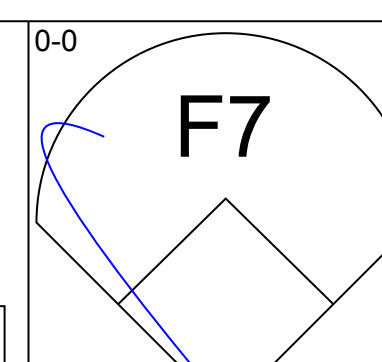
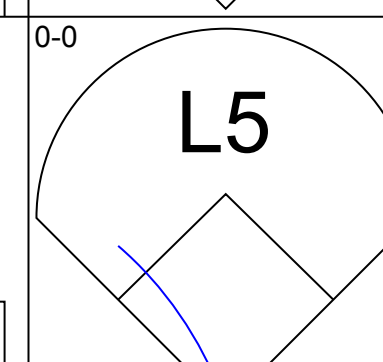
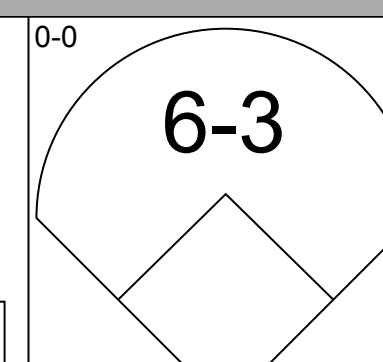
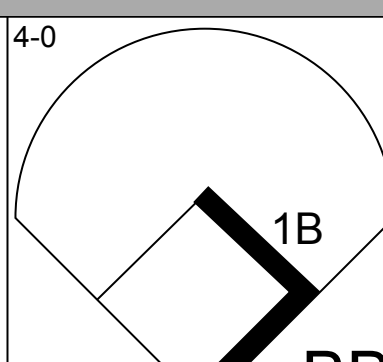
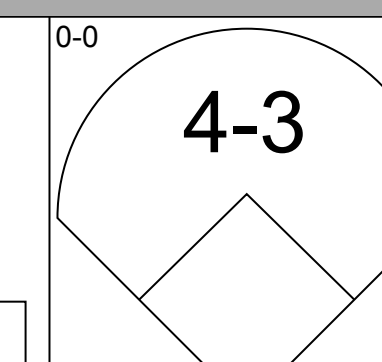
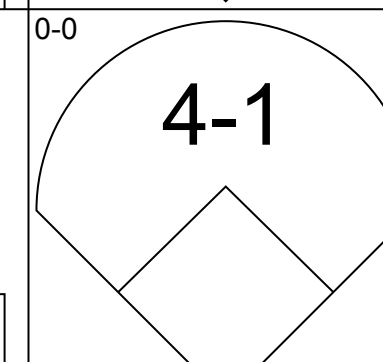
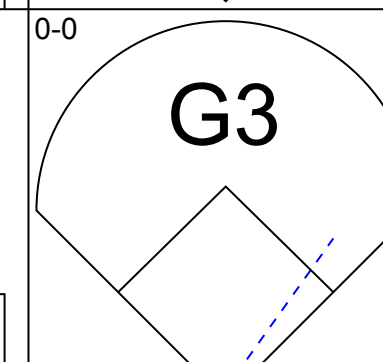
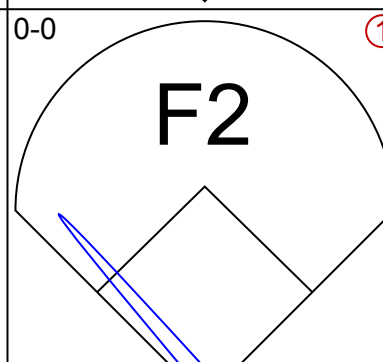
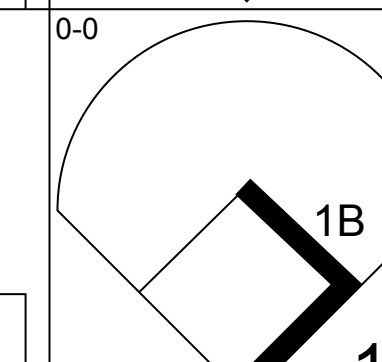
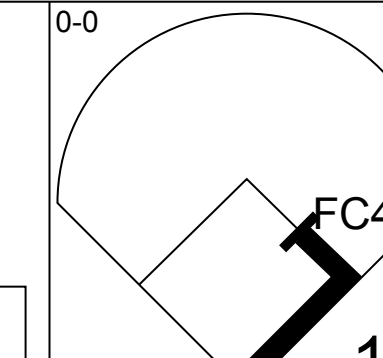
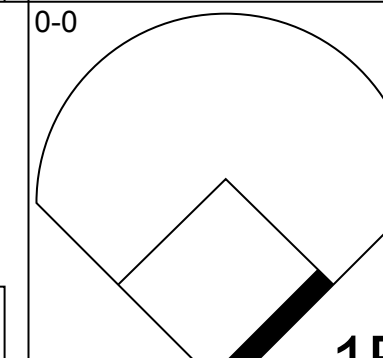
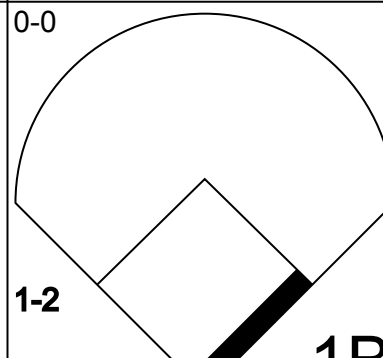
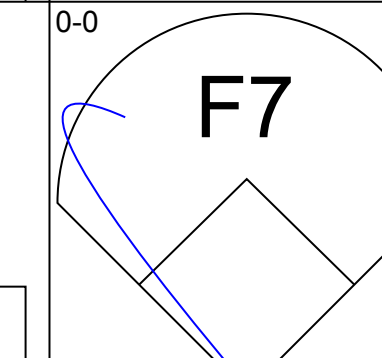
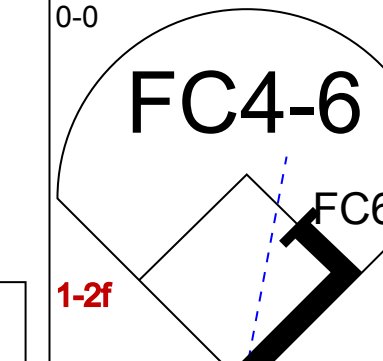
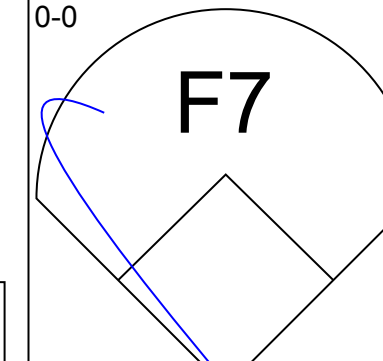
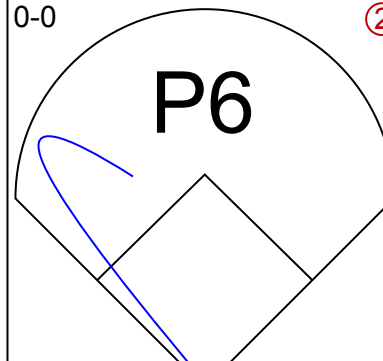
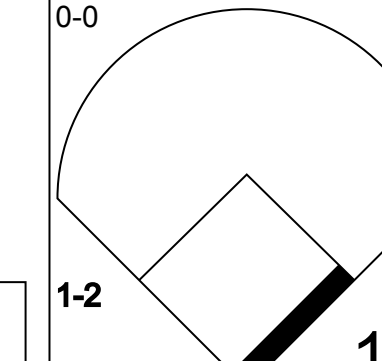

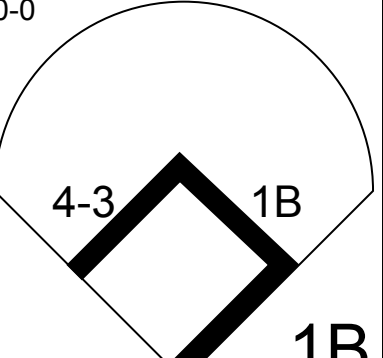
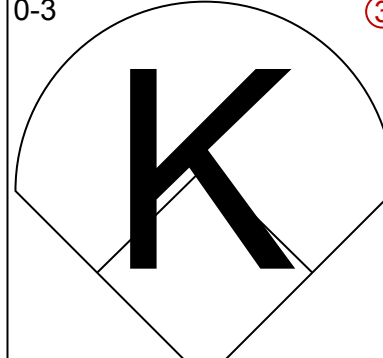
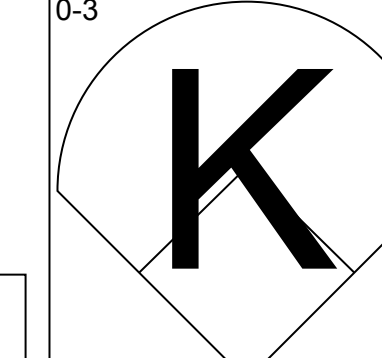
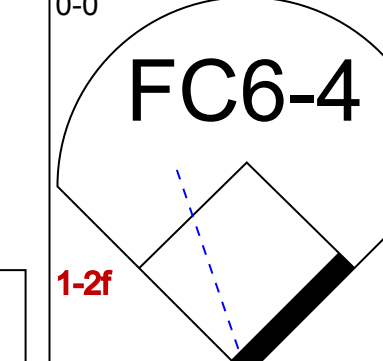
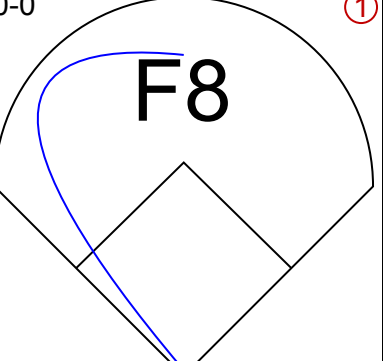
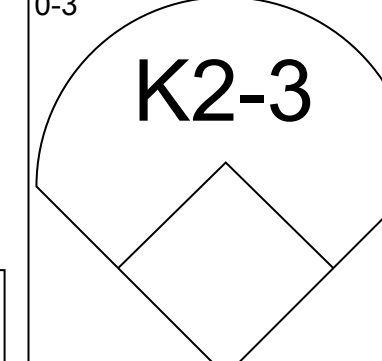
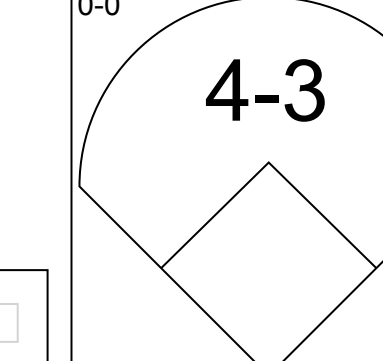
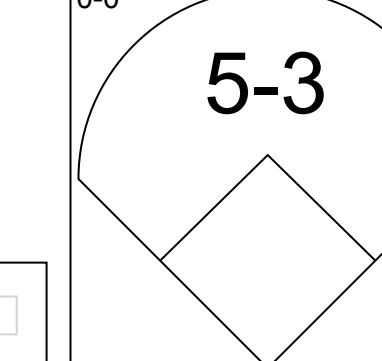
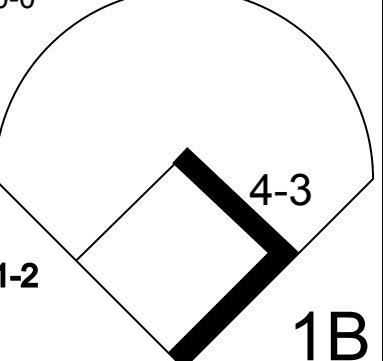
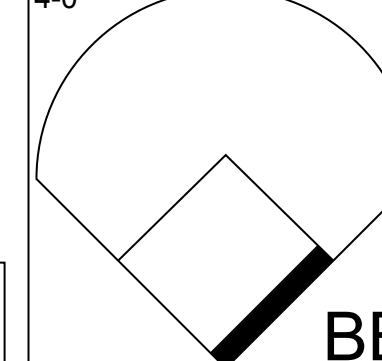
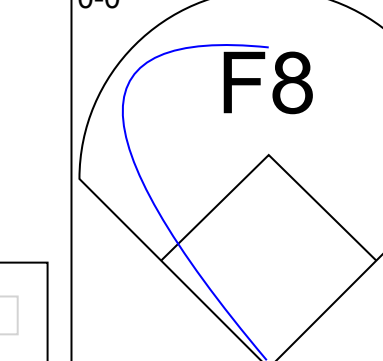
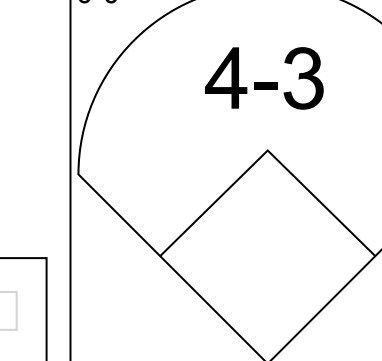
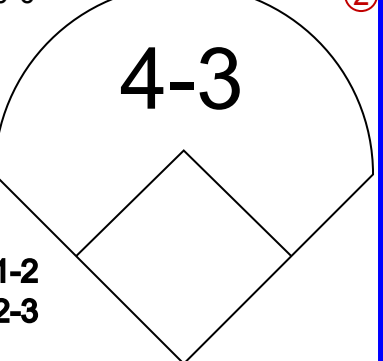
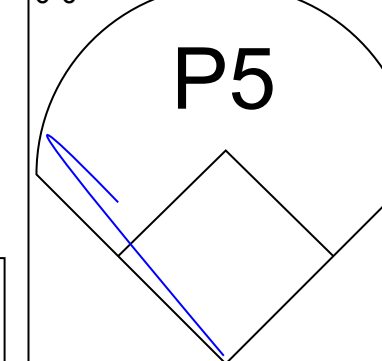
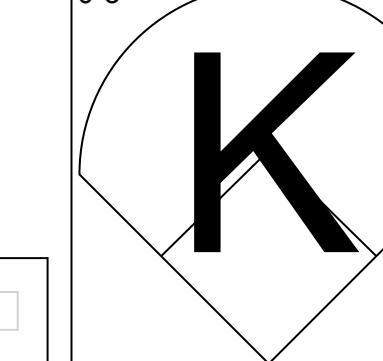


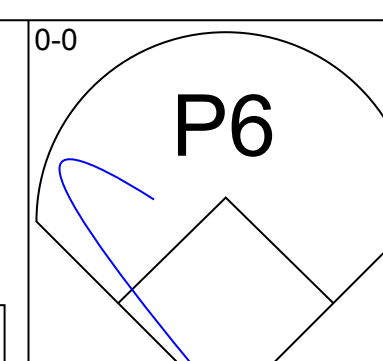
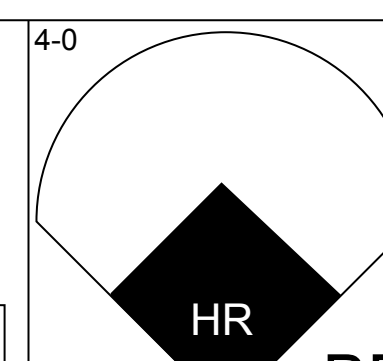
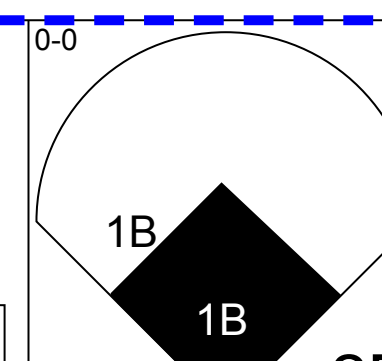
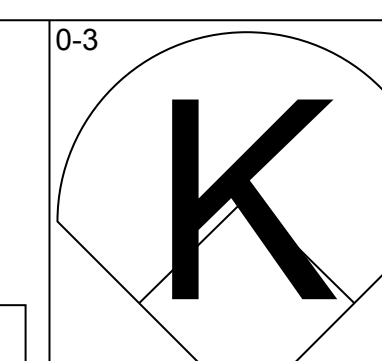
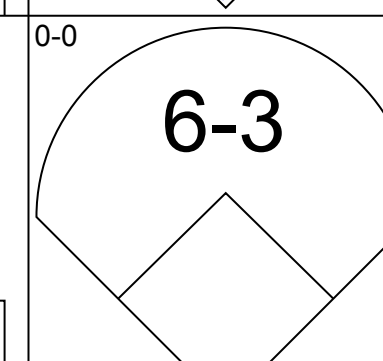
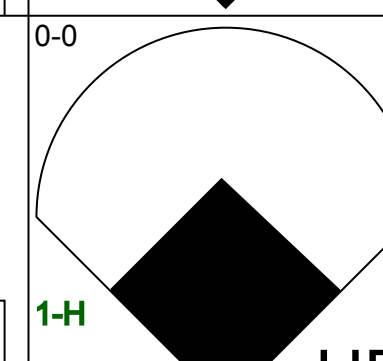
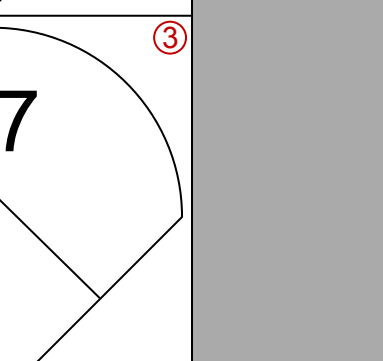
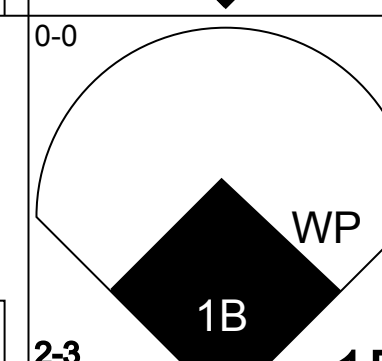
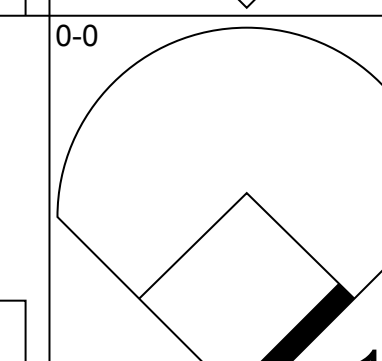
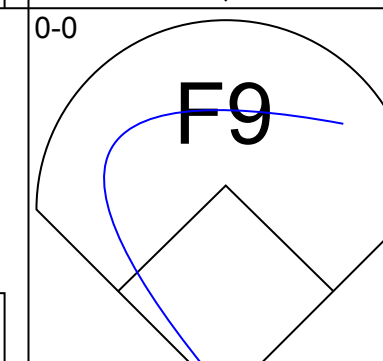
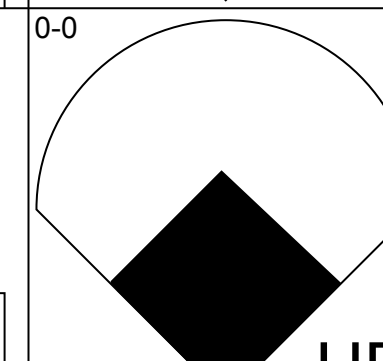
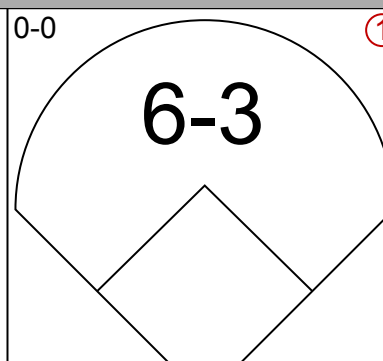
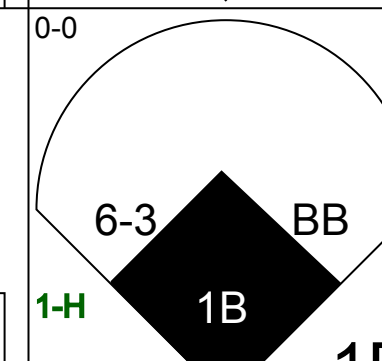
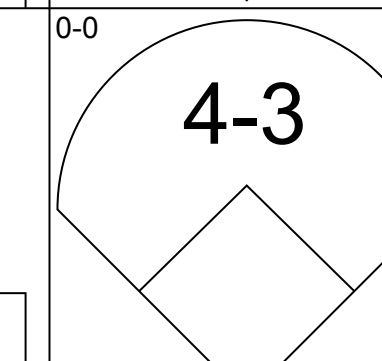
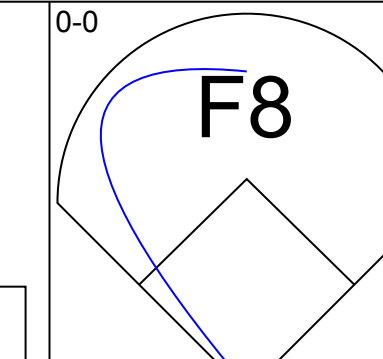
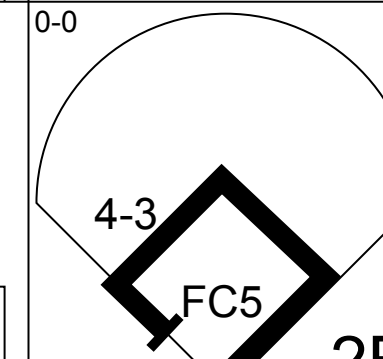
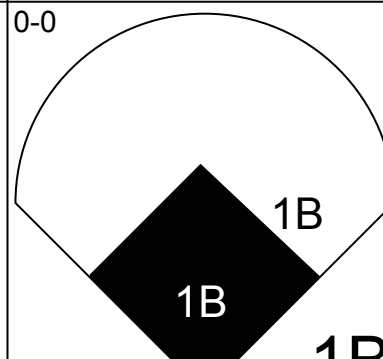
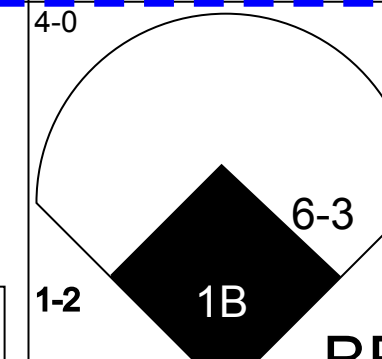

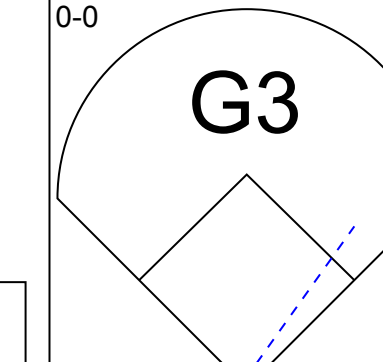
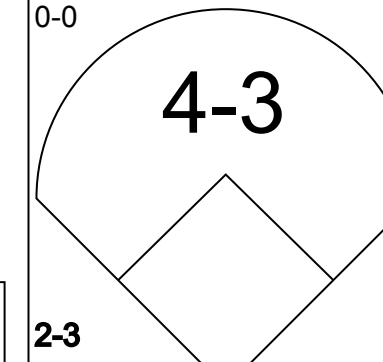
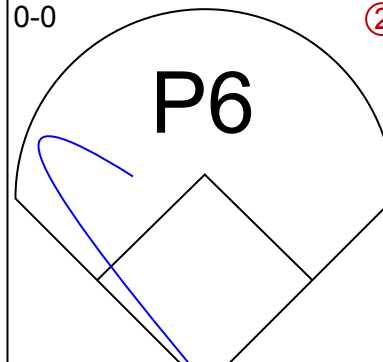
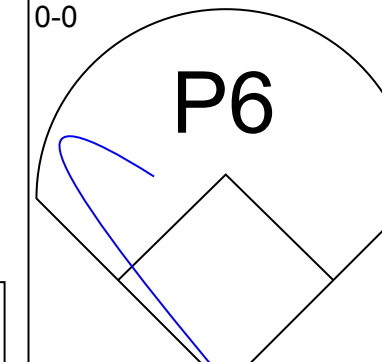


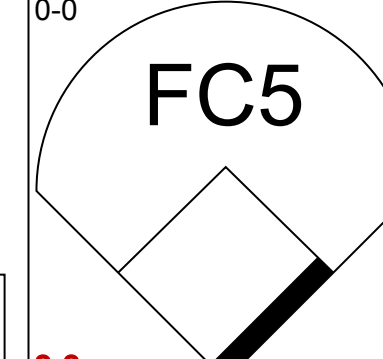
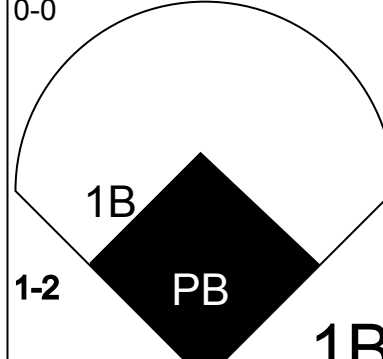
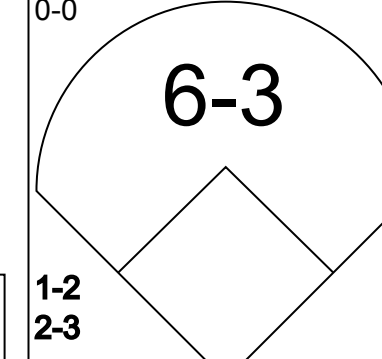

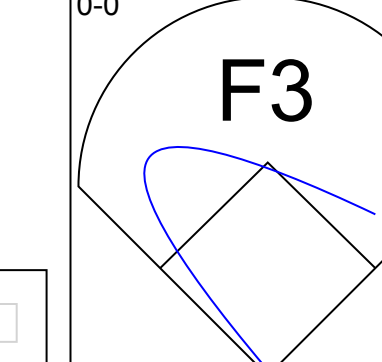
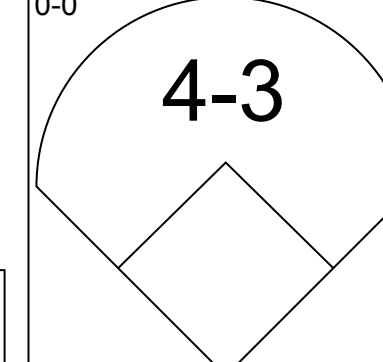
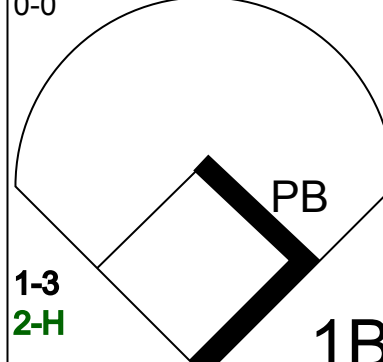
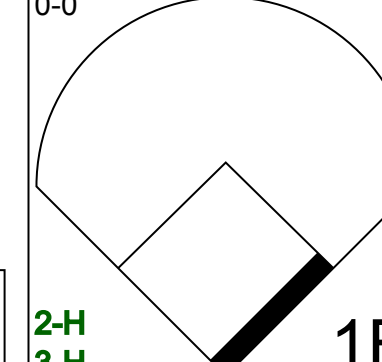

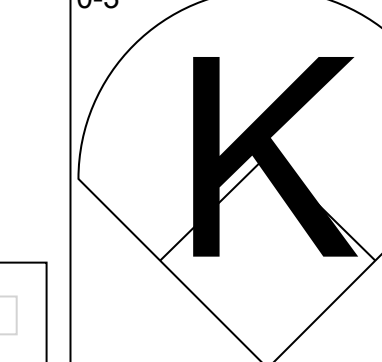
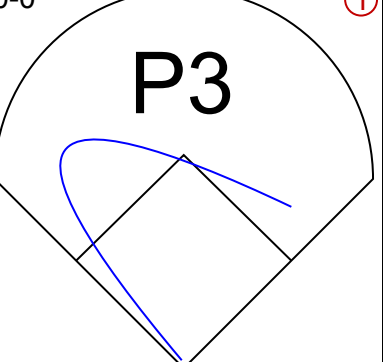
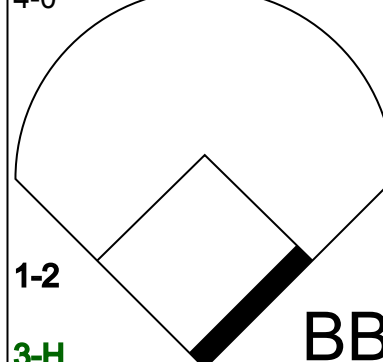
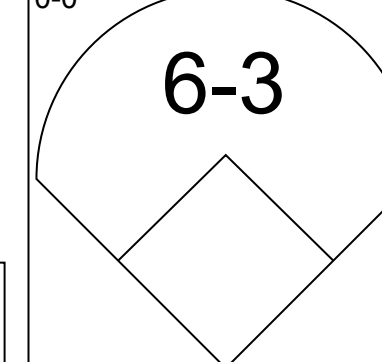

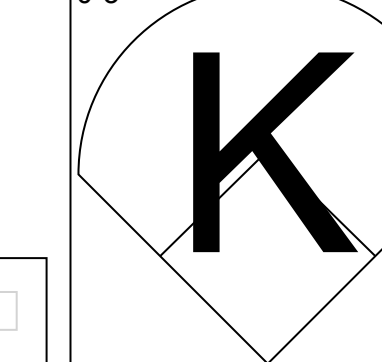
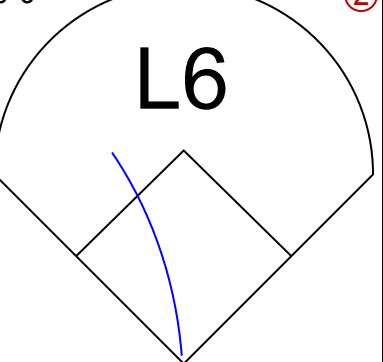
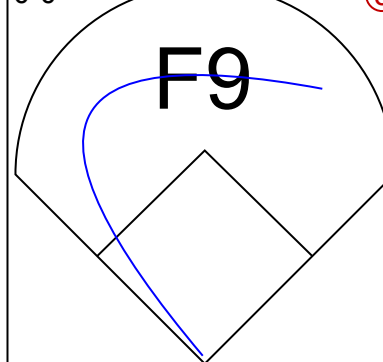
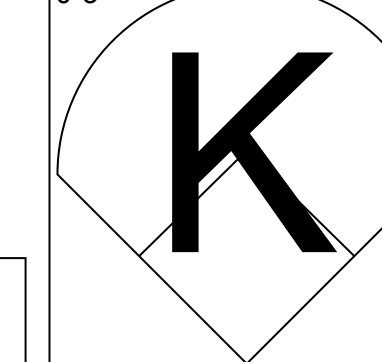
Batter	1	2	3	4	5	6	7	8	9	AB	R	H	RBI	BB	SO	LOB	TOP					
Don Blasingame, L (1,4) OBP: 0.312, SLG: 0.317	5-3		1B 2B		BB			G4-6-3		3	1	1	1	1	0	1	Washington Senators @ Cleveland Indians Cleveland Municipal Stadium, Cleveland, OH Mon Aug 03 1964, 7:05 PM EDT Att: 3,086 - Unknown					
Fred Valentine, S (1,7) OBP: 0.319, SLG: 0.329	5-3		2H 1B					4-3		4	0	1	1	0	0	3						
Jim King, L (1,9) OBP: 0.365, SLG: 0.464	6-3		F8					4-3		4	0	0	0	0	0	1						
Joe Cunningham, L (1,3)		K		6-3				1-3		4	0	1	0	0	1	0						
Don Lock, R (1,8) OBP: 0.354, SLG: 0.477		F8		6-3				P6		4	0	0	0	0	1	1						
Mike Brumley, L (1,2) OBP: 0.327, SLG: 0.324		3-1		F7				3-1		4	0	0	0	0	0	1						
Dick Phillips, L (1,5) OBP: 0.322, SLG: 0.295			F9					K		3	0	1	0	0	1	0						
Ed Brinkman, R (1,6) OBP: 0.266, SLG: 0.326			E7 2B 1B					F8		3	1	1	0	0	0	1						
Frank Kreutzer, R (1,1) OBP: 0.100, SLG: 0.200			K					F3		2	0	0	0	0	1	2						
Jim Hannan, R (5,1) OBP: 0.176, SLG: 0.188										0	0	0	0	0	0	0						
Roy Stevers, R (6, PH) OBP: 0.284, SLG: 0.323										1	0	1	0	0	0	0						
Chuck Hinton, R (8, PR) OBP: 0.354, SLG: 0.451										0	0	0	0	0	0	0						
Ron Kline, R (8,1) OBP: 0.400, SLG: 0.250										0	0	0	0	0	0	0						
Inning Stats	R: 0 E: 0 K: 0 S: 3	H: 0 LOB: 0 BB: 0 P: 3	R: 0 E: 0 K: 1 S: 5	H: 0 LOB: 0 BB: 0 P: 5	R: 2 E: 1 K: 1 S: 8	H: 3 LOB: 1 BB: 0 P: 8	R: 0 E: 0 K: 0 S: 3	H: 0 LOB: 0 BB: 0 P: 3	R: 0 E: 0 K: 0 S: 4	H: 1 LOB: 2 BB: 1 P: 8	R: 0 E: 0 K: 0 S: 3	H: 0 LOB: 0 BB: 0 P: 3	R: 0 E: 0 K: 1 S: 5	H: 0 LOB: 0 BB: 0 P: 5	R: 0 E: 0 K: 0 S: 3	H: 1 LOB: 1 BB: 0 P: 3	R: 0 E: 0 K: 1 S: 6	H: 1 LOB: 1 BB: 0 P: 6	1B: 5 2B: 1 3B: 0 HR: 0	SF: 0 SAC: 0 DP: 1 HBP: 0	WP: 0 PB: 0 SB: 0 CS: 0	PA: 33
PITCHER	IP WLS BF H R ER SO BB IBB HBP BLK WP HR S P ERA WHIP																					
Dick Donovan, R (1,1) ERA: 4.58	8.1 W 31 6 2 2 3 1 0 0 0 0 0 0 36 40 2.16 0.840																					
Luis Tiant, R (9,1) ERA: 1.69	0.2 S 2 0 0 0 1 0 0 0 0 0 0 0 4 4 0.00 0.000																					

Batter	1	2	3	4	5	6	7	8	9	AB	R	H	RBI	BB	SO	LOB	BOTTOM			
Woodie Held, R (1,4) OBP: 0.298, SLG: 0.426	2B 1B	K		F9		1B		6-3		5	1	2	0	0	1	4	Washington Senators @ Cleveland Indians Cleveland Municipal Stadium, Cleveland, OH Mon Aug 03 1964, 7:05 PM EDT Att: 3,086 - Unknown			
Dick Howser, R (1,6) OBP: 0.326, SLG: 0.312	1B 2B	F9			4-3 PB 1B	1B				4	2	3	1	0	0	2				
Leon Wagner, L (1,7) OBP: 0.331, SLG: 0.486	P5		F9		4-3 1B	K				4	0	0	0	0	1	5				
Bob Chance, L (1,3) OBP: 0.367, SLG: 0.486	1B		K		F5			K		4	0	1	1	0	2	1				
Joe Azcue, R (1,2) OBP: 0.316, SLG: 0.352	F8		4-3			1B		6-3		4	0	1	1	0	0	1				
Chico Salmon, R (1,9) OBP: 0.347, SLG: 0.352	F9			1B SF7-4 2B	2-3			5-3		4	1	1	0	0	0	2				
Vic Davallo, L (1,8) OBP: 0.310, SLG: 0.342						1B 1B		F7		4	0	3	0	0	0	0				
Billy Moran, R (1,5) OBP: 0.287, SLG: 0.284		1B		SF7-4 1B		P6		SH2-4 1B		3	0	2	1	0	0	1				
Dick Donovan, L (1,1) OBP: 0.366, SLG: 0.281		1B		3H 4-0		F7		SH2-4		2	0	1	0	1	0	1				
Luis Tiant, R (9,1) OBP: 0.100, SLG: 0.100		1B								0	0	0	0	0	0	0				
Inning Stats	R: 2 E: 0 K: 0 S: 6	H: 3 LOB: 1 BB: 0 P: 6	R: 0 E: 0 K: 1 S: 7	H: 3 LOB: 2 BB: 0 P: 7	R: 0 E: 0 K: 1 S: 5	H: 0 LOB: 0 BB: 0 P: 5	R: 1 E: 0 K: 0 S: 4	H: 2 LOB: 1 BB: 1 P: 8	R: 1 E: 0 K: 0 S: 5	H: 2 LOB: 1 BB: 0 P: 5	R: 0 E: 0 K: 1 S: 8	H: 3 LOB: 3 BB: 0 P: 8	R: 0 E: 0 K: 1 S: 5	H: 0 LOB: 0 BB: 0 P: 5	R: 0 E: 0 K: 0 S: 4	H: 1 LOB: 1 BB: 0 P: 4	1B: 12 2B: 3 3B: 0 HR: 0	SF: 1 SAC: 1 DP: 1 HBP: 0	WP: 0 PB: 1 SB: 0 CS: 1	PA: 37
PITCHER	IP WLS BF H R ER SO BB IBB HBP BLK WP HR S P ERA WHIP																			
Frank Kreutzer, L (1,1) ERA: 3.91	4.2 L 23 10 4 4 2 1 0 0 0 0 0 0 26 30 7.71 2.357																			
Jim Hannan, R (5,1) ERA: 3.97	2.1 10 3 0 0 2 0 0 0 0 0 0 0 14 14 0.00 1.286																			
Ron Kline, R (8,1) ERA: 2.53	1.0 4 1 0 0 0 0 0 0 0 0 0 0 4 4 0.00 1.000																			

Batter	1	2	3	4	5	6	7	8	9	AB	R	H	RBI	BB	SO	LOB	TOP										
Don Blasingame, L (1,4) OBP: 0.313, SLG: 0.316	F8	E8			K		F9		BB	4	0	1	2	1	1	0	Washington Senators @ Cleveland Indians Cleveland Municipal Stadium, Cleveland, OH Tue Aug 04 1964, 7:05 PM EDT Att: 4,320 - Unknown livebaseballscorecards.com										
Joe Cunningham, L (1,3) OBP: 0.366, SLG: 0.306	F8	5-3			BB		F6		BB	4	0	0	0	1	0	2											
Jim King, L (1,9) OBP: 0.361, SLG: 0.458	P6		4-3		K				5-3	4	0	0	0	0	1												
Don Lock, R (1,8) OBP: 0.355, SLG: 0.476		1B		S	K				K	3	1	1	0	1	2	1											
Mike Brumley, L (1,2) OBP: 0.329, SLG: 0.326		1B		BB	K		F8		1B	4	1	2	0	0	1	1											
Fred Valentine, S (1,7) OBP: 0.323, SLG: 0.333		1B			K		K		1B	4	0	2	1	0	1	1											
John Kennedy, R (1,5) OBP: 0.302, SLG: 0.365		G5-2-3			K		FC5-4		6-3	3	1	1	0	1	1	2											
Ed Brinkman, R (1,6) OBP: 0.266, SLG: 0.328		E			4-3		FC5-4		CS	4	1	2	1	0	0	1											
Don Rudolph, L (1,1) OBP: 0.167, SLG: 0.091		G5-2-3			4-3				SH3-4	1	0	0	0	0	0	3											
Steve Ridzik, R (2,1) OBP: 0.250, SLG: 0.211		G5-2-3			4-3				SH3-4	2	0	0	0	0	1	0											
Inning Stats	R: 0 E: 0 K: 0 S: 3	H: 0 LOB: 0 BB: 0 P: 3	R: 4 E: 1 K: 0 S: 8	H: 6 LOB: 1 BB: 0 P: 8	R: 0 E: 0 K: 1 S: 5	H: 0 LOB: 1 BB: 1 P: 9	R: 0 E: 0 K: 3 S: 9	H: 0 LOB: 0 BB: 0 P: 5	R: 0 E: 0 K: 1 S: 5	H: 0 LOB: 1 BB: 1 P: 9	R: 0 E: 0 K: 1 S: 5	H: 0 LOB: 0 BB: 0 P: 5	R: 0 E: 0 K: 1 S: 7	H: 2 LOB: 2 BB: 0 P: 7	R: 0 E: 0 K: 0 S: 3	H: 1 LOB: 1 BB: 1 P: 7	1B: 9 2B: 0 3B: 0 HR: 0	SF: 0 SAC: 1 DP: 1 HBP: 0	WP: 0 PB: 0 SB: 1 CS: 1	PA: 38							
PITCHER	IP	WLS	BF	H	R	ER	SO	BB	IBB	HBP	BLK	WP	HR	S	P	ERA	WHIP										
Pedro Ramos, R (1,1) ERA: 4.64	1.0	L	7	4	4	4	0	0	0	0	0	0	0	7	7	36.00	4.000										
Sonny Siebert, R (2,1) ERA: 3.66	6.0		22	2	0	0	7	3	0	0	0	0	0	33	45	0.00	0.833										
Gary Bell, R (8,1) ERA: 4.07	2.0		9	3	0	0	1	1	0	0	0	0	0	10	14	0.00	2.000										

Batter	1	2	3	4	5	6	7	8	9	AB	R	H	RBI	BB	SO	LOB	BOTTOM										
Woodie Held, R (1,4) OBP: 0.299, SLG: 0.425	F9				6-3				F5	3	0	1	0	0	0	0	Washington Senators @ Cleveland Indians Cleveland Municipal Stadium, Cleveland, OH Tue Aug 04 1964, 7:05 PM EDT Att: 4,320 - Unknown livebaseballscorecards.com										
Tito Francona, L (8,9) OBP: 0.387, SLG: 0.389		FC6-4							F5	1	0	0	0	0	0	0											
Dick Howser, R (1,6) OBP: 0.326, SLG: 0.311		BB			F7				F5	4	1	1	0	0	0	2											
Leon Wagner, L (1,7) OBP: 0.330, SLG: 0.483		2B			F8				F8	3	1	0	0	1	0	0											
Bob Chance, L (1,3) OBP: 0.362, SLG: 0.479	F2				P6				4-3	4	0	0	0	0	0	2											
Joe Azcue, R (1,2) OBP: 0.315, SLG: 0.356					F7				6-3	4	0	1	2	0	0	0											
Chico Salmon, R (1,9) OBP: 0.353, SLG: 0.358	F8				SH2-3				P4	4	0	2	0	0	0	1											
Vic Davallo, L (1,8) OBP: 0.310, SLG: 0.342					SH2-3				6-3	3	0	1	0	0	0	1											
Billy Moran, R (1,5) OBP: 0.285, SLG: 0.281					F7				F7	3	0	0	0	0	0	2											
Pedro Ramos, S (1,1) OBP: 0.231, SLG: 0.351					F9				F8	0	0	0	0	0	0	0											
Sonny Siebert, R (2,1) OBP: 0.217, SLG: 0.273					F7				K	2	0	0	0	0	0	2											
Larry Brown, R (7,PH) OBP: 0.280, SLG: 0.371					5-3					1	0	0	0	0	1	0											
Gary Bell, R (8,1) OBP: 0.429, SLG: 0.385										0	0	0	0	0	0	0											
Inning Stats	R: 2 E: 0 K: 0 S: 5	H: 2 LOB: 1 BB: 1 P: 9	R: 0 E: 0 K: 0 S: 5	H: 2 LOB: 2 BB: 0 P: 5	R: 0 E: 0 K: 0 S: 3	H: 0 LOB: 0 BB: 0 P: 3	R: 0 E: 0 K: 0 S: 4	H: 1 LOB: 1 BB: 0 P: 4	R: 0 E: 0 K: 0 S: 3	H: 0 LOB: 0 BB: 0 P: 3	R: 0 E: 0 K: 1 S: 5	H: 0 LOB: 0 BB: 0 P: 5	R: 0 E: 0 K: 0 S: 3	H: 0 LOB: 0 BB: 0 P: 3	R: 0 E: 0 K: 0 S: 4	H: 1 LOB: 1 BB: 0 P: 4	1B: 5 2B: 1 3B: 0 HR: 0	SF: 0 SAC: 1 DP: 0 HBP: 0	WP: 0 PB: 0 SB: 0 CS: 0	PA: 34							
PITCHER	IP	WLS	BF	H	R	ER	SO	BB	IBB	HBP	BLK	WP	HR	S	P	ERA	WHIP										
Don Rudolph, L (1,1) ERA: 4.81	1.2		10	4	2	2	0	1	0	0	0	0	0	9	13	10.80	3.000										
Steve Ridzik, R (2,1) ERA: 2.52	7.1	W	24	2	0	0	1	0	0	0	0	0	0	26	26	0.00	0.273										

Batter	1	2	3	4	5	6	7	8	9	AB	R	H	RBI	BB	SO	LOB	TOP					
Don Blasingame, L (1.4) OBP: 0.310, SLG: 0.313										4	0	0	0	0	1	3	Washington Senators @ Cleveland Indians Cleveland Municipal Stadium, Cleveland, OH Wed Aug 05 1964, 7:05 PM EDT Att: 4,162 - Unknown livebaseballscorecards.com					
Joe Cunningham, L (1.3) OBP: 0.364, SLG: 0.301										3	0	0	0	1	0	0						
Jim King, L (1.9) OBP: 0.360, SLG: 0.455										4	0	1	0	0	0	1						
Don Lock, R (1.8) OBP: 0.359, SLG: 0.479										4	0	3	0	0	0	1						
Mike Brumley, L (1.2) OBP: 0.328, SLG: 0.325										4	0	1	0	0	0	4						
Fred Valentine, S (1.7) OBP: 0.321, SLG: 0.331										4	0	1	0	0	3	5						
John Kennedy, R (1.5) OBP: 0.299, SLG: 0.361										4	0	0	0	0	1	2						
Ed Brinkman, R (1.6) OBP: 0.271, SLG: 0.328										3	0	1	0	1	0	0						
Alan Koch, R (1.1) Dick Phillips, L (5. PH) Dave Stenhouse, R (5. PH) Roy Sievers, L (7. PH) Bennie Daniels, L (7.1) Jim Hannan, R (7.1) Ron Kline, R (8.1) Ken Hunt, R (9. PH)										1	0	0	0	0	0	0						
Inning Stats	R: 0 E: 0 K: 1 S: 5	H: 0 LOB: 0 BB: 0 P: 5	R: 0 E: 0 K: 1 S: 6	H: 1 LOB: 1 BB: 0 P: 6	R: 0 E: 0 K: 0 S: 3	H: 0 LOB: 0 BB: 0 P: 3	R: 0 E: 0 K: 0 S: 4	H: 1 LOB: 1 BB: 0 P: 4	R: 0 E: 0 K: 0 S: 5	H: 2 LOB: 2 BB: 0 P: 5	R: 0 E: 0 K: 1 S: 6	H: 1 LOB: 2 BB: 1 P: 10	R: 0 E: 0 K: 1 S: 5	H: 0 LOB: 1 BB: 1 P: 9	R: 0 E: 0 K: 1 S: 7	H: 2 LOB: 2 BB: 0 P: 7		R: 0 E: 0 K: 1 S: 5	H: 0 LOB: 0 BB: 0 P: 5	1B: 7 2B: 0 3B: 0 HR: 0	SF: 0 SAC: 0 DP: 0 HBP: 0	WP: 0 PB: 0 SB: 0 CS: 0
PITCHER	IP WLS BF H R ER SO BB IBB HBP BLK WP HR S P ERA WHIP	IP WLS BF H R ER SO BB IBB HBP BLK WP HR S P ERA WHIP	Lee Stange, R (1.1) ERA: 4.61		Gary Bell, R (7.1) ERA: 3.94		Lee Stange, R (1.1) ERA: 4.61		Gary Bell, R (7.1) ERA: 3.94		Lee Stange, R (1.1) ERA: 4.61		Gary Bell, R (7.1) ERA: 3.94		Lee Stange, R (1.1) ERA: 4.61		Gary Bell, R (7.1) ERA: 3.94		Lee Stange, R (1.1) ERA: 4.61		Gary Bell, R (7.1) ERA: 3.94	

Batter	1	2	3	4	5	6	7	8	9	AB	R	H	RBI	BB	SO	LOB	BOTTOM			
Dick Howser, R (1.6) OBP: 0.329, SLG: 0.315										4	2	2	0	1	1	0	Washington Senators @ Cleveland Indians Cleveland Municipal Stadium, Cleveland, OH Wed Aug 05 1964, 7:05 PM EDT Att: 4,162 - Unknown livebaseballscorecards.com			
Chico Salmon, R (1.4) OBP: 0.364, SLG: 0.400										5	2	3	2	0	0	1				
Leon Wagner, L (1.7) OBP: 0.331, SLG: 0.489										5	2	2	3	0	0	1				
Bob Chance, L (1.3) OBP: 0.367, SLG: 0.485										3	2	2	0	1	0	0				
Tito Francona, L (1.9) Woodie Held, R (7.4) OBP: 0.382, SLG: 0.383 OBP: 0.298, SLG: 0.423										3	0	0	0	0	0	2				
Vic Davallito, L (1.8) OBP: 0.310, SLG: 0.341										4	1	1	0	0	1	3				
Joe Azcue, R (1.2) OBP: 0.319, SLG: 0.359										4	0	2	3	0	0	1				
Billy Moran, R (1.5) Max Alvis, R (8.5) OBP: 0.284, SLG: 0.278 OBP: 0.315, SLG: 0.445										3	0	0	0	1	1	1				
Lee Stange, R (1.1) Gary Bell, R (7.1) OBP: 0.174, SLG: 0.051 OBP: 0.400, SLG: 0.357										3	0	0	0	0	1	2				
Inning Stats	R: 0 E: 0 K: 0 S: 3	H: 0 LOB: 0 BB: 0 P: 3	R: 0 E: 0 K: 1 S: 5	H: 0 LOB: 0 BB: 0 P: 5	R: 0 E: 0 K: 2 S: 7	H: 0 LOB: 0 BB: 0 P: 7	R: 3 E: 0 K: 0 S: 6	H: 3 LOB: 1 BB: 1 P: 10	R: 0 E: 0 K: 0 S: 4	H: 1 LOB: 1 BB: 0 P: 4	R: 2 E: 0 K: 0 S: 6	H: 3 LOB: 2 BB: 1 P: 10	R: 4 E: 0 K: 0 S: 7	H: 4 LOB: 1 BB: 1 P: 11	R: 0 E: 0 K: 2 S: 8	H: 1 LOB: 1 BB: 0 P: 8		1B: 8 2B: 2 3B: 0 HR: 2	SF: 0 SAC: 0 DP: 0 HBP: 0	WP: 1 PB: 1 SB: 0 CS: 0
PITCHER	IP WLS BF H R ER SO BB IBB HBP BLK WP HR S P ERA WHIP	IP WLS BF H R ER SO BB IBB HBP BLK WP HR S P ERA WHIP	Alan Koch, L (1.1) ERA: 5.27		Dave Stenhouse, R (5.1) ERA: 4.66		Bennie Daniels, R (7.1) ERA: 4.55		Jim Hannan, R (7.1) ERA: 4.04		Ron Kline, R (8.1) ERA: 2.48		Lee Stange, R (1.1) ERA: 4.61		Gary Bell, R (7.1) ERA: 3.94		Lee Stange, R (1.1) ERA: 4.61		Gary Bell, R (7.1) ERA: 3.94	

Batter	1	2	3	4	5	6	7	8	9	AB	R	H	RBI	BB	SO	LOB	TOP			
Zoilo Versalles, R OBP: 0.307, SLG: 0.430										3	1	0	0	1	0	0	Minnesota Twins @ Cleveland Indians Cleveland Municipal Stadium, Cleveland, OH Fri Aug 07 1964, 7:05 PM EDT Unknown			
Rich Rollins, R OBP: 0.342, SLG: 0.431 Frank Kostro, R OBP: 0.191, SLG: 0.333										2	1	1	1	0	0	0				
Tony Oliva, L OBP: 0.369, SLG: 0.579										3	1	1	2	1	1	0				
Harmon Killebrew, R OBP: 0.404, SLG: 0.625										4	0	0	0	0	3	1				
Jimmie Hall, L OBP: 0.325, SLG: 0.480										4	0	1	0	0	1	0				
Bob Allison, R OBP: 0.402, SLG: 0.593										3	0	0	0	1	1	1				
Earl Batley, R OBP: 0.349, SLG: 0.434										4	1	2	1	0	1	1				
Bernie Allen, L OBP: 0.321, SLG: 0.364										2	0	0	0	1	1	2				
Dick Stigman, R OBP: 0.105, SLG: 0.125 Bill Plets, L OBP: 0.067, SLG: 0.092 Johnny Klippstein, R OBP: 0.132, SLG: 0.080 Don Mincher, L OBP: 0.080, SLG: 0.080 Jerry Fosnow, R OBP: 0.154, SLG: 0.154 Jim Roland, R OBP: 0.154, SLG: 0.154										2	0	0	0	0	1	0				
Inning Stats	R: 3 E: 0 K: 2 S: 11	H: 4 LOB: 2 BB: 1 P: 15	R: 0 E: 0 K: 0 S: 3	H: 0 LOB: 0 BB: 0 P: 3	R: 0 E: 0 K: 3 S: 9	H: 0 LOB: 0 BB: 0 P: 9	R: 0 E: 0 K: 0 S: 2	H: 0 LOB: 0 BB: 1 P: 6	R: 0 E: 0 K: 1 S: 5	H: 0 LOB: 0 BB: 0 P: 5	R: 0 E: 0 K: 1 S: 5	H: 0 LOB: 0 BB: 0 P: 5	R: 1 E: 0 K: 1 S: 5	H: 1 LOB: 0 BB: 1 P: 9	R: 0 E: 0 K: 1 S: 5	H: 0 LOB: 0 BB: 0 P: 5	1B: 3 2B: 0 3B: 0 HR: 2	SF: 0 SAC: 0 DP: 2 HBP: 0	WP: 0 PB: 0 SB: 1 CS: 0	PA: 34
PITCHER Luis Tiant, R ERA: 2.27	IP: 9.0 WLS: W BF: 34 H: 5 R: 4 ER: 4 SO: 10 BB: 4 IBB: 0 HBP: 0 BLK: 0 WP: 0 HR: 2 S: 50 P: 66 ERA: 4.00 WHIP: 1.000																			

Batter	1	2	3	4	5	6	7	8	9	AB	R	H	RBI	BB	SO	LOB	BOTTOM			
Woodie Held, R OBP: 0.303, SLG: 0.437										4	2	2	2	1	1	0	Minnesota Twins @ Cleveland Indians Cleveland Municipal Stadium, Cleveland, OH Fri Aug 07 1964, 7:05 PM EDT Unknown			
Dick Howser, R OBP: 0.325, SLG: 0.316										5	2	2	0	0	1					
Leon Wagner, L OBP: 0.333, SLG: 0.490										5	2	3	0	0	0					
Bob Chance, L OBP: 0.371, SLG: 0.489 Lee Stanges, R OBP: 0.174, SLG: 0.051 Fred Whitfield, L OBP: 0.295, SLG: 0.402										4	2	2	3	1	1	2				
Joe Azcue, R OBP: 0.321, SLG: 0.378										5	1	2	3	0	0	1				
Chico Salmon, R OBP: 0.357, SLG: 0.390										5	0	1	0	0	3					
Vic Davallilo, L OBP: 0.309, SLG: 0.339										3	0	0	0	1	1					
Billy Moran, R OBP: 0.286, SLG: 0.277 Tito Francona, L OBP: 0.395, SLG: 0.387 Larry Brown, R OBP: 0.279, SLG: 0.370 Luis Tiant, R OBP: 0.077, SLG: 0.077										1	1	0	0	1	0	0				
Inning Stats	R: 0 E: 0 K: 0 S: 3	H: 0 LOB: 0 BB: 1 P: 3	R: 2 E: 0 K: 1 S: 6	H: 1 LOB: 1 BB: 1 P: 10	R: 0 E: 0 K: 1 S: 7	H: 2 LOB: 2 BB: 0 P: 7	R: 0 E: 0 K: 0 S: 3	H: 0 LOB: 0 BB: 0 P: 3	R: 5 E: 0 K: 0 S: 9	H: 6 LOB: 3 BB: 2 P: 17	R: 0 E: 0 K: 1 S: 5	H: 0 LOB: 0 BB: 0 P: 5	R: 0 E: 1 K: 0 S: 5	H: 1 LOB: 2 BB: 0 P: 5	R: 3 E: 0 K: 1 S: 8	H: 3 LOB: 1 BB: 1 P: 12	1B: 10 2B: 1 3B: 0 HR: 2	SF: 0 SAC: 1 DP: 0 HBP: 0	WP: 2 PB: 0 SB: 0 CS: 0	PA: 42
PITCHER Dick Stigman, L ERA: 4.07 Bill Plets, L ERA: 5.01 Johnny Klippstein, R ERA: 2.65 Jerry Fosnow, L ERA: 11.74 Jim Roland, L ERA: 4.34	IP: 1.1 WLS: L BF: 20 H: 4 R: 5 ER: 5 SO: 2 BB: 2 IBB: 0 HBP: 0 BLK: 0 WP: 1 HR: 2 S: 22 P: 30 ERA: 10.38 WHIP: 1.615																			

AB	30
R	4
H	5
RBI	4
BB	4
SO	10
LOB	6

AB	37
R	10
H	13
RBI	9
BB	4
SO	4
LOB	13



Batter	1	2	3	4	5	6	7	8	9	AB	R	H	RBI	BB	SO	LOB	TOP					
Zoilo Versalles, R OBP: 0.308, SLG: 0.431	L3		G6-4-3 1B				5-3			4	0	2	0	0	0	0	Minnesota Twins @ Cleveland Indians Cleveland Municipal Stadium, Cleveland, OH Fri Aug 07 1964, 7:05 PM EDT Att: 13,688 - Unknown					
Frank Kostro, R OBP: 0.176, SLG: 0.306	5-3		G6-4-3 1-2			K		6-3		4	0	0	0	0	1	2						
Tony Oliva, L OBP: 0.368, SLG: 0.576			K			4-3		4-3		4	0	1	0	0	1	0						
Harmon Killebrew, R OBP: 0.407, SLG: 0.626	K			WP 1B		HR 1B		1B		4	1	3	0	0	1	1						
Bob Allison, R OBP: 0.399, SLG: 0.586		K		F5		F3		6-3		4	0	0	0	0	1	3						
Jimmie Hall, L OBP: 0.327, SLG: 0.487		BB BB		F6		HR		F5		3	1	1	2	1	0	1						
Jerry Zimmerman, R OBP: 0.291, SLG: 0.244		BB BB		F8		4-3		5-3		3	0	0	0	1	0	1						
Bernie Allen, L OBP: 0.324, SLG: 0.367		K		F9		G4-6-3 1B		1B		4	0	2	0	0	1	2						
Jim Kaat, L OBP: 0.262, SLG: 0.263			F7		G3		G4-6-3 1-2	F3		2	0	0	0	0	0	2						
Johnny Klippstein, R OBP: 0.321, SLG: 0.596										0	0	0	0	0	0	0						
Don Mincher, L OBP: 0.321, SLG: 0.596										1	0	0	0	0	0	1						
Jerry Fosnow, R OBP: 0.172, SLG: 0.393										0	0	0	0	0	0	0						
Ron Henry, R OBP: 0.172, SLG: 0.393										1	0	0	0	0	0	1						
Inning Stats	R: 0 E: 0 K: 1 S: 6	H: 1 LOB: 1 BB: 0 P: 6	R: 0 E: 0 K: 2 S: 7	H: 0 LOB: 2 BB: 2 P: 15	R: 0 E: 0 K: 1 S: 5	H: 1 LOB: 0 BB: 0 P: 5	R: 0 E: 0 K: 0 S: 4	H: 1 LOB: 1 BB: 0 P: 4	R: 2 E: 0 K: 0 S: 5	H: 2 LOB: 0 BB: 0 P: 5	R: 0 E: 0 K: 0 S: 3	H: 1 LOB: 0 BB: 0 P: 3	R: 0 E: 0 K: 0 S: 4	H: 1 LOB: 1 BB: 0 P: 4	R: 0 E: 0 K: 0 S: 4	H: 1 LOB: 1 BB: 0 P: 4	1B: 8 2B: 0 3B: 0 HR: 1	SF: 0 SAC: 0 DP: 2 HBP: 0	WP: 1 PB: 0 SB: 0 CS: 0	PA: 36		
PITCHER	IP WLS BF H R ER SO BB IBB HBP BLK WP HR S P ERA WHIP	4.0 L 16 3 0 0 4 2 0 0 0 1 0 22 30 0.00 1.250	2.0 W 10 4 2 2 1 0 0 0 0 0 1 12 12 9.00 2.000	3.0 S 10 2 0 0 0 0 0 0 0 0 0 10 10 0.00 0.667																		

Batter	1	2	3	4	5	6	7	8	9	AB	R	H	RBI	BB	SO	LOB	BOTTOM					
Dick Howser, R OBP: 0.328, SLG: 0.315	6-3		5-3	F9		F7		FC5 1B		5	1	1	0	0	0	2	Minnesota Twins @ Cleveland Indians Cleveland Municipal Stadium, Cleveland, OH Fri Aug 07 1964, 7:05 PM EDT Att: 13,688 - Unknown					
Chico Salmon, R OBP: 0.350, SLG: 0.382	4-3		4-3	G3		1B		FC5 1B SF9		5	1	1	1	0	0	3						
Leon Wagner, L OBP: 0.334, SLG: 0.489	5-3		F6		1B SH1-4 SH5-3	K		SF9 1-3 2-H		5	1	2	1	0	1	1						
Max Alvis, R OBP: 0.320, SLG: 0.445		4-0			SH1-4			SF9		0	1	0	0	2	0	0						
Billy Moran, R OBP: 0.225, SLG: 0.280		1B BB		E 1B BB	SH1-4			SF9 2-3 3-H		1	1	1	1	0	0	0						
Fred Whitfield, L OBP: 0.298, SLG: 0.402		F8		G3 E 1B 1B	SH5-3 1B			K		5	1	2	0	0	2	3						
John Romano, R OBP: 0.343, SLG: 0.462		WP 1B 1B		E8 G3 1B	SH5-3			F8		3	1	1	1	0	0	3						
Vic Davallillo, L OBP: 0.309, SLG: 0.336		F7		G3				FC6-4		3	0	0	1	1	0	5						
Larry Brown, R OBP: 0.285, SLG: 0.373		WP 1B		1B 1B	1-3			1B FC5 BB		3	1	2	3	1	0	2						
Sam McDowell, L OBP: 0.132, SLG: 0.083								K		2	0	1	0	0	1	2						
Pedro Ramos, S OBP: 0.225, SLG: 0.342								K		1	0	0	0	0	1	0						
Don McMahon, R OBP: 0.200, SLG: 0.200								K		1	0	0	0	0	1	1						
Inning Stats	R: 0 E: 0 K: 0 S: 3	H: 0 LOB: 0 BB: 0 P: 3	R: 1 E: 0 K: 1 S: 7	H: 2 LOB: 2 BB: 1 P: 11	R: 0 E: 0 K: 0 S: 3	H: 0 LOB: 0 BB: 0 P: 3	R: 3 E: 1 K: 0 S: 7	H: 3 LOB: 2 BB: 1 P: 11	R: 1 E: 0 K: 0 S: 5	H: 2 LOB: 2 BB: 1 P: 9	R: 0 E: 0 K: 2 S: 8	H: 1 LOB: 1 BB: 0 P: 8	R: 0 E: 0 K: 1 S: 6	H: 1 LOB: 1 BB: 0 P: 6	R: 3 E: 0 K: 2 S: 10	H: 2 LOB: 1 BB: 1 P: 14	1B: 11 2B: 0 3B: 0 HR: 0	SF: 1 SAC: 2 DP: 0 HBP: 0	WP: 1 PB: 0 SB: 0 CS: 0	PA: 41		
PITCHER	IP WLS BF H R ER SO BB IBB HBP BLK WP HR S P ERA WHIP	4.1 L 23 7 5 4 1 2 0 0 0 0 0 23 31 8.31 2.077	1.2 7 1 0 0 2 0 1 0 0 0 0 0 10 14 0.00 0.600	2.0 11 3 3 3 3 1 0 0 0 0 0 0 16 20 13.50 2.000																		

AB	34
R	2
H	9
RBI	2
BB	2
SO	5
LOB	14



AB	34
R	8
H	11
RBI	8
BB	4
SO	6
LOB	22



Batter	1	2	3	4	5	6	7	8	9	AB	R	H	RBI	BB	SO	LOB	TOP		
Zoilo Versalles, R OBP: 0.309, SLG: 0.430 (1, 6)	F5		5-3 1B		E4 HR	6-3		G3-6-3 1B		5	1	2	0	0	0	1	Minnesota Twins @ Cleveland Indians Cleveland Municipal Stadium, Cleveland, OH Sat Aug 08 1964, 3:33 AM EDT Att: 5,764 - Unknown		
Bernie Allen, L OBP: 0.321, SLG: 0.368 (1, 4)			5-3		F8	1-3		G3-6-3 1B		5	0	1	0	0	0	5			
Tony Oliva, L OBP: 0.369, SLG: 0.581 (1, 9)	F7		3-1		HR					5	1	2	3	0	0	3			
Harmon Killebrew, R OBP: 0.407, SLG: 0.622 (1, 7)	5-3				F2			F7 1B		4	1	1	0	1	0	2			
Jimmie Hall, L OBP: 0.331, SLG: 0.496 (1, 8)		K			F2 1B					4	1	2	2	1	1	0			
Bob Allison, R OBP: 0.396, SLG: 0.589 (1, 3)		K			E5 1B					5	1	1	1	0	1	3			
Earl Battey, R OBP: 0.346, SLG: 0.430 (7, PH) Ron Henry, R OBP: 0.161, SLG: 0.367 (7, 2) Don Mincher OBP: 0.268, SLG: 0.617 Jerry Fosnow, R OBP: 0.288, SLG: 0.375 (8, 1)			6-3		F4	6-3		K		3	0	0	0	0	0	2			
Frank Kostro, R OBP: 0.182, SLG: 0.321 (1, 5)			E5 5-3		F3	K		HR		4	1	1	0	0	1	2			
Mudcat Grant, R OBP: 0.232, SLG: 0.353 (2, 1) Jim Roland, L OBP: 0.148, SLG: 0.148 (5, PH) Jim Perry, R OBP: 0.227, SLG: 0.190 (5, 1) Johnny Klippstein, R OBP: 0.195, SLG: 0.333 (5, 1) Bill Pleis, L OBP: 0.192, SLG: 0.333 (5, PH) Don Mincher OBP: 0.268, SLG: 0.617 Jerry Fosnow, R OBP: 0.288, SLG: 0.375 (8, 1)			K		K	E 1B		K		0	0	0	0	0	0	0			
Inning Stats	R: 0 E: 0 K: 0 S: 4	H: 1 LOB: 1 BB: 0 P: 4	R: 0 E: 0 K: 2 S: 7	H: 0 LOB: 0 BB: 7 P: 7	R: 0 E: 1 K: 1 S: 7	H: 1 LOB: 2 BB: 0 P: 7	R: 0 E: 1 K: 0 S: 5	H: 0 LOB: 0 BB: 0 P: 5	R: 6 E: 1 K: 1 S: 11	H: 5 LOB: 0 BB: 0 P: 11	R: 0 E: 0 K: 1 S: 5	H: 0 LOB: 2 BB: 2 P: 13	R: 2 E: 0 K: 0 S: 6	H: 4 LOB: 1 BB: 0 P: 6	R: 0 E: 0 K: 1 S: 5	H: 0 LOB: 0 BB: 0 P: 5		1B: 6 2B: 2 3B: 0 HR: 4	SF: 0 SAC: 0 DP: 1 HBP: 0
PITCHER	IP	WLS	BF	H	R	ER	SO	BB	IBB	HBP	BLK	WP	HR	S	P	ERA	WHIP		
Dick Donovan, R ERA: 4.72 (1, 1)	4.1		23	7	5	4	3	0	0	0	0	0	2	29	29	8.31	1.615		
Gary Bell, R ERA: 4.09 (5, 1)	3.2	W	17	5	3	3	3	2	0	0	0	0	2	21	29	7.36	1.909		
Ted Abernathy, R ERA: 3.03 (9, 1)	1.0	S	3	0	0	0	1	0	0	0	0	0	0	5	5	0.00	0.000		

AB	41
R	8
H	12
RBI	8
BB	2
SO	7
LOB	21



Batter	1	2	3	4	5	6	7	8	9	AB	R	H	RBI	BB	SO	LOB	BOTTOM		
Dick Howser, R OBP: 0.328, SLG: 0.316 (1, 6)	F8	SF9 1B BB	6-3		2B 2B	SF8		6-3		4	2	1	2	1	0	1	Minnesota Twins @ Cleveland Indians Cleveland Municipal Stadium, Cleveland, OH Sat Aug 08 1964, 3:33 AM EDT Att: 5,764 - Unknown		
Vic Davallo, L OBP: 0.307, SLG: 0.338 (1, 8)	L6	SF9			1B 2B	F5				4	1	1	3	0	0	1			
Leon Wagner, L OBP: 0.333, SLG: 0.484 (1, 7)	E4 HR	1B 1B BB			K			3-1		4	2	0	0	1	1	1			
Fred Whitfield, L OBP: 0.304, SLG: 0.420 (1, 3)	HR	1B			K	1B		F8		5	1	3	5	0	1	0			
Tito Francona, L OBP: 0.387, SLG: 0.386 (1, 9) Larry Brown, R OBP: 0.288, SLG: 0.375 (6, 4)	F3	1B			1B L3			1B		3	0	1	1	1	0	1			
Joe Azcue, R OBP: 0.323, SLG: 0.379 (1, 2)		6-3			1B 1B	2B 1B		F9		5	2	2	0	0	0	3			
Chico Salmon, R OBP: 0.377, SLG: 0.412 (6, 9)		E 1B 1B	1B G4-6-3 BB		1B 1B	SH1-4 SF8 2B		4-3 1B		4	4	4	1	1	0	0			
Woodie Held, R OBP: 0.305, SLG: 0.434 (1, 5)		E5 BB 1B SF9	1B G4-6-3 1B		1B 2B	FC5-2 SF8 SH1-4 BB		K		4	2	1	0	1	1	5			
Dick Donovan, L OBP: 0.372, SLG: 0.294 (1, 1) Gary Bell, R OBP: 0.438, SLG: 0.400 Paul Dicken, R OBP: 0.288, SLG: 0.375 (8, PH) Ted Abernathy, R OBP: 0.288, SLG: 0.375 (9, 1)		SF9 BB 1B	G4-6-3		2B 1B	SH1-4		4-3		2	1	1	1	0	0	1			
Inning Stats	R: 2 E: 1 K: 0 S: 5	H: 1 LOB: 0 BB: 0 P: 5	R: 5 E: 1 K: 0 S: 8	H: 4 LOB: 2 BB: 2 P: 16	R: 0 E: 0 K: 0 S: 3	H: 0 LOB: 0 BB: 1 P: 7	R: 0 E: 0 K: 1 S: 5	H: 0 LOB: 0 BB: 0 P: 5	R: 6 E: 0 K: 1 S: 11	H: 6 LOB: 1 BB: 1 P: 15	R: 2 E: 0 K: 0 S: 5	H: 2 LOB: 1 BB: 1 P: 9	R: 0 E: 0 K: 0 S: 4	H: 1 LOB: 1 BB: 0 P: 4	R: 0 E: 0 K: 1 S: 6	H: 1 LOB: 1 BB: 0 P: 6		1B: 12 2B: 3 3B: 0 HR: 1	SF: 2 SAC: 1 DP: 1 HBP: 0
PITCHER	IP	WLS	BF	H	R	ER	SO	BB	IBB	HBP	BLK	WP	HR	S	P	ERA	WHIP		
Mudcat Grant, R ERA: 4.48 (1, 1)	1.2	L	12	3	7	1	0	2	0	0	0	0	0	10	18	5.40	3.000		
Jim Roland, L ERA: 4.33 (2, 1)	2.1		10	3	1	1	1	1	0	0	0	0	0	11	15	3.86	1.714		
Jim Perry, R ERA: 4.32 (5, 1)	0.0		3	2	3	3	0	1	0	0	0	0	0	2	6	∞	∞		
Johnny Klippstein, R ERA: 2.89 (5, 1)	0.1		3	2	0	0	0	0	0	0	0	0	0	3	3	0.00	6.000		
Bill Pleis, L ERA: 5.4 (5, 1)	2.2		14	5	5	5	1	1	0	0	0	0	0	15	19	16.88	2.250		

AB	38
R	16
H	16
RBI	15
BB	5
SO	3
LOB	14



Batter	1	2	3	4	5	6	7	8	9	AB	R	H	RBI	BB	SO	LOB	TOP										
Zoilo Versalles, R OBP: 0.309, SLG: 0.429	F2		K				F2			4	0	1	0	0	1	4	Minnesota Twins @ Cleveland Indians Cleveland Municipal Stadium, Cleveland, OH Sun Aug 09 1964, 3:33 AM EDT Unknown										
Bernie Allen, L OBP: 0.316, SLG: 0.360	K			F6		G4-6-3		F8		4	0	0	0	0	1	1											
Tony Oliva, L OBP: 0.370, SLG: 0.580	4-3			F5						4	0	2	0	0	0	0											
Harmon Killebrew, R OBP: 0.406, SLG: 0.618		K				K		G6-4-3		4	0	1	0	0	2	2											
Jimmie Hall, L OBP: 0.327, SLG: 0.490		F9		K					1-3	4	0	0	0	0	1	1											
Bob Allison, R OBP: 0.397, SLG: 0.586		F7				F6		BB	BB	2	0	0	0	2	0	0											
Earl Batley, R OBP: 0.346, SLG: 0.427			K			F9		BB	BB	2	0	0	0	0	1	1											
Jerry Zimmerman, R OBP: 0.299, SLG: 0.244								BB	BB	0	0	0	0	0	1	0											
Frank Kostro, R OBP: 0.220, SLG: 0.327									BB	2	0	1	0	1	1	2											
Camilo Pascual, R OBP: 0.254, SLG: 0.262										2	0	0	0	0	1	2											
Jim Roland, R OBP: 0.148, SLG: 0.148										0	0	0	0	0	0	0											
Don Mincher, L OBP: 0.323, SLG: 0.613										1	0	0	0	0	0	3											
Mudcat Grant, R OBP: 0.232, SLG: 0.353										0	0	0	0	0	0	0											
Johnny Garry, R OBP: 0.225, SLG: 0.188										1	0	0	0	0	1	2											
Inning Stats	R: 0 E: 0 K: 1 S: 5	H: 0 LOB: 0 BB: 0 P: 5	R: 0 E: 0 K: 1 S: 5	H: 0 LOB: 0 BB: 0 P: 5	R: 0 E: 0 K: 3 S: 10	H: 1 LOB: 1 BB: 0 P: 10	R: 0 E: 0 K: 1 S: 6	H: 1 LOB: 1 BB: 0 P: 6	R: 0 E: 0 K: 0 S: 3	H: 0 LOB: 1 BB: 0 P: 4	R: 0 E: 0 K: 1 S: 6	H: 2 LOB: 1 BB: 0 P: 6	R: 0 E: 0 K: 0 S: 3	H: 0 LOB: 3 BB: 3 P: 15	R: 0 E: 0 K: 0 S: 3	H: 1 LOB: 0 BB: 0 P: 3	R: 0 E: 0 K: 2 S: 7	H: 0 LOB: 2 BB: 2 P: 15	1B: 5 2B: 0 3B: 0 HR: 0	SF: 0 SAC: 0 DP: 2 HBP: 1	WP: 0 PB: 0 SB: 0 CS: 0	PA: 36					
PITCHER	IP	WLS	BF	H	R	ER	SO	BB	IBB	HBP	BLK	WP	HR	S	P	ERA	WHIP										
Sonny Siebert, R ERA: 3.4	(1, 1)	6.1	W	25	4	0	7	2	0	1	0	0	0	36	45	0.00	0.947										
Don McMahon, R ERA: 1.4	(7, 1)	1.2		6	1	0	0	1	0	0	0	0	0	5	9	0.00	1.200										
Ted Abernathy, R ERA: 2.98	(9, 1)	1.0	S	5	0	0	2	2	0	0	0	0	0	7	15	0.00	2.000										

AB	30
R	0
H	5
RBI	0
BB	5
SO	9
LOB	17

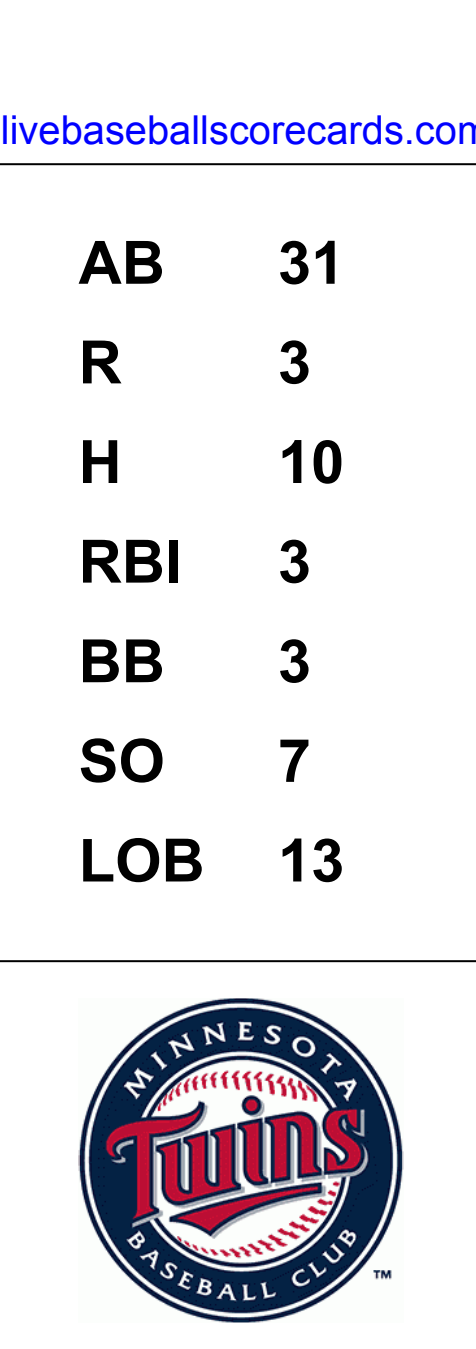


Batter	1	2	3	4	5	6	7	8	9	AB	R	H	RBI	BB	SO	LOB	BOTTOM										
Chico Salmon, R OBP: 0.370, SLG: 0.403	5-3	5-3		HR		F8		K		5	1	1	0	0	1	4	Minnesota Twins @ Cleveland Indians Cleveland Municipal Stadium, Cleveland, OH Sun Aug 09 1964, 3:33 AM EDT Unknown										
Dick Howser, R OBP: 0.329, SLG: 0.325	F8		E5	HR		WP				4	2	2	3	0	0	0											
Leon Wagner, L OBP: 0.332, SLG: 0.481	3-1		F3	3-1		2B				3	0	0	0	1	0	1											
Fred Whitfield, L OBP: 0.305, SLG: 0.419		F7	K							3	0	1	0	0	1	1											
Larry Brown, R OBP: 0.290, SLG: 0.381										1	0	1	2	0	0	0											
Tito Francona, L OBP: 0.384, SLG: 0.380		WP	K					F8		3	1	0	0	1	1	2											
John Romano, R OBP: 0.339, SLG: 0.455		F3		F7				F9		4	0	0	0	0	2	0											
Vic Davallilo, L OBP: 0.307, SLG: 0.337		E		E1				F8		4	1	1	0	0	1	1											
Woodie Held, R OBP: 0.304, SLG: 0.429				K				F8		3	0	0	0	1	1	1											
Sonny Siebert, R OBP: 0.231, SLG: 0.320										3	2	1	1	0	0	2											
Don McMahon, R OBP: 0.200, SLG: 0.200		E6								0	0	0	0	0	0	0											
Paul Dicken, R OBP: 0.339, SLG: 0.455				1B						1	0	0	0	0	1	0											
Ted Abernathy, R ERA: 2.98				HR						0	0	0	0	0	0	0											
Inning Stats	R: 0 E: 0 K: 0 S: 3	H: 0 LOB: 0 BB: 0 P: 3	R: 1 E: 1 K: 0 S: 5	H: 1 LOB: 3 BB: 2 P: 13	R: 0 E: 1 K: 2 S: 8	H: 0 LOB: 1 BB: 0 P: 8	R: 4 E: 1 K: 1 S: 9	H: 3 LOB: 0 BB: 0 P: 9	R: 0 E: 0 K: 1 S: 6	H: 1 LOB: 1 BB: 0 P: 6	R: 2 E: 1 K: 0 S: 5	H: 2 LOB: 2 BB: 1 P: 9	R: 0 E: 0 K: 0 S: 3	H: 0 LOB: 0 BB: 0 P: 3	R: 0 E: 0 K: 2 S: 7	H: 0 LOB: 0 BB: 0 P: 7	1B: 4 2B: 2 3B: 0 HR: 1	SF: 0 SAC: 0 DP: 0 HBP: 0	WP: 2 PB: 0 SB: 1 CS: 0	PA: 37							
PITCHER	IP	WLS	BF	H	R	ER	SO	BB	IBB	HBP	BLK	WP	HR	S	P	ERA	WHIP										
Camilo Pascual, R ERA: 3.54	(1, 1)	5.2	L	30	6	7	0	4	2	1	0	0	0	35	47	0.00	1.412										
Jim Roland, L ERA: 4.32	(6, 1)	0.1		1	1	0	0	0	0	0	0	0	0	1	1	0.00	3.000										
Mudcat Grant, R ERA: 4.41	(7, 1)	2.0		6	0	0	2	0	0	0	0	0	0	10	10	0.00	0.000										

AB	34
R	7
H	7
RBI	6
BB	3
SO	6
LOB	14



Batter	1	2	3	4	5	6	7	8	9	AB R H RBI BB SO LOB	TOP																					
Bernie Allen, L OBP: 0.310, SLG: 0.353 (1, 4)	4-3		SH1-3		6-3	K			4-3	4 0 0 0 0 1 1	Minnesota Twins @ Cleveland Indians Cleveland Municipal Stadium, Cleveland, OH Sun Aug 09 1964, 3:38 AM EDT Att: 15,129 - Unknown AB 31 R 3 H 10 RBI 3 BB 3 SO 7 LOB 13																					
Tony Oliva, L OBP: 0.366, SLG: 0.578 (1, 9)	1B 2B		1-3		K	5-3			F9	5 0 1 0 0 1 2																						
Jimmie Hall, L OBP: 0.328, SLG: 0.489 (1, 8)	G6-4-3 1B		K		1B				5-3	5 0 2 0 0 1 1																						
Harmon Killebrew, R OBP: 0.407, SLG: 0.616 (1, 7)	G6-4-3				1B				K	3 0 1 0 1 1 2																						
Bob Allison, R OBP: 0.396, SLG: 0.582 (1, 3)		1-3			1B				BB	3 1 0 0 1 0 3																						
Earl Battey, R OBP: 0.351, SLG: 0.429 (1, 2)					1B				HR	3 1 2 0 1 1 1																						
Frank Kostro, R OBP: 0.236, SLG: 0.390 Johnny Goryl, R OBP: 0.225, SLG: 0.188 (8, 5)	K				1B				F3	4 1 2 3 0 1 1 0 0 0 0 0 0 0																						
Jerry Kindall, R OBP: 0.256, SLG: 0.322 (1, 6)	K				K				F9	0 0 0 0 0 0 0																						
Jim Kaat, L OBP: 0.275, SLG: 0.279 (1, 1)			1-3 SH1-3 1B		FC6-4				K	4 0 2 0 0 1 2																						
Inning Stats	R: 0 E: 0 K: 0 S: 4	H: 2 LOB: 1 BB: 0 P: 4	R: 0 E: 0 K: 2 S: 7	H: 0 LOB: 1 BB: 1 P: 11	R: 0 E: 0 K: 1 S: 6	H: 1 LOB: 1 BB: 0 P: 6	R: 1 E: 0 K: 1 S: 7	H: 2 LOB: 2 BB: 1 P: 11	R: 0 E: 0 K: 1 S: 7	H: 2 LOB: 2 BB: 0 P: 7		R: 2 E: 0 K: 1 S: 8	H: 3 LOB: 1 BB: 0 P: 8	R: 0 E: 0 K: 2 S: 7	H: 0 LOB: 1 BB: 1 P: 11	R: 0 E: 0 K: 0 S: 3	H: 0 LOB: 0 BB: 0 P: 3	R: 0 E: 0 K: 0 S: 3	H: 0 LOB: 0 BB: 0 P: 3	R: 0 E: 0 K: 0 S: 3	H: 0 LOB: 0 BB: 0 P: 3	1B: 8 2B: 1 3B: 0 HR: 1	SF: 0 SAC: 1 DP: 1 HBP: 0	WP: 0 PB: 0 SB: 1 CS: 0	PA: 39							
PITCHER	IP WLS BF H R ER SO BB IBB HBP BLK WP HR S P ERA WHIP											PITCHER	IP WLS BF H R ER SO BB IBB HBP BLK WP HR S P ERA WHIP																			
Lee Stange, R ERA: 4.63 Sam McDowell, L ERA: 3.05 Pedro Ramos, R ERA: 4.63 Ted Abernathy, R ERA: 2.93	(1, 1) (6, 1) (7, 1) (9, 1)	5.1 0.2 2.0 1.0	L 2 7 3	27 0 0 0	10 0 0 0	3 0 0 0	3 0 0 0	5 1 4 0	2 0 1 0	0 0 0 0	0 0 0 0	0 0 0 0	0 0 0 0	0 0 0 0	0 0 0 0	0 0 0 0	0 0 0 0	0 0 0 0	0 0 0 0	0 0 0 0	0 0 0 0	0 0 0 0	0 0 0 0	0 0 0 0	0 0 0 0	0 0 0 0	0 0 0 0					
Chico Salmon, R OBP: 0.359, SLG: 0.390 (1, 9)	F8		6-3						F9	4 0 0 0 0 1 0	Minnesota Twins @ Cleveland Indians Cleveland Municipal Stadium, Cleveland, OH Sun Aug 09 1964, 3:38 AM EDT Att: 15,129 - Unknown AB 28 R 1 H 4 RBI 1 BB 1 SO 3 LOB 7																					
Dick Howser, R OBP: 0.333, SLG: 0.330 (1, 6)	FC4-6 1B				S SF9 2B				F9	4 1 3 0 0 0 0																						
Leon Wagner, L OBP: 0.329, SLG: 0.477 (1, 7)	FC4-6 FC6-4 1-2				L3				F2	4 0 0 0 0 0 3																						
Max Alvis, R OBP: 0.316, SLG: 0.442 (1, 5)	FC6-4 1-2				SF9				F8	2 0 0 1 0 0 1																						
Fred Whitfield, L OBP: 0.301, SLG: 0.413 (1, 3)					4-3				F6	3 0 0 0 0 0 0																						
Joe Azcue, R OBP: 0.323, SLG: 0.378 (1, 2)					6-3				1-3	3 0 1 0 0 0 0																						
Larry Brown, R OBP: 0.290, SLG: 0.378 (1, 4)	G4-6-3 1-2				F8				4-3 WP BB	2 0 0 0 1 0 1																						
Woodie Held, R OBP: 0.301, SLG: 0.423 (1, 8)					K				4-3	3 0 0 0 0 1 1																						
Lee Stange, R ERA: 4.63 Sam McDowell, L ERA: 3.05 Tito Franzone, L ERA: 0.385, SLG: 0.376 Pedro Ramos, R ERA: 4.63 John Romano, R OBP: 0.238, SLG: 0.342 Ted Abernathy, R ERA: 2.93	(1, 1) (6, 1) (7, 1) (8, 8) (9, 1)	9.0 0 0 0	W 0 0 0	30 0 0 0	4 0 0 0	1 0 0 0	1 0 0 0	3 0 0 0	1 0 0 0	0 0 0 0		0 0 0 0	0 0 0 0	0 0 0 0	0 0 0 0	0 0 0 0	0 0 0 0	0 0 0 0	0 0 0 0	0 0 0 0	0 0 0 0	0 0 0 0	0 0 0 0	0 0 0 0	0 0 0 0	0 0 0 0	0 0 0 0					
Inning Stats	R: 0 E: 0 K: 0 S: 4	H: 1 LOB: 1 BB: 0 P: 4	R: 0 E: 0 K: 0 S: 3	H: 1 LOB: 0 BB: 0 P: 3	R: 0 E: 0 K: 2 S: 7	H: 0 LOB: 0 BB: 0 P: 7	R: 1 E: 0 K: 0 S: 4	H: 1 LOB: 0 BB: 0 P: 4	R: 0 E: 0 K: 0 S: 3	H: 0 LOB: 0 BB: 0 P: 3		R: 0 E: 0 K: 0 S: 3	H: 0 LOB: 0 BB: 0 P: 3	R: 0 E: 0 K: 0 S: 3	H: 0 LOB: 1 BB: 1 P: 7	R: 0 E: 0 K: 1 S: 5	H: 1 LOB: 0 BB: 0 P: 5	R: 0 E: 0 K: 0 S: 3	H: 0 LOB: 0 BB: 0 P: 3	R: 0 E: 0 K: 0 S: 3	H: 0 LOB: 0 BB: 0 P: 3	R: 0 E: 0 K: 0 S: 3	H: 0 LOB: 0 BB: 0 P: 3	R: 0 E: 0 K: 0 S: 3	H: 0 LOB: 0 BB: 0 P: 3	R: 0 E: 0 K: 0 S: 3	H: 0 LOB: 0 BB: 0 P: 3	R: 0 E: 0 K: 0 S: 3	H: 0 LOB: 0 BB: 0 P: 3	1B: 3 2B: 1 3B: 0 HR: 0	SF: 1 SAC: 0 DP: 2 HBP: 0	WP: 1 PB: 0 SB: 1 CS: 0
PITCHER	IP WLS BF H R ER SO BB IBB HBP BLK WP HR S P ERA WHIP											PITCHER	IP WLS BF H R ER SO BB IBB HBP BLK WP HR S P ERA WHIP																			
Jim Kaat, L ERA: 3.37 (1, 1)	9.0	W	30	4	1	1	3	1	0	0	0	0	1	0	35	39	1.00	0.556														



Batter	1	2	3	4	5	6	7	8	9	AB	R	H	RBI	BB	SO	LOB	TOP			
Chico Salmon, R OBP: 0.356, SLG: 0.386 (1, 3)	0-0 4-3		0-0 F8			0-0 F6			0-0 SH1-3 HR 1B	4	1	1	0	0	0	0	Cleveland Indians @ Los Angeles Angels Dodger Stadium, Los Angeles, CA Tue Aug 11 1964, 7:05 PM PDT Att: 9,110 - Unknown livebaseballscores.com			
Dick Howser, R OBP: 0.333, SLG: 0.329 (1, 6)	4-0 FC4-6 BB		0-0 6-3			0-0 F3			0-0 SH1-3 1-2	2	0	0	0	1	0	0				
Leon Wagner, L OBP: 0.329, SLG: 0.475 (1, 7)	0-0 FC4-6 1-2			0-0 4-3		0-3 K			0-0 HR 1B	4	1	1	0	0	1	1				
Max Alvis, R OBP: 0.315, SLG: 0.451 (1, 5)	0-0 F3			0-0 F8			0-0 6-3		0-0 HR	4	1	1	3	0	0	1				
Joe Azcue, R OBP: 0.317, SLG: 0.370 (1, 2)		0-0 5-3		0-0 5-3			0-0 F9		0-0 5-3	4	0	0	0	0	0	0				
Vic Davallio, L OBP: 0.306, SLG: 0.336 (1, 8)		0-0 FC5 WP 1B			0-0 6-3		0-0 F8		0-0 6-3	4	0	1	0	0	0	0				
Larry Brown, R OBP: 0.291, SLG: 0.378 (1, 4)		0-0 FC5 FC6-4 1-3						0-0 F7		3	0	1	0	0	0	1				
Woodie Held, R OBP: 0.301, SLG: 0.422 (1, 9)		0-0 FC6-4 1-2				0-0 F8		0-0 K 1B		3	0	1	0	0	0	2				
Luis Tiant, R OBP: 0.063, SLG: 0.063 (1, 1)			0-0 F9		0-3 K2-3			0-3 K 1-2		3	0	0	0	0	2	2				
Inning Stats	R: 0 E: 0 K: 1 S: 3	H: 0 LOB: 1 BB: 1 P: 7	R: 0 E: 0 K: 0 S: 4	H: 1 LOB: 1 BB: 0 P: 4	R: 0 E: 0 K: 0 S: 3	H: 0 LOB: 0 BB: 0 P: 3	R: 0 E: 0 K: 1 S: 6	H: 1 LOB: 1 BB: 0 P: 6	R: 0 E: 0 K: 1 S: 5	H: 0 LOB: 0 BB: 0 P: 5	R: 0 E: 0 K: 0 S: 3	H: 0 LOB: 0 BB: 0 P: 3	R: 0 E: 0 K: 1 S: 5	H: 1 LOB: 1 BB: 0 P: 5	R: 3 E: 0 K: 0 S: 6	H: 3 LOB: 0 BB: 0 P: 6	1B: 5 2B: 0 3B: 0 HR: 1	SF: 0 SAC: 1 DP: 0 HBP: 0	WP: 1 PB: 0 SB: 0 CS: 0	PA: 33
PITCHER Bo Belinsky, L ERA: 2.86 (1, 1)	IP: 9.0 WLS: L BF: 33 H: 6 R: 3 ER: 3 SO: 3 BB: 1 IBB: 0 HBP: 0 BLK: 0 WP: 1 HR: 1 S: 38 P: 42 ERA: 3.00 WHIP: 0.778																			

Batter	1	2	3	4	5	6	7	8	9	AB	R	H	RBI	BB	SO	LOB	BOTTOM				
Lenny Green, L OBP: 0.276, SLG: 0.198 (1, 7)	0-3 K		0-0 F3			0-0 E5		0-0 6-3		4	0	0	0	0	1	1	Cleveland Indians @ Los Angeles Angels Dodger Stadium, Los Angeles, CA Tue Aug 11 1964, 7:05 PM PDT Att: 9,110 - Unknown livebaseballscores.com				
Vic Power, R OBP: 0.267, SLG: 0.294 Aubrey Gatewood, R (6, FR) Felix Torres, R OBP: 0.254, SLG: 0.413 (7, 5)	4-0 1B BB		0-0 F2			1-0 HBP		0-0 F8		1	0	0	0	1	0	0					
Jim Fregosi, R OBP: 0.400, SLG: 0.510 (1, 6)	0-0 F8			0-0 6-3		0-0 F5			0-0 F2	4	0	0	0	0	0	3					
Willie Smith, L OBP: 0.315, SLG: 0.480 (1, 9)	0-0 1-2 1B			0-0 5-3		0-0 F8			0-0 4-3	4	0	1	0	0	0	2					
Joe Adcock, R OBP: 0.366, SLG: 0.510 Fred Newman, R (9, FR) OBP: 0.227, SLG: 0.171 (1, 3)	0-0 6-3			0-0 F3			0-0 G4-6-3 1B		4-0 BB	3	0	1	0	1	0	2					
Buck Rodgers, S OBP: 0.307, SLG: 0.321 (1, 2)		0-0 CS 1B			0-3 K		0-0 F7		0-0 1-3	4	0	1	0	0	1	2					
Bob Perry, R OBP: 0.349, SLG: 0.416 (1, 8)		0-0 G6-4-3 1-2 1B			0-0 F3		0-0 G4-6-3 1-2			3	0	1	0	0	0	1					
Bobby Knoop, R OBP: 0.301, SLG: 0.286 Albie Pearson, L (8, PH) Joe Koppe, R OBP: 0.351, SLG: 0.320 (9, 4)		0-0 G6-4-3 1-2			0-0 1-3			4-0 6-3 SH3-4 BB		2	0	0	0	0	0	1					
Bo Belinsky, L OBP: 0.136, SLG: 0.119 (1, 1)			0-0 F8			0-0 4-3		0-0 SH3-4 1-2		2	0	0	0	0	0	0					
Inning Stats	R: 0 E: 0 K: 1 S: 6	H: 1 LOB: 2 BB: 1 P: 10	R: 0 E: 0 K: 0 S: 3	H: 2 LOB: 0 BB: 0 P: 3	R: 0 E: 0 K: 0 S: 3	H: 0 LOB: 0 BB: 0 P: 3	R: 0 E: 0 K: 1 S: 5	H: 0 LOB: 0 BB: 0 P: 5	R: 0 E: 1 K: 0 S: 4	H: 0 LOB: 2 BB: 0 P: 5	R: 0 E: 0 K: 0 S: 3	H: 1 LOB: 0 BB: 0 P: 3	R: 0 E: 0 K: 0 S: 3	H: 0 LOB: 1 BB: 1 P: 7	R: 0 E: 0 K: 0 S: 3	H: 0 LOB: 1 BB: 1 P: 7		1B: 4 2B: 0 3B: 0 HR: 0	SF: 0 SAC: 1 DP: 2 HBP: 1	WP: 0 PB: 0 SB: 0 CS: 1	PA: 33
PITCHER Luis Tiant, R ERA: 1.81 (1, 1)	IP: 9.0 WLS: W BF: 33 H: 4 R: 0 ER: 0 SO: 2 BB: 3 IBB: 0 HBP: 1 BLK: 0 WP: 0 HR: 0 S: 33 P: 46 ERA: 0.00 WHIP: 0.778																				

Batter	1	2	3	4	5	6	7	8	9	AB	R	H	RBI	BB	SO	LOB	TOP	
Chico Salmon, R (1, 9) OBP: 0.343, SLG: 0.378 John Romano, R (9, FH) OBP: 0.339, SLG: 0.453										4	1	1	0	0	1	0	Cleveland Indians @ Minnesota Twins Metropolitan Stadium, Bloomington, MI Fri Aug 14 1964, 8:05 PM EDT Att: 17,934 - Unknown	
Dick Howser, R (1, 6) OBP: 0.331, SLG: 0.328										4	1	1	1	0	0			
Leon Wagner, L (1, 7) OBP: 0.328, SLG: 0.473										4	0	0	0	0	1	2		
Max Alvis, R (1, 5) OBP: 0.324, SLG: 0.456										3	2	2	1	1	0	0		
Bob Chance, L (1, 3) OBP: 0.371, SLG: 0.489										4	1	2	1	0	0	2		
Joe Azcue, R (1, 2) OBP: 0.320, SLG: 0.393										4	1	3	3	0	0	1		
Vic Davallilo, L (1, 8) OBP: 0.305, SLG: 0.334										4	0	1	0	0	0	2		
Larry Brown, R (1, 4) OBP: 0.287, SLG: 0.372 Fred Whitfield, L (9, FH) OBP: 0.303, SLG: 0.412										3	0	0	0	0	0	1		
Lee Stange, R (1, 1) OBP: 0.170, SLG: 0.050 Dick Donovan, L (2, 1) OBP: 0.358, SLG: 0.278 Pedro Ramos, S (5, 1) OBP: 0.220, SLG: 0.333 Tito Francona, L (9, FH) OBP: 0.375, SLG: 0.369										0	0	0	0	0	0	0		
Inning Stats	R: 0 E: 1 K: 2 S: 8	H: 0 LOB: 2 BB: 1 P: 12	R: 0 E: 0 K: 0 S: 3	H: 1 LOB: 0 BB: 0 P: 3	R: 3 E: 0 K: 1 S: 9	H: 4 LOB: 1 BB: 0 P: 9	R: 0 E: 0 K: 0 S: 3	H: 1 LOB: 0 BB: 0 P: 3	R: 0 E: 0 K: 0 S: 3	H: 0 LOB: 0 BB: 0 P: 3	R: 0 E: 0 K: 0 S: 4	H: 1 LOB: 1 BB: 0 P: 4	R: 0 E: 0 K: 0 S: 3	H: 0 LOB: 0 BB: 0 P: 3	1B: 4 2B: 5 3B: 0 HR: 1	SF: 0 SAC: 0 DP: 2 HBP: 0		WP: 0 PB: 0 SB: 0 CS: 0
PITCHER	IP WLS BF H R ER SO BB IBB HBP BLK WP HR S P ERA WHIP																	
Jim Kaat, L (1, 1) ERA: 3.58	5.1	25	9	6	6	3	1	0	0	0	0	0	0	1	30	34	10.12	1.875
Jim Perry, R (6, 1) ERA: 4.09	0.2	W	2	0	0	0	1	0	0	0	0	0	0	0	4	4	0.00	0.000
Al Worthington, R (7, 1) ERA: 2.06	3.0	S	10	1	0	0	0	0	0	0	0	0	0	10	10	0.00	0.333	

Batter	1	2	3	4	5	6	7	8	9	AB	R	H	RBI	BB	SO	LOB	BOTTOM			
Jerry Kindall, R (1, 4) OBP: 0.255, SLG: 0.316										3	0	1	0	0	2	0	Cleveland Indians @ Minnesota Twins Metropolitan Stadium, Bloomington, MI Fri Aug 14 1964, 8:05 PM EDT Att: 17,934 - Unknown			
Rich Rollins, R (1, 5) OBP: 0.340, SLG: 0.427										3	0	0	1	0	1	0				
Tony Oliva, L (1, 9) OBP: 0.371, SLG: 0.590										4	1	1	0	0	0	1				
Harmon Killebrew, R (1, 7) OBP: 0.408, SLG: 0.620										3	3	2	2	1	0	0				
Jimmie Hall, L (1, 8) OBP: 0.335, SLG: 0.481										2	2	1	0	2	0	0				
Bob Allison, R (1, 3) OBP: 0.400, SLG: 0.573										3	0	2	1	1	1	0				
Zoilo Versalles, R (1, 6) OBP: 0.309, SLG: 0.430										4	0	1	2	0	1	4				
Jerry Zimmerman, R (1, 2) OBP: 0.298, SLG: 0.238										3	0	0	1	0	1	4				
Jim Kaat, L (1, 1) OBP: 0.268, SLG: 0.270 Jim Perry, S (6, 1) OBP: 0.200, SLG: 0.200 Don Mincher, L (6, FH) OBP: 0.326, SLG: 0.621 Mudcat Grant, R (6, PR) OBP: 0.228, SLG: 0.346 Al Worthington, R (7, 1) OBP: 0.343, SLG: 0.143										2	0	0	0	0	0	4				
Inning Stats	R: 0 E: 0 K: 1 S: 5	H: 1 LOB: 0 BB: 0 P: 5	R: 2 E: 0 K: 0 S: 5	H: 2 LOB: 1 BB: 1 P: 9	R: 0 E: 0 K: 1 S: 5	H: 0 LOB: 0 BB: 0 P: 5	R: 1 E: 0 K: 2 S: 8	H: 1 LOB: 2 BB: 2 P: 16	R: 3 E: 0 K: 1 S: 9	H: 4 LOB: 2 BB: 1 P: 13	R: 1 E: 0 K: 0 S: 4	H: 1 LOB: 1 BB: 0 P: 4	R: 0 E: 0 K: 1 S: 5	H: 0 LOB: 0 BB: 0 P: 5	R: 0 E: 0 K: 0 S: 3	H: 0 LOB: 0 BB: 0 P: 3		1B: 6 2B: 2 3B: 0 HR: 1	SF: 1 SAC: 2 DP: 1 HBP: 0	WP: 0 PB: 0 SB: 0 CS: 0
PITCHER	IP WLS BF H R ER SO BB IBB HBP BLK WP HR S P ERA WHIP																			
Lee Stange, R (1, 1) ERA: 4.72	1.1	8	3	2	2	1	1	0	0	0	0	0	0	1	9	13	13.50	3.000		
Dick Donovan, R (2, 1) ERA: 4.89	3.1	L	17	5	4	4	3	0	0	0	0	0	0	22	34	10.80	2.400			
Pedro Ramos, R (5, 1) ERA: 4.58	3.1	L	11	1	1	1	1	0	0	0	0	0	0	13	13	2.70	0.300			

Batter	1	2	3	4	5	6	7	8	9	AB	R	H	RBI	BB	SO	LOB	TOP				
Chico Salmon, R OBP: 0.351, SLG: 0.393 (1, 9)										5	1	3	0	0	1	1					
Dick Howser, R OBP: 0.333, SLG: 0.329 (1, 6)										2	1	1	0	1	0	1					
Leon Wagner, L OBP: 0.327, SLG: 0.471 (1, 7)										4	1	1	1	0	0	3					
Max Alvis, R OBP: 0.323, SLG: 0.452 (1, 5)										4	0	1	0	0	0	3					
Bob Chance, L OBP: 0.369, SLG: 0.486 (1, 3)										4	0	1	1	0	2	2					
Joe Azcue, R OBP: 0.314, SLG: 0.385 (1, 2)										4	0	0	0	0	1	3					
Vic Davalillo, L OBP: 0.302, SLG: 0.331 (1, 8)										4	0	0	0	0	1	2					
Larry Brown, R OBP: 0.287, SLG: 0.371 (1, 4)										4	0	1	0	0	1	2					
Luis Tiant, R OBP: 0.059, SLG: 0.059 (1, 1)										1	0	0	0	0	0	0					
Sam McDowell, L OBP: 0.150, SLG: 0.081 (2, 1)										1	0	0	0	0	1	0					
Billy Moran, R OBP: 0.286, SLG: 0.279 (7, PH)										1	0	0	0	0	0	0					
Jack Kralick, L OBP: 0.180, SLG: 0.184 (7, 1)										0	0	0	0	0	0	0					
John Romano, R OBP: 0.336, SLG: 0.451 (9, PH)										1	0	0	0	0	0	1					
Inning Stats	R: 3 E: 2 K: 1 S: 10	H: 3 LOB: 2 BB: 0 P: 10	R: 0 E: 0 K: 0 S: 3	H: 1 LOB: 0 BB: 0 P: 3	R: 0 E: 0 K: 1 S: 5	H: 0 LOB: 0 BB: 0 P: 5	R: 0 E: 0 K: 1 S: 5	H: 0 LOB: 0 BB: 0 P: 5	R: 0 E: 0 K: 2 S: 7	H: 0 LOB: 0 BB: 0 P: 7	R: 0 E: 0 K: 0 S: 3	H: 0 LOB: 0 BB: 0 P: 3	R: 0 E: 0 K: 0 S: 5	H: 2 LOB: 2 BB: 0 P: 5	R: 0 E: 0 K: 1 S: 6	H: 1 LOB: 1 BB: 0 P: 6	1B: 7 2B: 1 3B: 0 HR: 0	SF: 0 SAC: 1 DP: 0 HBP: 0	WP: 0 PB: 0 SB: 0 CS: 1	PA: 37	
PITCHER Dick Stigman, L ERA: 3.96 (1, 1)	IP: 9.0 WLS: W BF: 37 H: 8 R: 3 ER: 1 SO: 7 BB: 1 IBB: 0 HBP: 0 BLK: 0 WP: 0 HR: 0 S: 50 P: 54 ERA: 1.00 WHIP: 1.000																				

Cleveland Indians @ Minnesota Twins
Metropolitan Stadium, Bloomington, MI
Sat Aug 15 1964, 4:33 AM EDT
Att: 20,568 - Unknown

AB 35
R 3
H 8
RBI 2
BB 1
SO 7
LOB 18





Batter	1	2	3	4	5	6	7	8	9	AB	R	H	RBI	BB	SO	LOB	BOTTOM				
Jerry Kindall, R OBP: 0.252, SLG: 0.310 (1, 4)										5	0	1	0	0	1	2					
Rich Rollins, R OBP: 0.345, SLG: 0.431 (1, 5)										3	3	2	1	2	0	0					
Tony Oliva, L OBP: 0.374, SLG: 0.594 (1, 9)										4	0	3	1	0	0	0					
Harmon Killebrew, R OBP: 0.406, SLG: 0.614 (1, 7)										4	1	0	1	1	2	4					
Don Mincher, R OBP: 0.326, SLG: 0.621 (9, 3)										0	0	0	0	0	0	0					
Jimmie Hall, L OBP: 0.333, SLG: 0.476 (1, 8)										4	0	0	0	1	3	5					
Bob Allison, R OBP: 0.400, SLG: 0.577 (1, 3)										4	1	2	1	0	1	2					
Zolo Versalles, R OBP: 0.311, SLG: 0.431 (1, 6)										3	2	1	0	1	0	1					
Jerry Zimmerman, R OBP: 0.306, SLG: 0.261 (1, 2)										4	0	2	4	0	1	1					
Dick Stigman, R OBP: 0.113, SLG: 0.117 (1, 1)										3	1	0	0	1	0	2					
Inning Stats	R: 2 E: 0 K: 2 S: 9	H: 2 LOB: 1 BB: 1 P: 13	R: 3 E: 0 K: 1 S: 9	H: 4 LOB: 1 BB: 0 P: 9	R: 0 E: 0 K: 0 S: 4	H: 1 LOB: 1 BB: 0 P: 4	R: 0 E: 0 K: 0 S: 3	H: 0 LOB: 0 BB: 0 P: 3	R: 0 E: 0 K: 1 S: 5	H: 0 LOB: 1 BB: 1 P: 9	R: 4 E: 0 K: 1 S: 8	H: 3 LOB: 1 BB: 2 P: 16	R: 0 E: 0 K: 2 S: 8	H: 1 LOB: 2 BB: 1 P: 12	1B: 5 2B: 6 3B: 0 HR: 0	SF: 0 SAC: 1 DP: 0 HBP: 0	WP: 2 PB: 0 SB: 0 CS: 0	PA: 41			
PITCHER Luis Tiant, R ERA: 2.72 (1, 1)	IP: 1.2 WLS: L BF: 11 H: 5 R: 5 ER: 5 SO: 2 BB: 1 IBB: 0 HBP: 0 BLK: 0 WP: 1 HR: 0 S: 21 P: 29 ERA: 0.00 WHIP: 0.923																				
Sam McDowell, L ERA: 3.12 (2, 1)	IP: 4.1 WLS: L BF: 17 H: 2 R: 0 ER: 0 SO: 3 BB: 2 IBB: 0 HBP: 0 BLK: 0 WP: 0 HR: 0 S: 21 P: 29 ERA: 0.00 WHIP: 0.923																				
Jack Kralick, L ERA: 2.88 (7, 1)	IP: 2.0 WLS: L BF: 13 H: 4 R: 4 ER: 4 SO: 3 BB: 1 IBB: 0 HBP: 0 BLK: 0 WP: 0 HR: 0 S: 16 P: 28 ERA: 18.00 WHIP: 2.500																				

Cleveland Indians @ Minnesota Twins
Metropolitan Stadium, Bloomington, MI
Sat Aug 15 1964, 4:33 AM EDT
Att: 20,568 - Unknown

AB 34
R 8
H 11
RBI 8
BB 6
SO 8
LOB 17



Batter	1	2	3	4	5	6	7	8	9	AB	R	H	RBI	BB	SO	LOB	TOP			
Chico Salmon, R (1,4) OBP: 0.355, SLG: 0.403 (7,9)	0-0 4-3 2B		0-0 6-3			0-0 FC6-4 1B		0-0 L5		4	0	2	0	0	0	0	Cleveland Indians @ Minnesota Twins Metropolitan Stadium, Bloomington, MI Sun Aug 16 1964, 4:33 AM EDT Att: 23,218 - Unknown AB 32 R 2 H 6 RBI 2 BB 1 SO 3 LOB 10 			
Dick Howser, R (1,6) OBP: 0.331, SLG: 0.326	0-0 4-3 2-3		0-0 5-3			0-0 FC6-4 L4-3 1-2		0-0 F2		4	0	0	0	0	0	2				
Leon Wagner, L (1,7) OBP: 0.324, SLG: 0.468	0-0 F4			0-0 3-1		0-0 L4-3 1-2		0-0 F9		4	0	0	0	0	0	2				
Bob Chance, L (1,3) OBP: 0.368, SLG: 0.482	0-3 K			0-0 1B			0-3 K		0-0 F7	4	0	1	0	0	2	1				
Max Alvis, R (1,5) OBP: 0.322, SLG: 0.447		0-0 5-3		0-3 K			4-0 BB		0-0 F7	3	0	0	0	1	1	1				
Tito Francona, L (1,9) OBP: 0.371, SLG: 0.364 Ted Abernathy, R (7,1)		0-0 F6		0-0 F5			0-0 F8		0-0 F7	3	0	0	0	0	0	2				
Pedro Ramos, S (7,1) OBP: 0.220, SLG: 0.333 Dick Donovan, L (8,1) Paul Dicken, R (9,PH)										0	0	0	0	0	0	0				
Vic Davallillo, L (1,8) OBP: 0.303, SLG: 0.331		0-0 1B				0-0 F7		0-0 L3		3	0	1	0	0	0	1				
Joe Azcue, R (1,2) OBP: 0.315, SLG: 0.384		0-0 F8				0-0 6-3		0-0 HR 1B		3	1	1	0	0	0	1				
Sonny Siebert, R (1,1) Woodie Held, R (7,4) OBP: 0.207, SLG: 0.286 OBP: 0.304, SLG: 0.437			0-0 6-3			0-0 F6		0-0 HR		2	0	0	0	0	0	0				
1 1 1 2 0 0 0										1	1	1	2	0	0	0				
Inning Stats	R: 0 E: 0 K: 1 S: 6	H: 1 LOB: 1 BB: 0 P: 6	R: 0 E: 0 K: 0 S: 4	H: 1 LOB: 1 BB: 0 P: 4	R: 0 E: 0 K: 0 S: 3	H: 0 LOB: 0 BB: 0 P: 3	R: 0 E: 0 K: 1 S: 6	H: 1 LOB: 1 BB: 0 P: 6	R: 0 E: 0 K: 0 S: 3	H: 0 LOB: 0 BB: 0 P: 3	R: 0 E: 0 K: 0 S: 5	H: 0 LOB: 1 BB: 1 P: 9	R: 2 E: 0 K: 0 S: 5	H: 2 LOB: 0 BB: 0 P: 5	R: 0 E: 0 K: 0 S: 3	H: 0 LOB: 0 BB: 0 P: 3	1B: 4 2B: 2 3B: 0 HR: 1	SF: 0 SAC: 0 DP: 1 HBP: 0	WP: 0 PB: 0 SB: 0 CS: 0	PA: 33
PITCHER Mudcat Grant, R (1,1) ERA: 4.13	IP: 9.0 WLS: W BF: 33 H: 6 R: 2 ER: 2 SO: 3 BB: 1 IBB: 0 HBP: 0 BLK: 0 WP: 0 HR: 1 S: 38 P: 42 ERA: 2.00 WHIP: 0.778															PITCHER	IP: 9.0 WLS: W BF: 33 H: 6 R: 2 ER: 2 SO: 3 BB: 1 IBB: 0 HBP: 0 BLK: 0 WP: 0 HR: 1 S: 38 P: 42 ERA: 2.00 WHIP: 0.778			

Batter	1	2	3	4	5	6	7	8	9	AB	R	H	RBI	BB	SO	LOB	BOTTOM			
Jerry Kindall, R (1,4) OBP: 0.259, SLG: 0.314	0-0 F3		0-0 1B		0-0 F8		0-0 F8	0-0 1B		5	0	2	0	0	0	1	Cleveland Indians @ Minnesota Twins Metropolitan Stadium, Bloomington, MI Sun Aug 16 1964, 4:33 AM EDT Att: 23,218 - Unknown AB 40 R 12 H 15 RBI 12 BB 4 SO 5 LOB 19 			
Rich Rollins, R (1,5) OBP: 0.346, SLG: 0.433	0-0 F8		0-0 F7		0-0 L5		0-0 BB 1B 2B	0-0 1B 1B		5	2	2	1	0	0	1				
Tony Oliva, L (1,8) OBP: 0.376, SLG: 0.595 (9,9)	0-3 K			0-0 HR 2B	0-0 F8		4-0 1B IBB	0-0 1B 1B		4	3	2	1	1	1	0				
Harmon Killebrew, R (1,7) OBP: 0.406, SLG: 0.618 Jimmie Hall, L (9,8) OBP: 0.333, SLG: 0.476		0-0 F7		0-0 HR		0-3 K	4-0 1B 1B BB	0-0 F8		4	2	1	2	1	1	3				
Don Mincher, L (1,3) OBP: 0.328, SLG: 0.621		0-0 6-3		0-0 2B		0-3 K	0-0 1B 1B	0-0 F6		5	1	2	2	0	1	3				
Bob Allison, R (1,9) OBP: 0.402, SLG: 0.577 (9,7)		0-0 5-3		0-0 E1		0-0 1B	4-0 1B S BB	0-0 1B 1B		4	1	2	2	1	0	1				
Zoilo Versalles, R (1,6) OBP: 0.313, SLG: 0.439			0-0 HR		0-0 F6		0-0 F8	0-0 S 1B		5	1	3	4	0	0	3				
Jerry Zimmerman, R (1,2) OBP: 0.291, SLG: 0.247			0-0 1-3		0-3 K		1-3 2-H 3-H 1-3	0-0 F8		5	0	0	0	0	1	5				
Mudcat Grant, R (1,1) OBP: 0.246, SLG: 0.364			0-3 K		0-0 F3		4-0 2B BB	0-0 1B 2B		3	2	1	0	1	1	2				
Inning Stats	R: 0 E: 0 K: 1 S: 5	H: 0 LOB: 0 BB: 0 P: 5	R: 0 E: 0 K: 0 S: 3	H: 0 LOB: 0 BB: 0 P: 3	R: 1 E: 0 K: 1 S: 7	H: 2 LOB: 1 BB: 0 P: 7	R: 2 E: 1 K: 1 S: 9	H: 3 LOB: 2 BB: 0 P: 9	R: 0 E: 0 K: 2 S: 8	H: 1 LOB: 1 BB: 0 P: 8	R: 6 E: 0 K: 0 S: 6	H: 3 LOB: 1 BB: 4 P: 22	R: 4 E: 0 K: 0 S: 9	H: 6 LOB: 2 BB: 0 P: 9	R: 0 E: 0 K: 0 S: 3	H: 0 LOB: 0 BB: 0 P: 3		1B: 9 2B: 4 3B: 0 HR: 2	SF: 0 SAC: 0 DP: 0 HBP: 0	WP: 0 PB: 0 SB: 2 CS: 0
PITCHER Sonny Siebert, R (1,1) ERA: 3.41 Ted Abernathy, R (7,1) ERA: 3.77 Pedro Ramos, R (7,1) ERA: 4.83 Dick Donovan, R (8,1) ERA: 4.88	IP: 6.0 WLS: L BF: 25 H: 6 R: 3 ER: 3 SO: 5 BB: 0 IBB: 0 HBP: 0 BLK: 0 WP: 0 HR: 2 S: 35 P: 35 ERA: 4.50 WHIP: 1.000															PITCHER	IP: 6.0 WLS: L BF: 25 H: 6 R: 3 ER: 3 SO: 5 BB: 0 IBB: 0 HBP: 0 BLK: 0 WP: 0 HR: 2 S: 35 P: 35 ERA: 4.50 WHIP: 1.000			

Batter	1	2	3	4	5	6	7	8	9	AB	R	H	RBI	BB	SO	LOB	TOP					
Dick Green, R OBP: 0.304, SLG: 0.392 (1, 4)										4	1	3	0	0	0	0	Kansas City Athletics @ Cleveland Indians Cleveland Municipal Stadium, Cleveland, OH Tue Aug 18 1964, 7:05 PM EDT Att: 6,923 - Unknown					
Wayne Causey, L OBP: 0.382, SLG: 0.389 (1, 5)										2	0	2	0	1	0	0						
Ken Harrelson, R OBP: 0.234, SLG: 0.333 (3, 3)										4	0	0	1	0	1	6						
Rocky Colavito, R OBP: 0.363, SLG: 0.543 (1, 9)										3	0	0	0	1	2	4						
Jim Gentile, L OBP: 0.385, SLG: 0.495 George Alusik, R OBP: 0.348, SLG: 0.358 (3, 7)										1	0	0	0	0	1	1						
Nelson Mathews, R OBP: 0.299, SLG: 0.364 (1, 8)										4	0	0	0	0	2	1						
Bert Campaneris, R OBP: 0.327, SLG: 0.452 (1, 6)										4	0	1	0	0	1	1						
Dave Duncan, R OBP: 0.077, SLG: 0.077 Manny Jimenez, L OBP: 0.238, SLG: 0.475 (9, PH)										3	0	0	0	0	1	0						
Orlando Pena, R OBP: 0.167, SLG: 0.177 John O'Donoghue, R OBP: 0.200, SLG: 0.275 Jose Tartabull, L OBP: 0.247, SLG: 0.244 Ken Sanders, R (7, 1)										2	0	0	0	0	2	0						
Inning Stats	R: 1 E: 0 K: 1 S: 7	H: 2 LOB: 1 BB: 0 P: 7	R: 0 E: 0 K: 1 S: 5	H: 0 LOB: 0 BB: 0 P: 5	R: 0 E: 0 K: 3 S: 10	H: 1 LOB: 2 BB: 0 P: 11	R: 0 E: 0 K: 0 S: 3	H: 1 LOB: 0 BB: 0 P: 3	R: 0 E: 0 K: 1 S: 7	H: 2 LOB: 2 BB: 0 P: 7	R: 0 E: 1 K: 2 S: 5	H: 0 LOB: 1 BB: 1 P: 9	R: 0 E: 0 K: 2 S: 7	H: 0 LOB: 0 BB: 0 P: 7	R: 0 E: 0 K: 2 S: 7	H: 0 LOB: 1 BB: 0 P: 11		R: 0 E: 0 K: 1 S: 5	H: 0 LOB: 0 BB: 0 P: 5	1B: 6 2B: 0 3B: 0 HR: 0	SF: 0 SAC: 0 DP: 0 HBP: 1	WP: 0 PB: 0 SB: 0 CS: 0
PITCHER Luis Tiant, R ERA: 2.44 (1, 1)	IP: 9.0 WLS: W BF: 35 H: 6 R: 1 ER: 1 SO: 12 BB: 2 IBB: 0 HBP: 1 BLK: 0 WP: 0 HR: 0 S: 56 P: 65 ERA: 1.00 WHIP: 0.889															PITCHER						

Batter	1	2	3	4	5	6	7	8	9	AB	R	H	RBI	BB	SO	LOB	BOTTOM					
Chico Salmon, R OBP: 0.354, SLG: 0.405 (1, 4)										4	1	2	0	0	0	2	Kansas City Athletics @ Cleveland Indians Cleveland Municipal Stadium, Cleveland, OH Tue Aug 18 1964, 7:05 PM EDT Att: 6,923 - Unknown					
Dick Howser, R OBP: 0.333, SLG: 0.327 (1, 6)										3	0	0	0	1	0	4						
Fred Whitfield, L OBP: 0.306, SLG: 0.430 (1, 3)										4	1	2	2	0	0	1						
Leon Wagner, L OBP: 0.323, SLG: 0.465 (1, 7)										4	1	1	0	0	2	1						
Tito Francona, L OBP: 0.371, SLG: 0.379 Woodie Held, R OBP: 0.310, SLG: 0.437 (9, 9)										4	1	2	1	0	1	1						
Vic Davallilo, L OBP: 0.299, SLG: 0.329 (1, 8)										4	1	0	0	0	1	2						
Joe Azcue, R OBP: 0.323, SLG: 0.396 (1, 2)										4	0	3	2	0	0	1						
Billy Moran, R OBP: 0.292, SLG: 0.290 (1, 5)										2	0	1	0	2	0	1						
Luis Tiant, R OBP: 0.050, SLG: 0.050 (1, 1)										3	0	0	0	0	1	4						
Inning Stats	R: 0 E: 0 K: 0 S: 3	H: 1 LOB: 0 BB: 0 P: 3	R: 0 E: 0 K: 3 S: 9	H: 0 LOB: 0 BB: 0 P: 9	R: 0 E: 0 K: 0 S: 5	H: 2 LOB: 0 BB: 0 P: 5	R: 3 E: 2 K: 1 S: 8	H: 3 LOB: 0 BB: 0 P: 8	R: 1 E: 0 K: 0 S: 5	H: 2 LOB: 1 BB: 0 P: 5	R: 0 E: 0 K: 0 S: 4	H: 1 LOB: 2 BB: 1 P: 8	R: 0 E: 0 K: 0 S: 2	H: 0 LOB: 0 BB: 1 P: 6	R: 1 E: 0 K: 1 S: 7	H: 2 LOB: 2 BB: 1 P: 11		R: 0 E: 0 K: 1 S: 7	H: 0 LOB: 0 BB: 0 P: 6	1B: 5 2B: 4 3B: 0 HR: 2	SF: 0 SAC: 1 DP: 3 HBP: 0	WP: 0 PB: 0 SB: 0 CS: 0
PITCHER Orlando Pena, R ERA: 4.47 John O'Donoghue, L ERA: 4.48 Ken Sanders, R ERA: 2.7 (1, 1)	IP: 4.2 WLS: L BF: 21 H: 8 R: 4 ER: 3 SO: 4 BB: 0 IBB: 0 HBP: 0 BLK: 0 WP: 0 HR: 2 S: 29 P: 29 ERA: 5.79 WHIP: 1.714															PITCHER						


Batter	1	2	3	4	5	6	7	8	9	AB	R	H	RBI	BB	SO	LOB	TOP			
Dick Green, R OBP: 0.301, SLG: 0.388	K	L9			E1				6-3	3	0	0	0	0	1	2	Kansas City Athletics @ Cleveland Indians Cleveland Municipal Stadium, Cleveland, OH Wed Aug 19 1964, 7:05 PM EDT Att: 4,311 - Unknown			
John O'Donoghue, R OBP: 0.200, SLG: 0.275										0	1	0	0	0	0	0				
Wes Stock, R OBP: 0.200, SLG: 0.143										0	0	0	0	0	0	0				
George Alusik, R OBP: 0.350, SLG: 0.356										1	0	0	0	1	0	0				
Wayne Causey, L OBP: 0.386, SLG: 0.390	G6-4-3		4-3							2	0	1	0	3	0	0				
Ken Harrelson, R OBP: 0.236, SLG: 0.327																				
Manny Jimenez, L OBP: 0.296, SLG: 0.473	G6-4-3		K							2	0	0	0	1	1	1				
John Wyatt, R OBP: 0.244, SLG: 0.241										1	0	0	0	0	1	2				
Jose Tartabull, L OBP: 0.244, SLG: 0.241										0	0	0	0	0	0	0				
Rocky Colavito, R OBP: 0.361, SLG: 0.543			F9		SF8-4					4	1	1	1	0	0	3				
Jim Gentile, L OBP: 0.386, SLG: 0.505		F5								4	1	2	1	0	1	1				
Doc Edwards, R OBP: 0.248, SLG: 0.275										3	0	1	0	1	0	1				
Bert Campaneris, R OBP: 0.324, SLG: 0.438										3	1	0	1	1	1	3				
Nelson Mathews, R OBP: 0.300, SLG: 0.364										3	0	1	1	1	1	2				
Diego Segui, R OBP: 0.217, SLG: 0.246										0	0	0	0	1	0	0				
Moe Drabowsky, R OBP: 0.026, SLG: 0.026										0	0	0	0	0	0	0				
Ed Charles, R OBP: 0.325, SLG: 0.377										3	0	0	0	0	2	2				
Inning Stats	R: 0 E: 0 K: 1 S: 4	H: 0 LOB: 0 BB: 1 P: 8	R: 2 E: 0 K: 0 S: 6	H: 3 LOB: 2 BB: 1 P: 10	R: 0 E: 0 K: 1 S: 5	H: 0 LOB: 0 BB: 0 P: 5	R: 1 E: 0 K: 1 S: 5	H: 1 LOB: 0 BB: 1 P: 9	R: 1 E: 1 K: 2 S: 6	H: 1 LOB: 2 BB: 1 P: 10	R: 0 E: 0 K: 2 S: 7	H: 0 LOB: 1 BB: 2 P: 11	R: 0 E: 0 K: 0 S: 4	H: 1 LOB: 2 BB: 1 P: 8	R: 0 E: 0 K: 0 S: 3	H: 0 LOB: 1 BB: 1 P: 7	1B: 4 2B: 2 3B: 0 HR: 1	SF: 1 SAC: 0 DP: 3 HBP: 0	WP: 0 PB: 0 SB: 1 CS: 0	PA: 40
PITCHER	IP WLS BF H R ER SO BB IBB HBP BLK WP HR S P ERA WHIP																			
Sam McDowell, L ERA: 3.19	(1, 1) 6.1 W 29 5 4 3 7 7 0 0 0 0 1 36 64 4.26 1.895																			
Don McMahon, R ERA: 1.34	(7, 1) 2.2 S 11 1 0 0 1 2 0 0 0 0 0 0 11 19 0.00 1.125																			


AB	30
R	4
H	6
RBI	4
BB	9
SO	8
LOB	18



Batter	1	2	3	4	5	6	7	8	9	AB	R	H	RBI	BB	SO	LOB	BOTTOM			
Chico Salmon, R OBP: 0.352, SLG: 0.408	F7		F2			F7				4	0	1	0	0	0	0	Kansas City Athletics @ Cleveland Indians Cleveland Municipal Stadium, Cleveland, OH Wed Aug 19 1964, 7:05 PM EDT Att: 4,311 - Unknown			
Dick Howser, R OBP: 0.332, SLG: 0.325	F8					L6				3	1	0	0	1	0	2				
Fred Whitfield, L OBP: 0.301, SLG: 0.423										4	0	0	0	0	1	3				
Leon Wagner, L OBP: 0.326, SLG: 0.464										1	3	0	0	3	1	0				
Tito Francona, L OBP: 0.373, SLG: 0.378										3	1	1	0	1	2	2				
Larry Brown, R OBP: 0.287, SLG: 0.371										0	0	0	0	0	0	0				
Vic Davalillo, L OBP: 0.301, SLG: 0.330										4	1	2	3	0	1	2				
Joe Azcue, R OBP: 0.330, SLG: 0.403										4	0	3	2	0	1	0				
Billy Moran, R OBP: 0.289, SLG: 0.287										4	0	0	0	0	1	2				
Sam McDowell, L OBP: 0.163, SLG: 0.100										3	0	1	0	0	0	1				
Don McMahon, R OBP: 0.182, SLG: 0.182										1	0	0	0	0	1	0				
Inning Stats	R: 0 E: 0 K: 0 S: 3	H: 0 LOB: 0 BB: 0 P: 3	R: 2 E: 1 K: 1 S: 7	H: 2 LOB: 1 BB: 1 P: 11	R: 3 E: 0 K: 1 S: 6	H: 2 LOB: 2 BB: 3 P: 18	R: 0 E: 0 K: 1 S: 7	H: 2 LOB: 2 BB: 0 P: 7	R: 1 E: 0 K: 2 S: 8	H: 1 LOB: 1 BB: 1 P: 12	R: 0 E: 0 K: 0 S: 3	H: 0 LOB: 0 BB: 0 P: 3	R: 0 E: 0 K: 1 S: 6	H: 1 LOB: 1 BB: 0 P: 6	R: 0 E: 0 K: 2 S: 7	H: 0 LOB: 0 BB: 0 P: 7	1B: 7 2B: 1 3B: 0 HR: 0	SF: 0 SAC: 0 DP: 0 HBP: 0	WP: 0 PB: 0 SB: 1 CS: 0	PA: 36
PITCHER	IP WLS BF H R ER SO BB IBB HBP BLK WP HR S P ERA WHIP																			
Diego Segui, R ERA: 4.21	(1, 1) 3.1 L 19 6 5 4 3 4 0 0 0 0 0 0 21 37 10.80 3.000																			
Moe Drabowsky, R ERA: 5.63	(4, 1) 0.2 2 0 0 0 0 0 0 0 0 0 0 2 2 0.00 0.000																			
Wes Stock, R ERA: 2.4	(5, 1) 2.0 8 1 1 1 2 1 0 0 0 0 0 11 15 4.50 1.000																			
John Wyatt, R ERA: 3.88	(7, 1) 2.0 7 1 0 0 3 0 0 0 0 0 0 13 13 0.00 0.500																			



Batter	1	2	3	4	5	6	7	8	9	AB	R	H	RBI	BB	SO	LOB	TOP										
Dick Green, R OBP: 0.302, SLG: 0.386 (1, 4)	0-0 4-3		0-0 4-3 1B		0-0 6-3			4-0 SH1-4 1B BB	0-0 E5 2B	4	3	1	0	1	0	0	Kansas City Athletics @ Cleveland Indians Cleveland Municipal Stadium, Cleveland, OH Thu Aug 20 1964, 7:05 PM EDT Att: 3,590 - Unknown AB 34 R 7 H 10 RBI 7 BB 5 SO 4 LOB 15 										
Wayne Causey, L OBP: 0.386, SLG: 0.389 (1, 6)	4-0 G5-4-3 BB		0-0 4-3		0-0 F6			0-0 SH1-4 1B	0-3 K	4	1	1	0	1	1	2											
Ed Charles, R OBP: 0.326, SLG: 0.380 (1, 5)	0-0 G5-4-3		0-0 S 1B		0-0 F4			0-0 SH1-4	0-0 2B	4	0	2	2	0	0	1											
Rocky Colavito, R OBP: 0.359, SLG: 0.539 (1, 9)		0-0 F3	0-0 F7		0-0 F7			0-0 WP 1B	0-0 F6	5	1	1	2	0	0	2											
Jim Gentile, L OBP: 0.393, SLG: 0.507 (1, 3)		0-0 1B 1B	4-0 FC5-4 IBB		4-0 G4-6-3 BB			4-0 WP 1B IBB		1	2	1	0	3	0	0											
Doc Edwards, R OBP: 0.252, SLG: 0.279 (1, 2)		0-0 1B 1B	0-0 FC5-4		0-0 G4-6-3			0-0 FC4-6 1B		4	0	2	2	0	0	3											
Bert Campaneris, R OBP: 0.330, SLG: 0.440 (1, 7)		0-0 1-2 2-H 1B	0-0 5-3		0-0 5-3			0-0 CS 1B	0-0 FC4-6	4	0	2	1	0	0	1											
Nelson Mathews, R OBP: 0.298, SLG: 0.361 (1, 8)		0-3 K	0-0 6-3		0-0 6-3			0-0 F8	0-0 L6	4	0	0	0	0	1	4											
Bob Meyer, R (1, 1)		0-3 K	0-0 3-1		0-0 3-1			0-3 K	0-0 F5	3	0	0	0	0	2	2											
Wes Stock, R OBP: 0.168, SLG: 0.133 (7, 1)										1	0	0	0	0	0	0											
John Wyatt, R (9, 1)										0	0	0	0	0	0	0											
Inning Stats	R: 0 E: 0 K: 0 S: 2	H: 0 LOB: 0 BB: 1 P: 6	R: 1 E: 0 K: 2 S: 10	H: 3 LOB: 2 BB: 0 P: 10	R: 1 E: 0 K: 0 S: 5	H: 2 LOB: 2 BB: 1 P: 9	R: 0 E: 0 K: 0 S: 3	H: 0 LOB: 0 BB: 0 P: 3	R: 0 E: 0 K: 0 S: 3	H: 0 LOB: 0 BB: 0 P: 3	R: 0 E: 0 K: 0 S: 2	H: 1 LOB: 0 BB: 1 P: 5	R: 4 E: 0 K: 0 S: 6	H: 3 LOB: 1 BB: 2 P: 14	R: 1 E: 1 K: 1 S: 7	H: 1 LOB: 1 BB: 0 P: 7	1B: 9 2B: 1 3B: 0 HR: 0	SF: 0 SAC: 1 DP: 2 HBP: 0	WP: 2 PB: 0 SB: 1 CS: 1	PA: 40							
PITCHER	IP	WLS	BF	H	R	ER	SO	BB	IBB	HBP	BLK	WP	HR	S	P	ERA	WHIP										
Lee Stange, R ERA: 4.66 (1, 1)	7.0		28	6	3	3	3	3	1	0	0	0	0	30	46	3.86	1.286										
Don McMahon, R ERA: 1.97 (8, 1)	0.1	L	5	3	3	3	0	0	1	0	0	1	0	4	8	81.00	9.000										
Gary Bell, R ERA: 4.18 (8, 1)	1.2		7	1	1	0	1	0	0	0	0	1	0	9	9	0.00	0.600										

Batter	1	2	3	4	5	6	7	8	9	AB	R	H	RBI	BB	SO	LOB	BOTTOM										
Chico Salmon, R OBP: 0.347, SLG: 0.398 (1, 9)	0-0 5-3		0-0 FC6-4 E	4-0 1B BB		0-0 5-3		0-0 6-3		4	1	0	0	1	0	1	Kansas City Athletics @ Cleveland Indians Cleveland Municipal Stadium, Cleveland, OH Thu Aug 20 1964, 7:05 PM EDT Att: 3,590 - Unknown AB 34 R 4 H 7 RBI 3 BB 11 SO 8 LOB 21 										
Dick Howser, R OBP: 0.335, SLG: 0.327 (1, 6)	0-3 K		4-0 1B BB	0-0 FC6-4 1B		0-0 S 1B		0-0 L6		4	0	2	1	1	1	0											
Bob Chance, L OBP: 0.360, SLG: 0.467 (1, 3)	0-3 K		0-3 K	0-0 FC6-4		0-3 K		0-3 K		5	0	0	0	0	4	4											
Leon Wagner, L OBP: 0.327, SLG: 0.462 (1, 7)		0-0 F8	0-0 BB 1B		4-0 4-3 BB		0-3 K		0-0 F9	4	0	1	0	1	1	0											
Joe Azcue, R OBP: 0.332, SLG: 0.400 (1, 2)		0-0 BB 1B	4-0 1-2 BB		0-0 4-3		0-0 F9		0-0 5-3	4	0	1	0	1	0	1											
Vic Davallilo, L OBP: 0.302, SLG: 0.336 (1, 8)		0-0 F6	0-0 F6		0-0 F5		4-0 S 2B BB		0-0 HR	4	2	1	1	1	0	5											
Billy Moran, R OBP: 0.299, SLG: 0.289 (1, 5)		4-0 1-2 BB		4-0 BB 1B BB		4-0 BB BB		4-0 2B BB		1	1	1	0	4	0	0											
Woodie Held, R OBP: 0.312, SLG: 0.438 (1, 4)		0-0 F8		0-0 F8		0-0 4-3		0-0 1-3 2-H 2B		4	0	1	1	1	0	5											
Lee Stange, R OBP: 0.176, SLG: 0.047 (1, 1)			4-0 BB	0-3 K		0-0 6-3		0-3 K		3	0	0	0	1	2	3											
Don McMahon, R OBP: 0.162, SLG: 0.162 (8, 1)										0	0	0	0	0	0	0											
Gary Bell, R OBP: 0.412, SLG: 0.375 (8, 1)										0	0	0	0	0	0	0											
Fred Whitfield, L OBP: 0.300, SLG: 0.421 (9, PH)										1	0	0	0	0	0	2											
Inning Stats	R: 0 E: 0 K: 2 S: 7	H: 0 LOB: 0 BB: 0 P: 7	R: 0 E: 0 K: 0 S: 4	H: 1 LOB: 2 BB: 1 P: 8	R: 1 E: 1 K: 1 S: 6	H: 1 LOB: 3 BB: 3 P: 18	R: 1 E: 0 K: 1 S: 6	H: 1 LOB: 2 BB: 2 P: 14	R: 0 E: 0 K: 1 S: 6	H: 1 LOB: 1 BB: 0 P: 6	R: 1 E: 0 K: 2 S: 8	H: 1 LOB: 2 BB: 2 P: 16	R: 0 E: 0 K: 1 S: 5	H: 0 LOB: 0 BB: 0 P: 5	R: 1 E: 0 K: 0 S: 5	H: 2 LOB: 2 BB: 1 P: 9	1B: 5 2B: 1 3B: 0 HR: 1	SF: 0 SAC: 0 DP: 0 HBP: 0	WP: 0 PB: 0 SB: 2 CS: 0	PA: 45							
PITCHER	IP	WLS	BF	H	R	ER	SO	BB	IBB	HBP	BLK	WP	HR	S	P	ERA	WHIP										
Bob Meyer, L ERA: 4.4 (1, 1)	6.2		34	4	3	3	6	10	0	0	0	0	0	36	76	4.05	2.100										
Wes Stock, R ERA: 2.45 (7, 1)	2.0	W	10	3	1	1	2	1	0	0	0	0	1	13	17	4.50	2.000										
John Wyatt, R ERA: 3.67 (9, 1)	0.1	S	1	0	0	0	0	0	0	0	0	0	0	1	1	0.00	0.000										

Batter	1	2	3	4	5	6	7	8	9	AB	R	H	RBI	BB	SO	LOB	TOP			
Jim Piersall, R OBP: 0.357, SLG: 0.382 (1, 8)	0-0 6-3		0-0 4-3			0-0 1-3		0-0 F4		4	0	0	0	0	0	2	Los Angeles Angels @ Cleveland Indians Cleveland Municipal Stadium, Cleveland, OH Sat Aug 22 1964, 3:33 AM EDT Unknown livebaseballscorecards.com			
Jim Fregosi, R OBP: 0.393, SLG: 0.495 (1, 6)	0-3 K			0-3 K		0-0 1B		0-0 F5		4	0	1	0	0	2	1				
Willie Smith, L OBP: 0.309, SLG: 0.453 (1, 7)	0-3 K			0-0 F8		0-0 4-3			0-0 FC6-4 1B	4	0	1	0	0	1	1				
Joe Adcock, R OBP: 0.355, SLG: 0.481 Joe Koppe, R OBP: 0.357, SLG: 0.327 (9, PR)		0-0 F8		4-0 BLK BB			0-0 6-3		0-0 FC6-4 1-2	3	0	0	0	1	0	1				
Buck Rodgers, S OBP: 0.302, SLG: 0.313 (1, 2)		0-0 4-3		0-0 4-3			0-0 G3		0-0 F7	4	0	0	0	0	0	2				
Lou Clinton, R OBP: 0.295, SLG: 0.377 (1, 9)		0-0 L4			0-0 F8				0-0 F4	4	0	1	0	0	0	1				
Felix Torres, R OBP: 0.259, SLG: 0.408 (1, 5)			0-0 FC4-6 1B		0-0 5-3		0-3 K			3	0	1	0	0	1	1				
Bobby Knoop, R OBP: 0.292, SLG: 0.275 (8, PH)			0-0 FC4-6		0-3 K			0-0 4-3		2	0	0	0	0	1	1				
Albie Pearson, L OBP: 0.304, SLG: 0.265 Bob Lee, R (8, 1)			1-2 SH3-4							1	0	0	0	0	0	0				
Dean Chance, R OBP: 0.109, SLG: 0.066 Vic Power, R OBP: 0.276, SLG: 0.326 (8, 4)			0-0 SH3-4		0-3 K					1	0	0	0	0	1	0				
Inning Stats	R: 0 E: 0 K: 2 S: 7	H: 0 LOB: 0 BB: 0 P: 7	R: 0 E: 0 K: 0 S: 3	H: 0 LOB: 0 BB: 0 P: 3	R: 0 E: 0 K: 0 S: 4	H: 1 LOB: 1 BB: 1 P: 4	R: 0 E: 0 K: 1 S: 5	H: 0 LOB: 0 BB: 0 P: 5	R: 0 E: 0 K: 1 S: 6	H: 1 LOB: 1 BB: 0 P: 6	R: 0 E: 0 K: 1 S: 6	H: 1 LOB: 1 BB: 0 P: 6	R: 0 E: 0 K: 0 S: 4	H: 1 LOB: 1 BB: 0 P: 4	R: 0 E: 0 K: 0 S: 4	H: 1 LOB: 1 BB: 0 P: 4	1B: 5 2B: 0 3B: 0 HR: 0	SF: 0 SAC: 1 DP: 0 HBP: 0	WP: 0 PB: 0 SB: 0 CS: 0	PA: 33
PITCHER Sonny Siebert, R ERA: 3.13 (1, 1)	IP: 9.0 WLS: W BF: 33 H: 5 R: 0 ER: 0 SO: 6 BB: 1 IBB: 0 HBP: 0 BLK: 1 WP: 0 HR: 0 S: 44 P: 48 ERA: 0.00 WHIP: 0.667															PITCHER				

Batter	1	2	3	4	5	6	7	8	9	AB	R	H	RBI	BB	SO	LOB	BOTTOM			
Chico Salmon, R OBP: 0.345, SLG: 0.400 (1, 9)	0-0 5-3		0-0 5-3		0-0 F3					4	0	1	0	0	0	0	Los Angeles Angels @ Cleveland Indians Cleveland Municipal Stadium, Cleveland, OH Sat Aug 22 1964, 3:33 AM EDT Unknown livebaseballscorecards.com			
Dick Howser, R OBP: 0.334, SLG: 0.325 (1, 6)	4-0 FC3-6 S BB		0-0 5-3		0-0 5-3		0-0 2B		0-0 F6	3	0	0	0	1	0	1				
Bob Chance, L OBP: 0.364, SLG: 0.469 (1, 3)	4-0 FC3-6 1-2 BB			0-0 SH1-4 1B 6-3 1B	0-0 FC4-6 1B			0-0 L5		3	1	2	0	1	0	0				
Leon Wagner, L OBP: 0.326, SLG: 0.461 (1, 7)	0-0 FC3-6			0-0 SH1-4 1B	0-0 FC4-6			0-3 K		4	0	1	0	0	1	3				
Joe Azcue, R OBP: 0.332, SLG: 0.396 (1, 2)	0-0 5-3			0-0 SH1-4		0-0 F8		4-0 1B BB		2	0	0	0	1	0	2				
Vic Davallio, L OBP: 0.303, SLG: 0.336 (1, 8)		0-0 5-3		4-0 6-3 IBB		0-0 G3		0-0 1B		3	0	1	0	1	0	0				
Larry Brown, R OBP: 0.294, SLG: 0.367 Fred Whitfield, L OBP: 0.302, SLG: 0.421 Billy Moran, R OBP: 0.299, SLG: 0.289 (8, PR)		0-3 K		0-0 6-3		0-0 F3		4-0 IBB		3	0	0	1	0	1	2				
Woodie Held, R OBP: 0.311, SLG: 0.433 (1, 5)		0-0 6-3		1-2 2-3 3-H 4-0				0-0 1B BB		0	0	0	0	1	0	0				
Sonny Siebert, R OBP: 0.188, SLG: 0.258 (1, 1)			0-3 K		0-0 G3			0-0 F8		3	0	0	0	1	0	3				
Inning Stats	R: 0 E: 0 K: 0 S: 3	H: 0 LOB: 2 BB: 2 P: 11	R: 0 E: 0 K: 1 S: 5	H: 0 LOB: 0 BB: 0 P: 5	R: 0 E: 0 K: 1 S: 5	H: 0 LOB: 0 BB: 0 P: 5	R: 1 E: 0 K: 0 S: 5	H: 2 LOB: 3 BB: 2 P: 13	R: 0 E: 0 K: 0 S: 4	H: 1 LOB: 1 BB: 0 P: 4	R: 0 E: 0 K: 0 S: 3	H: 0 LOB: 0 BB: 0 P: 3	R: 0 E: 0 K: 0 S: 4	H: 1 LOB: 1 BB: 0 P: 4	R: 0 E: 0 K: 1 S: 6	H: 1 LOB: 3 BB: 2 P: 14		1B: 4 2B: 1 3B: 0 HR: 0	SF: 0 SAC: 1 DP: 0 HBP: 0	WP: 0 PB: 0 SB: 1 CS: 0
PITCHER Dean Chance, R ERA: 1.59 Bob Lee, R ERA: 1.61 (8, 1)	IP: 7.0 WLS: L BF: 29 H: 4 R: 1 ER: 1 SO: 2 BB: 2 IBB: 2 HBP: 0 BLK: 0 WP: 0 HR: 0 S: 29 P: 45 ERA: 1.29 WHIP: 0.857															PITCHER				

Batter	1	2	3	4	5	6	7	8	9	AB	R	H	RBI	BB	SO	LOB	TOP					
Bob Perry, R OBP: 0.323, SLG: 0.374 Bob Duliba, R (7, 1)	0-0 5-3		0-0 F9			0-3 K	0-0 5-3			4	0	0	0	0	1	2						
Vic Power, R OBP: 0.271, SLG: 0.320	0-0 F8			0-0 6-3		0-0 F9		0-0 6-3		4	0	0	0	0	0	0						
Jim Fregosi, R OBP: 0.391, SLG: 0.492	0-0 F9			0-0 E6 FC4-6				0-0 6-3		4	0	1	0	0	0	0						
Willie Smith, L OBP: 0.308, SLG: 0.450		0-0 SH5-3 1B		0-0 FC4-6 1-2		0-0 F8 1B		0-0 F8		4	0	1	0	0	0	2						
Lou Clinton, R OBP: 0.293, SLG: 0.374	0-0 SH5-3 1-2			0-3 K 1-2				0-0 F6		3	0	0	0	0	1	1						
Felix Torres, R OBP: 0.254, SLG: 0.399	0-0 6-3				0-0 L3			0-0 E6 1B E		4	1	0	0	0	0	1						
Joe Koppe, R OBP: 0.350, SLG: 0.320 Albie Pearson, L OBP: 0.306, SLG: 0.267 (7, PH) (7, 8)	0-0 F4				0-0 5-3			0-0 FC4-6 1-2 1B		2	0	0	0	0	0	1	AB 32 R 1 H 4 RBI 0 BB 1 SO 3 LOB 9					
Tom Satriano, L OBP: 0.283, SLG: 0.235			0-0 F9		0-0 FC6 1B			0-0 FC4-6 1-2 2H BB		3	0	1	0	0	0	1						
Don Lee, R OBP: 0.292, SLG: 0.348 Bary Latman, R OBP: 0.143, SLG: 0.200 Lenny Green, L OBP: 0.287, SLG: 0.211 Bobby Knoop, R OBP: 0.292, SLG: 0.275	0-0 6-3				0-0 FC6 1-2					2	0	0	0	0	0	1						
Inning Stats	R: 0 E: 0 K: 0 S: 3	H: 0 LOB: 0 BB: 0 P: 3	R: 0 E: 0 K: 0 S: 4	H: 1 LOB: 1 BB: 0 P: 4	R: 0 E: 0 K: 0 S: 3	H: 0 LOB: 0 BB: 0 P: 3	R: 0 E: 1 K: 1 S: 6	H: 0 LOB: 1 BB: 0 P: 6	R: 0 E: 0 K: 0 S: 4	H: 1 LOB: 1 BB: 0 P: 4	R: 0 E: 0 K: 1 S: 6	H: 1 LOB: 1 BB: 0 P: 6	R: 1 E: 2 K: 0 S: 5	H: 1 LOB: 2 BB: 1 P: 9	R: 0 E: 0 K: 0 S: 3	H: 0 LOB: 0 BB: 0 P: 3	R: 0 E: 0 K: 1 S: 5	H: 0 LOB: 0 BB: 0 P: 5	1B: 4 2B: 0 3B: 0 HR: 0	SF: 0 SAC: 1 DP: 0 HBP: 0	WP: 0 PB: 0 SB: 1 CS: 0	PA: 34
PITCHER Dick Donovan, R ERA: 4.5	IP: 9.0 WLS: W BF: 34 H: 4 R: 1 ER: 0 SO: 3 BB: 1 IBB: 0 HBP: 0 BLK: 0 WP: 0 HR: 0 S: 39 P: 43 ERA: 0.00 WHIP: 0.556											PITCHER	IP: 9.0 WLS: W BF: 34 H: 4 R: 1 ER: 0 SO: 3 BB: 1 IBB: 0 HBP: 0 BLK: 0 WP: 0 HR: 0 S: 39 P: 43 ERA: 0.00 WHIP: 0.556									

Los Angeles Angels @ Cleveland Indians
Cleveland Municipal Stadium, Cleveland, OH

Sat Aug 22 1964, 3:38 AM EDT
Att: 5,302 - Unknown



Batter	1	2	3	4	5	6	7	8	9	AB	R	H	RBI	BB	SO	LOB	BOTTOM			
Chico Salmon, R OBP: 0.343, SLG: 0.396	0-0 F8		0-0 CS 1B		0-0 4-3		0-0 F8			4	0	1	0	0	0	0				
Dick Howser, R OBP: 0.332, SLG: 0.322	0-0 G3		0-0 F7 1-2			0-0 F9	0-0 6-3			4	0	0	0	0	0	1				
Bob Chance, L OBP: 0.369, SLG: 0.471	0-3 K			4-0 2B SF9 BB		0-0 HR 1B		0-0 1B		3	2	2	0	1	1	0				
Leon Wagner, L OBP: 0.329, SLG: 0.470		4-0 K2-4-2 BB		0-0 SF9 1-3 2B		0-0 HR 1H		0-0 F5		3	1	2	2	1	0	1				
John Romano, R OBP: 0.339, SLG: 0.455		0-3 K2-4-2		0-0 SF9		0-0 E S 2B		0-3 K		3	1	1	1	0	2	2				
Vic Davalillo, L OBP: 0.303, SLG: 0.336		0-0 PB 1B		0-0 F4		0-0 E4 S		0-0 F7		4	1	1	0	0	0	3				
Larry Brown, R OBP: 0.284, SLG: 0.367		0-0 S 1B		0-0 4-3		0-0 F4		0-0 F4		3	0	1	1	0	0	2	AB 30 R 5 H 8 RBI 4 BB 2 SO 7 LOB 11			
Billy Moran, R OBP: 0.296, SLG: 0.286		0-3 K			0-0 F4		0-3 K			3	0	0	0	0	2	2				
Dick Donovan, L OBP: 0.333, SLG: 0.256			0-0 F6		0-3 K		0-3 K			3	0	0	0	0	2	0				
Inning Stats	R: 0 E: 0 K: 1 S: 5	H: 0 LOB: 0 BB: 0 P: 5	R: 1 E: 0 K: 2 S: 8	H: 2 LOB: 1 BB: 1 P: 12	R: 0 E: 0 K: 0 S: 3	H: 1 LOB: 0 BB: 0 P: 3	R: 1 E: 0 K: 0 S: 4	H: 1 LOB: 1 BB: 1 P: 8	R: 0 E: 0 K: 1 S: 5	H: 0 LOB: 0 BB: 0 P: 5	R: 3 E: 1 K: 1 S: 9	H: 3 LOB: 1 BB: 0 P: 9	R: 0 E: 0 K: 1 S: 5	H: 0 LOB: 0 BB: 0 P: 5	R: 0 E: 0 K: 1 S: 6	H: 1 LOB: 1 BB: 0 P: 6	1B: 5 2B: 3 3B: 0 HR: 1	SF: 1 SAC: 0 DP: 1 HBP: 0	WP: 0 PB: 1 SB: 3 CS: 1	PA: 33
PITCHER Don Lee, R ERA: 2.73 Barry Latman, R ERA: 3.93 Bob Duliba, R ERA: 2.72	IP: 5.1 WLS: L BF: 23 H: 7 R: 5 ER: 3 SO: 4 BB: 2 IBB: 0 HBP: 0 BLK: 0 WP: 0 HR: 1 S: 29 P: 37 ERA: 5.06 WHIP: 1.688											PITCHER	IP: 5.1 WLS: L BF: 23 H: 7 R: 5 ER: 3 SO: 4 BB: 2 IBB: 0 HBP: 0 BLK: 0 WP: 0 HR: 1 S: 29 P: 37 ERA: 5.06 WHIP: 1.688							

Los Angeles Angels @ Cleveland Indians
Cleveland Municipal Stadium, Cleveland, OH

Sat Aug 22 1964, 3:38 AM EDT
Att: 5,302 - Unknown



Batter	1	2	3	4	5	6	7	8	9	AB	R	H	RBI	BB	SO	LOB	TOP					
Albie Pearson, L OBP: 0.305, SLG: 0.264 (1, 7)																	3 1 0 0 1 0 0					
Lenny Green, L OBP: 0.304, SLG: 0.255 (1, 8)																	3 2 2 1 1 0 0					
Jim Fregosi, R OBP: 0.390, SLG: 0.497 (1, 6)																	4 1 1 1 0 0 2					
Willie Smith, L OBP: 0.307, SLG: 0.448 (1, 9)																	3 0 1 1 0 0 1					
Joe Adcock, R OBP: 0.353, SLG: 0.476 (1, 3)																	3 0 0 0 1 0 1					
Buck Rodgers, S OBP: 0.302, SLG: 0.313 (1, 2)																	4 0 1 0 0 1 1					
Felix Torres, R OBP: 0.254, SLG: 0.396 (1, 5)																	4 0 1 0 0 0 2					
Bobby Knoop, R OBP: 0.290, SLG: 0.273 (9, PH)																	3 0 0 0 0 0 3					
Jim Piersall, R OBP: 0.355, SLG: 0.380 (9, PH)																	1 0 0 0 0 0 0					
Fred Newman, R OBP: 0.206, SLG: 0.149 (3, 1)																	1 0 0 0 0 0 0 1					
Barry Latman, R OBP: 0.139, SLG: 0.194 (6, PH)																	1 0 0 0 0 0 0 0					
Lou Clinton, R OBP: 0.220, SLG: 0.373 (6, 1)																	1 0 0 0 0 0 0 0					
Bob Duliba, R OBP: 0.200, SLG: 0.319 (8, 1)																	1 0 0 0 0 0 0 0					
Vic Power, R OBP: 0.200, SLG: 0.319 (8, 1)																	1 0 0 0 0 0 0 0					
Bob Lee, R OBP: 0.200, SLG: 0.319 (8, 1)																	1 0 0 0 0 0 0 0					
Inning Stats	R: 2 E: 1 K: 0 S: 4	H: 1 LOB: 0 BB: 1 P: 8	R: 0 E: 0 K: 0 S: 4	H: 1 LOB: 1 BB: 0 P: 4	R: 0 E: 0 K: 0 S: 3	H: 0 LOB: 1 BB: 1 P: 7	R: 0 E: 0 K: 1 S: 5	H: 0 LOB: 1 BB: 1 P: 9	R: 2 E: 0 K: 1 S: 6	H: 3 LOB: 1 BB: 0 P: 6	R: 0 E: 0 K: 1 S: 6	H: 1 LOB: 1 BB: 0 P: 6	R: 0 E: 0 K: 0 S: 3	H: 0 LOB: 0 BB: 0 P: 3	R: 0 E: 0 K: 0 S: 3	H: 0 LOB: 0 BB: 0 P: 3	R: 0 E: 0 K: 0 S: 3	H: 0 LOB: 0 BB: 0 P: 3	1B: 4 2B: 0 3B: 0 HR: 2	SF: 1 SAC: 0 DP: 0 HBP: 0	WP: 0 PB: 0 SB: 0 CS: 0	PA: 36
PITCHER Luis Tiant, R ERA: 2.52 (1, 1)	IP: 9.0 WLS: W BF: 36	H: 6 R: 4 ER: 3 SO: 2	BB: 3 IBB: 0 HBP: 0 BLK: 0	WP: 0 HR: 2 S: 37 P: 49	ERA: 3.00 WHIP: 1.000	PITCHER										IP: 9.0 WLS: W BF: 36	H: 6 R: 4 ER: 3 SO: 2	BB: 3 IBB: 0 HBP: 0 BLK: 0	WP: 0 HR: 2 S: 37 P: 49	ERA: 3.00 WHIP: 1.000		

Los Angeles Angels @ Cleveland Indians
Cleveland Municipal Stadium, Cleveland, OH
Sun Aug 23 1964, 3:33 AM EDT
Unknown

AB 32
R 4
H 6
RBI 3
BB 3
SO 2
LOB 12



Batter	1	2	3	4	5	6	7	8	9	AB	R	H	RBI	BB	SO	LOB	BOTTOM			
Chico Salmon, R OBP: 0.343, SLG: 0.395 (1, 9)																	3 2 1 1 0 0 1			
Tito Francona, L OBP: 0.374, SLG: 0.376 (5, 9)																	1 0 0 0 1 1 1			
Pedro Ramos, S OBP: 0.220, SLG: 0.333 (8, PR)																	0 0 0 0 0 0 0			
Billy Moran, R OBP: 0.296, SLG: 0.286 (9, 5)																	0 0 0 0 0 0 0			
Dick Howser, R OBP: 0.331, SLG: 0.323 (1, 6)																	4 1 1 1 0 0 2			
Bob Chance, L OBP: 0.372, SLG: 0.480 (1, 3)																	5 1 3 2 0 0 1			
Leon Wagner, L OBP: 0.332, SLG: 0.471 (1, 7)																	3 0 1 1 2 0 1			
Joe Azcue, R OBP: 0.329, SLG: 0.392 (1, 2)																	5 0 1 0 0 1 6			
Vic Davallo, L OBP: 0.303, SLG: 0.335 (1, 8)																	4 0 1 0 0 0 2			
Larry Brown, R OBP: 0.287, SLG: 0.370 (1, 4)																	3 1 1 0 0 0 2			
Woodie Held, R OBP: 0.320, SLG: 0.441 (9, 9)																	2 1 2 1 2 0 0			
Luis Tiant, R OBP: 0.043, SLG: 0.043 (1, 1)																	3 0 0 0 0 1 5			
Inning Stats	R: 2 E: 1 K: 0 S: 7	H: 3 LOB: 2 BB: 0 P: 7	R: 2 E: 0 K: 1 S: 7	H: 2 LOB: 2 BB: 2 P: 15	R: 2 E: 0 K: 0 S: 5	H: 2 LOB: 1 BB: 0 P: 6	R: 0 E: 0 K: 0 S: 4	H: 1 LOB: 1 BB: 0 P: 4	R: 0 E: 0 K: 1 S: 6	H: 1 LOB: 1 BB: 0 P: 6	R: 0 E: 0 K: 0 S: 3	H: 0 LOB: 0 BB: 0 P: 3	R: 0 E: 0 K: 0 S: 4	H: 2 LOB: 2 BB: 1 P: 8	R: 0 E: 0 K: 1 S: 5	H: 0 LOB: 2 BB: 2 P: 13	1B: 5 2B: 6 3B: 0 HR: 0	SF: 0 SAC: 2 DP: 1 HBP: 1	WP: 0 PB: 0 SB: 0 CS: 0	PA: 41
PITCHER Fred Newman, R ERA: 2.79 (3, 1)	IP: 2.1 WLS: L BF: 9	H: 2 R: 0 ER: 0 SO: 1	BB: 1 IBB: 0 HBP: 0 BLK: 0	WP: 0 HR: 0 S: 11 P: 11	ERA: 0.00 WHIP: 0.857	PITCHER										IP: 2.1 WLS: L BF: 9	H: 2 R: 0 ER: 0 SO: 1	BB: 1 IBB: 0 HBP: 0 BLK: 0	WP: 0 HR: 0 S: 11 P: 11	ERA: 0.00 WHIP: 0.857
Barry Latman, R ERA: 3.85 (6, 1)	IP: 2.0 WLS: W BF: 9	H: 2 R: 0 ER: 0 SO: 0	BB: 1 IBB: 1 HBP: 0 BLK: 0	WP: 0 HR: 0 S: 7 P: 15	ERA: 0.00 WHIP: 1.500	PITCHER										IP: 2.0 WLS: W BF: 9	H: 2 R: 0 ER: 0 SO: 0	BB: 1 IBB: 1 HBP: 0 BLK: 0	WP: 0 HR: 0 S: 7 P: 15	ERA: 0.00 WHIP: 1.500
Bob Lee, R ERA: 1.59 (8, 1)	IP: 1.0 WLS: W BF: 4	H: 0 R: 0 ER: 0 SO: 1	BB: 0 IBB: 1 HBP: 0 BLK: 0	WP: 0 HR: 0 S: 5 P: 9	ERA: 0.00 WHIP: 0.000	PITCHER										IP: 1.0 WLS: W BF: 4	H: 0 R: 0 ER: 0 SO: 1	BB: 0 IBB: 1 HBP: 0 BLK: 0	WP: 0 HR: 0 S: 5 P: 9	ERA: 0.00 WHIP: 0.000

Los Angeles Angels @ Cleveland Indians
Cleveland Municipal Stadium, Cleveland, OH
Sun Aug 23 1964, 3:33 AM EDT
Unknown

AB 33
R 6
H 11
RBI 6
BB 5
SO 3
LOB 21



Batter	1	2	3	4	5	6	7	8	9	AB	R	H	RBI	BB	SO	LOB	TOP			
Jim Piersall, R OBP: 0.353, SLG: 0.377 (1, 7)	6-3	F9			G4-6-3 1B		F3			4	0	1	0	0	0	2	Los Angeles Angels @ Cleveland Indians Cleveland Municipal Stadium, Cleveland, OH Sun Aug 23 1964, 3:38 AM EDT Att: 11,067 - Unknown livebaseballscorecards.com			
Vic Power, R OBP: 0.270, SLG: 0.317 (1, 3)	F8		SH1-3 1B		G4-6-3 1-2		F7			4	0	1	0	0	0	1				
Jim Fregosi, R OBP: 0.390, SLG: 0.499 (1, 6)	2B		SH1-3 1-2		F8		F2			3	1	1	0	0	0	0				
Lou Clinton, R OBP: 0.297, SLG: 0.381 (1, 9)	2B					F6				4	0	3	1	0	0	0				
Bob Perry, R OBP: 0.317, SLG: 0.366 (1, 8)	F9		F3			F7		F4		4	0	0	0	0	0	4				
Felix Torres, R OBP: 0.259, SLG: 0.413 Aubrey Gatewood, R (8, PR) OBP: 0.154, SLG: 0.154 (1, 5)		HR	F6			L5			G6-4-3 1B	4	1	2	1	0	0	2				
Buck Rodgers, S OBP: 0.302, SLG: 0.310 (1, 2)		FC6-4 BB			6-3		F9		G6-4-3 1-2	3	0	0	0	1	0	1				
Bobby Knoop, R OBP: 0.287, SLG: 0.270 (1, 4)		FC6-4 SH1-4 1-2			F7		5-3		F3	4	0	0	0	0	0	2				
Dan Osinski, R OBP: 0.125, SLG: 0.067 (7, PH) Joe Adcock, R OBP: 0.355, SLG: 0.478 (7, PR) Albie Pearson, L OBP: 0.305, SLG: 0.264 George Brunet, R (7, 1)		SH1-4 1-2			K					1	0	0	0	0	1	0				
										1	0	1	0	0	0	0				
										0	0	0	0	0	0	0				
										0	0	0	0	0	0	0				
Inning Stats	R: 1 E: 0 K: 0 S: 5	H: 2 LOB: 1 BB: 0 P: 5	R: 1 E: 0 K: 0 S: 4	H: 1 LOB: 1 BB: 1 P: 8	R: 0 E: 0 K: 1 S: 5	H: 2 LOB: 2 BB: 0 P: 5	R: 0 E: 0 K: 1 S: 3	H: 0 LOB: 0 BB: 0 P: 5	R: 0 E: 0 K: 0 S: 3	H: 1 LOB: 0 BB: 0 P: 3	R: 0 E: 0 K: 0 S: 4	H: 1 LOB: 1 BB: 0 P: 4	R: 0 E: 0 K: 0 S: 4	H: 1 LOB: 1 BB: 0 P: 3	R: 0 E: 0 K: 0 S: 3	H: 1 LOB: 1 BB: 0 P: 3	1B: 6 2B: 2 3B: 0 HR: 1	SF: 0 SAC: 2 DP: 2 HBP: 0	WP: 0 PB: 0 SB: 0 CS: 0	PA: 35
PITCHER Jack Kralick, L ERA: 3.01 (1, 1)	IP: 9.0 WLS: W BF: 35 H: 9 R: 2 ER: 2 SO: 1 BB: 1 IBB: 0 HBP: 0 BLK: 0 WP: 0 HR: 1 S: 36 P: 40 ERA: 2.00 WHIP: 1.111															PITCHER IP: 9.0 WLS: W BF: 35 H: 9 R: 2 ER: 2 SO: 1 BB: 1 IBB: 0 HBP: 0 BLK: 0 WP: 0 HR: 1 S: 36 P: 40 ERA: 2.00 WHIP: 1.111				

Batter	1	2	3	4	5	6	7	8	9	AB	R	H	RBI	BB	SO	LOB	BOTTOM			
Chico Salmon, R OBP: 0.341, SLG: 0.392 (1, 9)	4-3		1B E 1B 1B		K		K			4	1	1	0	0	2	2	Los Angeles Angels @ Cleveland Indians Cleveland Municipal Stadium, Cleveland, OH Sun Aug 23 1964, 3:38 AM EDT Att: 11,067 - Unknown livebaseballscorecards.com			
Dick Howser, R OBP: 0.329, SLG: 0.321 (1, 6)	F8		E1 1B 1-2 2-3		F8		F8			4	1	0	0	0	0	4				
Bob Chance, L OBP: 0.371, SLG: 0.475 (1, 3)		BB	F6		F6				3-1	3	0	0	0	1	0	3				
Leon Wagner, L OBP: 0.333, SLG: 0.471 (1, 7)	K		1B 1-2 2-3 3-H			G2-4-3 1B		K		4	0	2	1	0	2	1				
John Romano, R OBP: 0.337, SLG: 0.452 (1, 2)			K 1-2 2-H 3-H		1B	G2-4-3 1-2		F7		4	0	1	2	0	1	1				
Vic Davallo, L OBP: 0.301, SLG: 0.333 (1, 8)		F5	F7			F6				3	0	0	0	0	0	2				
Larry Brown, R OBP: 0.287, SLG: 0.373 (1, 4)	1-3				L4-6 2B		1-3			3	0	1	0	0	0	0				
Billy Moran, R OBP: 0.299, SLG: 0.291 (1, 5)			FC2-6 BB 2-3		L4-6					2	0	1	0	1	0	1				
Jack Kralick, L OBP: 0.185, SLG: 0.173 (1, 1)			FC2-6 E 1B 1-2		4-3					2	1	0	0	1	0	1				
										2	1	0	0	1	0	1				
Inning Stats	R: 0 E: 0 K: 1 S: 5	H: 0 LOB: 1 BB: 1 P: 9	R: 0 E: 0 K: 1 S: 5	H: 0 LOB: 0 BB: 0 P: 5	R: 3 E: 1 K: 0 S: 7	H: 3 LOB: 2 BB: 1 P: 11	R: 0 E: 0 K: 0 S: 3	H: 1 LOB: 0 BB: 0 P: 3	R: 0 E: 0 K: 1 S: 6	H: 1 LOB: 2 BB: 1 P: 10	R: 0 E: 0 K: 1 S: 5	H: 0 LOB: 0 BB: 0 P: 5	R: 0 E: 0 K: 1 S: 5	H: 0 LOB: 0 BB: 0 P: 5	R: 0 E: 0 K: 1 S: 5	H: 0 LOB: 0 BB: 0 P: 5	1B: 4 2B: 3 3B: 0 HR: 0	SF: 0 SAC: 0 DP: 2 HBP: 0	WP: 0 PB: 0 SB: 0 CS: 0	PA: 32
PITCHER Dan Osinski, R ERA: 3.57 George Brunet, L ERA: 3.95 (1, 1) (7, 1)	IP: 6.0 WLS: L BF: 24 H: 5 R: 3 ER: 0 SO: 3 BB: 2 IBB: 0 HBP: 0 BLK: 0 WP: 0 HR: 0 S: 28 P: 36 ERA: 0.00 WHIP: 1.167															PITCHER IP: 6.0 WLS: L BF: 24 H: 5 R: 3 ER: 0 SO: 3 BB: 2 IBB: 0 HBP: 0 BLK: 0 WP: 0 HR: 0 S: 28 P: 36 ERA: 0.00 WHIP: 1.167				

Batter	1	2	3	4	5	6	7	8	9	AB	R	H	RBI	BB	SO	LOB	TOP					
Chico Salmon, R OBP: 0.339, SLG: 0.389	(1, 9) X F9		(0, 3) K			(0, 0) F9		(0, 0) G6-4-3 1B		4	0	1	0	0	1	0	Cleveland Indians @ Baltimore Orioles Memorial Stadium, Baltimore, MD Tue Aug 25 1964, 7:05 PM EDT Att: 16,091 - Unknown livebaseballscorecards.com					
Dick Howser, R OBP: 0.332, SLG: 0.324	(1, 6) X 1B			(0, 0) 1B		(0, 0) 1B		(0, 0) G6-4-3 1B		4	0	3	0	0	0	2						
Bob Chance, L OBP: 0.370, SLG: 0.482	(1, 3) X F7			(0, 0) F7		(0, 0) 6-3		(0, 0) HR		4	1	1	2	0	0	3						
Leon Wagner, L OBP: 0.332, SLG: 0.475	(1, 7) X K			(0, 3) K			(0, 0) L8	(0, 0) HR		4	1	1	1	0	2	2						
John Romano, R OBP: 0.336, SLG: 0.447		(0, 3) K		(0, 3) K			(0, 3) K	(0, 0) HBP		3	0	0	0	0	3	1						
Vic Davallilo, L OBP: 0.298, SLG: 0.330	(1, 8) X F5				(0, 3) K		(0, 0) F7	(0, 0) G3		4	0	0	0	0	1	1						
Larry Brown, R OBP: 0.286, SLG: 0.370									(0, 3) K	2	0	0	0	0	0	0						
Pedro Ramos, S OBP: 0.220, SLG: 0.333	(6, 1) X 4-3					(0, 0) F7			(0, 3) K	0	0	0	0	0	0	0						
Tito Francona, L OBP: 0.376, SLG: 0.384	(8, PH)								(0, 0) 1B	1	1	1	0	0	0	0						
Don McMahon, R OBP: 0.187, SLG: 0.167	(8, 1)								(0, 0) 2B	1	0	0	0	0	1	0						
Woodie Held, R OBP: 0.319, SLG: 0.436	(1, 5) X 5-3			(0, 0) 5-3		(0, 3) K		(0, 0) 1B G6-4-3 1B	(0, 3) K	3	1	0	0	1	2	0						
Sam McDowell, L OBP: 0.189, SLG: 0.098	(1, 1) X K			(0, 3) K		(0, 0) F5		(0, 0) G6-4-3 1B HR	(0, 0) 5-3	1	0	0	0	0	1	0						
Fred Whitfield, L OBP: 0.301, SLG: 0.419	(5, PH)									1	0	0	0	0	0	0						
Max Alvis, R OBP: 0.320, SLG: 0.448	(8, PH)									1	0	1	1	0	0	0						
Billy Moran, R OBP: 0.298, SLG: 0.290	(8, PH)									1	1	0	0	0	0	0						
Inning Stats	R: 0 E: 0 K: 1 S: 6	H: 1 LOB: 1 BB: 0 P: 6	R: 0 E: 0 K: 1 S: 5	H: 0 LOB: 0 BB: 0 P: 5	R: 0 E: 0 K: 2 S: 7	H: 0 LOB: 0 BB: 0 P: 7	R: 0 E: 0 K: 2 S: 8	H: 1 LOB: 1 BB: 0 P: 8	R: 0 E: 0 K: 1 S: 7	H: 0 LOB: 0 BB: 0 P: 7	R: 0 E: 0 K: 0 S: 4	H: 1 LOB: 1 BB: 0 P: 4	R: 0 E: 0 K: 1 S: 5	H: 0 LOB: 0 BB: 0 P: 5	R: 5 E: 0 K: 0 S: 7	H: 5 LOB: 1 BB: 1 P: 12	R: 0 E: 0 K: 2 S: 7	H: 0 LOB: 0 BB: 0 P: 7	1B: 5 2B: 1 3B: 0 HR: 2	SF: 0 SAC: 0 DP: 1 HBP: 1	WP: 0 PB: 0 SB: 1 CS: 0	PA: 36
PITCHER	IP WLS BF H R ER SO BB IBB HBP BLK WP HR S P ERA WHIP																					
Mitt Pappas, R ERA: 2.87	(1, 1) 7.0 26 4 2 2 9 0 1 0 0 0 0 43 47 2.57 0.571																					
Harvey Haddix, L ERA: 2.34	(8, 1) 0.2 L 5 4 3 3 0 0 0 0 0 0 2 5 5 40.50 6.000																					
Stu Miller, R ERA: 2.57	(8, 1) 1.1 5 0 0 0 2 0 0 1 0 0 0 8 9 0.00 0.000																					

Batter	1	2	3	4	5	6	7	8	9	AB	R	H	RBI	BB	SO	LOB	BOTTOM					
Jerry Adair, R OBP: 0.286, SLG: 0.338	(1, 4) X L1-3 BB		(0, 0) HR 1B	(0, 3) K			(0, 0) F8		(0, 3) K	4	1	1	0	1	2	3	Cleveland Indians @ Baltimore Orioles Memorial Stadium, Baltimore, MD Tue Aug 25 1964, 7:05 PM EDT Att: 16,091 - Unknown livebaseballscorecards.com					
Luis Aparicio, R OBP: 0.316, SLG: 0.366	(1, 6) X L1-3		(0, 0) HR		(0, 0) F6		(0, 0) 1B			4	1	2	2	0	0	1						
Norm Siebern, L OBP: 0.385, SLG: 0.362	(1, 3) X K		(0, 0) BB		(0, 3) K		(0, 0) 4-3			3	0	0	0	1	2	2						
Brooks Robinson, R OBP: 0.356, SLG: 0.500		(0, 0) F9	(0, 0) 6-3		(0, 0) 4-3			(0, 0) 1B		4	0	1	0	0	0	1						
Sam Bowens, R OBP: 0.341, SLG: 0.486	(1, 9) X F3			(0, 0) 6-3		(0, 0) 5-3		(0, 3) K		4	0	0	0	0	1	1						
Earl Robinson, R OBP: 0.322, SLG: 0.429	(1, 7) X 1B			(0, 3) K		(0, 0) 5-3		(0, 0) F4		4	0	1	0	0	1	1						
Dick Brown, R OBP: 0.319, SLG: 0.434	(1, 2) X K2-3					(0, 0) F7		(0, 0) F4		3	1	1	0	0	1	1						
Charlie Lau, L OBP: 0.320, SLG: 0.393	(9, 2)			(0, 0) 1B						1	0	0	0	0	0	1						
Jackie Brandt, R OBP: 0.299, SLG: 0.380	(1, 8) X K		(0, 3) K	(0, 0) 1B IBB		(0, 0) 1B BB			(0, 3) K	1	0	0	0	2	1	0						
Russ Snyder, L OBP: 0.415, SLG: 0.400	(9, PH)									1	0	0	0	0	1	0						
Mitt Pappas, R OBP: 0.211, SLG: 0.167	(1, 1) X K			(0, 3) K		(0, 0) E7			(0, 0) F8	3	0	1	1	0	2	1						
Harvey Haddix, L	(8, 1)									0	0	0	0	0	0	0						
Stu Miller, R	(8, 1)									0	0	0	0	0	0	0						
Bob Johnson, R OBP: 0.298, SLG: 0.380	(9, PH)									1	0	0	0	0	0	0						
Inning Stats	R: 0 E: 0 K: 1 S: 4	H: 0 LOB: 0 BB: 1 P: 8	R: 0 E: 0 K: 1 S: 6	H: 1 LOB: 0 BB: 0 P: 6	R: 2 E: 0 K: 2 S: 9	H: 2 LOB: 1 BB: 1 P: 13	R: 1 E: 1 K: 2 S: 9	H: 2 LOB: 2 BB: 1 P: 13	R: 0 E: 0 K: 1 S: 5	H: 0 LOB: 0 BB: 0 P: 5	R: 0 E: 0 K: 0 S: 3	H: 0 LOB: 0 BB: 0 P: 3	R: 0 E: 0 K: 1 S: 6	H: 1 LOB: 2 BB: 1 P: 10	R: 0 E: 0 K: 1 S: 6	H: 1 LOB: 1 BB: 0 P: 6	R: 0 E: 0 K: 2 S: 7	H: 0 LOB: 0 BB: 0 P: 7	1B: 5 2B: 2 3B: 0 HR: 1	SF: 0 SAC: 0 DP: 1 HBP: 0	WP: 0 PB: 0 SB: 0 CS: 0	PA: 37
PITCHER	IP WLS BF H R ER SO BB IBB HBP BLK WP HR S P ERA WHIP																					
Sam McDowell, L ERA: 3.27	(1, 1) 5.0 22 5 3 3 7 2 1 0 0 0 0 33 45 0.00 1.000																					
Pedro Ramos, R ERA: 4.59	(6, 1) 2.0 W 8 1 0 0 1 1 0 0 0 0 0 9 13 0.00 1.000																					
Don McMahon, R ERA: 1.63	(8, 1) 2.0 S 7 1 0 0 3 0 0 0 0 0 0 0 13 13 0.00 0.500																					



Batter	1	2	3	4	5	6	7	8	9	10	11	AB	R	H	RBI	BB	SO	LOB	TOP				
Chico Salmon, R OBP: 0.345, SLG: 0.409	(1, 9) 0-3 K		(1, 9) 0-0 F7	(1, 9) 0-0 F2			(1, 9) 0-0 1B			(1, 9) 4-0 G4-3 BB		4	0	1	0	1	1	0					
Dick Howser, R OBP: 0.331, SLG: 0.324	(1, 6) 0-0 6-3		(1, 6) 4-0 1B BB		(1, 6) 0-0 F7		(1, 6) 0-0 G3			(1, 6) 0-0 G4-3		4	1	0	0	1	0	2					
Fred Whitfield, L OBP: 0.307, SLG: 0.440	(1, 3) 0-0 2B		(1, 3) 0-0 1B 2B 1B		(1, 3) 0-0 F8			(1, 3) 0-0 F8			(1, 3) 0-0 HR	5	2	3	1	0	0	0					
Leon Wagner, L OBP: 0.331, SLG: 0.470	(1, 7) 0-0 F8		(1, 7) 0-0 2B 1B		(1, 7) 0-0 3-1			(1, 7) 0-0 K			(1, 7) 0-0 4-3	5	1	1	1	0	1	1					
Max Alvis, R OBP: 0.319, SLG: 0.442		(1, 5) 0-0 5-3	(1, 5) 0-0 1B 2B			(1, 5) 0-0 L7			(1, 5) 0-0 4-3		(1, 5) 0-0 6-3	5	0	1	1	0	0	0					
Vic Davalillo, L OBP: 0.302, SLG: 0.340	(1, 8) 0-0 2B		(1, 8) 0-0 2B 1B		(1, 8) 0-0 F7			(1, 8) 0-0 E6		(1, 8) 0-0 F9		5	0	2	1	0	0	0					
Joe Azcue, R OBP: 0.324, SLG: 0.385	(1, 2) 0-0 F4		(1, 2) 0-0 F8		(1, 2) 0-3 K			(1, 2) 0-3 K		(1, 2) 0-3 K		4	0	0	0	0	2	3					
Woodie Held, R OBP: 0.310, SLG: 0.422	(1, 4) 0-3 K		(1, 4) 0-0 F7		(1, 4) 0-0 F7		(1, 4) 0-0 G1-6-3 1B		(1, 4) 0-3 K		(1, 4) 0-3 K	4	0	1	0	0	2	1					
Luis Tiant, R OBP: 0.038, SLG: 0.038	(1, 1) 0-0 1B		(1, 1) 0-3 K		(1, 1) 0-3 K		(1, 1) 0-0 G1-6-3		(1, 1) 0-3 K		(1, 1) 0-3 K	3	0	0	0	0	2	1					
Tito Francona, L OBP: 0.377, SLG: 0.382	(10, PH) 0-0 1B		(10, PH) 0-0 1B									1	0	0	0	0	1	0					
Don McMahon, R OBP: 0.167, SLG: 0.167	(10, 1) 0-0 1B		(10, 1) 0-0 1B									0	0	0	0	0	0	0					
Inning Stats	R: 0 H: 1 E: 0 LOB: 1 K: 1 BB: 0 S: 6 P: 6	R: 0 H: 1 E: 0 LOB: 1 K: 1 BB: 0 S: 6 P: 6	R: 3 H: 4 E: 0 LOB: 2 K: 1 BB: 1 S: 9 P: 13	R: 0 H: 0 E: 0 LOB: 0 K: 1 BB: 0 S: 5 P: 5	R: 0 H: 0 E: 0 LOB: 0 K: 0 BB: 0 S: 3 P: 3	R: 0 H: 0 E: 0 LOB: 0 K: 1 BB: 0 S: 5 P: 5	R: 0 H: 2 E: 0 LOB: 1 K: 0 BB: 0 S: 4 P: 4	R: 0 H: 0 E: 0 LOB: 0 K: 1 BB: 0 S: 5 P: 5	R: 0 H: 0 E: 1 LOB: 0 K: 2 BB: 0 S: 7 P: 7	R: 0 H: 0 E: 0 LOB: 0 K: 1 BB: 1 S: 4 P: 8	R: 1 H: 1 E: 0 LOB: 0 K: 0 BB: 0 S: 4 P: 4	1B: 5 SF: 0 2B: 3 SAC: 0 3B: 0 DP: 2 HR: 1 HBP: 0	WP: 0 PA: 42 FB: 0 SB: 0 CS: 0										
PITCHER	IP WLS BF H R ER SO BB IBB HBP BLK WP HR S P ERA WHIP																						
Moe Drabowsky, R ERA: 5.2	(1, 1) 7.0 3.0 9 0 0 0 4 1 0 0 0 0 0 0 16 20 0.00 0.333																						
John Wyatt, R ERA: 3.65	(8, 1) 3.0 9 0 0 0 4 1 0 0 0 0 0 0 0 16 20 0.00 0.333																						
Wes Stock, R ERA: 2.45	(11, 1) 1.0 L 4 1 1 1 0 0 0 0 0 0 0 0 1 4 4 9.00 1.000																						

Cleveland Indians @ Kansas City Athletics
Municipal Stadium, Kansas City, MO
Sat Aug 29 1964, 4:33 AM EDT
Att: 9,677 - Unknown


AB	40
R	4
H	9
RBI	4
BB	2
SO	9
LOB	8



Batter	1	2	3	4	5	6	7	8	9	10	11	AB	R	H	RBI	BB	SO	LOB	BOTTOM				
Dick Green, R OBP: 0.306, SLG: 0.383	(1, 4) 4-0 CS BB		(1, 4) 0-0 L7		(1, 4) 0-0 F9		(1, 4) 0-0 L7			(1, 4) 0-0 F3		4	0	0	0	1	0	0					
Bert Campaneris, R OBP: 0.340, SLG: 0.447	(1, 7) 0-0 F9		(1, 7) 0-0 5-3				(1, 7) 0-0 1B			(1, 7) 0-0 F7		4	0	2	0	0	0	1					
John Wyatt, R ERA: 3.65	(8, 1) 0-0 F9		(8, 1) 0-0 1B				(8, 1) 0-0 1B			(8, 1) 0-0 F7		0	0	0	0	0	0	0					
George Alusik, R OBP: 0.324, SLG: 0.349	(10, PH) 1-2		(10, PH) 0-0 1B				(10, PH) 0-0 1B			(10, PH) 0-0 F7		1	0	0	0	0	0	0					
Wes Stock, R OBP: 0.235, SLG: 0.188	(11, 1) 0-0 G3		(11, 1) 0-0 1B BB			(11, 1) 4-0 SF8 BB		(11, 1) 0-0 F8		(11, 1) 0-3 K		0	0	0	0	0	0	0					
Wayne Causey, L OBP: 0.390, SLG: 0.400	(1, 6) 0-0 G3		(1, 6) 0-0 1B BB			(1, 6) 4-0 SF8 BB		(1, 6) 0-0 F8		(1, 6) 0-3 K		3	1	0	0	2	1	1					
Rocky Colavito, R OBP: 0.364, SLG: 0.545	(1, 9) 0-0 HR 1B		(1, 9) 0-0 1B			(1, 9) 4-0 SF8 BB		(1, 9) 0-0 F4		(1, 9) 0-0 F4		4	1	2	0	1	0	0					
Ken Harrelson, R OBP: 0.239, SLG: 0.378	(1, 3) 0-0 HR		(1, 3) 0-0 K			(1, 3) 0-3 K		(1, 3) 0-0 F6		(1, 3) 0-0 F6		5	1	1	2	0	2	4					
Billy Bryan, L OBP: 0.298, SLG: 0.503	(1, 2) 0-0 E4 2B		(1, 2) 0-0 F2			(1, 2) 4-0 SF8 BB		(1, 2) 0-0 F9		(1, 2) 0-0 F9		4	0	0	0	1	0	0					
Ed Charles, R OBP: 0.317, SLG: 0.367	(1, 5) 0-0 2B		(1, 5) 0-0 G4-6-3 1B			(1, 5) 0-0 SF8		(1, 5) 0-0 6-3		(1, 5) 0-0 6-3		3	0	2	1	0	0	0					
Nelson Mathews, R OBP: 0.291, SLG: 0.349	(1, 8) 0-0 6-3		(1, 8) 0-0 G4-6-3			(1, 8) 0-0 K		(1, 8) 0-0 K		(1, 8) 0-3 K		4	0	0	0	0	2	4					
Moe Drabowsky, R OBP: 0.024, SLG: 0.024	(1, 1) 0-0 5-3		(1, 1) 0-0 K			(1, 1) 0-0 F9		(1, 1) 0-0 F9		(1, 1) 0-0 F8		2	0	0	0	0	1	1					
Manny Jimenez, L OBP: 0.299, SLG: 0.468	(7, PH) 0-0 5-3		(7, PH) 0-0 K			(7, PH) 0-0 F9		(7, PH) 0-0 F9		(7, PH) 0-0 F8		1	0	0	0	0	0	0					
Jose Tartabull, L OBP: 0.247, SLG: 0.244	(8, 7) 0-0 5-3		(8, 7) 0-0 K			(8, 7) 0-0 F9		(8, 7) 0-0 F9		(8, 7) 0-0 F8		1	0	0	0	0	0	0					
Inning Stats	R: 0 H: 0 E: 0 LOB: 0 K: 0 BB: 1 S: 2 P: 6	R: 2 H: 3 E: 1 LOB: 1 K: 0 BB: 0 S: 6 P: 6	R: 0 H: 2 E: 0 LOB: 2 K: 1 BB: 1 S: 6 P: 10	R: 0 H: 1 E: 0 LOB: 0 K: 0 BB: 0 S: 3 P: 3	R: 0 H: 0 E: 0 LOB: 0 K: 1 BB: 0 S: 5 P: 5	R: 1 H: 0 E: 0 LOB: 2 K: 2 BB: 3 S: 7 P: 19	R: 0 H: 1 E: 0 LOB: 1 K: 0 BB: 0 S: 4 P: 4	R: 0 H: 0 E: 0 LOB: 0 K: 0 BB: 0 S: 3 P: 3	R: 0 H: 0 E: 0 LOB: 0 K: 1 BB: 0 S: 5 P: 5	R: 0 H: 0 E: 0 LOB: 0 K: 1 BB: 0 S: 5 P: 5	R: 0 H: 0 E: 0 LOB: 0 K: 0 BB: 0 S: 3 P: 3	1B: 5 SF: 1 2B: 1 SAC: 0 3B: 0 DP: 1 HR: 1 HBP: 0	WP: 0 PA: 42 FB: 0 SB: 0 CS: 1										
PITCHER	IP WLS BF H R ER SO BB IBB HBP BLK WP HR S P ERA WHIP																						
Luis Tiant, R ERA: 2.58	(1, 1) 9.0 2.0 W 6 0 0 0 1 0 0 0 0 0 0 0 0 8 8 0.00 0.000																						
Don McMahon, R ERA: 1.57	(10, 1) 2.0 W 6 0 0 0 1 0 0 0 0 0 0 0 0 8 8 0.00 0.000																						


Cleveland Indians @ Kansas City Athletics
Municipal Stadium, Kansas City, MO
Sat Aug 29 1964, 4:33 AM EDT
Att: 9,677 - Unknown


AB	36
R	3
H	7
RBI	3
BB	5
SO	6
LOB	11



Batter	1	2	3	4	5	6	7	8	9	AB	R	H	RBI	BB	SO	LOB	TOP			
Chico Salmon, R OBP: 0.346, SLG: 0.429										5	0	2	2	0	1	1	Cleveland Indians @ Kansas City Athletics Municipal Stadium, Kansas City, MO Sun Aug 30 1964, 4:33 AM EDT Unknown			
Dick Howser, R OBP: 0.331, SLG: 0.323										4	0	1	0	1	0	2				
Bob Chance, L OBP: 0.364, SLG: 0.467										5	0	0	0	0	0	4				
Leon Wagner, L OBP: 0.332, SLG: 0.470										5	0	2	0	0	1	0				
Max Alvis, R OBP: 0.324, SLG: 0.445										5	1	3	0	0	0	2				
Joe Azcue, R OBP: 0.321, SLG: 0.381										5	0	1	0	0	1	3				
Vic Davalillo, L OBP: 0.304, SLG: 0.338										2	1	0	0	2	1	3				
Woodie Held, R OBP: 0.313, SLG: 0.423										2	0	1	1	1	1	0				
Ted Abernathy, R										0	0	0	0	0	0	0				
Paul Dicken, R										1	0	0	0	0	0	1				
Pedro Ramos, S										0	0	0	0	0	0	0				
Jack Kralick, L OBP: 0.196, SLG: 0.185										2	0	1	0	0	0	3				
Gary Bell, R OBP: 0.412, SLG: 0.375										0	0	0	0	0	0	0				
Billy Moran, R OBP: 0.299, SLG: 0.294										2	1	1	0	0	0	3				
Inning Stats	R: 0 E: 0 K: 0 S: 3	H: 1 LOB: 0 BB: 0 P: 3	R: 0 E: 0 K: 1 S: 6	H: 1 LOB: 1 BB: 0 P: 6	R: 0 E: 0 K: 1 S: 6	H: 1 LOB: 1 BB: 0 P: 6	R: 1 E: 0 K: 1 S: 7	H: 2 LOB: 3 BB: 2 P: 15	R: 0 E: 0 K: 0 S: 5	H: 3 LOB: 0 BB: 0 P: 6	R: 0 E: 0 K: 0 S: 5	H: 2 LOB: 2 BB: 0 P: 5	R: 2 E: 0 K: 1 S: 7	H: 2 LOB: 2 BB: 2 P: 15	R: 0 E: 0 K: 0 S: 3	H: 0 LOB: 0 BB: 0 P: 3	1B: 9 2B: 1 3B: 2 HR: 0	SF: 0 SAC: 0 DP: 1 HBP: 0	WP: 1 PB: 1 SB: 0 CS: 0	PA: 42
PITCHER John O'Donoghue, L ERA: 4.43	IP: 9.0 WLS: W BF: 42	H: 12 R: 3 ER: 3 SO: 5	BB: 4 IBB: 0 HBP: 0 BLK: 0	WP: 1 HR: 0 S: 48 P: 64	ERA: 3.00 WHIP: 1.778	PITCHER	IP: 9.0 WLS: W BF: 42	H: 12 R: 3 ER: 3 SO: 5	BB: 4 IBB: 0 HBP: 0 BLK: 0	WP: 1 HR: 0 S: 48 P: 64	ERA: 3.00 WHIP: 1.778	PITCHER	IP: 9.0 WLS: W BF: 42	H: 12 R: 3 ER: 3 SO: 5	BB: 4 IBB: 0 HBP: 0 BLK: 0	WP: 1 HR: 0 S: 48 P: 64	ERA: 3.00 WHIP: 1.778			



Batter	1	2	3	4	5	6	7	8	9	AB	R	H	RBI	BB	SO	LOB	BOTTOM			
Bert Campaneris, R OBP: 0.336, SLG: 0.438										5	0	1	0	0	1	3	Cleveland Indians @ Kansas City Athletics Municipal Stadium, Kansas City, MO Sun Aug 30 1964, 4:33 AM EDT Unknown			
Wayne Causey, L OBP: 0.392, SLG: 0.400										4	1	2	0	1	0	0				
Ken Harrelson, R OBP: 0.240, SLG: 0.374										4	1	1	0	0	1	6				
Jose Tartabull, L OBP: 0.256, SLG: 0.253										1	0	1	0	0	0	0				
Rocky Colavito, R OBP: 0.363, SLG: 0.540										4	1	0	0	1	0	2				
Jim Gentile, L OBP: 0.385, SLG: 0.497										4	2	3	5	1	0	0				
Doc Edwards, R OBP: 0.251, SLG: 0.296										5	1	2	0	0	1	3				
Ed Charles, R OBP: 0.316, SLG: 0.365										3	1	0	0	1	0	1				
Nelson Mathews, R OBP: 0.297, SLG: 0.365										2	2	2	4	2	0	0				
John O'Donoghue, R OBP: 0.234, SLG: 0.298										4	0	2	0	0	1	1				
Inning Stats	R: 3 E: 0 K: 0 S: 5	H: 2 LOB: 0 BB: 1 P: 9	R: 0 E: 0 K: 0 S: 4	H: 1 LOB: 3 BB: 2 P: 12	R: 0 E: 0 K: 0 S: 4	H: 1 LOB: 1 BB: 0 P: 4	R: 1 E: 0 K: 1 S: 7	H: 3 LOB: 1 BB: 0 P: 7	R: 4 E: 1 K: 2 S: 10	H: 3 LOB: 0 BB: 1 P: 14	R: 1 E: 0 K: 0 S: 5	H: 2 LOB: 1 BB: 0 P: 5	R: 0 E: 0 K: 0 S: 3	H: 1 LOB: 1 BB: 1 P: 7	R: 0 E: 0 K: 1 S: 6	H: 1 LOB: 2 BB: 1 P: 10	1B: 10 2B: 0 3B: 0 HR: 4	SF: 0 SAC: 0 DP: 1 HBP: 0	WP: 1 PB: 1 SB: 0 CS: 0	PA: 42
PITCHER Jack Kralick, L ERA: 3.16	IP: 4.0 WLS: L	BF: 21	H: 7 R: 4 ER: 4 SO: 1	BB: 3 IBB: 0 HBP: 0 BLK: 0	WP: 0 HR: 2 S: 20 P: 32	ERA: 9.00 WHIP: 2.500	PITCHER	IP: 4.0 WLS: L	BF: 21	H: 7 R: 4 ER: 4 SO: 1	BB: 3 IBB: 0 HBP: 0 BLK: 0	WP: 0 HR: 2 S: 20 P: 32	ERA: 9.00 WHIP: 2.500	PITCHER	IP: 4.0 WLS: L	BF: 21	H: 7 R: 4 ER: 4 SO: 1	BB: 3 IBB: 0 HBP: 0 BLK: 0	WP: 0 HR: 2 S: 20 P: 32	ERA: 9.00 WHIP: 2.500
Gary Bell, R ERA: 4.53	1.0	7	3	4	4	2	1	0	0	0	0	0	0	0	0	2	10	14	36.00	4.000
Ted Abernathy, R ERA: 4.11	2.0	9	3	1	1	0	1	0	0	0	0	0	0	0	0	8	12	4.50	2.000	
Pedro Ramos, R ERA: 4.89	1.0	5	1	0	0	1	1	0	0	0	0	0	0	0	0	6	10	0.00	2.000	

Batter	1	2	3	4	5	6	7	8	9	AB	R	H	RBI	BB	SO	LOB	TOP											
Chico Salmon, R OBP: 0.347, SLG: 0.426 (1, 9)	0-0 5-3		0-0 F8		4-0 FC5-4 BB	0-0 SF7-4 1B		0-0 FC6-4 1-2		4	0	1	0	1	0	2	Cleveland Indians @ Kansas City Athletics Municipal Stadium, Kansas City, MO Sun Aug 30 1964, 4:38 AM EDT Att: 6,724 - Unknown AB 31 R 6 H 9 RBI 6 BB 10 SO 10 LOB 18 											
Dick Howser, R OBP: 0.332, SLG: 0.325 (1, 6)	0-3 K		0-0 1B		0-0 FC5-4 1B BB	0-0 SF7-4 1-2 3-H			0-0 SH1-3 1B	4	1	2	1	0	1	1												
Bob Chance, L OBP: 0.364, SLG: 0.465 (1, 3)	0-3 K		0-3 K		4-0 1B BB		0-0 F8		0-0 SH1-3 1B	4	1	1	0	1	2	1												
Leon Wagner, L OBP: 0.331, SLG: 0.468 (1, 7)		0-3 K		0-0 F2	0-0 1-2 2-3 1B		0-0 4-1		0-0 SH1-3 1B	4	0	1	0	0	1	0												
John Romano, R OBP: 0.332, SLG: 0.433 (1, 2)	0-3 K			4-0 FC6-4 BB	0-3 K		0-0 1-3		4-0 E 1B IBB	3	0	0	0	2	2	3												
Billy Moran, R OBP: 0.300, SLG: 0.292 Tito Francona, L OBP: 0.376, SLG: 0.380 Max Alvis, R OBP: 0.326, SLG: 0.447 (1, 5) (8, PH) (8, 5)	4-0 BB 1B BB			0-0 FC6-4 1-2 IHR	0-0 1-6-3			0-0 L5	0-0 E2 1B	2	1	0	0	1	0	4												
Vic Davallilo, L OBP: 0.309, SLG: 0.347 (1, 8)	4-0 1B BB			0-0 1-H IHR		4-0 SH2-4 BB		0-0 BB 1B	0-0 K	3	2	2	2	2	1	2												
Woodie Held, R OBP: 0.321, SLG: 0.423 (1, 4)	0-0 1-2 2-H 1B			4-0 BB		4-0 1B SH2-4 BB		4-0 1B SH2-4 BB	0-0 3-1	2	1	1	0	3	0	2												
Dick Donovan, L OBP: 0.314, SLG: 0.238 Don McMahon, R OBP: 0.167, SLG: 0.167 Fred Whitfield, L OBP: 0.306, SLG: 0.438 Gary Bell, R OBP: 0.412, SLG: 0.375 Sam McDowell, L OBP: 0.159, SLG: 0.098 (1, 1) (7, 1) (8, PH) (8, 1) (9, 1)			0-3 K	0-3 K		0-0 SH2-4		0-3 K		2	0	0	1	0	2	1												
Inning Stats	R: 0 E: 0 K: 2 S: 7	H: 0 LOB: 0 BB: 0 P: 7	R: 0 E: 0 K: 2 S: 7	H: 1 LOB: 2 BB: 2 P: 15	R: 0 E: 0 K: 2 S: 8	H: 1 LOB: 1 BB: 0 P: 8	R: 2 E: 0 K: 1 S: 6	H: 1 LOB: 3 BB: 2 P: 14	R: 0 E: 0 K: 0 S: 3	H: 0 LOB: 0 BB: 0 P: 3	R: 0 E: 0 K: 1 S: 6	H: 1 LOB: 2 BB: 1 P: 10	R: 2 E: 1 K: 1 S: 8	H: 3 LOB: 1 BB: 1 P: 12	1B: 8 2B: 1 3B: 0 HR: 1	SF: 1 SAC: 2 DP: 1 HBP: 0		WP: 0 PA: 44 PB: 0 CS: 0										
PITCHER	IP	WLS	BF	H	R	ER	SO	BB	IBB	HBP	BLK	WP	HR	S	P	ERA		WHIP										
Bob Meyer, L ERA: 4.85 (1, 1)	4.1		22	4	2	2	7	6	0	0	0	0	0	30	54	4.15		2.308										
Jose Santiago, R ERA: 5.2 (5, 1)	1.0		6	1	2	2	1	2	0	0	0	0	0	6	14	18.00		3.000										
John Wyatt, R ERA: 3.64 (6, 1)	2.2		10	2	1	1	1	1	0	0	0	0	0	11	15	3.38		1.125										
Ted Bowsfield, L ERA: 4.32 (9, 1)	0.1	L	3	1	0	0	0	0	1	0	0	0	0	2	6	0.00		3.000										
Ken Sanders, R ERA: 2.4 (9, 1)	0.2		3	1	1	1	1	0	0	0	0	0	0	5	5	13.50		1.500										

Batter	1	2	3	4	5	6	7	8	9	AB	R	H	RBI	BB	SO	LOB	BOTTOM											
Bert Campaneris, R OBP: 0.346, SLG: 0.447 Dick Green, R OBP: 0.305, SLG: 0.382 (1, 6) (8, 4)	0-0 FC4-6 1B		0-0 S 1B		0-0 SH5-3 BB SF9 1B		0-0 F9	0-0 F9		4	2	3	0	0	0	0	Cleveland Indians @ Kansas City Athletics Municipal Stadium, Kansas City, MO Sun Aug 30 1964, 4:38 AM EDT Att: 6,724 - Unknown AB 36 R 5 H 11 RBI 5 BB 4 SO 6 LOB 20 											
Wayne Causey, L OBP: 0.395, SLG: 0.401 (1, 4) (8, 6)	0-0 FC4-6 1-2 FC6-4		4-0 1B BB		4-0 SF9 SH5-3 BB		0-0 1B		4-0 FC5-6 BB	2	1	1	0	3	0	1												
Manny Jimenez, L OBP: 0.298, SLG: 0.463 Jose Tartabull, L OBP: 0.250, SLG: 0.247 (1, 7) (4, 7)	0-0 FC6-4 1B 1-2		0-3 K		0-0 SH5-3		0-0 F8		0-0 FC5-6 FC3-6 BB 1-2	2	0	0	0	0	1	3												
Rocky Colavito, R OBP: 0.367, SLG: 0.543 (1, 9)	0-0 1B		0-0 1-2 2-H 1B		0-0 SF9		0-0 E 1B		4-0 FC3-6 BB	3	1	3	2	1	0	0												
Jim Gentile, L OBP: 0.383, SLG: 0.493 (1, 3)	0-3 K		0-3 K		0-0 F5		0-0 E 1B		0-0 FC3-6	5	0	1	1	0	2	7												
Billy Bryan, L OBP: 0.297, SLG: 0.497 George Alusik, R OBP: 0.342, SLG: 0.347 (1, 2) (9, PH)		0-0 F8	0-0 F8			0-0 F8	0-0 E5 1-3 2-H 1B		0-3 K	4	0	1	1	0	0	2												
Ed Charles, R OBP: 0.314, SLG: 0.362 (1, 5)		0-0 F7		0-0 F8		0-0 F7	0-0 F3			4	0	0	0	0	0	2												
Nelson Mathews, R OBP: 0.298, SLG: 0.372 (1, 8)		0-0 HR		0-0 4-3		0-0 1B		0-0 6-3		4	1	2	1	0	0	0												
Bob Meyer, R Jose Santiago, R John Wyatt, R Ted Bowsfield, R Ken Sanders, R (1, 1) (5, 1) (6, 1) (9, 1) (9, 1)		0-3 K		0-0 4-3		0-0 F9		0-3 K		2	0	0	0	0	1	0												
Inning Stats	R: 0 E: 0 K: 1 S: 7	H: 2 LOB: 2 BB: 0 P: 7	R: 1 E: 0 K: 1 S: 6	H: 1 LOB: 0 BB: 0 P: 6	R: 1 E: 0 K: 2 S: 9	H: 2 LOB: 1 BB: 1 P: 13	R: 0 E: 0 K: 0 S: 3	H: 0 LOB: 0 BB: 0 P: 3	R: 1 E: 0 K: 0 S: 4	H: 1 LOB: 1 BB: 1 P: 8	R: 0 E: 0 K: 0 S: 4	H: 1 LOB: 1 BB: 0 P: 4	R: 2 E: 1 K: 0 S: 7	H: 4 LOB: 2 BB: 0 P: 7	R: 0 E: 0 K: 1 S: 5	H: 0 LOB: 0 BB: 0 P: 5		R: 0 E: 0 K: 1 S: 5	H: 0 LOB: 2 BB: 2 P: 13	1B: 10 2B: 0 3B: 0 HR: 1	SF: 1 SAC: 1 DP: 0 HBP: 0	WP: 0 PA: 42 PB: 0 CS: 0						
PITCHER	IP	WLS	BF	H	R	ER	SO	BB	IBB	HBP	BLK	WP	HR	S	P	ERA		WHIP										
Dick Donovan, R ERA: 4.61 (1, 1)	6.2		33	11	5	5	4	2	0	0	0	0	0	1	1	0.00		1.950										
Don McMahon, R ERA: 1.56 (7, 1)	0.1		1	0	0	0	0	0	0	0	0	0	0	1	1	0.00		0.000										
Gary Bell, R ERA: 4.48 (8, 1)	1.0	W	4	0	0	0	1	1	0	0	0	0	0	5	9	0.00		1.000										
Sam McDowell, L ERA: 3.25 (9, 1)	1.0	S	4	0	0	0	1	1	0	0	0	0	0	5	9	0.00		1.000										

Batter	1	2	3	4	5	6	7	8	9	AB	R	H	RBI	BB	SO	LOB	TOP			
Chico Salmon, R OBP: 0.344, SLG: 0.425 (1, 9)										5	0	1	1	0	1	3	Cleveland Indians @ Washington Senators D.C. Stadium, Washington, DC Tue Sep 01 1964, 7:05 PM EDT Att: 3,592 - Unknown livebaseballscorecards.com			
Dick Howser, R OBP: 0.329, SLG: 0.322 (1, 6)										5	0	0	0	0	0	3				
Bob Chance, L OBP: 0.363, SLG: 0.462 (1, 3)										4	0	1	0	0	2	0				
Leon Wagner, L OBP: 0.331, SLG: 0.466 (1, 7)										4	1	1	0	0	0	1				
Max Alvis, R OBP: 0.328, SLG: 0.446 (1, 5)										3	0	1	0	1	2	0				
Joe Azcue, R OBP: 0.320, SLG: 0.378 (1, 2)										4	0	1	0	0	0	3				
Vic Davallilo, L OBP: 0.310, SLG: 0.354 (1, 8)										4	1	2	2	0	1	2				
Woodie Held, R OBP: 0.326, SLG: 0.428 (1, 4)										2	1	1	0	2	0	2				
Sam McDowell, L OBP: 0.174, SLG: 0.095 (1, 1)										1	0	0	0	1	0	2				
Don McMahon, R OBP: 0.154, SLG: 0.154 (7, 1)										1	0	0	0	0	1	0				
Inning Stats	R: 0 E: 0 K: 0 S: 4	H: 1 LOB: 1 BB: 0 P: 4	R: 0 E: 0 K: 0 S: 4	H: 1 LOB: 2 BB: 1 P: 8	R: 0 E: 0 K: 1 S: 5	H: 0 LOB: 0 BB: 0 P: 5	R: 0 E: 0 K: 1 S: 5	H: 0 LOB: 0 BB: 0 P: 5	R: 2 E: 0 K: 0 S: 4	H: 2 LOB: 0 BB: 1 P: 8	R: 0 E: 0 K: 1 S: 5	H: 1 LOB: 3 BB: 2 P: 14	R: 1 E: 0 K: 1 S: 8	H: 3 LOB: 2 BB: 0 P: 8	R: 0 E: 0 K: 2 S: 7	H: 0 LOB: 0 BB: 0 P: 7	1B: 5 2B: 2 3B: 0 HR: 1	SF: 0 SAC: 1 DP: 0 HBP: 0	WP: 0 PB: 0 SB: 0 CS: 0	PA: 38
PITCHER	IP WLS BF H R ER SO BB IBB HBP BLK WP HR S P ERA WHIP																			
Frank Kreutzer, L ERA: 3.84 (1, 1)	6.1 L 27 5 2 2 4 4 0 0 0 0 1 31 47 2.84 1.421																			
Jim Hannan, R ERA: 3.79 (7, 1)	0.2 2 0 0 0 0 0 0 0 0 0 0 2 2 0.00 0.000																			
Jim Duckworth, R ERA: 4.5 (8, 1)	2.0 9 3 1 1 3 0 0 0 0 0 0 15 15 4.50 1.500																			

Batter	1	2	3	4	5	6	7	8	9	AB	R	H	RBI	BB	SO	LOB	BOTTOM			
Chuck Cottier, R OBP: 0.285, SLG: 0.327 (1, 4)										2	0	1	0	1	0	0	Cleveland Indians @ Washington Senators D.C. Stadium, Washington, DC Tue Sep 01 1964, 7:05 PM EDT Att: 3,592 - Unknown livebaseballscorecards.com			
Don Blasingame, L OBP: 0.311, SLG: 0.316 (7, PH) (8, 4)										1	0	0	0	0	0	2				
Chuck Hinton, R OBP: 0.343, SLG: 0.429 (1, 7)										3	0	0	0	1	0	4				
Don Lock, R OBP: 0.350, SLG: 0.466 (1, 8)										4	0	1	0	0	0	1				
Roy Sievers, R OBP: 0.263, SLG: 0.318 (1, 3)										4	0	1	0	0	0	2				
Don Zimmer, R OBP: 0.309, SLG: 0.426 (1, 5)										3	0	1	0	1	0	3				
Willie Kirkland, L OBP: 0.277, SLG: 0.329 (1, 9)										4	0	0	0	0	2	3				
John Kennedy, R OBP: 0.288, SLG: 0.345 (1, 6)										4	0	1	0	0	1	1				
Mike Brumley, L OBP: 0.305, SLG: 0.301 (1, 2)										4	0	1	0	0	1	1				
Frank Kreutzer, R OBP: 0.289, SLG: 0.118 (7, 1)										2	0	0	0	0	2	1				
Jim Harrison, R OBP: 0.142, SLG: 0.150 (7, PH)										0	0	0	0	0	0	0				
Dick Phillips, L OBP: 0.326, SLG: 0.319 (7, PH)										0	0	0	0	0	0	0				
Fred Valentine, S OBP: 0.323, SLG: 0.317 (8, 1)										0	0	0	0	0	0	0				
Jim Duckworth, R OBP: 0.154, SLG: 0.250 (8, PH)										0	0	0	0	0	0	0				
Jim King, L OBP: 0.340, SLG: 0.429 (8, PH)										1	0	0	0	0	0	0				
Inning Stats	R: 0 E: 0 K: 0 S: 4	H: 1 LOB: 2 BB: 1 P: 8	R: 0 E: 0 K: 2 S: 8	H: 1 LOB: 1 BB: 0 P: 8	R: 0 E: 0 K: 0 S: 3	H: 1 LOB: 0 BB: 0 P: 3	R: 0 E: 0 K: 0 S: 4	H: 1 LOB: 1 BB: 0 P: 4	R: 0 E: 0 K: 0 S: 4	H: 1 LOB: 1 BB: 0 P: 4	R: 0 E: 0 K: 0 S: 4	H: 1 LOB: 2 BB: 1 P: 8	R: 0 E: 0 K: 1 S: 5	H: 0 LOB: 1 BB: 1 P: 9	R: 0 E: 0 K: 1 S: 5	H: 0 LOB: 0 BB: 0 P: 5	1B: 5 2B: 1 3B: 0 HR: 0	SF: 0 SAC: 0 DP: 0 HBP: 0	WP: 0 PB: 0 SB: 0 CS: 1	PA: 36
PITCHER	IP WLS BF H R ER SO BB IBB HBP BLK WP HR S P ERA WHIP																			
Sam McDowell, L ERA: 3.09 (1, 1)	6.1 W 27 6 0 0 0 4 3 0 0 0 0 32 44 0.00 1.421																			
Don McMahon, R ERA: 1.52 (7, 1)	2.2 S 9 0 0 0 2 1 0 0 0 0 0 12 16 0.00 0.375																			

Batter	1	2	3	4	5	6	7	8	9	AB	R	H	RBI	BB	SO	LOB	TOP		
Chico Salmon, R OBP: 0.345, SLG: 0.429 (1, 9)	L6	PO		4-3		5-3			FC6-4 1-2 2-H 1B	5	0	2	1	0	0	0	Cleveland Indians @ Washington Senators D.C. Stadium, Washington, DC Wed Sep 02 1964, 7:05 PM EDT Att: 2,540 - Unknown AB 37 R 9 H 12 RBI 9 BB 2 SO 5 LOB 11 		
Dick Howser, R OBP: 0.321, SLG: 0.321 (1, 6)	1B HR	PO	HR	6-3			1-5-3		5-3	4	2	1	0	1	0	2			
Bob Chance, L OBP: 0.363, SLG: 0.468 (1, 3)	K		HR		K2-3		4-3		FC6-4 IBB	4	1	1	2	1	2	1			
Leon Wagner, L OBP: 0.332, SLG: 0.472 Billy Moran, R OBP: 0.299, SLG: 0.291 (7, 4)	HR		HR		K		5-3		FC6-4	4	2	2	1	0	1	0			
Max Alvis, R OBP: 0.329, SLG: 0.455 (1, 5)	HR		K					F9	6-3	5	1	2	3	0	1	2			
Joe Azcue, R OBP: 0.319, SLG: 0.376 (1, 2)	1B			F7		5-3			6-3	4	0	1	0	0	0	1			
Vic Davallilo, L OBP: 0.312, SLG: 0.356 (1, 8)	4-3					E1 F7 SH3			CS 1B	4	1	2	0	0	0	1			
Woodie Held, R OBP: 0.325, SLG: 0.425 (7, 7)		F8	P3			F7			CS	4	1	1	0	0	0	2			
Lee Stange, R OBP: 0.179, SLG: 0.063 Gary Bell, R OBP: 0.412, SLG: 0.375 (8, 1)	F8			K		SH3			SH 1B FC6-4	2	0	0	1	0	1	0			
Inning Stats	R: 3 E: 0 K: 1 S: 9	H: 4 LOB: 1 BB: 0 P: 9	R: 0 E: 0 K: 0 S: 3	H: 1 LOB: 0 BB: 0 P: 3	R: 3 E: 0 K: 1 S: 8	H: 3 LOB: 1 BB: 1 P: 12	R: 0 E: 0 K: 1 S: 5	H: 0 LOB: 0 BB: 0 P: 5	R: 0 E: 0 K: 2 S: 8	H: 1 LOB: 1 BB: 0 P: 8	R: 0 E: 0 K: 0 S: 3	H: 0 LOB: 0 BB: 0 P: 3	R: 0 E: 0 K: 0 S: 3	H: 1 LOB: 2 BB: 1 P: 10	1B: 8 2B: 1 3B: 0 HR: 3	SF: 0 SAC: 2 DP: 0 HBP: 0	WP: 0 PA: 43 PB: 0 CS: 1		
PITCHER	IP	WLS	BF	H	R	ER	SO	BB	IBB	HBP	BLK	WP	HR	S	P	ERA	WHIP		
Don Rudolph, L ERA: 4.88 (1, 1)	2.0	L	10	5	3	3	1	0	0	0	0	0	1	12	12	13.50	2.500		
Alan Koch, R ERA: 5.37 (3, 1)	1.0		7	3	3	3	1	1	0	0	0	0	2	8	12	27.00	4.000		
Dave Stenhouse, R ERA: 4.99 (4, 1)	3.0		11	1	1	0	3	0	0	0	0	0	0	17	17	0.00	0.333		
Bennie Daniels, R ERA: 4.33 (7, 1)	2.0		6	1	0	0	0	0	0	0	0	0	0	6	6	0.00	0.500		
Jim Hannan, R ERA: 3.92 (9, 1)	1.0		7	2	2	2	0	0	1	0	0	0	0	6	10	18.00	2.000		
Batter	1	2	3	4	5	6	7	8	9	AB	R	H	RBI	BB	SO	LOB	BOTTOM		
Don Blasingame, L OBP: 0.310, SLG: 0.313 (1, 4)	L3		K			F5			BB BB	3	0	0	0	1	1	0	Cleveland Indians @ Washington Senators D.C. Stadium, Washington, DC Wed Sep 02 1964, 7:05 PM EDT Att: 2,540 - Unknown AB 30 R 0 H 2 RBI 0 BB 4 SO 11 LOB 14 		
Joe Cunningham, L OBP: 0.397, SLG: 0.281 Jim Hannan, R OBP: 0.143, SLG: 0.150 (1, 3) (9, 1)	F8			4-3					BB BB	3	0	1	0	1	0	0			
Jim King, L OBP: 0.340, SLG: 0.425 (1, 9)	BB			4-3		1B			BB	0	0	0	0	0	0	0			
Don Lock, R OBP: 0.348, SLG: 0.462 (1, 8)	F8			4-3		4-3			F8	3	0	0	0	1	0	3			
Willie Kirkland, L OBP: 0.277, SLG: 0.324 (1, 7)	F9			5-3		K 1B			1-3	4	0	0	0	0	1	3			
Mike Brumley, L OBP: 0.305, SLG: 0.301 (1, 2)	4-3				BB	F9			K	3	0	0	0	1	2	1			
Don Zimmer, R OBP: 0.304, SLG: 0.420 (1, 5)	K				F9	1B			6-3	4	0	1	0	0	0	1			
John Kennedy, R OBP: 0.286, SLG: 0.343 (1, 6)	K				K	K			P6	4	0	0	0	0	3	3			
Don Rudolph, L ERA: 4.15, SLG: 0.083 (3, 1) Alan Koch, R ERA: 5.37, SLG: 0.307 (3, 1) Fred Valentine, R ERA: 5.37, SLG: 0.359 (4, 1) Dave Stenhouse, R ERA: 4.99, SLG: 0.359 (4, 1) Dick Phillips, L ERA: 5.29, SLG: 0.358 (7, 1) Bennie Daniels, R ERA: 4.33, SLG: 0.211 (7, 1) Roy Sievers, R ERA: 6.00, SLG: 0.315 (9, 3)	K				K2-3	F7			K	0	0	0	0	0	0	0			
Inning Stats	R: 0 E: 0 K: 0 S: 3	H: 0 LOB: 1 BB: 1 P: 7	R: 0 E: 0 K: 1 S: 5	H: 0 LOB: 0 BB: 0 P: 5	R: 0 E: 0 K: 3 S: 9	H: 0 LOB: 0 BB: 0 P: 9	R: 0 E: 0 K: 0 S: 3	H: 0 LOB: 0 BB: 0 P: 3	R: 0 E: 0 K: 0 S: 4	H: 1 LOB: 1 BB: 0 P: 4	R: 0 E: 0 K: 4 S: 13	H: 1 LOB: 2 BB: 0 P: 13	R: 0 E: 0 K: 1 S: 5	H: 0 LOB: 2 BB: 2 P: 13	R: 0 E: 0 K: 1 S: 5	H: 0 LOB: 0 BB: 0 P: 5	1B: 2 2B: 0 3B: 0 HR: 0	SF: 0 SAC: 0 DP: 0 HBP: 0	WP: 0 PA: 34 PB: 1 CS: 0
PITCHER	IP	WLS	BF	H	R	ER	SO	BB	IBB	HBP	BLK	WP	HR	S	P	ERA	WHIP		
Lee Stange, R ERA: 4.31 (1, 1)	7.1	W	29	2	0	0	10	4	0	0	0	0	0	45	61	0.00	0.818		
Gary Bell, R ERA: 4.4 (8, 1)	1.2	S	5	0	0	0	1	0	0	0	0	0	0	7	7	0.00	0.000		

Batter	1	2	3	4	5	6	7	8	9	AB	R	H	RBI	BB	SO	LOB	TOP					
Chico Salmon, R OBP: 0.349, SLG: 0.432 (1, 9)	0-0 5-3		0-0 L6-3			0-3 K		0-0 1B		4	1	1	0	0	1	1	Cleveland Indians @ Chicago White Sox Comiskey Park, Chicago, IL Sat Sep 05 1964, 4:33 AM EDT Att: 10,593 - Unknown					
Dick Howser, R OBP: 0.329, SLG: 0.319 (1, 6)	0-0 4-3		4-0 BB			0-0 1-3		0-0 1B		3	0	1	2	1	0	0						
Fred Whitfield, L OBP: 0.301, SLG: 0.431 (1, 3)	0-0 4-3		0-3 K			0-0 F7		0-3 K		4	0	0	0	0	2	2						
Leon Wagner, L OBP: 0.330, SLG: 0.468 (1, 7)		0-0 F6		0-0 F6		0-3 K		0-0 E 1B		4	0	1	0	0	1	0						
Max Alvis, R OBP: 0.329, SLG: 0.460 (1, 5)		4-0 S BB		0-0 5-3		0-0 5-3		0-0 E 1B		3	0	1	0	1	0	0						
Vic Davallio, L OBP: 0.309, SLG: 0.352 (1, 8)		0-3 K		0-0 F5		0-0 1-3		0-0 F7		4	0	0	0	0	1	3						
Joe Azcue, R OBP: 0.315, SLG: 0.365 (1, 2)		4-0 BB		4-0 CS BB		0-0 6-3		0-0 E4		2	0	0	0	2	0	2						
Woodie Held, R Pedro Ramos, S Ted Abernathy, R Vern Fuller, R Gary Bell, R Bob Chance, L OBP: 0.325, SLG: 0.423 OBP: 0.226, SLG: 0.333 OBP: 0.375, SLG: 0.375 OBP: 0.365, SLG: 0.466 (1, 4) (5, 1) (7, 1) (5, PH) (8, 1) (8, 1) (9, PH)		0-3 K		0-3 K		0-0 1-3		0-0 K		2	0	0	0	0	2	3						
Sonny Siebert, R OBP: 0.243, SLG: 0.389 (1, 1)			0-0 L6-3 1B		0-3 K		0-0 2B 1B		0-3 K		1	0	1	0	0	0						
Tito Francona, L OBP: 0.375, SLG: 0.379 (5, PH)					0-3 K		0-3 K		0-3 K		3	1	1	0	0	2						
Inning Stats	R: 0 E: 0 K: 0 S: 3	H: 0 LOB: 0 BB: 0 P: 3	R: 0 E: 0 K: 2 S: 7	H: 0 LOB: 2 BB: 2 P: 15	R: 0 E: 0 K: 1 S: 5	H: 1 LOB: 1 BB: 1 P: 9	R: 0 E: 0 K: 0 S: 3	H: 0 LOB: 0 BB: 0 P: 3	R: 0 E: 0 K: 2 S: 6	H: 0 LOB: 1 BB: 1 P: 10	R: 0 E: 0 K: 1 S: 5	H: 0 LOB: 0 BB: 0 P: 5	R: 0 E: 0 K: 1 S: 5	H: 0 LOB: 0 BB: 0 P: 5	R: 2 E: 0 K: 1 S: 8	H: 3 LOB: 1 BB: 0 P: 8	R: 0 E: 1 K: 2 S: 10	H: 2 LOB: 3 BB: 0 P: 10	1B: 5 2B: 3 3B: 0 HR: 0	SF: 0 SAC: 0 DP: 2 HBP: 0	WP: 0 PB: 0 SB: 1 CS: 1	PA: 36
PITCHER Joe Horlen, R ERA: 2.18 (1, 1)	IP: 9.0 WLS: W BF: 36 H: 6 R: 2 ER: 2 SO: 10 BB: 4 IBB: 0 HBP: 0 BLK: 0 WP: 0 HR: 0 S: 52 P: 68 ERA: 2.00 WHIP: 1.111															PITCHER						

Batter	1	2	3	4	5	6	7	8	9	AB	R	H	RBI	BB	SO	LOB	BOTTOM			
Tom McCraw, L OBP: 0.325, SLG: 0.377 (1, 7)	0-3 K		0-0 1B		0-0 1B		0-0 G3		0-0 F9		5	1	2	0	0	1	0			
Al Weis, S OBP: 0.302, SLG: 0.316 (1, 4)	0-3 K		0-0 F8		0-0 E S 1B		0-0 HBP 1B		0-0 F6		5	2	2	1	0	1	1			
Floyd Robinson, L OBP: 0.376, SLG: 0.419 (1, 9)	0-0 F7			0-0 3-1		0-0 1H 1B		1-0 1B HBP		3	1	1	1	0	0	0				
Pete Ward, L OBP: 0.365, SLG: 0.490 Don Buford, S OBP: 0.335, SLG: 0.358 (1, 5) (7, PR) (8, 5)		0-0 HR		0-0 F9		0-0 1-2 1B		0-0 1B FC4-6 1B		4	1	2	2	0	0	1				
Bill Skowron, R OBP: 0.327, SLG: 0.440 Mike Hershberger, R OBP: 0.313, SLG: 0.289 (1, 3) (8, 9)		0-0 5-3		0-0 F7		0-0 2B 2B 1B		0-0 FC4-6 1B		4	1	2	1	0	0	1				
Ron Hansen, R OBP: 0.344, SLG: 0.407 (1, 6)		0-0 6-3		0-0 2B 2B		0-0 K		0-0 FC4-6 1B		4	1	2	0	0	1	1				
Gene Stephens, L OBP: 0.340, SLG: 0.362 (1, 8)		0-0 5-3		0-0 2B		0-0 4-3		0-0 FC4-6		4	0	1	3	0	0	2				
J.C. Martin, L OBP: 0.244, SLG: 0.288 (1, 2)			0-3 K		0-0 IBB		0-0 1-3		0-0 F4		3	0	0	0	1	1				
Joe Horlen, R OBP: 0.182, SLG: 0.167 (1, 1)			0-0 G3		0-0 1-3		0-0 4-3		0-0 L4		4	0	0	0	0	2				
Inning Stats	R: 0 E: 0 K: 2 S: 7	H: 0 LOB: 0 BB: 0 P: 7	R: 1 E: 0 K: 0 S: 4	H: 1 LOB: 0 BB: 0 P: 4	R: 0 E: 0 K: 1 S: 6	H: 1 LOB: 1 BB: 0 P: 6	R: 2 E: 0 K: 0 S: 6	H: 3 LOB: 2 BB: 1 P: 10	R: 2 E: 0 K: 1 S: 8	H: 3 LOB: 1 BB: 0 P: 8	R: 0 E: 0 K: 0 S: 3	H: 0 LOB: 0 BB: 0 P: 3	R: 3 E: 0 K: 0 S: 7	H: 4 LOB: 2 BB: 0 P: 8	R: 0 E: 0 K: 0 S: 3	H: 0 LOB: 0 BB: 0 P: 3	1B: 8 2B: 2 3B: 1 HR: 1	SF: 0 SAC: 0 DP: 0 HBP: 1	WP: 0 PB: 0 SB: 1 CS: 0	PA: 38
PITCHER Sonny Siebert, R ERA: 3.09 Pedro Ramos, R ERA: 5.14 Ted Abernathy, R ERA: 4.07 Gary Bell, R ERA: 4.35 (1, 1) (5, 1) (7, 1) (8, 1)	IP: 4.0 WLS: L BF: 18 H: 5 R: 5 ER: 5 SO: 3 BB: 0 IBB: 0 HBP: 1 BLK: 0 WP: 0 HR: 1 S: 23 P: 27 ERA: 6.75 WHIP: 1.250															PITCHER				

Cleveland Indians @ Chicago White Sox
Comiskey Park, Chicago, IL
Sat Sep 05 1964, 4:33 AM EDT
Att: 10,593 - Unknown

AB 32
R 2
H 6
RBI 2
BB 4
SO 10
LOB 18



Cleveland Indians @ Chicago White Sox
Comiskey Park, Chicago, IL
Sat Sep 05 1964, 4:33 AM EDT
Att: 10,593 - Unknown


AB 36
R 8
H 12
RBI 8
BB 1
SO 4
LOB 10



Batter	1	2	3	4	5	6	7	8	9	AB	R	H	RBI	BB	SO	LOB	TOP			
Chico Salmon, R OBP: 0.343, SLG: 0.424 (1, 9)	0-0 4-3 1			0-3 K 1			0-3 K 1	0-0 F7 3		4	0	0	0	0	2	2				
Dick Howser, R OBP: 0.330, SLG: 0.321 (1, 6)	0-0 L6 2			0-0 F7 2			0-0 BB 1B 1B		0-0 FC2-5 1B 1B	4	0	2	0	0	0	0				
Bob Chance, L OBP: 0.367, SLG: 0.465 (1, 3)	0-0 5-3 3			0-3 K 3			4-0 1-2 BB		0-0 WP FC2-5 SF8 1B	3	1	1	0	1	1	0				
Leon Wagner, L OBP: 0.328, SLG: 0.465 Billy Moran, R OBP: 0.299, SLG: 0.291 (1, 7) (9, 4)		0-3 K 1			0-0 F8 1		0-3 K 2		0-0 FC2-5 SF8 WP 1B	4	1	0	0	0	2	4				
Max Alvis, R OBP: 0.328, SLG: 0.455 (1, 5)	0-0 6-3 2			0-0 5-3 2			0-0 F9 3		4-0 WP 1B 1-2 2-3 IBB	3	0	0	0	1	0	2				
Joe Azzue, R OBP: 0.314, SLG: 0.365 (1, 2)	0-3 K 3			0-0 L6 3					0-0 1B 1B SF8	3	0	1	1	0	1	0				
Vic Davallio, L OBP: 0.310, SLG: 0.353 (1, 8)			0-3 K 1			0-0 F6 1		0-0 1B 1B 2-3 3-H	0-0 WP 1B 1-2 3-H	4	0	2	1	0	1	0				
Woodie Held, R OBP: 0.322, SLG: 0.418 (1, 4) (9, 7)			0-0 5-3 2			0-0 F8 2		0-0 F3 1	0-3 K 3	4	0	0	0	0	1	4				
Jack Kralick, L OBP: 0.186, SLG: 0.175 (1, 1)			0-3 K 3			0-3 K 3		0-3 K 2		3	0	0	0	0	3	2				
Inning Stats	R: 0 E: 0 K: 0 S: 3	H: 0 LOB: 0 BB: 0 P: 3	R: 0 E: 0 K: 2 S: 7	H: 0 LOB: 0 BB: 0 P: 7	R: 0 E: 0 K: 2 S: 7	H: 0 LOB: 0 BB: 0 P: 7	R: 0 E: 0 K: 2 S: 7	H: 0 LOB: 0 BB: 0 P: 7	R: 0 E: 0 K: 1 S: 5	H: 0 LOB: 0 BB: 0 P: 5	R: 0 E: 0 K: 2 S: 8	H: 1 LOB: 2 BB: 1 P: 12	R: 0 E: 0 K: 1 S: 7	H: 2 LOB: 2 BB: 1 P: 7	R: 2 E: 0 K: 1 S: 8	H: 3 LOB: 2 BB: 1 P: 12	1B: 6 2B: 0 3B: 0 HR: 0	SF: 1 SAC: 0 DP: 0 HBP: 0	WP: 2 PA: 35	
PITCHER	IP WLS BF H R ER SO BB IBB HBP BLK WP HR S P ERA WHIP	IP WLS BF H R ER SO BB IBB HBP BLK WP HR S P ERA WHIP	IP WLS BF H R ER SO BB IBB HBP BLK WP HR S P ERA WHIP	IP WLS BF H R ER SO BB IBB HBP BLK WP HR S P ERA WHIP	IP WLS BF H R ER SO BB IBB HBP BLK WP HR S P ERA WHIP	IP WLS BF H R ER SO BB IBB HBP BLK WP HR S P ERA WHIP	IP WLS BF H R ER SO BB IBB HBP BLK WP HR S P ERA WHIP	IP WLS BF H R ER SO BB IBB HBP BLK WP HR S P ERA WHIP	IP WLS BF H R ER SO BB IBB HBP BLK WP HR S P ERA WHIP	IP WLS BF H R ER SO BB IBB HBP BLK WP HR S P ERA WHIP	IP WLS BF H R ER SO BB IBB HBP BLK WP HR S P ERA WHIP	IP WLS BF H R ER SO BB IBB HBP BLK WP HR S P ERA WHIP	IP WLS BF H R ER SO BB IBB HBP BLK WP HR S P ERA WHIP	IP WLS BF H R ER SO BB IBB HBP BLK WP HR S P ERA WHIP	IP WLS BF H R ER SO BB IBB HBP BLK WP HR S P ERA WHIP	IP WLS BF H R ER SO BB IBB HBP BLK WP HR S P ERA WHIP	IP WLS BF H R ER SO BB IBB HBP BLK WP HR S P ERA WHIP	IP WLS BF H R ER SO BB IBB HBP BLK WP HR S P ERA WHIP	IP WLS BF H R ER SO BB IBB HBP BLK WP HR S P ERA WHIP	
Gary Peters, L ERA: 2.42 Hoyt Wilhelm, R ERA: 2.53 (1, 1) (9, 1)	8.2 L 34 6 2 2 10	0.1 1 0 0 0 1																		

Cleveland Indians @ Chicago White Sox
Comiskey Park, Chicago, IL
Sun Sep 06 1964, 4:33 AM EDT
Unknown


AB 32
R 2
H 6
RBI 2
BB 2
SO 11
LOB 14





Batter	1	2	3	4	5	6	7	8	9	AB	R	H	RBI	BB	SO	LOB	BOTTOM				
Mike Hershberger, R OBP: 0.310, SLG: 0.286 (1, 8)	0-0 F9 1		0-0 F9 3			0-0 FC1-6 1B 1-2		0-0 F7 2		4	0	0	0	0	0	1					
Al Weis, S OBP: 0.301, SLG: 0.315 (1, 4)	0-0 F6 2			0-0 G6-3 1B		0-3 K		0-0 F7 3		4	0	1	0	0	1	1					
Floyd Robinson, L OBP: 0.377, SLG: 0.418 (1, 9)	4-0 BB			0-0 G6-3 1-2		0-0 1B			0-0 6-3 1	3	0	1	0	1	0	1					
Bill Skowron, R OBP: 0.326, SLG: 0.438 (1, 3)	0-0 F2 3			0-0 1B		0-0 5-3 3			0-0 F4 2	4	0	1	0	0	0	3					
Pete Ward, L OBP: 0.363, SLG: 0.485 (1, 5)		0-0 F9 1		0-0 4-3 3		0-3 K 1		0-0 F8 3		4	0	0	0	0	1	1					
Ron Hansen, R OBP: 0.343, SLG: 0.404 (1, 6)		0-0 F3 2			0-0 F2 1		0-0 F6 2			3	0	0	0	0	0	0					
Dave Nicholson, R OBP: 0.329, SLG: 0.360 (1, 7)		0-3 K 3			0-0 5-3 2		0-0 FC5-4 1B			3	0	1	0	0	1	0					
Jerry McNertney, R OBP: 0.283, SLG: 0.287 J.C. Martin, L OBP: 0.244, SLG: 0.288 (1, 2) (9, 2)			0-0 G3 1		0-0 F8 3		0-0 FC5-4 1-2			3	0	0	0	0	0	1					
Gary Peters, L OBP: 0.245, SLG: 0.374 Hoyt Wilhelm, R OBP: 0.222, SLG: 0.176 (1, 1) (9, 1)			0-3 K 2			4-0 FC1-6 BB		0-0 F9 1		2	0	0	0	1	1	0					
Inning Stats	R: 0 E: 0 K: 0 S: 3	H: 0 LOB: 1 BB: 1 P: 7	R: 0 E: 0 K: 1 S: 5	H: 0 LOB: 0 BB: 0 P: 5	R: 0 E: 0 K: 1 S: 5	H: 0 LOB: 0 BB: 0 P: 5	R: 0 E: 0 K: 0 S: 4	H: 2 LOB: 1 BB: 0 P: 4	R: 0 E: 0 K: 0 S: 3	H: 0 LOB: 0 BB: 0 P: 3	R: 0 E: 0 K: 1 S: 6	H: 1 LOB: 2 BB: 1 P: 10	R: 0 E: 0 K: 1 S: 6	H: 1 LOB: 1 BB: 0 P: 6	R: 0 E: 0 K: 0 S: 3	H: 0 LOB: 0 BB: 0 P: 3	R: 0 E: 0 K: 0 S: 3	H: 0 LOB: 0 BB: 0 P: 3	1B: 4 2B: 0 3B: 0 HR: 0	SF: 0 SAC: 0 DP: 1 HBP: 0	WP: 0 PA: 32
PITCHER	IP WLS BF H R ER SO BB IBB HBP BLK WP HR S P ERA WHIP	IP WLS BF H R ER SO BB IBB HBP BLK WP HR S P ERA WHIP	IP WLS BF H R ER SO BB IBB HBP BLK WP HR S P ERA WHIP	IP WLS BF H R ER SO BB IBB HBP BLK WP HR S P ERA WHIP	IP WLS BF H R ER SO BB IBB HBP BLK WP HR S P ERA WHIP	IP WLS BF H R ER SO BB IBB HBP BLK WP HR S P ERA WHIP	IP WLS BF H R ER SO BB IBB HBP BLK WP HR S P ERA WHIP	IP WLS BF H R ER SO BB IBB HBP BLK WP HR S P ERA WHIP	IP WLS BF H R ER SO BB IBB HBP BLK WP HR S P ERA WHIP	IP WLS BF H R ER SO BB IBB HBP BLK WP HR S P ERA WHIP	IP WLS BF H R ER SO BB IBB HBP BLK WP HR S P ERA WHIP	IP WLS BF H R ER SO BB IBB HBP BLK WP HR S P ERA WHIP	IP WLS BF H R ER SO BB IBB HBP BLK WP HR S P ERA WHIP	IP WLS BF H R ER SO BB IBB HBP BLK WP HR S P ERA WHIP	IP WLS BF H R ER SO BB IBB HBP BLK WP HR S P ERA WHIP	IP WLS BF H R ER SO BB IBB HBP BLK WP HR S P ERA WHIP	IP WLS BF H R ER SO BB IBB HBP BLK WP HR S P ERA WHIP	IP WLS BF H R ER SO BB IBB HBP BLK WP HR S P ERA WHIP	IP WLS BF H R ER SO BB IBB HBP BLK WP HR S P ERA WHIP		
Jack Kralick, L ERA: 2.99 (1, 1)	9.0 W 32 4 0 0 4																				

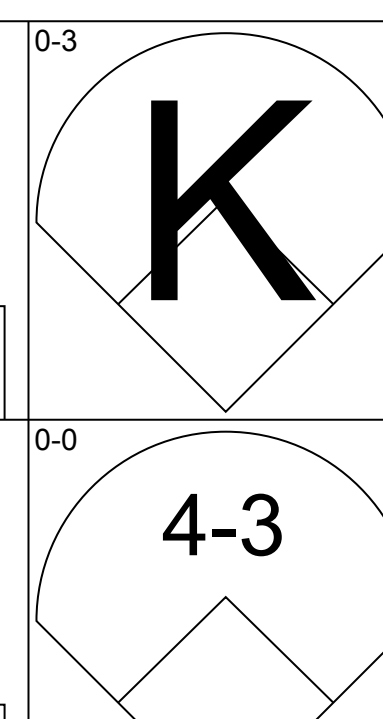
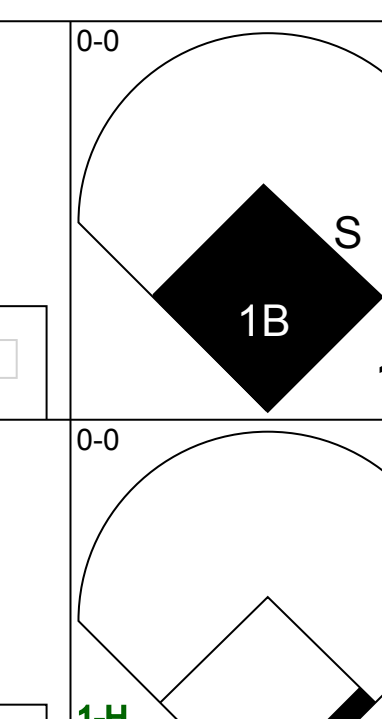
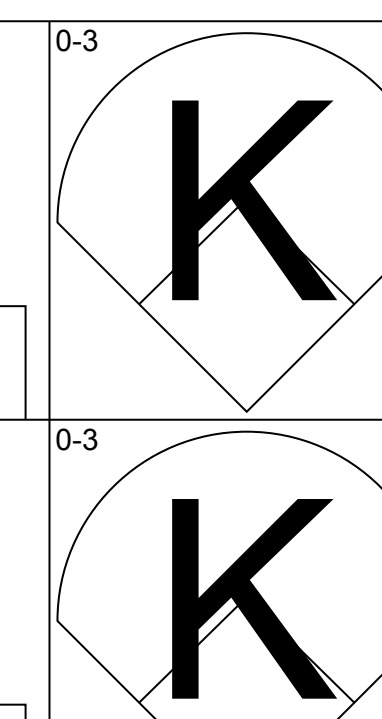
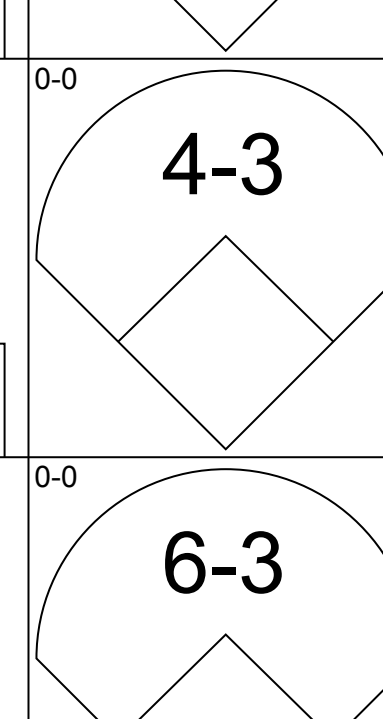
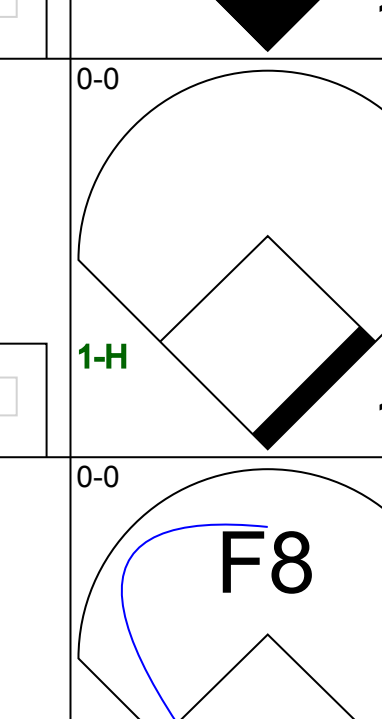
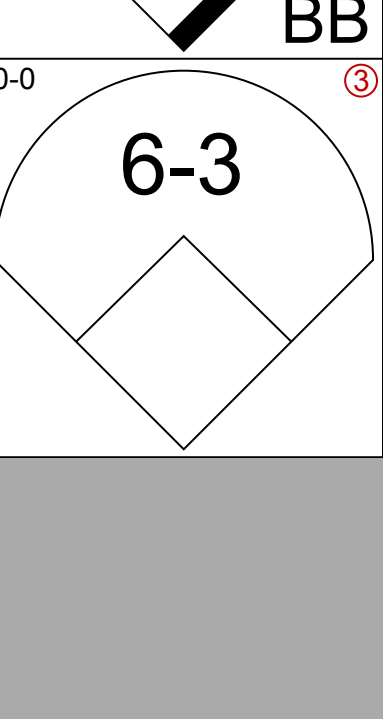
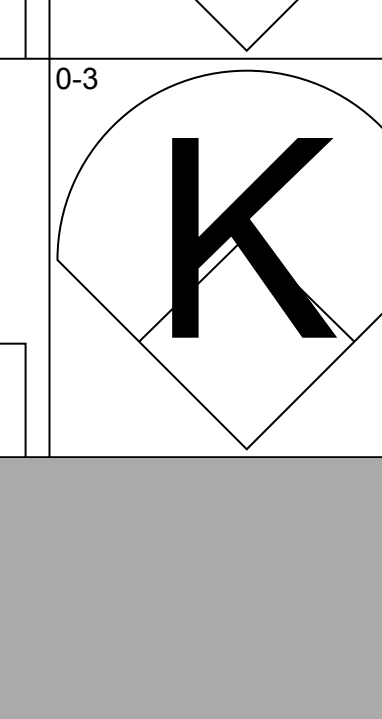
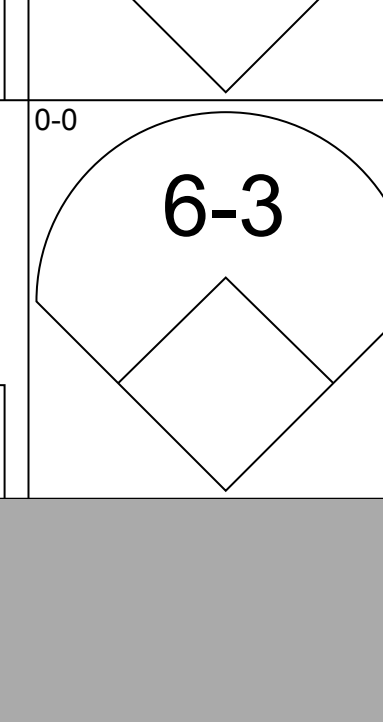
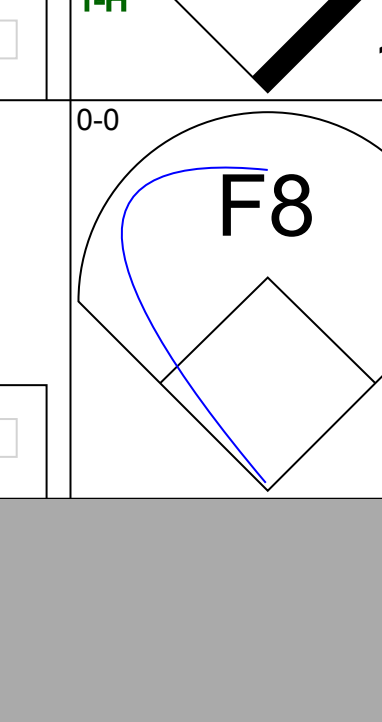
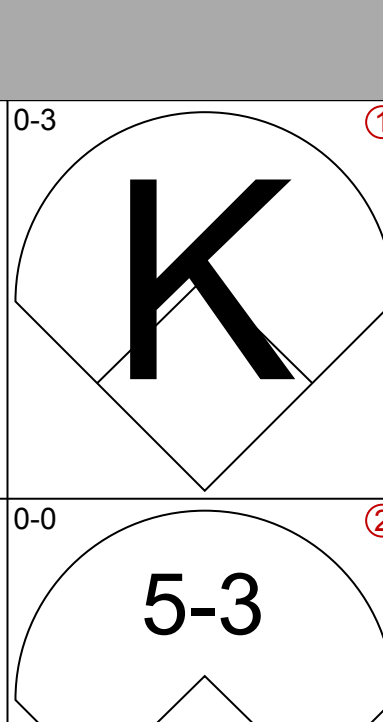
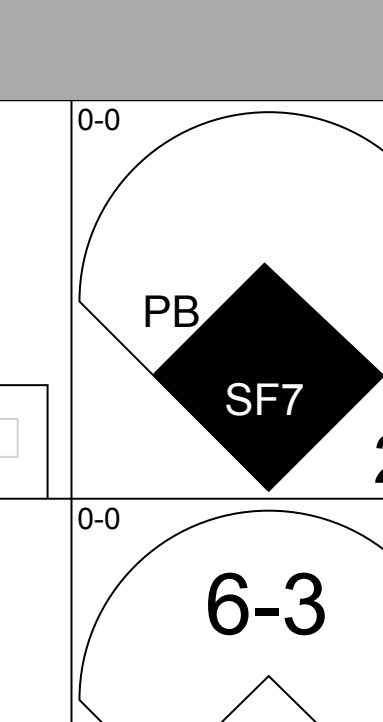
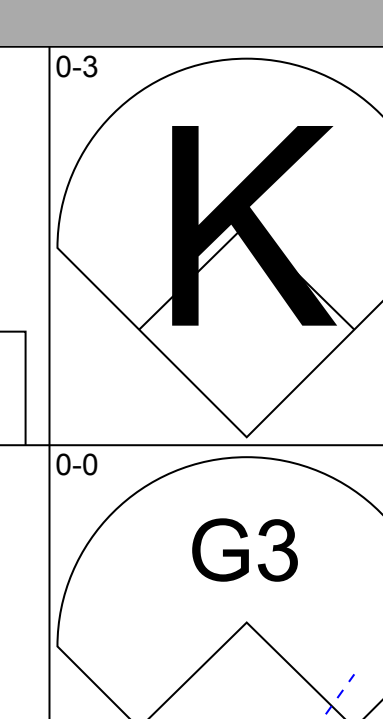
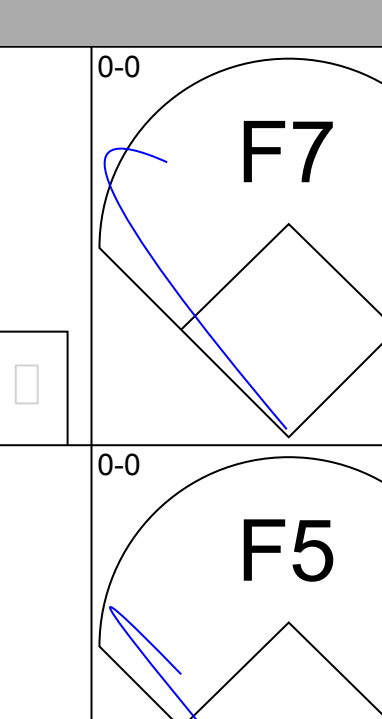
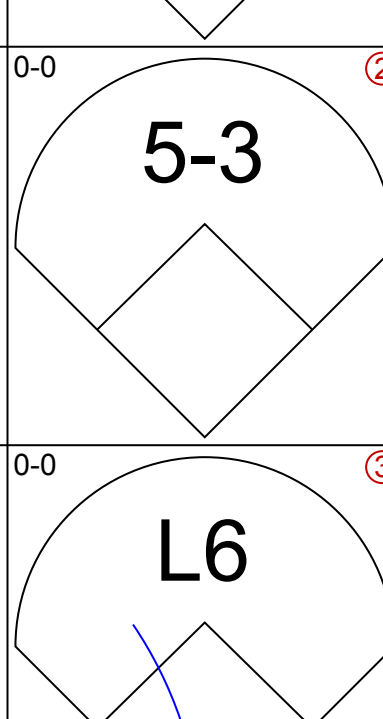
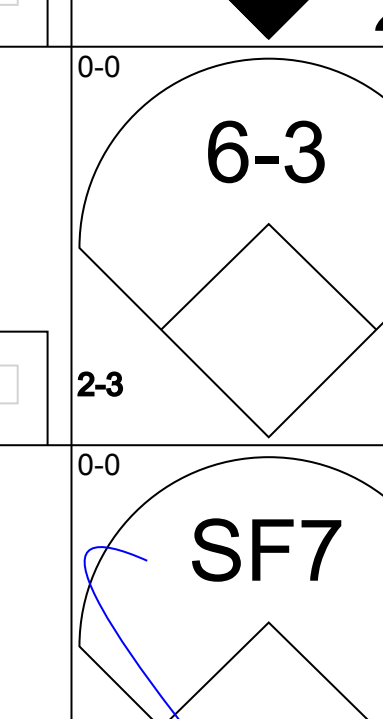
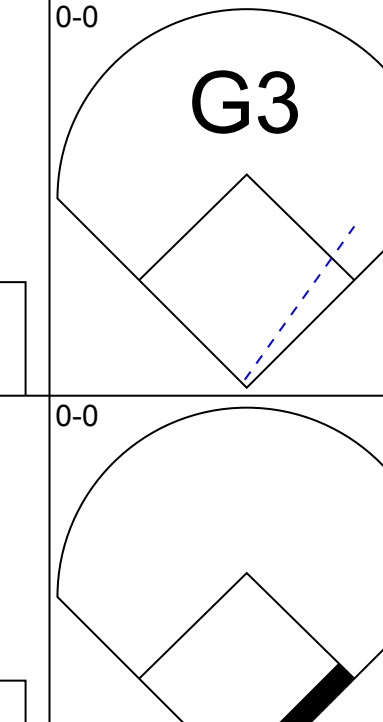
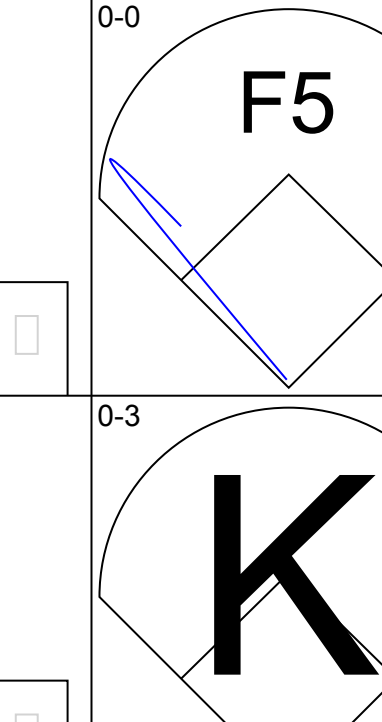
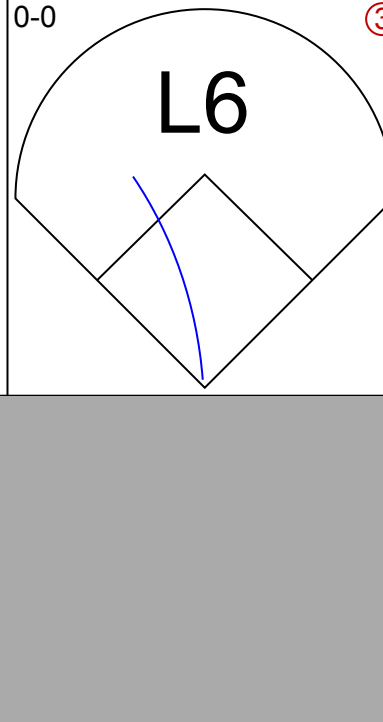
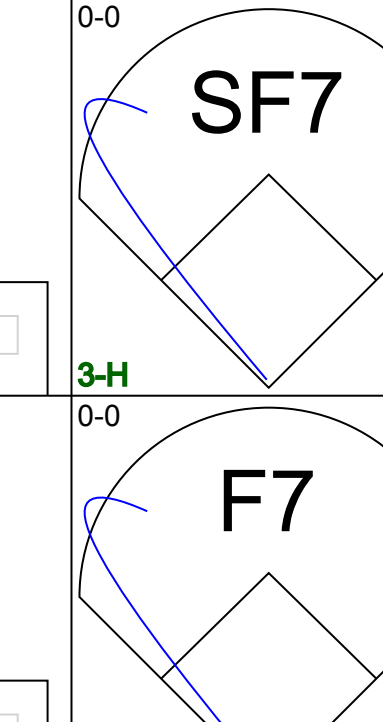
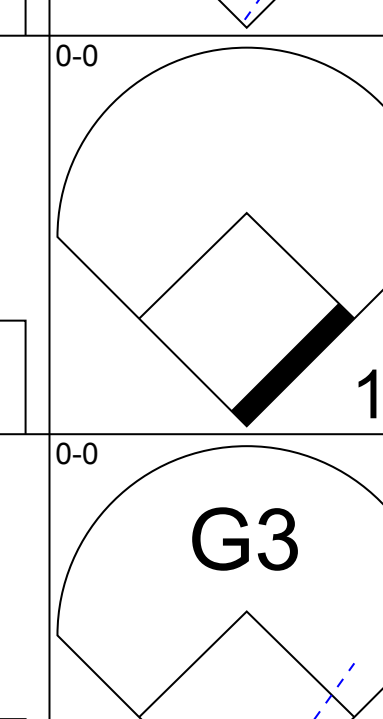
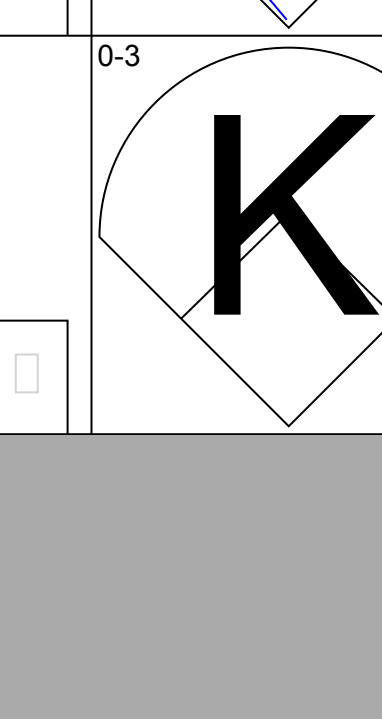
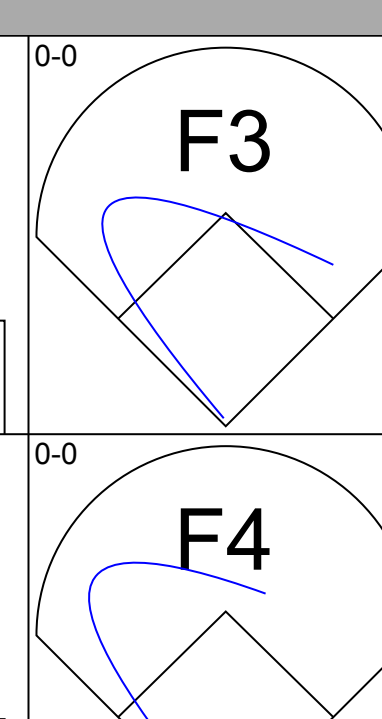
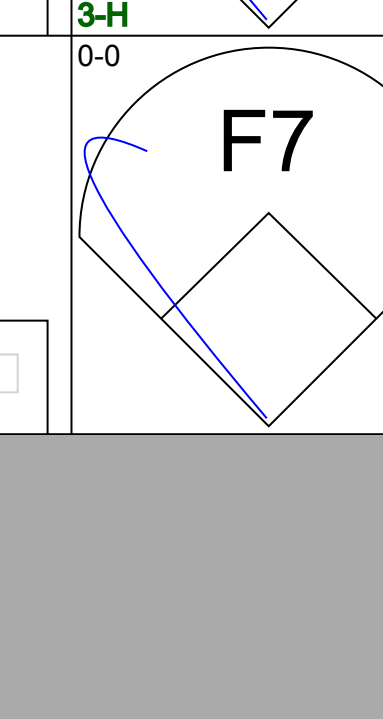
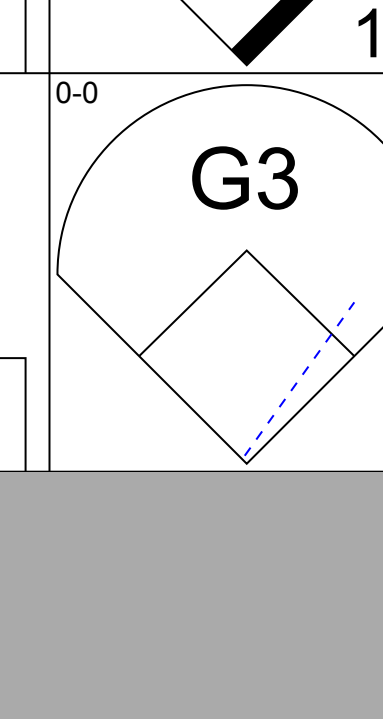
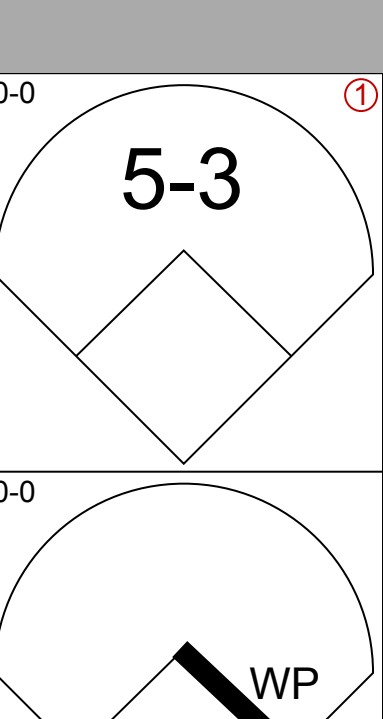
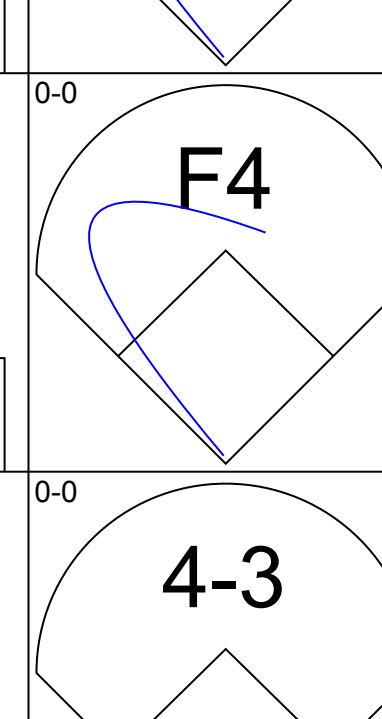
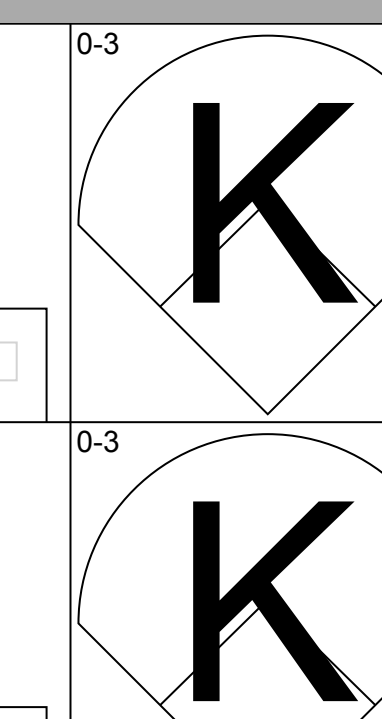
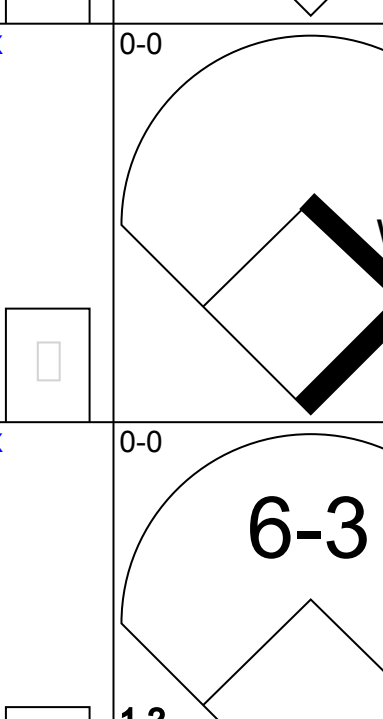
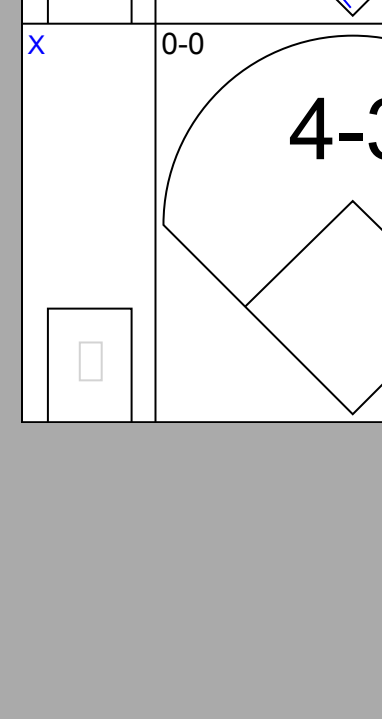
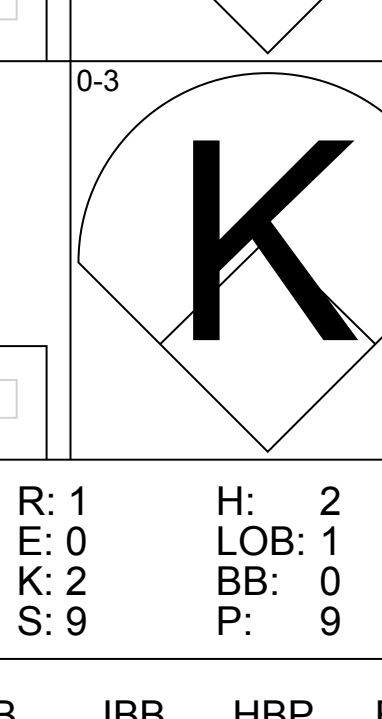
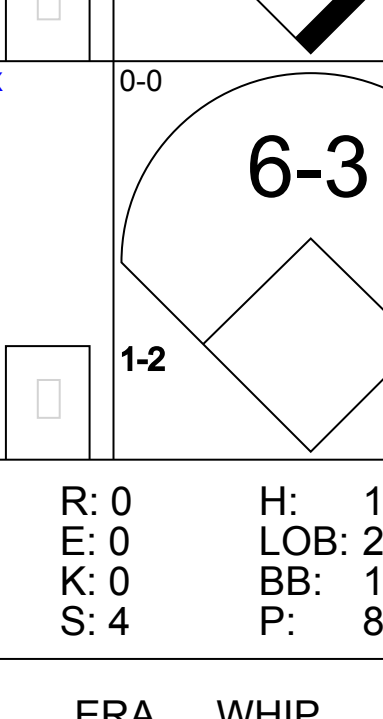
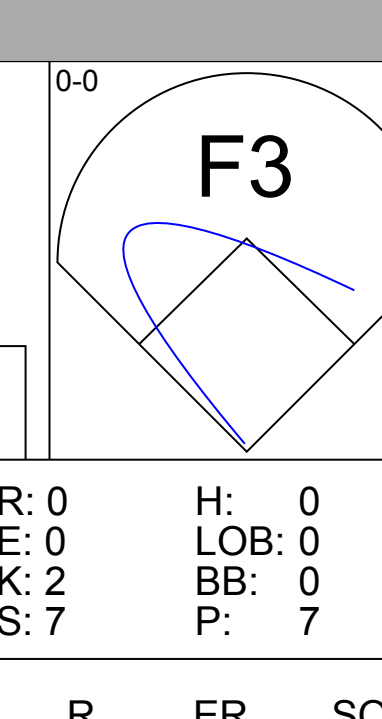
Cleveland Indians @ Chicago White Sox
Comiskey Park, Chicago, IL
Sun Sep 06 1964, 4:33 AM EDT
Unknown

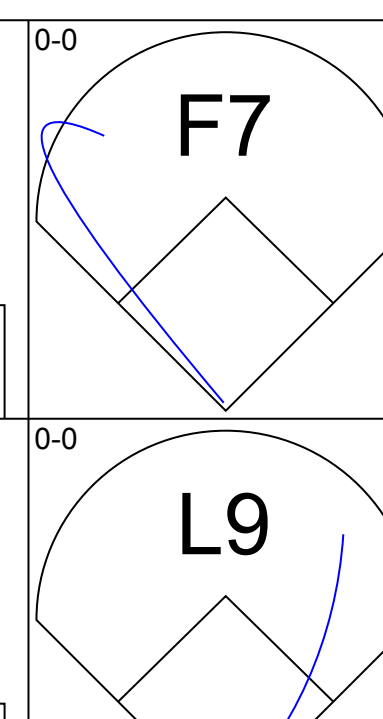
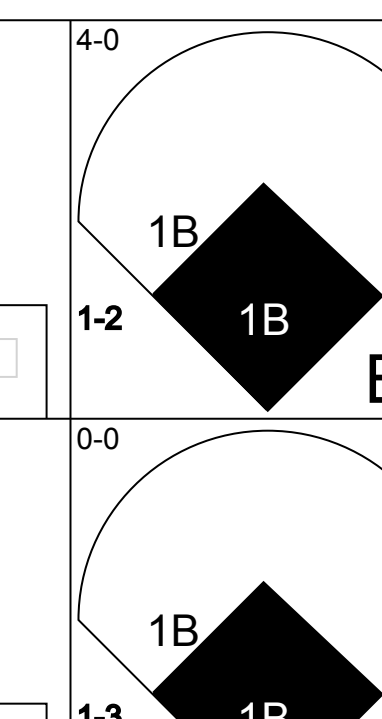
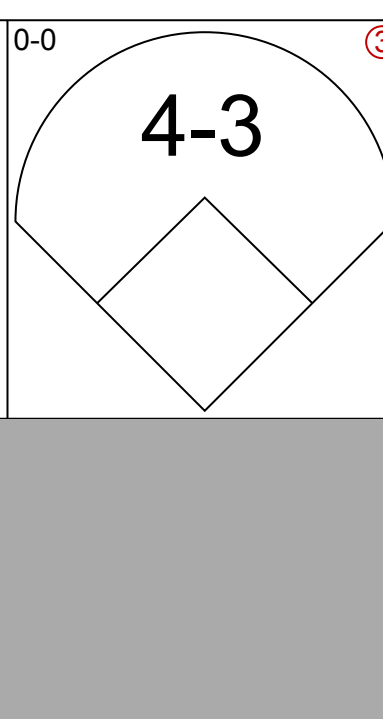
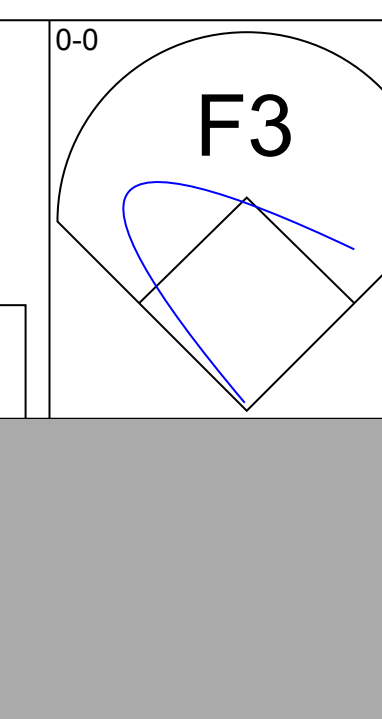
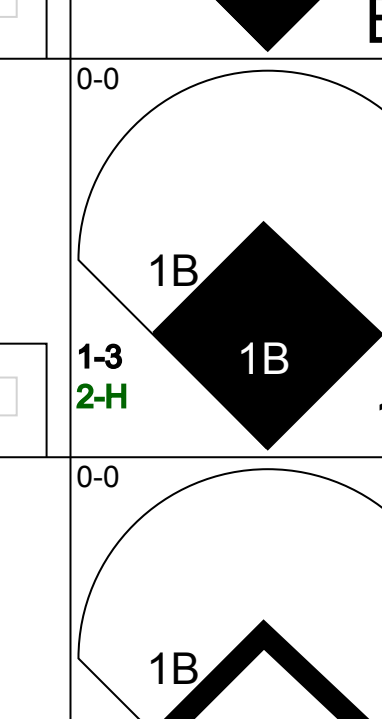
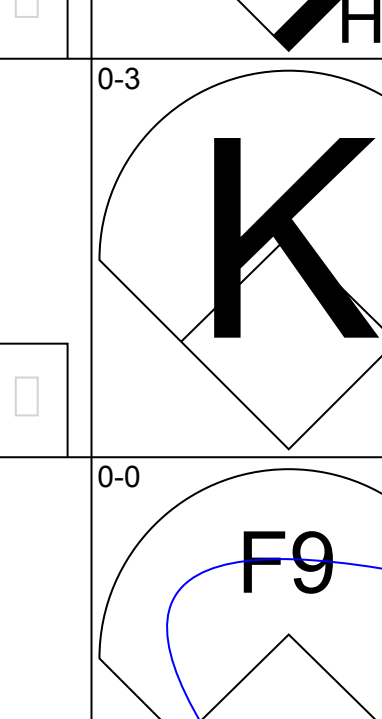
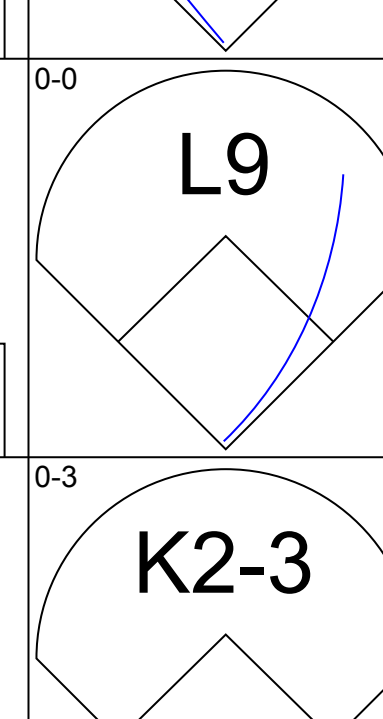
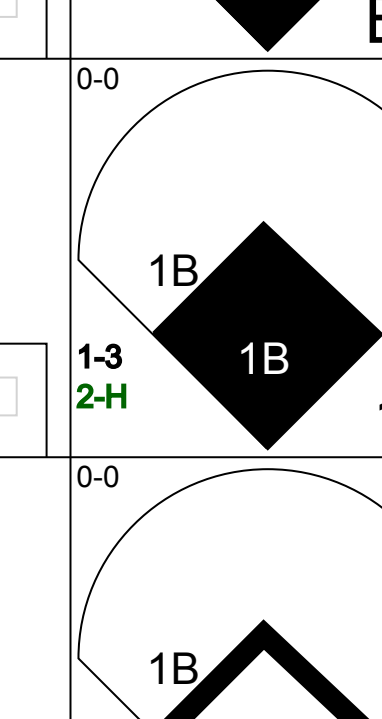
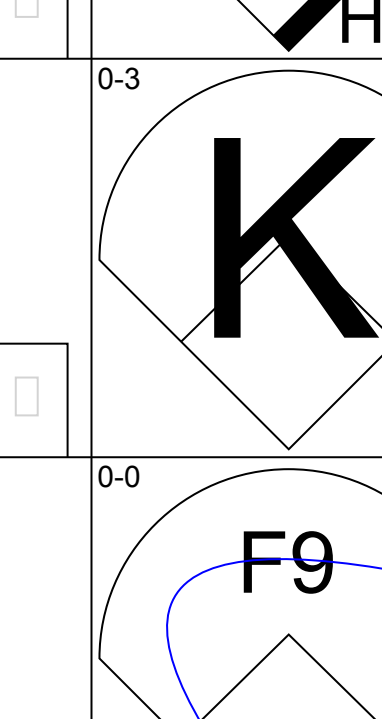
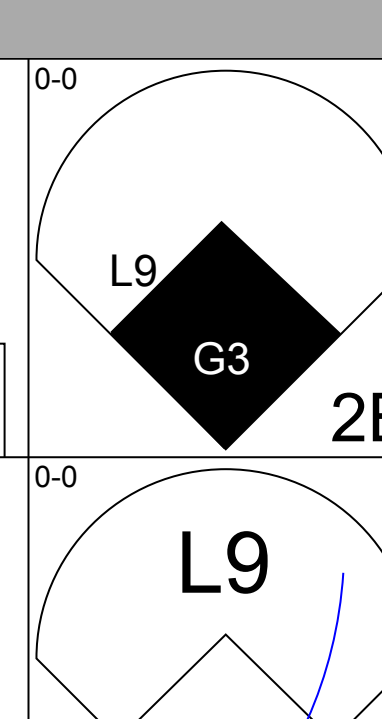
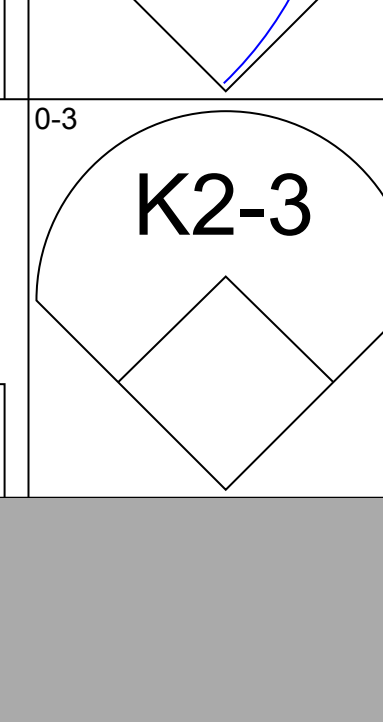
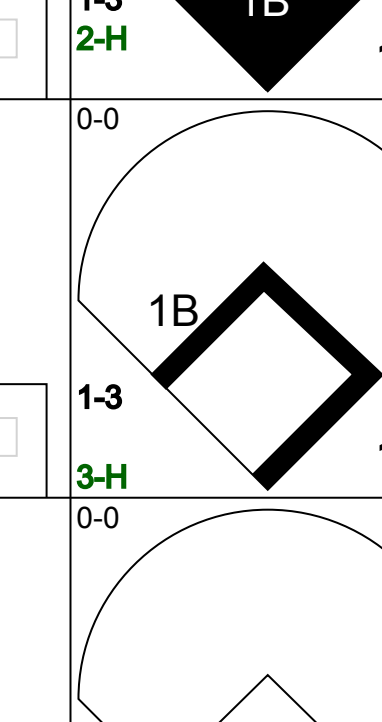
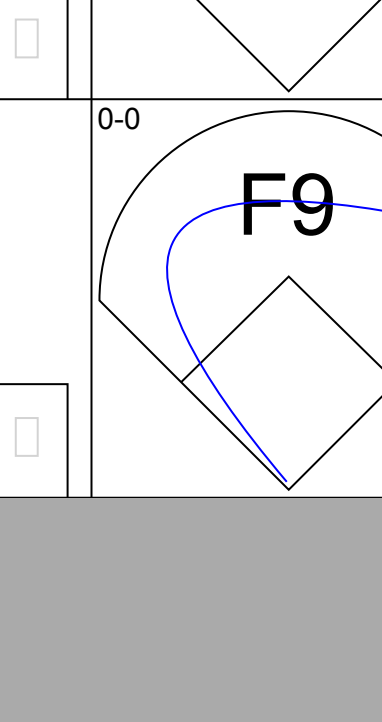
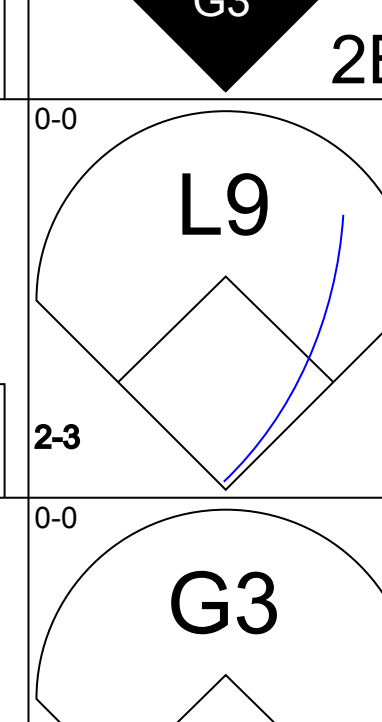
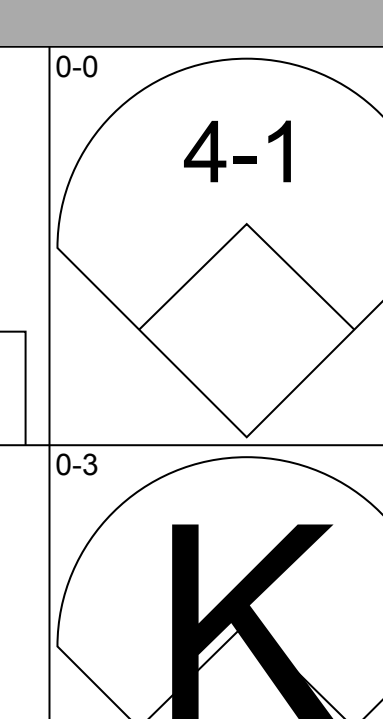
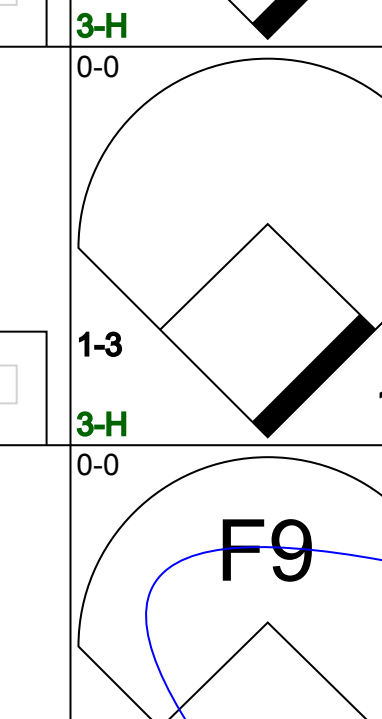
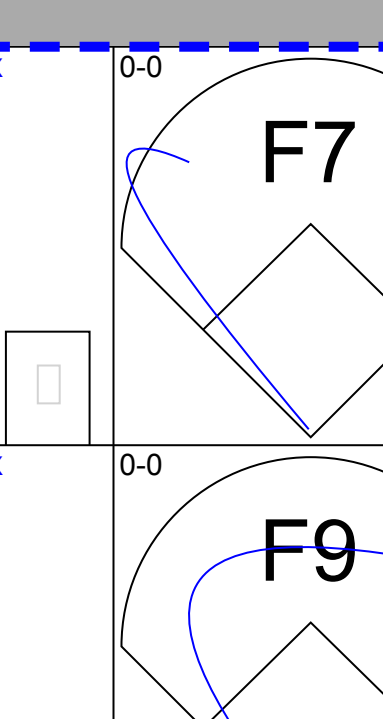
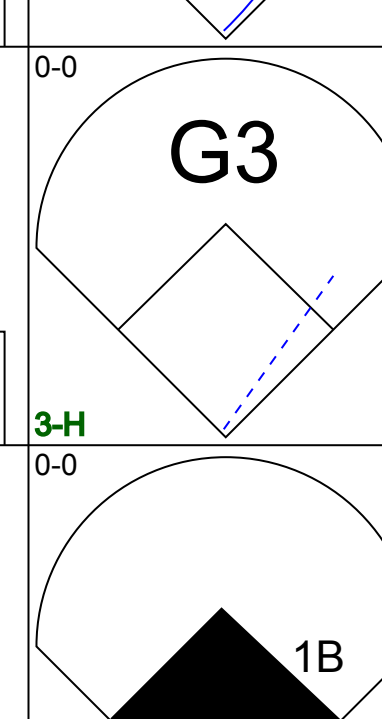
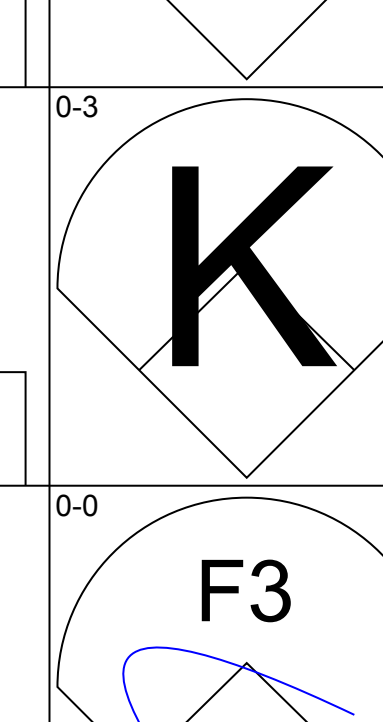
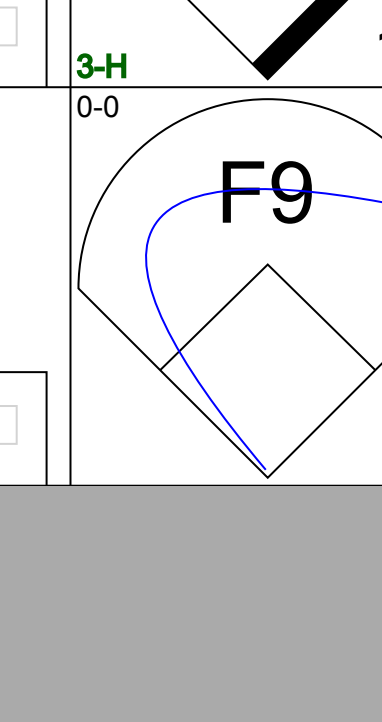
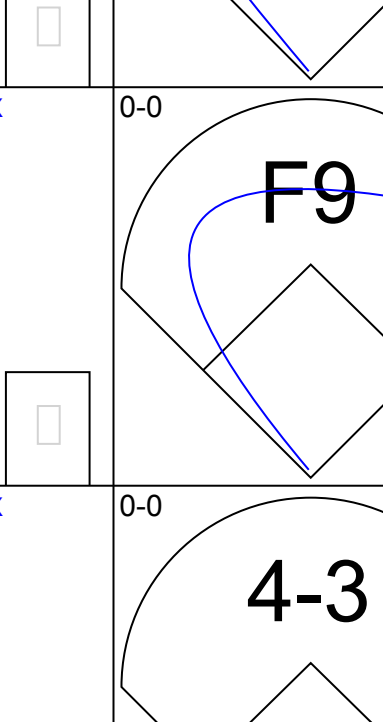
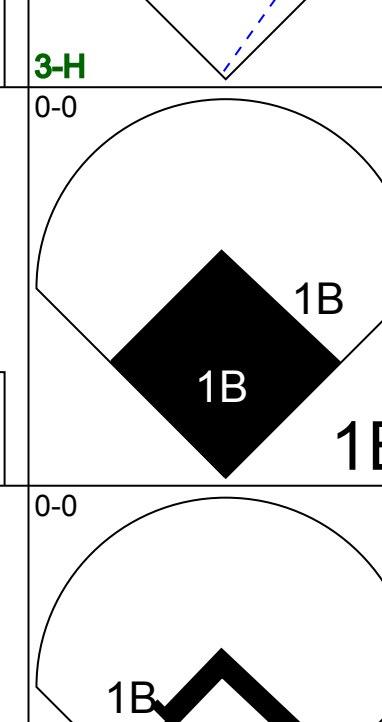

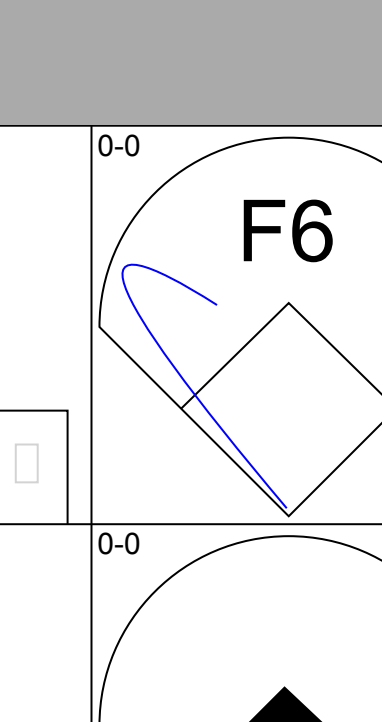
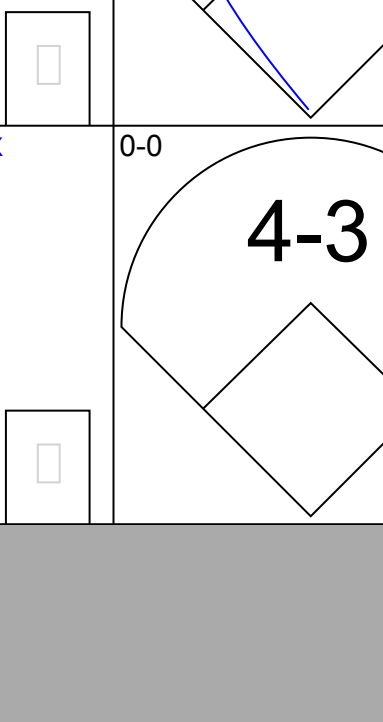
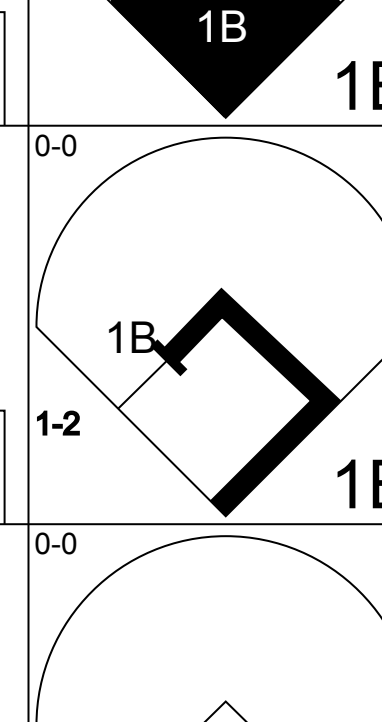
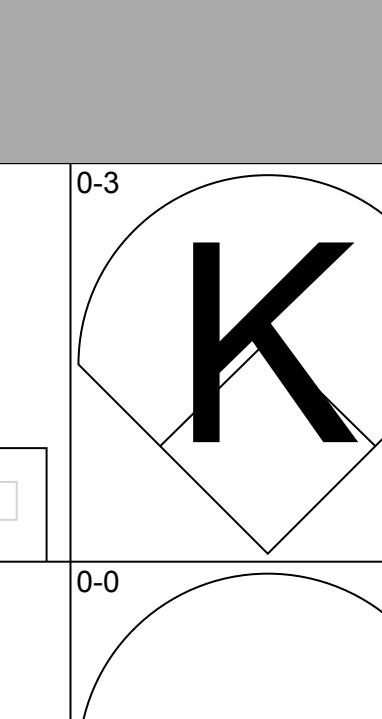
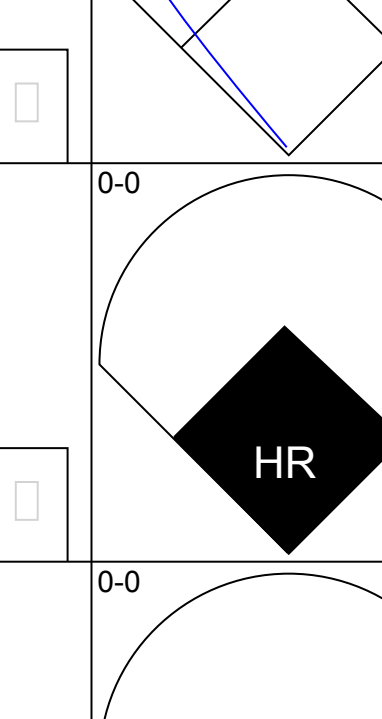
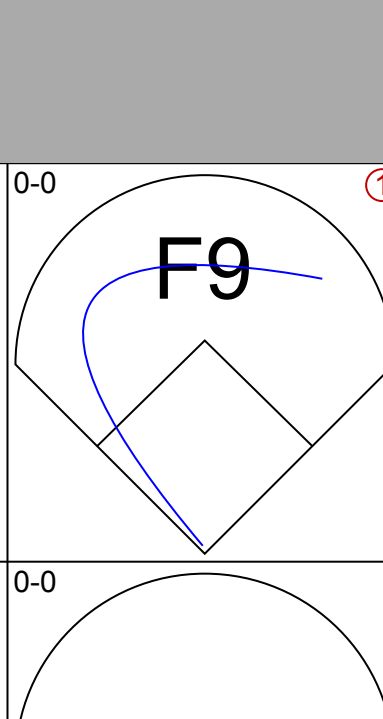
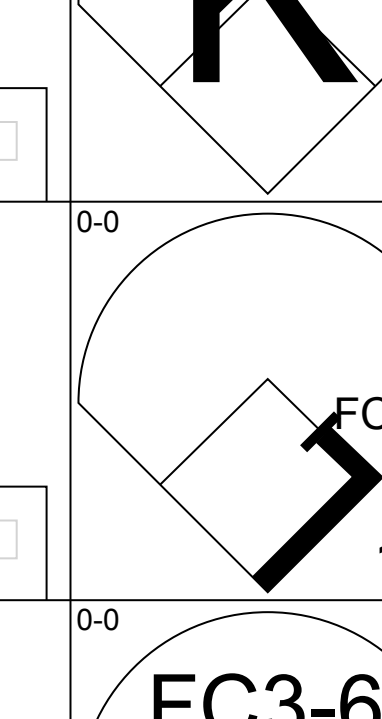
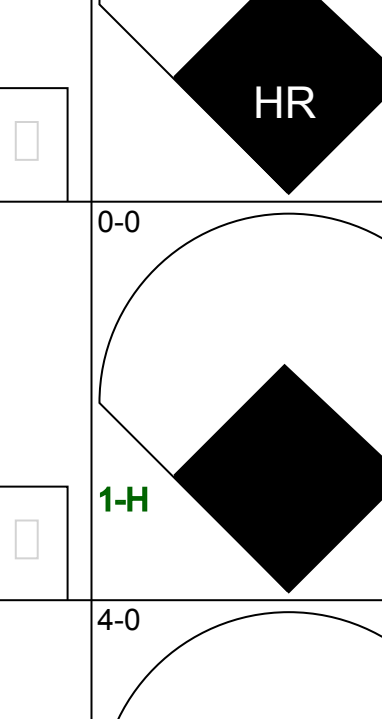
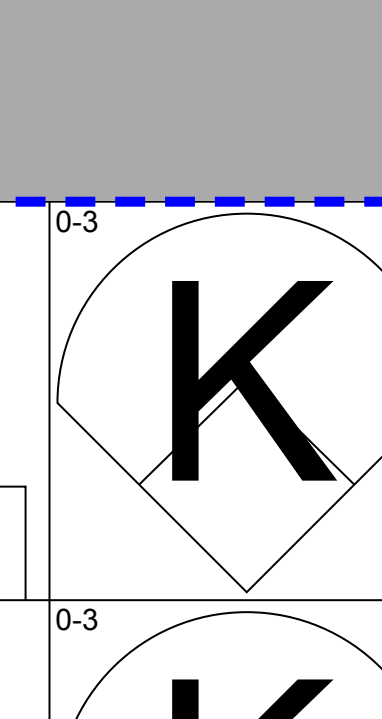
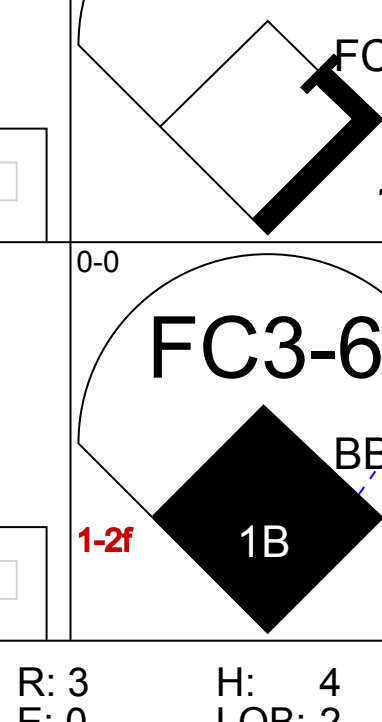
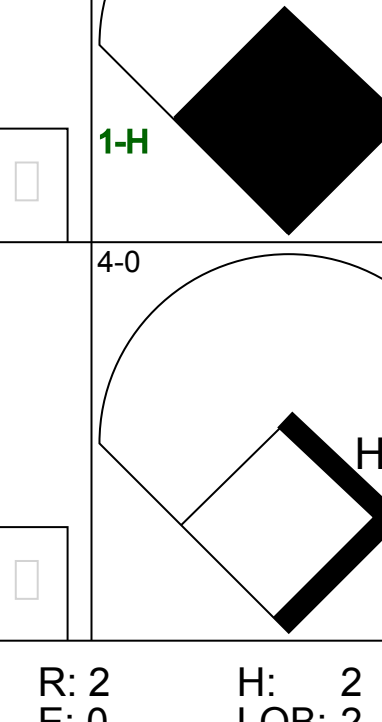
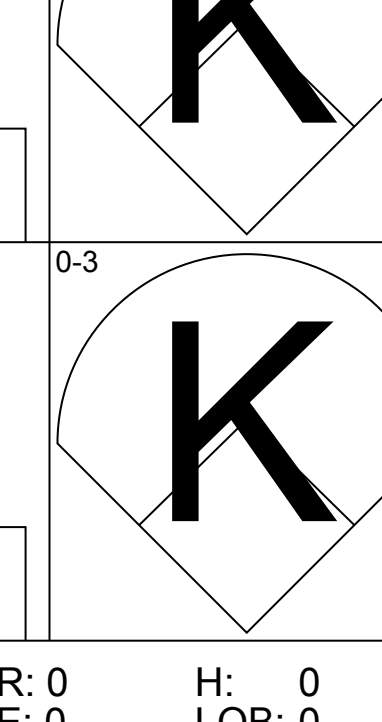
AB 30
R 0
H 4
RBI 0
BB 2
SO 4
LOB 8



Batter	1	2	3	4	5	6	7	8	9	10	11	12	13	AB R H RBI BB SO LOB	TOP																	
Tito Francona, L OBP: 0.371, SLG: 0.380 Chico Salmon, R OBP: 0.343, SLG: 0.424	K				SF9			5-3		4-3			F8	5 0 1 2 0 1 1 0 0 0 0 0 0 0	Cleveland Indians @ Chicago White Sox Comiskey Park, Chicago, IL Sun Sep 06 1964, 4:38 AM EDT Att. 23,189 - Unknown AB 42 R 2 H 8 RBI 2 BB 3 SO 8 LOB 13 																	
Dick Howser, R OBP: 0.329, SLG: 0.318	5-3		F9		F9			F7			SH1-4 BB		L6	5 0 0 0 1 0 2																		
Bob Chance, L OBP: 0.365, SLG: 0.462 Fred Whitfield, L OBP: 0.301, SLG: 0.431	K				F7			F2			SH1-4			4 0 1 0 0 1 1 0 0 0 0 0 0 0																		
Leon Wagner, L OBP: 0.327, SLG: 0.464 Max Alvis, R OBP: 0.328, SLG: 0.455		FC1-4 2B	4-3			F3			K		F8			5 0 1 0 0 1 3 0 0 0 0 0 0 0																		
Joe Azcue, R OBP: 0.312, SLG: 0.361		FC1-5-4 FC1-4 2-2		K		6-3			G6-3 1B		K			5 0 1 0 0 2 2																		
Vic Davalillo, L OBP: 0.308, SLG: 0.349		FC1-4 2B		F8		4-3			G6-3 1-2					5 0 0 0 0 0 2																		
Billy Moran, R OBP: 0.300, SLG: 0.296				K			5-3							5 0 2 0 0 1 0																		
Woodie Held, R OBP: 0.323, SLG: 0.424							F5			G5-4-3 1B			F8	5 2 2 0 0 0 1																		
Dick Donovan, L OBP: 0.321, SLG: 0.222							4-3						K	3 0 0 0 2 2 1																		
Inning Stats	R: 0 E: 0 K: 2 S: 7	H: 0 LOB: 0 BB: 0 P: 7	R: 0 E: 0 K: 0 S: 4	H: 2 LOB: 2 BB: 4 P: 4	R: 1 E: 0 K: 1 S: 8	H: 3 LOB: 2 BB: 0 P: 8	R: 0 E: 0 K: 2 S: 7	H: 0 LOB: 0 BB: 0 P: 7	R: 1 E: 1 K: 0 S: 4	H: 1 LOB: 1 BB: 1 P: 8	R: 0 E: 0 K: 0 S: 3	H: 0 LOB: 0 BB: 0 P: 3	R: 0 E: 0 K: 1 S: 5	H: 1 LOB: 0 BB: 0 P: 5		R: 0 E: 0 K: 0 S: 3	H: 0 LOB: 0 BB: 0 P: 3	R: 0 E: 0 K: 1 S: 5	H: 0 LOB: 1 BB: 1 P: 9	R: 0 E: 0 K: 0 S: 3	H: 0 LOB: 0 BB: 0 P: 3	R: 0 E: 0 K: 1 S: 5	H: 0 LOB: 0 BB: 0 P: 5	1B: 3 2B: 5 3B: 0 HR: 0	SF: 1 SAC: 1 DP: 2 HBP: 0	W/P: 0 PB: 2 SB: 0 CS: 0	PA: 47					
PITCHER	IP WLS BF H R ER SO BB IBB HBP BLK WP HR S P ERA WHIP																															
John Buzhardt, R ERA: 3.1	5.0	21	6	2	2	5	1	0	0	0	0	0	0	0		30	34	3.60	1.400													
Eddie Fisher, R ERA: 3.34	2.0	6	0	0	0	0	0	0	0	0	0	0	0	0		6	6	0.00	0.000													
Hoyt Wilhelm, R ERA: 2.39	6.0	20	2	0	0	3	2	0	0	0	0	0	0	0	24	32	0.00	0.667														

Batter	1	2	3	4	5	6	7	8	9	10	11	12	13	AB R H RBI BB SO LOB	BOTTOM																
Tom McCraw, L OBP: 0.331, SLG: 0.382	F5									G6-3				6 2 4 0 0 0 1	Cleveland Indians @ Chicago White Sox Comiskey Park, Chicago, IL Sun Sep 06 1964, 4:38 AM EDT Att. 23,189 - Unknown AB 45 R 3 H 16 RBI 3 BB 2 SO 7 LOB 19 																
Don Buford, S OBP: 0.338, SLG: 0.359 Al Weis, S OBP: 0.304, SLG: 0.317			G1-6-3 1B				K							5 0 2 0 0 2 4 1 0 1 0 0 0 0																	
Floyd Robinson, L OBP: 0.378, SLG: 0.418			G6-4-3								L3-6 1B			5 0 2 1 1 0 2																	
Pete Ward, L OBP: 0.358, SLG: 0.480					G1-6-3 1B									5 0 0 1 0 0 3																	
Bill Skowron, R OBP: 0.331, SLG: 0.448 Mike Hershberger, R OBP: 0.310, SLG: 0.286														5 1 4 1 0 1 0 0 0 0 0 0 0 0																	
Gene Stephens, L OBP: 0.338, SLG: 0.358														4 0 1 0 0 2 2																	
Ron Hansen, R OBP: 0.341, SLG: 0.401														4 0 0 0 1 0 2																	
J.C. Martin, L OBP: 0.243, SLG: 0.286														5 0 1 0 0 1 2																	
John Buzhardt, R OBP: 0.232, SLG: 0.264 Jeff Long, R OBP: 0.258, SLG: 0.290 Eddie Fisher, R OBP: 0.188, SLG: 0.188 Gary Peters, L OBP: 0.243, SLG: 0.370 Hoyt Wilhelm, R OBP: 0.290, SLG: 0.158														1 0 1 0 0 0 0 1 0 0 0 0 0 0 0 0 0 0 0 0 0 1 0 0 0 0 0 0 2 0 0 0 0 1 3																	
Inning Stats	R: 0 E: 0 K: 0 S: 3	H: 1 LOB: 0 BB: 0 P: 3	R: 0 E: 0 K: 1 S: 6	H: 1 LOB: 1 BB: 1 P: 6	R: 0 E: 0 K: 0 S: 4	H: 2 LOB: 1 BB: 0 P: 4	R: 1 E: 0 K: 0 S: 5	H: 3 LOB: 1 BB: 0 P: 5	R: 0 E: 0 K: 1 S: 6	H: 1 LOB: 1 BB: 0 P: 6	R: 0 E: 0 K: 0 S: 3	H: 0 LOB: 0 BB: 0 P: 3	R: 0 E: 0 K: 1 S: 5	H: 1 LOB: 0 BB: 0 P: 5		R: 0 E: 0 K: 0 S: 3	H: 1 LOB: 1 BB: 0 P: 3	R: 0 E: 0 K: 1 S: 6	H: 1 LOB: 2 BB: 1 P: 10	R: 1 E: 0 K: 0 S: 3	H: 2 LOB: 2 BB: 1 P: 7	1B: 15 2B: 1 3B: 0 HR: 1	SF: 1 SAC: 1 DP: 5 HBP: 0	W/P: 0 PB: 0 SB: 3 CS: 1	PA: 49						
PITCHER	IP WLS BF H R ER SO BB IBB HBP BLK WP HR S P ERA WHIP																														
Dick Donovan, R ERA: 4.41	12.1	49	16	3	3	7	0	2	0	0	0	0	0	61		69	2.19	1.297													

Batter	1	2	3	4	5	6	7	8	9	AB	R	H	RBI	BB	SO	LOB	TOP			
Gates Brown, L (1, 7) OBP: 0.338, SLG: 0.499										3	1	1	0	1	2	0	Detroit Tigers @ Cleveland Indians Cleveland Municipal Stadium, Cleveland, OH Mon Sep 07 1964, 7:05 PM EDT Att: 10,109 - Unknown			
Jerry Lumpe, L (1, 4) OBP: 0.310, SLG: 0.343										4	0	1	1	0	1	2				
Bill Freehan, R (1, 2) OBP: 0.357, SLG: 0.474										4	1	1	0	0	1	1				
Don Demeter, R (1, 9) OBP: 0.292, SLG: 0.459										4	0	0	0	0	1	1				
Norm Cash, L (1, 3) OBP: 0.339, SLG: 0.440										3	0	0	1	0	0	0				
Don Wert, R (1, 5) OBP: 0.326, SLG: 0.357										4	0	1	0	0	1	0				
George Thomas, R (1, 8) OBP: 0.315, SLG: 0.461										3	0	0	0	0	0	1				
Dick McAuliffe, L (1, 6) OBP: 0.333, SLG: 0.443										3	0	1	0	0	1	0				
Denny McLain, R (1, 1) Julio Navarro, R (4, 1) Jake Wood, R (5, PH) Terry Fox, R (5, 1) Al Kaline, R (8, PH) Fred Gladding, L (8, 1)										1	0	0	0	0	1	0				
Inning Stats	R: 0 E: 0 K: 1 S: 5	H: 0 LOB: 0 BB: 0 P: 5	R: 0 E: 0 K: 1 S: 6	H: 1 LOB: 1 BB: 0 P: 6	R: 1 E: 0 K: 2 S: 9	H: 2 LOB: 1 BB: 0 P: 9	R: 0 E: 0 K: 1 S: 5	H: 0 LOB: 0 BB: 1 P: 5	R: 0 E: 0 K: 0 S: 4	H: 1 LOB: 2 BB: 1 P: 8	R: 0 E: 0 K: 0 S: 3	H: 0 LOB: 0 BB: 0 P: 3	R: 0 E: 0 K: 2 S: 7	H: 0 LOB: 0 BB: 0 P: 7	R: 1 E: 0 K: 0 S: 4	H: 1 LOB: 0 BB: 0 P: 4	1B: 4 2B: 1 3B: 0 HR: 0	SF: 1 SAC: 0 DP: 0 HBP: 0	WP: 1 PB: 1 SB: 1 CS: 0	PA: 33
PITCHER Sam McDowell, L (1, 1) ERA: 2.96	IP: 9.0 WLS: W BF: 33 H: 5 R: 2 ER: 1 SO: 8 BB: 1 IBB: 0 HBP: 0 BLK: 0 WP: 1 HR: 0 S: 48 P: 52 ERA: 1.00 WHIP: 0.667															PITCHER				

Batter	1	2	3	4	5	6	7	8	9	AB	R	H	RBI	BB	SO	LOB	BOTTOM			
Tito Francona, L (1, 9) OBP: 0.373, SLG: 0.377										2	1	0	0	1	0	1	Detroit Tigers @ Cleveland Indians Cleveland Municipal Stadium, Cleveland, OH Mon Sep 07 1964, 7:05 PM EDT Att: 10,109 - Unknown			
Chico Salmon, R (7, 9) OBP: 0.342, SLG: 0.422										4	2	2	1	0	1	2				
Dick Howser, R (1, 6) OBP: 0.330, SLG: 0.321										4	0	1	1	0	1	3				
Fred Whitfield, L (1, 3) OBP: 0.300, SLG: 0.428										4	0	1	2	0	0	0				
Leon Wagner, L (1, 7) OBP: 0.326, SLG: 0.463										4	0	1	2	0	0	0				
Max Alvis, R (1, 5) OBP: 0.327, SLG: 0.453										4	1	1	0	0	1	2				
Vic Davallio, L (1, 8) OBP: 0.307, SLG: 0.349										4	0	1	0	0	0	0				
Joe Azcue, R (1, 2) OBP: 0.315, SLG: 0.364										4	1	2	1	0	1	0				
Woodie Held, R (1, 4) OBP: 0.328, SLG: 0.438										4	1	3	2	0	1	0				
Sam McDowell, L (1, 1) OBP: 0.184, SLG: 0.091										2	1	0	0	1	1	1				
Inning Stats	R: 0 E: 0 K: 1 S: 5	H: 0 LOB: 0 BB: 0 P: 5	R: 0 E: 0 K: 1 S: 5	H: 0 LOB: 0 BB: 0 P: 5	R: 3 E: 0 K: 1 S: 9	H: 4 LOB: 1 BB: 1 P: 13	R: 2 E: 0 K: 1 S: 7	H: 2 LOB: 2 BB: 1 P: 12	R: 0 E: 0 K: 0 S: 3	H: 0 LOB: 0 BB: 0 P: 3	R: 0 E: 0 K: 0 S: 4	H: 1 LOB: 1 BB: 0 P: 4	R: 2 E: 0 K: 0 S: 6	H: 4 LOB: 2 BB: 0 P: 6	R: 0 E: 0 K: 2 S: 7	H: 0 LOB: 0 BB: 0 P: 7	1B: 9 2B: 1 3B: 0 HR: 1	SF: 0 SAC: 1 DP: 0 HBP: 1	WP: 0 PB: 0 SB: 0 CS: 0	PA: 37
PITCHER Denny McLain, R (1, 1) ERA: 4.25 Julio Navarro, R (4, 1) ERA: 4.03 Terry Fox, R (5, 1) ERA: 2.4 Fred Gladding, R (8, 1) ERA: 3.36	IP: 3.1 WLS: L BF: 18 H: 6 R: 5 ER: 5 SO: 3 BB: 2 IBB: 0 HBP: 0 BLK: 0 WP: 0 HR: 1 S: 22 P: 30 ERA: 13.50 WHIP: 2.400															PITCHER				

AB	31
R	2
H	5
RBI	2
BB	1
SO	8
LOB	6



AB	33
R	7
H	11
RBI	7
BB	2
SO	6
LOB	9



Batter	1	2	3	4	5	6	7	8	9	10	AB	R	H	RBI	BB	SO	LOB	TOP	
Dalton Jones, L OBP: 0.281, SLG: 0.347 Chuck Schilling, R OBP: 0.259, SLG: 0.239	(1,4) X 0-0 F8		(0,3) K			(0,0) G3	(0,0) F7			(0,3) K	4	0	0	0	1	0	1		
Felix Mantilla, R OBP: 0.346, SLG: 0.534	(1,6) BB 4-0 2B BB		(0,0) 5-3			(4,0) 1B BB	(0,0) 4-3			(0,0) HR 1B	3	2	1	0	2	0	0		
Carl Yastrzemski, L OBP: 0.381, SLG: 0.467	(1,8) X 0-0 2B					(0,3) K				(0,0) HR	5	1	3	2	0	1	1		
Dick Stuart, R OBP: 0.316, SLG: 0.488 Dick Williams, R OBP: 0.237, SLG: 0.397	(1,3) S 0-3 K		(0,3) K			(0,0) 1B HR 1B				(0,0) 1-3	4	1	1	0	0	3	3		
Lee Thomas, L OBP: 0.326, SLG: 0.405	(1,9) X 0-0 F9		(0,0) FC6-4 1B			(0,0) HR 1B				(0,0) 1B	5	1	2	1	0	0	3		
Al Smith, R OBP: 0.266, SLG: 0.324	(1,7) X 0-0 F5		(0,0) FC6-4 1-2			(0,0) HR				(0,0) K	5	1	1	3	0	1	2		
Frank Matzone, R OBP: 0.310, SLG: 0.364	(1,5) X 0-0 F7					(0,0) 2B 1B				(0,0) 6-3	4	0	1	0	0	0	0		
Bob Tillman, R OBP: 0.358, SLG: 0.444	(1,2) X 0-0 F8					(0,0) 1-H 2B				(4,0) BB	3	0	1	0	1	0	0		
Earl Wilson, R OBP: 0.276, SLG: 0.435 Dick Radatz, R OBP: 0.167, SLG: 0.171 Bob Hefner, R OBP: 0.179, SLG: 0.237	(1,1) X 0-0 6-3		(0,0) K			(0,3) K				(0,0) F6	4	0	0	0	0	2	1		
Inning Stats	R: 0 E: 0 K: 1 S: 6	H: 1 LOB: 2 BB: 1 P: 10	R: 0 E: 0 K: 0 S: 3	H: 0 LOB: 0 BB: 0 P: 3	R: 0 E: 0 K: 1 S: 5	H: 1 LOB: 1 BB: 0 P: 6	R: 0 E: 0 K: 1 S: 5	H: 0 LOB: 0 BB: 0 P: 5	R: 4 E: 0 K: 1 S: 9	H: 5 LOB: 2 BB: 1 P: 13	R: 0 E: 0 K: 1 S: 5	H: 0 LOB: 0 BB: 0 P: 5	R: 0 E: 0 K: 0 S: 3	H: 0 LOB: 1 BB: 1 P: 7	R: 2 E: 0 K: 2 S: 10	H: 3 LOB: 1 BB: 0 P: 10	1B: 6 2B: 2 3B: 0 HR: 2	SF: 0 SAC: 0 DP: 0 HBP: 0	WP: 0 PA: 42 PB: 0 SB: 0 CS: 0
PITCHER	IP WLS BF H R ER SO BB IBB HBP BLK WP HR S P ERA WHIP																		
Luis Tiant, R ERA: 2.93	(1,1) 5.2	24	5	4	4	5	2	0	0	0	0	0	0	0	1	32	40	6.35	1.235
Lee Stange, R ERA: 4.25	(6,1) 2.1	8	2	0	0	2	0	0	0	0	0	0	0	0	12	12	0.00	0.857	
Ted Abernathy, R ERA: 4.24	(9,1) 1.2	9	3	2	2	1	1	0	0	0	0	1	10	14	10.80	2.400			
Gary Bell, R ERA: 4.34	(10,1) 0.1	1	0	0	0	1	0	0	0	0	0	0	3	3	0.00	0.000			

Boston Red Sox @ Cleveland Indians
Cleveland Municipal Stadium, Cleveland, OH
Wed Sep 09 1964, 7:05 PM EDT
Att: 4,558 - Unknown

AB	39
R	6
H	10
RBI	6
BB	3
SO	9
LOB	10



Batter	1	2	3	4	5	6	7	8	9	10	AB	R	H	RBI	BB	SO	LOB	BOTTOM	
Tito Francona, L OBP: 0.305, SLG: 0.372 Larry Brown, R OBP: 0.287, SLG: 0.369 Ted Abernathy, R OBP: 0.375 Gary Bell, R OBP: 0.375 Bob Chance, L OBP: 0.464 Billy Murray, R OBP: 0.290, SLG: 0.296	(1,5) X 0-0 E4 1B		(0,0) 4-3			(0,0) F5				(0,0) 2B 1B	3	1	0	0	0	0	0		
Dick Howser, R OBP: 0.329, SLG: 0.320 John Romano, R OBP: 0.334, SLG: 0.439 Vern Fuller, R OBP: 0.334, SLG: 0.439	(1,6) X 0-0 1B E 1B		(0,0) F9			(0,0) 6-3				(0,0) L9	4	1	1	0	0	0	0		
Fred Whitfield, L OBP: 0.302, SLG: 0.439	(1,3) X 0-0 F8		(0,0) FC5-4 1B			(0,0) L4				(0,0) HR	5	1	2	1	0	1	5		
Leon Wagner, L OBP: 0.326, SLG: 0.461	(1,7) X 0-0 E 1B		(0,0) F7			(0,0) 3-1				(0,0) F8	4	1	1	1	0	0	1		
Max Alvis, R OBP: 0.324, SLG: 0.447	(1,5) S 0-3 K		(0,0) FC5-4 1-2			(0,0) 6-3				(0,3) K	4	0	0	0	0	2	3		
Vic Davalillo, L OBP: 0.309, SLG: 0.352	(1,8) X 0-0 E1 2-H 3-H 1B					(0,0) 3-1				(0,0) F8	4	0	2	2	0	0	0		
Joe Azcue, R OBP: 0.310, SLG: 0.358	(1,2) X 0-0 L6					(0,0) F4 2-3				(0,0) L9	4	0	0	0	0	0	2		
Woodie Held, R OBP: 0.327, SLG: 0.445	(1,4) (6,9) (9,4) K		(0,3) K			(0,0) 1-3				(0,0) HR	4	1	1	1	0	2	0		
Luis Tiant, R OBP: 0.065, SLG: 0.065 Lee Stange, R OBP: 0.178, SLG: 0.063 Chico Salmon, R OBP: 0.339, SLG: 0.419	(1,1) (6,1) (8,PH) (9,9) X 0-0 4-3					(0,0) F8				(0,3) K	2	0	0	0	0	0	0		
Inning Stats	R: 3 E: 2 K: 1 S: 9	H: 3 LOB: 1 BB: 0 P: 9	R: 0 E: 0 K: 1 S: 5	H: 0 LOB: 0 BB: 0 P: 5	R: 0 E: 0 K: 0 S: 4	H: 1 LOB: 1 BB: 0 P: 4	R: 0 E: 0 K: 1 S: 5	H: 1 LOB: 0 BB: 0 P: 5	R: 0 E: 0 K: 0 S: 3	H: 0 LOB: 0 BB: 0 P: 3	R: 0 E: 0 K: 0 S: 3	H: 0 LOB: 0 BB: 0 P: 3	R: 0 E: 0 K: 1 S: 6	H: 1 LOB: 0 BB: 0 P: 6	R: 1 E: 0 K: 2 S: 10	H: 3 LOB: 3 BB: 0 P: 10	1B: 5 2B: 2 3B: 0 HR: 2	SF: 0 SAC: 0 DP: 0 HBP: 0	WP: 0 PA: 39 PB: 0 SB: 0 CS: 1
PITCHER	IP WLS BF H R ER SO BB IBB HBP BLK WP HR S P ERA WHIP																		
Earl Wilson, R ERA: 4.62	(1,1) 8.0	30	6	4	1	4	0	0	0	0	0	0	1	38	38	1.12	0.750		
Dick Radatz, R ERA: 2.2	(9,1) 1.2	W 8	3	1	1	2	0	0	0	0	0	1	12	12	5.40	1.800			
Bob Hefner, R ERA: 4.05	(10,1) 0.1	S 1	0	0	0	1	0	0	0	0	0	0	3	3	0.00	0.000			

Boston Red Sox @ Cleveland Indians
Cleveland Municipal Stadium, Cleveland, OH
Wed Sep 09 1964, 7:05 PM EDT
Att: 4,558 - Unknown

AB	39
R	5
H	9
RBI	5
BB	0
SO	7
LOB	11




Batter	1	2	3	4	5	6	7	8	9	AB	R	H	RBI	BB	SO	LOB	TOP			
Dalton Jones, L (1,4) OBP: 0.281, SLG: 0.346	F5		K			4-3		1B PB 1B		4	0	1	0	0	1	0	Boston Red Sox @ Cleveland Indians Cleveland Municipal Stadium, Cleveland, OH Thu Sep 10 1964, 7:05 PM EDT Att: 3,470 - Unknown			
Felix Mantilla, R (1,6) OBP: 0.348, SLG: 0.536	4-3 HR 2B		F8			F8		1-3 1B		4	1	2	0	0	0	0				
Carl Yastrzemski, L (1,8) OBP: 0.379, SLG: 0.463	4-3				K	K		G6-3 1-2 1B		4	0	0	0	0	2	3				
Dick Stuart, R (1,3) OBP: 0.317, SLG: 0.493	HR				F4			G4-6-3 1B		4	1	2	2	0	1	0				
Lee Thomas, L (1,9) OBP: 0.325, SLG: 0.404	1-3							G4-6-3 1-2 1B		4	0	1	0	0	0	1				
Al Smith, R (1,7) OBP: 0.280, SLG: 0.316		5-3			4-3			F5		4	0	0	0	0	0	1				
Frank Malzone, R (1,5) OBP: 0.309, SLG: 0.362		K				F7		4-3		3	0	0	0	0	1	0				
Bob Tillman, R (1,2) OBP: 0.358, SLG: 0.446		F4				K		HR 2B		3	1	1	0	0	1	0				
Jack Lamabe, R (1,1) OBP: 0.167, SLG: 0.157			K			K		HR		2	0	0	0	0	2	0				
Jay Ritchie, R (6,1) OBP: 0.200, SLG: 0.200										0	0	0	0	0	0	0				
Tony Conigliaro, R (6,PH) OBP: 0.340, SLG: 0.530										1	1	1	2	0	0	0				
Bill Spanswick, L (8,1) OBP: 0.375, SLG: 0.286										0	0	0	0	0	0	0				
Bob Hefner, R (8,1) OBP: 0.179, SLG: 0.237								2-H HR		0	0	0	0	0	0	0				
Inning Stats	R: 2 E: 0 K: 0 S: 5	H: 2 LOB: 0 BB: 0 P: 5	R: 0 E: 0 K: 1 S: 5	H: 0 LOB: 0 BB: 0 P: 5	R: 0 E: 0 K: 2 S: 7	H: 1 LOB: 1 BB: 0 P: 7	R: 0 E: 0 K: 1 S: 6	H: 0 LOB: 0 BB: 0 P: 6	R: 0 E: 0 K: 1 S: 5	H: 0 LOB: 0 BB: 0 P: 5	R: 0 E: 0 K: 0 S: 3	H: 1 LOB: 0 BB: 0 P: 3	R: 2 E: 0 K: 0 S: 6	H: 4 LOB: 1 BB: 0 P: 6	R: 0 E: 0 K: 1 S: 5	H: 0 LOB: 0 BB: 0 P: 5	1B: 4 2B: 2 3B: 0 HR: 2	SF: 0 SAC: 0 DP: 2 HBP: 0	WP: 0 PB: 1 SB: 0 CS: 0	PA: 33
PITCHER	IP WLS BF H R ER SO BB IBB HBP BLK WP HR S P ERA WHIP																			
Sonny Siebert, R (1,1) ERA: 3.19	7.1 W 27 6 4 4 7 0 0 0 0 0 2 41 41 4.91 0.818																			
Don McMahon, R (8,1) ERA: 1.75	1.2 S 6 2 0 0 1 0 0 0 0 0 0 0 8 8 0.00 1.200																			

Batter	1	2	3	4	5	6	7	8	9	AB	R	H	RBI	BB	SO	LOB	BOTTOM			
Chico Salmon, R (1,9) OBP: 0.342, SLG: 0.430	1B 1B BB		F7				2-3			3	2	1	1	1	0	1	Boston Red Sox @ Cleveland Indians Cleveland Municipal Stadium, Cleveland, OH Thu Sep 10 1964, 7:05 PM EDT Att: 3,470 - Unknown			
Dick Howser, R (1,6) OBP: 0.330, SLG: 0.320	1B 1-2 1B		5-3		5-3			FC2-6 BB		3	1	1	0	1	0	0				
Fred Whitfield, L (1,3) OBP: 0.301, SLG: 0.436	L6-4 1-3 2-H 1B		F5		K			FC2-6 1B BB		4	0	1	1	0	1	1				
Leon Wagner, L (1,7) OBP: 0.327, SLG: 0.460	1-2 3-H 1B				4-3		F8	4-0 1-2 BB		3	0	1	1	1	0	0				
Max Alvis, R (1,5) OBP: 0.320, SLG: 0.441	L6-4 2-3		F7		K		K	0-3 K		4	0	0	0	0	2	4				
John Romano, R (1,2) OBP: 0.331, SLG: 0.434			F8				1-3			3	0	0	0	0	1	1				
Tito Francona, L (8,PH) OBP: 0.371, SLG: 0.374					K					1	0	1	0	0	0	0				
Joe Azcue, R (9,2) OBP: 0.310, SLG: 0.358								1-2 2-3 1B		0	0	0	0	0	0	0				
Vic Davallillo, L (1,8) OBP: 0.310, SLG: 0.355			F6					HR 2B		4	1	2	0	0	1	3				
Woodie Held, R (1,4) OBP: 0.324, SLG: 0.441			6-3					HR 2B		3	0	0	0	0	1	2				
Sonny Siebert, R (1,1) ERA: 5.63										3	1	1	2	0	2	1				
Don McMahon, R (8,1) ERA: 1.75			K					HR		0	0	0	0	0	0	0				
Inning Stats	R: 2 E: 0 K: 0 S: 5	H: 3 LOB: 1 BB: 1 P: 9	R: 0 E: 0 K: 1 S: 5	H: 0 LOB: 0 BB: 0 P: 5	R: 0 E: 0 K: 0 S: 3	H: 0 LOB: 0 BB: 0 P: 3	R: 0 E: 0 K: 1 S: 5	H: 0 LOB: 0 BB: 0 P: 5	R: 3 E: 0 K: 1 S: 8	H: 3 LOB: 0 BB: 0 P: 8	R: 0 E: 0 K: 2 S: 8	H: 1 LOB: 1 BB: 0 P: 8	R: 0 E: 0 K: 2 S: 8	H: 1 LOB: 3 BB: 2 P: 16	R: 0 E: 0 K: 2 S: 8	H: 1 LOB: 2 BB: 3 P: 16	1B: 5 2B: 2 3B: 0 HR: 2	SF: 0 SAC: 0 DP: 1 HBP: 0	WP: 0 PB: 1 SB: 1 CS: 0	PA: 34
PITCHER	IP WLS BF H R ER SO BB IBB HBP BLK WP HR S P ERA WHIP																			
Jack Lamabe, R (1,1) ERA: 5.63	5.0 L 21 6 5 5 3 1 0 0 0 0 0 0 26 30 9.00 1.400																			
Jay Ritchie, R (6,1) ERA: 2.94	2.0 7 1 0 0 3 0 0 0 0 0 0 0 13 13 0.00 0.500																			
Bill Spanswick, L (8,1) ERA: 6.92	0.1 3 0 0 0 0 2 0 0 0 0 0 0 1 9 0.00 6.000																			
Bob Hefner, R (8,1) ERA: 4.03	0.2 3 1 0 0 2 0 0 0 0 0 0 0 7 7 0.00 1.500																			

Batter	1	2	3	4	5	6	7	8	9	AB	R	H	RBI	BB	SO	LOB	TOP					
Mike Hershberger, R OBP: 0.311, SLG: 0.289 (1, 9)	F9		BB		K		4-3 1B 2B	FC6-4		4	1	1	0	1	1	4						
Don Buford, S OBP: 0.341, SLG: 0.359 (1, 4)	L4		F6		F9		4-3		K	5	0	0	1	0	1	3						
Floyd Robinson, L OBP: 0.380, SLG: 0.416 (1, 7)	F9				4-1				4-3	4	0	1	1	1	0	1						
Pete Ward, L OBP: 0.353, SLG: 0.479 (1, 5)		3-1 1B 2B	F2		4-3		4-3		F5	5	1	1	0	0	0	3						
Tom McCraw, L OBP: 0.320, SLG: 0.370 (1, 3)		3-1		SH5-3 1B 2B		F3		SH1-4 1B		4	1	2	0	0	0	1						
Jim Landis, R OBP: 0.312, SLG: 0.281 (1, 8)		1B		SH5-3				SH1-4 1B		1	0	1	0	2	0	0						
Al Weis, S OBP: 0.308, SLG: 0.317 (1, 6)						4-3		SH1-4		3	0	2	2	0	0	1						
Cam Carreon, R OBP: 0.308, SLG: 0.319 (1, 2)										2	1	0	0	1	0	3						
J.C. Martin, L OBP: 0.244, SLG: 0.284 (7, 2)	5-3			G1-6-3						0	0	0	0	1	0	0						
Juan Pizarro, L OBP: 0.209, SLG: 0.321 (1, 1)										2	0	0	0	0	1	0						
Gene Stephens, L OBP: 0.331, SLG: 0.350 (7, PH)										1	0	0	0	0	1	1						
Hoyt Wilhelm, R OBP: 0.200, SLG: 0.158 (7, 1)										0	0	0	0	0	0	0						
Gary Peters, L OBP: 0.225, SLG: 0.343 (8, PH)										1	0	0	0	0	0	3						
Eddie Fisher, R OBP: 0.188, SLG: 0.188 (8, 1)										0	0	0	0	0	0	0						
Inning Stats	R: 0 E: 0 K: 0 S: 3	H: 0 LOB: 0 BB: 0 P: 3	R: 1 E: 0 K: 0 S: 4	H: 2 LOB: 1 BB: 1 P: 8	R: 0 E: 0 K: 1 S: 5	H: 0 LOB: 2 BB: 2 P: 13	R: 1 E: 0 K: 0 S: 4	H: 2 LOB: 0 BB: 0 P: 4	R: 0 E: 1 K: 1 S: 6	H: 0 LOB: 1 BB: 0 P: 6	R: 0 E: 0 K: 0 S: 4	H: 1 LOB: 1 BB: 0 P: 4	R: 2 E: 0 K: 1 S: 7	H: 2 LOB: 1 BB: 1 P: 11	R: 0 E: 0 K: 0 S: 4	H: 1 LOB: 3 BB: 2 P: 12	R: 0 E: 0 K: 1 S: 5	H: 0 LOB: 0 BB: 0 P: 5	1B: 5 2B: 3 3B: 0 HR: 0	SF: 0 SAC: 2 DP: 1 HBP: 0	WP: 0 PB: 0 SB: 0 CS: 1	PA: 40
PITCHER Luis Tiant, R ERA: 3.03 (1, 1)	IP: 9.0 WLS: W BF: 40 H: 8 R: 4 ER: 4 SO: 4 BB: 5 IBB: 1 HBP: 0 BLK: 0 WP: 0 HR: 0 S: 42 P: 66 ERA: 4.00 WHIP: 1.444															PITCHER	IP: 9.0 WLS: W BF: 40 H: 8 R: 4 ER: 4 SO: 4 BB: 5 IBB: 1 HBP: 0 BLK: 0 WP: 0 HR: 0 S: 42 P: 66 ERA: 4.00 WHIP: 1.444					

Chicago White Sox @ Cleveland Indians
Cleveland Municipal Stadium, Cleveland, OH
Sun Sep 13 1964, 3:33 AM EDT
Att: 7,641 - Unknown


AB	32
R	4
H	8
RBI	4
BB	6
SO	4
LOB	20



Batter	1	2	3	4	5	6	7	8	9	AB	R	H	RBI	BB	SO	LOB	BOTTOM					
Chico Salmon, R OBP: 0.344, SLG: 0.438 (1, 9)	G3 1B	SH1-4 1B			5-3	F8				3	1	1	0	0	0	1						
Dick Howser, R OBP: 0.335, SLG: 0.324 (1, 6)	SH1-4				1B		4-3 PB			3	0	3	2	0	0	0						
Leon Wagner, L OBP: 0.325, SLG: 0.455 (1, 7)	G3				6-3		4-3			4	0	1	0	0	0	2						
Woodie Held, R OBP: 0.329, SLG: 0.440 (1, 4)					G6-4-3 1B		FC5-2-5			4	0	2	1	0	0	3						
Max Alvis, R OBP: 0.320, SLG: 0.438 (1, 5)	K				F8		6-3			4	0	0	0	0	2	3						
Vic Davallilo, L OBP: 0.314, SLG: 0.361 (1, 8)		SH1-3 PB FC5-2 1B			F5		1B		4-3	4	1	2	0	0	0	1						
John Romano, R OBP: 0.335, SLG: 0.430 (1, 2)		FC5-2 SH1-3 1B BB			F4		FC4-6 1B			2	1	1	0	2	0	0						
Fred Whitfield, L OBP: 0.304, SLG: 0.434 (1, 3)		SH1-3			4-3		FC4-6 1B		K	3	1	0	0	0	1	2						
Luis Tiant, R OBP: 0.086, SLG: 0.086 (1, 1)		FC5-2 PB 1B			F9				K	4	1	1	1	0	1	3						
Inning Stats	R: 1 E: 0 K: 1 S: 7	H: 2 LOB: 1 BB: 0 P: 7	R: 2 E: 0 K: 0 S: 4	H: 2 LOB: 2 BB: 1 P: 9	R: 0 E: 0 K: 0 S: 4	H: 1 LOB: 1 BB: 0 P: 4	R: 0 E: 0 K: 0 S: 3	H: 0 LOB: 0 BB: 0 P: 3	R: 0 E: 0 K: 0 S: 4	H: 2 LOB: 1 BB: 0 P: 4	R: 2 E: 1 K: 0 S: 6	H: 3 LOB: 1 BB: 0 P: 6	R: 0 E: 0 K: 1 S: 6	H: 1 LOB: 1 BB: 0 P: 6	R: 0 E: 0 K: 2 S: 7	H: 0 LOB: 1 BB: 1 P: 11	R: 0 E: 0 K: 1 S: 5	H: 0 LOB: 0 BB: 0 P: 5	1B: 11 2B: 0 3B: 0 HR: 0	SF: 0 SAC: 2 DP: 1 HBP: 1	WP: 0 PB: 3 SB: 0 CS: 0	PA: 36
PITCHER Juan Pizarro, L ERA: 2.38 (1, 1)	IP: 6.0 WLS: L BF: 28 H: 10 R: 5 ER: 4 SO: 1 BB: 1 IBB: 0 HBP: 0 BLK: 0 WP: 0 HR: 0 S: 28 P: 33 ERA: 6.00 WHIP: 1.833															PITCHER	IP: 6.0 WLS: L BF: 28 H: 10 R: 5 ER: 4 SO: 1 BB: 1 IBB: 0 HBP: 0 BLK: 0 WP: 0 HR: 0 S: 28 P: 33 ERA: 6.00 WHIP: 1.833					
Hoyt Wilhelm, R ERA: 2.29 (7, 1)	IP: 1.0 WLS: L BF: 4 H: 1 R: 0 ER: 0 SO: 1 BB: 0 IBB: 0 HBP: 0 BLK: 0 WP: 0 HR: 0 S: 6 P: 6 ERA: 0.00 WHIP: 1.000															PITCHER	IP: 1.0 WLS: L BF: 4 H: 1 R: 0 ER: 0 SO: 1 BB: 0 IBB: 0 HBP: 0 BLK: 0 WP: 0 HR: 0 S: 6 P: 6 ERA: 0.00 WHIP: 1.000					
Eddie Fisher, R ERA: 3.28 (8, 1)	IP: 1.0 WLS: L BF: 4 H: 0 R: 0 ER: 0 SO: 2 BB: 1 IBB: 0 HBP: 0 BLK: 0 WP: 0 HR: 0 S: 7 P: 11 ERA: 0.00 WHIP: 1.000															PITCHER	IP: 1.0 WLS: L BF: 4 H: 0 R: 0 ER: 0 SO: 2 BB: 1 IBB: 0 HBP: 0 BLK: 0 WP: 0 HR: 0 S: 7 P: 11 ERA: 0.00 WHIP: 1.000					

Chicago White Sox @ Cleveland Indians
Cleveland Municipal Stadium, Cleveland, OH
Sun Sep 13 1964, 3:33 AM EDT
Att: 7,641 - Unknown

AB	31
R	5
H	11
RBI	4
BB	2
SO	4
LOB	15



Batter	1	2	3	4	5	6	7	8	9	AB	R	H	RBI	BB	SO	LOB	TOP					
Don Blasingame, L (1,4) OBP: 0.315, SLG: 0.312	F9		F8		1B			5-3 1B		4	0	2	0	0	0	1	Washington Senators @ Cleveland Indians Cleveland Municipal Stadium, Cleveland, OH Wed Sep 16 1964, 7:05 PM EDT Unknown livebaseballscorecards.com					
Don Zimmer, R (1,5) OBP: 0.312, SLG: 0.423	K		2B		F8			5-3		4	0	1	1	0	1	2						
Jim King, L (1,9) OBP: 0.340, SLG: 0.425	3-1		P6				4-3			3	0	0	0	1	0	1						
Don Lock, R (1,8) OBP: 0.349, SLG: 0.477		K		F8-4 1B				F8		3	0	1	0	1	1	2						
Willie Kirkland, L (1,7) OBP: 0.275, SLG: 0.336	F9			1-2 1B			F7			4	0	1	0	0	0	3						
Joe Cunningham, L (1,3) OBP: 0.352, SLG: 0.278				F8-4			P6			3	0	0	0	1	0	3						
Mike Brumley, L (1,2) OBP: 0.306, SLG: 0.295		4-3			F7					4	0	1	0	0	0	2						
John Kennedy, R (1,6) OBP: 0.285, SLG: 0.335																						
Ken Retzer, L (9, PH) OBP: 0.250, SLG: 0.125			SH1-4 2B BB		6-3			G5-4-3		2	1	0	0	1	0	1						
Buster Narum, R (1,1) OBP: 0.033, SLG: 0.033										1	0	0	0	0	1	0						
Dick Phillips, L (7, PH) OBP: 0.313, SLG: 0.288			SH1-4							1	0	0	0	0	1	0						
Steve Ritzik, R (7,1) OBP: 0.259, SLG: 0.269										0	0	0	0	0	0	0						
Jim Bronstad, R (7,1) OBP: 0.259, SLG: 0.269										0	0	0	0	0	0	0						
Inning Stats	R: 0 E: 0 K: 1 S: 5	H: 0 LOB: 0 BB: 0 P: 5	R: 0 E: 0 K: 1 S: 5	H: 0 LOB: 1 BB: 1 P: 9	R: 1 E: 0 K: 0 S: 4	H: 1 LOB: 1 BB: 1 P: 8	R: 0 E: 0 K: 0 S: 4	H: 2 LOB: 1 BB: 0 P: 4	R: 0 E: 0 K: 1 S: 6	H: 1 LOB: 1 BB: 0 P: 6	R: 0 E: 0 K: 0 S: 3	H: 0 LOB: 1 BB: 1 P: 7	R: 0 E: 0 K: 1 S: 5	H: 1 LOB: 0 BB: 0 P: 5	R: 0 E: 0 K: 0 S: 4	H: 1 LOB: 2 BB: 1 P: 8	R: 0 E: 0 K: 1 S: 5	H: 0 LOB: 0 BB: 0 P: 5	1B: 5 2B: 2 3B: 0 HR: 0	SF: 0 SAC: 1 DP: 2 HBP: 0	WP: 0 PB: 0 SB: 0 CS: 0	PA: 35
PITCHER Sonny Siebert, R (1,1) ERA: 3.05	IP: 9.0 WLS: W BF: 35 H: 6 R: 1 ER: 1 SO: 5 BB: 4 IBB: 0 HBP: 0 BLK: 0 WP: 0 HR: 0 S: 41 P: 57 ERA: 1.00 WHIP: 1.111															PITCHER						

Batter	1	2	3	4	5	6	7	8	9	AB	R	H	RBI	BB	SO	LOB	BOTTOM					
Chico Salmon, R (1,9) OBP: 0.338, SLG: 0.430	F5		F7		FC6-4			5-3		4	0	0	0	0	0	4	Washington Senators @ Cleveland Indians Cleveland Municipal Stadium, Cleveland, OH Wed Sep 16 1964, 7:05 PM EDT Unknown livebaseballscorecards.com					
Dick Howser, R (1,6) OBP: 0.336, SLG: 0.322	F3			5-3		1B BB				2	1	0	0	2	0	0						
Fred Whitfield, L (1,3) OBP: 0.299, SLG: 0.428	K2-3			P6		P6		P6		4	0	0	0	0	1	4						
Leon Wagner, L (1,7) OBP: 0.325, SLG: 0.454		F9		G3		1B		P4		4	0	1	0	0	0	3						
Woodie Held, R (1,4) OBP: 0.328, SLG: 0.438		F7			P4			F7		4	0	1	1	0	0	0						
Max Alvis, R (1,5) OBP: 0.321, SLG: 0.439						1-3 3H 1B				2	0	1	0	0	0	0						
Larry Brown, R (5, FR) OBP: 0.286, SLG: 0.374		F8			1B		F3			2	1	0	0	0	1	2						
Vic Davallilo, L (1,8) OBP: 0.315, SLG: 0.362				4-3		1B		P4		4	0	2	0	0	0	2						
John Romano, R (1,2) OBP: 0.340, SLG: 0.443						1B		P4		3	1	2	1	1	0	2						
Sonny Siebert, R (1,1) OBP: 0.273, SLG: 0.488				HR						4	0	2	1	0	1	2						
Inning Stats	R: 0 E: 0 K: 1 S: 5	H: 0 LOB: 0 BB: 0 P: 5	R: 0 E: 0 K: 0 S: 3	H: 0 LOB: 0 BB: 0 P: 3	R: 1 E: 0 K: 1 S: 6	H: 1 LOB: 0 BB: 0 P: 6	R: 0 E: 0 K: 0 S: 3	H: 0 LOB: 0 BB: 0 P: 3	R: 1 E: 0 K: 0 S: 6	H: 3 LOB: 2 BB: 0 P: 6	R: 1 E: 0 K: 0 S: 5	H: 2 LOB: 2 BB: 1 P: 9	R: 0 E: 0 K: 0 S: 5	H: 2 LOB: 3 BB: 1 P: 9	R: 0 E: 0 K: 1 S: 6	H: 1 LOB: 2 BB: 1 P: 10	R: 0 E: 0 K: 1 S: 6	H: 1 LOB: 0 BB: 1 P: 10	1B: 7 2B: 1 3B: 0 HR: 1	SF: 0 SAC: 0 DP: 0 HBP: 0	WP: 0 PB: 0 SB: 1 CS: 0	PA: 36
PITCHER Buster Narum, R (1,1) ERA: 4.03	IP: 6.0 WLS: L BF: 25 H: 6 R: 3 ER: 3 SO: 2 BB: 1 IBB: 0 HBP: 0 BLK: 0 WP: 0 HR: 1 S: 28 P: 32 ERA: 4.50 WHIP: 1.167															PITCHER						
Steve Ritzik, R (7,1) ERA: 2.97	0.1	4	2	0	0	0	1	0	0	0	0	3	7	0.00	9.000							
Jim Bronstad, R (7,1) ERA:	1.2	7	1	0	0	1	1	0	0	0	0	8	12	0.00	1.200							

Batter	1	2	3	4	5	6	7	8	9	AB	R	H	RBI	BB	SO	LOB	TOP																					
Chico Salmon, R (1, 9) Tommy Agee, R (8, 9)	5-3		L9			6-3		SH3-4 E 1B		4	1	1	0	0	0	1																						
Dick Howser, R (1, 6) OBP: 0.334, SLG: 0.319	6-3			6-3		F8		SH3-4 1-2		3	0	0	0	0	0	0																						
Leon Wagner, L (1, 7) OBP: 0.327, SLG: 0.454		BB		G6-4-3 1B		1B 2B		6-3 2-3		3	0	2	0	1	0	1																						
Woodie Held, R (1, 4) OBP: 0.329, SLG: 0.433	6-3			G6-4-3 1-2		1B		BB		3	0	1	0	1	0	2																						
Bob Chance, L (1, 3) OBP: 0.363, SLG: 0.457		F8			4-3	K		F9		4	0	0	0	0	1	3																						
John Romano, R (1, 2) OBP: 0.343, SLG: 0.450		L9			HR 1B		6-3		5-3	4	1	1	0	0	0	0																						
Max Alvis, R (1, 5) OBP: 0.320, SLG: 0.445		F7			HR		4-3		F7	4	1	1	2	0	0	0																						
Vic Davalillo, L (1, 8) OBP: 0.314, SLG: 0.360				G3 CS 1B		G3		G3		4	0	2	0	0	0	0																						
Jack Kralick, L (1, 1) OBP: 0.172, SLG: 0.161				K		1-3		FC6-4 1B		3	0	0	0	0	1	2																						
Don McMahon, R (8, 1) OBP: 0.143, SLG: 0.143				K		1-3		FC6-4 1-2		0	0	0	0	0	0	0																						
Dick Donovan, L (9, 1) OBP: 0.310, SLG: 0.213										0	0	0	0	0	0	0																						
Inning Stats	R: 0 E: 0 K: 0 S: 3	H: 0 LOB: 1 BB: 1 P: 7	R: 0 E: 0 K: 0 S: 3	H: 0 LOB: 0 BB: 0 P: 3	R: 0 E: 0 K: 1 S: 5	H: 1 LOB: 0 BB: 0 P: 5	R: 0 E: 0 K: 0 S: 3	H: 1 LOB: 0 BB: 0 P: 3	R: 2 E: 0 K: 0 S: 5	H: 2 LOB: 0 BB: 0 P: 5	R: 0 E: 0 K: 1 S: 7	H: 2 LOB: 2 BB: 0 P: 7	R: 0 E: 0 K: 0 S: 4	H: 1 LOB: 1 BB: 0 P: 4	R: 1 E: 1 K: 0 S: 4	H: 1 LOB: 1 BB: 1 P: 8	R: 0 E: 0 K: 0 S: 3	H: 0 LOB: 0 BB: 0 P: 3	1B: 6 2B: 1 3B: 0 HR: 1	SF: 0 SAC: 1 DP: 1 HBP: 0	WP: 0 PA: 35																	
PITCHER	IP	WLS	BF	H	R	ER	SO	BB	IBB	HBP	BLK	WP	HR	S	P	ERA	WHIP	PITCHER				IP	WLS	BF	H	R	ER	SO	BB	IBB	HBP	BLK	WP	HR	S	P	ERA	WHIP
Hank Aguirre, L (1, 1) ERA: 3.57	7.0	L	27	7	2	2	2	1	0	0	0	0	1	30	34	2.57	1.143																					
Julio Navarro, R (8, 1) ERA: 3.83	2.0		8	1	1	0	0	1	0	0	0	0	0	7	11	0.00	1.000																					

Cleveland Indians @ Detroit Tigers
Tiger Stadium, Detroit, MI
Fri Sep 18 1964, 7:05 PM EDT
Att: 5,193 - Unknown

AB 32
R 3
H 8
RBI 2
BB 2
SO 2
LOB 9



Batter	1	2	3	4	5	6	7	8	9	AB	R	H	RBI	BB	SO	LOB	BOTTOM																					
Don Wert, R (1, 5) OBP: 0.330, SLG: 0.370	F9		F8		HBP		6-3		F7	4	0	0	0	0	0	3																						
Jerry Lumpe, L (1, 4) OBP: 0.310, SLG: 0.343					HBP				F5	5	0	3	0	0	0	1																						
Bubba Phillips, R (9, PH) OBP: 0.327, SLG: 0.368			L5-4-3 1B		F8				1B	0	0	0	0	0	0	0																						
Al Kaline, R (1, 9) OBP: 0.379, SLG: 0.453	L8		L5-4-3 1-2		L6-3			L4	L8	5	0	0	0	0	0	4																						
Don Demeter, R (1, 8) OBP: 0.290, SLG: 0.450	5-3			G6-4-3 1B		K		1B HBP		3	0	1	0	0	1	1																						
Norm Cash, L (1, 3) OBP: 0.338, SLG: 0.439			K		G6-4-3 1-2		F2		1B	4	0	1	0	0	1	1																						
Bill Freehan, R (1, 2) OBP: 0.352, SLG: 0.458		6-3						1B	F7	4	0	2	0	0	0	2																						
George Thomas, R (1, 7) OBP: 0.322, SLG: 0.485									G1	3	0	1	0	0	0	2																						
Gates Brown, L (9, PH) OBP: 0.329, SLG: 0.478					6-3					1	0	0	0	0	0	0																						
Dick McAuliffe, L (1, 6) OBP: 0.336, SLG: 0.447									K	3	1	2	1	1	1	1																						
Hank Aguirre, R (1, 1) OBP: 0.074, SLG: 0.075										2	0	0	0	0	1	3																						
Jake Wood, R (7, PH) OBP: 0.256, SLG: 0.306										1	0	1	0	0	0	0																						
Julio Navarro, R (8, 1) OBP: 0.310, SLG: 0.213										0	0	0	0	0	0	0																						
Bill Bruton, L (9, PH) OBP: 0.338, SLG: 0.378									1B	1	0	1	0	0	0	0																						
Inning Stats	R: 0 E: 0 K: 0 S: 4	H: 1 LOB: 1 BB: 0 P: 4	R: 0 E: 0 K: 2 S: 8	H: 1 LOB: 2 BB: 1 P: 12	R: 0 E: 0 K: 0 S: 3	H: 1 LOB: 0 BB: 0 P: 3	R: 0 E: 0 K: 0 S: 4	H: 2 LOB: 1 BB: 0 P: 4	R: 0 E: 0 K: 1 S: 5	H: 0 LOB: 0 BB: 0 P: 5	R: 0 E: 0 K: 1 S: 7	H: 2 LOB: 2 BB: 0 P: 7	R: 0 E: 0 K: 0 S: 4	H: 1 LOB: 2 BB: 0 P: 5	R: 1 E: 0 K: 0 S: 6	H: 3 LOB: 2 BB: 0 P: 6	1B: 9 2B: 2 3B: 0 HR: 1	SF: 0 SAC: 0 DP: 3 HBP: 2	WP: 0 PA: 39																			
PITCHER	IP	WLS	BF	H	R	ER	SO	BB	IBB	HBP	BLK	WP	HR	S	P	ERA	WHIP	PITCHER				IP	WLS	BF	H	R	ER	SO	BB	IBB	HBP	BLK	WP	HR	S	P	ERA	WHIP
Jack Kralick, L (1, 1) ERA: 2.91	7.2	W	32	9	0	0	4	0	0	0	0	0	0	1	5	9.00	2.000																					
Don McMahon, R (8, 1) ERA: 1.95	1.0		5	2	1	1	0	0	0	0	0	0	0	1	5	9.00	2.000																					
Dick Donovan, R (9, 1) ERA: 4.55	0.1	S	2	1	0	0	0	0	0	0	0	0	0	2	2	0.00	3.000																					

Cleveland Indians @ Detroit Tigers
Tiger Stadium, Detroit, MI
Fri Sep 18 1964, 7:05 PM EDT
Att: 5,193 - Unknown

AB 36
R 1
H 12
RBI 1
BB 1
SO 4
LOB 18



Batter	1	2	3	4	5	6	7	8	9	AB	R	H	RBI	BB	SO	LOB	TOP								
Tito Francona, L OBP: 0.365, SLG: 0.367 Tommie Agee, R (7, 9)	F5		L9	L9			F7		K	4	0	0	0	0	0	0	Cleveland Indians @ Detroit Tigers Tiger Stadium, Detroit, MI Sun Sep 20 1964, 4:38 AM EDT Att: 8,276 - Unknown livebaseballscorecards.com								
Fred Whitfield, L OBP: 0.299, SLG: 0.425 Chico Salmon, R OBP: 0.337, SLG: 0.424										0	0	0	0	0	0	0									
Dick Howser, R OBP: 0.338, SLG: 0.324	6-3		2B		F3				4-3 BB	4	0	2	1	1	0	0									
Bob Chance, L OBP: 0.359, SLG: 0.453			6-3		F4		4-3		4-3	5	0	1	1	0	0	4									
Leon Wagner, L OBP: 0.326, SLG: 0.451			4-3		F8			4-1	4-3	4	0	0	0	1	0	3									
George Banks, R OBP: 0.500, SLG: 1.167	K			HR				L9		4	2	2	1	0	1	2									
John Romano, R OBP: 0.340, SLG: 0.453					6-3					4	2	2	2	0	1	0									
Vic Davalillo, L OBP: 0.314, SLG: 0.358	F5		F7		F5				1B BB BB	3	1	0	0	1	0	1									
Larry Brown, R OBP: 0.291, SLG: 0.391	E7				L9				BB BB	4	2	3	2	0	0	0									
Luis Tiant, R OBP: 0.103, SLG: 0.103	2-3			HR	F8		F8		4-3 BB	4	0	1	0	0	0	1									
Inning Stats	R: 0 E: 0 K: 1 S: 6	H: 1 LOB: 2 BB: 1 P: 10	R: 1 E: 1 K: 0 S: 4	H: 2 LOB: 0 BB: 0 P: 4	R: 0 E: 0 K: 0 S: 4	H: 1 LOB: 1 BB: 0 P: 4	R: 3 E: 0 K: 0 S: 6	H: 3 LOB: 0 BB: 0 P: 6	R: 0 E: 0 K: 0 S: 3	H: 0 LOB: 0 BB: 0 P: 3	R: 1 E: 0 K: 0 S: 4	H: 1 LOB: 1 BB: 0 P: 4	R: 0 E: 0 K: 0 S: 4	H: 1 LOB: 1 BB: 0 P: 4	R: 0 E: 0 K: 1 S: 5	H: 0 LOB: 0 BB: 0 P: 5	R: 2 E: 0 K: 1 S: 7	H: 2 LOB: 2 BB: 2 P: 15	1B: 5 2B: 3 3B: 0 HR: 3	SF: 0 SAC: 0 DP: 0 HBP: 0	WP: 0 PB: 0 SB: 0 CS: 1	PA: 40			
PITCHER	IP	WLS	BF	H	R	ER	SO	BB	IBB	HBP	BLK	WP	HR	S	P	ERA	WHIP								
Dave Wickersham, R ERA: 3.55	3.1	L	17	7	4	4	1	1	0	0	0	0	2	18	22	10.80	2.400								
Johnnie Seale, L ERA:	4.1		5	0	0	0	0	0	0	0	0	0	0	5	5	0.00	0.000								
Denny McLain, R ERA: 4.25	2.0		8	2	1	1	0	0	0	0	0	0	1	8	8	4.50	1.000								
Terry Fox, R ERA: 3.02	2.0		10	2	2	2	2	2	0	0	0	0	0	12	20	9.00	2.000								

Batter	1	2	3	4	5	6	7	8	9	AB	R	H	RBI	BB	SO	LOB	BOTTOM								
Dick McAuliffe, L OBP: 0.334, SLG: 0.441	F5						F5			3	0	0	0	1	0	0	Cleveland Indians @ Detroit Tigers Tiger Stadium, Detroit, MI Sun Sep 20 1964, 4:38 AM EDT Att: 8,276 - Unknown livebaseballscorecards.com								
Jerry Lumpe, L OBP: 0.313, SLG: 0.343	F3								K	3	0	1	0	1	1	0									
Al Kaline, R OBP: 0.379, SLG: 0.450	K						L8			3	0	0	0	1	2	3									
Norm Cash, L OBP: 0.340, SLG: 0.445										4	1	1	0	0	2	1									
Gates Brown, L OBP: 0.329, SLG: 0.477	1-3						F4		K	4	0	1	0	0	1	1									
Don Demeter, R OBP: 0.291, SLG: 0.450	E6								6-3	4	0	2	0	0	1	2									
Bill Freehan, R OBP: 0.350, SLG: 0.460	F9						1-3			4	1	1	2	0	0	3									
Don Wert, R OBP: 0.327, SLG: 0.366									6-3	4	0	0	0	0	0	1									
Dave Wickersham, R OBP: 0.306, SLG: 0.691 Johnnie Seale, L (4, 1) George Thomas, R OBP: 0.325, SLG: 0.465 Denny McLain, R OBP: 0.342, SLG: 0.691 Bill Bruton, L OBP: 0.342, SLG: 0.393 Terry Fox, R OBP: 0.303, SLG: 0.500 Jake Wood, L OBP: 0.254, SLG: 0.304										1	0	0	0	0	0	0									
Inning Stats	R: 0 E: 0 K: 1 S: 5	H: 0 LOB: 0 BB: 0 P: 5	R: 0 E: 1 K: 1 S: 6	H: 1 LOB: 1 BB: 0 P: 6	R: 0 E: 0 K: 1 S: 5	H: 0 LOB: 2 BB: 2 P: 13	R: 1 E: 0 K: 0 S: 7	H: 2 LOB: 1 BB: 0 P: 7	R: 0 E: 0 K: 0 S: 4	H: 1 LOB: 1 BB: 0 P: 4	R: 0 E: 0 K: 1 S: 6	H: 1 LOB: 1 BB: 0 P: 6	R: 0 E: 0 K: 2 S: 7	H: 0 LOB: 1 BB: 1 P: 11	R: 1 E: 0 K: 1 S: 6	H: 1 LOB: 0 BB: 0 P: 6	1B: 4 2B: 1 3B: 0 HR: 1	SF: 0 SAC: 0 DP: 0 HBP: 0	WP: 0 PB: 0 SB: 0 CS: 0	PA: 36					
PITCHER	IP	WLS	BF	H	R	ER	SO	BB	IBB	HBP	BLK	WP	HR	S	P	ERA	WHIP								
Luis Tiant, R ERA: 2.94	9.0	W	36	6	2	2	9	3	0	0	0	0	1	51	63	2.00	1.000								

Batter	1	2	3	4	5	6	7	8	9	AB	R	H	RBI	BB	SO	LOB	TOP					
Phil Linz, R OBP: 0.328, SLG: 0.363 (1, 6)	F3				1-3			5-3		3	0	0	0	2	0	1	New York Yankees @ Cleveland Indians Cleveland Municipal Stadium, Cleveland, OH Tue Sep 22 1964, 7:05 PM EDT Cloudy livebaseballscorecards.com					
Bobby Richardson, R OBP: 0.290, SLG: 0.331 (1, 4)	F5	F8			5-3		L5		1-3	5	0	0	0	0	0	3						
Roger Maris, L OBP: 0.373, SLG: 0.474 (1, 8)					G3					5	1	4	1	0	0							
Mickey Mantle, S OBP: 0.414, SLG: 0.583 Roger Repoz, L (9, 9)	4-3				F8				F8	4	1	0	0	1	1	4						
Elston Howard, R OBP: 0.362, SLG: 0.446 (1, 2)										0	0	0	0	0	0							
Joe Pepitone, L OBP: 0.279, SLG: 0.415 (1, 3)					4-3					4	1	2	0	0	1	3						
Tom Tresh, S OBP: 0.339, SLG: 0.395 (9, 7)										4	1	1	0	0	1	2						
Clete Boyer, R OBP: 0.275, SLG: 0.314 (1, 5)										4	0	1	0	0	3	3						
Mel Stottlemyre, R OBP: 0.161, SLG: 0.133 Pedro Ramos, S OBP: 0.200, SLG: 0.302 (9, 1)					F3					4	0	1	1	0	0	3						
Inning Stats	R: 0 E: 0 K: 0 S: 4	H: 1 LOB: 1 BB: 0 P: 4	R: 2 E: 0 K: 0 S: 6	H: 3 LOB: 2 BB: 1 P: 10	R: 1 E: 0 K: 0 S: 4	H: 1 LOB: 0 BB: 0 P: 4	R: 0 E: 0 K: 1 S: 5	H: 0 LOB: 0 BB: 0 P: 5	R: 0 E: 0 K: 0 S: 3	H: 0 LOB: 0 BB: 0 P: 3	R: 1 E: 0 K: 2 S: 9	H: 2 LOB: 2 BB: 1 P: 13	R: 0 E: 0 K: 2 S: 8	H: 1 LOB: 2 BB: 1 P: 12	R: 1 E: 0 K: 1 S: 7	H: 2 LOB: 1 BB: 0 P: 7		R: 0 E: 0 K: 0 S: 4	H: 1 LOB: 1 BB: 0 P: 4	1B: 8 2B: 1 3B: 0 HR: 2	SF: 0 SAC: 0 DP: 0 HBP: 0	WP: 0 PB: 0 SB: 0 CS: 0
PITCHER	IP	WLS	BF	H	R	ER	SO	BB	IBB	HBP	BLK	WP	HR	S	P	ERA	WHIP					
Sonny Siebert, R ERA: 3.19 (1, 1)	5.0	L	24	7	4	4	1	2	0	0	0	0	2	24	32	7.20	1.800					
Lee Stange, R ERA: 4.17 (6, 1)	2.0		8	1	0	0	4	1	0	0	0	0	0	15	19	0.00	1.000					
Gary Bell, R ERA: 4.45 (8, 1)	2.0		9	3	1	1	1	0	0	0	0	0	0	11	11	4.50	1.500					

Batter	1	2	3	4	5	6	7	8	9	AB	R	H	RBI	BB	SO	LOB	BOTTOM					
Chico Salmon, R OBP: 0.333, SLG: 0.419 (1, 9)	6-3									3	0	0	0	0	0	1	New York Yankees @ Cleveland Indians Cleveland Municipal Stadium, Cleveland, OH Tue Sep 22 1964, 7:05 PM EDT Cloudy livebaseballscorecards.com					
Fred Whitfield, L OBP: 0.298, SLG: 0.424 (7, PH)		G6-4-3			F5		4-3			1	0	0	0	0	0	1						
Gary Bell, R OBP: 0.412, SLG: 0.375 (8, 1)										0	0	0	0	0	0	0						
Dick Howser, R OBP: 0.340, SLG: 0.325 (1, 6)										2	2	1	0	2	1	0						
Bob Chance, L OBP: 0.358, SLG: 0.451 (6, PR)										4	1	1	0	0	2	2						
Tommie Agee, R (9, PR)										0	0	0	0	0	0	0						
Billy Moran, R OBP: 0.305, SLG: 0.304 (9, 3)										0	0	0	0	0	0	0						
Leon Wagner, L OBP: 0.324, SLG: 0.448 (1, 7)										4	0	0	0	0	2	3						
Max Alvis, R OBP: 0.324, SLG: 0.451 (1, 5)										4	0	2	2	0	0	1						
Vic Davallo, L OBP: 0.315, SLG: 0.357 (1, 8)										3	0	1	0	1	1	1						
John Romano, R OBP: 0.337, SLG: 0.448 (1, 2)										4	0	0	0	0	1	4						
Woodie Held, R OBP: 0.332, SLG: 0.431 (1, 4)										4	0	2	0	0	1	1						
Tony Martinez, R (9, PR)										0	0	0	0	0	0	0						
Sonny Siebert, R OBP: 0.261, SLG: 0.467 (1, 1)										2	0	0	0	0	1	1						
Lee Stange, R OBP: 0.175, SLG: 0.061 (7, PH)										0	0	0	0	0	0	0						
Al Luplow, L OBP: 0.214, SLG: 0.154 (8, 9)										2	0	1	0	0	0	2						
Inning Stats	R: 2 E: 0 K: 1 S: 7	H: 2 LOB: 2 BB: 2 P: 15	R: 0 E: 0 K: 0 S: 3	H: 1 LOB: 0 BB: 0 P: 3	R: 0 E: 0 K: 2 S: 7	H: 0 LOB: 0 BB: 0 P: 7	R: 0 E: 0 K: 1 S: 6	H: 1 LOB: 1 BB: 0 P: 6	R: 0 E: 0 K: 2 S: 7	H: 0 LOB: 1 BB: 1 P: 11	R: 0 E: 0 K: 1 S: 5	H: 0 LOB: 0 BB: 0 P: 5	R: 0 E: 0 K: 2 S: 8	H: 1 LOB: 1 BB: 0 P: 8	R: 1 E: 1 K: 0 S: 4	H: 1 LOB: 1 BB: 0 P: 4	R: 0 E: 0 K: 0 S: 4	H: 2 LOB: 2 BB: 0 P: 4	1B: 6 2B: 2 3B: 0 HR: 0	SF: 0 SAC: 0 DP: 3 HBP: 0	WP: 0 PB: 0 SB: 0 CS: 0	PA: 36
PITCHER	IP	WLS	BF	H	R	ER	SO	BB	IBB	HBP	BLK	WP	HR	S	P	ERA	WHIP					
Mel Stottlemyre, R ERA: 2.19 (1, 1)	8.1	W	35	8	3	2	9	3	0	0	0	0	0	50	62	2.16	1.320					
Pedro Ramos, R ERA: 4.82 (9, 1)	0.2	S	1	0	0	0	0	0	0	0	0	0	0	1	1	0.00	0.000					



Batter	1	2	3	4	5	6	7	8	9	AB	R	H	RBI	BB	SO	LOB	TOP					
Phil Linz, R OBP: 0.331, SLG: 0.374 (1, 6)	6-3		5-3			HR		CS BB	2B 1B	4	2	2	2	1	0	0	New York Yankees @ Cleveland Indians Cleveland Municipal Stadium, Cleveland, OH Tue Sep 22 1964, 7:05 PM EDT Att. 22,557 - Cloudy					
Bobby Richardson, R OBP: 0.293, SLG: 0.333 (1, 4)	G3 HR 1B		6-3			F5		CS BB	2B	4	1	2	1	1	0	0						
Roger Maris, L OBP: 0.371, SLG: 0.471 (1, 8)	G3 1-2		F6			F7		CS BB	L7	5	0	1	0	0	0	2						
Mickey Mantle, S OBP: 0.415, SLG: 0.589 Hal Reniff, R OBP: 0.100, SLG: 0.100 (8, 1)	G3 HR			4-3		2B 1B		K	K	4	1	2	2	0	1	1						
Elston Howard, R OBP: 0.363, SLG: 0.451 (1, 2)	6-3			K		1B			1B 2B	4	1	2	0	0	1	0						
Joe Pepitone, L OBP: 0.279, SLG: 0.412 (1, 3)		4-3			4-3	6-3			1B BB	3	1	0	0	1	0	2						
Tom Tresh, S OBP: 0.340, SLG: 0.396 (8, 7)						F8		K	BB 1B 1B	4	1	2	1	0	1	0						
Clete Boyer, R OBP: 0.275, SLG: 0.313 (1, 5)						4-3		4-3	BB 1B 1B	4	1	1	1	0	0	1						
Whitey Ford, L OBP: 0.264, SLG: 0.148 Roger Repoz, L (8, 9)						K		4-3	1B BB	3	0	0	0	0	2	1						
Inning Stats	R: 2 E: 0 K: 0 S: 5	H: 2 LOB: 0 BB: 0 P: 5	R: 0 E: 0 K: 1 S: 6	H: 1 LOB: 1 BB: 0 P: 6	R: 0 E: 0 K: 0 S: 3	H: 0 LOB: 0 BB: 0 P: 3	R: 0 E: 0 K: 1 S: 5	H: 0 LOB: 0 BB: 0 P: 5	R: 0 E: 0 K: 1 S: 6	H: 3 LOB: 2 BB: 0 P: 6	R: 0 E: 0 K: 1 S: 5	H: 0 LOB: 0 BB: 0 P: 5	R: 0 E: 0 K: 1 S: 4	H: 1 LOB: 1 BB: 2 P: 12	R: 5 E: 0 K: 1 S: 9	H: 5 LOB: 1 BB: 2 P: 17	1B: 7 2B: 3 3B: 0 HR: 2	SF: 0 SAC: 0 DP: 0 HBP: 0	WP: 0 PB: 0 SB: 0 CS: 2	PA: 40		
PITCHER	IP WLS BF H R ER SO BB IBB HBP BLK WP HR S P ERA WHIP	5.2 L 23 6 3 3 3 0 0 0 0 0 2 29 29 4.76 1.059	0.1 1 0 0 0 0 0 0 0 0 0 0 0 1 1 0.00 0.000	2.0 7 1 0 0 2 2 0 0 0 0 0 0 9 17 0.00 1.500	0.0 5 3 5 5 0 2 0 0 0 0 0 0 3 11 ∞ ∞	1.0 4 2 0 0 1 0 0 0 0 0 0 0 6 6 0.00 2.000																

AB	36
R	8
H	12
RBI	7
BB	4
SO	6
LOB	8



Batter	1	2	3	4	5	6	7	8	9	AB	R	H	RBI	BB	SO	LOB	BOTTOM				
Chico Salmon, R OBP: 0.332, SLG: 0.417 Billy Moran, R OBP: 0.305, SLG: 0.304 (1, 9)	G3		L4			FC3-6 1B		4-3		4	0	1	0	0	0	0	New York Yankees @ Cleveland Indians Cleveland Municipal Stadium, Cleveland, OH Tue Sep 22 1964, 7:05 PM EDT Att. 22,557 - Cloudy				
Dick Howser, R OBP: 0.338, SLG: 0.323 (1, 6)	6-3			F8		FC3-6		1-3		4	0	0	0	0	0	2					
Bob Chance, L OBP: 0.357, SLG: 0.451 (1, 3)	1-3			3-1		F7		2B		4	0	1	0	0	0	2					
Max Alvis, R OBP: 0.321, SLG: 0.446 (1, 5)		6-3			K		F3	F2		4	0	0	0	0	1	1					
John Romano, R OBP: 0.337, SLG: 0.445 Duke Sims, L (9, PH)		F9			F9		FC5-4 BB	4-3		2	0	0	0	1	0	0					
George Banks, R OBP: 0.444, SLG: 1.222 (1, 7)					K		FC5-4			3	1	1	1	0	1	1					
Tommie Agee, R (9, 9)					4-3		G3			3	0	0	0	0	0	1					
Larry Brown, R OBP: 0.293, SLG: 0.392 Vic Davallo, L OBP: 0.314, SLG: 0.357 (8, PH)					6-3			6-3		2	0	1	0	0	0	0					
Dick Donovan, L OBP: 0.305, SLG: 0.208 Tommy John, R OBP: 0.208, SLG: 0.208 Tony Martinez, R (8, PH)					4-3		FC6-4 1B			1	0	0	0	0	0	0					
Ted Abernathy, R (7, 1)						FC6-4 1B		K		0	0	0	0	0	0	0					
Tito Francoza, L OBP: 0.303, SLG: 0.365 Don McMahon, R OBP: 0.143, SLG: 0.143 Jerry Walker, S (9, 1)										0	0	0	0	0	0	0					
Inning Stats	R: 0 E: 0 K: 0 S: 3	H: 0 LOB: 0 BB: 0 P: 3	R: 1 E: 0 K: 0 S: 4	H: 1 LOB: 0 BB: 0 P: 4	R: 0 E: 0 K: 0 S: 3	H: 0 LOB: 0 BB: 0 P: 3	R: 0 E: 0 K: 1 S: 5	H: 0 LOB: 0 BB: 0 P: 5	R: 0 E: 0 K: 0 S: 3	H: 2 LOB: 2 BB: 0 P: 5	R: 0 E: 0 K: 0 S: 3	H: 0 LOB: 1 BB: 1 P: 7	R: 0 E: 0 K: 1 S: 5	H: 0 LOB: 0 BB: 0 P: 5	R: 0 E: 0 K: 0 S: 4	H: 1 LOB: 1 BB: 0 P: 4	1B: 2 2B: 1 3B: 0 HR: 1	SF: 0 SAC: 0 DP: 0 HBP: 0	WP: 0 PB: 0 SB: 0 CS: 0	PA: 32	
PITCHER	IP WLS BF H R ER SO BB IBB HBP BLK WP HR S P ERA WHIP	7.0 W 25 3 1 1 2 1 0 0 0 0 0 1 28 32 1.29 0.571	2.0 S 7 1 0 0 1 0 0 0 0 0 0 9 9 0.00 0.500																		



Batter	1	2	3	4	5	6	7	8	9	10	11	AB	R	H	RBI	BB	SO	LOB	TOP				
Phil Linz, R OBP: 0.332, SLG: 0.371 (1, 6)												3	1	0	0	2	1	3					
Bobby Richardson, R OBP: 0.292, SLG: 0.332 (1, 4)												5	1	1	0	0	1	1					
Roger Maris, L OBP: 0.388, SLG: 0.466 (1, 8)												5	0	0	0	0	2	4					
Mickey Mantle, S OBP: 0.417, SLG: 0.588 Roger Repoz, L (10, 9)												3	1	1	0	2	0	1					
Elston Howard, R OBP: 0.364, SLG: 0.456 (1, 2)												5	1	2	1	0	0	5					
Tom Tresh, S OBP: 0.337, SLG: 0.392 (10, 7)												5	0	0	0	0	1	4					
Joe Pepitone, L OBP: 0.278, SLG: 0.411 (1, 3)												5	0	1	0	0	1	1					
Clete Boyer, R OBP: 0.273, SLG: 0.310 (1, 5)												5	0	0	0	0	2	1					
Al Downing, R OBP: 0.198, SLG: 0.195 Pete Mikkelsen, R OBP: 0.071, SLG: 0.071 Pedro Ramos, S OBP: 0.200, SLG: 0.302 (11, 1)												3	0	1	0	0	0	1					
Inning Stats	R: 3 E: 1 K: 0 S: 5	H: 1 LOB: 1 BB: 2 P: 13	R: 0 E: 0 K: 0 S: 3	H: 1 LOB: 0 BB: 0 P: 3	R: 0 E: 1 K: 1 S: 7	H: 1 LOB: 2 BB: 0 P: 7	R: 0 E: 0 K: 1 S: 6	H: 0 LOB: 0 BB: 0 P: 5	R: 0 E: 0 K: 0 S: 3	H: 0 LOB: 1 BB: 1 P: 7	R: 0 E: 0 K: 1 S: 5	H: 0 LOB: 0 BB: 0 P: 5	R: 0 E: 0 K: 1 S: 5	H: 1 LOB: 0 BB: 0 P: 5	R: 0 E: 0 K: 1 S: 5	H: 0 LOB: 0 BB: 0 P: 5	R: 1 E: 0 K: 1 S: 6	H: 1 LOB: 0 BB: 0 P: 6	1B: 6 2B: 0 3B: 0 HR: 1	SF: 0 SAC: 0 DP: 2 HBP: 0	WP: 0 PB: 0 SB: 0 CS: 0	PA: 44	
PITCHER	IP: 9.0 ERA: 2.88	WLS: 7 L: 1	BF: 37 R: 1	H: 6 ER: 0	R: 3 ER: 0	SO: 6 SO: 2	BB: 3 IBB: 0	HBP: 0 BLK: 0	WP: 0 HR: 1	S: 45 S: 11	P: 61 P: 11	ERA: 4.50 WHIP: 0.500	PITCHER										ERA: 4.50 WHIP: 0.500

New York Yankees @ Cleveland Indians
Cleveland Municipal Stadium, Cleveland, OH
Wed Sep 23 1964, 7:05 PM EDT
Unknown

AB	40
R	4
H	7
RBI	1
BB	4
SO	8
LOB	21



Batter	1	2	3	4	5	6	7	8	9	10	11	AB	R	H	RBI	BB	SO	LOB	BOTTOM					
Chico Salmon, R OBP: 0.335, SLG: 0.418 Billy Moran, R OBP: 0.305, SLG: 0.304 Leon Wagner, L OBP: 0.325, SLG: 0.448 (10, 7)												4	1	2	0	0	0	0						
Dick Howser, R OBP: 0.340, SLG: 0.323 (1, 6)												3	0	1	0	2	0	1						
George Banks, R OBP: 0.500, SLG: 1.000 Luis Tiant, R OBP: 0.103, SLG: 0.103 (10, 1)												2	0	0	1	3	2	1						
Max Alvis, R OBP: 0.321, SLG: 0.444 Vic Davalillo, L OBP: 0.313, SLG: 0.355 (8, 8)												1	0	0	1	1	1	0						
John Romano, R OBP: 0.338, SLG: 0.453 (1, 2)												5	1	2	1	0	1	7						
Bob Chance, L OBP: 0.352, SLG: 0.445 Tony Martinez, R (10, PR)												5	0	0	0	0	1	1						
Tito Francona, L OBP: 0.383, SLG: 0.365 (11, 3)												0	0	0	0	0	0	0						
Tommie Agee, R OBP: 0.143, SLG: 0.143 (8, 9)												4	0	1	0	0	1	0						
Al Luplow, L OBP: 0.200, SLG: 0.143 (11, 9)												1	0	0	0	0	1	1						
Woodie Held, R OBP: 0.331, SLG: 0.428 (10, 5)												5	0	1	0	0	1	1						
Sam McDowell, L OBP: 0.190, SLG: 0.113 Fred Whitfield, L OBP: 0.297, SLG: 0.422 Larry Brown, R OBP: 0.252, SLG: 0.391 (10, 4)												3	1	1	0	0	0	2						
Inning Stats	R: 0 E: 0 K: 2 S: 7	H: 0 LOB: 2 BB: 2 P: 15	R: 0 E: 0 K: 1 S: 6	H: 1 LOB: 1 BB: 0 P: 6	R: 0 E: 0 K: 1 S: 5	H: 0 LOB: 0 BB: 0 P: 5	R: 1 E: 0 K: 1 S: 6	H: 1 LOB: 1 BB: 0 P: 6	R: 2 E: 0 K: 0 S: 5	H: 2 LOB: 2 BB: 2 P: 13	R: 0 E: 0 K: 0 S: 4	H: 1 LOB: 1 BB: 1 P: 4	R: 0 E: 0 K: 1 S: 6	H: 2 LOB: 2 BB: 1 P: 10	R: 0 E: 0 K: 1 S: 5	H: 0 LOB: 0 BB: 0 P: 5	R: 0 E: 0 K: 1 S: 5	H: 1 LOB: 1 BB: 0 P: 5	R: 0 E: 0 K: 1 S: 5	H: 0 LOB: 0 BB: 0 P: 5	1B: 8 2B: 0 3B: 0 HR: 1	SF: 1 SAC: 0 DP: 1 HBP: 0	WP: 1 PB: 0 SB: 1 CS: 1	PA: 46
PITCHER	IP: 6.0 ERA: 3.38	WLS: 4 L: 0	BF: 30 R: 7	H: 7 ER: 3	SO: 5 SO: 4	BB: 5 IBB: 0	HBP: 0 BLK: 0	WP: 1 HR: 1	S: 35 S: 20	P: 55 P: 24	ERA: 4.50 WHIP: 0.750	PITCHER										ERA: 4.50 WHIP: 0.750		

New York Yankees @ Cleveland Indians
Cleveland Municipal Stadium, Cleveland, OH
Wed Sep 23 1964, 7:05 PM EDT
Unknown

AB	39
R	3
H	9
RBI	3
BB	6
SO	10
LOB	19



Batter	1	2	3	4	5	6	7	8	9	AB	R	H	RBI	BB	SO	LOB	TOP					
Luis Aparicio, R (1,6) OBP: 0.320, SLG: 0.362			4-3		K SH1-3		E4 FC3-2 BB		L4-3	5	1	2	0	0	0	2	<p>Baltimore Orioles @ Cleveland Indians Cleveland Municipal Stadium, Cleveland, OH</p> <p>Sat Sep 26 1964, 3:33 AM EDT Att: 5,980 - Unknown</p> <p>livebaseballscores.com</p> <p>AB 32 R 5 H 10 RBI 5 BB 4 SO 4 LOB 18</p>					
Russ Snyder, L (1,8) OBP: 0.380, SLG: 0.375			BB		SH1-3		SH BB FC3-2		6-3	2	1	2	1	0	0	0						
Boog Powell, L (1,7) OBP: 0.401, SLG: 0.610			G6-4-3 BB		K		FC3-2 BB			3	1	1	1	1	1	4						
Brooks Robinson, R (1,5) OBP: 0.365, SLG: 0.513	F8		G6-4-3				G6-4-3 BB			3	1	1	2	1	0	2						
Sam Bowens, R (1,9) OBP: 0.325, SLG: 0.467	F7						HR		G6-4-3	4	1	1	0	0	0	3						
Norm Siebern, L (1,3) OBP: 0.375, SLG: 0.362			K		K		BB		3-1	3	0	0	0	1	2	1						
Charlie Lau, L (1,2) OBP: 0.326, SLG: 0.394			1B		2B		F8		F9	4	0	2	1	0	0	1						
Jerry Adair, R (1,4) OBP: 0.279, SLG: 0.326			F9		L4		F7		6-3	4	0	0	0	0	0	3						
Mitt Pappas, R (1,1) OBP: 0.177, SLG: 0.143			K		F4					3	0	1	0	0	1	2						
Jackie Brandt, R (8,8) OBP: 0.299, SLG: 0.361							SH FC3-2		L4-3	0	0	0	0	1	0	0						
Dick Hall, R (8,1) OBP: 0.188, SLG: 0.133							BB			1	0	0	0	0	0	0						
Inning Stats	R: 2 E: 0 K: 0 S: 5	H: 3 LOB: 0 BB: 0 P: 5	R: 0 E: 0 K: 2 S: 8	H: 1 LOB: 1 BB: 0 P: 8	R: 0 E: 0 K: 0 S: 3	H: 1 LOB: 1 BB: 1 P: 7	R: 1 E: 0 K: 1 S: 7	H: 2 LOB: 1 BB: 0 P: 7	R: 0 E: 0 K: 0 S: 5	H: 1 LOB: 0 BB: 0 P: 5	R: 1 E: 0 K: 0 S: 4	H: 1 LOB: 2 BB: 1 P: 8	R: 1 E: 1 K: 0 S: 5	H: 1 LOB: 1 BB: 1 P: 9	R: 0 E: 0 K: 0 S: 3	H: 0 LOB: 0 BB: 1 P: 3	R: 0 E: 0 K: 0 S: 2	H: 0 LOB: 0 BB: 1 P: 6	1B: 6 2B: 2 3B: 0 HR: 3	SF: 0 SAC: 2 DP: 3 HBP: 0	WP: 0 PB: 0 SB: 1 CS: 0	PA: 38
PITCHER	IP WLS BF H R ER SO BB IBB HBP BLK WP HR S P ERA WHIP																					
Luis Tiant, R (1,1) ERA: 3.13	6.0 L 26 9 4 4 4 2 0 0 0 0 0 3 32 40 6.00 1.833																					
Tommy John, L (7,1) ERA: 4.29	2.0 9 1 1 0 0 1 0 0 0 0 0 0 8 12 0.00 1.000																					
Don McMahon, R (9,1) ERA: 2.34	1.0 3 0 0 0 0 1 0 0 0 0 0 0 2 6 0.00 1.000																					

Batter	1	2	3	4	5	6	7	8	9	AB	R	H	RBI	BB	SO	LOB	BOTTOM			
Tito Francona, L (1,9) OBP: 0.368, SLG: 0.402	F4			4-3		4-3				4	0	1	0	0	0	0	<p>Baltimore Orioles @ Cleveland Indians Cleveland Municipal Stadium, Cleveland, OH</p> <p>Sat Sep 26 1964, 3:33 AM EDT Att: 5,980 - Unknown</p> <p>livebaseballscores.com</p> <p>AB 30 R 3 H 7 RBI 3 BB 0 SO 4 LOB 7</p>			
Tony Martinez, R (8, PR) OBP: 0.500, SLG: 0.750								1B		0	0	0	0	0	0	0				
Dick Howser, R (1,6) OBP: 0.336, SLG: 0.318	F6			F9		F6		F7		4	0	0	0	0	0	2				
Fred Whitfield, L (1,3) OBP: 0.295, SLG: 0.418										4	0	0	0	0	1	2				
Don McMahon, R (9,1) OBP: 0.143, SLG: 0.143	F9			K		4-3		F6		0	0	0	0	0	0	0				
Leon Wagner, L (1,7) OBP: 0.324, SLG: 0.442					L1		G1-4-3 HBP		K	3	0	0	0	0	1	0				
Max Alvis, R (1,5) OBP: 0.321, SLG: 0.449					F9		G1-4-3		F7	4	1	1	0	0	0	1				
John Romano, R (1,2) OBP: 0.345, SLG: 0.469									6-3	4	1	2	0	0	1	0				
Vic Davallilo, L (1,8) OBP: 0.314, SLG: 0.363				4-3		SF9		2B		2	1	1	2	0	0	0				
Woodie Held, R (1,4) OBP: 0.333, SLG: 0.429										3	0	2	0	0	1	1				
Tommy Agee, R (8, PR) OBP: 0.143, SLG: 0.143										0	0	0	0	0	0	0				
Luis Tiant, R (1,1) OBP: 0.100, SLG: 0.100										1	0	0	0	0	0	1				
Al Luplow, L (6, PH) OBP: 0.167, SLG: 0.118										1	0	0	0	0	0	0				
Tommy John, R (7,1) OBP: 0.208, SLG: 0.208										0	0	0	0	0	0	0				
Bob Chance, L (8, PH) OBP: 0.347, SLG: 0.439										0	0	0	1	0	0	0				
Inning Stats	R: 0 E: 0 K: 0 S: 3	H: 0 LOB: 0 BB: 0 P: 3	R: 0 E: 0 K: 1 S: 5	H: 0 LOB: 0 BB: 0 P: 5	R: 0 E: 0 K: 0 S: 3	H: 1 LOB: 0 BB: 0 P: 3	R: 0 E: 0 K: 1 S: 5	H: 0 LOB: 0 BB: 0 P: 5	R: 1 E: 0 K: 0 S: 7	H: 4 LOB: 2 BB: 0 P: 7	R: 0 E: 0 K: 1 S: 5	H: 0 LOB: 0 BB: 0 P: 5	R: 2 E: 0 K: 0 S: 7	H: 4 LOB: 2 BB: 0 P: 7	R: 0 E: 0 K: 1 S: 5	H: 0 LOB: 0 BB: 0 P: 5	1B: 4 2B: 3 3B: 0 HR: 0	SF: 2 SAC: 0 DP: 2 HBP: 1	WP: 0 PB: 0 SB: 0 CS: 0	PA: 33
PITCHER	IP WLS BF H R ER SO BB IBB HBP BLK WP HR S P ERA WHIP																			
Mitt Pappas, R (1,1) ERA: 2.72	7.0 W 26 6 3 3 3 0 0 0 0 0 0 0 31 32 3.86 0.857																			
Dick Hall, R (8,1) ERA: 1.94	2.0 S 7 1 0 0 1 0 0 0 0 0 0 0 9 9 0.00 0.500																			

Batter	1	2	3	4	5	6	7	8	9	AB	R	H	RBI	BB	SO	LOB	TOP								
Vic Davallilo, L (1, 8) OBP: 0.313, SLG: 0.359	4-0 BB G4-6-3		0-3 K			0-0 F5	0-0 F7			3	0	0	0	1	1	2									
Tony Martinez, R (1, 6) OBP: 0.273, SLG: 0.364	0-0 G4-6-3 1-2		0-0 F3			0-0 F8		0-0 F7		4	0	0	0	0	0	2									
Fred Whitfield, L (1, 3) OBP: 0.292, SLG: 0.421	0-3 K			0-3 K		0-0 HR		0-0 F8		4	1	1	1	0	2	0									
Tito Francona, L (1, 9) OBP: 0.363, SLG: 0.400		4-0 FC6-4 BB			0-0 4-3			0-0 3-1		3	0	0	0	1	0	0									
Tommie Agee, R (8, 9) OBP: 0.143, SLG: 0.143										0	0	0	0	0	0	0									
Max Alvis, R (1, 5) OBP: 0.318, SLG: 0.455		0-0 L7			0-0 F8			0-0 5-3		4	1	1	0	0	0	1									
Leon Wagner, L (1, 7) OBP: 0.324, SLG: 0.444		0-3 K				0-0 1B		0-3 K		4	0	1	0	0	2	2									
Joe Azcue, R (1, 2) OBP: 0.310, SLG: 0.353		0-0 FC6-4 1-2			0-0 F6			0-0 F9		4	1	1	1	0	0	2									
Larry Brown, R (1, 4) OBP: 0.288, SLG: 0.386			0-0 F8			0-0 F4		0-0 F4		3	0	0	0	0	0	2									
Sam McDowell, L (1, 1) OBP: 0.213, SLG: 0.161					0-0 K			0-0 2B		3	0	2	1	0	1	1									
Inning Stats	R: 0 E: 0 K: 1 S: 4	H: 0 LOB: 0 BB: 1 P: 8	R: 0 E: 0 K: 1 S: 5	H: 0 LOB: 1 BB: 1 P: 9	R: 0 E: 0 K: 1 S: 6	H: 1 LOB: 1 BB: 0 P: 6	R: 0 E: 0 K: 1 S: 5	H: 0 LOB: 0 BB: 0 P: 5	R: 0 E: 0 K: 1 S: 6	H: 1 LOB: 1 BB: 0 P: 6	R: 1 E: 0 K: 0 S: 4	H: 1 LOB: 0 BB: 0 P: 4	R: 2 E: 0 K: 1 S: 8	H: 3 LOB: 1 BB: 0 P: 8	R: 0 E: 0 K: 0 S: 3	H: 0 LOB: 0 BB: 0 P: 3	R: 0 E: 0 K: 0 S: 3	H: 0 LOB: 0 BB: 0 P: 3	1B: 3 2B: 1 3B: 1 HR: 1	SF: 0 SAC: 0 DP: 1 HBP: 0	WP: 0 PB: 0 SB: 0 CS: 0	PA: 34			
PITCHER	IP	WLS	BF	H	R	ER	SO	BB	IBB	HBP	BLK	WP	HR	S	P	ERA	WHIP								
Dave Morehead, R (1, 1) ERA: 4.97	7.0	L	28	6	3	3	6	2	0	0	0	0	1	38	46	3.86	1.143								
Bob Heffner, R (8, 1) ERA: 3.87	2.0		6	0	0	0	0	0	0	0	0	0	0	6	6	0.00	0.000								

Cleveland Indians @ Boston Red Sox
Fenway Park, Boston, MA
Wed Sep 30 1964, 3:38 AM EDT
Att: 934 - Unknown

AB 32
R 3
H 6
RBI 3
BB 2
SO 6
LOB 12



Batter	1	2	3	4	5	6	7	8	9	AB	R	H	RBI	BB	SO	LOB	BOTTOM								
Roman Mejias, R (1, 8) OBP: 0.299, SLG: 0.354	0-0 F4		0-0 F7			0-0 5-3		0-0 F2		4	0	0	0	0	0	1									
Felix Mantilla, R (1, 4) OBP: 0.314, SLG: 0.557	0-0 5-3		0-3 K			4-0 FC6-4 1B BB		0-0 1B 2B		3	0	1	0	1	1	1									
Tony Conigliaro, R (1, 7) OBP: 0.356, SLG: 0.542	0-0 F8				0-0 F9			0-0 FC6-4 1B		4	0	2	0	0	0	0									
Dick Stuart, R (1, 3) OBP: 0.314, SLG: 0.486		0-0 1-3			4-0 BB			0-0 FC6-4 1-2 2-3		3	0	0	0	1	0	4									
Al Smith, R (1, 5) OBP: 0.260, SLG: 0.315		4-0 1B BB			0-0 F3			0-0 F4		3	0	0	0	1	0	3									
Lee Thomas, L (1, 9) OBP: 0.322, SLG: 0.394		0-0 G4-6-3 1B			0-0 4-3			4-0 BB		3	0	2	0	1	0	1									
Eddie Bressoud, R (1, 6) OBP: 0.371, SLG: 0.455		0-0 G4-6-3 1-2			0-3 K			0-0 F9		4	0	0	0	0	2	4									
Bob Tillman, R (1, 2) OBP: 0.352, SLG: 0.445			0-0 1B			0-0 F2		0-3 K		3	0	1	0	0	1	1									
Russ Nixon, L (8, 2) OBP: 0.231, SLG: 0.288						0-0 1B		0-0 1-2 1B		1	0	1	0	0	0	0									
Dave Morehead, R (1, 1) OBP: 0.155, SLG: 0.111			0-3 K			0-0 K		0-0 4-3		2	0	0	0	0	2	1									
Frank Malzone, R (7, PH) OBP: 0.314, SLG: 0.376										1	0	0	0	0	0	1									
Bob Heffner, R (8, 1) OBP: 0.163, SLG: 0.214										0	0	0	0	0	0	0									
Tony Horton, R (8, PH) OBP: 0.238, SLG: 0.286										1	0	0	0	0	0	2									
Inning Stats	R: 0 E: 0 K: 0 S: 3	H: 0 LOB: 0 BB: 0 P: 3	R: 0 E: 0 K: 0 S: 3	H: 1 LOB: 1 BB: 1 P: 7	R: 0 E: 0 K: 2 S: 8	H: 1 LOB: 1 BB: 0 P: 8	R: 0 E: 0 K: 0 S: 3	H: 0 LOB: 1 BB: 1 P: 7	R: 0 E: 0 K: 2 S: 7	H: 0 LOB: 0 BB: 0 P: 7	R: 0 E: 0 K: 0 S: 4	H: 1 LOB: 2 BB: 1 P: 8	R: 0 E: 0 K: 1 S: 5	H: 0 LOB: 1 BB: 1 P: 9	R: 0 E: 0 K: 0 S: 4	H: 2 LOB: 2 BB: 0 P: 4	R: 0 E: 0 K: 1 S: 7	H: 2 LOB: 2 BB: 0 P: 7	1B: 6 2B: 1 3B: 0 HR: 0	SF: 0 SAC: 0 DP: 2 HBP: 0	WP: 0 PB: 0 SB: 0 CS: 0	PA: 36			
PITCHER	IP	WLS	BF	H	R	ER	SO	BB	IBB	HBP	BLK	WP	HR	S	P	ERA	WHIP								
Sam McDowell, L (1, 1) ERA: 2.73	9.0	W	36	7	0	0	6	4	0	0	0	0	0	44	60	0.00	1.222								

Cleveland Indians @ Boston Red Sox
Fenway Park, Boston, MA
Wed Sep 30 1964, 3:38 AM EDT
Att: 934 - Unknown

AB 32
R 0
H 7
RBI 0
BB 4
SO 6
LOB 19



Batter	1	2	3	4	5	6	7	8	9	AB	R	H	RBI	BB	SO	LOB	TOP			
Chico Salmon, R OBP: 0.337, SLG: 0.422 (1, 3) (7, 4)	0-0 SH1-3 2B	0-3 K		0-0 F8		0-0 1B		0-0 6-3		5	0	2	0	0	1	5	Cleveland Indians @ Boston Red Sox Fenway Park, Boston, MA Thu Oct 01 1964, 3:33 AM EDT Att: 306 - Unknown			
Dick Howser, R OBP: 0.332, SLG: 0.314 (1, 6)	0-0 SH1-3 2-3		0-0 F8	0-0 FC6-4 1-2		0-0 G3		0-0 E3		4	0	0	0	0	0	3				
George Banks, R OBP: 0.524, SLG: 0.800 (1, 7) (7, 9)	0-3 K		4-0 BB BB		0-0 BB BB 1B		4-0 BB BB 2B	0-0 F7 1-2		3	1	1	0	2	1	2				
Max Alvis, R OBP: 0.316, SLG: 0.450 (1, 5)	0-3 K2-3		0-0 F7		4-0 BB BB 1-2		0-0 BB BB F4	0-3 K		4	0	0	0	1	2	4				
John Romano, R OBP: 0.350, SLG: 0.466 (1, 2)		0-0 1B 2B	4-0 BB BB 1-2		4-0 BB BB G5-4-3 1-2 2-3		4-0 BB BB 2B E	0-3 K		2	1	1	0	3	1	0				
Woodie Held, R OBP: 0.333, SLG: 0.427 (1, 9) (7, 8)	0-0 5-3		0-3 K		0-0 F7		0-0 E 2B	0-0 HBP 1B		5	0	2	1	0	1	6				
Billy Moran, R OBP: 0.305, SLG: 0.303 Fred Whitfield, L OBP: 0.294, SLG: 0.421 Larry Brown, R OBP: 0.288, SLG: 0.386 Gary Bell, R OBP: 0.412, SLG: 0.375 Vic Davallilo, L OBP: 0.312, SLG: 0.358 (1, 4) (7, PH) (7, PR) (7, 1) (9, PH)	4-0 1B BB		0-0 1B		0-0 G5-4-3 1-2		4-0 E BB	0-3 K		2	0	1	0	1	0	3				
Tommie Agee, R OBP: 0.100, SLG: 0.100 Bob Chance, L OBP: 0.347, SLG: 0.436 (1, 8) (7, PH) (7, 3)	0-3 K		0-0 F7		0-3 K		0-0 E6 F8-4	1-0 HBP 1B		3	0	0	0	0	2	3				
Tony Martinez, R OBP: 0.273, SLG: 0.364 (9, PR)							1-2 2-3 3-H	1-2 HBP		0	0	0	0	0	0	0				
Sonny Siebert, R OBP: 0.280, SLG: 0.469 Leon Wagner, L OBP: 0.323, SLG: 0.443 (1, 1) (7, PH) (7, 7)	0-0 1-2 2-3 1B		0-0 FC6-4 1B		0-0 F6		0-0 F8-4	0-0 F6		3	0	2	0	0	0	0				
Inning Stats	R: 0 E: 0 K: 2 S: 8	H: 1 LOB: 1 BB: 0 P: 8	R: 0 E: 0 K: 2 S: 9	H: 2 LOB: 3 BB: 1 P: 13	R: 0 E: 0 K: 1 S: 5	H: 0 LOB: 2 BB: 0 P: 13	R: 0 E: 0 K: 0 S: 3	H: 2 LOB: 2 BB: 0 P: 5	R: 0 E: 0 K: 1 S: 6	H: 1 LOB: 1 BB: 0 P: 6	R: 2 E: 1 K: 0 S: 4	H: 1 LOB: 3 BB: 3 P: 16	R: 0 E: 1 K: 1 S: 6	H: 0 LOB: 1 BB: 0 P: 6	R: 0 E: 0 K: 2 S: 8	H: 1 LOB: 2 BB: 0 P: 9	1B: 6 2B: 4 3B: 0 HR: 0	SF: 0 SAC: 1 DP: 2 HBP: 1	WP: 0 PB: 0 SB: 1 CS: 0	PA: 45
PITCHER	IP WLS BF H R ER SO BB IBB HBP BLK WP HR S P ERA WHIP	IP WLS BF H R ER SO BB IBB HBP BLK WP HR S P ERA WHIP	IP WLS BF H R ER SO BB IBB HBP BLK WP HR S P ERA WHIP	IP WLS BF H R ER SO BB IBB HBP BLK WP HR S P ERA WHIP	IP WLS BF H R ER SO BB IBB HBP BLK WP HR S P ERA WHIP	IP WLS BF H R ER SO BB IBB HBP BLK WP HR S P ERA WHIP	IP WLS BF H R ER SO BB IBB HBP BLK WP HR S P ERA WHIP	IP WLS BF H R ER SO BB IBB HBP BLK WP HR S P ERA WHIP	IP WLS BF H R ER SO BB IBB HBP BLK WP HR S P ERA WHIP	IP WLS BF H R ER SO BB IBB HBP BLK WP HR S P ERA WHIP	IP WLS BF H R ER SO BB IBB HBP BLK WP HR S P ERA WHIP	IP WLS BF H R ER SO BB IBB HBP BLK WP HR S P ERA WHIP	IP WLS BF H R ER SO BB IBB HBP BLK WP HR S P ERA WHIP	IP WLS BF H R ER SO BB IBB HBP BLK WP HR S P ERA WHIP	IP WLS BF H R ER SO BB IBB HBP BLK WP HR S P ERA WHIP	IP WLS BF H R ER SO BB IBB HBP BLK WP HR S P ERA WHIP	IP WLS BF H R ER SO BB IBB HBP BLK WP HR S P ERA WHIP			
Ed Connolly, L ERA: 4.91 Dick Radatz, R ERA: 2.28 (1, 1) (7, 1)	6.1 W 33 8 2 2 6 7 0 0 0 0 0 0 38 66 2.84 2.368	2.2 S 12 1 0 0 3 1 0 1 0 0 0 0 16 21 0.00 0.750																		

AB	35
R	2
H	9
RBI	2
BB	8
SO	9
LOB	34



Batter	1	2	3	4	5	6	7	8	9	AB	R	H	RBI	BB	SO	LOB	BOTTOM			
Felix Mantilla, R OBP: 0.350, SLG: 0.552 (1, 4)	0-0 F6		0-3 K		0-0 F2			0-0 6-3		4	0	0	0	0	1	1	Cleveland Indians @ Boston Red Sox Fenway Park, Boston, MA Thu Oct 01 1964, 3:33 AM EDT Att: 306 - Unknown			
Tony Conigliaro, R OBP: 0.358, SLG: 0.539 (1, 7)	4-0 1B BB		4-0 1B SF8 BB		0-3 K		0-0 F6		2	1	0	0	2	1	0					
Carl Yastrzemski, L OBP: 0.376, SLG: 0.457 (1, 8)	0-0 G5-4-3 1B		0-0 1-3 1B		0-0 F7		0-0 1B 2B		4	1	3	0	0	0	0					
Dick Stuart, R OBP: 0.314, SLG: 0.485 Dick Williams, R OBP: 0.247, SLG: 0.406 (1, 3) (9, PR) (9, 3)	0-0 G5-4-3 1-2		0-0 SF8		0-0 5-3		0-0 1B		3	0	1	2	0	0	2					
Lee Thomas, L OBP: 0.323, SLG: 0.394 (1, 9)		0-0 E SF9 1B	0-0 1B		0-0 4-3		0-0 F8		4	1	2	0	0	0	1					
Frank Malzone, R OBP: 0.312, SLG: 0.374 (1, 5)		0-0 E5 2B	0-3 K		0-0 4-3		0-0 4-3		3	1	0	0	0	1	2					
Eddie Bressoud, R OBP: 0.370, SLG: 0.453 (1, 6)		0-0 SF9		0-0 F7		0-0 F7			2	0	0	1	0	0	0					
Russ Nixon, L OBP: 0.287, SLG: 0.283 (1, 2)		0-3 K		0-0 4-3		0-0 4-3			3	0	0	0	0	1	1					
Ed Connolly, L OBP: 0.211, SLG: 0.222 Dick Radatz, R OBP: 0.162, SLG: 0.167 (1, 1) (7, 1)	0-0 2B		0-0 K		0-3 K		0-3 K		2	0	1	1	0	1	0					
Inning Stats	R: 0 E: 0 K: 0 S: 3	H: 1 LOB: 1 BB: 1 P: 7	R: 2 E: 1 K: 2 S: 10	H: 2 LOB: 1 BB: 0 P: 10	R: 1 E: 0 K: 1 S: 6	H: 2 LOB: 1 BB: 1 P: 10	R: 0 E: 0 K: 1 S: 5	H: 0 LOB: 0 BB: 0 P: 5	R: 0 E: 0 K: 0 S: 3	H: 0 LOB: 0 BB: 0 P: 3	R: 0 E: 0 K: 1 S: 5	H: 0 LOB: 0 BB: 0 P: 5	R: 1 E: 0 K: 0 S: 5	H: 2 LOB: 1 BB: 0 P: 5	R: 0 E: 0 K: 2 S: 8	H: 1 LOB: 2 BB: 0 P: 9		1B: 5 2B: 2 3B: 0 HR: 0	SF: 2 SAC: 0 DP: 1 HBP: 0	WP: 0 PB: 0 SB: 0 CS: 0
PITCHER	IP WLS BF H R ER SO BB IBB HBP BLK WP HR S P ERA WHIP	IP WLS BF H R ER SO BB IBB HBP BLK WP HR S P ERA WHIP	IP WLS BF H R ER SO BB IBB HBP BLK WP HR S P ERA WHIP	IP WLS BF H R ER SO BB IBB HBP BLK WP HR S P ERA WHIP	IP WLS BF H R ER SO BB IBB HBP BLK WP HR S P ERA WHIP	IP WLS BF H R ER SO BB IBB HBP BLK WP HR S P ERA WHIP	IP WLS BF H R ER SO BB IBB HBP BLK WP HR S P ERA WHIP	IP WLS BF H R ER SO BB IBB HBP BLK WP HR S P ERA WHIP	IP WLS BF H R ER SO BB IBB HBP BLK WP HR S P ERA WHIP	IP WLS BF H R ER SO BB IBB HBP BLK WP HR S P ERA WHIP	IP WLS BF H R ER SO BB IBB HBP BLK WP HR S P ERA WHIP	IP WLS BF H R ER SO BB IBB HBP BLK WP HR S P ERA WHIP	IP WLS BF H R ER SO BB IBB HBP BLK WP HR S P ERA WHIP	IP WLS BF H R ER SO BB IBB HBP BLK WP HR S P ERA WHIP	IP WLS BF H R ER SO BB IBB HBP BLK WP HR S P ERA WHIP	IP WLS BF H R ER SO BB IBB HBP BLK WP HR S P ERA WHIP				
Sonny Siebert, R ERA: 3.29 Gary Bell, R ERA: 4.34 (1, 1) (7, 1)	6.0 L 24 8 2 1 1 1 0 0 0 0 0 0 10 10 4.50 1.000																			

AB	28
R	4
H	7
RBI	4
BB	2
SO	6
LOB	7



Batter	1	2	3	4	5	6	7	8	9	AB	R	H	RBI	BB	SO	LOB	TOP			
Chico Salmon, R OBP: 0.336, SLG: 0.419										4	1	1	0	0	0	1	Cleveland Indians @ New York Yankees Yankee Stadium, Bronx, NY Fri Oct 02 1964, 3:33 AM EDT Att: 7,877 - Unknown			
Dick Howser, R OBP: 0.331, SLG: 0.314										4	0	1	0	0	0	0				
Leon Wagner, L OBP: 0.321, SLG: 0.441										3	0	0	1	0	0	0				
Max Alvis, R OBP: 0.313, SLG: 0.445										4	0	0	0	0	1	1				
Woodie Held, R OBP: 0.329, SLG: 0.423										4	0	0	0	0	2	1				
Vic Davallio, L OBP: 0.311, SLG: 0.356										3	0	0	0	0	3	0				
Joe Azcue, R OBP: 0.314, SLG: 0.358										2	1	1	0	1	0	0				
Larry Brown, R OBP: 0.285, SLG: 0.383										3	0	0	0	0	2	2				
Jack Kratlick, L OBP: 0.182, SLG: 0.172										1	0	1	0	0	0	0				
Billy Moran, R OBP: 0.292, SLG: 0.302										1	0	0	0	0	0	0				
Gary Bell, R OBP: 0.442, SLG: 0.375										0	0	0	0	0	0	0				
Tommy John, L ERA: 4.0										0	0	0	0	0	0	0				
George Banks, R OBP: 0.269, SLG: 0.370										1	0	0	0	0	0	0				
Don McMahon, R OBP: 0.143, SLG: 0.143										0	0	0	0	0	0	0				
Inning Stats	R: 1 E: 0 K: 0 S: 5	H: 2 LOB: 1 BB: 0 P: 5	R: 1 E: 1 K: 2 S: 9	H: 2 LOB: 1 BB: 0 P: 9	R: 0 E: 0 K: 1 S: 5	H: 0 LOB: 0 BB: 0 P: 5	R: 0 E: 0 K: 3 S: 9	H: 0 LOB: 1 BB: 1 P: 13	R: 0 E: 0 K: 0 S: 3	H: 0 LOB: 0 BB: 0 P: 3	R: 0 E: 0 K: 1 S: 5	H: 0 LOB: 0 BB: 0 P: 5	R: 0 E: 0 K: 0 S: 3	H: 0 LOB: 0 BB: 0 P: 3	R: 0 E: 0 K: 1 S: 5	H: 0 LOB: 0 BB: 0 P: 5	1B: 3 2B: 1 3B: 0 HR: 0	SF: 1 SAC: 0 DP: 0 HBP: 0	WP: 0 PB: 0 CS: 0	PA: 32
PITCHER	IP WLS BF H R ER SO BB IBB HBP BLK WP HR S P ERA WHIP																			
Whitey Ford, L ERA: 2.13	9.0 W 32 4 2 1 8 1 0 0 0 0 0 47 51 1.00 0.556																			

Batter	1	2	3	4	5	6	7	8	9	AB	R	H	RBI	BB	SO	LOB	BOTTOM			
Phil Linz, R OBP: 0.331, SLG: 0.358										3	1	2	0	2	0	0	Cleveland Indians @ New York Yankees Yankee Stadium, Bronx, NY Fri Oct 02 1964, 3:33 AM EDT Att: 7,877 - Unknown			
Bobby Richardson, R OBP: 0.293, SLG: 0.332										4	1	1	0	1	1	2				
Roger Maris, L OBP: 0.363, SLG: 0.467										5	0	0	0	0	1	5				
Mickey Mantle, S OBP: 0.422, SLG: 0.591									1	1	1	0	3	0	0	0				
Elston Howard, R OBP: 0.368, SLG: 0.455									2	1	1	2	2	0	1	1				
Tom Tresh, S OBP: 0.346, SLG: 0.406									3	1	1	3	1	1	3	3				
Joe Pepitone, L OBP: 0.279, SLG: 0.417									4	0	1	0	0	3	4	4				
Clete Boyer, R OBP: 0.267, SLG: 0.303										4	0	0	0	0	5	5				
Whitey Ford, L OBP: 0.244, SLG: 0.134										4	0	0	0	1	0	0				
Inning Stats	R: 0 E: 0 K: 0 S: 3	H: 0 LOB: 0 BB: 0 P: 3	R: 0 E: 0 K: 0 S: 3	H: 1 LOB: 2 BB: 2 P: 11	R: 5 E: 0 K: 1 S: 9	H: 4 LOB: 0 BB: 1 P: 13	R: 0 E: 0 K: 0 S: 4	H: 1 LOB: 1 BB: 0 P: 4	R: 0 E: 0 K: 1 S: 5	H: 0 LOB: 3 BB: 3 P: 17	R: 0 E: 0 K: 2 S: 7	H: 0 LOB: 1 BB: 1 P: 11	R: 0 E: 0 K: 2 S: 8	H: 1 LOB: 1 BB: 0 P: 8	R: 0 E: 0 K: 1 S: 5	H: 0 LOB: 2 BB: 2 P: 13		1B: 5 2B: 2 3B: 0 HR: 1	SF: 0 SAC: 0 DP: 1 HBP: 0	WP: 0 PB: 1 CS: 0
PITCHER	IP WLS BF H R ER SO BB IBB HBP BLK WP HR S P ERA WHIP																			
Jack Kratlick, L ERA: 3.21	4.0 L 20 6 5 5 0 3 0 0 0 0 0 1 19 31 11.25 2.000																			
Gary Bell, R ERA: 4.33	0.1 4 0 0 0 0 3 0 0 0 0 0 0 1 13 0.00 9.000																			
Tommy John, L ERA: 4.0	2.2 10 1 0 0 5 1 0 0 1 0 0 19 23 0.00 0.750																			
Don McMahon, R ERA: 2.32	1.0 5 0 0 0 1 2 0 0 0 0 0 0 5 13 0.00 2.000																			

Batter	1	2	3	4	5	6	7	8	9	AB	R	H	RBI	BB	SO	LOB	TOP					
Chico Salmon, R OBP: 0.338, SLG: 0.424 (1, 3)	F9																4 1 2 1 0 1 1					
Larry Brown, R OBP: 0.285, SLG: 0.383 (7, 4)			1B			2B											0 0 0 0 0 0 0					
Dick Howser, R OBP: 0.335, SLG: 0.318 (1, 6)	FC6-4																2 1 2 1 2 0 0					
Leon Wagner, L OBP: 0.319, SLG: 0.438 (1, 7)	K																4 0 0 0 0 1 4					
Max Avis, R OBP: 0.312, SLG: 0.448 (1, 5)	FC6-4																4 0 1 1 0 2 1					
John Romano, R OBP: 0.346, SLG: 0.460 (1, 2)																	4 0 0 0 0 2 1					
Woodie Held, R OBP: 0.328, SLG: 0.420 (1, 9)																	2 0 0 0 0 2 0					
Bob Chance, L OBP: 0.346, SLG: 0.434 (6, PH)																	2 0 0 0 0 1 1					
Vic Davalillo, L OBP: 0.310, SLG: 0.356 (1, 8)																	4 0 1 0 0 0 0					
Billy Moran, R OBP: 0.306, SLG: 0.301 (1, 4)																	1 1 0 0 1 0 0					
Tito Francona, L OBP: 0.362, SLG: 0.398 (7, PH)																	1 0 0 0 0 0 1					
Lee Stange, R OBP: 0.186, SLG: 0.060 (1, 1)																	1 0 0 0 1 0 0					
Don McMahon, R OBP: 0.143, SLG: 0.143 (8, 1)																	0 0 0 0 0 0 0					
Dick Donovan, L OBP: 0.305, SLG: 0.208 (8, 1)																	0 0 0 0 0 0 0					
Inning Stats	R: 0 E: 0 K: 1 S: 5	H: 0 LOB: 1 BB: 1 P: 9	R: 0 E: 0 K: 2 S: 7	H: 0 LOB: 0 BB: 7	R: 1 E: 0 K: 0 S: 4	H: 2 LOB: 1 BB: 1 P: 8	R: 0 E: 0 K: 3 S: 9	H: 0 LOB: 0 BB: 0 P: 9	R: 0 E: 0 K: 0 S: 3	H: 0 LOB: 0 BB: 3	R: 2 E: 0 K: 1 S: 8	H: 3 LOB: 1 BB: 0 P: 8	R: 0 E: 0 K: 1 S: 5	H: 1 LOB: 1 BB: 1 P: 9	R: 0 E: 0 K: 1 S: 4	H: 0 LOB: 0 BB: 1 P: 8	R: 0 E: 0 K: 0 S: 3	H: 0 LOB: 0 BB: 3 P: 3	1B: 3 2B: 3 3B: 1 HR: 0	SF: 0 SAC: 1 DP: 1 HBP: 0	WP: 0 PB: 0 SB: 0 CS: 1	PA: 34
PITCHER	IP	WLS	BF	H	R	ER	SO	BB	IBB	HBP	BLK	WP	HR	S	P	ERA	WHIP					
Al Downing, L ERA: 3.45 (1, 1)	5.1		22	5	3	3	6	2	0	0	0	0	0	32	40	5.06	1.312					
Pete Mikkelsen, R ERA: 3.45 (6, 1)	2.2	W	9	1	0	0	3	2	0	0	0	0	0	13	21	0.00	1.125					
Pedro Ramos, R ERA: 4.6 (9, 1)	1.0	S	3	0	0	0	0	0	0	0	0	0	0	3	3	0.00	0.000					

Cleveland Indians @ New York Yankees
Yankee Stadium, Bronx, NY
Sat Oct 03 1964, 3:33 AM EDT
Att: 14,879 - Unknown

AB 29
R 3
H 6
RBI 3
BB 4
SO 9
LOB 9



Batter	1	2	3	4	5	6	7	8	9	AB	R	H	RBI	BB	SO	LOB	BOTTOM					
Phil Linz, R OBP: 0.334, SLG: 0.367 (1, 6)	1B	FC6-4	K														5 2 3 0 0 1 3					
Bobby Richardson, R OBP: 0.286, SLG: 0.334 (1, 4)	2B																5 2 3 1 0 0 1					
Roger Maris, L OBP: 0.364, SLG: 0.464 (1, 8)	2B																3 1 0 0 2 1 2					
Mickey Mantle, S OBP: 0.423, SLG: 0.591 (1, 9)	2B																3 1 1 3 2 1 2					
Elston Howard, R OBP: 0.370, SLG: 0.455 (1, 2)	IBB																4 1 2 2 1 1 1					
Joe Pepitone, L OBP: 0.280, SLG: 0.417 (1, 3)	F4																5 0 2 1 0 0 4					
Tom Tresh, S OBP: 0.344, SLG: 0.402 (1, 7)	F6																5 0 0 0 0 1 7					
Clete Boyer, R OBP: 0.269, SLG: 0.305 (1, 5)	F4																4 1 2 1 0 0 3					
Al Downing, R OBP: 0.273, SLG: 0.212 (1, 1)																	2 0 1 0 0 1 2					
Pete Mikkelsen, R OBP: 0.363, SLG: 0.563 (6, 1)																	1 0 0 0 0 1 0					
Johnny Blanchard, L OBP: 0.336, SLG: 0.420 (8, PH)																	1 0 0 0 0 0 1					
Pedro Ramos, S OBP: 0.196, SLG: 0.295 (9, 1)																	0 0 0 0 0 0 0					
Inning Stats	R: 2 E: 0 K: 0 S: 6	H: 3 LOB: 3 BB: 2 P: 14	R: 0 E: 0 K: 1 S: 7	H: 2 LOB: 2 BB: 0 P: 7	R: 1 E: 0 K: 2 S: 10	H: 3 LOB: 0 BB: 0 P: 10	R: 0 E: 0 K: 1 S: 5	H: 0 LOB: 0 BB: 0 P: 5	R: 0 E: 0 K: 2 S: 7	H: 0 LOB: 0 BB: 0 P: 7	R: 0 E: 0 K: 1 S: 6	H: 1 LOB: 1 BB: 0 P: 6	R: 0 E: 0 K: 0 S: 3	H: 0 LOB: 1 BB: 1 P: 7	R: 5 E: 0 K: 0 S: 8	H: 5 LOB: 2 BB: 2 P: 16	R: 0 E: 0 K: 0 S: 3	H: 0 LOB: 0 BB: 3 HR: 0	SF: 0 SAC: 0 DP: 0 HBP: 0	WP: 2 PB: 0 SB: 0 CS: 0	PA: 43	
PITCHER	IP	WLS	BF	H	R	ER	SO	BB	IBB	HBP	BLK	WP	HR	S	P	ERA	WHIP					
Lee Stange, R ERA: 4.41 (1, 1)	7.2	L	39	12	7	7	7	3	1	0	0	0	0	49	65	8.22	1.957					
Don McMahon, R ERA: 2.41 (8, 1)	0.0		2	1	0	0	0	1	0	0	0	0	0	1	5	∞	∞					
Dick Donovan, R ERA: 4.55 (8, 1)	0.1		2	1	1	1	0	0	0	0	0	0	0	2	2	27.00	3.000					

Cleveland Indians @ New York Yankees
Yankee Stadium, Bronx, NY
Sat Oct 03 1964, 3:33 AM EDT
Att: 14,879 - Unknown

AB 38
R 8
H 14
RBI 8
BB 5
SO 7
LOB 26

