

Cleveland Indians - 1965



Batter	1	2	3	4	5	6	7	8	9	AB R H RBI BB SO LOB	TOP	
Dick Howser, R OBP: 0.400, SLG: 0.250 (1, 6)	0-0 F3 BBB	4-0 FC6-4 BB		0-0 1-3			0-0 1B 1B	0-0 F6		4 0 1 0 1 0 1		
Chuck Hinton, R OBP: 0.200, SLG: 0.200 Ray Barker, L (9, 3)	0-0 F7	0-0 FC6-4 1-2f			0-0 F9		0-0 1B HR	0-0 5-3	5 1 1 0 0 0 3 0 0 0 0 0 0 0			
Leon Wagner, L OBP: 0.400, SLG: 1.000 (1, 7)	0-0 F7		0-0 1B WP 1B		0-0 F7		0-0 HR	0-0 4-3	5 2 2 2 0 0 0			
Rocky Colavito, R OBP: 0.400, SLG: 0.250 (1, 9)		0-0 1-3	0-0 WP 1B FC4-2 1B		0-0 5-3		0-0 F5	4-0 BB	4 0 1 0 1 0 0			
Max Alvis, R OBP: 0.400, SLG: 0.400 (1, 5)		0-0 1B WP SH 1B	0-0 FC4-2 S 1B		0-3 K		0-3 K	0-3 K	5 1 2 0 0 3 1			
Vic Davalillo, L OBP: 0.500, SLG: 0.750 (1, 8)		0-0 SH E 1B	0-0 FC4-2 G4-3		0-0 4-3		0-0 2B		4 2 2 0 0 0 2			
Larry Brown, R OBP: 0.667, SLG: 1.000 (1, 4)		0-0 SH SH1-4 E 1-2 3-H	0-0 G4-3		0-0 1B		0-0 2B 1B		3 1 2 2 0 0 2			
Joe Azcue, R OBP: 0.250, SLG: 0.250 (1, 2)		0-0 E1 SH1-4 1-2 2-H		0-0 P3		0-3 K	0-0 2B 1B		4 0 1 1 0 1 2			
Ralph Terry, R (1, 1)		0-0 SH1-4 1-2 2-3		0-0 3-1		0-0 4-3	0-3 K		3 0 0 0 0 1 1			
Inning Stats	R: 0 E: 0 K: 0 S: 3 H: 0 LOB: 0 BB: 0 P: 3	R: 2 E: 2 K: 0 S: 7 H: 2 LOB: 3 BB: 1 P: 11	R: 1 E: 0 K: 0 S: 5 H: 3 LOB: 1 BB: 0 P: 5	R: 0 E: 0 K: 0 S: 3 H: 0 LOB: 0 BB: 0 P: 3	R: 0 E: 0 K: 2 S: 8 H: 1 LOB: 1 BB: 0 P: 8	R: 2 E: 0 K: 0 S: 5 H: 3 LOB: 0 BB: 0 P: 5	R: 2 E: 0 K: 1 S: 5 H: 3 LOB: 1 BB: 1 P: 9	R: 0 E: 0 K: 1 S: 5 H: 0 LOB: 1 BB: 1 P: 9	1B: 9 2B: 2 3B: 0 HR: 1 SF: 0 SAC: 2 DP: 1 HBP: 0	WP: 2 PB: 0 SB: 1 CS: 0 PA: 41		
PITCHER	IP WLS BF H R ER SO BB IBB HBP BLK WP HR S P ERA WHIP											
Fred Newman, R ERA: 1.5 (1, 1)	6.0 L 26 6 3 1 2 1 0 0 0 0 2 0 29 33 1.50 1.167											
Don Lee, R ERA: 18.0 (7, 1)	1.0 5 3 2 2 0 0 0 0 0 0 0 1 5 5 18.00 3.000											
Dick Wantz, R ERA: 18.0 (8, 1)	1.0 6 3 2 2 2 0 0 0 0 0 0 0 10 10 18.00 3.000											
Ron Piche, R ERA: (9, 1)	1.0 4 0 0 0 0 1 1 0 0 0 0 0 5 9 0.00 1.000											

Cleveland Indians @ Los Angeles Angels  
Dodger Stadium, Los Angeles, CA  
Tue Apr 13 1965, 6:05 PM PST  
Att: 11,278 - Unknown

livebaseballscorecards.com

AB	37
R	7
H	12
RBI	5
BB	2
SO	5
LOB	12



Batter	1	2	3	4	5	6	7	8	9	AB	R	H	RBI	BB	SO	LOB
Jose Cardenal, R OBP: 0.500, SLG: 0.500 (1, 8)	0-0 F3 ①		0-0 1B ②			0-0 F8 ②		0-0 1B ②		4	0	2	1	0	0	0
Jim Fregosi, R (1, 6)	0-0 5-3 ②		0-3 K ③			0-0 F9 ③		0-0 F7 ③		4	0	0	0	0	1	3
Willie Smith, L (1, 7)	0-0 4-3 ③			0-0 F9 ①			0-0 4-3 ①		0-0 4-3 ①	4	0	0	0	0	0	0
Costen Shockley, L OBP: 0.250, SLG: 0.250 (1, 3)		0-0 1B ①		0-0 F8 ②		0-0 F8 ②		0-0 F2 ②		4	0	1	0	0	0	0
Lou Clinton, R (1, 9)		0-0 F3 ①		0-3 K ③		0-0 5-3 ③		0-0 4-3 ③		4	0	0	0	0	1	1
Buck Rodgers, S (1, 2)		0-0 F8 ②			0-0 4-3 ①		0-0 4-3 ①			3	0	0	0	0	0	1
Paul Schaal, R OBP: 0.333, SLG: 0.667 (1, 5)		0-0 F7 ③			0-0 F9 ②		0-0 1B 2B ①			3	1	1	0	0	0	1
Bobby Knoop, R (1, 4)			0-0 P3 ①		0-0 4-3 ③		4-0 1B BB ①			2	0	0	0	1	0	0
Fred Newman, R Albie Pearson, L Don Lee, R Dick Wantz, R Joe Adcock, R Ron Piche, R (1, 1) (6, PH) (7, 1) (8, 1) (8, PH) (9, 1)			0-0 F7 ②			0-0 F9 ①		0-0 F9 ②		1	0	0	0	0	0	0


Inning Stats	R: 0	H: 0	E: 0	K: 0	S: 3	R: 0	H: 1	E: 0	K: 0	S: 4	R: 0	H: 1	E: 0	K: 1	S: 6	R: 0	H: 0	E: 0	K: 1	S: 5	R: 0	H: 0	E: 0	K: 0	S: 3	R: 0	H: 0	E: 0	K: 0	S: 3	R: 1	H: 2	E: 0	K: 0	S: 5	R: 0	H: 0	E: 0	K: 0	S: 3	R: 0	H: 0	E: 0	K: 0	S: 3	R: 0	H: 0	E: 0	K: 0	S: 3	1B: 3	2B: 1	3B: 0	HR: 0	SF: 0	SAC: 0	DP: 0	HBP: 0	WP: 0	PB: 0	SB: 0	CS: 0	PA: 32
PITCHER Ralph Terry, R ERA: 1.0 (1, 1)	IP	WLS	BF	H	R	ER	SO	BB	IBB	HBP	BLK	WP	HR	S	P	ERA	WHIP	IP	WLS	BF	H	R	ER	SO	BB	IBB	HBP	BLK	WP	HR	S	P	ERA	WHIP	IP	WLS	BF	H	R	ER	SO	BB	IBB	HBP	BLK	WP	HR	S	P	ERA	WHIP												

**BOTTOM**

**Cleveland Indians @ Los Angeles Angels**  
**Dodger Stadium, Los Angeles, CA**  
 Tue Apr 13 1965, 6:05 PM PST  
 Att. 11,278 - Unknown

livebaseballscorecards.com

AB	31
R	1
H	4
RBI	1
BB	1
SO	2
LOB	8





Batter	1	2	3	4	5	6	7	8	9	AB R H RBI BB SO LOB										
Dick Howser, R (1, 6) OBP: 0.500, SLG: 0.286	4-0 5-3 1B BB		0-0 4-3 1B		4-0 1B BB		0-0 1-3 1		0-0 G1-6-3 1-2f 2 3	3 1 1 0 2 0 1										
Chuck Hinton, R (1, 3) OBP: 0.222, SLG: 0.222	0-0 5-3 1-2		0-0 6-3 1-3		0-0 1-2 1B		0-0 F7 2			4 0 1 0 0 0 2										
Leon Wagner, L (1, 7) OBP: 0.333, SLG: 0.667	0-0 HR 1B 2-H		0-0 4-3 3-H		0-3 K S S S		0-0 F6 3			4 1 1 1 0 1 2										
Rocky Colavito, R (1, 9) OBP: 0.444, SLG: 0.750	0-0 HR 1-H		0-3 K S S S		0-0 F3 3		0-0 1B			4 1 2 2 0 1 2										
Max Alvis, R (1, 5) OBP: 0.222, SLG: 0.222	0-0 3-1 3			0-0 6-3 1		0-0 5-3 1		0-0 F8 1		4 0 0 0 0 0 1										
Vic Davalillo, L (1, 8) OBP: 0.500, SLG: 0.625		0-0 1B		0-0 4-3 1B FC5-6-4-5		0-3 K S S S		0-3 K S S S		4 0 2 0 0 2 1										
Larry Brown, R (1, 4) OBP: 0.429, SLG: 0.500		0-0 F8 1		0-0 4-3 1-2 2		4-0 1B BB B B B B		0-0 5-3 3		3 0 0 0 1 0 3										
Joe Azcue, R (1, 2) OBP: 0.375, SLG: 0.375		0-0 F9 2		0-0 FC5-6-4-5 2-3 3		0-0 1B 1-2		0-0 G1-6-3 1B 1		4 0 2 0 0 0 2										
Sam McDowell, L (1, 1) Luis Tiant, R (5, 1) Billy Moran, R (6, PH) Lee Stange, R (6, 1) Stan Williams, R (7, 1) Floyd Weaver, R (8, 1) Tony Martinez, R (9, PH)		0-0 4-3 3			0-0 3-1 1 3		0-0 5-3 3		0-0 F4 1	2 0 0 0 0 0 1 0 0 0 0 0 0 0 1 0 0 0 0 0 2 0 1 0 0 0 0 0 1										
Inning Stats	R: 2 E: 0 K: 0 S: 4	H: 2 LOB: 0 BB: 1 P: 8	R: 0 E: 0 K: 0 S: 4	H: 1 LOB: 1 BB: 0 P: 4	R: 1 E: 0 K: 1 S: 6	H: 1 LOB: 0 BB: 0 P: 6	R: 0 E: 0 K: 0 S: 4	H: 1 LOB: 1 BB: 0 P: 4	R: 0 E: 0 K: 1 S: 6	H: 1 LOB: 2 BB: 1 P: 10	R: 0 E: 0 K: 0 S: 3	H: 0 LOB: 0 BB: 0 P: 3	R: 0 E: 0 K: 1 S: 6	H: 1 LOB: 1 BB: 0 P: 6	R: 0 E: 0 K: 0 S: 3	H: 1 LOB: 0 BB: 0 P: 3	1B: 8 2B: 0 3B: 0 HR: 1	SF: 0 SAC: 0 DP: 1 HBP: 0	WP: 0 PB: 0 SB: 1 CS: 0	PA: 37


**TOP**

**Cleveland Indians @ Kansas City Athletics**  
Municipal Stadium, Kansas City, MO

Thu Apr 15 1965, 7:05 PM EST  
Att. 2,170 - Unknown

[livebaseballscorecards.com](http://livebaseballscorecards.com)

<b>AB</b>	<b>34</b>
<b>R</b>	<b>3</b>
<b>H</b>	<b>9</b>
<b>RBI</b>	<b>3</b>
<b>BB</b>	<b>3</b>
<b>SO</b>	<b>4</b>
<b>LOB</b>	<b>18</b>



PITCHER	IP	WLS	BF	H	R	ER	SO	BB	IBB	HBP	BLK	WP	HR	S	P	ERA	WHIP
John O'Donoghue, L (1, 1) ERA: 2.0	9.0	W	37	9	3	2	4	3	0	0	0	0	1	42	54	2.00	1.333

Batter	1	2	3	4	5	6	7	8	9
<b>Bert Campaneris, R</b> OBP: 0.267, SLG: 0.333 (1, 6)	0-3 K	0-0 FC1-2 BB		0-0 2B	0-0 WP 1B		0-0 BB 2B 1B	0-0 CS 1B	
<b>Dick Green, R</b> OBP: 0.583, SLG: 0.625 (1, 4)	0-0 1B 2B	4-0 BB BB BB BB BB BB BB BB BB		4-0 BB BB BB BB BB BB BB BB BB	4-0 BB BB BB BB BB BB BB BB BB		4-0 BB BB BB BB BB BB BB BB BB	0-0 CS 1B	
<b>Ed Charles, R</b> OBP: 0.462, SLG: 0.667 (1, 5)	0-0 FC4-6 1B	0-3 K		0-3 K	0-0 F8		0-0 BB 2B		
<b>Jim Gentile, L</b> OBP: 0.429, SLG: 0.500 (1, 3)	0-0 FC4-6 BB	0-3 K		0-3 K		0-0 K 2B	4-0 BB IBB		
<b>Tommy Reynolds, R</b> OBP: 0.615, SLG: 0.600 (1, 7)	4-0 BB		0-0 6-3		0-0 E 2B	0-3 K	4-0 BB		
<b>Billy Bryan, L</b> OBP: 0.154, SLG: 0.308 (1, 2)	0-3 K		0-3 K		0-3 K	0-0 2B	0-0 F9		
<b>Jim Landis, R</b> OBP: 0.500, SLG: 0.375 <b>Nelson Mathews, R</b> (5, PR) (6, 8)		4-0 SH FC FC1-2 BB	0-3 K		0-0 E4 1B 1B	0-3 K		4-0 FC1-6 BB	
<b>Mike Hershberger, R</b> (1, 9)		0-0 FC FC1-2 SH BB		0-3 K	0-0 F9		0-0 L9	0-0 FC1-6 SH3 1B	
<b>John O'Donoghue, R</b> OBP: 0.667, SLG: 0.500 (1, 1)		0-0 SH BB FC1-2		4-0 2B BB	0-0 WP 1B		0-0 5-3	0-0 SH3	

AB	R	H	RBI	BB	SO	LOB
6	1	4	2	0	1	3
1	2	1	1	4	0	0
5	0	2	3	0	2	9
4	0	1	0	1	2	7
3	1	1	0	2	1	1
5	0	1	0	0	3	6
2	0	1	0	1	1	0
1	1	0	0	1	1	1
5	2	0	0	0	1	3
2	0	1	0	1	0	0

AB	R	H	RBI	BB	SO	LOB
34	7	12	6	10	12	30

Inning	1	2	3	4	5	6	7	8	9
<b>R</b>	1	0	0	0	2	0	2	1	0
<b>H</b>	2	0	0	1	4	2	2	1	1
<b>E</b>	0	0	0	0	1	0	0	0	0
<b>K</b>	2	2	3	3	1	2	0	0	0
<b>S</b>	9	9	10	10	9	8	17	3	7
<b>LOB</b>	2	3	0	3	3	1	3	0	0
<b>BB</b>	1	2	0	2	0	0	3	1	0
<b>P</b>	13	17	7	18	13	8	17	7	7

WP	HR	S	P	ERA	WHIP
1	0	0	0	5.79	2.571

PITCHER	IP	WLS	BF	H	R	ER	SO	BB	IBB	HBP	BLK	WP	HR	S	P	ERA	WHIP
<b>Sam McDowell, L</b> ERA: 5.79	4.2	L	28	7	4	3	10	5	0	0	0	0	0	43	63	5.79	2.571
<b>Luis Tiant, R</b> ERA:	0.1		2	0	0	0	0	1	0	0	0	1	0	1	5	0.00	3.000
<b>Lee Stange, R</b> ERA: 10.8	1.2		9	4	2	2	2	1	0	0	0	0	0	12	16	10.80	3.000
<b>Stan Williams, R</b> ERA: 9.0	1.0		6	0	1	1	0	2	1	0	0	0	0	3	15	9.00	2.000
<b>Floyd Weaver, R</b> ERA:	0.1		1	1	0	0	0	0	0	0	0	0	0	1	1	0.00	3.000

**Cleveland Indians @ Kansas City Athletics**  
Municipal Stadium, Kansas City, MO  
Thu Apr 15 1965, 7:05 PM EST  
Att. 2,170 - Unknown





Batter	1	2	3	4	5	6	7	8	9	AB R H RBI BB SO LOB	TOP											
Dick Howser, R (1, 6) OBP: 0.357, SLG: 0.182	0-0 6-3		0-0 G1-4-3		0-0 5-3			0-0 FC1-4		4 0 0 0 0 0 3												
Chuck Hinton, R (1, 3) OBP: 0.231, SLG: 0.231	0-0 6-3			0-0 L7-4 1B		0-0 6-3		0-0 L8		4 0 1 0 0 0 1												
Leon Wagner, L (1, 7) OBP: 0.308, SLG: 0.500	0-0 G3			4-0 1B 1-2 BB		0-0 F2			0-0 4-3	3 0 0 0 1 0 0												
Rocky Colavito, R (1, 9) OBP: 0.308, SLG: 0.500		0-0 6-3		0-0 L7-4 2-3		0-0 F4			0-0 6-3	4 0 0 0 0 0 2												
Max Alvis, R (1, 5) OBP: 0.308, SLG: 0.308		0-0 1B 1B		0-0 1-2 1B		0-0 5-3			0-0 F7	4 0 2 0 0 0 0												
Vic Davalillo, L (1, 8) OBP: 0.455, SLG: 0.545		0-0 1-3 1B		0-0 3-1		0-0 6-3				3 0 1 0 0 0 2												
Larry Brown, R (1, 4) OBP: 0.300, SLG: 0.333		0-0 L7			0-0 6-3		0-0 5-3			3 0 0 0 0 0 1												
Joe Azcue, R (1, 2) OBP: 0.455, SLG: 0.455			0-0 FC1-6 1B		0-0 1B			0-0 F7		3 0 2 0 0 0 0												
Dick Donovan, L (1, 1)			0-0 FC1-6		0-0 F8			0-0 FC1-4 1B		1 0 0 0 0 0 1												
Ray Barker, L (5, PH)			G1-4-3							1 0 0 0 0 0 1												
Sonny Siebert, R (5, 1)										0 0 0 0 0 0 0												
Al Luplow, L (8, PH)										1 0 1 0 0 0 0												
Don McMahon, R (8, 1)										0 0 0 0 0 0 0												
<b>Inning Stats</b>	R: 0 E: 0 K: 0 S: 3	H: 0 LOB: 0 BB: 0 P: 3	R: 0 E: 0 K: 0 S: 4	H: 2 LOB: 1 BB: 0 P: 4	R: 0 E: 0 K: 0 S: 3	H: 1 LOB: 0 BB: 0 P: 3	R: 0 E: 0 K: 0 S: 4	H: 2 LOB: 2 BB: 1 P: 8	R: 0 E: 0 K: 0 S: 4	H: 1 LOB: 1 BB: 0 P: 4	R: 0 E: 0 K: 0 S: 3	H: 0 LOB: 0 BB: 0 P: 3	R: 0 E: 0 K: 0 S: 3	H: 0 LOB: 0 BB: 0 P: 3	R: 0 E: 0 K: 0 S: 4	H: 1 LOB: 1 BB: 0 P: 4	R: 0 E: 0 K: 0 S: 3	H: 0 LOB: 0 BB: 0 P: 3	1B: 7 2B: 1 3B: 0 HR: 0	SF: 0 SAC: 0 DP: 2 HBP: 0	WP: 0 PB: 0 SB: 1 CS: 0	PA: 32
<b>PITCHER</b> Jim Kaat, L (1, 1) ERA: 1.5	IP: 9.0 WLS: W BF: 32 H: 7 R: 0 ER: 0 SO: 0 BB: 1 IBB: 0 HBP: 0 BLK: 0 WP: 0 HR: 0 S: 31 P: 35 ERA: 0.00 WHIP: 0.889																				<b>PITCHER</b> IP: WLS: BF: H: R: ER: SO: BB: IBB: HBP: BLK: WP: HR: S: P: ERA: WHIP	

Cleveland Indians @ Minnesota Twins  
Metropolitan Stadium, Bloomington, MI

Sat Apr 17 1965, 7:05 PM EST  
Att: 4,492 - Unknown - 41 F

livebaseballscorecards.com

AB	31
R	0
H	7
RBI	0
BB	1
SO	0
LOB	11



Batter	1	2	3	4	5	6	7	8	9	AB	R	H	RBI	BB	SO	LOB
Zoilo Versalles, R OBP: 0.267, SLG: 0.357 (1, 6)	0-0 1B 2B	0-0 F8		4-0 1-2 BB		0-0 F9				3	1	1	0	1	0	2
Rich Rollins, R (1, 5)	0-0 5-3	0-0 F4		0-0 L8			0-0 6-3			4	0	0	0	0	0	5
Tony Oliva, L OBP: 0.077, SLG: 0.077 (1, 9)	0-0 5-3		0-0 F8		0-0 L8		0-0 CS 1B			4	0	1	0	0	0	1
Harmon Killebrew, R OBP: 0.385, SLG: 0.273 (1, 3)	0-0 3B 1B		0-0 F7		0-3 K		0-3 K			4	1	1	1	0	2	1
Jimmie Hall, L OBP: 0.231, SLG: 0.333 (1, 8)	0-0 1B 3B		0-0 F8		0-0 E4 1B			0-0 F5		4	0	1	1	0	0	0
Bob Allison, R OBP: 0.538, SLG: 0.750 (1, 7)	0-3 K			0-0 HR		0-0 1B		0-0 L7		4	1	2	1	0	1	1
Earl Battey, R OBP: 0.375, SLG: 0.200 (1, 2)		0-0 6-3		0-0 3-1		0-0 F6		4-0 BB		3	0	0	0	1	0	2
Jerry Kindall, R OBP: 0.286, SLG: 0.091 (1, 4)		0-0 E 1B		0-0 5-3		0-0 F3		0-0 F9		4	0	1	0	0	0	1
Jim Kaat, L OBP: 0.333, SLG: 0.333 (1, 1)		0-0 E1 1-2 BB		0-0 BB 1B		0-3 K				3	0	1	0	0	1	1

Inning Stats	R: 2	H: 3	E: 0	K: 1	S: 8	H: 3	LOB: 1	BB: 0	P: 8	R: 0	H: 1	E: 1	K: 0	S: 5	H: 0	LOB: 2	BB: 0	P: 5	R: 0	H: 0	E: 0	K: 0	S: 3	R: 1	H: 2	E: 0	K: 0	S: 5	H: 1	LOB: 2	BB: 0	P: 7	R: 0	H: 0	E: 0	K: 1	S: 5	H: 0	LOB: 0	BB: 0	P: 5	R: 0	H: 1	E: 0	K: 1	S: 5	H: 0	LOB: 1	BB: 1	P: 7
--------------	------	------	------	------	------	------	--------	-------	------	------	------	------	------	------	------	--------	-------	------	------	------	------	------	------	------	------	------	------	------	------	--------	-------	------	------	------	------	------	------	------	--------	-------	------	------	------	------	------	------	------	--------	-------	------

PITCHER	IP	WLS	BF	H	R	ER	SO	BB	IBB	HBP	BLK	WP	HR	S	P	ERA	WHIP
Dick Donovan, R ERA: 6.75 (1, 1)	4.0	L	20	6	3	3	1	1	0	0	0	0	1	21	25	6.75	1.750
Sonny Siebert, R ERA: (5, 1)	3.0		11	2	0	0	3	0	0	0	0	0	0	17	17	0.00	0.667
Don McMahon, R ERA: (8, 1)	1.0		4	0	0	0	0	1	0	0	0	0	0	3	7	0.00	1.000


**BOTTOM**

**Cleveland Indians @ Minnesota Twins**  
Metropolitan Stadium, Bloomington, MI

Sat Apr 17 1965, 7:05 PM EST  
Att. 4,492 - Unknown - 41 F

AB	33
R	3
H	8
RBI	3
BB	2
SO	4
LOB	14

WP: 0 PA: 35  
PB: 0  
SB: 0  
CS: 1



PITCHER	IP	WLS	BF	H	R	ER	SO	BB	IBB	HBP	BLK	WP	HR	S	P	ERA	WHIP
---------	----	-----	----	---	---	----	----	----	-----	-----	-----	----	----	---	---	-----	------



Batter	1	2	3	4	5	6	7	8	9	AB R H RBI BB SO LOB	TOP																
Dick Howser, R (1, 6) OBP: 0.368, SLG: 0.250	0-0 S 1B		0-0 PB 1B	0-0 4-3			0-0 F3		0-0 1-3	5 1 2 0 0 0 3																	
Chuck Hinton, R (1, 4) OBP: 0.333, SLG: 0.294	0-0 F6 1-2		0-0 1B 2B 1B			0-3 K	0-0 BB 1B		4-0 BB 4-3 BB	4 1 2 1 1 1 1																	
Leon Wagner, L (1, 7) OBP: 0.389, SLG: 0.563	0-0 4-3		0-0 1B 2B 1B			0-0 2B	4-0 BB G6-4-3 BB		0-0 4-3 1-2 2-3	4 1 2 0 1 0 3																	
Rocky Colavito, R (1, 9) OBP: 0.278, SLG: 0.471	0-0 L1		0-0 1B 2B			0-3 K	0-0 G6-4-3 1-2f		0-0 F3	5 0 1 2 0 1 6																	
Max Alvis, R (1, 5) OBP: 0.294, SLG: 0.353		0-0 FC6-5 2B	0-3 K			0-0 L7		0-0 6-3		4 0 1 0 0 1 2																	
Fred Whitfield, L (1, 3)		0-0 F6		4-0 SH3-4 1B BB		0-0 F9		0-0 6-3		3 0 0 0 1 0 1																	
Vic Davalillo, L (1, 8) OBP: 0.467, SLG: 0.533		0-0 FC6-5 CS 2-3		0-0 SH3-4 1B		0-0 1B		0-0 E6		4 0 2 0 0 0 1																	
Joe Azcue, R (1, 2) OBP: 0.333, SLG: 0.333		0-0 CS 1-2	0-0 6-3	0-0 F3		0-0 F4		0-0 F9		4 0 0 0 0 0 4																	
Ralph Terry, R (1, 1)			0-3 K	0-0 SH3-4		0-3 K		0-0 4-3 2B		1 0 0 0 0 1 0																	
Jack Kralick, L (4, 1)										0 0 0 0 0 0 0																	
Ray Barker, L (6, PH)										1 0 0 0 0 1 1																	
Gary Bell, R (6, 1)										0 0 0 0 0 0 0																	
Al Luplow, L (9, PH) OBP: 1.000, SLG: 1.500										1 0 1 0 0 0 0																	
<b>Inning Stats</b>	R: 0 E: 0 K: 0 S: 4	H: 1 LOB: 1 BB: 0 P: 4	R: 0 E: 0 K: 0 S: 3	H: 1 LOB: 0 BB: 0 P: 3	R: 3 E: 0 K: 2 S: 11	H: 4 LOB: 1 BB: 0 P: 11	R: 0 E: 0 K: 0 S: 4	H: 1 LOB: 2 BB: 1 P: 8	R: 0 E: 0 K: 2 S: 8	H: 1 LOB: 1 BB: 0 P: 8	R: 0 E: 0 K: 1 S: 6	H: 1 LOB: 1 BB: 0 P: 6	R: 0 E: 0 K: 0 S: 3	H: 1 LOB: 1 BB: 1 P: 7	R: 0 E: 1 K: 0 S: 4	H: 0 LOB: 1 BB: 0 P: 4	R: 0 E: 0 K: 0 S: 4	H: 1 LOB: 2 BB: 1 P: 8	1B: 7 2B: 4 3B: 0 HR: 0	SF: 0 SAC: 1 DP: 1 HBP: 0	WP: 0 PB: 1 SB: 1 CS: 1	PA: 41					
<b>PITCHER</b>	IP WLS BF H R ER SO BB IBB HBP BLK WP HR S P ERA WHIP																										
Mudcat Grant, R (1, 1) ERA: 9.0	3.0		16	7	3	3	2	1	0	0	0	0	0	19	23	9.00	2.667										
Dave Boswell, R (4, 1) ERA:	3.1	W	14	3	0	0	3	1	0	0	0	0	0	19	23	0.00	1.200										
Al Worthington, R (7, 1) ERA:	2.2	S	10	1	0	0	0	1	0	0	0	0	0	9	13	0.00	0.750										

Cleveland Indians @ Minnesota Twins  
Metropolitan Stadium, Bloomington, MI

Sun Apr 18 1965, 4:33 AM EST  
Att: 3,273 - Unknown - 46 F

livebaseballscorecards.com

AB	36
R	3
H	11
RBI	3
BB	3
SO	5
LOB	22



Batter	1	2	3	4	5	6	7	8	9
Zoilo Versalles, R OBP: 0.263, SLG: 0.294 (1, 6)	0-0 1-3		4-0 1B E BB	0-0 1-3			0-0 4-3		
Rich Rollins, R OBP: 0.200, SLG: 0.111 (1, 5)	0-0 F9		0-0 E7 1-H 1B		0-0 6-3		0-0 6-3		
Tony Oliva, L OBP: 0.118, SLG: 0.176 (1, 9)	0-0 G3		0-0 L4		0-0 F6		0-0 1B 2B		
Harmon Killebrew, R OBP: 0.412, SLG: 0.333 Rich Reese, L (9, 3)		0-0 5-3		0-0 HR 1B	0-0 1B		0-0 F8		
Jimmie Hall, L OBP: 0.294, SLG: 0.533 (1, 8)		0-0 F5		0-0 HR 1-H	0-0 4-3		4-0 1B S IBB		
Bob Allison, R OBP: 0.529, SLG: 0.688 (1, 7)		0-0 F8		0-0 FC1-4 1B		0-0 5-3	0-0 1-3 2-H 1B		
Earl Battey, R OBP: 0.250, SLG: 0.111 (1, 2)			0-0 F6	0-0 FC1-4 1B 1-2f		0-0 L7	0-3 K		
Jerry Kindall, R OBP: 0.278, SLG: 0.333 (1, 4)			0-0 HR	0-0 F8		0-3 K	0-3 K		
Mudcat Grant, R Dave Boswell, R Al Worthington, R (7, 1)			0-0 F8	0-0 1-2 1B		0-3 K			

Inning Stats	R: 0	H: 0	E: 0	K: 0	S: 3	LOB: 0	BB: 0	P: 3
	0	0	0	0	3	0	0	3
	0	0	0	0	3	0	0	3
	2	2	1	0	5	1	1	9
	2	4	0	0	7	2	2	7
	0	1	0	0	4	0	0	4
	0	0	0	0	5	0	0	5
	0	0	0	0	5	0	0	5
	2	2	0	1	13	0	1	13

PITCHER	IP	WLS	BF	H	R	ER	SO	BB	IBB	HBP	BLK	WP	HR	S	P	ERA	WHIP
Ralph Terry, R ERA: 3.0 (1, 1)	3.0	L	14	4	4	3	0	1	0	0	0	0	2	13	17	9.00	1.667
Jack Kralick, L ERA: (4, 1)	2.0		9	3	0	0	0	0	0	0	0	0	0	9	9	0.00	1.500
Gary Bell, R ERA: 6.0 (6, 1)	3.0		12	2	2	2	4	0	1	0	0	0	0	19	23	6.00	0.667

**BOTTOM**


**Cleveland Indians @ Minnesota Twins**  
Metropolitan Stadium, Bloomington, MI

Sun Apr 18 1965, 4:33 AM EST  
Att. 3,273 - Unknown - 46 F

AB	R	H	RBI	BB	SO	LOB
3	1	0	0	1	0	2
4	0	1	0	0	0	0
4	1	1	0	0	0	1
4	1	2	0	0	0	1
0	0	0	0	0	0	0
3	2	1	2	1	0	1
4	0	2	1	0	0	0
4	0	0	0	0	1	2
4	1	1	1	0	2	2
1	0	0	0	0	0	0
1	0	1	0	0	0	0
1	0	0	0	0	1	0

1B: 6	SF: 0	WP: 0	PA: 35
2B: 1	SAC: 0	PB: 0	
3B: 0	DP: 0	SB: 2	
HR: 2	HBP: 0	CS: 0	

AB 33  
R 6  
H 9  
RBI 4  
BB 2  
SO 4  
LOB 9



1B	2B	3B	HR	SF	SAC	DP	HBP	WP	PA
6	1	0	2	0	0	0	0	0	35



TOP

Los Angeles Angels @ Cleveland Indians  
Cleveland Municipal Stadium, Cleveland, OH

Wed Apr 21 1965, 3:33 AM EST  
Att. 44,335 - Unknown

livebaseballscorecards.com

AB 37  
R 5  
H 9  
RBI 5  
BB 4  
SO 13  
LOB 12



AB R H RBI BB SO LOB

4	0	1	0	0	1	2
5	0	0	0	0	1	2
5	1	1	0	0	3	0
4	0	1	0	0	0	1
0	1	0	0	0	0	0
0	0	0	0	0	0	0
0	0	0	0	0	0	0
0	0	0	0	1	0	0
4	2	3	1	1	1	0
5	0	1	1	0	3	5
3	0	0	0	0	1	2
0	0	0	0	0	0	0
0	1	0	0	1	0	0
2	0	0	0	0	1	0
1	0	0	0	0	1	0
0	0	0	0	0	0	0
0	0	0	0	0	0	0
1	0	1	2	0	0	0
1	0	0	0	1	1	0
1	0	0	0	0	0	0
0	0	0	0	0	0	0
1	0	1	1	0	0	0

1 2 3 4 5 6 7 8 9 10

<p>Jose Cardenal, R (1, 8) OBP: 0.355, SLG: 0.533</p>	<p>Willie Smith, L (1, 7) OBP: 0.267, SLG: 0.310</p>	<p>Jim Fregosi, R (1, 6) OBP: 0.161, SLG: 0.258</p>	<p>Joe Adcock, R (1, 3) OBP: 0.375, SLG: 0.375</p> <p>Marcelino Lopez, R (9, PR) OBP: 0.167, SLG: 0.167</p> <p>George Brunet, R (9, 1)</p> <p>Dean Chance, R (9, 1)</p> <p>Ron Piche, R (9, 1)</p>	<p>Lou Clinton, R (1, 9) OBP: 0.304, SLG: 0.300</p>	<p>Paul Schaal, R (1, 5) OBP: 0.269, SLG: 0.400</p>	<p>Phil Roof, R (1, 2) OBP: 0.143, SLG: 0.143</p> <p>Vic Power, R (9, PH) OBP: 0.250, SLG: 0.500</p> <p>Costen Shockley, L (9, PH) OBP: 0.200, SLG: 0.143</p>	<p>Bobby Knoop, R (1, 4) OBP: 0.348, SLG: 0.333</p> <p>Jim Piersall, R (8, PH)</p> <p>Julio Gotay, R (8, 4)</p> <p>Buck Rodgers, S (9, PH) OBP: 0.250, SLG: 0.118</p>	<p>Fred Newman, R (1, 1)</p> <p>Gino Cimoli, R (8, PH)</p> <p>Bob Lee, R (8, 1)</p> <p>Albie Pearson, L (9, PH) OBP: 0.400, SLG: 0.250</p>	<p>R: 0 H: 0 E: 0 K: 1 S: 5</p> <p>R: 1 H: 2 E: 0 K: 0 S: 4</p> <p>R: 0 H: 0 E: 0 K: 0 S: 3</p> <p>R: 1 H: 2 E: 1 K: 1 S: 7</p> <p>R: 0 H: 0 E: 0 K: 2 S: 7</p> <p>R: 0 H: 0 E: 0 K: 1 S: 5</p> <p>R: 0 H: 1 E: 0 K: 2 S: 8</p> <p>R: 3 H: 3 E: 0 K: 2 S: 10</p> <p>R: 0 H: 1 E: 0 K: 2 S: 8</p>
---	--	---	--	---	---	---	---	--	--

<b>Inning Stats</b>	R: 0 H: 0 E: 0 K: 1 S: 5	R: 1 H: 2 E: 0 K: 0 S: 4	R: 0 H: 0 E: 0 K: 0 S: 3	R: 1 H: 2 E: 1 K: 1 S: 7	R: 0 H: 0 E: 0 K: 2 S: 7	R: 0 H: 0 E: 0 K: 1 S: 5	R: 0 H: 1 E: 0 K: 2 S: 8	R: 3 H: 3 E: 0 K: 2 S: 10	R: 0 H: 1 E: 0 K: 2 S: 8
---------------------	--------------------------	--------------------------	--------------------------	--------------------------	--------------------------	--------------------------	--------------------------	---------------------------	--------------------------

<b>PITCHER</b>	IP	WLS	BF	H	R	ER	SO	BB	IBB	HBP	BLK	WP	HR	S	P	ERA	WHIP
Sam McDowell, L (1, 1) ERA: 5.4	8.2		33	6	4	4	10	2	0	0	0	0	0	51	59	4.15	0.923
Don McMahon, R (9, 1) ERA:	0.0		3	2	1	1	0	1	0	0	0	1	0	2	6	∞	∞
Luis Tiant, R (9, 1) ERA:	0.1		1	0	0	0	1	0	0	0	0	0	0	3	3	0.00	0.000
Sonny Siebert, R (10, 1) ERA:	1.0	W	5	1	0	0	2	1	0	0	0	0	0	8	12	0.00	2.000

1B: 7	SF: 0	WP: 1
2B: 2	SAC: 1	PB: 0
3B: 0	DP: 1	SB: 0
HR: 0	HBP: 0	CS: 0

WP: 1	PA: 42
PB: 0	
SB: 0	
CS: 0	

Los Angeles Angels @ Cleveland Indians  
Cleveland Municipal Stadium, Cleveland, OH

Wed Apr 21 1965, 3:33 AM EST  
Att: 44,335 - Unknown

livebaseballscorecards.com

AB 34  
R 6  
H 8  
RBI 6  
BB 4  
SO 5  
LOB 10



WP: 0 PA: 39  
PB: 0  
SB: 0  
CS: 0

AB R H RBI BB SO LOB

4 0 0 0 0 1 3  
4 1 1 0 0 2 1  
1 0 0 0 0 0 3

3 3 2 3 2 0 0

4 1 1 2 0 0 2

4 0 0 0 0 0 0

4 1 1 0 0 0 0

3 0 1 0 0 1 0  
0 0 0 0 1 0 0  
0 0 0 0 0 0 0

3 0 1 0 0 0 0  
1 0 1 1 0 0 0

3 0 0 0 0 1 1  
0 0 0 0 0 0 0  
0 0 0 0 0 0 0  
0 0 0 0 1 0 0  
0 0 0 0 0 0 0

1B: 4 SF: 0  
2B: 1 SAC: 1  
3B: 0 DP: 0  
HR: 3 HBP: 0

Batter	1	2	3	4	5	6	7	8	9	10
Dick Howser, R OBP: 0.304, SLG: 0.200 (1, 6)	F5			F8		1-3		SH2-4	K	
Chuck Hinton, R OBP: 0.318, SLG: 0.286 Fred Whitfield, L (9, 3)	K			HR		F9		K	F7	
Leon Wagner, L OBP: 0.478, SLG: 0.895 (1, 7)	1-3			HR		HR		IBB		HR
Rocky Colavito, R OBP: 0.273, SLG: 0.571 (1, 9)		F7		F4		HR		F9		
Max Alvis, R OBP: 0.238, SLG: 0.286 (1, 5)		6-3		L6		5-3			F8	
Vic Davalillo, L OBP: 0.421, SLG: 0.474 (1, 8)			5-3		1-3		1-3		BB	1B
Larry Brown, R OBP: 0.308, SLG: 0.417 Al Luplow, L OBP: 1.000, SLG: 1.500 Billy Moran, R (9, PH) (10, 4)			1-3		1B	2B		K	1B	BB
Cam Carreon, R OBP: 0.333, SLG: 0.333 Joe Azcue, R OBP: 0.375, SLG: 0.375 (9, PH) (10, 2)			6-3			1B		5-3	IBB	1B
Sam McDowell, L Don McMahon, R Luis Tiant, R Ray Barker, L Sonny Siebert, R (9, PH) (10, 1)			K		1-3			E4	IBB	

Inning Stats	R: 0	H: 0	E: 0	K: 1	S: 5	R: 0	H: 0	E: 0	K: 0	S: 3	R: 0	H: 0	E: 0	K: 1	S: 5	R: 2	H: 2	E: 0	K: 0	S: 5	R: 0	H: 2	E: 0	K: 0	S: 4	R: 2	H: 1	E: 0	K: 1	S: 4	R: 0	H: 0	E: 1	K: 1	S: 6	R: 1	H: 2	E: 0	K: 1	S: 7	R: 1	H: 1	E: 0	K: 0	S: 1
	0	0	0	0	5	0	0	0	0	3	0	0	0	0	5	2	2	0	0	5	0	0	0	0	4	0	0	0	0	5	0	0	1	5	0	0	0	0	15	1	0	0	1		

PITCHER	IP	WLS	BF	H	R	ER	SO	BB	IBB	HBP	BLK	WP	HR	S	P	ERA	WHIP
Fred Newman, R ERA: 2.45 (1, 1)	7.0		26	5	4	4	3	1	0	0	0	0	2	31	35	5.14	0.857
Bob Lee, R ERA: 1.59 (8, 1)	1.0		5	0	0	0	1	0	1	0	1	0	0	6	10	0.00	0.000
George Brunet, L ERA: 2.45 (9, 1)	0.1		2	1	1	1	0	0	0	0	0	0	0	2	2	27.00	3.000
Dean Chance, R ERA: 3.0 (9, 1)	0.0		3	1	0	0	0	1	1	0	0	0	0	1	9	∞	∞
Ron Piche, R ERA: 5.4 (9, 1)	0.2	L	3	1	1	1	1	0	0	0	0	0	1	5	5	13.50	1.500



Batter	1	2	3	4	5	6	7	8	9	AB R H RBI BB SO LOB	TOP											
<b>Bert Campaneris, R</b> (1, 7) OBP: 0.389, SLG: 0.500	0-0 1-3			0-0 1-3	0-0 6-3		0-3 K			4 0 0 0 0 1 4												
<b>Wayne Causey, L</b> (1, 6) OBP: 0.350, SLG: 0.278	0-0 G3			0-0 4-3		0-0 1B	0-0 F6			4 0 1 0 0 0 2												
<b>Ed Charles, R</b> (1, 5) OBP: 0.333, SLG: 0.379	0-0 1-3			0-0 6-3		4-0 1-2 BB		0-3 K		3 0 0 0 1 1 0												
<b>Jim Gentile, L</b> (1, 3) OBP: 0.370, SLG: 0.840		0-0 F3			0-0 HR	0-0 L6		0-3 K		4 1 1 1 0 1 2												
<b>Tommie Reynolds, R</b> (1, 9) OBP: 0.364, SLG: 0.357		0-0 5-3			0-0 F7	0-0 F7		0-0 F8		4 0 0 0 0 0 2												
<b>Billy Bryan, L</b> (1, 2) OBP: 0.217, SLG: 0.200		0-3 K			4-0 1B 5-3 1B BB	0-0 5-3		0-0 F4		3 1 0 0 1 1 2												
<b>Mike Hershberger, R</b> (1, 8) OBP: 0.152, SLG: 0.194			0-3 K		0-0 5-3		0-0 BB 1B	0-0 4-3		4 0 1 0 0 1 1												
<b>Dick Green, R</b> (1, 4) OBP: 0.424, SLG: 0.346			0-0 4-3		0-0 1B		0-3 K	0-0 1B		4 0 2 0 0 1 1												
<b>Orlando Pena, R</b> (1, 1) OBP: 0.333, SLG: 0.333			0-0 F8		0-0 1B		4-0 BB	0-3 K		1 0 0 0 0 0 0												
<b>Jose Santiago, R</b> (3, 1) OBP: 0.697, SLG: 0.500					1-2 3-H 1B					0 0 0 0 0 0 0												
<b>Nelson Mathews, R</b> (5, PH) OBP: 0.697, SLG: 0.500										1 0 1 1 0 0 0												
<b>Jim Dickson, L</b> (5, 1)										0 0 0 0 0 0 0												
<b>Skip Lockwood, R</b> (7, PH)										0 0 0 0 1 0 0												
<b>Wes Stock, R</b> (7, 1)										0 0 0 0 0 0 0												
<b>Ken Harrelson, R</b> (9, PH) OBP: 0.167, SLG: 0.091										1 0 0 0 0 1 1												
<b>Inning Stats</b>	R: 0 E: 0 K: 0 S: 3	H: 0 LOB: 0 BB: 0 P: 3	R: 0 E: 0 K: 1 S: 5	H: 0 LOB: 0 BB: 0 P: 5	R: 0 E: 0 K: 1 S: 5	H: 0 LOB: 0 BB: 0 P: 5	R: 0 E: 0 K: 0 S: 3	H: 0 LOB: 0 BB: 0 P: 3	R: 2 E: 0 K: 0 S: 6	H: 3 LOB: 2 BB: 1 P: 10	R: 0 E: 0 K: 0 S: 4	H: 1 LOB: 2 BB: 1 P: 8	R: 0 E: 0 K: 2 S: 8	H: 1 LOB: 2 BB: 1 P: 12	R: 0 E: 0 K: 2 S: 7	H: 0 LOB: 0 BB: 0 P: 7	R: 0 E: 0 K: 1 S: 6	H: 1 LOB: 1 BB: 0 P: 6	1B: 5 2B: 0 3B: 0 HR: 1	SF: 0 SAC: 0 DP: 0 HBP: 0	WP: 0 PB: 0 SB: 1 CS: 0	PA: 36
<b>PITCHER</b>	IP WLS BF H R ER SO BB IBB HBP BLK WP HR S P ERA WHIP																					
<b>Dick Donovan, R</b> (1, 1) ERA: 5.0	5.0 W 20 4 2 2 2 1 0 0 0 0 1 23 27 3.60 1.000																					
<b>Luis Tiant, R</b> (6, 1) ERA:	4.0 S 16 2 0 0 5 2 0 0 0 0 0 0 24 32 0.00 1.000																					

**Kansas City Athletics @ Cleveland Indians**  
**Cleveland Municipal Stadium, Cleveland, OH**  
 Fri Apr 23 1965, 6:05 PM EST  
 Att. 9,812 - Unknown

AB	33
R	2
H	6
RBI	2
BB	3
SO	7
LOB	15



Batter	1	2	3	4	5	6	7	8	9	AB	R	H	RBI	BB	SO	LOB
Dick Howser, R OBP: 0.333, SLG: 0.182 (1, 6)	4-0 S 2B BB		H 1-0 BB HBP		X 0-0 F9		0-3 K			2	1	0	0	1	1	0
Chuck Hinton, R OBP: 0.308, SLG: 0.250 (1, 3)	0-0 F8 1-2		0-3 K		X 0-0 6-3		4-0 1B BB			3	0	0	0	1	1	2
Leon Wagner, L OBP: 0.481, SLG: 0.818 (1, 7)	0-0 F7		0-0 L8			4-0 3B BB	0-0 1-2 1B			3	1	1	0	1	0	2
Rocky Colavito, R OBP: 0.346, SLG: 0.609 (1, 9)	0-0 1B 2B 2-H		4-0 1-2 BB			4-0 1-2 3B BB	0-0 F6			2	2	1	1	2	0	2
Max Alvis, R OBP: 0.240, SLG: 0.280 (1, 5)	0-0 CS 1B 2-H		0-3 K			0-0 F7	0-3 K			4	0	1	1	0	2	6
Vic Davalillo, L OBP: 0.391, SLG: 0.435 (1, 8)	0-0 1-2	0-0 E3 E 1B 1B		0-3 K		0-3 K		0-0 F8		5	1	1	0	0	2	3
Larry Brown, R OBP: 0.294, SLG: 0.500 (1, 4)		0-3 K 2-3		0-0 F3		0-0 1H 2H WP 3B		0-0 6-3		4	1	1	2	0	1	1
Cam Carreon, R OBP: 0.429, SLG: 0.333 (1, 2)		0-0 K2-6-2 1B 3-H		0-0 F2		4-0 3H BB		0-0 F7		3	0	1	1	1	0	0
Dick Donovan, L (1, 1)		0-3 K2-6-2 1-2f			X 0-0 F8		0-0 L8			2	0	0	0	0	1	1
Luis Tiant, R (6, 1)										1	0	0	0	0	0	1


Inning Stats	R: 2	H: 2	E: 0	LOB: 0	K: 0	P: 8	R: 1	H: 2	E: 2	LOB: 1	K: 2	P: 8	R: 0	H: 0	E: 0	LOB: 2	K: 2	P: 12	R: 0	H: 0	E: 0	LOB: 0	K: 1	P: 5	R: 0	H: 0	E: 0	LOB: 0	K: 0	P: 3	R: 3	H: 1	E: 0	LOB: 1	K: 1	P: 18	R: 0	H: 1	E: 0	LOB: 2	K: 2	P: 12	R: 0	H: 0	E: 0	LOB: 0	K: 0	P: 3
PITCHER	IP	WLS	BF	H	R	ER	SO	BB	IBB	HBP	BLK	WP	HR	S	P	ERA	WHIP																															
Orlando Pena, R ERA: 4.15 (1, 1)	2.0	L	11	4	3	2	2	1	0	0	0	0	0	12	17	9.00	2.500																															
Jose Santiago, R ERA: 11.57 (3, 1)	2.0		7	0	0	0	3	1	0	0	0	0	0	12	16	0.00	0.500																															
Jim Dickson, R ERA: 4.76 (5, 1)	2.0		10	1	3	3	1	3	0	0	0	1	0	9	21	13.50	2.000																															
Wes Stock, R ERA: 8.53 (7, 1)	2.0		8	1	0	0	2	1	0	0	0	0	0	11	15	0.00	1.000																															

**BOTTOM**

**Kansas City Athletics @ Cleveland Indians**  
Cleveland Municipal Stadium, Cleveland, OH

Fri Apr 23 1965, 6:05 PM EST  
Att. 9,812 - Unknown

AB	29
R	6
H	6
RBI	5
BB	6
SO	8
LOB	18



1B: 4	SF: 0	WP: 1	PA: 36
2B: 2	SAC: 0	PB: 0	
3B: 1	DP: 1	SB: 1	
HR: 0	HBP: 1	CS: 1	

[livebaseballscorecards.com](http://livebaseballscorecards.com)



Batter	1	2	3	4	5	6	7	8	9	AB R H RBI BB SO LOB	TOP		
Bert Campaneris, R (1, 7) OBP: 0.375, SLG: 0.486	0-0 F8		0-0 F8		0-0 1-3 1B		0-0 SF7			3 0 1 1 0 0 0	<b>Kansas City Athletics @ Cleveland Indians</b> <b>Cleveland Municipal Stadium, Cleveland, OH</b> Sat Apr 24 1965, 3:33 AM EST Att. 4,088 - Unknown <a href="http://livebaseballscorecards.com">livebaseballscorecards.com</a>		
Wayne Causey, L (1, 6) OBP: 0.375, SLG: 0.364	0-0 1-3 2B			0-0 2B 1B	0-0 4-3		0-3 3-H K			4 0 2 0 0 1 4			
Mike Hershberger, R (1, 9) OBP: 0.135, SLG: 0.171	0-0 1-3 2-3			0-0 F9		0-0 6-3		0-0 4-3		4 0 0 0 0 0 2			
Jim Gentile, L (1, 3) OBP: 0.355, SLG: 0.793	0-0 F6			0-0 1-3 2B		0-0 F2		0-0 F6		4 0 1 0 0 0 1			
Ed Charles, R (1, 5) OBP: 0.297, SLG: 0.333		0-0 L7		0-0 6-3		0-0 6-3		0-0 F9		4 0 0 0 0 0 2			
Billy Bryan, L (1, 2) OBP: 0.222, SLG: 0.174		0-3 K		0-0 F4		4-0 2B SF7 BB		0-0 3-1		3 1 0 0 1 1 2			
Jim Landis, R (1, 8) OBP: 0.417, SLG: 0.300 Nelson Mathews, R (2, 8) OBP: 0.667, SLG: 0.800		0-0 L4			0-0 1B 1B		0-0 1-3 2B		0-0 6-3	1 0 0 0 0 0 0 3 0 2 0 0 0 0			
Dick Green, R (1, 4) OBP: 0.378, SLG: 0.300			0-0 6-3		0-0 L7		0-0 6-3		0-0 6-3	4 0 0 0 0 0 3			
Moe Drabowsky, R (1, 1) OBP: 0.200, SLG: 0.200 Tommy Reynolds, R (7, PH) OBP: 0.382, SLG: 0.357 Fred Talbot, R (7, 1) OBP: 0.500, SLG: 0.500			0-3 K		0-3 K		4-0 BB			2 0 0 0 0 2 1 0 0 0 0 1 0 0 0 0 0 0 0 0 0			
<b>Inning Stats</b>	R: 0 E: 0 K: 0 S: 4 H: 1 LOB: 1 BB: 0 P: 4	R: 0 E: 0 K: 1 S: 5 H: 0 LOB: 0 BB: 0 P: 5	R: 0 E: 0 K: 1 S: 5 H: 0 LOB: 0 BB: 0 P: 5	R: 0 E: 0 K: 0 S: 5 H: 2 LOB: 2 BB: 0 P: 5	R: 0 E: 0 K: 1 S: 7 H: 2 LOB: 2 BB: 0 P: 7	R: 0 E: 0 K: 0 S: 3 H: 0 LOB: 0 BB: 0 P: 3	R: 1 E: 0 K: 1 S: 6 H: 1 LOB: 2 BB: 2 P: 14	R: 0 E: 0 K: 0 S: 3 H: 0 LOB: 0 BB: 0 P: 3	R: 0 E: 0 K: 0 S: 3 H: 0 LOB: 0 BB: 0 P: 3	1B: 3 2B: 3 3B: 0 HR: 0 SF: 1 SAC: 0 DP: 0 HBP: 0		WP: 0 PB: 0 SB: 0 CS: 0 PA: 35	
<b>PITCHER</b>	IP WLS BF H R ER SO BB IBB HBP BLK WP HR S P ERA WHIP											<b>PITCHER</b>	IP WLS BF H R ER SO BB IBB HBP BLK WP HR S P ERA WHIP
Ralph Terry, R (1, 1) ERA: 2.25 Gary Bell, R (9, 1) ERA: 4.5	8.0 W 32 6 1 1 4 2 0 0 0 0 0 0 38 46 1.12 1.000												



Batter	1	2	3	4	5	6	7	8	9
Dick Howser, R (1, 6) OBP: 0.375, SLG: 0.167	0-3 K		4-0 BB BB		0-0 F9		4-0 S BB	4-0 FC6-4 BB	
Chuck Hinton, R (1, 4) OBP: 0.290, SLG: 0.214	0-0 6-3		4-0 1-2 2-3 BB		0-0 F6		0-0 L8	0-0 FC6-4 1-2f	
Leon Wagner, L (1, 7) OBP: 0.452, SLG: 0.731	0-0 2-3		0-0 F2			0-0 FC SF7 1B	0-0 F8		
Rocky Colavito, R (1, 9) OBP: 0.400, SLG: 0.640		4-0 1B 2-5-1 BB	0-3 K			4-0 SF7 FC BB		0-0 FC1-5 2B	
Al Luplow, L (8, PR) (9, 9) OBP: 1.000, SLG: 1.500									
Max Alvis, R (1, 5) OBP: 0.276, SLG: 0.259		0-0 F7		4-0 L1-3 BB		0-3 K		4-0 FC1-5 1B BB	
Vic Davalillo, L (1, 8) OBP: 0.333, SLG: 0.370		0-0 F7		0-0 L1-3 1-2		0-0 FC		0-0 FC1-5 1B PB	
Fred Whitfield, L (1, 3) OBP: 0.333, SLG: 0.286		0-0 1-3 1B		0-0 F4		0-0 SF7		0-0 PB 1B	
Cam Carreon, R (1, 2) OBP: 0.455, SLG: 0.400		0-0 2-5-1 3-H	0-0 BB SH2-4 1B		0-0 E5 WP	0-0 6-3		0-0 S 1B	
Ralph Terry, R (1, 1)			0-0 SH2-4		0-3 K		0-0 5-3	0-0 L9	
Ray Barker, L (8, PH)			1-2		1-2			1-2	
Gary Bell, R (9, 1)									

Inning Stats	R: 0	H: 0	E: 0	K: 1	S: 5	R: 0	H: 1	E: 0	K: 0	S: 3	R: 0	H: 1	E: 0	K: 1	S: 6	R: 0	H: 0	E: 0	K: 0	S: 2	R: 0	H: 0	E: 1	K: 1	S: 6	R: 1	H: 1	E: 0	K: 1	S: 7	R: 0	H: 0	E: 0	K: 0	S: 3	R: 3	H: 3	E: 0	K: 0	S: 6	R: 0	H: 0	E: 0	K: 0	S: 0
	LOB: 0	BB: 0	BB: 0	BB: 0	BB: 0	LOB: 2	BB: 1	LOB: 3	BB: 2	P: 7	LOB: 0	BB: 1	LOB: 0	BB: 1	P: 6	LOB: 2	BB: 1	LOB: 1	BB: 0	P: 6	LOB: 2	BB: 1	LOB: 1	BB: 0	P: 6	LOB: 2	BB: 1	LOB: 1	BB: 1	P: 11	LOB: 1	BB: 1	LOB: 1	BB: 1	P: 7	LOB: 2	BB: 2	LOB: 2	BB: 2	P: 14	LOB: 0	BB: 0	LOB: 0	BB: 0	P: 0

AB	R	H	RBI	BB	SO	LOB
2	0	0	0	3	1	1
4	0	0	0	1	0	4
4	1	1	0	0	0	4
2	0	1	0	2	1	3
0	0	0	0	0	0	0
2	1	0	0	2	1	3
4	1	0	0	0	0	6
3	1	2	2	0	0	0
4	0	2	1	0	0	2
2	0	0	0	0	1	1
1	0	0	0	0	0	2
0	0	0	0	0	0	0

PITCHER	IP	WLS	BF	H	R	ER	SO	BB	IBB	HBP	BLK	WP	HR	S	P	ERA	WHIP
Moe Drabowsky, R (1, 1) ERA: 4.96	6.0		27	3	1	1	4	5	0	0	0	1	0	29	49	1.50	1.333
Fred Talbot, R (7, 1) ERA: 4.76	2.0	L	12	3	3	3	0	3	0	0	0	0	0	9	21	13.50	3.000


**BOTTOM**

**Kansas City Athletics @ Cleveland Indians**  
Cleveland Municipal Stadium, Cleveland, OH

Sat Apr 24 1965, 3:33 AM EST  
Att. 4,088 - Unknown

livebaseballscorecards.com

AB	28
R	4
H	6
RBI	3
BB	8
SO	4
LOB	26



1B:	5	SF:	1	WP:	1	PA:	38
2B:	2	SAC:	1	PB:	1		
3B:	0	DP:	1	SB:	3		
HR:	0	HBP:	0	CS:	0		



Batter	1	2	3	4	5	6	7	8	9	AB R H RBI BB SO LOB	TOP												
Zoilo Versalles, R OBP: 0.311, SLG: 0.429 (1, 6)										5 1 1 0 0 2 4													
Rich Rollins, R OBP: 0.206, SLG: 0.250 (1, 5)										5 0 1 0 0 0 2													
Tony Oliva, L OBP: 0.244, SLG: 0.526 (1, 9)										4 1 1 2 0 0 0													
Harmon Killebrew, R OBP: 0.463, SLG: 0.382 Rich Reese, L OBP: 1.000, SLG: 2.000 (1, 3) (8, PR) (8, 3)										4 1 2 0 1 1 1 0 0 0 0 0 0 0													
Jimmie Hall, L OBP: 0.368, SLG: 0.545 (1, 8)										4 2 1 0 1 0 2													
Bob Allison, R OBP: 0.436, SLG: 0.583 (1, 7)										5 1 3 1 0 0 3													
Earl Battey, R OBP: 0.321, SLG: 0.217 Cesar Tovar, R OBP: 0.300, SLG: 0.300 Jerry Zimmerman, R OBP: 0.111, SLG: 0.111 (1, 2) (7, PR) (7, 2)										2 2 2 1 2 0 0 0 0 0 0 0 0 0 1 0 0 0 0 1 1	AB 37 R 11 H 13 RBI 11 BB 6 SO 5 LOB 18												
Jerry Kindall, R OBP: 0.243, SLG: 0.226 (1, 4)										3 1 0 2 1 1 3													
Camilo Pascual, R OBP: 0.444, SLG: 0.875 (1, 1)										4 2 2 5 1 0 2													
<b>Inning Stats</b>	R: 7 E: 0 K: 0 S: 7	H: 4 LOB: 0 BB: 3 P: 19	R: 0 E: 0 K: 0 S: 3	H: 0 LOB: 0 BB: 0 P: 3	R: 0 E: 0 K: 0 S: 4	H: 2 LOB: 1 BB: 0 P: 4	R: 1 E: 0 K: 2 S: 8	H: 1 LOB: 1 BB: 1 P: 12	R: 3 E: 0 K: 0 S: 7	H: 4 LOB: 1 BB: 0 P: 7	R: 0 E: 0 K: 0 S: 4	H: 1 LOB: 1 BB: 0 P: 4	R: 0 E: 0 K: 1 S: 5	H: 0 LOB: 2 BB: 1 P: 9	R: 0 E: 0 K: 0 S: 3	H: 0 LOB: 1 BB: 1 P: 7	R: 0 E: 0 K: 2 S: 8	H: 1 LOB: 1 BB: 0 P: 8	1B: 9 2B: 3 3B: 0 HR: 1	SF: 2 SAC: 0 DP: 0 HBP: 0	WP: 1 PB: 1 SB: 0 CS: 1	PA: 45	
<b>PITCHER</b>	IP WLS BF H R ER SO BB IBB HBP BLK WP HR S P ERA WHIP	IP WLS BF H R ER SO BB IBB HBP BLK WP HR S P ERA WHIP																					
Sam McDowell, L ERA: 9.0 (1, 1)	0.2 L 8 3 6 6 0 3 0 0 0 0 0 0 5 17 81.00 9.000	Stan Williams, R ERA: 5.4 (1, 1)	2.1 9 3 1 1 0 0 0 0 0 0 0 1 9 9 3.86 1.286	Floyd Weaver, R ERA: 6.75 (4, 1)	1.0 5 1 1 1 2 1 0 0 0 1 0 8 12 9.00 2.000	Luis Tiant, R ERA: 4.76 (5, 1)	1.0 7 4 3 3 0 0 0 0 0 0 0 7 7 27.00 4.000	Lee Stange, R ERA: 4.91 (6, 1)	2.0 8 1 0 0 1 1 0 0 0 0 0 9 13 0.00 1.000	Don McMahon, R ERA: (8, 1)	1.0 4 0 0 0 0 1 0 0 0 0 0 3 7 0.00 1.000	Gary Bell, R ERA: 3.6 (9, 1)	1.0 4 1 0 0 2 0 0 0 0 0 0 8 8 0.00 1.000										

Minnesota Twins @ Cleveland Indians  
Cleveland Municipal Stadium, Cleveland, OH  
Tue Apr 27 1965, 7:05 PM EDT  
Att. 3,827 - Unknown

livebaseballscorecards.com

Batter	1	2	3	4	5	6	7	8	9	AB R H RBI BB SO LOB
--------	---	---	---	---	---	---	---	---	---	----------------------

Dick Howser, R OBP: 0.361, SLG: 0.214 (1, 6)	0-0 4-3 SF7-5 2B		0-0 6-3			0-0 F8			0-3 K	4 1 1 0 0 1 0
Chuck Hinton, R OBP: 0.286, SLG: 0.194 (1, 3) (4, 4)	4-0 SF7-5 4-3 BB		0-0 F8			0-0 6-3			0-0 F8	3 0 0 0 1 0 0
Leon Wagner, L OBP: 0.400, SLG: 0.633 (1, 7)	0-0 4-3 1-2 2-3					0-0 F4			0-3 K	4 0 0 0 0 2 2
Rocky Colavito, R OBP: 0.394, SLG: 0.593 (1, 9)	4-0 BB					0-0 F2			0-0 L7	2 0 0 0 1 0 0
Max Alvis, R OBP: 0.250, SLG: 0.241 (1, 5)	0-0 SF7-5 2-3 3-H					0-0 5-3			0-0 F7	2 0 0 1 0 0 0
Vic Davalillo, L OBP: 0.300, SLG: 0.333 (1, 8)						0-0 F7			0-0 F6	3 0 0 0 0 0 0
Larry Brown, R OBP: 0.278, SLG: 0.471 Floyd Weaver, R Luis Tiant, R Ray Barker, L Lee Stange, R Don McMahon, R Al Luplow, L OBP: 0.750, SLG: 1.000 Gary Bell, R									0-3 K	1 0 0 0 0 0 1 0 0 0 0 0 0 0 0 0 0 0 0 0 0 0 0 0 1 0 1 0 0 0 0 0 1 0 0 0 0 0 0 0 0 0
Cam Carreon, R OBP: 0.429, SLG: 0.385 (1, 2)						0-0 1-3			0-0 1B	3 0 1 0 0 0 0
Sam McDowell, L Stan Williams, R Fred Whitfield, L OBP: 0.250, SLG: 0.200 (3, PH) (4, 3)						0-0 3-1			0-0 F7 1-3	0 0 0 0 0 0 0 0 0 0 0 0 0 0 0 0 3 0 0 0 0 0 1

Inning Stats	R: 1 E: 0 K: 0 S: 3	H: 1 LOB: 1 BB: 2 P: 11	R: 0 E: 0 K: 1 S: 5	H: 0 LOB: 0 BB: 0 P: 5	R: 0 E: 0 K: 0 S: 3	H: 0 LOB: 0 BB: 0 P: 3	R: 0 E: 0 K: 0 S: 3	H: 0 LOB: 0 BB: 0 P: 3	R: 0 E: 0 K: 0 S: 3	H: 0 LOB: 0 BB: 0 P: 3	R: 0 E: 0 K: 1 S: 5	H: 1 LOB: 1 BB: 0 P: 6	R: 0 E: 0 K: 2 S: 7	H: 0 LOB: 0 BB: 0 P: 7	1B: 1 2B: 2 3B: 0 HR: 0	SF: 1 SAC: 0 DP: 1 HBP: 0	WP: 0 PB: 0 SB: 0 CS: 0	PA: 30
--------------	------------------------------	----------------------------------	------------------------------	---------------------------------	------------------------------	---------------------------------	------------------------------	---------------------------------	------------------------------	---------------------------------	------------------------------	---------------------------------	------------------------------	---------------------------------	----------------------------------	------------------------------------	----------------------------------	--------

PITCHER	IP	WLS	BF	H	R	ER	SO	BB	IBB	HBP	BLK	WP	HR	S	P	ERA	WHIP
Camilo Pascual, R ERA: 3.0 (1, 1)	9.0	W	30	2	1	1	5	2	0	0	0	0	0	38	46	1.00	0.444

**BOTTOM**

**Minnesota Twins @ Cleveland Indians**  
Cleveland Municipal Stadium, Cleveland, OH

AB	27
R	1
H	2
RBI	1
BB	2
SO	5
LOB	3



PITCHER	IP	WLS	BF	H	R	ER	SO	BB	IBB	HBP	BLK	WP	HR	S	P	ERA	WHIP
---------	----	-----	----	---	---	----	----	----	-----	-----	-----	----	----	---	---	-----	------

Tue Apr 27 1965, 7:05 PM EDT  
Att. 3,827 - Unknown

livebaseballscorecards.com





Batter	1	2	3	4	5	6	7	8	9
Dick Howser, R OBP: 0.317, SLG: 0.182 (1, 6)	0-0 G3		0-0 E9 1B	0-0 L8		0-0 4-3		0-0 6-3	
Chuck Hinton, R OBP: 0.333, SLG: 0.212 (1, 3)	0-0 F9		0-0 G4-6-3 1B	4-0 BB			4-0 WP HR BB		
Leon Wagner, L OBP: 0.385, SLG: 0.576 (1, 7)	0-0 E4 1B		0-0 G4-6-3 1-2f	0-0 5-3			4-0 1-2 HR BB		
Rocky Colavito, R OBP: 0.432, SLG: 0.700 (1, 9)	0-0 HR 1B		4-0 E 1B BB		0-0 F7		0-0 1-H 2-H HR		
Max Alvis, R OBP: 0.278, SLG: 0.344 (1, 5)	0-0 1-H HR		0-0 E7 1B		1-0 CS HBP		0-3 K		
Vic Davalillo, L OBP: 0.294, SLG: 0.324 (1, 8)	0-0 6-3		0-0 1B 1B		0-0 L7		0-0 6-3		
Larry Brown, R OBP: 0.318, SLG: 0.450 (1, 4)		0-0 F9	0-0 FC6-4 1B			4-0 G6-4-3 BB		0-0 F3	
Joe Azcue, R OBP: 0.300, SLG: 0.300 (1, 2)		0-3 K	0-0 FC6-4			0-0 G6-4-3		0-0 6-3	
Jack Kralick, L Sonny Siebert, R OBP: 0.250, SLG: 0.250 (1, 1) (2, 1)		0-0 4-3		0-0 6-3		0-0 1B		0-0 1-3	

Inning Stats	R: 3	H: 2	E: 1	LOB: 0	K: 0	P: 6	R: 0	H: 0	E: 0	LOB: 0	K: 1	P: 5	R: 3	H: 3	E: 2	LOB: 2	K: 0	P: 7	R: 0	H: 0	E: 0	LOB: 1	K: 0	P: 3	R: 0	H: 1	E: 0	LOB: 0	K: 0	P: 3	R: 3	H: 1	E: 0	LOB: 0	K: 1	P: 14	R: 0	H: 0	E: 0	LOB: 0	K: 0	P: 3			
	S: 6		S: 5		S: 7		S: 3		S: 3		S: 3		S: 6		S: 3		S: 3		S: 3		S: 3		S: 3		S: 6		S: 3		S: 3		S: 3		S: 3		S: 3		S: 3		S: 3		S: 3		S: 3		S: 3

PITCHER	IP	WLS	BF	H	R	ER	SO	BB	IBB	HBP	BLK	WP	HR	S	P	ERA	WHIP
Jim Kaat, L ERA: 1.21 (1, 1)	2.2	L	16	5	6	0	1	1	0	0	0	0	1	17	21	0.00	2.250
Johnny Klippstein, R ERA: 3.86 (3, 1)	1.1		5	0	0	0	0	1	0	0	0	0	0	4	8	0.00	0.750
Dave Boswell, R ERA: (5, 1)	2.0		7	1	0	0	0	1	0	1	0	0	0	5	10	0.00	1.000
Al Worthington, R ERA: 6.35 (7, 1)	1.0		6	1	3	3	1	2	0	0	0	1	1	6	14	27.00	3.000
Jerry Fosnow, L ERA: 4.63 (8, 1)	1.0		3	0	0	0	0	0	0	0	0	0	0	3	3	0.00	0.000

AB R H RBI BB SO LOB

5	1	0	0	0	0	1
2	1	1	1	2	0	0
3	2	0	0	1	0	2
3	3	2	4	1	0	0
3	2	1	2	0	1	1
4	0	1	2	0	0	1
3	0	1	0	1	0	0
4	0	0	0	0	1	3
0	0	0	0	0	0	0
4	0	1	0	0	0	0

AB	31
R	9
H	7
RBI	9
BB	5
SO	2
LOB	8




WP	PA	ERA	WHIP
1	37		

Minnesota Twins @ Cleveland Indians  
 Cleveland Municipal Stadium, Cleveland, OH  
 Wed Apr 28 1965, 7:05 PM EDT  
 Att. 3,691 - Unknown

livebaseballscorecards.com



Batter	1	2	3	4	5	6	7	8	9	AB R H RBI BB SO LOB	TOP														
Don Blasingame, L (1, 4) OBP: 0.288, SLG: 0.446	0-0 1-3		0-0 F4			0-0 FC5 BB 1-3 1B		0-0 5-3		4 0 1 0 0 0 0	<p>Washington Senators @ Cleveland Indians Cleveland Municipal Stadium, Cleveland, OH</p> <p>Fri Apr 30 1965, 7:05 PM EDT Att. 7,234 - Unknown</p> <p>livebaseballscorecards.com</p> <table border="1"> <tr><td>AB</td><td>31</td></tr> <tr><td>R</td><td>2</td></tr> <tr><td>H</td><td>4</td></tr> <tr><td>RBI</td><td>2</td></tr> <tr><td>BB</td><td>2</td></tr> <tr><td>SO</td><td>11</td></tr> <tr><td>LOB</td><td>8</td></tr> </table> 	AB	31	R	2	H	4	RBI	2	BB	2	SO	11	LOB	8
AB	31																								
R	2																								
H	4																								
RBI	2																								
BB	2																								
SO	11																								
LOB	8																								
Woodie Held, R (1, 5) OBP: 0.531, SLG: 0.708	0-0 6-3			0-3 K		4-0 BB BB		0-0 HR	2B	3 1 1 0 1 1 0															
Bob Chance, L (1, 3) OBP: 0.320, SLG: 0.457	0-3 K			0-0 4-3		0-3 K		0-0 2-H	HR	4 1 1 2 0 2 3															
Frank Howard, R (1, 7) OBP: 0.339, SLG: 0.464		0-0 6-3		0-3 K		0-0 FC5		0-3 K	1	4 0 0 0 0 2 3															
Jim King, L (1, 9) OBP: 0.148, SLG: 0.120		0-0 L3			0-3 K		0-0 1-3		0-0 G3	4 0 0 0 0 1 0															
Don Lock, R (1, 8) OBP: 0.273, SLG: 0.229		0-0 FC6-4 1B			0-3 K		0-0 F3		0-0 4-3	4 0 1 0 0 1 0															
Doug Camilli, R (1, 2) OBP: 0.208, SLG: 0.333		0-0 FC6-4			0-3 K		0-0 F6			3 0 0 0 0 1 1															
Ed Brinkman, R (1, 6) OBP: 0.204, SLG: 0.191			0-0 F2			4-0 1B BB		0-3 K		1 0 0 0 1 0 0															
Mike Brumley, L (8, PH) OBP: 0.091, SLG: 0.091										1 0 0 0 0 1 0															
Ken Hamlin, R (8, 6)										0 0 0 0 0 0 0															
Buster Narum, R (1, 1) OBP: 0.167, SLG: 0.667			0-3 K2-3					0-0 6-3		1 0 0 0 0 1 0															
Jim Duckworth, R (5, 1)										0 0 0 0 0 0 0															
Joe Cunningham, L (6, PH)										1 0 0 0 0 1 1															
Frank Kreutzer, R (6, 1)										0 0 0 0 0 0 0															
Willie Kirkland, L (8, PH) OBP: 0.200, SLG: 0.321										1 0 0 0 0 0 0															
Ron Kline, R (8, 1)										0 0 0 0 0 0 0															
<b>Inning Stats</b>	R: 0 E: 0 K: 1 S: 5	H: 0 LOB: 0 BB: 0 P: 5	R: 0 E: 0 K: 0 S: 4	H: 1 LOB: 1 BB: 0 P: 4	R: 0 E: 0 K: 1 S: 5	H: 0 LOB: 0 BB: 0 P: 5	R: 0 E: 0 K: 2 S: 7	H: 0 LOB: 0 BB: 0 P: 7	R: 0 E: 0 K: 3 S: 9	H: 0 LOB: 0 BB: 0 P: 9	R: 0 E: 0 K: 2 S: 8	H: 1 LOB: 3 BB: 2 P: 16	R: 0 E: 0 K: 0 S: 3	H: 0 LOB: 0 BB: 0 P: 3	R: 0 E: 0 K: 1 S: 5	H: 0 LOB: 0 BB: 0 P: 5	R: 2 E: 0 K: 1 S: 7	H: 2 LOB: 0 BB: 0 P: 7	1B: 2 2B: 1 3B: 0 HR: 1	SF: 0 SAC: 0 DP: 0 HBP: 0	WP: 0 PB: 0 SB: 0 CS: 0	PA: 33			
<b>PITCHER</b> Ralph Terry, R (1, 1) ERA: 2.17	IP: 9.0 WLS: W BF: 33 H: 4 R: 2 ER: 2 SO: 11 BB: 2 IBB: 0 HBP: 0 BLK: 0 WP: 0 HR: 1 S: 53 P: 61 ERA: 2.00 WHIP: 0.667											<b>PITCHER</b>	IP: WLS: BF: H: R: ER: SO: BB: IBB: HBP: BLK: WP: HR: S: P: ERA: WHIP:												

Batter	1	2	3	4	5	6	7	8	9
Dick Howser, R OBP: 0.304, SLG: 0.189 (1, 6)	0-0 F7		0-0 1B	0-0 4-3		0-0 F9		0-0 SF7	
Chuck Hinton, R OBP: 0.364, SLG: 0.324 Ray Barker, L (9, 3)	0-0 F8		0-0 1B		0-0 HR	4-0 FC6		0-0 F8	
Leon Wagner, L OBP: 0.395, SLG: 0.556 (1, 7)	4-0 BB		0-0 1B		0-0 F3	0-0 FC6			
Rocky Colavito, R OBP: 0.415, SLG: 0.636 (1, 9)	0-3 K		4-0 IBB		0-0 F6		0-0 6-3		
Max Alvis, R OBP: 0.300, SLG: 0.361 (1, 5)		0-0 4-3	0-3 K		0-0 2B		0-0 1B		
Vic Davalillo, L OBP: 0.289, SLG: 0.342 (1, 8)		0-0 F5	0-0 F5		0-0 2B		0-0 F7		
Larry Brown, R OBP: 0.346, SLG: 0.409 (1, 4)		0-0 F8		4-0 CS	4-0 BB		0-0 1-3		
Cam Carreon, R OBP: 0.444, SLG: 0.438 (1, 2)			4-0 SH3-4	0-3 K	0-0 3-1			0-0 SH3-4	
Ralph Terry, R OBP: 0.125, SLG: 0.125 (1, 1)			0-0 SH3-4	0-0 1B		0-3 K		0-0 SH3-4	

Inning Stats	R: 0	H: 0	E: 0	K: 1	S: 5	R: 0	H: 0	E: 0	K: 0	S: 3	R: 2	H: 3	E: 0	K: 1	S: 8	R: 0	H: 1	E: 0	K: 0	S: 5	R: 2	H: 3	E: 0	K: 0	S: 6	R: 0	H: 0	E: 0	K: 1	S: 5	R: 0	H: 1	E: 0	K: 0	S: 4	R: 1	H: 1	E: 0	K: 0	S: 4	R: 0	H: 0	E: 0	K: 0	S: 4					
	LOB: 1	BB: 1	P: 9			LOB: 0	BB: 0	P: 3			LOB: 3	BB: 2	P: 16	LOB: 1	BB: 1	P: 9	LOB: 2	BB: 1	P: 10			LOB: 1	BB: 1	P: 9			LOB: 1	BB: 1	P: 4			LOB: 0	BB: 0	P: 4			LOB: 0	BB: 0	P: 4											

PITCHER	IP	WLS	BF	H	R	ER	SO	BB	IBB	HBP	BLK	WP	HR	S	P	ERA	WHIP
Buster Narum, R ERA: 7.65 (1, 1)	4.2	L	24	7	4	4	3	3	1	0	0	0	1	26	42	7.71	2.143
Jim Duckworth, R ERA: 1.93 (5, 1)	0.1		2	0	0	0	0	1	0	0	0	0	0	1	5	0.00	3.000
Frank Kreutzer, L ERA: 3.72 (6, 1)	2.0		8	1	0	0	1	1	0	0	0	0	0	9	13	0.00	1.000
Ron Kline, R ERA: 2.25 (8, 1)	1.0		4	1	1	1	0	0	0	0	0	0	0	4	4	9.00	1.000

AB R H RBI BB SO LOB

4	1	1	2	0	0	1
4	1	2	2	1	0	0
0	0	0	0	0	0	0
3	0	1	0	1	0	1
3	0	0	0	1	1	1
4	1	2	0	0	1	3
4	0	1	1	0	0	4
2	0	0	0	2	0	1
3	2	1	0	1	1	3
2	0	1	0	0	1	0

1B: 6	SF: 1	WP: 0	PA: 38
2B: 3	SAC: 2	PB: 0	
3B: 0	DP: 1	SB: 0	
HR: 1	HBP: 0	CS: 1	

WP	PA	ERA	WHIP
0	38		

**Washington Senators @ Cleveland Indians**  
**Cleveland Municipal Stadium, Cleveland, OH**

livebaseballscorecards.com

AB	29
R	5
H	9
RBI	5
BB	6
SO	4
LOB	14



Fri Apr 30 1965, 7:05 PM EDT  
 Att. 7,234 - Unknown



Washington Senators @ Cleveland Indians  
 Cleveland Municipal Stadium, Cleveland, OH

Sat May 01 1965, 3:33 AM EDT  
 Att. 3,442 - Unknown

livebaseballscorecards.com

AB	34
R	2
H	5
RBI	2
BB	5
SO	8
LOB	20



AB R H RBI BB SO LOB

5	1	2	0	0	1	1
3	0	0	1	2	1	1
3	0	0	1	2	1	2
4	0	0	0	0	2	6
3	0	0	0	1	1	1
4	0	0	0	0	1	3
4	1	2	0	0	0	1
3	0	0	0	0	1	2
1	0	0	0	0	0	1
1	0	0	0	0	0	1
1	0	0	0	0	0	0
0	0	0	0	0	0	0
0	0	0	0	0	0	0
1	0	1	0	0	0	0
0	0	0	0	0	0	0


Batter	1	2	3	4	5	6	7	8	9
Don Blasingame, L (1, 4) OBP: 0.297, SLG: 0.475	0-0 FC 3B		0-3 K	0-0 BB BB 1-3 1B		0-0 F5			0-0 F3
Woodie Held, R (1, 5) OBP: 0.514, SLG: 0.630	0-0 FC		4-0 BB BB BB	4-0 BB 1-2 BB		0-0 5-3			0-3 K
Bob Chance, L (1, 3) OBP: 0.327, SLG: 0.429	0-0 F6 3-H		4-0 BB 1-2 BB	4-0 BB 1-2 2-3 3-H BB		0-0 F5			0-3 K
Frank Howard, R (1, 7) OBP: 0.318, SLG: 0.433	0-0 F9		0-3 K	1-3		0-3 K			
Jim King, L (1, 9) OBP: 0.161, SLG: 0.107	0-3 K		4-0 BB 1-2 2-3		0-0 1-3			0-0 4-3	
Don Lock, R (1, 8) OBP: 0.254, SLG: 0.212		0-0 F9	0-0 F9		0-3 K			0-0 E4 FC4-6	
Mike Brumley, L (1, 2) OBP: 0.154, SLG: 0.154		0-0 PB 1B		0-0 1B BB 1B	0-0 1-3			0-0 FC4-6 1-2f	
Ed Brinkman, R (1, 6) OBP: 0.192, SLG: 0.180		0-0 F4		0-3 K		0-0 F6		0-0 F5	
Willie Kirkland, L (8, PH) OBP: 0.194, SLG: 0.310		1-2							
Ken Hamlin, R (8, 6)									
Bennie Daniels, L (1, 1) OBP: 0.429, SLG: 0.200		0-0 F7		0-0 F2		0-0 5-3		0-0 1B	
Steve Ridzik, R (3, 1)									
Joe Cunningham, L (6, PH)									
Nick Willhite, L (6, 1)									
Jim Duckworth, R (6, 1)									
Roy Sievers, R (8, PH)									
Pete Richert, L (9, PR) OBP: 0.167, SLG: 0.091 OBP: 0.200, SLG: 0.200									

Inning Stats	R: 1	H: 1	E: 0	K: 1	S: 7	P: 7	R: 0	H: 1	E: 0	K: 0	S: 4	P: 4	R: 0	H: 0	E: 0	K: 2	S: 7	P: 19	R: 1	H: 2	E: 0	K: 1	S: 7	P: 15	R: 0	H: 0	E: 0	K: 1	S: 5	P: 5	R: 0	H: 0	E: 0	K: 0	S: 3	P: 3	R: 0	H: 0	E: 0	K: 1	S: 5	P: 5	R: 0	H: 0	E: 1	K: 0	S: 4	P: 4	R: 0	H: 1	E: 0	K: 2	S: 8	P: 8	1B: 4	SF: 0	2B: 0	SAC: 0	3B: 1	DP: 0	HR: 0	HBP: 0	WP: 0	PA: 39
--------------	------	------	------	------	------	------	------	------	------	------	------	------	------	------	------	------	------	-------	------	------	------	------	------	-------	------	------	------	------	------	------	------	------	------	------	------	------	------	------	------	------	------	------	------	------	------	------	------	------	------	------	------	------	------	------	-------	-------	-------	--------	-------	-------	-------	--------	-------	--------

PITCHER	IP	WLS	BF	H	R	ER	SO	BB	IBB	HBP	BLK	WP	HR	S	P	ERA	WHIP
Luis Tiant, R (1, 1) ERA: 4.82	3.2		21	4	2	2	4	5	0	0	0	0	0	24	44	4.91	2.455
Lee Stange, R (4, 1) ERA: 4.5	0.1		1	0	0	0	0	0	0	0	0	0	0	1	1	0.00	0.000
Gary Bell, R (5, 1) ERA: 1.8	5.0	W	17	1	0	0	4	0	0	0	0	0	0	25	25	0.00	0.200





Batter	1	2	3	4	5	6	7	8	9	AB R H RBI BB SO LOB	TOP																
Don Blasingame, L (1, 4) OBP: 0.319, SLG: 0.485	0-0 F8		0-0 1B WP 1B	0-0 F3			0-0 S 1B		0-0 1B	5 1 3 0 0 0 1	<p>Washington Senators @ Cleveland Indians Cleveland Municipal Stadium, Cleveland, OH</p> <p>Sun May 02 1965, 3:33 AM EDT Unknown</p> <p>livebaseballscorecards.com</p> <table border="1"> <tr><td>AB</td><td>34</td></tr> <tr><td>R</td><td>3</td></tr> <tr><td>H</td><td>10</td></tr> <tr><td>RBI</td><td>3</td></tr> <tr><td>BB</td><td>5</td></tr> <tr><td>SO</td><td>4</td></tr> <tr><td>LOB</td><td>25</td></tr> </table> 	AB	34	R	3	H	10	RBI	3	BB	5	SO	4	LOB	25		
AB	34																										
R	3																										
H	10																										
RBI	3																										
BB	5																										
SO	4																										
LOB	25																										
Woodie Held, R (1, 9) OBP: 0.476, SLG: 0.548 (8, 7)	0-3 K		0-0 F9		4-0 G5-4-3 BB		0-0 F8		0-0 F3	4 0 0 0 1 1 3																	
Don Lock, R (1, 8) OBP: 0.266, SLG: 0.228	0-0 1B		0-0 F7		0-0 G5-4-3 1-2f		0-3 K		0-0 FC4 1B	5 0 2 0 0 1 3																	
Frank Howard, R (1, 7) OBP: 0.329, SLG: 0.453 Ed Brinkman, R (8, PR) OBP: 0.189, SLG: 0.176 (8, 6)	0-0 6-3		0-0 1B 2-H 1B		0-0 L7			0-0 SH2-4 SF3 2B	0-3 K	4 0 2 1 0 0 1 1 1 0 0 0 1 2																	
Roy Sievers, R (1, 3) OBP: 0.267, SLG: 0.154 Joe Cunningham, L (6, PR) (6, 3)		0-0 F7	0-0 1B		4-0 G3 BB		4-0 SH2-4 SF3 BB		0-0 FC4	2 0 1 0 1 0 0 1 0 0 0 1 0 2																	
Ken McMullen, R (1, 5) OBP: 0.224, SLG: 0.214		0-3 K	0-0 F9		0-0 G3		0-0 SH2-4			3 0 0 0 0 1 3																	
Joe McCabe, R (1, 2) OBP: 0.389, SLG: 0.500 Bob Chance, L (8, PH) OBP: 0.339, SLG: 0.429 Doug Camilli, R (8, PR) OBP: 0.208, SLG: 0.333 (8, 2)		0-0 HR		4-0 G3 S FC6-2 BB		0-0 F9		4-0 SF3 IBB		2 1 1 1 1 0 2 0 0 0 0 1 0 0 0 0 0 0 0 0 0																	
Ken Hamlin, R (1, 6) OBP: 0.143, SLG: 0.143 Jim King, L (8, PH) OBP: 0.156, SLG: 0.107 (8, 9)		0-0 FC4-6 1B		0-0 G3		0-0 L5		0-0 SF3		3 0 1 0 0 0 3 0 0 0 1 0 0 0																	
Mike McCormick, L (1, 1) Ron Kline, R (7, 1)		0-0 FC4-6 1-2f		0-0 FC6-2 3-H			0-0 4-3		0-0 L3-1	3 0 0 0 0 0 2 1 0 0 0 0 0 3																	
Inning Stats	R: 0 E: 0 K: 1 S: 6	H: 1 LOB: 1 BB: 0 P: 6	R: 1 E: 0 K: 1 S: 7	H: 2 LOB: 1 BB: 0 P: 7	R: 1 E: 0 K: 0 S: 6	H: 3 LOB: 2 BB: 0 P: 6	R: 0 E: 0 K: 0 S: 3	H: 0 LOB: 1 BB: 1 P: 7	R: 0 E: 0 K: 0 S: 2	H: 0 LOB: 0 BB: 1 P: 6	R: 0 E: 0 K: 1 S: 6	H: 1 LOB: 1 BB: 0 P: 6	R: 1 E: 0 K: 0 S: 4	H: 1 LOB: 3 BB: 2 P: 12	R: 0 E: 0 K: 1 S: 7	H: 2 LOB: 2 BB: 0 P: 7	1B: 8 2B: 1 3B: 0 HR: 1	SF: 1 SAC: 1 DP: 1 HBP: 0	WP: 1 PB: 0 SB: 2 CS: 0	PA: 41							
PITCHER	IP	WLS	BF	H	R	ER	SO	BB	IBB	HBP	BLK	WP	HR	S	P	ERA	WHIP										
Jack Kralick, L (1, 1) ERA: 4.0	5.2		25	6	2	2	2	3	0	0	0	1	1	26	38	3.18	1.588										
Dick Donovan, R (6, 1) ERA: 4.82	0.1		1	0	0	0	0	0	0	0	0	0	0	1	1	0.00	0.000										
Don McMahon, R (7, 1) ERA: 2.7	1.1	L	8	2	1	1	1	1	1	0	0	0	0	8	16	6.75	2.250										
Sonny Siebert, R (8, 1) ERA: 0.73	0.2		2	0	0	0	0	0	0	0	0	0	0	2	2	0.00	0.000										
Luis Tiant, R (9, 1) ERA: 4.35	1.0		5	2	0	0	1	0	0	0	0	0	0	7	7	0.00	2.000										







BOTTOM

Washington Senators @ Cleveland Indians  
Cleveland Municipal Stadium, Cleveland, OH

Sun May 02 1965, 3:38 AM EDT  
Att. 13,414 - Unknown

livebaseballscorecards.com

AB	32
R	2
H	7
RBI	2
BB	3
SO	5
LOB	12



WP	0	PA	36
PB	0		
SB	0		
CS	0		

AB R H RBI BB SO LOB

3 1 1 0 1 0 0

4 0 0 0 0 0 3

3 0 2 1 1 0 0

3 0 0 0 1 1 2

4 0 1 0 0 2 4

4 1 1 0 0 0 1

3 0 0 0 0 1 0

4 0 1 0 0 0 1

2 0 0 0 0 1 0

1 0 1 1 0 0 0

0 0 0 0 0 0 0

1 0 0 0 0 0 1


1B: 4 SF: 0  
2B: 4 SAC: 1  
3B: 0 DP: 2  
HR: 0 HBP: 0

Batter	1	2	3	4	5	6	7	8	9
Dick Howser, R OBP: 0.322, SLG: 0.229 (1, 6)	0-0 1B 2B		0-0 5-3			0-0 F7 BB	4-0 BB		
Chuck Hinton, R OBP: 0.316, SLG: 0.327 (1, 3)	0-0 L5		0-0 F9			0-0 E6 1B	0-0 L6		
Leon Wagner, L OBP: 0.464, SLG: 0.587 (1, 7)	0-0 FC6-4 2-H 1B			0-0 F2		0-0 BB 1B		4-0 G6-4-3 BB	
Rocky Colavito, R OBP: 0.407, SLG: 0.619 (1, 9)	0-3 K			0-0 5-3		4-0 1-2 BB		0-0 G6-4-3 1-2f	
Max Alvis, R OBP: 0.327, SLG: 0.500 (1, 5)	0-0 FC6-4 1-2f			0-3 K		0-3 K		0-0 1B	
Vic Davalillo, L OBP: 0.327, SLG: 0.354 (1, 8)		0-0 6-3			0-0 6-3		0-0 SH5-4 2B 1B	0-0 F5	
Larry Brown, R OBP: 0.278, SLG: 0.313 (1, 4)		0-0 6-3			0-0 F8		0-0 SH5-4 1-2		0-3 K
Cam Carreon, R OBP: 0.345, SLG: 0.346 (1, 2)		0-0 L5			0-0 F7		0-0 5-3		0-0 4-6 2B
Sam McDowell, L (1, 1)			0-3 K			0-0 4-3	0-0 2-H 2B		0-0 4-6 2-3f
Al Luplow, L OBP: 0.800, SLG: 1.250 (7, PH)									
Gary Bell, R (8, 1)									
Joe Azcue, R OBP: 0.286, SLG: 0.286 (9, PH)									

Inning Stats	R: 1	H: 2	E: 0	K: 1	S: 7	H: 2	LOB: 1	BB: 0	P: 7	R: 0	H: 0	E: 0	K: 0	S: 3	R: 0	H: 0	E: 0	K: 1	S: 5	R: 0	H: 0	E: 0	K: 1	S: 5	R: 0	H: 0	E: 0	K: 0	S: 3	R: 0	H: 1	E: 1	K: 1	S: 7	R: 1	H: 2	E: 0	K: 0	S: 5	R: 0	H: 1	E: 0	K: 0	S: 3	R: 0	H: 1	E: 0	K: 1	S: 5	1B: 4	SF: 0	2B: 4	SAC: 1	3B: 0	DP: 2	HR: 0	HBP: 0	WP: 0	PA: 36
--------------	------	------	------	------	------	------	--------	-------	------	------	------	------	------	------	------	------	------	------	------	------	------	------	------	------	------	------	------	------	------	------	------	------	------	------	------	------	------	------	------	------	------	------	------	------	------	------	------	------	------	-------	-------	-------	--------	-------	-------	-------	--------	-------	--------

PITCHER	IP	WLS	BF	H	R	ER	SO	BB	IBB	HBP	BLK	WP	HR	S	P	ERA	WHIP
Dallas Green, R ERA: 2.19 (1, 1)	5.2		22	3	1	1	3	1	0	0	0	0	0	27	31	1.59	0.706
Steve Ridzik, R ERA: 4.02 (6, 1)	1.0		6	2	1	1	1	1	0	0	0	0	0	7	11	9.00	3.000
Buster Narum, R ERA: 7.52 (7, 1)	0.1	W	1	0	0	0	0	0	0	0	0	0	0	1	1	0.00	0.000
Frank Kreutzer, L ERA: 3.72 (8, 1)	0.0		1	0	0	0	0	1	0	0	0	0	0	0	4	∞	∞
Ron Kline, R ERA: 1.46 (8, 1)	2.0	S	6	2	0	0	1	0	0	0	0	0	0	8	8	0.00	1.000



Batter	1	2	3	4	5	6	7	8	9	AB R H RBI BB SO LOB	TOP											
Art Lopez, L (1, 9) OBP: 0.235, SLG: 0.235	0-0 5-3			0-0 2B			0-3 K			4 1 1 0 0 1 3												
Bobby Richardson, R (1, 4) OBP: 0.384, SLG: 0.379	0-0 F4			0-0 2B	0-0 5-3		0-0 6-3			4 1 1 0 0 0 0												
Joe Pepitone, L (1, 3) OBP: 0.304, SLG: 0.327	0-0 F8			0-0 2B	0-0 F8			0-0 F8		4 1 1 2 0 0 0												
Hector Lopez, R (1, 7) OBP: 0.263, SLG: 0.353 Ross Moschitto, R (8, 8)		0-3 K		0-0 4-3	0-0 HR			0-3 K		4 1 1 1 0 2 1 0 0 0 0 0 0 0												
Tom Tresh, S (1, 8) OBP: 0.346, SLG: 0.507 (8, 7)		0-0 F6		4-0 BB	0-0 F7			0-0 F5		3 0 0 0 1 0 0												
Tony Kubek, L (1, 6) OBP: 0.257, SLG: 0.283		0-0 F5		0-0 BB		0-0 F9			0-3 K	4 1 0 1 0 1 1												
Doc Edwards, R (1, 2) OBP: 0.200, SLG: 0.167			0-3 K	0-0 1B		0-3 K		0-0 4-3		4 0 1 0 0 2 0	AB 33 R 5 H 6 RBI 5 BB 3 SO 9 LOB 6											
Clete Boyer, R (1, 5) OBP: 0.245, SLG: 0.239			0-0 F3	4-0 IBB		0-0 F3		0-0 2B		3 0 1 0 1 0 0												
Jim Bouton, R (1, 1) OBP: 0.273, SLG: 0.111 Pedro Ramos, S (8, 1)			0-3 K	4-0 BB			0-3 K		0-3 K	2 0 0 1 1 2 0 1 0 0 0 0 1 1												
<b>Inning Stats</b>	R: 0 E: 0 K: 0 S: 3	H: 0 LOB: 0 BB: 0 P: 3	R: 0 E: 0 K: 1 S: 5	H: 0 LOB: 0 BB: 0 P: 5	R: 0 E: 0 K: 2 S: 7	H: 0 LOB: 0 BB: 0 P: 7	R: 4 E: 0 K: 0 S: 7	H: 4 LOB: 3 BB: 3 P: 19	R: 1 E: 0 K: 0 S: 4	H: 1 LOB: 0 BB: 0 P: 4	R: 0 E: 0 K: 1 S: 5	H: 0 LOB: 0 BB: 0 P: 5	R: 0 E: 0 K: 2 S: 7	H: 0 LOB: 0 BB: 0 P: 7	R: 0 E: 0 K: 1 S: 5	H: 0 LOB: 0 BB: 0 P: 5	R: 0 E: 0 K: 2 S: 8	H: 1 LOB: 1 BB: 0 P: 8	1B: 2 2B: 3 3B: 0 HR: 1	SF: 0 SAC: 0 DP: 0 HBP: 0	WP: 0 PB: 0 SB: 1 CS: 0	PA: 36
<b>PITCHER</b>	IP WLS BF H R ER SO BB IBB HBP BLK WP HR S P ERA WHIP																					
Sonny Siebert, R (1, 1) ERA: 2.81	3.2 L 17 4 4 4 3 1 1 0 0 0 0 0 21 29 9.82 1.364																					
Dick Donovan, R (4, 1) ERA: 5.06	1.1 6 1 1 1 0 1 0 0 0 0 0 1 5 9 6.75 1.500																					
Floyd Weaver, R (6, 1) ERA: 2.7	2.0 6 0 0 0 3 0 0 0 0 0 0 0 12 12 0.00 0.000																					
Gary Bell, R (8, 1) ERA: 1.93	2.0 7 1 0 0 3 0 0 0 0 0 0 0 13 13 0.00 0.500																					

**New York Yankees @ Cleveland Indians**  
**Cleveland Municipal Stadium, Cleveland, OH**  
 Tue May 04 1965, 7:05 PM EDT  
 Att. 9,040 - Overcast

[livebaseballscorecards.com](http://livebaseballscorecards.com)

Batter	1	2	3	4	5	6	7	8	9	AB	R	H	RBI	BB	SO	LOB
Dick Howser, R OBP: 0.317, SLG: 0.231 (1, 6)	0-0 L9 ①		0-0 5-3 ③		0-0 F8 ③			0-0 BB 1B		4	0	1	0	0	0	1
Chuck Hinton, R OBP: 0.295, SLG: 0.302 (1, 3) (4, 8) (8, 4)	0-0 F9 ②			0-0 L8 ①		0-3 K ①		0-0 F7 ①		4	0	0	0	0	1	1
Leon Wagner, L OBP: 0.433, SLG: 0.540 (1, 7)	0-0 F6 ③			0-0 F6 ②		0-0 1-3 ②		0-3 K ②		4	0	0	0	0	1	1
Rocky Colavito, R OBP: 0.431, SLG: 0.614 (1, 9)		0-3 K ①		0-0 BB HR 1B		4-0 WP BB		4-0 1-2 BB		2	1	1	0	2	1	0
Max Alvis, R OBP: 0.321, SLG: 0.471 (1, 5)		0-3 K ②		4-0 1-2 HR BB		0-0 F9 ③		0-3 K ③		3	1	0	0	1	2	3
Vic Davalillo, L OBP: 0.320, SLG: 0.347 Fred Whitfield, L OBP: 0.333, SLG: 0.615 (1, 8) (4, 3)		0-0 6-3 ③		0-0 1-H 2-H HR			0-0 2B		0-3 K ①	1	0	0	0	0	0	0
Larry Brown, R OBP: 0.256, SLG: 0.286 Gary Bell, R Chico Salmon, R (9, PH) (1, 4) (8, 1) (9, PH)			0-0 6-3 ①	0-0 F5 ③			0-3 K ①		0-0 F7 ②	3	0	0	0	0	1	1
Joe Azcue, R OBP: 0.320, SLG: 0.292 Tony Martinez, R (9, PR) (1, 2) (9, PR)			0-0 1B		0-0 F9 ①		0-0 F4 ②		4-0 BB	3	0	1	0	1	0	1
Sonny Siebert, R OBP: 0.200, SLG: 0.200 Dick Donovan, L Ray Barker, L Floyd Weaver, R Al Luplow, L OBP: 0.571, SLG: 0.833 (1, 1) (4, 1) (5, PH) (6, 1) (7, PH) (8, 8)			0-0 F9 ②		0-3 K ②		0-3 K ③		0-0 F7 ③	1	0	0	0	0	0	1

Inning Stats	R: 0	H: 0	E: 0	K: 0	S: 3	R: 0	H: 0	E: 0	K: 2	S: 7	R: 0	H: 1	E: 0	K: 0	S: 4	R: 3	H: 2	E: 0	K: 0	S: 5	R: 0	H: 0	E: 0	K: 1	S: 5	R: 0	H: 0	E: 0	K: 2	S: 8	R: 0	H: 1	E: 0	K: 2	S: 8	R: 0	H: 1	E: 0	K: 1	S: 5	R: 0	H: 0	E: 0	K: 1	S: 5	R: 0	H: 1	E: 0	K: 1	S: 5	R: 0	H: 0	E: 0	K: 1	S: 9	R: 0	H: 0	E: 0	K: 1	S: 9	1B: 3	2B: 1	3B: 0	HR: 1	SF: 0	SAC: 0	DP: 0	HBP: 0	WP: 1	PB: 0	SB: 0	CS: 0	PA: 36
--------------	------	------	------	------	------	------	------	------	------	------	------	------	------	------	------	------	------	------	------	------	------	------	------	------	------	------	------	------	------	------	------	------	------	------	------	------	------	------	------	------	------	------	------	------	------	------	------	------	------	------	------	------	------	------	------	------	------	------	------	------	-------	-------	-------	-------	-------	--------	-------	--------	-------	-------	-------	-------	--------

PITCHER	IP	WLS	BF	H	R	ER	SO	BB	IBB	HBP	BLK	WP	HR	S	P	ERA	WHIP
Jim Bouton, R ERA: 5.64 (1, 1)	7.2	W	31	5	3	3	7	3	0	0	0	1	1	42	54	3.52	1.043
Pedro Ramos, R ERA: 3.18 (8, 1)	1.1	S	5	0	0	0	2	1	0	0	0	0	0	8	12	0.00	0.750


**BOTTOM**

**New York Yankees @ Cleveland Indians**  
Cleveland Municipal Stadium, Cleveland, OH

Tue May 04 1965, 7:05 PM EDT  
Att: 9,040 - Overcast

livebaseballscorecards.com

<b>AB</b>	<b>32</b>
<b>R</b>	<b>3</b>
<b>H</b>	<b>5</b>
<b>RBI</b>	<b>3</b>
<b>BB</b>	<b>4</b>
<b>SO</b>	<b>9</b>
<b>LOB</b>	<b>11</b>





Batter	1	2	3	4	5	6	7	8	9	AB R H RBI BB SO LOB	TOP									
Art Lopez, L (1, 9) OBP: 0.190, SLG: 0.190	0-0 4-3		0-0 4-3			0-0 F3			0-0 F6	4 0 0 0 0 0 1										
Bobby Richardson, R (1, 4) OBP: 0.377, SLG: 0.371	0-0 1B		0-0 F8			0-0 F6			0-0 6-3	4 0 1 0 0 0 1										
Joe Pepitone, L (1, 3) OBP: 0.283, SLG: 0.302	0-0 F7				0-0 F7				0-0 F7	4 0 0 0 0 0 2										
Hector Lopez, R (1, 7) OBP: 0.227, SLG: 0.300	0-0 F8				0-0 F9				0-0 F6	3 0 0 0 0 0 1										
Tom Tresh, S (1, 8) OBP: 0.346, SLG: 0.500		0-0 FC6-4 1B			0-0 6-3				0-3 K	3 0 1 0 0 1 0										
Tony Kubek, L (1, 6) OBP: 0.247, SLG: 0.270		0-0 L9			0-0 G3				0-0 F8	3 0 0 0 0 0 1										
Doc Edwards, R (1, 2) OBP: 0.179, SLG: 0.148		0-0 FC6-4 1-2f			0-0 4-3				0-0 F7	3 0 0 0 0 0 1										
Clete Boyer, R (1, 5) OBP: 0.232, SLG: 0.224		0-0 L5			0-0 F2				0-0 4-3	3 0 0 0 0 0 1										
Whitey Ford, L (1, 1) OBP: 0.300, SLG: 0.222			0-0 F8			0-0 1B			0-0 4-3	1 0 0 0 0 0 0										
Pedro Gonzalez, R (6, PH) OBP: 0.500, SLG: 0.750										1 0 1 0 0 0 0										
Gil Blanco, L (6, 1)										0 0 0 0 0 0 0										
Phil Linz, R (8, PH) OBP: 0.250, SLG: 0.118										1 0 0 0 0 0 0										
Pete Mikkelsen, R (8, 1)										0 0 0 0 0 0 0										
<b>Inning Stats</b>	R: 0 E: 0 K: 0 S: 4	H: 1 LOB: 1 BB: 0 P: 4	R: 0 E: 0 K: 0 S: 4	H: 1 LOB: 1 BB: 0 P: 4	R: 0 E: 0 K: 0 S: 3	H: 0 LOB: 0 BB: 0 P: 3	R: 0 E: 0 K: 0 S: 3	H: 0 LOB: 0 BB: 0 P: 3	R: 0 E: 0 K: 0 S: 4	H: 1 LOB: 1 BB: 0 P: 4	R: 0 E: 0 K: 1 S: 5	H: 0 LOB: 0 BB: 0 P: 5	R: 0 E: 0 K: 0 S: 3	H: 0 LOB: 0 BB: 0 P: 3	R: 0 E: 0 K: 0 S: 3	H: 0 LOB: 0 BB: 0 P: 3	1B: 3 2B: 0 3B: 0 HR: 0	SF: 0 SAC: 0 DP: 0 HBP: 0	WP: 0 PB: 0 SB: 0 CS: 0	PA: 30
<b>PITCHER</b> Ralph Terry, R (1, 1) ERA: 1.66	IP: 9.0 WLS: W BF: 30 H: 3 R: 0 ER: 0 SO: 1 BB: 0 IBB: 0 HBP: 0 BLK: 0 WP: 0 HR: 0 S: 32 P: 32 ERA: 0.00 WHIP: 0.333																			
<b>PITCHER</b>	IP	WLS	BF	H	R	ER	SO	BB	IBB	HBP	BLK	WP	HR	S	P	ERA	WHIP			

**New York Yankees @ Cleveland Indians**  
**Cleveland Municipal Stadium, Cleveland, OH**  
 Wed May 05 1965, 7:05 PM EDT  
 Att: 10,737 - Unknown

livebaseballscorecards.com

AB	30
R	0
H	3
RBI	0
BB	0
SO	1
LOB	8



Batter	1	2	3	4	5	6	7	8	9
Dick Howser, R OBP: 0.328, SLG: 0.268 (1, 6) X	0-0 6-3 1B	0-0 FC6-4 1B			0-0 SH1-3 2B		0-0 1B		
Chuck Hinton, R OBP: 0.297, SLG: 0.304 (1, 8) X	0-0 6-3	0-0 1-3 1B			0-0 SH1-3 2-3		0-0 F9		
Leon Wagner, L OBP: 0.422, SLG: 0.574 (1, 7) X	0-0 HR	0-0 F8			0-0 F2		0-0 4-3		
Rocky Colavito, R OBP: 0.435, SLG: 0.596 Chico Salmon, R (8, PR) (9, 9)	0-0 BB HR 1B		0-3 K		0-0 1-4-3		0-0 G3 BB		
Max Alvis, R OBP: 0.333, SLG: 0.453 (1, 5) B B B B	4-0 1-2 HR BB		0-3 K		0-0 5-3		4-0 1-2 G3 BB		
Fred Whitfield, L OBP: 0.316, SLG: 0.706 (1, 3) X	0-0 1-H 2-H HR		0-3 K		0-0 F8		0-0 G3 1-2 2-3		
Billy Moran, R (1, 4) X	0-0 6-3			0-0 F9		0-3 K	0-0 F7		
Cam Carreon, R OBP: 0.313, SLG: 0.310 (1, 2)		0-0 5-3		0-3 K		0-0 5-3			
Ralph Terry, R OBP: 0.182, SLG: 0.273 (1, 1)		0-0 FC6-4 2B		0-0 6-3		0-0 G3			

Inning Stats	R: 4 E: 0 K: 0 S: 6	H: 3 LOB: 0 BB: 1 P: 10	R: 0 E: 0 K: 0 S: 5	H: 2 LOB: 2 BB: 0 P: 5	R: 0 E: 0 K: 3 S: 9	H: 0 LOB: 0 BB: 0 P: 9	R: 0 E: 0 K: 1 S: 5	H: 0 LOB: 0 BB: 0 P: 5	R: 0 E: 0 K: 0 S: 4	H: 1 LOB: 1 BB: 0 P: 4	R: 0 E: 0 K: 1 S: 5	H: 0 LOB: 0 BB: 0 P: 5	R: 0 E: 0 K: 0 S: 4	H: 1 LOB: 1 BB: 0 P: 4	R: 0 E: 0 K: 0 S: 3	H: 0 LOB: 2 BB: 2 P: 11
--------------	------------------------------	----------------------------------	------------------------------	---------------------------------	------------------------------	---------------------------------	------------------------------	---------------------------------	------------------------------	---------------------------------	------------------------------	---------------------------------	------------------------------	---------------------------------	------------------------------	----------------------------------

PITCHER	IP	WLS	BF	H	R	ER	SO	BB	IBB	HBP	BLK	WP	HR	S	P	ERA	WHIP
Whitey Ford, L ERA: 5.34 (1, 1)	5.0	L	22	6	4	4	4	1	0	0	0	0	2	29	33	7.20	1.400
Gil Blanco, L ERA: (6, 1)	2.0		7	1	0	0	1	0	0	0	0	0	0	9	9	0.00	0.500
Pete Mikkelsen, R ERA: 4.0 (8, 1)	1.0		5	0	0	0	0	2	0	0	0	0	0	3	11	0.00	2.000

AB R H RBI BB SO LOB

4	0	2	0	0	0	1
3	0	1	0	0	0	1
4	1	1	1	0	0	3
3	1	1	0	1	1	1
0	0	0	0	0	0	0
2	1	0	0	2	1	0
4	1	1	3	0	1	2
4	0	0	0	0	1	2
3	0	0	0	0	1	0
3	0	1	0	0	0	0

AB	30
R	4
H	7
RBI	4
BB	3
SO	5
LOB	10



**New York Yankees @ Cleveland Indians**  
 Cleveland Municipal Stadium, Cleveland, OH  
 Wed May 05 1965, 7:05 PM EDT  
 Att. 10,737 - Unknown

livebaseballscorecards.com

AB	30
R	4
H	7
RBI	4
BB	3
SO	5
LOB	10



WP	0	PA	34
PB	0	SB	1
CS	0		



Batter	1	2	3	4	5	6	7	8	9	AB R H RBI BB SO LOB	TOP	
Dick Howser, R (1, 6) OBP: 0.347, SLG: 0.271	4-0 1B BB		4-0 PB 1B BB	0-0 1B 1B			0-0 6-3		0-0 F6 1-2	3 2 1 0 2 0 2		
Chuck Hinton, R (1, 4) OBP: 0.309, SLG: 0.305	0-3 K		4-0 1B BB E	0-0 CS 1B			0-3 K			3 1 1 1 1 2 1		
Leon Wagner, L (1, 7) OBP: 0.441, SLG: 0.638	0-0 G6-4-3 1B		0-0 E2 S 1B 1B	0-0 CS 1-2			0-0 F8			4 2 3 2 0 0 0		
Rocky Colavito, R (1, 9) OBP: 0.439, SLG: 0.588	0-0 G6-4-3 1-2f		0-0 FC4-6 1B 2-H				0-0 F7			4 0 2 1 0 0 2		
Max Alvis, R (1, 5) OBP: 0.313, SLG: 0.421		0-0 6-3	0-3 K				0-3 K			4 0 0 0 0 2 2		
Vic Davalillo, L (1, 8) OBP: 0.315, SLG: 0.340		0-0 1B 1B	0-0 FC4-6 1-2f				0-3 K			4 0 1 0 0 1 2		
Fred Whitfield, L (1, 3) OBP: 0.304, SLG: 0.619		0-0 F8	0-0 2-3				0-3 K			4 0 1 0 0 1 2		
Joe Azcue, R (1, 2) OBP: 0.310, SLG: 0.286		0-0 1-2 1B		0-3 K			0-0 F6			4 0 1 0 0 1 1		
Luis Tiant, R (1, 1) OBP: 0.310, SLG: 0.286		0-3 K		0-3 K			0-3 K			4 0 0 0 0 3 3		
<b>Inning Stats</b>	R: 0 E: 0 K: 1 S: 5 H: 1 LOB: 1 BB: 1 P: 9	R: 0 E: 0 K: 1 S: 7 H: 2 LOB: 2 BB: 0 P: 7	R: 3 E: 1 K: 1 S: 7 H: 2 LOB: 1 BB: 2 P: 15	R: 1 E: 0 K: 2 S: 8 H: 2 LOB: 0 BB: 0 P: 8	R: 0 E: 0 K: 1 S: 5 H: 0 LOB: 0 BB: 0 P: 5	R: 0 E: 0 K: 2 S: 7 H: 0 LOB: 0 BB: 0 P: 7	R: 0 E: 0 K: 2 S: 7 H: 0 LOB: 0 BB: 0 P: 7	R: 1 E: 0 K: 0 S: 4 H: 2 LOB: 0 BB: 0 P: 4	R: 0 E: 0 K: 0 S: 4 H: 1 LOB: 2 BB: 0 P: 4	1B: 9 2B: 0 3B: 0 HR: 1 SF: 0 SAC: 0 DP: 2 HBP: 0	WP: 0 PB: 1 SB: 2 CS: 1 PA: 38	
<b>PITCHER</b>	IP WLS BF H R ER SO BB IBB HBP BLK WP HR S P ERA WHIP											
Earl Wilson, R (1, 1) ERA: 4.5	2.0 L 13 5 3 3 2 3 0 0 0 0 0 0 14 26 13.50 4.000											
Bob Hefner, R (3, 1) ERA: 4.09	3.0 10 2 1 1 4 0 0 0 0 0 0 0 18 18 3.00 0.667											
Arnold Earley, L (6, 1) ERA: 0.63	3.0 10 2 1 1 4 0 0 0 0 0 0 1 18 18 3.00 0.667											
Jay Ritchie, R (9, 1) ERA: 1.35	1.0 4 1 0 0 0 0 0 0 0 0 0 0 4 4 0.00 1.000											

**Cleveland Indians @ Boston Red Sox**  
 Fenway Park, Boston, MA  
 Fri May 07 1965, 7:05 PM EDT  
 Att. 9,093 - Unknown

[livebaseballscorecards.com](http://livebaseballscorecards.com)

<b>AB</b>	34
<b>R</b>	5
<b>H</b>	10
<b>RBI</b>	4
<b>BB</b>	3
<b>SO</b>	10
<b>LOB</b>	15



Batter	1	2	3	4	5	6	7	8	9	AB	R	H	RBI	BB	SO	LOB
Lenny Green, L OBP: 0.413, SLG: 0.585 (1, 8)	0-0 6-3		0-3 K		0-0 L9			0-0 2B		4	1	1	0	0	1	2
Dalton Jones, L OBP: 0.519, SLG: 0.783 (1, 5)	0-0 4-3		0-0 FC4-6		0-0 4-3			0-0 2B		4	0	1	1	0	0	2
Carl Yastrzemski, L OBP: 0.347, SLG: 0.400 (1, 7)	0-0 4-3		0-3 K					0-0 4-3		4	0	0	0	0	1	2
Tony Conigliaro, R OBP: 0.351, SLG: 0.507 (1, 9)		0-0 G3-6 1B		0-3 K				0-0 1-3		4	0	1	0	0	2	1
Lee Thomas, L OBP: 0.366, SLG: 0.597 (1, 3)		0-0 G3-6		4-0 BB				0-0 F4		3	0	0	0	1	0	1
Felix Mantilla, R OBP: 0.411, SLG: 0.460 (1, 4)		4-0 BB BB		0-0 F8				0-0 L8		3	0	1	0	1	0	1
Eddie Bressoud, R OBP: 0.400, SLG: 0.480 (1, 6)		4-0 FC6-4 BB		0-0 F5				4-0 G4-6-3 BB		2	0	0	0	2	1	2
Bob Tillman, R OBP: 0.232, SLG: 0.196 (1, 2)		0-0 FC6-4						0-0 G4-6-3		4	0	1	0	0	0	4
Earl Wilson, R OBP: 0.273, SLG: 0.444 (3, 1)			0-3 K					0-3 K		0	0	0	0	0	0	0
Bob Feltner, R (5, PH)										1	0	0	0	0	1	0
Chuck Schilling, R (6, PH)										1	0	0	0	0	0	1
Arnold Earley, L (8, PH)										0	0	0	0	0	0	0
Gary Geiger, L (8, PH)										1	0	0	0	0	1	0
Jay Ritchie, R (9, 1)										0	0	0	0	0	0	0

Inning Stats	R: 0	H: 0	E: 0	K: 0	S: 3	R: 0	H: 1	E: 0	K: 0	S: 3	R: 0	H: 0	E: 0	K: 1	S: 10	R: 0	H: 0	E: 1	K: 0	S: 4	R: 0	H: 0	E: 0	K: 0	S: 3	R: 0	H: 0	E: 0	K: 0	S: 2	R: 1	H: 2	E: 0	K: 2	S: 9	R: 0	H: 1	E: 0	K: 1	S: 6	1B: 3	SF: 0	2B: 2	SAC: 0	3B: 0	DP: 2	HR: 0	HBP: 0	WP: 0	PA: 35
--------------	------	------	------	------	------	------	------	------	------	------	------	------	------	------	-------	------	------	------	------	------	------	------	------	------	------	------	------	------	------	------	------	------	------	------	------	------	------	------	------	------	-------	-------	-------	--------	-------	-------	-------	--------	-------	--------

PITCHER	IP	WLS	BF	H	R	ER	SO	BB	IBB	HBP	BLK	WP	HR	S	P	ERA	WHIP	PITCHER	IP	WLS	BF	H	R	ER	SO	BB	IBB	HBP	BLK	WP	HR	S	P	ERA	WHIP													
Luis Tiant, R ERA: 2.79 (1, 1)	9.0	W	35	5	1	1	7	4	0	0	0	0	0	45	61	1.00	1.000																															

**BOTTOM**


**Cleveland Indians @ Boston Red Sox**

Fenway Park, Boston, MA

Fri May 07 1965, 7:05 PM EDT

Att. 9,093 - Unknown

AB 31  
R 1  
H 5  
RBI 1  
BB 4  
SO 7  
LOB 16



WP	HR	S	P	ERA	WHIP
0	0	0	0	0	0





Batter	1	2	3	4	5	6	7	8	9	AB	R	H	RBI	BB	SO	LOB
Lenny Green, L OBP: 0.407, SLG: 0.563 (1, 8)	0-0 F8	0-0 3-1	0-0 1B		0-0 F8	0-0 1B E 1B		0-0 F8		6	1	2	1	0	0	3
Frank Malzone, R OBP: 0.356, SLG: 0.340 (1, 5)	0-0 5-3	4-0 2B BB	0-3 K		4-0 1B HR BB	0-0 1B 1B		0-0 1B		4	1	2	2	2	1	2
Felix Mantilla, R OBP: 0.405, SLG: 0.464 (1, 4)	0-0 L4	0-0 2B	0-0 1-3		0-0 1B HR	0-3 K		0-3 K		6	1	2	2	0	2	4
Tony Conigliaro, R OBP: 0.350, SLG: 0.527 (1, 9)		0-0 E5 2B		0-0 1-3	0-0 HR		4-0 FC4-6 BB	0-0 F2		5	2	1	3	1	0	3
Carl Yastrzemski, L OBP: 0.350, SLG: 0.382 (1, 7)		4-0 E BB		0-0 E4 1B	0-0 3-1		0-0 FC4-6 1B			3	3	0	0	2	0	1
Eddie Bressoud, R OBP: 0.429, SLG: 0.533 (1, 6)		0-0 E 2B		0-0 1B	0-0 F8		0-0 FC4-6 1B			5	1	3	2	0	0	3
Lee Thomas, L OBP: 0.368, SLG: 0.576 (1, 3)		4-0 E 2B IBB	0-0 E7 1B 1B	0-0 F9		0-0 L5	0-0 FC4-6			4	2	1	0	1	0	3
Mike Ryan, R OBP: 0.300, SLG: 0.579 (1, 2)		0-0 E5 2B	0-0 FC4-6 1B	0-0 1B	0-0 1B	0-0 F8	0-3 K			5	1	2	1	0	1	3
Bill Monbouquette, R OBP: 0.125, SLG: 0.188 (1, 1)		0-0 2B	0-0 FC4-6 1B	0-0 F4		0-0 1B 1B		0-0 1B 2B		3	1	1	2	0	0	4
Dick Radatz, R OBP: 0.429, SLG: 0.500 (6, 1)		1-3 2-H 3-H	1-2 2B							2	2	2	0	0	0	0

Inning Stats	R: 0	H: 0	E: 0	LOB: 0	K: 0	S: 3	P: 3	R: 6	H: 3	E: 2	LOB: 3	K: 0	S: 8	P: 24	R: 1	H: 3	E: 1	LOB: 2	K: 1	S: 8	R: 1	H: 2	E: 0	LOB: 0	K: 0	S: 6	P: 9	R: 2	H: 3	E: 1	LOB: 1	K: 1	S: 8	R: 1	H: 1	E: 0	LOB: 1	K: 1	S: 6	R: 1	H: 2	E: 0	LOB: 1	K: 1	S: 7	P: 7
--------------	------	------	------	--------	------	------	------	------	------	------	--------	------	------	-------	------	------	------	--------	------	------	------	------	------	--------	------	------	------	------	------	------	--------	------	------	------	------	------	--------	------	------	------	------	------	--------	------	------	------

PITCHER	IP	WLS	BF	H	R	ER	SO	BB	IBB	HBP	BLK	WP	HR	S	P	ERA	WHIP
Jack Kralick, L ERA: 5.4 (1, 1)	1.0		9	2	6	2	0	1	1	0	0	0	0	7	15	18.00	3.000
Don McMahon, R ERA: 3.38 (2, 1)	2.0		12	4	1	1	1	1	1	0	0	0	0	12	20	4.50	2.500
Floyd Weaver, R ERA: 7.71 (4, 1)	1.1		10	4	4	3	0	1	0	0	0	0	1	9	13	20.25	3.750
Mike Hedlund, R ERA: (5, 1)	0.2		2	0	0	0	0	0	0	0	0	0	0	2	2	0.00	0.000
Stan Williams, R ERA: 6.23 (6, 1)	1.0		6	3	2	1	1	0	0	0	0	0	0	8	8	9.00	3.000

**BOTTOM**

**Cleveland Indians @ Boston Red Sox**

Fenway Park, Boston, MA

Sat May 08 1965, 3:33 AM EDT

Att. 20,187 - Unknown

AB	43
R	15
H	16
RBI	13
BB	6
SO	4
LOB	26



1B	2B	3B	HR	SF	SAC	DP	HBP	WP	HR	S	P	ERA	WHIP
11	4	0	1	0	0	0	0	0	0	13	17	9.00	2.000



Batter	1	2	3	4	5	6	7	8	9	AB R H RBI BB SO LOB	TOP													
<b>Chuck Hinton, R</b> (1, 4) <small>OBP: 0.291, SLG: 0.314</small>	0-0 4-3 1B 2B	0-0 FC6-4 1B E 1-2f	0-0 E3 2-3		0-0 F9		0-0 5-3		0-0 5-3	6 2 1 0 0 0 2														
<b>Larry Brown, R</b> (1, 6) <small>OBP: 0.273, SLG: 0.300</small>	0-0 F5	0-0 E 1-3 1B	0-0 5-3		0-0 2B 1B		0-0 F3			5 0 2 0 0 0 3														
<b>Leon Wagner, L</b> (1, 7) <small>OBP: 0.462, SLG: 0.642</small>	0-0 4-3 2-3	0-0 E6 G6-4-3 1-2 3-H		0-0 1B SF7 1B	0-0 1-3 2B		0-3 K			5 1 2 1 0 1 2														
<b>Rocky Colavito, R</b> (1, 9) <small>OBP: 0.421, SLG: 0.525</small>	4-0 BB 1B BB	0-0 G6-4-3 1-2f		0-0 1-3 3B 1B	0-0 F8		0-3 K			4 2 1 0 1 1 4														
<b>Max Alvis, R</b> (1, 5) <small>OBP: 0.338, SLG: 0.452</small>	4-0 1B 2B BB 1-2		H 1-0 1B HBP	0-0 SF7		4-0 1B BB		0-0 5-3		1 2 0 1 2 0 0														
<b>Vic Davalillo, L</b> (1, 8) <small>OBP: 0.333, SLG: 0.387</small>	0-0 2B 1B 1-3 2-H 3-H		S 0-3 K	0-0 F8		0-0 F9		0-0 2B		5 1 2 2 0 1 3														
<b>Fred Whitfield, L</b> (1, 3) <small>OBP: 0.375, SLG: 0.833</small> <b>Chico Salmon, R</b> (8, PH) (8, 3)	0-0 2B 1-H 3-H		X 0-0 1B SH1-3 1B 1-2	X 0-0 3B 1-H		X 0-0 F8		X 0-0 F7		4 1 3 3 0 0 1 1 0 0 0 0 0 1														
<b>Joe Azcue, R</b> (1, 2) <small>OBP: 0.333, SLG: 0.297</small>	0-0 F8		X 0-0 E SH1-3 1B 1-3 2-H 3-H	S 0-3 K		X 0-0 1B		X 0-0 5-3		5 0 2 1 0 1 2														
<b>Sam McDowell, L</b> (1, 1) <small>OBP: 0.100, SLG: 0.100</small> <b>Gary Bell, R</b> (8, 1)		X 0-0 FC6-4 1B	X 0-0 SH1-3	S 0-3 K	S 0-3 K		X 0-0 5-3		X 0-0 5-3	3 0 1 1 0 2 2 1 0 0 0 0 0 0														
<b>Inning Stats</b>	R: 4 E: 0 K: 0 S: 6	H: 3 LOB: 1 BB: 2 P: 14	R: 1 E: 1 K: 0 S: 5	H: 2 LOB: 1 BB: 0 P: 5	R: 2 E: 1 K: 1 S: 8	H: 2 LOB: 1 BB: 0 P: 9	R: 2 E: 0 K: 1 S: 8	H: 3 LOB: 1 BB: 0 P: 8	R: 0 E: 0 K: 1 S: 7	H: 2 LOB: 2 BB: 0 P: 7	R: 0 E: 0 K: 1 S: 5	H: 0 LOB: 0 BB: 0 P: 5	R: 0 E: 0 K: 1 S: 6	H: 1 LOB: 2 BB: 1 P: 10	R: 0 E: 0 K: 1 S: 5	H: 0 LOB: 0 BB: 0 P: 5	R: 0 E: 0 K: 0 S: 3	H: 1 LOB: 1 BB: 0 P: 6	R: 0 E: 0 K: 0 S: 3	H: 0 LOB: 0 BB: 0 P: 3	1B: 9 2B: 4 3B: 1 HR: 0	SF: 1 SAC: 1 DP: 1 HBP: 1	WP: 0 PB: 0 SB: 1 CS: 0	PA: 46
<b>PITCHER</b>	IP WLS BF H R ER SO BB IBB HBP BLK WP HR S P ERA WHIP																							
<b>Dave Morehead, R</b> (1, 1) <small>ERA: 8.4</small>	0.2 L 7 3 4 4 0 2 0 0 0 0 0 0 5 13 54.00 7.500																							
<b>Jack Lamabe, R</b> (1, 1) <small>ERA: 8.22</small>	2.1 13 4 3 3 1 0 0 1 0 0 0 0 14 15 11.57 1.714																							
<b>Dennis Bennett, L</b> (4, 1) <small>ERA: 5.14</small>	5.0 23 7 2 2 5 1 0 0 0 0 0 0 32 36 3.60 1.600																							
<b>Jay Ritchie, R</b> (9, 1) <small>ERA: 1.17</small>	1.0 3 0 0 0 0 0 0 0 0 0 0 0 3 3 0.00 0.000																							

**Cleveland Indians @ Boston Red Sox**  
 Fenway Park, Boston, MA  
 Sun May 09 1965, 3:33 AM EDT  
 Unknown

[livebaseballscorecards.com](http://livebaseballscorecards.com)

<b>AB</b>	<b>40</b>
<b>R</b>	<b>9</b>
<b>H</b>	<b>14</b>
<b>RBI</b>	<b>9</b>
<b>BB</b>	<b>3</b>
<b>SO</b>	<b>6</b>
<b>LOB</b>	<b>20</b>







Batter	1	2	3	4	5	6	7	8	9	AB R H RBI BB SO LOB	TOP											
<b>Chuck Hinton, R</b> (1, 4) <small>OBP: 0.298, SLG: 0.301</small>	0-3 K	0-0 F8		0-3 K		4-0 G1-4-3 BB		4-0 1B BB		3 0 0 0 2 2 0												
<b>Larry Brown, R</b> (1, 6) <small>OBP: 0.306, SLG: 0.333</small>	0-0 1B HR	0-0 1B		0-0 F1		0-0 G1-4-3		0-0 1B		5 1 3 0 0 0 1												
<b>Leon Wagner, L</b> (1, 7) <small>OBP: 0.446, SLG: 0.611</small>	0-0 1B HR	0-0 F7		0-0 F8			0-0 F2	0-0 F8		5 1 1 0 0 0 3												
<b>Rocky Colavito, R</b> (1, 9) <small>OBP: 0.444, SLG: 0.581</small> <b>Chico Salmon, R</b> (9, PR)	0-0 HR	0-0 F8		0-0 1B 2B		0-0 1B BB		4-0 1B BB	4-0 S 1B BB	3 3 2 3 2 0 1 0 1 0 0 0 0 0												
<b>Max Alvis, R</b> (1, 5) <small>OBP: 0.367, SLG: 0.478</small>	0-0 5-3		0-0 1B SF9 1B		0-0 1B 2B		0-0 1B	0-0 1B S	0-0 1B S	5 2 4 0 0 0 0												
<b>Fred Whitfield, L</b> (1, 3) <small>OBP: 0.432, SLG: 0.857</small>	0-0 BB 1B		0-0 E SH1-4 1B		0-0 1B 2B		0-0 1B	0-0 F9	0-0 F9	5 1 4 3 0 0 2												
<b>Vic Davalillo, L</b> (1, 8) <small>OBP: 0.353, SLG: 0.400</small>	4-0 1-2 BB		0-0 SF9		0-0 1B		0-0 G4-6-3	0-0 1B	0-0 1B	3 0 2 2 1 0 2												
<b>Cam Carreon, R</b> (1, 2) <small>OBP: 0.306, SLG: 0.303</small>	0-0 5-3		0-0 SH1-4		0-0 6-3 1B		0-0 G4-6-3	0-0 CS 1B	0-0 4-3-6-5	4 0 1 1 0 0 5												
<b>Sonny Siebert, R</b> (1, 1) <small>OBP: 0.222, SLG: 0.556</small> <b>Don McMahon, R</b> (8, 1) <b>Gary Bell, R</b> (9, 1)		0-0 HR	0-0 4-3		0-0 L8		0-0 F3			4 1 1 1 0 0 1 0 0 0 0 0 0 0 0 0 0 0 0 0 0												
<b>Inning Stats</b>	R: 3 E: 0 K: 1 S: 9	H: 4 LOB: 2 BB: 1 P: 13	R: 1 E: 0 K: 0 S: 5	H: 2 LOB: 1 BB: 0 P: 5	R: 2 E: 1 K: 0 S: 5	H: 2 LOB: 0 BB: 0 P: 5	R: 0 E: 0 K: 1 S: 5	H: 0 LOB: 0 BB: 0 P: 5	R: 2 E: 0 K: 0 S: 5	H: 4 LOB: 0 BB: 0 P: 5	R: 0 E: 0 K: 0 S: 2	H: 0 LOB: 0 BB: 1 P: 6	R: 1 E: 0 K: 0 S: 4	H: 2 LOB: 1 BB: 1 P: 8	R: 0 E: 0 K: 0 S: 4	H: 2 LOB: 2 BB: 1 P: 8	R: 1 E: 0 K: 0 S: 4	H: 2 LOB: 2 BB: 1 P: 8	1B: 15 2B: 3 3B: 0 HR: 2	SF: 1 SAC: 1 DP: 4 HBP: 0	WP: 0 PB: 0 SB: 2 CS: 1	PA: 44
<b>PITCHER</b>	IP WLS BF H R ER SO BB IBB HBP BLK WP HR S P ERA WHIP																					
<b>Jerry Stephenson, R</b> (1, 1) <small>ERA: 7.71</small>	2.0 L 15 8 6 5 1 1 0 0 0 0 2 16 20 22.50 4.500																					
<b>Jack Lamabe, R</b> (3, 1) <small>ERA: 7.27</small>	1.0 3 0 0 0 0 0 0 0 0 0 0 3 3 0.00 0.000																					
<b>Bob Heffner, R</b> (4, 1) <small>ERA: 4.85</small>	2.0 8 4 2 2 1 0 0 0 0 0 0 10 10 9.00 2.000																					
<b>Jay Ritchie, R</b> (6, 1) <small>ERA: 1.69</small>	3.0 13 4 1 1 0 3 0 0 0 0 0 10 22 3.00 2.333																					
<b>Dave Morehead, R</b> (9, 1) <small>ERA: 8.44</small>	1.0 5 2 1 1 0 1 0 0 0 0 0 4 8 9.00 3.000																					

**Cleveland Indians @ Boston Red Sox**  
 Fenway Park, Boston, MA  
 Sun May 09 1965, 3:38 AM EDT  
 Att: 13,852 - Unknown

[livebaseballscorecards.com](http://livebaseballscorecards.com)

AB	37
R	10
H	18
RBI	10
BB	5
SO	2
LOB	15



Batter	1	2	3	4	5	6	7	8	9	AB	R	H	RBI	BB	SO	LOB
Lenny Green, L OBP: 0.393, SLG: 0.538 (1, 8)	0-0 F3		0-3 K			0-0 6-3		0-0 4-3		4	0	0	0	0	1	1
Dalton Jones, L OBP: 0.516, SLG: 0.741 (1, 5)	0-0 G4-6-3 1B		0-0 F2			0-0 6-3			0-0 HR 1B	4	1	2	0	0	0	1
Lee Thomas, L OBP: 0.369, SLG: 0.589 (1, 3)	0-0 G4-6-3 1-2f				0-0 4-3			0-0 5-3	0-0 HR	4	1	1	2	0	0	1
Tony Conigliaro, R OBP: 0.341, SLG: 0.573 (1, 9)		0-0 F6			0-0 6-3		0-0 HR		0-0 HR	4	2	2	2	0	0	0
Felix Mantilla, R OBP: 0.391, SLG: 0.474 (1, 4)		4-0 BB			0-0 F8		0-0 1-3		0-3 K	3	0	0	0	1	1	0
Carl Yastrzemski, L OBP: 0.352, SLG: 0.400 (1, 7)		0-0 G5-4-3 1-2f				0-0 1B SF9 2B		4-0 BB	0-0 1B 2B	3	2	2	0	1	0	1
Eddie Bressoud, R OBP: 0.419, SLG: 0.500 (1, 6)			0-0 3B 1B			0-0 G6-3 1B		0-0 G5-4-3 1-2f	0-0 5-3	4	1	2	0	0	0	2
Bob Tillman, R OBP: 0.267, SLG: 0.278 (1, 2)			0-0 3B			0-0 SF9		0-0 G4-6-3 1B	0-0 2-H 1B	3	0	3	3	0	0	0
Jerry Stephenson, L Jack Lamabe, R Gary Geiger, L Bob Nettler, R Chuck Schilling, R Jay Ritchie, R Russ Nixon, L Dave Morehead, R Frank Malzone, R			0-3 K			0-0 G6-3 1-2f		0-0 G4-6-3 1-2f	0-0 F8	0	0	0	0	0	0	0

Inning Stats	R: 0	H: 1	E: 0	LOB: 0	K: 0	BB: 0	S: 3	P: 3	R: 0	H: 0	E: 0	LOB: 0	K: 0	BB: 0	S: 3	P: 3	R: 0	H: 0	E: 0	LOB: 0	K: 0	BB: 0	S: 3	P: 3	R: 1	H: 1	E: 0	LOB: 0	K: 0	BB: 1	S: 3	P: 7	R: 0	H: 1	E: 0	LOB: 0	K: 0	BB: 0	S: 3	P: 3	R: 4	H: 5	E: 0	LOB: 1	K: 1	BB: 0	S: 10	P: 10	1B: 6	SF: 1	2B: 2	SAC: 0	3B: 1	DP: 5	HR: 3	HBP: 0	WP: 0	PA: 36
--------------	------	------	------	--------	------	-------	------	------	------	------	------	--------	------	-------	------	------	------	------	------	--------	------	-------	------	------	------	------	------	--------	------	-------	------	------	------	------	------	--------	------	-------	------	------	------	------	------	--------	------	-------	-------	-------	-------	-------	-------	--------	-------	-------	-------	--------	-------	--------

PITCHER	IP	WLS	BF	H	R	ER	SO	BB	IBB	HBP	BLK	WP	HR	S	P	ERA	WHIP
Sonny Siebert, R ERA: 3.13 (1, 1)	7.0	W	26	7	3	3	2	2	0	0	0	0	1	28	36	3.86	1.286
Don McMahon, R ERA: 7.11 (8, 1)	1.0		5	3	3	3	0	0	0	0	0	0	2	5	5	27.00	3.000
Gary Bell, R ERA: 2.2 (9, 1)	1.0	S	5	2	1	1	1	0	0	0	0	0	0	7	7	9.00	2.000

**BOTTOM**

**Cleveland Indians @ Boston Red Sox**


Fenway Park, Boston, MA

Sun May 09 1965, 3:38 AM EDT

Att. 13,852 - Unknown

livebaseballscorecards.com

<b>AB</b>	<b>33</b>
<b>R</b>	<b>7</b>
<b>H</b>	<b>12</b>
<b>RBI</b>	<b>7</b>
<b>BB</b>	<b>2</b>
<b>SO</b>	<b>3</b>
<b>LOB</b>	<b>10</b>





Batter	1	2	3	4	5	6	7	8	9	10	11	AB R H RBI BB SO LOB	TOP	
Chuck Hinton, R (1, 4) OBP: 0.292, SLG: 0.295 Billy Moran, R (9, 4)												5 0 1 0 0 0 1 0 0 0 0 0 0 0	Cleveland Indians @ Baltimore Orioles Memorial Stadium, Baltimore, MD Tue May 11 1965, 7:05 PM EDT Att: 6,502 - Unknown	
Larry Brown, R (1, 6) OBP: 0.283, SLG: 0.306												4 0 0 0 0 1 1		
Leon Wagner, L (1, 7) OBP: 0.432, SLG: 0.584												5 1 1 0 0 0 2		
Rocky Colavito, R (1, 9) OBP: 0.442, SLG: 0.567 Chico Salmon, R (10, PR) (10, 9)												5 0 2 0 0 0 2 0 0 0 0 0 0 0		
Max Alvis, R (1, 5) OBP: 0.381, SLG: 0.479												4 1 2 0 1 0 1		
Vic Davalillo, L (1, 8) OBP: 0.342, SLG: 0.386												5 0 1 0 0 0 4		
Fred Whitfield, L (1, 3) OBP: 0.405, SLG: 0.775												5 0 1 1 0 0 5		
Joe Azcue, R (1, 2) OBP: 0.326, SLG: 0.293												4 0 1 1 0 0 5		
Ralph Terry, R (1, 1) OBP: 0.214, SLG: 0.231 Gary Bell, R (8, 1) Don McMahon, R (9, 1) Jack Kralick, L (10, 1) Dick Donovan, L (11, 1)												2 0 0 0 1 0 2 1 0		
<b>Inning Stats</b>	R: 0 H: 1 E: 0 LOB: 1 K: 0 BB: 0 S: 4 P: 4	R: 0 H: 1 E: 0 LOB: 1 K: 0 BB: 1 S: 3 P: 7	R: 0 H: 0 E: 0 LOB: 0 K: 1 BB: 0 S: 5 P: 5	R: 2 H: 3 E: 1 LOB: 2 K: 0 BB: 0 S: 7 P: 7	R: 0 H: 0 E: 0 LOB: 0 K: 0 BB: 0 S: 3 P: 3	R: 0 H: 2 E: 1 LOB: 2 K: 0 BB: 0 S: 5 P: 5	R: 0 H: 0 E: 0 LOB: 1 K: 0 BB: 1 S: 3 P: 7	R: 0 H: 1 E: 0 LOB: 1 K: 0 BB: 0 S: 4 P: 4	R: 0 H: 0 E: 0 LOB: 0 K: 0 BB: 0 S: 3 P: 3	R: 0 H: 1 E: 0 LOB: 1 K: 0 BB: 0 S: 3 P: 3	R: 0 H: 0 E: 0 LOB: 0 K: 0 BB: 0 S: 3 P: 3	1B: 9 SF: 0 2B: 0 SAC: 1 3B: 0 DP: 2 HR: 0 HBP: 0		WP: 0 PA: 44 PB: 0 SB: 0 CS: 1
<b>PITCHER</b>	IP WLS BF H R ER SO BB IBB HBP BLK WP HR S P ERA WHIP													
Steve Barber, L (1, 1) ERA: 6.16 Wally Bunker, R (7, 1) ERA: 7.84 Don Larsen, R (9, 1) ERA: 6.59 Dick Hall, R (10, 1) ERA: 2.03	6.0 0 26 7 2 0 1 1 0 0 0 0 0 0 27 31 0.00 1.333													

livebaseballscorecards.com

AB	40
R	2
H	9
RBI	2
BB	2
SO	1
LOB	23



Batter	1	2	3	4	5	6	7	8	9	10	11	AB	R	H	RBI	BB	SO	LOB
Paul Blair, R OBP: 0.284, SLG: 0.344 (1, 8)	0-0 6-3			0-0 F8		0-0 F5		0-0 F4		4-0 BB		4	0	0	0	1	0	2
Luis Aparicio, R OBP: 0.330, SLG: 0.465 (1, 6)	0-0 6-3			0-0 1B			0-0 F7		0-0 PB 2B 1B	0-3 K		5	1	2	0	0	1	2
Curt Blefary, L OBP: 0.368, SLG: 0.678 (1, 9)	0-0 F8			0-0 F2			0-3 K		0-0 FC5-4 1-H 2B	0-0 4-3		5	0	1	1	0	1	3
Boog Powell, L OBP: 0.238, SLG: 0.347 (1, 7)		0-0 F8		0-0 F8			0-3 K		4-0 FC5-4 IBB		0-0 FC2-6 1B	4	0	1	0	1	1	1
Charlie Lau, L OBP: 0.400, SLG: 0.600 Dick Brown, R OBP: 0.500, SLG: 0.500 (11, PH)		0-0 F9			0-0 F8			0-0 1B 1B	0-0 FC5-4 BB		0-0 FC2-6 HBP 1B	4	1	1	0	0	0	2
Norm Siebern, L OBP: 0.341, SLG: 0.385 (1, 3)		0-0 F5			0-0 4-3			0-0 1B 1B	4-0 BB BB		1-0 1B HBP	3	0	1	0	1	0	0
Davey Johnson, R OBP: 0.182, SLG: 0.182 Russ Snyder, L OBP: 0.286, SLG: 0.231 Don Larsen, R OBP: 0.250, SLG: 0.250 Sam Bowers, R OBP: 0.300, SLG: 0.333 Dick Hall, R OBP: 1.000, SLG: 1.500 (10, 1)			0-0 F9		0-0 F9			0-0 1B 1B	0-0 3-1		0-0 1B 2-H	2	0	0	0	0	0	0
Jerry Adair, R OBP: 0.323, SLG: 0.329 (1, 4)			0-0 F8			0-0 F8		0-0 F1		0-0 BB 1B		4	0	1	0	0	0	2
Steve Barber, L OBP: 0.167, SLG: 0.167 Jackie Brandt, R OBP: 0.279, SLG: 0.561 Wally Bunker, R OBP: 0.500, SLG: 0.250 Bob Johnson, R OBP: 0.280, SLG: 0.417 (9, 5)			0-3 K			0-0 5-3		0-0 F8		0-3 K		1	0	0	0	0	1	0

BOTTOM

Cleveland Indians @ Baltimore Orioles  
 Memorial Stadium, Baltimore, MD  
 Tue May 11 1965, 7:05 PM EDT  
 Att: 6,502 - Unknown

livebaseballscores.com

AB	39
R	3
H	9
RBI	3
BB	3
SO	5
LOB	18



Inning	R	H	E	K	S	WLS	BF	H	R	ER	SO	BB	IBB	HBP	BLK	WP	HR	S	P	ERA	WHIP
1	0	0	0	0	3		24	3	1	1	3	0	0	0	0	0	0	30	30	1.29	0.429
2	0	0	0	0	3		9	3	1	1	0	1	1	0	0	0	0	7	15	5.40	2.400
3	0	0	0	0	3		5	1	0	0	2	1	0	0	0	0	0	8	12	0.00	2.000
4	0	0	0	0	3	L	4	1	1	1	0	0	0	1	0	0	0	3	4	13.50	1.500
5	0	0	0	0	3		1	1	0	0	0	0	0	0	0	0	0	1	1	∞	∞

PITCHER	IP	WLS	BF	H	R	ER	SO	BB	IBB	HBP	BLK	WP	HR	S	P	ERA	WHIP
Ralph Terry, R ERA: 1.6 (1, 1)	7.0		24	3	1	1	3	0	0	0	0	0	0	30	30	1.29	0.429
Gary Bell, R ERA: 2.5 (8, 1)	1.2		9	3	1	1	0	1	1	0	0	0	0	7	15	5.40	2.400
Don McMahon, R ERA: 6.14 (9, 1)	1.0		5	1	0	0	2	1	0	0	0	0	0	8	12	0.00	2.000
Jack Kralick, L ERA: 5.91 (10, 1)	0.2	L	4	1	1	1	0	0	0	1	0	0	0	3	4	13.50	1.500
Dick Donovan, R ERA: 5.06 (11, 1)	0.0		1	1	0	0	0	0	0	0	0	0	0	1	1	∞	∞

1B:	8	SF:	0
2B:	1	SAC:	0
3B:	0	DP:	1
HR:	0	HBP:	1
WP:	0	PA:	43
PB:	1		
SB:	0		
CS:	0		



Batter	1	2	3	4	5	6	7	8	9	AB R H RBI BB SO LOB	TOP
<b>Chuck Hinton, R</b> (1, 4) <small>OBP: 0.280, SLG: 0.280</small>	0-0 	0-3 		0-0 			0-0 			4 0 0 0 0 1 2	<b>Cleveland Indians @ Baltimore Orioles</b> <b>Memorial Stadium, Baltimore, MD</b> Wed May 12 1965, 7:05 PM EDT Att. 5,348 - Unknown
<b>Larry Brown, R</b> (1, 6) <small>OBP: 0.281, SLG: 0.302</small>	0-0 	0-0 			0-0 		0-0 			4 1 1 0 0 0 1	
<b>Leon Wagner, L</b> (1, 7) <small>OBP: 0.435, SLG: 0.580</small>	0-0 		0-0 		0-0 		0-0 			4 1 2 0 0 0 0	
<b>Rocky Colavito, R</b> (1, 9) <small>OBP: 0.433, SLG: 0.557</small>	0-0 		0-0 		0-0 		0-0 			3 0 1 1 0 0 0	
<b>Max Alvis, R</b> (1, 5) <small>OBP: 0.386, SLG: 0.466</small>	4-0 		1-0 		0-0 		0-0 			2 0 0 0 1 0 2	
<b>Vic Davalillo, L</b> (1, 8) <small>OBP: 0.338, SLG: 0.378</small>	0-0 		0-0 		0-0 		0-0 			4 0 1 1 0 0 1	
<b>Fred Whitfield, L</b> (1, 3) <small>OBP: 0.400, SLG: 0.738</small> <b>Dick Howser, R</b> (9, PH) <small>OBP: 0.333, SLG: 0.262</small>	0-3 			4-0 		0-0 		0-0 		2 0 0 0 1 1 2 1 0 0 0 0 0 0	
<b>Joe Azcue, R</b> (1, 2) <small>OBP: 0.298, SLG: 0.267</small>		0-0 		0-0 		0-3 		0-0 		4 0 0 0 0 1 1	
<b>Luis Tiant, R</b> (1, 1) <b>Lee Stange, R</b> (1, 1) <small>OBP: 1.000, SLG: 1.000</small> <b>Billy Moran, R</b> (7, PH) <b>Don McMahon, R</b> (7, 1)		4-0 		4-0 			0-0 			0 0 0 0 0 0 0 0 0 0 0 2 0 0 1 0 0 0 0 0 0 0 0 0 0 0 0 0	
<b>Inning Stats</b>	R: 2 H: 3 E: 0 LOB: 2 K: 1 BB: 1 S: 8 P: 12	R: 0 H: 0 E: 0 LOB: 1 K: 1 BB: 1 S: 5 P: 9	R: 0 H: 0 E: 0 LOB: 1 K: 0 BB: 0 S: 3 P: 4	R: 0 H: 0 E: 0 LOB: 1 K: 0 BB: 2 S: 2 P: 10	R: 0 H: 2 E: 0 LOB: 1 K: 0 BB: 0 S: 4 P: 4	R: 0 H: 0 E: 0 LOB: 0 K: 1 BB: 0 S: 5 P: 5	R: 0 H: 0 E: 0 LOB: 0 K: 0 BB: 0 S: 3 P: 3	R: 0 H: 0 E: 0 LOB: 0 K: 0 BB: 0 S: 3 P: 3	R: 0 H: 0 E: 0 LOB: 0 K: 0 BB: 0 S: 3 P: 3	1B: 5 SF: 1 2B: 0 SAC: 0 3B: 0 DP: 2 HR: 0 HBP: 1	WP: 0 PA: 35 PB: 0 SB: 0 CS: 0
<b>PITCHER</b> <b>Dave McNally, L</b> (1, 1) <small>ERA: 3.24</small>	IP WLS BF H R ER SO BB IBB HBP BLK WP HR S P ERA WHIP 9.0 W 35 5 2 2 3 3 1 1 0 0 0 36 53 2.00 0.889										

livebaseballscorecards.com

<b>AB</b>	29
<b>R</b>	2
<b>H</b>	5
<b>RBI</b>	2
<b>BB</b>	4
<b>SO</b>	3
<b>LOB</b>	9



Batter	1	2	3	4	5	6	7	8	9
Paul Blair, R OBP: 0.283, SLG: 0.371 (1, 8)	0-0 HR	0-0 F8			0-0 F9			0-0 F3	
Luis Aparicio, R OBP: 0.327, SLG: 0.457 (1, 6)	0-0 1B	0-0 F9			0-0 F7			0-0 6-3	
Curt Blefary, L OBP: 0.361, SLG: 0.651 (1, 9) Russ Snyder, L OBP: 0.286, SLG: 0.231 (9, 9)	0-0 1B 1-3 SF8		0-3 K2-3		0-0 F8			0-3 K	
Boog Powell, L OBP: 0.241, SLG: 0.347 (1, 7) Jackie Brandt, R OBP: 0.279, SLG: 0.561 (9, 7)	0-0 1B 1-3 SF9		0-3 K		0-0 F5				
Charlie Lau, L OBP: 0.333, SLG: 0.529 (1, 2)	0-0 3-H SF8		0-0 F3		0-0 F8				
Norm Siebern, L OBP: 0.340, SLG: 0.383 (1, 3)	0-0 3-H 1B			0-0 4-3		0-0 F3			
Davey Johnson, R OBP: 0.214, SLG: 0.167 (1, 5)	0-0 3-H SF9		4-0 BB				0-0 6-3		
Jerry Adair, R OBP: 0.313, SLG: 0.318 (1, 4)	0-3 K		0-3 K				0-0 3-1		
Dave McNally, R (1, 1)		0-3 K		0-0 1-3			0-0 F5		

Inning Stats	R: 4	H: 5	E: 0	LOB: 1	K: 1	P: 10	R: 0	H: 0	E: 0	LOB: 0	K: 1	P: 5	R: 0	H: 0	E: 0	LOB: 0	K: 2	P: 7	R: 0	H: 0	E: 0	LOB: 1	K: 1	P: 9	R: 0	H: 0	E: 0	LOB: 0	K: 0	P: 3	R: 0	H: 0	E: 0	LOB: 0	K: 0	P: 3	R: 0	H: 0	E: 0	LOB: 0	K: 1	P: 5		
	S: 10	BB: 0	S: 5	BB: 0	S: 7	S: 5	S: 3	S: 3	S: 3	S: 5	S: 3	S: 3	S: 3	S: 3	S: 3	S: 5	S: 5	S: 3	S: 3	S: 3	S: 3	S: 3	S: 3	S: 3	S: 3	S: 3	S: 3	S: 3	S: 3	S: 3	S: 3	S: 3	S: 3	S: 3	S: 3	S: 3	S: 3	S: 3	S: 3	S: 3	S: 3	S: 3	S: 3	S: 3

PITCHER	IP	WLS	BF	H	R	ER	SO	BB	IBB	HBP	BLK	WP	HR	S	P	ERA	WHIP
Luis Tiant, R ERA: 4.66 (1, 1)	0.0	L	4	4	4	4	0	0	0	0	0	0	1	4	4	∞	∞
Lee Stange, R ERA: 3.0 (1, 1)	6.0		20	1	0	0	5	1	0	0	0	0	0	29	33	0.00	0.333
Don McMahon, R ERA: 4.82 (7, 1)	2.0		6	0	0	0	1	0	0	0	0	0	0	8	8	0.00	0.000

**BOTTOM**

AB	R	H	RBI	BB	SO	LOB
4	1	1	1	0	0	0
4	1	1	0	0	0	0
4	1	1	0	0	2	0
0	0	0	0	0	0	0
3	1	1	1	0	1	0
0	0	0	0	0	0	0
2	0	0	1	0	0	0
3	0	1	0	0	0	0
1	0	0	1	1	0	0
3	0	0	0	0	2	2
3	0	0	0	0	1	1

<b>AB</b>	<b>27</b>
<b>R</b>	<b>4</b>
<b>H</b>	<b>5</b>
<b>RBI</b>	<b>4</b>
<b>BB</b>	<b>1</b>
<b>SO</b>	<b>6</b>
<b>LOB</b>	<b>3</b>



WP	PA
0	30

**Cleveland Indians @ Baltimore Orioles**  
**Memorial Stadium, Baltimore, MD**  
 Wed May 12 1965, 7:05 PM EDT  
 Att. 5,348 - Unknown

livebaseballscorecards.com



Batter	1	2	3	4	5	6	7	8	9	AB R H RBI BB SO LOB	TOP		
Chico Salmon, R (1, 4) X	0-0 5-3 ①		0-3 K ②		X 0-0 5-3 ②			0-3 K ①		4 0 0 0 0 2 1			
Fred Whitfield, L (1, 3) X OBP: 0.367, SLG: 0.674	0-0 4-3 ②		X 0-0 L9 ③		X 0-0 F8 ③			0-3 K ②		4 0 0 0 0 1 1			
Leon Wagner, L (1, 7) X OBP: 0.427, SLG: 0.565	0-0 1B			X 0-0 F9 ①		X 0-0 F4 ①		X 0-0 4-3 ③		4 0 1 0 0 0 0			
Rocky Colavito, R (1, 9) X OBP: 0.415, SLG: 0.527	0-0 F7 ③			X 0-0 4-3 ②		S S 0-3 K ②		S S 0-3 K ①		4 0 0 0 0 2 1			
Max Alvis, R (1, 5) X OBP: 0.380, SLG: 0.447		B B B B 4-0 BB		S S 0-3 K2-3 ③		X 0-0 6-3 ③		X 0-0 6-3 ②		3 0 0 0 1 1 0			
Vic Davalillo, L (1, 8) X OBP: 0.346, SLG: 0.385		X 0-0 F8 ①			X 0-0 2B 2B 1B		X 0-0 FC1-4 1B		X 0-0 3-1 ③	4 1 2 0 0 0 1			
Larry Brown, R (1, 6) X OBP: 0.283, SLG: 0.321		X 0-0 F9 ②			X 0-0 2B 2B		X 0-0 FC1-4 ①			3 1 1 0 0 0 2			
Cam Carreon, R (1, 2) X OBP: 0.297, SLG: 0.294 Al Luplow, L (5, PH) X OBP: 0.500, SLG: 0.714 Dick Donovan, L (5, 1) X Chuck Hinton, R (7, PH) X Luis Tiant, R (7, 1) X Sonny Siebert, R (7, 1) X Don McMahon, R (8, 1) X		X 0-0 F3 ③			0-3 K ①		X 0-0 L9 ②			1 0 0 0 0 0 1 1 0 0 0 0 0 1 2 0 0 0 0 0 0 0 0 1 0 0 0 0 0 0 1 0			
Jack Kralick, L (1, 1) X Floyd Weaver, R (1, 1) X Joe Azcue, R (5, PH) X OBP: 0.306, SLG: 0.298 (5, 2) X			0-3 K ①		X 0-0 2B		0-3 K ③			0 0 0 0 0 0 0 1 0 0 0 0 1 0 2 0 1 2 0 1 1			
<b>Inning Stats</b>	R: 0 H: 1 E: 0 LOB: 1 K: 0 BB: 0 S: 4 P: 4	R: 0 H: 0 E: 0 LOB: 1 K: 0 BB: 1 S: 3 P: 7	R: 0 H: 0 E: 0 LOB: 0 K: 2 BB: 0 S: 7 P: 7	R: 0 H: 0 E: 0 LOB: 0 K: 1 BB: 0 S: 5 P: 5	R: 2 H: 3 E: 0 LOB: 1 K: 1 BB: 0 S: 8 P: 8	R: 0 H: 0 E: 0 LOB: 0 K: 1 BB: 0 S: 5 P: 5	R: 0 H: 1 E: 0 LOB: 1 K: 1 BB: 0 S: 6 P: 6	R: 0 H: 0 E: 0 LOB: 0 K: 2 BB: 0 S: 7 P: 7	R: 0 H: 0 E: 0 LOB: 0 K: 1 BB: 0 S: 5 P: 5	1B: 3 SF: 0 2B: 2 SAC: 0 3B: 0 DP: 0 HR: 0 HBP: 0	WP: 0 PA: 33 PB: 0 SB: 0 CS: 0		
<b>PITCHER</b>	IP WLS BF H R ER SO BB IBB HBP BLK WP HR S P ERA WHIP											<b>PITCHER</b>	IP WLS BF H R ER SO BB IBB HBP BLK WP HR S P ERA WHIP
Milt Pappas, R (1, 1) X ERA: 1.78 Stu Miller, R (8, 1) X ERA: 3.15	7.0 W 27 5 2 2 6 1 0 0 0 0 0 0 38 42 2.57 0.857												

Cleveland Indians @ Baltimore Orioles  
 Memorial Stadium, Baltimore, MD  
 Thu May 13 1965, 7:05 PM EDT  
 Att. 5,487 - Unknown

livebaseballscorecards.com

AB	32
R	2
H	5
RBI	2
BB	1
SO	9
LOB	11



Batter	1	2	3	4	5	6	7	8	9	AB	R	H	RBI	BB	SO	LOB
Paul Blair, R OBP: 0.291, SLG: 0.376 (1, 8)	0-0 S 3B 1B		0-0 4-3		0-3 K		0-0 1-2 1B			4	1	2	0	0	1	0
Luis Aparicio, R OBP: 0.333, SLG: 0.472 (1, 6)	0-0 1-H 1B 3B		4-0 FC6-4 BB		0-0 F8		0-0 6-3			3	1	1	1	1	0	2
Davey Johnson, R OBP: 0.278, SLG: 0.267 (1, 5)	4-0 FC5-4 1B BB		0-0 FC6-4 S 1-2f		0-0 L4-6 2B		0-0 F4			3	0	1	0	1	0	1
Bob Johnson, R OBP: 0.296, SLG: 0.423 (1, 3)	0-0 FC5-4 1-2 1B		0-0 F3 1-2		0-0 F6		0-0 3-1			2	0	1	1	0	0	1
Norm Siebern, L OBP: 0.333, SLG: 0.373 (6, PH) (7, 3)	0-0 FC5-4 1-2 3-H 1B		0-0 F3 1-2		0-0 F6		0-0 3-1			2	0	0	0	0	0	1
Jackie Brandt, R OBP: 0.289, SLG: 0.548 (1, 9)	0-0 FC5-4 1-2 2-3 1B		0-0 4-3 BB		0-0 L4-6 2-3 2B		4-0 BB			1	0	0	0	1	0	2
Curt Blefary, L OBP: 0.365, SLG: 0.641 (6, PH) (7, 9)	0-0 FC5-4 1-2 2-3 1B		0-0 4-3 BB		0-0 L4-6 2-3 2B		4-0 BB			1	0	0	0	1	0	1
Russ Snyder, L OBP: 0.266, SLG: 0.231 (8, PR) (9, 9)	0-0 FC5-4 1-2 2-3 1B		0-0 4-3 BB		0-0 L4-6 2-3 2B		4-0 BB			0	0	0	0	0	0	0
Jerry Adair, R OBP: 0.301, SLG: 0.304 (1, 4)	0-0 F8		0-0 4-3		0-0 4-3		0-0 F5		0-0 G3	4	0	0	0	0	0	3
Boog Powell, L OBP: 0.252, SLG: 0.380 (1, 7)		0-0 F3		4-0 G6-4-3 IBB		0-0 HR				2	1	1	1	1	0	0
Dick Brown, R OBP: 0.400, SLG: 0.250 (1, 2)		0-0 1-3		0-0 G6-4-3 1-2f		4-0 1B BB				2	0	0	0	1	0	2
Milt Pappas, R OBP: 0.182, SLG: 0.273 (1, 1)		0-0 5-3		0-0 5-3		0-3 K		0-3 K		3	0	0	0	0	2	1
Stu Miller, R (8, 1)										0	0	0	0	0	0	0


Inning Stats	R: 2	H: 3	E: 0	K: 5	S: 5	LOB: 1	BB: 1	P: 9	R: 0	H: 0	E: 0	K: 0	S: 3	LOB: 0	BB: 0	P: 3	R: 0	H: 0	E: 0	K: 0	S: 3	LOB: 1	BB: 1	P: 7	R: 0	H: 0	E: 0	K: 2	S: 7	LOB: 0	BB: 0	P: 7	R: 1	H: 2	E: 0	K: 1	S: 7	LOB: 2	BB: 1	P: 11	R: 0	H: 0	E: 0	K: 0	S: 3	LOB: 1	BB: 1	P: 7
--------------	------	------	------	------	------	--------	-------	------	------	------	------	------	------	--------	-------	------	------	------	------	------	------	--------	-------	------	------	------	------	------	------	--------	-------	------	------	------	------	------	------	--------	-------	-------	------	------	------	------	------	--------	-------	------

PITCHER	IP	WLS	BF	H	R	ER	SO	BB	IBB	HBP	BLK	WP	HR	S	P	ERA	WHIP
Jack Kralick, L ERA: 7.59 (1, 1)	0.0		4	3	2	2	0	1	0	0	0	0	0	3	7	∞	∞
Floyd Weaver, R ERA: 4.15 (1, 1)	4.0		13	0	0	0	0	2	1	0	0	0	0	10	22	0.00	0.500
Dick Donovan, R ERA: 4.26 (5, 1)	2.0		6	1	0	0	2	0	0	0	0	0	0	10	10	0.00	0.500
Luis Tiant, R ERA: 5.03 (7, 1)	0.1	L	3	1	1	1	0	1	0	0	0	0	1	2	6	27.00	6.000
Sonny Siebert, R ERA: 3.04 (7, 1)	0.2		3	1	0	0	1	0	0	0	0	0	0	5	5	0.00	1.500

**BOTTOM**

**Cleveland Indians @ Baltimore Orioles**  
**Memorial Stadium, Baltimore, MD**  
 Thu May 13 1965, 7:05 PM EDT  
 Att. 5,487 - Unknown

AB	27
R	3
H	6
RBI	3
BB	6
SO	3
LOB	14



WP	HR	S	P	ERA	WHIP
0	0	3	7	0.00	1.000



Batter	1	2	3	4	5	6	7	8	9	AB R H RBI BB SO LOB	TOP											
Dick Howser, R (1, 6) OBP: 0.361, SLG: 0.279	0-0 5-3		0-0 1B	4-0 BB			0-0 2B		4-0 BB	3 1 2 0 2 0 0	<b>Cleveland Indians @ Washington Senators</b> <b>D.C. Stadium, Washington, DC</b> Fri May 14 1965, 7:05 PM EDT Att: 10,135 - Unknown <a href="http://livebaseballscorecards.com">livebaseballscorecards.com</a>											
Fred Whitfield, L (1, 3) OBP: 0.352, SLG: 0.647	0-0 F2		0-0 F5	0-0 F3			0-0 2B		0-0 G4-6-3	5 0 1 1 0 0 6												
Leon Wagner, L (1, 7) OBP: 0.426, SLG: 0.551	0-0 1B		0-0 F9				0-0 4-3		4-0 BB	4 0 1 0 1 0 3												
Rocky Colavito, R (1, 9) OBP: 0.404, SLG: 0.500 Larry Brown, R (9, 4) OBP: 0.283, SLG: 0.321	0-0 F8		0-0 6-3				1-0 HBP		0-0 F7	4 0 0 0 0 0 4 0 0 0 0 0 0 0												
Max Alvis, R (1, 5) OBP: 0.375, SLG: 0.438		0-0 F6		0-0 4-3			0-0 1B		0-0 G5-4-3	4 0 1 0 0 0 2												
Vic Davalillo, L (1, 8) OBP: 0.341, SLG: 0.415		0-3 K		0-0 HR			0-0 L4		0-0 F4	4 1 1 1 0 1 1												
Chuck Hinton, R (1, 4) OBP: 0.296, SLG: 0.314		4-0 BB		0-0 FC1			0-0 1B		0-0 F7	3 0 2 0 1 0 0												
Joe Azcue, R (1, 2) OBP: 0.321, SLG: 0.300		0-0 F8		4-0 BB			0-0 G6-3		0-0 1B	3 0 1 0 1 0 2												
Sam McDowell, L (1, 1) OBP: 0.143, SLG: 0.077			4-0 1B	0-0 FC1			0-3 K		0-0 F5	3 0 0 0 1 1 3												
<b>Inning Stats</b>	R: 0 E: 0 K: 0 S: 4	H: 1 LOB: 1 BB: 0 P: 4	R: 0 E: 0 K: 1 S: 5	H: 0 LOB: 1 BB: 1 P: 9	R: 0 E: 0 K: 0 S: 4	H: 1 LOB: 2 BB: 1 P: 8	R: 1 E: 0 K: 0 S: 5	H: 2 LOB: 3 BB: 2 P: 13	R: 0 E: 0 K: 0 S: 4	H: 1 LOB: 1 BB: 0 P: 4		R: 0 E: 0 K: 1 S: 5	H: 1 LOB: 0 BB: 0 P: 5	R: 1 E: 0 K: 0 S: 4	H: 2 LOB: 1 BB: 0 P: 5	R: 0 E: 0 K: 0 S: 4	H: 1 LOB: 1 BB: 0 P: 4	R: 0 E: 0 K: 0 S: 2	H: 0 LOB: 1 BB: 2 P: 10	1B: 6 2B: 1 3B: 1 HR: 1	SF: 0 SAC: 0 DP: 3 HBP: 1	WP: 0 PB: 0 SB: 0 CS: 0
<b>PITCHER</b> Phil Ortega, R (1, 1) ERA: 4.67 Steve Ridzik, R (9, 1) ERA: 2.92	IP 8.0	WLS L	BF 36	H 9	R 2	ER 2	SO 2	BB 4	IBB 0	HBP 1	BLK 0	WP 0	HR 1	S 35	P 52	ERA 2.25	WHIP 1.625					

AB	33
R	2
H	9
RBI	2
BB	6
SO	2
LOB	21







Cleveland Indians @ Washington Senators  
 D.C. Stadium, Washington, DC  
 Sat May 15 1965, 3:33 AM EDT  
 Att. 2,675 - Unknown

livebaseballscorecards.com

AB	37
R	7
H	10
RBI	7
BB	6
SO	5
LOB	22



WP:	0	PA:	43
PB:	1		
SB:	1		
CS:	0		

Batter	1	2	3	4	5	6	7	8	9	AB	R	H	RBI	BB	SO	LOB
Dick Howser, R (1, 6) OBP: 0.375, SLG: 0.282	4-0 BB 1B	4-0 FC4-6 BB			0-0 6-3		0-0 G4-6-3 1B	0-0 F2		3	1	1	0	2	0	0
Fred Whitfield, L (1, 3) OBP: 0.322, SLG: 0.589	0-3 K	0-0 FC4-6			0-0 L4		0-0 G4-6-3	0-0 G3		5	0	0	0	0	1	4
Gary Bell, R (8, 1)										0	0	0	0	0	0	0
Leon Wagner, L (1, 7) OBP: 0.415, SLG: 0.564	0-0 F6				0-0 F6		0-0 4-3		0-0 4-3	5	1	1	1	0	0	1
Rocky Colavito, R (1, 9) OBP: 0.423, SLG: 0.556	4-0 1B 1-2 BB				0-0 5-3		4-0 2B FC3-2 BB	0-0 1B HR 2B	0-0 HR	3	2	2	1	2	0	0
Max Alvis, R (1, 5) OBP: 0.376, SLG: 0.435	0-0 1B 1-2 2-H				0-0 6-3		0-0 L9	0-0 HR PB 1B	0-0 5-3	5	1	2	1	0	0	1
Vic Davalillo, L (1, 8) OBP: 0.356, SLG: 0.437	0-3 K				0-0 5-3 1B		0-0 FC3-2 1-3 2B	0-3 HR K	0-0 1B	5	1	3	0	0	2	4
Chuck Hinton, R (1, 4) OBP: 0.311, SLG: 0.348					0-0 5-3		4-0 FC3-2 IBB	0-0 HR 1-H 2-H 3-H	0-3 K	3	1	1	4	2	1	2
Joe Azcue, R (1, 2) OBP: 0.309, SLG: 0.288					0-0 5-3		0-0 FC3-2	0-0 6-3		2	0	0	0	0	0	2
Al Luplow, L (6, PH) OBP: 0.444, SLG: 0.625					1-2		1-2 2-3 3-H			1	0	0	0	0	0	3
Cam Carreon, R (6, 2) OBP: 0.289, SLG: 0.286					0-0 5-3		0-0 F2			1	0	0	0	0	0	0
Sonny Siebert, R (1, 1) OBP: 0.182, SLG: 0.455					0-0 6-3				0-3 K	2	0	0	0	0	0	2
Chico Salmon, R (8, PH)										1	0	0	0	0	0	3
Floyd Weaver, R (6, 1)										0	0	0	0	0	0	0
Mike Hedlund, R (6, 1)										0	0	0	0	0	0	0
Dick Donovan, L (7, 1)										0	0	0	0	0	0	0
Pedro Gonzalez, R (8, PH) OBP: 0.333, SLG: 0.500										1	0	0	0	0	1	0

Inning Stats	R: 1	H: 1	E: 0	K: 2	S: 8	P: 16	R: 0	H: 0	E: 0	K: 0	S: 3	P: 11	R: 0	H: 0	E: 0	K: 0	S: 3	P: 3	R: 0	H: 1	E: 0	K: 0	S: 4	P: 4	R: 0	H: 0	E: 0	K: 0	S: 3	P: 3	R: 0	H: 1	E: 0	K: 0	S: 4	P: 12	R: 5	H: 5	E: 0	K: 1	S: 10	P: 10	R: 0	H: 0	E: 0	K: 1	S: 5	P: 5	R: 1	H: 2	E: 0	K: 1	S: 7	P: 7	1B: 5	2B: 2	3B: 0	HR: 3	SF: 0	SAC: 0	DP: 1	HBP: 0	WP: 0	PA: 43
--------------	------	------	------	------	------	-------	------	------	------	------	------	-------	------	------	------	------	------	------	------	------	------	------	------	------	------	------	------	------	------	------	------	------	------	------	------	-------	------	------	------	------	-------	-------	------	------	------	------	------	------	------	------	------	------	------	------	-------	-------	-------	-------	-------	--------	-------	--------	-------	--------

PITCHER	IP	WLS	BF	H	R	ER	SO	BB	IBB	HBP	BLK	WP	HR	S	P	ERA	WHIP
Buster Narum, R (1, 1) ERA: 6.75	1.2		10	1	1	1	2	4	0	0	0	0	0	10	26	5.40	3.000
Bennie Daniels, R (2, 1) ERA: 3.19	5.0	W	22	6	3	1	0	1	1	0	0	0	1	20	28	1.80	1.400
Ron Kline, R (7, 1) ERA: 2.53	2.1	S	11	3	3	1	3	0	0	0	0	0	2	17	17	3.86	1.286

Batter	1	2	3	4	5	6	7	8	9
Don Blasingame, L (1, 4) OBP: 0.321, SLG: 0.427	0-3 K			0-0 E6 HR	0-0 F9	0-0 SF9		0-0 F7	
Ken McMullen, R (1, 5) OBP: 0.290, SLG: 0.367	0-3 K			0-0 F9		2-3 3-H 5-3 FC6-4			
Jim King, L (1, 9) OBP: 0.255, SLG: 0.357	0-0 1-3			0-0 1-H HR		0-0 E7 1B	0-0 FC3-6 1B		
Frank Howard, R (1, 7) OBP: 0.336, SLG: 0.381 Don Lock, R (8, 8) OBP: 0.333, SLG: 0.280			0-0 1-3	0-0 1B		0-0 1B HR 1B	0-0 FC3-6 WP HR		
Bob Chance, L (1, 3) OBP: 0.333, SLG: 0.422		0-3 K2-3		0-3 K		0-0 1B HR 1B	0-0 1-H HR		
Woodie Held, R (1, 8) OBP: 0.384, SLG: 0.483 (8, 7)		0-3 K2-3		0-3 K		0-0 1-H 3-H HR	0-0 5-3		
Mike Brumley, L (1, 2) OBP: 0.146, SLG: 0.125			0-0 F8		0-0 4-3	0-0 BB WP SF9 1B	0-0 1-3		
Ed Brinkman, R (1, 6) OBP: 0.212, SLG: 0.207			0-3 K		0-0 SH1-3 1B	4-0 SF9 BB 1-2 BB	0-0 F9		
Buster Narum, R (1, 1) OBP: 0.167, SLG: 0.667 Bennie Daniels, L (2, 1) OBP: 0.444, SLG: 0.167 Ron Kline, R (7, 1)			0-3 K		0-0 SH1-3 1-2	4-0 FC6-4 BB 1-2 2-3	0-3 K		

Inning Stats	R: 0	H: 0	E: 0	LOB: 0	K: 2	BB: 0	S: 7	R: 0	H: 0	E: 0	LOB: 0	K: 2	BB: 0	S: 7	R: 2	H: 2	E: 1	LOB: 1	K: 2	BB: 0	S: 10	R: 0	H: 1	E: 0	LOB: 1	K: 0	BB: 0	S: 4	R: 5	H: 4	E: 1	LOB: 2	K: 0	BB: 2	S: 8	R: 2	H: 2	E: 0	LOB: 0	K: 0	BB: 0	S: 5	R: 0	H: 0	E: 0	LOB: 0	K: 1	BB: 0	S: 5		
	7	7	7	7	7	7	7	7	7	7	7	7	7	7	10	10	10	10	10	10	10	16	5	5	5	5	5	5	5	5	5	5	5	5	5	5	5	5	5	5	5	5	5	5	5	5	5	5	5	5	5

PITCHER	IP	WLS	BF	H	R	ER	SO	BB	IBB	HBP	BLK	WP	HR	S	P	ERA	WHIP
Sonny Siebert, R (1, 1) ERA: 2.83	5.0	L	19	3	2	1	8	0	0	0	0	0	1	35	35	1.80	0.600
Floyd Weaver, R (6, 1) ERA: 7.0	0.1		5	3	4	3	0	0	0	0	0	0	1	5	5	81.00	9.000
Mike Hedlund, R (6, 1) ERA:	0.2		5	1	1	0	0	2	0	0	0	1	0	3	11	0.00	4.500
Dick Donovan, R (7, 1) ERA: 5.27	1.0		5	2	2	2	0	0	0	0	0	1	1	5	5	18.00	2.000
Gary Bell, R (8, 1) ERA: 2.37	1.0		3	0	0	0	1	0	0	0	0	0	0	5	5	0.00	0.000

**BOTTOM**

**Cleveland Indians @ Washington Senators**  
D.C. Stadium, Washington, DC

Sat May 15 1965, 3:33 AM EDT  
Att. 2,675 - Unknown

AB	33
R	9
H	9
RBI	9
BB	2
SO	9
LOB	7



1B	2B	3B	HR	SF	SAC	DP	HBP	WP	HR	S	P	ERA	WHIP
6	0	0	3	1	0	0	0	2	1	35	35	1.80	0.600
0	0	0	0	0	0	0	0	0	0	5	5	81.00	9.000
0	0	0	0	0	0	0	0	0	0	3	11	0.00	4.500
0	0	0	0	0	0	0	0	0	0	5	5	18.00	2.000
0	0	0	0	0	0	0	0	0	0	5	5	0.00	0.000



Batter	1	2	3	4	5	6	7	8	9	10	11	AB R H RBI BB SO LOB	TOP	
Dick Howser, R (1, 6) OBP: 0.394, SLG: 0.303	0-0 E 1B		4-0 F9 6-3 BB		0-0 FC5-4 1B		0-0 G3		0-0 F4	0-0 1B		5 1 3 0 1 0 2	<b>Cleveland Indians @ Washington Senators</b> D.C. Stadium, Washington, DC Sun May 16 1965, 3:33 AM EDT Unknown	
Larry Brown, R (1, 4) OBP: 0.288, SLG: 0.339	0-0 E7 6-3 2B		0-0 6-3		0-0 F8		0-0 5-3		0-0 SF9 1B	0-0 F1		6 2 2 1 0 0 3		
Leon Wagner, L (1, 7) OBP: 0.405, SLG: 0.545 Gary Bell, R (9, 1)	0-0 F6		0-0 F9		0-0 F9			0-0 1B 1B	0-0 E3 1B		0-0 F9	5 1 1 1 0 0 5 0 0 0 0 0 0 0 0 0 0 0 0 0 0 1 0 0 0 0 0 0 0 0 0 0 0 0 0		
Sam McDowell, L (10, 1) OBP: 0.143, SLG: 0.077 Billy Moran, R (11, PH) Dick Donovan, L (11, 1)	0-0 6-3		0-0 F8		0-0 FC5-4			0-0 1B 1B	0-0 1B 1B		0-0 F4	5 0 2 2 0 0 2 1 1 0 0 0 0 0		
Rocky Colavito, R (1, 9) OBP: 0.422, SLG: 0.547 Chico Salmon, R (9, PR) (9, 9)	0-0 6-3				0-0 F4		0-0 4-3		0-0 SF9		0-0 F3	5 0 1 1 0 1 2		
Max Alvis, R (1, 5) OBP: 0.364, SLG: 0.444	0-0 3B				0-0 E3 1B		0-0 2B		0-0 F8	0-0 1B CS 1B		5 0 2 1 0 0 3		
Vic Davalillo, L (1, 8) OBP: 0.358, SLG: 0.446	0-0 4-3				0-0 F8		0-0 F8		0-0 F8	0-0 1B 1B		4 0 2 1 1 0 3		
Chuck Hinton, R (1, 3) OBP: 0.324, SLG: 0.355			4-0 G1-6-3 BB		0-0 S 1B		0-0 F8		0-0 F8	0-0 1B CS 1B		3 0 0 0 0 1 4 1 0 1 0 0 0 0 0 1 0 0 0 0 0 1 0 1 0 0 0 0		
Cam Carreon, R (1, 2) OBP: 0.268, SLG: 0.263 Fred Whitfield, L (9, PH) Pedro Gonzalez, R (9, PR) Joe Azcue, R (9, 2) OBP: 0.333, SLG: 0.500 OBP: 0.321, SLG: 0.302			0-0 G1-6-3		0-3 K		0-0 F8		0-0 F8	0-0 1B CS 1B		3 0 0 0 0 0 2 0 0 0 0 0 0 0 1 1 0 0 1 0 1		
Ralph Terry, R (1, 1) OBP: 0.176, SLG: 0.188 Don McMahon, R (7, 1) Al Luplow, L (9, PH) (9, 7)			0-0 F7		0-0 L6		0-0 F8		0-0 F8	0-0 E 1B BB	0-0 8-4			
<b>Inning Stats</b>	R: 2 H: 3 E: 1 LOB: 1 K: 0 BB: 0 S: 6 P: 6	R: 0 H: 0 E: 0 LOB: 0 K: 0 BB: 1 S: 2 P: 6	R: 0 H: 0 E: 0 LOB: 1 K: 0 BB: 1 S: 3 P: 7	R: 0 H: 1 E: 1 LOB: 2 K: 1 BB: 0 S: 7 P: 7	R: 0 H: 1 E: 0 LOB: 1 K: 0 BB: 0 S: 4 P: 4	R: 0 H: 1 E: 0 LOB: 1 K: 0 BB: 0 S: 4 P: 4	R: 0 H: 0 E: 0 LOB: 0 K: 0 BB: 0 S: 3 P: 3	R: 0 H: 2 E: 0 LOB: 2 K: 1 BB: 0 S: 7 P: 7	R: 5 H: 5 E: 1 LOB: 1 K: 0 BB: 1 S: 8 P: 12	R: 0 H: 2 E: 0 LOB: 1 K: 0 BB: 0 S: 4 P: 4	R: 0 H: 0 E: 0 LOB: 0 K: 0 BB: 0 S: 3 P: 3	1B: 12 SF: 1 2B: 3 SAC: 0 3B: 1 DP: 2 HR: 0 HBP: 0		WP: 0 PA: 51 PB: 0 SB: 1 CS: 1
<b>PITCHER</b>	IP WLS BF H R ER SO BB IBB HBP BLK WP HR S P ERA WHIP												<b>PITCHER</b>	IP WLS BF H R ER SO BB IBB HBP BLK WP HR S P ERA WHIP
Mike McCormick, L (1, 1) ERA: 2.67	7.0 31 8 2 2 1 2 0 0 0 0 0 0 31 39 2.57 1.429												Buster Narum, R (10, 1) ERA: 6.51	1.0 4 2 0 0 0 0 0 0 0 0 0 8 12 13.50 2.250
Steve Ridzik, R (8, 1) ERA: 3.45	1.1 7 2 3 2 1 1 0 0 0 0 0 0 8 12 13.50 2.250												Phil Ortega, R (11, 1) ERA: 4.57	1.0 W 3 0 0 0 0 0 0 0 0 0 0 3 3 0.00 0.000
Marshall Bridges, L (9, 1) ERA:	0.0 1 0 0 0 0 0 0 0 0 0 0 0 1 1 ∞ ∞													
Ron Kline, R (9, 1) ERA: 2.49	0.1 4 3 2 0 0 0 0 0 0 0 0 0 4 4 0.00 9.000													
Pete Richert, L (9, 1) ERA: 6.29	0.1 0 0 0 0 0 0 0 0 0 0 0 0 0 0 0.00 0.000													

livebaseballscorecards.com

AB	46
R	7
H	15
RBI	7
BB	3
SO	2
LOB	27







Batter	1	2	3	4	5	6	7	8	9	AB R H RBI BB SO LOB	TOP											
Dick Howser, R (1, 6) OBP: 0.394, SLG: 0.309	0-3 K		0-0 1B		0-0 4-3	0-0 6-3			0-0 G6-4-3 1B	5 0 2 0 0 1 0	<b>Cleveland Indians @ Washington Senators</b> <b>D.C. Stadium, Washington, DC</b> Sun May 16 1965, 3:38 AM EDT Att. 12,630 - Unknown <a href="http://livebaseballscorecards.com">livebaseballscorecards.com</a>											
Larry Brown, R (1, 4) OBP: 0.268, SLG: 0.313	0-0 F8		0-0 5-3		0-0 F3			0-0 4-3	0-0 G6-4-3	5 0 0 0 0 0 2												
Leon Wagner, L (1, 7) Vic Davalillo, L (6, 8) OBP: 0.404, SLG: 0.549 OBP: 0.365, SLG: 0.452	0-0 4-3			0-3 K		0-0 E8 E 2B		0-0 WP 1B		3 1 1 0 0 1 0 1 0 1 0 0 0 0												
Rocky Colavito, R (1, 9) OBP: 0.425, SLG: 0.534		4-0 FC6 BB		0-0 F8		4-0 1B E HR BB		0-0 F8		2 1 0 0 2 0 1												
Max Alvis, R (1, 5) OBP: 0.360, SLG: 0.447		0-0 FC6 1B 1-2f		0-0 2B		0-0 E5 1B HR 1-2 3-H		0-0 F6		4 1 1 1 0 0 3												
Chuck Hinton, R (1, 8) OBP: 0.330, SLG: 0.361		0-0 G4-6-3 1B 1-2		0-0 F5		0-0 HR 1B 1-2 2-3		0-0 F6		4 1 2 0 0 0 1												
Chico Salmon, R (1, 3) Fred Whitfield, L (6, PH) OBP: 0.339, SLG: 0.644		0-0 G4-6-3 1-2f			4-0 HR BB	0-0 HR 1-H 2-H 3-H		0-0 F8		1 1 0 0 1 0 2 2 1 1 4 0 0 0												
Joe Azcue, R (1, 2) OBP: 0.317, SLG: 0.351			0-0 F9		0-0 HR	0-0 4-3		0-0 1-3		4 1 1 2 0 0 0												
Luis Tiant, R (1, 1)			0-3 K		0-0 F9	0-3 K			0-0 4-3	4 0 0 0 0 2 0												
<b>Inning Stats</b>	R: 0 E: 0 K: 1 S: 5	H: 0 LOB: 0 BB: 0 P: 5	R: 0 E: 0 K: 0 S: 3	H: 1 LOB: 1 BB: 1 P: 7	R: 0 E: 0 K: 1 S: 6	H: 1 LOB: 1 BB: 0 P: 6	R: 0 E: 0 K: 1 S: 6	H: 1 LOB: 1 BB: 0 P: 6	R: 2 E: 0 K: 0 S: 4	H: 1 LOB: 0 BB: 1 P: 8		R: 5 E: 2 K: 1 S: 9	H: 3 LOB: 0 BB: 1 P: 13	R: 0 E: 0 K: 0 S: 4	H: 1 LOB: 1 BB: 0 P: 4	R: 0 E: 0 K: 0 S: 3	H: 0 LOB: 0 BB: 0 P: 3	R: 0 E: 0 K: 0 S: 3	H: 1 LOB: 0 BB: 0 P: 3	1B: 5 2B: 2 3B: 0 HR: 2	SF: 0 SAC: 0 DP: 2 HBP: 0	WP: 1 PB: 0 SB: 0 CS: 0
<b>PITCHER</b>	IP WLS BF H R ER SO BB IBB HBP BLK WP HR S P ERA WHIP																					
Frank Kreuzer, L (1, 1) ERA: 4.13	5.0 L 24 6 6 6 3 3 0 0 0 0 1 27 39 10.80 1.800																					
Steve Ridzik, R (6, 1) ERA: 3.67	1.0 4 1 1 0 1 0 0 0 0 0 1 6 6 0.00 1.000																					
Marshall Bridges, L (7, 1) ERA:	2.0 7 1 0 0 0 0 0 0 0 1 0 7 7 0.00 0.500																					
Pete Richert, L (9, 1) ERA: 6.04	1.0 3 1 0 0 0 0 0 0 0 0 0 3 3 0.00 1.000																					



Batter	1	2	3	4	5	6	7	8	9	AB	R	H	RBI	BB	SO	LOB
Don Blasingame, L (1, 4) OBP: 0.314, SLG: 0.405	0-3 K			0-0 3-1		0-0 F9		4-0 1B E BB		3	1	0	0	1	1	2
Ken McMullen, R (1, 5) OBP: 0.309, SLG: 0.414	4-0 G4-6-3 BB			0-0 1-3		0-3 K		0-0 E 1B		3	0	1	0	1	1	2
Jim King, L (1, 9) OBP: 0.286, SLG: 0.360	0-0 G4-6-3 1-2f			0-3 K		0-3 K		0-0 E4 FC6-4 1-2 3-H		4	0	0	1	0	2	4
Frank Howard, R (1, 7) OBP: 0.346, SLG: 0.416		0-3 K			0-0 F4		0-0 HR 1B	0-0 FC6-4 FC4-6 1-2f		4	1	1	0	0	1	2
Bob Chance, L (1, 3) OBP: 0.304, SLG: 0.380		0-0 L6			0-0 F8		0-0 F7	0-0 FC4-6 1-2f		4	0	0	0	0	0	3
Woodie Held, R (1, 8) OBP: 0.415, SLG: 0.559		0-0 F8			0-0 WP 1B		0-0 HR	0-0 G3-6-1 1B		4	1	3	2	0	0	0
Mike Brumley, L (1, 2) OBP: 0.180, SLG: 0.128			0-0 F7		0-3 K 1-2		0-0 6-3	0-0 G3-6-1 1-2f		4	0	0	0	0	1	2
Ed Brinkman, R (1, 6) OBP: 0.215, SLG: 0.202			0-0 F3			0-0 BB 1B	0-0 4-3	0-0 F8		3	0	1	0	0	0	0
Doug Camilli, R (9, PH) OBP: 0.250, SLG: 0.341										1	0	0	0	0	0	0
Frank Kreutzer, R (1, 1) OBP: 0.200, SLG: 0.200			0-0 F8			4-0 BB 1-2 BB		0-3 K		0	0	0	0	0	0	0
Steve Ridzik, R (6, 1) OBP: 0.391, SLG: 0.125										0	0	0	0	0	0	0
Joe Cunningham, L (6, PH) OBP: 0.391, SLG: 0.125										0	0	0	0	1	0	0
Marshall Bridges, S (7, 1) OBP: 0.231, SLG: 0.408										0	0	0	0	0	0	0
Willie Kirkland, L (8, PH) OBP: 0.167, SLG: 0.167										1	0	0	0	0	1	0
Pete Richert, L (9, 1) OBP: 0.167, SLG: 0.167										0	0	0	0	0	0	0

BOTTOM															
<b>Cleveland Indians @ Washington Senators</b> D.C. Stadium, Washington, DC Sun May 16 1965, 3:38 AM EDT Att. 12,630 - Unknown															
AB	32	R	3	H	6	RBI	3	BB	3	SO	7	LOB	15		
WP	1	PA	35												

Inning Stats	R: 0	H: 0	E: 0	LOB: 0	K: 1	BB: 1	S: 4	P: 8	R: 0	H: 0	E: 0	LOB: 0	K: 1	BB: 0	S: 5	P: 5	R: 0	H: 0	E: 0	LOB: 0	K: 1	BB: 0	S: 3	P: 3	R: 0	H: 1	E: 0	LOB: 1	K: 1	BB: 0	S: 6	P: 6	R: 0	H: 1	E: 0	LOB: 2	K: 2	BB: 1	S: 8	P: 12	R: 2	H: 2	E: 0	LOB: 0	K: 0	BB: 0	S: 5	P: 5	R: 1	H: 1	E: 1	LOB: 2	K: 1	BB: 1	S: 7	P: 11	R: 0	H: 1	E: 0	LOB: 0	K: 0	BB: 0	S: 3	P: 3	1B: 5	SF: 0	2B: 0	SAC: 0	3B: 0	DP: 2	HR: 1	HBP: 0	WP: 1	PA: 35
PITCHER	IP	WLS	BF	H	R	ER	SO	BB	IBB	HBP	BLK	WP	HR	S	P	ERA	WHIP																																																									
Luis Tiant, R (1, 1) ERA: 4.4	9.0	W	35	6	3	3	7	3	0	0	0	1	1	46	58	3.00	1.000																																																									
																PITCHER	IP	WLS	BF	H	R	ER	SO	BB	IBB	HBP	BLK	WP	HR	S	P	ERA	WHIP																																									





Batter	1	2	3	4	5	6	7	8	9	AB R H RBI BB SO LOB	TOP		
Paul Blair, R (1, 8) OBP: 0.295, SLG: 0.353	0-0 5-3	0-0 F7			0-0 F5			0-3 K		4 0 0 0 0 1 2			
Luis Aparicio, R (1, 6) OBP: 0.324, SLG: 0.473	0-0 2B 1B		0-0 6-3		0-0 5-3			0-0 5-3		4 0 1 0 0 0 0			
Jackie Brandt, R (1, 9) OBP: 0.352, SLG: 0.600 Curt Biefary, L (8, PH) OBP: 0.356, SLG: 0.649	0-0 1-3 2B		0-0 1B			0-3 K		0-0 F5		3 0 2 0 0 1 0 1 0 0 0 0 0 0			
Bob Johnson, R (1, 3) OBP: 0.317, SLG: 0.410	0-0 E5 G5-4-3		0-0 F3			0-3 K		0-0 L9		4 0 0 0 0 1 3			
John Orsino, R (1, 2) OBP: 0.333, SLG: 0.490	0-0 G5-4-3 1-2f		0-0 F4			0-0 F8		0-0 F2		4 0 0 0 0 0 4			
Boog Powell, L (1, 7) OBP: 0.278, SLG: 0.393		0-0 5-3			0-3 K		0-0 L9		0-3 K	4 0 0 0 0 2 0			
Davey Johnson, R (1, 5) OBP: 0.243, SLG: 0.242		0-0 6-3			0-3 K		0-0 F9			3 0 0 0 0 1 0			
Jerry Adair, R (1, 4) OBP: 0.310, SLG: 0.314		0-0 E 1B			0-0 L3		0-0 1B			3 0 2 0 0 0 0			
Robin Roberts, S (1, 1) OBP: 0.217, SLG: 0.304		0-0 E8 1B			0-0 L8		0-3 K			3 0 1 0 0 1 1			
<b>Inning Stats</b>	R: 0 H: 2 E: 1 LOB: 2 K: 0 BB: 0 S: 5 P: 5	R: 0 H: 2 E: 1 LOB: 2 K: 0 BB: 0 S: 5 P: 5	R: 0 H: 1 E: 0 LOB: 1 K: 0 BB: 0 S: 4 P: 4	R: 0 H: 0 E: 0 LOB: 0 K: 2 BB: 0 S: 7 P: 7	R: 0 H: 0 E: 0 LOB: 0 K: 0 BB: 0 S: 3 P: 3	R: 0 H: 0 E: 0 LOB: 0 K: 2 BB: 0 S: 7 P: 7	R: 0 H: 1 E: 0 LOB: 1 K: 1 BB: 0 S: 6 P: 6	R: 0 H: 0 E: 0 LOB: 0 K: 1 BB: 0 S: 5 P: 5	R: 0 H: 0 E: 0 LOB: 0 K: 1 BB: 0 S: 5 P: 5	1B: 5 SF: 0 2B: 1 SAC: 0 3B: 0 DP: 1 HR: 0 HBP: 0	WP: 0 PA: 33 PB: 0 SB: 0 CS: 0		
<b>PITCHER</b>	IP WLS BF H R ER SO BB IBB HBP BLK WP HR S P ERA WHIP											<b>PITCHER</b>	IP WLS BF H R ER SO BB IBB HBP BLK WP HR S P ERA WHIP
Jack Kralick, L (1, 1) ERA: 4.58	7.0 W 27 6 0 0 5 0 0 0 0 0 0 0 37 37 0.00 0.857												
Don McMahon, R (8, 1) ERA: 3.29	2.0 S 6 0 0 0 2 0 0 0 0 0 0 0 10 10 0.00 0.000												

Baltimore Orioles @ Cleveland Indians  
Cleveland Municipal Stadium, Cleveland, OH  
Tue May 18 1965, 7:05 PM EDT  
Att. 6,593 - Unknown

livebaseballscorecards.com

AB	33
R	0
H	6
RBI	0
BB	0
SO	7
LOB	10



Batter	1	2	3	4	5	6	7	8	9
Dick Howser, R OBP: 0.402, SLG: 0.321 (1, 6)	0-0 CS 1B			0-0 F9		0-0 1B 2-3 1B		0-0 SH1-4	
Fred Whitfield, L OBP: 0.348, SLG: 0.629 (1, 3)	0-0 F2 1-2			0-0 4-3		0-0 1B 1-3 3-H		4-0 IBB	
Leon Wagner, L OBP: 0.390, SLG: 0.528 Larry Brown, R OBP: 0.268, SLG: 0.313 (1, 7) (9, 4)	0-0 F9			0-3 K		0-0 F9		0-0 F8 2-3	
Rocky Colavito, R OBP: 0.410, SLG: 0.511 (1, 9)		0-0 4-3			0-0 5-3		0-0 F9	0-0 F7	
Max Alvis, R OBP: 0.351, SLG: 0.433 (1, 5)		0-0 6-3			0-0 5-3		0-3 K		
Vic Davalillo, L OBP: 0.374, SLG: 0.458 (1, 8)		0-0 CS 1B			0-0 F5		0-0 BB 1B		
Chuck Hinton, R OBP: 0.330, SLG: 0.354 (1, 4) (9, 7)	0-0 CS 1-2	0-0 L5	0-0 L5			0-0 F7 BB BB BB	4-0 FC6-4 BB		
Joe Azcue, R OBP: 0.317, SLG: 0.339 (1, 2)			0-0 F9			4-0 1B SH5-3 1B BB	0-0 FC6-4 1-2f		
Jack Kralick, L Don McMahon, R OBP: 1.000, SLG: 1.000 (1, 1) (8, 1)			0-0 F6			0-0 SH5-3 1-2		0-0 F8 SH1-4 1B	

Inning Stats	R: 0 E: 0 K: 0 S: 3	H: 1 LOB: 0 BB: 0 P: 3	R: 0 E: 0 K: 0 S: 3	H: 1 LOB: 0 BB: 0 P: 3	R: 0 E: 0 K: 0 S: 3	H: 0 LOB: 0 BB: 0 P: 3	R: 0 E: 0 K: 1 S: 5	H: 0 LOB: 0 BB: 0 P: 5	R: 0 E: 0 K: 0 S: 3	H: 0 LOB: 0 BB: 0 P: 3	R: 1 E: 0 K: 0 S: 5	H: 2 LOB: 2 BB: 1 P: 9	R: 0 E: 0 K: 1 S: 6	H: 1 LOB: 2 BB: 1 P: 10	R: 0 E: 0 K: 0 S: 4	H: 1 LOB: 2 BB: 1 P: 8
1B: 6 2B: 0 3B: 0 HR: 0	SF: 0 SAC: 2 DP: 0 HBP: 0	WP: 0 PB: 0 SB: 0 CS: 2	PA: 32													


PITCHER	IP	WLS	BF	H	R	ER	SO	BB	IBB	HBP	BLK	WP	HR	S	P	ERA	WHIP
Robin Roberts, R ERA: 2.7 (1, 1)	8.0	L	31	6	1	1	2	2	1	0	0	0	0	32	44	1.12	1.000

**BOTTOM**

**Baltimore Orioles @ Cleveland Indians**  
Cleveland Municipal Stadium, Cleveland, OH

Tue May 18 1965, 7:05 PM EDT  
Att. 6,593 - Unknown

AB	26
R	1
H	6
RBI	1
BB	3
SO	2
LOB	9





Batter	1	2	3	4	5	6	7	8	9	AB R H RBI BB SO LOB	TOP																				
Jerry Adair, R (1, 4) OBP: 0.331, SLG: 0.324	4-0 BB		0-0 WP BB 1B		4-0 FC6-4 1B BB		0-0 4-3 1B		0-3 K	3 0 2 0 2 1 0	<b>Baltimore Orioles @ Cleveland Indians</b> <b>Cleveland Municipal Stadium, Cleveland, OH</b> Wed May 19 1965, 7:05 PM EDT Att. 6,719 - Unknown																				
Luis Aparicio, R (1, 6) OBP: 0.329, SLG: 0.470	0-0 F8		4-0 WP 1-2 BB		0-0 FC6-4 1-2 1B		0-0 4-3		3 0 1 0 1 0 2																						
Jackie Brandt, R (1, 9) OBP: 0.328, SLG: 0.556	0-3 K		0-0 F7 1-2 2-3		0-0 FC6-4 1-2 2-3		0-0 F3		4 0 0 0 0 1 6																						
Bob Johnson, R (1, 3) OBP: 0.289, SLG: 0.372	0-0 6-3		0-0 G3		0-0 6-3		0-0 F9		4 0 0 0 0 0 5																						
John Orsino, R (1, 2) OBP: 0.321, SLG: 0.470		0-3 K		0-0 6-3		0-0 6-3	0-0 F9		4 0 0 0 0 1 0																						
Boog Powell, L (1, 7) OBP: 0.277, SLG: 0.383		0-0 4-3		0-0 F5		0-3 K	4-0 BB		3 0 0 0 1 1 0																						
Davey Johnson, R (1, 5) OBP: 0.268, SLG: 0.229		4-0 BB		0-0 E3		4-0 BB	0-0 F9		2 0 0 0 2 0 1																						
Paul Blair, R (1, 8) OBP: 0.287, SLG: 0.341		0-3 K		0-0 5-3		0-3 K		0-3 K	4 0 0 0 0 3 3																						
Steve Barber, L (1, 1) OBP: 0.100, SLG: 0.100			0-3 K		0-3 K		0-0 5-3		0-3 K	2 0 0 0 0 2 0																					
Russ Snyder, L (7, PH) OBP: 0.294, SLG: 0.200									1 0 0 0 0 0 0																						
Stu Miller, R (7, 1)									0 0 0 0 0 0 0																						
Sam Bowens, R (9, PH) OBP: 0.250, SLG: 0.273									1 0 0 0 0 1 0																						
<b>Inning Stats</b>	R: 0 E: 0 K: 1 S: 5	H: 0 LOB: 1 BB: 1 P: 9	R: 0 E: 0 K: 2 S: 7	H: 0 LOB: 1 BB: 1 P: 11	R: 0 E: 0 K: 1 S: 6	H: 1 LOB: 2 BB: 1 P: 10	R: 0 E: 1 K: 0 S: 4	H: 0 LOB: 1 BB: 0 P: 4	R: 0 E: 0 K: 1 S: 6	H: 1 LOB: 2 BB: 1 P: 10	R: 0 E: 0 K: 2 S: 7	H: 0 LOB: 1 BB: 1 P: 11	R: 0 E: 0 K: 0 S: 4	H: 1 LOB: 1 BB: 0 P: 4	R: 0 E: 0 K: 0 S: 3	H: 0 LOB: 1 BB: 1 P: 7	R: 0 E: 0 K: 3 S: 9	H: 0 LOB: 0 BB: 0 P: 9	1B: 3 2B: 0 3B: 0 HR: 0	SF: 0 SAC: 0 DP: 0 HBP: 0	WP: 1 PB: 0 SB: 2 CS: 0	PA: 37									
<b>PITCHER</b> Sam McDowell, L (1, 1) ERA: 4.02	IP 9.0	WLS W	BF 37	H 3	R 0	ER 0	SO 10	BB 6	IBB 0	HBP 0	BLK 0	WP 1	HR 0	S 51	P 75	ERA 0.00	WHIP 1.000														
											<b>PITCHER</b>	IP	WLS	BF	H	R	ER	SO	BB	IBB	HBP	BLK	WP	HR	S	P	ERA	WHIP			

livebaseballscorecards.com

AB	31
R	0
H	3
RBI	0
BB	6
SO	10
LOB	17



Batter	1	2	3	4	5	6	7	8	9	AB	R	H	RBI	BB	SO	LOB
Dick Howser, R OBP: 0.396, SLG: 0.310 (1, 6)	4-0 BB G4-6-3			x 0-0 4-3		x 0-0 4-3	x 0-0 6-3			3	0	0	0	1	0	1
Fred Whitfield, L OBP: 0.329, SLG: 0.591 (1, 3)	0-0 G4-6-3 1-2f			x 0-0 F4		SSS 0-3 K		x 0-0 F8		4	0	0	0	0	1	1
Leon Wagner, L OBP: 0.385, SLG: 0.518 Larry Brown, R OBP: 0.268, SLG: 0.313 (1, 7) (9, 4)	0-0 6-3			SSS 0-3 K		x 0-0 BB 1B		x 0-0 4-3		4	1	1	0	0	1	0
Rocky Colavito, R OBP: 0.405, SLG: 0.495 (1, 9)		x 0-0 4-3			x 0-0 6-3	BBB 4-0 1B		x 0-0 6-3		3	0	0	0	1	0	0
Max Alvis, R OBP: 0.359, SLG: 0.440 (1, 5)		x 0-0 F7			x 0-0 SH5-3 1B	x 0-0 1-3 2-H 1B				3	1	2	1	0	0	0
Vic Davalillo, L OBP: 0.366, SLG: 0.449 (1, 8)		SSS 0-3 K			x 0-0 SH5-3 1-2	x 0-0 L1				2	0	0	0	0	1	2
Chuck Hinton, R OBP: 0.339, SLG: 0.356 (1, 4) (9, 7)		BBB 4-0 BB G6-4-3			x 0-0 2-H 1B		x 0-0 E5			2	0	1	1	1	0	0
Joe Azcue, R OBP: 0.318, SLG: 0.328 (1, 2)		x 0-0 G6-4-3 1-2f			4-0 IBB		x 0-0 6-3			2	0	0	0	1	0	2
Sam McDowell, L OBP: 0.118, SLG: 0.063 (1, 1)		x 0-0 F1			SSS 0-3 K		SSS 0-3 K			3	0	0	0	0	2	3

Inning Stats	R: 0	H: 0	E: 0	LOB: 0	K: 0	S: 2	P: 6	R: 0	H: 0	E: 0	LOB: 0	K: 1	S: 5	P: 5	R: 0	H: 0	E: 0	LOB: 0	K: 0	S: 2	P: 6	R: 0	H: 0	E: 0	LOB: 0	K: 1	S: 5	P: 5	R: 1	H: 2	E: 0	LOB: 2	K: 1	S: 7	P: 11	R: 1	H: 2	E: 0	LOB: 2	K: 1	S: 7	P: 11	R: 0	H: 0	E: 1	LOB: 1	K: 1	S: 6	P: 6	R: 0	H: 0	E: 0	LOB: 0	K: 0	S: 3	P: 3
	1B: 4	SF: 0	2B: 0	SAC: 1	3B: 0	DP: 2	HR: 0	HBP: 0	WP: 0	PA: 31	1B: 4	SF: 0	2B: 0	SAC: 1	3B: 0	DP: 2	HR: 0	HBP: 0	WP: 0	PA: 31	1B: 4	SF: 0	2B: 0	SAC: 1	3B: 0	DP: 2	HR: 0	HBP: 0	WP: 0	PA: 31	1B: 4	SF: 0	2B: 0	SAC: 1	3B: 0	DP: 2	HR: 0	HBP: 0	WP: 0	PA: 31	1B: 4	SF: 0	2B: 0	SAC: 1	3B: 0	DP: 2	HR: 0	HBP: 0	WP: 0	PA: 31						

PITCHER	IP	WLS	BF	H	R	ER	SO	BB	IBB	HBP	BLK	WP	HR	S	P	ERA	WHIP
Steve Barber, L ERA: 4.88 (1, 1)	6.0	L	24	4	2	2	4	3	1	0	0	0	0	28	44	3.00	1.167
Stu Miller, R ERA: 2.63 (7, 1)	2.0		7	0	0	0	1	0	0	0	0	0	0	9	9	0.00	0.000

**BOTTOM**

**Baltimore Orioles @ Cleveland Indians**  
**Cleveland Municipal Stadium, Cleveland, OH**  
 Wed May 19 1965, 7:05 PM EDT  
 Att. 6,719 - Unknown

[livebaseballscorecards.com](http://livebaseballscorecards.com)

<b>AB</b>	<b>26</b>
<b>R</b>	<b>2</b>
<b>H</b>	<b>4</b>
<b>RBI</b>	<b>2</b>
<b>BB</b>	<b>4</b>
<b>SO</b>	<b>5</b>
<b>LOB</b>	<b>9</b>





Batter	1	2	3	4	5	6	7	8	9	AB R H RBI BB SO LOB	TOP		
<b>Russ Snyder, L</b> (1, 8) OBP: 0.364, SLG: 0.350	0-0 FC6-4 1B		0-3 K		0-0 1B 1B		0-0 F8		0-0 2B	5 0 3 1 0 1 0			
<b>Luis Aparicio, R</b> (1, 6) OBP: 0.331, SLG: 0.463	0-0 FC6-4 E S 1-2f		0-0 L6		0-0 1B 1-2			0-0 5-3	4-0 2-H BB BB BB	4 0 1 0 1 0 1			
<b>Curt Blefary, L</b> (1, 9) OBP: 0.348, SLG: 0.617	0-3 K 1-3		0-0 4-3		0-0 F9			4-0 WP HBP BB	0-3 K	4 0 0 0 1 2 5			
<b>Boog Powell, L</b> (1, 7) OBP: 0.284, SLG: 0.382	0-3 K			0-0 6-3 3-1 1B		0-0 6-3		1-0 WP HBP		3 0 1 0 0 1 1			
<b>Norm Siebern, L</b> (1, 3) OBP: 0.336, SLG: 0.402		4-0 2B G6-4-3 BB		0-0 3-1 1-2		0-3 K		0-3 K		3 1 0 0 1 2 3			
<b>Charlie Lau, L</b> (1, 2) OBP: 0.357, SLG: 0.630		0-0 G6-4-3 1-3 2B		0-0 6-3 2-3		0-0 1B		0-0 F4 1-2 2-3		4 0 2 0 0 0 3			
<b>Jerry Adair, R</b> (1, 4) OBP: 0.328, SLG: 0.315		4-0 G6-4-3 IBB		0-0 6-3		0-0 F9			0-0 F6	3 0 0 0 1 0 2			
<b>Davey Johnson, R</b> (1, 5) OBP: 0.244, SLG: 0.205		0-0 G6-4-3 1-2f 2-3 3-H			0-0 F8		0-3 K		0-0 F9	4 0 0 0 0 1 2			
<b>Dave McNally, R</b> (1, 1) <b>Jim Palmer, R</b> (3, 1) <b>Jackie Brandt, R</b> (9, PH) OBP: 0.339, SLG: 0.564		0-3 K			0-3 K		0-0 5-3		0-0 E8 2B 1B	1 0 0 0 0 1 1 2 0 0 0 0 1 0 1 1 1 0 0 0 0			
<b>Inning Stats</b>	R: 0 E: 0 K: 2 S: 8 H: 1 LOB: 1 BB: 0 P: 8	R: 1 E: 0 K: 1 S: 5 H: 1 LOB: 1 BB: 2 P: 13	R: 0 E: 0 K: 1 S: 5 H: 0 LOB: 0 BB: 0 P: 5	R: 0 E: 0 K: 0 S: 4 H: 1 LOB: 1 BB: 0 P: 4	R: 0 E: 0 K: 1 S: 7 H: 2 LOB: 2 BB: 0 P: 7	R: 0 E: 0 K: 1 S: 6 H: 1 LOB: 1 BB: 0 P: 6	R: 0 E: 0 K: 1 S: 5 H: 0 LOB: 0 BB: 0 P: 5	R: 0 E: 0 K: 1 S: 5 H: 0 LOB: 2 BB: 1 P: 10	R: 1 E: 1 K: 1 S: 7 H: 2 LOB: 2 BB: 1 P: 11	1B: 6 2B: 2 3B: 0 HR: 0 SF: 0 SAC: 0 DP: 1 HBP: 1	WP: 1 PB: 0 SB: 1 CS: 0 PA: 39		
<b>PITCHER</b>	IP WLS BF H R ER SO BB IBB HBP BLK WP HR S P ERA WHIP											<b>PITCHER</b>	IP WLS BF H R ER SO BB IBB HBP BLK WP HR S P ERA WHIP
<b>Sonny Siebert, R</b> (1, 1) ERA: 2.41	8.2 W 37 8 2 1 8 2 1 1 0 1 0 49 62 1.04 1.154												
<b>Gary Bell, R</b> (9, 1) ERA: 2.57	0.1 S 2 0 0 0 1 1 0 0 0 0 0 3 7 0.00 3.000												

**Baltimore Orioles @ Cleveland Indians**  
**Cleveland Municipal Stadium, Cleveland, OH**

Thu May 20 1965, 7:05 PM EDT  
 Att. 6,231 - Unknown

livebaseballscorecards.com

<b>AB</b>	34
<b>R</b>	2
<b>H</b>	8
<b>RBI</b>	1
<b>BB</b>	4
<b>SO</b>	9
<b>LOB</b>	18







Batter	1	2	3	4	5	6	7	8	9	AB	R	H	RBI	BB	SO	LOB	TOP					
Lenny Green, L (1, 8) OBP: 0.379, SLG: 0.472	4-0 BB G6-4-3	0-3 K			0-0 1B 1B	0-0 S 1B		1-0 FC6-4 HBP		3	1	2	0	1	1	1						
Chuck Schilling, R (1, 4) OBP: 0.353, SLG: 0.750	0-0 G6-4-3 1-2f		0-0 F8		0-0 F3	0-3 K		0-0 FC6-4 1-2f 2-3		5	0	0	0	0	1	5						
Dalton Jones, L (1, 5) OBP: 0.475, SLG: 0.547	4-0 BB		0-0 1B 1B		0-0 1B 1B	0-0 3-1		0-0 1B		4	1	3	1	1	0	1						
Jack Lamabe, R (8, 1)										0	0	0	0	0	0	0						
Dennis Bennett, L (8, 1)										0	0	0	0	0	0	0						
Lee Thomas, L (1, 3) OBP: 0.363, SLG: 0.474	0-3 K		0-0 F4		0-0 1B 1B			0-0 F5	0-0 F6	5	1	1	1	0	1	4						
Felix Mantilla, R (1, 7) OBP: 0.391, SLG: 0.468		0-0 F8	0-0 1B 1B		0-0 4-3 1B 1B		0-0 F7		0-0 F9	5	0	2	1	0	0	0						
Tony Conigliaro, R (1, 9) OBP: 0.348, SLG: 0.512		0-0 HR	0-3 K		0-0 4-3 1B		0-0 1B		0-0 F4	5	1	3	2	0	1	2						
Eddie Bressoud, R (1, 6) OBP: 0.306, SLG: 0.390		0-0 HR		0-3 K	0-0 4-3		0-0 F8		4-0 1B BB	4	1	1	1	1	1	3						
Bob Tillman, R (1, 2) OBP: 0.258, SLG: 0.284		0-0 1-3		0-0 6-3	0-0 F8			0-0 6-3	0-0 1B	5	0	1	0	0	0	2						
Earl Wilson, R (1, 1) OBP: 0.333, SLG: 0.308		4-0 BB		0-0 4-3		0-0 F9		0-0 FC6-4 HBP 1B	0-0 F9	2	0	0	0	1	0	0						
Jay Ritchie, R (6, 1)										0	0	0	0	0	0	0						
Arnold Earley, L (7, 1)										0	0	0	0	0	0	0						
Dick Radatz, R (7, 1) OBP: 0.444, SLG: 0.500										0	0	0	0	0	0	0						
Frank Malzone, R (8, PH) OBP: 0.347, SLG: 0.337										2	1	1	0	0	0	2						
<b>Inning Stats</b>	R: 0 E: 0 K: 1 S: 4	H: 0 LOB: 1 BB: 2 P: 12	R: 2 E: 0 K: 1 S: 7	H: 2 LOB: 1 BB: 1 P: 11	R: 0 E: 0 K: 1 S: 7	H: 2 LOB: 2 BB: 0 P: 7	R: 0 E: 0 K: 1 S: 5	H: 0 LOB: 0 BB: 0 P: 5	R: 3 E: 0 K: 0 S: 8	H: 5 LOB: 2 BB: 0 P: 8	R: 0 E: 0 K: 1 S: 6	H: 1 LOB: 1 BB: 0 P: 6	R: 0 E: 0 K: 0 S: 4	H: 1 LOB: 1 BB: 0 P: 4	R: 1 E: 0 K: 0 S: 5	H: 2 LOB: 2 BB: 0 P: 6	R: 0 E: 0 K: 0 S: 4	H: 1 LOB: 2 BB: 1 P: 8	1B: 12 2B: 0 3B: 0 HR: 2	SF: 0 SAC: 0 DP: 1 HBP: 1	WP: 0 PB: 0 SB: 1 CS: 0	PA: 45
<b>PITCHER</b>	IP	WLS	BF	H	R	ER	SO	BB	IBB	HBP	BLK	WP	HR	S	P	ERA	WHIP					
Luis Tiant, R (1, 1) ERA: 5.18	4.1		23	8	5	5	4	3	0	0	0	0	2	28	40	10.38	2.538					
Floyd Weaver, R (5, 1) ERA: 5.68	3.2	W	17	5	1	1	1	0	0	1	0	0	0	18	19	2.46	1.364					
Gary Bell, R (9, 1) ERA: 2.45	1.0	S	5	1	0	0	0	1	0	0	0	0	0	4	8	0.00	2.000					

**Boston Red Sox @ Cleveland Indians**  
**Cleveland Municipal Stadium, Cleveland, OH**  
 Fri May 21 1965, 7:05 PM EDT  
 Att. 9,685 - Unknown

[livebaseballscorecards.com](http://livebaseballscorecards.com)

<b>AB</b>	<b>40</b>
<b>R</b>	<b>6</b>
<b>H</b>	<b>14</b>
<b>RBI</b>	<b>6</b>
<b>BB</b>	<b>4</b>
<b>SO</b>	<b>5</b>
<b>LOB</b>	<b>20</b>



Batter	1	2	3	4	5	6	7	8	9
Dick Howser, R OBP: 0.405, SLG: 0.309 (1, 6)	0-0 BB 1B 2B 1B	0-0 L7		4-0 BB		0-0 F8		4-0 BB HBP 1B BB	
Fred Whitfield, L OBP: 0.316, SLG: 0.600 Chico Salmon, R (7, PR) (8, 3)	0-0 F8	0-0 3-1		0-0 F3			0-0 HR 2B	1-0 BB 1B HBP	
Leon Wagner, L OBP: 0.374, SLG: 0.500 Larry Brown, R OBP: 0.268, SLG: 0.313 (1, 7) (9, 4)	0-0 BB 1-2 2B 1B		0-0 4-3		0-3 K		0-0 F8	0-0 F3	
Rocky Colavito, R OBP: 0.408, SLG: 0.510 Gary Bell, R (1, 9) (9, 1)	4-0 2B 1-2 2-3 BB		0-0 F8		0-0 5-3		0-0 HR	0-0 F6	
Max Alvis, R OBP: 0.381, SLG: 0.491 (1, 5)	0-0 F6		0-0		0-0 HR 2B		0-0 FC6-4 1B	4-0 1B 1-2 2-3 BB	
Vic Davalillo, L OBP: 0.373, SLG: 0.486 (1, 8)	0-0 2B		0-0 F8		0-0 HR		0-0 FC6-4	0-0 1B	
Chuck Hinton, R OBP: 0.331, SLG: 0.391 (1, 4) (9, 7)	0-0 F4			0-0 HR		0-0 6-3	0-0 F9	0-0 F3	
Joe Azcue, R OBP: 0.338, SLG: 0.328 (1, 2)		0-0 FC1-6 1B		0-0 L6		0-3 K		4-0 HR BB	
Luis Tiant, R Floyd Weaver, R Al Luplow, L OBP: 0.500, SLG: 0.900 (1, 1) (5, 1) (8, PH) (9, 9)		0-0 FC1-6		0-3 K		0-3 K		0-0 HR	

Inning Stats	R: 2 E: 0 K: 0 S: 6	H: 3 LOB: 2 BB: 1 P: 10	R: 0 E: 0 K: 0 S: 4	H: 1 LOB: 1 BB: 0 P: 4	R: 0 E: 0 K: 0 S: 4	H: 1 LOB: 1 BB: 0 P: 4	R: 1 E: 0 K: 1 S: 6	H: 1 LOB: 1 BB: 1 P: 10	R: 2 E: 0 K: 1 S: 7	H: 2 LOB: 0 BB: 0 P: 7	R: 0 E: 0 K: 2 S: 7	H: 0 LOB: 0 BB: 0 P: 7	R: 2 E: 0 K: 0 S: 6	H: 3 LOB: 2 BB: 0 P: 6	R: 4 E: 0 K: 0 S: 5	H: 2 LOB: 2 BB: 3 P: 18
--------------	------------------------------	----------------------------------	------------------------------	---------------------------------	------------------------------	---------------------------------	------------------------------	----------------------------------	------------------------------	---------------------------------	------------------------------	---------------------------------	------------------------------	---------------------------------	------------------------------	----------------------------------

PITCHER	IP	WLS	BF	H	R	ER	SO	BB	IBB	HBP	BLK	WP	HR	S	P	ERA	WHIP
Earl Wilson, R ERA: 4.27 (1, 1)	5.0		25	8	5	5	2	2	0	0	0	0	0	27	35	9.00	2.000
Jay Ritchie, R ERA: 1.8 (6, 1)	1.0	L	4	1	1	1	2	0	0	0	0	0	0	8	8	9.00	1.000
Arnold Earley, L ERA: 2.61 (7, 1)	0.1		1	0	0	0	0	0	0	0	0	0	0	1	1	0.00	0.000
Dick Radatz, R ERA: 7.33 (7, 1)	0.2		4	2	1	1	0	0	0	0	0	0	1	4	4	13.50	3.000
Jack Lamabe, R ERA: 9.75 (8, 1)	0.0		3	1	3	3	0	2	0	0	0	0	1	1	9	∞	∞

AB	R	H	RBI	BB	SO	LOB
3	2	1	0	2	0	1
4	0	1	0	0	0	3
0	2	0	0	0	0	0
5	1	1	0	0	1	3
0	0	0	0	0	0	0
4	1	1	2	1	0	2
0	0	0	0	0	0	0
4	1	3	0	1	0	3
5	1	3	6	0	0	3
5	1	1	1	0	0	6
3	1	1	0	1	1	0
2	0	0	0	0	1	1
1	0	0	0	0	1	0
1	1	1	2	0	0	0

WP	PA
0	43

**Boston Red Sox @ Cleveland Indians**  
**Cleveland Municipal Stadium, Cleveland, OH**  
 Fri May 21 1965, 7:05 PM EDT  
 Att. 9,685 - Unknown

livebaseballscorecards.com

AB	37
R	11
H	13
RBI	11
BB	5
SO	4
LOB	22





Batter	1	2	3	4	5	6	7	8	9	AB R H RBI BB SO LOB	TOP																
Lenny Green, L (1, 8) OBP: 0.387, SLG: 0.477 (2, 7)	0-0 SH5-3 1B 2B	0-0 F9		0-3 K	4-0 BB		4-0 BB			3 1 1 0 2 1 2																	
Chuck Schilling, R (1, 4) OBP: 0.371, SLG: 0.758 Gary Geiger, L (2, PR) (2, 8)	0-0 SH5-3 2-3	0-0 1B 1B		0-0 E4 1B	0-0 F8		0-0 F8			1 0 1 1 0 0 0 3 1 0 0 0 0 3																	
Dalton Jones, L (1, 5) OBP: 0.470, SLG: 0.534	0-0 F4	0-0 FC5-4 1B		0-0 HR 1B	0-3 K			0-0 F3		5 1 2 2 0 1 3																	
Felix Mantilla, R (1, 7) OBP: 0.398, SLG: 0.496 (2, 4)	0-0 1B	0-0 FC5-4		0-0 HR		1-0 HBP		0-0 6-3		4 1 2 3 0 0 2																	
Lee Thomas, L (1, 3) OBP: 0.357, SLG: 0.462	0-0 F6		0-0 3-1	0-0 1B		0-0 F7		0-0 F8		5 0 1 0 0 0 2																	
Tony Conigliaro, R (1, 9) OBP: 0.343, SLG: 0.496		1-0 1B HBP	0-0 6-3	0-3 K		0-0 F8		0-3 K		4 1 0 0 0 2 2																	
Eddie Bressoud, R (1, 6) OBP: 0.322, SLG: 0.402		0-0 1B 1B	0-0 1B		0-0 1B 1-6-3 WP	0-3 K		0-0 F5		5 2 3 0 0 1 1																	
Bob Tillman, R (1, 2) OBP: 0.255, SLG: 0.279		0-0 1B 1B	0-3 K		0-0 1-6-3		0-3 K	0-0 5-3		5 1 1 1 0 2 2																	
Dave Morehead, R (1, 1) OBP: 0.235, SLG: 0.133		0-3 K		0-0 F4	0-0 WP 1B		0-3 K			4 0 1 0 0 2 2																	
<b>Inning Stats</b>	R: 1 E: 0 K: 0 S: 5	H: 2 LOB: 1 BB: 0 P: 5	R: 3 E: 0 K: 1 S: 9	H: 4 LOB: 2 BB: 0 P: 10	R: 0 E: 0 K: 1 S: 6	H: 1 LOB: 1 BB: 0 P: 6	R: 3 E: 1 K: 2 S: 11	H: 3 LOB: 1 BB: 0 P: 11	R: 1 E: 0 K: 1 S: 7	H: 2 LOB: 2 BB: 1 P: 11	R: 0 E: 0 K: 1 S: 5	H: 0 LOB: 1 BB: 0 P: 6	R: 0 E: 0 K: 2 S: 7	H: 0 LOB: 1 BB: 1 P: 11	R: 0 E: 0 K: 0 S: 3	H: 0 LOB: 0 BB: 0 P: 3	R: 0 E: 0 K: 1 S: 5	H: 0 LOB: 0 BB: 0 P: 5	1B: 10 2B: 1 3B: 0 HR: 1	SF: 0 SAC: 1 DP: 0 HBP: 2	WP: 1 PB: 0 SB: 2 CS: 0	PA: 44					
<b>PITCHER</b>	IP WLS BF H R ER SO BB IBB HBP BLK WP HR S P ERA WHIP	IP WLS BF H R ER SO BB IBB HBP BLK WP HR S P ERA WHIP	IP WLS BF H R ER SO BB IBB HBP BLK WP HR S P ERA WHIP	IP WLS BF H R ER SO BB IBB HBP BLK WP HR S P ERA WHIP	IP WLS BF H R ER SO BB IBB HBP BLK WP HR S P ERA WHIP	IP WLS BF H R ER SO BB IBB HBP BLK WP HR S P ERA WHIP	IP WLS BF H R ER SO BB IBB HBP BLK WP HR S P ERA WHIP	IP WLS BF H R ER SO BB IBB HBP BLK WP HR S P ERA WHIP	IP WLS BF H R ER SO BB IBB HBP BLK WP HR S P ERA WHIP	IP WLS BF H R ER SO BB IBB HBP BLK WP HR S P ERA WHIP	IP WLS BF H R ER SO BB IBB HBP BLK WP HR S P ERA WHIP	IP WLS BF H R ER SO BB IBB HBP BLK WP HR S P ERA WHIP	IP WLS BF H R ER SO BB IBB HBP BLK WP HR S P ERA WHIP	IP WLS BF H R ER SO BB IBB HBP BLK WP HR S P ERA WHIP	IP WLS BF H R ER SO BB IBB HBP BLK WP HR S P ERA WHIP	IP WLS BF H R ER SO BB IBB HBP BLK WP HR S P ERA WHIP	IP WLS BF H R ER SO BB IBB HBP BLK WP HR S P ERA WHIP	IP WLS BF H R ER SO BB IBB HBP BLK WP HR S P ERA WHIP	IP WLS BF H R ER SO BB IBB HBP BLK WP HR S P ERA WHIP	IP WLS BF H R ER SO BB IBB HBP BLK WP HR S P ERA WHIP	IP WLS BF H R ER SO BB IBB HBP BLK WP HR S P ERA WHIP	IP WLS BF H R ER SO BB IBB HBP BLK WP HR S P ERA WHIP	IP WLS BF H R ER SO BB IBB HBP BLK WP HR S P ERA WHIP	IP WLS BF H R ER SO BB IBB HBP BLK WP HR S P ERA WHIP			
Ralph Terry, R ERA: 2.93	(1, 1) 3.2 L 23 10 7 4 3 0 0 1 0 0 1 28 29 9.82 2.727	(4, 1) 0.1 1 0 0 0 1 0 0 0 0 0 0 0 3 3 0.00 0.000	(5, 1) 0.1 4 2 1 1 0 1 0 0 0 1 0 0 3 7 27.00 9.000	(5, 1) 1.2 6 0 0 0 2 0 0 1 0 0 0 9 10 0.00 0.000	(7, 1) 2.0 7 0 0 0 2 1 0 0 0 0 0 0 10 14 0.00 0.500	Jack Kralick, L ERA: 4.34 (9, 1) 1.0 3 0 0 0 1 0 0 0 0 0 0 5 5 0.00 0.000																					

**Boston Red Sox @ Cleveland Indians**  
**Cleveland Municipal Stadium, Cleveland, OH**  
 Sat May 22 1965, 3:33 AM EDT  
 Att. 5,287 - Unknown

[livebaseballscorecards.com](http://livebaseballscorecards.com)

**AB 39**  
**R 8**  
**H 12**  
**RBI 7**  
**BB 2**  
**SO 9**  
**LOB 19**



BOTTOM

Boston Red Sox @ Cleveland Indians  
Cleveland Municipal Stadium, Cleveland, OH

Sat May 22 1965, 3:33 AM EDT  
Att. 5,287 - Unknown

livebaseballscorecards.com

AB 34  
R 4  
H 7  
RBI 4  
BB 5  
SO 6  
LOB 16



WP: 1 PA: 39  
PB: 0  
SB: 0  
CS: 0

AB R H RBI BB SO LOB

4 0 1 0 1 0 0

5 0 2 0 0 1 2  
0 0 0 0 0 0 0

5 1 0 0 0 0 4

3 2 2 1 1 0 1

3 1 1 3 1 2 2

4 0 0 0 0 2 1

2 0 0 0 2 0 0

4 0 1 0 0 1 2

1 0 0 0 0 0 0 0  
0 0 0 0 0 0 0 0  
1 0 0 0 0 0 0 2  
0 0 0 0 0 0 0 0  
0 0 0 0 0 0 0 0  
1 0 0 0 0 0 0 2  
0 0 0 0 0 0 0 0  
0 0 0 0 0 0 0 0  
0 0 0 0 0 0 0 0  
1 0 0 0 0 0 0 0

1B: 4 SF: 0  
2B: 1 SAC: 0  
3B: 0 DP: 0  
HR: 2 HBP: 0

Batter	1	2	3	4	5	6	7	8	9
Dick Howser, R (1, 6) OBP: 0.405, SLG: 0.306	4-0 FC5-4 BB		0-0 4-3		0-0 F8		0-0 1B 1B		0-0 F8
Fred Whitfield, L (1, 3) OBP: 0.321, SLG: 0.600 Sam McDowell, L (9, PR) OBP: 0.118, SLG: 0.063	0-3 K		0-0 2B		0-0 F4		0-0 F5		0-0 1B
Leon Wagner, L (1, 7) OBP: 0.360, SLG: 0.480	0-0 FC5-4 WP 1-2f HR		0-0 F1		0-0 F5		0-0 F3		0-0 F6
Rocky Colavito, R (1, 9) OBP: 0.418, SLG: 0.543	4-0 1-2 HR BB		0-0 F8		0-0 HR		0-0 1-2 1B		
Max Alvis, R (1, 5) OBP: 0.385, SLG: 0.514	0-0 1-H 2-H HR			4-0 BB BB		0-3 K	0-3 K		
Vic Davalillo, L (1, 8) OBP: 0.360, SLG: 0.468	0-3 K		0-0 F8		0-3 K			0-0 6-3	
Chuck Hinton, R (1, 4) OBP: 0.336, SLG: 0.384		0-0 5-3		4-0 1-2 BB BB		4-0 1B BB		0-0 F8	
Joe Azcue, R (1, 2) OBP: 0.333, SLG: 0.324		0-0 6-3		0-3 K		0-0 1-2 1B		0-0 5-3	
Ralph Terry, R Mike Hedlund, R Billy Moran, R Don McKahan, R Floyd Weaver, R Pedro Gonzalez, R Lee Stange, R Jack Kralick, L Larry Brown, R		0-0 F7		0-0 F5		0-0 F2		0-0 F7	

Inning Stats	R: 3	H: 1	E: 0	K: 2	S: 8	LOB: 0	BB: 2	P: 16
	R: 0	H: 0	E: 0	K: 0	S: 3	LOB: 0	BB: 0	P: 3
	R: 0	H: 1	E: 0	K: 0	S: 4	LOB: 1	BB: 0	P: 4
	R: 0	H: 0	E: 0	K: 1	S: 5	LOB: 2	BB: 2	P: 13
	R: 0	H: 0	E: 0	K: 0	S: 3	LOB: 0	BB: 0	P: 3
	R: 1	H: 2	E: 0	K: 2	S: 9	LOB: 2	BB: 1	P: 13
	R: 0	H: 2	E: 0	K: 1	S: 7	LOB: 2	BB: 0	P: 7
	R: 0	H: 0	E: 0	K: 0	S: 3	LOB: 0	BB: 0	P: 3
	R: 0	H: 1	E: 0	K: 0	S: 4	LOB: 1	BB: 0	P: 4

PITCHER	IP	WLS	BF	H	R	ER	SO	BB	IBB	HBP	BLK	WP	HR	S	P	ERA	WHIP
Dave Morehead, R (1, 1) ERA: 4.71	9.0	W	39	7	4	4	6	5	0	0	0	1	2	46	66	4.00	1.333



Batter	1	2	3	4	5	6	7	8	9	AB R H RBI BB SO LOB
Lenny Green, L (1, 8) OBP: 0.387, SLG: 0.470	0-0 K2-4-2 1B		4-0 E 1-2 1B BB	0-0 F6		0-0 F7			0-0 F3	4 1 1 0 1 0 2
Frank Malzone, R (1, 5) OBP: 0.330, SLG: 0.318	0-3 K2-4-2 1-2f		0-0 E4 1B BB		0-0 L8		0-0 5-3		0-0 5-3	5 1 0 0 0 1 2
Dalton Jones, L (1, 4) OBP: 0.479, SLG: 0.556	0-3 K		0-0 BB BB WP 1B		0-0 G5-4-3 1B		0-0 2B 2B		0-0 4-3	5 2 3 1 0 1 0
Felix Mantilla, R (1, 7) OBP: 0.409, SLG: 0.504		4-0 S BB	4-0 WP BB BB		0-0 G5-4-3 1-2f		0-0 2B 2B			2 0 1 1 2 0 1
Tony Conigliaro, R (1, 9) OBP: 0.333, SLG: 0.481		0-3 K 1-2	0-3 K			0-0 F7		0-0 F7		4 0 0 0 0 2 5
Lee Thomas, L (1, 3) OBP: 0.361, SLG: 0.484		0-3 K	4-0 WP BB			0-0 HR		0-0 F1		3 1 1 2 1 1 2
Eddie Bressoud, R (1, 6) OBP: 0.319, SLG: 0.395		0-3 K	0-3 K			0-0 BB 1B		0-3 K		4 0 1 0 0 3 3
Bob Tillman, R (1, 2) OBP: 0.265, SLG: 0.281			0-0 FC5-6 1B	0-3 K		4-0 BB 1B		0-0 F5		3 0 1 0 1 1 0
Jim Lonborg, R (1, 1) OBP: 0.111, SLG: 0.167			0-0 FC5-6 BB E	0-0 4-3		0-0 F5		0-0 F5		4 1 0 0 0 0 3

Inning Stats	R: 0 E: 0 K: 2 S: 7	H: 1 LOB: 0 BB: 0 P: 7	R: 0 E: 0 K: 3 S: 9	H: 0 LOB: 1 BB: 1 P: 13	R: 4 E: 1 K: 2 S: 10	H: 2 LOB: 2 BB: 3 P: 22	R: 0 E: 0 K: 1 S: 5	H: 0 LOB: 0 BB: 0 P: 5	R: 0 E: 0 K: 0 S: 3	H: 1 LOB: 0 BB: 0 P: 3	R: 1 E: 0 K: 0 S: 5	H: 2 LOB: 2 BB: 1 P: 9	R: 1 E: 0 K: 0 S: 5	H: 2 LOB: 1 BB: 0 P: 5	R: 0 E: 0 K: 1 S: 5	H: 0 LOB: 0 BB: 0 P: 5	R: 0 E: 0 K: 0 S: 3	H: 0 LOB: 0 BB: 0 P: 3	1B: 5 2B: 3 3B: 0 HR: 1	SF: 0 SAC: 0 DP: 2 HBP: 0	WP: 1 PB: 0 SB: 1 CS: 0	PA: 39
--------------	------------------------------	---------------------------------	------------------------------	----------------------------------	-------------------------------	----------------------------------	------------------------------	---------------------------------	------------------------------	---------------------------------	------------------------------	---------------------------------	------------------------------	---------------------------------	------------------------------	---------------------------------	------------------------------	---------------------------------	----------------------------------	------------------------------------	----------------------------------	--------

PITCHER	IP	WLS	BF	H	R	ER	SO	BB	IBB	HBP	BLK	WP	HR	S	P	ERA	WHIP
Sam McDowell, L (1, 1) ERA: 3.99	2.2	L	15	3	4	1	6	4	0	0	0	0	0	23	39	3.38	2.625
Gary Bell, R (3, 1) ERA: 2.81	3.2		16	5	2	2	2	1	0	0	0	1	1	19	23	4.91	1.636
Luis Tiant, R (7, 1) ERA: 5.08	0.2		2	0	0	0	0	0	0	0	0	0	0	2	2	0.00	0.000
Floyd Weaver, R (8, 1) ERA: 4.41	2.0		6	0	0	0	1	0	0	0	0	0	0	8	8	0.00	0.000


**TOP**

**Boston Red Sox @ Cleveland Indians**  
Cleveland Municipal Stadium, Cleveland, OH

Sun May 23 1965, 3:33 AM EDT  
Unknown

[livebaseballscorecards.com](http://livebaseballscorecards.com)

<b>AB</b>	<b>34</b>
<b>R</b>	<b>6</b>
<b>H</b>	<b>8</b>
<b>RBI</b>	<b>4</b>
<b>BB</b>	<b>5</b>
<b>SO</b>	<b>9</b>
<b>LOB</b>	<b>18</b>



Batter	1	2	3	4	5	6	7	8	9	AB	R	H	RBI	BB	SO	LOB
Dick Howser, R OBP: 0.400, SLG: 0.314 (1, 6)	0-0 4-3 WP 2B		0-0 5-3		0-0 6-3		0-0 4-3			4	1	1	0	0	0	1
Fred Whitfield, L OBP: 0.318, SLG: 0.583 (1, 3)	0-0 4-3 2-3		0-0 FC1-6 1B		0-0 F3			0-0 F5		4	0	1	0	0	0	1
Leon Wagner, L OBP: 0.357, SLG: 0.472 (1, 7)	0-0 3-H 1B		0-0 FC1-6 1-2f		0-0 3-1			0-0 F6		4	0	1	0	0	0	1
Rocky Colavito, R OBP: 0.413, SLG: 0.532 (1, 9)	0-0 F7		0-0 F9		0-3 K			0-0 1B 1B		4	0	1	0	0	1	2
Max Alvis, R OBP: 0.388, SLG: 0.509 (1, 5)	0-0 F2			0-0 5-3		4-0 BB		0-0 1-2 1B		3	0	1	0	1	0	1
Vic Davalillo, L OBP: 0.356, SLG: 0.461 (1, 8)		0-0 6-3		0-0 1B		0-0 4-3		0-0 4-3		4	0	1	0	0	0	3
Chuck Hinton, R OBP: 0.333, SLG: 0.379 (1, 4)		0-0 P3		0-0 L7			0-0 1B		0-0 F9	4	0	1	0	0	0	1
Cam Carreon, R OBP: 0.256, SLG: 0.250 (1, 2)		0-0 5-3		0-3 K			0-0 F7		0-3 K	2	0	0	0	0	1	1
Al Luplow, L OBP: 0.462, SLG: 0.818 (7, PH)									0-3 K	1	0	0	0	0	0	1
Floyd Weaver, R (8, 1)										0	0	0	0	0	0	0
Larry Brown, R OBP: 0.260, SLG: 0.304 (9, PH)										1	0	0	0	0	1	0
Sam McDowell, L OBP: 0.118, SLG: 0.063 (1, 1)			0-0 HR		0-0 6-3		0-0 F8		0-3 K	0	0	0	0	0	0	0
Gary Bell, R OBP: 0.167, SLG: 0.667 (3, 1)										2	1	1	1	0	0	0
Luis Tiant, R (7, 1)										0	0	0	0	0	0	0
Joe Azcue, R OBP: 0.325, SLG: 0.315 (7, PH)										2	0	0	0	0	1	1

Inning Stats	R: 1	H: 2	E: 0	K: 0	S: 5	R: 0	H: 0	E: 0	K: 0	S: 3	R: 0	H: 0	E: 0	K: 0	S: 5	R: 1	H: 2	E: 0	K: 0	S: 5	R: 0	H: 1	E: 0	K: 1	S: 6	R: 0	H: 0	E: 0	K: 0	S: 3	R: 0	H: 0	E: 0	K: 1	S: 5	R: 0	H: 0	E: 0	K: 0	S: 4	R: 0	H: 2	E: 0	K: 0	S: 5	R: 0	H: 0	E: 0	K: 2	S: 7	R: 0	H: 0	E: 0	K: 0	S: 7	1B: 6	2B: 1	3B: 0	HR: 1	SF: 0	SAC: 0	DP: 0	HBP: 0	WP: 1	PA: 36
--------------	------	------	------	------	------	------	------	------	------	------	------	------	------	------	------	------	------	------	------	------	------	------	------	------	------	------	------	------	------	------	------	------	------	------	------	------	------	------	------	------	------	------	------	------	------	------	------	------	------	------	------	------	------	------	------	-------	-------	-------	-------	-------	--------	-------	--------	-------	--------

PITCHER	IP	WLS	BF	H	R	ER	SO	BB	IBB	HBP	BLK	WP	HR	S	P	ERA	WHIP
Jim Lonborg, R ERA: 2.44 (1, 1)	9.0	W	36	8	2	2	4	1	0	0	0	1	1	43	47	2.00	1.000


**BOTTOM**

**Boston Red Sox @ Cleveland Indians**  
Cleveland Municipal Stadium, Cleveland, OH

Sun May 23 1965, 3:33 AM EDT  
Unknown

livebaseballscorecards.com

<b>AB</b>	<b>35</b>
<b>R</b>	<b>2</b>
<b>H</b>	<b>8</b>
<b>RBI</b>	<b>1</b>
<b>BB</b>	<b>1</b>
<b>SO</b>	<b>4</b>
<b>LOB</b>	<b>13</b>







Batter	1	2	3	4	5	6	7	8	9	AB R H RBI BB SO LOB
Larry Brown, R OBP: 0.269, SLG: 0.311 (1, 6)	0-0 F9	0-3 K			0-3 K				0-0 1B	5 1 2 0 0 2 1
Leon Wagner, L OBP: 0.352, SLG: 0.462 (1, 7)	0-0 4-3		0-0 F8		0-0 F7		0-0 F6		0-0 1B	5 0 1 0 0 0 1
Max Alvis, R OBP: 0.388, SLG: 0.500 (1, 5)	4-0 HR		0-0 F9		0-3 K		0-0 F7		0-0 1B	4 1 1 1 1 1 1
Rocky Colavito, R OBP: 0.420, SLG: 0.561 (1, 9)	0-0 HR		0-0 BB			0-0 6-3		0-0 FC6-4	0-0 F9	5 1 3 2 0 0 2
Vic Davalillo, L OBP: 0.369, SLG: 0.462 (1, 8)	4-0 BB		4-0 BB			0-0 1B		0-0 FC6-4		2 0 1 0 2 0 1
Chuck Hinton, R OBP: 0.333, SLG: 0.378 (1, 3) (7, 4)	0-0 5-3		0-3 K			0-0 1B		0-0 SH5-3		3 0 1 0 0 1 3
Joe Azcue, R OBP: 0.321, SLG: 0.303 (1, 2)					0-0 6-3			0-0 F4		3 0 0 0 1 1 3
Pedro Gonzalez, R OBP: 0.222, SLG: 0.333 Fred Whitfield, L OBP: 0.311, SLG: 0.570 (6, PH) (7, 3)			0-3 K		0-3 K		0-0 L6		0-0 P3	2 0 0 0 0 2 1 2 0 0 0 0 0 2
Dick Donovan, L Lee Stange, R Dick Howser, R Don McMillon, R Mike Hedlund, R Chico Salmon, R (1, 1) (5, 1) (7, PH) (8, 1) (8, 1) (9, PH)			0-3 K		0-3 K			0-0 F3		2 0 0 0 0 2 1 0 0 0 0 0 0 0 1 0 1 0 0 0 0 0 0

Inning Stats	R: 2	H: 1	E: 0	K: 0	S: 4	LOB: 1	BB: 2	P: 12	R: 0	H: 0	E: 0	K: 3	S: 9	LOB: 1	BB: 1	P: 13	R: 0	H: 1	E: 0	K: 1	S: 6	LOB: 2	BB: 1	P: 10	R: 0	H: 0	E: 0	K: 2	S: 7	LOB: 0	BB: 0	P: 7	R: 0	H: 2	E: 0	K: 1	S: 7	LOB: 2	BB: 0	P: 7	R: 0	H: 1	E: 0	K: 0	S: 4	LOB: 1	BB: 0	P: 4	R: 0	H: 1	E: 0	K: 0	S: 4	LOB: 1	BB: 0	P: 4	R: 1	H: 3	E: 0	K: 0	S: 6	LOB: 2	BB: 0	P: 6	1B: 8	2B: 0	3B: 0	HR: 1	SF: 0	SAC: 1	DP: 0	HBP: 0	WP: 0	PB: 0	SB: 2	CS: 0	PA: 40
PITCHER	IP	WLS	BF	H	R	ER	SO	BB	IBB	HBP	BLK	WP	HR	S	P	ERA	WHIP																																																												
Jerry Stephenson, R ERA: 5.54 (1, 1)	6.0	W	26	4	2	2	9	4	0	0	0	0	0	40	56	3.00	1.333																																																												
Jay Ritchie, R ERA: 2.0 (7, 1)	3.0	S	14	5	1	1	0	0	0	0	0	0	0	14	14	3.00	1.667																																																												

BOTTOM

Boston Red Sox @ Cleveland Indians  
Cleveland Municipal Stadium, Cleveland, OH

Sun May 23 1965, 3:38 AM EDT  
Att. 18,213 - Unknown

livebaseballscorecards.com

AB	35
R	3
H	9
RBI	3
BB	4
SO	9
LOB	16





Batter	1	2	3	4	5	6	7	8	9	AB R H RBI BB SO LOB	TOP									
Dick Howser, R (1, 6) OBP: 0.385, SLG: 0.299 Pedro Gonzalez, R (9, PH) OBP: 0.300, SLG: 0.400	0-3 K	0-0 FC6-4		0-0 FC4		0-0 6-3			0-0 1B 1B	4 0 0 0 0 1 4 1 1 1 0 0 0 0										
Fred Whitfield, L (1, 3) OBP: 0.305, SLG: 0.582	0-0 1-3		0-0 4-3		0-0 HR		0-0 1-3		0-0 G3	5 1 1 1 0 0 1										
Leon Wagner, L (1, 7) OBP: 0.360, SLG: 0.482	0-0 1B 2B		0-0 2B		0-0 L8		0-0 F8		0-0 FC6 1B	5 1 3 1 0 0 0										
Rocky Colavito, R (1, 9) OBP: 0.419, SLG: 0.551	4-0 1B BB		0-3 K		0-0 FC5-4 1B		0-0 F5		0-0 F9	4 0 1 0 1 1 2										
Max Alvis, R (1, 5) OBP: 0.382, SLG: 0.488	0-0 1-3 2-H 1B		0-3 K		0-0 FC5-4 CS			0-0 6-3	0-0 FC6	5 0 1 1 0 1 3										
Vic Davalillo, L (1, 8) OBP: 0.381, SLG: 0.479	0-0 L6			0-0 1B 1B	0-0 CS	0-0 SH1-3 1B		0-0 1B SF8 2B		4 2 3 0 0 0 2										
Larry Brown, R (1, 4) OBP: 0.280, SLG: 0.321		0-0 5-3		0-0 F3		0-0 SH1-3 1B		0-0 2-3 1B		4 0 2 0 0 0 1										
Joe Azcue, R (1, 2) OBP: 0.307, SLG: 0.291		0-0 1-3		0-0 5-3		0-3 K		0-0 SF8		3 0 0 1 0 1 3										
Jack Kralick, L (1, 1) OBP: 0.400, SLG: 0.400 Floyd Weaver, R (6, 1) Don McMahon, R (7, 1) OBP: 1.000, SLG: 1.000 Chico Salmon, R (8, PH) Lee Stange, R (8, 1) OBP: 1.000, SLG: 1.000		0-0 FC6-4 1B		0-0 FC4 1B		0-0 SH1-3		0-0 F6		2 0 2 1 0 0 0 0 0 0 0 0 0 0 0 0 0 0 0 0 0 1 0 0 0 0 0 1 0 0 0 0 0 0 0										
<b>Inning Stats</b>	R: 1 E: 0 K: 1 S: 7	H: 2 LOB: 2 BB: 1 P: 11	R: 0 E: 0 K: 0 S: 4	H: 1 LOB: 1 BB: 0 P: 4	R: 0 E: 0 K: 2 S: 8	H: 1 LOB: 1 BB: 0 P: 8	R: 1 E: 0 K: 0 S: 5	H: 2 LOB: 1 BB: 0 P: 5	R: 1 E: 0 K: 1 S: 7	H: 2 LOB: 2 BB: 0 P: 7	R: 0 E: 0 K: 0 S: 3	H: 0 LOB: 0 BB: 0 P: 3	R: 1 E: 0 K: 0 S: 5	H: 2 LOB: 1 BB: 0 P: 5	R: 1 E: 0 K: 0 S: 5	H: 2 LOB: 1 BB: 0 P: 5	1B: 10 2B: 3 3B: 0 HR: 1	SF: 1 SAC: 1 DP: 0 HBP: 0	WP: 0 PB: 0 SB: 0 CS: 1	PA: 42
<b>PITCHER</b> Mel Stottlemyre, R (1, 1) ERA: 3.07	IP: 9.0 WLS: W BF: 41 H: 14 R: 5 ER: 5 SO: 4 BB: 1 IBB: 0 HBP: 0 BLK: 0 WP: 0 HR: 1 S: 48 P: 52 ERA: 5.00 WHIP: 1.667											<b>PITCHER</b>	IP: WLS: BF: H: R: ER: SO: BB: IBB: HBP: BLK: WP: HR: S: P: ERA: WHIP:							

Cleveland Indians @ New York Yankees  
 Yankee Stadium, Bronx, NY  
 Mon May 24 1965, 7:05 PM EDT  
 Att: 9,973 - Unknown - 64 F

AB	38
R	5
H	14
RBI	5
BB	1
SO	4
LOB	17



livebaseballscorecards.com

Batter	1	2	3	4	5	6	7	8	9
Phil Linz, R OBP: 0.338, SLG: 0.339 (1, 6)	0-0 1-3	0-0 1B 2B		0-0 1B		0-0 FC HR	0-0 WP 1B		
Bobby Richardson, R OBP: 0.327, SLG: 0.357 (1, 4)	0-0 4-3	0-0 FC6-4 1B		0-0 5-3		0-0 FC HR	0-0 HR 1B		
Tom Tresh, S OBP: 0.351, SLG: 0.526 (1, 8) (7, 7)	4-0 1B BB	0-0 FC6-4			0-0 F4	0-0 F2	0-0 HR		
Mickey Mantle, S OBP: 0.420, SLG: 0.500 Ross Moschitto, R (7, 8)	0-0 1-3 1B		0-0 L9		0-0 1-3	4-0 HR BB	0-0 F4		
Joe Pepitone, L OBP: 0.309, SLG: 0.462 (1, 3)	0-0 G3		0-0 4-3		0-0 4-3	0-0 HR		0-0 2B 2B	
Hector Lopez, R OBP: 0.225, SLG: 0.323 Art Lopez, L (8, PR) (9, 9)		0-0 E8 1B	0-0 F8			0-0 6-3		0-0 2B	
Clete Boyer, R OBP: 0.266, SLG: 0.336 (1, 5)		0-0 4-3 2B 1B		0-3 K		0-0 2B 2B	0-0 1B 3B	0-0 L6	
Doc Edwards, R OBP: 0.279, SLG: 0.216 (1, 2)		0-0 4-3		0-0 1B 2B		0-0 2B FC 1B	0-3 K	0-0 6-3	
Mel Stottlemyre, R OBP: 0.120, SLG: 0.160 (1, 1)		0-0 F8		0-0 6-3		0-0 FC 2B	0-3 K	0-0 F8	

Inning Stats	R: 0	H: 1	E: 0	LOB: 2	K: 0	BB: 1	S: 4	P: 8
	R: 3	H: 3	E: 1	LOB: 1	K: 0	BB: 0	S: 7	P: 7
	R: 0	H: 0	E: 0	LOB: 0	K: 0	BB: 0	S: 3	P: 3
	R: 0	H: 2	E: 0	LOB: 2	K: 1	BB: 0	S: 7	P: 7
	R: 0	H: 0	E: 0	LOB: 0	K: 0	BB: 0	S: 3	P: 3
	R: 7	H: 4	E: 0	LOB: 0	K: 0	BB: 1	S: 9	P: 13
	R: 4	H: 4	E: 0	LOB: 0	K: 2	BB: 0	S: 11	P: 11
	R: 1	H: 2	E: 0	LOB: 1	K: 0	BB: 0	S: 5	P: 5

PITCHER	IP	WLS	BF	H	R	ER	SO	BB	IBB	HBP	BLK	WP	HR	S	P	ERA	WHIP
Jack Kralick, L (1, 1)	5.1	L	27	9	6	3	1	1	0	0	0	0	0	28	32	5.06	1.875
Floyd Weaver, R (6, 1)	0.2		6	1	4	4	0	1	0	0	0	0	1	5	9	54.00	3.000
Don McMahon, R (7, 1)	1.0		7	4	4	4	2	0	0	0	0	1	1	11	11	36.00	4.000
Lee Stange, R (8, 1)	1.0		5	2	1	1	0	0	0	0	0	0	0	5	5	9.00	2.000

AB R H RBI BB SO LOB

5	3	3	3	0	0	1
5	2	2	3	0	0	3
4	1	1	2	1	0	3
3	1	1	0	1	0	0
1	0	0	0	0	0	0
5	2	2	4	0	0	2
5	1	1	1	0	0	0
0	0	0	0	0	0	0
5	3	3	1	0	1	1
5	1	2	0	0	1	3
5	1	1	1	0	1	4

AB	43
R	15
H	16
RBI	15
BB	2
SO	3
LOB	17



WP	PA	ERA	WHIP
1	45		
0			
0			
0			

**Cleveland Indians @ New York Yankees**  
 Yankee Stadium, Bronx, NY  
 Mon May 24 1965, 7:05 PM EDT  
 Att. 9,973 - Unknown - 64 F

livebaseballscorecards.com



Batter	1	2	3	4	5	6	7	8	9	AB R H RBI BB SO LOB	TOP			
Dick Howser, R (1, 6) OBP: 0.373, SLG: 0.288	0-3 K		0-0 F9		0-0 6-3		0-0 6-3			4 0 0 0 0 1 0	<b>Cleveland Indians @ New York Yankees</b> Yankee Stadium, Bronx, NY Tue May 25 1965, 3:33 AM EDT Att. 4,925 - Unknown			
Fred Whitfield, L (1, 3) OBP: 0.303, SLG: 0.600	0-3 K		0-0 F8			0-0 HR	0-0 F7			4 1 1 1 0 1 0				
Leon Wagner, L (1, 7) OBP: 0.357, SLG: 0.475	0-0 L8		0-0 F2			0-0 HR BB 1B	0-0 F7			4 1 1 0 0 0 0				
Rocky Colavito, R (1, 9) OBP: 0.408, SLG: 0.533		0-0 F7		0-3 K		0-0 F8		0-0 5-3		4 0 0 0 0 1 1				
Max Alvis, R (1, 5) OBP: 0.378, SLG: 0.476		0-0 5-3		0-0 5-3		4-0 HR BB		0-3 K		3 1 0 0 1 1 0				
Vic Davalillo, L (1, 8) OBP: 0.392, SLG: 0.536		0-0 HR		0-0 1B		0-0 HR 1-H 2-H		0-0 F7		4 2 3 4 0 0 0				
Larry Brown, R (1, 4) OBP: 0.279, SLG: 0.309		4-0 BB BB		0-0 1-3		0-0 6-3		0-0 5-3		3 0 0 0 1 0 1				
Joe Azcue, R (1, 2) OBP: 0.315, SLG: 0.284		4-0 BB BB			0-0 6-3	4-0 BB BB		0-3 K		2 0 0 0 2 1 0				
Sonny Siebert, R (1, 1) OBP: 0.111, SLG: 0.294 Sam McDowell, L (6, 1) OBP: 0.111, SLG: 0.059	0-3 K				0-0 5-3	0-3 K		0-3 K		3 0 0 0 0 2 3 1 0 0 0 0 1 0				
<b>Inning Stats</b>	R: 0 E: 0 K: 2 S: 7 H: 0 LOB: 0 BB: 0 P: 7	R: 1 E: 0 K: 1 S: 6 H: 1 LOB: 2 BB: 2 P: 14	R: 0 E: 0 K: 0 S: 3 H: 0 LOB: 0 BB: 0 P: 3	R: 0 E: 0 K: 1 S: 6 H: 1 LOB: 1 BB: 0 P: 6	R: 0 E: 0 K: 0 S: 3 H: 0 LOB: 0 BB: 0 P: 3	R: 4 E: 0 K: 1 S: 8 H: 3 LOB: 1 BB: 2 P: 16	R: 0 E: 0 K: 0 S: 3 H: 0 LOB: 0 BB: 0 P: 3	R: 0 E: 0 K: 1 S: 5 H: 0 LOB: 0 BB: 0 P: 5	R: 0 E: 0 K: 2 S: 7 H: 0 LOB: 0 BB: 0 P: 7	1B: 2 2B: 0 3B: 0 HR: 3 SF: 0 SAC: 0 DP: 0 HBP: 0	WP: 0 PB: 0 SB: 1 CS: 0 PA: 36			
<b>PITCHER</b>	IP WLS BF H R ER SO BB IBB HBP BLK WP HR S P ERA WHIP												<b>PITCHER</b>	IP WLS BF H R ER SO BB IBB HBP BLK WP HR S P ERA WHIP
Jim Bouton, R (1, 1) ERA: 5.06	5.1 L 24 5 5 5 4 3 0 0 0 0 0 3 29 41 8.44 1.500													
Hal Reniff, R (6, 1) ERA: 3.12	1.2 6 0 0 0 1 1 0 0 0 0 0 0 7 11 0.00 0.600													
Pete Mikkelsen, R (8, 1) ERA: 3.05	2.0 6 0 0 0 3 0 0 0 0 0 0 0 0 12 12 0.00 0.000													

livebaseballscorecards.com



Batter	1	2	3	4	5	6	7	8	9	AB	R	H	RBI	BB	SO	LOB
Phil Linz, R OBP: 0.333, SLG: 0.333 (1, 6)	0-0 F4		0-0 E6 1B		0-0 PO 1B			0-3 K2-3		4	1	1	0	0	1	0
Bobby Richardson, R OBP: 0.325, SLG: 0.354 (1, 4)	0-0 3-1		0-0 S 1B 2-H		0-0 PO 1-2	0-0 5-3		0-0 6-3		4	0	1	1	0	0	0
Roger Maris, L OBP: 0.352, SLG: 0.465 (1, 9)	0-3 K		0-3 K 1-2			0-3 K		0-0 6-3		3	0	0	0	0	3	1
Art Lopez, L OBP: 0.161, SLG: 0.133 (7, 9)										0	0	0	0	0	0	0
Hector Lopez, R OBP: 0.222, SLG: 0.318 (8, PH)										1	0	0	0	0	0	0
Ross Moschitto, R (9, 9)										0	0	0	0	0	0	0
Mickey Mantle, S OBP: 0.415, SLG: 0.486 (1, 7)		0-0 3-1	0-0 G3			4-0 2B BB			0-0 5-3	3	0	0	0	1	0	1
Joe Pepitone, L OBP: 0.315, SLG: 0.478 (1, 3)		0-0 2B		0-0 F8		0-0 2B 1-3		0-3 K2-3		4	0	2	0	0	1	0
Tom Tresh, S OBP: 0.349, SLG: 0.519 (1, 8)		0-0 F7		0-3 K		0-0 5-3		0-0 1B		4	0	1	0	0	1	3
Clete Boyer, R OBP: 0.266, SLG: 0.327 (1, 5)		4-0 BB		0-3 K			0-3 K		0-3 K	3	0	0	0	1	3	1
Doc Edwards, R OBP: 0.281, SLG: 0.221 (1, 2)		0-3 K			0-0 L8		0-0 G6-4-3 1B			3	0	1	0	0	1	2
Jim Bouton, R OBP: 0.240, SLG: 0.095 (1, 1)			0-3 K		0-3 K		0-0 G6-4-3			2	0	0	0	0	2	0
Hal Reniff, R (6, 1)										0	0	0	0	0	0	0
Horace Clarke, S OBP: 0.211, SLG: 0.167 (7, PH)										1	0	0	0	0	0	1
Pete Mikkelsen, R (8, 1)										0	0	0	0	0	0	0

Inning Stats	R: 0	H: 0	E: 0	K: 1	S: 5	R: 0	H: 1	E: 0	K: 1	S: 6	R: 1	H: 1	E: 1	K: 2	S: 9	R: 0	H: 0	E: 0	K: 2	S: 7	R: 0	H: 1	E: 0	K: 1	S: 5	R: 0	H: 1	E: 0	K: 1	S: 6	R: 0	H: 0	E: 0	K: 1	S: 5	R: 0	H: 0	E: 0	K: 1	S: 5	R: 0	H: 0	E: 0	K: 2	S: 8	R: 0	H: 1	E: 0	K: 2	S: 8	R: 0	H: 1	E: 0	K: 2	S: 8	1B: 4	2B: 2	3B: 0	HR: 0	SF: 0	SAC: 0	DP: 1	HBP: 0	WP: 0	PB: 0	SB: 1	CS: 0	PA: 35
--------------	------	------	------	------	------	------	------	------	------	------	------	------	------	------	------	------	------	------	------	------	------	------	------	------	------	------	------	------	------	------	------	------	------	------	------	------	------	------	------	------	------	------	------	------	------	------	------	------	------	------	------	------	------	------	------	-------	-------	-------	-------	-------	--------	-------	--------	-------	-------	-------	-------	--------


PITCHER	IP	WLS	BF	H	R	ER	SO	BB	IBB	HBP	BLK	WP	HR	S	P	ERA	WHIP
Sonny Siebert, R (1, 1) ERA: 2.13	5.0	W	19	3	1	0	7	1	0	0	0	0	0	32	36	0.00	0.800
Sam McDowell, L (6, 1) ERA: 3.69	4.0	S	15	3	0	0	5	1	0	0	0	0	0	24	28	0.00	1.000

**BOTTOM**

**Cleveland Indians @ New York Yankees**  
 Yankee Stadium, Bronx, NY  
 Tue May 25 1965, 3:33 AM EDT  
 Att. 4,925 - Unknown

livebaseballscorecards.com

<b>AB</b>	<b>32</b>
<b>R</b>	<b>1</b>
<b>H</b>	<b>6</b>
<b>RBI</b>	<b>1</b>
<b>BB</b>	<b>2</b>
<b>SO</b>	<b>12</b>
<b>LOB</b>	<b>9</b>





Batter	1	2	3	4	5	6	7	8	9	AB R H RBI BB SO LOB	TOP							
Dick Howser, R OBP: 0.374, SLG: 0.296 (1, 6) X	0-0 5-3 BB	4-0 BB			0-0 F9 2B		0-0 F9 2B	0-0 F3		4 0 1 0 1 0 2								
Chico Salmon, R OBP: 0.211, SLG: 0.176 (1, 3) X	0-0 2B 1B	0-0 FC5 2-3f			0-0 F9 2-3		0-0 1B 2B		0-0 6-3	5 1 2 0 0 0 3								
Chuck Hinton, R OBP: 0.343, SLG: 0.395 (1, 7) X	0-0 1-3 2B				0-0 F8 L1		0-0 1B E 1B		0-0 S 1B	5 1 3 1 0 0 1								
Rocky Colavito, R OBP: 0.408, SLG: 0.524 (1, 9)	4-0 IBB				0-0 6-3 4-3		0-0 2B E 1B		0-0 F7 1-2	4 1 1 0 1 0 2								
Max Alvis, R OBP: 0.379, SLG: 0.481 (1, 5) X	0-0 F6				0-0 F8		0-0 FC3-6 1B 1-H 3-H		0-3 K	5 0 2 1 0 1 4								
Vic Davalillo, L OBP: 0.388, SLG: 0.527 (1, 8) X	0-0 F7				0-0 E6 G6-4-3		0-0 FC3-6 FC6-4 1-2f		0-0 1B 1B	4 0 1 0 0 0 4								
Joe Azcue, R OBP: 0.313, SLG: 0.282 (1, 2)					0-0 F8 G6-4-3 1-2f		0-0 F9		0-0 1-3 1B	4 0 1 0 0 0 2								
Larry Brown, R OBP: 0.289, SLG: 0.310 (1, 4)					4-0 FC5 SH1-4 1B		4-0 FC5-4 BB		0-3 K	3 0 1 0 1 1 3								
Luis Tiant, R (1, 1)					0-0 SH1-4 1-2		0-0 FC5-4 1-2f		0-3 K	3 0 0 0 0 1 3								
<b>Inning Stats</b>	R: 0 E: 0 K: 0 S: 5	H: 2 LOB: 3 BB: 1 P: 9	R: 0 E: 0 K: 0 S: 4	H: 1 LOB: 2 BB: 1 P: 8	R: 0 E: 0 K: 0 S: 3	H: 0 LOB: 0 BB: 1 P: 7	R: 0 E: 0 K: 0 S: 4	H: 1 LOB: 1 BB: 0 P: 4	R: 3 E: 1 K: 0 S: 6	H: 4 LOB: 1 BB: 0 P: 6	R: 0 E: 0 K: 2 S: 9	H: 2 LOB: 2 BB: 0 P: 9	R: 0 E: 0 K: 1 S: 6	H: 1 LOB: 1 BB: 0 P: 6	1B: 8 2B: 4 3B: 0 HR: 0	SF: 0 SAC: 1 DP: 1 HBP: 0	WP: 0 PB: 0 SB: 1 CS: 0	PA: 41
<b>PITCHER</b>	IP WLS BF H R ER SO BB IBB HBP BLK WP HR S P ERA WHIP																	
Gary Peters, L ERA: 4.13 (1, 1)	7.0 L 33 10 3 2 0 2 2 1 0 0 0 0 30 42 2.57 1.714																	
Eddie Fisher, R ERA: 2.09 (8, 1)	1.0 4 1 0 0 2 0 0 0 0 0 0 0 8 8 0.00 1.000																	
Hoyt Wilhelm, R ERA: 4.05 (9, 1)	1.0 4 1 0 0 1 0 0 0 0 0 0 0 6 6 0.00 1.000																	

Cleveland Indians @ Chicago White Sox  
Comiskey Park, Chicago, IL  
Wed May 26 1965, 8:05 PM EDT  
Att. 11,138 - Unknown

livebaseballscorecards.com

AB	37
R	3
H	12
RBI	2
BB	3
SO	3
LOB	24




Batter	1	2	3	4	5	6	7	8	9	AB	R	H	RBI	BB	SO	LOB
Tom McCraw, L (1, 8) OBP: 0.294, SLG: 0.244	0-3 K ①		0-0 F2 ③			0-0 F8 ②		0-0 E 1B 1-3		4	0	1	0	0	1	1
Don Buford, S (1, 4) OBP: 0.370, SLG: 0.448	0-0 6-3			0-0 1-3 ①		0-0 1B 1-3		0-0 E1 1-3		4	0	1	0	0	0	1
Floyd Robinson, L (1, 9) OBP: 0.280, SLG: 0.319	0-0 G3 ③			0-0 4-3 ②		0-0 G3 ③		0-0 F7 ③		4	0	0	0	0	0	4
Pete Ward, L (1, 5) OBP: 0.377, SLG: 0.468		0-0 4-3 F9 1B		0-0 5-3 ③			0-3 K ①		0-0 F7 ①	4	0	1	0	0	1	0
Bill Skowron, R (1, 3) OBP: 0.318, SLG: 0.413		0-0 F9 1-2		0-0 5-3 ①		0-0 F8 ②		0-0 F8 ②		4	0	0	0	0	0	1
Danny Cater, R (1, 7) OBP: 0.355, SLG: 0.462		0-0 4-3 2-3		0-3 K ②		0-0 L7 ③		4-0 BB		3	0	0	0	1	1	1
Ron Hansen, R (1, 6) OBP: 0.329, SLG: 0.433		0-0 F2		0-0 F5 ③				0-0 F7 ①	0-3 K ③	4	0	0	0	0	1	2
J.C. Martin, L (1, 2) OBP: 0.360, SLG: 0.404			0-0 F5 ①			0-0 F8 ①		0-0 1B E 1B		3	1	1	0	0	0	0
Gary Peters, L (1, 1) OBP: 0.208, SLG: 0.174			0-0 L9 ②			0-0 1B 1B		0-0 F2 ②		2	0	1	0	0	0	0
Eddie Fisher, R (8, 1)										0	0	0	0	0	0	0
Smoky Burgess, L (8, PH) OBP: 0.333, SLG: 0.438										1	0	0	0	0	0	1
Hoyt Wilhelm, R (9, 1)										0	0	0	0	0	0	0

Inning Stats	R: 0	H: 0	E: 0	K: 1	S: 5	R: 0	H: 1	E: 0	K: 0	S: 4	R: 0	H: 0	E: 0	K: 0	S: 3	R: 0	H: 0	E: 0	K: 1	S: 5	R: 0	H: 0	E: 0	K: 1	S: 5	R: 0	H: 2	E: 0	K: 0	S: 5	R: 0	H: 0	E: 0	K: 1	S: 5	R: 1	H: 2	E: 1	K: 0	S: 6	R: 0	H: 0	E: 0	K: 1	S: 5	R: 0	H: 0	E: 0	K: 1	S: 9	1B: 5	2B: 0	3B: 0	HR: 0	SF: 0	SAC: 0	DP: 0	HBP: 0	WP: 0	PB: 0	SB: 0	CS: 0	PA: 34
PITCHER Luis Tiant, R (1, 1) ERA: 4.01	IP	WLS	BF	H	R	ER	SO	BB	IBB	HBP	BLK	WP	HR	S	P	ERA	WHIP	IP	WLS	BF	H	R	ER	SO	BB	IBB	HBP	BLK	WP	HR	S	P	ERA	WHIP	IP	WLS	BF	H	R	ER	SO	BB	IBB	HBP	BLK	WP	HR	S	P	ERA	WHIP												

**BOTTOM**

**Cleveland Indians @ Chicago White Sox**  
Comiskey Park, Chicago, IL  
Wed May 26 1965, 8:05 PM EDT  
Att. 11,138 - Unknown

<b>AB</b>	<b>33</b>
<b>R</b>	<b>1</b>
<b>H</b>	<b>5</b>
<b>RBI</b>	<b>0</b>
<b>BB</b>	<b>1</b>
<b>SO</b>	<b>4</b>
<b>LOB</b>	<b>11</b>





Batter	1	2	3	4	5	6	7	8	9	AB R H RBI BB SO LOB	TOP												
Dick Howser, R OBP: 0.364, SLG: 0.286 (1, 6) X	0-0 F7 ①		0-0 3-1 ③			0-0 1-3 ②		0-0 6-3 ③		4 0 0 0 0 0 1													
Chuck Hinton, R OBP: 0.340, SLG: 0.406 (1, 3) X	0-0 1-3 ②			0-0 F9 ①		0-0 3B ③		0-0 F4 ①		4 0 1 0 0 0 0													
Leon Wagner, L OBP: 0.348, SLG: 0.462 (1, 7) X	0-0 L4 ③			0-0 E9 ③		0-0 L6 ③		0-3 K ②	0-0 K ③	4 0 0 0 0 1 1													
Rocky Colavito, R OBP: 0.398, SLG: 0.508 (1, 9)		0-0 F2 ①		0-0 F5 ②		0-3 K ①		0-0 6-3 ③		4 0 0 0 0 1 1													
Max Alvis, R OBP: 0.372, SLG: 0.470 (1, 5)		0-0 F7 ②		0-0 F6 ③		0-3 K ②				3 0 0 0 0 1 1													
Vic Davalillo, L OBP: 0.380, SLG: 0.515 (1, 8)		0-0 6-3 ③			0-0 6-3 ①		0-0 E1 ③			3 0 0 0 0 0 0													
Larry Brown, R OBP: 0.280, SLG: 0.299 (1, 4)			0-0 F6 ①		0-0 L8 ②		0-0 6-3 ③			3 0 0 0 0 0 1													
Joe Azcue, R OBP: 0.313, SLG: 0.284 (1, 2)			0-0 SH2-4 1B ③		0-0 F4 ③			0-0 F9 ①		3 0 1 0 0 0 0													
Ralph Terry, R OBP: 0.150, SLG: 0.158 (1, 1)			0-0 SH2-4 1-2 ②		0-3 K ①		0-3 K ②			2 0 0 0 0 2 0													
<b>Inning Stats</b>	R: 0 E: 0 K: 0 S: 3	H: 0 LOB: 0 BB: 0 P: 3	R: 0 E: 0 K: 0 S: 3	H: 0 LOB: 0 BB: 0 P: 3	R: 0 E: 0 K: 0 S: 4	H: 1 LOB: 1 BB: 0 P: 4	R: 0 E: 1 K: 0 S: 4	H: 0 LOB: 1 BB: 0 P: 4	R: 0 E: 0 K: 0 S: 3	H: 0 LOB: 0 BB: 0 P: 3	R: 0 E: 0 K: 1 S: 6	H: 1 LOB: 1 BB: 0 P: 6	R: 0 E: 1 K: 2 S: 8	H: 0 LOB: 1 BB: 0 P: 8	R: 0 E: 0 K: 1 S: 5	H: 0 LOB: 0 BB: 0 P: 5	R: 0 E: 0 K: 1 S: 5	H: 0 LOB: 0 BB: 0 P: 5	1B: 1 2B: 0 3B: 1 HR: 0	SF: 0 SAC: 1 DP: 0 HBP: 0	WP: 0 PB: 0 SB: 0 CS: 0	PA: 31	
<b>PITCHER</b> Hank Aguirre, L ERA: 3.05 (1, 1)	IP 9.0	WLS W	BF 31	H 2	R 0	ER 0	SO 5	BB 0	IBB 0	HBP 0	BLK 0	WP 0	HR 0	S 41	P 41	ERA 0.00	WHIP 0.222						<b>PITCHER</b> IP WLS BF H R ER SO BB IBB HBP BLK WP HR S P ERA WHIP

Cleveland Indians @ Detroit Tigers  
Tiger Stadium, Detroit, MI  
Fri May 28 1965, 7:05 PM EDT  
Att: 11,291 - Unknown

livebaseballscorecards.com

AB	30
R	0
H	2
RBI	0
BB	0
SO	5
LOB	5



Batter	1	2	3	4	5	6	7	8	9
Dick McAuliffe, L OBP: 0.423, SLG: 0.584 (1, 6)	0-0 F5		0-0 3B			0-0 L3		4-0 BB	
Jerry Lumpe, L OBP: 0.326, SLG: 0.336 (1, 4)	0-0 G3		0-3 K			0-0 F6		0-0 F6	
Norm Cash, L OBP: 0.325, SLG: 0.265 (1, 3)	0-0 1B			0-0 FC6-4 1B		0-0 F2			
Al Kaline, R OBP: 0.411, SLG: 0.551 (1, 8)	0-3 K			0-0 L5			0-0 L7		
Willie Horton, R OBP: 0.406, SLG: 0.755 (1, 7)		0-0 6-3		0-0 FC6-4 1-2f			0-3 K		
Jim Northrup, L OBP: 0.271, SLG: 0.326 (1, 9)		0-3 K		0-0 L6			0-0 F7		
Bill Freehan, R OBP: 0.290, SLG: 0.360 (1, 2)		0-0 CS 1B			0-3 K			0-0 F9	
Don Wert, R OBP: 0.335, SLG: 0.287 (1, 5)		0-0 CS 1-2	0-0 5-3		0-0 F8			0-0 HR	
Hank Aguirre, R OBP: 0.200, SLG: 0.111 (1, 1)			0-3 K		0-3 K			0-3 K	

Inning Stats	R: 0	H: 1	E: 0	LOB: 1	K: 1	BB: 0	S: 6	P: 6
	R: 0	H: 1	E: 0	LOB: 0	K: 1	BB: 0	S: 5	P: 5
	R: 0	H: 1	E: 0	LOB: 1	K: 2	BB: 0	S: 8	P: 8
	R: 0	H: 1	E: 0	LOB: 1	K: 0	BB: 0	S: 4	P: 4
	R: 0	H: 0	E: 0	LOB: 0	K: 2	BB: 0	S: 7	P: 7
	R: 0	H: 0	E: 0	LOB: 0	K: 1	BB: 0	S: 5	P: 5
	R: 1	H: 1	E: 0	LOB: 1	K: 1	BB: 1	S: 6	P: 10

PITCHER	IP	WLS	BF	H	R	ER	SO	BB	IBB	HBP	BLK	WP	HR	S	P	ERA	WHIP
Ralph Terry, R ERA: 2.7 (1, 1)	8.0	L	29	5	1	1	8	1	0	0	0	0	1	44	48	1.12	0.750

**BOTTOM**

AB	R	H	RBI	BB	SO	LOB
3	0	1	0	1	0	0
4	0	0	0	0	1	2
3	0	2	0	0	0	0
3	0	0	0	0	1	2
3	0	0	0	0	1	1
3	0	0	0	0	1	1
3	0	1	0	0	1	0
3	1	1	1	0	0	0
3	0	0	0	0	3	0

<b>AB</b>	<b>28</b>
<b>R</b>	<b>1</b>
<b>H</b>	<b>5</b>
<b>RBI</b>	<b>1</b>
<b>BB</b>	<b>1</b>
<b>SO</b>	<b>8</b>
<b>LOB</b>	<b>6</b>



WP	PA
0	30

**Cleveland Indians @ Detroit Tigers**  
**Tiger Stadium, Detroit, MI**  
 Fri May 28 1965, 7:05 PM EDT  
 Att. 11,291 - Unknown

[livebaseballscorecards.com](http://livebaseballscorecards.com)



Batter	1	2	3	4	5	6	7	8	9	10	AB R H RBI BB SO LOB	TOP												
Dick Howser, R OBP: 0.354, SLG: 0.276 (1, 6)	0-3 K		0-0 6-3			0-0 5-3-2			0-0 6-3		4 0 0 0 0 1 0	<b>Cleveland Indians @ Detroit Tigers</b> Tiger Stadium, Detroit, MI Sat May 29 1965, 4:33 AM EDT Att: 5,953 - Unknown												
Fred Whitfield, L OBP: 0.301, SLG: 0.582 (1, 3)	4-0 1B BB		0-0 6-3			0-3 K			0-0 L8		3 0 0 0 1 1 0													
Leon Wagner, L OBP: 0.352, SLG: 0.463 (1, 7)	0-0 1-3 1B			0-0 1B		0-0 4-3			0-0 F6		4 0 2 0 0 0 0													
Rocky Colavito, R OBP: 0.400, SLG: 0.500 Chico Salmon, R OBP: 0.211, SLG: 0.176 (10, PR) (10, 9)	4-0 BB			0-0 L8		0-0 F9			4-0 CS BLK BB		2 0 0 0 2 0 1 0 0 0 0 0 0 0													
Max Alvis, R OBP: 0.363, SLG: 0.457 (1, 5)	0-0 L8			0-0 L5		0-0 5-3			0-0 F7		4 0 0 0 0 0 4													
Vic Davalillo, L OBP: 0.369, SLG: 0.500 (1, 8)		0-0 F7		0-0 L8		0-3 K			0-3 K		4 0 0 0 0 2 3													
Joe Azcue, R OBP: 0.304, SLG: 0.275 (1, 2)		0-0 5-3			0-0 F4			0-0 6-3			3 0 0 0 0 0 0													
Larry Brown, R OBP: 0.271, SLG: 0.289 (1, 4)		0-0 L8			0-0 6-3			0-0 F7			3 0 0 0 0 0 0													
Jack Kralick, L OBP: 0.250, SLG: 0.250 (1, 1)			0-3 K		0-3 K			0-0 4-3			3 0 0 0 0 2 0													
<b>Inning Stats</b>	R: 0 E: 0 K: 1 S: 5	H: 1 LOB: 2 BB: 2 P: 13	R: 0 E: 0 K: 0 S: 3	H: 0 LOB: 0 BB: 0 P: 3	R: 0 E: 0 K: 1 S: 5	H: 0 LOB: 0 BB: 0 P: 5	R: 0 E: 0 K: 0 S: 4	H: 1 LOB: 1 BB: 0 P: 4	R: 0 E: 0 K: 1 S: 5	H: 0 LOB: 0 BB: 0 P: 5	R: 0 E: 0 K: 1 S: 5		H: 0 LOB: 0 BB: 0 P: 5	R: 0 E: 0 K: 1 S: 5	H: 0 LOB: 0 BB: 0 P: 5	R: 0 E: 0 K: 1 S: 3	H: 0 LOB: 0 BB: 0 P: 3	R: 0 E: 0 K: 0 S: 3	H: 0 LOB: 0 BB: 0 P: 3	R: 0 E: 0 K: 1 S: 4	H: 0 LOB: 1 BB: 1 P: 8	1B: 2 2B: 0 3B: 0 HR: 0	SF: 0 SAC: 0 DP: 0 HBP: 0	WP: 0 PB: 0 SB: 0 CS: 1
<b>PITCHER</b> Mickey Lolich, L ERA: 3.07 (1, 1)	IP 10.0	WLS W	BF 33	H 2	R 0	ER 0	SO 6	BB 3	IBB 0	HBP 0	BLK 1	WP 0	HR 0	S 42	P 54	ERA 0.00	WHIP 0.500							

livebaseballscorecards.com

AB	30
R	0
H	2
RBI	0
BB	3
SO	6
LOB	8



**BOTTOM**

**Cleveland Indians @ Detroit Tigers**  
 Tiger Stadium, Detroit, MI  
 Sat May 29 1965, 4:33 AM EDT  
 Att. 5,953 - Unknown

[livebaseballscorecards.com](http://livebaseballscorecards.com)

<b>AB</b>	<b>32</b>
<b>R</b>	<b>1</b>
<b>H</b>	<b>6</b>
<b>RBI</b>	<b>1</b>
<b>BB</b>	<b>2</b>
<b>SO</b>	<b>4</b>
<b>LOB</b>	<b>9</b>



<b>WP</b> : 0	<b>PA</b> : 35
<b>PB</b> : 0	
<b>SB</b> : 0	
<b>CS</b> : 0	

AB R H RBI BB SO LOB

4 0 2 0 0 0 0

4 0 1 0 0 0 2

4 0 0 0 0 0 3

3 0 0 0 1 1 0

3 0 1 0 0 1 0

2 0 0 0 0 0 1

2 1 1 0 0 0 1

3 0 0 0 0 1 2

0 0 0 0 1 0 0

4 0 1 1 0 0 0

3 0 0 0 0 1 0

1B: 4 SF: 0  
 2B: 2 SAC: 1  
 3B: 0 DP: 1  
 HR: 0 HBP: 0

Batter	1	2	3	4	5	6	7	8	9	10
Jake Wood, R (1, 4) OBP: 0.347, SLG: 0.489	0-0 E6 G5-4-3		0-0 F4			0-0 1B		0-0 1B		
Don Wert, R (1, 5) OBP: 0.333, SLG: 0.286	0-0 F9			0-0 5-3		0-0 1B		0-0 F9		
Don Demeter, R (1, 3) OBP: 0.316, SLG: 0.358	0-0 G5-4-3 1-2f			0-0 F8		0-0 5-3			0-0 F7	
Al Kaline, R (1, 8) OBP: 0.406, SLG: 0.538		0-0 L5-3		0-3 K			4-0 SH1-3 BB		0-0 L6-3	
Willie Horton, R (1, 7) OBP: 0.404, SLG: 0.743		0-0 5-3 1B		0-0 5-3			0-0 SH1-3 1-2		0-3 K	
Jim Northrup, L (1, 9) OBP: 0.265, SLG: 0.319		0-0 5-3		0-0 6-3			0-0 6-3			0-0 2B
George Thomas, R (7, PH) OBP: 0.339, SLG: 0.509		1-2								0-0 2B
Bill Freehan, R (1, 2) OBP: 0.283, SLG: 0.350		0-3 K		0-0 F9			0-0 1-3			4-0 2B IBB
Jackie Moore, R (10, 2) OBP: 0.182, SLG: 0.100										0-0 2B
Dick McAuliffe, L (1, 6) OBP: 0.419, SLG: 0.582			0-0 F8			0-0 6-3		0-0 4-3		0-0 1-3 2-H
Mickey Lolich, S (1, 1) OBP: 0.077, SLG: 0.040			0-3 K			0-0 1-3		0-0 1-3		

Inning Stats	R: 0	H: 0	R: 0	H: 1	R: 0	H: 0	R: 0	H: 0	R: 0	H: 2	R: 0	H: 0	R: 0	H: 1	R: 0	H: 0	R: 1	H: 2	1B: 4	SF: 0
	E: 1	LOB: 0	E: 0	LOB: 1	E: 0	LOB: 0	E: 0	LOB: 0	E: 0	LOB: 2	E: 0	LOB: 1	E: 0	LOB: 1	E: 0	LOB: 0	E: 0	LOB: 2	2B: 2	SAC: 1
	K: 0	BB: 0	K: 1	BB: 0	K: 1	BB: 0	K: 0	BB: 0	K: 0	BB: 0	K: 0	BB: 1	K: 0	BB: 0	K: 0	BB: 1	K: 0	BB: 1	3B: 0	DP: 1
	S: 3	P: 3	S: 6	P: 6	S: 5	P: 5	S: 5	P: 5	S: 3	P: 3	S: 5	P: 5	S: 3	P: 7	S: 4	P: 4	S: 5	P: 5	HR: 0	HBP: 0

PITCHER	IP	WLS	BF	H	R	ER	SO	BB	IBB	HBP	BLK	WP	HR	S	P	ERA	WHIP
Jack Kralick, L (1, 1) ERA: 3.55	9.0	L	35	6	1	1	4	1	1	0	0	0	0	41	49	1.00	0.778



Batter	1	2	3	4	5	6	7	8	9	AB R H RBI BB SO LOB	TOP											
Dick Howser, R (1, 6) OBP: 0.368, SLG: 0.291	0-0 CS 1B		0-0 6-3		4-0 1B HR BB		0-0 G4-6-3 1B	0-0 1-2 3-H 1B		4 1 3 1 1 0 0												
Fred Whitfield, L (1, 3) OBP: 0.306, SLG: 0.583	0-0 F9			0-0 1B 1B	0-3 K		0-0 G4-6-3 1-2f 1B	0-0 1-3 2-H 2B		5 1 2 1 0 1 3												
Leon Wagner, L (1, 7) OBP: 0.365, SLG: 0.484	0-3 K 1-2			0-0 1B 1B	0-0 1B HR 1B		0-0 1B 3B	4-0 IBB		4 3 3 0 1 1 1												
Rocky Colavito, R (1, 9) OBP: 0.412, SLG: 0.533		0-0 1B		0-0 FC6-5 1-2 3-H 1B 1B	0-0 1-H 3-H HR		0-0 3-H 1B	0-0 F7		5 1 4 5 0 0 3												
Max Alvis, R (1, 5) OBP: 0.358, SLG: 0.448		0-0 L8		0-0 FC6-5 1-2 2-H 1B 1B	0-0 F7		0-3 K		0-3 K	5 1 1 1 0 2 2												
Vic Davalillo, L (1, 8) OBP: 0.356, SLG: 0.482		0-0 F7		0-0 FC6-5 1-3 2-3f 1B	0-0 6-3			0-0 6-3	0-0 5-3	5 1 0 0 0 0 3												
Joe Azcue, R (1, 2) OBP: 0.299, SLG: 0.271		0-0 F9		0-0 WP 1B 2-H 3-H		0-3 K		0-3 K	0-0 5-3	5 0 1 2 0 2 1												
Pedro Gonzalez, R (1, 4) OBP: 0.286, SLG: 0.429			0-3 K	0-0 5-3 1-2		0-0 F4		0-0 1B 2B		4 1 1 0 0 1 1												
Sam McDowell, L (1, 1) OBP: 0.136, SLG: 0.095			0-3 K	0-3 K		0-0 1-3		0-0 2-3 2B 1B		4 1 1 0 0 2 1												
<b>Inning Stats</b>	R: 0 E: 0 K: 1 S: 5	H: 1 LOB: 0 BB: 0 P: 5	R: 0 E: 0 K: 0 S: 4	H: 1 LOB: 1 BB: 0 P: 4	R: 0 E: 0 K: 2 S: 7	H: 0 LOB: 0 BB: 0 P: 7	R: 4 E: 0 K: 1 S: 10	H: 5 LOB: 1 BB: 0 P: 10	R: 3 E: 0 K: 1 S: 7	H: 2 LOB: 0 BB: 1 P: 11	R: 0 E: 0 K: 1 S: 5	H: 0 LOB: 0 BB: 0 P: 5	R: 1 E: 0 K: 1 S: 7	H: 3 LOB: 1 BB: 0 P: 7	R: 2 E: 0 K: 1 S: 9	H: 4 LOB: 3 BB: 1 P: 13	R: 0 E: 0 K: 1 S: 5	H: 0 LOB: 0 BB: 0 P: 5	1B: 12 2B: 2 3B: 1 HR: 1	SF: 0 SAC: 0 DP: 1 HBP: 0	WP: 1 PB: 0 SB: 0 CS: 1	PA: 43
<b>PITCHER</b>	IP WLS BF H R ER SO BB IBB HBP BLK WP HR S P ERA WHIP																					
Phil Regan, R (1, 1) ERA: 4.33	3.0 L 14 6 4 4 3 0 0 0 0 0 0 0 20 20 12.00 2.000																					
Jack Hamilton, R (4, 1) ERA: 14.54	2.0 10 3 3 3 2 1 0 0 0 1 1 13 17 13.50 2.000																					
Fred Gladding, R (6, 1) ERA: 3.65	2.0 8 3 1 1 2 0 0 0 0 0 0 12 12 4.50 1.500																					
Larry Sherry, R (8, 1) ERA: 2.12	2.0 11 4 2 2 2 0 1 0 0 0 0 14 18 9.00 2.000																					

Cleveland Indians @ Detroit Tigers  
Tiger Stadium, Detroit, MI  
Sun May 30 1965, 4:33 AM EDT  
Att: 17,524 - Unknown

livebaseballscorecards.com

AB 41  
R 10  
H 16  
RBI 10  
BB 2  
SO 9  
LOB 15



Batter	1	2	3	4	5	6	7	8	9	AB	R	H	RBI	BB	SO	LOB
Jake Wood, R OBP: 0.352, SLG: 0.460 (1, 4)	0-0 1-3		0-3 K		4-0 1-2 BB		0-0 G5-4-3 1-2f		4-0 FC4-6 BB	3	0	0	0	2	1	1
Don Wert, R OBP: 0.324, SLG: 0.276 (1, 5)	0-3 K2-3		0-0 5-3		0-0 5-3		0-3 K		0-0 FC4-6 1-2f	5	0	0	0	0	2	4
Don Demeter, R OBP: 0.314, SLG: 0.350 (1, 3)	0-3 K		0-3 K							3	0	0	0	1	3	0
Al Kaline, R OBP: 0.403, SLG: 0.530 (1, 8)		0-0 HR 1B		0-3 K			0-0 L4-3 1-2		0-0 L9	4	1	1	0	0	1	1
Willie Horton, R OBP: 0.416, SLG: 0.769 (1, 7)		0-0 1-H HR		0-3 K			0-0 E BB 1B		4-0 BB	3	1	2	2	1	1	0
George Thomas, R OBP: 0.349, SLG: 0.500 (1, 9)		0-0 PB 1B		0-0 F3			4-0 1-2 E BB		0-3 K	3	0	1	0	1	1	1
Jackie Moore, R OBP: 0.200, SLG: 0.077 (1, 2)		0-0 F4 1-2			0-3 K		0-0 E6 1-2 2-3		4-0 WP BB	3	0	0	0	1	1	3
Dick McAuliffe, L OBP: 0.415, SLG: 0.571 (1, 6)		0-0 4-3			4-0 BB BB		0-3 K		0-0 F7 1-2	3	0	0	0	1	1	5
Phil Regan, R OBP: 0.111, SLG: 0.111 (4, 1) Jack Hamilton, R OBP: 0.167, SLG: 0.167 (5, PH) Ray Oyler, R OBP: 0.273, SLG: 0.319 (7, PH) Larry Sherry, R OBP: 0.333, SLG: 0.600 (8, 1) Jerry Lumpe, L OBP: 0.324, SLG: 0.333 (9, PH)		0-3 K			0-3 K		1-0 G5-4-3 HBP		0-0 F7	1	0	0	0	0	0	1

Inning Stats	R: 0	H: 0	E: 0	K: 2	S: 7	H: 0	LOB: 0	BB: 0	P: 7	R: 2	H: 3	E: 0	K: 1	S: 8	R: 0	H: 0	E: 0	K: 2	S: 7	R: 0	H: 0	E: 0	K: 2	S: 7	R: 0	H: 1	E: 1	K: 1	S: 6	R: 0	H: 0	E: 0	K: 1	S: 4	R: 0	H: 0	E: 0	K: 2	S: 7	R: 0	H: 0	E: 0	K: 0	S: 3	1B: 3	2B: 0	3B: 0	HR: 1	SF: 0	SAC: 0	DP: 2	HBP: 1	WP: 1	PB: 1	SB: 0	CS: 0	PA: 38
PITCHER Sam McDowell, L ERA: 3.45 (1, 1)	IP	WLS	BF	H	R	ER	SO	BB	IBB	HBP	BLK	WP	HR	S	P	ERA	WHIP																			IP	WLS	BF	H	R	ER	SO	BB	IBB	HBP	BLK	WP	HR	S	P	ERA	WHIP					

**BOTTOM**

**Cleveland Indians @ Detroit Tigers**

Tiger Stadium, Detroit, MI

Sun May 30 1965, 4:33 AM EDT

Att. 17,524 - Unknown

livebaseballscorecards.com

AB	30
R	2
H	4
RBI	2
BB	7
SO	13
LOB	18













Batter	1	2	3	4	5	6	7	8	9	AB R H RBI BB SO LOB
Larry Brown, R OBP: 0.290, SLG: 0.340 (1, 6)	0-0 F8 BB 1B		0-0 HR	0-0 F6			0-0 1B			4 1 3 1 0 0 1
Chico Salmon, R OBP: 0.217, SLG: 0.190 (1, 3)	0-0 F7		0-0 1B		0-0 5-3		0-3 K			4 0 1 0 0 1 2
Chuck Hinton, R OBP: 0.349, SLG: 0.409 (1, 7)	4-0 1-2 BB		0-3 K		0-0 F9		0-0 4-3 S 8-2 1B			3 0 1 0 1 1 1
Rocky Colavito, R OBP: 0.408, SLG: 0.524 (1, 9)	0-0 F8 2-3		0-0 4-3		0-0 6-3		0-0 4-3 1-3			4 0 0 0 0 0 4
Max Alvis, R OBP: 0.351, SLG: 0.450 (1, 5)	0-3 K			4-0 2B 1B BB		0-0 5-3		0-0 8-2 3-H		3 1 0 0 1 1 3
Vic Davalillo, L OBP: 0.364, SLG: 0.493 (1, 8)		0-0 F6		0-3 K		0-0 5-3		0-0 SH 2B		4 1 1 0 0 1 1
Joe Azcue, R OBP: 0.298, SLG: 0.275 (1, 2)		0-3 K		0-0 1-3 1B 2B		0-3 K		0-0 SH 2-H		3 1 1 0 0 2 0
Pedro Gonzalez, R OBP: 0.286, SLG: 0.381 (1, 4)		0-0 F8		0-0 2-H 3-H 1B			0-0 G1-3-4 1B			3 0 2 2 0 0 0
Luis Tiant, R (1, 1)			0-0 F8	0-0 F6			0-0 1-2f G1-3-4			3 0 0 0 0 0 2

Inning Stats	R: 0 E: 0 K: 1 S: 6	H: 1 LOB: 2 BB: 1 P: 10	R: 0 E: 0 K: 1 S: 5	H: 0 LOB: 0 BB: 0 P: 5	R: 1 E: 0 K: 1 S: 7	H: 2 LOB: 1 BB: 0 P: 7	R: 2 E: 0 K: 1 S: 7	H: 2 LOB: 1 BB: 1 P: 11	R: 0 E: 0 K: 0 S: 3	H: 0 LOB: 0 BB: 0 P: 3	R: 0 E: 0 K: 1 S: 5	H: 0 LOB: 0 BB: 0 P: 5	R: 0 E: 0 K: 1 S: 6	H: 2 LOB: 1 BB: 0 P: 6	R: 0 E: 0 K: 0 S: 3	H: 1 LOB: 0 BB: 0 P: 3	R: 1 E: 1 K: 0 S: 2	H: 1 LOB: 1 BB: 0 P: 2	1B: 6 2B: 3 3B: 0 HR: 1	SF: 0 SAC: 1 DP: 2 HBP: 0	WP: 0 PB: 0 SB: 1 CS: 0	PA: 34
--------------	------------------------------	----------------------------------	------------------------------	---------------------------------	------------------------------	---------------------------------	------------------------------	----------------------------------	------------------------------	---------------------------------	------------------------------	---------------------------------	------------------------------	---------------------------------	------------------------------	---------------------------------	------------------------------	---------------------------------	----------------------------------	------------------------------------	----------------------------------	--------

PITCHER	IP	WLS	BF	H	R	ER	SO	BB	IBB	HBP	BLK	WP	HR	S	P	ERA	WHIP
Juan Pizarro, L ERA: 7.71 (1, 1)	3.1		17	5	3	3	4	2	0	0	0	0	1	23	31	8.10	2.100
Bob Locker, R ERA: 3.98 (4, 1)	0.2		2	0	0	0	0	0	0	0	0	0	0	2	2	0.00	0.000
Hoyt Wilhelm, R ERA: 3.51 (5, 1)	2.0		6	0	0	0	1	0	0	0	0	0	0	8	8	0.00	0.000
Eddie Fisher, R ERA: 1.79 (7, 1)	2.0		7	3	0	0	1	0	0	0	0	0	0	9	9	0.00	1.500
Bruce Howard, R ERA: 3.69 (9, 1)	0.0	L	2	1	1	0	0	0	0	0	0	0	0	2	2	∞	∞

**BOTTOM**

**Chicago White Sox @ Cleveland Indians**  
Cleveland Municipal Stadium, Cleveland, OH

Mon May 31 1965, 3:38 AM EDT  
Att. 23,565 - Unknown

livebaseballscorecards.com

AB	31
R	4
H	9
RBI	3
BB	2
SO	6
LOB	14







Batter	1	2	3	4	5	6	7	8	9
Dick Howser, R (1, 6) OBP: 0.379, SLG: 0.311	0-0 4-3		4-0 HR BB		0-0 5-3 1B		0-0 4-3 G3 2B	0-0 CS 1-2	
Pedro Gonzalez, R (1, 4) OBP: 0.280, SLG: 0.480	0-3 K		0-0 HR 1-H 2-H		0-0 5-3 1-2		0-0 4-3 2-3		
Leon Wagner, L (1, 7) OBP: 0.352, SLG: 0.463	0-3 K		0-0 FC5-6 1B		0-0 F6		0-0 G3 3-H		
Rocky Colavito, R (1, 9) OBP: 0.404, SLG: 0.514		0-0 6-3	0-0 FC5-6 1-2f		4-0 FC5-4 BB		0-0 F7		
Max Alvis, R (1, 5) OBP: 0.354, SLG: 0.448		0-3 K		0-0 1B E 1B	0-0 FC5-4 1-2f		4-0 G3 BB 1B BB		
Vic Davalillo, L (1, 8) OBP: 0.367, SLG: 0.493		0-0 F7		0-0 E 1B		0-0 4-3 1B	0-0 F7		
Chuck Hinton, R (1, 3) OBP: 0.346, SLG: 0.400			0-0 4-3	0-0 F9 1-2 2-H	0-0 F9	0-0 F9	4-0 G3 1B BB		
Cam Carreon, R (1, 2) OBP: 0.261, SLG: 0.238			4-0 SH1-4 HR BB	0-0 3-1	0-0 4-3	0-0 4-3	0-0 G3		
Fred Whitfield, L (8, PH) OBP: 0.289, SLG: 0.550							1-2 2-3		
Gary Bell, R (9, 1) OBP: 0.167, SLG: 0.667							1-2 2-3		
Ralph Terry, R (1, 1) OBP: 0.143, SLG: 0.150			0-0 SH1-4	0-3 K		0-0 F5	0-0 CS 1B		
Al Luplow, L (6, PH) OBP: 0.400, SLG: 0.692							2-H 3-H		
Sonny Siebert, R (7, 1) OBP: 0.100, SLG: 0.263									
Joe Azcue, R (8, PH) OBP: 0.304, SLG: 0.282									

Inning Stats	R: 0	H: 0	E: 0	K: 2	S: 7	R: 0	H: 0	E: 0	K: 1	S: 5	R: 3	H: 2	E: 0	K: 0	S: 5	R: 1	H: 2	E: 1	K: 1	S: 7	R: 0	H: 1	E: 0	K: 0	S: 4	R: 0	H: 1	E: 0	K: 0	S: 4	R: 1	H: 1	E: 0	K: 0	S: 4	R: 2	H: 1	E: 0	K: 0	S: 3
	LOB: 0	BB: 0	P: 7	LOB: 0	BB: 0	P: 5	LOB: 1	BB: 2	P: 13	LOB: 1	BB: 0	P: 7	LOB: 2	BB: 1	P: 8	LOB: 1	BB: 0	P: 4	LOB: 0	BB: 0	P: 4	LOB: 0	BB: 0	P: 4	LOB: 0	BB: 2	P: 11	LOB: 0	BB: 2	P: 11	LOB: 0	SF: 0	SAC: 1	DP: 0	HBP: 0	HR: 1				

PITCHER	IP	WLS	BF	H	R	ER	SO	BB	IBB	HBP	BLK	WP	HR	S	P	ERA	WHIP
Hank Aguirre, L (1, 1) ERA: 3.3	4.0		18	4	4	3	4	2	0	0	0	0	1	24	32	6.75	1.500
Larry Sherry, R (5, 1) ERA: 2.61	4.0	L	18	4	3	3	0	3	0	0	0	0	0	15	27	6.75	1.750

BOTTOM

AB	R	H	RBI	BB	SO	LOB
3	2	2	0	1	0	0
4	1	1	3	0	1	2
4	0	1	1	0	1	1
3	0	0	0	1	0	1
3	2	1	0	1	1	2
4	0	2	0	0	0	1
3	1	0	0	1	0	2
2	1	0	0	1	0	2
1	0	0	0	0	0	2
0	0	0	0	0	0	0
1	0	0	0	0	1	1
1	0	0	0	0	0	1
0	0	0	0	0	0	0
1	0	1	2	0	0	0

AB	30
R	7
H	8
RBI	6
BB	5
SO	4
LOB	15


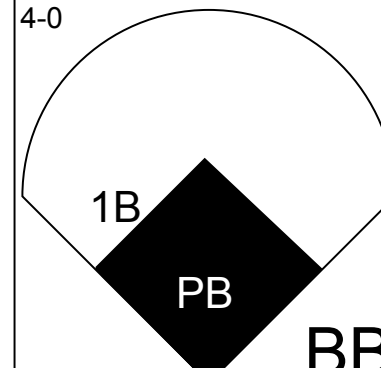
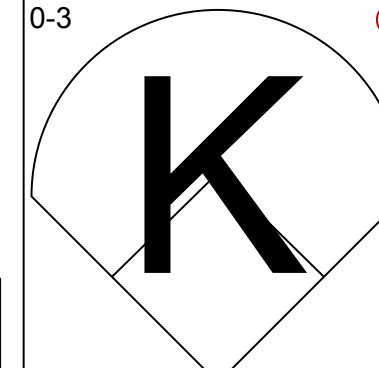
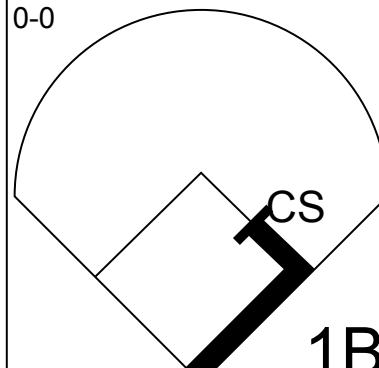
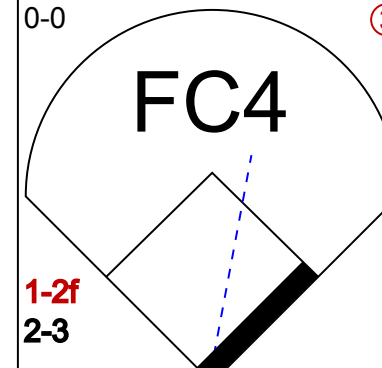
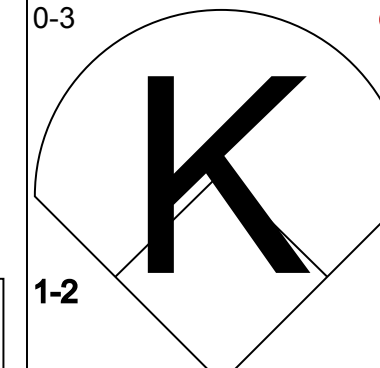

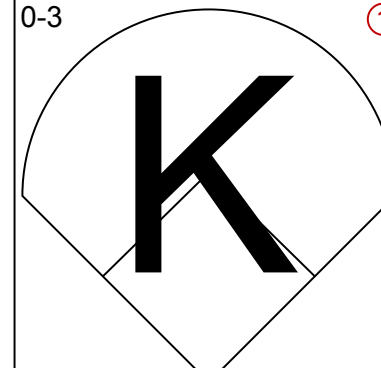
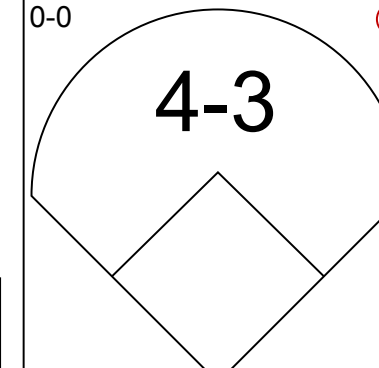
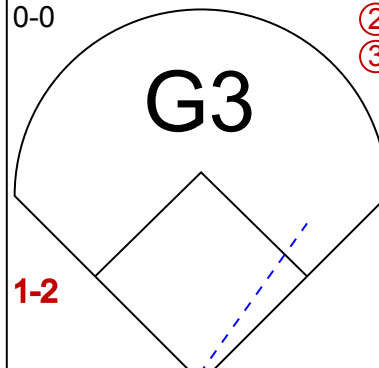
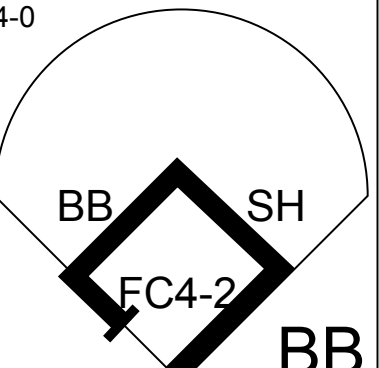
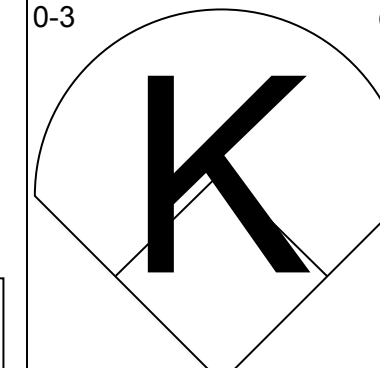

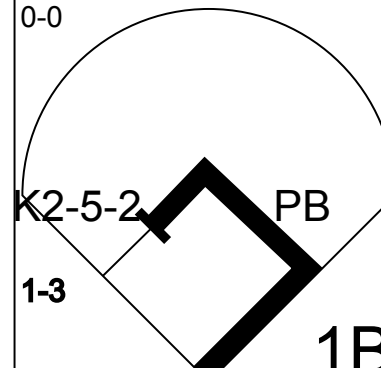
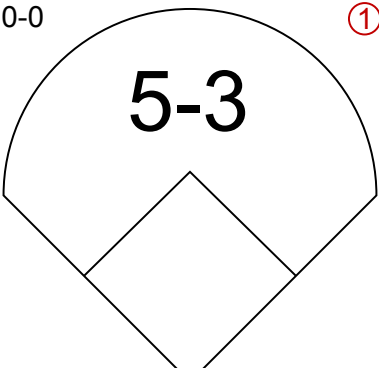
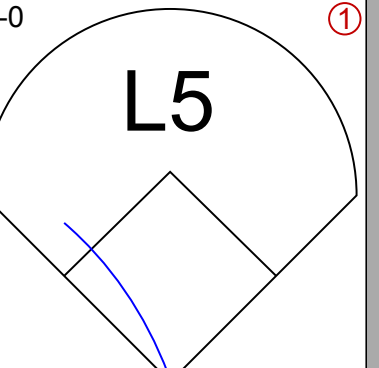
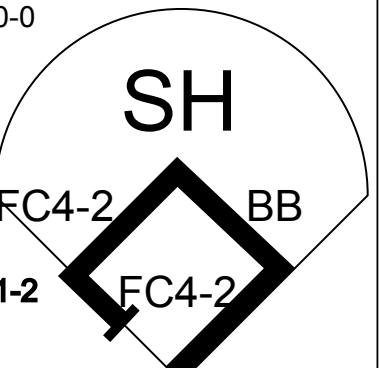

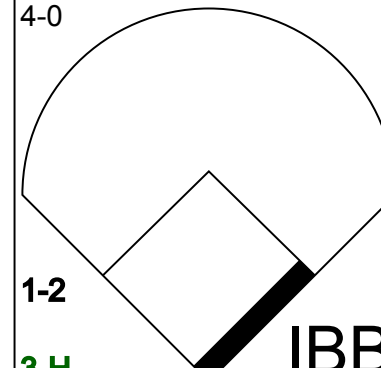
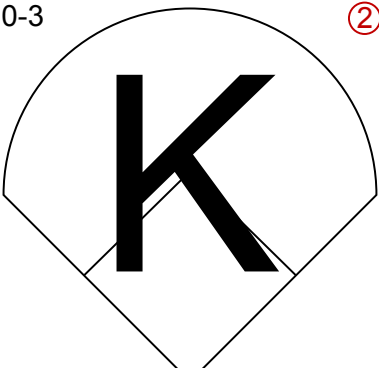
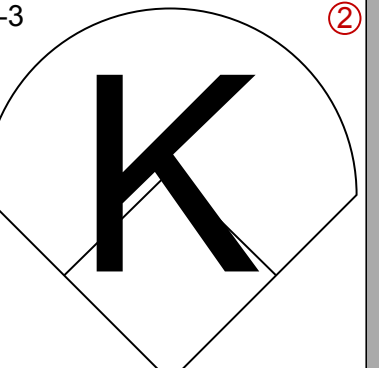
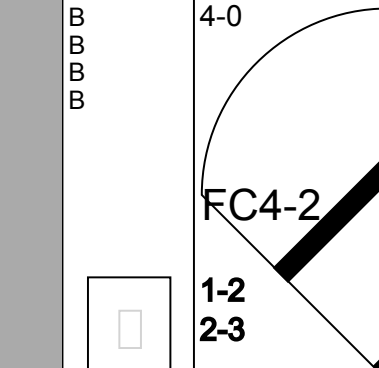
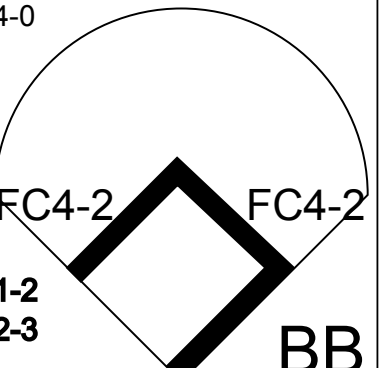

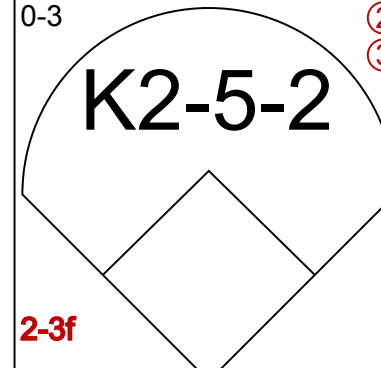
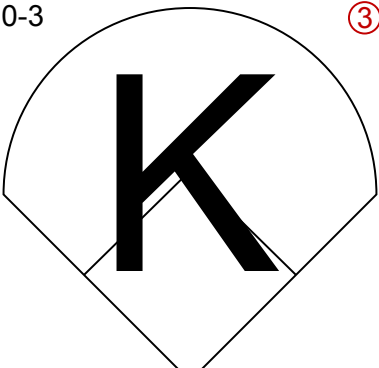
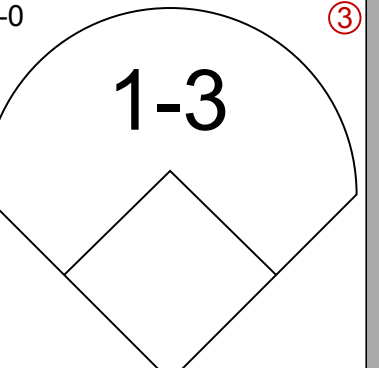
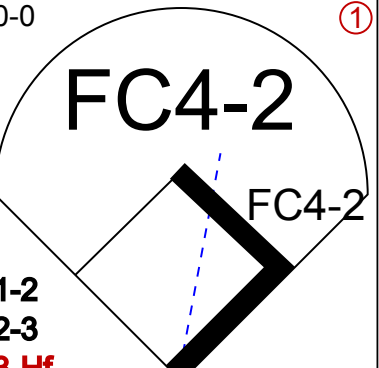

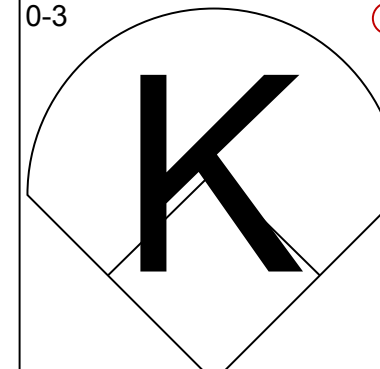
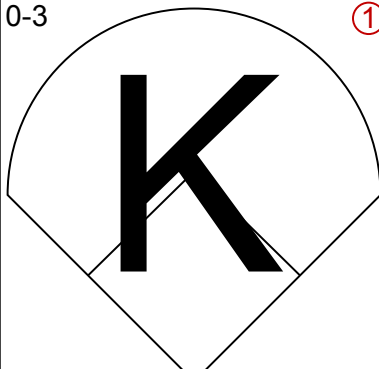
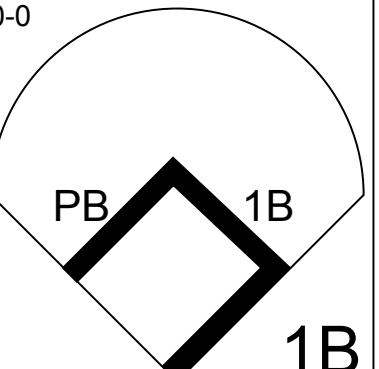
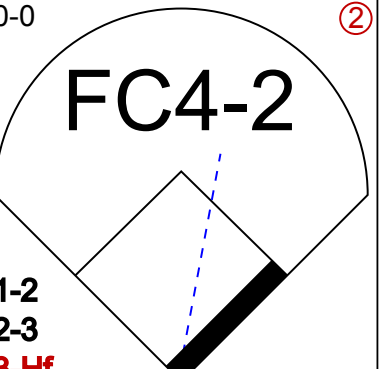

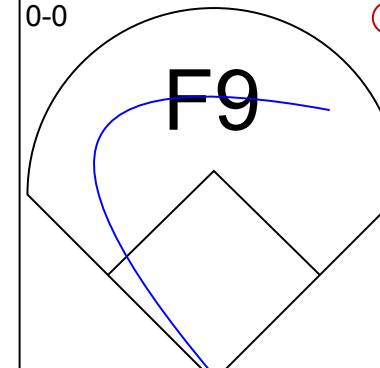
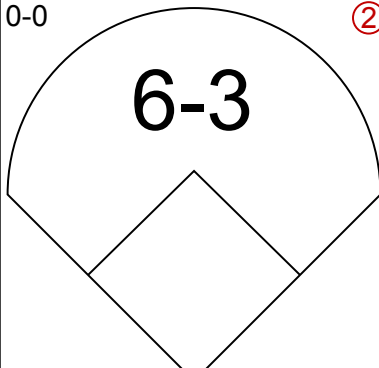
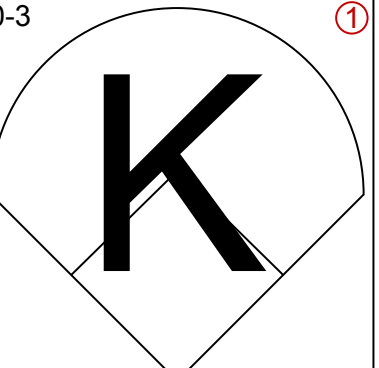
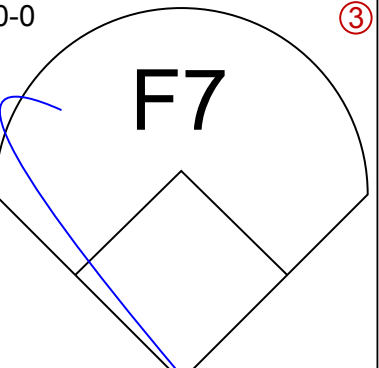

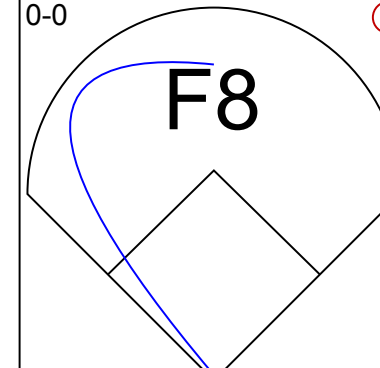
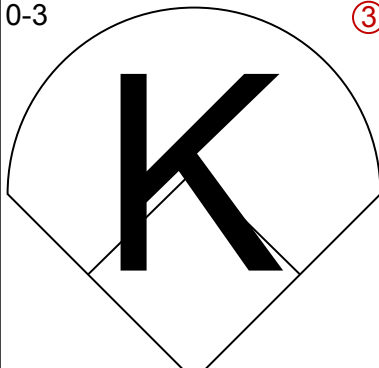
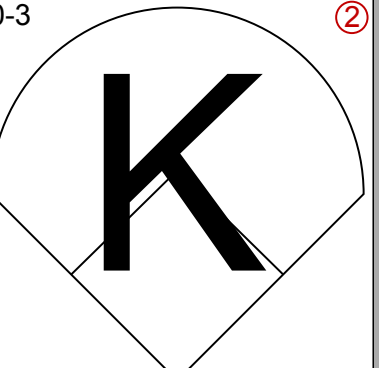
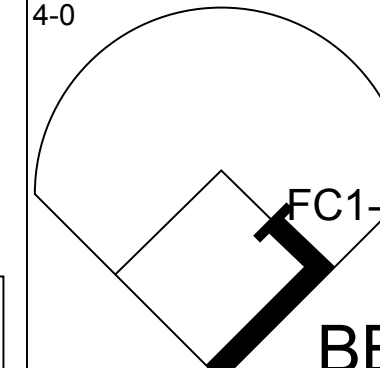

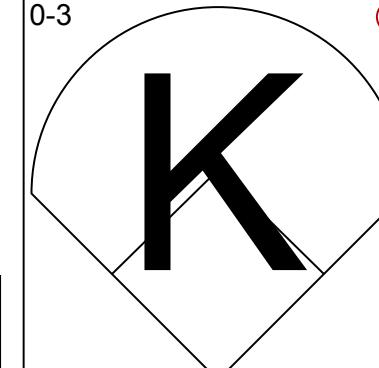
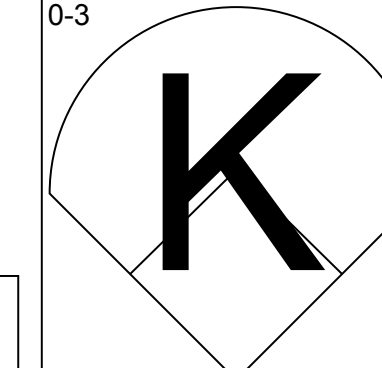
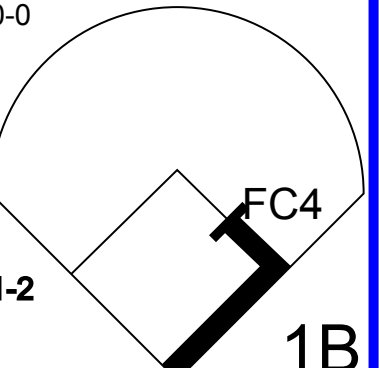
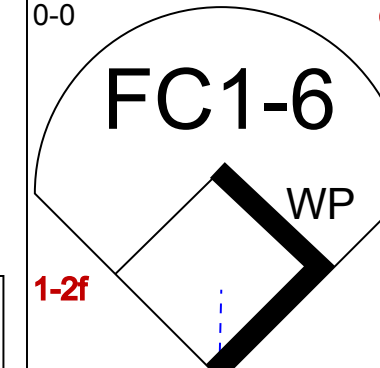



WP	PA
0	37

Detroit Tigers @ Cleveland Indians  
 Cleveland Municipal Stadium, Cleveland, OH  
 Fri Jun 04 1965, 7:05 PM EDT  
 Att. 17,693 - Unknown

livebaseballscores.com



Batter	1	2	3	4	5	6	7	8	9	10	AB R H RBI BB SO LOB	TOP								
Jake Wood, R OBP: 0.349, SLG: 0.431 (1, 4) 	4-0 		0-3 			0-0 		0-0 		0-3 	4 1 1 0 1 2 3									
Don Wert, R OBP: 0.314, SLG: 0.265 (1, 5) 	0-3 		0-0 			0-0 			4-0 	0-3 	4 0 0 0 1 2 3									
Don Demeter, R OBP: 0.307, SLG: 0.338 (1, 3) 	0-0 			0-0 			0-0 		0-0 		3 0 1 0 0 0 0									
Al Kaline, R OBP: 0.394, SLG: 0.514 (1, 8) 	4-0 		0-3 			0-3 		0-3 	4-0 		2 0 0 0 2 2 0									
Willie Horton, R OBP: 0.395, SLG: 0.700 (1, 7) 	0-3 		0-3 			0-0 			0-0 		4 0 0 0 0 2 5									
George Thomas, R OBP: 0.320, SLG: 0.449 (1, 9) 		0-3 			0-3 			0-0 	0-0 		4 0 1 0 0 2 3									
Bill Freehan, R OBP: 0.282, SLG: 0.331 (1, 2) 		0-0 			0-0 			0-3 	0-0 		4 0 0 0 0 1 4									
Ray Oyler, R OBP: 0.263, SLG: 0.222 (1, 6) 		0-0 			0-3 			0-3 		4-0 	3 0 0 0 1 2 1									
Mickey Lolich, S OBP: 0.103, SLG: 0.071 Terry Fox, R (8, 1) 			0-3 			0-3 		0-0 		0-0 	3 0 1 0 0 2 0 1 0 0 0 0 0 1									
<b>Inning Stats</b>	R: 1 E: 0 K: 2 S: 7	H: 1 LOB: 2 BB: 2 P: 15	R: 0 E: 0 K: 1 S: 5	H: 0 LOB: 0 BB: 0 P: 5	R: 0 E: 0 K: 2 S: 7	H: 0 LOB: 0 BB: 0 P: 7	R: 0 E: 0 K: 2 S: 7	H: 0 LOB: 0 BB: 0 P: 7	R: 0 E: 0 K: 1 S: 5	H: 1 LOB: 0 BB: 0 P: 5	R: 0 E: 0 K: 2 S: 9	H: 2 LOB: 2 BB: 0 P: 9	R: 0 E: 1 K: 0 S: 4	H: 0 LOB: 3 BB: 2 P: 12	R: 0 E: 0 K: 2 S: 7	H: 0 LOB: 1 BB: 1 P: 11	1B: 4 2B: 1 3B: 0 HR: 0	SF: 0 SAC: 1 DP: 1 HBP: 0	WP: 1 PB: 2 SB: 0 CS: 1	PA: 38
<b>PITCHER</b> Sam McDowell, L ERA: 2.97 (1, 1) 	IP 10.0 WLS W BF 38 H 4 R 1 ER 0 SO 15 BB 4 IBB 1 HBP 0 BLK 0 WP 1 HR 0 S 63 P 83 ERA 0.00 WHIP 0.800								<b>PITCHER</b> IP 10.0 WLS W BF 38 H 4 R 1 ER 0 SO 15 BB 4 IBB 1 HBP 0 BLK 0 WP 1 HR 0 S 63 P 83 ERA 0.00 WHIP 0.800											

Detroit Tigers @ Cleveland Indians  
 Cleveland Municipal Stadium, Cleveland, OH  
 Sat Jun 05 1965, 7:05 PM EDT  
 Att. 13,084 - Unknown

livebaseballscorecards.com

AB	32
R	1
H	4
RBI	0
BB	5
SO	15
LOB	20



BOTTOM

Detroit Tigers @ Cleveland Indians  
Cleveland Municipal Stadium, Cleveland, OH

Sat Jun 05 1965, 7:05 PM EDT  
Att: 13,084 - Unknown

livebaseballscorecards.com

AB	37
R	2
H	9
RBI	2
BB	4
SO	4
LOB	26



WP	0	PA	42
PB	0		
SB	2		
CS	1		

AB R H RBI BB SO LOB

3	1	0	0	2	0	5
5	0	1	0	0	1	5
5	1	2	1	0	0	0
5	0	1	0	0	1	3
5	0	1	0	0	1	4
4	0	1	1	0	0	3
4	0	1	0	0	0	2
1	0	0	0	0	2	1
1	0	1	0	0	0	0
0	0	0	0	0	0	0
0	0	0	0	0	0	0
4	0	1	0	0	0	4

Batter	1	2	3	4	5	6	7	8	9	10
Dick Howser, R OBP: 0.380, SLG: 0.304 (1, 6)	4-0 G3 S 4-3 BB	0-0 F9			4-0 CS BB		0-0 L8		0-0 4-3 1-2 2-3	
Pedro Gonzalez, R OBP: 0.267, SLG: 0.433 (1, 4)	0-0 G3 1-3		0-0 F3		0-3 K 1-2			0-0 1B FC6-2 1B	0-0 F3	
Leon Wagner, L OBP: 0.354, SLG: 0.461 (1, 7)	0-0 4-3 3-H		0-0 F7		0-0 F6			0-0 1-3 FC6-2 1B		0-0 2B 1B
Rocky Colavito, R OBP: 0.399, SLG: 0.503 (1, 9)	0-0 F7		0-3 K			0-0 E9 1B		0-0 1-2 FC6-2	0-0 F2	
Max Alvis, R OBP: 0.350, SLG: 0.440 (1, 5)		0-0 E SH5-3 1B		0-0 F6		0-3 K		0-0 3-H F6	0-0 F6	
Vic Davalillo, L OBP: 0.364, SLG: 0.494 (1, 8)		0-0 SH5-3 1-2		0-0 6-3		0-0 1-3		0-0 1-3	0-0 1-3	0-0 1-H 2B
Chuck Hinton, R OBP: 0.344, SLG: 0.396 (1, 3)		0-0 5-3		0-0 S 1B		0-0 F3			0-0 F2	
Cam Carreon, R OBP: 0.286, SLG: 0.233 (1, 2)		4-0 E IBB		4-0 FC6-4 IBB			0-3 K		0-0 4-3 1B 1B	
Fred Whitfield, L OBP: 0.296, SLG: 0.555 (9, PH)										
Chico Salmon, R OBP: 0.217, SLG: 0.190 (9, PR)										
Joe Azcue, R OBP: 0.304, SLG: 0.282 (10, 2)										
Sam McDowell, L OBP: 0.154, SLG: 0.120 (1, 1)		0-0 E1 1-2 2-3		0-0 FC6-4 1-2			0-0 4-3		0-0 1-2 4-3 1B	

Inning Stats	R: 1	H: 0	E: 0	K: 0	S: 3	R: 0	H: 1	E: 1	K: 0	S: 5	R: 0	H: 0	E: 0	K: 1	S: 5	R: 0	H: 1	E: 0	K: 0	S: 4	R: 0	H: 0	E: 0	K: 1	S: 4	R: 0	H: 1	E: 1	K: 1	S: 6	R: 0	H: 0	E: 0	K: 1	S: 5	R: 0	H: 2	E: 0	K: 0	S: 5	R: 0	H: 2	E: 0	K: 0	S: 5	R: 1	H: 2	E: 0	K: 0	S: 4
--------------	------	------	------	------	------	------	------	------	------	------	------	------	------	------	------	------	------	------	------	------	------	------	------	------	------	------	------	------	------	------	------	------	------	------	------	------	------	------	------	------	------	------	------	------	------	------	------	------	------	------

PITCHER	IP	WLS	BF	H	R	ER	SO	BB	IBB	HBP	BLK	WP	HR	S	P	ERA	WHIP
Mickey Lolich, L ERA: 2.91 (1, 1)	7.0		30	5	1	1	4	2	2	0	0	0	0	34	50	1.29	1.000
Terry Fox, R ERA: 1.01 (8, 1)	2.2	L	12	4	1	1	0	0	0	0	0	0	0	12	12	3.38	1.500

1B	8	SF	0
2B	1	SAC	1
3B	0	DP	0
HR	0	HBP	0



Batter	1	2	3	4	5	6	7	8	9	AB R H RBI BB SO LOB	TOP									
Don Wert, R (1, 5) OBP: 0.313, SLG: 0.271	0-0 F9		0-0 2B		0-0 FC6-4			0-0 F9		4 0 1 0 0 0 1	<b>Detroit Tigers @ Cleveland Indians</b> <b>Cleveland Municipal Stadium, Cleveland, OH</b> Sun Jun 06 1965, 3:33 AM EDT Att: 29,183 - Unknown <a href="http://livebaseballscorecards.com">livebaseballscorecards.com</a>									
Jerry Lumpe, L (1, 4) OBP: 0.314, SLG: 0.311	0-0 6-3		0-0 L6			0-0 F7		0-0 F5		4 0 0 0 0 0 2										
Don Demeter, R (1, 3) OBP: 0.305, SLG: 0.331	4-0 BB		0-0 F4			0-3 K			0-0 F6	3 0 0 0 1 1 2										
Al Kaline, R (1, 8) OBP: 0.385, SLG: 0.500	0-0 L3			0-0 L7		0-0 L9			0-0 L9	4 0 0 0 0 0 1										
Willie Horton, R (1, 7) OBP: 0.398, SLG: 0.718		0-0 5-3		0-0 F8			0-0 HR		0-0 1B	4 1 2 1 0 0 0										
George Thomas, R (1, 9) OBP: 0.304, SLG: 0.425		0-0 F3		0-0 F8			0-0 F3		0-3 K	4 0 0 0 0 1 1										
Bill Freehan, R (1, 2) OBP: 0.276, SLG: 0.323		0-0 5-3			0-0 F9		0-0 F7			3 0 0 0 0 0 0										
Ray Oyler, R (1, 6) OBP: 0.273, SLG: 0.238			0-0 1B		0-0 4-3		0-0 F8			3 0 1 0 0 0 0										
Joe Sparna, R (1, 1) OBP: 0.133, SLG: 0.143			0-0 FC3-6		0-0 FC3-6			0-3 K		1 0 0 0 0 0 1										
Jake Wood, R (5, PH) OBP: 0.359, SLG: 0.441										1 0 1 0 0 0 0										
Fred Gladding, L (5, 1)										0 0 0 0 0 0 0										
Ron Nischwitz, S (7, 1)										0 0 0 0 0 0 0										
Gates Brown, L (8, PH) OBP: 0.288, SLG: 0.415			0-0 2B		0-0 FC6-4					1 0 0 0 0 1 0										
Phil Regan, R (8, 1) OBP: 0.111, SLG: 0.111			1-2f							0 0 0 0 0 0 0										
<b>Inning Stats</b>	R: 0 E: 0 K: 0 S: 3	H: 0 LOB: 1 BB: 1 P: 7	R: 0 E: 0 K: 0 S: 3	H: 0 LOB: 0 BB: 0 P: 3	R: 0 E: 0 K: 0 S: 5	H: 2 LOB: 2 BB: 0 P: 5	R: 0 E: 0 K: 0 S: 3	H: 0 LOB: 0 BB: 0 P: 3	R: 0 E: 0 K: 1 S: 5	H: 0 LOB: 0 BB: 0 P: 5	R: 1 E: 0 K: 0 S: 4	H: 1 LOB: 0 BB: 0 P: 4	R: 0 E: 0 K: 1 S: 5	H: 0 LOB: 0 BB: 0 P: 5	R: 0 E: 0 K: 1 S: 6	H: 1 LOB: 1 BB: 0 P: 6	1B: 3 2B: 1 3B: 0 HR: 1	SF: 0 SAC: 0 DP: 0 HBP: 0	WP: 0 PB: 0 SB: 0 CS: 0	PA: 33
<b>PITCHER</b>	IP WLS BF H R ER SO BB IBB HBP BLK WP HR S P ERA WHIP																			
Jack Kralick, L (1, 1) ERA: 3.15	7.0 W 26 4 1 1 1 1 1 0 0 0 0 0 1 27 31 1.29 0.714																			
Gary Bell, R (8, 1) ERA: 2.4	2.0 S 7 1 0 0 2 0 0 0 0 0 0 0 0 11 11 0.00 0.500																			

**Detroit Tigers @ Cleveland Indians**  
**Cleveland Municipal Stadium, Cleveland, OH**  
 Sun Jun 06 1965, 3:33 AM EDT  
 Att: 29,183 - Unknown  
[livebaseballscorecards.com](http://livebaseballscorecards.com)

<b>AB</b>	<b>32</b>
<b>R</b>	<b>1</b>
<b>H</b>	<b>5</b>
<b>RBI</b>	<b>1</b>
<b>BB</b>	<b>1</b>
<b>SO</b>	<b>3</b>
<b>LOB</b>	<b>8</b>



Batter	1	2	3	4	5	6	7	8	9	AB	R	H	RBI	BB	SO	LOB
Larry Brown, R OBP: 0.295, SLG: 0.330 (1, 6)	0-0 F2		4-0 BB	0-0 F9			0-0 6-3	4-0 1B 2B BB		3	1	0	0	2	0	1
Pedro Gonzalez, R OBP: 0.286, SLG: 0.412 (1, 4)	0-3 K		0-3 K		0-3 K		1-0 1B WP HBP	0-0 2B SF7 1B		4	2	1	1	0	3	1
Leon Wagner, L OBP: 0.360, SLG: 0.468 (1, 7)	0-0 L8		0-0 6-3		0-0 FC5-4 1B		4-0 1B WP BB	0-0 1-3 2-H HR 2B		4	2	2	1	1	0	1
Rocky Colavito, R OBP: 0.399, SLG: 0.503 (1, 9)		0-3 K		0-0 PB E 1B	0-0 FC5-4 FC6-4		0-0 1-3 2-H 1B	0-0 SF7		4	1	2	2	0	1	1
Max Alvis, R OBP: 0.351, SLG: 0.454 (1, 5)		4-0 1B WP BB		0-0 F7	0-0 FC6-4		0-0 1-2f 3-H FC2-4 BB	0-0 2-H HR		4	1	1	2	1	0	3
Vic Davalillo, L OBP: 0.377, SLG: 0.497 (1, 8)		4-0 1B BB		0-0 E9 1B 1B		0-0 6-3	4-0 1-2 BB	0-0 BB 1B		3	1	2	0	2	0	0
Fred Whitfield, L OBP: 0.305, SLG: 0.558 Chico Salmon, R OBP: 0.240, SLG: 0.182 (7, PH) (8, 3)		0-0 G5-4-3 1B		0-0 1B SF8 1B		0-0 L8	0-0 F3	4-0 1-2 BB		3	1	2	0	0	0	0
Cam Carreon, R OBP: 0.315, SLG: 0.239 (1, 2)		0-0 G5-4-3		0-0 2-3 3-H 1B		4-0 BB		1B SH1-4 BB L7		3	1	1	1	2	0	5
Jack Kralick, L OBP: 0.182, SLG: 0.200 Gary Bell, R OBP: 0.167, SLG: 0.667 (1, 1) (8, 1)			0-3 K	0-0 SF8		0-0 L8		0-0 SH1-4		2	0	0	1	0	1	1
				3-H				1-2		0	0	0	0	0	0	0

Inning Stats	R: 0	H: 0	E: 0	K: 1	S: 5	R: 0	H: 1	E: 0	K: 1	S: 5	R: 0	H: 0	E: 0	K: 2	S: 7	R: 3	H: 4	E: 1	K: 0	S: 7	R: 0	H: 1	E: 0	K: 1	S: 6	R: 0	H: 0	E: 0	K: 0	S: 3	R: 2	H: 1	E: 0	K: 0	S: 4	R: 5	H: 4	E: 0	K: 0	S: 7	R: 0	H: 0	E: 0	K: 0	S: 0
	LOB: 0	BB: 0	P: 5	LOB: 2	BB: 2	P: 13	LOB: 1	BB: 1	P: 11	LOB: 1	BB: 0	P: 7	LOB: 1	BB: 0	P: 6	LOB: 1	BB: 1	P: 7	LOB: 2	BB: 2	P: 13	LOB: 2	BB: 2	P: 19	LOB: 1	BB: 3	P: 19	LOB: 1	SAC: 1	DP: 1	HBP: 1	WP: 3	PB: 1	SB: 0	CS: 0	PA: 44	ERA	WHIP							

PITCHER	IP	WLS	BF	H	R	ER	SO	BB	IBB	HBP	BLK	WP	HR	S	P	ERA	WHIP
Joe Sparna, R ERA: 3.32 (1, 1)	4.0	L	19	5	3	3	4	3	0	0	0	1	0	24	36	6.75	2.000
Fred Gladding, R ERA: 3.95 (5, 1)	2.2		14	2	2	2	1	3	0	1	0	2	0	12	25	6.75	1.875
Ron Nischwitz, L ERA: 3.86 (7, 1)	0.1		1	0	0	0	0	0	0	0	0	0	0	1	1	0.00	0.000
Phil Regan, R ERA: 5.45 (8, 1)	1.0		10	4	5	5	0	3	0	0	0	0	1	7	19	45.00	7.000

BOTTOM

Detroit Tigers @ Cleveland Indians  
Cleveland Municipal Stadium, Cleveland, OH

Sun Jun 06 1965, 3:33 AM EDT  
Att. 29,183 - Unknown

livebaseballscorecards.com

AB	31
R	10
H	11
RBI	8
BB	9
SO	5
LOB	15





Batter	1	2	3	4	5	6	7	8	9	AB R H RBI BB SO LOB	TOP											
Dick Howser, R (1, 6) OBP: 0.376, SLG: 0.303	0-0 L9			0-0 1-3		0-0 1B		0-0 6-3		4 0 1 0 0 0 0	<b>Cleveland Indians @ Minnesota Twins</b> Metropolitan Stadium, Bloomington, MI Mon Jun 07 1965, 8:05 PM EDT Att. 13,567 - Unknown - 74 F											
Pedro Gonzalez, R (1, 4) OBP: 0.282, SLG: 0.395	0-0 5-3			0-0 5-3		0-3 K		0-0 G3		4 0 1 0 0 1 1												
Leon Wagner, L (1, 7) OBP: 0.358, SLG: 0.480	0-0 L3			0-0 HR		0-3 K		0-0 G3		4 1 1 1 0 1 2												
Rocky Colavito, R (1, 9) OBP: 0.401, SLG: 0.519		0-0 F8		0-0 HR		0-0 6-3		4-0 BB		3 1 1 1 1 0 1												
Max Alvis, R (1, 5) OBP: 0.344, SLG: 0.443		0-3 K		0-0 F3			0-0 5-3	0-0 1-3		4 0 0 0 0 1 2												
Vic Davalillo, L (1, 8) OBP: 0.380, SLG: 0.494		0-0 1-3			0-3 K		4-0 FC5	0-0 E		3 0 1 0 1 1 0												
Fred Whitfield, L (1, 3) OBP: 0.303, SLG: 0.547			0-0 L8		0-0 2-3		0-0 4-3	0-0 F7		4 0 1 0 0 0 2												
Joe Azcue, R (1, 2) OBP: 0.303, SLG: 0.274			0-3 K		0-0 2-3		4-0 1-2	0-3 K2-3		3 0 0 0 1 2 2												
Luis Tiant, R (1, 1) OBP: 0.303, SLG: 0.274			0-3 K		0-0 4-3		0-0 FC5	0-0 4-3		4 0 0 0 0 1 4												
<b>Inning Stats</b>	R: 0 E: 0 K: 0 S: 3	H: 0 LOB: 0 BB: 0 P: 3	R: 0 E: 0 K: 1 S: 5	H: 0 LOB: 0 BB: 0 P: 5	R: 0 E: 0 K: 2 S: 7	H: 0 LOB: 0 BB: 0 P: 7	R: 2 E: 0 K: 0 S: 5	H: 2 LOB: 0 BB: 0 P: 5	R: 0 E: 0 K: 1 S: 6	H: 1 LOB: 1 BB: 0 P: 6	R: 0 E: 0 K: 2 S: 8	H: 1 LOB: 1 BB: 0 P: 8	R: 0 E: 0 K: 0 S: 3	H: 0 LOB: 2 BB: 2 P: 11	R: 0 E: 0 K: 0 S: 4	H: 1 LOB: 2 BB: 1 P: 8	R: 0 E: 0 K: 1 S: 6	H: 1 LOB: 1 BB: 0 P: 6	1B: 4 2B: 0 3B: 0 HR: 2	SF: 0 SAC: 0 DP: 0 HBP: 0	WP: 0 PB: 0 SB: 2 CS: 0	PA: 36
<b>PITCHER</b>	IP WLS BF H R ER SO BB IBB HBP BLK WP HR S P ERA WHIP																					
Mudcat Grant, R (1, 1) ERA: 4.02	8.0 L 32 5 2 2 6 2 1 0 0 0 2 41 53 2.25 0.875																					
Jerry Fosnow, L (9, 1) ERA: 4.08	1.0 4 1 0 0 1 0 0 0 0 0 0 6 6 0.00 1.000																					

livebaseballscorecards.com

<b>AB</b>	33
<b>R</b>	2
<b>H</b>	6
<b>RBI</b>	2
<b>BB</b>	3
<b>SO</b>	7
<b>LOB</b>	14



Batter	1	2	3	4	5	6	7	8	9	AB R H RBI BB SO LOB
--------	---	---	---	---	---	---	---	---	---	----------------------

Zoilo Versalles, R OBP: 0.300, SLG: 0.490 (1, 6)	0-0 L5		0-3 K			0-0 F6			0-0 F9	4 0 0 0 0 1 0
Jerry Kindall, R OBP: 0.297, SLG: 0.335 Harmon Killebrew, R OBP: 0.362, SLG: 0.431 Jim Kaat, L OBP: 0.206, SLG: 0.235 (1, 4) (9, PH) (9, PR)	0-0 4-3			0-0 4-3		0-3 K			4-0 G6-4-3 BB	3 0 0 0 0 1 0 0 0 0 0 0 1 0 0 0 0 0 0 0 0 0 0
Tony Oliva, L OBP: 0.292, SLG: 0.480 (1, 9)	4-0 BB			0-0 2B		0-3 K			0-0 G6-4-3 1-2f	3 1 1 0 1 1 1
Don Mincher, L OBP: 0.306, SLG: 0.424 (1, 3)	0-0 F7			0-0 2B		0-3 K				3 0 1 1 0 1 1
Bob Allison, R OBP: 0.399, SLG: 0.500 (1, 7)		0-3 K		0-0 F2		0-3 K2-3				3 0 0 0 0 2 1
Jimmie Hall, L OBP: 0.391, SLG: 0.569 (1, 8)		0-0 6-3		0-0 L8		0-0 6-3				3 0 0 0 0 0 1
Rich Rollins, R OBP: 0.284, SLG: 0.326 (1, 5)		0-0 F4			0-0 F6			0-0 F6		3 0 0 0 0 0 0
Jerry Zimmerman, R OBP: 0.318, SLG: 0.361 Sandy Valdespino, L OBP: 0.385, SLG: 0.371 Jerry Fosnow, R (1, 2) (8, PH) (9, 1)			0-0 F3		0-0 3-1			0-3 K		2 0 0 0 0 0 0 1 0 0 0 0 1 0 0 0 0 0 0 0 0 0
Mudcat Grant, R OBP: 0.143, SLG: 0.231 Earl Battey, R OBP: 0.402, SLG: 0.417 (1, 1) (8, PH) (9, 2)			0-3 K		0-0 3-1			0-3 K		2 0 0 0 0 1 0 1 0 0 0 0 1 0

Inning Stats	R: 0	H: 0	E: 0	K: 0	S: 3	R: 0	H: 0	E: 0	K: 1	S: 5	R: 0	H: 0	E: 0	K: 2	S: 7	R: 1	H: 2	E: 0	K: 0	S: 5	R: 0	H: 0	E: 0	K: 0	S: 3	R: 0	H: 0	E: 0	K: 2	S: 7	R: 0	H: 0	E: 0	K: 2	S: 7	R: 0	H: 0	E: 0	K: 0	S: 7	R: 0	H: 0	E: 0	K: 0	S: 2	R: 0	H: 0	E: 0	K: 0	S: 2	1B: 0	SF: 0	2B: 2	SAC: 0	3B: 0	DP: 1	HR: 0	HBP: 0	WP: 0	PA: 30
--------------	------	------	------	------	------	------	------	------	------	------	------	------	------	------	------	------	------	------	------	------	------	------	------	------	------	------	------	------	------	------	------	------	------	------	------	------	------	------	------	------	------	------	------	------	------	------	------	------	------	------	-------	-------	-------	--------	-------	-------	-------	--------	-------	--------

PITCHER	IP	WLS	BF	H	R	ER	SO	BB	IBB	HBP	BLK	WP	HR	S	P	ERA	WHIP
Luis Tiant, R ERA: 3.41 (1, 1)	9.0	W	30	2	1	1	9	2	0	0	0	0	0	46	54	1.00	0.444

**BOTTOM**

**Cleveland Indians @ Minnesota Twins**  
Metropolitan Stadium, Bloomington, MI

Mon Jun 07 1965, 8:05 PM EDT  
Att: 13,567 - Unknown - 74 F

livebaseballscorecards.com

<b>AB</b>	<b>28</b>
<b>R</b>	<b>1</b>
<b>H</b>	<b>2</b>
<b>RBI</b>	<b>1</b>
<b>BB</b>	<b>2</b>
<b>SO</b>	<b>9</b>
<b>LOB</b>	<b>4</b>





Batter	1	2	3	4	5	6	7	8	9	AB R H RBI BB SO LOB	TOP									
Dick Howser, R (1, 6) OBP: 0.374, SLG: 0.301 Floyd Weaver, R (7, 1)	0-0 FC1-4 1B	0-0 FC6-4			0-0 L8		0-0 F3			4 0 1 0 0 0 4 0 0 0 0 0 0 0										
Pedro Gonzalez, R (1, 4) OBP: 0.262, SLG: 0.366 Don McMahon, R (5, 1) Larry Brown, R (7, 6) OBP: 0.292, SLG: 0.327	0-0 FC1-4 1-2f CS		0-0 F8		0-0 L7			0-3 K		3 0 0 0 0 0 2 0 0 0 0 0 0 0 1 0 0 0 0 0 1 0										
Leon Wagner, L (1, 7) OBP: 0.351, SLG: 0.469	0-0 5-3 1-2		0-3 K		0-0 F5			0-0 4-3		4 0 0 0 0 1 2										
Rocky Colavito, R (1, 9) OBP: 0.403, SLG: 0.534		0-0 HR		0-0 F5		0-0 5-3		4-0 BB		3 1 1 1 1 0 0										
Max Alvis, R (1, 5) OBP: 0.342, SLG: 0.456		0-0 5-3		0-0 HR		0-0 6-3		0-0 F5		4 1 1 1 0 0 1										
Vic Davalillo, L (1, 8) OBP: 0.383, SLG: 0.491		0-0 BB 1B 1B		0-0 L7		4-0 BB		0-0 E4		3 0 1 0 0 1 0 0										
Fred Whitfield, L (1, 3) OBP: 0.302, SLG: 0.537		0-0 BB 1B		0-0 1-3		0-3 K		0-0 F8		4 0 1 0 0 1 2										
Joe Azcue, R (1, 2) OBP: 0.301, SLG: 0.266		4-0 FC6-4 1-2 2-3 BB		0-0 6-3			0-0 F4		0-0 6-3	3 0 0 0 1 0 1										
Sonny Siebert, R (1, 1) OBP: 0.100, SLG: 0.263 Al Luplow, L (2, PH) OBP: 0.375, SLG: 0.643 Lee Stange, R (2, 1) OBP: 1.000, SLG: 1.000 Dick Donovan, L (4, 1) Billy Moran, R (5, PH) OBP: 0.091, SLG: 0.091 (5, 4)		0-0 F5			0-0 1B		0-0 G3		0-0 6-3	0 0 0 0 0 0 0 0 1 0 0 0 0 0 0 3 0 0 0 0 0 0 0 0 0 0 0 0 0 0 0 0 3 0 1 0 0 0 0 1										
<b>Inning Stats</b>	R: 0 E: 0 K: 0 S: 3	H: 1 LOB: 0 BB: 0 P: 3	R: 1 E: 0 K: 0 S: 6	H: 3 LOB: 3 BB: 1 P: 10	R: 0 E: 0 K: 1 S: 5	H: 0 LOB: 0 BB: 0 P: 5	R: 1 E: 0 K: 0 S: 4	H: 1 LOB: 0 BB: 0 P: 4	R: 0 E: 0 K: 1 S: 5	H: 0 LOB: 1 BB: 1 P: 9	R: 0 E: 0 K: 0 S: 3	H: 0 LOB: 0 BB: 0 P: 3	R: 0 E: 0 K: 1 S: 5	H: 0 LOB: 1 BB: 1 P: 9	R: 0 E: 1 K: 0 S: 4	H: 0 LOB: 1 BB: 0 P: 4	1B: 4 2B: 0 3B: 0 HR: 2	SF: 0 SAC: 0 DP: 0 HBP: 0	WP: 0 PB: 0 SB: 0 CS: 1	PA: 36
<b>PITCHER</b> Camilo Pascual, R (1, 1) ERA: 2.49	IP 9.0 WLS W BF 36 H 6 R 2 ER 2 SO 3 BB 3 IBB 0 HBP 0 BLK 0 WP 0 HR 2 S 39 P 51 ERA 2.00 WHIP 1.000																			

Cleveland Indians @ Minnesota Twins  
Metropolitan Stadium, Bloomington, MI

Tue Jun 08 1965, 8:05 PM EDT  
Att. 11,268 - Unknown - 68 F

livebaseballscorecards.com

AB	33
R	2
H	6
RBI	2
BB	3
SO	3
LOB	16



Batter	1	2	3	4	5	6	7	8	9	AB	R	H	RBI	BB	SO	LOB
Zoilo Versalles, R OBP: 0.302, SLG: 0.486 (1, 6)	4-0 E S HR BB	0-0 FC1-4 1-2f		0-0 1B		0-0 6-3		0-0 F3		4	1	1	0	1	0	1
Rich Rollins, R OBP: 0.289, SLG: 0.330 (1, 5)	0-0 F4 1-3	0-0 F7 1-2		0-0 1B		0-0 1B				4	0	2	0	0	0	2
Tony Oliva, L OBP: 0.296, SLG: 0.477 (1, 9)	4-0 HR BB		0-0 CS 1B	0-0 F6		0-0 F5				3	1	1	0	1	0	3
Harmon Killebrew, R OBP: 0.365, SLG: 0.456 (1, 3)	0-0 1-H 3-H HR		0-0 5-3 1-2		0-0 L9		0-0 WP SF7 2B			4	2	2	3	0	0	1
Jimmie Hall, L OBP: 0.388, SLG: 0.559 (1, 8)	0-3 K		0-0 F4		4-0 WP BB		0-3 K			3	0	0	0	1	2	1
Bob Allison, R OBP: 0.401, SLG: 0.497 (1, 7)	4-0 BB			4-0 HR BB		0-0 5-3 1-2		0-0 SF7 3-H		1	1	0	1	2	0	1
Earl Battey, R OBP: 0.405, SLG: 0.444 (1, 2)	0-0 F9			0-0 1-H HR		4-0 IBB		0-0 F9		3	1	1	2	1	0	1
Jerry Kindall, R OBP: 0.290, SLG: 0.327 (1, 4)		0-0 F8		0-0 5-3		0-0 L8		0-0 F6		4	0	0	0	0	0	2
Camilo Pascual, R OBP: 0.263, SLG: 0.432 (1, 1)		0-0 FC1-4 1B		0-0 L6		0-0 F8		0-0 4-3		4	0	1	0	0	0	0

Inning Stats	R: 3	H: 1	E: 0	K: 1	S: 6	LOB: 1	BB: 3	P: 18	R: 0	H: 1	E: 0	K: 0	S: 4	LOB: 1	BB: 0	P: 4	R: 0	H: 1	E: 0	K: 0	S: 3	LOB: 0	BB: 0	P: 3	R: 2	H: 3	E: 0	K: 0	S: 6	LOB: 2	BB: 10	R: 0	H: 0	E: 0	K: 0	S: 3	LOB: 2	BB: 2	P: 11	R: 0	H: 1	E: 0	K: 0	S: 4	LOB: 1	BB: 0	P: 4	R: 1	H: 1	E: 0	K: 1	S: 6	LOB: 0	BB: 0	P: 6	R: 0	H: 0	E: 0	K: 0	S: 3	LOB: 0	BB: 0	P: 3
--------------	------	------	------	------	------	--------	-------	-------	------	------	------	------	------	--------	-------	------	------	------	------	------	------	--------	-------	------	------	------	------	------	------	--------	--------	------	------	------	------	------	--------	-------	-------	------	------	------	------	------	--------	-------	------	------	------	------	------	------	--------	-------	------	------	------	------	------	------	--------	-------	------


PITCHER	IP	WLS	BF	H	R	ER	SO	BB	IBB	HBP	BLK	WP	HR	S	P	ERA	WHIP
Sonny Siebert, R ERA: 2.82 (1, 1)	1.0	L	7	1	3	3	1	3	0	0	0	0	1	6	18	27.00	4.000
Lee Stange, R ERA: 3.1 (2, 1)	2.2		13	5	2	2	0	1	0	0	0	0	1	12	16	6.75	2.250
Dick Donovan, R ERA: 6.27 (4, 1)	0.1		1	0	0	0	0	0	0	0	0	0	0	1	1	0.00	0.000
Don McMahon, R ERA: 4.58 (5, 1)	2.0		9	1	0	0	0	1	1	0	0	1	0	7	15	0.00	1.000
Floyd Weaver, R ERA: 6.3 (7, 1)	2.0		7	1	1	1	1	0	0	0	0	1	0	9	9	4.50	0.500

**BOTTOM**

**Cleveland Indians @ Minnesota Twins**  
Metropolitan Stadium, Bloomington, MI

Tue Jun 08 1965, 8:05 PM EDT  
Att. 11,268 - Unknown - 68 F

AB 30  
R 6  
H 8  
RBI 6  
BB 6  
SO 2  
LOB 12



WP: 2 PA: 37  
PB: 0  
SB: 2  
CS: 1  
1B: 5 SF: 1  
2B: 1 SAC: 0  
3B: 0 DP: 0  
HR: 2 HBP: 0

PITCHER	IP	WLS	BF	H	R	ER	SO	BB	IBB	HBP	BLK	WP	HR	S	P	ERA	WHIP
---------	----	-----	----	---	---	----	----	----	-----	-----	-----	----	----	---	---	-----	------









Batter	1	2	3	4	5	6	7	8	9	AB R H RBI BB SO LOB	TOP									
Dick Howser, R (1, 6) OBP: 0.363, SLG: 0.292	0-0 6-3		0-0 F2		0-0 F2		0-0 2-3 1B			4 0 1 0 0 0 0	<b>Cleveland Indians @ Minnesota Twins</b> Metropolitan Stadium, Bloomington, MI Thu Jun 10 1965, 8:05 PM EDT Att. 12,798 - Unknown - 75 F									
Pedro Gonzalez, R (1, 4) OBP: 0.240, SLG: 0.327	0-0 F7		0-0 1-3		0-0 F5		0-3 K			4 0 0 0 0 1 2										
Leon Wagner, L (1, 7) OBP: 0.347, SLG: 0.478	0-3 K		0-0 HR		0-0 G3		0-3 K			4 1 1 1 0 2 0										
Rocky Colavito, R (1, 9) OBP: 0.407, SLG: 0.527		0-0 E7 1B	1-0 HBP		0-0 5-3		0-0 1B			3 1 2 0 0 0 0										
Max Alvis, R (1, 5) OBP: 0.343, SLG: 0.463		0-3 K	0-3 K		4-0 BB		0-0 5-3			3 0 0 0 1 2 2										
Vic Davalillo, L (1, 8) OBP: 0.383, SLG: 0.486		0-0 PB HR 1B		0-0 6-3		0-0 1-3		0-0 6-3		4 1 1 1 0 0 1										
Fred Whitfield, L (1, 3) OBP: 0.292, SLG: 0.520		0-0 F4		0-0 L8		0-0 5-3		0-0 F8		4 0 0 0 0 0 1										
Cam Carreon, R (1, 2) OBP: 0.328, SLG: 0.320		0-0 HR		0-0 F4		0-0 1B SH1-4 1B		0-0 F4		4 1 2 2 0 0 0										
Sam McDowell, L (1, 1) OBP: 0.143, SLG: 0.111		0-3 K			0-0 G3		0-0 SH1-4			2 0 0 0 0 1 0										
Gary Bell, R (9, 1) OBP: 0.167, SLG: 0.667										0 0 0 0 0 0 0										
<b>Inning Stats</b>	R: 0 E: 0 K: 1 S: 5	H: 0 LOB: 0 BB: 0 P: 5	R: 3 E: 1 K: 2 S: 10	H: 3 LOB: 0 BB: 0 P: 10	R: 1 E: 0 K: 1 S: 6	H: 1 LOB: 1 BB: 0 P: 7	R: 0 E: 0 K: 0 S: 3	H: 0 LOB: 0 BB: 0 P: 3	R: 0 E: 0 K: 0 S: 3	H: 0 LOB: 1 BB: 1 P: 7	R: 0 E: 0 K: 1 S: 7	H: 2 LOB: 2 BB: 0 P: 7	R: 0 E: 0 K: 1 S: 5	H: 1 LOB: 0 BB: 0 P: 5	R: 0 E: 0 K: 0 S: 3	H: 0 LOB: 0 BB: 0 P: 3	1B: 5 2B: 0 3B: 0 HR: 2	SF: 0 SAC: 1 DP: 0 HBP: 1	WP: 0 PB: 1 SB: 0 CS: 0	PA: 35
<b>PITCHER</b>	IP WLS BF H R ER SO BB IBB HBP BLK WP HR S P ERA WHIP																			
Dave Boswell, R (1, 1) ERA: 2.54	5.2 L 23 4 4 4 4 1 0 1 0 0 2 29 34 6.35 0.882																			
Jerry Fosnow, L (6, 1) ERA: 4.03	0.1 1 0 0 0 0 0 0 0 0 0 0 1 1 0.00 0.000																			
Johnny Klippstein, R (7, 1) ERA: 3.05	3.0 11 3 0 0 2 0 0 0 0 0 0 15 15 0.00 1.000																			

livebaseballscorecards.com

<b>AB</b>	32
<b>R</b>	4
<b>H</b>	7
<b>RBI</b>	4
<b>BB</b>	1
<b>SO</b>	6
<b>LOB</b>	6







Batter	1	2	3	4	5	6	7	8	9	AB R H RBI BB SO LOB	TOP																				
Dick Howser, R (1, 6) OBP: 0.355, SLG: 0.285	0-0 1-3		0-0 5-3		0-0 F3			0-0 L8		4 0 0 0 0 0 2	<b>Cleveland Indians @ Kansas City Athletics</b> Municipal Stadium, Kansas City, MO Fri Jun 11 1965, 8:05 PM EDT Att. 4,901 - Unknown <a href="http://livebaseballscorecards.com">livebaseballscorecards.com</a>																				
Pedro Gonzalez, R (1, 4) OBP: 0.245, SLG: 0.327	0-0			0-0 5-3		0-0 F7		0-3 K		3 0 1 0 0 0 0																					
Ralph Terry, R (7, 1) OBP: 0.167, SLG: 0.136										0 0 0 0 0 0 0																					
Billy Moran, R (8, PH) OBP: 0.083, SLG: 0.083										1 0 0 0 0 1 0																					
Floyd Weaver, R (8, 1)										0 0 0 0 0 0 0																					
Leon Wagner, L (1, 7) OBP: 0.340, SLG: 0.468	0-3 K			0-0 F6		0-0 F7		0-0 F9		4 0 0 0 0 1 1																					
Rocky Colavito, R (1, 9) OBP: 0.399, SLG: 0.514		0-0 1-3		0-0 F7		0-0 F9			0-0 L7	4 0 0 0 0 0 0																					
Max Alvis, R (1, 5) OBP: 0.351, SLG: 0.486					0-0 HR		0-0 FC6-5 1B		0-0 6-3	4 1 3 1 0 0 0																					
Vic Davalillo, L (1, 8) OBP: 0.385, SLG: 0.486			0-0 F7		0-0 1B FC5-2 1B		0-0 FC6-5 1B SF7		0-0 1B	4 1 2 0 0 0 2																					
Fred Whitfield, L (1, 3) OBP: 0.299, SLG: 0.519			0-0 1-3		0-0 FC5-2 1-3 1B		0-0 FC6-4 1B		0-0 L4	4 0 2 0 0 0 2																					
Joe Azcue, R (1, 2) OBP: 0.300, SLG: 0.270				0-0 F7		0-0 FC5-2 1-3 3-H		0-0 SF7 3-H		2 0 0 1 0 0 2																					
Jack Kralick, L (1, 1) OBP: 0.162, SLG: 0.200					0-3 K		0-0 FC6-4 1-2f			0 0 0 0 0 0 0																					
Mike Hedlund, R (2, 1) OBP: 0.353, SLG: 0.600										0 0 0 0 0 0 0																					
Al Luplow, L (3, PH) OBP: 0.353, SLG: 0.600										1 0 0 0 0 1 0																					
Dick Donovan, L (3, 1) OBP: 1.000, SLG: 1.000										1 0 0 0 0 1 2																					
Don McMahon, R (5, 1) OBP: 1.000, SLG: 1.000										0 0 0 0 0 0 0																					
Chuck Hinton, R (7, PH) OBP: 0.333, SLG: 0.382										1 0 0 0 0 0 1																					
<b>Inning Stats</b>	R: 0 E: 0 K: 1 S: 5	H: 1 LOB: 1 BB: 0 P: 5	R: 0 E: 0 K: 0 S: 4	H: 1 LOB: 1 BB: 0 P: 4	R: 0 E: 0 K: 1 S: 5	H: 0 LOB: 0 BB: 0 P: 5	R: 0 E: 0 K: 0 S: 3	H: 0 LOB: 0 BB: 0 P: 3	R: 1 E: 0 K: 1 S: 8	H: 3 LOB: 2 BB: 0 P: 8	R: 0 E: 0 K: 0 S: 3	H: 0 LOB: 0 BB: 0 P: 3	R: 1 E: 1 K: 0 S: 5	H: 2 LOB: 1 BB: 0 P: 5	R: 0 E: 0 K: 1 S: 5	H: 0 LOB: 0 BB: 0 P: 5	R: 0 E: 0 K: 0 S: 4	H: 1 LOB: 1 BB: 0 P: 4	1B: 7 2B: 0 3B: 0 HR: 1	SF: 1 SAC: 0 DP: 0 HBP: 0	WP: 0 PB: 0 SB: 0 CS: 0	PA: 34									
<b>PITCHER</b> Rollie Sheldon, R (1, 1) ERA: 3.0	IP 9.0	WLS W	BF 34	H 8	R 2	ER 2	SO 4	BB 0	IBB 0	HBP 0	BLK 0	WP 0	HR 1	S 42	P 42	ERA 2.00	WHIP 0.889														
											<b>PITCHER</b>	IP	WLS	BF	H	R	ER	SO	BB	IBB	HBP	BLK	WP	HR	S	P	ERA	WHIP			







Batter	1	2	3	4	5	6	7	8	9	AB R H RBI BB SO LOB	TOP											
Larry Brown, R (1, 6) OBP: 0.291, SLG: 0.317	0-0 5-3		0-0 6-3			0-0 5-3		4-0 BB BB BB		3 0 0 0 1 0 0	<b>Cleveland Indians @ Kansas City Athletics</b> Municipal Stadium, Kansas City, MO Sat Jun 12 1965, 4:33 AM EDT Att. 8,822 - Unknown											
Vic Davalillo, L (1, 8) OBP: 0.387, SLG: 0.486	0-0 BB 1B		0-0 F7			0-0 1B 1B		0-0 1-2 E6 G6-4-3		4 0 2 0 0 0 1												
Leon Wagner, L (1, 7) OBP: 0.343, SLG: 0.466	4-0 BB 1-2				0-0 4-3	0-0 G6-4-3 1B		0-3 K		3 0 1 0 1 1 2												
Rocky Colavito, R (1, 9) OBP: 0.392, SLG: 0.503	0-0 L8				0-0 F5	0-0 G6-4-3 1-2f		0-0 G6-4-3 1-2f		4 0 0 0 0 0 6												
Max Alvis, R (1, 5) OBP: 0.349, SLG: 0.486	0-0 F2				0-0 2B			0-0 F5		4 0 1 0 0 0 2												
Fred Whitfield, L (1, 3) OBP: 0.297, SLG: 0.511		0-0 6-3			0-0 6-3			0-0 1B 1B		4 0 1 0 0 0 1												
Joe Azcue, R (1, 2) OBP: 0.291, SLG: 0.261		0-0 6-3			0-3 K			0-0 F9		4 0 0 0 0 1 1												
Pedro Gonzalez, R (1, 4) OBP: 0.250, SLG: 0.327		0-0 F7			0-0 6-3			0-0 1-2 1B		3 0 1 0 0 0 0												
Luis Tiant, R (1, 1) Billy Moran, R (5, PH) Dick Donovan, L (5, 1) Chico Salmon, R (7, PH) Don McMahon, R (7, 1)			0-3 K		0-3 K			0-3 K		1 0 0 0 0 1 0 1 0 0 0 0 1 0 0 0 0 0 0 0 0 1 0 0 0 0 1 2 0 0 0 0 0 0 0												
<b>Inning Stats</b>	R: 0 E: 0 K: 0 S: 4	H: 1 LOB: 2 BB: 1 P: 8	R: 0 E: 0 K: 0 S: 3	H: 0 LOB: 0 BB: 0 P: 3	R: 0 E: 0 K: 1 S: 5	H: 0 LOB: 0 BB: 0 P: 5	R: 0 E: 0 K: 0 S: 4	H: 1 LOB: 1 BB: 0 P: 4	R: 0 E: 0 K: 2 S: 7	H: 0 LOB: 0 BB: 0 P: 7		R: 0 E: 0 K: 0 S: 4	H: 2 LOB: 1 BB: 0 P: 4	R: 0 E: 0 K: 1 S: 7	H: 2 LOB: 2 BB: 0 P: 7	R: 0 E: 1 K: 1 S: 5	H: 0 LOB: 1 BB: 1 P: 9	R: 0 E: 0 K: 0 S: 3	H: 0 LOB: 0 BB: 0 P: 3	1B: 5 2B: 1 3B: 0 HR: 0	SF: 0 SAC: 0 DP: 2 HBP: 0	WP: 0 PB: 0 SB: 0 CS: 0
<b>PITCHER</b> Fred Talbot, R (1, 1) ERA: 3.5	IP: 9.0 WLS: W BF: 34 H: 6 R: 0 ER: 0 SO: 5 BB: 2 IBB: 0 HBP: 0 BLK: 0 WP: 0 HR: 0 S: 42 P: 50 ERA: 0.00 WHIP: 0.889											<b>PITCHER</b>	IP: WLS: BF: H: R: ER: SO: BB: IBB: HBP: BLK: WP: HR: S: P: ERA: WHIP:									

livebaseballscorecards.com

AB	32
R	0
H	6
RBI	0
BB	2
SO	5
LOB	15



Batter	1	2	3	4	5	6	7	8	9	AB	R	H	RBI	BB	SO	LOB
Bert Campaneris, R OBP: 0.318, SLG: 0.428 (1, 6)	0-0 4-3 1B	0-0 HR			0-0 1B	0-0 1B				4	1	3	4	0	0	0
Wayne Causey, L OBP: 0.369, SLG: 0.314 (1, 4)	0-0 HR 1B	0-0 5-3			0-0 F8 1-3	0-0 4-3 1-2				4	1	1	0	0	0	2
Jim Landis, R OBP: 0.391, SLG: 0.382 (1, 8)	0-3 K				4-0 FC5 BB				4-0 G1-4-3 BB	1	0	0	0	3	1	1
Ken Harrelson, R OBP: 0.324, SLG: 0.440 (1, 3)	0-0 HR 1-1				0-0 F8 1-2	4-0 BB			0-0 F8	3	1	1	2	1	0	2
Ed Charles, R OBP: 0.319, SLG: 0.388 (1, 5)	0-0 6-3				0-0 F6	0-0 FC5 2-3f			0-0 G1-4-3 1-2f	4	0	0	0	0	0	4
Billy Bryan, L OBP: 0.315, SLG: 0.525 Rene Lachemann, R OBP: 0.286, SLG: 0.392 (6, PR) (7, 2)		0-0 G3			0-0 F8	0-0 1B 1B			0-0 L5	3	0	1	0	0	0	0
Mike Hershberger, R OBP: 0.225, SLG: 0.250 (1, 9)		0-0 E4 HR BB			0-0 L1	0-0 2B 1B			0-0 4-3	4	2	1	0	0	0	0
Nelson Mathews, R OBP: 0.338, SLG: 0.373 (1, 7)		4-0 HR BB 1-2			0-0 F5	0-3 K			0-0 4-3	3	1	0	0	1	1	1
Fred Talbot, R OBP: 0.321, SLG: 0.444 (1, 1)		0-3 K			0-3 K	0-0 WP 1B 2B				3	1	1	1	0	2	2

Inning Stats	R: 2	H: 2	E: 0	K: 1	S: 7	H: 2	LOB: 0	BB: 0	P: 7	R: 3	H: 1	E: 1	K: 1	S: 7	R: 0	H: 0	E: 0	K: 0	S: 2	R: 0	H: 0	E: 0	K: 0	S: 3	R: 0	H: 1	E: 0	K: 1	S: 6	R: 2	H: 4	E: 0	K: 1	S: 8	R: 0	H: 0	E: 0	K: 0	S: 2	R: 0	H: 0	E: 0	K: 0	S: 3	1B: 5	SF: 0	2B: 1	SAC: 0	3B: 0	DP: 1	HR: 2	HBP: 0	WP: 1	PA: 35
--------------	------	------	------	------	------	------	--------	-------	------	------	------	------	------	------	------	------	------	------	------	------	------	------	------	------	------	------	------	------	------	------	------	------	------	------	------	------	------	------	------	------	------	------	------	------	-------	-------	-------	--------	-------	-------	-------	--------	-------	--------


PITCHER	IP	WLS	BF	H	R	ER	SO	BB	IBB	HBP	BLK	WP	HR	S	P	ERA	WHIP
Luis Tiant, R ERA: 3.48 (1, 1)	4.0	L	17	3	5	2	2	2	0	0	0	0	2	19	27	4.50	1.250
Dick Donovan, R ERA: 5.96 (5, 1)	2.0		12	5	2	2	2	2	0	0	0	1	0	14	22	9.00	3.500
Don McMahon, R ERA: 3.8 (7, 1)	2.0		6	0	0	0	0	1	0	0	0	0	0	5	9	0.00	0.500

BOTTOM

Cleveland Indians @ Kansas City Athletics  
Municipal Stadium, Kansas City, MO  
Sat Jun 12 1965, 4:33 AM EDT  
Att. 8,822 - Unknown

livebaseballscorecards.com

AB	30
R	7
H	8
RBI	7
BB	5
SO	4
LOB	12





Batter	1	2	3	4	5	6	7	8	9	AB R H RBI BB SO LOB	TOP															
Dick Howser, R (1, 6) OBP: 0.366, SLG: 0.301	0-0 E8 PB SF7 1B		0-0 4-3 1B 1B		0-0 1B 1B	0-0 L8			0-0 1B	5 2 4 0 0 0 0	<b>Cleveland Indians @ Kansas City Athletics</b> Municipal Stadium, Kansas City, MO Sun Jun 13 1965, 4:33 AM EDT Unknown <a href="http://livebaseballscorecards.com">livebaseballscorecards.com</a>															
Vic Davalillo, L (1, 8) OBP: 0.383, SLG: 0.481	0-0 SF7 2-H		0-0 4-3		0-0 1B 1B			0-0 1-3	0-0 F7	4 1 1 2 0 0 2																
Leon Wagner, L (1, 7) OBP: 0.346, SLG: 0.464	0-0 4-3		0-0 F6		0-0 2B 1B			4-0 G1-4-3 BB		3 0 1 0 1 0 1																
Rocky Colavito, R (1, 9) OBP: 0.389, SLG: 0.497	0-0 F7		0-0 1B 1B 2-H		0-3 K			0-0 G1-4-3 1-2f		4 0 1 1 0 1 3																
Max Alvis, R (1, 5) OBP: 0.352, SLG: 0.492		0-0 L5	0-0 1-2 1B		0-0 1-3 2-H 2B			0-0 5-3		4 0 2 1 0 0 0																
Fred Whitfield, L (1, 3) OBP: 0.310, SLG: 0.522		0-0 2B	0-0 G3		4-0 IBB			0-0 G4-6-3 1B		3 0 2 0 1 0 2																
Joe Azcue, R (1, 2) OBP: 0.283, SLG: 0.252		0-0 F8		0-0 F9		0-0 6-3		0-0 G4-6-3 1-2f		4 0 0 0 0 0 5																
Pedro Gonzalez, R (1, 4) OBP: 0.233, SLG: 0.305		0-0 F3		0-0 6-3		0-0 5-3		0-0 F2		4 0 0 0 0 0 1																
Sonny Siebert, R (1, 1) OBP: 0.130, SLG: 0.318			0-0 1B 4-3 2B		0-3 K			0-0 G3		3 1 1 0 0 2 0																
Gary Bell, R (6, 1) OBP: 0.167, SLG: 0.667										0 0 0 0 0 0 0																
Floyd Weaver, R (7, 1)										0 0 0 0 0 0 0																
Chico Salmon, R (9, PH) OBP: 0.194, SLG: 0.143										1 0 0 0 0 0 0																
<b>Inning Stats</b>	R: 1 E: 1 K: 0 S: 4	H: 1 LOB: 0 BB: 0 P: 4	R: 0 E: 0 K: 0 S: 4	H: 1 LOB: 1 BB: 0 P: 4	R: 2 E: 0 K: 0 S: 7	H: 4 LOB: 2 BB: 0 P: 7	R: 0 E: 0 K: 1 S: 5	H: 0 LOB: 0 BB: 0 P: 5	R: 1 E: 0 K: 1 S: 8	H: 4 LOB: 3 BB: 1 P: 12	R: 0 E: 0 K: 1 S: 5	H: 0 LOB: 0 BB: 0 P: 5	R: 0 E: 0 K: 0 S: 2	H: 0 LOB: 0 BB: 1 P: 6	R: 0 E: 0 K: 0 S: 3	H: 1 LOB: 0 BB: 0 P: 3	R: 0 E: 0 K: 0 S: 4	H: 1 LOB: 1 BB: 0 P: 4	1B: 9 2B: 3 3B: 0 HR: 0	SF: 1 SAC: 0 DP: 2 HBP: 0	WP: 0 PB: 1 SB: 0 CS: 0	PA: 38				
<b>PITCHER</b>	IP WLS BF H R ER SO BB IBB HBP BLK WP HR S P ERA WHIP																									
Don Buschhorn, R (1, 1) ERA: 4.38	3.0		15	6	3	2	0	0	0	0	0	0	15	15	6.00	2.000										
Moe Drabowsky, R (4, 1) ERA: 4.42	2.0		10	4	1	1	2	0	1	0	0	0	13	17	4.50	2.000										
Orlando Pena, R (6, 1) ERA: 6.4	1.0		3	0	0	0	1	0	0	0	0	0	5	5	0.00	0.000										
Don Mossi, L (7, 1) ERA: 1.23	3.0	W	10	2	0	0	0	1	0	0	0	0	9	13	0.00	1.000										

**Cleveland Indians @ Kansas City Athletics**  
Municipal Stadium, Kansas City, MO  
Sun Jun 13 1965, 4:33 AM EDT  
Unknown

<b>AB</b>	35
<b>R</b>	4
<b>H</b>	12
<b>RBI</b>	4
<b>BB</b>	2
<b>SO</b>	3
<b>LOB</b>	14



Batter	1	2	3	4	5	6	7	8	9
<b>Bert Campaneris, R</b> OBP: 0.315, SLG: 0.420 (1, 6)	0-0 5-3		0-0 L6		0-0 5-3		4-0 SH5-3 HR BB	0-0 6-3	
<b>Wayne Causey, L</b> OBP: 0.364, SLG: 0.305 (1, 4)	0-3 K		0-0 4-3		0-0 3-1		4-0 SH5-3 HR BB	0-3 K	
<b>Jim Landis, R</b> OBP: 0.403, SLG: 0.394 (1, 8)	0-0 1B 2B		4-0 BB			4-0 PB BB BB	0-0 SH5-3	0-0 L9	
<b>Ken Harrelson, R</b> OBP: 0.339, SLG: 0.476 (1, 3)	0-0 2-H 1B		0-3 K			4-0 BB PB BB	0-0 HR		
<b>Johnny Blanchard, L</b> OBP: 0.274, SLG: 0.284 (1, 9)	0-0 F7			0-3 K		0-0 F9	0-0 HBP BB E6 1B		
<b>Ed Charles, R</b> OBP: 0.328, SLG: 0.401 (1, 5)		0-3 K		0-0 SF7 3B		4-0 BB BB	4-0 HBP E6 BB		
<b>Billy Bryan, L</b> OBP: 0.322, SLG: 0.520 <b>Rene Lachemann, R</b> OBP: 0.286, SLG: 0.392 (7, PR) (8, 2)		0-3 K		0-0 SF7		4-0 BB	1-0 E6 HBP		
<b>Mike Hershberger, R</b> OBP: 0.226, SLG: 0.250 (1, 7)		0-3 K		0-0 PO 1B		0-3 K	0-0 F7		
<b>Don Buschhorn, R</b> <b>Skip Lockwood, R</b> <b>Moe Drabowsky, R</b> <b>Fred Talbot, R</b> <b>Orlando Pena, R</b> <b>Nelson Mathews, R</b> <b>Don Mossi, L</b> (1, 1) (3, PH) (4, 1) (5, PH) (6, 1) (6, PH) (7, 1)			0-0 4-3 1B		0-0 PO	0-3 K	0-0 K	0-0 E6	


AB	R	H	RBI	BB	SO	LOB
4	1	0	0	1	0	1
4	1	0	0	1	2	1
2	2	1	0	2	0	0
3	1	2	4	1	1	2
4	1	1	0	0	1	3
2	2	1	0	2	1	0
1	0	0	2	1	1	0
0	0	0	0	0	0	0
4	0	1	0	0	2	6
0	0	0	0	0	0	0
1	0	1	0	0	0	0
0	0	0	0	0	0	0
1	0	0	0	0	1	0
0	0	0	0	0	0	0
1	0	0	0	0	1	3
1	0	0	0	0	0	1

**BOTTOM**

**Cleveland Indians @ Kansas City Athletics**  
Municipal Stadium, Kansas City, MO

Sun Jun 13 1965, 4:33 AM EDT  
Unknown

<b>AB</b>	<b>28</b>
<b>R</b>	<b>8</b>
<b>H</b>	<b>7</b>
<b>RBI</b>	<b>6</b>
<b>BB</b>	<b>8</b>
<b>SO</b>	<b>10</b>
<b>LOB</b>	<b>17</b>



Inning	1	2	3	4	5	6	7	8	9
<b>R</b>	1	0	0	1	0	0	5	0	0
<b>H</b>	2	0	1	2	0	0	2	0	0
<b>E</b>	0	0	0	0	0	1	1	0	0
<b>K</b>	1	3	1	1	2	2	0	1	5
<b>S</b>	7	9	6	6	5	7	5	5	5

PITCHER	IP	WLS	BF	H	R	ER	SO	BB	IBB	HBP	BLK	WP	HR	S	P	ERA	WHIP
<b>Sonny Siebert, R</b> ERA: 3.04 (1, 1)	5.1		24	5	3	3	7	4	0	0	0	0	0	34	50	5.06	1.688
<b>Gary Bell, R</b> ERA: 3.0 (6, 1)	1.0	L	8	2	4	3	2	3	0	0	0	0	1	9	21	27.00	5.000
<b>Floyd Weaver, R</b> ERA: 5.56 (7, 1)	1.2		7	0	1	0	1	1	0	1	0	0	0	7	12	0.00	0.600

WP	PA
0	40





Batter	1	2	3	4	5	6	7	8	9	AB	R	H	RBI	BB	SO	LOB
<b>Bert Campaneris, R</b> OBP: 0.315, SLG: 0.428 (1, 6)	0-0 1-3 ①		0-0 1B 3B		0-0 L5					3	1	1	0	0	0	0
<b>Wayne Causey, L</b> OBP: 0.363, SLG: 0.306 (1, 4)	0-3 K ②		0-0 FC6-4 1B		0-0 F6					3	0	1	1	0	1	0
<b>Jim Landis, R</b> OBP: 0.393, SLG: 0.383 (1, 8)	0-0 F8 ③		0-0 FC6-4 1-2f		0-0 E3 WP					3	0	0	0	0	0	1
<b>Ken Harrelson, R</b> OBP: 0.347, SLG: 0.486 (1, 3)		0-0 5-3 ①		0-0 1B 2B	4-0 BB BB BB	1-2 BB				2	1	1	0	1	0	0
<b>Johnny Blanchard, L</b> OBP: 0.275, SLG: 0.286 (1, 9)		0-0 1B		0-0 F6	0-0 F2 ③					3	0	1	0	0	0	3
<b>Ed Charles, R</b> OBP: 0.328, SLG: 0.397 (1, 5)		0-3 K ②		4-0 1B BB		0-0 F4 ①				2	0	0	0	1	1	1
<b>Mike Hershberger, R</b> OBP: 0.228, SLG: 0.252 (1, 7)		0-0 1-3 ③		0-0 1-3 2-H 1B		0-0 F2 ②				3	0	1	1	0	0	1
<b>Rene Lachemann, R</b> OBP: 0.271, SLG: 0.370 (1, 2)			0-0 6-3 ①	0-3 K ②	0-0 F7 ③					3	0	0	0	0	1	2
<b>John O'Donoghue, R</b> OBP: 0.316, SLG: 0.278 (1, 1)			0-3 K ②	0-3 K ③						0	0	0	0	0	0	0
<b>Catfish Hunter, R</b> (2, 1)										2	0	0	0	0	2	2
<b>Wes Stock, R</b> (5, 1)										1	0	0	0	0	0	0

Inning Stats	R: 0	H: 0	E: 0	K: 1	S: 5	R: 0	H: 1	E: 0	K: 1	S: 6	R: 1	H: 2	E: 0	K: 1	S: 7	R: 1	H: 2	E: 0	K: 2	S: 9	R: 0	H: 0	E: 1	K: 0	S: 4	R: 0	H: 0	E: 0	K: 0	S: 3	R: 0	H: 0	E: 0	K: 0	S: 0	
	LOB: 0	BB: 0	P: 5	LOB: 1	BB: 0	P: 6	LOB: 1	BB: 0	P: 7	LOB: 2	BB: 1	P: 13	LOB: 2	BB: 1	P: 8	LOB: 0	BB: 0	P: 3	LOB: 0	BB: 0	P: 0	LOB: 0	BB: 0	P: 0	LOB: 0	BB: 0	P: 0	LOB: 0	BB: 0	P: 0	LOB: 0	BB: 0	P: 0	LOB: 0	BB: 0	P: 0

PITCHER	IP	WLS	BF	H	R	ER	SO	BB	IBB	HBP	BLK	WP	HR	S	P	ERA	WHIP	PITCHER	IP	WLS	BF	H	R	ER	SO	BB	IBB	HBP	BLK	WP	HR	S	P	ERA	WHIP		
<b>Lee Stange, R</b> ERA: 3.08 (1, 1)	6.0	W	27	5	2	2	5	2	0	0	0	1	0	34	42	3.00	1.167																				


**BOTTOM**

**Cleveland Indians @ Kansas City Athletics**  
Municipal Stadium, Kansas City, MO

Sun Jun 13 1965, 4:38 AM EDT  
Att. 7,179 - Unknown

livebaseballscorecards.com

<b>AB</b>	<b>25</b>
<b>R</b>	<b>2</b>
<b>H</b>	<b>5</b>
<b>RBI</b>	<b>2</b>
<b>BB</b>	<b>2</b>
<b>SO</b>	<b>5</b>
<b>LOB</b>	<b>10</b>



WP	PA	1B	2B	3B	HR	SF	SAC	DP	HBP	WP	HR	S	P	ERA	WHIP
1	27	3	1	1	0	0	0	0	0	1	0	5	42	3.00	1.167



Batter	1	2	3	4	5	6	7	8	9	AB R H RBI BB SO LOB	TOP																
Tony Kubek, L (1, 6) OBP: 0.258, SLG: 0.261	0-0 F7		0-0 E7 1B	0-0 G3		0-0 F4			0-0 F7	5 0 1 0 0 0 4																	
Bobby Richardson, R (1, 4) OBP: 0.306, SLG: 0.317	0-0 F8		0-0 F3		0-0 4-3		0-0 F7		0-0 FC4-6	5 0 0 0 0 0 3																	
Roger Maris, L (1, 9) OBP: 0.344, SLG: 0.421	0-0 G1		0-0 1B		0-0 FC6-4 1B		0-3 K			4 0 2 1 0 1 0																	
Mickey Mantle, S (1, 7) OBP: 0.383, SLG: 0.430		0-0 4-3	0-0 F9		0-0 F6		0-3 K			4 0 0 0 0 1 3																	
Elston Howard, R (1, 2) OBP: 0.233, SLG: 0.433		0-0 F2		0-0 1B 1B		0-0 FC6-4		0-0 F9		4 1 1 0 0 0 1																	
Tom Tresh, S (1, 8) OBP: 0.352, SLG: 0.518		0-0 B3		0-0 1B SF9 1B		0-0 3-1		0-3 K		4 1 1 0 0 1 0																	
Joe Pepitone, L (1, 3) OBP: 0.295, SLG: 0.412			0-0 FC1-5 1B		0-0 SH3-4 1B		0-3 K		0-0 F7	4 0 2 1 0 1 0																	
Hal Reniff, R (8, 1)										0 0 0 0 0 0 0																	
Clete Boyer, R (1, 5) OBP: 0.314, SLG: 0.367			0-0 FC1-5 E 1B		0-0 SF9		0-0 1B 1B		0-3 K	3 1 2 1 0 1 0																	
Bill Stafford, R (1, 1)			0-0 FC1-5		0-0 SH3-4		0-0 1B		0-0 FC4-6 1B	1 1 0 0 0 0 2																	
Horace Clarke, S (6, PH) OBP: 0.250, SLG: 0.256			0-0 E		0-0 SH3-4		0-0 1B			1 0 1 0 0 0 0																	
Pete Mikkelsen, R (6, 1)			1-2 1B		1-2		1-2 1B			0 0 0 0 0 0 0																	
Steve Hamilton, L (8, 1)										0 0 0 0 0 0 0																	
Ray Barker, L (8, 3) OBP: 0.323, SLG: 0.309										1 0 1 0 0 0 0																	
<b>Inning Stats</b>	R: 0 E: 0 K: 0 S: 3	H: 0 LOB: 0 BB: 0 P: 3	R: 0 E: 0 K: 0 S: 3	H: 0 LOB: 0 BB: 0 P: 3	R: 2 E: 1 K: 0 S: 7	H: 4 LOB: 2 BB: 0 P: 7	R: 2 E: 0 K: 0 S: 6	H: 3 LOB: 1 BB: 0 P: 6	R: 0 E: 0 K: 0 S: 4	H: 1 LOB: 1 BB: 0 P: 4	R: 0 E: 0 K: 1 S: 7	H: 2 LOB: 2 BB: 0 P: 7	R: 0 E: 0 K: 2 S: 7	H: 0 LOB: 0 BB: 0 P: 7	R: 0 E: 0 K: 1 S: 5	H: 0 LOB: 0 BB: 0 P: 5	R: 0 E: 0 K: 1 S: 6	H: 1 LOB: 1 BB: 0 P: 6	1B: 11 2B: 0 3B: 0 HR: 0	SF: 1 SAC: 1 DP: 0 HBP: 0	WP: 0 PB: 0 SB: 0 CS: 0	PA: 38					
<b>PITCHER</b>	IP WLS BF H R ER SO BB IBB HBP BLK WP HR S P ERA WHIP																										
Ralph Terry, R (1, 1) ERA: 3.21	3.0		16	7	4	3	0	0	0	0	0	0	0	16	16	9.00	2.333										
Floyd Weaver, R (4, 1) ERA: 4.73	4.0		15	3	0	0	3	0	0	0	0	0	0	21	21	0.00	0.750										
Don McMahon, R (8, 1) ERA: 3.51	2.0	W	7	1	0	0	2	0	0	0	0	0	0	11	11	0.00	0.500										

New York Yankees @ Cleveland Indians  
Cleveland Municipal Stadium, Cleveland, OH

Mon Jun 14 1965, 7:05 PM EDT  
Att. 16,421 - Unknown - 60 F

livebaseballscorecards.com

AB	36
R	4
H	11
RBI	3
BB	0
SO	5
LOB	13



Batter	1	2	3	4	5	6	7	8	9
Dick Howser, R OBP: 0.362, SLG: 0.290 (1, 6)	4-0 FC5-4 BB		0-3 K		0-0 FC1-6 FC4-6		0-0 FC5-6		
Vic Davalillo, L OBP: 0.382, SLG: 0.477 (1, 8)	0-0 FC5-4 6-3 1B		0-0 5-3		0-0 FC4-6		0-0 1-3		
Max Alvis, R OBP: 0.353, SLG: 0.503 (1, 5)	0-0 6-3 1-2			0-0 HR	0-0 F7			0-0 E1 1B	
Rocky Colavito, R OBP: 0.389, SLG: 0.497 (1, 9)	0-0 1B		0-3 K		0-0 E5			0-0 G3-6-3 BB 1B	
Leon Wagner, L OBP: 0.347, SLG: 0.465 (1, 7)	0-3 K		0-0 1B 2B		0-3 K			4-0 G3-6-3 BB	
Fred Whitfield, L OBP: 0.304, SLG: 0.504 (1, 3)		0-0 4-3		0-0 F5		0-3 K		0-0 G3-6-3	
Joe Azcue, R OBP: 0.289, SLG: 0.260 (1, 2)		0-0 F8		0-0 FC5-4 1B		0-3 K		0-0 1B 1B	
Pedro Gonzalez, R OBP: 0.242, SLG: 0.323 (1, 4)		0-3 K		0-0 FC5-4			0-0 FC5-6 2B	0-0 1-2 1B	
Ralph Terry, R OBP: 0.160, SLG: 0.130 Floyd Weaver, R (4, 1)			0-3 K		4-0 FC1-6 BB		0-3 K	0-0 G3	
Larry Brown, R OBP: 0.288, SLG: 0.314 Don McMahon, R OBP: 0.500, SLG: 0.500 (7, PH) (8, 1)									

Inning Stats	R: 1	H: 1	E: 0	K: 1	S: 6	R: 0	H: 0	E: 0	K: 1	S: 5	R: 0	H: 0	E: 0	K: 2	S: 7	R: 2	H: 3	E: 0	K: 1	S: 8	R: 0	H: 0	E: 0	K: 0	S: 3	R: 0	H: 0	E: 1	K: 3	S: 10	R: 0	H: 1	E: 0	K: 1	S: 6	R: 2	H: 3	E: 1	K: 0	S: 6
	LOB: 1	BB: 1	LOB: 0	BB: 0	P: 10	LOB: 0	BB: 0	LOB: 1	BB: 0	P: 5	LOB: 0	BB: 0	LOB: 1	BB: 0	P: 7	LOB: 1	BB: 0	LOB: 1	BB: 1	P: 8	LOB: 1	BB: 1	LOB: 2	BB: 1	P: 10	LOB: 1	BB: 0	LOB: 1	BB: 0	P: 6	LOB: 2	BB: 1	P: 10	LOB: 0	BB: 0	P: 10	LOB: 0	BB: 0	P: 10	

PITCHER	IP	WLS	BF	H	R	ER	SO	BB	IBB	HBP	BLK	WP	HR	S	P	ERA	WHIP
Bill Stafford, R ERA: 3.15 (1, 1)	5.0		21	4	3	3	5	2	0	0	0	0	1	29	37	5.40	1.200
Pete Mikkelsen, R ERA: 3.71 (6, 1)	2.0	L	10	2	2	0	4	0	0	0	0	0	0	18	18	0.00	1.000
Steve Hamilton, L ERA: 2.55 (8, 1)	0.2		2	0	0	0	0	1	0	0	0	0	0	1	5	0.00	1.500
Hal Reniff, R ERA: 3.38 (8, 1)	0.1		3	2	0	0	0	0	0	0	0	0	0	3	3	0.00	6.000

AB R H RBI BB SO LOB

**BOTTOM**

3	0	0	0	1	1	2
4	1	0	0	0	0	3
4	2	1	1	0	0	2
4	1	2	2	0	1	0
3	1	1	0	1	2	2
4	0	0	0	0	1	4
4	0	2	2	0	1	1
4	0	2	0	0	1	1
1	0	0	0	0	1	0
0	0	0	0	1	0	0
1	0	0	0	0	1	1
1	0	0	0	0	0	2

AB	33
R	5
H	8
RBI	5
BB	3
SO	9
LOB	18



1B: 5	SF: 0	WP: 0	PA: 36
2B: 2	SAC: 0	PB: 0	
3B: 0	DP: 1	SB: 0	
HR: 1	HBP: 0	CS: 0	

**New York Yankees @ Cleveland Indians**  
**Cleveland Municipal Stadium, Cleveland, OH**  
 Mon Jun 14 1965, 7:05 PM EDT  
 Att: 16,421 - Unknown - 60 F

livebaseballscorecards.com



Batter	1	2	3	4	5	6	7	8	9	AB R H RBI BB SO LOB	TOP	
Joe Cunningham, L (1, 3) OBP: 0.387, SLG: 0.391	0-0 4-3		0-3 K		4-0 BB 2B BB		4-0 BB G6-4-3 BB		0-0 G4-6-3	3 1 0 0 2 1 1		
Ken Hamlin, R (1, 4) OBP: 0.310, SLG: 0.333 (6, 6)	0-0 5-3		0-3 K		4-0 BB 2B BB		0-3 K			3 1 0 0 1 2 2		
Ken McMullen, R (1, 5) OBP: 0.343, SLG: 0.463	0-0 FC6-4 1B		0-3 K		4-0 BB 2B BB		0-0 G6-4-3			3 0 1 0 1 1 2		
Frank Howard, R (1, 7) OBP: 0.359, SLG: 0.511	0-0 FC6-4 1-2f			0-0 F9		0-0 2B		0-3 K		4 0 1 2 0 1 1		
Woodie Held, R (1, 9) OBP: 0.379, SLG: 0.477		0-3 K		0-0 FC6-4 1B		0-0 6-3		0-3 K		4 0 1 0 0 2 2		
Don Lock, R (1, 8) OBP: 0.331, SLG: 0.340		0-0 3-1		0-0 L6		0-0 6-3		0-0 F5		4 0 0 0 0 0 1		
Doug Camilli, R (1, 2) OBP: 0.269, SLG: 0.314 Don Blasingame, L (9, PH) OBP: 0.279, SLG: 0.330		4-0 BB BB		0-0 FC6-4 1-2f		0-3 K		4-0 BB G3 BB		2 0 0 0 1 1 1 0 1 0 0 1 0 0	AB 30 R 3 H 5 RBI 3 BB 7 SO 11 LOB 13	
Ed Brinkman, R (1, 6) OBP: 0.241, SLG: 0.290 Ryne Duren, R (6, 1) Willie Kirkland, L (9, PH) OBP: 0.243, SLG: 0.456		4-0 BB		0-3 K		0-3 K		0-0 G3		2 0 0 0 1 2 0 0 0 0 0 0 0 0 1 0 0 0 0 0 1		
Howie Koplitz, R (1, 1) OBP: 0.067, SLG: 0.067 Steve Ridzik, R (5, 1) OBP: 0.143, SLG: 0.143 Frank Kreutzer, R (5, 1) Don Zimmer, R (6, 4) OBP: 0.338, SLG: 0.350		0-0 4-3		0-3 K			0-0 BB 1B	0-0 G4-6-3 2-H 1B		2 0 0 0 0 1 2 0 0 0 0 0 0 0 0 0 0 0 0 0 0 2 0 2 1 0 0 0		
<b>Inning Stats</b>	R: 0 H: 1 E: 0 LOB: 1 K: 0 BB: 0 S: 4 P: 4	R: 0 H: 0 E: 0 LOB: 2 K: 1 BB: 2 S: 5 P: 13	R: 0 H: 0 E: 0 LOB: 0 K: 3 BB: 0 S: 9 P: 9	R: 0 H: 1 E: 0 LOB: 1 K: 0 BB: 0 S: 4 P: 4	R: 2 H: 1 E: 0 LOB: 2 K: 2 BB: 3 S: 8 P: 20	R: 0 H: 0 E: 0 LOB: 0 K: 2 BB: 0 S: 7 P: 7	R: 0 H: 1 E: 0 LOB: 1 K: 1 BB: 1 S: 5 P: 9	R: 0 H: 0 E: 0 LOB: 0 K: 2 BB: 0 S: 7 P: 7	R: 1 H: 1 E: 0 LOB: 0 K: 0 BB: 1 S: 3 P: 7	1B: 4 SF: 0 2B: 1 SAC: 0 3B: 0 DP: 2 HR: 0 HBP: 0	WP: 0 PA: 37 PB: 0 SB: 0 CS: 0	
<b>PITCHER</b>	IP WLS BF H R ER SO BB IBB HBP BLK WP HR S P ERA WHIP											
Sam McDowell, L (1, 1) ERA: 2.8	6.0 W 28 4 2 2 8 6 0 0 0 0 0 0 38 62 3.00 1.667											
Gary Bell, R (7, 1) ERA: 3.0	3.0 S 9 1 1 1 3 1 0 0 0 0 0 0 14 18 3.00 0.667											

Washington Senators @ Cleveland Indians  
Cleveland Municipal Stadium, Cleveland, OH

Tue Jun 15 1965, 7:05 PM EDT  
Att. 4,537 - Unknown

livebaseballscorecards.com



Batter	1	2	3	4	5	6	7	8	9
Dick Howser, R OBP: 0.363, SLG: 0.285 (1, 6)	0-0 F4		0-0 F7		4-0 1B BB	4-0 1B BB		0-0 F7	
Vic Davalillo, L OBP: 0.392, SLG: 0.490 (1, 8)	0-0 L6		0-0 2B		0-0 1B HR 1B	0-0 1B 1-2		0-0 1B 2-H	
Max Alvis, R OBP: 0.349, SLG: 0.495 (1, 5)	0-3 K		0-3 K		0-0 1B HR 1B 3-H	0-3 K		0-0 F8	
Rocky Colavito, R OBP: 0.395, SLG: 0.516 (1, 9)		4-0 1B 1-3 BB		0-0 1B 1B	0-0 1B HR 1-H 3-H	0-3 K			
Leon Wagner, L OBP: 0.345, SLG: 0.460 (1, 7)		0-0 F4		0-0 G5-3 1B 1-3	0-0 4-3		0-0 F8		
Chuck Hinton, R OBP: 0.341, SLG: 0.430 (1, 3)		0-0 1-3 1-2		0-0 F4 1-3	0-0 HR		0-0 F3		
Joe Azcue, R OBP: 0.295, SLG: 0.267 (1, 2)		0-0 2-3 1B		0-0 1-2 1B 3-H	0-3 K		0-0 6-3		
Pedro Gonzalez, R OBP: 0.243, SLG: 0.319 (1, 4)		0-0 F2		0-0 G5-3 2-3f		0-0 E5 S SH3-4 E		0-0 1B S 1B	
Sam McDowell, L OBP: 0.133, SLG: 0.103 (1, 1)			0-3 K		0-3 K	0-0 SH3-4		0-3 K	
Gary Bell, R OBP: 0.143, SLG: 0.571 (7, 1)								1-2 K	

Inning Stats	R: 0	H: 0	E: 0	K: 1	S: 5	LOB: 0	BB: 0	P: 5
	R: 0	H: 1	E: 0	K: 0	S: 4	LOB: 2	BB: 1	P: 8
	R: 0	H: 1	E: 0	K: 2	S: 8	LOB: 1	BB: 0	P: 8
	R: 1	H: 3	E: 0	K: 0	S: 5	LOB: 1	BB: 0	P: 5
	R: 5	H: 4	E: 0	K: 2	S: 11	LOB: 0	BB: 1	P: 15
	R: 1	H: 1	E: 1	K: 2	S: 9	LOB: 2	BB: 1	P: 13
	R: 0	H: 0	E: 0	K: 0	S: 3	LOB: 0	BB: 0	P: 3
	R: 1	H: 2	E: 0	K: 1	S: 7	LOB: 1	BB: 0	P: 7

PITCHER	IP	WLS	BF	H	R	ER	SO	BB	IBB	HBP	BLK	WP	HR	S	P	ERA	WHIP
Howie Koplitz, R ERA: 5.01 (1, 1)	4.1	L	21	7	4	4	4	2	0	0	0	0	0	27	35	8.31	2.077
Steve Ridzik, R ERA: 4.47 (5, 1)	0.1		3	2	2	2	0	0	0	0	0	0	2	3	3	54.00	6.000
Frank Kreutzer, L ERA: 5.28 (5, 1)	0.2		5	1	1	0	1	1	0	0	0	0	0	6	10	0.00	3.000
Ryne Duren, R ERA: 2.87 (6, 1)	2.2		10	2	1	1	3	0	0	0	0	0	0	16	16	3.38	0.750

**BOTTOM**

Washington Senators @ Cleveland Indians  
Cleveland Municipal Stadium, Cleveland, OH

Tue Jun 15 1965, 7:05 PM EDT  
Att. 4,537 - Unknown

AB	R	H	RBI	BB	SO	LOB
3	1	0	0	2	0	1
5	1	4	1	0	0	0
5	1	1	1	0	3	4
3	2	2	3	1	1	2
4	0	1	0	0	0	1
4	1	1	1	0	0	3
4	0	2	1	0	1	0
4	2	1	0	0	0	4
2	0	0	0	0	2	0
1	0	0	0	0	1	1

AB	35
R	8
H	12
RBI	7
BB	3
SO	8
LOB	16

livebaseballscorecards.com

**C**

WP	HR	S	P	ERA	WHIP
0	0	0	39		



Batter	1	2	3	4	5	6	7	8	9	AB R H RBI BB SO LOB	TOP									
Don Blasingame, L (1, 4) OBP: 0.279, SLG: 0.324	0-0 F4		0-0 G3			4-0 BB		0-0 F2		3 0 0 0 1 0 1	<b>Washington Senators @ Cleveland Indians</b> <b>Cleveland Municipal Stadium, Cleveland, OH</b> Wed Jun 16 1965, 7:05 PM EDT Att. 6,250 - Unknown <a href="http://livebaseballscorecards.com">livebaseballscorecards.com</a>									
Ken McMullen, R (1, 5) OBP: 0.337, SLG: 0.454	0-0 6-3		0-0 F2			0-0 F8		0-0 L5-3		4 0 0 0 0 0 2										
Jim King, L (1, 9) OBP: 0.362, SLG: 0.496	0-3 K		0-0 4-3			0-3 K			0-0 L4	4 0 0 0 0 2 1										
Frank Howard, R (1, 7) OBP: 0.357, SLG: 0.504		1-0 E HBP		0-0 6-3		0-3 K			0-0 E6 FC1-4	3 0 0 0 0 1 1										
Woodie Held, R (1, 8) OBP: 0.376, SLG: 0.471		0-0 F5		0-0 3-1			0-0 5-3 1B		0-0 FC1-4 FC6-4	4 0 1 0 0 0 2										
Joe Cunningham, L (1, 3) OBP: 0.374, SLG: 0.375		0-0 E4		0-3 K			0-0 F7		0-0 FC6-4	4 0 0 0 0 1 3										
Mike Brumley, L (1, 2) OBP: 0.240, SLG: 0.161		0-0 F5			0-0 F7		0-0 5-3			3 0 0 0 0 0 3										
Ed Brinkman, R (1, 6) OBP: 0.243, SLG: 0.288		4-0 IBB			0-3 K		0-0 F9			1 0 0 0 1 1 0										
Willie Kirkland, L (7, PH) OBP: 0.240, SLG: 0.449					0-3 K			4-0 L5-3 BB		1 0 0 0 0 0 1										
Ken Hamlin, R (7, 6) OBP: 0.310, SLG: 0.333										0 0 0 0 0 0 0										
Phil Ortega, R (1, 1) OBP: 0.226, SLG: 0.214		0-3 K								1 0 0 0 0 1 3										
Bob Chance, L (5, PH) OBP: 0.278, SLG: 0.360										1 0 0 0 0 1 0										
Buster Narum, R (5, 1) OBP: 0.077, SLG: 0.308										0 0 0 0 0 0 0										
Don Zimmer, R (8, PH) OBP: 0.347, SLG: 0.350										0 0 0 0 1 0 0										
Ron Kline, R (8, 1)										0 0 0 0 0 0 0										
<b>Inning Stats</b>	R: 0 E: 0 K: 1 S: 5	H: 0 LOB: 0 BB: 0 P: 5	R: 0 E: 1 K: 1 S: 6	H: 0 LOB: 3 BB: 1 P: 11	R: 0 E: 0 K: 0 S: 3	H: 0 LOB: 0 BB: 0 P: 3	R: 0 E: 0 K: 1 S: 5	H: 0 LOB: 0 BB: 0 P: 5	R: 0 E: 0 K: 2 S: 7	H: 0 LOB: 1 BB: 1 P: 11	R: 0 E: 0 K: 0 S: 4	H: 1 LOB: 1 BB: 0 P: 4	R: 0 E: 0 K: 0 S: 2	H: 0 LOB: 0 BB: 1 P: 6	R: 0 E: 1 K: 0 S: 4	H: 0 LOB: 1 BB: 0 P: 4	1B: 1 2B: 1 3B: 0 HR: 0	SF: 0 SAC: 0 DP: 1 HBP: 1	WP: 0 PB: 0 SB: 0 CS: 0	PA: 33
<b>PITCHER</b> Luis Tiant, R (1, 1) ERA: 3.05	IP 9.0 WLS W BF 33 H 1 R 0 ER 0 SO 7 BB 2 IBB 1 HBP 1 BLK 0 WP 0 HR 0 S 43 P 56 ERA 0.00 WHIP 0.333																			



Batter	1	2	3	4	5	6	7	8	9
Dick Howser, R OBP: 0.361, SLG: 0.280 (1, 6)	4-0 1B BB		0-0 G6-4-3 1-2f		0-0 6-3		0-0 1-3		
Vic Davalillo, L OBP: 0.390, SLG: 0.485 (1, 8)	0-0 F9			0-0 HR 1B		0-0 L6		0-0 E6 FC5-4 1B	
Max Alvis, R OBP: 0.356, SLG: 0.498 (1, 5)	0-0 G5-4-3 1-2 1B			4-0 HR BB		0-0 F3		0-0 FC5-4 1B	
Rocky Colavito, R OBP: 0.388, SLG: 0.505 (1, 9)	0-0 G5-4-3 1-2f			0-0 F3		0-0 F9		0-0 FC5-4 1B 1-2f 2-3	
Leon Wagner, L OBP: 0.353, SLG: 0.478 (1, 7)		4-0 CS BB		0-0 HR 1-H 2-H		0-0 E4 SH1-4 1B		0-0 1-3 3-H 1B	
Chuck Hinton, R OBP: 0.335, SLG: 0.422 (1, 3)		0-0 4-3 1-2		0-0 F9		0-0 SH1-4 1-2		0-0 F3	
Joe Azcue, R OBP: 0.289, SLG: 0.261 (1, 2)		0-0 5-3		0-0 L6		0-0 F4			
Pedro Gonzalez, R OBP: 0.247, SLG: 0.310 (1, 4)			0-0 1-3		0-0 5-3		4-0 1B IBB		
Luis Tiant, R OBP: 0.074, SLG: 0.038 (1, 1)			4-0 G6-4-3 BB		0-0 F4		0-0 1-2 2-H 1B		

Inning Stats	R: 0 E: 0 K: 0 S: 3	H: 1 LOB: 1 BB: 1 P: 7	R: 0 E: 0 K: 0 S: 2	H: 0 LOB: 0 BB: 1 P: 6	R: 0 E: 0 K: 0 S: 2	H: 0 LOB: 0 BB: 1 P: 6	R: 3 E: 0 K: 0 S: 5	H: 2 LOB: 0 BB: 1 P: 9	R: 0 E: 0 K: 0 S: 3	H: 0 LOB: 0 BB: 0 P: 3	R: 0 E: 0 K: 0 S: 3	H: 0 LOB: 0 BB: 0 P: 3	R: 1 E: 1 K: 0 S: 5	H: 1 LOB: 2 BB: 1 P: 9	R: 1 E: 1 K: 0 S: 5	H: 2 LOB: 1 BB: 0 P: 5
1B: 5 2B: 0 3B: 0 HR: 1	SF: 0 SAC: 1 DP: 2 HBP: 0	WP: 0 PB: 0 SB: 0 CS: 1	PA: 33													

PITCHER	IP	WLS	BF	H	R	ER	SO	BB	IBB	HBP	BLK	WP	HR	S	P	ERA	WHIP
Phil Ortega, R ERA: 4.8 (1, 1)	4.0	L	16	3	3	3	0	4	0	0	0	0	1	12	28	6.75	1.750
Buster Narum, R ERA: 5.47 (5, 1)	3.0		12	1	1	0	0	0	1	0	0	0	0	11	15	0.00	0.333
Ron Kline, R ERA: 1.96 (8, 1)	1.0		5	2	1	0	0	0	0	0	0	0	0	5	5	0.00	2.000

BOTTOM

Washington Senators @ Cleveland Indians  
Cleveland Municipal Stadium, Cleveland, OH


Wed Jun 16 1965, 7:05 PM EDT  
Att. 6,250 - Unknown

livebaseballscorecards.com

AB	27
R	5
H	6
RBI	5
BB	5
SO	0
LOB	13





Batter	1	2	3	4	5	6	7	8	9	AB R H RBI BB SO LOB	TOP																																					
Don Blasingame, L (1, 4) OBP: 0.273, SLG: 0.317	0-0 F6		0-3 K			0-0 6-3			0-3 K	4 0 0 0 0 2 0	<p>Washington Senators @ Cleveland Indians Cleveland Municipal Stadium, Cleveland, OH</p> <p>Thu Jun 17 1965, 7:05 PM EDT Att. 4,893 - Unknown</p> <p>livebaseballscorecards.com</p> <table border="1"> <tr><td>AB</td><td>29</td></tr> <tr><td>R</td><td>0</td></tr> <tr><td>H</td><td>3</td></tr> <tr><td>RBI</td><td>0</td></tr> <tr><td>BB</td><td>1</td></tr> <tr><td>SO</td><td>15</td></tr> <tr><td>LOB</td><td>4</td></tr> </table> 	AB	29	R	0	H	3	RBI	0	BB	1	SO	15	LOB	4																							
AB	29																																															
R	0																																															
H	3																																															
RBI	0																																															
BB	1																																															
SO	15																																															
LOB	4																																															
Joe Cunningham, L (1, 3) OBP: 0.361, SLG: 0.360	0-0 6-3		0-0 4-3			0-0 F7			0-3 K	4 0 0 0 0 1 0																																						
Jim King, L (1, 9) OBP: 0.359, SLG: 0.483	4-0 1B BB				0-0 F9				0-0 F9	3 0 0 0 1 1 0																																						
Frank Howard, R (1, 7) OBP: 0.357, SLG: 0.502	0-0 1-2 1B				0-0 F9				0-3 K	3 0 1 0 0 1 0																																						
Willie Kirkland, L (1, 8) OBP: 0.231, SLG: 0.431	0-3 K				0-0 F9				0-3 K	3 0 0 0 0 2 2																																						
Ken McMullen, R (1, 5) OBP: 0.337, SLG: 0.452									0-3 K	3 0 1 0 0 2 0																																						
Mike Brumley, L (1, 2) OBP: 0.234, SLG: 0.156									0-3 K	3 0 0 0 0 2 1																																						
Ed Brinkman, R (1, 6) OBP: 0.245, SLG: 0.289									0-0 1B	3 0 1 0 0 1 0																																						
Bennie Daniels, L (1, 1) OBP: 0.286, SLG: 0.167 Mike McCormick, L (1, 1) OBP: 0.200, SLG: 0.059 Don Zimmer, R (6, PH) OBP: 0.342, SLG: 0.344 Marshall Bridges, S (6, 1) OBP: 0.353, SLG: 1.000 Woodie Held, R (8, PH) OBP: 0.373, SLG: 0.467 Steve Rizzik, R (8, 1) OBP: 0.143, SLG: 0.143									0-3 K	0 0 0 0 0 0 0 1 0 0 0 0 1 0 1 0 0 0 0 1 0 0 0 0 0 0 0 0 1 0 0 0 0 1 1 0 0 0 0 0 0 0																																						
<b>Inning Stats</b>	R: 0 H: 1 E: 0 LOB: 2 K: 1 BB: 1 S: 6 P: 10	R: 0 H: 1 E: 0 LOB: 0 K: 0 BB: 0 S: 3 P: 3	R: 0 H: 0 E: 0 LOB: 0 K: 2 BB: 0 S: 7 P: 7	R: 0 H: 0 E: 0 LOB: 0 K: 0 BB: 0 S: 3 P: 3	R: 0 H: 0 E: 0 LOB: 0 K: 3 BB: 0 S: 9 P: 9	R: 0 H: 0 E: 0 LOB: 0 K: 1 BB: 0 S: 5 P: 5	R: 0 H: 0 E: 0 LOB: 0 K: 3 BB: 0 S: 9 P: 9	R: 0 H: 1 E: 0 LOB: 1 K: 3 BB: 0 S: 10 P: 10	R: 0 H: 0 E: 0 LOB: 0 K: 2 BB: 0 S: 7 P: 7	1B: 3 SF: 0 2B: 0 SAC: 0 3B: 0 DP: 1 HR: 0 HBP: 0	WP: 0 PA: 30 PB: 0 SB: 0 CS: 0																																					
<b>PITCHER</b> Sonny Siebert, R (1, 1) ERA: 2.62	IP WLS BF H R ER SO BB IBB HBP BLK WP HR S P ERA WHIP	<table border="1"> <tr> <th>PITCHER</th> <th>IP</th> <th>WLS</th> <th>BF</th> <th>H</th> <th>R</th> <th>ER</th> <th>SO</th> <th>BB</th> <th>IBB</th> <th>HBP</th> <th>BLK</th> <th>WP</th> <th>HR</th> <th>S</th> <th>P</th> <th>ERA</th> <th>WHIP</th> </tr> <tr> <td>Sonny Siebert, R (1, 1)</td> <td>9.0</td> <td>W</td> <td>30</td> <td>3</td> <td>0</td> <td>0</td> <td>15</td> <td>1</td> <td>0</td> <td>0</td> <td>0</td> <td>0</td> <td>0</td> <td>59</td> <td>63</td> <td>0.00</td> <td>0.444</td> </tr> </table>											PITCHER	IP	WLS	BF	H	R	ER	SO	BB	IBB	HBP	BLK	WP	HR	S	P	ERA	WHIP	Sonny Siebert, R (1, 1)	9.0	W	30	3	0	0	15	1	0	0	0	0	0	59	63	0.00	0.444
PITCHER	IP	WLS	BF	H	R	ER	SO	BB	IBB	HBP	BLK	WP	HR	S	P	ERA	WHIP																															
Sonny Siebert, R (1, 1)	9.0	W	30	3	0	0	15	1	0	0	0	0	0	59	63	0.00	0.444																															

Batter	1	2	3	4	5	6	7	8	9	AB	R	H	RBI	BB	SO	LOB
Larry Brown, R OBP: 0.296, SLG: 0.314 (1, 6)	4-0 1B E 1B BB	0-0 F5		0-0 2-H S 1B		0-3 K				3	1	1	1	1	1	1
Vic Davalillo, L OBP: 0.387, SLG: 0.481 (1, 8)	0-0 E6 1B 1B 1-2	0-3 K		0-3 K 1-2			0-0 1B			4	1	1	0	0	2	2
Max Alvis, R OBP: 0.354, SLG: 0.493 (1, 5)	0-0 1B 1B 1-2 2-3	0-0 L9			0-0 F8		0-0 F7			4	1	1	0	0	0	1
Rocky Colavito, R OBP: 0.390, SLG: 0.505 (1, 9)	0-0 1B 1B 1-2 2-3 3-H		0-3 K		0-0 1B		0-0 F3			4	1	2	1	0	1	1
Leon Wagner, L OBP: 0.351, SLG: 0.474 (1, 7)	0-0 1B 1B 1-3 2-H 3-H		0-3 K		0-0 F7		0-0 1-3			4	0	1	2	0	1	2
Chuck Hinton, R OBP: 0.328, SLG: 0.411 (1, 3)	0-3 K		0-3 K		0-0 F7			0-0 6-3		4	0	0	0	0	2	3
Duke Sims, L OBP: 0.500, SLG: 0.500 (1, 2)	0-0 1B 1-2 3-H			0-0 F9		0-0 F8		0-0 G1-6-3 1B		4	0	2	1	0	0	0
Pedro Gonzalez, R OBP: 0.260, SLG: 0.347 (1, 4)	0-0 F2			0-0 SH1 1B		0-0 3B		0-0 G1-6-3		4	1	2	0	0	0	3
Sonny Siebert, R OBP: 0.120, SLG: 0.292 (1, 1)	0-0 F9			0-0 SH1 1-2		0-3 K				2	0	0	0	0	1	3

Inning Stats	R: 4	H: 4	E: 1	LOB: 2	K: 1	S: 10	P: 14	R: 0	H: 0	E: 0	LOB: 0	K: 1	S: 5	R: 0	H: 0	E: 0	LOB: 0	K: 3	S: 9	R: 1	H: 2	E: 0	LOB: 1	K: 1	S: 7	R: 0	H: 1	E: 0	LOB: 1	K: 0	S: 4	R: 0	H: 1	E: 0	LOB: 1	K: 2	S: 8	R: 0	H: 1	E: 0	LOB: 1	K: 0	S: 4	R: 0	H: 1	E: 0	LOB: 0	K: 0	S: 3
--------------	------	------	------	--------	------	-------	-------	------	------	------	--------	------	------	------	------	------	--------	------	------	------	------	------	--------	------	------	------	------	------	--------	------	------	------	------	------	--------	------	------	------	------	------	--------	------	------	------	------	------	--------	------	------

PITCHER	IP	WLS	BF	H	R	ER	SO	BB	IBB	HBP	BLK	WP	HR	S	P	ERA	WHIP
Bennie Daniels, R ERA: 3.53 (1, 1)	0.1	L	7	4	4	3	1	1	0	0	0	0	0	8	12	81.00	15.000
Mike McCormick, L ERA: 3.3 (1, 1)	4.2		17	3	1	1	5	0	0	0	0	0	0	27	27	1.93	0.643
Marshall Bridges, L ERA: 1.83 (6, 1)	2.0		8	2	0	0	2	0	0	0	0	0	0	12	12	0.00	1.000
Steve Ridzik, R ERA: 4.38 (8, 1)	1.0		3	1	0	0	0	0	0	0	0	0	0	3	3	0.00	1.000

**BOTTOM**

**Washington Senators @ Cleveland Indians**  
Cleveland Municipal Stadium, Cleveland, OH

Thu Jun 17 1965, 7:05 PM EDT  
Att. 4,893 - Unknown

AB	33
R	5
H	10
RBI	5
BB	1
SO	8
LOB	16

livebaseballscorecards.com

**C**

WP: 0	PA: 35
PB: 0	SB: 1
CS: 0	



Batter	1	2	3	4	5	6	7	8	9	AB R H RBI BB SO LOB	TOP																									
Jose Cardenal, R (1, 8) OBP: 0.316, SLG: 0.417	0-0 F6		0-0 1B		0-0 F9		0-3 K			4 0 1 0 0 1 1																										
Albie Pearson, L (1, 9) OBP: 0.354, SLG: 0.363	0-0 FC4-6 1B		0-0 1B FC3-6		4-0 BB			0-0 1B		3 1 3 0 1 0 0																										
Jim Fregosi, R (1, 6) OBP: 0.285, SLG: 0.363	0-0 FC4-6 1B		0-0 FC3-6 1B		0-0 F3			0-0 F8		4 0 2 1 0 0 2																										
Willie Smith, L (1, 7) OBP: 0.278, SLG: 0.409	0-0 FC4-6 1-2f 2-3		0-0 FC3-6 1-2f 3-H		0-0 4-3			0-0 1B CS		4 0 1 1 0 0 3																										
Joe Adcock, R (1, 3) OBP: 0.308, SLG: 0.455	0-0 F4		0-0 5-3		0-3 K			0-0 F8 1-2		4 0 0 0 0 1 5																										
Buck Rodgers, S (1, 2) OBP: 0.273, SLG: 0.279		0-0 F2		0-0 L4-3 1B		0-0 F8		0-0 4-3		4 0 1 0 0 0 0																										
Paul Schaal, R (1, 5) OBP: 0.283, SLG: 0.395		0-3 K		0-0 L4-3 1-2		0-0 4-3		0-0 1B		4 0 1 0 0 1 1																										
Bobby Knoop, R (1, 4) OBP: 0.322, SLG: 0.366		0-0 L4		0-0 1-3		0-0 1B		0-3 K		3 0 1 0 0 0 0																										
Lou Clinton, R (9, PH) OBP: 0.270, SLG: 0.252								0-0 K		1 0 0 0 0 1 1																										
Rudy May, L (1, 1) OBP: 0.292, SLG: 0.286			0-0 1B 2B		0-0 F7		0-0 F5		0-0 4-3	2 1 1 0 0 0 0																										
Al Spangler, L (7, PH) OBP: 0.286, SLG: 0.250										1 0 0 0 0 0 1																										
Barry Latman, R (7, 1)										0 0 0 0 0 0 0																										
Tom Satriano, L (9, PH)										1 0 0 0 0 0 1																										
<b>Inning Stats</b>	R: 0 E: 0 K: 0 S: 5	H: 2 LOB: 2 BB: 0 P: 5	R: 0 E: 0 K: 1 S: 5	H: 0 LOB: 0 BB: 0 P: 5	R: 2 E: 0 K: 0 S: 6	H: 4 LOB: 1 BB: 0 P: 6	R: 0 E: 0 K: 0 S: 3	H: 1 LOB: 0 BB: 0 P: 3	R: 0 E: 0 K: 1 S: 5	H: 0 LOB: 1 BB: 1 P: 7	R: 0 E: 0 K: 1 S: 6	H: 1 LOB: 1 BB: 0 P: 6	R: 0 E: 0 K: 0 S: 4	H: 2 LOB: 1 BB: 0 P: 4	R: 0 E: 0 K: 1 S: 6	H: 1 LOB: 1 BB: 0 P: 6	1B: 10 2B: 2 3B: 0 HR: 0	SF: 0 SAC: 0 DP: 1 HBP: 0	WP: 0 PB: 0 SB: 0 CS: 1	PA: 36																
<b>PITCHER</b>	IP WLS BF H R ER SO BB IBB HBP BLK WP HR S P ERA WHIP																																			
Lee Stange, R (1, 1) ERA: 3.45	2.1		12	6	2	2	1	0	0	0	0	0	0	14	14	7.71	2.571																			
Jack Spring, L (3, 1) ERA:	1.2		5	1	0	0	0	0	0	0	0	0	0	5	5	0.00	0.600																			
Floyd Weaver, R (5, 1) ERA: 3.98	5.0	W	19	4	0	0	3	1	0	0	0	0	0	24	28	0.00	1.000																			


Los Angeles Angels @ Cleveland Indians  
Cleveland Municipal Stadium, Cleveland, OH  
Fri Jun 18 1965, 7:05 PM EDT  
Att: 12,805 - Unknown

AB	35
R	2
H	11
RBI	2
BB	1
SO	4
LOB	15







Batter	1	2	3	4	5	6	7	8	9	AB R H RBI BB SO LOB	TOP	
<b>Jose Cardenal, R</b> (1, 8) <small>OBP: 0.311, SLG: 0.410</small>	0-0 <b>6-3</b>			0-0 <b>F3</b>		0-0 <b>6-3</b>			0-0 <b>F9</b>	4 0 0 0 0 0 1	<b>Los Angeles Angels @ Cleveland Indians</b> Cleveland Municipal Stadium, Cleveland, OH Sat Jun 19 1965, 3:33 AM EDT Att. 5,791 - Unknown  livebaseballscorecards.com  <b>AB 29</b> <b>R 0</b> <b>H 3</b> <b>RBI 0</b> <b>BB 0</b> <b>SO 4</b> <b>LOB 6</b>  	
<b>Albie Pearson, L</b> (1, 9) <small>OBP: 0.351, SLG: 0.360</small> <b>Lou Clinton, R</b> (9, 9) <small>OBP: 0.270, SLG: 0.252</small>	0-0 <b>6-3</b>			0-0 <b>4-3</b>		0-0 <b>F8</b>			0-0 <b>1B</b>	4 0 1 0 0 0 1 0 0 0 0 0 0 0		
<b>Jim Fregosi, R</b> (1, 6) <small>OBP: 0.281, SLG: 0.357</small>	0-0 <b>F8</b>			0-3 <b>K</b>			0-0 <b>F6</b>		0-0 <b>F8</b>	4 0 0 0 0 1 1		
<b>Willie Smith, L</b> (1, 7) <small>OBP: 0.279, SLG: 0.412</small>		0-0 <b>F9</b>			0-0 <b>FC6-4</b> <b>2B</b>		0-0 <b>G3</b>			3 0 1 0 0 0 0		
<b>Joe Adcock, R</b> (1, 3) <small>OBP: 0.301, SLG: 0.443</small> <b>Vic Power, R</b> (7, 3) <small>OBP: 0.279, SLG: 0.326</small>		0-0 <b>5-3</b>			0-0 <b>FC6-4</b> <b>2-3</b>		0-0 <b>F7</b>			3 0 0 0 0 0 1 0 0 0 0 0 0 0		
<b>Buck Rodgers, S</b> (1, 2) <small>OBP: 0.269, SLG: 0.275</small>		0-0 <b>F7</b>			0-0 <b>F8</b>			0-0 <b>F6</b>		3 0 0 0 0 0 1		
<b>Paul Schaal, R</b> (1, 5) <small>OBP: 0.289, SLG: 0.389</small>			0-3 <b>K</b>		0-0 <b>F9</b>			0-3 <b>K</b>		3 0 0 0 0 2 1		
<b>Bobby Knoop, R</b> (1, 4) <small>OBP: 0.322, SLG: 0.366</small>			0-0 <b>1-3</b>			0-0 <b>SH5-3</b> <b>1B</b>		0-0 <b>4-3</b>		3 0 1 0 0 0 0		
<b>Fred Newman, R</b> (1, 1) <small>OBP: 0.171, SLG: 0.033</small> <b>Bob Lee, R</b> (9, 1) <small>OBP: 0.200, SLG: 0.444</small>			0-0 <b>F8</b>			0-0 <b>SH5-3</b> <b>1-2</b>			0-3 <b>K</b>	2 0 0 0 0 1 0 0 0 0 0 0 0 0		
<b>Inning Stats</b>	R: 0 H: 0 E: 0 LOB: 0 K: 0 BB: 0 S: 3 P: 3	R: 0 H: 0 E: 0 LOB: 0 K: 0 BB: 0 S: 3 P: 3	R: 0 H: 0 E: 0 LOB: 0 K: 1 BB: 0 S: 5 P: 5	R: 0 H: 0 E: 0 LOB: 0 K: 1 BB: 0 S: 5 P: 5	R: 0 H: 1 E: 0 LOB: 1 K: 0 BB: 0 S: 4 P: 4	R: 0 H: 1 E: 0 LOB: 1 K: 0 BB: 0 S: 4 P: 4	R: 0 H: 0 E: 0 LOB: 0 K: 0 BB: 0 S: 3 P: 3	R: 0 H: 0 E: 0 LOB: 0 K: 1 BB: 0 S: 5 P: 5	R: 0 H: 1 E: 0 LOB: 1 K: 1 BB: 0 S: 6 P: 6	1B: 2 SF: 0 2B: 1 SAC: 1 3B: 0 DP: 0 HR: 0 HBP: 0	WP: 0 PA: 30 PB: 0 SB: 0 CS: 0	
<b>PITCHER</b> <b>Ralph Terry, R</b> (1, 1) <small>ERA: 2.89</small>	IP 9.0 WLS W BF 30 H 3 R 0 ER 0 SO 4 BB 0 IBB 0 HBP 0 BLK 0 WP 0 HR 0 S 38 P 38 ERA 0.00 WHIP 0.333											<b>PITCHER</b> IP WLS BF H R ER SO BB IBB HBP BLK WP HR S P ERA WHIP

Batter	1	2	3	4	5	6	7	8	9	AB R H RBI BB SO LOB
Dick Howser, R (1, 6) OBP: 0.353, SLG: 0.275	0-3 K ①		0-0 CS ③ x	0-0 F8 ①		0-0 SH1-3 ② x		0-0 4-3 ③ x		3 0 0 0 0 1 1
Vic Davalillo, L (1, 8) OBP: 0.391, SLG: 0.479	0-0 4-3 ② x			0-0 F3 ② x		4-0 IBB ② x			0-0 FC6 SH5-3 1B 1B	3 1 1 0 1 0 0
Max Alvis, R (1, 5) OBP: 0.348, SLG: 0.481	0-0 1-3 ③ x			0-0 6-3 ③ x		0-3 K ③ x			0-0 SH5-3 ① x	3 0 0 0 0 1 2
Rocky Colavito, R (1, 9) OBP: 0.382, SLG: 0.505		0-0 4-3 ① x			0-0 6-3 ① x		0-0 6-3 ① x		0-0 FC6 1B IBB 2-3	4 0 0 0 0 0 1
Leon Wagner, L (1, 7) OBP: 0.356, SLG: 0.474		0-0 F9 ② x			0-0 L5 ② x		0-0 3-1 ② x		4-0 1B IBB 1-2	3 0 0 0 1 0 0
Fred Whitfield, L (1, 3) OBP: 0.309, SLG: 0.503		0-0 6-3 ③ x			0-0 FC4-6 1B ③ x		0-0 4-3 ③ x		0-0 1B 1-2 2-3 3-H	4 0 2 1 0 0 0
Duke Sims, L (1, 2) OBP: 0.429, SLG: 0.429			0-0 L6 ① x		0-0 FC4-6 1-2f ③ x			0-0 SH1-3 1B ① x		3 0 1 0 0 0 1
Phil Roof, R (9, 2) OBP: 0.136, SLG: 0.136										0 0 0 0 0 0 0
Pedro Gonzalez, R (1, 4) OBP: 0.280, SLG: 0.354			0-0 E5 CS 1B ① x			0-0 L4 ① x		0-0 SH1-3 1-2 ① x		2 0 1 0 0 0 0
Ralph Terry, R (1, 1) OBP: 0.179, SLG: 0.154			0-0 1-3 ② x			0-0 SH1-3 1B ② x		0-0 F3 ② x		3 0 1 0 0 0 2

Inning Stats	R: 0	H: 0	E: 0	K: 1	S: 5	LOB: 0	BB: 0	P: 5	R: 0	H: 0	E: 0	K: 0	S: 3	LOB: 0	BB: 0	P: 3	R: 0	H: 1	E: 1	K: 0	S: 3	LOB: 0	BB: 0	P: 3	R: 0	H: 0	E: 0	K: 0	S: 3	LOB: 0	BB: 0	P: 3	R: 0	H: 1	E: 0	K: 1	S: 6	LOB: 2	BB: 1	P: 10	R: 0	H: 0	E: 0	K: 0	S: 3	LOB: 0	BB: 0	P: 3	R: 0	H: 1	E: 0	K: 0	S: 4	LOB: 1	BB: 0	P: 4	R: 1	H: 2	E: 0	K: 0	S: 4	LOB: 3	BB: 1	P: 8	1B: 6	SF: 0	2B: 0	SAC: 3	3B: 0	DP: 0	HR: 0	HBP: 0	WP: 0	PA: 34
--------------	------	------	------	------	------	--------	-------	------	------	------	------	------	------	--------	-------	------	------	------	------	------	------	--------	-------	------	------	------	------	------	------	--------	-------	------	------	------	------	------	------	--------	-------	-------	------	------	------	------	------	--------	-------	------	------	------	------	------	------	--------	-------	------	------	------	------	------	------	--------	-------	------	-------	-------	-------	--------	-------	-------	-------	--------	-------	--------

PITCHER	IP	WLS	BF	H	R	ER	SO	BB	IBB	HBP	BLK	WP	HR	S	P	ERA	WHIP
Fred Newman, R (1, 1) ERA: 3.29	8.1	L	32	5	1	1	2	0	2	0	0	0	0	34	42	1.08	0.600
Bob Lee, R (9, 1) ERA: 1.88	0.0		1	1	0	0	0	0	0	0	0	0	0	1	1	∞	∞

BOTTOM

Los Angeles Angels @ Cleveland Indians  
Cleveland Municipal Stadium, Cleveland, OH

Sat Jun 19 1965, 3:33 AM EDT  
Att. 5,791 - Unknown

AB	28
R	1
H	6
RBI	1
BB	2
SO	2
LOB	7



WP	PA
0	34



Batter	1	2	3	4	5	6	7	8	9	AB R H RBI BB SO LOB	TOP									
Jose Cardenal, R (1, 8) OBP: 0.306, SLG: 0.404	0-0 F5			0-0 4-3		0-3 K		0-3 K		4 0 0 0 0 2 2	<b>Los Angeles Angels @ Cleveland Indians</b> <b>Cleveland Municipal Stadium, Cleveland, OH</b> Sun Jun 20 1965, 3:33 AM EDT Unknown <a href="http://livebaseballscorecards.com">livebaseballscorecards.com</a>									
Bobby Gene Smith, R (1, 7) OBP: 0.286, SLG: 0.325	0-0 F3			0-0 5-3		0-0 5-3		0-0 5-3		4 0 0 0 0 0 2										
Jim Fregosi, R (1, 6) OBP: 0.284, SLG: 0.357	0-0 F6			4-0 FC6-4 BB		0-0 2-3 1B			0-3 K	3 0 1 0 1 1 0										
Joe Adcock, R (1, 3) OBP: 0.291, SLG: 0.429			0-0 F5	0-0 FC6-4 1-2f		0-0 F9			0-3 K	4 0 0 0 0 1 3										
Lou Clinton, R (1, 9) OBP: 0.277, SLG: 0.248			0-0 4-3		4-0 E BB		4-0 G5-4-3 BB		0-0 F3	2 0 0 0 2 0 0										
Paul Schaal, R (1, 5) OBP: 0.286, SLG: 0.384			0-0 F9		0-0 E4 1-2		0-0 F9			3 0 0 0 0 0 2										
Buck Rodgers, S (1, 2) OBP: 0.285, SLG: 0.271			0-0 F5		0-3 K		0-0 G5-4-3 1-2f			3 0 0 0 0 1 3										
Bobby Knoop, R (1, 4) OBP: 0.322, SLG: 0.361			0-3 K		0-0 3 1-2f			4-0 BB		2 0 0 0 1 1 2										
Marcelino Lopez, R (1, 1) OBP: 0.219, SLG: 0.258			0-0 4-3			0-0 1B 2B		0-0 L6		2 0 1 0 0 0 0										
Aubrey Gatewood, R (6, 1) OBP: 0.500, SLG: 0.667										0 0 0 0 0 0 0										
Vic Power, R (8, PH) OBP: 0.273, SLG: 0.318										1 0 0 0 0 0 1										
Ken McBride, R (8, 1)										0 0 0 0 0 0 0										
<b>Inning Stats</b>	R: 0 E: 0 K: 0 S: 3	H: 0 LOB: 0 BB: 0 P: 3	R: 0 E: 0 K: 0 S: 3	H: 0 LOB: 0 BB: 0 P: 3	R: 0 E: 0 K: 1 S: 5	H: 0 LOB: 1 BB: 1 P: 7	R: 0 E: 1 K: 1 S: 5	H: 0 LOB: 1 BB: 1 P: 9	R: 0 E: 0 K: 1 S: 7	H: 2 LOB: 2 BB: 0 P: 7	R: 0 E: 0 K: 0 S: 2	H: 0 LOB: 0 BB: 1 P: 6	R: 0 E: 0 K: 0 S: 5	H: 0 LOB: 1 BB: 1 P: 9	R: 0 E: 0 K: 2 S: 7	H: 0 LOB: 0 BB: 0 P: 7	1B: 1 2B: 2 3B: 0 HR: 0	SF: 0 SAC: 0 DP: 2 HBP: 0	WP: 0 PB: 0 SB: 0 CS: 0	PA: 32
<b>PITCHER</b> Sam McDowell, L (1, 1) ERA: 2.54	IP: 9.0 WLS: W BF: 32 H: 2 R: 0 ER: 0 SO: 6 BB: 4 IBB: 0 HBP: 0 BLK: 0 WP: 0 HR: 0 S: 40 P: 56 ERA: 0.00 WHIP: 0.667																			



Batter	1	2	3	4	5	6	7	8	9	AB	R	H	RBI	BB	SO	LOB
Larry Brown, R (1, 6) OBP: 0.300, SLG: 0.312	0-0 WP 1-3 WP 1B	0-0 1-3			0-0 L7	0-3 K		1-0 1B HBP		4	1	1	0	0	1	5
Vic Davalillo, L (1, 8) OBP: 0.387, SLG: 0.472	0-0 1-3 1-2		0-0 5-3		0-0 6-3		0-0 6-3	0-0 1B 1-2 2-H		5	0	1	1	0	0	1
Max Alvis, R (1, 5) OBP: 0.349, SLG: 0.477	0-0 F2 2-3		0-0 6-3			4-0 1B BB	0-0 1B	0-0 5-3		4	1	1	0	1	0	3
Rocky Colavito, R (1, 9) OBP: 0.383, SLG: 0.502	4-0 3-H BB		0-0 6-3			0-0 1B E 1B	0-0 F7			3	1	1	0	1	0	1
Leon Wagner, L (1, 7) OBP: 0.354, SLG: 0.470	0-0 F4			0-0 G6-4-3 1B		0-0 F2	0-0 F3			4	0	1	0	0	0	4
Chuck Hinton, R (1, 3) OBP: 0.330, SLG: 0.406		0-0 E6 FC1-6 1B		0-0 G6-4-3 1B		0-0 E FC4-2 1B		4-0 E 6-3 BB		3	1	2	1	1	0	0
Joe Azcue, R (1, 2) OBP: 0.288, SLG: 0.262		0-0 FC1-6 1B		0-0 G6-4-3 1-2f 2-3		0-0 E8 FC4-2 1B		0-0 6-3		4	0	2	1	0	0	3
Pedro Gonzalez, R (1, 4) OBP: 0.279, SLG: 0.341		0-0 F3		0-0 6-3		4-0 FC4-2 IBB		0-0 E8 1B 2-H		3	1	0	0	1	0	3
Sam McDowell, L (1, 1) OBP: 0.118, SLG: 0.091		0-0 FC1-6 1-2f 2-3			0-3 K	0-0 FC4-2 1-2 2-3 3-Hf		0-3 K		4	0	0	0	0	2	6

Inning Stats		R: 1	H: 1	E: 0	LOB: 1	K: 0	S: 4	R: 0	H: 1	E: 1	LOB: 2	K: 0	S: 5	R: 0	H: 0	E: 0	LOB: 0	K: 0	S: 3	R: 0	H: 2	E: 0	LOB: 1	K: 0	S: 4	R: 0	H: 0	E: 0	LOB: 0	K: 1	S: 5	R: 2	H: 3	E: 1	LOB: 3	K: 1	S: 8	R: 0	H: 1	E: 0	LOB: 1	K: 0	S: 4	R: 2	H: 1	E: 1	LOB: 2	K: 1	S: 7
PITCHER		IP	WLS	BF	H	R	ER	SO	BB	IBB	HBP	BLK	WP	HR	S	P	ERA	WHIP																															
Marcelino Lopez, L (1, 1) ERA: 2.67		5.1	L	24	6	3	3	1	2	0	0	0	2	0	24	32	5.06	1.500																															
Aubrey Gatewood, R (6, 1) ERA: 3.99		1.2		8	2	0	0	1	0	1	0	0	0	0	9	13	0.00	1.200																															
Ken McBride, R (8, 1) ERA: 15.43		1.0		7	1	2	0	1	1	0	1	0	0	0	7	12	0.00	2.000																															

**Los Angeles Angels @ Cleveland Indians**  
Cleveland Municipal Stadium, Cleveland, OH

Sun Jun 20 1965, 3:33 AM EDT  
Unknown

<b>AB</b>	<b>34</b>
<b>R</b>	<b>5</b>
<b>H</b>	<b>9</b>
<b>RBI</b>	<b>3</b>
<b>BB</b>	<b>4</b>
<b>SO</b>	<b>3</b>
<b>LOB</b>	<b>26</b>

C

1B: 9	SF: 0	WP: 2	PA: 39
2B: 0	SAC: 0	PB: 0	
3B: 0	DP: 1	SB: 0	
HR: 0	HBP: 1	CS: 0	



Batter	1	2	3	4	5	6	7	8	9	AB R H RBI BB SO LOB
Albie Pearson, L (1, 8) OBP: 0.343, SLG: 0.351	0-0 F8		0-0 FC6-4			0-0 L7			0-0 F3	4 0 0 0 0 0 1
Julio Gotay, R (1, 4) OBP: 0.280, SLG: 0.324	0-0 4-3		0-0 4-3			0-0 F6			0-3 K	4 0 0 0 0 1 1
Jim Fregosi, R (1, 6) OBP: 0.284, SLG: 0.355	0-0 6-3				0-0 F7				0-0 1B	4 0 1 0 0 0 0
Willie Smith, L (1, 7) OBP: 0.283, SLG: 0.425		0-0 HR			0-0 F6			4-0 CS BB	0-0 F3	3 1 1 1 1 0 1
Lou Clinton, R (1, 9) OBP: 0.270, SLG: 0.241		0-3 K			0-0 F7			0-0 F6		3 0 0 0 0 1 1
Vic Power, R (1, 3) OBP: 0.277, SLG: 0.340		0-0 F9			0-0 F8					3 0 1 0 0 0 0
Jose Cardenal, R (8, PR) OBP: 0.306, SLG: 0.404										0 0 0 0 0 0 0
Barry Latman, R (8, 1)										0 0 0 0 0 0 0
Paul Schaal, R (1, 5) OBP: 0.283, SLG: 0.380		0-0 F2			0-0 F9			0-0 SH1-3		2 0 0 0 0 0 0
Tom Satriano, L (1, 2) OBP: 0.111, SLG: 0.111			0-0 F8		0-0 F8			0-0 G6-4-3 1B		3 0 1 0 0 0 0
Dean Chance, R (1, 1) OBP: 0.172, SLG: 0.077			0-0 FC6-4 1B			0-0 F9		0-0 G6-4-3		1 0 1 0 0 0 0
Al Spangler, L (6, PH) OBP: 0.284, SLG: 0.248										1 0 0 0 0 0 0
Bob Lee, R (6, 1) OBP: 0.200, SLG: 0.444										0 0 0 0 0 0 0
Joe Adcock, R (8, PH) OBP: 0.289, SLG: 0.425										1 0 0 0 0 0 3

Los Angeles Angels @ Cleveland Indians  
Cleveland Municipal Stadium, Cleveland, OH

Sun Jun 20 1965, 3:38 AM EDT  
Att. 24,616 - Unknown

AB	29
R	1
H	5
RBI	1
BB	1
SO	2
LOB	7



Inning Stats	R: 0	H: 0	E: 0	K: 0	S: 3	P: 3	R: 1	H: 1	E: 0	K: 1	S: 6	P: 6	R: 0	H: 1	E: 0	K: 0	S: 4	P: 4	R: 0	H: 0	E: 0	K: 0	S: 3	P: 3	R: 0	H: 0	E: 0	K: 0	S: 3	P: 3	R: 0	H: 0	E: 0	K: 0	S: 3	P: 3	R: 0	H: 2	E: 0	K: 0	S: 4	P: 4	R: 0	H: 1	E: 0	K: 1	S: 6	P: 6	1B: 3	SF: 0	2B: 1	SAC: 1	3B: 0	DP: 1	HR: 1	HBP: 0	WP: 0	PA: 31
--------------	------	------	------	------	------	------	------	------	------	------	------	------	------	------	------	------	------	------	------	------	------	------	------	------	------	------	------	------	------	------	------	------	------	------	------	------	------	------	------	------	------	------	------	------	------	------	------	------	-------	-------	-------	--------	-------	-------	-------	--------	-------	--------

PITCHER Lee Stange, R (1, 1) ERA: 2.87	IP	WLS	BF	H	R	ER	SO	BB	IBB	HBP	BLK	WP	HR	S	P	ERA	WHIP
	9.0	W	31	5	1	1	2	1	0	0	0	0	1	34	38	1.00	0.667

PITCHER	IP	WLS	BF	H	R	ER	SO	BB	IBB	HBP	BLK	WP	HR	S	P	ERA	WHIP
---------	----	-----	----	---	---	----	----	----	-----	-----	-----	----	----	---	---	-----	------

WP: 0	PA: 31
PB: 0	
SB: 0	
CS: 1	

Batter	1	2	3	4	5	6	7	8	9
Dick Howser, R (1, 6) OBP: 0.361, SLG: 0.277	0-3 K		4-0 1B BB		4-0 BB		0-0 1B		
Vic Davalillo, L (1, 8) OBP: 0.389, SLG: 0.473	0-0 FC5-4 1B		0-0 1-2 1B		0-0 L6		0-0 F8		
Max Alvis, R (1, 5) OBP: 0.348, SLG: 0.487	0-0 FC5-4 BB 1-2f		0-3 K		0-0 5-3		0-0 HR		
Rocky Colavito, R (1, 9) OBP: 0.389, SLG: 0.516	4-0 1-2 BB		0-0 6-3		0-0 HR		4-0 1B E BB		
Leon Wagner, L (1, 7) OBP: 0.348, SLG: 0.462	0-3 K			0-0 F7		0-0 L9		0-0 F9	
Fred Whitfield, L (1, 3) OBP: 0.308, SLG: 0.497		0-0 F8		0-0 6-3		0-0 4-3		0-0 FC4-6 1B	
Chuck Hinton, R (8, PR) OBP: 0.330, SLG: 0.406 (9, 3)									
Duke Sims, L (1, 2) OBP: 0.273, SLG: 0.273		0-0 L6		0-3 K		0-3 K		0-0 FC4-6 1-2f 2-H	
Pedro Gonzalez, R (1, 4) OBP: 0.278, SLG: 0.349		0-3 K			0-0 5-3		0-0 1B 2B	0-3 K	
Lee Stange, R (1, 1) OBP: 0.444, SLG: 0.167			1-0 BB HBP		0-3 K		0-3 K		

Inning Stats	R: 0 E: 0 K: 2 S: 8	H: 1 LOB: 2 BB: 1 P: 12	R: 0 E: 0 K: 1 S: 5	H: 0 LOB: 0 BB: 0 P: 5	R: 0 E: 0 K: 1 S: 5	H: 1 LOB: 2 BB: 1 P: 10	R: 0 E: 0 K: 1 S: 5	H: 0 LOB: 0 BB: 0 P: 5	R: 0 E: 0 K: 1 S: 5	H: 0 LOB: 1 BB: 1 P: 9	R: 1 E: 0 K: 0 S: 4	H: 1 LOB: 0 BB: 0 P: 4	R: 0 E: 0 K: 2 S: 9	H: 2 LOB: 2 BB: 0 P: 9	R: 2 E: 1 K: 1 S: 7	H: 2 LOB: 1 BB: 1 P: 11
--------------	------------------------------	----------------------------------	------------------------------	---------------------------------	------------------------------	----------------------------------	------------------------------	---------------------------------	------------------------------	---------------------------------	------------------------------	---------------------------------	------------------------------	---------------------------------	------------------------------	----------------------------------

PITCHER	IP	WLS	BF	H	R	ER	SO	BB	IBB	HBP	BLK	WP	HR	S	P	ERA	WHIP
Dean Chance, R (1, 1) ERA: 4.61	5.0		20	2	0	0	6	3	0	0	0	0	0	28	41	0.00	1.000
Bob Lee, R (6, 1) ERA: 1.98	2.0		9	3	1	1	2	0	0	0	0	0	1	13	13	4.50	1.500
Barry Latman, R (8, 1) ERA: 2.15	1.0	L	6	2	2	1	1	1	0	0	0	0	1	7	11	9.00	3.000

**BOTTOM**

**Los Angeles Angels @ Cleveland Indians**  
Cleveland Municipal Stadium, Cleveland, OH

Sun Jun 20 1965, 3:38 AM EDT  
Att. 24,616 - Unknown

AB	R	H	RBI	BB	SO	LOB
2	0	1	0	2	1	0
4	0	2	0	0	0	3
4	1	1	1	0	1	3
2	2	1	1	2	0	2
4	0	0	0	0	1	3
4	0	1	0	0	0	0
0	0	0	0	0	0	0
4	0	0	0	0	2	1
4	0	1	0	0	2	1
2	0	0	0	0	2	1

AB	30
R	3
H	7
RBI	2
BB	4
SO	9
LOB	14

WP: 0 PA: 35  
PB: 0  
SB: 0  
CS: 0



WP	HR	S	P	ERA	WHIP
0	0	0	0	0.00	1.000
0	1	13	13	4.50	1.500
0	1	7	11	9.00	3.000



Batter	1	2	3	4	5	6	7	8	9	10	AB R H RBI BB SO LOB	TOP													
Zoilo Versalles, R (1, 6) OBP: 0.296, SLG: 0.450	0-0 4-3		0-0 1B		0-0 SH5-4		0-0 SH5-4		0-0 F9		3 0 1 0 0 0 0														
Sandy Valdespino, L (1, 7) OBP: 0.328, SLG: 0.333	0-0 6-3		0-0 4-3		0-0 SF7		0-0 SF6		0-0 1-3		3 0 0 2 0 0 2														
Tony Oliva, L (1, 9) OBP: 0.314, SLG: 0.471	0-0 4-3			0-0 1-6-3	0-0 F7		0-0 1B		0-3 K		5 0 1 1 0 1 1														
Harmon Killebrew, R (1, 3) OBP: 0.358, SLG: 0.484		0-0 6-3		0-0 F6		0-0 E7 1B	0-0 F7		1-0 G4-6-3 HBP		4 0 1 0 0 0 1														
Jimmie Hall, L (1, 8) OBP: 0.385, SLG: 0.583		0-0 4-3		0-0 1B		0-0 F9		0-0 1B FC4-2	0-0 G4-6-3 1-2f		5 0 2 0 0 0 2														
Rich Rollins, R (1, 4) OBP: 0.282, SLG: 0.339		0-0 F2		0-0 F4		0-3 K		0-0 PB FC4-2 1B	0-0 1B		5 0 2 0 0 1 2														
Earl Battey, R (1, 2) OBP: 0.373, SLG: 0.394			0-0 1B		0-0 1B	0-3 K		0-0 FC4-2 PB	0-0 6-3		2 1 2 0 0 0 0														
Jerry Zimmerman, R (5, 2) OBP: 0.259, SLG: 0.289			0-0 1B		0-0 2B			1-2 3-H			3 0 0 0 0 1 4	AB 37 R 4 H 12 RBI 4 BB 1 SO 6 LOB 18													
Bernie Allen, L (1, 5) OBP: 0.500, SLG: 0.750			0-0 F8		0-0 SH5-4 SF7 1B		0-0 SH5-4 2B	0-3 K			4 2 2 0 0 1 3														
Jim Kaat, L (1, 1) OBP: 0.209, SLG: 0.256			0-3 K		0-0 SF7 SH5-4 1B		4-0 1B BB	0-3 K			2 0 1 1 0 1 1														
Johnny Klippstein, R (5, 1)											0 0 0 0 0 0 0														
Don Mincher, L (7, PH) OBP: 0.316, SLG: 0.388											0 0 0 0 1 0 0														
Dave Boswell, R (7, PR) OBP: 0.333, SLG: 0.400											0 1 0 0 0 0 0														
Al Worthington, R (7, 1)					1-2 2-H			1-2 2-3			1 0 0 0 0 1 2														
<b>Inning Stats</b>	R: 0 E: 0 K: 0 S: 3	H: 0 LOB: 0 BB: 0 P: 3	R: 0 E: 0 K: 0 S: 3	H: 0 LOB: 0 BB: 0 P: 3	R: 0 E: 0 K: 1 S: 7	H: 2 LOB: 2 BB: 0 P: 7	R: 0 E: 0 K: 0 S: 4	H: 1 LOB: 1 BB: 0 P: 4	R: 2 E: 0 K: 0 S: 6	H: 3 LOB: 1 BB: 0 P: 6	R: 0 E: 1 K: 2 S: 8	H: 1 LOB: 1 BB: 0 P: 8	R: 2 E: 0 K: 0 S: 5	H: 2 LOB: 1 BB: 1 P: 9	R: 0 E: 0 K: 2 S: 9	H: 2 LOB: 2 BB: 0 P: 9	R: 0 E: 0 K: 1 S: 5	H: 0 LOB: 0 BB: 0 P: 5	R: 0 E: 0 K: 0 S: 3	H: 1 LOB: 1 BB: 0 P: 4	1B: 10 2B: 2 3B: 0 HR: 0	SF: 2 SAC: 2 DP: 1 HBP: 1	WP: 0 PB: 1 SB: 0 CS: 0	PA: 43	
<b>PITCHER</b>	IP WLS BF H R ER SO BB IBB HBP BLK WP HR S P ERA WHIP												IP WLS BF H R ER SO BB IBB HBP BLK WP HR S P ERA WHIP												
Luis Tiant, R (1, 1) ERA: 3.25	6.2																								
Don McMahon, R (7, 1) ERA: 3.46	0.1																								
Sam McDowell, L (8, 1) ERA: 2.51	1.0																								
Gary Bell, R (9, 1) ERA: 2.84	2.0	W																							

Minnesota Twins @ Cleveland Indians  
Cleveland Municipal Stadium, Cleveland, OH

Tue Jun 22 1965, 7:05 PM EDT  
Att. 20,425 - Unknown

livebaseballscorecards.com



BOTTOM

Minnesota Twins @ Cleveland Indians  
Cleveland Municipal Stadium, Cleveland, OH

Tue Jun 22 1965, 7:05 PM EDT  
Att: 20,425 - Unknown

livebaseballscorecards.com

AB	38
R	5
H	11
RBI	4
BB	2
SO	3
LOB	16



WP:	0	PA:	41
PB:	0		
SB:	0		
CS:	0		

AB R H RBI BB SO LOB

5 0 0 0 0 1 3

5 0 1 0 0 0 0

5 2 2 0 0 0 1

4 1 1 0 1 0 1

5 1 2 2 0 1 3

4 0 0 0 0 0 3

3 0 2 0 1 0 0

3 0 1 1 0 0 2

1 0 0 0 0 1 0

0 0 0 0 0 0 0

2 0 1 0 0 0 3

0 0 0 0 0 0 0

0 0 0 0 0 0 0

1 1 1 1 0 0 0

0 0 0 0 0 0 0

1B: 9 SF: 0

2B: 0 SAC: 1

3B: 0 DP: 0

HR: 2 HBP: 0

1B: 9 SF: 0

2B: 0 SAC: 1

3B: 0 DP: 0

HR: 2 HBP: 0

1B: 9 SF: 0

2B: 0 SAC: 1

3B: 0 DP: 0

HR: 2 HBP: 0

1B: 9 SF: 0

2B: 0 SAC: 1

3B: 0 DP: 0

HR: 2 HBP: 0

1B: 9 SF: 0

2B: 0 SAC: 1

3B: 0 DP: 0

HR: 2 HBP: 0

1B: 9 SF: 0

2B: 0 SAC: 1

3B: 0 DP: 0

HR: 2 HBP: 0

1B: 9 SF: 0

2B: 0 SAC: 1

3B: 0 DP: 0

HR: 2 HBP: 0

1B: 9 SF: 0

2B: 0 SAC: 1

3B: 0 DP: 0

HR: 2 HBP: 0

1B: 9 SF: 0

2B: 0 SAC: 1

3B: 0 DP: 0

HR: 2 HBP: 0

1B: 9 SF: 0

2B: 0 SAC: 1

3B: 0 DP: 0

HR: 2 HBP: 0

1B: 9 SF: 0

2B: 0 SAC: 1

3B: 0 DP: 0

HR: 2 HBP: 0

1B: 9 SF: 0

2B: 0 SAC: 1

3B: 0 DP: 0

HR: 2 HBP: 0

1B: 9 SF: 0

2B: 0 SAC: 1

3B: 0 DP: 0

HR: 2 HBP: 0

1B: 9 SF: 0

2B: 0 SAC: 1

3B: 0 DP: 0

HR: 2 HBP: 0

1B: 9 SF: 0

2B: 0 SAC: 1

3B: 0 DP: 0

HR: 2 HBP: 0

1B: 9 SF: 0

2B: 0 SAC: 1

3B: 0 DP: 0

HR: 2 HBP: 0

1B: 9 SF: 0

2B: 0 SAC: 1

3B: 0 DP: 0

HR: 2 HBP: 0

1B: 9 SF: 0

2B: 0 SAC: 1

3B: 0 DP: 0

HR: 2 HBP: 0

1B: 9 SF: 0

2B: 0 SAC: 1

3B: 0 DP: 0

HR: 2 HBP: 0

1B: 9 SF: 0

2B: 0 SAC: 1

3B: 0 DP: 0

HR: 2 HBP: 0

1B: 9 SF: 0

2B: 0 SAC: 1

3B: 0 DP: 0

HR: 2 HBP: 0

1B: 9 SF: 0

2B: 0 SAC: 1

3B: 0 DP: 0

HR: 2 HBP: 0

1B: 9 SF: 0

2B: 0 SAC: 1

3B: 0 DP: 0

HR: 2 HBP: 0

1B: 9 SF: 0

2B: 0 SAC: 1

3B: 0 DP: 0

HR: 2 HBP: 0

1B: 9 SF: 0

2B: 0 SAC: 1

3B: 0 DP: 0

HR: 2 HBP: 0

1B: 9 SF: 0

2B: 0 SAC: 1

3B: 0 DP: 0

HR: 2 HBP: 0

1B: 9 SF: 0

2B: 0 SAC: 1

3B: 0 DP: 0

HR: 2 HBP: 0

1B: 9 SF: 0

2B: 0 SAC: 1

3B: 0 DP: 0

HR: 2 HBP: 0

1B: 9 SF: 0

2B: 0 SAC: 1

3B: 0 DP: 0

HR: 2 HBP: 0

1B: 9 SF: 0

2B: 0 SAC: 1

3B: 0 DP: 0

HR: 2 HBP: 0

1B: 9 SF: 0

2B: 0 SAC: 1

3B: 0 DP: 0

HR: 2 HBP: 0

1B: 9 SF: 0

2B: 0 SAC: 1

3B: 0 DP: 0

HR: 2 HBP: 0

1B: 9 SF: 0

2B: 0 SAC: 1

3B: 0 DP: 0

HR: 2 HBP: 0

1B: 9 SF: 0

2B: 0 SAC: 1

3B: 0 DP: 0

HR: 2 HBP: 0

1B: 9 SF: 0

2B: 0 SAC: 1

3B: 0 DP: 0

HR: 2 HBP: 0

1B: 9 SF: 0

2B: 0 SAC: 1

3B: 0 DP: 0

HR: 2 HBP: 0

1B: 9 SF: 0

2B: 0 SAC: 1

3B: 0 DP: 0

HR: 2 HBP: 0

1B: 9 SF: 0

2B: 0 SAC: 1

3B: 0 DP: 0

HR: 2 HBP: 0

1B: 9 SF: 0

2B: 0 SAC: 1

3B: 0 DP: 0

HR: 2 HBP: 0

1B: 9 SF: 0

2B: 0 SAC: 1

3B: 0 DP: 0

HR: 2 HBP: 0

1B: 9 SF: 0

2B: 0 SAC: 1

3B: 0 DP: 0

HR: 2 HBP: 0

1B: 9 SF: 0

2B: 0 SAC: 1

3B: 0 DP: 0

HR: 2 HBP: 0

1B: 9 SF: 0

2B: 0 SAC: 1

3B: 0 DP: 0

HR: 2 HBP: 0

1B: 9 SF: 0

2B: 0 SAC: 1

3B: 0 DP: 0

HR: 2 HBP: 0

1B: 9 SF: 0

2B: 0 SAC: 1

3B: 0 DP: 0

HR: 2 HBP: 0

1B: 9 SF: 0

2B: 0 SAC: 1

3B: 0 DP: 0

HR: 2 HBP: 0

1B: 9 SF: 0

2B: 0 SAC: 1

3B: 0 DP: 0

HR: 2 HBP: 0

1B: 9 SF: 0

2B: 0 SAC: 1

3B: 0 DP: 0

HR: 2 HBP: 0

1B: 9 SF: 0

2B: 0 SAC: 1

3B: 0 DP: 0

HR: 2 HBP: 0

1B: 9 SF: 0

2B: 0 SAC: 1

3B: 0 DP: 0

HR: 2 HBP: 0

1B: 9 SF: 0

2B: 0 SAC: 1

3B: 0 DP: 0

HR: 2 HBP: 0

1B: 9 SF: 0

2B: 0 SAC: 1

3B: 0 DP: 0

HR: 2 HBP: 0

1B: 9 SF: 0

2B: 0 SAC: 1

3B: 0 DP: 0

HR: 2 HBP: 0

1B: 9 SF: 0

2B: 0 SAC: 1

3B: 0 DP: 0

HR: 2 HBP: 0

1B: 9 SF: 0

2B: 0 SAC: 1

3B: 0 DP: 0

HR: 2 HBP: 0

1B: 9 SF: 0

2B: 0 SAC: 1

3B: 0 DP: 0

HR: 2 HBP: 0

1B: 9 SF: 0

2B: 0 SAC: 1

3B: 0 DP: 0

HR: 2 HBP: 0

1B: 9 SF: 0

2B: 0 SAC: 1

3B: 0 DP: 0

HR: 2 HBP: 0

1B: 9 SF: 0

2B: 0 SAC: 1

3B: 0 DP: 0

HR: 2 HBP: 0

1B: 9 SF: 0

2B: 0 SAC: 1

3B: 0 DP: 0

HR: 2 HBP: 0

1B: 9 SF: 0

2B: 0 SAC: 1

3B: 0 DP: 0

HR: 2 HBP: 0

1B: 9 SF: 0

2B: 0 SAC: 1









Batter	1	2	3	4	5	6	7	8	9	AB R H RBI BB SO LOB	TOP									
Zoilo Versalles, R (1, 6) OBP: 0.293, SLG: 0.442	0-3 K		0-0 FC6-4			0-0 G4-6-3 1B		0-3 K		4 0 1 0 0 2 2										
Sandy Valdespino, L (1, 7) OBP: 0.347, SLG: 0.381	0-0 4-3			0-0 F7		0-0 G4-6-3		4-0 1B BB		3 0 0 0 1 0 1										
Tony Oliva, L (1, 9) OBP: 0.312, SLG: 0.464	0-0 6-3			0-0 F6			0-0 E7 1B	0-0 1B		4 1 2 0 0 0 0										
Jimmie Hall, L (1, 8) OBP: 0.384, SLG: 0.594		0-0 F6		0-0 2B			0-3 K	0-0 F6		4 0 1 0 0 1 4										
Harmon Killebrew, R (1, 5) OBP: 0.355, SLG: 0.474		0-0 6-3		0-0 6-3			0-0 1B		0-3 K	4 0 1 1 0 1 1										
Don Mincher, L (1, 3) OBP: 0.306, SLG: 0.389		0-3 K			0-0 F8		0-0 F9		0-0 4-3	4 0 0 0 0 1 1										
Bernie Allen, L (1, 4) OBP: 0.250, SLG: 0.273			0-0 3-1		0-0 F9		0-0 F3		4-0 BB	3 0 0 0 1 0 1										
Jerry Zimmerman, R (1, 2) OBP: 0.253, SLG: 0.280			0-0 FC6-4 1B		0-0 G1			4-0 FC1-4 BB	0-0 3-1	2 0 1 0 0 0 0										
Rich Rollins, R (8, PH) OBP: 0.285, SLG: 0.339										0 0 0 0 1 0 0										
John Sevcik, R (8, 2)										1 0 0 0 0 0 1										
Camilo Pascual, R (1, 1) OBP: 0.250, SLG: 0.395			0-0 F8			0-0 1-6-3		0-0 FC1-4 1B BB		1 0 0 0 0 0 1										
Jerry Fosnow, R (5, 1)										0 0 0 0 0 0 0										
Joe Nassek, R (6, PH) OBP: 0.255, SLG: 0.364										0 0 0 0 0 0 0										
Jim Perry, S (6, 1)										0 0 0 0 0 0 0										
Bill Pleis, L (7, 1)										0 0 0 0 0 0 0										
Bob Allison, R (8, PH) OBP: 0.370, SLG: 0.480										1 0 0 0 0 0 1										
Johnny Klippstein, R (8, 1)										0 0 0 0 0 0 0										
Mel Nelson, R (8, 1)										0 0 0 0 0 0 0										
<b>Inning Stats</b>	R: 0 E: 0 K: 1 S: 5	H: 0 LOB: 0 BB: 0 P: 5	R: 0 E: 0 K: 1 S: 5	H: 0 LOB: 0 BB: 0 P: 5	R: 0 E: 0 K: 0 S: 4	H: 1 LOB: 1 BB: 0 P: 4	R: 0 E: 0 K: 0 S: 4	H: 1 LOB: 1 BB: 0 P: 4	R: 0 E: 0 K: 0 S: 3	H: 0 LOB: 0 BB: 0 P: 3	R: 1 E: 1 K: 1 S: 7	H: 2 LOB: 1 BB: 0 P: 7	R: 0 E: 0 K: 1 S: 6	H: 1 LOB: 3 BB: 2 P: 14	R: 0 E: 0 K: 1 S: 5	H: 0 LOB: 1 BB: 1 P: 9	1B: 5 2B: 1 3B: 0 HR: 0	SF: 0 SAC: 0 DP: 1 HBP: 0	WP: 0 PB: 0 SB: 0 CS: 0	PA: 35
<b>PITCHER</b>	IP WLS BF H R ER SO BB IBB HBP BLK WP HR S P ERA WHIP																			
Ralph Terry, R (1, 1) ERA: 2.68	7.0 W 26 5 1 0 3 1 0 0 0 0 0 0 31 35 0.00 0.857																			
Gary Bell, R (8, 1) ERA: 2.63	2.0 S 9 1 0 0 2 2 0 0 0 0 0 0 11 19 0.00 1.500																			

Minnesota Twins @ Cleveland Indians  
Cleveland Municipal Stadium, Cleveland, OH  
Thu Jun 24 1965, 7:05 PM EDT  
Att. 14,513 - Unknown

livebaseballscorecards.com

AB	32
R	1
H	6
RBI	1
BB	3
SO	5
LOB	13








Batter	1	2	3	4	5	6	7	8	9	AB R H RBI BB SO LOB	TOP																						
<b>Bert Campaneris, R</b> (1, 7) OBP: 0.320, SLG: 0.422	0-3 K		0-0 2B		0-0 FC6-4 CS		0-0 1B		0-3 K	5 0 2 0 0 2 3	<b>Kansas City Athletics @ Cleveland Indians</b> <b>Cleveland Municipal Stadium, Cleveland, OH</b> Fri Jun 25 1965, 7:05 PM EDT Att. 12,073 - Unknown																						
<b>Wayne Causey, L</b> (1, 6) OBP: 0.369, SLG: 0.306	4-0 BB BB		0-0 F6		0-3 K		0-0 4-3		0-3 K	3 0 0 0 1 1 3																							
<b>Jim Landis, R</b> (1, 8) OBP: 0.360, SLG: 0.341	0-0 F4		0-3 K		0-3 K			0-3 K	4 0 0 0 0 3 2																								
<b>Ken Harrelson, R</b> (1, 3) OBP: 0.343, SLG: 0.470	4-0 1-2 BB		0-0 F7		0-3 K 1B			0-3 K	3 0 0 0 1 2 1																								
<b>Ed Charles, R</b> (1, 5) OBP: 0.339, SLG: 0.430	0-3 K			0-3 K	0-0 L8			0-3 K	4 0 0 0 0 3 3																								
<b>Mike Hershberger, R</b> (1, 9) OBP: 0.297, SLG: 0.317		0-0 1B		0-0 F4	0-0 1-2 1B			4-0 BB BB	3 0 2 0 1 0 0																								
<b>Dick Green, R</b> (1, 4) OBP: 0.345, SLG: 0.411		0-0 F4		4-0 BB	0-0 F5			4-0 1-2 BB	2 0 0 0 2 0 3																								
<b>Rene Lachemann, R</b> (1, 2) OBP: 0.270, SLG: 0.415		0-3 K		0-0 F5		0-0 F9		0-0 F9	4 0 0 0 0 1 4																								
<b>Catfish Hunter, R</b> (1, 1) <b>Skip Lockwood, R</b> (5, PH) <b>Diego Segui, R</b> (5, 1) <b>Nelson Mathews, R</b> (7, PH) <b>Jim Dickson, L</b> (7, 1) <b>Santiago Rosario, L</b> (9, PH)		0-0 G3			4-0 FC6-4 BB		0-3 K	0-3 K	1 0 0 0 0 0 1 0 0 0 0 1 0 0 0 0 0 0 0 0 0 1 0 0 0 0 1 0 0 0 0 0 0 0 0 1 0 0 0 0 1 2																								
<b>Inning Stats</b>	R: 0 E: 0 K: 2 S: 7	H: 0 LOB: 2 BB: 2 P: 15	R: 0 E: 0 K: 1 S: 6	H: 1 LOB: 1 BB: 0 P: 6	R: 0 E: 0 K: 1 S: 6	H: 1 LOB: 1 BB: 0 P: 6	R: 0 E: 0 K: 1 S: 5	H: 0 LOB: 1 BB: 1 P: 9	R: 0 E: 0 K: 1 S: 4	H: 0 LOB: 0 BB: 1 P: 8	R: 0 E: 0 K: 2 S: 9	H: 1 LOB: 2 BB: 0 P: 9	R: 0 E: 0 K: 1 S: 6	H: 1 LOB: 1 BB: 0 P: 6	R: 0 E: 0 K: 3 S: 9	H: 0 LOB: 0 BB: 0 P: 9	R: 0 E: 0 K: 2 S: 7	H: 0 LOB: 2 BB: 2 P: 15	1B: 3 2B: 1 3B: 0 HR: 0	SF: 0 SAC: 0 DP: 0 HBP: 0	WP: 0 PB: 1 SB: 1 CS: 1	PA: 37											
<b>PITCHER</b> <b>Sam McDowell, L</b> (1, 1) ERA: 2.31 <b>Gary Bell, R</b> (9, 1) ERA: 2.61	IP 8.2	WLS W	BF 36	H 4	R 0	ER 0	SO 13	BB 6	IBB 0	HBP 0	BLK 0	WP 0	HR 0	S 56	P 80	ERA 0.00	WHIP 1.154																
											<b>PITCHER</b>	IP	WLS	BF	H	R	ER	SO	BB	IBB	HBP	BLK	WP	HR	S	P	ERA	WHIP					

livebaseballscorecards.com

<b>AB</b>	<b>31</b>
<b>R</b>	<b>0</b>
<b>H</b>	<b>4</b>
<b>RBI</b>	<b>0</b>
<b>BB</b>	<b>6</b>
<b>SO</b>	<b>14</b>
<b>LOB</b>	<b>22</b>



Batter	1	2	3	4	5	6	7	8	9	AB	R	H	RBI	BB	SO	LOB
Dick Howser, R (1, 6) OBP: 0.355, SLG: 0.269	0-0 6-3		0-0 L7		0-0 F2		0-0 5-3			4	0	0	0	0	0	0
Vic Davalillo, L (1, 8) OBP: 0.375, SLG: 0.452	0-0 L4		0-0 L9		0-0 1B		0-0 4-3			4	0	1	0	0	0	0
Max Alvis, R (1, 5) OBP: 0.348, SLG: 0.488	0-3 K		0-0 F7		4-0 BB		0-0 L6			3	0	0	0	1	1	0
Rocky Colavito, R (1, 9) OBP: 0.405, SLG: 0.545		0-0 HR		0-3 K	4-0 BB		0-0 F8			3	1	1	1	1	1	0
Leon Wagner, L (1, 7) OBP: 0.335, SLG: 0.443		0-0 1B		0-3 K	0-0 6-3		0-0 F7			4	0	1	0	0	1	3
Fred Whitfield, L (1, 3) OBP: 0.310, SLG: 0.506		0-0 9-3-6		0-0 HR		0-0 3-1		0-0 4-3		4	1	1	1	0	0	1
Joe Azcue, R (1, 2) OBP: 0.304, SLG: 0.278		4-0 BB		0-0 1B		0-0 SH5-3				2	0	2	0	1	0	0
Pedro Gonzalez, R (1, 4) OBP: 0.275, SLG: 0.330		0-0 1B		0-0 F6		0-0 SH5-3				2	0	1	0	0	0	1
Sam McDowell, L (1, 1) OBP: 0.108, SLG: 0.083		0-0 F9			0-0 F7		0-3 K			3	0	0	0	0	1	3
Gary Bell, R (9, 1) OBP: 0.125, SLG: 0.500										0	0	0	0	0	0	0

Inning Stats	R: 0	H: 0	E: 0	K: 1	S: 5	R: 1	H: 3	E: 0	K: 0	S: 5	R: 0	H: 0	E: 0	K: 0	S: 3	R: 1	H: 2	E: 0	K: 2	S: 9	R: 0	H: 1	E: 0	K: 0	S: 4	R: 0	H: 1	E: 0	K: 1	S: 6	R: 0	H: 0	E: 0	K: 0	S: 3	R: 0	H: 0	E: 0	K: 0	S: 3	1B: 4	SF: 0	2B: 2	SAC: 1	3B: 0	DP: 1	HR: 2	HBP: 0	WP: 0	PA: 33
--------------	------	------	------	------	------	------	------	------	------	------	------	------	------	------	------	------	------	------	------	------	------	------	------	------	------	------	------	------	------	------	------	------	------	------	------	------	------	------	------	------	-------	-------	-------	--------	-------	-------	-------	--------	-------	--------

PITCHER	IP	WLS	BF	H	R	ER	SO	BB	IBB	HBP	BLK	WP	HR	S	P	ERA	WHIP
Catfish Hunter, R (1, 1) ERA: 5.63	4.0	L	17	5	2	2	3	1	0	0	0	0	2	22	26	4.50	1.500
Diego Segui, R (5, 1) ERA: 5.18	2.0		10	2	0	0	1	2	0	0	0	0	0	10	18	0.00	2.000
Jim Dickson, R (7, 1) ERA: 4.25	2.0		6	0	0	0	0	0	0	0	0	0	0	6	6	0.00	0.000

BOTTOM

Kansas City Athletics @ Cleveland Indians  
Cleveland Municipal Stadium, Cleveland, OH

Fri Jun 25 1965, 7:05 PM EDT  
Att. 12,073 - Unknown

livebaseballscorecards.com

AB	29
R	2
H	7
RBI	2
BB	3
SO	4
LOB	8





Batter	1	2	3	4	5	6	7	8	9	AB R H RBI BB SO LOB	TOP											
Bert Campaneris, R (1, 7) OBP: 0.319, SLG: 0.420	0-0 4-3 S 1B		0-0 F3	0-3 K			0-3 K			4 1 1 0 0 2 2												
Wayne Causey, L (1, 6) OBP: 0.367, SLG: 0.305	0-0 4-3 1-3		0-0 4-3			0-0 FC1-4 1B				4 0 1 0 0 0 1												
Jim Landis, R (1, 8) OBP: 0.364, SLG: 0.354	0-0 FC5-4 1B			0-0 E 2B		0-0 FC1-4 1-2f		0-3 K		4 1 2 1 0 1 1												
Ken Harrelson, R (1, 3) Santiago Rosario, L (9, 3)	0-0 FC5-4 1-2f		0-0 F8	0-0 F8				0-0 CS 1B		4 0 1 0 0 0 3 0 0 0 0 0 0 0												
Ed Charles, R (1, 5) OBP: 0.333, SLG: 0.422	0-0 F6		0-0 F9	0-0 F8				0-0 F8 1-2		4 0 0 0 0 0 4												
Mike Hershberger, R (1, 9) OBP: 0.302, SLG: 0.317		0-3 K		0-0 E2 1B		0-0 1-3			4-0 FC4-6 BB	3 1 1 1 1 1 0												
Billy Bryan, L (1, 2) OBP: 0.326, SLG: 0.472		0-0 F9		4-0 1B BB		0-3 K			0-0 FC4-6 1-2f	3 1 0 0 1 1 1												
Dick Green, R (1, 4) OBP: 0.343, SLG: 0.408		0-0 L7		0-0 1B 1-2 2-H		0-0 6-3			0-0 F3	4 0 1 1 0 0 1												
Fred Talbot, R (1, 1) Don Mossi, L (8, 1)			0-0 5-3	0-0 1B 1-3 2-H			0-0 F9		0-0 L7	3 0 1 1 0 0 0 1 0 0 0 0 0 1												
<b>Inning Stats</b>	R: 1 E: 0 K: 0 S: 5	H: 2 LOB: 1 BB: 0 P: 5	R: 0 E: 0 K: 1 S: 5	H: 0 LOB: 0 BB: 0 P: 5	R: 0 E: 0 K: 0 S: 3	H: 0 LOB: 0 BB: 0 P: 3	R: 3 E: 1 K: 1 S: 9	H: 4 LOB: 2 BB: 1 P: 13	R: 0 E: 0 K: 0 S: 4	H: 1 LOB: 1 BB: 0 P: 4	R: 0 E: 0 K: 1 S: 5	H: 0 LOB: 0 BB: 0 P: 5	R: 0 E: 0 K: 1 S: 5	H: 0 LOB: 0 BB: 0 P: 5	R: 0 E: 0 K: 1 S: 5	H: 1 LOB: 0 BB: 0 P: 5	R: 0 E: 0 K: 0 S: 3	H: 0 LOB: 1 BB: 1 P: 7	1B: 7 2B: 1 3B: 0 HR: 0	SF: 0 SAC: 0 DP: 0 HBP: 0	WP: 0 PB: 0 SB: 1 CS: 1	PA: 36
<b>PITCHER</b>	IP WLS BF H R ER SO BB IBB HBP BLK WP HR S P ERA WHIP																					
Lee Stange, R (1, 1) ERA: 3.4	3.2 L 18 6 4 4 1 1 0 0 0 0 0 0 19 23 9.82 1.909																					
Jack Spring, L (4, 1) ERA: 4.91	1.1 5 1 0 0 1 0 0 0 0 0 0 0 7 7 0.00 0.750																					
Don McMahon, R (6, 1) ERA: 2.81	4.0 13 1 0 0 3 1 0 0 0 0 0 0 18 22 0.00 0.500																					

**Kansas City Athletics @ Cleveland Indians**  
 Cleveland Municipal Stadium, Cleveland, OH  
 Sat Jun 26 1965, 3:33 AM EDT  
 Att. 6,509 - Unknown

AB	34
R	4
H	8
RBI	4
BB	2
SO	5
LOB	14



WP: 0	PA: 36
PB: 0	
SB: 1	
CS: 1	

ERA	WHIP

Batter	1	2	3	4	5	6	7	8	9	AB	R	H	RBI	BB	SO	LOB
Larry Brown, R (1, 6) OBP: 0.283, SLG: 0.293	0-0 F6		0-0 F4		0-0 F3		0-3 K			4	0	0	0	0	1	2
Vic Davalillo, L (1, 8) OBP: 0.376, SLG: 0.453	0-0 4-3			0-0 FC6-4 1B		0-0 4-3		0-0 1B		4	0	2	0	0	0	0
Chico Salmon, R (1, 5) OBP: 0.250, SLG: 0.200	4-0 BB			0-0 FC6-4 BB 1-2f		0-0 S E 2B		0-0 L7		3	1	1	0	1	0	2
Rocky Colavito, R (1, 9) OBP: 0.403, SLG: 0.537	0-0 F3			4-0 BB 1-2		0-0 F6		0-0 F9		3	0	0	0	1	0	3
Leon Wagner, L (1, 7) OBP: 0.337, SLG: 0.456		0-0 G1-6-3 1B		0-0 F7		0-0 HR 2-H		0-0 4-3		4	1	2	1	0	0	3
Fred Whitfield, L (1, 3) OBP: 0.304, SLG: 0.497		0-0 G1-6-3 1-2f		0-0 3-1		0-0 1-3		0-0 F7		3	0	0	0	0	0	3
Dick Howser, R (9, PH) OBP: 0.353, SLG: 0.268								0-0 F7		1	0	0	0	0	0	0
Duke Sims, L (1, 2) OBP: 0.222, SLG: 0.389		0-0 6-3				0-0 F2		0-0 F9		3	0	0	0	0	0	0
Joe Azcue, R (8, 2) OBP: 0.302, SLG: 0.276								0-0 6-3		1	0	0	0	0	0	0
Pedro Gonzalez, R (1, 4) OBP: 0.274, SLG: 0.327			0-0 6-3			0-0 1B		0-0 5-3		4	0	1	0	0	0	0
Lee Stange, R (1, 1) OBP: 0.400, SLG: 0.143			0-0 6-3			0-0 F8		0-0 L8		1	0	0	0	0	0	0
Jack Spring, R (4, 1)										0	0	0	0	0	0	0
Chuck Hinton, R (5, PH) OBP: 0.328, SLG: 0.417										1	0	0	0	0	0	1
Don McMahon, R (6, 1) OBP: 0.667, SLG: 0.667										1	0	1	0	0	0	0

Inning Stats	R: 0	H: 0	E: 0	K: 0	S: 3	H: 0	LOB: 1	BB: 1	P: 7	R: 0	H: 1	E: 0	K: 0	S: 3	H: 0	LOB: 0	BB: 0	P: 3	R: 0	H: 0	E: 0	K: 0	S: 3	R: 0	H: 1	E: 0	K: 0	S: 4	H: 1	LOB: 2	BB: 1	P: 8	R: 0	H: 1	E: 0	K: 0	S: 4	H: 1	LOB: 1	BB: 0	P: 4	R: 2	H: 2	E: 0	K: 0	S: 5	H: 2	LOB: 0	BB: 0	P: 5	R: 0	H: 1	E: 0	K: 1	S: 6	H: 1	LOB: 1	BB: 0	P: 6	R: 0	H: 1	E: 0	K: 0	S: 4	H: 1	LOB: 1	BB: 0	P: 4	R: 0	H: 0	E: 0	K: 0	S: 3	H: 0	LOB: 0	BB: 0	P: 3	1B: 5	SF: 0	2B: 1	SAC: 0	3B: 0	DP: 1	HR: 1	HBP: 0	WP: 0	PA: 35
--------------	------	------	------	------	------	------	--------	-------	------	------	------	------	------	------	------	--------	-------	------	------	------	------	------	------	------	------	------	------	------	------	--------	-------	------	------	------	------	------	------	------	--------	-------	------	------	------	------	------	------	------	--------	-------	------	------	------	------	------	------	------	--------	-------	------	------	------	------	------	------	------	--------	-------	------	------	------	------	------	------	------	--------	-------	------	-------	-------	-------	--------	-------	-------	-------	--------	-------	--------

PITCHER	IP	WLS	BF	H	R	ER	SO	BB	IBB	HBP	BLK	WP	HR	S	P	ERA	WHIP
Fred Talbot, R (1, 1) ERA: 3.48	7.0	W	29	7	2	2	1	2	0	0	0	0	0	29	37	2.57	1.286
Don Mossi, L (8, 1) ERA: 0.66	2.0	S	6	0	0	0	0	0	0	0	0	0	0	6	6	0.00	0.000

**BOTTOM**

**Kansas City Athletics @ Cleveland Indians**  
Cleveland Municipal Stadium, Cleveland, OH

Sat Jun 26 1965, 3:33 AM EDT  
Att. 6,509 - Unknown

livebaseballscorecards.com

<b>AB</b>	<b>33</b>
<b>R</b>	<b>2</b>
<b>H</b>	<b>7</b>
<b>RBI</b>	<b>1</b>
<b>BB</b>	<b>2</b>
<b>SO</b>	<b>1</b>
<b>LOB</b>	<b>14</b>





Batter	1	2	3	4	5	6	7	8	9	10	11	12	13	14	15	AB	R	H	RBI	BB	SO	LOB	TOP					
<b>Bert Campaneris, R</b> OBP: 0.315, SLG: 0.413 (1, 7)	F8		K		F3	K			K		F8		SH3-4		1B	7	0	1	0	0	3	1						
<b>Wayne Causey, L</b> OBP: 0.368, SLG: 0.308 (1, 6)	F3			E BB E 1B	BB 1B 1B	4-3			3-1		1B		F8		F8	8	2	3	0	0	0	4						
<b>Jim Landis, R</b> OBP: 0.371, SLG: 0.368 (1, 8)	K			E 1B BB	BB 1B 1B				K		K				6-3	6	3	2	0	2	3	3						
<b>Ken Harrelson, R</b> OBP: 0.344, SLG: 0.463 (1, 3)		F3		K	1B BB			2B 3B		SH1-4 BB		F4	F5			5	0	1	1	2	1	4						
<b>Ed Charles, R</b> OBP: 0.337, SLG: 0.419 (1, 5)		FC4-6 BB		E5 1B 1B	1B 1B			9-5 2B		SH1-4				K		4	1	1	3	2	1	2						
<b>Mike Hershberger, R</b> OBP: 0.296, SLG: 0.310 (1, 9)		FC4-6		1B 1B	F9			L9		L8		F8		F9		7	1	1	1	0	0	5						
<b>Billy Bryan, L</b> OBP: 0.324, SLG: 0.453 (1, 2)	F4			F2	F5				F9		IBB			K		5	0	0	0	2	1	5						
<b>Dick Green, R</b> OBP: 0.341, SLG: 0.400 (1, 4)			5-3			SH5-4 HBP		6-3			K		L6		F8	6	0	1	2	0	1	4						
<b>John O'Donoghue, R</b> OBP: 0.333, SLG: 0.346 (1, 1)			F5			SH5-4		F8			F9				1B	1	0	0	0	0	0	0						
<b>Diego Segui, R</b> OBP: 0.299, SLG: 0.320 (3, 1)															1B	1	0	0	0	0	1	1						
<b>Santiago Rosario, L</b> OBP: 0.299, SLG: 0.320 (8, 9)															1B	1	0	0	0	0	0	0						
<b>John Wyatt, R</b> OBP: 0.299, SLG: 0.320 (8, 9)															1B	1	0	0	0	0	0	0						
<b>Rene Lachemann, R</b> OBP: 0.297, SLG: 0.410 (11, 1)															1B	1	0	1	0	0	0	0						
<b>Rollie Sheldon, R</b> OBP: 0.174, SLG: 0.095 (15, 9)															1B	1	0	1	0	0	0	0						
<b>Skip Lockwood, R</b> OBP: 0.364, SLG: 0.125 (15, 1)															1B	1	0	1	0	0	0	0						
<b>Jim Dickson, L</b> (15, 1)															1B	0	0	0	0	0	0	0						
<b>Inning Stats</b>	R: 0 E: 0 K: 1 S: 5	H: 0 LOB: 0 BB: 0 P: 5	R: 0 E: 0 K: 0 S: 3	H: 0 LOB: 1 BB: 1 P: 7	R: 0 E: 0 K: 1 S: 5	H: 0 LOB: 0 BB: 0 P: 5	R: 4 E: 0 K: 2 S: 11	H: 3 LOB: 1 BB: 1 P: 15	R: 2 E: 0 K: 1 S: 6	H: 3 LOB: 2 BB: 1 P: 10	R: 0 E: 0 K: 0 S: 3	H: 0 LOB: 0 BB: 0 P: 3	R: 0 E: 0 K: 2 S: 7	H: 0 LOB: 0 BB: 0 P: 7	R: 0 E: 0 K: 1 S: 5	H: 1 LOB: 1 BB: 0 P: 6	R: 0 E: 0 K: 0 S: 3	H: 0 LOB: 2 BB: 2 P: 11	R: 0 E: 0 K: 0 S: 4	H: 1 LOB: 2 BB: 1 P: 8	R: 0 E: 0 K: 2 S: 7	H: 0 LOB: 0 BB: 0 P: 7	R: 0 E: 0 K: 0 S: 5	H: 2 LOB: 2 BB: 0 P: 5	1B: 10 2B: 2 3B: 1 HR: 0	SF: 0 SAC: 3 DP: 1 HBP: 1	WP: 0 PB: 0 SB: 1 CS: 0	PA: 66
<b>PITCHER</b>	IP	WLS	BF	H	R	ER	SO	BB	IBB	HBP	BLK	WP	HR	S	P	ERA	WHIP											
<b>Luis Tiant, R</b> ERA: 3.21 (1, 1)	3.2		17	3	4	1	3	2	0	0	0	0	0	21	29	2.46	1.364											
<b>Gary Bell, R</b> ERA: 2.91 (4, 1)	2.0		11	3	2	2	2	1	0	1	0	0	0	13	18	9.00	2.000											
<b>Jack Kralick, L</b> ERA: 3.86 (6, 1)	0.1		1	0	0	0	0	0	0	0	0	0	0	1	1	0.00	0.000											
<b>Lee Stange, R</b> ERA: 3.45 (7, 1)	2.0		7	2	1	1	0	0	0	0	0	0	0	7	7	4.50	1.000											
<b>Don McMahon, R</b> ERA: 2.65 (9, 1)	2.0		8	0	0	0	3	1	1	0	0	0	0	12	20	0.00	0.500											

**Kansas City Athletics @ Cleveland Indians**  
Cleveland Municipal Stadium, Cleveland, OH

AB	54
R	7
H	12
RBI	7
BB	8
SO	11
LOB	29



Sun Jun 27 1965, 3:33 AM EDT  
Unknown

livebaseballscores.com



Batter	1	2	3	4	5	6	7	8	9	10	11	12	13	14	15	AB	R	H	RBI	BB	SO	LOB	BOTTOM			
Dick Howser, R (1, 6) OBP: 0.358, SLG: 0.281 Don McMahon, R (9, 1) OBP: 0.667, SLG: 0.667 Duke Sims, L (10, PH) OBP: 0.211, SLG: 0.368 Jack Spring, R (11, 1) OBP: 0.500, SLG: 0.500	0-0 E 2B	0-0 PB 1B		0-0 FC4-6 1B		0-0 F6 1-2		0-0 F9		0-0 L9		0-0 FC1-6 1B		0-0 5-3		5	1	3	0	0	0	2				
Vic Davalillo, L (1, 8) OBP: 0.380, SLG: 0.450	0-0 E5 BB 1B 2-H	0-0 1-3 1B 1-2 2-3		0-3 K			0-0 F7	4-0 IBB		4-0 IBB		0-0 FC1-6 1B 1-2 2-3			0-0 SH1-4 1B	6	1	2	0	2	1	5				
Chico Salmon, R (1, 5) OBP: 0.234, SLG: 0.214	0-3 K		0-0 6-3	0-0 F8			0-0 1B 2B	0-0 F5		0-3 K		0-0 5-3			0-0 SH1-4 1B 1-2	7	1	1	0	0	2	8				
Rocky Colavito, R (1, 9) OBP: 0.406, SLG: 0.545	4-0 G4-6-3 BB		0-0 HR	0-0 FC4-6 1-2			0-3 K		0-0 F7		0-0 F7		0-0 G5-4-3 1B		4-0 HR IBB	6	2	2	1	2	1	2				
Chuck Hinton, R (1, 3) OBP: 0.335, SLG: 0.437	0-0 G4-6-3 1-2		0-0 E 1B		0-0 F8		0-0 S 1B 2-H		0-0 F8		0-0 S 1B		0-0 G5-4-3 1-2		0-0 HR 1-H 2-H	8	2	4	4	0	0	3				
Leon Wagner, L (1, 7) OBP: 0.351, SLG: 0.471		4-0 S 1B BB	0-0 HR		0-0 G5-4-3 1B		4-0 1-2 IBB		4-0 S BB		4-0 G5-4-3 1B		0-0 4-3			3	2	2	1	4	0	0				
Joe Azcue, R (1, 2) OBP: 0.290, SLG: 0.264		0-3 K	0-0 F3		0-0 G5-4-3 1-2		0-3 K		0-0 F9		0-0 G5-4-3			0-0 F8		7	0	0	0	0	2	7				
Pedro Gonzalez, R (1, 4) OBP: 0.292, SLG: 0.364		0-0 PB 1B 1-H	0-0 HR			0-0 6-3		0-0 4-3		0-0 SH5-4 1B		0-3 K		4-0 BB		6	1	3	2	1	1	0				
Luis Tiant, R (1, 1) OBP: 0.997, SLG: 0.067 Gary Bell, R (4, 1) OBP: 0.120, SLG: 0.500 Jack Kirsch, L (5, 1) OBP: 0.182, SLG: 0.200 Al Lipovich, L (5, PH) OBP: 0.366, SLG: 0.588 Lee Starnes, R (7, 1) OBP: 0.500, SLG: 0.143 Fred Whitfield, L (8, PH) OBP: 0.300, SLG: 0.506 Larry Brown, R (8, PH) OBP: 0.287, SLG: 0.297		0-3 K	0-0 3-1			0-0 CS 1B		0-0 2B		0-0 SH5-4		0-0 FC1-6 1B		0-3 K		2	0	0	0	0	1	1				
<b>Inning Stats</b>	R: 1 E: 1 K: 1 S: 6	H: 2 LOB: 1 BB: 1 P: 10	R: 1 E: 0 K: 2 S: 9	H: 2 LOB: 2 BB: 1 P: 13	R: 4 E: 1 K: 0 S: 7	H: 4 LOB: 0 BB: 0 P: 7	R: 0 E: 0 K: 1 S: 6	H: 1 LOB: 1 BB: 0 P: 6	R: 0 E: 0 K: 0 S: 3	H: 1 LOB: 0 BB: 0 P: 3	R: 0 E: 0 K: 2 S: 9	H: 2 LOB: 2 BB: 1 P: 13	R: 0 E: 0 K: 0 S: 4	H: 1 LOB: 2 BB: 1 P: 8	R: 0 E: 0 K: 1 S: 6	H: 1 LOB: 1 BB: 1 P: 10	R: 0 E: 0 K: 0 S: 3	H: 1 LOB: 0 BB: 0 P: 3	R: 0 E: 0 K: 1 S: 5	H: 0 LOB: 1 BB: 1 P: 9	R: 3 E: 0 K: 0 S: 3	H: 2 LOB: 0 BB: 1 P: 7	1B: 14 2B: 3 3B: 0 HR: 4	SF: 0 SAC: 2 DP: 4 HBP: 0	WP: 0 PB: 1 SB: 5 CS: 1	PA: 68

Kansas City Athletics @ Cleveland Indians  
Cleveland Municipal Stadium, Cleveland, OH  
Sun Jun 27 1965, 3:33 AM EDT  
Unknown

AB	57
R	10
H	21
RBI	8
BB	9
SO	9
LOB	31





Batter	1	2	3	4	5	6	7	8	9	AB R H RBI BB SO LOB	TOP																
<b>Bert Campaneris, R</b> (1, 6) OBP: 0.316, SLG: 0.410	0-3 K			X 0-0 2B	X 0-0 6-3	X 0-3 K			4-0 BB	4 1 1 0 1 2 3	<b>Kansas City Athletics @ Cleveland Indians</b> <b>Cleveland Municipal Stadium, Cleveland, OH</b> Sun Jun 27 1965, 3:38 AM EDT Att: 17,829 - Unknown <a href="http://livebaseballscorecards.com">livebaseballscorecards.com</a>																
<b>Wayne Causey, L</b> (1, 4) OBP: 0.364, SLG: 0.310	0-0 F6			X 0-0 2B	X 0-0 F7	X 0-0 1-3			0-3 K	5 1 1 0 0 1 4																	
<b>Larry Stahl, L</b> (1, 8) OBP: 0.146, SLG: 0.237	0-3 K			X 0-0 HR	X 0-0 F3		X 0-0 L8		0-3 K	5 1 1 2 0 2 1																	
<b>Ken Harrelson, R</b> (1, 3) OBP: 0.348, SLG: 0.482		X 0-0 F2		X 0-0 HR		X 0-0 BB 1B			0-3 K	4 2 2 2 0 1 0																	
<b>Ed Charles, R</b> (1, 5) OBP: 0.336, SLG: 0.414		X 0-0 6-3		H 1-0 1B HBP		S 0-3 K			0-0 6-3	3 1 0 0 0 1 1																	
<b>Mike Hershberger, R</b> (1, 9) OBP: 0.295, SLG: 0.309		X 0-0 F8		X 0-0 1-3		X 0-0 BB 1B			0-3 K	4 1 1 0 0 1 1																	
<b>Santiago Rosario, L</b> (1, 7) OBP: 0.333, SLG: 0.200			S 0-3 K	X 0-0 FC6-4 1B		B 4-0 1B BB		X 0-0 F2		2 0 1 1 1 1 0																	
<b>Don Mossi, L</b> (6, 1)										0 0 0 0 0 0 0																	
<b>Jim Dickson, L</b> (7, 1)										0 0 0 0 0 0 0																	
<b>Skip Lockwood, R</b> (8, PH) OBP: 0.348, SLG: 0.118										1 0 0 0 0 0 0																	
<b>John Wyatt, R</b> (8, 1)										0 0 0 0 0 0 0																	
<b>Rene Lachemann, R</b> (1, 2) OBP: 0.266, SLG: 0.402			S 0-3 K	X 0-0 F7		X 0-0 BB 1B		S 0-3 K		4 0 1 2 0 2 1																	
<b>Wes Stock, R</b> (1, 1)			S 0-3 K	X 0-0 FC6-4		B 4-0 BB				2 0 0 0 0 1 1																	
<b>Jim Landis, R</b> (6, PH) OBP: 0.373, SLG: 0.366				1-2					0-3 K	1 0 0 0 1 1 0																	
<b>Inning Stats</b>	R: 0 E: 0 K: 2 S: 7	H: 0 LOB: 0 BB: 0 P: 7	R: 0 E: 0 K: 0 S: 3	H: 0 LOB: 0 BB: 0 P: 3	R: 0 E: 0 K: 3 S: 9	H: 0 LOB: 0 BB: 0 P: 9	R: 5 E: 0 K: 0 S: 8	H: 5 LOB: 1 BB: 0 P: 9	R: 0 E: 0 K: 0 S: 3	H: 0 LOB: 0 BB: 0 P: 3	R: 2 E: 0 K: 2 S: 10	H: 3 LOB: 3 BB: 2 P: 18	R: 0 E: 0 K: 1 S: 5	H: 0 LOB: 0 BB: 0 P: 5	R: 0 E: 0 K: 2 S: 7	H: 0 LOB: 0 BB: 0 P: 7	R: 0 E: 0 K: 3 S: 9	H: 0 LOB: 1 BB: 1 P: 13	1B: 5 2B: 2 3B: 0 HR: 1	SF: 0 SAC: 0 DP: 0 HBP: 1	WP: 0 PB: 0 SB: 1 CS: 0	PA: 39					
<b>PITCHER</b>	IP WLS BF H R ER SO BB IBB HBP BLK WP HR S P ERA WHIP																										
<b>Floyd Weaver, R</b> (1, 1) ERA: 5.4	3.1		16	5	5	5	5	0	0	1	0	0	1	25	26	13.50	1.500										
<b>Mike Hedlund, R</b> (4, 1) ERA: 5.06	2.0		8	2	2	2	1	0	0	0	0	0	0	10	10	9.00	1.000										
<b>Gary Bell, R</b> (6, 1) ERA: 2.86	0.2		5	1	0	0	1	2	0	0	0	0	0	5	13	0.00	4.500										
<b>Sonny Siebert, R</b> (7, 1) ERA: 2.54	3.0	W	10	0	0	0	6	1	0	0	0	0	0	21	25	0.00	0.333										



BOTTOM

Kansas City Athletics @ Cleveland Indians  
Cleveland Municipal Stadium, Cleveland, OH

Sun Jun 27 1965, 3:38 AM EDT  
Att. 17,829 - Unknown

livebaseballscorecards.com

AB	39
R	11
H	14
RBI	11
BB	1
SO	3
LOB	14



WP:	1	PA:	42
PB:	0	SB:	0
CS:	0		

AB R H RBI BB SO LOB

5 2 3 0 0 0 1

5 0 1 2 0 0 4

5 1 1 0 0 0 4

0 0 0 0 0 0 0

5 1 3 2 0 0 0

4 1 0 0 0 0 3

4 2 1 0 1 1 1

3 1 1 2 0 0 0

0 0 0 1 0 0 0

0 0 0 0 0 0 0

4 3 3 2 0 0 0

1 0 0 0 0 1 0

1 0 0 0 0 1 0

0 0 0 0 0 0 0

1 0 0 0 0 0 1

1 0 1 2 0 0 0

1B: 9 SF: 1

E: 0 LOB: 0

K: 0 BB: 0

S: 3 P: 3

1B: 9 SF: 1

2B: 3 SAC: 1

3B: 0 DP: 0

HR: 2 HBP: 0

WP: 1 PA: 42

PB: 0 SB: 0

CS: 0



Batter	1	2	3	4	5	6	7	8	9	AB R H RBI BB SO LOB	TOP			
Larry Brown, R (1, 6) OBP: 0.297, SLG: 0.346	0-0 5-3		0-0 F8	0-0 F3			0-0 4-3		0-0 1B 1B 2B	5 1 1 0 0 0 3				
Vic Davalillo, L (1, 8) OBP: 0.374, SLG: 0.456 Chuck Hinton, R (9, 8) OBP: 0.336, SLG: 0.433	0-0 F8		0-0 HR				0-0 F7		0-0 F2	5 1 1 1 0 0 4 0 0 0 0 0 0 0				
Max Alvis, R (1, 5) OBP: 0.344, SLG: 0.482	0-0 1-3		0-0 4-3				0-0 E5		0-0 1B 1B	5 1 1 0 0 0 0				
Rocky Colavito, R (1, 9) OBP: 0.412, SLG: 0.556		0-0 1B HR 1B	0-0 2B				0-0 5-3		0-0 1B 1B	5 1 3 1 0 0 1				
Leon Wagner, L (1, 7) OBP: 0.353, SLG: 0.468		0-0 1-2 HR 1B	0-0 4-3				0-0 F7		0-0 FC3-6 E 1B 1B	5 2 3 1 0 0 1				
Fred Whitfield, L (1, 3) OBP: 0.309, SLG: 0.512		0-0 1-H 2-H HR		4-0 1B 1B BB			0-0 5-3		0-0 FC3-6 1B 1B	4 2 2 3 1 0 2				
Duke Sims, L (1, 2) OBP: 0.231, SLG: 0.462		0-0 3-1		0-0 1-2 1B 1B			0-0 6-3		0-0 FC3-6 FC6-4 1B	4 0 1 0 0 0 2				
Pedro Gonzalez, R (1, 4) OBP: 0.291, SLG: 0.360		0-0 5-3		0-0 1-2 2-H 1B			0-0 F9		0-0 FC6-4	4 0 1 1 0 0 1				
Luis Tiant, R (1, 1) OBP: 0.091, SLG: 0.063 Floyd Weaver, R (6, 1) OBP: 0.250, SLG: 0.286		0-0 F8		0-3 K			0-0 4-3 E 2B		0-3 K	2 0 0 0 0 1 2 2 1 1 0 0 1 1				
<b>Inning Stats</b>	R: 0 H: 0 E: 0 LOB: 0 K: 0 BB: 0 S: 3 P: 3	R: 3 H: 3 E: 0 LOB: 0 K: 0 BB: 0 S: 6 P: 6	R: 1 H: 2 E: 0 LOB: 1 K: 0 BB: 0 S: 5 P: 5	R: 1 H: 2 E: 0 LOB: 2 K: 1 BB: 1 S: 7 P: 11	R: 0 H: 0 E: 0 LOB: 0 K: 0 BB: 0 S: 3 P: 3	R: 0 H: 0 E: 0 LOB: 0 K: 0 BB: 0 S: 3 P: 3	R: 1 H: 1 E: 1 LOB: 1 K: 0 BB: 0 S: 5 P: 5	R: 1 H: 2 E: 1 LOB: 1 K: 1 BB: 0 S: 7 P: 7	R: 2 H: 4 E: 0 LOB: 1 K: 0 BB: 0 S: 6 P: 6	1B: 9 SF: 0 2B: 4 SAC: 0 3B: 0 DP: 1 HR: 2 HBP: 0	WP: 0 PA: 42 PB: 0 SB: 0 CS: 0			
<b>PITCHER</b>	IP WLS BF H R ER SO BB IBB HBP BLK WP HR S P ERA WHIP												<b>PITCHER</b>	IP WLS BF H R ER SO BB IBB HBP BLK WP HR S P ERA WHIP
Bill Monbouquette, R (1, 1) ERA: 3.51	2.2 L 13 5 4 4 0 0 0 0 0 0 0 2 13 13 13.50 1.875													
Arnold Earley, L (3, 1) ERA: 3.76	2.1 10 2 1 1 1 1 1 0 0 0 0 0 11 15 3.86 1.286													
Jerry Stephenson, R (6, 1) ERA: 4.24	2.0 8 1 1 0 0 0 0 0 0 0 0 0 8 8 0.00 0.500													
Jay Ritchie, R (8, 1) ERA: 2.7	2.0 11 6 3 2 1 0 0 0 0 0 0 0 13 13 9.00 3.000													

**Cleveland Indians @ Boston Red Sox**  
 Fenway Park, Boston, MA  
 Mon Jun 28 1965, 7:05 PM EDT  
 Att. 12,069 - Unknown

[livebaseballscorecards.com](http://livebaseballscorecards.com)

<b>AB</b>	41
<b>R</b>	9
<b>H</b>	14
<b>RBI</b>	7
<b>BB</b>	1
<b>SO</b>	2
<b>LOB</b>	17



Batter	1	2	3	4	5	6	7	8	9	AB R H RBI BB SO LOB
Rico Petrocelli, R OBP: 0.259, SLG: 0.331 (1, 6)	0-0 F3		4-0 BB BB		0-0 F7		4-0 BB		0-0 FC5-4 1-2f	3 0 0 0 2 0 1
Dalton Jones, L OBP: 0.354, SLG: 0.411 (1, 4)	0-0 L6		4-0 BB 1-2 2-3		0-0 1-3		0-0 F3			3 0 0 0 1 0 1
Carl Yastrzemski, L OBP: 0.407, SLG: 0.624 (1, 8) (7, 7) Eddie Bressoud, R OBP: 0.298, SLG: 0.378 (9, 7)	0-0 F5		0-0 F7			0-0 FC5-6 2B		0-0 3-1		4 0 1 0 0 0 3 0 0 0 0 0 0 0
Felix Mantilla, R OBP: 0.400, SLG: 0.504 (1, 7) (7, 8)		0-0 F7		0-0 HR		4-0 FC5-6 BB		0-0 G4-6-3 1B		3 1 2 1 1 0 0
Lee Thomas, L OBP: 0.372, SLG: 0.500 (1, 3)		4-0 G6-4-3 BB		0-0 F6		0-0 FC5-6 BB 1-2f 2-3		0-0 G4-6-3 1-2f		3 0 0 0 1 0 3
Tony Conigliaro, R OBP: 0.329, SLG: 0.481 (1, 9)		0-0 G6-4-3 1-2f		0-0 2B		4-0 L3 BB		0-0 HR		3 1 2 1 1 0 1
Frank Malzone, R OBP: 0.277, SLG: 0.256 (1, 5)			0-0 5-3	0-0 F2		0-0 L3		0-0 HR		4 0 1 0 0 0 4
Bob Tillman, R OBP: 0.282, SLG: 0.342 (1, 2)			0-0 BB 4-3 1B	0-0 L7		0-0 5-3		0-0 F4		4 0 1 0 0 0 2
Bill Monbouquette, R OBP: 0.171, SLG: 0.125 (3, 1) Arnold Earley, L (5, PH) Chuck Schilling, R OBP: 0.343, SLG: 0.449 (6, 1) Jery Stephenson, L OBP: 0.429, SLG: 0.333 (7, PH) Tony Horton, R OBP: 0.214, SLG: 0.333 (8, 1) Jay Ritchie, R OBP: 0.667, SLG: 0.500 (9, PH) Russ Nixon, L OBP: 0.188, SLG: 0.188			0-0 4-3		0-0 5-3		0-0 F9		0-0 F4	0 0 0 0 0 0 0 1 0 0 0 0 0 0 1 1 0 0 0 0 0 0 0 0 0 0 0 0 0 0 0 1 0 0 0 0 0 0 0 0 0 0 0 0 0 0 0 1 0 0 0 0 0 0 1

Inning Stats	R: 0 E: 0 K: 0 S: 3	H: 0 LOB: 0 BB: 0 P: 3	R: 0 E: 0 K: 0 S: 2	H: 0 LOB: 0 BB: 1 P: 6	R: 0 E: 0 K: 0 S: 4	H: 1 LOB: 3 BB: 2 P: 12	R: 1 E: 0 K: 0 S: 5	H: 2 LOB: 1 BB: 0 P: 5	R: 0 E: 0 K: 0 S: 3	H: 0 LOB: 0 BB: 0 P: 3	R: 0 E: 0 K: 0 S: 3	H: 1 LOB: 2 BB: 2 P: 11	R: 0 E: 0 K: 0 S: 3	H: 0 LOB: 1 BB: 1 P: 7	R: 0 E: 0 K: 0 S: 3	H: 1 LOB: 0 BB: 0 P: 3	R: 1 E: 0 K: 0 S: 5	H: 2 LOB: 1 BB: 0 P: 5	1B: 3 2B: 3 3B: 0 HR: 2	SF: 0 SAC: 0 DP: 3 HBP: 0	WP: 0 PB: 0 SB: 0 CS: 0	PA: 37
--------------	------------------------------	---------------------------------	------------------------------	---------------------------------	------------------------------	----------------------------------	------------------------------	---------------------------------	------------------------------	---------------------------------	------------------------------	----------------------------------	------------------------------	---------------------------------	------------------------------	---------------------------------	------------------------------	---------------------------------	----------------------------------	------------------------------------	----------------------------------	--------

PITCHER	IP	WLS	BF	H	R	ER	SO	BB	IBB	HBP	BLK	WP	HR	S	P	ERA	WHIP
Luis Tiant, R ERA: 3.13 (1, 1)	5.0	W	22	4	1	1	0	4	0	0	0	0	1	18	34	1.80	1.600
Floyd Weaver, R ERA: 5.09 (6, 1)	4.0	S	15	3	1	1	0	2	0	0	0	0	1	13	21	2.25	1.250

**BOTTOM**


**Cleveland Indians @ Boston Red Sox**

Fenway Park, Boston, MA

Mon Jun 28 1965, 7:05 PM EDT

Att. 12,069 - Unknown

AB 31  
R 2  
H 7  
RBI 2  
BB 6  
SO 0  
LOB 17





Batter	1	2	3	4	5	6	7	8	9	AB R H RBI BB SO LOB	TOP		
Dick Howser, R (1, 6) OBP: 0.360, SLG: 0.283	0-0 5-3	0-0 5-3	0-0 4-3			0-0 1-3		4-0 FC6-4 BB		4 0 0 0 1 0 3			
Vic Davalillo, L (1, 8) OBP: 0.371, SLG: 0.451	0-0 6-3		0-0 HR 1B		0-0 6-3	0-0 F8		0-0 FC6-4 1-2f		5 1 1 0 0 0 1			
Max Alvis, R (1, 5) OBP: 0.349, SLG: 0.500	0-0 2B		0-0 HR 1-H		0-0 F2	0-0 S E 1B		0-0 F6		5 2 3 2 0 0 1			
Rocky Colavito, R (1, 9) OBP: 0.415, SLG: 0.560	0-0 F9		0-0 2B		0-0 1B	0-3 K 1-H			0-0 6-3 1B	5 1 3 0 0 1 1			
Leon Wagner, L (1, 7) OBP: 0.350, SLG: 0.467		0-0 E4 2B FC1-2-5-3	0-0 E SF9 2-H		0-0 5-3		0-0 F6		0-0 F8	5 1 1 1 0 0 1			
Chuck Hinton, R (1, 3) OBP: 0.333, SLG: 0.432		0-0 FC1-2-5-3 1-3 2B	0-0 5-3		0-3 K		0-0 6-3		0-0 6-3 1-2	5 1 1 0 0 1 2			
Joe Azcue, R (1, 2) OBP: 0.287, SLG: 0.262		0-3 K	0-0 E6 BB 2-3		0-0 1B 1B		0-0 F8		0-0 F9	5 0 1 0 0 1 4			
Pedro Gonzalez, R (1, 4) OBP: 0.298, SLG: 0.395		0-0 FC1-2-5-3 2B 2-3 3-H	0-0 SF9 3-H		0-0 1B 1-2			0-0 HR		3 2 2 2 0 0 2			
Ralph Terry, R (1, 1) OBP: 0.206, SLG: 0.194		0-0 2B 1-H 3-H	4-0 BB		0-0 4-3			0-0 F9		2 0 1 2 1 0 2			
Don McMahon, R (7, 1) OBP: 0.500, SLG: 0.500			1-2 BB							1 0 0 0 0 0 0			
<b>Inning Stats</b>	R: 0 H: 1 E: 0 LOB: 1 K: 0 BB: 0 S: 4 P: 4	R: 2 H: 2 E: 1 LOB: 1 K: 1 BB: 0 S: 8 P: 8	R: 4 H: 4 E: 1 LOB: 2 K: 0 BB: 1 S: 8 P: 12	R: 0 H: 1 E: 0 LOB: 1 K: 0 BB: 0 S: 3 P: 3	R: 0 H: 2 E: 0 LOB: 2 K: 1 BB: 0 S: 7 P: 7	R: 1 H: 1 E: 0 LOB: 0 K: 1 BB: 0 S: 6 P: 6	R: 0 H: 0 E: 0 LOB: 0 K: 0 BB: 0 S: 3 P: 3	R: 1 H: 1 E: 0 LOB: 1 K: 0 BB: 1 S: 4 P: 8	R: 0 H: 1 E: 0 LOB: 1 K: 0 BB: 0 S: 4 P: 4	1B: 6 SF: 1 2B: 5 SAC: 0 3B: 0 DP: 0 HR: 2 HBP: 0	WP: 0 PA: 43 PB: 0 SB: 1 CS: 0		
<b>PITCHER</b>	IP WLS BF H R ER SO BB IBB HBP BLK WP HR S P ERA WHIP											<b>PITCHER</b>	IP WLS BF H R ER SO BB IBB HBP BLK WP HR S P ERA WHIP
Dennis Bennett, L (1, 1) ERA: 5.23	2.0 L 14 7 6 5 1 0 0 0 0 0 0 1 16 16 22.50 3.500												
Bob Duliba, R (3, 1) ERA: 3.27	3.0 13 3 0 0 1 1 0 0 0 0 0 0 14 18 0.00 1.333												
Jerry Stephenson, R (6, 1) ERA: 3.95	4.0 16 3 2 1 1 1 0 0 0 0 0 1 17 21 2.25 1.000												

Cleveland Indians @ Boston Red Sox  
 Fenway Park, Boston, MA  
 Tue Jun 29 1965, 7:05 PM EDT  
 Att. 8,906 - Unknown

livebaseballscorecards.com

AB 40  
 R 8  
 H 13  
 RBI 7  
 BB 2  
 SO 3  
 LOB 17



BOTTOM

Cleveland Indians @ Boston Red Sox  
Fenway Park, Boston, MA  
Tue Jun 29 1965, 7:05 PM EDT  
Att. 8,906 - Unknown

livebaseballscorecards.com

AB 36  
R 5  
H 8  
RBI 5  
BB 1  
SO 5  
LOB 8



WP: 0 PA: 37  
PB: 0  
SB: 0  
CS: 0

AB R H RBI BB SO LOB

5 0 0 0 0 0 2

4 1 1 0 0 0 0

4 0 1 0 0 0 1

3 2 2 1 1 0 0

4 1 1 3 0 0 2

4 0 0 0 0 0 0

4 0 1 0 0 2 0

4 1 1 1 0 2 1

1 0 0 0 0 0 1  
0 0 0 0 0 0 0  
1 0 0 0 0 0 1  
1 0 1 0 0 0 0  
1 0 0 0 0 1 0

1B: 5 SF: 0  
2B: 0 SAC: 0  
3B: 0 DP: 0  
HR: 3 HBP: 0

Batter	1	2	3	4	5	6	7	8	9
Chuck Schilling, R OBP: 0.327, SLG: 0.427 (1, 4)	F3		F6		F9		4-3		6-3
Dalton Jones, L OBP: 0.351, SLG: 0.406 (1, 5)	F4		F9			3-1		BB HR 1B	
Lee Thomas, L OBP: 0.370, SLG: 0.496 (1, 7)	1B 1B		4-3			F3		F6	
Felix Mantilla, R OBP: 0.405, SLG: 0.518 (1, 8)	FC4 1B			F5		HR		BB BB BB HR BB	
Tony Horton, R OBP: 0.308, SLG: 0.405 (1, 3)	FC4			6-3		F4		HR 1-H 2-H	
Tony Conigliaro, R OBP: 0.324, SLG: 0.474 (1, 9)		F7		5-3		5-3		6-3	
Bob Tillman, R OBP: 0.282, SLG: 0.340 (1, 2)		K				5-3		K	
Rico Petrocelli, R OBP: 0.259, SLG: 0.352 (1, 6)		E5				HR		K	
Dennis Bennett, L OBP: 0.273, SLG: 0.273 Bob Duliba, R (3, 1) Frank Malzone, R OBP: 0.275, SLG: 0.255 (5, PH) Jerry Stephenson, L OBP: 0.500, SLG: 0.429 (6, 1) Eddie Bressoud, R OBP: 0.296, SLG: 0.375 (9, PH)		F7				1B		K	

Inning Stats	R: 0	H: 2	E: 0	K: 5	S: 5	LOB: 2	BB: 0	P: 5	R: 0	H: 0	E: 1	K: 1	S: 6	LOB: 1	BB: 0	P: 6	R: 0	H: 0	E: 0	K: 0	S: 3	LOB: 0	BB: 0	P: 3	R: 0	H: 1	E: 0	K: 1	S: 6	LOB: 1	BB: 0	P: 6	R: 1	H: 1	E: 0	K: 0	S: 4	LOB: 0	BB: 0	P: 4	R: 1	H: 2	E: 0	K: 0	S: 5	LOB: 1	BB: 0	P: 5	R: 3	H: 2	E: 0	K: 1	S: 7	LOB: 0	BB: 1	P: 11	R: 0	H: 0	E: 0	K: 2	S: 7	LOB: 0	BB: 0	P: 7	1B: 5	SF: 0	2B: 0	SAC: 0	3B: 0	DP: 0	HR: 3	HBP: 0	WP: 0	PA: 37
--------------	------	------	------	------	------	--------	-------	------	------	------	------	------	------	--------	-------	------	------	------	------	------	------	--------	-------	------	------	------	------	------	------	--------	-------	------	------	------	------	------	------	--------	-------	------	------	------	------	------	------	--------	-------	------	------	------	------	------	------	--------	-------	-------	------	------	------	------	------	--------	-------	------	-------	-------	-------	--------	-------	-------	-------	--------	-------	--------

PITCHER	IP	WLS	BF	H	R	ER	SO	BB	IBB	HBP	BLK	WP	HR	S	P	ERA	WHIP
Ralph Terry, R ERA: 2.68 (1, 1)	6.2	W	27	6	2	2	2	0	0	0	0	0	2	31	31	2.70	0.900
Don McMahon, R ERA: 3.22 (7, 1)	2.1	S	10	2	3	3	3	1	0	0	0	0	1	15	19	11.57	1.286

PITCHER	IP	WLS	BF	H	R	ER	SO	BB	IBB	HBP	BLK	WP	HR	S	P	ERA	WHIP
---------	----	-----	----	---	---	----	----	----	-----	-----	-----	----	----	---	---	-----	------



Batter	1	2	3	4	5	6	7	8	9	AB R H RBI BB SO LOB	TOP
Dick Howser, R (1, 6) OBP: 0.362, SLG: 0.284	0-0 F8		0-0 1B		4-0 BB			0-0 F8		3 0 1 0 1 0 0	<b>Cleveland Indians @ Washington Senators</b> D.C. Stadium, Washington, DC Wed Jun 30 1965, 7:05 PM EDT Att. 7,040 - Unknown
Vic Davalillo, L (1, 8) OBP: 0.365, SLG: 0.444	0-3 K		0-0 F8		0-0 4-3			0-0 6-3		4 0 0 0 0 1 2	
Max Alvis, R (1, 5) OBP: 0.347, SLG: 0.500	0-0 L6			0-0 5-3		0-0 F5		0-0 2B		4 0 1 0 0 0 0	
Rocky Colavito, R (1, 9) OBP: 0.410, SLG: 0.552		0-0 6-3		0-0 F8		0-0 F7		0-0 L1-3		4 0 0 0 0 0 1	
Leon Wagner, L (1, 7) OBP: 0.355, SLG: 0.481		0-0 HR		0-0 1B		4-0 BB		0-0 F7	3 1 2 1 1 0 0		
Chuck Hinton, R (1, 3) OBP: 0.336, SLG: 0.431		0-0 1B		4-0 1B		0-0 F5		0-0 F2	3 0 1 0 1 0 1		
Duke Sims, L (1, 2) OBP: 0.200, SLG: 0.400	0-0 2-3		0-0 F9			0-0 F2		0-0 F7	4 0 0 0 0 0 3		
Pedro Gonzalez, R (1, 4) OBP: 0.290, SLG: 0.385		0-3 K		0-0 F8		0-0 1-3			3 0 0 0 0 1 0		
Sam McDowell, L (1, 1) OBP: 0.100, SLG: 0.077		0-3 K		0-0 4-3		0-3 K			3 0 0 0 0 2 0		
<b>Inning Stats</b>	R: 0 E: 0 K: 1 S: 5 H: 0 LOB: 0 BB: 0 P: 5	R: 1 E: 0 K: 0 S: 4 H: 2 LOB: 0 BB: 0 P: 4	R: 0 E: 0 K: 2 S: 8 H: 1 LOB: 1 BB: 0 P: 8	R: 0 E: 0 K: 0 S: 4 H: 1 LOB: 2 BB: 1 P: 8	R: 0 E: 0 K: 0 S: 3 H: 0 LOB: 1 BB: 1 P: 7	R: 0 E: 0 K: 0 S: 3 H: 0 LOB: 1 BB: 1 P: 7	R: 0 E: 0 K: 1 S: 5 H: 0 LOB: 0 BB: 0 P: 5	R: 0 E: 0 K: 0 S: 4 H: 1 LOB: 1 BB: 0 P: 4	R: 0 E: 0 K: 0 S: 3 H: 0 LOB: 0 BB: 0 P: 3	1B: 3 2B: 1 3B: 0 HR: 1 SF: 0 SAC: 0 DP: 0 HBP: 0	WP: 0 PB: 0 SB: 0 CS: 0 PA: 34
<b>PITCHER</b>	IP WLS BF H R ER SO BB IBB HBP BLK WP HR S P ERA WHIP										
Phil Ortega, R (1, 1) ERA: 4.41	7.0 W 27 4 1 1 4 3 0 0 0 0 1 32 44 1.29 1.000										
Ron Kline, R (8, 1) ERA: 2.06	2.0 S 7 1 0 0 0 0 0 0 0 0 0 7 7 0.00 0.500										

livebaseballscorecards.com

<b>AB</b>	31
<b>R</b>	1
<b>H</b>	5
<b>RBI</b>	1
<b>BB</b>	3
<b>SO</b>	4
<b>LOB</b>	7







Batter	1	2	3	4	5	6	7	8	9	AB R H RBI BB SO LOB	TOP											
Dick Howser, R (1, 6) OBP: 0.364, SLG: 0.281	0-0 F9		0-0 SH1-4		4-0 1B	0-0 1-3		4-0 PB S BB		2 1 0 0 2 0 0	<b>Cleveland Indians @ Washington Senators</b> <b>D.C. Stadium, Washington, DC</b> Thu Jul 01 1965, 7:05 PM EDT Att. 6,620 - Unknown											
Vic Davalillo, L (1, 8) OBP: 0.362, SLG: 0.438	0-0 4-3		0-0 F3		4-0 1B SF8	0-0 F5		0-3 K		4 1 0 0 1 1 2												
Max Alvis, R (1, 5) OBP: 0.355, SLG: 0.504	0-0 E 1B			0-0 BLK 2B 1B	0-0 HR 1B			0-3 K		4 3 3 1 1 1 1												
Rocky Colavito, R (1, 9) OBP: 0.403, SLG: 0.543	0-0 E3 CS 1-H			0-0 F3	0-0 SF8	0-0 F7			0-0 4-3	4 0 0 1 0 0 2												
Leon Wagner, L (1, 7) OBP: 0.363, SLG: 0.494	0-0 CS 2-3	4-0 CS BB		4-0 2B SF8 BB	0-0 1-H HR		0-0 1B	0-0 F8	0-0 F8	3 2 2 2 2 0 0												
Chuck Hinton, R (1, 3) OBP: 0.338, SLG: 0.440		0-3 K 1-2		0-0 2B	0-0 2B		0-0 F8	0-0 6-3	0-0 6-3	5 0 2 1 0 1 2												
Joe Azcue, R (1, 2) OBP: 0.292, SLG: 0.259		0-0 1-3		4-0 IBB	1-0 FC4-6 HBP		0-0 F8			2 0 0 0 1 0 1												
Pedro Gonzalez, R (1, 4) OBP: 0.281, SLG: 0.375			0-3 K	0-0 SF8	0-3 K		0-0 1-3			3 0 0 1 0 2 3												
Sonny Siebert, R (1, 1) OBP: 0.133, SLG: 0.276			0-0 E4 SH1-4	0-3 K	0-0 FC4-6			0-3 K		4 0 0 0 0 2 4												
<b>Inning Stats</b>	R: 1 E: 1 K: 0 S: 4	H: 1 LOB: 0 BB: 0 P: 4	R: 0 E: 0 K: 1 S: 4	H: 0 LOB: 0 BB: 1 P: 8	R: 0 E: 1 K: 1 S: 6	H: 0 LOB: 1 BB: 0 P: 6	R: 2 E: 0 K: 1 S: 7	H: 2 LOB: 2 BB: 2 P: 15	R: 4 E: 0 K: 1 S: 8	H: 3 LOB: 2 BB: 2 P: 17	R: 0 E: 0 K: 0 S: 3	H: 0 LOB: 1 BB: 1 P: 7	R: 0 E: 0 K: 0 S: 4	H: 1 LOB: 1 BB: 0 P: 4	R: 0 E: 0 K: 3 S: 9	H: 0 LOB: 1 BB: 1 P: 13	R: 0 E: 0 K: 0 S: 3	H: 0 LOB: 0 BB: 0 P: 3	1B: 4 2B: 2 3B: 0 HR: 1	SF: 2 SAC: 1 DP: 0 HBP: 1	WP: 0 PB: 1 SB: 2 CS: 2	PA: 43
<b>PITCHER</b>	IP WLS BF H R ER SO BB IBB HBP BLK WP HR S P ERA WHIP																					
Howie Koplitz, R (1, 1) ERA: 6.44	4.0 L 20 3 5 4 3 4 1 0 1 0 0 0 21 41 9.00 1.750																					
Steve Ridzik, R (5, 1) ERA: 4.6	3.0 15 4 2 2 1 1 0 1 0 0 1 15 20 6.00 1.667																					
Ryne Duren, R (8, 1) ERA: 4.57	2.0 7 0 0 0 0 3 1 0 0 0 0 0 12 16 0.00 0.500																					

livebaseballscorecards.com

<b>AB</b>	31
<b>R</b>	7
<b>H</b>	7
<b>RBI</b>	6
<b>BB</b>	7
<b>SO</b>	7
<b>LOB</b>	15







**Cleveland Indians @ Baltimore Orioles**  
**Memorial Stadium, Baltimore, MD**  
 Fri Jul 02 1965, 7:05 PM EDT  
 Att. 25,070 - Unknown

<b>AB</b>	<b>39</b>
<b>R</b>	<b>8</b>
<b>H</b>	<b>12</b>
<b>RBI</b>	<b>8</b>
<b>BB</b>	<b>3</b>
<b>SO</b>	<b>8</b>
<b>LOB</b>	<b>14</b>



<b>WP</b>	<b>1</b>	<b>PA</b>	<b>43</b>
<b>PB</b>	<b>0</b>		
<b>SB</b>	<b>2</b>		
<b>CS</b>	<b>0</b>		

AB R H RBI BB SO LOB

4	2	2	1	1	1	0
4	2	1	0	1	0	2
3	1	1	0	1	0	1
5	1	3	5	0	0	2
5	1	1	0	0	2	3
5	1	1	0	0	0	0
0	0	0	0	0	0	0
5	0	2	2	0	2	0
4	0	1	0	0	1	2
4	0	0	0	0	2	4

Batter 1 2 3 4 5 6 7 8 9

<b>Dick Howser, R</b> (1, 6) OBP: 0.369, SLG: 0.299	0-0 F4		4-0 1B WP HR BB	0-3 K		0-0 FC1-4 1B	0-0 HR	
<b>Vic Davalillo, L</b> (1, 8) OBP: 0.363, SLG: 0.435	4-0 S 2B BB		0-0 F5	0-0 S 1B 1B		0-0 FC1-4 HBP	0-0 4-3	
<b>Max Alvis, R</b> (1, 5) OBP: 0.359, SLG: 0.502	0-0 6-3 1-2		0-0 HR 1B	4-0 1B BB		1-0 HBP	0-0 F5	
<b>Rocky Colavito, R</b> (1, 9) OBP: 0.406, SLG: 0.559	0-0 2B		0-0 HR	0-0 G4-6-3 1B		0-0 L5	0-0 F5	
<b>Leon Wagner, L</b> (1, 7) OBP: 0.360, SLG: 0.489	0-3 K		0-0 1B 1B	0-0 G4-6-3 1-2f		0-3 K	0-0 4-3	
<b>Fred Whitfield, L</b> (1, 3) <b>Chico Salmon, R</b> (9, 3) OBP: 0.234, SLG: 0.214		0-0 F7	0-0 1B 1B		0-0 F7	0-0 6-3	0-0 F7	
<b>Joe Azcue, R</b> (1, 2) OBP: 0.295, SLG: 0.263		0-3 K	0-0 1B	0-3 K		0-0 E 1B	0-0 F7	
<b>Pedro Gonzalez, R</b> (1, 4) OBP: 0.280, SLG: 0.387		0-0 3B	0-3 K	0-0 1-3		0-0 E3		
<b>Lee Stange, R</b> (1, 1) OBP: 0.286, SLG: 0.091		0-3 K	0-0 4-3		0-3 K	0-0 F8		

<b>Inning Stats</b>	R: 1 E: 0 K: 1 S: 6	H: 1 LOB: 1 BB: 1 P: 10	R: 0 E: 0 K: 2 S: 8	H: 1 LOB: 1 BB: 0 P: 8	R: 5 E: 0 K: 1 S: 10	H: 5 LOB: 1 BB: 1 P: 14	R: 1 E: 0 K: 1 S: 6	H: 2 LOB: 1 BB: 1 P: 10	R: 0 E: 0 K: 1 S: 5	H: 0 LOB: 0 BB: 0 P: 5	R: 0 E: 0 K: 1 S: 6	H: 1 LOB: 2 BB: 0 P: 7	R: 0 E: 1 K: 1 S: 7	H: 1 LOB: 2 BB: 0 P: 7	R: 1 E: 0 K: 0 S: 4	H: 1 LOB: 0 BB: 0 P: 4	R: 0 E: 0 K: 0 S: 3	H: 0 LOB: 0 BB: 0 P: 3	1B: 8 2B: 1 3B: 1 HR: 2	SF: 0 SAC: 0 DP: 1 HBP: 1	WP: 1 PB: 0 SB: 2 CS: 0	PA: 43
---------------------	------------------------------	----------------------------------	------------------------------	---------------------------------	-------------------------------	----------------------------------	------------------------------	----------------------------------	------------------------------	---------------------------------	------------------------------	---------------------------------	------------------------------	---------------------------------	------------------------------	---------------------------------	------------------------------	---------------------------------	----------------------------------	------------------------------------	----------------------------------	--------

<b>PITCHER</b>	IP	WLS	BF	H	R	ER	SO	BB	IBB	HBP	BLK	WP	HR	S	P	ERA	WHIP
<b>John Miller, R</b> (1, 1) ERA: 5.02	2.1	L	14	5	5	5	3	2	0	0	0	1	1	18	26	19.29	3.000
<b>Don Larsen, R</b> (3, 1) ERA: 4.3	0.2		4	2	1	1	1	0	0	0	0	0	0	6	6	13.50	3.000
<b>Jim Palmer, R</b> (4, 1) ERA: 2.8	6.0		25	5	2	2	4	1	0	1	0	0	1	31	36	3.00	1.000





Batter	1	2	3	4	5	6	7	8	9	AB R H RBI BB SO LOB	TOP																
Larry Brown, R (1, 6) OBP: 0.301, SLG: 0.348	0-0 1B		0-3 K		0-0 F7		0-0 SH3-4		0-0 L5	5 0 2 1 0 2 1																	
Vic Davalillo, L (1, 8) OBP: 0.367, SLG: 0.441	0-0 1B		0-0 6-3			0-0 SH3-4 1B	0-0 1B		0-3 K	5 1 3 1 0 0 1																	
Max Alvis, R (1, 5) OBP: 0.355, SLG: 0.494	0-3 K		0-0 F8			0-0 SH3-4 1B	0-0 F8		0-0 2B	4 0 0 0 0 2 3																	
Rocky Colavito, R (1, 9) OBP: 0.404, SLG: 0.555	0-0 F6			0-0 F5		0-0 6-3		0-0 F9	0-3 K	4 0 1 0 0 0 3																	
Leon Wagner, L (1, 7) OBP: 0.359, SLG: 0.485	0-3 K			0-0 F9		0-0 1B 1B		0-0 1B 1B		4 1 1 1 0 1 3																	
Fred Whitfield, L (1, 3) OBP: 0.316, SLG: 0.508		0-0 1-3		0-0 E9 1B		0-0 S 1B		0-0 F5		4 0 3 1 0 0 0																	
Joe Azcue, R (1, 2) OBP: 0.294, SLG: 0.263		0-3 K		0-0 6-3		0-0 S		0-0 1B		5 0 1 0 0 1 4																	
Pedro Gonzalez, R (1, 4) OBP: 0.287, SLG: 0.391		0-0 1B			0-0 F7		0-0 FC4-6 1B	0-0 F4		4 2 2 0 0 0 1																	
Luis Tiant, R (1, 1) OBP: 0.086, SLG: 0.059		0-0 F9			0-3 K		0-0 FC4-6 1B		0-0 2B 1B	2 0 0 0 0 1 1																	
Jack Kralick, L (8, 1) OBP: 0.182, SLG: 0.200										0 0 0 0 0 0 0																	
Gary Bell, R (8, 1) OBP: 0.125, SLG: 0.500										0 0 0 0 0 0 0																	
Al Luplow, L (9, PH) OBP: 0.333, SLG: 0.526										1 0 0 0 0 0 1																	
<b>Inning Stats</b>	R: 0 E: 0 K: 2 S: 9	H: 2 LOB: 2 BB: 0 P: 9	R: 0 E: 0 K: 1 S: 6	H: 1 LOB: 1 BB: 0 P: 6	R: 0 E: 0 K: 1 S: 5	H: 0 LOB: 0 BB: 0 P: 5	R: 0 E: 1 K: 0 S: 4	H: 1 LOB: 1 BB: 0 P: 4	R: 0 E: 0 K: 1 S: 5	H: 0 LOB: 0 BB: 0 P: 5	R: 2 E: 0 K: 0 S: 5	H: 3 LOB: 1 BB: 0 P: 5	R: 1 E: 0 K: 0 S: 5	H: 2 LOB: 1 BB: 0 P: 5	R: 0 E: 0 K: 0 S: 5	H: 2 LOB: 2 BB: 0 P: 5	R: 1 E: 0 K: 2 S: 9	H: 2 LOB: 1 BB: 0 P: 9	1B: 12 2B: 1 3B: 0 HR: 0	SF: 0 SAC: 2 DP: 0 HBP: 0	WP: 0 PB: 0 SB: 2 CS: 0	PA: 40					
<b>PITCHER</b> Wally Bunker, R (1, 1) ERA: 3.51 Dick Hall, R (8, 1) ERA: 2.11	IP 7.0	WLS 30	BF 9	H 3	R 3	ER 3	SO 5	BB 0	IBB 0	HBP 0	BLK 0	WP 0	HR 0	S 39	P 39	ERA 3.86	WHIP 1.286										
					<b>PITCHER</b>	IP 2.0	WLS 10	BF 4	H 1	R 1	ER 1	SO 2	BB 0	IBB 0	HBP 0	BLK 0	WP 0	HR 0	S 14	P 14	ERA 4.50	WHIP 2.000					

Cleveland Indians @ Baltimore Orioles  
 Memorial Stadium, Baltimore, MD  
 Sat Jul 03 1965, 3:33 AM EDT  
 Att. 7,403 - Unknown

livebaseballscorecards.com

AB	38
R	4
H	13
RBI	4
BB	0
SO	7
LOB	18



Batter	1	2	3	4	5	6	7	8	9
Luis Aparicio, R OBP: 0.274, SLG: 0.363 (1, 6)	0-0 5-3		0-0 G6-4-3 1B		4-0 BB			0-0 F9	
Jackie Brandt, R OBP: 0.303, SLG: 0.426 (1, 8) (9, 7)	0-0 6-3		0-0 G6-4-3 1-2f		0-0 F8			0-0 1-2 HR 1B	
Curt Blefary, L OBP: 0.412, SLG: 0.574 Paul Blair, R OBP: 0.301, SLG: 0.309 (1, 7) (9, 8)	0-0 1B			0-0 HR		0-0 G4-6-3 1B		0-0 1-H 2-H HR	
Brooks Robinson, R OBP: 0.360, SLG: 0.430 (1, 5)	0-0 F6			0-0 F9		0-0 F3		0-0 1B 1B	
Boog Powell, L OBP: 0.295, SLG: 0.332 (1, 3)		0-0 3-1		0-0 L8		0-0 G4-6-3 1-2f		0-0 1B 1-3 HR 1B	
Sam Bowers, R OBP: 0.168, SLG: 0.242 (1, 9)		0-0 F6		0-0 2B		0-0 F5		0-3 K	
John Orsino, R OBP: 0.329, SLG: 0.422 Dick Hall, R OBP: 0.667, SLG: 0.714 (1, 2) (8, 1)		0-0 1B		0-3 K		0-3 K		0-0 1-3 3-H HR 1B	
Jerry Adair, R OBP: 0.305, SLG: 0.342 (1, 4)		0-0 F5		0-0 6-3		0-0 F6		0-0 1-H 3-H HR	
Wally Bunker, R OBP: 0.346, SLG: 0.150 Dick Brown, R OBP: 0.277, SLG: 0.300 (1, 1) (8, 2)			0-3 K		0-3 K			0-0 HR 1B L6	

Inning Stats	R: 0 E: 0 K: 0 S: 4	H: 1 LOB: 1 BB: 0 P: 4	R: 0 E: 0 K: 0 S: 4	H: 1 LOB: 1 BB: 0 P: 4	R: 0 E: 0 K: 1 S: 5	H: 1 LOB: 0 BB: 0 P: 5	R: 1 E: 0 K: 1 S: 7	H: 2 LOB: 1 BB: 0 P: 7	R: 0 E: 0 K: 1 S: 5	H: 0 LOB: 1 BB: 1 P: 9	R: 0 E: 0 K: 0 S: 3	H: 1 LOB: 0 BB: 0 P: 3	R: 0 E: 0 K: 1 S: 5	H: 0 LOB: 0 BB: 0 P: 5	R: 7 E: 0 K: 1 S: 12	H: 7 LOB: 0 BB: 0 P: 12
1B: 9 2B: 1 3B: 0 HR: 3	SF: 0 SAC: 0 DP: 2 HBP: 0	WP: 0 PA: 36 ERA WHIP														


PITCHER	IP	WLS	BF	H	R	ER	SO	BB	IBB	HBP	BLK	WP	HR	S	P	ERA	WHIP
Luis Tiant, R ERA: 3.18 (1, 1)	7.1		29	8	3	3	4	1	0	0	0	0	1	36	40	3.68	1.227
Jack Kralick, L ERA: 4.5 (8, 1)	0.0	L	3	3	1	1	0	0	0	0	0	0	1	3	3	∞	∞
Gary Bell, R ERA: 3.22 (8, 1)	0.2		4	2	4	4	1	0	0	0	0	0	1	6	6	54.00	3.000

**BOTTOM**

**Cleveland Indians @ Baltimore Orioles**  
**Memorial Stadium, Baltimore, MD**  
 Sat Jul 03 1965, 3:33 AM EDT  
 Att. 7,403 - Unknown

AB	R	H	RBI	BB	SO	LOB
3	0	1	0	1	0	1
4	1	1	0	0	0	2
4	2	4	4	0	0	0
0	0	0	0	0	0	0
4	1	1	0	0	0	2
4	1	1	0	0	0	1
4	0	1	0	0	1	2
3	0	1	0	0	2	1
1	1	1	1	0	0	0
4	1	1	3	0	0	1
2	0	0	0	0	2	0
2	1	1	0	0	0	0

AB	35
R	8
H	13
RBI	8
BB	1
SO	5
LOB	10





Batter	1	2	3	4	5	6	7	8	9	AB R H RBI BB SO LOB	TOP
Luis Aparicio, R OBP: 0.274, SLG: 0.362 (1, 6) X	0-0 1B 1B	0-0 F6			0-0 F3			0-0 6-3		4 1 1 0 0 0 0	
Jackie Brandt, R OBP: 0.301, SLG: 0.421 (1, 8) X	0-0 1B 1-2 1B		0-0 F9		0-0 F8			0-0 6-3		4 1 1 0 0 0 0	
Curt Blefary, L OBP: 0.419, SLG: 0.573 (1, 7) X	0-0 1B 1-3 2-H 1B		4-0 BB		0-0 1-3			4-0 1B BB		2 0 1 1 2 0 0	
Brooks Robinson, R OBP: 0.354, SLG: 0.422 (1, 5) X	0-0 F8		0-0 F4		0-0 F8			0-0 F9		4 0 0 0 0 0 4	
Boog Powell, L OBP: 0.295, SLG: 0.331 (1, 3) X	0-0 F2		0-0 1-3		0-0 F9			0-0 1-2 G5-3 1B		4 0 1 0 0 0 3	
Sam Bowens, R OBP: 0.170, SLG: 0.242 (1, 9) X	0-0 1-2 3-H 1B		0-0 5-3		0-3 K			0-0 1-2 G5-3		4 0 1 1 0 1 2	
Jerry Adair, R OBP: 0.305, SLG: 0.342 (1, 4) X	0-0 F8		0-0 G4-6-3 1B		0-0 F2					3 0 1 0 0 0 2	
Dick Brown, R OBP: 0.265, SLG: 0.286 (1, 2) X		0-0 F3		0-0 G4-6-3		0-0 F8				3 0 0 0 0 0 1	
Milt Pappas, R OBP: 0.128, SLG: 0.205 (1, 1) X		0-0 F8		0-3 K		0-0 5-3				3 0 0 0 0 1 0	
<b>Inning Stats</b>	R: 2 H: 4 E: 0 LOB: 2 K: 0 BB: 0 S: 7 P: 7	R: 0 H: 0 E: 0 LOB: 0 K: 0 BB: 0 S: 3 P: 3	R: 0 H: 0 E: 0 LOB: 1 K: 0 BB: 1 S: 3 P: 7	R: 0 H: 1 E: 0 LOB: 0 K: 0 BB: 0 S: 3 P: 3	R: 0 H: 0 E: 0 LOB: 0 K: 1 BB: 0 S: 5 P: 5	R: 0 H: 0 E: 0 LOB: 0 K: 0 BB: 0 S: 3 P: 3	R: 0 H: 0 E: 0 LOB: 0 K: 1 BB: 0 S: 5 P: 5	R: 0 H: 0 E: 0 LOB: 0 K: 0 BB: 0 S: 3 P: 3	R: 0 H: 1 E: 0 LOB: 1 K: 0 BB: 1 S: 3 P: 7	1B: 6 SF: 0 2B: 0 SAC: 0 3B: 0 DP: 2 HR: 0 HBP: 0	WP: 0 PA: 33 PB: 0 SB: 0 CS: 0
<b>PITCHER</b> Ralph Terry, R (1, 1) ERA: 2.63	IP WLS BF H R ER SO BB IBB HBP BLK WP HR S P ERA WHIP										
	9.0 W 33 6 2 2 2 2 2 0 0 0 0 0 0 35 43 2.00 0.889										

Baltimore Orioles @ Cleveland Indians  
Cleveland Municipal Stadium, Cleveland, OH

Sun Jul 04 1965, 3:33 AM EDT  
Att: 32,756 - Unknown

livebaseballscorecards.com

AB	31
R	2
H	6
RBI	2
BB	2
SO	2
LOB	12



Batter	1	2	3	4	5	6	7	8	9
Dick Howser, R OBP: 0.367, SLG: 0.295 (1, 6)	0-0 6-3		0-0 F8			4-0 5-3 1B BB	0-0 2-3		
Vic Davalillo, L OBP: 0.365, SLG: 0.437 (1, 8)	0-3 K			4-0 G6-4-3 BB		0-0 E4 1-2 1B		0-0 F9	
Max Alvis, R OBP: 0.350, SLG: 0.487 (1, 5)	0-0 4-3			0-0 G6-4-3 1-2f		0-0 5-3		0-0 F8	
Rocky Colavito, R OBP: 0.409, SLG: 0.561 (1, 9)		0-0 F8		0-0 2B		0-0 1B		0-0 HR 1B	
Leon Wagner, L OBP: 0.361, SLG: 0.496 (1, 7)		0-0 1B		0-0 F3		0-0 G3		0-0 HR	
Fred Whitfield, L OBP: 0.314, SLG: 0.503 (1, 3)		0-0 F9			0-0 F8		0-0 2B 1B	0-0 L3	
Duke Sims, L OBP: 0.182, SLG: 0.364 (1, 2)		0-0 G3			0-0 4-3		0-0 F9		
Pedro Gonzalez, R OBP: 0.288, SLG: 0.397 (1, 4)			0-0 F7		0-0 F9		0-0 2B		
Ralph Terry, R OBP: 0.189, SLG: 0.176 (1, 1)			0-3 K			0-3 K	0-0 F8		

Inning Stats	R: 0	H: 0	E: 0	K: 1	S: 5	R: 0	H: 1	E: 0	K: 0	S: 4	R: 0	H: 0	E: 0	K: 1	S: 5	R: 0	H: 1	E: 0	K: 0	S: 3	R: 0	H: 0	E: 0	K: 0	S: 3	R: 2	H: 1	E: 1	K: 1	S: 7	R: 0	H: 2	E: 0	K: 0	S: 5	R: 2	H: 2	E: 0	K: 0	S: 5
	LOB: 0	BB: 0	P: 5	LOB: 1	BB: 0	P: 4	LOB: 0	BB: 0	P: 5	LOB: 1	BB: 1	LOB: 0	BB: 0	P: 3	LOB: 1	BB: 1	LOB: 1	BB: 1	LOB: 0	BB: 0	P: 3	LOB: 2	BB: 0	P: 5	LOB: 0	BB: 0	P: 5	LOB: 1	BB: 1	LOB: 2	BB: 0	P: 5	LOB: 0	BB: 0	P: 5	LOB: 0	BB: 0	P: 5		

PITCHER	IP	WLS	BF	H	R	ER	SO	BB	IBB	HBP	BLK	WP	HR	S	P	ERA	WHIP
Milt Pappas, R ERA: 1.87 (1, 1)	8.0	L	33	7	4	2	3	2	0	0	0	0	1	37	45	2.25	1.125

AB R H RBI BB SO LOB

3	1	0	0	1	0	2
3	1	0	0	1	1	1
4	0	0	0	0	0	3
4	1	3	2	0	0	0
4	1	2	2	0	0	2
4	0	1	0	0	0	1
3	0	0	0	0	0	2
3	0	1	0	0	0	0
3	0	0	0	0	2	2

1B: 4	SF: 0	WP: 0	PA: 33
2B: 2	SAC: 0	PB: 0	
3B: 0	DP: 1	SB: 0	
HR: 1	HBP: 0	CS: 0	

**Baltimore Orioles @ Cleveland Indians**  
**Cleveland Municipal Stadium, Cleveland, OH**  
 Sun Jul 04 1965, 3:33 AM EDT  
 Att. 32,756 - Unknown

livebaseballscorecards.com

AB	31
R	4
H	7
RBI	4
BB	2
SO	3
LOB	13





Batter	1	2	3	4	5	6	7	8	9	AB R H RBI BB SO LOB	TOP																
Dick Howser, R (1, 6) OBP: 0.365, SLG: 0.291	0-0 F4			0-3 K		4-0 1B BB		0-0 6-3		3 0 0 0 1 1 0																	
Vic Davalillo, L (1, 8) OBP: 0.364, SLG: 0.434	0-3 K			0-0 G3		0-0 1B S		0-0 5-3		4 0 1 1 0 1 0																	
Max Alvis, R (1, 5) OBP: 0.349, SLG: 0.484	0-0 CS 1B			0-0 6-3		0-0 L6		0-0 1-3		4 0 1 0 0 0 2																	
Rocky Colavito, R (1, 9) OBP: 0.407, SLG: 0.555	0-0 CS 1-2	4-0 FC4-6 BB			0-0 F9	0-0 F8			0-0 F9	3 0 0 0 1 0 2																	
Leon Wagner, L (1, 7) OBP: 0.359, SLG: 0.493		0-0 FC4-6 L5-4 S 1-2f			0-0 F5		0-0 BB 1B		0-0 F8	4 0 1 0 0 0 1																	
Chuck Hinton, R (1, 3) OBP: 0.345, SLG: 0.441		0-0 L5-4 1-3			4-0 WP S BB		4-0 1-2 BB		0-0 1B	2 0 1 0 2 0 1																	
Joe Azcue, R (1, 2) OBP: 0.289, SLG: 0.258			0-0 5-3		0-0 6-3		0-3 K		0-0 L6	3 0 0 0 0 1 3																	
Fred Whitfield, L (9, PH) OBP: 0.313, SLG: 0.500					1-3					1 0 0 0 0 0 1																	
Pedro Gonzalez, R (1, 4) OBP: 0.289, SLG: 0.403			0-0 5-3			0-0 WP 1B 2B		0-3 K		3 1 1 0 0 1 2																	
Sam McDowell, L (1, 1) OBP: 0.093, SLG: 0.071			0-0 F5			0-3 K 2-3		0-3 K		3 0 0 0 0 2 3																	
Jack Spring, R (7, 1) OBP: 0.500, SLG: 0.500										0 0 0 0 0 0 0																	
Floyd Weaver, R (8, 1) OBP: 0.250, SLG: 0.286										0 0 0 0 0 0 0																	
<b>Inning Stats</b>	R: 0 E: 0 K: 1 S: 5	H: 1 LOB: 0 BB: 0 P: 5	R: 0 E: 0 K: 0 S: 2	H: 0 LOB: 0 BB: 1 P: 6	R: 0 E: 0 K: 0 S: 3	H: 0 LOB: 0 BB: 0 P: 3	R: 0 E: 0 K: 1 S: 5	H: 0 LOB: 0 BB: 0 P: 5	R: 0 E: 0 K: 0 S: 3	H: 0 LOB: 1 BB: 1 P: 7	R: 1 E: 0 K: 1 S: 7	H: 2 LOB: 2 BB: 1 P: 11	R: 0 E: 0 K: 3 S: 10	H: 1 LOB: 2 BB: 1 P: 14	R: 0 E: 0 K: 0 S: 3	H: 0 LOB: 0 BB: 0 P: 3	R: 0 E: 0 K: 0 S: 4	H: 1 LOB: 1 BB: 0 P: 4	1B: 4 2B: 2 3B: 0 HR: 0	SF: 0 SAC: 0 DP: 1 HBP: 0	WP: 2 PB: 0 SB: 3 CS: 1	PA: 35					
<b>PITCHER</b>	IP WLS BF H R ER SO BB IBB HBP BLK WP HR S P ERA WHIP																										
Bruce Howard, R (1, 1) ERA: 3.43	6.0		24	4	1	1	3	4	0	0	0	2	0	26	42	1.50	1.333										
Bob Locker, R (7, 1) ERA: 2.28	1.0	W	3	0	0	0	3	0	0	0	0	0	0	9	9	0.00	0.000										
Eddie Fisher, R (8, 1) ERA: 1.23	2.0	S	7	1	0	0	0	0	0	0	0	0	0	7	7	0.00	0.500										

**Cleveland Indians @ Chicago White Sox**  
Comiskey Park, Chicago, IL  
Mon Jul 05 1965, 8:05 PM EDT  
Att: 31,723 - Unknown

livebaseballscorecards.com

AB	30
R	1
H	5
RBI	1
BB	4
SO	6
LOB	15



Batter	1	2	3	4	5	6	7	8	9
Danny Cater, R OBP: 0.304, SLG: 0.430 (1, 7)	0-3 K2-3		0-0 1-3		0-3 K2-3		0-0 G6-3		
Don Buford, S OBP: 0.355, SLG: 0.404 (1, 4) (9, 5)	0-0 FC1-6 1B		0-0 1B			0-0 F4		0-0 SF9 3B	
Pete Ward, L OBP: 0.368, SLG: 0.453 (1, 5) Al Weis, S OBP: 0.289, SLG: 0.311 (9, 4)	0-0 FC1-6 1B		0-0 G3			4-0 G6-4-3 BB		0-0 SF9	
John Romano, R OBP: 0.352, SLG: 0.439 (1, 2) J.C. Martin, L OBP: 0.381, SLG: 0.396 (8, 2)	0-0 1-2 1B			0-3 K		0-0 G6-4-3		0-0 4-3	
Bill Skowron, R OBP: 0.325, SLG: 0.455 (1, 3) Tom McCraw, L OBP: 0.273, SLG: 0.297 (9, 3)	0-3 K			0-0 F9			0-0 SH 1B	0-0 5-3	
Ron Hansen, R OBP: 0.295, SLG: 0.353 (1, 6)		0-0 4-3		0-3 K			0-0 SH 1B		
Floyd Robinson, L OBP: 0.311, SLG: 0.338 (1, 9)		0-0 F6			0-0 6-3		0-0 E 1B		
Ken Berry, R OBP: 0.265, SLG: 0.330 (1, 8)		0-3 K2-3			0-0 1B		0-0 F2		
Bruce Howard, S OBP: 0.240, SLG: 0.238 (1, 1) Bob Locker, S (7, 1) Smoky Burgess, L OBP: 0.370, SLG: 0.475 (7, PH) Eddie Fisher, R OBP: 0.150, SLG: 0.105 (8, 1)			0-3 K		0-3 K		0-0 E4 G6-3		

Inning Stats	R: 0 E: 0 K: 2 S: 9	H: 2 LOB: 2 BB: 0 P: 9	R: 0 E: 0 K: 1 S: 5	H: 0 LOB: 0 BB: 0 P: 5	R: 0 E: 0 K: 1 S: 6	H: 1 LOB: 1 BB: 0 P: 6	R: 0 E: 0 K: 2 S: 7	H: 0 LOB: 0 BB: 0 P: 7	R: 0 E: 0 K: 2 S: 8	H: 1 LOB: 1 BB: 0 P: 8	R: 0 E: 0 K: 0 S: 2	H: 0 LOB: 0 BB: 1 P: 6	R: 2 E: 2 K: 0 S: 6	H: 2 LOB: 1 BB: 0 P: 6	R: 1 E: 0 K: 0 S: 4	H: 1 LOB: 0 BB: 0 P: 4
--------------	------------------------------	---------------------------------	------------------------------	---------------------------------	------------------------------	---------------------------------	------------------------------	---------------------------------	------------------------------	---------------------------------	------------------------------	---------------------------------	------------------------------	---------------------------------	------------------------------	---------------------------------

PITCHER	IP	WLS	BF	H	R	ER	SO	BB	IBB	HBP	BLK	WP	HR	S	P	ERA	WHIP
Sam McDowell, L ERA: 2.26 (1, 1)	6.0	L	25	6	2	1	8	1	0	0	0	0	0	40	44	1.50	1.167
Jack Spring, L ERA: 2.61 (7, 1)	1.2		6	1	1	1	0	0	0	0	0	0	0	6	6	5.40	0.600
Floyd Weaver, R ERA: 5.05 (8, 1)	0.1		1	0	0	0	0	0	0	0	0	0	0	1	1	0.00	0.000

**BOTTOM**

**Cleveland Indians @ Chicago White Sox**  
Comiskey Park, Chicago, IL

Mon Jul 05 1965, 8:05 PM EDT  
Att. 31,723 - Unknown

AB	R	H	RBI	BB	SO	LOB
4	0	0	0	0	2	3
4	1	3	0	0	0	0
2	0	0	1	1	0	2
0	0	0	0	0	0	0
3	0	1	0	0	1	1
1	0	0	0	0	0	0
4	1	1	0	0	1	2
0	0	0	0	0	0	0
2	1	0	0	0	1	0
3	0	1	1	0	0	0
3	0	1	0	0	1	1
2	0	0	0	0	2	1
0	0	0	0	0	0	0
1	0	0	0	0	0	1
0	0	0	0	0	0	0

AB	29
R	3
H	7
RBI	2
BB	1
SO	8
LOB	11



WP	PA
0	32
PB	0
SB	0
CS	0

PITCHER	IP	WLS	BF	H	R	ER	SO	BB	IBB	HBP	BLK	WP	HR	S	P	ERA	WHIP
---------	----	-----	----	---	---	----	----	----	-----	-----	-----	----	----	---	---	-----	------



Batter	1	2	3	4	5	6	7	8	9	AB R H RBI BB SO LOB	TOP									
Dick Howser, R (1, 6) OBP: 0.360, SLG: 0.286	0-0 F9		0-0 SH1-4	0-0 F3			0-3 K		0-0 6-3	4 0 0 0 0 1 2										
Vic Davalillo, L (1, 8) OBP: 0.365, SLG: 0.432	0-0 1-3		0-0 E4		0-0 4-3		4-0 BB		0-0 1B	4 0 1 0 1 0 1										
Max Alvis, R (1, 5) OBP: 0.347, SLG: 0.480	0-0 5-3		0-0 1B		0-0 6-3		0-0 6-3			4 1 1 1 0 0 1										
Rocky Colavito, R (1, 9) OBP: 0.411, SLG: 0.555		0-0 1B	4-0 1B		4-0 BB			0-0 5-3		2 0 1 0 2 0 0										
Chuck Hinton, R (1, 7) OBP: 0.348, SLG: 0.447		0-0 FC5-4	0-0 1B		0-0 FC6-4			0-0 2B		4 0 2 1 0 0 2										
Chico Salmon, R (1, 3) OBP: 0.216, SLG: 0.196	0-0 B3		0-0 FC5-4			0-3 K		0-3 K		4 0 0 0 0 2 4										
Joe Azcue, R (1, 2) OBP: 0.289, SLG: 0.254			4-0 BB		0-3 K		0-0 F8		0-0 F8	3 1 0 0 1 1 1										
Pedro Gonzalez, R (1, 4) OBP: 0.295, SLG: 0.413			0-0 E1		0-0 E2		0-0 F7		0-0 1B	4 1 2 0 0 0 0										
Luis Tiant, R (1, 1) OBP: 0.108, SLG: 0.083			0-0 1B						0-3 2B	2 1 1 1 0 0 1										
Gary Bell, R (4, 1) OBP: 0.100, SLG: 0.400										2 0 0 0 0 1 1										
Don McMahon, R (9, 1) OBP: 0.500, SLG: 0.500			E SH1-4							0 0 0 0 0 0 0										
Sam McDowell, L (9, 1) OBP: 0.093, SLG: 0.071			1B							0 0 0 0 0 0 0										
<b>Inning Stats</b>	R: 0 E: 0 K: 0 S: 3	H: 0 LOB: 0 BB: 0 P: 3	R: 0 E: 0 K: 0 S: 3	H: 1 LOB: 0 BB: 0 P: 3	R: 4 E: 2 K: 0 S: 7	H: 4 LOB: 2 BB: 2 P: 15	R: 0 E: 1 K: 1 S: 6	H: 0 LOB: 1 BB: 0 P: 6	R: 0 E: 0 K: 1 S: 5	H: 0 LOB: 0 BB: 0 P: 5	R: 0 E: 0 K: 1 S: 5	H: 0 LOB: 1 BB: 1 P: 9	R: 0 E: 0 K: 1 S: 6	H: 1 LOB: 1 BB: 0 P: 6	R: 0 E: 0 K: 1 S: 6	H: 2 LOB: 2 BB: 0 P: 6	1B: 6 2B: 2 3B: 0 HR: 0	SF: 0 SAC: 1 DP: 0 HBP: 0	WP: 0 PB: 0 SB: 0 CS: 1	PA: 38
<b>PITCHER</b>	IP WLS BF H R ER SO	IP WLS BF H R ER SO	IP WLS BF H R ER SO	IP WLS BF H R ER SO	IP WLS BF H R ER SO	IP WLS BF H R ER SO	IP WLS BF H R ER SO	IP WLS BF H R ER SO	IP WLS BF H R ER SO	IP WLS BF H R ER SO	IP WLS BF H R ER SO	IP WLS BF H R ER SO	IP WLS BF H R ER SO	IP WLS BF H R ER SO	IP WLS BF H R ER SO	IP WLS BF H R ER SO	ERA WHIP	ERA WHIP		
Gary Peters, L (1, 1) ERA: 3.83	3.0 L 15 5 4 4 0		3.0 L 15 5 4 4 0		3.0 L 15 5 4 4 0		3.0 L 15 5 4 4 0		3.0 L 15 5 4 4 0		3.0 L 15 5 4 4 0		3.0 L 15 5 4 4 0		3.0 L 15 5 4 4 0		12.00 2.000			
Bob Locker, R (4, 1) ERA: 2.23	1.0 L 4 0 0 0 1		1.0 L 4 0 0 0 1		1.0 L 4 0 0 0 1		1.0 L 4 0 0 0 1		1.0 L 4 0 0 0 1		1.0 L 4 0 0 0 1		1.0 L 4 0 0 0 1		1.0 L 4 0 0 0 1		0.00 0.000			
Hoyt Wilhelm, R (5, 1) ERA: 2.29	5.0 L 19 3 0 0 4		5.0 L 19 3 0 0 4		5.0 L 19 3 0 0 4		5.0 L 19 3 0 0 4		5.0 L 19 3 0 0 4		5.0 L 19 3 0 0 4		5.0 L 19 3 0 0 4		5.0 L 19 3 0 0 4		0.00 1.000			

**Cleveland Indians @ Chicago White Sox**  
Comiskey Park, Chicago, IL  
Wed Jul 07 1965, 8:05 PM EDT  
Unknown

livebaseballscorecards.com

AB	33
R	4
H	8
RBI	3
BB	4
SO	5
LOB	13



Batter	1	2	3	4	5	6	7	8	9	AB	R	H	RBI	BB	SO	LOB
Tom McCraw, L OBP: 0.264, SLG: 0.286 (1, 7) (5, 8)	0-0 4-3		0-0 4-3	0-3 K			0-0 FC4-6 F8 BB 1-2f		0-0 F8	5	0	0	0	0	1	5
Don Buford, S OBP: 0.352, SLG: 0.397 (1, 4)	0-0 F7		0-0 F9		0-0 F8		4-0 BB BB 1-2 BB		0-0 F5	4	0	0	0	1	0	1
Floyd Robinson, L OBP: 0.313, SLG: 0.349 (1, 9)	0-0 4-3		0-0 HR		4-0 BB 4-3 BB		0-0 F8 2-3			3	1	1	1	1	0	2
Pete Ward, L OBP: 0.366, SLG: 0.450 (1, 5)		0-0 SH1-4 FC 1B	0-0 F8		0-0 4-3 1-2		0-0 F8			4	1	1	0	0	0	3
Bill Skowron, R OBP: 0.324, SLG: 0.452 (1, 3)		0-0 FC SH1-4 1B		0-0 6-3	0-0 F6			0-0 4-3		4	0	1	0	0	0	1
J.C. Martin, L OBP: 0.380, SLG: 0.395 (1, 2)		0-0 SH1-4		0-0 1B		0-0 4-3		0-0 F2		3	0	1	0	0	0	0
Ron Hansen, R OBP: 0.294, SLG: 0.352 (1, 6)		0-0 FC		0-0 BB 1B		0-0 6-3		0-0 6-3		4	0	1	1	0	0	1
Ken Berry, R OBP: 0.264, SLG: 0.329 Smoky Burgess, L OBP: 0.362, SLG: 0.463 Hoyt Wilhelm, R (5, 1) John Romano, R OBP: 0.356, SLG: 0.439 Al Weis, S OBP: 0.289, SLG: 0.311 (9, PH)		0-3 K		0-0 F6		0-3 K			4-0 BB	1	0	0	0	0	1	2
Gary Peters, L OBP: 0.163, SLG: 0.143 Bob Locker, S (4, 1) Danny Cater, R OBP: 0.307, SLG: 0.431 (5, 7)		0-0 F8		4-0 BB 1-2 BB		0-0 FC4-6 1B			0-3 K	0	0	0	0	0	0	0
										1	0	0	0	0	0	2
										0	0	0	0	0	0	0
										2	0	1	0	1	1	1

Inning Stats	R: 0	H: 0	E: 0	K: 0	S: 3	R: 1	H: 2	E: 0	K: 1	S: 8	R: 1	H: 1	E: 0	K: 0	S: 4	R: 0	H: 2	E: 0	K: 1	S: 7	R: 0	H: 0	E: 0	K: 0	S: 3	R: 0	H: 0	E: 0	K: 1	S: 5	R: 0	H: 1	E: 0	K: 0	S: 4	R: 0	H: 0	E: 0	K: 0	S: 3	R: 0	H: 0	E: 0	K: 1	S: 5	R: 0	H: 0	E: 0	K: 0	S: 3	R: 0	H: 0	E: 0	K: 1	S: 5	R: 0	H: 0	E: 0	K: 0	S: 3	R: 0	H: 0	E: 0	K: 1	S: 9	1B: 5	2B: 0	3B: 0	HR: 1	SF: 0	SAC: 1	DP: 0	HBP: 0	WP: 0	PB: 0	SB: 0	CS: 0	PA: 38
--------------	------	------	------	------	------	------	------	------	------	------	------	------	------	------	------	------	------	------	------	------	------	------	------	------	------	------	------	------	------	------	------	------	------	------	------	------	------	------	------	------	------	------	------	------	------	------	------	------	------	------	------	------	------	------	------	------	------	------	------	------	------	------	------	------	------	-------	-------	-------	-------	-------	--------	-------	--------	-------	-------	-------	-------	--------

PITCHER	IP	WLS	BF	H	R	ER	SO	BB	IBB	HBP	BLK	WP	HR	S	P	ERA	WHIP
Luis Tiant, R ERA: 3.24 (1, 1)	3.2		18	5	2	2	1	1	0	0	0	0	1	19	23	4.91	1.636
Gary Bell, R ERA: 2.94 (4, 1)	4.1	W	17	1	0	0	2	3	0	0	0	0	0	18	30	0.00	0.923
Don McMahon, R ERA: 3.19 (9, 1)	0.1		1	0	0	0	1	0	0	0	0	0	0	3	3	0.00	0.000
Sam McDowell, L ERA: 2.25 (9, 1)	0.2	S	2	0	0	0	0	0	0	0	0	0	0	2	2	0.00	0.000

**BOTTOM**

**Cleveland Indians @ Chicago White Sox**  
Comiskey Park, Chicago, IL  
Wed Jul 07 1965, 8:05 PM EDT  
Unknown

<b>AB</b>	<b>33</b>
<b>R</b>	<b>2</b>
<b>H</b>	<b>6</b>
<b>RBI</b>	<b>2</b>
<b>BB</b>	<b>4</b>
<b>SO</b>	<b>4</b>
<b>LOB</b>	<b>20</b>



livebaseballscorecards.com



Batter	1	2	3	4	5	6	7	8	9	10	11	AB R H RBI BB SO LOB	TOP			
Larry Brown, R (1, 6) OBP: 0.306, SLG: 0.353 Dick Howser, R (11, PR) OBP: 0.360, SLG: 0.286 (11, 6)	0-3 K		0-0 2B 1B		0-0 F7			0-0 SH2-4			0-0 1B	4 1 2 0 0 1 0 0 1 0 0 0 0 0	<p>Cleveland Indians @ Chicago White Sox</p> <p>Comiskey Park, Chicago, IL</p> <p>Wed Jul 07 1965, 8:05 PM EDT</p> <p>Att. 29,713 - Unknown</p>			
Vic Davalillo, L (1, 8) OBP: 0.365, SLG: 0.429	4-0 WP S BB		0-0 F8			0-0 F7		0-0 FC4-2-1-4 1B		0-0 F7	4 0 1 0 1 0 2					
Max Alvis, R (1, 5) OBP: 0.345, SLG: 0.479	0-0 5-3		0-0 1-H 2B			0-0 F6		0-0 FC4-2-1-4 1-2 3-H		0-3 K	5 0 1 1 0 1 5					
Rocky Colavito, R (1, 9) OBP: 0.408, SLG: 0.548	0-0 F7		0-0 F2			0-0 F7			0-0 F6	0-0 1B BB 2-H	5 1 1 1 0 0 2					
Leon Wagner, L (1, 7) OBP: 0.358, SLG: 0.489 Chuck Hinton, R (9, 7) OBP: 0.350, SLG: 0.447		0-0 F4		0-0 1B			0-0 G3		0-0 F3	4-0 1B BB 1-2	4 0 1 0 0 0 0 0 1 0 0 1 0 0					
Fred Whitfield, L (1, 3) OBP: 0.315, SLG: 0.497		0-0 1B		0-0 F8			0-0 4-3		0-0 6-3	0-0 E7 1-H 2-H	5 0 2 1 0 0 0					
Duke Sims, L (1, 2) OBP: 0.184, SLG: 0.324		0-0 F8		0-0 4-3			4-0 BB			0-3 K	4 0 0 0 1 1 3					
Pedro Gonzalez, R (1, 4) OBP: 0.287, SLG: 0.401		0-0 F4			0-0 F9		0-0 L5			0-0 F3	4 0 0 0 0 0 2					
Lee Stange, R (1, 1) OBP: 0.278, SLG: 0.133 Jack Spring, R (11, 1) OBP: 0.500, SLG: 0.500 Don McMahon, R (11, 1) OBP: 0.500, SLG: 0.500			0-3 K		0-0 5-3			0-0 1B SH2-4 FC4-2-1-4 1B		0-3 K	4 0 1 0 0 2 0 0 0 0 0 0 0 0 0 0 0 0 0 0 0					
<b>Inning Stats</b>	R: 0 H: 0 E: 0 LOB: 1 K: 1 BB: 1 S: 5 P: 9	R: 0 H: 1 E: 0 LOB: 1 K: 0 BB: 0 S: 4 P: 4	R: 1 H: 2 E: 0 LOB: 1 K: 1 BB: 0 S: 7 P: 7	R: 0 H: 1 E: 0 LOB: 0 K: 0 BB: 0 S: 3 P: 3	R: 0 H: 0 E: 0 LOB: 0 K: 0 BB: 0 S: 3 P: 3	R: 0 H: 0 E: 0 LOB: 1 K: 0 BB: 1 S: 3 P: 7	R: 0 H: 2 E: 0 LOB: 1 K: 0 BB: 0 S: 4 P: 4	R: 0 H: 0 E: 1 LOB: 2 K: 1 BB: 1 S: 8 P: 12	1B: 8 SF: 0 2B: 2 SAC: 1 3B: 0 DP: 1 HR: 0 HBP: 0	WP: 1 PA: 43 PB: 0 SB: 2 CS: 0						
<b>PITCHER</b>	IP WLS BF H R ER SO BB IBB HBP BLK WP HR S P ERA WHIP															
John Buzhardt, R (1, 1) ERA: 3.02	7.1	28	5	1	1	2	2	0	0	0	1	0	30	38	1.23	0.955
Eddie Fisher, R (8, 1) ERA: 1.21	1.2	5	1	0	0	0	0	0	0	0	0	0	5	5	0.00	0.600
Hoyt Wilhelm, R (10, 1) ERA: 2.51	2.0	L 10	3	3	2	3	1	0	0	0	0	0	15	19	9.00	2.000

AB	39
R	4
H	9
RBI	3
BB	3
SO	5
LOB	14



livebaseballscorecards.com

Batter	1	2	3	4	5	6	7	8	9	10	11	AB	R	H	RBI	BB	SO	LOB	BOTTOM			
Tom McCraw, L (1, 7) OBP: 0.257, SLG: 0.277 Danny Cater, R (11, PH) OBP: 0.306, SLG: 0.429	F9		E3			4-3		K			F9	4	0	0	0	0	1	1				
Don Buford, S (1, 4) OBP: 0.353, SLG: 0.402	K		4-3			G3				1B	2B	5	1	2	0	0	1	1				
Floyd Robinson, L (1, 9) OBP: 0.315, SLG: 0.353	4-3		F2			5-3				1B	2B	5	0	2	1	0	0	1				
Pete Ward, L (1, 5) OBP: 0.363, SLG: 0.442		F9				K				1B	F5	4	0	0	0	1	1	1				
Bill Skowron, R (1, 3) OBP: 0.322, SLG: 0.451		1B				4-3		F8		K	4-3	5	1	1	0	0	1	4				
John Romano, R (1, 2) OBP: 0.355, SLG: 0.437 Eddie Fisher, R (8, 1) OBP: 0.150, SLG: 0.105 Smoky Burgess, L (9, PH) OBP: 0.354, SLG: 0.452 Hoyt Wilhelm, R (10, 1)		2B				F5		K		G4-6-3		3	0	1	0	0	1	0				
Ron Hansen, R (1, 6) OBP: 0.294, SLG: 0.351		SF7				F7		SH1-4		K		3	0	1	1	0	1	0				
Ken Berry, R (1, 8) OBP: 0.261, SLG: 0.324		F2				K		SH1-4		F9		3	0	0	0	0	1	1				
John Buzhardt, R (1, 1) OBP: 0.200, SLG: 0.077 J.C. Martin, L (8, 2) OBP: 0.374, SLG: 0.388			5-3			6-3		F2		F8		2	0	0	0	0	0	0				
Inning Stats	R: 0 E: 0 K: 1 S: 5	H: 0 LOB: 0 BB: 0 P: 5	R: 1 E: 0 K: 0 S: 5	H: 2 LOB: 1 BB: 0 P: 5	R: 0 E: 1 K: 0 S: 4	H: 0 LOB: 1 BB: 0 P: 4	R: 0 E: 0 K: 1 S: 5	H: 0 LOB: 0 BB: 0 P: 5	R: 0 E: 0 K: 1 S: 5	H: 0 LOB: 0 BB: 0 P: 5	R: 0 E: 0 K: 1 S: 6	H: 1 LOB: 1 BB: 0 P: 6	R: 0 E: 0 K: 1 S: 6	H: 2 LOB: 2 BB: 1 P: 10	R: 0 E: 0 K: 1 S: 5	H: 0 LOB: 0 BB: 0 P: 5	R: 1 E: 0 K: 0 S: 5	H: 2 LOB: 1 BB: 0 P: 5	1B: 4 2B: 3 3B: 0 HR: 0	SF: 1 SAC: 1 DP: 1 HBP: 0	WP: 0 PB: 0 SB: 0 CS: 0	PA: 41
PITCHER	IP	WLS	BF	H	R	ER	SO	BB	IBB	HBP	BLK	WP	HR	S	P	ERA	WHIP					
Lee Stange, R (1, 1) ERA: 2.56	10.0	W	36	5	1	1	7	0	1	0	0	0	0	49	53	0.90	0.500					
Jack Spring, L (11, 1) ERA: 3.27	0.2		4	2	1	1	0	0	0	0	0	0	0	4	4	13.50	3.000					
Don McMahon, R (11, 1) ERA: 3.16	0.1	S	1	0	0	0	0	0	0	0	0	0	0	1	1	0.00	0.000					

Cleveland Indians @ Chicago White Sox  
Comiskey Park, Chicago, IL  
Wed Jul 07 1965, 8:05 PM EDT  
Att. 29,713 - Unknown

AB 38  
R 2  
H 7  
RBI 2  
BB 1  
SO 7  
LOB 13



WP: 0 PA: 41  
PB: 0  
SB: 0  
CS: 0



Batter	1	2	3	4	5	6	7	8	9	AB R H RBI BB SO LOB	TOP		
Dick Howser, R (1, 6) OBP: 0.356, SLG: 0.282 Fred Whitfield, L (8, PH) OBP: 0.318, SLG: 0.500 Chico Salmon, R (8, PR) OBP: 0.216, SLG: 0.196 (8, 5)	0-0 F8		0-3 K		0-0 FC1-2-5			0-0 1B		3 0 0 0 0 1 1 1 0 1 0 0 0 0 0 0 0 0 0 0 0	<b>Cleveland Indians @ Chicago White Sox</b> Comiskey Park, Chicago, IL Thu Jul 08 1965, 4:33 AM EDT Att. 9,374 - Unknown		
Vic Davalillo, L (1, 8) OBP: 0.361, SLG: 0.423	0-0 F7		0-0 F6		0-0 CS	0-0 2-3		0-0 7-2		4 0 0 0 0 0 2			
Max Alvis, R (1, 5) OBP: 0.344, SLG: 0.479 Jack Spring, R (8, 1) OBP: 0.500, SLG: 0.500 Don McMahon, R (8, 1) OBP: 0.500, SLG: 0.500	0-0 5-3		0-0 5-3			0-0 F8		0-0 F4		4 0 1 0 0 0 1 0 0 0 0 0 0 0 0 0 0 0 0 0 0			
Rocky Colavito, R (1, 9) OBP: 0.412, SLG: 0.559		4-0 FC3-6 BB		4-0 FC5-4 BB		0-0 F8		0-0 HR		2 1 1 1 2 0 1			
Leon Wagner, L (1, 7) OBP: 0.356, SLG: 0.484		0-0 FC3-6 1B		0-3 K		0-0 F9		4-0 G4-6-3 BB		3 1 0 0 1 1 3			
Chuck Hinton, R (1, 3) OBP: 0.345, SLG: 0.438		0-0 E5 1B		0-0 FC5-4 S		0-0 6-3		0-0 G4-6-3		4 0 0 0 0 0 3			
Joe Azcue, R (1, 2) OBP: 0.288, SLG: 0.254		0-0 5-3 1B		0-3 K		0-0 F9		0-0 5-3		4 0 1 1 0 1 1			
Pedro Gonzalez, R (1, 4) OBP: 0.288, SLG: 0.400		0-0 5-3		0-0 E4 SH5-4 1B		0-0 F4				3 0 1 0 0 0 2			
Jack Kralick, L (1, 1) OBP: 0.167, SLG: 0.182 Floyd Weaver, R (6, 1) OBP: 0.250, SLG: 0.286 Larry Brown, R (8, PH) OBP: 0.311, SLG: 0.358 (8, 6)		0-3 K		0-0 SH5-4				0-0 1B PB 7-2 1B		1 0 0 0 0 1 2 0 0 0 0 0 0 0 1 0 1 0 0 0 0			
<b>Inning Stats</b>	R: 0 H: 0 E: 0 LOB: 0 K: 0 BB: 0 S: 3 P: 3	R: 1 H: 1 E: 1 LOB: 2 K: 1 BB: 1 S: 7 P: 11	R: 0 H: 0 E: 0 LOB: 0 K: 1 BB: 0 S: 5 P: 5	R: 0 H: 0 E: 0 LOB: 1 K: 2 BB: 1 S: 7 P: 11	R: 0 H: 1 E: 1 LOB: 0 K: 0 BB: 0 S: 3 P: 3	R: 0 H: 1 E: 0 LOB: 1 K: 0 BB: 0 S: 4 P: 4	R: 0 H: 0 E: 0 LOB: 0 K: 0 BB: 0 S: 3 P: 3	R: 0 H: 2 E: 0 LOB: 1 K: 0 BB: 0 S: 4 P: 4	R: 1 H: 1 E: 0 LOB: 0 K: 0 BB: 1 S: 3 P: 7	1B: 4 SF: 0 2B: 2 SAC: 1 3B: 0 DP: 2 HR: 1 HBP: 0	WP: 0 PA: 35 PB: 1 SB: 2 CS: 1		
<b>PITCHER</b>	IP WLS BF H R ER SO BB IBB HBP BLK WP HR S P ERA WHIP											<b>PITCHER</b>	IP WLS BF H R ER SO BB IBB HBP BLK WP HR S P ERA WHIP
Tommy John, L (1, 1) ERA: 2.82	7.0 W 27 4 1 1 4 2 0 0 0 0 0 0 33 41 1.29 0.857												
Eddie Fisher, R (8, 1) ERA: 1.28	2.0 S 7 2 1 1 0 1 0 0 0 0 0 1 6 10 4.50 1.500												

livebaseballscorecards.com

AB	30
R	2
H	6
RBI	2
BB	3
SO	4
LOB	16



Batter	1	2	3	4	5	6	7	8	9
Danny Cater, R OBP: 0.306, SLG: 0.426 (1, 7)	0-0 5-3		0-0 1-3		0-0 F3		0-0 PB 1B		
Don Buford, S OBP: 0.351, SLG: 0.403 (1, 5)	0-0 5-3		0-0 1-3		0-0 1B 2B		0-0 3-1		
Floyd Robinson, L OBP: 0.320, SLG: 0.358 (1, 9)	0-0 1B 1B			0-0 4-3 1B	0-0 1B			0-0 4-3	
John Romano, R OBP: 0.355, SLG: 0.434 (1, 2)	0-0 1-2 1B			0-0 F2	0-0 F7			0-0 6-3	
J.C. Martin, L OBP: 0.371, SLG: 0.385 (8, 2)									
Bill Skowron, R OBP: 0.319, SLG: 0.446 (1, 3)	0-0 G3			0-0 4-3		0-0 F9		0-0 2B	
Tom McCraw, L OBP: 0.262, SLG: 0.290 (8, 3)				0-0 1-2					
Ron Hansen, R OBP: 0.293, SLG: 0.348 (1, 6)		0-0 6-3		0-0 F7		0-0 F2		0-0 BB	
Ken Berry, R OBP: 0.256, SLG: 0.318 (1, 8)		0-0 5-3			0-0 4-3	0-0 F9		0-0 G3	
Al Weis, S OBP: 0.299, SLG: 0.321 (1, 4)		0-3 K			0-0 SH 2B 1B		0-0 CS 1B		
Tommy John, R OBP: 0.154, SLG: 0.120 (1, 1)			0-0 L6		0-0 SH 2B		0-0 F8		
Eddie Fisher, R OBP: 0.150, SLG: 0.105 (8, 1)									

Inning Stats	R: 0	H: 2	E: 0	LOB: 2	K: 0	BB: 0	S: 5	P: 5
	R: 0	H: 0	E: 0	LOB: 0	K: 1	BB: 0	S: 5	P: 5
	R: 0	H: 0	E: 0	LOB: 0	K: 0	BB: 0	S: 3	P: 3
	R: 0	H: 1	E: 0	LOB: 1	K: 0	BB: 0	S: 4	P: 4
	R: 3	H: 3	E: 0	LOB: 1	K: 0	BB: 0	S: 7	P: 7
	R: 0	H: 0	E: 0	LOB: 0	K: 0	BB: 0	S: 3	P: 3
	R: 0	H: 2	E: 0	LOB: 1	K: 0	BB: 0	S: 4	P: 4
	R: 0	H: 1	E: 0	LOB: 2	K: 0	BB: 1	S: 4	P: 8

PITCHER	IP	WLS	BF	H	R	ER	SO	BB	IBB	HBP	BLK	WP	HR	S	P	ERA	WHIP
Jack Kralick, L ERA: 4.6 (1, 1)	5.0	L	22	6	3	3	1	0	0	0	0	0	0	24	24	5.40	1.200
Floyd Weaver, R ERA: 4.81 (6, 1)	2.0		7	2	0	0	0	0	0	0	0	0	0	7	7	0.00	1.000
Jack Spring, L ERA: 3.09 (8, 1)	0.2		4	1	0	0	0	1	0	0	0	0	0	3	7	0.00	3.000
Don McMahon, R ERA: 3.13 (8, 1)	0.1		1	0	0	0	0	0	0	0	0	0	0	1	1	0.00	0.000

**BOTTOM**


**Cleveland Indians @ Chicago White Sox**  
Comiskey Park, Chicago, IL

Thu Jul 08 1965, 4:33 AM EDT  
Att. 9,374 - Unknown

AB	R	H	RBI	BB	SO	LOB
4	0	1	0	0	0	2
4	1	1	2	0	0	1
4	0	3	1	0	0	0
3	0	1	0	0	0	2
1	0	0	0	0	0	0
3	0	0	0	0	0	3
1	0	1	0	0	0	0
3	0	0	0	1	0	1
4	0	0	0	0	0	2
3	1	2	0	0	1	0
2	1	0	0	0	0	1
0	0	0	0	0	0	0

AB	32
R	3
H	9
RBI	3
BB	1
SO	1
LOB	12

livebaseballscorecards.com



WP	PA
0	34



Batter	1	2	3	4	5	6	7	8	9	AB R H RBI BB SO LOB	TOP													
Dick Howser, R (1, 6) OBP: 0.355, SLG: 0.278	4-0 FC6-4 BB		0-0 F2		0-0 SH1-3		0-0 6-3		0-0 6-3	3 0 0 0 1 0 2														
Vic Davalillo, L (1, 8) OBP: 0.359, SLG: 0.419	0-0 FC6-4 1-2f			4-0 BB SF9 BB	0-0 6-3			0-0 4-3		3 1 0 0 1 0 2														
Max Alvis, R (1, 5) OBP: 0.343, SLG: 0.486	0-3 K 1-2			0-3 K 1-2		0-0 HR		0-0 L4		4 1 1 1 0 2 2														
Rocky Colavito, R (1, 9) OBP: 0.413, SLG: 0.556	0-0 F8			4-0 BB BB		0-0 F4		0-0 1B 1B		3 0 1 0 1 0 1														
Leon Wagner, L (1, 7) OBP: 0.364, SLG: 0.498				4-0 L8 BB		0-0 HR		0-0 1B 1-2 1B		2 1 2 1 2 0 0														
Chuck Hinton, R (1, 3) OBP: 0.340, SLG: 0.434				0-0 L8		0-0 SF9		0-0 F8		2 0 0 1 0 0 1														
Fred Whitfield, L (8, PH) OBP: 0.317, SLG: 0.497				1-2		3-H				1 0 0 0 0 0 2														
Joe Azcue, R (1, 2) OBP: 0.287, SLG: 0.254				0-0 L8		0-0 F4				4 0 1 0 0 0 2														
Chico Salmon, R (9, PR) OBP: 0.216, SLG: 0.196										0 0 0 0 0 0 0														
Phil Roof, R (9, 2) OBP: 0.136, SLG: 0.136										0 0 0 0 0 0 0														
Pedro Gonzalez, R (1, 4) OBP: 0.282, SLG: 0.392				0-0 5-3		0-0 F8		0-0 5-3		3 0 0 0 0 0 0														
Ralph Terry, R (1, 1) OBP: 0.200, SLG: 0.167				0-0 4-3		4-0 BLK SH1-3 BB		0-3 K		2 0 0 0 1 1 0														
Gary Bell, R (7, 1) OBP: 0.100, SLG: 0.400										0 0 0 0 0 0 0														
Al Luplow, L (9, PH) OBP: 0.318, SLG: 0.500										1 0 0 0 0 1 2														
Don McMahon, R (9, 1) OBP: 0.500, SLG: 0.500										0 0 0 0 0 0 0														
<b>Inning Stats</b>	R: 0 E: 0 K: 1 S: 5	H: 0 LOB: 1 BB: 1 P: 9	R: 0 E: 0 K: 0 S: 2	H: 0 LOB: 0 BB: 1 P: 6	R: 0 E: 0 K: 0 S: 3	H: 0 LOB: 0 BB: 0 P: 3	R: 1 E: 0 K: 1 S: 5	H: 0 LOB: 2 BB: 3 P: 17	R: 0 E: 0 K: 0 S: 3	H: 0 LOB: 1 BB: 1 P: 7	R: 2 E: 0 K: 0 S: 5	H: 2 LOB: 0 BB: 0 P: 5	R: 0 E: 0 K: 1 S: 5	H: 0 LOB: 0 BB: 0 P: 5	R: 0 E: 0 K: 0 S: 5	H: 2 LOB: 2 BB: 0 P: 5	R: 0 E: 0 K: 1 S: 6	H: 1 LOB: 2 BB: 0 P: 6	1B: 3 2B: 0 3B: 0 HR: 2	SF: 1 SAC: 2 DP: 0 HBP: 0	WP: 0 PB: 0 SB: 2 CS: 0	PA: 37		
<b>PITCHER</b>	IP WLS BF H R ER SO BB IBB HBP BLK WP HR S P ERA WHIP																							
George Brunet, L (1, 1) ERA: 2.3	6.0		25	2	3	3	2	6	0	0	1	0	2	23	47	4.50	1.333							
Ed Sukla, R (7, 1) ERA:	1.2		7	2	0	0	1	0	0	0	0	0	0	9	9	0.00	1.200							
Bob Lee, R (8, 1) ERA: 2.35	1.1	W	5	1	0	0	1	0	0	0	0	0	0	7	7	0.00	0.750							

Cleveland Indians @ Los Angeles Angels  
Dodger Stadium, Los Angeles, CA  
Fri Jul 09 1965, 7:05 PM PDT  
Unknown

livebaseballscores.com

AB	28
R	3
H	5
RBI	3
BB	6
SO	4
LOB	14



Batter	1	2	3	4	5	6	7	8	9	AB R H RBI BB SO LOB
<b>Al Spangler, L</b> (1, 8) OBP: 0.286, SLG: 0.248	0-0 F9			0-0 F6		0-0 1B		0-0 G6-4-3 1B		4 0 2 0 0 0 0
<b>Albie Pearson, L</b> (1, 9) OBP: 0.318, SLG: 0.335	0-0 F7			0-0 6-3		0-0 F5		0-0 G6-4-3		4 0 0 0 0 0 3
<b>Jim Fregosi, R</b> (1, 6) OBP: 0.301, SLG: 0.377	0-0 6-3			0-0 F8			0-0 HR 2B		0-0 F9	4 1 1 0 0 0 0
<b>Willie Smith, L</b> (1, 7) OBP: 0.284, SLG: 0.462		0-0 F3			0-0 HR		0-0 HR		0-0 F2	4 2 2 3 0 0 0
<b>Joe Adcock, R</b> (1, 3) OBP: 0.314, SLG: 0.464		0-3 K			0-0 F4		0-0 F5		0-0 BB S 1B	4 1 1 0 0 1 0
<b>Buck Rodgers, S</b> (1, 2) OBP: 0.270, SLG: 0.282		0-0 F8			0-0 F4		0-0 F3		4-0 1B BB IBB	3 0 0 0 1 0 0
<b>Paul Schaal, R</b> (1, 5) OBP: 0.273, SLG: 0.345			0-3 K		0-0 F3		0-0 L9		4-0 1B BB	3 0 0 0 0 1 0
<b>Bob Lee, R</b> (8, 1) OBP: 0.167, SLG: 0.364									1-2 2-3 BB	0 0 0 0 0 0 0
<b>Bobby Gene Smith, R</b> (9, PH) OBP: 0.267, SLG: 0.286									1-2 2-3 BB	0 0 0 0 1 0 0
<b>Joe Koppe, R</b> (1, 4) OBP: 0.294, SLG: 0.267			0-0 4-3			0-0 F8		0-0 1B 1B	0-0 1B	2 0 0 0 0 0 0
<b>Vic Power, R</b> (8, PH) OBP: 0.354, SLG: 0.468									1-2 2-3 3-H 1B	2 0 2 1 0 0 0
<b>George Brunet, R</b> (1, 1) OBP: 0.167, SLG: 0.136			0-0 F8			0-3 K		0-0 F8		1 0 0 0 0 0 0
<b>Merritt Ranew, L</b> (6, PH) OBP: 0.188, SLG: 0.333										1 0 0 0 0 1 0
<b>Ed Sukla, R</b> (7, 1)										0 0 0 0 0 0 0
<b>Tom Satriano, L</b> (8, 5) OBP: 0.083, SLG: 0.083										1 0 0 0 0 0 1


Inning Stats	R: 0 E: 0 K: 0 S: 3	H: 0 LOB: 0 BB: 0 P: 3	R: 0 E: 0 K: 1 S: 5	H: 0 LOB: 0 BB: 0 P: 5	R: 0 E: 0 K: 1 S: 5	H: 0 LOB: 0 BB: 0 P: 5	R: 0 E: 0 K: 0 S: 3	H: 0 LOB: 0 BB: 0 P: 3	R: 1 E: 0 K: 0 S: 4	H: 1 LOB: 0 BB: 0 P: 4	R: 0 E: 0 K: 1 S: 6	H: 1 LOB: 1 BB: 0 P: 6	R: 2 E: 0 K: 0 S: 5	H: 2 LOB: 0 BB: 0 P: 5	R: 0 E: 0 K: 0 S: 4	H: 2 LOB: 1 BB: 0 P: 4	R: 1 E: 0 K: 0 S: 4	H: 2 LOB: 3 BB: 2 P: 12	1B: 5 2B: 1 3B: 0 HR: 2	SF: 0 SAC: 0 DP: 1 HBP: 0
--------------	------------------------------	---------------------------------	------------------------------	---------------------------------	------------------------------	---------------------------------	------------------------------	---------------------------------	------------------------------	---------------------------------	------------------------------	---------------------------------	------------------------------	---------------------------------	------------------------------	---------------------------------	------------------------------	----------------------------------	----------------------------------	------------------------------------

PITCHER	IP	WLS	BF	H	R	ER	SO	BB	IBB	HBP	BLK	WP	HR	S	P	ERA	WHIP
<b>Ralph Terry, R</b> (1, 1) ERA: 2.72	6.0		22	4	3	3	3	0	0	0	0	0	2	28	28	4.50	0.667
<b>Gary Bell, R</b> (7, 1) ERA: 2.82	2.0		7	2	0	0	0	0	0	0	0	0	0	7	7	0.00	1.000
<b>Don McMahon, R</b> (9, 1) ERA: 3.32	0.2	L	6	2	1	1	0	1	1	0	0	0	0	4	12	13.50	4.500

**BOTTOM**

**Cleveland Indians @ Los Angeles Angels**  
**Dodger Stadium, Los Angeles, CA**  
 Fri Jul 09 1965, 7:05 PM PDT  
 Unknown

<b>AB</b>	<b>33</b>
<b>R</b>	<b>4</b>
<b>H</b>	<b>8</b>
<b>RBI</b>	<b>4</b>
<b>BB</b>	<b>2</b>
<b>SO</b>	<b>3</b>
<b>LOB</b>	<b>4</b>



WP	PA	ERA	WHIP
0	35		



Batter	1	2	3	4	5	6	7	8	9	AB R H RBI BB SO LOB	TOP							
Vic Davalillo, L (1, 8) OBP: 0.355, SLG: 0.414	0-0 1-3			0-3 K		0-0 F7			0-3 K	4 0 0 0 0 2 0	<b>Cleveland Indians @ Los Angeles Angels</b> <b>Dodger Stadium, Los Angeles, CA</b> Fri Jul 09 1965, 7:05 PM PDT Att. 15,450 - Unknown <a href="http://livebaseballscorecards.com">livebaseballscorecards.com</a>							
Larry Brown, R (1, 6) OBP: 0.309, SLG: 0.362	0-0 F8			0-0 2B		0-0 6-3			0-3 K	4 0 1 0 0 1 0								
Max Alvis, R (1, 5) OBP: 0.341, SLG: 0.481	0-0 5-3			1-0 HBP		0-0 5-3			0-0 5-3	3 0 0 0 0 0 0								
Rocky Colavito, R (1, 9) OBP: 0.409, SLG: 0.551		0-0 F8		0-0 F4			0-0 1-3			3 0 0 0 0 0 2								
Leon Wagner, L (1, 7) OBP: 0.361, SLG: 0.493		0-0 F9		0-0 F8			0-0 1-3			3 0 0 0 0 0 2								
Chuck Hinton, R (1, 3) OBP: 0.340, SLG: 0.433		0-3 K			0-0 4-3 6-3 1B		0-3 K			3 0 1 0 0 2 0								
Pedro Gonzalez, R (1, 4) OBP: 0.277, SLG: 0.384			0-3 K		0-0 6-3			0-0 1-3		3 0 0 0 0 1 1								
Phil Roof, R (1, 2) OBP: 0.125, SLG: 0.125			0-0 3-1		0-0 4-3			0-0 5-3		2 0 0 0 0 0 1								
Dick Howser, R (8, PH) OBP: 0.353, SLG: 0.277					0-0 2-3					1 0 0 0 0 0 0								
Jack Spring, R (8, 1) OBP: 0.500, SLG: 0.500					0-0 1-3			0-3 K		0 0 0 0 0 0 0								
Sonny Siebert, R (1, 1) OBP: 0.125, SLG: 0.258			0-0 F8							2 0 0 0 0 0 1								
Joe Azcue, R (8, PH) OBP: 0.286, SLG: 0.253										1 0 0 0 0 1 0								
<b>Inning Stats</b>	R: 0 E: 0 K: 0 S: 3	H: 0 LOB: 0 BB: 0 P: 3	R: 0 E: 0 K: 1 S: 5	H: 0 LOB: 0 BB: 0 P: 5	R: 0 E: 0 K: 1 S: 5	H: 1 LOB: 2 BB: 0 P: 7	R: 0 E: 0 K: 0 S: 4	H: 1 LOB: 1 BB: 0 P: 4	R: 0 E: 0 K: 0 S: 3	H: 0 LOB: 0 BB: 0 P: 3	R: 0 E: 0 K: 1 S: 5	H: 0 LOB: 0 BB: 0 P: 5	R: 0 E: 0 K: 2 S: 7	H: 0 LOB: 0 BB: 0 P: 7	1B: 1 2B: 1 3B: 0 HR: 0	SF: 0 SAC: 0 DP: 0 HBP: 1	WP: 0 PB: 0 SB: 0 CS: 0	PA: 30
<b>PITCHER</b> Marcelino Lopez, L (1, 1) ERA: 2.66	IP: 9.0 WLS: W BF: 30 H: 2 R: 0 ER: 0 SO: 7 BB: 0 IBB: 0 HBP: 1 BLK: 0 WP: 0 HR: 0 S: 43 P: 44 ERA: 0.00 WHIP: 0.222											<b>PITCHER</b> IP: WLS: BF: H: R: ER: SO: BB: IBB: HBP: BLK: WP: HR: S: P: ERA: WHIP						



Batter	1	2	3	4	5	6	7	8	9
<b>Al Spangler, L</b> OBP: 0.278, SLG: 0.241 (1, 8) S S S	0-3 K		0-0 F8		0-0 F9			0-0 F5	
<b>Albie Pearson, L</b> OBP: 0.321, SLG: 0.349 (1, 9) X	0-0 F5			0-0 2B	0-0 F7			0-0 2B	
<b>Jim Fregosi, R</b> OBP: 0.307, SLG: 0.387 (1, 6) X	0-0 HR			4-0 FC6-4 BB		0-0 F8		4-0 BB IBB	
<b>Willie Smith, L</b> OBP: 0.287, SLG: 0.460 (1, 7) X	0-0 F5			0-0 F9		0-0 CS 1B		4-0 1-2 2-3 BB	
<b>Vic Power, R</b> OBP: 0.337, SLG: 0.446 (1, 3) X		0-0 F8		0-0 FC6-4 1-2f		0-0 F8 1-2		0-0 6-3	
<b>Merritt Ranew, L</b> OBP: 0.158, SLG: 0.278 (1, 2) X		0-0 F5		0-0 F8			0-3 K		
<b>Paul Schaal, R</b> OBP: 0.274, SLG: 0.349 (1, 5) S S S S		0-3 K			0-0 1B 2B		0-0 1-3		
<b>Tom Satriano, L</b> OBP: 0.133, SLG: 0.133 (1, 4) X			0-0 L9		0-0 FC1-6 2-H 1B		0-0 5-3		
<b>Marcelino Lopez, R</b> OBP: 0.179, SLG: 0.211 (1, 1) S S S S			0-3 K		0-0 FC1-6 1-2f			0-3 K	

Inning Stats	R: 1	H: 1	E: 0	K: 1	S: 6	LOB: 0	BB: 0	P: 6
	R: 0	H: 0	E: 0	K: 1	S: 5 <td>LOB: 0</td> <td>BB: 0</td> <td>P: 5 </td>	LOB: 0	BB: 0	P: 5
	R: 0	H: 0	E: 0	K: 1	S: 5 <td>LOB: 0</td> <td>BB: 0</td> <td>P: 5 </td>	LOB: 0	BB: 0	P: 5
	R: 0	H: 1	E: 0	K: 0	S: 4 <td>LOB: 2</td> <td>BB: 1</td> <td>P: 8 </td>	LOB: 2	BB: 1	P: 8
	R: 1	H: 2	E: 0	K: 0	S: 5 <td>LOB: 1</td> <td>BB: 0</td> <td>P: 5 </td>	LOB: 1	BB: 0	P: 5
	R: 0	H: 1	E: 0	K: 0	S: 3 <td>LOB: 0</td> <td>BB: 0</td> <td>P: 3 </td>	LOB: 0	BB: 0	P: 3
	R: 0	H: 0	E: 0	K: 1	S: 5 <td>LOB: 0</td> <td>BB: 0</td> <td>P: 5 </td>	LOB: 0	BB: 0	P: 5
	R: 0	H: 1	E: 0	K: 1	S: 6 <td>LOB: 3</td> <td>BB: 2</td> <td>P: 14 </td>	LOB: 3	BB: 2	P: 14

PITCHER	IP	WLS	BF	H	R	ER	SO	BB	IBB	HBP	BLK	WP	HR	S	P	ERA	WHIP
<b>Sonny Siebert, R</b> ERA: 2.38 (1, 1)	7.0	L	26	5	2	2	4	1	0	0	0	0	1	33	37	2.57	0.857
<b>Jack Spring, L</b> ERA: 2.84 (8, 1)	1.0		6	1	0	0	1	1	1	0	0	0	0	6	14	0.00	2.000

**BOTTOM**


**Cleveland Indians @ Los Angeles Angels**  
Dodger Stadium, Los Angeles, CA

Fri Jul 09 1965, 7:05 PM PDT  
Att. 15,450 - Unknown

AB	R	H	RBI	BB	SO	LOB
4	0	0	0	0	1	1
4	0	2	0	0	0	1
2	1	1	1	2	0	0
3	0	1	0	1	0	2
4	0	0	0	0	0	6
3	0	0	0	0	1	2
3	1	1	0	0	1	0
3	0	1	1	0	0	0
3	0	0	0	0	2	1

<b>AB</b>	29
<b>R</b>	2
<b>H</b>	6
<b>RBI</b>	2
<b>BB</b>	3
<b>SO</b>	5
<b>LOB</b>	13

WP: 0 PA: 32  
PB: 0  
SB: 0  
CS: 1



1B	2B	3B	HR	SF	SAC	DP	HBP
2	3	0	1	0	0	0	0



Batter	1	2	3	4	5	6	7	8	9	AB R H RBI BB SO LOB	TOP											
Dick Howser, R (1, 6) OBP: 0.352, SLG: 0.277	0-0 6-3		0-0 L1-3			0-0 F9		0-0 S 1B		4 0 1 0 0 0 1	<b>Cleveland Indians @ Los Angeles Angels</b> <b>Dodger Stadium, Los Angeles, CA</b> Sat Jul 10 1965, 7:05 PM PDT Att: 10,337 - Unknown <a href="http://livebaseballscorecards.com">livebaseballscorecards.com</a>											
Vic Davalillo, L (1, 8) OBP: 0.360, SLG: 0.418	0-0 1B 1B		0-0 S 1B			0-0 1B 1B		0-0 1-2 F7		4 0 3 0 0 0 1												
Max Alvis, R (1, 5) OBP: 0.340, SLG: 0.478	0-0 1-3 1B		0-0 F8			0-0 F7		0-3 S K		4 0 1 0 0 1 3												
Rocky Colavito, R (1, 9) OBP: 0.407, SLG: 0.546	0-0 5-3			0-3 S K		0-0 1-2 1B		0-0 F8		4 0 1 0 0 1 2												
Leon Wagner, L (1, 7) OBP: 0.357, SLG: 0.486		0-0 4-3		0-0 F7		0-0 F8		0-0 F7		4 0 0 0 0 0 2												
Fred Whitfield, L (1, 3) OBP: 0.316, SLG: 0.492		0-0 1B		0-0 4-3		0-0 1-3		0-0 4-3		4 0 1 0 0 0 0												
Pedro Gonzalez, R (1, 4) OBP: 0.278, SLG: 0.383		0-3 K			0-0 G6-3 1B		0-0 L6		4-0 BB BB	3 0 1 0 0 1 1												
Al Luplow, L (9, PH) OBP: 0.348, SLG: 0.500										0 0 0 0 1 0 0												
Chico Salmon, R (9, PR) OBP: 0.216, SLG: 0.196										0 0 0 0 0 0 0												
Duke Sims, L (1, 2) OBP: 0.190, SLG: 0.317		0-0 6-3-4			0-0 G6-3 1-2f 1B		0-0 1B		0-3 K	4 0 1 0 0 1 3												
Sam McDowell, L (1, 1) OBP: 0.109, SLG: 0.089			0-0 L1-3 1B			0-0 1-3		0-3 K		3 0 1 0 0 1 1												
<b>Inning Stats</b>	R: 0 E: 0 K: 0 S: 4	H: 2 LOB: 1 BB: 0 P: 4	R: 0 E: 0 K: 1 S: 6	H: 1 LOB: 1 BB: 0 P: 6	R: 0 E: 0 K: 0 S: 4	H: 2 LOB: 1 BB: 0 P: 4	R: 0 E: 0 K: 1 S: 5	H: 0 LOB: 0 BB: 0 P: 5	R: 0 E: 0 K: 0 S: 3	H: 1 LOB: 0 BB: 0 P: 3	R: 0 E: 0 K: 1 S: 5	H: 2 LOB: 2 BB: 0 P: 5	R: 0 E: 0 K: 1 S: 6	H: 1 LOB: 1 BB: 0 P: 6	R: 0 E: 0 K: 1 S: 5	H: 0 LOB: 1 BB: 1 P: 9	1B: 10 2B: 1 3B: 0 HR: 0	SF: 0 SAC: 0 DP: 2 HBP: 0	WP: 0 PB: 0 SB: 2 CS: 0	PA: 35		
<b>PITCHER</b>	IP WLS BF H R ER SO BB IBB HBP BLK WP HR S P ERA WHIP																				<b>PITCHER</b>	IP WLS BF H R ER SO BB IBB HBP BLK WP HR S P ERA WHIP
Fred Newman, R (1, 1) ERA: 2.98	8.0 W 31 10 0 0 4 0 0 0 0 0 0 39 39 0.00 1.250																				Bob Lee, R (9, 1) ERA: 2.32	1.0 S 4 0 0 0 1 1 0 0 0 0 0 5 9 0.00 1.000



Batter	1	2	3	4	5	6	7	8	9
<b>Jose Cardenal, R</b> <small>OBP: 0.306, SLG: 0.395</small> (1, 8) X	0-0 F4 		0-0 WP PB 1B 		0-3 K 			0-0 F2 	
<b>Willie Smith, L</b> <small>OBP: 0.290, SLG: 0.461</small> (1, 7) X	0-0 WP 1B 		0-0 5-3 1-2 		0-3 K 			0-0 FC6-4 1B 	
<b>Jim Fregosi, R</b> <small>OBP: 0.306, SLG: 0.383</small> (1, 6) S S	0-3 K 1-2 		0-0 F4 2-3 		4-0 FC2-6 BB 			0-0 FC6-4 WP 1-2f 	
<b>Joe Adcock, R</b> <small>OBP: 0.313, SLG: 0.456</small> <b>Bob Lee, R</b> <small>OBP: 0.167, SLG: 0.364</small> (1, 3) B B B (9, 1)	4-0 1B BB 		0-3 K 		0-0 FC2-6 CS 1-2f 			0-3 K 1-3 	
<b>Vic Power, R</b> <small>OBP: 0.337, SLG: 0.442</small> (1, 4) X (9, 3)	0-0 1-2 2-H 1B 		0-0 F3 		0-3 K 1-2 			0-0 F3 	
<b>Lou Clinton, R</b> <small>OBP: 0.291, SLG: 0.269</small> (1, 9) X	0-0 F3 		0-0 1-3 1B 		0-0 F3 			0-0 F3 	
<b>Buck Rodgers, S</b> <small>OBP: 0.267, SLG: 0.278</small> (1, 2) X		0-0 L7 	0-0 1-3 1-2 		0-0 5-3 			0-0 5-3 	
<b>Paul Schaal, R</b> <small>OBP: 0.275, SLG: 0.346</small> (1, 5) X		0-0 F3 	0-0 6-3 		4-0 FC6-4 BB 			4-0 FC6-4 BB 	
<b>Fred Newman, R</b> <small>OBP: 0.152, SLG: 0.025</small> <b>Tom Satriano, L</b> <small>OBP: 0.133, SLG: 0.133</small> (1, 1) S S (9, 4)		0-3 K 		0-3 K 		0-0 FC6-4 1-2f 			

AB	R	H	RBI	BB	SO	LOB
4	0	1	0	0	1	0
4	1	2	0	0	1	1
3	0	0	0	1	1	3
3	0	0	0	1	2	3
0	0	0	0	0	0	0
3	0	1	1	0	1	1
3	0	1	0	0	0	2
3	0	0	0	0	0	1
2	0	0	0	1	0	1
3	0	0	0	0	2	1
0	0	0	0	0	0	0

**BOTTOM**

**Cleveland Indians @ Los Angeles Angels**  
 Dodger Stadium, Los Angeles, CA  
 Sat Jul 10 1965, 7:05 PM PDT  
 Att. 10,337 - Unknown

[livebaseballscorecards.com](http://livebaseballscorecards.com)

<b>AB</b>	<b>28</b>
<b>R</b>	<b>1</b>
<b>H</b>	<b>5</b>
<b>RBI</b>	<b>1</b>
<b>BB</b>	<b>3</b>
<b>SO</b>	<b>8</b>
<b>LOB</b>	<b>13</b>



1B: 5	SF: 0
2B: 0	SAC: 0
3B: 0	DP: 0
HR: 0	HBP: 0

WP: 4	PA: 31
PB: 1	
SB: 0	
CS: 1	

Inning Stats	R	H	E	K	S	R	H	E	K	S
	1	2	0	1	7	0	0	0	1	5
	0	LOB: 2	0	BB: 1	11	0	0	0	0	1
	0	LOB: 0	0	BB: 0	5	0	1	0	0	6
	0	LOB: 1	0	BB: 0	4	0	1	0	0	4
	0	LOB: 0	0	BB: 0	9	0	0	0	0	9
	0	LOB: 0	0	BB: 0	7	0	0	0	0	9
	0	LOB: 1	0	BB: 1	6	0	0	0	0	6

PITCHER	IP	WLS	BF	H	R	ER	SO	BB	IBB	HBP	BLK	WP	HR	S	P	ERA	WHIP
<b>Sam McDowell, L</b> <small>ERA: 2.18</small>	8.0	L	31	5	1	1	8	3	0	0	0	3	0	44	56	1.12	1.000



Batter	1	2	3	4	5	6	7	8	9	AB R H RBI BB SO LOB	TOP											
Dick Howser, R (1, 6) OBP: 0.352, SLG: 0.278	0-0 6-3		0-0 SH1-4		0-0 G1-4-3			0-0 1B		3 0 1 0 0 0 1	<b>Cleveland Indians @ Los Angeles Angels</b> <b>Dodger Stadium, Los Angeles, CA</b> Sun Jul 11 1965, 3:33 AM PDT Att. 8,424 - Unknown											
Vic Davalillo, L (1, 8) OBP: 0.355, SLG: 0.413	0-0 4-3		0-0 F6			0-0 F4		0-0 1-3		4 0 0 0 0 0 2												
Max Alvis, R (1, 5) OBP: 0.339, SLG: 0.475	0-0 6-3		0-0 1B			0-3 K			0-0 5-3	4 0 1 0 0 1 0												
Rocky Colavito, R (1, 9) Chico Salmon, R (9, PR) OBP: 0.406, SLG: 0.541 OBP: 0.216, SLG: 0.196		0-0 5-3		0-0 5-3		0-0 F8		4-0 BB	3 0 0 0 1 0 0 0 0 0 0 0 0 0													
Leon Wagner, L (1, 7) OBP: 0.355, SLG: 0.483		0-0 F9		0-0 1B			0-0 F8	0-3 K	4 0 1 0 0 1 1													
Fred Whitfield, L (1, 3) OBP: 0.319, SLG: 0.493		0-0 1B		0-0 1B			0-0 L7	0-0 1-3	4 0 2 0 0 0 1													
Joe Azcue, R (1, 2) OBP: 0.286, SLG: 0.254		0-0 1B		0-0 5-3			0-0 5-3		3 0 1 0 0 0 1													
Pedro Gonzalez, R (1, 4) Chuck Hinton, R (8, PH) OBP: 0.274, SLG: 0.378 OBP: 0.339, SLG: 0.431		0-0 F8		0-3 K			0-3 K		2 0 0 0 0 1 2 1 0 0 0 0 1 0													
Lee Stange, R (1, 1) Floyd Weaver, R (5, 1) Jack Kralick, L (7, 1) Al Luplow, L (8, PH) Luis Tiant, R (8, 1) OBP: 0.350, SLG: 0.188 OBP: 0.250, SLG: 0.286 OBP: 0.167, SLG: 0.182 OBP: 0.333, SLG: 0.476 OBP: 0.108, SLG: 0.083		4-0 SH1-4 1B BB		0-0 1B		0-0 G1-4-3 1B		0-0 4-3	1 0 1 0 1 0 0 0 0 0 0 0 0 0 0 0 0 0 0 0 0 1 0 0 0 0 0 0 0 0 0 0 0 0 0													
<b>Inning Stats</b>	R: 0 E: 0 K: 0 S: 3	H: 0 LOB: 0 BB: 0 P: 3	R: 0 E: 0 K: 0 S: 5	H: 2 LOB: 2 BB: 0 P: 5	R: 0 E: 0 K: 0 S: 3	H: 1 LOB: 2 BB: 1 P: 7	R: 0 E: 0 K: 0 S: 4	H: 2 LOB: 1 BB: 0 P: 4	R: 0 E: 0 K: 1 S: 5	H: 1 LOB: 0 BB: 0 P: 5	R: 0 E: 0 K: 1 S: 5	H: 0 LOB: 0 BB: 0 P: 5	R: 0 E: 0 K: 0 S: 3	H: 0 LOB: 0 BB: 0 P: 3	R: 0 E: 0 K: 1 S: 6	H: 1 LOB: 1 BB: 0 P: 6	R: 0 E: 0 K: 1 S: 5	H: 0 LOB: 1 BB: 1 P: 9	1B: 7 2B: 0 3B: 0 HR: 0	SF: 0 SAC: 1 DP: 1 HBP: 0	WP: 0 PB: 0 SB: 0 CS: 0	PA: 33
<b>PITCHER</b> Dean Chance, R (1, 1) ERA: 3.98	IP 9.0	WLS W	BF 33	H 7	R 0	ER 0	SO 4	BB 2	IBB 0	HBP 0	BLK 0	WP 0	HR 0	S 39	P 47	ERA 0.00	WHIP 1.000					

livebaseballscorecards.com

<b>AB</b>	30
<b>R</b>	0
<b>H</b>	7
<b>RBI</b>	0
<b>BB</b>	2
<b>SO</b>	4
<b>LOB</b>	8







Batter	1	2	3	4	5	6	7	8	9	10	11	12	AB	R	H	RBI	BB	SO	LOB	TOP							
Don Buford, S OBP: 0.348, SLG: 0.395 (1, 4) (6, 5)	L4	F7			F2		F9		FC			E6 2B	6	1	0	1	0	0	0								
Tom McCraw, L OBP: 0.287, SLG: 0.302 (1, 7) (6, 3) (9, 7)	S 1B		L4				K		4-3			2B 1B IBB	4	1	1	0	2	1	2								
Floyd Robinson, L OBP: 0.314, SLG: 0.359 (1, 9)	F3		K		F8				F8		F6	F9	6	0	0	0	0	1	4								
John Romano, R OBP: 0.346, SLG: 0.410 Bob Locker, S (6, 1) Jim Hicks, R (8, PH) Tommy John, R OBP: 0.154, SLG: 0.120 Jimmie Schaffer, R OBP: 0.258, SLG: 0.321 (1, 2) (8, 1) (9, 2)	K		K		F7				K		K	1B 2B	3	0	0	0	0	2	2								
J.C. Martin, L OBP: 0.349, SLG: 0.354 (1, 3) (6, 2) (9, 3)		F5					F8		4-3		F6	1B IBB	5	1	1	0	1	0	0								
Danny Cater, R OBP: 0.305, SLG: 0.418 Al Weis, S OBP: 0.306, SLG: 0.339 (1, 5) (6, PR) (6, 4)		F8			F8		1B 4-3-6 BB		SH1-3 E BB		6-3	1B	2	0	0	0	1	0	1								
Ron Hansen, R OBP: 0.309, SLG: 0.381 (1, 6)		1B HR 1B			1B HR		1B 4-3-6		1-2 E BB		K		4	3	3	2	1	1	0								
Ken Berry, R OBP: 0.256, SLG: 0.314 (1, 8)		1B HR 1B			F9		4-3-6		SH1-3		K		4	1	1	1	0	1	1								
Gary Peters, L OBP: 0.191, SLG: 0.261 Hoyt Wilhelm, R (6, 1) Dave Nicholson, R OBP: 0.213, SLG: 0.298 Smoky Burgess, L OBP: 0.246, SLG: 0.435 John Buzhardt, R OBP: 0.208, SLG: 0.177 Eddie Fisher, R OBP: 0.138, SLG: 0.095 (1, 1) (6, 1) (6, 7) (9, PH) (9, PR) (9, 1)		1B HR			F5				E6 FC 1B		4-3		2	1	1	3	0	0	0								
<b>Inning Stats</b>	R: 0 E: 0 K: 1 S: 6	H: 1 LOB: 1 BB: 0 P: 6	R: 3 E: 0 K: 0 S: 6	H: 3 LOB: 0 BB: 0 P: 6	R: 0 E: 0 K: 2 S: 7	H: 0 LOB: 0 BB: 0 P: 7	R: 2 E: 0 K: 0 S: 5	H: 2 LOB: 0 BB: 0 P: 5	R: 0 E: 0 K: 0 S: 3	H: 0 LOB: 1 BB: 1 P: 7	R: 0 E: 0 K: 1 S: 5	H: 0 LOB: 0 BB: 0 P: 5	R: 0 E: 0 K: 1 S: 5	H: 0 LOB: 0 BB: 0 P: 5	R: 3 E: 1 K: 0 S: 4	H: 1 LOB: 1 BB: 2 P: 12	R: 0 E: 0 K: 1 S: 5	H: 0 LOB: 0 BB: 0 P: 5	R: 0 E: 0 K: 2 S: 7	H: 0 LOB: 0 BB: 0 P: 7	R: 3 E: 1 K: 0 S: 5	H: 2 LOB: 3 BB: 2 P: 13	1B: 7 2B: 2 3B: 0 HR: 2	SF: 0 SAC: 1 DP: 1 HBP: 0	WP: 0 PB: 0 SB: 1 CS: 1	PA: 51	
<b>PITCHER</b>	IP	WLS	BF	H	R	ER	SO	BB	IBB	HBP	BLK	WP	HR	S	P	ERA	WHIP										
Ralph Terry, R ERA: 3.02 (1, 1)	3.1		16	6	5	5	3	0	0	0	0	0	2	22	22	13.50	1.800										
Jack Kralick, L ERA: 4.35 (4, 1)	1.2		6	0	0	0	0	1	0	0	0	0	0	5	9	0.00	0.600										
Lee Stange, R ERA: 2.75 (6, 1)	1.0		4	1	1	1	0	1	0	0	0	0	0	3	7	9.00	2.000										
Jack Spring, L ERA: 3.07 (7, 1)	2.0		7	0	1	1	2	1	0	0	0	0	0	10	14	4.50	0.500										
Gary Bell, R ERA: 2.78 (9, 1)	4.0	L	18	3	5	1	3	1	2	0	0	0	0	21	33	2.25	1.000										

Chicago White Sox @ Cleveland Indians  
Cleveland Municipal Stadium, Cleveland, OH

Wed Jul 14 1965, 7:05 PM EDT  
Att. 12,351 - Unknown

AB	44
R	12
H	10
RBI	12
BB	6
SO	8
LOB	10



livebaseballscorecards.com

Batter	1	2	3	4	5	6	7	8	9	10	11	12	AB	R	H	RBI	BB	SO	LOB	
Larry Brown, R OBP: 0.321, SLG: 0.375 Fred Whitfield, L OBP: 0.321, SLG: 0.507 (1, 6) (9, PH) (10, 3)	4-0 BB L6-3			x 0-0 1B 5-3		x 0-0 2B HR			x 0-0 HR		x 0-0 F8		3 2	1 1	2 1	0 1	1 1	2 0		
Chico Salmon, R OBP: 0.232, SLG: 0.333 Dick Howser, R OBP: 0.354, SLG: 0.285 (1, 3) (10, 6)	0-0 F8			x 0-0 F8		x 0-0 HR	x 0-0 HR		x 0-0 F7		x 0-0 DI SF7		5 1	2 1	2 1	3 0	0 0	0 0	2 0	
Chuck Hinton, R OBP: 0.335, SLG: 0.423 (1, 7)	0-0 L6-3 1-2			x 0-0 1-2 5-3		x 0-0 5-3	x 0-0 1-3		x 0-0 1B		x 0-3 K		6	0	1	0	0	1	3	
Rocky Colavito, R OBP: 0.402, SLG: 0.545 (1, 9)		x 0-0 1-3		x 0-0 4-3		x 0-0 HR	x 0-0 F9		x 0-3 K		x 0-0 SF7		5	1	1	2	0	1	2	
Max Alvis, R OBP: 0.333, SLG: 0.466 (1, 5)		x 0-3 K			x 0-0 F8	x 0-0 F7	x 0-0 4-3			x 0-0 F3		x 0-0 6-3		6	0	0	0	0	1	0
Vic Davallilo, L OBP: 0.356, SLG: 0.411 (1, 8)		x 0-0 F4			x 0-0 5-3	x 0-0 WP 1B		x 4-0 CS BB		x 0-0 4-3			4	1	1	0	1	0	0	
Joe Azcue, R OBP: 0.290, SLG: 0.255 Duke Sims, L OBP: 0.186, SLG: 0.310 (1, 2) (9, 2)			x 0-0 5-3		x 0-0 HR 1B	x 4-0 1B BB		x 0-0 4-3		x 0-0 4-3			3	2	1	0	1	0	1	
Pedro Gonzalez, R OBP: 0.284, SLG: 0.400 (1, 4)			x 0-0 F8		x 0-0 HR 1B	x 0-0 1B BB		x 4-0 BB		x 0-3 K			4	1	2	3	1	1	0	
Ralph Terry, R OBP: 0.186, SLG: 0.162 Jack Kralick, L OBP: 0.167, SLG: 0.162 Phil Roof, R OBP: 0.120, SLG: 0.120 Lee Stange, R OBP: 0.150, SLG: 0.188 Leon Wagner, L OBP: 0.167, SLG: 0.485 Jack Springs, R OBP: 0.333, SLG: 0.333 Gary Bell, R OBP: 0.091, SLG: 0.364 (1, 1) (4, 1) (5, PH) (6, 1) (6, PH) (7, 1) (9, 1)			x 0-3 K		x 0-3 K	x 0-0 1-2 3-H 1B		x 0-3 K		x 0-0 F6			1 0 0 0 0 0 1 0 0 0 0	0 0 0 0 0 0 1 0 0 0 0	0 0 0 0 0 0 0 0 0 0	1 0 0 0 0 0 0 0 0	0 0 0 0 0 0 0 0 0	0 0 0 0 0 0 0 0 0	0 0 0 0 0	

Inning Stats	R: 0	H: 0	E: 0	K: 0	S: 2	R: 0	H: 0	E: 0	K: 1	S: 5	R: 0	H: 0	E: 0	K: 1	S: 5	R: 0	H: 1	E: 0	K: 0	S: 4	R: 2	H: 2	E: 0	K: 1	S: 7	R: 1	H: 1	E: 0	K: 0	S: 4	R: 0	H: 0	E: 0	K: 1	S: 4	R: 0	H: 0	E: 0	K: 0	S: 3	R: 0	H: 0	E: 0	K: 1	S: 5	R: 1	H: 1	E: 0	K: 1	S: 6	R: 0	H: 0	E: 0	K: 0	S: 3	R: 0	H: 0	E: 0	K: 1	S: 5	R: 1	H: 1	E: 0	K: 1	S: 6	R: 1	H: 1	E: 0	K: 1	S: 6
LOB: 0	BB: 1	BB: 6	LOB: 0	BB: 0	BB: 5	LOB: 0	BB: 0	LOB: 0	BB: 0	BB: 5	LOB: 1	BB: 0	LOB: 1	BB: 0	BB: 4	LOB: 2	BB: 1	LOB: 0	BB: 0	BB: 4	LOB: 0	BB: 0	LOB: 0	BB: 0	BB: 7	LOB: 2	BB: 1	LOB: 0	BB: 0	BB: 4	LOB: 1	BB: 2	LOB: 0	BB: 0	BB: 12	LOB: 0	BB: 0	BB: 6	LOB: 0	BB: 0	BB: 3	LOB: 0	BB: 0	BB: 5	LOB: 0	BB: 0	BB: 6	LOB: 0	BB: 0	BB: 6	LOB: 0	BB: 0	BB: 6	LOB: 0	BB: 0	BB: 6	LOB: 0	BB: 0	BB: 6											

PITCHER	IP	WLS	BF	H	R	ER	SO	BB	IBB	HBP	BLK	WP	HR	S	P	ERA	WHIP
Gary Peters, L ERA: 4.2	(1, 1)	5.0	20	5	4	4	3	1	0	0	0	0	2	25	29	7.20	1.200
Hoyt Wilhelm, R ERA: 2.78	(6, 1)	0.2	5	2	1	1	0	1	0	0	0	1	1	4	8	13.50	4.500
Bob Locker, R ERA: 2.25	(6, 1)	1.1	7	3	3	3	1	0	0	0	0	0	1	9	9	20.25	2.250
Tommy John, L ERA: 2.79	(8, 1)	1.0	4	0	0	0	1	2	0	0	0	0	0	4	12	0.00	2.000
Eddie Fisher, R ERA: 1.37	(9, 1)	4.0	W 14	3	2	2	3	0	0	0	0	0	1	20	20	4.50	0.750

**BOTTOM**


**Chicago White Sox @ Cleveland Indians**  
Cleveland Municipal Stadium, Cleveland, OH

Wed Jul 14 1965, 7:05 PM EDT  
Att: 12,351 - Unknown

AB	R	H	RBI	BB	SO	LOB
3	1	2	0	1	1	2
2	1	1	1	0	0	0
5	2	2	3	0	0	2
1	1	1	0	0	0	0
6	0	1	0	0	1	3
5	1	1	2	0	1	2
6	0	0	0	0	1	0
4	1	1	0	1	0	0
3	2	1	0	1	0	1
1	0	0	0	0	0	0
4	1	2	3	1	1	0
1	0	0	0	0	1	0
0	0	0	0	0	0	0
0	0	0	0	0	0	0
0	0	0	0	0	0	0
1	0	1	1	0	0	0
1	0	0	0	0	1	1
1	0	0	0	0	0	0

AB	R	H	RBI	BB	SO	LOB
45	10	13	10	4	8	11

WP: 1 PA: 50  
PB: 0 SB: 1 CS: 1



PITCHER	IP	WLS	BF	H	R	ER	SO	BB	IBB	HBP	BLK	WP	HR	S	P	ERA	WHIP
Gary Peters, L ERA: 4.2	(1, 1)	5.0	20	5	4	4	3	1	0	0	0	0	2	25	29	7.20	1.200



Batter	1	2	3	4	5	6	7	8	9	AB R H RBI BB SO LOB	TOP
<b>Jim Gosger, L</b> (1, 8) <small>OBP: 0.286, SLG: 0.684</small>	0-3 		0-0 		0-0 		0-0 			4 1 1 0 0 1 0	<b>Boston Red Sox @ Cleveland Indians</b> Cleveland Municipal Stadium, Cleveland, OH Thu Jul 15 1965, 7:05 PM EDT Att. 7,739 - Unknown <a href="http://livebaseballscorecards.com">livebaseballscorecards.com</a>
<b>Lenny Green, L</b> (1, 7) <small>OBP: 0.350, SLG: 0.425</small>	0-3 		0-0 		0-0 		0-0 			4 0 1 0 0 1 0	
<b>Dalton Jones, L</b> (1, 5) <small>OBP: 0.343, SLG: 0.394</small>	0-0 		0-0 		0-0 		0-0 			4 1 2 0 0 0 2	
<b>Felix Mantilla, R</b> (1, 4) <small>OBP: 0.407, SLG: 0.484</small>	4-0 		0-0 		0-3 		0-3 			2 0 0 1 1 2 1	
<b>Lee Thomas, L</b> (1, 3) <small>OBP: 0.385, SLG: 0.521</small>	0-0 		0-0 		0-0 		0-3 			4 1 2 2 0 1 1	
<b>Tony Conigliaro, R</b> (1, 9) <small>OBP: 0.318, SLG: 0.451</small>	0-0 			0-3 		0-0 		0-3 		4 0 0 0 0 2 2	
<b>Eddie Bressoud, R</b> (1, 6) <small>OBP: 0.316, SLG: 0.373</small>		0-0 		0-0 		0-0 		0-0 		4 0 0 0 0 0 0	
<b>Bob Tillman, R</b> (1, 2) <small>OBP: 0.280, SLG: 0.338</small>		0-0 		4-0 		0-0 		0-0 		3 0 0 0 1 0 0	
<b>Jim Lonborg, R</b> (1, 1) <small>OBP: 0.167, SLG: 0.200</small> <b>Chuck Schilling, R</b> (7, PH) <small>OBP: 0.294, SLG: 0.363</small> <b>Arnold Earley, L</b> (7, 1)		0-3 		0-3 		0-3 				2 0 0 0 0 2 1	
<b>Inning Stats</b>	R: 1 H: 2 E: 0 LOB: 2 K: 2 BB: 1 S: 9 P: 13	R: 0 H: 0 E: 0 LOB: 0 K: 1 BB: 0 S: 5 P: 5	R: 1 H: 2 E: 0 LOB: 1 K: 0 BB: 1 S: 5 P: 5	R: 0 H: 0 E: 0 LOB: 1 K: 2 BB: 1 S: 7 P: 11	R: 0 H: 1 E: 0 LOB: 1 K: 1 BB: 0 S: 6 P: 6	R: 1 H: 1 E: 0 LOB: 0 K: 0 BB: 0 S: 4 P: 4	R: 0 H: 0 E: 0 LOB: 0 K: 1 BB: 0 S: 5 P: 5	R: 0 H: 0 E: 0 LOB: 0 K: 2 BB: 0 S: 7 P: 7	R: 0 H: 0 E: 0 LOB: 0 K: 1 BB: 0 S: 5 P: 5	1B: 4 SF: 1 2B: 1 SAC: 0 3B: 0 DP: 0 HR: 1 HBP: 0	WP: 0 PA: 35 PB: 0 SB: 1 CS: 0
<b>PITCHER</b> <b>Sonny Siebert, R</b> (1, 1) <small>ERA: 2.44</small>	IP WLS BF H R ER SO BB IBB HBP BLK WP HR S P ERA WHIP 9.0 W 35 6 3 3 10 2 0 0 0 0 1 53 61 3.00 0.889										







Batter	1	2	3	4	5	6	7	8	9	10	AB R H RBI BB SO LOB	TOP													
Jim Gosger, L (1, 8) OBP: 0.269, SLG: 0.583	0-3 K		0-3 K		0-3 K			0-3 K		0-0 L4 WP 1B	5 0 1 0 0 4 1	<b>Boston Red Sox @ Cleveland Indians</b> Cleveland Municipal Stadium, Cleveland, OH Fri Jul 16 1965, 7:05 PM EDT Att. 12,328 - Unknown													
Frank Malzone, R (1, 5) OBP: 0.281, SLG: 0.251	0-0 6-3			0-0 WP BB 1B	0-0 FC6-4 2-H 1B			0-0 6-3		0-0 L4 1-3	5 1 2 1 0 0 1														
Tony Horton, R (1, 3) OBP: 0.326, SLG: 0.402	0-3 K			0-0 F8	0-0 FC6-4 1-2f			0-0 F8			4 0 0 0 0 1 2														
Felix Mantilla, R (1, 4) OBP: 0.405, SLG: 0.479		0-0 F7		4-0 BB BB 1B WP 1-2 BB			0-0 4-3		0-0 5-3		3 0 0 0 1 0 0														
Tony Conigliaro, R (1, 9) OBP: 0.317, SLG: 0.448		0-3 K		0-3 K			0-3 K		0-0 2B 1B		4 1 1 0 0 3 2														
Lee Thomas, L (1, 7) OBP: 0.389, SLG: 0.526		4-0 BB		0-0 BB BB 2-3 3-H 1B			0-0 4-3		0-0 1B 1-3 2B		3 0 2 1 1 0 0														
Bob Tillman, R (1, 2) OBP: 0.283, SLG: 0.345		0-0 5-3		0-3 K			0-0 FC5 2B		0-0 G6-3 2-3 3-H 1B		4 0 2 1 0 1 3														
Rico Petrocelli, R (1, 6) OBP: 0.260, SLG: 0.343			0-3 K		0-0 SH4 1B		0-0 FC5 G4-6-3 2-3		0-0 G6-3 1-2f		4 1 1 0 0 1 3														
Bill Monbouquette, R (1, 1) OBP: 0.154, SLG: 0.111			0-0 4-3		0-0 SH4 1B		0-0 G4-6-3 1-2f		0-0 4-3		1 0 0 0 0 0 0														
Eddie Bressoud, R (7, PH) OBP: 0.314, SLG: 0.371											1 0 0 0 0 0 1														
Dick Radatz, R (7, 1) OBP: 0.333, SLG: 0.529											1 0 0 0 0 0 0														
<b>Inning Stats</b>	R: 0 E: 0 K: 2 S: 7	H: 0 LOB: 0 BB: 0 P: 7	R: 0 E: 0 K: 1 S: 5	H: 0 LOB: 1 BB: 1 P: 9	R: 0 E: 0 K: 2 S: 7	H: 0 LOB: 0 BB: 0 P: 7	R: 1 E: 0 K: 2 S: 9	H: 2 LOB: 2 BB: 1 P: 13	R: 1 E: 0 K: 1 S: 7	H: 2 LOB: 1 BB: 0 P: 7	R: 0 E: 0 K: 1 S: 5	H: 0 LOB: 0 BB: 0 P: 5	R: 0 E: 0 K: 0 S: 3	H: 1 LOB: 0 BB: 0 P: 3	R: 0 E: 0 K: 1 S: 5	H: 0 LOB: 0 BB: 0 P: 5	R: 1 E: 0 K: 0 S: 5	H: 3 LOB: 1 BB: 0 P: 5	R: 0 E: 0 K: 0 S: 3	H: 1 LOB: 0 BB: 0 P: 3	1B: 7 2B: 3 3B: 0 HR: 0	SF: 0 SAC: 1 DP: 3 HBP: 0	WP: 2 PB: 0 SB: 0 CS: 0	PA: 38	
<b>PITCHER</b>	IP WLS BF H R ER SO BB IBB HBP BLK WP HR S P ERA WHIP																								
Sam McDowell, L (1, 1) ERA: 2.23	9.0																								
Don McMahon, R (10, 1) ERA: 3.23	1.0	W 3	1 0 0 0	0 0 0 0	0 0 0 0	0 0 0 0	1 0 3 3	0.00 1.000																	

livebaseballscorecards.com

AB	35
R	3
H	9
RBI	3
BB	2
SO	10
LOB	13



BOTTOM

Boston Red Sox @ Cleveland Indians  
Cleveland Municipal Stadium, Cleveland, OH

Fri Jul 16 1965, 7:05 PM EDT  
Att: 12,328 - Unknown

livebaseballscorecards.com

AB	33
R	4
H	8
RBI	4
BB	4
SO	4
LOB	11



WP:	0	PA:	37
PB:	0		
SB:	1		
CS:	0		

AB R H RBI BB SO LOB

4 1 2 1 1 0 1

4 0 0 0 0 0 2

4 1 2 1 0 1 0

2 1 0 0 2 1 1

4 1 1 2 0 0 1

4 0 1 0 0 2 1

4 0 0 0 0 0 1

3 0 2 0 1 0 0

3 0 0 0 0 0 2

1 0 0 0 0 0 2

0 0 0 0 0 0 0

1B: 4 SF: 0  
2B: 2 SAC: 0  
3B: 0 DP: 2  
HR: 3 HBP: 0

Batter	1	2	3	4	5	6	7	8	9	10
Larry Brown, R OBP: 0.321, SLG: 0.388 (1, 6)	0-0 G5-4-3 1B		4-0 BB		0-0 F8		0-0 5-3			0-0 HR
Max Alvis, R OBP: 0.329, SLG: 0.455 (1, 5)	0-0 G5-4-3 1-2f		0-0 F9			0-0 F7		0-0 L4		
Leon Wagner, L OBP: 0.355, SLG: 0.489 (1, 7)	0-0 1B			0-0 F3		0-0 HR		0-3 K		
Rocky Colavito, R OBP: 0.404, SLG: 0.544 (1, 9)	0-0 6-3			4-0 FC4-6 BB		4-0 HR BB		0-3 K		
Fred Whitfield, L OBP: 0.323, SLG: 0.531 (1, 3)		0-0 F3		0-0 FC4-6 1-2f S		0-0 HR 1-H		0-0 F7		
Vic Davalillo, L OBP: 0.353, SLG: 0.405 (1, 8)		0-3 K		0-0 5-3 1-2		0-3 K		0-0 4-3 1B		
Joe Azcue, R OBP: 0.284, SLG: 0.250 (1, 2)		0-0 5-3			0-0 F8		0-0 F3		0-0 4-3 1-2	
Pedro Gonzalez, R OBP: 0.295, SLG: 0.410 (1, 4)			0-0 3-6 2B				0-0 F1		4-0 IBB	
Sam McDowell, L OBP: 0.102, SLG: 0.083 (1, 1)			0-0 3-6 2-3f				0-0 F3		0-0 6-3	
Chuck Hinton, R OBP: 0.333, SLG: 0.422 (9, PH)										
Don McMahon, R OBP: 0.500, SLG: 0.500 (10, 1)										

Inning Stats	R: 0	H: 2	R: 0	H: 0	R: 0	H: 1	R: 0	H: 0	R: 3	H: 2	R: 0	H: 0	R: 0	H: 0	R: 0	H: 1	R: 1	H: 1	
E: 0	LOB: 1	E: 0	LOB: 0	E: 0	LOB: 1	E: 0	LOB: 1	E: 0	LOB: 0	E: 0	LOB: 0	E: 0	LOB: 0	E: 0	LOB: 2	E: 0	LOB: 0	E: 0	LOB: 0
K: 0	BB: 0	K: 1	BB: 0	K: 0	BB: 1	K: 0	BB: 1	K: 1	BB: 1	K: 0	BB: 0	K: 2	BB: 0	K: 0	BB: 1	K: 0	BB: 0	K: 0	BB: 0
S: 4	P: 4	S: 5	P: 5	S: 3	P: 7	S: 3	P: 7	S: 4	P: 4	S: 7	P: 11	S: 7	P: 7	S: 3	P: 3	S: 4	P: 8	S: 1	P: 1

PITCHER	IP	WLS	BF	H	R	ER	SO	BB	IBB	HBP	BLK	WP	HR	S	P	ERA	WHIP
Bill Monbouquette, R ERA: 3.4 (1, 1)	6.0		25	6	3	3	2	3	0	0	0	0	2	26	38	4.50	1.500
Dick Radatz, R ERA: 5.31 (7, 1)	3.0	L	12	2	1	1	2	0	1	0	0	0	1	15	19	3.00	0.667

PITCHER	IP	WLS	BF	H	R	ER	SO	BB	IBB	HBP	BLK	WP	HR	S	P	ERA	WHIP
Bill Monbouquette, R ERA: 3.4 (1, 1)	6.0		25	6	3	3	2	3	0	0	0	0	2	26	38	4.50	1.500
Dick Radatz, R ERA: 5.31 (7, 1)	3.0	L	12	2	1	1	2	0	1	0	0	0	1	15	19	3.00	0.667



Batter	1	2	3	4	5	6	7	8	9	AB R H RBI BB SO LOB	TOP									
Lenny Green, L (1, 7) OBP: 0.351, SLG: 0.422	0-3 K		0-0 F2			4-0 HR BB	0-0 1-2 2-3 1B		0-0 F5	4 1 1 0 1 1 1										
Frank Malzone, R (1, 5) OBP: 0.278, SLG: 0.249 Dalton Jones, L (6, PH) OBP: 0.338, SLG: 0.388 (6, 5)	0-0 F3			0-0 3-1		0-3 K	0-0 4-3		0-0 F7	2 0 0 0 0 0 0 3 0 0 0 0 1 5										
Carl Yastrzemski, L (1, 9) OBP: 0.409, SLG: 0.618	0-0 1B			0-3 K		4-0 HR BB		0-0 2B 1B	0-3 K	4 2 2 0 1 2 1										
Felix Mantilla, R (1, 4) OBP: 0.409, SLG: 0.493		0-0 1B		0-0 F7		0-0 HR		0-0 2B 4-3 1B		4 2 3 3 0 0 0										
Lee Thomas, L (1, 3) OBP: 0.387, SLG: 0.525		0-0 F8			0-0 F9	0-0 F5		0-0 4-3 2B		4 0 1 1 0 0 1										
Jim Gosger, L (1, 8) OBP: 0.233, SLG: 0.500		0-3 K			0-3 K		0-0 L4	0-0 4-3		4 0 0 1 0 2 2										
Bob Tillman, R (1, 2) OBP: 0.283, SLG: 0.341		0-0 6-3			4-0 BB		0-0 F8	0-0 L4		3 0 0 0 1 0 2										
Rico Petrocelli, R (1, 6) OBP: 0.262, SLG: 0.350 Tony Conigliaro, R (8, PH) OBP: 0.316, SLG: 0.447 Eddie Bressoud, R (8, 6) OBP: 0.314, SLG: 0.371			0-0 F6		0-3 K		0-0 1B 2B	0-0 4-3		3 0 1 0 0 1 1 1 0 0 0 0 0 1 0 0 0 0 0 0 0										
Earl Wilson, R (1, 1) OBP: 0.353, SLG: 0.341 Arnold Earley, L (6, 1) Bob Hefner, R (6, 1) Tony Horton, R (7, PH) Bill Monbouquette, R (7, PR) Jay Ritchie, R (7, 1) Dennis Bennett, L (7, 1) Russ Nixon, L (9, PH) OBP: 0.273, SLG: 0.273			0-3 K			0-0 F3	4-0 1B BB		0-0 2B	2 0 0 0 0 0 1 0 1 0 1 0 1 0 0 0 0 0										
<b>Inning Stats</b>	R: 0 E: 0 K: 1 S: 5	H: 1 LOB: 1 BB: 0 P: 5	R: 0 E: 0 K: 1 S: 6	H: 1 LOB: 1 BB: 0 P: 6	R: 0 E: 0 K: 1 S: 5	H: 0 LOB: 0 BB: 0 P: 5	R: 0 E: 0 K: 1 S: 7	H: 0 LOB: 1 BB: 1 P: 11	R: 3 E: 0 K: 1 S: 6	H: 1 LOB: 0 BB: 2 P: 14	R: 0 E: 0 K: 0 S: 5	H: 2 LOB: 3 BB: 1 P: 9	R: 2 E: 0 K: 0 S: 6	H: 3 LOB: 1 BB: 0 P: 6	R: 0 E: 0 K: 1 S: 6	H: 1 LOB: 1 BB: 0 P: 6	1B: 5 2B: 3 3B: 0 HR: 1	SF: 0 SAC: 0 DP: 0 HBP: 0	WP: 0 PB: 0 SB: 1 CS: 0	PA: 39
<b>PITCHER</b>	IP WLS BF H R ER SO BB IBB HBP BLK WP HR S P ERA WHIP																			
Luis Tiant, R (1, 1) ERA: 3.26	6.2 W 26 4 3 3 7 3 0 0 0 0 0 1 37 49 4.05 1.050																			
Gary Bell, R (7, 1) ERA: 3.09	0.1 6 4 2 2 0 1 0 0 0 0 0 0 5 9 54.00 15.000																			
Don McMahon, R (8, 1) ERA: 3.07	2.0 S 7 1 0 0 1 0 0 0 0 0 0 0 9 9 0.00 0.500																			

**Boston Red Sox @ Cleveland Indians**  
**Cleveland Municipal Stadium, Cleveland, OH**  
 Sat Jul 17 1965, 7:05 PM EDT  
 Att. 12,351 - Unknown

livebaseballscorecards.com

AB	35
R	5
H	9
RBI	5
BB	4
SO	8
LOB	14







Batter	1	2	3	4	5	6	7	8	9	AB R H RBI BB SO LOB	TOP		
Jim Gosger, L (1, 8) OBP: 0.257, SLG: 0.485	0-0 F6		0-0 1B 1B		0-0 F7		0-0 SH1-3 1B		0-0 F3	5 2 2 0 0 0 0	<b>Boston Red Sox @ Cleveland Indians</b> <b>Cleveland Municipal Stadium, Cleveland, OH</b> Sun Jul 18 1965, 3:33 AM EDT Att: 24,573 - Unknown <a href="http://livebaseballscorecards.com">livebaseballscorecards.com</a>		
Frank Malzone, R (1, 5) OBP: 0.287, SLG: 0.255	0-0 E5 1B		0-0 1B 6-3 1B		4-0 BB		0-0 SH1-3	0-0 4-3	3 2 2 0 1 0 0				
Carl Yastrzemski, L (1, 7) OBP: 0.409, SLG: 0.611	0-0 F8		0-0 6-3 1B		0-0 F7		4-0 1B IBB	0-3 K	4 0 1 1 1 1 2				
Felix Mantilla, R (1, 4) OBP: 0.407, SLG: 0.490	0-0 1B 2-H 1B		0-0 6-3 1B		0-0 F4		0-0 F7		4 0 1 2 0 0 4				
Tony Conigliaro, R (1, 9) OBP: 0.318, SLG: 0.448	0-0 1-2 1B		0-0 5-3		0-0 5-3		0-0 1-2 2-H 1B		4 0 2 1 0 0 1				
Lee Thomas, L (1, 3) OBP: 0.383, SLG: 0.518	0-0 3-1		0-0 L3		0-0 F9		0-0 F8		4 0 0 0 0 0 5				
Bob Tillman, R (1, 2) OBP: 0.282, SLG: 0.343		0-0 L6		0-0 F4		0-0 2B		0-0 5-3	4 0 1 0 0 0 0				
Rico Petrocelli, R (1, 6) OBP: 0.261, SLG: 0.343		0-0 5-3		0-0 F9		4-0 FC6-4 IBB		0-0 F8	3 0 0 0 1 0 0				
Dave Morehead, R (1, 1) OBP: 0.189, SLG: 0.118 Arnold Earley, L (6, 1) Dick Radatz, R (6, 1) OBP: 0.316, SLG: 0.500		0-0 6-3		0-0 4-3		0-0 FC6-4 1-2f		0-3 K	3 0 0 0 0 0 2 0 0 0 0 0 0 0 1 0 0 0 0 1 0				
<b>Inning Stats</b>	R: 1 E: 1 K: 0 S: 6 H: 3 LOB: 2 BB: 0 P: 6	R: 0 E: 0 K: 0 S: 3 H: 0 LOB: 0 BB: 0 P: 3	R: 2 E: 0 K: 0 S: 6 H: 3 LOB: 1 BB: 0 P: 6	R: 0 E: 0 K: 0 S: 3 H: 0 LOB: 0 BB: 0 P: 3	R: 0 E: 0 K: 0 S: 3 H: 0 LOB: 1 BB: 1 P: 7	R: 0 E: 0 K: 0 S: 4 H: 1 LOB: 2 BB: 1 P: 8	R: 1 E: 0 K: 0 S: 5 H: 2 LOB: 2 BB: 1 P: 9	R: 0 E: 0 K: 1 S: 5 H: 0 LOB: 0 BB: 0 P: 5	R: 0 E: 0 K: 1 S: 5 H: 0 LOB: 0 BB: 0 P: 5	1B: 8 2B: 1 3B: 0 HR: 0 SF: 0 SAC: 1 DP: 0 HBP: 0	WP: 0 PB: 0 SB: 0 CS: 0 PA: 39		
<b>PITCHER</b>	IP WLS BF H R ER SO BB IBB HBP BLK WP HR S P ERA WHIP											<b>PITCHER</b>	IP WLS BF H R ER SO BB IBB HBP BLK WP HR S P ERA WHIP
Jack Kralick, L (1, 1) ERA: 4.45	5.0 L 22 6 3 3 0 1 0 0 0 0 0 0 21 25 5.40 1.400												
Floyd Weaver, R (6, 1) ERA: 4.63	2.0 11 3 1 1 0 0 0 2 0 0 0 0 9 17 4.50 1.500												
Gary Bell, R (8, 1) ERA: 2.98	2.0 6 0 0 0 0 2 0 0 0 0 0 0 10 10 0.00 0.000												



Batter	1	2	3	4	5	6	7	8	9	AB	R	H	RBI	BB	SO	LOB
Larry Brown, R (1, 6) OBP: 0.320, SLG: 0.389	F8		K		FC6-4				6-3	5	0	1	0	0	1	3
Max Alvis, R (1, 5) OBP: 0.340, SLG: 0.475	F9			WP		HR				4	1	3	1	0	0	0
Leon Wagner, L (1, 7) OBP: 0.352, SLG: 0.492	F6				F5		F8		F6	4	0	0	0	0	0	3
Gary Bell, R (8, 1) OBP: 0.091, SLG: 0.364										0	0	0	0	0	0	0
Rocky Colavito, R (1, 9) OBP: 0.408, SLG: 0.540		BB								1	0	0	0	3	1	0
Fred Whitfield, L (1, 3) OBP: 0.316, SLG: 0.518					G4-6-3					4	0	1	0	0	0	3
Vic Davalillo, L (1, 8) OBP: 0.351, SLG: 0.399										4	0	1	0	0	0	3
Joe Azcue, R (1, 2) OBP: 0.280, SLG: 0.243										4	0	1	0	0	0	3
Dick Howser, R (9, PH) OBP: 0.356, SLG: 0.285										2	0	0	0	1	0	3
Pedro Gonzalez, R (1, 4) OBP: 0.288, SLG: 0.408										0	0	0	0	1	0	0
Jack Kralick, L (1, 1) OBP: 0.154, SLG: 0.167										4	0	0	0	0	3	3
Al Luplow, L (5, PH) OBP: 0.320, SLG: 0.455										1	0	0	0	0	1	2
Floyd Weaver, R (6, 1) OBP: 0.250, SLG: 0.286										0	0	0	0	0	0	0
Chico Salmon, R (7, PH) OBP: 0.241, SLG: 0.340										2	0	1	0	0	1	1

Inning Stats	R: 0	H: 0	E: 0	K: 0	S: 3	R: 0	H: 0	E: 0	K: 3	S: 9	R: 0	H: 1	E: 0	K: 0	S: 3	R: 0	H: 1	E: 0	K: 1	S: 6	R: 1	H: 2	E: 0	K: 0	S: 5	R: 0	H: 3	E: 0	K: 1	S: 7	R: 0	H: 0	E: 0	K: 1	S: 5	R: 0	H: 0	E: 0	K: 2	S: 7	R: 0	H: 0	E: 0	K: 2	S: 7	1B: 5	SF: 0	2B: 1	SAC: 0	3B: 0	DP: 1	HR: 1	HBP: 0	WP: 1	PA: 37
--------------	------	------	------	------	------	------	------	------	------	------	------	------	------	------	------	------	------	------	------	------	------	------	------	------	------	------	------	------	------	------	------	------	------	------	------	------	------	------	------	------	------	------	------	------	------	-------	-------	-------	--------	-------	-------	-------	--------	-------	--------

PITCHER	IP	WLS	BF	H	R	ER	SO	BB	IBB	HBP	BLK	WP	HR	S	P	ERA	WHIP
Dave Morehead, R (1, 1) ERA: 4.61	5.1	W	23	4	1	1	4	4	0	0	0	1	1	27	43	1.69	1.500
Arnold Earley, L (6, 1) ERA: 3.48	0.1		1	0	0	0	0	0	0	0	0	0	0	1	1	0.00	0.000
Dick Radatz, R (6, 1) ERA: 5.03	3.1	S	13	3	0	0	4	1	0	0	0	0	0	20	24	0.00	1.200

BOTTOM

Boston Red Sox @ Cleveland Indians  
Cleveland Municipal Stadium, Cleveland, OH

Sun Jul 18 1965, 3:33 AM EDT  
Att. 24,573 - Unknown

livebaseballscorecards.com

AB	32
R	1
H	7
RBI	1
BB	5
SO	8
LOB	21





Batter	1	2	3	4	5	6	7	8	9	AB R H RBI BB SO LOB	TOP									
Luis Aparicio, R (1, 6) OBP: 0.270, SLG: 0.361	0-0 F9		0-0 F8			0-0 6-3		0-0 F9		4 0 0 0 0 0 2	<b>Baltimore Orioles @ Cleveland Indians</b> <b>Cleveland Municipal Stadium, Cleveland, OH</b> Mon Jul 19 1965, 7:05 PM EDT Att. 9,337 - Unknown <a href="http://livebaseballscorecards.com">livebaseballscorecards.com</a>									
Russ Snyder, L (1, 9) OBP: 0.339, SLG: 0.321	0-0 G3		0-0 6-3			0-0 F7		0-0 G3 1B	4 0 1 0 0 0 1											
Curt Blefary, L (1, 7) OBP: 0.380, SLG: 0.491	0-0 4-3			0-3 K		0-0 3-1		0-0 G3 1-2	4 0 0 0 0 1 1											
Brooks Robinson, R (1, 5) OBP: 0.356, SLG: 0.421		0-0 F3		0-0 F4		0-0 F7		0-3 K	4 0 0 0 0 1 1											
Boog Powell, L (1, 3) OBP: 0.321, SLG: 0.358		0-3 K		0-0 2B		0-0 4-3		0-3 K	4 0 1 0 0 2 1											
John Orsino, R (1, 2) OBP: 0.327, SLG: 0.418		0-0 1B		0-0 F7		0-0 4-3			3 0 1 0 0 0 1											
Jackie Brandt, R (1, 8) OBP: 0.301, SLG: 0.389		0-0 F9			0-0 F5		0-0 F5		3 0 0 0 0 0 1											
Jerry Adair, R (1, 4) OBP: 0.306, SLG: 0.342			0-0 E7		0-0 F3		0-0 1B		3 0 1 0 0 0 0											
Steve Barber, L (1, 1) OBP: 0.219, SLG: 0.286			0-3 K		0-3 K		0-0 F8		2 0 0 0 0 2 1											
Robin Roberts, S (7, 1) OBP: 0.216, SLG: 0.229									0 0 0 0 0 0 0											
Norm Siebern, L (8, PH) OBP: 0.364, SLG: 0.433									1 0 0 0 0 0 1											
Don Larsen, R (8, 1) OBP: 0.333, SLG: 0.333									0 0 0 0 0 0 0											
<b>Inning Stats</b>	R: 0 E: 0 K: 0 S: 3	H: 0 LOB: 0 BB: 0 P: 3	R: 0 E: 0 K: 1 S: 6	H: 1 LOB: 1 BB: 0 P: 6	R: 0 E: 1 K: 1 S: 6	H: 0 LOB: 1 BB: 0 P: 6	R: 0 E: 0 K: 1 S: 5	H: 0 LOB: 0 BB: 0 P: 5	R: 0 E: 0 K: 0 S: 3	H: 0 LOB: 0 BB: 0 P: 3	R: 0 E: 0 K: 0 S: 3	H: 0 LOB: 0 BB: 0 P: 3	R: 0 E: 0 K: 0 S: 4	H: 1 LOB: 1 BB: 0 P: 4	R: 0 E: 0 K: 2 S: 8	H: 1 LOB: 1 BB: 0 P: 8	1B: 3 2B: 1 3B: 0 HR: 0	SF: 0 SAC: 0 DP: 0 HBP: 0	WP: 0 PB: 0 SB: 0 CS: 0	PA: 32
<b>PITCHER</b> Lee Stange, R (1, 1) ERA: 2.43	IP: 9.0 WLS: W BF: 32 H: 4 R: 0 ER: 0 SO: 6 BB: 0 IBB: 0 HBP: 0 BLK: 0 WP: 0 HR: 0 S: 44 P: 44 ERA: 0.00 WHIP: 0.444																			



Batter	1	2	3	4	5	6	7	8	9	AB	R	H	RBI	BB	SO	LOB
Larry Brown, R OBP: 0.313, SLG: 0.380 (1, 6)	0-3 K2-3	0-0 6-3			0-0 F8	0-3 K				4	0	0	0	0	2	2
Max Alvis, R OBP: 0.342, SLG: 0.482 (1, 5)	0-0 4-3 3B		0-0 L5		0-0 1B		0-0 F5			4	1	2	0	0	0	0
Leon Wagner, L OBP: 0.348, SLG: 0.486 (1, 7)	0-0 4-3		0-3 K		0-0 F7		0-3 K			4	0	0	1	0	2	1
Rocky Colavito, R OBP: 0.412, SLG: 0.542 (1, 9)	0-0 HR 1B		4-0 FC6-4 BB		0-3 K		0-0 FC5-4 1B			3	1	2	0	1	1	1
Chuck Hinton, R OBP: 0.336, SLG: 0.441 (1, 3)	0-0 HR		0-0 FC6-4		0-0 1B SF9 2B		0-0 FC5-4			4	2	2	2	0	0	2
Vic Davalillo, L OBP: 0.350, SLG: 0.398 (1, 8)	0-0 5-3			0-0 F7		0-0 SH1-4 WP 1B		0-0 F9		4	1	1	0	0	0	0
Joe Azcue, R OBP: 0.275, SLG: 0.239 (1, 2)		0-3 K		0-0 6-3		0-0 SF9		0-0 5-3		3	0	0	1	0	1	0
Pedro Gonzalez, R OBP: 0.303, SLG: 0.415 (1, 4)		4-0 SH2-4 BB		0-0 1B		4-0 SH1-4 IBB		0-0 1B		2	0	2	0	2	0	0
Lee Stange, R OBP: 0.318, SLG: 0.167 (1, 1)		0-0 SH2-4		0-0 1-3		0-0 SH1-4		0-3 K		2	0	0	0	0	1	2

Inning Stats	R: 3	H: 3	LOB: 0	K: 1	S: 8	P: 8	R: 0	H: 0	LOB: 1	K: 1	S: 5	R: 0	H: 0	LOB: 1	K: 1	S: 5	R: 0	H: 1	LOB: 1	K: 1	S: 4	R: 0	H: 1	LOB: 1	K: 1	S: 6	R: 2	H: 2	LOB: 1	K: 1	S: 7	R: 0	H: 1	LOB: 1	K: 1	S: 6	R: 0	H: 1	LOB: 1	K: 1	S: 6	R: 0	H: 1	LOB: 1	K: 1	S: 6
--------------	------	------	--------	------	------	------	------	------	--------	------	------	------	------	--------	------	------	------	------	--------	------	------	------	------	--------	------	------	------	------	--------	------	------	------	------	--------	------	------	------	------	--------	------	------	------	------	--------	------	------

PITCHER	IP	WLS	BF	H	R	ER	SO	BB	IBB	HBP	BLK	WP	HR	S	P	ERA	WHIP
Steve Barber, L ERA: 3.75 (1, 1)	6.0	L	28	7	5	5	5	2	1	0	0	1	1	35	47	7.50	1.500
Robin Roberts, R ERA: 3.22 (7, 1)	1.0		4	1	0	0	1	0	0	0	0	0	0	6	6	0.00	1.000
Don Larsen, R ERA: 4.4 (8, 1)	1.0		4	1	0	0	1	0	0	0	0	0	0	6	6	0.00	1.000

**BOTTOM**

**Baltimore Orioles @ Cleveland Indians**  
**Cleveland Municipal Stadium, Cleveland, OH**  
 Mon Jul 19 1965, 7:05 PM EDT  
 Att. 9,337 - Unknown

livebaseballscorecards.com

<b>AB</b>	<b>30</b>
<b>R</b>	<b>5</b>
<b>H</b>	<b>9</b>
<b>RBI</b>	<b>4</b>
<b>BB</b>	<b>3</b>
<b>SO</b>	<b>7</b>
<b>LOB</b>	<b>8</b>



WP: 1	PA: 36
PB: 0	SB: 1
CS: 0	



Batter	1	2	3	4	5	6	7	8	9	AB R H RBI BB SO LOB	TOP
Luis Aparicio, R OBP: 0.274, SLG: 0.365 (1, 6) X	0-0 HR 1B	0-0 1B		0-0 F9 1B		0-0 4-3 1B		0-0 1-3		5 1 3 0 0 0 0	
Russ Snyder, L OBP: 0.341, SLG: 0.337 (1, 9) X (8, 7)	0-0 HR 1-H	0-0 F7		4-0 HR BB		0-0 4-3		0-0 4-3		4 2 1 2 1 0 2	
Boog Powell, L OBP: 0.319, SLG: 0.366 (1, 3) X	0-0 F2	0-0 4-3		0-0 HR 1-H		0-0 F8		0-0 F7		5 1 1 2 0 0 2	
Brooks Robinson, R OBP: 0.357, SLG: 0.421 (1, 5) X	0-0 BB E 1B		0-0 1B 1B	0-0 F7		0-3 K		0-0 4-3		5 2 2 0 0 1 1	
Curt Blefary, L OBP: 0.362, SLG: 0.489 Sam Bowens, R OBP: 0.189, SLG: 0.236 (1, 7) B (8, 9) B	4-0 E 1-2 BB		0-0 1B 6-3 1B	0-0 F5		0-3 K				3 0 1 0 1 1 0 0 0 0 0 0 0 0	
John Orsino, R OBP: 0.321, SLG: 0.409 (1, 2) X	0-0 E5 1-2 2-H		0-0 6-3		0-3 K		0-0 6-3			4 0 0 0 0 1 3	
Jackie Brandt, R OBP: 0.305, SLG: 0.388 (1, 8) X	0-0 F8		4-0 1B BB		0-3 K		0-0 CS 1B			3 0 1 0 1 1 2	
Jerry Adair, R OBP: 0.308, SLG: 0.342 (1, 4) X	0-0 F9		0-0 1B 1-2 2-3 3-H		4-0 BB		0-0 CS	0-0 F9		3 0 1 1 1 0 2	
Dave McNally, R OBP: 0.059, SLG: 0.030 (1, 1) X		0-0 6-3	0-0 F8		0-3 K		0-3 K			4 0 0 0 0 2 3	
<b>Inning Stats</b>	R: 3 E: 1 K: 0 S: 7 H: 3 LOB: 2 BB: 1 P: 11	R: 0 E: 0 K: 0 S: 4 H: 1 LOB: 1 BB: 0 P: 4	R: 1 E: 0 K: 0 S: 5 H: 3 LOB: 2 BB: 1 P: 9	R: 2 E: 0 K: 0 S: 4 H: 1 LOB: 0 BB: 1 P: 8	R: 0 E: 0 K: 3 S: 9 H: 0 LOB: 1 BB: 1 P: 13	R: 0 E: 0 K: 1 S: 6 H: 1 LOB: 1 BB: 0 P: 6	R: 0 E: 0 K: 1 S: 5 H: 1 LOB: 0 BB: 0 P: 5	R: 0 E: 0 K: 1 S: 5 H: 0 LOB: 0 BB: 0 P: 5	R: 0 E: 0 K: 0 S: 3 H: 0 LOB: 0 BB: 0 P: 3	1B: 8 2B: 0 3B: 0 HR: 2 SF: 0 SAC: 0 DP: 0 HBP: 0	WP: 0 PB: 0 SB: 0 CS: 1 PA: 41
<b>PITCHER</b>	IP WLS BF H R ER SO BB IBB HBP BLK WP HR S P ERA WHIP	IP WLS BF H R ER SO BB IBB HBP BLK WP HR S P ERA WHIP	IP WLS BF H R ER SO BB IBB HBP BLK WP HR S P ERA WHIP	IP WLS BF H R ER SO BB IBB HBP BLK WP HR S P ERA WHIP	IP WLS BF H R ER SO BB IBB HBP BLK WP HR S P ERA WHIP	IP WLS BF H R ER SO BB IBB HBP BLK WP HR S P ERA WHIP	IP WLS BF H R ER SO BB IBB HBP BLK WP HR S P ERA WHIP	IP WLS BF H R ER SO BB IBB HBP BLK WP HR S P ERA WHIP	IP WLS BF H R ER SO BB IBB HBP BLK WP HR S P ERA WHIP	IP WLS BF H R ER SO BB IBB HBP BLK WP HR S P ERA WHIP	IP WLS BF H R ER SO BB IBB HBP BLK WP HR S P ERA WHIP
Ralph Terry, R ERA: 3.18 (1, 1)	2.1 L 15 6 4 3 0 1 0 0 0 0 1 14 18 11.57 3.000										
Floyd Weaver, R ERA: 4.65 (3, 1)	3.2 16 3 2 2 4 3 0 0 0 0 0 1 21 33 4.91 1.636										
Jack Kralick, L ERA: 4.29 (7, 1)	2.0 6 1 0 0 2 0 0 0 0 0 0 0 10 10 0.00 0.500										
Luis Tiant, R ERA: 3.23 (9, 1)	1.0 3 0 0 0 0 0 0 0 0 0 0 0 3 3 0.00 0.000										

Baltimore Orioles @ Cleveland Indians  
Cleveland Municipal Stadium, Cleveland, OH

Tue Jul 20 1965, 7:05 PM EDT  
Att. 11,511 - Unknown

livebaseballscorecards.com

AB	36
R	6
H	10
RBI	5
BB	4
SO	6
LOB	15



Batter	1	2	3	4	5	6	7	8	9	AB	R	H	RBI	BB	SO	LOB
Larry Brown, R OBP: 0.311, SLG: 0.373 (1, 6)	0-3 K			0-0 5-3		4-0 BB 1-2 BB		0-0 5-3		3	0	0	0	1	1	1
Max Alvis, R OBP: 0.338, SLG: 0.476 (1, 5)	0-0 5-3			0-0 6-3		0-3 K 1-2 2-3		0-0 E5 2-3		4	0	0	0	0	1	3
Leon Wagner, L OBP: 0.345, SLG: 0.480 (1, 7)	0-0 3-1			0-0 3-1		0-0 F7		0-0 F7		4	0	0	0	0	0	4
Rocky Colavito, R OBP: 0.410, SLG: 0.538 (1, 9)		0-0 6-3			0-0 BB 1B	0-0 F7		0-0 F8		4	0	1	0	0	0	2
Chuck Hinton, R OBP: 0.335, SLG: 0.450 (1, 3)		0-0 F4			0-0 F9		0-0 F3		0-0 HR	4	1	1	1	0	0	1
Vic Davalillo, L OBP: 0.346, SLG: 0.393 (1, 8)		0-0 6-3			0-0 F7		0-0 4-3		0-0 F8	4	0	0	0	0	0	1
Joe Azcue, R OBP: 0.280, SLG: 0.242 (1, 2)			0-0 G5-4-3 1B		4-0 BB 1-2 BB		0-0 1-3		0-0 1B	2	0	1	0	1	0	0
Luis Tiant, R OBP: 0.125, SLG: 0.079 (9, 1)										0	0	0	0	0	0	0
Fred Whitfield, L OBP: 0.319, SLG: 0.521 (9, PH)										1	0	1	0	0	0	0
Pedro Gonzalez, R OBP: 0.302, SLG: 0.411 (1, 4)			0-0 G5-4-3 1-2f		0-0 F9		0-0 E 1-3 1B		0-0 F3	4	0	1	0	0	0	4
Ralph Terry, R OBP: 0.186, SLG: 0.162 (1, 1)										0	0	0	0	0	0	0
Floyd Weaver, R OBP: 0.222, SLG: 0.250 (3, 1)										1	0	0	0	0	0	0
Dick Howser, R OBP: 0.358, SLG: 0.287 (6, PH)										1	0	1	0	0	0	0
Sonny Siebert, R OBP: 0.114, SLG: 0.235 (6, PR)										0	0	0	0	0	0	0
Jack Kralick, L OBP: 0.154, SLG: 0.167 (7, 1)										0	0	0	0	0	0	0
Phil Roof, R OBP: 0.115, SLG: 0.115 (8, PH)										1	0	0	0	0	0	1

Inning Stats	R: 0	H: 0	E: 0	K: 1	S: 5	LOB: 0	BB: 0	P: 5	R: 0	H: 0	E: 0	K: 0	S: 3	LOB: 0	BB: 0	P: 3	R: 0	H: 0	E: 0	K: 0	S: 3	LOB: 0	BB: 0	P: 3	R: 0	H: 1	E: 0	K: 0	S: 4	LOB: 2	BB: 1	P: 8	R: 0	H: 1	E: 0	K: 1	S: 6	LOB: 2	BB: 1	P: 10	R: 0	H: 0	E: 0	K: 0	S: 3	LOB: 0	BB: 0	P: 3	R: 0	H: 1	E: 1	K: 0	S: 5	LOB: 2	BB: 0	P: 5	R: 1	H: 2	E: 0	K: 0	S: 5	LOB: 1	BB: 0	P: 5
1B: 5	SF: 0	2B: 0	SAC: 0	3B: 0	DP: 1	HR: 1	HBP: 0	WP: 0	PA: 35	SB: 2	CS: 0																																																					

PITCHER	IP	WLS	BF	H	R	ER	SO	BB	IBB	HBP	BLK	WP	HR	S	P	ERA	WHIP
Dave McNally, L ERA: 3.42 (1, 1)	9.0	W	35	6	1	1	2	2	0	0	0	0	1	37	45	1.00	0.889

**BOTTOM**

**Baltimore Orioles @ Cleveland Indians**  
Cleveland Municipal Stadium, Cleveland, OH

Tue Jul 20 1965, 7:05 PM EDT  
Att. 11,511 - Unknown

AB	33
R	1
H	6
RBI	1
BB	2
SO	2
LOB	17



livebaseballscorecards.com



Batter	1	2	3	4	5	6	7	8	9	AB R H RBI BB SO LOB	TOP															
Larry Brown, R (1, 6) OBP: 0.314, SLG: 0.370	0-3 K		4-0 HBP BB	0-0 F7		0-0 1-3 2-H 1B		0-0 L5		4 0 1 1 1 1 1																
Chico Salmon, R (1, 5) Fred Whitfield, L (6, PH) OBP: 0.230, SLG: 0.321 OBP: 0.316, SLG: 0.516	0-0 L8		0-0 L8		0-3 K	0-0 F6		0-0 4-3		3 0 0 0 0 1 2 2 0 0 0 0 0 2																
Leon Wagner, L (1, 7) OBP: 0.343, SLG: 0.474	0-0 6-3		1-0 HBP		0-0 3-1		0-0 3-1		0-0 G3	4 0 0 0 0 0 0																
Rocky Colavito, R (1, 9) OBP: 0.408, SLG: 0.536		0-3 K	0-3 K		0-0 E3		0-0 2B		0-0 L8	5 0 1 0 0 2 3																
Chuck Hinton, R (1, 3) OBP: 0.340, SLG: 0.464		4-0 S BB		0-0 E 2B 1B	0-0 5-3		0-0 5-3		0-0 HR	4 2 2 1 1 0 2																
Vic Davalillo, L (1, 8) OBP: 0.350, SLG: 0.391	0-0 4-3		0-3 K		0-3 HBP 1B BB		4-0 BB BB		4-0 BB	2 1 0 0 3 1 2																
Joe Azcue, R (1, 2) Lee Stange, R (6, 1) Al Luplow, L (7, PH) Jack Spring, R (7, 1) Phil Roof, R (9, PH) OBP: 0.281, SLG: 0.240 OBP: 0.318, SLG: 0.167 OBP: 0.308, SLG: 0.435 OBP: 0.333, SLG: 0.333 OBP: 0.111, SLG: 0.111	0-3 K		0-0 E6 2B E		1-0 1B HBP		0-0 F2		0-3 K	2 1 0 0 0 1 2 0 0 0 0 0 0 0 1 0 0 0 0 0 2 0 0 0 0 0 0 0 1 0 0 0 0 1 1																
Pedro Gonzalez, R (1, 4) OBP: 0.306, SLG: 0.418			0-0 HBP BB 1B	0-0 E2		0-0 F3		0-0 4-3		4 0 2 1 0 0 2																
Sam McDowell, L (1, 1) Jack Kralick, L (2, 1) Floyd Weaver, R (2, 1) Max Alvis, R (4, PH) Gary Bell, R (4, 1) Duke Sims, L (6, PH) OBP: 0.102, SLG: 0.083 OBP: 0.154, SLG: 0.167 OBP: 0.220, SLG: 0.222 OBP: 0.337, SLG: 0.474 OBP: 0.081, SLG: 0.364 OBP: 0.200, SLG: 0.386	0-3 K		0-3 K		0-3 K		0-0 HR			0 0 0 0 0 0 0 0 0 0 0 0 0 0 1 0 0 0 0 1 1 1 0 0 0 0 1 1 0 0 0 0 0 0 0 2 1 1 1 0 1 2																
<b>Inning Stats</b>	R: 0 E: 0 K: 1 S: 5	H: 0 LOB: 0 BB: 0 P: 5	R: 0 E: 0 K: 2 S: 7	H: 0 LOB: 1 BB: 1 P: 11	R: 0 E: 0 K: 2 S: 8	H: 1 LOB: 3 BB: 1 P: 13	R: 2 E: 2 K: 2 S: 10	H: 2 LOB: 1 BB: 0 P: 10	R: 0 E: 1 K: 1 S: 6	H: 0 LOB: 1 BB: 0 P: 6	R: 1 E: 0 K: 1 S: 6	H: 1 LOB: 2 BB: 1 P: 11	R: 0 E: 0 K: 0 S: 4	H: 1 LOB: 2 BB: 1 P: 8	R: 1 E: 0 K: 0 S: 4	H: 1 LOB: 0 BB: 0 P: 4	R: 1 E: 0 K: 1 S: 6	H: 1 LOB: 1 BB: 1 P: 10	1B: 3 2B: 2 3B: 0 HR: 2	SF: 0 SAC: 0 DP: 0 HBP: 2	WP: 0 PB: 0 SB: 1 CS: 0	PA: 43				
<b>PITCHER</b> Mickey Lolich, L (1, 1) Terry Fox, R (6, 1) ERA: 3.56 ERA: 2.3	IP 5.2	WLS W	BF 28	H 4	R 3	ER 1	SO 9	BB 3	IBB 0	HBP 2	BLK 0	WP 0	HR 0	S 41	P 55	ERA 1.59	WHIP 1.235									
<b>PITCHER</b>	IP	WLS	BF	H	R	ER	SO	BB	IBB	HBP	BLK	WP	HR	S	P	ERA	WHIP									

Cleveland Indians @ Detroit Tigers  
Tiger Stadium, Detroit, MI  
Wed Jul 21 1965, 7:05 PM EDT  
Unknown

livebaseballscorecards.com

AB 36  
R 5  
H 7  
RBI 4  
BB 5  
SO 10  
LOB 23



Batter	1	2	3	4	5	6	7	8	9	AB R H RBI BB SO LOB
Don Wert, R OBP: 0.331, SLG: 0.327 (1, 5)	0-0 PB BB BB 1B	4-0 1B HR BB		0-0 1-3		0-0 SH1-3 1B		0-0 F7		4 3 2 0 1 0 0
Jerry Lumpe, L OBP: 0.339, SLG: 0.335 (1, 4)	4-0 BB IBB 1-2 BB	0-0 F7		4-0 1B HR BB		0-0 SH1-3 1-2		0-0 4-3		2 1 0 0 2 0 1
Norm Cash, L OBP: 0.346, SLG: 0.384 (1, 3)	0-3 K	0-0 1-3 HR 1B		0-0 1-2 HR 1B		0-3 K		0-0 HR		5 3 3 1 0 2 3
Al Kaline, R OBP: 0.402, SLG: 0.532 (1, 8)	4-0 BB 1-2 2-3 IBB	0-0 1-H 3-H HR		0-3 K		4-0 1B IBB		0-0 L6		3 1 1 3 2 1 2
Willie Horton, R OBP: 0.367, SLG: 0.618 (1, 7)	4-0 1-2 2-3 3-H BB	4-0 BB		0-0 1-H 2-H HR		0-0 1-2 2-H 1B				2 1 2 5 2 0 0
Don Demeter, R OBP: 0.309, SLG: 0.392 (1, 9)	0-3 K	0-0 6-3		0-0 F8		0-0 F8				4 0 0 0 0 1 6
Bill Freehan, R OBP: 0.262, SLG: 0.297 (1, 2)	0-0 1-3		0-0 L8 1B		0-0 F7		0-0 F4			4 0 1 0 0 0 3
Ray Oyler, R OBP: 0.269, SLG: 0.306 (1, 6)		0-0 HR	0-0 L8	0-0 1-2 L8	0-3 K	0-0 3-1				4 1 1 1 0 1 1
Mickey Lolich, S OBP: 0.135, SLG: 0.100 Terry Fox, R (6, 1)		0-0 1-3	0-0 1-3		0-3 K	0-3 K				3 0 0 0 0 1 0 1 0 0 0 0 1 0


Inning Stats	R: 1	H: 1	E: 0	LOB: 3	K: 2	P: 20	R: 4	H: 3	E: 0	LOB: 1	K: 0	P: 14	R: 0	H: 1	E: 0	LOB: 0	K: 0	P: 3	R: 3	H: 2	E: 0	LOB: 0	K: 1	P: 11	R: 0	H: 0	E: 0	LOB: 0	K: 2	P: 7	R: 1	H: 2	E: 0	LOB: 2	K: 1	P: 11	R: 0	H: 0	E: 0	LOB: 0	K: 1	P: 5	R: 1	H: 1	E: 0	LOB: 0	K: 0	P: 4
	1	1	0	3	2	20	4	3	0	1	0	14	0	1	0	0	0	3	3	3	2	0	0	11	0	0	0	0	0	0	7	1	2	0	2	1	11	0	0	0	0	5	1	1	0	0	4	

PITCHER	IP	WLS	BF	H	R	ER	SO	BB	IBB	HBP	BLK	WP	HR	S	P	ERA	WHIP
Sam McDowell, L ERA: 2.28	1.0		7	1	1	1	2	2	1	0	0	0	0	8	20	9.00	3.000
Jack Kralick, L ERA: 4.87	0.2		7	3	4	4	0	2	0	0	0	0	2	5	13	54.00	7.500
Floyd Weaver, R ERA: 4.53	1.1		4	1	0	0	0	0	0	0	0	0	0	4	4	0.00	0.750
Gary Bell, R ERA: 3.34	2.0		9	2	3	3	3	1	0	0	0	0	1	14	18	13.50	1.500
Lee Stange, R ERA: 2.52	1.0		6	2	1	1	1	0	1	0	0	0	0	7	11	9.00	2.000

**BOTTOM**


**Cleveland Indians @ Detroit Tigers**  
Tiger Stadium, Detroit, MI  
Wed Jul 21 1965, 7:05 PM EDT  
Unknown

AB	32
R	10
H	10
RBI	10
BB	7
SO	7
LOB	16



PITCHER	IP	WLS	BF	H	R	ER	SO	BB	IBB	HBP	BLK	WP	HR	S	P	ERA	WHIP
Jack Spring, L ERA: 3.24	2.0		7	1	1	1	1	0	0	0	0	0	1	9	9	4.50	0.500



Batter	1	2	3	4	5	6	7	8	9	AB R H RBI BB SO LOB	TOP	
Larry Brown, R (1, 6) OBP: 0.309, SLG: 0.364 Vic Davalillo, L (9, PH) OBP: 0.349, SLG: 0.390	0-0 F9		0-0 F8			0-0 6-3			0-3 K	3 0 0 0 0 0 0 1 0 0 0 0 1 0	<b>Cleveland Indians @ Detroit Tigers</b> Tiger Stadium, Detroit, MI Wed Jul 21 1965, 7:05 PM EDT Att: 32,704 - Unknown  <a href="http://livebaseballscorecards.com">livebaseballscorecards.com</a>  <b>AB 30</b> <b>R 1</b> <b>H 3</b> <b>RBI 1</b> <b>BB 0</b> <b>SO 12</b> <b>LOB 4</b>  	
Max Alvis, R (1, 5) OBP: 0.333, SLG: 0.469	0-3 K				0-3 K	0-3 K			0-3 K	4 0 0 0 0 4 0		
Leon Wagner, L (1, 7) OBP: 0.342, SLG: 0.474	0-0 F9			0-0 4-3 2B			0-0 4-3		0-0 F7	4 0 1 0 0 0 0		
Rocky Colavito, R (1, 9) OBP: 0.405, SLG: 0.531		0-3 K		0-0 4-3 2-3			0-0 F2			3 0 0 0 0 1 1		
Fred Whitfield, L (1, 3) OBP: 0.312, SLG: 0.509		0-3 K2-3		0-0 F7			0-0 F3			3 0 0 0 0 1 1		
Chuck Hinton, R (1, 8) OBP: 0.340, SLG: 0.475		0-0 HR			0-0 F2			0-0 F7		3 1 1 1 0 0 0		
Duke Sims, L (1, 2) OBP: 0.188, SLG: 0.362		0-3 K			0-3 K			0-3 K		3 0 0 0 0 3 0		
Pedro Gonzalez, R (1, 4) OBP: 0.307, SLG: 0.417			0-0 E6 CS		0-0 F2			0-0 1B		3 0 1 0 0 0 0		
Sonny Siebert, R (1, 1) OBP: 0.108, SLG: 0.222 Al Luplow, L (8, PH) OBP: 0.296, SLG: 0.417 Don McMahon, R (8, 1) OBP: 0.500, SLG: 0.500			0-3 K			0-0 4-3		0-3 K		2 0 0 0 0 1 1 1 0 0 0 0 1 1 0 0 0 0 0 0 0		
<b>Inning Stats</b>	R: 0 H: 0 E: 0 LOB: 0 K: 1 BB: 0 S: 5 P: 5	R: 1 H: 1 E: 0 LOB: 0 K: 3 BB: 0 S: 10 P: 10	R: 0 H: 0 E: 1 LOB: 0 K: 1 BB: 0 S: 5 P: 5	R: 0 H: 1 E: 0 LOB: 1 K: 1 BB: 0 S: 6 P: 6	R: 0 H: 0 E: 0 LOB: 0 K: 1 BB: 0 S: 5 P: 5	R: 0 H: 0 E: 0 LOB: 0 K: 1 BB: 0 S: 5 P: 5	R: 0 H: 0 E: 0 LOB: 0 K: 0 BB: 0 S: 3 P: 3	R: 0 H: 1 E: 0 LOB: 1 K: 2 BB: 0 S: 8 P: 8	R: 0 H: 0 E: 0 LOB: 0 K: 2 BB: 0 S: 7 P: 7	1B: 1 SF: 0 2B: 1 SAC: 0 3B: 0 DP: 0 HR: 1 HBP: 0	WP: 0 PA: 30 PB: 0 SB: 0 CS: 1	
<b>PITCHER</b> Denny McLain, R (1, 1) ERA: 2.9	IP WLS BF H R ER SO BB IBB HBP BLK WP HR S P ERA WHIP	9.0 W 30 3 1 1 12 0 0 0 0 0 1 54 54 1.00 0.333										

Batter	1	2	3	4	5	6	7	8	9	AB	R	H	RBI	BB	SO	LOB
Don Wert, R OBP: 0.331, SLG: 0.326 (1, 5)	0-3 K		0-0 L8			0-0 6-3		0-0 FC3-8 1B		4	0	1	0	0	1	0
Jerry Lumpe, L OBP: 0.334, SLG: 0.330 (1, 4)	0-3 K		0-0 F4			0-0 E6 L3		0-0 FC3-6 1-2f		4	0	0	0	0	1	1
Norm Cash, L OBP: 0.341, SLG: 0.377 (1, 3)	0-0 F2				0-0 F7		0-0 L3 1-2	0-0 F9		4	0	0	0	0	0	2
Willie Horton, R OBP: 0.367, SLG: 0.615 (1, 9)		0-0 BB 1B			0-0 L5		0-3 K			3	0	1	0	0	1	0
Dick McAuliffe, L OBP: 0.367, SLG: 0.474 (1, 6)		4-0 BB 1-2 BB			0-0 1B		0-0 HR 2B			2	1	2	0	1	0	0
Gates Brown, L OBP: 0.240, SLG: 0.333 (1, 7)		0-0 F4			0-0 F4		0-0 F7			3	0	0	0	0	0	4
George Thomas, R OBP: 0.256, SLG: 0.341 (9, 7)										0	0	0	0	0	0	0
Don Demeter, R OBP: 0.309, SLG: 0.403 (1, 8)		0-0 F8			0-0 L9		0-0 2-H HR			3	1	1	2	0	0	2
John Sullivan, L OBP: 0.277, SLG: 0.372 (1, 2)		0-3 K			0-0 F6		0-0 F2			3	0	0	0	0	1	2
Denny McLain, R OBP: 0.133, SLG: 0.093 (1, 1)			0-3 K			0-0 4-3		0-3 K		3	0	0	0	0	2	0


Inning Stats	R: 0	H: 0	E: 0	K: 2	S: 7	R: 0	H: 1	E: 0	K: 1	S: 6	R: 0	H: 0	E: 0	K: 1	S: 5	R: 0	H: 1	E: 0	K: 0	S: 4	R: 0	H: 0	E: 0	K: 0	S: 3	R: 2	H: 2	E: 0	K: 1	S: 7	R: 0	H: 1	E: 0	K: 1	S: 6
	0	0	0	2	7	0	1	0	1	6	0	0	0	0	5	0	1	0	0	4	0	0	0	0	3	2	0	2	0	7	0	1	0	6	
	0	0	0	0	7	0	2	0	0	6	0	0	0	0	5	0	1	0	0	5	0	0	0	0	3	2	0	2	0	7	0	1	0	6	

**BOTTOM**

**Cleveland Indians @ Detroit Tigers**  
Tiger Stadium, Detroit, MI  
Wed Jul 21 1965, 7:05 PM EDT  
Att. 32,704 - Unknown

AB	29
R	2
H	5
RBI	2
BB	1
SO	6
LOB	11

WP: 0 PA: 30  
PB: 0  
SB: 0  
CS: 0



livebaseballscorecards.com

PITCHER	IP	WLS	BF	H	R	ER	SO	BB	IBB	HBP	BLK	WP	HR	S	P	ERA	WHIP
Sonny Siebert, R ERA: 2.45 (1, 1)	7.0	L	26	4	2	2	5	1	0	0	0	0	1	35	39	2.57	0.714
Don McMahon, R ERA: 3.0 (8, 1)	1.0		4	1	0	0	1	0	0	0	0	0	0	6	6	0.00	1.000





Batter	1	2	3	4	5	6	7	8	9	AB	R	H	RBI	BB	SO	LOB
Larry Brown, R (1, 6) OBP: 0.313, SLG: 0.378	0-3 K		0-0 1B		0-0 3B		0-0 6-3			4	0	2	0	0	1	0
Max Alvis, R (1, 5) OBP: 0.330, SLG: 0.463	0-0 6-3		0-0 F7		0-0 F8		0-0 G3			4	0	0	0	0	0	2
Leon Wagner, L (1, 7) Vic Davalillo, L (8, PR) (9, 8) OBP: 0.341, SLG: 0.470 OBP: 0.349, SLG: 0.390	0-3 K		0-0 F3		0-0 G1		4-0 G4-6-3 1B BB			3	0	0	0	1	1	1
Rocky Colavito, R (1, 9) OBP: 0.406, SLG: 0.529		0-0 L5	0-3 K		4-0 1B E BB		0-0 G4-6-3 1B			3	1	1	0	1	1	1
Fred Whitfield, L (1, 3) OBP: 0.311, SLG: 0.504		0-0 HR 1B		0-0 F9		0-0 F9		0-0 G4-6-3		4	1	1	0	0	0	3
Chuck Hinton, R (1, 8) (9, 7) OBP: 0.335, SLG: 0.467		0-0 L8		0-3 K		0-0 E6 1B		0-3 K S		4	0	0	0	0	2	3
Duke Sims, L (1, 2) OBP: 0.212, SLG: 0.431		0-0 HR		0-0 F5		0-0 1B		0-3 K		4	1	2	3	0	1	1
Pedro Gonzalez, R (1, 4) OBP: 0.302, SLG: 0.411		0-0 1-3		0-0 5-3		0-0 F4				3	0	0	0	0	0	2
Luis Tiant, R (1, 1) Sonny Siebert, R (8, 1) Don McMahon, R (9, 1) OBP: 0.140, SLG: 0.171 OBP: 0.108, SLG: 0.222 OBP: 0.500, SLG: 0.500			0-0 HR		0-3 K		0-0 5-3			3	1	1	1	0	1	0

Inning Stats	R: 0	H: 0	E: 0	K: 2	S: 7	LOB: 0	BB: 0	P: 7	R: 2	H: 2	E: 0	K: 0	S: 5	LOB: 0	BB: 0	P: 5	R: 1	H: 2	E: 0	K: 1	S: 7	LOB: 1	BB: 0	P: 7	R: 0	H: 0	E: 0	K: 1	S: 5	LOB: 0	BB: 0	P: 5	R: 0	H: 1	E: 0	K: 1	S: 6	LOB: 1	BB: 0	P: 6	R: 1	H: 1	E: 1	K: 0	S: 5	LOB: 2	BB: 1	P: 9	R: 0	H: 0	E: 0	K: 0	S: 3	LOB: 0	BB: 0	P: 3	R: 1	H: 1	E: 0	K: 2	S: 8	LOB: 2	BB: 1	P: 12
PITCHER	IP	WLS	BF	H	R	ER	SO	BB	IBB	HBP	BLK	WP	HR	S	P	ERA	WHIP																																															
Jim Bouton, R (1, 1) ERA: 5.2	7.0	L	29	6	4	3	5	1	0	0	0	0	2	38	42	3.86	1.000																																															
Jim Brennenman, R (8, 1) ERA: 18.0	0.0		2	1	1	0	0	1	0	0	0	0	0	1	5	∞	∞																																															
Gil Blanco, L (8, 1) ERA: 3.68	1.0		3	0	0	0	2	0	0	0	0	0	0	7	7	0.00	0.000																																															


**BOTTOM**

**New York Yankees @ Cleveland Indians**  
Cleveland Municipal Stadium, Cleveland, OH

Fri Jul 23 1965, 7:05 PM EDT  
Att: 30,132 - Unknown - 75 F

AB	32
R	5
H	7
RBI	4
BB	2
SO	7
LOB	13

WP: 0 PA: 34  
PB: 1  
SB: 1  
CS: 0



1B	2B	3B	HR	SF	SAC	DP	HBP	WP	HR	S	P	ERA	WHIP
4	0	1	2	0	0	1	0	0	0	0	0	3.86	1.000



Batter	1	2	3	4	5	6	7	8	9	AB R H RBI BB SO LOB	TOP																			
<b>Bobby Richardson, R</b> OBP: 0.327, SLG: 0.349 (1, 4) X	0-0 FC6-4 1B		0-0 6-3		0-0 4-3		0-3 K			4 0 1 0 0 1 0																				
<b>Phil Linz, R</b> OBP: 0.291, SLG: 0.279 (1, 6) X	0-0 FC6-4 FC5 1B 1-2f		0-3 K		0-0 F4			0-0 6-3		4 0 0 0 0 1 1																				
<b>Mickey Mantle, S</b> OBP: 0.379, SLG: 0.430 (1, 7) S S S	0-3 K		0-0 6-3		0-3 K			0-3 K		4 0 0 0 0 3 1																				
<b>Tom Tresh, S</b> OBP: 0.344, SLG: 0.478 (1, 8) X	0-0 1-2 1B			0-0 5-3		0-0 F3		0-0 1B		4 0 2 0 0 0 0																				
<b>Elston Howard, R</b> OBP: 0.250, SLG: 0.330 (1, 2) X	0-0 FC5 2-3f			4-0 PB 1B BB		0-3 K		0-0 F4		3 0 0 0 1 1 3																				
<b>Joe Pepitone, L</b> OBP: 0.323, SLG: 0.404 (1, 3) X		0-0 4-3		0-0 1-2 PB 1B		0-0 E1		0-0 6-3		4 0 1 0 0 0 0																				
<b>Hector Lopez, R</b> OBP: 0.308, SLG: 0.376 (1, 9) X		0-0 1B		0-3 K 1-2 2-3		0-0 1-3		0-0 5-3		4 0 1 0 0 1 3																				
<b>Clete Boyer, R</b> OBP: 0.324, SLG: 0.417 (1, 5) X		0-0 L6		4-0 FC6-4 IBB			0-3 K		0-0 5-3	3 0 0 0 1 1 1																				
<b>Pete Mikkelsen, R</b> (1, 1)		0-3 K		0-0 FC6-4			0-3 K			2 0 0 0 0 1 4																				
<b>Gil Blanco, L</b> (6, 1)										0 0 0 0 0 0 0																				
<b>Tony Kubek, L</b> (7, PH)										1 0 0 0 0 1 0																				
<b>Hal Reniff, R</b> (7, 1)										0 0 0 0 0 0 0																				
<b>Inning Stats</b>	R: 0 E: 0 K: 1 S: 7	H: 2 LOB: 2 BB: 0 P: 7	R: 0 E: 0 K: 1 S: 6	H: 1 LOB: 1 BB: 0 P: 6	R: 0 E: 0 K: 1 S: 5	H: 0 LOB: 0 BB: 0 P: 5	R: 0 E: 0 K: 1 S: 6	H: 1 LOB: 3 BB: 2 P: 14	R: 0 E: 0 K: 1 S: 5	H: 0 LOB: 0 BB: 0 P: 5	R: 0 E: 1 K: 3 S: 9	H: 0 LOB: 1 BB: 0 P: 9	R: 0 E: 0 K: 1 S: 6	H: 1 LOB: 1 BB: 0 P: 6	R: 0 E: 0 K: 0 S: 3	H: 0 LOB: 0 BB: 0 P: 3	1B: 5 2B: 0 3B: 0 HR: 0	SF: 0 SAC: 0 DP: 0 HBP: 0	WP: 0 PB: 1 SB: 0 CS: 0	PA: 35										
<b>PITCHER</b> <b>Sam McDowell, L</b> (1, 1) ERA: 2.14	IP 9.0	WLS W	BF 35	H 5	R 0	ER 0	SO 10	BB 1	IBB 1	HBP 0	BLK 0	WP 0	HR 0	S 53	P 61	ERA 0.00	WHIP 0.667													
											<b>PITCHER</b>	IP	WLS	BF	H	R	ER	SO	BB	IBB	HBP	BLK	WP	HR	S	P	ERA	WHIP		

**New York Yankees @ Cleveland Indians**  
**Cleveland Municipal Stadium, Cleveland, OH**  
 Sat Jul 24 1965, 7:05 PM EDT  
 Att. 48,777 - Unknown - 90 F

[livebaseballscorecards.com](http://livebaseballscorecards.com)

<b>AB</b>	<b>33</b>
<b>R</b>	<b>0</b>
<b>H</b>	<b>5</b>
<b>RBI</b>	<b>0</b>
<b>BB</b>	<b>2</b>
<b>SO</b>	<b>10</b>
<b>LOB</b>	<b>13</b>



Batter	1	2	3	4	5	6	7	8	9	AB	R	H	RBI	BB	SO	LOB
Larry Brown, R OBP: 0.315, SLG: 0.378 (1, 6)	0-0 F7	0-3 K		0-0 1B		0-3 K		0-0 1B		5	0	2	1	0	2	3
Max Alvis, R OBP: 0.333, SLG: 0.466 (1, 5)	0-0 1B		0-3 K	0-0 1B		1-0 1B		0-0 F1		4	0	2	1	0	1	1
Leon Wagner, L OBP: 0.342, SLG: 0.479 (1, 7)	0-0 1B		0-0 HR	0-3 K		0-0 F6				4	1	2	1	0	1	5
Rocky Colavito, R OBP: 0.401, SLG: 0.523 (1, 9)	0-3 K		0-0 L5		0-0 F7		0-0 4-3			4	0	0	0	0	1	2
Fred Whitfield, L OBP: 0.310, SLG: 0.498 (1, 3)	4-0 IBB		0-0 4-3		0-0 F9		0-0 5-3			3	0	0	0	1	0	0
Chuck Hinton, R OBP: 0.333, SLG: 0.461 (1, 8)	0-0 F5			0-0 5-3	0-0 6-3		4-0 BB			3	0	0	0	1	0	3
Joe Azcue, R OBP: 0.286, SLG: 0.242 (1, 2)		0-3 K		0-0 SH5-4 1B		1-0 HBP 1B		0-0 F3		2	1	1	0	0	1	0
Chico Salmon, R OBP: 0.230, SLG: 0.321 (6, PR)				0-0 SH5-4 1B						0	0	0	0	0	0	0
Phil Roof, R OBP: 0.107, SLG: 0.107 (7, 2)				0-0 SH5-4 1B						1	0	0	0	0	0	1
Pedro Gonzalez, R OBP: 0.311, SLG: 0.423 (1, 4)		0-0 2B		1-2 SH5-4 1B		0-0 HBP 1B		0-0 4-3		4	1	3	0	0	0	0
Sam McDowell, L OBP: 0.096, SLG: 0.078 (1, 1)		0-3 K		0-0 SH5-4		0-3 K		0-0 4-3		3	0	0	0	0	2	3

Inning Stats	R: 0	H: 2	E: 0	K: 1	S: 7	LOB: 3	BB: 1	P: 11	R: 0	H: 1	E: 0	K: 3	S: 10	LOB: 1	BB: 0	P: 10	R: 1	H: 1	E: 0	K: 1	S: 6	LOB: 0	BB: 0	P: 6	R: 2	H: 4	E: 0	K: 1	S: 9	LOB: 2	BB: 0	P: 9	R: 0	H: 0	E: 0	K: 0	S: 3	LOB: 0	BB: 0	P: 3	R: 0	H: 1	E: 0	K: 2	S: 8	LOB: 3	BB: 0	P: 10	R: 0	H: 0	E: 0	K: 0	S: 3	LOB: 1	BB: 1	P: 7	R: 0	H: 1	E: 0	K: 0	S: 4	LOB: 1	BB: 0	P: 4	R: 0	H: 1	E: 0	K: 0	S: 4	LOB: 1	BB: 0	P: 4
1B: 7	SF: 0	2B: 2	SAC: 1	3B: 0	DP: 0	HR: 1	HBP: 2	WP: 0	PA: 38	PB: 0	SB: 1	CS: 0	WP: 0	PA: 38	ERA	WHIP																																																								

PITCHER	IP	WLS	BF	H	R	ER	SO	BB	IBB	HBP	BLK	WP	HR	S	P	ERA	WHIP
Pete Mikkelsen, R ERA: 4.09 (1, 1)	5.2	L	29	9	3	3	8	0	0	0	0	0	1	42	48	4.76	1.588
Gil Blanco, L ERA: 3.6 (6, 1)	0.1		1	0	0	0	0	0	0	0	0	0	0	1	1	0.00	0.000
Hal Reniff, R ERA: 3.39 (7, 1)	2.0		8	1	0	0	0	1	0	0	0	0	0	7	11	0.00	1.000

BOTTOM

New York Yankees @ Cleveland Indians  
Cleveland Municipal Stadium, Cleveland, OH

Sat Jul 24 1965, 7:05 PM EDT  
Att: 48,777 - Unknown - 90 F

livebaseballscorecards.com

AB 33  
R 3  
H 10  
RBI 3  
BB 2  
SO 8  
LOB 18





Batter	1	2	3	4	5	6	7	8	9	AB R H RBI BB SO LOB	TOP											
<b>Bobby Richardson, R</b> (1, 4) OBP: 0.326, SLG: 0.348	0-3 K		0-0 L7			0-0 G3 SH1-3 1B		0-0 L5		4 0 1 0 0 1 0												
<b>Tony Kubek, L</b> (1, 6) OBP: 0.279, SLG: 0.303	0-3 K			0-0 G1-6-3 1B		0-0 SH1-3 1-2		0-0 2B 1B		3 1 2 0 0 1 0												
<b>Mickey Mantle, S</b> (1, 7) OBP: 0.377, SLG: 0.431 <b>Ross Moschitto, R</b> (9, PR) OBP: 0.167, SLG: 0.304	0-0 4-3			0-0 G1-6-3 1-2f		0-0 G3 2-3		0-0 1B FC6-2 2B		4 0 1 1 0 0 2 0 0 0 0 0 0 0												
<b>Tom Tresh, S</b> (1, 9) OBP: 0.348, SLG: 0.488		0-0 HR		4-0 BB		0-0 B1-3		0-0 FC6-2 1B		3 1 2 1 1 0 1												
<b>Elston Howard, R</b> (1, 2) OBP: 0.245, SLG: 0.323		0-0 F3		0-3 K		0-0 F8		0-0 FC6-2 1-2		4 0 0 0 0 1 4												
<b>Joe Pepitone, L</b> (1, 3) OBP: 0.325, SLG: 0.414		0-0 G6-4-3 1B		0-0 HR		0-0 L7		0-3 K		4 1 2 1 0 1 2												
<b>Clete Boyer, R</b> (1, 5) OBP: 0.320, SLG: 0.412		0-0 G6-4-3 1-2f		0-3 K		0-0 F4		0-0 F2		4 0 0 0 0 1 3												
<b>Roger Repoz, L</b> (1, 8) OBP: 0.263, SLG: 0.472			0-0 F7		0-0 F7		0-0 F4			3 0 0 0 0 0 0												
<b>Mel Stottlemyre, R</b> (1, 1) OBP: 0.164, SLG: 0.311			0-3 K		0-0 L3		0-0 F3			3 0 0 0 0 1 0												
<b>Inning Stats</b>	R: 0 E: 0 K: 2 S: 7	H: 0 LOB: 0 BB: 0 P: 7	R: 1 E: 0 K: 0 S: 4	H: 2 LOB: 0 BB: 0 P: 4	R: 0 E: 0 K: 1 S: 5	H: 0 LOB: 0 BB: 0 P: 5	R: 0 E: 0 K: 1 S: 5	H: 1 LOB: 1 BB: 1 P: 9	R: 1 E: 0 K: 1 S: 6	H: 1 LOB: 0 BB: 0 P: 6	R: 0 E: 0 K: 0 S: 4	H: 1 LOB: 1 BB: 0 P: 4	R: 0 E: 0 K: 0 S: 3	H: 0 LOB: 0 BB: 0 P: 3	R: 0 E: 0 K: 0 S: 3	H: 0 LOB: 0 BB: 0 P: 3	R: 1 E: 0 K: 1 S: 8	H: 3 LOB: 2 BB: 0 P: 8	1B: 5 2B: 1 3B: 0 HR: 2	SF: 0 SAC: 1 DP: 2 HBP: 0	WP: 0 PB: 0 SB: 0 CS: 0	PA: 34
<b>PITCHER</b>	IP WLS BF H R ER SO BB IBB HBP BLK WP HR S P ERA WHIP																					
<b>Sonny Siebert, R</b> (1, 1) ERA: 2.47	6.0 L 22 5 2 2 5 1 0 0 0 0 0 2 31 35 3.00 1.000																					
<b>Gary Bell, R</b> (7, 1) ERA: 3.23	2.0 6 0 0 0 0 0 0 0 0 0 0 0 6 6 0.00 0.000																					
<b>Jack Spring, L</b> (9, 1) ERA: 3.57	1.0 6 3 1 1 1 0 0 0 0 0 0 0 8 8 9.00 3.000																					

**New York Yankees @ Cleveland Indians**  
**Cleveland Municipal Stadium, Cleveland, OH**  
 Sun Jul 25 1965, 3:33 AM EDT  
 Unknown - 80 F

livebaseballscorecards.com

<b>AB</b>	32
<b>R</b>	3
<b>H</b>	8
<b>RBI</b>	3
<b>BB</b>	1
<b>SO</b>	6
<b>LOB</b>	12









Batter	1	2	3	4	5	6	7	8	9	AB	R	H	RBI	BB	SO	LOB
Larry Brown, R OBP: 0.316, SLG: 0.378 (1, 6)	0-0 F4	0-0 1B 1-2 3-H	0-0 FC6-4			0-3 K		0-0 E CS 2B		5	1	2	1	0	1	2
Pedro Gonzalez, R OBP: 0.308, SLG: 0.413 (1, 4)	4-0 F8 1B BB	0-0 F2			0-0 1-3	0-0 5-3		0-0 E1		4	1	0	0	1	0	3
Chuck Hinton, R OBP: 0.336, SLG: 0.458 (1, 8)	4-0 1B 1-2 HR BB	0-0 1B			0-0 6-3		0-0 1B S 1B	0-0 CS		3	1	2	1	1	0	0
Rocky Colavito, R OBP: 0.399, SLG: 0.516 (1, 9)	0-0 F8	0-0 G6-4-3 1B			0-0 5-3		0-0 F8			4	0	1	1	0	0	3
Max Alvis, R OBP: 0.332, SLG: 0.462 (1, 5)	0-0 1-3 HR 3-H 1B	0-0 G6-4-3			0-0 F7		0-0 F9			4	1	1	1	0	0	3
Fred Whitfield, L OBP: 0.317, SLG: 0.517 (1, 3)	0-0 1-H 3-H HR		0-0 2B FC5-2 1B		0-0 1B 2B		0-0 1-3 1B			4	1	4	3	0	0	0
Chico Salmon, R OBP: 0.246, SLG: 0.350 (1, 7)	0-0 L3		0-0 FC5-2 1-3 2B		0-0 S 1B		0-0 F7			4	0	2	0	0	0	2
Joe Azcue, R OBP: 0.285, SLG: 0.239 (1, 2)		4-0 E 1B BB	0-0 FC5-2 FC6-4		0-3 K		0-0 1-3			3	1	0	0	1	1	3
Lee Stange, R OBP: 0.348, SLG: 0.167 (1, 1)		4-0 1B BB	0-3 K			0-0 F8		0-3 K		0	1	0	0	1	0	0
Jack Kralick, L OBP: 0.133, SLG: 0.143 (3, 1)		1-3 1B BB								2	0	0	0	0	1	2
Don McMahon, R OBP: 0.400, SLG: 0.400 (8, 1)										1	0	0	0	0	1	0

Inning Stats	R: 4	H: 2	E: 0	LOB: 0	K: 0	BB: 2	S: 5	P: 13	R: 3	H: 3	E: 1	LOB: 1	K: 0	BB: 2	S: 5	P: 13	R: 0	H: 2	E: 0	LOB: 2	K: 1	BB: 0	S: 7	P: 7	R: 0	H: 0	E: 0	LOB: 0	K: 0	BB: 0	S: 3	P: 3	R: 0	H: 2	E: 0	LOB: 1	K: 1	BB: 0	S: 6	P: 6	R: 0	H: 0	E: 0	LOB: 0	K: 1	BB: 0	S: 5	P: 5	R: 0	H: 2	E: 0	LOB: 2	K: 0	BB: 0	S: 5	P: 5	R: 0	H: 1	E: 1	LOB: 1	K: 1	BB: 0	S: 6	P: 6
--------------	------	------	------	--------	------	-------	------	-------	------	------	------	--------	------	-------	------	-------	------	------	------	--------	------	-------	------	------	------	------	------	--------	------	-------	------	------	------	------	------	--------	------	-------	------	------	------	------	------	--------	------	-------	------	------	------	------	------	--------	------	-------	------	------	------	------	------	--------	------	-------	------	------


PITCHER	IP	WLS	BF	H	R	ER	SO	BB	IBB	HBP	BLK	WP	HR	S	P	ERA	WHIP
Al Downing, L ERA: 3.87 (1, 1)	1.0	L	9	2	6	6	0	4	0	0	0	0	1	5	21	54.00	6.000
Pedro Ramos, R ERA: 3.25 (2, 1)	5.0		20	7	1	1	3	0	0	0	0	0	0	26	26	1.80	1.400
Steve Hamilton, L ERA: 1.29 (7, 1)	2.0		9	3	0	0	1	0	0	0	0	0	0	11	11	0.00	1.500

**BOTTOM**

**New York Yankees @ Cleveland Indians**  
Cleveland Municipal Stadium, Cleveland, OH

Sun Jul 25 1965, 3:38 AM EDT  
Att: 56,634 - Unknown - 80 F

AB	34
R	7
H	12
RBI	7
BB	4
SO	4
LOB	18



WP: 0	PA: 39
PB: 0	
SB: 2	
CS: 1	

PITCHER	IP	WLS	BF	H	R	ER	SO	BB	IBB	HBP	BLK	WP	HR	S	P	ERA	WHIP
---------	----	-----	----	---	---	----	----	----	-----	-----	-----	----	----	---	---	-----	------



Batter	1	2	3	4	5	6	7	8	9	AB R H RBI BB SO LOB	TOP		
Tom McCraw, L (1, 7) OBP: 0.271, SLG: 0.275 J.C. Martin, L (4, 2) OBP: 0.335, SLG: 0.324	0-3 K		0-3 K		0-0 6-3			0-0 F5		2 0 0 0 0 2 2 2 0 0 0 0 0 0			
Don Buford, S (1, 4) OBP: 0.355, SLG: 0.396	0-0 1B		0-0 F5		0-3 K			0-0 1B		4 0 2 0 0 1 2			
Floyd Robinson, L (1, 9) OBP: 0.336, SLG: 0.376	0-0 1B		0-0 3-1				0-0 4-3 1B	0-0 L4		4 0 2 0 0 0 3			
Pete Ward, L (1, 5) OBP: 0.364, SLG: 0.428	0-0 F5				0-0 F5		0-0 4-3 1-2	0-0 F3		4 0 0 0 0 0 3			
John Romano, R (1, 2) OBP: 0.359, SLG: 0.401 Hoyt Wilhelm, R (6, 1) Smoky Burgess, L (9, PH) OBP: 0.344, SLG: 0.444			0-0 L4		0-0 6-3		0-0 F4	0-0 F4		3 0 0 0 0 0 1 0 0 0 0 0 0 0 1 0 0 0 0 0 0			
Bill Skowron, R (1, 3) OBP: 0.325, SLG: 0.455			0-0 5-3		0-0 HR 1B		0-0 F6	0-0 1B SF7 1B		4 2 2 0 0 0 1			
Ron Hansen, R (1, 6) OBP: 0.313, SLG: 0.395			0-0 6-3		0-0 HR 1-H		0-0 F7	0-0 1B 1-3		4 1 2 2 0 0 0			
Ken Berry, R (1, 8) OBP: 0.256, SLG: 0.335			0-0 1B 2B		0-0 F3		0-0 5-3	0-0 SF7 3-H		3 0 1 1 0 0 0			
John Buzhardt, R (1, 1) OBP: 0.242, SLG: 0.138 Bob Locker, S (3, 1) Gary Peters, L (5, PH) OBP: 0.185, SLG: 0.245 Greg Bollo, R (5, 1) Danny Cater, R (6, 7) OBP: 0.301, SLG: 0.405			0-0 1B 2-3		0-0 F3		0-3 K	0-0 1-3		1 0 1 0 0 0 0 0 0 0 0 0 0 0 1 0 0 0 0 0 0 0 0 0 0 0 0 0 2 0 0 0 0 1 1			
<b>Inning Stats</b>	R: 0 H: 2 E: 0 LOB: 1 K: 1 BB: 0 S: 6 P: 6	R: 0 H: 0 E: 0 LOB: 0 K: 0 BB: 0 S: 3 P: 3	R: 0 H: 2 E: 0 LOB: 2 K: 1 BB: 0 S: 7 P: 7	R: 2 H: 2 E: 0 LOB: 0 K: 0 BB: 0 S: 5 P: 5	R: 0 H: 0 E: 0 LOB: 0 K: 1 BB: 0 S: 5 P: 5	R: 0 H: 1 E: 0 LOB: 1 K: 0 BB: 0 S: 4 P: 4	R: 0 H: 0 E: 0 LOB: 0 K: 1 BB: 0 S: 5 P: 5	R: 0 H: 1 E: 0 LOB: 1 K: 0 BB: 0 S: 4 P: 4	R: 1 H: 2 E: 0 LOB: 1 K: 0 BB: 0 S: 5 P: 5	1B: 8 SF: 1 2B: 1 SAC: 0 3B: 0 DP: 0 HR: 1 HBP: 0	WP: 0 PA: 36 PB: 0 SB: 0 CS: 0		
<b>PITCHER</b> Ralph Terry, R (1, 1) ERA: 3.18 Sonny Siebert, R (9, 1) ERA: 2.45	IP WLS BF H R ER SO BB IBB HBP BLK WP HR S P ERA WHIP	8.1 W 34 10 3 3 4 0 0 0 0 0 1 42 42 3.24 1.200	0.2 S 2 0 0 0 0 0 0 0 0 0 0 0 2 2 0.00 0.000	<b>PITCHER</b> IP WLS BF H R ER SO BB IBB HBP BLK WP HR S P ERA WHIP									

Chicago White Sox @ Cleveland Indians  
Cleveland Municipal Stadium, Cleveland, OH

Tue Jul 27 1965, 7:05 PM EDT  
Att. 12,062 - Unknown

livebaseballscorecards.com

AB	35
R	3
H	10
RBI	3
BB	0
SO	4
LOB	13







Batter	1	2	3	4	5	6	7	8	9	AB R H RBI BB SO LOB	TOP															
Don Buford, S (1, 4) OBP: 0.351, SLG: 0.391	0-0 4-3		0-0 L9			0-0 F8		0-0 F5		4 0 0 0 0 0 1																
Floyd Robinson, L (1, 9) OBP: 0.335, SLG: 0.373	0-3 K			0-0 E3		0-3 K		4-0 5-3		3 0 0 0 1 2 1																
John Romano, R (1, 2) OBP: 0.362, SLG: 0.397	4-0 BB			0-0 F8		4-0 BB		0-0 5-3		2 0 0 0 2 0 2																
Eddie Fisher, R (8, 1) OBP: 0.136, SLG: 0.095				0-0 G3-6-3		0-0 4-3		0-0 F9		0 0 0 0 0 0 0																
Bill Skowron, R (1, 3) OBP: 0.321, SLG: 0.449	0-0 F8			0-0 1-2f		0-0 4-3		0-0 F9		4 0 0 0 0 0 5																
Pete Ward, L (1, 5) OBP: 0.366, SLG: 0.432		0-0 6-3			0-0 4-3		0-0 4-3		0-0 F8	4 2 2 0 0 0 0																
Ron Hansen, R (1, 6) OBP: 0.309, SLG: 0.391		0-0 6-3			0-0 4-3		0-0 4-3		0-0 F8	4 0 0 0 0 0 2																
Danny Cater, R (1, 7) OBP: 0.301, SLG: 0.404		0-0 3-1			0-0 1-3		0-0 1B		0-3 K	3 0 1 2 0 0 0																
Dave Nicholson, R (7, 7) OBP: 0.238, SLG: 0.292					0-0 3-H		0-0 2-H			1 0 0 0 0 1 0																
Ken Berry, R (1, 8) OBP: 0.253, SLG: 0.331			0-3 K		0-0 4-3		0-3 K			3 0 0 0 0 2 1																
Joe Horlen, R (1, 1) OBP: 0.239, SLG: 0.227			0-0 G3			4-0 WP		0-0 F4		2 0 0 0 1 0 1																
J.C. Martin, L (8, 2) OBP: 0.335, SLG: 0.324						BB				0 0 0 0 0 0 0																
<b>Inning Stats</b>	R: 0 E: 0 K: 1 S: 5	H: 0 LOB: 1 BB: 1 P: 9	R: 0 E: 0 K: 0 S: 3	H: 0 LOB: 0 BB: 0 P: 3	R: 0 E: 0 K: 1 S: 5	H: 0 LOB: 0 BB: 0 P: 5	R: 0 E: 1 K: 0 S: 3	H: 0 LOB: 0 BB: 0 P: 3	R: 1 E: 0 K: 0 S: 4	H: 1 LOB: 0 BB: 0 P: 4	R: 0 E: 0 K: 1 S: 5	H: 0 LOB: 2 BB: 2 P: 13	R: 1 E: 0 K: 1 S: 7	H: 2 LOB: 1 BB: 0 P: 7	R: 0 E: 0 K: 0 S: 3	H: 0 LOB: 1 BB: 1 P: 7	R: 0 E: 0 K: 1 S: 5	H: 0 LOB: 0 BB: 0 P: 5	1B: 2 2B: 1 3B: 0 HR: 0	SF: 0 SAC: 0 DP: 1 HBP: 0	WP: 1 PB: 0 SB: 0 CS: 0	PA: 34				
<b>PITCHER</b>	IP WLS BF H R ER SO BB IBB HBP BLK WP HR S P ERA WHIP																									
Sam McDowell, L (1, 1) ERA: 2.16	7.0	27	3	2	2	4	3	0	0	0	1	0	32	44	2.57	0.857										
Gary Bell, R (8, 1) ERA: 3.13	2.0	W	7	0	0	0	1	0	0	0	0	0	8	12	0.00	0.500										

Chicago White Sox @ Cleveland Indians  
Cleveland Municipal Stadium, Cleveland, OH

Wed Jul 28 1965, 7:05 PM EDT  
Att: 14,188 - Unknown

livebaseballscorecards.com

AB	30
R	2
H	3
RBI	2
BB	4
SO	5
LOB	13







Batter	1	2	3	4	5	6	7	8	9	AB R H RBI BB SO LOB	TOP													
<b>Don Buford, S</b> (1, 4) <small>OBP: 0.350, SLG: 0.388</small> <b>Smoky Burgess, L</b> (8, PH) <small>OBP: 0.355, SLG: 0.444</small> <b>Al Weis, S</b> (8, PR) <small>OBP: 0.323, SLG: 0.368</small>	0-0 4-3 1B	4-0 1B BB		0-3 K		0-3 K		4-0 FC6-2 HR IBB		3 1 0 0 1 2 1 0 0 0 0 1 0 0 0 1 0 0 0 0 0	<b>Chicago White Sox @ Cleveland Indians</b> Cleveland Municipal Stadium, Cleveland, OH Thu Jul 29 1965, 7:05 PM EDT Att. 13,167 - Unknown													
<b>Floyd Robinson, L</b> (1, 9) <small>OBP: 0.336, SLG: 0.374</small>	0-0 HR 1B	0-0 L4-3 1B		0-0 4-3		0-0 F5		0-0 FC6-2 HR		5 2 2 1 0 0 3														
<b>John Romano, R</b> (1, 7) <small>OBP: 0.367, SLG: 0.431</small> <b>Dave Nicholson, R</b> (8, 7) <small>OBP: 0.236, SLG: 0.292</small>	0-0 HR	0-0 L4-3		4-0 BB		0-3 K		0-0 HR		4 2 2 5 1 1 2 0 0 0 0 0 0 0														
<b>Pete Ward, L</b> (1, 5) <small>OBP: 0.366, SLG: 0.440</small>	4-0 1B E BB	0-0 F8		0-3 K			0-0 HR	0-0 G3		4 2 1 1 1 1 2														
<b>Bill Skowron, R</b> (1, 3) <small>OBP: 0.320, SLG: 0.445</small> <b>Tom McCraw, L</b> (9, 3) <small>OBP: 0.271, SLG: 0.275</small>	0-0 E 1-3 1B		0-0 6-3		0-0 L8		0-0 F7	0-0 5-3		5 0 1 0 0 0 0 0 0 0 0 0 0 0														
<b>Ron Hansen, R</b> (1, 6) <small>OBP: 0.310, SLG: 0.391</small>	0-0 E5 1-3 3-H		0-0 1B FC4-6 1B		0-0 4-3		0-3 K	0-0 1B		5 1 2 0 0 1 1														
<b>J.C. Martin, L</b> (1, 2) <small>OBP: 0.343, SLG: 0.329</small>	4-0 FC6-4 IBB		0-0 1-3 FC4-6 1B		0-0 1B		0-0 L4	0-0 F7		4 0 2 0 1 0 1														
<b>Ken Berry, R</b> (1, 8) <small>OBP: 0.253, SLG: 0.328</small>	0-3 K		0-0 FC4-6 1-2f 3-H		0-3 K			0-0 SH1-4 FC6-2 1B	0-0 5-3	5 0 1 1 0 2 6														
<b>Tommy John, R</b> (1, 1) <small>OBP: 0.143, SLG: 0.091</small> <b>Bob Locker, S</b> (4, 1) <b>Hoyt Wilhelm, R</b> (5, 1)	0-0 FC6-4 1-2f		0-0 5-3			4-0 BB		0-0 SH1-4		2 0 0 0 0 0 4 0 0 0 0 0 0 0 0 0 0 0 1 0 0														
<b>Inning Stats</b>	R: 3 E: 1 K: 1 S: 9	H: 3 LOB: 3 BB: 2 P: 17	R: 1 E: 0 K: 0 S: 3	H: 1 LOB: 0 BB: 1 P: 7	R: 1 E: 0 K: 0 S: 5	H: 2 LOB: 1 BB: 0 P: 5	R: 0 E: 0 K: 2 S: 7	H: 0 LOB: 1 BB: 1 P: 11	R: 0 E: 0 K: 1 S: 6	H: 1 LOB: 1 BB: 0 P: 6	R: 0 E: 0 K: 2 S: 7	H: 0 LOB: 1 BB: 1 P: 11	R: 1 E: 0 K: 1 S: 6	H: 1 LOB: 0 BB: 0 P: 6	R: 3 E: 0 K: 0 S: 5	H: 2 LOB: 1 BB: 1 P: 9	R: 0 E: 0 K: 0 S: 4	H: 1 LOB: 1 BB: 0 P: 4	1B: 8 2B: 1 3B: 0 HR: 3	SF: 0 SAC: 1 DP: 1 HBP: 0	WP: 0 PB: 0 SB: 2 CS: 0	PA: 44		
<b>PITCHER</b>	IP WLS BF H R ER SO BB IBB HBP BLK WP HR S P ERA WHIP	IP WLS BF H R ER SO BB IBB HBP BLK WP HR S P ERA WHIP	IP WLS BF H R ER SO BB IBB HBP BLK WP HR S P ERA WHIP	IP WLS BF H R ER SO BB IBB HBP BLK WP HR S P ERA WHIP	IP WLS BF H R ER SO BB IBB HBP BLK WP HR S P ERA WHIP	IP WLS BF H R ER SO BB IBB HBP BLK WP HR S P ERA WHIP	IP WLS BF H R ER SO BB IBB HBP BLK WP HR S P ERA WHIP	IP WLS BF H R ER SO BB IBB HBP BLK WP HR S P ERA WHIP	IP WLS BF H R ER SO BB IBB HBP BLK WP HR S P ERA WHIP	IP WLS BF H R ER SO BB IBB HBP BLK WP HR S P ERA WHIP	IP WLS BF H R ER SO BB IBB HBP BLK WP HR S P ERA WHIP	IP WLS BF H R ER SO BB IBB HBP BLK WP HR S P ERA WHIP	IP WLS BF H R ER SO BB IBB HBP BLK WP HR S P ERA WHIP	IP WLS BF H R ER SO BB IBB HBP BLK WP HR S P ERA WHIP	IP WLS BF H R ER SO BB IBB HBP BLK WP HR S P ERA WHIP	IP WLS BF H R ER SO BB IBB HBP BLK WP HR S P ERA WHIP	IP WLS BF H R ER SO BB IBB HBP BLK WP HR S P ERA WHIP	IP WLS BF H R ER SO BB IBB HBP BLK WP HR S P ERA WHIP	IP WLS BF H R ER SO BB IBB HBP BLK WP HR S P ERA WHIP	IP WLS BF H R ER SO BB IBB HBP BLK WP HR S P ERA WHIP	IP WLS BF H R ER SO BB IBB HBP BLK WP HR S P ERA WHIP	IP WLS BF H R ER SO BB IBB HBP BLK WP HR S P ERA WHIP	IP WLS BF H R ER SO BB IBB HBP BLK WP HR S P ERA WHIP	
<b>Luis Tiant, R</b> (1, 1) <small>ERA: 3.38</small> <b>Floyd Weaver, R</b> (2, 1) <small>ERA: 4.45</small> <b>Lee Stange, R</b> (5, 1) <small>ERA: 3.11</small> <b>Jack Spring, L</b> (8, 1) <small>ERA: 3.72</small>	1.0 L 11 4 4 3 1 2 1 0 0 0 1 10 22 27.00 6.000	3.0 L 11 2 1 1 2 1 0 0 0 0 0 14 18 3.00 1.000	3.1 L 15 3 3 3 4 1 1 0 0 0 1 21 29 8.10 1.200	1.2 L 7 2 1 1 0 0 0 0 0 0 1 7 7 5.40 1.200																				

livebaseballscorecards.com

<b>AB</b>	37
<b>R</b>	9
<b>H</b>	11
<b>RBI</b>	8
<b>BB</b>	6
<b>SO</b>	7
<b>LOB</b>	20



Batter	1	2	3	4	5	6	7	8	9	AB	R	H	RBI	BB	SO	LOB
Larry Brown, R OBP: 0.318, SLG: 0.388 (1, 6)	0-0 HR		0-3 K	0-0 5-3		0-0 F1			0-0 F2	5	1	1	1	0	1	2
Chuck Hinton, R OBP: 0.338, SLG: 0.466 (1, 8)	0-0 E9 6-3		0-0 WP BB 5-3 1B		0-0 1B 2B		0-0 F7			4	3	2	0	0	0	0
Leon Wagner, L OBP: 0.340, SLG: 0.467 (1, 7)	0-0 6-3		4-0 WP BB 1-2		0-0 4-3		0-0 F7			3	0	0	1	1	0	1
Rocky Colavito, R OBP: 0.394, SLG: 0.506 (1, 9)	4-0 3-H WP BB		0-0 5-3 1-2 2-H		0-0 FC4-6 1B		0-0 F5			3	0	1	2	1	0	1
Fred Whitfield, L OBP: 0.310, SLG: 0.512 (1, 3)	0-3 K 1-2		0-0 4-3		0-0 FC4-6 BB 1-2f			0-3 K		4	0	0	0	0	2	3
Max Alvis, R OBP: 0.337, SLG: 0.467 (1, 5)	0-3 K2-3			0-3 K	4-0 1-2 BB			0-0 F4		3	0	0	0	1	2	1
Pedro Gonzalez, R OBP: 0.314, SLG: 0.415 (1, 4)		0-0 6-3		0-0 1B 1B	0-3 K			0-0 4-3		4	0	1	0	0	1	2
Joe Azcue, R OBP: 0.285, SLG: 0.240 (1, 2)		0-0 6-3		0-3 K		0-0 5-3			0-0 F8	4	0	0	0	0	1	1
Luis Tiant, R OBP: 0.140, SLG: 0.171 (1, 1)		0-3 K		0-0 1-3 1B		0-0 6-3			0-3 K	0	0	0	0	0	0	0
Floyd Weaver, R OBP: 0.182, SLG: 0.200 (2, 1)										1	0	0	0	0	1	0
Billy Moran, R OBP: 0.143, SLG: 0.143 (4, PH)										1	0	1	0	0	0	0
Lee Stange, R OBP: 0.233, SLG: 0.158 (5, 1)										1	0	0	0	0	0	0
Jack Spring, R OBP: 0.233, SLG: 0.333 (8, 1)										0	0	0	0	0	0	0
Duke Sims, L OBP: 0.233, SLG: 0.404 (9, PH)										1	0	0	0	0	1	0

Inning Stats	R: 2	H: 1	E: 1	LOB: 1	K: 2	S: 9	P: 13	R: 0	H: 0	E: 0	LOB: 0	K: 1	S: 5	R: 0	H: 1	E: 0	LOB: 1	K: 1	S: 6	R: 1	H: 2	E: 0	LOB: 2	K: 1	S: 7	R: 0	H: 0	E: 0	LOB: 0	K: 0	S: 3	R: 0	H: 0	E: 0	LOB: 0	K: 1	S: 5	R: 0	H: 0	E: 0	LOB: 0	K: 1	S: 5	R: 0	H: 0	E: 0	LOB: 0	K: 1	S: 5	1B: 4	SF: 0	2B: 1	SAC: 0	3B: 0	DP: 0	HR: 1	HBP: 0	WP: 2	PA: 37
--------------	------	------	------	--------	------	------	-------	------	------	------	--------	------	------	------	------	------	--------	------	------	------	------	------	--------	------	------	------	------	------	--------	------	------	------	------	------	--------	------	------	------	------	------	--------	------	------	------	------	------	--------	------	------	-------	-------	-------	--------	-------	-------	-------	--------	-------	--------

PITCHER	IP	WLS	BF	H	R	ER	SO	BB	IBB	HBP	BLK	WP	HR	S	P	ERA	WHIP
Tommy John, L ERA: 3.24 (1, 1)	3.2		18	4	3	2	6	2	0	0	0	2	1	28	36	4.91	1.636
Bob Locker, R ERA: 2.61 (4, 1)	0.2		4	2	1	1	0	0	0	0	0	0	0	4	4	13.50	3.000
Hoyt Wilhelm, R ERA: 2.37 (5, 1)	4.2	W	15	0	0	0	3	1	0	0	0	0	0	20	24	0.00	0.214

BOTTOM

Chicago White Sox @ Cleveland Indians  
Cleveland Municipal Stadium, Cleveland, OH


Thu Jul 29 1965, 7:05 PM EDT  
Att. 13,167 - Unknown

livebaseballscorecards.com

AB	34
R	4
H	6
RBI	4
BB	3
SO	9
LOB	11





Batter	1	2	3	4	5	6	7	8	9	AB R H RBI BB SO LOB	TOP	
Larry Brown, R (1, 6) OBP: 0.313, SLG: 0.381	0-0 6-3		0-3 K			0-0 F8			0-0 5-3	4 0 0 0 0 1 0	<b>Cleveland Indians @ New York Yankees</b> Yankee Stadium, Bronx, NY Fri Jul 30 1965, 7:05 PM EDT Att. 23,006 - Unknown - 76 F  <b>AB 31</b> <b>R 5</b> <b>H 6</b> <b>RBI 5</b> <b>BB 2</b> <b>SO 6</b> <b>LOB 5</b>  	
Chuck Hinton, R (1, 8) OBP: 0.337, SLG: 0.474	0-0 5-3			0-0 F8		0-0 6-3			0-0 HR	4 1 1 1 0 0 0		
Leon Wagner, L (1, 7) OBP: 0.339, SLG: 0.463	4-0 FC6-4 BB			0-0 3-1		0-3 K			0-0 F4	3 0 0 0 1 1 0		
Rocky Colavito, R (1, 9) OBP: 0.393, SLG: 0.503	0-0 FC6-4 1-2f			0-0 F3			0-0 5-3		0-0 HR 1B	4 1 1 0 0 0 1		
Fred Whitfield, L (1, 3) OBP: 0.313, SLG: 0.524		0-3 K			0-0 HR 1B		0-3 K		0-0 HR	4 2 2 2 0 2 0		
Max Alvis, R (1, 5) OBP: 0.336, SLG: 0.464		0-0 CS 1B			0-3 K		0-0 F8		0-0 F9	4 0 1 0 0 1 1		
Pedro Gonzalez, R (1, 4) OBP: 0.310, SLG: 0.409		0-3 K 1-2			0-0 F4			0-0 F8		3 0 0 0 0 1 2		
Joe Azcue, R (1, 2) OBP: 0.290, SLG: 0.255			4-0 G6-4-3 BB		0-0 HR 1-H			0-0 6-3		2 1 1 2 1 0 0		
Sonny Siebert, R (1, 1) OBP: 0.100, SLG: 0.205 Al Luplow, L (8, PH) OBP: 0.276, SLG: 0.385 Don McMahon, R (8, 1) OBP: 0.400, SLG: 0.400			0-0 G6-4-3 1-2f		0-0 L4			0-0 F7		2 0 0 0 0 0 1 1 0 0 0 0 0 0 0 0 0 0 0 0 0		
<b>Inning Stats</b>	R: 0 H: 0 E: 0 LOB: 1 K: 0 BB: 1 S: 3 P: 7	R: 0 H: 1 E: 0 LOB: 0 K: 2 BB: 0 S: 7 P: 7	R: 0 H: 0 E: 0 LOB: 0 K: 1 BB: 1 S: 4 P: 8	R: 0 H: 0 E: 0 LOB: 0 K: 0 BB: 0 S: 3 P: 3	R: 2 H: 2 E: 0 LOB: 0 K: 1 BB: 0 S: 7 P: 7	R: 0 H: 0 E: 0 LOB: 0 K: 1 BB: 0 S: 5 P: 5	R: 0 H: 0 E: 0 LOB: 0 K: 1 BB: 0 S: 5 P: 5	R: 0 H: 0 E: 0 LOB: 0 K: 1 BB: 0 S: 3 P: 3	R: 3 H: 3 E: 0 LOB: 0 K: 0 BB: 0 S: 6 P: 6	1B: 3 SF: 0 2B: 0 SAC: 0 3B: 0 DP: 1 HR: 3 HBP: 0	WP: 0 PA: 33 PB: 0 SB: 0 CS: 1	
<b>PITCHER</b>	IP WLS BF H R ER SO BB IBB HBP BLK WP HR S P ERA WHIP											
Al Downing, L (1, 1) ERA: 3.8	7.0 L 24 3 2 2 6 2 0 0 0 0 0 1 34 42 2.57 0.714											
Pedro Ramos, R (8, 1) ERA: 3.39	2.0 9 3 3 3 0 0 0 0 0 0 0 2 9 9 13.50 1.500											

Batter	1	2	3	4	5	6	7	8	9	AB	R	H	RBI	BB	SO	LOB
Bobby Richardson, R (1, 4) OBP: 0.321, SLG: 0.344	0-0 F9		0-0 F7		0-0 6-3			0-0 F9		4	0	0	0	0	0	1
Tony Kubek, L (1, 6) OBP: 0.275, SLG: 0.310	0-0 L8		0-0 F3		0-0 F7			0-0 3-1		4	0	0	0	0	0	1
Mickey Mantle, S (1, 7) OBP: 0.386, SLG: 0.444 Ross Moschitto, R (8, PR) OBP: 0.167, SLG: 0.304 (9, 9)	0-0 6-3		0-0 F2					4-0 BB		3	0	1	0	1	0	0
Tom Tresh, S (1, 9) OBP: 0.340, SLG: 0.474 (9, 7)		1-0 HBP		0-3 K				0-0 F5		3	0	0	0	0	1	2
Elston Howard, R (1, 2) OBP: 0.259, SLG: 0.333		0-0 E6		0-0 1B				0-0 G3		4	0	2	0	0	0	1
Joe Pepitone, L (1, 3) OBP: 0.326, SLG: 0.429		0-0 1B		0-0 F9				0-0 3-1		4	0	1	0	0	0	2
Clete Boyer, R (1, 5) OBP: 0.305, SLG: 0.389		0-0 F2		0-3 K				0-0 5-3		4	0	0	0	0	1	5
Roger Repoz, L (1, 8) OBP: 0.278, SLG: 0.429		0-3 K		0-3 SH3-4				4-0 BB		1	0	0	0	2	1	3
Al Downing, R (1, 1) OBP: 0.163, SLG: 0.170 Ray Barker, L (7, PH) OBP: 0.348, SLG: 0.388 Pedro Ramos, S (8, 1) OBP: 0.111, SLG: 0.111		0-3 K		0-3 SH3-4				0-0 K		1	0	0	0	0	1	3


Inning Stats	R: 0	H: 0	E: 0	K: 0	S: 3	R: 0	H: 1	E: 1	K: 2	S: 9	R: 0	H: 0	E: 0	K: 0	S: 3	R: 0	H: 1	E: 0	K: 2	S: 8	R: 0	H: 0	E: 0	K: 0	S: 3	R: 0	H: 1	E: 0	K: 1	S: 5	R: 0	H: 0	E: 0	K: 0	S: 3	R: 0	H: 1	E: 0	K: 0	S: 3	
	0	0	0	0	3	0	1	1	2	9	0	0	0	0	3	0	1	0	0	2	8	0	0	0	0	3	0	0	0	0	5	0	0	0	0	3	0	1	0	0	3

**BOTTOM**

**Cleveland Indians @ New York Yankees**  
Yankee Stadium, Bronx, NY

Fri Jul 30 1965, 7:05 PM EDT  
Att: 23,006 - Unknown - 76 F


AB	29
R	0
H	4
RBI	0
BB	3
SO	5
LOB	19



WP: 0	PA: 34
PB: 0	
SB: 0	
CS: 0	

PITCHER	IP	WLS	BF	H	R	ER	SO	BB	IBB	HBP	BLK	WP	HR	S	P	ERA	WHIP
Sonny Siebert, R (1, 1) ERA: 2.31	7.0	W	27	3	0	0	5	2	0	1	0	0	0	34	43	0.00	0.714
Don McMahon, R (8, 1) ERA: 2.72	2.0	S	7	1	0	0	0	1	0	0	0	0	0	6	10	0.00	1.000



Batter	1	2	3	4	5	6	7	8	9	AB R H RBI BB SO LOB	TOP																
Larry Brown, R (1, 6) OBP: 0.306, SLG: 0.372	0-3 K	0-0 6-3		0-0 F4		0-3 K			0-3 K	5 0 0 0 0 3 2	<p><b>Cleveland Indians @ New York Yankees</b>  <b>Yankee Stadium, Bronx, NY</b></p> <p>Sat Jul 31 1965, 3:33 AM EDT  Att. 42,170 - Unknown - 80 F</p> <hr/> <p>livebaseballscorecards.com</p> <table border="1"> <tr><td>AB</td><td>38</td></tr> <tr><td>R</td><td>6</td></tr> <tr><td>H</td><td>14</td></tr> <tr><td>RBI</td><td>6</td></tr> <tr><td>BB</td><td>2</td></tr> <tr><td>SO</td><td>10</td></tr> <tr><td>LOB</td><td>17</td></tr> </table> 	AB	38	R	6	H	14	RBI	6	BB	2	SO	10	LOB	17		
AB	38																										
R	6																										
H	14																										
RBI	6																										
BB	2																										
SO	10																										
LOB	17																										
Chuck Hinton, R (1, 8) OBP: 0.338, SLG: 0.472	0-0 1B	0-3 K		0-0 F3		0-0 1B			0-0 F8	5 1 2 1 0 1 0																	
Leon Wagner, L (1, 7) OBP: 0.343, SLG: 0.464	0-0 1B		0-0 3-1		0-0 FC6-4				0-3 K	4 1 2 0 1 1 0																	
Rocky Colavito, R (1, 9) OBP: 0.393, SLG: 0.507	0-0 1B		0-0 HR		0-0 FC6-4				0-0 F4	5 2 2 1 0 0 3																	
Fred Whitfield, L (1, 3) OBP: 0.320, SLG: 0.539	0-0 1B		0-0 HR		0-0 G5-4-3				0-0 F7	4 1 3 3 0 0 0																	
Max Alvis, R (1, 5) OBP: 0.337, SLG: 0.466	0-3 K		0-0 1B		0-0 G5-4-3				0-0 2B	3 0 1 0 1 1 4																	
Pedro Gonzalez, R (1, 4) OBP: 0.318, SLG: 0.416	0-0 1B		0-0 1B		0-0 1B				0-3 K	4 1 3 1 0 1 1																	
Joe Azcue, R (1, 2) OBP: 0.289, SLG: 0.255	0-0 5-3		0-0 F8		0-0 1B				0-3 K	4 0 1 0 0 1 4																	
Luis Tiant, R (1, 1) OBP: 0.133, SLG: 0.163		0-3 K		0-0 1-3		0-3 K			0-0 3-1	2 0 0 0 0 1 0																	
Jack Kralick, L (4, 1) OBP: 0.133, SLG: 0.143										0 0 0 0 0 0 0																	
Lee Stange, R (4, 1) OBP: 0.320, SLG: 0.150										1 0 0 0 0 1 2																	
Al Luplow, L (8, PH) OBP: 0.267, SLG: 0.370										1 0 0 0 0 0 1																	
Jack Spring, R (8, 1) OBP: 0.333, SLG: 0.333										0 0 0 0 0 0 0																	
<b>Inning Stats</b>	R: 3 E: 0 K: 2 S: 12	H: 5 LOB: 2 BB: 0 P: 12	R: 0 E: 0 K: 2 S: 7	H: 0 LOB: 0 BB: 0 P: 7	R: 2 E: 0 K: 0 S: 5	H: 3 LOB: 1 BB: 1 P: 9	R: 0 E: 0 K: 0 S: 3	H: 0 LOB: 0 BB: 0 P: 3	R: 0 E: 0 K: 0 S: 4	H: 2 LOB: 1 BB: 0 P: 4	R: 1 E: 0 K: 2 S: 9	H: 3 LOB: 2 BB: 0 P: 9	R: 0 E: 0 K: 0 S: 2	H: 0 LOB: 0 BB: 1 P: 6	R: 0 E: 0 K: 2 S: 8	H: 1 LOB: 1 BB: 0 P: 8	R: 0 E: 0 K: 2 S: 8	H: 0 LOB: 1 BB: 0 P: 8	1B: 11 2B: 1 3B: 1 HR: 1	SF: 0 SAC: 0 DP: 2 HBP: 0	WP: 1 PB: 1 SB: 1 CS: 0	PA: 40					
<b>PITCHER</b>	IP WLS BF H R ER SO BB IBB HBP BLK WP HR S P ERA WHIP																										
Whitey Ford, L (1, 1) ERA: 3.91	2.1		15	7	5	5	4	1	0	0	0	0	1	22	26	19.29	3.429										
Pete Mikkelsen, R (3, 1) ERA: 3.88	3.2		14	6	1	1	2	0	0	0	0	0	0	18	18	2.46	1.636										
Hal Reniff, R (7, 1) ERA: 3.23	3.0	W	11	1	0	0	4	1	0	0	0	1	0	18	22	0.00	0.667										

Batter	1	2	3	4	5	6	7	8	9	AB	R	H	RBI	BB	SO	LOB
<b>Bobby Richardson, R</b> (1, 4) OBP: 0.320, SLG: 0.342	0-0 F4	0-0 1B		0-0 FC5-6-4 1B		0-0 L8		0-0 F9		5	1	1	2	0	0	3
<b>Tony Kubek, L</b> (1, 6) OBP: 0.277, SLG: 0.312	0-0 BB 1B	0-0 F2		0-0 1B		0-0 3-1		0-0 F3		5	0	2	0	0	0	4
<b>Tom Tresh, S</b> (1, 7) OBP: 0.343, SLG: 0.475	4-0 1-2 BB		0-0 G3	0-0 1-2 2-H 1B			0-0 HR 1B		0-0 L9	4	1	2	1	1	0	0
<b>Joe Pepitone, L</b> (1, 9) OBP: 0.327, SLG: 0.445	0-0 F4		0-0 HR	0-0 3-1			0-0 1-H HR		0-0 L9	5	2	2	3	0	0	4
<b>Elston Howard, R</b> (1, 2) OBP: 0.258, SLG: 0.327	0-0 F8		0-3 K		0-3 K		0-0 6-3		4-0 2B BB	4	1	0	0	1	2	2
<b>Ray Barker, L</b> (1, 3) OBP: 0.350, SLG: 0.397		0-0 4-3	0-0 F8		0-0 FC6-4 1B		0-3 K		0-0 2B	5	0	2	1	0	1	0
<b>Clete Boyer, R</b> (1, 5) OBP: 0.304, SLG: 0.387		0-0 F2		0-0 1B FC5-6-4 1B		0-0 FC6-4 1B		0-0 5-3		4	1	1	0	0	0	1
<b>Roger Repoz, L</b> (1, 8) OBP: 0.280, SLG: 0.425		0-0 1B		0-0 F3		0-3 K		4-0 SH1-4 BB		3	1	1	0	0	1	2
<b>Hector Lopez, R</b> (8, PH) OBP: 0.309, SLG: 0.372		0-0 1B		0-0 F3		0-3 K				0	0	0	0	1	0	0
<b>Phil Linz, R</b> (8, PR) OBP: 0.290, SLG: 0.278		0-0 1B		0-0 F3		0-3 K				0	0	0	0	0	0	0
<b>Ross Moschitto, R</b> (9, 8) OBP: 0.167, SLG: 0.304		0-0 1B		0-0 F3		0-3 K				0	0	0	0	0	0	0
<b>Whitey Ford, L</b> (1, 1) OBP: 0.275, SLG: 0.234		0-0 1B		0-0 FC5-6-4 1B		0-0 4-3		0-0 SH1-4		1	0	1	0	0	0	0
<b>Pete Mikkelsen, R</b> (3, 1) OBP: 0.111, SLG: 0.111		0-0 1B		0-0 FC5-6-4 1B		0-0 4-3		0-0 SH1-4		1	0	1	0	0	0	0
<b>Jake Gibbs, L</b> (6, PH) OBP: 0.240, SLG: 0.250		0-0 1B		0-0 FC5-6-4 1B		0-0 4-3		0-0 SH1-4		1	0	0	0	0	0	0
<b>Hal Reniff, R</b> (7, 1) OBP: 0.240, SLG: 0.250		0-0 1B		0-0 FC5-6-4 1B		0-0 4-3		0-0 SH1-4		0	0	0	0	0	0	0

Inning Stats	R: 0	H: 1	E: 0	LOB: 2	K: 0	BB: 1	S: 4	P: 8	R: 1	H: 3	E: 0	LOB: 2	K: 0	BB: 0	S: 6	P: 6	R: 1	H: 1	E: 0	LOB: 0	K: 1	BB: 0	S: 6	P: 6	R: 2	H: 4	E: 0	LOB: 2	K: 0	BB: 0	S: 7	P: 7	R: 0	H: 1	E: 0	LOB: 1	K: 2	BB: 0	S: 8	P: 8	R: 2	H: 2	E: 0	LOB: 0	K: 1	BB: 0	S: 7	P: 7	R: 0	H: 0	E: 0	LOB: 0	K: 0	BB: 0	S: 3	P: 3	R: 2	H: 2	E: 0	LOB: 0	K: 1	BB: 0	S: 7	P: 7	R: 0	H: 0	E: 0	LOB: 2	K: 0	BB: 1	S: 3	P: 7	R: 1	H: 1	E: 0	LOB: 1	K: 0	BB: 1	S: 3	P: 7	1B: 10	SF: 0	2B: 1	SAC: 1	3B: 0	DP: 0	HR: 2	HBP: 0	WP: 0	PA: 42	PB: 0	SB: 0	CS: 0
--------------	------	------	------	--------	------	-------	------	------	------	------	------	--------	------	-------	------	------	------	------	------	--------	------	-------	------	------	------	------	------	--------	------	-------	------	------	------	------	------	--------	------	-------	------	------	------	------	------	--------	------	-------	------	------	------	------	------	--------	------	-------	------	------	------	------	------	--------	------	-------	------	------	------	------	------	--------	------	-------	------	------	------	------	------	--------	------	-------	------	------	--------	-------	-------	--------	-------	-------	-------	--------	-------	--------	-------	-------	-------

PITCHER	IP	WLS	BF	H	R	ER	SO	BB	IBB	HBP	BLK	WP	HR	S	P	ERA	WHIP
<b>Luis Tiant, R</b> (1, 1) ERA: 3.52	3.0		16	6	3	3	1	1	0	0	0	0	1	17	21	9.00	2.333
<b>Jack Kralick, L</b> (4, 1) ERA: 4.52	0.2		5	3	1	1	0	0	0	0	0	0	0	5	5	13.50	4.500
<b>Lee Stange, R</b> (4, 1) ERA: 3.19	3.1		13	3	2	2	3	0	0	0	0	0	1	19	19	5.40	0.900
<b>Jack Spring, L</b> (8, 1) ERA: 3.86	1.2	L	8	1	1	1	0	2	0	0	0	0	0	6	14	5.40	1.800

**BOTTOM**

**Cleveland Indians @ New York Yankees**  
**Yankee Stadium, Bronx, NY**  
 Sat Jul 31 1965, 3:33 AM EDT  
 Att: 42,170 - Unknown - 80 F

livebaseballscores.com

AB	38
R	7
H	13
RBI	7
BB	3
SO	4
LOB	16





Batter	1	2	3	4	5	6	7	8	9	AB R H RBI BB SO LOB	TOP																
Larry Brown, R OBP: 0.311, SLG: 0.370 (1, 6) X	0-0 FC5-4 1B		4-0 CS BB	4-0 1B SF7 BB	0-0 FC5 2-3		0-0 F6		0-0 5-3	4 1 1 0 2 0 4																	
Chuck Hinton, R OBP: 0.339, SLG: 0.469 (1, 8) X	0-0 FC5-4 WP 1-2f		0-0 5-3	0-0 1B		4-0 1B BB	0-0 L8			4 0 1 0 1 0 4																	
Leon Wagner, L OBP: 0.346, SLG: 0.467 (1, 7) X	0-0 F6 1-2		0-0 1B 2B 1B	0-0 SF7 3-H		0-0 2B 1B 1-3		0-0 G4-6-3 1B		4 2 3 1 0 0 1																	
Rocky Colavito, R OBP: 0.395, SLG: 0.510 (1, 9) X	0-0 F7		0-0 2B 1B 1-2	4-0 BB		0-0 2B 2-H		0-0 F9		4 1 2 1 1 0 2																	
Fred Whitfield, L OBP: 0.318, SLG: 0.536 (1, 3) X		0-0 F8	0-0 1B BB 2B 1-H 2-H	0-0 F7		0-3 K		0-0 G4-6-3 1-2f		5 1 1 2 0 1 4																	
Max Alvis, R OBP: 0.343, SLG: 0.466 (1, 5) X		4-0 1B BB	1-0 BB 1B HBP	0-0 F7		4-0 BB		0-0 1B 1B		2 1 1 0 2 0 2																	
Pedro Gonzalez, R OBP: 0.328, SLG: 0.422 (1, 4) X		0-0 BB 1B 1-3	0-0 BB 1B 1-2 2-3		4-0 FC5 SH3-4 BB	0-3 K		0-0 1B 1-3		4 0 3 0 1 1 2																	
Duke Sims, L OBP: 0.266, SLG: 0.397 (1, 2) X		4-0 BB	4-0 BB		0-3 K		4-0 SH3-4 BB		0-0 1B 3-H	1 0 0 1 3 1 1																	
Chico Salmon, R OBP: 0.246, SLG: 0.350 (7, PR) X										0 0 0 0 0 0 0																	
Gary Bell, R OBP: 0.091, SLG: 0.364 (7, 1) X										0 0 0 0 0 0 0																	
Jack Spring, R OBP: 0.333, SLG: 0.333 (8, 1) X										0 0 0 0 0 0 0																	
Al Luplow, L OBP: 0.290, SLG: 0.393 (9, PH) X										1 0 1 1 0 0 0																	
Ralph Terry, R OBP: 0.196, SLG: 0.146 (1, 1) X		0-3 K	0-3 K		0-0 SH3-4		0-0 SH3-4		0-3 K	2 0 0 0 0 2 5																	
Dick Howser, R OBP: 0.358, SLG: 0.287 (7, PH) X										0 0 0 0 0 0 0																	
Phil Roof, R OBP: 0.103, SLG: 0.103 (7, 2) X										1 0 0 0 0 1 1																	
<b>Inning Stats</b>	R: 0 E: 0 K: 0 S: 4	H: 1 LOB: 1 BB: 0 P: 4	R: 0 E: 0 K: 1 S: 5	H: 1 LOB: 2 BB: 2 P: 13	R: 3 E: 0 K: 1 S: 8	H: 4 LOB: 3 BB: 2 P: 17	R: 1 E: 0 K: 0 S: 4	H: 1 LOB: 2 BB: 2 P: 12	R: 0 E: 0 K: 1 S: 5	H: 0 LOB: 1 BB: 1 P: 9	R: 1 E: 0 K: 2 S: 8	H: 2 LOB: 2 BB: 2 P: 16	R: 0 E: 0 K: 0 S: 3	H: 0 LOB: 2 BB: 1 P: 7	R: 0 E: 0 K: 0 S: 3	H: 1 LOB: 0 BB: 0 P: 3	R: 1 E: 0 K: 1 S: 7	H: 3 LOB: 1 BB: 0 P: 7	1B: 11 2B: 2 3B: 0 HR: 0	SF: 1 SAC: 2 DP: 1 HBP: 1	WP: 1 PB: 0 SB: 0 CS: 1	PA: 46					
<b>PITCHER</b>	IP WLS BF H R ER SO BB IBB HBP BLK WP HR S P ERA WHIP																										
Jim Bouton, R ERA: 5.2 (1, 1)	3.0		18	6	3	3	2	4	0	1	0	1	0	17	34	9.00	3.333										
Gil Blanco, L ERA: 4.15 (4, 1)	2.1		13	3	2	2	1	4	0	0	0	0	0	11	27	7.71	3.000										
Pete Mikkelsen, R ERA: 3.84 (6, 1)	0.2		3	0	0	0	2	1	0	0	0	0	0	6	10	0.00	1.500										
Pedro Ramos, R ERA: 3.38 (7, 1)	3.0	W	12	4	1	1	1	1	0	0	0	0	0	13	17	3.00	1.667										

Cleveland Indians @ New York Yankees  
 Yankee Stadium, Bronx, NY  
 Sun Aug 01 1965, 3:33 AM EDT  
 Cloudy - 78 F

livebaseballscorecards.com

AB	32
R	6
H	13
RBI	6
BB	10
SO	6
LOB	26



Batter	1	2	3	4	5	6	7	8	9	AB	R	H	RBI	BB	SO	LOB
Bobby Richardson, R (1, 4) OBP: 0.317, SLG: 0.339	0-0 5-3		0-0 F6			0-0 F7		0-0 6-3		4	0	0	0	0	0	0
Tony Kubek, L (1, 6) OBP: 0.281, SLG: 0.319	0-0 G3			0-3 K		0-0 HR 1B		0-0 2B 2B		4	2	2	0	0	1	0
Tom Tresh, S (1, 7) OBP: 0.345, SLG: 0.476	0-3 K			0-0 F3		4-0 HR BB		0-0 2B 2B		3	2	1	1	1	1	0
Joe Papitone, L (1, 9) OBP: 0.328, SLG: 0.452		0-0 F4		0-0 L9		0-0 HR 1B 2-H		4-0 3B IBB		3	2	1	3	1	0	0
Elston Howard, R (1, 2) OBP: 0.258, SLG: 0.335		0-0 L8			0-0 F7	0-0 F8		0-0 1B 3B 1-H 2-H		4	1	1	2	0	0	0
Ray Barker, L (1, 3) OBP: 0.347, SLG: 0.392		0-0 F7			0-0 F9		0-0 3-1	0-0 1B 1B 3-H		4	0	1	1	0	0	0
Clete Boyer, R (1, 5) OBP: 0.306, SLG: 0.403			0-0 SF8 3B		0-0 F8		0-0 HR	0-0 F9 1B		4	2	2	1	0	0	1
Roger Repoz, L (1, 8) OBP: 0.288, SLG: 0.462			0-0 F6			0-0 HR	0-0 6-3	0-0 1B 1-3		4	1	2	1	0	0	1
Jim Bouton, R (1, 1) OBP: 0.289, SLG: 0.105 Mickey Mantle, S (3, PH) OBP: 0.385, SLG: 0.444 Gil Blanco, L (4, 1) Pete Mikkelsen, R (6, 1) OBP: 0.111, SLG: 0.111 Jake Gibbs, L (6, PH) OBP: 0.231, SLG: 0.240 Pedro Ramos, S (7, 1) OBP: 0.100, SLG: 0.100			0-0 SF8 3-H		0-0 4-3	0-3 K				0	0	0	0	0	0	0

**BOTTOM**

**Cleveland Indians @ New York Yankees**  
**Yankee Stadium, Bronx, NY**  
 Sun Aug 01 1965, 3:33 AM EDT  
 Cloudy - 78 F

[livebaseballscorecards.com](http://livebaseballscorecards.com)

<b>AB</b>	<b>32</b>
<b>R</b>	<b>10</b>
<b>H</b>	<b>10</b>
<b>RBI</b>	<b>10</b>
<b>BB</b>	<b>2</b>
<b>SO</b>	<b>3</b>
<b>LOB</b>	<b>2</b>



Inning Stats	R: 0	H: 0	E: 0	LOB: 0	K: 1	BB: 0	S: 5	P: 5	R: 0	H: 0	E: 0	LOB: 0	K: 0	BB: 0	S: 3	P: 3	R: 1	H: 1	E: 0	LOB: 0	K: 0	BB: 0	S: 4	P: 4	R: 0	H: 0	E: 0	LOB: 0	K: 1	BB: 0	S: 5	P: 5	R: 0	H: 0	E: 0	LOB: 0	K: 0	BB: 0	S: 3	P: 3	R: 4	H: 3	E: 0	LOB: 0	K: 0	BB: 1	S: 6	P: 10	R: 1	H: 1	E: 0	LOB: 0	K: 1	BB: 0	S: 6	P: 6	R: 4	H: 5	E: 0	LOB: 2	K: 0	BB: 1	S: 7	P: 11	1B: 3	SF: 1	2B: 2	SAC: 0	3B: 2	DP: 0	HR: 3	HBP: 0	WP: 0	PA: 35	PB: 0	SB: 0	CS: 0
--------------	------	------	------	--------	------	-------	------	------	------	------	------	--------	------	-------	------	------	------	------	------	--------	------	-------	------	------	------	------	------	--------	------	-------	------	------	------	------	------	--------	------	-------	------	------	------	------	------	--------	------	-------	------	-------	------	------	------	--------	------	-------	------	------	------	------	------	--------	------	-------	------	-------	-------	-------	-------	--------	-------	-------	-------	--------	-------	--------	-------	-------	-------

PITCHER	IP	WLS	BF	H	R	ER	SO	BB	IBB	HBP	BLK	WP	HR	S	P	ERA	WHIP
Ralph Terry, R (1, 1) ERA: 3.37	6.0		23	4	5	5	2	1	0	0	0	0	2	26	30	7.50	0.833
Gary Bell, R (7, 1) ERA: 3.76	1.1	L	9	4	5	1	0	1	0	0	0	0	1	10	14	33.75	3.000
Jack Spring, L (8, 1) ERA: 3.74	0.2		3	2	0	0	0	0	0	0	0	0	0	3	3	0.00	3.000



Batter	1	2	3	4	5	6	7	8	9	AB R H RBI BB SO LOB	TOP											
Larry Brown, R (1, 6) OBP: 0.314, SLG: 0.372	0-0 F8		0-0 4-3 2-H 1B		0-0 F7			0-0 2-H 1-3 1B		4 0 2 1 0 0 1	<b>Cleveland Indians @ New York Yankees</b> Yankee Stadium, Bronx, NY Sun Aug 01 1965, 3:38 AM EDT Att. 34,978 - Unknown - 75 F											
Vic Davalillo, L (1, 8) OBP: 0.346, SLG: 0.386	0-0 1-3		0-0 4-3			0-0 G6-4-3 1B		0-0 1-3 1-2		4 0 1 0 0 0 2												
Chuck Hinton, R (1, 7) OBP: 0.334, SLG: 0.462	0-0 F8		0-0 F9			0-0 G6-4-3 1-2f		0-0 L7		4 0 0 0 0 0 4												
Rocky Colavito, R (1, 9) OBP: 0.396, SLG: 0.518		0-0 1B G6-4-3 1B		0-0 5-3		0-0 L7		0-0 HR		4 2 2 1 0 0 0												
Fred Whitfield, L (1, 3) OBP: 0.320, SLG: 0.536		0-0 G6-4-3 1-3 1B		0-0 1-3		0-3 K		0-0 CS 1B		4 0 2 0 0 1 0												
Max Alvis, R (1, 5) OBP: 0.344, SLG: 0.465		4-0 1-2 BB		0-0 F8		0-0 1-3		0-0 S 1-2 1B 1B		3 1 1 0 1 0 0												
Pedro Gonzalez, R (1, 4) OBP: 0.326, SLG: 0.419		0-0 G6-4-3 1-2f 2-3 3-H		0-0 S 1B		0-0 6-3		0-0 F9		4 0 1 0 0 0 3												
Joe Azcue, R (1, 2) OBP: 0.289, SLG: 0.256		0-0 5-3		0-0 5-3		0-0 5-3		0-0 SH3-4 1B 1B		3 0 1 0 0 0 2												
Chico Salmon, R (8, PR) OBP: 0.246, SLG: 0.350								0-0 1-H 1B		0 1 0 0 0 0 0												
Phil Roof, R (8, 2) OBP: 0.133, SLG: 0.133								0-0 SH3-4 1-2		1 0 1 1 0 0 0												
Sam McDowell, L (1, 1) OBP: 0.105, SLG: 0.107			0-0 1B 2B		0-0 L8			0-0 4-3		3 0 1 0 0 0 2												
<b>Inning Stats</b>	R: 0 E: 0 K: 0 S: 3	H: 0 LOB: 0 BB: 0 P: 3	R: 1 E: 0 K: 0 S: 4	H: 2 LOB: 1 BB: 1 P: 8	R: 0 E: 0 K: 0 S: 4	H: 2 LOB: 1 BB: 0 P: 4	R: 0 E: 0 K: 0 S: 3	H: 0 LOB: 0 BB: 0 P: 3	R: 0 E: 0 K: 1 S: 5	H: 1 LOB: 1 BB: 0 P: 4	R: 0 E: 0 K: 0 S: 3	H: 1 LOB: 0 BB: 0 P: 3	R: 0 E: 0 K: 1 S: 5	H: 0 LOB: 0 BB: 0 P: 5	R: 1 E: 0 K: 0 S: 5	H: 2 LOB: 2 BB: 0 P: 5	R: 2 E: 0 K: 0 S: 6	H: 4 LOB: 1 BB: 0 P: 6	1B: 10 2B: 1 3B: 0 HR: 1	SF: 0 SAC: 1 DP: 2 HBP: 0	WP: 0 PB: 0 SB: 2 CS: 1	PA: 36
<b>PITCHER</b>	IP WLS BF H R ER SO BB IBB HBP BLK WP HR S P ERA WHIP																				IP WLS BF H R ER SO BB IBB HBP BLK WP HR S P ERA WHIP	
Jack Cullen, R (1, 1) ERA: 2.45	7.1 L 28 8 2 2 1 1 0 0 0 0 0 29 33 2.46 1.227																					
Steve Hamilton, L (8, 1) ERA: 1.67	0.2 2 0 0 0 0 0 0 0 0 0 0 0 2 2 0.00 0.000																					
Hal Reniff, R (9, 1) ERA: 3.46	1.0 6 4 2 2 0 0 0 0 0 0 0 1 6 6 18.00 4.000																					

livebaseballscorecards.com

<b>AB</b>	34
<b>R</b>	4
<b>H</b>	12
<b>RBI</b>	3
<b>BB</b>	1
<b>SO</b>	1
<b>LOB</b>	14



Batter	1	2	3	4	5	6	7	8	9	AB R H RBI BB SO LOB
Bobby Richardson, R (1, 4) OBP: 0.316, SLG: 0.340	0-3 K ①		0-0 FC1-5 2B			0-0 F9 ①			0-0 1-3 ①	4 0 1 0 0 1 0
Tony Kubek, L (1, 6) OBP: 0.276, SLG: 0.314	0-3 K2-3 ②		0-0 FC1-5 2-3 ②			0-0 4-3 ②			0-0 F8 ②	4 0 0 0 0 1 1
Mickey Mantle, S (1, 7) OBP: 0.380, SLG: 0.437	0-0 5-3 ③		0-3 K ③			0-0 F8 ③			0-3 K ③	4 0 0 0 0 2 1
Elston Howard, R (1, 2) OBP: 0.259, SLG: 0.335		0-0 BB 1B 1B		0-0 F7 ①			0-0 F4 ①			3 1 1 0 0 0 0
Tom Tresh, S (1, 8) OBP: 0.342, SLG: 0.473		0-0 L9 ①		0-3 K ②			0-3 K ②			3 0 0 0 0 2 1
Joe Pepitone, L (1, 3) OBP: 0.328, SLG: 0.450		4-0 BB 1B 1-2 BB		0-0 F6 ③			0-3 K ③			2 0 0 0 1 1 0
Hector Lopez, R (1, 9) OBP: 0.310, SLG: 0.371		0-0 1-3 2-H 1B ②		0-3 K ①			0-3 K ①			3 0 1 1 0 2 0
Clete Boyer, R (1, 5) OBP: 0.304, SLG: 0.399		0-0 5-3 ③		0-0 F6 ②			0-0 6-3 ②			3 0 0 0 0 0 1
Jack Cullen, R (1, 1)			0-3 K ①							2 0 0 0 0 2 0
Steve Hamilton, L (8, 1) OBP: 0.333, SLG: 0.333						0-3 K2-3 ③				0 0 0 0 0 0 0
Phil Linz, R (8, PH) OBP: 0.289, SLG: 0.276								0-0 G3 ③		1 0 0 0 0 0 0
Hal Reniff, R (9, 1)										0 0 0 0 0 0 0

Inning Stats	R: 0	H: 0	E: 0	K: 2	S: 7	R: 1	H: 2	E: 0	K: 0	S: 4	R: 0	H: 1	E: 0	K: 2	S: 8	R: 0	H: 0	E: 0	K: 1	S: 5	R: 0	H: 0	E: 0	K: 2	S: 7	R: 0	H: 0	E: 0	K: 3	S: 3	R: 0	H: 0	E: 0	K: 1	S: 5	R: 0	H: 0	E: 0	K: 1	S: 5	1B: 2	2B: 1	3B: 0	HR: 0	SF: 0	SAC: 0	DP: 0	HBP: 0	WP: 0	PB: 0	SB: 0	CS: 0	PA: 30
PITCHER Sam McDowell, L (1, 1) ERA: 2.1	IP	WLS	BF	H	R	ER	SO	BB	IBB	HBP	BLK	WP	HR	S	P	ERA	WHIP													IP	WLS	BF	H	R	ER	SO	BB	IBB	HBP	BLK	WP	HR	S	P	ERA	WHIP							
	9.0	W	30	3	1	1	11	1	0	0	0	0	0	51	55	1.00	0.444																																				


**BOTTOM**

**Cleveland Indians @ New York Yankees**  
 Yankee Stadium, Bronx, NY

Sun Aug 01 1965, 3:38 AM EDT  
 Att: 34,978 - Unknown - 75 F

livebaseballscorecards.com

<b>AB</b>	<b>29</b>
<b>R</b>	<b>1</b>
<b>H</b>	<b>3</b>
<b>RBI</b>	<b>1</b>
<b>BB</b>	<b>1</b>
<b>SO</b>	<b>11</b>
<b>LOB</b>	<b>4</b>







Batter	1	2	3	4	5	6	7	8	9	AB	R	H	RBI	BB	SO	LOB
Larry Brown, R (1, 6) OBP: 0.320, SLG: 0.382	0-0 1B 2B	0-0 F9		0-0 2B 1B	0-0 1B			0-3 K		5	2	3	1	0	1	1
Chuck Hinton, R (1, 8) OBP: 0.342, SLG: 0.477	0-0 4-3 2-H FC6-2-5 1B		0-0 SF8 3B	0-0 1B 2B	0-3 K			4-0 1B BB		4	1	3	3	1	1	1
Leon Wagner, L (1, 7) OBP: 0.349, SLG: 0.466	0-0 4-3 2-3		4-0 CS BB	4-0 1B BB				0-0 1-3 1B		3	0	1	0	2	0	1
Rocky Colavito, R (1, 9) OBP: 0.392, SLG: 0.512	0-0 FC6-2-5 2B		0-0 SF8	0-0 F7				0-3 K		4	1	0	1	0	1	5
Fred Whitfield, L (1, 3) OBP: 0.325, SLG: 0.544	0-0 2-H 2B		0-0 1B 2B	0-0 1-2 2-3 1B				0-0 F9		5	1	3	1	0	0	2
Max Alvis, R (1, 5) OBP: 0.343, SLG: 0.462	0-3 K		0-0 2-H 1B	0-0 F6				0-0 F7		5	0	1	1	0	1	4
Pedro Gonzalez, R (1, 4) OBP: 0.324, SLG: 0.414		0-0 1B	0-0 F9		0-0 L8			0-0 F3		5	0	1	0	0	0	1
Joe Azcue, R (1, 2) OBP: 0.295, SLG: 0.267		0-3 K		0-0 FC1-6 1B	0-0 1-3 1B 2B			0-0 1B		5	1	3	0	0	1	1
Steve Hagan, R (1, 1) Lee Stange, R (5, 1) Floyd Wever, R (5, 1) Al Ludlow, L (5, PH) Luis Tiant, R (6, 1) Duke Sims, L (7, PH) Ralph Terry, R (8, 1)		0-3 K		0-0 FC1-6 1B 2B	0-0 1-3			0-3 K		2	1	0	0	0	1	2

Inning Stats	R: 2	H: 3	E: 0	K: 1	S: 8	LOB: 1	BB: 0	P: 8	R: 0	H: 1	E: 0	K: 2	S: 8	LOB: 1	BB: 0	P: 8	R: 2	H: 3	E: 0	K: 0	S: 5	LOB: 1	BB: 1	P: 9	R: 2	H: 4	E: 0	K: 0	S: 7	LOB: 3	BB: 1	P: 11	R: 1	H: 2	E: 0	K: 1	S: 7	LOB: 1	BB: 0	P: 7	R: 0	H: 0	E: 0	K: 0	S: 3	LOB: 0	BB: 0	P: 3	R: 0	H: 1	E: 0	K: 1	S: 6	LOB: 1	BB: 0	P: 6	R: 0	H: 1	E: 0	K: 2	S: 8	LOB: 2	BB: 1	P: 12	R: 0	H: 0	E: 0	K: 0	S: 3	LOB: 0	BB: 0	P: 3
1B: 9	SF: 1	2B: 5	SAC: 0	3B: 1	DP: 0	HR: 0	HBP: 0	WP: 0	PA: 44																																																															

PITCHER	IP	WLS	BF	H	R	ER	SO	BB	IBB	HBP	BLK	WP	HR	S	P	ERA	WHIP
Mickey Lolich, L (1, 1) ERA: 3.7	2.0		12	5	4	4	3	1	0	0	0	0	0	17	21	18.00	3.000
Julio Navarro, R (3, 1) ERA: 7.5	1.1		7	4	2	2	0	0	0	0	0	0	0	7	7	13.50	3.000
Terry Fox, R (4, 1) ERA: 2.66	5.2	W	25	6	1	1	4	2	0	0	0	0	0	31	39	1.59	1.412

BOTTOM

Detroit Tigers @ Cleveland Indians  
Cleveland Municipal Stadium, Cleveland, OH

Tue Aug 03 1965, 7:05 PM EDT  
Att. 9,372 - Unknown

livebaseballscorecards.com

AB	40
R	7
H	15
RBI	7
BB	3
SO	7
LOB	20





Batter	1	2	3	4	5	6	7	8	9	AB R H RBI BB SO LOB	TOP
<b>Don Wert, R</b> (1, 5) OBP: 0.336, SLG: 0.355 										3 0 1 0 1 1 0	<b>Detroit Tigers @ Cleveland Indians</b> Cleveland Municipal Stadium, Cleveland, OH Wed Aug 04 1965, 7:05 PM EDT Att: 17,796 - Unknown  livebaseballscorecards.com  <b>AB 30</b> <b>R 1</b> <b>H 4</b> <b>RBI 1</b> <b>BB 2</b> <b>SO 9</b> <b>LOB 10</b>  
<b>Jerry Lumpe, L</b> (1, 4) OBP: 0.333, SLG: 0.334 										4 0 0 0 0 1 2	
<b>Norm Cash, L</b> (1, 3) OBP: 0.351, SLG: 0.434 										3 0 1 0 1 1 1	
<b>Al Kaline, R</b> (1, 9) OBP: 0.406, SLG: 0.516 										4 0 1 0 0 1 1	
<b>Willie Horton, R</b> (1, 7) OBP: 0.352, SLG: 0.554 										4 0 0 0 0 1 0	
<b>Don Demeter, R</b> (1, 8) OBP: 0.309, SLG: 0.445 										3 1 1 1 0 1 0	
<b>Dick McAuliffe, L</b> (1, 6) OBP: 0.345, SLG: 0.448 										3 0 0 0 0 1 2	
<b>Bill Freehan, R</b> (1, 2) OBP: 0.283, SLG: 0.333 										3 0 0 0 0 0 2	
<b>Joe Sparna, R</b> (1, 1) OBP: 0.200, SLG: 0.207 <b>Gates Brown, L</b> (7, PH) OBP: 0.250, SLG: 0.369 <b>Larry Sherry, R</b> (7, 1) OBP: 0.429, SLG: 0.667 										2 0 0 0 0 2 2	
<b>Inning Stats</b> R: 0 H: 1 E: 0 LOB: 1 K: 2 BB: 0 S: 8 P: 8 R: 0 H: 0 E: 2 LOB: 2 K: 2 BB: 0 S: 8 P: 9 R: 0 H: 2 E: 0 LOB: 2 K: 0 BB: 1 S: 3 P: 7 R: 1 H: 1 E: 0 LOB: 0 K: 1 BB: 0 S: 6 P: 6 R: 0 H: 0 E: 0 LOB: 1 K: 1 BB: 1 S: 5 P: 9 R: 0 H: 0 E: 0 LOB: 0 K: 1 BB: 0 S: 5 P: 5 R: 0 H: 0 E: 0 LOB: 0 K: 0 BB: 0 S: 3 P: 3 R: 0 H: 0 E: 0 LOB: 0 K: 1 BB: 0 S: 5 P: 5 R: 0 H: 0 E: 0 LOB: 0 K: 1 BB: 0 S: 5 P: 5 R: 0 H: 0 E: 0 LOB: 0 K: 1 BB: 0 S: 5 P: 5 R: 0 H: 0 E: 0 LOB: 0 K: 0 BB: 0 S: 0 P: 0 R: 0 H: 0 E: 0 LOB: 0 K: 0 BB: 0 S: 0 P: 0 R: 0 H: 0 E: 0 LOB: 0 K: 0 BB: 0 S: 0 P: 0										1B: 3 SF: 0 2B: 0 SAC: 0 3B: 0 DP: 1 HR: 1 HBP: 1	WP: 0 PA: 33 PB: 0 SB: 0 CS: 0
<b>PITCHER</b> <b>Sonny Siebert, R</b> (1, 1) ERA: 2.21	IP: 9.0 WLS: W BF: 33 H: 4 R: 1 ER: 1 SO: 9 BB: 2 IBB: 0 HBP: 1 BLK: 0 WP: 0 HR: 1 S: 48 P: 57 ERA: 1.00 WHIP: 0.667							<b>PITCHER</b> IP: WLS: BF: H: R: ER: SO: BB: IBB: HBP: BLK: WP: HR: S: P: ERA: WHIP:			





Batter	1	2	3	4	5	6	7	8	9	AB R H RBI BB SO LOB	TOP											
Jake Wood, R (1, 4) OBP: 0.344, SLG: 0.388	0-0 1B		0-0 4-3		0-0 F9		0-0 1B 2B		0-0 G4-3 1B	5 1 3 0 0 0 0	<p><b>Detroit Tigers @ Cleveland Indians</b> Cleveland Municipal Stadium, Cleveland, OH</p> <p>Thu Aug 05 1965, 7:05 PM EDT Att: 13,639 - Unknown</p>											
Don Wert, R (1, 5) OBP: 0.339, SLG: 0.358	0-3 K		0-0 1B		0-0 1B		0-0 2-H 1B		0-0 G4-3 1-2f 3-H	5 0 3 1 0 1 2												
Don Demeter, R (1, 8) OBP: 0.311, SLG: 0.444	0-0 1-2 1B		0-0 1-3 1B		0-0 F3		0-0 F9		0-0 F5	5 0 2 0 0 0 2												
Al Kaline, R (1, 9) OBP: 0.407, SLG: 0.514	0-3 K		0-0 L7		0-0 1B		4-0 FC5-4 BB			3 0 1 0 1 1 4												
Willie Horton, R (1, 7) OBP: 0.348, SLG: 0.547	0-3 K		0-3 K		0-3 K		0-3 K			4 0 0 0 0 4 6												
Bill Freehan, R (1, 2) OBP: 0.286, SLG: 0.331		4-0 FC5-4 BB		1-0 FC6-4 HBP		0-0 F8		0-0 FC5-4 1B 1-2f		2 0 0 0 1 0 2												
Norm Cash, L (1, 3) OBP: 0.350, SLG: 0.432		0-0 FC5-4 1-2f		0-0 FC6-4 G6-4-3 1-2f		0-0 4-3		0-0 FC6-4 1-3 1B		4 0 1 0 0 0 3												
Ray Oyler, R (1, 6) OBP: 0.234, SLG: 0.262		0-3 K		0-0 G6-4-3 1-2f		0-0 6-3		0-0 FC6-4 1-2f		4 0 0 0 0 1 4												
Dave Wickersham, R (1, 1) OBP: 0.050, SLG: 0.050 George Thomas, R (7, PH) OBP: 0.257, SLG: 0.333 Ron Nischwitz, S (7, 1) Gates Brown, L (9, PH) OBP: 0.248, SLG: 0.366		0-3 K		0-3 K2-3		0-3 K		0-0 E6 1B G4-3		2 0 0 0 0 2 1 1 0 0 0 0 1 0 0 0 0 0 0 0 0 1 1 0 0 0 0 0												
<b>Inning Stats</b>	R: 0 E: 0 K: 3 S: 11	H: 2 LOB: 2 BB: 0 P: 11	R: 0 E: 0 K: 2 S: 7	H: 0 LOB: 1 BB: 1 P: 11	R: 0 E: 0 K: 1 S: 7	H: 2 LOB: 2 BB: 0 P: 7	R: 0 E: 0 K: 0 S: 2	H: 0 LOB: 0 BB: 0 P: 3	R: 0 E: 0 K: 1 S: 6	H: 1 LOB: 1 BB: 0 P: 6	R: 0 E: 0 K: 1 S: 6	H: 1 LOB: 1 BB: 0 P: 6	R: 1 E: 0 K: 1 S: 7	H: 2 LOB: 1 BB: 0 P: 7	R: 0 E: 0 K: 1 S: 6	H: 1 LOB: 2 BB: 1 P: 10	R: 1 E: 1 K: 0 S: 4	H: 1 LOB: 0 BB: 0 P: 4	1B: 9 2B: 1 3B: 0 HR: 0	SF: 0 SAC: 0 DP: 2 HBP: 1	WP: 0 PB: 0 SB: 0 CS: 0	PA: 39
<b>PITCHER</b> Sam McDowell, L (1, 1) ERA: 2.04	IP: 9.0 WLS: W BF: 39 H: 10 R: 2 ER: 1 SO: 10 BB: 2 IBB: 0 HBP: 1 BLK: 0 WP: 0 HR: 0 S: 56 P: 65 ERA: 1.00 WHIP: 1.333											<b>PITCHER</b>	IP: 9.0 WLS: W BF: 39 H: 10 R: 2 ER: 1 SO: 10 BB: 2 IBB: 0 HBP: 1 BLK: 0 WP: 0 HR: 0 S: 56 P: 65 ERA: 1.00 WHIP: 1.333									

livebaseballscorecards.com

<b>AB</b>	36
<b>R</b>	2
<b>H</b>	10
<b>RBI</b>	1
<b>BB</b>	2
<b>SO</b>	10
<b>LOB</b>	24



Batter	1	2	3	4	5	6	7	8	9	AB	R	H	RBI	BB	SO	LOB
--------	---	---	---	---	---	---	---	---	---	----	---	---	-----	----	----	-----

Larry Brown, R OBP: 0.325, SLG: 0.385 (1, 6)	0-0 SH1-3 2B 1B	0-3 K			0-0 1B 2B		0-0 FC6-4 G6-4-3 1-2f			4	2	2	0	0	1	1
Chuck Hinton, R OBP: 0.337, SLG: 0.467 (1, 8)	0-0 SH1-3 1-2		0-0 6-3		4-0 1B BB		0-0 G6-4-3 1-2f			2	0	0	0	1	0	1
Leon Wagner, L OBP: 0.356, SLG: 0.480 (1, 7)	0-0 1B 2B 2-H		0-0 HR		0-0 F4			0-0 G3		4	2	2	2	0	0	2
Rocky Colavito, R OBP: 0.394, SLG: 0.511 (1, 9)	0-0 1B 1B 2-H		0-0 L9		0-0 1B 1-2 2-H			0-3 K		4	1	2	2	0	1	0
Fred Whitfield, L OBP: 0.326, SLG: 0.539 (1, 3)	0-0 4-3 1B 2-H		0-0 F4		0-0 4-3			0-0 FC6-4 1B		4	0	2	1	0	0	2
Max Alvis, R OBP: 0.339, SLG: 0.463 (1, 5)	0-0 4-3 1-2			0-0 F7		0-0 F7		0-0 FC6-4 1-2f		4	0	0	0	0	0	2
Pedro Gonzalez, R OBP: 0.323, SLG: 0.412 (1, 4)	0-0 F6			0-0 5-3		0-0 F8				3	0	0	0	0	0	1
Joe Azcue, R OBP: 0.292, SLG: 0.264 (1, 2)		0-0 6-3		0-3 K		0-0 1-3				3	0	0	0	0	1	0
Sam McDowell, L OBP: 0.117, SLG: 0.119 (1, 1)		0-3 K			0-0 4-3		0-0 FC6-4 1B			3	0	1	0	0	1	0

Inning Stats	R: 3	H: 4	E: 0	LOB: 1	K: 0	BB: 0	S: 7	P: 7	R: 0	H: 0	E: 0	LOB: 0	K: 2	BB: 0	S: 7	P: 7	R: 1	H: 1	E: 0	LOB: 0	K: 0	BB: 0	S: 4	P: 4	R: 0	H: 0	E: 0	LOB: 0	K: 1	BB: 0	S: 5	P: 5	R: 1	H: 2	E: 0	LOB: 2	K: 0	BB: 1	S: 5	P: 9	R: 0	H: 0	E: 0	LOB: 0	K: 0	BB: 0	S: 3	P: 3	R: 0	H: 1	E: 0	LOB: 0	K: 0	BB: 0	S: 3	P: 3	R: 0	H: 1	E: 0	LOB: 1	K: 1	BB: 0	S: 6	P: 6
--------------	------	------	------	--------	------	-------	------	------	------	------	------	--------	------	-------	------	------	------	------	------	--------	------	-------	------	------	------	------	------	--------	------	-------	------	------	------	------	------	--------	------	-------	------	------	------	------	------	--------	------	-------	------	------	------	------	------	--------	------	-------	------	------	------	------	------	--------	------	-------	------	------

PITCHER	IP	WLS	BF	H	R	ER	SO	BB	IBB	HBP	BLK	WP	HR	S	P	ERA	WHIP
Dave Wickersham, R ERA: 4.26 (1, 1)	6.0	L	26	7	5	5	3	1	0	0	0	0	1	31	35	7.50	1.333
Ron Nischwitz, L ERA: 2.93 (7, 1)	2.0		7	2	0	0	1	0	0	0	0	0	0	9	9	0.00	1.000

**BOTTOM**

**Detroit Tigers @ Cleveland Indians**  
**Cleveland Municipal Stadium, Cleveland, OH**  
 Thu Aug 05 1965, 7:05 PM EDT  
 Att. 13,639 - Unknown

AB	31
R	5
H	9
RBI	5
BB	1
SO	4
LOB	9



WP	HR	S	P	ERA	WHIP
0	0	0	0	0	0

1B	2B	3B	HR	SF	SAC	DP	HBP	WP	PA
6	2	0	1	0	1	1	0	0	33



**Cleveland Indians @ Chicago White Sox**  
 Comiskey Park, Chicago, IL  
 Fri Aug 06 1965, 4:33 AM EDT  
 Att. 5,183 - Unknown

[livebaseballscorecards.com](http://livebaseballscorecards.com)

<b>AB</b>	<b>41</b>
<b>R</b>	<b>5</b>
<b>H</b>	<b>13</b>
<b>RBI</b>	<b>5</b>
<b>BB</b>	<b>0</b>
<b>SO</b>	<b>7</b>
<b>LOB</b>	<b>17</b>



<b>WP</b>	<b>1</b>	<b>PA</b>	<b>41</b>
<b>PB</b>	<b>1</b>	<b>SAC</b>	<b>0</b>
<b>SB</b>	<b>1</b>	<b>DP</b>	<b>0</b>
<b>CS</b>	<b>0</b>		

AB	R	H	RBI	BB	SO	LOB
5	2	2	0	0	0	1
5	0	0	0	0	0	3
0	0	0	0	0	0	0
5	1	2	1	0	1	2
5	1	4	1	0	0	0
5	0	1	1	0	0	4
4	0	1	1	0	2	1
1	0	0	0	0	0	0
3	0	2	0	0	0	2
4	0	0	0	0	3	3
1	1	1	1	0	0	0
1	0	0	0	0	1	1
0	0	0	0	0	0	0
1	0	0	0	0	0	0
0	0	0	0	0	0	0
1	0	0	0	0	0	0

Batter	1	2	3	4	5	6	7	8	9
Larry Brown, R (1, 6) OBP: 0.327, SLG: 0.385	0-0 S 1B 1B		0-0 F8 1B		0-0 1B 1B	0-0 F7 1-2		0-0 5-3	
Chuck Hinton, R (1, 8) OBP: 0.332, SLG: 0.459	0-0 F9 1-2		0-0 5-3		0-0 F7	0-0 4-3		0-0 5-3	
Don McMahon, R (8, 1) OBP: 0.400, SLG: 0.400									
Leon Wagner, L (1, 7) OBP: 0.357, SLG: 0.487	0-3 K		0-0 PB 1B 1B		0-0 F5		0-0 HR		0-0 F8
Rocky Colavito, R (1, 9) OBP: 0.398, SLG: 0.514	0-0 2-H 1B		0-0 PB 1B		0-0 1B 1B	0-0 1B 1B	0-0 1B		0-0 G3
Fred Whitfield, L (1, 3) OBP: 0.324, SLG: 0.533	0-0 F3		0-0 4-3		0-0 1B 1-3 2-H		0-0 F6		0-0 6-3
Max Alvis, R (1, 5) OBP: 0.338, SLG: 0.460		0-0 5-3		0-3 K	0-0 1-3 3-H 1B		0-3 K		
Pedro Gonzalez, R (1, 4) OBP: 0.322, SLG: 0.410		0-0 F7		0-0 6-3 2B		0-0 5-3		0-0 1-2 1B	
Chico Salmon, R (2, 4) OBP: 0.265, SLG: 0.381									
Duke Sims, L (1, 2) OBP: 0.274, SLG: 0.359		0-3 K		0-0 6-3 2-3		0-3 K		0-3 K	
Ralph Terry, R (1, 1) OBP: 0.213, SLG: 0.238			0-0 HR		0-3 K	0-0 E3 WP		0-0 F3	
Floyd Weaver, R (3, 1) OBP: 0.167, SLG: 0.182									
Lee Stange, R (5, 1) OBP: 0.250, SLG: 0.150									
Al Luplow, L (6, PH) OBP: 0.273, SLG: 0.367									
Gary Bell, R (6, 1) OBP: 0.091, SLG: 0.364									
Vic Davallo, L (8, PH) OBP: 0.345, SLG: 0.385									

Inning Stats	R	H	E	K	S	R	H	E	K	S	R	H	E	K	S	R	H	E	K	S	R	H	E	K	S	R	H	E	K	S			
	1	2	0	1	7	0	0	0	1	5	0	0	0	2	6	2	4	0	2	7	0	0	0	3	10	0	0	0	3	0	0	0	3

PITCHER	IP	WLS	BF	H	R	ER	SO	BB	IBB	HBP	BLK	WP	HR	S	P	ERA	WHIP
Joe Horlen, R (1, 1) ERA: 2.8	5.0	W	25	10	4	4	4	0	0	0	0	0	1	33	33	7.20	2.000
Hoyt Wilhelm, R (6, 1) ERA: 2.27	4.0	S	16	3	1	1	3	0	0	0	0	1	1	22	22	2.25	0.750

Batter	1	2	3	4	5	6	7	8	9
Don Buford, S OBP: 0.338, SLG: 0.372 (1, 4) (8, 5)	0-0 G3	0-0 2B	4-0 BB		0-0 G3	0-0 G3		0-0 1B	
Floyd Robinson, L OBP: 0.334, SLG: 0.364 (1, 9)	0-0 F9	4-0 IBB	0-3 K		0-0 1B		0-0 6-3	0-0 F6	
John Romano, R OBP: 0.354, SLG: 0.413 Hoyt Wilhelm, R (1, 2) (6, 1)	0-0 HR	0-3 K		0-3 K	0-0 1B		0-3 K	0-3 K	
Pete Ward, L OBP: 0.359, SLG: 0.423 Al Weis, S OBP: 0.321, SLG: 0.364 (1, 5) (8, 4)	0-0 1B	0-0 F7		0-0 F7	0-0 G3		0-3 K2-3		
Bill Skowron, R OBP: 0.320, SLG: 0.439 Tom McCraw, L OBP: 0.274, SLG: 0.276 (1, 3) (9, 3)	0-3 K		4-0 1B BB		0-0 6-3		0-0 F4	0-0 3-1	
Danny Cater, R OBP: 0.307, SLG: 0.398 (1, 7)		0-0 F9	0-0 1B FC1-2-5		0-0 1-3	0-0 1B 2B		4-0 BB 1B BB	
Ron Hansen, R OBP: 0.308, SLG: 0.381 (1, 6)		0-0 1B 2B 1B	0-0 B3 FC1-2-5		4-0 1B 2B BB	0-0 F3		4-0 1B BB BB	
Ken Berry, R OBP: 0.251, SLG: 0.322 (1, 8)		0-0 S 2B 1B	0-0 FC1-2-5 B3		0-0 2B G3 1B	4-0 1B IBB		4-0 1B 1B BB	
Joe Herten, R OBP: 0.235, SLG: 0.208 J.C. Martin, L OBP: 0.344, SLG: 0.333 (1, 1) (5, PH) (6, 2)		4-0 2B BB	0-0 B3		0-0 G3 1B 2B	0-0 1B		0-0 1B 1B	

Inning Stats	R: 1	H: 2	E: 0	K: 1	S: 7	R: 2	H: 3	E: 0	K: 1	S: 8	R: 1	H: 2	E: 0	K: 1	S: 7	R: 0	H: 0	E: 0	K: 1	S: 5	R: 3	H: 4	E: 0	K: 0	S: 7	R: 1	H: 2	E: 0	K: 0	S: 5	R: 0	H: 0	E: 0	K: 2	S: 7	R: 3	H: 2	E: 0	K: 1	S: 7
	LOB: 1	BB: 0	P: 7	LOB: 3	BB: 2	P: 16	LOB: 3	BB: 2	P: 15	LOB: 0	BB: 0	P: 5	LOB: 2	BB: 1	P: 11	LOB: 0	BB: 0	P: 7	LOB: 2	BB: 1	LOB: 0	BB: 0	P: 7	LOB: 2	BB: 3	LOB: 2	BB: 3	P: 19	SF: 0	SAC: 0	DP: 0	HBP: 0	1B: 11	2B: 3	3B: 0	HR: 1	WP: 0	PB: 0	SB: 1	CS: 0

PITCHER	IP	WLS	BF	H	R	ER	SO	BB	IBB	HBP	BLK	WP	HR	S	P	ERA	WHIP
Ralph Terry, R ERA: 3.59 (1, 1)	2.0		16	7	4	4	2	2	1	0	0	0	1	17	29	18.00	4.500
Floyd Weaver, R ERA: 5.12 (3, 1)	2.1	L	11	2	3	3	2	2	0	0	0	0	0	13	21	11.57	1.714
Lee Stange, R ERA: 3.48 (5, 1)	0.2		4	2	0	0	0	0	0	0	0	0	0	4	4	0.00	3.000
Gary Bell, R ERA: 3.78 (6, 1)	2.0		9	2	1	1	2	0	1	0	0	0	0	12	16	4.50	1.000
Don McMahon, R ERA: 3.23 (8, 1)	1.0		8	2	3	3	1	3	0	0	0	0	0	7	19	27.00	5.000

**AB R H RBI BB SO LOB**

**5 0 2 4 1 0 3**

**5 0 1 1 1 1 5**

**4 1 2 1 0 2 3**

**2 0 0 0 0 2 2**

**5 0 1 0 0 1 5**

**0 0 0 0 0 0 0**

**4 1 0 0 1 1 1**

**0 0 0 0 0 0 0**

**4 2 2 0 1 0 0**

**3 3 2 1 2 0 1**

**3 3 2 0 2 0 2**

**1 0 0 0 1 0 2**

**3 1 3 4 0 0 0**

**AB 39**

**R 11**

**H 15**

**RBI 11**

**BB 9**

**SO 7**

**LOB 24**

**WP: 0 PA: 48**

**PB: 0**

**SB: 1**

**CS: 0**

**ERA WHIP**

**WP: 0 PA: 48**

**PB: 0**

**SB: 1**

**CS: 0**

**ERA WHIP**

**Cleveland Indians @ Chicago White Sox**

**Comiskey Park, Chicago, IL**

**Fri Aug 06 1965, 4:33 AM EDT**

**Att. 5,183 - Unknown**





Batter	1	2	3	4	5	6	7	8	9	10	AB R H RBI BB SO LOB	TOP														
Larry Brown, R (1, 6) OBP: 0.332, SLG: 0.387	0-0 1B	4-0 FC5-4 BB		0-0 L5		0-0 FC5-4			0-0 G6-4-3 1B		4 0 2 1 1 0 1	<b>Cleveland Indians @ Chicago White Sox</b> Comiskey Park, Chicago, IL Sat Aug 07 1965, 4:33 AM EDT Att: 9,247 - Unknown														
Chuck Hinton, R (1, 8) OBP: 0.330, SLG: 0.455	0-3 K	0-0 FC5-4			0-0 4-3 1B		0-0 F6		0-0 G6-4-3		5 0 1 0 0 1 5															
Leon Wagner, L (1, 7) OBP: 0.355, SLG: 0.482	0-0 F8				0-0 4-3		0-0 4-3			0-0 F9	4 1 0 0 1 0 2															
Rocky Colavito, R (1, 9) OBP: 0.396, SLG: 0.510	0-0 F4			0-0 G4-3 1B	0-0 F9		0-0 5-3			0-0 F5	5 0 1 0 0 0 2															
Fred Whitfield, L (1, 3) OBP: 0.332, SLG: 0.535 Chico Salmon, R (10, PR) OBP: 0.265, SLG: 0.381		4-0 2B BB BB	0-0 G4-3 1B	0-0 IBB	4-0 1-3		0-0 1-3		0-0 BB 1B	0-0 BB 1B	3 1 2 0 2 0 0 0 1 0 0 0 0 0															
Max Alvis, R (1, 5) OBP: 0.339, SLG: 0.461	0-0 BB 2B	0-0 G4-3	0-0 K	0-3 K	0-0 1-3		0-0 1-3		4-0 1B BB	4-0 1B BB	4 0 1 0 1 1 4															
Pedro Gonzalez, R (1, 4) OBP: 0.323, SLG: 0.410	0-0 5-3	0-0 F5	0-0 F5	0-0 6-3	0-0 6-3		0-0 1B		0-0 1B	0-0 1B	5 0 2 1 0 0 3															
Joe Azcue, R (1, 2) OBP: 0.291, SLG: 0.261	4-0 BB IBB			0-0 1-3	0-0 F4		0-0 5-3				3 0 0 0 1 0 1															
Luis Tiant, R (1, 1) OBP: 0.143, SLG: 0.170	0-3 K			0-0 5-3		0-0 FC5-4 1B			0-0 B1-3		4 0 1 0 0 1 3															
<b>Inning Stats</b>	R: 0 E: 0 K: 1 S: 6	H: 1 LOB: 1 BB: 0 P: 6	R: 1 E: 0 K: 1 S: 6	H: 1 LOB: 3 BB: 3 P: 18	R: 1 E: 0 K: 0 S: 4	H: 2 LOB: 1 BB: 1 P: 8	R: 0 E: 0 K: 0 S: 3	H: 0 LOB: 0 BB: 0 P: 3	R: 0 E: 0 K: 1 S: 6	H: 1 LOB: 2 BB: 1 P: 10	R: 0 E: 0 K: 0 S: 3		H: 0 LOB: 0 BB: 0 P: 3	R: 0 E: 0 K: 0 S: 4	H: 1 LOB: 1 BB: 0 P: 4	R: 0 E: 0 K: 0 S: 3	H: 0 LOB: 0 BB: 0 P: 3	R: 0 E: 0 K: 0 S: 3	H: 1 LOB: 0 BB: 0 P: 3	R: 1 E: 0 K: 0 S: 4	H: 2 LOB: 2 BB: 1 P: 8	1B: 9 2B: 1 3B: 0 HR: 0	SF: 0 SAC: 0 DP: 2 HBP: 0	WP: 0 PB: 0 SB: 0 CS: 0	PA: 43	
<b>PITCHER</b>	IP WLS BF H R ER SO BB IBB HBP BLK WP HR S P ERA WHIP																									
John Buzhardt, R (1, 1) ERA: 3.23	5.0	24	5	2	2	3	3	2	0	0	0	0	0	0	0	0	0	0	0	0	0	0	0	0	3.60	1.600
Eddie Fisher, R (6, 1) ERA: 1.82	5.0	19	5	1	1	0	1	0	0	0	0	0	0	0	0	0	0	0	0	0	0	0	0	0	1.80	1.200

livebaseballscorecards.com

AB	37
R	3
H	10
RBI	2
BB	6
SO	3
LOB	21



BOTTOM

Cleveland Indians @ Chicago White Sox  
Comiskey Park, Chicago, IL  
Sat Aug 07 1965, 4:33 AM EDT  
Att. 9,247 - Unknown

livebaseballscorecards.com

AB 33  
R 4  
H 7  
RBI 4  
BB 2  
SO 9  
LOB 9



WP: 0 PA: 38  
PB: 0  
SB: 0  
CS: 0

AB R H RBI BB SO LOB

4	0	1	1	0	0	1
5	0	1	1	0	0	1
2	0	0	0	0	2	0
2	0	0	0	0	2	1
3	0	0	0	0	0	0
4	1	1	0	0	2	1
3	1	0	0	1	0	1
2	0	1	0	1	0	1
0	1	0	0	0	0	0
1	0	0	0	0	1	0
1	0	1	2	0	0	0
1	0	0	0	0	1	1
1	0	0	0	0	0	1
1	0	0	0	0	1	0
3	1	2	0	0	0	1

Batter	1	2	3	4	5	6	7	8	9	10
Don Buford, S (1, 4) OBP: 0.337, SLG: 0.371	F9		F8		F7			SH1-4		1B
Floyd Robinson, L (1, 9) OBP: 0.333, SLG: 0.362	4-3			F8		6-3		F4		1B
John Romano, R (1, 2) OBP: 0.352, SLG: 0.409										
Tom McCraw, L (6, 8) OBP: 0.272, SLG: 0.273	K			K		K		K		
Pete Ward, L (1, 5) OBP: 0.358, SLG: 0.419		HBP		6-3		F6			3-1	
Bill Skowron, R (1, 3) OBP: 0.319, SLG: 0.437		4-3			SH2-4			K		K
Danny Cater, R (1, 7) OBP: 0.307, SLG: 0.395					1B			F8		F8
Ron Hansen, R (1, 6) OBP: 0.311, SLG: 0.384										
Al Weis, S (10, PR) OBP: 0.321, SLG: 0.364		6-3			SH2-4			2B		1B
Ken Berry, R (1, 8) OBP: 0.250, SLG: 0.321										
Smoky Burgess, L (5, PH) OBP: 0.369, SLG: 0.456										
Eddie Fisher, R (6, 1) OBP: 0.120, SLG: 0.083										
Gary Peters, L (10, PH) OBP: 0.193, SLG: 0.236										
John Buzhardt, R (1, 1) OBP: 0.222, SLG: 0.125										
J.C. Martin, L (5, PH) OBP: 0.349, SLG: 0.339										

Inning Stats	R: 0 E: 0 K: 1 S: 5	H: 0 LOB: 0 BB: 0 P: 5	R: 0 E: 0 K: 0 S: 3	H: 0 LOB: 1 BB: 0 P: 4	R: 0 E: 0 K: 2 S: 7	H: 0 LOB: 0 BB: 0 P: 7	R: 0 E: 0 K: 1 S: 5	H: 0 LOB: 0 BB: 0 P: 5	R: 2 E: 0 K: 0 S: 5	H: 2 LOB: 1 BB: 1 P: 9	R: 0 E: 0 K: 1 S: 5	H: 0 LOB: 0 BB: 0 P: 5	R: 0 E: 0 K: 2 S: 8	H: 1 LOB: 1 BB: 0 P: 8	R: 0 E: 0 K: 1 S: 6	H: 1 LOB: 1 BB: 0 P: 6	R: 0 E: 0 K: 1 S: 5	H: 0 LOB: 0 BB: 0 P: 5	R: 2 E: 0 K: 0 S: 4	H: 3 LOB: 2 BB: 1 P: 8	1B: 6 2B: 1 3B: 0 HR: 0	SF: 0 SAC: 2 DP: 0 HBP: 1
--------------	------------------------------	---------------------------------	------------------------------	---------------------------------	------------------------------	---------------------------------	------------------------------	---------------------------------	------------------------------	---------------------------------	------------------------------	---------------------------------	------------------------------	---------------------------------	------------------------------	---------------------------------	------------------------------	---------------------------------	------------------------------	---------------------------------	----------------------------------	------------------------------------

PITCHER	IP	WLS	BF	H	R	ER	SO	BB	IBB	HBP	BLK	WP	HR	S	P	ERA	WHIP
Luis Tiant, R (1, 1) ERA: 3.49	9.1	L	38	7	4	4	9	2	0	1	0	0	0	53	62	3.86	0.964



Batter	1	2	3	4	5	6	7	8	9	AB R H RBI BB SO LOB	TOP		
Larry Brown, R OBP: 0.333, SLG: 0.385 (1, 6) BB BB	4-0 IBB WP SH1-3 BB		x 0-0 1B SH1-3 1B		x 0-0 F6		x 0-0 5-3	x 0-0 6-3		4 1 1 0 1 0 0			
Chico Salmon, R OBP: 0.282, SLG: 0.424 (1, 7) x	0-0 SH1-3 1-2		x 0-0 SH1-3 1-2		x 0-0 2B		x 0-0 1B 2B	x 0-0 5-3		3 1 2 0 0 0 0			
Chuck Hinton, R OBP: 0.337, SLG: 0.459 (1, 8) (7, 9) BB BB	4-0 IBB BB		x 0-0 1B 2-3 1B		x 0-0 1B		x 0-0 2B 1B 2-H	x 0-3 K		4 1 3 1 1 1 0			
Rocky Colavito, R OBP: 0.399, SLG: 0.514 Vic Davalillo, L OBP: 0.344, SLG: 0.384 (1, 9) (7, PR) (7, 8)	4-0 1-3 2-H IBB		x 0-0 1-3 3-H 1B		x 0-0 F7		x 0-0 HBP 1B 2B 2-H	x 0-0 F6		3 0 2 2 1 0 2 1 1 0 0 0 0 0			
Fred Whitfield, L OBP: 0.330, SLG: 0.527 (1, 3) x	0-0 L4		x 0-0 4-3		x 0-0 F2		x 4-0 1B 1B HBP IBB	x 0-0 L3		4 1 0 0 1 0 6			
Max Alvis, R OBP: 0.337, SLG: 0.456 (1, 5)		x 0-0 F4		x 0-0 F8		x 0-0 F9	x 1-0 1B 1B HBP 1-2 2-3	x 0-0 6-3		4 1 0 0 0 0 0			
Pedro Gonzalez, R OBP: 0.322, SLG: 0.407 (1, 4) x		x 0-0 4-3		x 0-0 F9		x 0-0 F8	x 0-0 1B 1B 1-2 2-3 3-H			4 0 1 1 0 0 0			
Joe Azcue, R OBP: 0.298, SLG: 0.273 (1, 2) S.O.S.		x 0-3 K		x 0-0 2B		x 0-0 1B	x 0-0 1B 1-2 2-H 3-H			4 0 3 2 0 1 0			
Sonny Siebert, R OBP: 0.104, SLG: 0.191 Don McMahon, R OBP: 0.400, SLG: 0.400 Gary Bell, R OBP: 0.091, SLG: 0.364 (1, 1) (7, 1) (9, 1)			x 0-0 F9		x 0-3 K		x 0-0 F7	x 0-3 K		4 0 0 0 0 2 4 0 0 0 0 0 0 0 0 0 0 0 0 0 0			
Inning Stats	R: 0 E: 0 K: 0 S: 2 H: 0 LOB: 2 BB: 3 P: 14	R: 0 E: 0 K: 1 S: 5 H: 0 LOB: 0 BB: 0 P: 5	R: 1 E: 0 K: 0 S: 6 H: 3 LOB: 2 BB: 0 P: 6	R: 0 E: 0 K: 1 S: 6 H: 1 LOB: 1 BB: 0 P: 6	R: 0 E: 0 K: 0 S: 5 H: 2 LOB: 2 BB: 0 P: 5	R: 0 E: 0 K: 0 S: 4 H: 1 LOB: 1 BB: 0 P: 4	R: 5 E: 0 K: 1 S: 9 H: 5 LOB: 2 BB: 1 P: 14	R: 0 E: 0 K: 1 S: 5 H: 0 LOB: 0 BB: 0 P: 5	R: 0 E: 0 K: 0 S: 3 H: 0 LOB: 0 BB: 0 P: 3	1B: 8 2B: 4 3B: 0 HR: 0 SF: 0 SAC: 2 DP: 0 HBP: 1	WP: 1 PB: 0 SB: 0 CS: 0 PA: 42		
PITCHER	IP WLS BF H R ER SO BB IBB HBP BLK WP HR S P ERA WHIP											PITCHER	IP WLS BF H R ER SO BB IBB HBP BLK WP HR S P ERA WHIP
Gary Peters, L ERA: 4.07 (1, 1)	6.1 L 30 9 3 3 2 2 1 0 0 0 1 0 31 43 4.26 1.737												
Frank Lary, R ERA: 3.53 (7, 1)	0.2 6 3 3 3 1 0 1 1 0 0 0 0 6 11 40.50 4.500												
Greg Bollo, R ERA: 3.05 (8, 1)	2.0 6 0 0 0 0 1 0 0 0 0 0 0 8 8 0.00 0.000												

Cleveland Indians @ Chicago White Sox  
Comiskey Park, Chicago, IL  
Sun Aug 08 1965, 4:33 AM EDT  
Att: 21,165 - Unknown

livebaseballscorecards.com

AB 35  
R 6  
H 12  
RBI 6  
BB 4  
SO 4  
LOB 12







Batter	1	2	3	4	5	6	7	8	9	AB R H RBI BB SO LOB	TOP											
<b>Jim Piersall, R</b> (1, 7) <small>OBP: 0.267, SLG: 0.250</small> (6, 8)	0-0 6-3		0-0 FC5-6 1-3 3-H 1B		0-0 4-3	0-0 4-3		0-3 K		5 0 1 1 0 1 0												
<b>Al Spangler, L</b> (1, 8) <small>OBP: 0.310, SLG: 0.265</small> <b>Albie Pearson, L</b> (6, 9) <small>OBP: 0.322, SLG: 0.326</small>	0-0 4-3		0-0 FC5-6 1-2f 3-H		0-0 1B 2B 1B	0-3 K		0-0 1-3		4 1 1 1 0 1 1 1 0 0 0 0 0 0												
<b>Joe Adcock, R</b> (1, 3) <small>OBP: 0.305, SLG: 0.433</small> <b>Vic Power, R</b> (7, 3) <small>OBP: 0.303, SLG: 0.366</small>	0-0 6-3		0-0 6-3		0-0 1-2 2B 1B		0-0 HR		0-0 6-3	4 2 2 1 0 0 1 1 0 0 0 0 0 0												
<b>Lou Clinton, R</b> (1, 9) <small>OBP: 0.324, SLG: 0.348</small> <b>Willie Smith, L</b> (5, PH) <small>OBP: 0.305, SLG: 0.455</small> (5, 9) (6, 7)		0-0 F5		0-0 FC1-5 1B 1B	0-3 K		0-0 HR		0-0 F6	2 0 1 0 0 0 0 3 1 1 1 0 1 2												
<b>Bobby Knoop, R</b> (1, 4) <small>OBP: 0.310, SLG: 0.383</small>		0-3 K		0-0 FC1-5 1-2 2B 1B	0-0 1-1 2-H		0-0 6-3		0-0 F8	5 1 2 2 0 1 0												
<b>Buck Rodgers, S</b> (1, 2) <small>OBP: 0.265, SLG: 0.269</small>		0-3 K		0-0 FC1-5 1-2 2-3f 2B	4-0 BB		0-0 1-3			3 1 0 0 1 1 2												
<b>Paul Schaal, R</b> (1, 5) <small>OBP: 0.297, SLG: 0.334</small>			0-0 1B 2B	0-0 1-H 2-H 2B	0-0 1-3		0-0 1B			4 1 3 2 0 0 2												
<b>Joe Koppe, R</b> (1, 6) <small>OBP: 0.333, SLG: 0.417</small>			0-0 1B FC5-6 1B	0-3 K		0-0 HR	0-3 K			4 2 2 1 0 2 2												
<b>Dean Chance, R</b> (1, 1) <small>OBP: 0.157, SLG: 0.065</small>			0-3 K	0-3 K		0-3 K		0-3 K		4 0 0 0 0 4 3												
<b>Inning Stats</b>	R: 0 E: 0 K: 0 S: 3	H: 0 LOB: 0 BB: 0 P: 3	R: 0 E: 0 K: 2 S: 7	H: 0 LOB: 0 BB: 0 P: 7	R: 2 E: 0 K: 1 S: 8	H: 3 LOB: 1 BB: 0 P: 8	R: 2 E: 0 K: 2 S: 10	H: 3 LOB: 1 BB: 0 P: 10	R: 2 E: 0 K: 1 S: 8	H: 3 LOB: 2 BB: 1 P: 12	R: 1 E: 0 K: 2 S: 8	H: 1 LOB: 0 BB: 0 P: 8	R: 2 E: 0 K: 1 S: 8	H: 3 LOB: 1 BB: 0 P: 8	R: 0 E: 0 K: 2 S: 7	H: 0 LOB: 0 BB: 0 P: 7	R: 0 E: 0 K: 0 S: 3	H: 0 LOB: 0 BB: 0 P: 3	1B: 7 2B: 3 3B: 0 HR: 3	SF: 0 SAC: 0 DP: 0 HBP: 0	WP: 0 PB: 0 SB: 0 CS: 0	PA: 41
<b>PITCHER</b>	IP WLS BF H R ER SO BB IBB HBP BLK WP HR S P ERA WHIP																					
<b>Sam McDowell, L</b> (1, 1) <small>ERA: 2.3</small>	4.1 L 21 8 6 6 5 0 0 0 0 0 0 0 31 31 12.46 1.846																					
<b>Floyd Weaver, R</b> (5, 1) <small>ERA: 5.06</small>	0.2 4 1 0 0 1 1 0 0 0 0 0 0 5 9 0.00 3.000																					
<b>Lee Stange, R</b> (6, 1) <small>ERA: 3.66</small>	3.0 13 4 3 3 5 0 0 0 0 0 0 3 23 23 9.00 1.333																					
<b>Don McMahon, R</b> (9, 1) <small>ERA: 3.58</small>	1.0 3 0 0 0 0 0 0 0 0 0 0 0 3 3 0.00 0.000																					

**Los Angeles Angels @ Cleveland Indians**  
 Cleveland Municipal Stadium, Cleveland, OH  
 Mon Aug 09 1965, 7:05 PM EDT  
 Att. 7,240 - Unknown

<b>AB</b>	40
<b>R</b>	9
<b>H</b>	13
<b>RBI</b>	9
<b>BB</b>	1
<b>SO</b>	11
<b>LOB</b>	13



[livebaseballscorecards.com](http://livebaseballscorecards.com)

Batter	1	2	3	4	5	6	7	8	9	AB	R	H	RBI	BB	SO	LOB
--------	---	---	---	---	---	---	---	---	---	----	---	---	-----	----	----	-----

<b>Billy Moran, R</b> <small>(1, 6) OBP: 0.222, SLG: 0.176</small>	0-0 		4-0 			0-3 		0-0 		3	0	1	0	1	1	0
<b>Chuck Hinton, R</b> <small>(1, 8) OBP: 0.336, SLG: 0.456</small>	0-3 		0-0 			0-3 			0-3 	4	0	1	0	0	3	1
<b>Leon Wagner, L</b> <small>(1, 7) OBP: 0.354, SLG: 0.478</small>	0-0 		0-3 			4-0 			0-0 	3	0	0	0	1	1	3
<b>Rocky Colavito, R</b> <small>(1, 9) OBP: 0.396, SLG: 0.509</small>	0-3 				0-3 	0-0 			0-0 	4	0	0	0	0	2	2
<b>Fred Whitfield, L</b> <small>(1, 3) OBP: 0.327, SLG: 0.522</small>		0-0 		0-0 			0-0 			3	0	0	0	0	0	0
<b>Max Alvis, R</b> <small>(1, 5) OBP: 0.335, SLG: 0.453</small>		0-3 		0-0 			0-0 			3	0	0	0	0	1	0
<b>Pedro Gonzalez, R</b> <small>(1, 4) OBP: 0.318, SLG: 0.402</small>		0-0 			0-0 			0-0 		3	0	0	0	0	0	0
<b>Joe Azcue, R</b> <small>(1, 2) OBP: 0.295, SLG: 0.270</small>			0-0 			0-0 			0-0 	3	0	0	0	0	0	0
<b>Sam McDowell, L</b> <small>(1, 1) OBP: 0.115, SLG: 0.117</small> <b>Floyd Weaver, R</b> <small>(5, 1) OBP: 0.167, SLG: 0.182</small> <b>Al Luplow, L</b> <small>(5, PH) OBP: 0.265, SLG: 0.355</small> <b>Lee Stange, R</b> <small>(6, 1) OBP: 0.250, SLG: 0.150</small> <b>Duke Sims, L</b> <small>(8, PH) OBP: 0.270, SLG: 0.354</small> <b>Don McMahon, R</b> <small>(9, 1) OBP: 0.400, SLG: 0.400</small>			0-3 		0-0 			0-3 		1	0	0	0	0	1	0

Inning Stats	R: 0	H: 1	E: 0	LOB: 1	K: 2	BB: 0	S: 8	P: 8	R: 0	H: 0	E: 0	LOB: 0	K: 1	BB: 0	S: 5	P: 5	R: 0	H: 1	E: 0	LOB: 2	K: 2	BB: 1	S: 8	P: 12	R: 0	H: 0	E: 0	LOB: 0	K: 1	BB: 0	S: 5	P: 5	R: 0	H: 0	E: 0	LOB: 0	K: 0	BB: 0	S: 3	P: 3	R: 0	H: 0	E: 0	LOB: 1	K: 2	BB: 1	S: 7	P: 11	R: 0	H: 0	E: 0	LOB: 0	K: 0	BB: 0	S: 3	P: 3	R: 0	H: 0	E: 0	LOB: 0	K: 1	BB: 0	S: 5	P: 5	R: 0	H: 0	E: 0	LOB: 0	K: 1	BB: 0	S: 5	P: 5	R: 0	H: 0	E: 0	LOB: 0	K: 1	BB: 0	S: 5	P: 5
--------------	------	------	------	--------	------	-------	------	------	------	------	------	--------	------	-------	------	------	------	------	------	--------	------	-------	------	-------	------	------	------	--------	------	-------	------	------	------	------	------	--------	------	-------	------	------	------	------	------	--------	------	-------	------	-------	------	------	------	--------	------	-------	------	------	------	------	------	--------	------	-------	------	------	------	------	------	--------	------	-------	------	------	------	------	------	--------	------	-------	------	------

PITCHER	IP	WLS	BF	H	R	ER	SO	BB	IBB	HBP	BLK	WP	HR	S	P	ERA	WHIP
<b>Dean Chance, R</b> <small>(1, 1) ERA: 3.82</small>	9.0	W	31	2	0	0	10	2	0	0	0	0	0	49	57	0.00	0.444

**BOTTOM**

**Los Angeles Angels @ Cleveland Indians**  
 Cleveland Municipal Stadium, Cleveland, OH  
 Mon Aug 09 1965, 7:05 PM EDT  
 Att. 7,240 - Unknown

AB	29
R	0
H	2
RBI	0
BB	2
SO	10
LOB	6



WP	PA	ERA	WHIP
0	31		



Batter	1	2	3	4	5	6	7	8	9	AB R H RBI BB SO LOB	TOP	
Lou Clinton, R OBP: 0.327, SLG: 0.351 (1, 9) X	0-0 FC6-4 1B		0-0 E8 1B			0-0 F7		0-0 SH2-4 1-2	0-0 F8	4 1 2 0 0 0 1		
Al Spangler, L OBP: 0.316, SLG: 0.272 (1, 8) X	0-0 FC6-4 1-2f		0-0 E1 E8 1B			0-0 1B 1B		0-0 HR 2-H		3 1 2 0 0 0 1 1 1 1 1 0 0 0		
Jim Piersall, R OBP: 0.279, SLG: 0.281 (6, 8)												
Willie Smith, L OBP: 0.305, SLG: 0.453 (1, 7) X	0-0 F9		0-0 E8 2-H 3-H			0-0 1B 1B		0-0 F3		4 0 1 0 0 0 3		
Joe Adcock, R OBP: 0.308, SLG: 0.447 (1, 3) X	0-0 F2					0-0 F9		0-0 HR		4 1 2 3 0 0 1 0 0 0 0 0 0 0		
Vic Power, R OBP: 0.303, SLG: 0.366 (8, 3)						0-0 G4-6-3 1B 1-2 2-H		0-0 HR 2-H				
Buck Rodgers, S OBP: 0.268, SLG: 0.270 (1, 2) H		1-0 CS HBP				0-0 F6		0-0 1B		3 0 1 0 0 0 2		
Bobby Knoop, R OBP: 0.306, SLG: 0.377 (1, 4)		0-3 K 1-2				0-0 6-3		0-3 K	0-0 L9	4 0 0 0 0 2 2		
Paul Schaaf, R OBP: 0.294, SLG: 0.330 (1, 5)		0-3 K				0-3 K		0-3 K	0-0 6-3	4 0 0 0 0 3 0		
Joe Koppe, R OBP: 0.300, SLG: 0.370 (1, 6)			0-0 6-3			0-0 F3		0-3 K	4-0 SH1-4 BB	3 0 0 0 0 1 0 0 0 0 0 1 0 0	AB 33 R 5 H 10 RBI 4 BB 1 SO 7 LOB 10	
Jim Fregosi, R OBP: 0.323, SLG: 0.419 (7, 6)												
Marcelino Lopez, R OBP: 0.224, SLG: 0.304 (1, 1) X			0-0 6-3			0-3 K		0-0 SH2-4 2B 1B	0-0 SH1-4	3 1 1 0 0 1 0 0 0 0 0 0 0 0		
Bob Lee, R OBP: 0.214, SLG: 0.385 (8, 1)												
<b>Inning Stats</b>	R: 0 E: 0 K: 0 S: 4 H: 1 LOB: 1 BB: 0 P: 4	R: 0 E: 0 K: 2 S: 6 H: 0 LOB: 0 BB: 0 P: 7	R: 1 E: 2 K: 0 S: 5 H: 2 LOB: 3 BB: 0 P: 5	R: 0 E: 0 K: 0 S: 3 H: 0 LOB: 0 BB: 0 P: 3	R: 0 E: 0 K: 2 S: 7 H: 0 LOB: 0 BB: 0 P: 7	R: 1 E: 0 K: 0 S: 5 H: 3 LOB: 1 BB: 0 P: 5	R: 0 E: 0 K: 3 S: 9 H: 0 LOB: 0 BB: 0 P: 9	R: 3 E: 0 K: 0 S: 7 H: 4 LOB: 1 BB: 0 P: 7	R: 0 E: 0 K: 0 S: 3 H: 0 LOB: 1 BB: 1 P: 7	1B: 8 2B: 2 3B: 0 HR: 1 SF: 0 SAC: 2 DP: 2 HBP: 1	WP: 0 PB: 0 SB: 0 CS: 1 PA: 37	
<b>PITCHER</b>	IP WLS BF H R ER SO BB IBB HBP BLK WP HR S P ERA WHIP											
Steve Hargan, R ERA: 5.4 (1, 1)	6.0 L 23 6 2 1 4 0 0 1 0 0 0 0 30 31 1.50 1.000											
Gary Bell, R ERA: 3.71 (7, 1)	1.0 3 0 0 0 3 0 0 0 0 0 0 0 9 9 0.00 0.000											
Don McMahon, R ERA: 4.06 (8, 1)	0.2 5 3 3 3 0 0 0 0 0 0 0 1 5 5 40.50 4.500											
Floyd Weaver, R ERA: 4.95 (8, 1)	1.1 6 1 0 0 0 1 0 0 0 0 0 0 5 9 0.00 1.500											

Los Angeles Angels @ Cleveland Indians  
Cleveland Municipal Stadium, Cleveland, OH  
Tue Aug 10 1965, 7:05 PM EDT  
Att. 4,950 - Unknown

livebaseballscorecards.com



BOTTOM

Los Angeles Angels @ Cleveland Indians  
Cleveland Municipal Stadium, Cleveland, OH

Tue Aug 10 1965, 7:05 PM EDT  
Att. 4,950 - Unknown

livebaseballscorecards.com

AB	33
R	2
H	7
RBI	2
BB	2
SO	5
LOB	18



WP	1	PA	37
PB	0		
SB	0		
CS	0		

AB R H RBI BB SO LOB

5 1 0 0 0 1 3

3 0 1 0 1 1 0

4 0 0 1 0 0 3

4 0 0 0 0 0 3

3 0 1 0 0 0 0

0 0 0 1 0 0 0

4 0 1 0 0 1 2

3 0 2 0 0 0 0

3 0 1 0 1 1 2

1 0 0 0 0 0 1

1 1 1 0 0 0 0

0 0 0 0 0 0 0

1 0 0 0 0 0 3

0 0 0 0 0 0 0

0 0 0 0 0 0 0

0 0 0 0 0 0 0

1 0 0 0 0 1 1

1B: 7 SF: 1

2B: 0 SAC: 1

3B: 0 DP: 1

HR: 0 HBP: 0



Batter	1	2	3	4	5	6	7	8	9	AB R H RBI BB SO LOB	TOP											
Lou Clinton, R (1, 9) OBP: 0.321, SLG: 0.344	0-0 5-3		0-0 F3			0-0 F4		0-0 F8		4 0 0 0 0 0 0												
Albie Pearson, L (1, 8) OBP: 0.317, SLG: 0.321	0-0 6-3			0-0 F5		0-0 F4		0-0 F7		4 0 0 0 0 0 0												
Jim Fregosi, R (1, 6) OBP: 0.322, SLG: 0.416	0-3 K			4-0 G6-4-3 BB		0-0 F4		0-0 F8		3 0 0 0 1 1 0												
Willie Smith, L (1, 7) OBP: 0.304, SLG: 0.451		0-0 F3		0-0 G6-4-3 1-2f			0-0 1B		0-0 6-3	4 0 1 0 0 0 1												
Joe Adcock, R (1, 3) OBP: 0.305, SLG: 0.441		0-0 F3			0-3 K		0-0 F7			3 0 0 0 0 1 1												
Buck Rodgers, S (1, 2) OBP: 0.269, SLG: 0.270		0-0 1B			0-3 K		0-0 F6			3 0 1 0 0 1 1												
Tom Satriano, L (1, 4) OBP: 0.310, SLG: 0.351		0-0 F7			4-0 1B BB		0-3 K			2 0 0 0 1 1 2												
Paul Schaal, R (1, 5) OBP: 0.294, SLG: 0.330			0-0 F8		0-0 1-2 1B			0-0 F2		3 0 1 0 0 0 0												
George Brunet, R (1, 1) OBP: 0.119, SLG: 0.077			0-3 K		0-3 K			0-3 K		2 0 0 0 0 2 2												
Merritt Ranew, L (8, PH) OBP: 0.262, SLG: 0.281										1 0 0 0 0 1 0												
Aubrey Gatewood, R (8, 1) OBP: 0.500, SLG: 0.500										0 0 0 0 0 0 0												
<b>Inning Stats</b>	R: 0 E: 0 K: 1 S: 5	H: 0 LOB: 0 BB: 0 P: 5	R: 0 E: 0 K: 0 S: 4	H: 1 LOB: 1 BB: 0 P: 4	R: 0 E: 0 K: 1 S: 5	H: 0 LOB: 0 BB: 0 P: 5	R: 0 E: 0 K: 0 S: 2	H: 0 LOB: 0 BB: 1 P: 6	R: 0 E: 0 K: 3 S: 10	H: 1 LOB: 2 BB: 1 P: 14	R: 0 E: 0 K: 0 S: 3	H: 0 LOB: 0 BB: 0 P: 3	R: 0 E: 0 K: 1 S: 6	H: 1 LOB: 1 BB: 0 P: 6	R: 0 E: 0 K: 1 S: 5	H: 0 LOB: 0 BB: 0 P: 5	R: 0 E: 0 K: 0 S: 3	H: 0 LOB: 0 BB: 0 P: 3	1B: 3 2B: 0 3B: 0 HR: 0	SF: 0 SAC: 0 DP: 1 HBP: 0	WP: 0 PB: 0 SB: 0 CS: 0	PA: 31
<b>PITCHER</b> Luis Tiant, R (1, 1) ERA: 3.26	IP: 9.0 WLS: W BF: 31 H: 3 R: 0 ER: 0 SO: 7 BB: 2 IBB: 0 HBP: 0 BLK: 0 WP: 0 HR: 0 S: 43 P: 51 ERA: 0.00 WHIP: 0.556																					

Los Angeles Angels @ Cleveland Indians  
Cleveland Municipal Stadium, Cleveland, OH

Wed Aug 11 1965, 7:05 PM EDT  
Att. 7,125 - Unknown

livebaseballscorecards.com

AB	29
R	0
H	3
RBI	0
BB	2
SO	7
LOB	7



Batter	1	2	3	4	5	6	7	8	9	AB	R	H	RBI	BB	SO	LOB
Larry Brown, R OBP: 0.326, SLG: 0.375 (1, 6)	0-0 F9		0-0 F9			0-0 SH1-3 HR 1B	0-0 F7			4	1	1	0	0	0	2
Chuck Hinton, R OBP: 0.341, SLG: 0.453 (1, 7)	4-0 BB			4-0 BB		0-0 SH1-3	0-3 K			1	0	0	0	2	1	2
Fred Whitfield, L OBP: 0.326, SLG: 0.517 (1, 3)	0-0 6-3-6-4			0-0 F6		0-0 F8		0-0 1B 1B		4	0	1	0	0	0	3
Chico Salmon, R OBP: 0.278, SLG: 0.418 (8, PR) (9, 3)	1-2f									0	1	0	0	0	0	0
Rocky Colavito, R OBP: 0.391, SLG: 0.500 (1, 9)		0-0 6-3		0-0 L8		4-0 HR IBB		0-0 F8		3	1	0	0	1	0	2
Max Alvis, R OBP: 0.338, SLG: 0.461 (1, 5)		0-0 FC4-6 1B		0-0 F4		0-0 HR		0-0 1B 1B		4	2	3	3	0	0	1
Vic Davalillo, L OBP: 0.342, SLG: 0.382 (1, 8)		0-0 FC4-6				0-0 F7	0-0 5-3		0-0 1B FC6-4 1B	4	1	1	1	0	0	1
Joe Azcue, R OBP: 0.301, SLG: 0.278 (1, 2)		0-0 5-3				0-0 F3		0-0 FC BB 1B	0-0 FC6-4 1B	4	0	2	1	0	0	1
Pedro Gonzalez, R OBP: 0.324, SLG: 0.401 (1, 4)			0-3 K			0-0 1B		4-0 FC BB	0-0 FC6-4	3	0	1	1	1	1	1
Luis Tiant, R OBP: 0.135, SLG: 0.160 (1, 1)			0-3 K			0-3 K		0-0 FC	0-3 K	4	0	0	0	0	3	4

Inning Stats	R: 0	H: 0	E: 0	K: 0	S: 2	R: 0	H: 1	E: 0	K: 0	S: 4	R: 0	H: 0	E: 0	K: 2	S: 7	R: 0	H: 0	E: 0	K: 0	S: 3	R: 0	H: 1	E: 0	K: 1	S: 6	R: 3	H: 2	E: 0	K: 0	S: 5	R: 0	H: 1	E: 0	K: 1	S: 6	R: 0	H: 1	E: 0	K: 1	S: 6	R: 3	H: 4	E: 0	K: 1	S: 9				
	LOB: 0	BB: 1	P: 6			LOB: 1	BB: 0	P: 4			LOB: 1	BB: 1	P: 7			LOB: 2	BB: 1	P: 10			LOB: 1	BB: 0	P: 9			LOB: 0	BB: 1	P: 9			LOB: 2	BB: 1	P: 10			LOB: 1	BB: 0	P: 9			LOB: 1	BB: 0	P: 9						

**Los Angeles Angels @ Cleveland Indians**  
 Cleveland Municipal Stadium, Cleveland, OH

Wed Aug 11 1965, 7:05 PM EDT  
 Att. 7,125 - Unknown

AB	31
R	6
H	9
RBI	6
BB	4
SO	5
LOB	17

WP: 0 PA: 36  
 PB: 0  
 SB: 0  
 CS: 0





Batter	1	2	3	4	5	6	7	8	9	AB R H RBI BB SO LOB	TOP																
Jose Cardenal, R (1, 8) OBP: 0.302, SLG: 0.376	0-0 F5		0-0 SF9			0-0 1B		0-0 4-3	0-0 FC5-4	4 0 1 1 0 0 2																	
Jim Piersall, R (1, 7) OBP: 0.262, SLG: 0.262	0-0 4-3		0-0 FC6-4			0-0 1-3		0-3 K		4 0 0 0 0 1 2																	
Jim Fregosi, R (1, 6) OBP: 0.322, SLG: 0.413	0-0 F9			0-0 F5		0-0 F4			4-0 SH 1B BB	3 1 0 0 1 0 0																	
Joe Adcock, R (1, 3) Vic Power, R (7, 3) OBP: 0.301, SLG: 0.436 OBP: 0.303, SLG: 0.366		0-3 K		0-0 F8		0-0 F8			0-0 SH 1B	3 0 0 0 0 1 0 0 1 0 0 0 0 0																	
Lou Clinton, R (1, 9) OBP: 0.320, SLG: 0.338		0-3 K		0-0 F5		0-0 5-3			4-0 1B E IBB	3 1 0 0 1 1 0																	
Bobby Knoop, R (1, 4) OBP: 0.312, SLG: 0.382		0-0 F4			0-0 4-3 1B		0-0 FC6-4 1B		0-0 E 1B	4 1 3 2 0 0 0																	
Buck Rodgers, S (1, 2) OBP: 0.266, SLG: 0.267			0-0 F9		0-0 4-3		0-0 FC6-4		0-0 E1 FC1-5-6	4 0 0 0 0 0 2																	
Paul Schaal, R (1, 5) OBP: 0.299, SLG: 0.333			0-0 1B SF9 1B		4-0 G6-4-3 BB			0-0 SH2-4 1B	0-0 FC1-5-6 FC5-4	3 1 2 0 1 0 1																	
Fred Newman, R (1, 1) Bob Lee, R (7, 1) OBP: 0.175, SLG: 0.127 OBP: 0.200, SLG: 0.357			0-0 FC6-4 1B		0-0 G6-4-3			0-0 SH2-4	0-3 K	2 0 1 0 0 0 2 1 0 0 0 0 1 1																	
Inning Stats	R: 0 E: 0 K: 0 S: 3	H: 0 LOB: 0 BB: 0 P: 3	R: 0 E: 0 K: 2 S: 7	H: 0 LOB: 0 BB: 0 P: 7	R: 1 E: 0 K: 0 S: 5	H: 2 LOB: 1 BB: 0 P: 5	R: 0 E: 0 K: 0 S: 3	H: 0 LOB: 0 BB: 0 P: 3	R: 0 E: 0 K: 0 S: 3	H: 1 LOB: 1 BB: 1 P: 7	R: 0 E: 0 K: 0 S: 3	H: 1 LOB: 0 BB: 0 P: 3	R: 0 E: 0 K: 0 S: 4	H: 1 LOB: 1 BB: 0 P: 4	R: 0 E: 0 K: 1 S: 6	H: 1 LOB: 1 BB: 0 P: 6	R: 4 E: 2 K: 1 S: 8	H: 1 LOB: 1 BB: 2 P: 16	1B: 7 2B: 0 3B: 0 HR: 0	SF: 1 SAC: 2 DP: 1 HBP: 0	WP: 0 PB: 0 SB: 0 CS: 0	PA: 37					
PITCHER	IP	WLS	BF	H	R	ER	SO	BB	IBB	HBP	BLK	WP	HR	S	P	ERA	WHIP										
Jack Kralick, L (1, 1) ERA: 4.27	8.0	L	34	7	5	2	3	2	1	0	0	0	0	37	49	2.25	1.125										
Gary Bell, R (9, 1) ERA: 3.65	1.0		3	0	0	0	1	0	0	0	0	0	0	5	5	0.00	0.000										

Los Angeles Angels @ Cleveland Indians  
Cleveland Municipal Stadium, Cleveland, OH

AB 31  
R 5  
H 7  
RBI 3  
BB 3  
SO 4  
LOB 10



Thu Aug 12 1965, 7:05 PM EDT  
Att. 6,931 - Unknown

livebaseballscorecards.com





Batter	1	2	3	4	5	6	7	8	9	AB R H RBI BB SO LOB	TOP																								
Zoilo Versalles, R (1, 6) OBP: 0.289, SLG: 0.430	0-3 K		0-0 F9			0-0 F3		0-0 F6		4 0 0 0 0 1 0																									
Tony Oliva, L (1, 9) OBP: 0.361, SLG: 0.488	0-0 6-3			0-0 F7			0-0 HR		0-0 FC6-4 1B	4 1 2 1 0 0 0																									
Jimmie Hall, L (1, 8) OBP: 0.347, SLG: 0.503	0-0 1B			0-0 L4			4-0 BB BB		0-0 F8	3 0 1 0 1 0 1																									
Bob Allison, R (1, 7) OBP: 0.360, SLG: 0.467	0-3 K			0-0 F7			0-3 K		0-0 FC6-4 BB 1-2f	4 0 0 0 0 2 3																									
Don Mincher, L (1, 3) OBP: 0.350, SLG: 0.608		0-0 F8			0-0 CS 1B		0-0 F5		4-0 1-2 BB	3 0 1 0 1 0 1																									
Earl Battey, R (1, 2) OBP: 0.399, SLG: 0.457		0-0 1B			0-0 G4-6-3 1-2 1B		4-0 1-2 BB		0-0 F8	3 0 2 0 1 0 2																									
Rich Rollins, R (1, 5) OBP: 0.310, SLG: 0.347		0-0 F4			0-0 G4-6-3 1-2f		0-0 6-3			3 0 0 0 0 0 3																									
Frank Quilici, R (1, 4) OBP: 0.277, SLG: 0.284			0-0 L9			0-0 5-3		0-3 K		3 0 0 0 0 1 0																									
Jim Perry, S (1, 1) OBP: 0.152, SLG: 0.188		0-3 K				0-0 F4		0-0 4-1		1 0 0 0 0 1 0																									
Sandy Valdespino, L (6, PH) OBP: 0.327, SLG: 0.319										1 0 0 0 0 0 0																									
Garry Roggenburk, R (6, 1)										0 0 0 0 0 0 0																									
Andy Kosco, R (8, PH)										1 0 0 0 0 0 0																									
Johnny Klippstein, R (8, 1)										0 0 0 0 0 0 0																									
<b>Inning Stats</b>	R: 0 E: 0 K: 2 S: 8	H: 1 LOB: 1 BB: 0 P: 8	R: 0 E: 0 K: 0 S: 3	H: 1 LOB: 0 BB: 0 P: 3	R: 0 E: 0 K: 1 S: 5	H: 0 LOB: 0 BB: 0 P: 5	R: 0 E: 0 K: 0 S: 3	H: 0 LOB: 0 BB: 0 P: 3	R: 0 E: 0 K: 0 S: 3	H: 2 LOB: 0 BB: 0 P: 3	R: 1 E: 0 K: 1 S: 6	H: 1 LOB: 2 BB: 2 P: 14	R: 0 E: 0 K: 1 S: 5	H: 0 LOB: 0 BB: 0 P: 5	R: 0 E: 0 K: 0 S: 4	H: 1 LOB: 2 BB: 1 P: 8	1B: 5 2B: 0 3B: 0 HR: 1	SF: 0 SAC: 0 DP: 1 HBP: 0	WP: 0 PB: 0 SB: 0 CS: 1	PA: 33															
<b>PITCHER</b>	IP WLS BF H R ER SO BB IBB HBP BLK WP HR S P ERA WHIP																																		
Sonny Siebert, R (1, 1) ERA: 2.15	1.0	4	1	0	0	2	0	0	0	0	0	0	8	8	0.00	1.000																			
Lee Stange, R (2, 1) ERA: 3.56	5.0	W	17	4	1	1	1	0	0	0	0	1	18	22	1.80	1.000																			
Bobby Tiefenauer, R (7, 1) ERA: 4.15	3.0	S	12	1	0	0	2	2	0	0	0	0	14	22	0.00	1.000																			

Minnesota Twins @ Cleveland Indians  
Cleveland Municipal Stadium, Cleveland, OH  
Fri Aug 13 1965, 7:05 PM EDT  
Att: 27,449 - Unknown

livebaseballscorecards.com

AB	30
R	1
H	6
RBI	1
BB	3
SO	5
LOB	10







Batter	1	2	3	4	5	6	7	8	9	AB R H RBI BB SO LOB	TOP																													
Zoilo Versalles, R (1, 6) OBP: 0.289, SLG: 0.428	0-3 K2-3		0-0 1-3			0-0 L4		1-0 G4-6-3 HBP		3 0 0 0 0 1 0																														
Rich Rollins, R (1, 5) OBP: 0.307, SLG: 0.343	0-0 F7			0-3 K BB		0-0 F7		0-0 G4-6-3 1-2f		4 0 0 0 0 1 2																														
Tony Oliva, L (1, 8) Joe Nossek, R (1, 8) OBP: 0.360, SLG: 0.487 OBP: 0.275, SLG: 0.345	0-0 G3			0-0 F9		0-0 1B			0-0 5-3	1 0 0 0 0 0 0 3 0 1 0 0 0 1																														
Andy Kosco, R (1, 9) OBP: 0.200, SLG: 0.800		0-0 HR		0-3 K		0-3 K			0-3 K	4 1 1 1 0 3 2																														
Bob Allison, R (1, 7) OBP: 0.362, SLG: 0.469		0-0 2B		4-0 FC5-4 1-2 BB		0-0 F5			0-3 K	3 0 1 0 1 1 0																														
Earl Battey, R (1, 2) OBP: 0.395, SLG: 0.452		0-0 6-3		0-0 FC5-4 1-2f		0-0 F4				3 0 0 0 0 0 2																														
Don Mincher, L (1, 3) OBP: 0.345, SLG: 0.599		0-0 F7			0-3 K		0-3 K			3 0 0 0 0 2 0																														
Frank Quilici, R (1, 4) OBP: 0.268, SLG: 0.275			0-3 K		0-0 F7			0-3 K		3 0 0 0 0 2 0																														
Jim Kaat, L (1, 1) Sandy Valdespino, L (8, PH) Al Worthington, R (8, 1) OBP: 0.229, SLG: 0.242 OBP: 0.331, SLG: 0.319 OBP: 0.222, SLG: 0.125		0-0 F8		0-3 K2-3				4-0 HBP BB		2 0 0 0 0 1 0 0 0 0 0 1 0 0 0 0 0 0 0 0 0																														
<b>Inning Stats</b>	R: 0 E: 0 K: 1 S: 5	H: 0 LOB: 0 BB: 0 P: 5	R: 1 E: 0 K: 0 S: 4	H: 2 LOB: 0 BB: 0 P: 4	R: 0 E: 0 K: 1 S: 5	H: 0 LOB: 0 BB: 0 P: 5	R: 0 E: 0 K: 2 S: 8	H: 0 LOB: 2 BB: 1 P: 12	R: 0 E: 0 K: 1 S: 7	H: 0 LOB: 0 BB: 0 P: 7	R: 0 E: 0 K: 1 S: 6	H: 1 LOB: 1 BB: 0 P: 6	R: 0 E: 0 K: 1 S: 5	H: 0 LOB: 0 BB: 0 P: 5	R: 0 E: 0 K: 1 S: 4	H: 0 LOB: 1 BB: 1 P: 9	R: 0 E: 0 K: 2 S: 7	H: 0 LOB: 0 BB: 0 P: 7	1B: 1 2B: 1 3B: 0 HR: 1	SF: 0 SAC: 0 DP: 1 HBP: 1	WP: 0 PB: 1 SB: 0 CS: 0	PA: 32																		
<b>PITCHER</b> Sam McDowell, L (1, 1) ERA: 2.23	IP 9.0	WLS W	BF 32	H 3	R 1	ER 1	SO 11	BB 2	IBB 0	HBP 1	BLK 0	WP 0	HR 1	S 51	P 60	ERA 1.00	WHIP 0.556						<b>PITCHER</b>	IP 9.0	WLS W	BF 32	H 3	R 1	ER 1	SO 11	BB 2	IBB 0	HBP 1	BLK 0	WP 0	HR 1	S 51	P 60	ERA 1.00	WHIP 0.556

Minnesota Twins @ Cleveland Indians  
Cleveland Municipal Stadium, Cleveland, OH  
Sat Aug 14 1965, 3:33 AM EDT  
Att: 15,909 - Unknown

livebaseballscorecards.com

AB 29  
R 1  
H 3  
RBI 1  
BB 2  
SO 11  
LOB 7



Batter	1	2	3	4	5	6	7	8	9	AB	R	H	RBI	BB	SO	LOB
--------	---	---	---	---	---	---	---	---	---	----	---	---	-----	----	----	-----

Larry Brown, R OBP: 0.333, SLG: 0.390 (1, 6)	0-3 K		0-0 L7		0-0 HR		0-3 K			4	1	1	2	0	2	0
Vic Davalillo, L OBP: 0.341, SLG: 0.380 (1, 8)	0-3 K		0-0 FC5-4 1B		0-0 4-3		0-0 4-3	0-0 1B		4	0	2	0	0	1	0
Chuck Hinton, R OBP: 0.342, SLG: 0.465 (1, 7)	0-0 2B		0-0 FC5-4 1-2f		0-0 HR		0-0 K	0-3 K		4	1	2	1	0	1	2
Rocky Colavito, R OBP: 0.390, SLG: 0.493 (1, 9)	4-0 FC4-6 BB			0-0 F7	0-0 5-3		0-0 4-3	0-0 1-2		3	0	0	0	1	0	1
Fred Whitfield, L OBP: 0.318, SLG: 0.502 (1, 3)	0-0 FC4-6 1-2f			0-0 1B		0-0 F4	0-0 6-3			4	0	1	0	0	0	3
Max Alvis, R OBP: 0.340, SLG: 0.458 (1, 5)		0-0 F9		0-0 F5		0-3 K				3	0	0	0	0	1	1
Joe Azcue, R OBP: 0.295, SLG: 0.271 (1, 2)		0-0 5-3		0-3 K		0-0 5-3				3	0	0	0	0	1	1
Pedro Gonzalez, R OBP: 0.318, SLG: 0.387 (1, 4)		0-0 F3			0-0 E6 FC4-6		0-0 6-3			3	0	0	0	0	0	0
Sam McDowell, L OBP: 0.109, SLG: 0.111 (1, 1)			0-0 F8		0-0 FC4-6 HR		0-0 G3			3	1	0	0	0	0	1

Inning Stats	R: 0	H: 1	E: 0	LOB: 2	K: 2	BB: 1	S: 8	P: 12	R: 0	H: 0	E: 0	LOB: 0	K: 0	BB: 0	S: 3	P: 3	R: 0	H: 1	E: 0	LOB: 1	K: 0	BB: 0	S: 4	P: 4	R: 0	H: 1	E: 0	LOB: 1	K: 1	BB: 0	S: 6	P: 6	R: 3	H: 2	E: 1	LOB: 0	K: 0	BB: 0	S: 6	P: 6	R: 0	H: 0	E: 0	LOB: 0	K: 1	BB: 0	S: 5	P: 5	R: 0	H: 0	E: 0	LOB: 0	K: 1	BB: 0	S: 5	P: 5	R: 0	H: 1	E: 0	LOB: 1	K: 1	BB: 0	S: 6	P: 6
--------------	------	------	------	--------	------	-------	------	-------	------	------	------	--------	------	-------	------	------	------	------	------	--------	------	-------	------	------	------	------	------	--------	------	-------	------	------	------	------	------	--------	------	-------	------	------	------	------	------	--------	------	-------	------	------	------	------	------	--------	------	-------	------	------	------	------	------	--------	------	-------	------	------

PITCHER	IP	WLS	BF	H	R	ER	SO	BB	IBB	HBP	BLK	WP	HR	S	P	ERA	WHIP
Jim Kaat, L ERA: 2.78 (1, 1)	7.0	L	28	5	3	1	5	1	0	0	0	0	2	37	41	1.29	0.857
Al Worthington, R ERA: 1.95 (8, 1)	1.0		4	1	0	0	1	0	0	0	0	0	0	6	6	0.00	1.000

**BOTTOM**

**Minnesota Twins @ Cleveland Indians**  
**Cleveland Municipal Stadium, Cleveland, OH**  
 Sat Aug 14 1965, 3:33 AM EDT  
 Att. 15,909 - Unknown

[livebaseballscorecards.com](http://livebaseballscorecards.com)

<b>AB</b>	<b>31</b>
<b>R</b>	<b>3</b>
<b>H</b>	<b>6</b>
<b>RBI</b>	<b>3</b>
<b>BB</b>	<b>1</b>
<b>SO</b>	<b>6</b>
<b>LOB</b>	<b>9</b>



WP: 0	PA: 32
PB: 0	
SB: 0	
CS: 0	

WP	HR	S	P	ERA	WHIP
----	----	---	---	-----	------





Batter	1	2	3	4	5	6	7	8	9	AB	R	H	RBI	BB	SO	LOB
--------	---	---	---	---	---	---	---	---	---	----	---	---	-----	----	----	-----

Larry Brown, R OBP: 0.329, SLG: 0.384 (1, 6)	0-0 F2	0-0 F8			0-0 5-3			0-0 2-3		4	0	0	0	0	0	3
Vic Davalillo, L OBP: 0.345, SLG: 0.380 (1, 8)	0-0 1B		0-0 4-3			4-0 G5-4-3 BB			4-0 HR BB	2	1	1	0	2	0	0
Leon Wagner, L OBP: 0.355, SLG: 0.480 (1, 7)	0-0 F9		4-0 G6-4-3 BB			0-0 F7			0-0 1-H HR	3	1	1	2	1	0	2
Rocky Colavito, R OBP: 0.389, SLG: 0.493 (1, 9)	0-0 F7		0-0 G6-4-3 1-2f			0-0 G5-4-3 1-2f			0-0 G3 1B 2B	4	1	1	0	0	0	3
Fred Whitfield, L OBP: 0.317, SLG: 0.498 (1, 3)		0-0 1B 1B 1B			0-0 L8			0-0 1-3	0-0 G3 2-3	4	0	1	0	0	0	1
Max Alvis, R OBP: 0.342, SLG: 0.459 (1, 5)		0-0 1B 1-2 1B			0-0 1-3-6-3 1B			0-0 G3	0-3 K	4	0	2	0	0	1	1
Joe Azcue, R OBP: 0.292, SLG: 0.268 (1, 2)		0-0 F7			0-0 4-3-6-3 1-2f			0-0 F9	0-0 1B	3	0	0	0	0	0	3
Bobby Tiefenauer, R (9, 1)										0	0	0	0	0	0	0
Don McMahon, R (9, 1)										0	0	0	0	0	0	0
Chuck Hinton, R (9, PH)										1	0	1	1	0	0	0
Pedro Gonzalez, R OBP: 0.317, SLG: 0.385 (1, 4)		0-0 1-2 2-3 1B			0-0 F7			0-0 1-3	0-0 F6	4	0	1	0	0	0	1
Luis Tiant, R OBP: 0.130, SLG: 0.154 (1, 1)		0-3 K			0-0 6-3			0-0 6-3		2	0	0	0	0	1	3
Al Luplow, L (8, PH)										1	0	0	0	0	0	0
Phil Roof, R (9, 2)										0	0	0	0	0	0	0

Inning Stats	R: 0	H: 1	E: 0	K: 0	S: 4	H: 3	LOB: 3	BB: 0	P: 8	R: 0	H: 0	E: 0	K: 0	S: 2	H: 1	LOB: 0	BB: 1	P: 6	R: 0	H: 1	E: 0	K: 0	S: 3	R: 0	H: 0	E: 0	K: 0	S: 3	R: 0	H: 0	E: 0	K: 0	S: 3	R: 0	H: 0	E: 0	K: 0	S: 3	R: 0	H: 0	E: 0	K: 1	S: 8	R: 3	H: 3	E: 0	K: 1	S: 8	1B: 6	SF: 0	2B: 2	SAC: 0	3B: 0	DP: 3	HR: 1	HBP: 0	WP: 0	PA: 35
--------------	------	------	------	------	------	------	--------	-------	------	------	------	------	------	------	------	--------	-------	------	------	------	------	------	------	------	------	------	------	------	------	------	------	------	------	------	------	------	------	------	------	------	------	------	------	------	------	------	------	------	-------	-------	-------	--------	-------	-------	-------	--------	-------	--------

PITCHER	IP	WLS	BF	H	R	ER	SO	BB	IBB	HBP	BLK	WP	HR	S	P	ERA	WHIP
Mudcat Grant, R (1, 1) ERA: 3.64	8.0	W	30	6	2	2	1	3	0	0	0	0	1	29	41	2.25	1.125
Al Worthington, R (9, 1) ERA: 2.08	1.0	S	5	2	1	1	1	0	0	0	0	0	0	7	7	9.00	2.000

BOTTOM

Minnesota Twins @ Cleveland Indians  
Cleveland Municipal Stadium, Cleveland, OH  
Sun Aug 15 1965, 3:33 AM EDT  
Unknown

livebaseballscorecards.com

AB	32
R	3
H	8
RBI	3
BB	3
SO	2
LOB	17





Batter	1	2	3	4	5	6	7	8	9	10	11	AB R H RBI BB SO LOB	TOP																	
Zoilo Versalles, R OBP: 0.288, SLG: 0.426 (1, 6)	F9		F9		FC3-2 2B 1B		4-3		SH3-4		6-3	5 0 1 0 0 0 2	<b>Minnesota Twins @ Cleveland Indians</b> Cleveland Municipal Stadium, Cleveland, OH Sun Aug 15 1965, 3:38 AM EDT Att. 41,029 - Unknown																	
Sandy Valdespino, L OBP: 0.331, SLG: 0.327 (1, 7) (10, 9)	K		F3		FC3-2 1-3 2B		F9		6-3			5 1 1 0 0 1 4																		
Tony Oliva, L OBP: 0.361, SLG: 0.487 (1, 9) (10, 8)	E4 2B				4-3		1B 2B		1-3			4 1 3 1 1 0 0																		
Don Mincher, L OBP: 0.341, SLG: 0.587 (1, 3)	E2 1B		G3		FC3-2 IBB		2-H 1B				L8	5 0 1 1 0 0 5																		
Jimmie Hall, L OBP: 0.348, SLG: 0.502 Bob Allison, R OBP: 0.361, SLG: 0.468 (1, 8) (10, PH) (10, 7)	K				FC3-2 1B		4-3		4-3		4-3	4 0 1 0 0 2 4 1 0 0 0 0 1 0																		
Rich Rollins, R OBP: 0.308, SLG: 0.345 (1, 5)					SH1-3 1B		4-3		K		K	4 1 2 0 0 0 0																		
Jerry Kindall, R OBP: 0.268, SLG: 0.315 (1, 4)					SH1-3 1-2				F5		5-3	4 1 1 1 0 1 2																		
Jerry Zimmerman, R OBP: 0.273, SLG: 0.269 Joe Nossek, R OBP: 0.275, SLG: 0.345 Earl Battey, R OBP: 0.395, SLG: 0.449 (1, 2) (9, PR) (9, 2)			G6-4-3		G6-4-3 2-3 1B				3-1		HR	3 0 1 0 1 0 2 0 0 0 0 0 0 0 1 0 0 0 0 0 0																		
Dick Stigman, R OBP: 0.071, SLG: 0.071 Garry Roggenburk, R Johnny Klippstein, R Bill Pleis, L (1, 1) (8, 1) (9, 1) (9, 1)			K		WP IBB		G4-6-3 1-2f 2-H				L3	4 0 1 0 0 1 2 0 0 0 0 0 0 0 0 0 0 0 0 0 0 1 0 0 0 0 0 0																		
<b>Inning Stats</b>	R: 1 E: 2 K: 2 S: 9	H: 2 LOB: 1 BB: 0 P: 9	R: 1 E: 1 K: 1 S: 6	H: 1 LOB: 0 BB: 0 P: 6	R: 0 E: 0 K: 0 S: 4	H: 1 LOB: 1 BB: 0 P: 4	R: 0 E: 0 K: 1 S: 5	H: 1 LOB: 1 BB: 1 P: 9	R: 0 E: 0 K: 0 S: 5	H: 2 LOB: 3 BB: 1 P: 9	R: 0 E: 0 K: 0 S: 3	H: 1 LOB: 0 BB: 0 P: 3		R: 1 E: 0 K: 0 S: 5	H: 2 LOB: 1 BB: 0 P: 5	R: 0 E: 0 K: 1 S: 5	H: 0 LOB: 0 BB: 0 P: 5	R: 0 E: 0 K: 0 S: 4	H: 1 LOB: 2 BB: 0 P: 4	R: 0 E: 0 K: 1 S: 5	H: 0 LOB: 0 BB: 0 P: 5	R: 1 E: 0 K: 0 S: 4	H: 1 LOB: 0 BB: 0 P: 4	1B: 7 2B: 4 3B: 0 HR: 1	SF: 0 SAC: 3 DP: 2 HBP: 0	WP: 2 PB: 0 SB: 0 CS: 0	PA: 46			
<b>PITCHER</b>	IP WLS BF H R ER SO BB IBB HBP BLK WP HR S P ERA WHIP	IP WLS BF H R ER SO BB IBB HBP BLK WP HR S P ERA WHIP														IP WLS BF H R ER SO BB IBB HBP BLK WP HR S P ERA WHIP														
Steve Hargan, R ERA: 5.14 (1, 1)	4.0	20	7	2	2	4	0	1	0	0	0	1	0	26	30	4.50	1.750													
Lee Stange, R ERA: 3.53 (5, 1)	1.0	4	0	0	0	0	0	1	0	0	0	0	0	3	7	0.00	0.000													
Gary Bell, R ERA: 3.63 (6, 1)	3.0	11	3	1	1	1	0	0	0	0	0	0	0	13	13	3.00	1.000													
Bobby Tiefenauer, R ERA: 4.83 (9, 1)	1.0	4	1	0	0	0	0	0	0	0	0	1	0	4	4	0.00	1.000													
Jack Kralick, L ERA: 4.28 (10, 1)	2.0	W 7	1	1	1	1	0	0	0	0	0	0	1	9	9	4.50	0.500													

livebaseballscores.com

AB	41
R	4
H	12
RBI	3
BB	2
SO	6
LOB	21







Batter	1	2	3	4	5	6	7	8	9	AB R H RBI BB SO LOB	TOP											
Bert Campaneris, R (1, 6) OBP: 0.333, SLG: 0.407	0-0 F8		0-0 5-4 2-3f		0-0 HR		0-0 5-3			4 1 1 2 0 0 2												
Jose Tartabull, L (1, 7) OBP: 0.353, SLG: 0.405	0-0 1-3			0-0 2B 1B	0-0 F9			0-0 1-3		4 0 1 0 0 0 0												
Wayne Causey, L (1, 4) OBP: 0.363, SLG: 0.365	0-0 F6			0-0 2B		0-0 F4		0-0 G1-6-3 1B		4 0 2 0 0 0 0												
Ken Harrelson, R (1, 3) OBP: 0.337, SLG: 0.446 Santiago Rosario, L (8, 3) OBP: 0.349, SLG: 0.474		0-3 K		0-0 F2		0-3 K		0-0 G1-6-3 1-2f		4 0 0 0 0 2 3 0 0 0 0 0 0 0												
Jim Landis, R (1, 8) OBP: 0.364, SLG: 0.354		0-0 6-3		4-0 G6-4-3 BB		4-0 BB		0-0 5-3		2 0 0 0 2 0 0												
Ed Charles, R (1, 5) OBP: 0.326, SLG: 0.393		0-0 5-3		0-0 G6-4-3 1-2f		0-3 K		0-0 F6		4 0 0 0 0 1 4												
Mike Hershberger, R (1, 9) OBP: 0.292, SLG: 0.323			0-0 5-3		0-0 HR 2B		0-0 5-3		0-3 K	4 1 1 0 0 1 0												
Rene Lachemann, R (1, 2) OBP: 0.241, SLG: 0.415			0-0 5-4 SH 1B		0-0 F9		0-0 HR			3 1 2 1 0 0 1												
Lew Krausse, R (1, 1) Don Mossi, L (7, 1)			0-0 SH		0-3 K		0-0 F3			2 0 0 0 0 1 1 0 0 0 0 0 0 0												
<b>Inning Stats</b>	R: 0 E: 0 K: 0 S: 3	H: 0 LOB: 0 BB: 0 P: 3	R: 0 E: 0 K: 1 S: 5	H: 0 LOB: 0 BB: 0 P: 5	R: 0 E: 0 K: 0 S: 4	H: 1 LOB: 1 BB: 0 P: 4	R: 0 E: 0 K: 0 S: 4	H: 2 LOB: 2 BB: 1 P: 8	R: 2 E: 0 K: 1 S: 7	H: 2 LOB: 0 BB: 0 P: 7	R: 0 E: 0 K: 2 S: 7	H: 0 LOB: 1 BB: 1 P: 11	R: 1 E: 0 K: 0 S: 4	H: 1 LOB: 0 BB: 0 P: 4	R: 0 E: 0 K: 0 S: 3	H: 1 LOB: 0 BB: 0 P: 3	R: 0 E: 0 K: 1 S: 5	H: 0 LOB: 0 BB: 0 P: 5	1B: 3 2B: 3 3B: 0 HR: 2	SF: 0 SAC: 1 DP: 3 HBP: 0	WP: 0 PB: 0 SB: 1 CS: 0	PA: 34
<b>PITCHER</b>	IP WLS BF H R ER SO BB IBB HBP BLK WP HR S P ERA WHIP																					
Lee Stange, R (1, 1) ERA: 3.53	5.0 L 20 5 2 2 2 1 0 0 0 0 1 23 27 3.60 1.200																					
Gary Bell, R (6, 1) ERA: 3.65	2.0 8 1 1 1 2 1 0 0 0 0 1 11 15 4.50 1.000																					
Don McMahon, R (8, 1) ERA: 3.86	2.0 6 1 0 0 1 0 0 0 0 0 0 8 8 0.00 0.500																					

Kansas City Athletics @ Cleveland Indians  
Cleveland Municipal Stadium, Cleveland, OH  
Tue Aug 17 1965, 7:05 PM EDT  
Att. 7,298 - Unknown

AB	31
R	3
H	7
RBI	3
BB	2
SO	5
LOB	11



WP: 0	PA: 34
PB: 0	
SB: 1	
CS: 0	

PITCHER	IP	WLS	BF	H	R	ER	SO	BB	IBB	HBP	BLK	WP	HR	S	P	ERA	WHIP
Lee Stange, R	5.0	L	20	5	2	2	2	1	0	0	0	0	1	23	27	3.60	1.200
Gary Bell, R	2.0		8	1	1	1	2	1	0	0	0	0	1	11	15	4.50	1.000
Don McMahon, R	2.0		6	1	0	0	1	0	0	0	0	0	0	8	8	0.00	0.500






Batter	1	2	3	4	5	6	7	8	9	AB R H RBI BB SO LOB	TOP											
<b>Bert Campaneris, R</b> (1, 6) OBP: 0.333, SLG: 0.407	0-0 6-3		0-0 5-3 1B	0-0 6-3		0-0 3-1		0-0 2B 1B		5 1 2 0 0 0 1	<b>Kansas City Athletics @ Cleveland Indians</b> <b>Cleveland Municipal Stadium, Cleveland, OH</b> Wed Aug 18 1965, 7:05 PM EDT Unknown											
<b>Jose Tartabull, L</b> (1, 7) OBP: 0.389, SLG: 0.446	0-0 1B		0-0 5-3 1B		4-0 SH3-1 BB		0-0 1B 6-3 1B	0-0 2B		4 1 4 1 1 0 0												
<b>Jim Landis, R</b> (1, 8) OBP: 0.365, SLG: 0.354	4-0 1B		0-0 5-3		0-0 SH3-1		0-0 1B 6-3 1B	0-0 F8		3 0 1 0 1 0 3												
<b>Ken Harrelson, R</b> (1, 3) OBP: 0.332, SLG: 0.440	0-3 K		0-3 K		0-0 F4		0-0 1B 6-3		0-3 K	5 0 0 1 0 3 5												
<b>Ed Charles, R</b> (1, 5) OBP: 0.330, SLG: 0.394		0-0 1B	0-0 F6		4-0 FC6-4 BB		0-0 5-3		0-0 1B	4 0 2 0 1 0 3												
<b>Mike Hershberger, R</b> (1, 9) OBP: 0.295, SLG: 0.325		0-0 1B		0-0 1B WP		0-0 FC6-4		4-0 1B	0-3 K	4 1 2 0 1 1 3												
<b>Dick Green, R</b> (1, 4) OBP: 0.313, SLG: 0.392		0-3 K		4-0 1B WP		0-0 6-3		0-3 K	0-0 5-3	4 1 0 0 1 2 5												
<b>Rene Lachemann, R</b> (1, 2) OBP: 0.247, SLG: 0.417		0-3 K		0-0 1B G6-4-3		0-0 1B		0-0 5-3		4 0 2 0 0 1 2												
<b>John O'Donoghue, R</b> (1, 1) OBP: 0.222, SLG: 0.295 <b>Tommye Reynolds, R</b> (4, PH) OBP: 0.310, SLG: 0.276 <b>Jack Aker, R</b> (4, 1) <b>Don Mossi, L</b> (7, 1) <b>Santiago Rosario, L</b> (8, PH) OBP: 0.341, SLG: 0.462 <b>John Wyatt, R</b> (8, 1)		0-3 K		0-0 K G6-4-3		0-3 K		0-3 K		1 0 0 0 0 1 2 1 0 0 0 0 0 1 1 0 0 0 0 1 1 0 0 0 0 0 0 0 1 0 0 0 0 1 0 0 0 0 0 0 0 0												
<b>Inning Stats</b>	R: 0 E: 0 K: 1 S: 5	H: 1 LOB: 1 BB: 1 P: 9	R: 0 E: 0 K: 3 S: 11	H: 2 LOB: 2 BB: 0 P: 11	R: 0 E: 0 K: 1 S: 7	H: 2 LOB: 2 BB: 0 P: 7	R: 2 E: 0 K: 0 S: 4	H: 2 LOB: 0 BB: 1 P: 8	R: 0 E: 0 K: 0 S: 3	H: 0 LOB: 2 BB: 2 P: 11	R: 0 E: 0 K: 1 S: 6	H: 1 LOB: 1 BB: 0 P: 6	R: 1 E: 0 K: 1 S: 7	H: 2 LOB: 2 BB: 1 P: 11	R: 1 E: 0 K: 1 S: 7	H: 2 LOB: 1 BB: 0 P: 7	R: 0 E: 0 K: 2 S: 8	H: 1 LOB: 1 BB: 0 P: 8	1B: 12 2B: 1 3B: 0 HR: 0	SF: 0 SAC: 1 DP: 1 HBP: 0	WP: 2 PB: 0 SB: 1 CS: 1	PA: 43
<b>PITCHER</b>	IP WLS BF H R ER SO BB IBB HBP BLK WP HR S P ERA WHIP																					
<b>Sam McDowell, L</b> (1, 1) ERA: 2.29	7.0 L 34 10 3 3 7 4 1 0 0 2 0 43 63 3.86 2.000																					
<b>Sonny Siebert, R</b> (8, 1) ERA: 2.19	2.0 9 3 1 1 3 0 0 0 0 0 0 15 15 4.50 1.500																					

livebaseballscorecards.com

<b>AB</b>	37
<b>R</b>	4
<b>H</b>	13
<b>RBI</b>	2
<b>BB</b>	5
<b>SO</b>	10
<b>LOB</b>	26



Batter	1	2	3	4	5	6	7	8	9	AB R H RBI BB SO LOB
Larry Brown, R (1, 6) OBP: 0.341, SLG: 0.408 Phil Roof, R (8, 2) OBP: 0.182, SLG: 0.156 Duke Sims, L (9, PH) OBP: 0.288, SLG: 0.348	0-0 WP 1B		0-0 WP SF8 2B		0-3 K		4-0 BB		0-0 1-2 1B	3 2 2 0 1 1 0 0 0 0 0 0 0 0 1 0 1 0 0 0 0
Chico Salmon, R (1, 3) OBP: 0.277, SLG: 0.403	0-0 WP 1-3 1B		0-0 SF8 2-H		0-0 5-3		0-0 F8		0-3 K	4 0 1 1 0 1 4
Leon Wagner, L (1, 7) OBP: 0.354, SLG: 0.483	0-3 K 1-2 3-H		0-0 WP 1B			0-0 F7		0-0 F6		4 0 1 0 0 1 1
Rocky Colavito, R (1, 9) OBP: 0.393, SLG: 0.500	0-0 5-3		4-0 1-2 BB			0-0 1B		0-0 E9 1B		3 0 2 0 1 0 1
Chuck Hinton, R (1, 8) OBP: 0.338, SLG: 0.457 Fred Whitfield, L (8, PH) OBP: 0.311, SLG: 0.489	0-0 5-3		0-0 5-3			0-0 F3		0-0 F7		3 0 0 0 0 0 4 1 0 0 0 0 0 1
Max Alvis, R (1, 5) OBP: 0.338, SLG: 0.458		0-0 6-3		0-0 1-3		0-0 1-3		0-3 K		4 0 0 0 0 1 2
Joe Azcue, R (1, 2) OBP: 0.290, SLG: 0.266 Dick Howser, R (8, 6) OBP: 0.361, SLG: 0.289		0-0 6-3		0-0 6-3			0-0 SH1-4 1B		0-0 F3	3 0 1 0 0 0 0 1 0 0 0 0 0 0
Pedro Gonzalez, R (1, 4) OBP: 0.311, SLG: 0.376		0-0 L4		0-3 K			0-0 SH1-4 1-2		0-0 1-3	3 0 0 0 0 1 0
Sam McDowell, L (1, 1) OBP: 0.106, SLG: 0.108 Al Luplow, L (7, PH) OBP: 0.243, SLG: 0.324 Billy Moran, R (7, PH) OBP: 0.200, SLG: 0.158 Sonny Siebert, R (8, 1) OBP: 0.104, SLG: 0.191 Vic Davalillo, L (9, PH) OBP: 0.344, SLG: 0.378			0-0 F3		0-3 K		0-3 K		0-0 1B 1B	2 0 0 0 0 1 0 0 0 0 0 0 0 0 1 0 0 0 0 1 1 0 0 0 0 0 0 0 1 0 1 0 0 0 0

Inning Stats	R: 1 E: 0 K: 1 S: 7	H: 2 LOB: 1 BB: 0 P: 7	R: 0 E: 0 K: 0 S: 3	H: 0 LOB: 0 BB: 0 P: 3	R: 1 E: 0 K: 0 S: 5	H: 2 LOB: 2 BB: 1 P: 9	R: 0 E: 0 K: 1 S: 5	H: 0 LOB: 0 BB: 0 P: 5	R: 0 E: 0 K: 2 S: 7	H: 0 LOB: 0 BB: 0 P: 7	R: 0 E: 0 K: 0 S: 4	H: 1 LOB: 1 BB: 0 P: 4	R: 0 E: 0 K: 1 S: 6	H: 1 LOB: 2 BB: 1 P: 10	R: 0 E: 1 K: 1 S: 6	H: 1 LOB: 1 BB: 0 P: 6	R: 0 E: 0 K: 1 S: 7	H: 2 LOB: 2 BB: 0 P: 7	1B: 8 2B: 1 3B: 0 HR: 0	SF: 1 SAC: 1 DP: 0 HBP: 0
--------------	------------------------------	---------------------------------	------------------------------	---------------------------------	------------------------------	---------------------------------	------------------------------	---------------------------------	------------------------------	---------------------------------	------------------------------	---------------------------------	------------------------------	----------------------------------	------------------------------	---------------------------------	------------------------------	---------------------------------	----------------------------------	------------------------------------

PITCHER	IP	WLS	BF	H	R	ER	SO	BB	IBB	HBP	BLK	WP	HR	S	P	ERA	WHIP
John O'Donoghue, L (1, 1) ERA: 4.05	3.0		14	4	2	2	1	1	0	0	0	3	0	15	19	6.00	1.667
Jack Aker, R (4, 1) ERA: 4.91	3.1	W	12	2	0	0	3	0	0	0	0	0	0	18	18	0.00	0.600
Don Mossi, L (7, 1) ERA: 2.72	0.2		3	0	0	0	1	1	0	0	0	0	0	4	8	0.00	1.500
John Wyatt, R (8, 1) ERA: 2.45	2.0	S	9	3	0	0	2	0	0	0	0	0	0	13	13	0.00	1.500

**BOTTOM**

**Kansas City Athletics @ Cleveland Indians**  
**Cleveland Municipal Stadium, Cleveland, OH**  
 Wed Aug 18 1965, 7:05 PM EDT  
 Unknown

AB	34
R	2
H	9
RBI	1
BB	2
SO	7
LOB	14



WP	PA
3	38
0	
0	
0	



Batter	1	2	3	4	5	6	7	8	9	AB R H RBI BB SO LOB	TOP		
<b>Bert Campaneris, R</b> (1, 6) OBP: 0.337, SLG: 0.412	0-0 CS 1B 1B		0-0 1B 2B		0-0 1-3 1B		0-0 5-3 1-2 2-3			4 1 3 0 0 0 2	<b>Kansas City Athletics @ Cleveland Indians</b> <b>Cleveland Municipal Stadium, Cleveland, OH</b> Wed Aug 18 1965, 7:05 PM EDT Att: 11,736 - Unknown <a href="http://livebaseballscorecards.com">livebaseballscorecards.com</a>		
<b>Jose Tartabull, L</b> (1, 8) OBP: 0.394, SLG: 0.448	0-0 1-2 1B		0-0 1-3 1B		0-3 K 1-2		0-0 L6-4 2-3			4 0 2 1 0 1 3			
<b>Wayne Causey, L</b> (1, 5) OBP: 0.359, SLG: 0.361	0-0 F8 2-3		0-0 1-3 1-2		0-0 L8			0-0 4-3		4 0 0 0 0 0 5			
<b>Mike Hershberger, R</b> (1, 9) OBP: 0.293, SLG: 0.322	0-0 F3		0-3 K			0-3 K		0-0 F3		4 0 0 0 0 2 2			
<b>Ken Harrelson, R</b> (1, 3) OBP: 0.334, SLG: 0.440		0-0 1B		0-0 G4-6-3 1B		0-0 F5		0-0 E5 FC5-4		4 0 2 0 0 0 0			
<b>Dick Green, R</b> (1, 4) OBP: 0.312, SLG: 0.390		0-0 F9		0-0 G4-6-3 1-2f		0-0 1B		0-0 FC5-4 1-2f		4 0 1 0 0 0 3			
<b>Tommye Reynolds, R</b> (1, 7) OBP: 0.310, SLG: 0.277 <b>Johnny Blanchard, L</b> (9, PH) OBP: 0.267, SLG: 0.248		0-0 F9		0-0 1B		0-0 F3			0-0 F9	3 0 1 0 0 0 2 1 0 0 0 0 0 0			
<b>Billy Bryan, L</b> (1, 2) OBP: 0.320, SLG: 0.441 <b>Jim Landis, R</b> (7, PH) OBP: 0.368, SLG: 0.356 <b>Jim Dickson, L</b> (7, 1) <b>Santiago Rosario, L</b> (9, PH) OBP: 0.333, SLG: 0.450		0-3 K		0-3 K			0-0 5-3 BB 1B		0-0 6-3	2 0 0 0 0 2 2 1 0 1 0 0 0 0 0 0 0 0 0 0 0 1 0 0 0 0 0 0			
<b>Fred Talbot, R</b> (1, 1) OBP: 0.288, SLG: 0.309 <b>Diego Segui, R</b> (2, 1) OBP: 0.222, SLG: 0.233 <b>Ed Charles, R</b> (5, PH) OBP: 0.331, SLG: 0.396 <b>Lew Krausse, R</b> (5, PR) <b>Wes Stock, R</b> (5, 1) <b>Rene Lachemann, R</b> (7, PH) OBP: 0.250, SLG: 0.415 (7, 2)			0-0 L6		0-0 1B 1B		0-0 L6-4 5-3 BB		0-0 5-3	0 0 0 0 0 0 0 1 0 0 0 0 0 0 1 0 1 0 0 0 0 0 0 0 0 0 0 0 0 0 0 0 0 0 0 1 0 0 0 1 0 0			
<b>Inning Stats</b>	R: 0 H: 2 E: 0 LOB: 1 K: 0 BB: 0 S: 4 P: 4	R: 0 H: 1 E: 0 LOB: 1 K: 1 BB: 0 S: 6 P: 6	R: 1 H: 2 E: 0 LOB: 1 K: 1 BB: 0 S: 7 P: 7	R: 0 H: 2 E: 0 LOB: 1 K: 1 BB: 0 S: 6 P: 6	R: 0 H: 2 E: 0 LOB: 2 K: 1 BB: 0 S: 6 P: 6	R: 0 H: 1 E: 0 LOB: 1 K: 1 BB: 0 S: 6 P: 6	R: 0 H: 1 E: 0 LOB: 1 K: 0 BB: 1 S: 3 P: 7	R: 0 H: 0 E: 1 LOB: 1 K: 0 BB: 0 S: 4 P: 4	R: 0 H: 0 E: 0 LOB: 0 K: 0 BB: 0 S: 3 P: 3	1B: 10 SF: 0 2B: 2 SAC: 0 3B: 0 DP: 2 HR: 0 HBP: 0		WP: 0 PA: 36 PB: 0 SB: 1 CS: 1	
<b>PITCHER</b>	IP WLS BF H R ER SO BB IBB HBP BLK WP HR S P ERA WHIP											<b>PITCHER</b>	IP WLS BF H R ER SO BB IBB HBP BLK WP HR S P ERA WHIP
<b>Jack Kralick, L</b> (1, 1) ERA: 4.07 <b>Gary Bell, R</b> (7, 1) ERA: 3.51	6.0 W 27 11 1 1 5 1 0 0 0 0 0 0 36 40 1.50 2.000												

Batter	1	2	3	4	5	6	7	8	9
Larry Brown, R OBP: 0.337, SLG: 0.402 (1, 6)	0-0 F8	0-3 K		0-0 FC6-4			0-0 5-3		
Vic Davalillo, L OBP: 0.343, SLG: 0.380 (1, 8)	0-0 HR 2B	0-0 FC6-4			0-0 4-3			0-0 4-3	
Leon Wagner, L OBP: 0.354, SLG: 0.483 (1, 7)	0-0 F7		0-0 2B		0-0 L6			0-3 K	
Chico Salmon, R OBP: 0.277, SLG: 0.403 (9, 7)									
Rocky Colavito, R OBP: 0.393, SLG: 0.507 (1, 9)	0-0 HR		0-3 K		0-0 F7			4-0 BB	
Chuck Hinton, R OBP: 0.339, SLG: 0.456 (4, 9)									
Fred Whitfield, L OBP: 0.310, SLG: 0.495 (1, 3)	0-0 HR		0-0 F8			0-0 F7		0-0 F7	
Max Alvis, R OBP: 0.335, SLG: 0.455 (1, 5)	0-0 F5		0-0 F9			0-0 F4			
Pedro Gonzalez, R OBP: 0.311, SLG: 0.386 (1, 4)				0-0 5-3			0-0 F8		
Duke Sims, L OBP: 0.289, SLG: 0.338 (1, 2)				0-3 K				0-0 1-3	
Jack Kralick, L OBP: 0.150, SLG: 0.158 (1, 1)									
Gary Bell, R OBP: 0.083, SLG: 0.333 (7, 1)									

AB	R	H	RBI	BB	SO	LOB
4	0	0	0	0	1	2
4	1	1	0	0	0	1
4	0	1	0	0	1	1
0	0	0	0	0	0	0
2	1	1	2	0	1	1
1	0	0	0	1	0	0
4	1	1	1	0	0	2
3	0	0	0	0	0	1
3	1	1	1	0	0	0
2	0	0	0	1	1	0
2	0	1	0	0	1	1
1	0	0	0	0	1	0

BOTTOM	
<b>Kansas City Athletics @ Cleveland Indians</b> Cleveland Municipal Stadium, Cleveland, OH Wed Aug 18 1965, 7:05 PM EDT Att. 11,736 - Unknown	
<b>AB</b> 30 <b>R</b> 4 <b>H</b> 6 <b>RBI</b> 4 <b>BB</b> 2 <b>SO</b> 6 <b>LOB</b> 9	

Inning Stats		R: 3	H: 3	E: 0	K: 0	S: 6	R: 1	H: 2	E: 0	K: 2	S: 9	R: 0	H: 1	E: 0	K: 1	S: 6	R: 0	H: 0	E: 0	K: 1	S: 5	R: 0	H: 0	E: 0	K: 0	S: 3	R: 0	H: 0	E: 0	K: 0	S: 3	R: 0	H: 0	E: 0	K: 1	S: 5	R: 0	H: 0	E: 0	K: 1	S: 5	R: 0	H: 0	E: 0	K: 1	S: 5
PITCHER		IP	WLS	BF	H	R	ER	SO	BB	IBB	HBP	BLK	WP	HR	S	P	ERA	WHIP																												
Fred Talbot, R	(1, 1)	1.0	L	7	4	4	4	0	0	0	0	0	0	3	7	7	36.00	4.000																												
Diego Segui, R	(2, 1)	3.0		12	2	0	0	4	1	0	0	0	0	0	19	23	0.00	1.000																												
Wes Stock, R	(5, 1)	2.0		6	0	0	0	0	0	0	0	0	0	0	6	6	0.00	0.000																												
Jim Dickson, R	(7, 1)	2.0		7	0	0	0	2	1	0	0	0	0	0	10	14	0.00	0.500																												

WP	HR	S	P	ERA	WHIP
0	0	0	0	0	0
0	0	0	0	0	0
0	0	0	0	0	0
0	0	0	0	0	0



Batter	1	2	3	4	5	6	7	8	9	AB R H RBI BB SO LOB	TOP															
Larry Brown, R (1, 6) OBP: 0.332, SLG: 0.397	0-0 5-3		0-0 F3		0-0 5-3		0-0 F8			4 0 0 0 0 0 1	<b>Cleveland Indians @ Washington Senators</b> <b>D.C. Stadium, Washington, DC</b> Fri Aug 20 1965, 7:05 PM EDT Att. 9,203 - Unknown															
Vic Davalillo, L (1, 8) OBP: 0.342, SLG: 0.377	0-0 3-1		0-0 1-3		0-3 K			4-0 1B BB	3 0 0 0 1 1 1																	
Chuck Hinton, R (1, 7) OBP: 0.340, SLG: 0.465	0-3 K			0-0 HR		0-0 FC5 S 1B		0-0 F4	4 1 2 1 0 1 1																	
Rocky Colavito, R (1, 9) OBP: 0.392, SLG: 0.507		0-0 F8		0-0 3-1 SF8 2B		0-0 F8		0-0 F9	4 1 1 0 0 0 2																	
Fred Whitfield, L (1, 3) OBP: 0.309, SLG: 0.493		0-0 F3		0-0 3-1 2-3		0-0 F2		0-0 1-2 1B	4 0 1 0 0 0 2																	
Max Alvis, R (1, 5) OBP: 0.339, SLG: 0.455		0-0 S 1B		4-0 BB		4-0 IBB		0-0 5-3	2 0 1 0 2 0 2																	
Joe Azcue, R (1, 2) OBP: 0.286, SLG: 0.263		0-0 6-3 1-2		0-0 SF8 3-H		0-0 FC5 2-3f		0-0 6-3	3 0 0 1 0 0 3																	
Pedro Gonzalez, R (1, 4) OBP: 0.311, SLG: 0.384			0-0 1B	0-0 F3			0-0 F3	0-0 F9	4 0 1 0 0 0 1																	
Luis Tiant, R (1, 1) OBP: 0.121, SLG: 0.143			0-0 F3		0-3 K		0-3 K	0-3 K	4 0 0 0 0 3 1																	
<b>Inning Stats</b>	R: 0 E: 0 K: 1 S: 5	H: 0 LOB: 0 BB: 0 P: 5	R: 0 E: 0 K: 0 S: 4	H: 1 LOB: 1 BB: 0 P: 4	R: 0 E: 0 K: 0 S: 4	H: 1 LOB: 1 BB: 0 P: 4	R: 2 E: 0 K: 0 S: 5	H: 2 LOB: 1 BB: 1 P: 9	R: 0 E: 0 K: 2 S: 7	H: 0 LOB: 0 BB: 0 P: 7	R: 0 E: 0 K: 1 S: 4	H: 1 LOB: 2 BB: 1 P: 8	R: 0 E: 0 K: 1 S: 5	H: 0 LOB: 0 BB: 0 P: 5	R: 0 E: 0 K: 0 S: 4	H: 1 LOB: 2 BB: 1 P: 8	R: 0 E: 0 K: 1 S: 5	H: 0 LOB: 0 BB: 0 P: 5	R: 0 E: 0 K: 1 S: 5	H: 0 LOB: 0 BB: 0 P: 5	1B: 4 2B: 1 3B: 0 HR: 1	SF: 1 SAC: 0 DP: 0 HBP: 0	WP: 0 PB: 0 SB: 2 CS: 0	PA: 36		
<b>PITCHER</b>	IP WLS BF H R ER SO BB IBB HBP BLK WP HR S P ERA WHIP																									
Buster Narum, R (1, 1) ERA: 4.01	8.0	33	6	2	2	4	2	1	0	0	0	1	38	50	2.25	1.000										
Ron Kline, R (9, 1) ERA: 2.21	1.0	W	3	0	0	0	1	0	0	0	0	0	5	5	0.00	0.000										

livebaseballscorecards.com

<b>AB</b>	32
<b>R</b>	2
<b>H</b>	6
<b>RBI</b>	2
<b>BB</b>	3
<b>SO</b>	5
<b>LOB</b>	14







Batter	1	2	3	4	5	6	7	8	9	AB R H RBI BB SO LOB	TOP
Vic Davalillo, L (1, 8) OBP: 0.339, SLG: 0.373	0-0 F9	0-0 F8			0-0 1-3		0-0 F9			4 0 0 0 0 0 2	<b>Cleveland Indians @ Washington Senators</b> D.C. Stadium, Washington, DC Sat Aug 21 1965, 3:33 AM EDT Att. 3,317 - Unknown
Chico Salmon, R (1, 3) OBP: 0.279, SLG: 0.413 Fred Whitfield, L (8, PH) OBP: 0.309, SLG: 0.491 (8, 3)	0-0 1B 2B		0-0 6-3		0-3 K		0-0 F5			3 1 1 0 0 1 0 1 0 0 0 0 0 0	
Chuck Hinton, R (1, 7) OBP: 0.340, SLG: 0.463	0-3 K		0-0 F8		0-0 6-3		0-0 WP 1B			4 0 1 0 0 1 1	
Rocky Colavito, R (1, 9) OBP: 0.393, SLG: 0.507	0-0 FC5-4 1B		0-0 L5		0-0 2B 1B		0-0 F6			4 1 2 1 0 0 1	
Max Alvis, R (1, 5) OBP: 0.340, SLG: 0.457	0-0 FC5-4			0-3 K	0-0 1B 2B		4-0 IBB			3 0 1 0 1 1 1	
Larry Brown, R (1, 6) OBP: 0.334, SLG: 0.401		0-0 6-3 2B		0-0 F7	0-0 2B 1B		0-0 F1			4 0 2 1 0 0 2	
Pedro Gonzalez, R (1, 4) OBP: 0.307, SLG: 0.379		0-0 6-3		0-0 F9	0-0 F8		0-0 6-3			4 0 0 0 0 0 3	
Phil Roof, R (1, 2) OBP: 0.194, SLG: 0.147 Al Luplow, L (9, PH) OBP: 0.237, SLG: 0.314		4-0 BB		0-0 F3	0-0 F7		0-3 K			2 0 0 0 1 0 0 1 0 0 0 0 1 0	
Steve Hargan, R (1, 1) Dick Howser, R (9, PH) OBP: 0.360, SLG: 0.288		0-0 F3		0-0 5-3	0-0 5-3		0-0 4-3			3 0 0 0 0 0 2 1 0 0 0 0 0 0	
<b>Inning Stats</b>	R: 1 H: 2 E: 0 LOB: 1 K: 1 BB: 0 S: 7 P: 7	R: 0 H: 1 E: 0 LOB: 2 K: 0 BB: 1 S: 4 P: 8	R: 0 H: 0 E: 0 LOB: 0 K: 0 BB: 0 S: 3 P: 3	R: 0 H: 0 E: 0 LOB: 0 K: 1 BB: 0 S: 5 P: 5	R: 0 H: 0 E: 0 LOB: 0 K: 0 BB: 0 S: 3 P: 3	R: 1 H: 3 E: 0 LOB: 2 K: 1 BB: 0 S: 8 P: 8	R: 0 H: 0 E: 0 LOB: 0 K: 0 BB: 0 S: 3 P: 3	R: 0 H: 1 E: 0 LOB: 2 K: 0 BB: 1 S: 4 P: 8	R: 0 H: 0 E: 0 LOB: 0 K: 1 BB: 0 S: 5 P: 5	1B: 4 SF: 0 2B: 3 SAC: 0 3B: 0 DP: 0 HR: 0 HBP: 0	
<b>PITCHER</b>	IP WLS BF H R ER SO BB IBB HBP BLK WP HR S P ERA WHIP										
Mike McCormick, L (1, 1) ERA: 3.07	7.0 28 6 2 2 3 1 0 0 0 0 0 0 33 37 2.57 1.000										
Howie Kopplitz, R (8, 1) ERA: 4.5	2.0 W 8 1 0 0 1 0 1 0 0 1 0 9 13 0.00 0.500										

livebaseballscorecards.com

**AB 34**  
**R 2**  
**H 7**  
**RBI 2**  
**BB 2**  
**SO 4**  
**LOB 12**



Batter	1	2	3	4	5	6	7	8	9
<b>Don Blasingame, L</b> (1, 4) <small>OBP: 0.268, SLG: 0.289</small> <b>Howie Koplitz, R</b> (8, 1) <small>OBP: 0.115, SLG: 0.115</small>	0-0 4-3		0-3 K		0-0 FC2-6		0-0 F6		
<b>Ken McMullen, R</b> (1, 5) <small>OBP: 0.315, SLG: 0.416</small>	0-0 FC4-6 1B		0-0 6-3		0-0 FC4-6		0-0 FC6-4		
<b>Willie Kirkland, L</b> (1, 9) <small>OBP: 0.272, SLG: 0.438</small>	0-0 FC4-6			0-0 G3	0-0 4-3			0-0 F4	
<b>Frank Howard, R</b> (1, 7) <small>OBP: 0.353, SLG: 0.483</small> <b>Don Lock, R</b> (6, PR) <small>OBP: 0.318, SLG: 0.364</small> (7, 8)	0-3 K			0-0 2B 1B 1B		0-0 CS 1B		0-0 HR 1B	
<b>Dick Nen, L</b> (1, 3) <small>OBP: 0.346, SLG: 0.441</small>		0-0 6-3		0-0 1B 2B		0-0 F6		0-0 F8	
<b>Woodie Held, R</b> (1, 8) <small>OBP: 0.353, SLG: 0.465</small> (7, 7)		0-3 K		0-0 F6		4-0 BB		0-0 HR	
<b>Mike Brumley, L</b> (1, 2) <small>OBP: 0.282, SLG: 0.284</small>		0-0 G3		0-0 2-H 3-H 1B		0-0 F9		0-0 4-3	
<b>Ken Hamlin, R</b> (1, 6) <small>OBP: 0.329, SLG: 0.368</small> (8, 4)			0-0 SH1-4 1B	0-0 L5			0-0 F6		
<b>Mike McCormick, L</b> (1, 1) <small>OBP: 0.195, SLG: 0.057</small> <b>Joe Cunningham, L</b> (7, PH) <small>OBP: 0.367, SLG: 0.326</small> <b>Ed Brinkman, R</b> (7, PR) <small>OBP: 0.243, SLG: 0.248</small> (8, 6)			0-0 SH1-4		0-0 FC2-6 1B		4-0 BB FC6-4 BB		

AB	R	H	RBI	BB	SO	LOB
4	0	0	0	0	1	3
0	0	0	0	0	0	0
4	0	1	0	0	0	3
4	0	0	0	0	0	2
3	1	2	0	0	1	1
1	1	1	0	0	0	0
4	1	1	0	0	0	2
3	1	1	2	1	1	2
4	0	1	2	0	0	1
3	0	1	0	0	0	1
1	0	1	0	0	0	0
0	0	0	0	1	0	0
0	0	0	0	0	0	0
1B: 7	SF: 0					
2B: 1	SAC: 1					
3B: 0	DP: 0					
HR: 1	HBP: 0					

**BOTTOM**

**Cleveland Indians @ Washington Senators**  
D.C. Stadium, Washington, DC

Sat Aug 21 1965, 3:33 AM EDT  
Att. 3,317 - Unknown

<b>AB</b>	<b>31</b>
<b>R</b>	<b>4</b>
<b>H</b>	<b>9</b>
<b>RBI</b>	<b>4</b>
<b>BB</b>	<b>2</b>
<b>SO</b>	<b>3</b>
<b>LOB</b>	<b>15</b>



Inning Stats	R: 0	H: 1	E: 0	LOB: 1	K: 1	BB: 0	S: 6	P: 6									
<b>Steve Hargan, R</b> (1, 1) <small>ERA: 4.91</small>	IP: 8.0	WLS: L	BF: 34	H: 9	R: 4	ER: 4	SO: 3	BB: 2	IBB: 0	HBP: 0	BLK: 0	WP: 0	HR: 1	S: 38	P: 46	ERA: 4.50	WHIP: 1.375



Batter	1	2	3	4	5	6	7	8	9	10	AB R H RBI BB SO LOB
Larry Brown, R (1, 6) OBP: 0.334, SLG: 0.398	4-0 L3-6 SH5-3 BB		x 0-0 6-3	x 0-0 F6		x 0-3 K		x 0-0 5-3		x 0-0 2B FC6-4 1B	5 1 1 1 1 1 2
Vic Davalillo, L (1, 8) OBP: 0.347, SLG: 0.388	0-0 SH5-3 1-2		x 0-0 1B	x 0-0 1B		x 0-0 2B		x 0-0 CS 1B		x 0-0 1-3 2B	5 0 5 2 0 0 0
Leon Wagner, L (1, 7) OBP: 0.355, SLG: 0.481	0-0 L3-6		x 0-0 FC5-4 1B	x 0-0 F4		x 4-0 BB		x 0-0 CS	x 0-0 L9	x 4-0 FC6-4 IBB	4 0 1 0 2 0 2 0 0 0 0 0 0 0
Chico Salmon, R (10, 3) OBP: 0.279, SLG: 0.413	2-3		x 1-3 1B			x BB		x 1-2			
Rocky Colavito, R (1, 9) OBP: 0.392, SLG: 0.507		x 0-0 F6	x 0-0 FC5-4 1B		x 0-0 FC6-4 1B	x 0-0 F8			x 0-0 4-3 2B	x 0-0 FC6-4 1-2f 3-H	6 0 2 1 0 0 6
Chuck Hinton, R (1, 3) OBP: 0.342, SLG: 0.471		B B B 4-0 G3 1B BB		x 0-0 1B 2B	x 0-0 FC6-4 1B		x 0-0 3B		x 0-0 4-3 2-3	x 0-0 F8	5 2 2 0 1 0 4
Max Alvis, R (1, 5) OBP: 0.339, SLG: 0.454		x 0-0 G3 1-2		x 0-0 1B 1B	x 0-0 F9		x 0-0 F6		x 0-0 F8		5 1 1 0 0 0 4
Joe Azcue, R (1, 2) OBP: 0.291, SLG: 0.273		x 0-0	x 0-0	x 0-0 F3	x 0-0	x 0-0 F4		x 0-0 F4		x 0-0 SH SF8 2B	5 0 3 1 0 0 3 0 1 0 0 0 0 0 0 0 0 0 0 0 0
Dick Howser, R (10, PR) OBP: 0.360, SLG: 0.288		x 2-H 1B		x 1-3 1B		x 1-3 1B					
Phil Roof, R (10, 2) OBP: 0.194, SLG: 0.147		S S S 0-3 K		x 4-0 1B 2B IBB	x 0-0 F8		x 0-0 F9		x 0-0 SH SF8 1B		3 2 0 0 1 1 4
Pedro Gonzalez, R (1, 4) OBP: 0.306, SLG: 0.375				x 1-2 2B 1B		x 1-2 2B 1B		x 0-0 K		x 0-0 SF8	2 1 1 2 0 0 0 0 0 0 0 0 0 0 1 0 0 0 0 0 0 1 0 0 0 0 1 0 0 0 0 0 1 0 0 0 0 0 0 0 0 0 0 0
Sam McDowell, L (1, 1) OBP: 0.119, SLG: 0.119			x 0-0 F6	x 0-0 2B 1B		x 0-0 L3		S S S 0-3 K		x 0-0 SF8	
Don McMahon, R (5, 1) OBP: 0.400, SLG: 0.400											
Al Luplow, L (6, PH) OBP: 0.323, SLG: 0.306											
Gary Bell, R (6, 1) OBP: 0.077, SLG: 0.308											
Fred Whitfield, L (10, PH) OBP: 0.308, SLG: 0.491											
Bobby Tischenauer, R (10, 1) OBP: 0.308, SLG: 0.491											

AB	42
R	8
H	16
RBI	8
BB	5
SO	3
LOB	25



Inning Stats	R: 0	H: 0	E: 0	K: 0	S: 2	H: 0	LOB: 0	BB: 1	P: 6	R: 1	H: 1	E: 0	K: 1	S: 6	H: 1	LOB: 1	BB: 1	P: 10	R: 0	H: 2	E: 0	K: 0	S: 5	H: 2	LOB: 2	BB: 0	P: 5	R: 4	H: 4	E: 0	K: 0	S: 7	H: 4	LOB: 1	BB: 1	P: 11	R: 0	H: 1	E: 0	K: 1	S: 6	H: 1	LOB: 2	BB: 1	P: 10	R: 0	H: 1	E: 0	K: 0	S: 4	H: 1	LOB: 1	BB: 0	P: 4	R: 0	H: 1	E: 0	K: 1	S: 5	H: 1	LOB: 0	BB: 0	P: 5	R: 0	H: 1	E: 0	K: 0	S: 4	H: 1	LOB: 1	BB: 0	P: 4	R: 0	H: 3	E: 0	K: 0	S: 7	H: 3	LOB: 2	BB: 1	P: 11	1B: 9	2B: 7	3B: 1	HR: 0	SF: 1	SAC: 2	DP: 1	HBP: 0	WP: 0	PA: 51
PITCHER	IP	WLS	BF	H	R	ER	SO	BB	IBB	HBP	BLK	WP	HR	S	P	ERA	WHIP																																																																										
Phil Ortega, R (1, 1) ERA: 4.53	3.2		20	7	5	5	1	2	1	0	0	0	0	19	31	12.27	2.455																																																																										
Frank Kreutzer, L (4, 1) ERA: 4.17	0.1		1	0	0	0	0	0	0	0	0	0	0	1	1	0.00	0.000																																																																										
Steve Ridzik, R (5, 1) ERA: 4.7	1.0		5	2	0	0	0	0	0	0	0	0	0	5	5	0.00	2.000																																																																										
Bennie Daniels, R (6, 1) ERA: 4.72	0.2		4	1	0	0	1	1	0	0	0	0	0	5	9	0.00	3.000																																																																										
Howie Koplitz, R (6, 1) ERA: 4.37	2.1		8	2	0	0	1	0	0	0	0	0	0	10	10	0.00	0.857																																																																										
PITCHER	IP	WLS	BF	H	R	ER	SO	BB	IBB	HBP	BLK	WP	HR	S	P	ERA	WHIP																																																																										
Ron Kline, R (9, 1) ERA: 2.5	2.0	L	12	4	3	3	0	0	1	0	0	0	0	11	15	13.50	2.000																																																																										





Batter	1	2	3	4	5	6	7	8	9	AB R H RBI BB SO LOB	TOP									
Larry Brown, R (1, 6) OBP: 0.336, SLG: 0.399	0-0 G4-6-3 1B		0-3 K		0-0 FC5-4 1B		0-0 1-3			4 0 2 0 0 1 1										
Vic Davalillo, L (1, 8) OBP: 0.343, SLG: 0.384	0-0 G4-6-3 1-2f		0-0 F7		0-0 F8		0-0 1-3			4 0 0 0 0 0 3										
Max Alvis, R (1, 5) OBP: 0.338, SLG: 0.452	0-0 6-3		0-0 2B 1B		0-0 FC5-4 1-2f			0-0 F8		4 1 1 0 0 0 1										
Rocky Colavito, R (1, 9) OBP: 0.391, SLG: 0.507		0-3 K	0-0 1-H 2B		0-0 5-3			0-0 F8		4 0 1 1 0 1 1										
Chuck Hinton, R (1, 7) OBP: 0.341, SLG: 0.466		4-0 1B 1B BB	0-0 F7		0-3 K			0-3 K		3 1 0 0 1 2 1										
Chico Salmon, R (1, 3) OBP: 0.289, SLG: 0.417		0-0 1B 1-2 1B		0-0 G4-3 1B		0-0 F9		0-0 F5		4 0 2 0 0 0 0										
Joe Azcue, R (1, 2) OBP: 0.288, SLG: 0.270		0-3 K		0-0 G4-3 1-2f		0-0 5-3			0-0 F7	3 0 0 0 0 1 3										
Bobby Tiefenauer, R (7, 1)										0 0 0 0 0 0 0										
Billy Moran, R (9, PH) OBP: 0.190, SLG: 0.150										1 0 0 0 0 0 0										
Pedro Gonzalez, R (1, 4) OBP: 0.305, SLG: 0.373		0-0 1-3 2-H 1B		0-0 E4		0-0 E4 1-3		0-0 F2		4 0 1 1 0 0 0										
Jack Kralick, L (1, 1) OBP: 0.143, SLG: 0.150		0-0 F6		0-3 K		0-3 K				1 0 0 0 0 0 2										
Don McMahon, R (3, 1) OBP: 0.333, SLG: 0.333										1 0 0 0 0 1 1										
Phil Roof, R (7, PH) OBP: 0.189, SLG: 0.143										1 0 0 0 0 1 1										
<b>Inning Stats</b>	R: 0 E: 0 K: 0 S: 3	H: 1 LOB: 0 BB: 0 P: 3	R: 1 E: 0 K: 2 S: 9	H: 2 LOB: 2 BB: 1 P: 13	R: 1 E: 0 K: 1 S: 7	H: 2 LOB: 1 BB: 0 P: 7	R: 0 E: 1 K: 1 S: 6	H: 1 LOB: 1 BB: 0 P: 6	R: 0 E: 0 K: 1 S: 5	H: 0 LOB: 0 BB: 0 P: 5	R: 0 E: 1 K: 1 S: 6	H: 0 LOB: 1 BB: 0 P: 6	R: 0 E: 0 K: 1 S: 5	H: 0 LOB: 0 BB: 0 P: 5	R: 0 E: 0 K: 0 S: 3	H: 0 LOB: 0 BB: 0 P: 3	1B: 6 2B: 1 3B: 0 HR: 0	SF: 0 SAC: 0 DP: 2 HBP: 0	WP: 0 PB: 0 SB: 1 CS: 0	PA: 35
<b>PITCHER</b> Marcelino Lopez, L (1, 1) ERA: 2.71	IP: 9.0 WLS: W BF: 35 H: 7 R: 2 ER: 2 SO: 7 BB: 1 IBB: 0 HBP: 0 BLK: 0 WP: 0 HR: 0 S: 48 P: 52 ERA: 2.00 WHIP: 0.889																			

Cleveland Indians @ Los Angeles Angels  
Dodger Stadium, Los Angeles, CA  
Mon Aug 23 1965, 7:05 PM PDT  
Att. 3,763 - Unknown

livebaseballscorecards.com

AB	34
R	2
H	7
RBI	2
BB	1
SO	7
LOB	14



Batter	1	2	3	4	5	6	7	8	9	AB	R	H	RBI	BB	SO	LOB
Jim Piersall, R OBP: 0.319, SLG: 0.430 (1, 7)	0-0 WP 1B SF9 1B	0-0 1-H 2-H 2B	0-0 2-H 2B		0-0 F8		0-0 L4			5	1	3	3	0	0	1
Albie Pearson, L OBP: 0.339, SLG: 0.349 (1, 9)	0-0 WP 1B 1-2	4-0 FC6-4 BB	0-0 4-3			0-0 4-3 1B 1B		0-0 4-3		4	1	2	0	1	0	1
Jim Fregosi, R OBP: 0.324, SLG: 0.409 (1, 6)	0-0 SF9 1-2 2-H	0-0 FC6-4 1-2f		0-0 5-3		0-0 4-3 1-2		1-0 L3 HBP		3	0	0	1	0	0	3
Joe Adcock, R OBP: 0.319, SLG: 0.453 (1, 3)	0-0 5-3		0-0 E1 1B 1B	0-0 1B 1B		0-3 K		0-0 L3 1-2		4	1	1	0	0	1	2
Vic Power, R OBP: 0.293, SLG: 0.344 (7, 3)										1	0	0	0	0	0	1
Jose Cardenal, R OBP: 0.293, SLG: 0.373 (1, 8)	0-0 5-3		0-0 6-3 1B 1-2 1B	0-0 F5		0-0 2-H 1B				4	1	2	1	0	0	2
Bobby Knoop, R OBP: 0.322, SLG: 0.399 (1, 4)		0-0 F3	0-0 6-3 E 1B 1-2 2-H	0-0 1-2 1B		0-0 4-3				4	1	2	1	0	0	1
Tom Egan, R OBP: 0.333, SLG: 0.333 (1, 2)		0-0 F7	0-0 6-3 1-2 2-3	0-3 K			0-0 G4-6-3 1B			4	0	1	0	0	1	4
Paul Schaal, R OBP: 0.301, SLG: 0.329 (1, 5)		0-0 BB 2B 1B	0-0 E7 1-3 2B 1B 2-H 3-H		0-0 F9		0-0 G4-6-3 1-2f			1	1	1	0	0	0	0
Tom Satriano, L OBP: 0.296, SLG: 0.313 (3, PH) (4, 5)										3	1	1	1	0	0	1
Marcelino Lopez, R OBP: 0.239, SLG: 0.297 (1, 1)		4-0 BB 2B 1-2	0-0 1-3		0-3 K		0-0 1B			3	1	1	0	1	1	1

Inning Stats	R: 1	H: 2	E: 0	LOB: 1	K: 0	BB: 0	S: 5	R: 2	H: 2	E: 0	LOB: 2	K: 0	BB: 2	S: 5	R: 4	H: 4	E: 2	LOB: 1	K: 0	BB: 0	S: 8	R: 0	H: 2	E: 0	LOB: 2	K: 1	BB: 0	S: 7	R: 0	H: 0	E: 0	LOB: 0	K: 1	BB: 0	S: 5	R: 1	H: 2	E: 0	LOB: 1	K: 1	BB: 0	S: 7	R: 0	H: 2	E: 0	LOB: 1	K: 0	BB: 0	S: 4	R: 0	H: 0	E: 0	LOB: 0	K: 0	BB: 0	S: 2	R: 0	H: 0	E: 0	LOB: 0	K: 0	BB: 0	S: 3
1B: 12	SF: 1	2B: 3	SAC: 0	3B: 0	DP: 2	HR: 0	HBP: 1	WP: 1	PA: 40	PB: 0	SB: 0	CS: 0																																																			

PITCHER	IP	WLS	BF	H	R	ER	SO	BB	IBB	HBP	BLK	WP	HR	S	P	ERA	WHIP
Jack Kralick, L ERA: 4.52 (1, 1)	2.0	L	15	6	6	5	0	2	0	0	0	1	0	13	21	22.50	4.000
Don McMahon, R ERA: 3.72 (3, 1)	4.0		18	6	2	1	3	0	0	0	0	0	0	24	24	2.25	1.500
Bobby Tiefenauer, R ERA: 4.41 (7, 1)	2.0		7	2	0	0	0	0	0	1	0	0	0	6	7	0.00	1.000

**BOTTOM**

**Cleveland Indians @ Los Angeles Angels**  
**Dodger Stadium, Los Angeles, CA**  
 Mon Aug 23 1965, 7:05 PM PDT  
 Att. 3,763 - Unknown

livebaseballscorecards.com

<b>AB</b>	<b>36</b>
<b>R</b>	<b>8</b>
<b>H</b>	<b>14</b>
<b>RBI</b>	<b>7</b>
<b>BB</b>	<b>2</b>
<b>SO</b>	<b>3</b>
<b>LOB</b>	<b>17</b>





Batter	1	2	3	4	5	6	7	8	9	AB R H RBI BB SO LOB	TOP	
<b>Chuck Hinton, R</b> (1, 8) OBP: 0.338, SLG: 0.461 										4 0 0 0 0 1 1	<b>Cleveland Indians @ Los Angeles Angels</b> Dodger Stadium, Los Angeles, CA Tue Aug 24 1965, 7:05 PM PDT Att. 4,591 - Unknown	
<b>Chico Salmon, R</b> (1, 3) OBP: 0.277, SLG: 0.398 										4 0 0 0 0 1 1		
<b>Leon Wagner, L</b> (1, 7) OBP: 0.359, SLG: 0.481 										2 1 1 0 2 0 0		
<b>Rocky Colavito, R</b> (1, 9) OBP: 0.392, SLG: 0.507 										4 0 2 0 0 2 1		
<b>Max Alvis, R</b> (1, 5) OBP: 0.335, SLG: 0.448 										4 0 0 0 0 3 5		
<b>Larry Brown, R</b> (1, 6) OBP: 0.335, SLG: 0.401 												4 0 1 1 0 0 0
<b>Pedro Gonzalez, R</b> (1, 4) OBP: 0.302, SLG: 0.368 												4 0 0 0 0 0 1
<b>Joe Azcue, R</b> (1, 2) OBP: 0.285, SLG: 0.266 												4 0 0 0 0 0 0
<b>Luis Tiant, R</b> (1, 1) OBP: 0.133, SLG: 0.155 <b>Gary Bell, R</b> (6, 1) OBP: 0.077, SLG: 0.308 <b>Al Luplow, L</b> (7, PH) OBP: 0.225, SLG: 0.297 <b>Don McMahon, R</b> (7, 1) OBP: 0.333, SLG: 0.333 										2 0 1 0 0 0 0		
<b>Inning Stats</b> R: 0 H: 1 E: 0 K: 3 S: 10 H: 1 LOB: 2 BB: 1 P: 14	R: 0 H: 0 E: 0 K: 0 S: 3 H: 0 LOB: 0 BB: 0 P: 3	R: 0 H: 0 E: 0 K: 0 S: 3 H: 0 LOB: 0 BB: 0 P: 3	R: 0 H: 0 E: 0 K: 0 S: 3 H: 0 LOB: 0 BB: 0 P: 3	R: 1 H: 2 E: 0 K: 1 S: 7 H: 2 LOB: 1 BB: 0 P: 7	R: 0 H: 1 E: 0 K: 0 S: 4 H: 1 LOB: 1 BB: 0 P: 4	R: 0 H: 0 E: 0 K: 2 S: 7 H: 0 LOB: 0 BB: 0 P: 7	R: 0 H: 0 E: 1 K: 0 S: 4 H: 0 LOB: 1 BB: 0 P: 4	R: 0 H: 1 E: 0 K: 1 S: 6 H: 1 LOB: 2 BB: 1 P: 10	R: 0 H: 0 E: 0 K: 0 S: 3 H: 0 LOB: 0 BB: 0 P: 3	1B: 4 SF: 0 2B: 1 SAC: 0 3B: 0 DP: 0 HR: 0 HBP: 0	WP: 1 PA: 35 PB: 0 SB: 0 CS: 0	
<b>PITCHER</b> <b>George Brunet, L</b> (1, 1) ERA: 2.36	IP: 9.0 WLS: W BF: 35 H: 5 R: 1 ER: 1 SO: 7 BB: 2 IBB: 0 HBP: 0 BLK: 0 WP: 1 HR: 0 S: 47 P: 55 ERA: 1.00 WHIP: 0.778											

livebaseballscorecards.com

<b>AB</b>	<b>33</b>
<b>R</b>	<b>1</b>
<b>H</b>	<b>5</b>
<b>RBI</b>	<b>1</b>
<b>BB</b>	<b>2</b>
<b>SO</b>	<b>7</b>
<b>LOB</b>	<b>10</b>



Batter	1	2	3	4	5	6	7	8	9
Jose Cardenal, R OBP: 0.293, SLG: 0.377 (1, 8)	0-0 5-3			0-3 K		0-0 1B 3B	0-0 5-3		
Albie Pearson, L OBP: 0.344, SLG: 0.355 (1, 9)	0-0 1B			0-0 G4-6-3 1B		0-0 SH4 E 1B	0-0 F8		
Jim Fregosi, R OBP: 0.324, SLG: 0.409 (1, 6)	0-3 K			0-0 G4-6-3 1-2f		0-0 SH4 1-2		0-0 HR 1B	
Willie Smith, L OBP: 0.302, SLG: 0.446 (1, 7)		0-0 G6-4-3 1B			0-0 4-3	4-0 E 1B IBB		0-0 HR	
Buck Rodgers, S OBP: 0.259, SLG: 0.262 (1, 2)		0-0 G6-4-3 1-2f			0-0 F7	0-3 K		0-0 F6	
Bobby Knoop, R OBP: 0.324, SLG: 0.404 (1, 4)		0-0 F8			0-0 1B	0-0 E6 1B		0-0 2B	
Vic Power, R OBP: 0.292, SLG: 0.341 (1, 3)			0-3 K		0-0 F7	0-0 1-2 2-H 1B		0-3 K	
Paul Schaal, R OBP: 0.303, SLG: 0.327 (1, 5)			0-3 K			SH 3B BB		4-0 IBB	
George Brunet, R OBP: 0.102, SLG: 0.065 (1, 1)			0-3 K			0-0 SH 3B	0-3 K	0-3 K	

Inning Stats	R: 0	H: 1	E: 0	LOB: 0	K: 1	BB: 0	S: 5	P: 5
	R: 0	H: 1	E: 0	LOB: 0	K: 0	BB: 0	S: 3	P: 3
	R: 0	H: 0	E: 0	LOB: 0	K: 3	BB: 0	S: 9	P: 9
	R: 0	H: 1	E: 0	LOB: 0	K: 1	BB: 0	S: 5	P: 5
	R: 0	H: 1	E: 0	LOB: 1	K: 0	BB: 0	S: 4	P: 4
	R: 5	H: 3	E: 2	LOB: 2	K: 1	BB: 2	S: 10	P: 18
	R: 0	H: 0	E: 0	LOB: 0	K: 1	BB: 0	S: 5	P: 5
	R: 2	H: 3	E: 0	LOB: 2	K: 2	BB: 1	S: 10	P: 14

PITCHER	IP	WLS	BF	H	R	ER	SO	BB	IBB	HBP	BLK	WP	HR	S	P	ERA	WHIP
Luis Tiant, R ERA: 3.21 (1, 1)	5.2	L	25	7	5	3	6	1	1	0	0	0	0	35	43	4.76	1.412
Gary Bell, R ERA: 3.32 (6, 1)	0.1		1	0	0	0	0	0	0	0	0	0	0	1	1	0.00	0.000
Don McMahon, R ERA: 3.9 (7, 1)	2.0		10	3	2	2	3	0	1	0	0	0	1	15	19	9.00	1.500

**BOTTOM**

**Cleveland Indians @ Los Angeles Angels**  
**Dodger Stadium, Los Angeles, CA**  
 Tue Aug 24 1965, 7:05 PM PDT  
 Att. 4,591 - Unknown

AB	R	H	RBI	BB	SO	LOB
4	1	1	2	0	1	0
4	1	3	1	0	0	0
3	1	1	0	0	1	1
3	2	2	2	1	0	0
4	0	0	0	0	1	3
4	0	2	0	0	0	1
4	0	1	1	0	2	2
2	1	0	0	2	1	2
3	1	0	0	0	3	2

AB	31
R	7
H	10
RBI	6
BB	3
SO	9
LOB	11



1B:	7	SF:	0	WP:	0	PA:	36
2B:	1	SAC:	2	PB:	0		
3B:	1	DP:	2	SB:	0		
HR:	1	HBP:	0	CS:	0		

PITCHER	IP	WLS	BF	H	R	ER	SO	BB	IBB	HBP	BLK	WP	HR	S	P	ERA	WHIP
Luis Tiant, R ERA: 3.21 (1, 1)	5.2	L	25	7	5	3	6	1	1	0	0	0	0	35	43	4.76	1.412
Gary Bell, R ERA: 3.32 (6, 1)	0.1		1	0	0	0	0	0	0	0	0	0	0	1	1	0.00	0.000
Don McMahon, R ERA: 3.9 (7, 1)	2.0		10	3	2	2	3	0	1	0	0	0	1	15	19	9.00	1.500





Batter	1	2	3	4	5	6	7	8	9	AB	R	H	RBI	BB	SO	LOB
Jose Cardenal, R OBP: 0.292, SLG: 0.375 (1, 8)	0-0 F8		0-0 4-3		0-0 6-3		0-0 BB 1B		0-0 6-3	5	1	1	0	0	0	0
Albie Pearson, L OBP: 0.342, SLG: 0.350 (1, 9)	0-0 1-3		0-0 F3			0-0 4-3	4-0 BB BB BB 1B		0-0 3-1	4	0	0	0	1	0	0
Jim Fregosi, R OBP: 0.323, SLG: 0.407 (1, 6)	0-0 F8		0-0 1-3			0-0 5-3 FC5-2 1B	0-0 F3			4	0	1	0	0	0	3
Willie Smith, L OBP: 0.306, SLG: 0.449 (1, 7)		0-3 K		0-0 1-3 1B		0-0 5-3 1B	0-0 1-2 2-H 3-H 1B			4	0	3	2	0	1	0
Bobby Knoop, R OBP: 0.320, SLG: 0.399 (1, 4)		0-3 K		0-0 F8		0-0 5-3	0-0 F9			4	0	0	0	0	1	5
Vic Power, R OBP: 0.292, SLG: 0.337 Tom Satriano, L OBP: 0.291, SLG: 0.306 (1, 3) (7, 3)		4-0 BB 1B BB		0-0 1-3		0-0 FC5-2		0-0 4-3		2	0	0	0	1	0	3
Buck Rodgers, S OBP: 0.259, SLG: 0.263 Aubrey Gatewood, R OBP: 0.500, SLG: 0.500 Joe Adcock, R OBP: 0.318, SLG: 0.451 Jim Coates, R (8, 1) (8, PH) (9, 1)		0-0 1B BB		0-3 K2-3			0-0 4-3	0-3 K		3	0	1	0	0	1	1
Paul Schaal, R OBP: 0.305, SLG: 0.325 (1, 5)		4-0 1-2 2-3 BB		0-3 K		0-0 F8	0-0 BB BB BB 2B BB	0-0 F3		2	1	0	0	2	1	0
Jack Sanford, R OBP: 0.200, SLG: 0.143 Al Spangler, L OBP: 0.299, SLG: 0.256 Rudy May, L OBP: 0.344, SLG: 0.333 Merritt Ranew, L OBP: 0.306, SLG: 0.342 (8, 2)		0-0 F8			0-0 F8		0-0 1B 1B 2B	0-3 K		1	0	0	0	0	0	3

Inning Stats	R: 0	H: 0	E: 0	K: 0	S: 3	H: 1	LOB: 3	BB: 2	P: 16	R: 0	H: 0	E: 0	K: 0	S: 3	H: 1	LOB: 1	BB: 0	P: 6	R: 0	H: 0	E: 0	K: 1	S: 5	H: 2	LOB: 2	BB: 0	P: 5	R: 3	H: 3	E: 0	K: 0	S: 6	H: 0	LOB: 0	BB: 2	P: 14	R: 0	H: 0	E: 0	K: 1	S: 5	H: 0	LOB: 0	BB: 0	P: 5	R: 0	H: 0	E: 0	K: 1	S: 5	H: 0	LOB: 0	BB: 0	P: 5	1B: 6	SF: 0	2B: 1	SAC: 0	3B: 0	DP: 0	HR: 0	HBP: 0	WP: 0	PA: 38
--------------	------	------	------	------	------	------	--------	-------	-------	------	------	------	------	------	------	--------	-------	------	------	------	------	------	------	------	--------	-------	------	------	------	------	------	------	------	--------	-------	-------	------	------	------	------	------	------	--------	-------	------	------	------	------	------	------	------	--------	-------	------	-------	-------	-------	--------	-------	-------	-------	--------	-------	--------

PITCHER	IP	WLS	BF	H	R	ER	SO	BB	IBB	HBP	BLK	WP	HR	S	P	ERA	WHIP
Steve Hargan, R ERA: 4.76 (1, 1)	6.1	W	28	6	3	3	4	3	0	0	0	0	0	33	45	4.26	1.421
Gary Bell, R ERA: 3.29 (7, 1)	0.2		4	1	0	0	0	1	0	0	0	0	0	3	7	0.00	3.000
Bobby Tiefenauer, R ERA: 4.17 (8, 1)	2.0	S	6	0	0	0	2	0	0	0	0	0	0	10	10	0.00	0.000

**BOTTOM**

**Cleveland Indians @ Los Angeles Angels**  
**Dodger Stadium, Los Angeles, CA**  
 Wed Aug 25 1965, 7:05 PM PDT  
 Unknown

<b>AB</b>	<b>34</b>
<b>R</b>	<b>3</b>
<b>H</b>	<b>7</b>
<b>RBI</b>	<b>3</b>
<b>BB</b>	<b>4</b>
<b>SO</b>	<b>6</b>
<b>LOB</b>	<b>15</b>



WP	HR	S	P	ERA	WHIP
0	0	0	0	0.00	0.000



Batter	1	2	3	4	5	6	7	8	9	AB R H RBI BB SO LOB	TOP											
Vic Davalillo, L (1, 8) OBP: 0.342, SLG: 0.381	0-0 FC1-6 1B	0-0 5-3		0-0 F6		4-0 1B IBB		0-0 4-3		4 1 1 0 1 0 1												
Pedro Gonzalez, R (1, 4) OBP: 0.307, SLG: 0.373	0-0 FC1-6 1-2f HR	0-0 4-3		0-0 F7		0-0 1B 1B		0-0 SH1-3 2B 1B		5 2 2 1 0 0 2												
Leon Wagner, L (1, 7) OBP: 0.359, SLG: 0.485 Chico Salmon, R (6, PR) OBP: 0.277, SLG: 0.398	0-0 1-H HR	0-0 F4		0-0 F3		0-0 1-2 2-H 1B		0-0 SH1-3 1-2		4 1 2 3 0 0 1 0 0 0 0 0 0 0												
Rocky Colavito, R (1, 9) OBP: 0.385, SLG: 0.497	0-0 F8		0-0 5-3		0-0 F9	0-0 F6		0-0 F4		5 0 0 0 0 0 3												
Fred Whitfield, L (1, 3) OBP: 0.317, SLG: 0.513	0-0 1B 1B 1B		0-0 2B 2B		0-0 4-3		0-0 5-3		0-0 1B 2B	5 3 3 1 0 0 0												
Larry Brown, R (1, 6) OBP: 0.338, SLG: 0.405	0-0 1B 1-2 1B		0-0 2B 2B		0-3 K		0-0 5-3		0-0 2-H 1B	5 0 3 2 0 1 0												
Max Alvis, R (1, 5) OBP: 0.333, SLG: 0.444	0-0 1-2 2-3 1B		0-0 5-3		0-0 5-3	0-0 F9		0-0 F6		5 0 1 0 0 0 2												
Duke Sims, L (1, 2) OBP: 0.319, SLG: 0.405 Bobby Tiefenauer, R (8, 1)	0-0 1-2 2-3 3-H 1B		0-0 4-3		0-0 SH2-4 1B 1B		0-3 K			4 1 2 1 0 1 1 0 0 0 0 0 0 0												
Ralph Terry, R (1, 1) OBP: 0.224, SLG: 0.250 Phil Roof, R (8, PH) OBP: 0.179, SLG: 0.135	0-3 K		0-0 1B		0-0 SH2-4		0-0 L6			2 0 1 0 0 1 3 1 0 0 0 0 0 0												
<b>Inning Stats</b>	R: 3 E: 0 K: 1 S: 11	H: 6 LOB: 3 BB: 0 P: 11	R: 0 E: 0 K: 0 S: 3	H: 0 LOB: 0 BB: 0 P: 3	R: 1 E: 0 K: 0 S: 5	H: 2 LOB: 1 BB: 0 P: 5	R: 0 E: 0 K: 0 S: 4	H: 1 LOB: 1 BB: 0 P: 4	R: 0 E: 0 K: 1 S: 5	H: 0 LOB: 0 BB: 0 P: 5	R: 2 E: 0 K: 0 S: 6	H: 3 LOB: 2 BB: 1 P: 10	R: 0 E: 0 K: 0 S: 3	H: 0 LOB: 0 BB: 0 P: 3	R: 0 E: 0 K: 1 S: 5	H: 0 LOB: 0 BB: 0 P: 5	R: 2 E: 0 K: 0 S: 6	H: 3 LOB: 1 BB: 0 P: 6	1B: 11 2B: 3 3B: 0 HR: 1	SF: 0 SAC: 2 DP: 0 HBP: 0	WP: 0 PB: 0 SB: 0 CS: 0	PA: 43
<b>PITCHER</b>	IP WLS BF H R ER SO BB IBB HBP BLK WP HR S P ERA WHIP																					
Fred Newman, R (1, 1) ERA: 3.47	3.0 L 17 8 4 4 1 0 0 0 0 0 0 1 19 19 12.00 2.667																					
Jim Coates, R (4, 1) ERA: 4.05	3.0 14 4 2 2 1 0 1 0 0 0 0 0 15 19 6.00 1.333																					
Aubrey Gatewood, R (7, 1) ERA: 3.93	2.0 6 0 0 0 1 0 0 0 0 0 0 0 8 8 0.00 0.000																					
Bob Lee, R (9, 1) ERA: 2.1	1.0 6 3 2 2 0 0 0 0 0 0 0 0 6 6 18.00 3.000																					

Cleveland Indians @ Los Angeles Angels  
Dodger Stadium, Los Angeles, CA  
Wed Aug 25 1965, 7:05 PM PDT  
Att. 6,609 - Unknown

AB	40
R	8
H	15
RBI	8
BB	1
SO	3
LOB	13



WP	0	PA	43
PB	0	SB	0
CS	0		

PITCHER	IP	WLS	BF	H	R	ER	SO	BB	IBB	HBP	BLK	WP	HR	S	P	ERA	WHIP
---------	----	-----	----	---	---	----	----	----	-----	-----	-----	----	----	---	---	-----	------





Batter	1	2	3	4	5	6	7	8	9	AB R H RBI BB SO LOB	TOP	
Vic Davalillo, L (1, 8) OBP: 0.339, SLG: 0.377 Bobby Tiefenauer, R (8, 1) Don McMahon, R (8, 1) OBP: 0.333, SLG: 0.333	0-3 K		0-0 4-3			0-3 K		0-0 6-3		4 0 0 0 0 2 1 0 0 0 0 0 0 0 0 0 0 0 0 0 0		
Pedro Gonzalez, R (1, 4) OBP: 0.307, SLG: 0.371	0-3 K			0-0 G4-6-3 BB 1B		0-0 5-3		0-0 5-3	0-0 5-3	4 0 1 0 0 1 0		
Leon Wagner, L (1, 7) OBP: 0.360, SLG: 0.482	4-0 BB			4-0 G4-6-3 BB 1-2 BB		0-0 5-3		0-0 5-3	0-0 5-3	2 0 0 0 2 0 0		
Rocky Colavito, R (1, 9) OBP: 0.382, SLG: 0.492	0-0 F8			0-0 G4-6-3 1-2f 2-3		0-0 L9		0-0 P5-6	0-0 P5-6	4 0 0 0 0 0 3		
Fred Whitfield, L (1, 3) OBP: 0.317, SLG: 0.511		0-0 3-1		0-0 F8		0-0 1B				3 0 1 0 0 0 1		
Larry Brown, R (1, 6) OBP: 0.335, SLG: 0.401		0-0 F6			0-0 F3		0-0 5-3			3 0 0 0 0 0 1		
Max Alvis, R (1, 5) OBP: 0.331, SLG: 0.441		0-0 F8			0-0 1-3			0-0 4-3		3 0 0 0 0 0 0		
Phil Roof, R (1, 2) OBP: 0.171, SLG: 0.128 Duke Sims, L (8, PH) OBP: 0.315, SLG: 0.400 (8, 2)			0-0 P6		0-0 F8			0-0 G3		2 0 0 0 0 0 0 1 0 0 0 0 0 0		
Sam McDowell, L (1, 1) OBP: 0.114, SLG: 0.116 Sonny Siebert, R (7, 1) OBP: 0.104, SLG: 0.191 Chuck Hinton, R (8, PH) OBP: 0.339, SLG: 0.461 (8, 8)			0-0 3-1		0-0 5-3			4-0 BB		2 0 0 0 0 0 0 0 0 0 0 0 0 0 0 0 0 0 1 0 0		
<b>Inning Stats</b>	R: 0 H: 0 E: 0 LOB: 1 K: 2 BB: 1 S: 7 P: 11	R: 0 H: 0 E: 0 LOB: 0 K: 0 BB: 0 S: 3 P: 3	R: 0 H: 0 E: 0 LOB: 0 K: 0 BB: 0 S: 3 P: 3	R: 0 H: 1 E: 0 LOB: 1 K: 0 BB: 1 S: 3 P: 7	R: 0 H: 0 E: 0 LOB: 0 K: 0 BB: 0 S: 3 P: 3	R: 0 H: 0 E: 0 LOB: 0 K: 1 BB: 0 S: 5 P: 5	R: 0 H: 1 E: 0 LOB: 1 K: 0 BB: 0 S: 4 P: 4	R: 0 H: 0 E: 0 LOB: 1 K: 0 BB: 1 S: 3 P: 7	R: 0 H: 0 E: 0 LOB: 0 K: 0 BB: 0 S: 3 P: 3	1B: 2 SF: 0 2B: 0 SAC: 0 3B: 0 DP: 1 HR: 0 HBP: 0	WP: 0 PA: 31 PB: 0 SB: 0 CS: 0	
<b>PITCHER</b> Mudcat Grant, R (1, 1) ERA: 3.45	IP WLS BF H R ER SO BB IBB HBP BLK WP HR S P ERA WHIP											<b>PITCHER</b> IP WLS BF H R ER SO BB IBB HBP BLK WP HR S P ERA WHIP
	9.0 W 31 2 0 0 3 3 0 0 0 0 0 0 0 34 46 0.00 0.556											

Cleveland Indians @ Minnesota Twins  
Metropolitan Stadium, Bloomington, MI

Fri Aug 27 1965, 8:05 PM EDT  
Att. 36,999 - Unknown - 61 F

livebaseballscorecards.com

AB	28
R	0
H	2
RBI	0
BB	3
SO	3
LOB	6







Batter	1	2	3	4	5	6	7	8	9	AB R H RBI BB SO LOB	TOP											
<b>Vic Davalillo, L</b> (1, 8) OBP: 0.336, SLG: 0.373 <b>Lee Stange, R</b> (7, 1) OBP: 0.267, SLG: 0.120 <b>Billy Moran, R</b> (9, PH) OBP: 0.227, SLG: 0.150 <b>Gary Bell, R</b> (9, 1) OBP: 0.077, SLG: 0.308	0-0 1-3	0-0 L8			0-3 K		0-0 F7		1-0 SF7 SH5-4 1-2 HBP	4 0 0 0 0 1 2 0												
<b>Pedro Gonzalez, R</b> (1, 4) OBP: 0.306, SLG: 0.370	0-0 E 1B		0-0 1-3		0-0 5-3		0-3 K		0-0 SH5-4	4 1 1 0 0 1 1 1-2 2-3												
<b>Chuck Hinton, R</b> (1, 7) OBP: 0.340, SLG: 0.460	0-0 E6 1-3 3B		0-0 1B		0-0 6-3		1-0 HR HBP		0-0 SF7	3 1 1 1 0 0 1 2-3 3-H												
<b>Rocky Colavito, R</b> (1, 9) OBP: 0.383, SLG: 0.502	0-0 E6 1-2 3-H 3B		0-3 K		0-0 5-3		0-0 HR		0-0 6-3	5 2 2 3 0 1 2												
<b>Fred Whitfield, L</b> (1, 3) OBP: 0.322, SLG: 0.524	4-0 BB		0-0 F7		0-0 1B 2B		0-0 HR			3 1 2 1 1 0 1												
<b>Larry Brown, R</b> (1, 6) OBP: 0.334, SLG: 0.399	0-0 F8		0-0 F7		0-0 FC6-4 1B		0-3 K			4 0 1 0 0 1 1												
<b>Max Alvis, R</b> (1, 5) OBP: 0.329, SLG: 0.437		0-0 F5		0-0 F8		0-0 FC6-4		0-3 K		4 0 0 0 0 1 2												
<b>Duke Sims, L</b> (1, 2) OBP: 0.313, SLG: 0.393		0-0 F4		0-0 F8		0-0 FC5-6 1B		0-0 L9		4 0 1 0 0 0 0												
<b>Luis Tiant, R</b> (1, 1) OBP: 0.148, SLG: 0.155 <b>Al Luplow, L</b> (5, PH) OBP: 0.220, SLG: 0.289 <b>Don McMahon, R</b> (5, 1) OBP: 0.333, SLG: 0.333 <b>Leon Wagner, L</b> (7, PH) OBP: 0.361, SLG: 0.481 <b>Chico Salmon, R</b> (8, 7) OBP: 0.277, SLG: 0.398		4-0 BB		0-3 K		0-0 FC5-6 1-2f		4-0 SH5-4 HBP SF7 BB	0 0 0 0 1 0 0 1 0 0 0 0 1 0 0 0 0 0 0 0 0 1 1 0 0 1 0 1 0 0 0 0 0 0 0													
<b>Inning Stats</b>	R: 2 E: 2 K: 0 S: 5	H: 2 LOB: 1 BB: 1 P: 9	R: 0 E: 0 K: 0 S: 3	H: 0 LOB: 1 BB: 1 P: 7	R: 0 E: 0 K: 1 S: 6	H: 1 LOB: 1 BB: 0 P: 6	R: 0 E: 0 K: 0 S: 3	H: 0 LOB: 0 BB: 0 P: 3	R: 0 E: 0 K: 2 S: 7	H: 0 LOB: 0 BB: 0 P: 7	R: 0 E: 0 K: 0 S: 5	H: 2 LOB: 2 BB: 0 P: 5	R: 0 E: 0 K: 1 S: 6	H: 1 LOB: 1 BB: 0 P: 6	R: 3 E: 0 K: 2 S: 9	H: 2 LOB: 0 BB: 0 P: 10	R: 1 E: 0 K: 0 S: 3	H: 0 LOB: 1 BB: 1 P: 8	1B: 4 2B: 1 3B: 1 HR: 2	SF: 1 SAC: 1 DP: 0 HBP: 2	WP: 0 PB: 0 SB: 0 CS: 0	PA: 40
<b>PITCHER</b>	IP WLS BF H R ER SO BB IBB HBP BLK WP HR S P ERA WHIP																					
<b>Jim Perry, R</b> (1, 1) ERA: 2.59 <b>Al Worthington, R</b> (8, 1) ERA: 2.13	7.0 L 8 0 1 1 2 1 0 1 0 0 0 2 37 46 5.14 1.429																					

Cleveland Indians @ Minnesota Twins  
 Metropolitan Stadium, Bloomington, MI  
 Sat Aug 28 1965, 4:33 AM EDT  
 Att. 34,255 - Unknown - 59 F

livebaseballscorecards.com

AB 33  
 R 6  
 H 8  
 RBI 5  
 BB 3  
 SO 6  
 LOB 11







Batter	1	2	3	4	5	6	7	8	9	AB R H RBI BB SO LOB	TOP											
Vic Davalillo, L (1, 8) OBP: 0.335, SLG: 0.371	0-0 P4		0-0 4-3			0-0 4-3		0-0 SH1-4 1B	0-3 K	5 1 1 0 0 1 0												
Pedro Gonzalez, R (1, 4) OBP: 0.305, SLG: 0.368	0-0 F3			0-0 4-3		0-0 1B 2B		0-0 SH1-4	0-0 6-3	4 1 1 0 0 0 1												
Chuck Hinton, R (1, 7) OBP: 0.344, SLG: 0.462	4-0 BB			0-0 1B		0-0 2B SF9		0-0 5-3		3 1 2 0 1 0 1												
Rocky Colavito, R (1, 9) OBP: 0.383, SLG: 0.503	0-0 F8			0-0 L7		0-0 SF9 1-3 2-H		4-0 BB 1B IBB		3 0 1 1 1 0 2												
Fred Whitfield, L (1, 3) OBP: 0.321, SLG: 0.523		0-0 F5		0-3 K		0-0 SF9		0-0 BB 1B		3 0 1 2 0 1 1												
Larry Brown, R (1, 6) OBP: 0.336, SLG: 0.399		0-0 CS 1B			0-3 K	0-0 L7		4-0 BB 1B		3 0 1 0 1 1 1												
Max Alvis, R (1, 5) OBP: 0.328, SLG: 0.434		0-0 P3			4-0 BB		0-0 1-3	0-0 F7		3 0 0 0 1 0 4												
Phil Roof, R (1, 2) OBP: 0.178, SLG: 0.119			0-3 K		0-0 F7		4-0 BB		0-0 F9	3 0 0 0 1 1 1												
Steve Hargan, R (1, 1) Sam McDowell, L (9, 1) OBP: 0.114, SLG: 0.116			0-0 P4		0-3 K		0-3 K		0-0 F9	4 0 0 0 0 2 2 0 0 0 0 0 0 0												
<b>Inning Stats</b>	R: 0 E: 0 K: 0 S: 3	H: 0 LOB: 1 BB: 1 P: 7	R: 0 E: 0 K: 0 S: 3	H: 1 LOB: 0 BB: 0 P: 3	R: 0 E: 0 K: 1 S: 5	H: 0 LOB: 0 BB: 0 P: 5	R: 0 E: 0 K: 1 S: 6	H: 1 LOB: 1 BB: 0 P: 6	R: 0 E: 0 K: 2 S: 7	H: 0 LOB: 1 BB: 1 P: 11	R: 2 E: 0 K: 0 S: 6	H: 3 LOB: 1 BB: 0 P: 6	R: 0 E: 0 K: 1 S: 4	H: 0 LOB: 0 BB: 1 P: 8	R: 1 E: 0 K: 0 S: 5	H: 2 LOB: 3 BB: 2 P: 13	R: 0 E: 0 K: 1 S: 6	H: 0 LOB: 1 BB: 0 P: 6	1B: 6 2B: 1 3B: 0 HR: 0	SF: 1 SAC: 1 DP: 0 HBP: 0	WP: 1 PB: 0 SB: 1 CS: 1	PA: 38
<b>PITCHER</b>	IP WLS BF H R ER SO BB IBB HBP BLK WP HR S P ERA WHIP																					
Jim Merritt, L (1, 1) ERA: 3.2	7.2 L 32 7 3 3 5 3 1 0 0 0 0 38 54 3.52 1.304																					
Dave Boswell, R (8, 1) ERA: 3.46	0.1 2 0 0 0 0 1 0 0 0 0 0 1 5 0.00 3.000																					
Johnny Klippstein, R (9, 1) ERA: 2.73	1.0 4 0 0 0 1 0 0 0 0 1 0 6 6 0.00 0.000																					

Cleveland Indians @ Minnesota Twins  
Metropolitan Stadium, Bloomington, MI

Sun Aug 29 1965, 4:33 AM EDT  
Att. 31,781 - Unknown - 60 F

livebaseballscorecards.com

AB 31  
R 3  
H 7  
RBI 3  
BB 5  
SO 6  
LOB 13







Batter	1	2	3	4	5	6	7	8	9	AB R H RBI BB SO LOB	TOP									
Vic Davalillo, L (1, 8) OBP: 0.333, SLG: 0.369	0-0 4-3 S 1B		0-0 FC6-4 1-2f		0-0 1-3			0-0 F7	0-0 F5	5 0 1 0 0 0 5	<b>Cleveland Indians @ Kansas City Athletics</b> Municipal Stadium, Kansas City, MO Tue Aug 31 1965, 8:05 PM EDT Unknown <a href="http://livebaseballscorecards.com">livebaseballscorecards.com</a>									
Pedro Gonzalez, R (1, 4) OBP: 0.307, SLG: 0.369	0-3 K 1-2		0-0 1-3			0-0 F8		0-0 2B FC3-6 1B	0-0 FC3-4 1B	5 1 2 1 0 1 2										
Leon Wagner, L (1, 7) OBP: 0.365, SLG: 0.494 Chico Salmon, R (9, PR) OBP: 0.277, SLG: 0.398	0-0 4-3 2-3			0-0 G4-3 1B		0-0 HR		0-0 FC3-6 2-4-3 2B	0-0 FC3-4 1B	5 1 4 2 0 0 1 0 0 0 0 0 0 0										
Rocky Colavito, R (1, 9) OBP: 0.382, SLG: 0.499	0-0 F9			0-0 G4-3 1-2f		0-0 F8		0-0 FC3-6 IBB	0-0 FC3-4 1-2f 2-3 3-H	4 0 0 1 1 0 4										
Fred Whitfield, L (1, 3) OBP: 0.316, SLG: 0.515		0-0 F8		0-0 4-3		0-0 F9		0-0 FC3-6 1-2f 2-3 3-H	0-0 L8	5 0 0 1 0 0 4										
Larry Brown, R (1, 6) OBP: 0.338, SLG: 0.406		0-0 F5			0-0 1B 2B		0-0 F3	0-0 2-4-3 3-H	0-0 1B 2B	4 2 2 0 0 0 0										
Max Alvis, R (1, 5) OBP: 0.330, SLG: 0.434		0-0 5-3			0-0 SH3-4 2-H 1B		0-0 F8		0-0 1B BB	3 1 1 1 1 0 0										
Phil Roof, R (1, 2) OBP: 0.208, SLG: 0.136			1-0 FC5-4 HBP		0-0 SH3-4 1-2		0-0 1-3		0-0 1B 1B	2 1 1 1 0 0 0										
Sam McDowell, L (1, 1) OBP: 0.135, SLG: 0.137			0-0 FC5-4 FC6-4 1-2f		0-0 4-3			0-0 1B 2B 1B	0-0 1B 1B FC3-4 1B	4 2 2 1 0 0 2										
<b>Inning Stats</b>	R: 0 E: 0 K: 1 S: 6	H: 1 LOB: 1 BB: 0 P: 6	R: 0 E: 0 K: 0 S: 3	H: 0 LOB: 0 BB: 0 P: 3	R: 0 E: 0 K: 0 S: 3	H: 1 LOB: 0 BB: 0 P: 3	R: 1 E: 0 K: 0 S: 5	H: 2 LOB: 1 BB: 0 P: 5	R: 1 E: 0 K: 0 S: 4	H: 1 LOB: 0 BB: 0 P: 4	R: 0 E: 0 K: 0 S: 3	H: 0 LOB: 0 BB: 0 P: 3	R: 2 E: 0 K: 0 S: 5	H: 3 LOB: 2 BB: 1 P: 9	R: 4 E: 0 K: 0 S: 8	H: 5 LOB: 2 BB: 1 P: 12	1B: 9 2B: 3 3B: 0 HR: 1	SF: 0 SAC: 1 DP: 1 HBP: 1	WP: 0 PB: 0 SB: 1 CS: 0	PA: 41
<b>PITCHER</b>	IP WLS BF H R ER SO BB IBB HBP BLK WP HR S P ERA WHIP																			
Catfish Hunter, R (1, 1) ERA: 4.12	6.0 L 23 5 2 2 1 0 0 1 0 0 0 1 24 25 3.00 0.833																			
Jim Dickson, R (7, 1) ERA: 3.65	1.1 7 3 2 2 0 0 0 0 0 0 0 0 7 7 13.50 2.250																			
Jack Aker, R (8, 1) ERA: 3.42	0.2 3 0 0 0 0 0 0 1 0 0 0 0 1 5 0.00 0.000																			
Don Mossi, L (9, 1) ERA: 3.43	0.1 7 5 4 4 0 1 0 0 0 0 0 0 6 10 108.00 18.000																			
Wes Stock, R (9, 1) ERA: 4.92	0.2 2 0 0 0 0 0 0 0 0 0 0 0 2 2 0.00 0.000																			

AB	37
R	8
H	13
RBI	8
BB	2
SO	1
LOB	18



Batter	1	2	3	4	5	6	7	8	9	AB R H RBI BB SO LOB
Dick Green, R (1, 4) OBP: 0.316, SLG: 0.392	0-0 F8			0-0 SH2-4 1B		0-3 K		0-0 FC6-4		4 0 1 0 0 1 1
Wayne Causey, L (1, 6) OBP: 0.353, SLG: 0.362	0-3 K			0-0 SH2-4 1-2			0-0 F4	0-0 4-3		3 0 0 0 0 1 1
Jim Landis, R (1, 8) OBP: 0.359, SLG: 0.332	0-3 K			0-0 F8			4-0 BB BB		0-0 F9	3 0 0 0 1 1 1
Ed Charles, R (1, 5) OBP: 0.330, SLG: 0.385		0-0 F8		0-0 F8			0-0 F4		0-0 5-3	4 0 0 0 0 0 2
Ken Harrelson, R (1, 3) OBP: 0.324, SLG: 0.429		0-0 5-3			0-3 K		4-0 BB		0-3 K	3 0 0 0 1 2 0
Mike Hershberger, R (1, 9) OBP: 0.292, SLG: 0.317		0-3 K			0-0 L5		0-3 K			3 0 0 0 0 2 2
Tommie Reynolds, R (1, 7) OBP: 0.317, SLG: 0.315			0-0 5-3		0-3 K			4-0 BB BB		2 1 0 0 1 1 0
Johnny Blanchard, L (1, 2) OBP: 0.256, SLG: 0.257			0-3 K			0-3 K		0-0 F9		1 0 0 0 0 1 0
Rene Lachemann, R (4, 2) OBP: 0.245, SLG: 0.393										2 0 0 0 0 1 1
Cattfish Hunter, R (1, 1) OBP: 0.074, SLG: 0.074			0-0 5-3			0-3 K		4-0 BB BB		1 0 0 0 0 0 0
Jose Tartabull, L (6, PH) OBP: 0.408, SLG: 0.456										1 0 0 0 0 1 0
Jim Dickson, L (7, 1)										0 0 0 0 0 0 0
Jack Aker, R (8, 1)										0 0 0 0 0 0 0
Skip Lockwood, R (8, PH) OBP: 0.300, SLG: 0.125										0 0 0 0 1 0 0
Don Mossi, L (9, 1)										0 0 0 0 0 0 0
Wes Stock, R (9, 1)								1-2 FC6-4 BB		0 0 0 0 0 0 0


Inning Stats	R: 0	H: 0	E: 0	LOB: 0	K: 2	BB: 0	S: 7	P: 7
	R: 0	H: 0	E: 0	LOB: 0	K: 1	BB: 0	S: 5	P: 5
	R: 0	H: 0	E: 0	LOB: 0	K: 1	BB: 0	S: 5	P: 5
	R: 0	H: 1	E: 0	LOB: 1	K: 0	BB: 0	S: 4	P: 4
	R: 0	H: 0	E: 0	LOB: 0	K: 2	BB: 0	S: 7	P: 7
	R: 0	H: 0	E: 0	LOB: 0	K: 3	BB: 0	S: 9	P: 9
	R: 0	H: 0	E: 0	LOB: 2	K: 1	BB: 2	S: 5	P: 13
	R: 1	H: 0	E: 1	LOB: 1	K: 0	BB: 2	S: 3	P: 11
	R: 0	H: 0	E: 0	LOB: 0	K: 1	BB: 0	S: 5	P: 5

PITCHER	IP	WLS	BF	H	R	ER	SO	BB	IBB	HBP	BLK	WP	HR	S	P	ERA	WHIP
Sam McDowell, L (1, 1) ERA: 2.32	9.0	W	32	1	1	0	11	4	0	0	0	0	0	50	66	0.00	0.556

**BOTTOM**

**Cleveland Indians @ Kansas City Athletics**  
Municipal Stadium, Kansas City, MO  
Tue Aug 31 1965, 8:05 PM EDT  
Unknown

AB	27
R	1
H	1
RBI	0
BB	4
SO	11
LOB	8



WP	PA
0	32
PB: 0	
SB: 0	
CS: 0	



Batter	1	2	3	4	5	6	7	8	9	10	11	AB R H RBI BB SO LOB	TOP												
Vic Davalillo, L OBP: 0.334, SLG: 0.370 (1, 8)	L7		F7		F6			S 1B		SH1-3 1B		5 1 2 0 0 0 3	<b>Cleveland Indians @ Kansas City Athletics</b> Municipal Stadium, Kansas City, MO Tue Aug 31 1965, 8:05 PM EDT Att: 3,970 - Unknown												
Pedro Gonzalez, R OBP: 0.303, SLG: 0.364 (1, 4) (9, 9) (10, 4)	6-3		FC6-4			K		S 1-2 K		SH1-3		4 0 0 0 0 2 3													
Leon Wagner, L OBP: 0.364, SLG: 0.491 Chico Salmon, R OBP: 0.284, SLG: 0.404 (1, 7) (9, PR) (9, 7)	K			6-3		4-3			B BB 4-0 1B SF9 BB	S 2-H 1B		3 0 0 0 1 1 0 1 1 1 1 0 0 0													
Rocky Colavito, R OBP: 0.363, SLG: 0.498 Dick Howser, R OBP: 0.359, SLG: 0.287 Bobby Tiefenauer, R (1, 9) (9, PR) (9, 4) (10, 1)		L6		WP BB		5-3			X S S 0-0 1-3 1B	0-3 K		3 0 1 0 1 0 0 1 0 0 0 0 1 1 0 0 0 0 0 0 0													
Fred Whitfield, L OBP: 0.315, SLG: 0.511 (1, 3)	6-3		F6		F6		6-3		X S S 0-0 F9		G5-3 SH5-4 1B	5 0 1 0 0 0 3													
Larry Brown, R OBP: 0.334, SLG: 0.402 (1, 6)	F7		F7		F7		5-3		X S S 0-0 SF9		SH5-4	3 0 0 1 0 0 1													
Max Alvis, R OBP: 0.330, SLG: 0.432 (1, 5)			6-3		5-3		K		X S S 0-3 K		4-0 1-2 1B	4 0 1 0 1 1 0													
Duke Sims, L OBP: 0.320, SLG: 0.398 Phil Roof, R OBP: 0.204, SLG: 0.133 (1, 2) (9, 2)			E 1B		FC2-4 1B			X S S 0-0 F4	S S 0-3 K		G5-3	4 0 2 0 0 1 2 1 0 0 0 0 0 2													
Sonny Siebert, R OBP: 0.100, SLG: 0.184 Al Luplow, L OBP: 0.214, SLG: 0.282 Don McMahon, R OBP: 0.333, SLG: 0.333 Chuck Hinton, R OBP: 0.343, SLG: 0.460 (1, 1) (8, PH) (8, 1) (10, PH) (10, 9)			E4 FC6-4		FC2-4			X S S 0-3 K		K		2 0 0 0 0 0 2 1 0 0 0 0 1 0 0 0 0 0 0 0 0 1 0 0 0 0 1 0													
<b>Inning Stats</b>	R: 0 E: 0 K: 1 S: 5	H: 0 LOB: 0 BB: 0 P: 5	R: 0 E: 0 K: 0 S: 3	H: 0 LOB: 0 BB: 0 P: 3	R: 0 E: 1 K: 0 S: 5	H: 1 LOB: 2 BB: 0 P: 5	R: 0 E: 0 K: 0 S: 3	H: 0 LOB: 1 BB: 1 P: 7	R: 0 E: 0 K: 1 S: 5	H: 0 LOB: 0 BB: 0 P: 5	R: 0 E: 0 K: 1 S: 5	H: 0 LOB: 0 BB: 0 P: 5		R: 0 E: 0 K: 2 S: 8	H: 1 LOB: 1 BB: 0 P: 8	R: 1 E: 0 K: 1 S: 7	H: 2 LOB: 2 BB: 1 P: 11	R: 1 E: 0 K: 2 S: 9	H: 2 LOB: 1 BB: 0 P: 9	R: 0 E: 0 K: 0 S: 3	H: 1 LOB: 1 BB: 1 P: 7	1B: 8 2B: 0 3B: 0 HR: 0	SF: 1 SAC: 2 DP: 1 HBP: 0	WP: 1 PB: 0 SB: 2 CS: 0	PA: 44
<b>PITCHER</b>	IP WLS BF H R ER SO BB IBB HBP BLK WP HR S P ERA WHIP													IP WLS BF H R ER SO BB IBB HBP BLK WP HR S P ERA WHIP											
Fred Talbot, R ERA: 3.9 (1, 1)	8.0		30	3	1	1	5	2	0	0	0	0	1	0	38	46	1.12	0.625							
John Wyatt, R ERA: 2.33 (9, 1)	2.0		10	4	1	1	3	0	0	0	0	0	0	0	16	16	4.50	2.000							
Jim Dickson, R ERA: 3.6 (11, 1)	1.0	W	4	1	0	0	0	0	1	0	0	0	0	0	3	7	0.00	1.000							

AB	38
R	2
H	8
RBI	2
BB	3
SO	8
LOB	17




livebaseballscorecards.com

Batter	1	2	3	4	5	6	7	8	9	10	11	AB R H RBI BB SO LOB	BOTTOM														
Dick Green, R (1, 4) OBP: 0.317, SLG: 0.390	1-0 HBP		x 0-0 F6		x 0-0 F6			x 0-0 F3			x 0-0 SH2-4 1B	4 1 1 0 0 0 0	<b>Cleveland Indians @ Kansas City Athletics</b> Municipal Stadium, Kansas City, MO Tue Aug 31 1965, 8:05 PM EDT Att: 3,970 - Unknown														
Jose Tartabull, L (1, 7) OBP: 0.395, SLG: 0.441	0-3 K		x 0-0 F7			x 0-0 1-3			x 0-0 F2		x 0-0 SH2-4 1-2	4 0 0 0 0 1 1															
Wayne Causey, L (1, 6) OBP: 0.354, SLG: 0.361	0-0 F8		x 0-0 6-3			x 0-0 L7			x 0-0 1B		x 4-0 1B IBB	4 0 1 0 1 0 1															
Ed Charles, R (1, 5) OBP: 0.331, SLG: 0.385	0-0 F9			x 0-0 E SH1-3 SF7 1B		x 0-3 K			x 0-0 L8		x 0-0 1-2 2-H 1B	5 1 2 1 0 1 2															
Jim Landis, R (1, 8) OBP: 0.358, SLG: 0.330		4-0 BB 1B		x 0-0 SH1-3 1-2		x 0-3 K			x 0-3 K			2 0 0 0 1 2 1															
Santiago Rosario, L (1, 3) OBP: 0.316, SLG: 0.388		0-3 K		x 0-0 SF7 2-H		x 0-0 6-3			x 0-0 G3			3 0 0 1 0 1 1															
Billy Bryan, L (1, 2) OBP: 0.308, SLG: 0.429		0-3 K		x 0-3 K		x 0-0 F4			x 0-0 HR			4 1 1 1 0 2 1															
Mike Hershberger, R (1, 9) OBP: 0.292, SLG: 0.316		0-0 1-2 1B		x 0-0 F6		x 0-0 6-3			x 0-0 F9			4 0 1 0 0 0 0															
Fred Talbot, R (1, 1) OBP: 0.266, SLG: 0.283		0-3 K		x 0-3 K		x 0-0 5-3			x 0-3 K			3 0 0 0 0 2 2															
John Wyatt, R (9, 1)												0 0 0 0 0 0 0															
Ken Harrelson, R (10, PH)												1 0 0 0 0 1 0															
Jim Dickson, L (11, 1)												0 0 0 0 0 0 0															
<b>Inning Stats</b>	R: 0 E: 0 K: 1 S: 5	H: 0 LOB: 1 BB: 0 P: 6	R: 0 E: 0 K: 3 S: 10	H: 1 LOB: 2 BB: 1 P: 14	R: 0 E: 0 K: 0 S: 3	H: 0 LOB: 0 BB: 0 P: 3	R: 1 E: 1 K: 1 S: 6	H: 1 LOB: 0 BB: 0 P: 6	R: 0 E: 0 K: 1 S: 5	H: 0 LOB: 0 BB: 0 P: 5	R: 0 E: 0 K: 1 S: 5	H: 0 LOB: 0 BB: 0 P: 5	R: 0 E: 0 K: 0 S: 3	H: 0 LOB: 0 BB: 0 P: 3	R: 0 E: 0 K: 1 S: 6	H: 1 LOB: 1 BB: 0 P: 6	R: 1 E: 0 K: 1 S: 6	H: 1 LOB: 0 BB: 0 P: 6	R: 1 E: 0 K: 0 S: 3	H: 2 LOB: 2 BB: 1 P: 7	1B: 5 2B: 0 3B: 0 HR: 1	SF: 1 SAC: 2 DP: 0 HBP: 1	WP: 0 PB: 0 SB: 0 CS: 0	PA: 40			
<b>PITCHER</b>	IP WLS BF H R ER SO BB IBB HBP BLK WP HR S P ERA WHIP																										
Sonny Siebert, R (1, 1) ERA: 2.07	7.0	25	2	1	0	8	1	0	1	0	0	0	39	44	0.00	0.429											
Don McMahon, R (8, 1) ERA: 3.75	2.0	7	1	0	0	1	0	0	0	0	0	0	9	9	0.00	0.500											
Bobby Tiefenauer, R (10, 1) ERA: 4.91	1.1	L 8	3	2	2	1	0	1	0	0	0	0	1	9	13	13.50	2.250										

livebaseballscorecards.com

AB	34
R	3
H	6
RBI	3
BB	2
SO	10
LOB	9





Batter	1	2	3	4	5	6	7	8	9	AB R H RBI BB SO LOB	TOP
Chico Salmon, R (1, 3) OBP: 0.276, SLG: 0.391 Duke Sims, L (7, PH) OBP: 0.317, SLG: 0.393 (7, 2)	0-0 L5		0-3 K		0-0 6-3		0-0 5-3			3 0 0 0 0 1 0 1 0 0 0 0 0 2	<b>Cleveland Indians @ Kansas City Athletics</b> Municipal Stadium, Kansas City, MO Wed Sep 01 1965, 8:05 PM EDT Att. 3,466 - Unknown <a href="http://livebaseballscorecards.com">livebaseballscorecards.com</a>
Vic Davalillo, L (1, 8) OBP: 0.333, SLG: 0.369	0-0 G3		0-0 F7		0-0 G5-4-3 1B		0-0 F7			4 0 1 0 0 0 2	
Chuck Hinton, R (1, 7) OBP: 0.342, SLG: 0.458	0-3 K		0-0 1B		0-0 G5-4-3 1-2f		0-0 5-3			4 0 1 0 0 1 1	
Rocky Colavito, R (1, 9) OBP: 0.382, SLG: 0.496 Dick Howser, R (8, PR) OBP: 0.359, SLG: 0.287 (8, 4)		0-0 F7	0-3 K		0-0 5-3		0-0 FC6-4 1B			4 0 1 0 0 1 1 0 0 0 0 0 0 0	
Max Alvis, R (1, 5) OBP: 0.328, SLG: 0.429		0-3 K2-3		0-0 L7		0-3 K	0-0 FC6-4 1-2f			4 0 0 0 0 2 1	
Larry Brown, R (1, 6) OBP: 0.336, SLG: 0.404		0-0 2B 1B		0-0 5-3		0-0 1B	0-0 1-3			4 1 2 0 0 0 1	
Pedro Gonzalez, R (1, 4) OBP: 0.306, SLG: 0.369 (8, 9)		0-0 1B 2B		0-0 S 1B		0-0 6-3		0-0 6-3		4 1 2 1 0 0 0	
Joe Azcue, R (1, 2) OBP: 0.291, SLG: 0.271 Richie Scheinblum, S (7, PR) Lee Stange, R (7, 1) Leon Wagner, L (9, PH) OBP: 0.364, SLG: 0.490		0-0 FC6-4 1B		4-0 BB 1-2 BB		0-0 WP 2B 1B		0-0 4-3		2 0 2 1 1 0 0 0 1 0 0 0 0 0 0 0 0 0 0 0 0 1 0 0 0 0 0 0	
Luis Tiant, R (1, 1) OBP: 0.143, SLG: 0.150 Billy Moran, R (7, PH) OBP: 0.227, SLG: 0.150 Fred Whitfield, L (7, PH) OBP: 0.316, SLG: 0.514 (7, 3)		0-0 FC6-4 1-2f		0-0 3-1		0-0 1-H 2B		0-0 F5		2 0 0 0 0 0 3 0 0 0 0 0 0 0 2 0 1 1 0 0 0	
<b>Inning Stats</b>	R: 0 H: 0 E: 0 LOB: 0 K: 1 BB: 0 S: 5 P: 5	R: 2 H: 3 E: 0 LOB: 1 K: 1 BB: 0 S: 8 P: 8	R: 0 H: 1 E: 0 LOB: 1 K: 2 BB: 0 S: 8 P: 8	R: 0 H: 1 E: 0 LOB: 2 K: 0 BB: 1 S: 4 P: 8	R: 0 H: 1 E: 0 LOB: 0 K: 0 BB: 0 S: 3 P: 3	R: 0 H: 1 E: 0 LOB: 1 K: 1 BB: 0 S: 5 P: 5	R: 1 H: 2 E: 0 LOB: 2 K: 0 BB: 0 S: 5 P: 5	R: 0 H: 1 E: 0 LOB: 1 K: 0 BB: 0 S: 4 P: 4	R: 0 H: 0 E: 0 LOB: 0 K: 0 BB: 0 S: 3 P: 3	1B: 8 SF: 0 2B: 2 SAC: 0 3B: 0 DP: 1 HR: 0 HBP: 0	WP: 1 PA: 36 PB: 0 SB: 1 CS: 0
<b>PITCHER</b> John O'Donoghue, L (1, 1) ERA: 3.69 Jack Aker, R (7, 1) ERA: 3.1	IP WLS BF H R ER SO BB IBB HBP BLK WP HR S P ERA WHIP	6.1 W 26 8 3 3 5 1 0 0 0 0 0 0 35 39 4.26 1.421	2.2 S 10 2 0 0 0 0 0 0 0 0 1 0 10 10 0.00 0.750	<b>PITCHER</b> IP WLS BF H R ER SO BB IBB HBP BLK WP HR S P ERA WHIP							







Batter	1	2	3	4	5	6	7	8	9	AB R H RBI BB SO LOB	TOP																									
Max Alvis, R (1, 5) OBP: 0.328, SLG: 0.427	0-3 K	1-0 S HR HBP		0-0 F5			0-0 1B 2B 1B	0-0 F7		4 2 1 0 0 1 0																										
Vic Davalillo, L (1, 8) OBP: 0.334, SLG: 0.368	0-0 6-3	4-0 1-2 HR BB		0-3 K			0-0 2B 1B 1B	0-0 6-3		4 2 1 0 1 1 0																										
Leon Wagner, L (1, 7) OBP: 0.364, SLG: 0.494	4-0 FC6-4 BB	0-0 1-H 2-H HR			0-0 G3		0-0 L7		0-0 1-3	4 1 1 3 1 0 2																										
Chuck Hinton, R (9, 7) OBP: 0.342, SLG: 0.458										0 0 0 0 0 0 0																										
Rocky Colavito, R (1, 9) OBP: 0.382, SLG: 0.496	0-0 FC6-4 1-2f	4-0 HR BB			0-0 F6		0-0 1B 2B		0-0 L5	4 1 1 1 1 0 1																										
Dick Howser, R (9, 4) OBP: 0.359, SLG: 0.287							1-3 2-H 1B 2B		0-0 L5	0 0 0 0 0 0 0																										
Fred Whitfield, L (1, 3) OBP: 0.317, SLG: 0.512				0-0 F5			0-0 1B		0-0 3-1	5 0 2 2 0 0 1																										
Chico Salmon, R (9, 3) OBP: 0.276, SLG: 0.391							0-0 1B		0-0 3-1	0 0 0 0 0 0 0																										
Larry Brown, R (1, 6) OBP: 0.335, SLG: 0.402		0-0 1B E 1B	0-0 5-3		0-0 5-3		0-0 1-3 1-2			4 1 1 0 0 0 2																										
Pedro Gonzalez, R (1, 4) OBP: 0.305, SLG: 0.367		0-0 1-3 E 1B 1B	0-0 6-3			0-0 1-3	0-0 5-3			4 1 1 0 0 0 1																										
Duke Sims, L (1, 2) OBP: 0.314, SLG: 0.419		0-0 F7	0-0 F7			0-0 G3		0-0 HR		4 1 1 1 0 0 2																										
Ralph Terry, R (1, 1) OBP: 0.235, SLG: 0.261		0-0 E8 1B		0-0 F9		0-0 5-3		0-3 K		2 1 1 1 0 0 0																										
Gary Bell, R (5, 1) OBP: 0.071, SLG: 0.286										1 0 0 0 0 0 0																										
Don McMahon, R (6, 1) OBP: 0.286, SLG: 0.286										1 0 0 0 0 1 0																										
<b>Inning Stats</b>	R: 0 E: 0 K: 1 S: 5	H: 0 LOB: 1 BB: 1 P: 9	R: 6 E: 1 K: 0 S: 7	H: 4 LOB: 1 BB: 2 P: 16	R: 0 E: 0 K: 0 S: 3	H: 0 LOB: 0 BB: 0 P: 3	R: 0 E: 0 K: 1 S: 5	H: 0 LOB: 0 BB: 0 P: 5	R: 0 E: 0 K: 0 S: 4	H: 1 LOB: 1 BB: 0 P: 4	R: 0 E: 0 K: 0 S: 3	H: 0 LOB: 0 BB: 0 P: 3	R: 3 E: 0 K: 0 S: 7	H: 4 LOB: 1 BB: 0 P: 7	R: 1 E: 0 K: 1 S: 6	H: 1 LOB: 0 BB: 0 P: 6	R: 0 E: 0 K: 0 S: 3	H: 0 LOB: 0 BB: 0 P: 3	1B: 7 2B: 1 3B: 0 HR: 2	SF: 0 SAC: 0 DP: 0 HBP: 1	WP: 0 PB: 0 SB: 1 CS: 0	PA: 41														
<b>PITCHER</b>	IP WLS BF H R ER SO BB IBB HBP BLK WP HR S P ERA WHIP																																			
Rollie Sheldon, R (1, 1) ERA: 4.14	1.2		12	4	6	6	1	2	0	1	0	0	1	11	20	32.40	3.600																			
Diego Segui, R (2, 1) ERA: 4.88	2.1		8	0	0	0	1	1	0	0	0	0	0	9	13	0.00	0.429																			
Jim Dickson, R (5, 1) ERA: 3.5	2.0		7	1	0	0	0	0	0	0	0	0	0	7	7	0.00	0.500																			
Don Mossi, L (7, 1) ERA: 4.0	0.1	L	5	4	3	3	0	0	0	0	0	0	0	5	5	81.00	12.000																			
John Wyatt, R (7, 1) ERA: 2.3	0.2		2	0	0	0	0	0	0	0	0	0	0	2	2	0.00	0.000																			
<b>PITCHER</b>	IP WLS BF H R ER SO BB IBB HBP BLK WP HR S P ERA WHIP																																			
Wes Stock, R (8, 1) ERA: 4.91	2.0		7	1	1	1	1	0	0	0	0	0	0	9	9	4.50	0.500																			

Cleveland Indians @ Kansas City Athletics  
Municipal Stadium, Kansas City, MO  
Thu Sep 02 1965, 4:33 AM EDT  
Att. 2,113 - Unknown

AB	37
R	10
H	10
RBI	8
BB	3
SO	3
LOB	9



WP: 0	PA: 41
PB: 0	
SB: 1	
CS: 0	

1B: 7	SF: 0
2B: 1	SAC: 0
3B: 0	DP: 0
HR: 2	HBP: 1





Batter	1	2	3	4	5	6	7	8	9	AB R H RBI BB SO LOB	TOP											
Vic Davalillo, L (1, 8) OBP: 0.335, SLG: 0.368	0-0 SH3-4 1B		0-3 K		0-0 F7		0-0 BB 1B		0-0 4-3	5 1 2 0 0 1 1												
Max Alvis, R (1, 5) OBP: 0.328, SLG: 0.424	0-0 SH3-4 1-2		0-0 5-3		0-0 F7		4-0 BB BB		0-3 K	3 0 0 0 1 1 1												
Leon Wagner, L (1, 7) OBP: 0.363, SLG: 0.499	0-0 F7			0-0 HR		0-0 F9	0-0 F2			4 1 1 1 0 0 3												
Rocky Colavito, R (1, 9) OBP: 0.383, SLG: 0.495	0-0 2-5 2-H 1B			0-0 5-3		4-0 1B BB	0-3 K			3 1 1 1 1 1 2												
Fred Whitfield, L (1, 3) OBP: 0.321, SLG: 0.515	0-0 1-2 1B			0-0 FC5-4 1B		0-0 1-3 1B		0-0 F8		4 0 3 0 0 0 0												
Larry Brown, R (1, 6) OBP: 0.340, SLG: 0.404	0-0 2-5 2-3	4-0 G6-4-3 BB		0-0 1-2 FC5-4 1B		0-0 1-2 3-H 1B		0-0 1-3		3 0 2 1 1 0 0												
Pedro Gonzalez, R (1, 4) OBP: 0.302, SLG: 0.363		0-0 G6-4-3 1-2f		0-0 1-2f 2-3 FC5-4		0-0 F7		0-0 2-3		4 0 0 0 0 0 5												
Duke Sims, L (1, 2) OBP: 0.306, SLG: 0.406		0-3 K		0-0 L9		0-3 K			0-0 4-3 1B	3 0 0 0 0 0 2 4												
Dick Howser, R (9, PH) OBP: 0.361, SLG: 0.290										1 0 1 0 0 0 0												
Steve Hargan, R (1, 1) OBP: 0.063, SLG: 0.250			0-0 F9		0-3 K		0-0 F3		0-3 K	0 0 0 0 0 0 0 0												
Gary Bell, R (1, 1) OBP: 0.143, SLG: 0.150										2 0 0 0 0 0 1 0												
Luis Tiant, R (6, 1) OBP: 0.273, SLG: 0.387										0 0 0 0 0 0 0 0												
Chico Salmon, R (7, PH) OBP: 0.286, SLG: 0.286										1 0 0 0 0 0 0 0												
Don McMahon, R (7, 1) OBP: 0.286, SLG: 0.286										0 0 0 0 0 0 0 0												
Chuck Hinton, R (9, PH) OBP: 0.342, SLG: 0.457										1 0 0 0 0 0 1 1												
<b>Inning Stats</b>	R: 1 E: 0 K: 0 S: 5	H: 3 LOB: 2 BB: 0 P: 5	R: 0 E: 0 K: 1 S: 4	H: 0 LOB: 0 BB: 1 P: 8	R: 0 E: 0 K: 1 S: 5	H: 0 LOB: 0 BB: 0 P: 5	R: 1 E: 0 K: 0 S: 6	H: 3 LOB: 2 BB: 0 P: 6	R: 0 E: 0 K: 1 S: 5	H: 0 LOB: 0 BB: 0 P: 5	R: 1 E: 0 K: 1 S: 7	H: 2 LOB: 2 BB: 1 P: 11	R: 0 E: 0 K: 1 S: 6	H: 1 LOB: 2 BB: 1 P: 10	R: 0 E: 0 K: 0 S: 3	H: 0 LOB: 0 BB: 0 P: 3	R: 0 E: 0 K: 2 S: 8	H: 1 LOB: 1 BB: 0 P: 8	1B: 9 2B: 0 3B: 0 HR: 1	SF: 0 SAC: 1 DP: 1 HBP: 0	WP: 0 PB: 0 SB: 0 CS: 0	PA: 38
<b>PITCHER</b>	IP WLS BF H R ER SO BB IBB HBP BLK WP HR S P ERA WHIP																					
Wally Bunker, R (1, 1) ERA: 3.69	6.0 W 27 8 3 3 4 2 0 0 0 0 0 1 32 40 4.50 1.667																					
Stu Miller, R (7, 1) ERA: 2.18	3.0 S 12 2 0 0 3 1 0 0 0 0 0 0 17 21 0.00 1.000																					

Cleveland Indians @ Baltimore Orioles  
 Memorial Stadium, Baltimore, MD  
 Fri Sep 03 1965, 7:05 PM EDT  
 Att. 8,348 - Unknown

livebaseballscorecards.com

AB	34
R	3
H	10
RBI	3
BB	3
SO	7
LOB	17



BOTTOM

Cleveland Indians @ Baltimore Orioles  
Memorial Stadium, Baltimore, MD

Fri Sep 03 1965, 7:05 PM EDT  
Att. 8,348 - Unknown

livebaseballscorecards.com

AB	34
R	5
H	11
RBI	4
BB	4
SO	6
LOB	19



WP:	1	PA:	38
PB:	0		
SB:	0		
CS:	1		

Batter	1	2	3	4	5	6	7	8	9	AB	R	H	RBI	BB	SO	LOB
Luis Aparicio, R OBP: 0.283, SLG: 0.359 (1, 6)	0-0 6-3	0-0 F2		0-0 F8		0-0 2B		0-0 F9		5	0	1	0	0	0	0
Russ Snyder, L OBP: 0.317, SLG: 0.307 (1, 9)	0-0 BB 1B	0-0 F2		0-0 1B		0-0 1B		0-0 1-3		5	1	3	0	0	0	0
Boog Powell, L OBP: 0.327, SLG: 0.368 (1, 3)	4-0 BB 1B WP	0-0 1B		0-0 F8		0-3 K				3	1	1	0	1	1	4
Brooks Robinson, R OBP: 0.368, SLG: 0.463 (1, 5)	0-0 WP BB 1B	0-0 F6		0-0 F9		0-0 F8				4	1	1	1	0	0	5
Curt Blefary, L OBP: 0.370, SLG: 0.453 (1, 7)	4-0 FC4-6 WP BB		0-0 4-3		0-3 K		0-0 HR			3	1	1	1	1	1	0
Jerry Adair, R OBP: 0.295, SLG: 0.318 (1, 4)	0-0 FC4-6 BB 1B		0-0 1-3 1B		0-3 K		0-0 6-3			4	1	1	0	0	1	2
Paul Blair, R OBP: 0.303, SLG: 0.319 (1, 8)	4-0 1B BB		0-0 1-3 1B		0-0 5-3		4-0 CS BB			2	0	1	0	2	0	0
Dick Brown, R OBP: 0.322, SLG: 0.398 (1, 2)	0-0 1-3 1B		0-0 1-3		0-0 2B 1B		0-0 F6			4	0	2	2	0	0	3
Wally Bunker, R OBP: 0.244, SLG: 0.105 (1, 1)	0-3 K		0-3 K		0-0 F5		0-3 K			2	0	0	0	0	2	4
Norm Siebern, L OBP: 0.369, SLG: 0.420 (6, PH)										1	0	0	0	0	0	1
Stu Miller, R (7, 1)										1	0	0	0	0	1	0

Inning	R	H	E	K	S	IP	WLS	BF	H	R	ER	SO	BB	IBB	HBP	BLK	WP	HR	S	P	ERA	WHIP
1	4	3	0	8	20	0.2	L	8	3	4	4	0	3	0	0	0	1	0	5	17	54.00	9.000
2	0	1	0	0	4	4.2		21	7	0	0	4	0	0	0	0	0	0	29	29	0.00	1.500
3	0	1	0	0	20	0.2		2	0	0	0	1	0	0	0	0	0	0	4	4	0.00	0.000
4	0	2	0	0	4	2.0		7	1	1	1	1	1	0	0	0	0	1	8	12	4.50	1.000

PITCHER	IP	WLS	BF	H	R	ER	SO	BB	IBB	HBP	BLK	WP	HR	S	P	ERA	WHIP
Steve Hargan, R ERA: 4.86 (1, 1)	0.2	L	8	3	4	4	0	3	0	0	0	1	0	5	17	54.00	9.000
Gary Bell, R ERA: 3.34 (1, 1)	4.2		21	7	0	0	4	0	0	0	0	0	0	29	29	0.00	1.500
Luis Tiant, R ERA: 3.38 (6, 1)	0.2		2	0	0	0	1	0	0	0	0	0	0	4	4	0.00	0.000
Don McMahon, R ERA: 3.6 (7, 1)	2.0		7	1	1	1	1	1	0	0	0	0	0	8	12	4.50	1.000





Batter	1	2	3	4	5	6	7	8	9	10	11	AB R H RBI BB SO LOB	BOTTOM									
<b>Luis Aparicio, R</b> OBP: 0.290, SLG: 0.362 (1, 6)	4-0 BB 1-3		4-0 BB BB			4-0 BB CS BB			X 0-0 SH1-3 1B		X 0-0 1-2 2-H 1B	2 0 2 1 3 0 0	<b>Cleveland Indians @ Baltimore Orioles</b> <b>Memorial Stadium, Baltimore, MD</b> Sat Sep 04 1965, 7:05 PM EDT Att. 11,925 - Unknown <a href="http://livebaseballscorecards.com">livebaseballscorecards.com</a>									
<b>Paul Blair, R</b> OBP: 0.300, SLG: 0.315 (1, 8)	0-0 1-3 1-2		0-3 K BB			0-3 K 1-2			X 0-0 SH1-3 1-2			3 0 0 0 0 2 3										
<b>Curt Blefary, L</b> OBP: 0.369, SLG: 0.449 (1, 7)	0-3 K				4-0 BB CS BB		X 0-0 G3		S 0-3 K			3 0 0 0 1 2 2										
<b>Brooks Robinson, R</b> OBP: 0.365, SLG: 0.458 (1, 5)	0-0 F8				0-3 K 1-2		X 0-0 5-3		S 0-3 K			4 0 0 0 0 2 2										
<b>Bob Johnson, R</b> OBP: 0.282, SLG: 0.357 (1, 3)		X 0-0 F5			0-3 K		S 0-3 K		X 0-0 F7			4 0 0 0 0 2 0										
<b>Sam Bowers, R</b> OBP: 0.194, SLG: 0.237 (1, 9)		X 0-0 G6-4-3 1B					X 0-0 F8		S 0-3 K			4 0 1 0 0 2 0										
<b>Jerry Adair, R</b> OBP: 0.294, SLG: 0.320 (1, 4)		X 0-0 G6-4-3 1-2					X 0-0 4-3		S 0-3 K			4 0 1 0 0 1 1										
<b>Dick Brown, R</b> OBP: 0.317, SLG: 0.391 (1, 2)			0-3 K					X 0-0 1-3				3 0 0 0 0 2 0										
<b>Charlie Lau, L</b> OBP: 0.353, SLG: 0.406 (11, PH)												0 0 0 0 1 0 0										
<b>Davey Johnson, R</b> OBP: 0.245, SLG: 0.234 (11, PR)												0 1 0 0 0 0 0										
<b>Steve Barber, L</b> OBP: 0.127, SLG: 0.157 (1, 1)			0-3 K									2 0 0 0 0 2 0										
<b>Jackie Brandt, R</b> OBP: 0.303, SLG: 0.412 (9, PH)												1 0 0 0 0 1 0										
<b>Stu Miller, R</b> (10, 1)												0 0 0 0 0 0 0										
<b>Russ Snyder, L</b> OBP: 0.316, SLG: 0.306 (11, PH)												1 0 0 0 0 0 2										
<b>Inning Stats</b>	R: 0 E: 0 K: 1 S: 5	H: 0 LOB: 1 BB: 1 P: 9	R: 0 E: 0 K: 0 S: 3	H: 1 LOB: 0 BB: 0 P: 3	R: 0 E: 0 K: 3 S: 9	H: 0 LOB: 1 BB: 1 P: 13	R: 0 E: 0 K: 2 S: 6	H: 0 LOB: 0 BB: 1 P: 10	R: 0 E: 0 K: 1 S: 5	H: 0 LOB: 0 BB: 0 P: 5	R: 0 E: 0 K: 2 S: 7	H: 0 LOB: 0 BB: 0 P: 7	R: 0 E: 0 K: 2 S: 8	H: 1 LOB: 1 BB: 0 P: 8	R: 0 E: 0 K: 2 S: 7	H: 0 LOB: 0 BB: 0 P: 7	R: 1 E: 0 K: 0 S: 3	H: 2 LOB: 2 BB: 1 P: 7	1B: 3 2B: 1 3B: 0 HR: 0	SF: 0 SAC: 1 DP: 1 HBP: 0	WP: 0 PB: 0 SB: 0 CS: 2	PA: 37
<b>PITCHER</b>	IP WLS BF H R ER SO BB IBB HBP BLK WP HR S P ERA WHIP																					
<b>Sam McDowell, L</b> ERA: 2.22 (1, 1)	10.0 33 2 0 0 16 4 0 0 0 0 0 0 61 77 0.00 0.600																					
<b>Bobby Tiefenauer, R</b> ERA: 5.09 (11, 1)	0.1 L 4 2 1 1 0 0 1 0 0 0 0 0 3 7 27.00 6.000																					

AB	31
R	1
H	4
RBI	1
BB	5
SO	16
LOB	10





Batter	1	2	3	4	5	6	7	8	9	AB R H RBI BB SO LOB	TOP																	
Vic Davalillo, L (1, 8) OBP: 0.335, SLG: 0.366	4-0 G5-6-3 1B BB	0-0 E1 FC1-5		0-3 K		0-0 FC3-6 1B	0-0 1-2 1B		0-3 K	5 1 2 0 1 2 3																		
Max Alvis, R (1, 5) OBP: 0.326, SLG: 0.420	0-0 G5-6-3 1B	0-0 FC1-5			0-0 FC3-6 BB 1B	0-3 K	0-3 K		0-0 FC4-6	6 1 2 0 0 2 8																		
Leon Wagner, L (1, 7) OBP: 0.363, SLG: 0.498	0-0 G5-6-3 1-2f 2-3	0-3 K			0-0 FC3-6 1B	0-0 FC3-6 1-2 2-H 1B		0-0 5-3		5 0 2 1 0 1 4																		
Rocky Colavito, R (1, 9) OBP: 0.383, SLG: 0.492	0-0 BB BB 1B	0-0 F4			0-0 F4	0-0 FC3-6 1-2f 2-3		0-0 FC6-4 1B		5 1 2 1 0 0 6																		
Fred Whitfield, L (1, 3) OBP: 0.320, SLG: 0.508	0-0 BB BB 1B		4-0 BB BB CS BB		0-0 FC3-6 BB BB 1-2f 2-3	0-0 F8		0-0 F6		4 0 1 0 1 0 5																		
Larry Brown, R (1, 6) OBP: 0.344, SLG: 0.400	4-0 BB BB 1-2 2-3		0-0 F7		4-0 BB BB 1-2 BB		4-0 BB BB 4-3 1B	0-0 FC6-4 1-2f		2 1 0 0 3 0 2																		
Duke Sims, L (1, 2) OBP: 0.313, SLG: 0.398	4-0 1-2 2-3 3-H BB		0-3 K		4-0 BB BB 1-2 2-3 3-H BB		0-0 4-3 1-2		0-0 1B 1B	2 0 0 2 2 1 2 0 0 0 0 0 0 0 1 0 1 0 0 0 0	AB 38 R 5 H 12 RBI 5 BB 9 SO 8 LOB 39																	
Bobby Tiefenauer, R (7, 1)																												
Chico Salmon, R (9, PH) OBP: 0.284, SLG: 0.396																												
Pedro Gonzalez, R (1, 4) OBP: 0.302, SLG: 0.361	0-0 F9			0-0 1-3	0-0 K		0-0 1B 1B		0-0 FC4-6 1B	5 0 2 1 0 1 6																		
Lee Stange, R (1, 1) OBP: 0.303, SLG: 0.115																												
Don McMahon, R (6, 1) OBP: 0.286, SLG: 0.286																												
Al Luplow, L (7, PH) OBP: 0.209, SLG: 0.275																												
Phil Roof, R (7, 2) OBP: 0.226, SLG: 0.146																												
Chuck Hinton, R (9, PH) OBP: 0.339, SLG: 0.455		4-0 FC1-5 BB				4-0 1B BB			0-0 F9	1 1 0 0 2 0 0 0 0 0 0 0 0 0 1 0 0 0 0 1 1 0 0 0 0 0 0 0 1 0 0 0 0 0 2																		
<b>Inning Stats</b>	R: 2 E: 0 K: 0 S: 5	H: 3 LOB: 3 BB: 3 P: 17	R: 0 E: 1 K: 1 S: 6	H: 0 LOB: 2 BB: 1 P: 10	R: 0 E: 0 K: 1 S: 4	H: 0 LOB: 1 BB: 1 P: 8	R: 0 E: 0 K: 1 S: 5	H: 0 LOB: 0 BB: 0 P: 5	R: 1 E: 0 K: 1 S: 7	H: 2 LOB: 3 BB: 2 P: 15	R: 1 E: 0 K: 1 S: 7	H: 2 LOB: 2 BB: 1 P: 11	R: 1 E: 0 K: 2 S: 9	H: 2 LOB: 2 BB: 1 P: 13	R: 0 E: 0 K: 0 S: 4	H: 1 LOB: 1 BB: 0 P: 4	R: 0 E: 0 K: 1 S: 7	H: 2 LOB: 2 BB: 0 P: 7	1B: 12 2B: 1 3B: 0 HR: 0	SF: 0 SAC: 0 DP: 2 HBP: 0	WP: 0 PB: 0 SB: 0 CS: 1	PA: 47						
<b>PITCHER</b>	IP WLS BF H R ER SO BB IBB HBP BLK WP HR S P ERA WHIP												<b>PITCHER</b>	IP WLS BF H R ER SO BB IBB HBP BLK WP HR S P ERA WHIP														
John Miller, R (1, 1) ERA: 3.25	4.2		25	5	3	3	3	7	0	0	0	0	0	24	52	5.79	2.571											
Jim Palmer, R (5, 1) ERA: 3.56	2.1	W	13	4	2	2	4	2	0	0	0	0	0	19	27	7.71	2.571											
Don Larsen, R (8, 1) ERA: 2.67	2.0	S	9	3	0	0	1	0	0	0	0	0	0	11	11	0.00	1.500											

Cleveland Indians @ Baltimore Orioles  
 Memorial Stadium, Baltimore, MD  
 Sun Sep 05 1965, 3:33 AM EDT  
 Att. 8,920 - Unknown

livebaseballscorecards.com



Batter	1	2	3	4	5	6	7	8	9
Luis Aparicio, R OBP: 0.290, SLG: 0.361 (1, 6)	0-0 F8		0-0 4-3 1B		0-0 L6		0-0 F8		
Russ Snyder, L OBP: 0.318, SLG: 0.317 (1, 9)	0-0 1B 3B		0-0 4-3 1-H		0-3 K		0-0 1B HR 1B		
Boog Powell, L OBP: 0.333, SLG: 0.373 (1, 3)	0-0 FC9-4 1B 3-H		0-0 FC6-4 1B		4-0 BB		0-0 1B HR 1B		
Brooks Robinson, R OBP: 0.362, SLG: 0.454 (1, 5)	0-0 FC9-4 1-2f		0-0 FC6-4 1-2f		0-0 F3		0-0 1B HR 1-2 2-3		
Curt Blefary, L OBP: 0.373, SLG: 0.469 (1, 7)	0-0 G3			0-0 HR 1B		0-0 HR	0-0 1B HR 1-H 2-H 3-H		
Jerry Adair, R OBP: 0.294, SLG: 0.326 (1, 4)		0-3 K		0-0 HR 1-H		0-0 F3	0-3 K		
Paul Blair, R OBP: 0.296, SLG: 0.311 (1, 8)		0-0 F9		0-0 HR 1		0-0 F4		0-0 F8	
Dick Brown, R OBP: 0.311, SLG: 0.383 (1, 2)		0-0 F6		0-0 5-3		0-3 K		0-0 5-3	
John Miller, R OBP: 0.200, SLG: 0.111 (1, 1)			0-3 K		0-3 K		0-0 F5		0-3 K
Jim Palmer, R OBP: 0.227, SLG: 0.333 (5, 1)									
Norm Siebern, L OBP: 0.368, SLG: 0.418 (7, PH)									
Don Larsen, R OBP: 0.250, SLG: 0.333 (8, 1)									

Inning Stats	R: 1	H: 2	E: 0	LOB: 1	K: 0	S: 5	R: 0	H: 0	E: 0	LOB: 0	K: 1	S: 5	R: 1	H: 2	E: 0	LOB: 1	K: 1	S: 7	R: 2	H: 2	E: 0	LOB: 0	K: 1	S: 7	R: 0	H: 0	E: 0	LOB: 1	K: 1	S: 5	R: 1	H: 1	E: 0	LOB: 0	K: 1	S: 6	R: 4	H: 3	E: 1	LOB: 0	K: 1	S: 9	R: 0	H: 0	E: 0	LOB: 0	K: 1	S: 5		

PITCHER	IP	WLS	BF	H	R	ER	SO	BB	IBB	HBP	BLK	WP	HR	S	P	ERA	WHIP
Lee Stange, R ERA: 3.65 (1, 1)	5.0		23	7	5	5	4	1	0	0	0	0	2	30	34	9.00	1.600
Don McMahon, R ERA: 3.95 (6, 1)	1.0		3	0	0	0	1	0	0	0	0	0	0	5	5	0.00	0.000
Bobby Tiefenauer, R ERA: 4.85 (7, 1)	2.0	L	10	3	4	0	2	0	0	0	0	0	1	14	14	0.00	1.500


**BOTTOM**

**Cleveland Indians @ Baltimore Orioles**  
**Memorial Stadium, Baltimore, MD**  
 Sun Sep 05 1965, 3:33 AM EDT  
 Att. 8,920 - Unknown

AB	R	H	RBI	BB	SO	LOB
4	1	1	0	0	0	0
4	2	2	1	0	1	0
3	1	3	1	1	0	0
4	1	0	0	0	0	5
4	3	3	5	0	0	1
4	1	1	2	0	2	0
4	0	0	0	0	0	0
4	0	0	0	0	1	0
2	0	0	0	0	2	0
0	0	0	0	0	0	0
1	0	0	0	0	0	0
1	0	0	0	0	1	0

AB	35
R	9
H	10
RBI	9
BB	1
SO	7
LOB	6

livebaseballscores.com



WP	PA
0	36



Batter	1	2	3	4	5	6	7	8	9	AB R H RBI BB SO LOB	TOP									
Don Blasingame, L (1, 4) OBP: 0.276, SLG: 0.292	0-0 F9		0-0 1-H 3B		0-0 F9		0-0 F8		0-0 F8	5 0 1 1 0 0 4	<b>Washington Senators @ Cleveland Indians</b> Cleveland Municipal Stadium, Cleveland, OH Mon Sep 06 1965, 3:33 AM EDT Unknown <a href="http://livebaseballscorecards.com">livebaseballscorecards.com</a>									
Woodie Held, R (1, 8) OBP: 0.351, SLG: 0.479	0-3 K		0-0 3-1		1-0 FC6-4 HBP		0-0 F5		0-0 FC4-6 1B	4 0 1 0 0 1 3										
Willie Kirkland, L (1, 9) OBP: 0.276, SLG: 0.417	0-0 5-3			0-0 4-3		0-0 FC6-4 1B	0-3 K		0-0 FC4-6 1B	4 1 0 0 0 1 3										
Steve Ridzik, R (7, 1) OBP: 0.200, SLG: 0.333						1-2f 1B			1-2 FC4-6 1B	0 0 0 0 0 0 0										
Bob Chance, L (9, PH) OBP: 0.296, SLG: 0.346									1-2 FC4-6 1B	1 0 1 0 0 0 0										
Chuck Cottier, R (9, PR)										0 0 0 0 0 0 0										
Frank Howard, R (1, 7) OBP: 0.355, SLG: 0.491		0-0 F5		0-0 5-3		0-0 FC4-6 1B		0-0 HR	0-0 FC4-6	5 1 2 1 0 0 2										
Don Lock, R (9, PR) OBP: 0.319, SLG: 0.376						1-2 1B			1-2f 2-3	0 0 0 0 0 0 0										
Dick Nen, L (1, 3) OBP: 0.321, SLG: 0.386		0-0 F6		0-3 K		0-0 FC4-6 1B		0-0 F9 1B	0-0 4-3	5 0 2 1 0 1 2										
Mike Brumley, L (1, 2) OBP: 0.278, SLG: 0.273		0-0 F8			0-0 4-3	0-0 FC4-6 1B		0-0 1-2 1B		4 0 1 0 0 0 2										
Ken McMullen, R (1, 5) OBP: 0.328, SLG: 0.418			0-0 G1-6-3 1B		0-0 BB 1B	0-0 1-3		0-3 K		4 0 2 0 0 1 4										
Ed Brinkman, R (1, 6) OBP: 0.249, SLG: 0.252			0-0 G1-6-3		4-0 BB 1B		0-0 BB 1B	0-0 F9		2 0 1 0 1 0 1										
Ken Hamlin, R (8, PH) OBP: 0.335, SLG: 0.365			1-2f		1-2 BB		0-0 BB 1B	2-3		1 0 0 0 0 0 2										
Pete Craig, L (1, 1) OBP: 1.000, SLG: 1.000			0-0 3B 1B		0-3 K		4-0 BB 1B	0-0 F6		1 1 1 0 0 0 0										
Joe Cunningham, L (5, PH) OBP: 0.368, SLG: 0.328										1 0 0 0 0 1 2										
Buster Narum, R (5, 1) OBP: 0.065, SLG: 0.091										0 0 0 0 0 0 0										
Jim King, L (7, PH) OBP: 0.332, SLG: 0.409										1 0 0 0 1 0 2										
<b>Inning Stats</b>	R: 0 E: 0 K: 1 S: 5	H: 0 LOB: 0 BB: 0 P: 5	R: 0 E: 0 K: 0 S: 3	H: 0 LOB: 0 BB: 0 P: 3	R: 1 E: 0 K: 0 S: 5	H: 3 LOB: 1 BB: 0 P: 5	R: 0 E: 0 K: 1 S: 6	H: 1 LOB: 2 BB: 1 P: 10	R: 1 E: 0 K: 0 S: 5	H: 2 LOB: 2 BB: 0 P: 6	R: 0 E: 0 K: 1 S: 6	H: 1 LOB: 2 BB: 1 P: 10	R: 1 E: 0 K: 1 S: 8	H: 3 LOB: 2 BB: 0 P: 8	R: 0 E: 0 K: 0 S: 5	H: 2 LOB: 2 BB: 0 P: 5	1B: 10 2B: 0 3B: 1 HR: 1	SF: 0 SAC: 0 DP: 1 HBP: 1	WP: 0 PB: 0 SB: 0 CS: 0	PA: 41
<b>PITCHER</b>	IP WLS BF H R ER SO BB IBB HBP BLK WP HR S P ERA WHIP																			
Sonny Siebert, R (1, 1) ERA: 2.11	6.0 W 27 7 2 2 3 2 0 1 0 0 0 0 30 39 3.00 1.500																			
Gary Bell, R (7, 1) ERA: 3.4	1.0 6 3 1 1 1 0 0 0 0 0 1 8 8 9.00 3.000																			
Don McMahon, R (8, 1) ERA: 3.45	2.0 S 8 2 0 0 1 0 0 0 0 0 0 0 10 10 0.00 1.000																			



Batter	1	2	3	4	5	6	7	8	9
Dick Howser, R OBP: 0.363, SLG: 0.287 (1, 6)	0-0 6-3		4-0 1B 1B BB	4-0 BB		0-3 K			
Vic Davalillo, L OBP: 0.337, SLG: 0.366 (1, 8)	4-0 4-3 1B S BB		0-0 1-3 1B 1B	0-0 4-3			0-0 4-3		
Leon Wagner, L OBP: 0.363, SLG: 0.494 Chico Salmon, R OBP: 0.284, SLG: 0.396 (1, 7) (8, 3)	0-0 4-3 1-3		4-0 1B 1B IBB		0-0 F5		0-0 6-3		
Rocky Colavito, R OBP: 0.384, SLG: 0.492 (1, 9)	0-0 1B		0-0 1B SF9 1B		0-3 K		0-3 K		
Chuck Hinton, R OBP: 0.341, SLG: 0.454 (1, 3) (8, 7)	0-0 F4		0-0 1-3 3-H 1B		4-0 S BB		0-0 F6		
Max Alvis, R OBP: 0.323, SLG: 0.417 (1, 5)		0-0 1-5-3	0-0 SF9		0-0 6-3		0-0 F7		
Pedro Gonzalez, R OBP: 0.301, SLG: 0.358 (1, 4)		0-0 F3	0-0 3-1		0-0 1-3		4-0 BB		
Joe Azcue, R OBP: 0.291, SLG: 0.271 (1, 2)		0-0 F5		0-0 B3-6-4 1B		0-0 4-3		0-3 K	
Sonny Siebert, R OBP: 0.113, SLG: 0.192 Gary Bell, R OBP: 0.063, SLG: 0.250 Don McMahon, R OBP: 0.286, SLG: 0.286 (1, 1) (7, 1) (8, 1)			0-0 1-3	0-0 B3-6-4 1-2f		0-0 1B			

AB	R	H	RBI	BB	SO	LOB
2	1	0	0	2	1	1
3	2	1	0	1	0	1
3	1	0	0	1	0	1
0	0	0	0	0	0	0
4	1	2	3	0	2	0
3	0	1	1	1	0	1
3	0	0	1	0	0	1
3	0	0	0	1	0	1
4	0	1	0	0	1	1
3	0	1	0	0	0	1
0	0	0	0	0	0	0
0	0	0	0	0	0	0

**BOTTOM**

**Washington Senators @ Cleveland Indians**  
**Cleveland Municipal Stadium, Cleveland, OH**  
 Mon Sep 06 1965, 3:33 AM EDT  
 Unknown

livebaseballscores.com

<b>AB</b>	<b>28</b>
<b>R</b>	<b>5</b>
<b>H</b>	<b>6</b>
<b>RBI</b>	<b>5</b>
<b>BB</b>	<b>6</b>
<b>SO</b>	<b>4</b>
<b>LOB</b>	<b>8</b>



1B: 6	SF: 1
2B: 0	SAC: 0
3B: 0	DP: 1
HR: 0	HBP: 0

WP: 0	PA: 35
PB: 0	
SB: 2	
CS: 0	

Inning Stats	R	H	E	K	S	WLS	BF	H	R	ER	SO	BB	IBB	HBP	BLK	WP	HR	S	P	ERA	WHIP
PITCHER	1	1	0	0	4	0	20	5	5	5	0	3	1	0	0	0	0	16	32	11.25	2.000
Pete Craig, R ERA: 11.25 (1, 1)	0	0	0	0	0	0	8	1	0	0	2	1	0	0	0	0	0	11	15	0.00	1.000
Buster Narum, R ERA: 4.39 (5, 1)	0	0	0	0	0	0	7	0	0	0	2	1	0	0	0	0	0	10	14	0.00	0.500
Steve Ridzik, R ERA: 4.12 (7, 1)	0	0	0	0	0	0	0	0	0	0	0	0	0	0	0	0	0	0	0	0.00	0.500



Batter	1	2	3	4	5	6	7	8	9	AB R H RBI BB SO LOB	TOP											
Don Blasingame, L (1, 4) OBP: 0.275, SLG: 0.293	0-0 F8		0-0 4-3			0-0 F9		0-0 1B 2B	0-0 F9	5 1 1 0 0 0 2												
Ken McMullen, R (1, 5) OBP: 0.327, SLG: 0.416	0-0 F7			0-0 1-3		0-0 F5		0-0 1B BB		4 1 1 2 0 0 2												
Willie Kirkland, L (1, 9) OBP: 0.276, SLG: 0.412	4-0 BB			0-0 F9		0-0 3-1		0-0 F7		3 0 0 0 1 0 3												
Frank Howard, R (1, 7) Pete Richert, L (8, PR) Ron Kline, R (8, 1)	0-0 F6			0-0 F8			4-0 BB BB	4-0 1B BB		2 0 0 0 2 0 1 0 0 0 0 0 0 0 0 0 0 0 0 0 0												
Dick Nen, L (1, 3) OBP: 0.325, SLG: 0.385		0-0 1-3			0-0 F6		4-0 BB BB	0-0 1B		3 0 1 1 1 0 0												
Don Lock, R (1, 8) Jim King, L (8, PH) OBP: 0.331, SLG: 0.407		0-3 K			0-0 6-3		0-3 K	0-0 F9		3 0 0 0 0 2 2 1 0 0 0 0 0 2												
Doug Camilli, R (1, 2) Mike Brumley, L (7, PH) OBP: 0.276, SLG: 0.270		0-0 6-3			0-0 F8		0-3 K	0-0 F9		2 0 0 0 0 0 0 2 0 0 0 0 1 4												
Ed Brinkman, R (1, 6) Ken Hamlin, R (9, PH) OBP: 0.334, SLG: 0.364			0-0 6-3			0-0 F9 BB 1B	0-0 F6		0-0 F6	3 0 1 0 0 0 2 1 0 0 0 0 0 0												
Frank Kreutzer, R (1, 1) Joe Cunningham, L (8, PH) Phil Ortega, R (6, 1) Bob Chance, L (8, PH) Chuck Cottier, R (8, PR) Woodie Held, R (8, 8)		0-3 K				4-0 BB 1B		0-0 2B 1B	0-3 K	1 0 0 0 0 1 0 0 0 0 0 1 0 0 0 0 0 0 0 0 0 1 0 1 0 0 0 0 0 1 0 0 0 0 0 1 0 0 0 0 1 0												
<b>Inning Stats</b>	R: 0 E: 0 K: 0 S: 3	H: 0 LOB: 1 BB: 1 P: 7	R: 0 E: 0 K: 1 S: 5	H: 0 LOB: 0 BB: 0 P: 5	R: 0 E: 0 K: 1 S: 5	H: 0 LOB: 0 BB: 0 P: 5	R: 0 E: 0 K: 0 S: 3	H: 0 LOB: 0 BB: 0 P: 3	R: 0 E: 0 K: 0 S: 3	H: 0 LOB: 0 BB: 0 P: 3	R: 0 E: 0 K: 2 S: 7	H: 1 LOB: 2 BB: 1 P: 8	R: 0 E: 0 K: 2 S: 7	H: 0 LOB: 2 BB: 2 P: 15	R: 3 E: 0 K: 0 S: 7	H: 4 LOB: 2 BB: 1 P: 11	R: 0 E: 0 K: 1 S: 5	H: 0 LOB: 0 BB: 0 P: 5	1B: 4 2B: 1 3B: 0 HR: 0	SF: 0 SAC: 0 DP: 0 HBP: 0	WP: 0 PB: 0 SB: 0 CS: 0	PA: 37
<b>PITCHER</b>	IP WLS BF H R ER SO BB IBB HBP BLK WP HR S P ERA WHIP																					
Luis Tiant, R (1, 1) ERA: 3.39	7.0 W 29 4 3 3 4 4 0 0 0 0 0 0 33 49 3.86 1.143																					
Gary Bell, R (8, 1) ERA: 3.39	0.1 3 1 0 0 0 1 0 0 0 0 0 0 2 6 0.00 6.000																					
Steve Hargan, R (8, 1) ERA: 4.66	1.2 S 5 0 0 0 1 0 0 0 0 0 0 0 7 7 0.00 0.000																					

Washington Senators @ Cleveland Indians  
Cleveland Municipal Stadium, Cleveland, OH  
Mon Sep 06 1965, 3:38 AM EDT  
Att: 11,734 - Unknown

livebaseballscorecards.com

AB	32
R	3
H	5
RBI	3
BB	5
SO	5
LOB	18



Batter	1	2	3	4	5	6	7	8	9
Larry Brown, R OBP: 0.342, SLG: 0.400 (1, 6)	0-0 5-3 1-3 2-H 2B	0-0 2B			0-0 F9	0-0 FC6-5 BLK		0-0 L1-3	
Max Alvis, R OBP: 0.321, SLG: 0.414 (1, 5)	0-0 4-3	0-0 F8			0-0 F8	0-0 3-1			
Chuck Hinton, R OBP: 0.342, SLG: 0.453 (1, 8) (8, 7)	4-0 BB		0-0 F3		0-0 1B 1B		0-0 4-3		
Rocky Colavito, R OBP: 0.384, SLG: 0.491 (1, 9)	0-0 F8		4-0 BB		0-0 1B 1B		0-0 F2		
Leon Wagner, L OBP: 0.366, SLG: 0.499 (1, 7) Vic Davalillo, L OBP: 0.337, SLG: 0.366 (7, PR) (8, 8)		0-0 SH1-3 E 2B	0-0 F8		0-0 1B 1B		0-0 S 1B		
Chico Salmon, R OBP: 0.276, SLG: 0.384 (1, 3)		0-0 SH1-3	0-0 F5		0-0 F4		0-0 F7		
Pedro Gonzalez, R OBP: 0.301, SLG: 0.360 (1, 4)		0-0 E2 FC1-5 BB 3-H		0-0 5-3		0-0 2B 2B		0-0 E5	
Phil Roof, R OBP: 0.263, SLG: 0.196 (1, 2)		4-0 FC1-5 2B BB		0-3 K		0-0 FC6-5 2B		0-0 1B	
Luis Tiant, R OBP: 0.136, SLG: 0.143 (1, 1) Gary Bell, R OBP: 0.063, SLG: 0.250 (8, 1) Steve Hargan, R (8, 1)		0-0 FC1-5 2B		0-3 K		0-3 K		0-0 F8	

Inning Stats	R: 0	H: 0	E: 0	K: 0	S: 3	R: 2	H: 2	E: 1	K: 0	S: 6	R: 0	H: 0	E: 0	K: 0	S: 3	R: 0	H: 0	E: 0	K: 2	S: 7	R: 1	H: 3	E: 0	K: 0	S: 6	R: 0	H: 1	E: 0	K: 0	S: 4	R: 0	H: 1	E: 1	K: 0	S: 4		
	0	0	0	0	3	2	2	1	0	6	0	0	0	0	3	0	0	0	2	7	1	3	0	0	6	0	0	1	2	0	1	0	1	4	0	1	4

PITCHER										PITCHER																										
IP	WLS	BF	H	R	ER	SO	BB	IBB	HBP	BLK	WP	HR	S	P	ERA	WHIP	IP	WLS	BF	H	R	ER	SO	BB	IBB	HBP	BLK	WP	HR	S	P	ERA	WHIP			
Frank Kreutzer, L ERA: 4.19 (1, 1)	5.0	L	24	5	3	1	2	3	0	0	0	0	25	37	1.80	1.600																				
Phil Ortega, R ERA: 4.83 (6, 1)	2.0		9	3	1	1	1	0	0	0	1	0	0	11	4.50	1.500																				
Ron Kline, R ERA: 2.23 (8, 1)	1.0		4	1	0	0	0	0	0	0	0	0	0	4	0.00	1.000																				

AB R H RBI BB SO LOB

5	0	1	1	0	0	2
4	0	0	0	0	0	3
3	1	1	0	1	0	0
3	0	1	0	1	0	1
4	1	3	1	0	0	1
0	0	0	0	0	0	0
3	0	0	0	0	0	4
4	1	1	0	0	0	0
3	1	2	1	1	1	0
3	0	0	0	0	2	3
0	0	0	0	0	0	0
1	0	0	0	0	0	1

AB	33
R	4
H	9
RBI	3
BB	3
SO	3
LOB	15



1B:	5	SF:	0	WP:	0	PA:	37
2B:	4	SAC:	1	PB:	0		
3B:	0	DP:	0	SB:	1		
HR:	0	HBP:	0	CS:	0		

**Washington Senators @ Cleveland Indians**  
**Cleveland Municipal Stadium, Cleveland, OH**  
 Mon Sep 06 1965, 3:38 AM EDT  
 Att. 11,734 - Unknown

livebaseballscorecards.com



Batter	1	2	3	4	5	6	7	8	9	AB R H RBI BB SO LOB	TOP																									
Larry Brown, R (1, 6) OBP: 0.337, SLG: 0.393	0-0 F7		0-0 6-3	0-3 K	0-0 FC6-4		0-0 5-3		0-0 L6	6 0 0 0 0 1 3																										
Max Alvis, R (1, 5) OBP: 0.319, SLG: 0.417	0-3 K		0-0 F3		0-0 HR	0-3 K	0-0 F5		0-0 5-3	6 1 1 1 0 2 0																										
Chuck Hinton, R (1, 8) (9, 7) OBP: 0.345, SLG: 0.460	0-0 F7		0-0 1B		0-0 BB HR 1B	0-0 1B	0-0 F4			5 2 3 0 0 0 0																										
Rocky Colavito, R (1, 9) OBP: 0.388, SLG: 0.494		0-0 1B	0-0 1B		0-0 1B	0-0 1B		0-0 F4		5 3 4 1 0 0 0																										
Leon Wagner, L (1, 7) Vic Davalillo, L (9, 8) OBP: 0.370, SLG: 0.501 OBP: 0.337, SLG: 0.366		0-0 1B	0-0 F3		0-0 HR	0-0 FC6-4 1B		0-0 HBP		4 2 3 0 1 0 2 0 0 0 0 0 0 0																										
Chico Salmon, R (1, 3) OBP: 0.291, SLG: 0.417		0-0 F6		0-0 5-3	0-0 HR	0-0 FC6-4 1B		1-0 HBP		4 1 2 4 0 0 2																										
Pedro Gonzalez, R (1, 4) OBP: 0.297, SLG: 0.355		0-0 F7		0-3 K	0-0 F9	0-0 FC6-4 1B		0-0 F4		5 0 0 1 0 1 6																										
Joe Azcue, R (1, 2) OBP: 0.296, SLG: 0.280		0-0 1B		0-0 2B	0-0 4-3	0-0 1B		0-0 FC6-4		5 0 3 2 0 0 2																										
Jack Kralick, L (1, 1) Ralph Terry, R (1, 1) Billy Moran, R (2, PH) Lee Stange, R (2, 1) Dick Howser, R (4, PH) Steve Hartranft, R (4, 1) Don McWilliams, R (7, 1) OBP: 0.143, SLG: 0.150 OBP: 0.226, SLG: 0.261 OBP: 0.217, SLG: 0.143 OBP: 0.363, SLG: 0.115 OBP: 0.385, SLG: 0.287 OBP: 0.087, SLG: 0.067 OBP: 0.250, SLG: 0.250		0-0 F9		4-0 BB	0-0 FC6-4 1B	0-3 K			0-3 K	0 0 0 0 0 0 0 0 0 0 0 0 0 0 1 0 0 0 0 0 2 0 0 0 0 0 0 0 0 0 0 0 1 0 0 2 0 1 0 0 1 2 1 0 0 0 0 1 0																										
<b>Inning Stats</b>	R: 0 E: 0 K: 1 S: 5	H: 0 LOB: 0 BB: 0 P: 5	R: 1 E: 0 K: 0 S: 6	H: 3 LOB: 2 BB: 0 P: 6	R: 0 E: 0 K: 0 S: 5	H: 2 LOB: 2 BB: 0 P: 5	R: 0 E: 0 K: 2 S: 8	H: 1 LOB: 2 BB: 1 P: 12	R: 5 E: 0 K: 0 S: 8	H: 5 LOB: 1 BB: 1 P: 12	R: 3 E: 0 K: 2 S: 12	H: 5 LOB: 2 BB: 0 P: 12	R: 0 E: 0 K: 0 S: 3	H: 0 LOB: 0 BB: 0 P: 3	R: 0 E: 0 K: 0 S: 4	H: 1 LOB: 2 BB: 0 P: 5	R: 0 E: 0 K: 1 S: 5	H: 0 LOB: 0 BB: 0 P: 5	1B: 13 2B: 1 3B: 1 HR: 2	SF: 0 SAC: 0 DP: 0 HBP: 1	WP: 0 PB: 0 SB: 0 CS: 0	PA: 47														
<b>PITCHER</b>	IP WLS BF H R ER SO BB IBB HBP BLK WP HR S P ERA WHIP																																			
Juan Pizarro, L (1, 1) ERA: 3.22	4.0		21	8	3	3	3	1	0	0	0	0	1	26	30	6.75	2.250																			
Tommy John, L (5, 1) ERA: 3.44	0.2	L	6	3	3	3	0	1	0	0	0	0	1	5	9	40.50	6.000																			
Bob Locker, R (5, 1) ERA: 3.32	1.1		9	5	3	3	2	0	0	0	0	0	0	13	13	20.25	3.750																			
Frank Lary, R (7, 1) ERA: 3.42	3.0		11	1	0	0	1	0	0	1	0	0	0	12	13	0.00	0.333																			

**Cleveland Indians @ Chicago White Sox**  
Comiskey Park, Chicago, IL  
Tue Sep 07 1965, 8:05 PM EDT  
Att. 2,651 - Unknown

[livebaseballscorecards.com](http://livebaseballscorecards.com)

AB	44
R	9
H	17
RBI	9
BB	2
SO	6
LOB	19



BOTTOM

Cleveland Indians @ Chicago White Sox  
Comiskey Park, Chicago, IL  
Tue Sep 07 1965, 8:05 PM EDT  
Att. 2,651 - Unknown

livebaseballscorecards.com

AB 38  
R 5  
H 11  
RBI 4  
BB 0  
SO 7  
LOB 13



WP: 0 PA: 38  
PB: 0  
SB: 0  
CS: 0

AB R H RBI BB SO LOB

5 0 2 0 0 1 0

5 1 3 0 0 1 0

2 0 1 0 0 0 1  
2 0 0 0 0 0 4

4 1 1 0 0 3 3

4 2 2 2 0 0 2

4 1 1 1 0 0 0

4 0 1 1 0 1 0

4 0 0 0 0 1 1

2 0 0 0 0 0 2  
0 0 0 0 0 0 0  
0 0 0 0 0 0 0  
1 0 0 0 0 0 0  
0 0 0 0 0 0 0  
1 0 0 0 0 0 0

1B: 10 SF: 0  
2B: 0 SAC: 0  
3B: 0 DP: 1  
HR: 1 HBP: 0

Batter	1	2	3	4	5	6	7	8	9
Don Buford, S (1, 4) OBP: 0.358, SLG: 0.390	0-3 K2-3	0-0 F9		0-0 1B			0-0 1B		0-0 6-3
Floyd Robinson, L (1, 9) OBP: 0.349, SLG: 0.390	0-0 1B	0-0 6-3		0-0 1B			0-0 1B		0-3 K
Gene Freese, R (1, 5) Pete Ward, L (4, PH) (5, 5) OBP: 0.330, SLG: 0.374	0-0 F9	0-0 1B		0-0 G6-4-3			0-0 F9		
John Romano, R (1, 2) OBP: 0.364, SLG: 0.449	0-0 1B	0-3 K			0-3 K		0-3 K		
Bill Skowron, R (1, 3) OBP: 0.328, SLG: 0.443	0-0 1B		0-0 HR		0-0 G3		0-0 F3		
Danny Cater, R (1, 7) OBP: 0.312, SLG: 0.406	0-0 1B		0-0 4-3		0-0 6-3			0-0 L3	
Ron Hansen, R (1, 6) OBP: 0.306, SLG: 0.355	0-0 1B		0-3 K			0-0 F9		0-0 F8	
Ken Berry, R (1, 8) OBP: 0.271, SLG: 0.356	0-0 E6		0-0 5-3			0-0 1-3		0-3 K	
Juan Pizarro, L (1, 1) Tommy John, R (5, 1) Bob Lockett, S (5, 1) Marv Staehle, L (6, PH) Frank Lary, R (7, 1) Tommie Agee, R (9, PH)	0-0 G3			0-0 F8		0-0 4-3			0-0 F6

Inning Stats	R: 4	H: 5	E: 1	LOB: 2	K: 1	BB: 0	S: 11	R: 0	H: 1	E: 0	LOB: 1	K: 1	BB: 0	S: 6	R: 1	H: 1	E: 0	LOB: 0	K: 1	BB: 0	S: 6	R: 0	H: 2	E: 0	LOB: 1	K: 0	BB: 0	S: 4	R: 0	H: 0	E: 0	LOB: 0	K: 1	BB: 0	S: 5	R: 0	H: 0	E: 0	LOB: 0	K: 0	BB: 0	S: 3	R: 0	H: 2	E: 0	LOB: 2	K: 1	BB: 0	S: 7	R: 0	H: 0	E: 0	LOB: 0	K: 1	BB: 0	S: 5	R: 0	H: 0	E: 0	LOB: 0	K: 1	BB: 0	S: 5	R: 0	H: 0	E: 0	LOB: 0	K: 1	BB: 0	S: 5
--------------	------	------	------	--------	------	-------	-------	------	------	------	--------	------	-------	------	------	------	------	--------	------	-------	------	------	------	------	--------	------	-------	------	------	------	------	--------	------	-------	------	------	------	------	--------	------	-------	------	------	------	------	--------	------	-------	------	------	------	------	--------	------	-------	------	------	------	------	--------	------	-------	------	------	------	------	--------	------	-------	------

PITCHER	IP	WLS	BF	H	R	ER	SO	BB	IBB	HBP	BLK	WP	HR	S	P	ERA	WHIP
Jack Kralick, L (1, 1) ERA: 4.81	0.2		5	3	3	3	1	0	0	0	0	0	0	7	7	40.50	4.500
Ralph Terry, R (1, 1) ERA: 3.61	0.1		4	2	1	0	0	0	0	0	0	0	0	4	4	0.00	6.000
Lee Stange, R (2, 1) ERA: 3.66	2.0		8	2	1	1	2	0	0	0	0	0	1	12	12	4.50	1.000
Steve Hargan, R (4, 1) ERA: 4.32	3.0	W	12	4	0	0	1	0	0	0	0	0	0	14	14	0.00	1.333
Don McMahon, R (7, 1) ERA: 3.32	3.0	S	9	0	0	0	3	0	0	0	0	0	0	15	15	0.00	0.000



Batter	1	2	3	4	5	6	7	8	9	10	AB R H RBI BB SO LOB	TOP
<b>Chuck Schilling, R</b> (1, 4) <small>OBP: 0.300, SLG: 0.350</small> <b>Dalton Jones, L</b> (9, PH) <small>OBP: 0.354, SLG: 0.394</small>	0-0 <b>E4</b> <small>G6-4-3</small>		0-0 <b>6-3</b>		0-0 <b>L4</b> <small>2-3</small>		4-0 <small>1B</small> <b>BB</b> <small>1-2</small>		0-0 <b>G3-6-3</b> <small>1-2f</small>		3 0 0 0 1 0 3 1 0 0 0 0 0 1	
<b>Frank Malzone, R</b> (1, 5) <small>OBP: 0.297, SLG: 0.312</small>	0-0 <b>G6-4-3</b> <small>1-2f</small>			0-0 <b>6-3</b>		0-0 <b>5-3</b>	0-0 <small>1B</small> <small>1-2 2-H</small>		0-0 <b>F3</b>		5 0 1 1 0 0 1	
<b>Carl Yastrzemski, L</b> (1, 7) <small>OBP: 0.400, SLG: 0.552</small>	4-0 <b>BB</b>			0-0 <b>F7</b>		0-0 <b>1-3</b>	0-3 <b>K</b>		4-0 <small>1B</small> <b>BB</b>		3 0 0 0 2 1 2	
<b>Tony Conigliaro, R</b> (1, 9) <small>OBP: 0.339, SLG: 0.523</small>	0-0 <b>1-3</b>			0-0 <b>F9</b>		0-0 <b>HR</b>		0-3 <b>K2-3</b>	0-0 <small>1B</small> <b>HR</b>		5 2 2 1 0 1 1	
<b>Tony Horton, R</b> (1, 3) <small>OBP: 0.377, SLG: 0.503</small>		0-0 <b>5-3</b>			0-3 <b>K</b>	0-0 <b>2B</b>		0-3 <b>K</b>	0-0 <small>1B</small> <b>HR</b>		5 1 2 2 0 2 0	
<b>Eddie Bressoud, R</b> (1, 6) <small>OBP: 0.309, SLG: 0.380</small>		0-0 <b>F7</b>			0-0 <small>1B</small> <b>1B</b> <small>WP</small>	0-3 <b>K</b>		4-0 <b>BB</b>	0-3 <b>K</b>		4 1 1 0 1 2 1	
<b>Jim Gosger, L</b> (1, 8) <small>OBP: 0.333, SLG: 0.432</small>		0-3 <b>K</b>			0-0 <small>1B</small> <b>1B</b> <small>WP</small>		0-0 <b>F8</b>	0-0 <b>F8</b>			4 0 1 0 0 1 1	
<b>Bob Tillman, R</b> (1, 2) <small>OBP: 0.292, SLG: 0.316</small> <b>Earl Wilson, R</b> (9, PR) <small>OBP: 0.333, SLG: 0.457</small> <b>Russ Nixon, L</b> (9, 2) <small>OBP: 0.285, SLG: 0.306</small>			0-0 <b>5-3</b>		4-0 <small>1B</small> <b>1B</b> <small>L4</small>		0-3 <b>K2-3</b>		4-0 <small>G3-6-3</small> <b>BB</b>		2 0 0 0 2 1 0 0 0 0 0 0 0 0 0 0 0 0 0 0 0	
<b>Dennis Bennett, L</b> (1, 1) <small>OBP: 0.286, SLG: 0.226</small> <b>Dick Radatz, R</b> (8, 1) <small>OBP: 0.222, SLG: 0.346</small> <b>Bob Duliba, R</b> (10, 1)			0-3 <b>K</b>		0-0 <small>1B</small> <b>1B</b> <small>1-2 2-3 3-H</small>		4-0 <small>1B</small> <b>BB</b> <small>WP</small>		0-3 <b>K</b>		2 1 1 1 1 1 0 1 0 0 0 0 1 1 0 0 0 0 0 0 0	
<b>Inning Stats</b>	R: 0 H: 0 E: 1 LOB: 1 K: 0 BB: 1 S: 3 P: 7	R: 0 H: 0 E: 0 LOB: 0 K: 1 BB: 0 S: 5 P: 5	R: 0 H: 0 E: 0 LOB: 0 K: 1 BB: 0 S: 5 P: 5	R: 0 H: 0 E: 0 LOB: 0 K: 0 BB: 0 S: 3 P: 3	R: 1 H: 3 E: 0 LOB: 2 K: 1 BB: 1 S: 7 P: 11	R: 1 H: 2 E: 0 LOB: 1 K: 1 BB: 0 S: 7 P: 7	R: 1 H: 1 E: 0 LOB: 2 K: 2 BB: 2 S: 8 P: 16	R: 0 H: 0 E: 0 LOB: 1 K: 2 BB: 1 S: 7 P: 11	R: 0 H: 0 E: 0 LOB: 1 K: 1 BB: 1 S: 4 P: 8	R: 2 H: 2 E: 0 LOB: 0 K: 1 BB: 1 S: 6 P: 10	1B: 5 SF: 0 2B: 2 SAC: 0 3B: 0 DP: 3 HR: 2 HBP: 0	WP: 2 PA: 42 PB: 0 SB: 0 CS: 0
<b>PITCHER</b> <b>Sam McDowell, L</b> (1, 1) <small>ERA: 2.27</small> <b>Bobby Tiefenauer, R</b> (8, 1) <small>ERA: 4.63</small> <b>Don McMahon, R</b> (10, 1) <small>ERA: 3.51</small>	IP WLS BF H R ER SO BB IBB HBP BLK WP HR S P ERA WHIP 7.0 30 6 3 3 6 3 1 0 0 2 1 38 54 3.86 1.286 2.0 7 0 0 0 3 2 0 0 0 0 0 11 19 0.00 1.000 1.0 L 5 2 2 2 1 1 0 0 0 0 1 6 10 18.00 3.000	<b>PITCHER</b> IP WLS BF H R ER SO BB IBB HBP BLK WP HR S P ERA WHIP										

**Boston Red Sox @ Cleveland Indians**  
 Cleveland Municipal Stadium, Cleveland, OH  
 Wed Sep 08 1965, 7:05 PM EDT  
 Att: 4,000 - Unknown

livebaseballscorecards.com

**AB 35**  
**R 5**  
**H 8**  
**RBI 5**  
**BB 7**  
**SO 10**  
**LOB 11**



BOTTOM

Boston Red Sox @ Cleveland Indians  
Cleveland Municipal Stadium, Cleveland, OH

Wed Sep 08 1965, 7:05 PM EDT  
Att. 4,000 - Unknown

livebaseballscorecards.com

AB	35
R	3
H	6
RBI	3
BB	3
SO	4
LOB	13



WP	0	PA	39
PB	1		
SB	0		
CS	0		

AB R H RBI BB SO LOB

2	0	0	0	2	0	0
1	0	0	0	0	0	0
4	1	2	0	0	0	0
5	1	1	1	0	0	3
3	0	0	0	1	0	4
4	1	2	2	0	1	1
4	0	0	0	0	0	2
4	0	1	0	0	0	1
4	0	0	0	0	1	2
2	0	0	0	0	2	0
1	0	0	0	0	0	0
0	0	0	0	0	0	0
1	0	0	0	0	0	0
0	0	0	0	0	0	0

1B	4	SF	0
2B	1	SAC	1
3B	0	DP	0
HR	1	HBP	0

Batter	1	2	3	4	5	6	7	8	9	10
Dick Howser, R (1, 6) OBP: 0.367, SLG: 0.285 Vic Davalillo, L (10, PH) OBP: 0.336, SLG: 0.365	4-0 SH5-3 BB		4-0 1B PB BB		x 0-0 F1			x 0-0 L7		x 0-0 L5
Max Alvis, R (1, 5) OBP: 0.321, SLG: 0.418	0-0 SH5-3 1-2		0-0 FC5-4 1-3 1B		x 0-0 5-3			x 0-0 2B 1B		x 0-0 6-3
Chuck Hinton, R (1, 8) OBP: 0.343, SLG: 0.459	0-0 L5		0-0 F7		x 0-0 L8			x 0-0 1-H HR 2B		x 0-0 F4
Rocky Colavito, R (1, 9) OBP: 0.387, SLG: 0.491	0-0 F7		0-0 FC5-4 1-2f		4-0 BB			x 0-0 F3		
Fred Whitfield, L (1, 3) OBP: 0.322, SLG: 0.516		0-3 K		0-0 FC6-4 1B		x 0-0 F7		x 0-0 2-H HR		
Chico Salmon, R (1, 7) OBP: 0.281, SLG: 0.402		0-0 F4		0-0 F7		x 0-0 F9		x 0-0 F4		
Pedro Gonzalez, R (1, 4) OBP: 0.296, SLG: 0.354		0-0 1B		0-0 FC6-4 1-2f FC6-4			x 0-0 F5		x 0-0 1-3	
Phil Roof, R (1, 2) OBP: 0.246, SLG: 0.182		0-0 4-3		0-0 FC6-4 1-2f			x 0-0 F6		0-3 K	
Sam McDowell, L (1, 1) OBP: 0.125, SLG: 0.127 Joe Azcue, R (7, PH) OBP: 0.295, SLG: 0.279 Bobby Tiefenauer, R (8, 1) Leon Wagner, L (9, PH) OBP: 0.369, SLG: 0.500 Don McMahon, R (10, 1) OBP: 0.250, SLG: 0.250		0-3 K		0-3 K			x 0-0 F7		x 0-0 F9	

Inning Stats	R: 0	H: 0	E: 0	K: 0	S: 3	R: 0	H: 1	E: 0	K: 1	S: 6	R: 0	H: 1	E: 0	K: 1	S: 6	R: 0	H: 1	E: 0	K: 0	S: 4	R: 0	H: 0	E: 0	K: 1	S: 5	R: 0	H: 0	E: 0	K: 0	S: 3	R: 0	H: 0	E: 0	K: 0	S: 3	R: 3	H: 3	E: 0	K: 0	S: 6	R: 0	H: 0	E: 0	K: 1	S: 5	R: 0	H: 0	E: 0	K: 0	S: 3	1B: 4	SF: 0	2B: 1	SAC: 1	3B: 0	DP: 0	HR: 1	HBP: 0
--------------	------	------	------	------	------	------	------	------	------	------	------	------	------	------	------	------	------	------	------	------	------	------	------	------	------	------	------	------	------	------	------	------	------	------	------	------	------	------	------	------	------	------	------	------	------	------	------	------	------	------	-------	-------	-------	--------	-------	-------	-------	--------

PITCHER	IP	WLS	BF	H	R	ER	SO	BB	IBB	HBP	BLK	WP	HR	S	P	ERA	WHIP
Dennis Bennett, L (1, 1) ERA: 4.1	7.1		29	4	1	1	3	3	0	0	0	0	0	32	44	1.23	0.955
Dick Radatz, R (8, 1) ERA: 4.13	1.2	W	7	2	2	2	1	0	0	0	0	0	1	9	9	10.80	1.200
Bob Duliba, R (10, 1) ERA: 3.3	1.0	S	3	0	0	0	0	0	0	0	0	0	0	3	3	0.00	0.000

PITCHER	IP	WLS	BF	H	R	ER	SO	BB	IBB	HBP	BLK	WP	HR	S	P	ERA	WHIP
Dennis Bennett, L (1, 1) ERA: 4.1	7.1		29	4	1	1	3	3	0	0	0	0	0	32	44	1.23	0.955
Dick Radatz, R (8, 1) ERA: 4.13	1.2	W	7	2	2	2	1	0	0	0	0	0	1	9	9	10.80	1.200
Bob Duliba, R (10, 1) ERA: 3.3	1.0	S	3	0	0	0	0	0	0	0	0	0	0	3	3	0.00	0.000

PITCHER	IP	WLS	BF	H	R	ER	SO	BB	IBB	HBP	BLK	WP	HR	S	P	ERA	WHIP
Dennis Bennett, L (1, 1) ERA: 4.1	7.1		29	4	1	1	3	3	0	0	0	0	0	32	44	1.23	0.955
Dick Radatz, R (8, 1) ERA: 4.13	1.2	W	7	2	2	2	1	0	0	0	0	0	1	9	9	10.80	1.200
Bob Duliba, R (10, 1) ERA: 3.3	1.0	S	3	0	0	0	0	0	0	0	0	0	0	3	3	0.00	0.000



Batter	1	2	3	4	5	6	7	8	9	AB R H RBI BB SO LOB	TOP											
Mickey Stanley, R (1, 8) OBP: 0.302, SLG: 0.535	0-3 K			0-0 S SH1-4 1B	0-0 E4 1B			0-0 F7		4 0 2 2 0 1 0	<b>Detroit Tigers @ Cleveland Indians</b> Cleveland Municipal Stadium, Cleveland, OH Fri Sep 10 1965, 7:05 PM EDT Att. 6,774 - Unknown											
Jerry Lumpe, L (1, 4) OBP: 0.333, SLG: 0.323	0-0 F5			0-0 SH1-4 1-2	0-0 6-3			0-3 K		3 0 0 0 0 1 1												
Norm Cash, L (1, 3) OBP: 0.355, SLG: 0.464	0-0 F5			0-0 E7 S		0-0 G5-4-3 1B			0-0 S 1B	4 0 2 0 0 0 1												
Al Kaline, R (1, 9) OBP: 0.397, SLG: 0.493		0-0 F2		0-3 K		0-0 L7			0-3 K	4 0 0 0 0 2 4												
Don Wert, R (1, 5) OBP: 0.349, SLG: 0.375		0-0 F3		0-0 6-3		0-0 G5-4-3 1-2f			0-3 K	4 0 0 0 0 1 4												
Willie Horton, R (1, 7) OBP: 0.344, SLG: 0.510		0-0 1-6-3			0-3 K		0-0 6-3		0-0 F7	1 0 0 0 0 0 0												
Jim Northrup, L (2, 7) OBP: 0.258, SLG: 0.315										3 0 0 0 0 1 1												
Bill Freehan, R (1, 2) OBP: 0.293, SLG: 0.332				0-3 K		0-0 2B E 1B		0-3 K		3 1 1 0 0 2 0												
Ray Oyler, R (1, 6) OBP: 0.300, SLG: 0.358				0-3 K		0-0 1-3 E 2B		0-3 K		3 1 1 0 0 2 0												
Mickey Lolich, S (1, 1) OBP: 0.093, SLG: 0.068				0-3 K		0-3 K		0-3 K		3 0 0 0 0 3 2												
<b>Inning Stats</b>	R: 0 E: 0 K: 1 S: 5	H: 0 LOB: 0 BB: 0 P: 5	R: 0 E: 0 K: 0 S: 3	H: 0 LOB: 0 BB: 0 P: 3	R: 0 E: 0 K: 3 S: 9	H: 0 LOB: 0 BB: 0 P: 9	R: 0 E: 1 K: 1 S: 7	H: 1 LOB: 2 BB: 0 P: 7	R: 2 E: 1 K: 2 S: 10	H: 3 LOB: 1 BB: 0 P: 10	R: 0 E: 0 K: 0 S: 3	H: 1 LOB: 0 BB: 0 P: 3	R: 0 E: 0 K: 2 S: 7	H: 0 LOB: 0 BB: 0 P: 7	R: 0 E: 0 K: 2 S: 7	H: 0 LOB: 0 BB: 0 P: 7	R: 0 E: 0 K: 2 S: 8	H: 1 LOB: 1 BB: 0 P: 8	1B: 5 2B: 1 3B: 0 HR: 0	SF: 0 SAC: 1 DP: 1 HBP: 0	WP: 0 PB: 0 SB: 3 CS: 0	PA: 33
<b>PITCHER</b>	IP WLS BF H R ER SO BB IBB HBP BLK WP HR S P ERA WHIP																					
Sonny Siebert, R (1, 1) ERA: 2.12	8.0 L 29 5 2 2 11 0 0 0 0 0 0 0 51 51 2.25 0.625																					
Lee Stange, R (9, 1) ERA: 3.63	1.0 4 1 0 0 2 0 0 0 0 0 0 0 8 8 0.00 1.000																					

AB	32
R	2
H	6
RBI	2
BB	0
SO	13
LOB	13



livebaseballscorecards.com

Batter	1	2	3	4	5	6	7	8	9	AB	R	H	RBI	BB	SO	LOB
Larry Brown, R (1, 6) OBP: 0.333, SLG: 0.389	0-0 F8		0-0 5-3			0-0 6-3		0-0 G5-3		4	0	0	0	0	0	2
Max Alvis, R (1, 5) OBP: 0.318, SLG: 0.415	0-0 F2			0-3 K		0-0 6-3			0-0 1-3	4	0	0	0	0	1	0
Chuck Hinton, R (1, 8) OBP: 0.345, SLG: 0.460	0-0 1B			0-0 FC6-4 1B		0-3 K			0-0 F8	4	0	2	0	0	1	0
Rocky Colavito, R (1, 9) Vic Davalillo, L (9, PR) OBP: 0.336, SLG: 0.365	0-0 F3			0-0 FC6-4 1-2f			0-0 F7		4-0 BB	3	0	0	0	1	0	2
Fred Whitfield, L (1, 3) OBP: 0.319, SLG: 0.510		0-0 3-1		0-3 K			0-0 G3		0-3 K	4	0	0	0	0	2	2
Lou Clinton, R (1, 7) OBP: 0.311, SLG: 0.332		0-3 K			0-0 5-3			0-0 1-3		3	0	0	0	0	1	0
Pedro Gonzalez, R (1, 4) OBP: 0.296, SLG: 0.354		0-0 F4				0-0 1B				3	0	1	0	0	0	0
Joe Azcue, R (1, 2) Chico Salmon, R (8, PR) Phil Roof, R (9, 2) OBP: 0.295, SLG: 0.279 OBP: 0.281, SLG: 0.402 OBP: 0.246, SLG: 0.182			0-0 5-3			0-0 F8		0-0 G5-3 BB 1B		3	0	1	0	0	0	1
Sonny Siebert, R (1, 1) Dick Howser, R (8, PH) Richie Scheinblum, S (8, PR) Lee Stange, R (9, 1) OBP: 0.109, SLG: 0.185 OBP: 0.369, SLG: 0.285 OBP: 0.303, SLG: 0.115			0-0 5-3			0-0 F7		4-0 BB 1-2 BB		0	0	0	0	0	0	0

Inning Stats	R: 0	H: 1	E: 0	K: 0	S: 4	R: 0	H: 0	E: 0	K: 1	S: 5	R: 0	H: 0	E: 0	K: 0	S: 3	R: 0	H: 0	E: 0	K: 2	S: 8	R: 0	H: 1	E: 0	K: 0	S: 4	R: 0	H: 0	E: 0	K: 1	S: 5	R: 0	H: 0	E: 0	K: 0	S: 3	R: 0	H: 1	E: 0	K: 0	S: 3	R: 0	H: 0	E: 0	K: 1	S: 5	R: 0	H: 0	E: 0	K: 1	S: 9	1B: 4	2B: 0	3B: 0	HR: 0	SF: 0	SAC: 0	DP: 1	HBP: 0	WP: 0	PB: 0	SB: 0	CS: 0	PA: 32
PITCHER Mickey Lolich, L (1, 1) ERA: 3.86	IP	WLS	BF	H	R	ER	SO	BB	IBB	HBP	BLK	WP	HR	S	P	ERA	WHIP	IP	WLS	BF	H	R	ER	SO	BB	IBB	HBP	BLK	WP	HR	S	P	ERA	WHIP																													

BOTTOM

Detroit Tigers @ Cleveland Indians  
Cleveland Municipal Stadium, Cleveland, OH


Fri Sep 10 1965, 7:05 PM EDT  
Att. 6,774 - Unknown

livebaseballscorecards.com

AB	30
R	0
H	4
RBI	0
BB	2
SO	5
LOB	8





Batter	1	2	3	4	5	6	7	8	9	AB R H RBI BB SO LOB	TOP											
Mickey Stanley, R (1, 8) OBP: 0.292, SLG: 0.500	0-3 K		0-0 F5	0-0 4-3 1B			0-0 4-3		0-0 F9	5 0 1 0 0 1 2												
Jerry Lumpe, L (1, 4) OBP: 0.332, SLG: 0.322	0-0 F8		0-0 HR 1B	0-0 4-3			0-0 4-3			4 1 1 0 0 0 1												
Gates Brown, L (1, 7) OBP: 0.288, SLG: 0.448	0-3 K		0-0 HR			0-0 1-3		0-0 4-3		4 1 1 3 0 1 0												
Al Kaline, R (1, 9) OBP: 0.396, SLG: 0.489		0-0 F3	4-0 1B 1B BB			0-0 L4-3		0-0 F2		3 1 0 0 1 0 0												
Norm Cash, L (1, 3) OBP: 0.359, SLG: 0.468		4-0 CS BB	0-0 1B 1B			0-0 F2		0-0 2B		3 1 2 0 1 0 0												
Don Wert, R (1, 5) OBP: 0.350, SLG: 0.376		0-0 FC6-4 1B	0-0 1B 1B			0-0 6-3		0-0 5-3		4 0 2 1 0 0 1												
Bill Freehan, R (1, 2) OBP: 0.295, SLG: 0.334		0-0 FC6-4	0-0 1B			0-3 K			0-0 S 1B	4 0 2 1 0 1 1	AB 35 R 5 H 10 RBI 5 BB 2 SO 5 LOB 9											
Ray Oyler, R (1, 6) OBP: 0.292, SLG: 0.348			0-0 K			0-0 L6			0-0 F9	4 0 0 0 0 1 3												
Joe Sparna, R (1, 1) OBP: 0.196, SLG: 0.170			0-0 HR 1B						0-0 F3	3 1 1 0 0 1 0												
Orlando Pena, R (8, 1) OBP: 0.263, SLG: 0.176			0-3 K			0-0 4-3				1 0 0 0 0 0 1												
<b>Inning Stats</b>	R: 0 E: 0 K: 2 S: 7	H: 0 LOB: 0 BB: 0 P: 7	R: 0 E: 0 K: 0 S: 3	H: 1 LOB: 1 BB: 1 P: 7	R: 5 E: 0 K: 1 S: 11	H: 6 LOB: 2 BB: 1 P: 15	R: 0 E: 0 K: 1 S: 5	H: 1 LOB: 0 BB: 0 P: 5	R: 0 E: 0 K: 0 S: 3	H: 0 LOB: 0 BB: 0 P: 3	R: 0 E: 0 K: 1 S: 5	H: 0 LOB: 0 BB: 0 P: 5	R: 0 E: 0 K: 0 S: 3	H: 0 LOB: 0 BB: 0 P: 3	R: 0 E: 0 K: 0 S: 4	H: 1 LOB: 1 BB: 0 P: 4	R: 0 E: 0 K: 0 S: 4	H: 1 LOB: 1 BB: 0 P: 4	1B: 8 2B: 1 3B: 0 HR: 1	SF: 0 SAC: 0 DP: 0 HBP: 0	WP: 0 PB: 0 SB: 1 CS: 1	PA: 37
<b>PITCHER</b>	IP WLS BF H R ER SO BB IBB HBP BLK WP HR S P ERA WHIP																					
Luis Tiant, R (1, 1) ERA: 3.59	2.2 L 14 5 5 5 3 2 0 0 0 0 0 1 18 26 16.88 2.625																					
Floyd Weaver, R (3, 1) ERA: 4.92	0.1 3 2 0 0 0 0 0 0 0 0 0 0 3 3 0.00 6.000																					
Steve Hargan, R (4, 1) ERA: 3.94	4.0 12 1 0 0 2 0 0 0 0 0 0 0 16 16 0.00 0.250																					
Bobby Tiefenauer, R (8, 1) ERA: 4.44	2.0 8 2 0 0 0 0 0 0 0 0 0 0 8 8 0.00 1.000																					

**Detroit Tigers @ Cleveland Indians**  
 Cleveland Municipal Stadium, Cleveland, OH

Sat Sep 11 1965, 3:33 AM EDT  
 Att. 3,576 - Unknown

livebaseballscorecards.com











Batter	1	2	3	4	5	6	7	8	9	AB R H RBI BB SO LOB	TOP												
Larry Brown, R OBP: 0.326, SLG: 0.377 (1, 6) X	0-0 6-3 ① X	0-0 6-3 ③			0-0 5-3 ③ X		0-0 6-3 ③ X		0-0 G5-4-3 1B X	5 0 1 0 0 0 1													
Max Alvis, R OBP: 0.317, SLG: 0.411 (1, 5) X	0-0 5-3 ②		0-0 5-3 ① X			0-0 F9 ① X		0-0 3-4 1B 2B X	0-0 G5-4-3 1B ② ③ X	5 1 1 0 0 0 1													
Leon Wagner, L OBP: 0.368, SLG: 0.495 (1, 7) X	0-0 1B 2B X		0-0 F8 ② X			4-0 1B BLK BB X		0-0 3-4 ① X		3 2 1 0 1 0 1													
Rocky Colavito, R OBP: 0.390, SLG: 0.493 (1, 9) X	0-0 2-H 1B X		0-0 L7 ③ X			0-0 BLK 1B X		4-0 1B IBB X		3 1 2 1 1 0 0													
Fred Whitfield, L OBP: 0.325, SLG: 0.512 (1, 3) X	0-0 F7 ③ X			0-0 F3 ① X		0-0 F8 ② X		0-0 1-2 HR 1B X		4 1 1 1 0 0 2													
Chuck Hinton, R OBP: 0.346, SLG: 0.464 (1, 8)		4-0 PB BB BB X		0-0 F7 ② X		0-0 F8 ③ X		0-0 1-H 2-H HR X		3 2 1 3 1 0 1													
Pedro Gonzalez, R OBP: 0.289, SLG: 0.344 (1, 4)			0-0 F3 ① X	0-3 K ③ S			0-0 1-3 ① X	0-0 F5 ② X		4 0 0 0 0 1 1													
Joe Azcue, R OBP: 0.293, SLG: 0.277 (1, 2)		0-0 E6 1B ② X			0-3 K ① S		0-3 K ② X	0-0 F9 ③ X		4 0 1 1 0 2 0													
Sonny Siebert, R OBP: 0.105, SLG: 0.179 (1, 1)		0-0 5-3 ② X			0-3 K ② S				0-0 6-3 ① X	2 0 0 0 0 1 1													
Lee Stange, R OBP: 0.303, SLG: 0.115 (5, 1)										0 0 0 0 0 0 0													
Lou Clinton, R OBP: 0.312, SLG: 0.346 (7, PH)										1 1 1 1 0 0 0													
Steve Hargan, R OBP: 0.059, SLG: 0.059 (7, 1)										1 0 0 0 0 0 0													
<b>Inning Stats</b>	R: 1 E: 0 K: 0 S: 5	H: 2 LOB: 1 BB: 0 P: 5	R: 1 E: 1 K: 0 S: 4	H: 1 LOB: 1 BB: 1 P: 8	R: 0 E: 0 K: 0 S: 3	H: 0 LOB: 0 BB: 0 P: 3	R: 0 E: 0 K: 1 S: 5	H: 0 LOB: 0 BB: 0 P: 5	R: 0 E: 0 K: 2 S: 7	H: 0 LOB: 0 BB: 0 P: 7	R: 1 E: 0 K: 0 S: 4	H: 1 LOB: 1 BB: 1 P: 8	R: 1 E: 0 K: 1 S: 6	H: 1 LOB: 0 BB: 0 P: 6	R: 4 E: 0 K: 0 S: 6	H: 3 LOB: 0 BB: 1 P: 10	R: 0 E: 0 K: 0 S: 3	H: 1 LOB: 0 BB: 0 P: 3	1B: 5 2B: 2 3B: 0 HR: 2	SF: 0 SAC: 0 DP: 1 HBP: 0	WP: 0 PB: 1 SB: 0 CS: 0	PA: 38	
<b>PITCHER</b> Dennis Bennett, L ERA: 4.48 (1, 1)	IP: 7.1 WLS: L BF: 33 H: 8 R: 8 ER: 8 SO: 4 BB: 2 IBB: 1 HBP: 0 BLK: 1 WP: 0 HR: 2 S: 38 P: 50 ERA: 9.82 WHIP: 1.364											<b>PITCHER</b> Bob Duliba, R ERA: 3.2 (8, 1)	IP: 1.2 WLS: L BF: 5 H: 1 R: 0 ER: 0 SO: 0 BB: 0 IBB: 0 HBP: 0 BLK: 0 WP: 0 HR: 0 S: 5 P: 5 ERA: 0.00 WHIP: 0.600										

**Cleveland Indians @ Boston Red Sox**  
 Fenway Park, Boston, MA  
 Wed Sep 15 1965, 7:05 PM EDT  
 Att. 1,900 - Unknown

[livebaseballscorecards.com](http://livebaseballscorecards.com)

AB	35
R	8
H	9
RBI	7
BB	3
SO	4
LOB	8







Batter	1	2	3	4	5	6	7	8	9	AB R H RBI BB SO LOB	TOP										
Dick Howser, R (1, 6) OBP: 0.364, SLG: 0.281 Vic Davalillo, L (9, PH) OBP: 0.335, SLG: 0.364	0-0 6-3		0-0 F8			0-0 6-3			0-0 1-3	3 0 0 0 0 0 0 1 0 0 0 0 0 0											
Max Alvis, R (1, 5) OBP: 0.315, SLG: 0.409	0-3 K			0-3 K		0-0 5-3				3 0 0 0 0 2 0											
Leon Wagner, L (1, 7) OBP: 0.365, SLG: 0.492	0-0 F2			0-0 3-1		0-0 F9				3 0 0 0 0 0 0											
Rocky Colavito, R (1, 9) OBP: 0.390, SLG: 0.492		4-0 BB		0-0 6-3		0-0 6-3				2 0 0 0 1 0 0											
Fred Whitfield, L (1, 3) OBP: 0.322, SLG: 0.509		0-3 K		0-0 F8		0-0 3-1				3 0 0 0 0 1 1											
Chuck Hinton, R (1, 8) OBP: 0.344, SLG: 0.461		0-3 K		0-0 5-3		0-3 K				3 0 0 0 0 2 1											
Pedro Gonzalez, R (1, 4) OBP: 0.287, SLG: 0.342 Bill Davis, L (8, PH) Billy Moran, R (8, 4) OBP: 0.217, SLG: 0.143		0-3 K		0-0 5-3		0-0 F8				2 0 0 0 0 1 1 1 0 0 0 0 0 0 0 0 0 0 0 0 0											
Duke Sims, L (1, 2) OBP: 0.304, SLG: 0.386 Larry Brown, R (9, PH) OBP: 0.325, SLG: 0.376			0-0 4-3		0-3 K			0-0 L6		2 0 0 0 0 1 0 1 0 0 0 0 0 0											
Luis Tiant, R (1, 1) OBP: 0.132, SLG: 0.138 Lou Clinton, R (9, PH) OBP: 0.311, SLG: 0.345			0-0 6-3		0-3 K			0-0 L8		2 0 0 0 0 1 0 1 0 0 0 0 0 0											
<b>Inning Stats</b>	R: 0 E: 0 K: 1 S: 5	H: 0 LOB: 0 BB: 0 P: 5	R: 0 E: 0 K: 3 S: 9	H: 0 LOB: 1 BB: 1 P: 13	R: 0 E: 0 K: 0 S: 3	H: 0 LOB: 0 BB: 0 P: 3	R: 0 E: 0 K: 1 S: 5	H: 0 LOB: 0 BB: 0 P: 5	R: 0 E: 0 K: 0 S: 3	H: 0 LOB: 0 BB: 0 P: 3	R: 0 E: 0 K: 0 S: 5	H: 0 LOB: 0 BB: 0 P: 5	R: 0 E: 0 K: 0 S: 3	H: 0 LOB: 0 BB: 0 P: 3	R: 0 E: 0 K: 0 S: 3	H: 0 LOB: 0 BB: 0 P: 3	1B: 0 2B: 0 3B: 0 HR: 0	SF: 0 SAC: 0 DP: 0 HBP: 0	WP: 0 PB: 0 SB: 0 CS: 0	PA: 28	
<b>PITCHER</b> Dave Morehead, R (1, 1) ERA: 4.06	IP: 9.0 WLS: W BF: 28 H: 0 R: 0 ER: 0 SO: 8 BB: 1 IBB: 0 HBP: 0 BLK: 0 WP: 0 HR: 0 S: 43 P: 47 ERA: 0.00 WHIP: 0.111																				
<b>PITCHER</b>	IP	WLS	BF	H	R	ER	SO	BB	IBB	HBP	BLK	WP	HR	S	P	ERA	WHIP				

**Cleveland Indians @ Boston Red Sox**  
 Fenway Park, Boston, MA  
 Thu Sep 16 1965, 3:33 AM EDT  
 Att. 1,247 - Unknown

[livebaseballscorecards.com](http://livebaseballscorecards.com)

**AB** 27  
**R** 0  
**H** 0  
**RBI** 0  
**BB** 1  
**SO** 8  
**LOB** 3







Batter	1	2	3	4	5	6	7	8	9	10	11	AB R H RBI BB SO LOB	TOP			
Tom McCraw, L (1, 7) OBP: 0.299, SLG: 0.293 (9, 3)	0-3 K (1)		0-0 F6 (3)			0-0 F3 (1)	0-0 F2 (3)		0-0 FC4-2 (1)		0-0 SH1-4 (1)	5 0 0 0 0 1 5	Chicago White Sox @ Cleveland Indians Cleveland Municipal Stadium, Cleveland, OH Fri Sep 17 1965, 7:05 PM EDT Att: 5,274 - Unknown			
Don Buford, S (1, 4) OBP: 0.352, SLG: 0.378	0-0 F8 (2)			0-3 K (1)		0-0 F6 (2)		0-3 K (1)	0-0 SF7 (2)		4-0 SF8 IBB	4 0 0 1 1 2 0				
Floyd Robinson, L (1, 9) OBP: 0.346, SLG: 0.380 (9, 7)	0-3 K (3)			0-0 4-3 (2)		4-0 WP BB BB		4-0 1B SF8 BB	0-0 F7 (3)		0-0 SF8 (3)	3 1 0 1 2 1 2				
Pete Ward, L (1, 5) OBP: 0.331, SLG: 0.369		0-3 K (1)		0-0 HR		4-0 WP BB		0-0 1B		4-0 WP SH2-4 BB		3 1 2 1 2 1 0				
Bill Skowron, R (1, 3) Ken Berry, R (9, 8) OBP: 0.320, SLG: 0.430 OBP: 0.267, SLG: 0.347		0-0 1B 2B		0-3 K (3)		0-0 1-3 (3)		0-0 SF8 (2)		0-0 SH2-4 (1)		3 1 1 1 0 1 2 0 0 0 0 0 0 0				
Ron Hansen, R (1, 6) OBP: 0.305, SLG: 0.352		0-0 FC5-4 1B			0-3 K (1)		0-0 5-3 (1)	0-0 4-3 (3)		0-3 K (2)		5 0 1 1 0 2 2				
Tommie Agee, R (1, 8) OBP: 0.429, SLG: 0.333 (9, 9)		0-0 FC5-4 CS			0-3 K (2)		0-0 1B FC6-2 1B		0-0 E HBP FC4-2 1B		0-0 4-3 (3)	5 0 2 0 0 1 2				
Duane Josephson, R (1, 2) J.C. Martin, L (6, 2) Dave Nicholson, R (11, PR) John Romano, R (11, 2) OBP: 0.429, SLG: 0.200 OBP: 0.337, SLG: 0.344 OBP: 0.234, SLG: 0.271 OBP: 0.366, SLG: 0.443		0-0 CS	0-0 6-3 (1)		4-0 BB		0-0 WP FC6-2 1B		1-0 FC4-2 E SF7 HBP		0-0 SH1-4 SH SF8 1B	1 0 0 0 1 0 0 2 1 2 0 0 0 0 0 1 0 0 0 0 0 0 0 0 0 0 0 0				
Gary Peters, L (1, 1) Bob Lockert, S (2, 1) Eddie Fisher, R (6, 1) Smoky Burgess, L (7, PH) Hoyt Wilhelm, R (7, 1) Al Weis, S (11, PH) Frank Lary, R (11, 1) OBP: 0.208, SLG: 0.243 OBP: 0.172, SLG: 0.179 OBP: 0.337, SLG: 0.427 OBP: 0.399, SLG: 0.393 OBP: 0.238, SLG: 0.238			0-3 K (2)		0-3 K (3)		0-0 FC6-2 WP		0-0 E1 FC4-2		0-0 SH SH1-4	0 0 0 0 0 0 0 2 0 0 0 0 2 1 0 0 0 0 0 0 0 1 0 0 0 0 0 2 1 0 0 0 0 0 2 0 0 0 0 0 0 0 0 0 0 0 0 0 0				
<b>Inning Stats</b>	R: 0 H: 0 E: 0 K: 2 S: 7	R: 1 H: 2 E: 0 K: 1 S: 6	R: 0 H: 0 E: 0 K: 1 S: 5	R: 1 H: 1 E: 0 K: 2 S: 8	R: 0 H: 0 E: 0 K: 3 S: 9	R: 0 H: 0 E: 0 K: 0 S: 3	R: 0 H: 2 E: 0 K: 0 S: 5	R: 1 H: 1 E: 0 K: 1 S: 6	R: 1 H: 1 E: 1 K: 0 S: 5	R: 0 H: 0 E: 0 K: 1 S: 5	R: 1 H: 1 E: 1 K: 0 S: 4	1B: 6 SF: 3 2B: 1 SAC: 3 3B: 0 DP: 0 HR: 1 HBP: 1		WP: 3 PA: 49 PB: 0 SB: 0 CS: 1		
<b>PITCHER</b>	IP WLS BF H R ER SO BB IBB HBP BLK WP HR S P ERA WHIP															
Tom Kelley, R (1, 1) ERA: 2.57	7.0	28	5	2	2	9	3	0	0	0	2	1	43	55	2.57	1.143
Don McMahon, R (8, 1) ERA: 3.58	1.0	7	2	2	1	1	1	0	1	0	0	0	7	12	9.00	3.000
Lee Stange, R (9, 1) ERA: 3.55	1.0	4	0	0	0	0	0	0	0	0	0	0	4	4	0.00	0.000
Gary Bell, R (10, 1) ERA: 3.31	2.0	9	1	1	0	1	1	1	0	0	1	0	9	17	0.00	1.000

livebaseballscorecards.com

AB	35
R	5
H	8
RBI	5
BB	6
SO	11
LOB	18



Batter	1	2	3	4	5	6	7	8	9	10	11	AB R H RBI BB SO LOB
Larry Brown, R OBP: 0.325, SLG: 0.378 (1, 6)	0-0 6-3 SF9 2B	0-0 FC6-4 1-2f			0-0 F8		0-0 SH1-4 1-2		0-3 K2-3			4 1 1 0 0 1 3
Chico Salmon, R OBP: 0.277, SLG: 0.393 Gary Bell, R OBP: 0.063, SLG: 0.250 (1, 3) (10, 1)	0-0 6-3 2-3		0-0 F6		0-0 S 1B 1B		0-0 F8		0-3 K			5 1 1 0 0 1 3 0 0 0 0 0 0 0
Chuck Hinton, R OBP: 0.344, SLG: 0.458 (1, 8) (10, 3)	0-0 SF9 3-H		4-0 5-3 BB		4-0 1B BB		0-0 F9		0-0 F9			2 0 0 1 2 0 2
Rocky Colavito, R OBP: 0.389, SLG: 0.489 (1, 9)	0-0 2-3		0-0 5-3		0-0 1-2 2-H 1B		0-0 F2		0-0 L6			5 0 1 1 0 0 1
Lou Clinton, R OBP: 0.309, SLG: 0.339 (1, 7) (10, 8)		4-0 FC5-4 BB		0-0 6-3		0-3 K		0-3 K		0-3 K		4 0 0 0 1 3 3
Max Alvis, R OBP: 0.313, SLG: 0.405 (1, 5)		0-0 FC5-4 2B 1-2f		0-3 K		0-3 K		0-0 5-3			0-0 1-3	5 0 0 0 0 2 1
Pedro Gonzalez, R OBP: 0.289, SLG: 0.345 (1, 4)		0-0 1-3 2B		0-0 5-3		0-0 6-3			0-0 PB HR 1B		0-0 F6	5 1 2 0 0 0 0
Joe Azcue, R OBP: 0.293, SLG: 0.275 Leon Wagner, L OBP: 0.368, SLG: 0.500 (1, 2) (9, PH) (10, 7)		4-0 FC6-4 IBB		0-0 6-3		0-0 1-3			0-0 1-H HR		0-0 1B	2 0 0 0 1 0 0 2 1 2 2 0 0 0
Tom Kelley, R Fred Whitfield, L Al Luplow, L Don McMahon, R Lee Stange, R Bill Davis, L Phil Roof, R Duke Sims, L (1, 1) (7, PH) (7, PH) (8, 1) (9, 1) (9, PH) (10, 2) (11, PH)		0-3 K		0-3 K		0-3 K		1-0 SH1-4 HBP	0-0 F8		0-0 4-3	2 0 0 0 0 0 2 3 0 1 0 0 0 0 0 0 0 1 0 0 0 0 0 0 0 1 0 0 0 0 0 0 1

BOTTOM

Chicago White Sox @ Cleveland Indians  
Cleveland Municipal Stadium, Cleveland, OH

Fri Sep 17 1965, 7:05 PM EDT  
Att: 5,274 - Unknown

livebaseballscorecards.com

AB	38
R	4
H	7
RBI	4
BB	4
SO	9
LOB	17



Inning Stats	R: 1	H: 1	E: 0	LOB: 0	K: 0	BB: 0	S: 4	P: 4	R: 0	H: 1	E: 0	LOB: 3	K: 1	BB: 2	S: 6	P: 14	R: 0	H: 0	E: 0	LOB: 1	K: 0	BB: 1	S: 3	P: 7	R: 0	H: 0	E: 0	LOB: 0	K: 1	BB: 0	S: 5	P: 5	R: 1	H: 2	E: 0	LOB: 2	K: 2	BB: 1	S: 9	P: 13	R: 0	H: 0	E: 0	LOB: 0	K: 1	BB: 0	S: 5	P: 5	R: 0	H: 0	E: 0	LOB: 2	K: 0	BB: 0	S: 3	P: 4	R: 0	H: 0	E: 0	LOB: 0	K: 1	BB: 0	S: 5	P: 5	R: 2	H: 2	E: 0	LOB: 0	K: 2	BB: 0	S: 9	P: 9	R: 0	H: 0	E: 0	LOB: 0	K: 1	BB: 0	S: 5	P: 5	R: 0	H: 1	E: 0	LOB: 1	K: 0	BB: 0	S: 4	P: 4	1B: 4	SF: 1	2B: 2	SAC: 1	3B: 0	DP: 0	HR: 1	HBP: 1	WP: 0	PA: 45
--------------	------	------	------	--------	------	-------	------	------	------	------	------	--------	------	-------	------	-------	------	------	------	--------	------	-------	------	------	------	------	------	--------	------	-------	------	------	------	------	------	--------	------	-------	------	-------	------	------	------	--------	------	-------	------	------	------	------	------	--------	------	-------	------	------	------	------	------	--------	------	-------	------	------	------	------	------	--------	------	-------	------	------	------	------	------	--------	------	-------	------	------	------	------	------	--------	------	-------	------	------	-------	-------	-------	--------	-------	-------	-------	--------	-------	--------

PITCHER	IP	WLS	BF	H	R	ER	SO	BB	IBB	HBP	BLK	WP	HR	S	P	ERA	WHIP
Gary Peters, L ERA: 3.77 (1, 1)	1.1		8	2	1	1	0	1	1	0	0	0	0	6	14	6.75	2.250
Bob Locker, R ERA: 3.12 (2, 1)	3.2		15	2	1	1	4	2	0	0	0	0	0	21	29	2.46	1.091
Eddie Fisher, R ERA: 2.39 (6, 1)	1.0		3	0	0	0	1	0	0	0	0	0	0	5	5	0.00	0.000
Hoyt Wilhelm, R ERA: 1.91 (7, 1)	4.0	W	15	2	2	2	4	0	0	1	0	0	1	22	23	4.50	0.500
Frank Lary, R ERA: 3.29 (11, 1)	1.0	S	4	1	0	0	0	0	0	0	0	0	0	4	4	0.00	1.000



Batter	1	2	3	4	5	6	7	8	9	AB R H RBI BB SO LOB	TOP				
<b>Don Buford, S</b> (1, 4) <small>OBP: 0.353, SLG: 0.382</small>	0-0 		0-0 	4-0 			0-0 		0-0 	4 1 1 1 1 0 0	<b>Chicago White Sox @ Cleveland Indians</b> Cleveland Municipal Stadium, Cleveland, OH Sat Sep 18 1965, 3:33 AM EDT Att. 2,940 - Unknown  livebaseballscorecards.com				
<b>Floyd Robinson, L</b> (1, 7) <small>OBP: 0.350, SLG: 0.384</small>	4-0 		4-0 	4-0 			0-0 		0-0 	2 1 1 1 3 0 0					
<b>John Romano, R</b> (1, 2) <b>Eddie Fisher, R</b> (7, 1) <small>OBP: 0.362, SLG: 0.437</small> <small>OBP: 0.167, SLG: 0.172</small>	0-0 		0-0 	0-3 			0-0 		0-3 	4 0 0 0 0 1 5 1 0 0 0 0 1 1					
<b>Pete Ward, L</b> (1, 5) <small>OBP: 0.333, SLG: 0.370</small>	0-0 			0-0 			0-0 		4-0 	4 2 2 1 1 0 1					
<b>Ron Hansen, R</b> (1, 6) <small>OBP: 0.307, SLG: 0.355</small>		0-0 		0-0 			0-0 		0-0 	5 2 3 0 0 0 0					
<b>Tom McCraw, L</b> (1, 3) <b>Smoky Burgess, L</b> (8, PH) <b>Ken Berry, R</b> (8, PR) <small>OBP: 0.296, SLG: 0.290</small> <small>OBP: 0.365, SLG: 0.427</small> <small>OBP: 0.266, SLG: 0.346</small>		0-3 		0-0 			0-3 		4-0 	3 0 0 1 0 2 1 0 0 0 0 1 0 0 1 1 0 0 0 0 2					
<b>Bill Voss, L</b> (1, 9) <b>Mary Staehle, L</b> (8, PH) <b>Bill Skowron, R</b> (8, 3) <small>OBP: 0.320, SLG: 0.430</small>		0-0 		0-0 			0-0 		0-0 	3 0 0 0 0 0 1 1 0 1 2 0 0 0 0 0 0 0 0 0 0					
<b>Tommie Agee, R</b> (1, 8) <small>OBP: 0.384, SLG: 0.222</small>			0-0 	4-0 			0-0 		0-0 	3 1 0 0 1 0 1					
<b>Tommy John, R</b> (1, 1) <b>J.C. Martin, L</b> (7, 2) <small>OBP: 0.204, SLG: 0.176</small> <small>OBP: 0.336, SLG: 0.342</small>			0-0 	0-0 			0-3 		0-0 	3 0 0 0 0 1 1 1 0 0 0 0 0 1					
<b>Inning Stats</b>	R: 0 H: 0 E: 0 LOB: 1 K: 0 BB: 1 S: 3 P: 7	R: 0 H: 0 E: 0 LOB: 0 K: 1 BB: 0 S: 5 P: 5	R: 1 H: 1 E: 0 LOB: 1 K: 0 BB: 1 S: 4 P: 8	R: 3 H: 2 E: 1 LOB: 3 K: 1 BB: 3 S: 8 P: 20	R: 0 H: 0 E: 0 LOB: 0 K: 1 BB: 0 S: 5 P: 5	R: 0 H: 0 E: 0 LOB: 0 K: 1 BB: 0 S: 5 P: 5	R: 0 H: 0 E: 0 LOB: 0 K: 0 BB: 0 S: 3 P: 3	R: 3 H: 2 E: 0 LOB: 1 K: 0 BB: 2 S: 4 P: 12	R: 1 H: 3 E: 0 LOB: 2 K: 1 BB: 0 S: 8 P: 8	1B: 6 SF: 0 2B: 0 SAC: 0 3B: 1 DP: 1 HR: 1 HBP: 0		WP: 1 PA: 42 PB: 1 SB: 0 CS: 0			
<b>PITCHER</b>	IP WLS BF H R ER SO BB IBB HBP BLK WP HR S P ERA WHIP											<b>PITCHER</b>	IP WLS BF H R ER SO BB IBB HBP BLK WP HR S P ERA WHIP		
<b>Steve Hargan, R</b> (1, 1) <small>ERA: 3.76</small>	3.2		20 3 4 2 1 4 1 0 0 0 1 1 17 37 4.91 1.909												
<b>Ralph Terry, R</b> <small>ERA: 3.53</small>	4.1		10 0 0 0 3 0 0 0 0 0 0 0 16 16 0.00 0.000												
<b>Bobby Tiefenauer, R</b> <small>ERA: 4.71</small>	8.1	L	3 1 3 2 0 2 0 0 0 0 0 0 1 9 ∞ ∞												
<b>Lee Stange, R</b> <small>ERA: 3.56</small>	8.1		9 4 1 1 1 0 0 0 0 0 0 0 11 11 4.50 2.000												

BOTTOM

Chicago White Sox @ Cleveland Indians  
Cleveland Municipal Stadium, Cleveland, OH

Sat Sep 18 1965, 3:33 AM EDT  
Att. 2,940 - Unknown

livebaseballscorecards.com

AB	34
R	5
H	9
RBI	4
BB	1
SO	2
LOB	13



WP	2	PA	36
PB	0		
SB	0		
CS	0		

AB R H RBI BB SO LOB

4	1	2	1	0	0	1
3	1	0	0	1	0	2
4	1	1	0	0	0	1
4	0	3	1	0	0	1
4	0	0	0	0	0	3
4	0	0	0	0	1	2
3	0	1	0	0	1	0

2	0	0	0	0	0	1
1	0	1	0	0	0	0
0	1	0	0	0	0	0
1	0	0	0	0	0	1

1	0	0	0	0	0	0
1	0	0	0	0	0	0
1	1	1	2	0	0	0
0	0	0	0	0	0	0
0	0	0	0	0	0	0
1	0	0	0	0	0	1

1B	7	SF	0
2B	1	SAC	0
3B	0	DP	2
HR	2	HBP	1

Batter	1	2	3	4	5	6	7	8	9
Larry Brown, R OBP: 0.326, SLG: 0.387 (1, 6)	0-0 6-3 1B		0-0 FC6-4 1B		0-0 HR		0-0 6-3		
Chico Salmon, R OBP: 0.276, SLG: 0.383 (1, 3)	4-0 1B WP BB		0-0 FC6-4 1-2f		0-0 F8		0-0 6-3		
Chuck Hinton, R OBP: 0.344, SLG: 0.456 (1, 8)	0-0 1-3 1B WP		0-0 FC6-4 1-2f		0-0 6-3		0-0 F3		
Rocky Colavito, R OBP: 0.391, SLG: 0.491 (1, 9)	0-0 1-1 3-H 1B		0-0 5-3		0-0 1B		0-0 4-3-6 1B		
Lou Clinton, R OBP: 0.304, SLG: 0.333 (1, 7)	0-0 F8		0-0 5-3		0-0 F3		0-0 4-3-6 1-2f		
Max Alvis, R OBP: 0.311, SLG: 0.402 (1, 5)	0-3 K		0-0 F8		0-0 F3		0-0 6-3		
Pedro Gonzalez, R OBP: 0.291, SLG: 0.345 (1, 4)		H 1-0 G4-6-3 HBP	0-0 1-3		0-0 K		0-0 WP 1B		
Joe Azcue, R OBP: 0.291, SLG: 0.274 (1, 2)		X 0-0 G4-6-3	0-0 5-3		0-0 1B HR		0-0 F3		
Bill Davis, L OBP: 0.333, SLG: 0.333 (7, PH)		X 0-0 G4-6-3 1-2f	0-0 F2		0-0 1B HR		0-0 F6		
Vic Davalillo, L OBP: 0.335, SLG: 0.364 (7, PR)		X 0-0 1-3							
Phil Roof, R OBP: 0.254, SLG: 0.197 (8, 2)		X 0-0 1-3							
Steve Hagan, R OBP: 0.086, SLG: 0.056 (4, 1)		X 0-0 1-3							
Ralph Terry, R OBP: 0.251, SLG: 0.255 (7, PH)		X 0-0 1-3							
Fred Whitfield, L OBP: 0.326, SLG: 0.517 (8, 1)		X 0-0 1-3							
Bobby Tiefenauer, R OBP: 0.326, SLG: 0.517 (8, 1)		X 0-0 1-3							
Lee Stange, R OBP: 0.115, SLG: 0.115 (9, PH)		X 0-0 1-3							
Dick Howser, R OBP: 0.363, SLG: 0.280 (9, PH)		X 0-0 1-3							

Inning Stats	R: 2	H: 2	E: 0	K: 1	S: 7	P: 11	R: 0	H: 0	E: 0	K: 0	S: 2	R: 0	H: 1	E: 0	K: 0	S: 4	R: 0	H: 0	E: 0	K: 0	S: 3	R: 1	H: 1	E: 0	K: 0	S: 4	R: 0	H: 1	E: 0	K: 1	S: 7	R: 0	H: 1	E: 0	K: 0	S: 3	R: 0	H: 1	E: 0	K: 0	S: 3	R: 0	H: 2	E: 0	K: 1	S: 7	R: 0	H: 1	E: 0	K: 0	S: 3	R: 0	H: 1	E: 0	K: 0	S: 4
--------------	------	------	------	------	------	-------	------	------	------	------	------	------	------	------	------	------	------	------	------	------	------	------	------	------	------	------	------	------	------	------	------	------	------	------	------	------	------	------	------	------	------	------	------	------	------	------	------	------	------	------	------	------	------	------	------	------

PITCHER	IP	WLS	BF	H	R	ER	SO	BB	IBB	HBP	BLK	WP	HR	S	P	ERA	WHIP
Tommy John, L ERA: 3.37 (1, 1)	6.0		24	5	3	3	1	1	0	0	0	1	1	24	29	4.50	1.000
Eddie Fisher, R ERA: 2.46 (7, 1)	3.0	W	12	4	2	2	1	0	0	0	0	1	1	14	14	6.00	1.333



Batter	1	2	3	4	5	6	7	8	9	AB R H RBI BB SO LOB	TOP											
Don Buford, S (1, 4) OBP: 0.356, SLG: 0.390	0-0 WP 1B 2B		0-0 F7	0-0 1-3 1B		0-0 E 1B		0-0 2B		5 1 4 0 0 0 0												
Floyd Robinson, L (1, 7) OBP: 0.348, SLG: 0.381	0-0 F7 2-3		0-3 K		4-0 BB FC1-2 BB	0-0 F4 1-3		0-0 F3		4 0 0 0 1 1 3												
John Romano, R (1, 2) OBP: 0.359, SLG: 0.432 Bob Locker, S (6, 1)	0-3 K		0-3 K		0-0 F3	0-0 F6			0-0 1B E 1B	4 0 0 0 0 2 3 0 0 0 0 0 0 0 1 1 1 0 0 0 0												
Tom McCraw, L (7, 7) OBP: 0.299, SLG: 0.292																						
Pete Ward, L (1, 5) OBP: 0.332, SLG: 0.368	0-0 1B		0-0 F3		0-0 E6 FC1-2 BB 1-2 BB		0-3 K		0-3 K	5 1 1 1 0 2 2												
Ron Hansen, R (1, 6) OBP: 0.310, SLG: 0.355	0-3 K			4-0 1B 2B BB	4-0 BB FC1-2 BB 1-2 2-3		0-0 1B		0-0 F8	3 1 1 0 2 1 2												
Bill Skowron, R (1, 3) OBP: 0.321, SLG: 0.429 Ken Berry, R (9, PR) OBP: 0.266, SLG: 0.346		0-0 G3		0-0 BB 2B 1B	0-0 FC1-2 FC5 BB 1-2 2-3 3-H		0-3 K		0-0 S 1B	5 1 2 0 0 1 4 0 0 0 0 0 0 0												
Bill Voss, L (1, 9) Hoyt Wilhelm, R (7, 1)		0-0 4-3		4-0 1-2 2B BB	4-0 1-2 2-3 3-H BB		0-3 K		0-0 4-3 1-2 3-H	2 1 0 1 2 1 1 1 0 0 0 0 0 1												
Tommie Agee, R (1, 8) OBP: 0.333, SLG: 0.308		0-3 K		0-0 1-H 2-H 3-H 1B 2B	0-0 FC5 2-3f				0-0 6-3	4 1 1 3 0 1 3												
Juan Pizarro, L (1, 1) OBP: 0.286, SLG: 0.333 Mary Staehle, L (6, PH) OBP: 0.600, SLG: 0.600 J.C. Martin, L (6, 2) OBP: 0.335, SLG: 0.341			0-0 4-3	0-0 2-H 1B 1B		0-0 F8		0-0 4-3		2 0 1 1 0 0 0 1 0 0 0 0 0 0 1 0 0 0 0 0 0												
<b>Inning Stats</b>	R: 1 E: 0 K: 2 S: 9	H: 2 LOB: 1 BB: 0 P: 9	R: 0 E: 0 K: 1 S: 5	H: 0 LOB: 0 BB: 0 P: 5	R: 0 E: 0 K: 1 S: 5	H: 0 LOB: 0 BB: 0 P: 5	R: 4 E: 0 K: 1 S: 8	H: 4 LOB: 2 BB: 2 P: 16	R: 1 E: 1 K: 0 S: 4	H: 0 LOB: 3 BB: 3 P: 16	R: 0 E: 1 K: 0 S: 4	H: 1 LOB: 1 BB: 0 P: 4	R: 0 E: 0 K: 3 S: 10	H: 1 LOB: 1 BB: 0 P: 10	R: 0 E: 0 K: 0 S: 4	H: 1 LOB: 1 BB: 0 P: 4	R: 1 E: 0 K: 1 S: 7	H: 2 LOB: 2 BB: 0 P: 7	1B: 8 2B: 3 3B: 0 HR: 0	SF: 0 SAC: 0 DP: 0 HBP: 0	WP: 1 PB: 0 SB: 1 CS: 0	PA: 43
<b>PITCHER</b>	IP WLS BF H R ER SO BB IBB HBP BLK WP HR S P ERA WHIP																					
Sonny Siebert, R (1, 1) ERA: 2.45	3.2 L 18 5 5 5 5 2 0 0 0 1 0 26 34 12.27 1.909																					
Gary Bell, R (4, 1) ERA: 3.27	1.1 8 1 1 0 0 3 0 0 0 0 0 5 17 0.00 3.000																					
Don McMahon, R (6, 1) ERA: 3.53	1.0 4 1 0 0 0 0 0 0 0 0 0 4 4 0.00 1.000																					
Lee Stange, R (7, 1) ERA: 3.48	3.0 13 4 1 0 4 0 0 0 0 0 0 21 21 0.00 1.333																					

Chicago White Sox @ Cleveland Indians  
Cleveland Municipal Stadium, Cleveland, OH

Sun Sep 19 1965, 3:33 AM EDT  
Att. 5,710 - Unknown

livebaseballscorecards.com

AB	38
R	7
H	11
RBI	6
BB	5
SO	9
LOB	19



BOTTOM

Chicago White Sox @ Cleveland Indians  
Cleveland Municipal Stadium, Cleveland, OH

Sun Sep 19 1965, 3:33 AM EDT  
Att. 5,710 - Unknown

livebaseballscorecards.com

AB	35
R	5
H	8
RBI	5
BB	1
SO	5
LOB	7



WP:	0	PA:	36
PB:	0		
SB:	0		
CS:	0		

Batter	1	2	3	4	5	6	7	8	9	AB	R	H	RBI	BB	SO	LOB
Larry Brown, R OBP: 0.326, SLG: 0.393 (1, 6)	0-0 5-3 ①		0-0 5-3 ①		0-0 1-H HR		0-0 F6 ①			4	1	1	2	0	0	0
Max Alvis, R OBP: 0.309, SLG: 0.399 (1, 5)	0-0 F6 ②		0-3 K ②		0-0 F4 ②		0-0 F7 ②			4	0	0	0	0	1	0
Leon Wagner, L OBP: 0.367, SLG: 0.497 (1, 7)	4-0 1B BB		0-0 F9 ③		0-3 K ③		0-0 F8 ③			3	1	0	0	1	1	0
Rocky Colavito, R OBP: 0.390, SLG: 0.489 (1, 9)	0-0 1B 1-2 1B			0-0 F8 ①		0-0 4-3 ①		0-3 K ①		4	0	1	0	0	1	0
Fred Whitfield, L OBP: 0.327, SLG: 0.517 (1, 3)	0-0 1B 1-3 2-H			0-0 6-3 ②		0-0 1B 1B		0-0 F2 ②		4	1	2	1	0	0	0
Chuck Hinton, R OBP: 0.345, SLG: 0.464 (1, 8)	0-3 K ③			0-0 HR		0-0 G3 1B 1-2 1B		0-0 4-3 ③		4	1	2	1	0	1	2
Pedro Gonzalez, R OBP: 0.290, SLG: 0.344 (1, 4)		0-0 1-3 ①		0-0 F9 ③		0-0 G3 1B 1-2 2-H		0-0 B5-3 ①		4	0	1	1	0	0	0
Joe Azcue, R OBP: 0.293, SLG: 0.275 (1, 2)		0-0 F3 ②			0-0 FC5-4 1B		0-0 G3 ②		0-0 4-3 ②	2	0	1	0	0	0	0
Bill Davis, L OBP: 0.250, SLG: 0.250 (6, PH)										1	0	0	0	0	0	2
Lee Stange, R OBP: 0.303, SLG: 0.115 (7, 1)										0	0	0	0	0	0	0
Vic Davalillo, L OBP: 0.334, SLG: 0.363 (9, PH)										1	0	0	0	0	0	0
Sonny Siebert, R OBP: 0.193, SLG: 0.175 (1, 1)		0-0 4-3 ③			0-0 FC5-4 HR 1-2		0-0 6-3 ③		0-3 K ③	1	0	0	0	0	0	0
Gary Bell, R OBP: 0.063, SLG: 0.250 (4, 1)										0	0	0	0	0	0	0
Billy Moran, R OBP: 0.208, SLG: 0.136 (5, PH)										1	1	0	0	0	0	1
Don McWilliam, R OBP: 0.250, SLG: 0.250 (6, 1)										0	0	0	0	0	0	0
Duke Sims, L OBP: 0.297, SLG: 0.375 (6, PH)										2	0	0	0	0	1	2

Batter	1	2	3	4	5	6	7	8	9	AB	R	H	RBI	BB	SO	LOB
Larry Brown, R OBP: 0.326, SLG: 0.393 (1, 6)	0-0 5-3 ①		0-0 5-3 ①		0-0 1-H HR		0-0 F6 ①			4	1	1	2	0	0	0
Max Alvis, R OBP: 0.309, SLG: 0.399 (1, 5)	0-0 F6 ②		0-3 K ②		0-0 F4 ②		0-0 F7 ②			4	0	0	0	0	1	0
Leon Wagner, L OBP: 0.367, SLG: 0.497 (1, 7)	4-0 1B BB		0-0 F9 ③		0-3 K ③		0-0 F8 ③			3	1	0	0	1	1	0
Rocky Colavito, R OBP: 0.390, SLG: 0.489 (1, 9)	0-0 1B 1-2 1B			0-0 F8 ①		0-0 4-3 ①		0-3 K ①		4	0	1	0	0	1	0
Fred Whitfield, L OBP: 0.327, SLG: 0.517 (1, 3)	0-0 1B 1-3 2-H			0-0 6-3 ②		0-0 1B 1B		0-0 F2 ②		4	1	2	1	0	0	0
Chuck Hinton, R OBP: 0.345, SLG: 0.464 (1, 8)	0-3 K ③			0-0 HR		0-0 G3 1B 1-2 1B		0-0 4-3 ③		4	1	2	1	0	1	2
Pedro Gonzalez, R OBP: 0.290, SLG: 0.344 (1, 4)		0-0 1-3 ①		0-0 F9 ③		0-0 G3 1B 1-2 2-H		0-0 B5-3 ①		4	0	1	1	0	0	0
Joe Azcue, R OBP: 0.293, SLG: 0.275 (1, 2)		0-0 F3 ②			0-0 FC5-4 1B		0-0 G3 ②		0-0 4-3 ②	2	0	1	0	0	0	0
Bill Davis, L OBP: 0.250, SLG: 0.250 (6, PH)										1	0	0	0	0	0	2
Lee Stange, R OBP: 0.303, SLG: 0.115 (7, 1)										0	0	0	0	0	0	0
Vic Davalillo, L OBP: 0.334, SLG: 0.363 (9, PH)										1	0	0	0	0	0	0
Sonny Siebert, R OBP: 0.193, SLG: 0.175 (1, 1)		0-0 4-3 ③			0-0 FC5-4 HR 1-2		0-0 6-3 ③		0-3 K ③	1	0	0	0	0	0	0
Gary Bell, R OBP: 0.063, SLG: 0.250 (4, 1)										0	0	0	0	0	0	0
Billy Moran, R OBP: 0.208, SLG: 0.136 (5, PH)										1	1	0	0	0	0	1
Don McWilliam, R OBP: 0.250, SLG: 0.250 (6, 1)										0	0	0	0	0	0	0
Duke Sims, L OBP: 0.297, SLG: 0.375 (6, PH)										2	0	0	0	0	1	2

Inning Stats	R: 1	H: 2	E: 0	K: 1	S: 7	H: 2	LOB: 2	BB: 1	P: 11	R: 0	H: 0	E: 0	K: 0	S: 3	H: 0	LOB: 0	BB: 0	P: 3	R: 0	H: 0	E: 0	K: 1	S: 5	H: 0	LOB: 0	BB: 0	P: 5	R: 1	H: 1	E: 0	K: 0	S: 4	R: 2	H: 2	E: 0	K: 1	S: 7	R: 1	H: 3	E: 0	K: 0	S: 6	R: 0	H: 0	E: 0	K: 0	S: 3	R: 0	H: 0	E: 0	K: 1	S: 5	R: 0	H: 0	E: 0	K: 0	S: 5	R: 0	H: 0	E: 0	K: 1	S: 5	R: 0	H: 0	E: 0	K: 1	S: 5	1B: 6	2B: 0	3B: 0	HR: 2	SF: 0	SAC: 0	DP: 0	HBP: 0	WP: 0	PB: 0	SB: 0	CS: 0	PA: 36
--------------	------	------	------	------	------	------	--------	-------	-------	------	------	------	------	------	------	--------	-------	------	------	------	------	------	------	------	--------	-------	------	------	------	------	------	------	------	------	------	------	------	------	------	------	------	------	------	------	------	------	------	------	------	------	------	------	------	------	------	------	------	------	------	------	------	------	------	------	------	------	------	-------	-------	-------	-------	-------	--------	-------	--------	-------	-------	-------	-------	--------

PITCHER	IP	WLS	BF	H	R	ER	SO	BB	IBB	HBP	BLK	WP	HR	S	P	ERA	WHIP
Juan Pizarro, L ERA: 3.33 (1, 1)	5.0		21	5	4	4	3	1	0	0	0	0	0	26	30	7.20	1.200
Bob Locker, R ERA: 3.19 (6, 1)	1.0		6	3	1	1	0	0	0	0	0	0	0	6	6	9.00	3.000
Hoyt Wilhelm, R ERA: 1.87 (7, 1)	3.0	S	9	0	0	0	2	0	0	0	0	0	0	13	13	0.00	0.000



Batter	1	2	3	4	5	6	7	8	9	10	11	12	13	14	AB	R	H	RBI	BB	SO	LOB	TOP					
Mickey Stanley, R OBP: 0.317, SLG: 0.481 (1, 8)	0-0 6-3 1B	0-0 FC6-4			0-0 F2		0-0 6-3		0-0 1B		0-0 6-3		0-0 1-3		7	1	2	1	0	0	4						
Jerry Lumpe, L OBP: 0.331, SLG: 0.319 George Smith, R OBP: 0.152, SLG: 0.163 (8, 4)	0-0 F5		0-0 F8		0-0 3-1			0-0 FC6-4 2B	0-0 1-2 1B			0-0 L5		0-0 L4	4	0	1	0	0	0	1						
Al Kaline, R OBP: 0.389, SLG: 0.470 (9, 5)									0-0 1-2 1B						3	0	1	0	0	0	0						
Norm Cash, L OBP: 0.368, SLG: 0.508 (1, 3)	0-0 6-3		0-0 F7			0-0 HR		0-0 4-3	0-0 F8			0-0 F8		0-0 K	7	1	1	1	0	1	4						
Gates Brown, L OBP: 0.288, SLG: 0.433 Wayne Redmond, R (14, 7)	4-0 1B BB		0-3 K		0-0 F8		0-0 FC6-4 BB	4-0 FC6-4 BB		0-0 4-3		0-0 F2		0-0 4-3	5	0	0	0	2	1	0						
Willie Horton, R OBP: 0.345, SLG: 0.505 (1, 9)	0-0 1-3 2-H 1B			1-0 1B HBP		0-0 5-3		0-0 FC6-4	0-0 1-2 3-H		0-0 6-3		0-0 SH1-4 2B		5	0	2	2	0	0	2						
Don Wert, R OBP: 0.347, SLG: 0.367 (1, 5)	0-0 F6			0-0 G5-4-3 1B		4-0 BB		0-0 F8	0-0 F8		0-0 1B		4-0 SH1-4 BB		4	0	2	0	2	0	4						
Bill Freehan, R OBP: 0.302, SLG: 0.339 (1, 2)		0-0 FC6-4 1B		0-0 F8		0-3 K		0-0 FC1-6 1B	0-0 FC1-6 1B		0-3 K		0-0 SH1-4		5	0	2	0	0	2	4						
Ray Oyler, R OBP: 0.289, SLG: 0.335 Jim Northrup, L OBP: 0.257, SLG: 0.313 George Thomas, R OBP: 0.270, SLG: 0.310 (9, 4)		0-0 F8		0-0 G5-4-3		0-3 K		0-0 FC1-6 1B	0-0 FC1-6 1B		0-0 4-3		4-0 IBB		3	0	0	0	0	1	3						
Hank Aguirre, R Larry Sherry, R Bill Roman, L Fred Gladding, L Don Demeter, R John Hiller, R Bobby Cook, R Jackie Moore, R Orlando Peña, R (9, 5)		0-3 K		0-3 K		0-0 L7		0-0 1B	0-0 1-2 1B		0-3 K		0-3 K		2	0	0	0	0	2	1						
Inning Stats	R: 1 E: 0 K: 0 S: 5	H: 2 LOB: 2 BB: 1 P: 9	R: 0 E: 0 K: 1 S: 6	H: 1 LOB: 1 BB: 0 P: 6	R: 0 E: 0 K: 1 S: 3	H: 1 LOB: 1 BB: 0 P: 4	R: 0 E: 0 K: 1 S: 5	H: 0 LOB: 0 BB: 0 P: 5	R: 1 E: 0 K: 1 S: 6	H: 1 LOB: 1 BB: 1 P: 10	R: 0 E: 0 K: 1 S: 5	H: 0 LOB: 0 BB: 0 P: 5	R: 1 E: 0 K: 0 S: 4	H: 4 LOB: 2 BB: 1 P: 6	R: 0 E: 0 K: 1 S: 6	H: 1 LOB: 1 BB: 0 P: 6	R: 0 E: 0 K: 1 S: 3	H: 0 LOB: 0 BB: 0 P: 3	R: 0 E: 0 K: 1 S: 6	H: 1 LOB: 3 BB: 2 P: 14	R: 0 E: 0 K: 1 S: 5	H: 0 LOB: 0 BB: 0 P: 5	1B: 9 2B: 2 3B: 0 HR: 1	SF: 0 SAC: 1 DP: 1 HBP: 1	WP: 0 PB: 0 CS: 0	PA: 58	
PITCHER	IP	WLS	BF	H	R	ER	SO	BB	IBB	HBP	BLK	WP	HR	S	P	ERA	WHIP										
Luis Tiant, R ERA: 3.53 (1, 1)	5.1		22	5	2	2	3	1	0	1	0	0	1	26	31	3.38	1.125										
Steve Hargan, R ERA: 3.76 (6, 1)	2.2		11	1	1	1	2	2	0	0	0	0	0	13	21	3.38	1.125										
Sonny Siebert, R ERA: 2.5 (9, 1)	0.1		3	2	1	1	0	0	0	0	0	0	0	3	3	27.00	6.000										
Sam McDowell, L ERA: 2.2 (9, 1)	5.2	W	22	4	0	0	4	1	1	0	0	0	0	28	36	0.00	0.882										

Detroit Tigers @ Cleveland Indians  
Cleveland Municipal Stadium, Cleveland, OH  
Mon Sep 20 1965, 7:05 PM EDT  
Att: 1,831 - Unknown

AB	51
R	4
H	12
RBI	4
BB	5
SO	9
LOB	27





Batter	1	2	3	4	5	6	7	8	9	10	11	12	13	14	AB	R	H	RBI	BB	SO	LOB	BOTTOM								
Larry Brown, R OBP: 0.323, SLG: 0.388 (1, 6)	0-0 2B 1B		0-0 F5	0-0 F7		0-3 K		0-0 6-3		0-0 1-3			0-0 F6		7	0	1	0	0	1	2									
Max Alvis, R OBP: 0.312, SLG: 0.405 (1, 5)	0-0 1-3 2B		0-0 2B	0-0 1B		0-0 6-3		0-3 K			0-0 F8		0-0 1B		7	2	4	0	0	1	1									
Chuck Hinton, R OBP: 0.342, SLG: 0.461 (1, 8) (8, 7)	0-3 K		0-0 E 1B 2B	0-0 6-3		0-0 6-3			0-0 L5-3		0-0 L5		0-3 K		7	1	1	1	0	2	4									
Rocky Colavito, R OBP: 0.391, SLG: 0.488 Vic Davalillo, L OBP: 0.336, SLG: 0.364 (1, 9) (8, 8)	4-0 BB		0-0 1B SF7		0-0 2B 1B		0-0 4-3		0-0 S 1B		0-3 K		4-0 1B IBB		3	2	1	0	1	0	1									
Fred Whitfield, L OBP: 0.329, SLG: 0.516 (1, 3)	0-3 K		4-0 1B BB		0-0 E 2B		0-0 F5		0-0 F4			0-0 F7		4-0 1B IBB	5	0	1	1	2	1	4									
Lou Clinton, R OBP: 0.305, SLG: 0.331 (1, 7) (8, 9)	0-0 F8		0-0 FC6-4 1B		0-3 K		4-0 BB		0-0 F5			0-3 K		0-0 1B	5	0	1	1	1	2	5									
Chico Salmon, R OBP: 0.282, SLG: 0.388 (14, PH)			1-2 2-3 3-H										1-2 2-3 3-H	1B	1	0	1	1	0	0	0									
Pedro Gonzalez, R OBP: 0.289, SLG: 0.343 Dick Howser, R OBP: 0.358, SLG: 0.275 (1, 4) (5, PH) (6, 4)		0-0 4-3	0-0 SF7		0-0 E6		0-3 K			0-3 K		0-0 F6			1	0	0	1	0	0	0									
Joe Azcue, R OBP: 0.290, SLG: 0.272 Bill Davis, L OBP: 0.400, SLG: 0.600 Richie Scheinblum, S (8, PH) (8, PR)		0-0 F9	0-0 FC6-4		0-0 F4			0-0 2B			0-0 1B		0-3 K		3	0	0	0	0	0	4									
Sonny Siebert, R OBP: 0.103, SLG: 0.175 Sam McDowell, L OBP: 0.151, SLG: 0.153 (9, 1) (9, 1)		0-0 F9	1-2										0-3 K		1	0	1	0	0	0	0									
Luis Tiant, R OBP: 0.127, SLG: 0.132 Steve Hargan, R OBP: 0.086, SLG: 0.056 Al Luplow, R OBP: 0.200, SLG: 0.262 Phil Roof, R OBP: 0.254, SLG: 0.197 Leon Wagner, L OBP: 0.061, SLG: 0.496 Duke Sims, L OBP: 0.284, SLG: 0.371 (11, 11) (8, 11) (8, PH) (9, 23) (10, PH) (11, 23)		0-0 4-3		0-3 K		0-3 K		0-0 6-3		0-0 F8		0-3 K		0-3 K	3	0	0	0	0	2	2									
Inning Stats	R: 0 E: 0 K: 2 S: 9	H: 2 LOB: 3 BB: 1 P: 13	R: 0 E: 0 K: 0 S: 3	H: 0 LOB: 0 BB: 0 P: 3	R: 3 E: 1 K: 0 S: 7	H: 3 LOB: 2 BB: 1 P: 11	R: 0 E: 0 K: 1 S: 6	H: 1 LOB: 1 BB: 0 P: 6	R: 1 E: 1 K: 2 S: 10	H: 2 LOB: 2 BB: 0 P: 10	R: 0 E: 0 K: 1 S: 5	H: 0 LOB: 1 BB: 1 P: 9	R: 0 E: 0 K: 1 S: 6	H: 1 LOB: 0 BB: 0 P: 6	R: 0 E: 0 K: 1 S: 4	H: 1 LOB: 1 BB: 0 P: 4	R: 0 E: 0 K: 1 S: 6	H: 1 LOB: 1 BB: 0 P: 6	R: 0 E: 0 K: 1 S: 5	H: 0 LOB: 0 BB: 0 P: 5	R: 0 E: 0 K: 1 S: 5	H: 0 LOB: 0 BB: 0 P: 5	R: 0 E: 0 K: 2 S: 7	H: 0 LOB: 0 BB: 0 P: 7	R: 1 E: 1 K: 1 S: 5	H: 2 LOB: 3 BB: 2 P: 13	1B: 8 2B: 5 3B: 0 HR: 0	SF: 1 SAC: 0 DP: 0 HBP: 0	WP: 0 PB: 0 SB: 1 CS: 0	PA: 60
PITCHER	IP 4.0	WLS 23	BF 8	H 4	R 0	ER 0	SO 3	BB 0	IBB 0	HBP 0	BLK 0	WP 0	HR 0	S 13	P 35	ERA 6.75	WHIP 2.500													
Hank Aguirre, L ERA: 3.62 Larry Sherry, R ERA: 3.05 Fred Gladding, R ERA: 3.0 John Hillier, L ERA: Terry Fox, R ERA: 2.81	(1, 1) (5, 1) (7, 1) (9, 1) (9, 1)	4.0 2.0 2.0 0.2 3.1	23 7 8 3 11	4 0 1 1 1	0 0 0 0 0	0 0 0 0 0	3 3 2 0 3	0 0 0 0 0	0 0 0 0 0	0 0 0 0 0	0 0 0 0 0	0 0 0 0 0	0 0 0 0 0	0 0 0 0 0	13 13 11 3 17	35 13 15 3 17	6.75 0.00 0.00 0.00 0.00	2.500 0.000 1.000 1.500 0.300												
PITCHER	IP 1.1	WLS L	BF 8	H 2	R 1	ER 0	SO 3	BB 0	IBB 2	HBP 0	BLK 0	WP 0	HR 0	S 12	P 20	ERA 0.00	WHIP 1.500													
Orlando Pena, R ERA: 4.22	(13, 1)	1.1	L	8	2	0	3	0	2	0	0	0	0	12	20	0.00	1.500													

Detroit Tigers @ Cleveland Indians  
Cleveland Municipal Stadium, Cleveland, OH  
Mon Sep 20 1965, 7:05 PM EDT  
Att: 1,831 - Unknown

AB	54
R	5
H	13
RBI	5
BB	5
SO	14
LOB	27







Batter	1	2	3	4	5	6	7	8	9	AB	R	H	RBI	BB	SO	LOB
<b>Bobby Richardson, R</b> OBP: 0.292, SLG: 0.330 (1, 4)	0-0 FC4-6 FC4 2B		0-0 1B 1B	0-3 K	0-0 1-2 BB 1B		0-0 5-3			5	2	3	0	0	1	0
<b>Bobby Murcer, L</b> OBP: 0.370, SLG: 0.455 (1, 6)	4-0 FC4-6 BB		0-0 F8	0-0 G3	0-3 K		4-0 G5-6-3 BB			3	0	0	0	2	1	3
<b>Tom Tresh, S</b> OBP: 0.354, SLG: 0.490 (1, 7)	0-0 FC4-6 FC4 1-2f 2-3		0-0 1B 6-3 1B	4-0 1B HR BB	0-0 F2		0-0 G5-6-3 1-2f			4	2	1	0	1	0	5
<b>Joe Pepitone, L</b> OBP: 0.308, SLG: 0.395 (1, 3)	0-0 FC4 2B 1-2f 3-H		4-0 6-3 1B 1B IBB	0-0 1-3 HR 1B	4-0 1-2 2-3 BB		0-0 FC4 1B			3	2	2	1	2	0	1
<b>Roger Repoz, L</b> OBP: 0.302, SLG: 0.462 (1, 8)	0-0 1-3 2B		0-0 6-3 1B 1B	4-0 1-2 HR BB	0-0 F6		0-3 K			4	2	2	1	1	1	4
<b>Horace Clarke, S</b> OBP: 0.311, SLG: 0.313 (1, 5)	0-0 F8		0-0 6-3	0-0 HR		0-0 F8		0-0 FC4 1-2f		5	1	1	5	0	0	5
<b>Roy White, S</b> OBP: 0.407, SLG: 0.375 (1, 9)		0-0 L8	0-0 1B 1B 2-H 3-H	1-0 HBP		0-0 S 1B		0-0 4-3		4	0	2	2	0	0	1
<b>Jake Gibbs, L</b> OBP: 0.275, SLG: 0.333 (1, 2)		0-3 K	0-0 1-3 1B	0-0 F8		0-0 F8 1-2				4	0	1	0	0	1	2
<b>Mel Stottlemyre, R</b> OBP: 0.138, SLG: 0.237 (1, 1)		0-0 F7	0-3 K		4-0 BB 1B BB	0-3 K				3	0	0	0	1	2	3

Inning Stats	R: 1	H: 2	E: 0	K: 0	S: 5	LOB: 2	BB: 1	P: 9	R: 0	H: 0	E: 0	K: 1	S: 5	LOB: 0	BB: 0	P: 5	R: 4	H: 5	E: 0	K: 1	S: 10	LOB: 2	BB: 1	P: 14	R: 4	H: 2	E: 0	K: 1	S: 7	LOB: 1	BB: 2	P: 16	R: 0	H: 1	E: 0	K: 1	S: 6	LOB: 3	BB: 2	P: 14	R: 0	H: 0	E: 0	K: 0	S: 2	LOB: 0	BB: 1	P: 6	R: 0	H: 1	E: 0	K: 1	S: 6	LOB: 1	BB: 0	P: 6	R: 0	H: 0	E: 0	K: 0	S: 6	LOB: 0	BB: 1	P: 6	R: 0	H: 1	E: 0	K: 1	S: 6	LOB: 1	BB: 0	P: 6
--------------	------	------	------	------	------	--------	-------	------	------	------	------	------	------	--------	-------	------	------	------	------	------	-------	--------	-------	-------	------	------	------	------	------	--------	-------	-------	------	------	------	------	------	--------	-------	-------	------	------	------	------	------	--------	-------	------	------	------	------	------	------	--------	-------	------	------	------	------	------	------	--------	-------	------	------	------	------	------	------	--------	-------	------


PITCHER	IP	WLS	BF	H	R	ER	SO	BB	IBB	HBP	BLK	WP	HR	S	P	ERA	WHIP
<b>Ralph Terry, R</b> ERA: 3.75 (1, 1)	2.2	L	16	6	5	5	1	1	1	0	0	0	0	16	24	16.88	2.625
<b>Floyd Weaver, R</b> ERA: 5.43 (3, 1)	1.0		9	3	4	4	2	2	0	1	0	0	1	10	19	36.00	5.000
<b>Jack Kralick, L</b> ERA: 4.79 (4, 1)	0.1		1	0	0	0	0	0	0	0	0	0	0	1	1	0.00	0.000
<b>Don McMahon, R</b> ERA: 3.44 (5, 1)	2.0		10	2	0	0	2	2	0	0	0	0	0	12	20	0.00	2.000
<b>Gary Bell, R</b> ERA: 3.2 (7, 1)	2.0		7	1	0	0	1	1	0	0	0	0	0	8	12	0.00	1.000

**BOTTOM**

**Cleveland Indians @ New York Yankees**  
Yankee Stadium, Bronx, NY

Tue Sep 21 1965, 7:05 PM EDT  
Att. 7,222 - Unknown - 77 F

AB 35  
R 9  
H 12  
RBI 9  
BB 7  
SO 6  
LOB 24



WP: 0 PA: 43  
PB: 0  
SB: 1  
CS: 0

1B: 9 SF: 0  
2B: 2 SAC: 0  
3B: 0 DP: 1  
HR: 1 HBP: 1

livebaseballscorecards.com



Batter	1	2	3	4	5	6	7	8	9	AB	R	H	RBI	BB	SO	LOB	TOP		
Dick Howser, R (1, 4) OBP: 0.354, SLG: 0.280 Leon Wagner, L (7, PH) OBP: 0.367, SLG: 0.494 Billy Moran, R (7, 4) OBP: 0.208, SLG: 0.136	0-0 F9		0-0 1-3			0-0 5-3	4-0 BB			3	0	0	0	0	0	0			
Max Alvis, R (1, 5) OBP: 0.309, SLG: 0.400	0-3 K			0-3 K		0-0 F7	0-0 F5			4	0	0	0	0	2	3			
Chuck Hinton, R (1, 8) OBP: 0.343, SLG: 0.463	0-0 1B			0-0 6-3			HR 2B		4-3	4	1	2	0	0	0	3			
Rocky Colavito, R (1, 9) OBP: 0.390, SLG: 0.485	0-0 L7			0-0 L7			HR 1B		F7	4	1	1	0	0	0	1			
Fred Whitfield, L (1, 3) OBP: 0.327, SLG: 0.518		0-0 L8			0-0 4-3		HR 1B		F5	4	1	1	3	0	0	0			
Lou Clinton, R (1, 7) OBP: 0.304, SLG: 0.333		0-0 6-3			0-0 6-3		SH1-4 BB 2B		F7	4	1	1	0	0	0	0			
Larry Brown, R (1, 6) OBP: 0.325, SLG: 0.391		0-0 F5			4-0 FC4-6 BB		SH1-4 2-3		6-3	2	0	0	0	1	0	0			
Joe Azcue, R (1, 2) OBP: 0.291, SLG: 0.269 Al Luplow, L (9, PH) OBP: 0.191, SLG: 0.250 Phil Roof, R (9, 2) OBP: 0.254, SLG: 0.197			0-0 6-3		0-0 FC4-6		BB SH IBB		1-5-3	2	0	0	0	1	0	1			
Tom Kelley, R (1, 1) Steve Hargan, R (7, 1) OBP: 0.053, SLG: 0.053 Sam McDowell, L (9, 1) OBP: 0.151, SLG: 0.153			0-3 K			0-0 B1-3	0-0 SH BB		F2	2	0	0	0	0	1	0			
<b>Inning Stats</b>	R: 0 E: 0 K: 1 S: 6 H: 1 LOB: 1 BB: 0 P: 6	R: 0 E: 0 K: 0 S: 3 H: 0 LOB: 0 BB: 0 P: 3	R: 0 E: 0 K: 1 S: 5 H: 0 LOB: 0 BB: 0 P: 5	R: 0 E: 0 K: 1 S: 5 H: 0 LOB: 0 BB: 0 P: 5	R: 0 E: 0 K: 1 S: 3 H: 0 LOB: 1 BB: 1 P: 7	R: 0 E: 0 K: 0 S: 3 H: 0 LOB: 0 BB: 0 P: 3	R: 4 E: 1 K: 0 S: 8 H: 4 LOB: 3 BB: 2 P: 16	R: 0 E: 0 K: 0 S: 3 H: 0 LOB: 0 BB: 0 P: 3	R: 0 E: 0 K: 0 S: 3 H: 0 LOB: 0 BB: 0 P: 3	1B: 2 2B: 2 3B: 0 HR: 1 SF: 0 SAC: 2 DP: 0 HBP: 0	WP: 0 PB: 0 SB: 0 CS: 0 PA: 36								
<b>PITCHER</b>	IP WLS BF H R ER SO BB IBB HBP BLK WP HR S P ERA WHIP																	<b>PITCHER</b>	IP WLS BF H R ER SO BB IBB HBP BLK WP HR S P ERA WHIP
Whitey Ford, L (1, 1) ERA: 3.19	6.0 L 23 4 3 3 3 1 0 0 0 0 1 28 32 4.50 0.833																		
Pedro Ramos, R (7, 1) ERA: 3.02	0.1 4 1 0 0 0 0 0 1 0 0 0 0 3 7 0.00 3.000																		
Steve Hamilton, L (7, 1) ERA: 1.4	0.2 3 0 1 0 0 0 1 0 0 0 0 0 2 6 0.00 1.500																		
Jack Cullen, R (8, 1) ERA: 3.14	2.0 6 0 0 0 0 0 0 0 0 0 0 0 6 6 0.00 0.000																		

**Cleveland Indians @ New York Yankees**  
 Yankee Stadium, Bronx, NY  
 Wed Sep 22 1965, 7:05 PM EDT  
 Att: 5,541 - Cloudy - 78 F

<b>AB</b>	<b>31</b>
<b>R</b>	<b>4</b>
<b>H</b>	<b>5</b>
<b>RBI</b>	<b>4</b>
<b>BB</b>	<b>3</b>
<b>SO</b>	<b>3</b>
<b>LOB</b>	<b>8</b>



WP: 0	PA: 36
PB: 0	
SB: 0	
CS: 0	

ERA	WHIP
-----	------

Batter	1	2	3	4	5	6	7	8	9	AB R H RBI BB SO LOB
<b>Bobby Richardson, R</b> OBP: 0.294, SLG: 0.330 (1, 4) X	0-0 F9 ①		4-0 BB 1-2			0-0 3B 1B	4-0 BB		0-0 6-3 ③	3 1 1 0 2 0 2
<b>Horace Clarke, S</b> OBP: 0.298, SLG: 0.299 (1, 5) X	0-0 6-3 ②		0-0 L8 ③			0-0 F7 ② X	0-0 1-3 ③			4 0 0 0 0 0 5
<b>Tony Kubek, L</b> OBP: 0.253, SLG: 0.281 (1, 6) S S S	0-3 K ③			0-0 4-3 ①		0-0 1-H 3B		0-3 K ①		4 0 1 1 0 2 0
<b>Tom Tresh, S</b> OBP: 0.352, SLG: 0.487 (1, 7) X		0-0 F8 ①		0-0 4-3 ②		0-0 F5 ③		0-0 3-1 ②		4 0 0 0 0 0 1
<b>Elston Howard, R</b> OBP: 0.269, SLG: 0.337 (1, 2) X		0-0 L7 ②		0-3 K ③			0-0 L8 ① S S S	0-3 K ③		4 0 0 0 0 2 0
<b>Roger Repoz, L</b> OBP: 0.306, SLG: 0.463 (1, 8) X		0-0 L7 ③			0-3 K ①		0-0 HR 1B		0-0 2B 1B	4 1 2 0 0 1 0
<b>Joe Pepitone, L</b> OBP: 0.307, SLG: 0.400 (1, 9) X			0-0 F8 ①		0-0 F2 ②		0-0 1-H HR		0-0 F5 ①	4 1 1 2 0 0 1
<b>Ray Barker, L</b> OBP: 0.320, SLG: 0.405 (1, 3) X			0-0 BB 1B		0-3 K ③		0-0 2B		0-3 K ②	3 0 2 0 0 1 0
<b>Mickey Mantle, S</b> OBP: 0.381, SLG: 0.451 (9, PH)									0-3 K ②	1 0 0 0 0 1 1
<b>Whitey Ford, L</b> OBP: 0.235, SLG: 0.197 (7, 1) S S S			0-3 K ②			0-3 K ① X	0-0 F4 ②		0-0 1-3 2B	2 0 0 0 0 0 2 1
<b>Pedro Ramos, S</b> OBP: 0.091, SLG: 0.091 (7, 1)										0 0 0 0 0 0 0 0
<b>Steve Hamilton, L</b> OBP: 0.286, SLG: 0.167 (7, PH)										0 0 0 0 0 0 0 0
<b>Archie Moore, L</b> OBP: 0.500, SLG: 0.800 (7, PH)										1 0 0 0 0 0 0 1
<b>Jack Cullen, R</b> OBP: 0.150, SLG: 0.150 (8, 1)										0 0 0 0 0 0 0 0
<b>Hector Lopez, R</b> OBP: 0.325, SLG: 0.388 (9, PH)										1 0 1 0 0 0 0 0
<b>Art Lopez, L</b> OBP: 0.160, SLG: 0.143 (9, PR)										0 0 0 0 0 0 0 0

**BOTTOM**

**Cleveland Indians @ New York Yankees**  
 Yankee Stadium, Bronx, NY  
 Wed Sep 22 1965, 7:05 PM EDT  
 Att. 5,541 - Cloudy - 78 F

livebaseballscorecards.com

<b>AB</b>	<b>35</b>
<b>R</b>	<b>3</b>
<b>H</b>	<b>8</b>
<b>RBI</b>	<b>3</b>
<b>BB</b>	<b>2</b>
<b>SO</b>	<b>9</b>
<b>LOB</b>	<b>12</b>



Inning Stats	R: 0	H: 0	E: 0	K: 1	S: 5	LOB: 0	BB: 0	P: 5	R: 0	H: 0	E: 0	K: 0	S: 3	LOB: 0	BB: 0	P: 3	R: 0	H: 1	E: 0	K: 1	S: 6	LOB: 2	BB: 1	P: 10	R: 0	H: 0	E: 0	K: 1	S: 5	LOB: 0	BB: 0	P: 5	R: 0	H: 0	E: 0	K: 2	S: 7	LOB: 0	BB: 0	P: 7	R: 1	H: 2	E: 0	K: 1	S: 7	LOB: 1	BB: 0	P: 7	R: 2	H: 3	E: 0	K: 0	S: 6	LOB: 2	BB: 1	P: 10	R: 0	H: 0	E: 0	K: 2	S: 7	LOB: 0	BB: 0	P: 7	R: 0	H: 2	E: 0	K: 1	S: 7	LOB: 2	BB: 0	P: 7	1B: 4	SF: 0	2B: 2	SAC: 0	3B: 1	DP: 0	HR: 1	HBP: 0	WP: 0	PA: 37	PB: 0	SB: 0	CS: 0
--------------	------	------	------	------	------	--------	-------	------	------	------	------	------	------	--------	-------	------	------	------	------	------	------	--------	-------	-------	------	------	------	------	------	--------	-------	------	------	------	------	------	------	--------	-------	------	------	------	------	------	------	--------	-------	------	------	------	------	------	------	--------	-------	-------	------	------	------	------	------	--------	-------	------	------	------	------	------	------	--------	-------	------	-------	-------	-------	--------	-------	-------	-------	--------	-------	--------	-------	-------	-------

PITCHER	IP	WLS	BF	H	R	ER	SO	BB	IBB	HBP	BLK	WP	HR	S	P	ERA	WHIP
<b>Tom Kelley, R</b> ERA: 3.38 (1, 1)	6.1	W	26	6	3	3	6	1	0	0	0	0	1	37	41	4.26	1.105
<b>Steve Hargan, R</b> ERA: 3.65 (7, 1)	1.2		7	1	0	0	2	1	0	0	0	0	0	10	14	0.00	1.200
<b>Sam McDowell, L</b> ERA: 2.2 (9, 1)	1.0	S	4	1	0	0	1	0	0	0	0	0	0	6	6	0.00	1.000

PITCHER	IP	WLS	BF	H	R	ER	SO	BB	IBB	HBP	BLK	WP	HR	S	P	ERA	WHIP
---------	----	-----	----	---	---	----	----	----	-----	-----	-----	----	----	---	---	-----	------



Batter	1	2	3	4	5	6	7	8	9	AB R H RBI BB SO LOB	TOP		
Vic Davalillo, L (1, 8) OBP: 0.333, SLG: 0.362	0-0 6-3		0-0 B1-3		0-0 1-3			0-0 6-3 2B		4 0 1 0 0 0 0			
Dick Howser, R (1, 4) OBP: 0.356, SLG: 0.281	0-0 FC3-6 1B		4-0 E 6-3 BB		0-0 L8			0-0 6-3 2-3		3 1 1 0 1 0 1			
Leon Wagner, L (1, 7) OBP: 0.366, SLG: 0.492	0-0 FC3-6 1-2f		0-0 E9 1-3 1B		0-0 G3			0-0 3-1		4 0 1 0 0 0 2			
Rocky Colavito, R (1, 9) OBP: 0.390, SLG: 0.483	0-0 F8		0-0 6-3 3-H		0-0 F4			0-0 FC3-6 1B		4 0 1 1 0 0 2			
Fred Whitfield, L (1, 3) OBP: 0.327, SLG: 0.522 Chico Salmon, R (9, PR) OBP: 0.282, SLG: 0.388		0-0 HR	0-0 4-3		0-0 3-1			0-0 FC3-6 1-2f		4 1 1 1 0 0 2 0 0 0 0 0 0 0			
Max Alvis, R (1, 5) OBP: 0.311, SLG: 0.401		0-0 G1-6-3 1B		0-0 CS 1B		0-3 K		0-0 F8		4 0 2 0 0 1 1			
Larry Brown, R (1, 6) OBP: 0.322, SLG: 0.387		0-0 G1-6-3 1-2f		0-0 F7		0-0 F7		0-0 5-3		4 0 0 0 0 0 3			
Joe Azcue, R (1, 2) OBP: 0.291, SLG: 0.270		0-0 1B		0-0 L9 1-2		0-3 K				3 0 1 0 0 1 1			
Sonny Siebert, R (1, 1) OBP: 0.098, SLG: 0.167 Gary Bell, R (8, 1) OBP: 0.063, SLG: 0.250		0-3 K		0-3 K				0-0 F7		3 0 0 0 0 2 1 0 0 0 0 0 0 0			
<b>Inning Stats</b>	R: 0 H: 1 E: 0 LOB: 1 K: 0 BB: 0 S: 4 P: 4	R: 1 H: 3 E: 0 LOB: 1 K: 1 BB: 0 S: 7 P: 7	R: 1 H: 1 E: 1 LOB: 1 K: 0 BB: 1 S: 4 P: 8	R: 0 H: 1 E: 0 LOB: 0 K: 0 BB: 0 S: 3 P: 3	R: 0 H: 0 E: 0 LOB: 0 K: 1 BB: 0 S: 5 P: 5	R: 0 H: 0 E: 0 LOB: 0 K: 2 BB: 0 S: 7 P: 7	R: 0 H: 1 E: 0 LOB: 1 K: 0 BB: 0 S: 4 P: 4	R: 0 H: 1 E: 0 LOB: 1 K: 0 BB: 0 S: 4 P: 4	1B: 6 SF: 0 2B: 1 SAC: 0 3B: 0 DP: 1 HR: 1 HBP: 0	WP: 0 PA: 34 PB: 0 SB: 0 CS: 1			
<b>PITCHER</b>	IP WLS BF H R ER SO BB IBB HBP BLK WP HR S P ERA WHIP											<b>PITCHER</b>	IP WLS BF H R ER SO BB IBB HBP BLK WP HR S P ERA WHIP
Jim Bouton, R (1, 1) ERA: 4.91	7.0 L 26 6 2 1 4 1 0 0 0 0 0 1 33 37 1.29 1.000												
Al Downing, L (8, 1) ERA: 3.41	2.0 8 2 0 0 0 0 0 0 0 0 0 0 8 8 0.00 1.000												

**Cleveland Indians @ New York Yankees**  
 Yankee Stadium, Bronx, NY  
 Thu Sep 23 1965, 3:33 AM EDT  
 Att: 3,004 - Unknown - 84 F

AB	33
R	2
H	8
RBI	2
BB	1
SO	4
LOB	13



WP: 0	PA: 34
PB: 0	
SB: 0	
CS: 1	

Batter	1	2	3	4	5	6	7	8	9	AB	R	H	RBI	BB	SO	LOB
Bobby Richardson, R (1, 4) OBP: 0.293, SLG: 0.329	0-0 F8		0-0 F9		0-0 5-3			0-0 WP BB 1B	0-0 6-3	5	0	1	0	0	0	1
Horace Clarke, S (1, 5) OBP: 0.306, SLG: 0.308	0-0 FC1-6 1B		0-0 1B		0-0 G1			0-0 F7		4	0	2	0	0	0	1
Archie Moore, L (1, 9) OBP: 0.500, SLG: 0.692	0-0 FC1-6 1B		0-3 K				0-0 1B	4-0 WP BB		3	0	1	0	1	1	2
Art Lopez, L (8, PR) OBP: 0.160, SLG: 0.143	1-2							1-2 BB		0	0	0	0	0	0	0
Ross Moschitto, R (9, 9) OBP: 0.179, SLG: 0.296										0	0	0	0	0	0	0
Tom Tresh, S (1, 7) OBP: 0.353, SLG: 0.487	0-0 1B			0-0 1B SF7 1B			0-0 F4	0-0 F8		4	1	2	0	0	0	3
Joe Pepitone, L (1, 3) OBP: 0.309, SLG: 0.399	0-3 K			0-0 1B			0-0 L9	4-0 IBB		3	0	1	0	1	1	3
Roger Repoz, L (1, 8) OBP: 0.300, SLG: 0.454		0-3 K		0-3 K			0-0 G3	0-3 K		4	0	0	0	0	3	6
Jake Gibbs, L (1, 2) OBP: 0.274, SLG: 0.333		0-3 K		0-0 SF7						3	0	1	1	0	1	0
Phil Linz, R (9, PR) OBP: 0.279, SLG: 0.277				3-H						0	0	0	0	0	0	0
Bobby Murcer, L (1, 6) OBP: 0.323, SLG: 0.385		0-3 K		0-3 K2-3						4	0	0	0	0	4	2
Jim Bouton, R (1, 1) OBP: 0.204, SLG: 0.093			0-3 K		0-3 K					2	0	0	0	0	2	0
Ray Barker, L (7, PH) OBP: 0.318, SLG: 0.403										1	0	0	0	0	0	0
Al Downing, R (8, 1) OBP: 0.143, SLG: 0.176										0	0	0	0	0	0	0
Elston Howard, R (9, PH) OBP: 0.268, SLG: 0.336										1	0	0	0	0	0	1
Tony Kubek, L (9, PR) OBP: 0.253, SLG: 0.281										0	0	0	0	0	0	0

Inning Stats	R: 0	H: 2	E: 0	K: 1	S: 7	R: 0	H: 0	E: 0	K: 3	S: 9	R: 0	H: 1	E: 0	K: 2	S: 8	R: 1	H: 2	E: 0	K: 2	S: 9	R: 0	H: 0	E: 0	K: 1	S: 5	R: 0	H: 1	E: 0	K: 0	S: 4	R: 0	H: 0	E: 0	K: 1	S: 5	R: 0	H: 1	E: 0	K: 1	S: 6	R: 0	H: 1	E: 0	K: 1	S: 6	R: 0	H: 1	E: 0	K: 1	S: 6	R: 0	H: 1	E: 0	K: 1	S: 6
	LOB: 2	BB: 0	P: 7	LOB: 0	BB: 0	P: 9	LOB: 1	BB: 0	P: 8	LOB: 1	BB: 0	P: 9	LOB: 0	BB: 0	P: 5	LOB: 1	BB: 0	P: 4	LOB: 0	BB: 0	P: 5	LOB: 3	BB: 2	P: 14	LOB: 1	BB: 0	P: 6	LOB: 1	BB: 0	P: 6	1B: 8	SF: 1	2B: 0	SAC: 0	3B: 0	DP: 0	HR: 0	HBP: 0	WP: 1	PA: 37	PB: 0	SB: 0	CS: 0												

PITCHER	IP	WLS	BF	H	R	ER	SO	BB	IBB	HBP	BLK	WP	HR	S	P	ERA	WHIP
Sonny Siebert, R (1, 1) ERA: 2.45	7.0	W	28	7	1	1	10	0	0	0	0	0	0	48	48	1.29	1.000
Gary Bell, R (8, 1) ERA: 3.13	2.0	S	9	1	0	0	2	1	1	0	0	1	0	11	19	0.00	1.000


**BOTTOM**

**Cleveland Indians @ New York Yankees**  
 Yankee Stadium, Bronx, NY

Thu Sep 23 1965, 3:33 AM EDT  
 Att. 3,004 - Unknown - 84 F

livebaseballscorecards.com

AB	34
R	1
H	8
RBI	1
BB	2
SO	12
LOB	19





Batter	1	2	3	4	5	6	7	8	9	10	AB	R	H	RBI	BB	SO	LOB	TOP								
Vic Davalillo, L (1, 8) OBP: 0.333, SLG: 0.366	0-0 PB 3B		0-0 5-3			0-0 SH1-4 1B		0-0 F9		0-0 F5	5	2	2	0	0	0	1									
Dick Howser, R (1, 4) OBP: 0.355, SLG: 0.279	4-0 FC4-6 BB		0-0 F7			0-0 SH1-4 1-2		0-3 K			2	0	0	0	1	1	0									
Leon Wagner, L (1, 7) OBP: 0.365, SLG: 0.490	0-0 FC4-6 1-2f			0-0 4-3		0-0 2-H 1B			0-0 F9		4	0	1	1	0	0	1									
Rocky Colavito, R (1, 9) OBP: 0.389, SLG: 0.481	0-0 F8			0-3 K		0-0 1B			0-0 F7		4	0	1	0	0	1	1									
Fred Whitfield, L (1, 3) OBP: 0.324, SLG: 0.517	0-0 F9			0-0 F3		0-0 F7			0-3 K		4	0	0	0	0	1	2									
Max Alvis, R (1, 5) OBP: 0.310, SLG: 0.400		0-0 F8			0-3 K		0-0 F7			0-0 3-1 SH3-4 1B	4	1	1	0	0	1	0									
Larry Brown, R (1, 6) OBP: 0.320, SLG: 0.384		0-0 F6			0-0 5-3		0-0 6-3			0-0 SH3-4 1-2	3	0	0	0	0	0	0									
Joe Azcue, R (1, 2) OBP: 0.292, SLG: 0.270		0-0 6-3			0-0 1B		0-0 5-3			0-0 3-1	3	0	1	0	0	0	0									
Bill Davis, L (10, PH) OBP: 0.286, SLG: 0.429										0-0 2-3	1	0	0	0	0	0	1									
Don McMahon, R (10, 1) OBP: 0.250, SLG: 0.250										0-0 3-H 1B	0	0	0	0	0	0	0									
Sam McDowell, L (1, 1) OBP: 0.146, SLG: 0.148			0-3 K			0-0 1-3					3	0	0	0	0	1	1									
Chico Salmon, R (10, PH) OBP: 0.288, SLG: 0.393											1	0	1	1	0	0	0									
Phil Roof, R (10, 2) OBP: 0.254, SLG: 0.197											0	0	0	0	0	0	0									
<b>Inning Stats</b>	R: 1 E: 0 K: 0 S: 4	H: 1 LOB: 1 BB: 1 P: 8	R: 0 E: 0 K: 0 S: 3	H: 0 LOB: 0 BB: 0 P: 3	R: 0 E: 0 K: 1 S: 5	H: 0 LOB: 0 BB: 0 P: 5	R: 0 E: 0 K: 1 S: 5	H: 0 LOB: 0 BB: 0 P: 5	R: 0 E: 0 K: 1 S: 6	H: 1 LOB: 1 BB: 0 P: 6	R: 1 E: 0 K: 0 S: 5	H: 3 LOB: 1 BB: 0 P: 5	R: 0 E: 0 K: 0 S: 3	H: 0 LOB: 0 BB: 0 P: 3	R: 0 E: 0 K: 1 S: 5	H: 0 LOB: 0 BB: 0 P: 5	R: 0 E: 0 K: 1 S: 5	H: 0 LOB: 0 BB: 0 P: 5	R: 1 E: 0 K: 0 S: 5	H: 2 LOB: 1 BB: 0 P: 5	1B: 6 2B: 0 3B: 1 HR: 0	SF: 0 SAC: 2 DP: 0 HBP: 0	WP: 0 PB: 1 SB: 0 CS: 0	PA: 37		
<b>PITCHER</b>	IP WLS BF H R ER SO BB IBB HBP BLK WP HR S P ERA WHIP																									
Joe Sparna, R (1, 1) ERA: 2.95	7.0																									
Orlando Pena, R (8, 1) ERA: 4.18	3.0	L	11	2	1	1	2	0	0	0	0	0	0	0	0	0	0	0	0	0						

Cleveland Indians @ Detroit Tigers  
Tiger Stadium, Detroit, MI  
Fri Sep 24 1965, 7:05 PM EDT  
Att. 12,564 - Unknown

livebaseballscorecards.com

AB 34  
R 3  
H 7  
RBI 2  
BB 1  
SO 5  
LOB 7



BOTTOM

Cleveland Indians @ Detroit Tigers  
Tiger Stadium, Detroit, MI  
Fri Sep 24 1965, 7:05 PM EDT  
Att: 12,564 - Unknown

livebaseballscorecards.com

AB	33
R	2
H	4
RBI	2
BB	3
SO	7
LOB	16



AB R H RBI BB SO LOB

4 2 0 0 1 0 0

4 0 1 1 0 0 2

3 0 1 1 0 1 2

3 0 0 0 1 0 2

3 0 1 0 1 1 2

4 0 0 0 0 0 4

4 0 1 0 0 2 0

2 0 0 0 0 1 0

1 0 0 0 0 0 2

0 0 0 0 0 0 0

1B

1B

1B

1B

1B

1B

1B

1B

1B

1B

1B

F5

F3

F3

SF9

F5

F9

F3

F3

L4

1-3

1-3

E5

E5

E5

E5

E5

E5

E5

E5

E5

E5

E5

1-3

3-1

3-1

3-1

3-1

3-1

3-1

3-1

3-1

3-1

3-1

FC6-4

FC6-4

FC6-4

G6-4-3

CS

6-3

6-3

6-3

G3

K

K

1-2f

2-H

1-2f

1-2f

1-2

1-2

1-2

1-2

1-2

1-2

1-2

WP

WP

WP

WP

WP

WP

WP

WP

WP

WP

WP

SF9

SF9

SF9

SF9

SF9

SF9

SF9

SF9

SF9

SF9

SF9

BB

BB

BB

BB

BB

BB

BB

BB

BB

BB

BB

CS

CS

CS

CS

CS

CS

CS

CS

CS

CS

CS

G6-4-3

G6-4-3

G6-4-3

G6-4-3

G6-4-3

G6-4-3

G6-4-3

G6-4-3

G6-4-3

G6-4-3

G6-4-3

1-2f

1-2f

1-2f

1-2f

1-2f

1-2f

1-2f

1-2f

1-2f

1-2f

1-2f

1-2

1-2

1-2

1-2

1-2

1-2

1-2

1-2

1-2

1-2

1-2

1-2

1-2

1-2

1-2

1-2

1-2

1-2

1-2

1-2

1-2

1-2

1-2

1-2

1-2

1-2

1-2

1-2

1-2

1-2

1-2

1-2

1-2

1-2

1-2

1-2

1-2

1-2

1-2

1-2

1-2

1-2

1-2

1-2

1-2

1-2

1-2

1-2

1-2

1-2

1-2

1-2

1-2

1-2

1-2

1-2

1-2

1-2

1-2

1-2

1-2

1-2

1-2

1-2

1-2

1-2

1-2

1-2

1-2

1-2

1-2

1-2

1-2

1-2

1-2

1-2

1-2

1-2

1-2

1-2

1-2

1-2

1-2

1-2

1-2

1-2

1-2

1-2

1-2

1-2

1-2

1-2

1-2

1-2

1-2

1-2

1-2

1-2

1-2

1-2

1-2

1-2

1-2

1-2

1-2

1-2

1-2

1-2

1-2

1-2

1-2

1-2

1-2

1-2

1-2

1-2

1-2

1-2

1-2

1-2

1-2

1-2

1-2

1-2

1-2

1-2

1-2

1-2

1-2

1-2

1-2

1-2

1-2

1-2

1-2

1-2

1-2

1-2

1-2

1-2

1-2

1-2

1-2

1-2

1-2

1-2

1-2

1-2

1-2

1-2

1-2

1-2

1-2

1-2

1-2

1-2

1-2

1-2

1-2

1-2

1-2

1-2

1-2

1-2

1-2

1-2

1-2

1-2

1-2

1-2

1-2

1-2

1-2

1-2

1-2

1-2

1-2

1-2

1-2

1-2

1-2

1-2



Batter	1	2	3	4	5	6	7	8	9	AB R H RBI BB SO LOB	TOP	
Vic Davalillo, L (1, 8) OBP: 0.335, SLG: 0.368	0-0 F7 1B 1B		0-0 5-3			0-0 PB 1B		0-3 K		4 0 2 0 0 1 0		
Dick Howser, R (1, 4) OBP: 0.357, SLG: 0.280 Steve Hargan, R (8, 1) OBP: 0.053, SLG: 0.053	0-0 1-2 1B			0-0 F4		4-0 1-2 BB		0-0 6-3		3 0 1 0 1 0 0 0 0 0 0 0 0 0		
Leon Wagner, L (1, 7) OBP: 0.366, SLG: 0.498	0-0 F7 2-3			0-0 HR		0-0 F6			0-0 1B 2B	4 1 2 1 0 0 4		
Rocky Colavito, R (1, 9) OBP: 0.386, SLG: 0.478	0-0 F6			0-3 K		0-0 F9			0-0 L6	4 0 0 0 0 1 4		
Fred Whitfield, L (1, 3) OBP: 0.325, SLG: 0.517 Chico Salmon, R (9, PR) OBP: 0.288, SLG: 0.393		0-0 F5		0-0 L6			0-0 FC6-4 1B		0-0 2-3 1B	4 0 2 0 0 0 0 0 0 0 0 0 0 0		
Max Alvis, R (1, 5) OBP: 0.308, SLG: 0.397		0-0 6-3			0-0 6-3		0-3 K		0-3 K	4 0 0 0 0 2 3		
Larry Brown, R (1, 6) OBP: 0.318, SLG: 0.382 Bill Davis, L (9, PH) OBP: 0.250, SLG: 0.375		0-0 6-3			0-0 F7		0-0 FC6-4 1-2f		0-3 K	3 0 0 0 0 0 1 1 0 0 0 0 1 2		
Duke Sims, L (1, 2) OBP: 0.287, SLG: 0.361			0-3 K		0-3 K		0-3 K			3 0 0 0 0 3 1		
Jack Kralick, L (1, 1) OBP: 0.136, SLG: 0.143 Gary Bell, R (4, 1) OBP: 0.063, SLG: 0.250 George Banks, R (6, PH) OBP: 0.353, SLG: 0.115 Lee Stange, R (8, PH) OBP: 0.342, SLG: 0.462			0-3 K			0-3 K		0-0 F8		1 0 0 0 0 1 0 0 0 0 0 0 0 0 1 0 0 0 0 1 0 0 0 0 0 0 0 0 1 0 0 0 0 0 0		
<b>Inning Stats</b>	R: 0 H: 2 E: 0 LOB: 1 K: 0 BB: 0 S: 4 P: 4	R: 0 H: 0 E: 0 LOB: 0 K: 0 BB: 0 S: 3 P: 3	R: 0 H: 0 E: 0 LOB: 0 K: 2 BB: 0 S: 7 P: 7	R: 1 H: 1 E: 0 LOB: 0 K: 1 BB: 0 S: 6 P: 6	R: 0 H: 0 E: 0 LOB: 0 K: 1 BB: 0 S: 5 P: 5	R: 0 H: 1 E: 0 LOB: 2 K: 1 BB: 1 S: 6 P: 10	R: 0 H: 1 E: 0 LOB: 1 K: 2 BB: 0 S: 8 P: 8	R: 0 H: 0 E: 0 LOB: 0 K: 1 BB: 0 S: 5 P: 5	R: 0 H: 2 E: 0 LOB: 2 K: 2 BB: 0 S: 9 P: 9	1B: 5 SF: 0 2B: 1 SAC: 0 3B: 0 DP: 0 HR: 1 HBP: 0	WP: 0 PA: 34 PB: 1 SB: 0 CS: 0	
<b>PITCHER</b> Denny McLain, R (1, 1) ERA: 2.73	IP WLS BF H R ER SO BB IBB HBP BLK WP HR S P ERA WHIP											<b>PITCHER</b> IP WLS BF H R ER SO BB IBB HBP BLK WP HR S P ERA WHIP
	9.0 W 34 7 1 1 10 1 0 0 0 0 0 1 53 57 1.00 0.889											

Cleveland Indians @ Detroit Tigers  
Tiger Stadium, Detroit, MI  
Sat Sep 25 1965, 4:33 AM EDT  
Att. 6,725 - Unknown

livebaseballscorecards.com

AB	33
R	1
H	7
RBI	1
BB	1
SO	10
LOB	15







Batter	1	2	3	4	5	6	7	8	9	AB R H RBI BB SO LOB	TOP
Larry Brown, R OBP: 0.315, SLG: 0.378 (1, 6) X	0-0 L6 ①		0-0 F7 ③			0-3 K ③			0-3 K ①	4 0 0 0 0 2 1	<b>Cleveland Indians @ Detroit Tigers</b> Tiger Stadium, Detroit, MI Sun Sep 26 1965, 4:33 AM EDT Unknown <a href="http://livebaseballscorecards.com">livebaseballscorecards.com</a>
Dick Howser, R OBP: 0.356, SLG: 0.279 (1, 4) X	0-0 4-3 ②			0-0 F2 ①			0-0 6-3 ①	0-0 WP 1B	4 0 1 0 0 0 0		
Chuck Hinton, R OBP: 0.339, SLG: 0.457 (1, 8) S S S	0-3 K ③			0-0 F9 ②			0-0 E5	0-0 F5 ②	4 0 0 0 0 1 1		
Rocky Colavito, R OBP: 0.384, SLG: 0.475 (1, 9) X		0-0 4-3 ①		0-0 F5 ③			0-0 F3 ②	0-0 5-3 ③	4 0 0 0 0 0 2		
Fred Whitfield, L OBP: 0.323, SLG: 0.514 (1, 3) S S S		0-3 K ②			0-0 F4 ①		0-3 K ③		3 0 0 0 0 2 1		
Lou Clinton, R OBP: 0.304, SLG: 0.333 (1, 7) X		0-0 1-3 ③			0-0 F8 ②			0-0 FC6-4 1B	3 0 1 0 0 0 0		
Max Alvis, R OBP: 0.308, SLG: 0.397 (1, 5) X			0-0 5-3 1B		0-3 K ③			0-0 FC6-4 1B	3 0 1 0 0 1 1		
Phil Roof, R OBP: 0.246, SLG: 0.190 (1, 2) X			0-0 5-3 ①			0-0 F5 ①		0-0 6-3 ②	2 0 0 0 0 0 1		
Joe Azcue, R OBP: 0.291, SLG: 0.269 (8, PH) (8, 2)			1-2					1-2	1 0 0 0 0 0 1		
Ralph Terry, R OBP: 0.222, SLG: 0.245 (1, 1) X			0-0 5-3 ②			0-3 K ②		0-0 F8 ③	1 0 0 0 0 0 1		
George Banks, R (6, PH)									1 0 0 0 0 1 0		
Gary Bell, R OBP: 0.063, SLG: 0.250 (6, 1)									0 0 0 0 0 0 0		
Leon Wagner, L OBP: 0.365, SLG: 0.497 (8, PH)									1 0 0 0 0 0 1		
Don McMahon, R OBP: 0.250, SLG: 0.250 (8, 1)									0 0 0 0 0 0 0		
<b>Inning Stats</b>	R: 0 H: 0 E: 0 LOB: 0 K: 1 BB: 0 S: 5 P: 5	R: 0 H: 0 E: 0 LOB: 0 K: 1 BB: 0 S: 5 P: 5	R: 0 H: 1 E: 0 LOB: 1 K: 0 BB: 0 S: 4 P: 4	R: 0 H: 0 E: 0 LOB: 0 K: 0 BB: 0 S: 3 P: 3	R: 0 H: 0 E: 0 LOB: 0 K: 1 BB: 0 S: 5 P: 5	R: 0 H: 0 E: 0 LOB: 0 K: 2 BB: 0 S: 7 P: 7	R: 0 H: 0 E: 1 LOB: 1 K: 1 BB: 0 S: 6 P: 6	R: 0 H: 1 E: 0 LOB: 1 K: 0 BB: 0 S: 4 P: 4	R: 0 H: 1 E: 0 LOB: 1 K: 1 BB: 0 S: 6 P: 6	1B: 3 SF: 0 2B: 0 SAC: 0 3B: 0 DP: 0 HR: 0 HBP: 0	WP: 1 PA: 31 PB: 0 SB: 0 CS: 0
<b>PITCHER</b> Mickey Lolich, L ERA: 3.57 (1, 1)	IP WLS BF H R ER SO BB IBB HBP BLK WP HR S P ERA WHIP										
	9.0 W 31 3 0 0 7 0 0 0 0 1 0 45 45 0.00 0.333										


**Cleveland Indians @ Detroit Tigers**  
 Tiger Stadium, Detroit, MI  
 Sun Sep 26 1965, 4:33 AM EDT  
 Unknown

AB	31
R	0
H	3
RBI	0
BB	0
SO	7
LOB	10







Batter	1	2	3	4	5	6	7	8	9	AB R H RBI BB SO LOB	TOP											
Vic Davalillo, L (1, 8) OBP: 0.335, SLG: 0.367	0-0 1B SF7 1B	0-0 F7		4-0 6-3 BB		0-3 K		0-3 K		4 1 1 0 1 2 2												
Dick Howser, R (1, 4) OBP: 0.354, SLG: 0.278	0-0 F4		0-0 F5	0-0 6-3		0-0 1B 1-2 1B		0-3 K		5 0 1 0 0 1 4												
Leon Wagner, L (1, 7) OBP: 0.369, SLG: 0.499	0-0 WP SF7 1B 1-3 1B		0-0 1B HR 1B	0-3 K		0-0 1-3 2-H 1B		4-0 1-2 BB		4 2 3 1 1 1 2												
Rocky Colavito, R (1, 9) OBP: 0.383, SLG: 0.473	0-0 SF7 1-2 3-H		0-0 1-2 HR 1B		0-0 F5	0-0 5-3		0-3 K		4 1 1 1 0 1 4												
Fred Whitfield, L (1, 3) OBP: 0.324, SLG: 0.518 Chico Salmon, R (9, 3) OBP: 0.288, SLG: 0.393	4-0 1B 2-3 BB		0-0 1-H 2-H HR		0-0 4-3		0-0 F8		0-0 F7	4 1 1 3 1 0 0 0 0 0 0 0 0 0												
Max Alvis, R (1, 5) OBP: 0.307, SLG: 0.395	0-0 FC5-4 1-2 3-H 1B		0-0 F7		0-0 F4		0-0 E6		0-3 K	5 0 1 1 0 1 0												
Larry Brown, R (1, 6) OBP: 0.316, SLG: 0.378	0-0 FC5-4 1-2		0-0 F3			0-0 G3 WP 1B 1B		0-0 F8	0-0 1B	5 1 2 0 0 0 3	AB 39 R 7 H 12 RBI 7 BB 4 SO 8 LOB 18											
Duke Sims, L (1, 2) OBP: 0.276, SLG: 0.345		0-3 K		0-0 L7		0-0 G3 1-3		0-0 G3	0-0 4-3	5 0 0 0 0 1 3												
Tom Kelley, R (1, 1) OBP: 0.375, SLG: 0.286		0-3 K		4-0 6-3 BB BB		0-0 1B 1B 3-H		0-0 BB 1B		3 1 2 1 1 1 0												
Inning Stats	R: 2 E: 0 K: 0 S: 6	H: 3 LOB: 2 BB: 1 P: 10	R: 0 E: 0 K: 2 S: 7	H: 0 LOB: 0 BB: 0 P: 7	R: 3 E: 0 K: 0 S: 6	H: 3 LOB: 0 BB: 0 P: 6	R: 0 E: 0 K: 1 S: 5	H: 0 LOB: 2 BB: 2 P: 13	R: 0 E: 0 K: 0 S: 3	H: 0 LOB: 0 BB: 0 P: 3	R: 2 E: 0 K: 1 S: 9	H: 4 LOB: 2 BB: 0 P: 9	R: 0 E: 1 K: 0 S: 4	H: 0 LOB: 1 BB: 0 P: 4	R: 0 E: 0 K: 3 S: 10	H: 1 LOB: 2 BB: 1 P: 14	R: 0 E: 0 K: 1 S: 6	H: 1 LOB: 1 BB: 0 P: 6	1B: 11 2B: 0 3B: 0 HR: 1	SF: 1 SAC: 0 DP: 0 HBP: 0	WP: 2 PB: 0 SB: 0 CS: 0	PA: 44
PITCHER	IP WLS BF H R ER SO BB IBB HBP BLK WP HR S P ERA WHIP																					
Phil Regan, R (1, 1) ERA: 5.05	3.0 L 16 6 5 5 2 1 0 0 0 1 1 19 23 15.00 2.333																					
Vern Holtgrave, R (4, 1) ERA: 6.0	3.0 15 4 2 2 2 2 0 0 0 1 0 17 25 6.00 2.000																					
Fred Gladding, R (7, 1) ERA: 2.91	2.0 9 1 0 0 3 1 0 0 0 0 0 14 18 0.00 1.000																					
Leo Marentette, R (9, 1) ERA:	1.0 4 1 0 0 1 0 0 0 0 0 0 6 6 0.00 1.000																					

Cleveland Indians @ Detroit Tigers  
Tiger Stadium, Detroit, MI  
Sun Sep 26 1965, 4:38 AM EDT  
Att: 10,986 - Unknown

livebaseballscorecards.com





Batter	1	2	3	4	5	6	7	8	9	AB R H RBI BB SO LOB	TOP											
<b>Bobby Richardson, R</b> (1, 4) OBP: 0.289, SLG: 0.324	0-0 F3		0-0 F3			0-0 6-4-3-6		0-0 2B 1B	0-0 6-3	5 1 1 0 0 0 1												
<b>Horace Clarke, S</b> (1, 5) OBP: 0.301, SLG: 0.302	0-3 K			0-0 1B		0-0 1B		0-0 2B 1B		4 0 3 0 0 1 0												
<b>Archie Moore, L</b> (1, 9) OBP: 0.524, SLG: 0.706	4-0 BB			0-3 K		0-0 1B		0-0 2B		3 0 2 1 1 1 1												
<b>Tom Tresh, S</b> (1, 7) OBP: 0.346, SLG: 0.478	0-3 K			0-3 K		0-3 K		0-3 K		3 0 0 0 0 3 4												
<b>Mike Jurewicz, S</b> (6, 1)										0 0 0 0 0 0 0												
<b>Jack Cullen, R</b> (7, 1) OBP: 0.150, SLG: 0.150										0 0 0 0 0 0 0												
<b>Jake Gibbs, L</b> (8, PH) OBP: 0.267, SLG: 0.324										1 0 0 0 0 1 2												
<b>Pedro Ramos, S</b> (8, 1) OBP: 0.091, SLG: 0.091										0 0 0 0 0 0 0												
<b>Elston Howard, R</b> (1, 2) OBP: 0.275, SLG: 0.337		0-0 4-3		0-0 F4			4-0 HR BB	0-3 K		3 1 0 0 1 1 3												
<b>Ray Barker, L</b> (1, 3) OBP: 0.319, SLG: 0.395		0-0 3-1			0-3 K		0-0 F9	4-0 BB		3 0 0 0 1 1 1												
<b>Roger Repoz, L</b> (1, 8) OBP: 0.297, SLG: 0.460		0-0 F2			0-0 F9		0-0 1-H HR	0-3 K		4 1 1 2 0 1 3												
<b>Bobby Murcer, L</b> (1, 6) OBP: 0.333, SLG: 0.378			0-3 K		0-0 3-1		0-0 6-3		0-0 F6	4 0 0 0 0 1 0												
<b>Rich Beck, S</b> (1, 1)										1 0 0 0 0 1 0												
<b>Roy White, S</b> (6, PH) OBP: 0.394, SLG: 0.345			0-3 K			4-0 BB	0-3 K		0-0 L8	2 0 0 0 1 1 0												
<b>Inning Stats</b>	R: 0 E: 0 K: 2 S: 7	H: 0 LOB: 1 BB: 1 P: 11	R: 0 E: 0 K: 0 S: 3	H: 0 LOB: 0 BB: 0 P: 3	R: 0 E: 0 K: 2 S: 7	H: 0 LOB: 0 BB: 0 P: 7	R: 0 E: 0 K: 2 S: 8	H: 1 LOB: 1 BB: 0 P: 8	R: 0 E: 0 K: 1 S: 5	H: 0 LOB: 0 BB: 0 P: 5	R: 0 E: 0 K: 1 S: 6	H: 2 LOB: 2 BB: 1 P: 10	R: 2 E: 0 K: 1 S: 6	H: 1 LOB: 0 BB: 1 P: 10	R: 1 E: 0 K: 3 S: 12	H: 3 LOB: 3 BB: 1 P: 16	R: 0 E: 0 K: 0 S: 3	H: 0 LOB: 0 BB: 0 P: 3	1B: 5 2B: 2 3B: 0 HR: 1	SF: 0 SAC: 0 DP: 1 HBP: 0	WP: 0 PB: 0 SB: 0 CS: 0	PA: 37
<b>PITCHER</b>	IP WLS BF H R ER SO BB IBB HBP BLK WP HR S P ERA WHIP																					
<b>Sonny Siebert, R</b> (1, 1) ERA: 2.5	7.0 W 29 6 3 3 9 3 0 0 0 0 0 1 44 56 3.86 1.286																					
<b>Don McMahon, R</b> (8, 1) ERA: 3.28	2.0 S 8 1 0 0 3 1 0 0 0 0 0 0 13 17 0.00 1.000																					

**New York Yankees @ Cleveland Indians**  
**Cleveland Municipal Stadium, Cleveland, OH**  
 Tue Sep 28 1965, 7:05 PM EDT  
 Att: 3,674 - Unknown - 70 F

[livebaseballscorecards.com](http://livebaseballscorecards.com)

<b>AB</b>	<b>33</b>
<b>R</b>	<b>3</b>
<b>H</b>	<b>7</b>
<b>RBI</b>	<b>3</b>
<b>BB</b>	<b>4</b>
<b>SO</b>	<b>12</b>
<b>LOB</b>	<b>15</b>



Batter	1	2	3	4	5	6	7	8	9	AB	R	H	RBI	BB	SO	LOB	
Vic Davalillo, L OBP: 0.336, SLG: 0.367 (1, 8)	0-0 E3 WP 1B 1B	0-0 6-3				0-0 3-1 HR 1B		0-0 F6	0-0 CS 1B								5 2 2 0 0 0 1
Dick Howser, R OBP: 0.355, SLG: 0.281 (1, 6)	0-0 1-2 WP 1B 1B		0-0 F3			0-0 1-2 HR 1B		0-0 F3	0-0 CS 1-2								4 2 2 0 0 0 0
Leon Wagner, L OBP: 0.370, SLG: 0.499 (1, 7)	0-0 1-1 1B 1B		0-0 4-3			0-0 1-2 2-3		0-0 BB 1B									4 1 2 2 0 0 2
Rocky Colavito, R OBP: 0.385, SLG: 0.478 (1, 9)	0-0 L8		4-0 BB			0-0 2-3 HR		4-0 1-2 BB									2 1 1 3 2 0 1
Fred Whitfield, L OBP: 0.326, SLG: 0.518 (1, 3)	0-0 1-3 FC6-4 1B		0-0 F2			0-0 3-1		0-0 1-2 2-H 1B									4 0 2 1 0 0 1
Max Alvis, R OBP: 0.306, SLG: 0.392 (1, 5)	0-3 K			0-0 6-3		0-0 F4		0-0 F5									4 0 0 0 0 1 4
Billy Moran, R OBP: 0.222, SLG: 0.125 (1, 4)	0-0 FC6-4			4-0 K2-5-1-2 1B BB		0-0 F3		0-0 F5									2 0 0 0 1 0 2
Bill Davis, L OBP: 0.222, SLG: 0.333 (7, PH)																	1 0 0 0 0 0 2
Chico Salmon, R OBP: 0.288, SLG: 0.393 (8, 4)	1-2f																0 0 0 0 0 0 0
Phil Roof, R OBP: 0.247, SLG: 0.194 (1, 2)		0-0 F8		0-0 1-2 1B		0-3 K		0-3 K									4 0 1 0 0 2 0
Sonny Siebert, R OBP: 0.109, SLG: 0.175 (1, 1)		0-0 F3		0-3 K2-5-1-2 2-3f		0-0 1B											3 0 1 0 0 1 2
Don McMahon, R OBP: 0.222, SLG: 0.222 (8, 1)																	1 0 0 0 0 1 0

Inning Stats	R: 2	H: 3	E: 1	K: 1	S: 9	LOB: 2	BB: 0	P: 9	R: 0	H: 0	E: 0	K: 0	S: 3	LOB: 0	BB: 0	P: 3	R: 0	H: 0	E: 0	K: 0	S: 3	LOB: 1	BB: 1	P: 7	R: 0	H: 1	E: 0	K: 1	S: 5	LOB: 2	BB: 1	P: 9	R: 3	H: 3	E: 0	K: 0	S: 6	LOB: 0	BB: 0	P: 6	R: 0	H: 1	E: 0	K: 1	S: 6	LOB: 1	BB: 0	P: 6	R: 1	H: 2	E: 0	K: 0	S: 5	LOB: 2	BB: 1	P: 9	R: 0	H: 1	E: 0	K: 2	S: 7	LOB: 0	BB: 0	P: 7
--------------	------	------	------	------	------	--------	-------	------	------	------	------	------	------	--------	-------	------	------	------	------	------	------	--------	-------	------	------	------	------	------	------	--------	-------	------	------	------	------	------	------	--------	-------	------	------	------	------	------	------	--------	-------	------	------	------	------	------	------	--------	-------	------	------	------	------	------	------	--------	-------	------

PITCHER	IP	WLS	BF	H	R	ER	SO	BB	IBB	HBP	BLK	WP	HR	S	P	ERA	WHIP
Rich Beck, R ERA: 2.14 (1, 1)	5.0	L	24	7	5	4	2	2	0	0	0	1	1	26	34	7.20	1.800
Mike Jurewicz, L ERA: 7.71 (6, 1)	1.1		8	3	1	1	1	1	0	0	0	0	0	9	13	6.75	3.000
Jack Cullen, R ERA: 3.05 (7, 1)	0.2		2	0	0	0	0	0	0	0	0	0	0	2	2	0.00	0.000
Pedro Ramos, R ERA: 2.99 (8, 1)	1.0		3	1	0	0	2	0	0	0	0	0	0	7	7	0.00	1.000

**BOTTOM**

**New York Yankees @ Cleveland Indians**  
Cleveland Municipal Stadium, Cleveland, OH

Tue Sep 28 1965, 7:05 PM EDT  
Att. 3,674 - Unknown - 70 F

AB	34
R	6
H	11
RBI	6
BB	3
SO	5
LOB	15

livebaseballscorecards.com

**C**

WP: 1	PA: 38
PB: 0	
SB: 0	
CS: 1	



Batter	1	2	3	4	5	6	7	8	9	AB R H RBI BB SO LOB	TOP																				
<b>Bobby Richardson, R</b> OBP: 0.287, SLG: 0.322 (1, 4) X	0-0 5-3			X 0-0 L6		X 0-0 F7		X 0-0 5-3		4 0 0 0 0 0 0																					
<b>Roy White, S</b> OBP: 0.378, SLG: 0.333 (1, 9) S S S	0-3 K			X 0-0 1B		X 0-0 1-3		X 0-0 L6		4 0 1 0 0 1 0																					
<b>Tom Tresh, S</b> OBP: 0.346, SLG: 0.476 (1, 8) X	0-0 F5			S S S 0-3 K		X 0-0 WP HR 1B		X 0-0 F5		4 1 1 0 0 1 1																					
<b>Elston Howard, R</b> OBP: 0.277, SLG: 0.345 (1, 2)		S S S 0-3 K		X 0-0 4-3		X 0-0 1-H HR		B B B B 4-0 BB		3 1 1 2 1 1 1 0 0 0 0 0 0 0																					
<b>Art Lopez, L</b> OBP: 0.160, SLG: 0.143 (9, PR)																															
<b>Hector Lopez, R</b> OBP: 0.318, SLG: 0.375 (1, 7) S S S		0-3 K			S S S 0-3 K		X 0-3 K		S S S 0-3 K		4 0 0 0 0 4 1																				
<b>Clete Boyer, R</b> OBP: 0.304, SLG: 0.424 (1, 5) X		0-0 L7			X 0-0 HR		X 0-0 F5		S S S 0-3 K		4 1 1 1 0 1 1																				
<b>Ray Barker, L</b> OBP: 0.319, SLG: 0.394 (1, 3) X				0-0 G6-4-3 1B		X 0-0 4-3		S S S 0-3 K		3 0 1 0 0 1 0																					
<b>Phil Linz, R</b> OBP: 0.280, SLG: 0.273 (1, 6) X				0-0 G6-4-3 1-2f		B B B B 4-0 BB		S S S 0-3 K		2 0 0 0 1 1 1																					
<b>Al Downing, R</b> OBP: 0.143, SLG: 0.176 (1, 1)				S S S 0-3 K		S S S 0-3 K		X 0-0 6-3		0 0 0 0 0 0 0 1 0 0 0 0 1 0 0 0 0 0 0 0 0 1 0 0 0 0 1 1 0 0 0 0 0 0 0 1 0 0 0 0 0 0 0 0 0 0 0 0 0																					
<b>Bill Stafford, R</b> (2, 1)																															
<b>Hal Reniff, R</b> (3, 1)																															
<b>Mickey Mantle, S</b> OBP: 0.379, SLG: 0.452 (5, PH)																															
<b>Jim Bouton, R</b> OBP: 0.204, SLG: 0.093 (5, 1)																															
<b>Horacio Larrañaga, S</b> OBP: 0.298, SLG: 0.299 (8, PH)																															
<b>Pete Mikkelsen, R</b> OBP: 0.100, SLG: 0.100 (8, 1)																															
<b>Inning Stats</b>	R: 0 E: 0 K: 1 S: 5	H: 0 LOB: 0 BB: 0 P: 5	R: 0 E: 0 K: 2 S: 7	H: 0 LOB: 0 BB: 0 P: 7	R: 0 E: 0 K: 1 S: 5	H: 1 LOB: 0 BB: 0 P: 5	R: 0 E: 0 K: 1 S: 6	H: 1 LOB: 1 BB: 0 P: 6	R: 1 E: 0 K: 2 S: 8	H: 1 LOB: 1 BB: 1 P: 12	R: 2 E: 0 K: 1 S: 7	H: 2 LOB: 0 BB: 0 P: 7	R: 0 E: 0 K: 2 S: 7	H: 0 LOB: 0 BB: 0 P: 7	R: 0 E: 0 K: 0 S: 3	H: 0 LOB: 0 BB: 0 P: 3	R: 0 E: 0 K: 2 S: 7	H: 0 LOB: 1 BB: 1 P: 11	1B: 3 2B: 0 3B: 0 HR: 2	SF: 0 SAC: 0 DP: 1 HBP: 0	WP: 1 PB: 0 SB: 0 CS: 0	PA: 33									
<b>PITCHER</b> <b>Sam McDowell, L</b> ERA: 2.18 (1, 1)	IP 9.0	WLS W	BF 33	H 5	R 3	ER 3	SO 12	BB 2	IBB 0	HBP 0	BLK 0	WP 1	HR 2	S 55	P 63	ERA 3.00	WHIP 0.778														
											<b>PITCHER</b>	IP	WLS	BF	H	R	ER	SO	BB	IBB	HBP	BLK	WP	HR	S	P	ERA	WHIP			

**New York Yankees @ Cleveland Indians**  
Cleveland Municipal Stadium, Cleveland, OH

Wed Sep 29 1965, 7:05 PM EDT  
Att: 4,150 - Unknown - 72 F


livebaseballscorecards.com

AB	31
R	3
H	5
RBI	3
BB	2
SO	12
LOB	6



Batter	1	2	3	4	5	6	7	8	9
Larry Brown, R OBP: 0.317, SLG: 0.376 (1, 6)	0-3 K		4-0 E S 1B BB	4-0 WP 1B BB		0-0 F4		0-0 B2	
Max Alvis, R OBP: 0.311, SLG: 0.401 (1, 5)	4-0 WP BB		0-0 1-H HR 1B	0-0 WP 1B		0-0 1B		0-0 HR	
Chuck Hinton, R OBP: 0.338, SLG: 0.453 (1, 8) (6, 7)	0-0 5-3		0-0 1-3	4-0 1-2 2-3 BB		0-0 L4		0-3 K	
Rocky Colavito, R OBP: 0.385, SLG: 0.476 (1, 9)	4-0 BB		4-0 HR BB	0-3 K		0-0 F3		0-3 K	
Fred Whitfield, L OBP: 0.325, SLG: 0.522 (1, 3)	0-0 F6		0-0 1-H 2-H HR	0-0 F4			0-0 G3		
Lou Clinton, R OBP: 0.308, SLG: 0.335 (1, 7)		0-0 L5	4-0 BB BB		0-0 SH1-3 1B		0-0 FC3-6 BB 1B		
Vic Davalillo, L OBP: 0.337, SLG: 0.368 (5, PR) (6, 8)		0-0 6-3	4-0 1-2 BB		0-0 L5		4-0 FC3-6 BB		
Dick Howser, R OBP: 0.357, SLG: 0.279 (1, 4)		0-0 K	0-0 F5		0-0 SH1-3		0-0 FC3-6		
Phil Roof, R OBP: 0.240, SLG: 0.188 (1, 2)		0-3 K	0-0 G3		1-2 F8		1-2 2-3		
Al Luplow, L OBP: 0.188, SLG: 0.244 (7, PH)									
Joe Azcue, R OBP: 0.291, SLG: 0.269 (8, 2)									
Sam McDowell, L OBP: 0.140, SLG: 0.141 (1, 1)									

AB	R	H	RBI	BB	SO	LOB
3	1	0	0	2	1	0
4	2	4	2	1	0	0
4	0	0	0	1	1	3
3	1	0	0	2	2	4
4	1	1	3	0	0	5
2	0	1	0	1	0	0
1	0	1	0	0	0	0
2	0	0	0	2	0	1
2	0	0	0	0	1	2
1	0	0	0	0	0	2
0	0	0	0	0	0	0
4	0	0	0	0	1	4

BOTTOM	
<b>AB</b>	<b>30</b>
<b>R</b>	<b>5</b>
<b>H</b>	<b>7</b>
<b>RBI</b>	<b>5</b>
<b>BB</b>	<b>9</b>
<b>SO</b>	<b>6</b>
<b>LOB</b>	<b>21</b>
	
WP: 2	PA: 40
PB: 0	
SB: 1	
CS: 0	

**New York Yankees @ Cleveland Indians**  
Cleveland Municipal Stadium, Cleveland, OH

Wed Sep 29 1965, 7:05 PM EDT  
Att. 4,150 - Unknown - 72 F

[livebaseballscorecards.com](http://livebaseballscorecards.com)

Inning Stats		R: 0	H: 0	R: 0	H: 0	R: 4	H: 2	R: 0	H: 1	R: 0	H: 1	R: 0	H: 1	R: 0	H: 1	R: 1	H: 1
		E: 0	LOB: 2	E: 0	LOB: 0	E: 0	LOB: 2	E: 0	LOB: 3	E: 0	LOB: 2	E: 0	LOB: 1	E: 0	LOB: 2	E: 0	LOB: 0
		K: 1	BB: 2	K: 1	BB: 0	K: 0	BB: 4	K: 1	BB: 2	K: 0	BB: 0	K: 1	BB: 1	K: 1	BB: 1	K: 2	BB: 0
		S: 5	P: 13	S: 5	P: 5	S: 5	P: 21	S: 6	P: 14	S: 4	P: 4	S: 6	P: 10	S: 6	P: 8	S: 8	P: 8
<b>PITCHER</b>	<b>IP</b>	<b>WLS</b>	<b>BF</b>	<b>H</b>	<b>R</b>	<b>ER</b>	<b>SO</b>	<b>BB</b>	<b>IBB</b>	<b>HBP</b>	<b>BLK</b>	<b>WP</b>	<b>HR</b>	<b>S</b>	<b>P</b>	<b>ERA</b>	<b>WHIP</b>
Al Downing, L (1, 1)	1.0		5	0	0	0	1	2	0	0	0	1	0	5	13	0.00	2.000
Bill Stafford, R (2, 1)	1.2	L	10	2	4	4	1	3	0	0	0	0	1	9	21	21.60	3.000
Hal Reniff, R (3, 1)	1.1		8	1	0	0	1	3	0	0	0	1	0	7	19	0.00	3.000
Jim Bouton, R (5, 1)	3.0		13	3	0	0	1	1	0	0	0	0	0	14	18	0.00	1.333
Pete Mikkelsen, R (8, 1)	1.0		4	1	1	1	2	0	0	0	0	0	1	8	8	9.00	1.000



Batter	1	2	3	4	5	6	7	8	9	AB R H RBI BB SO LOB	TOP	
Luis Aparicio, R (1, 6) OBP: 0.286, SLG: 0.342	0-0 F7			0-0 4-3	0-0 F8			4-0 FC5-4 BB		3 0 0 0 1 0 0		
Russ Snyder, L (1, 9) OBP: 0.328, SLG: 0.327	4-0 CS BB			0-0 G3		0-0 CS 1B		0-0 FC5-4 1B 1-2f		3 1 1 0 1 0 1		
Boog Powell, L (1, 3) OBP: 0.346, SLG: 0.410	0-3 K 1-2			4-0 2B BB		0-3 K 1-2		0-0 1B 1-3		3 1 1 0 1 2 2		
Brooks Robinson, R (1, 5) OBP: 0.357, SLG: 0.455			0-0 F8	0-0 BB 1-3 2B		0-3 K		0-0 1B 1-2 3-H		4 0 2 1 0 1 0		
Curt Blefary, L (1, 7) OBP: 0.383, SLG: 0.477			4-0 G6-4-3 BB	4-0 BB BB			0-3 K	0-3 K		2 0 0 0 2 2 2		
Sam Bowens, R (8, 9) OBP: 0.197, SLG: 0.280										0 0 0 0 0 0 0		
Jerry Adair, R (1, 4) OBP: 0.300, SLG: 0.350			0-0 G6-4-3 1-2f	4-0 BB 1-2 2-3 3-H BB		0-0 FC6-4 1B		0-0 6-3		3 0 1 1 1 0 1		
Paul Blair, R (1, 8) OBP: 0.296, SLG: 0.331			0-0 G5-4-3 1B	0-3 K		0-0 FC6-4 1-2f		0-0 1B		4 0 2 0 0 1 4		
Dick Brown, R (1, 2) OBP: 0.277, SLG: 0.335			0-0 G5-4-3 1-2f		0-0 F4		0-3 K	0-3 K		4 0 0 0 0 2 3		
Dave McNally, R (1, 1) OBP: 0.119, SLG: 0.108			0-0 F3		0-0 F3		0-3 K	0-0 F8		4 0 0 0 0 1 1		
<b>Inning Stats</b>	R: 0 E: 0 K: 1 S: 4 H: 0 LOB: 1 BB: 1 P: 8	R: 0 E: 0 K: 0 S: 2 H: 0 LOB: 0 BB: 1 P: 6	R: 0 E: 0 K: 0 S: 3 H: 1 LOB: 0 BB: 0 P: 3	R: 1 E: 0 K: 1 S: 6 H: 1 LOB: 3 BB: 3 P: 18	R: 0 E: 0 K: 0 S: 3 H: 0 LOB: 0 BB: 0 P: 3	R: 0 E: 0 K: 2 S: 7 H: 1 LOB: 0 BB: 0 P: 7	R: 0 E: 0 K: 2 S: 8 H: 1 LOB: 1 BB: 0 P: 8	R: 1 E: 0 K: 2 S: 9 H: 2 LOB: 2 BB: 1 P: 13	R: 0 E: 0 K: 1 S: 6 H: 1 LOB: 1 BB: 0 P: 6	1B: 6 2B: 2 3B: 0 HR: 0 SF: 0 SAC: 0 DP: 3 HBP: 0	WP: 0 PB: 0 SB: 0 CS: 2 PA: 36	
<b>PITCHER</b>	IP WLS BF H R ER SO BB IBB HBP BLK WP HR S P ERA WHIP											
Tom Kelley, R (1, 1) ERA: 2.4	7.2 L 31 6 2 2 7 6 0 0 0 0 0 0 39 63 2.35 1.565											
Jack Kralick, L (8, 1) ERA: 4.92	0.1 1 0 0 0 1 0 0 0 0 0 0 0 3 3 0.00 0.000											
Gary Bell, R (9, 1) ERA: 3.07	1.0 4 1 0 0 1 0 0 0 0 0 0 0 6 6 0.00 1.000											

Baltimore Orioles @ Cleveland Indians  
Cleveland Municipal Stadium, Cleveland, OH

AB	30
R	2
H	7
RBI	2
BB	6
SO	9
LOB	14



Fri Oct 01 1965, 7:05 PM EDT  
Unknown

livebaseballscorecards.com

Batter	1	2	3	4	5	6	7	8	9	AB R H RBI BB SO LOB
Larry Brown, R (1, 6) OBP: 0.314, SLG: 0.372	0-0 6-3		0-0 5-3			0-0 5-3			0-0 F7	4 0 0 0 0 0 0
Max Alvis, R (1, 5) OBP: 0.309, SLG: 0.399	0-0 F8			0-3 K		0-3 K			0-3 K	4 0 0 0 0 3 0
Chuck Hinton, R (1, 8) OBP: 0.340, SLG: 0.453	4-0 WP BB			0-0 CS 1B				0-0 6-3		2 0 1 0 1 0 0
Rocky Colavito, R (1, 9) OBP: 0.383, SLG: 0.473	0-3 K 1-2			0-3 K 1-2				0-0 F4		3 0 0 0 0 2 2
Fred Whitfield, L (1, 3) OBP: 0.323, SLG: 0.519		0-0 F3				0-0 F7			0-0 1-3	3 0 0 0 0 0 0
Lou Clinton, R (1, 7) OBP: 0.309, SLG: 0.335		0-0 G5-4-3 1B			0-3 K			0-0 F9		3 0 1 0 0 1 0
Dick Howser, R (1, 4) OBP: 0.354, SLG: 0.276		0-0 G5-4-3 1-2			0-0 E6			0-0 F8		3 0 0 0 0 0 1
Phil Roof, R (1, 2) OBP: 0.234, SLG: 0.183			0-0 6-3			0-3 K		0-0 F4		2 0 0 0 0 1 1
Joe Azcue, R (8, PH) OBP: 0.290, SLG: 0.269 (9, 2)										1 0 0 0 0 0 0
Tom Kelley, R (1, 1) OBP: 0.300, SLG: 0.222			0-3 K			0-3 K			0-3 K	2 0 0 0 0 2 0
Jack Kralick, L (8, 1) OBP: 0.136, SLG: 0.143										0 0 0 0 0 0 0
Gary Bell, R (9, 1) OBP: 0.063, SLG: 0.250										0 0 0 0 0 0 0
Chico Salmon, R (9, PH) OBP: 0.286, SLG: 0.390										1 0 0 0 0 1 0

Inning Stats	R: 0 E: 0 K: 1 S: 5	H: 0 LOB: 1 BB: 1 P: 9	R: 0 E: 0 K: 0 S: 3	H: 1 LOB: 0 BB: 0 P: 3	R: 0 E: 0 K: 1 S: 5	H: 0 LOB: 0 BB: 0 P: 5	R: 0 E: 0 K: 2 S: 7	H: 1 LOB: 1 BB: 0 P: 7	R: 0 E: 1 K: 2 S: 8	H: 0 LOB: 1 BB: 0 P: 8	R: 0 E: 0 K: 2 S: 7	H: 0 LOB: 0 BB: 0 P: 7	R: 0 E: 0 K: 0 S: 3	H: 0 LOB: 0 BB: 0 P: 3	R: 0 E: 0 K: 2 S: 7	H: 0 LOB: 0 BB: 0 P: 7	1B: 2 2B: 1 3B: 0 HR: 0	SF: 0 SAC: 0 DP: 2 HBP: 0
PITCHER Dave McNally, L (1, 1) ERA: 2.85	IP 9.0 WLS W BF 29 H 2 R 0 ER 0 SO 10 BB 1 IBB 0 HBP 0 BLK 0 WP 1 HR 0 S 48 P 52 ERA 0.00 WHIP 0.333																WP: 1 PB: 0 SB: 0 CS: 1	PA: 29 ERA WHIP

**BOTTOM**

**Baltimore Orioles @ Cleveland Indians**  
Cleveland Municipal Stadium, Cleveland, OH

Fri Oct 01 1965, 7:05 PM EDT  
Unknown

[livebaseballscorecards.com](http://livebaseballscorecards.com)

<b>AB</b>	<b>28</b>
<b>R</b>	<b>0</b>
<b>H</b>	<b>2</b>
<b>RBI</b>	<b>0</b>
<b>BB</b>	<b>1</b>
<b>SO</b>	<b>10</b>
<b>LOB</b>	<b>4</b>

C™





Batter	1	2	3	4	5	6	7	8	9	AB	R	H	RBI	BB	SO	LOB
Vic Davalillo, L OBP: 0.340, SLG: 0.371 (1, 8)	0-0 G4-6-3 1B		0-0 1-2 1B		0-0 1B		0-0 4-3			4	1	3	0	0	0	0
Dick Howser, R OBP: 0.356, SLG: 0.277 (1, 4)	0-0 F8		0-0 1-2 2-H 1B		4-0 1-2 1B BB		0-0 6-3			3	1	1	1	1	0	1
Leon Wagner, L OBP: 0.369, SLG: 0.497 (1, 7)	0-0 G4-6-3 1-2f		0-0 F5		0-0 E2 1-H 2-H 1B		0-0 4-3			4	0	1	1	0	0	3
Rocky Colavito, R OBP: 0.384, SLG: 0.472 (1, 9)		4-0 BB	0-3 K		4-0 1-2 BB		0-0 6-3			2	0	0	0	2	1	2
Fred Whitfield, L OBP: 0.320, SLG: 0.514 (1, 3)		0-3 K		0-0 3-1	0-3 K		0-0 F5			4	0	0	0	0	2	3
Max Alvis, R OBP: 0.308, SLG: 0.397 (1, 5)		0-3 K		0-0 F5		0-3 K				3	0	0	0	0	2	1
Larry Brown, R OBP: 0.314, SLG: 0.372 (1, 6)		0-3 K		0-0 F5		0-0 CS 1B				3	0	1	0	0	1	1
Duke Sims, L OBP: 0.269, SLG: 0.336 (1, 2)			0-0 4-3		0-0 P1		0-0 F5			3	0	0	0	0	0	1
Lee Stange, R OBP: 0.306, SLG: 0.107 (1, 1)			4-0 1B		0-0 6-3		0-0 2-3			2	1	0	0	1	0	0
Steve Hargan, R OBP: 0.053, SLG: 0.053 (9, 1)			1B BB							0	0	0	0	0	0	0

Inning Stats	R: 0	H: 1	E: 0	LOB: 0	K: 0	S: 3	P: 3	R: 0	H: 0	E: 0	LOB: 1	K: 3	S: 9	P: 13	R: 1	H: 2	E: 0	LOB: 2	K: 1	S: 7	P: 11	R: 0	H: 0	E: 0	LOB: 0	K: 0	S: 3	P: 3	R: 2	H: 2	E: 1	LOB: 2	K: 1	S: 7	P: 15	R: 0	H: 1	E: 0	LOB: 0	K: 1	S: 5	P: 5	R: 0	H: 0	E: 0	LOB: 0	K: 0	S: 3	P: 3	R: 0	H: 0	E: 0	LOB: 0	K: 0	S: 3	P: 3
PITCHER	IP	WLS	BF	H	R	ER	SO	BB	IBB	HBP	BLK	WP	HR	S	P	ERA	WHIP																																							
John Miller, R ERA: 3.18 (1, 1)	7.0	L	29	6	3	2	6	4	0	0	0	0	0	37	53	2.57	1.429																																							
Dick Hall, R ERA: 3.09 (8, 1)	1.0		3	0	0	0	0	0	0	0	0	0	0	3	3	0.00	0.000																																							

**BOTTOM**

**Baltimore Orioles @ Cleveland Indians**  
**Cleveland Municipal Stadium, Cleveland, OH**  
 Fri Oct 01 1965, 7:05 PM EDT  
 Att. 2,881 - Unknown

[livebaseballscorecards.com](http://livebaseballscorecards.com)

<b>AB</b>	<b>28</b>
<b>R</b>	<b>3</b>
<b>H</b>	<b>6</b>
<b>RBI</b>	<b>2</b>
<b>BB</b>	<b>4</b>
<b>SO</b>	<b>6</b>
<b>LOB</b>	<b>12</b>



WP: 0	PA: 32
PB: 0	
SB: 2	
CS: 1	



Batter	1	2	3	4	5	6	7	8	9	10	11	12	AB R H RBI BB SO LOB	TOP										
Luis Aparicio, R (1, 6) OBP: 0.286, SLG: 0.340	0-0 6-3		0-0 5-3		0-0 F8		0-0 F8			0-0 SH1-3		4-0 K BB	4 0 0 0 1 0 1	<b>Baltimore Orioles @ Cleveland Indians</b> Cleveland Municipal Stadium, Cleveland, OH Sat Oct 02 1965, 3:33 AM EDT Att: 2,064 - Unknown										
Russ Snyder, L (1, 9) OBP: 0.323, SLG: 0.322	0-0 6-3		0-3 K2-3		0-0 4-3			0-0 6-3		0-0 6-3		0-3 K	6 0 0 0 0 2 2											
Boog Powell, L (1, 3) OBP: 0.346, SLG: 0.409	0-0 FC6-4 1B		0-0 1B			0-0 2-3 1B		0-0 G3			0-0 F8		5 0 3 0 0 0 0											
Brooks Robinson, R (1, 5) OBP: 0.354, SLG: 0.449	0-0 FC6-4 1-2f		0-0 F8			0-0 2-3 1-2		0-0 6-3			0-0 6-3		5 0 0 0 0 0 3											
Curt Blefary, L (1, 7) OBP: 0.392, SLG: 0.472		4-0 2B 5-3 BB		0-0 4-3		0-0 F8			0-0 F9		0-0 BB 1B		4 1 1 0 1 0 1											
Jerry Adair, R (1, 4) OBP: 0.301, SLG: 0.351		0-0 F8		0-0 F9		0-0 1-3			0-3 K		4-0 BB BB		4 0 0 0 1 1 2											
Paul Blair, R (1, 8) OBP: 0.302, SLG: 0.339		0-0 5-3 1-3 2B		0-0 1B			0-0 SH1 2B		0-0 6-3		4-0 1-2 2-3 BB		4 0 3 0 1 0 0											
Dick Brown, R (1, 2) OBP: 0.274, SLG: 0.329		0-0 5-3		0-3 K			0-3 K			0-0 SH1-3 1B		0-3 K	4 0 1 1 0 2 3											
Charlie Lau, L (11, PH) OBP: 0.371, SLG: 0.409													1 0 0 0 0 0 1 3											
Andy Etchebarren, R (11, 2) OBP: 0.167, SLG: 0.667		2-3 3-H											0 0 0 0 0 0 0 0											
Wally Bunker, R (1, 1) OBP: 0.177, SLG: 0.073		0-0 F8			0-0 4-3					0-0 F3		0-3 K	2 0 0 0 0 0 1											
Dick Hall, R (9, 1) OBP: 0.412, SLG: 0.467													2 0 0 0 0 0 1 1											
<b>Inning Stats</b>	R: 0 E: 0 K: 0 S: 4	H: 1 LOB: 1 BB: 0 P: 4	R: 1 E: 0 K: 0 S: 4	H: 1 LOB: 1 BB: 1 P: 8	R: 0 E: 0 K: 1 S: 6	H: 1 LOB: 1 BB: 0 P: 6	R: 0 E: 0 K: 1 S: 3	H: 0 LOB: 0 BB: 0 P: 3	R: 0 E: 0 K: 0 S: 4	H: 1 LOB: 1 BB: 0 P: 6	R: 0 E: 0 K: 1 S: 5	H: 0 LOB: 0 BB: 0 P: 5	R: 0 E: 0 K: 0 S: 4	H: 1 LOB: 1 BB: 0 P: 4	R: 0 E: 0 K: 1 S: 6	H: 1 LOB: 3 BB: 2 P: 14	R: 0 E: 0 K: 2 S: 6	H: 0 LOB: 0 BB: 1 P: 10	1B: 6 2B: 2 3B: 0 HR: 0	SF: 0 SAC: 2 DP: 0 HBP: 0	WP: 0 PB: 0 SB: 0 CS: 0	PA: 47		
<b>PITCHER</b>	IP WLS BF H R ER SO BB IBB HBP BLK WP HR S P ERA WHIP																							
Sonny Siebert, R (1, 1) ERA: 2.43	9.0		34	6	1	1	4	1	0	0	0	0	0	0	0	0	45	1.00	0.778					
Steve Hargan, R (10, 1) ERA: 3.43	2.0		10	2	0	0	1	2	0	0	0	0	0	0	0	0	10	0.00	2.000					
Gary Bell, R (12, 1) ERA: 3.04	1.0	W	3	0	0	0	2	1	0	0	0	0	0	0	0	0	6	0.00	1.000					

AB	41
R	1
H	8
RBI	1
BB	4
SO	7
LOB	17



livebaseballscorecards.com

Batter	1	2	3	4	5	6	7	8	9	10	11	12	AB	R	H	RBI	BB	SO	LOB
Vic Davalillo, L OBP: 0.344, SLG: 0.372 (1, 8)	0-0 6-3		0-0 5-3			0-0 CS 1B		4-0 SH3-4 BB	4-0 IBB			0-0 G4-6-3 SH 1B	4	1	2	0	2	0	0
Dick Howser, R OBP: 0.355, SLG: 0.277 (1, 4)	0-0 F8		0-0 F8			0-0 1B 1B		0-0 SH3-4	0-0 F7			0-0 SH	3	0	1	0	0	0	0
Chuck Hinton, R OBP: 0.339, SLG: 0.452 (9, PH)												1-2 G4-6-3	1	0	0	0	0	0	3
Phil Roof, R OBP: 0.234, SLG: 0.183 (10, 2)													0	0	0	0	0	0	0
Leon Wagner, L OBP: 0.369, SLG: 0.495 (1, 7)	0-0 FC5-4 1B			0-0 F8		0-0 1-2 1B		0-0 F8		0-0 3-1		0-0 G4-6-3	6	0	2	0	0	0	3
Rocky Colavito, R OBP: 0.384, SLG: 0.469 (1, 9)	0-0 FC5-4			0-0 F9		0-0 F4		4-0 BB		0-0 F5		0-0 1B	5	0	1	1	1	0	3
Fred Whitfield, L OBP: 0.319, SLG: 0.517 (1, 3)		0-0 HR		0-0 4-3		0-0 F9		0-0 4-3		0-3 K			5	1	1	1	0	1	4
Max Alvis, R OBP: 0.308, SLG: 0.397 (1, 5)		0-0 F9			0-0 6-3		0-0 F6		4-0 1B BB		0-0 2B		4	0	1	0	1	0	0
Larry Brown, R OBP: 0.313, SLG: 0.368 (1, 6)		0-0 F7			4-0 BB		0-0 5-3		0-0 F6		0-0 2-3		4	0	0	0	1	0	2
Duke Sims, L OBP: 0.271, SLG: 0.331 (1, 2)		0-0 6-3			0-0 F6		4-0 BB		0-0 F2 1B		0-3 K		2	0	0	0	1	0	1
Bill Davis, L OBP: 0.300, SLG: 0.400 (9, PH)													1	0	1	0	0	0	0
Al Luplow, L OBP: 0.188, SLG: 0.244 (9, PR)													0	0	0	0	0	0	0
Steve Hargan, R OBP: 0.253, SLG: 0.053 (10, 1)													0	0	0	0	0	0	0
George Banks, R OBP: 0.063, SLG: 0.053 (11, PH)													1	0	0	0	0	1	1
Gary Bell, R OBP: 0.063, SLG: 0.250 (12, 1)													0	0	0	0	0	0	0
Sonny Siebert, R OBP: 0.104, SLG: 0.167 (1, 1)			0-0 5-3		0-0 5-3		0-0 5-3		0-0 F2		0-3 K		3	0	0	0	0	0	2
Chico Salmon, R OBP: 0.281, SLG: 0.383 (9, PH)													2	0	0	0	0	1	3

Inning Stats	R: 0	H: 1	E: 0	K: 0	S: 4	LOB: 1	BB: 0	P: 4	R: 1	H: 1	E: 0	K: 0	S: 4	LOB: 0	BB: 0	P: 4	R: 0	H: 0	E: 0	K: 0	S: 3	LOB: 0	BB: 3	R: 0	H: 0	E: 0	K: 0	S: 3	LOB: 1	BB: 1	P: 7	R: 0	H: 3	E: 0	K: 0	S: 5	LOB: 2	BB: 0	P: 5	R: 0	H: 0	E: 0	K: 0	S: 3	LOB: 1	BB: 1	P: 7	R: 0	H: 0	E: 0	K: 0	S: 3	LOB: 2	BB: 2	P: 11	R: 0	H: 1	E: 0	K: 0	S: 4	LOB: 3	BB: 2	P: 12	R: 0	H: 0	E: 0	K: 1	S: 5	LOB: 0	BB: 0	P: 5	R: 0	H: 1	E: 0	K: 2	S: 8	LOB: 1	BB: 0	P: 8	R: 1	H: 2	E: 1	K: 0	S: 4	LOB: 1	BB: 0	P: 4	1B: 7	2B: 1	3B: 0	HR: 1	SF: 0	SAC: 2	DP: 1	HBP: 0	WP: 0	PA: 49
PITCHER	IP	WLS	BF	H	R	ER	SO	BB	IBB	HBP	BLK	WP	HR	S	P	ERA	WHIP																																																																																
Wally Bunker, R ERA: 3.38 (1, 1)	8.1		35	6	1	1	0	5	0	0	0	0	1	30	50	1.08	1.320																																																																																
Dick Hall, R ERA: 3.07 (9, 1)	3.1	L	14	3	1	1	3	0	1	0	0	0	0	19	23	2.70	0.900																																																																																


**BOTTOM**

**Baltimore Orioles @ Cleveland Indians**  
Cleveland Municipal Stadium, Cleveland, OH

Sat Oct 02 1965, 3:33 AM EDT  
Att. 2,064 - Unknown

livebaseballscorecards.com

AB	41
R	2
H	9
RBI	2
BB	6
SO	3
LOB	22





Batter	1	2	3	4	5	6	7	8	9	AB R H RBI BB SO LOB	TOP													
Luis Aparicio, R (1, 6) OBP: 0.286, SLG: 0.339	0-0 5-3		0-0 G6-4-3			4-0 BB BB		0-0 G3		3 0 0 0 1 0 1														
Paul Blair, R (1, 8) OBP: 0.302, SLG: 0.338	0-3 K			0-0 CS 1B		0-0 F8		0-0 L4		4 0 1 0 0 1 2														
Boog Powell, L (1, 3) OBP: 0.347, SLG: 0.407	4-0 BB			0-0 6-3		4-0 FC6-4 BB		0-0 4-3		2 0 0 0 2 0 1														
Brooks Robinson, R (1, 5) OBP: 0.351, SLG: 0.445	0-0 6-3			0-3 K		0-0 FC6-4			0-0 F7	4 0 0 0 0 1 4														
Jerry Adair, R (1, 4) OBP: 0.303, SLG: 0.351		4-0 G5-4-3 BB		0-3 K		0-0 SH1-3 1B			0-0 6-3	3 1 1 0 1 1 0														
Sam Bowens, R (1, 9) OBP: 0.199, SLG: 0.296		0-0 G5-4-3		0-0 F3		0-0 SH1-3			0-0 HR	3 1 1 1 0 0 1														
Curt Blefary, L (1, 7) OBP: 0.381, SLG: 0.470		0-3 K		0-3 K		0-0 2-H 1B			0-3 K	4 0 1 1 0 3 0														
Russ Snyder, L (9, 7) OBP: 0.323, SLG: 0.322										0 0 0 0 0 0 0														
Dick Brown, R (1, 2) OBP: 0.278, SLG: 0.333			0-0 FC1-6 1B		0-0 K	0-0 BB SH1-4 1B		0-0 F9		3 0 2 0 0 0 1														
Steve Barber, L (1, 1) OBP: 0.129, SLG: 0.138			0-0 FC1-6		0-0 SH1-4	0-3 K				2 0 0 0 0 1 2														
			0-0 G6-4-3		1-2																			
<b>Inning Stats</b>	R: 0 E: 0 K: 1 S: 5	H: 0 LOB: 1 BB: 1 P: 9	R: 0 E: 0 K: 1 S: 4	H: 0 LOB: 0 BB: 1 P: 8	R: 0 E: 0 K: 0 S: 3	H: 1 LOB: 0 BB: 0 P: 3	R: 0 E: 0 K: 1 S: 5	H: 1 LOB: 0 BB: 0 P: 5	R: 0 E: 0 K: 2 S: 7	H: 0 LOB: 0 BB: 0 P: 7	R: 0 E: 0 K: 1 S: 4	H: 1 LOB: 3 BB: 2 P: 12	R: 1 E: 0 K: 1 S: 7	H: 2 LOB: 1 BB: 0 P: 7	R: 0 E: 0 K: 0 S: 3	H: 0 LOB: 0 BB: 0 P: 3	R: 1 E: 0 K: 1 S: 6	H: 1 LOB: 0 BB: 0 P: 6	1B: 5 2B: 0 3B: 0 HR: 1	SF: 0 SAC: 2 DP: 2 HBP: 0	WP: 0 PB: 0 SB: 0 CS: 1	PA: 34		
<b>PITCHER</b> Sam McDowell, L (1, 1) ERA: 2.18	IP 9.0	WLS L	BF 34	H 6	R 2	ER 2	SO 7	BB 4	IBB 0	HBP 0	BLK 0	WP 0	HR 1	S 44	P 60	ERA 2.00	WHIP 1.111							

Baltimore Orioles @ Cleveland Indians  
Cleveland Municipal Stadium, Cleveland, OH

livebaseballscorecards.com

AB 28  
R 2  
H 6  
RBI 2  
BB 4  
SO 7  
LOB 12



Sun Oct 03 1965, 3:33 AM EDT  
Att: 21,651 - Unknown

Batter	1	2	3	4	5	6	7	8	9	AB	R	H	RBI	BB	SO	LOB
Dick Howser, R OBP: 0.354, SLG: 0.283 (1, 4)	0-0 6-3		0-0 4-3			0-0 SF7 3B		0-0 G3		4	1	1	0	0	0	0
Larry Brown, R OBP: 0.315, SLG: 0.368 (1, 6)	4-0 FC5-4 BB		0-0 4-3			0-0 SF7			4-0 4-3 BB	1	0	0	1	2	0	0
Chico Salmon, R OBP: 0.281, SLG: 0.383 (9, PR)						3-H				0	0	0	0	0	0	0
Chuck Hinton, R OBP: 0.336, SLG: 0.448 (1, 8)	0-0 F9			0-0 4-3		0-0 F3			0-0 F8	4	0	0	0	0	0	2
Rocky Colavito, R OBP: 0.383, SLG: 0.468 (1, 9)	0-0 FC5-4 1-2f			0-0 L4 1B		0-0 L4			0-0 4-3 1-2	4	0	1	0	0	0	2
Fred Whitfield, L OBP: 0.316, SLG: 0.513 (1, 3)		0-0 4-3		0-0 F6				0-0 L9	0-0 4-3	4	0	0	0	0	0	3
Lou Clinton, R OBP: 0.305, SLG: 0.331 (1, 7)		0-0 F8		0-0 L4				0-0 5-3		3	0	0	0	0	0	1
George Banks, R OBP: 0.333, SLG: 0.400 (1, 5)		0-0 2B			4-0 CS BB			0-0 F3		2	0	1	0	1	0	0
Phil Roof, R OBP: 0.225, SLG: 0.176 (1, 2)		0-0 6-3			0-3 K 1-2			0-0 F5		3	0	0	0	0	1	2
Sam McDowell, L OBP: 0.135, SLG: 0.137 (1, 1)			0-3 K		0-0 3-1			0-0 F7		3	0	0	0	0	1	0

Inning Stats	R: 0	H: 0	E: 0	K: 0	S: 3	R: 0	H: 1	E: 0	K: 0	S: 4	R: 0	H: 0	E: 0	K: 1	S: 5	R: 0	H: 1	E: 0	K: 0	S: 4	R: 0	H: 0	E: 0	K: 1	S: 4	R: 1	H: 1	E: 0	K: 0	S: 4	R: 0	H: 0	E: 0	K: 0	S: 3	R: 0	H: 0	E: 0	K: 0	S: 3	R: 0	H: 0	E: 0	K: 0	S: 3	R: 0	H: 0	E: 0	K: 0	S: 7	
Steve Barber, L ERA: 2.69 (1, 1)	IP	WLS	BF	H	R	ER	SO	BB	IBB	HBP	BLK	WP	HR	S	P	ERA	WHIP	IP	WLS	BF	H	R	ER	SO	BB	IBB	HBP	BLK	WP	HR	S	P	ERA	WHIP	IP	WLS	BF	H	R	ER	SO	BB	IBB	HBP	BLK	WP	HR	S	P	ERA	WHIP

**BOTTOM**

**Baltimore Orioles @ Cleveland Indians**  
**Cleveland Municipal Stadium, Cleveland, OH**

Sun Oct 03 1965, 3:33 AM EDT  
Att. 21,651 - Unknown

livebaseballscorecards.com

<b>AB</b>	<b>28</b>
<b>R</b>	<b>1</b>
<b>H</b>	<b>3</b>
<b>RBI</b>	<b>1</b>
<b>BB</b>	<b>3</b>
<b>SO</b>	<b>2</b>
<b>LOB</b>	<b>10</b>



WP: 0	PA: 32
PB: 0	
SB: 0	
CS: 1	