


Cleveland Indians - 1965

Batter	1	2	3	4	5	6	7	8	9	AB	R	H	RBI	BB	SO	LOB	TOP			
Dick Howser, R OBP: 0.400, SLG: 0.250 (1, 6)	F3	FC6-4 BB		1-3			1B	F6		4	0	1	0	1	0	1				
Chuck Hinton, R OBP: 0.200, SLG: 0.200 Ray Barker, L (9, 3)	F7	FC6-4 1-2			F9		HR 1B	5-3		5	1	1	0	0	0	3				
Leon Wagner, L OBP: 0.300, SLG: 1.000 (1, 7)	F7				F7		HR 1B	4-3		5	2	2	2	0	0	0				
Rocky Colavito, R OBP: 0.400, SLG: 0.250 (1, 9)		1-3		WP FC4-2 1B	5-3		F5			4	0	1	0	1	0	0				
Max Alvis, R OBP: 0.400, SLG: 0.400 (1, 5)		1B WP SH 1B		FC4-2 1-2 2-3 1B		K		K		5	1	2	0	0	3	1				
Vic Davallio, L OBP: 0.500, SLG: 0.750 (1, 8)		SH E 1B		FC4-2 G4-3		4-3		2B		4	2	2	0	0	0	2				
Larry Brown, R OBP: 0.667, SLG: 1.000 (1, 4)		SH SH1-4 E 1-2 3-H		G4-3 1-2				1B		3	1	2	2	0	0	2				
Joe Azcue, R OBP: 0.250, SLG: 0.250 (1, 2)		E1 SH1-4 1-2 2-H			P3					4	0	1	1	0	1	2				
Ralph Terry, R (1, 1)		SH1-4 1-2 2-3			3-1					3	0	0	0	0	1	1				
Inning Stats	R: 0 E: 0 K: 0 S: 3	H: 0 LOB: 0 BB: 0 P: 3	R: 2 E: 2 K: 0 S: 7	H: 2 LOB: 3 BB: 1 P: 11	R: 1 E: 0 K: 0 S: 5	H: 3 LOB: 1 BB: 0 P: 5	R: 0 E: 0 K: 0 S: 3	H: 0 LOB: 0 BB: 0 P: 3	R: 0 E: 0 K: 2 S: 8	H: 1 LOB: 1 BB: 0 P: 8	R: 2 E: 0 K: 0 S: 5	H: 3 LOB: 0 BB: 0 P: 5	R: 2 E: 0 K: 2 S: 10	H: 3 LOB: 1 BB: 0 P: 10	R: 0 E: 0 K: 1 S: 5	H: 0 LOB: 1 BB: 1 P: 9	1B: 9 2B: 2 3B: 0 HR: 1	SF: 0 SAC: 2 DP: 1 HBP: 0	WP: 2 PB: 0 SB: 1 CS: 0	PA: 41
PITCHER	IP	WLS	BF	H	R	ER	SO	BB	IBB	HBP	BLK	WP	HR	S	P	ERA	WHIP			
Fred Newman, R ERA: 1.5 (1, 1)	6.0	L	26	6	3	1	2	1	0	0	0	2	0	29	33	1.50	1.167			
Don Lee, R ERA: 18.0 (7, 1)	1.0		5	3	2	2	0	0	0	0	0	0	1	5	5	18.00	3.000			
Dick Wantz, R ERA: 18.0 (8, 1)	1.0		6	3	2	2	0	0	0	0	0	0	0	10	10	18.00	3.000			
Ron Piche, R ERA: (9, 1)	1.0		4	0	0	0	1	1	0	0	0	0	0	5	9	0.00	1.000			

Cleveland Indians @ Los Angeles Angels
Dodger Stadium, Los Angeles, CA
Tue Apr 13 1965, 6:05 PM PST
Att: 11,278 - Unknown


AB 37
R 7
H 12
RBI 5
BB 2
SO 5
LOB 12



Batter	1	2	3	4	5	6	7	8	9	AB	R	H	RBI	BB	SO	LOB	BOTTOM			
Jose Cardenal, R OBP: 0.500, SLG: 0.500 (1, 8)	F3					F8				4	0	2	1	0	0	0				
Jim Fregosi, R (1, 6)	5-3					F9				4	0	0	0	0	1	3				
Willie Smith, L (1, 7)	4-3					F9				4	0	0	0	0	0	0				
Costen Shockley, L OBP: 0.250, SLG: 0.250 (1, 3)						F8				4	0	1	0	0	0	0				
Lou Clinton, R (1, 9)						K				4	0	0	0	0	1	1				
Buck Rodgers, S (1, 2)										3	0	0	0	0	0	1				
Paul Schaal, R OBP: 0.333, SLG: 0.667 (1, 5)										3	1	1	0	0	0	1				
Bobby Knoop, R (1, 4)										2	0	0	0	1	0	0				
Fred Newman, R Albie Pearson, L Don Lee, R Dick Wantz, R Joe Adcock, R Ron Piche, R (1, 1) (6, PH) (7, 1) (8, 1) (8, PH) (9, 1)										1	0	0	0	0	0	0				
Inning Stats	R: 0 E: 0 K: 0 S: 3	H: 0 LOB: 0 BB: 0 P: 3	R: 0 E: 0 K: 0 S: 4	H: 1 LOB: 1 BB: 0 P: 4	R: 0 E: 0 K: 1 S: 6	H: 1 LOB: 0 BB: 0 P: 6	R: 0 E: 0 K: 1 S: 5	H: 0 LOB: 0 BB: 0 P: 5	R: 0 E: 0 K: 0 S: 3	H: 0 LOB: 0 BB: 0 P: 3	R: 0 E: 0 K: 0 S: 3	H: 0 LOB: 0 BB: 0 P: 3	R: 0 E: 0 K: 0 S: 5	H: 2 LOB: 2 BB: 1 P: 9	R: 0 E: 0 K: 0 S: 3	H: 0 LOB: 0 BB: 0 P: 3	1B: 3 2B: 1 3B: 0 HR: 0	SF: 0 SAC: 0 DP: 0 HBP: 0	WP: 0 PB: 0 SB: 0 CS: 0	PA: 32
PITCHER	IP	WLS	BF	H	R	ER	SO	BB	IBB	HBP	BLK	WP	HR	S	P	ERA	WHIP			
Ralph Terry, R ERA: 1.0 (1, 1)	9.0	W	32	4	1	1	2	1	0	0	0	0	0	35	39	1.00	0.556			

Cleveland Indians @ Los Angeles Angels
Dodger Stadium, Los Angeles, CA
Tue Apr 13 1965, 6:05 PM PST
Att: 11,278 - Unknown

AB 31
R 1
H 4
RBI 1
BB 1
SO 2
LOB 8



Batter	1	2	3	4	5	6	7	8	9	AB	R	H	RBI	BB	SO	LOB	TOP		
Dick Hower, R (1, 6) OBP: 0.500, SLG: 0.286	4-0 1B 5-3 BB		0-0 E S 4-3 1B		4-0 1B BB		0-0 1-3		0-0 G1-6-3	3	1	1	0	2	0	1			
Chuck Hinton, R (1, 3) OBP: 0.222, SLG: 0.222	0-0 5-3 1-2		0-0 6-3 1-3		0-0 1-2 1B		0-0 F7			4	0	1	0	0	0	2			
Leon Wagner, L (1, 7) OBP: 0.333, SLG: 0.667	0-0 2H HR 1B		0-0 4-3		0-3 K		0-0 F6			4	1	1	1	0	1	2			
Rocky Colavito, R (1, 9) OBP: 0.444, SLG: 0.750	0-0 1H HR		0-3 K		0-0 F3				0-0 1B	4	1	2	2	0	1	2			
Max Alvis, R (1, 5) OBP: 0.222, SLG: 0.222	0-0 3-1			0-0 6-3		0-0 5-3			0-0 F8	4	0	0	0	0	0	1			
Vic Davallio, L (1, 8) OBP: 0.500, SLG: 0.625		0-0 1B		0-0 FC5-4-3 1B		0-3 K			0-3 K	4	0	2	0	0	2	1			
Larry Brown, R (1, 4) OBP: 0.429, SLG: 0.500		0-0 F8		0-0 4-3 1-2		4-0 1B BB			0-0 5-3	3	0	0	0	1	0	3			
Joe Azcue, R (1, 2) OBP: 0.375, SLG: 0.375		0-0 F9		0-0 FC5-6-4-5 2-3		0-0 1-2 1B			0-0 G1-6-3 1B	4	0	2	0	0	0	2			
Sam McDowell, L (1, 1) Luis Tiant, R (5, 1) Billy Moran, R (6, PR) Lee Stange, R (6, 1) Stan Williams, R (7, 1) Floyd Weaver, R (8, 1) Tony Martinez, R (9, PR)		0-0 4-3			0-0 3-1		0-0 5-3		0-0 F4	2	0	0	0	0	0	1			
Inning Stats	R: 2 E: 0 K: 0 S: 4	H: 2 LOB: 0 BB: 1 P: 8	R: 0 E: 0 K: 0 S: 4	H: 1 LOB: 1 BB: 0 P: 4	R: 1 E: 0 K: 1 S: 6	H: 1 LOB: 0 BB: 0 P: 6	R: 0 E: 0 K: 0 S: 4	H: 1 LOB: 1 BB: 0 P: 4	R: 0 E: 0 K: 1 S: 6	H: 1 LOB: 2 BB: 1 P: 10	R: 0 E: 0 K: 0 S: 3	H: 0 LOB: 0 BB: 0 P: 3	R: 0 E: 0 K: 1 S: 6	H: 1 LOB: 1 BB: 0 P: 6	R: 0 E: 0 K: 0 S: 3	H: 1 LOB: 0 BB: 3 P: 3	1B: 8 2B: 0 3B: 0 HR: 1	SF: 0 SAC: 0 DP: 1 HBP: 0	WP: 0 PA: 37 PB: 0 SB: 0 CS: 1
PITCHER John O'Donoghue, L (1, 1) ERA: 2.0	IP: 9.0 WLS: W BF: 37 H: 9 R: 3 ER: 2 SO: 4 BB: 3 IBB: 0 HBP: 0 BLK: 0 WP: 0 HR: 1 S: 42 P: 54 ERA: 2.00 WHIP: 1.333															PITCHER			

Cleveland Indians @ Kansas City Athletics
Municipal Stadium, Kansas City, MO
Thu Apr 15 1965, 7:05 PM EST
Att: 2,170 - Unknown


AB	34
R	3
H	9
RBI	3
BB	3
SO	4
LOB	18



Batter	1	2	3	4	5	6	7	8	9	AB	R	H	RBI	BB	SO	LOB	BOTTOM		
Bert Campaneris, R (1, 6) OBP: 0.267, SLG: 0.333	0-3 K	0-0 FC1-2 BB		0-0 1-3 2B	0-0 1-2 2H 1B		0-0 2B BB	0-0 CS 1B		6	1	4	2	0	1	3			
Dick Green, R (1, 4) OBP: 0.583, SLG: 0.625	0-0 1B 2B	4-0 1-2 2-3 3H BB		4-0 BB	4-0 1-2 2-3 BB		4-0 2B BB	0-0 CS 1-2		1	2	1	1	4	0	0			
Ed Charles, R (1, 5) OBP: 0.462, SLG: 0.667	0-0 2H FC4-6 1B	0-0 K		0-3 K	0-0 F8		0-0 1H 2H 2B			5	0	2	3	0	2	9			
Jim Gentile, L (1, 3) OBP: 0.429, SLG: 0.500	0-0 FC4-6 BB 1-2	0-3 K		0-3 K		0-0 K 2B	4-0 BB IBB			4	0	1	0	1	2	7			
Tommie Reynolds, R (1, 7) OBP: 0.615, SLG: 0.600	4-0 1-2 BB		0-0 6-3		0-0 E 2B	0-3 K 2-3	4-0 1-2 2-3 BB			3	1	1	0	2	1	1			
Billy Bryan, L (1, 2) OBP: 0.154, SLG: 0.308	0-3 K		0-3 K		0-3 K	0-0 K 2B	0-0 F9			5	0	1	0	0	3	6			
Jim Landis, R (1, 8) Nelson Mathews, R (5, PR) (6, 8)		4-0 SH FC FC1-2 BB		0-3 K	0-0 E4 1B 1B	0-3 K		4-0 FC1-6 BB		2	0	1	0	1	1	0			
Mike Hershberger, R (1, 9)		0-0 FC FC1-2 SH BB 1-2		0-3 K	0-0 F9		0-0 L9	0-0 FC1-6 SH3 1B		5	2	0	0	0	1	3			
John O'Donoghue, R (1, 1) ERA: 0.667, SLG: 0.500		0-0 SH BB FC1-2 1-2 2-3		4-0 2B BB	0-0 WP 1B 1B		0-0 5-3	0-0 SH3		2	0	1	0	1	0	0			
Inning Stats	R: 1 E: 0 K: 2 S: 9	H: 2 LOB: 2 BB: 1 P: 13	R: 1 E: 1 K: 2 S: 9	H: 0 LOB: 3 BB: 2 P: 17	R: 0 E: 0 K: 2 S: 7	H: 0 LOB: 0 BB: 0 P: 7	R: 0 E: 0 K: 3 S: 10	H: 1 LOB: 3 BB: 2 P: 18	R: 2 E: 1 K: 1 S: 9	H: 4 LOB: 3 BB: 1 P: 13	R: 0 E: 0 K: 2 S: 8	H: 2 LOB: 1 BB: 0 P: 8	R: 2 E: 0 K: 0 S: 5	H: 2 LOB: 3 BB: 3 P: 17	R: 1 E: 0 K: 0 S: 3	H: 1 LOB: 0 BB: 1 P: 7	1B: 6 2B: 6 3B: 0 HR: 0	SF: 0 SAC: 2 DP: 0 HBP: 0	WP: 1 PA: 47 PB: 0 SB: 0 CS: 1
PITCHER Sam McDowell, L (1, 1) ERA: 5.79 Luis Tiant, R (5, 1) ERA: 10.8 Lee Stange, R (6, 1) ERA: 10.8 Stan Williams, R (7, 1) ERA: 9.0 Floyd Weaver, R (8, 1) ERA: 3.00	IP: 4.2 WLS: L BF: 28 H: 7 R: 4 ER: 3 SO: 10 BB: 5 IBB: 0 HBP: 0 BLK: 0 WP: 1 HR: 0 S: 43 P: 63 ERA: 5.79 WHIP: 2.571															PITCHER			

Cleveland Indians @ Kansas City Athletics
Municipal Stadium, Kansas City, MO
Thu Apr 15 1965, 7:05 PM EST
Att: 2,170 - Unknown

AB	34
R	7
H	12
RBI	6
BB	10
SO	12
LOB	30



Batter	1	2	3	4	5	6	7	8	9	AB	R	H	RBI	BB	SO	LOB	TOP					
Dick Howser, R (1,6) OBP: 0.397, SLG: 0.182	0-0 6-3		0-0 G1-4-3		0-0 5-3			0-0 FC1-4		4	0	0	0	0	0	3						
Chuck Hinton, R (1,3) OBP: 0.231, SLG: 0.231	0-0 6-3			0-0 L7-4 1B		0-0 6-3		0-0 L8		4	0	1	0	0	0	1						
Leon Wagner, L (1,7) OBP: 0.308, SLG: 0.500	0-0 G3			4-0 1B 1-2 BB		0-0 F2			0-0 4-3	3	0	0	0	1	0	0						
Rocky Colavito, R (1,9) OBP: 0.308, SLG: 0.500		0-0 6-3		0-0 L7-4		0-0 F4			0-0 6-3	4	0	0	0	0	2							
Max Alvis, R (1,5) OBP: 0.308, SLG: 0.308		0-0 1B 1B		0-0 1-2 1B			0-0 5-3		0-0 F7	4	0	2	0	0	0	0						
Vic Davallito, L (1,8) OBP: 0.455, SLG: 0.545		0-0 1B 1-3 1B		0-0 3-1			0-0 6-3			3	0	1	0	0	2							
Larry Brown, R (1,4) OBP: 0.300, SLG: 0.333		0-0 L7			0-0 6-3		0-0 5-3			3	0	0	0	0	1							
Joe Azcue, R (1,2) OBP: 0.455, SLG: 0.455			0-0 FC1-6 1B		0-0 1B			0-0 F7		3	0	2	0	0	0							
Dick Donovan, L (1,1) Ray Barker, L (5,PH) Sonny Siebert, R (5,1) Al Luplow, L (8,PH) Don McMahon, R (8,1)			0-0 FC1-6 G1-4-3		0-0 F8			0-0 FC1-4 1B		1	0	0	0	0	1							
Inning Stats	R: 0 E: 0 K: 0 S: 3	H: 0 LOB: 0 BB: 0 P: 3	R: 0 E: 0 K: 0 S: 4	H: 2 LOB: 1 BB: 0 P: 4	R: 0 E: 0 K: 0 S: 3	H: 1 LOB: 0 BB: 0 P: 3	R: 0 E: 0 K: 0 S: 4	H: 2 LOB: 2 BB: 1 P: 8	R: 0 E: 0 K: 0 S: 4	H: 1 LOB: 1 BB: 0 P: 4	R: 0 E: 0 K: 0 S: 3	H: 0 LOB: 0 BB: 0 P: 3	R: 0 E: 0 K: 0 S: 3	H: 0 LOB: 0 BB: 0 P: 3	R: 0 E: 0 K: 0 S: 4	H: 1 LOB: 1 BB: 0 P: 4	R: 0 E: 0 K: 0 S: 3	H: 0 LOB: 0 BB: 0 P: 3	1B: 7 2B: 1 3B: 0 HR: 0	SF: 0 SAC: 0 DP: 2 HBP: 0	WP: 0 PB: 0 SB: 1 CS: 0	PA: 32
PITCHER Jim Kaat, L (1,1) ERA: 1.5	IP: 9.0 WLS: W BF: 32 H: 7 R: 0 ER: 0 SO: 0 BB: 1 IBB: 0 HBP: 0 BLK: 0 WP: 0 HR: 0 S: 31 P: 35 ERA: 0.00 WHIP: 0.889															PITCHER						

Cleveland Indians @ Minnesota Twins
Metropolitan Stadium, Bloomington, MI
Sat Apr 17 1965, 7:05 PM EST
Att. 4,492 - Unknown - 41 F

AB 31
R 0
H 7
RBI 0
BB 1
SO 0
LOB 11



Batter	1	2	3	4	5	6	7	8	9	AB	R	H	RBI	BB	SO	LOB	BOTTOM					
Zoilo Versalles, R (1,6) OBP: 0.267, SLG: 0.357	0-0 1B 2B			4-0 1-2 BB		0-0 F9				3	1	1	0	1	0	2						
Rich Rollins, R (1,5)	0-0 5-3			0-0 L8			0-0 6-3			4	0	0	0	0	5							
Tony Oliva, L (1,9) OBP: 0.077, SLG: 0.077	0-0 5-3		0-0 F8		0-0 L8		0-0 CS 1B			4	0	1	0	0	1							
Harmon Killebrew, R (1,3) OBP: 0.385, SLG: 0.273	0-0 2H 3B 1B		0-0 F7		0-3 K		0-3 K			4	1	1	1	0	2	1						
Jimmie Hall, L (1,8) OBP: 0.231, SLG: 0.333	0-0 1H 3B		0-0 F8		0-0 E4 1B			0-0 F5		4	0	1	1	0	0							
Bob Allison, R (1,7) OBP: 0.538, SLG: 0.750	0-3 K			0-0 HR		0-0 1-3 1B		0-0 L7		4	1	2	1	0	1							
Earl Batley, R (1,2) OBP: 0.375, SLG: 0.200		0-0 6-3		0-0 3-1		0-0 F6		4-0 BB		3	0	0	0	1	2							
Jerry Kindall, R (1,4) OBP: 0.286, SLG: 0.091		0-0 E 1B		0-0 5-3		0-0 F3		0-0 F9		4	0	1	0	0	1							
Jim Kaat, L (1,1) OBP: 0.333, SLG: 0.333		0-0 E1		0-0 BB 1B		0-3 K				3	0	1	0	1	1							
Inning Stats	R: 2 E: 0 K: 1 S: 8	H: 3 LOB: 1 BB: 0 P: 8	R: 0 E: 1 K: 0 S: 5	H: 1 LOB: 2 BB: 0 P: 5	R: 0 E: 0 K: 0 S: 3	H: 0 LOB: 0 BB: 0 P: 3	R: 1 E: 0 K: 0 S: 5	H: 2 LOB: 2 BB: 1 P: 9	R: 0 E: 1 K: 1 S: 7	H: 1 LOB: 2 BB: 0 P: 7	R: 0 E: 0 K: 1 S: 5	H: 0 LOB: 0 BB: 0 P: 5	R: 0 E: 0 K: 1 S: 5	H: 1 LOB: 0 BB: 0 P: 5	R: 0 E: 0 K: 0 S: 3	H: 0 LOB: 1 BB: 1 P: 7	R: 0 E: 0 K: 0 S: 3	H: 0 LOB: 1 BB: 1 P: 7	1B: 5 2B: 1 3B: 1 HR: 1	SF: 0 SAC: 0 DP: 0 HBP: 0	WP: 0 PB: 0 SB: 0 CS: 1	PA: 35
PITCHER Dick Donovan, R (1,1) ERA: 6.75 Sonny Siebert, R (5,1) Don McMahon, R (8,1) ERA:	IP: 4.0 WLS: L BF: 20 H: 6 R: 3 ER: 3 SO: 1 BB: 1 IBB: 0 HBP: 0 BLK: 0 WP: 0 HR: 1 S: 21 P: 25 ERA: 6.75 WHIP: 1.750															PITCHER						

Cleveland Indians @ Minnesota Twins
Metropolitan Stadium, Bloomington, MI
Sat Apr 17 1965, 7:05 PM EST
Att. 4,492 - Unknown - 41 F

AB 33
R 3
H 8
RBI 3
BB 2
SO 4
LOB 14



Batter	1	2	3	4	5	6	7	8	9	AB	R	H	RBI	BB	SO	LOB	TOP																	
Dick Howser, R OBP: 0.368, SLG: 0.250										5	1	2	0	0	0	3																		
Chuck Hinton, R OBP: 0.333, SLG: 0.294										4	1	2	1	1	1	1																		
Leon Wagner, L OBP: 0.389, SLG: 0.563										4	1	2	0	1	0	3																		
Rocky Colavito, R OBP: 0.278, SLG: 0.471										5	0	1	2	0	1	6																		
Max Alvis, R OBP: 0.294, SLG: 0.353										4	0	1	0	0	1	2																		
Fred Whitfield, L (1, 3)										3	0	0	0	1	0	1																		
Vic Davaillo, L OBP: 0.467, SLG: 0.533										4	0	2	0	0	0	1																		
Joe Azcue, R OBP: 0.333, SLG: 0.333										4	0	0	0	0	0	4																		
Ralph Terry, R (1, 1)										1	0	0	0	0	1	0																		
Jack Kralick, L (4, 1)										0	0	0	0	0	0	0																		
Ray Barker, L (6, PH)										1	0	0	0	0	1	1																		
Gary Bell, R (6, 1)										0	0	0	0	0	0	0																		
Al Luplow, L OBP: 1.000, SLG: 1.500										1	0	1	0	0	0	0																		
Inning Stats	R: 0 E: 0 K: 0 S: 4	H: 1 LOB: 1 BB: 0 P: 4	R: 0 E: 0 K: 0 S: 3	H: 1 LOB: 0 BB: 0 P: 3	R: 3 E: 0 K: 2 S: 11	H: 4 LOB: 1 BB: 0 P: 11	R: 0 E: 0 K: 0 S: 4	H: 1 LOB: 2 BB: 1 P: 8	R: 0 E: 0 K: 1 S: 6	H: 1 LOB: 1 BB: 0 P: 6	R: 0 E: 0 K: 0 S: 3	H: 1 LOB: 1 BB: 1 P: 7	R: 0 E: 1 K: 0 S: 4	H: 0 LOB: 1 BB: 0 P: 4	R: 0 E: 0 K: 0 S: 4	H: 1 LOB: 2 BB: 1 P: 8	1B: 7 2B: 4 3B: 0 HR: 0	SF: 0 SAC: 1 DP: 1 HBP: 0	WP: 0 PB: 1 SB: 1 CS: 1	PA: 41														
PITCHER	IP WLS BF H R ER SO BB IBB HBP BLK WP HR S P ERA WHIP																																	
Mudcat Grant, R ERA: 9.0	3.0	W	16	7	3	3	2	1	0	0	0	0	0	0	19	23	9.00	2.667																
Dave Boswell, R ERA:	3.1	W	14	3	0	0	3	1	0	0	0	0	0	0	19	23	0.00	1.200																
Al Worthington, R ERA:	2.2	S	10	1	0	0	0	1	0	0	0	0	0	0	9	13	0.00	0.750																

Cleveland Indians @ Minnesota Twins
Metropolitan Stadium, Bloomington, MI
Sun Apr 18 1965, 4:33 AM EST
Att. 3,273 - Unknown - 46 F

AB 36
R 3
H 11
RBI 3
BB 3
SO 5
LOB 22



Batter	1	2	3	4	5	6	7	8	9	AB	R	H	RBI	BB	SO	LOB	BOTTOM																	
Zoilo Versalles, R OBP: 0.263, SLG: 0.294										3	1	0	0	1	0	2																		
Rich Rollins, R OBP: 0.200, SLG: 0.111										4	0	1	0	0	0	0																		
Tony Oliva, L OBP: 0.118, SLG: 0.176										4	1	1	0	0	0	1																		
Harmon Killebrew, R OBP: 0.412, SLG: 0.333										4	1	2	0	0	0	1																		
Rich Reese, L (9, 3)										0	0	0	0	0	0	0																		
Jimmie Hall, L OBP: 0.294, SLG: 0.533										3	2	1	2	1	0	1																		
Bob Allison, R OBP: 0.529, SLG: 0.688										4	0	2	1	0	0	0																		
Earl Batley, R OBP: 0.250, SLG: 0.111										4	0	0	0	0	1	2																		
Jerry Kindall, R OBP: 0.278, SLG: 0.333										4	1	1	1	0	2	2																		
Mudcat Grant, R (1, 1)										1	0	0	0	0	0	0																		
Dave Boswell, R OBP: 1.000, SLG: 1.000										1	0	1	0	0	0	0																		
Al Worthington, R (7, 1)										1	0	0	0	0	1	0																		
Inning Stats	R: 0 E: 0 K: 0 S: 3	H: 0 LOB: 0 BB: 0 P: 3	R: 0 E: 0 K: 0 S: 3	H: 0 LOB: 0 BB: 0 P: 3	R: 2 E: 1 K: 0 S: 5	H: 2 LOB: 1 BB: 1 P: 9	R: 2 E: 0 K: 0 S: 7	H: 4 LOB: 2 BB: 0 P: 7	R: 0 E: 0 K: 0 S: 4	H: 1 LOB: 1 BB: 0 P: 4	R: 0 E: 0 K: 1 S: 5	H: 0 LOB: 0 BB: 0 P: 5	R: 0 E: 0 K: 1 S: 5	H: 0 LOB: 0 BB: 0 P: 5	R: 2 E: 0 K: 2 S: 9	H: 2 LOB: 1 BB: 1 P: 13	1B: 6 2B: 1 3B: 0 HR: 2	SF: 0 SAC: 0 DP: 0 HBP: 0	WP: 0 PB: 0 SB: 2 CS: 0	PA: 35														
PITCHER	IP WLS BF H R ER SO BB IBB HBP BLK WP HR S P ERA WHIP																																	
Ralph Terry, R ERA: 3.0	3.0	L	14	4	4	3	0	0	0	0	0	0	0	0	9	9	0.00	1.500																
Jack Kralick, L ERA:	2.0		9	3	0	0	0	0	0	0	0	0	0	0	9	9	0.00	1.500																
Gary Bell, R ERA: 6.0	3.0		12	2	2	2	4	0	1	0	0	0	0	19	23	6.00	0.667																	

Cleveland Indians @ Minnesota Twins
Metropolitan Stadium, Bloomington, MI
Sun Apr 18 1965, 4:33 AM EST
Att. 3,273 - Unknown - 46 F


AB 33
R 6
H 9
RBI 4
BB 2
SO 4
LOB 9



Batter	1	2	3	4	5	6	7	8	9	10	AB	R	H	RBI	BB	SO	LOB					
Jose Cardenal, R OBP: 0.355, SLG: 0.533 (1.8) (9.4) (10.5)	F5		SH1-3		F8			1B	K		4	0	1	0	0	1	2					
Willie Smith, L OBP: 0.267, SLG: 0.310 (1.7)	1-3		F9		4-3			K		F9	5	0	0	0	0	1	2					
Jim Fregosi, R OBP: 0.161, SLG: 0.258 (1.6)	K				E 1B			K	L5	K	5	1	1	0	0	3	0					
Joe Adcock, R OBP: 0.375, SLG: 0.375 (9, PR)		F9		E5 1B		F9			WP BB 1B	2B BB	4	0	1	0	0	0	1					
Marcelino Lopez, R OBP: 0.167, SLG: 0.167 (9.1)											0	1	0	0	0	0	0					
George Brunet, R (9.1)											0	0	0	0	0	0	0					
Dean Chance, R (9.1)											0	0	0	0	0	0	0					
Ron Piche, R (9.1)											0	0	0	0	1	0	0					
Lou Clinton, R OBP: 0.304, SLG: 0.300 (1.9)		1B 2B						K	WP 1B BB		4	2	3	1	1	1	0					
Paul Schaal, R OBP: 0.269, SLG: 0.400 (10.4)								F7		2B	5	0	1	1	0	3	5					
Phil Roof, R OBP: 0.143, SLG: 0.143 (1.2)											3	0	0	0	0	1	2					
Vic Power, R OBP: 0.250, SLG: 0.500 (9, PH)											0	0	0	0	0	0	0					
Coosten Shockley, L OBP: 0.200, SLG: 0.143 (9.3)											0	1	0	0	1	0	0					
Bobby Knoop, R OBP: 0.348, SLG: 0.333 (8, PH)											2	0	0	0	0	1	0					
Jim Piersall, R (8.4)											1	0	0	0	0	1	0					
Julio Gotay, R (8.4)											0	0	0	0	0	0	0					
Buck Rodgers, S OBP: 0.250, SLG: 0.118 (9.2)											1	0	1	2	0	0	0					
Fred Newman, R (1.1)											1	0	0	0	1	1	0					
Gino Cimoli, R (8, PH)											1	0	0	0	0	0	0					
Bob Lee, R (8.1)											0	0	0	0	0	0	0					
Albie Pearson, L OBP: 0.400, SLG: 0.250 (9.8)											1	0	1	1	0	0	0					
Inning Stats	R: 0 E: 0 K: 1 S: 5	H: 0 LOB: 0 BB: 0 P: 5	R: 1 E: 0 K: 0 S: 4	H: 2 LOB: 0 BB: 0 P: 4	R: 0 E: 0 K: 0 S: 3	H: 0 LOB: 1 BB: 1 P: 7	R: 1 E: 1 K: 1 S: 7	H: 2 LOB: 1 BB: 0 P: 7	R: 0 E: 0 K: 2 S: 5	H: 0 LOB: 0 BB: 0 P: 5	R: 0 E: 0 K: 2 S: 7	H: 0 LOB: 0 BB: 0 P: 7	R: 0 E: 0 K: 2 S: 8	H: 1 LOB: 1 BB: 0 P: 8	R: 3 E: 0 K: 2 S: 10	H: 3 LOB: 2 BB: 2 P: 18	R: 0 E: 0 K: 2 S: 8	H: 1 LOB: 2 BB: 1 P: 12	1B: 7 2B: 2 3B: 0 HR: 0	SF: 0 SAC: 1 DP: 1 HBP: 0	WP: 1 PB: 0 SB: 0 CS: 0	PA: 42
PITCHER	IP	WLS	BF	H	R	ER	SO	BB	IBB	HBP	BLK	WP	HR	S	P	ERA	WHIP					
Sam McDowell, L ERA: 5.4 (1.1)	8.2		33	6	4	4	10	2	0	0	0	1	0	51	59	4.15	0.923					
Don McMahon, R ERA: (9.1)	0.0		3	2	1	1	0	1	0	0	0	1	0	2	6	∞	∞					
Luis Tiant, R ERA: (9.1)	0.1		1	0	0	0	1	0	0	0	0	0	0	3	3	0.00	0.000					
Sonny Siebert, R ERA: (10.1)	1.0	W	5	1	0	0	2	1	0	0	0	0	0	8	12	0.00	2.000					

Los Angeles Angels @ Cleveland Indians
Cleveland Municipal Stadium, Cleveland, OH
Wed Apr 21 1965, 3:33 AM EST
Att: 44,335 - Unknown

AB	37
R	5
H	9
RBI	5
BB	4
SO	13
LOB	12



Batter	1	2	3	4	5	6	7	8	9	10	AB	R	H	RBI	BB	SO	LOB				
Dick Howser, R OBP: 0.304, SLG: 0.200 (1.6)	F5			F8		1-3		SH2-4	K		4	0	0	0	0	1	3				
Chuck Hinton, R OBP: 0.318, SLG: 0.286 (9.3)	K			HR 1B		F9		K	F7		4	1	1	0	0	2	1				
Fred Whitfield, L (9.3)											1	0	0	0	0	0	3				
Leon Wagner, L OBP: 0.478, SLG: 0.695 (1.7)	1-3			HR 1B		HR BB		HR BB		HR	3	3	2	3	2	0	0				
Rocky Colavito, R OBP: 0.273, SLG: 0.571 (1.9)		F7		F4		HR		F9			4	1	1	2	0	0	2				
Max Alvis, R OBP: 0.238, SLG: 0.286 (1.5)		6-3		L6		HR					4	0	0	0	0	0	0				
Vic Davalillo, L OBP: 0.421, SLG: 0.474 (1.8)		5-3									4	1	1	0	0	0	0				
Larry Brown, R OBP: 0.308, SLG: 0.417 (1.4)				1-3							3	0	1	0	0	1	0				
Al Luplow, L OBP: 1.000, SLG: 1.500 (9, PH)				1-3		1B 2B		K			0	0	0	0	1	0	0				
Billy Moran, R (10.4)											0	0	0	0	0	0	0				
Cam Carreon, R OBP: 0.333, SLG: 0.333 (1.2)				6-3				5-3			3	0	1	0	0	0	0				
Joe Azcue, R OBP: 0.375, SLG: 0.375 (9, PH)											1	0	1	1	0	0	0				
Sam McDowell, L (1.1)											3	0	0	0	0	1	1				
Don McMahon, R (9.1)											0	0	0	0	0	0	0				
Luis Tiant, R (9.1)											0	0	0	0	0	0	0				
Ray Barker, L (9, PH)											0	0	0	0	1	0	0				
Sonny Siebert, R (10.1)											0	0	0	0	0	0	0				
Inning Stats	R: 0 E: 0 K: 1 S: 5	H: 0 LOB: 0 BB: 0 P: 5	R: 0 E: 0 K: 0 S: 3	H: 0 LOB: 0 BB: 0 P: 3	R: 0 E: 0 K: 1 S: 5	H: 0 LOB: 0 BB: 0 P: 5	R: 2 E: 0 K: 0 S: 5	H: 1 LOB: 0 BB: 1 P: 8	R: 0 E: 0 K: 1 S: 5	H: 0 LOB: 0 BB: 0 P: 5	R: 0 E: 1 K: 1 S: 6	H: 0 LOB: 2 BB: 1 P: 10	R: 1 E: 0 K: 1 S: 7	H: 2 LOB: 3 BB: 2 P: 15	R: 1 E: 0 K: 0 S: 1	H: 1 LOB: 1 BB: 0 P: 1	1B: 4 2B: 1 3B: 0 HR: 3	SF: 0 SAC: 1 DP: 0 HBP: 0	WP: 0 PB: 0 SB: 0 CS: 0	PA: 39	
PITCHER	IP	WLS	BF	H	R	ER	SO	BB	IBB	HBP	BLK	WP	HR	S	P	ERA	WHIP				
Fred Newman, R ERA: 2.45 (8.1)	7.0		26	5	4	4	3	1	0	0	1	0	0	2	31	5.14	0.857				
Bob Lee, R ERA: 1.50 (8.1)	1.0		5	0	0	0	1	0	1	0	1	0	0	6	10	0.00	0.000				
George Brunet, L ERA: 2.45 (9.1)	0.1		2	1	1	1	0	0	0	0	0	0	0	2	2	27.00	3.000				
Dean Chance, R ERA: 3.0 (9.1)	0.0		3	1	0	0	0	1	1	0	0	0	0	1	9	∞	∞				
Ron Piche, R ERA: 5.4 (9.1)	0.2	L	3	1	1	1	1	0	0	0	0	0	1	5	5	13.50	1.500				

Los Angeles Angels @ Cleveland Indians
Cleveland Municipal Stadium, Cleveland, OH
Wed Apr 21 1965, 3:33 AM EST
Att: 44,335 - Unknown

AB	34
R	6
H	8
RBI	6
BB	4
SO	5
LOB	10



Batter	1	2	3	4	5	6	7	8	9	AB	R	H	RBI	BB	SO	LOB	TOP								
Bert Campaneris, R OBP: 0.389, SLG: 0.500 (1, 7)	0-0 1-3			0-0 1-3	0-0 6-3		0-3 K			4	0	0	0	0	1	4									
Wayne Causey, L OBP: 0.350, SLG: 0.278 (1, 6)	0-0 G3			0-0 4-3		0-0 1B	0-0 F6			4	0	1	0	0	0	2									
Ed Charles, R OBP: 0.333, SLG: 0.379 (1, 5)	0-0 1-3			0-0 6-3		4-0 BB		0-3 K		3	0	0	0	1	1	0									
Jim Gentile, L OBP: 0.370, SLG: 0.840 (1, 3)		0-0 F3			0-0 HR	0-0 L6		0-3 K		4	1	1	1	0	1	2									
Tommie Reynolds, R OBP: 0.364, SLG: 0.357 (1, 9)		0-0 5-3			0-0 F7	0-0 F7		0-0 F8		4	0	0	0	0	0	2									
Billy Bryan, L OBP: 0.217, SLG: 0.200 (1, 2)		0-3 K			4-0 1B	0-0 5-3			0-0 F4	3	1	0	0	1	1	2									
Mike Hershberger, R OBP: 0.152, SLG: 0.194 (1, 8)			0-3 K		0-0 5-3		0-0 BB	0-0 4-3		4	0	1	0	0	1	1									
Dick Green, R OBP: 0.424, SLG: 0.346 (1, 4)			0-0 4-3		0-0 1B		0-3 K		0-0 1B	4	0	2	0	0	1	1									
Orlando Pena, R OBP: 0.333, SLG: 0.333 (3, 1)			0-0 F8		0-0 1B		4-0 BB	0-3 K		1	0	0	0	0	0	0									
Nelson Mathews, R OBP: 0.329, SLG: 0.500 (5, PH)					0-0 1B					0	0	0	0	0	0	0									
Jim Dickson, L OBP: 0.289, SLG: 0.289 (5, PH)					1-2 3H					0	0	0	0	0	0	0									
Skip Lockwood, R OBP: 0.217, SLG: 0.200 (7, PH)										0	0	0	0	0	0	0									
Wes Stock, R OBP: 0.167, SLG: 0.091 (7, PH)										0	0	0	0	0	0	0									
Ken Harrelson, R OBP: 0.167, SLG: 0.091 (9, PH)										1	0	0	0	0	1	1									
Inning Stats	R: 0 E: 0 K: 0 S: 3	H: 0 LOB: 0 BB: 0 P: 3	R: 0 E: 0 K: 1 S: 5	H: 0 LOB: 0 BB: 0 P: 5	R: 0 E: 0 K: 1 S: 5	H: 0 LOB: 0 BB: 0 P: 5	R: 0 E: 0 K: 0 S: 3	H: 0 LOB: 0 BB: 0 P: 3	R: 2 E: 0 K: 0 S: 6	H: 3 LOB: 2 BB: 1 P: 10	R: 0 E: 0 K: 0 S: 4	H: 1 LOB: 2 BB: 1 P: 8	R: 0 E: 0 K: 2 S: 8	H: 1 LOB: 2 BB: 1 P: 12	R: 0 E: 0 K: 2 S: 7	H: 0 LOB: 0 BB: 0 P: 7	R: 0 E: 0 K: 1 S: 6	H: 1 LOB: 1 BB: 0 P: 6	1B: 5 2B: 0 3B: 0 HR: 1	SF: 0 SAC: 0 DP: 0 HBP: 0	WP: 0 PB: 0 SB: 1 CS: 0	PA: 36			
PITCHER	IP	WLS	BF	H	R	ER	SO	BB	IBB	HBP	BLK	WP	HR	S	P	ERA	WHIP								
Dick Donovan, R ERA: 5.0 (1, 1)	5.0	W	20	4	2	2	2	1	0	0	0	0	1	23	27	3.60	1.000								
Luis Tiant, R ERA: (6, 1)	4.0	S	16	2	0	0	5	2	0	0	0	0	0	24	32	0.00	1.000								

Kansas City Athletics @ Cleveland Indians
Cleveland Municipal Stadium, Cleveland, OH
Fri Apr 23 1965, 6:05 PM EST
Att: 9,812 - Unknown

AB	33
R	2
H	6
RBI	2
BB	3
SO	7
LOB	15



Batter	1	2	3	4	5	6	7	8	9	AB	R	H	RBI	BB	SO	LOB	BOTTOM								
Dick Howser, R OBP: 0.333, SLG: 0.182 (1, 6)	4-0 S		1-0 BB		0-0 F9		0-3 K			2	1	0	0	1	1	0									
Chuck Hinton, R OBP: 0.308, SLG: 0.250 (1, 3)	0-0 F8		0-3 K		0-0 6-3		4-0 1B			3	0	0	0	1	1	2									
Leon Wagner, L OBP: 0.381, SLG: 0.818 (1, 7)	0-0 F7		0-0 L8			4-0 BB	0-0 1B			3	1	1	0	1	0	2									
Rocky Colavito, R OBP: 0.346, SLG: 0.609 (1, 9)	0-0 1B		4-0 BB		4-0 BB		0-0 F6			2	2	1	1	2	0	2									
Max Alvis, R OBP: 0.240, SLG: 0.280 (1, 5)	0-0 CS		0-3 K		0-0 F7		0-3 K			4	0	1	1	0	2	6									
Vic Davallito, L OBP: 0.391, SLG: 0.435 (1, 8)	0-0 1-2	0-0 E3	0-3 K		0-3 K		0-0 F8			5	1	1	0	0	2	3									
Larry Brown, R OBP: 0.294, SLG: 0.500 (1, 4)		0-3 K		0-0 F3		0-0 WP	0-0 6-3			4	1	1	2	0	1	1									
Cam Carreon, R OBP: 0.429, SLG: 0.333 (1, 2)		0-0 K2-6-2		0-0 F2		4-0 BB	0-0 F7			3	0	1	1	1	0	0									
Dick Donovan, L (1, 1)		0-3 3H		0-0 K2-6-2		0-0 F8		0-0 L8		2	0	0	0	0	1	1									
Luis Tiant, R (6, 1)		0-3 1-2								1	0	0	0	0	0	1									
Inning Stats	R: 2 E: 0 K: 0 S: 4	H: 2 LOB: 1 BB: 1 P: 8	R: 1 E: 2 K: 2 S: 8	H: 2 LOB: 1 BB: 0 P: 8	R: 0 E: 0 K: 2 S: 7	H: 0 LOB: 2 BB: 1 P: 12	R: 0 E: 0 K: 1 S: 5	H: 0 LOB: 0 BB: 0 P: 5	R: 0 E: 0 K: 0 S: 3	H: 0 LOB: 0 BB: 0 P: 3	R: 3 E: 0 K: 1 S: 6	H: 1 LOB: 3 BB: 3 P: 18	R: 0 E: 0 K: 2 S: 8	H: 1 LOB: 2 BB: 1 P: 12	R: 0 E: 0 K: 0 S: 3	H: 0 LOB: 0 BB: 0 P: 3	1B: 4 2B: 2 3B: 1 HR: 0	SF: 0 SAC: 0 DP: 1 HBP: 1	WP: 1 PB: 0 SB: 1 CS: 1	PA: 36					
PITCHER	IP	WLS	BF	H	R	ER	SO	BB	IBB	HBP	BLK	WP	HR	S	P	ERA	WHIP								
Orlando Pena, R ERA: 4.15 (1, 1)	2.0	L	11	4	3	2	2	1	0	1	0	0	0	12	17	9.00	2.500								
Jose Santiago, R ERA: 11.97 (3, 1)	2.0		7	0	0	0	3	1	0	0	0	0	0	12	16	0.00	0.500								
Jim Dickson, R ERA: 4.76 (5, 1)	2.0		10	1	3	3	1	3	0	0	0	1	0	9	21	13.50	2.000								
Wes Stock, R ERA: 8.53 (7, 1)	2.0		8	1	0	0	2	1	0	0	0	0	0	11	15	0.00	1.000								

Kansas City Athletics @ Cleveland Indians
Cleveland Municipal Stadium, Cleveland, OH
Fri Apr 23 1965, 6:05 PM EST
Att: 9,812 - Unknown


AB	29
R	6
H	6
RBI	5
BB	6
SO	8
LOB	18




Batter	1	2	3	4	5	6	7	8	9	AB	R	H	RBI	BB	SO	LOB	TOP											
Bert Campaneris, R OBP: 0.375, SLG: 0.486 (1, 7)										3	0	1	1	0	0	0	Kansas City Athletics @ Cleveland Indians Cleveland Municipal Stadium, Cleveland, OH Sat Apr 24 1965, 3:33 AM EST Att: 4,088 - Unknown livebaseballscorecards.com											
Wayne Causey, L OBP: 0.375, SLG: 0.364 (1, 6)										4	0	2	0	0	1	4												
Mike Hershberger, R OBP: 0.133, SLG: 0.171 (1, 9)										4	0	0	0	0	0	2												
Jim Gentile, L OBP: 0.355, SLG: 0.793 (1, 3)										4	0	1	0	0	0	1												
Ed Charles, R OBP: 0.297, SLG: 0.333 (1, 5)										4	0	0	0	0	0	2												
Billy Bryan, L OBP: 0.222, SLG: 0.174 (1, 2)										3	1	0	0	0	1	2												
Jim Landis, R OBP: 0.417, SLG: 0.390 Nelson Mathews, R OBP: 0.667, SLG: 0.800 (2, 8)										1	0	0	0	0	0	0												
Dick Green, R OBP: 0.378, SLG: 0.300 (1, 4)										4	0	0	0	0	0	3												
Moe Drabowsky, R OBP: 0.200, SLG: 0.200 Tommy Reynolds, R OBP: 0.362, SLG: 0.357 Fred Talbot, R OBP: 0.500, SLG: 0.500 (7, PH)										2	0	0	0	0	2	1												
Inning Stats	R: 0 E: 0 K: 0 S: 4	H: 1 LOB: 1 BB: 0 P: 4	R: 0 E: 0 K: 1 S: 5	H: 0 LOB: 0 BB: 0 P: 5	R: 0 E: 0 K: 1 S: 5	H: 0 LOB: 0 BB: 0 P: 5	R: 0 E: 0 K: 0 S: 5	H: 2 LOB: 2 BB: 0 P: 5	R: 0 E: 0 K: 1 S: 7	H: 2 LOB: 2 BB: 0 P: 7	R: 0 E: 0 K: 0 S: 3	H: 0 LOB: 0 BB: 0 P: 3	R: 1 E: 0 K: 1 S: 6	H: 1 LOB: 2 BB: 2 P: 14	R: 0 E: 0 K: 0 S: 3	H: 0 LOB: 0 BB: 0 P: 3		R: 0 E: 0 K: 0 S: 3	H: 0 LOB: 0 BB: 0 P: 3	1B: 3 2B: 3 3B: 0 HR: 0	SF: 1 SAC: 0 DP: 0 HBP: 0	WP: 0 PB: 0 SB: 0 CS: 0	PA: 35					
PITCHER	IP	WLS	BF	H	R	ER	SO	BB	IBB	HBP	BLK	WP	HR	S	P	ERA	WHIP											
Ralph Terry, R ERA: 2.25 Gary Bell, R ERA: 4.5	(1, 1)	8.0	W	32	6	1	1	4	2	0	0	0	0	0	38	46	1.12	1.000										

Batter	1	2	3	4	5	6	7	8	9	AB	R	H	RBI	BB	SO	LOB	BOTTOM											
Dick Howser, R OBP: 0.375, SLG: 0.167 (1, 6)										2	0	0	0	3	1	1	Kansas City Athletics @ Cleveland Indians Cleveland Municipal Stadium, Cleveland, OH Sat Apr 24 1965, 3:33 AM EST Att: 4,088 - Unknown livebaseballscorecards.com											
Chuck Hinton, R OBP: 0.290, SLG: 0.214 (1, 4)										4	0	0	0	1	0	4												
Leon Wagner, L OBP: 0.352, SLG: 0.731 (1, 7)										4	1	1	0	0	0	4												
Rocky Colavito, R OBP: 0.400, SLG: 0.640 Al Luplow, R OBP: 1.000, SLG: 1.500 (8, PR)										2	0	1	0	2	1	3												
Max Alvis, R OBP: 0.276, SLG: 0.259 (1, 5)										2	1	0	0	2	1	3												
Vic Davallito, L OBP: 0.333, SLG: 0.370 (1, 8)										4	1	0	0	0	0	6												
Fred Whitfield, L OBP: 0.333, SLG: 0.286 (1, 3)										3	1	2	2	0	0	0												
Cam Carreon, R OBP: 0.455, SLG: 0.400 (1, 2)										4	0	2	1	0	0	2												
Ralph Terry, R Ray Barker, L Gary Bell, R (8, PH)										2	0	0	0	0	1	1												
Inning Stats	R: 0 E: 0 K: 1 S: 5	H: 0 LOB: 0 BB: 0 P: 5	R: 0 E: 0 K: 0 S: 3	H: 1 LOB: 1 BB: 1 P: 7	R: 0 E: 0 K: 1 S: 6	H: 1 LOB: 3 BB: 2 P: 14	R: 0 E: 0 K: 0 S: 2	H: 0 LOB: 0 BB: 1 P: 6	R: 0 E: 1 K: 1 S: 6	H: 0 LOB: 1 BB: 0 P: 6	R: 1 E: 0 K: 1 S: 7	H: 1 LOB: 2 BB: 1 P: 11	R: 0 E: 0 K: 0 S: 3	H: 0 LOB: 1 BB: 1 P: 7	R: 3 E: 0 K: 0 S: 6	H: 3 LOB: 2 BB: 2 P: 14		R: 0 E: 0 K: 0 S: 3	H: 0 LOB: 0 BB: 0 P: 3	1B: 5 2B: 2 3B: 0 HR: 0	SF: 1 SAC: 1 DP: 1 HBP: 0	WP: 1 PB: 1 SB: 3 CS: 0	PA: 38					
PITCHER	IP	WLS	BF	H	R	ER	SO	BB	IBB	HBP	BLK	WP	HR	S	P	ERA	WHIP											
Moe Drabowsky, R ERA: 4.96 Fred Talbot, R ERA: 4.76	(1, 1)	6.0	L	27	3	1	1	4	5	0	0	0	0	0	29	49	1.50	1.333										

Batter	1	2	3	4	5	6	7	8	9	AB	R	H	RBI	BB	SO	LOB	TOP
Zoilo Versalles, R OBP: 0.311, SLG: 0.429 (1, 6)										5	1	1	0	0	2	4	Minnesota Twins @ Cleveland Indians Cleveland Municipal Stadium, Cleveland, OH Tue Apr 27 1965, 7:05 PM EDT Att: 3,827 - Unknown livebaseballscorecards.com
Rich Rollins, R OBP: 0.206, SLG: 0.250 (1, 5)										5	0	1	0	0	0	2	
Tony Oliva, L OBP: 0.244, SLG: 0.526 (1, 9)										4	1	1	2	0	0	0	
Harmon Killebrew, R OBP: 0.463, SLG: 0.382 Rich Reese, L OBP: 1.000, SLG: 2.000 (1, 3) (8, PR) (8, 3)										4	1	2	0	1	1	1	
Jimmie Hall, L OBP: 0.368, SLG: 0.545 (1, 8)										4	2	1	0	1	0	2	
Bob Allison, R OBP: 0.436, SLG: 0.583 (1, 7)										5	1	3	1	0	0	3	
Earl Batley, R OBP: 0.321, SLG: 0.217 Cesar Tovar, R OBP: 0.300, SLG: 0.300 Jerry Zimmerman, R OBP: 0.111, SLG: 0.111 (1, 2) (7, PR) (7, 2)										2	2	2	1	2	0	0	
Jerry Kindall, R OBP: 0.243, SLG: 0.226 (1, 4)										3	1	0	2	1	1	3	
Camilo Pascual, R OBP: 0.444, SLG: 0.875 (1, 1)										4	2	2	5	1	0	2	
Inning Stats	R: 7 E: 0 K: 0 S: 7	H: 4 R: 0 ER: 0 SO: 3	H: 0 R: 0 ER: 0 SO: 3	H: 2 R: 0 ER: 0 SO: 4	H: 1 R: 1 ER: 0 SO: 8	H: 4 R: 0 ER: 0 SO: 7	H: 1 R: 0 ER: 0 SO: 4	H: 0 R: 0 ER: 0 SO: 9	H: 0 R: 0 ER: 0 SO: 8	1B: 9 2B: 3 3B: 0 HR: 1	SF: 2 SAC: 0 DP: 0 HBP: 0	WP: 1 PB: 1 SB: 0 CS: 1	PA: 45				
PITCHER	IP WLS BF H R ER SO BB IBB HBP BLK WP HR S P ERA WHIP	IP WLS BF H R ER SO BB IBB HBP BLK WP HR S P ERA WHIP															
Sam McDowell, L ERA: 9.0 (1, 1)	0.2 L 8 3 6 6 0 3 0 0 0 0 0 0 5 17 81.00 9.000																
Stan Williams, R ERA: 5.4 (1, 1)	2.1 9 3 1 1 0 0 0 0 0 0 0 1 9 9 3.86 1.286																
Floyd Weaver, R ERA: 6.75 (4, 1)	1.0 5 1 1 1 2 1 0 0 0 0 1 0 8 12 9.00 2.000																
Luis Tiant, R ERA: 4.76 Lee Stange, R ERA: 4.91 (5, 1) (6, 1)	1.0 7 4 3 3 0 0 0 0 0 0 0 0 7 7 27.00 4.000	2.0 8 1 0 0 1 1 0 0 0 0 0 0 9 13 0.00 1.000															
Don McMahon, R ERA: 3.6 (8, 1)	1.0 4 0 0 0 0 1 0 0 0 0 0 0 8 8 0.00 1.000																
Gary Bell, R ERA: 3.6 (9, 1)	1.0 4 1 0 0 2 0 0 0 0 0 0 0 8 8 0.00 1.000																
Batter	1	2	3	4	5	6	7	8	9	AB	R	H	RBI	BB	SO	LOB	BOTTOM
Dick Howser, R OBP: 0.361, SLG: 0.214 (1, 6)										4	1	1	0	0	1	0	Minnesota Twins @ Cleveland Indians Cleveland Municipal Stadium, Cleveland, OH Tue Apr 27 1965, 7:05 PM EDT Att: 3,827 - Unknown livebaseballscorecards.com
Chuck Hinton, R OBP: 0.286, SLG: 0.194 (1, 3) (4, 4)										3	0	0	0	1	0	0	
Leon Wagner, L OBP: 0.300, SLG: 0.633 (1, 7)										4	0	0	0	0	2	2	
Rocky Colavito, R OBP: 0.394, SLG: 0.593 (1, 9)										2	0	0	0	1	0	0	
Max Alvis, R OBP: 0.250, SLG: 0.241 (1, 5)										2	0	0	1	0	0	0	
Vic Davallio, L OBP: 0.300, SLG: 0.333 (1, 8)										3	0	0	0	0	0	0	
Larry Brown, R OBP: 0.276, SLG: 0.471 Floyd Weaver, R OBP: 0.276, SLG: 0.471 Luis Tiant, R OBP: 0.276, SLG: 0.471 Ray Barker, L OBP: 0.276, SLG: 0.471 Lee Stange, R OBP: 0.276, SLG: 0.471 Don McMahon, R OBP: 0.276, SLG: 0.471 Al Luplow, L OBP: 0.276, SLG: 0.471 Gary Bell, R OBP: 0.276, SLG: 0.471 (1, 4) (4, 1) (8, 1) (8, 1) (8, 1) (8, 1) (8, 1) (8, 1) (8, 1) (8, 1)										1	0	0	0	0	0	0	
Cam Carreon, R OBP: 0.429, SLG: 0.385 (1, 2)										3	0	1	0	0	0	0	
Sam McDowell, L (1, 1)										0	0	0	0	0	0	0	
Stan Williams, R (1, 1)										0	0	0	0	0	0	0	
Fred Whitfield, L OBP: 0.250, SLG: 0.200 (3, PH) (4, 3)										3	0	0	0	0	0	1	
Inning Stats	R: 1 E: 0 K: 0 S: 3	H: 1 R: 0 ER: 0 SO: 5	H: 0 R: 0 ER: 0 SO: 5	H: 0 R: 0 ER: 0 SO: 3	H: 0 R: 0 ER: 0 SO: 3	H: 0 R: 0 ER: 0 SO: 3	H: 0 R: 0 ER: 0 SO: 3	H: 0 R: 0 ER: 0 SO: 5	H: 1 R: 0 ER: 0 SO: 6	H: 0 R: 0 ER: 0 SO: 7	1B: 1 2B: 2 3B: 0 HR: 0	SF: 1 SAC: 0 DP: 1 HBP: 0	WP: 0 PB: 0 SB: 0 CS: 0	PA: 30			
PITCHER	IP WLS BF H R ER SO BB IBB HBP BLK WP HR S P ERA WHIP																
Camilo Pascual, R ERA: 3.0 (1, 1)	9.0 W 30 2 1 1 5 2 0 0 0 0 0 0 38 46 1.00 0.444																

Batter	1	2	3	4	5	6	7	8	9	AB	R	H	RBI	BB	SO	LOB	TOP										
Zoilo Versalles, R OBP: 0.306, SLG: 0.413 (1, 6)	6-3	F5					F7			4	0	1	0	0	0	3	Minnesota Twins @ Cleveland Indians Cleveland Municipal Stadium, Cleveland, OH Wed Apr 28 1965, 7:05 PM EDT Att: 3,691 - Unknown										
Rich Rollins, R OBP: 0.184, SLG: 0.222 (1, 5)	5-3		6-3		G1-4-3			K		4	0	0	0	0	1	2											
Tony Oliva, L OBP: 0.222, SLG: 0.476 (1, 9)	5-3		K				L8	F7		4	0	0	0	0	1	0											
Harmon Killebrew, R OBP: 0.422, SLG: 0.342 (1, 3)		6-3	F3				K	F3		4	0	0	0	0	1	0											
Jimmie Hall, L OBP: 0.381, SLG: 0.703 (1, 8)				5-3				F8		4	2	2	2	0	0	0											
Bob Allison, R OBP: 0.442, SLG: 0.641 (1, 7)		HR		F5			HR	F6		3	1	1	1	1	0	0											
Earl Batley, R OBP: 0.344, SLG: 0.259 (1, 2)				4-3				F6		4	0	2	0	0	0	1											
Cesar Tovar, R OBP: 0.357, SLG: 0.308 (1, 4)					4-0			F8		3	0	1	0	1	1	2											
Jim Kaat, L OBP: 0.273, SLG: 0.272 Johnny Kippstein, R OBP: 0.260, SLG: 0.250 Sandy Valdespino, L OBP: 0.250, SLG: 0.250 Dave Boswell, R OBP: 0.250, SLG: 0.250 Don Mincher, L OBP: 0.250, SLG: 0.250 Al Worthington, R OBP: 0.250, SLG: 0.250 Jerry Fosnow, R OBP: 0.250, SLG: 0.250 (1, 1) (3, 1) (5, PH) (5, 1) (7, PH) (7, 1) (8, 1)		FC1-5						F9		1	0	0	0	0	0	2											
Inning Stats	R: 0 E: 0 K: 0 S: 3	H: 0 LOB: 0 BB: 0 P: 3	R: 2 E: 0 K: 0 S: 7	H: 4 LOB: 2 BB: 0 P: 7	R: 0 E: 0 K: 1 S: 5	H: 0 LOB: 0 BB: 0 P: 5	R: 0 E: 0 K: 0 S: 3	H: 0 LOB: 1 BB: 0 P: 3	R: 0 E: 0 K: 1 S: 6	H: 1 LOB: 1 BB: 0 P: 6	R: 0 E: 0 K: 1 S: 6	H: 1 LOB: 1 BB: 0 P: 6	R: 0 E: 0 K: 1 S: 5	H: 0 LOB: 0 BB: 0 P: 5	R: 0 E: 0 K: 0 S: 3	H: 0 LOB: 1 BB: 1 P: 7		1B: 4 2B: 0 3B: 0 HR: 3	SF: 0 SAC: 0 DP: 1 HBP: 0	WP: 1 PA: 35 PB: 0 SB: 0 CS: 0							
PITCHER	IP	WLS	BF	H	R	ER	SO	BB	IBB	HBP	BLK	WP	HR	S	P	ERA	WHIP										
Jack Kralick, L ERA: 5.4 (1, 1)	1.1		8	4	2	2	0	0	0	0	0	0	2	8	8	13.50	3.000										
Sonny Siebert, R ERA: 0.77 (2, 1)	7.2	W	27	3	1	1	5	2	0	0	0	1	1	35	43	1.17	0.652										

Batter	1	2	3	4	5	6	7	8	9	AB	R	H	RBI	BB	SO	LOB	BOTTOM										
Dick Howser, R OBP: 0.317, SLG: 0.182 (1, 6)	G3		E9	L8		4-3		6-3		5	1	0	0	0	0	1	Minnesota Twins @ Cleveland Indians Cleveland Municipal Stadium, Cleveland, OH Wed Apr 28 1965, 7:05 PM EDT Att: 3,691 - Unknown										
Chuck Hinton, R OBP: 0.333, SLG: 0.212 (1, 3)	F9						WP			2	1	1	1	2	0	0											
Leon Wagner, L OBP: 0.385, SLG: 0.576 (1, 7)	E4		G4-6-3	5-3			HR			3	2	0	0	1	0	2											
Rocky Colavito, R OBP: 0.432, SLG: 0.700 (1, 9)	HR				F7					3	3	2	4	1	0	0											
Max Alvis, R OBP: 0.278, SLG: 0.344 (1, 5)			E7					K		3	2	1	2	0	1	1											
Vic Davallilo, L OBP: 0.294, SLG: 0.324 (1, 8)	6-3				L7			6-3		4	0	1	2	0	0	1											
Larry Brown, R OBP: 0.318, SLG: 0.450 (1, 4)		F9						F3		3	0	1	0	1	0	0											
Joe Azcue, R OBP: 0.300, SLG: 0.300 (1, 2)		K	FC6-4			G6-4-3		6-3		4	0	0	0	0	1	3											
Jack Kralick, L OBP: 0.250, SLG: 0.250 (1, 1)								1-3		0	0	0	0	0	0	0											
Inning Stats	R: 3 E: 1 K: 0 S: 6	H: 2 LOB: 0 BB: 0 P: 6	R: 0 E: 0 K: 1 S: 5	H: 0 LOB: 0 BB: 0 P: 5	R: 3 E: 2 K: 0 S: 7	H: 3 LOB: 2 BB: 1 P: 11	R: 0 E: 0 K: 0 S: 3	H: 0 LOB: 1 BB: 1 P: 7	R: 0 E: 0 K: 0 S: 2	H: 0 LOB: 0 BB: 0 P: 3	R: 0 E: 0 K: 0 S: 3	H: 1 LOB: 1 BB: 1 P: 7	R: 3 E: 0 K: 1 S: 6	H: 1 LOB: 2 BB: 2 P: 14	R: 0 E: 0 K: 0 S: 3	H: 0 LOB: 0 BB: 0 P: 3		1B: 5 2B: 0 3B: 0 HR: 2	SF: 0 SAC: 0 DP: 2 HBP: 1	WP: 1 PA: 37 PB: 0 SB: 0 CS: 1							
PITCHER	IP	WLS	BF	H	R	ER	SO	BB	IBB	HBP	BLK	WP	HR	S	P	ERA	WHIP										
Jim Kaat, L ERA: 1.21 (3, 1)	1.1		5	0	0	0	0	1	0	0	0	0	0	4	8	0.00	0.750										
Dave Boswell, R ERA: 3.86 (5, 1)	2.0		7	1	0	0	0	1	0	1	0	0	0	5	10	0.00	1.000										
Al Worthington, R ERA: 6.35 (7, 1)	1.0		6	1	3	3	1	2	0	0	0	1	1	6	14	27.00	3.000										
Jerry Fosnow, L ERA: 4.63 (8, 1)	1.0		3	0	0	0	0	0	0	0	0	0	0	3	3	0.00	0.000										

Batter	1	2	3	4	5	6	7	8	9	AB	R	H	RBI	BB	SO	LOB	TOP					
Don Blasingame, L (1,4) OBP: 0.288, SLG: 0.446	1-3		F4			FC5 BB 1-3		5-3		4	0	1	0	0	0	0						
Woodie Held, R (1,5) OBP: 0.531, SLG: 0.708	6-3			K		1-2 BB			HR	3	1	1	0	1	1	0						
Bob Chance, L (1,3) OBP: 0.320, SLG: 0.457	K			4-3		K			HR	4	1	1	2	0	2	3						
Frank Howard, R (1,7) OBP: 0.339, SLG: 0.464		6-3		K		FC5			K	4	0	0	0	0	2	3						
Jim King, L (1,9) OBP: 0.148, SLG: 0.120	L3				K			1-3	G3	4	0	0	0	0	1	0						
Don Lock, R (1,8) OBP: 0.273, SLG: 0.229				K				F3	4-3	4	0	1	0	0	1	0						
Doug Camilli, R (1,2) OBP: 0.208, SLG: 0.333				K				F6		3	0	0	0	0	1	1						
Ed Brinkman, R (1,6) OBP: 0.204, SLG: 0.191			F2							1	0	0	0	1	0	0						
Mike Brumley, L (8, PH) OBP: 0.091, SLG: 0.091						1B BB			K	1	0	0	0	0	1	0						
Ken Hamlin, R (8,6)										0	0	0	0	0	0	0						
Buster Narum, R (1,1) OBP: 0.187, SLG: 0.667										1	0	0	0	0	1	0						
Jim Duckworth, R (5,1)										0	0	0	0	0	0	0						
Joe Cunningham, L (6, PH)										1	0	0	0	0	1	1						
Frank Kreutzer, R (6,1)										0	0	0	0	0	0	0						
Willie Kirkland, L (8, PH) OBP: 0.320, SLG: 0.321										1	0	0	0	0	0	0						
Ron Kline, R (8,1)										0	0	0	0	0	0	0						
Inning Stats	R: 0 E: 0 K: 1 S: 5	H: 0 LOB: 0 BB: 0 P: 5	R: 0 E: 0 K: 0 S: 4	H: 1 LOB: 1 BB: 0 P: 4	R: 0 E: 0 K: 1 S: 5	H: 0 LOB: 0 BB: 0 P: 5	R: 0 E: 0 K: 2 S: 7	H: 0 LOB: 0 BB: 0 P: 7	R: 0 E: 0 K: 3 S: 9	H: 0 LOB: 0 BB: 0 P: 9	R: 0 E: 0 K: 2 S: 8	H: 1 LOB: 3 BB: 2 P: 16	R: 0 E: 0 K: 0 S: 3	H: 0 LOB: 0 BB: 0 P: 3	R: 0 E: 0 K: 1 S: 5	H: 0 LOB: 0 BB: 0 P: 5	R: 2 E: 0 K: 1 S: 7	H: 2 LOB: 0 BB: 0 P: 7	1B: 2 2B: 1 3B: 0 HR: 1	SF: 0 SAC: 0 DP: 0 HBP: 0	WP: 0 PB: 0 SB: 0 CS: 0	PA: 33
PITCHER Ralph Terry, R (1,1) ERA: 2.17	IP: 9.0 WLS: W BF: 33 H: 4 R: 2 ER: 2 SO: 11 BB: 2 IBB: 0 HBP: 0 BLK: 0 WP: 0 HR: 1 S: 53 P: 61 ERA: 2.00 WHIP: 0.667															PITCHER	IP: 9.0 WLS: W BF: 33 H: 4 R: 2 ER: 2 SO: 11 BB: 2 IBB: 0 HBP: 0 BLK: 0 WP: 0 HR: 1 S: 53 P: 61 ERA: 2.00 WHIP: 0.667					

Washington Senators @ Cleveland Indians
Cleveland Municipal Stadium, Cleveland, OH
Fri Apr 30 1965, 7:05 PM EDT
Att: 7,234 - Unknown

AB	31
R	2
H	4
RBI	2
BB	2
SO	11
LOB	8

1B	2	SF	0
2B	1	SAC	0
3B	0	DP	0
HR	1	HBP	0

Batter	1	2	3	4	5	6	7	8	9	AB	R	H	RBI	BB	SO	LOB	BOTTOM			
Dick Howser, R (1,6) OBP: 0.304, SLG: 0.189	F7		1B	4-3		F9		SF7		4	1	1	2	0	0	1				
Chuck Hinton, R (1,3) OBP: 0.384, SLG: 0.324	F8		1B			HR		F8		4	1	2	2	1	0	0				
Ray Barker, L (9,3)			1B			FC6 BB				0	0	0	0	0	0	0				
Leon Wagner, L (1,7) OBP: 0.395, SLG: 0.556			1B			F3		FC6		3	0	1	0	1	0	1				
Rocky Colavito, R (1,9) OBP: 0.415, SLG: 0.636	K					F6		6-3		3	0	0	0	1	1	1				
Max Alvis, R (1,5) OBP: 0.300, SLG: 0.361		4-3		K		2B		1B		4	1	2	0	0	1	3				
Vic Davallito, L (1,8) OBP: 0.289, SLG: 0.342	F5		F5			2B		F7		4	0	1	1	0	0	4				
Larry Brown, R (1,4) OBP: 0.346, SLG: 0.409	F8					CS BB		1-3		2	0	0	0	2	0	1				
Cam Carreon, R (1,2) OBP: 0.444, SLG: 0.438			SH3-4 1B BB		K	3-1		SH3-4 SF7 2B		3	2	1	0	1	1	3				
Ralph Terry, R (1,1) OBP: 0.125, SLG: 0.125	SH3-4					K		SH3-4		2	0	1	0	0	1	0				
Inning Stats	R: 0 E: 0 K: 1 S: 5	H: 0 LOB: 1 BB: 1 P: 9	R: 0 E: 0 K: 0 S: 3	H: 0 LOB: 0 BB: 0 P: 3	R: 2 E: 0 K: 1 S: 8	H: 3 LOB: 3 BB: 2 P: 16	R: 0 E: 0 K: 1 S: 5	H: 1 LOB: 1 BB: 1 P: 9	R: 2 E: 0 K: 0 S: 6	H: 3 LOB: 2 BB: 1 P: 10	R: 0 E: 0 K: 1 S: 5	H: 0 LOB: 1 BB: 1 P: 9	R: 0 E: 0 K: 0 S: 4	H: 1 LOB: 1 BB: 0 P: 4	R: 1 E: 0 K: 0 S: 4	H: 1 LOB: 0 BB: 0 P: 4	1B: 6 2B: 3 3B: 0 HR: 1	SF: 1 SAC: 2 DP: 1 HBP: 0	WP: 0 PB: 0 SB: 0 CS: 1	PA: 38
PITCHER Buster Narum, R (1,1) ERA: 7.65	IP: 4.2 WLS: L BF: 24 H: 7 R: 4 ER: 4 SO: 4 BB: 3 IBB: 1 HBP: 0 BLK: 0 WP: 0 HR: 1 S: 26 P: 42 ERA: 7.71 WHIP: 2.143															PITCHER	IP: 4.2 WLS: L BF: 24 H: 7 R: 4 ER: 4 SO: 4 BB: 3 IBB: 1 HBP: 0 BLK: 0 WP: 0 HR: 1 S: 26 P: 42 ERA: 7.71 WHIP: 2.143			
Jim Duckworth, R (5,1) ERA: 1.93	0.1	2	0	0	0	0	1	0	0	0	0	1	5	0.00	3.000					
Frank Kreutzer, L (6,1) ERA: 3.72	2.0	8	1	0	0	1	1	0	0	0	0	9	13	0.00	1.000					
Ron Kline, R (8,1) ERA: 2.25	1.0	4	1	1	1	0	0	0	0	0	0	4	4	9.00	1.000					

Washington Senators @ Cleveland Indians
Cleveland Municipal Stadium, Cleveland, OH
Fri Apr 30 1965, 7:05 PM EDT
Att: 7,234 - Unknown

AB	29
R	5
H	9
RBI	5
BB	6
SO	4
LOB	14

1B	6	SF	1
2B	3	SAC	2
3B	0	DP	1
HR	1	HBP	0

Batter	1	2	3	4	5	6	7	8	9	AB	R	H	RBI	BB	SO	LOB	TOP			
Don Blasingame, L (1,4) OBP: 0.297, SLG: 0.475										5	1	2	0	0	1	1	Washington Senators @ Cleveland Indians Cleveland Municipal Stadium, Cleveland, OH Sat May 01 1965, 3:33 AM EDT Att: 3,442 - Unknown			
Woodie Held, R (1,5) OBP: 0.514, SLG: 0.630										3	0	0	1	2	1	1				
Bob Chance, L (1,3) OBP: 0.327, SLG: 0.429										3	0	0	1	2	1	2				
Frank Howard, R (1,7) OBP: 0.318, SLG: 0.433										4	0	0	0	0	2	6				
Jim King, L (1,9) OBP: 0.161, SLG: 0.107										3	0	0	0	1	1	1				
Don Lock, R (1,8) OBP: 0.254, SLG: 0.212										4	0	0	0	0	1	3				
Mike Brumley, L (1,2) OBP: 0.154, SLG: 0.154										4	1	2	0	0	0	1				
Ed Brinkman, R (1,6) OBP: 0.192, SLG: 0.180										3	0	0	0	0	1	2				
Willie Kirkland, L (8, PH) OBP: 0.194, SLG: 0.310										1	0	0	0	0	0	1				
Ken Hamlin, R (8,6)										0	0	0	0	0	0	0				
Bennie Daniels, L (1,1) Steve Ridzik, R (3,1) Joe Cunningham, L (6, PH) Nick Willhite, L (6,1) Jim Duckworth, R (6,1) Roy Sievers, R (6, PH) Pete Richert, L (6, PH)										1	0	0	0	0	0	1				
Inning Stats	R: 1 E: 0 K: 1 S: 7	H: 1 LOB: 1 BB: 0 P: 7	R: 0 E: 0 K: 0 S: 4	H: 1 LOB: 1 BB: 0 P: 4	R: 0 E: 0 K: 2 S: 7	H: 0 LOB: 3 BB: 3 P: 19	R: 1 E: 0 K: 1 S: 7	H: 2 LOB: 2 BB: 2 P: 15	R: 0 E: 0 K: 0 S: 5	H: 0 LOB: 0 BB: 0 P: 5	R: 0 E: 0 K: 1 S: 5	H: 0 LOB: 0 BB: 0 P: 5	R: 0 E: 1 K: 0 S: 4	H: 0 LOB: 1 BB: 0 P: 4	R: 0 E: 0 K: 2 S: 8	H: 1 LOB: 1 BB: 0 P: 8	1B: 4 2B: 0 3B: 1 HR: 0	SF: 0 SAC: 0 DP: 0 HBP: 0	WP: 0 PB: 1 SB: 0 CS: 0	PA: 39
PITCHER	IP WLS BF H R ER SO BB IBB HBP BLK WP HR S P ERA WHIP																			
Luis Tiant, R (1,1) ERA: 4.82	3.2	21	4	2	2	4	5	0	0	0	0	0	0	0	24	44	4.91	2.455		
Lee Stange, R (4,1) ERA: 4.5	0.1	1	0	0	0	0	0	0	0	0	0	0	0	1	1	0.00	0.000			
Gary Bell, R (5,1) ERA: 1.8	5.0	W 17	1	0	0	4	0	0	0	0	0	0	0	25	25	0.00	0.200			

Batter	1	2	3	4	5	6	7	8	9	AB	R	H	RBI	BB	SO	LOB	BOTTOM			
Dick Howser, R (1,6) OBP: 0.314, SLG: 0.195										4	2	1	0	1	1	0	Washington Senators @ Cleveland Indians Cleveland Municipal Stadium, Cleveland, OH Sat May 01 1965, 3:33 AM EDT Att: 3,442 - Unknown			
Chuck Hinton, R (1,3) OBP: 0.387, SLG: 0.390										4	2	1	2	1	1	0				
Ray Barker, L (9,3)										0	0	0	0	0	0	0				
Leon Wagner, L (1,7) OBP: 0.358, SLG: 0.590										3	1	3	0	2	0	0				
Rocky Colavito, R (1,9) OBP: 0.413, SLG: 0.694										3	1	1	3	1	0	2				
Max Alvis, R (1,5) OBP: 0.341, SLG: 0.475										4	1	3	2	0	0	2				
Vic Davallito, L (1,8) OBP: 0.333, SLG: 0.366										3	0	2	0	1	1	0				
Larry Brown, R (1,4) OBP: 0.300, SLG: 0.346										4	0	0	0	0	0	6				
Cam Carreon, R (1,2) OBP: 0.409, SLG: 0.368										3	0	0	0	1	1	1				
Luis Tiant, R (1,1) Lee Stange, R (4,1) Gary Bell, R (5,1)										2	0	0	0	0	2	2				
Inning Stats	R: 0 E: 0 K: 0 S: 4	H: 1 LOB: 1 BB: 0 P: 4	R: 0 E: 0 K: 0 S: 4	H: 2 LOB: 1 BB: 0 P: 4	R: 5 E: 0 K: 2 S: 13	H: 6 LOB: 2 BB: 1 P: 17	R: 0 E: 0 K: 0 S: 3	H: 0 LOB: 2 BB: 2 P: 11	R: 0 E: 0 K: 0 S: 7	H: 0 LOB: 0 BB: 0 P: 7	R: 2 E: 0 K: 0 S: 4	H: 1 LOB: 3 BB: 4 P: 20	R: 0 E: 0 K: 2 S: 7	H: 0 LOB: 0 BB: 0 P: 7	R: 0 E: 0 K: 1 S: 5	H: 1 LOB: 0 BB: 0 P: 5	1B: 8 2B: 2 3B: 0 HR: 3	SF: 1 SAC: 0 DP: 2 HBP: 0	WP: 0 PB: 0 SB: 1 CS: 0	PA: 40
PITCHER	IP WLS BF H R ER SO BB IBB HBP BLK WP HR S P ERA WHIP																			
Bennie Daniels, R (1,1) ERA: 3.38	2.1	L 13	7	4	4	1	0	0	0	0	0	0	0	15	15	15.43	3.000			
Steve Ridzik, R (3,1) ERA: 3.69	2.2	13	2	1	1	3	2	1	0	0	0	1	16	28	3.38	1.500				
Nick Willhite, L (6,1) ERA: 8.1	0.1	4	0	2	2	0	3	0	0	0	0	0	1	13	54.00	9.000				
Jim Duckworth, R (6,1) ERA: 1.23	2.2	10	2	0	0	3	0	1	0	0	0	0	15	19	0.00	0.750				

Batter	1	2	3	4	5	6	7	8	9	AB	R	H	RBI	BB	SO	LOB	TOP					
Don Blasingame, L (1,4) OBP: 0.318, SLG: 0.485	F8		F3	F3					F3	5	1	3	0	0	0	1	Washington Senators @ Cleveland Indians Cleveland Municipal Stadium, Cleveland, OH Sun May 02 1965, 3:33 AM EDT Unknown livebaseballscorecards.com					
Woodie Held, R (1,9) OBP: 0.476, SLG: 0.548	K		F9		G5-4-3		F8		F3	4	0	0	0	1	1	3						
Don Lock, R (1,8) OBP: 0.266, SLG: 0.228			F7		G5-4-3		K		FC4	5	0	2	0	0	1	3						
Frank Howard, R (1,7) OBP: 0.329, SLG: 0.453	6-3				L7				K	4	0	2	1	0	0	1						
Ed Brinkman, R (8, PR) OBP: 0.189, SLG: 0.176			1B					SH2-4	K	1	1	0	0	0	1	2						
Roy Sievers, R (1,3) OBP: 0.267, SLG: 0.154		F7							FC4	2	0	1	0	1	0	0						
Joe Cunningham, L (6, PR) OBP: 0.154, SLG: 0.154										1	0	0	0	1	0	2						
Ken McMullen, R (1,5) OBP: 0.224, SLG: 0.214	K		F9							3	0	0	0	0	1	3						
Joe McCabe, R (1,2) OBP: 0.389, SLG: 0.500										2	1	1	1	1	0	2						
Bob Chance, L (8, PH) OBP: 0.339, SLG: 0.429										0	0	0	0	1	0	0						
Doug Camilli, R (8, PR) OBP: 0.208, SLG: 0.333										0	0	0	0	0	0	0						
Ken Hamlin, R (1,6) OBP: 0.143, SLG: 0.143										3	0	1	0	0	0	3						
Jim King, L (8, PH) OBP: 0.156, SLG: 0.107										0	0	0	1	0	0	0						
Mike McCormick, L (1,1)										3	0	0	0	0	0	2						
Ron Kline, R (7,1)										1	0	0	0	0	0	3						
Inning Stats	R: 0 E: 0 K: 1 S: 6	H: 1 LOB: 1 BB: 0 P: 6	R: 1 E: 0 K: 1 S: 7	H: 2 LOB: 1 BB: 0 P: 7	R: 1 E: 0 K: 0 S: 6	H: 3 LOB: 2 BB: 0 P: 6	R: 0 E: 0 K: 0 S: 3	H: 0 LOB: 0 BB: 1 P: 7	R: 0 E: 0 K: 0 S: 2	H: 0 LOB: 0 BB: 1 P: 6	R: 0 E: 0 K: 0 S: 3	H: 0 LOB: 0 BB: 1 P: 7	R: 0 E: 0 K: 1 S: 6	H: 1 LOB: 1 BB: 0 P: 6	R: 1 E: 0 K: 0 S: 4	H: 1 LOB: 3 BB: 2 P: 12	R: 0 E: 0 K: 1 S: 7	H: 2 LOB: 2 BB: 0 P: 7	1B: 8 2B: 1 3B: 0 HR: 1	SF: 1 SAC: 1 DP: 1 HBP: 0	WP: 1 PB: 0 SB: 2 CS: 0	PA: 41
PITCHER	IP WLS BF H R ER SO BB IBB HBP BLK WP HR S P ERA WHIP																					
Jack Kralick, L (1,1) ERA: 4.0	5.2	25	6	2	2	2	2	3	0	0	0	0	0	0	0	1	1	26	38	3.18	1.588	
Dick Donovan, R (6,1) ERA: 4.92	0.1	1	0	0	0	0	0	0	0	0	0	0	0	0	0	0	0	1	1	0.00	0.000	
Don McMahon, R (7,1) ERA: 2.7	1.1	L	8	2	1	1	1	1	1	0	0	0	0	0	0	0	0	8	16	6.75	2.250	
Sonny Siebert, R (8,1) ERA: 0.73	0.2	2	0	0	0	0	0	0	0	0	0	0	0	0	0	0	0	2	2	0.00	0.000	
Luis Tiant, R (9,1) ERA: 4.35	1.0	5	2	0	0	0	1	0	0	0	0	0	0	0	0	0	0	7	7	0.00	2.000	

Batter	1	2	3	4	5	6	7	8	9	AB	R	H	RBI	BB	SO	LOB	BOTTOM				
Dick Howser, R (1,6) OBP: 0.309, SLG: 0.200			6-3							4	0	1	0	0	0	0	Washington Senators @ Cleveland Indians Cleveland Municipal Stadium, Cleveland, OH Sun May 02 1965, 3:33 AM EDT Unknown livebaseballscorecards.com				
Chuck Hinton, R (1,3) OBP: 0.340, SLG: 0.356	F7								K	4	0	0	0	0	1	1					
Leon Wagner, L (1,7) OBP: 0.342, SLG: 0.581	F4								F8	4	1	1	0	0	1	0					
Rocky Colavito, R (1,9) OBP: 0.420, SLG: 0.667									K	3	0	1	0	1	1	1					
Max Alvis, R (1,5) OBP: 0.333, SLG: 0.523									F9	4	1	1	2	0	0	2					
Vic Davallito, L (1,8) OBP: 0.333, SLG: 0.364										3	0	1	0	0	0	0					
Larry Brown, R (1,4) OBP: 0.303, SLG: 0.345										3	0	1	0	0	0	1					
Cam Carreon, R (1,2) OBP: 0.360, SLG: 0.318										3	0	0	0	0	0	1					
Jack Kralick, L (1,1) Dick Donovan, L (6,1) Tony Martinez, R (8, PH) Don McMahon, R (7,1) Sonny Siebert, R (8,1) Ray Barker, L (8, PH) Luis Tiant, R (9,1)										1	0	0	0	0	0	0					
Inning Stats	R: 0 E: 0 K: 0 S: 3	H: 1 LOB: 0 BB: 0 P: 3	R: 0 E: 0 K: 0 S: 4	H: 2 LOB: 1 BB: 0 P: 4	R: 0 E: 0 K: 0 S: 3	H: 0 LOB: 0 BB: 0 P: 3	R: 0 E: 0 K: 1 S: 5	H: 0 LOB: 1 BB: 1 P: 9	R: 0 E: 0 K: 0 S: 3	H: 0 LOB: 0 BB: 0 P: 3	R: 2 E: 0 K: 0 S: 6	H: 3 LOB: 1 BB: 0 P: 6	R: 0 E: 0 K: 1 S: 5	H: 0 LOB: 0 BB: 0 P: 5	R: 0 E: 0 K: 1 S: 5	H: 0 LOB: 0 BB: 0 P: 5		1B: 4 2B: 2 3B: 0 HR: 1	SF: 0 SAC: 0 DP: 1 HBP: 0	WP: 0 PB: 0 SB: 0 CS: 1	PA: 32
PITCHER	IP WLS BF H R ER SO BB IBB HBP BLK WP HR S P ERA WHIP																				
Mike McCormick, L (1,1) ERA: 2.38	6.2	25	6	2	2	1	2	1	0	0	0	0	0	0	0	0	11	11	2.70	1.050	
Ron Kline, R (7,1) ERA: 1.74	2.1	W	7	0	0	0	2	0	0	0	0	0	0	0	0	0	0	11	11	0.00	0.000

Batter	1	2	3	4	5	6	7	8	9	AB	R	H	RBI	BB	SO	LOB	TOP								
Art Lopez, L OBP: 0.235, SLG: 0.235 (1, 9)	5-3			2B			K			4	1	1	0	0	1	3	New York Yankees @ Cleveland Indians Cleveland Municipal Stadium, Cleveland, OH Tue May 04 1965, 7:05 PM EDT Att: 9,040 - Overcast livebaseballscores.com								
Bobby Richardson, R OBP: 0.384, SLG: 0.379 (1, 4)	F4			2B	5-3		6-3			4	1	1	0	0	0	0									
Joe Pepitone, L OBP: 0.304, SLG: 0.327 (1, 3)	F8			FC6-4	F8			F8		4	1	1	2	0	0	0									
Hector Lopez, R OBP: 0.263, SLG: 0.353 Ross Moschitto, R (8, 8)	K			4-3			K			4	1	1	1	0	2	1									
Tom Tresh, S OBP: 0.346, SLG: 0.507 (8, 7)	F6			2-3	HR			F5		0	0	0	0	0	0	0									
Tony Kubek, L OBP: 0.297, SLG: 0.283 (1, 6)	F5			FC6-4	BB					3	0	0	0	1	0	0									
Doc Edwards, R OBP: 0.200, SLG: 0.167 (1, 2)				1B			K			4	0	1	0	0	2	0									
Clete Boyer, R OBP: 0.245, SLG: 0.239 (1, 5)	F3			1-3	BB		F3			3	0	1	0	1	0	0									
Jim Bouton, R OBP: 0.273, SLG: 0.111 Pedro Ramos, S (8, 1)	K			1-2	IBB					2	0	0	1	1	2	0									
				1-2	2-3		K			1	0	0	0	0	1	1									
Inning Stats	R: 0 E: 0 K: 0 S: 3	H: 0 LOB: 0 BB: 0 P: 3	R: 0 E: 0 K: 1 S: 5	H: 0 LOB: 0 BB: 0 P: 5	R: 0 E: 0 K: 2 S: 7	H: 0 LOB: 0 BB: 0 P: 7	R: 4 E: 0 K: 0 S: 7	H: 4 LOB: 3 BB: 3 P: 19	R: 1 E: 0 K: 0 S: 4	H: 1 LOB: 0 BB: 0 P: 4	R: 0 E: 0 K: 1 S: 5	H: 0 LOB: 0 BB: 0 P: 5	R: 0 E: 0 K: 2 S: 7	H: 0 LOB: 0 BB: 0 P: 7	R: 0 E: 0 K: 1 S: 5	H: 0 LOB: 0 BB: 0 P: 5	R: 0 E: 0 K: 2 S: 8	H: 1 LOB: 1 BB: 0 P: 8	1B: 2 2B: 3 3B: 0 HR: 1	SF: 0 SAC: 0 DP: 0 HBP: 0	WP: 0 PB: 0 SB: 1 CS: 0	PA: 36			
PITCHER	IP	WLS	BF	H	R	ER	SO	BB	IBB	HBP	BLK	WP	HR	S	P	ERA	WHIP								
Sonny Siebert, R ERA: 2.81 (1, 1)	3.2	L	17	4	4	4	3	1	1	0	0	0	0	21	29	9.82	1.364								
Dick Donovan, R ERA: 5.09 (4, 1)	1.1		6	1	1	1	0	1	0	0	0	0	1	5	9	6.75	1.500								
Floyd Weaver, R ERA: 2.7 (6, 1)	2.0		6	0	0	0	3	0	0	0	0	0	0	12	12	0.00	0.000								
Gary Bell, R ERA: 1.93 (8, 1)	2.0		7	1	0	0	3	0	0	0	0	0	0	13	13	0.00	0.500								

Batter	1	2	3	4	5	6	7	8	9	AB	R	H	RBI	BB	SO	LOB	BOTTOM								
Dick Howser, R OBP: 0.317, SLG: 0.231 (1, 6)	L9		5-3		F8			BB		4	0	1	0	0	0	1	New York Yankees @ Cleveland Indians Cleveland Municipal Stadium, Cleveland, OH Tue May 04 1965, 7:05 PM EDT Att: 9,040 - Overcast livebaseballscores.com								
Chuck Hinton, R OBP: 0.295, SLG: 0.302 (1, 3) (4, 8) (8, 4)	F9			L8		K		F7		4	0	0	0	0	1	1									
Leon Wagner, L OBP: 0.333, SLG: 0.540 (1, 7)	F6			F6		1-3		K		4	0	0	0	0	1	1									
Rocky Colavito, R OBP: 0.431, SLG: 0.614 (1, 9)	K			HR		WP		BB		2	1	1	0	2	1	0									
Max Alvis, R OBP: 0.321, SLG: 0.471 (1, 5)	K			1-2	HR		F9			3	1	0	0	1	2	3									
Vic Davallito, L OBP: 0.320, SLG: 0.347 Fred Whitfield, L OBP: 0.333, SLG: 0.615 (1, 8) (4, 3)	6-3			HR						1	0	0	0	0	0	0									
Larry Brown, R OBP: 0.256, SLG: 0.286 Gary Bell, R Chico Salmon, R (9, PH) (8, 1)				6-3	F5		K			3	0	0	0	0	1	1									
Joe Azcue, R OBP: 0.320, SLG: 0.292 Tony Martinez, R (9, PR) (1, 2)					F9		F4			3	0	1	0	1	0	1									
Sonny Siebert, R OBP: 0.206, SLG: 0.200 Dick Donovan, L Ray Barker, L Floyd Weaver, R Al Luplow, L OBP: 0.571, SLG: 0.833 (1, 1) (4, 1) (5, PH) (8, 1) (7, PH) (8, 8)	F9						K			1	0	0	0	0	0	1									
										0	0	0	0	0	0	0									
Inning Stats	R: 0 E: 0 K: 0 S: 3	H: 0 LOB: 0 BB: 0 P: 3	R: 0 E: 0 K: 2 S: 7	H: 0 LOB: 0 BB: 0 P: 7	R: 0 E: 0 K: 0 S: 4	H: 1 LOB: 1 BB: 0 P: 4	R: 3 E: 0 K: 0 S: 5	H: 2 LOB: 0 BB: 1 P: 9	R: 0 E: 0 K: 1 S: 5	H: 0 LOB: 0 BB: 0 P: 5	R: 0 E: 0 K: 1 S: 5	H: 0 LOB: 1 BB: 1 P: 9	R: 0 E: 0 K: 2 S: 8	H: 1 LOB: 1 BB: 0 P: 8	R: 0 E: 0 K: 2 S: 8	H: 1 LOB: 2 BB: 1 P: 12	R: 0 E: 0 K: 1 S: 5	H: 0 LOB: 1 BB: 1 P: 9	1B: 3 2B: 1 3B: 0 HR: 1	SF: 0 SAC: 0 DP: 0 HBP: 0	WP: 1 PB: 0 SB: 0 CS: 0	PA: 36			
PITCHER	IP	WLS	BF	H	R	ER	SO	BB	IBB	HBP	BLK	WP	HR	S	P	ERA	WHIP								
Jim Bouton, R ERA: 5.64 Pedro Ramos, R ERA: 3.19 (1, 1) (8, 1)	7.2	W	31	5	3	3	7	3	0	0	0	0	0	8	12	0.00	0.750								

Batter	1	2	3	4	5	6	7	8	9	AB	R	H	RBI	BB	SO	LOB	TOP			
Art Lopez, L OBP: 0.190, SLG: 0.190 (1, 9)	0-0 4-3		0-0 4-3			0-0 F3			0-0 F6	4	0	0	0	0	0	1				
Bobby Richardson, R OBP: 0.377, SLG: 0.371 (1, 4)	0-0 1B		0-0 F8			0-0 F6			0-0 6-3	4	0	1	0	0	0	1				
Joe Pepitone, L OBP: 0.283, SLG: 0.302 (1, 3)	0-0 F7			0-0 F7		0-0 F9			0-0 F7	4	0	0	0	0	0	2				
Hector Lopez, R OBP: 0.227, SLG: 0.300 (1, 7)	0-0 F8			0-0 F9			0-0 F6			3	0	0	0	0	0	1				
Tom Tresh, S OBP: 0.346, SLG: 0.500 (1, 8)		0-0 FC6-4 1B		0-0 6-3			0-3 K			3	0	1	0	0	1	0				
Tony Kubek, L OBP: 0.247, SLG: 0.270 (1, 6)	0-0 L9				0-0 G3		0-0 F8			3	0	0	0	0	0	1				
Doc Edwards, R OBP: 0.179, SLG: 0.148 (1, 2)		0-0 FC6-4 1-2		0-0 4-3				0-0 F7		3	0	0	0	0	0	1				
Clete Boyer, R OBP: 0.232, SLG: 0.224 (1, 5)		0-0 L5		0-0 F2				0-0 4-3		3	0	0	0	0	0	1				
Whitey Ford, L OBP: 0.300, SLG: 0.222 (1, 1)			0-0 F8					0-0 4-3		1	0	0	0	0	0	0				
Pedro Gonzalez, R OBP: 0.500, SLG: 0.750 (6, PH)										1	0	1	0	0	0	0				
Gil Blanco, L (6, PH)										0	0	0	0	0	0	0				
Phil Linz, R OBP: 0.250, SLG: 0.118 (8, PH)										1	0	0	0	0	0	0				
Pete Mikkelsen, R (8, 1)										0	0	0	0	0	0	0				
Inning Stats	R: 0 E: 0 K: 0 S: 4	H: 1 LOB: 1 BB: 0 P: 4	R: 0 E: 0 K: 0 S: 4	H: 1 LOB: 0 BB: 0 P: 4	R: 0 E: 0 K: 0 S: 3	H: 0 LOB: 0 BB: 0 P: 3	R: 0 E: 0 K: 0 S: 3	H: 0 LOB: 0 BB: 0 P: 3	R: 0 E: 0 K: 0 S: 4	H: 1 LOB: 1 BB: 0 P: 4	R: 0 E: 0 K: 1 S: 5	H: 0 LOB: 0 BB: 0 P: 5	R: 0 E: 0 K: 0 S: 3	H: 0 LOB: 0 BB: 0 P: 3	R: 0 E: 0 K: 0 S: 3	H: 0 LOB: 0 BB: 0 P: 3	1B: 3 2B: 2 3B: 0 HR: 0	SF: 0 SAC: 0 DP: 0 HBP: 0	WP: 0 PB: 0 SB: 0 CS: 0	PA: 30
PITCHER Ralph Terry, R ERA: 1.66 (1, 1)	IP: 9.0 WLS: W BF: 30 H: 3 R: 0 ER: 0 SO: 1 BB: 0 IBB: 0 HBP: 0 BLK: 0 WP: 0 HR: 0 S: 32 P: 32 ERA: 0.00 WHIP: 0.333															PITCHER IP: 9.0 WLS: W BF: 30 H: 3 R: 0 ER: 0 SO: 1 BB: 0 IBB: 0 HBP: 0 BLK: 0 WP: 0 HR: 0 S: 32 P: 32 ERA: 0.00 WHIP: 0.333				

New York Yankees @ Cleveland Indians
Cleveland Municipal Stadium, Cleveland, OH
Wed May 05 1965, 7:05 PM EDT
Att: 10,737 - Unknown

AB 30
R 0
H 3
RBI 0
BB 0
SO 1
LOB 8



Batter	1	2	3	4	5	6	7	8	9	AB	R	H	RBI	BB	SO	LOB	BOTTOM	
Dick Howser, R OBP: 0.328, SLG: 0.268 (1, 6)	0-0 6-3	0-0 FC6-4 1B			0-0 SH1-3 2B		0-0 1B			4	0	2	0	0	0	1		
Chuck Hinton, R OBP: 0.297, SLG: 0.304 (1, 8)	0-0 6-3	0-0 1B			0-0 SH1-3 2-3		0-0 F9			3	0	1	0	0	0	1		
Leon Wagner, L OBP: 0.322, SLG: 0.574 (1, 7)	0-0 HR	0-0 F8			0-0 F2		0-0 4-3			4	1	1	1	0	0	3		
Rocky Colavito, R OBP: 0.435, SLG: 0.596 (8, PR)	0-0 BB HR 1B		0-3 K		0-0 1-4-3		4-0 G3 BB			3	1	1	0	1	1	1		
Chico Salmon, R (9, 9)										0	0	0	0	0	0	0		
Max Alvis, R OBP: 0.333, SLG: 0.453 (1, 5)	4-0 HR BB		0-3 K		0-0 5-3		4-0 G3 BB			2	1	0	0	2	1	0		
Fred Whitfield, L OBP: 0.316, SLG: 0.706 (1, 3)	0-0 HR		0-3 K		0-0 F8		0-0 G3			4	1	1	3	0	1	2		
Billy Moran, R (1, 4)	0-0 6-3				0-0 F9		0-3 K		0-0 F7	4	0	0	0	0	1	2		
Cam Carreon, R OBP: 0.313, SLG: 0.310 (1, 2)		0-0 5-3		0-3 K		0-0 5-3				3	0	0	0	0	1	0		
Ralph Terry, R OBP: 0.182, SLG: 0.273 (1, 1)		0-0 FC6-4 2B		0-0 6-3		0-0 G3				3	0	1	0	0	0	0		
Inning Stats	R: 4 E: 0 K: 0 S: 6	H: 3 LOB: 0 BB: 1 P: 10	R: 0 E: 0 K: 0 S: 5	H: 2 LOB: 2 BB: 0 P: 5	R: 0 E: 0 K: 3 S: 9	H: 0 LOB: 0 BB: 0 P: 9	R: 0 E: 0 K: 1 S: 5	H: 0 LOB: 0 BB: 0 P: 5	R: 0 E: 0 K: 0 S: 4	H: 1 LOB: 1 BB: 0 P: 4	R: 0 E: 0 K: 0 S: 4	H: 1 LOB: 1 BB: 0 P: 4	R: 0 E: 0 K: 0 S: 3	H: 0 LOB: 2 BB: 2 P: 11	1B: 3 2B: 2 3B: 0 HR: 2	SF: 0 SAC: 1 DP: 0 HBP: 0	WP: 0 PB: 0 SB: 1 CS: 0	PA: 34
PITCHER Whitey Ford, L ERA: 5.34 (1, 1)	IP: 5.0 WLS: L BF: 22 H: 6 R: 4 ER: 4 SO: 4 BB: 1 IBB: 0 HBP: 0 BLK: 0 WP: 2 HR: 2 S: 29 P: 33 ERA: 7.20 WHIP: 1.400															PITCHER Gil Blanco, L ERA: (6, 1)		
PITCHER Pete Mikkelsen, R ERA: 4.0 (8, 1)	IP: 1.0 WLS: BF: 5 H: 0 R: 0 ER: 0 SO: 0 BB: 2 IBB: 0 HBP: 0 BLK: 0 WP: 0 HR: 0 S: 3 P: 11 ERA: 0.00 WHIP: 2.000															PITCHER Ralph Terry, R ERA: (1, 1)		

New York Yankees @ Cleveland Indians
Cleveland Municipal Stadium, Cleveland, OH
Wed May 05 1965, 7:05 PM EDT
Att: 10,737 - Unknown

AB 30
R 4
H 7
RBI 4
BB 3
SO 5
LOB 10



Batter	1	2	3	4	5	6	7	8	9	AB	R	H	RBI	BB	SO	LOB	TOP								
Dick Howser, R OBP: 0.347, SLG: 0.271 (1, 6)	4-0 1B BB		4-0 PB 1B BB	0-0 S 1B			0-0 6-3		0-0 F6	3	2	1	0	2	0	2									
Chuck Hinton, R OBP: 0.309, SLG: 0.305 (1, 4)	0-3 K		4-0 1B E BB	0-0 CS 1B			0-3 K			3	1	1	1	1	2	1									
Leon Wagner, L OBP: 0.341, SLG: 0.638 (1, 7)	0-0 G6-4-3 1B		0-0 E2 S 1B	0-0 CS 1B	0-0 F8			0-0 HR		4	2	3	2	0	0	0									
Rocky Colavito, R OBP: 0.439, SLG: 0.588 (1, 9)	0-0 G6-4-3		0-0 FC4-6 1B		0-0 F7			0-0 1B		4	0	2	1	0	0	2									
Max Alvis, R OBP: 0.313, SLG: 0.421 (1, 5)		0-0 6-3	0-3 K		0-3 K			0-0 F5		4	0	0	0	0	2	2									
Vic Davallito, L OBP: 0.315, SLG: 0.340 (1, 8)		0-0 1B 1B	0-0 FC4-6 1-2			0-3 K		0-0 G4-3-6		4	0	1	0	0	1	2									
Fred Whitfield, L OBP: 0.304, SLG: 0.619 (1, 3)		0-0 F8	0-0 2-3			0-3 K			0-0 FC 1B	4	0	1	0	0	1	2									
Joe Azcue, R OBP: 0.310, SLG: 0.286 (1, 2)		0-0 1B		0-3 K			0-0 F6		0-0 F9	4	0	1	0	0	1	1									
Luis Tiant, R (1, 1)		0-3 K		0-3 K			0-3 K		0-0 FC F6	4	0	0	0	0	3	3									
Inning Stats	R: 0 E: 0 K: 1 S: 5	H: 1 LOB: 1 P: 9	R: 0 E: 0 K: 1 S: 7	H: 2 LOB: 2 BB: 7	R: 3 E: 1 K: 1 S: 7	H: 2 LOB: 1 BB: 2 P: 15	R: 1 E: 0 K: 2 S: 8	H: 2 LOB: 0 BB: 0 P: 8	R: 0 E: 0 K: 1 S: 5	H: 0 LOB: 0 BB: 0 P: 5	R: 0 E: 0 K: 2 S: 7	H: 0 LOB: 0 BB: 0 P: 7	R: 0 E: 0 K: 0 S: 4	H: 2 LOB: 0 BB: 0 P: 4	R: 1 E: 0 K: 0 S: 4	H: 2 LOB: 2 BB: 0 P: 4	R: 0 E: 0 K: 0 S: 4	H: 1 LOB: 2 BB: 0 P: 4	1B: 9 2B: 0 3B: 0 HR: 1	SF: 0 SAC: 0 DP: 2 HBP: 0	WP: 0 PB: 1 SB: 2 CS: 1	PA: 38			
PITCHER	IP	WLS	BF	H	R	ER	SO	BB	IBB	HBP	BLK	WP	HR	S	P	ERA	WHIP								
Earl Wilson, R ERA: 4.5 (1, 1)	2.0	L	13	5	3	3	2	3	0	0	0	0	0	14	26	13.50	4.000								
Bob Heffner, R ERA: 4.09 (3, 1)	3.0		10	2	1	1	4	0	0	0	0	0	0	18	18	3.00	0.667								
Arnold Earley, L ERA: 0.63 (6, 1)	3.0		10	2	1	1	4	0	0	0	0	0	1	18	18	3.00	0.667								
Jay Ritchie, R ERA: 1.35 (9, 1)	1.0		4	1	0	0	0	0	0	0	0	0	0	4	4	0.00	1.000								

Cleveland Indians @ Boston Red Sox
Fenway Park, Boston, MA
Fri May 07 1965, 7:05 PM EDT
Att: 9,093 - Unknown

AB 34
R 5
H 10
RBI 4
BB 3
SO 10
LOB 15



Batter	1	2	3	4	5	6	7	8	9	AB	R	H	RBI	BB	SO	LOB	BOTTOM								
Lenny Green, L OBP: 0.413, SLG: 0.585 (1, 8)	0-0 6-3		0-3 K		0-0 L9			0-0 2B		4	1	1	0	0	1	2									
Dalton Jones, L OBP: 0.519, SLG: 0.783 (1, 5)	0-0 4-3		0-0 FC4-6 1-2		0-0 4-3			0-0 2B		4	0	1	1	0	0	2									
Carl Yastrzemski, L OBP: 0.347, SLG: 0.400 (1, 7)	0-0 4-3		0-3 K			0-0 4-3		0-0 4-3		4	0	0	0	0	1	2									
Tony Conigliaro, R OBP: 0.351, SLG: 0.507 (1, 9)		0-0 G3-6 1B		0-3 K		0-0 1-3		0-3 K		4	0	1	0	0	2	1									
Lee Thomas, L OBP: 0.366, SLG: 0.597 (1, 3)		0-0 G3-6 1-2		4-0 BB		0-0 F4			0-0 F2	3	0	0	0	1	0	1									
Felix Mantilla, R OBP: 0.411, SLG: 0.460 (1, 4)		4-0 BB BB		0-0 F8			0-0 L8		0-0 1B	3	0	1	0	1	0	1									
Eddie Bressoud, R OBP: 0.400, SLG: 0.480 (1, 6)		4-0 FC6-4 BB		0-0 F5		4-0 G4-6-3 BB			0-3 K	2	0	0	0	2	1	2									
Bob Tillman, R OBP: 0.232, SLG: 0.196 (1, 2)		0-0 FC6-4			0-0 FC5-4 1B		0-0 G4-6-3		0-0 F8	4	0	1	0	0	0	4									
Earl Wilson, R BP: 0.273, SLG: 0.444 (3, 1)			0-3 K					0-3 K		0	0	0	0	0	0	0									
Bob Heffner, R BP: 0.273, SLG: 0.444 (3, 1)										1	0	0	0	0	1	0									
Chuck Schilling, R BP: 0.333, SLG: 1.111 (6, 1)										1	0	0	0	0	0	1									
Arnold Earley, L BP: 0.333, SLG: 1.111 (6, 1)										0	0	0	0	0	0	0									
Gary Geiger, L (8, PH)										1	0	0	0	0	1	0									
Jay Ritchie, R (9, 1)										0	0	0	0	0	0	0									
Inning Stats	R: 0 E: 0 K: 0 S: 3	H: 0 LOB: 0 P: 3	R: 0 E: 0 K: 0 S: 3	H: 1 LOB: 2 BB: 2 P: 11	R: 0 E: 0 K: 3 S: 10	H: 0 LOB: 1 BB: 0 P: 10	R: 0 E: 0 K: 1 S: 5	H: 0 LOB: 1 BB: 1 P: 9	R: 0 E: 0 K: 0 S: 4	H: 1 LOB: 1 BB: 0 P: 4	R: 0 E: 0 K: 0 S: 3	H: 0 LOB: 0 BB: 0 P: 3	R: 0 E: 0 K: 0 S: 2	H: 0 LOB: 0 BB: 1 P: 6	R: 1 E: 0 K: 2 S: 9	H: 2 LOB: 1 BB: 0 P: 9	R: 0 E: 0 K: 1 S: 6	H: 1 LOB: 1 BB: 0 P: 6	1B: 3 2B: 2 3B: 0 HR: 0	SF: 0 SAC: 0 DP: 2 HBP: 0	WP: 0 PB: 1 SB: 0 CS: 0	PA: 35			
PITCHER	IP	WLS	BF	H	R	ER	SO	BB	IBB	HBP	BLK	WP	HR	S	P	ERA	WHIP								
Luis Tiant, R ERA: 2.79 (1, 1)	9.0	W	35	5	1	1	7	4	0	0	0	0	0	45	61	1.00	1.000								

Cleveland Indians @ Boston Red Sox
Fenway Park, Boston, MA
Fri May 07 1965, 7:05 PM EDT
Att: 9,093 - Unknown

AB 31
R 1
H 5
RBI 1
BB 4
SO 7
LOB 16



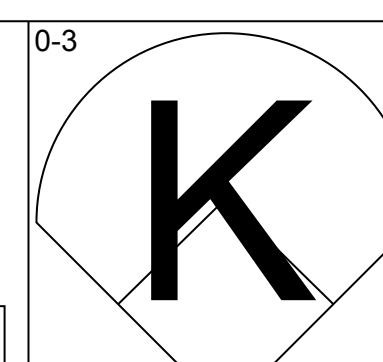
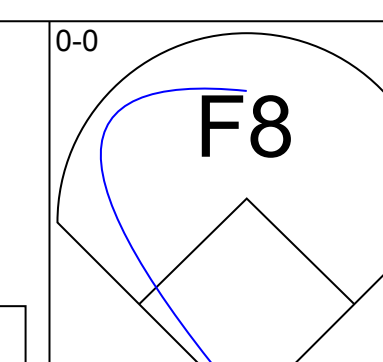
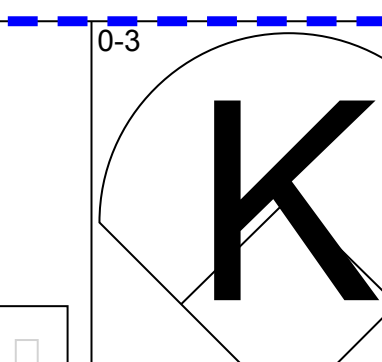
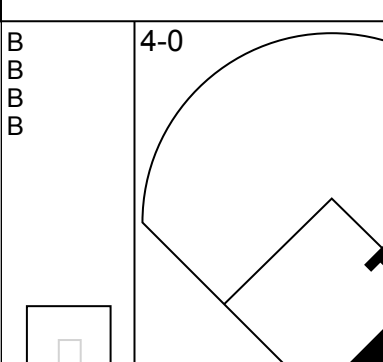
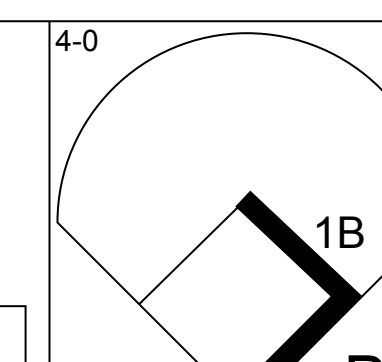
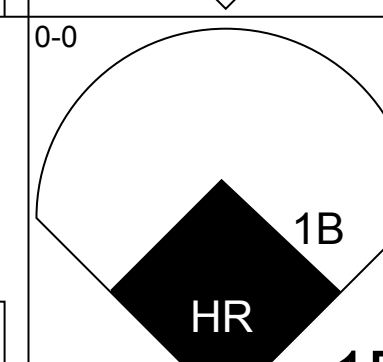
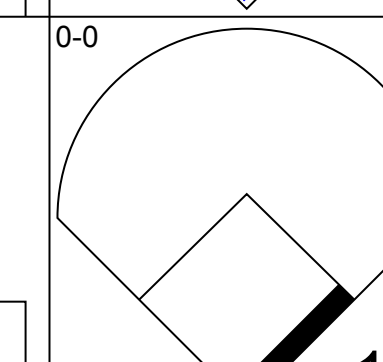

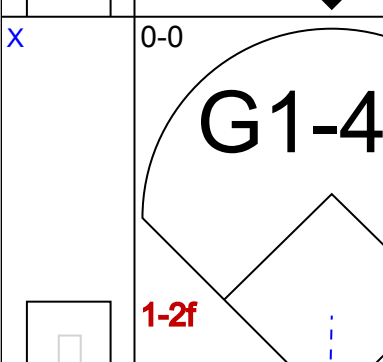
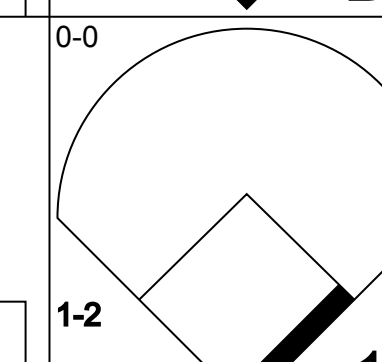
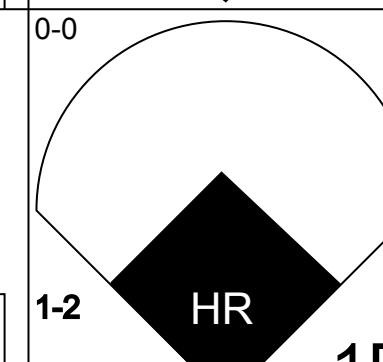
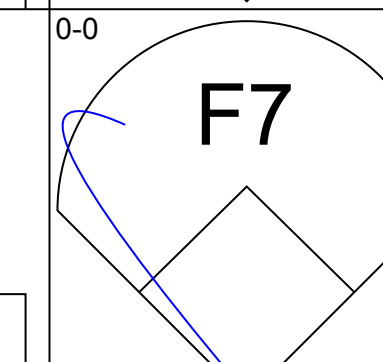
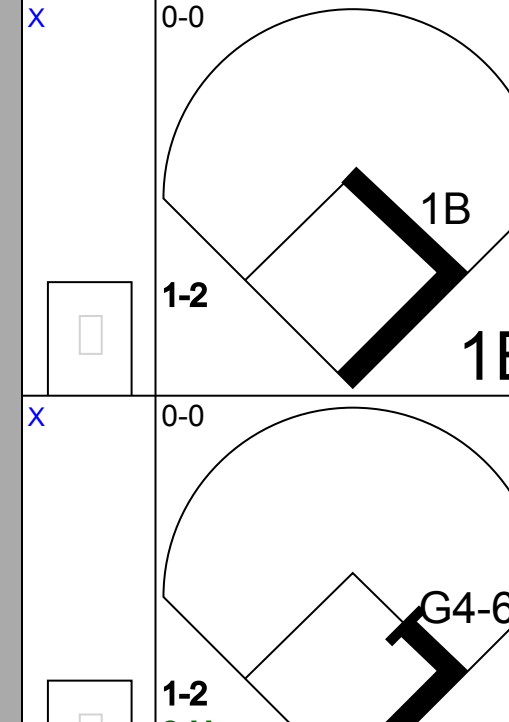
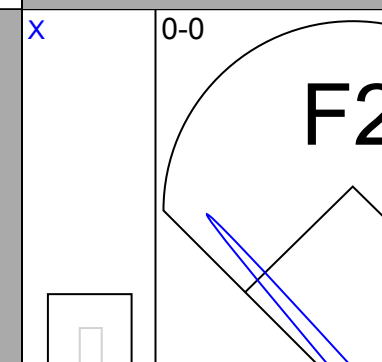
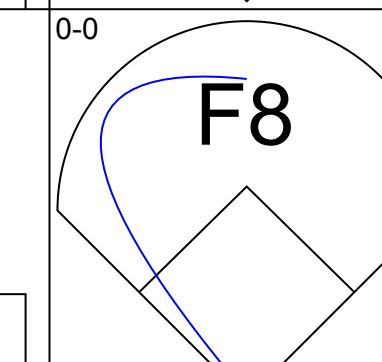
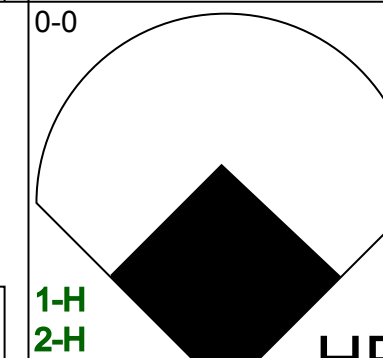
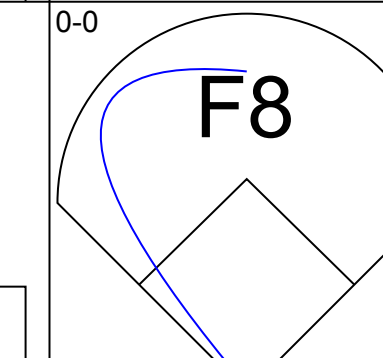
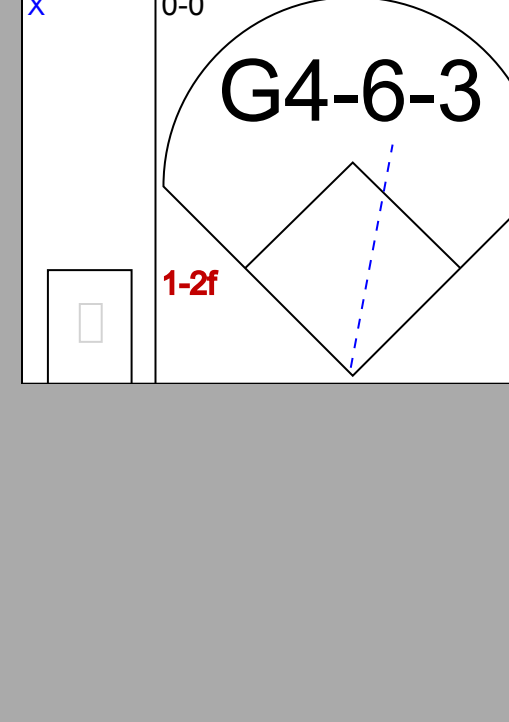
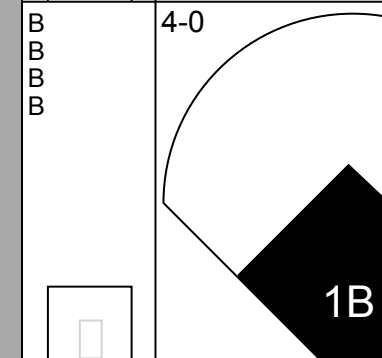

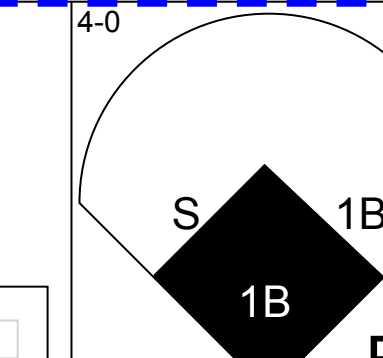
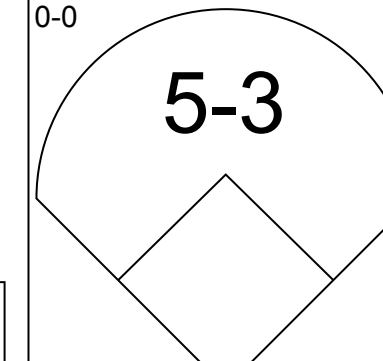
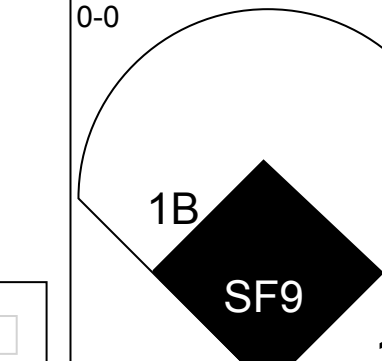

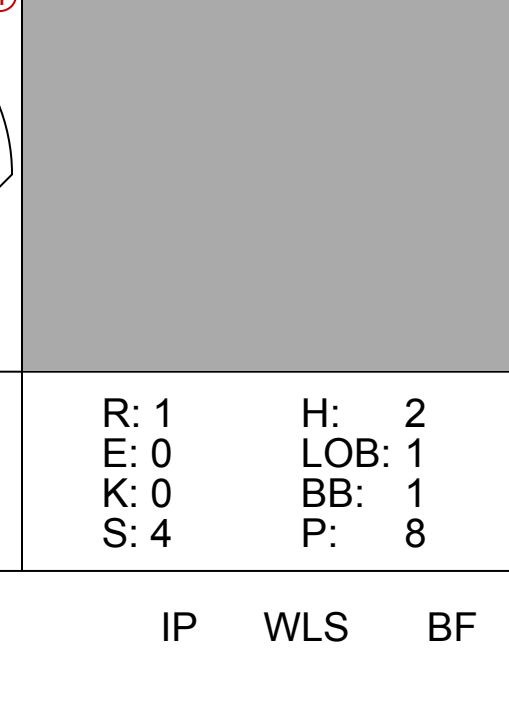

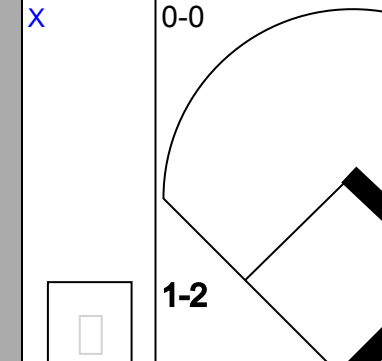

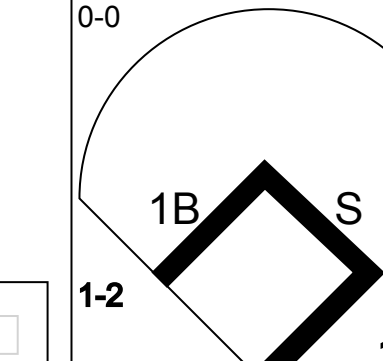
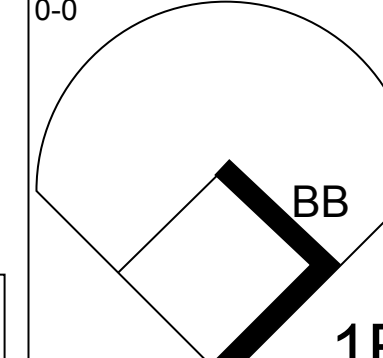
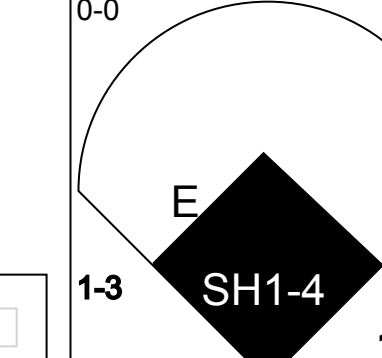
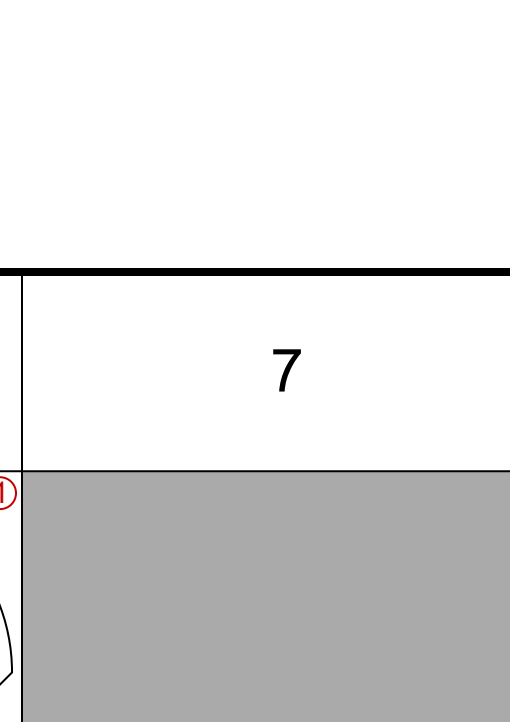
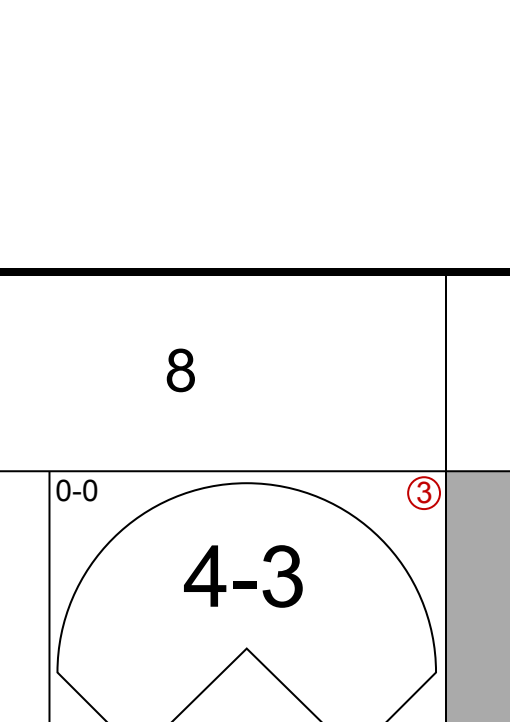

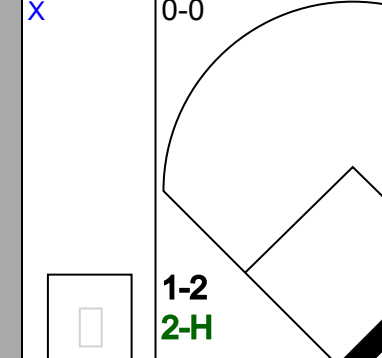

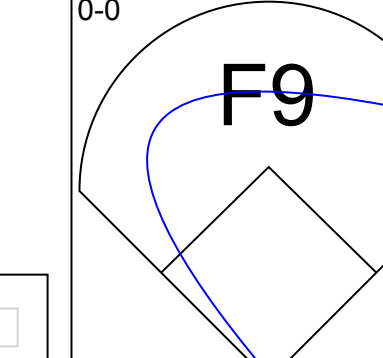
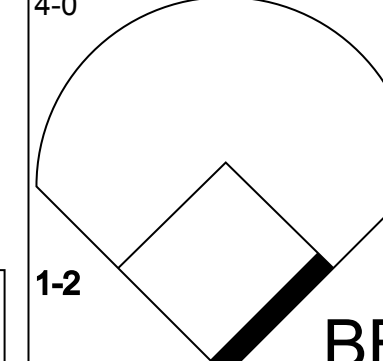

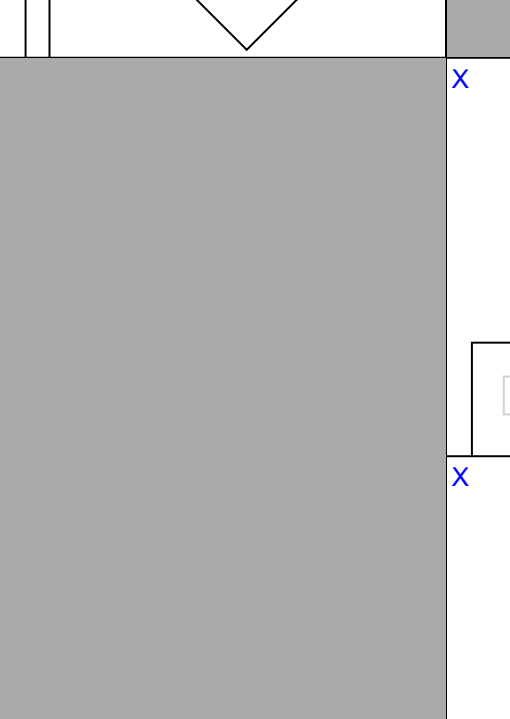
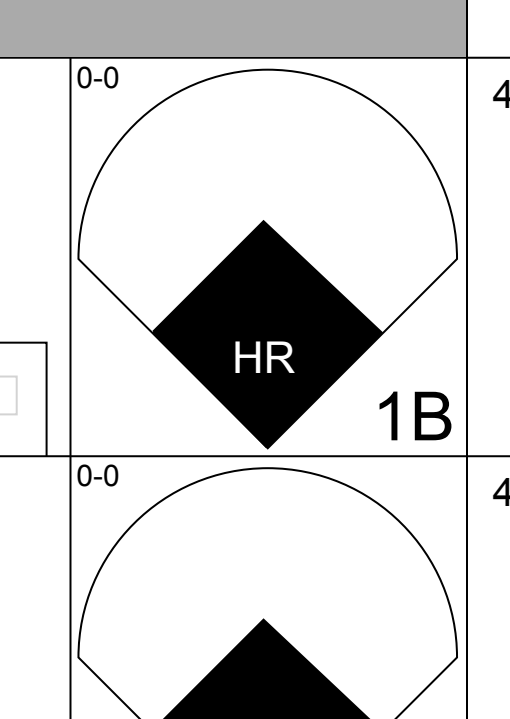

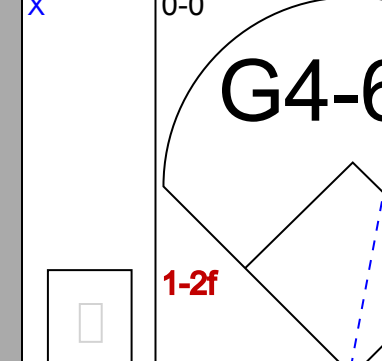

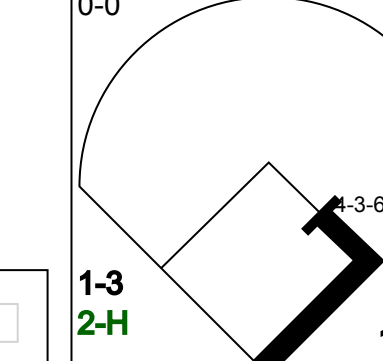
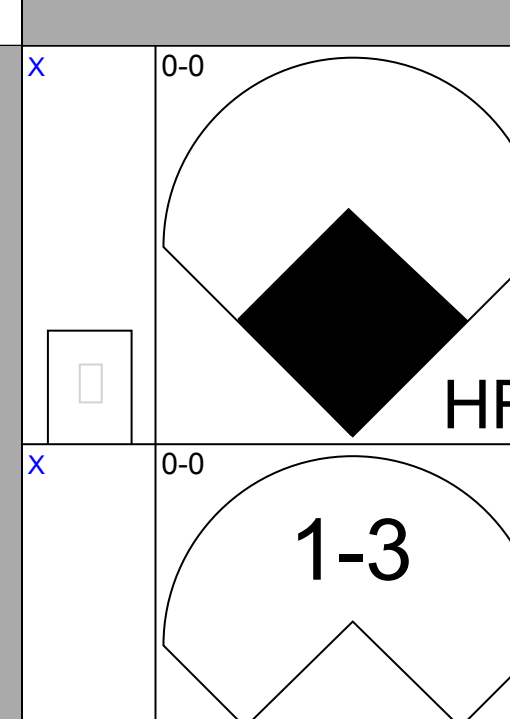
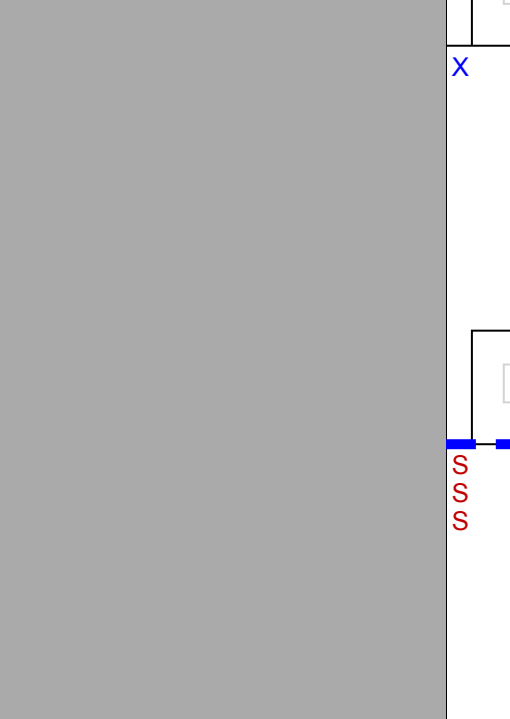
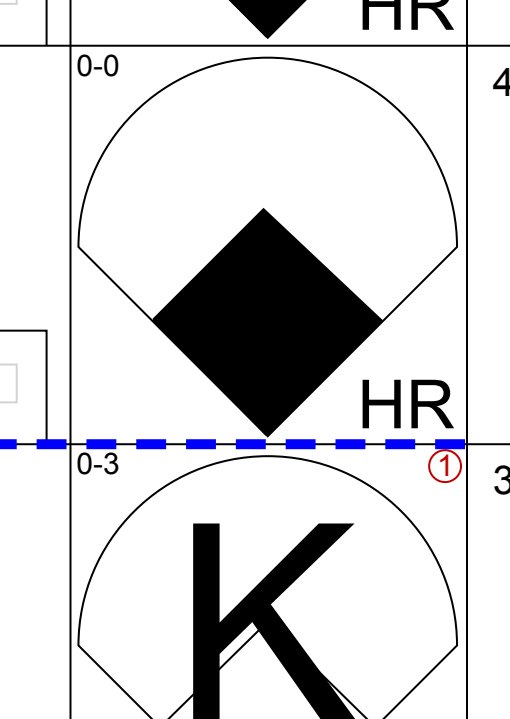



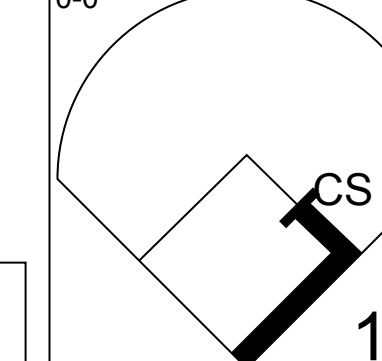
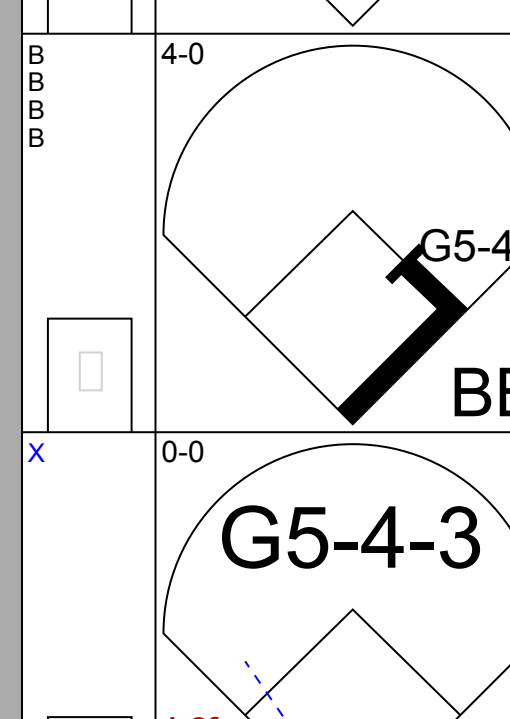
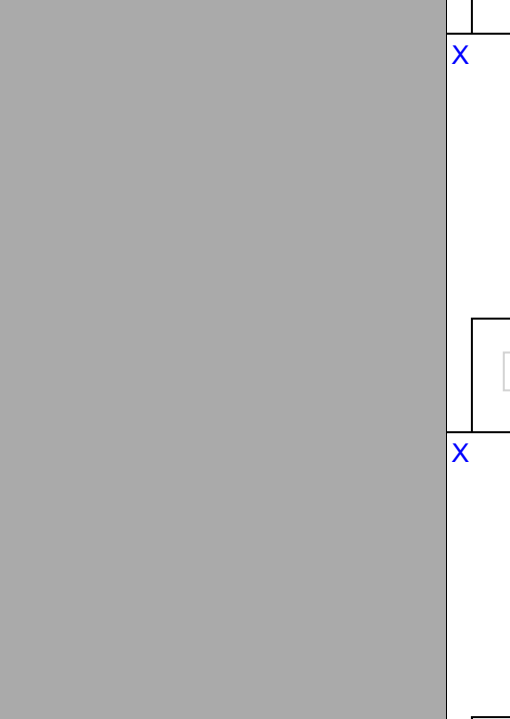
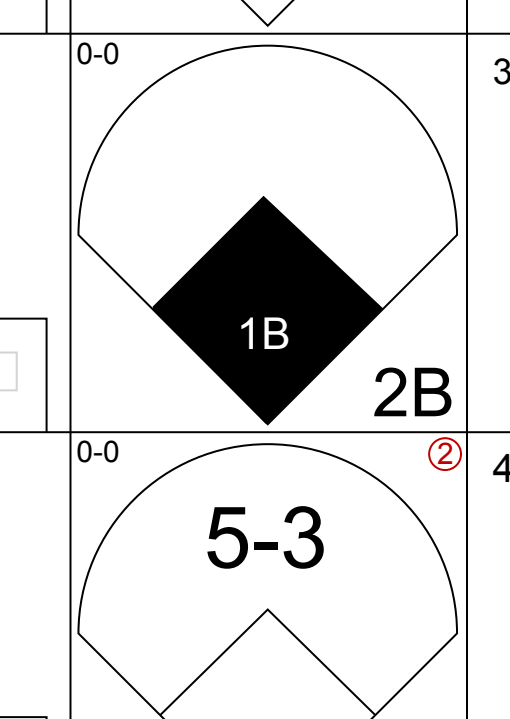


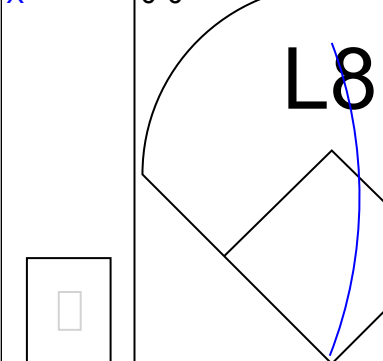

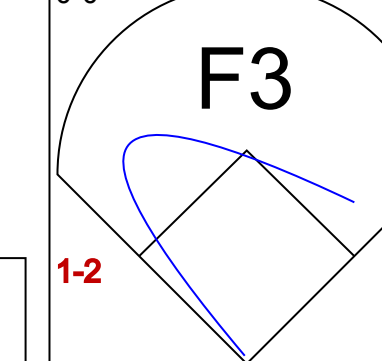

Batter	1	2	3	4	5	6	7	8	9	AB	R	H	RBI	BB	SO	LOB	TOP							
Chuck Hinton, R <small>OBP: 0.291, SLG: 0.314</small> 										6	2	1	0	0	0	2	Cleveland Indians @ Boston Red Sox Fenway Park, Boston, MA Sun May 09 1965, 3:33 AM EDT Unknown livebaseballscorecards.com							
Larry Brown, R <small>OBP: 0.273, SLG: 0.300</small> 										5	0	2	0	0	0	3								
Leon Wagner, L <small>OBP: 0.362, SLG: 0.642</small> 										5	1	2	1	0	1	2								
Rocky Colavito, R <small>OBP: 0.421, SLG: 0.525</small> 										4	2	1	0	1	1	4								
Max Alvis, R <small>OBP: 0.338, SLG: 0.452</small> 										1	2	0	1	2	0	0								
Vic Davallito, L <small>OBP: 0.333, SLG: 0.387</small> 										5	1	2	2	0	1	3								
Fred Whitfield, L <small>OBP: 0.375, SLG: 0.833</small> Chico Salmon, R <small>(8, PH)</small>										4	1	3	3	0	0	1								
Joe Azcue, R <small>OBP: 0.333, SLG: 0.297</small> 										5	0	2	1	0	1	2								
Sam McDowell, L <small>OBP: 0.100, SLG: 0.100</small> Gary Bell, R <small>(8, 1)</small>										3	0	1	1	0	2	2								
Inning Stats	R: 4 E: 0 K: 0 S: 6	H: 3 LOB: 1 BB: 2 P: 14	R: 1 E: 1 K: 0 S: 5	H: 2 LOB: 1 BB: 0 P: 5	R: 2 E: 1 K: 1 S: 8	H: 2 LOB: 2 BB: 0 P: 9	R: 2 E: 0 K: 1 S: 8	H: 3 LOB: 1 BB: 0 P: 8	R: 0 E: 0 K: 1 S: 7	H: 2 LOB: 2 BB: 0 P: 7	R: 0 E: 0 K: 1 S: 6	H: 1 LOB: 2 BB: 1 P: 10	R: 0 E: 0 K: 1 S: 5	H: 0 LOB: 0 BB: 0 P: 5	R: 0 E: 0 K: 1 S: 6	H: 1 LOB: 1 BB: 0 P: 6		R: 0 E: 0 K: 0 S: 3	H: 0 LOB: 0 BB: 0 P: 3	1B: 9 2B: 4 3B: 1 HR: 0	SF: 1 SAC: 1 DP: 1 HBP: 1	WP: 0 PB: 0 SB: 1 CS: 0	PA: 46	
PITCHER	IP: 0.2 WLS: L BF: 7 H: 3 R: 4 ER: 4 SO: 0 BB: 2 IBB: 0 HBP: 0 BLK: 0 WP: 0 HR: 0 S: 5 P: 13 ERA: 54.00 WHIP: 7.500	IP: 2.1 WLS: 13 BF: 4 H: 3 R: 3 ER: 3 SO: 1 BB: 0 IBB: 0 HBP: 1 BLK: 0 WP: 0 HR: 14 S: 15 P: 15 ERA: 11.57 WHIP: 1.714	IP: 5.0 WLS: 23 BF: 7 H: 2 R: 2 ER: 2 SO: 1 BB: 0 IBB: 0 HBP: 0 BLK: 0 WP: 0 HR: 32 S: 36 P: 36 ERA: 3.60 WHIP: 1.600	IP: 1.0 WLS: 3 BF: 0 H: 0 R: 0 ER: 0 SO: 0 BB: 0 IBB: 0 HBP: 0 BLK: 0 WP: 0 HR: 3 S: 3 P: 3 ERA: 0.00 WHIP: 0.000	PITCHER	IP: 0.2 WLS: L BF: 7 H: 3 R: 4 ER: 4 SO: 0 BB: 2 IBB: 0 HBP: 0 BLK: 0 WP: 0 HR: 0 S: 5 P: 13 ERA: 54.00 WHIP: 7.500	IP: 2.1 WLS: 13 BF: 4 H: 3 R: 3 ER: 3 SO: 1 BB: 0 IBB: 0 HBP: 1 BLK: 0 WP: 0 HR: 14 S: 15 P: 15 ERA: 11.57 WHIP: 1.714	IP: 5.0 WLS: 23 BF: 7 H: 2 R: 2 ER: 2 SO: 1 BB: 0 IBB: 0 HBP: 0 BLK: 0 WP: 0 HR: 32 S: 36 P: 36 ERA: 3.60 WHIP: 1.600	IP: 1.0 WLS: 3 BF: 0 H: 0 R: 0 ER: 0 SO: 0 BB: 0 IBB: 0 HBP: 0 BLK: 0 WP: 0 HR: 3 S: 3 P: 3 ERA: 0.00 WHIP: 0.000	PITCHER	IP: 0.2 WLS: L BF: 7 H: 3 R: 4 ER: 4 SO: 0 BB: 2 IBB: 0 HBP: 0 BLK: 0 WP: 0 HR: 0 S: 5 P: 13 ERA: 54.00 WHIP: 7.500	IP: 2.1 WLS: 13 BF: 4 H: 3 R: 3 ER: 3 SO: 1 BB: 0 IBB: 0 HBP: 1 BLK: 0 WP: 0 HR: 14 S: 15 P: 15 ERA: 11.57 WHIP: 1.714	IP: 5.0 WLS: 23 BF: 7 H: 2 R: 2 ER: 2 SO: 1 BB: 0 IBB: 0 HBP: 0 BLK: 0 WP: 0 HR: 32 S: 36 P: 36 ERA: 3.60 WHIP: 1.600	IP: 1.0 WLS: 3 BF: 0 H: 0 R: 0 ER: 0 SO: 0 BB: 0 IBB: 0 HBP: 0 BLK: 0 WP: 0 HR: 3 S: 3 P: 3 ERA: 0.00 WHIP: 0.000	PITCHER	IP: 0.2 WLS: L BF: 7 H: 3 R: 4 ER: 4 SO: 0 BB: 2 IBB: 0 HBP: 0 BLK: 0 WP: 0 HR: 0 S: 5 P: 13 ERA: 54.00 WHIP: 7.500	IP: 2.1 WLS: 13 BF: 4 H: 3 R: 3 ER: 3 SO: 1 BB: 0 IBB: 0 HBP: 1 BLK: 0 WP: 0 HR: 14 S: 15 P: 15 ERA: 11.57 WHIP: 1.714	IP: 5.0 WLS: 23 BF: 7 H: 2 R: 2 ER: 2 SO: 1 BB: 0 IBB: 0 HBP: 0 BLK: 0 WP: 0 HR: 32 S: 36 P: 36 ERA: 3.60 WHIP: 1.600	IP: 1.0 WLS: 3 BF: 0 H: 0 R: 0 ER: 0 SO: 0 BB: 0 IBB: 0 HBP: 0 BLK: 0 WP: 0 HR: 3 S: 3 P: 3 ERA: 0.00 WHIP: 0.000	PITCHER	IP: 0.2 WLS: L BF: 7 H: 3 R: 4 ER: 4 SO: 0 BB: 2 IBB: 0 HBP: 0 BLK: 0 WP: 0 HR: 0 S: 5 P: 13 ERA: 54.00 WHIP: 7.500	IP: 2.1 WLS: 13 BF: 4 H: 3 R: 3 ER: 3 SO: 1 BB: 0 IBB: 0 HBP: 1 BLK: 0 WP: 0 HR: 14 S: 15 P: 15 ERA: 11.57 WHIP: 1.714	IP: 5.0 WLS: 23 BF: 7 H: 2 R: 2 ER: 2 SO: 1 BB: 0 IBB: 0 HBP: 0 BLK: 0 WP: 0 HR: 32 S: 36 P: 36 ERA: 3.60 WHIP: 1.600	IP: 1.0 WLS: 3 BF: 0 H: 0 R: 0 ER: 0 SO: 0 BB: 0 IBB: 0 HBP: 0 BLK: 0 WP: 0 HR: 3 S: 3 P: 3 ERA: 0.00 WHIP: 0.000

AB 40
R 9
H 14
RBI 9
BB 3
SO 6
LOB 20



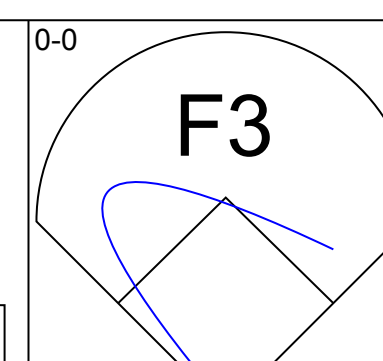
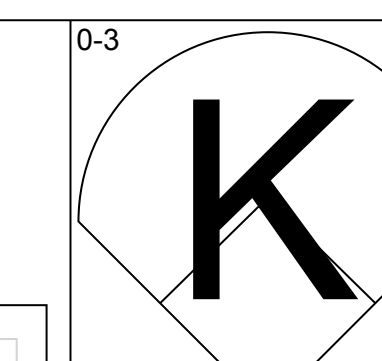
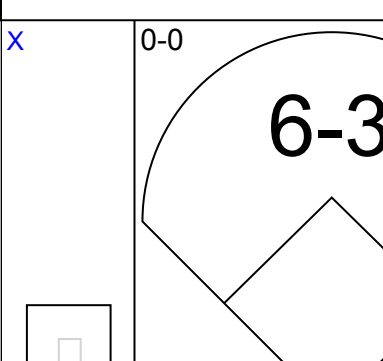
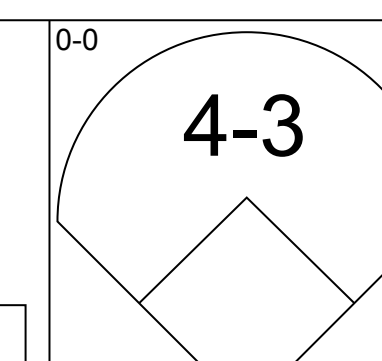
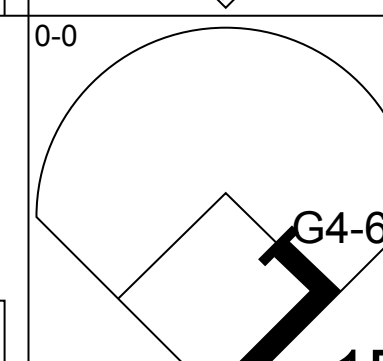
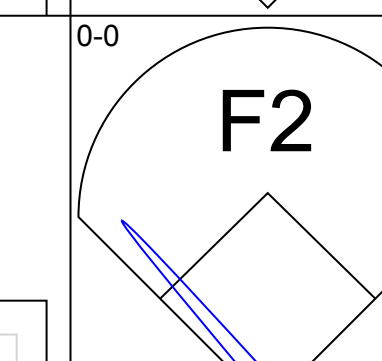
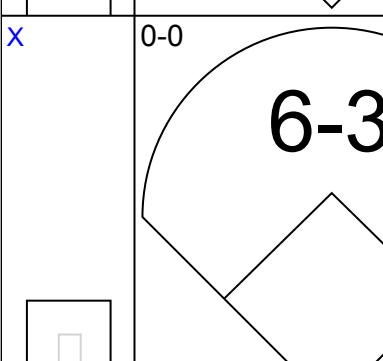

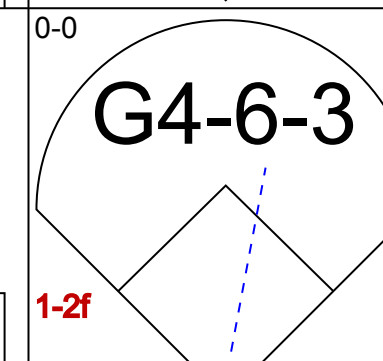

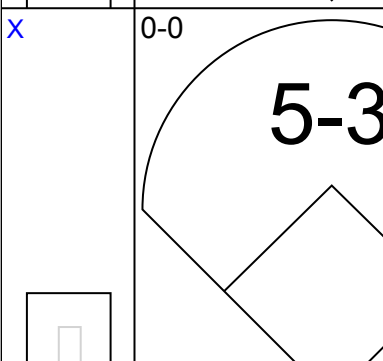

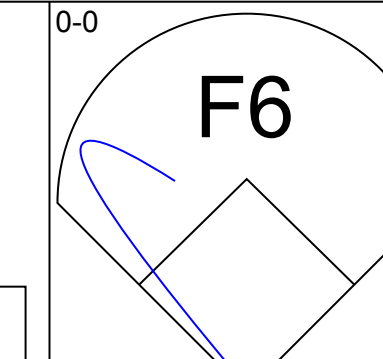
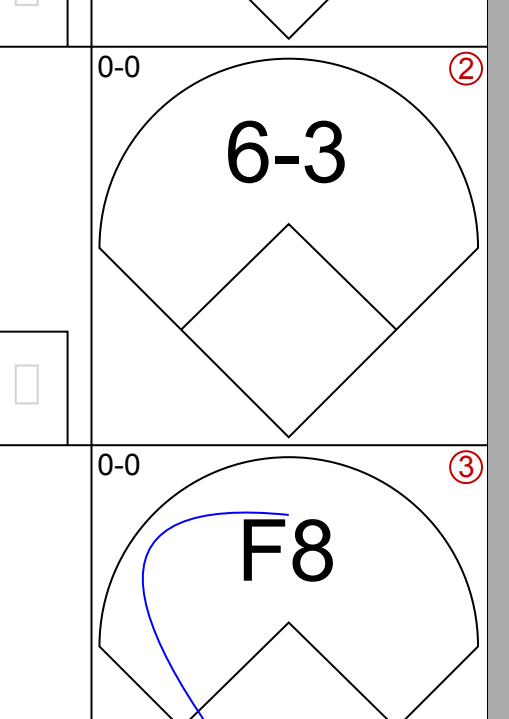
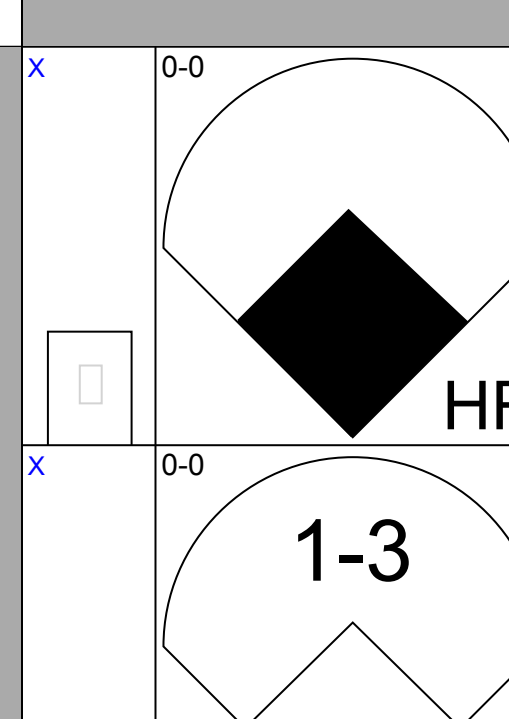
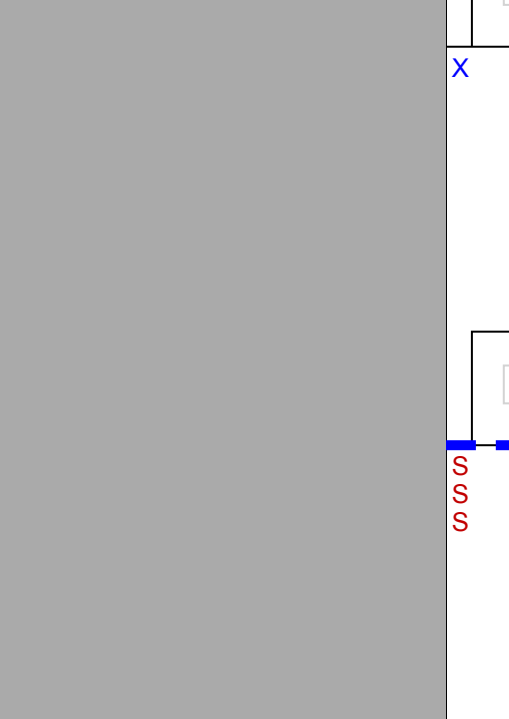
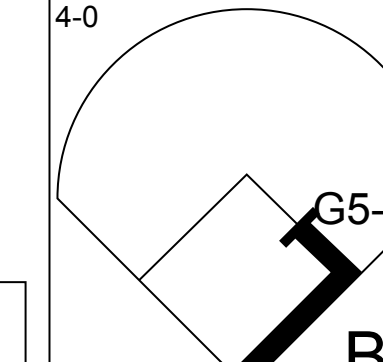
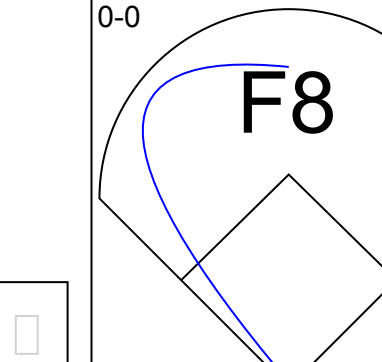
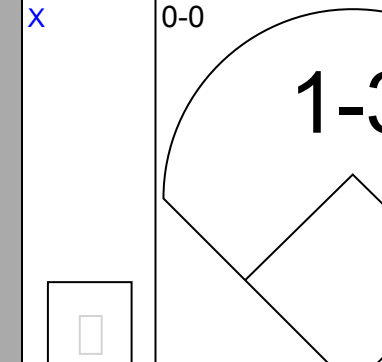

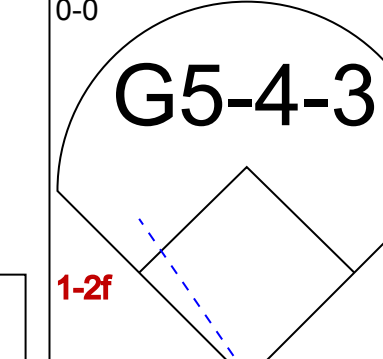

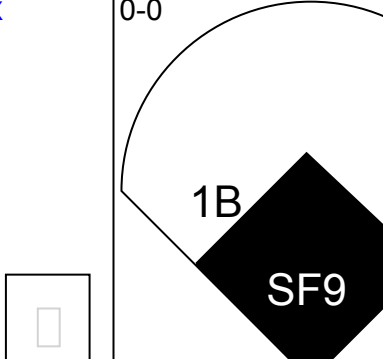
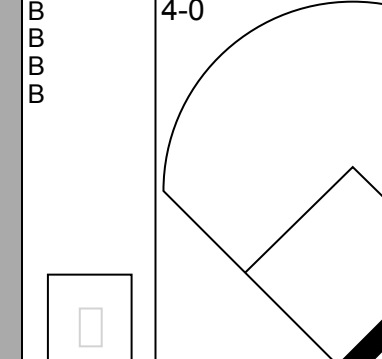

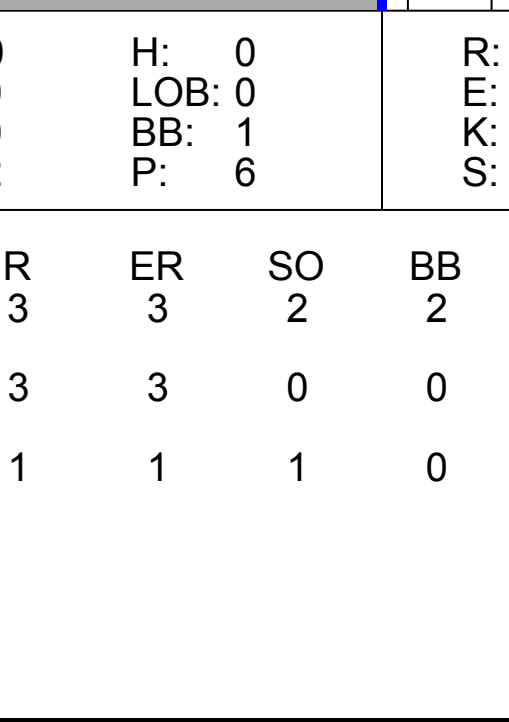
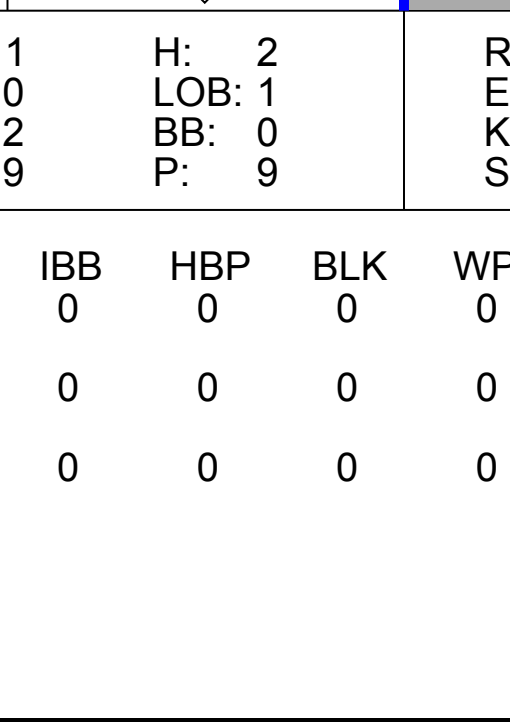

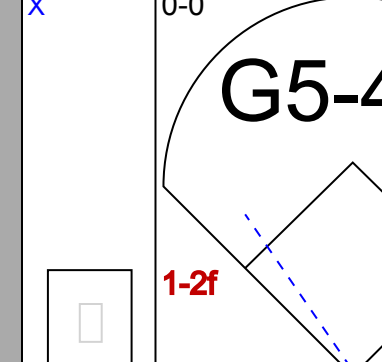

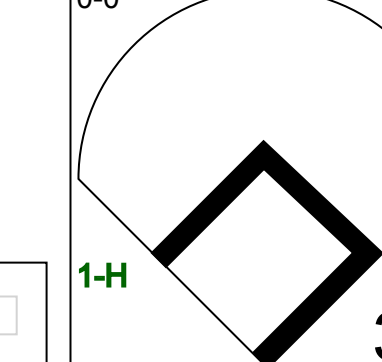
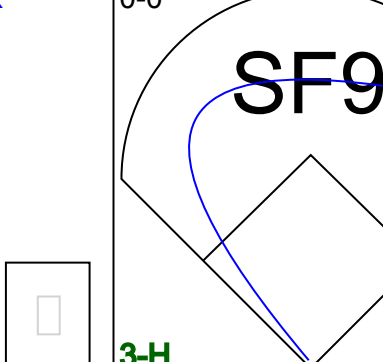

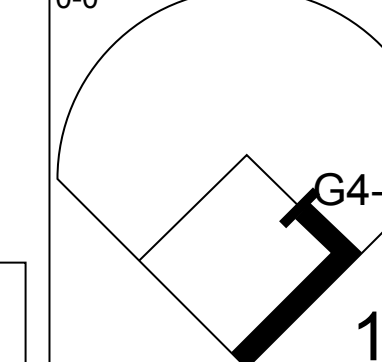
Batter	1	2	3	4	5	6	7	8	9	AB	R	H	RBI	BB	SO	LOB	BOTTOM					
Lenny Green, L <small>OBP: 0.412, SLG: 0.568</small> 										3	1	1	0	1	0	0	Cleveland Indians @ Boston Red Sox Fenway Park, Boston, MA Sun May 09 1965, 3:33 AM EDT Unknown livebaseballscorecards.com					
Frank Malzone, R <small>OBP: 0.365, SLG: 0.340</small> 										3	1	1	1	1	1	0						
Felix Mantilla, R <small>OBP: 0.398, SLG: 0.493</small> 										4	1	1	3	0	0	2						
Tony Conigliaro, R <small>OBP: 0.333, SLG: 0.500</small> 										4	0	0	0	0	1	0						
Carl Yastrzemski, L <small>OBP: 0.333, SLG: 0.361</small> 										4	0	0	0	0	0	0						
Eddie Bressoud, R <small>OBP: 0.410, SLG: 0.500</small> 										4	0	1	0	0	0	0						
Lee Thomas, L <small>OBP: 0.375, SLG: 0.565</small> 										3	1	1	0	1	2	1						
Mike Ryan, R <small>OBP: 0.250, SLG: 0.478</small> 										4	0	0	0	0	2	2						
Dave Morehead, R <small>OBP: 0.291, SLG: 0.314</small> Jack Lamabe, R <small>OBP: 0.273, SLG: 0.300</small> Jerry Moses, R <small>OBP: 0.398, SLG: 0.493</small> Dennis Bennett, L <small>OBP: 0.333, SLG: 0.361</small> Chuck Schilling, R <small>OBP: 0.333, SLG: 0.361</small> Jay Ritchie, R <small>OBP: 0.333, SLG: 0.361</small>										0	0	0	0	0	0	0						
Inning Stats	R: 0 E: 0 K: 1 S: 5	H: 0 LOB: 0 BB: 0 P: 5	R: 0 E: 0 K: 0 S: 3	H: 0 LOB: 0 BB: 0 P: 3	R: 1 E: 0 K: 1 S: 7	H: 2 LOB: 1 BB: 1 P: 11	R: 0 E: 0 K: 2 S: 8	H: 1 LOB: 1 BB: 0 P: 8	R: 0 E: 0 K: 2 S: 7	H: 0 LOB: 0 BB: 0 P: 7	R: 0 E: 0 K: 0 S: 3	H: 0 LOB: 0 BB: 0 P: 3	R: 0 E: 0 K: 1 S: 5	H: 0 LOB: 0 BB: 0 P: 5	R: 3 E: 0 K: 1 S: 7	H: 2 LOB: 1 BB: 1 P: 11		R: 0 E: 0 K: 0 S: 3	H: 0 LOB: 1 BB: 1 P: 7	1B: 3 2B: 1 3B: 0 HR: 1	SF: 0 SAC: 0 DP: 0 HBP: 0	WP: 0 PB: 0 SB: 0 CS: 0
PITCHER	IP: 7.2 WLS: W BF: 30 H: 5 R: 4 ER: 4 SO: 8 BB: 2 IBB: 0 HBP: 0 BLK: 0 WP: 0 HR: 1 S: 44 P: 52 ERA: 4.70 WHIP: 0.913	IP: 1.1 WLS: S BF: 5 H: 0 R: 0 ER: 0 SO: 0 BB: 1 IBB: 0 HBP: 0 BLK: 0 WP: 0 HR: 4 S: 8 P: 8 ERA: 0.00 WHIP: 0.750	PITCHER	IP: 0.2 WLS: L BF: 7 H: 3 R: 4 ER: 4 SO: 0 BB: 2 IBB: 0 HBP: 0 BLK: 0 WP: 0 HR: 0 S: 5 P: 13 ERA: 54.00 WHIP: 7.500	IP: 2.1 WLS: 13 BF: 4 H: 3 R: 3 ER: 3 SO: 1 BB: 0 IBB: 0 HBP: 1 BLK: 0 WP: 0 HR: 14 S: 15 P: 15 ERA: 11.57 WHIP: 1.714	IP: 5.0 WLS: 23 BF: 7 H: 2 R: 2 ER: 2 SO: 1 BB: 0 IBB: 0 HBP: 0 BLK: 0 WP: 0 HR: 32 S: 36 P: 36 ERA: 3.60 WHIP: 1.600	IP: 1.0 WLS: 3 BF: 0 H: 0 R: 0 ER: 0 SO: 0 BB: 0 IBB: 0 HBP: 0 BLK: 0 WP: 0 HR: 3 S: 3 P: 3 ERA: 0.00 WHIP: 0.000	PITCHER	IP: 0.2 WLS: L BF: 7 H: 3 R: 4 ER: 4 SO: 0 BB: 2 IBB: 0 HBP: 0 BLK: 0 WP: 0 HR: 0 S: 5 P: 13 ERA: 54.00 WHIP: 7.500	IP: 2.1 WLS: 13 BF: 4 H: 3 R: 3 ER: 3 SO: 1 BB: 0 IBB: 0 HBP: 1 BLK: 0 WP: 0 HR: 14 S: 15 P: 15 ERA: 11.57 WHIP: 1.714	IP: 5.0 WLS: 23 BF: 7 H: 2 R: 2 ER: 2 SO: 1 BB: 0 IBB: 0 HBP: 0 BLK: 0 WP: 0 HR: 32 S: 36 P: 36 ERA: 3.60 WHIP: 1.600	IP: 1.0 WLS: 3 BF: 0 H: 0 R: 0 ER: 0 SO: 0 BB: 0 IBB: 0 HBP: 0 BLK: 0 WP: 0 HR: 3 S: 3 P: 3 ERA: 0.00 WHIP: 0.000	PITCHER	IP: 0.2 WLS: L BF: 7 H: 3 R: 4 ER: 4 SO: 0 BB: 2 IBB: 0 HBP: 0 BLK: 0 WP: 0 HR: 0 S: 5 P: 13 ERA: 54.00 WHIP: 7.500	IP: 2.1 WLS: 13 BF: 4 H: 3 R: 3 ER: 3 SO: 1 BB: 0 IBB: 0 HBP: 1 BLK: 0 WP: 0 HR: 14 S: 15 P: 15 ERA: 11.57 WHIP: 1.714	IP: 5.0 WLS: 23 BF: 7 H: 2 R: 2 ER: 2 SO: 1 BB: 0 IBB: 0 HBP: 0 BLK: 0 WP: 0 HR: 32 S: 36 P: 36 ERA: 3.60 WHIP: 1.600	IP: 1.0 WLS: 3 BF: 0 H: 0 R: 0 ER: 0 SO: 0 BB: 0 IBB: 0 HBP: 0 BLK: 0 WP: 0 HR: 3 S: 3 P: 3 ERA: 0.00 WHIP: 0.000					

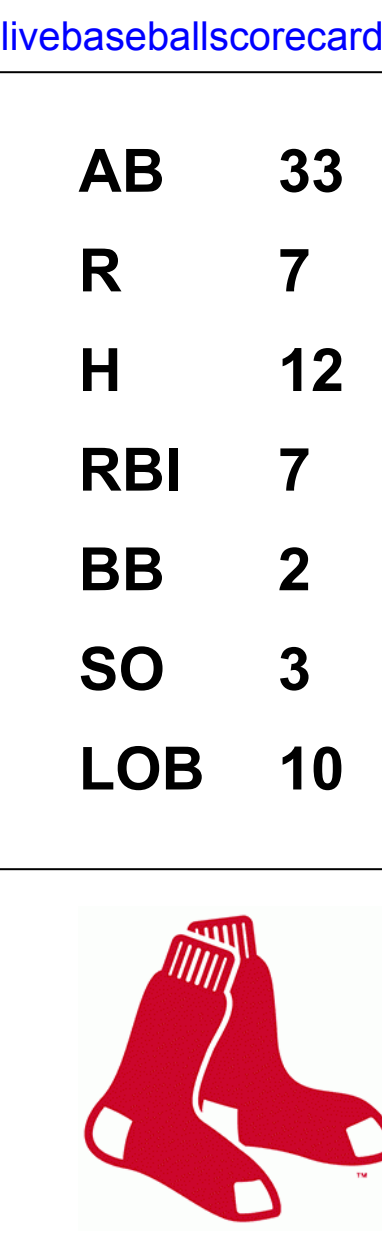


Batter	1	2	3	4	5	6	7	8	9	AB	R	H	RBI	BB	SO	LOB	TOP			
Chuck Hinton, R OBP: 0.298, SLG: 0.301 (1, 4)										3	0	0	0	2	2	0	Cleveland Indians @ Boston Red Sox Fenway Park, Boston, MA Sun May 09 1965, 3:38 AM EDT Att: 13,852 - Unknown			
Larry Brown, R OBP: 0.306, SLG: 0.333 (1, 6)										5	1	3	0	0	0	1				
Leon Wagner, L OBP: 0.346, SLG: 0.611 (1, 7)										5	1	1	0	0	0	3				
Rocky Colavito, R OBP: 0.444, SLG: 0.581 Chico Salmon, R (9, PR) (9, 9)										3	3	2	3	2	0	1				
Max Alvis, R OBP: 0.367, SLG: 0.478 (1, 5)										5	2	4	0	0	0	0				
Fred Whitfield, L OBP: 0.432, SLG: 0.857 (1, 3)										5	1	4	3	0	0	2				
Vic Davallilo, L OBP: 0.353, SLG: 0.400 (1, 8)										3	0	2	2	1	0	2				
Cam Carreon, R OBP: 0.306, SLG: 0.303 (1, 2)										4	0	1	1	0	0	5				
Sonny Siebert, R OBP: 0.222, SLG: 0.556 Don McMahon, R (8, 1) Gary Bell, R (9, 1)										4	1	1	1	0	0	1				
Inning Stats	R: 3 E: 0 K: 1 S: 9	H: 4 LOB: 2 BB: 1 P: 13	R: 1 E: 0 K: 0 S: 5	H: 2 LOB: 1 BB: 0 P: 5	R: 2 E: 1 K: 0 S: 5	H: 2 LOB: 0 BB: 0 P: 5	R: 0 E: 0 K: 1 S: 5	H: 0 LOB: 0 BB: 0 P: 5	R: 2 E: 0 K: 0 S: 5	H: 4 LOB: 0 BB: 1 P: 6	R: 1 E: 0 K: 0 S: 4	H: 2 LOB: 1 BB: 1 P: 8	R: 0 E: 0 K: 0 S: 4	H: 2 LOB: 2 BB: 1 P: 8	R: 1 E: 0 K: 0 S: 4	H: 2 LOB: 2 BB: 1 P: 8		1B: 15 2B: 3 3B: 0 HR: 2	SF: 1 SAC: 1 DP: 4 HBP: 0	WP: 0 PB: 0 CS: 1
PITCHER	IP	WLS	BF	H	R	ER	SO	BB	IBB	HBP	BLK	WP	HR	S	P	ERA	WHIP			
Jerry Stephenson, R ERA: 7.71 Jack Lamabe, R ERA: 7.27 Bob Heffner, R ERA: 4.85 Jay Ritchie, R ERA: 1.69 Dave Morehead, R ERA: 8.44	2.0	L	15	8	6	5	1	1	0	0	0	0	2	16	20	22.50	4.500			

AB	37
R	10
H	18
RBI	10
BB	5
SO	2
LOB	15




Batter	1	2	3	4	5	6	7	8	9	AB	R	H	RBI	BB	SO	LOB	BOTTOM				
Lenny Green, L OBP: 0.393, SLG: 0.538 (1, 8)										4	0	0	0	0	1	1	Cleveland Indians @ Boston Red Sox Fenway Park, Boston, MA Sun May 09 1965, 3:38 AM EDT Att: 13,852 - Unknown				
Dalton Jones, L OBP: 0.516, SLG: 0.741 (1, 5)										4	1	2	0	0	0	1					
Lee Thomas, L OBP: 0.369, SLG: 0.589 (1, 3)										4	1	1	2	0	0	1					
Tony Conigliaro, R OBP: 0.341, SLG: 0.573 (1, 9)										4	2	2	2	0	0	0					
Felix Mantilla, R OBP: 0.391, SLG: 0.474 (1, 4)										3	0	0	0	1	1	0					
Carl Yastrzemski, L OBP: 0.362, SLG: 0.400 (1, 7)										3	2	2	0	1	0	1					
Eddie Bressoud, R OBP: 0.419, SLG: 0.500 (1, 6)										4	1	2	0	0	0	2					
Bob Tillman, R OBP: 0.267, SLG: 0.278 (1, 2)										3	0	3	3	0	0	0					
Jerry Stephenson, L Jack Lamabe, R Gary Geiger, L Bob Heffner, R Chuck Schilling, R Jay Ritchie, R Russ Nixon, L Dave Morehead, R Frank Robinson, R	7.0	W	26	7	3	3	2	2	0	0	0	0	0	0	0	0		3.86	1.286		
Inning Stats	R: 0 E: 0 K: 0 S: 3	H: 1 LOB: 0 BB: 0 P: 3	R: 0 E: 0 K: 0 S: 2	H: 0 LOB: 0 BB: 1 P: 6	R: 1 E: 0 K: 2 S: 9	H: 2 LOB: 1 BB: 0 P: 9	R: 0 E: 0 K: 0 S: 3	H: 0 LOB: 0 BB: 0 P: 3	R: 1 E: 0 K: 0 S: 4	H: 2 LOB: 0 BB: 0 P: 4	R: 0 E: 0 K: 0 S: 3	H: 1 LOB: 0 BB: 1 P: 7	R: 0 E: 0 K: 0 S: 3	H: 1 LOB: 0 BB: 0 P: 3	R: 4 E: 0 K: 1 S: 10	H: 5 LOB: 1 BB: 0 P: 10		1B: 6 2B: 2 3B: 1 HR: 3	SF: 1 SAC: 0 DP: 5 HBP: 0	WP: 0 PB: 0 CS: 0	PA: 36
PITCHER	IP	WLS	BF	H	R	ER	SO	BB	IBB	HBP	BLK	WP	HR	S	P	ERA	WHIP				
Sonny Siebert, R ERA: 3.13 Don McMahon, R ERA: 7.11 Gary Bell, R ERA: 2.2	1.0	S	5	2	1	1	1	0	0	0	0	0	0	7	7	9.00	2.000				



Batter	1	2	3	4	5	6	7	8	9	10	11	AB	R	H	RBI	BB	SO	LOB	TOP					
Chuck Hinton, R OBP: 0.292, SLG: 0.295 Billy Moran, R (9, 4)	0-0 4-3 1B		0-0 5-3		0-0 F4		0-0 F4		0-0 5-3			5	0	1	0	0	0	1						
Larry Brown, R OBP: 0.263, SLG: 0.306 (1, 6)	0-0 F8		0-3 K		0-0 F7		0-0 SH5-3			0-0 6-3		4	0	0	0	0	1	1						
Leon Wagner, L OBP: 0.432, SLG: 0.584 (1, 7)	0-0 4-3			0-0 FC4-6 1B	0-0 F7		0-0 1-3			0-0 4-3		5	1	1	0	0	0	2						
Rocky Colavito, R OBP: 0.442, SLG: 0.567 Chico Salmon, R (10, PR) (10, 9)	0-0 6-3			0-0 F8		0-0 E G1-2-3 1B		0-0 F9		0-0 CS 1B		5	0	2	0	0	0	2						
Max Alvis, R OBP: 0.361, SLG: 0.479 (1, 5)		4-0 BB 1B		0-0 FC4-6 E 1B	0-0 F9		0-0 1B		0-0 CS 1-2	0-0 F9		4	1	2	0	1	0	1						
Vic Davalillo, L OBP: 0.342, SLG: 0.386 (1, 8)	0-0 F8			0-0 E1 FC4-6 1-2 2-3	0-0 E 1B		0-0 F8		0-0 F8	0-0 4-3		5	0	1	0	0	0	4						
Fred Whitfield, L OBP: 0.405, SLG: 0.775 (1, 3)	0-0 G6-4-3 1B			0-0 FC4-6 1B 1-2 2-3 3-H	0-0 E3		0-0 F3			0-0 F5		5	0	1	1	0	0	5						
Joe Azcue, R OBP: 0.326, SLG: 0.293 (1, 2)	0-0 G6-4-3 1-2			0-0 1B 3-H	0-0 G1-2-3				0-0 5-3			4	0	1	1	0	0	5						
Ralph Terry, R OBP: 0.214, SLG: 0.231 Gary Bell, R (8, 1)			0-0 6-3		0-0 1-3				0-0 6-3			2	0	0	0	1	0	2						
Don McMahon, R (9, 1)												1	0	0	0	0	0	0						
Jack Kralick, L (10, 1)												0	0	0	0	0	0	0						
Dick Donovan, L (11, 1)												0	0	0	0	0	0	0						
Inning Stats	R: 0 E: 0 K: 0 S: 4	H: 1 LOB: 1 BB: 0 P: 4	R: 0 E: 0 K: 0 S: 3	H: 1 LOB: 1 BB: 1 P: 7	R: 0 E: 0 K: 1 S: 5	H: 0 LOB: 0 BB: 0 P: 5	R: 2 E: 1 K: 0 S: 7	H: 3 LOB: 2 BB: 0 P: 7	R: 0 E: 0 K: 0 S: 3	H: 2 LOB: 2 BB: 0 P: 5	R: 0 E: 1 K: 0 S: 5	H: 0 LOB: 1 BB: 1 P: 7	R: 0 E: 0 K: 0 S: 3	H: 1 LOB: 1 BB: 0 P: 4	R: 0 E: 0 K: 0 S: 3	H: 0 LOB: 0 BB: 0 P: 3	R: 0 E: 0 K: 0 S: 3	H: 1 LOB: 0 BB: 0 P: 3	R: 0 E: 0 K: 0 S: 3	H: 0 LOB: 0 BB: 0 P: 3	1B: 9 2B: 0 3B: 0 HR: 0	SF: 0 SAC: 1 DP: 2 HBP: 0	WP: 0 PB: 0 SB: 0 CS: 1	PA: 44
PITCHER	IP 6.0	WLS 26	BF 8	H 1	R 2	ER 0	SO 1	BB 1	IBB 0	HBP 0	BLK 0	WP 0	HR 0	S 27	P 31	ERA 6.16	WHIP 1.333							
Steve Barber, L ERA: 6.16	(1, 1)																							
Wally Bunker, R ERA: 7.84	(7, 1)	2.0	8	1	0	0	0	1	0	0	0	0	0	0	7	11	0.00	1.000						
Don Larsen, R ERA: 6.59	(9, 1)	1.0	3	0	0	0	0	0	0	0	0	0	0	3	3	0.00	0.000							
Dick Hall, R ERA: 2.03	(10, 1)	2.0	W	6	1	0	0	0	0	0	0	0	0	6	6	0.00	0.500							

Cleveland Indians @ Baltimore Orioles
Memorial Stadium, Baltimore, MD
Tue May 11 1965, 7:05 PM EDT
Att: 6,502 - Unknown


AB 40
R 2
H 9
RBI 2
BB 2
SO 1
LOB 23



Batter	1	2	3	4	5	6	7	8	9	10	11	AB	R	H	RBI	BB	SO	LOB	BOTTOM					
Paul Blair, R OBP: 0.284, SLG: 0.344 (1, 8)	0-0 6-3			0-0 F8		0-0 F5		0-0 F4		4-0 BB		4	0	0	0	1	0	2						
Luis Aparicio, R OBP: 0.330, SLG: 0.465 (1, 6)	0-0 6-3			0-0 1B		0-0 F7		0-0 PB 2B 1B		0-3 K		5	1	2	0	0	1	2						
Curt Blefary, L OBP: 0.369, SLG: 0.678 (1, 9)	0-0 F8			0-0 F2		0-3 K		0-0 FC5-4 1H 2B		0-0 4-3		5	0	1	1	0	1	3						
Boog Powell, L OBP: 0.238, SLG: 0.347 (1, 7)		0-0 F8		0-0 F8		0-3 K		4-0 FC5-4 IBB		0-0 FC2-6 1B		4	0	1	0	1	1	1						
Charlie Lau, L OBP: 0.400, SLG: 0.600 Dick Brown, R OBP: 0.500, SLG: 0.500 (11, PH)		0-0 F9		0-0 F8		0-0 F8		0-0 1B 1B		0-0 FC5-4 BB 1-2 2-3		4	1	1	0	0	0	2						
Norm Sieben, L OBP: 0.341, SLG: 0.385 (1, 3)		0-0 F5		0-0 4-3		0-0 F8		0-0 1B 1B		4-0 BB 1B		3	0	1	0	1	0	0						
Davey Johnson, R OBP: 0.182, SLG: 0.182 Russ Snyder, L OBP: 0.266, SLG: 0.231 Don Larsen, R OBP: 0.250, SLG: 0.250 Sam Bowers, R OBP: 0.300, SLG: 0.333 Dick Hall, R OBP: 1.000, SLG: 1.500 Jerry Adair, R OBP: 0.323, SLG: 0.329 (1, 4)			0-0 F9		0-0 F9		0-0 F8		0-0 F1		0-0 BB 1B	2	0	0	0	0	0	0						
Steve Barber, L ERA: 1.6 Jackie Brandt, R OBP: 0.279, SLG: 0.561 Wally Bunker, R OBP: 0.500, SLG: 0.250 Bob Johnson, R OBP: 0.280, SLG: 0.417 (8, PH) (7, 1) (8, PH)			0-3 K		0-0 5-3		0-0 F8		0-0 K		0-3 K	1	0	0	0	0	0	0						
Inning Stats	R: 0 E: 0 K: 0 S: 3	H: 0 LOB: 0 BB: 0 P: 3	R: 0 E: 0 K: 0 S: 3	H: 0 LOB: 0 BB: 0 P: 3	R: 0 E: 0 K: 1 S: 5	H: 0 LOB: 0 BB: 0 P: 5	R: 0 E: 0 K: 0 S: 4	H: 1 LOB: 1 BB: 0 P: 4	R: 0 E: 0 K: 0 S: 3	H: 0 LOB: 0 BB: 0 P: 3	R: 0 E: 0 K: 2 S: 7	H: 0 LOB: 0 BB: 0 P: 7	R: 1 E: 0 K: 0 S: 6	H: 3 LOB: 2 BB: 0 P: 6	R: 1 E: 0 K: 0 S: 4	H: 2 LOB: 2 BB: 2 P: 12	R: 0 E: 0 K: 2 S: 8	H: 1 LOB: 2 BB: 1 P: 12	R: 1 E: 0 K: 0 S: 3	H: 2 LOB: 2 BB: 0 P: 4	1B: 8 2B: 1 3B: 0 HR: 0	SF: 0 SAC: 0 DP: 1 HBP: 1	WP: 0 PB: 1 SB: 0 CS: 0	PA: 43
PITCHER	IP 7.0	WLS 24	BF 3	H 3	R 1	ER 1	SO 3	BB 0	IBB 1	HBP 0	BLK 0	WP 0	HR 0	S 30	P 30	ERA 1.29	WHIP 0.429							
Ralph Terry, R ERA: 1.6	(1, 1)																							
Gary Bell, R ERA: 2.5	(8, 1)	1.2	9	3	1	1	0	1	1	0	0	0	0	7	15	5.40	2.400							
Don McMahon, R ERA: 5.14	(9, 1)	1.0	5	1	0	0	2	1	0	0	0	0	0	8	12	0.00	2.000							
Jack Kralick, L ERA: 5.91	(10, 1)	0.2	L	4	1	1	1	0	0	1	0	0	0	3	4	13.50	1.500							
Dick Donovan, R ERA: 5.06	(11, 1)	0.0	1	1	0	0	0	0	0	0	0	0	0	1	1	∞	∞							

Cleveland Indians @ Baltimore Orioles
Memorial Stadium, Baltimore, MD
Tue May 11 1965, 7:05 PM EDT
Att: 6,502 - Unknown

AB 39
R 3
H 9
RBI 3
BB 3
SO 5
LOB 18



Batter	1	2	3	4	5	6	7	8	9	AB	R	H	RBI	BB	SO	LOB	TOP			
Chuck Hinton, R OBP: 0.280, SLG: 0.280 (1, 4)	L7	K		F8			4-3			4	0	0	0	0	1	2	Cleveland Indians @ Baltimore Orioles Memorial Stadium, Baltimore, MD Wed May 12, 1965, 7:05 PM EDT Att: 5,348 - Unknown			
Lary Brown, R OBP: 0.281, SLG: 0.302 (1, 6)	1B SF7	F8			5-3		1-3			4	1	1	0	0	0	1				
Leon Wagner, L OBP: 0.335, SLG: 0.580 (1, 7)	SF7 1B		F7		1B			F8		4	1	2	0	0	0	0				
Rocky Colavito, R OBP: 0.433, SLG: 0.557 (1, 9)	SF7		1-3		G5-4-3 1B			F8		3	0	1	1	0	0	0				
Max Alvis, R OBP: 0.386, SLG: 0.466 (1, 5)	1B IBB				G5-4-3 1B			F8		2	0	0	0	1	0	2				
Vic Davallito, L OBP: 0.338, SLG: 0.378 (1, 8)	1-2 2-H 1B		4-3					5-3		4	0	1	1	0	0	1				
Fred Whitfield, L OBP: 0.400, SLG: 0.738 Dick Howser, R OBP: 0.333, SLG: 0.262 (9, PH)	K			G1-4-3 BB				F4		2	0	0	0	1	1	2				
Joe Azcue, R OBP: 0.298, SLG: 0.267 (1, 2)		F8		G1-4-3 1-2				3-1		1	0	0	0	0	0	0				
Luis Tiant, R (1, 1)										4	0	0	0	0	1	1				
Lee Stange, R OBP: 1.300, SLG: 1.000 Billy Moran, R (7, PH) Don McMahon, R (7, 1)								F8		0	0	0	0	0	0	0				
Inning Stats	R: 2 E: 0 K: 1 S: 8	H: 3 LOB: 2 BB: 1 P: 12	R: 0 E: 0 K: 1 S: 5	H: 0 LOB: 1 BB: 1 P: 9	R: 0 E: 0 K: 0 S: 3	H: 0 LOB: 1 BB: 0 P: 4	R: 0 E: 0 K: 0 S: 2	H: 0 LOB: 1 BB: 2 P: 10	R: 0 E: 0 K: 0 S: 4	H: 2 LOB: 1 BB: 0 P: 4	R: 0 E: 0 K: 1 S: 5	H: 0 LOB: 0 BB: 0 P: 5	R: 0 E: 0 K: 0 S: 3	H: 0 LOB: 0 BB: 0 P: 3	R: 0 E: 0 K: 0 S: 3	H: 0 LOB: 0 BB: 0 P: 3	1B: 5 2B: 0 3B: 0 HR: 0	SF: 1 SAC: 0 DP: 2 HBP: 1	WP: 0 PB: 0 SB: 0 CS: 0	PA: 35
PITCHER Dave McNally, L ERA: 3.24 (1, 1)	IP: 9.0 WLS: W BF: 35 H: 5 R: 2 ER: 2 SO: 3 BB: 3 IBB: 1 HBP: 1 BLK: 0 WP: 0 HR: 0 S: 36 P: 53 ERA: 2.00 WHIP: 0.889																			

Batter	1	2	3	4	5	6	7	8	9	AB	R	H	RBI	BB	SO	LOB	BOTTOM			
Paul Blair, R OBP: 0.283, SLG: 0.371 (1, 8)	HR	F8			F9			F3		4	1	1	1	0	0	0	Cleveland Indians @ Baltimore Orioles Memorial Stadium, Baltimore, MD Wed May 12, 1965, 7:05 PM EDT Att: 5,348 - Unknown			
Luis Aparicio, R OBP: 0.327, SLG: 0.457 (1, 6)	1B	F9			F7			6-3		4	1	1	0	0	0	0				
Curt Blefary, L OBP: 0.361, SLG: 0.651 Russ Snyder, L OBP: 0.286, SLG: 0.231 (1, 9) (9, 9)	1B SF8		K2-3		F8			K		4	1	1	0	0	2	0				
Boog Powell, L OBP: 0.241, SLG: 0.347 Jackie Brandt, R OBP: 0.279, SLG: 0.561 (1, 7) (9, 7)	1B SF9		K		F5					3	1	1	1	0	1	0				
Charlie Lau, L OBP: 0.333, SLG: 0.529 (1, 2)	SF8		F3		F8					2	0	0	1	0	0	0				
Norm Siebern, L OBP: 0.340, SLG: 0.383 (1, 3)	3-H 1B				F3					3	0	1	0	0	0	0				
Davey Johnson, R OBP: 0.214, SLG: 0.167 (1, 5)	SF9				BB			6-3		1	0	0	1	1	0	0				
Jerry Adair, R OBP: 0.313, SLG: 0.318 (1, 4)	K				K			3-1		3	0	0	0	0	2	2				
Dave McNally, R (1, 1)		K			1-3			F5		3	0	0	0	0	1	1				
Inning Stats	R: 4 E: 0 K: 1 S: 10	H: 5 LOB: 1 BB: 0 P: 10	R: 0 E: 0 K: 1 S: 5	H: 0 LOB: 0 BB: 0 P: 5	R: 0 E: 0 K: 2 S: 7	H: 0 LOB: 0 BB: 0 P: 7	R: 0 E: 0 K: 1 S: 5	H: 0 LOB: 1 BB: 1 P: 9	R: 0 E: 0 K: 0 S: 3	H: 0 LOB: 0 BB: 0 P: 3	R: 0 E: 0 K: 0 S: 3	H: 0 LOB: 0 BB: 0 P: 3	R: 0 E: 0 K: 0 S: 3	H: 0 LOB: 0 BB: 0 P: 3	R: 0 E: 0 K: 1 S: 5	H: 0 LOB: 0 BB: 0 P: 5		1B: 4 2B: 0 3B: 0 HR: 1	SF: 2 SAC: 0 DP: 0 HBP: 0	WP: 0 PB: 0 SB: 0 CS: 0
PITCHER Luis Tiant, R ERA: 4.66 Lee Stange, R ERA: 3.0 Don McMahon, R ERA: 4.82 (1, 1) (1, 1) (7, 1)	IP: 0.0 WLS: L BF: 20 H: 1 R: 0 ER: 0 SO: 5 BB: 1 IBB: 0 HBP: 0 BLK: 0 WP: 0 HR: 1 S: 4 P: 4 ERA: 0.00 WHIP: 0.333																			

Batter	1	2	3	4	5	6	7	8	9	AB	R	H	RBI	BB	SO	LOB	TOP			
Dick Howser, R OBP: 0.361, SLG: 0.279 (1, 6)	0-0 5-3		0-0 1-2 1B	4-0 1-2 2-3 BB			0-0 2B 1B		4-0 G4-6-3 BB	3	1	2	0	2	0	0				
Fred Whitfield, L OBP: 0.352, SLG: 0.647 (1, 3)	0-0 F2		0-0 F5	0-0 F3			0-0 4-3 1-H 2B		0-0 G4-6-3 1-2f	5	0	1	1	1	0	0	6			
Leon Wagner, L OBP: 0.326, SLG: 0.551 (1, 7)	0-0 1B		0-0 F9		0-0 F8		0-0 4-3		4-0 BB	4	0	1	0	1	0	3				
Rocky Colavito, R OBP: 0.404, SLG: 0.500 Larry Brown, R OBP: 0.353, SLG: 0.321 (1, 9) (9, 4)	0-0 F8		0-0 6-3		0-0 1-3		1-0 G5-4-3 HBP		0-0 F7	4	0	0	0	0	0	4				
Max Alvis, R OBP: 0.375, SLG: 0.438 (1, 5)		0-0 F6		0-0 4-3		0-0 1B		0-0 G5-4-3 1-2f		4	0	1	0	0	0	2				
Vic Davallilo, L OBP: 0.341, SLG: 0.415 (1, 8)	0-3 K		0-0 HR		0-0 L4				0-0 F4	4	1	1	1	0	1	1				
Chuck Hinton, R OBP: 0.296, SLG: 0.314 (9, 9)	4-0 BB		0-0 FC1 3B		0-0 1B		0-0 G6-3 1B		0-0 F7	3	0	2	0	1	0	0				
Joe Azcue, R OBP: 0.323, SLG: 0.300 (1, 2)	0-0 F8		4-0 BB FC1 BB		0-0 G6-3 1-2f				0-0 1B	3	0	1	0	1	0	2				
Sam McDowell, L OBP: 0.143, SLG: 0.077 (1, 1)			4-0 1B BB 1-2 3-H		0-0 FC1 BB		0-3 K		0-0 F5	3	0	0	0	1	1	3				
Inning Stats	R: 0 E: 0 K: 1 S: 4	H: 1 LOB: 1 BB: 0 P: 4	R: 0 E: 0 K: 1 S: 5	H: 0 LOB: 1 BB: 1 P: 9	R: 0 E: 0 K: 0 S: 4	H: 1 LOB: 2 BB: 1 P: 8	R: 0 E: 0 K: 0 S: 5	H: 2 LOB: 3 BB: 2 P: 13	R: 0 E: 0 K: 0 S: 4	H: 1 LOB: 0 BB: 0 P: 4	R: 1 E: 0 K: 0 S: 4	H: 2 LOB: 1 BB: 0 P: 5	R: 0 E: 0 K: 0 S: 4	H: 1 LOB: 1 BB: 0 P: 4	R: 0 E: 0 K: 0 S: 2	H: 0 LOB: 1 BB: 2 P: 10	1B: 6 2B: 1 3B: 1 HR: 1	SF: 0 SAC: 0 DP: 3 HBP: 1	WP: 0 PB: 0 CS: 0	PA: 40
PITCHER	IP WLS BF	H R ER SO	BB IBB HBP BLK	WP HR S P	ERA WHIP	PITCHER	IP WLS BF	H R ER SO	BB IBB HBP BLK	WP HR S P	ERA WHIP									
Phil Ortega, R ERA: 4.67 Steve Ridzik, R ERA: 2.92 (1, 1) (9, 1)	8.0 L	36 9 2 2 2	4 0 0 0	0 0 0 0	0 0 2 10	2.25 1.625	0.00 2.000													

Cleveland Indians @ Washington Senators
D.C. Stadium, Washington, DC
Fri May 14 1965, 7:05 PM EDT
Att: 10,135 - Unknown


AB 33
R 2
H 9
RBI 2
BB 6
SO 2
LOB 21

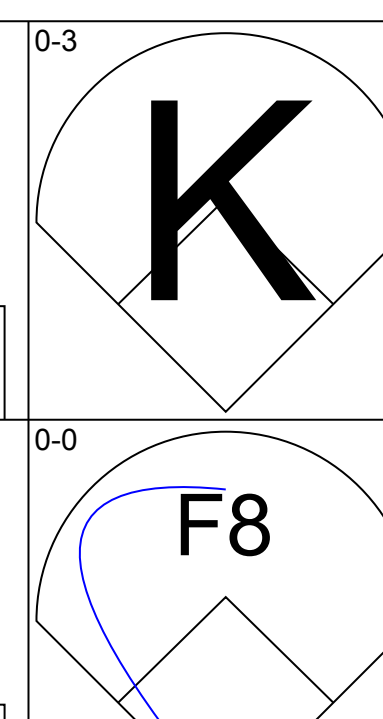
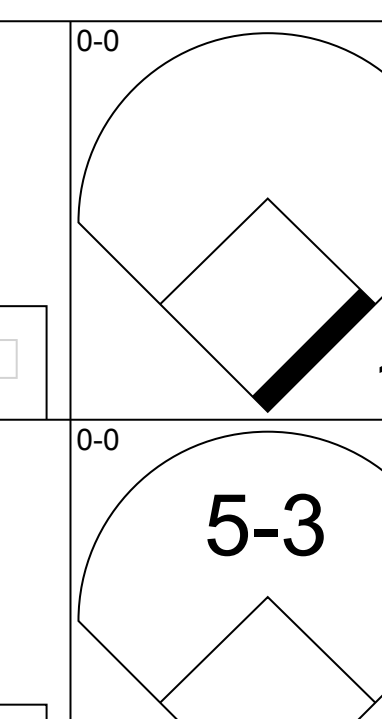
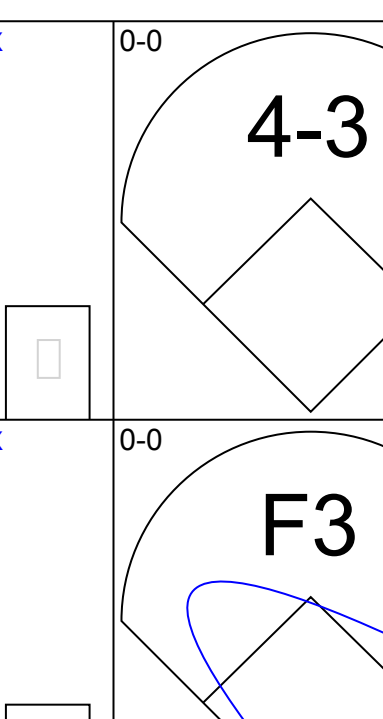
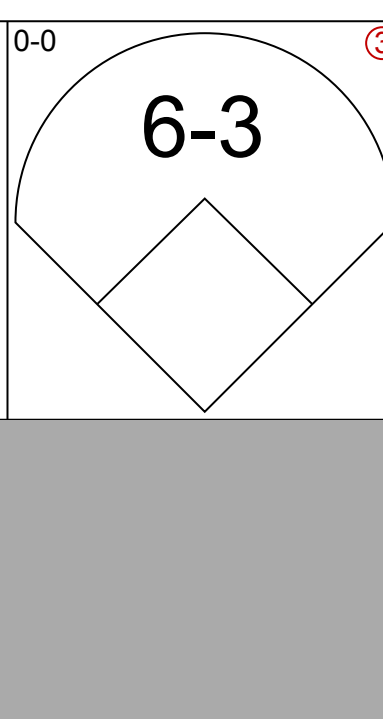
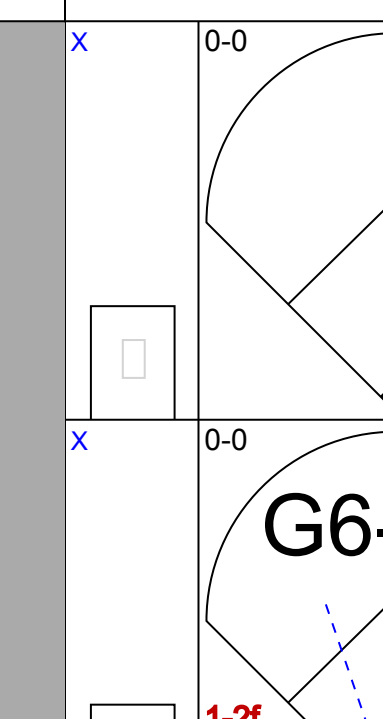
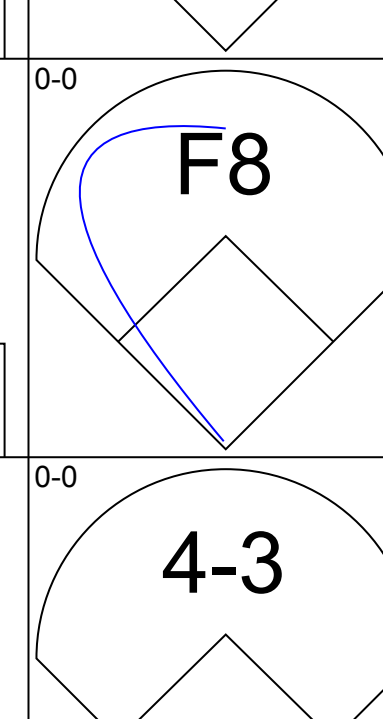
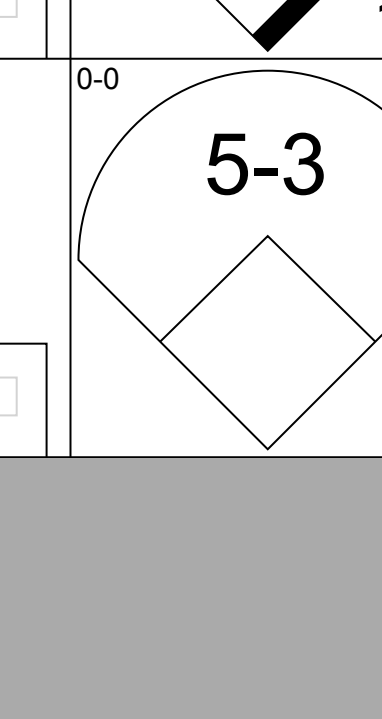

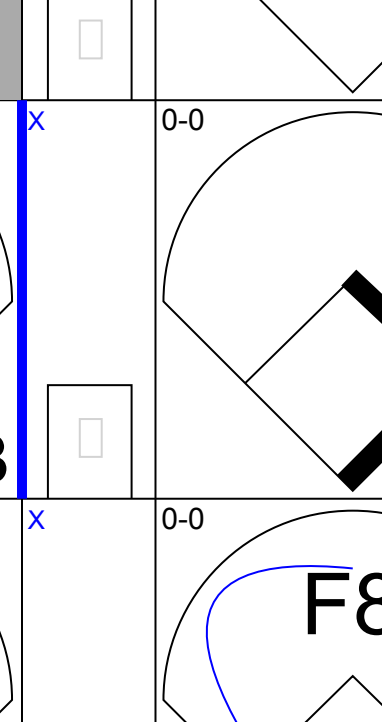

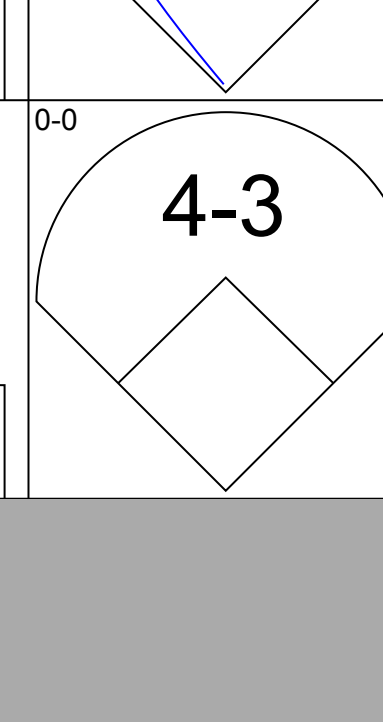
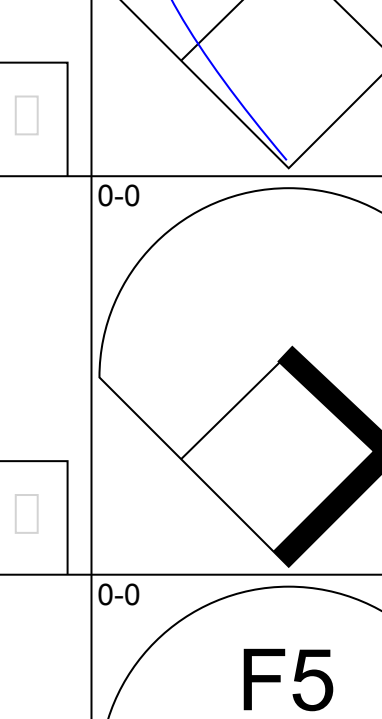
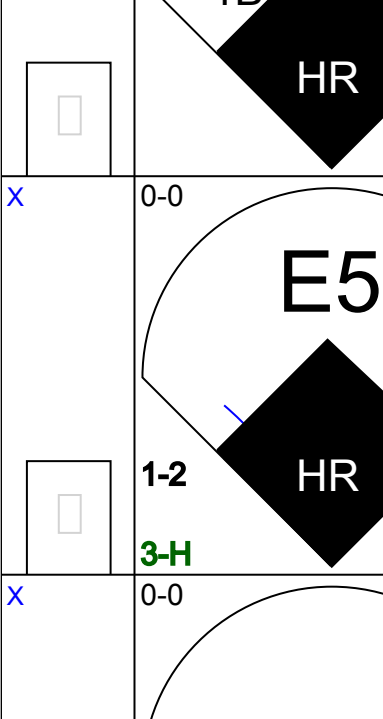
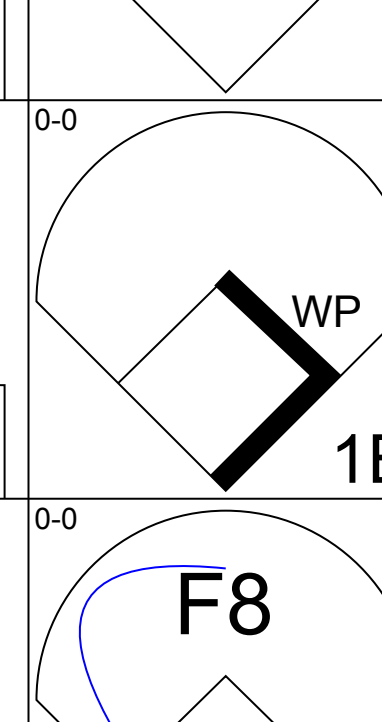
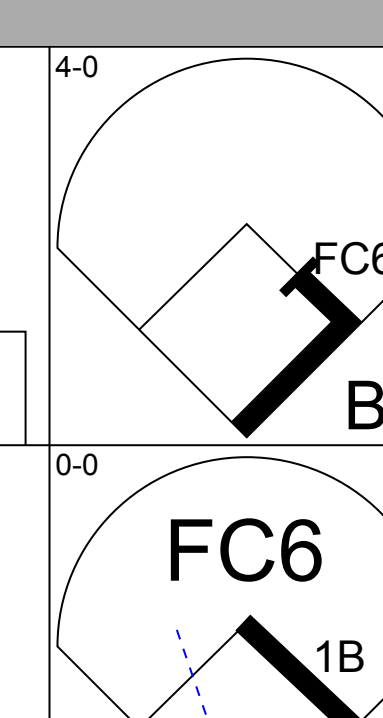
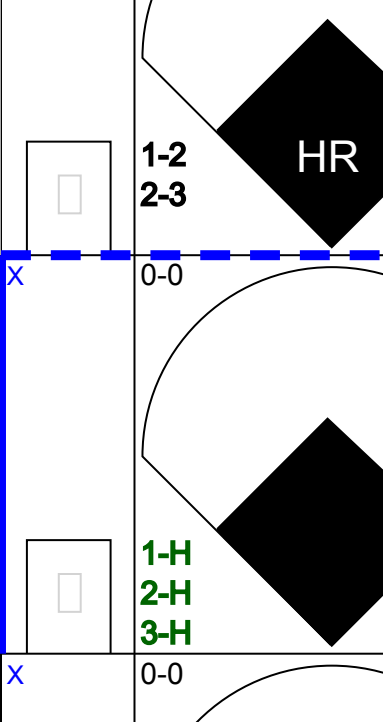
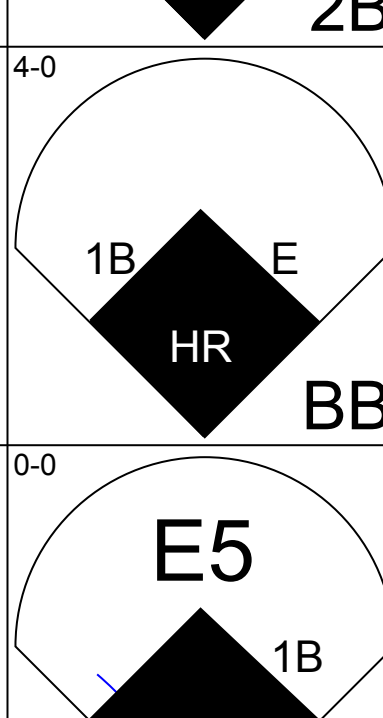
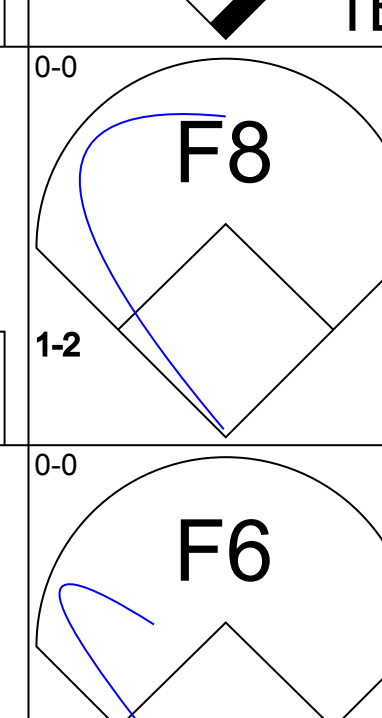
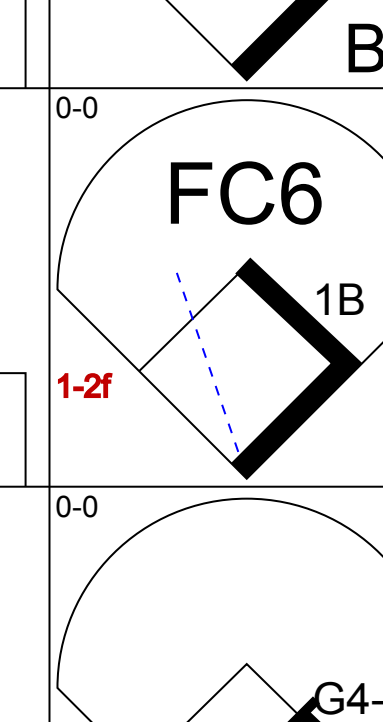
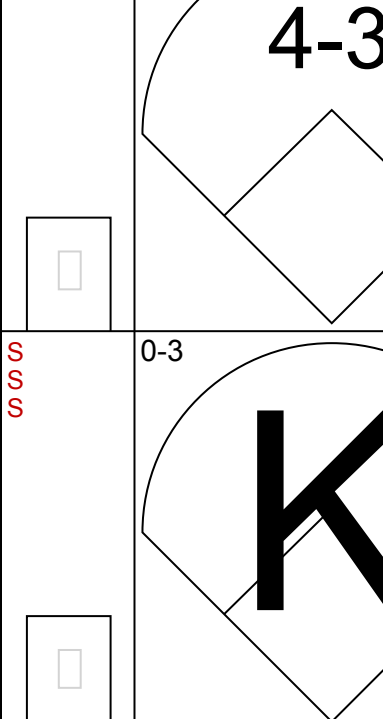
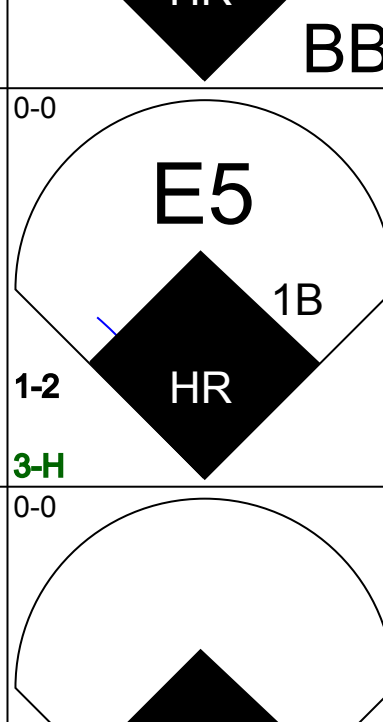
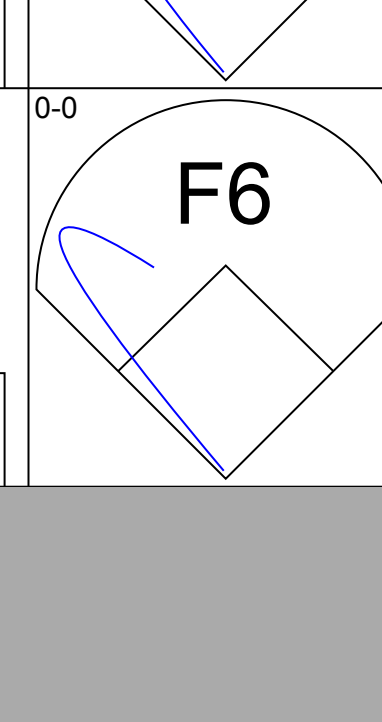
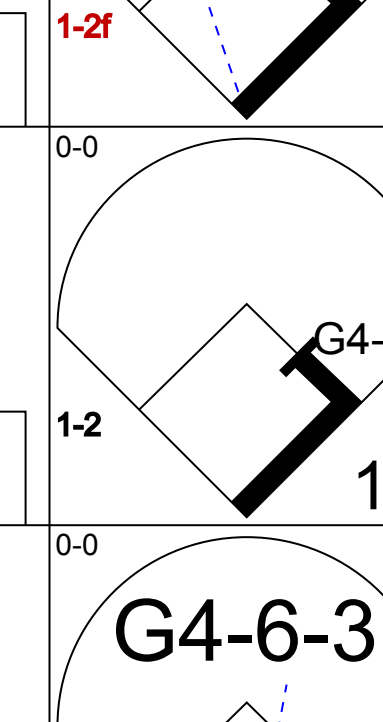
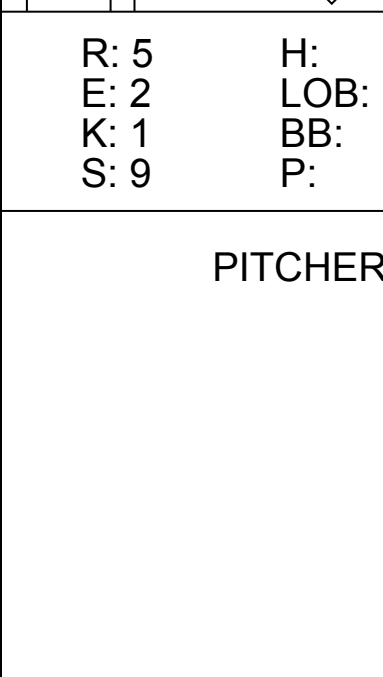
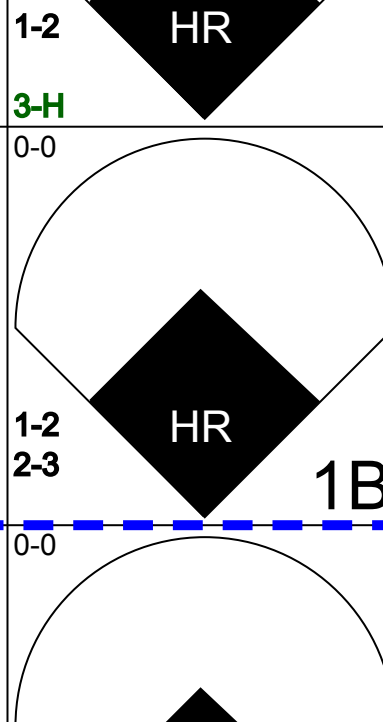
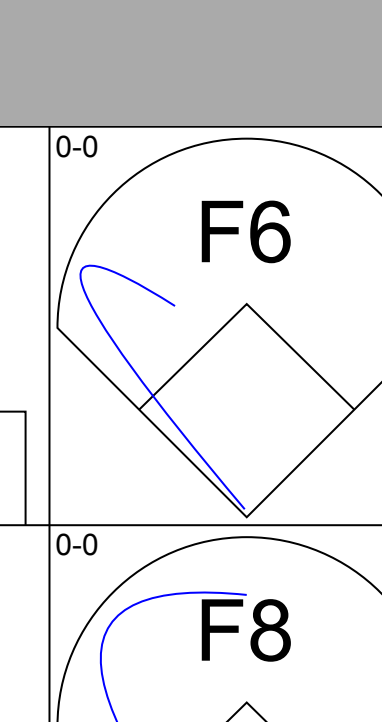
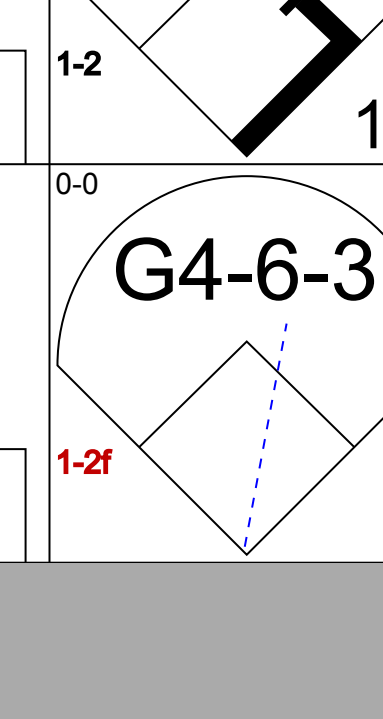
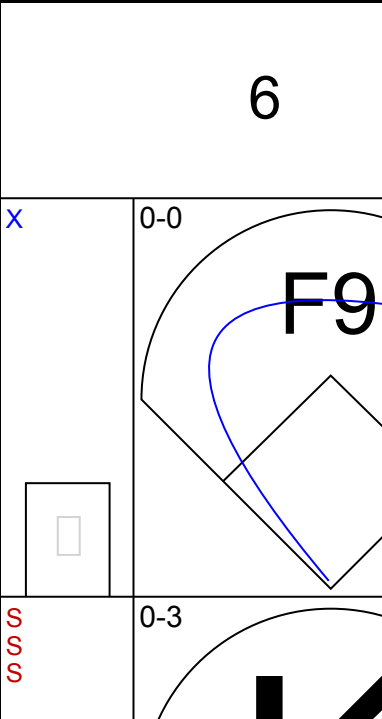
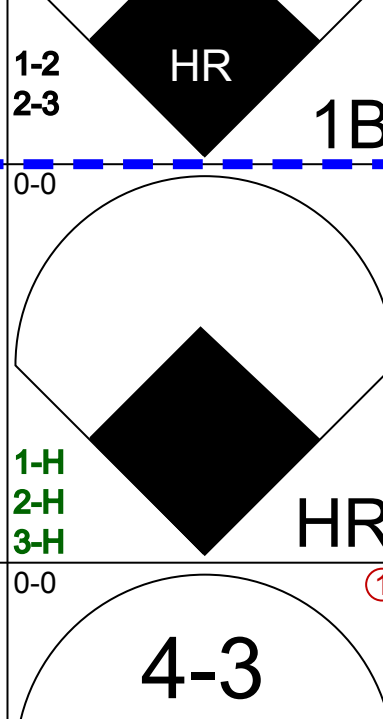
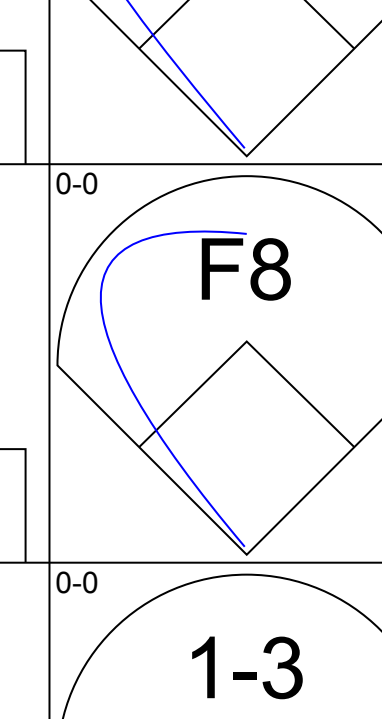
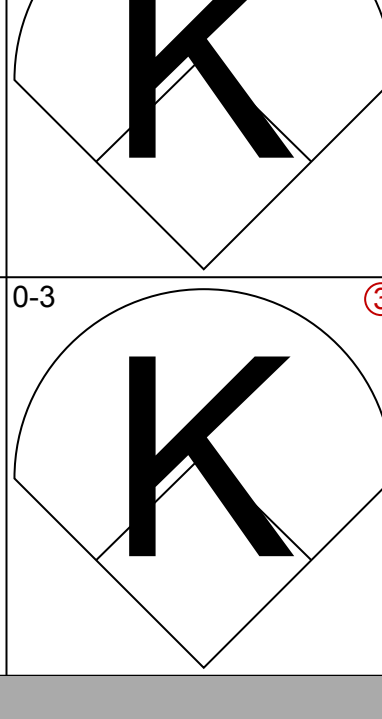
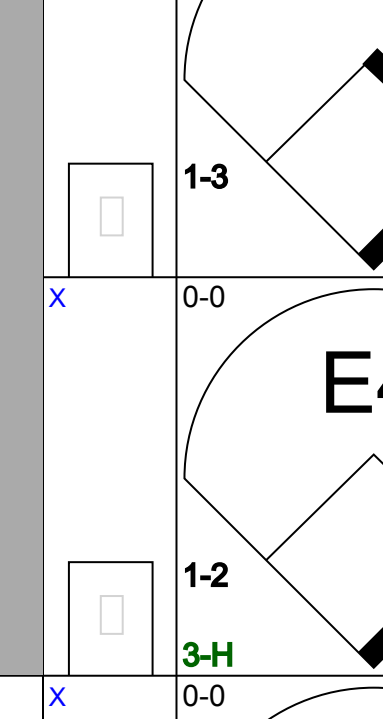
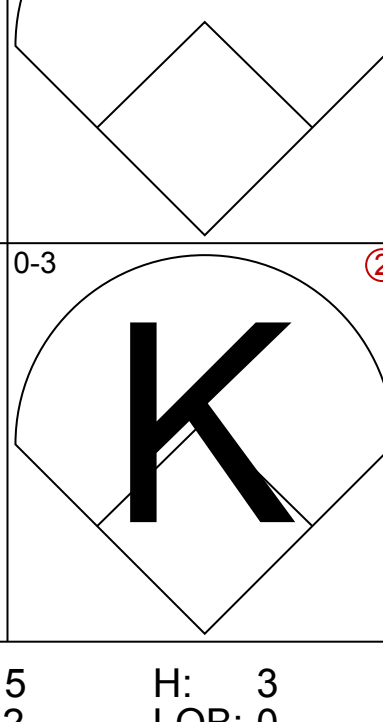
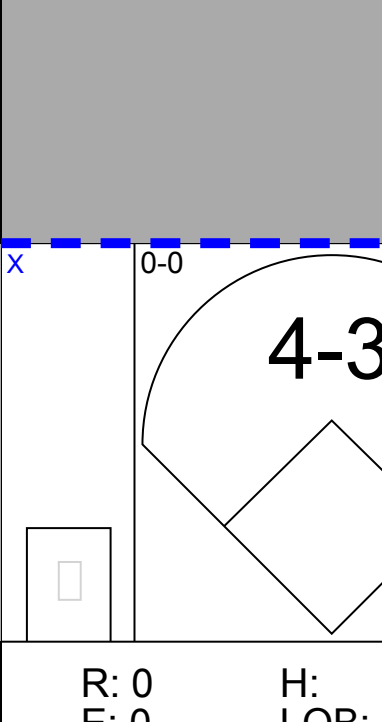

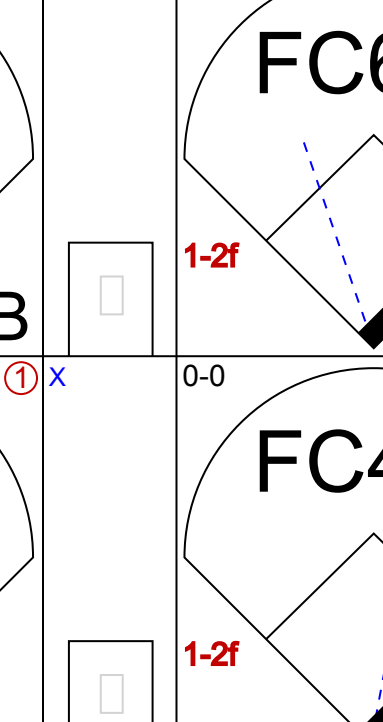
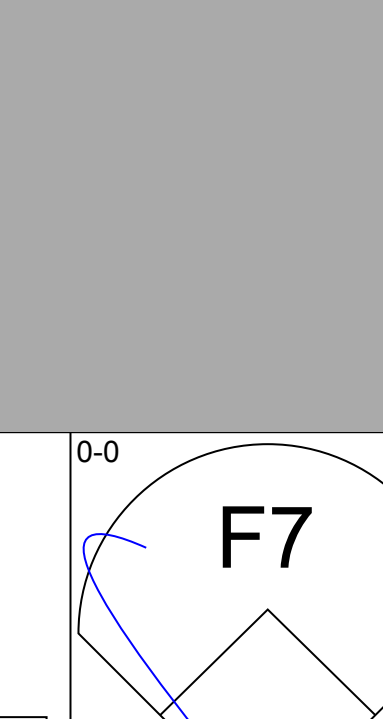
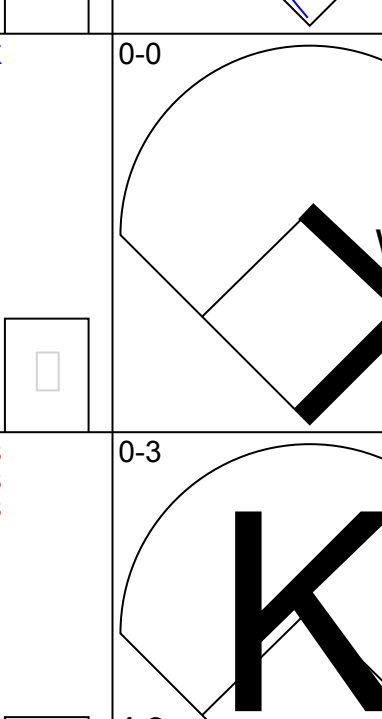

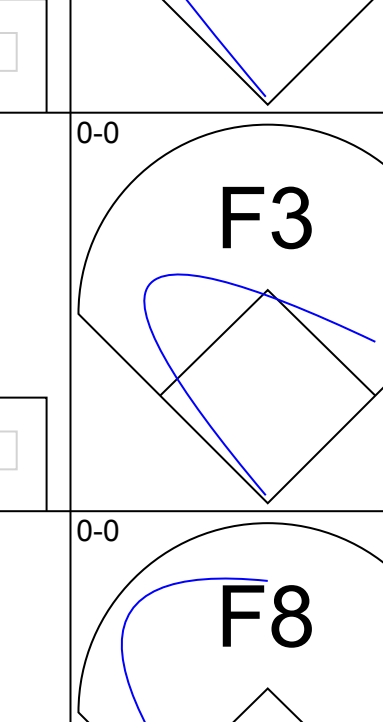

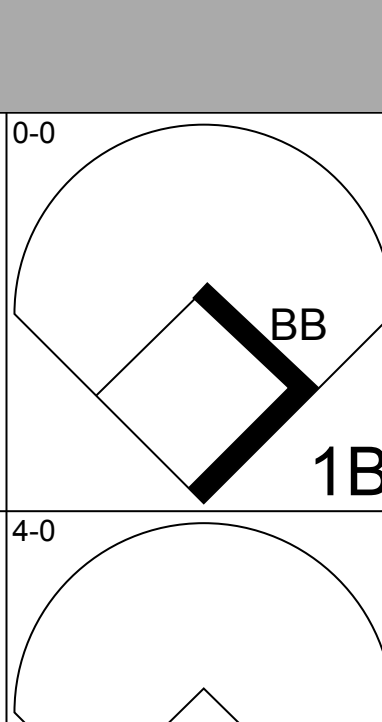
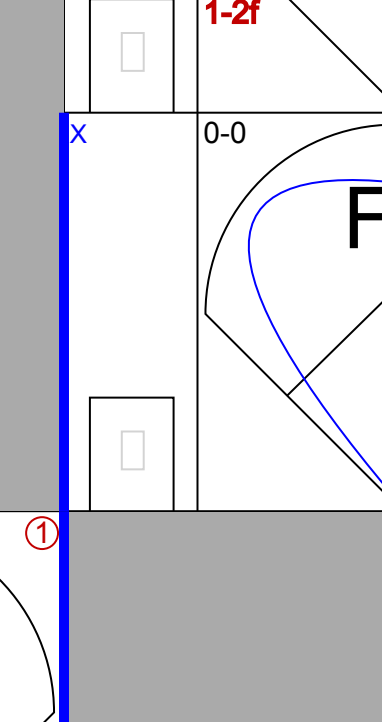


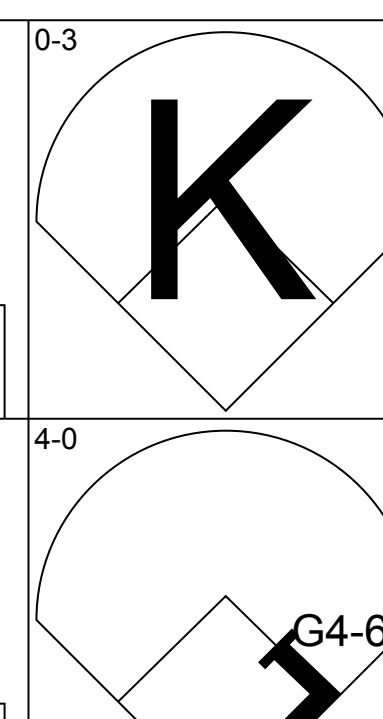
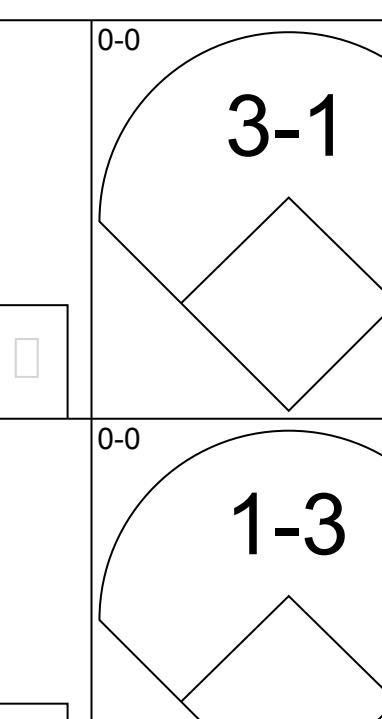
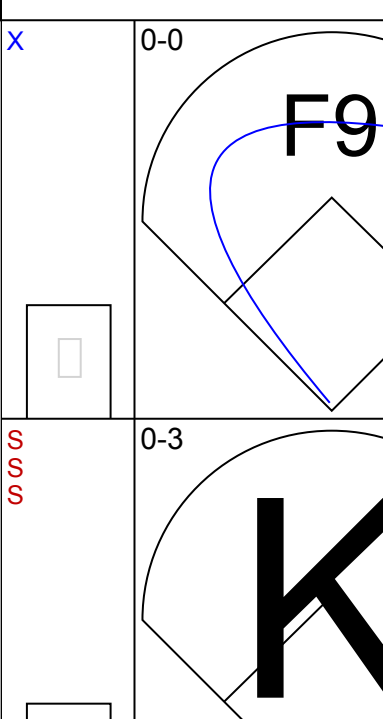
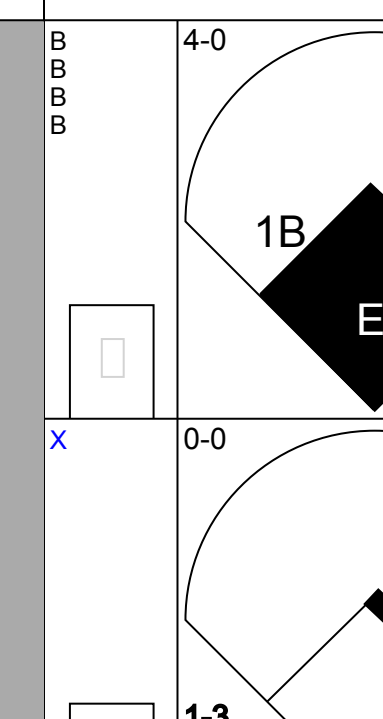
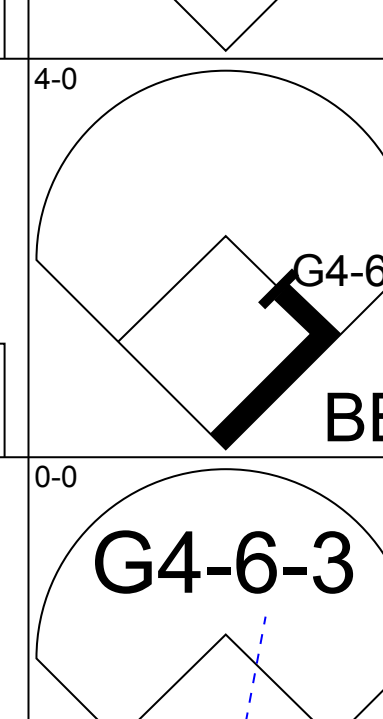
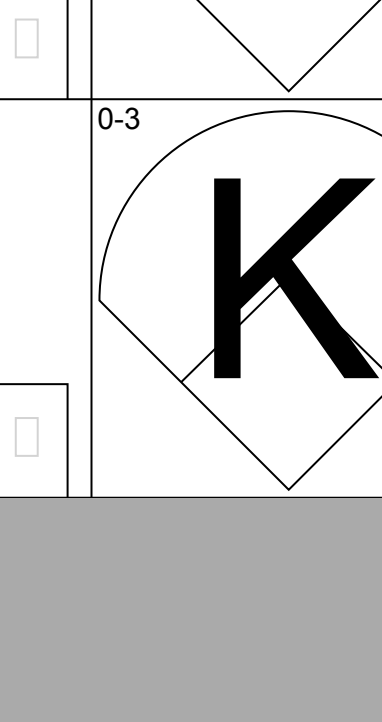
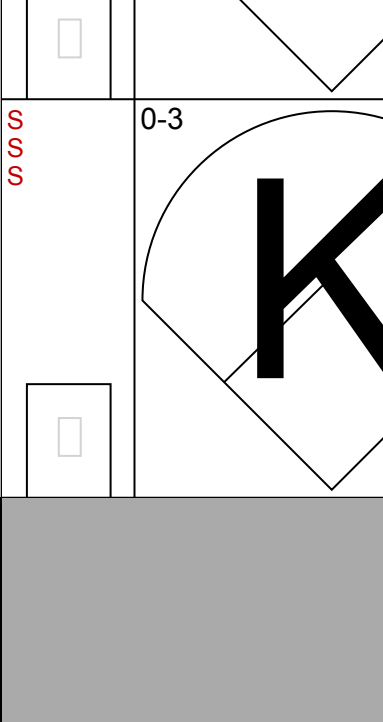
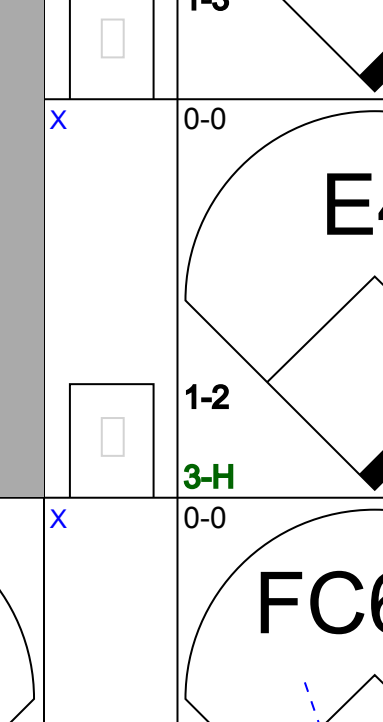
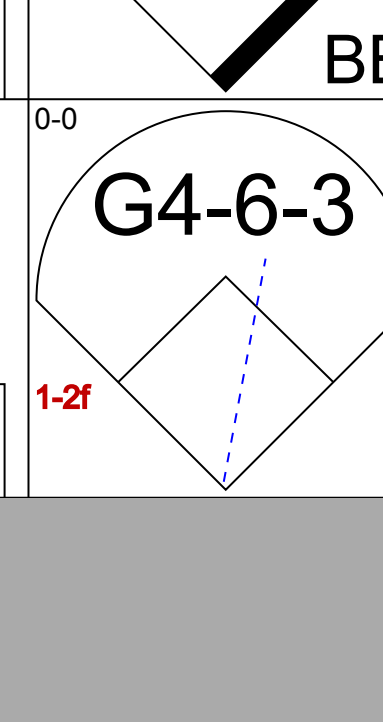


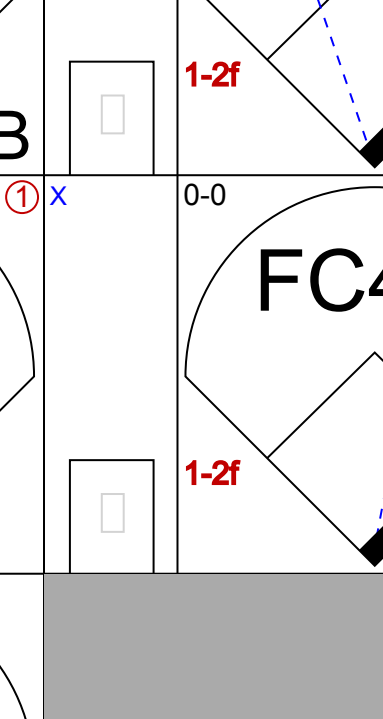
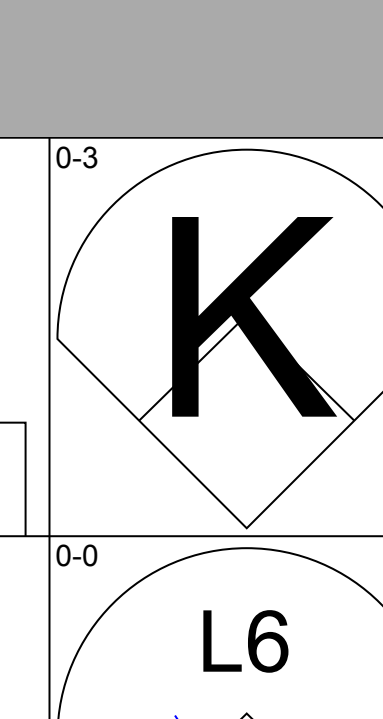
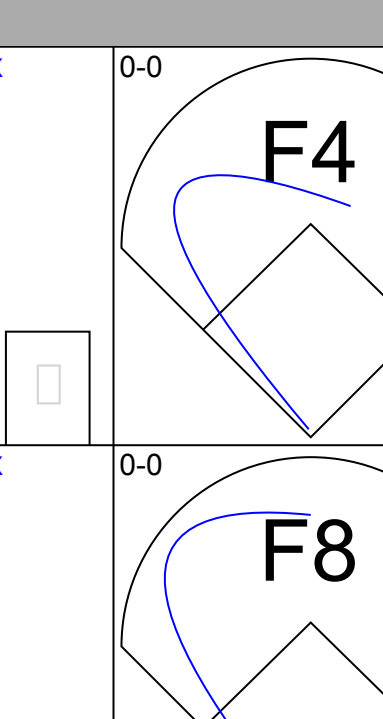
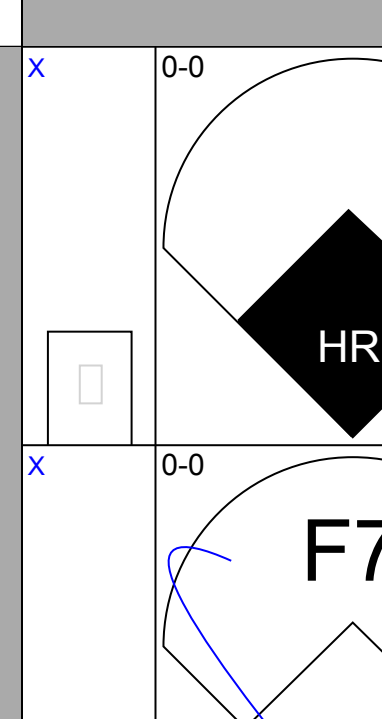
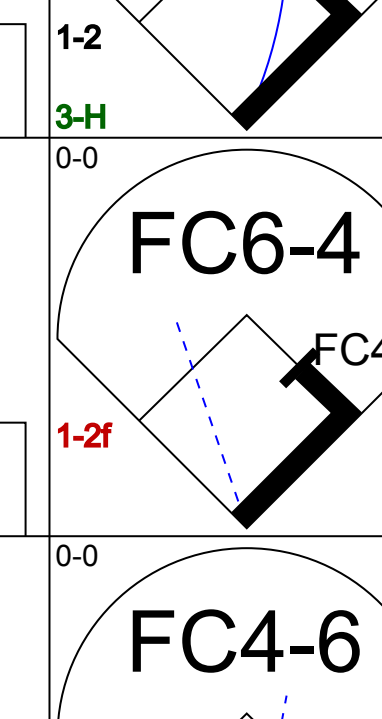
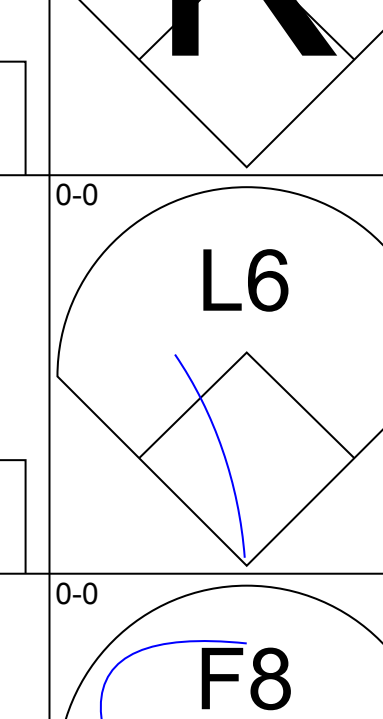
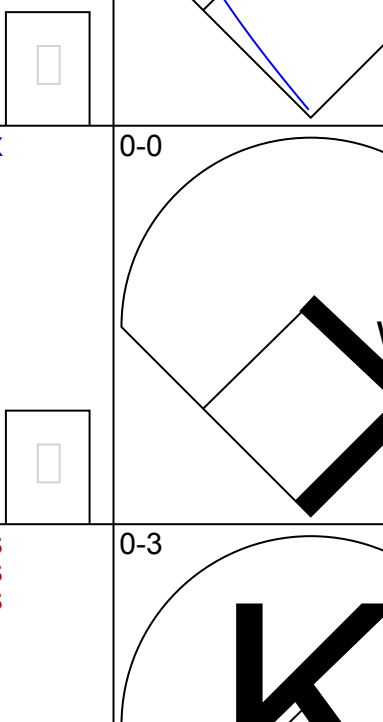
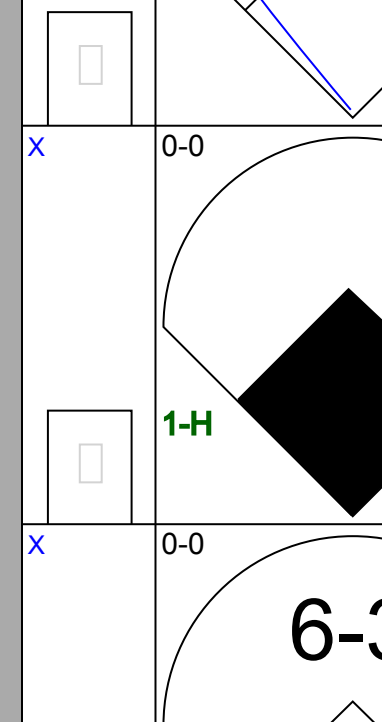
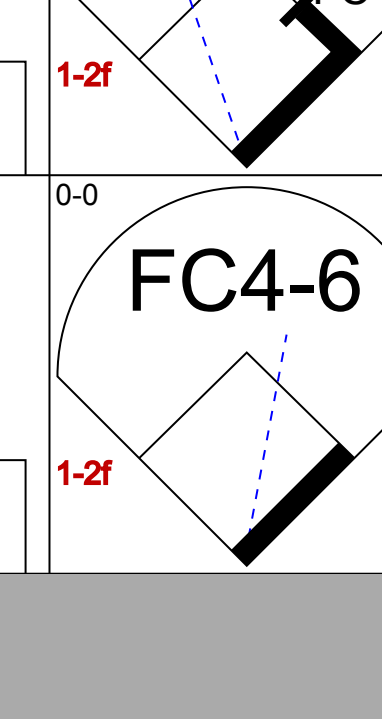
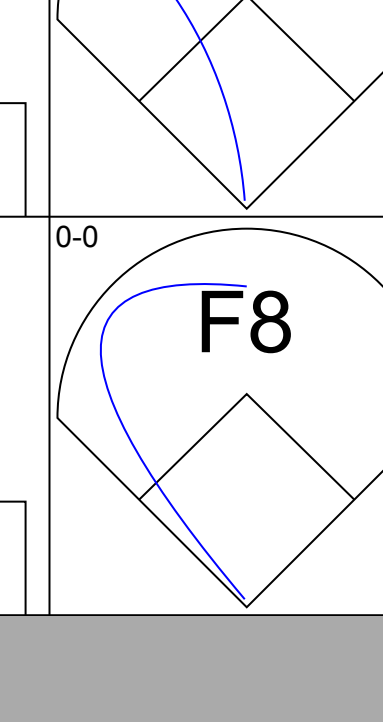

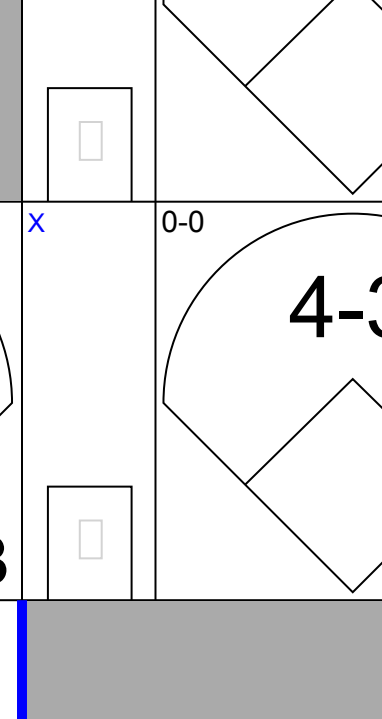
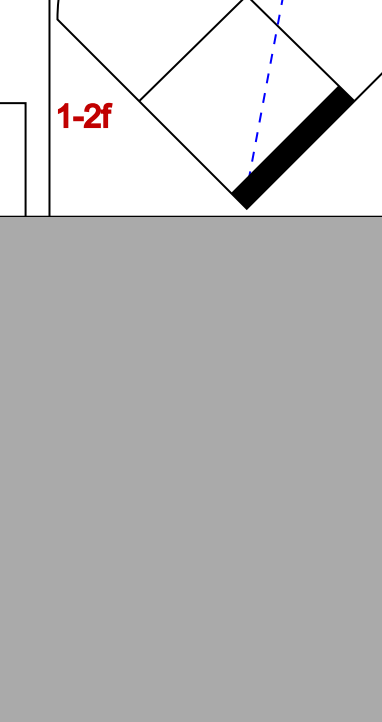
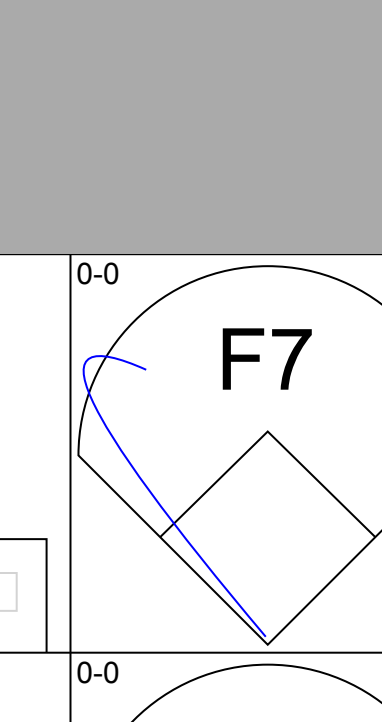
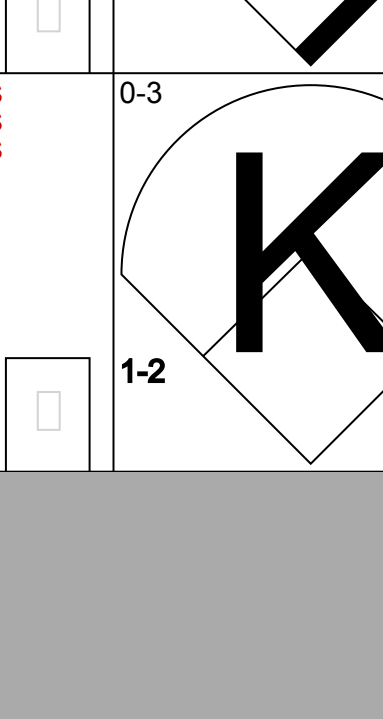
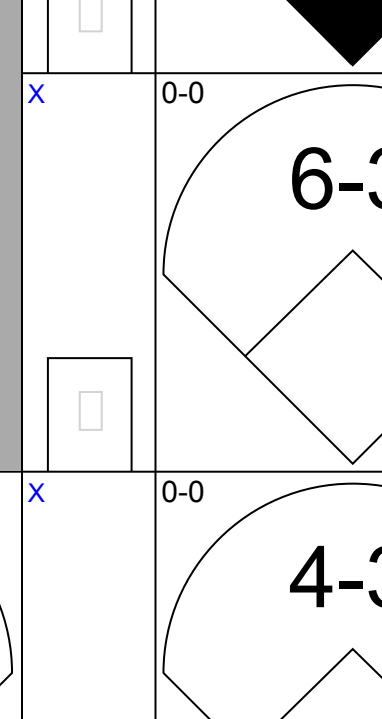
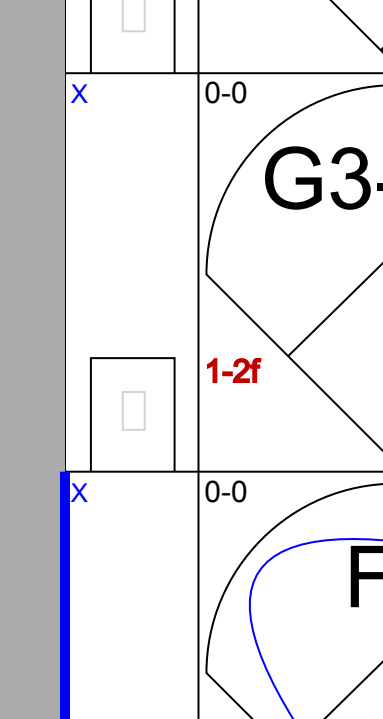
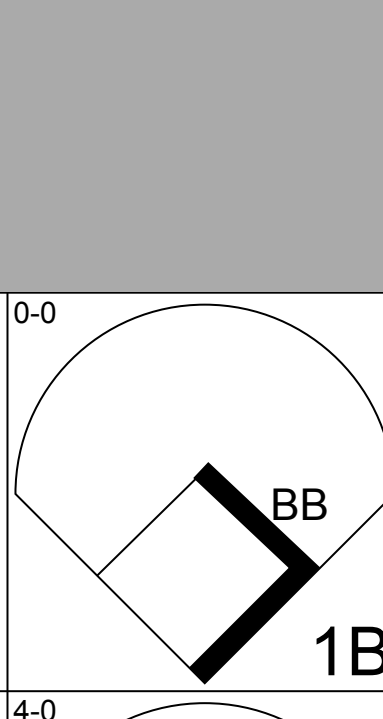
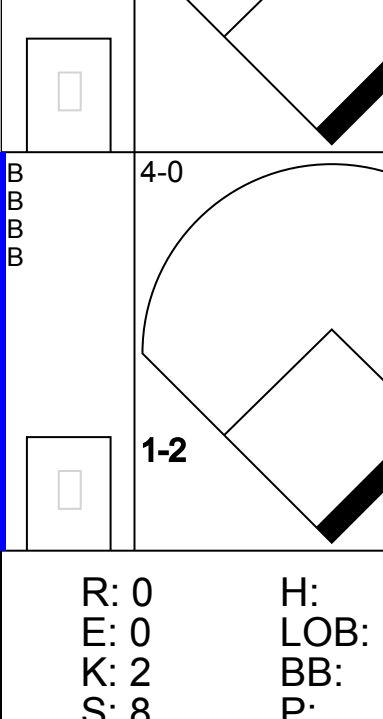
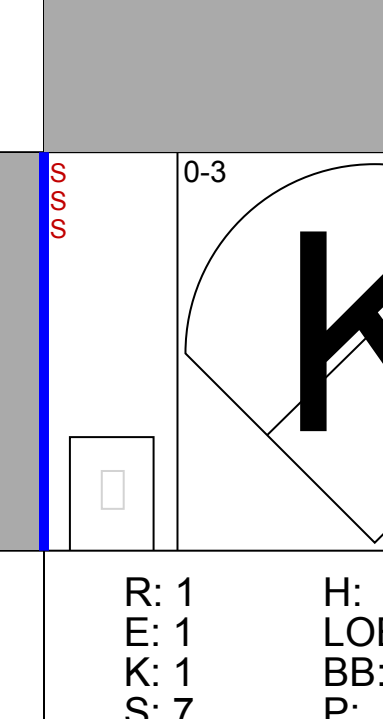
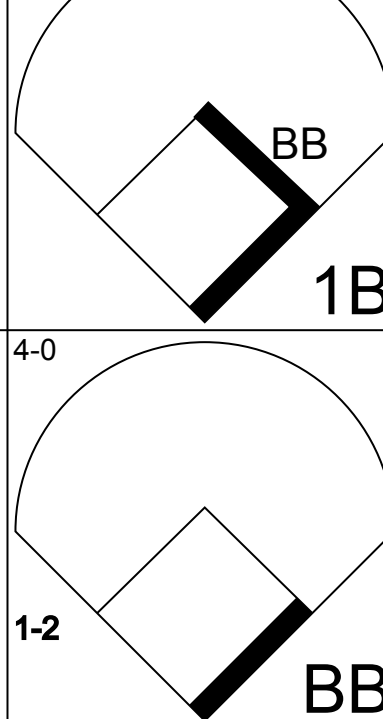


Batter	1	2	3	4	5	6	7	8	9	AB	R	H	RBI	BB	SO	LOB	BOTTOM					
Joe Cunningham, L OBP: 0.364, SLG: 0.125 (1, 3)	0-0 1-3		0-0 FC1-6 1B		4-0 1-2 BB			0-0 1B		3	0	2	1	1	0	0						
Ken Hamlin, R OBP: 0.286, SLG: 0.231 Don Zimmer, R OBP: 0.143, SLG: 0.263 Steve Ridzik, R OBP: 0.200, SLG: 0.200 (1, 4) (8, PH) (9, 1)	0-3 K		0-0 FC1-6 1-2f		0-0 F8			0-3 K		3	0	0	0	0	1	3						
Ken McMullen, R OBP: 0.302, SLG: 0.384 (1, 5)	0-0 6-3		0-3 K			0-3 K		0-0 F8		4	0	0	0	0	2	2						
Frank Howard, R OBP: 0.330, SLG: 0.376 Willie Kirkland, L OBP: 0.240, SLG: 0.426 (1, 7) (9, PR)		0-3 K		0-0 F7		0-0 6-3		0-0 G4-3 1B		4	0	1	0	0	1	0						
Woodie Held, R OBP: 0.391, SLG: 0.446 (1, 9)		0-0 5-3		0-3 K		0-3 K		0-0 G4-3 1-2f		4	0	0	0	0	2	1						
Don Lock, R OBP: 0.333, SLG: 0.280 (1, 8)		0-0 PB 1B		0-0 5-3			0-0 F7		0-0 1-3	4	0	1	0	0	0	1						
Doug Camilli, R OBP: 0.256, SLG: 0.350 (1, 2)		0-3 K			0-3 K		0-0 5-3			3	0	0	0	0	2	1						
Ed Brinkman, R OBP: 0.198, SLG: 0.203 (1, 6)			0-3 K2-3		0-3 K2-3		0-0 6-3			3	0	0	0	0	2	0						
Phil Ortega, R OBP: 0.154, SLG: 0.167 Joe McCabe, R OBP: 0.258, SLG: 0.269 Don Blasingame, L OBP: 0.338, SLG: 0.444 (1, 1) (8, PH) (9, 4)			0-0 1B 2B		4-0 BB			0-3 K		1	1	1	0	1	0	0						
Inning Stats	R: 0 E: 0 K: 1 S: 5	H: 0 LOB: 0 BB: 0 P: 5	R: 0 E: 0 K: 2 S: 8	H: 1 LOB: 1 BB: 0 P: 8	R: 1 E: 0 K: 2 S: 9	H: 2 LOB: 1 BB: 0 P: 9	R: 0 E: 0 K: 1 S: 5	H: 0 LOB: 0 BB: 0 P: 5	R: 0 E: 0 K: 2 S: 7	H: 0 LOB: 2 BB: 2 P: 15	R: 0 E: 0 K: 2 S: 7	H: 0 LOB: 0 BB: 0 P: 7	R: 0 E: 0 K: 0 S: 3	H: 0 LOB: 0 BB: 0 P: 3	R: 0 E: 0 K: 2 S: 8	H: 1 LOB: 1 BB: 0 P: 8	R: 0 E: 0 K: 0 S: 3	H: 1 LOB: 1 BB: 0 P: 3	1B: 4 2B: 1 3B: 0 HR: 0	SF: 0 SAC: 0 DP: 1 HBP: 0	WP: 0 PB: 1 CS: 0	PA: 33
PITCHER	IP WLS BF	H R ER SO	BB IBB HBP BLK	WP HR S P	ERA WHIP	PITCHER	IP WLS BF	H R ER SO	BB IBB HBP BLK	WP HR S P	ERA WHIP											
Sam McDowell, L ERA: 5.02 (1, 1)	9.0 W	33 5 1 1 12	2 0 0 0	0 0 0 0	0 0 55 63	1.00 0.778																

Cleveland Indians @ Washington Senators
D.C. Stadium, Washington, DC
Fri May 14 1965, 7:05 PM EDT
Att: 10,135 - Unknown

AB 31
R 1
H 5
RBI 1
BB 2
SO 12
LOB 9



Batter	1	2	3	4	5	6	7	8	9	AB	R	H	RBI	BB	SO	LOB	TOP					
Dick Houser, R (1, 6) OBP: 0.394, SLG: 0.309										5	0	2	0	0	1	0	Cleveland Indians @ Washington Senators D.C. Stadium, Washington, DC Sun May 16 1965, 3:38 AM EDT Att: 12,630 - Unknown					
Lary Brown, R (1, 4) OBP: 0.288, SLG: 0.313										5	0	0	0	0	0	2						
Leon Wagner, L (1, 7) OBP: 0.304, SLG: 0.549										3	1	1	0	0	1	0						
Vic Davallilo, L (6, 8) OBP: 0.365, SLG: 0.452										2	1	0	0	2	0	1						
Rocky Colavito, R (1, 9) OBP: 0.425, SLG: 0.534										4	1	1	1	0	0	3						
Max Alvis, R (1, 5) OBP: 0.360, SLG: 0.447										4	1	2	0	0	0	1						
Chuck Hinton, R (1, 8) OBP: 0.330, SLG: 0.361										1	1	0	0	1	0	2						
Chico Salmon, R (1, 3)										2	1	1	4	0	0	0						
Fred Whitfield, L (6, PH) OBP: 0.339, SLG: 0.644										4	1	1	2	0	0	0						
Joe Azcue, R (1, 2) OBP: 0.317, SLG: 0.351										4	0	0	0	0	2	0						
Luis Tiant, R (1, 1)										4	0	0	0	0	2	0						
Inning Stats	R: 0 E: 0 K: 1 S: 5	H: 0 LOB: 0 BB: 0 P: 5	R: 0 E: 0 K: 0 S: 3	H: 1 LOB: 1 BB: 1 P: 7	R: 0 E: 0 K: 1 S: 6	H: 1 LOB: 1 BB: 0 P: 6	R: 0 E: 0 K: 1 S: 6	H: 1 LOB: 0 BB: 1 P: 8	R: 2 E: 0 K: 0 S: 4	H: 1 LOB: 0 BB: 1 P: 8	R: 5 E: 2 K: 1 S: 9	H: 3 LOB: 0 BB: 1 P: 13	R: 0 E: 0 K: 0 S: 4	H: 1 LOB: 1 BB: 0 P: 4	R: 0 E: 0 K: 0 S: 3	H: 0 LOB: 0 BB: 0 P: 3	R: 0 E: 0 K: 0 S: 3	H: 1 LOB: 0 BB: 0 P: 3	1B: 5 2B: 2 3B: 0 HR: 2	SF: 0 SAC: 0 DP: 2 HBP: 0	WP: 1 PB: 0 CS: 0	PA: 38
PITCHER	IP WLS BF H R ER SO BB IBB HBP BLK WP HR S P ERA WHIP																					
Frank Kreutzer, L (1, 1) ERA: 4.13	5.0 L 24 6 6 6 3 3 0 0 0 0 0 1 27 39 0.00 1.800																					
Steve Ridzik, R (6, 1) ERA: 3.67	1.0 4 1 1 0 1 0 0 0 0 0 0 1 6 6 0.00 1.000																					
Marshall Bridges, L (7, 1) ERA:	2.0 7 1 0 0 0 0 0 0 0 0 0 1 0 7 0.00 0.500																					
Pete Richert, L (9, 1) ERA: 6.04	1.0 3 1 0 0 0 0 0 0 0 0 0 0 0 3 0.00 1.000																					

Batter	1	2	3	4	5	6	7	8	9	AB	R	H	RBI	BB	SO	LOB	BOTTOM			
Don Blasingame, L (1, 4) OBP: 0.314, SLG: 0.405										3	1	0	0	1	1	2	Cleveland Indians @ Washington Senators D.C. Stadium, Washington, DC Sun May 16 1965, 3:38 AM EDT Att: 12,630 - Unknown			
Ken McMullen, R (1, 5) OBP: 0.305, SLG: 0.414										3	0	1	0	1	1	2				
Jim King, L (1, 9) OBP: 0.286, SLG: 0.360										4	0	0	1	0	2	4				
Frank Howard, R (1, 7) OBP: 0.346, SLG: 0.416										4	1	1	0	0	1	2				
Bob Chance, L (1, 3) OBP: 0.304, SLG: 0.380										4	0	0	0	0	0	3				
Woodie Held, R (1, 8) OBP: 0.415, SLG: 0.559										4	1	3	2	0	0	0				
Mike Brumley, L (1, 2) OBP: 0.180, SLG: 0.128										4	0	0	0	0	1	2				
Ed Brinkman, R (1, 6) OBP: 0.215, SLG: 0.202										3	0	1	0	0	0	0				
Doug Camilli, R (9, PH) OBP: 0.250, SLG: 0.341										1	0	0	0	0	0	0				
Frank Kreutzer, R (1, 1) Steve Ridzik, R (6, 1) Joe Cunningham, L (6, PH) Marshall Bridges, L (7, 1) Willie Kirkland, L (8, PH) Pete Richert, L (9, 1)										1	0	0	0	0	0	0				
Inning Stats	R: 0 E: 0 K: 1 S: 4	H: 0 LOB: 0 BB: 1 P: 8	R: 0 E: 0 K: 1 S: 5	H: 0 LOB: 0 BB: 0 P: 5	R: 0 E: 0 K: 0 S: 3	H: 0 LOB: 0 BB: 0 P: 3	R: 0 E: 0 K: 1 S: 5	H: 0 LOB: 0 BB: 0 P: 5	R: 0 E: 0 K: 2 S: 8	H: 1 LOB: 2 BB: 1 P: 12	R: 2 E: 0 K: 0 S: 5	H: 2 LOB: 0 BB: 0 P: 5	R: 1 E: 1 K: 1 S: 7	H: 1 LOB: 2 BB: 1 P: 11	R: 0 E: 0 K: 0 S: 3	H: 1 LOB: 0 BB: 0 P: 3	1B: 5 2B: 0 3B: 0 HR: 1	SF: 0 SAC: 0 DP: 2 HBP: 0	WP: 1 PB: 0 CS: 0	PA: 35
PITCHER	IP WLS BF H R ER SO BB IBB HBP BLK WP HR S P ERA WHIP																			
Luis Tiant, R (1, 1) ERA: 4.4	9.0 W 35 6 3 3 7 3 4 0 0 0 1 1 46 58 3.00 1.000																			

Batter	1	2	3	4	5	6	7	8	9	AB	R	H	RBI	BB	SO	LOB	TOP																			
Paul Blair, R OBP: 0.295, SLG: 0.353 (1, 8)	5-3	F7			F5			K		4	0	0	0	0	1	2	Baltimore Orioles @ Cleveland Indians Cleveland Municipal Stadium, Cleveland, OH Tue May 18 1965, 7:05 PM EDT Att: 6,593 - Unknown																			
Luis Aparicio, R OBP: 0.324, SLG: 0.473 (1, 6)	2B		6-3		5-3			5-3		4	0	1	0	0	0	0																				
Jackie Brandt, R OBP: 0.352, SLG: 0.600 (8, PH)							K	F5		3	0	2	0	0	1	0																				
Curt Blefary, L OBP: 0.356, SLG: 0.649 (8, 9)	1-3									1	0	0	0	0	0	0																				
Bob Johnson, R OBP: 0.317, SLG: 0.410 (1, 3)	E5		F3				K			4	0	0	0	0	1	3																				
John Orsino, R OBP: 0.333, SLG: 0.490 (1, 2)	G5-4-3		F4				F8			4	0	0	0	0	0	4																				
Boog Powell, L OBP: 0.278, SLG: 0.393 (1, 7)										4	0	0	0	0	2	0																				
Davey Johnson, R OBP: 0.243, SLG: 0.242 (1, 5)										3	0	0	0	0	1	0																				
Jerry Adair, R OBP: 0.310, SLG: 0.314 (1, 4)										3	0	2	0	0	0	0																				
Robin Roberts, S OBP: 0.217, SLG: 0.304 (1, 1)	E8									3	0	1	0	0	1	1																				
Inning Stats	R: 0 E: 1 K: 0 S: 5	H: 2 LOB: 2 BB: 0 P: 5	R: 0 E: 1 K: 0 S: 5	H: 2 LOB: 2 BB: 0 P: 5	R: 0 E: 0 K: 2 S: 4	H: 1 LOB: 1 BB: 0 P: 4	R: 0 E: 0 K: 2 S: 7	H: 0 LOB: 0 BB: 0 P: 7	R: 0 E: 0 K: 1 S: 3	H: 0 LOB: 0 BB: 0 P: 3	R: 0 E: 0 K: 1 S: 6	H: 1 LOB: 1 BB: 0 P: 6	R: 0 E: 0 K: 1 S: 5	H: 0 LOB: 0 BB: 0 P: 5	R: 0 E: 0 K: 1 S: 5	H: 0 LOB: 0 BB: 0 P: 5	1B: 5 2B: 1 3B: 0 HR: 0	SF: 0 SAC: 0 DP: 1 HBP: 0	WP: 0 PB: 0 SB: 0 CS: 0	PA: 33																
PITCHER	IP	WLS	BF	H	R	ER	SO	BB	IBB	HBP	BLK	WP	HR	S	P	ERA	WHIP	PITCHER		IP	WLS	BF	H	R	ER	SO	BB	IBB	HBP	BLK	WP	HR	S	P	ERA	WHIP
Jack Kralick, L ERA: 4.58 (1, 1)	7.0	W	27	6	0	0	5	0	0	0	0	0	0	37	37	0.00	0.857			7.0	W	27	6	0	0	0	5	0	0	0	0	0	37	37	0.00	0.857
Don McMahon, R ERA: 3.29 (8, 1)	2.0	S	6	0	0	0	2	0	0	0	0	0	0	10	10	0.00	0.000			2.0	S	6	0	0	0	2	0	0	0	0	10	10	0.00	0.000		


AB	33
R	0
H	6
RBI	0
BB	0
SO	7
LOB	10





Batter	1	2	3	4	5	6	7	8	9	AB	R	H	RBI	BB	SO	LOB	BOTTOM																			
Dick Howser, R OBP: 0.402, SLG: 0.321 (1, 6)				F9				SH1-4		3	0	2	0	0	0	0	Baltimore Orioles @ Cleveland Indians Cleveland Municipal Stadium, Cleveland, OH Tue May 18 1965, 7:05 PM EDT Att: 6,593 - Unknown																			
Fred Whitfield, L OBP: 0.348, SLG: 0.629 (1, 3)				4-3						3	0	1	1	1	0	1																				
Leon Wagner, L OBP: 0.390, SLG: 0.528 (1, 7)										4	0	0	0	0	1	4																				
Larry Brown, R OBP: 0.288, SLG: 0.313 (9, 4)										0	0	0	0	0	0	0																				
Rocky Colavito, R OBP: 0.410, SLG: 0.511 (1, 9)			4-3		5-3			F9	F7	4	0	0	0	0	0	2																				
Max Alvis, R OBP: 0.351, SLG: 0.433 (1, 5)			6-3		5-3			K		3	0	0	0	0	1	0																				
Vic Davalillo, L OBP: 0.374, SLG: 0.458 (1, 8)										3	0	2	0	0	0	0																				
Chuck Hinton, R OBP: 0.330, SLG: 0.354 (1, 4)										2	0	0	0	1	0	0																				
Joe Azcue, R OBP: 0.317, SLG: 0.339 (1, 2)										2	1	0	0	1	0	2																				
Jack Kralick, L ERA: 2.7 (1, 1)										1	0	0	0	0	0	0																				
Don McMahon, R OBP: 1.000, SLG: 1.000 (8, 1)										1	0	1	0	0	0	0																				
Inning Stats	R: 0 E: 0 K: 0 S: 3	H: 1 LOB: 0 BB: 0 P: 3	R: 0 E: 0 K: 0 S: 3	H: 1 LOB: 0 BB: 0 P: 3	R: 0 E: 0 K: 1 S: 5	H: 0 LOB: 0 BB: 0 P: 5	R: 0 E: 0 K: 0 S: 3	H: 0 LOB: 0 BB: 0 P: 3	R: 1 E: 0 K: 0 S: 5	H: 2 LOB: 2 BB: 1 P: 9	R: 0 E: 0 K: 1 S: 6	H: 1 LOB: 2 BB: 1 P: 10	R: 0 E: 0 K: 0 S: 4	H: 1 LOB: 2 BB: 1 P: 8	R: 0 E: 0 K: 0 S: 4	H: 1 LOB: 2 BB: 1 P: 8	1B: 6 2B: 0 3B: 0 HR: 0	SF: 0 SAC: 2 DP: 0 HBP: 0	WP: 0 PB: 0 SB: 0 CS: 2	PA: 32																
PITCHER	IP	WLS	BF	H	R	ER	SO	BB	IBB	HBP	BLK	WP	HR	S	P	ERA	WHIP	PITCHER		IP	WLS	BF	H	R	ER	SO	BB	IBB	HBP	BLK	WP	HR	S	P	ERA	WHIP
Robin Roberts, R ERA: 2.7 (1, 1)	8.0	L	31	6	1	1	2	2	1	0	0	0	0	32	44	1.12	1.000			8.0	L	31	6	1	1	2	2	1	0	0	0	32	44	1.12	1.000	


AB	26
R	1
H	6
RBI	1
BB	3
SO	2
LOB	9



Batter	1	2	3	4	5	6	7	8	9	AB	R	H	RBI	BB	SO	LOB	TOP			
Jerry Adair, R (1,4) OBP: 0.331, SLG: 0.324	4-0 BB		0-0 WP BB 1B		4-0 FC6-4 1B BB		0-0 4-3 1B		0-3 K	3	0	2	0	2	1	0	<p>Baltimore Orioles @ Cleveland Indians Cleveland Municipal Stadium, Cleveland, OH</p> <p>Wed May 19, 1965, 7:05 PM EDT Att: 6,719 - Unknown</p> <p>livebaseballscores.com</p> <p>AB 31 R 0 H 3 RBI 0 BB 6 SO 10 LOB 17</p> 			
Luis Aparicio, R (1,6) OBP: 0.329, SLG: 0.470	0-0 F8		4-0 WP BB 1B		0-0 FC6-4 1B		0-0 4-3			3	0	1	0	1	0	2				
Jackie Brandt, R (1,9) OBP: 0.328, SLG: 0.556	0-3 K		0-0 F7		0-0 FC6-4		0-0 F3			4	0	0	0	0	1	6				
Bob Johnson, R (1,3) OBP: 0.289, SLG: 0.372	0-0 6-3		0-0 G3		0-0 6-3				0-0 F9	4	0	0	0	0	0	5				
John Orsino, R (1,2) OBP: 0.321, SLG: 0.470		0-3 K		0-0 6-3		0-0 6-3			0-0 F9	4	0	0	0	0	1	0				
Boog Powell, L (1,7) OBP: 0.277, SLG: 0.383		0-0 4-3		0-0 F5		0-3 K			4-0 BB	3	0	0	0	1	1	0				
Davey Johnson, R (1,5) OBP: 0.268, SLG: 0.229		4-0 BB		0-0 E3		4-0 BB			0-0 F9	2	0	0	0	2	0	1				
Paul Blair, R (1,8) OBP: 0.287, SLG: 0.341		0-3 K		0-0 5-3		0-3 K			0-3 K	4	0	0	0	0	3	3				
Steve Barber, L (1,1) OBP: 0.100, SLG: 0.100			0-3 K		0-3 K		0-0 5-3		0-3 K	2	0	0	0	0	2	0				
Russ Snyder, L (7, PH) OBP: 0.294, SLG: 0.200										1	0	0	0	0	0	0				
Stu Miller, R (7, PH) OBP: 0.250, SLG: 0.273										0	0	0	0	0	0	0				
Sam Bowers, R (9, PH) OBP: 0.260, SLG: 0.273										1	0	0	0	0	1	0				
Inning Stats	R: 0 E: 0 K: 1 S: 5	H: 0 LOB: 1 BB: 1 P: 9	R: 0 E: 0 K: 2 S: 7	H: 0 LOB: 1 BB: 1 P: 11	R: 0 E: 0 K: 1 S: 6	H: 1 LOB: 2 BB: 1 P: 10	R: 0 E: 1 K: 0 S: 4	H: 0 LOB: 1 BB: 0 P: 4	R: 0 E: 0 K: 2 S: 7	H: 0 LOB: 1 BB: 1 P: 11	R: 0 E: 0 K: 0 S: 4	H: 1 LOB: 1 BB: 0 P: 4	R: 0 E: 0 K: 0 S: 3	H: 0 LOB: 1 BB: 1 P: 7	R: 0 E: 0 K: 3 S: 9	H: 0 LOB: 0 BB: 0 P: 9	1B: 3 2B: 0 3B: 0 HR: 0	SF: 0 SAC: 0 DP: 0 HBP: 0	WP: 1 PB: 0 SB: 2 CS: 0	PA: 37
PITCHER Sam McDowell, L (1,1) ERA: 4.02	IP: 9.0 WLS: W BF: 37 H: 3 R: 0 ER: 0 SO: 10 BB: 6 IBB: 0 HBP: 0 BLK: 0 WP: 1 HR: 0 S: 51 P: 75 ERA: 0.00 WHIP: 1.000															PITCHER				

Batter	1	2	3	4	5	6	7	8	9	AB	R	H	RBI	BB	SO	LOB	BOTTOM			
Dick Howser, R (1,6) OBP: 0.396, SLG: 0.310	4-0 G4-6-3 BB			0-0 4-3		0-0 4-3			0-0 6-3	3	0	0	0	1	0	1	<p>Baltimore Orioles @ Cleveland Indians Cleveland Municipal Stadium, Cleveland, OH</p> <p>Wed May 19, 1965, 7:05 PM EDT Att: 6,719 - Unknown</p> <p>livebaseballscores.com</p> <p>AB 26 R 2 H 4 RBI 2 BB 4 SO 5 LOB 9</p> 			
Fred Whitfield, L (1,3) OBP: 0.329, SLG: 0.591	0-0 G4-6-3 1-2			0-0 F4		0-3 K			0-0 F8	4	0	0	0	0	1	1				
Leon Wagner, L (1,7) OBP: 0.385, SLG: 0.518	0-0 6-3			0-3 K		0-0 BB 1B			0-0 4-3	4	1	1	0	0	1	0				
Larry Brown, R (9,4) OBP: 0.268, SLG: 0.313										0	0	0	0	0	0	0				
Rocky Colavito, R (1,9) OBP: 0.405, SLG: 0.495		0-0 4-3			0-0 6-3	4-0 1B BB 1B			0-0 6-3	3	0	0	0	1	0	0				
Max Alvis, R (1,5) OBP: 0.359, SLG: 0.440		0-0 F7			0-0 SH5-3 1B 1B	0-0 1-3 2-H 1B				3	1	2	1	0	0	0				
Vic Davallilo, L (1,8) OBP: 0.386, SLG: 0.449		0-3 K			0-0 SH5-3	0-0 L1				2	0	0	0	0	1	2				
Chuck Hinton, R (1,4) OBP: 0.339, SLG: 0.356			4-0 G6-4-3 BB		0-0 1B				0-0 E5	2	0	1	1	1	0	0				
Joe Azcue, R (1,2) OBP: 0.318, SLG: 0.328			0-0 G6-4-3 1-2		4-0 IBB				0-0 6-3	2	0	0	0	1	0	2				
Sam McDowell, L (1,1) OBP: 0.118, SLG: 0.063			0-0 F1		0-3 K				0-3 K	3	0	0	0	0	2	3				
Inning Stats	R: 0 E: 0 K: 0 S: 2	H: 0 LOB: 0 BB: 1 P: 6	R: 0 E: 0 K: 1 S: 5	H: 0 LOB: 0 BB: 0 P: 5	R: 0 E: 0 K: 0 S: 2	H: 0 LOB: 0 BB: 1 P: 6	R: 0 E: 0 K: 1 S: 5	H: 0 LOB: 0 BB: 0 P: 5	R: 1 E: 0 K: 1 S: 7	H: 2 LOB: 2 BB: 1 P: 11	R: 1 E: 0 K: 1 S: 7	H: 2 LOB: 2 BB: 1 P: 11	R: 0 E: 1 K: 1 S: 6	H: 0 LOB: 1 BB: 0 P: 6	R: 0 E: 0 K: 0 S: 3	H: 0 LOB: 0 BB: 0 P: 3	1B: 4 2B: 0 3B: 0 HR: 0	SF: 0 SAC: 1 DP: 2 HBP: 0	WP: 0 PB: 0 SB: 0 CS: 0	PA: 31
PITCHER Steve Barber, L (1,1) ERA: 4.88	IP: 6.0 WLS: L BF: 24 H: 4 R: 2 ER: 2 SO: 4 BB: 3 IBB: 1 HBP: 0 BLK: 0 WP: 0 HR: 0 S: 28 P: 44 ERA: 3.00 WHIP: 1.167															PITCHER				
Stu Miller, R (7,1) ERA: 2.63	IP: 2.0 WLS: 7 BF: 7 H: 0 R: 0 ER: 0 SO: 1 BB: 0 IBB: 0 HBP: 0 BLK: 0 WP: 0 HR: 0 S: 9 P: 9 ERA: 0.00 WHIP: 0.000															PITCHER				

Batter	1	2	3	4	5	6	7	8	9	AB	R	H	RBI	BB	SO	LOB	TOP				
Russ Snyder, L (1, 8) OBP: 0.364, SLG: 0.350	0-0 FC6-4 1B		0-3 K		0-0 1B		0-0 F8		0-0 2B	5	0	3	1	0	1	0	<p>Baltimore Orioles @ Cleveland Indians Cleveland Municipal Stadium, Cleveland, OH</p> <p>Thu May 20 1965, 7:05 PM EDT Att: 6,231 - Unknown</p> <p>livebaseballscorecards.com</p> <p>AB 34 R 2 H 8 RBI 1 BB 4 SO 9 LOB 18</p> 				
Luis Aparicio, R (1, 6) OBP: 0.331, SLG: 0.463	0-0 FC6-4 1-2		0-0 L6		0-0 1B			0-0 5-3	4-6 BB	4	0	1	0	1	0	1					
Curt Blefary, L (1, 9) OBP: 0.348, SLG: 0.617	0-3 K		0-0 4-3		0-0 F9			4-0 WP HBP BB	0-3 K	4	0	0	0	1	2	5					
Boog Powell, L (1, 7) OBP: 0.284, SLG: 0.382	0-3 K			0-0 6-3 3-1 1B		0-0 6-3		1-0 WP HBP		3	0	1	0	0	1	1					
Norm Siebern, L (1, 3) OBP: 0.336, SLG: 0.402		4-0 2B G6-4-3 BB		0-0 3-1		0-3 K		0-3 K		3	1	0	0	1	2	3					
Charlie Lau, L (1, 2) OBP: 0.357, SLG: 0.630		0-0 G6-4-3 1-3 2B		0-0 6-3		0-0 1B		0-0 F4		4	0	2	0	0	0	3					
Jerry Adair, R (1, 4) OBP: 0.328, SLG: 0.315		4-0 G6-4-3 IBB		0-0 6-3		0-0 F9			0-0 F6	3	0	0	0	1	0	2					
Davey Johnson, R (1, 5) OBP: 0.244, SLG: 0.295		0-0 G6-4-3		0-0 F8		0-3 K			0-0 F9	4	0	0	0	0	1	2					
Dave McNally, R (1, 1) Jim Palmer, R (3, 1) Jackie Brandt, R (9, PH) OBP: 0.339, SLG: 0.564		0-3 K		0-3 K		0-0 5-3			0-0 E8 2B 1B	1	0	0	0	0	1	1					
Inning Stats	R: 0 E: 0 K: 2 S: 8	H: 1 LOB: 1 BB: 0 P: 8	R: 1 E: 0 K: 1 S: 5	H: 1 LOB: 1 BB: 2 P: 13	R: 0 E: 0 K: 1 S: 5	H: 0 LOB: 0 BB: 0 P: 5	R: 0 E: 0 K: 0 S: 4	H: 1 LOB: 1 BB: 0 P: 4	R: 0 E: 0 K: 1 S: 7	H: 2 LOB: 2 BB: 0 P: 7	R: 0 E: 0 K: 1 S: 6	H: 1 LOB: 1 BB: 0 P: 6	R: 0 E: 0 K: 1 S: 5	H: 0 LOB: 0 BB: 0 P: 5	R: 0 E: 0 K: 1 S: 5	H: 0 LOB: 2 BB: 1 P: 10		R: 1 E: 1 K: 1 S: 7	H: 2 LOB: 2 BB: 1 P: 11	1B: 6 2B: 2 3B: 0 HR: 0	SF: 0 SAC: 0 DP: 1 HBP: 1
PITCHER	IP WLS BF H R ER SO BB IBB HBP BLK WP HR S P ERA WHIP	8.2 W 37 8 2 1 8 2 1 1 0 1 0 49 62 1.04 1.154	(9, 1) S 2 0 0 0 1 1 0 0 0 0 0 3 7 0.00 3.000	PITCHER										IP WLS BF H R ER SO BB IBB HBP BLK WP HR S P ERA WHIP							

Batter	1	2	3	4	5	6	7	8	9	AB	R	H	RBI	BB	SO	LOB	BOTTOM		
Dick Howser, R (1, 6) OBP: 0.396, SLG: 0.308	0-0 6-3		0-0 F2		4-0 1-2 2-3 BB		0-0 6-3 S 1B		0-3 K	4	0	1	0	1	1	2	<p>Baltimore Orioles @ Cleveland Indians Cleveland Municipal Stadium, Cleveland, OH</p> <p>Thu May 20 1965, 7:05 PM EDT Att: 6,231 - Unknown</p> <p>livebaseballscorecards.com</p> <p>AB 33 R 5 H 9 RBI 5 BB 3 SO 6 LOB 23</p> 		
Fred Whitfield, L (1, 3) OBP: 0.320, SLG: 0.606	0-0 4-3		0-0 1-H HR		0-3 K		0-0 6-3		0-0 G3	5	1	1	2	0	1	5			
Leon Wagner, L (1, 7) OBP: 0.381, SLG: 0.513	0-0 1B		0-0 6-3		0-0 SF8		0-0 1-3			3	0	1	1	0	0	1			
Rocky Colavito, R (1, 9) OBP: 0.408, SLG: 0.490	0-0 1-2 1B		4-0 4-3 BB		0-0 L3		0-0 F9			3	0	1	0	1	0	2			
Max Alvis, R (1, 5) OBP: 0.364, SLG: 0.462	0-0 F9		0-0 F8		0-0 2B		0-0 S 2B			4	0	2	0	0	0	3			
Vic Davalillo, L (1, 8) OBP: 0.382, SLG: 0.441		0-0 3B 1B		0-0 4-3		0-0 F7		0-3 K2-3		4	1	1	0	0	1	3			
Chuck Hinton, R (1, 4) OBP: 0.336, SLG: 0.371		0-0 1-H SF9 3B		0-3 K		0-0 3-1		0-3 K		4	1	1	1	0	2	3			
Joe Azcue, R (1, 2) OBP: 0.329, SLG: 0.328		0-0 E5 HR		0-0 BB E SF8 1B		0-0 F7		4-0 S BB		3	2	1	0	1	0	2			
Sonny Siebert, R (1, 1) Gary Bell, R (9, 1) OBP: 0.133, SLG: 0.357		0-0 SF9 3-H		0-0 E1 BB		0-0 F9		0-3 K		3	0	0	1	0	1	2			
Inning Stats	R: 0 E: 0 K: 0 S: 5	H: 2 LOB: 2 BB: 0 P: 5	R: 4 E: 1 K: 0 S: 7	H: 3 LOB: 0 BB: 0 P: 7	R: 0 E: 0 K: 1 S: 5	H: 0 LOB: 1 BB: 1 P: 9	R: 1 E: 1 K: 1 S: 7	H: 1 LOB: 2 BB: 1 P: 11	R: 0 E: 0 K: 0 S: 4	H: 1 LOB: 1 BB: 0 P: 4	R: 0 E: 0 K: 2 S: 8	H: 1 LOB: 1 BB: 0 P: 8	R: 0 E: 0 K: 2 S: 7	H: 0 LOB: 1 BB: 1 P: 11	R: 0 E: 0 K: 2 S: 5	H: 0 LOB: 1 BB: 1 P: 11		1B: 5 2B: 2 3B: 1 HR: 1	SF: 2 SAC: 0 DP: 0 HBP: 0
PITCHER	IP WLS BF H R ER SO BB IBB HBP BLK WP HR S P ERA WHIP	2.0 L 12 4 1 0 6 3 0 0 0 0 0 35 47 0.00 1.167	PITCHER										IP WLS BF H R ER SO BB IBB HBP BLK WP HR S P ERA WHIP						

Batter	1	2	3	4	5	6	7	8	9	AB	R	H	RBI	BB	SO	LOB	TOP					
Lenny Green, L OBP: 0.379, SLG: 0.472	G6-4-3 BB	K						FC6-4 HBP		3	1	2	0	1	1	1	Boston Red Sox @ Cleveland Indians Cleveland Municipal Stadium, Cleveland, OH Fri May 21 1965, 7:05 PM EDT Att: 9,685 - Unknown					
Chuck Schilling, R OBP: 0.353, SLG: 0.750	G6-4-3 1-2		F8		F3	K		FC6-4 1B		5	0	0	0	0	1	5						
Dalton Jones, L Jack Lamabe, R Dennis Bennett, L OBP: 0.500, SLG: 0.500										4	1	3	1	1	0	1						
Lee Thomas, L OBP: 0.363, SLG: 0.474	K		F4					F6		5	1	1	1	0	1	4						
Felix Mantilla, R OBP: 0.391, SLG: 0.468			F8					F9		5	0	2	1	0	0	0						
Tony Conigliaro, R OBP: 0.348, SLG: 0.512								F4		5	1	3	2	0	1	2						
Eddie Bressoud, R OBP: 0.306, SLG: 0.390								F8		4	1	1	1	1	1	3						
Bob Tillman, R OBP: 0.258, SLG: 0.284								F8		5	0	1	0	0	0	2						
Earl Wilson, R Jay Ritchie, R Arnold Earley, L Dick Radatz, R Frank Matzone, R OBP: 0.347, SLG: 0.337								F9		2	0	0	0	1	0	0						
Inning Stats	R: 0 E: 0 K: 1 S: 4	H: 0 LOB: 1 BB: 2 P: 12	R: 2 E: 0 K: 1 S: 7	H: 2 LOB: 1 BB: 1 P: 11	R: 0 E: 0 K: 1 S: 7	H: 2 LOB: 2 BB: 0 P: 7	R: 0 E: 0 K: 1 S: 5	H: 0 LOB: 0 BB: 0 P: 5	R: 3 E: 0 K: 0 S: 8	H: 5 LOB: 2 BB: 0 P: 8	R: 0 E: 0 K: 1 S: 6	H: 1 LOB: 1 BB: 0 P: 6	R: 0 E: 0 K: 0 S: 4	H: 1 LOB: 1 BB: 0 P: 4	R: 1 E: 0 K: 0 S: 5	H: 2 LOB: 2 BB: 0 P: 6		R: 0 E: 0 K: 0 S: 4	H: 1 LOB: 2 BB: 1 P: 8	1B: 12 2B: 0 3B: 0 HR: 2	SF: 0 SAC: 0 DP: 1 HBP: 1	WP: 0 PB: 0 SB: 1 CS: 0
PITCHER	IP	WLS	BF	H	R	ER	SO	BB	IBB	HBP	BLK	WP	HR	S	P	ERA	WHIP					
Luis Tiant, R ERA: 5.18	(1, 1)	4.1		8	5	5	4	3	0	0	0	0	2	28	40	10.38	2.538					
Floyd Weaver, R ERA: 5.69	(5, 1)	3.2	W	17	5	1	1	1	0	0	1	0	0	18	19	2.46	1.364					
Gary Bell, R ERA: 2.45	(9, 1)	1.0	S	5	1	0	0	0	1	0	0	0	0	4	8	0.00	2.000					

AB 40
R 6
H 14
RBI 6
BB 4
SO 5
LOB 20



Batter	1	2	3	4	5	6	7	8	9	AB	R	H	RBI	BB	SO	LOB	BOTTOM				
Dick Howser, R OBP: 0.405, SLG: 0.309	BB 1B 2B	L7						F8		3	2	1	0	2	0	1	Boston Red Sox @ Cleveland Indians Cleveland Municipal Stadium, Cleveland, OH Fri May 21 1965, 7:05 PM EDT Att: 9,685 - Unknown				
Fred Whitfield, L Chico Salmon, R OBP: 0.316, SLG: 0.600	F8	3-1						BB HBP		4	0	1	0	0	0	3					
Leon Wagner, L Larry Brown, R OBP: 0.288, SLG: 0.313	BB 1B 2B							BB HBP		5	1	1	0	0	1	3					
Rocky Colavito, R Gary Bell, R OBP: 0.408, SLG: 0.510	BB 1B 2B							BB HBP		4	1	1	2	1	0	2					
Max Alvis, R OBP: 0.381, SLG: 0.491	F6							BB HBP		4	1	3	0	1	0	3					
Vic Davallito, L OBP: 0.373, SLG: 0.486	BB 1B 2B							BB HBP		5	1	3	6	0	0	3					
Chuck Hinton, R OBP: 0.331, SLG: 0.391	F4							BB HBP		5	1	1	1	0	0	6					
Joe Azcue, R OBP: 0.338, SLG: 0.328								BB HBP		3	1	1	0	1	1	0					
Luis Tiant, R Floyd Weaver, R Al Luplow, L Jack Lamabe, R OBP: 0.500, SLG: 0.900								BB HBP		2	0	0	0	0	1	1					
Inning Stats	R: 2 E: 0 K: 0 S: 6	H: 3 LOB: 2 BB: 1 P: 10	R: 0 E: 0 K: 0 S: 4	H: 1 LOB: 1 BB: 0 P: 4	R: 0 E: 0 K: 0 S: 4	H: 1 LOB: 1 BB: 0 P: 4	R: 1 E: 0 K: 1 S: 6	H: 1 LOB: 1 BB: 1 P: 10	R: 2 E: 0 K: 1 S: 7	H: 2 LOB: 0 BB: 0 P: 7	R: 0 E: 0 K: 2 S: 7	H: 0 LOB: 0 BB: 0 P: 7	R: 2 E: 0 K: 0 S: 6	H: 3 LOB: 2 BB: 0 P: 6	R: 4 E: 0 K: 0 S: 5	H: 2 LOB: 2 BB: 3 P: 18		1B: 5 2B: 4 3B: 0 HR: 4	SF: 0 SAC: 0 DP: 0 HBP: 1	WP: 0 PB: 0 SB: 0 CS: 0	PA: 43
PITCHER	IP	WLS	BF	H	R	ER	SO	BB	IBB	HBP	BLK	WP	HR	S	P	ERA	WHIP				
Earl Wilson, R ERA: 4.27	(1, 1)	5.0		25	8	5	2	2	0	0	0	0	2	27	35	9.00	2.000				
Jay Ritchie, R ERA: 1.6	(6, 1)	1.0	L	4	1	1	1	2	0	0	0	0	0	8	8	9.00	1.000				
Arnold Earley, L ERA: 2.61	(7, 1)	0.1		1	0	0	0	0	0	0	0	0	0	1	1	0.00	0.000				
Dick Radatz, R ERA: 7.33	(7, 1)	0.2		4	2	1	1	0	0	0	0	0	1	4	4	13.50	3.000				
Jack Lamabe, R ERA: 9.75	(8, 1)	0.0		3	1	3	3	0	2	0	0	0	1	1	9	∞	∞				
PITCHER	IP	WLS	BF	H	R	ER	SO	BB	IBB	HBP	BLK	WP	HR	S	P	ERA	WHIP				
Dennis Bennett, L ERA: 7.2	(8, 1)	1.0		6	1	1	1	0	1	0	1	0	0	4	9	9.00	2.000				

AB 37
R 11
H 13
RBI 11
BB 5
SO 4
LOB 22



Batter	1	2	3	4	5	6	7	8	9	AB	R	H	RBI	BB	SO	LOB	TOP					
Lenny Green, L OBP: 0.397, SLG: 0.477 (1, 8)	0-0 SH5-3 1B 2B	0-0 F9		0-3 K	4-0 BB		4-0 BB			3	1	1	0	2	1	2	Boston Red Sox @ Cleveland Indians Cleveland Municipal Stadium, Cleveland, OH Sat May 22 1965, 3:33 AM EDT Att: 5,287 - Unknown livebaseballscorecards.com					
Chuck Schilling, R OBP: 0.371, SLG: 0.758 Gary Geiger, L (2, FR)	0-0 SH5-3 2-3 1B	0-0 1B 1-2 2-H		0-0 E4 1B	0-0 F8		0-0 F8			1	0	1	1	0	0	0						
Dalton Jones, L OBP: 0.470, SLG: 0.534 (1, 5)	0-0 F4	0-0 FC5-4 1B 1-2 2-H		0-0 HR 1B 1-H	0-3 K			0-0 F3		5	1	2	2	0	1	3						
Felix Mantilla, R OBP: 0.398, SLG: 0.496 (1, 7)	0-0 1B 3-H	0-0 FC5-4 1-2		0-0 HR			1-0 HBP	0-0 6-3		4	1	2	3	0	0	2						
Lee Thomas, L OBP: 0.357, SLG: 0.462 (1, 3)	0-0 F6		0-0 3-1	0-0 1B			0-0 F7	0-0 F8		5	0	1	0	0	0	2						
Tony Conigliaro, R OBP: 0.343, SLG: 0.496 (1, 9)		1-0 1B HBP	0-0 6-3	0-3 K			0-0 F8		0-3 K	4	1	0	0	0	2	2						
Eddie Bressoud, R OBP: 0.322, SLG: 0.402 (1, 6)		0-0 1B 1-2					0-0 1B 1-6-3 WP	0-3 K	0-0 F5	5	2	3	0	0	1	1						
Bob Tillman, R OBP: 0.255, SLG: 0.279 (1, 2)		0-0 1B 1-2 2-H		0-3 K			0-0 1-6-3	0-3 K	0-0 5-3	5	1	1	1	0	2	2						
Dave Morehead, R OBP: 0.235, SLG: 0.133 (1, 1)		0-3 K		0-0 F4			0-0 WP 1B 2-3	0-3 K		4	0	1	0	0	2	2						
Inning Stats	R: 1 E: 0 K: 0 S: 5	H: 2 LOB: 1 BB: 0 P: 5	R: 3 E: 0 K: 1 S: 9	H: 4 LOB: 2 BB: 0 P: 10	R: 0 E: 0 K: 1 S: 6	H: 1 LOB: 1 BB: 0 P: 6	R: 3 E: 1 K: 2 S: 11	H: 3 LOB: 1 BB: 0 P: 11	R: 1 E: 0 K: 1 S: 7	H: 2 LOB: 2 BB: 1 P: 11	R: 0 E: 0 K: 1 S: 5	H: 0 LOB: 1 BB: 0 P: 6	R: 0 E: 0 K: 2 S: 7	H: 0 LOB: 1 BB: 1 P: 11	R: 0 E: 0 K: 0 S: 3	H: 0 LOB: 0 BB: 0 P: 3	R: 0 E: 0 K: 1 S: 5	H: 0 LOB: 0 BB: 0 P: 5	1B: 10 2B: 1 3B: 0 HR: 1	SF: 0 SAC: 1 DP: 0 HBP: 2	WP: 1 PB: 0 SB: 2 CS: 0	PA: 44
PITCHER	IP WLS BF H R ER SO BB IBB HBP BLK WP HR S P ERA WHIP	IP WLS BF H R ER SO BB IBB HBP BLK WP HR S P ERA WHIP															IP WLS BF H R ER SO BB IBB HBP BLK WP HR S P ERA WHIP	IP WLS BF H R ER SO BB IBB HBP BLK WP HR S P ERA WHIP				
Ralph Terry, R ERA: 2.93	3.2 L 23 10 7 4 3 0 0 0 0 0 1 28 29 9.82 2.727															Jack Kralick, L ERA: 4.34	1.0 3 0 0 0 1 0 0 0 0 0 0 0 5 5 0.00 0.000					
Mike Hedlund, R ERA:	4.1 0.1 1 0 0 0 1 0 0 0 0 0 0 3 3 0.00 0.000																					
Don McMahon, R ERA: 3.86	5.1 0.1 4 2 1 1 0 1 0 0 0 0 1 3 7 27.00 9.000																					
Floyd Weaver, R ERA: 5.02	5.1 1.2 6 0 0 0 2 0 0 1 0 0 0 9 10 0.00 0.000																					
Lee Stange, R ERA: 2.57	7.1 2.0 7 0 0 0 2 1 0 0 0 0 0 10 14 0.00 0.500																					
Batter	1	2	3	4	5	6	7	8	9	AB	R	H	RBI	BB	SO	LOB	BOTTOM					
Dick Howser, R OBP: 0.405, SLG: 0.306 (1, 6)	4-0 FC5-4 BB		0-0 4-3		0-0 F8		0-0 1B 1B		0-0 F8	4	0	1	0	1	0	0	Boston Red Sox @ Cleveland Indians Cleveland Municipal Stadium, Cleveland, OH Sat May 22 1965, 3:33 AM EDT Att: 5,287 - Unknown livebaseballscorecards.com					
Fred Whitfield, L OBP: 0.321, SLG: 0.600 Sam McDowell, L (9, FR)	0-3 K		0-0 2B		0-0 F4		0-0 F5		0-0 1B	5	0	2	0	0	1	2						
Leon Wagner, L OBP: 0.360, SLG: 0.480 (1, 7)	0-0 FC5-4 HR 1-2		0-0 F1		0-0 F5		0-0 F3		0-0 F6	5	1	0	0	0	0	4						
Rocky Colavito, R OBP: 0.418, SLG: 0.543 (1, 9)	4-0 HR BB 1-2		0-0 F8				0-0 HR		1-2 1B	3	2	2	1	1	0	1						
Max Alvis, R OBP: 0.385, SLG: 0.514 (1, 5)	0-0 HR 1-H 2-H			4-0 BB BB		0-3 K		0-3 K		3	1	1	3	1	2	2						
Vic Davallilo, L OBP: 0.360, SLG: 0.468 (1, 8)	0-3 K			0-0 F8		0-3 K		0-0 6-3		4	0	0	0	0	2	1						
Chuck Hinton, R OBP: 0.336, SLG: 0.384 (1, 4)		0-0 5-3		4-0 BB		4-0 BB		0-0 F8		2	0	0	0	2	0	0						
Joe Azcue, R OBP: 0.333, SLG: 0.324 (1, 2)		0-0 6-3		0-3 K		0-0 BB		0-0 5-3		4	0	1	0	0	1	2						
Inning Stats	R: 3 E: 0 K: 2 S: 8	H: 1 LOB: 0 BB: 2 P: 16	R: 0 E: 0 K: 0 S: 3	H: 0 LOB: 0 BB: 0 P: 3	R: 0 E: 0 K: 0 S: 4	H: 1 LOB: 1 BB: 0 P: 4	R: 0 E: 0 K: 1 S: 5	H: 0 LOB: 2 BB: 2 P: 13	R: 0 E: 0 K: 0 S: 3	H: 0 LOB: 0 BB: 0 P: 3	R: 1 E: 0 K: 2 S: 9	H: 2 LOB: 2 BB: 1 P: 13	R: 0 E: 0 K: 1 S: 7	H: 2 LOB: 2 BB: 0 P: 7	R: 0 E: 0 K: 0 S: 3	H: 0 LOB: 0 BB: 0 P: 3	R: 0 E: 0 K: 0 S: 4	H: 1 LOB: 1 BB: 0 P: 4	1B: 4 2B: 1 3B: 0 HR: 2	SF: 0 SAC: 0 DP: 0 HBP: 0	WP: 1 PB: 0 SB: 0 CS: 0	PA: 39
PITCHER	IP WLS BF H R ER SO BB IBB HBP BLK WP HR S P ERA WHIP	IP WLS BF H R ER SO BB IBB HBP BLK WP HR S P ERA WHIP															IP WLS BF H R ER SO BB IBB HBP BLK WP HR S P ERA WHIP	IP WLS BF H R ER SO BB IBB HBP BLK WP HR S P ERA WHIP				
Dave Morehead, R ERA: 4.71	9.0 W 39 7 4 4 6 5 0 0 0 1 2 46 66 4.00 1.333																					

Batter	1	2	3	4	5	6	7	8	9	AB	R	H	RBI	BB	SO	LOB	TOP					
Lenny Green, L OBP: 0.385, SLG: 0.464 (1, 7)	F7		FC4-6 FC3-6		2B HR		4-3	BB	K	6	1	2	1	0	1	4	Boston Red Sox @ Cleveland Indians Cleveland Municipal Stadium, Cleveland, OH Sun May 23 1965, 3:38 AM EDT Att: 18,213 - Unknown					
Dalton Jones, L OBP: 0.467, SLG: 0.567 (1, 5)	3-1		FC3-6 2-5		HR		S	BB		4	1	2	0	1	0	1						
Felix Mantilla, R OBP: 0.408, SLG: 0.525 (1, 4)	4-3				HR		K	K		5	1	2	3	0	2	4						
Lee Thomas, L OBP: 0.356, SLG: 0.480 (1, 3)		2B	2-5	K	F8			E4 S FC	4-3	5	2	1	0	0	1	0						
Tony Conigliaro, R OBP: 0.349, SLG: 0.496 (1, 9)	1B 2H			1B	CS			K	2B PB	4	1	3	1	1	1	1						
Gary Geiger, L OBP: 0.250, SLG: 0.167 (1, 8)	G6-4-3			1B	CS		F8	K	PB IBB	5	0	3	0	0	1	1						
Eddie Bressoud, R OBP: 0.313, SLG: 0.378 (1, 6)	K			F4			K	FC 1B	BB PB IBB	4	1	0	0	1	2	5						
Mike Ryan, R OBP: 0.245, SLG: 0.340 (1, 2)	G6-4-3			F9			F7	1B	BB	4	1	1	1	1	0	4						
Jerry Stephenson, L (1, 1)			4-0		F5			BB 1B		2	0	0	0	1	1	0						
Jay Ritchie, R OBP: 1.000, SLG: 1.000 (7, 1)			FC4-6				K	1-2 2-H	1-2 2-3	1	0	1	1	1	0	0						
Inning Stats	R: 0 E: 0 K: 0 S: 3	H: 0 LOB: 0 BB: 0 P: 3	R: 1 E: 0 K: 1 S: 7	H: 3 LOB: 1 BB: 0 P: 7	R: 0 E: 0 K: 1 S: 3	H: 1 LOB: 2 BB: 1 P: 7	R: 0 E: 0 K: 1 S: 7	H: 2 LOB: 2 BB: 0 P: 7	R: 3 E: 0 K: 0 S: 5	H: 3 LOB: 0 BB: 1 P: 9	R: 0 E: 0 K: 1 S: 5	H: 0 LOB: 0 BB: 0 P: 5	R: 0 E: 0 K: 2 S: 8	H: 1 LOB: 1 BB: 0 P: 8	R: 3 E: 1 K: 3 S: 14	H: 3 LOB: 3 BB: 1 P: 18	R: 1 E: 0 K: 1 S: 6	H: 2 LOB: 2 BB: 3 P: 18	1B: 10 2B: 4 3B: 0 HR: 1	SF: 0 SAC: 0 DP: 1 HBP: 0	WP: 0 PB: 2 SB: 2 CS: 1	PA: 47
PITCHER	IP	WLS	BF	H	R	ER	SO	BB	IBB	HBP	BLK	WP	HR	S	P	ERA	WHIP					
Dick Donovan, R ERA: 6.38 (1, 1)	4.1	L	22	9	4	4	2	1	0	0	0	0	1	24	28	8.31	2.308					
Lee Stange, R ERA: 2.16 (5, 1)	2.2		9	1	0	0	3	1	0	0	0	0	0	14	18	0.00	0.750					
Don McMahon, R ERA: 3.68 (8, 1)	0.2		8	3	3	0	2	1	0	0	0	0	0	11	15	0.00	6.000					
Mike Hedlund, R ERA: 3.0 (8, 1)	1.1		8	2	1	1	2	1	2	0	0	0	0	9	21	6.75	2.250					

AB	40
R	8
H	15
RBI	7
BB	6
SO	9
LOB	20



Batter	1	2	3	4	5	6	7	8	9	AB	R	H	RBI	BB	SO	LOB	BOTTOM				
Larry Brown, R OBP: 0.269, SLG: 0.311 (1, 6)	F9	K			K				1B	5	1	2	0	0	2	1	Boston Red Sox @ Cleveland Indians Cleveland Municipal Stadium, Cleveland, OH Sun May 23 1965, 3:38 AM EDT Att: 18,213 - Unknown				
Leon Wagner, L OBP: 0.352, SLG: 0.462 (1, 7)	4-3				F8		F6		1B	5	0	1	0	0	0	1					
Max Alvis, R OBP: 0.388, SLG: 0.500 (1, 5)	HR				F9		F7		1-2 2-H	4	1	1	1	1	1	1					
Rocky Colavito, R OBP: 0.420, SLG: 0.561 (1, 9)	HR				BB		6-3		F9	5	1	3	2	0	0	2					
Vic Davalillo, L OBP: 0.369, SLG: 0.462 (1, 8)	S				BB		1B		FC6-4 SH5-3	2	0	1	0	2	0	1					
Chuck Hinton, R OBP: 0.333, SLG: 0.378 (7, 4)	5-3				K		S		SH5-3	3	0	1	0	0	1	3					
Joe Azcue, R OBP: 0.321, SLG: 0.303 (1, 2)					6-3		K		F4	3	0	0	0	1	1	3					
Pedro Gonzalez, R OBP: 0.222, SLG: 0.333 (6, PH)	K				K		L6		P3	2	0	0	0	0	2	1					
Dick Donovan, L Lee Stange, R Dick Howser, L Don McMahon, R Mike Hedlund, R Chico Salmon, R (1, 1) (5, 1) (7, PH) (8, 1) (8, 1) (8, 1) (8, PH)	K				K		F3		4-3	2	0	0	0	0	2	1					
Inning Stats	R: 2 E: 0 K: 0 S: 4	H: 1 LOB: 1 BB: 2 P: 12	R: 0 E: 0 K: 3 S: 9	H: 0 LOB: 1 BB: 1 P: 13	R: 0 E: 0 K: 1 S: 6	H: 1 LOB: 2 BB: 1 P: 10	R: 0 E: 0 K: 2 S: 7	H: 0 LOB: 0 BB: 0 P: 7	R: 0 E: 0 K: 1 S: 4	H: 2 LOB: 2 BB: 0 P: 7	R: 0 E: 0 K: 0 S: 4	H: 1 LOB: 1 BB: 0 P: 4	R: 0 E: 0 K: 0 S: 4	H: 1 LOB: 1 BB: 0 P: 4	R: 1 E: 0 K: 0 S: 6	H: 3 LOB: 2 BB: 0 P: 6	1B: 8 2B: 0 3B: 0 HR: 1	SF: 0 SAC: 1 DP: 0 HBP: 0	WP: 0 PB: 0 SB: 2 CS: 0	PA: 40	
PITCHER	IP	WLS	BF	H	R	ER	SO	BB	IBB	HBP	BLK	WP	HR	S	P	ERA	WHIP				
Jerry Stephenson, R ERA: 5.54 (1, 1)	6.0	W	26	4	2	2	9	4	0	0	0	0	0	14	14	3.00	1.333				
Jay Ritchie, R ERA: 2.0 (7, 1)	3.0	S	14	5	1	1	0	0	0	0	0	0	0	14	14	3.00	1.667				

AB	35
R	3
H	9
RBI	3
BB	4
SO	9
LOB	16



Batter	1	2	3	4	5	6	7	8	9	AB	R	H	RBI	BB	SO	LOB	TOP			
Dick Howser, R (1, 6) OBP: 0.395, SLG: 0.299 Pedro Gonzalez, R (9, PH) OBP: 0.300, SLG: 0.400	K	FC6-4		FC4		6-3			G3 1B	4	0	0	0	0	1	4	Cleveland Indians @ New York Yankees Yankee Stadium, Bronx, NY Mon May 24 1965, 7:05 PM EDT Att: 9,973 - Unknown - 64 F			
Fred Whitfield, L (1, 3) OBP: 0.385, SLG: 0.582	1-3		4-3		HR		1-3		G3	5	1	1	1	0	0	1				
Leon Wagner, L (1, 7) OBP: 0.360, SLG: 0.482	1B	2B		2B		L8			FC6 1B	5	1	3	1	0	0	0				
Rocky Colavito, R (1, 9) OBP: 0.419, SLG: 0.551	1B	BB		K		FC5-4 1B			F9	4	0	1	0	1	1	2				
Max Alvis, R (1, 5) OBP: 0.382, SLG: 0.488	1-3 2-H	1B		K		FC5-4 CS			6-3 FC6	5	0	1	1	0	1	3				
Vic Davallito, L (1, 8) OBP: 0.381, SLG: 0.479	L6			5-3 1B		CS			1B SF8	4	2	3	0	0	0	2				
Larry Brown, R (1, 4) OBP: 0.280, SLG: 0.321				F3		SH1-3 1B			1B	4	0	2	0	0	0	1				
Joe Azcue, R (1, 2) OBP: 0.307, SLG: 0.291	1-3			5-3		K			SF8	3	0	0	1	0	1	3				
Jack Kralick, L (1, 1) OBP: 0.400, SLG: 0.400 Floyd Weaver, R (6, 1) Don McMahon, R (7, 1) OBP: 1.000, SLG: 1.000 Chico Salmon, R (8, PH) Lee Stange, R (8, 1) OBP: 1.000, SLG: 1.000				FC6-4 1B		SH1-3			F6	2	0	2	1	0	0	0				
Inning Stats	R: 1 E: 0 K: 1 S: 7	H: 2 LOB: 2 BB: 1 P: 11	R: 0 E: 0 K: 0 S: 4	H: 1 LOB: 1 BB: 0 P: 4	R: 0 E: 0 K: 2 S: 8	H: 1 LOB: 1 BB: 0 P: 8	R: 1 E: 0 K: 0 S: 5	H: 2 LOB: 1 BB: 0 P: 5	R: 1 E: 0 K: 1 S: 7	H: 2 LOB: 0 BB: 0 P: 4	R: 0 E: 0 K: 0 S: 3	H: 0 LOB: 0 BB: 0 P: 3	R: 1 E: 0 K: 0 S: 5	H: 2 LOB: 1 BB: 0 P: 5	R: 1 E: 0 K: 0 S: 5	H: 2 LOB: 1 BB: 0 P: 5		1B: 10 2B: 3 3B: 0 HR: 1	SF: 1 SAC: 1 DP: 0 HBP: 0	WP: 0 PB: 0 SB: 0 CS: 1
PITCHER Mel Stottlemyre, R (1, 1) ERA: 3.07	IP: 9.0 WLS: W BF: 41 H: 14 R: 5 ER: 5 SO: 4 BB: 1 IBB: 0 HBP: 0 BLK: 0 WP: 0 HR: 1 S: 48 P: 52 ERA: 5.00 WHIP: 1.667															PITCHER	IP: 9.0 WLS: W BF: 41 H: 14 R: 5 ER: 5 SO: 4 BB: 1 IBB: 0 HBP: 0 BLK: 0 WP: 0 HR: 1 S: 48 P: 52 ERA: 5.00 WHIP: 1.667			

Batter	1	2	3	4	5	6	7	8	9	AB	R	H	RBI	BB	SO	LOB	BOTTOM			
Phil Linz, R (1, 6) OBP: 0.338, SLG: 0.339	1-3	1B 2B		1B		FC BB FC HR	WP 1B			5	3	3	3	0	0	1	Cleveland Indians @ New York Yankees Yankee Stadium, Bronx, NY Mon May 24 1965, 7:05 PM EDT Att: 9,973 - Unknown - 64 F			
Bobby Richardson, R (1, 4) OBP: 0.327, SLG: 0.357	4-3	FC6-4 1B		5-3		FC HR BB	HR 1B			5	2	2	3	0	0	3				
Tom Tresh, S (1, 8) OBP: 0.351, SLG: 0.526	1B BB	FC6-4				F4	F2		HR	4	1	1	2	1	0	3				
Mickey Mantle, S (1, 7) OBP: 0.420, SLG: 0.500 Ross Moschitto, R (7, 8)	1-3 1B			L9		1-3	1-3		F4	3	1	1	0	1	0	0				
Joe Pepitone, L (1, 3) OBP: 0.309, SLG: 0.462	G3			4-3		4-3			2B 2B	5	2	2	4	0	0	2				
Hector Lopez, R (1, 9) OBP: 0.225, SLG: 0.323 Art Lopez, L (8, FR) OBP: 0.161, SLG: 0.133		E8 1B		F8		6-3			2B	5	1	1	1	0	0	0				
Clete Boyer, R (1, 5) OBP: 0.266, SLG: 0.336		4-3 2B 1B		K		2B 2B	1B 3B		L6	5	3	3	1	0	1	1				
Doc Edwards, R (1, 2) OBP: 0.279, SLG: 0.216		4-3		1B 2B		2B FC 1B	K		6-3	5	1	2	0	0	1	3				
Mel Stottlemyre, R (1, 1) OBP: 0.120, SLG: 0.160	F8			6-3		FC FC 2B	K		F8	5	1	1	1	0	1	4				
Inning Stats	R: 0 E: 0 K: 0 S: 4	H: 1 LOB: 2 BB: 1 P: 8	R: 3 E: 1 K: 0 S: 7	H: 3 LOB: 1 BB: 0 P: 7	R: 0 E: 0 K: 1 S: 7	H: 0 LOB: 0 BB: 0 P: 3	R: 0 E: 0 K: 1 S: 7	H: 2 LOB: 2 BB: 0 P: 7	R: 0 E: 0 K: 0 S: 3	H: 0 LOB: 0 BB: 0 P: 3	R: 7 E: 0 K: 0 S: 9	H: 4 LOB: 0 BB: 1 P: 13	R: 4 E: 0 K: 2 S: 11	H: 4 LOB: 0 BB: 0 P: 11	R: 1 E: 0 K: 0 S: 5	H: 2 LOB: 1 BB: 0 P: 5		1B: 7 2B: 6 3B: 1 HR: 2	SF: 0 SAC: 0 DP: 0 HBP: 0	WP: 1 PB: 0 SB: 0 CS: 0
PITCHER Jack Kralick, L (1, 1) ERA: 4.5 Floyd Weaver, R (6, 1) ERA: 6.35 Don McMahon, R (7, 1) ERA: 5.74 Lee Stange, R (8, 1) ERA: 2.55	IP: 5.1 WLS: L BF: 27 H: 9 R: 6 ER: 3 SO: 1 BB: 1 IBB: 0 HBP: 0 BLK: 0 WP: 0 HR: 0 S: 28 P: 32 ERA: 5.06 WHIP: 1.875															PITCHER	IP: 5.1 WLS: L BF: 27 H: 9 R: 6 ER: 3 SO: 1 BB: 1 IBB: 0 HBP: 0 BLK: 0 WP: 0 HR: 0 S: 28 P: 32 ERA: 5.06 WHIP: 1.875			


Batter	1	2	3	4	5	6	7	8	9	AB	R	H	RBI	BB	SO	LOB	TOP										
Dick Howser, R (1, 6) OBP: 0.373, SLG: 0.288	K		F9		6-3		6-3			4	0	0	0	0	1	0	Cleveland Indians @ New York Yankees Yankee Stadium, Bronx, NY Tue May 25 1965, 3:33 AM EDT Att: 4,925 - Unknown										
Fred Whitfield, L (1, 3) OBP: 0.303, SLG: 0.600	K		F8			HR	F7			4	1	1	1	0	1	0											
Leon Wagner, L (1, 7) OBP: 0.357, SLG: 0.475	L8		F2			HR	F7			4	1	1	0	0	0	0											
Rocky Colavito, R (1, 9) OBP: 0.408, SLG: 0.533		F7		K		F8		5-3		4	0	0	0	0	1	1											
Max Alvis, R (1, 5) OBP: 0.378, SLG: 0.476		5-3		5-3		HR	BB	K		3	1	0	0	1	1	0											
Vic Davallio, L (1, 8) OBP: 0.392, SLG: 0.536		HR		1B		HR		F7		4	2	3	4	0	0	0											
Larry Brown, R (1, 4) OBP: 0.279, SLG: 0.309		BB		1-3		6-3		5-3		3	0	0	0	1	0	1											
Joe Azcue, R (1, 2) OBP: 0.315, SLG: 0.284		BB		6-3		BB		K		2	0	0	0	2	1	0											
Sonny Siebert, R (1, 1) OBP: 0.111, SLG: 0.294	K			5-3		K		K		3	0	0	0	0	2	3											
Sam McDowell, L (6, 1) OBP: 0.111, SLG: 0.059						1-2				1	0	0	0	0	1	0											
Inning Stats	R: 0 E: 0 K: 2 S: 7	H: 0 LOB: 0 BB: 7	R: 1 E: 0 K: 1 S: 6	H: 1 LOB: 2 BB: 14	R: 0 E: 0 K: 1 S: 3	H: 0 LOB: 1 BB: 0	R: 0 E: 0 K: 1 S: 6	H: 1 LOB: 1 BB: 0	R: 0 E: 0 K: 0 S: 3	H: 0 LOB: 0 BB: 0	R: 0 E: 0 K: 1 S: 5	H: 0 LOB: 0 BB: 0	R: 0 E: 0 K: 2 S: 7	H: 0 LOB: 0 BB: 0	R: 0 E: 0 K: 1 S: 7	H: 0 LOB: 0 BB: 7	1B: 2 2B: 0 3B: 0 HR: 3	SF: 0 SAC: 0 DP: 0 HBP: 0	WP: 0 PB: 0 SB: 1 CS: 0	PA: 36							
PITCHER	IP	WLS	BF	H	R	ER	SO	BB	IBB	HBP	BLK	WP	HR	S	P	ERA	WHIP										
Jim Bouton, R (1, 1) ERA: 5.06	5.1	L	24	5	5	5	4	3	0	0	0	0	3	29	41	8.44	1.500										
Hal Reniff, R (6, 1) ERA: 3.12	1.2		6	0	0	0	1	1	0	0	0	0	0	7	11	0.00	0.600										
Pete Mikkelsen, R (8, 1) ERA: 3.05	2.0		6	0	0	0	3	0	0	0	0	0	0	12	12	0.00	0.000										

Batter	1	2	3	4	5	6	7	8	9	AB	R	H	RBI	BB	SO	LOB	BOTTOM										
Phil Linz, R (1, 6) OBP: 0.333, SLG: 0.333	F4		E6			PO		K2-3		4	1	1	0	0	1	0	Cleveland Indians @ New York Yankees Yankee Stadium, Bronx, NY Tue May 25 1965, 3:33 AM EDT Att: 4,925 - Unknown										
Bobby Richardson, R (1, 4) OBP: 0.355, SLG: 0.354	3-1		S		PO	5-3		6-3		4	0	1	1	0	0	0											
Roger Maris, L (1, 9) OBP: 0.352, SLG: 0.465			2H		1B			6-3		3	0	0	0	0	0	3											
Art Lopez, L (7, 9) OBP: 0.161, SLG: 0.133	K		K					6-3		0	0	0	0	0	0	0											
Hector Lopez, R (8, PH) OBP: 0.222, SLG: 0.318			1-2							1	0	0	0	0	0	0											
Ross Moschitto, R (9, 9)										0	0	0	0	0	0	0											
Mickey Mantle, S (1, 7) OBP: 0.415, SLG: 0.486		3-1	G3			2B		5-3		3	0	0	0	1	0	1											
Joe Pepitone, L (1, 3) OBP: 0.315, SLG: 0.478					F8			K2-3		4	0	2	0	0	1	0											
Tom Tresh, S (1, 8) OBP: 0.348, SLG: 0.519		F7			K			5-3		4	0	1	0	0	1	3											
Clete Boyer, R (1, 5) OBP: 0.266, SLG: 0.327					K					3	0	0	0	1	3	1											
Doc Edwards, R (1, 2) OBP: 0.281, SLG: 0.221										3	0	1	0	0	1	2											
Jim Bouton, R (1, 1) OBP: 0.240, SLG: 0.095										2	0	0	0	0	2	0											
Hal Reniff, R (6, 1) ERA: 3.12										0	0	0	0	0	0	0											
Horace Clarke, S (7, PH) OBP: 0.211, SLG: 0.167										1	0	0	0	0	0	1											
Pete Mikkelsen, R (8, 1) ERA: 3.05										0	0	0	0	0	0	0											
Inning Stats	R: 0 E: 0 K: 1 S: 5	H: 0 LOB: 0 BB: 0	R: 0 E: 0 K: 1 S: 6	H: 1 LOB: 2 BB: 1	R: 1 E: 1 K: 2 S: 9	H: 1 LOB: 1 BB: 0	R: 0 E: 0 K: 2 S: 7	H: 0 LOB: 0 BB: 0	R: 0 E: 0 K: 1 S: 5	H: 1 LOB: 0 BB: 0	R: 0 E: 0 K: 1 S: 6	H: 1 LOB: 2 BB: 1	R: 0 E: 0 K: 1 S: 5	H: 0 LOB: 0 BB: 0	R: 0 E: 0 K: 2 S: 8	H: 1 LOB: 1 BB: 0	1B: 4 2B: 2 3B: 0 HR: 0	SF: 0 SAC: 0 DP: 1 HBP: 0	WP: 0 PB: 0 SB: 1 CS: 0	PA: 35							
PITCHER	IP	WLS	BF	H	R	ER	SO	BB	IBB	HBP	BLK	WP	HR	S	P	ERA	WHIP										
Sonny Siebert, R (1, 1) ERA: 2.13	5.0	W	19	3	1	0	0	5	1	0	0	0	0	24	28	0.00	1.000										
Sam McDowell, L (6, 1) ERA: 3.69	4.0	S	15	3	0	0	5	1	0	0	0	0	0	24	28	0.00	1.000										

Batter	1	2	3	4	5	6	7	8	9	AB	R	H	RBI	BB	SO	LOB	TOP					
Dick Howser, R OBP: 0.374, SLG: 0.296 (1, 6)	5-3	BB			F9		F9	F3		4	0	1	0	1	0	2						
Chico Salmon, R OBP: 0.211, SLG: 0.176 (1, 3)	2B	FC5			F9		1B		6-3	5	1	2	0	0	0	3						
Chuck Hinton, R OBP: 0.343, SLG: 0.395 (1, 7)	1-3			F8			1B			5	1	3	1	0	0	1						
Rocky Colavito, R OBP: 0.408, SLG: 0.524 (1, 9)	IBB			6-3			2B		F7	4	1	1	0	1	0	2						
Max Alvis, R OBP: 0.379, SLG: 0.481 (1, 5)	F6			F8			E7		K	5	0	2	1	0	1	4						
Vic Davallio, L OBP: 0.388, SLG: 0.527 (1, 8)	F7			E6		FC3-6				4	0	1	0	0	0	4						
Joe Azcue, R OBP: 0.313, SLG: 0.282 (1, 2)		F8		G6-4-3		F9				4	0	1	0	0	0	2						
Larry Brown, R OBP: 0.289, SLG: 0.310 (1, 4)		FC5	SH1-4		FC5-4		FC6-4		K	3	0	1	0	1	1	3						
Luis Tiant, R (1, 1)		SH1-4			FC5-4				K	3	0	0	0	0	1	3						
Inning Stats	R: 0 E: 0 K: 0 S: 5	H: 2 LOB: 3 BB: 1 P: 9	R: 0 E: 0 K: 0 S: 4	H: 1 LOB: 2 BB: 1 P: 8	R: 0 E: 0 K: 0 S: 3	H: 0 LOB: 0 BB: 0 P: 3	R: 0 E: 1 K: 0 S: 3	H: 0 LOB: 1 BB: 1 P: 7	R: 0 E: 0 K: 0 S: 4	H: 1 LOB: 1 BB: 0 P: 4	R: 0 E: 0 K: 0 S: 4	H: 1 LOB: 1 BB: 0 P: 4	R: 3 E: 1 K: 0 S: 6	H: 4 LOB: 1 BB: 0 P: 6	R: 0 E: 0 K: 2 S: 9	H: 2 LOB: 2 BB: 0 P: 9	R: 0 E: 0 K: 1 S: 6	H: 1 LOB: 1 BB: 0 P: 6	1B: 8 2B: 4 3B: 0 HR: 0	SF: 0 SAC: 1 DP: 1 HBP: 0	WP: 0 PB: 0 SB: 1 CS: 0	PA: 41
PITCHER	IP	WLS	BF	H	R	ER	SO	BB	IBB	HBP	BLK	WP	HR	S	P	ERA	WHIP					
Gary Peters, L ERA: 4.13 (1, 1)	7.0	L	33	10	3	2	0	2	1	0	0	0	0	30	42	2.57	1.714					
Eddie Fisher, R ERA: 2.09 (8, 1)	1.0		4	1	0	0	2	0	0	0	0	0	0	8	8	0.00	1.000					
Hoyt Wilhelm, R ERA: 4.05 (9, 1)	1.0		4	1	0	0	1	0	0	0	0	0	0	6	6	0.00	1.000					

Cleveland Indians @ Chicago White Sox
Comiskey Park, Chicago, IL
Wed May 26 1965, 8:05 PM EDT
Att: 11,138 - Unknown


AB 37
R 3
H 12
RBI 2
BB 3
SO 3
LOB 24



Batter	1	2	3	4	5	6	7	8	9	AB	R	H	RBI	BB	SO	LOB	BOTTOM				
Tom McCraw, L OBP: 0.294, SLG: 0.244 (1, 8)	K		F2			F8		E		4	0	1	0	0	1	1					
Don Buford, S OBP: 0.370, SLG: 0.448 (1, 4)	6-3			1-3				E1		4	0	1	0	0	0	1					
Floyd Robinson, L OBP: 0.280, SLG: 0.319 (1, 9)	G3			4-3		G3		F7		4	0	0	0	0	0	4					
Pete Ward, L OBP: 0.377, SLG: 0.468 (1, 5)		4-3	F9		5-3		K		F7	4	0	1	0	0	1	0					
Bill Skowron, R OBP: 0.318, SLG: 0.413 (1, 3)		F9			5-3		F8		F8	4	0	0	0	0	0	1					
Danny Cater, R OBP: 0.355, SLG: 0.462 (1, 7)		4-3			K		L7			3	0	0	0	1	1	1					
Ron Hansen, R OBP: 0.329, SLG: 0.433 (1, 6)		F2			F5			F7		4	0	0	0	0	1	2					
J.C. Martin, L OBP: 0.360, SLG: 0.404 (1, 2)			F5			F8		1B		3	1	1	0	0	0	0					
Gary Peters, L OBP: 0.208, SLG: 0.174 (1, 1)										2	0	1	0	0	0	0					
Eddie Fisher, R (8, 1)										0	0	0	0	0	0	0					
Smoky Burgess, L OBP: 0.333, SLG: 0.438 (8, PH)										1	0	0	0	0	0	1					
Hoyt Wilhelm, R (9, 1)										0	0	0	0	0	0	0					
Inning Stats	R: 0 E: 0 K: 1 S: 5	H: 0 LOB: 0 BB: 0 P: 5	R: 0 E: 0 K: 0 S: 4	H: 1 LOB: 1 BB: 0 P: 4	R: 0 E: 0 K: 0 S: 3	H: 0 LOB: 0 BB: 0 P: 3	R: 0 E: 0 K: 0 S: 3	H: 0 LOB: 0 BB: 0 P: 3	R: 0 E: 0 K: 1 S: 5	H: 0 LOB: 0 BB: 0 P: 5	R: 0 E: 0 K: 0 S: 5	H: 0 LOB: 0 BB: 0 P: 5	R: 0 E: 1 K: 0 S: 6	H: 2 LOB: 2 BB: 0 P: 6	R: 0 E: 0 K: 1 S: 5	H: 0 LOB: 1 BB: 1 P: 9	1B: 5 2B: 0 3B: 0 HR: 0	SF: 0 SAC: 0 DP: 0 HBP: 0	WP: 0 PB: 0 SB: 0 CS: 0	PA: 34	
PITCHER	IP	WLS	BF	H	R	ER	SO	BB	IBB	HBP	BLK	WP	HR	S	P	ERA	WHIP				
Luis Tiant, R ERA: 4.01 (1, 1)	9.0	W	34	5	1	0	4	1	0	0	0	0	0	41	45	0.00	0.667				

Cleveland Indians @ Chicago White Sox
Comiskey Park, Chicago, IL
Wed May 26 1965, 8:05 PM EDT
Att: 11,138 - Unknown

AB 33
R 1
H 5
RBI 0
BB 1
SO 4
LOB 11



Batter	1	2	3	4	5	6	7	8	9	AB	R	H	RBI	BB	SO	LOB	TOP			
Dick Howser, R (1,6) OBP: 0.364, SLG: 0.286	F7		3-1			1-3		6-3		4	0	0	0	0	0	1				
Chuck Hinton, R (1,3) OBP: 0.340, SLG: 0.406	1-3					F9			F4	4	0	1	0	0	0	0				
Leon Wagner, L (1,7) OBP: 0.348, SLG: 0.462	L4					E9		L6	K	4	0	0	0	0	1	1				
Rocky Colavito, R (1,9) OBP: 0.398, SLG: 0.508		F2				F5			6-3	4	0	0	0	0	1	1				
Max Alvis, R (1,5) OBP: 0.372, SLG: 0.470		F7				F6			K	3	0	0	0	0	1	1				
Vic Davallito, L (1,8) OBP: 0.380, SLG: 0.515		6-3							E1	3	0	0	0	0	0	0				
Larry Brown, R (1,4) OBP: 0.280, SLG: 0.299			F6			L8			6-3	3	0	0	0	0	0	1				
Joe Azcue, R (1,2) OBP: 0.313, SLG: 0.284						F4			F9	3	0	1	0	0	0	0				
Ralph Terry, R (1,1) OBP: 0.150, SLG: 0.158			SH2-4			SH2-4			K	2	0	0	0	0	2	0				
Inning Stats	R: 0 E: 0 K: 0 S: 3	H: 0 LOB: 0 BB: 0 P: 3	R: 0 E: 0 K: 0 S: 3	H: 0 LOB: 0 BB: 0 P: 3	R: 0 E: 0 K: 0 S: 4	H: 1 LOB: 1 BB: 0 P: 4	R: 0 E: 1 K: 0 S: 4	H: 0 LOB: 1 BB: 0 P: 4	R: 0 E: 0 K: 0 S: 3	H: 0 LOB: 0 BB: 0 P: 3	R: 0 E: 1 K: 2 S: 8	H: 0 LOB: 1 BB: 0 P: 8	R: 0 E: 0 K: 1 S: 5	H: 0 LOB: 0 BB: 0 P: 5	R: 0 E: 0 K: 1 S: 5	H: 0 LOB: 0 BB: 0 P: 5	1B: 1 2B: 0 3B: 1 HR: 0	SF: 0 SAC: 1 DP: 0 HBP: 0	WP: 0 PB: 0 SB: 0 CS: 0	PA: 31
PITCHER Hank Aguirre, L (1,1) ERA: 3.05	IP: 9.0 WLS: W BF: 31 H: 2 R: 0 ER: 0 SO: 5 BB: 0 IBB: 0 HBP: 0 BLK: 0 WP: 0 HR: 0 S: 41 P: 41 ERA: 0.00 WHIP: 0.222															PITCHER				

Cleveland Indians @ Detroit Tigers
Tiger Stadium, Detroit, MI
Fri May 28 1965, 7:05 PM EDT
Att: 11,291 - Unknown

AB 30
R 0
H 2
RBI 0
BB 0
SO 5
LOB 5



Batter	1	2	3	4	5	6	7	8	9	AB	R	H	RBI	BB	SO	LOB	BOTTOM			
Dick McAuliffe, L (1,6) OBP: 0.423, SLG: 0.584	F5					L3				3	0	1	0	1	0	0				
Jerry Lumpe, L (1,4) OBP: 0.326, SLG: 0.336	G3					F6			F6	4	0	0	0	0	1	2				
Norm Cash, L (1,3) OBP: 0.325, SLG: 0.265						F2				3	0	2	0	0	0	0				
Al Kaline, R (1,8) OBP: 0.411, SLG: 0.551						L5			L7	3	0	0	0	0	1	2				
Willie Horton, R (1,7) OBP: 0.406, SLG: 0.755						FC6-4			K	3	0	0	0	0	1	1				
Jim Northrup, L (1,9) OBP: 0.271, SLG: 0.326						L6			F7	3	0	0	0	0	1	1				
Bill Freehan, R (1,2) OBP: 0.290, SLG: 0.360									F9	3	0	1	0	0	1	0				
Don Wert, R (1,5) OBP: 0.335, SLG: 0.287										3	1	1	1	0	0	0				
Hank Aguirre, R (1,1) OBP: 0.200, SLG: 0.111									K	3	0	0	0	0	3	0				
Inning Stats	R: 0 E: 0 K: 1 S: 6	H: 1 LOB: 1 BB: 0 P: 6	R: 0 E: 0 K: 1 S: 5	H: 1 LOB: 0 BB: 0 P: 5	R: 0 E: 0 K: 2 S: 8	H: 1 LOB: 1 BB: 0 P: 8	R: 0 E: 0 K: 0 S: 4	H: 1 LOB: 1 BB: 0 P: 4	R: 0 E: 0 K: 2 S: 7	H: 0 LOB: 0 BB: 0 P: 7	R: 0 E: 0 K: 0 S: 3	H: 0 LOB: 0 BB: 0 P: 3	R: 0 E: 0 K: 1 S: 5	H: 0 LOB: 0 BB: 0 P: 5	R: 1 E: 0 K: 1 S: 6	H: 1 LOB: 1 BB: 1 P: 10	1B: 3 2B: 0 3B: 1 HR: 1	SF: 0 SAC: 0 DP: 0 HBP: 0	WP: 0 PB: 0 SB: 0 CS: 1	PA: 30
PITCHER Ralph Terry, R (1,1) ERA: 2.7	IP: 8.0 WLS: L BF: 29 H: 5 R: 1 ER: 1 SO: 8 BB: 1 IBB: 0 HBP: 0 BLK: 0 WP: 0 HR: 1 S: 44 P: 48 ERA: 1.12 WHIP: 0.750															PITCHER				

Cleveland Indians @ Detroit Tigers
Tiger Stadium, Detroit, MI
Fri May 28 1965, 7:05 PM EDT
Att: 11,291 - Unknown

AB 28
R 1
H 5
RBI 1
BB 1
SO 8
LOB 6



Batter	1	2	3	4	5	6	7	8	9	10	AB	R	H	RBI	BB	SO	LOB	TOP
Dick Howser, R OBP: 0.354, SLG: 0.276 (1, 6)	0-3 K		0-0 6-3			0-0 5-3-2			0-0 6-3		4	0	0	0	0	1	0	Cleveland Indians @ Detroit Tigers Tiger Stadium, Detroit, MI Sat May 29 1965, 4:33 AM EDT Att: 5,953 - Unknown AB 30 R 0 H 2 RBI 0 BB 3 SO 6 LOB 8
Fred Whitfield, L OBP: 0.301, SLG: 0.582 (1, 3)	4-0 1B BB		0-0 6-3			0-3 K			0-0 L8		3	0	0	0	1	1	0	
Leon Wagner, L OBP: 0.352, SLG: 0.463 (1, 7)	0-0 1B					0-0 4-3			0-0 F6		4	0	2	0	0	0	0	
Rocky Colavito, R OBP: 0.400, SLG: 0.500 Chico Salmon, R OBP: 0.211, SLG: 0.176 (10, PR) (10, 9)	4-0 BB					0-0 L8			0-0 F9		2	0	0	0	2	0	1	
Max Alvis, R OBP: 0.353, SLG: 0.457 (1, 5)	0-0 L8					0-0 L5			0-0 5-3		4	0	0	0	0	0	4	
Vic Davalillo, L OBP: 0.369, SLG: 0.500 (1, 8)						0-0 L8			0-3 K		4	0	0	0	2	3		
Joe Azcue, R OBP: 0.304, SLG: 0.275 (1, 2)						0-0 F4			0-0 6-3		3	0	0	0	0	0	0	
Larry Brown, R OBP: 0.271, SLG: 0.289 (1, 4)						0-0 6-3			0-0 F7		3	0	0	0	0	0	0	
Jack Kralick, L OBP: 0.250, SLG: 0.250 (1, 1)						0-3 K			0-0 4-3		3	0	0	0	0	2	0	
Inning Stats	R: 0 E: 0 K: 1 S: 5	H: 1 LOB: 2 BB: 2 P: 13	R: 0 E: 0 K: 0 S: 3	H: 0 LOB: 0 BB: 0 P: 3	R: 0 E: 0 K: 1 S: 5	H: 0 LOB: 0 BB: 0 P: 5	R: 0 E: 0 K: 1 S: 5	H: 0 LOB: 0 BB: 0 P: 5	R: 0 E: 0 K: 0 S: 3	H: 0 LOB: 0 BB: 0 P: 3	R: 0 E: 0 K: 0 S: 3	H: 0 LOB: 0 BB: 0 P: 3	R: 0 E: 0 K: 1 S: 4	H: 0 LOB: 1 BB: 1 P: 8	1B: 2 2B: 0 3B: 0 HR: 0	SF: 0 SAC: 0 DP: 0 HBP: 0	WP: 0 PA: 33 PB: 0 SB: 0 CS: 1	
PITCHER Mickey Lolich, L ERA: 3.07 (1, 1)	IP 10.0	WLS W 33	H 2	R 0	ER 0	SO 6	BB 3	IBB 0	HBP 0	BLK 1	WP 0	HR 0	S 42	P 54	ERA 0.00	WHIP 0.500		

Batter	1	2	3	4	5	6	7	8	9	10	AB	R	H	RBI	BB	SO	LOB	BOTTOM	
Jake Wood, R OBP: 0.347, SLG: 0.489 (1, 4)	0-0 E6 G5-4-3		0-0 F4			0-0 1B 1B			0-0 1B		4	0	2	0	0	0	0	Cleveland Indians @ Detroit Tigers Tiger Stadium, Detroit, MI Sat May 29 1965, 4:33 AM EDT Att: 5,953 - Unknown AB 32 R 1 H 6 RBI 1 BB 2 SO 4 LOB 9	
Don Wert, R OBP: 0.333, SLG: 0.286 (1, 5)	0-0 F9					0-0 1B 1B			0-0 F9		4	0	1	0	0	0	2		
Don Demeter, R OBP: 0.316, SLG: 0.358 (1, 3)	0-0 G5-4-3					0-0 5-3			0-0 F7		4	0	0	0	0	0	3		
Al Kaline, R OBP: 0.406, SLG: 0.538 (1, 8)						0-3 K			0-0 L6-3		3	0	0	0	1	1	0		
Willie Horton, R OBP: 0.404, SLG: 0.743 (1, 7)						0-0 5-3 1B			0-3 K		3	0	1	0	0	1	0		
Jim Northrup, L OBP: 0.265, SLG: 0.319 George Thomas, R OBP: 0.339, SLG: 0.509 (7, PH) (8, 9)						0-0 5-3			0-0 SH1-3 BB		3	0	1	0	0	1	0		
Bill Freehan, R OBP: 0.283, SLG: 0.350 Jackie Moore, R OBP: 0.182, SLG: 0.100 (1, 2) (10, 2)						0-0 6-3			0-0 SH1-3		2	0	0	0	0	0	1		
Dick McAuliffe, L OBP: 0.419, SLG: 0.582 (1, 6)						0-0 F9			0-0 K		3	0	0	0	0	1	2		
Mickey Lolich, S OBP: 0.077, SLG: 0.040 (1, 1)						0-0 F8			0-0 2B 2B		0	0	0	0	1	0	0		
Inning Stats	R: 0 E: 1 K: 0 S: 3	H: 0 LOB: 0 BB: 0 P: 3	R: 0 E: 0 K: 1 S: 6	H: 1 LOB: 1 BB: 0 P: 6	R: 0 E: 0 K: 1 S: 5	H: 0 LOB: 0 BB: 0 P: 5	R: 0 E: 0 K: 1 S: 5	H: 0 LOB: 2 BB: 0 P: 5	R: 0 E: 0 K: 0 S: 3	H: 0 LOB: 1 BB: 1 P: 7	R: 0 E: 0 K: 0 S: 4	H: 1 LOB: 1 BB: 0 P: 4	R: 0 E: 0 K: 1 S: 5	H: 0 LOB: 0 BB: 0 P: 5	R: 1 E: 0 K: 0 S: 2	H: 2 LOB: 2 BB: 1 P: 6	1B: 4 2B: 2 3B: 0 HR: 0		SF: 0 SAC: 1 DP: 1 HBP: 0
PITCHER Jack Kralick, L ERA: 3.55 (1, 1)	IP 9.0	WLS L 35	H 6	R 1	ER 1	SO 4	BB 1	IBB 1	HBP 0	BLK 0	WP 0	HR 0	S 41	P 49	ERA 1.00	WHIP 0.778			

Batter	1	2	3	4	5	6	7	8	9	10	AB	R	H	RBI	BB	SO	LOB	TOP									
Danny Cater, R OBP: 0.338, SLG: 0.447 (1, 7)	6-3		K		FC3-6		F8		4-3		5	0	0	0	0	1	2	Chicago White Sox @ Cleveland Indians Cleveland Municipal Stadium, Cleveland, OH Mon May 31 1965, 3:33 AM EDT Unknown									
Don Buford, S OBP: 0.364, SLG: 0.453 (1, 4)	K		K		4-3		G4-6-3 BB		HR		4	1	1	1	1	2	2										
Floyd Robinson, L OBP: 0.286, SLG: 0.314 (1, 9)	BB				1B		6-3		G4-6-3		4	0	1	0	1	0	1										
Pete Ward, L OBP: 0.390, SLG: 0.484 (1, 5)	K		F8		1B		1B		SH1-4 BB		4	1	1	0	1	2	2										
Tom McCraw, L OBP: 0.274, SLG: 0.232 (10, 3)		K			F7		2B		1B		4	1	2	0	0	1	1										
Bill Skowron, R OBP: 0.320, SLG: 0.419 Ken Berry, R OBP: 0.286, SLG: 0.339 (10, PR)	F8				1B		2B		1B		5	1	3	1	0	0	1										
Ron Hansen, R OBP: 0.312, SLG: 0.396 (1, 6)	K				1B		2B		1B		0	0	0	0	0	0	0										
J.C. Martin, L OBP: 0.410, SLG: 0.474 (1, 2)					2B		2B		1B		3	0	3	1	1	0	0										
John Buzhardt, R OBP: 0.250, SLG: 0.143 Bruce Howard, S OBP: 0.385, SLG: 0.222 Al Weis, S OBP: 0.357, SLG: 0.449 Eddie Fisher, R (9, 1)	B3				F8		F7		G2-6-3		1	0	0	0	0	0	1										
Inning Stats	R: 0 E: 0 K: 2 S: 7	H: 0 LOB: 1 BB: 1 P: 11	R: 0 E: 0 K: 2 S: 7	H: 0 LOB: 0 BB: 0 P: 7	R: 0 E: 0 K: 2 S: 8	H: 1 LOB: 1 BB: 0 P: 8	R: 0 E: 0 K: 0 S: 5	H: 2 LOB: 2 BB: 0 P: 5	R: 0 E: 0 K: 0 S: 3	H: 0 LOB: 1 BB: 1 P: 7	R: 3 E: 0 K: 0 S: 7	H: 4 LOB: 1 BB: 0 P: 7	R: 0 E: 0 K: 0 S: 2	H: 0 LOB: 0 BB: 1 P: 6	R: 0 E: 0 K: 1 S: 5	H: 0 LOB: 1 BB: 1 P: 9	R: 0 E: 0 K: 0 S: 3		H: 1 LOB: 0 BB: 0 P: 3	R: 1 E: 0 K: 1 S: 8	H: 3 LOB: 2 BB: 0 P: 8	1B: 7 2B: 3 3B: 0 HR: 1	SF: 1 SAC: 1 DP: 2 HBP: 0	WP: 0 PB: 0 SB: 0 CS: 0	PA: 43		
PITCHER	IP	WLS	BF	H	R	ER	SO	BB	IBB	HBP	BLK	WP	HR	S	P	ERA	WHIP										
Sonny Siebert, R ERA: 2.44 Gary Bell, R ERA: 2.67 Don McMahon, R ERA: 5.09 Floyd Weaver, R ERA: 6.5	(1, 1)	5.2	26	7	3	3	6	2	0	0	0	0	0	0	36	4.76	1.588										
	(6, 1)	1.1	4	0	0	0	0	1	0	0	0	0	0	3	7	0.00	0.750										
	(8, 1)	2.0	7	1	0	0	1	1	0	0	0	0	0	8	12	0.00	1.000										
	(10, 1)	1.0	L	6	3	1	1	1	0	0	0	0	0	1	8	9.00	3.000										

Batter	1	2	3	4	5	6	7	8	9	10	AB	R	H	RBI	BB	SO	LOB	BOTTOM									
Dick Howser, R OBP: 0.369, SLG: 0.295 (1, 6)	FC4-6 1B		FC6 1B	F3			5-3		F3		5	0	2	0	0	2	Chicago White Sox @ Cleveland Indians Cleveland Municipal Stadium, Cleveland, OH Mon May 31 1965, 3:33 AM EDT Unknown										
Fred Whitfield, L OBP: 0.292, SLG: 0.556 (1, 3)	FC4-6 BB		FC6 FC4-6				4-3		6-3		5	0	0	0	0	3											
Leon Wagner, L OBP: 0.355, SLG: 0.468 (1, 7)	F8		FC4-6 2B				F7		F3		5	1	0	0	0	2											
Rocky Colavito, R OBP: 0.417, SLG: 0.539 (1, 9)	BB		HR				5-3		6-3		4	1	2	0	1	0											
Max Alvis, R OBP: 0.353, SLG: 0.459 (1, 5)	6-3		HR				5-3		5-3		5	1	1	3	0	3											
Vic Davalillo, L OBP: 0.367, SLG: 0.493 (1, 8)			4-3				E4 1B		IBB		3	0	2	0	1	0											
Joe Azcue, R OBP: 0.297, SLG: 0.263 (1, 2)	G3						6-3		F4		3	0	0	0	1	0											
Pedro Gonzalez, R OBP: 0.222, SLG: 0.333 (1, 4)	5-3-2						F3		B1-3		4	0	0	0	0	1											
Sonny Siebert, R OBP: 0.298, SLG: 0.283 Gary Bell, R OBP: 0.317, SLG: 0.567 Al Luplow, L OBP: 0.323, SLG: 0.760 Don McMahon, R OBP: 0.300, SLG: 0.200 Chuck Hinton, R OBP: 0.405, SLG: 0.411 Floyd Weaver, R (10, 1)	4-3						K		1B		2	0	0	0	0	1											
Inning Stats	R: 0 E: 0 K: 0 S: 4	H: 1 LOB: 2 BB: 1 P: 8	R: 0 E: 0 K: 0 S: 4	H: 1 LOB: 1 BB: 0 P: 4	R: 3 E: 0 K: 0 S: 6	H: 3 LOB: 0 BB: 0 P: 6	R: 0 E: 0 K: 2 S: 7	H: 0 LOB: 1 BB: 1 P: 11	R: 0 E: 0 K: 0 S: 3	H: 0 LOB: 0 BB: 0 P: 3	R: 0 E: 1 K: 0 S: 4	H: 1 LOB: 1 BB: 0 P: 4	R: 0 E: 0 K: 1 S: 5	H: 0 LOB: 0 BB: 0 P: 5	R: 0 E: 0 K: 0 S: 4	H: 1 LOB: 2 BB: 1 P: 8		R: 0 E: 0 K: 0 S: 4	H: 1 LOB: 1 BB: 0 P: 4	R: 0 E: 0 K: 0 S: 3	H: 0 LOB: 0 BB: 0 P: 3	1B: 5 2B: 2 3B: 0 HR: 1	SF: 0 SAC: 0 DP: 0 HBP: 0	WP: 1 PB: 1 SB: 0 CS: 0	PA: 41		
PITCHER	IP	WLS	BF	H	R	ER	SO	BB	IBB	HBP	BLK	WP	HR	S	P	ERA	WHIP										
John Buzhardt, R ERA: 2.77 Bruce Howard, R ERA: 3.69 Eddie Fisher, R ERA: 1.87	(1, 1)	3.0	15	5	3	3	0	1	0	0	0	0	0	1	14	9.00	2.000										
	(4, 1)	5.0	19	2	0	0	3	1	1	0	0	0	0	23	31	0.00	0.600										
	(9, 1)	2.0	W	7	1	0	0	0	0	0	0	0	0	7	7	0.00	0.500										

Batter	1	2	3	4	5	6	7	8	9	AB	R	H	RBI	BB	SO	LOB	TOP				
Danny Cater, R OBP: 0.327, SLG: 0.432 (1, 7)										5	0	0	0	0	1	3	Chicago White Sox @ Cleveland Indians Cleveland Municipal Stadium, Cleveland, OH Mon May 31 1965, 3:38 AM EDT Att: 23,565 - Unknown livebaseballscorecards.com				
Don Buford, S OBP: 0.356, SLG: 0.442 (1, 4)										3	0	0	0	0	2						
Floyd Robinson, L OBP: 0.296, SLG: 0.340 (1, 9)										3	1	2	2	1	0	1					
Pete Ward, L OBP: 0.387, SLG: 0.484 (1, 5)										4	0	1	0	0	2						
Tom McCraw, L OBP: 0.258, SLG: 0.217 (1, 8) (9, 3)										4	0	0	0	0	3						
Bill Skowron, R OBP: 0.324, SLG: 0.421 Ken Berry, R OBP: 0.286, SLG: 0.339 (9, PR) (9, 8)										4	0	2	0	0	1	1					
Ron Hansen, R OBP: 0.306, SLG: 0.388 (1, 6)										3	0	0	0	0	1						
J.C. Martin, L OBP: 0.400, SLG: 0.459 (1, 2)										4	0	1	0	0	3						
Juan Pizarro, L OBP: 0.333, SLG: 0.333 Bob Locker, S OBP: 0.265, SLG: 0.250 Smoky Burgess, L OBP: 0.185, SLG: 0.154 Eddie Fisher, R OBP: 0.368, SLG: 0.460 Al Weis, S OBP: 0.395, SLG: 0.222 (1, 1) (4, 1) (5, PH) (5, 1) (7, PH) (7, 1) (9, PH) (9, 1)										1	1	1	0	0	0	0					
Inning Stats	R: 0 E: 1 K: 0 S: 4	H: 0 LOB: 1 BB: 0 P: 4	R: 0 E: 0 K: 0 S: 4	H: 1 LOB: 1 BB: 0 P: 4	R: 2 E: 0 K: 1 S: 7	H: 2 LOB: 0 BB: 0 P: 7	R: 0 E: 0 K: 0 S: 3	H: 0 LOB: 0 BB: 0 P: 3	R: 0 E: 0 K: 1 S: 6	H: 1 LOB: 1 BB: 0 P: 6	R: 0 E: 0 K: 0 S: 3	H: 0 LOB: 0 BB: 0 P: 3	R: 0 E: 0 K: 0 S: 4	H: 1 LOB: 2 BB: 1 P: 8	R: 1 E: 0 K: 0 S: 5	H: 2 LOB: 1 BB: 0 P: 5		1B: 6 2B: 1 3B: 0 HR: 1	SF: 0 SAC: 2 DP: 0 HBP: 0	WP: 0 PB: 0 SB: 0 CS: 0	PA: 37
PITCHER Luis Tiant, R ERA: 3.83 (1, 1)	IP: 9.0 WLS: W BF: 37 H: 8 R: 3 ER: 3 SO: 2 BB: 1 IBB: 0 HBP: 0 BLK: 0 WP: 0 HR: 1 S: 40 P: 44 ERA: 3.00 WHIP: 1.000																				

Batter	1	2	3	4	5	6	7	8	9	AB	R	H	RBI	BB	SO	LOB	BOTTOM						
Larry Brown, R OBP: 0.290, SLG: 0.340 (1, 6)										4	1	3	1	0	0	1	Chicago White Sox @ Cleveland Indians Cleveland Municipal Stadium, Cleveland, OH Mon May 31 1965, 3:38 AM EDT Att: 23,565 - Unknown livebaseballscorecards.com						
Chico Salmon, R OBP: 0.217, SLG: 0.190 (1, 3)										4	0	1	0	0	1	2							
Chuck Hinton, R OBP: 0.349, SLG: 0.409 (1, 7) BB BB										3	0	1	0	1	1								
Rocky Colavito, R OBP: 0.408, SLG: 0.524 (1, 9)										4	0	0	0	0	4								
Max Alvis, R OBP: 0.351, SLG: 0.450 (1, 5) BB BB										3	1	0	0	1	1	3							
Vic Davallo, L OBP: 0.384, SLG: 0.493 (1, 8)										4	1	1	0	0	1	1							
Joe Azcue, R OBP: 0.298, SLG: 0.275 (1, 2)										3	1	1	0	0	2	0							
Pedro Gonzalez, R OBP: 0.286, SLG: 0.381 (1, 4)										3	0	2	2	0	0								
Luis Tiant, R (1, 1)										3	0	0	0	0	2								
Inning Stats	R: 0 E: 0 K: 1 S: 6	H: 1 LOB: 2 BB: 1 P: 10	R: 0 E: 0 K: 1 S: 5	H: 0 LOB: 0 BB: 0 P: 5	R: 1 E: 0 K: 1 S: 7	H: 2 LOB: 1 BB: 0 P: 7	R: 2 E: 0 K: 1 S: 7	H: 2 LOB: 1 BB: 1 P: 11	R: 0 E: 0 K: 0 S: 3	H: 0 LOB: 0 BB: 0 P: 3	R: 0 E: 0 K: 1 S: 5	H: 0 LOB: 0 BB: 0 P: 5	R: 0 E: 0 K: 0 S: 3	H: 2 LOB: 1 BB: 0 P: 6	R: 0 E: 0 K: 0 S: 3	H: 1 LOB: 0 BB: 0 P: 3		R: 1 E: 1 K: 0 S: 2	H: 1 LOB: 1 BB: 0 P: 2	1B: 6 2B: 3 3B: 0 HR: 1	SF: 0 SAC: 1 DP: 2 HBP: 0	WP: 0 PB: 0 SB: 1 CS: 0	PA: 34
PITCHER Juan Pizarro, L ERA: 7.71 Bob Locker, R ERA: 3.98 Hoyt Wilhelm, R ERA: 3.51 Eddie Fisher, R ERA: 1.79 Bruce Howard, R ERA: 3.69 (1, 1) (4, 1) (5, 1) (7, 1) (9, 1)	IP: 3.1 WLS: 0 BF: 17 H: 5 R: 3 ER: 3 SO: 3 BB: 2 IBB: 0 HBP: 0 BLK: 0 WP: 0 HR: 1 S: 23 P: 31 ERA: 8.10 WHIP: 2.100																						

Batter	1	2	3	4	5	6	7	8	9	AB	R	H	RBI	BB	SO	LOB	TOP								
Don Wert, R OBP: 0.317, SLG: 0.272 (1, 5)	F8		5-3		K		5-3			4	0	0	0	0	1	2	Detroit Tigers @ Cleveland Indians Cleveland Municipal Stadium, Cleveland, OH Fri Jun 04 1965, 7:05 PM EDT Att: 17,693 - Unknown								
Jerry Lumpe, L OBP: 0.322, SLG: 0.321 (1, 4)	F9		1B		F8		6-3			4	0	1	0	0	0	2									
Norm Cash, L OBP: 0.331, SLG: 0.267 (1, 3)	HR		K		1B			K		3	1	1	2	1	2	1									
Al Kaline, R OBP: 0.392, SLG: 0.521 (1, 8)	HR			L8	L3			L1-3		4	1	1	2	0	0	1									
Willie Horton, R OBP: 0.408, SLG: 0.724 (1, 7)	F4			5-3			G1-6-3	F4		4	0	1	0	0	0	0									
Jim Northrup, L OBP: 0.282, SLG: 0.305 (1, 9)		4-3		F6		G1-6-3		K		4	0	0	0	0	1	1									
Bill Freehan, R OBP: 0.290, SLG: 0.341 (1, 2)		6-3				1B		F4		3	1	1	0	1	0	0									
Ray Oyler, R OBP: 0.267, SLG: 0.267 (1, 6)					2B			K		3	2	2	0	0	1	0									
Don Demeter, R OBP: 0.306, SLG: 0.338 (9, PH)					1B			K		1	0	0	0	0	1	1									
Hank Aquirre, R OBP: 0.190, SLG: 0.105 (1, 1)								K		1	0	0	0	0	0	0									
Gates Brown, L OBP: 0.290, SLG: 0.425 (5, PH)			1-3					K		1	1	1	1	0	0	0									
Larry Sherry, R OBP: 0.333, SLG: 0.600 (5, 1)					1B			K		0	0	0	0	0	0	0									
George Thomas, R OBP: 0.324, SLG: 0.462 (9, PH)					2B			K		1	0	0	0	0	1	1									
Inning Stats	R: 2 E: 0 K: 0 S: 4	H: 1 LOB: 0 BB: 1 P: 8	R: 0 E: 0 K: 1 S: 5	H: 0 LOB: 0 BB: 0 P: 5	R: 0 E: 0 K: 1 S: 6	H: 1 LOB: 1 BB: 0 P: 6	R: 0 E: 0 K: 0 S: 3	H: 0 LOB: 0 BB: 0 P: 3	R: 3 E: 0 K: 1 S: 8	H: 3 LOB: 1 BB: 1 P: 12	R: 0 E: 0 K: 0 S: 3	H: 1 LOB: 0 BB: 0 P: 3	R: 1 E: 0 K: 0 S: 4	H: 1 LOB: 0 BB: 0 P: 4	R: 0 E: 0 K: 1 S: 5	H: 0 LOB: 0 BB: 0 P: 5	R: 0 E: 1 K: 3 S: 10	H: 1 LOB: 1 BB: 0 P: 10	1B: 6 2B: 1 3B: 0 HR: 1	SF: 0 SAC: 1 DP: 1 HBP: 0	WP: 0 PB: 2 SB: 0 CS: 0	PA: 36			
PITCHER	IP	WLS	BF	H	R	ER	SO	BB	IBB	HBP	BLK	WP	HR	S	P	ERA	WHIP								
Ralph Terry, R ERA: 3.12 (1, 1)	6.0		25	6	5	5	3	2	0	0	0	0	1	29	37	7.50	1.333								
Sonny Siebert, R ERA: 2.34 (7, 1)	2.0	W	7	1	1	0	1	0	0	0	0	0	0	9	9	0.00	0.500								
Gary Bell, R ERA: 2.57 (9, 1)	1.0	S	4	1	0	0	3	0	0	0	0	0	0	10	10	0.00	1.000								

Batter	1	2	3	4	5	6	7	8	9	AB	R	H	RBI	BB	SO	LOB	BOTTOM									
Dick Howser, R OBP: 0.379, SLG: 0.311 (1, 6)	4-3		HR		5-3		4-3	CS		3	2	2	0	1	0	0	Detroit Tigers @ Cleveland Indians Cleveland Municipal Stadium, Cleveland, OH Fri Jun 04 1965, 7:05 PM EDT Att: 17,693 - Unknown									
Pedro Gonzalez, R OBP: 0.280, SLG: 0.480 (1, 4)	K		HR		5-3		4-3			4	1	1	3	0	1	2										
Leon Wagner, L OBP: 0.352, SLG: 0.463 (1, 7)	K		FC5-6		F6		G3			4	0	1	1	0	1	1										
Rocky Colavito, R OBP: 0.404, SLG: 0.514 (1, 9)		6-3	FC5-6		FC5-4		F7			3	0	0	0	1	0	1										
Max Alvis, R OBP: 0.354, SLG: 0.448 (1, 5)		K		1B	FC5-4			G3		3	2	1	0	1	1	2										
Vic Davallilo, L OBP: 0.367, SLG: 0.493 (1, 8)		F7		1B			4-3	F7		4	0	2	0	0	0	1										
Chuck Hinton, R OBP: 0.346, SLG: 0.400 (1, 3)			4-3		F9		F9			3	1	0	0	1	0	2										
Cam Carreon, R OBP: 0.261, SLG: 0.238 (1, 2)										2	1	0	0	1	0	2										
Fred Whitfield, L OBP: 0.289, SLG: 0.550 (8, PH)					3-1		4-3	G3		1	0	0	0	0	0	2										
Gary Bell, R OBP: 0.167, SLG: 0.667 (9, 1)			HR							0	0	0	0	0	0	0										
Ralph Terry, R OBP: 0.143, SLG: 0.150 (1, 1)										1	0	0	0	0	1	1										
Al Luplow, L OBP: 0.400, SLG: 0.692 (6, PH)			SH1-4		K					1	0	0	0	0	0	1										
Sonny Siebert, R OBP: 0.100, SLG: 0.263 (7, 1)										0	0	0	0	0	0	0										
Joe Azcue, R OBP: 0.304, SLG: 0.282 (8, PH)										1	0	1	2	0	0	0										
Inning Stats	R: 0 E: 0 K: 2 S: 7	H: 0 LOB: 0 BB: 0 P: 7	R: 0 E: 0 K: 1 S: 5	H: 0 LOB: 0 BB: 0 P: 5	R: 3 E: 0 K: 0 S: 5	H: 2 LOB: 1 BB: 2 P: 13	R: 1 E: 1 K: 1 S: 7	H: 2 LOB: 1 BB: 0 P: 7	R: 0 E: 0 K: 0 S: 4	H: 1 LOB: 1 BB: 1 P: 8	R: 0 E: 0 K: 0 S: 4	H: 1 LOB: 0 BB: 0 P: 4	R: 1 E: 0 K: 0 S: 4	H: 1 LOB: 0 BB: 0 P: 4	R: 2 E: 0 K: 0 S: 3	H: 1 LOB: 0 BB: 2 P: 11	1B: 6 2B: 1 3B: 0 HR: 1	SF: 0 SAC: 1 DP: 0 HBP: 0	WP: 0 PB: 0 SB: 0 CS: 1	PA: 37						
PITCHER	IP	WLS	BF	H	R	ER	SO	BB	IBB	HBP	BLK	WP	HR	S	P	ERA	WHIP									
Hank Aquirre, L ERA: 3.3 (1, 1)	4.0		18	4	4	3	4	2	0	0	0	0	0	1	24	32	6.75	1.500								
Larry Sherry, R ERA: 2.61 (5, 1)	4.0	L	18	4	3	3	0	3	0	0	0	0	0	15	27	6.75	1.750									

Batter	1	2	3	4	5	6	7	8	9	10	AB	R	H	RBI	BB	SO	LOB	TOP	
Jake Wood, R OBP: 0.349, SLG: 0.431 (1, 4)											4	1	1	0	1	2	3	Detroit Tigers @ Cleveland Indians Cleveland Municipal Stadium, Cleveland, OH Sat Jun 05 1965, 7:05 PM EDT Att: 13,084 - Unknown	
Don Wert, R OBP: 0.314, SLG: 0.265 (1, 5)											4	0	0	0	1	2	3		
Don Demeter, R OBP: 0.307, SLG: 0.338 (1, 3)											3	0	1	0	0	0	0		
Al Kaline, R OBP: 0.394, SLG: 0.514 (1, 8)											2	0	0	0	2	2	0		
Willie Horton, R OBP: 0.395, SLG: 0.700 (1, 7)											4	0	0	0	0	2	5		
George Thomas, R OBP: 0.320, SLG: 0.449 (1, 9)											4	0	1	0	0	2	3		
Bill Freehan, R OBP: 0.282, SLG: 0.331 (1, 2)											4	0	0	0	0	1	4		
Ray Oyler, R OBP: 0.263, SLG: 0.222 (1, 6)											3	0	0	0	1	2	1		
Mickey Lolich, S OBP: 0.103, SLG: 0.071 Terry Fox, R (8, 1)										1	0	0	0	0	0	1			
Inning Stats	R: 1 E: 0 K: 2 S: 7	H: 1 LOB: 2 BB: 2 P: 15	R: 0 E: 0 K: 1 S: 5	H: 0 LOB: 0 BB: 0 P: 5	R: 0 E: 0 K: 2 S: 7	H: 0 LOB: 0 BB: 0 P: 7	R: 0 E: 0 K: 2 S: 7	H: 1 LOB: 0 BB: 0 P: 5	R: 0 E: 0 K: 1 S: 5	H: 0 LOB: 0 BB: 0 P: 5	R: 0 E: 0 K: 2 S: 9	H: 2 LOB: 2 BB: 0 P: 9	R: 0 E: 1 K: 0 S: 4	H: 0 LOB: 3 BB: 2 P: 12	R: 0 E: 0 K: 2 S: 7	H: 0 LOB: 1 BB: 1 P: 11	1B: 4 2B: 1 3B: 0 HR: 0		SF: 0 SAC: 1 DP: 1 HBP: 0
PITCHER Sam McDowell, L ERA: 2.97 (1, 1)	IP: 10.0 W: 3 L: 1 S: 7	WLS: 38 BF: 4 R: 1 ER: 0 SO: 15	H: 4 R: 1 ER: 0 SO: 15	BB: 4 IBB: 1 HBP: 0 BLK: 0	WP: 1 HR: 0 S: 63 P: 83	ERA: 0.00 WHIP: 0.800	PITCHER IP: 10.0 WLS: 38 BF: 4 R: 1 ER: 0 SO: 15 BB: 4 IBB: 1 HBP: 0 BLK: 0 WP: 1 HR: 0 S: 63 P: 83 ERA: 0.00 WHIP: 0.800												

AB	32
R	1
H	4
RBI	0
BB	5
SO	15
LOB	20



Batter	1	2	3	4	5	6	7	8	9	10	AB	R	H	RBI	BB	SO	LOB	BOTTOM	
Dick Howser, R OBP: 0.380, SLG: 0.304 (1, 6)											3	1	0	0	2	0	5	Detroit Tigers @ Cleveland Indians Cleveland Municipal Stadium, Cleveland, OH Sat Jun 05 1965, 7:05 PM EDT Att: 13,084 - Unknown	
Pedro Gonzalez, R OBP: 0.267, SLG: 0.433 (1, 4)											5	0	1	0	0	1	5		
Leon Wagner, L OBP: 0.354, SLG: 0.461 (1, 7)											5	1	2	1	0	0	0		
Rocky Colavito, R OBP: 0.399, SLG: 0.503 (1, 9)											5	0	1	0	0	1	3		
Max Alvis, R OBP: 0.350, SLG: 0.440 (1, 5)											5	0	1	0	0	1	4		
Vic Davalillo, L OBP: 0.364, SLG: 0.494 (1, 8)											4	0	1	1	0	0	3		
Chuck Hinton, R OBP: 0.344, SLG: 0.396 (1, 3)											4	0	1	0	0	0	2		
Cam Carreon, R OBP: 0.286, SLG: 0.233 Fred Whitfield, L OBP: 0.296, SLG: 0.655 Chico Salmon, R OBP: 0.217, SLG: 0.190 Joe Azcue, R OBP: 0.304, SLG: 0.282 (1, 2)											1	0	0	0	2	1	0		
Sam McDowell, L OBP: 0.154, SLG: 0.120 (1, 1)											4	0	1	0	0	0	4		
Inning Stats	R: 1 E: 0 K: 0 S: 3	H: 0 LOB: 0 BB: 1 P: 7	R: 0 E: 1 K: 0 S: 5	H: 1 LOB: 3 BB: 1 P: 9	R: 0 E: 0 K: 1 S: 5	H: 0 LOB: 0 BB: 1 P: 5	R: 0 E: 0 K: 0 S: 4	H: 1 LOB: 2 BB: 1 P: 8	R: 0 E: 1 K: 1 S: 6	H: 1 LOB: 1 BB: 0 P: 6	R: 0 E: 0 K: 0 S: 5	H: 0 LOB: 0 BB: 0 P: 5	R: 0 E: 0 K: 0 S: 5	H: 2 LOB: 3 BB: 0 P: 5	R: 1 E: 0 K: 0 S: 4	H: 2 LOB: 1 BB: 0 P: 4	1B: 8 2B: 1 3B: 0 HR: 0		SF: 0 SAC: 1 DP: 0 HBP: 0
PITCHER Mickey Lolich, L ERA: 2.91 Terry Fox, R ERA: 1.01 (8, 1)	IP: 7.0 W: 2 L: 1 S: 2	WLS: 30 BF: 5 R: 1 ER: 1 SO: 4	H: 5 R: 1 ER: 1 SO: 4	BB: 2 IBB: 2 HBP: 0 BLK: 0	WP: 0 HR: 0 S: 34 P: 50	ERA: 1.29 WHIP: 1.000	PITCHER IP: 7.0 WLS: 30 BF: 5 R: 1 ER: 1 SO: 4 BB: 2 IBB: 2 HBP: 0 BLK: 0 WP: 0 HR: 0 S: 34 P: 50 ERA: 1.29 WHIP: 1.000												

AB	37
R	2
H	9
RBI	2
BB	4
SO	4
LOB	26




Batter	1	2	3	4	5	6	7	8	9	AB	R	H	RBI	BB	SO	LOB	TOP										
Don Wert, R OBP: 0.313, SLG: 0.271 (1, 5)	F9		FC6-4					F9		4	0	1	0	0	0	1	Detroit Tigers @ Cleveland Indians Cleveland Municipal Stadium, Cleveland, OH Sun Jun 06 1965, 3:33 AM EDT Att: 29,183 - Unknown										
Jerry Lumpe, L OBP: 0.314, SLG: 0.311 (1, 4)	6-3		L6				F7	F5		4	0	0	0	0	0	2											
Don Demeter, R OBP: 0.305, SLG: 0.331 (1, 3)	BB		F4				K		F6	3	0	0	0	1	1	2											
Al Kaline, R OBP: 0.385, SLG: 0.500 (1, 8)	L3			L7			L9		L9	4	0	0	0	0	0	1											
Willie Horton, R OBP: 0.398, SLG: 0.718 (1, 7)		5-3		F8			HR			4	1	2	1	0	0	0											
George Thomas, R OBP: 0.304, SLG: 0.425 (1, 9)	F3			F8			F3		K	4	0	0	0	0	1	1											
Bill Freehan, R OBP: 0.276, SLG: 0.323 (1, 2)	5-3				F9		F7			3	0	0	0	0	0	0											
Ray Oyler, R OBP: 0.273, SLG: 0.238 (1, 6)			FC3-6		4-3		F8			3	0	1	0	0	0	0											
Joe Sparra, R OBP: 0.131, SLG: 0.143 (5, PH)			FC3-6							1	0	0	0	0	0	0											
Jake Wood, R OBP: 0.209, SLG: 0.441 (5, PH)			FC3-6							1	0	1	0	0	0	0											
Fred Gladding, L OBP: 0.209, SLG: 0.441 (5, PH)			FC3-6							0	0	0	0	0	0	0											
Ron Nischwitz, S OBP: 0.209, SLG: 0.441 (7, PH)			FC3-6							0	0	0	0	0	0	0											
Gates Brown, L OBP: 0.209, SLG: 0.441 (8, PH)			FC3-6							1	0	0	0	0	1	0											
Phil Regan, R OBP: 0.171, SLG: 0.111 (8, PH)			FC3-6							0	0	0	0	0	0	0											
Inning Stats	R: 0 E: 0 K: 0 S: 3	H: 0 LOB: 1 BB: 1 P: 7	R: 0 E: 0 K: 0 S: 3	H: 0 LOB: 0 BB: 0 P: 3	R: 0 E: 0 K: 0 S: 5	H: 2 LOB: 2 BB: 0 P: 5	R: 0 E: 0 K: 0 S: 3	H: 0 LOB: 0 BB: 0 P: 3	R: 0 E: 0 K: 1 S: 4	H: 1 LOB: 1 BB: 0 P: 4	R: 0 E: 0 K: 1 S: 5	H: 0 LOB: 0 BB: 0 P: 5	R: 1 E: 0 K: 0 S: 4	H: 1 LOB: 0 BB: 0 P: 4	R: 0 E: 0 K: 1 S: 5	H: 0 LOB: 0 BB: 0 P: 5	R: 0 E: 0 K: 1 S: 6	H: 1 LOB: 1 BB: 0 P: 6	1B: 3 2B: 1 3B: 0 HR: 1	SF: 0 SAC: 0 DP: 0 HBP: 0	WP: 0 PB: 0 SB: 0 CS: 0	PA: 33					
PITCHER	IP	WLS	BF	H	R	ER	SO	BB	IBB	HBP	BLK	WP	HR	S	P	ERA	WHIP										
Jack Kralick, L ERA: 3.15 (1, 1)	7.0	W	26	4	1	1	1	1	0	0	0	0	1	27	31	1.29	0.714										
Gary Bell, R ERA: 2.4 (8, 1)	2.0	S	7	1	0	0	2	0	0	0	0	0	0	11	11	0.00	0.500										

Batter	1	2	3	4	5	6	7	8	9	AB	R	H	RBI	BB	SO	LOB	BOTTOM											
Larry Brown, R OBP: 0.295, SLG: 0.330 (1, 6)	F2		BB	F9			6-3	1B 2B BB		3	1	0	0	2	0	1	Detroit Tigers @ Cleveland Indians Cleveland Municipal Stadium, Cleveland, OH Sun Jun 06 1965, 3:33 AM EDT Att: 29,183 - Unknown											
Pedro Gonzalez, R OBP: 0.286, SLG: 0.412 (1, 4)	K		K		K		WP 1B HBP	2B SF7 1B		4	2	1	1	0	3	1												
Leon Wagner, L OBP: 0.360, SLG: 0.468 (1, 7)	L8		6-3		FC5-4		1B WP BB	1-3 2-H HR		4	2	2	1	1	0	1												
Rocky Colavito, R OBP: 0.399, SLG: 0.503 (1, 9)		K		PB E 1B	FC5-4		FC2-4	SF7		4	1	2	2	0	1	1												
Max Alvis, R OBP: 0.351, SLG: 0.454 (1, 5)	1B WP BB			F7	FC6-4		FC2-4	HR		4	1	1	2	1	0	3												
Vic Davallito, L OBP: 0.377, SLG: 0.497 (1, 8)	1B BB			E9 1B 1B		6-3	BB	BB		3	1	2	0	2	0	0												
Fred Whitfield, L OBP: 0.305, SLG: 0.558 (1, 3)				1B SF8 1B			L8			3	1	2	0	0	0	0												
Chico Salmon, R OBP: 0.240, SLG: 0.182 (7, PH) (8, 3)	G5-4-3			1B SF8 1B			F3			1	0	0	0	1	0	2												
Cam Carreon, R OBP: 0.315, SLG: 0.239 (1, 2)	G5-4-3			1B				BB		3	1	1	1	2	0	5												
Jack Kralick, L OBP: 0.182, SLG: 0.200 (1, 1)				1B				SH1-4		2	0	0	1	0	1	1												
Gary Bell, R OBP: 0.167, SLG: 0.667 (8, 1)				K						0	0	0	0	0	0	0												
Inning Stats	R: 0 E: 0 K: 1 S: 5	H: 0 LOB: 0 BB: 0 P: 5	R: 0 E: 0 K: 1 S: 5	H: 1 LOB: 2 BB: 2 P: 13	R: 0 E: 0 K: 2 S: 7	H: 0 LOB: 1 BB: 1 P: 11	R: 3 E: 1 K: 0 S: 7	H: 4 LOB: 1 BB: 0 P: 7	R: 0 E: 0 K: 1 S: 6	H: 1 LOB: 1 BB: 0 P: 6	R: 0 E: 0 K: 0 S: 3	H: 0 LOB: 1 BB: 1 P: 7	R: 2 E: 0 K: 0 S: 4	H: 1 LOB: 2 BB: 2 P: 13	R: 5 E: 0 K: 0 S: 7	H: 4 LOB: 2 BB: 3 P: 19	1B: 9 2B: 1 3B: 0 HR: 1	SF: 2 SAC: 1 DP: 1 HBP: 1	WP: 3 PB: 1 SB: 0 CS: 0	PA: 44								
PITCHER	IP	WLS	BF	H	R	ER	SO	BB	IBB	HBP	BLK	WP	HR	S	P	ERA	WHIP											
Joe Sparra, R ERA: 3.32 (1, 1)	4.0	L	19	5	3	3	4	3	0	0	0	0	2	0	24	36	6.75	2.000										
Fred Gladding, R ERA: 3.95 (5, 1)	2.2		14	2	2	2	1	3	0	1	0	2	0	12	25	6.75	1.875											
Ron Nischwitz, L ERA: 3.86 (7, 1)	0.1		1	0	0	0	0	0	0	0	0	0	0	1	1	0.00	0.000											
Phil Regan, R ERA: 5.45 (8, 1)	1.0		10	4	5	5	0	3	0	0	0	0	1	7	19	45.00	7.000											

Batter	1	2	3	4	5	6	7	8	9	AB	R	H	RBI	BB	SO	LOB	TOP																			
Dick Howser, R (1, 6) OBP: 0.376, SLG: 0.303	L9			1-3		6-3		6-3		4	0	1	0	0	0	0	Cleveland Indians @ Minnesota Twins Metropolitan Stadium, Bloomington, MI Mon Jun 07 1965, 8:05 PM EDT Att: 13,567 - Unknown - 74 F																			
Pedro Gonzalez, R (1, 4) OBP: 0.282, SLG: 0.395	5-3			5-3		K		G3		4	0	1	0	0	1																					
Leon Wagner, L (1, 7) OBP: 0.358, SLG: 0.480	L3			HR		K		G3		4	1	1	1	0	1																					
Rocky Colavito, R (1, 9)		F8		HR		6-3				3	1	1	1	1	0																					
Max Alvis, R (1, 5)		K		F3				BB		4	0	0	0	0	1																					
Vic Davalillo, L (1, 8) OBP: 0.380, SLG: 0.494	1-3					K		FC5		3	0	1	0	1	1																					
Fred Whitfield, L (1, 3)			L8			4-3		BB		4	0	1	0	0	2																					
Joe Azcue, R (1, 2) OBP: 0.303, SLG: 0.274			K			2-3		1-2		3	0	0	0	1	2																					
Luis Tiant, R (1, 1)			K			4-3		FC5		4	0	0	0	0	1																					
Inning Stats	R: 0 E: 0 K: 0 S: 3	H: 0 LOB: 0 BB: 0 P: 3	R: 0 E: 0 K: 1 S: 5	H: 0 LOB: 0 BB: 0 P: 5	R: 0 E: 0 K: 2 S: 7	H: 0 LOB: 0 BB: 0 P: 7	R: 2 E: 0 K: 0 S: 5	H: 2 LOB: 0 BB: 0 P: 5	R: 0 E: 0 K: 1 S: 6	H: 1 LOB: 1 BB: 0 P: 6	R: 0 E: 0 K: 2 S: 8	H: 0 LOB: 2 BB: 2 P: 11	R: 0 E: 0 K: 0 S: 4	H: 1 LOB: 2 BB: 1 P: 8	R: 0 E: 0 K: 1 S: 6	H: 1 LOB: 1 BB: 0 P: 6	1B: 4 2B: 0 3B: 0 HR: 2	SF: 0 SAC: 0 DP: 0 HBP: 0	WP: 0 PB: 0 SB: 2 CS: 0	PA: 36																
PITCHER	IP	WLS	BF	H	R	ER	SO	BB	IBB	HBP	BLK	WP	HR	S	P	ERA	WHIP	PITCHER		IP	WLS	BF	H	R	ER	SO	BB	IBB	HBP	BLK	WP	HR	S	P	ERA	WHIP
Mudcat Grant, R (1, 1) ERA: 4.02	8.0	L	32	5	2	2	6	2	1	0	0	0	2	41	53	2.25	0.875			8.0	L	32	5	2	2	6	2	1	0	0	0	2	41	53	2.25	0.875
Jerry Fosnow, L (9, 1) ERA: 4.09	1.0		4	1	0	0	1	0	0	0	0	0	0	6	6	0.00	1.000			1.0		4	1	0	0	1	0	0	0	0	6	6	0.00	1.000		

AB 33
R 2
H 6
RBI 2
BB 3
SO 7
LOB 14



Batter	1	2	3	4	5	6	7	8	9	AB	R	H	RBI	BB	SO	LOB	BOTTOM																			
Zoilo Versalles, R (1, 6) OBP: 0.300, SLG: 0.490	L5		K			F6			F9	4	0	0	0	0	1	0	Cleveland Indians @ Minnesota Twins Metropolitan Stadium, Bloomington, MI Mon Jun 07 1965, 8:05 PM EDT Att: 13,567 - Unknown - 74 F																			
Jerry Kindall, R (1, 4) OBP: 0.297, SLG: 0.335	4-3			4-3		K			BB	3	0	0	0	0	1	0																				
Harmon Killebrew, R (9, PH) OBP: 0.362, SLG: 0.431									G6-4-3	0	0	0	0	1	0	0																				
Jim Kaat, L (9, PR) OBP: 0.206, SLG: 0.235									BB	0	0	0	0	0	0	0																				
Tony Oliva, L (1, 9) OBP: 0.292, SLG: 0.480				2B		K			G6-4-3	3	1	1	0	1	1	1																				
Don Mincher, L (1, 3) OBP: 0.306, SLG: 0.424	F7			2B		K			1-2	3	0	1	1	0	1	1																				
Bob Allison, R (1, 7) OBP: 0.399, SLG: 0.500		K		F2		K2-3				3	0	0	0	0	2	1																				
Jimmie Hall, L (1, 8) OBP: 0.391, SLG: 0.569	6-3			L8		6-3				3	0	0	0	0	0	1																				
Rich Rollins, R (1, 5) OBP: 0.284, SLG: 0.326	F4					F6			F6	3	0	0	0	0	0	0																				
Jerry Zimmerman, R (1, 2) OBP: 0.318, SLG: 0.361			F3			3-1			K	2	0	0	0	0	0	0																				
Sandy Valdespino, L (8, PH) OBP: 0.385, SLG: 0.371										1	0	0	0	0	1	0																				
Jerry Fosnow, R (9, 1)										0	0	0	0	0	0	0																				
Mudcat Grant, R (1, 1) OBP: 0.143, SLG: 0.231			K			3-1			K	2	0	0	0	0	1	0																				
Earl Battey, R (8, PH) OBP: 0.402, SLG: 0.417										1	0	0	0	0	1	0																				
Inning Stats	R: 0 E: 0 K: 0 S: 3	H: 0 LOB: 1 BB: 1 P: 7	R: 0 E: 0 K: 1 S: 5	H: 0 LOB: 0 BB: 0 P: 5	R: 0 E: 0 K: 2 S: 7	H: 0 LOB: 0 BB: 0 P: 7	R: 1 E: 0 K: 0 S: 5	H: 2 LOB: 1 BB: 0 P: 5	R: 0 E: 0 K: 0 S: 3	H: 0 LOB: 0 BB: 0 P: 3	R: 0 E: 0 K: 2 S: 7	H: 0 LOB: 0 BB: 0 P: 7	R: 0 E: 0 K: 2 S: 7	H: 0 LOB: 0 BB: 0 P: 7	R: 0 E: 0 K: 2 S: 7	H: 0 LOB: 0 BB: 0 P: 7	R: 0 E: 0 K: 0 S: 2	H: 0 LOB: 1 BB: 1 P: 6	1B: 0 2B: 2 3B: 0 HR: 0	SF: 0 SAC: 0 DP: 1 HBP: 0	WP: 0 PB: 0 SB: 0 CS: 0	PA: 30														
PITCHER	IP	WLS	BF	H	R	ER	SO	BB	IBB	HBP	BLK	WP	HR	S	P	ERA	WHIP	PITCHER		IP	WLS	BF	H	R	ER	SO	BB	IBB	HBP	BLK	WP	HR	S	P	ERA	WHIP
Luis Tiant, R (1, 1) ERA: 3.41	9.0	W	30	2	1	1	9	2	0	0	0	0	0	46	54	1.00	0.444			9.0	W	30	2	1	1	9	2	0	0	0	0	46	54	1.00	0.444	

AB 28
R 1
H 2
RBI 1
BB 2
SO 9
LOB 4



Batter	1	2	3	4	5	6	7	8	9	AB	R	H	RBI	BB	SO	LOB	TOP			
Dick Houser, R (1, 6) OBP: 0.374, SLG: 0.301 Floyd Weaver, R (7, 1)										4	0	1	0	0	0	4	Cleveland Indians @ Minnesota Twins Metropolitan Stadium, Bloomington, MI Tue Jun 08 1965, 8:05 PM EDT Att: 11,268 - Unknown - 68 F			
Pedro Gonzalez, R (1, 4) OBP: 0.282, SLG: 0.366 Don McMahon, R (5, 1) OBP: 1.000, SLG: 1.000 Larry Brown, R (7, 6) OBP: 0.292, SLG: 0.327										3	0	0	0	0	0	2				
Leon Wagner, L (1, 7) OBP: 0.351, SLG: 0.469										4	0	0	0	0	1	2				
Rocky Colavito, R (1, 9) OBP: 0.403, SLG: 0.534										3	1	1	1	1	0	0				
Max Alvis, R (1, 5) OBP: 0.342, SLG: 0.456										4	1	1	1	0	0	1				
Vic Davallito, L (1, 8) OBP: 0.383, SLG: 0.491										3	0	1	0	1	0	0				
Fred Whitfield, L (1, 3) OBP: 0.302, SLG: 0.537										4	0	1	0	0	1	2				
Joe Azcue, R (1, 2) OBP: 0.301, SLG: 0.266										3	0	0	0	1	0	1				
Sonny Siebert, R (1, 1) OBP: 0.100, SLG: 0.263 Al Luginow, L (2, PH) OBP: 0.376, SLG: 0.643 Lee Stange, R (2, 1) OBP: 0.300, SLG: 1.000 Dick Donovan, L (4, 1) OBP: 0.291, SLG: 0.291 Billy Moran, R (5, PH) OBP: 0.291, SLG: 0.291										0	0	0	0	0	0	0				
Inning Stats	R: 0 E: 0 K: 0 S: 3	H: 1 LOB: 0 BB: 0 P: 3	R: 1 E: 0 K: 0 S: 6	H: 3 LOB: 3 BB: 1 P: 10	R: 0 E: 0 K: 1 S: 5	H: 0 LOB: 0 BB: 0 P: 5	R: 1 E: 0 K: 0 S: 4	H: 1 LOB: 1 BB: 0 P: 4	R: 0 E: 0 K: 1 S: 5	H: 0 LOB: 0 BB: 1 P: 9	R: 0 E: 0 K: 0 S: 3	H: 0 LOB: 1 BB: 1 P: 9	R: 0 E: 0 K: 1 S: 5	H: 0 LOB: 1 BB: 0 P: 4	R: 0 E: 1 K: 0 S: 4	H: 0 LOB: 1 BB: 0 P: 4		1B: 4 2B: 0 3B: 0 HR: 2	SF: 0 SAC: 0 DP: 0 HBP: 0	WP: 0 PB: 0 SB: 0 CS: 1
PITCHER Camilo Pascual, R (1, 1) ERA: 2.49	IP: 9.0 WLS: W BF: 36 H: 6 R: 2 ER: 2 SO: 3 BB: 3 IBB: 0 HBP: 0 BLK: 0 WP: 0 HR: 2 S: 39 P: 51 ERA: 2.00 WHIP: 1.000															PITCHER				

AB 33
R 2
H 6
RBI 2
BB 3
SO 3
LOB 16



Batter	1	2	3	4	5	6	7	8	9	AB	R	H	RBI	BB	SO	LOB	BOTTOM			
Zoilo Versalles, R (1, 6) OBP: 0.302, SLG: 0.486										4	1	1	0	1	0	1	Cleveland Indians @ Minnesota Twins Metropolitan Stadium, Bloomington, MI Tue Jun 08 1965, 8:05 PM EDT Att: 11,268 - Unknown - 68 F			
Rich Rollins, R (1, 5) OBP: 0.289, SLG: 0.330										4	0	2	0	0	0	2				
Tony Oliva, L (1, 9) OBP: 0.296, SLG: 0.477										3	1	1	0	1	0	3				
Harmon Killebrew, R (1, 3) OBP: 0.365, SLG: 0.456										4	2	2	3	0	0	1				
Jimmie Hall, L (1, 8) OBP: 0.388, SLG: 0.559										3	0	0	0	1	2	1				
Bob Allison, R (1, 7) OBP: 0.401, SLG: 0.497										1	1	0	1	2	0	1				
Earl Battey, R (1, 2) OBP: 0.405, SLG: 0.444										3	1	1	2	1	0	1				
Jerry Kindall, R (1, 4) OBP: 0.290, SLG: 0.327										4	0	0	0	0	0	2				
Camilo Pascual, R (1, 1) OBP: 0.263, SLG: 0.432										4	0	1	0	0	0	0				
Inning Stats	R: 3 E: 0 K: 1 S: 6	H: 1 LOB: 1 BB: 3 P: 18	R: 0 E: 0 K: 0 S: 4	H: 1 LOB: 1 BB: 0 P: 4	R: 0 E: 0 K: 0 S: 3	H: 1 LOB: 0 BB: 0 P: 3	R: 2 E: 0 K: 0 S: 6	H: 3 LOB: 2 BB: 1 P: 10	R: 0 E: 0 K: 0 S: 4	H: 1 LOB: 1 BB: 0 P: 4	R: 1 E: 0 K: 1 S: 6	H: 1 LOB: 0 BB: 0 P: 6	R: 0 E: 0 K: 0 S: 3	H: 0 LOB: 0 BB: 0 P: 3	R: 0 E: 1 K: 0 S: 3	H: 0 LOB: 0 BB: 0 P: 3		1B: 5 2B: 1 3B: 0 HR: 2	SF: 1 SAC: 0 DP: 0 HBP: 0	WP: 2 PB: 0 SB: 0 CS: 1
PITCHER Sonny Siebert, R (1, 1) ERA: 2.82 Lee Stange, R (2, 1) ERA: 3.1 Dick Donovan, R (4, 1) ERA: 6.27 Don McMahon, R (5, 1) ERA: 4.58 Floyd Weaver, R (7, 1) ERA: 6.3	IP: 1.0 WLS: L BF: 7 H: 1 R: 3 ER: 3 SO: 1 BB: 3 IBB: 0 HBP: 0 BLK: 0 WP: 0 HR: 1 S: 6 P: 18 ERA: 27.00 WHIP: 4.000															PITCHER				

AB 30
R 6
H 8
RBI 6
BB 6
SO 2
LOB 12



Batter	1	2	3	4	5	6	7	8	9	AB	R	H	RBI	BB	SO	LOB	TOP									
Dick Howser, R (1, 6) OBP: 0.365, SLG: 0.293	0-0 6-3		0-0 4-3			0-0 6-3		0-0 F6		4	0	0	0	0	0	2	Cleveland Indians @ Minnesota Twins Metropolitan Stadium, Bloomington, MI Wed Jun 09 1965, 8:05 PM EDT Att: 18,194 - Unknown - 78 F									
Chico Salmon, R (1, 3) OBP: 0.207, SLG: 0.154	0-0 4-3		0-0 6-3			0-0 F4		0-0 6-3		4	0	0	0	0	2											
Chuck Hinton, R (1, 7) OBP: 0.335, SLG: 0.385	0-0 5-3			0-3 K		0-0 L8			0-3 K	4	0	0	0	0	2											
Rocky Colavito, R (1, 9) OBP: 0.400, SLG: 0.524		0-0 6-3		0-0 F6			0-0 L5		4-0 HR	3	0	0	0	1	0											
Al Luplow, L (9, PR) OBP: 0.375, SLG: 0.643									BB	0	1	0	0	0	0											
Max Alvis, R (1, 5) OBP: 0.345, SLG: 0.471		4-0 FC4-6 BB		0-0 F7			0-0 5-3		0-0 HR	3	1	1	2	1	0											
Vic Davallio, L (1, 8) OBP: 0.385, SLG: 0.491		0-0 FC4-6			0-0 E6 1B		0-0 S 1B		0-0 F6	4	0	2	0	0	2											
Pedro Gonzalez, R (1, 4) OBP: 0.261, SLG: 0.356					0-3 K		0-0 5-3		0-0 1B	4	0	1	0	0	1											
Joe Azcue, R (1, 2) OBP: 0.307, SLG: 0.274			0-0 6-3		0-3 K			0-0 E 1B	0-0 1B	4	0	2	0	0	1											
Ralph Terry, R (1, 1) OBP: 0.167, SLG: 0.136			4-0 BB		0-0 4-3			0-3 K	0-0 F5	2	0	0	0	1	2											
Leon Wagner, L (9, PH) OBP: 0.349, SLG: 0.467										1	0	0	0	0	2											
Gary Bell, R (9, 1) OBP: 0.167, SLG: 0.667										0	0	0	0	0	0											
Inning Stats	R: 0 E: 0 K: 0 S: 3	H: 0 LOB: 0 BB: 0 P: 3	R: 0 E: 0 K: 0 S: 3	H: 0 LOB: 1 BB: 1 P: 7	R: 0 E: 0 K: 0 S: 3	H: 0 LOB: 1 BB: 1 P: 7	R: 0 E: 0 K: 1 S: 5	H: 0 LOB: 0 BB: 0 P: 5	R: 0 E: 0 K: 2 S: 8	H: 1 LOB: 1 BB: 0 P: 8	R: 0 E: 0 K: 0 S: 3	H: 0 LOB: 0 BB: 0 P: 3	R: 0 E: 0 K: 0 S: 4	H: 1 LOB: 1 BB: 0 P: 4	R: 0 E: 1 K: 1 S: 6	H: 1 LOB: 2 BB: 1 P: 6	R: 2 E: 0 K: 1 S: 8	H: 3 LOB: 2 BB: 1 P: 12	1B: 5 2B: 0 3B: 0 HR: 1	SF: 0 SAC: 0 DP: 0 HBP: 0	WP: 0 PB: 0 SB: 1 CS: 0	PA: 36				
PITCHER	IP	WLS	BF	H	R	ER	SO	BB	IBB	HBP	BLK	WP	HR	S	P	ERA	WHIP									
Jim Kaat, L (1, 1) ERA: 2.08	8.2	L	34	5	2	2	5	3	0	0	0	0	0	1	41	53	2.08	0.923								
Al Worthington, R (9, 1) ERA: 2.12	0.1		2	1	0	0	0	0	0	0	0	0	0	2	2	0.00	3.000									

AB	33
R	2
H	6
RBI	2
BB	3
SO	5
LOB	14



Batter	1	2	3	4	5	6	7	8	9	AB	R	H	RBI	BB	SO	LOB	BOTTOM								
Zoilo Versalles, R (1, 6) OBP: 0.297, SLG: 0.479	0-0 F4		0-0 G4-6-3			0-0 F4		0-0 SF8		3	0	0	1	0	0	1	Cleveland Indians @ Minnesota Twins Metropolitan Stadium, Bloomington, MI Wed Jun 09 1965, 8:05 PM EDT Att: 18,194 - Unknown - 78 F								
Rich Rollins, R (1, 5) OBP: 0.283, SLG: 0.322	0-3 K			0-3 K		0-0 F8		0-0 6-3		4	0	0	0	0	2	1									
Tony Oliva, L (1, 9) OBP: 0.295, SLG: 0.473	0-0 F7			0-0 FC5-4 1B		0-0 F7		0-0 F7		4	0	1	0	0	0	1									
Harmon Killebrew, R (1, 3) OBP: 0.358, SLG: 0.446		0-0 F6		0-0 FC5-4		0-0 L7			0-0 6-3	4	0	0	0	0	0	1									
Jimmie Hall, L (1, 8) OBP: 0.391, SLG: 0.563		0-0 2B		0-0 F8		0-0 F7			0-0 1B	4	0	2	0	0	0	1									
Bob Allison, R (1, 7) OBP: 0.398, SLG: 0.497		0-0 F5			0-0 F8		0-0 2B		0-3 K	4	0	1	0	0	1	2									
Earl Batley, R (1, 2) OBP: 0.400, SLG: 0.437		0-0 L7			0-0 1B		0-0 F8		0-0 5-3	4	0	1	0	0	0	3									
Jerry Kindall, R (1, 4) OBP: 0.296, SLG: 0.339			0-0 G4-6-3 1B		0-3 K			0-0 SH SF8 2B		3	1	2	0	0	1	1									
Jim Kaat, L (1, 1) OBP: 0.194, SLG: 0.222			0-3 K		0-3 K			0-0 SH SF8		2	0	0	0	0	2	2									
Al Worthington, R (9, 1) ERA: 2.32								2-3 SH		0	0	0	0	0	0	0									
Inning Stats	R: 0 E: 0 K: 1 S: 5	H: 0 LOB: 0 BB: 0 P: 5	R: 0 E: 0 K: 0 S: 4	H: 1 LOB: 0 BB: 0 P: 4	R: 0 E: 0 K: 1 S: 5	H: 1 LOB: 0 BB: 0 P: 5	R: 0 E: 1 K: 1 S: 6	H: 1 LOB: 1 BB: 0 P: 6	R: 0 E: 0 K: 2 S: 8	H: 1 LOB: 1 BB: 0 P: 8	R: 0 E: 0 K: 0 S: 3	H: 0 LOB: 0 BB: 0 P: 3	R: 0 E: 0 K: 0 S: 4	H: 1 LOB: 1 BB: 0 P: 4	R: 1 E: 1 K: 0 S: 5	H: 1 LOB: 1 BB: 0 P: 5	R: 0 E: 0 K: 1 S: 6	H: 1 LOB: 1 BB: 0 P: 6	1B: 4 2B: 3 3B: 0 HR: 0	SF: 1 SAC: 1 DP: 1 HBP: 0	WP: 0 PB: 0 SB: 0 CS: 0	PA: 34			
PITCHER	IP	WLS	BF	H	R	ER	SO	BB	IBB	HBP	BLK	WP	HR	S	P	ERA	WHIP								
Ralph Terry, R (1, 1) ERA: 2.91	8.0	W	30	6	1	1	5	6	1	0	0	0	0	40	40	1.12	0.750								
Gary Bell, R (9, 1) ERA: 2.32	1.0	S	4	1	0	0	1	0	0	0	0	0	0	6	6	0.00	1.000								

AB	32
R	1
H	7
RBI	1
BB	0
SO	6
LOB	13



Batter	1	2	3	4	5	6	7	8	9	AB	R	H	RBI	BB	SO	LOB	TOP								
Dick Howser, R OBP: 0.363, SLG: 0.292 (1, 6)	6-3		F2		F2		2-3 1B			4	0	1	0	0	0	0	Cleveland Indians @ Minnesota Twins Metropolitan Stadium, Bloomington, MI Thu Jun 10 1965, 8:05 PM EDT Att: 12,798 - Unknown - 75 F livebaseballscores.com								
Pedro Gonzalez, R OBP: 0.246, SLG: 0.327 (1, 4)	F7		1-3		F5		K			4	0	0	0	0	1	2									
Leon Wagner, L OBP: 0.347, SLG: 0.478 (1, 7)	K		HR		G3		K			4	1	1	1	0	2	0									
Rocky Colavito, R OBP: 0.407, SLG: 0.527 (1, 9)		E7 1B	HBP		5-3		1B			3	1	2	0	0	0	0									
Max Alvis, R OBP: 0.343, SLG: 0.463 (1, 5)	K	K			BB		5-3			3	0	0	0	1	2	2									
Vic Davallio, L OBP: 0.383, SLG: 0.486 (1, 8)	PB HR			6-3	1-3				6-3	4	1	1	1	0	0	1									
Fred Whitfield, L OBP: 0.292, SLG: 0.520 (1, 3)	F4		L8				5-3		F8	4	0	0	0	0	0	1									
Cam Carreon, R OBP: 0.328, SLG: 0.320 (1, 2)	HR		F4				1B SH1-4		F4	4	1	2	2	0	0	0									
Sam McDowell, L OBP: 0.143, SLG: 0.111 (1, 1) Gary Bell, R OBP: 0.167, SLG: 0.667 (9, 1)	K				G3		SH1-4			2	0	0	0	0	1	0									
							1-2			0	0	0	0	0	0	0									
Inning Stats	R: 0 E: 0 K: 1 S: 5	H: 0 LOB: 0 BB: 5	R: 3 E: 1 K: 2 S: 10	H: 3 LOB: 0 BB: 10	R: 1 E: 0 K: 1 S: 6	H: 1 LOB: 1 BB: 0	R: 0 E: 0 K: 0 S: 3	H: 0 LOB: 0 BB: 0	R: 0 E: 0 K: 0 S: 3	H: 0 LOB: 1 BB: 1	R: 0 E: 0 K: 1 S: 7	H: 2 LOB: 2 BB: 0	R: 0 E: 0 K: 1 S: 5	H: 1 LOB: 0 BB: 5	R: 0 E: 0 K: 0 S: 3	H: 0 LOB: 0 BB: 3	1B: 5 2B: 0 3B: 0 HR: 2	SF: 0 SAC: 1 DP: 0 HBP: 1	WP: 0 PB: 1 CS: 0	PA: 35					
PITCHER	IP	WLS	BF	H	R	ER	SO	BB	IBB	HBP	BLK	WP	HR	S	P	ERA	WHIP								
Dave Boswell, R ERA: 2.94 (1, 1)	5.2	L	23	4	4	4	4	1	0	1	0	0	2	29	34	6.35	0.882								
Jerry Fosnow, L ERA: 4.03 (6, 1)	0.1		1	0	0	0	0	0	0	0	0	0	0	1	1	0.00	0.000								
Johnny Klippstein, R ERA: 3.65 (7, 1)	3.0		11	3	0	0	2	0	0	0	0	0	0	15	15	0.00	1.000								

Batter	1	2	3	4	5	6	7	8	9	AB	R	H	RBI	BB	SO	LOB	BOTTOM								
Zoilo Versalles, R OBP: 0.295, SLG: 0.473 (1, 6)	6-3				1-3		K		F8	5	0	1	0	0	1	2	Cleveland Indians @ Minnesota Twins Metropolitan Stadium, Bloomington, MI Thu Jun 10 1965, 8:05 PM EDT Att: 12,798 - Unknown - 75 F livebaseballscores.com								
Rich Rollins, R OBP: 0.281, SLG: 0.319 (1, 5)	4-3	FC5					K		F8	5	0	1	0	0	1	5									
Tony Oliva, L OBP: 0.298, SLG: 0.466 (1, 9)	BB				K		K		K	3	0	0	0	2	2	3									
Harmon Killebrew, R OBP: 0.351, SLG: 0.436 (1, 3)	5-3				K		K		K	4	0	0	0	0	3	3									
Jimmie Hall, L OBP: 0.388, SLG: 0.554 (1, 8)		5-3	FC4-6		F3		1B		BB	3	0	0	0	1	0	1									
Bob Allison, R OBP: 0.395, SLG: 0.491 (1, 7)	K		FC6-4		K		K		G4-6-3	4	0	1	0	0	2	1									
Earl Batley, R OBP: 0.403, SLG: 0.434 (1, 2)	1B				F9		WP		G4-6-3	3	1	1	0	1	0	2									
Jerry Kindall, R OBP: 0.306, SLG: 0.345 (1, 4)	1B	1B			L4		FC6-4		1B	3	0	2	0	1	0	0									
Dave Boswell, R OBP: 0.333, SLG: 0.444 (1, 1) Jerry Fosnow, R OBP: 0.300, SLG: 0.250 (6, PH) Frank Kostro, R OBP: 0.300, SLG: 0.250 (7, PH) Johnny Klippstein, R OBP: 0.281, SLG: 0.250 (9, PH)	FC5	1B			K		FC6-4		1B	2	0	1	1	0	1	0									
							1-2			0	0	0	0	0	0	0									
										1	0	1	0	0	0	0									
Inning Stats	R: 0 E: 0 K: 0 S: 3	H: 0 LOB: 1 BB: 1	R: 1 E: 0 K: 1 S: 8	H: 3 LOB: 3 BB: 1	R: 0 E: 0 K: 1 S: 5	H: 0 LOB: 0 BB: 0	R: 0 E: 0 K: 2 S: 8	H: 1 LOB: 1 BB: 0	R: 0 E: 0 K: 1 S: 6	H: 1 LOB: 2 BB: 1	R: 0 E: 0 K: 2 S: 7	H: 0 LOB: 0 BB: 0	R: 0 E: 0 K: 1 S: 5	H: 1 LOB: 1 BB: 1	R: 0 E: 0 K: 1 S: 7	H: 2 LOB: 2 BB: 0	1B: 8 2B: 0 3B: 0 HR: 0	SF: 0 SAC: 0 DP: 1 HBP: 0	WP: 1 PB: 0 CS: 0	PA: 39					
PITCHER	IP	WLS	BF	H	R	ER	SO	BB	IBB	HBP	BLK	WP	HR	S	P	ERA	WHIP								
Sam McDowell, L ERA: 2.79 (1, 1)	8.0	W	36	8	1	1	9	5	0	0	0	0	0	5	5	0.00	1.625								
Gary Bell, R ERA: 2.25 (9, 1)	1.0	S	3	0	0	0	1	0	0	0	0	0	0	5	5	0.00	0.000								

Batter	1	2	3	4	5	6	7	8	9	AB	R	H	RBI	BB	SO	LOB	TOP						
Dick Howser, R OBP: 0.395, SLG: 0.285 (1, 6)	0-0 1-3		0-0 5-3		0-0 F3			0-0 L8		4	0	0	0	0	0	2	Cleveland Indians @ Kansas City Athletics Municipal Stadium, Kansas City, MO Fri Jun 11 1965, 8:05 PM EDT Att: 4,901 - Unknown						
Pedro Gonzalez, R OBP: 0.245, SLG: 0.327 Ralph Terry, R OBP: 0.167, SLG: 0.136 Billy Moran, R OBP: 0.083, SLG: 0.083 Floyd Weaver, R (8, PH) (8, 1)	0-0 1B			0-0 5-3		0-0 F7		0-3 K		3	0	1	0	0	0	0							
Leon Wagner, L OBP: 0.340, SLG: 0.468 (1, 7)	0-3 K			0-0 F6		0-0 F7		0-0 F9		4	0	0	0	0	1	1							
Rocky Colavito, R OBP: 0.399, SLG: 0.514 (1, 9)		0-0 1-3		0-0 F7		0-0 F9			0-0 L7	4	0	0	0	0	0	0							
Max Alvis, R OBP: 0.351, SLG: 0.486 (1, 5)		0-0 1B			0-0 HR			FC6-5 1B	0-0 6-3	4	1	3	1	0	0	0							
Vic Davallito, L OBP: 0.385, SLG: 0.486 (1, 8)		0-0 F7			0-0 1B FC5-2			FC6-5 1B SF7	0-0 1B	4	1	2	0	0	0	2							
Fred Whitfield, L OBP: 0.299, SLG: 0.519 (1, 3)		0-0 1-3			0-0 1B FC5-2			FC6-4 1B	0-0 L4	4	0	2	0	0	0	2							
Joe Azcue, R OBP: 0.300, SLG: 0.270 (1, 2)			0-0 F7		0-0 FC5-2			SF7		2	0	0	1	0	0	2							
Jack Kratlick, L OBP: 0.187, SLG: 0.200 Mike Hedlund, R (2, 1) Al Luplow, L OBP: 0.253, SLG: 0.600 Dick Donovan, L (3, 1) Don McMahon, R OBP: 0.190, SLG: 1.000 Chuck Hinton, R OBP: 0.331, SLG: 0.302 (7, 4) (7, 4)			0-3 K		0-3 K			FC6-4 1-2		0	0	0	0	0	0	0							
Inning Stats	R: 0 E: 0 K: 1 S: 5	H: 1 LOB: 1 BB: 0 P: 5	R: 0 E: 0 K: 0 S: 4	H: 1 LOB: 0 BB: 0 P: 4	R: 0 E: 0 K: 1 S: 5	H: 0 LOB: 0 BB: 0 P: 5	R: 0 E: 0 K: 0 S: 3	H: 0 LOB: 0 BB: 0 P: 3	R: 1 E: 0 K: 0 S: 8	H: 3 LOB: 2 BB: 0 P: 8	R: 0 E: 0 K: 0 S: 3	H: 0 LOB: 0 BB: 0 P: 3	R: 1 E: 1 K: 0 S: 5	H: 2 LOB: 1 BB: 0 P: 5	R: 0 E: 0 K: 1 S: 5	H: 0 LOB: 0 BB: 0 P: 5		R: 0 E: 0 K: 0 S: 4	H: 1 LOB: 1 BB: 0 P: 4	1B: 7 2B: 0 3B: 0 HR: 1	SF: 1 SAC: 0 DP: 0 HBP: 0	WP: 0 PB: 0 SB: 0 CS: 0	PA: 34
PITCHER Rollie Sheldon, R ERA: 3.0 (1, 1)	IP: 9.0 WLS: W BF: 34 H: 8 R: 2 ER: 2 SO: 4 BB: 0 IBB: 0 HBP: 0 BLK: 0 WP: 0 HR: 1 S: 42 P: 42 ERA: 2.00 WHIP: 0.889											PITCHER	IP: 9.0 WLS: W BF: 34 H: 8 R: 2 ER: 2 SO: 4 BB: 0 IBB: 0 HBP: 0 BLK: 0 WP: 0 HR: 1 S: 42 P: 42 ERA: 2.00 WHIP: 0.889										

Batter	1	2	3	4	5	6	7	8	9	AB	R	H	RBI	BB	SO	LOB	BOTTOM						
Bert Campaneris, R OBP: 0.310, SLG: 0.406 (1, 6)	0-0 F2	1-0 1B 2B HBP		0-0 5-3			0-0 CS 1B			3	1	1	0	0	0	0	Cleveland Indians @ Kansas City Athletics Municipal Stadium, Kansas City, MO Fri Jun 11 1965, 8:05 PM EDT Att: 4,901 - Unknown						
Wayne Causey, L OBP: 0.372, SLG: 0.316 (1, 4)	4-0 1B BB	0-0 1B 2B 1B		0-0 F8			0-0 F8 1-2			3	2	1	1	1	0	1							
Jim Landis, R OBP: 0.378, SLG: 0.386 (1, 8)	0-0 F6	0-0 FC5-4 1H 2H		0-3 K			0-0 HR			4	1	2	3	0	1	1							
Ken Harrelson, R OBP: 0.318, SLG: 0.412 (1, 3)	0-0 1B	0-0 FC5-4		0-3 K			0-3 K			4	0	1	0	0	2	1							
Ed Charles, R OBP: 0.326, SLG: 0.398 (1, 5)	0-0 1-2 2H 1B		0-0 1B CS 1B		4-0 WP BB			0-3 K		3	0	2	1	1	1	0							
Mike Hershberger, R OBP: 0.224, SLG: 0.250 (1, 9)	0-0 L8		0-0 S 1B		0-0 F8 1-2			0-0 L9		4	0	1	0	0	0	3							
Nelson Mathews, R OBP: 0.341, SLG: 0.583 (1, 7)		0-0 4-3	0-3 K		0-0 F8			0-0 4-3		4	0	0	0	0	1	2							
Rene Lachemann, R OBP: 0.291, SLG: 0.400 (1, 2)		0-0 HBP 1B 1B	0-3 K		0-0 4-3					3	1	1	0	0	1	1							
Rollie Sheldon, R OBP: 0.231, SLG: 0.091 (1, 1)		0-3 K		0-3 K			0-0 6-3			3	0	0	0	0	2	1							
Inning Stats	R: 1 E: 0 K: 0 S: 5	H: 2 LOB: 2 BB: 1 P: 9	R: 3 E: 0 K: 1 S: 8	H: 3 LOB: 1 BB: 0 P: 9	R: 0 E: 0 K: 2 S: 8	H: 2 LOB: 1 BB: 0 P: 8	R: 0 E: 0 K: 1 S: 5	H: 0 LOB: 0 BB: 0 P: 5	R: 0 E: 0 K: 2 S: 7	H: 0 LOB: 1 BB: 1 P: 11	R: 0 E: 0 K: 0 S: 3	H: 0 LOB: 0 BB: 0 P: 3	R: 1 E: 0 K: 1 S: 6	H: 2 LOB: 0 BB: 0 P: 6	R: 0 E: 0 K: 1 S: 5	H: 0 LOB: 0 BB: 0 P: 5		1B: 7 2B: 1 3B: 0 HR: 1	SF: 0 SAC: 0 DP: 0 HBP: 1	WP: 1 PB: 0 SB: 1 CS: 2	PA: 34		
PITCHER Jack Kratlick, L ERA: 3.89 Mike Hedlund, R ERA: 2.7 Dick Donovan, R ERA: 5.66 Don McMahon, R ERA: 4.15 Ralph Terry, R ERA: 2.99 (1, 1) (2, 1) (3, 1) (5, 1) (7, 1)	IP: 1.2 WLS: L BF: 11 H: 4 R: 4 ER: 4 SO: 4 BB: 1 IBB: 0 HBP: 0 BLK: 0 WP: 0 HR: 0 S: 11 P: 16 ERA: 21.60 WHIP: 3.000											PITCHER Floyd Weaver, R ERA: 6.0 (8, 1)	IP: 1.0 WLS: 3 BF: 3 H: 0 R: 0 ER: 0 SO: 1 BB: 0 IBB: 0 HBP: 0 BLK: 0 WP: 0 HR: 0 S: 5 P: 5 ERA: 0.00 WHIP: 0.000										

Batter	1	2	3	4	5	6	7	8	9	AB	R	H	RBI	BB	SO	LOB	TOP		
Larry Brown, R (1, 6) OBP: 0.291, SLG: 0.317	5-3		6-3			5-3				3	0	0	0	1	0	0	Cleveland Indians @ Kansas City Athletics Municipal Stadium, Kansas City, MO Sat Jun 12 1965, 4:33 AM EDT Att: 8,822 - Unknown		
Vic Davallio, L (1, 8) OBP: 0.387, SLG: 0.486	BB 1B		F7			1B		E6 G6-4-3		4	0	2	0	0	0	1			
Leon Wagner, L (1, 7) OBP: 0.343, SLG: 0.466	4-0 1-2 BB			4-3		G6-4-3 1B		K		3	0	1	0	1	1	2			
Rocky Colavito, R (1, 9) OBP: 0.392, SLG: 0.503	L8			F5		G6-4-3 1-2		G6-4-3		4	0	0	0	0	0	6			
Max Alvis, R (1, 5) OBP: 0.349, SLG: 0.486	F2						4-3		F5	4	0	1	0	0	0	2			
Fred Whitfield, L (1, 3) OBP: 0.297, SLG: 0.511		6-3		6-3			1B 1B		G3	4	0	1	0	0	0	1			
Joe Azcue, R (1, 2) OBP: 0.291, SLG: 0.261		6-3				K		F9		4	0	0	0	0	1	1			
Pedro Gonzalez, R (1, 4) OBP: 0.250, SLG: 0.327		F7				6-3		1-2 1B		3	0	1	0	0	0	0			
Luis Tiant, R (1, 1) Billy Moran, R (5, PH) Dick Donovan, L (5, 1) Chico Salmon, R (7, PH) Don McMahon, R (7, 1)				K		K		K		1	0	0	0	0	1	0			
Inning Stats	R: 0 E: 0 K: 0 S: 4	H: 1 LOB: 2 BB: 1 P: 8	R: 0 E: 0 K: 0 S: 3	H: 0 LOB: 0 BB: 0 P: 3	R: 0 E: 0 K: 1 S: 5	H: 0 LOB: 0 BB: 0 P: 5	R: 0 E: 0 K: 0 S: 4	H: 1 LOB: 1 BB: 0 P: 4	R: 0 E: 0 K: 2 S: 7	H: 0 LOB: 0 BB: 0 P: 7	R: 0 E: 0 K: 0 S: 4	H: 2 LOB: 1 BB: 0 P: 4	R: 0 E: 1 K: 1 S: 5	H: 0 LOB: 1 BB: 1 P: 9	R: 0 E: 0 K: 0 S: 3	H: 0 LOB: 0 BB: 0 P: 3		1B: 5 2B: 1 3B: 0 HR: 0	SF: 0 SAC: 0 DP: 2 HBP: 0
PITCHER Fred Talbot, R (1, 1) ERA: 3.5	IP: 9.0 WLS: W BF: 34 H: 6 R: 0 ER: 0 SO: 5 BB: 2 IBB: 0 HBP: 0 BLK: 0 WP: 0 HR: 0 S: 42 P: 50 ERA: 0.00 WHIP: 0.889															PITCHER			

Batter	1	2	3	4	5	6	7	8	9	AB	R	H	RBI	BB	SO	LOB	BOTTOM		
Bert Campaneris, R (1, 6) OBP: 0.318, SLG: 0.428	4-3					S 1B				4	1	3	4	0	0	0	Cleveland Indians @ Kansas City Athletics Municipal Stadium, Kansas City, MO Sat Jun 12 1965, 4:33 AM EDT Att: 8,822 - Unknown		
Wayne Causey, L (1, 4) OBP: 0.365, SLG: 0.314	HR 1B	1-H 2-H HR	5-3		F8 1-3	4-3 1-2				4	1	1	0	0	0	2			
Jim Landis, R (1, 8) OBP: 0.391, SLG: 0.382	K			F8 BB	FC5 BB	G1-4-3 BB				1	0	0	0	3	1	1			
Ken Harrelson, R (1, 3) OBP: 0.324, SLG: 0.440	HR 1-H		F8 1-2		F8 1-2	BB		F8		3	1	1	2	1	0	2			
Ed Charles, R (1, 5) OBP: 0.319, SLG: 0.388	6-3		F6 1-2		FC5 2-3f	G1-4-3 1-2f				4	0	0	0	0	0	4			
Billy Bryan, L (1, 2) Rene Lachemann, R (6, FR)		G3		F8		1B 1B		L5		3	0	1	0	0	0	0			
Mike Hershberger, R (1, 9) OBP: 0.225, SLG: 0.250		E4 BB HR		L1		1-2 2B 1B		4-3		4	2	1	0	0	0	0			
Nelson Mathews, R (1, 7) OBP: 0.338, SLG: 0.373		4-0 1-2 HR BB		F5		K		4-3		3	1	0	0	1	1	1			
Fred Talbot, R (1, 1) OBP: 0.321, SLG: 0.444		K			K	WP 1-H 1B 2B				3	1	1	1	0	2	2			
Inning Stats	R: 2 E: 0 K: 1 S: 7	H: 2 LOB: 0 BB: 0 P: 7	R: 3 E: 1 K: 1 S: 7	H: 1 LOB: 0 BB: 1 P: 11	R: 0 E: 0 K: 0 S: 2	H: 0 LOB: 0 BB: 1 P: 6	R: 0 E: 0 K: 0 S: 3	H: 0 LOB: 0 BB: 0 P: 3	R: 0 E: 0 K: 1 S: 6	H: 1 LOB: 3 BB: 2 P: 14	R: 2 E: 0 K: 1 S: 8	H: 4 LOB: 2 BB: 0 P: 8	R: 0 E: 0 K: 0 S: 2	H: 0 LOB: 0 BB: 1 P: 6	R: 0 E: 0 K: 0 S: 3	H: 0 LOB: 0 BB: 0 P: 3		1B: 5 2B: 1 3B: 0 HR: 2	SF: 0 SAC: 0 DP: 1 HBP: 0
PITCHER Luis Tiant, R (1, 1) ERA: 3.48 Dick Donovan, R (5, 1) Don McMahon, R (7, 1) ERA: 3.8	IP: 4.0 WLS: L BF: 17 H: 5 R: 2 ER: 2 SO: 2 BB: 2 IBB: 0 HBP: 0 BLK: 0 WP: 1 HR: 0 S: 19 P: 27 ERA: 4.50 WHIP: 1.250															PITCHER			

Batter	1	2	3	4	5	6	7	8	9	AB	R	H	RBI	BB	SO	LOB	TOP										
Dick Howser, R OBP: 0.366, SLG: 0.301 (1, 6)	E8 PB SF7 1B		4-3 1B 1B			L8					5	2	4	0	0	0											
Vic Davallio, L OBP: 0.383, SLG: 0.481 (1, 8)	SF7 2H		4-3			1B 2B 1B	1-3		F7		4	1	1	2	0	2											
Leon Wagner, L OBP: 0.346, SLG: 0.464 (1, 7)	4-3		F6			2B 1-2 1B	G1-4-3 BB				3	0	1	0	1	0											
Rocky Colavito, R OBP: 0.389, SLG: 0.497 (1, 9)	F7		1B 2H 1B			K	G1-4-3 1-2				4	0	1	1	0	1											
Max Alvis, R OBP: 0.352, SLG: 0.492 (1, 5)		L5				1-3 2H 2B		5-3			4	0	2	1	0	0											
Fred Whitfield, L OBP: 0.310, SLG: 0.522 (1, 3)			G3			4-0 IBB			G4-6-3 1B		3	0	2	0	1	0											
Joe Azcue, R OBP: 0.283, SLG: 0.252 (1, 2)			F8		F9	6-3			G4-6-3 1-2		4	0	0	0	0	5											
Pedro Gonzalez, R OBP: 0.233, SLG: 0.305 (1, 4)			F3		6-3		5-3		F2		4	0	0	0	0	1											
Sonny Siebert, R OBP: 0.130, SLG: 0.318 (1, 1)					K				G3		3	1	1	0	0	2											
Gary Bell, R OBP: 0.167, SLG: 0.667 (6, 1)			1B 4-3 2B		K						0	0	0	0	0	0											
Floyd Weaver, R (7, 1)											0	0	0	0	0	0											
Chico Salmon, R OBP: 0.194, SLG: 0.143 (9, PH)											1	0	0	0	0	0											
Inning Stats	R: 1 E: 1 K: 0 S: 4	H: 1 LOB: 0 BB: 0 P: 4	R: 0 E: 0 K: 0 S: 4	H: 1 LOB: 1 BB: 0 P: 4	R: 2 E: 0 K: 0 S: 7	H: 4 LOB: 2 BB: 0 P: 7	R: 0 E: 0 K: 1 S: 5	H: 0 LOB: 0 BB: 0 P: 5	R: 1 E: 0 K: 1 S: 8	H: 4 LOB: 3 BB: 1 P: 12	R: 0 E: 0 K: 0 S: 2	H: 0 LOB: 0 BB: 1 P: 6	R: 0 E: 0 K: 0 S: 3	H: 1 LOB: 0 BB: 0 P: 3	R: 0 E: 0 K: 0 S: 4	H: 1 LOB: 1 BB: 0 P: 4	1B: 9 2B: 3 3B: 0 HR: 0	SF: 1 SAC: 0 DP: 2 HBP: 0	WP: 0 PB: 1 SB: 0 CS: 0	PA: 38							
PITCHER	IP	WLS	BF	H	R	ER	SO	BB	IBB	HBP	BLK	WP	HR	S	P	ERA	WHIP										
Don Buschhorn, R ERA: 4.38 (1, 1)	3.0		15	6	3	2	0	0	0	0	0	0	0	15	15	6.00	2.000										
Moe Drabowsky, R ERA: 4.42 (4, 1)	2.0		10	4	1	1	2	0	1	0	0	0	0	13	17	4.50	2.000										
Orlando Pena, R ERA: 6.4 (6, 1)	1.0		3	0	0	0	1	0	0	0	0	0	0	5	5	0.00	0.000										
Don Mossi, L ERA: 1.23 (7, 1)	3.0	W	10	2	0	0	0	1	0	0	0	0	0	9	13	0.00	1.000										

Cleveland Indians @ Kansas City Athletics
Municipal Stadium, Kansas City, MO
Sun Jun 13 1965, 4:33 AM EDT
Unknown


AB 35
R 4
H 12
RBI 4
BB 2
SO 3
LOB 14



Batter	1	2	3	4	5	6	7	8	9	AB	R	H	RBI	BB	SO	LOB	BOTTOM										
Bert Campaneris, R OBP: 0.315, SLG: 0.420 (1, 6)	5-3		L6			5-3			6-3		4	1	0	0	1	0											
Wayne Causey, L OBP: 0.354, SLG: 0.305 (1, 4)	K		4-3			3-1			K		4	1	0	0	1	2											
Jim Landis, R OBP: 0.403, SLG: 0.394 (1, 8)	1B 2B								L9		2	2	1	0	2	0											
Ken Harrelson, R OBP: 0.339, SLG: 0.476 (1, 3)	2H 1B										3	1	2	4	1	1											
Johnny Blanchard, L OBP: 0.274, SLG: 0.264 (1, 9)	F7										4	1	1	0	0	1											
Ed Charles, R OBP: 0.328, SLG: 0.401 (1, 5)			K								2	2	1	0	2	1											
Billy Bryan, L OBP: 0.307, SLG: 0.520 (1, 2)											1	0	0	2	1	1											
Rene Lachemann, R OBP: 0.286, SLG: 0.392 (7, PR) (8, 2)											0	0	0	0	0	0											
Mike Hershberger, R OBP: 0.226, SLG: 0.250 (1, 7)											4	0	1	0	0	2											
Don Buschhorn, R Skip Lockwood, R Moe Drabowsky, R Fred Talbot, R Orlando Pena, R Nelson Matthews, R Don Mossi, L (1, 1) (3, PH) (4, 1) (5, PH) (6, 1) (6, PH) (7, 1)											0	0	0	0	0	0											
Inning Stats	R: 1 E: 0 K: 1 S: 7	H: 2 LOB: 1 BB: 0 P: 7	R: 0 E: 0 K: 3 S: 9	H: 0 LOB: 0 BB: 0 P: 9	R: 0 E: 0 K: 1 S: 6	H: 1 LOB: 2 BB: 1 P: 10	R: 1 E: 0 K: 1 S: 6	H: 2 LOB: 0 BB: 0 P: 6	R: 0 E: 0 K: 1 S: 5	H: 0 LOB: 0 BB: 0 P: 5	R: 1 E: 0 K: 2 S: 7	H: 0 LOB: 3 BB: 4 P: 23	R: 5 E: 1 K: 0 S: 5	H: 2 LOB: 3 BB: 3 P: 18	R: 0 E: 0 K: 1 S: 5	H: 0 LOB: 0 BB: 0 P: 5	1B: 4 2B: 1 3B: 1 HR: 1	SF: 1 SAC: 1 DP: 0 HBP: 1	WP: 0 PB: 1 SB: 0 CS: 0	PA: 40							
PITCHER	IP	WLS	BF	H	R	ER	SO	BB	IBB	HBP	BLK	WP	HR	S	P	ERA	WHIP										
Sonny Siebert, R ERA: 3.04 (1, 1)	5.1		24	5	3	3	7	4	0	0	0	0	0	34	50	5.06	1.688										
Gary Bell, R ERA: 3.0 (6, 1)	1.0	L	8	2	4	3	2	3	0	0	0	0	1	9	21	27.00	5.000										
Floyd Weaver, R ERA: 5.56 (7, 1)	1.2		7	0	1	0	1	1	0	1	0	0	0	7	12	0.00	0.600										

Cleveland Indians @ Kansas City Athletics
Municipal Stadium, Kansas City, MO
Sun Jun 13 1965, 4:33 AM EDT
Unknown

AB 28
R 8
H 7
RBI 6
BB 8
SO 10
LOB 17



Batter	1	2	3	4	5	6	7	8	9	AB	R	H	RBI	BB	SO	LOB	TOP	
Dick Howser, R OBP: 0.364, SLG: 0.295 (1, 6)	1-3	1B S BB		K		FC				3	1	0	0	1	1	1	Cleveland Indians @ Kansas City Athletics Municipal Stadium, Kansas City, MO Sun Jun 13 1965, 4:38 AM EDT Att: 7,179 - Unknown livebaseballscorecards.com	
Vic Davallio, L OBP: 0.390, SLG: 0.487 (1, 8)		1B S			1B S BB	F8				4	1	3	0	0	0	2		
Max Alvis, R OBP: 0.355, SLG: 0.492 (1, 5)	1-2 S 1B	1-3 S 1B			BB BB 1B	K				4	0	2	0	0	2	3		
Rocky Colavito, R OBP: 0.387, SLG: 0.497 (1, 9)	4-3 1-2				K				2B	4	0	1	0	0	1	3		
Chuck Hinton, R OBP: 0.343, SLG: 0.415 (1, 7)		HR			BB BB				2B	3	1	2	1	1	0	1		
Chico Salmon, R OBP: 0.229, SLG: 0.161 (5, 4)		E S FC5-2 1B		K	G4-6-3 1-2 2-3 3-H BB				K	3	0	1	1	1	2	3		
Pedro Gonzalez, R OBP: 0.226, SLG: 0.295 Fred Whitfield, L OBP: 0.313, SLG: 0.518 (5, 3)		FC5-2 3B		F7	G4-6-3 1-2				IBB	2	1	0	0	0	0	2		
Cam Carreon, R OBP: 0.344, SLG: 0.365 Leon Wagner, L OBP: 0.344, SLG: 0.462 (7, PH)		1-H SH1-3 3B		F6		FC BB			K	2	1	1	1	1	0	0		
Lee Stange, R OBP: 0.500, SLG: 0.250 (1, 1)		SH1-3 3-H		K					F9	3	0	0	1	0	2	4		
Inning Stats	R: 0 E: 0 K: 0 S: 4	H: 2 LOB: 1 BB: 0 P: 4	R: 4 E: 0 K: 1 S: 9	H: 4 LOB: 1 BB: 1 P: 13	R: 0 E: 1 K: 1 S: 6	H: 0 LOB: 1 BB: 0 P: 6	R: 0 E: 0 K: 2 S: 7	H: 0 LOB: 0 BB: 0 P: 7	R: 1 E: 0 K: 1 S: 6	H: 2 LOB: 2 BB: 2 P: 14	R: 0 E: 0 K: 2 S: 8	H: 0 LOB: 2 BB: 1 P: 12	R: 0 E: 0 K: 2 S: 9	H: 2 LOB: 3 BB: 1 P: 13				
PITCHER	IP	WLS	BF	H	R	ER	SO	BB	IBB	HBP	BLK	WP	HR	S	P	ERA	WHIP	
John O'Donoghue, L ERA: 4.45 Cattfish Hunter, R ERA: 4.5 Wes Stock, R ERA: 5.55	1.2	L	11	6	4	4	0	1	0	0	0	0	1	10	14	21.60	4.200	
	2.2		13	2	1	1	5	2	0	0	0	0	0	21	29	3.38	1.500	
	2.2		12	2	0	0	4	1	1	0	0	0	0	18	26	0.00	1.125	


AB 30
R 5
H 10
RBI 4
BB 5
SO 9
LOB 25



WP: 0 PA: 36
PB: 0
SB: 5
CS: 0

Batter	1	2	3	4	5	6	7	8	9	AB	R	H	RBI	BB	SO	LOB	BOTTOM	
Bert Campaneris, R OBP: 0.315, SLG: 0.428 (1, 6)	1-3		1B 3B		L5					3	1	1	0	0	0	0	Cleveland Indians @ Kansas City Athletics Municipal Stadium, Kansas City, MO Sun Jun 13 1965, 4:38 AM EDT Att: 7,179 - Unknown livebaseballscorecards.com	
Wayne Causey, L OBP: 0.383, SLG: 0.306 (1, 4)	K		FC6-4 1B		F6					3	0	1	1	0	1	0		
Jim Landis, R OBP: 0.393, SLG: 0.383 (1, 8)	F8		FC6-4 1-2		E3 WP					3	0	0	0	0	0	1		
Ken Harrelson, R OBP: 0.347, SLG: 0.486 (1, 3)		5-3		1B 2B	1-2 BB					2	1	1	0	1	0	0		
Johnny Blanchard, L OBP: 0.275, SLG: 0.286 (1, 9)		1B		F6	F2					3	0	1	0	0	0	3		
Ed Charles, R OBP: 0.328, SLG: 0.397 (1, 5)		K		1B BB		F4				2	0	0	0	1	1	1		
Mike Hershberger, R OBP: 0.229, SLG: 0.252 (1, 7)		1-3			1-3 2-H 1B				F2	3	0	1	1	0	0	1		
Rene Lachemann, R OBP: 0.271, SLG: 0.370 (1, 2)			6-3		K				F7	3	0	0	0	0	1	2		
John O'Donoghue, R OBP: 0.316, SLG: 0.278 Cattfish Hunter, R Wes Stock, R					K					0	0	0	0	0	0	0		
					K					2	0	0	0	0	2	2		
										1	0	0	0	0	0	0		
Inning Stats	R: 0 E: 0 K: 1 S: 5	H: 0 LOB: 0 BB: 0 P: 5	R: 0 E: 0 K: 1 S: 6	H: 1 LOB: 1 BB: 0 P: 6	R: 1 E: 0 K: 1 S: 7	H: 2 LOB: 1 BB: 0 P: 7	R: 1 E: 0 K: 2 S: 9	H: 2 LOB: 2 BB: 1 P: 13	R: 0 E: 1 K: 0 S: 4	H: 0 LOB: 2 BB: 1 P: 8	R: 0 E: 0 K: 0 S: 3	H: 0 LOB: 0 BB: 0 P: 3	R: 0 E: 0 K: 0 S: 0	H: 0 LOB: 0 BB: 0 P: 0				
PITCHER	IP	WLS	BF	H	R	ER	SO	BB	IBB	HBP	BLK	WP	HR	S	P	ERA	WHIP	
Lee Stange, R ERA: 3.08	6.0	W	27	5	2	2	5	2	0	0	0	1	0	34	42	3.00	1.167	

AB 25
R 2
H 5
RBI 2
BB 2
SO 5
LOB 10




WP: 1 PA: 27
PB: 0
SB: 0
CS: 0


Batter	1	2	3	4	5	6	7	8	9	AB	R	H	RBI	BB	SO	LOB	TOP								
Tony Kubek, L (1,6) OBP: 0.258, SLG: 0.261	F7		E7 1B	G3		F4		F7	F7	5	0	1	0	0	0	4	New York Yankees @ Cleveland Indians Cleveland Municipal Stadium, Cleveland, OH Mon Jun 14 1965, 7:05 PM EDT Att: 16,421 - Unknown - 60 F AB 36 R 4 H 11 RBI 3 BB 0 SO 5 LOB 13								
Bobby Richardson, R (1,4) OBP: 0.306, SLG: 0.317	F8		F3		4-3		F7	FC4-6	FC4-6	5	0	0	0	0	0	3									
Roger Maris, L (1,9) OBP: 0.344, SLG: 0.421	G1						K			4	0	2	1	0	1	0									
Mickey Mantle, S (1,7) OBP: 0.383, SLG: 0.430		4-3	F9		F6		K			4	0	0	0	0	1	3									
Elston Howard, R (1,2) OBP: 0.233, SLG: 0.433	F2				FC6-4			F9		4	1	1	0	0	0	1									
Tom Tresh, S (1,8) OBP: 0.352, SLG: 0.518	B3					3-1		K		4	1	1	0	0	1	0									
Joe Pepitone, L (1,3) OBP: 0.295, SLG: 0.412			FC1-5			K		F7		4	0	2	1	0	1	0									
Hal Reniff, R (8,1)										0	0	0	0	0	0	0									
Clete Boyer, R (1,5) OBP: 0.314, SLG: 0.367					SF9			K		3	1	2	1	0	1	0									
Bill Stafford, R (1,1)										1	1	0	0	0	0	2									
Horace Clarke, S (6,PH) OBP: 0.250, SLG: 0.256			FC1-5		SH3-4					1	0	1	0	0	0	0									
Pete Mikkelsen, L (6,1)										0	0	0	0	0	0	0									
Steve Hamilton, L (8,1)										0	0	0	0	0	0	0									
Ray Barker, L (8,3) OBP: 0.323, SLG: 0.309										1	0	1	0	0	0	0									
Inning Stats	R: 0 E: 0 K: 0 S: 3	H: 0 LOB: 0 BB: 0 P: 3	R: 0 E: 0 K: 0 S: 3	H: 0 LOB: 0 BB: 0 P: 3	R: 2 E: 1 K: 0 S: 7	H: 4 LOB: 2 BB: 0 P: 7	R: 2 E: 0 K: 0 S: 6	H: 3 LOB: 1 BB: 0 P: 6	R: 0 E: 0 K: 1 S: 4	H: 1 LOB: 1 BB: 0 P: 4	R: 0 E: 0 K: 1 S: 7	H: 2 LOB: 2 BB: 0 P: 7	R: 0 E: 0 K: 2 S: 7	H: 0 LOB: 0 BB: 0 P: 7	R: 0 E: 0 K: 1 S: 5	H: 0 LOB: 0 BB: 0 P: 5	R: 0 E: 0 K: 1 S: 6	H: 1 LOB: 1 BB: 0 P: 6	1B: 11 2B: 0 3B: 0 HR: 0	SF: 1 SAC: 1 DP: 0 HBP: 0	WP: 0 PB: 0 SB: 0 CS: 0	PA: 38			
PITCHER	IP	WLS	BF	H	R	ER	SO	BB	IBB	HBP	BLK	WP	HR	S	P	ERA	WHIP								
Ralph Terry, R (1,1) ERA: 3.21	3.0		16	7	4	3	0	0	0	0	0	0	0	16	16	9.00	2.333								
Floyd Weaver, R (4,1) ERA: 4.73	4.0	L	15	3	0	0	3	0	0	0	0	0	0	21	21	0.00	0.750								
Don McMahon, R (8,1) ERA: 3.51	2.0	W	7	1	0	0	2	0	0	0	0	0	0	11	11	0.00	0.500								

Batter	1	2	3	4	5	6	7	8	9	AB	R	H	RBI	BB	SO	LOB	BOTTOM								
Dick Howser, R (1,6) OBP: 0.362, SLG: 0.290	FC5-4 BB		K		FC1-6		FC5-6			3	0	0	0	1	1	2	New York Yankees @ Cleveland Indians Cleveland Municipal Stadium, Cleveland, OH Mon Jun 14 1965, 7:05 PM EDT Att: 16,421 - Unknown - 60 F AB 33 R 5 H 8 RBI 5 BB 3 SO 9 LOB 18								
Vic Davallilo, L (1,8) OBP: 0.382, SLG: 0.477	FC5-4 1B		5-3		FC4-6		1-3			4	1	0	0	0	0	3									
Max Alvis, R (1,5) OBP: 0.353, SLG: 0.503	6-3				F7			E1		4	2	1	1	0	0	2									
Rocky Colavito, R (1,9) OBP: 0.389, SLG: 0.497					K		E5	G3-6-3 BB		4	1	2	2	0	1	0									
Leon Wagner, L (1,7) OBP: 0.347, SLG: 0.465	K				1B		K	G3-6-3 BB		3	1	1	0	1	2	2									
Fred Whitfield, L (1,3) OBP: 0.304, SLG: 0.504		4-3			F5		K	G3-6-3		4	0	0	0	0	1	4									
Joe Azcue, R (1,2) OBP: 0.289, SLG: 0.260		F8			FC5-4 1B		K			4	0	2	2	0	1	1									
Pedro Gonzalez, R (1,4) OBP: 0.242, SLG: 0.323					FC5-4		FC5-6			4	0	2	0	0	1	1									
Ralph Terry, R (1,1) OBP: 0.160, SLG: 0.130							K			1	0	0	0	0	1	0									
Floyd Weaver, R (4,1)										0	0	0	0	1	0	0									
Larry Brown, R (7,PH) OBP: 0.288, SLG: 0.314										1	0	0	0	0	1	1									
Don McMahon, R (8,1) OBP: 0.500, SLG: 0.500										1	0	0	0	0	0	2									
Inning Stats	R: 1 E: 0 K: 1 S: 6	H: 1 LOB: 1 BB: 1 P: 10	R: 0 E: 0 K: 1 S: 5	H: 0 LOB: 0 BB: 0 P: 5	R: 0 E: 0 K: 2 S: 7	H: 0 LOB: 0 BB: 0 P: 7	R: 2 E: 0 K: 1 S: 8	H: 3 LOB: 1 BB: 0 P: 8	R: 0 E: 0 K: 3 S: 10	H: 0 LOB: 1 BB: 1 P: 7	R: 0 E: 1 K: 3 S: 10	H: 0 LOB: 1 BB: 0 P: 10	R: 0 E: 0 K: 1 S: 6	H: 1 LOB: 1 BB: 0 P: 6	R: 2 E: 1 K: 0 S: 6	H: 3 LOB: 2 BB: 1 P: 10	1B: 5 2B: 2 3B: 0 HR: 1	SF: 0 SAC: 0 DP: 1 HBP: 0	WP: 0 PB: 0 SB: 0 CS: 0	PA: 36					
PITCHER	IP	WLS	BF	H	R	ER	SO	BB	IBB	HBP	BLK	WP	HR	S	P	ERA	WHIP								
Bill Stafford, R (1,1) ERA: 3.15	5.0		21	4	3	3	5	2	0	0	0	0	0	18	18	0.00	1.000								
Pete Mikkelsen, R (6,1) ERA: 3.71	2.0	L	10	2	2	0	4	0	0	0	0	0	0	18	18	0.00	1.000								
Steve Hamilton, L (8,1) ERA: 2.55	0.2		2	0	0	0	0	1	0	0	0	0	0	1	5	0.00	1.500								
Hal Reniff, R (8,1) ERA: 3.38	0.1		3	2	0	0	0	0	0	0	0	0	0	3	3	0.00	6.000								

Batter	1	2	3	4	5	6	7	8	9	AB	R	H	RBI	BB	SO	LOB	TOP								
Joe Cunningham, L OBP: 0.397, SLG: 0.391	4-3		K			BB 2B BB	G6-4-3 BB		G4-6-3 1-2	3	1	0	0	2	1	1	Washington Senators @ Cleveland Indians Cleveland Municipal Stadium, Cleveland, OH Tue Jun 15 1965, 7:05 PM EDT Att. 4,537 - Unknown livebaseballscorecards.com								
Ken Hamlin, R OBP: 0.310, SLG: 0.333	5-3		K			BB 2B BB	K			3	1	0	0	1	2	2									
Ken McMullen, R OBP: 0.343, SLG: 0.463	FC6-4 1B		K			BB 2B BB	G6-4-3 1-2			3	0	1	0	1	1	2									
Frank Howard, R OBP: 0.359, SLG: 0.511	FC6-4 1-2			F9		BB 2B		K		4	0	1	2	0	1	1									
Woodie Held, R OBP: 0.379, SLG: 0.477		K		FC6-4 1B		BB 2B	6-3	K		4	0	1	0	0	2	2									
Don Lock, R OBP: 0.331, SLG: 0.340	3-1			L6			6-3	F5		4	0	0	0	0	0	1									
Doug Camilli, R OBP: 0.289, SLG: 0.314				FC6-4 1-2					4-0	2	0	0	0	1	1	1									
Don Blasingame, L OBP: 0.278, SLG: 0.330							K		G3 1B BB	0	1	0	0	1	0	0									
Ed Brinkman, R OBP: 0.241, SLG: 0.290							K		G3	2	0	0	0	1	2	0									
Ryne Duren, R							K			0	0	0	0	0	0	0									
Willie Kirkland, L OBP: 0.243, SLG: 0.456									1-2	1	0	0	0	0	0	1									
Howie Koplitz, R OBP: 0.067, SLG: 0.067										2	0	0	0	0	1	2									
Steve Ridzik, R OBP: 0.143, SLG: 0.143	4-3								G4-6-3 2H	0	0	0	0	0	0	0									
Frank Kreutzer, R										2	0	2	1	0	0	0									
Don Zimmer, R OBP: 0.338, SLG: 0.350										2	0	2	1	0	0	0									
Inning Stats	R: 0 E: 0 K: 0 S: 4	H: 1 LOB: 1 BB: 0 P: 4	R: 0 E: 0 K: 1 S: 5	H: 0 LOB: 2 BB: 2 P: 13	R: 0 E: 0 K: 3 S: 9	H: 0 LOB: 0 BB: 0 P: 9	R: 0 E: 0 K: 0 S: 4	H: 1 LOB: 1 BB: 0 P: 4	R: 2 E: 0 K: 2 S: 8	H: 1 LOB: 2 BB: 3 P: 20	R: 0 E: 0 K: 2 S: 7	H: 0 LOB: 0 BB: 0 P: 7	R: 0 E: 0 K: 1 S: 5	H: 1 LOB: 1 BB: 1 P: 9	R: 0 E: 0 K: 2 S: 7	H: 0 LOB: 0 BB: 0 P: 7	R: 1 E: 0 K: 0 S: 3	H: 1 LOB: 0 BB: 1 P: 7	1B: 4 2B: 1 3B: 0 HR: 0	SF: 0 SAC: 0 DP: 2 HBP: 0	WP: 0 PB: 0 SB: 0 CS: 0	PA: 37			
PITCHER	IP	WLS	BF	H	R	ER	SO	BB	IBB	HBP	BLK	WP	HR	S	P	ERA	WHIP								
Sam McDowell, L ERA: 2.8	(1, 1)	6.0	W	28	4	2	2	8	6	0	0	0	0	38	62	3.00	1.667								
Gary Bell, R ERA: 3.0	(7, 1)	3.0	S	9	1	1	1	3	1	0	0	0	0	14	18	3.00	0.667								

Batter	1	2	3	4	5	6	7	8	9	AB	R	H	RBI	BB	SO	LOB	BOTTOM									
Dick Howser, R OBP: 0.363, SLG: 0.285	F4		F7			1B 1B BB	1B BB	F7		3	1	0	0	2	0	1	Washington Senators @ Cleveland Indians Cleveland Municipal Stadium, Cleveland, OH Tue Jun 15 1965, 7:05 PM EDT Att. 4,537 - Unknown livebaseballscorecards.com									
Vic Davallillo, L OBP: 0.392, SLG: 0.490	L6					1B HR 1B	1-2 1B			5	1	4	1	0	0	0										
Max Alvis, R OBP: 0.349, SLG: 0.495	K		K			1-3 HR 1B	1B	F8		5	1	1	1	0	3	4										
Rocky Colavito, R OBP: 0.395, SLG: 0.516		1B 1-3 BB		1B 1B		1-3 HR 1B	1B			3	2	2	3	1	1	2										
Leon Wagner, L OBP: 0.345, SLG: 0.460		F4		G5-3 1B		4-3		F8		4	0	1	0	0	0	1										
Chuck Hinton, R OBP: 0.341, SLG: 0.430		1-3		F4		HR		F3		4	1	1	1	0	0	3										
Joe Azcue, R OBP: 0.295, SLG: 0.267						1-2 1B		6-3		4	0	2	1	0	1	0										
Pedro Gonzalez, R OBP: 0.243, SLG: 0.319		F2		G5-3 2-3				E5 SH3-4 E		4	2	1	0	0	0	4										
Sam McDowell, L OBP: 0.133, SLG: 0.103										2	0	0	0	0	2	0										
Gary Bell, R OBP: 0.143, SLG: 0.571			K					SH3-4		1	0	0	0	0	1	1										
										2	0	0	0	0	2	0										
Inning Stats	R: 0 E: 0 K: 1 S: 5	H: 0 LOB: 0 BB: 0 P: 5	R: 0 E: 0 K: 0 S: 4	H: 1 LOB: 1 BB: 1 P: 8	R: 0 E: 0 K: 2 S: 8	H: 1 LOB: 1 BB: 0 P: 8	R: 1 E: 0 K: 0 S: 5	H: 3 LOB: 1 BB: 0 P: 5	R: 5 E: 0 K: 2 S: 11	H: 4 LOB: 0 BB: 1 P: 15	R: 1 E: 1 K: 2 S: 9	H: 1 LOB: 2 BB: 1 P: 13	R: 0 E: 0 K: 0 S: 3	H: 0 LOB: 0 BB: 0 P: 3	R: 1 E: 0 K: 1 S: 7	H: 2 LOB: 1 BB: 0 P: 7		1B: 9 2B: 1 3B: 0 HR: 2	SF: 0 SAC: 1 DP: 1 HBP: 0	WP: 0 PB: 0 SB: 2 CS: 0	PA: 39					
PITCHER	IP	WLS	BF	H	R	ER	SO	BB	IBB	HBP	BLK	WP	HR	S	P	ERA	WHIP									
Howie Koplitz, R ERA: 5.01	(1, 1)	4.1	L	21	7	4	4	4	0	0	0	0	0	27	35	8.31	2.077									
Steve Ridzik, R ERA: 4.47	(5, 1)	0.1		3	2	2	2	0	0	0	0	0	0	2	3	3	54.00	6.000								
Frank Kreutzer, L ERA: 5.28	(5, 1)	0.2		5	1	1	0	1	1	0	0	0	0	6	10	0.00	3.000									
Ryne Duren, R ERA: 2.87	(6, 1)	2.2		10	2	1	1	3	0	0	0	0	0	16	16	3.38	0.750									

Batter	1	2	3	4	5	6	7	8	9	AB	R	H	RBI	BB	SO	LOB	TOP			
Don Blasingame, L (1,4) OBP: 0.278, SLG: 0.324	F4		G3			BB		F2		3	0	0	0	1	0	1	Washington Senators @ Cleveland Indians Cleveland Municipal Stadium, Cleveland, OH Wed Jun 16 1965, 7:05 PM EDT Att: 6,250 - Unknown 			
Ken McMullen, R (1,5) OBP: 0.337, SLG: 0.454	6-3		F2					L5-3		4	0	0	0	0	0	2				
Jim King, L (1,9) OBP: 0.362, SLG: 0.496	K		4-3						L4	4	0	0	0	0	2	1				
Frank Howard, R (1,7) OBP: 0.357, SLG: 0.504		HBP		6-3					E6	3	0	0	0	0	1	1				
Woodie Held, R (1,8) OBP: 0.376, SLG: 0.471		F5		3-1					FC1-4	4	0	1	0	0	0	2				
Joe Cunningham, L (1,3) OBP: 0.374, SLG: 0.375		E4		K					FC6-4	4	0	0	0	0	1	3				
Mike Brumley, L (1,2) OBP: 0.240, SLG: 0.161		F5			F7					3	0	0	0	0	0	3				
Ed Brinkman, R (1,6) OBP: 0.243, SLG: 0.288										1	0	0	0	1	1	0				
Willie Kirkland, L (7, PH) OBP: 0.278, SLG: 0.360										1	0	0	0	0	0	1				
Ken Hamlin, R (7,6) OBP: 0.310, SLG: 0.333										0	0	0	0	0	0	0				
Phil Ortega, R (1,1) OBP: 0.226, SLG: 0.214										1	0	0	0	0	1	3				
Bob Chance, L (5, PH) OBP: 0.077, SLG: 0.308										1	0	0	0	0	1	0				
Buster Narum, R (5,1) OBP: 0.077, SLG: 0.308										0	0	0	0	0	0	0				
Don Zimmer, R (8, PH) OBP: 0.347, SLG: 0.350										0	0	0	0	1	0	0				
Ron Kline, R (8,1) OBP: 0.347, SLG: 0.350										0	0	0	0	0	0	0				
Inning Stats	R: 0 E: 0 K: 1 S: 5	H: 0 LOB: 0 BB: 0 P: 5	R: 0 E: 1 K: 1 S: 6	H: 0 LOB: 3 BB: 1 P: 11	R: 0 E: 0 K: 0 S: 3	H: 0 LOB: 0 BB: 0 P: 3	R: 0 E: 0 K: 1 S: 5	H: 0 LOB: 0 BB: 0 P: 5	R: 0 E: 0 K: 2 S: 7	H: 0 LOB: 0 BB: 0 P: 7	R: 0 E: 0 K: 0 S: 4	H: 1 LOB: 1 BB: 0 P: 4	R: 0 E: 0 K: 0 S: 2	H: 0 LOB: 0 BB: 1 P: 6	R: 0 E: 1 K: 0 S: 4	H: 0 LOB: 1 BB: 0 P: 4	1B: 1 2B: 1 3B: 0 HR: 0	SF: 0 SAC: 0 DP: 1 HBP: 1	WP: 0 PB: 0 SB: 0 CS: 0	PA: 33
PITCHER Luis Tiant, R (1,1) ERA: 3.05	IP: 9.0 WLS: W BF: 33 H: 1 R: 0 ER: 0 SO: 7 BB: 2 IBB: 1 HBP: 1 BLK: 0 WP: 0 HR: 0 S: 43 P: 56 ERA: 0.00 WHIP: 0.333															PITCHER				

Batter	1	2	3	4	5	6	7	8	9	AB	R	H	RBI	BB	SO	LOB	BOTTOM			
Dick Howser, R (1,6) OBP: 0.361, SLG: 0.280			G6-4-3		6-3			1-3		3	0	0	0	1	0	3	Washington Senators @ Cleveland Indians Cleveland Municipal Stadium, Cleveland, OH Wed Jun 16 1965, 7:05 PM EDT Att: 6,250 - Unknown 			
Vic Davallillo, L (1,8) OBP: 0.390, SLG: 0.485										4	2	1	0	0	0	1				
Max Alvis, R (1,5) OBP: 0.356, SLG: 0.498										3	1	2	0	1	0	0				
Rocky Colavito, R (1,9) OBP: 0.388, SLG: 0.505										4	0	0	0	0	0	6				
Leon Wagner, L (1,7) OBP: 0.353, SLG: 0.478										3	2	2	4	1	0	0				
Chuck Hinton, R (1,3) OBP: 0.335, SLG: 0.422										3	0	0	0	0	0	2				
Joe Azcue, R (1,2) OBP: 0.289, SLG: 0.261										3	0	0	0	0	0	1				
Pedro Gonzalez, R (1,4) OBP: 0.247, SLG: 0.310										2	0	0	0	1	0	0				
Luis Tiant, R (1,1) OBP: 0.074, SLG: 0.038										2	0	1	1	1	0	0				
Inning Stats	R: 0 E: 0 K: 0 S: 3	H: 1 LOB: 1 BB: 1 P: 7	R: 0 E: 0 K: 0 S: 2	H: 0 LOB: 0 BB: 1 P: 6	R: 0 E: 0 K: 0 S: 2	H: 0 LOB: 0 BB: 1 P: 6	R: 3 E: 0 K: 0 S: 5	H: 2 LOB: 0 BB: 1 P: 9	R: 0 E: 0 K: 0 S: 3	H: 0 LOB: 0 BB: 0 P: 3	R: 1 E: 1 K: 0 S: 5	H: 1 LOB: 2 BB: 1 P: 9	R: 1 E: 1 K: 0 S: 5	H: 2 LOB: 1 BB: 0 P: 5	R: 1 E: 1 K: 0 S: 5	H: 2 LOB: 1 BB: 0 P: 5		1B: 5 2B: 0 3B: 0 HR: 1	SF: 0 SAC: 1 DP: 2 HBP: 0	WP: 0 PB: 0 SB: 0 CS: 1
PITCHER Phil Ortega, R (1,1) ERA: 4.8	IP: 4.0 WLS: L BF: 16 H: 3 R: 3 ER: 3 SO: 3 BB: 4 IBB: 0 HBP: 0 BLK: 0 WP: 0 HR: 1 S: 12 P: 28 ERA: 6.75 WHIP: 1.750															PITCHER				
Buster Narum, R (5,1) ERA: 5.47	3.0 12 1 1 0 0 0 1 0 0 0 0 0 11 15 0.00 0.333																			
Ron Kline, R (8,1) ERA: 1.96	1.0 5 2 1 0 0 0 0 0 0 0 0 5 5 0.00 2.000																			

Batter	1	2	3	4	5	6	7	8	9	AB	R	H	RBI	BB	SO	LOB	TOP			
Jose Cardenal, R OBP: 0.311, SLG: 0.410	6-3			F3		6-3			F9	4	0	0	0	0	0	1				
Albie Pearson, L OBP: 0.351, SLG: 0.360	6-3			4-3		F8				4	0	1	0	0	0	1				
Lou Clinton, R OBP: 0.270, SLG: 0.252									1B	0	0	0	0	0	0	0				
Jim Fregosi, R OBP: 0.281, SLG: 0.357	F8			K					F8	4	0	0	0	0	1	1				
Willie Smith, L OBP: 0.279, SLG: 0.412										3	0	1	0	0	0	0				
Joe Adcock, R OBP: 0.301, SLG: 0.443										3	0	0	0	0	0	1				
Vic Power, R OBP: 0.279, SLG: 0.326	5-3			FC6-4		FC6-4			F7	0	0	0	0	0	0	0				
Buck Rodgers, S OBP: 0.289, SLG: 0.275	F7									3	0	0	0	0	0	1				
Paul Schaal, R OBP: 0.289, SLG: 0.389				K						3	0	0	0	0	2	1				
Bobby Knoop, R OBP: 0.322, SLG: 0.366				1-3						3	0	1	0	0	0	0				
Fred Newman, R OBP: 0.171, SLG: 0.033										2	0	0	0	0	1	0				
Bob Lee, R OBP: 0.200, SLG: 0.444	F8					SH5-3			K	0	0	0	0	0	0	0				
Inning Stats	R: 0 E: 0 K: 0 S: 3	H: 0 LOB: 0 BB: 0 P: 3	R: 0 E: 0 K: 0 S: 3	H: 0 LOB: 0 BB: 0 P: 3	R: 0 E: 0 K: 1 S: 5	H: 0 LOB: 0 BB: 0 P: 5	R: 0 E: 0 K: 1 S: 5	H: 0 LOB: 0 BB: 0 P: 5	R: 0 E: 0 K: 0 S: 4	H: 1 LOB: 1 BB: 0 P: 4	R: 0 E: 0 K: 0 S: 3	H: 0 LOB: 0 BB: 0 P: 3	R: 0 E: 0 K: 1 S: 5	H: 0 LOB: 0 BB: 0 P: 5	R: 0 E: 0 K: 1 S: 6	H: 1 LOB: 1 BB: 0 P: 6	1B: 2 2B: 1 3B: 0 HR: 0	SF: 0 SAC: 1 DP: 0 HBP: 0	WP: 0 PB: 0 SB: 0 CS: 0	PA: 30
PITCHER Ralph Terry, R ERA: 2.89	IP: 9.0 WLS: W BF: 30 H: 3 R: 0 ER: 0 SO: 4 BB: 0 IBB: 0 HBP: 0 BLK: 0 WP: 0 HR: 0 S: 38 P: 38 ERA: 0.00 WHIP: 0.333															PITCHER	IP: 9.0 WLS: W BF: 30 H: 3 R: 0 ER: 0 SO: 4 BB: 0 IBB: 0 HBP: 0 BLK: 0 WP: 0 HR: 0 S: 38 P: 38 ERA: 0.00 WHIP: 0.333			

Los Angeles Angels @ Cleveland Indians
Cleveland Municipal Stadium, Cleveland, OH

AB 29
R 0
H 3
RBI 0
BB 0
SO 4
LOB 6



Sat Jun 19 1965, 3:33 AM EDT
Att: 5,791 - Unknown


Batter	1	2	3	4	5	6	7	8	9	AB	R	H	RBI	BB	SO	LOB	BOTTOM					
Dick Howser, R OBP: 0.353, SLG: 0.275	K		CS	F8		SH1-3			4-3	3	0	0	0	0	1	1						
Vic Davalillo, L OBP: 0.391, SLG: 0.479	4-3			F3						3	1	1	0	1	0	0						
Max Alvis, R OBP: 0.348, SLG: 0.481	1-3			6-3						3	0	0	0	0	1	2						
Rocky Colavito, R OBP: 0.382, SLG: 0.505				4-3		6-3				4	0	0	0	0	0	1						
Leon Wagner, L OBP: 0.356, SLG: 0.474				F9		L5				3	0	0	0	1	0	0						
Fred Whitfield, L OBP: 0.309, SLG: 0.503				6-3						4	0	2	1	0	0	0						
Duke Sims, L OBP: 0.429, SLG: 0.429				L6						3	0	1	0	0	0	1						
Phil Roof, R OBP: 0.136, SLG: 0.136						FC4-6				0	0	0	0	0	0	0						
Pedro Gonzalez, R OBP: 0.280, SLG: 0.354				E5						2	0	1	0	0	0	0						
Ralph Terry, R OBP: 0.179, SLG: 0.154				1-3						3	0	1	0	0	0	2						
Inning Stats	R: 0 E: 0 K: 1 S: 5	H: 0 LOB: 0 BB: 0 P: 5	R: 0 E: 0 K: 0 S: 3	H: 0 LOB: 0 BB: 0 P: 3	R: 0 E: 1 K: 0 S: 3	H: 1 LOB: 0 BB: 0 P: 3	R: 0 E: 0 K: 0 S: 3	H: 0 LOB: 0 BB: 0 P: 3	R: 0 E: 0 K: 0 S: 4	H: 1 LOB: 1 BB: 0 P: 4	R: 0 E: 0 K: 1 S: 6	H: 1 LOB: 2 BB: 1 P: 10	R: 0 E: 0 K: 0 S: 3	H: 0 LOB: 0 BB: 0 P: 3	R: 0 E: 0 K: 0 S: 4	H: 1 LOB: 1 BB: 0 P: 4	R: 1 E: 0 K: 0 S: 4	H: 2 LOB: 3 BB: 1 P: 8	1B: 6 2B: 0 3B: 0 HR: 0	SF: 0 SAC: 3 DP: 0 HBP: 0	WP: 0 PB: 0 SB: 0 CS: 1	PA: 34
PITCHER Fred Newman, R ERA: 3.29	IP: 8.1 WLS: L BF: 32 H: 5 R: 1 ER: 1 SO: 2 BB: 0 IBB: 2 HBP: 0 BLK: 0 WP: 0 HR: 0 S: 34 P: 42 ERA: 1.08 WHIP: 0.600															PITCHER	IP: 8.1 WLS: L BF: 32 H: 5 R: 1 ER: 1 SO: 2 BB: 0 IBB: 2 HBP: 0 BLK: 0 WP: 0 HR: 0 S: 34 P: 42 ERA: 1.08 WHIP: 0.600					
Bob Lee, R ERA: 1.88	0.0	1	1	0	0	0	0	0	0	0	0	1	1	0	0	0	0					

Los Angeles Angels @ Cleveland Indians
Cleveland Municipal Stadium, Cleveland, OH

AB 28
R 1
H 6
RBI 1
BB 2
SO 2
LOB 7



Sat Jun 19 1965, 3:33 AM EDT
Att: 5,791 - Unknown

Batter	1	2	3	4	5	6	7	8	9	AB	R	H	RBI	BB	SO	LOB	TOP			
Jose Cardenal, R OBP: 0.306, SLG: 0.404	F5			4-3		K		K		4	0	0	0	0	2	2	Los Angeles Angels @ Cleveland Indians Cleveland Municipal Stadium, Cleveland, OH Sun Jun 20 1965, 3:33 AM EDT Unknown			
Bobby Gene Smith, R OBP: 0.266, SLG: 0.325	F3			5-3		5-3		5-3		4	0	0	0	0	0	2				
Jim Fregosi, R OBP: 0.284, SLG: 0.357	F6			FC6-4 BB					K	3	0	1	0	1	1	0				
Joe Adcock, R OBP: 0.291, SLG: 0.429	F5			FC6-4		F9		K		4	0	0	0	0	1	3				
Lou Clinton, R OBP: 0.277, SLG: 0.248	4-3							F3		2	0	0	0	2	0	0				
Paul Schaaf, R OBP: 0.286, SLG: 0.384	F9					E4		F9		3	0	0	0	0	0	2				
Buck Rodgers, S OBP: 0.265, SLG: 0.271			F5		K			G5-4-3		3	0	0	0	0	1	3				
Bobby Knoop, R OBP: 0.322, SLG: 0.361			K		3					2	0	0	0	1	1	2				
Marcelino Lopez, R OBP: 0.219, SLG: 0.258			4-3					L6		2	0	1	0	0	0	0				
Aubrey Gatewood, R OBP: 0.300, SLG: 0.667										0	0	0	0	0	0	0				
Vic Power, R OBP: 0.273, SLG: 0.318										1	0	0	0	0	0	1				
Ken McBride, R OBP: 0.273, SLG: 0.318										0	0	0	0	0	0	0				
Inning Stats	R: 0 E: 0 K: 0 S: 3	H: 0 LOB: 0 BB: 0 P: 3	R: 0 E: 0 K: 0 S: 3	H: 0 LOB: 0 BB: 0 P: 3	R: 0 E: 0 K: 1 S: 5	H: 0 LOB: 0 BB: 0 P: 5	R: 0 E: 0 K: 0 S: 3	H: 0 LOB: 1 BB: 1 P: 7	R: 0 E: 1 K: 1 S: 5	H: 0 LOB: 1 BB: 1 P: 9	R: 0 E: 0 K: 0 S: 2	H: 0 LOB: 0 BB: 1 P: 6	R: 0 E: 0 K: 1 S: 5	H: 0 LOB: 1 BB: 1 P: 9	R: 0 E: 0 K: 2 S: 7	H: 0 LOB: 0 BB: 0 P: 7	1B: 1 2B: 2 3B: 0 HR: 0	SF: 0 SAC: 0 DP: 2 HBP: 0	WP: 0 PB: 0 SB: 0 CS: 0	PA: 32
PITCHER Sam McDowell, L ERA: 2.54	IP: 9.0 WLS: W BF: 32 H: 2 R: 0 ER: 0 SO: 6 BB: 4 IBB: 0 HBP: 0 BLK: 0 WP: 0 HR: 0 S: 40 P: 56 ERA: 0.00 WHIP: 0.667																			

Batter	1	2	3	4	5	6	7	8	9	AB	R	H	RBI	BB	SO	LOB	BOTTOM			
Larry Brown, R OBP: 0.300, SLG: 0.312	WP 1B 1-3	1-3			L7	K		1B HBP		4	1	1	0	0	1	5	Los Angeles Angels @ Cleveland Indians Cleveland Municipal Stadium, Cleveland, OH Sun Jun 20 1965, 3:33 AM EDT Unknown			
Vic Davallio, L OBP: 0.387, SLG: 0.472	1-3		5-3		6-3		6-3	1B		5	0	1	1	0	0	1				
Max Alvis, R OBP: 0.349, SLG: 0.477	F2		6-3			1B BB	1B	5-3		4	1	1	0	1	0	3				
Rocky Colavito, R OBP: 0.383, SLG: 0.502	BB		6-3			1B E	F7			3	1	1	0	1	0	1				
Leon Wagner, L OBP: 0.354, SLG: 0.470	F4			G6-4-3 1B		F2	F3			4	0	1	0	0	0	4				
Chuck Hinton, R OBP: 0.330, SLG: 0.406		E6 FC1-6 1B		G6-4-3 1B		E FC4-2 1B		6-3 E BB		3	1	2	1	1	0	0				
Joe Azcue, R OBP: 0.288, SLG: 0.262		FC1-6 1B		G6-4-3		E8 FC4-2 1B		6-3		4	0	2	1	0	0	3				
Pedro Gonzalez, R OBP: 0.279, SLG: 0.341		F3		6-3		FC4-2 IBB		E8 1B		3	1	0	0	1	0	3				
Sam McDowell, L OBP: 0.118, SLG: 0.091		FC1-6			K	FC4-2		K		4	0	0	0	0	2	6				
Inning Stats	R: 1 E: 0 K: 0 S: 4	H: 1 LOB: 1 BB: 1 P: 8	R: 0 E: 1 K: 0 S: 5	H: 1 LOB: 2 BB: 0 P: 5	R: 0 E: 0 K: 0 S: 3	H: 0 LOB: 0 BB: 0 P: 3	R: 0 E: 0 K: 0 S: 4	H: 2 LOB: 1 BB: 0 P: 4	R: 0 E: 0 K: 1 S: 5	H: 0 LOB: 0 BB: 0 P: 5	R: 2 E: 1 K: 1 S: 8	H: 3 LOB: 2 BB: 2 P: 16	R: 0 E: 0 K: 0 S: 4	H: 1 LOB: 1 BB: 0 P: 4	R: 2 E: 1 K: 1 S: 7	H: 1 LOB: 2 BB: 1 P: 12	1B: 9 2B: 0 3B: 0 HR: 0	SF: 0 SAC: 0 DP: 1 HBP: 1	WP: 2 PB: 0 SB: 0 CS: 0	PA: 39
PITCHER Marcelino Lopez, L ERA: 2.67	IP: 5.1 WLS: L BF: 24 H: 6 R: 3 ER: 3 SO: 1 BB: 2 IBB: 0 HBP: 0 BLK: 0 WP: 2 HR: 0 S: 24 P: 32 ERA: 5.06 WHIP: 1.500																			
Aubrey Gatewood, R ERA: 3.99	IP: 1.2 WLS: 8 BF: 2 H: 2 R: 0 ER: 0 SO: 1 BB: 0 IBB: 0 HBP: 0 BLK: 0 WP: 0 HR: 0 S: 9 P: 13 ERA: 0.00 WHIP: 1.200																			
Ken McBride, R ERA: 15.43	IP: 1.0 WLS: 7 BF: 1 H: 2 R: 0 ER: 0 SO: 1 BB: 0 IBB: 0 HBP: 0 BLK: 0 WP: 0 HR: 0 S: 7 P: 12 ERA: 0.00 WHIP: 2.000																			

Batter	1	2	3	4	5	6	7	8	9	AB	R	H	RBI	BB	SO	LOB	TOP			
Albie Pearson, L OBP: 0.343, SLG: 0.351 (1, 8)										4	0	0	0	0	0	1	Los Angeles Angels @ Cleveland Indians Cleveland Municipal Stadium, Cleveland, OH Sun Jun 20 1965, 3:38 AM EDT Att: 24,616 - Unknown livebaseballscorecards.com			
Julio Gotay, R OBP: 0.280, SLG: 0.324 (1, 4)										4	0	0	0	0	1	1				
Jim Fregosi, R OBP: 0.284, SLG: 0.355 (1, 6)										4	0	1	0	0	0	0				
Willie Smith, L OBP: 0.283, SLG: 0.425 (1, 7)										3	1	1	1	1	0	1				
Lou Clinton, R OBP: 0.270, SLG: 0.241 (1, 9)										3	0	0	0	0	1	1				
Vic Power, R OBP: 0.277, SLG: 0.340 Jose Cardenal, R (8, FR) Barry Latman, R (8, 1)										3	0	1	0	0	0	0				
Paul Schaal, R OBP: 0.283, SLG: 0.380 (1, 5)										2	0	0	0	0	0	0				
Tom Satriano, L OBP: 0.111, SLG: 0.111 (1, 2)										3	0	1	0	0	0	0				
Dean Chance, R OBP: 0.172, SLG: 0.077 Al Spangler, L (6, PH) Bob Lee, R Joe Adcock, R (8, PH)										1	0	1	0	0	0	0				
Inning Stats	R: 0 E: 0 K: 0 S: 3	H: 0 LOB: 0 BB: 0 P: 3	R: 1 E: 0 K: 1 S: 6	H: 1 LOB: 0 BB: 0 P: 6	R: 0 E: 0 K: 0 S: 4	H: 1 LOB: 1 BB: 0 P: 4	R: 0 E: 0 K: 0 S: 3	H: 0 LOB: 0 BB: 0 P: 3	R: 0 E: 0 K: 0 S: 3	H: 0 LOB: 0 BB: 1 P: 3	R: 0 E: 0 K: 0 S: 2	H: 0 LOB: 0 BB: 1 P: 6	R: 0 E: 0 K: 0 S: 4	H: 2 LOB: 2 BB: 0 P: 4	R: 0 E: 0 K: 1 S: 6	H: 1 LOB: 1 BB: 0 P: 6		1B: 3 2B: 1 3B: 0 HR: 1	SF: 0 SAC: 1 DP: 1 HBP: 0	WP: 0 PB: 0 SB: 0 CS: 1
PITCHER Lee Stange, R ERA: 2.87 (1, 1)	IP: 9.0 WLS: W BF: 31 H: 5 R: 1 ER: 1 SO: 2 BB: 1 IBB: 0 HBP: 0 BLK: 0 WP: 0 HR: 1 S: 34 P: 38 ERA: 1.00 WHIP: 0.667															PITCHER				

Batter	1	2	3	4	5	6	7	8	9	AB	R	H	RBI	BB	SO	LOB	BOTTOM			
Dick Howser, R OBP: 0.361, SLG: 0.277 (1, 6)										2	0	1	0	2	1	0	Los Angeles Angels @ Cleveland Indians Cleveland Municipal Stadium, Cleveland, OH Sun Jun 20 1965, 3:38 AM EDT Att: 24,616 - Unknown livebaseballscorecards.com			
Vic Davallio, L OBP: 0.389, SLG: 0.473 (1, 8)										4	0	2	0	0	0	3				
Max Alvis, R OBP: 0.348, SLG: 0.487 (1, 5)										4	1	1	1	0	1	3				
Rocky Colavito, R OBP: 0.389, SLG: 0.516 (1, 9)										2	2	1	1	2	0	2				
Leon Wagner, L OBP: 0.348, SLG: 0.462 (1, 7)										4	0	0	0	0	1	3				
Fred Whitfield, L OBP: 0.308, SLG: 0.497 Chuck Hinton, R (8, FR)										4	0	1	0	0	0	0				
Duke Sims, L OBP: 0.273, SLG: 0.273 (1, 2)										4	0	0	0	0	2	1				
Pedro Gonzalez, R OBP: 0.278, SLG: 0.349 (1, 4)										4	0	1	0	0	2	1				
Lee Stange, R OBP: 0.344, SLG: 0.167 (1, 1)										2	0	0	0	0	2	1				
Inning Stats	R: 0 E: 0 K: 2 S: 8	H: 1 LOB: 2 BB: 1 P: 12	R: 0 E: 0 K: 1 S: 5	H: 0 LOB: 0 BB: 0 P: 5	R: 0 E: 0 K: 1 S: 5	H: 1 LOB: 2 BB: 1 P: 10	R: 0 E: 0 K: 1 S: 5	H: 0 LOB: 0 BB: 0 P: 5	R: 0 E: 0 K: 0 S: 4	H: 1 LOB: 1 BB: 0 P: 4	R: 0 E: 0 K: 2 S: 9	H: 2 LOB: 2 BB: 0 P: 9	R: 2 E: 1 K: 1 S: 7	H: 2 LOB: 1 BB: 1 P: 11	R: 2 E: 1 K: 1 S: 7	H: 2 LOB: 1 BB: 1 P: 11		1B: 4 2B: 1 3B: 0 HR: 2	SF: 0 SAC: 0 DP: 0 HBP: 1	WP: 0 PB: 0 SB: 0 CS: 0
PITCHER Dean Chance, R ERA: 4.61 Bob Lee, R Barry Latman, R	IP: 5.0 WLS: 20 BF: 20 H: 2 R: 0 ER: 0 SO: 6 BB: 3 IBB: 0 HBP: 0 BLK: 0 WP: 0 HR: 0 S: 28 P: 41 ERA: 0.00 WHIP: 1.000															PITCHER				


Batter	1	2	3	4	5	6	7	8	9	AB	R	H	RBI	BB	SO	LOB	TOP								
Bert Campaneris, R OBP: 0.320, SLG: 0.422 (1, 7)	0-3 K		0-0 2B		0-0 FC6-4 CS		0-0 S 1B		0-3 K	5	0	2	0	0	2	3	Kansas City Athletics @ Cleveland Indians Cleveland Municipal Stadium, Cleveland, OH Fri Jun 25 1965, 7:05 PM EDT Att: 12,073 - Unknown livebaseballscorecards.com								
Wayne Causey, L OBP: 0.365, SLG: 0.306 (1, 6)	4-0 BB BB		0-0 F6		0-3 K 1-2		0-0 4-3			3	0	0	0	1	1	3									
Jim Landis, R OBP: 0.360, SLG: 0.341 (1, 8)	0-0 F4		0-3 K			0-3 K		0-3 K		4	0	0	0	0	3	2									
Ken Harrelson, R OBP: 0.343, SLG: 0.470 (1, 3)	4-0 1-2 BB		0-0 F7			0-3 K 1B		0-3 K		3	0	0	0	1	2	1									
Ed Charles, R OBP: 0.339, SLG: 0.430 (1, 5)	0-3 K			0-3 K		0-0 L8		0-3 K		4	0	0	0	0	3	3									
Mike Hershberger, R OBP: 0.297, SLG: 0.317 (1, 9)		0-0 1B		0-0 F4		0-0 1-2 1B			4-0 BB BB	3	0	2	0	1	0	0									
Dick Green, R OBP: 0.345, SLG: 0.411 (1, 4)		0-0 F4		4-0 BB		0-0 F5			4-0 1-2 BB	2	0	0	0	2	0	3									
Rene Lachemann, R OBP: 0.270, SLG: 0.415 (1, 2)		0-3 K		0-0 F5			0-0 F9		0-0 F9	4	0	0	0	0	1	4									
Catfish Hunter, R Skip Lockwood, R Diego Segul, R Nelson Mathewes, R Jim Dickson, L Santiago Rosario, L (1, 1) (5, PH) (5, 1) (7, PH) (7, 1) (8, PH)		0-0 G3			4-0 FC6-4 BB		0-3 K		0-3 K	1	0	0	0	0	0	1									
Inning Stats	R: 0 E: 0 K: 2 S: 7	H: 0 LOB: 2 BB: 2 P: 15	R: 0 E: 0 K: 1 S: 6	H: 1 LOB: 1 BB: 0 P: 6	R: 0 E: 0 K: 1 S: 6	H: 1 LOB: 1 BB: 0 P: 6	R: 0 E: 0 K: 1 S: 5	H: 0 LOB: 1 BB: 1 P: 9	R: 0 E: 0 K: 1 S: 4	H: 0 LOB: 0 BB: 1 P: 8	R: 0 E: 0 K: 2 S: 9	H: 1 LOB: 2 BB: 0 P: 9	R: 0 E: 0 K: 1 S: 6	H: 1 LOB: 1 BB: 0 P: 6	R: 0 E: 0 K: 3 S: 9	H: 0 LOB: 0 BB: 0 P: 9		R: 0 E: 0 K: 2 S: 7	H: 0 LOB: 2 BB: 2 P: 15	1B: 3 2B: 1 3B: 0 HR: 0	SF: 0 SAC: 0 DP: 0 HBP: 0	WP: 0 PB: 1 SB: 1 CS: 1	PA: 37		
PITCHER	IP	WLS	BF	H	R	ER	SO	BB	IBB	HBP	BLK	WP	HR	S	P	ERA	WHIP								
Sam McDowell, L ERA: 2.31 Gary Bell, R ERA: 2.61	(1, 1)	8.2	W	36	4	0	0	13	6	0	0	0	0	56	80	0.00	1.154								

Batter	1	2	3	4	5	6	7	8	9	AB	R	H	RBI	BB	SO	LOB	BOTTOM								
Dick Howser, R OBP: 0.355, SLG: 0.269 (1, 6)	0-0 6-3		0-0 L7		0-0 F2		0-0 5-3			4	0	0	0	0	0	0	Kansas City Athletics @ Cleveland Indians Cleveland Municipal Stadium, Cleveland, OH Fri Jun 25 1965, 7:05 PM EDT Att: 12,073 - Unknown livebaseballscorecards.com								
Vic Davallito, L OBP: 0.375, SLG: 0.452 (1, 8)	0-0 L4		0-0 L9		0-0 S S 1B		0-0 4-3			4	0	1	0	0	0	0									
Max Alvis, R OBP: 0.348, SLG: 0.488 (1, 5)	0-3 K		0-0 F7		4-0 1-2 BB		0-0 L6			3	0	0	0	1	1	0									
Rocky Colavito, R OBP: 0.405, SLG: 0.545 (1, 9)		0-0 HR		0-3 K	4-0 1-2 2-3 BB		0-0 F8			3	1	1	1	1	1	0									
Leon Wagner, L OBP: 0.335, SLG: 0.443 (1, 7)		0-0 9-3-6 1B		0-3 K	0-0 6-3		0-0 F7			4	0	1	0	0	1	3									
Fred Whitfield, L OBP: 0.310, SLG: 0.506 (1, 3)		0-0 9-3-6		0-0 HR		0-0 3-1		0-0 4-3		4	1	1	1	0	0	1									
Joe Azcue, R OBP: 0.304, SLG: 0.278 (1, 2)		4-0 1B BB		0-0 1B		0-0 SH5-3 2B				2	0	2	0	1	0	0									
Pedro Gonzalez, R OBP: 0.275, SLG: 0.330 (1, 4)		0-0 1-2 1B		0-0 F6		0-0 SH5-3				2	0	1	0	0	0	1									
Sam McDowell, L OBP: 0.108, SLG: 0.083 Gary Bell, R OBP: 0.125, SLG: 0.500 (1, 1) (9, 1)		0-0 F9		0-0 F7		0-3 K				3	0	0	0	0	1	3									
Inning Stats	R: 0 E: 0 K: 1 S: 5	H: 0 LOB: 0 BB: 0 P: 5	R: 1 E: 0 K: 0 S: 5	H: 3 LOB: 2 BB: 1 P: 9	R: 0 E: 0 K: 0 S: 3	H: 0 LOB: 0 BB: 0 P: 3	R: 1 E: 0 K: 2 S: 9	H: 2 LOB: 1 BB: 0 P: 9	R: 0 E: 0 K: 0 S: 4	H: 1 LOB: 3 BB: 2 P: 12	R: 0 E: 0 K: 1 S: 6	H: 1 LOB: 1 BB: 0 P: 6	R: 0 E: 0 K: 0 S: 3	H: 0 LOB: 0 BB: 0 P: 3	R: 0 E: 0 K: 0 S: 3	H: 0 LOB: 0 BB: 0 P: 3		1B: 4 2B: 2 3B: 0 HR: 2	SF: 0 SAC: 1 DP: 1 HBP: 0	WP: 0 PB: 0 SB: 3 CS: 0	PA: 33				
PITCHER	IP	WLS	BF	H	R	ER	SO	BB	IBB	HBP	BLK	WP	HR	S	P	ERA	WHIP								
Catfish Hunter, R ERA: 5.63 Diego Segul, R ERA: 5.18 Jim Dickson, R ERA: 4.25	(1, 1)	4.0	L	17	5	2	2	3	1	0	0	0	0	10	18	0.00	2.000								

Batter	1	2	3	4	5	6	7	8	9	10	11	12	13	14	15	AB	R	H	RBI	BB	SO	LOB	TOP																
Bert Campaneris, R OBP: 0.315, SLG: 0.413 (1.7)	F8		K		F3	K			K		F8		SH3-4			7	0	1	0	0	3	1																	
Wayne Causey, L OBP: 0.366, SLG: 0.308 (1.6)	F3			E	BB	BB	1B	4-3	3-1				F8		1B	8	2	3	0	0	0	4																	
Jim Landis, R OBP: 0.371, SLG: 0.368 (1.8)	K			E	BB	BB	1B		K		K				6-3	6	3	2	0	2	3	3																	
Ken Harrelson, R OBP: 0.344, SLG: 0.403 (1.3)		F3		K												5	0	1	1	2	1	4																	
Ed Charles, R OBP: 0.337, SLG: 0.419 (1.5)		FC4-6		E5												4	1	1	3	2	1	2																	
Mike Hershberger, R OBP: 0.296, SLG: 0.370 (1.9)	FC4-6			1B												7	1	1	1	0	0	5																	
Billy Bryan, L OBP: 0.324, SLG: 0.453 (1.2)	F4			F2					F9							5	0	0	0	2	1	5																	
Dick Green, R OBP: 0.341, SLG: 0.400 (1.4)			5-3						6-3							6	0	1	2	0	1	4																	
John O'Donoghue, R OBP: 0.371, SLG: 0.344 (1.1)																1	0	0	0	0	0	0																	
Diego Segui, R OBP: 0.311, SLG: 0.388 (3.1)																1	0	0	0	0	0	1																	
Santiago Rosario, L OBP: 0.302, SLG: 0.388 (3.1)																1	0	0	0	0	0	0																	
John Wyatt, R OBP: 0.320, SLG: 0.419 (1.5)																1	0	0	0	0	0	0																	
Rene Lacharrette, R OBP: 0.291, SLG: 0.419 (1.5)																1	0	0	0	0	0	0																	
Rolife Sheldon, R OBP: 0.344, SLG: 0.388 (1.5)																1	0	1	0	0	0	0																	
Ship Lockwood, R OBP: 0.344, SLG: 0.388 (1.5)																1	0	1	0	0	0	0																	
Jim Dickson, L OBP: 0.344, SLG: 0.388 (1.5)																0	0	0	0	0	0	0																	
Inning Stats	R: 0 E: 0 K: 1 S: 5	H: 0 LOB: 0 BB: 0 P: 5	R: 0 E: 0 K: 0 S: 3	H: 0 LOB: 1 BB: 1 P: 7	R: 0 E: 0 K: 1 S: 5	H: 0 LOB: 0 BB: 0 P: 5	R: 4 E: 2 K: 2 S: 11	H: 3 LOB: 3 BB: 1 P: 15	R: 2 E: 0 K: 0 S: 6	H: 3 LOB: 2 BB: 1 P: 10	R: 0 E: 0 K: 1 S: 5	H: 0 LOB: 1 BB: 0 P: 6	R: 1 E: 0 K: 0 S: 4	H: 2 LOB: 0 BB: 0 P: 4	R: 0 E: 0 K: 0 S: 3	H: 0 LOB: 0 BB: 0 P: 3	R: 0 E: 0 K: 2 S: 7	H: 0 LOB: 0 BB: 0 P: 7	R: 0 E: 0 K: 1 S: 5	H: 1 LOB: 2 BB: 2 P: 13	R: 0 E: 0 K: 0 S: 3	H: 0 LOB: 2 BB: 2 P: 11	R: 0 E: 0 K: 0 S: 4	H: 1 LOB: 2 BB: 1 P: 8	R: 0 E: 0 K: 2 S: 7	H: 0 LOB: 0 BB: 0 P: 7	R: 0 E: 0 K: 0 S: 5	H: 2 LOB: 2 BB: 0 P: 5	1B: 10 2B: 2 3B: 1 HR: 0	SF: 0 SAC: 3 DP: 1 HBP: 1	WP: 0 PB: 0 CS: 0	PA: 66							
PITCHER	IP 3.2	WLS 3	BF 17	H 4	R 4	ER 1	SO 3	BB 2	IBB 0	HBP 0	BLK 0	WP 0	HR 0	R 2	S 21	P 29	ERA 2.46	WHIP 1.364																					
Luis Tiant, R ERA: 3.21 (1.1)											Jack Spring, L ERA: 2.08 (11.1)	IP 5.0	WLS 5	BF 22	H 4	R 0	ER 0	SO 3	BB 3	IBB 0	HBP 0	BLK 0	WP 0	HR 0	R 0	S 25	P 37	ERA 0.00	WHIP 1.400										
Gary Bell, R ERA: 2.91 (4.1)											Jack Kralick, L ERA: 3.86 (6.1)	IP 0.1	WLS 1	BF 0	H 0	R 0	ER 0	SO 0	BB 0	IBB 0	HBP 0	BLK 0	WP 0	HR 0	R 0	S 1	P 1	ERA 0.00	WHIP 0.000										
Lee Stange, R ERA: 3.45 (7.1)											Don McMahon, R ERA: 2.65 (9.1)	IP 2.0	WLS 0	BF 8	H 0	R 0	ER 0	SO 3	BB 1	IBB 1	HBP 0	BLK 0	WP 0	HR 0	R 0	S 12	P 20	ERA 0.00	WHIP 0.500										

Kansas City Athletics @ Cleveland Indians
Cleveland Municipal Stadium, Cleveland, OH
Sun Jun 27 1965, 3:33 AM EDT
Unknown


AB 54
R 7
H 12
RBI 7
BB 8
SO 11
LOB 29



Batter	1	2	3	4	5	6	7	8	9	10	11	12	13	14	15	AB	R	H	RBI	BB	SO	LOB	BOTTOM																
Dick Howser, R OBP: 0.358, SLG: 0.281 (1.8)						F6										5	1	3	0	0	0	2																	
Don McMahon, R OBP: 0.697, SLG: 0.697 (9.1)										L9						0	0	0	0	0	0	0																	
Duke Sims, L OBP: 0.271, SLG: 0.368 (10. PH)																1	0	0	0	0	0	1																	
Jack Spring, R OBP: 0.500, SLG: 0.500 (11.1)																2	0	1	0	0	0	1																	
Vic Davallo, L OBP: 0.380, SLG: 0.450 (1.8)																6	1	2	0	2	1	5																	
Chico Salmon, R OBP: 0.234, SLG: 0.214 (1.5)																7	1	1	0	0	2	8																	
Rocky Colavito, R OBP: 0.406, SLG: 0.545 (1.9)																6	2	2	1	2	1	2																	
Chuck Hinton, R OBP: 0.335, SLG: 0.437 (1.3)																8	2	4	4	0	0	3																	
Leon Wagner, L OBP: 0.351, SLG: 0.471 (1.7)																3	2	2	1	4	0	0																	
Joe Azcue, R OBP: 0.290, SLG: 0.284 (1.2)																7	0	0	0	0	2	7																	
Pedro Gonzalez, R OBP: 0.292, SLG: 0.364 (1.4)																6	1	3	2	1	1	0																	
Luis Tiant, R ERA: 3.21 (1.1)											Jack Kralick, L ERA: 3.86 (6.1)	IP 0.1	WLS 1	BF 0	H 0	R 0	ER 0	SO 0	BB 0	IBB 0	HBP 0	BLK 0	WP 0	HR 0	R 0	S 1	P 1	ERA 0.00	WHIP 0.000										
Al Lugo, R ERA: 3.13 (1.1)											Freddie Williams, L ERA: 2.84 (15.1)	IP 0.1	WLS L	BF 4	H 2	R 3	ER 3	SO 0	BB 0	IBB 0	HBP 0	BLK 0	WP 0	HR 0	R 1	S 3	P 7	ERA 81.00	WHIP 6.000										
Inning Stats	R: 1 E: 1 K: 1 S: 6	H: 2 LOB: 1 BB: 1 P: 10	R: 1 E: 0 K: 0 S: 9	H: 2 LOB: 2 BB: 1 P: 13	R: 4 E: 1 K: 0 S: 7	H: 4 LOB: 0 BB: 0 P: 7	R: 0 E: 0 K: 0 S: 3	H: 1 LOB: 1 BB: 0 P: 6	R: 0 E: 0 K: 0 S: 3	H: 1 LOB: 0 BB: 0 P: 3	R: 0 E: 0 K: 0 S: 3	H: 1 LOB: 2 BB: 1 P: 13	R: 0 E: 0 K: 0 S: 3	H: 0 LOB: 1 BB: 1 P: 7	R: 0 E: 0 K: 1 S: 6	H: 1 LOB: 2 BB: 1 P: 10	R: 0 E: 0 K: 0 S: 7	H: 1 LOB: 0 BB: 0 P: 3	R: 0 E: 0 K: 0 S: 5	H: 0 LOB: 1 BB: 1 P: 9	R: 3 E: 0 K: 0 S: 3	H: 2 LOB: 0 BB: 1 P: 7	1B: 14 2B: 3 3B: 0 HR: 4	SF: 0 SAC: 2 DP: 4 HBP: 0	WP: 0 PB: 1 CS: 1	PA: 68													
PITCHER	IP 2.1	WLS 2	BF 15	H 7	R 5	ER 3	SO 3	BB 2	IBB 0	HBP 0	BLK 0	WP 0	HR 2	R 19	S 27	P 27	ERA 11.57	WHIP 3.857																					
John O'Donoghue, L ERA: 4.29 (3.1)											Diego Segui, R ERA: 5.11 (8.1)	IP 4.2	WLS 19	BF 6	H 2	R 2	ER 2	SO 3	BB 0	IBB 1	HBP 0	BLK 0	WP 0	HR 1	R 24	S 28	P 28	ERA 3.86	WHIP 1.286										
Rolife Sheldon, R ERA: 2.84 (15.1)											Jim Dickson, R ERA: 5.1 (15.1)	IP 0.1	WLS L	BF 4	H 2	R 3	ER 3	SO 0	BB 0	IBB 0	HBP 0	BLK 0	WP 0	HR 0	R 1	S 3	P 7	ERA 81.00	WHIP 6.000										

Kansas City Athletics @ Cleveland Indians
Cleveland Municipal Stadium, Cleveland, OH
Sun Jun 27 1965, 3:33 AM EDT
Unknown

AB 57
R 10
H 21
RBI 8
BB 9
SO 9
LOB 31



Batter	1	2	3	4	5	6	7	8	9	AB	R	H	RBI	BB	SO	LOB	TOP										
Bert Campaneris, R OBP: 0.316, SLG: 0.410	0-3 K			0-0 2B	0-0 6-3	0-3 K			4-0 BB	4	1	1	0	1	2	3	Kansas City Athletics @ Cleveland Indians Cleveland Municipal Stadium, Cleveland, OH Sun Jun 27 1965, 3:38 AM EDT Att: 17,829 - Unknown livebaseballscorecards.com										
Wayne Causey, L OBP: 0.364, SLG: 0.310	0-0 F6			0-0 2B	0-0 F7	0-0 1-3			0-3 K	5	1	1	0	0	1	4											
Larry Stahl, L OBP: 0.146, SLG: 0.237	0-3 K			0-0 HR	0-0 F3				0-3 K	5	1	1	2	0	2	1											
Ken Harrelson, R OBP: 0.348, SLG: 0.482		0-0 F2		0-0 HR		0-0 BB				4	2	2	2	0	1	0											
Ed Charles, R OBP: 0.336, SLG: 0.414		0-0 6-3		1-0 1B		0-3 K				3	1	0	0	0	1	1											
Mike Hershberger, R OBP: 0.265, SLG: 0.309		0-0 F8		0-0 1-3		0-0 BB				4	1	1	0	0	1	1											
Santiago Rosario, L Cattfish Hunter, R Don Mossi, L Jim Dickson, L Ship Lickwood, R John Wyatt, R			0-3 K	0-0 FC6-4		0-0 1B			0-0 F2	2	0	1	1	1	1	0											
Rene Lachemann, R OBP: 0.266, SLG: 0.402			0-3 K	0-0 F7		0-0 BB			0-3 K	4	0	1	2	0	2	1											
Wes Stock, R Jim Landis, R			0-3 K	0-0 FC6-4		0-0 BB			0-3 K	2	0	0	0	0	1	1											
Inning Stats	R: 0 E: 0 K: 2 S: 7	H: 0 LOB: 0 BB: 0 P: 7	R: 0 E: 0 K: 0 S: 3	H: 0 LOB: 0 BB: 0 P: 3	R: 0 E: 0 K: 3 S: 9	H: 0 LOB: 1 BB: 0 P: 9	R: 5 E: 0 K: 0 S: 8	H: 5 LOB: 1 BB: 0 P: 9	R: 0 E: 0 K: 0 S: 3	H: 0 LOB: 0 BB: 0 P: 3	R: 2 E: 0 K: 2 S: 10	H: 3 LOB: 3 BB: 2 P: 18	R: 0 E: 0 K: 1 S: 5	H: 0 LOB: 0 BB: 0 P: 5	R: 0 E: 0 K: 2 S: 7	H: 0 LOB: 0 BB: 0 P: 7		R: 0 E: 0 K: 3 S: 9	H: 0 LOB: 1 BB: 1 P: 13	1B: 5 2B: 2 3B: 0 HR: 1	SF: 0 SAC: 0 DP: 0 HBP: 1	WP: 0 PB: 0 SB: 1 CS: 0	PA: 39				
PITCHER	IP	WLS	BF	H	R	ER	SO	BB	IBB	HBP	BLK	WP	HR	S	P	ERA	WHIP										
Floyd Weaver, R ERA: 5.4	3.1		16	5	5	5	5	0	0	1	0	0	1	25	26	13.50	1.500										
Mike Hedlund, R ERA: 5.06	2.0		8	2	2	2	1	0	0	0	0	0	0	10	10	9.00	1.000										
Gary Bell, R ERA: 2.86	0.2	W	5	1	0	0	1	2	0	0	0	0	0	5	13	0.00	4.500										
Sonny Siebert, R ERA: 2.54	3.0		10	0	0	0	6	1	0	0	0	0	0	21	25	0.00	0.333										

Batter	1	2	3	4	5	6	7	8	9	AB	R	H	RBI	BB	SO	LOB	BOTTOM										
Dick Howser, R OBP: 0.363, SLG: 0.288	0-0 F5					0-0 E				5	2	3	0	0	0	1	Kansas City Athletics @ Cleveland Indians Cleveland Municipal Stadium, Cleveland, OH Sun Jun 27 1965, 3:38 AM EDT Att: 17,829 - Unknown livebaseballscorecards.com										
Vic Davallillo, L OBP: 0.377, SLG: 0.449	0-0 1-3					0-0 4-3				5	0	1	2	0	0	4											
Leon Wagner, L Pedro Gonzalez, R	0-0 1B					0-0 E				5	1	1	0	0	0	4											
Rocky Colavito, R OBP: 0.409, SLG: 0.550	0-0 1B					0-0 FC3-6				0	0	0	0	0	0	0											
Fred Whitfield, L OBP: 0.301, SLG: 0.494	0-0 F8					0-0 F3				4	1	0	0	0	0	3											
Chuck Hinton, R OBP: 0.336, SLG: 0.433						0-0 F3				4	2	1	0	1	1	1											
Duke Sims, L Max Alvis, R Phil Roof, R						0-0 3-1				3	1	1	2	0	0	0											
Larry Brown, R OBP: 0.301, SLG: 0.344						0-0 HR				4	3	3	2	0	0	0											
Floyd Weaver, R Mike Hedlund, R Gary Bell, R Al Luplow, L Sonny Siebert, R						0-0 K				1	0	0	0	0	1	0											
Inning Stats	R: 0 E: 0 K: 0 S: 5	H: 2 LOB: 2 BB: 0 P: 5	R: 2 E: 0 K: 1 S: 8	H: 3 LOB: 1 BB: 0 P: 8	R: 0 E: 0 K: 0 S: 3	H: 0 LOB: 0 BB: 0 P: 3	R: 1 E: 0 K: 1 S: 6	H: 1 LOB: 0 BB: 0 P: 6	R: 2 E: 1 K: 1 S: 8	H: 2 LOB: 1 BB: 0 P: 8	R: 2 E: 1 K: 0 S: 6	H: 2 LOB: 1 BB: 0 P: 6	R: 4 E: 1 K: 0 S: 8	H: 4 LOB: 2 BB: 1 P: 12	R: 0 E: 0 K: 0 S: 3	H: 0 LOB: 0 BB: 0 P: 3		1B: 9 2B: 3 3B: 0 HR: 2	SF: 1 SAC: 1 DP: 0 HBP: 0	WP: 1 PB: 0 SB: 0 CS: 0	PA: 42						
PITCHER	IP	WLS	BF	H	R	ER	SO	BB	IBB	HBP	BLK	WP	HR	S	P	ERA	WHIP										
Wes Stock, R ERA: 5.26	5.0		24	8	5	4	3	0	0	0	0	0	4	4	4	0.00	1.500										
Cattfish Hunter, R ERA: 5.47	0.2	L	9	5	4	3	0	0	1	0	0	0	0	8	12	40.50	7.500										
Jim Dickson, R ERA: 4.99	0.2		2	0	0	0	0	0	0	0	0	1	0	2	2	0.00	0.000										
John Wyatt, R ERA: 3.03	1.0		3	0	0	0	0	0	0	0	0	0	0	3	3	0.00	0.000										

Batter	1	2	3	4	5	6	7	8	9	AB	R	H	RBI	BB	SO	LOB	TOP								
Larry Brown, R OBP: 0.297, SLG: 0.346 (1, 6)	5-3		F8	F3			4-3		1B	5	1	1	0	0	0	3	Cleveland Indians @ Boston Red Sox Fenway Park, Boston, MA Mon Jun 28 1965, 7:05 PM EDT Att: 12,069 - Unknown								
Vic Davallillo, L OBP: 0.374, SLG: 0.456 Chuck Hinton, R OBP: 0.336, SLG: 0.433 (1, 8) (9, 8)	F8		HR				F7		F2	5	1	1	1	0	0	4									
Max Alvis, R OBP: 0.344, SLG: 0.482 (1, 5)	1-3		4-3		6-3		E5		1B	5	1	1	0	0	0	0									
Rocky Colavito, R OBP: 0.412, SLG: 0.556 (1, 9)		1B			5-3		4-3		1B	5	1	3	1	0	0	1									
Leon Wagner, L OBP: 0.353, SLG: 0.468 (1, 7)		1B	4-3		F7				1B	5	2	3	1	0	0	1									
Fred Whitfield, L OBP: 0.309, SLG: 0.512 (1, 3)		HR		1B		5-3			4-6-3	4	2	2	3	1	0	2									
Duke Sims, L OBP: 0.231, SLG: 0.462 (1, 2)	3-1			1B		6-3			1B	4	0	1	0	0	0	2									
Pedro Gonzalez, R OBP: 0.291, SLG: 0.360 (1, 4)	5-3			1B		F9			1B	4	0	1	1	0	0	1									
Luis Tiant, R OBP: 0.091, SLG: 0.063 Floyd Weaver, R OBP: 0.250, SLG: 0.286 (1, 1) (6, 1)	F8			K					K	2	0	0	0	0	1	2									
										2	1	1	0	0	1	1									
Inning Stats	R: 0 E: 0 K: 0 S: 3	H: 0 LOB: 0 BB: 0 P: 3	R: 3 E: 0 K: 0 S: 6	H: 3 LOB: 0 BB: 0 P: 6	R: 1 E: 0 K: 0 S: 5	H: 2 LOB: 1 BB: 0 P: 5	R: 1 E: 0 K: 1 S: 7	H: 2 LOB: 2 BB: 1 P: 11	R: 0 E: 0 K: 0 S: 3	H: 0 LOB: 0 BB: 0 P: 3	R: 1 E: 1 K: 0 S: 5	H: 1 LOB: 1 BB: 0 P: 5	R: 1 E: 1 K: 1 S: 7	H: 2 LOB: 1 BB: 0 P: 7	R: 2 E: 0 K: 0 S: 6	H: 4 LOB: 1 BB: 0 P: 6	1B: 9 2B: 4 3B: 0 HR: 2	SF: 0 SAC: 0 DP: 1 HBP: 0	WP: 0 PB: 0 SB: 0 CS: 0	PA: 42					
PITCHER	IP	WLS	BF	H	R	ER	SO	BB	IBB	HBP	BLK	WP	HR	S	P	ERA	WHIP								
Bill Monbouquette, R ERA: 3.91 Arnold Earley, L ERA: 3.76 Jerry Stephenson, R ERA: 4.24 Jay Ritchie, R ERA: 2.7 (1, 1) (3, 1) (6, 1) (8, 1)	2.2	L	13	5	4	4	0	0	0	0	0	0	2	13	13	13.50	1.875								
	2.1	L	10	2	1	1	1	0	0	0	0	0	0	11	15	3.86	1.286								
	2.0		8	1	1	0	0	0	0	0	0	0	0	8	8	0.00	0.500								
	2.0		11	6	3	2	1	0	0	0	0	0	0	13	13	9.00	3.000								

Batter	1	2	3	4	5	6	7	8	9	AB	R	H	RBI	BB	SO	LOB	BOTTOM								
Rico Petrocelli, R OBP: 0.259, SLG: 0.331 (1, 6)	F3		BB				F7		FC5-4	3	0	0	0	2	0	1	Cleveland Indians @ Boston Red Sox Fenway Park, Boston, MA Mon Jun 28 1965, 7:05 PM EDT Att: 12,069 - Unknown								
Dalton Jones, L OBP: 0.354, SLG: 0.411 (1, 4)	L6		BB				1-3		F3	3	0	0	0	1	0	1									
Carl Yastrzemski, L OBP: 0.497, SLG: 0.624 (1, 8) (7, 7)	F5		F7						3-1	4	0	1	0	0	0	3									
Eddie Bressoud, R OBP: 0.298, SLG: 0.378 (9, 7)										0	0	0	0	0	0	0									
Felix Mantilla, R OBP: 0.400, SLG: 0.504 (1, 7) (7, 8)		F7					HR		1B	3	1	2	1	1	0	0									
Lee Thomas, L OBP: 0.372, SLG: 0.500 (1, 3)		G6-4-3					F6		1B	3	0	0	0	1	0	3									
Tony Conigliaro, R OBP: 0.329, SLG: 0.481 (1, 9)	G6-4-3								HR	3	1	2	1	1	0	1									
Frank Malzone, R OBP: 0.277, SLG: 0.256 (1, 5)							F2		1B	4	0	1	0	0	0	4									
Bob Tillman, R OBP: 0.282, SLG: 0.342 (1, 2)							L7		F4	4	0	1	0	0	0	2									
Bill Monbouquette, R OBP: 0.321, SLG: 0.125 (3, 1) Chuck Schilling, R OBP: 0.343, SLG: 0.446 Jerry Stephenson, L OBP: 0.294, SLG: 0.333 Tony Horton, R OBP: 0.314, SLG: 0.333 Jay Ritchie, R OBP: 0.257, SLG: 0.250 Russ Nixon, R OBP: 0.188, SLG: 0.188 (1, 1) (3, 1) (6, 1) (7, 1) (8, 1) (9, 1)							4-3		F4	0	0	0	0	0	0	0									
										1	0	0	0	0	0	1									
										1	0	0	0	0	0	0									
										0	0	0	0	0	0	0									
										1	0	0	0	0	0	0									
										1	0	0	0	0	0	1									
Inning Stats	R: 0 E: 0 K: 0 S: 3	H: 0 LOB: 0 BB: 0 P: 3	R: 0 E: 0 K: 0 S: 2	H: 0 LOB: 0 BB: 1 P: 6	R: 0 E: 0 K: 0 S: 4	H: 1 LOB: 3 BB: 2 P: 12	R: 1 E: 0 K: 0 S: 5	H: 2 LOB: 1 BB: 0 P: 5	R: 0 E: 0 K: 0 S: 3	H: 0 LOB: 0 BB: 0 P: 3	R: 0 E: 0 K: 0 S: 3	H: 1 LOB: 2 BB: 2 P: 11	R: 0 E: 0 K: 0 S: 3	H: 0 LOB: 0 BB: 1 P: 7	R: 0 E: 0 K: 0 S: 3	H: 1 LOB: 0 BB: 0 P: 3	R: 1 E: 0 K: 0 S: 5	H: 2 LOB: 1 BB: 0 P: 5	1B: 3 2B: 3 3B: 0 HR: 2	SF: 0 SAC: 0 DP: 3 HBP: 0	WP: 0 PB: 0 SB: 0 CS: 0	PA: 37			
PITCHER	IP	WLS	BF	H	R	ER	SO	BB	IBB	HBP	BLK	WP	HR	S	P	ERA	WHIP								
Luis Tiant, R ERA: 3.13 Floyd Weaver, R ERA: 5.09 (1, 1) (6, 1)	5.0	W	22	4	1	1	0	4	0	0	0	0	1	18	34	1.80	1.600								
	4.0	S	15	3	1	1	0	2	0	0	0	0	1	13	21	2.25	1.250								

Batter	1	2	3	4	5	6	7	8	9	AB	R	H	RBI	BB	SO	LOB	TOP								
Dick Howser, R (1, 6) OBP: 0.360, SLG: 0.283	5-3	5-3	4-3			1-3		FC6-4 BB		4	0	0	0	1	0	3	Cleveland Indians @ Boston Red Sox Fenway Park, Boston, MA Tue Jun 29 1965, 7:05 PM EDT Att: 8,906 - Unknown								
Vic Davallio, L (1, 8) OBP: 0.371, SLG: 0.451	6-3		HR		6-3	F8		FC6-4 1-2		5	1	1	0	0	0	1									
Max Alvis, R (1, 5) OBP: 0.349, SLG: 0.500			HR		F2			F6		5	2	3	2	0	0	1									
Rocky Colavito, R (1, 9) OBP: 0.415, SLG: 0.560	F9		HR							5	1	3	0	0	1	1									
Leon Wagner, L (1, 7) OBP: 0.350, SLG: 0.467		E4			5-3			F8		5	1	1	1	0	0	1									
Chuck Hinton, R (1, 3) OBP: 0.333, SLG: 0.432			HR			K		6-3		5	1	1	0	0	1	2									
Joe Azcue, R (1, 2) OBP: 0.287, SLG: 0.262								F8		5	0	1	0	0	1	4									
Pedro Gonzalez, R (1, 4) OBP: 0.298, SLG: 0.395		FC1-2-5-3								3	2	2	2	0	0	2									
Ralph Terry, R (1, 1) OBP: 0.206, SLG: 0.194										2	0	1	2	1	0	2									
Don McMahon, R (7, 1) OBP: 0.500, SLG: 0.500						4-3		F9		1	0	0	0	0	0	0									
Inning Stats	R: 0 E: 0 K: 0 S: 4	H: 1 LOB: 1 BB: 0 P: 4	R: 2 E: 1 K: 1 S: 8	H: 2 LOB: 1 BB: 0 P: 8	R: 4 E: 1 K: 0 S: 8	H: 4 LOB: 2 BB: 1 P: 12	R: 0 E: 0 K: 0 S: 3	H: 1 LOB: 1 BB: 0 P: 3	R: 0 E: 0 K: 1 S: 7	H: 2 LOB: 2 BB: 0 P: 7	R: 1 E: 0 K: 1 S: 6	H: 1 LOB: 0 BB: 0 P: 6	R: 0 E: 0 K: 0 S: 3	H: 0 LOB: 0 BB: 0 P: 3	R: 1 E: 0 K: 0 S: 4	H: 1 LOB: 1 BB: 0 P: 8	R: 0 E: 0 K: 0 S: 4	H: 1 LOB: 1 BB: 0 P: 4	1B: 6 2B: 5 3B: 0 HR: 2	SF: 1 SAC: 0 DP: 0 HBP: 0	WP: 0 PB: 0 SB: 1 CS: 0	PA: 43			
PITCHER	IP	WLS	BF	H	R	ER	SO	BB	IBB	HBP	BLK	WP	HR	S	P	ERA	WHIP								
Dennis Bennett, L (1, 1) ERA: 5.23	2.0	L	14	7	6	5	1	0	0	0	0	0	1	16	16	22.50	3.500								
Bob Duliba, R (3, 1) ERA: 3.27	3.0		13	3	0	0	1	1	0	0	0	0	0	14	18	0.00	1.333								
Jerry Stephenson, R (6, 1) ERA: 3.95	4.0		16	3	2	1	1	1	0	0	0	0	1	17	21	2.25	1.000								

AB 40
R 8
H 13
RBI 7
BB 2
SO 3
LOB 17



Batter	1	2	3	4	5	6	7	8	9	AB	R	H	RBI	BB	SO	LOB	BOTTOM								
Chuck Schilling, R (1, 4) OBP: 0.327, SLG: 0.427	F3		F6		F9		4-3		6-3	5	0	0	0	0	0	2	Cleveland Indians @ Boston Red Sox Fenway Park, Boston, MA Tue Jun 29 1965, 7:05 PM EDT Att: 8,906 - Unknown								
Dalton Jones, L (1, 5) OBP: 0.351, SLG: 0.406	F4		F9			3-1		HR		4	1	1	0	0	0	0									
Lee Thomas, L (1, 7) OBP: 0.370, SLG: 0.496			4-3			F3		F6		4	0	1	0	0	0	1									
Felix Mantilla, R (1, 8) OBP: 0.405, SLG: 0.518					F5			HR		3	2	2	1	1	0	0									
Tony Horton, R (1, 3) OBP: 0.308, SLG: 0.405					6-3			F4		4	1	1	3	0	0	2									
Tony Conigliaro, R (1, 9) OBP: 0.324, SLG: 0.474			F7		5-3			6-3		4	0	0	0	0	0	0									
Bob Tillman, R (1, 2) OBP: 0.282, SLG: 0.340			K					5-3		4	0	1	0	0	2	0									
Rico Petrocelli, R (1, 6) OBP: 0.259, SLG: 0.352			E5							4	1	1	1	0	2	1									
Dennis Bennett, L (1, 1) OBP: 0.273, SLG: 0.273			F7							1	0	0	0	0	0	1									
Frank Malzone, R (5, PH) OBP: 0.275, SLG: 0.255										0	0	0	0	0	0	0									
Jerry Stephenson, L (6, PH) OBP: 0.500, SLG: 0.429										1	0	1	0	0	0	0									
Eddie Bressoud, R (9, PH) OBP: 0.296, SLG: 0.375										1	0	0	0	0	1	0									
Inning Stats	R: 0 E: 0 K: 0 S: 5	H: 2 LOB: 2 BB: 0 P: 5	R: 0 E: 1 K: 1 S: 6	H: 0 LOB: 1 BB: 0 P: 6	R: 0 E: 0 K: 0 S: 3	H: 0 LOB: 0 BB: 0 P: 3	R: 0 E: 0 K: 0 S: 3	H: 0 LOB: 0 BB: 0 P: 3	R: 0 E: 0 K: 1 S: 6	H: 1 LOB: 1 BB: 0 P: 6	R: 1 E: 0 K: 0 S: 4	H: 1 LOB: 0 BB: 0 P: 4	R: 1 E: 0 K: 0 S: 5	H: 2 LOB: 1 BB: 0 P: 5	R: 3 E: 0 K: 1 S: 7	H: 2 LOB: 0 BB: 1 P: 11	R: 0 E: 0 K: 2 S: 7	H: 0 LOB: 0 BB: 0 P: 7	1B: 5 2B: 0 3B: 0 HR: 3	SF: 0 SAC: 0 DP: 0 HBP: 0	WP: 0 PB: 0 SB: 0 CS: 0	PA: 37			
PITCHER	IP	WLS	BF	H	R	ER	SO	BB	IBB	HBP	BLK	WP	HR	S	P	ERA	WHIP								
Ralph Terry, R (1, 1) ERA: 2.68	6.2	W	27	6	2	2	2	0	0	0	0	0	2	31	31	2.70	0.900								
Don McMahon, R (7, 1) ERA: 3.22	2.1	S	10	2	3	3	3	1	0	0	0	0	1	15	19	11.57	1.286								

AB 36
R 5
H 8
RBI 5
BB 1
SO 5
LOB 8



Batter	1	2	3	4	5	6	7	8	9	AB	R	H	RBI	BB	SO	LOB	TOP		
Dick Howser, R OBP: 0.362, SLG: 0.284 (1, 6)	F8		1B		BB			F8		3	0	1	0	1	0	0	Cleveland Indians @ Washington Senators D.C. Stadium, Washington, DC Wed Jun 30 1965, 7:05 PM EDT Att: 7,040 - Unknown		
Vic Davallito, L OBP: 0.365, SLG: 0.444 (1, 8)	K		F8		4-3			6-3		4	0	0	0	0	1	2			
Max Alvis, R OBP: 0.347, SLG: 0.500 (1, 5)	L6			5-3		F5			2B	4	0	1	0	0	0	0			
Rocky Colavito, R OBP: 0.410, SLG: 0.552 (1, 9)		6-3		F8		F7		L1-3		4	0	0	0	0	0	1			
Leon Wagner, L OBP: 0.355, SLG: 0.481 (1, 7)		HR		BB 1B		BB		F7		3	1	2	1	1	0	0			
Chuck Hinton, R OBP: 0.336, SLG: 0.431 (1, 3)		2-3 1B		BB 1-2 BB		F5		F2		3	0	1	0	1	0	1			
Duke Sims, L OBP: 0.200, SLG: 0.400 (1, 2)		2-3		F9				F7		4	0	0	0	0	0	3			
Pedro Gonzalez, R OBP: 0.290, SLG: 0.385 (1, 4)			K		F8			1-3		3	0	0	0	0	1	0			
Sam McDowell, L OBP: 0.100, SLG: 0.077 (1, 1)			K		4-3			K		3	0	0	0	0	2	0			
Inning Stats	R: 0 E: 0 K: 1 S: 5	H: 0 LOB: 0 BB: 0 P: 5	R: 1 E: 0 K: 0 S: 4	H: 2 LOB: 2 BB: 0 P: 4	R: 0 E: 0 K: 2 S: 8	H: 1 LOB: 1 BB: 0 P: 8	R: 0 E: 0 K: 0 S: 4	H: 1 LOB: 2 BB: 1 P: 8	R: 0 E: 0 K: 0 S: 3	H: 0 LOB: 1 BB: 1 P: 7	R: 0 E: 0 K: 1 S: 5	H: 0 LOB: 0 BB: 0 P: 5	R: 0 E: 0 K: 0 S: 4	H: 1 LOB: 1 BB: 0 P: 4	R: 0 E: 0 K: 0 S: 3	H: 0 LOB: 0 BB: 0 P: 3		1B: 3 2B: 1 3B: 0 HR: 1	SF: 0 SAC: 0 DP: 0 HBP: 0
PITCHER	IP WLS BF H R ER SO BB IBB HBP BLK WP HR S P ERA WHIP	7.0 W 27 4 1 1 4 3 0 0 0 0 1 32 44 1.29 1.000	2.0 S 7 1 0 0 0 0 0 0 0 0 0 7 7 0.00 0.500																

Batter	1	2	3	4	5	6	7	8	9	AB	R	H	RBI	BB	SO	LOB	BOTTOM		
Ken Hamlin, R OBP: 0.343, SLG: 0.341 (1, 4)	1B G6-4-3 BB	SF9		FC6-4				BB		1	1	0	1	2	0	2	Cleveland Indians @ Washington Senators D.C. Stadium, Washington, DC Wed Jun 30 1965, 7:05 PM EDT Att: 7,040 - Unknown		
Ken McMullen, R OBP: 0.317, SLG: 0.419 (1, 5)	G6-4-3 1B	4-3			1-3		F8			4	0	1	0	0	0	3			
Woodie Held, R OBP: 0.353, SLG: 0.453 (1, 9) (9, 7)	G6-4-3 1-2 3-H		5-3		K			F8		4	0	0	0	0	1	1			
Frank Howard, R OBP: 0.338, SLG: 0.478 (1, 7) (8, PR) Jim King, L OBP: 0.333, SLG: 0.438 (9, 9)	BB		K		K			BB		3	0	1	0	1	2	0			
Don Lock, R OBP: 0.295, SLG: 0.319 (1, 8)	K		F7			K		F4		4	0	0	0	0	2	2			
Doug Camilli, R OBP: 0.282, SLG: 0.319 (1, 2)		PB 1B SF9 1B		1B 1B		K		K		4	1	2	0	0	2	1			
Bob Chance, L OBP: 0.301, SLG: 0.359 (1, 3)		SF9 PB 1B		F7		K				3	0	1	0	0	1	1			
Ed Brinkman, R OBP: 0.250, SLG: 0.290 (1, 6)		SF9 BB		K				K		2	0	0	0	1	2	1			
Phil Ortega, R OBP: 0.286, SLG: 0.258 (1, 1) Don Zimmer, R OBP: 0.294, SLG: 0.298 (7, PH) Ron Kline, R (8, 1)		K		FC6-4 1B				F6		2	0	1	0	0	1	3			
Inning Stats	R: 1 E: 0 K: 1 S: 5	H: 1 LOB: 1 BB: 2 P: 13	R: 1 E: 0 K: 1 S: 7	H: 2 LOB: 2 BB: 1 P: 11	R: 0 E: 0 K: 1 S: 5	H: 0 LOB: 0 BB: 0 P: 5	R: 0 E: 0 K: 1 S: 7	H: 2 LOB: 2 BB: 0 P: 7	R: 0 E: 0 K: 2 S: 7	H: 0 LOB: 0 BB: 0 P: 7	R: 0 E: 0 K: 3 S: 9	H: 0 LOB: 0 BB: 0 P: 9	R: 0 E: 1 K: 1 S: 5	H: 0 LOB: 1 BB: 1 P: 9	R: 0 E: 0 K: 1 S: 6	H: 1 LOB: 1 BB: 0 P: 6		1B: 6 2B: 0 3B: 0 HR: 0	SF: 1 SAC: 0 DP: 1 HBP: 0
PITCHER	IP WLS BF H R ER SO BB IBB HBP BLK WP HR S P ERA WHIP	8.0 L 33 6 2 2 11 4 0 0 0 0 0 51 67 2.25 1.250																	

Batter	1	2	3	4	5	6	7	8	9	AB	R	H	RBI	BB	SO	LOB	TOP					
Dick Howser, R OBP: 0.364, SLG: 0.281 (1, 6)	F9		SH1-4			1-3		PB S BB		2	1	0	0	2	0	0	Cleveland Indians @ Washington Senators D.C. Stadium, Washington, DC Thu Jul 01 1965, 7:05 PM EDT Att: 6,620 - Unknown					
Vic Davallio, L OBP: 0.362, SLG: 0.438 (1, 8)	4-3		F3			F5		K		4	1	0	0	1	1	2						
Max Alvis, R OBP: 0.355, SLG: 0.504 (1, 5)	E							K		4	3	3	1	1	1	1						
Rocky Colavito, R OBP: 0.403, SLG: 0.543 (1, 9)	E3									4	0	0	1	0	0	2						
Leon Wagner, L OBP: 0.363, SLG: 0.494 (1, 7)	CS									3	2	2	2	2	0	0						
Chuck Hinton, R OBP: 0.338, SLG: 0.440 (1, 3)										5	0	2	1	0	1	2						
Joe Azcue, R OBP: 0.292, SLG: 0.259 (1, 2)										2	0	0	0	1	0	1						
Pedro Gonzalez, R OBP: 0.281, SLG: 0.375 (1, 4)										3	0	0	1	0	2	3						
Sonny Siebert, R OBP: 0.133, SLG: 0.276 (1, 1)										4	0	0	0	0	2	4						
Inning Stats	R: 1 E: 1 K: 0 S: 4	H: 1 LOB: 0 BB: 0 P: 4	R: 0 E: 0 K: 1 S: 4	H: 0 LOB: 0 BB: 1 P: 8	R: 0 E: 1 K: 1 S: 6	H: 0 LOB: 1 BB: 0 P: 6	R: 2 E: 0 K: 1 S: 7	H: 2 LOB: 2 BB: 2 P: 15	R: 4 E: 0 K: 1 S: 8	H: 3 LOB: 2 BB: 2 P: 17	R: 0 E: 0 K: 0 S: 3	H: 0 LOB: 1 BB: 1 P: 7	R: 0 E: 0 K: 0 S: 4	H: 1 LOB: 1 BB: 0 P: 4	R: 0 E: 0 K: 3 S: 9	H: 0 LOB: 1 BB: 1 P: 13	R: 0 E: 0 K: 0 S: 3	H: 0 LOB: 0 BB: 0 P: 3	1B: 4 2B: 2 3B: 0 HR: 1	SF: 2 SAC: 1 DP: 0 HBP: 1	WP: 0 PB: 1 SB: 2 CS: 2	PA: 43
PITCHER	IP WLS BF H R ER SO BB IBB HBP BLK WP HR S P ERA WHIP																					
Howie Koplitz, R ERA: 6.44 (1, 1)	4.0 L 20 3 5 4 3 4 1 0 1 0 0 0 21 41 9.00 1.750																					
Steve Ritzik, R ERA: 4.5 (5, 1)	3.0 15 4 2 2 1 1 0 1 0 0 1 15 20 6.00 1.667																					
Ryne Duren, R ERA: 4.57 (8, 1)	2.0 7 0 0 0 3 1 0 0 0 0 0 0 12 16 0.00 0.500																					

Batter	1	2	3	4	5	6	7	8	9	AB	R	H	RBI	BB	SO	LOB	BOTTOM					
Don Blasingame, L OBP: 0.285, SLG: 0.318 (1, 4)	K		1-3			1B PB	F7			4	1	1	0	0	1	2	Cleveland Indians @ Washington Senators D.C. Stadium, Washington, DC Thu Jul 01 1965, 7:05 PM EDT Att: 6,620 - Unknown					
Ken McMullen, R OBP: 0.319, SLG: 0.431 (1, 5)	4-3					HR				4	1	2	1	0	1	0						
Willie Kirkland, L OBP: 0.299, SLG: 0.475 (1, 7)	F2					K	F3			4	0	1	0	0	1	1						
Jim King, L OBP: 0.326, SLG: 0.427 (1, 9)						K				4	0	0	0	0	4	2						
Woodie Held, R OBP: 0.351, SLG: 0.445 (1, 8)	4-3					F6				3	0	0	0	1	1	1						
Bob Chance, L OBP: 0.295, SLG: 0.351 (1, 3)	K					K	4-3			4	0	0	0	0	2	2						
Mike Brumley, L OBP: 0.217, SLG: 0.147 (1, 2)						F5				4	0	0	0	0	0	0						
Ed Brinkman, R OBP: 0.250, SLG: 0.286 (1, 6)						F7				3	0	0	0	1	0	0						
Howie Koplitz, R OBP: 0.167, SLG: 0.167 (1, 1)										1	0	1	0	0	0	0						
Steve Ritzik, R OBP: 0.222, SLG: 0.333 (5, 1)										1	0	0	0	0	1	1						
Ken Hamlin, R OBP: 0.349, SLG: 0.341 (7, PH)										0	0	0	0	1	0	0						
Ryne Duren, R (8, 1)										0	0	0	0	0	0	0						
Inning Stats	R: 0 E: 0 K: 1 S: 5	H: 0 LOB: 0 BB: 0 P: 5	R: 0 E: 0 K: 2 S: 7	H: 0 LOB: 0 BB: 0 P: 7	R: 0 E: 0 K: 0 S: 4	H: 1 LOB: 1 BB: 0 P: 4	R: 1 E: 0 K: 2 S: 8	H: 1 LOB: 0 BB: 0 P: 8	R: 0 E: 0 K: 2 S: 7	H: 0 LOB: 1 BB: 1 P: 11	R: 1 E: 0 K: 1 S: 7	H: 2 LOB: 2 BB: 1 P: 11	R: 0 E: 0 K: 0 S: 3	H: 0 LOB: 1 BB: 1 P: 7	R: 0 E: 0 K: 3 S: 10	H: 1 LOB: 1 BB: 0 P: 10	R: 0 E: 0 K: 0 S: 3	H: 0 LOB: 0 BB: 0 P: 3	1B: 4 2B: 0 3B: 0 HR: 1	SF: 0 SAC: 0 DP: 0 HBP: 0	WP: 0 PB: 1 SB: 0 CS: 0	PA: 35
PITCHER	IP WLS BF H R ER SO BB IBB HBP BLK WP HR S P ERA WHIP																					
Sonny Siebert, R ERA: 2.36 (1, 1)	9.0 W 35 5 2 1 11 3 0 0 0 0 1 54 66 1.00 0.889																					

Batter	1	2	3	4	5	6	7	8	9	AB	R	H	RBI	BB	SO	LOB	TOP								
Dick Howser, R (1, 6) OBP: 0.369, SLG: 0.299	F4		1B WP HR BB	K		FC1-4 1B		HR		4	2	2	1	1	1	0	Cleveland Indians @ Baltimore Orioles Memorial Stadium, Baltimore, MD Fri Jul 02 1965, 7:05 PM EDT Att: 25,070 - Unknown								
Vic Davallo, L (1, 8) OBP: 0.363, SLG: 0.435	S 6-3 2B BB		F5	S 1B		FC1-4 HBP 1-2		4-3		4	2	1	0	1	0	2									
Max Alvis, R (1, 5) OBP: 0.359, SLG: 0.502	6-3		HR 1B	1B BB		1-2 HBP		F5		3	1	1	0	1	0	1									
Rocky Colavito, R (1, 9) OBP: 0.406, SLG: 0.559	2H 2B		HR 1B	G4-6-3 1B		L5		F5		5	1	3	5	0	0	2									
Leon Wagner, L (1, 7) OBP: 0.360, SLG: 0.489	K		1B 1B	G4-6-3 1-2				4-3		5	1	1	0	0	2	3									
Fred Whitfield, L (1, 3) OBP: 0.306, SLG: 0.503		F7	1B 1B		F7		6-3		F7	5	1	1	0	0	0	0									
Chico Salmon, R (9, 3) OBP: 0.234, SLG: 0.214										0	0	0	0	0	0	0									
Joe Azcue, R (1, 2) OBP: 0.295, SLG: 0.263		K	1H 2H 1B		K		E 1B		F7	5	0	2	2	0	2	0									
Pedro Gonzalez, R (1, 4) OBP: 0.280, SLG: 0.387			K		1-3		E3			4	0	1	0	0	1	2									
Lee Stange, R (1, 1) OBP: 0.286, SLG: 0.091		K	4-3			K		F8		4	0	0	0	0	2	4									
Inning Stats	R: 1 E: 0 K: 1 S: 6	H: 1 LOB: 1 BB: 1 P: 10	R: 0 E: 0 K: 2 S: 8	H: 1 LOB: 1 BB: 0 P: 8	R: 5 E: 0 K: 1 S: 10	H: 5 LOB: 1 BB: 1 P: 14	R: 1 E: 0 K: 1 S: 6	H: 2 LOB: 1 BB: 1 P: 10	R: 0 E: 0 K: 1 S: 5	H: 0 LOB: 0 BB: 0 P: 5	R: 0 E: 0 K: 1 S: 6	H: 1 LOB: 2 BB: 0 P: 7	R: 0 E: 1 K: 1 S: 7	H: 1 LOB: 2 BB: 0 P: 7	R: 1 E: 0 K: 0 S: 4	H: 1 LOB: 0 BB: 0 P: 4	R: 0 E: 0 K: 0 S: 3	H: 0 LOB: 0 BB: 0 P: 3	1B: 8 2B: 1 3B: 1 HR: 2	SF: 0 SAC: 0 DP: 1 HBP: 1	WP: 1 PB: 0 SB: 2 CS: 0	PA: 43			
PITCHER	IP	WLS	BF	H	R	ER	SO	BB	IBB	HBP	BLK	WP	HR	S	P	ERA	WHIP								
John Miller, R (1, 1) ERA: 5.02	2.1	L	14	5	5	5	3	2	0	0	0	1	1	18	26	19.29	3.000								
Don Larsen, R (3, 1) ERA: 4.3	0.2		4	2	1	1	1	0	0	0	0	0	0	6	6	13.50	3.000								
Jim Palmer, R (4, 1) ERA: 2.8	6.0		25	5	2	2	4	1	0	1	0	0	1	31	36	3.00	1.000								

Batter	1	2	3	4	5	6	7	8	9	AB	R	H	RBI	BB	SO	LOB	BOTTOM								
Luis Aparicio, R (1, 6) OBP: 0.272, SLG: 0.363	F4			F5		6-3			FC3-6 1-2	4	0	0	0	0	0	2	Cleveland Indians @ Baltimore Orioles Memorial Stadium, Baltimore, MD Fri Jul 02 1965, 7:05 PM EDT Att: 25,070 - Unknown								
Jackie Brandt, R (1, 8) OBP: 0.304, SLG: 0.431	F3			K			G4-6-3 1B		F8	4	0	1	0	0	1	1									
Curt Blefary, L (1, 7) OBP: 0.401, SLG: 0.529	K			F5			G4-6-3 1-2		K2-3	4	0	0	0	0	2	2									
Brooks Robinson, R (1, 5) OBP: 0.361, SLG: 0.433		6-3			F3			1B		3	0	1	0	0	0	0									
Boog Powell, L (1, 3) OBP: 0.296, SLG: 0.333		K			F3			F7		3	0	0	0	0	1	1									
Sam Bowens, R (1, 9) OBP: 0.185, SLG: 0.233		F6			F2			5-3		3	0	0	0	0	0	0									
John Orsino, R (1, 2) OBP: 0.329, SLG: 0.424				F9		K		K		3	0	0	0	0	2	0									
Jerry Adair, R (1, 4) OBP: 0.306, SLG: 0.332				F5				K		3	0	1	0	0	1	0									
Bob Johnson, R (9, 4) OBP: 0.286, SLG: 0.408						6-3 2B		K		0	0	0	0	0	0	0									
John Miller, R (1, 1) Don Larsen, R (3, 1) Jim Palmer, R (3, PH) Russ Snyder, L (9, PH)				F9				6-3	FC3-6 1B	0	0	0	0	0	0	0									
Inning Stats	R: 0 E: 0 K: 1 S: 5	H: 0 LOB: 0 BB: 0 P: 5	R: 0 E: 0 K: 1 S: 5	H: 0 LOB: 0 BB: 0 P: 5	R: 0 E: 0 K: 0 S: 3	H: 0 LOB: 0 BB: 0 P: 3	R: 0 E: 0 K: 1 S: 5	H: 0 LOB: 0 BB: 0 P: 5	R: 0 E: 0 K: 1 S: 3	H: 0 LOB: 0 BB: 0 P: 3	R: 0 E: 0 K: 1 S: 6	H: 1 LOB: 1 BB: 0 P: 6	R: 0 E: 0 K: 0 S: 4	H: 2 LOB: 1 BB: 0 P: 4	R: 0 E: 0 K: 2 S: 7	H: 0 LOB: 0 BB: 0 P: 7	R: 0 E: 0 K: 1 S: 6	H: 1 LOB: 1 BB: 0 P: 6	1B: 3 2B: 1 3B: 0 HR: 0	SF: 0 SAC: 0 DP: 1 HBP: 0	WP: 0 PB: 0 SB: 0 CS: 0	PA: 30			
PITCHER	IP	WLS	BF	H	R	ER	SO	BB	IBB	HBP	BLK	WP	HR	S	P	ERA	WHIP								
Lee Stange, R (1, 1) ERA: 2.87	9.0	W	30	4	0	0	7	0	0	0	0	0	0	44	44	0.00	0.444								

Batter	1	2	3	4	5	6	7	8	9	AB	R	H	RBI	BB	SO	LOB	TOP					
Larry Brown, R (1, 6) OBP: 0.301, SLG: 0.348										5	0	2	1	0	2	1	Cleveland Indians @ Baltimore Orioles Memorial Stadium, Baltimore, MD Sat Jul 03 1965, 3:33 AM EDT Att: 7,403 - Unknown					
Vic Davallio, L (1, 8) OBP: 0.397, SLG: 0.441										5	1	3	1	0	0	1						
Max Alvis, R (1, 5) OBP: 0.355, SLG: 0.494										4	0	0	0	0	2	3						
Rocky Colavito, R (1, 9) OBP: 0.404, SLG: 0.555										4	0	1	0	0	0	3						
Leon Wagner, L (1, 7) OBP: 0.359, SLG: 0.485										4	1	1	1	0	1	3						
Fred Whitfield, L (1, 3) OBP: 0.316, SLG: 0.508										4	0	3	1	0	0	0						
Joe Azcue, R (1, 2) OBP: 0.294, SLG: 0.263										5	0	1	0	0	1	4						
Pedro Gonzalez, R (1, 4) OBP: 0.287, SLG: 0.391										4	2	2	0	0	0	1						
Luis Tiant, R (1, 1) OBP: 0.086, SLG: 0.059										2	0	0	0	0	1	1						
Jack Kralick, L (8, 1) OBP: 0.192, SLG: 0.200										0	0	0	0	0	0	0						
Gary Bell, R (8, 1) OBP: 0.125, SLG: 0.500										0	0	0	0	0	0	0						
Al Luplow, L (9, FH) OBP: 0.333, SLG: 0.526										1	0	0	0	0	0	1						
Inning Stats	R: 0 E: 0 K: 2 S: 9	H: 2 LOB: 2 BB: 0 P: 9	R: 0 E: 0 K: 1 S: 6	H: 1 LOB: 1 BB: 0 P: 6	R: 0 E: 0 K: 1 S: 5	H: 0 LOB: 0 BB: 0 P: 5	R: 0 E: 1 K: 0 S: 4	H: 1 LOB: 1 BB: 0 P: 4	R: 0 E: 0 K: 1 S: 5	H: 0 LOB: 0 BB: 0 P: 5	R: 2 E: 0 K: 0 S: 5	H: 3 LOB: 1 BB: 0 P: 5	R: 1 E: 0 K: 0 S: 5	H: 2 LOB: 1 BB: 0 P: 5	R: 0 E: 0 K: 0 S: 5	H: 2 LOB: 2 BB: 0 P: 5	R: 1 E: 0 K: 2 S: 9	H: 2 LOB: 1 BB: 0 P: 9	1B: 12 2B: 1 3B: 0 HR: 0	SF: 0 SAC: 2 DP: 0 HBP: 0	WP: 0 PB: 0 SB: 2 CS: 0	PA: 40
PITCHER	IP WLS BF H R ER SO BB IBB HBP BLK WP HR S P ERA WHIP	7.0 W 30 9 3 3 5 0 0 0 0 0 0 39 39 3.86 1.286	2.0 W 10 4 1 1 2 0 0 0 0 0 0 14 14 4.50 2.000	PITCHER																		
Wally Bunker, R (1, 1) ERA: 3.51																						
Dick Hall, R (8, 1) ERA: 2.11																						

Batter	1	2	3	4	5	6	7	8	9	AB	R	H	RBI	BB	SO	LOB	BOTTOM			
Luis Aparicio, R (1, 6) OBP: 0.274, SLG: 0.363										3	0	1	0	1	0	1	Cleveland Indians @ Baltimore Orioles Memorial Stadium, Baltimore, MD Sat Jul 03 1965, 3:33 AM EDT Att: 7,403 - Unknown			
Jackie Brandt, R (1, 8) OBP: 0.303, SLG: 0.426										4	1	1	0	0	0	2				
Curt Blefary, L (1, 7) OBP: 0.329, SLG: 0.574										4	2	4	4	0	0	0				
Paul Blair, R (9, 8) OBP: 0.301, SLG: 0.309										0	0	0	0	0	0	0				
Brooks Robinson, R (1, 5) OBP: 0.360, SLG: 0.430										4	1	1	0	0	0	2				
Boog Powell, L (1, 3) OBP: 0.295, SLG: 0.332										4	1	1	0	0	0	1				
Sam Bowers, R (1, 9) OBP: 0.198, SLG: 0.242										4	0	1	0	0	1	2				
John Orsino, R (1, 2) OBP: 0.329, SLG: 0.422										3	0	1	0	0	2	1				
Dick Hall, R (8, 1) OBP: 0.667, SLG: 0.714										1	1	1	1	0	0	0				
Jerry Adair, R (1, 4) OBP: 0.305, SLG: 0.342										4	1	1	3	0	0	1				
Wally Bunker, R (1, 1) OBP: 0.346, SLG: 0.150										2	0	0	0	0	2	0				
Dick Brown, R (8, 2) OBP: 0.277, SLG: 0.300										2	1	1	0	0	0	0				
Inning Stats	R: 0 E: 0 K: 0 S: 4	H: 1 LOB: 1 BB: 0 P: 4	R: 0 E: 0 K: 0 S: 4	H: 1 LOB: 0 BB: 0 P: 4	R: 0 E: 0 K: 1 S: 5	H: 1 LOB: 0 BB: 0 P: 5	R: 1 E: 0 K: 1 S: 7	H: 2 LOB: 1 BB: 0 P: 7	R: 0 E: 0 K: 1 S: 5	H: 0 LOB: 0 BB: 0 P: 5	R: 0 E: 0 K: 0 S: 3	H: 1 LOB: 0 BB: 0 P: 3	R: 0 E: 0 K: 1 S: 5	H: 0 LOB: 0 BB: 0 P: 5	R: 7 E: 0 K: 1 S: 12	H: 7 LOB: 0 BB: 0 P: 12	1B: 9 2B: 1 3B: 0 HR: 3	SF: 0 SAC: 0 DP: 2 HBP: 0	WP: 0 PB: 0 SB: 0 CS: 0	PA: 36
PITCHER	IP WLS BF H R ER SO BB IBB HBP BLK WP HR S P ERA WHIP	7.1 L 29 8 3 3 4 1 0 0 0 0 1 3 3 ∞ ∞	0.0 L 3 3 1 1 0 0 0 0 0 0 0 1 3 3 ∞ ∞	0.2 4 2 4 4 1 0 0 0 0 0 0 1 6 6 54.00 3.000	PITCHER															
Luis Tiant, R (1, 1) ERA: 3.18																				
Jack Kralick, L (8, 1) ERA: 4.5																				
Gary Bell, R (8, 1) ERA: 3.22																				

Batter	1	2	3	4	5	6	7	8	9	AB	R	H	RBI	BB	SO	LOB	TOP			
Luis Aparicio, R OBP: 0.274, SLG: 0.362										4	1	1	0	0	0	0	Baltimore Orioles @ Cleveland Indians Cleveland Municipal Stadium, Cleveland, OH Sun Jul 04 1965, 3:33 AM EDT Att: 32,756 - Unknown livebaseballscorecards.com			
Jackie Brandt, R OBP: 0.301, SLG: 0.421										4	1	1	0	0	0					
Curt Blefary, L OBP: 0.419, SLG: 0.573										2	0	1	1	2	0					
Brooks Robinson, R OBP: 0.354, SLG: 0.422										4	0	0	0	0	0	4				
Boog Powell, L OBP: 0.295, SLG: 0.331										4	0	1	0	0	0	3				
Sam Bowens, R OBP: 0.170, SLG: 0.242										4	0	1	1	0	1	2				
Jerry Adair, R OBP: 0.305, SLG: 0.342										3	0	1	0	0	0	2				
Dick Brown, R OBP: 0.265, SLG: 0.286										3	0	0	0	0	0	1				
Milt Pappas, R OBP: 0.128, SLG: 0.205										3	0	0	0	0	1	0				
Inning Stats	R: 2 E: 0 K: 0 S: 7	H: 4 LOB: 2 BB: 0 P: 7	R: 0 E: 0 K: 0 S: 3	H: 0 LOB: 0 BB: 0 P: 3	R: 0 E: 0 K: 0 S: 3	H: 0 LOB: 1 BB: 1 P: 7	R: 0 E: 0 K: 0 S: 3	H: 1 LOB: 0 BB: 0 P: 3	R: 0 E: 0 K: 1 S: 5	H: 0 LOB: 0 BB: 0 P: 5	R: 0 E: 0 K: 1 S: 5	H: 0 LOB: 0 BB: 0 P: 5	R: 0 E: 0 K: 0 S: 3	H: 0 LOB: 0 BB: 0 P: 3	R: 0 E: 0 K: 0 S: 3	H: 1 LOB: 1 BB: 1 P: 7	1B: 6 2B: 0 3B: 0 HR: 0	SF: 0 SAC: 0 DP: 2 HBP: 0	WP: 0 PB: 0 SB: 0 CS: 0	PA: 33
PITCHER Ralph Terry, R ERA: 2.63	IP: 9.0 WLS: W BF: 33	H: 6 R: 2 ER: 2 SO: 2	BB: 2 IBB: 0 HBP: 0 BLK: 0	WP: 0 HR: 0 S: 35 P: 43	ERA: 2.00 WHIP: 0.889															

Batter	1	2	3	4	5	6	7	8	9	AB	R	H	RBI	BB	SO	LOB	BOTTOM			
Dick Howser, R OBP: 0.367, SLG: 0.295										3	1	0	0	1	0	2	Baltimore Orioles @ Cleveland Indians Cleveland Municipal Stadium, Cleveland, OH Sun Jul 04 1965, 3:33 AM EDT Att: 32,756 - Unknown livebaseballscorecards.com			
Vic Davallilo, L OBP: 0.365, SLG: 0.437										3	1	0	0	1	1	1				
Max Alvis, R OBP: 0.350, SLG: 0.487										4	0	0	0	0	0	3				
Rocky Colavito, R OBP: 0.409, SLG: 0.561										4	1	3	2	0	0	0				
Leon Wagner, L OBP: 0.361, SLG: 0.496										4	1	2	2	0	0	2				
Fred Whitfield, L OBP: 0.314, SLG: 0.503										4	0	1	0	0	0	1				
Duke Sims, L OBP: 0.182, SLG: 0.364										3	0	0	0	0	0	2				
Pedro Gonzalez, R OBP: 0.288, SLG: 0.397										3	0	1	0	0	0	0				
Ralph Terry, R OBP: 0.189, SLG: 0.176										3	0	0	0	0	2	2				
Inning Stats	R: 0 E: 0 K: 1 S: 5	H: 0 LOB: 0 BB: 0 P: 5	R: 0 E: 0 K: 0 S: 4	H: 1 LOB: 1 BB: 0 P: 4	R: 0 E: 0 K: 1 S: 5	H: 0 LOB: 0 BB: 0 P: 5	R: 0 E: 0 K: 0 S: 3	H: 1 LOB: 1 BB: 1 P: 7	R: 0 E: 0 K: 0 S: 3	H: 0 LOB: 0 BB: 0 P: 3	R: 2 E: 1 K: 1 S: 7	H: 1 LOB: 1 BB: 1 P: 11	R: 0 E: 0 K: 0 S: 5	H: 2 LOB: 2 BB: 0 P: 5	R: 0 E: 0 K: 0 S: 5	H: 2 LOB: 0 BB: 0 P: 5	1B: 4 2B: 2 3B: 0 HR: 1	SF: 0 SAC: 0 DP: 1 HBP: 0	WP: 0 PB: 0 SB: 0 CS: 0	PA: 33
PITCHER Milt Pappas, R ERA: 1.87	IP: 8.0 WLS: L BF: 33	H: 7 R: 4 ER: 2 SO: 3	BB: 2 IBB: 0 HBP: 0 BLK: 0	WP: 0 HR: 1 S: 37 P: 45	ERA: 2.25 WHIP: 1.125															

Batter	1	2	3	4	5	6	7	8	9	AB	R	H	RBI	BB	SO	LOB	TOP										
Dick Howser, R (1,6) OBP: 0.360, SLG: 0.286	F9		SH1-4	F3			K		6-3	4	0	0	0	0	1	2	Cleveland Indians @ Chicago White Sox Comiskey Park, Chicago, IL Wed Jul 07 1965, 8:05 PM EDT Unknown										
Vic Davallio, L (1,8) OBP: 0.365, SLG: 0.432	1-3		E4		4-3		BB		BB	4	0	1	0	1	0	1											
Max Alvis, R (1,5) OBP: 0.347, SLG: 0.480	5-3		1B		6-3		6-3			4	1	1	1	0	0	1											
Rocky Colavito, R (1,9) OBP: 0.411, SLG: 0.555			1B						5-3	2	0	1	0	2	0	0											
Chuck Hinton, R (1,7) OBP: 0.348, SLG: 0.447			1B							4	0	2	1	0	0	2											
Chico Salmon, R (1,3) OBP: 0.216, SLG: 0.196			1B							4	0	0	0	0	2	4											
Joe Azcue, R (1,2) OBP: 0.289, SLG: 0.254			E						F8	3	1	0	0	1	1	1											
Pedro Gonzalez, R (1,4) OBP: 0.295, SLG: 0.413			E1		E2					4	1	2	0	0	0	0											
Luis Tiant, R (1,1) OBP: 0.108, SLG: 0.083			1B							2	1	1	1	0	0	1											
Gary Bell, R (4,1) OBP: 0.100, SLG: 0.400			1B							2	0	0	0	0	1	1											
Don McMahon, R (9,1) OBP: 0.500, SLG: 0.500			1B							0	0	0	0	0	0	0											
Sam McDowell, L (9,1) OBP: 0.093, SLG: 0.071			1B							0	0	0	0	0	0	0											
Inning Stats	R: 0 E: 0 K: 0 S: 3	H: 0 LOB: 0 BB: 0 P: 3	R: 0 E: 0 K: 0 S: 3	H: 1 LOB: 0 BB: 0 P: 3	R: 4 E: 2 K: 0 S: 7	H: 4 LOB: 2 BB: 2 P: 15	R: 0 E: 1 K: 1 S: 6	H: 0 LOB: 1 BB: 0 P: 6	R: 0 E: 0 K: 0 S: 5	H: 0 LOB: 0 BB: 0 P: 5	R: 0 E: 0 K: 1 S: 5	H: 0 LOB: 1 BB: 1 P: 9	R: 0 E: 0 K: 1 S: 6	H: 1 LOB: 1 BB: 0 P: 6	R: 0 E: 0 K: 1 S: 6	H: 2 LOB: 2 BB: 0 P: 6	1B: 6 2B: 2 3B: 0 HR: 0	SF: 0 SAC: 1 DP: 0 HBP: 0	WP: 0 PB: 0 SB: 0 CS: 1	PA: 38							
PITCHER	IP	WLS	BF	H	R	ER	SO	BB	IBB	HBP	BLK	WP	HR	S	P	ERA	WHIP										
Gary Peters, L (1,1) ERA: 3.83	3.0	L	15	5	4	4	0	1	1	0	0	0	0	13	21	12.00	2.000										
Bob Locker, R (4,1) ERA: 2.23	1.0		4	0	0	0	1	0	0	0	0	0	0	6	6	0.00	0.000										
Hoyt Wilhelm, R (5,1) ERA: 2.29	5.0		19	3	0	0	4	2	0	0	0	0	0	25	33	0.00	1.000										


Batter	1	2	3	4	5	6	7	8	9	AB	R	H	RBI	BB	SO	LOB	BOTTOM										
Tom McCraw, L (1,7) OBP: 0.264, SLG: 0.286	4-3		4-3	K			FC4-6		F8	5	0	0	0	0	1	5	Cleveland Indians @ Chicago White Sox Comiskey Park, Chicago, IL Wed Jul 07 1965, 8:05 PM EDT Unknown										
Don Buford, S (1,4) OBP: 0.392, SLG: 0.397	F7		F9		F8		BB		F5	4	0	0	0	1	0	1											
Floyd Robinson, L (1,9) OBP: 0.313, SLG: 0.349	4-3		HR		4-3		BB		F8	3	1	1	1	1	0	2											
Pete Ward, L (1,5) OBP: 0.366, SLG: 0.450			F8		4-3		F8		F8	4	1	1	0	0	0	3											
Bill Skowron, R (1,3) OBP: 0.324, SLG: 0.452			1B		6-3		F6		4-3	4	0	1	0	0	0	1											
J.C. Martin, L (1,2) OBP: 0.380, SLG: 0.395			1B		1B		4-3		F2	3	0	1	0	0	0	0											
Ron Hansen, R (1,6) OBP: 0.294, SLG: 0.352			1B		1B		6-3		6-3	4	0	1	1	0	0	1											
Ken Berry, R (1,8) OBP: 0.264, SLG: 0.329			K		F6		K			1	0	0	0	0	1	2											
Smoky Burgess, L (4, PH) OBP: 0.392, SLG: 0.463										1	0	0	0	0	0	2											
Hoyt Wilhelm, R (5,1)										1	0	0	0	0	1	0											
John Romano, R (9, PH) OBP: 0.356, SLG: 0.439										0	0	0	0	1	0	0											
Al Weis, S (9, PR) OBP: 0.289, SLG: 0.311										0	0	0	0	0	0	0											
Gary Peters, L (1,1) OBP: 0.163, SLG: 0.143										1	0	0	0	0	0	2											
Bob Locker, S (4,1)										0	0	0	0	0	0	0											
Danny Cater, R (4, PH) OBP: 0.307, SLG: 0.431										2	0	1	0	1	1	1											
Inning Stats	R: 0 E: 0 K: 0 S: 3	H: 0 LOB: 0 BB: 0 P: 3	R: 1 E: 0 K: 1 S: 8	H: 2 LOB: 2 BB: 0 P: 8	R: 1 E: 0 K: 0 S: 4	H: 1 LOB: 0 BB: 0 P: 4	R: 0 E: 0 K: 1 S: 7	H: 2 LOB: 3 BB: 1 P: 11	R: 0 E: 0 K: 0 S: 3	H: 0 LOB: 0 BB: 1 P: 7	R: 0 E: 0 K: 1 S: 5	H: 0 LOB: 0 BB: 0 P: 5	R: 0 E: 0 K: 0 S: 4	H: 1 LOB: 2 BB: 1 P: 8	R: 0 E: 0 K: 0 S: 3	H: 0 LOB: 0 BB: 0 P: 3	R: 0 E: 0 K: 1 S: 5	H: 0 LOB: 1 BB: 1 P: 9	1B: 5 2B: 0 3B: 0 HR: 1	SF: 0 SAC: 1 DP: 0 HBP: 0	WP: 0 PB: 0 SB: 0 CS: 0	PA: 38					
PITCHER	IP	WLS	BF	H	R	ER	SO	BB	IBB	HBP	BLK	WP	HR	S	P	ERA	WHIP										
Luis Tiant, R (1,1) ERA: 3.24	3.2		18	5	2	2	1	1	0	0	0	0	0	19	23	4.91	1.636										
Gary Bell, R (4,1) ERA: 2.94	4.1	W	17	1	0	0	2	3	0	0	0	0	0	18	30	0.00	0.923										
Don McMahon, R (9,1) ERA: 3.19	0.1		1	0	0	0	1	0	0	0	0	0	0	3	3	0.00	0.000										
Sam McDowell, L (9,1) ERA: 2.25	0.2	S	2	0	0	0	0	0	0	0	0	0	0	2	2	0.00	0.000										

Batter	1	2	3	4	5	6	7	8	9	10	11	AB	R	H	RBI	BB	SO	LOB	TOP			
Larry Brown, R OBP: 0.306, SLG: 0.353 Dick Hovater, R OBP: 0.360, SLG: 0.286	K		2B		F7			SH2-4			1B	4	1	2	0	0	1	0				
Vic Davallillo, L OBP: 0.365, SLG: 0.429	WP		F8					F7			F7	4	0	1	0	1	0	2				
Max Alvis, R OBP: 0.345, SLG: 0.479	5-3							F6			FC4-2-1-4	5	0	1	1	0	1	5				
Rocky Colavito, R OBP: 0.408, SLG: 0.548	F7							F7			K	5	1	1	1	0	0	2				
Leon Wagner, L OBP: 0.358, SLG: 0.489 Chuck Hinton, R OBP: 0.350, SLG: 0.447								G3			1B	4	0	1	0	0	0	0				
Fred Whitfield, L OBP: 0.315, SLG: 0.497								F8			E	0	1	0	0	1	0	0				
Duke Sims, L OBP: 0.184, SLG: 0.324								4-3			1B	5	0	2	1	0	0	0				
Pedro Gonzalez, R OBP: 0.287, SLG: 0.401								4-3			F8	4	0	0	0	1	1	3				
Lee Stange, R OBP: 0.219, SLG: 0.133 Jack Spring, R OBP: 0.500, SLG: 0.500 Don McMahon, R OBP: 0.500, SLG: 0.500			K					L5			F3	4	0	0	0	0	0	2				
								1B			K	4	0	1	0	0	2	0				
								SH2-4			K	0	0	0	0	0	0	0				
								1B			K	0	0	0	0	0	0	0				
Inning Stats	R: 0 E: 0 K: 1 S: 5	H: 0 LOB: 1 BB: 1 P: 9	R: 0 E: 0 K: 0 S: 4	H: 1 LOB: 1 BB: 0 P: 4	R: 1 E: 0 K: 1 S: 7	H: 2 LOB: 1 BB: 0 P: 7	R: 0 E: 0 K: 0 S: 3	H: 1 LOB: 0 BB: 0 P: 3	R: 0 E: 0 K: 0 S: 3	H: 0 LOB: 0 BB: 0 P: 3	R: 0 E: 0 K: 1 S: 3	H: 0 LOB: 1 BB: 0 P: 4	R: 0 E: 0 K: 2 S: 3	H: 0 LOB: 0 BB: 0 P: 3	R: 0 E: 0 K: 2 S: 7	H: 0 LOB: 0 BB: 0 P: 7	R: 3 E: 1 K: 1 S: 8	H: 3 LOB: 2 BB: 1 P: 12	1B: 8 2B: 2 3B: 0 HR: 0	SF: 0 SAC: 1 DP: 1 HBP: 0	WP: 1 PB: 0 SB: 2 CS: 0	PA: 43
PITCHER	IP 7.1	WLS 5	BF 28	H 5	R 1	ER 0	SO 2	BB 2	IBB 0	HBP 0	BLK 0	WP 1	HR 0	S 30	P 38	ERA 1.23	WHIP 0.955					
John Buzhardt, R ERA: 3.02	(1, 1)																					
Eddie Fisher, R ERA: 1.21	(8, 1)	1.2	5	1	0	0	0	0	0	0	0	0	0	5	5	0.00	0.600					
Hoyt Wilhelm, R ERA: 2.51	(10, 1)	2.0	L	10	3	3	2	3	1	0	0	0	0	15	19	9.00	2.000					

Cleveland Indians @ Chicago White Sox
Comiskey Park, Chicago, IL
Wed Jul 07 1965, 8:05 PM EDT
Att: 29,713 - Unknown

livebaseballscores.com

AB 39
R 4
H 9
RBI 3
BB 3
SO 5
LOB 14




Batter	1	2	3	4	5	6	7	8	9	10	11	AB	R	H	RBI	BB	SO	LOB	BOTTOM			
Tom McCraw, L OBP: 0.257, SLG: 0.277 Danny Cater, R OBP: 0.306, SLG: 0.429	F9		E3					K			F9	4	0	0	0	0	1	1				
Don Buford, S OBP: 0.353, SLG: 0.402	K		4-3					G3			1B	5	1	2	0	0	1	1				
Floyd Robinson, L OBP: 0.315, SLG: 0.353	4-3							5-3			1B	5	0	2	1	0	0	1				
Pete Ward, L OBP: 0.363, SLG: 0.442								K			F5	4	0	0	0	1	1	1				
Bill Skowron, R OBP: 0.322, SLG: 0.451								3-1			1B	4	0	0	0	1	1	1				
John Romano, R OBP: 0.355, SLG: 0.437 Eddie Fisher, R OBP: 0.150, SLG: 0.105 Smoky Burgess, L OBP: 0.354, SLG: 0.452 Hoyt Wilhelm, R ERA: 2.51								F8			4-3	5	1	1	0	0	1	4				
Ron Hansen, R OBP: 0.294, SLG: 0.351								K			1B	3	0	1	0	0	1	0				
Ken Berry, R OBP: 0.261, SLG: 0.324								3-1			2B	4	0	0	0	1	1	1				
John Buzhardt, R ERA: 2.56 Jack Spring, L ERA: 3.27 Don McMahon, R ERA: 3.16								K			1B	3	0	0	0	0	1	1				
								SH1-4			K	3	0	0	0	0	1	1				
								SH1-4			F9	2	0	0	0	0	1	1				
								F2			F8	2	0	0	0	0	0	0				
								6-3			F8	2	0	0	0	0	0	1				
Inning Stats	R: 0 E: 0 K: 1 S: 5	H: 0 LOB: 0 BB: 0 P: 5	R: 1 E: 0 K: 0 S: 5	H: 2 LOB: 1 BB: 0 P: 5	R: 0 E: 1 K: 0 S: 4	H: 0 LOB: 1 BB: 0 P: 4	R: 0 E: 0 K: 1 S: 5	H: 0 LOB: 0 BB: 0 P: 5	R: 0 E: 0 K: 1 S: 5	H: 0 LOB: 0 BB: 0 P: 5	R: 0 E: 0 K: 1 S: 6	H: 1 LOB: 1 BB: 0 P: 6	R: 0 E: 0 K: 1 S: 6	H: 2 LOB: 2 BB: 1 P: 10	R: 0 E: 0 K: 1 S: 5	H: 0 LOB: 0 BB: 0 P: 5	R: 1 E: 0 K: 0 S: 5	H: 2 LOB: 1 BB: 0 P: 5	1B: 4 2B: 3 3B: 0 HR: 0	SF: 1 SAC: 1 DP: 1 HBP: 0	WP: 0 PB: 0 SB: 0 CS: 0	PA: 41
PITCHER	IP 10.0	WLS 4	BF 36	H 5	R 1	ER 1	SO 7	BB 0	IBB 1	HBP 0	BLK 0	WP 0	HR 0	S 49	P 53	ERA 0.90	WHIP 0.500					
Lee Stange, R ERA: 2.56	(1, 1)																					
Jack Spring, L ERA: 3.27	(11, 1)	0.2	4	2	1	1	0	0	0	0	0	0	0	4	4	13.50	3.000					
Don McMahon, R ERA: 3.16	(11, 1)	0.1	S	1	0	0	0	0	0	0	0	0	0	1	1	0.00	0.000					

Cleveland Indians @ Chicago White Sox
Comiskey Park, Chicago, IL
Wed Jul 07 1965, 8:05 PM EDT
Att: 29,713 - Unknown

livebaseballscores.com

AB 38
R 2
H 7
RBI 2
BB 1
SO 7
LOB 13



Batter	1	2	3	4	5	6	7	8	9	AB	R	H	RBI	BB	SO	LOB	TOP										
Dick Howser, R (1, 6) OBP: 0.356, SLG: 0.282 Fred Whitfield, L (8, PH) OBP: 0.318, SLG: 0.500 Chico Salmon, R (8, PR) OBP: 0.216, SLG: 0.196 (8, 5)	F8		K		FC1-2-5			1B		3	0	0	0	0	1	1	Cleveland Indians @ Chicago White Sox Comiskey Park, Chicago, IL Thu Jul 08 1965, 4:33 AM EDT Att: 9,374 - Unknown										
Vic Davallito, L (1, 8) OBP: 0.381, SLG: 0.423	F7		F6		CS	2-3		7-2		4	0	0	0	0	0	2											
Max Alvis, R (1, 5) OBP: 0.344, SLG: 0.479 Jack Spring, R (8, 1) OBP: 0.500, SLG: 0.500 Don McMahon, R (8, 1) OBP: 0.500, SLG: 0.500	5-3		5-3				F8	F4		4	0	1	0	0	0	1											
Rocky Colavito, R (1, 9) OBP: 0.412, SLG: 0.559		FC3-6		FC5-4			F8			2	1	1	1	2	0	1											
Leon Wagner, L (1, 7) OBP: 0.356, SLG: 0.484		FC3-6		K			F9			3	1	0	0	1	1	3											
Chuck Hinton, R (1, 3) OBP: 0.345, SLG: 0.438		E5		FC5-4				G4-6-3		4	0	0	0	0	0	3											
Joe Azcue, R (1, 2) OBP: 0.288, SLG: 0.254				K			F9			4	0	1	1	0	1	1											
Pedro Gonzalez, R (1, 4) OBP: 0.288, SLG: 0.400		5-3					F4			3	0	1	0	0	0	2											
Jack Kralick, L (1, 1) OBP: 0.167, SLG: 0.182 Floyd Weaver, R (8, 1) OBP: 0.250, SLG: 0.286 Larry Brown, R (8, PH) OBP: 0.311, SLG: 0.358 (8, 6)							SH5-4	1B		1	0	0	0	0	1	2											
							SH5-4	1B		0	0	0	0	0	0	0											
								1B		1	0	1	0	0	0	0											
Inning Stats	R: 0 E: 0 K: 0 S: 3	H: 0 LOB: 0 BB: 0 P: 3	R: 1 E: 1 K: 1 S: 7	H: 1 LOB: 2 BB: 1 P: 11	R: 0 E: 0 K: 1 S: 5	H: 0 LOB: 0 BB: 0 P: 5	R: 0 E: 0 K: 2 S: 7	H: 0 LOB: 1 BB: 1 P: 11	R: 0 E: 0 K: 0 S: 3	H: 1 LOB: 0 BB: 0 P: 3	R: 0 E: 0 K: 0 S: 4	H: 1 LOB: 1 BB: 0 P: 4	R: 0 E: 0 K: 0 S: 3	H: 0 LOB: 0 BB: 0 P: 3	R: 0 E: 0 K: 0 S: 4	H: 2 LOB: 1 BB: 0 P: 4	R: 1 E: 0 K: 0 S: 3	H: 1 LOB: 0 BB: 1 P: 7	1B: 4 2B: 2 3B: 0 HR: 1	SF: 0 SAC: 1 DP: 2 HBP: 0	WP: 0 PB: 1 SB: 2 CS: 1	PA: 35					
PITCHER	IP	WLS	BF	H	R	ER	SO	BB	IBB	HBP	BLK	WP	HR	S	P	ERA	WHIP										
Tommy John, L (1, 1) ERA: 2.82	7.0	W	27	4	1	1	4	2	0	0	0	0	0	33	41	1.29	0.857										
Eddie Fisher, R (8, 1) ERA: 1.28	2.0	S	7	2	1	1	0	1	0	0	0	0	1	6	10	4.50	1.500										

Batter	1	2	3	4	5	6	7	8	9	AB	R	H	RBI	BB	SO	LOB	BOTTOM										
Danny Cater, R (1, 7) OBP: 0.306, SLG: 0.426	5-3		1-3		F3					4	0	1	0	0	0	2	Cleveland Indians @ Chicago White Sox Comiskey Park, Chicago, IL Thu Jul 08 1965, 4:33 AM EDT Att: 9,374 - Unknown										
Don Buford, S (1, 5) OBP: 0.351, SLG: 0.403	5-3		1-3		1B			3-1		4	1	1	2	0	0	1											
Floyd Robinson, L (1, 9) OBP: 0.320, SLG: 0.358								4-3		4	0	3	1	0	0	0											
John Romano, R (1, 2) OBP: 0.355, SLG: 0.434 J.C. Martin, L (8, 2) OBP: 0.371, SLG: 0.385										3	0	1	0	0	0	2											
Bill Skowron, R (1, 3) OBP: 0.319, SLG: 0.446 Tom McCraw, L (8, 3) OBP: 0.262, SLG: 0.290										1	0	0	0	0	0	0											
Ron Hansen, R (1, 6) OBP: 0.293, SLG: 0.348										3	0	0	0	1	0	1											
Ken Berry, R (1, 8) OBP: 0.256, SLG: 0.318										4	0	0	0	0	0	2											
Al Weis, S (1, 4) OBP: 0.299, SLG: 0.321										3	1	2	0	0	1	0											
Tommy John, R (1, 1) OBP: 0.154, SLG: 0.120 Eddie Fisher, R (8, 1) OBP: 0.150, SLG: 0.105										2	1	0	0	0	0	1											
										0	0	0	0	0	0	0											
Inning Stats	R: 0 E: 0 K: 0 S: 5	H: 2 LOB: 2 BB: 0 P: 5	R: 0 E: 0 K: 1 S: 5	H: 0 LOB: 0 BB: 0 P: 5	R: 0 E: 0 K: 0 S: 3	H: 0 LOB: 0 BB: 0 P: 3	R: 0 E: 0 K: 0 S: 4	H: 1 LOB: 1 BB: 0 P: 4	R: 3 E: 0 K: 0 S: 7	H: 3 LOB: 1 BB: 0 P: 7	R: 0 E: 0 K: 0 S: 3	H: 0 LOB: 0 BB: 0 P: 3	R: 0 E: 0 K: 0 S: 4	H: 2 LOB: 1 BB: 0 P: 4	R: 0 E: 0 K: 0 S: 4	H: 1 LOB: 2 BB: 1 P: 8	R: 0 E: 0 K: 0 S: 4	H: 1 LOB: 1 BB: 0 P: 8	1B: 7 2B: 2 3B: 0 HR: 0	SF: 0 SAC: 1 DP: 0 HBP: 0	WP: 0 PB: 1 SB: 0 CS: 1	PA: 34					
PITCHER	IP	WLS	BF	H	R	ER	SO	BB	IBB	HBP	BLK	WP	HR	S	P	ERA	WHIP										
Jack Kralick, L (1, 1) ERA: 4.6	5.0	L	22	6	3	3	1	0	0	0	0	0	0	24	24	5.40	1.200										
Floyd Weaver, R (8, 1) ERA: 4.81	2.0		7	2	0	0	0	0	0	0	0	0	0	7	7	0.00	1.000										
Jack Spring, L (8, 1) ERA: 3.09	0.2		4	1	0	0	0	1	0	0	0	0	0	3	7	0.00	3.000										
Don McMahon, R (8, 1) ERA: 3.13	0.1		1	0	0	0	0	0	0	0	0	0	0	1	1	0.00	0.000										

Batter	1	2	3	4	5	6	7	8	9	AB	R	H	RBI	BB	SO	LOB	TOP	
Vic Davallilo, L (1, 8) OBP: 0.355, SLG: 0.414	1-3			K		F7			K	4	0	0	0	0	2	0	Cleveland Indians @ Los Angeles Angels Dodger Stadium, Los Angeles, CA Fri Jul 09 1965, 7:05 PM PDT Att: 15,450 - Unknown livebaseballscorecards.com	
Lary Brown, R (1, 6) OBP: 0.309, SLG: 0.362	F8			2B		6-3			K	4	0	1	0	0	1	0		
Max Alvis, R (1, 5) OBP: 0.341, SLG: 0.481	5-3			HBP		5-3			5-3	3	0	0	0	0	0	0		
Rocky Colavito, R (1, 9) OBP: 0.409, SLG: 0.551		F8		F4					1-3	3	0	0	0	0	0	2		
Leon Wagner, L (1, 7) OBP: 0.361, SLG: 0.493		F9		F8					1-3	3	0	0	0	0	0	2		
Chuck Hinton, R (1, 3) OBP: 0.340, SLG: 0.433						4-3 6-3			K	3	0	1	0	0	2	0		
Pedro Gonzalez, R (1, 4) OBP: 0.277, SLG: 0.384				K		6-3			1-3	3	0	0	0	0	1	1		
Phil Roof, R (1, 2) OBP: 0.125, SLG: 0.125 (8, PH)				3-1		4-3			5-3	2	0	0	0	0	0	1		
Dick Howser, R (8, PH) OBP: 0.353, SLG: 0.277						2-3				1	0	0	0	0	0	0		
Jack Spring, R (8, 1) OBP: 0.500, SLG: 0.500						1-3			K	0	0	0	0	0	0	0		
Sonny Siebert, R (1, 1) OBP: 0.125, SLG: 0.258 (8, PH)				F8		1-3				2	0	0	0	0	0	1		
Joe Azcue, R (8, 2) OBP: 0.286, SLG: 0.253										1	0	0	0	0	1	0		
Inning Stats	R: 0 E: 0 K: 0 S: 3	H: 0 LOB: 0 BB: 0 P: 3	R: 0 E: 0 K: 1 S: 5	H: 0 LOB: 0 BB: 0 P: 5	R: 0 E: 0 K: 1 S: 5	H: 1 LOB: 2 BB: 0 P: 7	R: 0 E: 0 K: 0 S: 4	H: 1 LOB: 1 BB: 0 P: 4	R: 0 E: 0 K: 0 S: 3	H: 0 LOB: 0 BB: 0 P: 3	R: 0 E: 0 K: 1 S: 5	H: 0 LOB: 0 BB: 0 P: 5	R: 0 E: 0 K: 2 S: 7	H: 0 LOB: 0 BB: 0 P: 7	1B: 1 2B: 1 3B: 0 HR: 0	SF: 0 SAC: 0 DP: 0 HBP: 1	WP: 0 PB: 0 SB: 0 CS: 0	PA: 30
PITCHER Marcelino Lopez, L (1, 1) ERA: 2.66	IP: 9.0 WLS: W BF: 30 H: 2 R: 0 ER: 0 SO: 7 BB: 0 IBB: 0 HBP: 1 BLK: 0 WP: 0 HR: 0 S: 43 P: 44 ERA: 0.00 WHIP: 0.222																	

Batter	1	2	3	4	5	6	7	8	9	AB	R	H	RBI	BB	SO	LOB	BOTTOM	
Al Spangler, L (1, 8) OBP: 0.278, SLG: 0.241	K		F8		F9			F5		4	0	0	0	0	1	1	Cleveland Indians @ Los Angeles Angels Dodger Stadium, Los Angeles, CA Fri Jul 09 1965, 7:05 PM PDT Att: 15,450 - Unknown livebaseballscorecards.com	
Albie Pearson, L (1, 9) OBP: 0.321, SLG: 0.349	F5			2B	F7			BB 2B		4	0	2	0	0	0	1		
Jim Fregosi, R (1, 6) OBP: 0.307, SLG: 0.387				FC6-4 BB		F8		BB IBB		2	1	1	1	2	0	0		
Willie Smith, L (1, 7) OBP: 0.287, SLG: 0.460	F5			F9		CS 1B		1-2 2-3 BB		3	0	1	0	1	0	2		
Vic Power, R (1, 3) OBP: 0.337, SLG: 0.446		F8		FC6-4 1-2		F8 1-2		6-3		4	0	0	0	0	0	6		
Merritt Ranew, L (1, 2) OBP: 0.198, SLG: 0.278		F5		F8				K		3	0	0	0	0	1	2		
Paul Schaal, R (1, 5) OBP: 0.274, SLG: 0.349					1B 2B			1-3		3	1	1	0	0	1	0		
Tom Satriano, L (1, 4) OBP: 0.133, SLG: 0.133			L9		FC1-8 2H 1B			5-3		3	0	1	1	0	0	0		
Marcelino Lopez, R (1, 1) OBP: 0.179, SLG: 0.211			K		FC1-6 1-2			K		3	0	0	0	0	2	1		
Inning Stats	R: 1 E: 0 K: 1 S: 6	H: 1 LOB: 0 BB: 0 P: 6	R: 0 E: 0 K: 1 S: 5	H: 0 LOB: 0 BB: 0 P: 5	R: 0 E: 0 K: 1 S: 5	H: 1 LOB: 2 BB: 1 P: 8	R: 1 E: 0 K: 0 S: 5	H: 2 LOB: 1 BB: 0 P: 5	R: 0 E: 0 K: 0 S: 3	H: 1 LOB: 0 BB: 0 P: 3	R: 0 E: 0 K: 1 S: 5	H: 1 LOB: 3 BB: 2 P: 14	R: 0 E: 0 K: 1 S: 6	H: 1 LOB: 3 BB: 2 P: 14	1B: 2 2B: 3 3B: 0 HR: 1	SF: 0 SAC: 0 DP: 0 HBP: 0		WP: 0 PB: 0 SB: 0 CS: 1
PITCHER Sonny Siebert, R (1, 1) ERA: 2.38 Jack Spring, L (8, 1) ERA: 2.64	IP: 7.0 WLS: L BF: 26 H: 5 R: 2 ER: 2 SO: 4 BB: 1 IBB: 0 HBP: 0 BLK: 0 WP: 0 HR: 1 S: 33 P: 37 ERA: 2.57 WHIP: 0.857																	

Batter	1	2	3	4	5	6	7	8	9	AB	R	H	RBI	BB	SO	LOB	TOP										
Dick Howser, R (1,6) OBP: 0.352, SLG: 0.277	0-0 6-3		0-0 L1-3			0-0 F9		0-0 1B		4	0	1	0	0	0	1											
Vic Davalillo, L (1,8) OBP: 0.360, SLG: 0.418	0-0 1B		0-0 1B			0-0 1B		0-0 F7		4	0	3	0	0	0	1											
Max Alvis, R (1,5) OBP: 0.340, SLG: 0.478	0-0 1B		0-0 F8			0-0 F7		0-3 K		4	0	1	0	0	1	3											
Rocky Colavito, R (1,9) OBP: 0.407, SLG: 0.546	0-0 5-3			0-3 K		0-0 1B		0-0 F8		4	0	1	0	0	1	2											
Leon Wagner, L (1,7) OBP: 0.357, SLG: 0.486		0-0 4-3		0-0 F7		0-0 F8			0-0 F7	4	0	0	0	0	0	2											
Fred Whitfield, L (1,3) OBP: 0.316, SLG: 0.492		0-0 1B		0-0 4-3					0-0 4-3	4	0	1	0	0	0	0											
Pedro Gonzalez, R (1,4) OBP: 0.278, SLG: 0.383		0-3 K			0-0 G6-3				4-0 BB	3	0	1	0	0	1	1											
Al Luplow, L (9, PH) OBP: 0.348, SLG: 0.500										0	0	0	0	1	0	0											
Chico Salmon, R (9, FR) OBP: 0.216, SLG: 0.196										0	0	0	0	0	0	0											
Duke Sims, L (1,2) OBP: 0.190, SLG: 0.317		0-0 6-3-4			0-0 G6-3				0-3 K	4	0	1	0	0	1	3											
Sam McDowell, L (1,1) OBP: 0.109, SLG: 0.089					0-0 1-3					3	0	1	0	0	1	1											
Inning Stats	R: 0 E: 0 K: 0 S: 4	H: 2 LOB: 1 BB: 0 P: 4	R: 0 E: 0 K: 1 S: 6	H: 1 LOB: 1 BB: 0 P: 6	R: 0 E: 0 K: 0 S: 4	H: 2 LOB: 1 BB: 0 P: 4	R: 0 E: 0 K: 1 S: 5	H: 0 LOB: 0 BB: 0 P: 5	R: 0 E: 0 K: 0 S: 3	H: 1 LOB: 0 BB: 0 P: 3	R: 0 E: 0 K: 0 S: 5	H: 2 LOB: 2 BB: 0 P: 5	R: 0 E: 0 K: 1 S: 6	H: 1 LOB: 1 BB: 0 P: 6	R: 0 E: 0 K: 1 S: 6	H: 0 LOB: 1 BB: 1 P: 9	1B: 10 2B: 1 3B: 0 HR: 0	SF: 0 SAC: 0 DP: 2 HBP: 0	WP: 0 PB: 0 CS: 0	PA: 35							
PITCHER	IP	WLS	BF	H	R	ER	SO	BB	IBB	HBP	BLK	WP	HR	S	P	ERA	WHIP										
Fred Newman, R (1,1) ERA: 2.98	8.0	W	31	10	0	0	4	0	0	0	0	0	0	39	39	0.00	1.250										
Bob Lee, R (9,1) ERA: 2.32	1.0	S	4	0	0	0	1	1	0	0	0	0	0	5	9	0.00	1.000										

Cleveland Indians @ Los Angeles Angels
Dodger Stadium, Los Angeles, CA
Sat Jul 10 1965, 7:05 PM PDT
Att: 10,337 - Unknown

AB 34
R 0
H 10
RBI 0
BB 1
SO 5
LOB 14



Batter	1	2	3	4	5	6	7	8	9	AB	R	H	RBI	BB	SO	LOB	BOTTOM										
Jose Cardenal, R (1,8) OBP: 0.306, SLG: 0.395	0-0 F4		0-0 WP PB 1B		0-3 K			0-0 F2		4	0	1	0	0	1	0											
Willie Smith, L (1,7) OBP: 0.290, SLG: 0.461	0-0 WP 1B		0-0 5-3		0-3 K			0-0 FC6-4 1B		4	1	2	0	0	1	1											
Jim Fregosi, R (1,6) OBP: 0.306, SLG: 0.383	0-3 K		0-0 F4		4-0 FC2-6 BB			0-0 FC6-4 WP 1-2		3	0	0	0	1	1	3											
Joe Adcock, R (1,3) OBP: 0.313, SLG: 0.456	4-0 1B		0-3 K		0-0 FC2-6 CS			0-3 K		3	0	0	0	1	2	3											
Bob Lee, R (9,1) OBP: 0.167, SLG: 0.364										0	0	0	0	0	0	0											
Vic Power, R (1,4) OBP: 0.337, SLG: 0.442	0-0 1-2 2-H 1B			0-0 F3		0-3 K				3	0	1	1	0	1	1											
Lou Clinton, R (1,9) OBP: 0.291, SLG: 0.269	0-0 F3			0-0 1-3 1B				0-0 F3		3	0	1	0	0	0	2											
Buck Rodgers, S (1,2) OBP: 0.267, SLG: 0.278		0-0 L7		0-0 1-3				0-0 5-3		3	0	0	0	0	0	1											
Paul Schaaf, R (1,5) OBP: 0.275, SLG: 0.346		0-0 F3		0-0 6-3				4-0 FC6-4 BB		2	0	0	0	1	0	1											
Fred Newman, R (1,1) OBP: 0.152, SLG: 0.025					0-3 K					3	0	0	0	0	2	1											
Tom Satriano, L (9,4) OBP: 0.133, SLG: 0.133								0-0 FC6-4		0	0	0	0	0	0	0											
Inning Stats	R: 1 E: 0 K: 1 S: 7	H: 2 LOB: 2 BB: 1 P: 11	R: 0 E: 0 K: 1 S: 5	H: 0 LOB: 0 BB: 0 P: 5	R: 0 E: 0 K: 0 S: 4	H: 1 LOB: 1 BB: 0 P: 4	R: 0 E: 0 K: 0 S: 9	H: 0 LOB: 0 BB: 0 P: 9	R: 0 E: 0 K: 3 S: 4	H: 0 LOB: 0 BB: 1 P: 8	R: 0 E: 0 K: 0 S: 3	H: 0 LOB: 1 BB: 1 P: 7	R: 0 E: 0 K: 1 S: 6	H: 1 LOB: 1 BB: 0 P: 6	R: 0 E: 0 K: 1 S: 6	H: 0 LOB: 1 BB: 1 P: 9	1B: 5 2B: 0 3B: 0 HR: 0	SF: 0 SAC: 0 DP: 0 HBP: 0	WP: 4 PB: 1 CS: 1	PA: 31							
PITCHER	IP	WLS	BF	H	R	ER	SO	BB	IBB	HBP	BLK	WP	HR	S	P	ERA	WHIP										
Sam McDowell, L (1,1) ERA: 2.18	8.0	L	31	5	1	1	8	3	0	0	0	3	0	44	56	1.12	1.000										

Cleveland Indians @ Los Angeles Angels
Dodger Stadium, Los Angeles, CA
Sat Jul 10 1965, 7:05 PM PDT
Att: 10,337 - Unknown

AB 28
R 1
H 5
RBI 1
BB 3
SO 8
LOB 13



Batter	1	2	3	4	5	6	7	8	9	AB	R	H	RBI	BB	SO	LOB	TOP					
Dick Howser, R (1, 6) OBP: 0.352, SLG: 0.278	6-3		SH1-4		G1-4-3			1B		3	0	1	0	0	0	1						
Vic Davallo, L (1, 8) OBP: 0.355, SLG: 0.413	4-3		F6			F4		1-3		4	0	0	0	0	0	2						
Max Alvis, R (1, 5) OBP: 0.339, SLG: 0.475	6-3		1B			K			5-3	4	0	1	0	0	1	0						
Rocky Colavito, R (1, 9) OBP: 0.406, SLG: 0.541 Chico Salmon, R (9, PR) OBP: 0.216, SLG: 0.196		5-3		5-3		F8		BB		3	0	0	0	1	0	0						
Leon Wagner, L (1, 7) OBP: 0.355, SLG: 0.483		F9		1B			F8		K	4	0	1	0	0	1	1						
Fred Whitfield, L (1, 3) OBP: 0.318, SLG: 0.493		1B		1B			L7		1-3	4	0	2	0	0	0	1						
Joe Azcue, R (1, 2) OBP: 0.286, SLG: 0.254		1B		5-3			5-3			3	0	1	0	0	0	1						
Pedro Gonzalez, R (1, 4) OBP: 0.274, SLG: 0.378 Chuck Hinton, R (8, PH) OBP: 0.339, SLG: 0.431		F8				K		K		2	0	0	0	0	1	2						
Lee Stange, R (1, 1) OBP: 0.350, SLG: 0.188 Floyd Weaver, R (5, 1) OBP: 0.250, SLG: 0.286 Jack Kralick, L (7, 1) OBP: 0.167, SLG: 0.182 Al Luplow, L (8, PH) OBP: 0.333, SLG: 0.476 Luis Tiant, R (8, 1) OBP: 0.108, SLG: 0.083			SH1-4		G1-4-3			4-3		1	0	1	0	1	0	0						
Inning Stats	R: 0 E: 0 K: 0 S: 3	H: 0 LOB: 0 BB: 0 P: 3	R: 0 E: 0 K: 0 S: 5	H: 2 LOB: 2 BB: 0 P: 5	R: 0 E: 0 K: 0 S: 3	H: 1 LOB: 2 BB: 1 P: 7	R: 0 E: 0 K: 0 S: 4	H: 2 LOB: 1 BB: 0 P: 4	R: 0 E: 0 K: 1 S: 5	H: 1 LOB: 0 BB: 0 P: 5	R: 0 E: 0 K: 1 S: 5	H: 0 LOB: 0 BB: 0 P: 5	R: 0 E: 0 K: 0 S: 3	H: 0 LOB: 0 BB: 0 P: 3	R: 0 E: 0 K: 1 S: 6	H: 1 LOB: 1 BB: 1 P: 6	R: 0 E: 0 K: 1 S: 5	H: 0 LOB: 1 BB: 1 P: 9	1B: 7 2B: 0 3B: 0 HR: 0	SF: 0 SAC: 1 DP: 1 HBP: 0	WP: 0 PB: 0 SB: 0 CS: 0	PA: 33
PITCHER Dean Chance, R (1, 1) ERA: 3.98	IP: 9.0 WLS: W BF: 33 H: 7 R: 0 ER: 0 SO: 4 BB: 2 IBB: 0 HBP: 0 BLK: 0 WP: 0 HR: 0 S: 39 P: 47 ERA: 0.00 WHIP: 1.000											PITCHER	IP: 9.0 WLS: W BF: 33 H: 7 R: 0 ER: 0 SO: 4 BB: 2 IBB: 0 HBP: 0 BLK: 0 WP: 0 HR: 0 S: 39 P: 47 ERA: 0.00 WHIP: 1.000									

Cleveland Indians @ Los Angeles Angels
Dodger Stadium, Los Angeles, CA
Sun Jul 11 1965, 3:33 AM PDT
Att: 8,424 - Unknown

AB 30
R 0
H 7
RBI 0
BB 2
SO 4
LOB 8

WP: 0 PA: 33
PB: 0
SB: 0
CS: 0

Batter	1	2	3	4	5	6	7	8	9	AB	R	H	RBI	BB	SO	LOB	BOTTOM			
Jose Cardenal, R (1, 8) OBP: 0.305, SLG: 0.393	6-3		F6		E5		F9			4	0	1	0	0	0	1				
Albie Pearson, L (1, 9) OBP: 0.324, SLG: 0.352	1-3			L6-4	G6-4-3		6-3			4	0	2	0	0	0	1				
Jim Fregosi, R (1, 6) OBP: 0.305, SLG: 0.382	4-3			1B	G6-4-3			1-3		4	0	1	0	0	0	3				
Willie Smith, L (1, 7) OBP: 0.290, SLG: 0.456		F6		F4		SH5-3		4-1		3	0	0	0	1	0	2				
Vic Power, R (1, 3) OBP: 0.337, SLG: 0.438		F8		L6-4		SH5-3				3	0	1	0	0	0	2				
Buck Rodgers, S (1, 2) OBP: 0.287, SLG: 0.278				1B	4-3		K		4-3	4	0	1	0	0	1	2				
Tom Satriano, L (1, 4) OBP: 0.167, SLG: 0.118		F5			1B		F8			2	1	0	0	1	0	2				
Paul Schaal, R (1, 5) OBP: 0.279, SLG: 0.347			F9		1B			SH1-4		2	1	1	0	1	0	0				
Dean Chance, R (1, 1) OBP: 0.194, SLG: 0.094			K		1B		SH1-4			2	0	1	1	0	1	0				
Inning Stats	R: 0 E: 0 K: 0 S: 3	H: 0 LOB: 0 BB: 0 P: 3	R: 0 E: 0 K: 0 S: 4	H: 1 LOB: 1 BB: 0 P: 4	R: 0 E: 0 K: 1 S: 5	H: 0 LOB: 0 BB: 0 P: 5	R: 0 E: 0 K: 0 S: 4	H: 2 LOB: 1 BB: 0 P: 4	R: 2 E: 1 K: 0 S: 6	H: 4 LOB: 2 BB: 1 P: 10	R: 0 E: 0 K: 1 S: 5	H: 0 LOB: 1 BB: 1 P: 9	R: 0 E: 0 K: 0 S: 3	H: 0 LOB: 1 BB: 1 P: 7	R: 0 E: 0 K: 0 S: 4	H: 1 LOB: 1 BB: 0 P: 4	1B: 8 2B: 1 3B: 0 HR: 0	SF: 0 SAC: 2 DP: 2 HBP: 0	WP: 0 PB: 0 SB: 0 CS: 0	PA: 33
PITCHER Lee Stange, R (1, 1) ERA: 2.66 Floyd Weaver, R (5, 1) ERA: 4.63 Jack Kralick, L (7, 1) ERA: 4.5 Luis Tiant, R (8, 1) ERA: 3.21	IP: 4.1 WLS: L BF: 20 H: 7 R: 2 ER: 2 SO: 1 BB: 1 IBB: 0 HBP: 0 BLK: 0 WP: 0 HR: 0 S: 21 P: 25 ERA: 4.15 WHIP: 1.846											PITCHER	IP: 4.1 WLS: L BF: 20 H: 7 R: 2 ER: 2 SO: 1 BB: 1 IBB: 0 HBP: 0 BLK: 0 WP: 0 HR: 0 S: 21 P: 25 ERA: 4.15 WHIP: 1.846							

Cleveland Indians @ Los Angeles Angels
Dodger Stadium, Los Angeles, CA
Sun Jul 11 1965, 3:33 AM PDT
Att: 8,424 - Unknown

AB 28
R 2
H 8
RBI 1
BB 3
SO 2
LOB 13

WP: 0 PA: 33
PB: 0
SB: 0
CS: 0



Batter	1	2	3	4	5	6	7	8	9	AB	R	H	RBI	BB	SO	LOB	TOP					
Jim Gosger, L (1, 8) OBP: 0.286, SLG: 0.684										4	1	1	0	0	1	0	Boston Red Sox @ Cleveland Indians Cleveland Municipal Stadium, Cleveland, OH Thu Jul 15 1965, 7:05 PM EDT Att: 7,739 - Unknown					
Lenny Green, L (1, 7) OBP: 0.350, SLG: 0.425										4	0	1	0	0	1	0						
Dalton Jones, L (1, 5) OBP: 0.343, SLG: 0.394										4	1	2	0	0	0	2						
Felix Mantilla, R (1, 4) OBP: 0.407, SLG: 0.484										2	0	0	1	1	2	1						
Lee Thomas, L (1, 3) OBP: 0.385, SLG: 0.521										4	1	2	2	0	1	1						
Tony Conigliaro, R (1, 9) OBP: 0.318, SLG: 0.451										4	0	0	0	0	2	2						
Eddie Bressoud, R (1, 6) OBP: 0.316, SLG: 0.373										4	0	0	0	0	0	0						
Bob Tillman, R (1, 2) OBP: 0.280, SLG: 0.338										3	0	0	0	1	0	0						
Jim Lonborg, R (1, 1) OBP: 0.167, SLG: 0.200 (7, PH) Chuck Schilling, R (7, PH) Arnold Earley, L (7, 1)										2	0	0	0	0	2	1						
Inning Stats	R: 1 E: 0 K: 2 S: 9	H: 2 LOB: 2 BB: 1 P: 13	R: 0 E: 0 K: 1 S: 5	H: 0 LOB: 0 BB: 0 P: 5	R: 1 E: 0 K: 0 S: 5	H: 2 LOB: 1 BB: 0 P: 5	R: 0 E: 0 K: 2 S: 7	H: 0 LOB: 1 BB: 1 P: 11	R: 0 E: 0 K: 1 S: 6	H: 1 LOB: 1 BB: 0 P: 6	R: 1 E: 0 K: 0 S: 4	H: 1 LOB: 0 BB: 0 P: 4	R: 0 E: 0 K: 1 S: 5	H: 0 LOB: 0 BB: 0 P: 5	R: 0 E: 0 K: 2 S: 7	H: 0 LOB: 0 BB: 0 P: 7	R: 0 E: 0 K: 1 S: 5	H: 0 LOB: 0 BB: 0 P: 5	1B: 4 2B: 1 3B: 0 HR: 1	SF: 1 SAC: 0 DP: 0 HBP: 0	WP: 0 PB: 0 SB: 1 CS: 0	PA: 35
PITCHER Sonny Siebert, R (1, 1) ERA: 2.44	IP: 9.0 WLS: W BF: 35 H: 6 R: 3 ER: 3 SO: 10 BB: 2 IBB: 0 HBP: 0 BLK: 0 WP: 0 HR: 1 S: 53 P: 61 ERA: 3.00 WHIP: 0.889															PITCHER	IP: 9.0 WLS: W BF: 35 H: 6 R: 3 ER: 3 SO: 10 BB: 2 IBB: 0 HBP: 0 BLK: 0 WP: 0 HR: 1 S: 53 P: 61 ERA: 3.00 WHIP: 0.889					

Batter	1	2	3	4	5	6	7	8	9	AB	R	H	RBI	BB	SO	LOB	BOTTOM			
Larry Brown, R (1, 6) OBP: 0.313, SLG: 0.365										4	0	0	0	0	1	2	Boston Red Sox @ Cleveland Indians Cleveland Municipal Stadium, Cleveland, OH Thu Jul 15 1965, 7:05 PM EDT Att: 7,739 - Unknown			
Max Alvis, R (1, 5) OBP: 0.332, SLG: 0.461										3	1	0	0	1	1	0				
Leon Wagner, L (1, 7) OBP: 0.353, SLG: 0.479										4	0	0	0	0	2	1				
Rocky Colavito, R (1, 9) OBP: 0.403, SLG: 0.548										4	2	2	0	0	0	1				
Fred Whitfield, L (1, 3) OBP: 0.324, SLG: 0.522										4	2	2	3	0	1	1				
Vic Davallito, L (1, 8) OBP: 0.355, SLG: 0.407										3	1	0	0	1	0	1				
Joe Azcue, R (1, 2) OBP: 0.290, SLG: 0.255										4	0	1	1	0	2	1				
Pedro Gonzalez, R (1, 4) OBP: 0.285, SLG: 0.399										3	0	1	2	0	0	1				
Sonny Siebert, R (1, 1) OBP: 0.114, SLG: 0.235										3	0	0	0	0	2	2				
Inning Stats	R: 0 E: 0 K: 0 S: 3	H: 0 LOB: 0 BB: 0 P: 3	R: 0 E: 0 K: 1 S: 6	H: 1 LOB: 0 BB: 0 P: 6	R: 0 E: 0 K: 1 S: 5	H: 0 LOB: 0 BB: 0 P: 5	R: 3 E: 2 K: 1 S: 8	H: 1 LOB: 1 BB: 1 P: 12	R: 0 E: 0 K: 1 S: 5	H: 0 LOB: 0 BB: 0 P: 5	R: 3 E: 0 K: 3 S: 13	H: 4 LOB: 2 BB: 1 P: 17	R: 0 E: 0 K: 0 S: 3	H: 0 LOB: 0 BB: 0 P: 3	R: 0 E: 0 K: 2 S: 7	H: 0 LOB: 0 BB: 0 P: 7	1B: 4 2B: 1 3B: 0 HR: 1	SF: 0 SAC: 0 DP: 0 HBP: 0	WP: 0 PB: 0 SB: 0 CS: 0	PA: 34
PITCHER Jim Lonborg, R (1, 1) ERA: 3.42 Arnold Earley, L (7, 1) ERA: 3.57	IP: 6.0 WLS: L BF: 28 H: 6 R: 6 ER: 5 SO: 7 BB: 1 IBB: 0 HBP: 0 BLK: 0 WP: 0 HR: 1 S: 40 P: 48 ERA: 7.50 WHIP: 1.167															PITCHER	IP: 6.0 WLS: L BF: 28 H: 6 R: 6 ER: 5 SO: 7 BB: 1 IBB: 0 HBP: 0 BLK: 0 WP: 0 HR: 1 S: 40 P: 48 ERA: 7.50 WHIP: 1.167			

Batter	1	2	3	4	5	6	7	8	9	10	AB	R	H	RBI	BB	SO	LOB	TOP						
Jim Gosger, L OBP: 0.269, SLG: 0.583 (1, 8)	K		K		K			K		L4 WP 1B	5	0	1	0	0	4	1	Boston Red Sox @ Cleveland Indians Cleveland Municipal Stadium, Cleveland, OH Fri Jul 16 1965, 7:05 PM EDT Att: 12,328 - Unknown						
Frank Malzone, R OBP: 0.281, SLG: 0.251 (1, 5)	6-3			WP BB 1B	FC6-4 1B			6-3		L4 1-3	5	1	2	1	0	0	1							
Tony Horton, R OBP: 0.326, SLG: 0.402 (1, 3)	K			F8	FC6-4 1-2f			F8			4	0	0	0	0	1	2							
Felix Mantilla, R OBP: 0.405, SLG: 0.479 (1, 4)		F7		1B WP 1-2 BB		4-3			5-3		3	0	0	0	1	0	0							
Tony Conigliaro, R OBP: 0.317, SLG: 0.448 (1, 9)	K			K	1-2 2-3			K		2B 1B	4	1	1	0	0	3	2							
Lee Thomas, L OBP: 0.389, SLG: 0.526 (1, 7)					BB	4-3				1B 1-3 2B	3	0	2	1	1	0	0							
Bob Tillman, R OBP: 0.283, SLG: 0.345 (1, 2)		5-3			BB 2-3 3-H 1B					FC5 2B	4	0	2	1	0	1	3							
Rico Petrocelli, R OBP: 0.260, SLG: 0.343 (1, 6)			K		SH4 1B			FC5 G4-6-3		G6-3 1B	4	1	1	0	0	1	3							
Bill Monbouquette, R OBP: 0.154, SLG: 0.111 Eddie Bressoud, R OBP: 0.314, SLG: 0.371 Dick Radatz, R OBP: 0.333, SLG: 0.529 (7, PH) (7, 1)			4-3		SH4			G4-6-3 1-2f		G6-3 1-2f	1	0	0	0	0	0	0							
										4-3	1	0	0	0	0	0	1							
											1	0	0	0	0	0	0							
Inning Stats	R: 0 E: 0 K: 2 S: 7	H: 0 LOB: 0 BB: 0 P: 7	R: 0 E: 0 K: 1 S: 5	H: 0 LOB: 1 BB: 1 P: 9	R: 0 E: 0 K: 2 S: 7	H: 0 LOB: 0 BB: 0 P: 7	R: 1 E: 0 K: 2 S: 9	H: 2 LOB: 2 BB: 1 P: 13	R: 1 E: 0 K: 1 S: 7	H: 2 LOB: 1 BB: 0 P: 7	R: 0 E: 0 K: 0 S: 3	H: 1 LOB: 0 BB: 0 P: 3	R: 0 E: 0 K: 1 S: 5	H: 0 LOB: 0 BB: 0 P: 5	R: 1 E: 0 K: 0 S: 5	H: 3 LOB: 1 BB: 0 P: 5	R: 0 E: 0 K: 0 S: 3	H: 1 LOB: 0 BB: 0 P: 3	1B: 7 2B: 3 3B: 0 HR: 0	SF: 0 SAC: 1 DP: 3 HBP: 0	WP: 2 PB: 0 SB: 0 CS: 0	PA: 38		
PITCHER	IP 9.0	WLS 35	BF 8	H 3	R 3	ER 3	SO 10	BB 2	IBB 0	HBP 0	BLK 0	WP 1	HR 0	S 53	P 61	ERA 3.00	WHIP 1.111							
Sam McDowell, L ERA: 2.23	(1, 1)																							
Don McMahon, R ERA: 3.23	(10, 1)	1.0	W	3	1	0	0	0	0	0	0	1	0	3	3	0.00	1.000							

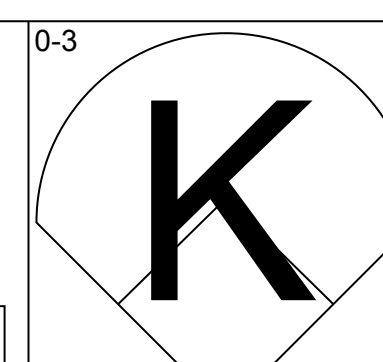
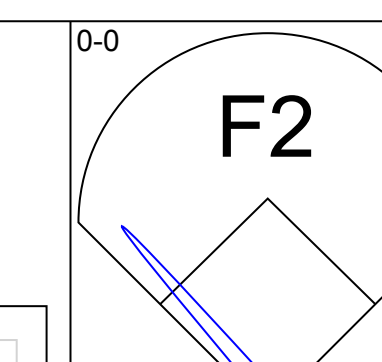
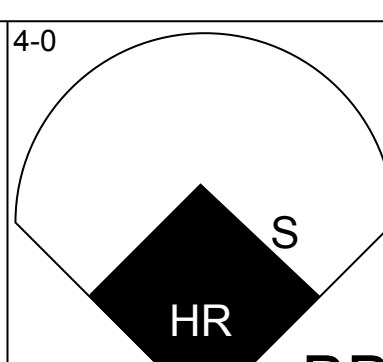
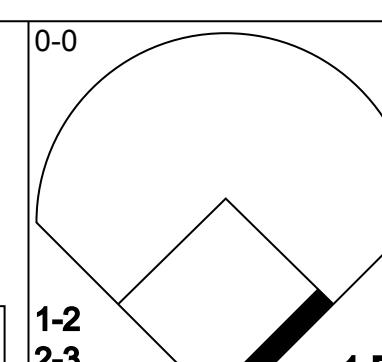
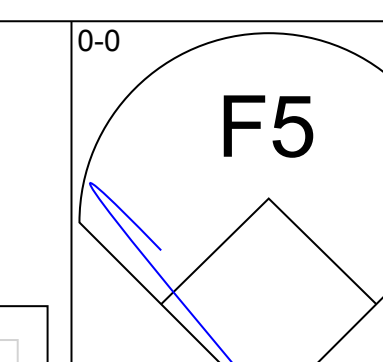
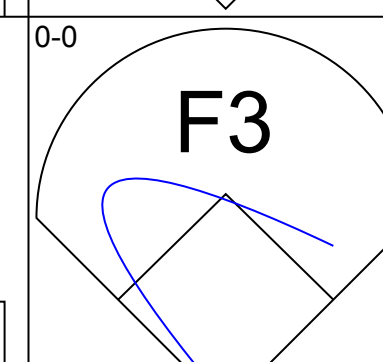
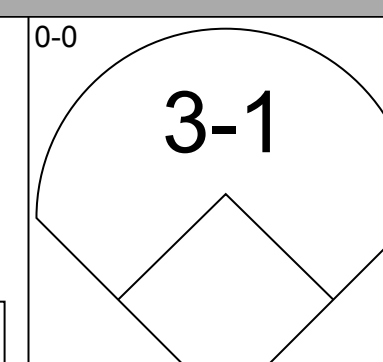
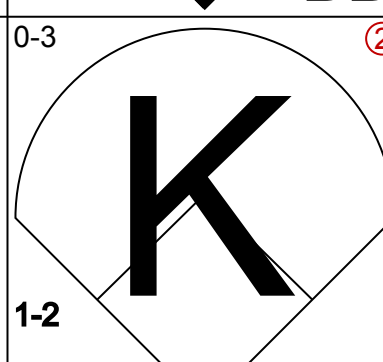
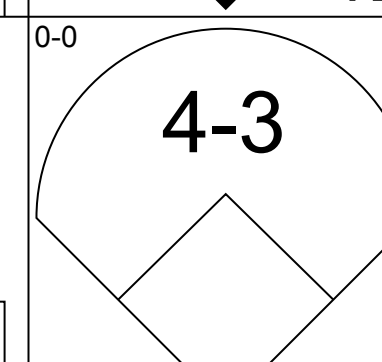
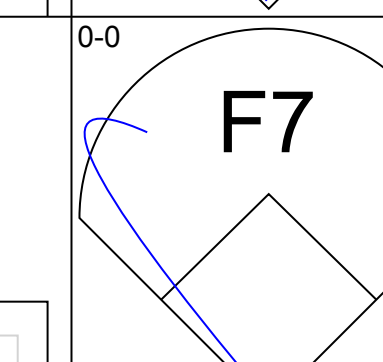
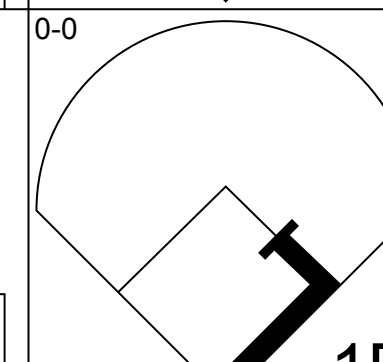
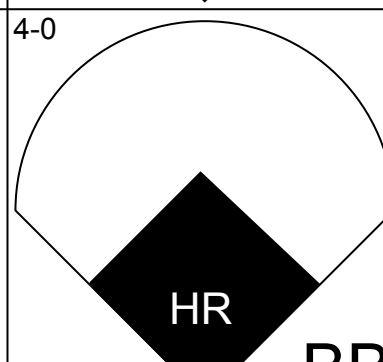
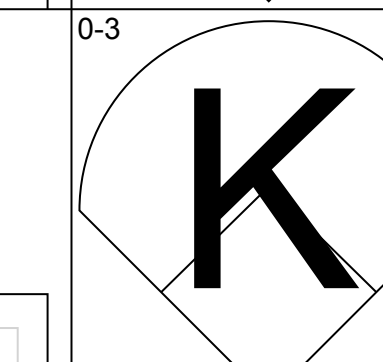

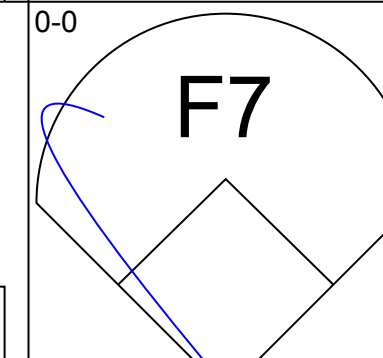
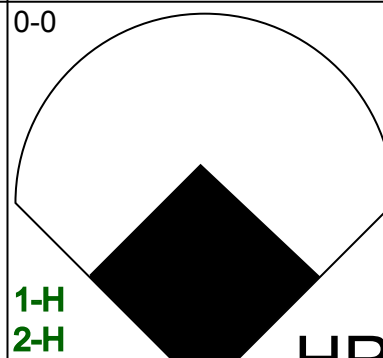
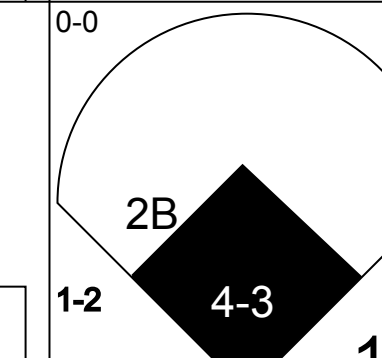

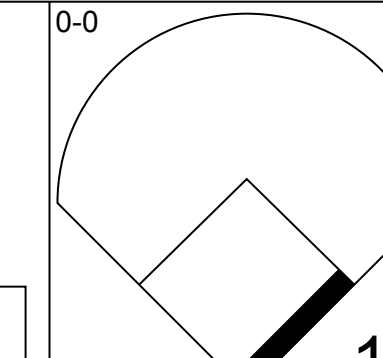
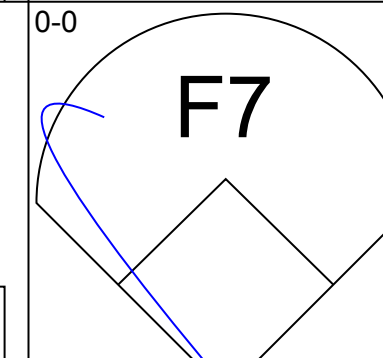
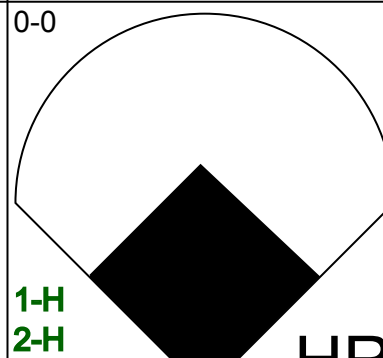
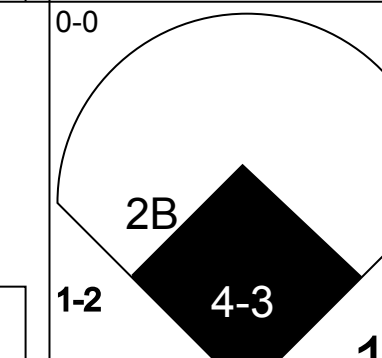
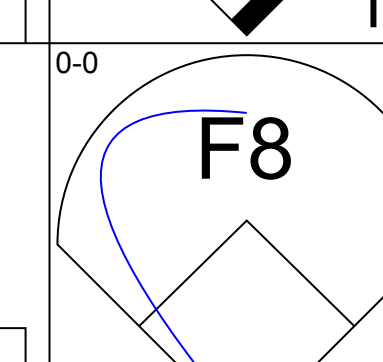
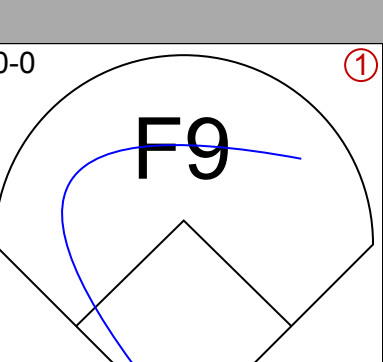
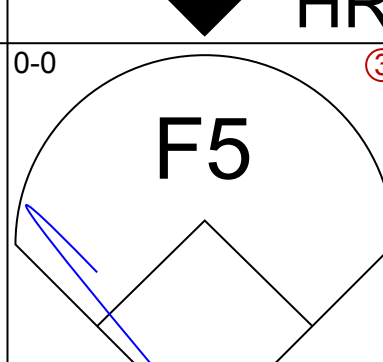
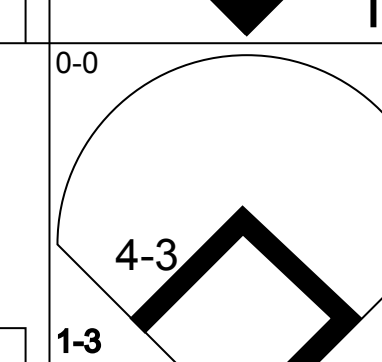
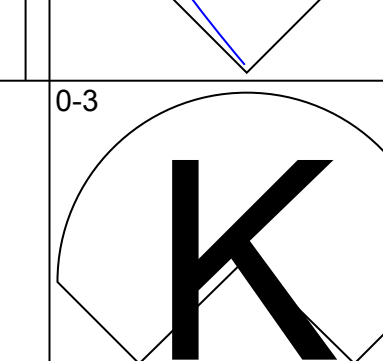
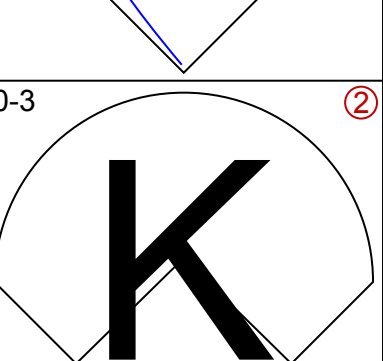
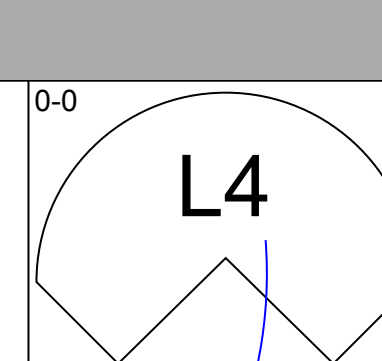
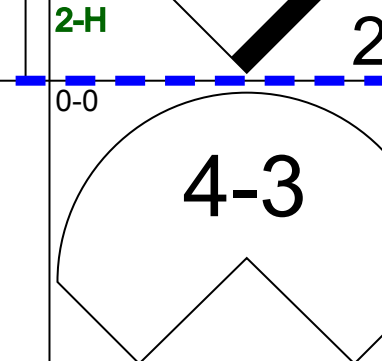
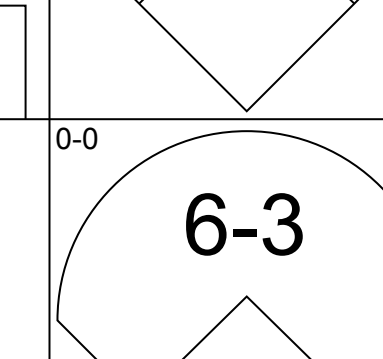
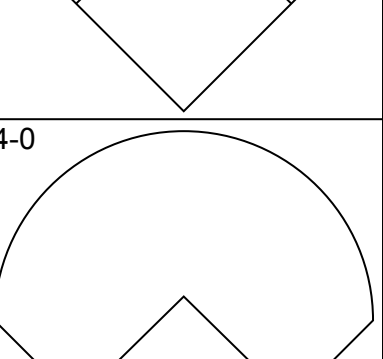
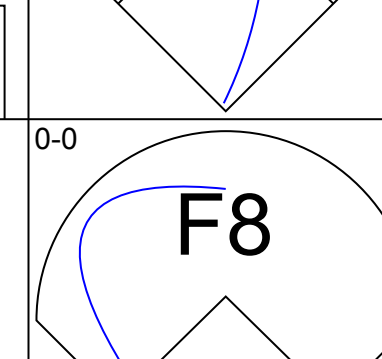
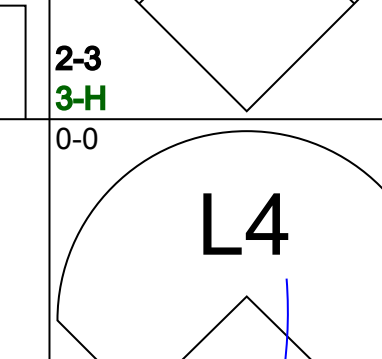
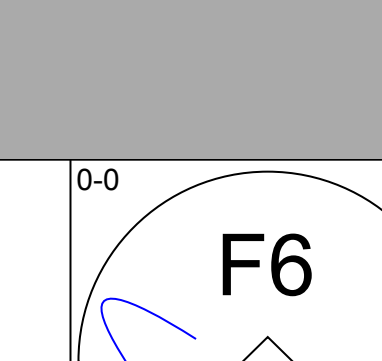

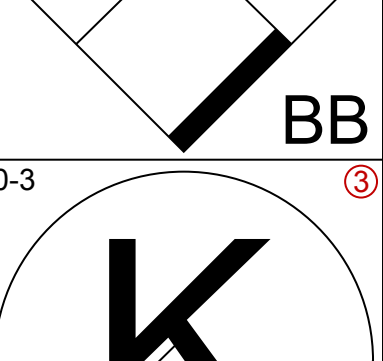
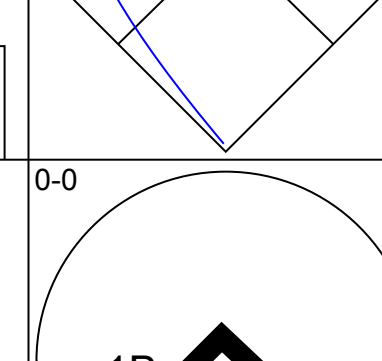
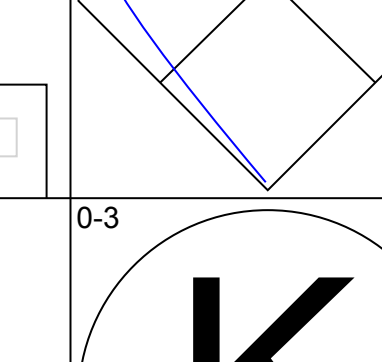
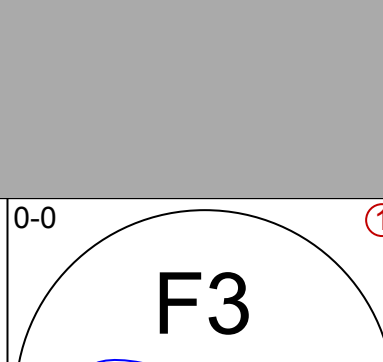
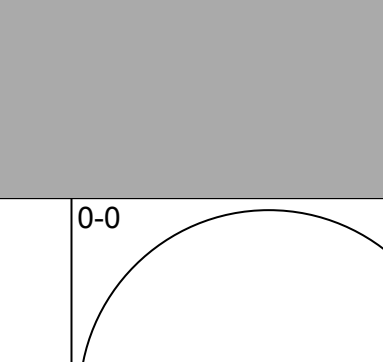
AB	35
R	3
H	9
RBI	3
BB	2
SO	10
LOB	13



Batter	1	2	3	4	5	6	7	8	9	10	AB	R	H	RBI	BB	SO	LOB	BOTTOM						
Larry Brown, R OBP: 0.321, SLG: 0.388 (1, 6)	G5-4-3 1B		4-0 BB		F8					HR	4	1	2	1	1	0	1	Boston Red Sox @ Cleveland Indians Cleveland Municipal Stadium, Cleveland, OH Fri Jul 16 1965, 7:05 PM EDT Att: 12,328 - Unknown						
Max Alvis, R OBP: 0.329, SLG: 0.455 (1, 5)	G5-4-3 1-2f		F9			F7		L4			4	0	0	0	0	0	2							
Leon Wagner, L OBP: 0.355, SLG: 0.489 (1, 7)					F3			K			4	1	2	1	0	1	0							
Rocky Colavito, R OBP: 0.404, SLG: 0.544 (1, 9)	6-3			FC4-6 BB		HR		K			2	1	0	0	2	1	1							
Fred Whitfield, L OBP: 0.323, SLG: 0.531 (1, 3)		F3		FC4-6 1-2f		HR		F7			4	1	1	2	0	0	1							
Vic Davalillo, L OBP: 0.353, SLG: 0.405 (1, 8)		K		5-3		K				4-3 1B	4	0	1	0	0	2	1							
Joe Azcue, R OBP: 0.284, SLG: 0.250 (1, 2)		5-3			F8		F3			4-3	4	0	0	0	0	0	1							
Pedro Gonzalez, R OBP: 0.295, SLG: 0.410 (1, 4)				3-6 2B				F1		IBB	3	0	2	0	1	0	0							
Sam McDowell, L OBP: 0.102, SLG: 0.083 Chuck Hinton, R OBP: 0.353, SLG: 0.422 Don McMahon, R OBP: 0.500, SLG: 0.500 (9, PH) (10, 1)				3-6 2-3f			F3			6-3	3	0	0	0	0	0	2							
											1	0	0	0	0	0	2							
											0	0	0	0	0	0	0							
Inning Stats	R: 0 E: 0 K: 0 S: 4	H: 2 LOB: 1 BB: 0 P: 4	R: 0 E: 0 K: 1 S: 5	H: 0 LOB: 0 BB: 0 P: 5	R: 0 E: 0 K: 0 S: 3	H: 1 LOB: 1 BB: 1 P: 7	R: 0 E: 0 K: 0 S: 3	H: 0 LOB: 1 BB: 1 P: 7	R: 0 E: 0 K: 0 S: 4	H: 1 LOB: 0 BB: 0 P: 4	R: 3 E: 0 K: 1 S: 7	H: 2 LOB: 0 BB: 1 P: 11	R: 0 E: 0 K: 2 S: 7	H: 0 LOB: 0 BB: 0 P: 3	R: 0 E: 0 K: 0 S: 4	H: 1 LOB: 2 BB: 1 P: 8	R: 1 E: 0 K: 0 S: 1	H: 1 LOB: 0 BB: 0 P: 1	1B: 4 2B: 2 3B: 0 HR: 3	SF: 0 SAC: 0 DP: 2 HBP: 0	WP: 0 PB: 0 SB: 1 CS: 0	PA: 37		
PITCHER	IP 6.0	WLS 25	BF 6	H 3	R 3	ER 3	SO 2	BB 3	IBB 0	HBP 0	BLK 0	WP 0	HR 2	S 26	P 38	ERA 4.50	WHIP 1.500							
Bill Monbouquette, R ERA: 3.4	(1, 1)																							
Dick Radatz, R ERA: 3.31	(7, 1)	3.0	L	12	2	1	1	2	0	0	0	0	1	15	19	3.00	0.667							

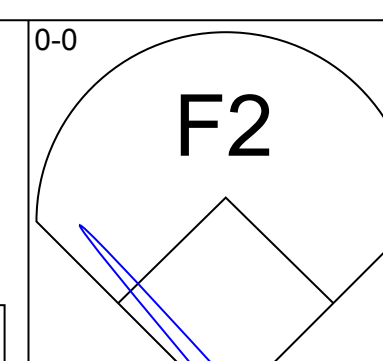
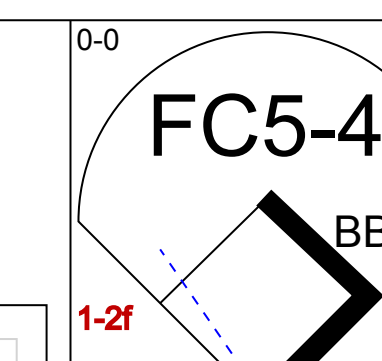
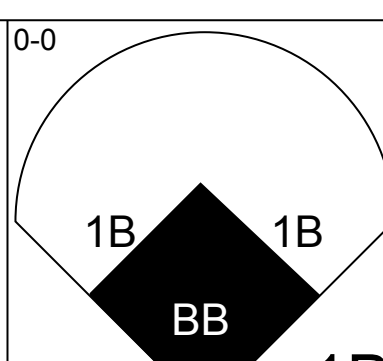
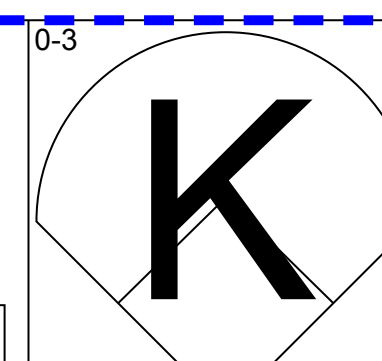
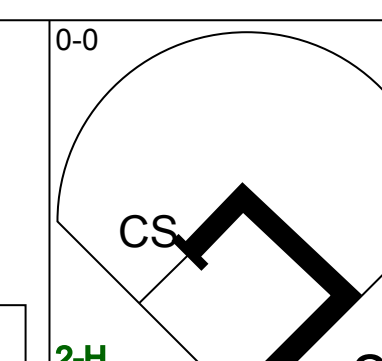
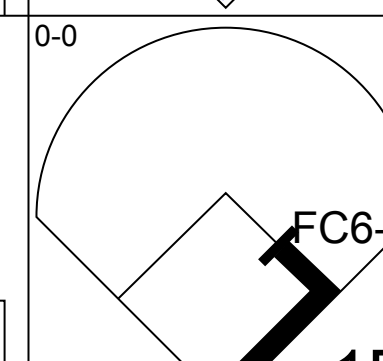
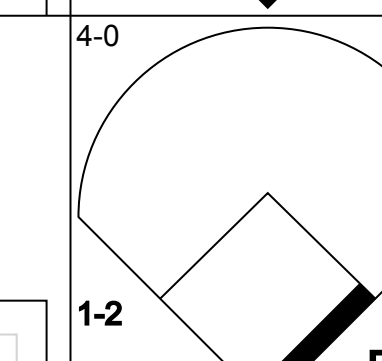
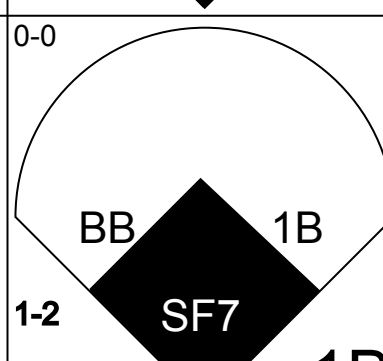
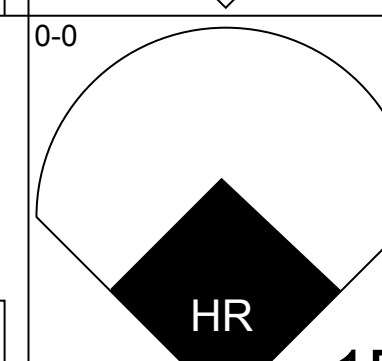
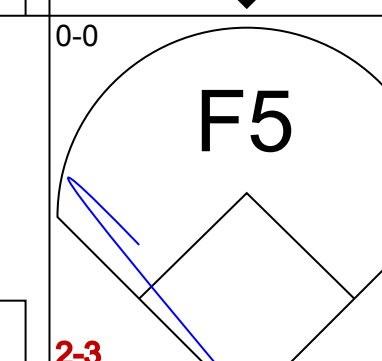
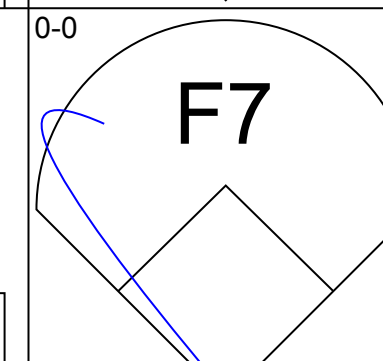
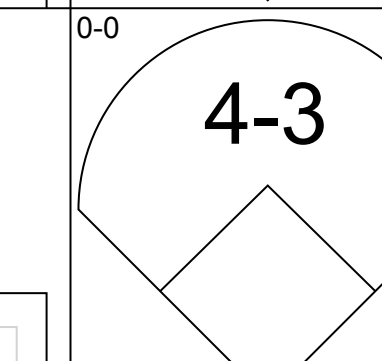
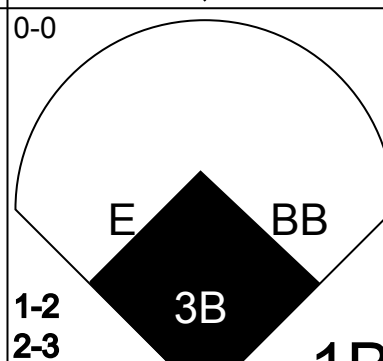
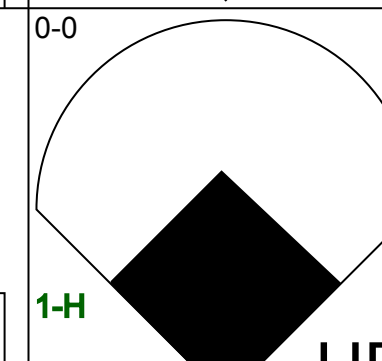
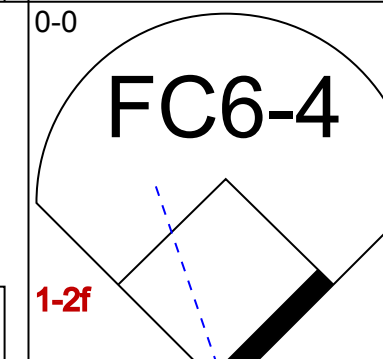
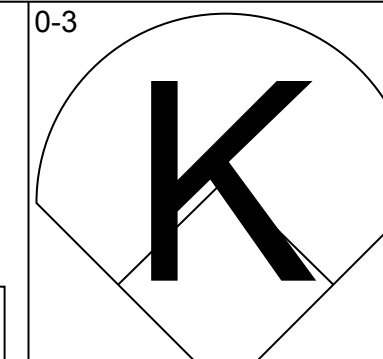
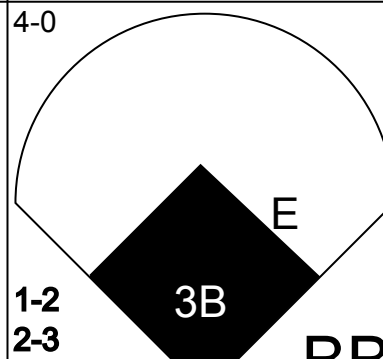
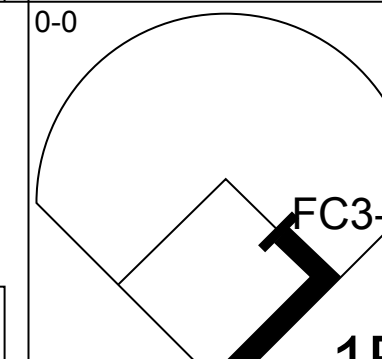
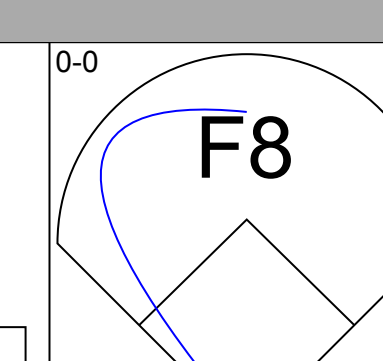
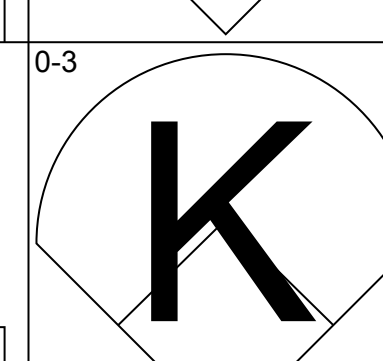
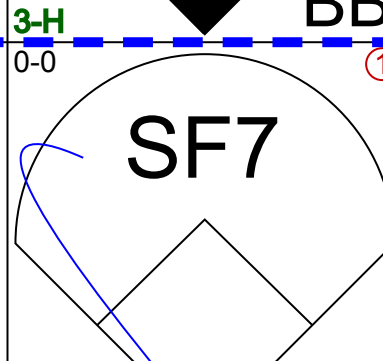
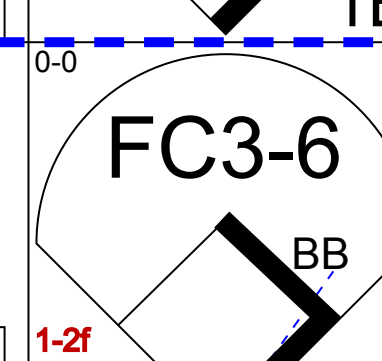
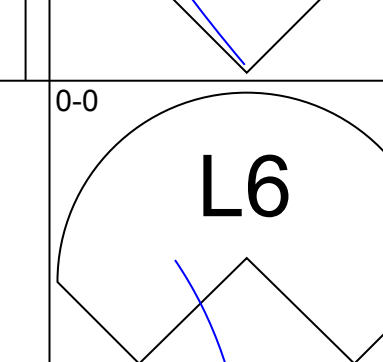
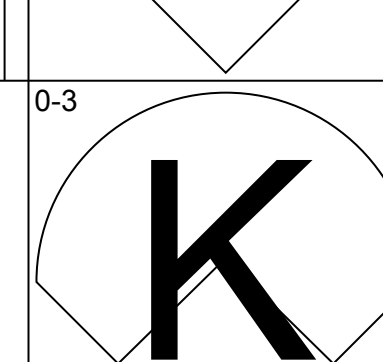
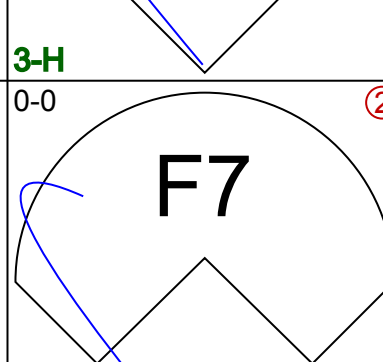
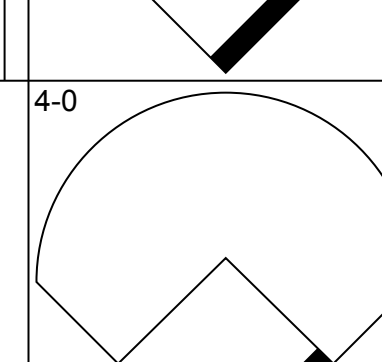
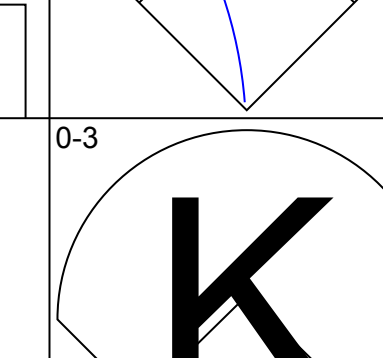
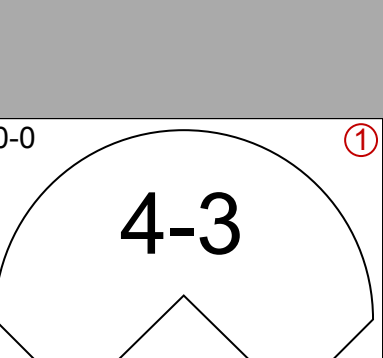
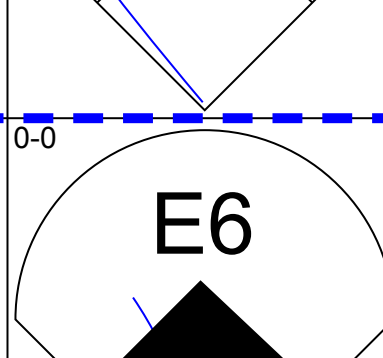
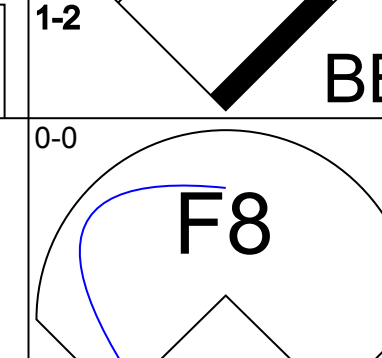
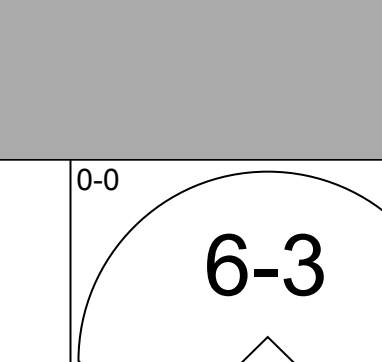
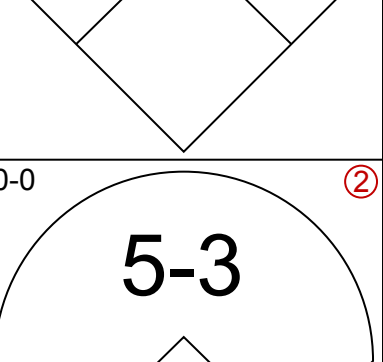
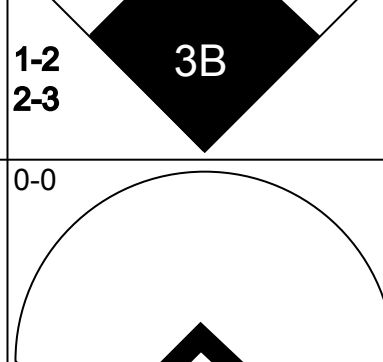
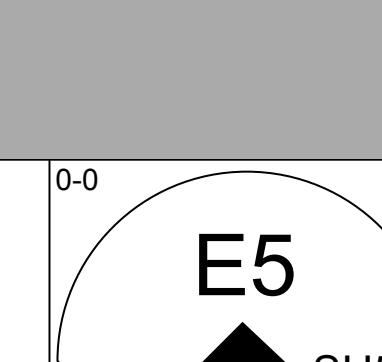
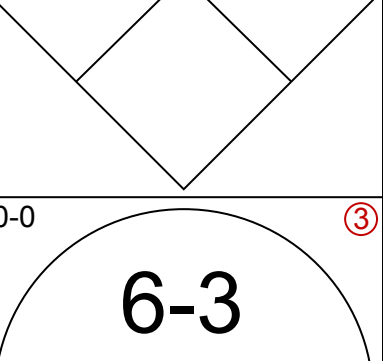
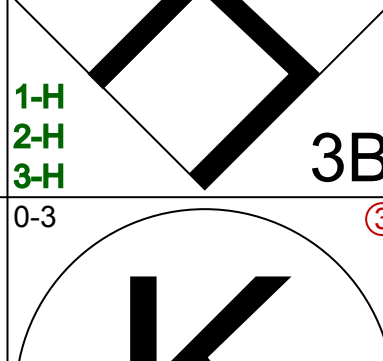
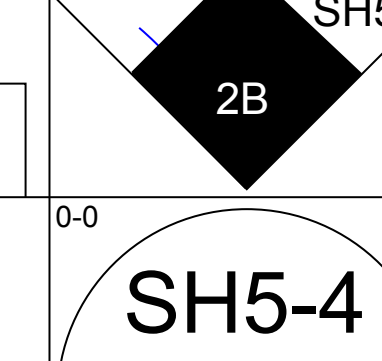
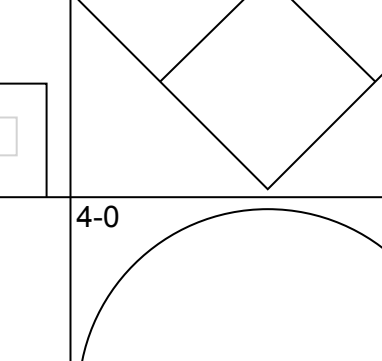
AB	33
R	4
H	8
RBI	4
BB	4
SO	4
LOB	11



Batter	1	2	3	4	5	6	7	8	9	AB	R	H	RBI	BB	SO	LOB	TOP								
Lenny Green, L OBP: 0.391, SLG: 0.422										4	1	1	0	1	1	1	Boston Red Sox @ Cleveland Indians Cleveland Municipal Stadium, Cleveland, OH Sat Jul 17 1965, 7:05 PM EDT Att: 12,351 - Unknown								
Frank Matzone, R OBP: 0.278, SLG: 0.249										2	0	0	0	0	0	0									
Dalton Jones, L OBP: 0.338, SLG: 0.388										3	0	0	0	0	1	5									
Carl Yastrzemski, L OBP: 0.409, SLG: 0.618										4	2	2	0	1	2	1									
Felix Mantilla, R OBP: 0.409, SLG: 0.493										4	2	3	3	0	0	0									
Lee Thomas, L OBP: 0.387, SLG: 0.525										4	0	1	1	0	0	1									
Jim Gasper, L OBP: 0.233, SLG: 0.500										4	0	0	1	0	2	2									
Bob Tillman, R OBP: 0.283, SLG: 0.341										3	0	0	0	1	0	2									
Rico Petrocelli, R OBP: 0.262, SLG: 0.350										3	0	1	0	0	1	1									
Tony Conigliaro, R OBP: 0.316, SLG: 0.447										1	0	0	0	0	0	1									
Eddie Bressoud, R OBP: 0.314, SLG: 0.371										0	0	0	0	0	0	0									
Earl Wilson, R OBP: 0.393, SLG: 0.541										2	0	0	0	0	1	0									
Arnold Earley, L										0	0	0	0	0	0	0									
Bob Heffner, R										0	0	0	0	0	0	0									
Tony Horton, R OBP: 0.333, SLG: 0.492										0	0	0	0	0	1	0									
Bill Monbouquette, R OBP: 0.294, SLG: 0.311										0	0	0	0	0	0	0									
Jay Ritchie, R OBP: 0.290, SLG: 0.350										0	0	0	0	0	0	0									
Dennis Bennett, R OBP: 0.275, SLG: 0.273										0	0	0	0	0	0	0									
Russ Nixon, R OBP: 0.223, SLG: 0.241										1	0	1	0	0	0	0									
Inning Stats	R: 0 E: 0 K: 1 S: 5	H: 1 LOB: 1 BB: 0 P: 5	R: 0 E: 0 K: 1 S: 6	H: 1 LOB: 1 BB: 0 P: 6	R: 0 E: 0 K: 1 S: 5	H: 0 LOB: 0 BB: 0 P: 5	R: 0 E: 0 K: 1 S: 5	H: 0 LOB: 0 BB: 0 P: 5	R: 0 E: 0 K: 2 S: 7	H: 1 LOB: 1 BB: 1 P: 11	R: 3 E: 0 K: 1 S: 6	H: 1 LOB: 0 BB: 2 P: 14	R: 0 E: 0 K: 0 S: 5	H: 2 LOB: 3 BB: 1 P: 9	R: 2 E: 0 K: 0 S: 6	H: 3 LOB: 1 BB: 0 P: 6	R: 0 E: 0 K: 1 S: 6	H: 1 LOB: 1 BB: 0 P: 6	1B: 5 2B: 3 3B: 0 HR: 1	SF: 0 SAC: 0 DP: 0 HBP: 0	WP: 0 PA: 39 PB: 0 SB: 1 CS: 0				
PITCHER	IP WLS BF H R ER SO BB IBB HBP BLK WP HR S P ERA WHIP																								
Luis Tiant, R ERA: 3.26	(1, 1)	6.2 W 26	4 3 3 7	3 0 0 0	0 0 0 0	0 1 37	49	4.05	1.050																
Gary Bell, R ERA: 3.09	(7, 1)	0.1	6 4 2 2 0	1 0 0 0	0 0 0 0	0 0 5	9	54.00	15.000																
Don McMahon, R ERA: 3.07	(8, 1)	2.0 S 7	1 0 0 1	0 0 0 0	0 0 0 0	0 0 9	9	0.00	0.500																

AB 35
R 5
H 9
RBI 5
BB 4
SO 8
LOB 14



Batter	1	2	3	4	5	6	7	8	9	AB	R	H	RBI	BB	SO	LOB	BOTTOM								
Larry Brown, R OBP: 0.324, SLG: 0.395										5	1	2	1	0	1	1	Boston Red Sox @ Cleveland Indians Cleveland Municipal Stadium, Cleveland, OH Sat Jul 17 1965, 7:05 PM EDT Att: 12,351 - Unknown								
Max Alvis, R OBP: 0.335, SLG: 0.459										4	2	3	0	1	0	1									
Leon Wagner, L OBP: 0.357, SLG: 0.498										4	2	2	2	0	0	3									
Rocky Colavito, R OBP: 0.405, SLG: 0.542										3	1	1	1	1	1	1									
Fred Whitfield, L OBP: 0.317, SLG: 0.523										3	0	0	1	0	1	1									
Vic Davallio, L OBP: 0.352, SLG: 0.401										3	0	0	0	1	1	2									
Joe Azcue, R OBP: 0.279, SLG: 0.245										4	1	0	0	0	1	4									
Pedro Gonzalez, R OBP: 0.294, SLG: 0.418										4	1	1	3	0	0	0									
Luis Tiant, R OBP: 0.125, SLG: 0.079	(1, 1)									2	0	0	0	1	1	1									
Gary Bell, R OBP: 0.091, SLG: 0.364	(7, 1)									0	0	0	0	0	0	0									
Don McMahon, R OBP: 0.500, SLG: 0.500	(8, 1)									0	0	0	0	0	0	0									
Inning Stats	R: 0 E: 0 K: 0 S: 4	H: 1 LOB: 1 BB: 0 P: 4	R: 0 E: 0 K: 1 S: 5	H: 0 LOB: 0 BB: 0 P: 5	R: 0 E: 0 K: 3 S: 9	H: 0 LOB: 0 BB: 0 P: 9	R: 0 E: 0 K: 0 S: 3	H: 0 LOB: 0 BB: 0 P: 3	R: 5 E: 1 K: 1 S: 10	H: 4 LOB: 1 BB: 1 P: 14	R: 2 E: 0 K: 1 S: 8	H: 3 LOB: 2 BB: 1 P: 12	R: 1 E: 1 K: 0 S: 4	H: 1 LOB: 0 BB: 0 P: 4	1B: 6 2B: 1 3B: 1 HR: 1	SF: 1 SAC: 1 DP: 0 HBP: 0	WP: 0 PA: 38 PB: 0 SB: 0 CS: 1								
PITCHER	IP WLS BF H R ER SO BB IBB HBP BLK WP HR S P ERA WHIP																								
Earl Wilson, R ERA: 4.13	(1, 1)	5.0 L 22	4 4 2 4	4 4 2 4	0 0 0 0	0 0 27	39	3.60	1.400																
Arnold Earley, L ERA: 3.51	(6, 1)	0.2	2 0 0 0 0	0 0 0 0	0 0 0 0	0 0 2	2	0.00	0.000																
Bob Heffner, R ERA: 5.79	(6, 1)	0.1	3 1 1 0 1	0 0 0 0	0 0 0 0	0 0 5	5	0.00	3.000																
Jay Ritchie, R ERA: 2.98	(7, 1)	0.1	4 3 2 2 1	0 0 0 0	0 0 1	6	6	54.00	9.000																
Dennis Bennett, L ERA: 4.73	(7, 1)	1.2	7 1 1 0 0	1 0 0 0	0 0 6	10	0.00	1.200																	

AB 32
R 8
H 9
RBI 8
BB 4
SO 6
LOB 14



Batter	1	2	3	4	5	6	7	8	9	AB	R	H	RBI	BB	SO	LOB	TOP		
Jim Gosger, L (1, 8) OBP: 0.297, SLG: 0.485	F6		1B		F7		SH1-3		F3	5	2	2	0	0	0	0			
Frank Matzone, R (1, 5) OBP: 0.297, SLG: 0.255	E5		1B				SH1-3		4-3	3	2	2	0	1	0	0			
Carl Yastrzemski, L (1, 7) OBP: 0.499, SLG: 0.611	F8		1B		F7				K	4	0	1	1	1	1	2			
Felix Mantilla, R (1, 4) OBP: 0.407, SLG: 0.490			6-3		F4		F7			4	0	1	2	0	0	4			
Tony Conigliaro, R (1, 9) OBP: 0.318, SLG: 0.448			5-3				5-3			4	0	2	1	0	0	1			
Lee Thomas, L (1, 3) OBP: 0.383, SLG: 0.518	3-1		L3		F9		F8			4	0	0	0	0	0	5			
Bob Tillman, R (1, 2) OBP: 0.282, SLG: 0.343			L6		F4		5-3			4	0	1	0	0	0	0			
Rico Petrocelli, R (1, 6) OBP: 0.261, SLG: 0.343			5-3		F9		F8			3	0	0	0	1	0	0			
Dave Morehead, R (1, 1) OBP: 0.189, SLG: 0.118			6-3		4-3		FC6-4		K	3	0	0	0	0	0	2			
Arnold Earley, L (6, 1)										0	0	0	0	0	0	0			
Dick Radatz, R (6, 1) OBP: 0.316, SLG: 0.500										1	0	0	0	0	1	0			
Inning Stats	R: 1 E: 1 K: 0 S: 6	H: 3 LOB: 2 BB: 0 P: 6	R: 0 E: 0 K: 0 S: 3	H: 0 LOB: 0 BB: 0 P: 3	R: 2 E: 0 K: 0 S: 6	H: 3 LOB: 1 BB: 0 P: 6	R: 0 E: 0 K: 0 S: 3	H: 0 LOB: 0 BB: 0 P: 3	R: 0 E: 0 K: 0 S: 4	H: 1 LOB: 2 BB: 1 P: 8	R: 1 E: 0 K: 0 S: 5	H: 2 LOB: 2 BB: 1 P: 9	R: 0 E: 0 K: 1 S: 5	H: 0 LOB: 0 BB: 0 P: 5	R: 0 E: 0 K: 1 S: 5	H: 0 LOB: 0 BB: 0 P: 5	1B: 8 2B: 1 3B: 0 HR: 0	SF: 0 SAC: 1 DP: 0 HBP: 0	WP: 0 PA: 39 PB: 0 SB: 0 CS: 0
PITCHER	IP WLS BF H R ER SO BB IBB HBP BLK WP HR S P ERA WHIP																		
Jack Kralick, L (1, 1) ERA: 4.45	5.0 L 22 6 3 3 0 1 0 0 0 0 0 0 21 25 5.40 1.400																		
Floyd Weaver, R (6, 1) ERA: 4.63	2.0 11 3 1 1 0 0 2 0 0 0 0 0 9 17 4.50 1.500																		
Gary Bell, R (8, 1) ERA: 2.98	2.0 6 0 0 0 0 2 0 0 0 0 0 0 10 10 0.00 0.000																		

Boston Red Sox @ Cleveland Indians
Cleveland Municipal Stadium, Cleveland, OH
Sun Jul 18 1965, 3:33 AM EDT
Att: 24,573 - Unknown

AB 35
R 4
H 9
RBI 4
BB 3
SO 2
LOB 14





Batter	1	2	3	4	5	6	7	8	9	AB	R	H	RBI	BB	SO	LOB	BOTTOM		
Larry Brown, R (1, 6) OBP: 0.320, SLG: 0.389	F8		K		FC6-4		2B		6-3	5	0	1	0	0	1	3			
Max Alvis, R (1, 5) OBP: 0.340, SLG: 0.475	F9				WP		1B			4	1	3	1	0	0	0			
Leon Wagner, L (1, 7) OBP: 0.352, SLG: 0.492	F6				F5		F8		F6	4	0	0	0	0	0	3			
Gary Bell, R (8, 1) OBP: 0.091, SLG: 0.364										0	0	0	0	0	0	0			
Rocky Colavito, R (1, 9) OBP: 0.408, SLG: 0.540										1	0	0	0	3	1	0			
Fred Whitfield, L (1, 3) OBP: 0.316, SLG: 0.518										4	0	1	0	0	0	3			
Vic Davallito, L (1, 8) OBP: 0.351, SLG: 0.399										4	0	1	0	0	0	3			
Joe Azcue, R (1, 2) OBP: 0.280, SLG: 0.243										2	0	0	0	1	0	3			
Dick Howser, R (9, PH) OBP: 0.356, SLG: 0.285										0	0	0	0	1	0	0			
Pedro Gonzalez, R (1, 4) OBP: 0.288, SLG: 0.408										4	0	0	0	0	3	3			
Jack Kralick, L (1, 1) OBP: 0.154, SLG: 0.167										1	0	0	0	0	1	0			
Al Luplow, L (5, PH) OBP: 0.320, SLG: 0.455										1	0	0	0	0	1	2			
Floyd Weaver, R (6, 1) OBP: 0.250, SLG: 0.286										0	0	0	0	0	0	0			
Chico Salmon, R (7, PH) OBP: 0.241, SLG: 0.340										2	0	1	0	0	1	1			
Inning Stats	R: 0 E: 0 K: 0 S: 3	H: 0 LOB: 1 BB: 1 P: 7	R: 0 E: 0 K: 3 S: 9	H: 0 LOB: 0 BB: 0 P: 9	R: 0 E: 0 K: 0 S: 3	H: 1 LOB: 1 BB: 1 P: 7	R: 0 E: 0 K: 1 S: 6	H: 1 LOB: 2 BB: 1 P: 10	R: 1 E: 0 K: 0 S: 5	H: 2 LOB: 2 BB: 1 P: 9	R: 0 E: 0 K: 1 S: 7	H: 3 LOB: 3 BB: 0 P: 7	R: 0 E: 0 K: 1 S: 5	H: 0 LOB: 0 BB: 0 P: 5	R: 0 E: 0 K: 2 S: 7	H: 0 LOB: 1 BB: 1 P: 11	1B: 5 2B: 1 3B: 0 HR: 1	SF: 0 SAC: 0 DP: 1 HBP: 0	WP: 1 PA: 37 PB: 0 SB: 2 CS: 0
PITCHER	IP WLS BF H R ER SO BB IBB HBP BLK WP HR S P ERA WHIP																		
Dave Morehead, R (1, 1) ERA: 4.61	5.1 W 23 4 1 1 4 4 0 0 0 0 0 0 1 27 43 1.69 1.500																		
Arnold Earley, L (6, 1) ERA: 3.49	0.1 1 0 0 0 0 0 0 0 0 0 0 0 1 1 0.00 0.000																		
Dick Radatz, R (6, 1) ERA: 5.03	3.1 S 13 3 0 0 4 1 0 0 0 0 0 0 20 24 0.00 1.200																		

Boston Red Sox @ Cleveland Indians
Cleveland Municipal Stadium, Cleveland, OH
Sun Jul 18 1965, 3:33 AM EDT
Att: 24,573 - Unknown

AB 32
R 1
H 7
RBI 1
BB 5
SO 8
LOB 21



Batter	1	2	3	4	5	6	7	8	9	AB	R	H	RBI	BB	SO	LOB	TOP	
Luis Aparicio, R (1,6)	F9		F8			6-3		F9		4	0	0	0	0	0	2	Baltimore Orioles @ Cleveland Indians Cleveland Municipal Stadium, Cleveland, OH Mon Jul 19 1965, 7:05 PM EDT Att: 9,337 - Unknown AB 32 R 0 H 4 RBI 0 BB 0 SO 6 LOB 10 	
Russ Snyder, L (1,9)	G3		6-3			F7			G3 1B	4	0	1	0	0	0	1		
Curt Blefary, L (1,7)	4-3					3-1			G3 1-2	4	0	0	0	0	1	1		
Brooks Robinson, R (1,5)		F3		F4			F7		K	4	0	0	0	0	1	1		
Boog Powell, L (1,3)		K					4-3		K	4	0	1	0	0	2	1		
John Orsino, R (1,2)							4-3			3	0	1	0	0	0	1		
Jackie Brandt, R (1,8)										3	0	0	0	0	0	1		
Jerry Adair, R (1,4)			E7							3	0	1	0	0	0	0		
Steve Barber, L (1,1)										2	0	0	0	0	2	1		
Robin Roberts, S (7,1)			K							0	0	0	0	0	0	0		
Norm Siebern, L (6,PH)										1	0	0	0	0	0	1		
Don Larsen, R (8,1)										0	0	0	0	0	0	0		
Inning Stats	R: 0 E: 0 K: 0 S: 3	H: 0 LOB: 0 BB: 0 P: 3	R: 0 E: 0 K: 1 S: 6	H: 1 LOB: 1 BB: 0 P: 6	R: 0 E: 1 K: 1 S: 6	H: 0 LOB: 1 BB: 0 P: 6	R: 0 E: 0 K: 1 S: 5	H: 0 LOB: 0 BB: 0 P: 5	R: 0 E: 0 K: 0 S: 3	H: 0 LOB: 0 BB: 0 P: 3	R: 0 E: 0 K: 0 S: 4	H: 1 LOB: 1 BB: 0 P: 4	R: 0 E: 0 K: 2 S: 8	H: 1 LOB: 1 BB: 0 P: 8	1B: 3 2B: 1 3B: 0 HR: 0	SF: 0 SAC: 0 DP: 0 HBP: 0	WP: 0 PB: 0 SB: 0 CS: 0	PA: 32
PITCHER Lee Stange, R (1,1) ERA: 2.43	IP: 9.0 WLS: W BF: 32 H: 4 R: 0 ER: 0 SO: 6 BB: 0 IBB: 0 HBP: 0 BLK: 0 WP: 0 HR: 0 S: 44 P: 44 ERA: 0.00 WHIP: 0.444																	

Batter	1	2	3	4	5	6	7	8	9	AB	R	H	RBI	BB	SO	LOB	BOTTOM			
Larry Brown, R (1,6)	K2-3	6-3				F8		K		4	0	0	0	0	2	2	Baltimore Orioles @ Cleveland Indians Cleveland Municipal Stadium, Cleveland, OH Mon Jul 19 1965, 7:05 PM EDT Att: 9,337 - Unknown AB 30 R 5 H 9 RBI 4 BB 3 SO 7 LOB 8 			
Max Alvis, R (1,5)	4-3 3B		L5					F5		4	1	2	0	0	0	0				
Leon Wagner, L (1,7)	4-3					F7		K		4	0	0	1	0	2	1				
Rocky Colavito, R (1,9)	HR 1B					K				3	1	2	0	1	1	1				
Chuck Hinton, R (1,3)	HR		FC6-4					FC5-4 1B		4	2	2	2	0	0	2				
Vic Davallio, L (1,8)	5-3									4	1	1	0	0	0	0				
Joe Azcue, R (1,2)										3	0	0	1	0	1	0				
Pedro Gonzalez, R (1,4)										2	0	2	0	2	0	0				
Lee Stange, R (1,1)										2	0	0	0	0	1	2				
Inning Stats	R: 3 E: 0 K: 1 S: 8	H: 3 LOB: 0 BB: 0 P: 8	R: 0 E: 0 K: 1 S: 5	H: 0 LOB: 1 BB: 1 P: 9	R: 0 E: 0 K: 1 S: 5	H: 0 LOB: 1 BB: 1 P: 9	R: 0 E: 0 K: 0 S: 4	H: 1 LOB: 0 BB: 0 P: 4	R: 0 E: 0 K: 1 S: 6	H: 1 LOB: 1 BB: 0 P: 6	R: 2 E: 0 K: 1 S: 7	H: 2 LOB: 1 BB: 1 P: 11	R: 0 E: 0 K: 1 S: 6	H: 1 LOB: 1 BB: 0 P: 6	R: 0 E: 0 K: 1 S: 6	H: 1 LOB: 1 BB: 0 P: 6		1B: 6 2B: 1 3B: 1 HR: 1	SF: 1 SAC: 2 DP: 0 HBP: 0	WP: 1 PB: 0 SB: 1 CS: 0
PITCHER Steve Barber, L (1,1) ERA: 3.75 Robin Roberts, R (7,1) ERA: 3.22 Don Larsen, R (8,1) ERA: 4.4	IP: 6.0 WLS: L BF: 28 H: 7 R: 5 ER: 5 SO: 5 BB: 2 IBB: 1 HBP: 0 BLK: 0 WP: 1 HR: 1 S: 35 P: 47 ERA: 7.50 WHIP: 1.500																			

Batter	1	2	3	4	5	6	7	8	9	AB	R	H	RBI	BB	SO	LOB	TOP			
Luis Aparicio, R OBP: 0.274, SLG: 0.365 (1, 6)										5	1	3	0	0	0	0				
Russ Snyder, L OBP: 0.341, SLG: 0.337 (1, 9) (8, 7)										4	2	1	2	1	0	2				
Boog Powell, L OBP: 0.319, SLG: 0.366 (1, 3)										5	1	1	2	0	0	2				
Brooks Robinson, R OBP: 0.357, SLG: 0.421 (1, 5)										5	2	2	0	0	1	1				
Curt Blefary, L OBP: 0.382, SLG: 0.489 Sam Bowers, R OBP: 0.189, SLG: 0.236 (1, 7) (8, 9)										3	0	1	0	1	1	0				
John Orsino, R OBP: 0.321, SLG: 0.409 (1, 2)										4	0	0	0	0	1	3				
Jackie Brandt, R OBP: 0.305, SLG: 0.388 (1, 8)										3	0	1	0	1	1	2				
Jerry Adair, R OBP: 0.308, SLG: 0.342 (1, 4)										3	0	1	1	1	0	2				
Dave McNally, R OBP: 0.059, SLG: 0.030 (1, 1)										4	0	0	0	0	2	3				
Inning Stats	R: 3 E: 1 K: 0 S: 7	H: 3 LOB: 2 BB: 1 P: 11	R: 0 E: 0 K: 0 S: 4	H: 1 LOB: 1 BB: 0 P: 4	R: 1 E: 0 K: 0 S: 5	H: 3 LOB: 2 BB: 1 P: 9	R: 2 E: 0 K: 0 S: 4	H: 1 LOB: 0 BB: 1 P: 8	R: 0 E: 0 K: 3 S: 6	H: 1 LOB: 1 BB: 0 P: 6	R: 0 E: 0 K: 1 S: 5	H: 1 LOB: 0 BB: 0 P: 5	R: 0 E: 0 K: 1 S: 5	H: 0 LOB: 0 BB: 0 P: 5	R: 0 E: 0 K: 0 S: 3	H: 0 LOB: 0 BB: 0 P: 3	1B: 8 2B: 0 3B: 0 HR: 2	SF: 0 SAC: 0 DP: 0 HBP: 0	WP: 0 PB: 0 SB: 0 CS: 1	PA: 41
PITCHER	IP WLS BF H R ER SO BB IBB HBP BLK WP HR S P ERA WHIP	IP WLS BF H R ER SO BB IBB HBP BLK WP HR S P ERA WHIP																		
Ralph Terry, R ERA: 3.18 (1, 1)	2.1 L 15 6 4 3 0	3.2 16 3 2 2 4	2.0 6 1 0 0 2	1.0 3 0 0 0 0	2.1 L 15 6 4 3 0	3.2 16 3 2 2 4	2.0 6 1 0 0 2	1.0 3 0 0 0 0	2.1 L 15 6 4 3 0	3.2 16 3 2 2 4	2.0 6 1 0 0 2	1.0 3 0 0 0 0	2.1 L 15 6 4 3 0	3.2 16 3 2 2 4	2.0 6 1 0 0 2	1.0 3 0 0 0 0	11.57 3.000	4.91 1.636	0.00 0.500	0.00 0.000

Baltimore Orioles @ Cleveland Indians
Cleveland Municipal Stadium, Cleveland, OH
Tue Jul 20 1965, 7:05 PM EDT
Att. 11,511 - Unknown

AB 36
R 6
H 10
RBI 5
BB 4
SO 6
LOB 15

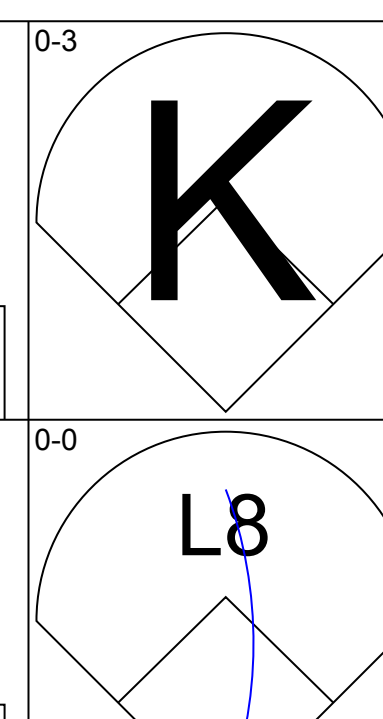
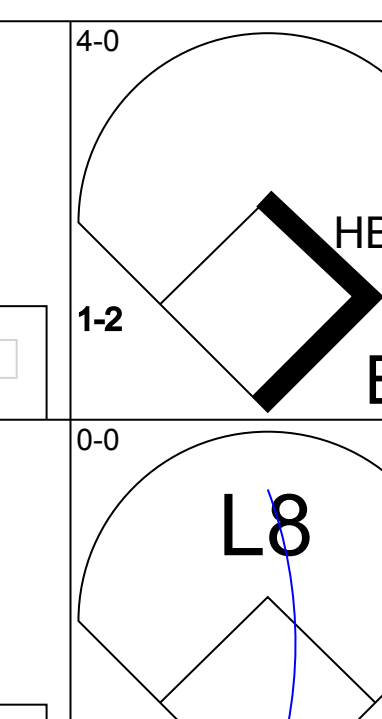
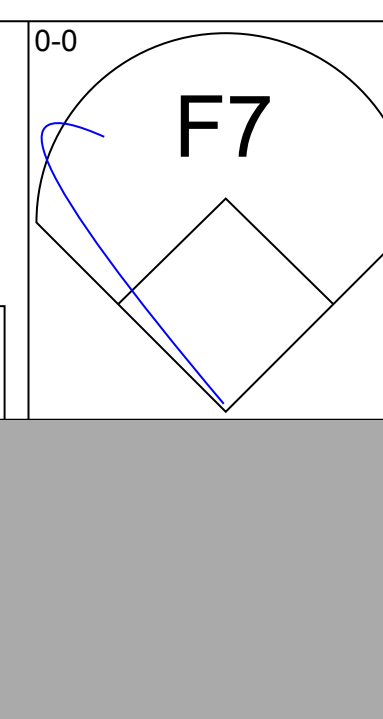
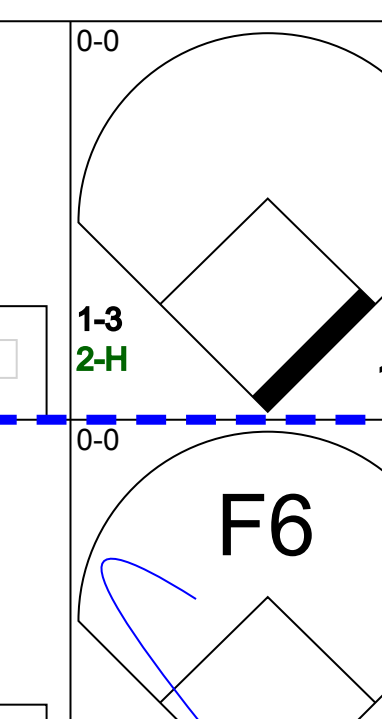
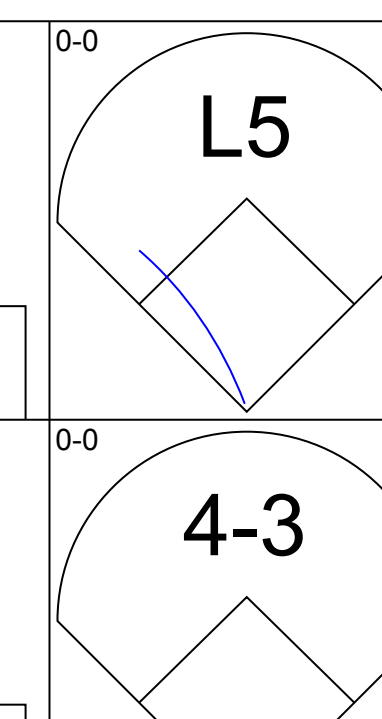
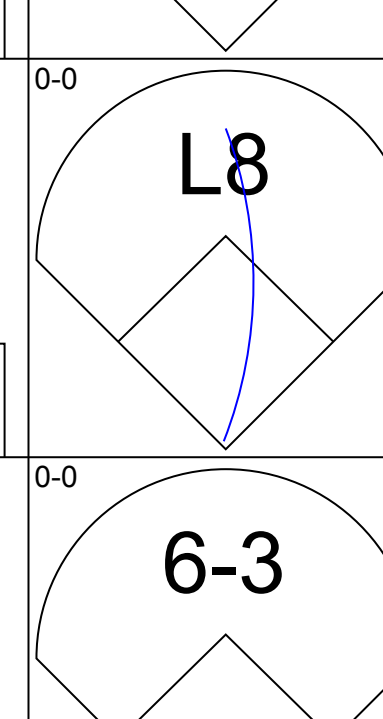
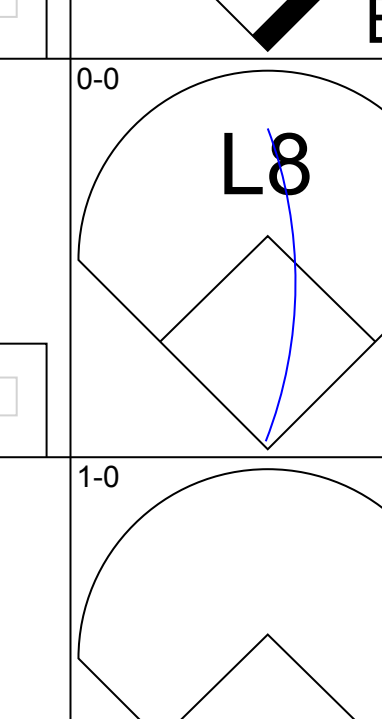
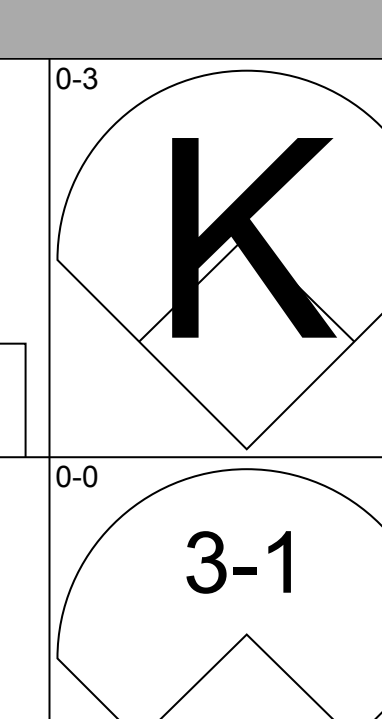
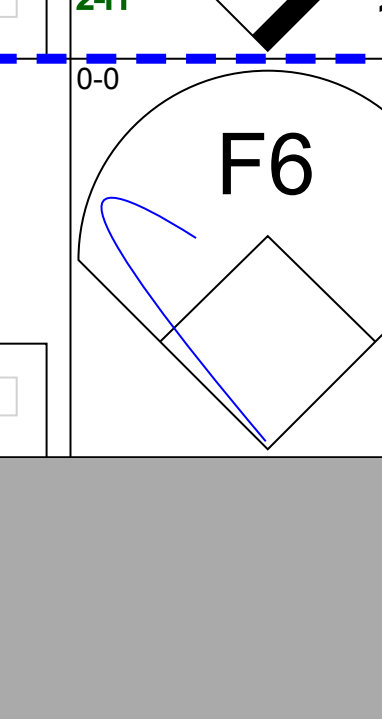
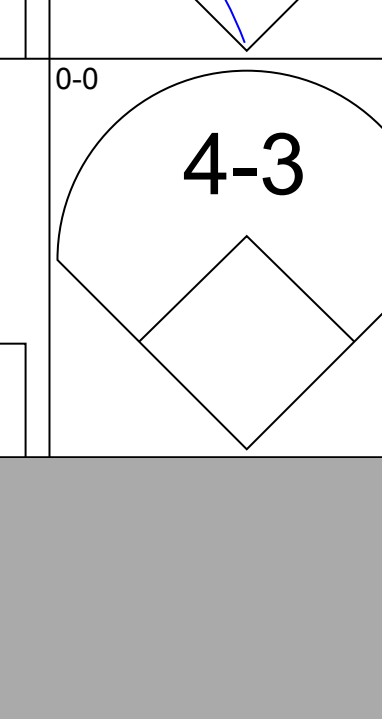
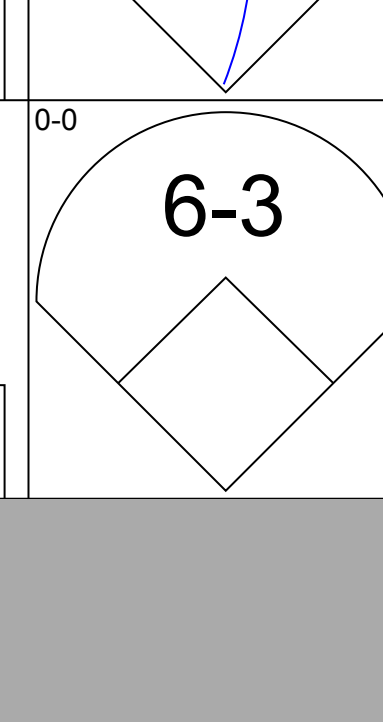
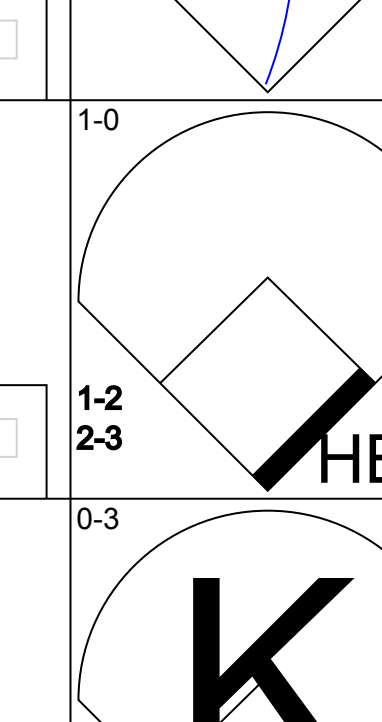
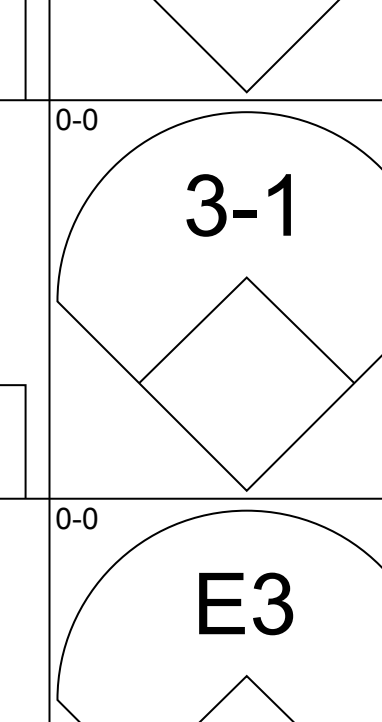
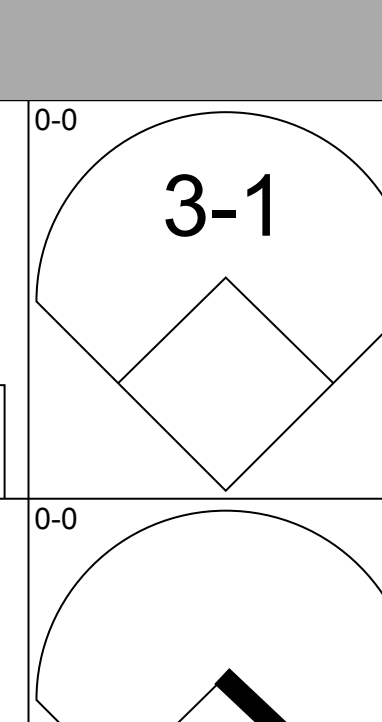
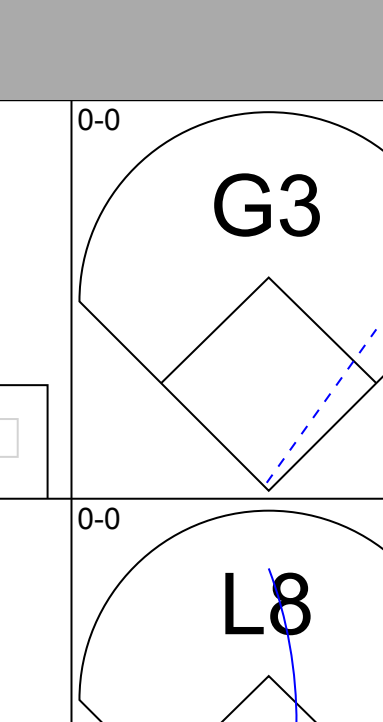
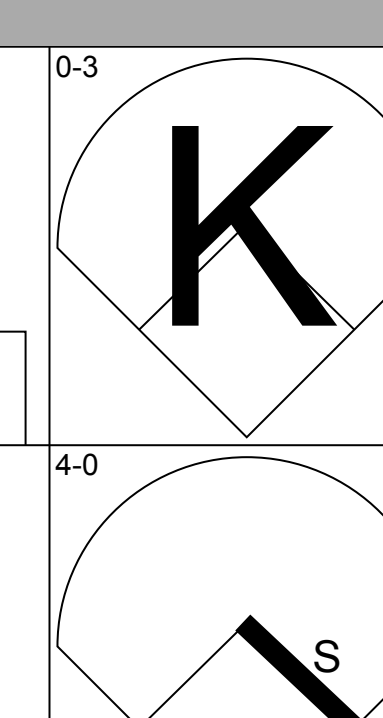
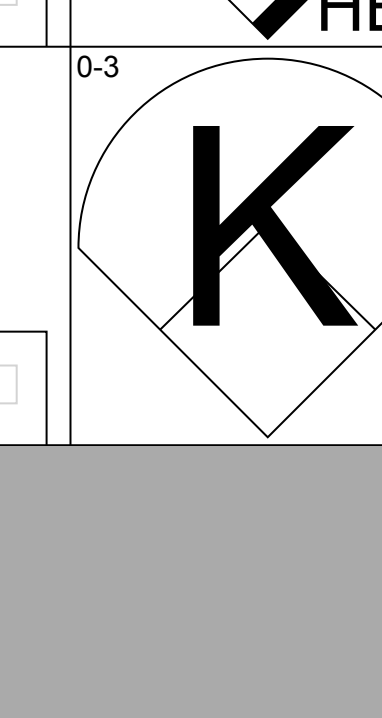
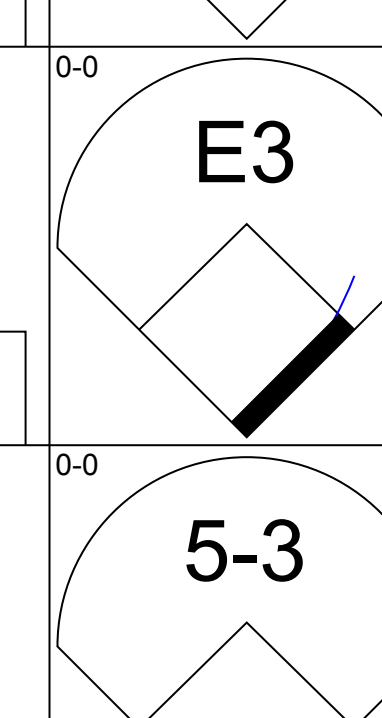
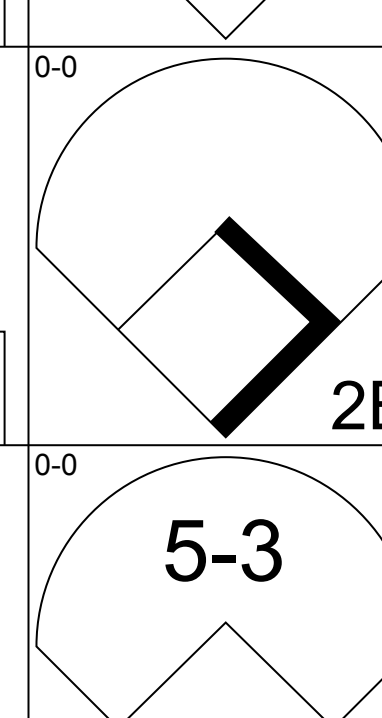
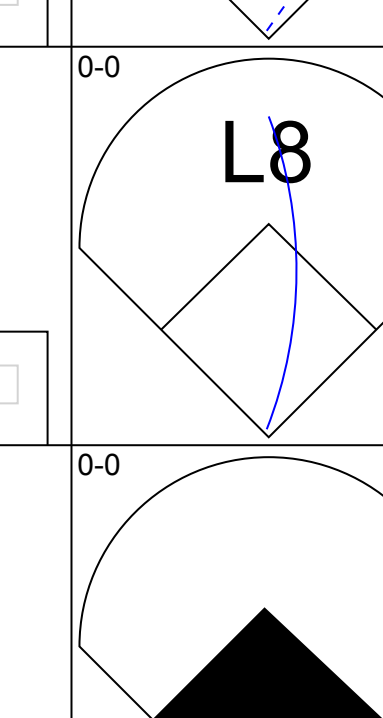
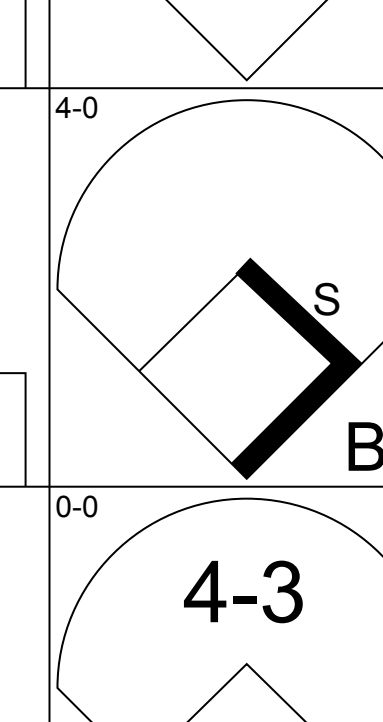
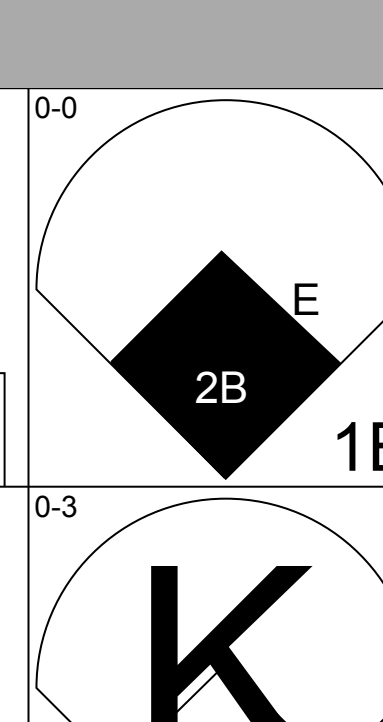
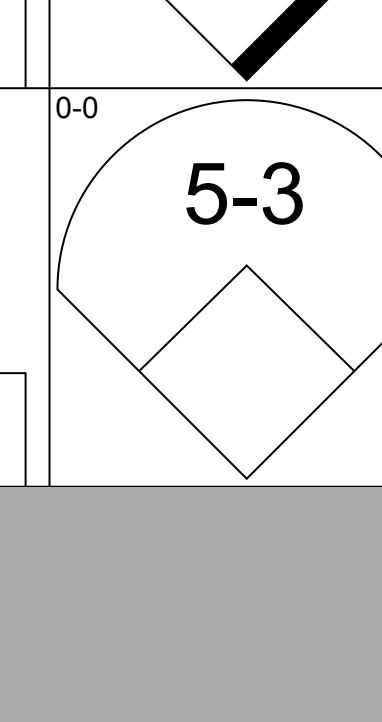
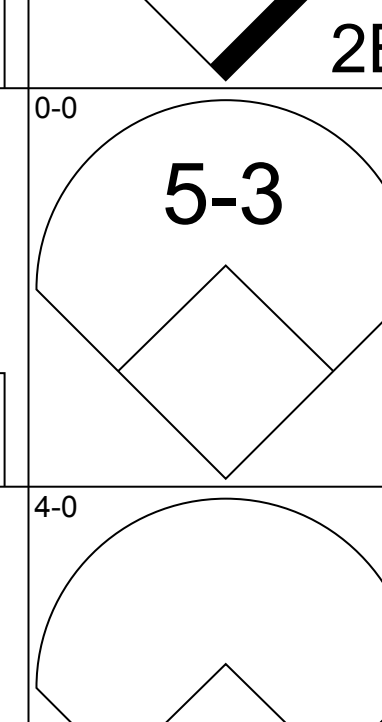
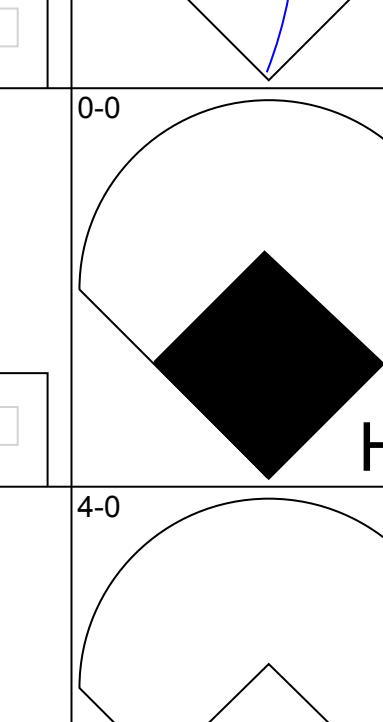

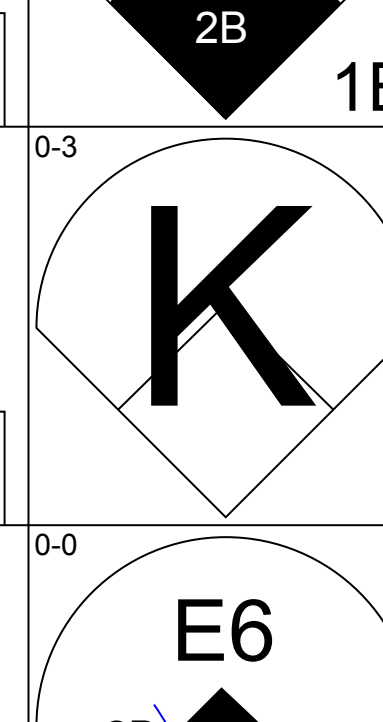
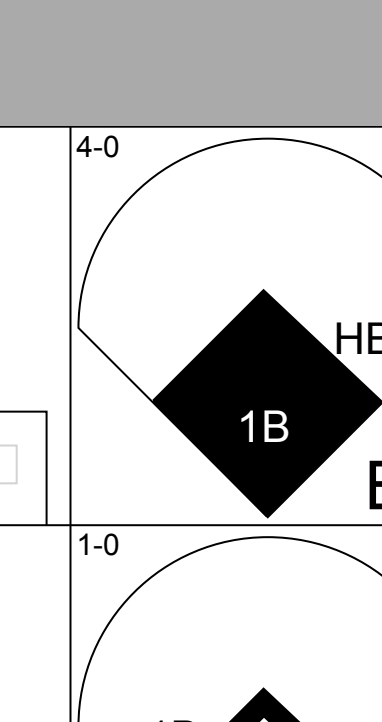
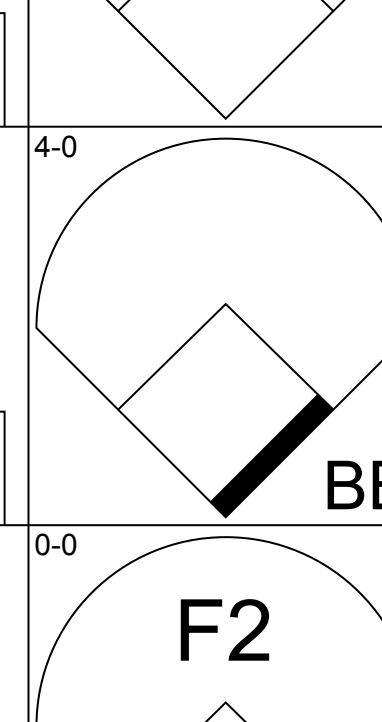
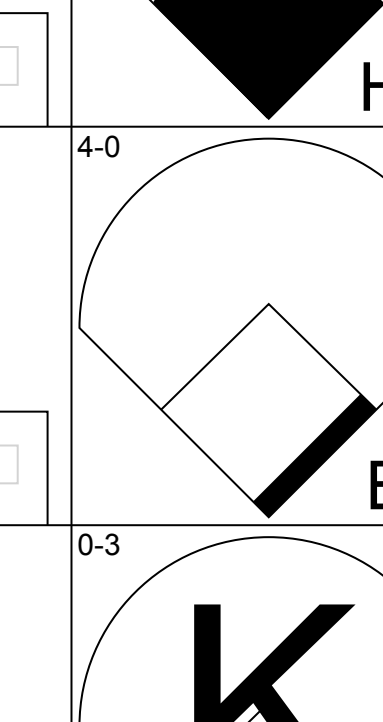
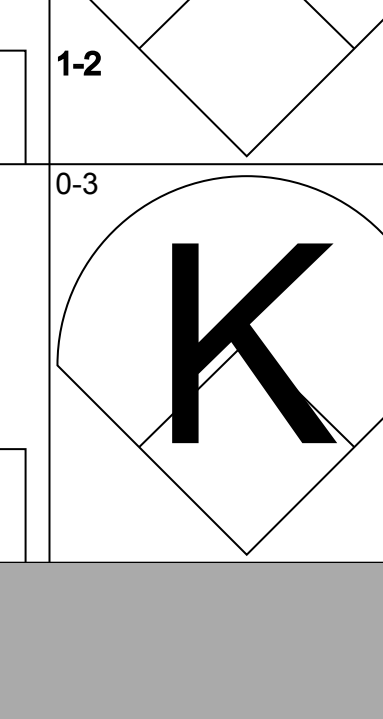
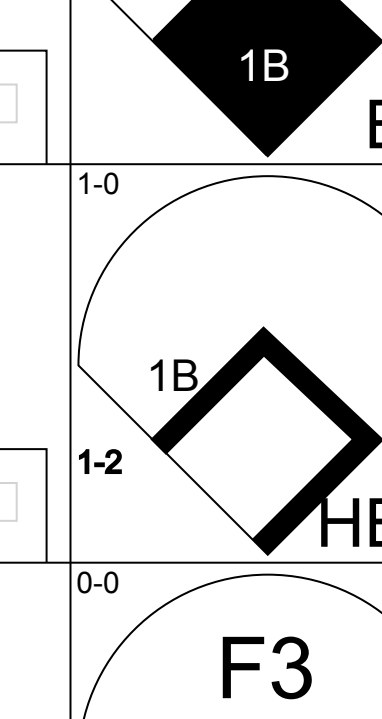
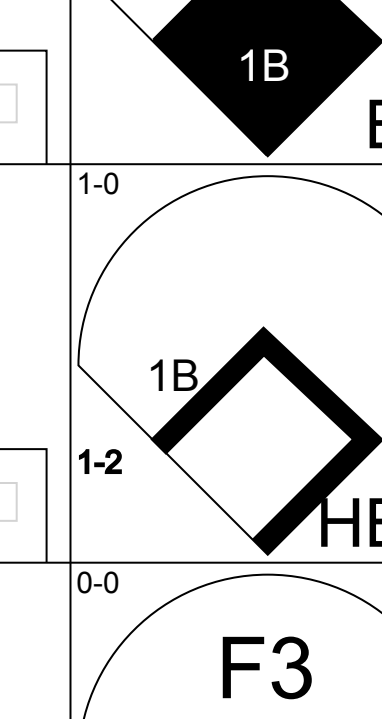
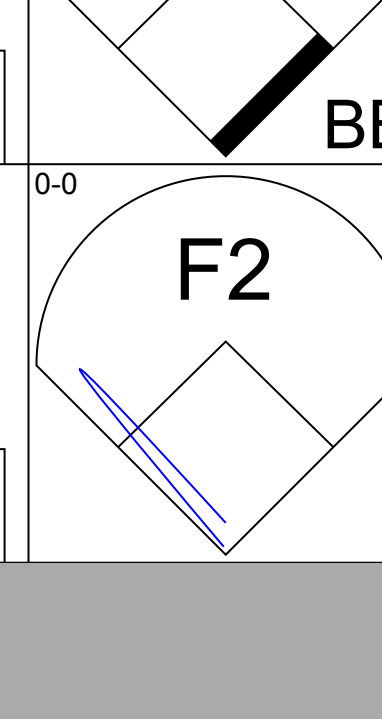
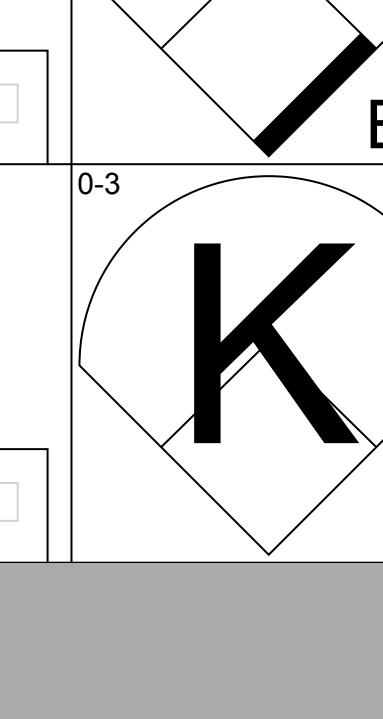
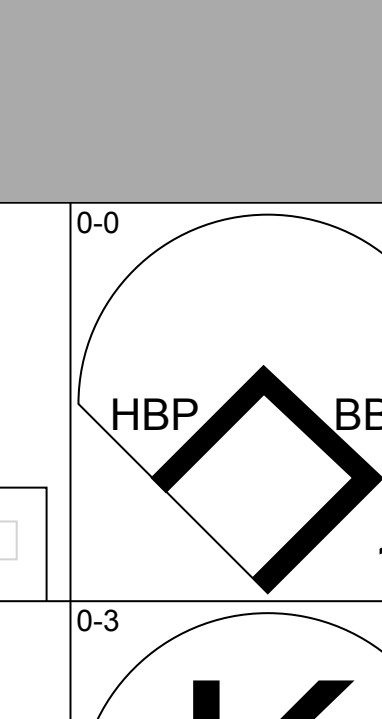
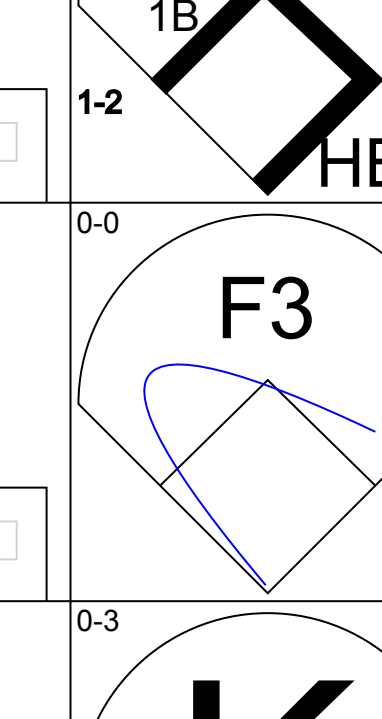
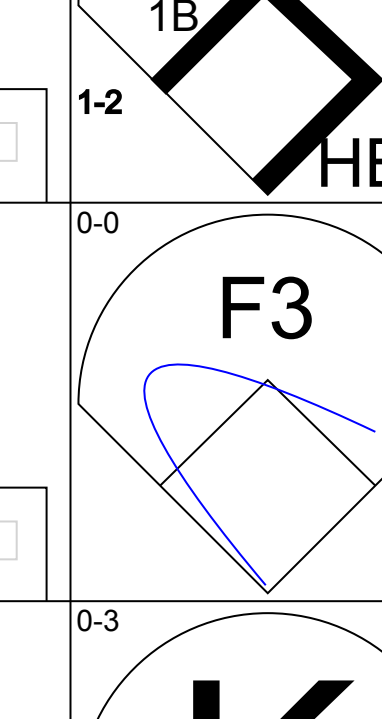
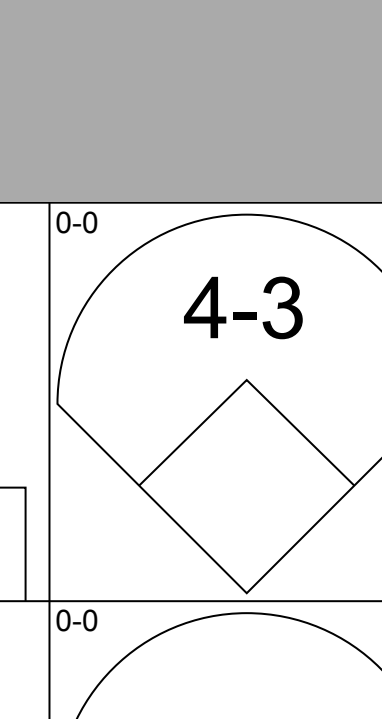
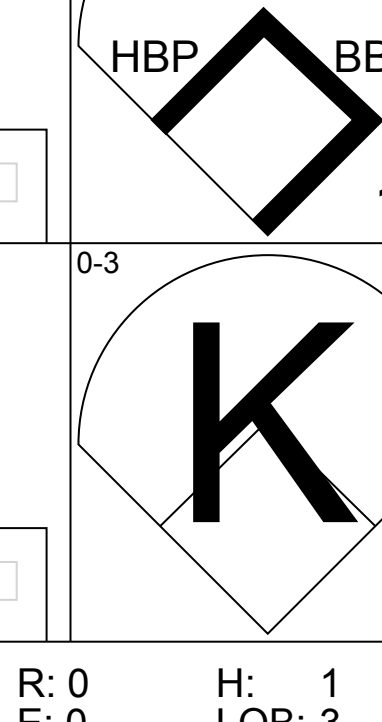
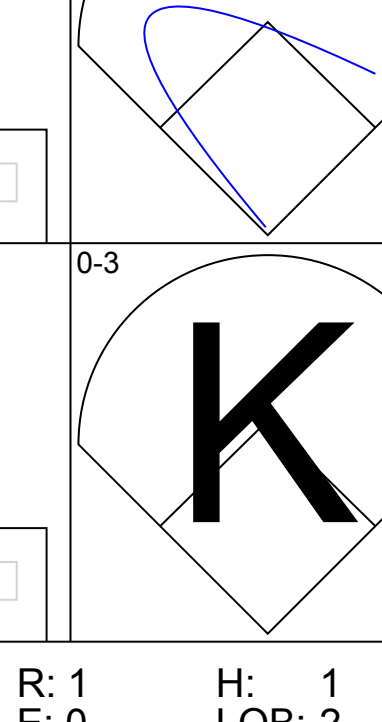
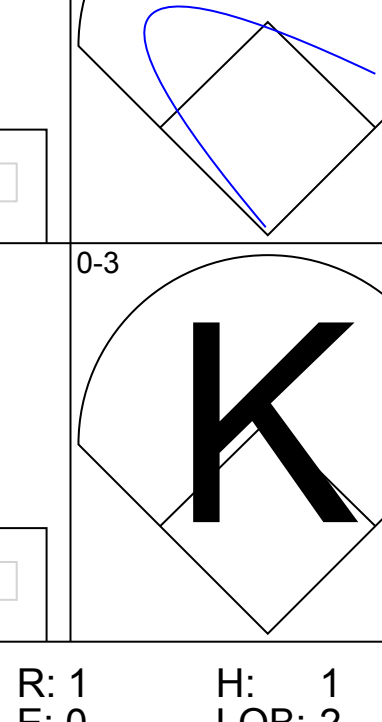
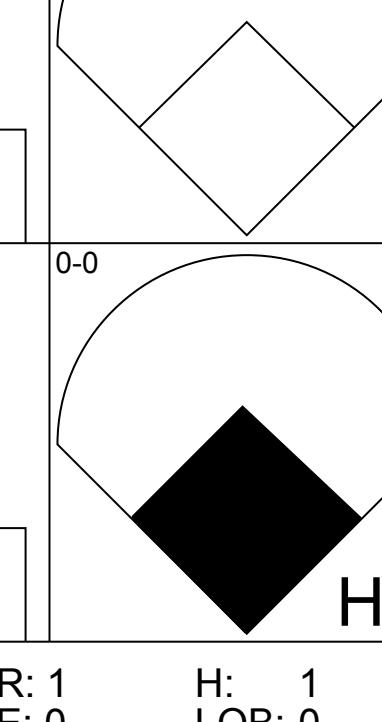


Batter	1	2	3	4	5	6	7	8	9	AB	R	H	RBI	BB	SO	LOB	BOTTOM			
Larry Brown, R OBP: 0.311, SLG: 0.373 (1, 6)										3	0	0	0	1	1	1				
Max Alvis, R OBP: 0.338, SLG: 0.476 (1, 5)										4	0	0	0	0	1	3				
Leon Wagner, L OBP: 0.345, SLG: 0.480 (1, 7)										4	0	0	0	0	0	4				
Rocky Colavito, R OBP: 0.410, SLG: 0.538 (1, 9)										4	0	1	0	0	0	2				
Chuck Hinton, R OBP: 0.335, SLG: 0.450 (1, 3)										4	1	1	1	0	0	1				
Vic Davallo, L OBP: 0.346, SLG: 0.393 (1, 8)										4	0	0	0	0	0	1				
Joe Azcue, R OBP: 0.280, SLG: 0.242 Luis Tiant, R OBP: 0.125, SLG: 0.079 Fred Whitfield, L OBP: 0.319, SLG: 0.521 (1, 2) (9, 1) (9, PH)										2	0	1	0	1	0	0				
Pedro Gonzalez, R OBP: 0.302, SLG: 0.411 (1, 4)										4	0	1	0	0	0	4				
Ralph Terry, R ERA: 3.18 Floyd Weaver, R ERA: 4.65 Dick Howser, R OBP: 0.308, SLG: 0.287 Sonny Siebert, R OBP: 0.142, SLG: 0.225 Jack Kralick, L OBP: 0.162, SLG: 0.167 Phil Roof, R OBP: 0.115, SLG: 0.115 (1, 1) (3, 1) (6, PH) (6, PH) (7, 1) (8, PH) (9, 2)										0	0	0	0	0	0	0				
Inning Stats	R: 0 E: 0 K: 1 S: 5	H: 0 LOB: 0 BB: 0 P: 5	R: 0 E: 0 K: 0 S: 3	H: 0 LOB: 0 BB: 0 P: 3	R: 0 E: 0 K: 0 S: 3	H: 1 LOB: 0 BB: 0 P: 3	R: 0 E: 0 K: 0 S: 3	H: 0 LOB: 0 BB: 0 P: 3	R: 0 E: 0 K: 1 S: 6	H: 1 LOB: 2 BB: 1 P: 10	R: 0 E: 0 K: 0 S: 3	H: 0 LOB: 0 BB: 0 P: 3	R: 0 E: 1 K: 0 S: 5	H: 1 LOB: 2 BB: 0 P: 5	R: 1 E: 0 K: 0 S: 5	H: 2 LOB: 1 BB: 0 P: 5	1B: 5 2B: 0 3B: 0 HR: 1	SF: 0 SAC: 0 DP: 1 HBP: 0	WP: 0 PB: 0 SB: 2 CS: 0	PA: 35
PITCHER	IP WLS BF H R ER SO BB IBB HBP BLK WP HR S P ERA WHIP	IP WLS BF H R ER SO BB IBB HBP BLK WP HR S P ERA WHIP																		
Dave McNally, L ERA: 3.42 (1, 1)	9.0 W 35 6 1 1 2		2 0 0 0	2 0 0 0	1 1 1 2	0 1 37 45	1.00 0.889													

Baltimore Orioles @ Cleveland Indians
Cleveland Municipal Stadium, Cleveland, OH
Tue Jul 20 1965, 7:05 PM EDT
Att. 11,511 - Unknown

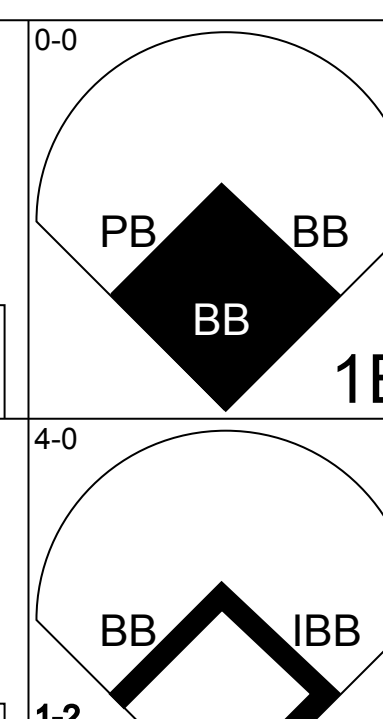
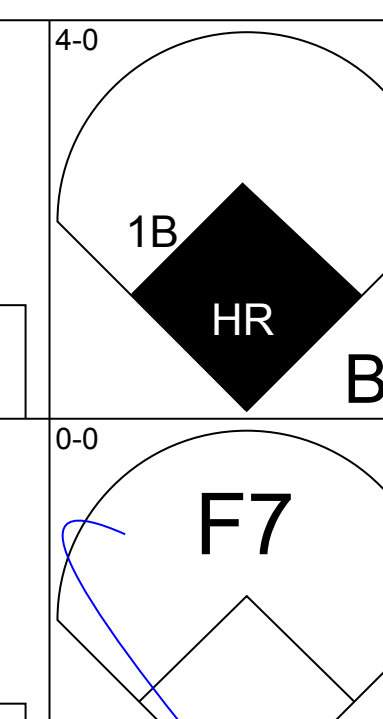
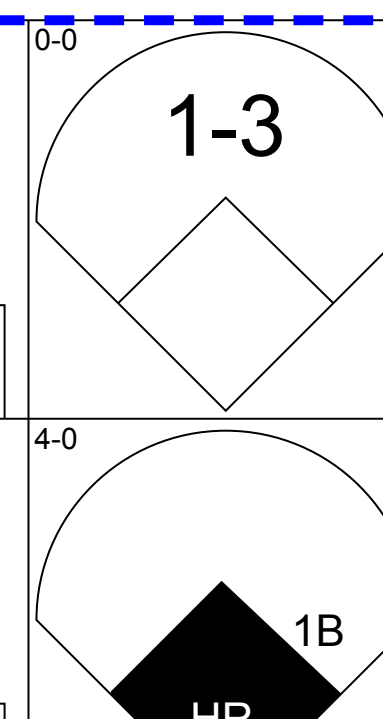
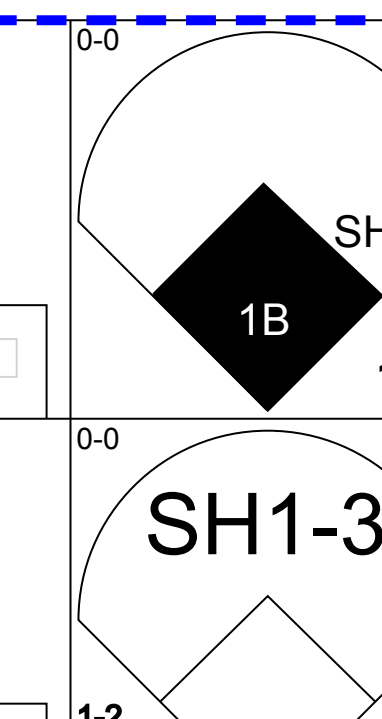
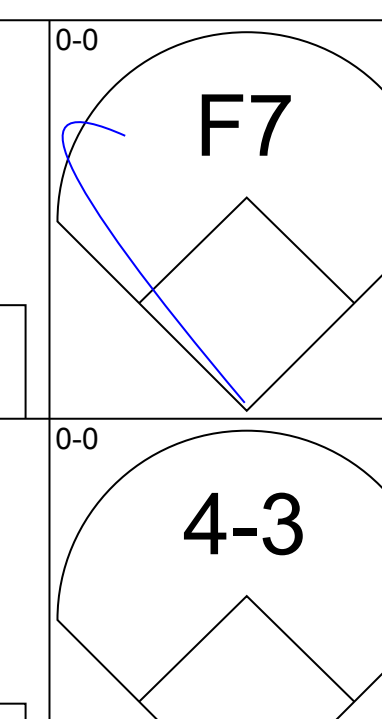
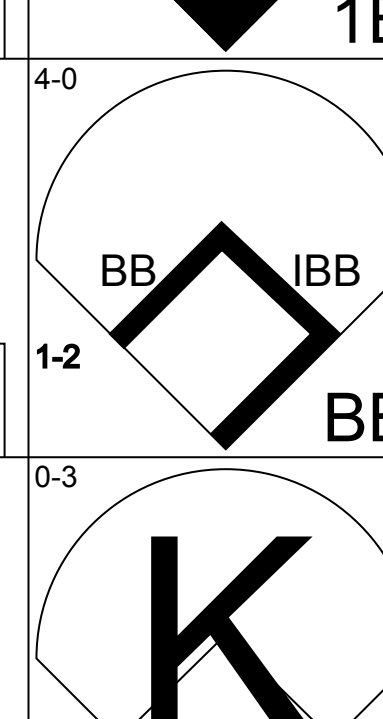
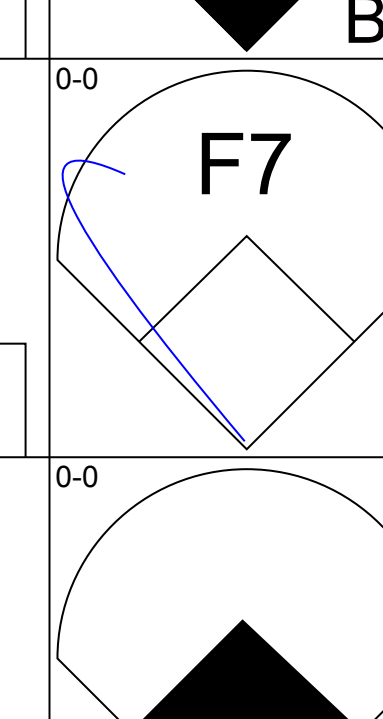
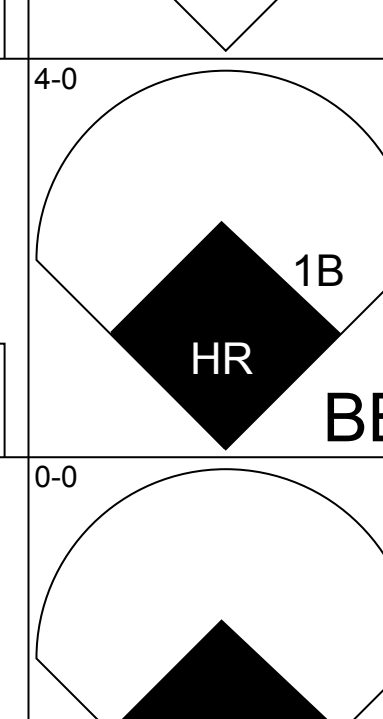
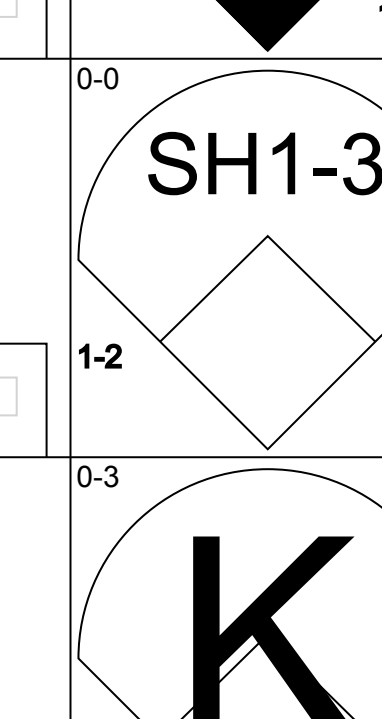
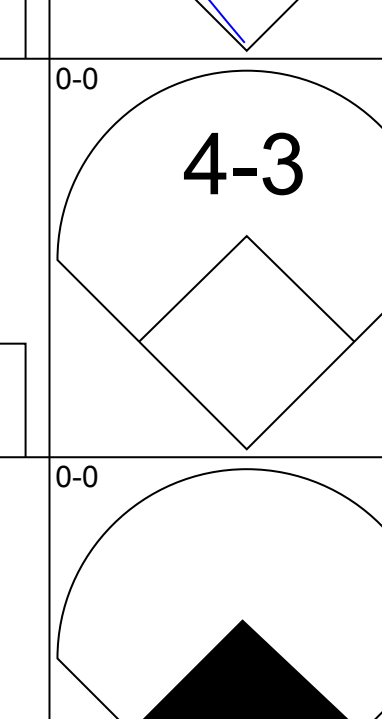
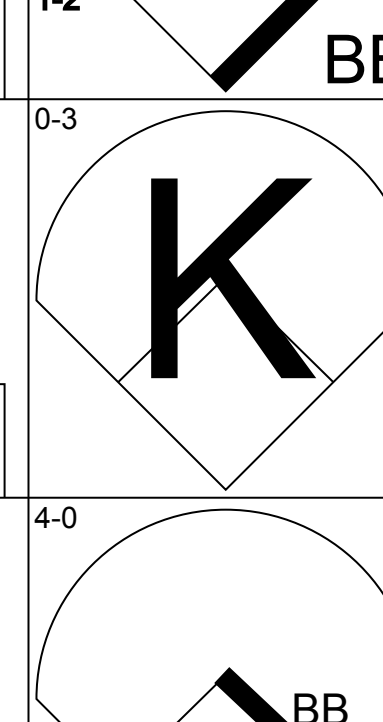
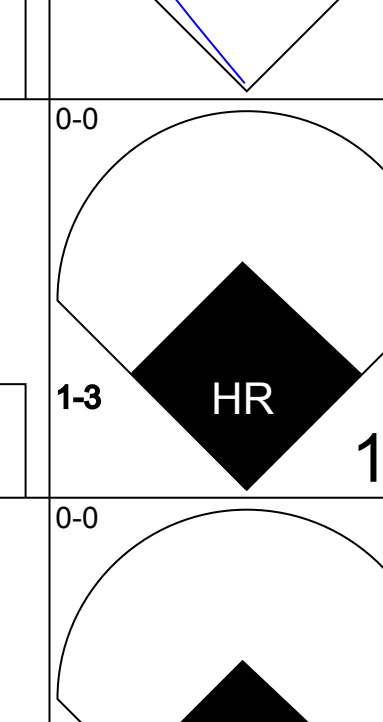
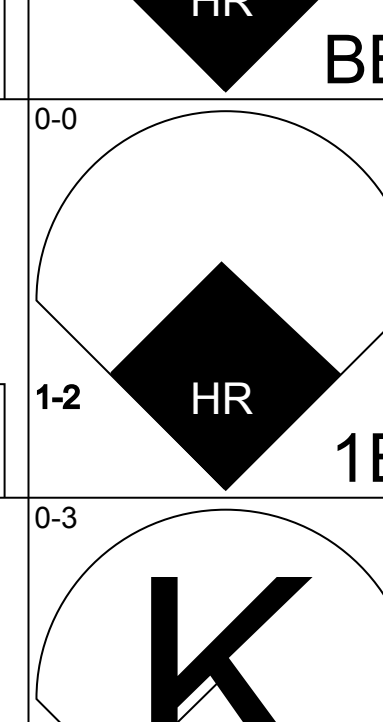
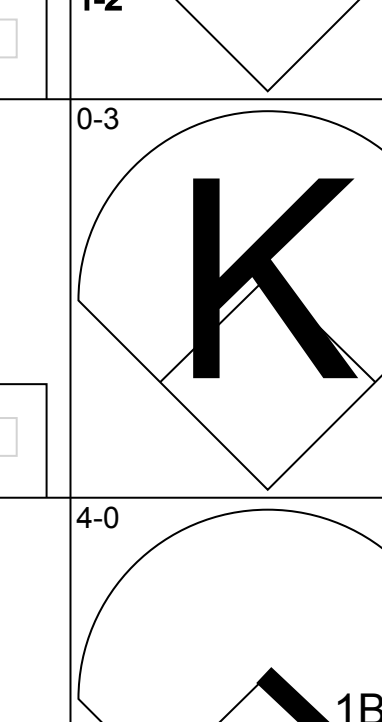
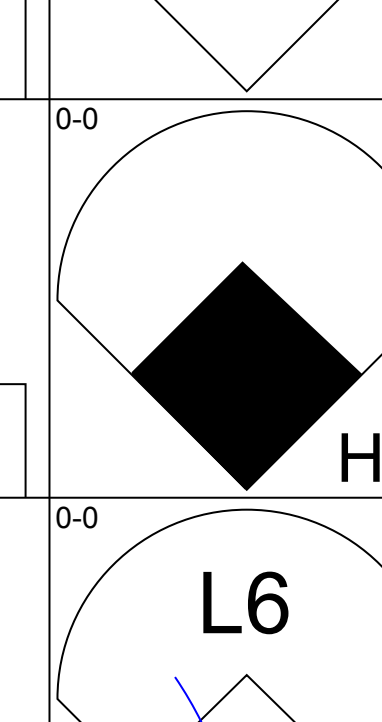
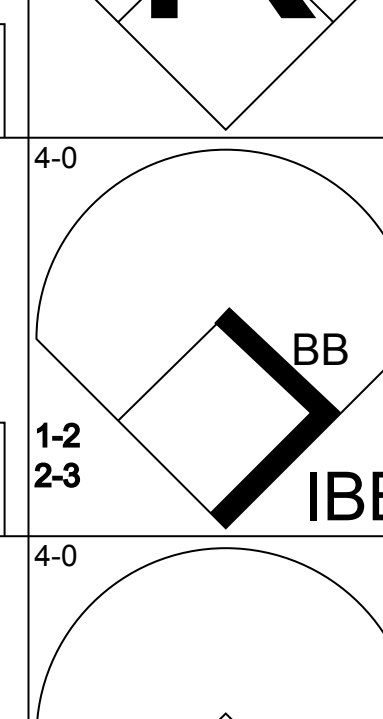
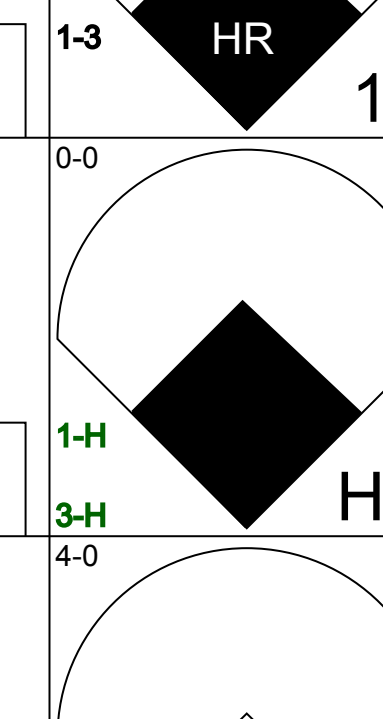
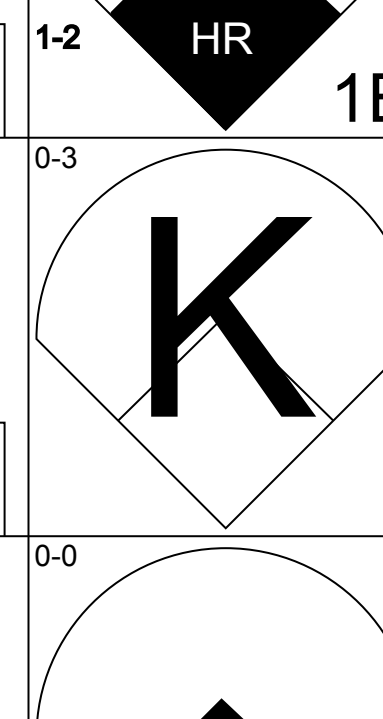
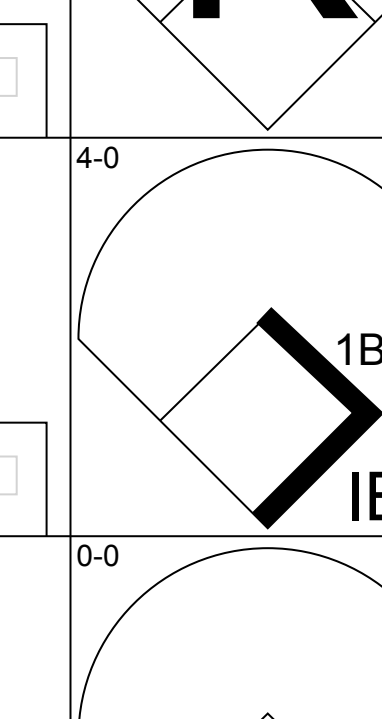
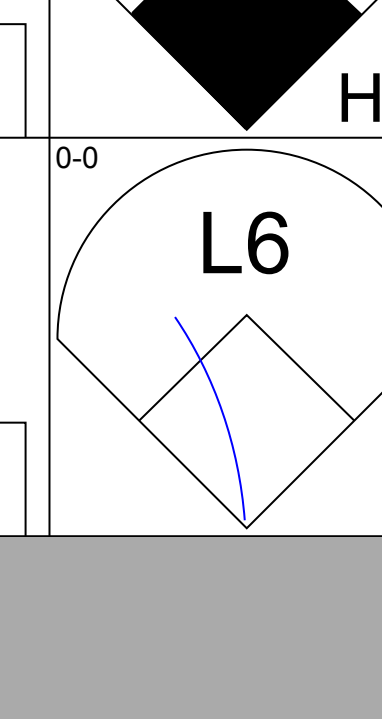
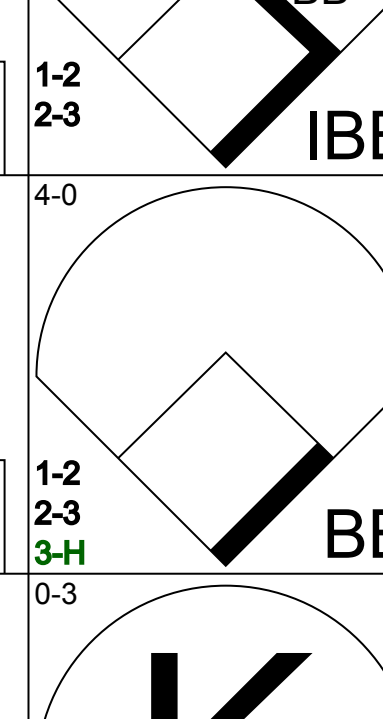
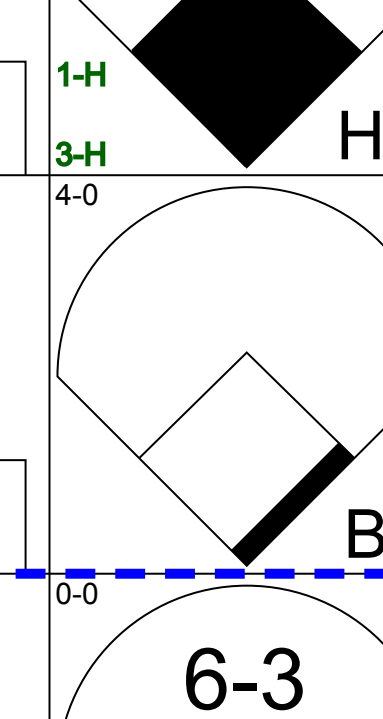
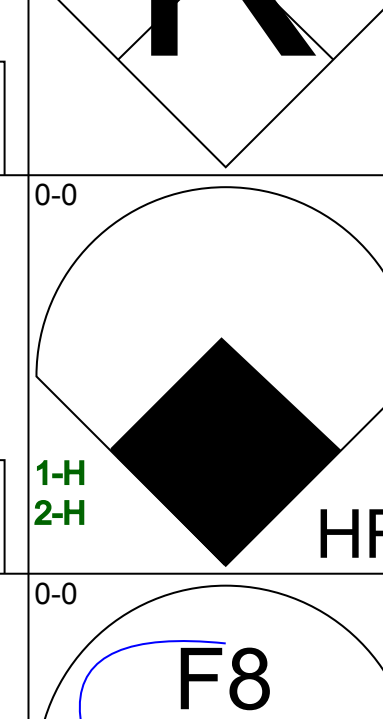
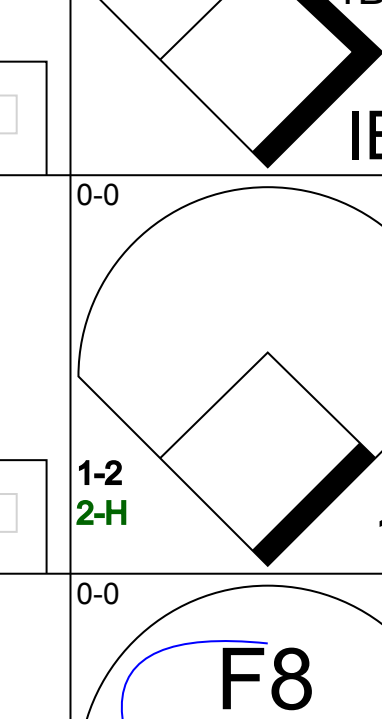
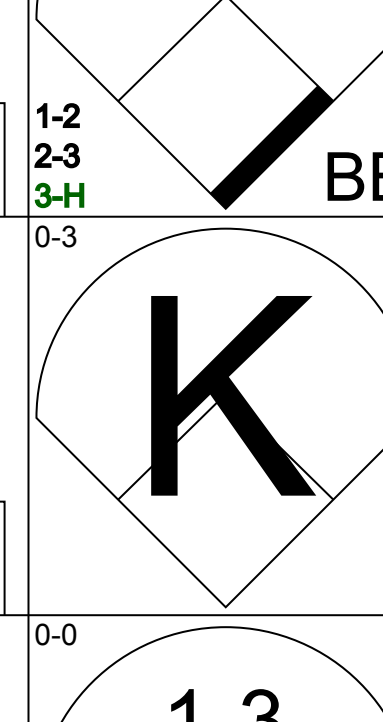
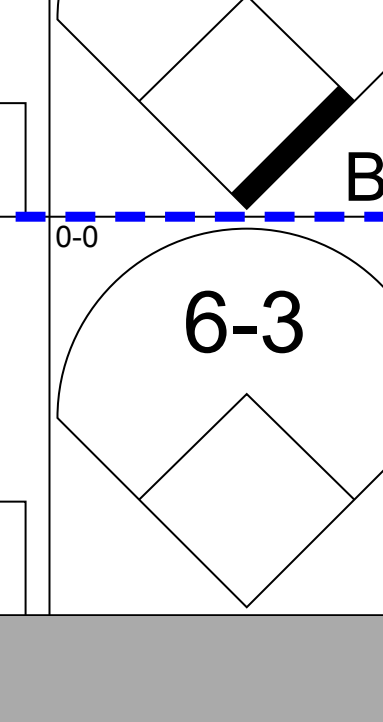
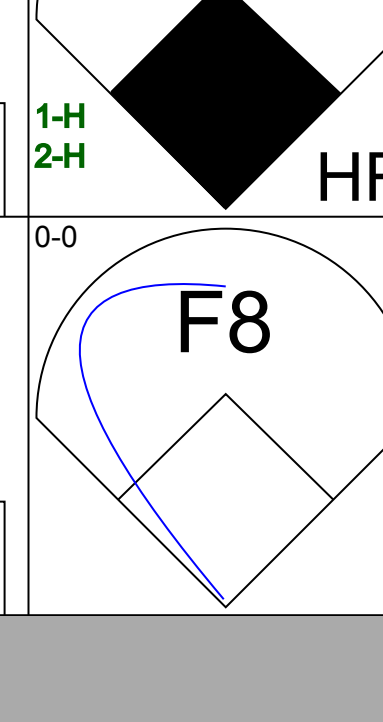
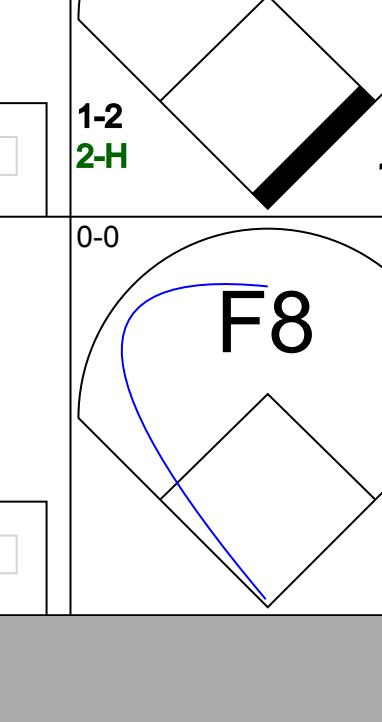
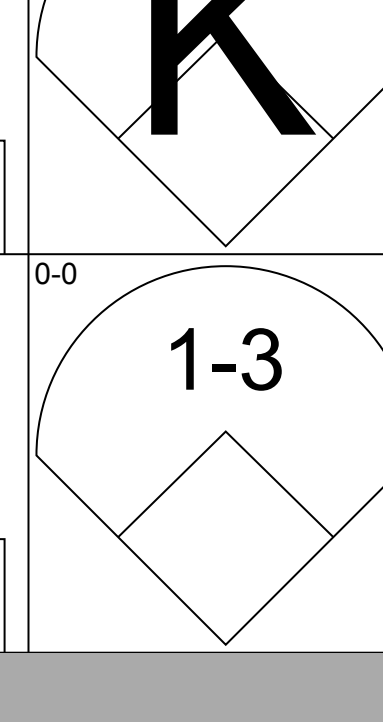
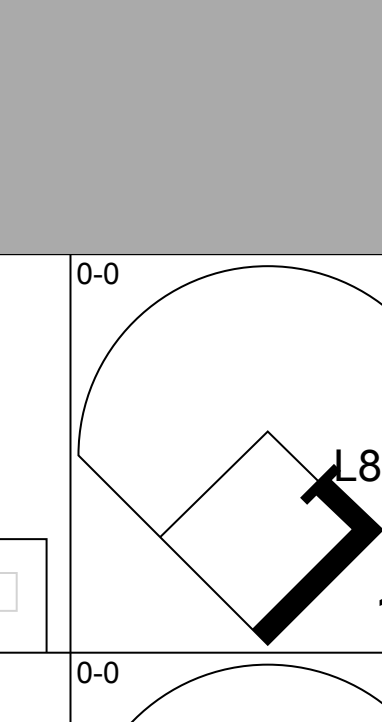
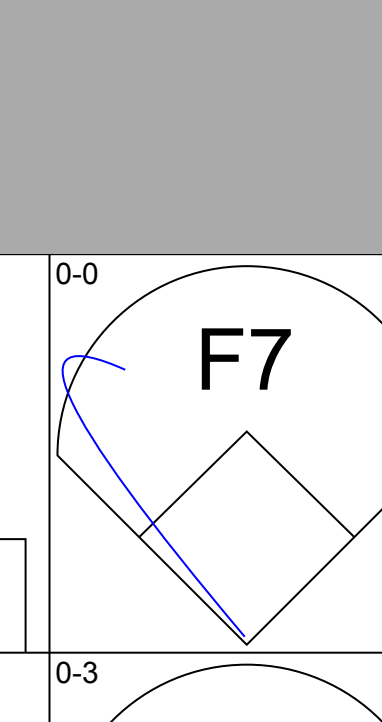
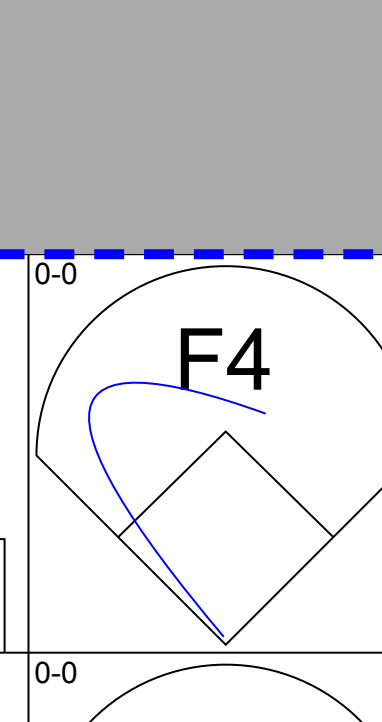
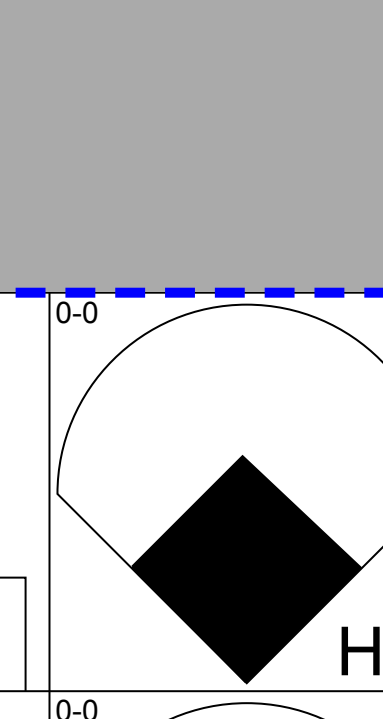
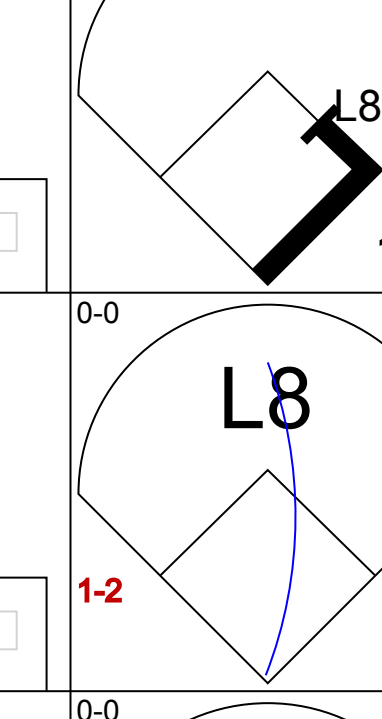
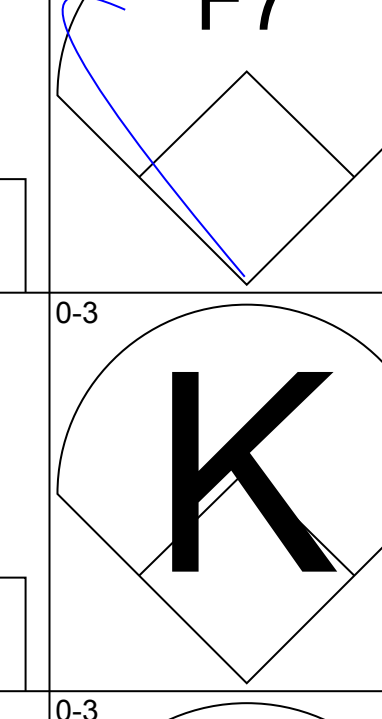
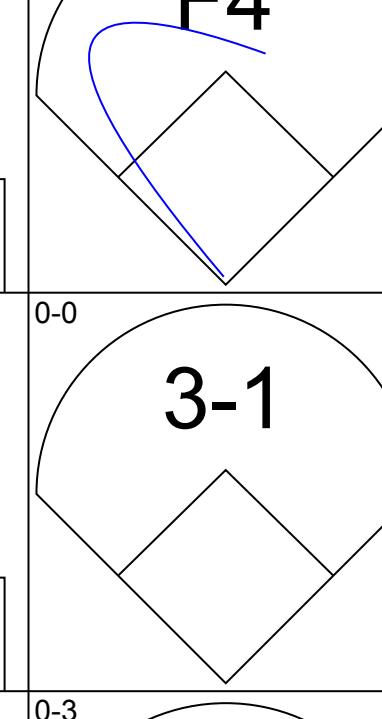
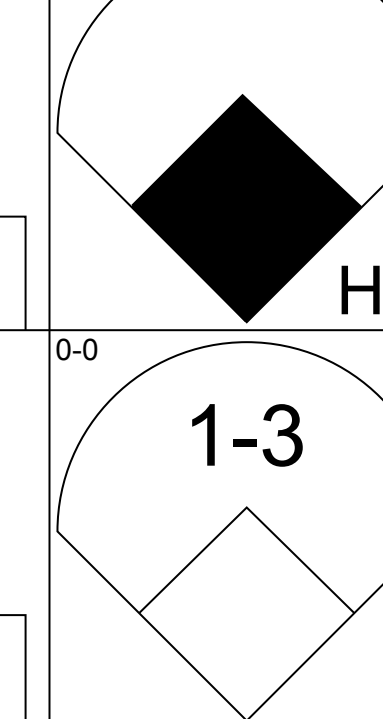
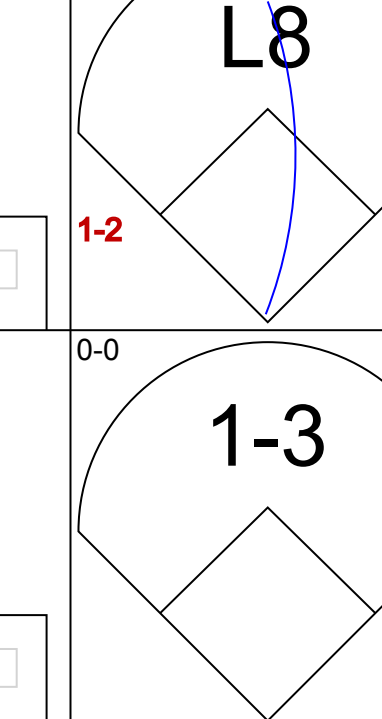
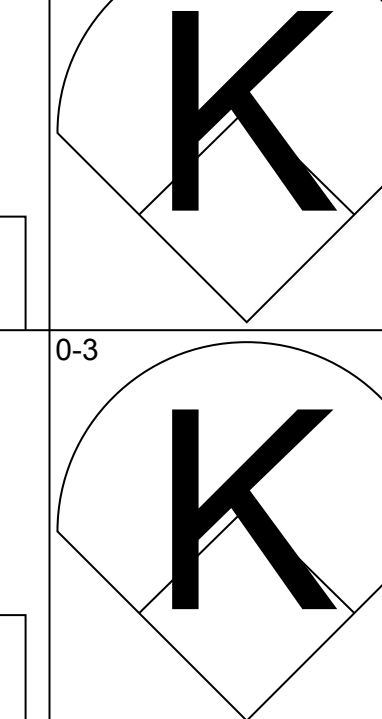
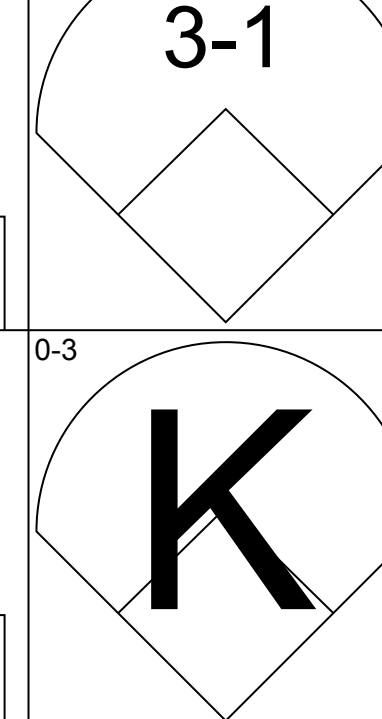
AB 33
R 1
H 6
RBI 1
BB 2
SO 2
LOB 17



Batter	1	2	3	4	5	6	7	8	9	AB	R	H	RBI	BB	SO	LOB	TOP					
Larry Brown, R OBP: 0.314, SLG: 0.370										4	0	1	1	1	1	1	Cleveland Indians @ Detroit Tigers Tiger Stadium, Detroit, MI Wed Jul 21 1965, 7:05 PM EDT Unknown					
Chico Salmon, R OBP: 0.230, SLG: 0.321 Fred Whitfield, L OBP: 0.316, SLG: 0.516										3	0	0	0	0	1	2						
Leon Wagner, L OBP: 0.343, SLG: 0.474										4	0	0	0	0	0	0						
Rocky Colavito, R OBP: 0.408, SLG: 0.536										5	0	1	0	0	2	3						
Chuck Hinton, R OBP: 0.340, SLG: 0.464										4	2	2	1	1	0	2						
Vic Davallito, L OBP: 0.350, SLG: 0.391										2	1	0	0	3	1	2						
Joe Azcue, R OBP: 0.281, SLG: 0.240 Lee Stange, R OBP: 0.318, SLG: 0.167 Al Luplow, L OBP: 0.308, SLG: 0.435 Jack Spring, R OBP: 0.333, SLG: 0.333 Phil Roof, R OBP: 0.111, SLG: 0.111										2	1	0	0	0	1	2						
Pedro Gonzalez, R OBP: 0.306, SLG: 0.418										4	0	2	1	0	0	2						
Sam McDowell, L OBP: 0.102, SLG: 0.083 Jack Kralick, L OBP: 0.154, SLG: 0.167 Floyd Weaver, R OBP: 0.220, SLG: 0.222 Max Alvis, R OBP: 0.260, SLG: 0.474 Gary Bell, R OBP: 0.291, SLG: 0.354 Duke Sims, L OBP: 0.200, SLG: 0.200										0	0	0	0	0	0	0						
Inning Stats	R: 0 E: 0 K: 1 S: 5	H: 0 LOB: 0 BB: 0 P: 5	R: 0 E: 0 K: 2 S: 7	H: 1 LOB: 3 BB: 1 P: 11	R: 0 E: 0 K: 2 S: 8	H: 1 LOB: 3 BB: 1 P: 13	R: 2 E: 2 K: 2 S: 10	H: 2 LOB: 1 BB: 0 P: 10	R: 0 E: 1 K: 1 S: 6	H: 0 LOB: 1 BB: 0 P: 6	R: 1 E: 0 K: 1 S: 6	H: 1 LOB: 2 BB: 1 P: 11	R: 0 E: 0 K: 0 S: 4	H: 1 LOB: 2 BB: 1 P: 8	R: 1 E: 0 K: 0 S: 4	H: 1 LOB: 0 BB: 0 P: 4		R: 1 E: 0 K: 1 S: 6	H: 1 LOB: 1 BB: 1 P: 10	1B: 3 2B: 2 3B: 0 HR: 2	SF: 0 SAC: 0 DP: 0 HBP: 2	WP: 0 PB: 0 SB: 1 CS: 0
PITCHER	IP	WLS	BF	H	R	ER	SO	BB	IBB	HBP	BLK	WP	HR	S	P	ERA	WHIP					
Mickey Lolich, L ERA: 3.56	(1, 1)	5.2	W	28	4	3	1	9	3	0	2	0	0	41	55	1.59	1.235					
Terry Fox, R ERA: 2.3	(6, 1)	3.1	S	15	3	2	2	1	2	0	0	0	0	2	15	23	5.40	1.500				

AB	36
R	5
H	7
RBI	4
BB	5
SO	10
LOB	23



Batter	1	2	3	4	5	6	7	8	9	AB	R	H	RBI	BB	SO	LOB	BOTTOM					
Don Wert, R OBP: 0.331, SLG: 0.327										4	3	2	0	1	0	0	Cleveland Indians @ Detroit Tigers Tiger Stadium, Detroit, MI Wed Jul 21 1965, 7:05 PM EDT Unknown					
Jerry Lumpe, L OBP: 0.335, SLG: 0.335										2	1	0	0	2	0	1						
Norm Cash, L OBP: 0.346, SLG: 0.384										5	3	3	1	0	2	3						
Al Kaline, R OBP: 0.402, SLG: 0.532										3	1	1	3	2	1	2						
Willie Horton, R OBP: 0.367, SLG: 0.618										2	1	2	5	2	0	0						
Don Demeter, R OBP: 0.305, SLG: 0.392										4	0	0	0	0	1	6						
Bill Freehan, R OBP: 0.262, SLG: 0.297										4	0	1	0	0	0	3						
Ray Oyler, R OBP: 0.269, SLG: 0.306										4	1	1	1	0	1	1						
Mickey Lolich, S OBP: 0.135, SLG: 0.100 Terry Fox, R ERA: 2.3										3	0	0	0	0	1	0						
Inning Stats	R: 1 E: 0 K: 2 S: 8	H: 1 LOB: 3 BB: 3 P: 20	R: 4 E: 0 K: 0 S: 6	H: 3 LOB: 1 BB: 2 P: 14	R: 0 E: 0 K: 0 S: 3	H: 1 LOB: 0 BB: 0 P: 3	R: 3 E: 0 K: 1 S: 7	H: 2 LOB: 0 BB: 1 P: 11	R: 0 E: 0 K: 2 S: 7	H: 0 LOB: 0 BB: 0 P: 7	R: 1 E: 0 K: 1 S: 7	H: 2 LOB: 2 BB: 1 P: 11	R: 0 E: 0 K: 1 S: 5	H: 0 LOB: 0 BB: 0 P: 5	R: 1 E: 0 K: 0 S: 4	H: 1 LOB: 0 BB: 0 P: 4		1B: 6 2B: 0 3B: 0 HR: 4	SF: 0 SAC: 1 DP: 0 HBP: 0	WP: 0 PB: 1 SB: 0 CS: 0	PA: 40	
PITCHER	IP	WLS	BF	H	R	ER	SO	BB	IBB	HBP	BLK	WP	HR	S	P	ERA	WHIP					
Sam McDowell, L ERA: 2.28	(1, 1)	1.0	L	7	1	1	1	2	2	0	0	0	0	2	5	13	54.00	7.500				
Jack Kralick, L ERA: 4.67	(2, 1)	0.2		7	3	4	4	0	2	0	0	0	0	2	5	13	54.00	7.500				
Floyd Weaver, R ERA: 4.53	(2, 1)	1.1		4	1	0	0	0	0	0	0	0	0	4	4	0.00	0.750					
Gary Bell, R ERA: 3.34	(4, 1)	2.0		9	2	3	3	3	1	0	0	0	0	1	14	18	13.50	1.500				
Lee Stange, R ERA: 2.52	(6, 1)	1.0		6	2	1	1	1	0	1	0	0	0	0	7	11	9.00	2.000				
PITCHER	IP	WLS	BF	H	R	ER	SO	BB	IBB	HBP	BLK	WP	HR	S	P	ERA	WHIP					
Jack Spring, L ERA: 3.24	(7, 1)	2.0		7	1	1	1	1	0	0	0	0	0	1	9	9	4.50	0.500				



Batter	1	2	3	4	5	6	7	8	9	AB	R	H	RBI	BB	SO	LOB	TOP			
Larry Brown, R (1, 6) OBP: 0.309, SLG: 0.364 Vic Davallillo, L (9, PH) OBP: 0.349, SLG: 0.390	F9		F8			6-3			K	3	0	0	0	0	0	0				
Max Alvis, R (1, 5) OBP: 0.333, SLG: 0.469	K					K			K	4	0	0	0	0	4	0				
Leon Wagner, L (1, 7) OBP: 0.342, SLG: 0.474	F9					4-3			F7	4	0	1	0	0	0	0				
Rocky Colavito, R (1, 9) OBP: 0.405, SLG: 0.531						4-3				3	0	0	0	0	1	1				
Fred Whitfield, L (1, 3) OBP: 0.312, SLG: 0.509						2-3				3	0	0	0	0	1	1				
Chuck Hinton, R (1, 8) OBP: 0.340, SLG: 0.475										3	1	1	1	0	0	0				
Duke Sims, L (1, 2) OBP: 0.188, SLG: 0.362										3	0	0	0	0	3	0				
Pedro Gonzalez, R (1, 4) OBP: 0.307, SLG: 0.417										3	0	1	0	0	0	0				
Sonny Siebert, R (1, 1) OBP: 0.108, SLG: 0.222 Al Luplow, L (8, PH) OBP: 0.296, SLG: 0.417 Don McMahon, R (8, 1) OBP: 0.500, SLG: 0.500										2	0	0	0	0	1	1				
										1	0	0	0	0	1	1				
										0	0	0	0	0	0	0				
Inning Stats	R: 0 E: 0 K: 1 S: 5	H: 0 LOB: 0 BB: 0 P: 5	R: 1 E: 0 K: 3 S: 10	H: 1 LOB: 0 BB: 0 P: 10	R: 0 E: 1 K: 1 S: 5	H: 0 LOB: 0 BB: 0 P: 5	R: 0 E: 0 K: 1 S: 6	H: 1 LOB: 1 BB: 0 P: 6	R: 0 E: 0 K: 1 S: 5	H: 0 LOB: 0 BB: 0 P: 5	R: 0 E: 0 K: 0 S: 3	H: 0 LOB: 0 BB: 0 P: 3	R: 0 E: 0 K: 2 S: 8	H: 1 LOB: 1 BB: 0 P: 8	R: 0 E: 0 K: 2 S: 7	H: 0 LOB: 0 BB: 0 P: 7	1B: 1 2B: 1 3B: 0 HR: 1	SF: 0 SAC: 0 DP: 0 HBP: 0	WP: 0 PB: 0 SB: 0 CS: 1	PA: 30
PITCHER Denny McLain, R (1, 1) ERA: 2.9	IP: 9.0 WLS: W BF: 30 H: 3 R: 1 ER: 1 SO: 12 BB: 0 IBB: 0 HBP: 0 BLK: 0 WP: 0 HR: 1 S: 54 P: 54 ERA: 1.00 WHIP: 0.333																			

Cleveland Indians @ Detroit Tigers
Tiger Stadium, Detroit, MI
Wed Jul 21 1965, 7:05 PM EDT
Att: 32,704 - Unknown

AB 30
R 1
H 3
RBI 1
BB 0
SO 12
LOB 4



Batter	1	2	3	4	5	6	7	8	9	AB	R	H	RBI	BB	SO	LOB	BOTTOM	
Don Wert, R (1, 5) OBP: 0.331, SLG: 0.326	K		L8			6-3				4	0	1	0	0	1	0		
Jerry Lumpe, L (1, 4) OBP: 0.334, SLG: 0.330	K		F4			E6				4	0	0	0	0	1	1		
Norm Cash, L (1, 3) OBP: 0.341, SLG: 0.377	F2					L3				4	0	0	0	0	0	2		
Willie Horton, R (1, 9) OBP: 0.367, SLG: 0.615						L5				3	0	1	0	0	1	0		
Dick McAuliffe, L (1, 6) OBP: 0.367, SLG: 0.474										2	1	2	0	1	0	0		
Gates Brown, L (1, 7) OBP: 0.240, SLG: 0.333 George Thomas, R (9, 7) OBP: 0.256, SLG: 0.341										3	0	0	0	0	0	4		
										0	0	0	0	0	0	0		
Don Demeter, R (1, 8) OBP: 0.309, SLG: 0.403										3	1	1	2	0	0	2		
John Sullivan, L (1, 2) OBP: 0.277, SLG: 0.372										3	0	0	0	0	1	2		
Denny McLain, R (1, 1) OBP: 0.133, SLG: 0.093										3	0	0	0	0	2	0		
Inning Stats	R: 0 E: 0 K: 2 S: 7	H: 0 LOB: 0 BB: 0 P: 7	R: 0 E: 0 K: 1 S: 6	H: 1 LOB: 2 BB: 1 P: 10	R: 0 E: 0 K: 1 S: 5	H: 0 LOB: 0 BB: 0 P: 5	R: 0 E: 0 K: 0 S: 4	H: 1 LOB: 1 BB: 0 P: 4	R: 0 E: 0 K: 0 S: 3	H: 0 LOB: 0 BB: 0 P: 3	R: 0 E: 1 K: 1 S: 7	H: 2 LOB: 0 BB: 0 P: 7	R: 0 E: 0 K: 1 S: 6	H: 1 LOB: 1 BB: 0 P: 6	1B: 3 2B: 2 3B: 0 HR: 1	SF: 0 SAC: 0 DP: 1 HBP: 0	WP: 0 PB: 0 SB: 0 CS: 0	PA: 30
PITCHER Sonny Siebert, R (1, 1) ERA: 2.45 Don McMahon, R (8, 1) ERA: 3.0	IP: 7.0 WLS: L BF: 26 H: 4 R: 2 ER: 2 SO: 5 BB: 1 IBB: 0 HBP: 0 BLK: 0 WP: 0 HR: 1 S: 35 P: 39 ERA: 2.57 WHIP: 0.714																	

Cleveland Indians @ Detroit Tigers
Tiger Stadium, Detroit, MI
Wed Jul 21 1965, 7:05 PM EDT
Att: 32,704 - Unknown

AB 29
R 2
H 5
RBI 2
BB 1
SO 6
LOB 11





Batter	1	2	3	4	5	6	7	8	9	AB	R	H	RBI	BB	SO	LOB	TOP								
Bobby Richardson, R OBP: 0.328, SLG: 0.350 (1, 4)										2	1	1	0	2	1	1	New York Yankees @ Cleveland Indians Cleveland Municipal Stadium, Cleveland, OH Fri Jul 23 1965, 7:05 PM EDT Att: 30,132 - Unknown - 75 F								
Tony Kubek, L OBP: 0.274, SLG: 0.299 (1, 6)										3	0	0	0	0	0	3									
Mickey Mantle, S OBP: 0.384, SLG: 0.438 (8, PH)										1	0	0	0	0	1	1									
Jim Brenneman, R OBP: 0.384, SLG: 0.438 (8, 1)										0	0	0	0	0	0	0									
Gil Blanco, L OBP: 0.384, SLG: 0.438 (8, 1)										0	0	0	0	0	0	0									
Joe Pepitone, L OBP: 0.324, SLG: 0.405 (1, 9)										4	0	2	0	0	1	1									
Tom Tresh, S OBP: 0.342, SLG: 0.478 (1, 7)										4	0	1	1	0	0	3									
Elston Howard, R OBP: 0.250, SLG: 0.335 (1, 2)										4	0	0	0	0	1	2									
Ray Barker, L OBP: 0.354, SLG: 0.387 (1, 3)										4	0	1	0	0	2	0									
Clete Boyer, R OBP: 0.324, SLG: 0.422 (1, 5)										4	0	0	0	0	1	1									
Roger Repoz, L OBP: 0.273, SLG: 0.493 (1, 8)										3	1	1	0	0	0	1									
Jim Bouton, R OBP: 0.200, SLG: 0.086 (1, 1)										2	0	0	0	0	1	1									
Jake Gibbs, L OBP: 0.235, SLG: 0.250 (8, PH)										1	0	1	1	0	0	0									
Phil Linz, R OBP: 0.296, SLG: 0.284 (8, 6)										0	0	0	0	0	0	0									
Inning Stats	R: 1 E: 0 K: 1 S: 7	H: 3 LOB: 2 BB: 0 P: 7	R: 0 E: 0 K: 0 S: 4	H: 1 LOB: 1 BB: 0 P: 4	R: 0 E: 0 K: 0 S: 2	H: 0 LOB: 0 BB: 1 P: 6	R: 0 E: 0 K: 1 S: 5	H: 0 LOB: 0 BB: 0 P: 5	R: 0 E: 0 K: 2 S: 7	H: 0 LOB: 1 BB: 1 P: 7	R: 0 E: 0 K: 1 S: 5	H: 0 LOB: 0 BB: 0 P: 5	R: 0 E: 0 K: 1 S: 5	H: 0 LOB: 0 BB: 0 P: 5	R: 1 E: 0 K: 2 S: 10	H: 3 LOB: 2 BB: 0 P: 10	R: 0 E: 0 K: 0 S: 3	H: 0 LOB: 0 BB: 0 P: 3	1B: 6 2B: 2 3B: 0 HR: 0	SF: 0 SAC: 0 DP: 2 HBP: 0	WP: 0 PB: 0 SB: 0 CS: 2	PA: 34			
PITCHER	IP	WLS	BF	H	R	ER	SO	BB	IBB	HBP	BLK	WP	HR	S	P	ERA	WHIP								
Luis Tiant, R ERA: 3.17 (1, 1)	7.2	W	30	7	2	2	8	2	0	0	0	0	0	44	52	2.35	1.174								
Sonny Siebert, R ERA: 2.44 (8, 1)	0.1		1	0	0	0	0	0	0	0	0	0	0	1	1	0.00	0.000								
Don McMahon, R ERA: 2.93 (9, 1)	1.0	S	3	0	0	0	0	0	0	0	0	0	0	3	3	0.00	0.000								

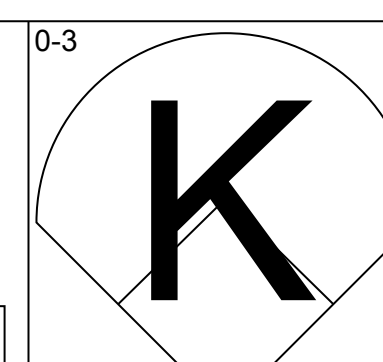
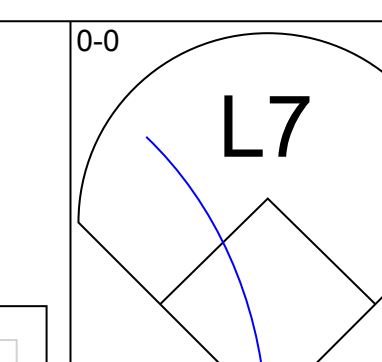
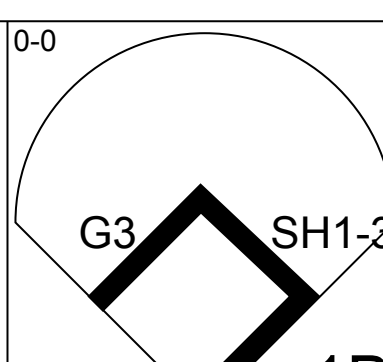
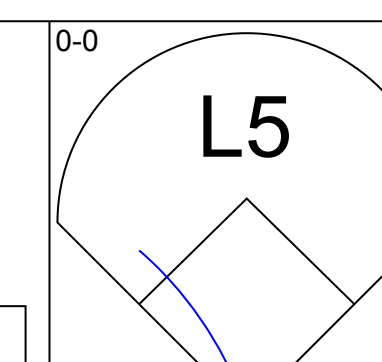
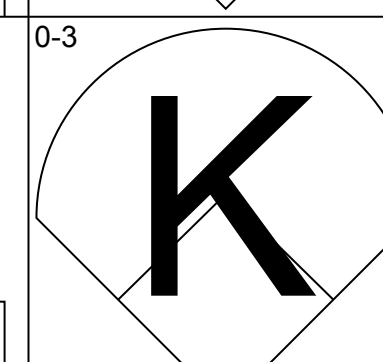
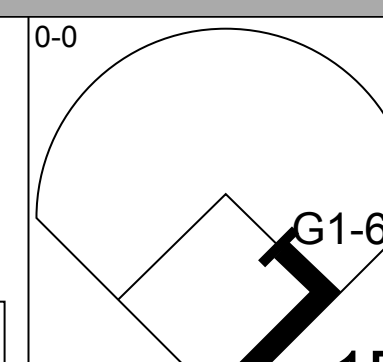
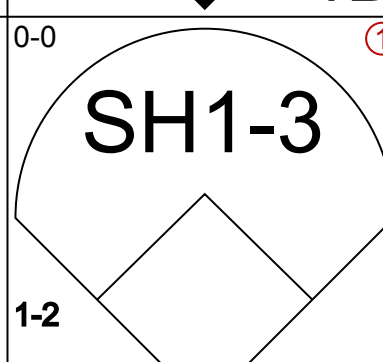
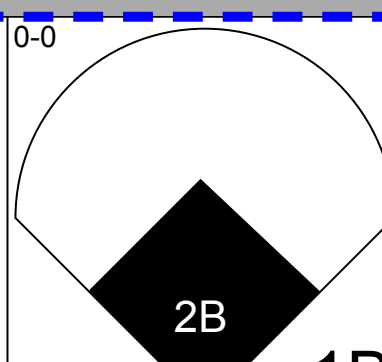
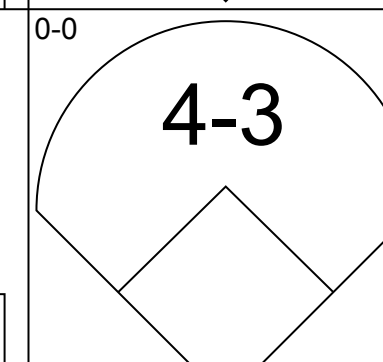
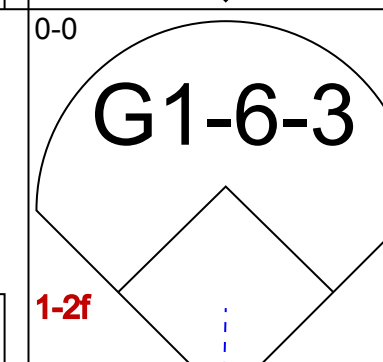
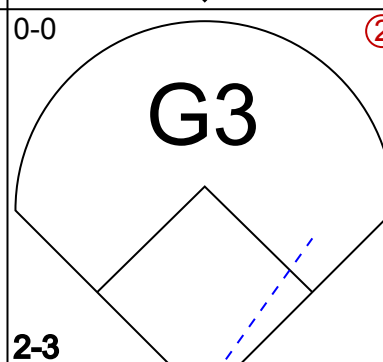
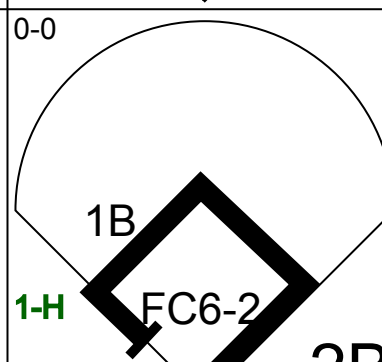
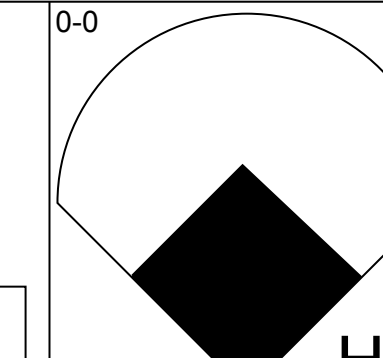
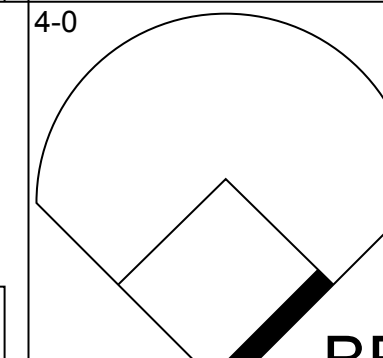
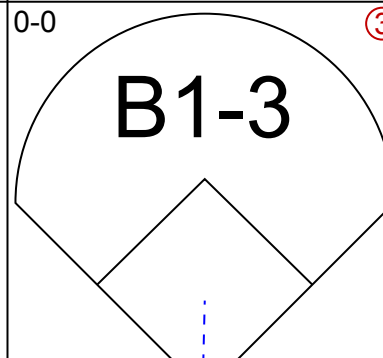
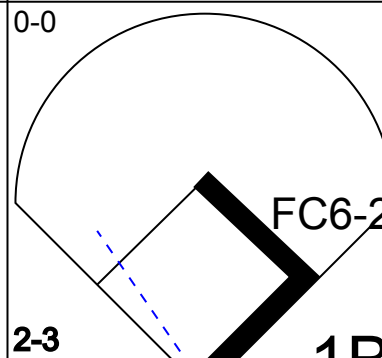
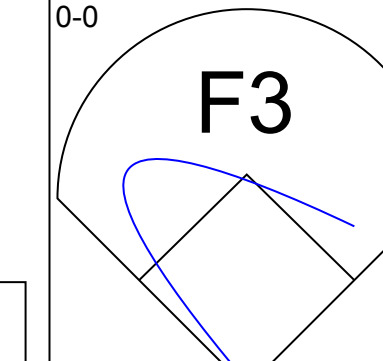
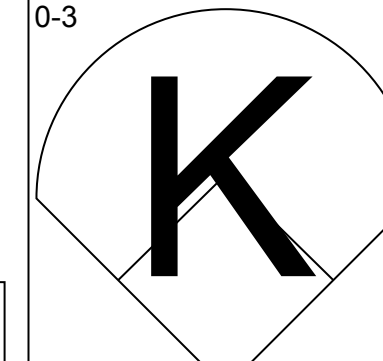
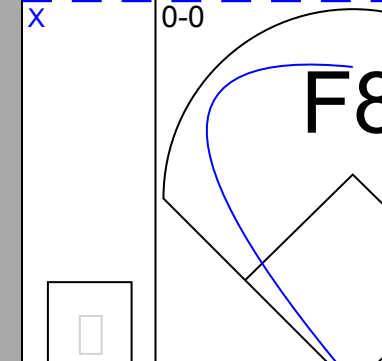
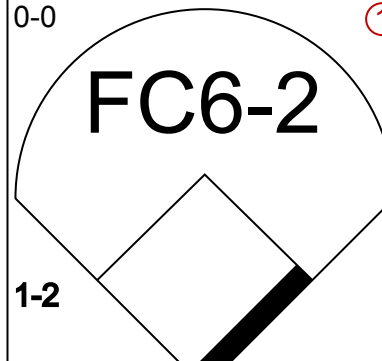
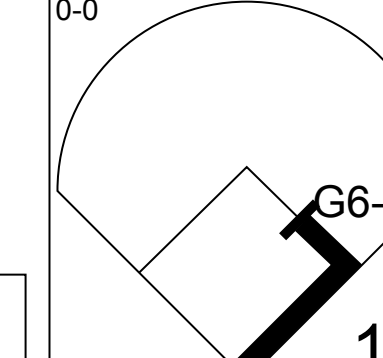
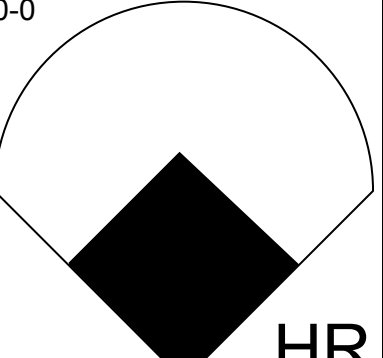
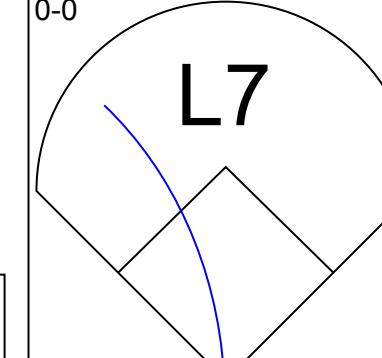
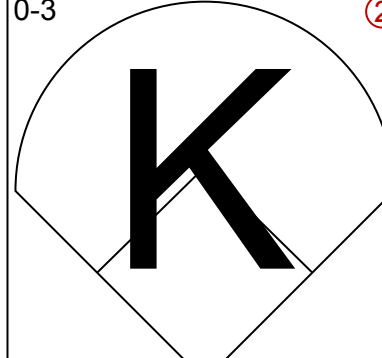
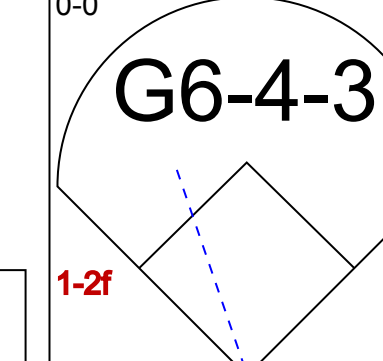
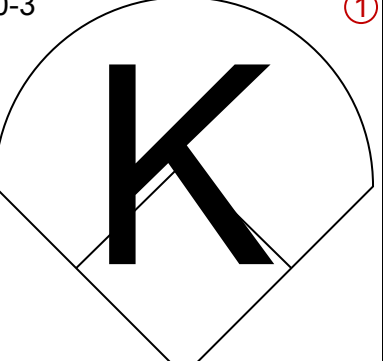
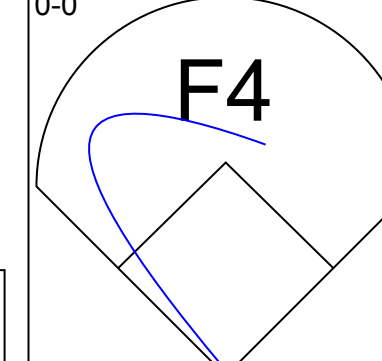
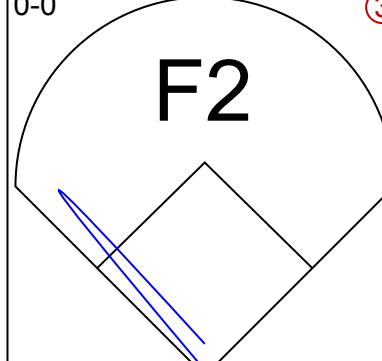
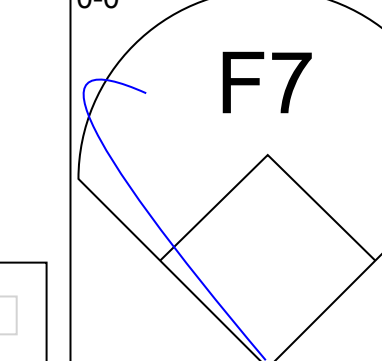
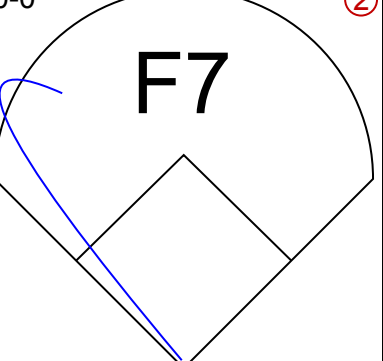
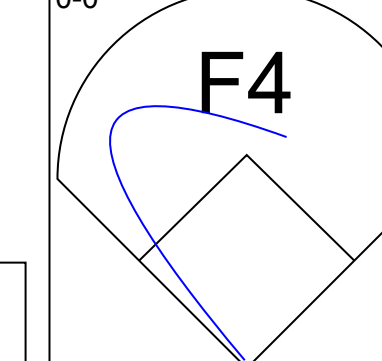
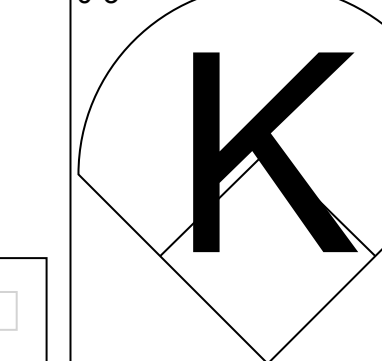
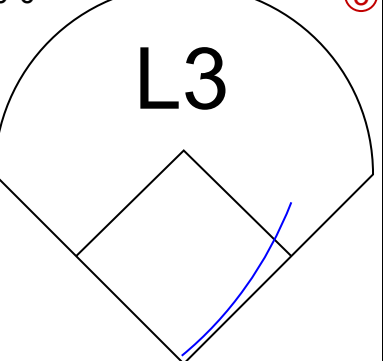
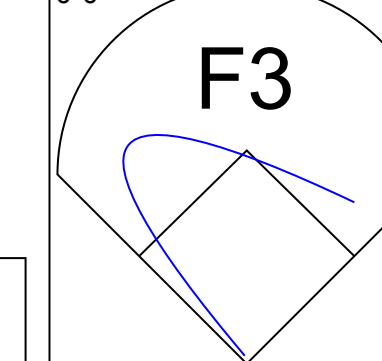
Batter	1	2	3	4	5	6	7	8	9	AB	R	H	RBI	BB	SO	LOB	BOTTOM								
Larry Brown, R OBP: 0.313, SLG: 0.378 (1, 6)										4	0	2	0	0	1	0	New York Yankees @ Cleveland Indians Cleveland Municipal Stadium, Cleveland, OH Fri Jul 23 1965, 7:05 PM EDT Att: 30,132 - Unknown - 75 F								
Max Alvis, R OBP: 0.330, SLG: 0.463 (1, 5)										4	0	0	0	0	0	2									
Leon Wagner, L OBP: 0.341, SLG: 0.470 (1, 7)										3	0	0	0	1	1	1									
Vic Davallo, L OBP: 0.349, SLG: 0.390 (8, PR) (9, 8)										0	1	0	0	0	0	0									
Rocky Colavito, R OBP: 0.406, SLG: 0.529 (1, 9)										3	1	1	0	1	1	1									
Fred Whitfield, L OBP: 0.311, SLG: 0.504 (1, 3)										4	1	1	0	0	0	3									
Chuck Hinton, R OBP: 0.335, SLG: 0.467 (1, 8) (9, 7)										4	0	0	0	0	2	3									
Duke Sims, L OBP: 0.212, SLG: 0.431 (1, 2)										4	1	2	3	0	1	1									
Pedro Gonzalez, R OBP: 0.302, SLG: 0.411 (1, 4)										3	0	0	0	0	0	2									
Luis Tiant, R OBP: 0.140, SLG: 0.171 (1, 1)										3	1	1	1	0	1	0									
Sonny Siebert, R OBP: 0.109, SLG: 0.222 (8, 1)										0	0	0	0	0	0	0									
Don McMahon, R OBP: 0.500, SLG: 0.500 (9, 1)										0	0	0	0	0	0	0									
Inning Stats	R: 0 E: 0 K: 2 S: 7	H: 0 LOB: 0 BB: 0 P: 7	R: 2 E: 0 K: 0 S: 5	H: 2 LOB: 0 BB: 0 P: 5	R: 1 E: 0 K: 1 S: 7	H: 2 LOB: 1 BB: 0 P: 7	R: 0 E: 0 K: 1 S: 5	H: 0 LOB: 0 BB: 0 P: 5	R: 0 E: 0 K: 1 S: 6	H: 1 LOB: 1 BB: 0 P: 6	R: 1 E: 0 K: 0 S: 5	H: 1 LOB: 2 BB: 1 P: 9	R: 0 E: 0 K: 0 S: 3	H: 0 LOB: 0 BB: 0 P: 3	R: 1 E: 0 K: 2 S: 8	H: 1 LOB: 2 BB: 1 P: 12	R: 0 E: 0 K: 0 S: 3	H: 0 LOB: 0 BB: 0 P: 3	1B: 4 2B: 0 3B: 1 HR: 2	SF: 0 SAC: 0 DP: 1 HBP: 0	WP: 0 PB: 1 SB: 1 CS: 0	PA: 34			
PITCHER	IP	WLS	BF	H	R	ER	SO	BB	IBB	HBP	BLK	WP	HR	S	P	ERA	WHIP								
Jim Bouton, R ERA: 5.2 (1, 1)	7.0	L	29	6	4	3	5	1	0	0	0	0	0	1	5	3.86	1.000								
Jim Brenneman, R ERA: 18.0 (8, 1)	0.0		2	1	1	0	0	1	0	0	0	0	0	1	5	∞	∞								
Gil Blanco, L ERA: 3.68 (8, 1)	1.0		3	0	0	0	2	0	0	0	0	0	0	7	7	0.00	0.000								

AB 32
R 2
H 7
RBI 2
BB 2
SO 8
LOB 14

AB 32
R 5
H 7
RBI 4
BB 2
SO 7
LOB 13

Batter	1	2	3	4	5	6	7	8	9	AB	R	H	RBI	BB	SO	LOB	TOP	
Bobby Richardson, R OBP: 0.327, SLG: 0.349 (1, 4)	0-0 FC6-4 1B		0-0 6-3		0-0 4-3		0-3 K			4	0	1	0	0	1	0	New York Yankees @ Cleveland Indians Cleveland Municipal Stadium, Cleveland, OH Sat Jul 24 1965, 7:05 PM EDT Att: 48,777 - Unknown - 90 F AB 33 R 0 H 5 RBI 0 BB 2 SO 10 LOB 13 	
Phil Linz, R OBP: 0.291, SLG: 0.279 (1, 6)	0-0 FC6-4 FC5 1B 1-2		0-3 K		0-0 F4		0-0 6-3			4	0	0	0	0	1	1		
Mickey Mantle, S OBP: 0.379, SLG: 0.430 (1, 7)	0-3 K		0-0 6-3		0-3 K		0-3 K			4	0	0	0	0	3	1		
Tom Tresh, S OBP: 0.344, SLG: 0.478 (1, 8)	0-0 1-2 1B			0-0 5-3		0-0 F3		0-0 1B		4	0	2	0	0	0	0		
Elston Howard, R OBP: 0.250, SLG: 0.330 (1, 2)	0-0 FC5 2-3			4-0 PB 1B BB		0-3 K		0-0 F4		3	0	0	0	1	1	3		
Joe Pepitone, L OBP: 0.323, SLG: 0.404 (1, 3)		0-0 4-3		0-0 PB 1B 1-2		0-0 E1		0-0 6-3		4	0	1	0	0	0	0		
Hector Lopez, R OBP: 0.308, SLG: 0.376 (1, 9)		0-0 1B		0-3 K 1-2 2-3		0-0 1-3		0-0 5-3		4	0	1	0	0	1	3		
Clete Boyer, R OBP: 0.324, SLG: 0.417 (1, 5)		0-0 L6		4-0 FC6-4 IBB		0-3 K		0-0 5-3		3	0	0	0	1	1	1		
Pete Mikkelsen, R (1, 1)	0-3 K			0-0 FC6-4		0-3 K				2	0	0	0	0	1	4		
Gil Blanco, L (6, 1)				0-0 FC6-4						0	0	0	0	0	0	0		
Tony Kubek, L OBP: 0.273, SLG: 0.298 (7, PH)				0-0 1-2						1	0	0	0	0	1	0		
Hal Reniff, R (7, 1)				0-0 1-2						0	0	0	0	0	0	0		
Inning Stats	R: 0 E: 0 K: 1 S: 7	H: 2 LOB: 2 BB: 0 P: 7	R: 0 E: 0 K: 1 S: 6	H: 1 LOB: 1 BB: 0 P: 6	R: 0 E: 0 K: 1 S: 5	H: 0 LOB: 0 BB: 0 P: 5	R: 0 E: 0 K: 1 S: 6	H: 0 LOB: 1 BB: 0 P: 6	R: 0 E: 0 K: 3 S: 9	H: 0 LOB: 0 BB: 0 P: 9	R: 0 E: 0 K: 0 S: 6	H: 1 LOB: 1 BB: 0 P: 6	R: 0 E: 0 K: 0 S: 3	H: 0 LOB: 0 BB: 0 P: 3	1B: 5 2B: 0 3B: 0 HR: 0	SF: 0 SAC: 0 DP: 0 HBP: 0	WP: 0 PB: 1 SB: 0 CS: 0	PA: 35
PITCHER Sam McDowell, L ERA: 2.14 (1, 1)	IP: 9.0 WLS: W BF: 35 H: 5 R: 0 ER: 0 SO: 10 BB: 1 IBB: 1 HBP: 0 BLK: 0 WP: 0 HR: 0 S: 53 P: 61 ERA: 0.00 WHIP: 0.667																	

Batter	1	2	3	4	5	6	7	8	9	AB	R	H	RBI	BB	SO	LOB	BOTTOM	
Larry Brown, R OBP: 0.315, SLG: 0.378 (1, 6)	0-0 F7	0-3 K		0-0 1B 2-3 3-H		0-3 K		0-0 1B		5	0	2	1	0	2	3	New York Yankees @ Cleveland Indians Cleveland Municipal Stadium, Cleveland, OH Sat Jul 24 1965, 7:05 PM EDT Att: 48,777 - Unknown - 90 F AB 33 R 3 H 10 RBI 3 BB 2 SO 8 LOB 18 	
Max Alvis, R OBP: 0.333, SLG: 0.466 (1, 5)	0-0 1B 2B		0-3 K	0-0 1B 1-2 3-H		1-0 1B 1-2 2-3 HBP		0-0 F1		4	0	2	1	0	1	1		
Leon Wagner, L OBP: 0.342, SLG: 0.479 (1, 7)	0-0 S 2-3 1B		0-0 HR	0-0 K		0-0 F6				4	1	2	1	0	1	5		
Rocky Colavito, R OBP: 0.401, SLG: 0.523 (1, 9)	0-3 K		0-0 L5		0-0 F7		0-0 4-3			4	0	0	0	0	1	2		
Fred Whitfield, L OBP: 0.310, SLG: 0.498 (1, 3)	4-0 IBB		0-0 4-3		0-0 F9		0-0 5-3			3	0	0	0	1	0	0		
Chuck Hinton, R OBP: 0.333, SLG: 0.461 (1, 8)	0-0 F5			0-0 5-3	0-0 6-3		4-0 BB			3	0	0	0	1	0	3		
Joe Azcue, R OBP: 0.286, SLG: 0.242 (1, 2)		0-3 K		0-0 SH5-4 1B 1B		1-0 HBP 1B HBP		0-0 F3		2	1	1	0	0	1	0		
Chico Salmon, R OBP: 0.230, SLG: 0.321 (6, PR)				0-0 1B SH5-4 1B 1B		0-0 HBP 1B				0	0	0	0	0	0	0		
Phil Roof, R OBP: 0.107, SLG: 0.107 (7, 2)				0-0 1B SH5-4 1B 1B		0-0 HBP 1B				1	0	0	0	0	0	1		
Pedro Gonzalez, R OBP: 0.311, SLG: 0.423 (1, 4)		0-0 2B		0-0 1B SH5-4 1B 1B		0-0 HBP 1B		0-0 4-3		4	1	3	0	0	0	0		
Sam McDowell, L OBP: 0.096, SLG: 0.078 (1, 1)		0-3 K		0-0 SH5-4		0-3 K		0-0 4-3		3	0	0	0	0	2	3		
Inning Stats	R: 0 E: 0 K: 1 S: 7	H: 2 LOB: 3 BB: 1 P: 11	R: 0 E: 0 K: 3 S: 10	H: 1 LOB: 1 BB: 0 P: 10	R: 1 E: 0 K: 1 S: 6	H: 1 LOB: 0 BB: 0 P: 6	R: 2 E: 0 K: 1 S: 9	H: 4 LOB: 2 BB: 0 P: 9	R: 0 E: 0 K: 2 S: 8	H: 1 LOB: 3 BB: 0 P: 10	R: 0 E: 0 K: 0 S: 3	H: 0 LOB: 1 BB: 1 P: 7	R: 0 E: 0 K: 0 S: 4	H: 1 LOB: 1 BB: 0 P: 4	1B: 7 2B: 2 3B: 0 HR: 1	SF: 0 SAC: 1 DP: 0 HBP: 2	WP: 0 PB: 0 SB: 1 CS: 0	PA: 38
PITCHER Pete Mikkelsen, R ERA: 4.09 (1, 1)	IP: 5.2 WLS: L BF: 29 H: 9 R: 3 ER: 3 SO: 8 BB: 0 IBB: 1 HBP: 2 BLK: 0 WP: 0 HR: 1 S: 42 P: 48 ERA: 4.76 WHIP: 1.588																	
Gil Blanco, L ERA: 3.6 (6, 1)	0.1	1	0	0	0	0	0	0	0	0	0	1	1	0.00	0.000			
Hal Reniff, R ERA: 3.39 (7, 1)	2.0	8	1	0	0	0	1	0	0	0	0	7	11	0.00	1.000			

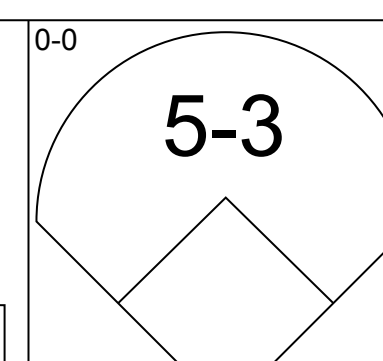
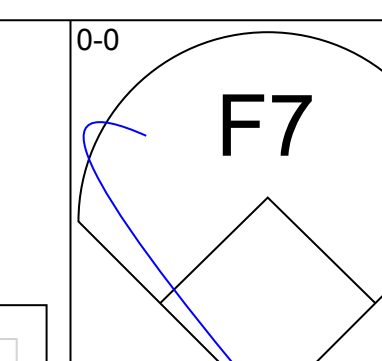
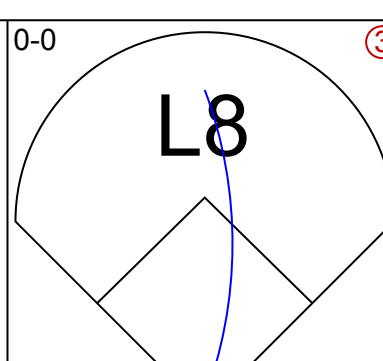
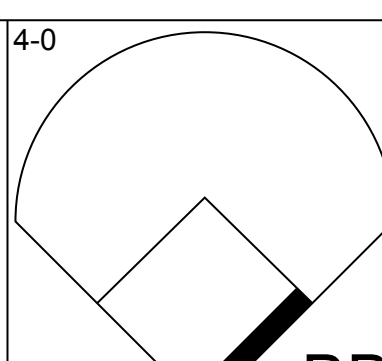
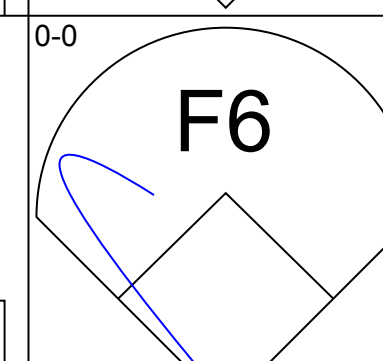
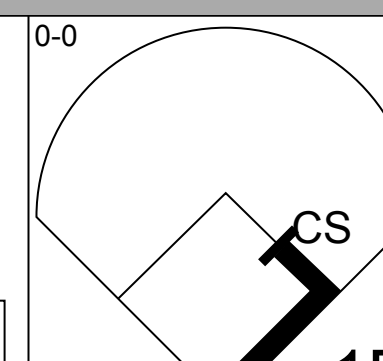
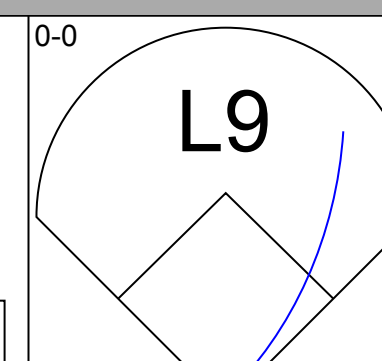
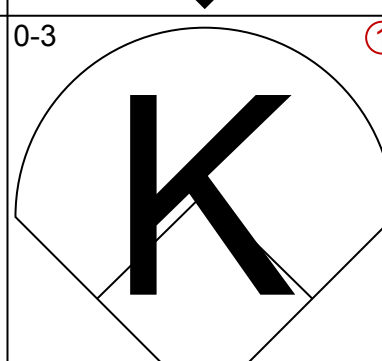

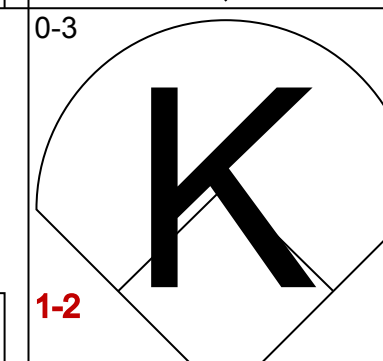
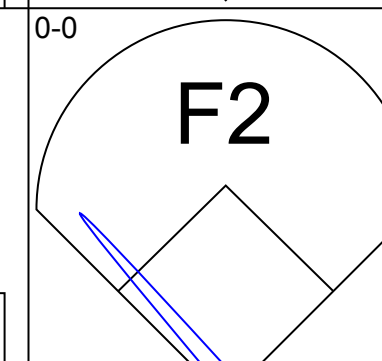
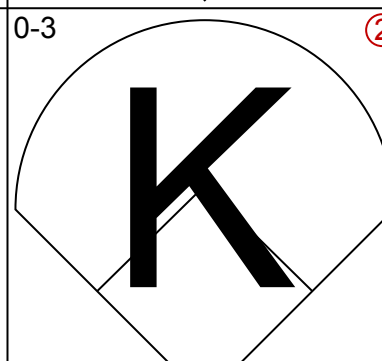
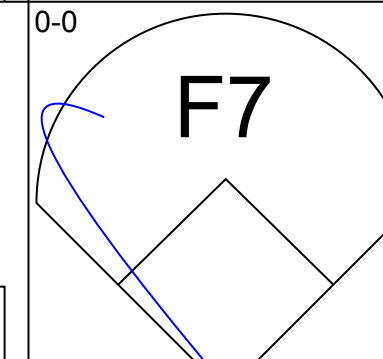
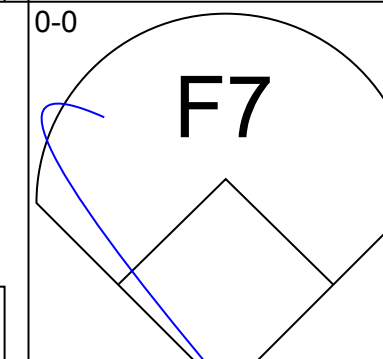
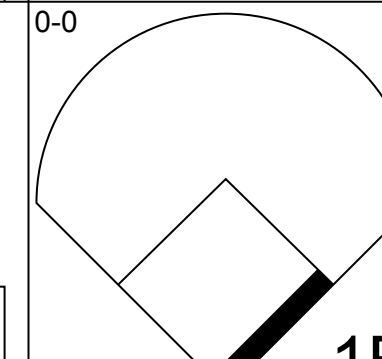
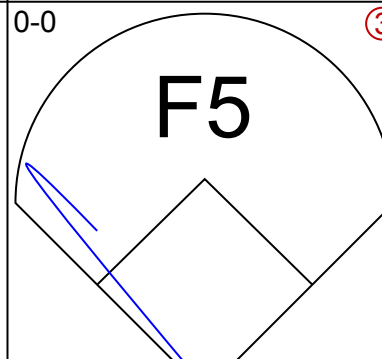
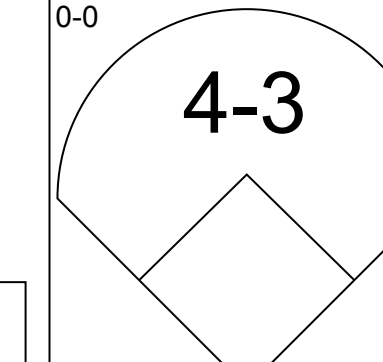
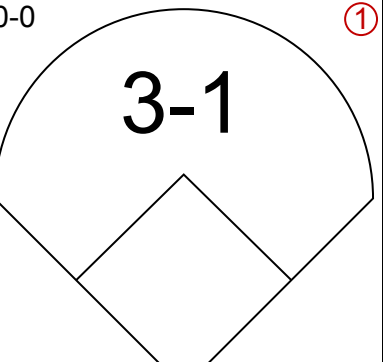
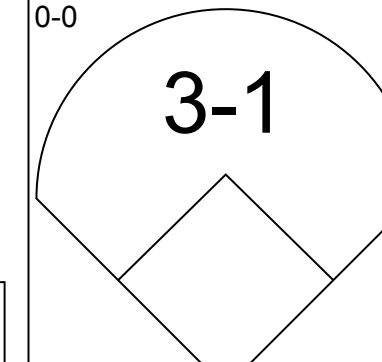
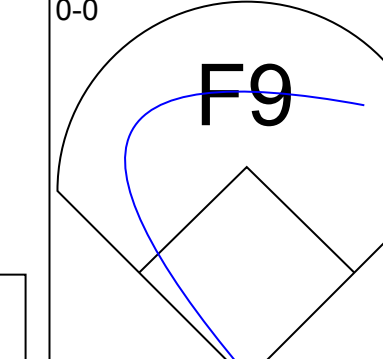
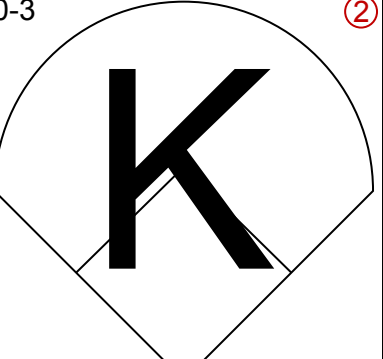
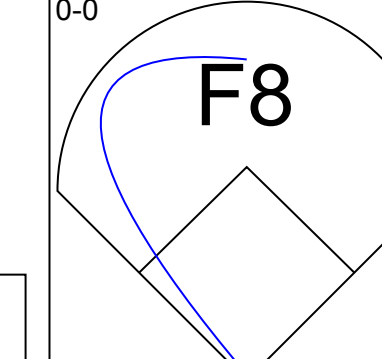
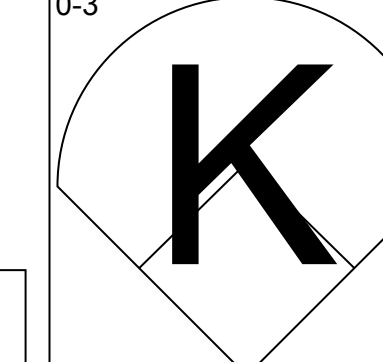
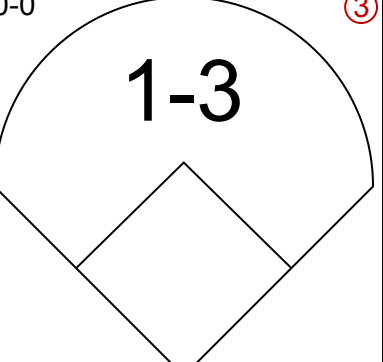
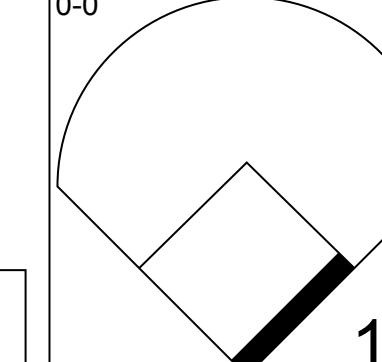
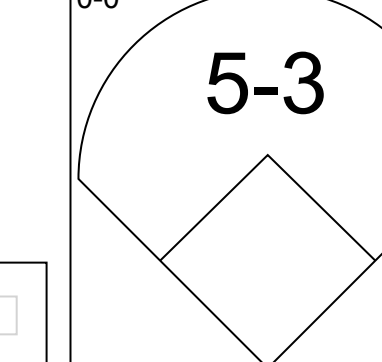
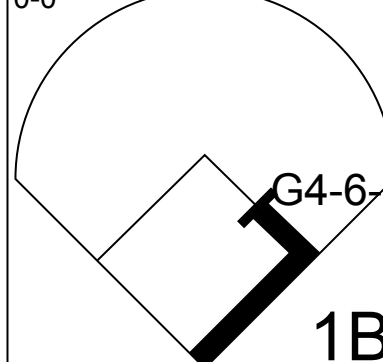
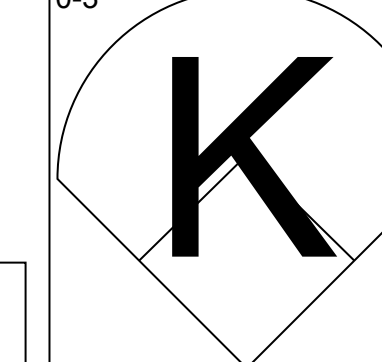
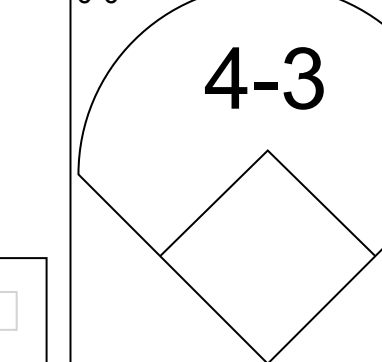
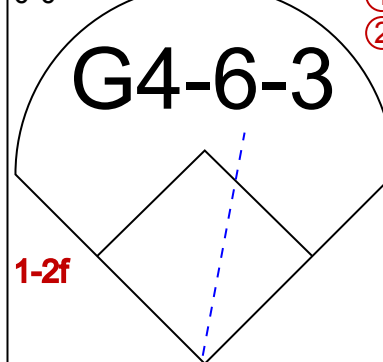
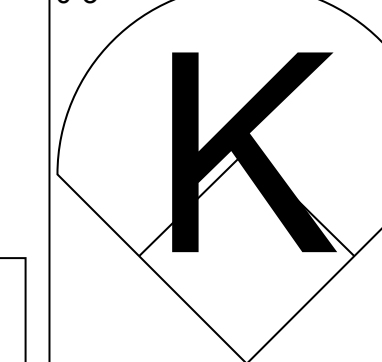
Batter	1	2	3	4	5	6	7	8	9	AB	R	H	RBI	BB	SO	LOB	TOP																					
Bobby Richardson, R OBP: 0.328, SLG: 0.348 (1, 4)	 0-3 ①		 0-0 ③			 0-0 ①		 0-0 ③		4	0	1	0	0	1	0																						
Tony Kubek, L OBP: 0.279, SLG: 0.303 (1, 6)	 0-3 ②			 0-0 ①		 0-0 ①			 0-0 ①	3	1	2	0	0	1	0																						
Mickey Mantle, S OBP: 0.377, SLG: 0.431 Ross Moschitto, R OBP: 0.167, SLG: 0.304 (9, PR) (9, 9)	 0-0 ③			 0-0 ②		 0-0 ②			 0-0 ①	4	0	1	1	0	0	2																						
Tom Tresh, S OBP: 0.348, SLG: 0.488 (9, 7)		 0-0 ①		 4-0 ③		 0-0 ③			 0-0 ①	3	1	2	1	1	0	1																						
Elston Howard, R OBP: 0.245, SLG: 0.323 (1, 2)		 0-0 ①		 0-3 ③			 0-0 ①		 0-0 ①	4	0	0	0	0	1	4																						
Joe Pepitone, L OBP: 0.325, SLG: 0.414 (1, 3)		 0-0 ③			 0-0 ①		 0-0 ②		 0-3 ②	4	1	2	1	0	1	2																						
Clete Boyer, R OBP: 0.320, SLG: 0.412 (1, 5)		 0-0 ③			 0-3 ①		 0-0 ③		 0-0 ③	4	0	0	0	0	1	3																						
Roger Repoz, L OBP: 0.263, SLG: 0.472 (1, 8)			 0-0 ①			 0-0 ②			 0-0 ①	3	0	0	0	0	0	0																						
Mel Stottlemyre, R OBP: 0.164, SLG: 0.311 (1, 1)			 0-3 ②			 0-0 ③			 0-0 ②	3	0	0	0	0	1	0																						
Inning Stats	R: 0 E: 0 K: 2 S: 7	H: 0 LOB: 0 BB: 0 P: 7	R: 1 E: 0 K: 0 S: 4	H: 2 LOB: 0 BB: 0 P: 4	R: 0 E: 0 K: 1 S: 5	H: 0 LOB: 0 BB: 0 P: 5	R: 0 E: 0 K: 1 S: 5	H: 1 LOB: 1 BB: 1 P: 9	R: 1 E: 0 K: 0 S: 6	H: 1 LOB: 0 BB: 0 P: 6	R: 0 E: 0 K: 0 S: 4	H: 0 LOB: 1 BB: 0 P: 4	R: 0 E: 0 K: 0 S: 3	H: 0 LOB: 0 BB: 0 P: 3	R: 0 E: 0 K: 0 S: 3	H: 0 LOB: 0 BB: 0 P: 3	R: 1 E: 0 K: 1 S: 8	H: 3 LOB: 2 BB: 0 P: 8	1B: 5 2B: 1 3B: 0 HR: 2	SF: 0 SAC: 1 DP: 2 HBP: 0	WP: 0 PB: 0 SB: 0 CS: 0	PA: 34																
PITCHER	IP	WLS	BF	H	R	ER	SO	BB	IBB	HBP	BLK	WP	HR	S	P	ERA	WHIP	PITCHER				IP	WLS	BF	H	R	ER	SO	BB	IBB	HBP	BLK	WP	HR	S	P	ERA	WHIP
Sonny Siebert, R ERA: 2.47 (1, 1)	6.0	L	22	5	2	2	5	1	0	0	0	0	2	31	35	3.00	1.000																					
Gary Bell, R ERA: 3.23 (7, 1)	2.0		6	0	0	0	0	0	0	0	0	0	0	6	6	0.00	0.000																					
Jack Spring, L ERA: 3.57 (9, 1)	1.0		6	3	1	1	1	0	0	0	0	0	0	8	8	9.00	3.000																					

New York Yankees @ Cleveland Indians
Cleveland Municipal Stadium, Cleveland, OH

AB 32
R 3
H 8
RBI 3
BB 1
SO 6
LOB 12



Sun Jul 25 1965, 3:33 AM EDT
Unknown - 80 F


Batter	1	2	3	4	5	6	7	8	9	AB	R	H	RBI	BB	SO	LOB	BOTTOM																					
Larry Brown, R OBP: 0.314, SLG: 0.372 (1, 6)	 0-0 ①		 0-0 ③			 0-0 ③			 4-0 ③	3	0	0	0	1	0	0																						
Max Alvis, R OBP: 0.332, SLG: 0.464 (1, 5)	 0-0 ②			 0-0 ②			 0-0 ①		 0-3 ①	4	0	1	0	0	1	1																						
Leon Wagner, L OBP: 0.341, SLG: 0.475 (1, 7)	 4-0 ③			 0-3 ②			 0-0 ②		 0-3 ②	3	0	0	0	1	2	2																						
Rocky Colavito, R OBP: 0.400, SLG: 0.519 (1, 9)	 0-0 ③			 0-0 ③			 0-0 ③		 0-0 ③	4	0	1	0	0	0	2																						
Fred Whitfield, L OBP: 0.306, SLG: 0.491 (1, 3)		 0-0 ①			 0-0 ①		 0-0 ③			3	0	0	0	0	0	1																						
Chuck Hinton, R OBP: 0.330, SLG: 0.456 (1, 8)		 0-0 ②			 0-3 ②			 0-0 ①		3	0	0	0	0	1	0																						
Duke Sims, L OBP: 0.218, SLG: 0.426 (1, 2)		 0-3 ③			 0-0 ③			 0-0 ③		3	0	1	0	0	1	0																						
Pedro Gonzalez, R OBP: 0.311, SLG: 0.421 (1, 4)			 0-0 ①			 0-0 ②		 0-3 ②		3	0	1	0	0	1	1																						
Sonny Siebert, R OBP: 0.105, SLG: 0.216 (1, 1)			 0-0 ②			 0-0 ②		 0-3 ③		1	0	0	0	0	0	0																						
Al Luplow, L OBP: 0.286, SLG: 0.400 (6, PH)										1	0	0	0	0	0	1																						
Gary Bell, R OBP: 0.091, SLG: 0.364 (7, 1)										0	0	0	0	0	0	0																						
Vic Davalillo, L OBP: 0.348, SLG: 0.388 (8, PH)										1	0	0	0	0	1	1																						
Jack Spring, R OBP: 0.333, SLG: 0.333 (9, 1)										0	0	0	0	0	0	0																						
Inning Stats	R: 0 E: 0 K: 0 S: 3	H: 0 LOB: 1 BB: 1 P: 7	R: 0 E: 0 K: 1 S: 5	H: 0 LOB: 0 BB: 0 P: 5	R: 0 E: 0 K: 0 S: 3	H: 0 LOB: 0 BB: 0 P: 3	R: 0 E: 0 K: 1 S: 5	H: 1 LOB: 0 BB: 0 P: 5	R: 0 E: 0 K: 0 S: 3	H: 1 LOB: 0 BB: 0 P: 3	R: 0 E: 0 K: 0 S: 4	H: 1 LOB: 1 BB: 0 P: 4	R: 0 E: 0 K: 2 S: 8	H: 1 LOB: 1 BB: 0 P: 8	R: 0 E: 0 K: 2 S: 7	H: 0 LOB: 1 BB: 1 P: 11	1B: 4 2B: 1 3B: 0 HR: 0	SF: 0 SAC: 0 DP: 2 HBP: 0	WP: 0 PB: 0 SB: 0 CS: 1	PA: 31																		
PITCHER	IP	WLS	BF	H	R	ER	SO	BB	IBB	HBP	BLK	WP	HR	S	P	ERA	WHIP	PITCHER				IP	WLS	BF	H	R	ER	SO	BB	IBB	HBP	BLK	WP	HR	S	P	ERA	WHIP
Mel Stottlemyre, R ERA: 2.62 (1, 1)	9.0	W	31	4	0	0	7	2	0	0	0	0	0	43	51	0.00	0.667																					


New York Yankees @ Cleveland Indians
Cleveland Municipal Stadium, Cleveland, OH

AB 29
R 0
H 4
RBI 0
BB 2
SO 7
LOB 9



Sun Jul 25 1965, 3:33 AM EDT
Unknown - 80 F

Batter	1	2	3	4	5	6	7	8	9	AB	R	H	RBI	BB	SO	LOB	TOP										
Bobby Richardson, R OBP: 0.325, SLG: 0.347 (1, 4)	F3	G3		F7			K			5	0	1	0	0	1	2	New York Yankees @ Cleveland Indians Cleveland Municipal Stadium, Cleveland, OH Sun Jul 25 1965, 3:38 AM EDT Att: 56,634 - Unknown - 80 F AB 38 R 4 H 11 RBI 4 BB 0 SO 5 LOB 12 										
Tony Kubek, L OBP: 0.281, SLG: 0.306 (1, 6)	1B		HR		K		L7		G3	5	2	2	0	0	1	2											
Mickey Mantle, S OBP: 0.381, SLG: 0.449 Hector Lopez, R OBP: 0.305, SLG: 0.372 (3, 7)	4-3		HR		K			F8		2	2	2	2	0	0	0											
Tom Tresh, S OBP: 0.345, SLG: 0.483 (1, 8)	4-3		F9		6-3			F7		4	0	0	1	0	0	1											
Joe Pepitone, L OBP: 0.330, SLG: 0.421 (1, 9)						F8		2B	1B	4	0	3	1	0	0	0											
Ray Barker, L OBP: 0.351, SLG: 0.391 (1, 3)	F7		F9			3-1			2B	4	0	1	0	0	0	2											
Clete Boyer, R OBP: 0.316, SLG: 0.407 (1, 5)			1-3			L5			F3	4	0	0	0	0	1	3											
Jake Gibbs, L OBP: 0.286, SLG: 0.300 (1, 2)					4-3				F9	4	0	2	0	0	0	0											
Al Downing, R OBP: 0.187, SLG: 0.174 Pedro Ramos, S OBP: 0.111, SLG: 0.111 Phil Linz, R OBP: 0.290, SLG: 0.278 Steve Hamilton, L OBP: 0.333, SLG: 0.333 Roger Repoz, L OBP: 0.259, SLG: 0.466 (9, PH)	F3				5-3		K		F4	1	0	0	0	0	0	1											
Inning Stats	R: 2 E: 0 K: 0 S: 6	H: 3 LOB: 1 BB: 0 P: 6	R: 0 E: 0 K: 1 S: 6	H: 1 LOB: 0 BB: 0 P: 6	R: 2 E: 0 K: 0 S: 6	H: 3 LOB: 1 BB: 0 P: 6	R: 0 E: 0 K: 0 S: 3	H: 0 LOB: 0 BB: 0 P: 3	R: 0 E: 0 K: 2 S: 7	H: 0 LOB: 0 BB: 0 P: 7	R: 0 E: 0 K: 0 S: 3	H: 1 LOB: 1 BB: 0 P: 8	R: 0 E: 0 K: 0 S: 5	H: 2 LOB: 2 BB: 0 P: 5	R: 0 E: 0 K: 0 S: 4	H: 1 LOB: 1 BB: 0 P: 4		1B: 8 2B: 2 3B: 0 HR: 1	SF: 0 SAC: 0 DP: 0 HBP: 0	WP: 0 PB: 0 SB: 0 CS: 0	PA: 38						
PITCHER	IP	WLS	BF	H	R	ER	SO	BB	IBB	HBP	BLK	WP	HR	S	P	ERA	WHIP										
Lee Stange, R ERA: 2.9 (1, 1)	2.0		12	6	4	4	1	0	0	0	0	0	1	14	14	18.00	3.000										
Jack Kralick, L ERA: 4.43 (3, 1)	5.2	W	21	4	0	0	4	0	0	0	0	0	0	29	29	0.00	0.706										
Don McMahon, R ERA: 2.84 (8, 1)	1.1	S	5	1	0	0	0	0	0	0	0	0	0	5	5	0.00	0.750										

Batter	1	2	3	4	5	6	7	8	9	AB	R	H	RBI	BB	SO	LOB	BOTTOM										
Larry Brown, R OBP: 0.316, SLG: 0.378 (1, 6)	F4	1B	FC6-4			K				5	1	2	1	0	1	2	New York Yankees @ Cleveland Indians Cleveland Municipal Stadium, Cleveland, OH Sun Jul 25 1965, 3:38 AM EDT Att: 56,634 - Unknown - 80 F AB 34 R 7 H 12 RBI 7 BB 4 SO 4 LOB 18 										
Pedro Gonzalez, R OBP: 0.308, SLG: 0.413 (1, 4)	F8	F2		1-3		5-3		E1		4	1	0	0	1	0	3											
Chuck Hinton, R OBP: 0.336, SLG: 0.458 (1, 8)	1B			6-3			1B	CS		3	1	2	1	1	0	0											
Rocky Colavito, R OBP: 0.399, SLG: 0.516 (1, 9)	F8			5-3			F8			4	0	1	1	0	0	3											
Max Alvis, R OBP: 0.332, SLG: 0.462 (1, 5)		G6-4-3			F7		F9			4	1	1	1	0	0	3											
Fred Whitfield, L OBP: 0.317, SLG: 0.517 (1, 3)										4	1	4	3	0	0	0											
Chico Salmon, R OBP: 0.246, SLG: 0.350 (1, 7)	L3								F7	4	0	2	0	0	0	2											
Joe Azcue, R OBP: 0.285, SLG: 0.239 (1, 2)										3	1	0	0	1	1	3											
Lee Stange, R OBP: 0.348, SLG: 0.167 Jack Kralick, L OBP: 0.133, SLG: 0.143 Don McMahon, R OBP: 0.400, SLG: 0.400 (8, 1)										0	1	0	0	1	0	0											
Inning Stats	R: 4 E: 0 K: 0 S: 5	H: 2 LOB: 0 BB: 2 P: 13	R: 3 E: 1 K: 0 S: 5	H: 3 LOB: 1 BB: 2 P: 13	R: 0 E: 0 K: 1 S: 7	H: 2 LOB: 2 BB: 0 P: 7	R: 0 E: 0 K: 0 S: 3	H: 0 LOB: 0 BB: 0 P: 3	R: 0 E: 0 K: 1 S: 6	H: 2 LOB: 1 BB: 0 P: 6	R: 0 E: 0 K: 1 S: 5	H: 0 LOB: 0 BB: 0 P: 5	R: 0 E: 1 K: 1 S: 6	H: 1 LOB: 1 BB: 0 P: 6	R: 0 E: 0 K: 0 S: 5	H: 1 LOB: 1 BB: 0 P: 6		1B: 8 2B: 3 3B: 0 HR: 1	SF: 0 SAC: 0 DP: 1 HBP: 0	WP: 0 PB: 0 SB: 2 CS: 1	PA: 39						
PITCHER	IP	WLS	BF	H	R	ER	SO	BB	IBB	HBP	BLK	WP	HR	S	P	ERA	WHIP										
Al Downing, L ERA: 3.87 (1, 1)	1.0	L	9	2	6	6	0	4	0	0	0	0	0	5	21	54.00	6.000										
Pedro Ramos, R ERA: 3.25 (2, 1)	5.0		20	7	1	1	3	0	0	0	0	0	0	26	26	1.80	1.400										
Steve Hamilton, L ERA: 1.29 (7, 1)	2.0		9	3	0	0	1	0	0	0	0	0	0	11	11	0.00	1.500										


Batter	1	2	3	4	5	6	7	8	9	AB	R	H	RBI	BB	SO	LOB	TOP			
Tom McCraw, L (1, 7) OBP: 0.271, SLG: 0.275 J.C. Martin, L (4, 2) OBP: 0.335, SLG: 0.324	K		K		6-3			F5		2	0	0	0	0	2	2	Chicago White Sox @ Cleveland Indians Cleveland Municipal Stadium, Cleveland, OH Tue Jul 27 1965, 7:05 PM EDT Att: 12,062 - Unknown			
Don Buford, S (1, 4) OBP: 0.355, SLG: 0.396	1B		F5		K			1B		4	0	2	0	0	1	2				
Floyd Robinson, L (1, 9) OBP: 0.336, SLG: 0.376	1B		3-1					L4		4	0	2	0	0	0	3				
Pete Ward, L (1, 5) OBP: 0.364, SLG: 0.428	F5							F3		4	0	0	0	0	0	3				
John Romano, R (1, 2) OBP: 0.359, SLG: 0.401 Hoyt Wilhelm, R (6, 1) Smoky Burgess, L (9, PH) OBP: 0.344, SLG: 0.444	L4				6-3			F4		3	0	0	0	0	0	1				
Bill Skowron, R (1, 3) OBP: 0.325, SLG: 0.455	5-3				HR			1B		4	2	2	0	0	0	1				
Ron Hansen, R (1, 6) OBP: 0.313, SLG: 0.395	6-3				HR			1B		4	1	2	2	0	0	0				
Ken Berry, R (1, 8) OBP: 0.256, SLG: 0.335					F3			SF7		3	0	1	1	0	0	0				
John Buzhardt, R (1, 1) OBP: 0.242, SLG: 0.138 Bob Locker, S (3, 1) Gary Peters, L (5, PH) Greg Bollo, R (5, 1) Danny Cater, R (6, 7) OBP: 0.301, SLG: 0.405	2B				F3			1-3		1	0	1	0	0	0	0				
Inning Stats	R: 0 E: 0 K: 1 S: 6	H: 2 LOB: 1 BB: 0 P: 6	R: 0 E: 0 K: 0 S: 3	H: 0 LOB: 0 BB: 0 P: 3	R: 0 E: 0 K: 1 S: 7	H: 2 LOB: 2 BB: 0 P: 7	R: 2 E: 0 K: 0 S: 5	H: 2 LOB: 0 BB: 0 P: 5	R: 0 E: 0 K: 1 S: 4	H: 1 LOB: 1 BB: 0 P: 4	R: 0 E: 0 K: 0 S: 5	H: 0 LOB: 0 BB: 0 P: 5	R: 0 E: 0 K: 1 S: 4	H: 1 LOB: 1 BB: 0 P: 4	R: 1 E: 0 K: 0 S: 5	H: 2 LOB: 1 BB: 0 P: 5		1B: 8 2B: 1 3B: 0 HR: 1	SF: 1 SAC: 0 DP: 0 HBP: 0	WP: 0 PB: 0 CS: 0
PITCHER	IP WLS BF H R ER SO BB IBB HBP BLK WP HR S P ERA WHIP																			
Ralph Terry, R (1, 1) ERA: 3.18 Sonny Siebert, R (9, 1) ERA: 2.45	8.1 W 34 10 3 3 4 0 0 0 0 0 1 42 42 3.24 1.200																			

Batter	1	2	3	4	5	6	7	8	9	AB	R	H	RBI	BB	SO	LOB	BOTTOM	
Larry Brown, R (1, 6) OBP: 0.318, SLG: 0.376	G6-4-3	K	BB			F9		6-3		4	0	1	1	1	1	3	Chicago White Sox @ Cleveland Indians Cleveland Municipal Stadium, Cleveland, OH Tue Jul 27 1965, 7:05 PM EDT Att: 12,062 - Unknown	
Chuck Hinton, R (1, 8) OBP: 0.340, SLG: 0.469	G6-4-3		HR			L6-4		BB		3	1	1	1	2	0	4		
Leon Wagner, L (1, 7) OBP: 0.342, SLG: 0.476	F9		1B		4-3			F9		4	1	1	0	1	0	1		
Rocky Colavito, R (1, 9) OBP: 0.397, SLG: 0.513	F9		FC4-6		K			L6-4		4	0	1	1	0	1	3		
Fred Whitfield, L (1, 3) OBP: 0.316, SLG: 0.512	2B		1B		F8			F8		4	2	1	0	0	0	1		
Max Alvis, R (1, 5) OBP: 0.336, SLG: 0.470	1B		2B		1-3			PB		4	3	3	0	0	0	0		
Pedro Gonzalez, R (1, 4) OBP: 0.312, SLG: 0.420	SH1-4		BB		F4			K2-3		4	0	2	3	0	1	0		
Duke Sims, L (1, 2) OBP: 0.237, SLG: 0.411	SH1-4		BB		K			K		2	0	0	0	2	2	0		
Ralph Terry, R (1, 1) OBP: 0.205, SLG: 0.154 Sonny Siebert, R (9, 1) OBP: 0.105, SLG: 0.216	SH1-4		K		BB			K2-3		2	0	0	0	0	2	3		
Inning Stats	R: 0 E: 0 K: 0 S: 3	H: 1 LOB: 0 BB: 0 P: 3	R: 2 E: 0 K: 1 S: 8	H: 3 LOB: 2 BB: 1 P: 12	R: 4 E: 0 K: 1 S: 10	H: 5 LOB: 3 BB: 2 P: 18	R: 0 E: 0 K: 1 S: 5	H: 0 LOB: 0 BB: 0 P: 5	R: 0 E: 0 K: 1 S: 5	H: 0 LOB: 2 BB: 2 P: 11	R: 1 E: 0 K: 2 S: 8	H: 1 LOB: 0 BB: 0 P: 8	R: 0 E: 0 K: 1 S: 5	H: 0 LOB: 1 BB: 1 P: 9	1B: 5 2B: 5 3B: 0 HR: 1	SF: 0 SAC: 1 DP: 2 HBP: 1		WP: 0 PB: 1 CS: 0
PITCHER	IP WLS BF H R ER SO BB IBB HBP BLK WP HR S P ERA WHIP																	
John Buzhardt, R (1, 1) ERA: 3.36 Bob Locker, R (3, 1) ERA: 2.49 Greg Bollo, R (5, 1) ERA: 3.38 Hoyt Wilhelm, R (6, 1) ERA: 2.51	2.1 L 15 8 1 0 0 2 1 1 0 0 0 0 10 16 20 0.00 1.200																	

Batter	1	2	3	4	5	6	7	8	9	AB	R	H	RBI	BB	SO	LOB	TOP										
Don Buford, S OBP: 0.391, SLG: 0.391 (1, 4)	4-3		L9			F8		F5		4	0	0	0	0	0	1											
Floyd Robinson, L OBP: 0.335, SLG: 0.373 (1, 9)	K			E3		K		5-3		3	0	0	0	1	2	1											
John Romano, R OBP: 0.362, SLG: 0.397 Eddie Fisher, R OBP: 0.136, SLG: 0.095 (8, 1)				F8				5-3		2	0	0	0	2	0	2											
Bill Skowron, R OBP: 0.321, SLG: 0.449 (1, 3)	F8			G3-6-3		4-3		F9		4	0	0	0	0	0	5											
Pete Ward, L OBP: 0.366, SLG: 0.432 (1, 5)		6-3				4-3		F8		4	2	2	0	0	0	0											
Ron Hansen, R OBP: 0.309, SLG: 0.391 (1, 6)		6-3				4-3		F8		4	0	0	0	0	0	2											
Danny Cater, R OBP: 0.301, SLG: 0.404 Dave Nicholson, R OBP: 0.238, SLG: 0.292 (7, 7)		3-1				1-3		K		3	0	1	2	0	0	0											
Ken Berry, R OBP: 0.253, SLG: 0.331 (1, 8)			K			4-3		K		3	0	0	0	0	2	1											
Joe Horlen, R OBP: 0.239, SLG: 0.227 J.C. Martin, L OBP: 0.335, SLG: 0.324 (8, 2)			G3					F4		2	0	0	0	1	0	1											
Inning Stats	R: 0 E: 0 K: 1 S: 5	H: 0 LOB: 1 BB: 1 P: 9	R: 0 E: 0 K: 0 S: 3	H: 0 LOB: 0 BB: 0 P: 3	R: 0 E: 0 K: 1 S: 5	H: 0 LOB: 0 BB: 0 P: 5	R: 0 E: 1 K: 0 S: 3	H: 0 LOB: 0 BB: 0 P: 3	R: 1 E: 0 K: 0 S: 4	H: 1 LOB: 0 BB: 0 P: 4	R: 0 E: 0 K: 1 S: 5	H: 0 LOB: 2 BB: 2 P: 13	R: 1 E: 0 K: 1 S: 7	H: 2 LOB: 1 BB: 0 P: 7	R: 0 E: 0 K: 0 S: 3	H: 0 LOB: 1 BB: 1 P: 7	R: 0 E: 0 K: 1 S: 5	H: 0 LOB: 0 BB: 0 P: 5	1B: 2 2B: 1 3B: 0 HR: 0	SF: 0 SAC: 0 DP: 1 HBP: 0	WP: 1 PB: 0 CS: 0	PA: 34					
PITCHER	IP	WLS	BF	H	R	ER	SO	BB	IBB	HBP	BLK	WP	HR	S	P	ERA	WHIP										
Sam McDowell, L ERA: 2.16 Gary Bell, R ERA: 3.13	(1, 1)	7.0	27	3	2	2	4	3	0	0	0	1	0	32	44	2.57	0.857										

Chicago White Sox @ Cleveland Indians
Cleveland Municipal Stadium, Cleveland, OH
Wed Jul 28 1965, 7:05 PM EDT
Att: 14,188 - Unknown

AB 30
R 2
H 3
RBI 2
BB 4
SO 5
LOB 13



Batter	1	2	3	4	5	6	7	8	9	AB	R	H	RBI	BB	SO	LOB	BOTTOM										
Larry Brown, R OBP: 0.321, SLG: 0.378 (1, 6)	5-3		F4							4	0	2	1	0	0	0											
Chuck Hinton, R OBP: 0.336, SLG: 0.461 Gary Bell, R OBP: 0.091, SLG: 0.364 (8, 1)	F6		F7			F3		F4		4	0	0	0	0	0	3											
Leon Wagner, L OBP: 0.341, SLG: 0.471 (1, 7)	L3		G3			4-3				3	1	0	0	1	0	2											
Rocky Colavito, R OBP: 0.393, SLG: 0.507 (1, 9)		5-3				F6		F9		4	0	0	0	0	0	1											
Fred Whitfield, L OBP: 0.315, SLG: 0.520 (1, 3)		K				4-3				4	1	1	2	0	1	0											
Max Alvis, R OBP: 0.338, SLG: 0.471 (1, 5)										4	1	2	0	0	1	0											
Pedro Gonzalez, R OBP: 0.315, SLG: 0.418 (1, 4)										3	1	1	0	0	0	1											
Joe Azcue, R OBP: 0.290, SLG: 0.244 (1, 2)										3	0	2	1	0	0	1											
Sam McDowell, L OBP: 0.093, SLG: 0.075 Vic Davalillo, L OBP: 0.347, SLG: 0.387 (7, PH) (8, 8)										2	0	0	0	0	1	3											
Inning Stats	R: 0 E: 0 K: 0 S: 3	H: 0 LOB: 0 BB: 0 P: 3	R: 1 E: 0 K: 1 S: 7	H: 2 LOB: 2 BB: 0 P: 8	R: 0 E: 0 K: 0 S: 3	H: 0 LOB: 0 BB: 0 P: 3	R: 0 E: 0 K: 0 S: 4	H: 1 LOB: 1 BB: 0 P: 4	R: 0 E: 0 K: 1 S: 7	H: 2 LOB: 2 BB: 0 P: 7	R: 0 E: 0 K: 0 S: 3	H: 0 LOB: 0 BB: 0 P: 3	R: 1 E: 0 K: 0 S: 5	H: 2 LOB: 1 BB: 0 P: 5	R: 2 E: 0 K: 1 S: 6	H: 1 LOB: 0 BB: 1 P: 10	1B: 7 2B: 0 3B: 0 HR: 1	SF: 0 SAC: 0 DP: 0 HBP: 1	WP: 0 PB: 0 CS: 0	PA: 34							
PITCHER	IP	WLS	BF	H	R	ER	SO	BB	IBB	HBP	BLK	WP	HR	S	P	ERA	WHIP										
Joe Horlen, R ERA: 2.82 Eddie Fisher, R ERA: 1.71	(1, 1)	7.1	32	8	4	4	2	1	0	0	0	0	0	4	4	4.91	1.227										

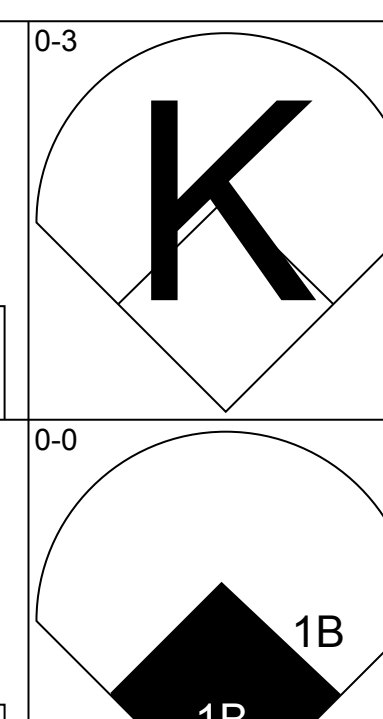
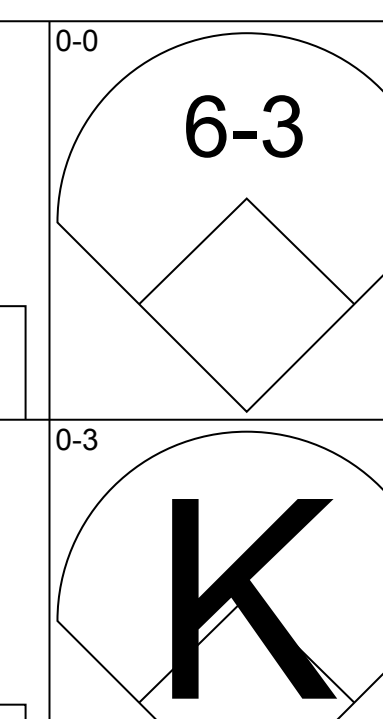
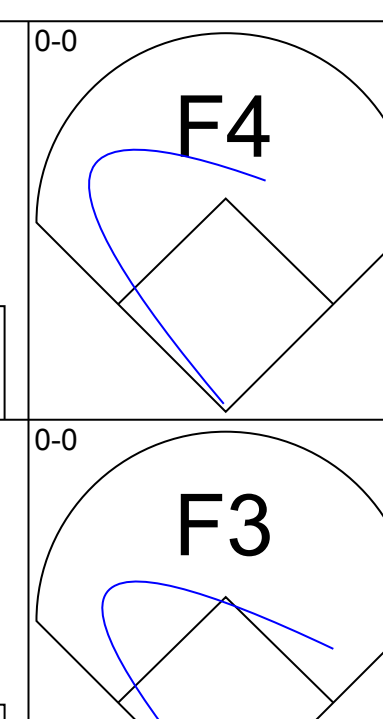
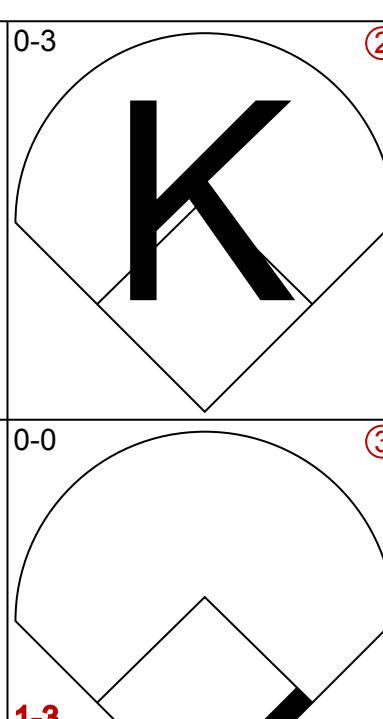
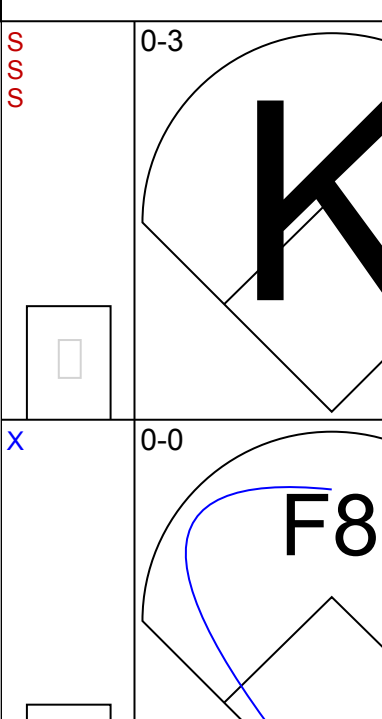
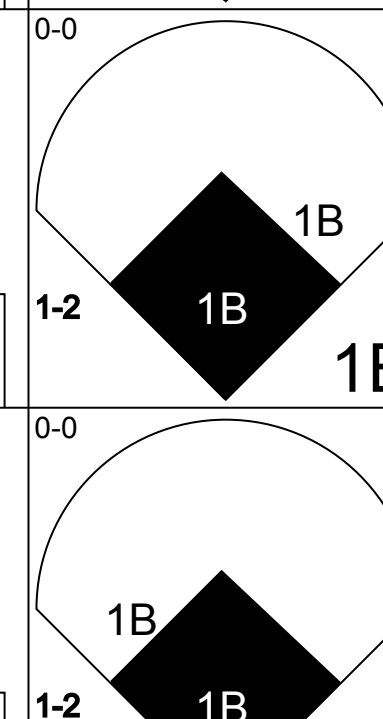



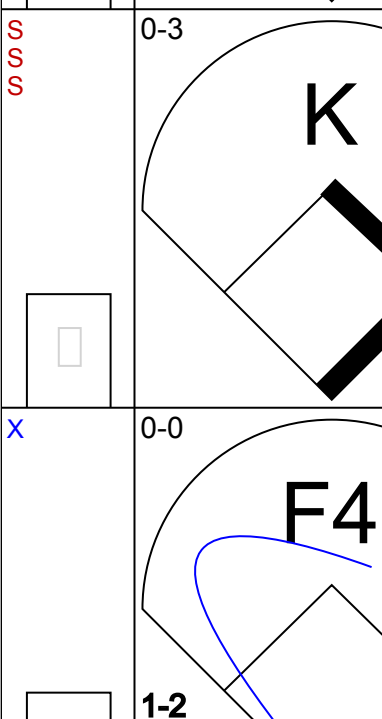
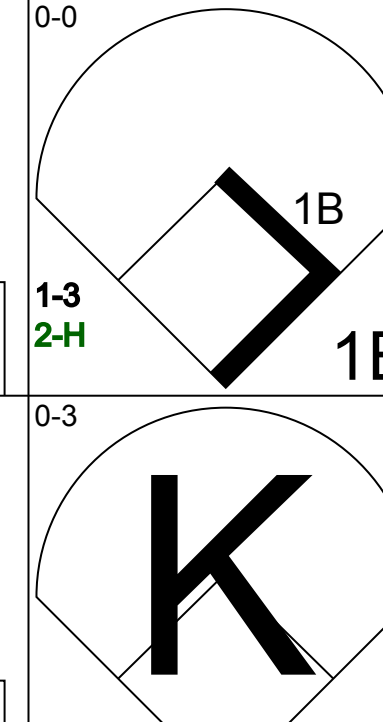
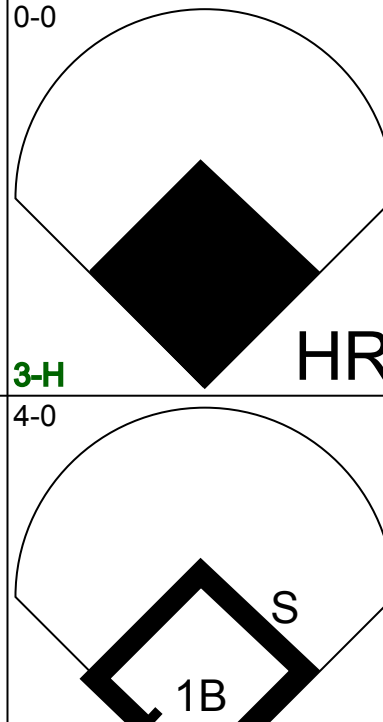
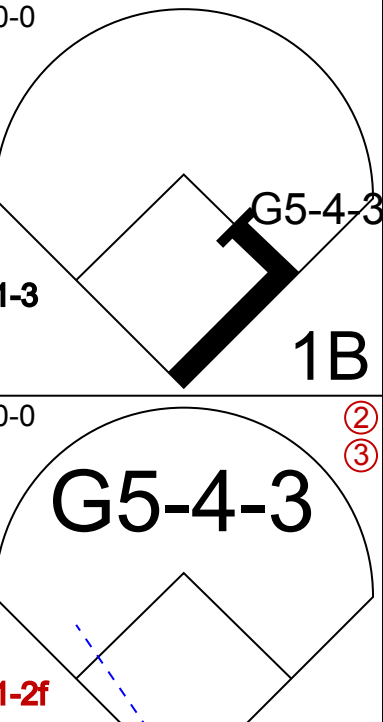
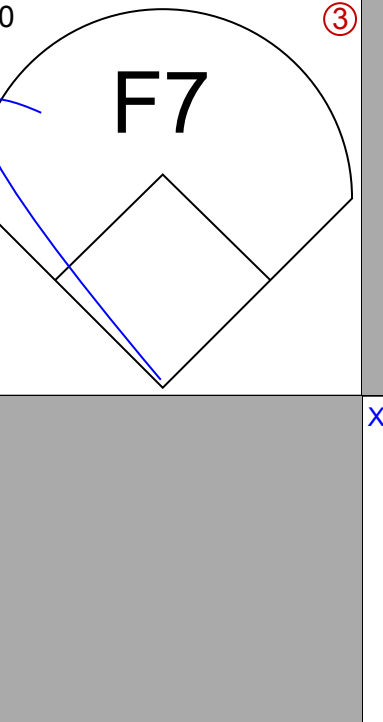

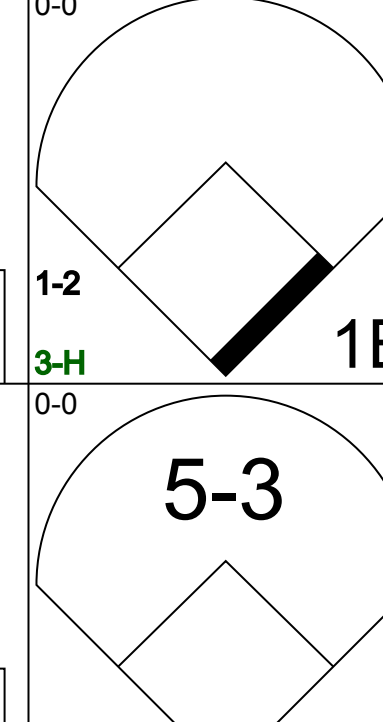
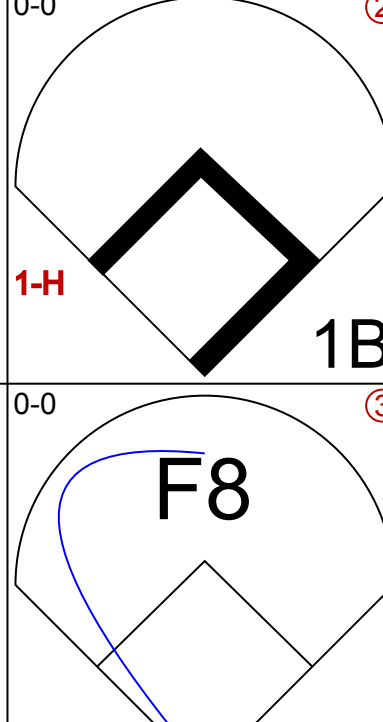




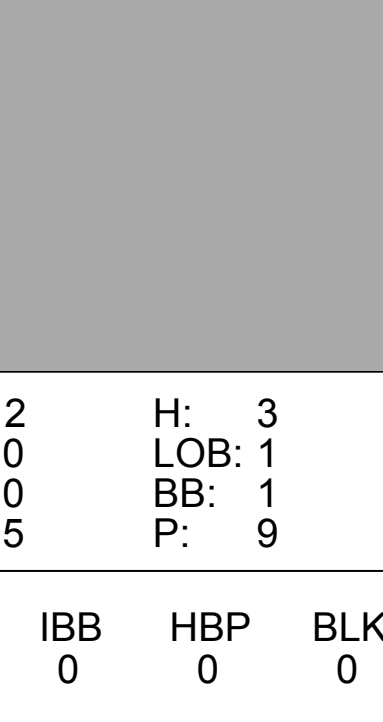
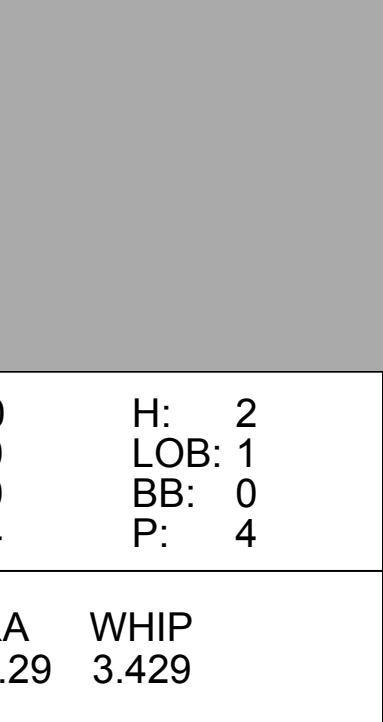
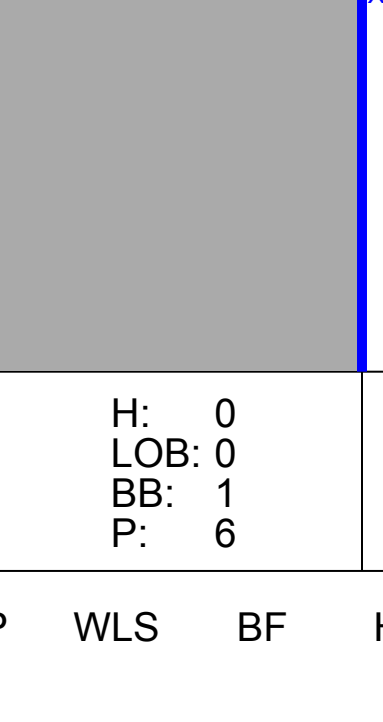
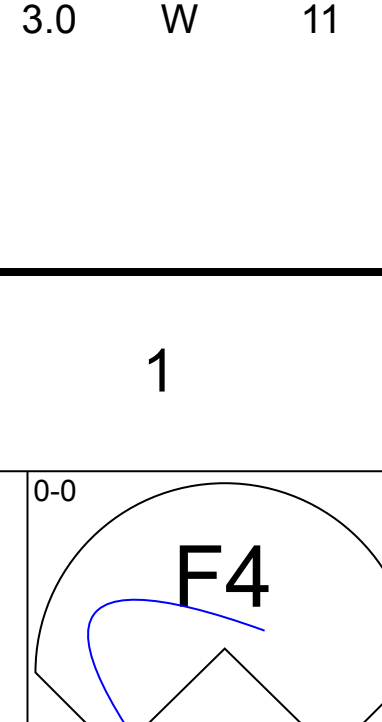
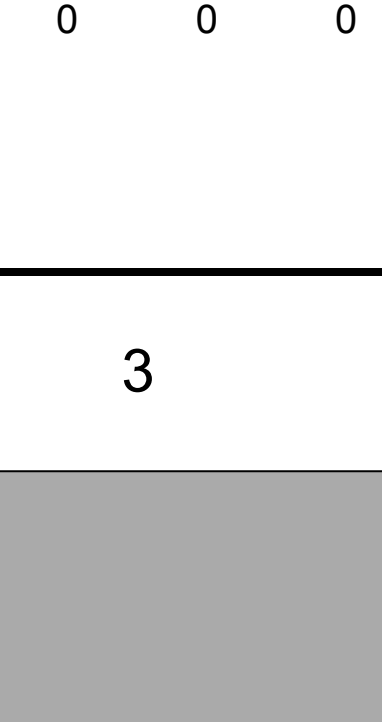
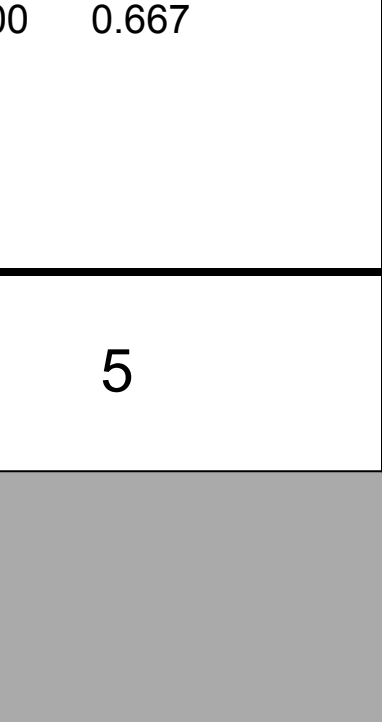
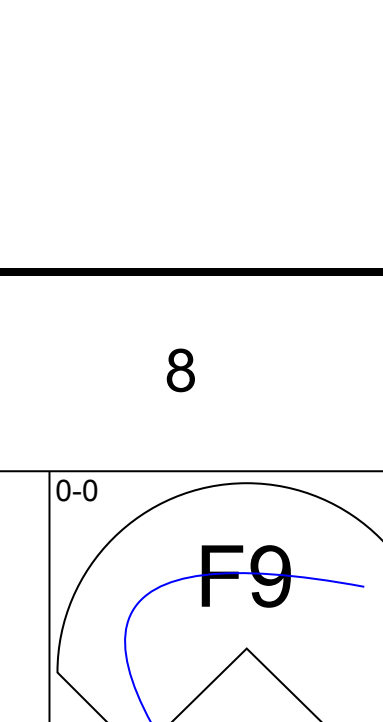
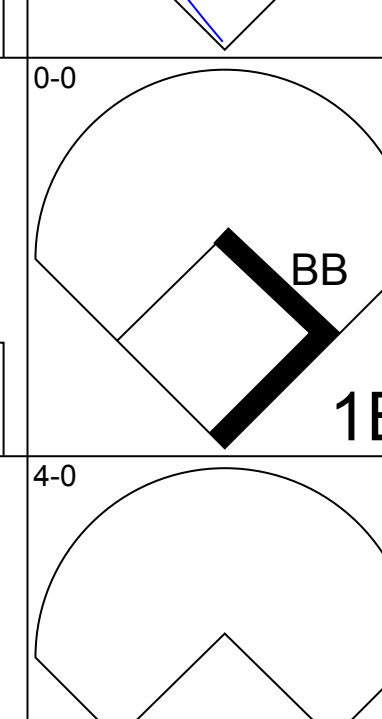
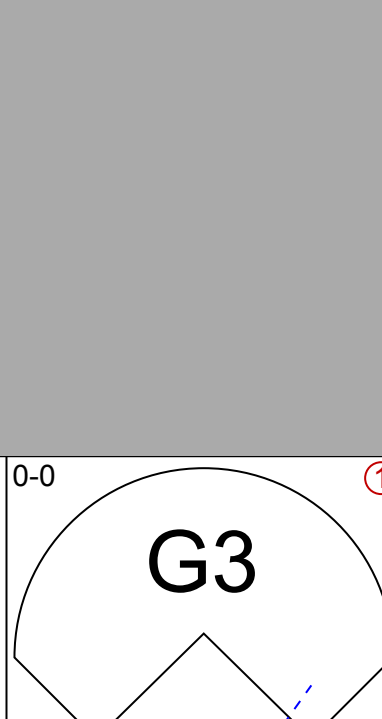
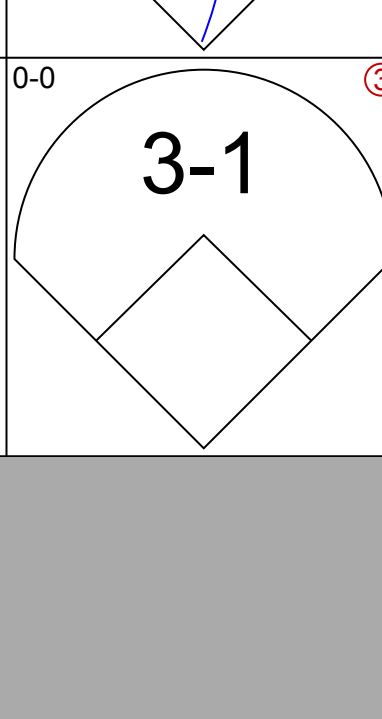

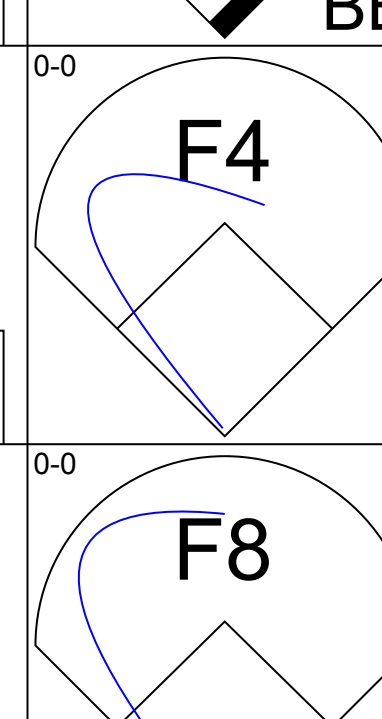
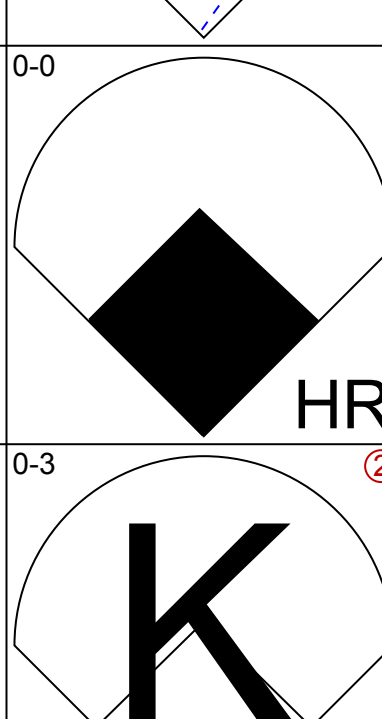


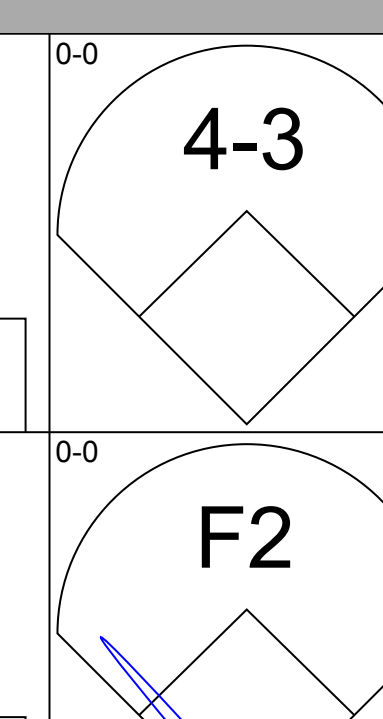
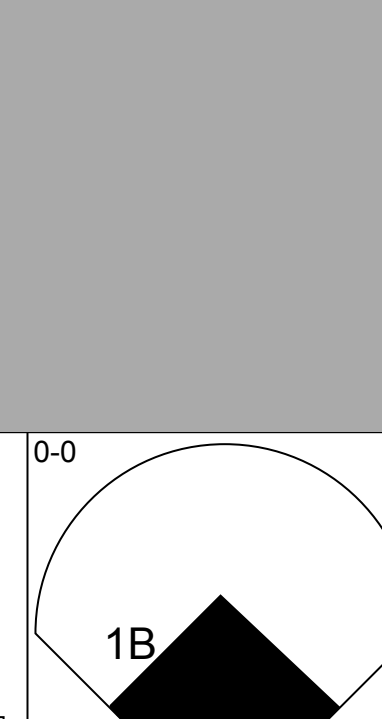


Chicago White Sox @ Cleveland Indians
Cleveland Municipal Stadium, Cleveland, OH
Wed Jul 28 1965, 7:05 PM EDT
Att: 14,188 - Unknown

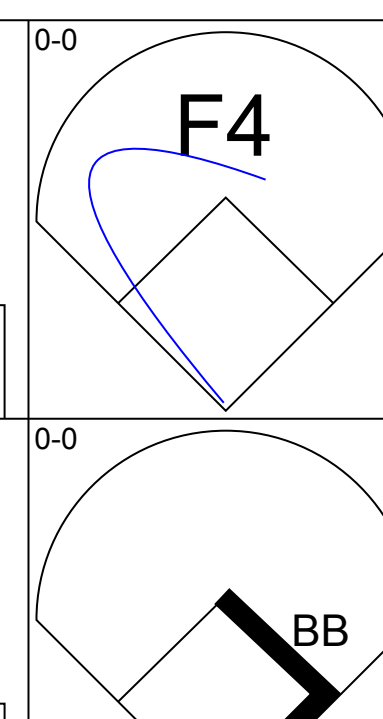
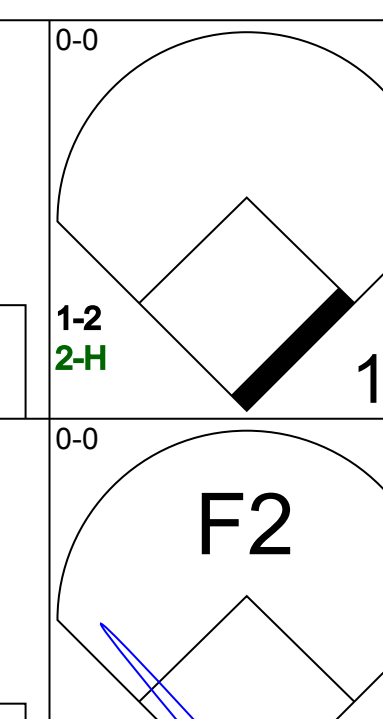
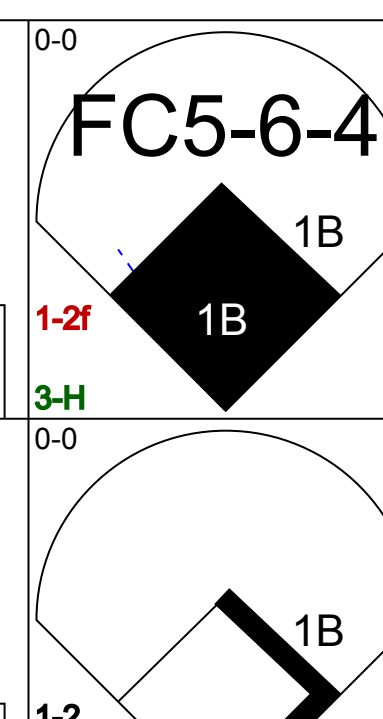
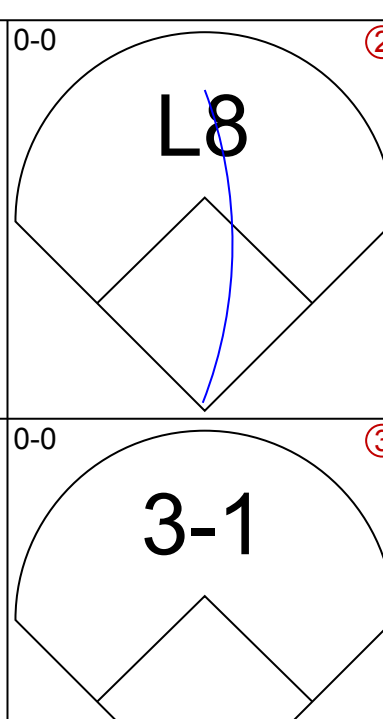
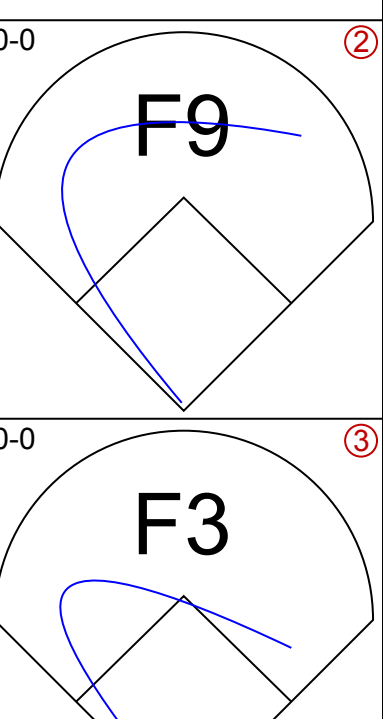
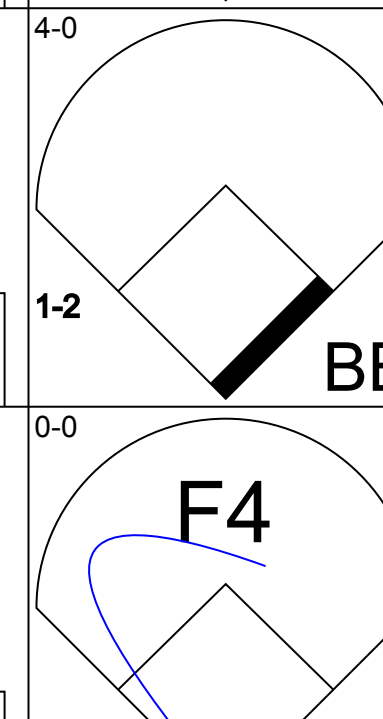

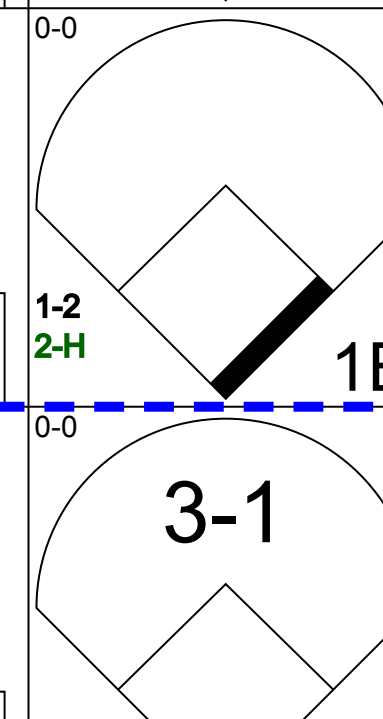


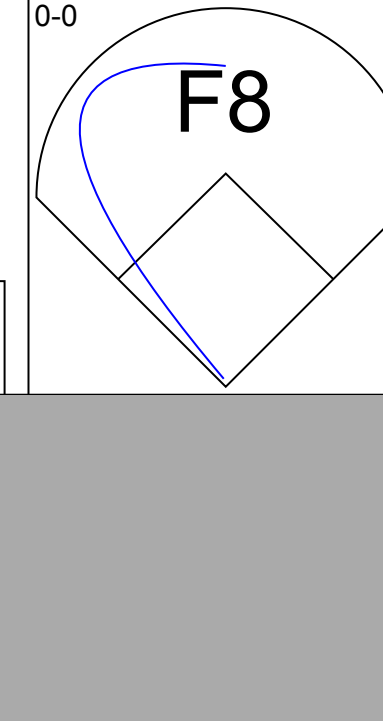
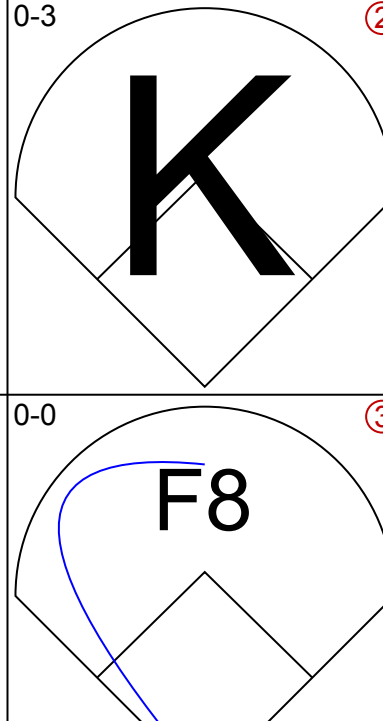
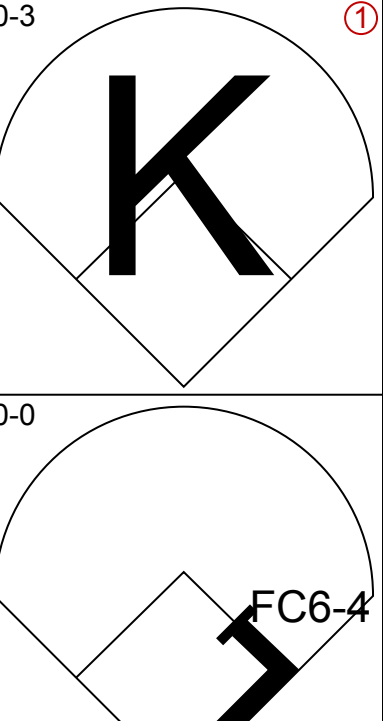

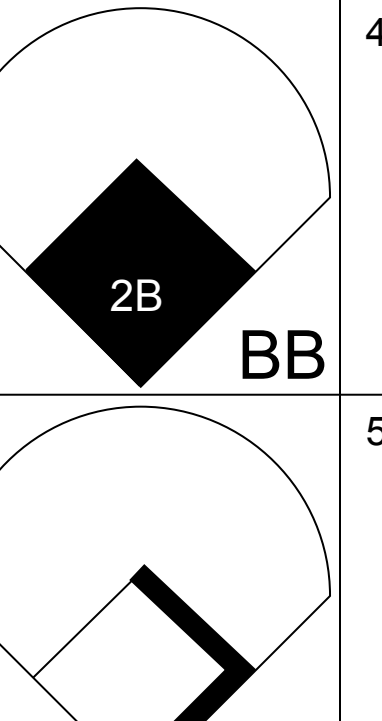


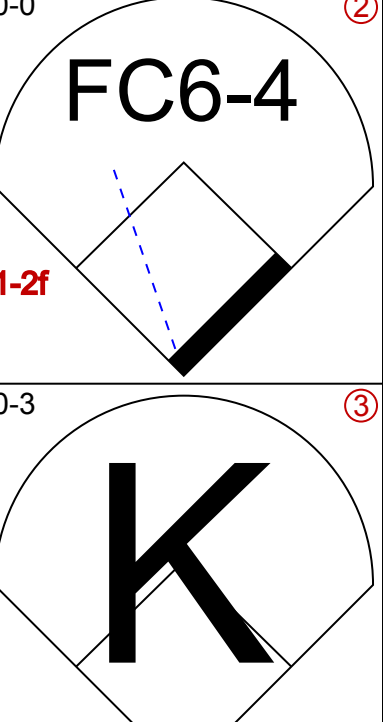




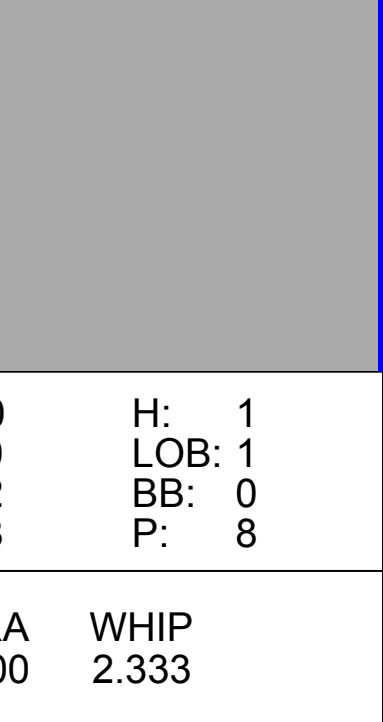
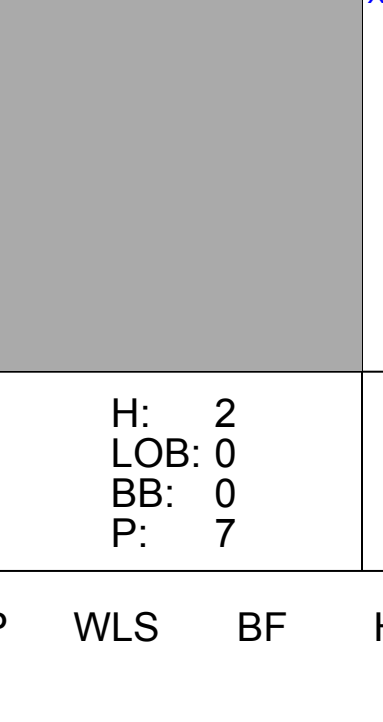
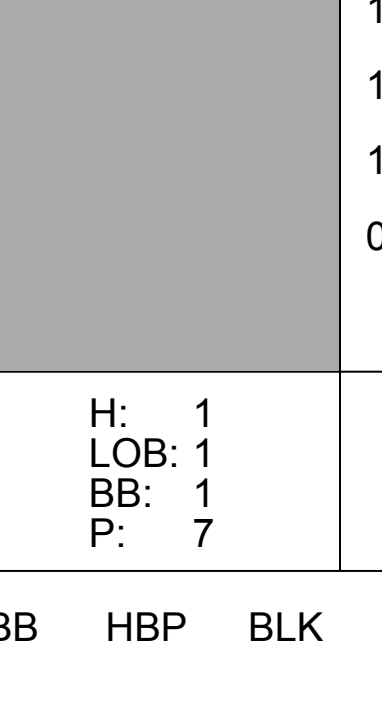


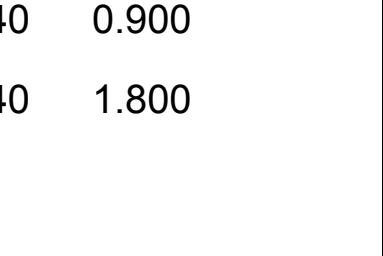


AB 32
R 4
H 8
RBI 4
BB 1
SO 3
LOB 12



Batter	1	2	3	4	5	6	7	8	9	AB	R	H	RBI	BB	SO	LOB	TOP					
Larry Brown, R (1, 6) OBP: 0.313, SLG: 0.381	6-3		K			F8			5-3	4	0	0	0	0	1	0	Cleveland Indians @ New York Yankees Yankee Stadium, Bronx, NY Fri Jul 30 1965, 7:05 PM EDT Att: 23,006 - Unknown - 76 F					
Chuck Hinton, R (1, 8) OBP: 0.337, SLG: 0.474	5-3				F8	6-3			HR	4	1	1	1	0	0	0						
Leon Wagner, L (1, 7) OBP: 0.339, SLG: 0.463	FC6-4 BB				3-1	K			F4	3	0	0	0	1	1	0						
Rocky Colavito, R (1, 9) OBP: 0.393, SLG: 0.503	FC6-4 1-2				F3				5-3 HR	4	1	1	0	0	0	1						
Fred Whitfield, L (1, 3) OBP: 0.313, SLG: 0.524			K						HR 1B	4	2	2	2	0	2	0						
Max Alvis, R (1, 5) OBP: 0.336, SLG: 0.464			CS 1B			K			F8 F9	4	0	1	0	0	1	1						
Pedro Gonzalez, R (1, 4) OBP: 0.310, SLG: 0.409			K			F4			F8	3	0	0	0	0	1	2						
Joe Azcue, R (1, 2) OBP: 0.290, SLG: 0.255									6-3	2	1	1	2	1	0	0						
Sonny Siebert, R (1, 1) OBP: 0.100, SLG: 0.205 (8, PH)			G6-4-3			L4			F7	2	0	0	0	0	0	1						
Al Luplow, L (8, PH) OBP: 0.276, SLG: 0.385										1	0	0	0	0	0	0						
Don McMahon, R (8, 1) OBP: 0.400, SLG: 0.400										0	0	0	0	0	0	0						
Inning Stats	R: 0 E: 0 K: 0 S: 3	H: 0 LOB: 1 BB: 1 P: 7	R: 0 E: 0 K: 2 S: 7	H: 1 LOB: 0 BB: 0 P: 7	R: 0 E: 0 K: 1 S: 4	H: 0 LOB: 0 BB: 1 P: 8	R: 0 E: 0 K: 0 S: 3	H: 0 LOB: 0 BB: 0 P: 3	R: 2 E: 0 K: 1 S: 7	H: 2 LOB: 0 BB: 0 P: 7	R: 0 E: 0 K: 1 S: 5	H: 0 LOB: 0 BB: 0 P: 5	R: 0 E: 0 K: 1 S: 5	H: 0 LOB: 0 BB: 0 P: 5	R: 0 E: 0 K: 0 S: 3	H: 0 LOB: 0 BB: 0 P: 3	R: 3 E: 0 K: 0 S: 6	H: 3 LOB: 0 BB: 0 P: 6	1B: 3 2B: 0 3B: 0 HR: 3	SF: 0 SAC: 0 DP: 1 HBP: 0	WP: 0 PB: 0 SB: 0 CS: 1	PA: 33
PITCHER	IP WLS BF H R ER SO BB IBB HBP BLK WP HR S P ERA WHIP																					
Al Downing, L (1, 1) ERA: 3.8	7.0 L 24 3 2 2 6 2 0 0 0 0 1 34 42 2.57 0.714																					
Pedro Ramos, R (8, 1) ERA: 3.39	2.0 9 3 3 3 0 0 0 0 0 0 2 9 9 13.50 1.500																					

Batter	1	2	3	4	5	6	7	8	9	AB	R	H	RBI	BB	SO	LOB	BOTTOM					
Bobby Richardson, R (1, 4) OBP: 0.321, SLG: 0.344	F9		F7			6-3			F9	4	0	0	0	0	0	1	Cleveland Indians @ New York Yankees Yankee Stadium, Bronx, NY Fri Jul 30 1965, 7:05 PM EDT Att: 23,006 - Unknown - 76 F					
Tony Kubek, L (1, 6) OBP: 0.275, SLG: 0.310	L8		F3			F7			3-1	4	0	0	0	0	0	1						
Mickey Mantle, S (1, 7) OBP: 0.386, SLG: 0.444 (8, PR)			F2							3	0	1	0	1	0	0						
Ross Moschitto, R (9, 9) OBP: 0.167, SLG: 0.304	6-3					G3-6-3 1B			BB	0	0	0	0	0	0	0						
Tom Tresh, S (1, 9) OBP: 0.340, SLG: 0.474 (9, 7)						K			F5	3	0	0	0	0	1	2						
Eliot Howard, R (1, 2) OBP: 0.259, SLG: 0.333									G3	4	0	2	0	0	0	1						
Joe Pepitone, L (1, 3) OBP: 0.326, SLG: 0.429									G1-6-3 1B	4	0	2	0	0	0	1						
Joe Pepitone, L (1, 3) OBP: 0.326, SLG: 0.429									F5	4	0	1	0	0	0	2						
Clete Boyer, R (1, 5) OBP: 0.305, SLG: 0.389									F5	4	0	0	0	0	1	5						
Roger Repoz, L (1, 8) OBP: 0.278, SLG: 0.429									G1-6-3 1-2	1	0	0	0	2	1	3						
Al Downing, R (1, 1) OBP: 0.163, SLG: 0.170										1	0	0	0	0	1	3						
Ray Barker, L (7, PH) OBP: 0.348, SLG: 0.388										1	0	0	0	0	1	1						
Pedro Ramos, S (8, 1) OBP: 0.111, SLG: 0.111										0	0	0	0	0	0	0						
Inning Stats	R: 0 E: 0 K: 0 S: 3	H: 0 LOB: 0 BB: 0 P: 3	R: 0 E: 1 K: 2 S: 9	H: 1 LOB: 3 BB: 0 P: 10	R: 0 E: 0 K: 0 S: 3	H: 0 LOB: 0 BB: 0 P: 3	R: 0 E: 0 K: 2 S: 8	H: 1 LOB: 1 BB: 0 P: 8	R: 0 E: 0 K: 0 S: 3	H: 0 LOB: 1 BB: 1 P: 7	R: 0 E: 0 K: 0 S: 3	H: 1 LOB: 0 BB: 0 P: 3	R: 0 E: 0 K: 1 S: 5	H: 0 LOB: 1 BB: 1 P: 9	R: 0 E: 0 K: 0 S: 3	H: 0 LOB: 1 BB: 1 P: 7	R: 0 E: 0 K: 0 S: 3	H: 1 LOB: 0 BB: 0 P: 3	1B: 4 2B: 0 3B: 0 HR: 0	SF: 0 SAC: 1 DP: 2 HBP: 1	WP: 0 PB: 0 SB: 0 CS: 0	PA: 34
PITCHER	IP WLS BF H R ER SO BB IBB HBP BLK WP HR S P ERA WHIP																					
Sonny Siebert, R (1, 1) ERA: 2.31	7.0 W 27 3 0 0 5 2 0 1 0 0 0 34 43 0.00 0.714																					
Don McMahon, R (8, 1) ERA: 2.72	2.0 S 7 1 0 0 0 1 0 0 0 0 0 6 10 0.00 1.000																					

Batter	1	2	3	4	5	6	7	8	9	AB	R	H	RBI	BB	SO	LOB	TOP						
Larry Brown, R OBP: 0.306, SLG: 0.372										5	0	0	0	0	3	2	<p>Cleveland Indians @ New York Yankees Yankee Stadium, Bronx, NY</p> <p>Sat Jul 31 1965, 3:33 AM EDT Att: 42,170 - Unknown - 80 F</p>						
Chuck Hinton, R OBP: 0.338, SLG: 0.472										5	1	2	1	0	1	0							
Leon Wagner, L OBP: 0.343, SLG: 0.464										4	1	2	0	1	1	0							
Rocky Colavito, R OBP: 0.393, SLG: 0.507										5	2	2	1	0	0	3							
Fred Whitfield, L OBP: 0.320, SLG: 0.539										4	1	3	3	0	0	0							
Max Alvis, R OBP: 0.337, SLG: 0.466										3	0	1	0	1	1	4							
Pedro Gonzalez, R OBP: 0.318, SLG: 0.416										4	1	3	1	0	1	1							
Joe Azcue, R OBP: 0.289, SLG: 0.255										4	0	1	0	0	1	4							
Luis Tiant, R OBP: 0.133, SLG: 0.163										2	0	0	0	0	1	0							
Jack Kralick, L OBP: 0.133, SLG: 0.143										0	0	0	0	0	0	0							
Lee Stange, R OBP: 0.320, SLG: 0.150										1	0	0	0	0	1	2							
Al Luplow, L OBP: 0.267, SLG: 0.370										1	0	0	0	0	0	1							
Jack Spring, R OBP: 0.333, SLG: 0.333										0	0	0	0	0	0	0							
Inning Stats	R: 3 E: 0 K: 2 S: 12	H: 5 LOB: 2 BB: 0 P: 12	R: 0 E: 0 K: 2 S: 7	H: 0 LOB: 0 BB: 0 P: 7	R: 2 E: 0 K: 0 S: 5	H: 3 LOB: 1 BB: 1 P: 9	R: 0 E: 0 K: 0 S: 3	H: 0 LOB: 0 BB: 0 P: 3	R: 0 E: 0 K: 0 S: 4	H: 2 LOB: 1 BB: 0 P: 4	R: 1 E: 0 K: 2 S: 9	H: 3 LOB: 2 BB: 0 P: 9	R: 0 E: 0 K: 0 S: 2	H: 0 LOB: 0 BB: 1 P: 6	R: 0 E: 0 K: 2 S: 8	H: 1 LOB: 1 BB: 0 P: 8	R: 0 E: 0 K: 2 S: 8	H: 0 LOB: 1 BB: 0 P: 8	1B: 11 2B: 1 3B: 1 HR: 1	SF: 0 SAC: 0 DP: 2 HBP: 0	WP: 1 PB: 1 SB: 1 CS: 0	PA: 40	
PITCHER	IP WLS BF H R ER SO BB IBB HBP BLK WP HR S P ERA WHIP																						
Whitey Ford, L ERA: 3.91	(1, 1)	2.1	15	7	5	5	4	1	0	0	0	0	0	0	1	22	26	19.29	3.429				
Pete Mikkelsen, R ERA: 3.88	(3, 1)	3.2	14	6	1	1	2	0	0	0	0	0	0	0	18	18	2.46	1.636					
Hal Reniff, R ERA: 3.23	(7, 1)	3.0	W	11	1	0	0	4	1	0	0	0	1	0	18	22	0.00	0.667					

Batter	1	2	3	4	5	6	7	8	9	AB	R	H	RBI	BB	SO	LOB	BOTTOM					
Bobby Richardson, R OBP: 0.320, SLG: 0.342										5	1	1	2	0	0	3	<p>Cleveland Indians @ New York Yankees Yankee Stadium, Bronx, NY</p> <p>Sat Jul 31 1965, 3:33 AM EDT Att: 42,170 - Unknown - 80 F</p>					
Tony Kubek, L OBP: 0.277, SLG: 0.312										5	0	2	0	0	0	4						
Tom Tresh, S OBP: 0.343, SLG: 0.475										4	1	2	1	1	0	0						
Joe Pepitone, L OBP: 0.327, SLG: 0.445										5	2	2	3	0	0	4						
Elston Howard, R OBP: 0.258, SLG: 0.327										4	1	0	0	1	2	2						
Ray Barker, L OBP: 0.350, SLG: 0.397										5	0	2	1	0	1	0						
Clete Boyer, R OBP: 0.304, SLG: 0.387										4	1	1	0	0	0	1						
Roger Repoz, L OBP: 0.280, SLG: 0.425										3	1	1	0	0	1	2						
Hector Lopez, R OBP: 0.309, SLG: 0.372										0	0	0	0	1	0	0						
Phil Linz, R OBP: 0.290, SLG: 0.278										0	0	0	0	0	0	0						
Ross Moschitto, R OBP: 0.167, SLG: 0.304										0	0	0	0	0	0	0						
Whitey Ford, L OBP: 0.275, SLG: 0.234										1	0	1	0	0	0	0						
Pete Mikkelsen, R OBP: 0.111, SLG: 0.111										1	0	1	0	0	0	0						
Jake Gibbs, L OBP: 0.240, SLG: 0.250										1	0	0	0	0	0	0						
Hal Reniff, R ERA: 3.86										0	0	0	0	0	0	0						
Inning Stats	R: 0 E: 0 K: 0 S: 4	H: 1 LOB: 2 BB: 1 P: 8	R: 1 E: 0 K: 0 S: 6	H: 3 LOB: 2 BB: 0 P: 6	R: 1 E: 0 K: 1 S: 6	H: 1 LOB: 0 BB: 0 P: 6	R: 2 E: 0 K: 0 S: 7	H: 4 LOB: 2 BB: 0 P: 7	R: 0 E: 0 K: 2 S: 8	H: 1 LOB: 1 BB: 0 P: 8	R: 0 E: 0 K: 0 S: 3	H: 0 LOB: 0 BB: 0 P: 3	R: 2 E: 0 K: 1 S: 7	H: 2 LOB: 0 BB: 0 P: 7	R: 0 E: 0 K: 0 S: 3	H: 0 LOB: 2 BB: 1 P: 7	R: 1 E: 0 K: 0 S: 3	H: 1 LOB: 1 BB: 1 P: 7	1B: 10 2B: 1 3B: 0 HR: 2	SF: 0 SAC: 1 DP: 0 HBP: 0	WP: 0 PB: 0 SB: 0 CS: 0	PA: 42
PITCHER	IP WLS BF H R ER SO BB IBB HBP BLK WP HR S P ERA WHIP																					
Luis Tiant, R ERA: 3.52	(1, 1)	3.0	16	6	3	3	1	0	0	0	0	0	0	0	5	5	13.50	4.500				
Jack Kralick, L ERA: 4.52	(4, 1)	0.2	5	3	1	1	0	0	0	0	0	0	0	1	19	19	5.40	0.900				
Lee Stange, R ERA: 3.19	(4, 1)	3.1	13	3	2	2	3	0	0	0	0	0	0	0	6	14	5.40	1.800				
Jack Spring, L ERA: 3.86	(8, 1)	1.2	L	8	1	1	1	0	2	0	0	0	0	0	6	14	5.40	1.800				

Batter	1	2	3	4	5	6	7	8	9	AB	R	H	RBI	BB	SO	LOB	TOP								
Larry Brown, R OBP: 0.311, SLG: 0.370 (1, 6)	FC5-4 1B		CS BB	1B SF7 BB	FC5		F6		5-3	4	1	1	0	2	0	4									
Chuck Hinton, R OBP: 0.339, SLG: 0.469 (1, 8)	FC5-4 WP 1-2		5-3 1-2				L8			4	0	1	0	1	0	4									
Leon Wagner, L OBP: 0.346, SLG: 0.467 (1, 7)	F6 1-2		1B 2B 1B	SF7 3-H 4-0					G4-6-3 1B	4	2	3	1	0	0	1									
Rocky Colavito, R OBP: 0.395, SLG: 0.510 (1, 9)	F7		2B 1B						F9	4	1	2	1	1	0	2									
Fred Whitfield, L OBP: 0.318, SLG: 0.536 (1, 3)		F8	1B BB 2B 1-H 2-H		F7		K		G4-6-3 1-2	5	1	1	2	0	1	4									
Max Alvis, R OBP: 0.343, SLG: 0.466 (1, 5)		1B BB	BB 1B HBP		F7				1B 1B	2	1	1	0	2	0	2									
Pedro Gonzalez, R OBP: 0.328, SLG: 0.422 (1, 4)			BB 1B 1-3			FC5 SH3-4 BB	K		1B	4	0	3	0	1	1	2									
Duke Sims, L OBP: 0.266, SLG: 0.397 (1, 2)										1	0	0	1	3	1	1									
Chico Salmon, R OBP: 0.246, SLG: 0.350 (7, PR)										0	0	0	0	0	0	0									
Gary Bell, R OBP: 0.091, SLG: 0.364 (7, 1)										0	0	0	0	0	0	0									
Jack Spring, R OBP: 0.353, SLG: 0.333 (8, 1)										0	0	0	0	0	0	0									
Al Luplow, L OBP: 0.290, SLG: 0.393 (9, PH)			BB						BB SH3-4	0	0	0	0	0	0	0									
Ralph Terry, R OBP: 0.196, SLG: 0.146 (1, 1)									BB 3-H	1	0	1	1	0	0	0									
Dick Howser, R OBP: 0.358, SLG: 0.287 (7, PH)										0	0	0	0	0	0	0									
Phil Roof, R OBP: 0.103, SLG: 0.103 (7, 2)									K	1	0	0	0	0	1	1									
Inning Stats	R: 0 E: 0 K: 0 S: 4	H: 1 LOB: 1 BB: 0 P: 4	R: 0 E: 0 K: 1 S: 5	H: 1 LOB: 2 BB: 2 P: 13	R: 3 E: 0 K: 1 S: 8	H: 4 LOB: 3 BB: 2 P: 17	R: 1 E: 0 K: 0 S: 4	H: 1 LOB: 2 BB: 2 P: 12	R: 0 E: 0 K: 1 S: 5	H: 0 LOB: 1 BB: 1 P: 9	R: 1 E: 0 K: 2 S: 8	H: 2 LOB: 2 BB: 2 P: 16	R: 0 E: 0 K: 0 S: 3	H: 0 LOB: 2 BB: 1 P: 7	R: 0 E: 0 K: 0 S: 3	H: 1 LOB: 1 BB: 0 P: 3	R: 1 E: 0 K: 1 S: 7	H: 3 LOB: 1 BB: 0 P: 7	1B: 11 2B: 2 3B: 0 HR: 0	SF: 1 SAC: 2 DP: 1 HBP: 1	WP: 1 PB: 0 SB: 0 CS: 1	PA: 46			
PITCHER	IP	WLS	BF	H	R	ER	SO	BB	IBB	HBP	BLK	WP	HR	S	P	ERA	WHIP								
Jim Bouton, R ERA: 5.2 (1, 1)	3.0		18	6	3	3	2	4	0	1	0	1	0	17	34	9.00	3.333								
Gil Blanco, L ERA: 4.15 (4, 1)	2.1		13	3	2	2	1	4	0	0	0	0	0	11	27	7.71	3.000								
Pete Mikkelsen, R ERA: 3.84 (6, 1)	0.2		3	0	0	0	2	1	0	0	0	0	0	6	10	0.00	1.500								
Pedro Ramos, R ERA: 3.38 (7, 1)	3.0	W	12	4	1	1	1	1	0	0	0	0	0	13	17	3.00	1.667								

Cleveland Indians @ New York Yankees
Yankee Stadium, Bronx, NY
Sun Aug 01 1965, 3:33 AM EDT
Cloudy - 78 F

AB	32
R	6
H	13
RBI	6
BB	10
SO	6
LOB	26



Batter	1	2	3	4	5	6	7	8	9	AB	R	H	RBI	BB	SO	LOB	BOTTOM								
Bobby Richardson, R OBP: 0.317, SLG: 0.339 (1, 4)	5-3		F6							4	0	0	0	0	0	0									
Tony Kubek, L OBP: 0.281, SLG: 0.319 (1, 6)	G3			K						4	2	2	0	0	1	0									
Tom Tresh, S OBP: 0.345, SLG: 0.476 (1, 7)	K			F3						3	2	1	1	1	1	0									
Joe Pepitone, L OBP: 0.328, SLG: 0.452 (1, 9)		F4		L9						3	2	1	3	1	0	0									
Elston Howard, R OBP: 0.258, SLG: 0.335 (1, 2)		L8								4	1	1	2	0	0	0									
Ray Barker, L OBP: 0.347, SLG: 0.392 (1, 3)		F7								4	0	1	1	0	0	0									
Clete Boyer, R OBP: 0.306, SLG: 0.403 (1, 5)										4	2	2	1	0	0	1									
Roger Repoz, L OBP: 0.288, SLG: 0.462 (1, 8)										4	1	2	1	0	0	1									
Jim Bouton, R OBP: 0.209, SLG: 0.105 (3, PH)										0	0	0	0	0	0	0									
Mickey Martin, S OBP: 0.389, SLG: 0.444 (4, 1)										0	0	0	0	0	0	0									
Pete Mikkelsen, R OBP: 0.319, SLG: 0.311 (6, PH)										1	0	0	0	0	0	0									
Jake Gibbs, L OBP: 0.251, SLG: 0.260 (7, 1)										1	0	0	0	0	0	0									
Pedro Ramos, S OBP: 0.100, SLG: 0.100 (7, 1)										1	0	0	0	0	1	0									
Inning Stats	R: 0 E: 0 K: 1 S: 5	H: 0 LOB: 0 BB: 0 P: 5	R: 0 E: 0 K: 0 S: 3	H: 0 LOB: 0 BB: 0 P: 3	R: 1 E: 0 K: 0 S: 4	H: 1 LOB: 0 BB: 0 P: 4	R: 0 E: 0 K: 1 S: 5	H: 0 LOB: 0 BB: 0 P: 5	R: 0 E: 0 K: 0 S: 3	H: 0 LOB: 0 BB: 0 P: 3	R: 4 E: 0 K: 0 S: 6	H: 3 LOB: 1 BB: 1 P: 10	R: 1 E: 0 K: 1 S: 6	H: 1 LOB: 0 BB: 0 P: 6	R: 4 E: 0 K: 0 S: 7	H: 5 LOB: 2 BB: 1 P: 11	1B: 3 2B: 2 3B: 2 HR: 3	SF: 1 SAC: 0 DP: 0 HBP: 0	WP: 0 PB: 0 SB: 0 CS: 0	PA: 35					
PITCHER	IP	WLS	BF	H	R	ER	SO	BB	IBB	HBP	BLK	WP	HR	S	P	ERA	WHIP								
Ralph Terry, R ERA: 3.37 (1, 1)	6.0		23	4	5	5	2	1	0	0	0	0	2	26	30	7.50	0.833								
Gary Bell, R ERA: 3.79 (7, 1)	1.1	L	9	4	5	5	1	0	1	0	0	0	1	10	14	33.75	3.000								
Jack Spring, L ERA: 3.74 (8, 1)	0.2		3	2	0	0	0	0	0	0	0	0	0	3	3	0.00	3.000								

Cleveland Indians @ New York Yankees
Yankee Stadium, Bronx, NY
Sun Aug 01 1965, 3:33 AM EDT
Cloudy - 78 F

AB	32
R	10
H	10
RBI	10
BB	2
SO	3
LOB	2



Batter	1	2	3	4	5	6	7	8	9	AB	R	H	RBI	BB	SO	LOB	TOP								
Larry Brown, R (1, 6) OBP: 0.314, SLG: 0.372										4	0	2	1	0	0	1									
Vic Davallio, L (1, 8) OBP: 0.346, SLG: 0.386										4	0	1	0	0	0	2									
Chuck Hinton, R (1, 7) OBP: 0.334, SLG: 0.462										4	0	0	0	0	0	4									
Rocky Colavito, R (1, 9) OBP: 0.396, SLG: 0.518										4	2	2	1	0	0	0									
Fred Whitfield, L (1, 3) OBP: 0.320, SLG: 0.536										4	0	2	0	0	1	0									
Max Alvis, R (1, 5) OBP: 0.344, SLG: 0.465										3	1	1	0	1	0	0									
Pedro Gonzalez, R (1, 4) OBP: 0.326, SLG: 0.419										4	0	1	0	0	0	3									
Joe Azcue, R (1, 2) OBP: 0.289, SLG: 0.256										3	0	1	0	0	0	2									
Chico Salmon, R (8, PR) OBP: 0.246, SLG: 0.350										0	1	0	0	0	0	0									
Phil Roof, R (8, 2) OBP: 0.133, SLG: 0.133										1	0	1	1	0	0	0									
Sam McDowell, L (1, 1) OBP: 0.105, SLG: 0.107										3	0	1	0	0	0	2									
Inning Stats	R: 0 E: 0 K: 0 S: 3	H: 0 LOB: 0 BB: 0 P: 3	R: 1 E: 0 K: 0 S: 4	H: 2 LOB: 1 BB: 1 P: 8	R: 0 E: 0 K: 0 S: 4	H: 2 LOB: 0 BB: 0 P: 4	R: 0 E: 0 K: 0 S: 3	H: 0 LOB: 0 BB: 0 P: 3	R: 0 E: 0 K: 0 S: 4	H: 1 LOB: 1 BB: 0 P: 4	R: 0 E: 0 K: 0 S: 3	H: 0 LOB: 0 BB: 0 P: 5	R: 0 E: 0 K: 1 S: 5	H: 0 LOB: 0 BB: 0 P: 5	R: 1 E: 0 K: 0 S: 5	H: 2 LOB: 2 BB: 0 P: 5	R: 2 E: 0 K: 0 S: 6	H: 4 LOB: 1 BB: 0 P: 6	1B: 10 2B: 1 HR: 1	SF: 0 SAC: 1 HBP: 0	WP: 0 PB: 0 CS: 1	PA: 36			
PITCHER	IP	WLS	BF	H	R	ER	SO	BB	IBB	HBP	BLK	WP	HR	S	P	ERA	WHIP								
Jack Cullen, R (1, 1) ERA: 2.45	7.1	L	28	8	2	2	1	1	0	0	0	0	0	29	33	2.46	1.227								
Steve Hamilton, L (8, 1) ERA: 1.57	0.2		2	0	0	0	0	0	0	0	0	0	0	2	2	0.00	0.000								
Hal Reniff, R (9, 1) ERA: 3.46	1.0		6	4	2	2	0	0	0	0	0	0	1	6	6	18.00	4.000								

Cleveland Indians @ New York Yankees
Yankee Stadium, Bronx, NY
Sun Aug 01 1965, 3:38 AM EDT
Att: 34,978 - Unknown - 75 F


AB	34
R	4
H	12
RBI	3
BB	1
SO	1
LOB	14



Batter	1	2	3	4	5	6	7	8	9	AB	R	H	RBI	BB	SO	LOB	BOTTOM								
Bobby Richardson, R (1, 4) OBP: 0.316, SLG: 0.340										4	0	1	0	0	1	0									
Tony Kubek, L (1, 6) OBP: 0.276, SLG: 0.314										4	0	0	0	0	1	1									
Mickey Mantle, S (1, 7) OBP: 0.380, SLG: 0.437										4	0	0	0	0	2	1									
Elston Howard, R (1, 2) OBP: 0.259, SLG: 0.335										3	1	1	0	0	0	0									
Tom Tresh, S (1, 8) OBP: 0.342, SLG: 0.473										3	0	0	0	0	2	1									
Joe Pepitone, L (1, 3) OBP: 0.328, SLG: 0.450										2	0	0	0	1	1	0									
Hector Lopez, R (1, 9) OBP: 0.310, SLG: 0.371										3	0	1	1	0	2	0									
Clete Boyer, R (1, 5) OBP: 0.304, SLG: 0.399										3	0	0	0	0	0	1									
Jack Cullen, R (1, 1) ERA: 2.45										2	0	0	0	0	2	0									
Steve Hamilton, L (8, 1) ERA: 1.57										0	0	0	0	0	0	0									
Phil Linz, R (8, PH) OBP: 0.289, SLG: 0.276										1	0	0	0	0	0	0									
Hal Reniff, R (9, 1) ERA: 3.46										0	0	0	0	0	0	0									
Inning Stats	R: 0 E: 0 K: 2 S: 7	H: 0 LOB: 0 BB: 0 P: 7	R: 1 E: 0 K: 0 S: 4	H: 2 LOB: 1 BB: 1 P: 8	R: 0 E: 0 K: 2 S: 8	H: 1 LOB: 0 BB: 0 P: 8	R: 0 E: 0 K: 1 S: 5	H: 0 LOB: 0 BB: 0 P: 5	R: 0 E: 0 K: 2 S: 7	H: 0 LOB: 0 BB: 0 P: 7	R: 0 E: 0 K: 0 S: 3	H: 0 LOB: 0 BB: 0 P: 3	R: 0 E: 0 K: 2 S: 7	H: 0 LOB: 0 BB: 0 P: 7	R: 0 E: 0 K: 1 S: 5	H: 0 LOB: 0 BB: 0 P: 5	R: 0 E: 0 K: 1 S: 5	H: 0 LOB: 0 BB: 0 P: 5	1B: 2 2B: 1 HR: 0	SF: 0 SAC: 0 HBP: 0	WP: 0 PB: 0 CS: 0	PA: 30			
PITCHER	IP	WLS	BF	H	R	ER	SO	BB	IBB	HBP	BLK	WP	HR	S	P	ERA	WHIP								
Sam McDowell, L (1, 1) ERA: 2.1	9.0	W	30	3	1	1	11	1	0	0	0	0	0	51	55	1.00	0.444								

Cleveland Indians @ New York Yankees
Yankee Stadium, Bronx, NY
Sun Aug 01 1965, 3:38 AM EDT
Att: 34,978 - Unknown - 75 F

AB	29
R	1
H	3
RBI	1
BB	1
SO	11
LOB	4



Batter	1	2	3	4	5	6	7	8	9	AB	R	H	RBI	BB	SO	LOB	TOP								
Don Wert, R OBP: 0.334, SLG: 0.355 (1, 5)	4-3		K				K			4	1	1	1	1	2	1	Detroit Tigers @ Cleveland Indians Cleveland Municipal Stadium, Cleveland, OH Tue Aug 03 1965, 7:05 PM EDT Att: 9,372 - Unknown livebaseballscorecards.com								
Jerry Lumpe, L OBP: 0.337, SLG: 0.339 (1, 4)	F4			WP	BB			F9		4	2	1	0	1	0	1									
Norm Cash, L OBP: 0.349, SLG: 0.436 (1, 3)	F4			F5	1B					5	2	3	3	0	0	1									
Al Kaline, R OBP: 0.408, SLG: 0.519 (1, 8)				WP	1B			L7		5	2	3	1	0	0	1									
Willie Horton, R OBP: 0.356, SLG: 0.560 (1, 7)	K			FC1-6	1B			F2		5	1	2	2	0	2	2									
Dick McAuliffe, L OBP: 0.348, SLG: 0.451 (1, 6)	K			FC1-6	F5			F8		5	0	0	0	0	1	5									
Don Demeter, R OBP: 0.307, SLG: 0.436 (1, 9)	K			FC6-4	1B			F3		5	1	1	0	0	2	2									
Bill Freehan, R OBP: 0.286, SLG: 0.337 (1, 2)			6-3					F7		5	2	3	2	0	0	0									
Mickey Lolich, S OBP: 0.121, SLG: 0.089 Julio Navarro, R (3, 1)	F8							SH1-4		1	0	0	0	0	0	0									
Terry Fox, R (4, 1)										0	0	0	0	0	0	0									
Inning Stats	R: 0 E: 0 K: 0 S: 3	H: 0 LOB: 0 BB: 0 P: 3	R: 0 E: 0 K: 3 S: 10	H: 1 LOB: 1 BB: 0 P: 10	R: 0 E: 0 K: 1 S: 5	H: 0 LOB: 0 BB: 0 P: 5	R: 2 E: 0 K: 0 S: 5	H: 2 LOB: 1 BB: 1 P: 9	R: 9 E: 0 K: 0 S: 11	H: 8 LOB: 1 BB: 2 P: 19	R: 0 E: 0 K: 1 S: 6	H: 1 LOB: 1 BB: 0 P: 6	R: 0 E: 0 K: 2 S: 8	H: 1 LOB: 1 BB: 0 P: 8	R: 1 E: 0 K: 0 S: 4	H: 1 LOB: 0 BB: 0 P: 4	R: 0 E: 0 K: 0 S: 3	H: 0 LOB: 0 BB: 0 P: 3	1B: 12 2B: 1 3B: 0 HR: 1	SF: 0 SAC: 2 DP: 0 HBP: 0	WP: 4 PB: 0 SB: 1 CS: 0	PA: 44			
PITCHER	IP	WLS	BF	H	R	ER	SO	BB	IBB	HBP	BLK	WP	HR	S	P	ERA	WHIP								
Steve Hargan, R ERA: 11.25 (1, 1)	4.0		19	4	5	5	4	3	0	0	0	2	0	24	36	11.25	1.750								
Lee Stange, R ERA: 3.5 (5, 1)	0.0	L	3	3	1	1	0	0	0	0	0	0	0	3	3	∞	∞								
Floyd Weaver, R ERA: 4.85 (5, 1)	1.0		7	4	5	5	0	0	0	0	0	0	0	7	7	45.00	4.000								
Luis Tiant, R ERA: 3.46 (6, 1)	2.0		8	2	0	0	3	0	0	0	0	0	0	14	14	0.00	1.000								
Ralph Terry, R ERA: 3.39 (8, 1)	2.0		7	1	1	1	0	0	0	0	0	0	1	7	7	4.50	0.500								

Batter	1	2	3	4	5	6	7	8	9	AB	R	H	RBI	BB	SO	LOB	BOTTOM								
Larry Brown, R OBP: 0.320, SLG: 0.382 (1, 6)	1B	F9		2B	1B			K		5	2	3	1	0	1	1	Detroit Tigers @ Cleveland Indians Cleveland Municipal Stadium, Cleveland, OH Tue Aug 03 1965, 7:05 PM EDT Att: 9,372 - Unknown livebaseballscorecards.com								
Chuck Hinton, R OBP: 0.342, SLG: 0.477 (1, 8)	4-3		SF8	1B	K			1B		4	1	3	3	1	1	1									
Leon Wagner, L OBP: 0.349, SLG: 0.466 (1, 7)	4-3		CS	BB	BB			L8		3	0	1	0	2	0	1									
Rocky Colavito, R OBP: 0.392, SLG: 0.512 (1, 9)	FC6-2-5		SF8	F7				F4		4	1	0	1	0	1	5									
Fred Whitfield, L OBP: 0.325, SLG: 0.544 (1, 3)	2B		1B	2B	1B			L8		5	1	3	1	0	0	2									
Max Alvis, R OBP: 0.343, SLG: 0.462 (1, 5)	K		1B	F6				F7		5	0	1	1	0	1	4									
Pedro Gonzalez, R OBP: 0.324, SLG: 0.414 (1, 4)			F9		L8			F3		5	0	1	0	0	0	1									
Joe Azcue, R OBP: 0.295, SLG: 0.267 (1, 2)	K			FC1-6	1B			4-3		5	1	3	0	0	1	1									
Steve Hargan, R ERA: 11.25 (1, 1)				FC1-6	1B					2	1	0	0	0	1	2									
Lee Stange, R ERA: 3.5 (5, 1)					1-3					0	0	0	0	0	0	0									
Floyd Weaver, R ERA: 4.85 (5, 1)										0	0	0	0	0	0	0									
Al Luplow, L OBP: 0.312, SLG: 0.290 (5, PH)										1	0	0	0	0	0	1									
Luis Tiant, R ERA: 3.46 (6, 1)										0	0	0	0	0	0	0									
Duke Sims, L OBP: 0.262, SLG: 0.390 (7, PH)										1	0	0	0	0	1	1									
Ralph Terry, R ERA: 3.39 (8, 1)										0	0	0	0	0	0	0									
Inning Stats	R: 2 E: 0 K: 1 S: 8	H: 3 LOB: 1 BB: 0 P: 8	R: 0 E: 0 K: 2 S: 8	H: 1 LOB: 1 BB: 0 P: 8	R: 2 E: 0 K: 0 S: 5	H: 3 LOB: 1 BB: 1 P: 9	R: 2 E: 0 K: 0 S: 7	H: 4 LOB: 3 BB: 1 P: 11	R: 1 E: 0 K: 1 S: 7	H: 2 LOB: 1 BB: 0 P: 7	R: 0 E: 0 K: 0 S: 3	H: 0 LOB: 0 BB: 0 P: 3	R: 0 E: 0 K: 1 S: 6	H: 1 LOB: 1 BB: 0 P: 6	R: 0 E: 0 K: 2 S: 8	H: 1 LOB: 2 BB: 1 P: 12	R: 0 E: 0 K: 0 S: 3	H: 0 LOB: 0 BB: 0 P: 3	1B: 9 2B: 5 3B: 1 HR: 0	SF: 1 SAC: 0 DP: 0 HBP: 0	WP: 0 PB: 0 SB: 0 CS: 1	PA: 44			
PITCHER	IP	WLS	BF	H	R	ER	SO	BB	IBB	HBP	BLK	WP	HR	S	P	ERA	WHIP								
Mickey Lolich, L ERA: 3.7 (1, 1)	2.0		12	5	4	4	3	1	0	0	0	0	0	17	21	18.00	3.000								
Julio Navarro, R ERA: 7.5 (3, 1)	1.1		7	4	2	2	0	0	0	0	0	0	0	7	7	13.50	3.000								
Terry Fox, R ERA: 2.66 (4, 1)	5.2	W	25	6	1	1	4	2	0	0	0	0	0	31	39	1.59	1.412								

Batter	1	2	3	4	5	6	7	8	9	AB	R	H	RBI	BB	SO	LOB	TOP			
Don Wert, R OBP: 0.336, SLG: 0.355 (1, 5)										3	0	1	0	1	1	0	Detroit Tigers @ Cleveland Indians Cleveland Municipal Stadium, Cleveland, OH Wed Aug 04 1965, 7:05 PM EDT Att: 17,796 - Unknown			
Jerry Lumpe, L OBP: 0.333, SLG: 0.334 (1, 4)										4	0	0	0	0	1	2				
Norm Cash, L OBP: 0.351, SLG: 0.434 (1, 3)										3	0	1	0	1	1					
Al Kaline, R OBP: 0.406, SLG: 0.516 (1, 9)										4	0	1	0	0	1	1				
Willie Horton, R OBP: 0.352, SLG: 0.554 (1, 7)										4	0	0	0	0	1	0				
Don Demeter, R OBP: 0.305, SLG: 0.445 (1, 8)										3	1	1	1	0	1	0				
Dick McAuliffe, L OBP: 0.345, SLG: 0.448 (1, 6)										3	0	0	0	0	1	2				
Bill Freehan, R OBP: 0.283, SLG: 0.333 (1, 2)										3	0	0	0	0	0	2				
Joe Sparma, R OBP: 0.200, SLG: 0.207 (1, 1)										2	0	0	0	0	2	2				
Gates Brown, L OBP: 0.250, SLG: 0.369 (7, PH)										1	0	0	0	0	0	0				
Larry Sherry, R OBP: 0.426, SLG: 0.667 (7, 1)										0	0	0	0	0	0	0				
Inning Stats	R: 0 E: 0 K: 2 S: 8	H: 1 LOB: 1 BB: 0 P: 8	R: 0 E: 2 K: 2 S: 8	H: 0 LOB: 2 BB: 0 P: 9	R: 0 E: 0 K: 0 S: 3	H: 2 LOB: 2 BB: 1 P: 7	R: 1 E: 0 K: 1 S: 6	H: 1 LOB: 1 BB: 1 P: 6	R: 0 E: 0 K: 1 S: 5	H: 0 LOB: 0 BB: 0 P: 5	R: 0 E: 0 K: 0 S: 3	H: 0 LOB: 0 BB: 0 P: 3	R: 0 E: 0 K: 1 S: 5	H: 0 LOB: 0 BB: 0 P: 5	R: 0 E: 0 K: 1 S: 5	H: 0 LOB: 0 BB: 0 P: 5	1B: 3 2B: 0 3B: 0 HR: 1	SF: 0 SAC: 0 DP: 1 HBP: 1	WP: 0 PB: 0 SB: 0 CS: 0	PA: 33
PITCHER Sonny Siebert, R ERA: 2.21 (1, 1)	IP: 9.0 WLS: W BF: 33	H: 4 R: 1 ER: 1 SO: 9	BB: 2 IBB: 0 HBP: 1 BLK: 0	WP: 0 HR: 1 S: 48 P: 57	ERA: 1.00 WHIP: 0.667											AB: 30 R: 1 H: 4 RBI: 1 BB: 2 SO: 9 LOB: 10				

Batter	1	2	3	4	5	6	7	8	9	AB	R	H	RBI	BB	SO	LOB	BOTTOM			
Larry Brown, R OBP: 0.323, SLG: 0.378 (1, 6)										2	1	0	1	2	0	1	Detroit Tigers @ Cleveland Indians Cleveland Municipal Stadium, Cleveland, OH Wed Aug 04 1965, 7:05 PM EDT Att: 17,796 - Unknown			
Chuck Hinton, R OBP: 0.337, SLG: 0.470 (1, 8)										4	0	0	0	0	3	3				
Leon Wagner, L OBP: 0.355, SLG: 0.469 (1, 7)										2	0	2	0	1	0	0				
Rocky Colavito, R OBP: 0.393, SLG: 0.511 (1, 9)										3	0	1	1	1	0	2				
Fred Whitfield, L OBP: 0.324, SLG: 0.540 (1, 3)										4	0	1	0	0	1	3				
Max Alvis, R OBP: 0.342, SLG: 0.467 (1, 5)										4	1	1	1	0	1	0				
Pedro Gonzalez, R OBP: 0.327, SLG: 0.417 (1, 4)										3	1	1	0	1	0	0				
Duke Sims, L OBP: 0.290, SLG: 0.383 (1, 2)										1	1	0	0	3	0	1				
Sonny Siebert, R OBP: 0.114, SLG: 0.209 (1, 1)										4	0	1	0	0	0	3				
Inning Stats	R: 0 E: 0 K: 1 S: 4	H: 0 LOB: 2 BB: 2 P: 13	R: 0 E: 0 K: 0 S: 3	H: 0 LOB: 1 BB: 1 P: 7	R: 0 E: 0 K: 1 S: 6	H: 1 LOB: 1 BB: 0 P: 6	R: 3 E: 0 K: 0 S: 5	H: 2 LOB: 1 BB: 2 P: 13	R: 0 E: 0 K: 1 S: 4	H: 0 LOB: 0 BB: 1 P: 8	R: 0 E: 0 K: 1 S: 6	H: 1 LOB: 0 BB: 0 P: 6	R: 1 E: 0 K: 1 S: 6	H: 3 LOB: 2 BB: 1 P: 10	R: 0 E: 0 K: 0 S: 3	H: 0 LOB: 1 BB: 1 P: 7		1B: 5 2B: 2 3B: 0 HR: 1	SF: 0 SAC: 0 DP: 2 HBP: 1	WP: 1 PB: 0 SB: 0 CS: 0
PITCHER Joe Sparma, R ERA: 3.46 (1, 1)	IP: 6.0 WLS: L BF: 27	H: 4 R: 3 ER: 3 SO: 4	BB: 6 IBB: 0 HBP: 0 BLK: 0	WP: 0 HR: 1 S: 28 P: 53	ERA: 4.50 WHIP: 1.667											AB: 27 R: 4 H: 7 RBI: 3 BB: 8 SO: 5 LOB: 13				
Larry Sherry, R ERA: 3.23 (7, 1)	IP: 2.0 WLS: 9 BF: 3	H: 3 R: 1 ER: 1 SO: 1	BB: 2 IBB: 0 HBP: 0 BLK: 0	WP: 0 HR: 0 S: 9 P: 17	ERA: 4.50 WHIP: 2.500															

Batter	1	2	3	4	5	6	7	8	9	AB	R	H	RBI	BB	SO	LOB	TOP					
Jake Wood, R OBP: 0.344, SLG: 0.388	0-0 1B 1B		0-0 4-3		0-0 F9		0-0 1B 2B		0-0 G4-3 1B	5	1	3	0	0	0	0	Detroit Tigers @ Cleveland Indians Cleveland Municipal Stadium, Cleveland, OH Thu Aug 05 1965, 7:05 PM EDT Att: 13,639 - Unknown					
Don Wert, R OBP: 0.339, SLG: 0.358	0-3 K		0-0 1B 1B		0-0 1B		0-0 2H 1B		0-0 G4-3 1-2F 3H 0-0 F5	5	0	3	1	0	1	2						
Don Demeter, R OBP: 0.311, SLG: 0.444	0-0 1-2 1B		0-0 1-3 1B		0-0 F3		0-0 F9		0-0 F5	5	0	2	0	0	0	2						
Al Kaline, R OBP: 0.407, SLG: 0.514	0-3 K		0-0 L7		0-0 1B		0-0 1B		4-0 FC5-4 BB	3	0	1	0	1	1	4						
Willie Horton, R OBP: 0.348, SLG: 0.547	0-3 K		0-3 K		0-0 1B		0-3 K		0-3 K	4	0	0	0	0	4	6						
Bill Freehan, R OBP: 0.286, SLG: 0.331		4-0 FC5-4 BB		1-0 FC6-4 HBP		0-0 F8		0-0 FC5-4 1B 1-2F		2	0	0	0	1	0	2						
Norm Cash, L OBP: 0.350, SLG: 0.432		0-0 FC5-4 1-2F		0-0 FC6-4 G6-4-3		0-0 4-3		0-0 FC6-4 1B		4	0	1	0	0	0	3						
Ray Oyler, R OBP: 0.234, SLG: 0.262		0-3 K		0-0 G6-4-3			0-0 6-3		0-0 FC6-4	4	0	0	0	0	1	4						
Dave Wickersham, R OBP: 0.050, SLG: 0.050		0-3 K			0-3 K2-3				0-0 E6 1B G4-3	2	0	0	0	0	2	1						
George Thomas, R OBP: 0.257, SLG: 0.333										1	0	0	0	0	1	0						
Ron Nischwitz, S OBP: 0.248, SLG: 0.366										0	0	0	0	0	0	0						
Gates Brown, L OBP: 0.248, SLG: 0.366										1	1	0	0	0	0	0						
Inning Stats	R: 0 E: 0 K: 3 S: 11	H: 2 LOB: 2 BB: 0 P: 11	R: 0 E: 0 K: 2 S: 7	H: 0 LOB: 1 BB: 1 P: 11	R: 0 E: 0 K: 1 S: 7	H: 2 LOB: 2 BB: 0 P: 7	R: 0 E: 0 K: 0 S: 2	H: 0 LOB: 0 BB: 0 P: 3	R: 0 E: 0 K: 1 S: 6	H: 1 LOB: 1 BB: 0 P: 6	R: 0 E: 0 K: 1 S: 6	H: 1 LOB: 1 BB: 0 P: 6	R: 1 E: 0 K: 1 S: 7	H: 2 LOB: 1 BB: 0 P: 7	R: 0 E: 0 K: 1 S: 6	H: 1 LOB: 2 BB: 1 P: 10	R: 1 E: 1 K: 0 S: 4	H: 1 LOB: 0 BB: 0 P: 4	1B: 9 2B: 1 3B: 0 HR: 0	SF: 0 SAC: 0 DP: 2 HBP: 1	WP: 0 PB: 0 SB: 0 CS: 0	PA: 39
PITCHER Sam McDowell, L ERA: 2.04	IP: 9.0 WLS: W BF: 39 H: 10 R: 2 ER: 1 SO: 10 BB: 2 IBB: 0 HBP: 1 BLK: 0 WP: 0 HR: 0 S: 56 P: 65 ERA: 1.00 WHIP: 1.333															PITCHER	IP: 9.0 WLS: W BF: 39 H: 10 R: 2 ER: 1 SO: 10 BB: 2 IBB: 0 HBP: 1 BLK: 0 WP: 0 HR: 0 S: 56 P: 65 ERA: 1.00 WHIP: 1.333					

Batter	1	2	3	4	5	6	7	8	9	AB	R	H	RBI	BB	SO	LOB	BOTTOM			
Larry Brown, R OBP: 0.325, SLG: 0.385	0-0 SH1-3 2B 1B				0-0 1B 2B		0-0 FC6-4 G6-4-3			4	2	2	0	0	1	1	Detroit Tigers @ Cleveland Indians Cleveland Municipal Stadium, Cleveland, OH Thu Aug 05 1965, 7:05 PM EDT Att: 13,639 - Unknown			
Chuck Hinton, R OBP: 0.337, SLG: 0.467	0-0 SH1-3 1-2		0-0 6-3		4-0 1B BB		0-0 G6-4-3			2	0	0	0	1	0	1				
Leon Wagner, L OBP: 0.356, SLG: 0.480	0-0 2H 1B 2B		0-0 HR		0-0 F4		0-0 G3			4	2	2	2	0	0	2				
Rocky Colavito, R OBP: 0.394, SLG: 0.511	0-0 2H 1B		0-0 L9		0-0 1-2 2H 1B		0-3 K			4	1	2	2	0	1	0				
Fred Whitfield, L OBP: 0.326, SLG: 0.539	0-0 2H 4-3 1B		0-0 F4		0-0 4-3		0-0 FC6-4 1B			4	0	2	1	0	0	2				
Max Alvis, R OBP: 0.339, SLG: 0.463	0-0 1-2 4-3		0-0 F7		0-0 F7		0-0 FC6-4			4	0	0	0	0	0	2				
Pedro Gonzalez, R OBP: 0.323, SLG: 0.412	0-0 F6		0-0 5-3		0-0 F8		0-0 FC6-4			3	0	0	0	0	0	1				
Joe Azcue, R OBP: 0.292, SLG: 0.264		0-0 6-3		0-3 K		0-0 1-3				3	0	0	0	0	1	0				
Sam McDowell, L OBP: 0.117, SLG: 0.119		0-3 K		0-0 4-3		0-0 FC6-4 1B				3	0	1	0	0	1	0				
Inning Stats	R: 3 E: 0 K: 0 S: 7	H: 4 LOB: 1 BB: 0 P: 7	R: 0 E: 0 K: 2 S: 7	H: 0 LOB: 0 BB: 0 P: 7	R: 1 E: 0 K: 0 S: 4	H: 1 LOB: 0 BB: 0 P: 4	R: 0 E: 0 K: 1 S: 5	H: 0 LOB: 0 BB: 0 P: 5	R: 1 E: 0 K: 0 S: 5	H: 2 LOB: 2 BB: 1 P: 9	R: 0 E: 0 K: 0 S: 3	H: 0 LOB: 0 BB: 0 P: 3	R: 0 E: 0 K: 1 S: 3	H: 1 LOB: 1 BB: 0 P: 3	R: 0 E: 0 K: 1 S: 6	H: 1 LOB: 1 BB: 0 P: 6		1B: 6 2B: 2 3B: 0 HR: 1	SF: 0 SAC: 1 DP: 1 HBP: 0	WP: 0 PB: 0 SB: 0 CS: 0
PITCHER Dave Wickersham, R ERA: 4.26	IP: 6.0 WLS: L BF: 26 H: 7 R: 5 ER: 5 SO: 3 BB: 1 IBB: 0 HBP: 0 BLK: 0 WP: 0 HR: 1 S: 31 P: 35 ERA: 7.50 WHIP: 1.333															PITCHER	IP: 6.0 WLS: L BF: 26 H: 7 R: 5 ER: 5 SO: 3 BB: 1 IBB: 0 HBP: 0 BLK: 0 WP: 0 HR: 1 S: 31 P: 35 ERA: 7.50 WHIP: 1.333			
Ron Nischwitz, L ERA: 2.93	IP: 2.0 WLS: 7 BF: 2 H: 2 R: 0 ER: 0 SO: 1 BB: 0 IBB: 0 HBP: 0 BLK: 0 WP: 0 HR: 0 S: 9 P: 9 ERA: 0.00 WHIP: 1.000															PITCHER	IP: 2.0 WLS: 7 BF: 2 H: 2 R: 0 ER: 0 SO: 1 BB: 0 IBB: 0 HBP: 0 BLK: 0 WP: 0 HR: 0 S: 9 P: 9 ERA: 0.00 WHIP: 1.000			

Batter	1	2	3	4	5	6	7	8	9	10	AB	R	H	RBI	BB	SO	LOB					
Larry Brown, R OBP: 0.332, SLG: 0.387 (1, 6)											4	0	2	1	1	0	1					
Chuck Hinton, R OBP: 0.330, SLG: 0.455 (1, 8)											5	0	1	0	0	1	5					
Leon Wagner, L OBP: 0.355, SLG: 0.482 (1, 7)												4	1	0	0	1	0	2				
Rocky Colavito, R OBP: 0.396, SLG: 0.510 (1, 9)												5	0	1	0	0	0	2				
Fred Whitfield, L OBP: 0.332, SLG: 0.535 Chico Salmon, R OBP: 0.265, SLG: 0.381 (10, PR)												3	1	2	0	2	0	0				
Max Alvis, R OBP: 0.339, SLG: 0.461 (1, 5)												4	0	1	0	1	1	4				
Pedro Gonzalez, R OBP: 0.323, SLG: 0.410 (1, 4)											5	0	2	1	0	0	3					
Joe Azcue, R OBP: 0.291, SLG: 0.261 (1, 2)												3	0	0	0	1	0	1				
Luis Tiant, R OBP: 0.143, SLG: 0.170 (1, 1)											4	0	1	0	0	1	3					
Inning Stats	R: 0 E: 0 K: 1 S: 6	H: 1 LOB: 1 BB: 0 P: 6	R: 1 E: 0 K: 1 S: 6	H: 1 LOB: 3 BB: 3 P: 18	R: 1 E: 0 K: 2 S: 4	H: 2 LOB: 1 BB: 1 P: 8	R: 0 E: 0 K: 0 S: 3	H: 0 LOB: 0 BB: 0 P: 3	R: 0 E: 0 K: 1 S: 6	H: 1 LOB: 2 BB: 1 P: 10	R: 0 E: 0 K: 0 S: 4	H: 0 LOB: 0 BB: 0 P: 3	R: 0 E: 0 K: 0 S: 4	H: 1 LOB: 1 BB: 0 P: 4	R: 0 E: 0 K: 0 S: 3	H: 1 LOB: 0 BB: 0 P: 3	R: 0 E: 0 K: 0 S: 4	H: 1 LOB: 2 BB: 1 P: 8	1B: 9 2B: 1 3B: 0 HR: 0	SF: 0 SAC: 0 DP: 2 HBP: 0	WP: 0 PA: 43	
PITCHER	IP 5.0	WLS L	BF 24	H 5	R 2	ER 2	SO 3	BB 3	IBB 2	HBP 0	BLK 0	WP 0	HR 0	S 25	P 45	ERA 3.60	WHIP 1.600					
John Buzhardt, R ERA: 3.23	(1, 1)																					
Eddie Fisher, R ERA: 1.82	(6, 1)	5.0	W	19	5	1	1	0	1	0	0	0	0	0	18	22	1.80	1.200				

TOP

Cleveland Indians @ Chicago White Sox
Comiskey Park, Chicago, IL
Sat Aug 07 1965, 4:33 AM EDT
Att: 9,247 - Unknown

AB	37
R	3
H	10
RBI	2
BB	6
SO	3
LOB	21

Batter	1	2	3	4	5	6	7	8	9	10	AB	R	H	RBI	BB	SO	LOB				
Don Buford, S OBP: 0.337, SLG: 0.371 (1, 4)												4	0	1	1	0	0	1			
Floyd Robinson, L OBP: 0.333, SLG: 0.362 (1, 9)												5	0	1	1	0	0	1			
John Romano, R OBP: 0.352, SLG: 0.409 Tom McCraw, L OBP: 0.272, SLG: 0.273 (6, 8)												2	0	0	0	0	2	0			
Pete Ward, L OBP: 0.358, SLG: 0.419 (1, 5)											3	0	0	0	0	0	0	0			
Bill Skowron, R OBP: 0.319, SLG: 0.437 (1, 3)												4	1	1	0	0	2	1			
Danny Cater, R OBP: 0.307, SLG: 0.395 (1, 7)												3	1	0	0	1	0	1			
Ron Hansen, R OBP: 0.311, SLG: 0.384 Al Wels, S OBP: 0.321, SLG: 0.364 (10, PR)												2	0	1	0	1	0	1			
Ken Berry, R OBP: 0.250, SLG: 0.321 Smoky Burgess, L OBP: 0.369, SLG: 0.456 Eddie Fisher, R OBP: 0.120, SLG: 0.083 Gary Peters, L OBP: 0.193, SLG: 0.236 (10, PH)													1	0	0	0	0	1			
John Buzhardt, R OBP: 0.222, SLG: 0.125 J.C. Martin, L OBP: 0.349, SLG: 0.339 (6, 2)													3	1	2	0	0	1			
Inning Stats	R: 0 E: 0 K: 1 S: 5	H: 0 LOB: 0 BB: 0 P: 5	R: 0 E: 0 K: 0 S: 3	H: 0 LOB: 1 BB: 0 P: 4	R: 0 E: 0 K: 2 S: 7	H: 0 LOB: 0 BB: 0 P: 7	R: 0 E: 0 K: 1 S: 5	H: 0 LOB: 0 BB: 0 P: 5	R: 2 E: 0 K: 0 S: 5	H: 2 LOB: 1 BB: 1 P: 9	R: 0 E: 0 K: 1 S: 5	H: 1 LOB: 1 BB: 0 P: 8	R: 0 E: 0 K: 1 S: 6	H: 1 LOB: 1 BB: 0 P: 6	R: 0 E: 0 K: 1 S: 5	H: 0 LOB: 0 BB: 0 P: 5	R: 0 E: 0 K: 0 S: 4	H: 3 LOB: 2 BB: 1 P: 8	1B: 6 2B: 1 3B: 0 HR: 0	SF: 0 SAC: 2 DP: 0 HBP: 1	WP: 0 PA: 38
PITCHER	IP 9.1	WLS L	BF 38	H 7	R 4	ER 4	SO 9	BB 2	IBB 0	HBP 1	BLK 0	WP 0	HR 0	S 53	P 62	ERA 3.86	WHIP 0.964				
Luis Tiant, R ERA: 3.49	(1, 1)																				

BOTTOM

Cleveland Indians @ Chicago White Sox
Comiskey Park, Chicago, IL
Sat Aug 07 1965, 4:33 AM EDT
Att: 9,247 - Unknown

AB	33
R	4
H	7
RBI	4
BB	2
SO	9
LOB	9

Batter	1	2	3	4	5	6	7	8	9	AB	R	H	RBI	BB	SO	LOB	TOP					
Larry Brown, R OBP: 0.333, SLG: 0.385	4-0 IBB WP SH1-2 BB		0-0 1B SH1-2 1B		0-0 F6		0-0 5-3	0-0 6-3		4	1	1	0	1	0	0	Cleveland Indians @ Chicago White Sox Comiskey Park, Chicago, IL Sun Aug 08 1965, 4:33 AM EDT Att: 21,165 - Unknown					
Chico Salmon, R OBP: 0.282, SLG: 0.424	0-0 SH1-3		0-0 SH1-3		0-0 2B		0-0 1B 2B	0-0 5-3		3	1	2	0	0	0	0						
Chuck Hinton, R OBP: 0.337, SLG: 0.459	4-0 IBB BB		0-0 1B 2-3 1B		0-0 1B		0-0 2B 1B	0-3 K		4	1	3	1	1	1	0						
Rocky Colavito, R OBP: 0.399, SLG: 0.514 Vic Davalillo, L OBP: 0.344, SLG: 0.384	4-0 1-3 2-H IBB		0-0 1-3 3-H 1B		0-0 F7		0-0 HBP 1B 2B		0-0 F6	3	0	2	2	1	0	2						
Fred Whitfield, L OBP: 0.330, SLG: 0.527	0-0 L4		0-0 4-3		0-0 F2		4-0 1B HBP 1B IBB		0-0 L3	4	1	0	0	1	0	6						
Max Alvis, R OBP: 0.337, SLG: 0.456		0-0 F4		0-0 F8		0-0 F9	1-0 1B		0-0 6-3	4	1	0	0	0	0	0						
Pedro Gonzalez, R OBP: 0.322, SLG: 0.407		0-0 4-3		0-0 F9		0-0 F8	1-2 2-3 1B HBP			4	0	1	1	0	0	0						
Joe Azcue, R OBP: 0.298, SLG: 0.273		0-3 K		0-0 2B		0-0 1B	1-2 2-3 3-H 1B			4	0	3	2	0	1	0						
Sonny Siebert, R OBP: 0.104, SLG: 0.191 Don McMahon, R OBP: 0.400, SLG: 0.400 Gary Bell, R OBP: 0.091, SLG: 0.364			0-0 F9	0-3 K		0-0 F7	0-3 K			4	0	0	0	0	2	4						
Inning Stats	R: 0 E: 0 K: 0 S: 2	H: 0 LOB: 2 BB: 3 P: 14	R: 0 E: 0 K: 1 S: 5	H: 0 LOB: 0 BB: 0 P: 5	R: 1 E: 0 K: 0 S: 6	H: 3 LOB: 2 BB: 0 P: 6	R: 0 E: 0 K: 1 S: 6	H: 1 LOB: 1 BB: 0 P: 6	R: 0 E: 0 K: 0 S: 5	H: 2 LOB: 2 BB: 0 P: 5	R: 0 E: 0 K: 0 S: 4	H: 1 LOB: 1 BB: 0 P: 4	R: 5 E: 0 K: 1 S: 9	H: 5 LOB: 2 BB: 1 P: 14	R: 0 E: 0 K: 1 S: 5	H: 0 LOB: 0 BB: 0 P: 5	R: 0 E: 0 K: 0 S: 3	H: 0 LOB: 0 BB: 0 P: 3	1B: 8 2B: 4 3B: 0 HR: 0	SF: 0 SAC: 2 DP: 0 HBP: 1	WP: 1 PB: 0 SB: 0 CS: 0	PA: 42
PITCHER	IP WLS BF H R ER SO BB IBB HBP BLK WP HR S P ERA WHIP																					
Gary Peters, L ERA: 4.07	(1, 1) 6.1 L 30 9 3 3 2 2 2 1 0 0 1 0 31 43 4.26 1.737																					
Frank Lary, R ERA: 3.53	(7, 1) 0.2 6 3 3 3 1 0 1 1 0 0 0 6 11 40.50 4.500																					
Greg Bollo, R ERA: 3.05	(8, 1) 2.0 6 0 0 0 1 0 0 0 0 0 0 8 8 0.00 0.000																					

Batter	1	2	3	4	5	6	7	8	9	AB	R	H	RBI	BB	SO	LOB	BOTTOM			
Don Buford, S OBP: 0.338, SLG: 0.371	0-0 F7		0-0 L9			0-0 4-1		0-0 1B	0-0 1B	5	0	2	2	0	0	0	Cleveland Indians @ Chicago White Sox Comiskey Park, Chicago, IL Sun Aug 08 1965, 4:33 AM EDT Att: 21,165 - Unknown			
Floyd Robinson, L OBP: 0.331, SLG: 0.360	0-3 K		0-0 4-3			0-0 4-3		0-0 G4-6-3 1B	0-0 1B	5	0	1	0	0	1	1				
John Romano, R OBP: 0.352, SLG: 0.496 Dave Nicholson, R OBP: 0.244, SLG: 0.286	0-0 5-3			0-0 6-3		0-3 K		0-0 1B	4-0 1B	4	0	1	0	1	1	0				
Pete Ward, L OBP: 0.356, SLG: 0.414		0-0 F7		0-0 F2		0-0 4-3		4-0 1B	0-0 FC4-6	4	0	0	0	1	0	3				
Bill Skowron, R OBP: 0.321, SLG: 0.446		0-0 1B 1B		0-0 HR		0-0 F4		0-3 K		4	1	2	1	0	1	2				
Danny Cater, R OBP: 0.309, SLG: 0.396		0-0 F4		0-3 K		0-0 1B 1B			0-0 1B PB 1B	4	1	2	0	0	1	1				
Ron Hansen, R OBP: 0.313, SLG: 0.386 Greg Bollo, R		0-0 1B			0-0 F9		0-0 1B		0-3 K	3	0	2	0	0	0	0				
J.C. Martin, L OBP: 0.347, SLG: 0.337		1-2 1B			0-0 K		1-2 1B		0-0 K	1	0	0	0	0	1	1				
Ken Berry, R OBP: 0.248, SLG: 0.319 Tom McCraw, L OBP: 0.271, SLG: 0.271		0-3 K			0-3 K		0-3 K		0-0 F2	2	0	0	0	0	2	2				
Smoky Burgess, L OBP: 0.364, SLG: 0.448					0-0 K				0-0 F2	1	0	0	0	0	1	2				
Gary Peters, L OBP: 0.186, SLG: 0.228 Frank Lary, R OBP: 0.238, SLG: 0.238 Al Weis, S OBP: 0.331, SLG: 0.375			0-0 5-3		0-0 4-3			0-0 1B G4-6-3 1B	0-0 1B	2	0	0	0	0	0	0				
Inning Stats	R: 0 E: 0 K: 1 S: 5	H: 0 LOB: 0 BB: 0 P: 5	R: 0 E: 0 K: 1 S: 7	H: 2 LOB: 0 BB: 0 P: 7	R: 0 E: 0 K: 0 S: 3	H: 0 LOB: 0 BB: 0 P: 3	R: 1 E: 0 K: 1 S: 6	H: 1 LOB: 0 BB: 0 P: 6	R: 0 E: 0 K: 1 S: 5	H: 0 LOB: 0 BB: 0 P: 5	R: 0 E: 0 K: 1 S: 7	H: 2 LOB: 2 BB: 0 P: 7	R: 1 E: 0 K: 1 S: 7	H: 3 LOB: 1 BB: 1 P: 11	R: 2 E: 0 K: 1 S: 9	H: 4 LOB: 3 BB: 1 P: 13	1B: 11 2B: 0 3B: 0 HR: 1	SF: 0 SAC: 0 DP: 1 HBP: 0	WP: 0 PB: 1 SB: 0 CS: 0	PA: 40
PITCHER	IP WLS BF H R ER SO BB IBB HBP BLK WP HR S P ERA WHIP																			
Sonny Siebert, R ERA: 2.17	(1, 1) 6.2 W 25 5 1 1 1 5 0 0 0 0 1 35 35 1.35 0.750																			
Don McMahon, R ERA: 3.65	(7, 1) 2.0 12 6 3 3 3 1 0 0 0 0 0 17 21 13.50 3.500																			
Gary Bell, R ERA: 3.76	(9, 1) 0.1 S 3 1 0 0 0 1 0 0 0 0 0 2 6 0.00 6.000																			

Batter	1	2	3	4	5	6	7	8	9	AB	R	H	RBI	BB	SO	LOB	TOP					
Jim Piersall, R OBP: 0.267, SLG: 0.250 (1, 7)	0-0 6-3		0-0 FC5-6 1B		0-0 4-3	0-0 4-3		0-3 K		5	0	1	1	0	1	0						
Al Spangler, L OBP: 0.310, SLG: 0.265 Albie Pearson, L OBP: 0.322, SLG: 0.326 (1, 8) (6, 9)	0-0 4-3		0-0 FC5-6 1-2 3-H		0-0 1B	0-3 K		0-0 1-3		4	1	1	1	0	1	1						
Joe Adcock, R OBP: 0.305, SLG: 0.433 Vic Power, R OBP: 0.303, SLG: 0.366 (1, 3) (7, 3)	0-0 6-3		0-0 6-3		0-0 2B			0-0 6-3		4	2	2	1	0	0	1						
Lou Clinton, R OBP: 0.324, SLG: 0.348 Willie Smith, L OBP: 0.305, SLG: 0.455 (5, PH) (5, 9) (6, 7)		0-0 F5		0-0 FC1-5 1B		0-3 K		0-0 F6		2	0	1	0	0	0	0						
Bobby Knoop, R OBP: 0.310, SLG: 0.383 (1, 4)		0-3 K		0-0 FC1-5 2B		0-0 2B		0-0 6-3		5	1	2	2	0	1	0						
Buck Rodgers, S OBP: 0.255, SLG: 0.269 (1, 2)		0-3 K		0-0 FC1-5 2B		0-0 BB		0-0 1-3		3	1	0	0	1	1	2						
Paul Schaal, R OBP: 0.297, SLG: 0.334 (1, 5)			0-0 1B		0-0 1-3					4	1	3	2	0	0	2						
Joe Koppe, R OBP: 0.333, SLG: 0.417 (1, 6)			0-0 1B		0-3 K			0-3 K		4	2	2	1	0	2	2						
Dean Chance, R OBP: 0.157, SLG: 0.065 (1, 1)			0-3 K		0-3 K			0-3 K		4	0	0	0	0	4	3						
Inning Stats	R: 0 E: 0 K: 0 S: 3	H: 0 LOB: 0 BB: 0 P: 3	R: 0 E: 0 K: 2 S: 7	H: 0 LOB: 0 BB: 0 P: 7	R: 2 E: 0 K: 1 S: 8	H: 3 LOB: 1 BB: 0 P: 8	R: 2 E: 0 K: 2 S: 10	H: 3 LOB: 1 BB: 0 P: 10	R: 2 E: 0 K: 1 S: 8	H: 3 LOB: 2 BB: 1 P: 12	R: 1 E: 0 K: 2 S: 8	H: 1 LOB: 0 BB: 0 P: 8	R: 2 E: 0 K: 1 S: 8	H: 3 LOB: 1 BB: 0 P: 8	R: 0 E: 0 K: 2 S: 7	H: 0 LOB: 0 BB: 0 P: 7	R: 0 E: 0 K: 0 S: 3	H: 0 LOB: 0 BB: 0 P: 3	1B: 7 2B: 3 3B: 0 HR: 3	SF: 0 SAC: 0 DP: 0 HBP: 0	WP: 0 PA: 41 PB: 0 SB: 0 CS: 0	
PITCHER	IP WLS BF H R ER SO BB IBB HBP BLK WP HR S P ERA WHIP	4.1 L 21 8 6 6 5 0 0 0 0 0 0 31 31 12.46 1.846	5.1 0.2 4 1 0 0 1 1 0 0 0 0 0 5 9 0.00 3.000	6.1 3.0 13 4 3 3 5 0 0 0 0 0 3 23 23 9.00 1.333	9.1 1.0 3 0 0 0 0 0 0 0 0 0 0 3 3 0.00 0.000	PITCHER	IP WLS BF H R ER SO BB IBB HBP BLK WP HR S P ERA WHIP															

Los Angeles Angels @ Cleveland Indians
Cleveland Municipal Stadium, Cleveland, OH
Mon Aug 09 1965, 7:05 PM EDT
Att: 7,240 - Unknown

AB	40
R	9
H	13
RBI	9
BB	1
SO	11
LOB	13



Batter	1	2	3	4	5	6	7	8	9	AB	R	H	RBI	BB	SO	LOB	BOTTOM		
Billy Moran, R OBP: 0.222, SLG: 0.176 (1, 6)	0-0 1B		4-0 1B			0-3 K		0-0 F4		3	0	1	0	1	1	0			
Chuck Hinton, R OBP: 0.336, SLG: 0.456 (1, 8)	0-3 K		0-0 1-2 1B			0-3 K		0-3 K		4	0	1	0	0	3	1			
Leon Wagner, L OBP: 0.354, SLG: 0.478 (1, 7)	0-0 F7		0-3 K			4-0 BB		0-0 F7		3	0	0	0	1	1	3			
Rocky Colavito, R OBP: 0.396, SLG: 0.509 (1, 9)	0-3 K		0-3 K			0-0 F7		0-0 L7		4	0	0	0	0	2	2			
Fred Whitfield, L OBP: 0.327, SLG: 0.522 (1, 3)		0-0 F6		0-0 F3		0-0 L3				3	0	0	0	0	0	0			
Max Alvis, R OBP: 0.335, SLG: 0.453 (1, 5)		0-3 K		0-0 5-3		0-0 F6				3	0	0	0	0	1	0			
Pedro Gonzalez, R OBP: 0.318, SLG: 0.402 (1, 4)		0-0 5-3				0-0 6-3		0-0 5-3		3	0	0	0	0	0	0			
Joe Azcue, R OBP: 0.295, SLG: 0.270 (1, 2)			0-0 F7		0-0 F7			0-0 F3		3	0	0	0	0	0	0			
Sam McDowell, L OBP: 0.115, SLG: 0.117 Floyd Wever, R OBP: 0.197, SLG: 0.182 Al Luginow, L OBP: 0.265, SLG: 0.195 Lee Stange, R OBP: 0.265, SLG: 0.195 Duke Sims, L OBP: 0.265, SLG: 0.195 Don McMahon, R OBP: 0.265, SLG: 0.195 (1, 1) (5, 1) (5, PH) (6, 1) (6, PH) (9, 1)			0-3 K		0-0 5-3			0-3 K		1	0	0	0	0	1	0			
Inning Stats	R: 0 E: 0 K: 2 S: 8	H: 1 LOB: 1 BB: 0 P: 8	R: 0 E: 0 K: 1 S: 5	H: 0 LOB: 0 BB: 0 P: 5	R: 0 E: 0 K: 2 S: 8	H: 1 LOB: 2 BB: 1 P: 12	R: 0 E: 0 K: 1 S: 5	H: 0 LOB: 0 BB: 0 P: 5	R: 0 E: 0 K: 2 S: 7	H: 0 LOB: 1 BB: 1 P: 11	R: 0 E: 0 K: 0 S: 3	H: 0 LOB: 0 BB: 0 P: 3	R: 0 E: 0 K: 1 S: 5	H: 0 LOB: 0 BB: 0 P: 5	R: 0 E: 0 K: 1 S: 5	H: 0 LOB: 0 BB: 0 P: 5	1B: 2 2B: 0 3B: 0 HR: 0	SF: 0 SAC: 0 DP: 0 HBP: 0	WP: 0 PA: 31 PB: 0 SB: 0 CS: 0
PITCHER	IP WLS BF H R ER SO BB IBB HBP BLK WP HR S P ERA WHIP	9.0 W 31 2 0 0 10 2 0 0 0 0 49 57 0.00 0.444																	

Los Angeles Angels @ Cleveland Indians
Cleveland Municipal Stadium, Cleveland, OH
Mon Aug 09 1965, 7:05 PM EDT
Att: 7,240 - Unknown

AB	29
R	0
H	2
RBI	0
BB	2
SO	10
LOB	6



Batter	1	2	3	4	5	6	7	8	9	AB	R	H	RBI	BB	SO	LOB	TOP					
Lou Clinton, R OBP: 0.327, SLG: 0.351 (1, 9)										4	1	2	0	0	0	1						
Al Spangler, L OBP: 0.316, SLG: 0.272 Jim Piersall, R OBP: 0.279, SLG: 0.281 (1, 8) (6, 8)										3	1	2	0	0	0	1						
Willie Smith, L OBP: 0.305, SLG: 0.453 (1, 7)										4	0	1	0	0	0	3						
Joe Adcock, R OBP: 0.308, SLG: 0.447 Vic Power, R OBP: 0.303, SLG: 0.366 (1, 3) (8, 3)										4	1	2	3	0	0	1						
Buck Rodgers, S OBP: 0.288, SLG: 0.270 (1, 2)										3	0	1	0	0	0	2						
Bobby Knoop, R OBP: 0.306, SLG: 0.377 (1, 4)										4	0	0	0	0	2	2						
Paul Schaal, R OBP: 0.294, SLG: 0.330 (1, 5)										4	0	0	0	0	3	0	AB 33					
Joe Koppe, R OBP: 0.300, SLG: 0.370 Jim Fregosi, R OBP: 0.323, SLG: 0.419 (1, 6) (7, 6)										3	0	0	0	0	1	0	R 5					
Marcelino Lopez, R OBP: 0.224, SLG: 0.304 Bob Lee, R OBP: 0.214, SLG: 0.385 (1, 1) (8, 1)										0	0	0	0	0	0	0	H 10					
Inning Stats	R: 0 E: 0 K: 0 S: 4	H: 1 LOB: 1 BB: 0 P: 4	R: 0 E: 0 K: 2 S: 6	H: 0 LOB: 0 BB: 0 P: 7	R: 1 E: 2 K: 0 S: 5	H: 2 LOB: 3 BB: 0 P: 5	R: 0 E: 0 K: 0 S: 3	H: 0 LOB: 0 BB: 0 P: 3	R: 0 E: 0 K: 2 S: 7	H: 0 LOB: 0 BB: 0 P: 7	R: 0 E: 0 K: 3 S: 9	H: 0 LOB: 0 BB: 0 P: 9	R: 3 E: 0 K: 0 S: 7	H: 4 LOB: 1 BB: 0 P: 7	R: 0 E: 0 K: 0 S: 3	H: 0 LOB: 1 BB: 1 P: 7	1B: 8 2B: 2 3B: 0 HR: 1	SF: 0 SAC: 2 DP: 2 HBP: 1	WP: 0 PB: 0 SB: 0 CS: 1	PA: 37		
PITCHER	IP WLS BF H R ER SO BB IBB HBP BLK WP HR S P ERA WHIP	IP WLS BF H R ER SO BB IBB HBP BLK WP HR S P ERA WHIP	IP WLS BF H R ER SO BB IBB HBP BLK WP HR S P ERA WHIP	IP WLS BF H R ER SO BB IBB HBP BLK WP HR S P ERA WHIP	IP WLS BF H R ER SO BB IBB HBP BLK WP HR S P ERA WHIP	IP WLS BF H R ER SO BB IBB HBP BLK WP HR S P ERA WHIP	IP WLS BF H R ER SO BB IBB HBP BLK WP HR S P ERA WHIP	IP WLS BF H R ER SO BB IBB HBP BLK WP HR S P ERA WHIP	IP WLS BF H R ER SO BB IBB HBP BLK WP HR S P ERA WHIP	IP WLS BF H R ER SO BB IBB HBP BLK WP HR S P ERA WHIP	IP WLS BF H R ER SO BB IBB HBP BLK WP HR S P ERA WHIP	IP WLS BF H R ER SO BB IBB HBP BLK WP HR S P ERA WHIP	IP WLS BF H R ER SO BB IBB HBP BLK WP HR S P ERA WHIP	IP WLS BF H R ER SO BB IBB HBP BLK WP HR S P ERA WHIP	IP WLS BF H R ER SO BB IBB HBP BLK WP HR S P ERA WHIP	IP WLS BF H R ER SO BB IBB HBP BLK WP HR S P ERA WHIP	IP WLS BF H R ER SO BB IBB HBP BLK WP HR S P ERA WHIP	IP WLS BF H R ER SO BB IBB HBP BLK WP HR S P ERA WHIP	IP WLS BF H R ER SO BB IBB HBP BLK WP HR S P ERA WHIP	IP WLS BF H R ER SO BB IBB HBP BLK WP HR S P ERA WHIP	IP WLS BF H R ER SO BB IBB HBP BLK WP HR S P ERA WHIP	
Steve Hargan, R ERA: 5.4 Gary Bell, R ERA: 3.71 Don McMahon, R ERA: 4.06 Floyd Weaver, R ERA: 4.95 (1, 1) (7, 1) (8, 1) (8, 1)	6.0 L 23 6 2 1 4 0 0 1 0 0 0 0 30 31 1.50 1.000	1.0 3 0 0 0 3 0 0 0 0 0 0 0 9 9 0.00 0.000	0.2 5 3 3 3 0 0 0 0 0 0 0 1 5 5 40.50 4.500	1.1 6 1 0 0 0 1 0 0 0 0 0 0 5 9 0.00 1.500																		

Los Angeles Angels @ Cleveland Indians
Cleveland Municipal Stadium, Cleveland, OH
Tue Aug 10 1965, 7:05 PM EDT
Att. 4,950 - Unknown

AB 33
R 5
H 10
RBI 4
BB 1
SO 7
LOB 10



Batter	1	2	3	4	5	6	7	8	9	AB	R	H	RBI	BB	SO	LOB	BOTTOM					
Larry Brown, R OBP: 0.327, SLG: 0.377 (1, 6)										5	1	0	0	0	1	3						
Chuck Hinton, R OBP: 0.338, SLG: 0.455 (1, 8) (8, 3)										3	0	1	0	1	1	0						
Leon Wagner, L OBP: 0.351, SLG: 0.473 (1, 7)										4	0	0	1	0	0	3						
Rocky Colavito, R OBP: 0.392, SLG: 0.504 (1, 9)										4	0	0	0	0	0	3						
Fred Whitfield, L OBP: 0.327, SLG: 0.520 Vic Davalillo, L OBP: 0.343, SLG: 0.384 (1, 3) (7, PR) (8, 8)										3	0	1	0	0	0	0						
Max Alvis, R OBP: 0.334, SLG: 0.451 (1, 5)										4	0	1	0	0	1	2						
Joe Azcue, R OBP: 0.299, SLG: 0.274 (1, 2)										3	0	2	0	0	0	0	AB 33					
Pedro Gonzalez, R OBP: 0.321, SLG: 0.402 (1, 4)										3	0	1	0	1	1	2	R 2					
Steve Hargan, R Dick Howser, R Gary Bell, R Chico Salmon, R Don McMahon, R Floyd Weaver, R Al Ludlow, L (1, 1) (6, PR) (7, 1) (7, PR) (8, 1) (8, 1) (8, 1) (8, PR)										1	0	0	0	0	0	1	H 7					
Inning Stats	R: 0 E: 0 K: 1 S: 5	H: 0 LOB: 0 BB: 0 P: 5	R: 0 E: 0 K: 0 S: 3	H: 0 LOB: 0 BB: 0 P: 3	R: 0 E: 0 K: 0 S: 4	H: 1 LOB: 1 BB: 0 P: 4	R: 0 E: 0 K: 0 S: 3	H: 0 LOB: 0 BB: 0 P: 3	R: 0 E: 0 K: 2 S: 8	H: 1 LOB: 1 BB: 0 P: 8	R: 1 E: 0 K: 1 S: 7	H: 2 LOB: 1 BB: 0 P: 7	R: 0 E: 0 K: 0 S: 4	H: 2 LOB: 3 BB: 1 P: 8	R: 1 E: 2 K: 0 S: 5	H: 0 LOB: 2 BB: 1 P: 9	R: 0 E: 0 K: 1 S: 6	H: 1 LOB: 1 BB: 0 P: 6	1B: 7 2B: 0 3B: 0 HR: 0	SF: 1 SAC: 1 DP: 1 HBP: 0	WP: 1 PB: 0 SB: 0 CS: 0	PA: 37
PITCHER	IP WLS BF H R ER SO BB IBB HBP BLK WP HR S P ERA WHIP	IP WLS BF H R ER SO BB IBB HBP BLK WP HR S P ERA WHIP	IP WLS BF H R ER SO BB IBB HBP BLK WP HR S P ERA WHIP	IP WLS BF H R ER SO BB IBB HBP BLK WP HR S P ERA WHIP	IP WLS BF H R ER SO BB IBB HBP BLK WP HR S P ERA WHIP	IP WLS BF H R ER SO BB IBB HBP BLK WP HR S P ERA WHIP	IP WLS BF H R ER SO BB IBB HBP BLK WP HR S P ERA WHIP	IP WLS BF H R ER SO BB IBB HBP BLK WP HR S P ERA WHIP	IP WLS BF H R ER SO BB IBB HBP BLK WP HR S P ERA WHIP	IP WLS BF H R ER SO BB IBB HBP BLK WP HR S P ERA WHIP	IP WLS BF H R ER SO BB IBB HBP BLK WP HR S P ERA WHIP	IP WLS BF H R ER SO BB IBB HBP BLK WP HR S P ERA WHIP	IP WLS BF H R ER SO BB IBB HBP BLK WP HR S P ERA WHIP	IP WLS BF H R ER SO BB IBB HBP BLK WP HR S P ERA WHIP	IP WLS BF H R ER SO BB IBB HBP BLK WP HR S P ERA WHIP	IP WLS BF H R ER SO BB IBB HBP BLK WP HR S P ERA WHIP	IP WLS BF H R ER SO BB IBB HBP BLK WP HR S P ERA WHIP	IP WLS BF H R ER SO BB IBB HBP BLK WP HR S P ERA WHIP	IP WLS BF H R ER SO BB IBB HBP BLK WP HR S P ERA WHIP	IP WLS BF H R ER SO BB IBB HBP BLK WP HR S P ERA WHIP	IP WLS BF H R ER SO BB IBB HBP BLK WP HR S P ERA WHIP	
Marcelino Lopez, L ERA: 2.72 Bob Lee, R ERA: 2.09 (1, 1) (8, 1)	7.0 W 29 6 2 1 4 1 0 0 0 0 0 0 10 10 0.00 0.500																					

Los Angeles Angels @ Cleveland Indians
Cleveland Municipal Stadium, Cleveland, OH
Tue Aug 10 1965, 7:05 PM EDT
Att. 4,950 - Unknown

AB 33
R 2
H 7
RBI 2
BB 2
SO 5
LOB 18



Batter	1	2	3	4	5	6	7	8	9	AB	R	H	RBI	BB	SO	LOB	TOP			
Lou Clinton, R OBP: 0.321, SLG: 0.344 (1, 9)	5-3		F3			F4		F8		4	0	0	0	0	0	0				
Albie Pearson, L OBP: 0.317, SLG: 0.321 (1, 8)	6-3			F5		F4			F7	4	0	0	0	0	0	0				
Jim Fregosi, R OBP: 0.322, SLG: 0.416 (1, 6)	K			G6-4-3 BB		F4			F8	3	0	0	0	1	1	0				
Willie Smith, L OBP: 0.304, SLG: 0.451 (1, 7)		F3		G6-4-3 1-2					6-3	4	0	1	0	0	0	1				
Joe Adcock, R OBP: 0.305, SLG: 0.441 (1, 3)		F3				K			F7	3	0	0	0	0	1	1				
Buck Rodgers, S OBP: 0.289, SLG: 0.270 (1, 2)						K			F6	3	0	1	0	0	1	1				
Tom Satriono, L OBP: 0.310, SLG: 0.351 (1, 4)									F7	2	0	0	0	1	1	2				
Paul Schaal, R OBP: 0.294, SLG: 0.330 (1, 5)									F8	3	0	1	0	0	0	0				
George Brunet, R OBP: 0.119, SLG: 0.077 (1, 1)									F2	2	0	0	0	0	2	2				
Merritt Ranew, L OBP: 0.262, SLG: 0.281 (8, PH)									K	1	0	0	0	0	1	0				
Aubrey Gatewood, R OBP: 0.500, SLG: 0.500 (8, 1)									K	0	0	0	0	0	0	0				
Inning Stats	R: 0 E: 0 K: 1 S: 5	H: 0 LOB: 0 BB: 0 P: 5	R: 0 E: 0 K: 0 S: 4	H: 1 LOB: 1 BB: 0 P: 4	R: 0 E: 0 K: 1 S: 5	H: 0 LOB: 0 BB: 0 P: 5	R: 0 E: 0 K: 0 S: 2	H: 0 LOB: 0 BB: 1 P: 6	R: 0 E: 0 K: 3 S: 10	H: 1 LOB: 2 BB: 1 P: 14	R: 0 E: 0 K: 1 S: 6	H: 1 LOB: 1 BB: 0 P: 6	R: 0 E: 0 K: 1 S: 5	H: 0 LOB: 0 BB: 0 P: 5	R: 0 E: 0 K: 0 S: 3	H: 0 LOB: 0 BB: 0 P: 3	1B: 3 2B: 0 3B: 0 HR: 0	SF: 0 SAC: 0 DP: 1 HBP: 0	WP: 0 PB: 0 SB: 0 CS: 0	PA: 31
PITCHER Luis Tiant, R ERA: 3.26 (1, 1)	IP: 9.0 WLS: W BF: 31 H: 3 R: 0 ER: 0 SO: 7 BB: 2 IBB: 0 HBP: 0 BLK: 0 WP: 0 HR: 0 S: 43 P: 51 ERA: 0.00 WHIP: 0.556															PITCHER Luis Tiant, R ERA: 3.26 (1, 1)	IP: 9.0 WLS: W BF: 31 H: 3 R: 0 ER: 0 SO: 7 BB: 2 IBB: 0 HBP: 0 BLK: 0 WP: 0 HR: 0 S: 43 P: 51 ERA: 0.00 WHIP: 0.556			

Los Angeles Angels @ Cleveland Indians
Cleveland Municipal Stadium, Cleveland, OH
Wed Aug 11 1965, 7:05 PM EDT
Att: 7,125 - Unknown

AB	29
R	0
H	3
RBI	0
BB	2
SO	7
LOB	7



Batter	1	2	3	4	5	6	7	8	9	AB	R	H	RBI	BB	SO	LOB	BOTTOM			
Larry Brown, R OBP: 0.326, SLG: 0.375 (1, 6)	F9		F9			SH1-3 HR 1B	F7			4	1	1	0	0	0	2				
Chuck Hinton, R OBP: 0.341, SLG: 0.453 (1, 7)						SH1-3 1-2	K			1	0	0	0	2	1	2				
Fred Whitfield, L OBP: 0.517 (1, 3)										4	0	1	0	0	0	3				
Chico Salmon, R OBP: 0.278, SLG: 0.418 (8, PR) (9, 3)	6-3-6-4 1-2									0	1	0	0	0	0	0				
Rocky Colavito, R OBP: 0.391, SLG: 0.500 (1, 9)		6-3								3	1	0	0	1	0	2				
Max Alvis, R OBP: 0.338, SLG: 0.461 (1, 5)										4	2	3	3	0	0	1				
Vic Davallito, L OBP: 0.342, SLG: 0.382 (1, 8)		FC4-6 1B								4	1	1	1	0	0	1				
Joe Azcue, R OBP: 0.301, SLG: 0.278 (1, 2)		5-3								4	0	2	1	0	0	1				
Pedro Gonzalez, R OBP: 0.324, SLG: 0.401 (1, 4)										3	0	1	1	1	1	1				
Luis Tiant, R OBP: 0.135, SLG: 0.160 (1, 1)										4	0	0	0	0	3	4				
Inning Stats	R: 0 E: 0 K: 0 S: 2	H: 0 LOB: 1 BB: 1 P: 6	R: 0 E: 0 K: 0 S: 4	H: 1 LOB: 1 BB: 0 P: 4	R: 0 E: 0 K: 2 S: 7	H: 0 LOB: 0 BB: 0 P: 7	R: 0 E: 0 K: 0 S: 3	H: 0 LOB: 1 BB: 1 P: 7	R: 0 E: 0 K: 1 S: 6	H: 1 LOB: 1 BB: 0 P: 6	R: 3 E: 0 K: 0 S: 5	H: 2 LOB: 0 BB: 1 P: 9	R: 0 E: 0 K: 1 S: 6	H: 1 LOB: 2 BB: 1 P: 10	R: 3 E: 0 K: 1 S: 9	H: 4 LOB: 1 BB: 0 P: 9	1B: 8 2B: 1 3B: 0 HR: 1	SF: 0 SAC: 2 DP: 1 HBP: 0	WP: 0 PB: 0 SB: 0 CS: 0	PA: 36
PITCHER George Brunet, L ERA: 2.22 (1, 1)	IP: 7.0 WLS: L BF: 29 H: 5 R: 3 ER: 3 SO: 4 BB: 3 IBB: 0 HBP: 0 BLK: 0 WP: 0 HR: 1 S: 33 P: 49 ERA: 3.86 WHIP: 1.143															PITCHER Aubrey Gatewood, R ERA: 3.95 (8, 1)	IP: 1.0 WLS: L BF: 7 H: 4 R: 3 ER: 1 SO: 1 BB: 0 IBB: 0 HBP: 0 BLK: 0 WP: 0 HR: 0 S: 9 P: 9 ERA: 9.00 WHIP: 4.000			

Los Angeles Angels @ Cleveland Indians
Cleveland Municipal Stadium, Cleveland, OH
Wed Aug 11 1965, 7:05 PM EDT
Att: 7,125 - Unknown

AB	31
R	6
H	9
RBI	6
BB	4
SO	5
LOB	17



Batter	1	2	3	4	5	6	7	8	9	AB	R	H	RBI	BB	SO	LOB	TOP										
Jose Cardenal, R (1.8) OBP: 0.302, SLG: 0.376	F5		SF9					4-3	FC5-4	4	0	1	1	0	0	2											
Jim Piersall, R (1.7) OBP: 0.262, SLG: 0.262	4-3		FC6-4				1-3	K		4	0	0	0	0	1	2											
Jim Fregosi, R (1.6) OBP: 0.322, SLG: 0.413	F9			F5			F4		SH 1B BB	3	1	0	0	1	0	0											
Joe Adcock, R (1.3) Vic Power, R (7.3) OBP: 0.301, SLG: 0.436 OBP: 0.293, SLG: 0.366		K		F8			F8		SH 1B	3	0	0	0	0	1	0											
Lou Clinton, R (1.9) OBP: 0.320, SLG: 0.338		K		F5			5-3		1B E	3	1	0	0	1	1	0											
Bobby Knoop, R (1.4) OBP: 0.312, SLG: 0.382		F4					4-3 1B		1B E	4	1	3	2	0	0	0											
Buck Rodgers, S (1.2) OBP: 0.266, SLG: 0.267			F9				4-3 1B		E1	4	0	0	0	0	0	2											
Paul Schaal, R (1.5) OBP: 0.299, SLG: 0.333			1B SF9 1B				G6-4-3 BB		SH2-4 1B	3	1	2	0	1	0	1											
Fred Newman, R (1.1) Bob Lee, R (7.1) OBP: 0.175, SLG: 0.127 OBP: 0.200, SLG: 0.357			1-3 1B				G6-4-3 1-2		SH2-4 1-2	2	0	1	0	0	0	2											
Inning Stats	R: 0 E: 0 K: 0 S: 3	H: 0 LOB: 0 BB: 0 P: 3	R: 0 E: 0 K: 2 S: 7	H: 0 LOB: 0 BB: 0 P: 7	R: 1 E: 0 K: 0 S: 5	H: 2 LOB: 1 BB: 0 P: 5	R: 0 E: 0 K: 0 S: 3	H: 0 LOB: 0 BB: 0 P: 3	R: 0 E: 0 K: 0 S: 3	H: 1 LOB: 1 BB: 0 P: 7	R: 0 E: 0 K: 0 S: 4	H: 1 LOB: 1 BB: 0 P: 4	R: 0 E: 0 K: 1 S: 6	H: 1 LOB: 1 BB: 0 P: 6	R: 4 E: 2 K: 1 S: 8	H: 1 LOB: 1 BB: 2 P: 16	1B: 7 2B: 0 3B: 0 HR: 0	SF: 1 SAC: 2 DP: 1 HBP: 0	WP: 0 PA: 37 PB: 0 SB: 0 CS: 0								
PITCHER	IP	WLS	BF	H	R	ER	SO	BB	IBB	HBP	BLK	WP	HR	S	P	ERA	WHIP										
Jack Kralick, L (1.1) ERA: 4.27	8.0	L	34	7	5	2	3	2	1	0	0	0	0	37	49	2.25	1.125										
Gary Bell, R (9.1) ERA: 3.65	1.0		3	0	0	0	1	0	0	0	0	0	0	5	5	0.00	0.000										

Los Angeles Angels @ Cleveland Indians
 Cleveland Municipal Stadium, Cleveland, OH
 Thu Aug 12 1965, 7:05 PM EDT
 Att: 6,931 - Unknown

AB	31
R	5
H	7
RBI	3
BB	3
SO	4
LOB	10

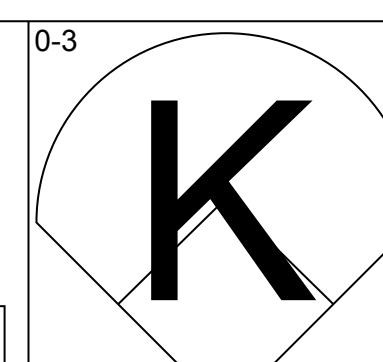
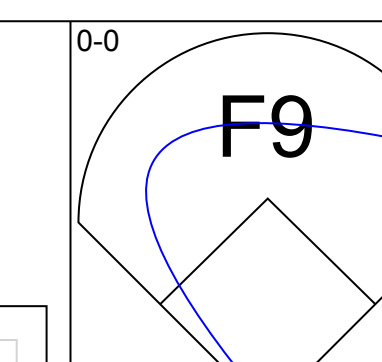
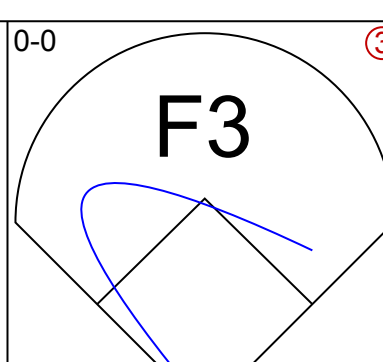
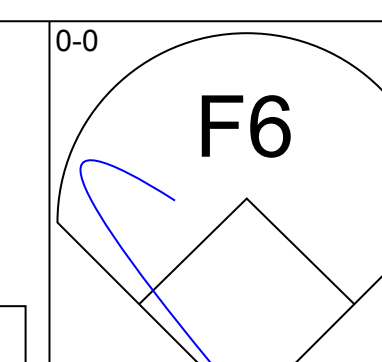
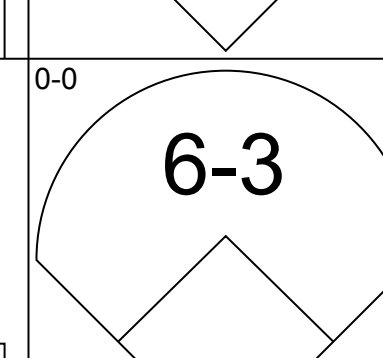
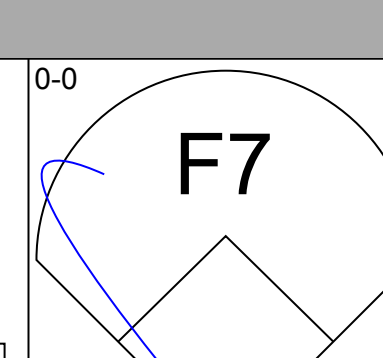
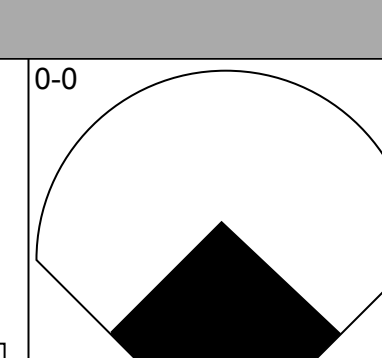
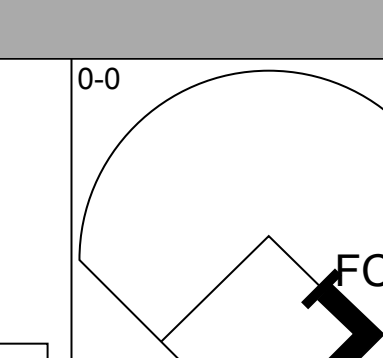
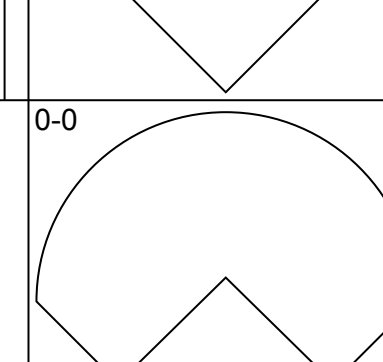
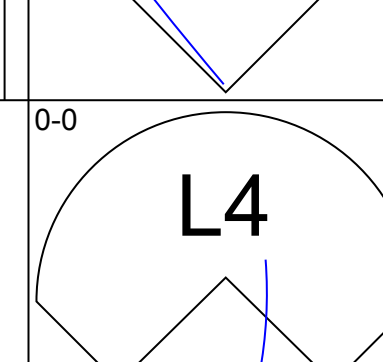
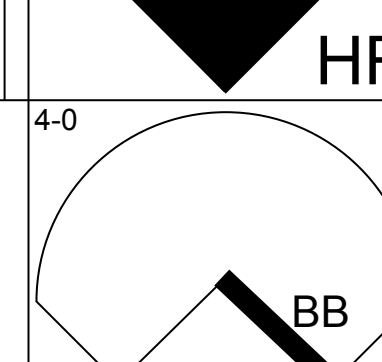
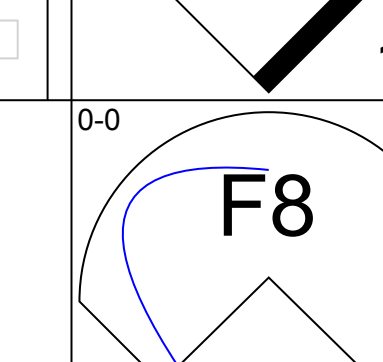
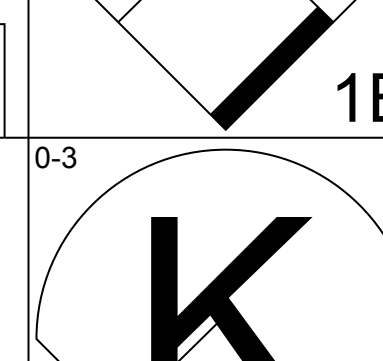
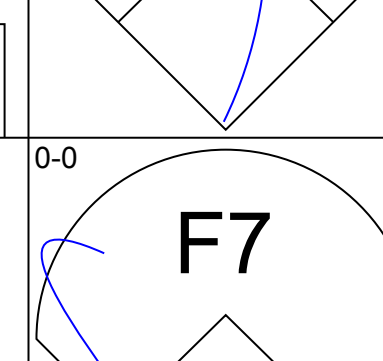
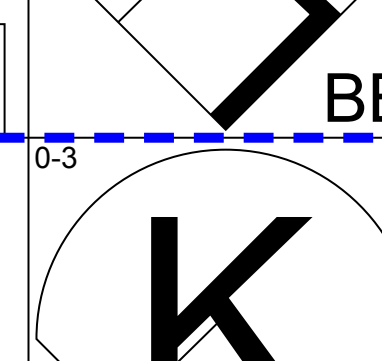
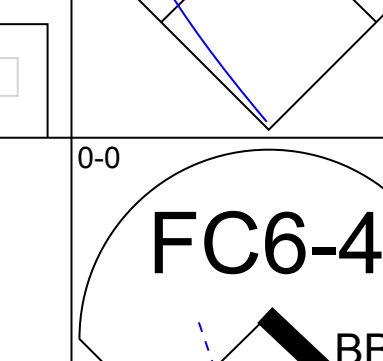
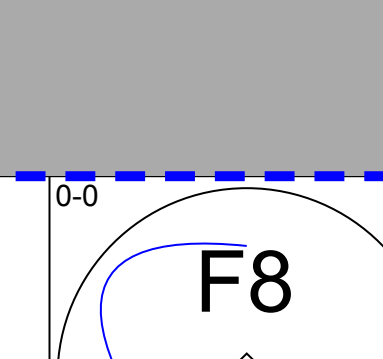
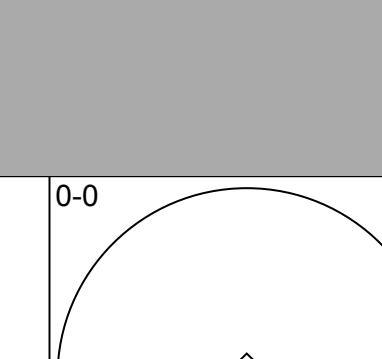
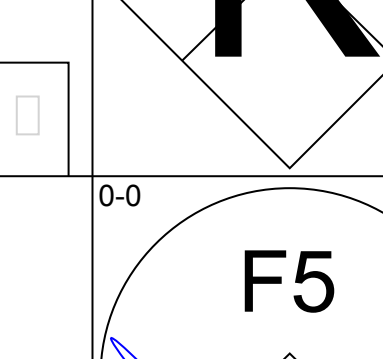
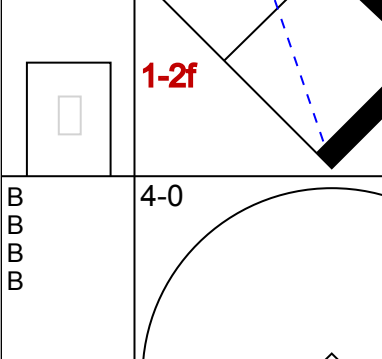
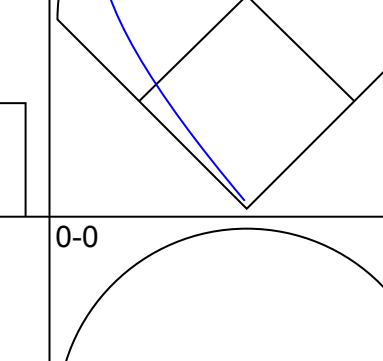
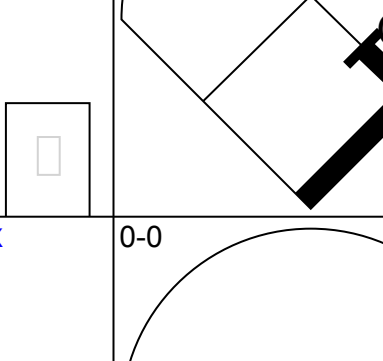
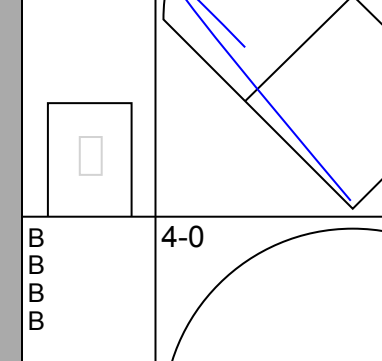
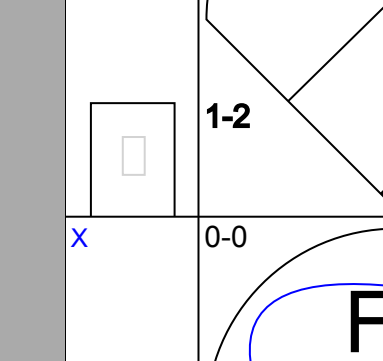
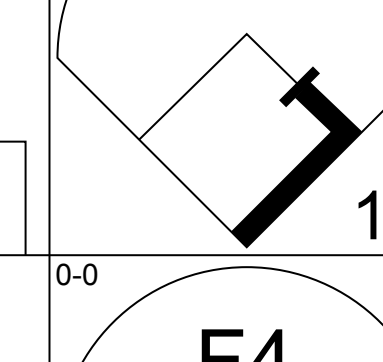
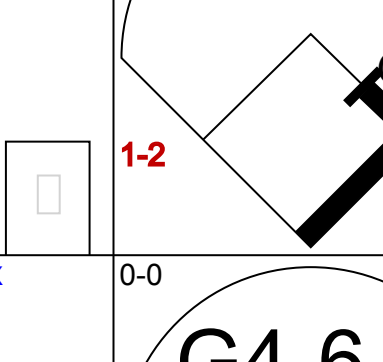
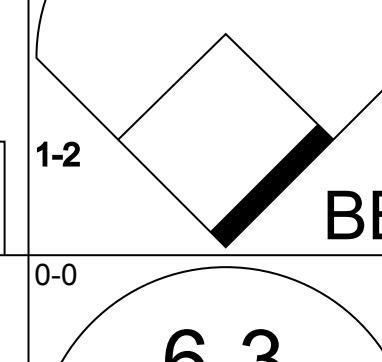
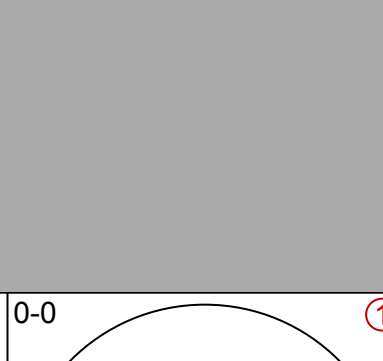
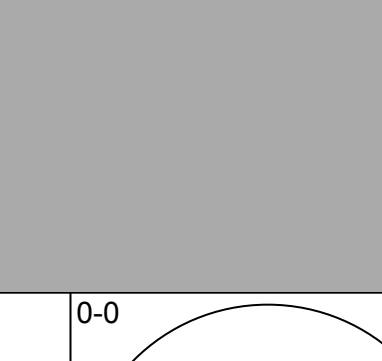
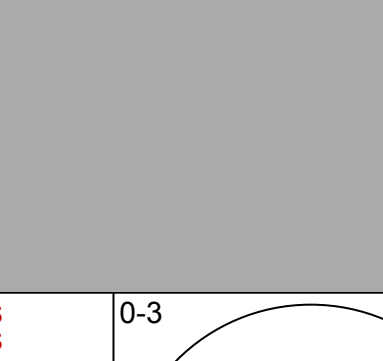
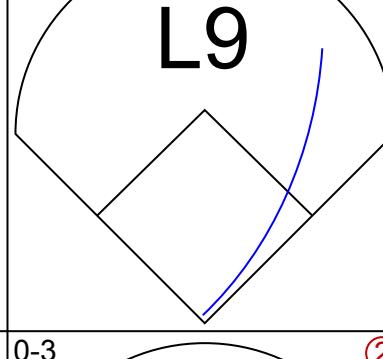
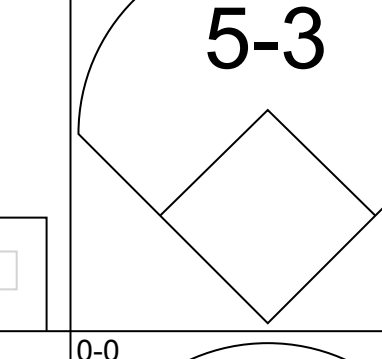
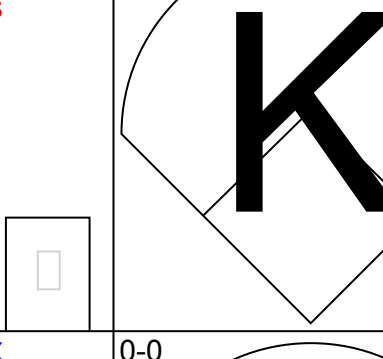


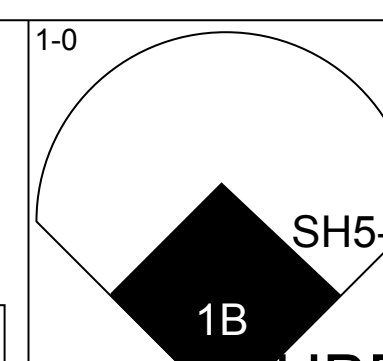
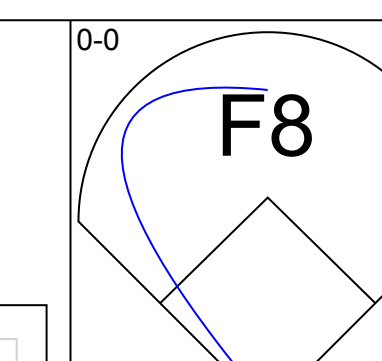
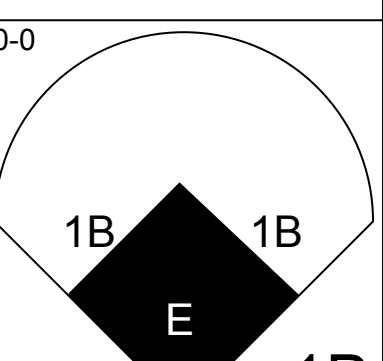
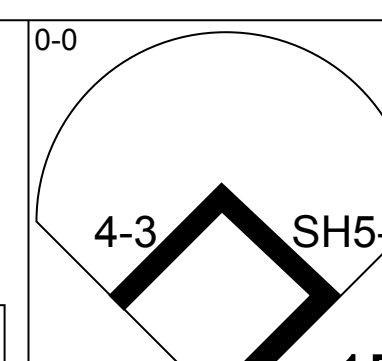
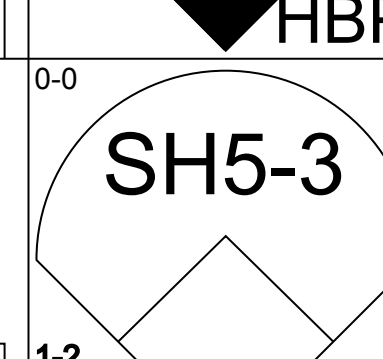
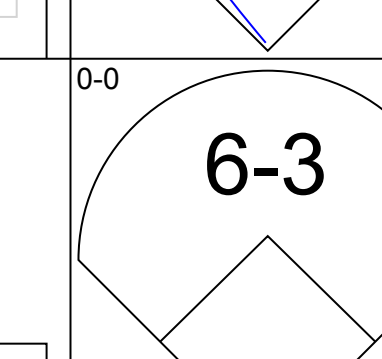
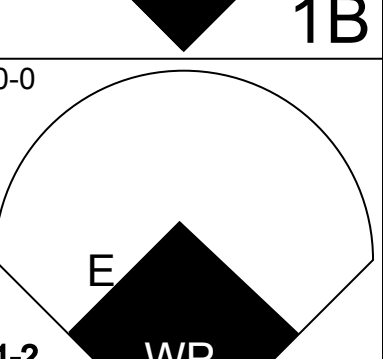
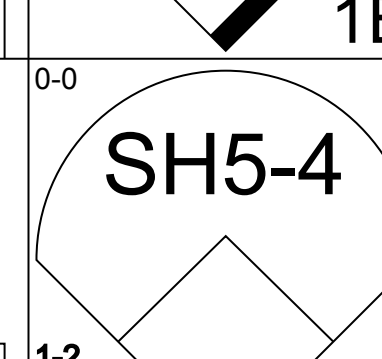
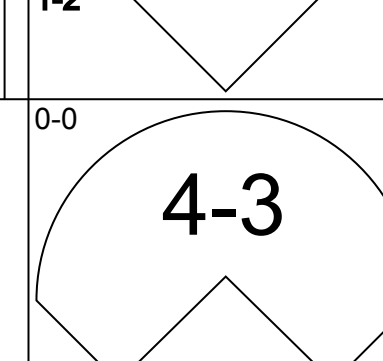
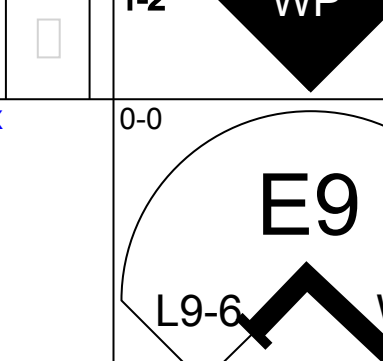
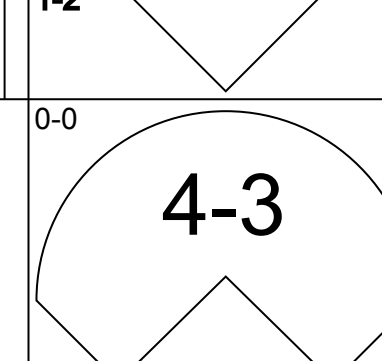
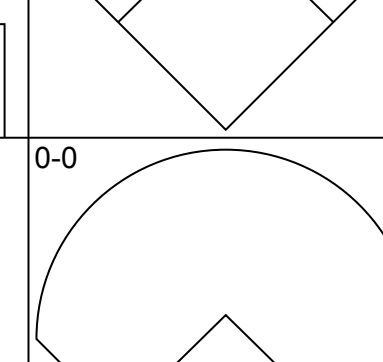
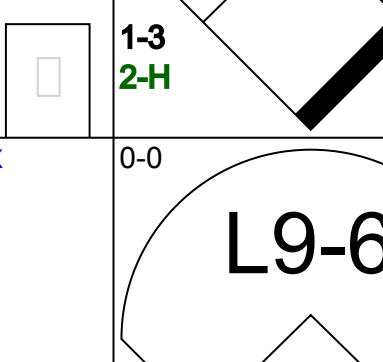
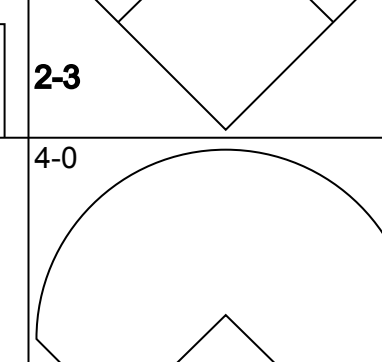

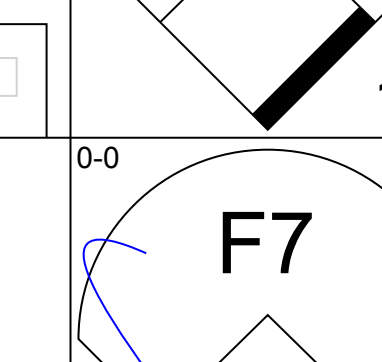
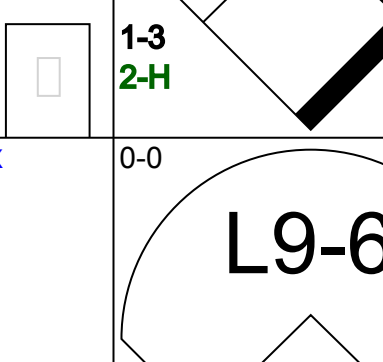
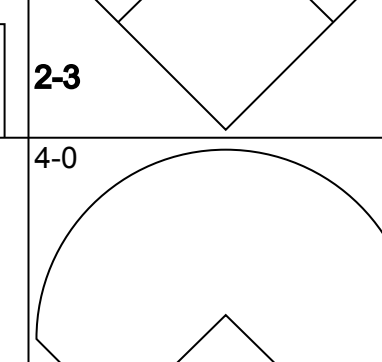
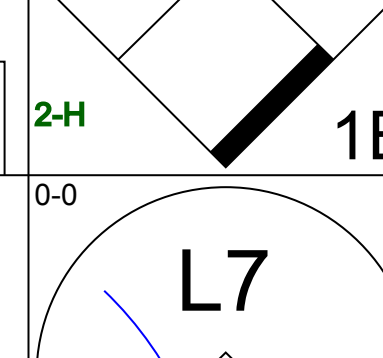
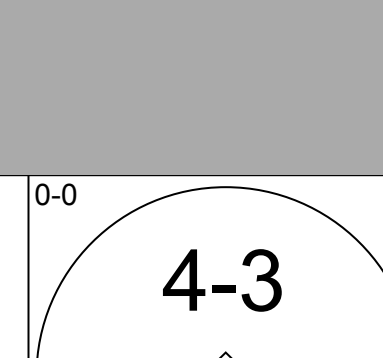
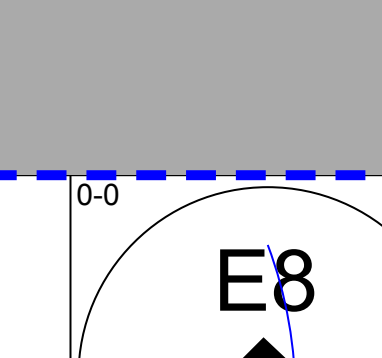

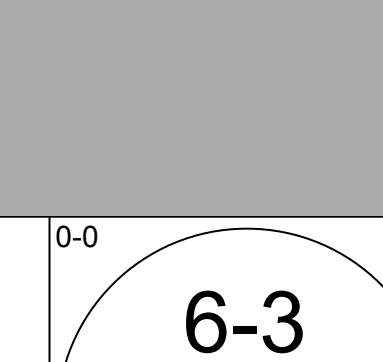
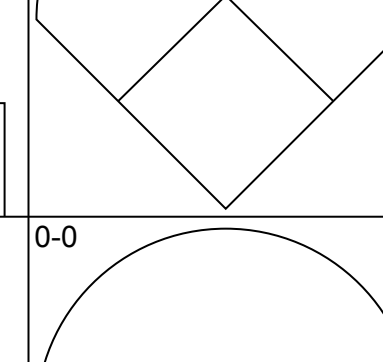
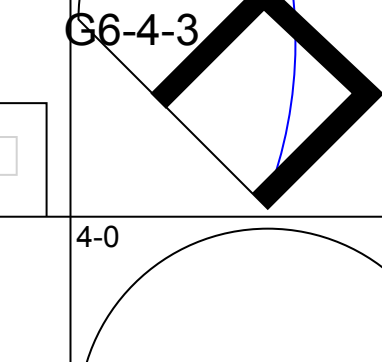
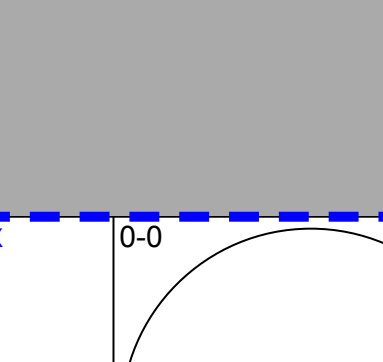
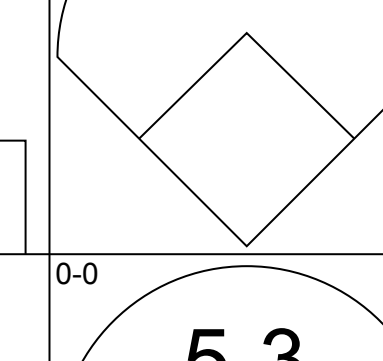
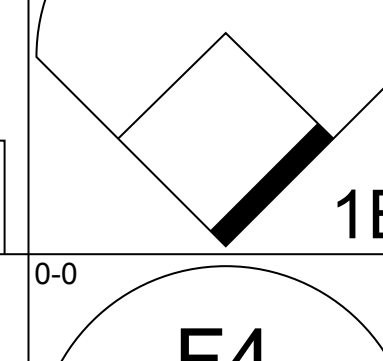
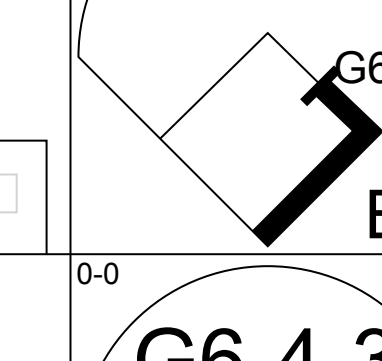
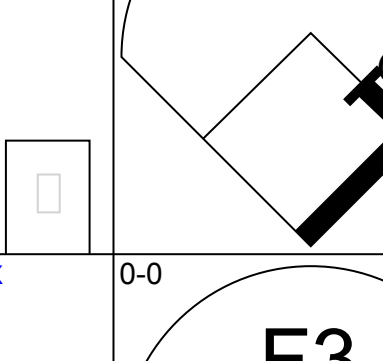
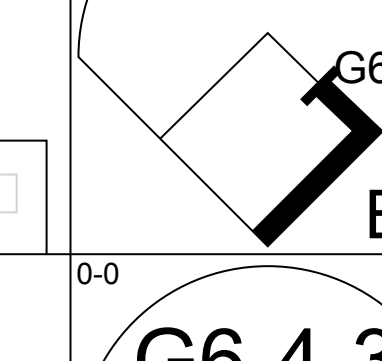
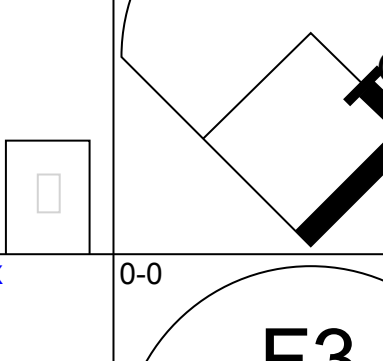
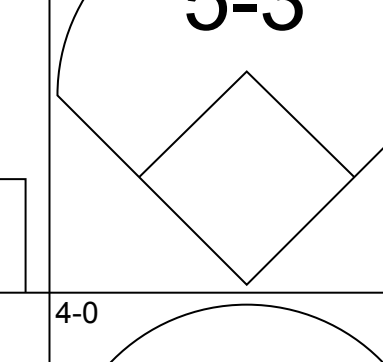
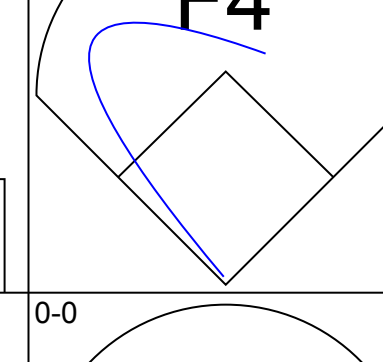
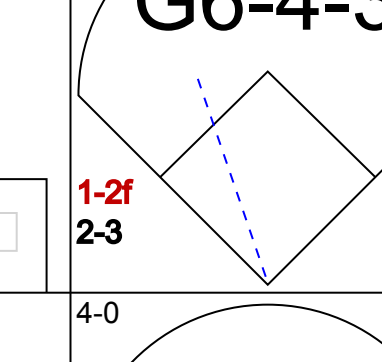
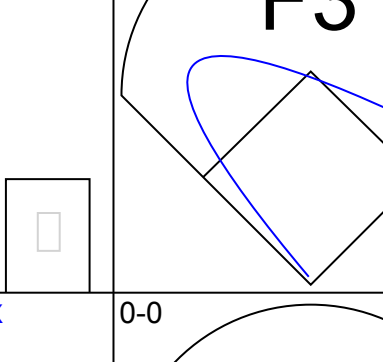
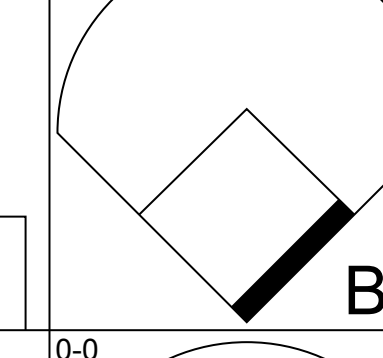



Batter	1	2	3	4	5	6	7	8	9	AB	R	H	RBI	BB	SO	LOB	BOTTOM										
Larry Brown, R (1.6) OBP: 0.329, SLG: 0.377	4-3			K						4	0	2	0	0	1	0											
Vic Davalillo, L (1.8) OBP: 0.339, SLG: 0.378	1-3			6-3						4	0	0	0	0	0	2											
Leon Wagner, L (1.7) OBP: 0.352, SLG: 0.473	4-3			3-1						4	1	2	0	0	0	0											
Rocky Colavito, R (1.9) OBP: 0.390, SLG: 0.498		F9								4	0	1	0	0	1	2											
Fred Whitfield, L (1.3) OBP: 0.323, SLG: 0.511		K								3	0	0	0	0	2	0											
Max Alvis, R (1.5) OBP: 0.339, SLG: 0.460		6-3								3	0	1	1	1	0	0											
Duke Sims, L (1.2) Chuck Hinton, R (7. PH) Phil Roof, R (8.2) OBP: 0.263, SLG: 0.343 OBP: 0.340, SLG: 0.452 OBP: 0.161, SLG: 0.161				6-3						2	0	0	0	0	0	1											
Pedro Gonzalez, R (1.4) OBP: 0.319, SLG: 0.395				6-3						1	0	0	0	0	1	2											
Jack Kralick, L (1.1) Gary Bell, R (9.1) OBP: 0.111, SLG: 0.118 OBP: 0.091, SLG: 0.364				1-3						1	0	1	0	0	0	0											
Inning Stats	R: 0 E: 0 K: 0 S: 3	H: 0 LOB: 0 BB: 0 P: 3	R: 0 E: 0 K: 1 S: 5	H: 0 LOB: 0 BB: 0 P: 5	R: 0 E: 0 K: 0 S: 3	H: 0 LOB: 0 BB: 0 P: 3	R: 0 E: 0 K: 1 S: 5	H: 0 LOB: 0 BB: 0 P: 5	R: 0 E: 0 K: 0 S: 3	H: 0 LOB: 0 BB: 0 P: 7	R: 0 E: 0 K: 0 S: 4	H: 1 LOB: 1 BB: 0 P: 4	R: 1 E: 0 K: 1 S: 8	H: 3 LOB: 2 BB: 0 P: 8	R: 0 E: 0 K: 1 S: 7	H: 2 LOB: 2 BB: 0 P: 7	R: 0 E: 0 K: 2 S: 8	H: 1 LOB: 1 BB: 0 P: 8	1B: 7 2B: 0 3B: 0 HR: 0	SF: 0 SAC: 1 DP: 0 HBP: 0	WP: 0 PA: 35 PB: 0 SB: 0 CS: 0						
PITCHER	IP	WLS	BF	H	R	ER	SO	BB	IBB	HBP	BLK	WP	HR	S	P	ERA	WHIP										
Fred Newman, R (1.1) ERA: 3.16	6.1		24	4	1	1	2	1	0	0	0	0	0	27	31	1.42	0.789										
Bob Lee, R (7.1) ERA: 2.03	2.2	W	11	3	0	0	4	0	0	0	0	0	0	19	19	0.00	1.125										

Los Angeles Angels @ Cleveland Indians
 Cleveland Municipal Stadium, Cleveland, OH
 Thu Aug 12 1965, 7:05 PM EDT
 Att: 6,931 - Unknown

AB	33
R	1
H	7
RBI	1
BB	1
SO	6
LOB	10



Batter	1	2	3	4	5	6	7	8	9	AB	R	H	RBI	BB	SO	LOB	TOP															
Zoilo Versalles, R OBP: 0.289, SLG: 0.430 (1, 6)										4	0	0	0	0	1	0	Minnesota Twins @ Cleveland Indians Cleveland Municipal Stadium, Cleveland, OH Fri Aug 13 1965, 7:05 PM EDT Att: 27,449 - Unknown															
Tony Oliva, L OBP: 0.361, SLG: 0.488 (1, 9)										4	1	2	1	0	0	0																
Jimmie Hall, L OBP: 0.347, SLG: 0.503 (1, 8)										3	0	1	0	1	0	1																
Bob Allison, R OBP: 0.360, SLG: 0.467 (1, 7)										4	0	0	0	0	2	3																
Don Mincher, L OBP: 0.350, SLG: 0.608 (1, 3)										3	0	1	0	1	0	1																
Earl Battey, R OBP: 0.399, SLG: 0.457 (1, 2)										3	0	2	0	1	0	2																
Rich Rollins, R OBP: 0.310, SLG: 0.347 (1, 5)										3	0	0	0	0	0	3																
Frank Quilici, R OBP: 0.277, SLG: 0.284 (1, 4)										3	0	0	0	0	1	0																
Jim Perry, S OBP: 0.152, SLG: 0.188 (1, 1)										1	0	0	0	0	1	0																
Sandy Valdespino, L OBP: 0.327, SLG: 0.919 (6, PH)										1	0	0	0	0	0	0																
Garry Roggenburk, R (6, PH)										0	0	0	0	0	0	0																
Andy Kosco, R (8, PH)										1	0	0	0	0	0	0																
Johnny Klippstein, R (8, 1)										0	0	0	0	0	0	0																
Inning Stats	R: 0 E: 0 K: 2 S: 8	H: 1 LOB: 1 BB: 0 P: 8	R: 0 E: 0 K: 0 S: 3	H: 1 LOB: 0 BB: 0 P: 3	R: 0 E: 0 K: 1 S: 5	H: 0 LOB: 0 BB: 0 P: 5	R: 0 E: 0 K: 0 S: 3	H: 0 LOB: 0 BB: 0 P: 3	R: 0 E: 0 K: 0 S: 3	H: 2 LOB: 0 BB: 0 P: 3	R: 0 E: 0 K: 0 S: 3	H: 0 LOB: 0 BB: 0 P: 3	R: 1 E: 0 K: 1 S: 6	H: 1 LOB: 2 BB: 2 P: 14	R: 0 E: 0 K: 1 S: 5	H: 0 LOB: 0 BB: 0 P: 5	R: 0 E: 0 K: 0 S: 4	H: 1 LOB: 2 BB: 1 P: 8	1B: 5 2B: 0 3B: 0 HR: 1	SF: 0 SAC: 0 DP: 1 HBP: 0	WP: 0 PB: 0 SB: 0 CS: 1	PA: 33										
PITCHER	IP WLS BF H R ER SO BB IBB HBP BLK WP HR S P ERA WHIP																															
Sonny Siebert, R ERA: 2.15 (1, 1)	1.0	4	1	0	0	2	0	0	0	0	0	0	8	8	0.00	1.000																
Lee Stange, R ERA: 3.56 (2, 1)	5.0	17	4	1	1	1	1	0	0	0	0	1	18	22	1.80	1.000																
Bobby Tiefenauer, R ERA: 4.15 (7, 1)	3.0	12	1	0	0	2	2	0	0	0	0	0	14	22	0.00	1.000																

Batter	1	2	3	4	5	6	7	8	9	AB	R	H	RBI	BB	SO	LOB	BOTTOM															
Larry Brown, R OBP: 0.334, SLG: 0.380 (1, 6)										3	2	2	0	0	0	0	Minnesota Twins @ Cleveland Indians Cleveland Municipal Stadium, Cleveland, OH Fri Aug 13 1965, 7:05 PM EDT Att: 27,449 - Unknown															
Vic Davallilo, L OBP: 0.339, SLG: 0.378 (1, 8)										2	1	1	0	0	0	0																
Leon Wagner, L OBP: 0.354, SLG: 0.474 (1, 7)										4	0	2	0	0	0	2																
Chico Salmon, R OBP: 0.278, SLG: 0.418 (9, 7)										0	0	0	0	0	0	0																
Rocky Colavito, R OBP: 0.391, SLG: 0.496 (1, 9)										3	0	1	1	1	0	2																
Fred Whitfield, L OBP: 0.319, SLG: 0.505 (1, 3)										4	0	0	0	0	0	3																
Max Alvis, R OBP: 0.343, SLG: 0.462 (1, 5)										3	0	2	0	1	0	0																
Joe Azcue, R OBP: 0.289, SLG: 0.274 (1, 2)										3	0	0	0	0	0	3																
Phil Roof, R OBP: 0.156, SLG: 0.156 (7, 2)										1	0	0	0	0	0	1																
Pedro Gonzalez, R OBP: 0.322, SLG: 0.392 (1, 4)										2	0	0	0	2	0	2																
Sonny Siebert, R OBP: 0.104, SLG: 0.191 (1, 1)										0	0	0	0	0	0	0																
Lee Stange, R OBP: 0.256, SLG: 0.130 (2, 1)										3	0	0	0	0	1	3																
Bobby Tiefenauer, R (7, 1)										0	0	0	0	0	0	0																
Inning Stats	R: 1 E: 0 K: 0 S: 4	H: 1 LOB: 1 BB: 0 P: 5	R: 0 E: 0 K: 0 S: 3	H: 0 LOB: 1 BB: 1 P: 7	R: 0 E: 0 K: 0 S: 4	H: 1 LOB: 1 BB: 0 P: 4	R: 0 E: 0 K: 0 S: 4	H: 1 LOB: 1 BB: 0 P: 4	R: 2 E: 1 K: 1 S: 7	H: 3 LOB: 0 BB: 0 P: 7	R: 0 E: 0 K: 0 S: 3	H: 0 LOB: 2 BB: 2 P: 11	R: 0 E: 0 K: 0 S: 4	H: 1 LOB: 1 BB: 1 P: 8	R: 0 E: 0 K: 0 S: 3	H: 1 LOB: 0 BB: 0 P: 3	1B: 8 2B: 1 3B: 0 HR: 0	SF: 0 SAC: 2 DP: 3 HBP: 1	WP: 1 PB: 1 SB: 0 CS: 0	PA: 35												
PITCHER	IP WLS BF H R ER SO BB IBB HBP BLK WP HR S P ERA WHIP																															
Jim Perry, R ERA: 2.41 (1, 1)	5.0	22	1	0	0	0	1	0	0	0	0	0	7	19	0.00	1.000																
Garry Roggenburk, L ERA: 1.02 (6, 1)	2.0	10	1	0	0	0	1	2	0	0	0	0	7	19	0.00	1.000																
Johnny Klippstein, R ERA: 2.95 (8, 1)	1.0	3	1	0	0	0	0	0	0	0	0	0	3	3	0.00	1.000																

AB	30
R	1
H	6
RBI	1
BB	3
SO	5
LOB	10

AB	28
R	3
H	8
RBI	1
BB	4
SO	1
LOB	16



Batter	1	2	3	4	5	6	7	8	9	AB	R	H	RBI	BB	SO	LOB	TOP					
Zoilo Versalles, R (1, 6) OBP: 0.289, SLG: 0.428	K2-3		1-3			L4		G4-6-3 HBP		3	0	0	0	0	1	0	Minnesota Twins @ Cleveland Indians Cleveland Municipal Stadium, Cleveland, OH Sat Aug 14 1965, 3:33 AM EDT Att: 15,909 - Unknown					
Rich Rollins, R (1, 5) OBP: 0.307, SLG: 0.343	F7			K		F7		G4-6-3		4	0	0	0	0	1	2						
Tony Oliva, L (1, 8) OBP: 0.360, SLG: 0.487	G3			F9						1	0	0	0	0	0	0						
Joe Nosssek, R (1, 8) OBP: 0.275, SLG: 0.345									5-3	3	0	1	0	0	0	1						
Andy Kosco, R (1, 9) OBP: 0.200, SLG: 0.800		HR		K		K			K	4	1	1	1	0	3	2						
Bob Allison, R (1, 7) OBP: 0.362, SLG: 0.469		2B		FC5-4					K	3	0	1	0	1	1	0						
Earl Battey, R (1, 2) OBP: 0.395, SLG: 0.452	6-3			FC5-4						3	0	0	0	0	0	2						
Don Mincher, L (1, 3) OBP: 0.345, SLG: 0.599	F7					K				3	0	0	0	0	2	0						
Frank Quilici, R (1, 4) OBP: 0.268, SLG: 0.275			K			F7				3	0	0	0	0	2	0						
Jim Kaat, L (1, 1) OBP: 0.229, SLG: 0.242			F8			K2-3				2	0	0	0	0	1	0						
Sandy Valdespino, L (8, PH) OBP: 0.331, SLG: 0.319										0	0	0	0	1	0	0						
Al Worthington, R (8, 1) OBP: 0.222, SLG: 0.125								HBP		0	0	0	0	0	0	0						
Inning Stats	R: 0 E: 0 K: 1 S: 5	H: 0 LOB: 0 BB: 0 P: 5	R: 1 E: 0 K: 0 S: 4	H: 2 LOB: 0 BB: 0 P: 4	R: 0 E: 0 K: 1 S: 5	H: 0 LOB: 0 BB: 0 P: 5	R: 0 E: 0 K: 2 S: 8	H: 0 LOB: 2 BB: 1 P: 12	R: 0 E: 0 K: 2 S: 7	H: 0 LOB: 0 BB: 0 P: 7	R: 0 E: 0 K: 1 S: 6	H: 1 LOB: 1 BB: 0 P: 6	R: 0 E: 0 K: 1 S: 5	H: 0 LOB: 0 BB: 0 P: 5	R: 0 E: 0 K: 1 S: 4	H: 0 LOB: 1 BB: 1 P: 9	R: 0 E: 0 K: 2 S: 7	H: 0 LOB: 0 BB: 0 P: 7	1B: 1 2B: 1 3B: 0 HR: 1	SF: 0 SAC: 0 DP: 1 HBP: 1	WP: 0 PB: 1 SB: 0 CS: 0	PA: 32
PITCHER Sam McDowell, L (1, 1) ERA: 2.23	IP: 9.0 WLS: W BF: 32 H: 3 R: 1 ER: 1 SO: 11 BB: 2 IBB: 0 HBP: 1 BLK: 0 WP: 0 HR: 1 S: 51 P: 60 ERA: 1.00 WHIP: 0.556															PITCHER						

Batter	1	2	3	4	5	6	7	8	9	AB	R	H	RBI	BB	SO	LOB	BOTTOM			
Larry Brown, R (1, 6) OBP: 0.333, SLG: 0.390	K		L7							4	1	1	2	0	2	0	Minnesota Twins @ Cleveland Indians Cleveland Municipal Stadium, Cleveland, OH Sat Aug 14 1965, 3:33 AM EDT Att: 15,909 - Unknown			
Vic Davaillo, L (1, 8) OBP: 0.341, SLG: 0.380	K		FC5-4		4-3			4-3		4	0	2	0	0	1	0				
Chuck Hinton, R (1, 7) OBP: 0.342, SLG: 0.465			FC5-4							4	1	2	1	0	1	2				
Rocky Colavito, R (1, 9) OBP: 0.390, SLG: 0.493			1B					1B		3	0	0	0	1	0	1				
Fred Whitfield, L (1, 3) OBP: 0.318, SLG: 0.502	FC4-6									4	0	1	0	0	0	3				
Max Alvis, R (1, 5) OBP: 0.340, SLG: 0.458			F9							3	0	0	0	0	1	1				
Joe Azcue, R (1, 2) OBP: 0.295, SLG: 0.271			5-3							3	0	0	0	0	1	1				
Pedro Gonzalez, R (1, 4) OBP: 0.318, SLG: 0.387			F3							3	0	0	0	0	0	0				
Sam McDowell, L (1, 1) OBP: 0.109, SLG: 0.111			F8							3	1	0	0	0	0	1				
Inning Stats	R: 0 E: 0 K: 2 S: 8	H: 1 LOB: 2 BB: 1 P: 12	R: 0 E: 0 K: 0 S: 3	H: 0 LOB: 0 BB: 0 P: 3	R: 0 E: 0 K: 0 S: 4	H: 1 LOB: 1 BB: 0 P: 4	R: 0 E: 0 K: 1 S: 6	H: 1 LOB: 1 BB: 0 P: 6	R: 3 E: 1 K: 0 S: 6	H: 2 LOB: 0 BB: 0 P: 6	R: 0 E: 0 K: 1 S: 5	H: 0 LOB: 0 BB: 0 P: 5	R: 0 E: 0 K: 1 S: 5	H: 0 LOB: 0 BB: 0 P: 5	R: 0 E: 0 K: 1 S: 6	H: 1 LOB: 1 BB: 0 P: 6		1B: 3 2B: 1 3B: 0 HR: 2	SF: 0 SAC: 0 DP: 0 HBP: 0	WP: 0 PB: 0 SB: 0 CS: 0
PITCHER Jim Kaat, L (1, 1) ERA: 2.78	IP: 7.0 WLS: L BF: 28 H: 5 R: 3 ER: 3 SO: 5 BB: 1 IBB: 0 HBP: 0 BLK: 0 WP: 0 HR: 2 S: 37 P: 41 ERA: 1.29 WHIP: 0.857															PITCHER				
Al Worthington, R (8, 1) ERA: 1.95	IP: 1.0 WLS: L BF: 4 H: 1 R: 0 ER: 0 SO: 1 BB: 0 IBB: 0 HBP: 0 BLK: 0 WP: 0 HR: 0 S: 6 P: 6 ERA: 0.00 WHIP: 1.000															PITCHER				

Batter	1	2	3	4	5	6	7	8	9	AB	R	H	RBI	BB	SO	LOB	TOP											
Zoilo Versalles, R OBP: 0.288, SLG: 0.426 (1, 6)	0-3 K2-3		0-0 L4			0-0 F4			0-0 2B 1B	4	1	1	0	0	1	0	Minnesota Twins @ Cleveland Indians Cleveland Municipal Stadium, Cleveland, OH Sun Aug 15 1965, 3:33 AM EDT Unknown livebaseballscorecards.com											
Sandy Valdespino, L OBP: 0.335, SLG: 0.554 (1, 7)	0-0 F7		0-0 CS 1B			0-0 G3			0-0 2B 1B	4	1	2	0	0	0	0												
Tony Oliva, L OBP: 0.357, SLG: 0.483 (1, 9)	0-3 K		0-0 3-1			0-0 F7			0-3 K	4	0	0	0	0	2	3												
Don Mincher, L OBP: 0.344, SLG: 0.597 (1, 3)		0-0 3-1		0-0 F9			0-0 4-3		0-0 1B 2B	4	1	1	2	0	0	0												
Jimmie Hall, L OBP: 0.349, SLG: 0.505 (1, 8)		0-0 1B 2B		0-3 K			0-0 F8		0-0 WP BB FC3-2 1B	4	1	2	1	0	1	0												
Earl Battey, R OBP: 0.397, SLG: 0.451 (1, 2)		0-0 BB 1B		0-0 6-3			0-0 F9		4-0 FC3-2 WP BB	3	0	1	1	1	0	0												
Rich Rollins, R OBP: 0.306, SLG: 0.340 Jerry Kindall, R OBP: 0.288, SLG: 0.304 (1, 5) (9, 5)	4-0 1-2 BB		0-0 F7			0-0 F8		0-0 FC3-2	0-0 1-3 2-H	3	0	0	0	1	0	2												
Frank Quilici, R OBP: 0.257, SLG: 0.263 (1, 4)	0-3 K		0-3 K			0-0 F7		0-3 K	0-3 K	4	0	0	0	0	3	4												
Mudcat Grant, R OBP: 0.233, SLG: 0.242 Al Worthington, R OBP: 0.222, SLG: 0.125 (1, 1) (9, 1)	0-3 K		0-0 L8			0-0 K		0-3 K		3	0	0	0	0	2	2												
Inning Stats	R: 0 E: 0 K: 2 S: 7	H: 0 LOB: 0 BB: 0 P: 7	R: 1 E: 0 K: 2 S: 9	H: 2 LOB: 2 BB: 1 P: 13	R: 0 E: 0 K: 0 S: 3	H: 1 LOB: 0 BB: 0 P: 3	R: 0 E: 0 K: 1 S: 5	H: 0 LOB: 0 BB: 0 P: 5	R: 0 E: 0 K: 0 S: 3	H: 0 LOB: 0 BB: 0 P: 3	R: 0 E: 0 K: 0 S: 3	H: 0 LOB: 0 BB: 0 P: 3	R: 0 E: 0 K: 1 S: 5	H: 0 LOB: 0 BB: 0 P: 5	R: 3 E: 0 K: 2 S: 11	H: 4 LOB: 2 BB: 1 P: 15		1B: 5 2B: 2 3B: 0 HR: 0	SF: 0 SAC: 0 DP: 0 HBP: 0	WP: 1 PB: 0 SB: 0 CS: 1	PA: 35							
PITCHER	IP	WLS	BF	H	R	ER	SO	BB	IBB	HBP	BLK	WP	HR	S	P	ERA	WHIP											
Luis Tiant, R ERA: 3.15 Bobby Tiefenauer, R ERA: 4.99 Don McMahon, R ERA: 4.01 (1, 1) (9, 1) (9, 1)	8.0	L	27	3	1	1	7	1	0	0	0	0	0	0	40	44	1.12	0.500										

Batter	1	2	3	4	5	6	7	8	9	AB	R	H	RBI	BB	SO	LOB	BOTTOM										
Larry Brown, R OBP: 0.329, SLG: 0.384 (1, 6)	0-0 F2	0-0 F8			0-0 5-3			0-0 2-3		4	0	0	0	0	0	3	Minnesota Twins @ Cleveland Indians Cleveland Municipal Stadium, Cleveland, OH Sun Aug 15 1965, 3:33 AM EDT Unknown livebaseballscorecards.com										
Vic Davallito, L OBP: 0.345, SLG: 0.380 (1, 8)	0-0 1B		0-0 4-3			4-0 G5-4-3 BB		4-0 HR BB	2	1	1	0	2	0	0												
Leon Wagner, L OBP: 0.355, SLG: 0.480 (1, 7)	0-0 F9		4-0 G6-4-3 BB			0-0 F7		0-0 1-H HR	3	1	1	2	1	0	2												
Rocky Colavito, R OBP: 0.389, SLG: 0.493 (1, 9)	0-0 F7		0-0 G6-4-3			0-0 G5-4-3		0-0 G3 1B 2B	4	1	1	0	0	0	3												
Fred Whitfield, L OBP: 0.317, SLG: 0.498 (1, 3)		0-0 1B 1B 1B		0-0 L8			0-0 1-3	0-0 G3	0-0 2-3	4	0	1	0	0	1												
Max Alvis, R OBP: 0.342, SLG: 0.459 (1, 5)	0-0 1-2 1B		0-0 3-6-3 1B			0-0 G3		0-3 K	0-3 K	4	0	2	0	0	1												
Joe Azcue, R OBP: 0.292, SLG: 0.268 Bobby Tiefenauer, R OBP: 0.400, SLG: 0.400 Don McMahon, R OBP: 0.344, SLG: 0.467 (1, 2) (9, 1) (9, 1) (9, PH)	0-0 F7		0-0 4-3-6-3			0-0 F9		0-0 1B	0-0 1B	3	0	0	0	0	3												
Pedro Gonzalez, R OBP: 0.317, SLG: 0.385 (1, 4)	0-0 1-2 2-3 1B		0-0 F7			0-0 1-3		0-0 F6	0-0 3-H 1B	4	0	1	0	0	1												
Luis Tiant, R OBP: 0.130, SLG: 0.154 Al Luplow, L OBP: 0.250, SLG: 0.333 Phil Roof, R OBP: 0.156, SLG: 0.156 (1, 1) (8, PH) (9, 2)	0-3 K		0-0 6-3			0-0 6-3		0-0 6-3		2	0	0	0	1	3												
Inning Stats	R: 0 E: 0 K: 0 S: 4	H: 1 LOB: 1 BB: 0 P: 4	R: 0 E: 0 K: 1 S: 8	H: 3 LOB: 3 BB: 0 P: 8	R: 0 E: 0 K: 0 S: 2	H: 0 LOB: 0 BB: 1 P: 6	R: 0 E: 0 K: 0 S: 3	H: 1 LOB: 0 BB: 0 P: 3	R: 0 E: 0 K: 0 S: 3	H: 0 LOB: 0 BB: 0 P: 3	R: 0 E: 0 K: 0 S: 3	H: 0 LOB: 0 BB: 0 P: 3	R: 0 E: 0 K: 0 S: 3	H: 0 LOB: 0 BB: 0 P: 3	R: 3 E: 0 K: 1 S: 8	H: 3 LOB: 1 BB: 1 P: 12		1B: 6 2B: 2 3B: 0 HR: 1	SF: 0 SAC: 0 DP: 3 HBP: 0	WP: 0 PB: 0 SB: 0 CS: 0	PA: 35						
PITCHER	IP	WLS	BF	H	R	ER	SO	BB	IBB	HBP	BLK	WP	HR	S	P	ERA	WHIP										
Mudcat Grant, R ERA: 3.84 Al Worthington, R ERA: 2.05 (1, 1) (9, 1)	8.0	W	30	6	2	2	1	3	0	0	0	0	0	29	41	2.25	1.125										

Batter	1	2	3	4	5	6	7	8	9	AB	R	H	RBI	BB	SO	LOB	TOP					
Bert Campaneris, R OBP: 0.333, SLG: 0.407 (1, 6)										4	1	1	2	0	0	2						
Jose Tartabull, L OBP: 0.353, SLG: 0.405 (1, 7)										4	0	1	0	0	0	0						
Wayne Causey, L OBP: 0.363, SLG: 0.365 (1, 4)										4	0	2	0	0	0	0						
Ken Harrelson, R OBP: 0.337, SLG: 0.446 (1, 3)										4	0	0	0	0	2	3						
Santiago Rosario, L OBP: 0.349, SLG: 0.474 (8, 3)										0	0	0	0	0	0	0						
Jim Landis, R OBP: 0.364, SLG: 0.354 (1, 8)										2	0	0	0	2	0	0						
Ed Charles, R OBP: 0.326, SLG: 0.393 (1, 5)										4	0	0	0	0	1	4						
Mike Hershberger, R OBP: 0.292, SLG: 0.323 (1, 9)										4	1	1	0	0	1	0						
Rene Lachemann, R OBP: 0.241, SLG: 0.415 (1, 2)										3	1	2	1	0	0	1						
Lew Krausse, R OBP: 0.336, SLG: 0.401 (1, 1)										2	0	0	0	0	1	1						
Don Mossi, L OBP: 0.340, SLG: 0.463 (7, 1)										0	0	0	0	0	0	0						
Inning Stats	R: 0 E: 0 K: 0 S: 3	H: 0 LOB: 0 BB: 0 P: 3	R: 0 E: 0 K: 1 S: 5	H: 0 LOB: 0 BB: 0 P: 5	R: 0 E: 0 K: 1 S: 4	H: 1 LOB: 1 BB: 0 P: 4	R: 0 E: 0 K: 0 S: 4	H: 2 LOB: 2 BB: 1 P: 8	R: 2 E: 0 K: 1 S: 7	H: 2 LOB: 0 BB: 0 P: 7	R: 0 E: 0 K: 2 S: 7	H: 0 LOB: 1 BB: 1 P: 11	R: 1 E: 0 K: 0 S: 4	H: 1 LOB: 0 BB: 0 P: 4	R: 0 E: 0 K: 0 S: 3	H: 1 LOB: 0 BB: 0 P: 3	R: 0 E: 0 K: 1 S: 5	H: 0 LOB: 0 BB: 0 P: 5	1B: 3 2B: 3 3B: 0 HR: 2	SF: 0 SAC: 1 DP: 3 HBP: 0	WP: 0 PB: 0 SB: 1 CS: 1	PA: 34
PITCHER	IP	WLS	BF	H	R	ER	SO	BB	IBB	HBP	BLK	WP	HR	S	P	ERA	WHIP					
Lee Stange, R ERA: 3.53 (1, 1)	5.0	L	20	5	2	2	2	1	0	0	0	0	1	23	27	3.60	1.200					
Gary Bell, R ERA: 3.55 (6, 1)	2.0		8	1	1	1	2	1	0	0	0	0	1	11	15	4.50	1.000					
Don McMahon, R ERA: 3.86 (8, 1)	2.0		6	1	0	0	1	0	0	0	0	0	0	8	8	0.00	0.500					

Kansas City Athletics @ Cleveland Indians
Cleveland Municipal Stadium, Cleveland, OH

AB 31
R 3
H 7
RBI 3
BB 2
SO 5
LOB 11



WP: 0 PA: 34
PB: 0
SB: 1
CS: 1

Kansas City Athletics @ Cleveland Indians
Cleveland Municipal Stadium, Cleveland, OH

AB 31
R 2
H 4
RBI 2
BB 5
SO 6
LOB 17



WP: 0 PA: 36
PB: 0
SB: 1
CS: 0

Batter	1	2	3	4	5	6	7	8	9	AB	R	H	RBI	BB	SO	LOB	BOTTOM				
Larry Brown, R OBP: 0.336, SLG: 0.401 (1, 6)										4	1	2	2	0	0	0					
Vic Davallilo, L OBP: 0.342, SLG: 0.377 (1, 8)										4	0	1	0	0	0	2					
Leon Wagner, L OBP: 0.355, SLG: 0.485 (1, 7)										3	0	0	0	1	0	0					
Rocky Colavito, R OBP: 0.390, SLG: 0.499 (1, 9)										2	0	0	0	2	1	0					
Fred Whitfield, L OBP: 0.312, SLG: 0.491 (1, 3)										4	0	0	0	0	1	4					
Max Alvis, R OBP: 0.340, SLG: 0.463 (1, 5)										4	0	0	0	0	1	2					
Duke Sims, L OBP: 0.276, SLG: 0.338 (1, 2)										1	0	0	0	2	0	2					
Dick Howser, R OBP: 0.363, SLG: 0.290 (7, PR)										0	1	0	0	0	0	0					
Don McMahon, R OBP: 0.400, SLG: 0.400 (8, 1)										0	0	0	0	0	0	0					
Chico Salmon, R OBP: 0.282, SLG: 0.411 (9, PH)										1	0	0	0	0	0	0					
Pedro Gonzalez, R OBP: 0.314, SLG: 0.380 (1, 4)										4	0	1	0	0	1	4					
Lee Stange, R OBP: 0.267, SLG: 0.120 (1, 1)										2	0	0	0	0	1	1					
Gary Bell, R OBP: 0.091, SLG: 0.364 (6, 1)										0	0	0	0	0	0	0					
Al Luplow, L OBP: 0.243, SLG: 0.324 (7, PH)										1	0	0	0	0	0	1					
Phil Roof, R OBP: 0.182, SLG: 0.156 (8, 2)										0	0	0	0	0	0	0					
Chuck Hinton, R OBP: 0.341, SLG: 0.461 (9, PH)										1	0	0	0	0	1	1					
Inning Stats	R: 0 E: 0 K: 0 S: 3	H: 0 LOB: 0 BB: 0 P: 3	R: 0 E: 1 K: 2 S: 8	H: 0 LOB: 2 BB: 1 P: 12	R: 0 E: 0 K: 1 S: 6	H: 1 LOB: 3 BB: 2 P: 14	R: 0 E: 0 K: 0 S: 3	H: 0 LOB: 0 BB: 1 P: 7	R: 0 E: 0 K: 0 S: 3	H: 0 LOB: 0 BB: 0 P: 3	R: 2 E: 0 K: 0 S: 4	H: 1 LOB: 1 BB: 1 P: 8	R: 0 E: 0 K: 2 S: 7	H: 0 LOB: 0 BB: 0 P: 7	R: 0 E: 0 K: 1 S: 6	H: 1 LOB: 1 BB: 0 P: 6	1B: 3 2B: 0 3B: 0 HR: 1	SF: 0 SAC: 0 DP: 1 HBP: 0	WP: 0 PB: 0 SB: 1 CS: 0	PA: 36	
PITCHER	IP	WLS	BF	H	R	ER	SO	BB	IBB	HBP	BLK	WP	HR	S	P	ERA	WHIP				
Lew Krausse, R ERA: 2.7 (1, 1)	6.2	W	28	3	2	2	3	5	0	0	0	0	0	29	49	2.70	1.200				
Don Mossi, L ERA: 2.75 (7, 1)	2.1	S	8	1	0	0	3	0	0	0	0	0	0	14	14	0.00	0.429				

Kansas City Athletics @ Cleveland Indians
Cleveland Municipal Stadium, Cleveland, OH

WP: 0 PA: 36
PB: 0
SB: 1
CS: 0

Batter	1	2	3	4	5	6	7	8	9	AB	R	H	RBI	BB	SO	LOB	TOP								
Bert Campaneris, R OBP: 0.337, SLG: 0.412 (1, 6)										4	1	3	0	0	0	2	Kansas City Athletics @ Cleveland Indians Cleveland Municipal Stadium, Cleveland, OH Wed Aug 18 1965, 7:05 PM EDT Att: 11,736 - Unknown								
Jose Tartabull, L OBP: 0.394, SLG: 0.448 (1, 8)										4	0	2	1	0	1	3									
Wayne Causey, L OBP: 0.359, SLG: 0.361 (1, 5)										4	0	0	0	0	0	5									
Mike Hershberger, R OBP: 0.293, SLG: 0.322 (1, 9)										4	0	0	0	0	2	2									
Ken Harrelson, R OBP: 0.334, SLG: 0.440 (1, 3)										4	0	2	0	0	0	0									
Dick Green, R OBP: 0.312, SLG: 0.390 (1, 4)										4	0	1	0	0	0	3									
Tommy Reynolds, R Johnny Blanchard, L (9, PH)										3	0	1	0	0	0	2		AB 35 R 1 H 11 RBI 1 BB 1 SO 5 LOB 19							
Billy Bryan, L Jim Landis, R Jim Dickson, L Santiago Rosario, L (9, PH)										2	0	0	0	0	2	2									
Fred Talbot, R Diego Segui, R Ed Charles, R Lew Krausse, R Wes Stock, R Rene Lachemann, R (7, 2)										0	0	0	0	0	0	0									
Inning Stats	R: 0 E: 0 K: 0 S: 4	H: 2 LOB: 1 BB: 0 P: 4	R: 0 E: 0 K: 1 S: 6	H: 1 LOB: 1 BB: 0 P: 6	R: 1 E: 0 K: 1 S: 7	H: 2 LOB: 1 BB: 0 P: 7	R: 0 E: 0 K: 1 S: 6	H: 2 LOB: 1 BB: 0 P: 6	R: 0 E: 0 K: 0 S: 3	H: 1 LOB: 1 BB: 1 P: 7	R: 0 E: 1 K: 0 S: 4	H: 0 LOB: 1 BB: 0 P: 4	R: 0 E: 0 K: 0 S: 3	H: 0 LOB: 0 BB: 0 P: 3	1B: 10 2B: 2 3B: 0 HR: 0	SF: 0 SAC: 0 DP: 2 HBP: 0			WP: 0 PB: 0 SB: 1 CS: 1	PA: 36					
PITCHER	IP WLS BF H R ER SO BB IBB HBP BLK WP HR S P ERA WHIP	IP WLS BF H R ER SO BB IBB HBP BLK WP HR S P ERA WHIP																							
Jack Kralick, L ERA: 4.07 Gary Bell, R ERA: 3.51	(1, 1) (7, 1)	6.0 W 27	11 1 1 5	1 1 1 5	1 0 0 0	0 0 0 0	0 0 0 0	0 0 0 0	0 0 9 9	1.50 2.000	0.00 0.000														

Batter	1	2	3	4	5	6	7	8	9	AB	R	H	RBI	BB	SO	LOB	BOTTOM	
Larry Brown, R OBP: 0.337, SLG: 0.402 (1, 6)										4	0	0	0	0	1	2	Kansas City Athletics @ Cleveland Indians Cleveland Municipal Stadium, Cleveland, OH Wed Aug 18 1965, 7:05 PM EDT Att: 11,736 - Unknown	
Vic Davallito, L OBP: 0.343, SLG: 0.380 (1, 8)										4	1	1	0	0	0	1		
Leon Wagner, L Chico Salmon, R (9, 7)										4	0	1	0	0	1	1		
Rocky Colavito, R Chuck Hinton, R (5, 9)										2	1	1	2	0	1	1		
Fred Whitfield, L OBP: 0.310, SLG: 0.495 (1, 3)										4	1	1	1	0	0	2		
Max Alvis, R OBP: 0.335, SLG: 0.455 (1, 5)										3	0	0	0	0	0	1		
Pedro Gonzalez, R OBP: 0.311, SLG: 0.386 (1, 4)										3	1	1	1	0	0	0		AB 30 R 4 H 6 RBI 4 BB 2 SO 6 LOB 9
Duke Sims, L OBP: 0.289, SLG: 0.338 (1, 2)										2	0	0	0	1	1	0		
Jack Kralick, L Gary Bell, R (7, 1)										2	0	1	0	0	1	1		
Inning Stats	R: 3 E: 0 K: 0 S: 6	H: 3 LOB: 0 BB: 0 P: 6	R: 1 E: 0 K: 2 S: 9	H: 2 LOB: 1 BB: 0 P: 9	R: 0 E: 0 K: 1 S: 6	H: 1 LOB: 1 BB: 0 P: 6	R: 0 E: 0 K: 1 S: 5	H: 0 LOB: 1 BB: 1 P: 9	R: 0 E: 0 K: 0 S: 3	H: 0 LOB: 0 BB: 0 P: 3	R: 0 E: 0 K: 0 S: 3	H: 0 LOB: 0 BB: 0 P: 3	R: 0 E: 0 K: 1 S: 5	H: 0 LOB: 1 BB: 1 P: 9	1B: 1 2B: 2 3B: 0 HR: 3	SF: 0 SAC: 0 DP: 0 HBP: 0		
PITCHER	IP WLS BF H R ER SO BB IBB HBP BLK WP HR S P ERA WHIP	IP WLS BF H R ER SO BB IBB HBP BLK WP HR S P ERA WHIP																
Fred Talbot, R Diego Segui, R Wes Stock, R Jim Dickson, R	(1, 1) (2, 1) (5, 1) (7, 1)	1.0 3.0 2.0 2.0	L 12 6 7	7 2 0 0	4 0 0 0	4 0 0 2	0 1 0 1	0 0 0 0	0 0 6 10	3 19 6 14	7 23 6 14	0.00 0.000 0.000 0.000	36.00 4.000					

Batter	1	2	3	4	5	6	7	8	9	10	AB	R	H	RBI	BB	SO	LOB	TOP					
Larry Brown, R OBP: 0.334, SLG: 0.398 (1, 6)	4-0 L3-6 SH5-3 BB		0-0 6-3	0-0 F6		0-0 K		0-0 5-3		0-0 2B FC6-4 1B	5	1	1	1	1	1	2						
Vic Davallio, L OBP: 0.347, SLG: 0.388 (1, 8)	0-0 SH5-3 1-2		0-0 1B	0-0 2B		0-0 2B		0-0 CS 1B		0-0 1-3 2B	5	0	5	2	0	0	0						
Leon Wagner, L OBP: 0.359, SLG: 0.481 (1, 7)	0-0 L3-6		0-0 FC5-4 1B	0-0 F4		4-0 BB		0-0 CS	0-0 L9	4-0 FC6-4 IBB	4	0	1	0	2	0	2						
Chico Salmon, R OBP: 0.279, SLG: 0.413 (10, 3)																							
Rocky Colavito, R OBP: 0.392, SLG: 0.507 (1, 9)		0-0 F6	0-0 FC5-4 1B		0-0 FC6-4 1B		0-0 F8		0-0 4-3 2B	0-0 FC6-4 1-2f 3H	6	0	2	1	0	0	6						
Chuck Hinton, R OBP: 0.342, SLG: 0.471 (10, 7)	4-0 G3 1B BB		0-0 1B 2B	0-0 FC6-4 1B		0-0 3B		0-0 4-3		0-0 F8	5	2	2	0	1	0	4						
Max Alvis, R OBP: 0.339, SLG: 0.454 (1, 5)	0-0 G3 1-2		0-0 1B IBB	0-0 F9		0-0 F6		0-0 F8			5	1	1	0	0	0	4						
Joe Azcue, R OBP: 0.291, SLG: 0.273 (10, PR)			0-0 F3		0-0 F4																		
Dick Howser, R OBP: 0.360, SLG: 0.288 (10, 2)			2H 1B		1-3 1B					SH SF8 2B													
Phil Roof, R OBP: 0.194, SLG: 0.147 (10, 2)																							
Pedro Gonzalez, R OBP: 0.306, SLG: 0.375 (1, 4)	0-3 K		4-0 1B IBB	0-0 F8		0-0 F9				SH SF8 1B	3	2	0	0	1	1	4						
Sam McDowell, L OBP: 0.118, SLG: 0.119 (5, 1)			0-0 F6		0-0 L3			0-3 K		0-0 SF8	2	1	1	2	0	0	0						
Don McMahon, R OBP: 0.300, SLG: 0.396 (5, PH)			1-2 2H 3H		1-2 2B 1B					1-2 3H	0	0	0	0	0	0	0						
Al Luplow, L OBP: 0.300, SLG: 0.400 (5, PH)											1	0	0	0	0	0	0						
Gary Bell, R OBP: 0.300, SLG: 0.396 (5, 1)											1	0	0	0	0	1	0						
Fred Whitfield, R OBP: 0.208, SLG: 0.481 (10, PH)											0	0	0	0	1	0	0						
Bobby Tiefenauer, R OBP: 0.208, SLG: 0.481 (10, 1)											0	0	0	0	0	0	0						
Inning Stats	R: 0 E: 0 K: 0 S: 2	H: 0 LOB: 0 BB: 1 P: 6	R: 1 E: 0 K: 1 S: 6	H: 1 LOB: 1 BB: 1 P: 10	R: 0 E: 0 K: 0 S: 5	H: 2 LOB: 2 BB: 0 P: 5	R: 4 E: 0 K: 0 S: 7	H: 4 LOB: 1 BB: 1 P: 11	R: 0 E: 0 K: 1 S: 5	H: 1 LOB: 1 BB: 0 P: 5	R: 0 E: 0 K: 0 S: 4	H: 1 LOB: 0 BB: 0 P: 5	R: 0 E: 0 K: 1 S: 5	H: 1 LOB: 0 BB: 0 P: 5	R: 0 E: 0 K: 0 S: 4	H: 1 LOB: 1 BB: 0 P: 4	R: 3 E: 0 K: 0 S: 7	H: 3 LOB: 2 BB: 1 P: 11	1B: 9 2B: 7 3B: 1 HR: 0	SF: 1 SAC: 2 DP: 1 HBP: 0	WP: 0 PB: 0 SB: 0 CS: 1	PA: 51	
PITCHER	IP WLS BF H R ER SO BB IBB HBP BLK WP HR S P ERA WHIP	3.2 0 20 7 5 5 1 2 0 0 0 0 0 19 31 12.27 2.455	0.1 0 1 0 0 0 0 0 0 0 0 0 0 1 1 0.00 0.000	1.0 5 5 2 0 0 0 0 0 0 0 0 0 5 5 0.00 2.000	0.2 4 1 0 0 1 1 0 0 0 0 0 0 5 9 0.00 3.000	2.1 8 2 0 0 1 0 0 0 0 0 0 0 10 10 0.00 0.857	PITCHER	IP WLS BF H R ER SO BB IBB HBP BLK WP HR S P ERA WHIP	2.0 L 12 4 3 3 0 0 0 0 0 0 0 0 15 15 13.50 2.000														
Phil Ortega, R ERA: 4.53 (1, 1)																							
Frank Kreuzer, L ERA: 4.17 (4, 1)																							
Steve Riddick, R ERA: 4.7 (5, 1)																							
Bennie Daniels, R ERA: 4.72 (6, 1)																							
Howie Kopitz, R ERA: 4.37 (6, 1)																							
Batter	1	2	3	4	5	6	7	8	9	10	AB	R	H	RBI	BB	SO	LOB	BOTTOM					
Ken Hamlin, R OBP: 0.329, SLG: 0.368 (1, 4)	4-0 1B BB		0-3 K		0-0 E3 FC5-4 BB	0-0 G3		0-0 5-3 2B	0-0 E3	5	0	1	0	1	1	1							
Ken McMullen, R OBP: 0.315, SLG: 0.412 (1, 5)	0-3 K		0-0 F4		4-0 E 1B BB	0-3 K		4-0 5-3 IBB	0-0 F4	4	1	0	0	2	2	3							
Frank Howard, R OBP: 0.353, SLG: 0.485 (1, 7)	0-0 1-2 1B		0-0 2B 2B		0-0 FC5 1B	0-0 5-3		0-3 K		5	2	2	0	0	1	4							
Woodie Held, R OBP: 0.357, SLG: 0.471 (1, 9)	0-3 K		0-0 2B		0-0 1B BB 1B		0-0 K2-4-2 1B		0-0 5-3	5	1	3	3	0	1	4							
Don Lock, R OBP: 0.118, SLG: 0.361 (1, 8)	0-0 1-3		4-0 2B		0-0 K		0-3 K2-4-2 1B		4-0 1-2 2-3	2	0	0	0	1	1	3							
Don Blasingame, L OBP: 0.288, SLG: 0.288 (7, PH)					0-0 K		0-0 K2-4-2 1B		0-0 IBB	1	0	0	0	0	1	1							
Jim King, L OBP: 0.331, SLG: 0.395 (8, 9)					0-0 BB		1-2f K		0-0 IBB	0	0	0	0	1	0	0							
Don Zimmer, R OBP: 0.302, SLG: 0.273 (1, 2)		4-0 FC4-6 BB	0-3 K		4-0 1B BB		0-0 F2		0-0 F3	2	1	0	0	2	1	2							
Mike Brumley, L OBP: 0.281, SLG: 0.282 (9, PH)					1-2 1B BB					1	0	0	0	0	0	3							
Dick Nen, L OBP: 0.341, SLG: 0.431 (1, 3)		0-3 K		0-0 F8		1-2 2-3 1B		0-0 F8		5	0	1	0	0	2	1							
Ed Brinkman, R OBP: 0.245, SLG: 0.248 (1, 6)		0-3 K		4-0 G4-6-3 BB		0-0 WP 1B		0-0 5-3		4	0	1	2	1	1	1							
Phil Ortega, R ERA: 4.53 (1, 1)			0-0 FC4-6		0-0 G4-6-3 1-2f 2-3		0-0 K		0-3 K	1	0	0	0	0	0	1							
Frank Kreuzer, L ERA: 4.17 (4, 1)																							
Steve Riddick, R ERA: 4.7 (5, 1)																							
Bennie Daniels, R ERA: 4.72 (6, 1)																							
Howie Kopitz, R ERA: 4.37 (6, 1)																							
Inning Stats	R: 0 E: 0 K: 2 S: 8	H: 1 LOB: 2 BB: 1 P: 12	R: 0 E: 0 K: 2 S: 7	H: 0 LOB: 1 BB: 1 P: 11	R: 1 E: 0 K: 2 S: 9	H: 2 LOB: 2 BB: 1 P: 13	R: 0 E: 0 K: 0 S: 2	H: 0 LOB: 0 BB: 1 P: 6	R: 4 E: 2 K: 2 S: 11	H: 3 LOB: 2 BB: 2 P: 19	R: 0 E: 0 K: 1 S: 5	H: 1 LOB: 0 BB: 0 P: 5	R: 0 E: 0 K: 0 S: 3	H: 0 LOB: 0 BB: 0 P: 3	R: 0 E: 0 K: 1 S: 6	H: 1 LOB: 3 BB: 2 P: 14	R: 0 E: 1 K: 2 S: 9	H: 0 LOB: 2 BB: 0 P: 9	1B: 5 2B: 4 3B: 0 HR: 0	SF: 0 SAC: 0 DP: 2 HBP: 0	WP: 1 PB: 1 SB: 0 CS: 0	PA: 47	
PITCHER	IP WLS BF H R ER SO BB IBB HBP BLK WP HR S P ERA WHIP	4.2 0 26 6 5 2 7 6 0 0 0 0 1 0 3 3 0.00 0.000	0.1 0 1 0 0 0 1 0 0 0 0 0 0 0 3 3 0.00 0.000	4.0 W 15 2 0 0 3 0 2 0 0 0 0 19 27 0.00 0.500	1.0 S 5 0 0 0 2 0 0 0 0 0 0 9 9 0.00 0.000																		

Cleveland Indians @ Washington Senators
D.C. Stadium, Washington, DC
Sun Aug 22 1965, 3:33 AM EDT
Att: 5,026 - Unknown


AB	42
R	8
H	16
RBI	8
BB	5
SO	3
LOB	25

WP	0	PA	51
PB	0		
SB	0		
CS	1		

Cleveland Indians @ Washington Senators
D.C. Stadium, Washington, DC
Sun Aug 22 1965, 3:33 AM EDT
Att: 5,026 - Unknown

AB	39
R	5
H	8
RBI	5
BB	8
SO	13
LOB	27

WP	1	PA	47
PB	1		
SB	0		
CS	0		



Batter	1	2	3	4	5	6	7	8	9	AB	R	H	RBI	BB	SO	LOB	TOP			
Larry Brown, R (1, 6) OBP: 0.336, SLG: 0.399										4	0	2	0	0	1	1	Cleveland Indians @ Los Angeles Angels Dodger Stadium, Los Angeles, CA Mon Aug 23 1965, 7:05 PM PDT Att: 3,763 - Unknown			
Vic Davallito, L (1, 8) OBP: 0.343, SLG: 0.384										4	0	0	0	0	0	3				
Max Alvis, R (1, 5) OBP: 0.338, SLG: 0.452										4	1	1	0	0	0	1				
Rocky Colavito, R (1, 9) OBP: 0.391, SLG: 0.507										4	0	1	1	0	1	1				
Chuck Hinton, R (1, 7) OBP: 0.341, SLG: 0.466										3	1	0	0	1	2	1				
Chico Salmon, R (1, 3) OBP: 0.289, SLG: 0.417										4	0	2	0	0	0	0				
Joe Azcue, R (1, 2) OBP: 0.289, SLG: 0.270										3	0	0	0	0	1	3				
Bobby Tiefenauer, R (7, 1)										0	0	0	0	0	0	0				
Billy Moran, R (9, PH) OBP: 0.190, SLG: 0.150										1	0	0	0	0	0	0				
Pedro Gonzalez, R (1, 4) OBP: 0.305, SLG: 0.373										4	0	1	1	0	0	0				
Jack Kralick, L (1, 1) OBP: 0.143, SLG: 0.150										1	0	0	0	0	0	2				
Don McMahon, R (3, 1) OBP: 0.333, SLG: 0.333										1	0	0	0	0	1	1				
Phil Roof, R (7, PH) OBP: 0.189, SLG: 0.143										1	0	0	0	0	1	1				
Inning Stats	R: 0 E: 0 K: 0 S: 3	H: 1 LOB: 0 BB: 0 P: 3	R: 1 E: 0 K: 2 S: 9	H: 2 LOB: 2 BB: 1 P: 13	R: 1 E: 0 K: 1 S: 7	H: 2 LOB: 1 BB: 0 P: 7	R: 0 E: 1 K: 1 S: 6	H: 1 LOB: 1 BB: 0 P: 6	R: 0 E: 0 K: 1 S: 5	H: 0 LOB: 0 BB: 0 P: 5	R: 0 E: 1 K: 1 S: 6	H: 0 LOB: 1 BB: 0 P: 6	R: 0 E: 0 K: 1 S: 5	H: 0 LOB: 0 BB: 0 P: 5	R: 0 E: 0 K: 0 S: 3	H: 0 LOB: 0 BB: 0 P: 3	1B: 6 2B: 1 3B: 0 HR: 0	SF: 0 SAC: 0 DP: 2 HBP: 0	WP: 0 PB: 0 SB: 1 CS: 0	PA: 35
PITCHER Marcelino Lopez, L (1, 1) ERA: 2.71	IP: 9.0 WLS: W BF: 35 H: 7 R: 2 ER: 2 SO: 7 BB: 1 IBB: 0 HBP: 0 BLK: 0 WP: 0 HR: 0 S: 48 P: 52 ERA: 2.00 WHIP: 0.889															PITCHER				

Batter	1	2	3	4	5	6	7	8	9	AB	R	H	RBI	BB	SO	LOB	BOTTOM				
Jim Piersall, R (1, 7) OBP: 0.319, SLG: 0.430										5	1	3	3	0	0	1	Cleveland Indians @ Los Angeles Angels Dodger Stadium, Los Angeles, CA Mon Aug 23 1965, 7:05 PM PDT Att: 3,763 - Unknown				
Albie Pearson, L (1, 9) OBP: 0.339, SLG: 0.349										4	1	2	0	1	0	1					
Jim Fregosi, R (1, 6) OBP: 0.324, SLG: 0.409										3	0	0	1	0	0	3					
Joe Adcock, R (1, 3) OBP: 0.319, SLG: 0.453										4	1	1	0	0	1	2					
Vic Power, R (7, 3) OBP: 0.293, SLG: 0.344										1	0	0	0	0	0	1					
Jose Cardenal, R (1, 8) OBP: 0.293, SLG: 0.373										4	1	2	1	0	0	2					
Bobby Knoop, R (1, 4) OBP: 0.322, SLG: 0.399										4	1	2	1	0	0	1					
Tom Egan, R (1, 2) OBP: 0.333, SLG: 0.333										4	0	1	0	0	1	4					
Paul Schaal, R (1, 5) OBP: 0.301, SLG: 0.329										1	1	1	0	0	0	0					
Tom Satriano, L (3, PH) OBP: 0.236, SLG: 0.313										3	1	1	1	0	0	1					
Marcelino Lopez, R (1, 1) OBP: 0.239, SLG: 0.297										3	1	1	0	1	1	1					
Inning Stats	R: 1 E: 0 K: 0 S: 5	H: 2 LOB: 1 BB: 0 P: 5	R: 2 E: 0 K: 0 S: 5	H: 2 LOB: 2 BB: 2 P: 13	R: 4 E: 2 K: 0 S: 8	H: 4 LOB: 1 BB: 0 P: 8	R: 0 E: 0 K: 1 S: 7	H: 2 LOB: 2 BB: 0 P: 7	R: 0 E: 0 K: 1 S: 5	H: 0 LOB: 0 BB: 0 P: 5	R: 1 E: 0 K: 1 S: 7	H: 2 LOB: 1 BB: 0 P: 7	R: 0 E: 0 K: 0 S: 4	H: 2 LOB: 1 BB: 0 P: 4	R: 0 E: 0 K: 0 S: 2	H: 0 LOB: 0 BB: 0 P: 3		1B: 12 2B: 3 3B: 0 HR: 0	SF: 1 SAC: 0 DP: 2 HBP: 1	WP: 1 PB: 0 SB: 0 CS: 0	PA: 40
PITCHER Jack Kralick, L (1, 1) ERA: 4.57	IP: 2.0 WLS: L BF: 15 H: 6 R: 6 ER: 5 SO: 0 BB: 2 IBB: 0 HBP: 0 BLK: 0 WP: 0 HR: 0 S: 13 P: 21 ERA: 22.50 WHIP: 4.000															PITCHER					
Don McMahon, R (3, 1) ERA: 3.72	IP: 4.0 WLS: L BF: 18 H: 6 R: 2 ER: 1 SO: 3 BB: 0 IBB: 0 HBP: 0 BLK: 0 WP: 0 HR: 0 S: 24 P: 24 ERA: 2.25 WHIP: 1.500															PITCHER					
Bobby Tiefenauer, R (7, 1) ERA: 4.41	IP: 2.0 WLS: L BF: 7 H: 2 R: 0 ER: 0 SO: 0 BB: 0 IBB: 0 HBP: 1 BLK: 0 WP: 0 HR: 0 S: 6 P: 7 ERA: 0.00 WHIP: 1.000															PITCHER					

Batter	1	2	3	4	5	6	7	8	9	AB	R	H	RBI	BB	SO	LOB	TOP			
Chuck Hinton, R (1, 8) OBP: 0.338, SLG: 0.461										4	0	0	0	0	1	1				
Chico Salmon, R (1, 3) OBP: 0.277, SLG: 0.398										4	0	0	0	0	1	1				
Leon Wagner, L (1, 7) OBP: 0.359, SLG: 0.481										2	1	1	0	2	0	0				
Rocky Colavito, R (1, 9) OBP: 0.392, SLG: 0.507										4	0	2	0	0	2	1				
Max Alvis, R (1, 5) OBP: 0.335, SLG: 0.448										4	0	0	0	0	3	5				
Larry Brown, R (1, 6) OBP: 0.352, SLG: 0.401										4	0	1	1	0	0	0				
Pedro Gonzalez, R (1, 4) OBP: 0.302, SLG: 0.368										4	0	0	0	0	0	1				
Joe Azcue, R (1, 2) OBP: 0.285, SLG: 0.266										4	0	0	0	0	0	0				
Luis Tiant, R (1, 1) OBP: 0.133, SLG: 0.155										2	0	1	0	0	0	0				
Gary Bell, R (6, 1) OBP: 0.077, SLG: 0.308										0	0	0	0	0	0	0				
Al Luplow, L (7, PH) OBP: 0.225, SLG: 0.297										1	0	0	0	0	0	1				
Don McMahon, R (7, 1) OBP: 0.333, SLG: 0.333										0	0	0	0	0	0	0				
Inning Stats	R: 0 E: 0 K: 3 S: 10	H: 1 LOB: 2 BB: 1 P: 14	R: 0 E: 0 K: 0 S: 3	H: 0 LOB: 0 BB: 0 P: 3	R: 0 E: 0 K: 0 S: 3	H: 0 LOB: 0 BB: 0 P: 3	R: 1 E: 0 K: 1 S: 7	H: 2 LOB: 1 BB: 0 P: 7	R: 0 E: 0 K: 2 S: 4	H: 0 LOB: 0 BB: 0 P: 7	R: 0 E: 1 K: 0 S: 4	H: 0 LOB: 1 BB: 0 P: 4	R: 0 E: 0 K: 1 S: 6	H: 1 LOB: 2 BB: 1 P: 10	R: 0 E: 0 K: 0 S: 3	H: 0 LOB: 0 BB: 0 P: 3	1B: 4 2B: 1 3B: 0 HR: 0	SF: 0 SAC: 0 DP: 0 HBP: 0	WP: 1 PB: 0 SB: 0 CS: 0	PA: 35
PITCHER George Brunet, L (1, 1) ERA: 2.36	IP: 9.0 WLS: W BF: 35 H: 5 R: 1 ER: 1 SO: 7 BB: 2 IBB: 0 HBP: 0 BLK: 0 WP: 1 HR: 0 S: 47 P: 55 ERA: 1.00 WHIP: 0.778															PITCHER				

Cleveland Indians @ Los Angeles Angels
Dodger Stadium, Los Angeles, CA
Tue Aug 24 1965, 7:05 PM PDT
Att: 4,591 - Unknown

AB 33
R 1
H 5
RBI 1
BB 2
SO 7
LOB 10

Batter	1	2	3	4	5	6	7	8	9	AB	R	H	RBI	BB	SO	LOB	BOTTOM													
Jose Cardenal, R (1, 8) OBP: 0.293, SLG: 0.377										4	1	1	2	0	1	0														
Albie Pearson, L (1, 9) OBP: 0.344, SLG: 0.355										4	1	3	1	0	0	0														
Jim Fregosi, R (1, 6) OBP: 0.324, SLG: 0.409										3	1	1	0	0	1	1														
Willie Smith, L (1, 7) OBP: 0.302, SLG: 0.446										3	2	2	2	1	0	0														
Buck Rodgers, S (1, 2) OBP: 0.259, SLG: 0.262										4	0	0	0	0	1	3														
Bobby Knoop, R (1, 4) OBP: 0.324, SLG: 0.404										4	0	2	0	0	0	1														
Vic Power, R (1, 3) OBP: 0.292, SLG: 0.341										4	0	1	1	0	2	2														
Paul Schaal, R (1, 5) OBP: 0.303, SLG: 0.327										2	1	0	0	2	1	2														
George Brunet, R (1, 1) OBP: 0.102, SLG: 0.065										3	1	0	0	0	3	2														
Inning Stats	R: 0 E: 0 K: 1 S: 5	H: 1 LOB: 0 BB: 0 P: 5	R: 0 E: 0 K: 0 S: 3	H: 1 LOB: 0 BB: 0 P: 3	R: 0 E: 0 K: 3 S: 9	H: 0 LOB: 0 BB: 0 P: 9	R: 0 E: 0 K: 1 S: 5	H: 1 LOB: 0 BB: 0 P: 5	R: 0 E: 0 K: 0 S: 4	H: 1 LOB: 1 BB: 0 P: 4	R: 5 E: 2 K: 1 S: 10	H: 3 LOB: 2 BB: 2 P: 18	R: 0 E: 0 K: 1 S: 5	H: 0 LOB: 0 BB: 0 P: 5	R: 2 E: 0 K: 2 S: 10	H: 3 LOB: 2 BB: 1 P: 14	1B: 7 2B: 1 3B: 1 HR: 1	SF: 0 SAC: 2 DP: 2 HBP: 0	WP: 0 PB: 0 SB: 0 CS: 0	PA: 36										
PITCHER Luis Tiant, R (1, 1) ERA: 3.21	IP: 5.2 WLS: L BF: 25 H: 7 R: 5 ER: 3 SO: 6 BB: 1 IBB: 1 HBP: 0 BLK: 0 WP: 0 HR: 0 S: 35 P: 43 ERA: 4.76 WHIP: 1.412															PITCHER														
Gary Bell, R (6, 1) ERA: 3.32	0.1	1	0	0	0	0	0	0	0	0	1	1	0.00	0.000																
Don McMahon, R (7, 1) ERA: 3.9	2.0	10	3	2	2	3	0	1	0	0	0	1	15	19	9.00	1.500														

Cleveland Indians @ Los Angeles Angels
Dodger Stadium, Los Angeles, CA
Tue Aug 24 1965, 7:05 PM PDT
Att: 4,591 - Unknown

AB 31
R 7
H 10
RBI 6
BB 3
SO 9
LOB 11

Batter	1	2	3	4	5	6	7	8	9	AB	R	H	RBI	BB	SO	LOB	TOP					
Vic Davallo, L (1.8) OBP: 0.342, SLG: 0.382	F3		4-3		1B		1-3		4-3	5	1	1	1	0	0	1	Cleveland Indians @ Los Angeles Angels Dodger Stadium, Los Angeles, CA Wed Aug 25 1965, 7:05 PM PDT Unknown					
Pedro Gonzalez, R (1.4) OBP: 0.306, SLG: 0.372	G1-6-3		5-3		2H		WP		1-3	5	0	3	1	0	0	1						
Leon Wagner, L (1.7) Chico Salmon, R (7.7) OBP: 0.277, SLG: 0.398	G1-6-3			1B			F9			3	0	0	0	1	0	3						
Rocky Colavito, R (1.9) OBP: 0.389, SLG: 0.502		F3		F6		F8		6-3		4	0	0	0	0	0	1						
Fred Whitfield, L (1.3) OBP: 0.313, SLG: 0.506						F9				4	2	3	1	0	0	0						
Larry Brown, R (1.6) OBP: 0.334, SLG: 0.399		6-3		G6-4-3		2-3				4	0	1	1	0	0	2						
Max Alvis, R (1.5) OBP: 0.335, SLG: 0.446						F4		E5	L6	4	1	1	0	0	0	1						
Duke Sims, L (1.2) Bobby Tiefenauer, R (8.1) OBP: 0.310, SLG: 0.400										4	2	3	2	0	0	1						
Steve Hargan, R (1.1) Gary Bell, R (7.1) Phil Roof, R (8.2) OBP: 0.184, SLG: 0.139										0	0	0	0	0	0	0						
Inning Stats	R: 0 E: 0 K: 0 S: 3	H: 1 LOB: 0 BB: 0 P: 3	R: 1 E: 0 K: 0 S: 4	H: 2 LOB: 0 BB: 0 P: 4	R: 0 E: 0 K: 0 S: 4	H: 1 LOB: 1 BB: 0 P: 4	R: 0 E: 0 K: 0 S: 3	H: 1 LOB: 1 BB: 0 P: 7	R: 2 E: 0 K: 0 S: 6	H: 3 LOB: 1 BB: 0 P: 6	R: 0 E: 0 K: 0 S: 3	H: 0 LOB: 0 BB: 0 P: 3	R: 2 E: 1 K: 1 S: 8	H: 2 LOB: 1 BB: 0 P: 8	R: 1 E: 0 K: 0 S: 5	H: 2 LOB: 1 BB: 0 P: 5		R: 0 E: 0 K: 0 S: 3	H: 0 LOB: 0 BB: 0 P: 3	1B: 9 2B: 1 3B: 0 HR: 2	SF: 0 SAC: 2 DP: 2 HBP: 0	WP: 1 PB: 0 SB: 0 CS: 1
PITCHER	IP	WLS	BF	H	R	ER	SO	BB	IBB	HBP	BLK	WP	HR	S	P	ERA	WHIP					
Jack Sanford, R (1.1) ERA: 3.88	5.0	L	21	8	3	3	0	1	0	0	0	0	1	1	20	24	5.40	1.800				
Rudy May, L (6.1) ERA: 3.92	2.0		9	2	2	1	1	0	0	0	0	0	1	1	11	11	4.50	1.000				
Aubrey Gatewood, R (8.1) ERA: 4.06	1.0		5	2	1	1	0	0	0	0	0	0	0	0	5	5	9.00	2.000				
Jim Coates, R (9.1) ERA: 2.45	1.0		3	0	0	0	0	0	0	0	0	0	0	0	3	3	0.00	0.000				

Batter	1	2	3	4	5	6	7	8	9	AB	R	H	RBI	BB	SO	LOB	BOTTOM					
Jose Cardenal, R (1.8) OBP: 0.292, SLG: 0.375	F8		4-3		6-3				6-3	5	1	1	0	0	0	0	Cleveland Indians @ Los Angeles Angels Dodger Stadium, Los Angeles, CA Wed Aug 25 1965, 7:05 PM PDT Unknown					
Albie Pearson, L (1.9) OBP: 0.342, SLG: 0.350	1-3		F3						3-1	4	0	0	0	1	0	0						
Jim Fregosi, R (1.6) OBP: 0.323, SLG: 0.407	F8		1-3							4	0	1	0	0	0	3						
Willie Smith, L (1.7) OBP: 0.306, SLG: 0.449										4	0	3	2	0	1	0						
Bobby Knoop, R (1.4) OBP: 0.320, SLG: 0.399										4	0	0	0	0	1	5						
Vic Power, R (1.3) Tom Satriano, L (7.3) OBP: 0.292, SLG: 0.337										2	0	0	0	1	0	3						
Buck Rodgers, S (1.2) Aubrey Gatewood, R (8.1) Joe Adcock, R (8, PH) Jim Coates, R (9.1) OBP: 0.500, SLG: 0.500										3	0	1	0	0	1	1						
Paul Schaal, R (1.5) OBP: 0.305, SLG: 0.325										2	1	0	0	2	1	0						
Jack Sanford, R (1.1) Al Spangler, L (5, PH) Rudy May, L (6.1) Merritt Ranew, L (7, PH) OBP: 0.200, SLG: 0.143										1	0	0	0	0	0	3						
Inning Stats	R: 0 E: 0 K: 0 S: 3	H: 0 LOB: 0 BB: 0 P: 3	R: 0 E: 0 K: 2 S: 8	H: 1 LOB: 3 BB: 2 P: 16	R: 0 E: 0 K: 1 S: 6	H: 0 LOB: 0 BB: 0 P: 3	R: 0 E: 0 K: 1 S: 6	H: 1 LOB: 1 BB: 0 P: 6	R: 0 E: 0 K: 1 S: 5	H: 0 LOB: 0 BB: 0 P: 5	R: 0 E: 0 K: 0 S: 5	H: 2 LOB: 2 BB: 0 P: 5	R: 3 E: 0 K: 0 S: 6	H: 3 LOB: 2 BB: 2 P: 14	R: 0 E: 0 K: 1 S: 5	H: 0 LOB: 0 BB: 0 P: 5		R: 0 E: 0 K: 1 S: 5	H: 0 LOB: 0 BB: 0 P: 5	1B: 6 2B: 1 3B: 0 HR: 0	SF: 0 SAC: 0 DP: 0 HBP: 0	WP: 0 PB: 0 SB: 0 CS: 0
PITCHER	IP	WLS	BF	H	R	ER	SO	BB	IBB	HBP	BLK	WP	HR	S	P	ERA	WHIP					
Steve Hargan, R (1.1) ERA: 4.76	6.1	W	28	6	3	3	4	3	0	0	0	0	0	33	45	4.26	1.421					
Gary Bell, R (7.1) ERA: 3.29	0.2		4	1	0	0	0	1	0	0	0	0	0	3	7	0.00	3.000					
Bobby Tiefenauer, R (8.1) ERA: 4.17	2.0	S	6	0	0	0	2	0	0	0	0	0	0	10	10	0.00	0.000					

Batter	1	2	3	4	5	6	7	8	9	AB	R	H	RBI	BB	SO	LOB	TOP									
Vic Davallo, L OBP: 0.342, SLG: 0.381 (1, 8)	0-0 FC1-6 1B	0-0 5-3		0-0 F6		0-0 1B IBB		0-0 4-3		4	1	1	0	1	0	1										
Pedro Gonzalez, R OBP: 0.307, SLG: 0.373 (1, 4)	0-0 FC1-6 1-2 HR	0-0 4-3		0-0 F7		0-0 1B 1-2 2-H			0-0 SH1-3 2B 1B	5	2	2	1	0	0	2										
Leon Wagner, L OBP: 0.359, SLG: 0.485 Chico Salmon, R OBP: 0.277, SLG: 0.398 (6, PR) (6, 7)	0-0 1-H HR	0-0 F4		0-0 F3		0-0 1B 1-2 2-H			0-0 SH1-3 1-2	4	1	2	3	0	0	1										
Rocky Colavito, R OBP: 0.385, SLG: 0.497 (1, 9)	0-0 F8		0-0 5-3		0-0 F9	0-0 F6			0-0 F4	5	0	0	0	0	0	3										
Fred Whitfield, L OBP: 0.317, SLG: 0.513 (1, 3)	0-0 1B 1B 1B		0-0 2B 2B		0-0 4-3		0-0 5-3		0-0 1B 2B	5	3	3	1	0	0	0										
Larry Brown, R OBP: 0.338, SLG: 0.405 (1, 6)	0-0 1B 1B 1B		0-0 2B		0-3 K		0-0 5-3		0-0 1B	5	0	3	2	0	1	0										
Max Alvis, R OBP: 0.333, SLG: 0.444 (1, 5)	0-0 1-2 2-3 1B		0-0 5-3		0-0 5-3		0-0 F9		0-0 F6	5	0	1	0	0	0	2										
Duke Sims, L OBP: 0.319, SLG: 0.405 Bobby Tiefenauer, R (8, 1)	0-0 1-2 2-3 3-H 1B		0-0 4-3		0-0 SH2-4 1B 1B		0-3 K			4	1	2	1	0	1	1										
Ralph Terry, R OBP: 0.224, SLG: 0.250 Phil Roof, R OBP: 0.179, SLG: 0.135 (8, PH) (8, 2)	0-3 K			0-0 1B		0-0 SH2-4 1-2		0-0 L6		2	0	1	0	0	1	3										
Inning Stats	R: 3 E: 0 K: 1 S: 11	H: 6 LOB: 3 BB: 0 P: 11	R: 0 E: 0 K: 0 S: 3	H: 0 LOB: 0 BB: 0 P: 3	R: 1 E: 0 K: 0 S: 5	H: 2 LOB: 1 BB: 0 P: 5	R: 0 E: 0 K: 0 S: 4	H: 1 LOB: 1 BB: 0 P: 4	R: 0 E: 0 K: 1 S: 5	H: 0 LOB: 0 BB: 0 P: 5	R: 0 E: 0 K: 0 S: 3	H: 0 LOB: 0 BB: 0 P: 3	R: 0 E: 0 K: 1 S: 5	H: 0 LOB: 0 BB: 0 P: 5	R: 2 E: 0 K: 0 S: 6	H: 3 LOB: 2 BB: 1 P: 10	R: 0 E: 0 K: 0 S: 3	H: 0 LOB: 0 BB: 0 P: 3	R: 0 E: 0 K: 1 S: 5	H: 0 LOB: 0 BB: 0 P: 5	R: 2 E: 0 K: 0 S: 6	H: 3 LOB: 1 BB: 0 P: 6	1B: 11 2B: 3 3B: 0 HR: 1	SF: 0 SAC: 2 DP: 0 HBP: 0	WP: 0 PB: 0 SB: 0 CS: 0	PA: 43
PITCHER	IP WLS BF H R ER SO BB IBB HBP BLK WP HR S P ERA WHIP	IP WLS BF H R ER SO BB IBB HBP BLK WP HR S P ERA WHIP																	IP WLS BF H R ER SO BB IBB HBP BLK WP HR S P ERA WHIP							
Fred Newman, R ERA: 3.47 (1, 1)	3.0 L 17 8 4 4 1 0 0 0 0 0 1 19 19 12.00 2.667																									
Jim Coates, R ERA: 4.05 (4, 1)	3.0 4 2 2 1 0 1 0 0 0 0 0 0 15 19 6.00 1.333																									
Aubrey Gatewood, R ERA: 3.93 (7, 1)	2.0 6 0 0 0 1 0 0 0 0 0 0 0 8 8 0.00 0.000																									
Bob Lee, R ERA: 2.1 (9, 1)	1.0 6 3 2 2 0 0 0 0 0 0 0 0 6 6 18.00 3.000																									

Cleveland Indians @ Los Angeles Angels
Dodger Stadium, Los Angeles, CA
Wed Aug 25 1965, 7:05 PM PDT
Att: 6,609 - Unknown

AB 40
R 8
H 15
RBI 8
BB 1
SO 3
LOB 13



Batter	1	2	3	4	5	6	7	8	9	AB	R	H	RBI	BB	SO	LOB	BOTTOM							
Jose Cardenal, R OBP: 0.289, SLG: 0.371 (1, 8)	0-0 5-3		0-0 F7			0-0 5-3		0-0 F2		4	0	0	0	0	0	1								
Albie Pearson, L OBP: 0.338, SLG: 0.345 (1, 9)	0-0 1-3			0-0 F8		0-0 3-1			0-0 F7	4	0	0	0	0	0	0								
Jim Fregosi, R OBP: 0.324, SLG: 0.408 (1, 6)	0-3 K			0-0 1B 1B			0-0 HR 1B		0-0 6-3	4	1	2	0	0	1	0								
Willie Smith, L OBP: 0.305, SLG: 0.448 (1, 7)		0-0 F7		0-0 G6-4-3 1B			0-0 F2		0-0 F8	4	0	1	0	0	0	1								
Joe Adcock, R OBP: 0.321, SLG: 0.462 (1, 3)		0-0 CS BB		0-0 G6-4-3 1-2			0-0 HR			2	1	1	2	1	0	2								
Merritt Ranew, L OBP: 0.295, SLG: 0.329 (1, 2)		0-3 K			0-0 F3		0-0 4-3			3	0	0	0	0	1	1								
Bobby Knoop, R OBP: 0.320, SLG: 0.398 (1, 4)			0-0 1-3 1B		0-0 5-3		0-0 L8			3	0	1	0	0	0	0								
Paul Schaal, R OBP: 0.303, SLG: 0.323 (1, 5)		0-0 1-3		0-0 K				0-0 6-3		3	0	0	0	0	1	1								
Fred Newman, R OBP: 0.169, SLG: 0.123 Al Spangler, L OBP: 0.297, SLG: 0.254 Jim Coates, R OBP: 0.315, SLG: 0.475 Aubrey Gatewood, R OBP: 0.192, SLG: 0.300 Tom Satriano, L OBP: 0.295, SLG: 0.300 Bob Lee, R OBP: 0.179, SLG: 0.313 (1, 1) (3, PH) (4, 1) (6, PH) (7, 1) (8, PH) (9, 1)	0-0 F6		0-0 F6		0-0 6-3		0-0 F7			0	0	0	0	0	0	0								
Inning Stats	R: 0 E: 0 K: 1 S: 5	H: 0 LOB: 0 BB: 0 P: 5	R: 0 E: 0 K: 1 S: 4	H: 0 LOB: 1 BB: 1 P: 8	R: 0 E: 0 K: 0 S: 4	H: 1 LOB: 1 BB: 0 P: 4	R: 0 E: 0 K: 0 S: 4	H: 2 LOB: 1 BB: 0 P: 4	R: 0 E: 0 K: 1 S: 5	H: 0 LOB: 0 BB: 0 P: 5	R: 0 E: 0 K: 0 S: 3	H: 0 LOB: 0 BB: 0 P: 3	R: 2 E: 0 K: 0 S: 5	H: 2 LOB: 0 BB: 0 P: 5	R: 0 E: 0 K: 0 S: 3	H: 0 LOB: 0 BB: 0 P: 3	R: 0 E: 0 K: 0 S: 3	H: 0 LOB: 0 BB: 0 P: 3	R: 0 E: 0 K: 0 S: 3	H: 0 LOB: 0 BB: 0 P: 3	1B: 4 2B: 1 3B: 0 HR: 1	SF: 0 SAC: 0 DP: 2 HBP: 0	WP: 0 PB: 0 SB: 0 CS: 1	PA: 31
PITCHER	IP WLS BF H R ER SO BB IBB HBP BLK WP HR S P ERA WHIP	IP WLS BF H R ER SO BB IBB HBP BLK WP HR S P ERA WHIP																	IP WLS BF H R ER SO BB IBB HBP BLK WP HR S P ERA WHIP					
Ralph Terry, R ERA: 3.54 (1, 1)	7.0 W 25 5 2 2 3 1 0 0 0 0 1 30 34 2.57 0.857																							
Bobby Tiefenauer, R ERA: 3.96 (8, 1)	2.0 S 6 0 0 0 0 0 0 0 0 0 0 6 6 0.00 0.000																							

Cleveland Indians @ Los Angeles Angels
Dodger Stadium, Los Angeles, CA
Wed Aug 25 1965, 7:05 PM PDT
Att: 6,609 - Unknown

AB 30
R 2
H 5
RBI 2
BB 1
SO 3
LOB 7



Batter	1	2	3	4	5	6	7	8	9	AB	R	H	RBI	BB	SO	LOB	TOP
Vic Davalillo, L OBP: 0.339, SLG: 0.377 Bobby Tiefenauer, R Don McMahon, R OBP: 0.333, SLG: 0.333	(1,8) K		(1,8) 4-3			(1,8) K		(1,8) 6-3		4	0	0	0	0	2	1	Cleveland Indians @ Minnesota Twins Metropolitan Stadium, Bloomington, MI Fri Aug 27 1965, 8:05 PM EDT Att: 36,999 - Unknown - 61 F livebaseballscorecards.com
Pedro Gonzalez, R OBP: 0.307, SLG: 0.371	(1,4) K			G4-6-3 1B		(1,4) 5-3		(1,4) 5-3		4	0	1	0	0	1	0	
Leon Wagner, L OBP: 0.360, SLG: 0.482	(1,7) BB			G4-6-3 1-2 BB		(1,7) 5-3		(1,7) 5-3		2	0	0	0	2	0	0	
Rocky Colavito, R OBP: 0.382, SLG: 0.492	(1,9) F8			G4-6-3 1-2 2-3		(1,9) L9		(1,9) P5-6		4	0	0	0	0	0	3	
Fred Whitfield, L OBP: 0.317, SLG: 0.511	(1,3)		(1,3) 3-1			(1,3) F8				3	0	1	0	0	0	1	
Larry Brown, R OBP: 0.335, SLG: 0.401	(1,6) F6					(1,6) F3		(1,6) 5-3		3	0	0	0	0	0	1	
Max Alvis, R OBP: 0.331, SLG: 0.441	(1,5) F8					(1,5) 1-3		(1,5) 4-3		3	0	0	0	0	0	0	
Phil Roof, R OBP: 0.171, SLG: 0.128 Duke Sims, L OBP: 0.315, SLG: 0.400	(1,2) (8, PH) (8, 2)		(1,2) P6			(1,2) F8		(1,2) G3		2	0	0	0	0	0	0	
Sam McDowell, L OBP: 0.114, SLG: 0.116 Sonny Siebert, R OBP: 0.104, SLG: 0.191 Chuck Hinton, R OBP: 0.339, SLG: 0.461	(1,1) (7, 1) (8, PH) (8, 8)		(1,1) 3-1			(1,1) 5-3		(1,1) BB		2	0	0	0	0	0	0	
Inning Stats	R: 0 H: 0 E: 0 K: 2 S: 7	H: 0 LOB: 1 BB: 1 P: 11	R: 0 H: 0 E: 0 K: 0 S: 3	H: 0 LOB: 0 BB: 0 P: 3	R: 0 H: 0 E: 0 K: 0 S: 3	H: 1 LOB: 1 BB: 1 P: 7	R: 0 H: 0 E: 0 K: 0 S: 3	H: 0 LOB: 0 BB: 0 P: 3	R: 0 H: 1 E: 0 K: 0 S: 4	H: 1 LOB: 1 BB: 0 P: 4	R: 0 H: 0 E: 0 K: 0 S: 3	H: 0 LOB: 0 BB: 1 P: 7	R: 0 H: 0 E: 0 K: 0 S: 3	H: 0 LOB: 0 BB: 0 P: 3	1B: 2 2B: 0 3B: 0 HR: 0	SF: 0 SAC: 0 DP: 1 HBP: 0	
PITCHER Mudcat Grant, R ERA: 3.45	(1,1)	IP: 9.0 WLS: W BF: 31 H: 2 R: 0 ER: 0 SO: 3 BB: 3 IBB: 0 HBP: 0 BLK: 0 WP: 0 HR: 0 S: 34 P: 46 ERA: 0.00 WHIP: 0.556															

Batter	1	2	3	4	5	6	7	8	9	AB	R	H	RBI	BB	SO	LOB	BOTTOM
Zoilo Versalles, R OBP: 0.303, SLG: 0.439	(1,6) BB 1B		(1,6) 5-3	(1,6) K			(1,6) 1B 2B HBP	(1,6) 1B 1-2		4	1	2	0	0	1	2	Cleveland Indians @ Minnesota Twins Metropolitan Stadium, Bloomington, MI Fri Aug 27 1965, 8:05 PM EDT Att: 36,999 - Unknown - 61 F livebaseballscorecards.com
Rich Rollins, R OBP: 0.303, SLG: 0.344	(1,5) K		(1,5) K		(1,5) F7		(1,5) 2B SF7 1B	(1,5) 1-3 2-H 1B		5	1	2	1	0	2	1	
Earl Batley, R OBP: 0.391, SLG: 0.440	(1,2) BB 1-2		(1,2) F4		(1,2) 6-3		(1,2) 1-3 2-H 2B	(1,2) 1-2 BB		3	0	1	1	2	0	0	
Bob Allison, R OBP: 0.352, SLG: 0.466	(1,7) K		(1,7) K		(1,7) F7		(1,7) SF7	(1,7) P6		4	0	0	1	0	2	5	
Andy Kosco, R OBP: 0.233, SLG: 0.357 Jimmie Hall, L OBP: 0.349, SLG: 0.494	(1,9) (8, PH) (9, 8)		(1,9) K	(1,9) 4-3 HBP E BB		(1,9) K	(1,9) K	(1,9) P4		3	1	0	0	1	3	3	
Don Mincher, L OBP: 0.326, SLG: 0.526	(1,3)		(1,3) P4	(1,3) 4-3 E HBP		(1,3) FC6-4 BB	(1,3) FC1-5 SH 1B			2	1	1	0	1	0	0	
Joe Nosske, R OBP: 0.260, SLG: 0.331	(1,8) (9, 9)		(1,8) 1-4-3	(1,8) 4-3		(1,8) F9	(1,8) SH FC1-5 1B			3	1	0	0	0	0	3	
Jerry Kindall, R OBP: 0.275, SLG: 0.311	(1,4)		(1,4) BB	(1,4) E IBB		(1,4) FC6-4 1-2 2-3	(1,4) FC1-5 E 1B			2	1	0	0	2	0	3	
Mudcat Grant, R OBP: 0.250, SLG: 0.273	(1,1)		(1,1) K	(1,1) E8 1B		(1,1) 5-3	(1,1) 1B 1B			4	1	2	4	0	1	1	
Inning Stats	R: 0 H: 1 E: 0 K: 3 S: 10	H: 1 LOB: 2 BB: 1 P: 14	R: 0 H: 0 E: 0 K: 1 S: 5	H: 0 LOB: 1 BB: 1 P: 9	R: 0 H: 0 E: 0 K: 1 S: 5	H: 1 LOB: 2 BB: 2 P: 17	R: 0 H: 0 E: 0 K: 0 S: 3	H: 0 LOB: 1 BB: 1 P: 9	R: 2 H: 2 E: 0 K: 1 S: 7	H: 2 LOB: 1 BB: 0 P: 8	R: 3 H: 4 E: 0 K: 0 S: 8	H: 4 LOB: 3 BB: 1 P: 12	1B: 7 2B: 1 3B: 0 HR: 0	SF: 1 SAC: 1 DP: 0 HBP: 2	WP: 0 PA: 41 SB: 0 CS: 0		
PITCHER Sam McDowell, L ERA: 2.43 Sonny Siebert, R ERA: 2.16 Bobby Tiefenauer, R ERA: 4.65 Don McMahon, R ERA: 3.86	(1,1) (7, 1) (8, 1) (8, 1)	IP: 0.2 WLS: L BF: 2 H: 0 R: 0 ER: 0 SO: 1 BB: 0 IBB: 0 HBP: 0 BLK: 0 WP: 0 HR: 0 S: 4 P: 6 ERA: 0.00 WHIP: 0.000															

Batter	1	2	3	4	5	6	7	8	9	AB	R	H	RBI	BB	SO	LOB	TOP			
Vic Davallillo, L OBP: 0.336, SLG: 0.373	1-3	L8			K		F7		SF7 SH5-4 HBP	4	0	0	0	0	1	2				
Lee Stange, R OBP: 0.267, SLG: 0.120										0	0	0	0	0	0	0				
Billy Moran, R OBP: 0.227, SLG: 0.150										0	0	0	0	0	0	0				
Gary Bell, R OBP: 0.077, SLG: 0.308										0	0	0	0	0	0	0				
Pedro Gonzalez, R OBP: 0.306, SLG: 0.370	F E 1B		1-3		5-3		K		SH5-4	4	1	1	0	0	1	1				
Chuck Hinton, R OBP: 0.340, SLG: 0.460	E6					6-3		HR	SF7	3	1	1	1	0	0	1				
Rocky Colavito, R OBP: 0.383, SLG: 0.502	E6		K			5-3		HR	6-3	5	2	2	3	0	1	2				
Fred Whitfield, L OBP: 0.322, SLG: 0.524			F7			1B		HR		3	1	2	1	1	0	1				
Larry Brown, R OBP: 0.334, SLG: 0.399	F8				F7			K		4	0	1	0	0	1	1				
Max Alvis, R OBP: 0.329, SLG: 0.437			F5		F8		FC6-4		K	4	0	0	0	0	1	2				
Duke Sims, L OBP: 0.313, SLG: 0.393			F4		F8				L9	4	0	1	0	0	0	0				
Luis Tiant, R OBP: 0.148, SLG: 0.155									FC5-6	0	0	0	0	1	0	0				
Al Luginow, L OBP: 0.220, SLG: 0.289										1	0	0	0	0	1	0				
Don McMahon, R OBP: 0.333, SLG: 0.533										0	0	0	0	0	0	0				
Leon Wagner, L OBP: 0.281, SLG: 0.441										1	1	0	0	1	0	1				
Chico Salmon, R OBP: 0.077, SLG: 0.398									SH5-4 HBP	0	0	0	0	0	0	0				
									SF7	0	0	0	0	0	0	0				
Inning Stats	R: 2 E: 2 K: 0 S: 5	H: 2 LOB: 1 BB: 1 P: 9	R: 0 E: 0 K: 0 S: 3	H: 0 LOB: 1 BB: 1 P: 7	R: 0 E: 0 K: 1 S: 6	H: 1 LOB: 0 BB: 0 P: 6	R: 0 E: 0 K: 0 S: 3	H: 0 LOB: 0 BB: 0 P: 3	R: 0 E: 0 K: 2 S: 7	H: 2 LOB: 2 BB: 0 P: 5	R: 0 E: 0 K: 1 S: 6	H: 1 LOB: 1 BB: 0 P: 6	R: 3 E: 0 K: 2 S: 9	H: 2 LOB: 0 BB: 10	R: 1 E: 0 K: 0 S: 3	H: 0 LOB: 1 BB: 1 P: 8	1B: 4 2B: 1 3B: 1 HR: 2	SF: 1 SAC: 1 DP: 0 HBP: 2	WP: 0 PB: 0 SB: 0 CS: 0	PA: 40
PITCHER	IP WLS BF H R ER SO BB IBB HBP BLK WP HR S P ERA WHIP																			
Jim Perry, R ERA: 2.59	(1, 1) 7.0 32 8 5 4 4 2 0 0 1 0 0 2 37 46 5.14 1.429																			
Al Worthington, R ERA: 2.13	(8, 1) 2.0 L 8 0 1 1 2 1 0 1 0 0 0 0 10 15 4.50 0.500																			

Cleveland Indians @ Minnesota Twins
Metropolitan Stadium, Bloomington, MI

AB 33
R 6
H 8
RBI 5
BB 3
SO 6
LOB 11



Sat Aug 28 1965, 4:33 AM EDT
Att: 34,255 - Unknown - 59 F

Batter	1	2	3	4	5	6	7	8	9	AB	R	H	RBI	BB	SO	LOB	BOTTOM			
Zoilo Versalles, R OBP: 0.304, SLG: 0.444	3B		6-3		1B		P4		F7	5	2	2	0	0	0	1				
Sandy Valdespino, L OBP: 0.325, SLG: 0.337			L7		P4		4-3		BB	4	1	1	1	1	0	1				
Jimmie Hall, L OBP: 0.349, SLG: 0.492	K		F8		CS		4-3		BB	4	0	1	1	1	1	1				
Earl Battey, R OBP: 0.388, SLG: 0.441	SF7				1B		6-3		P3	4	1	1	1	0	0	4				
Don Mincher, L OBP: 0.325, SLG: 0.522	K				CS		K		F8	4	0	1	0	0	2	0				
Bob Allison, R OBP: 0.356, SLG: 0.466					1B		K		FC6-4	2	1	1	1	2	1	0				
Rich Rollins, R OBP: 0.308, SLG: 0.347					1B		1B		FC6-4	3	0	2	0	1	0	1				
Jerry Kindall, R OBP: 0.281, SLG: 0.315					1B		1B			3	0	2	1	1	1	1				
Joe Nosssek, R OBP: 0.260, SLG: 0.331					1B		1B		BB	0	0	0	0	0	0	0				
Jim Perry, S OBP: 0.125, SLG: 0.154					1B		1B		BB	3	0	0	0	0	1	4				
Al Worthington, R OBP: 0.300, SLG: 0.125					P6		L4		K	0	0	0	0	0	0	0				
Jim Kaat, L OBP: 0.250, SLG: 0.263									K	1	0	0	0	0	1	1				
Inning Stats	R: 2 E: 0 K: 2 S: 9	H: 2 LOB: 0 BB: 0 P: 9	R: 0 E: 0 K: 2 S: 7	H: 1 LOB: 1 BB: 1 P: 11	R: 0 E: 0 K: 0 S: 3	H: 0 LOB: 0 BB: 0 P: 3	R: 2 E: 0 K: 0 S: 5	H: 4 LOB: 1 BB: 1 P: 9	R: 1 E: 0 K: 0 S: 4	H: 2 LOB: 2 BB: 0 P: 4	R: 0 E: 0 K: 2 S: 9	H: 2 LOB: 2 BB: 0 P: 9	R: 0 E: 0 K: 0 S: 3	H: 0 LOB: 1 BB: 1 P: 7	R: 0 E: 0 K: 1 S: 5	H: 0 LOB: 3 BB: 3 P: 17	1B: 7 2B: 2 3B: 2 HR: 0	SF: 1 SAC: 0 DP: 0 HBP: 0	WP: 0 PB: 0 SB: 0 CS: 2	PA: 40
PITCHER	IP WLS BF H R ER SO BB IBB HBP BLK WP HR S P ERA WHIP																			
Luis Tiant, R ERA: 3.35	(1, 1) 4.0 18 7 4 4 4 2 0 0 0 0 0 0 13 13 4.50 2.000																			
Don McMahon, R ERA: 3.68	(5, 1) 2.0 9 4 1 1 2 0 0 0 0 0 0 0 6 10 0.00 0.500																			
Lee Stange, R ERA: 3.46	(7, 1) 2.0 W 7 0 0 0 0 1 0 0 0 0 0 0 5 17 0.00 3.000																			
Gary Bell, R ERA: 3.25	(9, 1) 1.0 S 6 0 0 0 1 3 0 0 0 0 0 0 5 17 0.00 3.000																			

Cleveland Indians @ Minnesota Twins
Metropolitan Stadium, Bloomington, MI

AB 33
R 5
H 11
RBI 5
BB 6
SO 7
LOB 14



Sat Aug 28 1965, 4:33 AM EDT
Att: 34,255 - Unknown - 59 F

Batter	1	2	3	4	5	6	7	8	9	10	11	AB	R	H	RBI	BB	SO	LOB	TOP					
Vic Davallillo, L OBP: 0.334, SLG: 0.370 (1, 8)	L7		F7		F6			1B		SH1-3 1B		5	1	2	0	0	0	3						
Pedro Gonzalez, R OBP: 0.303, SLG: 0.364 (9, 9) (10, 4)	6-3		FC6-4		K			K		SH1-3		4	0	0	0	0	2	3						
Leon Wagner, L OBP: 0.364, SLG: 0.491 Chico Salmon, R OBP: 0.284, SLG: 0.404 (9, PR) (9, 7)	K			6-3		4-3				1B SF9	1B	3	0	0	0	1	1	0						
Rocky Colavito, R OBP: 0.383, SLG: 0.498 Dick Howser, R OBP: 0.359, SLG: 0.287 (9, PR) (9, 4) Bobby Tiefenauer, R (10, 1)		L6			WP BB					1B	K	3	0	1	0	1	0	0						
Fred Whitfield, L OBP: 0.315, SLG: 0.511 (1, 3)	6-3			F6				6-3		F9		5	0	1	0	0	0	3						
Larry Brown, R OBP: 0.334, SLG: 0.402 (1, 6)	F7			F7				5-3		SF9		3	0	0	1	0	0	1						
Max Alvis, R OBP: 0.330, SLG: 0.432 (1, 5)			6-3					K				4	0	1	0	1	1	0						
Duke Sims, L OBP: 0.320, SLG: 0.398 Phil Roof, R OBP: 0.294, SLG: 0.133 (9, 2)				E 1B				F4		K		4	0	2	0	0	1	2						
Sonny Siebert, R OBP: 0.214, SLG: 0.282 Al Luplow, L OBP: 0.333, SLG: 0.233 Don McMahon, R OBP: 0.343, SLG: 0.460 Chuck Hinton, R OBP: 0.343, SLG: 0.460 (10, PH) (10, 9)			E4 FC6-4		FC2-4 1B			K		K		2	0	0	0	0	0	2						
Inning Stats	R: 0 E: 0 K: 1 S: 5	H: 0 LOB: 0 BB: 0 P: 5	R: 0 E: 0 K: 0 S: 3	H: 0 LOB: 0 BB: 0 P: 3	R: 0 E: 1 K: 0 S: 5	H: 1 LOB: 2 BB: 0 P: 5	R: 0 E: 0 K: 0 S: 3	H: 0 LOB: 1 BB: 1 P: 7	R: 0 E: 0 K: 0 S: 4	H: 1 LOB: 1 BB: 0 P: 4	R: 0 E: 0 K: 1 S: 5	H: 0 LOB: 0 BB: 0 P: 5	R: 0 E: 0 K: 2 S: 8	H: 1 LOB: 1 BB: 0 P: 8	R: 1 E: 0 K: 1 S: 7	H: 2 LOB: 2 BB: 1 P: 11	R: 1 E: 0 K: 2 S: 9	H: 2 LOB: 1 BB: 0 P: 9	R: 0 E: 0 K: 0 S: 3	H: 1 LOB: 1 BB: 1 P: 7	1B: 8 2B: 0 3B: 0 HR: 0	SF: 1 SAC: 2 DP: 1 HBP: 0	WP: 1 PB: 0 SB: 2 CS: 0	PA: 44
PITCHER	IP 8.0	WLS 2.0	BF 10	H 4	R 1	ER 1	SO 3	BB 0	IBB 0	HBP 0	BLK 0	WP 0	HR 0	S 38	P 46	ERA 1.12	WHIP 0.625							
Fred Talbot, R ERA: 3.9 John Wyatt, R ERA: 2.33 Jim Dickson, R ERA: 3.6	(1, 1)	(9, 1)	(11, 1)																					

Cleveland Indians @ Kansas City Athletics
Municipal Stadium, Kansas City, MO
Tue Aug 31 1965, 8:05 PM EDT
Att: 3,970 - Unknown


AB	38
R	2
H	8
RBI	2
BB	3
SO	8
LOB	17



Batter	1	2	3	4	5	6	7	8	9	10	11	AB	R	H	RBI	BB	SO	LOB	BOTTOM					
Dick Green, R OBP: 0.317, SLG: 0.390 (1, 4)	HBP		F6		F6			F3			SH2-4 1B	4	1	1	0	0	0	0						
Jose Tartabull, L OBP: 0.395, SLG: 0.441 (1, 7)	K		F7					1-3		F2		4	0	0	0	0	1	1						
Wayne Causey, L OBP: 0.354, SLG: 0.361 (1, 6)	F8		6-3					L7				4	0	1	0	1	0	1						
Ed Charles, R OBP: 0.331, SLG: 0.385 (1, 5)	F9				E SH1-3 SF7 1B			K		L8		5	1	2	1	0	1	2						
Jim Landis, R OBP: 0.358, SLG: 0.330 (1, 8)					SH1-3			K		K		2	0	0	0	1	2	1						
Santiago Rosario, L OBP: 0.316, SLG: 0.388 (1, 3)			K		SF7			6-3		G3		3	0	0	1	0	1	1						
Billy Bryan, L OBP: 0.308, SLG: 0.429 (1, 2)			K		K			F4				4	1	1	1	0	2	1						
Mike Hershberger, R OBP: 0.292, SLG: 0.316 (1, 9)					F6			6-3		F9		4	0	1	0	0	0	0						
Fred Talbot, R ERA: 2.07 Don McMahon, R ERA: 3.76 Bobby Tiefenauer, R ERA: 4.91 (1, 1) (8, 1) (10, PH) (11, 1)					K			5-3		K		3	0	0	0	0	2	2						
Inning Stats	R: 0 E: 0 K: 1 S: 5	H: 0 LOB: 1 BB: 0 P: 6	R: 0 E: 0 K: 3 S: 10	H: 1 LOB: 2 BB: 1 P: 14	R: 0 E: 0 K: 0 S: 3	H: 0 LOB: 0 BB: 0 P: 3	R: 1 E: 1 K: 1 S: 6	H: 1 LOB: 0 BB: 0 P: 6	R: 0 E: 0 K: 1 S: 5	H: 0 LOB: 0 BB: 0 P: 5	R: 0 E: 0 K: 0 S: 3	H: 0 LOB: 0 BB: 0 P: 3	R: 0 E: 0 K: 1 S: 6	H: 1 LOB: 1 BB: 0 P: 6	R: 1 E: 0 K: 1 S: 6	H: 1 LOB: 0 BB: 0 P: 6	R: 1 E: 0 K: 0 S: 3	H: 2 LOB: 2 BB: 1 P: 7	1B: 5 2B: 0 3B: 0 HR: 1	SF: 1 SAC: 2 DP: 0 HBP: 1	WP: 0 PB: 0 SB: 0 CS: 0	PA: 40		
PITCHER	IP 7.0	WLS 2.0	BF 25	H 2	R 1	ER 0	SO 8	BB 1	IBB 0	HBP 0	BLK 0	WP 0	HR 0	S 39	P 44	ERA 0.00	WHIP 0.429							
Sonny Siebert, R Don McMahon, R Bobby Tiefenauer, R	(1, 1)	(8, 1)	(10, 1)																					

Cleveland Indians @ Kansas City Athletics
Municipal Stadium, Kansas City, MO
Tue Aug 31 1965, 8:05 PM EDT
Att: 3,970 - Unknown

AB	34
R	3
H	6
RBI	3
BB	2
SO	10
LOB	9



Batter	1	2	3	4	5	6	7	8	9	AB	R	H	RBI	BB	SO	LOB	TOP								
Chico Salmon, R OBP: 0.276, SLG: 0.391 Duke Sims, L OBP: 0.317, SLG: 0.393 (7, PH) (7, 2)	L5		K		6-3		5-3			3	0	0	0	0	1	0	Cleveland Indians @ Kansas City Athletics Municipal Stadium, Kansas City, MO Wed Sep 01 1965, 8:05 PM EDT Att: 3,466 - Unknown livebaseballscorecards.com								
Vic Davallito, L OBP: 0.333, SLG: 0.369 (1, 8)	G3		F7		G5-4-3 1B		F7			4	0	1	0	0	0	2									
Chuck Hinton, R OBP: 0.342, SLG: 0.458 (1, 7)	K		1B		G5-4-3 1-2		5-3			4	0	1	0	0	1	1									
Rocky Colavito, R OBP: 0.382, SLG: 0.496 Dick Howser, R OBP: 0.359, SLG: 0.287 (8, PR) (8, 4)	F7		K		5-3		FC6-4 1B			4	0	1	0	0	1	1									
Max Alvis, R OBP: 0.328, SLG: 0.429 (1, 5)	K2-3				L7		FC6-4 1B			4	0	0	0	0	2	1									
Larry Brown, R OBP: 0.336, SLG: 0.404 (1, 6)	2B		1B		5-3		1B			4	1	2	0	0	0	1									
Pedro Gonzalez, R OBP: 0.306, SLG: 0.369 (1, 4) (8, 9)	1B		1B		S		6-3			4	1	2	1	0	0	0									
Joe Azcue, R OBP: 0.291, SLG: 0.271 Richie Scheinblum, S (7, PR) (7, 1)	FC6-4 1B		BB		4-0		WP 2B			2	0	2	1	1	0	0									
Lee Stange, R OBP: 0.227, SLG: 0.120 Leon Wagner, L OBP: 0.364, SLG: 0.490 (9, PH)	2H		1B		1-2		BB			0	0	0	0	0	0	0									
Luis Tiant, R OBP: 0.143, SLG: 0.150 Billy Moran, R OBP: 0.227, SLG: 0.150 Fred Whitfield, L OBP: 0.316, SLG: 0.514 (7, 3)	FC6-4 1-2		3-1		3-1		1H			2	0	0	0	0	0	3									
										0	0	0	0	0	0	0									
										2	0	1	1	0	0	0									
Inning Stats	R: 0 E: 0 K: 1 S: 5	H: 0 LOB: 0 BB: 0 P: 5	R: 2 E: 0 K: 1 S: 8	H: 3 LOB: 1 BB: 0 P: 8	R: 0 E: 0 K: 2 S: 8	H: 1 LOB: 1 BB: 0 P: 8	R: 0 E: 0 K: 0 S: 4	H: 1 LOB: 2 BB: 1 P: 8	R: 0 E: 0 K: 0 S: 3	H: 1 LOB: 1 BB: 0 P: 3	R: 1 E: 0 K: 0 S: 5	H: 2 LOB: 2 BB: 0 P: 5	R: 0 E: 0 K: 0 S: 4	H: 1 LOB: 1 BB: 0 P: 4	R: 0 E: 0 K: 0 S: 3	H: 0 LOB: 0 BB: 0 P: 3		1B: 8 2B: 2 3B: 0 HR: 0	SF: 0 SAC: 0 DP: 1 HBP: 0	WP: 1 PB: 0 SB: 1 CS: 0	PA: 36				
PITCHER	IP	WLS	BF	H	R	ER	SO	BB	IBB	HBP	BLK	WP	HR	S	P	ERA	WHIP								
John O'Donoghue, L ERA: 3.69 Jack Aker, R ERA: 3.1	(1, 1) (7, 1)	6.1 S	26 10	8 2	3 0	3 0	5 0	1 0	0 0	0 0	0 0	0 1	0 0	35 10	39 10	4.26 0.00	1.421 0.750								

Batter	1	2	3	4	5	6	7	8	9	AB	R	H	RBI	BB	SO	LOB	BOTTOM									
Dick Green, R OBP: 0.316, SLG: 0.389 (1, 4)	K		L6		6-3		1B			4	0	1	0	0	1	0	Cleveland Indians @ Kansas City Athletics Municipal Stadium, Kansas City, MO Wed Sep 01 1965, 8:05 PM EDT Att: 3,466 - Unknown livebaseballscorecards.com									
Jose Tartabull, L OBP: 0.391, SLG: 0.434 (1, 7)	1B		4-3		6-3		F8			4	0	1	0	0	0	1										
Wayne Causey, L OBP: 0.353, SLG: 0.367 (1, 6)	F6		F7		HR		F7			4	1	1	1	0	0	1										
Ed Charles, R OBP: 0.328, SLG: 0.381 (1, 5)	F8		F8		F7		6-3			4	0	0	0	0	0	1										
Jim Landis, R OBP: 0.360, SLG: 0.328 (1, 8)	HR		BB		6-3		BB			2	1	0	0	2	0	0										
Santiago Rosario, L OBP: 0.300, SLG: 0.365 (1, 3)	E6 HR		K		K		K			3	1	0	0	0	2	2										
Billy Bryan, L OBP: 0.312, SLG: 0.444 (1, 2)	1H 2H		HR		1B		K			3	1	2	3	0	1	1										
Mike Hershberger, R OBP: 0.290, SLG: 0.314 (1, 9)	6-3		6-3		6-3		F6			3	0	0	0	0	0	1										
John O'Donoghue, R OBP: 0.196, SLG: 0.260 Jack Aker, R ERA: 3.4	F8		5-3		5-3		K			2	0	0	0	0	0	0										
										1	0	0	0	0	1	0										
Inning Stats	R: 0 E: 0 K: 1 S: 6	H: 1 LOB: 1 BB: 0 P: 6	R: 3 E: 1 K: 0 S: 5	H: 1 LOB: 0 BB: 1 P: 9	R: 0 E: 0 K: 0 S: 3	H: 0 LOB: 0 BB: 0 P: 3	R: 0 E: 0 K: 1 S: 6	H: 1 LOB: 1 BB: 0 P: 6	R: 0 E: 0 K: 2 S: 8	H: 1 LOB: 1 BB: 1 P: 12	R: 0 E: 0 K: 1 S: 6	H: 1 LOB: 1 BB: 0 P: 6	R: 0 E: 0 K: 0 S: 3	H: 0 LOB: 0 BB: 0 P: 3	R: 0 E: 0 K: 0 S: 3	H: 0 LOB: 0 BB: 0 P: 3		1B: 3 2B: 0 3B: 0 HR: 2	SF: 0 SAC: 0 DP: 0 HBP: 0	WP: 0 PB: 0 SB: 0 CS: 0	PA: 32					
PITCHER	IP	WLS	BF	H	R	ER	SO	BB	IBB	HBP	BLK	WP	HR	S	P	ERA		WHIP								
Luis Tiant, R ERA: 3.39 Lee Stange, R ERA: 3.4	(1, 1) (7, 1)	6.0 L	25 7	4 1	4 0	3 0	4 1	2 0	0 0	0 0	0 0	0 0	0 0	31 9	39 9	4.50 0.00		1.000 0.500								

Batter	1	2	3	4	5	6	7	8	9	AB	R	H	RBI	BB	SO	LOB	TOP																			
Max Alvis, R OBP: 0.328, SLG: 0.427 (1, 5)	0-3 K	1-0 S HR HBP		0-0 F5			0-0 2B 1B	0-0 F7		4	2	1	0	0	1	0																				
Vic Davallio, L OBP: 0.334, SLG: 0.368 (1, 8)	0-0 6-3	4-0 HR BB		0-3 K			0-0 2B 1B	0-0 6-3		4	2	1	0	1	1	0																				
Leon Wagner, L OBP: 0.382, SLG: 0.494 Chuck Hinton, R OBP: 0.342, SLG: 0.458 (1, 7) (9, 7)	4-0 FC6-4 BB	0-0 HR		0-0 G3			0-0 L7		0-0 1-3	4	1	1	3	1	0	2																				
Rocky Colavito, R OBP: 0.382, SLG: 0.496 Dick Howser, R OBP: 0.359, SLG: 0.287 (1, 9) (9, 4)	0-0 FC6-4 1-2	4-0 HR BB		0-0 F6			0-0 1B 2B		0-0 L5	4	1	1	1	1	0	1																				
Fred Whitfield, L OBP: 0.317, SLG: 0.512 Chico Salmon, R OBP: 0.276, SLG: 0.391 (1, 3) (9, 3)		0-0 F5		0-0 1B			0-0 1-3 1B		0-0 3-1	5	0	2	2	0	0	1																				
Larry Brown, R OBP: 0.335, SLG: 0.402 (1, 6)		0-0 1B E 1B		0-0 5-3			0-0 5-3		0-0 1-3	4	1	1	0	0	0	2																				
Pedro Gonzalez, R OBP: 0.305, SLG: 0.367 (1, 4) (9, 9)		0-0 1B E 1B		0-0 6-3			0-0 1-3		0-0 5-3	4	1	1	0	0	0	1																				
Duke Sims, L OBP: 0.314, SLG: 0.419 (1, 2)		0-0 F7		0-0 F7			0-0 G3		0-0 HR	4	1	1	1	0	0	2																				
Ralph Terry, R OBP: 0.235, SLG: 0.261 Gary Bell, R OBP: 0.071, SLG: 0.286 Don McMahon, R OBP: 0.286, SLG: 0.286 (1, 1) (5, 1) (6, 1)		0-0 E8 1B		0-0 F9			0-0 5-3		0-3 K	2	1	1	1	0	0	0																				
Inning Stats	R: 0 E: 0 K: 1 S: 5	H: 0 LOB: 1 BB: 1 P: 9	R: 6 E: 1 K: 0 S: 7	H: 4 LOB: 1 BB: 2 P: 16	R: 0 E: 0 K: 0 S: 3	H: 0 LOB: 0 BB: 0 P: 3	R: 0 E: 0 K: 1 S: 5	H: 0 LOB: 0 BB: 0 P: 5	R: 0 E: 0 K: 0 S: 4	H: 1 LOB: 1 BB: 0 P: 4	R: 0 E: 0 K: 0 S: 3	H: 0 LOB: 0 BB: 0 P: 3	R: 3 E: 0 K: 0 S: 7	H: 4 LOB: 1 BB: 0 P: 7	R: 1 E: 0 K: 1 S: 6	H: 1 LOB: 0 BB: 0 P: 6	R: 0 E: 0 K: 0 S: 3	H: 0 LOB: 0 BB: 0 P: 3	1B: 7 2B: 1 3B: 0 HR: 2	SF: 0 SAC: 0 DP: 0 HBP: 1	WP: 0 PB: 0 SB: 1 CS: 0	PA: 41														
PITCHER	IP	WLS	BF	H	R	ER	SO	BB	IBB	HBP	BLK	WP	HR	S	P	ERA	WHIP	PITCHER		IP	WLS	BF	H	R	ER	SO	BB	IBB	HBP	BLK	WP	HR	S	P	ERA	WHIP
Rollie Sheldon, R ERA: 4.14 (1, 1)	1.2		12	4	6	6	1	2	0	1	0	0	1	11	20	32.40	3.600	Wes Stock, R ERA: 4.91 (8, 1)		2.0		7	1	1	1	1	0	0	0	0	0	1	9	9	4.50	0.500
Diego Segui, R ERA: 4.89 (2, 1)	2.1		8	0	0	0	1	1	0	0	0	0	0	9	13	0.00	0.429																			
Jim Dickson, R ERA: 3.5 (5, 1)	2.0		7	1	0	0	1	0	0	0	0	0	0	7	7	0.00	0.500																			
Don Mossi, L ERA: 4.0 (7, 1)	0.1	L	5	4	3	3	0	0	0	0	0	0	0	5	5	81.00	12.000																			
John Wyatt, R ERA: 2.3 (7, 1)	0.2		2	0	0	0	0	0	0	0	0	0	0	2	2	0.00	0.000																			

Cleveland Indians @ Kansas City Athletics
Municipal Stadium, Kansas City, MO
Thu Sep 02 1965, 4:33 AM EDT
Att: 2,113 - Unknown


AB 37
R 10
H 10
RBI 8
BB 3
SO 3
LOB 9





Batter	1	2	3	4	5	6	7	8	9	AB	R	H	RBI	BB	SO	LOB	BOTTOM																			
Dick Green, R OBP: 0.316, SLG: 0.387 (1, 4)	0-0 6-3		0-3 K		0-3 K	0-0 SH5-4	0-0 1B			4	0	1	0	0	2	0																				
Jose Tartabull, L OBP: 0.384, SLG: 0.425 (1, 8)	0-0 L9		0-0 F5		0-0 1B	0-0 6-3	0-0 F2			5	1	1	1	0	0	3																				
Wayne Causey, L OBP: 0.355, SLG: 0.370 (1, 6)	0-0 L8		0-0 1B		0-0 1B	0-0 BB 1B	0-0 F8			5	0	3	1	0	0	0																				
Ed Charles, R OBP: 0.331, SLG: 0.384 (1, 5)		0-0 6-3	0-0 1B		0-0 FC5-4 1B	0-0 BB 1B	0-0 4-3			5	0	3	1	0	0	0																				
Billy Bryan, L OBP: 0.314, SLG: 0.439 (1, 2)		0-0 G3	0-0 4-3		0-3 K	0-0 FC6-4 BB	0-0 BB			3	0	0	0	2	1	4																				
Mike Hershberger, R OBP: 0.289, SLG: 0.312 (1, 9)		0-0 2B 1B	0-0 FC5-4		0-0 FC6-4	0-0 1-3	0-0 1-3			5	1	1	0	0	0	6																				
Santiago Rosario, L OBP: 0.309, SLG: 0.366 (1, 3)		0-0 1B 2B	0-0 6-3		0-0 1B 1B	0-0 1-3	0-0 F6			5	2	2	1	0	0	0																				
Tommie Reynolds, R OBP: 0.327, SLG: 0.332 (1, 7)		0-0 1B	0-0 2B		0-0 2B	0-0 SH5-4 1B	0-0 F7			5	1	4	1	0	0	0																				
Inning Stats	R: 0 E: 0 K: 0 S: 3	H: 0 LOB: 0 BB: 0 P: 3	R: 2 E: 0 K: 1 S: 8	H: 3 LOB: 1 BB: 0 P: 8	R: 0 E: 0 K: 1 S: 7	H: 2 LOB: 1 BB: 0 P: 7	R: 0 E: 0 K: 0 S: 4	H: 1 LOB: 1 BB: 0 P: 4	R: 1 E: 0 K: 2 S: 10	H: 3 LOB: 2 BB: 0 P: 10	R: 3 E: 0 K: 0 S: 8	H: 5 LOB: 3 BB: 1 P: 12	R: 0 E: 0 K: 1 S: 7	H: 2 LOB: 2 BB: 0 P: 7	R: 0 E: 0 K: 0 S: 3	H: 0 LOB: 1 BB: 1 P: 7	R: 0 E: 0 K: 1 S: 5	H: 0 LOB: 0 BB: 0 P: 5	1B: 14 2B: 2 3B: 0 HR: 0	SF: 0 SAC: 1 DP: 0 HBP: 0	WP: 0 PB: 0 SB: 0 CS: 0	PA: 45														
PITCHER	IP	WLS	BF	H	R	ER	SO	BB	IBB	HBP	BLK	WP	HR	S	P	ERA	WHIP	PITCHER		IP	WLS	BF	H	R	ER	SO	BB	IBB	HBP	BLK	WP	HR	S	P	ERA	WHIP
Ralph Terry, R ERA: 3.62 (1, 1)	4.1		22	9	3	3	3	0	0	0	0	0	0	10	10	6.23	2.077	Wes Stock, R ERA: 4.91 (8, 1)		2.0		7	1	1	1	1	0	0	0	0	1	9	9	4.50	0.500	
Gary Bell, R ERA: 3.52 (5, 1)	1.1		8	4	3	3	1	0	0	0	0	0	0	10	10	20.25	3.000																			
Don McMahon, R ERA: 3.57 (6, 1)	3.1	W	15	3	0	0	2	2	0	0	0	0	0	17	25	0.00	1.500																			

Cleveland Indians @ Kansas City Athletics
Municipal Stadium, Kansas City, MO
Thu Sep 02 1965, 4:33 AM EDT
Att: 2,113 - Unknown

AB 42
R 6
H 16
RBI 6
BB 2
SO 6
LOB 16



Batter	1	2	3	4	5	6	7	8	9	AB	R	H	RBI	BB	SO	LOB	TOP		
Vic Davallilo, L OBP: 0.335, SLG: 0.366 (1, 8)										5	1	2	0	1	2	3	Cleveland Indians @ Baltimore Orioles Memorial Stadium, Baltimore, MD Sun Sep 05 1965, 3:33 AM EDT Att: 8,920 - Unknown		
Max Alvis, R OBP: 0.326, SLG: 0.420 (1, 5)										6	1	2	0	0	2	8			
Leon Wagner, L OBP: 0.363, SLG: 0.498 (1, 7)										5	0	2	1	0	1	4			
Rocky Colavito, R OBP: 0.383, SLG: 0.492 (1, 9)										5	1	2	1	0	0	6			
Fred Whitfield, L OBP: 0.320, SLG: 0.508 (1, 3)										4	0	1	0	1	0	5			
Larry Brown, R OBP: 0.344, SLG: 0.400 (1, 6)										2	1	0	0	3	0	2			
Duke Sims, L OBP: 0.313, SLG: 0.398 Bobby Tiefenauer, R OBP: 0.286, SLG: 0.286 (7, PH)										2	0	0	2	2	1	2		AB 38 R 5 H 12 RBI 5 BB 9 SO 8 LOB 39	
Chico Salmon, R OBP: 0.284, SLG: 0.396 (9, PH)										1	0	1	0	0	0	0			
Pedro Gonzalez, R OBP: 0.302, SLG: 0.361 (1, 4)										5	0	2	1	0	1	6			
Lee Stange, R OBP: 0.303, SLG: 0.115 Don McMahon, R OBP: 0.286, SLG: 0.286 Al Luplow, L OBP: 0.209, SLG: 0.275 Phil Roof, R OBP: 0.226, SLG: 0.146 Chuck Hinton, R OBP: 0.339, SLG: 0.455 (9, PH)										1	1	0	0	2	0	0		WP: 0 PA: 47 	
Inning Stats	R: 2 E: 0 K: 0 S: 5	H: 3 LOB: 3 BB: 3 P: 17	R: 0 E: 1 K: 1 S: 6	H: 0 LOB: 2 BB: 1 P: 10	R: 0 E: 0 K: 1 S: 4	H: 0 LOB: 1 BB: 1 P: 8	R: 0 E: 0 K: 1 S: 5	H: 0 LOB: 0 BB: 0 P: 5	R: 1 E: 0 K: 1 S: 7	H: 2 LOB: 3 BB: 2 P: 15	R: 1 E: 0 K: 2 S: 9	H: 2 LOB: 2 BB: 1 P: 13	R: 0 E: 0 K: 0 S: 4	H: 1 LOB: 1 BB: 0 P: 4	R: 0 E: 0 K: 1 S: 7	H: 2 LOB: 2 BB: 0 P: 7	1B: 12 2B: 1 3B: 0 HR: 0		SF: 0 SAC: 0 DP: 2 HBP: 0
PITCHER	IP	WLS	BF	H	R	ER	SO	BB	IBB	HBP	BLK	WP	HR	S	P	ERA	WHIP		
John Miller, R ERA: 3.25 (1, 1)	4.2		25	5	3	3	3	7	0	0	0	0	0	24	52	5.79	2.571		
Jim Palmer, R ERA: 3.59 (5, 1)	2.1	W	13	4	2	2	4	2	0	0	0	0	0	19	27	7.71	2.571		
Don Larsen, R ERA: 2.67 (8, 1)	2.0	S	9	3	0	0	1	0	0	0	0	0	0	11	11	0.00	1.500		

Batter	1	2	3	4	5	6	7	8	9	AB	R	H	RBI	BB	SO	LOB	BOTTOM		
Luis Aparicio, R OBP: 0.290, SLG: 0.361 (1, 6)										4	1	1	0	0	0	0	Cleveland Indians @ Baltimore Orioles Memorial Stadium, Baltimore, MD Sun Sep 05 1965, 3:33 AM EDT Att: 8,920 - Unknown		
Russ Snyder, L OBP: 0.318, SLG: 0.317 (1, 9)										4	2	2	1	0	1	0			
Boog Powell, L OBP: 0.333, SLG: 0.373 (1, 3)										3	1	3	1	1	0	0			
Brooks Robinson, R OBP: 0.362, SLG: 0.454 (1, 5)										4	1	0	0	0	0	5			
Curt Blefary, L OBP: 0.373, SLG: 0.469 (1, 7)										4	3	3	5	0	0	1			
Jerry Adair, R OBP: 0.294, SLG: 0.326 (1, 4)										4	1	1	2	0	2	0			
Paul Blair, R OBP: 0.296, SLG: 0.311 (1, 8)										4	0	0	0	0	0	0		AB 35 R 9 H 10 RBI 9 BB 1 SO 7 LOB 6	
Dick Brown, R OBP: 0.311, SLG: 0.383 (1, 2)										4	0	0	0	0	1	0			
John Miller, R OBP: 0.200, SLG: 0.111 Jim Palmer, R OBP: 0.227, SLG: 0.333 Norm Siebern, L OBP: 0.368, SLG: 0.418 Don Larsen, R OBP: 0.250, SLG: 0.333 (8, 1)										2	0	0	0	0	2	0		WP: 0 PA: 36 	
Inning Stats	R: 1 E: 0 K: 0 S: 5	H: 2 LOB: 1 BB: 0 P: 5	R: 0 E: 0 K: 1 S: 5	H: 0 LOB: 0 BB: 0 P: 5	R: 1 E: 0 K: 1 S: 7	H: 2 LOB: 1 BB: 0 P: 7	R: 2 E: 0 K: 1 S: 7	H: 2 LOB: 0 BB: 0 P: 7	R: 0 E: 0 K: 1 S: 5	H: 0 LOB: 1 BB: 1 P: 9	R: 1 E: 0 K: 1 S: 6	H: 1 LOB: 0 BB: 0 P: 6	R: 4 E: 1 K: 1 S: 9	H: 3 LOB: 0 BB: 0 P: 9	R: 0 E: 0 K: 1 S: 5	H: 0 LOB: 0 BB: 0 P: 5			1B: 6 2B: 0 3B: 1 HR: 3
PITCHER	IP	WLS	BF	H	R	ER	SO	BB	IBB	HBP	BLK	WP	HR	S	P	ERA	WHIP		
Lee Stange, R ERA: 3.65 (1, 1)	5.0		23	7	5	5	4	1	0	0	0	0	0	30	34	9.00	1.600		
Don McMahon, R ERA: 3.55 (6, 1)	1.0		3	0	0	0	1	0	0	0	0	0	0	5	5	0.00	0.000		
Bobby Tiefenauer, R ERA: 4.85 (7, 1)	2.0	L	10	3	4	0	2	0	0	0	0	0	1	14	14	0.00	1.500		

Batter	1	2	3	4	5	6	7	8	9	AB	R	H	RBI	BB	SO	LOB	TOP			
Don Blasingame, L (1, 4) OBP: 0.276, SLG: 0.292	F9		F9		F9		F8		F8	5	0	1	1	0	0	4	Washington Senators @ Cleveland Indians Cleveland Municipal Stadium, Cleveland, OH Mon Sep 06 1965, 3:33 AM EDT Unknown livebaseballscorecards.com			
Woodie Held, R (1, 8) OBP: 0.351, SLG: 0.479	K		3-1			FC6-4 HBP	F5		FC4-6 1B	4	0	1	0	0	1	3				
Willie Kirkland, L (1, 9) OBP: 0.276, SLG: 0.417										4	1	0	0	0	1	3				
Steve Ritzik, R (7, 1) OBP: 0.200, SLG: 0.333	5-3			4-3		FC6-4 1B	K		FC4-6 1B	0	0	0	0	0	0	0				
Bob Chance, L (9, FH) OBP: 0.296, SLG: 0.346						1-2 1B			FC4-6 1B	1	0	1	0	0	0	0				
Chuck Cottier, R (9, PR)									1-2 1B	0	0	0	0	0	0	0				
Frank Howard, R (1, 7) OBP: 0.355, SLG: 0.491		F5		5-3		FC4-6 1B			FC4-6 1B	5	1	2	1	0	0	2				
Don Lock, R (9, PR) OBP: 0.319, SLG: 0.376						1-2 1B			FC4-6 1B	0	0	0	0	0	0	0				
Dick Nen, L (1, 3) OBP: 0.321, SLG: 0.386	F6		K			FC4-6 1B		F9 1B	4-3	5	0	2	1	0	1	2				
Mike Brumley, L (1, 2) OBP: 0.276, SLG: 0.273	F8				4-3	FC4-6 1B				4	0	1	0	0	0	2				
Ken McMullen, R (1, 5) OBP: 0.328, SLG: 0.418			G1-6-3 1B			1-3			K	4	0	2	0	0	1	4				
Ed Brinkman, R (1, 6) OBP: 0.249, SLG: 0.252									F9	2	0	1	0	1	0	1				
Ken Hamlin, R (8, FH) OBP: 0.335, SLG: 0.365			G1-6-3							1	0	0	0	0	0	2				
Pete Craig, L (1, 1) OBP: 1.000, SLG: 1.000										1	1	1	0	0	0	0				
Joe Cunningham, L (5, PH) OBP: 0.368, SLG: 0.328										1	0	0	0	0	1	2				
Buster Narum, R (5, 1) OBP: 0.065, SLG: 0.091										0	0	0	0	0	0	0				
Jim King, L (7, PH) OBP: 0.332, SLG: 0.409			3B 1B						F6	1	0	0	0	1	0	2				
Inning Stats	R: 0 E: 0 K: 1 S: 5	H: 0 LOB: 0 BB: 0 P: 5	R: 0 E: 0 K: 0 S: 3	H: 0 LOB: 0 BB: 0 P: 3	R: 1 E: 0 K: 0 S: 5	H: 3 LOB: 1 BB: 0 P: 5	R: 0 E: 0 K: 1 S: 5	H: 0 LOB: 0 BB: 0 P: 5	R: 0 E: 0 K: 1 S: 6	H: 1 LOB: 2 BB: 1 P: 10	R: 0 E: 0 K: 1 S: 6	H: 1 LOB: 2 BB: 1 P: 10	R: 1 E: 0 K: 1 S: 8	H: 3 LOB: 2 BB: 0 P: 8	R: 0 E: 0 K: 0 S: 5	H: 2 LOB: 2 BB: 0 P: 5	1B: 10 2B: 0 3B: 1 HR: 1	SF: 0 SAC: 0 DP: 1 HBP: 1	WP: 0 PB: 0 SB: 0 CS: 0	PA: 41
PITCHER	IP	WLS	BF	H	R	ER	SO	BB	IBB	HBP	BLK	WP	HR	S	P	ERA	WHIP			
Sonny Siebert, R (1, 1) ERA: 2.11	6.0	W	27	7	2	2	3	2	0	1	0	0	0	30	39	3.00	1.500			
Gary Bell, R (7, 1) ERA: 3.4	1.0		6	3	1	1	1	0	0	0	0	0	1	8	8	9.00	3.000			
Don McMahon, R (8, 1) ERA: 3.45	2.0	S	8	2	0	0	1	0	0	0	0	0	0	10	10	0.00	1.000			

Batter	1	2	3	4	5	6	7	8	9	AB	R	H	RBI	BB	SO	LOB	BOTTOM			
Dick Howser, R (1, 6) OBP: 0.363, SLG: 0.287	6-3		1B 1B BB			K				2	1	0	0	2	1	1	Washington Senators @ Cleveland Indians Cleveland Municipal Stadium, Cleveland, OH Mon Sep 06 1965, 3:33 AM EDT Unknown livebaseballscorecards.com			
Vic Davallilo, L (1, 8) OBP: 0.337, SLG: 0.366	4-3 1B BB		1-3 1B		4-3		4-3			3	2	1	0	1	0	1				
Leon Wagner, L (1, 7) OBP: 0.363, SLG: 0.494										3	1	0	0	1	0	1				
Chico Salmon, R (8, 3) OBP: 0.284, SLG: 0.396	4-3		1B 1B IBB		F5		6-3			0	0	0	0	0	0	0				
Rocky Colavito, R (1, 9) OBP: 0.384, SLG: 0.492			1B SF9		K		K			4	1	2	3	0	2	0				
Chuck Hinton, R (1, 3) OBP: 0.341, SLG: 0.454	F4		1-3 3-H 1B						F6	3	0	1	1	1	0	1				
Max Alvis, R (1, 5) OBP: 0.323, SLG: 0.417		1-5-3	SF9		6-3				F7	3	0	0	1	0	0	1				
Pedro Gonzalez, R (1, 4) OBP: 0.301, SLG: 0.358		F3	3-1			1-3				3	0	0	0	1	0	1				
Joe Azcue, R (1, 2) OBP: 0.291, SLG: 0.271		F5				4-3			K	4	0	1	0	0	1	1				
Sonny Siebert, R (1, 1) OBP: 0.113, SLG: 0.192										3	0	1	0	0	0	1				
Gary Bell, R (7, 1) OBP: 0.063, SLG: 0.250										0	0	0	0	0	0	0				
Don McMahon, R (8, 1) OBP: 0.286, SLG: 0.286										0	0	0	0	0	0	0				
Inning Stats	R: 1 E: 0 K: 0 S: 4	H: 1 LOB: 1 BB: 1 P: 8	R: 0 E: 0 K: 0 S: 3	H: 0 LOB: 0 BB: 0 P: 3	R: 4 E: 0 K: 0 S: 6	H: 3 LOB: 1 BB: 2 P: 14	R: 0 E: 0 K: 0 S: 3	H: 1 LOB: 1 BB: 1 P: 7	R: 0 E: 0 K: 1 S: 5	H: 0 LOB: 0 BB: 0 P: 5	R: 0 E: 0 K: 1 S: 5	H: 0 LOB: 1 BB: 1 P: 9	R: 0 E: 0 K: 1 S: 5	H: 0 LOB: 1 BB: 1 P: 9	R: 0 E: 0 K: 0 S: 5	H: 0 LOB: 1 BB: 0 P: 5	1B: 6 2B: 0 3B: 0 HR: 0	SF: 1 SAC: 0 DP: 1 HBP: 0	WP: 0 PB: 0 SB: 2 CS: 0	PA: 35
PITCHER	IP	WLS	BF	H	R	ER	SO	BB	IBB	HBP	BLK	WP	HR	S	P	ERA	WHIP			
Pete Craig, R (1, 1) ERA: 11.25	4.0	L	20	5	5	5	0	3	1	0	0	0	0	16	32	11.25	2.000			
Buster Narum, R (5, 1) ERA: 4.39	2.0		8	1	0	0	2	1	0	0	0	0	0	11	15	0.00	1.000			
Steve Ritzik, R (7, 1) ERA: 4.12	2.0		7	0	0	0	2	1	0	0	0	0	0	10	14	0.00	0.500			


Batter	1	2	3	4	5	6	7	8	9	AB	R	H	RBI	BB	SO	LOB	TOP				
Don Blasingame, L (1,4) OBP: 0.275, SLG: 0.293	F8		4-3			F9		F9	F9	5	1	1	0	0	0	2	Washington Senators @ Cleveland Indians Cleveland Municipal Stadium, Cleveland, OH Mon Sep 06 1965, 3:38 AM EDT Att: 11,734 - Unknown livebaseballscorecards.com				
Ken McMullen, R (1,5) OBP: 0.327, SLG: 0.416	F7			1-3		F5		BB	BB	4	1	1	2	0	0	2					
Willie Kirkland, L (1,9) OBP: 0.276, SLG: 0.412	BB			F9		3-1		F7		3	0	0	0	1	0	3					
Frank Howard, R (1,7) OBP: 0.356, SLG: 0.489	F6			F8			BB	BB	BB	2	0	0	0	2	0	1					
Pete Richter, L (8, PR) OBP: 0.174, SLG: 0.170										0	0	0	0	0	0	0					
Ron Kline, R (8,1)										0	0	0	0	0	0	0					
Dick Nen, L (1,3) OBP: 0.325, SLG: 0.385		1-3			F6					3	0	1	1	1	0	0					
Don Lock, R (1,8) OBP: 0.317, SLG: 0.373										3	0	0	0	0	2	2					
Jim King, L (8, PH) OBP: 0.331, SLG: 0.407	K			6-3				F9		1	0	0	0	0	0	2					
Doug Camilli, R (1,2) OBP: 0.287										2	0	0	0	0	0	0					
Mike Brumley, L (7, PH) OBP: 0.276, SLG: 0.270				6-3		F8		F9		2	0	0	0	0	1	4					
Ed Brinkman, R (1,6) OBP: 0.249, SLG: 0.253										3	0	1	0	0	0	2					
Ken Hamlin, R (9, PH) OBP: 0.334, SLG: 0.364				6-3		F9	BB	F6	F6	1	0	0	0	0	0	0					
Frank Kreutzer, R (11,1) OBP: 0.116, SLG: 0.250										1	0	0	0	0	1	0					
Joe Cunningham, L (5, PH) OBP: 0.317, SLG: 0.328										0	0	0	0	0	1	0					
Phil Ortega, L (5,1) OBP: 0.326, SLG: 0.250										0	0	0	0	0	0	0					
Bob Stanton, L (8, PH) OBP: 0.326, SLG: 0.350										1	0	1	0	0	0	0					
Chuck Cottler, R (8, PH) OBP: 0.300, SLG: 0.477										0	1	0	0	0	0	0					
Woodie Held, R (8,9)										1	0	0	0	0	1	0					
Inning Stats	R: 0 E: 0 K: 0 S: 3	H: 0 LOB: 1 BB: 1 P: 7	R: 0 E: 0 K: 1 S: 5	H: 0 LOB: 0 BB: 0 P: 5	R: 0 E: 0 K: 1 S: 5	H: 0 LOB: 0 BB: 0 P: 5	R: 0 E: 0 K: 0 S: 3	H: 0 LOB: 0 BB: 0 P: 3	R: 0 E: 0 K: 0 S: 3	H: 1 LOB: 2 BB: 1 P: 8	R: 0 E: 0 K: 2 S: 7	H: 0 LOB: 2 BB: 2 P: 15	R: 3 E: 0 K: 0 S: 7	H: 4 LOB: 2 BB: 1 P: 11	R: 0 E: 0 K: 1 S: 5	H: 0 LOB: 0 BB: 0 P: 5	1B: 4 2B: 1 3B: 0 HR: 0	SF: 0 SAC: 0 DP: 0 HBP: 0	WP: 0 PB: 0 SB: 0 CS: 0	PA: 37	
PITCHER	IP	WLS	BF	H	R	ER	SO	BB	IBB	HBP	BLK	WP	HR	S	P	ERA	WHIP				
Luis Tiant, R (1,1) ERA: 3.39	7.0	W	29	4	3	3	4	4	0	0	0	0	0	33	49	3.86	1.143				
Gary Bell, R (8,1) ERA: 3.39	0.1		3	1	0	0	0	1	0	0	0	0	0	2	6	0.00	6.000				
Steve Hargan, R (8,1) ERA: 4.66	1.2	S	5	0	0	0	1	0	0	0	0	0	0	7	7	0.00	0.000				


Batter	1	2	3	4	5	6	7	8	9	AB	R	H	RBI	BB	SO	LOB	BOTTOM				
Larry Brown, R (1,6) OBP: 0.342, SLG: 0.400	5-3				F9	FC6-5		L1-3		5	0	1	1	0	0	2	Washington Senators @ Cleveland Indians Cleveland Municipal Stadium, Cleveland, OH Mon Sep 06 1965, 3:38 AM EDT Att: 11,734 - Unknown livebaseballscorecards.com				
Max Alvis, R (1,5) OBP: 0.321, SLG: 0.414	4-3				F8	3-1				4	0	0	0	0	0	3					
Chuck Hinton, R (1,8) OBP: 0.342, SLG: 0.453	BB				F3	1B		4-3		3	1	1	0	1	0	0					
Rocky Colavito, R (1,9) OBP: 0.384, SLG: 0.491	F8					1B		F2		3	0	1	0	1	0	1					
Leon Wagner, L (1,7) OBP: 0.366, SLG: 0.499										4	1	3	1	0	0	1					
Vic Davallilo, L (7, PR) OBP: 0.337, SLG: 0.366		SH1-3			F8	1B		S		0	0	0	0	0	0	0					
Chico Salmon, R (1,3) OBP: 0.276, SLG: 0.384		SH1-3			F5	F4		F7		3	0	0	0	0	0	4					
Pedro Gonzalez, R (1,4) OBP: 0.301, SLG: 0.360		E2			5-3			E5		4	1	1	0	0	0	0					
Phil Roof, R (1,2) OBP: 0.263, SLG: 0.196		FC1-5			K	FC6-5				3	1	2	1	1	1	0					
Luis Tiant, R (1,1) OBP: 0.136, SLG: 0.143		FC1-5			K			F8		3	0	0	0	0	2	3					
Gary Bell, R (8,1) OBP: 0.063, SLG: 0.250										0	0	0	0	0	0	0					
Steve Hargan, R (8,1) ERA: 2.23										1	0	0	0	0	0	1					
Inning Stats	R: 0 E: 0 K: 0 S: 3	H: 2 LOB: 2 BB: 1 P: 10	R: 2 E: 1 K: 0 S: 6	H: 2 LOB: 1 BB: 1 P: 7	R: 0 E: 0 K: 2 S: 7	H: 0 LOB: 0 BB: 0 P: 7	R: 0 E: 0 K: 0 S: 6	H: 0 LOB: 0 BB: 0 P: 6	R: 1 E: 0 K: 1 S: 7	H: 2 LOB: 1 BB: 0 P: 7	R: 0 E: 0 K: 0 S: 4	H: 1 LOB: 2 BB: 0 P: 4	R: 0 E: 1 K: 0 S: 4	H: 1 LOB: 1 BB: 0 P: 4	R: 0 E: 0 K: 0 S: 3	H: 0 LOB: 0 BB: 0 P: 4	1B: 5 2B: 4 3B: 0 HR: 0	SF: 0 SAC: 1 DP: 0 HBP: 0	WP: 0 PB: 0 SB: 1 CS: 0	PA: 37	
PITCHER	IP	WLS	BF	H	R	ER	SO	BB	IBB	HBP	BLK	WP	HR	S	P	ERA	WHIP				
Frank Kreutzer, L (1,1) ERA: 4.19	5.0	L	24	5	3	1	2	3	0	0	0	0	0	25	37	1.80	1.600				
Phil Ortega, R (6,1) ERA: 4.53	2.0		9	3	1	1	1	0	0	0	1	0	0	11	11	4.50	1.500				
Ron Kline, R (8,1) ERA: 2.23	1.0		4	1	0	0	0	0	0	0	0	0	0	4	4	0.00	1.000				



Batter	1	2	3	4	5	6	7	8	9	AB	R	H	RBI	BB	SO	LOB	TOP											
Larry Brown, R OBP: 0.337, SLG: 0.393 (1, 6)	F7		6-3	K	FC6-4		5-3		L6	6	0	0	0	0	1	3	Cleveland Indians @ Chicago White Sox Comiskey Park, Chicago, IL Tue Sep 07 1965, 8:05 PM EDT Att: 2,651 - Unknown											
Max Alvis, R OBP: 0.319, SLG: 0.417 (1, 5)	K		F3		HR	K	F5		5-3	6	1	1	1	0	2	0												
Chuck Hinton, R OBP: 0.345, SLG: 0.460 (1, 8) (9, 7)	F7		1B	1B	BB	1B	F4			5	2	3	0	0	0	0												
Rocky Colavito, R OBP: 0.388, SLG: 0.494 (1, 9)		1B	1B	1B	HR	1B	FC6-4		F4	5	3	4	1	0	0	0												
Leon Wagner, L OBP: 0.370, SLG: 0.501 Vic Davalillo, L OBP: 0.337, SLG: 0.366 (1, 7) (9, 8)		1B	F3		HR	FC6-4	1B		HBP	4	2	3	0	1	0	2												
Chico Salmon, R OBP: 0.291, SLG: 0.417 (1, 3)		1B			HR	1B	FC6-4		HBP	0	0	0	0	0	0	0												
Pedro Gonzalez, R OBP: 0.297, SLG: 0.355 (1, 4)					HR	1B	HBP			4	1	2	4	0	0	2												
Joe Azcue, R OBP: 0.296, SLG: 0.280 (1, 2)							FC6-4			5	0	0	1	0	1	6												
Jack Kratlick, L OBP: 0.143, SLG: 0.150 Ralph Terry, R OBP: 0.228, SLG: 0.281 Billy Morgan, R OBP: 0.217, SLG: 0.143 Lee Stange, R OBP: 0.302, SLG: 0.115 Dick Howser, R OBP: 0.365, SLG: 0.287 Steve Hargan, R OBP: 0.328, SLG: 0.967 Don McMahon, R OBP: 0.250, SLG: 0.250 (1, 1) (1, 1) (2, PH) (2, 1) (4, PH) (4, 1) (7, 1)									K	0	0	0	0	0	0	0		C										
										0	0	0	0	0	0	0												
Inning Stats	R: 0 E: 0 K: 1 S: 5	H: 0 LOB: 0 BB: 0 P: 5	R: 1 E: 0 K: 0 S: 6	H: 3 LOB: 0 BB: 0 P: 6	R: 0 E: 0 K: 0 S: 5	H: 2 LOB: 2 BB: 1 P: 5	R: 0 E: 0 K: 2 S: 8	H: 1 LOB: 1 BB: 1 P: 12	R: 5 E: 0 K: 0 S: 8	H: 5 LOB: 1 BB: 1 P: 12	R: 3 E: 0 K: 0 S: 12	H: 5 LOB: 2 BB: 0 P: 12	R: 0 E: 0 K: 0 S: 3	H: 0 LOB: 0 BB: 0 P: 3	R: 0 E: 0 K: 0 S: 4	H: 1 LOB: 2 BB: 0 P: 5	R: 0 E: 0 K: 1 S: 5	H: 0 LOB: 0 BB: 0 P: 5	1B: 13 2B: 1 3B: 1 HR: 2	SF: 0 SAC: 0 DP: 0 HBP: 1	WP: 0 PB: 0 SB: 0 CS: 0	PA: 47						
PITCHER	IP	WLS	BF	H	R	ER	SO	BB	IBB	HBP	BLK	WP	HR	S	P	ERA	WHIP											
Juan Pizarro, L ERA: 3.22 Tommy John, L ERA: 3.44 Bob Locker, R ERA: 3.32 Frank Lary, R ERA: 3.42	(1, 1) (5, 1) (5, 1) (7, 1)	4.0 0.2 1.1 3.0	21 L 6 9 11	8 3 5 1	3 3 3 0	3 3 3 0	3 3 2 1	1 0 3 0	0 0 0 0	0 0 0 1	0 0 0 1	0 0 0 0	0 1 5 9	1 5 13 12	26 9 9 13	30 9 9 13	6.75 40.50 20.25 0.00	2.250 6.000 3.750 0.333										

Batter	1	2	3	4	5	6	7	8	9	AB	R	H	RBI	BB	SO	LOB	BOTTOM										
Don Buford, S OBP: 0.358, SLG: 0.390 (1, 4)	K2-3	F9		1B			1B		6-3	5	0	2	0	0	1	0	Cleveland Indians @ Chicago White Sox Comiskey Park, Chicago, IL Tue Sep 07 1965, 8:05 PM EDT Att: 2,651 - Unknown										
Floyd Robinson, L OBP: 0.349, SLG: 0.390 (1, 9)	1B	6-3		G6-4-3		1B			K	5	1	3	0	0	1	0											
Gene Freese, R OBP: 0.345, SLG: 0.352 Pete Ward, L OBP: 0.330, SLG: 0.374 (1, 5) (4, PH) (5, 5)	F9			G6-4-3		F9				2	0	1	0	0	0	1											
John Romano, R OBP: 0.364, SLG: 0.449 (1, 2)	1B	K				K				4	1	1	0	0	3	3											
Bill Skowron, R OBP: 0.328, SLG: 0.443 (1, 3)	1B			HR		G3			F3	4	2	2	2	0	0	2											
Danny Cater, R OBP: 0.312, SLG: 0.406 (1, 7)	1B			4-3		6-3			L3	4	1	1	1	0	0	0											
Ron Hansen, R OBP: 0.306, SLG: 0.355 (1, 6)	1B			K		F9			F8	4	0	1	1	0	1	0											
Ken Berry, R OBP: 0.271, SLG: 0.356 (1, 8)	E6			5-3		1-3			K	4	0	0	0	0	1	1											
Juan Pizarro, L OBP: 0.228, SLG: 0.310 Tommy John, L OBP: 0.224, SLG: 0.196 Bob Locker, R OBP: 0.328, SLG: 0.238 Tommie Agee, R (1, 1) (5, 1) (5, 1) (6, PH) (7, 1) (9, PH)	G3					F8			F6	2	0	0	0	0	0	2		Sox									
										0	0	0	0	0	0	0											
Inning Stats	R: 4 E: 1 K: 1 S: 11	H: 5 LOB: 2 BB: 0 P: 11	R: 0 E: 0 K: 1 S: 6	H: 1 LOB: 1 BB: 0 P: 6	R: 1 E: 0 K: 1 S: 6	H: 1 LOB: 0 BB: 0 P: 6	R: 0 E: 0 K: 0 S: 4	H: 2 LOB: 1 BB: 0 P: 4	R: 0 E: 0 K: 1 S: 5	H: 0 LOB: 0 BB: 0 P: 5	R: 0 E: 0 K: 0 S: 3	H: 0 LOB: 0 BB: 0 P: 3	R: 0 E: 0 K: 1 S: 7	H: 2 LOB: 2 BB: 0 P: 7	R: 0 E: 0 K: 1 S: 5	H: 0 LOB: 0 BB: 0 P: 5	R: 0 E: 0 K: 1 S: 5	H: 0 LOB: 0 BB: 0 P: 5	1B: 10 2B: 0 3B: 0 HR: 1	SF: 0 SAC: 0 DP: 1 HBP: 0	WP: 0 PB: 0 SB: 0 CS: 0	PA: 38					
PITCHER	IP	WLS	BF	H	R	ER	SO	BB	IBB	HBP	BLK	WP	HR	S	P	ERA	WHIP										
Jack Kratlick, L ERA: 4.81 Ralph Terry, R ERA: 3.61 Lee Stange, R ERA: 3.66 Steve Hargan, R ERA: 4.32 Don McMahon, R ERA: 3.32	(1, 1) (1, 1) (2, 1) (4, 1) (7, 1)	0.2 0.1 2.0 3.0 3.0	4 2 8 W 12 S 9	5 2 2 4 0	3 1 1 0 0	3 0 1 0 0	3 0 2 1 3	0 0 0 0 0	0 0 0 0 0	0 0 0 0 0	0 0 0 0 0	0 0 0 0 0	0 0 1 0 0	4 4 12 14 15	7 7 12 14 15	40.50 0.00 4.50 0.00 0.00	4.500 6.000 1.000 1.333 0.000										

Batter	1	2	3	4	5	6	7	8	9	10	AB	R	H	RBI	BB	SO	LOB	TOP	
Chuck Schilling, R (1,4) <small>OBP: 0.300, SLG: 0.350</small> Dalton Jones, L (9,PH) <small>OBP: 0.354, SLG: 0.384</small>	E4 G6-4-3		6-3		L4 2-3		1B BB		G3-6-3 1-2f		3	0	0	1	0	3		Boston Red Sox @ Cleveland Indians Cleveland Municipal Stadium, Cleveland, OH Wed Sep 08 1965, 7:05 PM EDT Att: 4,000 - Unknown AB 35 R 5 H 8 RBI 5 BB 7 SO 10 LOB 11 	
Frank Malzone, R (1,5) <small>OBP: 0.297, SLG: 0.312</small>	G6-4-3 1-2f		6-3		5-3		1B 2-H		F3		5	0	1	1	0	0	1		
Carl Yastrzemski, L (1,7) <small>OBP: 0.400, SLG: 0.552</small>	BB		F7		1-3		K		1B BB		3	0	0	0	2	1	2		
Tony Conigliaro, R (1,9) <small>OBP: 0.359, SLG: 0.523</small>	1-3		F9		HR		K2-3		1B HR		5	2	2	1	0	1	1		
Tony Horton, R (1,3) <small>OBP: 0.377, SLG: 0.503</small>		5-3		K		2B	K		1B HR		5	1	2	2	0	2	0		
Eddie Bressoud, R (1,6) <small>OBP: 0.326, SLG: 0.380</small>	F7		WP 1B 1B		K		BB		K		4	1	1	0	1	2	1		
Jim Gosger, L (1,8) <small>OBP: 0.333, SLG: 0.432</small>	K		1B WP 1-2		F8		F8				4	0	1	0	0	1	1		
Bob Tillman, R (1,2) <small>OBP: 0.292, SLG: 0.316</small> Earl Wilson, R (9,PR) <small>OBP: 0.333, SLG: 0.457</small> Russ Nixon, L (9,2) <small>OBP: 0.285, SLG: 0.306</small>		5-3		L4 1B 1B		K2-3		G3-6-3 BB			2	0	0	0	2	1	0		
Dennis Bennett, L (1,1) <small>OBP: 0.286, SLG: 0.226</small> Dick Radatz, R (8,1) <small>OBP: 0.222, SLG: 0.346</small> Bob Duliba, R (10,1)		K		1-2 2-3 3-H		WP 1B BB	K				2	1	1	1	1	1	0		
Inning Stats	R: 0 E: 1 K: 0 S: 3	H: 0 LOB: 1 BB: 1 P: 7	R: 0 E: 0 K: 1 S: 5	H: 0 LOB: 0 BB: 0 P: 5	R: 0 E: 0 K: 1 S: 5	H: 0 LOB: 0 BB: 0 P: 3	R: 1 E: 0 K: 1 S: 7	H: 3 LOB: 2 BB: 1 P: 11	R: 1 E: 0 K: 2 S: 8	H: 1 LOB: 2 BB: 2 P: 16	R: 0 E: 0 K: 2 S: 7	H: 0 LOB: 1 BB: 1 P: 11	R: 0 E: 0 K: 1 S: 4	H: 0 LOB: 1 BB: 1 P: 8	R: 2 E: 0 K: 1 S: 6	H: 2 LOB: 0 BB: 1 P: 10	1B: 5 2B: 2 3B: 0 HR: 2		SF: 0 SAC: 0 DP: 3 HBP: 0
PITCHER	IP 7.0	WLS 30	BF 6	H 3	R 3	ER 6	SO 6	BB 3	IBB 1	HBP 0	BLK 0	WP 2	HR 1	S 38	P 54	ERA 3.86	WHIP 1.286		
Sam McDowell, L (1,1) <small>ERA: 2.27</small> Bobby Tiefenauer, R (8,1) <small>ERA: 4.63</small> Don McMahon, R (10,1) <small>ERA: 3.51</small>	IP 2.0	WLS 7	BF 0	H 0	R 0	ER 3	SO 3	BB 2	IBB 0	HBP 0	BLK 0	WP 0	HR 0	S 11	P 19	ERA 0.00	WHIP 1.000		
Don McMahon, R (10,1) <small>ERA: 3.51</small>	IP 1.0	WLS 5	BF 2	H 2	R 2	ER 1	SO 1	BB 0	IBB 0	HBP 0	BLK 0	WP 0	HR 0	S 6	P 10	ERA 18.00	WHIP 3.000		

Batter	1	2	3	4	5	6	7	8	9	10	AB	R	H	RBI	BB	SO	LOB	BOTTOM			
Dick Howser, R (1,6) <small>OBP: 0.367, SLG: 0.285</small> Vic Davalillo, L (10,PH) <small>OBP: 0.336, SLG: 0.365</small>	SH5-3 BB		1B PB BB		F1			L7		L5	2	0	0	0	2	0	0	Boston Red Sox @ Cleveland Indians Cleveland Municipal Stadium, Cleveland, OH Wed Sep 08 1965, 7:05 PM EDT Att: 4,000 - Unknown AB 35 R 3 H 6 RBI 3 BB 3 SO 4 LOB 13 			
Max Alvis, R (1,5) <small>OBP: 0.321, SLG: 0.418</small>	SH5-3 1-2		FC5-4 1B		5-3		2B 1B		6-3		4	1	2	0	0	0	0				
Chuck Hinton, R (1,8) <small>OBP: 0.343, SLG: 0.459</small>	L5		F7		L8		1H HR 2B		F4		5	1	1	1	0	0	3				
Rocky Colavito, R (1,9) <small>OBP: 0.367, SLG: 0.491</small>	F7		FC5-4 1-2f		BB		F3				3	0	0	0	1	0	4				
Fred Whitfield, L (1,3) <small>OBP: 0.322, SLG: 0.516</small>		K		FC6-4 1B		F7		F7			4	1	2	2	0	1	1				
Chico Salmon, R (1,7) <small>OBP: 0.281, SLG: 0.402</small>	F4		F7		F9		2-H HR		F4		4	0	0	0	0	0	2				
Pedro Gonzalez, R (1,4) <small>OBP: 0.296, SLG: 0.354</small>			FC6-4 1B		FC6-4 1-2f		F5		1-3		4	0	1	0	0	0	1				
Phil Roof, R (1,2) <small>OBP: 0.246, SLG: 0.182</small>		4-3		FC6-4 1-2f		F6		K			4	0	0	0	0	1	2				
Sam McDowell, L (1,1) <small>OBP: 0.125, SLG: 0.127</small> Joe Azcue, R (7,PH) <small>OBP: 0.285, SLG: 0.279</small> Bobby Tiefenauer, R (8,1) <small>ERA: 4.13</small> Leon Wagner, L (9,PH) <small>OBP: 0.369, SLG: 0.500</small> Don McMahon, R (10,1) <small>OBP: 0.250, SLG: 0.250</small>			K		K		F7		F9		2	0	0	0	0	2	0				
Inning Stats	R: 0 E: 0 K: 0 S: 3	H: 0 LOB: 1 BB: 1 P: 7	R: 0 E: 0 K: 1 S: 6	H: 1 LOB: 1 BB: 0 P: 6	R: 0 E: 0 K: 1 S: 6	H: 1 LOB: 2 BB: 1 P: 10	R: 0 E: 0 K: 0 S: 4	H: 1 LOB: 1 BB: 0 P: 4	R: 0 E: 0 K: 1 S: 5	H: 0 LOB: 0 BB: 0 P: 5	R: 0 E: 0 K: 0 S: 3	H: 0 LOB: 0 BB: 0 P: 7	R: 0 E: 0 K: 0 S: 6	H: 3 LOB: 0 BB: 0 P: 6	R: 0 E: 0 K: 1 S: 5	H: 0 LOB: 0 BB: 0 P: 5	R: 0 E: 0 K: 0 S: 3		H: 0 LOB: 0 BB: 0 P: 3	1B: 4 2B: 1 3B: 0 HR: 1	SF: 0 SAC: 1 DP: 0 HBP: 0
PITCHER	IP 7.1	WLS 29	BF 4	H 1	R 1	ER 1	SO 3	BB 3	IBB 0	HBP 0	BLK 0	WP 0	HR 0	S 32	P 44	ERA 1.23	WHIP 0.955				
Dennis Bennett, L (1,1) <small>ERA: 4.1</small> Dick Radatz, R (8,1) <small>ERA: 4.13</small> Bob Duliba, R (10,1) <small>ERA: 3.3</small>	IP 1.2	WLS 7	BF 2	H 2	R 2	ER 1	SO 1	BB 0	IBB 0	HBP 0	BLK 0	WP 0	HR 0	S 9	P 9	ERA 10.80	WHIP 1.200				
Bob Duliba, R (10,1) <small>ERA: 3.3</small>	IP 1.0	WLS 3	BF 0	H 0	R 0	ER 0	SO 0	BB 0	IBB 0	HBP 0	BLK 0	WP 0	HR 0	S 3	P 3	ERA 0.00	WHIP 0.000				

Batter	1	2	3	4	5	6	7	8	9	AB	R	H	RBI	BB	SO	LOB	TOP										
Mickey Stanley, R (1, 8) OBP: 0.292, SLG: 0.500	K		F5	4-3			4-3		F9	5	0	1	0	0	1	2											
Jerry Lumpe, L (1, 4) OBP: 0.332, SLG: 0.322	F8		4-3	4-3			4-3			4	1	1	0	0	0	1											
Gates Brown, L (1, 7) OBP: 0.288, SLG: 0.448	K		HR							4	1	1	3	0	1	0											
Al Kaline, R (1, 9) OBP: 0.396, SLG: 0.489		F3	1B	1B		L4-3		F2		3	1	0	0	1	0	0											
Norm Cash, L (1, 3) OBP: 0.359, SLG: 0.468		CS	1B	1B		F2				3	1	2	0	1	0	0											
Don Wert, R (1, 5) OBP: 0.350, SLG: 0.376		FC6-4	1B	1B		6-3		5-3		4	0	2	1	0	0	1											
Bill Freehan, R (1, 2) OBP: 0.295, SLG: 0.334	FC6-4		1B	1B		K				4	0	2	1	0	1	1											
Ray Oyler, R (1, 6) OBP: 0.292, SLG: 0.348			K			L6		F9		4	0	0	0	0	1	3											
Joe Sparma, R (1, 1) OBP: 0.196, SLG: 0.170										3	1	1	0	0	1	0											
Orlando Pena, R (8, 1) OBP: 0.263, SLG: 0.176			HR	1B		K			F3	1	0	0	0	0	0	1											
Inning Stats	R: 0 E: 0 K: 2 S: 7	H: 0 LOB: 0 BB: 0 P: 7	R: 0 E: 0 K: 0 S: 3	H: 1 LOB: 1 BB: 1 P: 7	R: 5 E: 0 K: 1 S: 11	H: 6 LOB: 2 BB: 1 P: 15	R: 0 E: 0 K: 1 S: 5	H: 1 LOB: 0 BB: 0 P: 5	R: 0 E: 0 K: 0 S: 3	H: 0 LOB: 0 BB: 0 P: 3	R: 0 E: 0 K: 0 S: 3	H: 0 LOB: 0 BB: 0 P: 3	R: 0 E: 0 K: 0 S: 4	H: 1 LOB: 1 BB: 0 P: 4	R: 0 E: 0 K: 0 S: 4	H: 1 LOB: 1 BB: 0 P: 4	1B: 8 2B: 1 3B: 0 HR: 1	SF: 0 SAC: 0 DP: 0 HBP: 0	WP: 0 PB: 0 SB: 1 CS: 1	PA: 37							
PITCHER	IP	WLS	BF	H	R	ER	SO	BB	IBB	HBP	BLK	WP	HR	S	P	ERA	WHIP										
Luis Tiant, R (1, 1) ERA: 3.59	2.2	L	14	5	5	5	3	2	0	0	0	0	1	18	26	16.88	2.625										
Floyd Weaver, R (3, 1) ERA: 4.92	0.1		3	2	0	0	0	0	0	0	0	0	0	3	3	0.00	6.000										
Steve Hargan, R (4, 1) ERA: 3.94	4.0		12	1	0	0	2	0	0	0	0	0	0	16	16	0.00	0.250										
Bobby Tiefenauer, R (8, 1) ERA: 4.44	2.0		8	2	0	0	0	0	0	0	0	0	0	8	8	0.00	1.000										

Detroit Tigers @ Cleveland Indians
Cleveland Municipal Stadium, Cleveland, OH
Sat Sep 11 1965, 3:33 AM EDT
Att: 3,576 - Unknown

AB 35
R 5
H 10
RBI 5
BB 2
SO 5
LOB 9



Batter	1	2	3	4	5	6	7	8	9	AB	R	H	RBI	BB	SO	LOB	BOTTOM										
Vic Davallilo, L (1, 8) OBP: 0.335, SLG: 0.364	K		1B			6-3	K		F5	4	0	1	0	0	2	0											
Phil Roof, R (8, 2) OBP: 0.246, SLG: 0.182			1B							0	0	0	0	0	0	0											
Duke Sims, L (9, PH) OBP: 0.310, SLG: 0.394										1	0	0	0	0	0	1											
Max Alvis, R (1, 5) OBP: 0.320, SLG: 0.414	K2-3		1B			2B	1B	F5		3	1	1	0	1	1	0											
Leon Wagner, L (1, 7) OBP: 0.368, SLG: 0.497	FC6-4		L6			F4		F5		3	0	0	0	0	0	3											
Rocky Colavito, R (1, 9) OBP: 0.387, SLG: 0.490	FC6-4					F5		WP		4	2	2	0	0	0	1											
Fred Whitfield, L (1, 3) OBP: 0.320, SLG: 0.513		L9				K		1B		4	0	2	3	0	1	0											
Larry Brown, R (1, 6) OBP: 0.333, SLG: 0.386		5-3				F3		BB		3	0	0	0	1	0	1											
Pedro Gonzalez, R (1, 4) OBP: 0.296, SLG: 0.353		F3				F2		K		4	0	1	0	0	1	2											
Joe Azcue, R (1, 2) OBP: 0.293, SLG: 0.277			F7			K				2	0	0	0	0	1	0											
Dick Howser, R (7, PH) OBP: 0.369, SLG: 0.284										1	0	0	0	0	0	0											
Bobby Tiefenauer, R (8, 1)										0	0	0	0	0	0	0											
Lou Clinton, R (9, PH) OBP: 0.310, SLG: 0.330										1	0	0	0	0	0	1											
Luis Tiant, R (1, 1) OBP: 0.136, SLG: 0.143										0	0	0	0	0	0	0											
Floyd Weaver, R (3, PH) OBP: 0.197, SLG: 0.182										0	0	0	0	0	0	0											
Al Luginow, L (3, PH) OBP: 0.205, SLG: 0.093										1	0	0	0	0	0	0											
Steve Hargan, R (4, 1) OBP: 0.305, SLG: 0.298										1	0	0	0	0	0	0											
Chuck Hinton, R (7, PH) OBP: 0.341, SLG: 0.457										2	0	0	0	0	0	1											
Inning Stats	R: 0 E: 0 K: 2 S: 7	H: 0 LOB: 1 BB: 0 P: 8	R: 0 E: 0 K: 0 S: 3	H: 0 LOB: 0 BB: 0 P: 3	R: 0 E: 0 K: 0 S: 5	H: 2 LOB: 2 BB: 0 P: 5	R: 0 E: 0 K: 1 S: 5	H: 0 LOB: 0 BB: 0 P: 5	R: 0 E: 0 K: 1 S: 5	H: 0 LOB: 0 BB: 0 P: 5	R: 2 E: 0 K: 1 S: 7	H: 2 LOB: 2 BB: 2 P: 15	R: 0 E: 0 K: 1 S: 5	H: 0 LOB: 0 BB: 0 P: 5	R: 1 E: 0 K: 0 S: 5	H: 2 LOB: 1 BB: 0 P: 5	R: 0 E: 0 K: 0 S: 4	H: 1 LOB: 1 BB: 0 P: 4	1B: 5 2B: 2 3B: 0 HR: 0	SF: 0 SAC: 0 DP: 0 HBP: 1	WP: 1 PB: 0 SB: 0 CS: 0	PA: 37					
PITCHER	IP	WLS	BF	H	R	ER	SO	BB	IBB	HBP	BLK	WP	HR	S	P	ERA	WHIP										
Joe Sparma, R (1, 1) ERA: 2.91	7.2	W	32	6	3	3	6	2	0	1	0	0	0	41	50	3.52	1.043										
Orlando Pena, R (8, 1) ERA: 4.19	1.1	S	5	1	0	0	0	0	0	0	0	0	0	5	5	0.00	0.750										

Detroit Tigers @ Cleveland Indians
Cleveland Municipal Stadium, Cleveland, OH
Sat Sep 11 1965, 3:33 AM EDT
Att: 3,576 - Unknown


AB 34
R 3
H 7
RBI 3
BB 2
SO 6
LOB 10



Batter	1	2	3	4	5	6	7	8	9	AB	R	H	RBI	BB	SO	LOB	TOP			
Dick Howser, R (1, 6) OBP: 0.364, SLG: 0.281 Vic Davallilo, L (9, PH) OBP: 0.335, SLG: 0.364	0-0 6-3		0-0 F8			0-0 6-3		0-0 1-3	3 0 0 0 0 0 0 1 0 0 0 0 0 0											
Max Alvis, R (1, 5) OBP: 0.315, SLG: 0.409	0-3 K			0-3 K		0-0 5-3		3 0 0 0 0 2 0												
Leon Wagner, L (1, 7) OBP: 0.365, SLG: 0.492	0-0 F2			0-0 3-1		0-0 F9		3 0 0 0 0 0 0												
Rocky Colavito, R (1, 9) OBP: 0.390, SLG: 0.492		4-0 BB		0-0 6-3		0-0 6-3		2 0 0 0 1 0 0												
Fred Whitfield, L (1, 3) OBP: 0.322, SLG: 0.509	0-3 K			0-0 F8		0-0 3-1		3 0 0 0 0 1 1												
Chuck Hinton, R (1, 8) OBP: 0.344, SLG: 0.461	0-3 K			0-0 5-3		0-3 K		3 0 0 0 0 2 1												
Pedro Gonzalez, R (1, 4) Bill Davis, L (8, PH) Billy Moran, R (8, 4) OBP: 0.217, SLG: 0.143	0-3 K			0-0 5-3		0-0 F8		2 0 0 0 0 1 1 1 0 0 0 0 0 0 0 0 0 0 0 0 0									AB 27 R 0 H 0 RBI 0 BB 1 SO 8 LOB 3			
Duke Sims, L (1, 2) Larry Brown, R (9, PH) OBP: 0.325, SLG: 0.376			0-0 4-3			0-3 K		2 0 0 0 0 1 0 1 0 0 0 0 0 0												
Luis Tiant, R (1, 1) Lou Clinton, R (9, PH) OBP: 0.311, SLG: 0.345			0-0 6-3			0-3 K		2 0 0 0 0 1 0 1 0 0 0 0 0 0												
Inning Stats	R: 0 E: 0 K: 1 S: 5	H: 0 LOB: 0 BB: 0 P: 5	R: 0 E: 0 K: 3 S: 9	H: 0 LOB: 1 BB: 1 P: 13	R: 0 E: 0 K: 0 S: 3	H: 0 LOB: 0 BB: 0 P: 3	R: 0 E: 0 K: 1 S: 5	H: 0 LOB: 0 BB: 0 P: 5	R: 0 E: 0 K: 0 S: 3	H: 0 LOB: 0 BB: 0 P: 3	R: 0 E: 0 K: 1 S: 5	H: 0 LOB: 0 BB: 0 P: 5	R: 0 E: 0 K: 0 S: 3	H: 0 LOB: 0 BB: 0 P: 3	R: 0 E: 0 K: 0 S: 3	H: 0 LOB: 0 BB: 0 P: 3	1B: 0 2B: 0 3B: 0 HR: 0	SF: 0 SAC: 0 DP: 0 HBP: 0	WP: 0 PB: 0 SB: 0 CS: 0	PA: 28
PITCHER Dave Morehead, R (1, 1) ERA: 4.06	IP: 9.0 WLS: W BF: 28 H: 0 R: 0 ER: 0 SO: 8 BB: 1 IBB: 0 HBP: 0 BLK: 0 WP: 0 HR: 0 S: 43 P: 47 ERA: 0.00 WHIP: 0.111															PITCHER				

Cleveland Indians @ Boston Red Sox
Fenway Park, Boston, MA
Thu Sep 16 1965, 3:33 AM EDT
Att: 1,247 - Unknown


AB 27
R 0
H 0
RBI 0
BB 1
SO 8
LOB 3



Batter	1	2	3	4	5	6	7	8	9	AB	R	H	RBI	BB	SO	LOB	BOTTOM	
Jim Gosger, L (1, 8) OBP: 0.333, SLG: 0.431	0-0 FC3-6 1B		0-3 K			0-0 3B 1B		0-3 K	4 1 2 0 0 2 0									
Dalton Jones, L (1, 5) OBP: 0.347, SLG: 0.394	0-0 FC3-6 1-2			0-0 4-3		0-0 1-H 3B		0-0 S 1B	4 0 2 1 0 0 1									
Carl Yastrzemski, L (1, 7) OBP: 0.400, SLG: 0.552	0-3 K			0-3 K		0-0 F7		0-3 K	4 0 0 0 0 3 3									
Tony Conigliaro, R (1, 9) OBP: 0.330, SLG: 0.509	0-0 F8			0-3 K		0-3 K		3 0 0 0 0 2 1										
Lee Thomas, L (1, 3) OBP: 0.364, SLG: 0.465		0-0 4-3			0-0 F3		0-0 HR	3 1 1 1 0 0 0										
Felix Mantilla, R (1, 4) OBP: 0.384, SLG: 0.431		0-0 F7			0-0 F2		0-0 3-1	3 0 0 0 0 0 0										
Eddie Bressoud, R (1, 6) OBP: 0.297, SLG: 0.357		0-0 6-3			0-3 K		0-0 1B	3 0 1 0 0 1 0									AB 30 R 2 H 6 RBI 2 BB 0 SO 11 LOB 6	
Bob Tillman, R (1, 2) OBP: 0.289, SLG: 0.310			0-0 F4			0-0 F9	0-0 F9	3 0 0 0 0 0 1										
Dave Morehead, R (1, 1) OBP: 0.227, SLG: 0.153			0-3 K			0-3 K		0-3 K	3 0 0 0 0 3 0									
Inning Stats	R: 0 E: 0 K: 1 S: 6	H: 1 LOB: 1 BB: 0 P: 6	R: 0 E: 0 K: 0 S: 3	H: 0 LOB: 0 BB: 0 P: 3	R: 0 E: 0 K: 2 S: 7	H: 0 LOB: 0 BB: 0 P: 7	R: 0 E: 0 K: 2 S: 7	H: 0 LOB: 0 BB: 0 P: 7	R: 1 E: 0 K: 1 S: 7	H: 2 LOB: 1 BB: 0 P: 7	R: 1 E: 0 K: 1 S: 7	H: 2 LOB: 1 BB: 0 P: 7	R: 0 E: 0 K: 3 S: 10	H: 1 LOB: 1 BB: 0 P: 10	1B: 4 2B: 0 3B: 1 HR: 1	SF: 0 SAC: 0 DP: 0 HBP: 0	WP: 0 PB: 0 SB: 1 CS: 0	PA: 30
PITCHER Luis Tiant, R (1, 1) ERA: 3.53	IP: 8.0 WLS: L BF: 30 H: 6 R: 2 ER: 2 SO: 11 BB: 0 IBB: 0 HBP: 0 BLK: 0 WP: 0 HR: 1 S: 52 P: 52 ERA: 2.25 WHIP: 0.750															PITCHER		

Cleveland Indians @ Boston Red Sox
Fenway Park, Boston, MA
Thu Sep 16 1965, 3:33 AM EDT
Att: 1,247 - Unknown


AB 30
R 2
H 6
RBI 2
BB 0
SO 11
LOB 6



Batter	1	2	3	4	5	6	7	8	9	10	11	AB	R	H	RBI	BB	SO	LOB	TOP							
Tom McCraw, L OBP: 0.299, SLG: 0.293 (1, 7)	K		F6			F3	F2		FC4-2		SH1-4	5	0	0	0	0	1	5								
Don Buford, S OBP: 0.352, SLG: 0.378 (1, 4)	F8			K		F6		K	SF7		SF8	4	0	0	1	1	2	0								
Floyd Robinson, L OBP: 0.346, SLG: 0.380 (1, 9)	K			4-3		WP BB		1B	F7		SF8	3	1	0	1	2	1	2								
Pete Ward, L OBP: 0.331, SLG: 0.369 (1, 5)		K			HR							3	1	2	1	2	1	0								
Bill Skowron, R OBP: 0.429, SLG: 0.430 Ken Berry, R OBP: 0.267, SLG: 0.347 (1, 3)												3	1	1	1	0	1	2								
Ron Hansen, R OBP: 0.365, SLG: 0.352 (1, 6)												5	0	1	1	0	2	2								
Tommie Agee, R OBP: 0.429, SLG: 0.333 (1, 8)												5	0	2	0	0	1	2								
Duane Josephson, R OBP: 0.429, SLG: 0.200 J.C. Martin, L OBP: 0.337, SLG: 0.344 Dave Nicholson, R OBP: 0.234, SLG: 0.271 John Romano, R OBP: 0.386, SLG: 0.443 (1, 2)												1	0	0	0	1	0	0								
Gary Peters, L OBP: 0.243 Bob Locker, R OBP: 0.172, SLG: 0.179 Eddie Fisher, R OBP: 0.259, SLG: 0.247 Hoyt Wilhelm, R OBP: 0.246, SLG: 0.302 Al Weis, S OBP: 0.246, SLG: 0.302 Frank Lary, R OBP: 0.246, SLG: 0.258 (1, 1)												0	0	0	0	0	0	0								
Inning Stats	R: 0 E: 0 K: 2 S: 7	H: 0 LOB: 0 BB: 0 P: 7	R: 1 E: 0 K: 1 S: 6	H: 2 LOB: 0 BB: 0 P: 6	R: 0 E: 0 K: 1 S: 5	H: 0 LOB: 0 BB: 0 P: 5	R: 1 E: 0 K: 2 S: 8	H: 1 LOB: 0 BB: 0 P: 8	R: 0 E: 0 K: 3 S: 9	H: 0 LOB: 1 BB: 1 P: 13	R: 0 E: 0 K: 0 S: 3	H: 0 LOB: 2 BB: 0 P: 11	R: 0 E: 0 K: 0 S: 5	H: 2 LOB: 2 BB: 0 P: 5	R: 1 E: 0 K: 1 S: 6	H: 1 LOB: 1 BB: 1 P: 10	R: 1 E: 1 K: 0 S: 5	H: 1 LOB: 2 BB: 0 P: 6	R: 0 E: 0 K: 1 S: 5	H: 0 LOB: 1 BB: 1 P: 9	R: 1 E: 0 K: 0 S: 4	H: 1 LOB: 2 BB: 1 P: 8	1B: 6 2B: 1 3B: 0 HR: 1	SF: 3 SAC: 3 DP: 0 HBP: 1	WP: 3 PB: 0 SB: 0 CS: 1	PA: 49
PITCHER	IP ERA WLS BF H R ER SO BB IBB HBP BLK WP HR S P ERA WHIP	Tom Kelsey, R ERA: 2.57 Don McMahon, R ERA: 3.58 Lee Stange, R ERA: 3.65 Gary Bell, R ERA: 3.31	1.1 7.0 1.0 7 2 2 1 1 1 0 1 0 0 0 0 7 12 9.00 3.000	2.57 3.58 3.65 3.31	1.1 7.0 1.0 4 0 0 0 0 0 0 0 0 0 0 4 4 0.00 0.000	2.57 3.58 3.65 3.31	1.1 7.0 2.0 9 1 1 0 1 1 1 0 0 1 0 9 17 0.00 1.000	2.57 3.58 3.65 3.31	PITCHER	IP WLS BF H R ER SO BB IBB HBP BLK WP HR S P ERA WHIP	Tom Kelsey, R ERA: 2.57 Don McMahon, R ERA: 3.58 Lee Stange, R ERA: 3.65 Gary Bell, R ERA: 3.31	1.1 7.0 1.0 7 2 2 1 1 1 0 1 0 0 0 0 7 12 9.00 3.000	2.57 3.58 3.65 3.31	1.1 7.0 2.0 9 1 1 0 1 1 1 0 0 1 0 9 17 0.00 1.000	2.57 3.58 3.65 3.31											

Chicago White Sox @ Cleveland Indians
Cleveland Municipal Stadium, Cleveland, OH
Fri Sep 17 1965, 7:05 PM EDT
Att: 5,274 - Unknown


AB	35
R	5
H	8
RBI	5
BB	6
SO	11
LOB	18



Batter	1	2	3	4	5	6	7	8	9	10	11	AB	R	H	RBI	BB	SO	LOB	BOTTOM			
Larry Brown, R OBP: 0.325, SLG: 0.378 (1, 6)	6-3 SF9 2B	FC6-4			F8		SH1-4		K2-3			4	1	1	0	0	1	3				
Chico Salmon, R OBP: 0.277, SLG: 0.393 Gary Bell, R OBP: 0.063, SLG: 0.250 (1, 3)	6-3 2-3			F6		S 1B	F8		K			5	1	1	0	0	1	3				
Chuck Hinton, R OBP: 0.344, SLG: 0.458 (1, 8)	SF9			5-3 BB		1B BB	F9				F9	2	0	0	1	2	0	2				
Rocky Colavito, R OBP: 0.389, SLG: 0.489 (1, 9)	2-3			5-3		1B	F2			L6		5	0	1	1	0	0	1				
Lou Clinton, R OBP: 0.309, SLG: 0.339 (1, 7)				6-3 FC5-4 BB		K	K		K		K	4	0	0	0	1	3	3				
Max Alvis, R OBP: 0.313, SLG: 0.405 (1, 5)		FC5-4 2B			K		K		5-3			5	0	0	0	0	2	1				
Pedro Gonzalez, R OBP: 0.289, SLG: 0.345 (1, 4)				5-3			6-3				HR 1B	5	1	2	0	0	0	0				
Joe Azcue, R OBP: 0.293, SLG: 0.275 Leon Wagner, L OBP: 0.368, SLG: 0.500 (1, 2)				6-3 FC6-4 IBB			1-3				HR 1B	2	0	0	0	1	0	0				
Tom Kelley, R OBP: 0.259, SLG: 0.309 Fred Whitfield, L OBP: 0.154, SLG: 0.200 Al Lopez, R OBP: 0.154, SLG: 0.200 Don McMahon, R OBP: 0.267, SLG: 0.347 Lee Stange, R OBP: 0.246, SLG: 0.302 Bill Davis, L OBP: 0.246, SLG: 0.302 Phil Roof, R OBP: 0.246, SLG: 0.200 Duke Sims, L OBP: 0.246, SLG: 0.258 (1, 1)					K						SH1-4 HBP	2	0	0	0	0	2	3				
Inning Stats	R: 1 E: 0 K: 0 S: 4	H: 1 LOB: 0 BB: 0 P: 4	R: 0 E: 0 K: 1 S: 6	H: 1 LOB: 3 BB: 1 P: 14	R: 0 E: 0 K: 0 S: 3	H: 0 LOB: 1 BB: 1 P: 7	R: 0 E: 0 K: 1 S: 5	H: 0 LOB: 0 BB: 0 P: 5	R: 0 E: 0 K: 1 S: 5	H: 0 LOB: 0 BB: 0 P: 5	R: 0 E: 0 K: 1 S: 5	H: 0 LOB: 0 BB: 0 P: 5	R: 2 E: 0 K: 2 S: 9	H: 2 LOB: 0 BB: 0 P: 9	R: 0 E: 0 K: 1 S: 5	H: 0 LOB: 0 BB: 1 P: 5	R: 0 E: 0 K: 0 S: 4	H: 1 LOB: 1 BB: 0 P: 4	1B: 4 2B: 2 3B: 0 HR: 1	SF: 1 SAC: 1 DP: 0 HBP: 1	WP: 0 PB: 1 SB: 1 CS: 0	PA: 45
PITCHER	IP ERA WLS BF H R ER SO BB IBB HBP BLK WP HR S P ERA WHIP	Gary Peters, L ERA: 3.77 Bob Locker, R ERA: 3.12 Eddie Fisher, R ERA: 2.39 Hoyt Wilhelm, R ERA: 1.91 Frank Lary, R ERA: 3.29	1.1 3.2 1.0 3 0 0 0 1 0 0 0 0 0 0 5 5 0.00 0.000	3.77 3.12 2.39 1.91 3.29	1.1 7.0 4.0 15 2 2 2 4 0 0 1 0 0 1 22 23 4.50 0.500	3.77 3.12 2.39 1.91 3.29	1.1 7.0 1.0 4 1 0 0 0 0 0 0 0 0 0 4 4 0.00 1.000	3.77 3.12 2.39 1.91 3.29	PITCHER	IP WLS BF H R ER SO BB IBB HBP BLK WP HR S P ERA WHIP	Gary Peters, L ERA: 3.77 Bob Locker, R ERA: 3.12 Eddie Fisher, R ERA: 2.39 Hoyt Wilhelm, R ERA: 1.91 Frank Lary, R ERA: 3.29	1.1 3.2 1.0 3 0 0 0 1 0 0 0 0 0 5 5 0.00 0.000	3.77 3.12 2.39 1.91 3.29	1.1 7.0 4.0 15 2 2 2 4 0 0 1 0 0 1 22 23 4.50 0.500	3.77 3.12 2.39 1.91 3.29							

Chicago White Sox @ Cleveland Indians
Cleveland Municipal Stadium, Cleveland, OH
Fri Sep 17 1965, 7:05 PM EDT
Att: 5,274 - Unknown

AB	38
R	4
H	7
RBI	4
BB	4
SO	9
LOB	17



Batter	1	2	3	4	5	6	7	8	9	AB	R	H	RBI	BB	SO	LOB	TOP										
Don Buford, S OBP: 0.353, SLG: 0.382 (1, 4)										4	1	1	1	1	0	0	Chicago White Sox @ Cleveland Indians Cleveland Municipal Stadium, Cleveland, OH Sat Sep 18 1965, 3:33 AM EDT Att: 2,940 - Unknown livebaseballscorecards.com										
Floyd Robinson, L OBP: 0.350, SLG: 0.384 (1, 7)										2	1	1	1	3	0	0											
John Romano, R OBP: 0.362, SLG: 0.437 Eddie Fisher, R OBP: 0.167, SLG: 0.172 (7, 1)										4	0	0	0	0	1	5											
Pete Ward, L OBP: 0.333, SLG: 0.370 (1, 5)										4	2	2	1	1	0	1											
Ron Hansen, R OBP: 0.307, SLG: 0.355 (1, 6)										5	2	3	0	0	0	0											
Tom McCraw, L OBP: 0.296, SLG: 0.290 Smoky Burgess, L OBP: 0.365, SLG: 0.427 Ken Berry, R OBP: 0.266, SLG: 0.346 (8, PH)										3	0	0	1	0	2	1											
Bill Voss, L (1, 9)										3	0	0	0	0	0	1											
Mary Staehle, L OBP: 0.750, SLG: 0.750 Bill Skowron, R OBP: 0.320, SLG: 0.430 (8, PH)										1	0	1	2	0	0	0											
Tommie Agee, R OBP: 0.364, SLG: 0.222 (8, 9)										3	1	0	0	1	0	1											
Tommy John, R OBP: 0.204, SLG: 0.176 J.C. Martin, L OBP: 0.336, SLG: 0.342 (7, 2)										3	0	0	0	0	1	1											
Inning Stats	R: 0 E: 0 K: 0 S: 3	H: 0 LOB: 1 BB: 1 P: 7	R: 0 E: 0 K: 1 S: 5	H: 0 LOB: 0 BB: 0 P: 5	R: 1 E: 0 K: 0 S: 4	H: 1 LOB: 1 BB: 1 P: 8	R: 3 E: 1 K: 1 S: 8	H: 2 LOB: 3 BB: 3 P: 20	R: 0 E: 0 K: 1 S: 5	H: 0 LOB: 0 BB: 0 P: 5	R: 0 E: 0 K: 0 S: 3	H: 0 LOB: 0 BB: 0 P: 3	R: 3 E: 0 K: 0 S: 4	H: 2 LOB: 1 BB: 2 P: 12	R: 1 E: 0 K: 1 S: 8	H: 3 LOB: 2 BB: 0 P: 8	1B: 6 2B: 0 3B: 1 HR: 1	SF: 0 SAC: 0 DP: 1 HBP: 0	WP: 1 PB: 1 CS: 0	PA: 42							
PITCHER	IP	WLS	BF	H	R	ER	SO	BB	IBB	HBP	BLK	WP	HR	S	P	ERA	WHIP										
Steve Hargan, R ERA: 3.76 (1, 1)	3.2		20	3	4	2	1	4	1	0	0	1	1	17	37	4.91	1.909										
Ralph Terry, R ERA: 3.53 (4, 1)	3.1		10	0	0	0	3	0	0	0	0	0	0	16	16	0.00	0.000										
Bobby Tiefenauer, R ERA: 4.71 (8, 1)	0.0	L	3	1	3	2	0	2	0	0	0	0	0	1	9	∞	∞										
Lee Stange, R ERA: 3.56 (8, 1)	2.0		9	4	1	1	1	0	0	0	0	0	0	11	11	4.50	2.000										

Batter	1	2	3	4	5	6	7	8	9	AB	R	H	RBI	BB	SO	LOB	BOTTOM											
Larry Brown, R OBP: 0.326, SLG: 0.387 (1, 6)										4	1	2	1	0	0	1	Chicago White Sox @ Cleveland Indians Cleveland Municipal Stadium, Cleveland, OH Sat Sep 18 1965, 3:33 AM EDT Att: 2,940 - Unknown livebaseballscorecards.com											
Chico Salmon, R OBP: 0.276, SLG: 0.383 (1, 3)										3	1	0	0	1	0	2												
Chuck Hinton, R OBP: 0.344, SLG: 0.456 (1, 8)										4	1	1	0	0	0	1												
Rocky Colavito, R OBP: 0.391, SLG: 0.491 (1, 9)										4	0	3	1	0	0	1												
Lou Clinton, R OBP: 0.304, SLG: 0.333 (1, 7)										4	0	0	0	0	0	3												
Max Alvis, R OBP: 0.311, SLG: 0.402 (1, 5)										4	0	0	0	0	1	2												
Pedro Gonzalez, R OBP: 0.291, SLG: 0.345 (1, 4)										3	0	1	0	0	1	0												
Joe Azcue, R OBP: 0.291, SLG: 0.274 Bill Davis, L OBP: 0.333, SLG: 0.333 Vic Davallito, L OBP: 0.335, SLG: 0.364 Phil Roof, R OBP: 0.254, SLG: 0.197 (8, 2)										2	0	0	0	0	0	1												
Steve Hargan, R ERA: 3.76 (4, 1)	3.2		20	3	4	2	1	4	1	0	0	1	1	17	37	4.91		1.909										
Ralph Terry, R ERA: 3.53 (4, 1)	3.1		10	0	0	0	3	0	0	0	0	0	0	16	16	0.00		0.000										
Bobby Tiefenauer, R ERA: 4.71 (8, 1)	0.0	L	3	1	3	2	0	2	0	0	0	0	0	1	9	∞	∞											
Lee Stange, R ERA: 3.56 (8, 1)	2.0		9	4	1	1	1	0	0	0	0	0	0	11	11	4.50	2.000											
Inning Stats	R: 2 E: 0 K: 1 S: 7	H: 2 LOB: 1 BB: 1 P: 11	R: 0 E: 0 K: 0 S: 2	H: 0 LOB: 0 BB: 0 P: 3	R: 0 E: 0 K: 0 S: 4	H: 1 LOB: 1 BB: 0 P: 4	R: 0 E: 0 K: 0 S: 3	H: 0 LOB: 0 BB: 0 P: 3	R: 1 E: 0 K: 0 S: 4	H: 1 LOB: 0 BB: 0 P: 4	R: 0 E: 0 K: 0 S: 4	H: 1 LOB: 1 BB: 0 P: 4	R: 2 E: 0 K: 1 S: 7	H: 2 LOB: 1 BB: 0 P: 7	R: 0 E: 0 K: 0 S: 3	H: 1 LOB: 0 BB: 0 P: 3	R: 0 E: 0 K: 0 S: 4	H: 1 LOB: 1 BB: 0 P: 4	1B: 7 2B: 1 3B: 0 HR: 2	SF: 0 SAC: 0 DP: 2 HBP: 1	WP: 2 PB: 0 CS: 0	PA: 36						
PITCHER	IP	WLS	BF	H	R	ER	SO	BB	IBB	HBP	BLK	WP	HR	S	P	ERA	WHIP											
Tommy John, L ERA: 3.37 (7, 1)	6.0		24	5	3	3	1	1	0	0	0	1	1	24	29	4.50	1.000											
Eddie Fisher, R ERA: 2.40 (7, 1)	3.0	W	12	4	2	2	1	0	0	0	0	1	1	14	14	6.00	1.333											

Batter	1	2	3	4	5	6	7	8	9	AB	R	H	RBI	BB	SO	LOB	TOP					
Don Buford, S OBP: 0.356, SLG: 0.390 (1, 4)	WP 1B 2B		F7	F7		E				5	1	4	0	0	0	0	Chicago White Sox @ Cleveland Indians Cleveland Municipal Stadium, Cleveland, OH Sun Sep 19 1965, 3:33 AM EDT Att: 5,710 - Unknown livebaseballscorecards.com					
Floyd Robinson, L OBP: 0.348, SLG: 0.381 (1, 7) (7, 9) (9, 7)	F7 2-3		K			F4		F3		4	0	0	0	1	1	3						
John Romano, R OBP: 0.359, SLG: 0.432 Bob Locker, S (6, 1) Tom McCraw, L OBP: 0.299, SLG: 0.292 (7, 7) (9, 3)	K			K	F3	F6			1B E 1B	4	0	0	0	0	2	3						
Pete Ward, L OBP: 0.332, SLG: 0.368 (1, 5)				F3	E6 FC1-2 BB				K	5	1	1	1	0	2	2						
Ron Hansen, R OBP: 0.310, SLG: 0.355 (1, 6)	K			1B 2B BB	BB FC1-2 BB				F8	3	1	1	0	2	1	2						
Bill Skowron, R OBP: 0.321, SLG: 0.429 Ken Berry, R OBP: 0.266, SLG: 0.346 (1, 3) (9, PR) (9, 8)		G3		BB 2B 1B	FC1-2 FC5 BB				S 1B	5	1	2	0	0	1	4						
Bill Voss, L Hoyt Wilhelm, R (1, 9) (7, 1)	4-3			1-2 2B BB	1-2 2-3 3-H				4-3	2	1	0	1	2	1	1						
Tommie Agee, R OBP: 0.333, SLG: 0.308 (1, 8) (9, 9)	K			1-2 2-3 3-H	1-2 2-3 3-H				6-3	4	1	1	3	0	1	3						
Juan Pizarro, L OBP: 0.286, SLG: 0.333 Mary Stahle, L OBP: 0.600, SLG: 0.600 J.C. Martin, L OBP: 0.335, SLG: 0.341 (1, 1) (6, PH) (6, 2)	4-3		4-3	1B 2B	2-3			F8	4-3	2	0	1	1	0	0	0						
				2-H 1B						1	0	0	0	0	0	0						
Inning Stats	R: 1 E: 0 K: 2 S: 9	H: 2 LOB: 1 BB: 0 P: 9	R: 0 E: 0 K: 1 S: 5	H: 0 LOB: 0 BB: 0 P: 5	R: 0 E: 0 K: 1 S: 5	H: 0 LOB: 0 BB: 0 P: 5	R: 4 E: 0 K: 1 S: 8	H: 4 LOB: 2 BB: 2 P: 16	R: 1 E: 1 K: 0 S: 4	H: 1 LOB: 1 BB: 0 P: 4	R: 0 E: 0 K: 3 S: 10	H: 1 LOB: 1 BB: 0 P: 10	R: 0 E: 0 K: 0 S: 4	H: 1 LOB: 1 BB: 0 P: 4	R: 1 E: 0 K: 1 S: 7	H: 2 LOB: 2 BB: 0 P: 7	1B: 8 2B: 3 3B: 0 HR: 0	SF: 0 SAC: 0 DP: 0 HBP: 0	WP: 1 PB: 0 SB: 1 CS: 0	PA: 43		
PITCHER	IP WLS BF H R ER SO BB IBB HBP BLK WP HR S P ERA WHIP	IP WLS BF H R ER SO BB IBB HBP BLK WP HR S P ERA WHIP																				
Sonny Siebert, R ERA: 2.45 (1, 1)	3.2 L 18 5 5 5 5	2.45																				
Gary Bell, R ERA: 3.27 (4, 1)	1.1 8 1 1 0 0 3	3.27																				
Don McMahon, R ERA: 3.53 (6, 1)	1.0 4 1 0 0 0 0	3.53																				
Lee Stange, R ERA: 3.48 (7, 1)	3.0 13 4 1 0 4 0	3.48																				
Batter	1	2	3	4	5	6	7	8	9	AB	R	H	RBI	BB	SO	LOB	BOTTOM					
Larry Brown, R OBP: 0.326, SLG: 0.393 (1, 6)	5-3		5-3				F6			4	1	1	2	0	0	0	Chicago White Sox @ Cleveland Indians Cleveland Municipal Stadium, Cleveland, OH Sun Sep 19 1965, 3:33 AM EDT Att: 5,710 - Unknown livebaseballscorecards.com					
Max Alvis, R OBP: 0.309, SLG: 0.399 (1, 5)	F6		K			F4		F7		4	0	0	0	0	1	0						
Leon Wagner, L OBP: 0.367, SLG: 0.497 (1, 7)	1B BB		F9			K		F8		3	1	0	0	1	1	0						
Rocky Colavito, R OBP: 0.390, SLG: 0.489 (1, 9)	1B 1B		F8			4-3		K		4	0	1	0	0	1	0						
Fred Whitfield, L OBP: 0.327, SLG: 0.517 (1, 3)	6-3					1B 1B		F2		4	1	2	1	0	0	0						
Chuck Hinton, R OBP: 0.345, SLG: 0.464 (1, 8)	K					G3 1B		4-3		4	1	2	1	0	1	2						
Pedro Gonzalez, R OBP: 0.290, SLG: 0.344 (1, 4)	1-3		F9			G3 1B		B5-3		4	0	1	1	0	0	0						
Joe Azcue, R OBP: 0.293, SLG: 0.275 Bill Davis, L OBP: 0.250, SLG: 0.250 Lee Stange, R OBP: 0.303, SLG: 0.115 Vic Davallillo, L OBP: 0.334, SLG: 0.363 (1, 2) (6, PH) (7, 1) (9, PH)	F3					G3		4-3		2	0	1	0	0	0	0						
Sonny Siebert, R ERA: 2.45 (1, 1) Gary Bell, R ERA: 3.27 (4, 1) Billy Morgan, L ERA: 3.19 (5, PH) Don McMahon, R ERA: 3.53 (6, 1) Duke Sims, L ERA: 2.97, SLG: 0.375 (7, 2)	4-3					FC5-4 1B		K		1	0	0	0	0	0	0						
						1-2 HR		6-3		0	0	0	0	0	1	2						
Inning Stats	R: 1 E: 0 K: 1 S: 7	H: 2 LOB: 2 BB: 1 P: 11	R: 0 E: 0 K: 0 S: 3	H: 0 LOB: 0 BB: 0 P: 3	R: 0 E: 0 K: 1 S: 5	H: 0 LOB: 0 BB: 0 P: 5	R: 1 E: 0 K: 0 S: 4	H: 1 LOB: 0 BB: 0 P: 4	R: 2 E: 0 K: 1 S: 7	H: 2 LOB: 0 BB: 0 P: 7	R: 1 E: 0 K: 0 S: 6	H: 3 LOB: 2 BB: 0 P: 6	R: 0 E: 0 K: 0 S: 3	H: 0 LOB: 0 BB: 0 P: 3	R: 0 E: 0 K: 1 S: 5	H: 0 LOB: 0 BB: 0 P: 5	R: 0 E: 0 K: 1 S: 5	H: 0 LOB: 0 BB: 0 P: 5	1B: 6 2B: 0 3B: 0 HR: 2	SF: 0 SAC: 0 DP: 0 HBP: 0	WP: 0 PB: 0 SB: 0 CS: 0	PA: 36
PITCHER	IP WLS BF H R ER SO BB IBB HBP BLK WP HR S P ERA WHIP	IP WLS BF H R ER SO BB IBB HBP BLK WP HR S P ERA WHIP																				
Juan Pizarro, L ERA: 3.33 (1, 1)	5.0 W 21 5 4 4 4	3.33																				
Bob Locker, R ERA: 3.19 (6, 1)	1.0 6 3 1 1 0 0	3.19																				
Hoyt Wilhelm, R ERA: 1.87 (7, 1)	3.0 S 9 0 0 0 2	1.87																				

Batter	1	2	3	4	5	6	7	8	9	10	11	12	13	14	AB	R	H	RBI	BB	SO	LOB	TOP					
Mickey Stanley, R OBP: 0.317, SLG: 0.481 (1, 8)															7	1	2	1	0	0	4						
Jerry Lumpe, L OBP: 0.331, SLG: 0.319 George Smith, R OBP: 0.152, SLG: 0.163 (8, 4)															4	0	1	0	0	0	0	1					
Al Kaline, R OBP: 0.389, SLG: 0.470 (9, 5)															3	0	1	0	0	0	0						
Norm Cash, L OBP: 0.368, SLG: 0.508 (1, 3)															7	1	1	1	0	1	4						
Gates Brown, L OBP: 0.288, SLG: 0.433 Wayne Redmond, R (14, 7)																5	0	0	0	2	1	0					
Willie Horton, R OBP: 0.345, SLG: 0.505 (1, 9)															5	0	2	2	0	0	2						
Don Wert, R OBP: 0.347, SLG: 0.367 (9, 6)														4	0	2	0	2	0	4							
Bill Freehan, R OBP: 0.302, SLG: 0.339 (1, 2)														5	0	2	0	0	2	4							
Ray Cyler, R OBP: 0.289, SLG: 0.335 Jim Northrup, L OBP: 0.257, SLG: 0.313 George Thomas, R OBP: 0.270, SLG: 0.310 (9, 4)														3	0	0	0	0	1	3							
Hank Aguirre, L OBP: 0.289, SLG: 0.335 Steve Hargan, R OBP: 0.257, SLG: 0.313 Sam McDowell, L OBP: 0.270, SLG: 0.310 (9, 4)														1	0	0	0	1	0	0							
Inning Stats	R: 1 E: 0 K: 0 S: 5	H: 2 LOB: 2 BB: 1 P: 9	R: 0 E: 0 K: 1 S: 6	H: 1 LOB: 1 BB: 0 P: 6	R: 0 E: 0 K: 1 S: 5	H: 0 LOB: 0 BB: 0 P: 5	R: 0 E: 0 K: 1 S: 6	H: 1 LOB: 1 BB: 1 P: 10	R: 0 E: 0 K: 1 S: 5	H: 0 LOB: 0 BB: 0 P: 5	R: 1 E: 0 K: 0 S: 6	H: 4 LOB: 2 BB: 0 P: 6	R: 0 E: 0 K: 1 S: 5	H: 0 LOB: 0 BB: 0 P: 5	R: 0 E: 0 K: 1 S: 5	H: 0 LOB: 0 BB: 0 P: 3	R: 0 E: 0 K: 1 S: 6	H: 1 LOB: 3 BB: 2 P: 14	R: 0 E: 0 K: 1 S: 5	H: 0 LOB: 0 BB: 0 P: 5	1B: 9 2B: 2 3B: 0 HR: 1	SF: 0 SAC: 1 DP: 1 HBP: 1	WP: 0 PB: 0 SB: 0 CS: 0	PA: 58			
PITCHER	IP 5.1	WLS 22	BF 5	H 2	R 2	ER 2	SO 3	BB 1	IBB 0	HBP 0	BLK 0	WP 0	HR 1	S 26	P 31	ERA 3.53	WHIP 1.125										
Luis Tiant, R ERA: 3.53	2.2	11	1	1	1	2	2	0	0	0	0	0	0	13	21	3.38	1.125										
Steve Hargan, R ERA: 3.76	0.1	3	2	1	1	0	0	0	0	0	0	0	0	3	3	27.00	6.000										
Sonny Siebert, R ERA: 2.5	5.2	W	22	4	0	0	4	1	1	0	0	0	0	28	36	0.00	0.882										
Sam McDowell, L ERA: 2.2																											

Detroit Tigers @ Cleveland Indians
Cleveland Municipal Stadium, Cleveland, OH
Mon Sep 20 1965, 7:05 PM EDT
Att. 1,831 - Unknown

AB 51
R 4
H 12
RBI 4
BB 5
SO 9
LOB 27

Batter	1	2	3	4	5	6	7	8	9	10	11	12	13	14	AB	R	H	RBI	BB	SO	LOB	BOTTOM					
Larry Brown, R OBP: 0.323, SLG: 0.388 (1, 6)															7	0	1	0	0	1	2						
Max Alvis, R OBP: 0.312, SLG: 0.405 (1, 5)															7	2	4	0	0	1	1						
Chuck Hinton, R OBP: 0.342, SLG: 0.461 (8, 7)															7	1	1	1	0	2	4						
Rocky Colavito, R OBP: 0.391, SLG: 0.488 Vic Davalillo, L OBP: 0.336, SLG: 0.364 (8, 8)															3	2	1	0	1	0	1						
Fred Whitfield, L OBP: 0.329, SLG: 0.516 (1, 3)															5	0	1	1	2	1	4						
Lou Clinton, R OBP: 0.305, SLG: 0.331 (1, 7)															5	0	1	1	1	2	5						
Chico Salmon, R OBP: 0.262, SLG: 0.388 (14, PH)															1	0	1	1	0	0	0						
Pedro Gonzalez, R OBP: 0.289, SLG: 0.343 Dick Howser, R OBP: 0.358, SLG: 0.275 (6, 4)															1	0	0	1	0	0	0						
Joe Azcue, R OBP: 0.390, SLG: 0.272 Bill Davis, L OBP: 0.490, SLG: 0.600 Richie Scheinblum, S OBP: 0.153, SLG: 0.175 Sam McDowell, L OBP: 0.151, SLG: 0.153 (9, 1)															3	0	0	0	0	0	4						
Luis Tiant, R ERA: 3.53	2.0	7	0	0	0	3	0	0	0	0	0	0	0	13	13	0.00	0.000										
Steve Hargan, R ERA: 3.76	2.0	8	1	0	0	2	1	0	0	0	0	0	0	11	15	0.00	1.000										
Sonny Siebert, R ERA: 2.5	0.2	3	1	0	0	0	0	0	0	0	0	0	0	3	3	0.00	1.500										
Sam McDowell, L ERA: 2.2	3.1	11	1	0	0	3	0	0	0	0	0	0	0	17	17	0.00	0.300										
Inning Stats	R: 0 E: 0 K: 2 S: 9	H: 2 LOB: 3 BB: 1 P: 13	R: 0 E: 0 K: 0 S: 3	H: 0 LOB: 0 BB: 0 P: 3	R: 3 E: 1 K: 0 S: 7	H: 3 LOB: 2 BB: 1 P: 11	R: 0 E: 0 K: 1 S: 10	H: 1 LOB: 1 BB: 0 P: 6	R: 1 E: 1 K: 2 S: 10	H: 2 LOB: 2 BB: 0 P: 10	R: 0 E: 0 K: 1 S: 5	H: 0 LOB: 0 BB: 0 P: 5	R: 0 E: 0 K: 1 S: 5	H: 0 LOB: 0 BB: 0 P: 5	R: 0 E: 0 K: 1 S: 5	H: 0 LOB: 0 BB: 0 P: 5	R: 0 E: 0 K: 1 S: 5	H: 0 LOB: 0 BB: 0 P: 5	R: 0 E: 0 K: 2 S: 7	H: 0 LOB: 0 BB: 0 P: 7	R: 1 E: 1 K: 1 S: 5	H: 2 LOB: 3 BB: 2 P: 13	1B: 8 2B: 5 3B: 0 HR: 0	SF: 1 SAC: 0 DP: 0 HBP: 0	WP: 0 PB: 0 SB: 1 CS: 0	PA: 60	
PITCHER	IP 4.0	WLS 23	BF 8	H 4	R 4	ER 3	SO 3	BB 2	IBB 0	HBP 0	BLK 0	WP 0	HR 0	S 27	P 35	ERA 6.75	WHIP 2.500										
Hank Aguirre, L ERA: 3.62	2.0	7	0	0	0	3	0	0	0	0	0	0	0	13	13	0.00	0.000										
Larry Sherry, R ERA: 3.05	2.0	8	1	0	0	2	1	0	0	0	0	0	0	11	15	0.00	1.000										
Fred Gladding, R ERA: 3.0	0.2	3	1	0	0	0	0	0	0	0	0	0	0	3	3	0.00	1.500										
John Hiller, L ERA: 2.81	3.1	11	1	0	0	3	0	0	0	0	0	0	0	17	17	0.00	0.300										
Orlando Pena, R ERA: 4.22	1.1	1	1	0	0	0	0	0	0	0	0	0	0	2	20	0.00	1.500										

Detroit Tigers @ Cleveland Indians
Cleveland Municipal Stadium, Cleveland, OH
Mon Sep 20 1965, 7:05 PM EDT
Att. 1,831 - Unknown

AB 54
R 13
H 15
RBI 5
BB 5
SO 14
LOB 27

Batter	1	2	3	4	5	6	7	8	9	AB	R	H	RBI	BB	SO	LOB	TOP	
Dick Howser, R OBP: 0.397, SLG: 0.284 (1, 4)	0-0 6-3			0-0 1B	0-0 SF9		0-0 5-3			3	1	1	1	0	0	0	Cleveland Indians @ New York Yankees Yankee Stadium, Bronx, NY Tue Sep 21 1965, 7:05 PM EDT Att. 7,222 - Unknown - 77 F	
Vic Davallilo, L OBP: 0.333, SLG: 0.361 (1, 8)	0-0 F7			0-0 F5	0-0 L6		0-0 2-3			4	0	0	0	0	0	2		
Leon Wagner, L OBP: 0.365, SLG: 0.494 (1, 7)	0-0 1-3			0-0 HBP 1B		0-0 G3		0-0 F7		4	0	1	1	0	0	0		
Rocky Colavito, R OBP: 0.391, SLG: 0.486 (1, 9)		0-0 6-3		0-0 G4-6-3 HBP		4-0 1B 2B BB		0-0 5-3		2	1	0	0	1	0	0		
Fred Whitfield, L OBP: 0.328, SLG: 0.513 (1, 3)		0-0 6-3		0-0 G4-6-3		0-0 2B 1B		0-0 L3		4	0	1	0	0	0	2		
Max Alvis, R OBP: 0.311, SLG: 0.403 (1, 5)		0-3 K			4-0 SH1-3 E BB		0-3 K		0-3 K	3	1	0	0	1	3	2		
Larry Brown, R OBP: 0.325, SLG: 0.393 Ralph Gagliano, L (9, PR)			0-0 6-3		0-0 SH1-3		0-0 1-3 2-H 2B		0-0 FC4-6 1B	3	0	2	1	0	0	0		
Joe Azcue, R OBP: 0.291, SLG: 0.271 Richie Scheinblum, S (9, PH)			0-0 F8		4-0 E SF9 BB		0-0 5-3		0-0 FC4-6 1-2	2	1	0	0	1	0	2		
Ralph Terry, R ERA: 2.59 Floyd Wever, R ERA: 5.43 Jack Kralick, L ERA: 4.79 Don McMahon, R ERA: 3.44 Al Luplow, L ERA: 3.2 Gary Bell, R ERA: 3.2 Chuck Hinton, R ERA: 4.60			0-0 5-3		0-0 E4		0-0 F8		0-0 F5	1	0	0	0	0	0	0		
Inning Stats	R: 0 E: 0 K: 0 S: 3	H: 0 LOB: 0 BB: 0 P: 3	R: 0 E: 0 K: 1 S: 5	H: 0 LOB: 0 BB: 0 P: 5	R: 0 E: 0 K: 0 S: 3	H: 0 LOB: 1 BB: 0 P: 5	R: 2 E: 1 K: 0 S: 4	H: 0 LOB: 1 BB: 2 P: 12	R: 1 E: 0 K: 1 S: 7	H: 2 LOB: 2 BB: 1 P: 11	R: 0 E: 0 K: 0 S: 3	H: 0 LOB: 0 BB: 0 P: 3	R: 0 E: 0 K: 1 S: 6	H: 1 LOB: 1 BB: 0 P: 6	1B: 3 2B: 1 3B: 1 HR: 0	SF: 1 SAC: 1 DP: 1 HBP: 1		WP: 0 PB: 0 SB: 0 CS: 0
PITCHER Mel Stottlemyre, R ERA: 2.59 (1, 1)	IP: 9.0 WLS: W BF: 36 H: 5 R: 4 ER: 2 SO: 3 BB: 3 IBB: 0 HBP: 1 BLK: 0 WP: 0 HR: 0 S: 38 P: 51 ERA: 2.00 WHIP: 0.889											PITCHER	IP: 9.0 WLS: W BF: 36 H: 5 R: 4 ER: 2 SO: 3 BB: 3 IBB: 0 HBP: 1 BLK: 0 WP: 0 HR: 0 S: 38 P: 51 ERA: 2.00 WHIP: 0.889					

Batter	1	2	3	4	5	6	7	8	9	AB	R	H	RBI	BB	SO	LOB	BOTTOM	
Bobby Richardson, R OBP: 0.292, SLG: 0.330 (1, 4)	0-0 FC4-6 FC4 2B		0-0 1B 1B	0-3 K	0-0 BB		0-0 5-3			5	2	3	0	0	1	0	Cleveland Indians @ New York Yankees Yankee Stadium, Bronx, NY Tue Sep 21 1965, 7:05 PM EDT Att. 7,222 - Unknown - 77 F	
Bobby Murcer, L OBP: 0.370, SLG: 0.455 (1, 6)	4-0 FC4-6 BB		0-0 F8	0-0 G3	0-3 K		4-0 G5-6-3 BB			3	0	0	0	2	1	3		
Tom Tresh, S OBP: 0.354, SLG: 0.490 (1, 7)	0-0 FC4-6 FC4 1-2 2-3		0-0 1B 6-3 1B	4-0 1B HR BB	0-0 F2		0-0 G5-6-3 1-2			4	2	1	0	1	0	5		
Joe Pepitone, L OBP: 0.308, SLG: 0.395 (1, 3)	0-0 FC4 2B 1-2 3-H		4-0 6-3 1B IBB	0-0 1B HR BB	4-0 1B 2-3 BB		0-0 FC4 1B			3	2	2	1	2	0	1		
Roger Repoz, L OBP: 0.302, SLG: 0.462 (1, 8)	0-0 1-3 2B		0-0 1B 6-3 1B	4-0 1B HR BB	0-0 F6		0-3 K			4	2	2	1	1	1	4		
Horace Clarke, S OBP: 0.311, SLG: 0.313 (1, 5)	0-0 F8		0-0 6-3	0-0 HR		0-0 F8		0-0 FC4 1-2		5	1	1	5	0	0	5		
Roy White, S OBP: 0.407, SLG: 0.375 (1, 9)		0-0 L8	0-0 1B 2-H 3-H	0-0 1B HBP		0-0 1B		0-0 4-3		4	0	2	2	0	0	1		
Jake Gibbs, L OBP: 0.275, SLG: 0.333 (1, 2)		0-3 K	0-0 1B	0-0 F8		0-0 F8				4	0	1	0	0	1	2		
Mel Stottlemyre, R OBP: 0.138, SLG: 0.237 (1, 1)		0-0 F7	0-3 K		4-0 BB 1B BB		0-3 K			3	0	0	0	1	2	3		
Inning Stats	R: 1 E: 0 K: 0 S: 5	H: 2 LOB: 2 BB: 1 P: 9	R: 0 E: 0 K: 1 S: 5	H: 0 LOB: 0 BB: 0 P: 5	R: 4 E: 0 K: 1 S: 10	H: 5 LOB: 2 BB: 1 P: 14	R: 4 E: 0 K: 1 S: 7	H: 2 LOB: 1 BB: 2 P: 16	R: 0 E: 0 K: 1 S: 6	H: 1 LOB: 3 BB: 0 P: 6	R: 0 E: 0 K: 0 S: 2	H: 0 LOB: 0 BB: 1 P: 6	R: 0 E: 0 K: 1 S: 6	H: 1 LOB: 1 BB: 0 P: 6	1B: 9 2B: 2 3B: 0 HR: 1	SF: 0 SAC: 0 DP: 1 HBP: 1		WP: 0 PB: 0 SB: 1 CS: 0
PITCHER Ralph Terry, R ERA: 3.75 Floyd Wever, R ERA: 5.43 Jack Kralick, L ERA: 4.79 Don McMahon, R ERA: 3.44 Gary Bell, R ERA: 3.2	IP: 2.2 WLS: L BF: 16 H: 6 R: 5 ER: 5 SO: 1 BB: 1 IBB: 0 HBP: 0 BLK: 0 WP: 0 HR: 1 S: 16 P: 24 ERA: 16.88 WHIP: 2.625											PITCHER	IP: 2.2 WLS: L BF: 16 H: 6 R: 5 ER: 5 SO: 1 BB: 1 IBB: 0 HBP: 0 BLK: 0 WP: 0 HR: 1 S: 16 P: 24 ERA: 16.88 WHIP: 2.625					

Batter	1	2	3	4	5	6	7	8	9	AB	R	H	RBI	BB	SO	LOB	TOP			
Dick Howser, R (1,4) OBP: 0.354, SLG: 0.280 Leon Wagner, L (7,PH) OBP: 0.367, SLG: 0.494 Billy Moran, R (7,4) OBP: 0.208, SLG: 0.136	F9		1-3			5-3	BB			3	0	0	0	0	0	0	Cleveland Indians @ New York Yankees Yankee Stadium, Bronx, NY Wed Sep 22 1965, 7:05 PM EDT Att: 5,541 - Cloudy - 78 F			
Max Alvis, R (1,5) OBP: 0.309, SLG: 0.400	K			K		F7	F5			4	0	0	0	0	2	3				
Chuck Hinton, R (1,8) OBP: 0.343, SLG: 0.463	1B			6-3			HR	4-3		4	1	2	0	0	0	3				
Rocky Colavito, R (1,9) OBP: 0.390, SLG: 0.485	L7			L7			HR	F7		4	1	1	0	0	0	1				
Fred Whitfield, L (1,3) OBP: 0.327, SLG: 0.518	L8			4-3			HR	F5		4	1	1	3	0	0	0				
Lou Clinton, R (1,7) OBP: 0.304, SLG: 0.333	6-3			6-3			SH1-4	F7		4	1	1	0	0	0	0				
Larry Brown, R (1,6) OBP: 0.325, SLG: 0.391	F5			FC4-6			SH1-4	6-3		2	0	0	0	1	0	0				
Joe Azcue, R (1,2) OBP: 0.291, SLG: 0.269 Al Luplow, L (9,PH) OBP: 0.191, SLG: 0.250 Phil Roof, R (9,2) OBP: 0.254, SLG: 0.197	6-3			FC4-6			BB	1-5-3		2	0	0	0	1	0	1				
Tom Kelley, R (1,1) Steve Hargan, R (7,1) OBP: 0.053, SLG: 0.053 Sam McDowell, L (9,1) OBP: 0.151, SLG: 0.153	K			B1-3			SH	F2		2	0	0	0	0	1	0				
										1	0	0	0	0	0	0				
Inning Stats	R: 0 E: 0 K: 1 S: 6	H: 1 LOB: 1 BB: 0 P: 6	R: 0 E: 0 K: 0 S: 3	H: 0 LOB: 0 BB: 0 P: 3	R: 0 E: 0 K: 1 S: 5	H: 0 LOB: 0 BB: 0 P: 5	R: 0 E: 0 K: 0 S: 5	H: 0 LOB: 0 BB: 0 P: 5	R: 0 E: 0 K: 0 S: 3	H: 0 LOB: 1 BB: 1 P: 7	R: 4 E: 1 K: 0 S: 8	H: 4 LOB: 3 BB: 2 P: 16	R: 0 E: 0 K: 0 S: 3	H: 0 LOB: 0 BB: 0 P: 3	R: 0 E: 0 K: 0 S: 3	H: 0 LOB: 0 BB: 0 P: 3	1B: 2 2B: 2 3B: 0 HR: 1	SF: 0 SAC: 2 DP: 0 HBP: 0	WP: 0 PB: 0 SB: 0 CS: 0	PA: 36
PITCHER	IP WLS BF H R ER SO BB IBB HBP BLK WP HR S P ERA WHIP																			
Whitey Ford, L (1,1) ERA: 3.19	6.0 L 23 4 3 3 3 1 0 0 0 0 0 1 28 32 4.50 0.833																			
Pedro Ramos, R (7,1) ERA: 3.02	0.1 4 1 0 0 0 0 1 0 0 0 0 0 3 7 0.00 3.000																			
Steve Hamilton, L (7,1) ERA: 1.4	0.2 3 0 1 0 0 0 1 0 0 0 0 0 2 6 0.00 1.500																			
Jack Cullen, R (8,1) ERA: 3.14	2.0 6 0 0 0 0 0 0 0 0 0 0 0 6 6 0.00 0.000																			

Batter	1	2	3	4	5	6	7	8	9	AB	R	H	RBI	BB	SO	LOB	BOTTOM					
Bobby Richardson, R (1,4) OBP: 0.294, SLG: 0.330	F9		BB	4-0		3B	1B		6-3	3	1	1	0	2	0	2	Cleveland Indians @ New York Yankees Yankee Stadium, Bronx, NY Wed Sep 22 1965, 7:05 PM EDT Att: 5,541 - Cloudy - 78 F					
Horace Clarke, S (1,5) OBP: 0.298, SLG: 0.299	6-3		L8			F7	1-3			4	0	0	0	0	0	5						
Tony Kubek, L (1,6) OBP: 0.253, SLG: 0.281	K			4-3		1-H	3B			4	0	1	1	0	2	0						
Tom Tresh, S (1,7) OBP: 0.352, SLG: 0.487	F8			4-3		F5		3-1		4	0	0	0	0	0	1						
Elston Howard, R (1,2) OBP: 0.269, SLG: 0.337	L7			K			L8	K		4	0	0	0	0	2	0						
Roger Repoz, L (1,8) OBP: 0.306, SLG: 0.463	L7			K			HR	1B		4	1	2	0	0	1	0						
Joe Pepitone, L (1,9) OBP: 0.307, SLG: 0.400	F8			F2			HR	2B	F5	4	1	1	2	0	0	1						
Ray Barker, L (1,3) OBP: 0.320, SLG: 0.405 Mickey Mantle, S (9,PH) OBP: 0.381, SLG: 0.451	BB			K			HR	1B	K	3	0	2	0	0	1	0						
Whitey Ford, L (1,1) OBP: 0.235, SLG: 0.197 Pedro Ramos, S (7,1) OBP: 0.291, SLG: 0.291 Steve Hamilton, L (7,1) OBP: 0.298, SLG: 0.300 Archie Moore, L (7,PH) OBP: 0.167 Jack Cullen, R (8,1) OBP: 0.152, SLG: 0.150 Hector Lopez, R (9,PH) OBP: 0.329, SLG: 0.388 Art Lopez, L (9,PH) OBP: 0.143	K			K			F4		2B	2	0	0	0	0	2	1						
										0	0	0	0	0	0	0						
Inning Stats	R: 0 E: 0 K: 1 S: 5	H: 0 LOB: 0 BB: 0 P: 5	R: 0 E: 0 K: 0 S: 3	H: 0 LOB: 0 BB: 0 P: 3	R: 0 E: 0 K: 1 S: 6	H: 1 LOB: 2 BB: 1 P: 10	R: 0 E: 0 K: 1 S: 5	H: 0 LOB: 0 BB: 0 P: 5	R: 0 E: 0 K: 2 S: 7	H: 0 LOB: 0 BB: 0 P: 7	R: 1 E: 0 K: 1 S: 7	H: 2 LOB: 1 BB: 0 P: 7	R: 2 E: 0 K: 0 S: 6	H: 3 LOB: 2 BB: 1 P: 10	R: 0 E: 0 K: 2 S: 7	H: 0 LOB: 0 BB: 0 P: 7	R: 0 E: 0 K: 1 S: 7	H: 2 LOB: 2 BB: 0 P: 7	1B: 4 2B: 2 3B: 1 HR: 1	SF: 0 SAC: 0 DP: 0 HBP: 0	WP: 0 PB: 0 SB: 0 CS: 0	PA: 37
PITCHER	IP WLS BF H R ER SO BB IBB HBP BLK WP HR S P ERA WHIP																					
Tom Kelley, R (1,1) ERA: 3.38	6.1 W 26 6 3 3 3 1 0 0 0 0 0 1 37 41 4.26 1.105																					
Steve Hargan, R (7,1) ERA: 3.05	1.2 7 1 0 0 2 1 0 0 0 0 0 0 10 14 0.00 1.200																					
Sam McDowell, L (9,1) ERA: 2.2	1.0 S 4 1 0 0 1 0 0 0 0 0 0 0 6 6 0.00 1.000																					

Batter	1	2	3	4	5	6	7	8	9	10	AB	R	H	RBI	BB	SO	LOB	TOP	
Vic Davallo, L OBP: 0.333, SLG: 0.366 (1, 8)	0-0 PB 3B		0-0 5-3			0-0 SH1-4 1B		0-0 F9		0-0 F5	5	2	2	0	0	0	1	Cleveland Indians @ Detroit Tigers Tiger Stadium, Detroit, MI Fri Sep 24 1965, 7:05 PM EDT Att: 12,564 - Unknown	
Dick Howser, R OBP: 0.355, SLG: 0.279 (1, 4)	4-0 FC4-6 BB		0-0 F7			0-0 SH1-4 1-2		0-3 K			2	0	0	0	1	1	0		
Leon Wagner, L OBP: 0.365, SLG: 0.490 (1, 7)	0-0 FC4-6				0-0 4-3				0-0 F9		4	0	1	1	0	0	1		
Rocky Colavito, R OBP: 0.389, SLG: 0.481 (1, 9)	0-0 F8				0-3 K				0-0 F7		4	0	1	0	0	1	1		
Fred Whitfield, L OBP: 0.324, SLG: 0.517 (1, 3)	0-0 F9				0-0 F3				0-3 K		4	0	0	0	0	1	2		
Max Alvis, R OBP: 0.310, SLG: 0.400 (1, 5)		0-0 F8			0-3 K					0-0 3-1 SH3-4 1B	4	1	1	0	0	1	0		
Larry Brown, R OBP: 0.320, SLG: 0.384 (1, 6)		0-0 F6			0-0 5-3					0-0 SH3-4	3	0	0	0	0	0	0		
Joe Azcue, R OBP: 0.292, SLG: 0.270 Bill Davis, L OBP: 0.296, SLG: 0.429 Don McMahon, R OBP: 0.250, SLG: 0.250 (10, 1)		0-0 6-3			0-0 K					0-0 3-1	3	0	1	0	0	0	0		
Sam McDowell, L OBP: 0.146, SLG: 0.148 Chico Salmon, R OBP: 0.254, SLG: 0.197 Phil Roof, R OBP: 0.254, SLG: 0.197 (10, 2)			0-3 K		0-0 1-3				0-0 G3	0-0 3-1 1B	3	0	0	0	0	1	1		
Inning Stats	R: 1 E: 0 K: 0 S: 4	H: 1 LOB: 1 BB: 1 P: 8	R: 0 E: 0 K: 0 S: 3	H: 0 LOB: 0 BB: 0 P: 3	R: 0 E: 0 K: 1 S: 5	H: 0 LOB: 0 BB: 0 P: 5	R: 0 E: 0 K: 1 S: 6	H: 1 LOB: 1 BB: 0 P: 6	R: 1 E: 0 K: 0 S: 5	H: 3 LOB: 1 BB: 0 P: 5	R: 0 E: 0 K: 0 S: 3	H: 0 LOB: 0 BB: 0 P: 3	R: 0 E: 0 K: 1 S: 5	H: 0 LOB: 0 BB: 0 P: 5	R: 0 E: 0 K: 0 S: 5	H: 2 LOB: 1 BB: 0 P: 5	1B: 6 2B: 0 3B: 1 HR: 0		SF: 0 SAC: 2 DP: 0 HBP: 0
PITCHER	IP 7.0	WLS 26	H 5	R 2	ER 2	SO 3	BB 1	IBB 0	HBP 0	BLK 0	WP 0	HR 0	S 31	P 35	ERA 2.57	WHIP 0.857			
Joe Sparma, R ERA: 2.95 Orlando Pena, R ERA: 4.18 (8, 1)	3.0	L	11	2	1	1	2	0	0	0	0	0	15	15	3.00	0.667			

AB	34
R	3
H	7
RBI	2
BB	1
SO	5
LOB	7



Batter	1	2	3	4	5	6	7	8	9	10	AB	R	H	RBI	BB	SO	LOB	BOTTOM					
Mickey Stanley, R OBP: 0.287, SLG: 0.424 (1, 8)	0-0 E5 1B		0-0 1-3			4-0 F3 WP SF9 BB		0-0 E5 4-3		0-0 F5	4	2	0	0	1	0	0	Cleveland Indians @ Detroit Tigers Tiger Stadium, Detroit, MI Fri Sep 24 1965, 7:05 PM EDT Att: 12,564 - Unknown					
Don Wert, R OBP: 0.344, SLG: 0.363 (1, 5)	0-0 FC6-4 2H 1B			0-0 3-1		0-0 F3 1-3		0-0 4-3 2-3			4	0	1	1	0	0	2						
Norm Cash, L OBP: 0.367, SLG: 0.512 (1, 3)	0-0 FC6-4 1-2f G6-4-3			0-0 2B		0-0 SF9 3H		0-3 K			3	0	1	1	0	1	2						
Don Demeter, R OBP: 0.324, SLG: 0.463 (1, 9)	0-0 G6-4-3 1-2f			4-0 BB		0-0 5-3		0-0 F5			3	0	0	0	1	0	2						
Willie Horton, R OBP: 0.344, SLG: 0.499 (1, 7)		4-0 CS BB		0-3 K					0-0 5-3		3	0	1	0	1	1	2						
Bill Freehan, R OBP: 0.303, SLG: 0.337 (1, 2)		0-0 6-3 1-2		0-0 6-3					0-0 F9		4	0	0	0	0	0	4						
George Smith, R OBP: 0.160, SLG: 0.170 (8, 6)		0-3 K			0-3 K				0-0 F3		4	0	1	0	0	2	0						
Ray Oyler, R OBP: 0.277, SLG: 0.320 Al Kaline, R OBP: 0.398, SLG: 0.469 Jerry Lumpe, L OBP: 0.333, SLG: 0.324 (8, 4)			0-0 G3		0-3 K				0-0 L4		2	0	0	0	0	1	0						
Joe Sparma, R OBP: 0.182, SLG: 0.157 George Thomas, R OBP: 0.269, SLG: 0.308 Orlando Pena, R OBP: 0.263, SLG: 0.176 Gates Brown, L OBP: 0.295, SLG: 0.442 (10, PH)			0-3 K		0-3 K				0-0 1-3		2	0	0	0	0	2	0						
Inning Stats	R: 1 E: 1 K: 0 S: 4	H: 1 LOB: 0 BB: 4 P: 4	R: 0 E: 0 K: 1 S: 4	H: 0 LOB: 0 BB: 1 P: 8	R: 0 E: 0 K: 1 S: 5	H: 0 LOB: 0 BB: 0 P: 5	R: 0 E: 0 K: 1 S: 6	H: 1 LOB: 2 BB: 1 P: 10	R: 0 E: 0 K: 3 S: 9	H: 0 LOB: 0 BB: 0 P: 9	R: 1 E: 0 K: 0 S: 3	H: 0 LOB: 0 BB: 1 P: 7	R: 0 E: 0 K: 0 S: 5	H: 2 LOB: 2 BB: 0 P: 5	R: 0 E: 1 K: 1 S: 6	H: 0 LOB: 1 BB: 0 P: 6	R: 0 E: 0 K: 0 S: 3		H: 0 LOB: 0 BB: 0 P: 3	R: 0 E: 0 K: 0 S: 3	H: 0 LOB: 0 BB: 0 P: 3	1B: 3 2B: 1 3B: 0 HR: 0	SF: 1 SAC: 0 DP: 1 HBP: 0
PITCHER	IP 9.0	WLS 34	H 4	R 2	ER 1	SO 7	BB 3	IBB 0	HBP 0	BLK 0	WP 1	HR 0	S 45	P 57	ERA 1.00	WHIP 0.778							
Sam McDowell, L ERA: 2.15 Don McMahon, R ERA: 3.4 (10, 1)	1.0	S	3	0	0	0	0	0	0	0	0	0	3	3	0.00	0.000							

AB	33
R	2
H	4
RBI	2
BB	3
SO	7
LOB	16



Batter	1	2	3	4	5	6	7	8	9	AB	R	H	RBI	BB	SO	LOB	TOP			
Vic Davallio, L (1, 8) OBP: 0.335, SLG: 0.368										4	0	2	0	0	1	0	Cleveland Indians @ Detroit Tigers Tiger Stadium, Detroit, MI Sat Sep 25 1965, 4:33 AM EDT Att: 6,725 - Unknown			
Dick Howser, R (1, 4) OBP: 0.357, SLG: 0.280 Steve Hargan, R (8, 1) OBP: 0.053, SLG: 0.053										3	0	1	0	1	0	0				
Leon Wagner, L (1, 7) OBP: 0.366, SLG: 0.498										4	1	2	1	0	0	4				
Rocky Colavito, R (1, 9) OBP: 0.386, SLG: 0.478										4	0	0	0	0	1	4				
Fred Whitfield, L (1, 3) OBP: 0.325, SLG: 0.517 Chico Salmon, R (9, PR) OBP: 0.288, SLG: 0.393										4	0	2	0	0	0	0				
Max Alvis, R (1, 5) OBP: 0.308, SLG: 0.397										4	0	0	0	0	2	3				
Larry Brown, R (1, 6) OBP: 0.318, SLG: 0.382 Bill Davis, L (9, PH) OBP: 0.250, SLG: 0.375										3	0	0	0	0	0	1				
Duke Sims, L (1, 2) OBP: 0.287, SLG: 0.361										3	0	0	0	0	3	1				
Jack Kratlick, L (1, 1) OBP: 0.136, SLG: 0.143 Gary Bell, R (4, 1) OBP: 0.083, SLG: 0.250 George Banks, R (6, PH) OBP: 0.115, SLG: 0.115 Lee Stange, R (8, PH) OBP: 0.342, SLG: 0.462 Chuck Hinton, R (8, 4) OBP: 0.342, SLG: 0.462										1	0	0	0	0	1	0				
Inning Stats	R: 0 E: 0 K: 0 S: 4	H: 2 LOB: 1 BB: 0 P: 4	R: 0 E: 0 K: 0 S: 3	H: 0 LOB: 0 BB: 0 P: 3	R: 0 E: 0 K: 2 S: 7	H: 0 LOB: 0 BB: 0 P: 7	R: 1 E: 0 K: 1 S: 6	H: 1 LOB: 0 BB: 0 P: 6	R: 0 E: 0 K: 1 S: 5	H: 0 LOB: 0 BB: 1 P: 5	R: 0 E: 0 K: 2 S: 8	H: 1 LOB: 1 BB: 0 P: 8	R: 0 E: 0 K: 1 S: 5	H: 0 LOB: 0 BB: 0 P: 5	R: 0 E: 0 K: 2 S: 9	H: 2 LOB: 2 BB: 0 P: 9		1B: 5 2B: 1 3B: 0 HR: 1	SF: 0 SAC: 0 DP: 0 HBP: 0	WP: 0 PB: 1 SB: 0 CS: 0
PITCHER Denny McLain, R (1, 1) ERA: 2.73	IP: 9.0 WLS: W BF: 34 H: 7 R: 1 ER: 1 SO: 10 BB: 1 IBB: 0 HBP: 0 BLK: 0 WP: 0 HR: 1 S: 53 P: 57 ERA: 1.00 WHIP: 0.889															PITCHER				

Batter	1	2	3	4	5	6	7	8	9	AB	R	H	RBI	BB	SO	LOB	BOTTOM			
Don Wert, R (1, 5) OBP: 0.343, SLG: 0.367										5	1	1	1	0	0	0	Cleveland Indians @ Detroit Tigers Tiger Stadium, Detroit, MI Sat Sep 25 1965, 4:33 AM EDT Att: 6,725 - Unknown			
Jerry Lumpe, L (1, 4) OBP: 0.332, SLG: 0.323										4	1	1	0	0	0	0				
Norm Cash, L (1, 3) OBP: 0.368, SLG: 0.515										4	0	2	0	0	0	0				
Don Demeter, R (1, 9) OBP: 0.323, SLG: 0.464										4	1	1	0	0	0	3				
Willie Horton, R (1, 7) OBP: 0.347, SLG: 0.499										2	1	1	1	2	0	0				
Bill Freehan, R (1, 2) OBP: 0.309, SLG: 0.343										2	0	2	1	1	0	0				
Mickey Stanley, R (1, 8) OBP: 0.286, SLG: 0.421										3	0	1	1	0	0	6				
Ray Oyler, R (1, 6) OBP: 0.271, SLG: 0.312										4	0	0	0	0	1	3				
Denny McLain, R (1, 1) OBP: 0.117, SLG: 0.056										4	0	0	0	0	3	3				
Inning Stats	R: 0 E: 0 K: 0 S: 3	H: 0 LOB: 0 BB: 0 P: 3	R: 2 E: 0 K: 1 S: 8	H: 3 LOB: 1 BB: 0 P: 8	R: 1 E: 0 K: 0 S: 4	H: 1 LOB: 0 BB: 0 P: 4	R: 0 E: 0 K: 2 S: 8	H: 1 LOB: 2 BB: 1 P: 12	R: 1 E: 0 K: 0 S: 6	H: 3 LOB: 3 BB: 1 P: 10	R: 0 E: 0 K: 1 S: 5	H: 0 LOB: 0 BB: 0 P: 5	R: 0 E: 0 K: 0 S: 4	H: 1 LOB: 3 BB: 1 P: 9	R: 0 E: 0 K: 0 S: 3	H: 0 LOB: 0 BB: 0 P: 3		1B: 5 2B: 3 3B: 0 HR: 1	SF: 1 SAC: 0 DP: 0 HBP: 1	WP: 0 PB: 0 SB: 0 CS: 0
PITCHER Jack Kratlick, L (1, 1) ERA: 4.94 Gary Bell, R (4, 1) ERA: 3.16 Lee Stange, R (6, 1) ERA: 3.42 Steve Hargan, R (8, 1) ERA: 3.59	IP: 3.0 WLS: L BF: 13 H: 4 R: 3 ER: 3 SO: 3 BB: 0 IBB: 0 HBP: 0 BLK: 0 WP: 0 HR: 1 S: 15 P: 15 ERA: 9.00 WHIP: 1.333															PITCHER				

Batter	1	2	3	4	5	6	7	8	9	AB	R	H	RBI	BB	SO	LOB	TOP										
Larry Brown, R OBP: 0.315, SLG: 0.378 (1, 6)										4	0	0	0	0	2	1	Cleveland Indians @ Detroit Tigers Tiger Stadium, Detroit, MI Sun Sep 26 1965, 4:33 AM EDT Unknown										
Dick Howser, R OBP: 0.356, SLG: 0.279 (1, 4)										4	0	1	0	0	0	0											
Chuck Hinton, R OBP: 0.339, SLG: 0.457 (1, 8)										4	0	0	0	0	1	1											
Rocky Colavito, R OBP: 0.384, SLG: 0.475 (1, 9)										4	0	0	0	0	0	2											
Fred Whitfield, L OBP: 0.323, SLG: 0.514 (1, 3)										3	0	0	0	0	2	1											
Lou Clinton, R OBP: 0.304, SLG: 0.333 (1, 7)										3	0	1	0	0	0	0											
Max Alvis, R OBP: 0.308, SLG: 0.397 (1, 5)										3	0	1	0	0	1	1											
Phil Roof, R OBP: 0.246, SLG: 0.190 (8, PH)										2	0	0	0	0	0	1											
Joe Azcue, R OBP: 0.291, SLG: 0.269 (8, 2)										1	0	0	0	0	0	1											
Ralph Terry, R OBP: 0.222, SLG: 0.245 (6, PH)										1	0	0	0	0	0	1											
George Banks, R (6, PH)										1	0	0	0	0	1	0											
Gary Bell, R OBP: 0.063, SLG: 0.250 (8, PH)										0	0	0	0	0	0	0											
Leon Wagner, L OBP: 0.365, SLG: 0.497 (8, PH)										1	0	0	0	0	0	1											
Don McMahon, R OBP: 0.250, SLG: 0.250 (8, 1)										0	0	0	0	0	0	0											
Inning Stats	R: 0 E: 0 K: 1 S: 5	H: 0 LOB: 0 BB: 0 P: 5	R: 0 E: 0 K: 1 S: 5	H: 0 LOB: 0 BB: 0 P: 5	R: 0 E: 0 K: 0 S: 4	H: 1 LOB: 1 BB: 0 P: 4	R: 0 E: 0 K: 0 S: 3	H: 0 LOB: 0 BB: 0 P: 3	R: 0 E: 0 K: 1 S: 5	H: 0 LOB: 0 BB: 0 P: 5	R: 0 E: 0 K: 2 S: 7	H: 0 LOB: 0 BB: 0 P: 7	R: 0 E: 1 K: 1 S: 6	H: 0 LOB: 1 BB: 0 P: 6	R: 0 E: 0 K: 0 S: 4	H: 1 LOB: 1 BB: 0 P: 4	R: 0 E: 0 K: 1 S: 6	H: 1 LOB: 1 BB: 0 P: 6	1B: 3 2B: 0 3B: 0 HR: 0	SF: 0 SAC: 0 DP: 0 HBP: 0	WP: 1 PA: 31 PB: 0 SB: 0 CS: 0						
PITCHER	IP	WLS	BF	H	R	ER	SO	BB	IBB	HBP	BLK	WP	HR	S	P	ERA	WHIP										
Mickey Lolich, L ERA: 3.57 (1, 1)	9.0	W	31	3	0	0	7	0	0	0	0	1	0	45	45	0.00	0.333										

AB	31
R	0
H	3
RBI	0
BB	0
SO	7
LOB	10



Batter	1	2	3	4	5	6	7	8	9	AB	R	H	RBI	BB	SO	LOB	BOTTOM											
Don Wert, R OBP: 0.341, SLG: 0.365 (1, 5)										4	0	0	0	0	0	2	Cleveland Indians @ Detroit Tigers Tiger Stadium, Detroit, MI Sun Sep 26 1965, 4:33 AM EDT Unknown											
Jerry Lumpe, L OBP: 0.330, SLG: 0.320 (1, 4)										4	0	0	0	0	0	2												
Norm Cash, L OBP: 0.366, SLG: 0.511 (1, 3)										3	0	0	0	0	0	0												
Gates Brown, L OBP: 0.300, SLG: 0.460 (1, 7)										3	1	2	1	0	0	0												
Willie Horton, R OBP: 0.345, SLG: 0.496 (1, 9)										3	0	0	0	0	2	1												
Bill Freehan, R OBP: 0.309, SLG: 0.343 (1, 2)										3	1	1	0	0	0	0												
Mickey Stanley, R OBP: 0.277, SLG: 0.408 (1, 8)										3	0	0	0	0	0	1												
Ray Oyler, R OBP: 0.272, SLG: 0.313 (1, 6)										3	0	1	0	0	2	0												
Mickey Lolich, S OBP: 0.082, SLG: 0.060 (1, 1)										3	0	0	0	0	1	1												
Inning Stats	R: 0 E: 0 K: 0 S: 3	H: 0 LOB: 0 BB: 0 P: 3	R: 1 E: 0 K: 1 S: 6	H: 1 LOB: 0 BB: 0 P: 6	R: 0 E: 0 K: 2 S: 7	H: 0 LOB: 0 BB: 0 P: 7	R: 0 E: 0 K: 0 S: 4	H: 1 LOB: 1 BB: 0 P: 4	R: 1 E: 1 K: 0 S: 6	H: 2 LOB: 2 BB: 0 P: 6	R: 0 E: 0 K: 1 S: 5	H: 0 LOB: 0 BB: 0 P: 5	R: 0 E: 0 K: 1 S: 5	H: 0 LOB: 0 BB: 0 P: 5	R: 0 E: 0 K: 0 S: 3	H: 0 LOB: 0 BB: 0 P: 3		1B: 3 2B: 0 3B: 0 HR: 1	SF: 0 SAC: 0 DP: 0 HBP: 0	WP: 0 PA: 29 PB: 0 SB: 1 CS: 0								
PITCHER	IP	WLS	BF	H	R	ER	SO	BB	IBB	HBP	BLK	WP	HR	S	P	ERA		WHIP										
Ralph Terry, R ERA: 3.69 (1, 1)	5.0	L	20	4	2	1	3	0	0	0	0	0	1	26	26	1.80		0.800										
Gary Bell, R ERA: 3.1 (6, 1)	2.0		6	0	0	0	2	0	0	0	0	0	0	10	10	0.00		0.000										
Don McMahon, R ERA: 3.36 (8, 1)	1.0		3	0	0	0	0	0	0	0	0	0	0	3	3	0.00	0.000											

AB	29
R	2
H	4
RBI	1
BB	0
SO	5
LOB	7




Batter	1	2	3	4	5	6	7	8	9	AB R H RBI BB SO LOB	TOP								
Vic Davalillo, L (1,8) OBP: 0.335, SLG: 0.367	0-0 1B SF7 1B	0-0 F7		4-0 6-3 BB		0-3 K		0-3 K		4 1 1 0 1 2 2	Cleveland Indians @ Detroit Tigers Tiger Stadium, Detroit, MI Sun Sep 26 1965, 4:38 AM EDT Att: 10,986 - Unknown								
Dick Howser, R (1,4) OBP: 0.354, SLG: 0.278	0-0 F4		0-0 F5	0-0 6-3 1-2 2-3 BB		0-0 1B 1-2 1B		0-3 K		5 0 1 0 0 1 4									
Leon Wagner, L (1,7) OBP: 0.369, SLG: 0.499	0-0 WP SF7 1B 1-3 1B		0-0 1B HR	0-3 K		0-0 1B 1-3 2-H 1B		4-0 BB 1-2 BB		4 2 3 1 1 1 2									
Rocky Colavito, R (1,9) OBP: 0.383, SLG: 0.473	0-0 SF7 1-2 3-H		0-0 HR 1B		0-0 F5	0-0 5-3		0-3 K		4 1 1 1 0 1 4									
Fred Whitfield, L (1,3) OBP: 0.324, SLG: 0.518 Chico Salmon, R (9,3) OBP: 0.288, SLG: 0.393	4-0 1B 2-3 BB		0-0 HR 1-H 2-H		0-0 4-3		0-0 F8		0-0 F7	4 1 1 3 1 0 0 0 0 0 0 0 0 0									
Max Alvis, R (1,5) OBP: 0.307, SLG: 0.395	0-0 FC5-4 1-2 3-H 1B		0-0 F7		0-0 F4		0-0 E6		0-3 K	5 0 1 1 0 1 0									
Larry Brown, R (1,6) OBP: 0.316, SLG: 0.378	0-0 FC5-4 1-2		0-0 F3			0-0 G3 WP 1B 1B		0-0 F8		5 1 2 0 0 0 3									
Duke Sims, L (1,2) OBP: 0.276, SLG: 0.345		0-3 K		0-0 L7		0-0 G3 1-3		0-0 G3		5 0 0 0 0 1 3									
Tom Kelley, R (1,1) OBP: 0.375, SLG: 0.286		0-3 K		4-0 6-3 BB BB		0-0 1B 1B 3-H		0-0 BB 1B		3 1 2 1 1 1 0									
Inning Stats	R: 2 E: 0 K: 0 S: 6	H: 3 LOB: 2 BB: 1 P: 10	R: 0 E: 0 K: 2 S: 7	H: 0 LOB: 0 BB: 0 P: 7	R: 3 E: 0 K: 0 S: 6	H: 3 LOB: 0 BB: 0 P: 6	R: 0 E: 0 K: 1 S: 5	H: 0 LOB: 2 BB: 2 P: 13	R: 0 E: 0 K: 0 S: 3	H: 0 LOB: 0 BB: 0 P: 3		R: 0 E: 1 K: 0 S: 4	H: 0 LOB: 1 BB: 0 P: 4	R: 0 E: 0 K: 3 S: 10	H: 1 LOB: 2 BB: 1 P: 14	R: 0 E: 0 K: 1 S: 6	H: 1 LOB: 1 BB: 0 P: 6	1B: 11 2B: 0 3B: 0 HR: 1	SF: 1 SAC: 0 DP: 0 HBP: 0
PITCHER	IP WLS BF H R ER SO BB IBB HBP BLK WP HR S P ERA WHIP											IP WLS BF H R ER SO BB IBB HBP BLK WP HR S P ERA WHIP							
Phil Regan, R (1,1) ERA: 5.05	3.0 L 16 6 5 5 2 1 0 0 0 0 1 1 19 23 15.00 2.333																		
Vern Holtgrave, R (4,1) ERA: 6.0	3.0 15 4 2 2 2 2 0 0 0 0 1 0 17 25 6.00 2.000																		
Fred Gladding, R (7,1) ERA: 2.91	2.0 9 1 0 0 3 1 0 0 0 0 0 0 14 18 0.00 1.000																		
Leo Marentette, R (9,1) ERA:	1.0 4 1 0 0 1 0 0 0 0 0 0 0 6 6 0.00 1.000																		

Batter	1	2	3	4	5	6	7	8	9	AB R H RBI BB SO LOB	BOTTOM								
Don Wert, R (1,5) OBP: 0.339, SLG: 0.362	0-0 L9		0-0 G4-6-3 1-2			0-0 G1-4-3 1-2			0-0 F8	4 0 0 0 0 0 2	Cleveland Indians @ Detroit Tigers Tiger Stadium, Detroit, MI Sun Sep 26 1965, 4:38 AM EDT Att: 10,986 - Unknown								
Jerry Lumpe, L (1,4) OBP: 0.325, SLG: 0.320	0-0 BB 1B		0-3 K			0-0 F7			0-0 1-3	4 0 1 0 0 1 0									
Norm Cash, L (1,3) OBP: 0.367, SLG: 0.517	4-0 1-2 BB			0-3 K		0-0 HR			0-0 F4	3 1 1 1 1 1 0									
Gates Brown, L (1,7) OBP: 0.296, SLG: 0.453	0-0 F3			0-3 K		0-0 4-3				3 0 0 0 0 1 2									
Jim Northrup, L (1,9) OBP: 0.253, SLG: 0.308	0-3 K			0-0 3-1		0-3 K				3 0 0 0 0 2 2									
Mickey Stanley, R (1,8) OBP: 0.269, SLG: 0.396		0-0 F8			0-0 F8		0-0 L6			3 0 0 0 0 0 0									
John Sullivan, L (1,2) OBP: 0.337, SLG: 0.350		0-3 K			0-0 F5			0-0 4-3		3 0 0 0 0 1 0									
Ray Oyler, R (1,6) OBP: 0.268, SLG: 0.307		0-3 K			0-0 F2			0-3 K		3 0 0 0 0 2 0									
Phil Regan, R (1,1) ERA: 5.05 Bill Rommel, L (3,PH) OBP: 0.154, SLG: 0.083 Vern Holtgrave, R (4,1) ERA: 6.0 Wayne Redmond, R (6,PH) Fred Gladding, L (7,1) ERA: 2.91 Willie Horton, R (8,PH) OBP: 0.345, SLG: 0.495 Leo Marentette, R (9,1) ERA:		4-0 BB G4-6-3			4-0 BB G1-4-3			0-3 K		0 0 0 0 0 0 0 0 0 0 0 0 1 0 0 0 0 0 0 0 0 0 0 0 0 0 0 0 1 0 0 0 0 0 0 0 0 0 0 1 0 0 0 0 0 1 0 0 0 0 0 0 0 0 0									
Inning Stats	R: 0 E: 0 K: 1 S: 6	H: 1 LOB: 2 BB: 1 P: 10	R: 0 E: 0 K: 2 S: 7	H: 0 LOB: 0 BB: 0 P: 7	R: 0 E: 0 K: 1 S: 4	H: 0 LOB: 1 BB: 1 P: 8	R: 0 E: 0 K: 2 S: 7	H: 0 LOB: 0 BB: 0 P: 7	R: 0 E: 0 K: 0 S: 3	H: 0 LOB: 0 BB: 0 P: 3		R: 1 E: 0 K: 1 S: 6	H: 1 LOB: 0 BB: 0 P: 6	R: 0 E: 0 K: 2 S: 7	H: 0 LOB: 0 BB: 0 P: 7	R: 0 E: 0 K: 0 S: 3	H: 0 LOB: 0 BB: 0 P: 3	1B: 1 2B: 0 3B: 0 HR: 1	SF: 0 SAC: 0 DP: 2 HBP: 0
PITCHER	IP WLS BF H R ER SO BB IBB HBP BLK WP HR S P ERA WHIP											IP WLS BF H R ER SO BB IBB HBP BLK WP HR S P ERA WHIP							
Tom Kelley, R (1,1) ERA: 2.42	9.0 W 30 2 1 1 9 3 0 0 0 0 1 45 57 1.00 0.556																		


Batter	1	2	3	4	5	6	7	8	9	AB	R	H	RBI	BB	SO	LOB	TOP					
Bobby Richardson, R OBP: 0.289, SLG: 0.324 (1, 4)	F3		F3			6-4-3-6		1B 2B 1B	6-3	5	1	1	0	0	0	1	New York Yankees @ Cleveland Indians Cleveland Municipal Stadium, Cleveland, OH Tue Sep 28 1965, 7:05 PM EDT Att: 3,674 - Unknown - 70 F					
Horace Clarke, S OBP: 0.301, SLG: 0.302 (1, 5)	K					1B		1B 2B 1B		4	0	3	0	0	1	0						
Archie Moore, L OBP: 0.524, SLG: 0.706 (1, 9) (6, 7)	BB					1B		1B 1-3 2-H		3	0	2	1	1	1	1						
Tom Tresh, S OBP: 0.346, SLG: 0.478 Mike Jurewicz, S (6, 1)	K					1B		K		3	0	0	0	0	3	4						
Jack Cullen, R OBP: 0.150, SLG: 0.150 Jake Gibbs, L OBP: 0.267, SLG: 0.324 Pedro Ramos, S OBP: 0.091, SLG: 0.091 (8, PH) (8, 1)	K					K		K		0	0	0	0	0	0	0						
Elston Howard, R OBP: 0.275, SLG: 0.337 (1, 2)		4-3				F4		HR BB	K	3	1	0	0	1	1	3						
Ray Barker, L OBP: 0.318, SLG: 0.395 (1, 3)		3-1				K		F9		3	0	0	0	1	1	1						
Roger Repoz, L OBP: 0.297, SLG: 0.460 (1, 8)		F2				F9		1-H HR	K	4	1	1	2	0	1	3						
Bobby Murcer, L OBP: 0.333, SLG: 0.378 (1, 6)			K			3-1		6-3		4	0	0	0	0	1	0						
Rich Beck, S (1, 1) Roy White, S OBP: 0.394, SLG: 0.345 (6, PH) (6, 9)			K					4-3-6 BB	K	1	0	0	0	0	1	0						
Inning Stats	R: 0 E: 0 K: 2 S: 7	H: 0 LOB: 1 BB: 1 P: 11	R: 0 E: 0 K: 0 S: 3	H: 0 LOB: 0 BB: 0 P: 3	R: 0 E: 0 K: 2 S: 7	H: 0 LOB: 0 BB: 0 P: 7	R: 0 E: 0 K: 1 S: 8	H: 1 LOB: 1 BB: 0 P: 8	R: 0 E: 0 K: 1 S: 5	H: 0 LOB: 0 BB: 0 P: 5	R: 0 E: 0 K: 1 S: 6	H: 2 LOB: 2 BB: 1 P: 10	R: 2 E: 0 K: 1 S: 6	H: 1 LOB: 0 BB: 1 P: 10	R: 1 E: 0 K: 3 S: 12	H: 3 LOB: 3 BB: 1 P: 16	R: 0 E: 0 K: 0 S: 3	H: 0 LOB: 0 BB: 0 P: 3	1B: 5 2B: 2 3B: 0 HR: 1	SF: 0 SAC: 0 DP: 1 HBP: 0	WP: 0 PB: 0 SB: 0 CS: 0	PA: 37
PITCHER	IP	WLS	BF	H	R	ER	SO	BB	IBB	HBP	BLK	WP	HR	S	P	ERA	WHIP					
Sonny Siebert, R ERA: 2.5 (1, 1)	7.0	W	29	6	3	3	9	3	0	0	0	0	1	44	56	3.86	1.286					
Don McMahon, R ERA: 3.28 (8, 1)	2.0	S	8	1	0	0	3	1	0	0	0	0	0	13	17	0.00	1.000					

AB	33
R	3
H	7
RBI	3
BB	4
SO	12
LOB	15



Batter	1	2	3	4	5	6	7	8	9	AB	R	H	RBI	BB	SO	LOB	BOTTOM				
Vic Davallo, L OBP: 0.336, SLG: 0.367 (1, 8)	E3 WP 1B 1B	6-3				F6		CS 1B		5	2	2	0	0	0	1	New York Yankees @ Cleveland Indians Cleveland Municipal Stadium, Cleveland, OH Tue Sep 28 1965, 7:05 PM EDT Att: 3,674 - Unknown - 70 F				
Dick Howser, R OBP: 0.355, SLG: 0.281 (1, 6)	WP 1B 1B		F3			3-1 HR 1B		F3 CS		4	2	2	0	0	0	0					
Leon Wagner, L OBP: 0.370, SLG: 0.499 (1, 7)	1B 1-H 2-H		4-3			3-1		BB 1B		4	1	2	2	0	0	2					
Rocky Colavito, R OBP: 0.385, SLG: 0.478 (1, 9)	L8		4-0 BB			2-H 3-H HR		1B BB		2	1	1	3	2	0	1					
Fred Whitfield, L OBP: 0.326, SLG: 0.518 (1, 3)	FC6-4 1B		F2			3-1		1-2 2-H 1B		4	0	2	1	0	0	1					
Max Alvis, R OBP: 0.306, SLG: 0.392 (1, 5)	K					6-3		F4		4	0	0	0	0	1	4					
Billy Moran, R OBP: 0.222, SLG: 0.125 Bill Davis, L OBP: 0.222, SLG: 0.333 Chico Salmon, R OBP: 0.288, SLG: 0.393 (1, 4) (7, PH) (8, 4)	FC6-4					4-0 BB		F3 F5		2	0	0	0	1	0	2					
Phil Roof, R OBP: 0.247, SLG: 0.194 (1, 2)			F8			1-2 1B		K		4	0	1	0	0	2	0					
Sonny Siebert, R OBP: 0.109, SLG: 0.175 Don McMahon, R OBP: 0.222, SLG: 0.222 (1, 1) (8, 1)			F3			K2-5-1-2 2-3F		K		3	0	1	0	0	1	2					
Inning Stats	R: 2 E: 1 K: 1 S: 9	H: 3 LOB: 2 BB: 0 P: 9	R: 0 E: 0 K: 0 S: 3	H: 0 LOB: 0 BB: 0 P: 3	R: 0 E: 0 K: 0 S: 3	H: 0 LOB: 1 BB: 1 P: 7	R: 0 E: 0 K: 1 S: 5	H: 1 LOB: 2 BB: 1 P: 9	R: 3 E: 0 K: 0 S: 6	H: 3 LOB: 0 BB: 0 P: 6	R: 0 E: 0 K: 1 S: 6	H: 1 LOB: 1 BB: 0 P: 6	R: 1 E: 0 K: 0 S: 5	H: 2 LOB: 2 BB: 1 P: 9	R: 0 E: 0 K: 2 S: 7	H: 1 LOB: 0 BB: 0 P: 7		1B: 10 2B: 1 3B: 0 HR: 1	SF: 0 SAC: 0 DP: 1 HBP: 0	WP: 1 PB: 0 SB: 0 CS: 1	PA: 38
PITCHER	IP	WLS	BF	H	R	ER	SO	BB	IBB	HBP	BLK	WP	HR	S	P	ERA	WHIP				
Rich Beck, R ERA: 2.14 (1, 1)	5.0	L	24	7	5	4	2	2	0	0	0	0	0	9	34	7.20	1.800				
Mike Jurewicz, L ERA: 7.71 (6, 1)	1.1		8	3	1	1	1	1	0	0	0	0	0	9	13	6.75	3.000				
Jack Cullen, R ERA: 3.05 (7, 1)	0.2		2	0	0	0	0	0	0	0	0	0	0	2	2	0.00	0.000				
Pedro Ramos, R ERA: 2.99 (8, 1)	1.0		3	1	0	0	2	0	0	0	0	0	0	7	7	0.00	1.000				

AB	34
R	6
H	11
RBI	6
BB	3
SO	5
LOB	15



Batter	1	2	3	4	5	6	7	8	9	AB	R	H	RBI	BB	SO	LOB	TOP					
Bobby Richardson, R OBP: 0.287, SLG: 0.322 (1, 4)	5-3			L6		F7		5-3		4	0	0	0	0	0	0	New York Yankees @ Cleveland Indians Cleveland Municipal Stadium, Cleveland, OH Wed Sep 29 1965, 7:05 PM EDT Att. 4,150 - Unknown - 72 F					
Roy White, S OBP: 0.378, SLG: 0.333 (1, 9)	K			1B		1-3		L6		4	0	1	0	0	1	0						
Tom Tresh, S OBP: 0.346, SLG: 0.476 (1, 8)	F5			K		WP HR 1B		F5		4	1	1	0	0	1	1						
Elston Howard, R OBP: 0.277, SLG: 0.345 Art Lopez, L OBP: 0.160, SLG: 0.143 (9, PR)		K		4-3		HR		BB		3	1	1	2	1	1	1						
Hector Lopez, R OBP: 0.318, SLG: 0.375 (1, 7)	K			K		K		K		4	0	0	0	0	4	1						
Clete Boyer, R OBP: 0.304, SLG: 0.424 (1, 5)	L7			HR		F5		K		4	1	1	1	0	1	1						
Ray Barker, L OBP: 0.319, SLG: 0.394 (1, 3)			G6-4-3 1B	4-3		K		K		3	0	1	0	0	1	0						
Phil Linz, R OBP: 0.280, SLG: 0.273 (1, 6)			G6-4-3 1-2	BB		K		6-3		2	0	0	0	1	1	1						
Al Downing, R OBP: 0.141, SLG: 0.176 (2, 1)			K	K						0	0	0	0	0	0	0						
Bill Stafford, R OBP: 0.199, SLG: 0.142 (3, 1)										1	0	0	0	0	1	0						
Hal Reniff, R OBP: 0.250, SLG: 0.250 (5, PH)										0	0	0	0	0	0	0						
Mickey Mantle, S OBP: 0.390, SLG: 0.442 (5, PH)										1	0	0	0	0	1	1						
Jim Bouton, R OBP: 0.250, SLG: 0.250 (5, PH)										0	0	0	0	0	0	0						
Horace Clarke, S OBP: 0.285, SLG: 0.250 (8, PH)										1	0	0	0	0	0	0						
Pete Mikkelsen, R OBP: 0.160, SLG: 0.160 (8, 1)										0	0	0	0	0	0	0						
Inning Stats	R: 0 E: 0 K: 1 S: 5	H: 0 LOB: 0 BB: 0 P: 5	R: 0 E: 0 K: 2 S: 7	H: 0 LOB: 0 BB: 0 P: 7	R: 0 E: 0 K: 1 S: 5	H: 1 LOB: 0 BB: 0 P: 5	R: 0 E: 0 K: 1 S: 6	H: 1 LOB: 1 BB: 0 P: 6	R: 1 E: 0 K: 2 S: 8	H: 1 LOB: 1 BB: 1 P: 12	R: 2 E: 0 K: 1 S: 7	H: 2 LOB: 0 BB: 0 P: 7	R: 0 E: 0 K: 2 S: 7	H: 0 LOB: 0 BB: 0 P: 7	R: 0 E: 0 K: 0 S: 3	H: 0 LOB: 0 BB: 0 P: 3	R: 0 E: 0 K: 2 S: 7	H: 0 LOB: 1 BB: 1 P: 11	1B: 3 2B: 0 3B: 0 HR: 2	SF: 0 SAC: 0 DP: 1 HBP: 0	WP: 1 PB: 0 SB: 0 CS: 0	PA: 33
PITCHER Sam McDowell, L ERA: 2.18 (1, 1)	IP: 9.0 WLS: W BF: 33 H: 5 R: 3 ER: 3 SO: 12 BB: 2 IBB: 0 HBP: 0 BLK: 0 WP: 1 HR: 2 S: 55 P: 63 ERA: 3.00 WHIP: 0.778															PITCHER IP: WLS: BF: H: R: ER: SO: BB: IBB: HBP: BLK: WP: HR: S: P: ERA: WHIP						

Batter	1	2	3	4	5	6	7	8	9	AB	R	H	RBI	BB	SO	LOB	BOTTOM			
Larry Brown, R OBP: 0.317, SLG: 0.376 (1, 6)	K		E S 1B BB	WP 1B BB		F4		B2		3	1	0	0	2	1	0	New York Yankees @ Cleveland Indians Cleveland Municipal Stadium, Cleveland, OH Wed Sep 29 1965, 7:05 PM EDT Att. 4,150 - Unknown - 72 F			
Max Alvis, R OBP: 0.311, SLG: 0.401 (1, 5)	WP BB		HR 1B	WP 1B		1B		HR		4	2	4	2	1	0	0				
Chuck Hinton, R OBP: 0.338, SLG: 0.453 (6, 7)	5-3 1-2		1-3 1-2	1B 2-3 BB		L4		K		4	0	0	0	1	1	3				
Rocky Colavito, R OBP: 0.385, SLG: 0.476 (1, 9)	BB		HR BB	K		F3		K		3	1	0	0	2	2	4				
Fred Whitfield, L OBP: 0.325, SLG: 0.522 (1, 3)	F6		HR	F4		G3				4	1	1	3	0	0	5				
Lou Clinton, R OBP: 0.308, SLG: 0.335 (1, 7)		L5	BB BB	SH1-3 1B		FC3-6 BB 1B				2	0	1	0	1	0	0				
Vic Davallillo, L OBP: 0.337, SLG: 0.368 (5, PR) (6, 8)		6-3	BB	L5		L5		FC3-6 BB		2	0	0	0	2	0	1				
Dick Howser, R OBP: 0.357, SLG: 0.279 (1, 4)			BB	BB		L5		FC3-6 BB		2	0	0	0	2	0	1				
Phil Roof, R OBP: 0.240, SLG: 0.188 (1, 2)		K	F5	SH1-3		FC3-6		FC3-6		2	0	0	0	0	1	2				
Al Luplow, L OBP: 0.188, SLG: 0.244 (7, PH)										1	0	0	0	0	0	2				
Joe Azcue, R OBP: 0.291, SLG: 0.269 (8, 2)										0	0	0	0	0	0	0				
Sam McDowell, L OBP: 0.140, SLG: 0.141 (1, 1)			G3	3-1		F8		K		4	0	0	0	0	1	4				
Inning Stats	R: 0 E: 0 K: 1 S: 5	H: 0 LOB: 2 BB: 2 P: 13	R: 0 E: 0 K: 1 S: 5	H: 0 LOB: 0 BB: 0 P: 5	R: 4 E: 0 K: 0 S: 5	H: 2 LOB: 2 BB: 4 P: 21	R: 0 E: 0 K: 1 S: 6	H: 1 LOB: 3 BB: 2 P: 14	R: 0 E: 0 K: 0 S: 4	H: 1 LOB: 1 BB: 0 P: 4	R: 0 E: 0 K: 0 S: 4	H: 1 LOB: 0 BB: 0 P: 4	R: 0 E: 0 K: 1 S: 6	H: 1 LOB: 2 BB: 1 P: 10	R: 1 E: 0 K: 2 S: 8	H: 1 LOB: 0 BB: 0 P: 8	1B: 5 2B: 0 3B: 0 HR: 2	SF: 0 SAC: 1 DP: 0 HBP: 0	WP: 2 PB: 0 SB: 1 CS: 0	PA: 40
PITCHER Al Downing, L ERA: 3.4 (1, 1)	IP: 1.0 WLS: L BF: 10 H: 2 R: 4 ER: 4 SO: 1 BB: 3 IBB: 0 HBP: 0 BLK: 0 WP: 0 HR: 1 S: 9 P: 21 ERA: 21.60 WHIP: 3.000															PITCHER IP: WLS: BF: H: R: ER: SO: BB: IBB: HBP: BLK: WP: HR: S: P: ERA: WHIP				
Bill Stafford, R ERA: 3.56 (2, 1)	1.2																			
Hal Reniff, R ERA: 3.8 (3, 1)	1.1																			
Jim Bouton, R ERA: 4.62 (5, 1)	3.0																			
Pete Mikkelsen, R ERA: 3.28 (8, 1)	1.0																			



Batter	1	2	3	4	5	6	7	8	9	AB	R	H	RBI	BB	SO	LOB	TOP			
Luis Aparicio, R OBP: 0.286, SLG: 0.342 (1, 6)	F7			4-3	F8			FC5-4 BB		3	0	0	0	1	0	0	Baltimore Orioles @ Cleveland Indians Cleveland Municipal Stadium, Cleveland, OH Fri Oct 01 1965, 7:05 PM EDT Unknown			
Russ Snyder, L OBP: 0.328, SLG: 0.327 (1, 9) (8, 7)	CS BB			G3				FC5-4 1B 1-2 1B		3	1	1	0	1	0	1				
Boog Powell, L OBP: 0.346, SLG: 0.410 (1, 3)	K			2B BB				1B		3	1	1	0	1	2	2				
Brooks Robinson, R OBP: 0.357, SLG: 0.455 (1, 5)				BB 2B				1B		4	0	2	1	0	1	0				
Curt Blefary, L OBP: 0.383, SLG: 0.477 Sam Bowens, R OBP: 0.197, SLG: 0.280 (1, 7) (8, 9)	G6-4-3 BB			BB BB				1B		2	0	0	0	2	2	2				
Jerry Adair, R OBP: 0.300, SLG: 0.350 (1, 4)	G6-4-3			BB BB				1B		0	0	0	0	0	0	0				
Paul Blair, R OBP: 0.296, SLG: 0.331 (1, 8)				1-2 2-3 3-H 6-3 BB				1B		3	0	1	1	1	0	1				
Dick Brown, R OBP: 0.277, SLG: 0.335 (1, 2)				K				1B		4	0	2	0	0	1	4				
Dave McNally, R OBP: 0.119, SLG: 0.108 (1, 1)				G5-4-3 1B				1B		4	0	0	0	0	2	3				
	F3			F4				K		4	0	0	0	0	1	1				
Inning Stats	R: 0 E: 0 K: 1 S: 4	H: 0 LOB: 1 BB: 1 P: 8	R: 0 E: 0 K: 0 S: 2	H: 0 LOB: 0 BB: 1 P: 6	R: 0 E: 0 K: 0 S: 3	H: 1 LOB: 0 BB: 0 P: 3	R: 1 E: 0 K: 1 S: 6	H: 1 LOB: 3 BB: 3 P: 18	R: 0 E: 0 K: 2 S: 7	H: 0 LOB: 0 BB: 0 P: 3	R: 0 E: 0 K: 2 S: 8	H: 1 LOB: 1 BB: 0 P: 8	R: 1 E: 0 K: 2 S: 9	H: 2 LOB: 2 BB: 1 P: 13	R: 0 E: 0 K: 1 S: 6	H: 1 LOB: 1 BB: 0 P: 6	1B: 6 2B: 2 3B: 0 HR: 0	SF: 0 SAC: 0 DP: 3 HBP: 0	WP: 0 PB: 0 SB: 0 CS: 2	PA: 36
PITCHER	IP WLS BF H R ER SO	IP WLS BF H R ER SO	IP WLS BF H R ER SO	IP WLS BF H R ER SO	IP WLS BF H R ER SO	IP WLS BF H R ER SO	IP WLS BF H R ER SO	IP WLS BF H R ER SO	IP WLS BF H R ER SO	IP WLS BF H R ER SO	IP WLS BF H R ER SO	IP WLS BF H R ER SO	IP WLS BF H R ER SO	IP WLS BF H R ER SO	IP WLS BF H R ER SO	IP WLS BF H R ER SO	ERA WHIP	ERA WHIP		
Tom Kelley, R ERA: 2.4 (1, 1)	7.2 L 31 6 2 2 7																	2.35 1.565		
Jack Kralick, L ERA: 4.92 (8, 1)	0.1 1 0 0 0 1																	0.00 0.000		
Gary Bell, R ERA: 3.07 (9, 1)	1.0 4 1 0 0 1																	0.00 1.000		

AB	30
R	2
H	7
RBI	2
BB	6
SO	9
LOB	14



Batter	1	2	3	4	5	6	7	8	9	AB	R	H	RBI	BB	SO	LOB	BOTTOM			
Larry Brown, R OBP: 0.314, SLG: 0.372 (1, 6)	6-3								F7	4	0	0	0	0	0	0	Baltimore Orioles @ Cleveland Indians Cleveland Municipal Stadium, Cleveland, OH Fri Oct 01 1965, 7:05 PM EDT Unknown			
Max Alvis, R OBP: 0.309, SLG: 0.399 (1, 5)	F8								K	4	0	0	0	0	3	0				
Chuck Hinton, R OBP: 0.340, SLG: 0.453 (1, 8)	WP BB								6-3	2	0	1	0	1	0	0				
Rocky Colavito, R OBP: 0.383, SLG: 0.473 (1, 9)	K								F4	3	0	0	0	0	2	2				
Fred Whitfield, L OBP: 0.323, SLG: 0.519 (1, 3)									1-3	3	0	0	0	0	0	0				
Lou Clinton, R OBP: 0.309, SLG: 0.335 (1, 7)									F9	3	0	1	0	0	1	0				
Dick Howser, R OBP: 0.354, SLG: 0.276 (1, 4)	G5-4-3								F8	3	0	0	0	0	0	1				
Phil Roof, R OBP: 0.234, SLG: 0.183 Joe Azcue, R OBP: 0.269, SLG: 0.269 (1, 2) (8, PH) (9, 2)									F4	2	0	0	0	0	1	1				
Tom Kelley, R OBP: 0.300, SLG: 0.222 Jack Kralick, L OBP: 0.136, SLG: 0.143 Gary Bell, R OBP: 0.063, SLG: 0.250 Chico Salmon, R OBP: 0.286, SLG: 0.390 (1, 1) (8, 1) (9, 1) (8, PH)									K	1	0	0	0	0	0	0				
	K								K	1	0	0	0	0	1	0				
Inning Stats	R: 0 E: 0 K: 1 S: 5	H: 0 LOB: 1 BB: 1 P: 9	R: 0 E: 0 K: 0 S: 3	H: 1 LOB: 0 BB: 0 P: 3	R: 0 E: 0 K: 1 S: 5	H: 0 LOB: 0 BB: 0 P: 5	R: 0 E: 0 K: 2 S: 7	H: 1 LOB: 1 BB: 0 P: 7	R: 0 E: 0 K: 2 S: 8	H: 0 LOB: 0 BB: 0 P: 8	R: 0 E: 0 K: 2 S: 7	H: 0 LOB: 0 BB: 0 P: 7	R: 0 E: 0 K: 0 S: 3	H: 0 LOB: 0 BB: 0 P: 3	R: 0 E: 0 K: 2 S: 7	H: 0 LOB: 0 BB: 0 P: 7	1B: 2 2B: 1 3B: 0 HR: 0	SF: 0 SAC: 0 DP: 2 HBP: 0	WP: 1 PB: 0 SB: 0 CS: 1	PA: 29
PITCHER	IP WLS BF H R ER SO	IP WLS BF H R ER SO	IP WLS BF H R ER SO	IP WLS BF H R ER SO	IP WLS BF H R ER SO	IP WLS BF H R ER SO	IP WLS BF H R ER SO	IP WLS BF H R ER SO	IP WLS BF H R ER SO	IP WLS BF H R ER SO	IP WLS BF H R ER SO	IP WLS BF H R ER SO	IP WLS BF H R ER SO	IP WLS BF H R ER SO	IP WLS BF H R ER SO	IP WLS BF H R ER SO	ERA WHIP	ERA WHIP		
Dave McNally, L ERA: 2.85 (1, 1)	9.0 W 29 2 0 0 10																	0.00 0.333		



Batter	1	2	3	4	5	6	7	8	9	AB	R	H	RBI	BB	SO	LOB	TOP				
Luis Aparicio, R (1, 6) OBP: 0.287, SLG: 0.343	F3		SH5-3 1B		F8			E 4-3 1B		4	1	2	0	0	0	0	Baltimore Orioles @ Cleveland Indians Cleveland Municipal Stadium, Cleveland, OH Fri Oct 01 1965, 7:05 PM EDT Att: 2,881 - Unknown				
Russ Snyder, L (1, 9) OBP: 0.328, SLG: 0.327	F7		SH5-3 1-2			4-3		E7 4-3 1B		3	0	1	0	0	0	0					
Boog Powell, L (1, 3) OBP: 0.344, SLG: 0.406	F8		F6			F3		4-3		4	0	0	1	0	0	2					
Brooks Robinson, R (1, 5) OBP: 0.357, SLG: 0.453		SH3-4 BB 1-3 BB	5-3			5-3		F3		3	1	0	0	1	0	2					
Curt Blefary, L (1, 7) OBP: 0.382, SLG: 0.474		1-3 SH3-4 BB		B1-3			F7		3-1	3	0	0	0	1	0	0					
Jerry Adair, R (1, 4) OBP: 0.302, SLG: 0.353		SH3-4 1-2 2-3		K			4-3 1B			3	0	2	0	0	1	0					
Paul Blair, R (1, 8) OBP: 0.296, SLG: 0.329		1-3 IBB		F2			4-3 1-2		F9	3	0	0	0	1	0	2					
Dick Brown, R (1, 2) OBP: 0.274, SLG: 0.331 (9, PH)		1-3					5-3		K	3	0	0	1	0	1	3					
Norm Siebern, L (9, PH) OBP: 0.362, SLG: 0.407		1-3							K	1	0	0	0	0	1	1					
John Miller, R (1, 1) OBP: 0.182, SLG: 0.100		1-2 2-3 3-H					F7			2	0	0	0	0	0	2					
Charlie Lau, L (8, PH) OBP: 0.373, SLG: 0.412		6-3							F8	1	0	0	0	0	0	0					
Dick Hall, R (8, 1) OBP: 0.467, SLG: 0.538										0	0	0	0	0	0	0					
Inning Stats	R: 0 E: 0 K: 0 S: 3	H: 0 LOB: 0 BB: 0 P: 3	R: 1 E: 0 K: 0 S: 3	H: 0 LOB: 2 BB: 3 P: 15	R: 0 E: 0 K: 0 S: 4	H: 1 LOB: 1 BB: 0 P: 4	R: 0 E: 0 K: 1 S: 5	H: 0 LOB: 0 BB: 0 P: 5	R: 0 E: 0 K: 1 S: 5	H: 0 LOB: 0 BB: 0 P: 5	R: 0 E: 0 K: 0 S: 3	H: 1 LOB: 1 BB: 0 P: 4	R: 1 E: 1 K: 0 S: 5	H: 2 LOB: 1 BB: 0 P: 5	R: 0 E: 0 K: 1 S: 6	H: 1 LOB: 1 BB: 0 P: 6	1B: 4 2B: 1 3B: 0 HR: 0	SF: 0 SAC: 2 DP: 0 HBP: 0	WP: 0 PB: 0 SB: 0 CS: 0	PA: 35	
PITCHER	IP WLS BF H R ER SO BB IBB HBP BLK WP HR S P ERA WHIP	IP WLS BF H R ER SO BB IBB HBP BLK WP HR S P ERA WHIP	IP WLS BF H R ER SO BB IBB HBP BLK WP HR S P ERA WHIP	IP WLS BF H R ER SO BB IBB HBP BLK WP HR S P ERA WHIP	IP WLS BF H R ER SO BB IBB HBP BLK WP HR S P ERA WHIP	IP WLS BF H R ER SO BB IBB HBP BLK WP HR S P ERA WHIP	IP WLS BF H R ER SO BB IBB HBP BLK WP HR S P ERA WHIP	IP WLS BF H R ER SO BB IBB HBP BLK WP HR S P ERA WHIP	IP WLS BF H R ER SO BB IBB HBP BLK WP HR S P ERA WHIP	IP WLS BF H R ER SO BB IBB HBP BLK WP HR S P ERA WHIP	IP WLS BF H R ER SO BB IBB HBP BLK WP HR S P ERA WHIP	IP WLS BF H R ER SO BB IBB HBP BLK WP HR S P ERA WHIP	IP WLS BF H R ER SO BB IBB HBP BLK WP HR S P ERA WHIP	IP WLS BF H R ER SO BB IBB HBP BLK WP HR S P ERA WHIP	IP WLS BF H R ER SO BB IBB HBP BLK WP HR S P ERA WHIP	IP WLS BF H R ER SO BB IBB HBP BLK WP HR S P ERA WHIP	IP WLS BF H R ER SO BB IBB HBP BLK WP HR S P ERA WHIP	IP WLS BF H R ER SO BB IBB HBP BLK WP HR S P ERA WHIP	IP WLS BF H R ER SO BB IBB HBP BLK WP HR S P ERA WHIP	IP WLS BF H R ER SO BB IBB HBP BLK WP HR S P ERA WHIP	IP WLS BF H R ER SO BB IBB HBP BLK WP HR S P ERA WHIP

AB	30
R	2
H	5
RBI	2
BB	3
SO	3
LOB	12



Batter	1	2	3	4	5	6	7	8	9	AB	R	H	RBI	BB	SO	LOB	BOTTOM				
Vic Davallo, L (1, 8) OBP: 0.340, SLG: 0.371	G4-6-3 1B		1-2 1B		4-0 1B		4-3			4	1	3	0	0	0	0	Baltimore Orioles @ Cleveland Indians Cleveland Municipal Stadium, Cleveland, OH Fri Oct 01 1965, 7:05 PM EDT Att: 2,881 - Unknown				
Dick Howser, R (1, 4) OBP: 0.356, SLG: 0.277	F8		1-2 2-H 1B		1-2 E BB		6-3			3	1	1	1	1	0	1					
Leon Wagner, L (1, 7) OBP: 0.369, SLG: 0.497	G4-6-3 1-2		F5		E2 1-H 2-H 1B		4-3			4	0	1	1	0	0	3					
Rocky Colavito, R (1, 9) OBP: 0.384, SLG: 0.472		4-0 BB	K		4-0 1-2 BB		6-3			2	0	0	0	2	1	2					
Fred Whitfield, L (1, 3) OBP: 0.320, SLG: 0.514		0-3 K		3-1	0-3 K		F5			4	0	0	0	0	2	3					
Max Alvis, R (1, 5) OBP: 0.308, SLG: 0.397		0-3 K		F5		0-3 K				3	0	0	0	0	2	1					
Larry Brown, R (1, 6) OBP: 0.314, SLG: 0.372		0-3 K		F5		0-0 CS 1B				3	0	1	0	0	1	1					
Duke Sims, L (1, 2) OBP: 0.269, SLG: 0.336			4-3		0-0 P1		F5			3	0	0	0	0	0	1					
Lee Stange, R (1, 1) OBP: 0.306, SLG: 0.107			4-0 1B BB		0-0 6-3		2-3			2	1	0	0	1	0	0					
Steve Hargan, R (9, 1) OBP: 0.053, SLG: 0.053										0	0	0	0	0	0	0					
Inning Stats	R: 0 E: 0 K: 0 S: 3	H: 1 LOB: 0 BB: 0 P: 3	R: 0 E: 0 K: 3 S: 9	H: 0 LOB: 1 BB: 1 P: 13	R: 1 E: 0 K: 1 S: 7	H: 2 LOB: 2 BB: 1 P: 11	R: 0 E: 0 K: 0 S: 3	H: 0 LOB: 0 BB: 0 P: 3	R: 2 E: 1 K: 1 S: 7	H: 2 LOB: 2 BB: 2 P: 15	R: 0 E: 0 K: 1 S: 5	H: 1 LOB: 0 BB: 0 P: 5	R: 0 E: 0 K: 0 S: 3	H: 0 LOB: 0 BB: 0 P: 3	R: 0 E: 0 K: 0 S: 3	H: 0 LOB: 0 BB: 0 P: 3	1B: 6 2B: 0 3B: 0 HR: 0	SF: 0 SAC: 0 DP: 1 HBP: 0	WP: 0 PB: 0 SB: 2 CS: 1	PA: 32	
PITCHER	IP WLS BF H R ER SO BB IBB HBP BLK WP HR S P ERA WHIP	IP WLS BF H R ER SO BB IBB HBP BLK WP HR S P ERA WHIP	IP WLS BF H R ER SO BB IBB HBP BLK WP HR S P ERA WHIP	IP WLS BF H R ER SO BB IBB HBP BLK WP HR S P ERA WHIP	IP WLS BF H R ER SO BB IBB HBP BLK WP HR S P ERA WHIP	IP WLS BF H R ER SO BB IBB HBP BLK WP HR S P ERA WHIP	IP WLS BF H R ER SO BB IBB HBP BLK WP HR S P ERA WHIP	IP WLS BF H R ER SO BB IBB HBP BLK WP HR S P ERA WHIP	IP WLS BF H R ER SO BB IBB HBP BLK WP HR S P ERA WHIP	IP WLS BF H R ER SO BB IBB HBP BLK WP HR S P ERA WHIP	IP WLS BF H R ER SO BB IBB HBP BLK WP HR S P ERA WHIP	IP WLS BF H R ER SO BB IBB HBP BLK WP HR S P ERA WHIP	IP WLS BF H R ER SO BB IBB HBP BLK WP HR S P ERA WHIP	IP WLS BF H R ER SO BB IBB HBP BLK WP HR S P ERA WHIP	IP WLS BF H R ER SO BB IBB HBP BLK WP HR S P ERA WHIP	IP WLS BF H R ER SO BB IBB HBP BLK WP HR S P ERA WHIP	IP WLS BF H R ER SO BB IBB HBP BLK WP HR S P ERA WHIP	IP WLS BF H R ER SO BB IBB HBP BLK WP HR S P ERA WHIP	IP WLS BF H R ER SO BB IBB HBP BLK WP HR S P ERA WHIP	IP WLS BF H R ER SO BB IBB HBP BLK WP HR S P ERA WHIP	IP WLS BF H R ER SO BB IBB HBP BLK WP HR S P ERA WHIP



Batter	1	2	3	4	5	6	7	8	9	10	11	12	AB	R	H	RBI	BB	SO	LOB	TOP
Luis Aparicio, R OBP: 0.286, SLG: 0.340 (1, 6)	6-3		5-3		F8		F8			SH1-3			4 0 0 0 1 0 1							
Russ Snyder, L OBP: 0.323, SLG: 0.322 (1, 9)	6-3		K2-3		4-3			6-3		6-3			6 0 0 0 0 2 2							
Boog Powell, L OBP: 0.346, SLG: 0.409 (1, 3)	FC6-4 1B				1B			G3					5 0 3 0 0 0 0							
Brooks Robinson, R OBP: 0.354, SLG: 0.449 (1, 5)	FC6-4 1-2		F8			2-3 1B		6-3					5 0 0 0 0 0 3							
Curt Blefary, L OBP: 0.382, SLG: 0.472 (1, 7)		2B 5-3 BB			4-3			F8					4 1 1 0 1 0 1							
Jerry Adair, R OBP: 0.361, SLG: 0.351 (1, 4)		F8			F9			1-3					4 0 0 0 1 1 2							
Paul Blair, R OBP: 0.302, SLG: 0.339 (1, 8)		5-3 1-3 2B						SH1 2B		6-3			4 0 3 0 1 0 0							
Dick Brown, R OBP: 0.274, SLG: 0.329 (11, PH)		5-3											4 0 1 1 1 0 2 3							
Charlie Lau, L OBP: 0.371, SLG: 0.409 (11, 2)					K			K					1 0 0 0 0 1 1 3							
Andy Etchebarren, R OBP: 0.167, SLG: 0.067 (11, 2)													0 0 0 0 0 0 0 0							
Wally Bunker, R OBP: 0.177, SLG: 0.073 (9, 1)													2 0 0 0 0 0 1							
Dick Hall, R OBP: 0.412, SLG: 0.467 (9, 1)					F8			SH1		F3			2 0 0 0 0 1 1							
Inning Stats	R: 0 E: 0 K: 0 S: 4	H: 1 LOB: 1 BB: 0 P: 4	R: 1 E: 0 K: 0 S: 4	H: 1 LOB: 1 BB: 1 P: 3	R: 0 E: 0 K: 1 S: 6	H: 1 LOB: 1 BB: 0 P: 6	R: 0 E: 0 K: 0 S: 3	H: 0 LOB: 0 BB: 0 P: 3	R: 0 E: 0 K: 0 S: 4	H: 1 LOB: 1 BB: 0 P: 4	R: 0 E: 0 K: 1 S: 5	H: 0 LOB: 0 BB: 0 P: 5	R: 0 E: 0 K: 1 S: 6	H: 1 LOB: 3 BB: 2 P: 14	R: 0 E: 0 K: 2 S: 6	H: 0 LOB: 0 BB: 1 P: 10	1B: 6 2B: 2 3B: 0 HR: 0	SF: 0 SAC: 2 DP: 0 HBP: 0	WP: 0 PB: 0 SB: 0 CS: 0	PA: 47
PITCHER	IP WLS BF H R ER SO BB IBB HBP BLK WP HR S P ERA WHIP	IP WLS BF H R ER SO BB IBB HBP BLK WP HR S P ERA WHIP	IP WLS BF H R ER SO BB IBB HBP BLK WP HR S P ERA WHIP	IP WLS BF H R ER SO BB IBB HBP BLK WP HR S P ERA WHIP	IP WLS BF H R ER SO BB IBB HBP BLK WP HR S P ERA WHIP	IP WLS BF H R ER SO BB IBB HBP BLK WP HR S P ERA WHIP	IP WLS BF H R ER SO BB IBB HBP BLK WP HR S P ERA WHIP	IP WLS BF H R ER SO BB IBB HBP BLK WP HR S P ERA WHIP	IP WLS BF H R ER SO BB IBB HBP BLK WP HR S P ERA WHIP	IP WLS BF H R ER SO BB IBB HBP BLK WP HR S P ERA WHIP	IP WLS BF H R ER SO BB IBB HBP BLK WP HR S P ERA WHIP	IP WLS BF H R ER SO BB IBB HBP BLK WP HR S P ERA WHIP	IP WLS BF H R ER SO BB IBB HBP BLK WP HR S P ERA WHIP	IP WLS BF H R ER SO BB IBB HBP BLK WP HR S P ERA WHIP	IP WLS BF H R ER SO BB IBB HBP BLK WP HR S P ERA WHIP	IP WLS BF H R ER SO BB IBB HBP BLK WP HR S P ERA WHIP	IP WLS BF H R ER SO BB IBB HBP BLK WP HR S P ERA WHIP	IP WLS BF H R ER SO BB IBB HBP BLK WP HR S P ERA WHIP	IP WLS BF H R ER SO BB IBB HBP BLK WP HR S P ERA WHIP	IP WLS BF H R ER SO BB IBB HBP BLK WP HR S P ERA WHIP
Sonny Siebert, R ERA: 2.43 (1, 1)	9.0	34	6	1	1	4	4	45	1.00	0.778										
Steve Hargan, R ERA: 3.43 (10, 1)	2.0	10	2	0	0	1	2	0	0	0	0	0	10	18	0.00	2.000				
Gary Bell, R ERA: 3.04 (12, 1)	1.0	W 3	0	0	0	2	1	0	0	0	0	0	6	10	0.00	1.000				

Baltimore Orioles @ Cleveland Indians
Cleveland Municipal Stadium, Cleveland, OH

Sat Oct 02 1965, 3:33 AM EDT
Att. 2,064 - Unknown

AB 41
R 1
H 8
RBI 1
BB 4
SO 7
LOB 17



Batter	1	2	3	4	5	6	7	8	9	10	11	12	AB	R	H	RBI	BB	SO	LOB	BOTTOM				
Vic Davallio, L OBP: 0.344, SLG: 0.372 (1, 8)	6-3		5-3										4 1 2 0 2 0 0											
Dick Howser, R OBP: 0.355, SLG: 0.277 (9, PH)	F8		F8										3 0 1 0 0 0 0											
Chuck Hinton, R OBP: 0.339, SLG: 0.452 (10, 2)													1 0 0 0 0 0 3											
Phil Roof, R OBP: 0.234, SLG: 0.183 (10, 2)													0 0 0 0 0 0 0											
Leon Wagner, L OBP: 0.369, SLG: 0.495 (1, 7)	FC5-4 1B				F8			F8		3-1			6 0 2 0 0 0 3											
Rocky Colavito, R OBP: 0.384, SLG: 0.489 (1, 9)	FC5-4 1-2				F9			F4		F5			5 0 1 1 1 0 3											
Fred Whitfield, L OBP: 0.319, SLG: 0.517 (1, 3)					4-3			F9		4-3			5 1 1 1 1 0 1 4											
Max Alvis, R OBP: 0.308, SLG: 0.397 (1, 5)													4 0 1 0 1 0 0											
Larry Brown, R OBP: 0.313, SLG: 0.388 (1, 6)													4 0 0 0 1 0 2											
Duke Sims, L OBP: 0.271, SLG: 0.331 (9, PH)													2 0 0 0 1 0 1											
Bill Gabel, L OBP: 0.271, SLG: 0.331 (9, PH)													1 0 1 0 0 0 0											
Al Lupow, L OBP: 0.271, SLG: 0.331 (9, PH)													0 0 0 0 0 0 0											
Steve Hargan, R OBP: 0.339, SLG: 0.452 (10, 2)													0 0 0 0 0 0 0											
George Banks, R OBP: 0.281, SLG: 0.383 (11, PH)													1 0 0 0 0 0 1											
Gary Bell, R OBP: 0.303, SLG: 0.350 (12, 1)													0 0 0 0 0 0 0											
Sonny Siebert, R OBP: 0.164, SLG: 0.167 (9, PH)													3 0 0 0 0 0 2											
Chico Salmon, R OBP: 0.281, SLG: 0.383 (10, 4)													2 0 0 0 0 1 3											
Inning Stats	R: 0 E: 0 K: 0 S: 4	H: 1 LOB: 1 BB: 0 P: 4	R: 1 E: 0 K: 0 S: 4	H: 1 LOB: 0 BB: 0 P: 4	R: 0 E: 0 K: 0 S: 3	H: 0 LOB: 0 BB: 0 P: 3	R: 0 E: 0 K: 0 S: 3	H: 0 LOB: 0 BB: 1 P: 7	R: 0 E: 0 K: 0 S: 5	H: 3 LOB: 2 BB: 0 P: 5	R: 0 E: 0 K: 0 S: 3	H: 0 LOB: 2 BB: 2 P: 11	R: 0 E: 0 K: 1 S: 4	H: 1 LOB: 3 BB: 2 P: 12	R: 0 E: 0 K: 1 S: 5	H: 0 LOB: 0 BB: 0 P: 5	R: 0 E: 0 K: 2 S: 8	H: 1 LOB: 1 BB: 0 P: 8	R: 1 E: 1 K: 0 S: 4	H: 2 LOB: 1 BB: 0 P: 4	1B: 7 2B: 1 3B: 0 HR: 1	SF: 0 SAC: 2 DP: 1 HBP: 0	WP: 0 PB: 0 SB: 0 CS: 1	PA: 49
PITCHER	IP WLS BF H R ER SO BB IBB HBP BLK WP HR S P ERA WHIP	IP WLS BF H R ER SO BB IBB HBP BLK WP HR S P ERA WHIP	IP WLS BF H R ER SO BB IBB HBP BLK WP HR S P ERA WHIP	IP WLS BF H R ER SO BB IBB HBP BLK WP HR S P ERA WHIP	IP WLS BF H R ER SO BB IBB HBP BLK WP HR S P ERA WHIP	IP WLS BF H R ER SO BB IBB HBP BLK WP HR S P ERA WHIP	IP WLS BF H R ER SO BB IBB HBP BLK WP HR S P ERA WHIP	IP WLS BF H R ER SO BB IBB HBP BLK WP HR S P ERA WHIP	IP WLS BF H R ER SO BB IBB HBP BLK WP HR S P ERA WHIP	IP WLS BF H R ER SO BB IBB HBP BLK WP HR S P ERA WHIP	IP WLS BF H R ER SO BB IBB HBP BLK WP HR S P ERA WHIP	IP WLS BF H R ER SO BB IBB HBP BLK WP HR S P ERA WHIP	IP WLS BF H R ER SO BB IBB HBP BLK WP HR S P ERA WHIP	IP WLS BF H R ER SO BB IBB HBP BLK WP HR S P ERA WHIP	IP WLS BF H R ER SO BB IBB HBP BLK WP HR S P ERA WHIP	IP WLS BF H R ER SO BB IBB HBP BLK WP HR S P ERA WHIP	IP WLS BF H R ER SO BB IBB HBP BLK WP HR S P ERA WHIP	IP WLS BF H R ER SO BB IBB HBP BLK WP HR S P ERA WHIP	IP WLS BF H R ER SO BB IBB HBP BLK WP HR S P ERA WHIP	IP WLS BF H R ER SO BB IBB HBP BLK WP HR S P ERA WHIP				
Wally Bunker, R ERA: 3.38 (1, 1)	8.1	35	6	1	1	0	5	0	0	0	0	0	30	50	1.08	1.320								
Dick Hall, R ERA: 3.07 (9, 1)	3.1	L 14	3	1	1	3	0	1	0	0	0	0	19	23	2.70	0.900								

Baltimore Orioles @ Cleveland Indians
Cleveland Municipal Stadium, Cleveland, OH

Sat Oct 02 1965, 3:33 AM EDT
Att. 2,064 - Unknown

AB 41
R 2
H 9
RBI 2
BB 6
SO 3
LOB 22



Batter	1	2	3	4	5	6	7	8	9	AB	R	H	RBI	BB	SO	LOB	TOP					
Luis Aparicio, R (1, 6) OBP: 0.286, SLG: 0.339	0-0 5-3		0-0 G6-4-3			4-0 BB BB		0-0 G3		3	0	0	0	1	0	1	<p>Baltimore Orioles @ Cleveland Indians Cleveland Municipal Stadium, Cleveland, OH</p> <p>Sun Oct 03 1965, 3:33 AM EDT Att: 21,651 - Unknown</p> <p>livebaseballscorecards.com</p>					
Paul Blair, R (1, 8) OBP: 0.302, SLG: 0.338	0-3 K			0-0 CS 1B		0-0 F8		0-0 L4		4	0	1	0	0	1	2						
Boog Powell, L (1, 3) OBP: 0.347, SLG: 0.407	4-0 BB			0-0 1-2 6-3		4-0 FC6-4 BB		0-0 4-3		2	0	0	0	2	0	1						
Brooks Robinson, R (1, 5) OBP: 0.351, SLG: 0.445	0-0 6-3			0-3 K		0-0 FC6-4 1-2 BB			0-0 F7	4	0	0	0	0	1	4						
Jerry Adair, R (1, 4) OBP: 0.303, SLG: 0.351		4-0 G5-4-3 BB		0-3 K		0-0 SH1-3 1B			0-0 6-3	3	1	1	0	1	1	0						
Sam Bowens, R (1, 9) OBP: 0.199, SLG: 0.296	0-0 G5-4-3			0-0 F3		0-0 SH1-3			0-0 HR	3	1	1	1	0	0	1						
Curt Blefary, L (1, 7) OBP: 0.351, SLG: 0.470 Russ Snyder, L (9, 7) OBP: 0.323, SLG: 0.322	0-3 K			0-3 K		0-0 2-H 1B			0-3 K	4	0	1	1	0	3	0						
Dick Brown, R (1, 2) OBP: 0.278, SLG: 0.333			0-0 FC1-6 1B			0-0 BB SH1-4 1B			0-0 F9	3	0	2	0	0	0	1						
Steve Barber, L (1, 1) OBP: 0.129, SLG: 0.138			0-0 FC1-6 G6-4-3			0-0 SH1-4			0-3 K	2	0	0	0	0	1	2						
Inning Stats	R: 0 E: 0 K: 1 S: 5	H: 0 LOB: 1 BB: 1 P: 9	R: 0 E: 0 K: 1 S: 4	H: 0 LOB: 0 BB: 1 P: 8	R: 0 E: 0 K: 0 S: 3	H: 1 LOB: 0 BB: 0 P: 3	R: 0 E: 0 K: 1 S: 5	H: 1 LOB: 0 BB: 0 P: 5	R: 0 E: 0 K: 2 S: 7	H: 0 LOB: 0 BB: 0 P: 7	R: 0 E: 0 K: 0 S: 4	H: 1 LOB: 3 BB: 2 P: 12	R: 1 E: 0 K: 1 S: 7	H: 2 LOB: 1 BB: 0 P: 7	R: 0 E: 0 K: 0 S: 3	H: 0 LOB: 0 BB: 0 P: 3		R: 1 E: 0 K: 1 S: 6	H: 1 LOB: 0 BB: 0 P: 6	1B: 5 2B: 0 3B: 0 HR: 1	SF: 0 SAC: 2 DP: 2 HBP: 0	WP: 0 PB: 0 SB: 0 CS: 1
PITCHER Sam McDowell, L (1, 1) ERA: 2.18	IP: 9.0 WLS: L BF: 34	H: 6 R: 2 ER: 2 SO: 7	BB: 4 IBB: 0 HBP: 0 BLK: 0	WP: 0 HR: 1 S: 44 P: 60	ERA: 2.00 WHIP: 1.111	PITCHER	IP: 9.0 WLS: W BF: 32	H: 3 R: 1 ER: 1 SO: 2	BB: 3 IBB: 0 HBP: 0 BLK: 0	WP: 0 HR: 0 S: 33 P: 45	ERA: 1.00 WHIP: 0.667	PITCHER	IP: 9.0 WLS: W BF: 32	H: 3 R: 1 ER: 1 SO: 2	BB: 3 IBB: 0 HBP: 0 BLK: 0	WP: 0 HR: 0 S: 33 P: 45	ERA: 1.00 WHIP: 0.667					

Batter	1	2	3	4	5	6	7	8	9	AB	R	H	RBI	BB	SO	LOB	BOTTOM	
Dick Howser, R (1, 4) OBP: 0.354, SLG: 0.283	0-0 6-3		0-0 4-3			0-0 SF7 3B		0-0 G3		4	1	1	0	0	0	0	<p>Baltimore Orioles @ Cleveland Indians Cleveland Municipal Stadium, Cleveland, OH</p> <p>Sun Oct 03 1965, 3:33 AM EDT Att: 21,651 - Unknown</p> <p>livebaseballscorecards.com</p>	
Larry Brown, R (1, 6) OBP: 0.315, SLG: 0.368 Chico Salmon, R (9, FR) OBP: 0.281, SLG: 0.383	4-0 FC5-4 BB		0-0 4-3			0-0 3-H F3			4-0 4-3 BB	1	0	0	1	2	0	0		
Chuck Hinton, R (1, 8) OBP: 0.336, SLG: 0.448	0-0 F9			0-0 4-3		0-0 F3			0-0 F8	4	0	0	0	0	2			
Rocky Colavito, R (1, 9) OBP: 0.383, SLG: 0.468	0-0 FC5-4			0-0 1B		0-0 L4			0-0 4-3	4	0	1	0	0	2			
Fred Whitfield, L (1, 3) OBP: 0.316, SLG: 0.513		0-0 4-3		0-0 F6		0-0 L9			0-0 4-3	4	0	0	0	0	3			
Lou Clinton, R (1, 7) OBP: 0.305, SLG: 0.331		0-0 F8		0-0 L4		0-0 5-3				3	0	0	0	0	1			
George Banks, R (1, 5) OBP: 0.333, SLG: 0.490		0-0 2B		4-0 CS BB		0-0 F3				2	0	1	0	1	0			
Phil Roof, R (1, 2) OBP: 0.225, SLG: 0.176		0-0 6-3		0-3 K		0-0 3-1			0-0 F5	3	0	0	0	0	1	2		
Sam McDowell, L (1, 1) OBP: 0.135, SLG: 0.137			0-3 K			0-0 3-1			0-0 F7	3	0	0	0	0	1	0		
Inning Stats	R: 0 E: 0 K: 0 S: 3	H: 0 LOB: 1 BB: 1 P: 7	R: 0 E: 0 K: 0 S: 4	H: 1 LOB: 0 BB: 0 P: 4	R: 0 E: 0 K: 0 S: 4	H: 1 LOB: 1 BB: 0 P: 4	R: 0 E: 0 K: 1 S: 4	H: 0 LOB: 0 BB: 0 P: 4	R: 0 E: 0 K: 0 S: 3	H: 0 LOB: 0 BB: 0 P: 3	R: 0 E: 0 K: 0 S: 3	H: 0 LOB: 2 BB: 1 P: 7	R: 0 E: 0 K: 0 S: 3	H: 0 LOB: 1 BB: 1 P: 7	1B: 1 2B: 1 3B: 1 HR: 0	SF: 1 SAC: 0 DP: 0 HBP: 0		WP: 0 PB: 0 SB: 0 CS: 1
PITCHER Steve Barber, L (1, 1) ERA: 2.69	IP: 9.0 WLS: W BF: 32	H: 3 R: 1 ER: 1 SO: 2	BB: 3 IBB: 0 HBP: 0 BLK: 0	WP: 0 HR: 0 S: 33 P: 45	ERA: 1.00 WHIP: 0.667	PITCHER	IP: 9.0 WLS: W BF: 32	H: 3 R: 1 ER: 1 SO: 2	BB: 3 IBB: 0 HBP: 0 BLK: 0	WP: 0 HR: 0 S: 33 P: 45	ERA: 1.00 WHIP: 0.667							