

# Cleveland Indians - 1966









Batter	1	2	3	4	5	6	7	8	9	10	AB	R	H	RBI	BB	SO	LOB	TOP	
George Smith, R OBP: 0.333, SLG: 0.200 Dalton Jones, L (8, PH)	(1, 4) 0-3 K		(1, 4) 0-3 K		(1, 4) 0-3 K			(1, 4) 0-3 K		(1, 4) 1-0 HBP	3	0	0	0	0	3	0	<b>Boston Red Sox @ Cleveland Indians</b> Cleveland Municipal Stadium, Cleveland, OH Sat Apr 16 1966, 3:33 AM EST Att: 4,317 - Unknown	
Jim Gosger, L OBP: 0.429, SLG: 0.333	(1, 8) 0-3 K		(1, 8) 0-0 F1		(1, 8) 0-3 K			(1, 8) 0-0 G4-6-3 2-H 1B		(1, 8) 0-3 K	5	0	1	1	0	3	1		
Carl Yastrzemski, L OBP: 0.273, SLG: 0.400	(1, 7) 0-0 HR			(1, 7) 0-0 6-3		(1, 7) 0-0 6-3		(1, 7) 0-0 G4-6-3 1-2		(1, 7) 0-0 F8	5	1	1	1	0	0	2		
Tony Conigliaro, R OBP: 0.333, SLG: 0.188	(1, 9) 0-3 K			(1, 9) 4-0 BB 1B BB		(1, 9) 0-0 F3		(1, 9) 0-0 6-3		(1, 9) 0-0 6-3	3	0	0	0	1	1	0		
George Scott, R OBP: 0.412, SLG: 0.385	(1, 5)	(1, 5) 4-0 BB		(1, 5) 0-3 K		(1, 5) 0-0 5-3				(1, 5) 0-0 1B 1B	3	0	1	0	1	1	1		
Tony Horton, R OBP: 0.158, SLG: 0.158	(1, 3) 0-0 F8			(1, 3) 0-0 BB 1B			(1, 3) 0-0 F3			(1, 3) 0-3 K	4	0	1	0	0	1	2		
Rico Petrocelli, R OBP: 0.300, SLG: 0.067	(1, 6) 0-3 K			(1, 6) 4-0 1-2 2-3 BB			(1, 6) 0-3 K			(1, 6) 0-0 1B	3	0	1	0	1	2	1		
Mike Ryan, R OBP: 0.263, SLG: 0.389	(1, 2) 0-0 6-3			(1, 2) 0-0 F8			(1, 2) 0-3 K			(1, 2) 0-0 1-3	4	0	0	0	0	1	6		
Dick Stigman, R Lenny Green, L Dick Radatz, R	(1, 1) (8, PH) (8, 1)			(1, 1) 0-3 K			(1, 1) 0-3 K			(1, 1) 0-3 1B 2B	2	0	0	0	0	2	0		
<b>Inning Stats</b>	R: 1 E: 0 K: 3 S: 10	H: 1 LOB: 0 BB: 0 P: 10	R: 0 E: 0 K: 1 S: 5	H: 0 LOB: 1 BB: 1 P: 9	R: 0 E: 0 K: 2 S: 7	H: 0 LOB: 0 BB: 0 P: 7	R: 0 E: 0 K: 3 S: 9	H: 0 LOB: 0 BB: 0 P: 9	R: 0 E: 0 K: 2 S: 7	H: 0 LOB: 0 BB: 0 P: 7	R: 1 E: 0 K: 1 S: 6	H: 2 LOB: 0 BB: 0 P: 6	R: 0 E: 0 K: 1 S: 7	H: 2 LOB: 2 BB: 0 P: 7	R: 0 E: 0 K: 2 S: 7	H: 0 LOB: 1 BB: 0 P: 8	1B: 4 2B: 1 3B: 0 HR: 1		SF: 0 SAC: 0 DP: 1 HBP: 1
<b>PITCHER</b>	IP WLS BF H R ER SO BB IBB HBP BLK WP HR S P ERA WHIP	IP WLS BF H R ER SO BB IBB HBP BLK WP HR S P ERA WHIP	IP WLS BF H R ER SO BB IBB HBP BLK WP HR S P ERA WHIP	IP WLS BF H R ER SO BB IBB HBP BLK WP HR S P ERA WHIP	IP WLS BF H R ER SO BB IBB HBP BLK WP HR S P ERA WHIP	IP WLS BF H R ER SO BB IBB HBP BLK WP HR S P ERA WHIP	IP WLS BF H R ER SO BB IBB HBP BLK WP HR S P ERA WHIP	IP WLS BF H R ER SO BB IBB HBP BLK WP HR S P ERA WHIP	IP WLS BF H R ER SO BB IBB HBP BLK WP HR S P ERA WHIP	IP WLS BF H R ER SO BB IBB HBP BLK WP HR S P ERA WHIP	IP WLS BF H R ER SO BB IBB HBP BLK WP HR S P ERA WHIP	IP WLS BF H R ER SO BB IBB HBP BLK WP HR S P ERA WHIP	IP WLS BF H R ER SO BB IBB HBP BLK WP HR S P ERA WHIP	IP WLS BF H R ER SO BB IBB HBP BLK WP HR S P ERA WHIP	IP WLS BF H R ER SO BB IBB HBP BLK WP HR S P ERA WHIP	IP WLS BF H R ER SO BB IBB HBP BLK WP HR S P ERA WHIP	IP WLS BF H R ER SO BB IBB HBP BLK WP HR S P ERA WHIP	IP WLS BF H R ER SO BB IBB HBP BLK WP HR S P ERA WHIP	
Gary Bell, R ERA: 2.45	(1, 1) 7.1																		
Bob Allen, L ERA:	(8, 1) 2.2																		

**Boston Red Sox @ Cleveland Indians**  
 Cleveland Municipal Stadium, Cleveland, OH  
 Sat Apr 16 1966, 3:33 AM EST  
 Att: 4,317 - Unknown

AB 35  
 R 2  
 H 6  
 RBI 2  
 BB 3  
 SO 16  
 LOB 14



Batter	1	2	3	4	5	6	7	8	9	10	AB	R	H	RBI	BB	SO	LOB	BOTTOM	
Vic Davallo, L OBP: 0.500, SLG: 0.400	(1, 8) 0-3 K		(1, 8) 0-0 5-3		(1, 8) 0-0 5-3			(1, 8) 0-0 SH5-4 1-2		(1, 8) 0-0 1B 3B	4	1	1	0	0	1	0	<b>Boston Red Sox @ Cleveland Indians</b> Cleveland Municipal Stadium, Cleveland, OH Sat Apr 16 1966, 3:33 AM EST Att: 4,317 - Unknown	
Max Alvis, R OBP: 0.588, SLG: 0.600	(1, 5) 0-0 S 2B 1B		(1, 5) 0-0 1B 2B		(1, 5) 0-3 K			(1, 5) 4-0 BB IBB		(1, 5) 4-0 1B IBB	3	2	2	0	2	1	0		
Jim Landis, R OBP: 0.857, SLG: 1.200	(1, 7) 0-0 WP 1-H 2B		(1, 7) 4-0 1B BB			(1, 7) 0-3 K		(1, 7) 4-0 1-2 2-3 BB		(1, 7) 0-0 1B	3	0	2	2	2	1	0		
Rocky Colavito, R OBP: 0.400, SLG: 0.400	(1, 9) 0-0 5-3		(1, 9) 0-0 1-3 2-H 1B			(1, 9) 0-0 6-3		(1, 9) 0-3 K		(1, 9) 0-0 1B	4	0	1	1	0	1	4		
Chuck Hinton, R Fred Whitfield, L Chico Salmon, R	(1, 3) (8, PH) (9, 3)		(1, 3) 0-0 F9		(1, 3) 0-0 F8			(1, 3) 0-0 F8		(1, 3) 0-0 F2	3	0	0	0	0	0	2		
Pedro Gonzalez, R OBP: 0.357, SLG: 0.357	(1, 4)			(1, 4) 0-0 E5 G1-4-3 1B			(1, 4) 0-0 6-3			(1, 4) 0-0 4-3	4	0	1	0	0	0	0		
Larry Brown, R OBP: 0.143, SLG: 0.077 Dick Howser, R	(1, 6) (9, PR) (10, 6)		(1, 6) 0-0 G6-4-3 1-2		(1, 6) 0-0 G1-4-3 1-2			(1, 6) 0-0 5-3		(1, 6) 0-0 CS 1B	4	0	1	0	0	0	2		
Joe Azcue, R	(1, 2)		(1, 2) 4-0 1-3 BB		(1, 2) 0-0 1-3			(1, 2) 0-0 3-1		(1, 2) 0-3 K	3	0	0	0	1	1	1		
Gary Bell, R Bob Allen, L Bill Davis, L	(1, 1) (8, 1) (10, PH)		(1, 1) 0-0 F9			(1, 1) 0-3 K		(1, 1) 4-0 BB SH5-4 BB		(1, 1) 0-0 F3	2	0	0	0	0	1	1		
<b>Inning Stats</b>	R: 1 E: 0 K: 1 S: 7	H: 2 LOB: 1 BB: 0 P: 7	R: 0 E: 0 K: 0 S: 3	H: 1 LOB: 1 BB: 1 P: 7	R: 1 E: 0 K: 0 S: 4	H: 2 LOB: 1 BB: 1 P: 8	R: 0 E: 1 K: 0 S: 3	H: 0 LOB: 0 BB: 0 P: 3	R: 0 E: 0 K: 2 S: 5	H: 0 LOB: 0 BB: 0 P: 5	R: 0 E: 0 K: 1 S: 5	H: 0 LOB: 3 BB: 3 P: 17	R: 0 E: 0 K: 1 S: 5	H: 1 LOB: 1 BB: 0 P: 5	R: 1 E: 0 K: 0 S: 3	H: 2 LOB: 2 BB: 1 P: 7	1B: 5 2B: 2 3B: 1 HR: 0		SF: 0 SAC: 1 DP: 2 HBP: 0
<b>PITCHER</b>	IP WLS BF H R ER SO BB IBB HBP BLK WP HR S P ERA WHIP	IP WLS BF H R ER SO BB IBB HBP BLK WP HR S P ERA WHIP	IP WLS BF H R ER SO BB IBB HBP BLK WP HR S P ERA WHIP	IP WLS BF H R ER SO BB IBB HBP BLK WP HR S P ERA WHIP	IP WLS BF H R ER SO BB IBB HBP BLK WP HR S P ERA WHIP	IP WLS BF H R ER SO BB IBB HBP BLK WP HR S P ERA WHIP	IP WLS BF H R ER SO BB IBB HBP BLK WP HR S P ERA WHIP	IP WLS BF H R ER SO BB IBB HBP BLK WP HR S P ERA WHIP	IP WLS BF H R ER SO BB IBB HBP BLK WP HR S P ERA WHIP	IP WLS BF H R ER SO BB IBB HBP BLK WP HR S P ERA WHIP	IP WLS BF H R ER SO BB IBB HBP BLK WP HR S P ERA WHIP	IP WLS BF H R ER SO BB IBB HBP BLK WP HR S P ERA WHIP	IP WLS BF H R ER SO BB IBB HBP BLK WP HR S P ERA WHIP	IP WLS BF H R ER SO BB IBB HBP BLK WP HR S P ERA WHIP	IP WLS BF H R ER SO BB IBB HBP BLK WP HR S P ERA WHIP	IP WLS BF H R ER SO BB IBB HBP BLK WP HR S P ERA WHIP	IP WLS BF H R ER SO BB IBB HBP BLK WP HR S P ERA WHIP	IP WLS BF H R ER SO BB IBB HBP BLK WP HR S P ERA WHIP	
Dick Stigman, L ERA: 2.57	(1, 1) 7.0																		
Dick Radatz, R ERA: 2.45	(8, 1) 2.1																		

**Boston Red Sox @ Cleveland Indians**  
 Cleveland Municipal Stadium, Cleveland, OH  
 Sat Apr 16 1966, 3:33 AM EST  
 Att: 4,317 - Unknown

AB 32  
 R 3  
 H 8  
 RBI 3  
 BB 6  
 SO 6  
 LOB 13





Batter	1	2	3	4	5	6	7	8	9	AB	R	H	RBI	BB	SO	LOB	TOP					
Lenny Green, L OBP: 0.625, SLG: 0.600 (1, 8)	F7		1B							3	0	1	0	1	1	0	<b>Boston Red Sox @ Cleveland Indians</b> Cleveland Municipal Stadium, Cleveland, OH Sun Apr 17 1966, 3:33 AM EST Att: 18,546 - Unknown					
Eddie Kasko, R (1, 5)	F2		BB							3	0	0	0	1	0	1						
Carl Yastrzemski, L OBP: 0.289, SLG: 0.375 (1, 7)	F7		L3							4	0	1	0	0	0	2						
Tony Conigliaro, R OBP: 0.360, SLG: 0.211 (1, 9)		5-3		1B						3	0	1	0	1	0	0						
George Scott, R OBP: 0.429, SLG: 0.412 (1, 3)				BB						4	0	2	0	0	0	2						
Rico Petrocelli, R OBP: 0.250, SLG: 0.053 (1, 6)	F8			1B						4	0	0	0	0	1	4						
George Smith, R OBP: 0.318, SLG: 0.211 (1, 4)	K									4	0	1	0	0	2	5						
Mike Ryan, R OBP: 0.261, SLG: 0.364 (1, 2)			1B							4	0	1	0	0	2	4						
Earl Wilson, R OBP: 0.400, SLG: 0.250 Guido Grilli, L (5, 1)			K							2	0	0	0	0	2	1						
Jim Gosger, L OBP: 0.400, SLG: 0.308 Bob Sadowski, R (7, 1)										0	0	0	0	0	0	0						
Dalton Jones, L (9, PH)										1	0	0	0	0	0	1						
<b>Inning Stats</b>	R: 0 E: 0 K: 0 S: 3	H: 0 LOB: 0 BB: 0 P: 3	R: 0 E: 0 K: 1 S: 6	H: 1 LOB: 1 BB: 0 P: 6	R: 0 E: 0 K: 1 S: 6	H: 2 LOB: 2 BB: 1 P: 10	R: 0 E: 0 K: 1 S: 5	H: 1 LOB: 1 BB: 1 P: 9	R: 0 E: 0 K: 1 S: 5	H: 0 LOB: 1 BB: 1 P: 9	R: 0 E: 1 K: 2 S: 10	H: 2 LOB: 3 BB: 0 P: 10	R: 0 E: 0 K: 2 S: 7	H: 0 LOB: 0 BB: 0 P: 7	R: 0 E: 0 K: 0 S: 3	H: 0 LOB: 0 BB: 0 P: 3	R: 0 E: 0 K: 1 S: 6	H: 1 LOB: 1 BB: 0 P: 6	1B: 7 2B: 0 3B: 0 HR: 0	SF: 0 SAC: 0 DP: 0 HBP: 0	WP: 0 PB: 0 SB: 0 CS: 0	PA: 36
<b>PITCHER</b> Luis Tiant, R ERA:	IP: 9.0 WLS: W BF: 36 H: 7 R: 0 ER: 0 SO: 9 BB: 3 IBB: 0 HBP: 0 BLK: 0 WP: 0 HR: 0 S: 51 P: 63 ERA: 0.00 WHIP: 1.111											<b>PITCHER</b>	IP: WLS: BF: H: R: ER: SO: BB: IBB: HBP: BLK: WP: HR: S: P: ERA: WHIP:									

AB 33  
R 0  
H 7  
RBI 0  
BB 3  
SO 9  
LOB 20



Batter	1	2	3	4	5	6	7	8	9	AB	R	H	RBI	BB	SO	LOB	BOTTOM			
Vic Davallilo, L OBP: 0.450, SLG: 0.357 (1, 8)	K		3-1							4	1	1	0	0	1	0	<b>Boston Red Sox @ Cleveland Indians</b> Cleveland Municipal Stadium, Cleveland, OH Sun Apr 17 1966, 3:33 AM EST Att: 18,546 - Unknown			
Max Alvis, R OBP: 0.571, SLG: 0.579 (1, 5)	3-1			1B						4	0	2	1	0	0	0				
Leon Wagner, L OBP: 0.200, SLG: 0.154 (1, 7)	F7			HR						4	1	1	0	0	1	1				
Rocky Colavito, R OBP: 0.421, SLG: 0.556 (1, 9)		5-3		HR						3	2	1	2	1	0	0				
Bill Davis, L OBP: 0.286, SLG: 0.200 Chuck Hinton, R OBP: 0.417, SLG: 0.222 (6, PH) (7, 3)		G5-3		F3						1	0	0	0	1	0	0				
Pedro Gonzalez, R OBP: 0.389, SLG: 0.389 (1, 4)		BB		F4						2	1	2	1	0	0	0				
Larry Brown, R OBP: 0.111, SLG: 0.059 (1, 6)		1B		F4						4	0	2	0	0	0	2				
Duke Sims, L OBP: 0.250, SLG: 0.571 (1, 2)		G5-3								4	0	0	0	0	0	4				
Luis Tiant, R (1, 1)			K							3	1	1	1	0	2	0				
			F8							3	0	0	0	0	1	0				
<b>Inning Stats</b>	R: 0 E: 0 K: 1 S: 5	H: 0 LOB: 0 BB: 0 P: 5	R: 0 E: 0 K: 0 S: 3	H: 1 LOB: 1 BB: 1 P: 7	R: 0 E: 0 K: 1 S: 5	H: 0 LOB: 0 BB: 0 P: 5	R: 2 E: 0 K: 0 S: 5	H: 3 LOB: 0 BB: 0 P: 5	R: 2 E: 0 K: 1 S: 8	H: 3 LOB: 1 BB: 0 P: 8	R: 0 E: 0 K: 0 S: 3	H: 1 LOB: 1 BB: 1 P: 7	R: 0 E: 0 K: 2 S: 7	H: 0 LOB: 0 BB: 0 P: 7	R: 2 E: 3 K: 0 S: 6	H: 2 LOB: 1 BB: 0 P: 6	1B: 8 2B: 0 3B: 0 HR: 2	SF: 0 SAC: 0 DP: 1 HBP: 0	WP: 0 PB: 0 SB: 2 CS: 0	PA: 34
<b>PITCHER</b> Earl Wilson, R ERA: 5.68 Guido Grilli, L ERA: Bob Sadowski, R ERA:	IP: 4.2 WLS: L BF: 20 H: 7 R: 4 ER: 4 SO: 2 BB: 1 IBB: 0 HBP: 0 BLK: 0 WP: 0 HR: 2 S: 23 P: 27 ERA: 7.71 WHIP: 1.714											<b>PITCHER</b>	IP: WLS: BF: H: R: ER: SO: BB: IBB: HBP: BLK: WP: HR: S: P: ERA: WHIP:							

AB 32  
R 6  
H 10  
RBI 5  
BB 2  
SO 5  
LOB 7





Batter	1	2	3	4	5	6	7	8	9	AB	R	H	RBI	BB	SO	LOB	TOP					
<b>Bobby Richardson, R</b> OBP: 0.400, SLG: 0.370 (1.4)										5	0	2	0	0	1	0	<b>New York Yankees @ Cleveland Indians</b> Cleveland Municipal Stadium, Cleveland, OH Tue Apr 19 1966, 6:05 PM EST Att: 6,541 - Unknown					
<b>Roy White, S</b> OBP: 0.688, SLG: 0.909 (1.8)										4	1	3	1	0	0	1						
<b>Roger Maris, L</b> OBP: 0.280, SLG: 0.100 (1.9)										3	0	1	0	1	1	3						
<b>Tom Tresh, S</b> OBP: 0.310, SLG: 0.321 (1.5)										4	0	0	0	0	3	8						
<b>Clete Boyer, R</b> OBP: 0.214, SLG: 0.250 (1.6)										2	0	0	0	2	1	2						
<b>Joe Pepitone, L</b> OBP: 0.345, SLG: 0.519 (1.3)										4	0	0	0	0	0	3						
<b>Elston Howard, R</b> OBP: 0.167, SLG: 0.261 (1.2)										4	0	0	0	0	2	2						
<b>Lou Clinton, R</b> OBP: 0.444, SLG: 0.429 (1.7)										3	0	1	0	1	0	0						
<b>Mel Stottlemyre, R</b> (7, PH)										2	0	0	0	0	2	2						
<b>Mickey Mantle, S</b> OBP: 0.284, SLG: 0.267 (7, PH)										1	0	0	0	0	1	0						
<b>Hal Reniff, R</b> (8, PH)										0	0	0	0	0	0	0						
<b>Hector Lopez, R</b> (9, PH)										1	0	0	0	0	1	0						
<b>Inning Stats</b>	R: 0 E: 0 K: 2 S: 8	H: 1 LOB: 2 BB: 1 P: 12	R: 0 E: 0 K: 2 S: 8	H: 1 LOB: 1 BB: 0 P: 8	R: 0 E: 0 K: 1 S: 6	H: 2 LOB: 1 BB: 0 P: 6	R: 0 E: 0 K: 0 S: 3	H: 0 LOB: 0 BB: 0 P: 3	R: 0 E: 0 K: 3 S: 11	H: 2 LOB: 3 BB: 1 P: 15	R: 0 E: 0 K: 0 S: 2	H: 0 LOB: 0 BB: 1 P: 6	R: 0 E: 0 K: 1 S: 5	H: 0 LOB: 0 BB: 0 P: 5	R: 1 E: 2 K: 2 S: 9	H: 1 LOB: 2 BB: 1 P: 13	R: 0 E: 0 K: 1 S: 5	H: 0 LOB: 0 BB: 0 P: 5	1B: 6 2B: 0 3B: 0 HR: 1	SF: 0 SAC: 0 DP: 2 HBP: 0	WP: 0 PB: 0 SB: 1 CS: 0	PA: 37
<b>PITCHER</b> <b>Sam McDowell, L</b> ERA: 2.78 (1.1)	IP: 9.0 WLS: W BF: 37 H: 7 R: 1 ER: 1 SO: 12 BB: 4 IBB: 0 HBP: 0 BLK: 0 WP: 0 HR: 1 S: 57 P: 73 ERA: 1.00 WHIP: 1.222															<b>PITCHER</b>						

Batter	1	2	3	4	5	6	7	8	9	AB	R	H	RBI	BB	SO	LOB	BOTTOM			
<b>Vic Davallilo, L</b> OBP: 0.375, SLG: 0.278 (1.8)										4	0	0	0	0	0	1	<b>New York Yankees @ Cleveland Indians</b> Cleveland Municipal Stadium, Cleveland, OH Tue Apr 19 1966, 6:05 PM EST Att: 6,541 - Unknown			
<b>Max Alvis, R</b> OBP: 0.480, SLG: 0.478 (1.5)										4	0	0	0	0	2	0				
<b>Leon Wagner, L</b> OBP: 0.263, SLG: 0.235 (1.7)										4	1	2	0	0	0	0				
<b>Rocky Colavito, R</b> OBP: 0.478, SLG: 0.550 (1.9)										2	1	1	0	2	1	0				
<b>Fred Whitfield, L</b> OBP: 0.500, SLG: 1.250 (1.3)										3	1	2	3	0	0	2				
<b>Pedro Gonzalez, R</b> OBP: 0.333, SLG: 0.333 (1.4)										3	0	0	0	0	1	3				
<b>Larry Brown, R</b> OBP: 0.095, SLG: 0.050 (1.6)										3	0	0	0	0	1	2				
<b>Del Crandall, R</b> (1.2)										3	0	0	0	0	0	2				
<b>Sam McDowell, L</b> OBP: 0.286, SLG: 0.286 (1.1)										3	0	1	0	0	1	0				
<b>Inning Stats</b>	R: 0 E: 0 K: 0 S: 3	H: 0 LOB: 0 BB: 0 P: 3	R: 0 E: 0 K: 1 S: 6	H: 1 LOB: 2 BB: 1 P: 10	R: 0 E: 0 K: 2 S: 7	H: 0 LOB: 0 BB: 0 P: 7	R: 3 E: 0 K: 0 S: 5	H: 2 LOB: 0 BB: 1 P: 9	R: 0 E: 0 K: 0 S: 4	H: 2 LOB: 1 BB: 0 P: 4	R: 0 E: 0 K: 1 S: 6	H: 1 LOB: 1 BB: 0 P: 6	R: 0 E: 0 K: 2 S: 7	H: 0 LOB: 0 BB: 0 P: 7	R: 0 E: 0 K: 2 S: 7	H: 0 LOB: 0 BB: 0 P: 7		1B: 5 2B: 0 3B: 0 HR: 1	SF: 0 SAC: 0 DP: 1 HBP: 0	WP: 0 PB: 1 SB: 0 CS: 0
<b>PITCHER</b> <b>Mel Stottlemyre, R</b> ERA: 2.77 (7, 1)	IP: 6.0 WLS: L BF: 24 H: 5 R: 3 ER: 3 SO: 3 BB: 2 IBB: 0 HBP: 0 BLK: 0 WP: 0 HR: 1 S: 28 P: 36 ERA: 4.50 WHIP: 1.167															<b>PITCHER</b>				
<b>Hal Reniff, R</b> (7, 1)	IP: 2.0 WLS: 7 BF: 1 H: 0 R: 0 ER: 0 SO: 3 BB: 0 IBB: 0 HBP: 0 BLK: 0 WP: 0 HR: 0 S: 13 P: 13 ERA: 0.00 WHIP: 0.500															<b>PITCHER</b>				



Batter	1	2	3	4	5	6	7	8	9	AB	R	H	RBI	BB	SO	LOB	TOP				
<b>Bobby Richardson, R</b> OBP: 0.382, SLG: 0.355 (1, 4)	F5							F8		4	0	1	0	0	0	0	<b>New York Yankees @ Cleveland Indians</b> Cleveland Municipal Stadium, Cleveland, OH Wed Apr 20 1966, 6:05 PM EST Att: 11,482 - Unknown - 70 F  <b>AB 30</b> <b>R 2</b> <b>H 6</b> <b>RBI 2</b> <b>BB 1</b> <b>SO 4</b> <b>LOB 6</b>				
<b>Roy White, S</b> OBP: 0.600, SLG: 0.714 <b>Roger Repoz, L</b> OBP: 0.500, SLG: 0.500 (1, 8) (8, 8)	4-0 1B SF8 BB	0-3 K			4-3			6-3		3	1	0	0	1	1	2					
<b>Roger Maris, L</b> OBP: 0.276, SLG: 0.125 (1, 9)	0-0 SF8 1B				F5			4-3		4	1	1	0	0	0	0					
<b>Tom Tresh, S</b> OBP: 0.273, SLG: 0.290 (1, 7)	0-0 SF8				4-3					3	0	0	1	0	0	0					
<b>Joe Pepitone, L</b> OBP: 0.364, SLG: 0.548 (1, 3)	0-0 2H 1B				3-1					4	0	2	1	0	0	0					
<b>Clete Boyer, R</b> OBP: 0.186, SLG: 0.214 (1, 5)	0-3 K				F6					4	0	0	0	0	2	2					
<b>Elston Howard, R</b> OBP: 0.185, SLG: 0.269 (1, 2)					6-3					3	0	1	0	0	0	0					
<b>Bobby Murcer, L</b> OBP: 0.071, SLG: 0.071 (1, 6)					F7					3	0	1	0	0	0	1					
<b>Bob Friend, R</b> <b>Steve Hamilton, L</b> <b>Pedro Ramos, S</b> (1, 1) (7, 1) (7, 1)					SH1-4					2	0	0	0	0	1	1					
<b>Inning Stats</b>	R: 2 E: 0 K: 1 S: 7	H: 2 LOB: 1 BB: 1 P: 11	R: 0 E: 0 K: 1 S: 7	H: 2 LOB: 2 BB: 0 P: 7	R: 0 E: 0 K: 0 S: 3	H: 0 LOB: 0 BB: 0 P: 3	R: 0 E: 0 K: 0 S: 3	H: 0 LOB: 0 BB: 0 P: 3	R: 0 E: 0 K: 0 S: 4	H: 1 LOB: 1 BB: 0 P: 4	R: 0 E: 0 K: 0 S: 3	H: 0 LOB: 0 BB: 0 P: 3	R: 0 E: 0 K: 1 S: 5	H: 0 LOB: 0 BB: 0 P: 5	R: 0 E: 0 K: 0 S: 3	H: 0 LOB: 0 BB: 0 P: 5	1B: 5 2B: 1 3B: 0 HR: 0	SF: 1 SAC: 1 DP: 1 HBP: 0	WP: 0 PB: 0 SB: 0 CS: 0	PA: 33	
<b>PITCHER</b>	IP	WLS	BF	H	R	ER	SO	BB	IBB	HBP	BLK	WP	HR	S	P	ERA	WHIP				
<b>Sonny Siebert, R</b> ERA: 1.8 <b>John O'Donoghue, L</b> ERA:	(1, 1) 7.0		27	6	2	2	3	1	0	0	0	0	0	32	36	2.57	1.000				
	(8, 1) 2.0	W	6	0	0	0	1	0	0	0	0	0	0	8	8	0.00	0.000				

Batter	1	2	3	4	5	6	7	8	9	AB	R	H	RBI	BB	SO	LOB	BOTTOM				
<b>Vic Davallillo, L</b> OBP: 0.393, SLG: 0.318 (1, 8)	0-0 1B									4	1	2	0	0	0	0	<b>New York Yankees @ Cleveland Indians</b> Cleveland Municipal Stadium, Cleveland, OH Wed Apr 20 1966, 6:05 PM EST Att: 11,482 - Unknown - 70 F  <b>AB 32</b> <b>R 4</b> <b>H 10</b> <b>RBI 3</b> <b>BB 1</b> <b>SO 3</b> <b>LOB 12</b>				
<b>Max Alvis, R</b> OBP: 0.448, SLG: 0.444 (1, 5)	0-0 1-2 FC6 1B									4	0	1	0	0	0	1					
<b>Leon Wagner, L</b> OBP: 0.261, SLG: 0.238 (1, 7)	0-0 F5									4	0	1	0	0	1	2					
<b>Rocky Colavito, R</b> OBP: 0.481, SLG: 0.522 (1, 9)	0-0 F3									3	2	1	0	1	0	2					
<b>Fred Whitfield, L</b> OBP: 0.375, SLG: 1.125 (1, 3)	0-0 FC6									4	1	1	2	0	0	3					
<b>Pedro Gonzalez, R</b> OBP: 0.320, SLG: 0.320 (1, 4)										4	0	1	0	0	1	0					
<b>Larry Brown, R</b> OBP: 0.130, SLG: 0.091 <b>Bill Davis, L</b> OBP: 0.286, SLG: 0.200 <b>George Banks, R</b> OBP: 0.500, SLG: 0.500 <b>John O'Donoghue, R</b> (1, 6) (7, PH) (7, PH) (8, 1)										2	0	1	0	0	0	0					
<b>Duke Sims, L</b> OBP: 0.273, SLG: 0.500 (1, 2)	0-3 K									3	0	1	0	0	1	1					
<b>Sonny Siebert, R</b> <b>Dick Howser, R</b> (1, 1) (7, PH) (8, 6)										2	0	0	0	0	0	1					
<b>Inning Stats</b>	R: 0 E: 0 K: 0 S: 5	H: 2 LOB: 2 BB: 0 P: 5	R: 0 E: 0 K: 1 S: 6	H: 1 LOB: 1 BB: 0 P: 6	R: 0 E: 0 K: 1 S: 5	H: 0 LOB: 0 BB: 0 P: 5	R: 0 E: 0 K: 0 S: 3	H: 0 LOB: 0 BB: 0 P: 3	R: 0 E: 0 K: 0 S: 3	H: 0 LOB: 0 BB: 0 P: 3	R: 1 E: 0 K: 0 S: 6	H: 4 LOB: 2 BB: 0 P: 6	R: 3 E: 1 K: 1 S: 7	H: 3 LOB: 0 BB: 1 P: 11	1B: 9 2B: 0 3B: 0 HR: 1	SF: 0 SAC: 0 DP: 0 HBP: 0	WP: 0 PB: 0 SB: 0 CS: 0	PA: 33			
<b>PITCHER</b>	IP	WLS	BF	H	R	ER	SO	BB	IBB	HBP	BLK	WP	HR	S	P	ERA	WHIP				
<b>Bob Friend, R</b> ERA: 3.48 <b>Steve Hamilton, L</b> ERA: <b>Pedro Ramos, R</b> ERA: 9.0	(1, 1) 6.1		24	5	1	1	2	0	0	0	0	0	0	28	28	1.42	0.789				
	(7, 1) 0.1	L	2	2	0	0	0	0	0	0	0	0	0	2	2	0.00	6.000				
	(7, 1) 1.1	L	7	3	3	3	1	1	0	0	0	0	1	8	12	20.25	3.000				



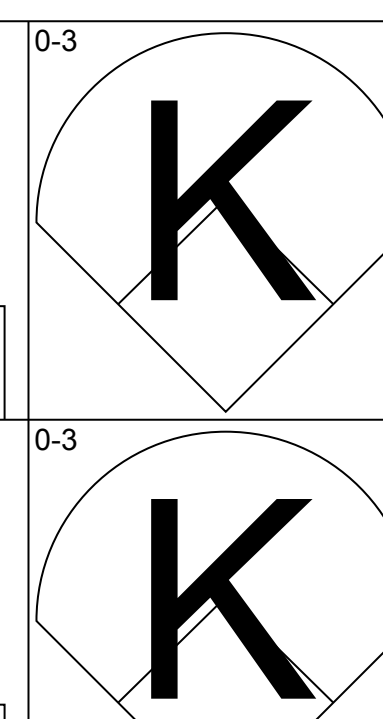
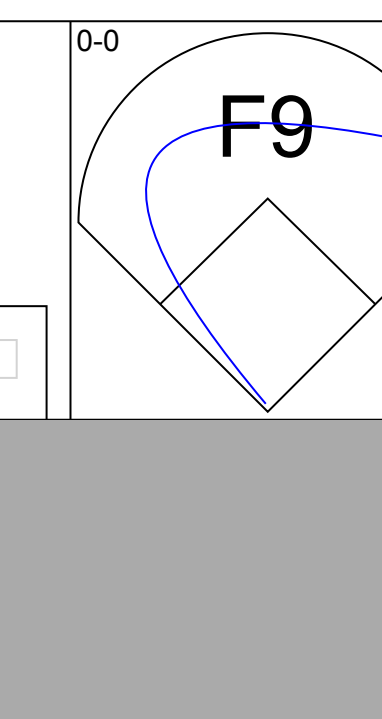
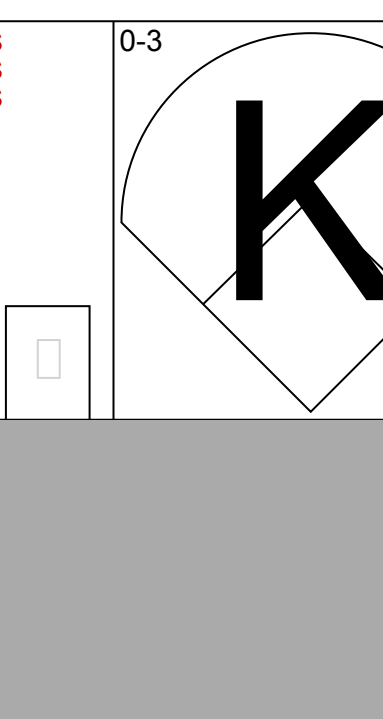
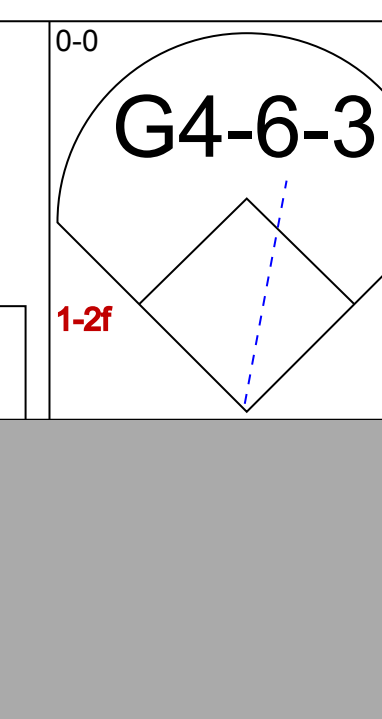

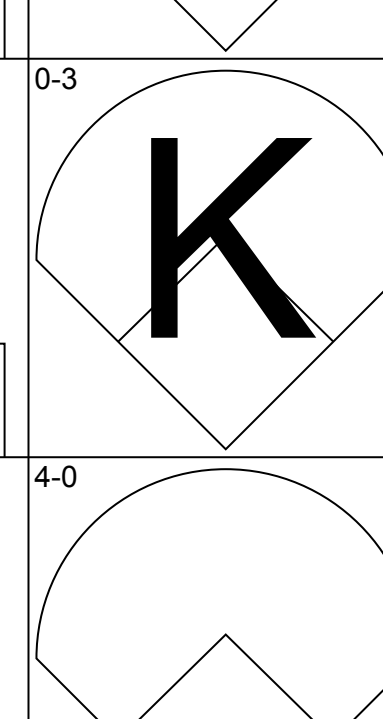
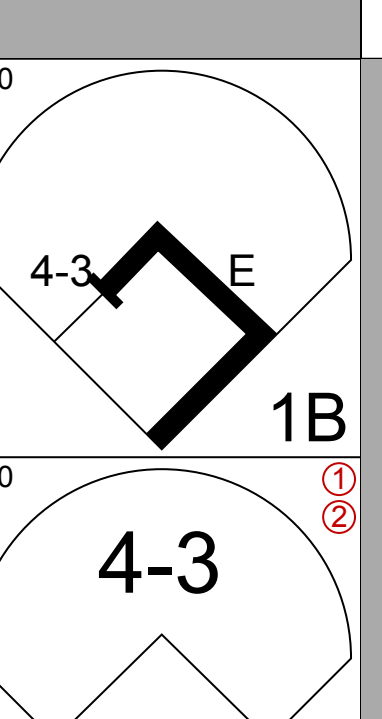
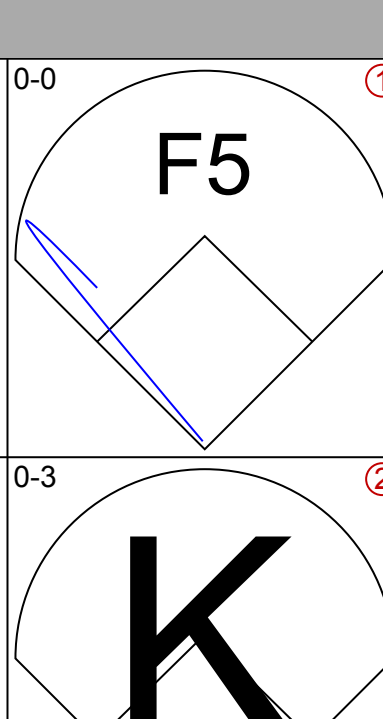
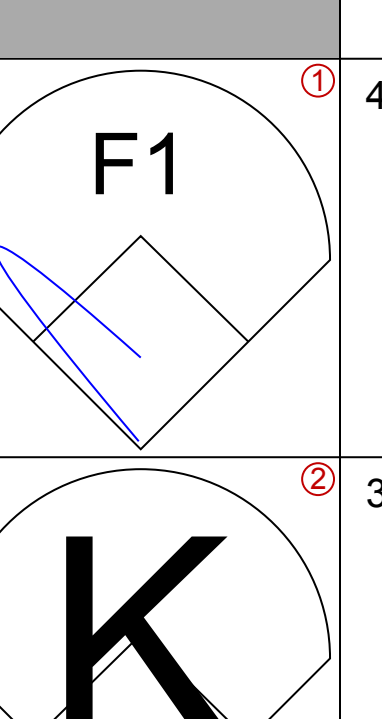
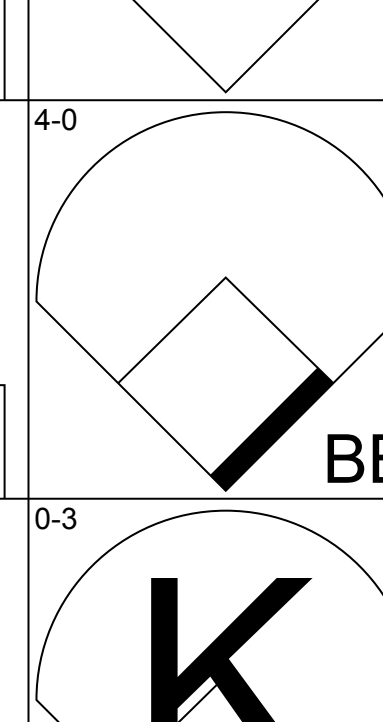
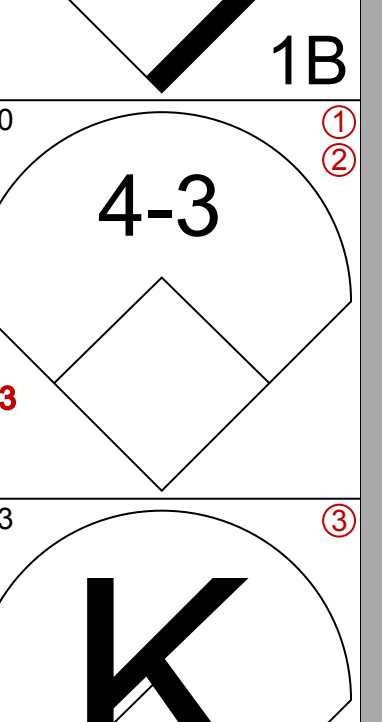
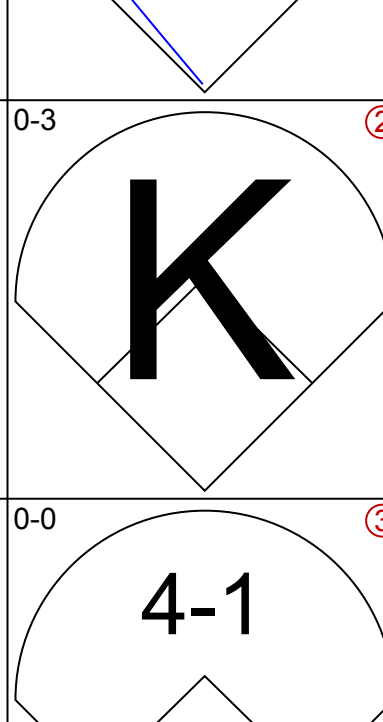
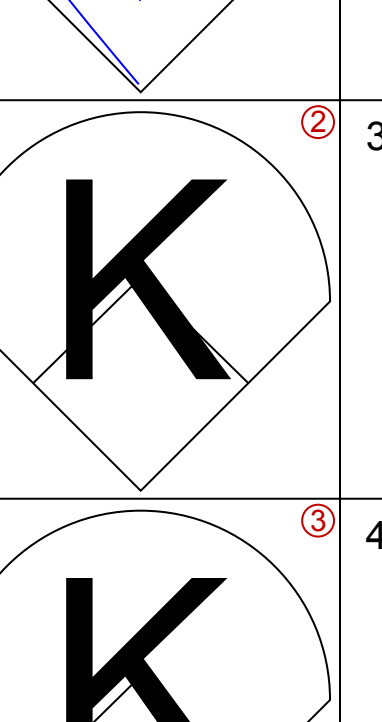
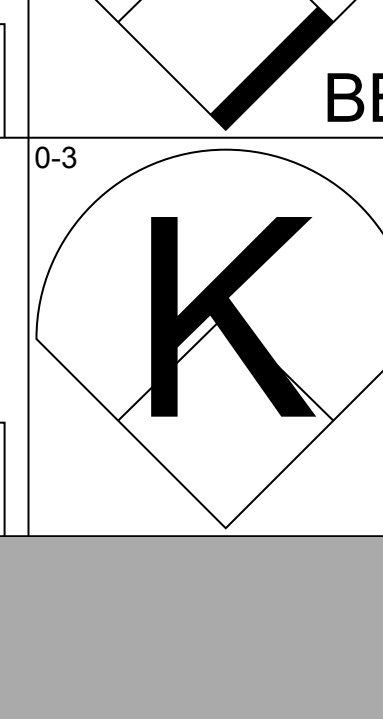

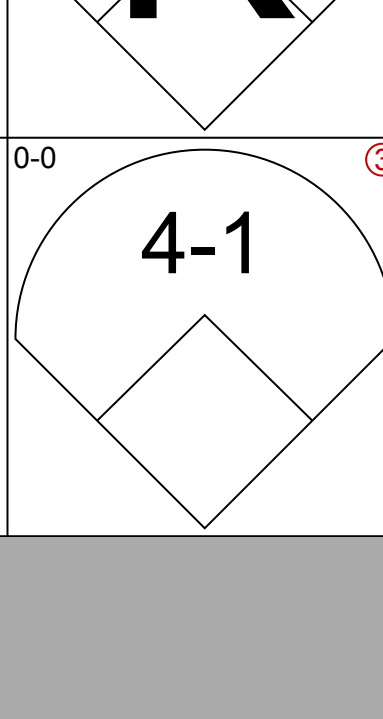
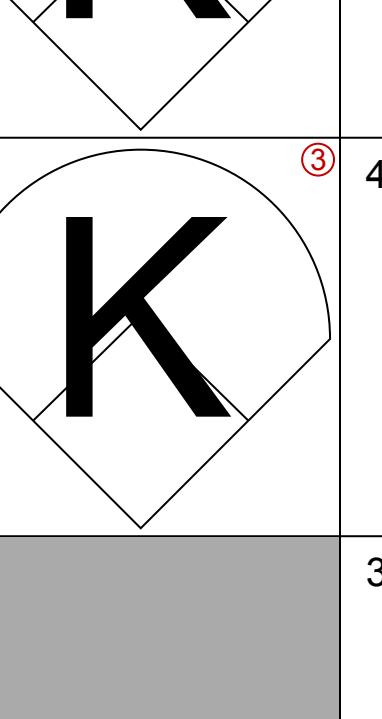
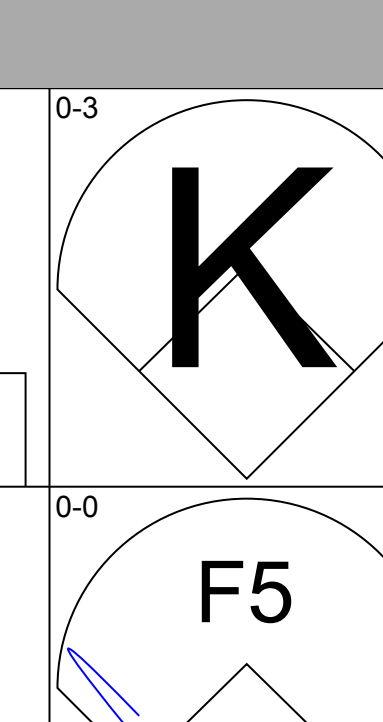
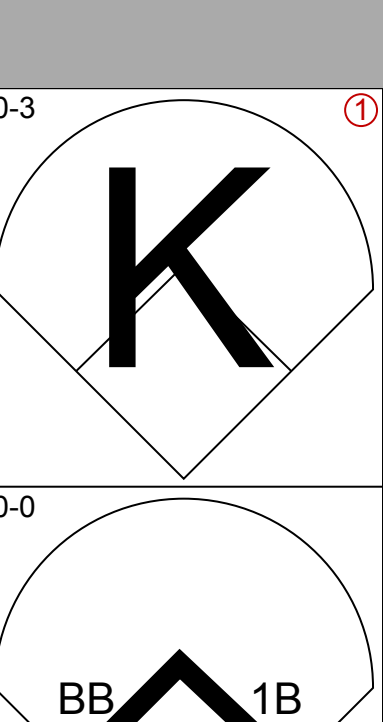
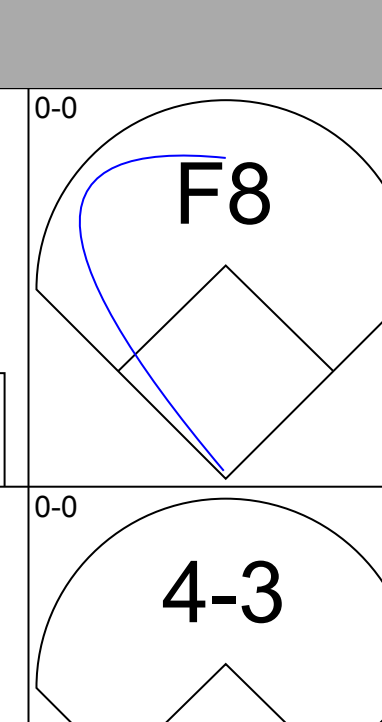
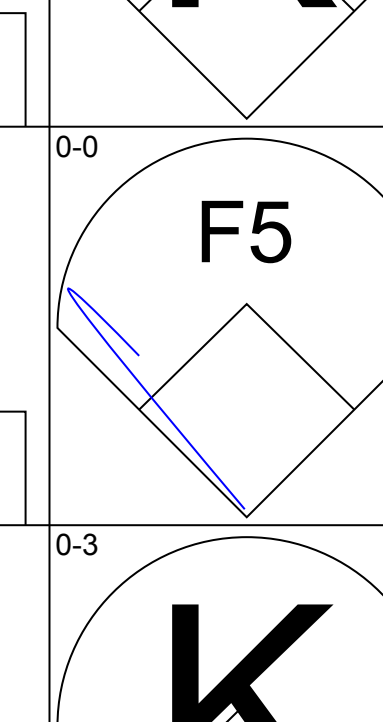
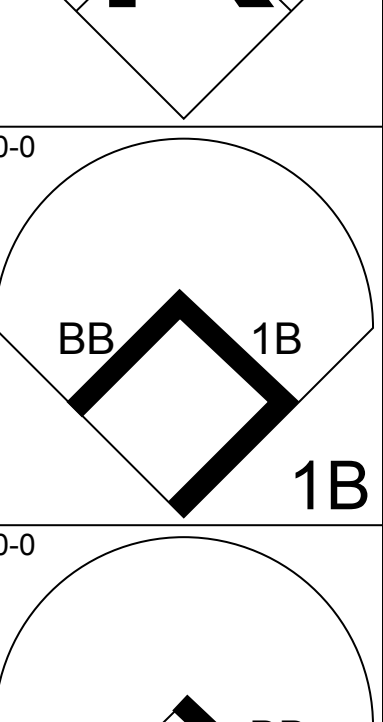
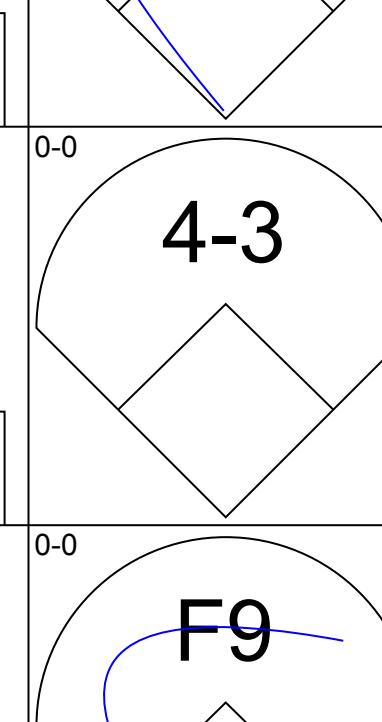
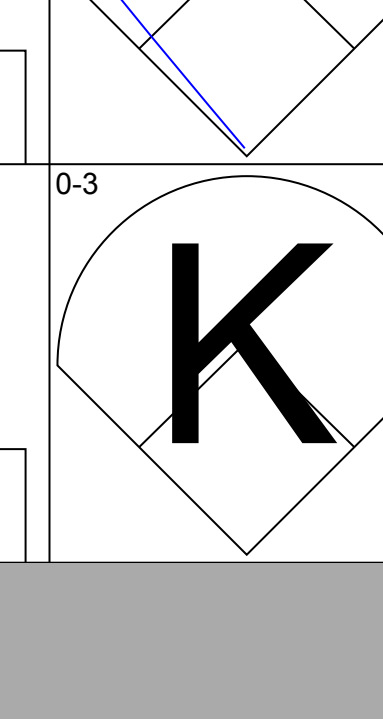
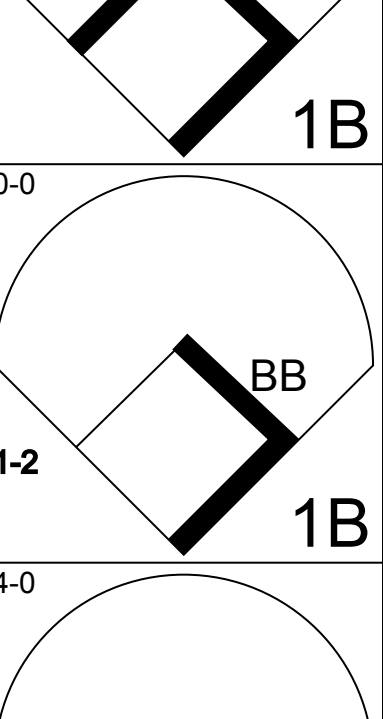
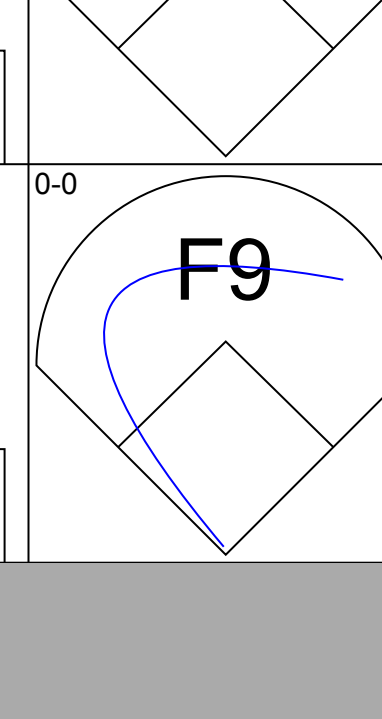
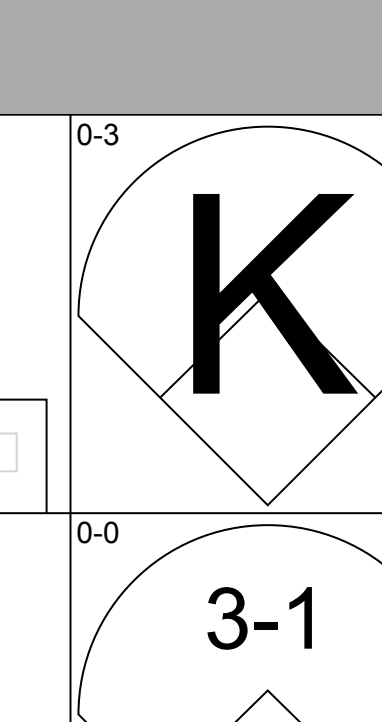
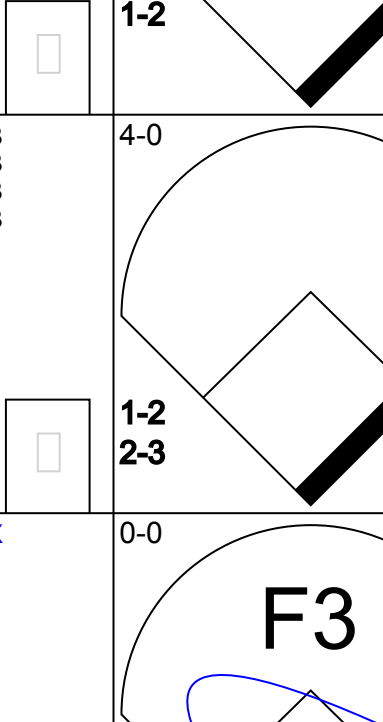
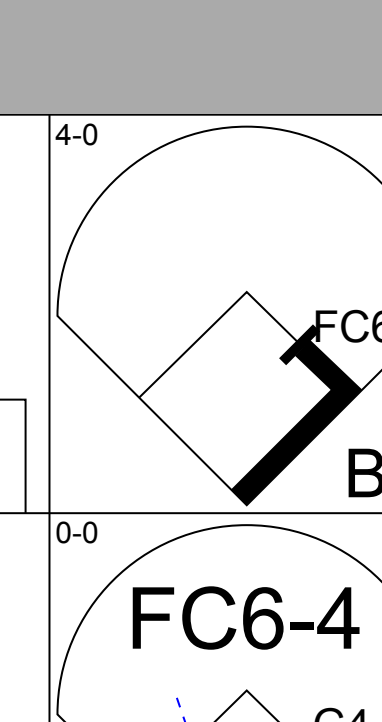
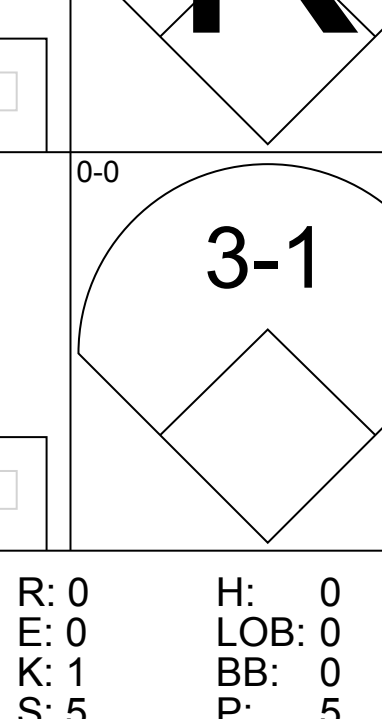
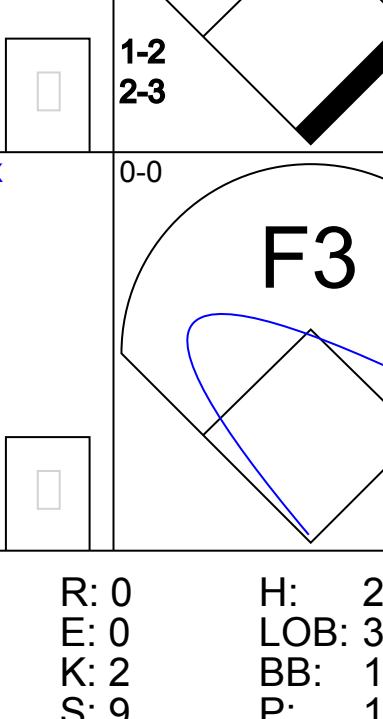
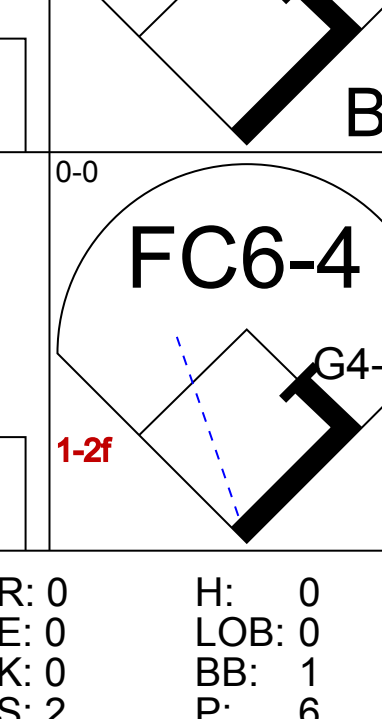
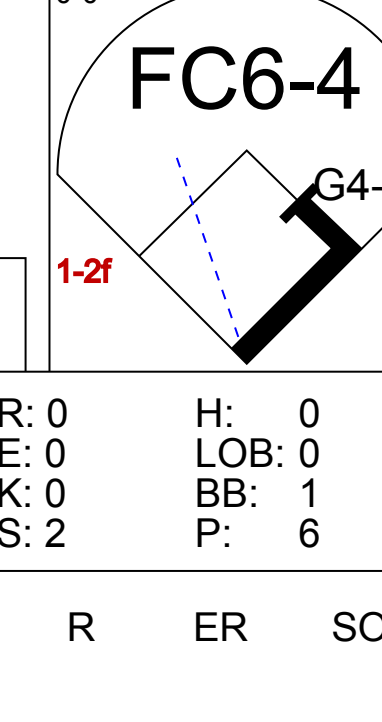


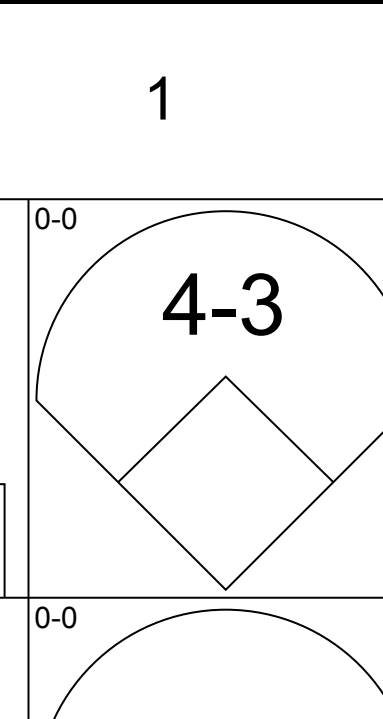
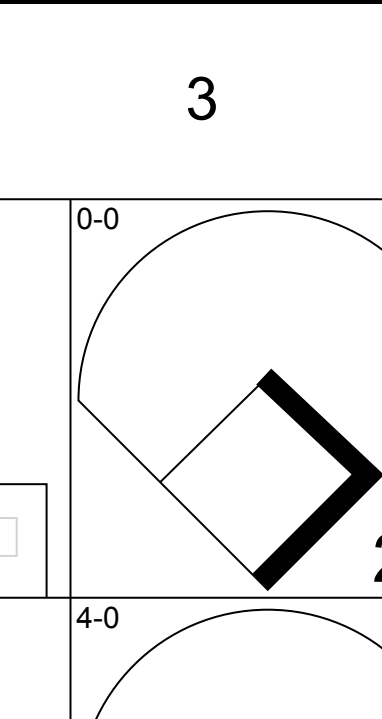
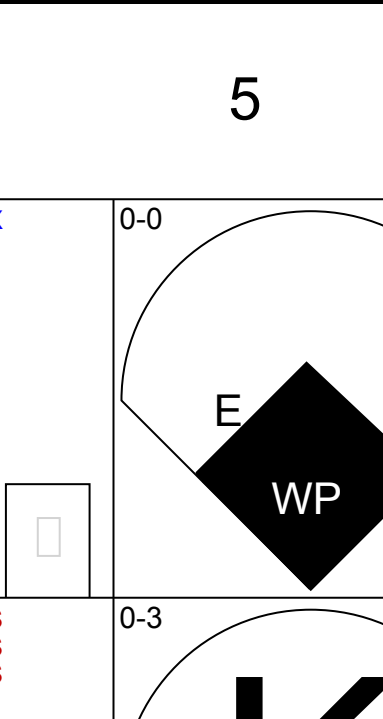
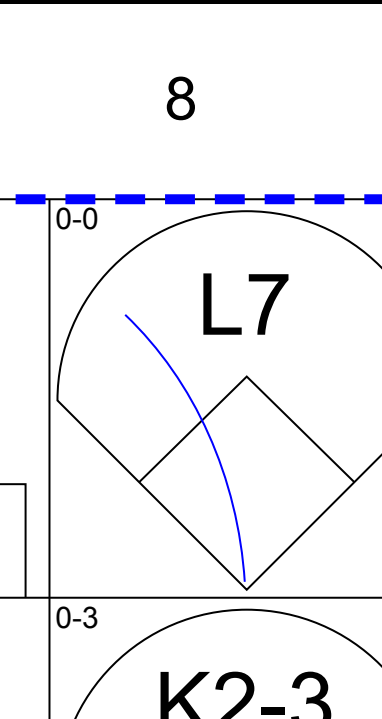

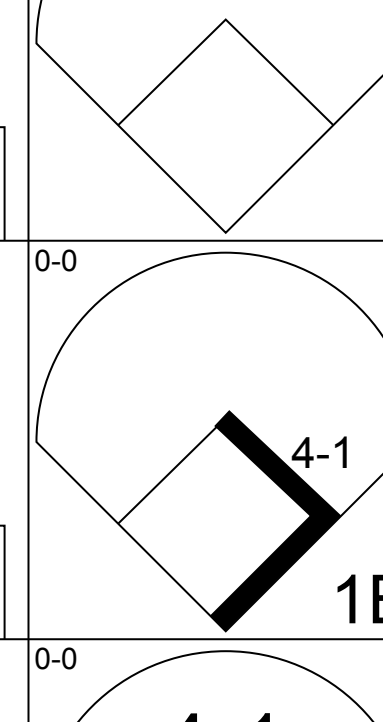
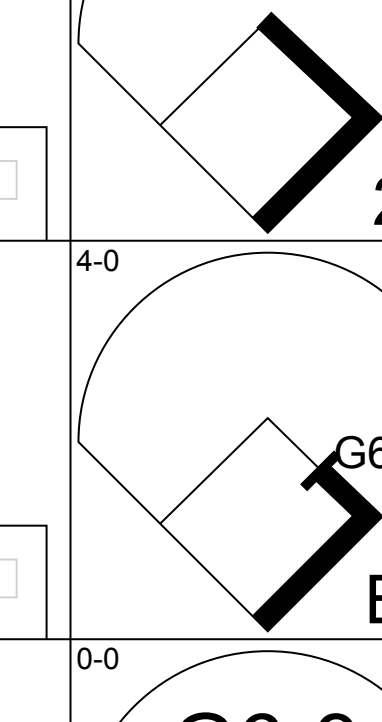
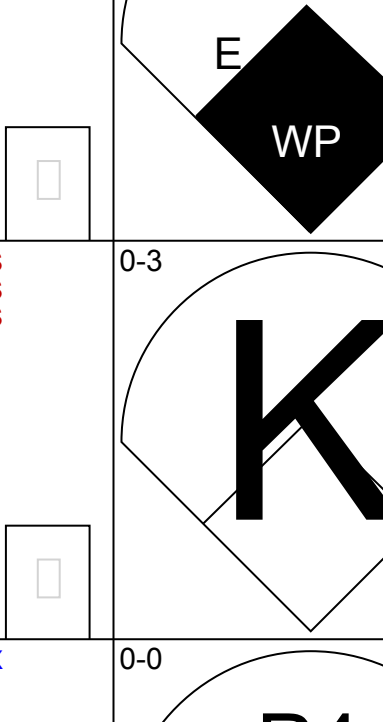
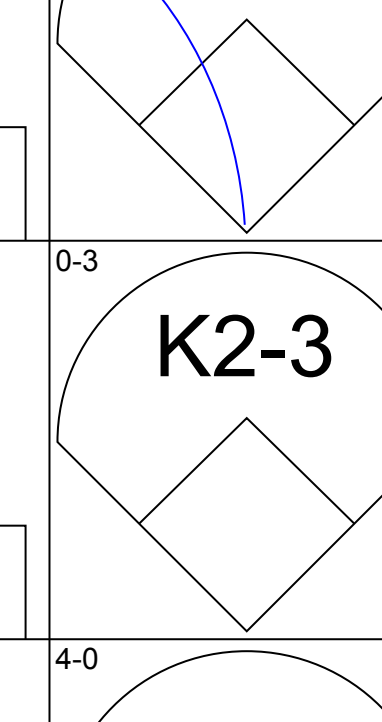
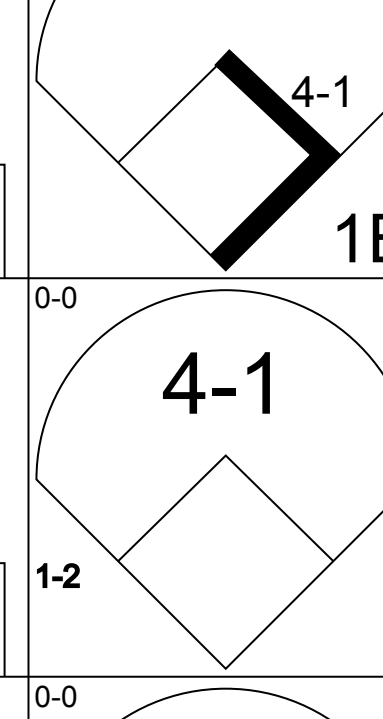
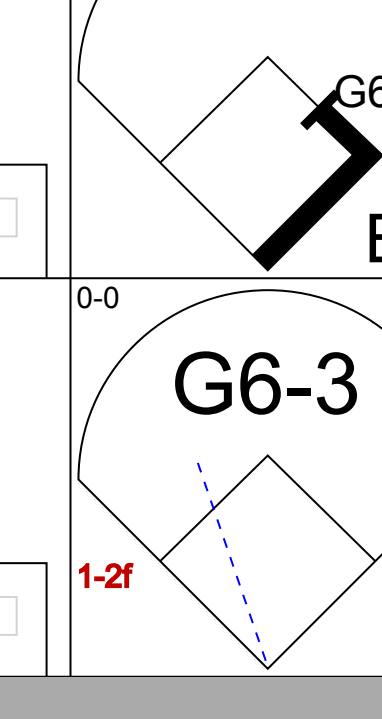
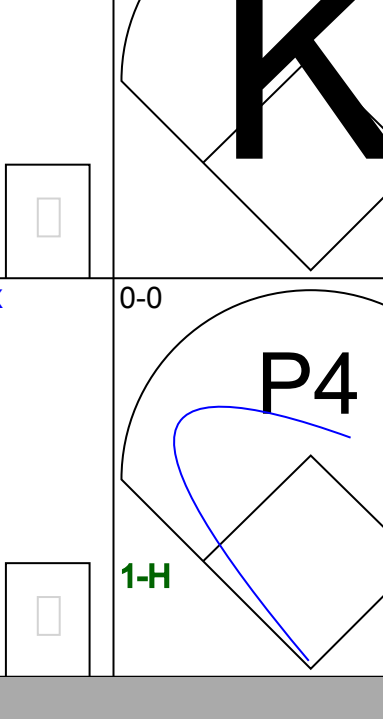
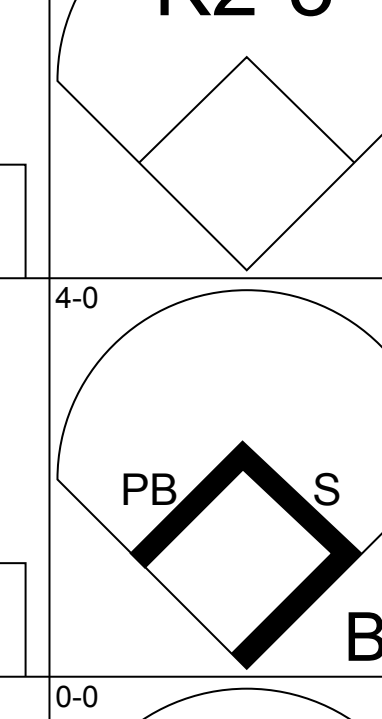
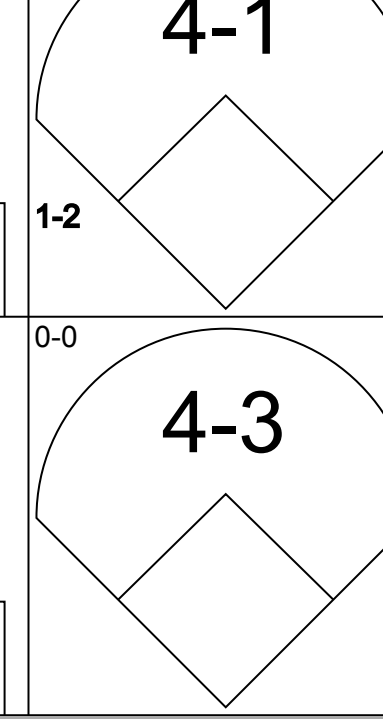
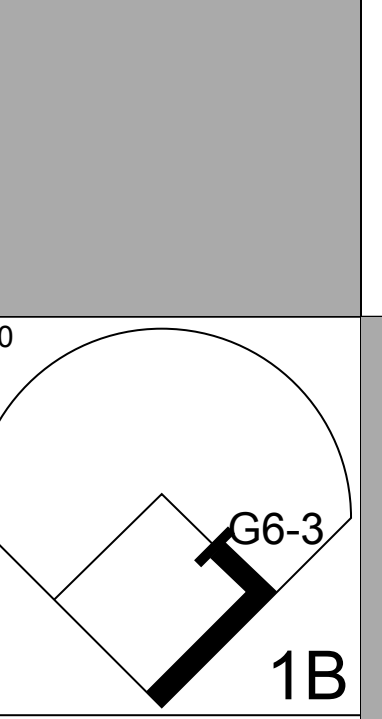
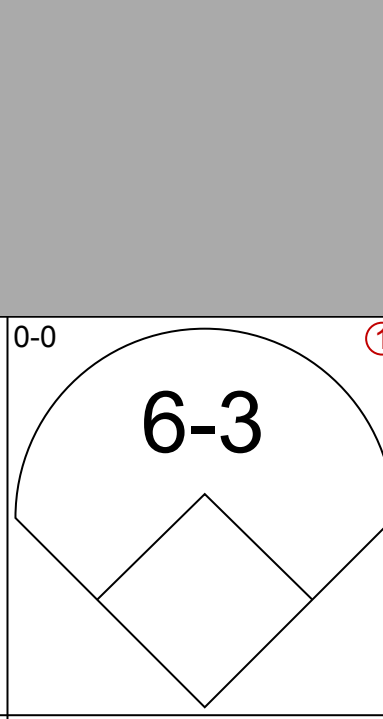
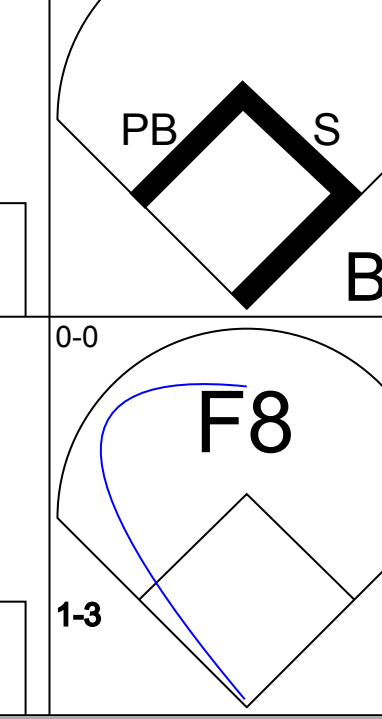
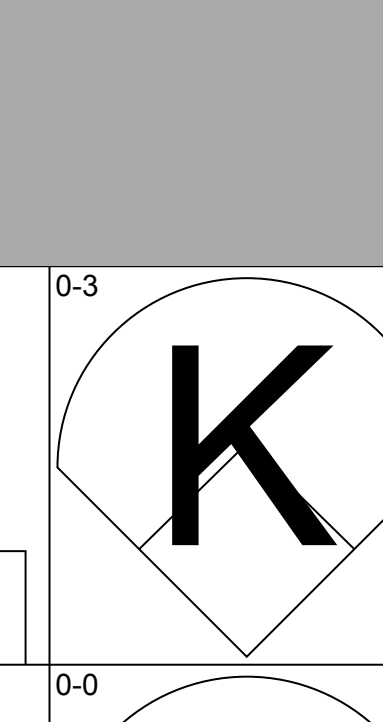
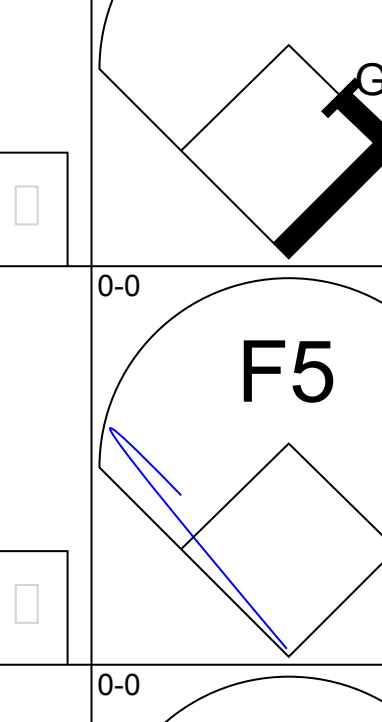
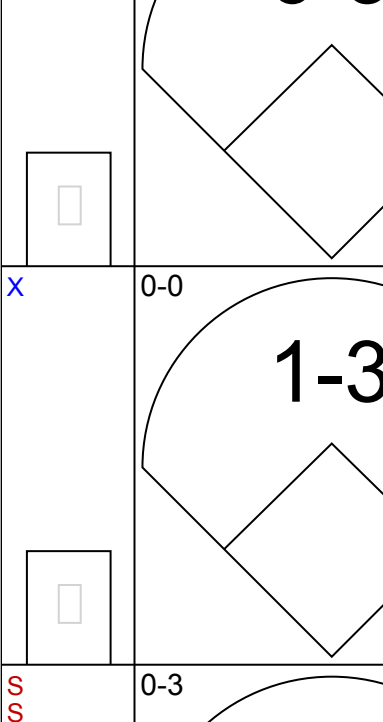
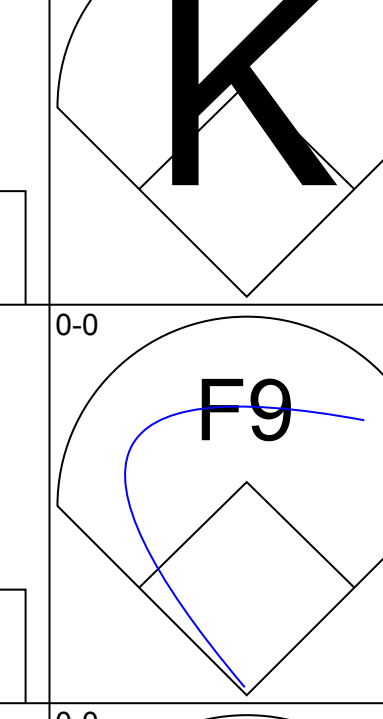
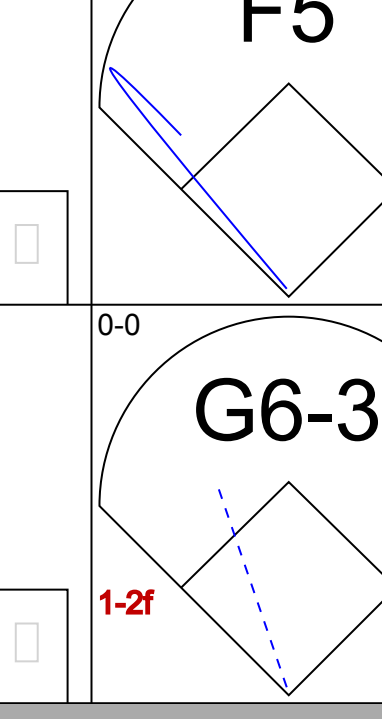
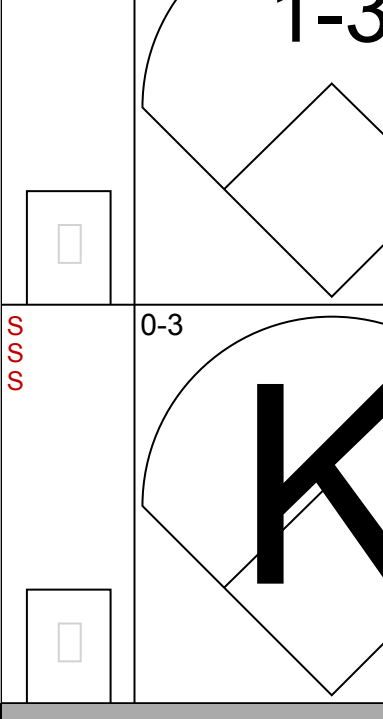
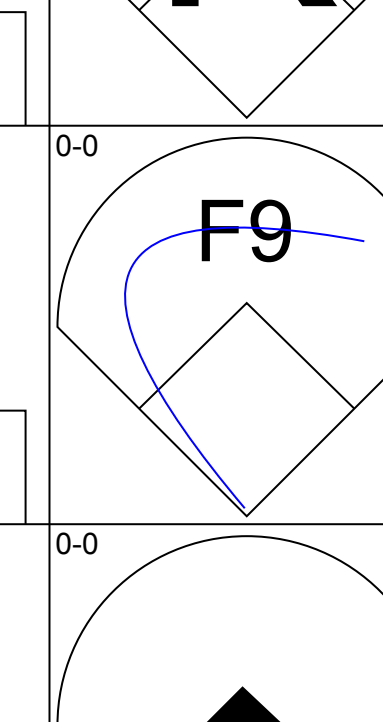

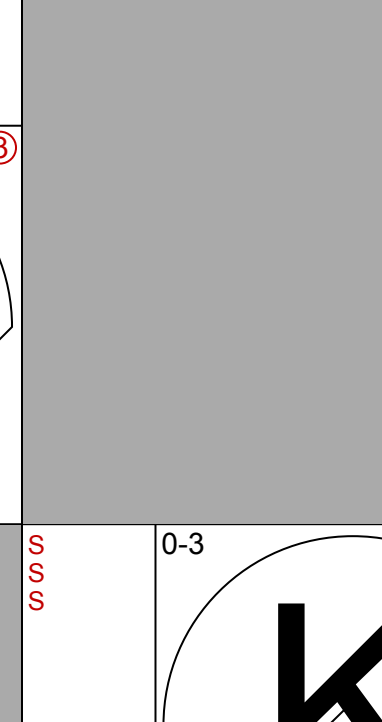
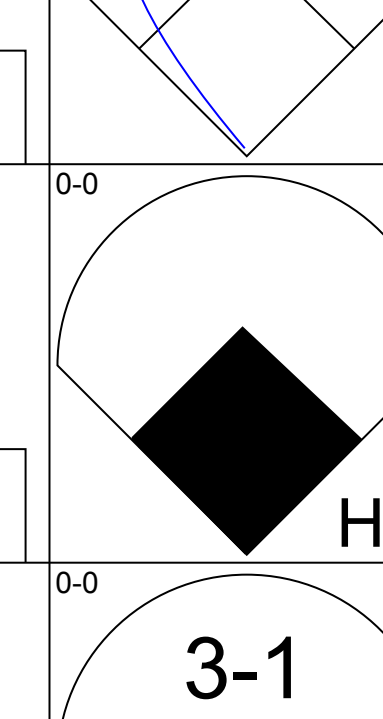
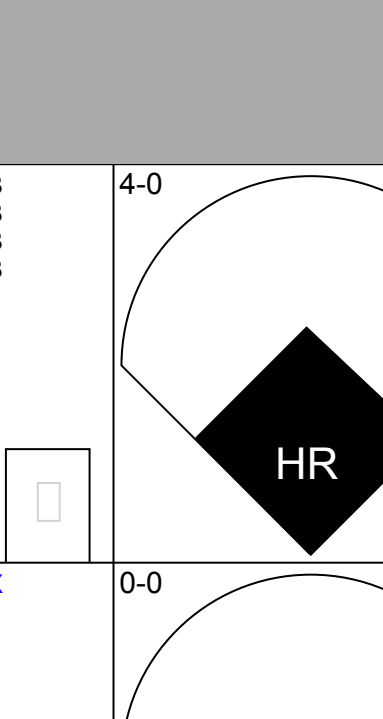
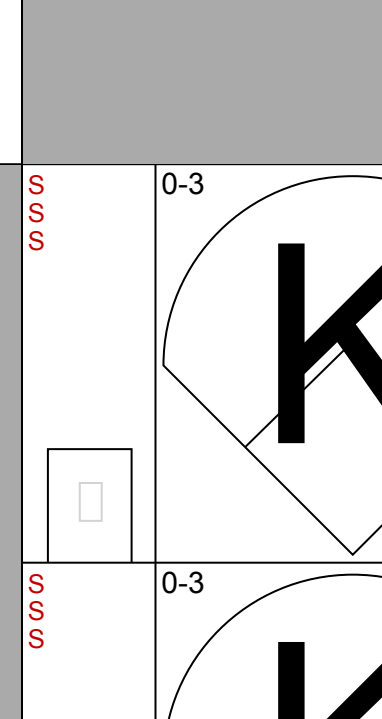
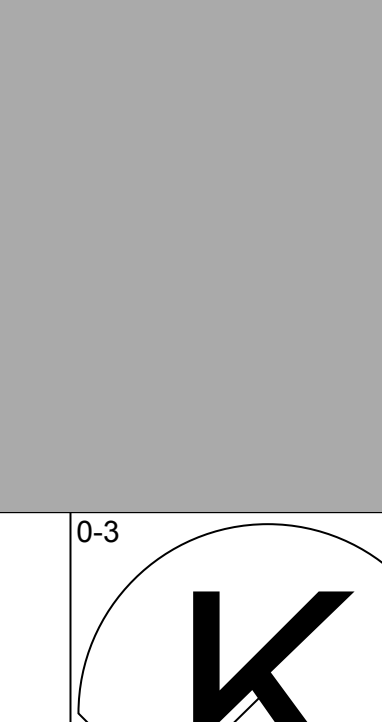
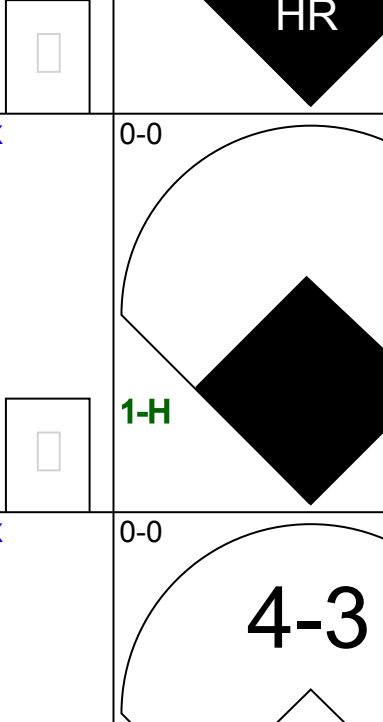
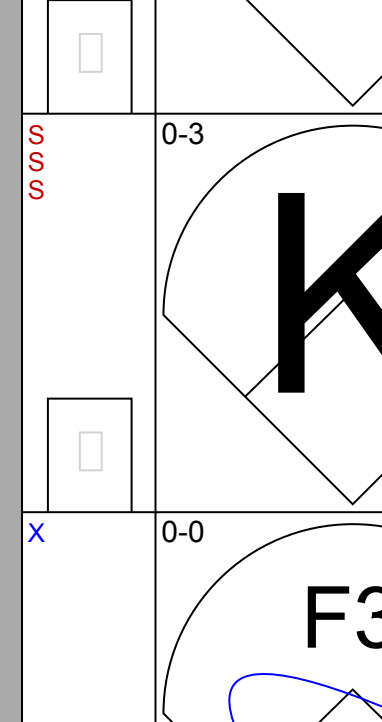


Batter	1	2	3	4	5	6	7	8	9	AB	R	H	RBI	BB	SO	LOB	TOP
Bert Campaneris, R OBP: 0.200, SLG: 0.240 (1, 6)	F9		F9		6-3			F4		4	0	0	0	0	0	0	<b>Kansas City Athletics @ Cleveland Indians</b> Cleveland Municipal Stadium, Cleveland, OH Mon Apr 25 1966, 7:05 PM EDT Att: 5,227 - Unknown <a href="http://livebaseballscorecards.com">livebaseballscorecards.com</a>
Jose Tartabull, L OBP: 0.194, SLG: 0.200 (1, 8)	F8		F9			G1-4-3 BB 1B		1-3		4	0	1	0	0	0	0	
Mike Hershberger, R OBP: 0.419, SLG: 0.480 (1, 9)	E BB		E BB			G1-4-3 BB 1-2		FC5-4 BB		0	0	0	0	4	0	0	
Ken Harrelson, R OBP: 0.257, SLG: 0.194 (1, 3)	E3 FC5-4 1-2		K			G1-4-3 1-2 2-3		FC5-4 1-2		4	0	0	0	0	1	5	
Dick Green, R OBP: 0.229, SLG: 0.229 (1, 4)	FC5-4 1-2			K		K			F8	4	0	0	0	0	2	3	
Ed Charles, R OBP: 0.227, SLG: 0.158 (1, 5)		E BB		6-3			F3		5-3	3	0	0	0	1	0	0	
Ossie Chavarria, R OBP: 0.222, SLG: 0.125 (1, 7)	E6 K2 1-3		1-3				BB		K	3	0	0	0	1	1	1	
Ken Suarez, R OBP: 0.214, SLG: 0.154 (1, 2)	K		K		5-3		F5			3	0	0	0	0	1	3	
Rollie Sheldon, R Phil Roof, R Aurelio Monteaugo, R (1, 1) (7, PH) (7, 1)	K2 1-2			K		K		K		2	0	0	0	0	2	2	
<b>Inning Stats</b>	R: 0 E: 1 K: 0 S: 4	H: 0 LOB: 2 BB: 1 P: 8	R: 0 E: 1 K: 2 S: 7	H: 0 LOB: 2 BB: 1 P: 11	R: 0 E: 0 K: 1 S: 5	H: 0 LOB: 0 BB: 0 P: 9	R: 0 E: 0 K: 1 S: 5	H: 0 LOB: 0 BB: 0 P: 5	R: 0 E: 0 K: 1 S: 5	H: 1 LOB: 1 BB: 1 P: 9	R: 0 E: 0 K: 1 S: 3	H: 0 LOB: 1 BB: 1 P: 7	R: 0 E: 0 K: 1 S: 5	H: 0 LOB: 0 BB: 0 P: 5	1B: 1 2B: 1 3B: 0 HR: 0	SF: 0 SAC: 0 DP: 2 HBP: 0	WP: 0 PA: 34 PB: 0 CS: 0
<b>PITCHER</b> Sam McDowell, L ERA: 1.99 (1, 1)	IP: 9.0 WLS: W BF: 34 H: 1 R: 0 ER: 0 SO: 8 BB: 6 IBB: 0 HBP: 0 BLK: 0 WP: 0 HR: 0 S: 44 P: 68 ERA: 0.00 WHIP: 0.778															<b>PITCHER</b> IP: 9.0 WLS: W BF: 34 H: 1 R: 0 ER: 0 SO: 8 BB: 6 IBB: 0 HBP: 0 BLK: 0 WP: 0 HR: 0 S: 44 P: 68 ERA: 0.00 WHIP: 0.778	

Batter	1	2	3	4	5	6	7	8	9	AB	R	H	RBI	BB	SO	LOB	BOTTOM
Vic Davallilo, L OBP: 0.351, SLG: 0.323 (1, 8)	F7		FC1-4 1B 1-2		1-4-3			4-3		4	0	0	0	0	0	2	<b>Kansas City Athletics @ Cleveland Indians</b> Cleveland Municipal Stadium, Cleveland, OH Mon Apr 25 1966, 7:05 PM EDT Att: 5,227 - Unknown <a href="http://livebaseballscorecards.com">livebaseballscorecards.com</a>
Max Alvis, R OBP: 0.500, SLG: 0.559 (1, 5)						2B 1B BB		2B FC5-2 BB		2	1	2	0	2	0	0	
Leon Wagner, L Jim Landis, R OBP: 0.286, SLG: 0.346 OBP: 0.545, SLG: 0.667 (1, 7) (7, PR) (8, 7)	F3		4-3			1B 2B		1B 2B		4	1	2	0	0	0	3	
Rocky Colavito, R OBP: 0.400, SLG: 0.516 (1, 9)	4-3			K		K		FC5-2		4	0	0	0	0	2	5	
Fred Whitfield, L OBP: 0.438, SLG: 0.867 (1, 3)		4-3		4-3		1B IBB		1-4-6		3	0	0	0	1	0	2	
Pedro Gonzalez, R OBP: 0.273, SLG: 0.250 (1, 4)	F3			4-3		F4		0-5-3 BB		3	0	0	0	1	0	3	
Larry Brown, R OBP: 0.233, SLG: 0.179 (1, 6)		K			1-3		1B	9-5-3 1-2		4	0	1	2	0	1	1	
Del Crandall, R OBP: 0.333, SLG: 0.300 (1, 2)			FC1-4 1B		SH5-3 2B		1B IBB	6-3		3	0	2	0	1	0	0	
Sam McDowell, L OBP: 0.222, SLG: 0.222 (1, 1)			K		SH5-3 2-3		K			2	0	0	0	0	2	4	
<b>Inning Stats</b>	R: 0 E: 0 K: 0 S: 4	H: 1 LOB: 1 BB: 0 P: 4	R: 0 E: 0 K: 1 S: 5	H: 0 LOB: 0 BB: 0 P: 5	R: 0 E: 0 K: 1 S: 5	H: 0 LOB: 0 BB: 0 P: 5	R: 0 E: 0 K: 2 S: 9	H: 2 LOB: 3 BB: 3 P: 21	R: 0 E: 0 K: 0 S: 4	H: 1 LOB: 2 BB: 1 P: 8	R: 0 E: 0 K: 0 S: 2	H: 0 LOB: 0 BB: 1 P: 6	R: 0 E: 0 K: 0 S: 5	H: 0 LOB: 0 BB: 0 P: 5	1B: 4 2B: 4 3B: 0 HR: 0	SF: 0 SAC: 1 DP: 1 HBP: 0	WP: 0 PA: 35 PB: 0 CS: 0
<b>PITCHER</b> Rollie Sheldon, R Aurelio Monteaugo, R ERA: 3.97 ERA: (1, 1) (7, 1)	IP: 6.0 WLS: L BF: 27 H: 6 R: 2 ER: 2 SO: 5 BB: 1 IBB: 2 HBP: 0 BLK: 0 WP: 0 HR: 0 S: 46 P: 14 ERA: 3.00 WHIP: 1.167															<b>PITCHER</b> IP: 2.0 WLS: L BF: 8 H: 1 R: 0 ER: 0 SO: 0 BB: 0 IBB: 0 HBP: 0 BLK: 0 WP: 0 HR: 0 S: 6 P: 14 ERA: 0.00 WHIP: 1.500	



Batter	1	2	3	4	5	6	7	8	9	AB	R	H	RBI	BB	SO	LOB	TOP				
Bert Campaneris, R OBP: 0.172, SLG: 0.207 (1, 6)										4	0	0	0	0	2	4	<p><b>Kansas City Athletics @ Cleveland Indians</b> Cleveland Municipal Stadium, Cleveland, OH</p> <p>Tue Apr 26 1966, 7:05 PM EDT Att: 3,789 - Unknown</p> <p>livebaseballscorecards.com</p> <p>AB 28 R 0 H 3 RBI 0 BB 3 SO 12 LOB 10</p> 				
Jose Tartabull, L OBP: 0.200, SLG: 0.205 (1, 8)										4	0	1	0	0	1	0					
Manny Jimenez, L OBP: 0.292, SLG: 0.056 (1, 7)										3	0	0	0	1	2	1					
Billy Bryan, L (1, 3)										4	0	0	0	0	3	1					
Larry Stahl, L (1, 9)										3	0	0	0	0	2	0					
Wayne Causey, L OBP: 0.385, SLG: 0.360 (1, 5)										3	0	1	0	0	0	0					
Ossie Chavarria, R OBP: 0.250, SLG: 0.182 (1, 4)										3	0	1	0	0	1	0					
Ken Suarez, R OBP: 0.294, SLG: 0.143 (1, 2)										1	0	0	0	2	1	0					
Chuck Dobson, R (1, 1)										2	0	0	0	0	0	3					
Ron Stone, L (8, PH)										1	0	0	0	0	0	1					
Jim Dickson, L (8, 1)										0	0	0	0	0	0	0					
<b>Inning Stats</b>	R: 0 E: 0 K: 3 S: 9	H: 0 LOB: 1 BB: 1 P: 13	R: 0 E: 0 K: 2 S: 7	H: 0 LOB: 0 BB: 0 P: 7	R: 0 E: 0 K: 1 S: 5	H: 0 LOB: 0 BB: 0 P: 5	R: 0 E: 1 K: 1 S: 5	H: 1 LOB: 0 BB: 0 P: 5	R: 0 E: 0 K: 2 S: 9	H: 2 LOB: 3 BB: 1 P: 13	R: 0 E: 0 K: 0 S: 3	H: 0 LOB: 0 BB: 0 P: 3	R: 0 E: 0 K: 0 S: 2	H: 0 LOB: 0 BB: 1 P: 6	R: 0 E: 0 K: 2 S: 7	H: 0 LOB: 0 BB: 0 P: 7	1B: 3 2B: 0 3B: 0 HR: 0	SF: 0 SAC: 0 DP: 1 HBP: 0	WP: 0 PB: 0 CS: 0	PA: 31	
<b>PITCHER</b> Luis Tiant, R ERA:	IP: 9.0	WLS: W	BF: 31	H: 3	R: 0	ER: 0	SO: 12	BB: 3	IBB: 0	HBP: 0	BLK: 0	WP: 0	HR: 0	S: 52	P: 64	ERA: 0.00	WHIP: 0.667				

Batter	1	2	3	4	5	6	7	8	9	AB	R	H	RBI	BB	SO	LOB	BOTTOM				
Vic Davallo, L OBP: 0.366, SLG: 0.371 (1, 8)										4	1	2	0	0	0	0	<p><b>Kansas City Athletics @ Cleveland Indians</b> Cleveland Municipal Stadium, Cleveland, OH</p> <p>Tue Apr 26 1966, 7:05 PM EDT Att: 3,789 - Unknown</p> <p>livebaseballscorecards.com</p> <p>AB 28 R 4 H 6 RBI 3 BB 3 SO 7 LOB 8</p> 				
Max Alvis, R OBP: 0.500, SLG: 0.541 (1, 5)									3	0	1	0	1	2	1						
Leon Wagner, L OBP: 0.281, SLG: 0.310 (1, 7)									3	0	0	0	1	0	3						
Rocky Colavito, R OBP: 0.385, SLG: 0.486 (1, 9)										4	0	1	0	0	0	2					
Fred Whitfield, L OBP: 0.368, SLG: 0.722 (1, 3)									3	0	0	0	0	1	1						
Pedro Gonzalez, R OBP: 0.250, SLG: 0.229 (1, 4)									3	0	0	0	0	1	1						
Larry Brown, R OBP: 0.273, SLG: 0.300 (1, 6)									2	2	1	1	1	1	0						
Duke Sims, L OBP: 0.286, SLG: 0.692 (1, 2)									3	1	1	2	0	1	0						
Luis Tiant, R (1, 1)									3	0	0	0	0	1	0						
<b>Inning Stats</b>	R: 0 E: 0 K: 0 S: 4	H: 1 LOB: 1 BB: 0 P: 4	R: 1 E: 0 K: 1 S: 6	H: 1 LOB: 0 BB: 0 P: 6	R: 0 E: 0 K: 1 S: 5	H: 1 LOB: 1 BB: 1 P: 9	R: 0 E: 0 K: 0 S: 3	H: 1 LOB: 0 BB: 0 P: 3	R: 3 E: 1 K: 1 S: 7	H: 2 LOB: 0 BB: 1 P: 11	R: 0 E: 0 K: 1 S: 5	H: 0 LOB: 0 BB: 0 P: 5	R: 0 E: 0 K: 2 S: 7	H: 0 LOB: 0 BB: 0 P: 7	R: 0 E: 0 K: 1 S: 5	H: 0 LOB: 1 BB: 1 P: 9		1B: 3 2B: 1 3B: 0 HR: 2	SF: 0 SAC: 0 DP: 2 HBP: 0	WP: 1 PB: 1 CS: 0	PA: 31
<b>PITCHER</b> Chuck Dobson, R ERA: 3.55 Jim Dickson, R ERA:	IP: 7.0	WLS: L	BF: 27	H: 6	R: 4	ER: 3	SO: 6	BB: 2	IBB: 0	HBP: 0	BLK: 0	WP: 1	HR: 2	S: 37	P: 45	ERA: 3.86	WHIP: 1.143				
<b>PITCHER</b>	IP: 1.0	WLS: 4	BF: 4	H: 0	R: 0	ER: 0	SO: 1	BB: 1	IBB: 0	HBP: 0	BLK: 0	WP: 0	HR: 0	S: 5	P: 9	ERA: 0.00	WHIP: 1.000				



Batter	1	2	3	4	5	6	7	8	9	AB	R	H	RBI	BB	SO	LOB	TOP									
Jose Cardenal, R OBP: 0.204, SLG: 0.216 (1, 8)	F5		F8			6-3		F4		4	0	0	0	0	0	1										
Jim Fregosi, R OBP: 0.185, SLG: 0.184 (1, 6)	F4			K		5-3			CS 1B	4	0	1	0	0	0	1										
Bobby Knoop, R OBP: 0.315, SLG: 0.538 (1, 4)	5-3			F3		K			1-2 1B	4	0	1	0	0	0	1										
Norm Siebern, L OBP: 0.341, SLG: 0.314 Joe Adcock, R OBP: 0.545, SLG: 0.750 (9, PH)	F8			1B		F3		L8		3	0	1	0	0	0	0										
Buck Rodgers, S OBP: 0.216, SLG: 0.265 (1, 2)	F3			F8		F8		6-3		4	0	0	0	0	0	2										
Jackie Warner, R OBP: 0.381, SLG: 0.667 (1, 9)	F8				K					3	0	0	0	0	0	2										
Rick Reichardt, R OBP: 0.340, SLG: 0.512 (1, 7)			6-3		HBP			HR		2	1	1	1	0	0	0										
Paul Schaal, R OBP: 0.429, SLG: 0.462 (1, 5)			SH1-3 1B		K			F8		3	0	1	0	0	1	1										
Marcelino Lopez, R Bob Lee, R (7, 1)			SH1-3 1-2		K			K		1	0	0	0	0	1	1										
										1	0	0	0	0	1	0										
<b>Inning Stats</b>	R: 0 E: 0 K: 0 S: 3	H: 0 LOB: 0 BB: 0 P: 3	R: 0 E: 0 K: 0 S: 3	H: 0 LOB: 0 BB: 0 P: 3	R: 0 E: 0 K: 0 S: 4	H: 1 LOB: 1 BB: 0 P: 4	R: 0 E: 0 K: 1 S: 6	H: 1 LOB: 1 BB: 0 P: 6	R: 0 E: 0 K: 3 S: 9	H: 0 LOB: 0 BB: 0 P: 10	R: 0 E: 0 K: 1 S: 5	H: 0 LOB: 0 BB: 0 P: 5	R: 0 E: 0 K: 1 S: 5	H: 0 LOB: 0 BB: 0 P: 5	R: 1 E: 0 K: 1 S: 6	H: 1 LOB: 0 BB: 0 P: 6	R: 0 E: 0 K: 0 S: 4	H: 2 LOB: 1 BB: 0 P: 4	1B: 4 2B: 0 3B: 0 HR: 1	SF: 0 SAC: 1 DP: 0 HBP: 1	WP: 0 PB: 0 SB: 0 CS: 1	PA: 32				
<b>PITCHER</b>	IP	WLS	BF	H	R	ER	SO	BB	IBB	HBP	BLK	WP	HR	S	P	ERA	WHIP									
Sonny Siebert, R ERA: 1.47 Bob Allen, L ERA:	(1, 1)	8.1	W	30	5	1	1	7	0	0	1	0	0	1	43	44	1.08	0.600								
	(9, 1)	0.2	S	2	0	0	0	0	0	0	0	0	0	2	2	0.00	0.000									

California Angels @ Cleveland Indians  
Cleveland Municipal Stadium, Cleveland, OH  
Thu Apr 28 1966, 7:05 PM EDT  
Att: 5,057 - Unknown

AB	30
R	1
H	5
RBI	1
BB	0
SO	7
LOB	6



Batter	1	2	3	4	5	6	7	8	9	AB	R	H	RBI	BB	SO	LOB	BOTTOM								
Vic Davallilo, L OBP: 0.356, SLG: 0.359 (1, 8)	4-3		CS 1B		F5		FC4-6 BB			4	0	1	0	0	0	2									
Max Alvis, R OBP: 0.478, SLG: 0.537 (1, 5)	K		1B 1-2		6-3		L7			4	0	1	0	0	1	2									
Jim Landis, R OBP: 0.600, SLG: 0.636 (1, 7)	2B BB		2-3 1B		F4		1-2 BB			2	1	1	0	2	0	0									
Rocky Colavito, R OBP: 0.395, SLG: 0.513 (1, 9)	1-H 2B		1-2 1B			1-3 1B	F9			4	0	2	1	0	0	5									
Fred Whitfield, L OBP: 0.304, SLG: 0.591 (1, 3)	4-3		3-1			F8		F8		4	0	0	0	0	0	4									
Pedro Gonzalez, R OBP: 0.250, SLG: 0.231 (1, 4)		1-3		5-3		1-3		E6 1B SF9 1B		4	1	1	0	0	0	1									
Larry Brown, R OBP: 0.455, SLG: 0.400 Dick Howser, R OBP: 0.500, SLG: 0.500 (4, 6)		5-3		1B K 1B		6-3		1B		1	0	0	0	0	0	0									
Joe Azcue, R OBP: 0.455, SLG: 0.400 Leon Wagner, L OBP: 0.273, SLG: 0.310 Duke Sims, L OBP: 0.286, SLG: 0.692 (9, 2)							FC4-6 1B	SF9 1B		3	0	3	0	0	0	0									
Sonny Siebert, R OBP: 0.167, SLG: 0.167 Bob Allen, L ERA:	(1, 1)	6.1	L	8	2	1	0	0	1	0	0	0	0	0	0	0									
	(9, 1)	1.2	L	8	2	1	0	0	1	0	0	0	0	0	0	0									
<b>Inning Stats</b>	R: 1 E: 0 K: 1 S: 6	H: 1 LOB: 1 BB: 1 P: 10	R: 0 E: 0 K: 1 S: 6	H: 1 LOB: 1 BB: 0 P: 6	R: 0 E: 0 K: 0 S: 5	H: 3 LOB: 2 BB: 0 P: 5	R: 0 E: 0 K: 1 S: 6	H: 2 LOB: 1 BB: 0 P: 6	R: 0 E: 0 K: 0 S: 3	H: 0 LOB: 0 BB: 0 P: 3	R: 0 E: 0 K: 0 S: 4	H: 1 LOB: 1 BB: 0 P: 4	R: 0 E: 0 K: 0 S: 5	H: 2 LOB: 3 BB: 1 P: 9	R: 1 E: 1 K: 0 S: 5	H: 2 LOB: 1 BB: 0 P: 5	R: 0 E: 0 K: 0 S: 6	H: 2 LOB: 1 BB: 0 P: 4	1B: 10 2B: 2 3B: 0 HR: 0	SF: 1 SAC: 0 DP: 0 HBP: 0	WP: 0 PB: 0 SB: 0 CS: 1	PA: 36			
<b>PITCHER</b>	IP	WLS	BF	H	R	ER	SO	BB	IBB	HBP	BLK	WP	HR	S	P	ERA	WHIP								
Marcelino Lopez, L ERA: 2.36 Bob Lee, R ERA: 1.64	(1, 1)	6.1	L	8	2	1	0	0	1	0	0	0	0	7	11	0.00	1.800								
	(7, 1)	1.2	L	8	2	1	0	0	1	0	0	0	0	7	11	0.00	1.800								

California Angels @ Cleveland Indians  
Cleveland Municipal Stadium, Cleveland, OH  
Thu Apr 28 1966, 7:05 PM EDT  
Att: 5,057 - Unknown

AB	33
R	2
H	12
RBI	2
BB	2
SO	3
LOB	19





Batter	1	2	3	4	5	6	7	8	9	AB	R	H	RBI	BB	SO	LOB	TOP											
Tommie Agee, R OBP: 0.390, SLG: 0.531 (1, 8)										4	1	2	0	0	1	2	<b>Chicago White Sox @ Cleveland Indians</b> Cleveland Municipal Stadium, Cleveland, OH Fri Apr 29 1966, 7:05 PM EDT Att: 13,023 - Unknown											
Don Buford, S OBP: 0.286, SLG: 0.260 (1, 4) (7, 5)										3	0	0	1	0	1	3												
Floyd Robinson, L OBP: 0.483, SLG: 0.673 (1, 9)										3	1	1	0	1	0	0												
Pete Ward, L OBP: 0.283, SLG: 0.250 Tom McCraw, L OBP: 0.327, SLG: 0.318 (1, 5) (7, 3)										3	0	1	0	0	1	0												
Bill Skowron, R OBP: 0.276, SLG: 0.357 Al Weis, S OBP: 0.250, SLG: 0.100 (1, 3) (7, 4)										3	0	1	1	0	0	0												
J.C. Martin, L OBP: 0.318, SLG: 0.211 (1, 2)										4	1	1	0	0	2	1												
Ron Hansen, R OBP: 0.346, SLG: 0.233 (1, 6)										3	0	0	0	0	1	0												
Ken Berry, R OBP: 0.400, SLG: 0.500 (1, 7)										4	0	2	0	0	1	0												
Gary Peters, L OBP: 0.143, SLG: 0.571 Danny Cater, R OBP: 0.143, SLG: 0.571 Bob Locker, S OBP: 0.143, SLG: 0.571 (1, 1) (7, PH) (7, 1)										2	1	1	1	0	0	0												
<b>Inning Stats</b>	R: 1 E: 1 K: 0 S: 4	H: 1 LOB: 0 BB: 0 P: 4	R: 0 E: 0 K: 2 S: 7	H: 0 LOB: 0 BB: 0 P: 7	R: 0 E: 0 K: 1 S: 5	H: 0 LOB: 0 BB: 0 P: 5	R: 1 E: 0 K: 0 S: 4	H: 2 LOB: 1 BB: 0 P: 8	R: 1 E: 0 K: 1 S: 7	H: 2 LOB: 1 BB: 0 P: 7	R: 0 E: 0 K: 1 S: 5	H: 0 LOB: 0 BB: 0 P: 5	R: 1 E: 0 K: 1 S: 8	H: 2 LOB: 2 BB: 0 P: 8	R: 0 E: 0 K: 1 S: 5	H: 1 LOB: 1 BB: 0 P: 5		R: 0 E: 0 K: 1 S: 5	H: 1 LOB: 1 BB: 0 P: 5	1B: 7 2B: 1 3B: 0 HR: 1	SF: 2 SAC: 1 DP: 0 HBP: 0	WP: 0 PB: 1 SB: 0 CS: 0	PA: 35					
<b>PITCHER</b>	IP	WLS	BF	H	R	ER	SO	BB	IBB	HBP	BLK	WP	HR	S	P	ERA	WHIP											
Gary Bell, R ERA: 3.38 Jack Kralick, L ERA: 3.95 Steve Hargan, R ERA: Tom Kelley, R ERA:	(1, 1) (6, 1) (7, 1) (9, 1)	5.0 1.1 1.2 1.0	L 7 5 3	20 2 1 0	5 1 0 0	3 1 0 0	2 1 0 1	4 1 2 1	1 0 0 0	0 0 0 0	0 0 0 0	0 0 0 0	0 0 0 0	1 9 9 5	27 9 9 5	31 9 9 5	3.60 6.75 0.00 0.00	1.200 1.500 0.600 1.000										

Batter	1	2	3	4	5	6	7	8	9	AB	R	H	RBI	BB	SO	LOB	BOTTOM										
Vic Davallilo, L OBP: 0.347, SLG: 0.419 (1, 8)										4	1	1	1	0	0	1	<b>Chicago White Sox @ Cleveland Indians</b> Cleveland Municipal Stadium, Cleveland, OH Fri Apr 29 1966, 7:05 PM EDT Att: 13,023 - Unknown										
Max Alvis, R OBP: 0.500, SLG: 0.556 (1, 5)										4	0	3	0	0	0	0											
Jim Landis, R OBP: 0.500, SLG: 0.500 Leon Wagner, L OBP: 0.265, SLG: 0.300 Tom Kelley, R ERA: (1, 7) (6, PH) (9, 1)										3	0	0	0	0	0	2											
Rocky Colavito, R OBP: 0.362, SLG: 0.465 (1, 9)										4	0	0	0	0	0	1											
Fred Whitfield, L OBP: 0.296, SLG: 0.538 (1, 3)										4	0	1	0	0	0	1											
Pedro Gonzalez, R OBP: 0.256, SLG: 0.238 (1, 4)										3	0	1	0	0	0	0											
Larry Brown, R OBP: 0.283, SLG: 0.286 (1, 6)										4	0	1	0	0	1	1											
Joe Azcue, R OBP: 0.429, SLG: 0.385 (1, 2)										3	0	1	0	0	0	2											
Gary Bell, R George Banks, R Jack Kralick, L Steve Hargan, R Bill Davis, L Chico Salmon, R (1, 1) (5, PH) (6, 1) (7, 1) (8, PH) (9, 7)										0	0	0	0	0	0	0											
<b>Inning Stats</b>	R: 0 E: 0 K: 0 S: 3	H: 1 LOB: 0 BB: 0 P: 3	R: 0 E: 0 K: 0 S: 3	H: 0 LOB: 0 BB: 0 P: 3	R: 0 E: 0 K: 1 S: 6	H: 1 LOB: 1 BB: 0 P: 6	R: 0 E: 0 K: 0 S: 3	H: 0 LOB: 0 BB: 0 P: 3	R: 0 E: 0 K: 0 S: 5	H: 2 LOB: 2 BB: 0 P: 5	R: 1 E: 0 K: 0 S: 5	H: 2 LOB: 1 BB: 0 P: 5	R: 0 E: 0 K: 0 S: 3	H: 0 LOB: 0 BB: 0 P: 3	R: 0 E: 0 K: 1 S: 6	H: 1 LOB: 1 BB: 0 P: 6		R: 0 E: 0 K: 1 S: 4	H: 1 LOB: 1 BB: 0 P: 4	1B: 7 2B: 0 3B: 0 HR: 1	SF: 0 SAC: 2 DP: 1 HBP: 0	WP: 0 PB: 0 SB: 1 CS: 0	PA: 34				
<b>PITCHER</b>	IP	WLS	BF	H	R	ER	SO	BB	IBB	HBP	BLK	WP	HR	S	P	ERA	WHIP										
Gary Peters, L ERA: 1.27 Bob Locker, R ERA:	(1, 1) (7, 1)	6.0 3.0	W S	23 11	6 2	1 0	1 0	1 1	1 0	1 0	0 0	0 0	0 0	13 13	25 13	1.50 0.00	1.000 0.667										



Batter	1	2	3	4	5	6	7	8	9	AB	R	H	RBI	BB	SO	LOB	TOP			
Tommie Agee, R (1, 8) OBP: 0.381, SLG: 0.500	0-3 K		4-0 2B BB			0-0 6-3		0-3 K		3	0	0	0	1	2	1	Chicago White Sox @ Cleveland Indians Cleveland Municipal Stadium, Cleveland, OH Sun May 01 1966, 3:33 AM EDT Att: 9,655 - Unknown			
Don Buford, S (1, 4) OBP: 0.283, SLG: 0.278	0-3 K		0-0 1-3 2B			0-0 F5		0-0 6-3		4	0	1	0	0	1	1				
Danny Cater, R (1, 7)	0-0 4-3		0-0 4-1			0-3 K			0-0 F3	4	0	0	0	0	1	2				
John Romano, R (1, 2) John Buzhardt, R (9, PR)		0-3 K		0-0 6-3		4-0 SH1-3 BB		4-0 E BB		2	0	0	0	2	1	0				
Bill Skowron, R (1, 3) Tom McCraw, L (9, PR)		0-0 F9		0-0 G3		0-0 SH1-3		0-0 E6		3	0	0	0	0	0	1				
Gene Freese, R (1, 5) OBP: 0.222, SLG: 0.125		4-0 BB		0-3 K2-3		0-0 F6		0-0 F2		3	0	0	0	1	1	3				
Ron Hansen, R (1, 6) OBP: 0.321, SLG: 0.213		0-3 K			0-0 3-1		0-0 5-3		0-0 6-3	4	0	0	0	0	1	4				
Ken Berry, R (1, 9) Floyd Robinson, L (8, 9)			0-3 K		0-0 5-3			0-0 F6		3	0	0	0	0	1	0				
Tommy John, R (1, 1) Jerry McNertney, R (8, PH)			0-3 K		0-3 K			4-0 BB		2	0	0	0	0	2	0				
Al Weis, S (8, PR) Bob Locker, S (8, 1)										0	0	0	0	1	0	0				
										0	0	0	0	0	0	0				
										0	0	0	0	0	0	0				
<b>Inning Stats</b>	R: 0 E: 0 K: 2 S: 7	H: 0 LOB: 0 BB: 0 P: 7	R: 0 E: 0 K: 2 S: 7	H: 0 LOB: 1 BB: 1 P: 11	R: 0 E: 0 K: 2 S: 8	H: 1 LOB: 2 BB: 1 P: 12	R: 0 E: 0 K: 1 S: 5	H: 0 LOB: 0 BB: 0 P: 5	R: 0 E: 0 K: 1 S: 5	H: 0 LOB: 0 BB: 0 P: 5	R: 0 E: 0 K: 0 S: 3	H: 0 LOB: 1 BB: 1 P: 7	R: 0 E: 0 K: 1 S: 5	H: 0 LOB: 1 BB: 1 P: 9	R: 0 E: 1 K: 0 S: 4	H: 0 LOB: 2 BB: 1 P: 8	1B: 0 2B: 1 3B: 0 HR: 0	SF: 0 SAC: 1 DP: 0 HBP: 0	WP: 0 PB: 0 CS: 0	PA: 34
<b>PITCHER</b> Sam McDowell, L (1, 1) ERA: 1.55	IP: 9.0 WLS: W BF: 34 H: 1 R: 0 ER: 0 SO: 10 BB: 5 IBB: 0 HBP: 0 BLK: 0 WP: 0 HR: 0 S: 49 P: 69 ERA: 0.00 WHIP: 0.667															<b>PITCHER</b>				

Batter	1	2	3	4	5	6	7	8	9	AB	R	H	RBI	BB	SO	LOB	BOTTOM	
Vic Davallilo, L (1, 8) OBP: 0.321, SLG: 0.383	0-0 4-3		0-0 F3		0-0 F9		0-0 G3			4	0	0	0	0	0	3	Chicago White Sox @ Cleveland Indians Cleveland Municipal Stadium, Cleveland, OH Sun May 01 1966, 3:33 AM EDT Att: 9,655 - Unknown	
Max Alvis, R (1, 5)	0-0 1B		4-0 1-2 BB		0-0 4-3		4-0 IBB			2	0	1	0	2	0	0		
Leon Wagner, L (1, 7) OBP: 0.237, SLG: 0.265	0-0 4-3-6-4		0-0 F7		0-3 K		0-3 K			4	0	0	0	0	2	6		
Rocky Colavito, R (1, 9) OBP: 0.353, SLG: 0.435		0-0 5-3	0-0 F7		4-0 FC3-6 BB		0-0 6-3			3	0	0	0	1	0	2		
Fred Whitfield, L (1, 3) OBP: 0.258, SLG: 0.467		0-3 K		0-3 K2-3		0-0 FC3-6 FC6-4		0-0 4-3		4	0	0	0	0	2	1		
Pedro Gonzalez, R (1, 4) OBP: 0.298, SLG: 0.289		0-0 1B 2B		4-0 HBP BB		0-0 FC6-4		0-0 CS 1B		3	1	2	0	1	0	1		
Larry Brown, R (1, 6) OBP: 0.293, SLG: 0.297		0-0 FC6-4 1B		1-0 G4-6-3 HBP		0-3 K		0-0 CS		2	0	1	1	0	1	0		
Del Crandall, R (1, 2) OBP: 0.333, SLG: 0.308		0-0 FC6-4		0-0 G4-6-3		0-0 G3 1B				3	0	1	0	0	0	3		
Sam McDowell, L (1, 1) OBP: 0.333, SLG: 0.333			0-0 BB 1B		0-3 K		0-0 G3 1B			3	0	2	0	0	1	0		
<b>Inning Stats</b>	R: 0 E: 0 K: 0 S: 3	H: 1 LOB: 0 BB: 0 P: 3	R: 1 E: 0 K: 1 S: 7	H: 2 LOB: 1 BB: 0 P: 7	R: 0 E: 0 K: 0 S: 4	H: 1 LOB: 2 BB: 1 P: 8	R: 0 E: 0 K: 1 S: 4	H: 0 LOB: 0 BB: 1 P: 9	R: 0 E: 0 K: 1 S: 5	H: 0 LOB: 1 BB: 1 P: 9	R: 0 E: 0 K: 2 S: 9	H: 2 LOB: 3 BB: 1 P: 13	R: 0 E: 0 K: 0 S: 3	H: 1 LOB: 0 BB: 0 P: 3	1B: 6 2B: 2 3B: 0 HR: 0	SF: 0 SAC: 0 DP: 2 HBP: 1	WP: 0 PB: 0 CS: 1	PA: 34
<b>PITCHER</b> Tommy John, L (1, 1) ERA: 2.05 Bob Locker, R (8, 1) ERA:	IP: 7.0 WLS: L BF: 30 H: 6 R: 1 ER: 0 SO: 6 BB: 3 IBB: 1 HBP: 1 BLK: 0 WP: 0 HR: 0 S: 37 P: 54 ERA: 1.29 WHIP: 1.286															<b>PITCHER</b>		



Batter	1	2	3	4	5	6	7	8	9	AB R H RBI BB SO LOB	TOP											
Vic Davallilo, L (1.8) OBP: 0.293, SLG: 0.346	E3		F2		F6		F7		F6	5 0 0 0 0 0 6	<b>Cleveland Indians @ New York Yankees</b> Yankee Stadium, Bronx, NY Tue May 03 1966, 7:05 PM EDT Att: 11,275 - Unknown - 60 F											
Max Alvis, R (1.5) OBP: 0.483, SLG: 0.510	K		K			5-3		F6		4 0 0 0 0 2 1												
Leon Wagner, L (1.7) OBP: 0.238, SLG: 0.243	F6		3-1			G1-4-3 BB		F8		3 0 0 0 1 0 1												
Rocky Colavito, R (1.9) OBP: 0.327, SLG: 0.400	K			F3		G1-4-3 1-2		G3		4 0 0 0 0 1 2												
Fred Whitfield, L (1.3) OBP: 0.286, SLG: 0.455		3-1		F2				1B 1B	BB SH1-4	3 1 1 0 1 0 0												
Pedro Gonzalez, R (1.4) OBP: 0.300, SLG: 0.292		BB 1B		F8				K	SH1-4	3 0 1 0 0 1 1												
Larry Brown, R (1.6) OBP: 0.333, SLG: 0.341		BB 1B						SH1-4 1B	F8	4 0 3 0 0 0 1												
Joe Azcue, R (1.2) OBP: 0.500, SLG: 0.400		FC6-4 BB		F7				SH1-4 1B	BB	2 0 1 1 2 0 1												
Luis Tiant, R (1.1) OBP: 0.300, SLG: 0.259		FC6-4		SH3				SH1-4	BB	1 0 0 0 1 0 2												
<b>Inning Stats</b>	R: 0 E: 1 K: 2 S: 8	H: 0 LOB: 1 BB: 0 P: 8	R: 0 E: 0 K: 0 S: 4	H: 2 LOB: 2 BB: 1 P: 8	R: 0 E: 0 K: 1 S: 5	H: 0 LOB: 0 BB: 0 P: 5	R: 0 E: 0 K: 0 S: 3	H: 0 LOB: 1 BB: 0 P: 3	R: 0 E: 0 K: 0 S: 4	H: 1 LOB: 1 BB: 0 P: 4	R: 0 E: 0 K: 0 S: 2	H: 0 LOB: 0 BB: 1 P: 6	R: 1 E: 0 K: 1 S: 8	H: 3 LOB: 2 BB: 0 P: 8	R: 0 E: 0 K: 0 S: 3	H: 0 LOB: 0 BB: 0 P: 3	R: 0 E: 0 K: 0 S: 3	H: 0 LOB: 3 BB: 3 P: 15	1B: 6 2B: 0 3B: 0 HR: 0	SF: 0 SAC: 3 DP: 1 HBP: 0	WP: 0 PB: 0 SB: 0 CS: 0	PA: 37
<b>PITCHER</b>	IP WLS BF H R ER SO BB IBB HBP BLK WP HR S P ERA WHIP											<b>PITCHER</b>	IP WLS BF H R ER SO BB IBB HBP BLK WP HR S P ERA WHIP									
Al Downing, L (1.1) ERA: 3.05	8.0 L 31 6 1 1 4 2 0 0 0 0 0 0 37 45 1.12 1.000																					
Hal Reniff, R (9.1) ERA: 2.09	0.2 5 0 0 0 0 2 1 0 0 0 0 0 2 14 0.00 3.000																					
Steve Hamilton, L (9.1) ERA: 3.0	0.1 1 0 0 0 0 0 0 0 0 0 0 0 0 1 1 0.00 0.000																					

AB	29
R	1
H	6
RBI	1
BB	5
SO	4
LOB	15



Batter	1	2	3	4	5	6	7	8	9	AB R H RBI BB SO LOB	BOTTOM									
Bobby Richardson, R (1.4) OBP: 0.306, SLG: 0.353	F7		F4			F3			BB 1B	4 0 1 0 0 0 1	<b>Cleveland Indians @ New York Yankees</b> Yankee Stadium, Bronx, NY Tue May 03 1966, 7:05 PM EDT Att: 11,275 - Unknown - 60 F									
Roy White, S (1.8) OBP: 0.456, SLG: 0.565	1-3		4-3 3-1 1B			F4			F8	4 0 1 0 0 0 1										
Roger Maris, L (1.9) OBP: 0.302, SLG: 0.259	1-3		3-1			L3 1B			F4	4 0 1 0 0 0 2										
Tom Tresh, S (1.5) OBP: 0.306, SLG: 0.259		F5		4-3		L3 1B			BB	3 0 0 0 1 0 2										
Joe Pepitone, L (1.3) OBP: 0.258, SLG: 0.391		F9		K		F6			F7	4 0 0 0 0 1 3										
Lou Clinton, R (1.7) OBP: 0.440, SLG: 0.600		F6			F4				K	3 0 0 0 0 1 0										
Clete Boyer, R (1.6) OBP: 0.219, SLG: 0.263			SH1-4 1B		6-3				K	3 0 1 0 0 1 0										
Jake Gibbs, L (1.2) OBP: 0.333, SLG: 0.500			F4		L8				BB	2 0 0 0 1 0 1										
Horace Clarke, S (8, PR) OBP: 0.333, SLG: 0.286										0 0 0 0 0 0 0										
Elston Howard, R (9.2) OBP: 0.186, SLG: 0.244										0 0 0 0 0 0 0										
Al Downing, R (1.1) OBP: 0.391, SLG: 0.359			SH1-4						6-3	1 0 0 0 0 1 0										
Mickey Mantle, S (8, PH) OBP: 0.391, SLG: 0.359										1 0 0 0 0 0 1										
Hal Reniff, R (9.1) ERA: 2.09										0 0 0 0 0 0 0										
Steve Hamilton, L (9.1) ERA: 3.0			1-2							0 0 0 0 0 0 0										
<b>Inning Stats</b>	R: 0 E: 0 K: 0 S: 3	H: 0 LOB: 0 BB: 0 P: 3	R: 0 E: 0 K: 0 S: 3	H: 0 LOB: 0 BB: 0 P: 3	R: 0 E: 0 K: 1 S: 6	H: 1 LOB: 1 BB: 0 P: 6	R: 0 E: 0 K: 0 S: 3	H: 0 LOB: 0 BB: 0 P: 3	R: 0 E: 0 K: 1 S: 5	H: 0 LOB: 0 BB: 0 P: 5	R: 0 E: 0 K: 0 S: 3	H: 1 LOB: 1 BB: 0 P: 3	R: 0 E: 0 K: 2 S: 7	H: 0 LOB: 1 BB: 1 P: 11	R: 0 E: 0 K: 0 S: 4	H: 1 LOB: 2 BB: 1 P: 8	1B: 4 2B: 1 3B: 0 HR: 0	SF: 0 SAC: 1 DP: 1 HBP: 0	WP: 0 PB: 0 SB: 0 CS: 0	PA: 32
<b>PITCHER</b>	IP WLS BF H R ER SO BB IBB HBP BLK WP HR S P ERA WHIP											<b>PITCHER</b>	IP WLS BF H R ER SO BB IBB HBP BLK WP HR S P ERA WHIP							
Luis Tiant, R (1.1) ERA: 3.0	9.0 W 32 4 0 0 4 2 0 0 0 0 0 0 38 46 0.00 0.667																			





Batter	1	2	3	4	5	6	7	8	9	AB	R	H	RBI	BB	SO	LOB	TOP								
Vic Davallo, L (1, 8) OBP: 0.290, SLG: 0.339	0-0 6-3		0-0 5-3			0-0 FC1-4 BB 1B		0-0 FC2-6 S E 1-2		4	1	1	0	0	0	2	<b>Cleveland Indians @ New York Yankees</b> Yankee Stadium, Bronx, NY Wed May 04 1966, 7:05 PM EDT Att: 11,861 - Unknown - 56 F								
Max Alvis, R (1, 5) OBP: 0.500, SLG: 0.528	4-0 G4-6-3 BB			0-0 2B		4-0 FC1-4 BB 1-2		0-3 K 1-2		2	0	1	0	2	1										
Leon Wagner, L (1, 7) OBP: 0.227, SLG: 0.231 Chuck Hinton, R (4, 7) OBP: 0.428, SLG: 0.273	0-0 G4-6-3 1-2			0-0 F7		0-0 FC1-4 1-2 2-3		0-0 E1 1B 2-H		2	0	0	0	0	2										
Rocky Colavito, R (1, 9) OBP: 0.305, SLG: 0.370		0-3 K		0-0 6-3		0-3 K		0-0 F8		4	0	0	0	0	2	4									
Fred Whitfield, L (1, 3) OBP: 0.282, SLG: 0.514		0-0 4-3		0-0 F8			0-0 G3		0-0 HR	4	1	1	1	0	0	1									
Pedro Gonzalez, R (1, 4) OBP: 0.315, SLG: 0.280		0-0 F8			0-0 6-3		4-0 1B BB		4-0 SH3-4 BB	2	0	0	0	2	0	0									
Larry Brown, R (1, 6) OBP: 0.326, SLG: 0.333 Dick Howser, R (4, 6) OBP: 0.500, SLG: 0.500			0-0 F3		0-0 4-3		0-0 G4-6-3 1B		0-0 SH3-4	1	0	0	0	0	0	0									
Duke Sims, L (1, 2) OBP: 0.278, SLG: 0.588			0-0 SH3-4 1B		0-0 L7		0-0 G4-6-3 1-2		0-3 K	4	0	1	0	0	1	3									
Sonny Siebert, R (1, 1) OBP: 0.222, SLG: 0.222			0-0 SH3-4 1-2			0-0 F8		0-0 FC2-6 1B	0-0 F2	3	0	1	0	0	0	1									
<b>Inning Stats</b>	R: 0 E: 0 K: 0 S: 2	H: 0 LOB: 0 BB: 1 P: 6	R: 0 E: 0 K: 1 S: 5	H: 0 LOB: 0 BB: 0 P: 5	R: 0 E: 0 K: 0 S: 4	H: 1 LOB: 1 BB: 0 P: 4	R: 0 E: 0 K: 0 S: 4	H: 1 LOB: 1 BB: 0 P: 4	R: 0 E: 0 K: 0 S: 3	H: 0 LOB: 0 BB: 0 P: 3	R: 0 E: 0 K: 1 S: 6	H: 1 LOB: 2 BB: 1 P: 10	R: 0 E: 0 K: 0 S: 3	H: 1 LOB: 1 BB: 1 P: 7	R: 1 E: 1 K: 1 S: 7	H: 2 LOB: 1 BB: 0 P: 7		R: 1 E: 0 K: 1 S: 6	H: 1 LOB: 1 BB: 1 P: 10	1B: 5 2B: 1 3B: 0 HR: 1	SF: 0 SAC: 2 DP: 2 HBP: 0	WP: 0 PB: 0 SB: 1 CS: 0	PA: 36		
<b>PITCHER</b>	IP	WLS	BF	H	R	ER	SO	BB	IBB	HBP	BLK	WP	HR	S	P	ERA	WHIP								
Mel Stottlemyre, R (1, 1) ERA: 1.42	8.0		31	6	1	0	3	3	0	0	0	0	0	34	46	0.00	1.125								
Steve Hamilton, L (9, 1) ERA: 4.91	0.2	L	4	1	1	1	1	1	0	0	0	0	1	5	9	13.50	3.000								
Pedro Ramos, R (9, 1) ERA: 6.52	0.1		1	0	0	0	0	0	0	0	0	0	0	1	1	0.00	0.000								

Batter	1	2	3	4	5	6	7	8	9	AB	R	H	RBI	BB	SO	LOB	BOTTOM								
Bobby Richardson, R (1, 4) OBP: 0.303, SLG: 0.347	0-0 1-3			0-0 F8		0-0 CS 1B		0-0 F8		4	0	1	0	0	0	2	<b>Cleveland Indians @ New York Yankees</b> Yankee Stadium, Bronx, NY Wed May 04 1966, 7:05 PM EDT Att: 11,861 - Unknown - 56 F								
Roy White, S (1, 7) OBP: 0.426, SLG: 0.520 Steve Hamilton, L (9, 1) Pedro Ramos, S (9, 1)	0-0 4-3			0-0 F3		0-0 CS 1-2	0-0 F7	0-0 F8		4	0	0	0	0	0	2									
Roger Maris, L (1, 9) OBP: 0.313, SLG: 0.281	0-0 4-3			0-0 2B			0-0 4-3		4-0 SH1-4 BB	3	0	1	0	1	0	0									
Mickey Mantle, S (1, 8) OBP: 0.388, SLG: 0.381 Roger Repoz, L (7, PR) OBP: 0.200, SLG: 0.200		0-0 F6		0-0 F8			0-0 2B		0-0 SH1-4	3	0	1	0	0	0	1									
Tom Tresh, S (1, 5) OBP: 0.303, SLG: 0.246		0-0 F7			1-0 FC4-6 HBP		0-0 4-3		0-0 F5	3	0	0	0	0	0	2									
Joe Pepitone, L (1, 3) OBP: 0.257, SLG: 0.382		0-0 F9			0-0 FC4-6 L4-3 1-2			0-0 1B SH1-4 1B	0-0 3-1	4	1	1	0	0	0	2									
Clete Boyer, R (1, 6) OBP: 0.212, SLG: 0.254			0-0 6-3		0-0 L4-3 1-2			0-0 SH1-4		2	0	0	0	0	0	1									
Elston Howard, R (1, 2) OBP: 0.196, SLG: 0.250 Horace Clarke, S (8, PR) OBP: 0.333, SLG: 0.286 Jake Gibbs, L (9, 2) OBP: 0.333, SLG: 0.500				0-0 F8			0-0 F9		0-0 1B 1B	3	0	1	0	0	0	0									
Mel Stottlemyre, R (1, 1) OBP: 0.182, SLG: 0.100 Lou Clinton, R (8, PH) OBP: 0.462, SLG: 0.619				0-3 K			0-0 F8		0-0 1B 1-2 3-H	2	0	0	0	0	1	0									
<b>Inning Stats</b>	R: 0 E: 0 K: 0 S: 3	H: 0 LOB: 0 BB: 0 P: 3	R: 0 E: 0 K: 0 S: 3	H: 0 LOB: 0 BB: 0 P: 3	R: 0 E: 0 K: 1 S: 5	H: 0 LOB: 0 BB: 0 P: 5	R: 0 E: 0 K: 0 S: 4	H: 1 LOB: 1 BB: 0 P: 4	R: 0 E: 0 K: 0 S: 2	H: 0 LOB: 0 BB: 0 P: 3	R: 0 E: 0 K: 0 S: 3	H: 1 LOB: 1 BB: 0 P: 3	R: 0 E: 0 K: 0 S: 4	H: 1 LOB: 1 BB: 0 P: 4	R: 1 E: 0 K: 0 S: 6	H: 3 LOB: 2 BB: 0 P: 6		R: 0 E: 0 K: 0 S: 3	H: 0 LOB: 1 BB: 1 P: 7	1B: 4 2B: 3 3B: 0 HR: 0	SF: 0 SAC: 2 DP: 1 HBP: 1	WP: 0 PB: 0 SB: 0 CS: 1	PA: 34		
<b>PITCHER</b>	IP	WLS	BF	H	R	ER	SO	BB	IBB	HBP	BLK	WP	HR	S	P	ERA	WHIP								
Sonny Siebert, R (1, 1) ERA: 1.32	9.0	W	33	6	1	1	1	1	0	1	0	0	0	33	38	1.00	0.778								





Batter	1	2	3	4	5	6	7	8	9	AB	R	H	RBI	BB	SO	LOB	TOP										
Vic Davallilo, L OBP: 0.284, SLG: 0.361 (1, 8)	4-3		FC4-5			4-3		SF9 3B	FC6-2 WP	5	1	1	0	0	0	2											
Max Alvis, R OBP: 0.493, SLG: 0.509 (1, 5)	5-3		F3			FC5-4 1B		BB	1-3	4	0	1	0	1	0	2											
Chuck Hinton, R OBP: 0.389, SLG: 0.286 (1, 7)	1B			K		FC5-4 1-2		SF9		3	0	1	1	0	1	1											
Rocky Colavito, R OBP: 0.286, SLG: 0.345 (1, 9)	4-3		F7			F5		F4		4	0	0	0	0	0	3											
Fred Whitfield, L OBP: 0.279, SLG: 0.537 (1, 3)		F5		G3				4-3		4	1	1	0	0	0	1											
Pedro Gonzalez, R OBP: 0.326, SLG: 0.296 (1, 4)		K				1-3 1B		1-3		4	1	2	0	0	1	1											
Dick Howser, R OBP: 0.400, SLG: 0.444 (1, 6)		F3				1-3		SF8		3	1	1	1	0	0	1											
Duke Sims, L OBP: 0.364, SLG: 0.810 (1, 2)						F7		BB		4	0	3	2	0	0	1											
John O'Donoghue, R Bob Allen, L (8, 1)			1-3			1-3		1-3 K		3	0	0	0	0	0	3											
<b>Inning Stats</b>	R: 0 E: 0 K: 0 S: 4	H: 1 LOB: 1 BB: 0 P: 4	R: 0 E: 0 K: 1 S: 5	H: 0 LOB: 0 BB: 0 P: 5	R: 0 E: 0 K: 1 S: 4	H: 1 LOB: 1 BB: 0 P: 4	R: 0 E: 0 K: 0 S: 5	H: 0 LOB: 0 BB: 0 P: 5	R: 0 E: 0 K: 0 S: 4	H: 1 LOB: 1 BB: 0 P: 4	R: 1 E: 0 K: 0 S: 5	H: 2 LOB: 1 BB: 0 P: 5	R: 1 E: 0 K: 0 S: 4	H: 1 LOB: 1 BB: 1 P: 8	R: 2 E: 0 K: 1 S: 8	H: 3 LOB: 1 BB: 0 P: 8	1B: 6 2B: 0 3B: 4 HR: 0	SF: 2 SAC: 0 DP: 0 HBP: 0	WP: 2 PB: 0 SB: 2 CS: 0	PA: 38							
<b>PITCHER</b>	IP	WLS	BF	H	R	ER	SO	BB	IBB	HBP	BLK	WP	HR	S	P	ERA	WHIP										
Bob Friend, R ERA: 4.57 (1, 1)	7.0	L	27	6	1	1	2	0	0	0	0	0	0	31	31	1.29	0.857										
Jack Cullen, R ERA: 3.97 (8, 1)	1.0		8	4	3	3	0	1	0	0	0	0	0	7	11	27.00	5.000										
Dooley Womack, R ERA: (9, 1)	1.0		3	0	0	0	1	0	0	0	0	1	0	5	5	0.00	0.000										

Cleveland Indians @ New York Yankees  
Yankee Stadium, Bronx, NY  
Thu May 05 1966, 3:33 AM EDT  
Att: 12,730 - Unknown - 64 F

AB	35
R	4
H	10
RBI	4
BB	1
SO	3
LOB	16



Batter	1	2	3	4	5	6	7	8	9	AB	R	H	RBI	BB	SO	LOB	BOTTOM										
Bobby Richardson, R OBP: 0.288, SLG: 0.329 (1, 4)	5-3		F3		6-3		F7			4	0	0	0	0	0	4											
Roy White, S OBP: 0.415, SLG: 0.491 (1, 7)	6-3		FC6-4			E6		BB		3	0	0	0	1	0	2											
Mickey Mantle, S OBP: 0.377, SLG: 0.370 Roger Repoz, L OBP: 0.200, SLG: 0.200 (9, 8)	K			5-3 1B		F5		K		4	0	1	0	0	2	2											
Tom Tresh, S OBP: 0.300, SLG: 0.246 (1, 5)		F4		5-3 1B		K		K		4	0	1	0	0	2	2											
Lou Clinton, R OBP: 0.400, SLG: 0.520 (1, 9)		K		5-3		F6		F7		4	0	0	0	0	1	4											
Joe Pepitone, L OBP: 0.243, SLG: 0.361 (1, 3)		F3		1-2 2-3		F4		G3		4	0	0	0	0	0	2											
Clete Boyer, R OBP: 0.200, SLG: 0.238 (1, 6)			F7		5-3		6-3		5-3	4	0	0	0	0	0	2											
Elston Howard, R OBP: 0.220, SLG: 0.255 (1, 2)						F8		1-3		3	0	1	0	1	0	0											
Bob Friend, R Hector Lopez, R (7, PH)			SH			F8				1	0	0	0	0	0	0											
Bobby Murcer, L OBP: 0.071, SLG: 0.071 Jack Cullen, R Dooley Womack, L (8, 1) (9, 1)			1-2			1-2		BB		0	0	0	0	0	0	0											
<b>Inning Stats</b>	R: 0 E: 0 K: 1 S: 5	H: 0 LOB: 0 BB: 0 P: 5	R: 0 E: 0 K: 1 S: 5	H: 0 LOB: 0 BB: 0 P: 5	R: 0 E: 0 K: 0 S: 5	H: 1 LOB: 2 BB: 0 P: 5	R: 0 E: 0 K: 0 S: 3	H: 0 LOB: 0 BB: 0 P: 3	R: 0 E: 1 K: 1 S: 6	H: 0 LOB: 1 BB: 0 P: 6	R: 0 E: 0 K: 0 S: 3	H: 0 LOB: 2 BB: 2 P: 11	R: 0 E: 0 K: 2 S: 7	H: 0 LOB: 1 BB: 1 P: 11	R: 0 E: 0 K: 0 S: 3	H: 0 LOB: 0 BB: 0 P: 3	1B: 3 2B: 0 3B: 0 HR: 0	SF: 0 SAC: 1 DP: 0 HBP: 0	WP: 0 PB: 0 SB: 0 CS: 0	PA: 35							
<b>PITCHER</b>	IP	WLS	BF	H	R	ER	SO	BB	IBB	HBP	BLK	WP	HR	S	P	ERA	WHIP										
John O'Donoghue, L ERA: Bob Allen, L ERA: (1, 1) (8, 1)	7.0	S	29	3	0	0	3	3	0	0	0	0	0	10	10	0.00	0.000										

Cleveland Indians @ New York Yankees  
Yankee Stadium, Bronx, NY  
Thu May 05 1966, 3:33 AM EDT  
Att: 12,730 - Unknown - 64 F

AB	31
R	0
H	3
RBI	0
BB	3
SO	5
LOB	18





Batter	1	2	3	4	5	6	7	8	9	10	11	12	13	14	15	AB	R	H	RBI	BB	SO	LOB	TOP	
Vic Davalillo, L OBP: 0.274, SLG: 0.343 (1, 8)	4-3		K			K			4-3		1B			F5		6	0	1	0	0	2	0		
Max Alvis, R OBP: 0.466, SLG: 0.476 (1, 9)	F9			K					F9		G5-3			K		6	0	1	0	0	2	2		
Chuck Hinton, R OBP: 0.333, SLG: 0.250 (1, 7)	6-3			6-3					F9		1B					6	0	1	0	0	1	1		
Rocky Colavito, R OBP: 0.290, SLG: 0.333 Jim Landis, R OBP: 0.500, SLG: 0.500 (15, PH)		F6							F8		FC6-4 1B			5-3		5	0	1	0	1	0	1		
Fred Whitfield, L OBP: 0.265, SLG: 0.489 (1, 3)		F5							F4					L9		6	0	1	0	0	1	1		
Pedro Gonzalez, R OBP: 0.297, SLG: 0.267 (1, 4)		F8														6	0	0	0	0	1	2		
Dick Howser, R OBP: 0.333, SLG: 0.308 Leon Wagner, L OBP: 0.244, SLG: 0.250 Tony Martinez, R (15, 6)			6-3						F8					5-3		4	0	0	0	1	1	0		
Del Crandall, R OBP: 0.316, SLG: 0.471 Bill Davis, L OBP: 0.222, SLG: 0.143 Bob Allen, L Lee Stange, R (15, 1)											CS			K		4	1	1	1	0	1	0		
Sam McDowell, L OBP: 0.250, SLG: 0.250 Duke Sims, L OBP: 0.346, SLG: 0.773 (13, 2)																4	0	0	0	0	2	0		
Inning Stats	R: 0 E: 0 K: 0 S: 3	H: 0 LOB: 0 BB: 0 P: 3	R: 0 E: 0 K: 0 S: 3	H: 0 LOB: 0 BB: 0 P: 3	R: 1 E: 0 K: 1 S: 6	H: 1 LOB: 0 BB: 0 P: 6	R: 0 E: 0 K: 2 S: 7	H: 0 LOB: 1 BB: 1 P: 11	R: 0 E: 0 K: 1 S: 5	H: 0 LOB: 0 BB: 0 P: 5	R: 0 E: 0 K: 1 S: 5	H: 1 LOB: 0 BB: 0 P: 8	R: 0 E: 0 K: 1 S: 4	H: 0 LOB: 0 BB: 0 P: 5	R: 0 E: 0 K: 1 S: 5	H: 0 LOB: 0 BB: 0 P: 5	R: 0 E: 0 K: 1 S: 5	H: 0 LOB: 0 BB: 0 P: 5	R: 1 E: 0 K: 0 S: 6	H: 3 LOB: 2 BB: 0 P: 6	1B: 6 2B: 0 3B: 0 HR: 1	SF: 0 SAC: 0 DP: 1 HBP: 0	WP: 0 PB: 0 SB: 1 CS: 1	PA: 54
PITCHER	IP 10.0	WLS 10	BF 34	H 3	R 1	ER 0	SO 9	BB 2	IBB 0	HBP 0	BLK 0	WP 0	HR 0	S 14	P 14	ERA 0.00	WHIP 0.333							
Dave McNally, L ERA: 2.37 Stu Miller, R ERA: Dick Hall, R ERA: 0.84	(1, 1)	(11, 1)	(14, 1)																					

Cleveland Indians @ Baltimore Orioles  
Memorial Stadium, Baltimore, MD  
Fri May 06 1966, 7:05 PM EDT  
Att. 30,767 - Unknown

AB 51  
R 2  
H 7  
RBI 2  
BB 12  
SO 12  
LOB 9



Batter	1	2	3	4	5	6	7	8	9	10	11	12	13	14	15	AB	R	H	RBI	BB	SO	LOB	BOTTOM		
Luis Aparicio, R OBP: 0.240, SLG: 0.288 Boog Powell, L OBP: 0.335, SLG: 0.353 (15, PH)	6-3 3B		L3		5-3			F2			F4			5-3		6	1	1	0	0	0	0			
Bob Johnson, R OBP: 0.333, SLG: 0.143 (1, 3)	6-3													K		4	0	0	1	2	2	0			
Frank Robinson, R OBP: 0.500, SLG: 0.741 (1, 9)																6	0	1	0	0	3	2			
Brooks Robinson, R OBP: 0.380, SLG: 0.597 (1, 5)																5	0	2	0	1	0	1			
Sam Bowers, R OBP: 0.143, SLG: 0.143 (1, 7)																6	0	1	0	0	3	3			
Davey Johnson, R OBP: 0.254, SLG: 0.415 (1, 4)																6	1	1	1	0	1	2			
Paul Blair, R OBP: 0.231, SLG: 0.355 (1, 8)																6	0	1	0	0	1	0			
Andy Etchebarren, R OBP: 0.244, SLG: 0.445 Russ Snyder, L (15, PH)																5	0	1	0	1	1	1			
Dave McNally, R Woodie Held, R Stu Miller, R Jerry Adair, R Dick Hall, R Curt Steffy, L (15, PH)	(1, 1)	(15, PH)	(11, 1)	(15, PH)	(15, PH)	(15, PH)	(15, PH)	(15, PH)	(15, PH)	(15, PH)	(15, PH)	(15, PH)	(15, PH)	(15, PH)	(15, PH)	(15, PH)	(15, PH)	(15, PH)	(15, PH)	(15, PH)	(15, PH)	(15, PH)			
Inning Stats	R: 1 E: 0 K: 2 S: 9	H: 2 LOB: 1 BB: 0 P: 9	R: 0 E: 0 K: 0 S: 4	H: 1 LOB: 1 BB: 0 P: 4	R: 0 E: 0 K: 1 S: 6	H: 1 LOB: 1 BB: 0 P: 6	R: 0 E: 0 K: 1 S: 6	H: 0 LOB: 0 BB: 1 P: 10	R: 0 E: 0 K: 2 S: 7	H: 0 LOB: 0 BB: 0 P: 7	R: 0 E: 0 K: 0 S: 2	H: 0 LOB: 0 BB: 1 P: 6	R: 0 E: 0 K: 1 S: 5	H: 1 LOB: 2 BB: 1 P: 12	R: 0 E: 0 K: 1 S: 8	H: 0 LOB: 0 BB: 0 P: 5	R: 0 E: 0 K: 1 S: 5	R: 0 E: 0 K: 1 S: 7	H: 0 LOB: 0 BB: 0 P: 7	R: 2 E: 0 K: 0 S: 3	H: 2 LOB: 2 BB: 1 P: 8	1B: 5 2B: 3 3B: 1 HR: 1	SF: 0 SAC: 0 DP: 2 HBP: 1	WP: 1 PB: 0 SB: 0 CS: 1	PA: 55
PITCHER	IP 12.0	WLS 12	BF 44	H 7	R 1	ER 1	SO 10	BB 3	IBB 0	HBP 0	BLK 0	WP 1	HR 0	S 16	P 21	ERA 7.71	WHIP 0.857								
Sam McDowell, L ERA: 1.37 Bob Allen, L ERA: 2.16 Lee Stange, R ERA:	(1, 1)	(13, 1)	(15, 1)																						

Cleveland Indians @ Baltimore Orioles  
Memorial Stadium, Baltimore, MD  
Fri May 06 1966, 7:05 PM EDT  
Att. 30,767 - Unknown

AB 50  
R 3  
H 9  
RBI 3  
BB 14  
SO 14  
LOB 11





Batter	1	2	3	4	5	6	7	8	9	AB	R	H	RBI	BB	SO	LOB	TOP			
Vic Davallilo, L OBP: 0.286, SLG: 0.380										4	1	2	0	0	0	1	<b>Cleveland Indians @ Baltimore Orioles</b> Memorial Stadium, Baltimore, MD Sat May 07 1966, 3:33 AM EDT Att: 9,953 - Unknown			
Max Alvis, R OBP: 0.442, SLG: 0.448										4	0	0	0	0	1	3				
Chuck Hinton, R OBP: 0.357, SLG: 0.292										4	1	2	1	0	0	1				
Rocky Colavito, R OBP: 0.288, SLG: 0.328										4	0	1	0	0	1	2				
Jim Landis, R OBP: 0.500, SLG: 0.500										0	1	0	0	0	0	0				
Fred Whitfield, L OBP: 0.264, SLG: 0.471										4	1	1	1	0	0	0				
Pedro Gonzalez, R OBP: 0.294, SLG: 0.266										4	0	1	0	0	1	2				
Dick Howser, R OBP: 0.278, SLG: 0.250										3	0	0	0	0	1	1				
Leon Wagner, L OBP: 0.261, SLG: 0.268										1	1	1	1	0	0	0				
Tony Martinez, R OBP: 0.268, SLG: 0.268										0	0	0	0	0	0	0				
Joe Azcue, R OBP: 0.500, SLG: 0.412										2	0	1	0	0	1	0				
Duke Sims, L OBP: 0.400, SLG: 0.913										1	1	1	3	0	0	0				
Gary Bell, R OBP: 0.250, SLG: 0.250										0	0	0	0	0	0	0				
George Banks, R OBP: 0.250, SLG: 0.250										1	0	0	0	0	1	0				
Tom Kelley, R OBP: 0.200, SLG: 0.125										0	0	0	0	0	0	0				
Bill Davis, L OBP: 0.200, SLG: 0.125										1	0	0	0	0	0	1				
Don McMahon, R OBP: 0.200, SLG: 0.125										1	0	0	0	0	0	1				
<b>Inning Stats</b>	R: 0 E: 0 K: 1 S: 6	H: 1 LOB: 1 BB: 0 P: 6	R: 0 E: 0 K: 0 S: 3	H: 0 LOB: 0 BB: 0 P: 3	R: 0 E: 0 K: 0 S: 4	H: 1 LOB: 1 BB: 0 P: 4	R: 0 E: 0 K: 1 S: 5	H: 0 LOB: 0 BB: 0 P: 5	R: 0 E: 0 K: 1 S: 5	H: 0 LOB: 0 BB: 0 P: 5	R: 0 E: 0 K: 0 S: 3	H: 1 LOB: 0 BB: 0 P: 3	R: 0 E: 0 K: 1 S: 5	H: 0 LOB: 1 BB: 0 P: 6	R: 6 E: 0 K: 1 S: 11	H: 6 LOB: 1 BB: 0 P: 11	1B: 8 2B: 0 3B: 1 HR: 1	SF: 0 SAC: 1 DP: 2 HBP: 1	WP: 0 PB: 1 SB: 0 CS: 0	PA: 36
<b>PITCHER</b>	IP WLS BF H R ER SO BB IBB HBP BLK WP HR S P ERA WHIP	IP WLS BF H R ER SO BB IBB HBP BLK WP HR S P ERA WHIP																		
Steve Barber, L ERA: 1.99	(1, 1) 3.0 11 2 0 0 1 0 0 0 0 0 0 0 13 13 0.00 0.667																			
Eddie Watt, R ERA: 3.45	(4, 1) 5.1 19 4 2 2 4 0 0 0 1 0 0 0 26 27 3.38 0.750																			
Stu Miller, R ERA: 1.13	(9, 1) 0.0 L 2 2 0 0 0 0 0 0 0 0 0 0 2 2 ∞ ∞																			
Moe Drabowsky, R ERA: 3.86	(9, 1) 0.2 4 2 4 4 1 0 0 0 0 0 0 1 6 6 54.00 3.000																			

AB	34
R	6
H	10
RBI	6
BB	0
SO	6
LOB	12



Batter	1	2	3	4	5	6	7	8	9	AB	R	H	RBI	BB	SO	LOB	BOTTOM			
Luis Aparicio, R OBP: 0.228, SLG: 0.273										4	0	0	0	0	1	0	<b>Cleveland Indians @ Baltimore Orioles</b> Memorial Stadium, Baltimore, MD Sat May 07 1966, 3:33 AM EDT Att: 9,953 - Unknown			
Curt Blefary, L OBP: 0.290, SLG: 0.467										4	0	0	0	0	1	0				
Russ Snyder, L OBP: 0.290, SLG: 0.467										0	0	0	0	0	0	0				
Frank Robinson, R OBP: 0.487, SLG: 0.710										4	1	1	0	0	1	0				
Brooks Robinson, R OBP: 0.387, SLG: 0.620										4	1	2	1	0	0	0				
Boog Powell, L OBP: 0.348, SLG: 0.407										3	1	1	2	1	2	1				
Davey Johnson, R OBP: 0.238, SLG: 0.391										4	0	0	0	0	2	1				
Paul Blair, R OBP: 0.235, SLG: 0.344										2	0	0	0	1	0	0				
Andy Etchebarran, R OBP: 0.328, SLG: 0.424										3	0	0	0	0	2	1				
Steve Barber, L ERA: 3.76	(1, 1) 5.0 19 4 3 3 6 0 0 0 0 0 0 1 31 31 5.40 0.800																			
Tom Kelley, R ERA: 3.76	(6, 1) 2.0 7 0 0 0 3 1 0 0 0 0 0 0 12 16 0.00 0.500																			
Don McMahon, R ERA: 3.76	(8, 1) 2.0 W 7 0 0 0 1 1 0 0 0 0 0 0 8 12 0.00 0.500																			
<b>Inning Stats</b>	R: 1 E: 0 K: 1 S: 7	H: 2 LOB: 1 BB: 0 P: 7	R: 0 E: 0 K: 2 S: 7	H: 0 LOB: 0 BB: 0 P: 7	R: 0 E: 0 K: 1 S: 5	H: 0 LOB: 0 BB: 0 P: 5	R: 2 E: 0 K: 1 S: 7	H: 2 LOB: 2 BB: 0 P: 7	R: 0 E: 0 K: 1 S: 5	H: 0 LOB: 0 BB: 0 P: 5	R: 0 E: 0 K: 2 S: 7	H: 0 LOB: 0 BB: 0 P: 7	R: 0 E: 0 K: 1 S: 5	H: 0 LOB: 1 BB: 1 P: 9	R: 0 E: 0 K: 1 S: 5	H: 0 LOB: 1 BB: 1 P: 7	1B: 1 2B: 2 3B: 0 HR: 1	SF: 0 SAC: 0 DP: 0 HBP: 0	WP: 0 PB: 0 SB: 1 CS: 0	PA: 33
<b>PITCHER</b>	IP WLS BF H R ER SO BB IBB HBP BLK WP HR S P ERA WHIP	IP WLS BF H R ER SO BB IBB HBP BLK WP HR S P ERA WHIP																		
Gary Bell, R ERA: 3.76	(1, 1) 5.0 19 4 3 3 6 0 0 0 0 0 0 1 31 31 5.40 0.800																			
Tom Kelley, R ERA: 3.76	(6, 1) 2.0 7 0 0 0 3 1 0 0 0 0 0 0 12 16 0.00 0.500																			
Don McMahon, R ERA: 3.76	(8, 1) 2.0 W 7 0 0 0 1 1 0 0 0 0 0 0 8 12 0.00 0.500																			

AB	31
R	3
H	4
RBI	3
BB	2
SO	10
LOB	3





Batter	1	2	3	4	5	6	7	8	9	AB	R	H	RBI	BB	SO	LOB	TOP					
Vic Davallio, L OBP: 0.272, SLG: 0.360 (1, 8)	F7		1-3			E6 1B G4-6-3		F8		4	1	0	0	0	0	0	<b>Cleveland Indians @ Baltimore Orioles</b> Memorial Stadium, Baltimore, MD Sun May 08 1966, 3:33 AM EDT Unknown					
Max Alvis, R OBP: 0.432, SLG: 0.437 (1, 5)	F8		F9			G4-6-3 1B BB		F8		4	1	1	0	0	0	0						
Chuck Hinton, R OBP: 0.406, SLG: 0.308 (1, 7)	BB					G4-6-3 1B BB		1B		2	0	1	0	2	1	0						
Rocky Colavito, R OBP: 0.273, SLG: 0.310 (1, 9)	K					G4-6-3 1B		F9		4	0	0	0	0	2	4						
Fred Whitfield, L OBP: 0.281, SLG: 0.463 (1, 3)						G4-6-3 1B		F6		3	0	1	1	1	1	0						
Pedro Gonzalez, R OBP: 0.276, SLG: 0.250 (1, 4)						FC6-4 1B		5-3		4	0	0	0	0	1	2						
Dick Howser, R OBP: 0.296, SLG: 0.222 Steve Hargan, R (7, 1)						FC6-4 1B		F6		2	0	0	0	1	0	0						
Bill Davis, L OBP: 0.182, SLG: 0.111 (9, PH)						1-2 2-3 3-H		F6		0	0	0	0	0	0	0						
Duke Sims, L OBP: 0.357, SLG: 0.808 (1, 2)						1-2				3	0	0	0	0	1	1						
Sonny Siebert, R OBP: 0.182, SLG: 0.182 Jack Kralick, L (5, 1)						1-2				2	0	0	0	0	0	0						
Don McMahon, R Chico Salmon, R (7, PH) (7, 6)										0	0	0	0	0	0	0						
Inning Stats	R: 0 E: 0 K: 1 S: 5	H: 0 LOB: 1 BB: 1 P: 9	R: 0 E: 0 K: 3 S: 9	H: 0 LOB: 1 BB: 1 P: 13	R: 0 E: 0 K: 2 S: 3	H: 0 LOB: 0 BB: 0 P: 3	R: 0 E: 0 K: 2 S: 7	H: 0 LOB: 1 BB: 1 P: 11	R: 0 E: 0 K: 0 S: 3	H: 0 LOB: 0 BB: 0 P: 3	R: 2 E: 1 K: 0 S: 5	H: 2 LOB: 1 BB: 1 P: 9	R: 0 E: 0 K: 0 S: 3	H: 0 LOB: 0 BB: 0 P: 3	R: 0 E: 0 K: 0 S: 4	H: 1 LOB: 1 BB: 0 P: 4	R: 0 E: 0 K: 0 S: 3	H: 0 LOB: 0 BB: 0 P: 3	1B: 3 2B: 0 3B: 0 HR: 0	SF: 0 SAC: 0 DP: 1 HBP: 0	WP: 0 PB: 0 SB: 0 CS: 0	PA: 34
PITCHER Jim Palmer, R ERA: 3.38 (1, 1)	IP: 9.0 WLS: W BF: 34 H: 3 R: 2 ER: 0 SO: 6 BB: 4 IBB: 0 HBP: 0 BLK: 0 WP: 0 HR: 0 S: 42 P: 58 ERA: 0.00 WHIP: 0.778																					

Batter	1	2	3	4	5	6	7	8	9	AB	R	H	RBI	BB	SO	LOB	BOTTOM					
Luis Aparicio, R OBP: 0.226, SLG: 0.268 (1, 6)	1-3		K			F2		F8		5	0	1	1	0	1	4	<b>Cleveland Indians @ Baltimore Orioles</b> Memorial Stadium, Baltimore, MD Sun May 08 1966, 3:33 AM EDT Unknown					
Curt Blefary, L OBP: 0.286, SLG: 0.500 Russ Snyder, L (8, 7)						2H 1B		F8		4	1	1	1	0	0	1						
Frank Robinson, R OBP: 0.488, SLG: 0.758 (1, 9)	HR					F8		F8		0	0	0	0	0	0	0						
Brooks Robinson, R OBP: 0.380, SLG: 0.613 (1, 5)	K					5-3				4	1	2	1	0	1	0						
Boog Powell, L OBP: 0.357, SLG: 0.466 (1, 3)						2B		HR		4	1	1	0	0	0	1						
Davey Johnson, R OBP: 0.253, SLG: 0.397 (1, 4)						F9 2B		HR		4	1	2	1	0	0	0						
Paul Blair, R OBP: 0.264, SLG: 0.397 (1, 8)						F9 2B		HR		4	1	2	2	2	0	0						
Andy Etchebarren, R OBP: 0.324, SLG: 0.413 (1, 2)						2-3		F5		4	2	2	2	0	0	0						
Jim Palmer, R OBP: 0.385, SLG: 0.636 (1, 1)						2B 1B		F9		4	1	2	0	0	0	0						
Inning Stats	R: 1 E: 0 K: 1 S: 6	H: 1 LOB: 0 BB: 0 P: 6	R: 0 E: 0 K: 0 S: 3	H: 0 LOB: 0 BB: 0 P: 3	R: 0 E: 0 K: 2 S: 7	H: 0 LOB: 0 BB: 0 P: 7	R: 0 E: 0 K: 0 S: 3	H: 1 LOB: 0 BB: 0 P: 3	R: 3 E: 0 K: 1 S: 9	H: 5 LOB: 1 BB: 0 P: 9	R: 2 E: 0 K: 1 S: 9	H: 4 LOB: 3 BB: 1 P: 13	R: 1 E: 0 K: 0 S: 4	H: 1 LOB: 0 BB: 0 P: 4	R: 1 E: 0 K: 0 S: 5	H: 2 LOB: 1 BB: 0 P: 5		R: 1 E: 0 K: 0 S: 5	H: 2 LOB: 1 BB: 0 P: 5	1B: 7 2B: 4 3B: 0 HR: 3	SF: 0 SAC: 0 DP: 0 HBP: 0	WP: 0 PB: 0 SB: 0 CS: 0
PITCHER Sonny Siebert, R ERA: 2.27 Jack Kralick, L ERA: 8.1 Don McMahon, R Steve Hargan, R ERA: 3.18 (1, 1) (5, 1) (6, 1) (7, 1)	IP: 4.1 WLS: L BF: 17 H: 6 R: 4 ER: 4 SO: 4 BB: 4 IBB: 4 HBP: 4 BLK: 3 WP: 0 HR: 2 S: 23 P: 23 ERA: 8.31 WHIP: 1.385																					







Batter	1	2	3	4	5	6	7	8	9	AB	R	H	RBI	BB	SO	LOB	TOP																	
Dick McAuliffe, L (1, 6) OBP: 0.360, SLG: 0.365	0-0 4-3		0-0 2B		0-0 FC4-6		4-0 1B BB		0-3 K	4	0	1	0	1	1	2	<b>Detroit Tigers @ Cleveland Indians</b> Cleveland Municipal Stadium, Cleveland, OH Tue May 10 1966, 7:05 PM EDT Att. 4,000 - Unknown																	
Jerry Lumpe, L (1, 4) OBP: 0.340, SLG: 0.341	0-0 1-3		0-0 1-3		0-0 4-3		0-0 1-3 1B		0-0 G3	5	0	1	0	0	0	4																		
Norm Cash, L (1, 3) OBP: 0.312, SLG: 0.489	0-3 K		0-0 F5		0-0 L4-3 SF8 2B		0-3 K			4	1	1	0	0	2	4																		
Al Kaline, R (1, 8) OBP: 0.414, SLG: 0.549		0-0 F3		0-3 K		0-0 L4-3		0-0 L5-3		4	0	0	0	0	1	1																		
Gates Brown, L (1, 7) OBP: 0.348, SLG: 0.316		0-3 K		0-0 S 1B		0-0 SF8		0-0 F8		3	0	1	1	0	1	0																		
Jim Northrup, L (1, 9) OBP: 0.344, SLG: 0.429		0-0 S 1B		0-3 K		0-0 1B 2B		0-0 1-3		4	1	2	0	0	1	1																		
Don Wert, R (1, 5) OBP: 0.375, SLG: 0.398		0-3 K		0-0 F5		0-0 1B			0-0 1-3	4	0	1	1	0	1	2																		
Bill Freehan, R (1, 2) OBP: 0.292, SLG: 0.373			0-0 FC1-6 1B		0-3 K		0-0 L3 1B		0-0 2B 1B	4	1	3	0	0	1	0																		
Mickey Lolich, S (1, 1) OBP: 0.154, SLG: 0.083			0-0 FC1-6 2B		4-0 FC4-6 BB		0-0 L3		0-0 1-3 2B	2	0	0	0	1	0	2																		
Willie Horton, R (9, PH) OBP: 0.290, SLG: 0.321			1-2 K				1-2 K		1-H 2B	1	0	1	1	0	0	0																		
Fred Gladding, L (9, 1)										0	0	0	0	0	0	0																		
<b>Inning Stats</b>	R: 0 E: 0 K: 1 S: 5	H: 0 LOB: 0 BB: 0 P: 5	R: 0 E: 0 K: 2 S: 8	H: 1 LOB: 1 BB: 0 P: 8	R: 0 E: 0 K: 0 S: 5	H: 2 LOB: 2 BB: 0 P: 5	R: 0 E: 0 K: 2 S: 8	H: 1 LOB: 1 BB: 0 P: 8	R: 0 E: 0 K: 1 S: 5	H: 0 LOB: 1 BB: 1 P: 9	R: 2 E: 0 K: 0 S: 5	H: 3 LOB: 1 BB: 0 P: 5	R: 0 E: 0 K: 1 S: 6	H: 2 LOB: 2 BB: 1 P: 10	R: 0 E: 0 K: 0 S: 3	H: 0 LOB: 0 BB: 0 P: 3	R: 1 E: 0 K: 1 S: 7	H: 2 LOB: 1 BB: 0 P: 7	1B: 7 2B: 5 3B: 0 HR: 0	SF: 1 SAC: 0 DP: 1 HBP: 0	WP: 0 PB: 0 SB: 2 CS: 0	PA: 38												
<b>PITCHER</b>	IP WLS BF H R ER SO BB IBB HBP BLK WP HR S P ERA WHIP	IP WLS BF H R ER SO BB IBB HBP BLK WP HR S P ERA WHIP																																
Gary Bell, R (1, 1) ERA: 3.55	6.2	29	9	2	2	6	2	0	0	0	0	0	0	0	39	47	2.70	1.650																
Jack Kralick, L (7, 1) ERA: 6.35	2.1	L 9	2	1	1	2	0	0	0	0	0	0	0	0	13	13	3.86	0.857																

AB	35
R	3
H	11
RBI	3
BB	2
SO	8
LOB	16



Batter	1	2	3	4	5	6	7	8	9	AB	R	H	RBI	BB	SO	LOB	BOTTOM																	
Vic Davallo, L (1, 8) OBP: 0.267, SLG: 0.345	0-3 K		0-3 K		0-0 E S 1B		0-0 5-3			4	0	1	0	0	2	1	<b>Detroit Tigers @ Cleveland Indians</b> Cleveland Municipal Stadium, Cleveland, OH Tue May 10 1966, 7:05 PM EDT Att. 4,000 - Unknown																	
Jim Landis, R (1, 9) OBP: 0.545, SLG: 0.563	4-0 S BB		0-0 E2 1-H 2B		0-0 F7 1-3		4-0 BB			2	0	1	1	2	0	1																		
Chuck Hinton, R (1, 7) OBP: 0.350, SLG: 0.265	0-0 F3 1-2		0-0 F4		0-3 K		0-3 K			4	0	0	0	0	2	4																		
Max Alvis, R (1, 5) OBP: 0.393, SLG: 0.392	0-3 K			0-0 4-3	0-0 L6			0-0 5-3		4	0	0	0	0	1	2																		
Fred Whitfield, L (1, 3) OBP: 0.277, SLG: 0.452		0-0 F7		0-0 F9		0-3 K		0-0 L9		4	0	0	0	0	1	0																		
Pedro Gonzalez, R (1, 4) OBP: 0.283, SLG: 0.267		0-0 L8		0-0 WP 3B		0-0 F5		0-0 L5		4	1	1	0	0	0	0																		
Dick Howser, R (1, 6) OBP: 0.357, SLG: 0.227				4-0 BB		4-0 BB			0-3 K	1	0	0	0	2	0	0																		
Bill Davis, L (9, PH) OBP: 0.231, SLG: 0.100				4-0 3-H BB					0-0 K	1	0	0	0	0	1	0																		
Del Crandall, R (1, 2) OBP: 0.364, SLG: 0.444			4-0 FC3-6 BB		4-0 1-2 BB		4-0 5-3		0-0 4-3	1	0	0	0	2	0	1																		
Leon Wagner, L (9, PH) OBP: 0.275, SLG: 0.267									0-0 K	1	0	0	0	0	0	0																		
Gary Bell, R (1, 1) Jack Kralick, L (7, 1) Duke Sims, L (9, PH) OBP: 0.333, SLG: 0.710			0-0 FC3-6 E		0-0 L8		0-0 6-3		0-3 K	2	1	0	0	0	0	3																		
<b>Inning Stats</b>	R: 0 E: 0 K: 2 S: 7	H: 0 LOB: 1 BB: 1 P: 11	R: 0 E: 0 K: 0 S: 3	H: 0 LOB: 0 BB: 0 P: 3	R: 1 E: 1 K: 1 S: 6	H: 1 LOB: 1 BB: 1 P: 10	R: 1 E: 0 K: 0 S: 4	H: 1 LOB: 2 BB: 2 P: 12	R: 0 E: 0 K: 1 S: 6	H: 1 LOB: 1 BB: 0 P: 6	R: 0 E: 0 K: 1 S: 5	H: 0 LOB: 1 BB: 1 P: 9	R: 0 E: 0 K: 1 S: 5	H: 0 LOB: 1 BB: 1 P: 9	R: 0 E: 0 K: 0 S: 3	H: 0 LOB: 0 BB: 0 P: 3	R: 0 E: 0 K: 2 S: 7	H: 0 LOB: 0 BB: 0 P: 7	1B: 1 2B: 1 3B: 1 HR: 0	SF: 0 SAC: 0 DP: 0 HBP: 0	WP: 1 PB: 0 SB: 2 CS: 0	PA: 36												
<b>PITCHER</b>	IP WLS BF H R ER SO BB IBB HBP BLK WP HR S P ERA WHIP	IP WLS BF H R ER SO BB IBB HBP BLK WP HR S P ERA WHIP																																
Mickey Lolich, L (1, 1) ERA: 3.46	8.0	W 33	3	2	2	6	6	0	0	0	0	0	0	0	39	63	2.25	1.125																
Fred Gladding, R (9, 1) ERA:	1.0	S 3	0	0	0	2	0	0	0	0	0	0	0	7	7	0.00	0.000																	

AB	30
R	2
H	3
RBI	1
BB	6
SO	8
LOB	12









Batter	1	2	3	4	5	6	7	8	9	AB	R	H	RBI	BB	SO	LOB	TOP		
Russ Snyder, L (1, 8) OBP: 0.071, SLG: 0.071	F6		K			L8		F8		4	0	0	0	0	1	0	<b>Baltimore Orioles @ Cleveland Indians</b> Cleveland Municipal Stadium, Cleveland, OH Sat May 14 1966, 7:05 PM EDT Att: 12,518 - Unknown		
Curt Blefary, L (1, 7) OBP: 0.340, SLG: 0.518	K					F8		G3		4	0	1	0	0	1	0			
Frank Robinson, R (1, 9) OBP: 0.495, SLG: 0.724						1-3		1B		3	0	1	0	1	0	0			
Brooks Robinson, R (1, 5) OBP: 0.370, SLG: 0.553	5-3							1B		4	1	3	0	0	0	1			
Boog Powell, L (1, 3)								1B		4	0	0	0	0	1	4			
Davey Johnson, R (1, 6) OBP: 0.272, SLG: 0.344										3	0	0	0	1	1	1			
Jerry Adair, R (1, 4) OBP: 0.438, SLG: 0.333										2	0	1	1	1	1	0			
Andy Etchebarren, R (1, 2) OBP: 0.333, SLG: 0.395										4	0	1	0	0	1	2			
Wally Bunker, R (1, 1) OBP: 0.133, SLG: 0.143 Bob Johnson, R (9, PH) OBP: 0.300, SLG: 0.176										3	0	0	0	0	2	2			
<b>Inning Stats</b>	R: 0 E: 0 K: 1 S: 5	H: 0 LOB: 1 BB: 1 P: 9	R: 0 E: 0 K: 3 S: 10	H: 1 LOB: 1 BB: 0 P: 10	R: 0 E: 0 K: 2 S: 7	H: 1 LOB: 1 BB: 0 P: 7	R: 0 E: 0 K: 0 S: 4	H: 1 LOB: 0 BB: 0 P: 4	R: 0 E: 0 K: 0 S: 3	H: 0 LOB: 0 BB: 0 P: 3	R: 1 E: 0 K: 0 S: 5	H: 2 LOB: 2 BB: 1 P: 9	R: 0 E: 0 K: 0 S: 3	H: 2 LOB: 2 BB: 0 P: 5	R: 0 E: 0 K: 0 S: 3	H: 0 LOB: 1 BB: 1 P: 7	1B: 7 2B: 0 3B: 0 HR: 0	SF: 1 SAC: 0 DP: 0 HBP: 0	WP: 1 PA: 36 PB: 0 SB: 0 CS: 0
<b>PITCHER</b> Sonny Siebert, R (1, 1) ERA: 1.99	IP: 9.0 WLS: W BF: 36 H: 7 R: 1 ER: 1 SO: 8 BB: 3 IBB: 0 HBP: 0 BLK: 0 WP: 1 HR: 0 S: 49 P: 61 ERA: 1.00 WHIP: 1.111															<b>PITCHER</b>			

Batter	1	2	3	4	5	6	7	8	9	AB	R	H	RBI	BB	SO	LOB	BOTTOM		
Dick Howser, R (1, 6) OBP: 0.314, SLG: 0.207	K		6-3			FC4-6		S		4	0	1	0	0	1	3	<b>Baltimore Orioles @ Cleveland Indians</b> Cleveland Municipal Stadium, Cleveland, OH Sat May 14 1966, 7:05 PM EDT Att: 12,518 - Unknown		
Chuck Hinton, R (1, 9) OBP: 0.327, SLG: 0.256	F9					F8		F6		4	0	0	0	0	1	1			
Leon Wagner, L (1, 7) OBP: 0.283, SLG: 0.333	F7					K		1B		4	0	1	0	0	1	0			
Fred Whitfield, L (1, 3) OBP: 0.257, SLG: 0.408						G3		G3		4	0	0	0	0	0	1			
Max Alvis, R (1, 5) OBP: 0.398, SLG: 0.384						5-3		E6		2	0	0	0	2	0	1			
Vic Davallilo, L (1, 8) OBP: 0.253, SLG: 0.315						F6		F4		4	0	0	0	0	0	4			
Pedro Gonzalez, R (1, 4) OBP: 0.281, SLG: 0.301						6-3		1B		3	2	2	0	0	0	0			
Duke Sims, L (1, 2) OBP: 0.368, SLG: 0.676						K		1B		2	0	1	1	1	1	0			
Sonny Siebert, R (1, 1) OBP: 0.286, SLG: 0.231								1B		2	0	1	1	1	0	1			
<b>Inning Stats</b>	R: 0 E: 0 K: 1 S: 5	H: 0 LOB: 0 BB: 0 P: 5	R: 0 E: 0 K: 0 S: 2	H: 0 LOB: 0 BB: 1 P: 6	R: 0 E: 0 K: 1 S: 5	H: 0 LOB: 1 BB: 1 P: 9	R: 0 E: 0 K: 1 S: 5	H: 0 LOB: 0 BB: 0 P: 5	R: 1 E: 1 K: 1 S: 7	H: 2 LOB: 2 BB: 1 P: 9	R: 0 E: 0 K: 0 S: 5	H: 3 LOB: 1 BB: 0 P: 5	R: 0 E: 0 K: 0 S: 3	H: 0 LOB: 1 BB: 1 P: 7	R: 0 E: 0 K: 0 S: 3	H: 0 LOB: 1 BB: 1 P: 7	1B: 4 2B: 1 3B: 1 HR: 0	SF: 0 SAC: 0 DP: 1 HBP: 0	WP: 0 PA: 33 PB: 0 SB: 2 CS: 1
<b>PITCHER</b> Wally Bunker, R (1, 1) ERA: 3.32	IP: 8.0 WLS: L BF: 33 H: 6 R: 2 ER: 2 SO: 4 BB: 3 IBB: 1 HBP: 0 BLK: 0 WP: 0 HR: 0 S: 37 P: 53 ERA: 2.25 WHIP: 1.125															<b>PITCHER</b>			





Batter	1	2	3	4	5	6	7	8	9	10	11	12	13	AB	R	H	RBI	BB	SO	LOB	TOP						
Russ Snyder, L OBP: 0.200, SLG: 0.200 (1.8)	L9		FC5-3 1B			G6-4-3 1B		F8		FC5-4			SH1-4 1B	6	1	3	0	0	0	1							
Luis Aparicio, R OBP: 0.226, SLG: 0.260 (1.6)	F8		FC5-3			G6-4-3 1-2			F2	5-3			SH1-4	5	0	0	0	0	0	3							
Frank Robinson, R OBP: 0.487, SLG: 0.696 (1.9)	K								F6		6-3			5	0	1	0	1	1	0							
Brooks Robinson, R OBP: 0.377, SLG: 0.546 (1.5)		F5								1B	6-3			5	0	2	1	1	0	1							
Curt Blefary, L OBP: 0.340, SLG: 0.500 (1.7)																											
Paul Blair, R OBP: 0.258, SLG: 0.357 (13.8)						G3-6-1																					
Boog Powell, L OBP: 0.326, SLG: 0.420 (1.3)																											
Davey Johnson, R OBP: 0.259, SLG: 0.327 (1.4)																											
Andy Etchebarren, R OBP: 0.337, SLG: 0.407 (1.2)																											
John Miller, R (1.1)																											
Stu Miller, R (9.1)																											
Bob Johnson, R OBP: 0.286, SLG: 0.167 (12.1)																											
Eddie Watt, R (12.1)																											
<b>Inning Stats</b>	R: 0 E: 0 K: 1 S: 5	H: 0 LOB: 0 BB: 0 P: 5	R: 0 E: 0 K: 1 S: 5	H: 0 LOB: 1 BB: 1 P: 9	R: 0 E: 0 K: 1 S: 6	H: 1 LOB: 1 BB: 0 P: 6	R: 0 E: 1 K: 0 S: 4	H: 1 LOB: 1 BB: 0 P: 4	R: 0 E: 0 K: 2 S: 7	H: 0 LOB: 0 BB: 0 P: 7	R: 0 E: 0 K: 1 S: 5	H: 0 LOB: 0 BB: 0 P: 5	R: 0 E: 0 K: 0 S: 3	H: 1 LOB: 1 BB: 1 P: 4	R: 0 E: 0 K: 0 S: 4	H: 1 LOB: 1 BB: 0 P: 4	R: 0 E: 0 K: 1 S: 7	H: 2 LOB: 2 BB: 1 P: 11	R: 1 E: 0 K: 1 S: 4	H: 2 LOB: 2 BB: 1 P: 11	1B: 8 2B: 1 3B: 0 HR: 0	SF: 0 SAC: 1 DP: 2 HBP: 0	W/P: 0 PB: 0 SB: 0 CS: 0	PA: 51			
<b>PITCHER</b>	IP	WLS	BF	H	R	ER	SO	BB	IBB	HBP	BLK	WP	HR	S	P	ERA	WHIP										
Gary Bell, R ERA: 2.66 (1.1)	11.0		41	6	0	0	7	3	0	0	0	0	0	0	52	0.00	0.818										
Steve Hargan, R ERA: 3.0 (12.1)	1.1	L	8	3	1	1	0	0	1	0	0	0	0	0	7	6.75	2.250										
Bob Allen, L ERA: 1.64 (13.1)	0.2		2	0	0	0	1	0	0	0	0	0	0	0	4	0.00	0.000										

Baltimore Orioles @ Cleveland Indians  
Cleveland Municipal Stadium, Cleveland, OH  
Sun May 15 1966, 3:33 AM EDT  
Unknown


AB 46  
R 1  
H 9  
RBI 1  
BB 4  
SO 8  
LOB 19



Batter	1	2	3	4	5	6	7	8	9	10	11	12	13	AB	R	H	RBI	BB	SO	LOB	BOTTOM						
Dick Howser, R OBP: 0.325, SLG: 0.242 (1.6)																											
Chuck Hinton, R OBP: 0.352, SLG: 0.261 (1.9)																											
Leon Wagner, L OBP: 0.277, SLG: 0.310 (1.7)																											
Fred Whitfield, L OBP: 0.253, SLG: 0.395 (1.3)																											
Max Alvis, R OBP: 0.379, SLG: 0.363 (1.5)																											
Vic Davalillo, L OBP: 0.260, SLG: 0.320 (1.8)																											
Pedro Gonzalez, R OBP: 0.247, SLG: 0.294 (1.4)																											
Duke Sims, L OBP: 0.340, SLG: 0.805 (1.2)																											
Gary Bell, R ERA: 2.66 (1.1)	8.0		30	4	0	0	3	3	1	0	0	0	0	0	32	0.00	0.875										
Chico Salmon, R (11.1)																											
Steve Hargan, R (12.1)	3.0		9	1	0	0	1	0	1	0	0	0	0	10	0.00	0.333											
Bob Allen, L (13.1)	2.0	W	7	2	0	0	1	0	0	0	0	0	0	9	0.00	1.000											
<b>Inning Stats</b>	R: 0 E: 0 K: 0 S: 3	H: 1 LOB: 1 BB: 1 P: 7	R: 0 E: 0 K: 1 S: 5	H: 1 LOB: 0 BB: 0 P: 5	R: 0 E: 0 K: 1 S: 5	H: 0 LOB: 0 BB: 0 P: 5	R: 0 E: 0 K: 0 S: 4	H: 1 LOB: 1 BB: 0 P: 4	R: 0 E: 0 K: 0 S: 3	H: 0 LOB: 0 BB: 0 P: 3	R: 0 E: 0 K: 0 S: 3	H: 0 LOB: 0 BB: 0 P: 7	R: 0 E: 0 K: 0 S: 3	H: 1 LOB: 1 BB: 1 P: 7	R: 0 E: 0 K: 0 S: 5	H: 1 LOB: 0 BB: 0 P: 5	R: 0 E: 0 K: 1 S: 4	H: 1 LOB: 1 BB: 0 P: 4	R: 0 E: 0 K: 0 S: 4	H: 1 LOB: 1 BB: 0 P: 4	1B: 6 2B: 4 3B: 0 HR: 0	SF: 0 SAC: 1 DP: 4 HBP: 0	W/P: 0 PB: 0 SB: 0 CS: 1	PA: 47			
<b>PITCHER</b>	IP	WLS	BF	H	R	ER	SO	BB	IBB	HBP	BLK	WP	HR	S	P	ERA	WHIP										
John Miller, R ERA: 1.26 (1.1)	8.0		30	4	0	0	3	3	1	0	0	0	0	0	32	0.00	0.875										
Stu Miller, R ERA: 1.19 (9.1)	3.0		9	1	0	0	1	0	1	0	0	0	0	10	0.00	0.333											
Eddie Watt, R ERA: 2.66 (12.1)	2.0	W	7	2	0	0	1	0	0	0	0	0	0	9	0.00	1.000											

Baltimore Orioles @ Cleveland Indians  
Cleveland Municipal Stadium, Cleveland, OH  
Sun May 15 1966, 3:33 AM EDT  
Unknown

AB 40  
R 0  
H 7  
RBI 0  
BB 5  
SO 5  
LOB 15





Batter	1	2	3	4	5	6	7	8	9	AB	R	H	RBI	BB	SO	LOB	TOP				
Russ Snyder, L (1.8) OBP: 0.250, SLG: 0.292	0-3 K		0-0 2B		0-0 1B			0-0 G3		4	0	2	0	0	1	0	<b>Baltimore Orioles @ Cleveland Indians</b> Cleveland Municipal Stadium, Cleveland, OH Sun May 15 1966, 3:38 AM EDT Att: 34,186 - Unknown				
Luis Aparicio, R (1.6) OBP: 0.226, SLG: 0.260	0-0 1B		0-0 F9		0-0 F8			0-0 4-3		4	0	1	0	0	0	2					
Frank Robinson, R (1.9) OBP: 0.496, SLG: 0.729	0-0 G6-4-3 1B			0-0 HR			0-0 F8		0-0 8-3 1B	4	1	3	1	0	0	0					
Brooks Robinson, R (1.5) OBP: 0.373, SLG: 0.536	0-0 G6-4-3			0-0 3-1 1B			0-0 F8		0-0 F8	4	0	1	0	0	0	3					
Curt Blefary, L (1.7) OBP: 0.327, SLG: 0.478		0-3 K		0-0 F4			0-0 L8		0-0 8-3	4	0	0	0	0	1	2					
Boog Powell, L (1.3) OBP: 0.316, SLG: 0.405		0-0 4-3		0-0 3-1						3	0	0	0	0	0	1					
Jerry Adair, R (1.4) OBP: 0.421, SLG: 0.333		0-3 K		0-0 F8				0-0 G4-6-3 1B		3	0	1	0	0	1	1					
Andy Etchebarren, R (1.2) OBP: 0.326, SLG: 0.393			0-0 F3		0-0 5-3			0-0 G4-6-3		3	0	0	0	0	0	1					
Dave McNally, R (1.1) OBP: 0.167, SLG: 0.125			0-0 3-1		0-3 K			0-0 6-3		3	0	0	0	0	1	0					
<b>Inning Stats</b>	R: 0 E: 0 K: 1 S: 6	H: 2 LOB: 1 BB: 0 P: 6	R: 0 E: 0 K: 2 S: 7	H: 0 LOB: 0 BB: 0 P: 7	R: 0 E: 0 K: 0 S: 4	H: 1 LOB: 1 BB: 0 P: 4	R: 1 E: 0 K: 0 S: 5	H: 2 LOB: 1 BB: 0 P: 5	R: 0 E: 0 K: 1 S: 6	H: 1 LOB: 1 BB: 0 P: 6	R: 0 E: 0 K: 0 S: 3	H: 0 LOB: 0 BB: 0 P: 3	R: 0 E: 0 K: 0 S: 3	H: 1 LOB: 0 BB: 0 P: 3	R: 0 E: 0 K: 0 S: 3	H: 0 LOB: 0 BB: 0 P: 3	1B: 6 2B: 2 3B: 0 HR: 1	SF: 0 SAC: 0 DP: 3 HBP: 0	WP: 0 PB: 0 SB: 0 CS: 0	PA: 32	
<b>PITCHER</b> Lee Stange, R (1.1) ERA: 0.93	IP: 9.0 WLS: W BF: 32	H: 8 R: 1 ER: 1 SO: 4	BB: 0 IBB: 0 HBP: 0 BLK: 0	WP: 0 HR: 1 S: 40 P: 40	ERA: 1.00 WHIP: 0.889											<b>PITCHER</b>	IP: 9.0 WLS: W BF: 32	H: 8 R: 1 ER: 1 SO: 4	BB: 0 IBB: 0 HBP: 0 BLK: 0	WP: 0 HR: 1 S: 40 P: 40	ERA: 1.00 WHIP: 0.889

Batter	1	2	3	4	5	6	7	8	9	AB	R	H	RBI	BB	SO	LOB	BOTTOM				
Dick Howser, R (1.6) OBP: 0.318, SLG: 0.243	0-0 B1-3		0-0 4-3			0-0 1B FC6-4 1B		0-0 5-3		4	1	1	0	0	0	1	<b>Baltimore Orioles @ Cleveland Indians</b> Cleveland Municipal Stadium, Cleveland, OH Sun May 15 1966, 3:38 AM EDT Att: 34,186 - Unknown				
Chuck Hinton, R (1.9) OBP: 0.382, SLG: 0.280	0-3 K		0-0 2-3			0-0 F9		0-0 CS 1B		4	0	2	1	0	1	1					
Leon Wagner, L (1.7) OBP: 0.294, SLG: 0.328	0-0 1B		0-0 3-H F6			0-0 FC6-4 1B		0-0 CS		3	0	2	0	0	0	1					
Fred Whitfield, L (1.3) OBP: 0.256, SLG: 0.392	0-0 F7			0-0 G6-4-3 1B		0-0 FC6-4		0-0 1-2		3	0	1	1	0	0	2					
Max Alvis, R (1.5) OBP: 0.368, SLG: 0.351		0-0 L5		0-0 G6-4-3		0-0 F8				3	0	0	0	0	0	2					
Vic Davallilo, L (1.8) OBP: 0.252, SLG: 0.310		0-0 1-3		0-0 L4			0-3 K			3	0	0	0	0	1	0					
Pedro Gonzalez, R (1.4) OBP: 0.240, SLG: 0.275		0-0 G3			0-0 6-3		0-0 3-1			3	0	0	0	0	0	0					
Del Crandall, R (1.2) OBP: 0.370, SLG: 0.435			0-0 4-3 SH2-4 1B		0-0 F9		0-0 F4			3	1	1	0	0	0	0					
Lee Stange, R (1.1)			0-0 SH2-4		0-3 K		0-3 K			2	0	0	0	0	2	0					
<b>Inning Stats</b>	R: 0 E: 0 K: 1 S: 6	H: 1 LOB: 1 BB: 0 P: 6	R: 0 E: 0 K: 0 S: 3	H: 0 LOB: 0 BB: 0 P: 3	R: 1 E: 0 K: 0 S: 5	H: 2 LOB: 1 BB: 0 P: 5	R: 0 E: 0 K: 0 S: 3	H: 1 LOB: 0 BB: 0 P: 3	R: 0 E: 0 K: 1 S: 5	H: 0 LOB: 0 BB: 0 P: 5	R: 1 E: 0 K: 0 S: 5	H: 2 LOB: 1 BB: 0 P: 5	R: 0 E: 0 K: 1 S: 5	H: 0 LOB: 0 BB: 0 P: 5	R: 0 E: 0 K: 1 S: 5	H: 1 LOB: 0 BB: 0 P: 5	1B: 7 2B: 0 3B: 0 HR: 0	SF: 0 SAC: 1 DP: 1 HBP: 0	WP: 0 PB: 0 SB: 0 CS: 1	PA: 30	
<b>PITCHER</b> Dave McNally, L (1.1) ERA: 2.35	IP: 8.0 WLS: L BF: 29	H: 7 R: 2 ER: 2 SO: 4	BB: 0 IBB: 0 HBP: 0 BLK: 0	WP: 0 HR: 0 S: 37 P: 37	ERA: 2.25 WHIP: 0.875											<b>PITCHER</b>	IP: 8.0 WLS: L BF: 29	H: 7 R: 2 ER: 2 SO: 4	BB: 0 IBB: 0 HBP: 0 BLK: 0	WP: 0 HR: 0 S: 37 P: 37	ERA: 2.25 WHIP: 0.875



Batter	1	2	3	4	5	6	7	8	9	AB	R	H	RBI	BB	SO	LOB	TOP				
Fred Valentine, S OBP: 0.368, SLG: 0.509										4	2	2	0	1	0	3	Washington Senators @ Cleveland Indians Cleveland Municipal Stadium, Cleveland, OH Tue May 17 1966, 7:05 PM EDT Att: 5,977 - Unknown				
Bob Saverine, S OBP: 0.200, SLG: 0.261 Bob Humphreys, R										3	0	0	1	0	1	2					
Dick Lines, R Doug Camilli, R OBP: 0.229, SLG: 0.212										0	0	0	0	0	0	0					
Don Lock, R OBP: 0.362, SLG: 0.475 Jim King, L OBP: 0.380, SLG: 0.381										1	0	0	0	2	1	0					
Frank Howard, R OBP: 0.286, SLG: 0.442										3	0	0	0	1	1	2					
Ken McMullen, R OBP: 0.306, SLG: 0.410										3	0	1	1	1	0	2					
Paul Casanova, R OBP: 0.400, SLG: 0.606										4	0	0	0	0	3	3					
Ken Hamlin, R OBP: 0.283, SLG: 0.255 Willie Kirkland, L OBP: 0.280, SLG: 0.143										3	0	1	0	0	1	0					
Ed Brinkman, R OBP: 0.231, SLG: 0.279										4	0	0	0	0	2	3					
Diego Segui, R Dick Nen, L OBP: 0.277, SLG: 0.279										1	0	0	0	1	1	0					
<b>Inning Stats</b>	R: 1 E: 0 K: 2 S: 9	H: 2 LOB: 2 BB: 1 P: 13	R: 0 E: 0 K: 1 S: 5	H: 0 LOB: 1 BB: 1 P: 9	R: 0 E: 0 K: 2 S: 7	H: 0 LOB: 0 BB: 0 P: 7	R: 0 E: 0 K: 1 S: 5	H: 1 LOB: 2 BB: 1 P: 9	R: 1 E: 1 K: 1 S: 6	H: 1 LOB: 2 BB: 2 P: 14	R: 0 E: 0 K: 3 S: 9	H: 0 LOB: 0 BB: 0 P: 9	R: 0 E: 0 K: 0 S: 3	H: 0 LOB: 0 BB: 0 P: 7	R: 0 E: 0 K: 0 S: 3	H: 0 LOB: 0 BB: 0 P: 3	R: 0 E: 0 K: 0 S: 3	H: 0 LOB: 2 BB: 2 P: 11	1B: 2 2B: 2 3B: 0 HR: 0	SF: 1 SAC: 0 DP: 1 HBP: 0	WP: 0 PA: 38
<b>PITCHER</b>	IP WLS BF H R ER SO BB IBB HBP BLK WP HR S P ERA WHIP																				
Sam McDowell, L ERA: 1.52	4.2	22	4	2	1	7	5	0	0	0	0	0	0	0	0	1	51	1.93	1.929		
Don McMahon, R ERA:	0.1	1	0	0	0	0	0	0	0	0	0	0	0	0	1	1	28	0.00	0.000		
Tom Kelley, R ERA: 2.89	3.1	W	13	0	0	3	3	0	0	0	0	0	0	0	16	28	0.00	0.900			
Bob Allen, L ERA: 1.54	0.2	S	2	0	0	0	0	0	0	0	0	0	0	2	2	0.00	0.000				
<b>Batter</b>	<b>1</b>	<b>2</b>	<b>3</b>	<b>4</b>	<b>5</b>	<b>6</b>	<b>7</b>	<b>8</b>	<b>9</b>	<b>AB</b>	<b>R</b>	<b>H</b>	<b>RBI</b>	<b>BB</b>	<b>SO</b>	<b>LOB</b>	<b>BOTTOM</b>				
Dick Howser, R OBP: 0.375, SLG: 0.350										3	1	3	0	1	0	0	Washington Senators @ Cleveland Indians Cleveland Municipal Stadium, Cleveland, OH Tue May 17 1966, 7:05 PM EDT Att: 5,977 - Unknown				
Chuck Hinton, R OBP: 0.338, SLG: 0.259										4	0	0	0	0	2	5					
Leon Wagner, L OBP: 0.306, SLG: 0.328 Chico Salmon, R										3	0	1	0	1	0	2					
Fred Whitfield, L OBP: 0.256, SLG: 0.386										4	1	1	1	0	0	3					
Max Alvis, R OBP: 0.373, SLG: 0.381										3	1	1	2	1	1	2					
Vic Davallilo, L OBP: 0.243, SLG: 0.298										4	0	0	0	0	2						
Pedro Gonzalez, R OBP: 0.250, SLG: 0.269										2	0	0	0	2	0	0					
Del Crandall, R OBP: 0.357, SLG: 0.417 Duke Sims, L OBP: 0.348, SLG: 0.610										1	0	0	0	0	0	0					
Sam McDowell, L OBP: 0.263, SLG: 0.263 Don McMahon, R										0	0	0	0	0	0	0					
Jim Landis, R OBP: 0.500, SLG: 0.500 Tom Kelley, R Bob Allen, L										1	0	0	0	0	1	1					
<b>Inning Stats</b>	R: 0 E: 0 K: 0 S: 3	H: 1 LOB: 0 BB: 0 P: 3	R: 0 E: 0 K: 1 S: 5	H: 0 LOB: 0 BB: 0 P: 5	R: 0 E: 0 K: 0 S: 4	H: 1 LOB: 2 BB: 1 P: 8	R: 0 E: 0 K: 2 S: 7	H: 0 LOB: 1 BB: 1 P: 11	R: 3 E: 0 K: 1 S: 8	H: 3 LOB: 0 BB: 0 P: 8	R: 0 E: 0 K: 2 S: 8	H: 1 LOB: 2 BB: 1 P: 12	R: 0 E: 0 K: 0 S: 4	H: 1 LOB: 3 BB: 2 P: 12	1B: 3 2B: 3 3B: 0 HR: 1	SF: 0 SAC: 0 DP: 1 HBP: 0	WP: 1 PA: 35				
<b>PITCHER</b>	IP WLS BF H R ER SO BB IBB HBP BLK WP HR S P ERA WHIP																				
Diego Segui, R ERA: 6.23	6.0	L	24	5	3	3	5	2	0	0	0	0	0	0	0	32	4.50	1.167			
Bob Humphreys, R ERA: 2.43	1.0	6	2	0	0	2	1	0	0	0	0	0	0	9	13	0.00	3.000				
Dick Lines, L ERA: 3.09	1.0	5	0	0	0	0	0	2	0	0	0	0	0	3	11	0.00	0.000				



Batter	1	2	3	4	5	6	7	8	9	AB	R	H	RBI	BB	SO	LOB	TOP								
Fred Valentine, S OBP: 0.352, SLG: 0.487 (1, 8)	G3		K		4-3	3-1			F4	5	0	0	0	0	1	2	Washington Senators @ Cleveland Indians Cleveland Municipal Stadium, Cleveland, OH Wed May 18, 1966, 7:05 PM EDT Att: 4,960 - Unknown <a href="http://livebaseballscorecards.com">livebaseballscorecards.com</a>								
Don Blasingame, L OBP: 0.305, SLG: 0.241 (1, 4)	F4				F7				F7	4	0	1	0	0	0	0									
Frank Howard, R OBP: 0.294, SLG: 0.444 Don Lock, R OBP: 0.362, SLG: 0.475 (7, PR) (7, 8)			F5		F5				CS 1B	4	0	2	0	0	0	1									
Jim King, L OBP: 0.370, SLG: 0.370 (1, 9)	K				F6				F5	4	1	1	0	0	1	2									
Dick Nen, L OBP: 0.275, SLG: 0.277 (1, 3)			F7		K				F7	4	1	1	0	0	1	0									
Bob Saverine, S OBP: 0.276, SLG: 0.370 (1, 5)									K	4	1	3	1	0	1	0									
Paul Casanova, R OBP: 0.385, SLG: 0.622 (1, 2)										4	1	1	2	0	0	2									
Ed Brinkman, R OBP: 0.232, SLG: 0.271 (1, 6)			F9		F7				F3	3	0	0	0	1	0	2									
Pete Richert, L OBP: 0.125, SLG: 0.125 Casey Cox, R (9, 1)			6-3		K				F7	4	0	1	1	0	1	0									
<b>Inning Stats</b>	R: 0 E: 0 K: 1 S: 6	H: 1 LOB: 1 BB: 0 P: 6	R: 0 E: 0 K: 0 S: 4	H: 1 LOB: 1 BB: 0 P: 4	R: 0 E: 0 K: 1 S: 6	H: 1 LOB: 1 BB: 0 P: 6	R: 1 E: 0 K: 1 S: 7	H: 2 LOB: 1 BB: 0 P: 7	R: 0 E: 0 K: 1 S: 5	H: 0 LOB: 0 BB: 0 P: 5	R: 3 E: 1 K: 0 S: 7	H: 4 LOB: 2 BB: 1 P: 11	R: 0 E: 0 K: 1 S: 3	H: 1 LOB: 1 BB: 0 P: 3	R: 0 E: 0 K: 1 S: 5	H: 0 LOB: 0 BB: 0 P: 5	R: 0 E: 0 K: 0 S: 3	H: 0 LOB: 0 BB: 0 P: 3	1B: 8 2B: 1 3B: 1 HR: 0	SF: 0 SAC: 0 DP: 0 HBP: 0	WP: 0 PB: 0 SB: 0 CS: 1	PA: 37			
<b>PITCHER</b>	IP	WLS	BF	H	R	ER	SO	BB	IBB	HBP	BLK	WP	HR	S	P	ERA	WHIP								
Sonny Siebert, R ERA: 2.53 (1, 1)	5.2	L	25	8	4	4	4	0	0	0	0	0	0	33	33	6.35	1.412								
Steve Hargan, R ERA: 2.39 (6, 1)	2.1		9	2	0	0	1	0	1	0	0	0	0	10	14	0.00	0.857								
Don McMahon, R ERA: (9, 1)	1.0		3	0	0	0	0	0	0	0	0	0	0	3	3	0.00	0.000								

Batter	1	2	3	4	5	6	7	8	9	AB	R	H	RBI	BB	SO	LOB	BOTTOM								
Dick Howser, R OBP: 0.365, SLG: 0.364 (1, 6)	F7		F8		F6					4	0	1	0	0	0	1	Washington Senators @ Cleveland Indians Cleveland Municipal Stadium, Cleveland, OH Wed May 18, 1966, 7:05 PM EDT Att: 4,960 - Unknown <a href="http://livebaseballscorecards.com">livebaseballscorecards.com</a>								
Chuck Hinton, R OBP: 0.318, SLG: 0.241 Don McMahon, R (9, 1)	F7		K						K	4	0	0	0	0	3	1									
Leon Wagner, L OBP: 0.303, SLG: 0.324 (1, 7)	4-3				FC4-6 1B				F8	4	0	1	0	0	0	0									
Fred Whitfield, L OBP: 0.267, SLG: 0.384 (1, 3)					K				G3	3	1	1	0	1	1	1									
Max Alvis, R OBP: 0.360, SLG: 0.366 (1, 5)					F4				K	4	1	0	0	0	1	3									
Vic Davallo, L OBP: 0.246, SLG: 0.299 Jim Landis, R OBP: 0.480, SLG: 0.474 (9, PH)					FC4-6 1B				F8	3	0	1	0	0	0	1									
Pedro Gonzalez, R OBP: 0.243, SLG: 0.280 Rocky Colavito, R OBP: 0.300, SLG: 0.378 (9, PH)					F6				6-3	3	0	0	0	0	0	2									
Joe Azcue, R OBP: 0.478, SLG: 0.400 Duke Sims, L OBP: 0.340, SLG: 0.595 (9, PH)					FC4-6 1B				5-3	3	0	1	0	0	0	2									
Sonny Siebert, R OBP: 0.250, SLG: 0.200 Steve Hargan, R Chico Salmon, R (9, 9)					3-1				F7	2	0	0	0	0	0	1									
<b>Inning Stats</b>	R: 0 E: 0 K: 0 S: 3	H: 0 LOB: 0 BB: 0 P: 3	R: 0 E: 0 K: 0 S: 4	H: 1 LOB: 2 BB: 1 P: 8	R: 0 E: 0 K: 1 S: 5	H: 0 LOB: 0 BB: 0 P: 5	R: 0 E: 0 K: 1 S: 6	H: 1 LOB: 1 BB: 0 P: 6	R: 0 E: 0 K: 1 S: 4	H: 1 LOB: 1 BB: 0 P: 4	R: 0 E: 0 K: 1 S: 5	H: 0 LOB: 0 BB: 0 P: 5	R: 0 E: 0 K: 1 S: 5	H: 0 LOB: 0 BB: 0 P: 5	R: 0 E: 0 K: 1 S: 6	H: 1 LOB: 1 BB: 0 P: 6	R: 3 E: 1 K: 1 S: 8	H: 2 LOB: 2 BB: 0 P: 8	1B: 4 2B: 1 3B: 0 HR: 1	SF: 0 SAC: 0 DP: 0 HBP: 0	WP: 0 PB: 0 SB: 0 CS: 0	PA: 35			
<b>PITCHER</b>	IP	WLS	BF	H	R	ER	SO	BB	IBB	HBP	BLK	WP	HR	S	P	ERA	WHIP								
Pete Richert, L ERA: 2.42 Casey Cox, R ERA: 2.55 (9, 1)	8.2	S	34	6	3	0	0	0	0	0	0	0	0	45	49	0.00	0.808								







Batter	1	2	3	4	5	6	7	8	9	AB	R	H	RBI	BB	SO	LOB	TOP										
Dick Howser, R OBP: 0.333, SLG: 0.327 (1, 6)	1-3	SH3-4			K				5-3	4	0	1	0	0	1	0	<b>Cleveland Indians @ Chicago White Sox</b> Comiskey Park, Chicago, IL Fri May 20 1966, 8:05 PM EDT Att: 16,530 - Unknown										
Max Alvis, R OBP: 0.350, SLG: 0.355 (1, 5)	F7	F7			BB	BB	F7		5-3	5	1	2	0	0	0	2											
Chico Salmon, R OBP: 0.333, SLG: 0.545 (1, 7)	K				K		E1			4	0	1	0	0	2	2											
Rocky Colavito, R OBP: 0.284, SLG: 0.346 (1, 9)	E5				K		F9			3	1	0	0	1	1	3											
Fred Whitfield, L OBP: 0.266, SLG: 0.378 (1, 3)	F9				K		F9			4	1	1	1	0	1	3											
Jim Landis, R OBP: 0.455, SLG: 0.500 (1, 8)					K				1-3	3	0	1	2	0	1	0											
Pedro Gonzalez, R OBP: 0.245, SLG: 0.262 (1, 4)	F4				K2-3		5-3			4	0	1	0	0	1	2											
Joe Azcue, R OBP: 0.367, SLG: 0.296 (1, 2)					6-3		4-3		4-3	4	0	0	0	0	0	2											
Gary Bell, R OBP: 0.250, SLG: 0.143 (1, 1)					K		6-3		F3	4	0	1	0	0	1	1											
<b>Inning Stats</b>	R: 3 E: 1 K: 1 S: 9	H: 3 LOB: 1 BB: 0 P: 9	R: 0 E: 0 K: 0 S: 4	H: 1 LOB: 1 BB: 0 P: 4	R: 0 E: 0 K: 3 S: 9	H: 0 LOB: 0 BB: 0 P: 9	R: 0 E: 0 K: 2 S: 7	H: 0 LOB: 0 BB: 0 P: 7	R: 0 E: 0 K: 2 S: 9	H: 2 LOB: 3 BB: 1 P: 13	R: 0 E: 0 K: 0 S: 3	H: 0 LOB: 1 BB: 0 P: 4	R: 0 E: 1 K: 0 S: 4	H: 1 LOB: 1 BB: 0 P: 4	R: 0 E: 0 K: 0 S: 3	H: 0 LOB: 0 BB: 0 P: 3	1B: 7 2B: 0 3B: 1 HR: 0	SF: 0 SAC: 1 DP: 0 HBP: 1	WP: 0 PB: 0 SB: 0 CS: 1	PA: 38							
<b>PITCHER</b>	IP	WLS	BF	H	R	ER	SO	BB	IBB	HBP	BLK	WP	HR	S	P	ERA	WHIP										
Tommy John, L ERA: 1.92 (1, 1)	7.0	L	31	7	3	0	8	1	0	1	0	0	0	45	50	0.00	1.143										
Eddie Fisher, R ERA: 2.55 (8, 1)	2.0		7	1	0	0	0	0	0	0	0	0	0	7	7	0.00	0.500										

AB 35  
R 3  
H 8  
RBI 3  
BB 1  
SO 8  
LOB 15



Batter	1	2	3	4	5	6	7	8	9	AB	R	H	RBI	BB	SO	LOB	BOTTOM										
Tommie Agee, R OBP: 0.344, SLG: 0.382 (1, 8)	F4		FC5-2-5-2		F5		K			4	0	0	0	0	1	3	<b>Cleveland Indians @ Chicago White Sox</b> Comiskey Park, Chicago, IL Fri May 20 1966, 8:05 PM EDT Att: 16,530 - Unknown										
Don Buford, S OBP: 0.277, SLG: 0.311 (1, 4)	F8		K		L6				F8	4	0	0	0	0	1	3											
Floyd Robinson, L OBP: 0.389, SLG: 0.490 (1, 9)	K		FC6-4				BB		F5	4	1	2	1	0	1	0											
John Romano, R OBP: 0.484, SLG: 0.533 (1, 2)			FC6-4		2-3					4	0	2	0	0	0	3											
Joe Horlen, R (8, PR)										0	0	0	0	0	0	0											
Jerry McNertney, R OBP: 0.389, SLG: 0.313 (9, 2)		BB							BB	0	0	0	0	0	0	0											
Tom McCraw, L OBP: 0.299, SLG: 0.304 (1, 7)					G6-4-3				F6	3	0	1	0	1	0	2											
Gene Freese, R OBP: 0.315, SLG: 0.400 (1, 5)					G6-4-3				4-3	4	0	1	1	0	0	3											
Bill Skowron, R OBP: 0.263, SLG: 0.338 (1, 3)					K				F3	4	0	0	0	0	2	2											
Al Weis, S OBP: 0.265, SLG: 0.143 (1, 6)					E6				F8	4	0	1	0	0	0	0											
Tommy John, R OBP: 0.200, SLG: 0.400 (1, 1)					SH3-4				F4	1	1	1	0	0	0	0											
Smoky Burgess, L OBP: 0.250, SLG: 0.200 (7, PH)					SH3-4				L1	1	0	0	0	0	0	0											
Eddie Fisher, R (8, 1)					FC5-2-5-2					0	0	0	0	0	0	0											
<b>Inning Stats</b>	R: 0 E: 0 K: 1 S: 5	H: 0 LOB: 0 BB: 0 P: 5	R: 0 E: 0 K: 0 S: 4	H: 2 LOB: 1 BB: 0 P: 4	R: 1 E: 1 K: 1 S: 8	H: 2 LOB: 2 BB: 0 P: 8	R: 0 E: 0 K: 1 S: 4	H: 0 LOB: 0 BB: 1 P: 8	R: 0 E: 0 K: 1 S: 7	H: 2 LOB: 1 BB: 0 P: 7	R: 0 E: 0 K: 1 S: 5	H: 0 LOB: 0 BB: 0 P: 5	R: 0 E: 0 K: 0 S: 4	H: 1 LOB: 1 BB: 0 P: 4	R: 0 E: 0 K: 0 S: 3	H: 0 LOB: 0 BB: 0 P: 3	1B: 7 2B: 1 3B: 0 HR: 0	SF: 0 SAC: 1 DP: 1 HBP: 0	WP: 0 PB: 0 SB: 0 CS: 0	PA: 35							
<b>PITCHER</b>	IP	WLS	BF	H	R	ER	SO	BB	IBB	HBP	BLK	WP	HR	S	P	ERA	WHIP										
Gary Bell, R ERA: 2.38 (1, 1)	9.0	W	35	8	2	1	5	1	0	0	0	0	0	44	48	1.00	1.000										

AB 33  
R 2  
H 8  
RBI 2  
BB 1  
SO 5  
LOB 16





Batter	1	2	3	4	5	6	7	8	9	AB	R	H	RBI	BB	SO	LOB	TOP			
Dick Howser, R OBP: 0.344, SLG: 0.357 (1, 6)	0-0 4-3 2B		0-0 FC5-4 1B		0-0 8-3		0-0 F4			4	0	2	0	0	0	2				
Max Alvis, R OBP: 0.346, SLG: 0.345 Steve Hargan, R (7, 1)	0-0 F5		0-0 FC5-4 1-2			4-0 1B E BB	0-3 K			3	1	0	0	1	1	3				
Leon Wagner, L OBP: 0.313, SLG: 0.333 (1, 7)	0-0 4-3 2-3			0-0 5-3 BB 1B		0-0 F9 1B		0-0 4-3		4	1	2	0	0	0	1				
Rocky Colavito, R OBP: 0.283, SLG: 0.353 (1, 9)	0-0 1-3			0-0 F7		0-0 F9 1-2 3-H		0-0 1B 2B		4	0	1	0	0	0	3				
Chico Salmon, R OBP: 0.375, SLG: 0.500 (7, 5)		0-0 F8		4-0 5-3 BB		0-0 K		0-0 1B 2B		3	0	1	0	1	1	1				
Jim Landis, R OBP: 0.432, SLG: 0.467 (1, 8)	0-0 F8			0-0 5-3 1-2 2-3		0-0 FC6-4 1B 2-H		0-3 K2-3-2 1B 1-2		4	0	1	1	0	1	4				
Pedro Gonzalez, R OBP: 0.237, SLG: 0.252 (1, 4)	0-0 6-3			0-0 6-3		0-0 FC6-4 1-2		0-0 6-3		4	0	0	0	0	0	3				
Del Crandall, R OBP: 0.367, SLG: 0.423 Duke Sims, L OBP: 0.347, SLG: 0.581 (7, PH) (7, 2)			0-3 K		0-0 8-3 1B		1-0 HBP		0-3 K	2	0	1	0	0	1	0				
Sam McDowell, L OBP: 0.263, SLG: 0.263 Tom Kelley, R OBP: 0.296, SLG: 0.222 Don McMahon, R OBP: 0.226, SLG: 0.270 (5, PH) (5, 1) (7, PH) (7, 3)			0-0 F8		0-0 F8		0-0 F8		0-3 K	0	0	0	0	0	0	0				
<b>Inning Stats</b>	R: 0 E: 0 K: 0 S: 4	H: 1 LOB: 1 BB: 0 P: 4	R: 0 E: 0 K: 0 S: 3	H: 0 LOB: 0 BB: 0 P: 3	R: 0 E: 0 K: 1 S: 6	H: 1 LOB: 1 BB: 0 P: 6	R: 0 E: 0 K: 0 S: 4	H: 1 LOB: 2 BB: 1 P: 8	R: 0 E: 0 K: 1 S: 7	H: 2 LOB: 1 BB: 0 P: 11	R: 0 E: 0 K: 1 S: 5	H: 0 LOB: 1 BB: 0 P: 6	R: 0 E: 0 K: 1 S: 6	H: 2 LOB: 2 BB: 0 P: 6	R: 0 E: 0 K: 2 S: 7	H: 0 LOB: 0 BB: 0 P: 7	1B: 6 2B: 4 3B: 0 HR: 0	SF: 0 SAC: 0 DP: 2 HBP: 1	WP: 0 PB: 0 SB: 0 CS: 0	PA: 36
<b>PITCHER</b>	IP WLS BF H R ER SO BB IBB HBP BLK WP HR S P ERA WHIP	IP WLS BF H R ER SO BB IBB HBP BLK WP HR S P ERA WHIP																		
Juan Pizarro, L ERA: 1.76 (1, 1)	5.2 W 24 6 2 1 2 2 0 0 0 0 0 0 26 34 1.59 1.412	3.1 S 12 2 0 0 4 0 0 1 0 0 0 0 19 20 0.00 0.600																		
Bob Locker, R ERA: 1.47 (6, 1)																				

Cleveland Indians @ Chicago White Sox  
Comiskey Park, Chicago, IL  
Sat May 21 1966, 4:33 AM EDT  
Att: 8,646 - Unknown

AB	33
R	2
H	8
RBI	1
BB	2
SO	6
LOB	19



Batter	1	2	3	4	5	6	7	8	9	AB	R	H	RBI	BB	SO	LOB	BOTTOM		
Al Weis, S OBP: 0.296, SLG: 0.156 (1, 6)	0-0 1B BB		0-0 E2 1B 2-H			0-0 6-3		0-3 K		3	1	1	1	2	1	1			
Don Buford, S OBP: 0.281, SLG: 0.309 (1, 4)	0-0 1B K		4-0 1B BB			0-3 K		0-0 F7		4	1	1	0	1	2	4			
Tommie Agee, R OBP: 0.338, SLG: 0.374 (1, 8)	0-0 1B 1-3 2-H	0-0 6-3	0-3 K			0-0 F7		0-0 1-3		5	1	1	1	0	1	3			
John Romano, R OBP: 0.485, SLG: 0.531 (1, 2)	0-0 1B 1-3 3-H	0-0 WP 1B		0-0 F3		0-0 5-3				4	1	2	1	0	0	0			
Gene Freese, R OBP: 0.328, SLG: 0.396 (1, 5)	4-0 BB 1B IBB	0-3 K		0-0 G5-4-3 1B		0-0 F6				3	1	1	0	1	1	1			
Danny Cater, R OBP: 0.188, SLG: 0.255 (1, 7)	0-0 BB 1B 1-2 2-H 3-H	0-3 K		0-0 G5-4-3 1-2		0-0 1B 3B				4	1	2	2	0	1	2			
Bill Skowron, R OBP: 0.268, SLG: 0.333 Tom McCraw, L OBP: 0.304, SLG: 0.310 (3, PR) (4, 3)	0-0 F4		4-0 SH1-3 E BB		0-0 F5		0-0 1B			1	0	0	0	1	0	2			
Floyd Robinson, L OBP: 0.376, SLG: 0.471 Ken Berry, R OBP: 0.243, SLG: 0.278 (1, 9) (8, 9)	0-0 F4		0-0 F9		0-0 5-3		0-0 4-3			4	0	0	0	0	0	4			
Juan Pizarro, L OBP: 0.333, SLG: 0.200 (1, 1) Bob Locker, S (6, 1)	4-0 1B 1-2 2-3 BB		0-0 SH1-3 1-2		0-0 6-3					1	0	0	0	1	0	0			
<b>Inning Stats</b>	R: 5 E: 0 K: 1 S: 9	H: 4 LOB: 3 BB: 4 P: 25	R: 0 E: 0 K: 2 S: 8	H: 1 LOB: 1 BB: 0 P: 8	R: 1 E: 1 K: 1 S: 6	H: 1 LOB: 2 BB: 2 P: 14	R: 0 E: 0 K: 0 S: 3	H: 1 LOB: 0 BB: 0 P: 3	R: 0 E: 0 K: 1 S: 5	H: 0 LOB: 0 BB: 0 P: 5	R: 1 E: 0 K: 0 S: 5	H: 2 LOB: 1 BB: 0 P: 5	R: 0 E: 0 K: 1 S: 6	H: 1 LOB: 1 BB: 0 P: 6	1B: 9 2B: 0 3B: 1 HR: 0	SF: 0 SAC: 1 DP: 1 HBP: 0	WP: 1 PB: 0 SB: 0 CS: 0	PA: 39	
<b>PITCHER</b>	IP WLS BF H R ER SO BB IBB HBP BLK WP HR S P ERA WHIP	IP WLS BF H R ER SO BB IBB HBP BLK WP HR S P ERA WHIP																	
Sam McDowell, L ERA: 2.2 (1, 1)	4.0 L 18 3 1 0 4 4 0 0 0 1 0 22 38 0.00 1.750	2.0 6 0 0 0 1 0 0 0 0 0 0 0 8 8 0.00 0.000	2.0 9 3 1 1 1 1 0 0 0 0 0 0 11 11 4.50 1.500																
Tom Kelley, R ERA: 2.0 (5, 1)																			
Don McMahon, R ERA: 1.29 Steve Hargan, R ERA: 2.7 (7, 1)																			

Cleveland Indians @ Chicago White Sox  
Comiskey Park, Chicago, IL  
Sat May 21 1966, 4:33 AM EDT  
Att: 8,646 - Unknown

AB	32
R	7
H	10
RBI	6
BB	6
SO	6
LOB	17





Batter	1	2	3	4	5	6	7	8	9	AB	R	H	RBI	BB	SO	LOB	TOP								
Dick Howser, R (1, 6) OBP: 0.338, SLG: 0.350 Tony Martinez, R (8, 6) OBP: 0.333, SLG: 0.333										4	1	1	0	0	2	3	<b>Cleveland Indians @ Chicago White Sox</b> Comiskey Park, Chicago, IL Sun May 22 1966, 4:33 AM EDT Unknown								
Max Alvis, R (1, 5) OBP: 0.351, SLG: 0.359										4	2	2	0	0	1	1									
Chuck Hinton, R (1, 7) OBP: 0.307, SLG: 0.239										4	0	2	1	0	0	2									
Rocky Colavito, R (1, 9) OBP: 0.302, SLG: 0.364 Vic Davallio, L (8, 8) OBP: 0.246, SLG: 0.299										3	0	2	2	1	0	0									
Jim Landis, R (1, 8) OBP: 0.390, SLG: 0.412										4	0	0	0	0	1	4									
Chico Salmon, R (1, 3) OBP: 0.350, SLG: 0.444										4	0	1	0	0	1	2									
Pedro Gonzalez, R (1, 4) OBP: 0.229, SLG: 0.243										4	0	0	0	0	0	2									
Joe Azcue, R (1, 2) OBP: 0.412, SLG: 0.355 Del Crandall, R (9, 2) OBP: 0.397, SLG: 0.423										4	0	3	0	0	0	0									
Sonny Siebert, R (1, 1) OBP: 0.222, SLG: 0.176 Leon Wagner, L (9, PH) OBP: 0.309, SLG: 0.329 Sam McDowell, L (9, 1) OBP: 0.263, SLG: 0.263										2	0	0	0	0	1	2									
<b>Inning Stats</b>	R: 1 E: 0 K: 1 S: 7	H: 2 LOB: 1 BB: 0 P: 7	R: 0 E: 0 K: 0 S: 3	H: 0 LOB: 0 BB: 0 P: 3	R: 1 E: 0 K: 1 S: 6	H: 2 LOB: 0 BB: 0 P: 6	R: 0 E: 0 K: 2 S: 7	H: 0 LOB: 0 BB: 0 P: 7	R: 0 E: 1 K: 1 S: 6	H: 1 LOB: 1 BB: 0 P: 6	R: 0 E: 0 K: 0 S: 4	H: 1 LOB: 2 BB: 1 P: 8	R: 0 E: 0 K: 1 S: 6	H: 1 LOB: 1 BB: 0 P: 6	R: 1 E: 0 K: 0 S: 6	H: 3 LOB: 2 BB: 0 P: 6		R: 0 E: 0 K: 2 S: 7	H: 1 LOB: 0 BB: 0 P: 7	1B: 10 2B: 1 3B: 0 HR: 0	SF: 0 SAC: 1 DP: 1 HBP: 0	WP: 0 PB: 0 SB: 1 CS: 2	PA: 38		
<b>PITCHER</b>	IP	WLS	BF	H	R	ER	SO	BB	IBB	HBP	BLK	WP	HR	S	P	ERA	WHIP								
Gary Peters, L (1, 1) ERA: 2.56	0.0		1	1	1	1	0	0	0	0	0	0	0	1	1	∞	∞								
Joe Horlen, R (1, 1) ERA: 3.04	7.0		27	6	1	1	6	1	0	0	0	0	0	38	42	1.29	1.000								
Eddie Fisher, R (8, 1) ERA: 2.7	2.0	L	9	4	1	1	2	0	0	0	0	0	0	13	13	4.50	2.000								

Batter	1	2	3	4	5	6	7	8	9	AB	R	H	RBI	BB	SO	LOB	BOTTOM								
AJ Weis, S (1, 6) OBP: 0.276, SLG: 0.143										4	0	0	0	0	2	0	<b>Cleveland Indians @ Chicago White Sox</b> Comiskey Park, Chicago, IL Sun May 22 1966, 4:33 AM EDT Unknown								
Don Buford, S (1, 4) OBP: 0.288, SLG: 0.310										3	1	1	0	1	0	0									
Tommie Agee, R (1, 8) OBP: 0.350, SLG: 0.387										4	1	3	0	0	0	1									
Floyd Robinson, L (1, 9) OBP: 0.372, SLG: 0.462										4	0	1	0	0	0	2									
Tom McCraw, L (1, 3) OBP: 0.301, SLG: 0.307										4	0	1	0	0	0	3									
John Romano, R (1, 2) OBP: 0.494, SLG: 0.500 J.C. Martin, L (8, 2) OBP: 0.354, SLG: 0.372 Bill Skowron, R (9, PH) OBP: 0.295, SLG: 0.329										3	0	0	0	0	0	1									
Danny Cater, R (1, 7) OBP: 0.192, SLG: 0.255										4	0	1	0	0	0	1									
Gene Freese, R (1, 5) OBP: 0.323, SLG: 0.386										4	0	1	0	0	0	1									
Gary Peters, L (1, 1) OBP: 0.250, SLG: 0.400 Joe Horlen, R (1, 1)										0	0	0	0	0	0	0									
Smoky Burgess, L (7, PH) OBP: 0.235, SLG: 0.188 Eddie Fisher, R (8, 1)										2	0	0	0	0	0	2									
										1	0	0	0	0	0	0									
										0	0	0	0	0	0	0									
<b>Inning Stats</b>	R: 1 E: 1 K: 0 S: 5	H: 2 LOB: 1 BB: 0 P: 5	R: 0 E: 0 K: 0 S: 4	H: 1 LOB: 1 BB: 0 P: 4	R: 1 E: 1 K: 0 S: 4	H: 1 LOB: 1 BB: 1 P: 8	R: 0 E: 0 K: 0 S: 4	H: 1 LOB: 0 BB: 0 P: 4	R: 0 E: 0 K: 1 S: 5	H: 1 LOB: 0 BB: 0 P: 5	R: 0 E: 0 K: 0 S: 4	H: 0 LOB: 0 BB: 0 P: 5	R: 0 E: 1 K: 0 S: 4	H: 1 LOB: 1 BB: 0 P: 4	R: 0 E: 0 K: 0 S: 3	H: 0 LOB: 0 BB: 0 P: 3	1B: 8 2B: 0 3B: 0 HR: 0	SF: 0 SAC: 0 DP: 0 HBP: 0	WP: 0 PB: 0 SB: 0 CS: 1	PA: 35					
<b>PITCHER</b>	IP	WLS	BF	H	R	ER	SO	BB	IBB	HBP	BLK	WP	HR	S	P	ERA	WHIP								
Sonny Siebert, R (1, 1) ERA: 2.32	8.0	W	32	8	2	1	2	1	0	0	0	0	0	35	39	1.12	1.125								
Sam McDowell, L (9, 1) ERA: 2.17	1.0	S	3	0	0	0	0	0	0	0	0	0	0	3	3	0.00	0.000								



Batter	1	2	3	4	5	6	7	8	9	AB	R	H	RBI	BB	SO	LOB	TOP										
Vic Davallilo, L OBP: 0.263, SLG: 0.315 (1, 8)										4	0	3	0	0	0	2	<b>Cleveland Indians @ Chicago White Sox</b> Comiskey Park, Chicago, IL Sun May 22 1966, 4:38 AM EDT Att: 40,058 - Unknown										
Max Alvis, R OBP: 0.348, SLG: 0.355 (1, 5)										4	0	1	0	0	0	2											
Leon Wagner, L OBP: 0.306, SLG: 0.338 (1, 7)										4	1	1	0	0	1	2											
Rocky Colavito, R OBP: 0.303, SLG: 0.363 Chuck Hinton, R OBP: 0.316, SLG: 0.239 (1, 9) (7, 9)										3	1	1	0	0	1	1											
Fred Whitfield, L OBP: 0.260, SLG: 0.375 (1, 3)										4	1	1	2	0	0	0											
Duke Sims, L OBP: 0.321, SLG: 0.532 (1, 2)										4	0	0	0	0	2	2											
Chico Salmon, R OBP: 0.375, SLG: 0.455 (1, 6)										4	0	2	0	0	0	0											
Pedro Gonzalez, R OBP: 0.221, SLG: 0.235 (1, 4)										4	0	0	0	0	2	2											
John O'Donoghue, R OBP: 0.143, SLG: 0.143 (1, 1)										4	0	1	0	0	1	0											
<b>Inning Stats</b>	R: 0 E: 0 K: 1 S: 6	H: 1 LOB: 1 BB: 0 P: 6	R: 0 E: 0 K: 0 S: 3	H: 0 LOB: 0 BB: 0 P: 3	R: 0 E: 0 K: 1 S: 5	H: 1 LOB: 0 BB: 0 P: 5	R: 0 E: 0 K: 1 S: 5	H: 1 LOB: 0 BB: 0 P: 5	R: 0 E: 0 K: 2 S: 8	H: 1 LOB: 1 BB: 0 P: 8	R: 3 E: 0 K: 0 S: 8	H: 5 LOB: 2 BB: 0 P: 8	R: 1 E: 1 K: 1 S: 6	H: 0 LOB: 1 BB: 0 P: 10	R: 0 E: 0 K: 1 S: 5	H: 0 LOB: 0 BB: 0 P: 5	1B: 8 2B: 3 3B: 0 HR: 0	SF: 0 SAC: 0 DP: 2 HBP: 0	WP: 2 PB: 1 CS: 0	PA: 37							
<b>PITCHER</b>	IP	WLS	BF	H	R	ER	SO	BB	IBB	HBP	BLK	WP	HR	S	P	ERA	WHIP										
Bruce Howard, R ERA: 4.4 (1, 1)	6.0	L	22	7	2	2	5	0	0	0	0	1	0	32	32	3.00	1.167										
Jack Lamabe, R ERA: 4.32 (7, 1)	1.0		6	3	1	1	0	0	0	0	0	1	0	6	6	9.00	3.000										
Eddie Fisher, R ERA: 2.51 (8, 1)	2.0		8	0	1	0	2	1	0	0	0	0	0	11	15	0.00	0.500										

Batter	1	2	3	4	5	6	7	8	9	AB	R	H	RBI	BB	SO	LOB	BOTTOM										
Don Buford, S OBP: 0.280, SLG: 0.300 (1, 4)										4	0	0	0	0	0	0	<b>Cleveland Indians @ Chicago White Sox</b> Comiskey Park, Chicago, IL Sun May 22 1966, 4:38 AM EDT Att: 40,058 - Unknown										
Floyd Robinson, L OBP: 0.368, SLG: 0.450 (1, 9)										3	0	0	0	1	1	0											
Tommie Agee, R OBP: 0.340, SLG: 0.374 (1, 8)										4	0	0	0	0	1	1											
Bill Skowron, R OBP: 0.267, SLG: 0.329 (6, PR)										3	0	1	0	0	1	0											
Tom McCraw, L OBP: 0.298, SLG: 0.303 (7, 3)										2	1	2	0	1	0	0											
Jerry McNertney, R OBP: 0.476, SLG: 0.389 (1, 2)										3	0	0	0	0	1	4											
Danny Cater, R OBP: 0.196, SLG: 0.241 (1, 7)										3	0	0	0	0	1	4											
Gene Freese, R OBP: 0.318, SLG: 0.367 (1, 5)										3	0	0	0	1	1	5											
Al Weis, S OBP: 0.258, SLG: 0.132 (1, 6)										4	0	0	0	0	1	4											
Bruce Howard, S (1, 1)										2	0	0	0	0	0	2											
Jack Lamabe, R (7, 1)										0	0	0	0	0	0	0											
John Romano, R OBP: 0.457, SLG: 0.491 (7, PH)										1	0	0	0	0	1	0											
Eddie Fisher, R (8, 1)										0	0	0	0	0	0	0											
<b>Inning Stats</b>	R: 0 E: 0 K: 0 S: 3	H: 0 LOB: 0 BB: 0 P: 3	R: 0 E: 0 K: 2 S: 8	H: 1 LOB: 2 BB: 0 P: 9	R: 0 E: 0 K: 0 S: 3	H: 0 LOB: 1 BB: 1 P: 7	R: 1 E: 1 K: 1 S: 6	H: 0 LOB: 2 BB: 2 P: 14	R: 0 E: 0 K: 1 S: 5	H: 0 LOB: 0 BB: 0 P: 5	R: 0 E: 0 K: 1 S: 5	H: 0 LOB: 0 BB: 0 P: 5	R: 0 E: 0 K: 1 S: 5	H: 0 LOB: 0 BB: 0 P: 5	R: 0 E: 0 K: 0 S: 4	H: 1 LOB: 1 BB: 0 P: 4	1B: 3 2B: 0 3B: 0 HR: 0	SF: 0 SAC: 1 DP: 0 HBP: 1	WP: 1 PB: 0 CS: 0	PA: 35							
<b>PITCHER</b>	IP	WLS	BF	H	R	ER	SO	BB	IBB	HBP	BLK	WP	HR	S	P	ERA	WHIP										
John O'Donoghue, L ERA: (1, 1)	9.0	W	35	3	1	0	7	3	0	1	0	1	0	45	58	0.00	0.667										







Batter	1	2	3	4	5	6	7	8	9	AB	R	H	RBI	BB	SO	LOB	TOP								
Chuck Hinton, R OBP: 0.328, SLG: 0.260 (1, 8)										5	0	3	1	0	0	2	<b>Cleveland Indians @ Detroit Tigers</b> Tiger Stadium, Detroit, MI Tue May 24 1966, 7:05 PM EDT Att: 32,787 - Unknown								
Max Alvis, R OBP: 0.345, SLG: 0.336 (1, 5)										4	0	0	0	1	1	4									
Leon Wagner, L OBP: 0.319, SLG: 0.376 Vic Davaillo, L OBP: 0.268, SLG: 0.313 (1, 7) (8, 8)										4	1	1	1	0	0	5									
Rocky Colavito, R OBP: 0.296, SLG: 0.374 (1, 9)										4	0	0	0	0	0	1									
Fred Whitfield, L OBP: 0.275, SLG: 0.398 (1, 3)										3	0	0	0	0	1	1									
Chico Salmon, R OBP: 0.303, SLG: 0.355 (1, 6)										4	0	0	0	0	1	2									
Joe Azcue, R OBP: 0.395, SLG: 0.343 (1, 2)										4	1	1	0	0	0	3									
Pedro Gonzalez, R OBP: 0.238, SLG: 0.252 (1, 4)										4	0	1	0	0	1	1									
Luis Tiant, R OBP: 0.167, SLG: 0.091 (1, 1)										2	0	1	0	0	0	0									
<b>Inning Stats</b>	R: 0 E: 0 K: 0 S: 4	H: 1 LOB: 1 BB: 0 P: 4	R: 0 E: 0 K: 1 S: 5	H: 0 LOB: 0 BB: 0 P: 5	R: 0 E: 0 K: 0 S: 4	H: 1 LOB: 2 BB: 1 P: 8	R: 0 E: 0 K: 0 S: 3	H: 0 LOB: 0 BB: 0 P: 3	R: 1 E: 1 K: 1 S: 8	H: 2 LOB: 2 BB: 0 P: 8	R: 0 E: 0 K: 0 S: 5	H: 0 LOB: 1 BB: 0 P: 6	R: 0 E: 0 K: 0 S: 3	H: 1 LOB: 0 BB: 0 P: 3	R: 1 E: 2 K: 1 S: 8	H: 1 LOB: 2 BB: 0 P: 8		R: 0 E: 0 K: 0 S: 4	H: 1 LOB: 1 BB: 0 P: 4	1B: 6 2B: 0 3B: 0 HR: 1	SF: 0 SAC: 2 DP: 1 HBP: 1	WP: 0 PB: 0 SB: 0 CS: 0	PA: 38		
<b>PITCHER</b>	IP	WLS	BF	H	R	ER	SO	BB	IBB	HBP	BLK	WP	HR	S	P	ERA	WHIP								
Hank Aguirre, L ERA: 3.04 Fred Gladding, R ERA: 2.13 (1, 1) (8, 1)	7.0	L	28	5	1	0	3	1	0	1	0	0	0	32	37	0.00	0.857								

AB	34
R	2
H	7
RBI	2
BB	1
SO	4
LOB	19



Batter	1	2	3	4	5	6	7	8	9	AB	R	H	RBI	BB	SO	LOB	BOTTOM								
Don Wert, R OBP: 0.380, SLG: 0.379 (1, 5)										4	0	1	0	0	1	2	<b>Cleveland Indians @ Detroit Tigers</b> Tiger Stadium, Detroit, MI Tue May 24 1966, 7:05 PM EDT Att: 32,787 - Unknown								
Jerry Lumpe, L OBP: 0.338, SLG: 0.363 (1, 4)										4	0	0	0	0	0	2									
Norm Cash, L OBP: 0.312, SLG: 0.473 (1, 3)										4	0	0	0	0	0	1									
Al Kaline, R OBP: 0.400, SLG: 0.548 (1, 8)										4	0	0	0	0	1	1									
Jim Northrup, L OBP: 0.364, SLG: 0.508 (1, 9)										3	0	1	0	1	1	0									
Bill Freehan, R OBP: 0.304, SLG: 0.453 (1, 2)										4	0	1	0	0	1	2									
Gates Brown, L OBP: 0.349, SLG: 0.265 (1, 7)										2	0	0	0	1	1	0									
Ray Oyler, R OBP: 0.436, SLG: 0.500 (1, 6)										3	0	1	0	0	1	2									
Hank Aguirre, R Willie Horton, R Fred Gladding, L (1, 1) (7, PH) (8, 1)										0	0	0	0	1	0	0									
<b>Inning Stats</b>	R: 0 E: 0 K: 0 S: 4	H: 1 LOB: 1 BB: 0 P: 4	R: 0 E: 0 K: 2 S: 7	H: 0 LOB: 1 BB: 1 P: 11	R: 0 E: 0 K: 1 S: 5	H: 0 LOB: 1 BB: 1 P: 9	R: 0 E: 0 K: 0 S: 3	H: 0 LOB: 0 BB: 0 P: 3	R: 0 E: 0 K: 2 S: 8	H: 1 LOB: 2 BB: 1 P: 12	R: 0 E: 0 K: 0 S: 3	H: 0 LOB: 0 BB: 0 P: 3	R: 0 E: 0 K: 1 S: 5	H: 0 LOB: 0 BB: 0 P: 5	1B: 4 2B: 0 3B: 0 HR: 0	SF: 0 SAC: 1 DP: 0 HBP: 0		WP: 0 PB: 0 SB: 0 CS: 1	PA: 33						
<b>PITCHER</b>	IP	WLS	BF	H	R	ER	SO	BB	IBB	HBP	BLK	WP	HR	S	P	ERA	WHIP								
Luis Tiant, R ERA: 1.87 (1, 1)	9.0	W	33	4	0	0	7	3	0	0	0	0	0	44	56	0.00	0.778								





Batter	1	2	3	4	5	6	7	8	9	AB	R	H	RBI	BB	SO	LOB	TOP					
Vic Davallillo, L (1, 8) OBP: 0.295, SLG: 0.345	0-0 2B 3B	0-0 F8		0-0 1B	4-0 1B	4-0 BB		0-0 1B		4	1	3	0	2	0	0						
Max Alvis, R (1, 5) OBP: 0.351, SLG: 0.341	0-0 HR 2B		4-0 1B BB	0-0 G6-4-3	0-0 F8	0-0 6-3		4-0 BB		4	2	1	1	2	0	7						
Leon Wagner, L (1, 7) OBP: 0.333, SLG: 0.422	0-0 HR		0-0 6-3		0-0 G3 E 1B	0-0 1B		0-0 L5		5	3	3	2	0	1	1						
Jim Landis, R (7, 7) OBP: 0.381, SLG: 0.400	0-0 HR		1-2 1B		0-0 1B	0-0 1B		0-3 K		1	0	0	0	0	0	3						
Rocky Colavito, R (1, 9) OBP: 0.289, SLG: 0.362	0-0 L7		0-0 P5		0-0 E6 1B G3 E	0-0 1B		0-3 K		6	2	1	0	0	2	2						
Fred Whitfield, L (1, 3) OBP: 0.270, SLG: 0.380	0-3 K		4-0 E 1B IBB		0-0 G3	0-3 K		0-0 F5		5	0	0	0	1	2	4						
Chico Salmon, R (1, 6) OBP: 0.385, SLG: 0.417	0-0 F7		0-0 E7 1B		0-0 E 6-3 1B	0-0 1B 6-3 1B		0-0 1B 1-3 1B		5	3	4	3	1	0	0						
Pedro Gonzalez, R (1, 4) OBP: 0.243, SLG: 0.256		0-0 6-3		0-3 K		0-0 E8 6-3 1B		0-0 F9		6	1	2	2	0	1	4						
Del Crandall, R (1, 2) OBP: 0.429, SLG: 0.567		0-0 HR		0-0 1B		0-0 6-3 1B		0-0 1B 1-3 1B		4	1	3	2	1	0	1						
Sam McDowell, L (1, 1) OBP: 0.238, SLG: 0.238		0-3 K		0-3 K		0-0 6-3		0-0 1-3 3-H 1B		1	0	0	0	0	1	0						
Tom Kelley, R (2, 1) OBP: 0.143, SLG: 0.143				0-3 K		1-2 2-3 3-H 1B		1-2 3-H 1B		4	0	1	3	0	1	4						
<b>Inning Stats</b>	R: 3 E: 0 K: 1 S: 8	H: 3 LOB: 0 BB: 0 P: 8	R: 1 E: 0 K: 1 S: 6	H: 1 LOB: 2 BB: 0 P: 6	R: 1 E: 1 K: 1 S: 6	H: 1 LOB: 2 BB: 2 P: 14	R: 0 E: 0 K: 1 S: 6	H: 2 LOB: 1 BB: 0 P: 6	R: 3 E: 2 K: 0 S: 7	H: 3 LOB: 3 BB: 2 P: 15	R: 4 E: 0 K: 1 S: 10	H: 5 LOB: 2 BB: 1 P: 14	R: 0 E: 0 K: 2 S: 7	H: 0 LOB: 0 BB: 0 P: 7	R: 1 E: 0 K: 0 S: 6	H: 3 LOB: 3 BB: 1 P: 10	R: 0 E: 0 K: 1 S: 5	H: 0 LOB: 1 BB: 1 P: 9	1B: 14 2B: 1 3B: 1 HR: 2	SF: 0 SAC: 0 DP: 1 HBP: 0	WP: 0 PB: 0 SB: 0 CS: 0	PA: 52
<b>PITCHER</b>	IP WLS BF H R ER SO BB IBB HBP BLK WP HR S P ERA WHIP	IP WLS BF H R ER SO BB IBB HBP BLK WP HR S P ERA WHIP																				
Denny McLain, R (1, 1) ERA: 3.06	2.2 L 15 5 5 5 2 1 1 0 0 0 2 17 25 16.88 2.250																					
Orlando Pena, R (3, 1) ERA: 2.95	1.1 5 2 6 0 4 2 0 0 0 0 0 9 9 0.00 1.500																					
Fred Gladding, R (5, 1) ERA: 4.5	1.1 13 6 6 4 1 0 2 0 0 0 0 13 21 27.00 4.500																					
Joe Sparna, R (6, 1) ERA: 5.45	3.2 19 5 2 2 3 3 0 0 0 0 0 22 34 4.91 2.182																					

Cleveland Indians @ Detroit Tigers  
Tiger Stadium, Detroit, MI  
Wed May 25 1966, 7:05 PM EDT  
Att: 25,383 - Unknown

AB 45  
R 13  
H 18  
RBI 13  
BB 7  
SO 8  
LOB 26



Batter	1	2	3	4	5	6	7	8	9	AB	R	H	RBI	BB	SO	LOB	BOTTOM					
Jake Wood, R (1, 4) OBP: 0.360, SLG: 0.409	0-0 L9	4-0 BB			0-3 K		0-0 1B		0-0 G6-4-3 1B	4	0	2	0	1	1	0						
Don Wert, R (1, 5) OBP: 0.374, SLG: 0.367	4-0 BB BB	0-0 6-3			0-0 6-3		0-0 4-3		0-0 G6-4-3 1-2	4	0	0	0	1	0	6						
Norm Cash, L (1, 3) OBP: 0.317, SLG: 0.474	0-0 L8		0-0 3-1		0-0 1B			0-0 HR 1B		4	1	2	0	0	0	1						
Al Kaline, R (1, 8) OBP: 0.398, SLG: 0.537	4-0 BB BB		0-0 F9		0-0 F8			0-0 HR 1B		2	0	0	0	1	0	1						
Gates Brown, L (6, 7) OBP: 0.364, SLG: 0.371	1-2 BB		0-0 F9		0-0 F8			1-H HR		1	1	1	2	0	0	0						
Willie Horton, R (1, 7) OBP: 0.284, SLG: 0.322	0-0 P4		0-0 F7		0-0 6-3			0-0 F3		4	0	0	0	0	0	2						
Bill Freehan, R (1, 2) OBP: 0.302, SLG: 0.440		4-0 E S BB		0-3 K		0-3 K		0-0 F2		3	0	0	0	1	2	0						
Jim Northrup, L (1, 9) OBP: 0.343, SLG: 0.476		0-3 K		0-0 F7		0-0 4-3		0-3 K		4	0	0	0	0	2	1						
Ray Oyler, R (1, 6) OBP: 0.450, SLG: 0.500		1-0 BB HBP		4-0 WP BB				0-0 F3		0	0	0	0	0	0	0						
Dick Tracewski, R (2, PR) OBP: 0.182, SLG: 0.100								0-0 K		2	0	0	0	1	1	0						
Denny McLain, R (1, 1) ERA: 3.06		0-3 K		0-0 L9				0-3 K		1	0	0	0	0	1	2						
Orlando Pena, R (3, 1) ERA: 2.95								0-0 1B		0	0	0	0	0	0	1						
Fred Gladding, R (5, 1) ERA: 4.5								0-0 1B		0	0	0	0	0	0	0						
Joe Sparna, R (6, 1) ERA: 5.45								0-0 1B		0	0	0	0	0	0	0						
Jerry Lumpe, L (9, PH) OBP: 0.343, SLG: 0.303								0-0 BB		0	0	0	0	1	0	0						
<b>Inning Stats</b>	R: 0 E: 0 K: 0 S: 3	H: 0 LOB: 2 BB: 2 P: 11	R: 0 E: 0 K: 2 S: 7	H: 0 LOB: 3 BB: 2 P: 16	R: 0 E: 0 K: 0 S: 3	H: 0 LOB: 0 BB: 0 P: 3	R: 0 E: 0 K: 1 S: 5	H: 0 LOB: 1 BB: 1 P: 9	R: 0 E: 0 K: 1 S: 6	H: 1 LOB: 1 BB: 0 P: 6	R: 0 E: 0 K: 1 S: 5	H: 0 LOB: 0 BB: 0 P: 5	R: 0 E: 0 K: 1 S: 6	H: 1 LOB: 1 BB: 0 P: 6	R: 2 E: 0 K: 1 S: 7	H: 2 LOB: 0 BB: 0 P: 7	R: 0 E: 0 K: 1 S: 5	H: 1 LOB: 1 BB: 1 P: 9	1B: 4 2B: 0 3B: 0 HR: 1	SF: 0 SAC: 0 DP: 1 HBP: 1	WP: 1 PB: 0 SB: 1 CS: 0	PA: 38
<b>PITCHER</b>	IP WLS BF H R ER SO BB IBB HBP BLK WP HR S P ERA WHIP	IP WLS BF H R ER SO BB IBB HBP BLK WP HR S P ERA WHIP																				
Sam McDowell, L (1, 1) ERA: 2.12	1.2 W 9 5 2 2 6 3 0 0 0 1 1 38 50 2.46 1.091																					
Tom Kelley, R (2, 1) ERA: 2.16	7.1 W 29 5 2 2 6 3 0 0 0 1 1 38 50 2.46 1.091																					

Cleveland Indians @ Detroit Tigers  
Tiger Stadium, Detroit, MI  
Wed May 25 1966, 7:05 PM EDT  
Att: 25,383 - Unknown

AB 31  
R 2  
H 5  
RBI 2  
BB 6  
SO 8  
LOB 14





Batter	1	2	3	4	5	6	7	8	9	AB	R	H	RBI	BB	SO	LOB	TOP										
Chuck Hinton, R OBP: 0.322, SLG: 0.260 (1, 8)										4	1	1	3	0	0	1	<b>Cleveland Indians @ Detroit Tigers</b> Tiger Stadium, Detroit, MI Thu May 26 1966, 7:05 PM EDT Att: 10,352 - Unknown										
Max Alvis, R OBP: 0.346, SLG: 0.331 (1, 5)										4	1	0	0	1	1	4											
Leon Wagner, L OBP: 0.330, SLG: 0.415 Vic Davalillo, L OBP: 0.300, SLG: 0.350 (1, 7) (8, 8)										4	0	1	0	0	1	0											
Rocky Colavito, R OBP: 0.286, SLG: 0.349 Don McMahon, R (9, 1)										4	0	0	0	1	1	3											
Fred Whitfield, L OBP: 0.267, SLG: 0.375 (1, 3)										4	0	1	1	0	1	0											
Chico Salmon, R OBP: 0.364, SLG: 0.415 (1, 6)										5	0	1	0	0	0	5											
Joe Azcue, R OBP: 0.405, SLG: 0.421 Dick Howser, R OBP: 0.338, SLG: 0.350 Del Crandall, R OBP: 0.429, SLG: 0.567 (1, 2) (9, PR) (9, 2)										3	1	1	1	1	0	1											
Pedro Gonzalez, R OBP: 0.252, SLG: 0.254 (1, 4)										1	2	0	0	1	0	1											
Sonny Siebert, R OBP: 0.238, SLG: 0.250 Gary Bell, R OBP: 0.222, SLG: 0.125 Jim Landis, R OBP: 0.395, SLG: 0.400 (1, 1) (8, 1) (9, PH) (9, 9)										3	0	1	0	0	0	2											
<b>Inning Stats</b>	R: 0 E: 0 K: 1 S: 5	H: 0 LOB: 0 BB: 0 P: 5	R: 0 E: 0 K: 1 S: 5	H: 0 LOB: 0 BB: 0 P: 5	R: 1 E: 0 K: 0 S: 4	H: 1 LOB: 1 BB: 0 P: 5	R: 0 E: 0 K: 0 S: 3	H: 0 LOB: 0 BB: 0 P: 3	R: 0 E: 0 K: 0 S: 4	H: 1 LOB: 1 BB: 0 P: 4	R: 1 E: 0 K: 0 S: 4	H: 1 LOB: 2 BB: 2 P: 12	R: 1 E: 0 K: 0 S: 4	H: 1 LOB: 1 BB: 1 P: 8	R: 0 E: 0 K: 0 S: 4	H: 1 LOB: 1 BB: 0 P: 4		R: 5 E: 1 K: 2 S: 11	H: 2 LOB: 2 BB: 2 P: 19	1B: 4 2B: 2 3B: 0 HR: 1	SF: 2 SAC: 1 DP: 0 HBP: 1	WP: 1 PB: 0 SB: 0 CS: 0	PA: 42				
<b>PITCHER</b>	IP	WLS	BF	H	R	ER	SO	BB	IBB	HBP	BLK	WP	HR	S	P	ERA	WHIP										
Mickey Lolich, L ERA: 3.53 Johnny Podres, L ERA: 4.15 Larry Sherry, R ERA: 2.59 Hank Aguirre, L ERA: 3.0 (1, 1) (8, 1) (9, 1) (9, 1)	7.0		29	4	3	3	2	3	0	1	0	0	1	29	42	3.86	1.000										

Batter	1	2	3	4	5	6	7	8	9	AB	R	H	RBI	BB	SO	LOB	BOTTOM										
Dick McAuliffe, L OBP: 0.387, SLG: 0.458 (1, 6)										5	1	1	0	0	0	4	<b>Cleveland Indians @ Detroit Tigers</b> Tiger Stadium, Detroit, MI Thu May 26 1966, 7:05 PM EDT Att: 10,352 - Unknown										
Jerry Lumpe, L OBP: 0.352, SLG: 0.380 (1, 4)										5	1	3	1	0	1	1											
Norm Cash, L OBP: 0.320, SLG: 0.463 (1, 3)										3	0	0	0	2	1	1											
Al Kaline, R OBP: 0.393, SLG: 0.525 (1, 8)										4	1	1	0	0	0	4											
Jim Northrup, L OBP: 0.351, SLG: 0.537 (1, 9)										4	1	2	2	0	0	4											
Bill Freehan, R OBP: 0.292, SLG: 0.425 (1, 2)										4	0	0	0	0	1	5											
Gates Brown, L OBP: 0.354, SLG: 0.359 (1, 7)										4	0	1	0	0	0	2											
Don Wert, R OBP: 0.377, SLG: 0.371 (1, 5)										4	0	2	0	0	0	1											
Mickey Lolich, S OBP: 0.190, SLG: 0.105 Jake Wood, R OBP: 0.246, SLG: 0.391 Johnny Podres, L (1, 1) (7, PH) (8, 1) (9, 1) Larry Sherry, R OBP: 0.360, SLG: 0.500 Hank Aguirre, R OBP: 0.302, SLG: 0.318 (9, PH)										1	0	1	0	1	0	0											
<b>Inning Stats</b>	R: 0 E: 0 K: 1 S: 5	H: 0 LOB: 0 BB: 0 P: 5	R: 0 E: 0 K: 1 S: 5	H: 1 LOB: 0 BB: 0 P: 5	R: 0 E: 0 K: 0 S: 4	H: 2 LOB: 1 BB: 0 P: 4	R: 0 E: 0 K: 0 S: 4	H: 1 LOB: 2 BB: 1 P: 8	R: 0 E: 0 K: 0 S: 3	H: 1 LOB: 1 BB: 1 P: 7	R: 1 E: 1 K: 0 S: 5	H: 1 LOB: 2 BB: 1 P: 9	R: 0 E: 0 K: 1 S: 6	H: 1 LOB: 1 BB: 0 P: 6	R: 2 E: 0 K: 1 S: 7	H: 2 LOB: 0 BB: 0 P: 7		R: 1 E: 0 K: 0 S: 5	H: 2 LOB: 1 BB: 0 P: 5	1B: 8 2B: 2 3B: 0 HR: 1	SF: 0 SAC: 0 DP: 2 HBP: 0	WP: 1 PB: 0 SB: 0 CS: 1	PA: 39				
<b>PITCHER</b>	IP	WLS	BF	H	R	ER	SO	BB	IBB	HBP	BLK	WP	HR	S	P	ERA	WHIP										
Sonny Siebert, R ERA: 2.48 Gary Bell, R ERA: 2.53 Don McMahon, R ERA: 2.16 (1, 1) (8, 1) (9, 1)	7.1		32	9	3	3	4	3	0	0	0	0	1	37	49	3.68	1.636										



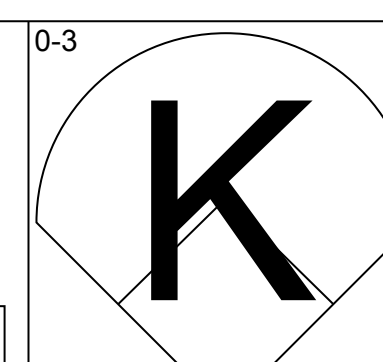
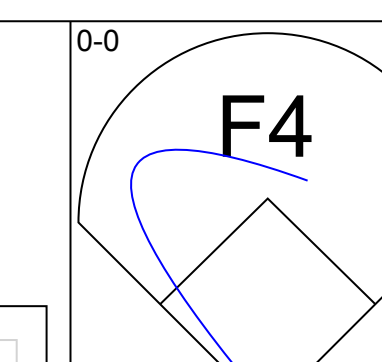
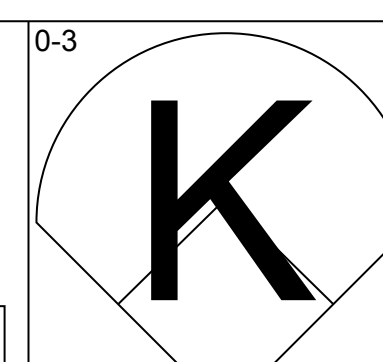
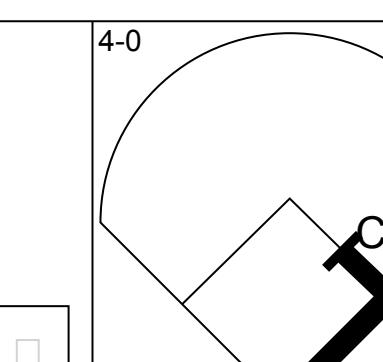
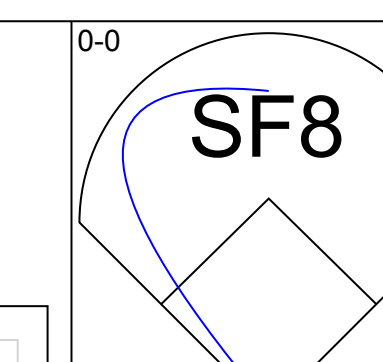
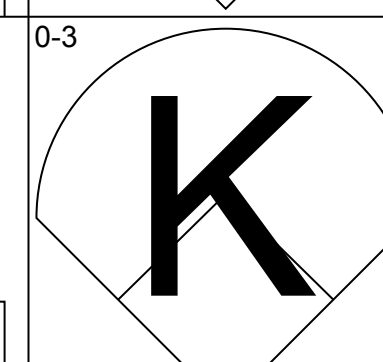
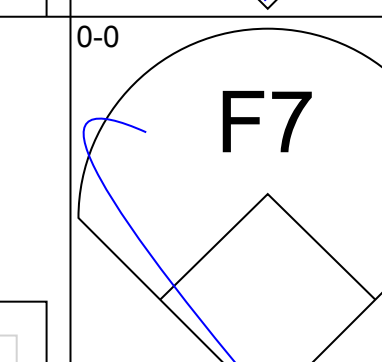
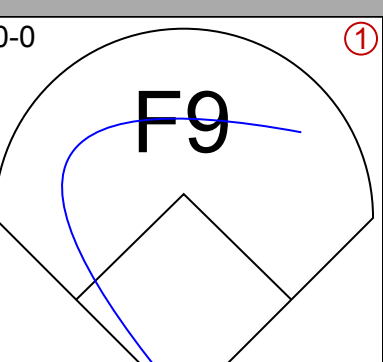
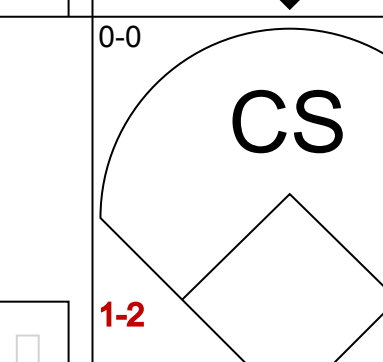
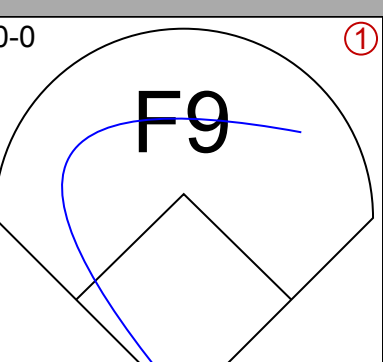
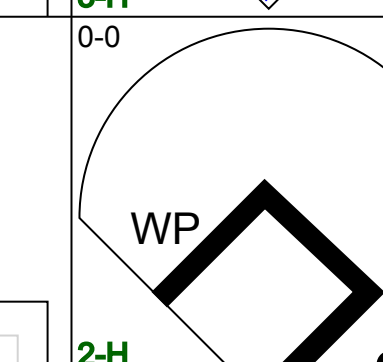
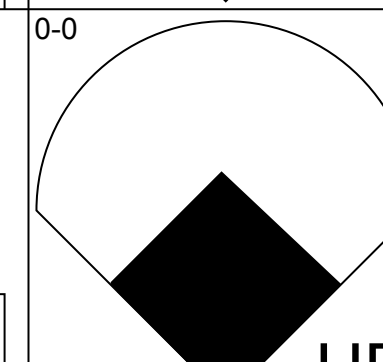
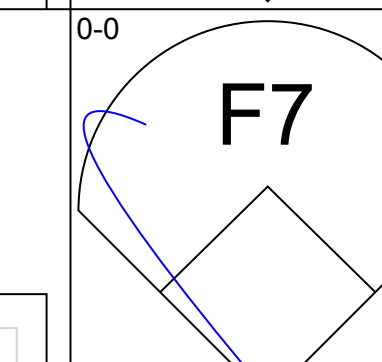
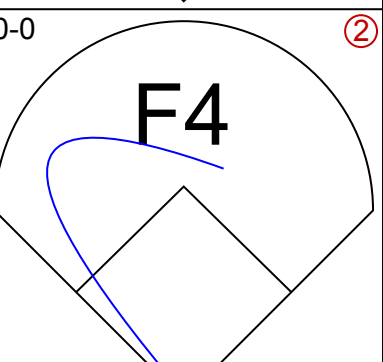
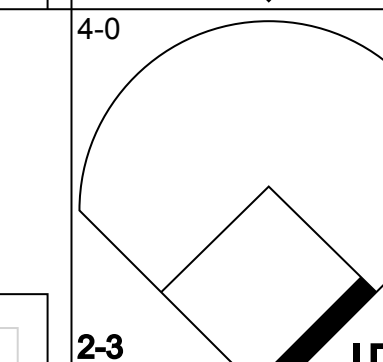
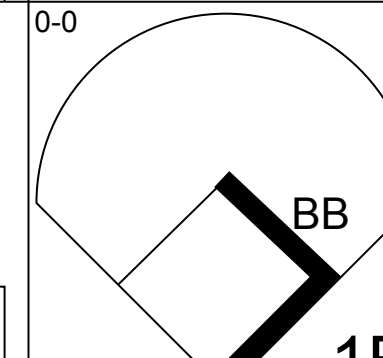
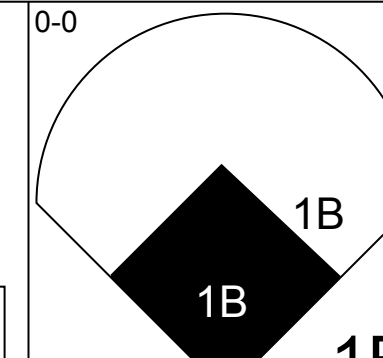
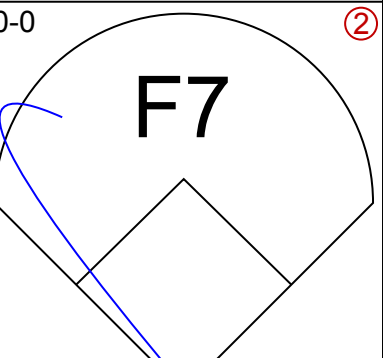
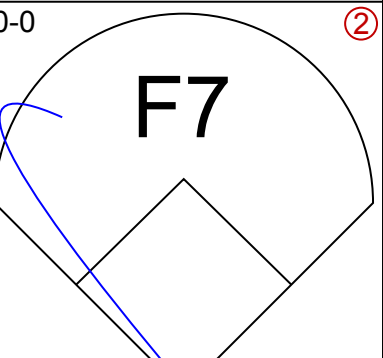
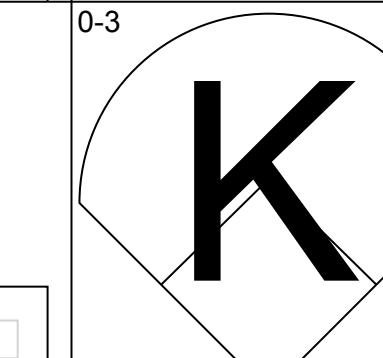
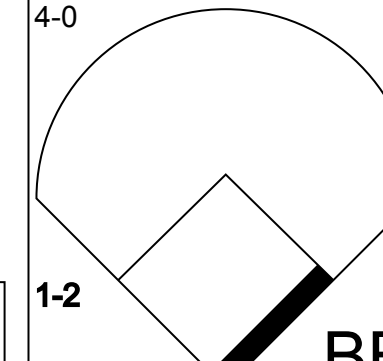
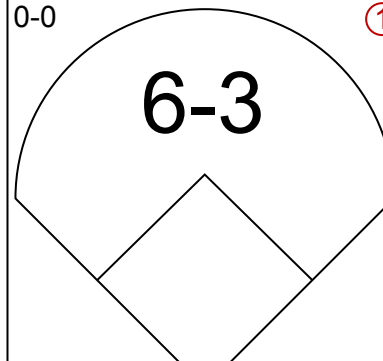
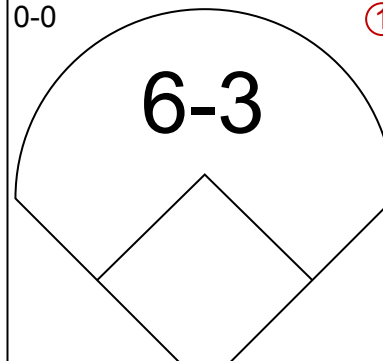
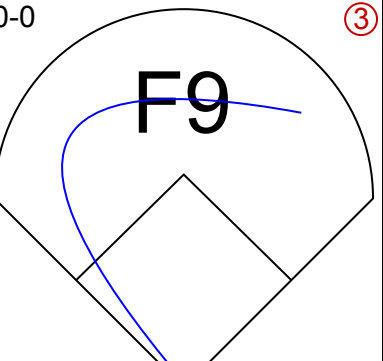
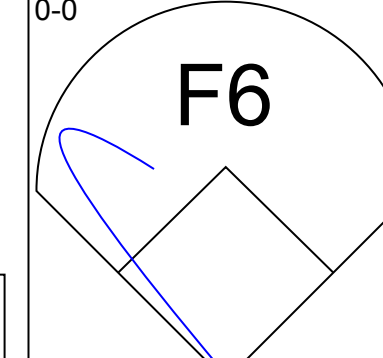
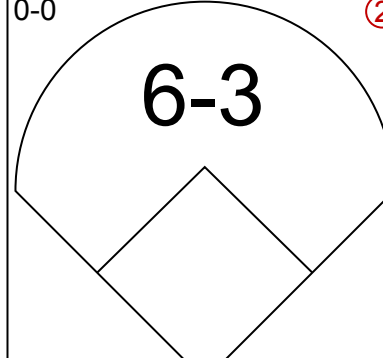
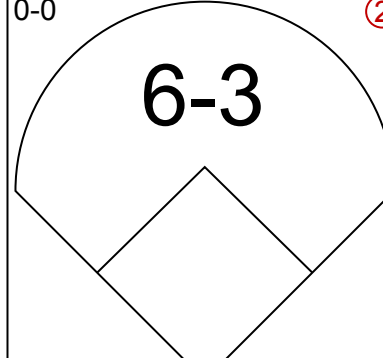
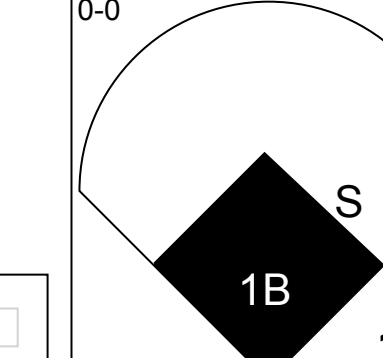
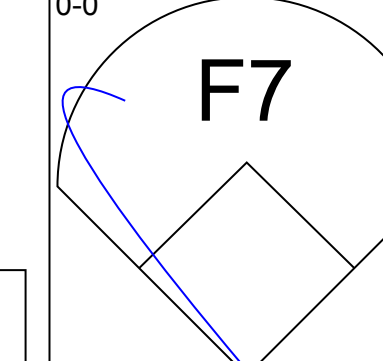
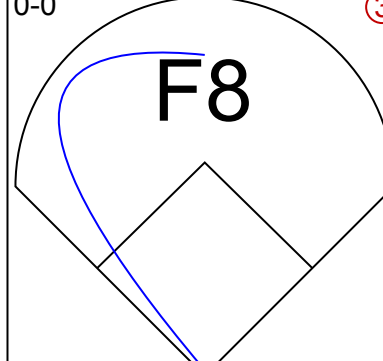
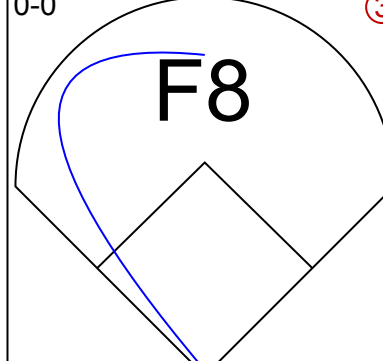
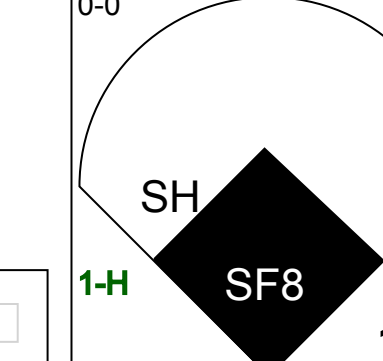
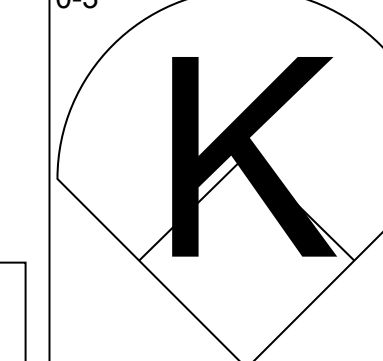
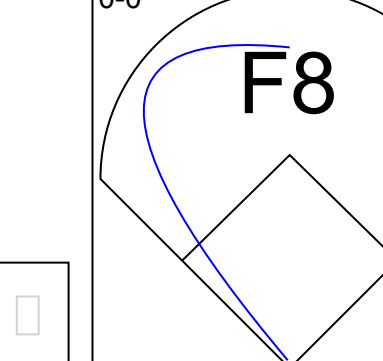
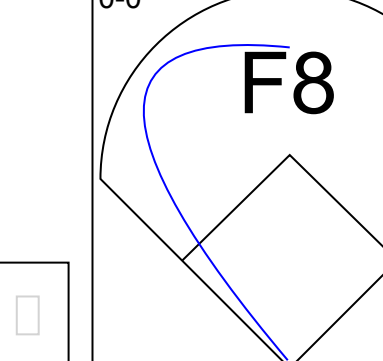
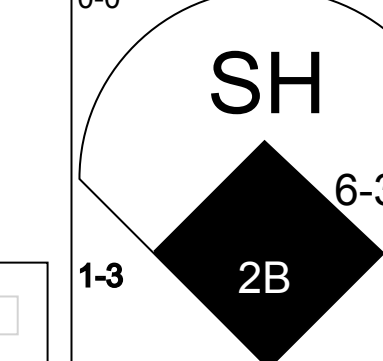
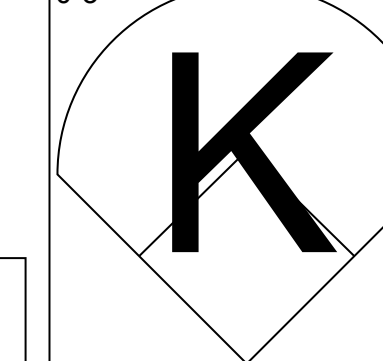
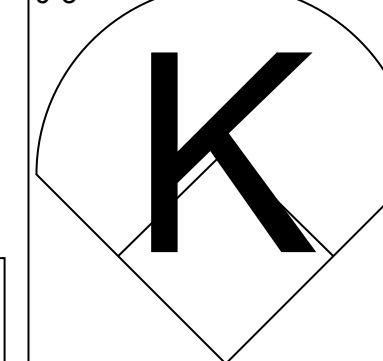
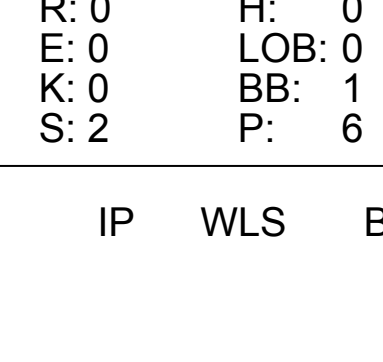
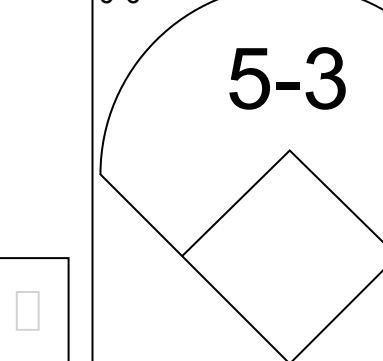
Batter	1	2	3	4	5	6	7	8	9	AB	R	H	RBI	BB	SO	LOB	TOP										
Zoilo Versalles, R OBP: 0.250, SLG: 0.338 (1, 6)	0-3 K			0-0 4-3		0-0 4-3		0-0 G6-4-3 1B		4	0	1	1	0	1	0	<b>Minnesota Twins @ Cleveland Indians</b> Cleveland Municipal Stadium, Cleveland, OH Fri May 27 1966, 7:05 PM EDT Att: 19,553 - Unknown										
Rich Rollins, R OBP: 0.273, SLG: 0.285 Johnny Klippstein, R (8, 1)	0-0 F8			0-0 F3			0-0 2B 3B	0-0 G6-4-3 1-2 3-H		4	1	1	0	0	0	1											
Tony Oliva, L OBP: 0.404, SLG: 0.682 (1, 9)	0-0 4-3			0-0 1B			0-0 1B 2B	0-0 4-3 3-H		4	1	2	1	0	0	0											
Harmon Killebrew, R OBP: 0.352, SLG: 0.424 (8, 5)		0-0 G6-4-3 1B		0-0 L5			0-0 WP 1B 2-H	0-3 K		4	0	2	1	0	1	1											
Andy Kosco, R OBP: 0.256, SLG: 0.244 Sandy Valdespino, L OBP: 0.240, SLG: 0.271 (7, PH) (7, 7)	0-0 G6-4-3 1-2			4-0 BB		0-3 K		0-3 K		1	0	0	0	1	0	1											
Jimmie Hall, L OBP: 0.272, SLG: 0.403 (1, 8)	0-0 F5			0-0 G4-6-3 1-2		0-0 F9		4-0 1B BB		3	0	0	0	1	0	2											
Earl Batley, R OBP: 0.370, SLG: 0.352 (1, 2)			4-0 FC4-6 BB		0-0 F9		0-0 4-3 1-2	0-0 FC4 1B		3	0	1	0	1	0	1											
Bernie Allen, L OBP: 0.323, SLG: 0.353 (1, 4)			0-0 FC4-6 1-2 L4-3		0-0 G4-3 1B		4-0 1B BB	0-0 FC4 1-2		3	1	1	0	1	0	3											
Camilo Pascual, R OBP: 0.208, SLG: 0.208 Gary Roggenburk, R OBP: 0.326, SLG: 0.368 Don Mincher, L OBP: 0.326, SLG: 0.368 (8, PH) (8, 3)	0-0 L4-3 1-2			0-0 G4-3		0-0 G4-3 1-2		0-0 1B G6-4-3 1B		2	0	0	0	0	0	2											
										0	0	0	0	0	0	0											
										1	1	1	0	0	0	0											
<b>Inning Stats</b>	R: 0 E: 0 K: 1 S: 5	H: 0 LOB: 0 BB: 0 P: 5	R: 0 E: 0 K: 0 S: 3	H: 1 LOB: 0 BB: 0 P: 3	R: 0 E: 0 K: 0 S: 2	H: 0 LOB: 0 BB: 1 P: 6	R: 0 E: 0 K: 0 S: 4	H: 1 LOB: 1 BB: 0 P: 4	R: 0 E: 0 K: 0 S: 3	H: 1 LOB: 0 BB: 0 P: 3	R: 2 E: 0 K: 1 S: 8	H: 3 LOB: 1 BB: 0 P: 8	R: 2 E: 0 K: 0 S: 4	H: 2 LOB: 0 BB: 1 P: 8	R: 0 E: 0 K: 2 S: 8	H: 1 LOB: 2 BB: 1 P: 12	1B: 7 2B: 2 3B: 1 HR: 0	SF: 0 SAC: 0 DP: 5 HBP: 0	WP: 1 PB: 0 SB: 0 CS: 0	PA: 35							
<b>PITCHER</b>	IP	WLS	BF	H	R	ER	SO	BB	IBB	HBP	BLK	WP	HR	S	P	ERA	WHIP										
John O'Donoghue, L ERA: 0.74 (1, 1)	6.0		22	6	2	2	1	2	0	0	0	0	0	22	30	3.00	1.333										
Luis Tiant, R ERA: 1.93 (7, 1)	1.0		3	0	0	0	1	0	0	0	0	1	0	5	5	0.00	0.000										
Lee Stange, R ERA: 2.45 (8, 1)	0.0		2	1	2	2	0	1	0	0	0	0	0	1	5	∞	∞										
Steve Hargan, R ERA: 2.55 (8, 1)	1.2		7	2	0	0	2	1	0	0	0	0	0	10	14	0.00	1.800										
Bob Allen, L ERA: 1.5 (9, 1)	0.1	W	1	0	0	0	0	0	0	0	0	0	0	1	1	0.00	0.000										
<b>Batter</b>	<b>1</b>	<b>2</b>	<b>3</b>	<b>4</b>	<b>5</b>	<b>6</b>	<b>7</b>	<b>8</b>	<b>9</b>	<b>AB</b>	<b>R</b>	<b>H</b>	<b>RBI</b>	<b>BB</b>	<b>SO</b>	<b>LOB</b>	<b>BOTTOM</b>										
Vic Davallilo, L OBP: 0.296, SLG: 0.344 (1, 8)	0-0 4-3	0-0 L7		0-0 FC6-4 1-2			0-0 1B FC4-6 1B	0-3 K		5	1	1	0	0	1	4	<b>Minnesota Twins @ Cleveland Indians</b> Cleveland Municipal Stadium, Cleveland, OH Fri May 27 1966, 7:05 PM EDT Att: 19,553 - Unknown										
Max Alvis, R OBP: 0.348, SLG: 0.333 (1, 5)	0-0 5-3		0-0 4-3		0-0 F7		0-0 FC4-6 1B	0-0 SH1-4 1B		5	1	2	0	0	0	0											
Leon Wagner, L OBP: 0.336, SLG: 0.443 Lee Stange, R (8, 1) Steve Hargan, R (8, 1) Bob Allen, L (9, 1)	4-0 HBP BB		0-0 HR		0-0 4-3		0-0 FC4-6 BB	0-0 SH1-4 1-2		3	2	1	2	1	0	1											
Rocky Colavito, R OBP: 0.306, SLG: 0.357 (1, 9)	1-0 1B HBP		0-0 2B 1B		0-0 P6		4-0 BB	0-0 1B		3	1	2	1	1	0	0											
Fred Whitfield, L OBP: 0.282, SLG: 0.397 (1, 3)	0-0 1-2 2-H 1B		0-0 2B		0-0 F7		0-0 FC6-4 1B	0-0 F7		4	0	3	2	0	0	2											
Chico Salmon, R OBP: 0.333, SLG: 0.378 (1, 6)	0-0 G3		0-0 F9		0-0 L4		0-0 F9			4	0	0	0	0	0	3											
Duke Sims, L OBP: 0.328, SLG: 0.564 (1, 2)		0-0 FC3-6 1B		0-0 F5		0-0 F7		0-0 FC6-4 1B		4	0	2	0	0	0	1											
Pedro Gonzalez, R OBP: 0.252, SLG: 0.254 (1, 4)		0-0 F7		0-0 FC6-4 1B		0-0 FC6-4 1-2		0-0 FC6-4 1B		4	0	1	0	0	0	3											
John O'Donoghue, R OBP: 0.111, SLG: 0.111 Luis Tiant, R OBP: 0.167, SLG: 0.091 Del Crandall, R OBP: 0.417, SLG: 0.548 Jim Landis, R OBP: 0.409, SLG: 0.417 (8, 7)	0-0 FC3-6 1-2		0-0 K		0-3 K		0-0 P4	0-0 1-2 1B		2	0	0	0	0	1	2											
										0	0	0	0	0	0	0											
										1	0	0	0	0	0	0											
										1	0	1	0	0	0	0											
<b>Inning Stats</b>	R: 1 E: 0 K: 0 S: 4	H: 1 LOB: 2 BB: 1 P: 9	R: 0 E: 0 K: 0 S: 4	H: 1 LOB: 0 BB: 0 P: 4	R: 2 E: 0 K: 0 S: 5	H: 3 LOB: 0 BB: 0 P: 5	R: 0 E: 0 K: 1 S: 6	H: 1 LOB: 1 BB: 0 P: 6	R: 0 E: 0 K: 0 S: 3	H: 0 LOB: 0 BB: 0 P: 3	R: 0 E: 0 K: 0 S: 4	H: 1 LOB: 1 BB: 0 P: 4	R: 1 E: 0 K: 0 S: 5	H: 2 LOB: 2 BB: 1 P: 9	R: 0 E: 0 K: 1 S: 7	H: 2 LOB: 2 BB: 0 P: 7	R: 1 E: 0 K: 0 S: 3	H: 2 LOB: 1 BB: 0 P: 3	1B: 11 2B: 1 3B: 0 HR: 1	SF: 0 SAC: 1 DP: 0 HBP: 1	WP: 0 PB: 0 SB: 0 CS: 0	PA: 40					
<b>PITCHER</b>	IP	WLS	BF	H	R	ER	SO	BB	IBB	HBP	BLK	WP	HR	S	P	ERA	WHIP										
Camilo Pascual, R ERA: 3.94 (1, 1)	6.1		29	4	4	4	1	1	0	0	0	0	0	29	34	5.68	1.579										
Gary Roggenburk, L ERA: 3.0 (7, 1)	0.2		3	0	0	0	0	1	0	0	0	0	0	2	6	0.00	1.500										
Johnny Klippstein, R ERA: 3.24 (8, 1)	1.1	L	8	4	1	1	1	0	0	0	0	0	0	10	10	6.75	3.000										

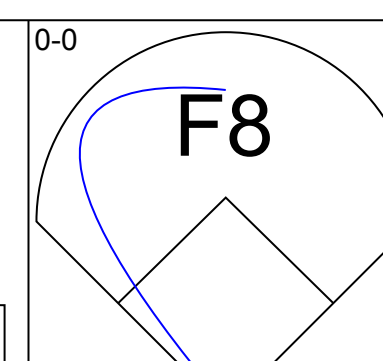
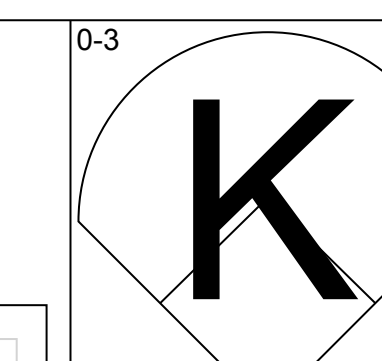
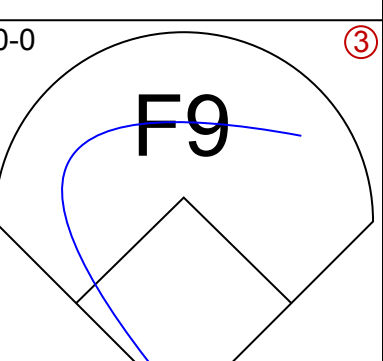
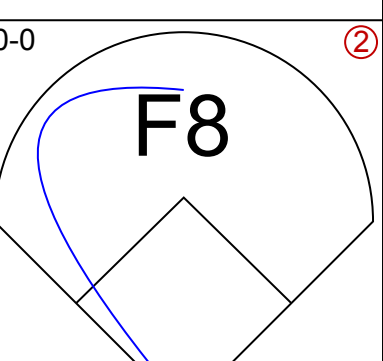
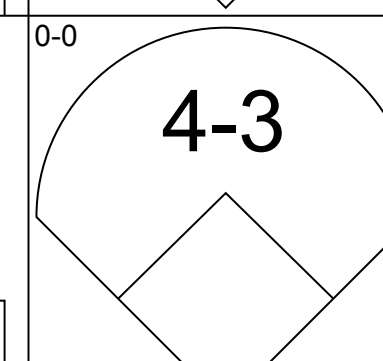
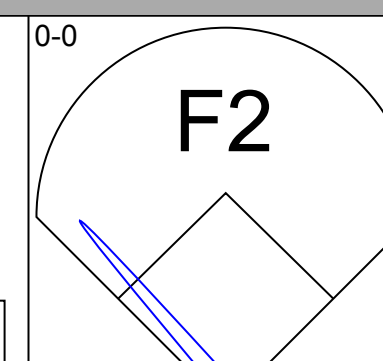
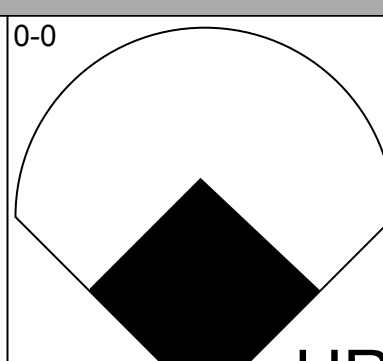
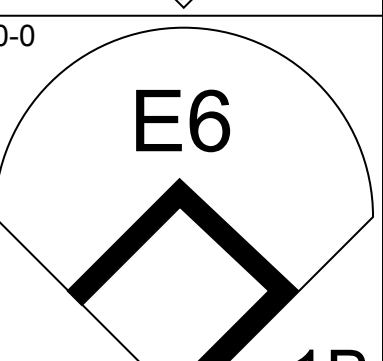
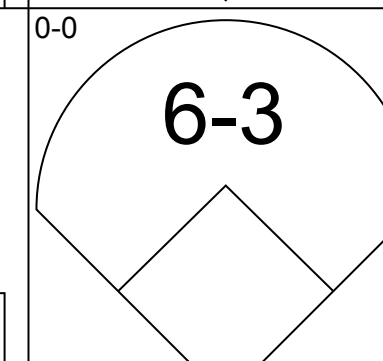
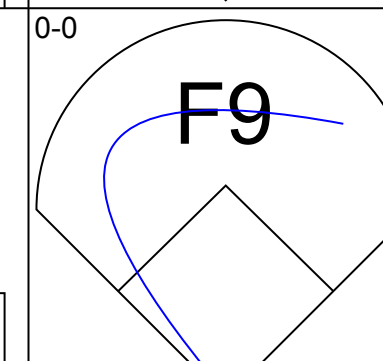
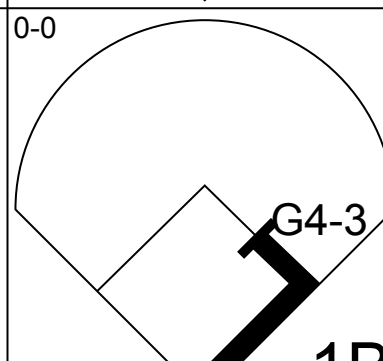
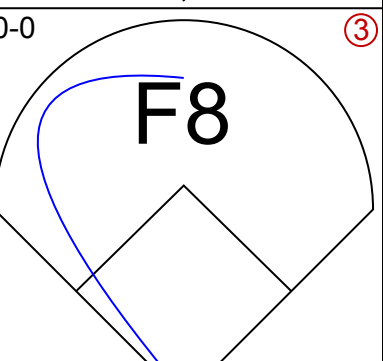
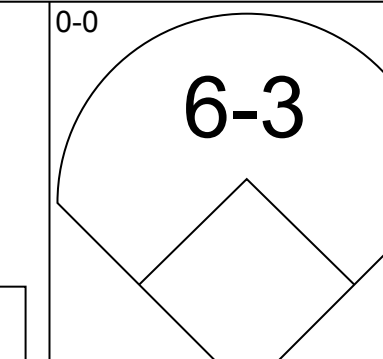
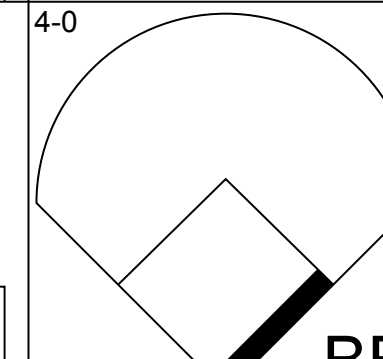
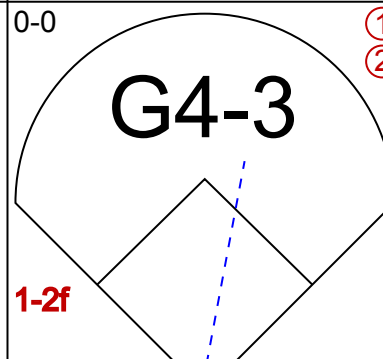
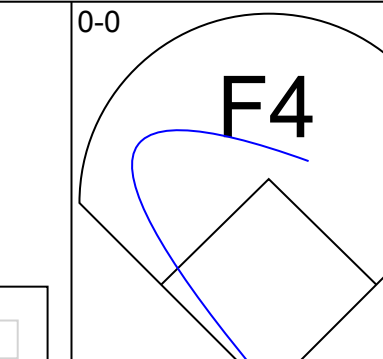
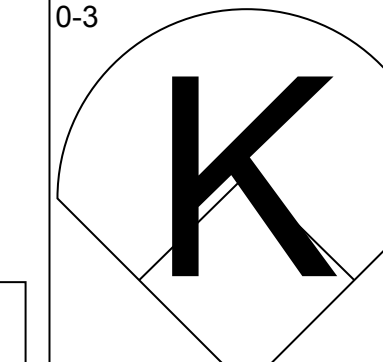
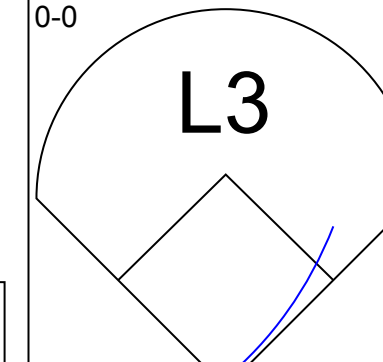
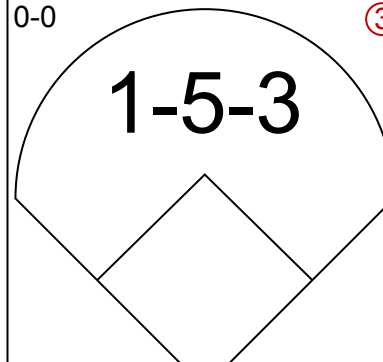
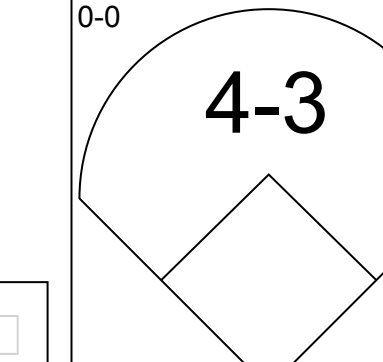
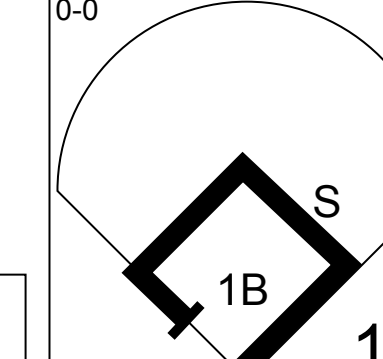
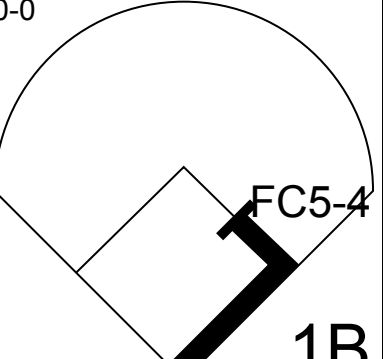
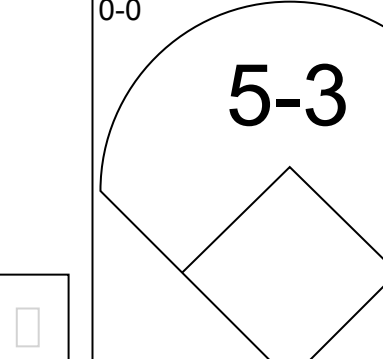
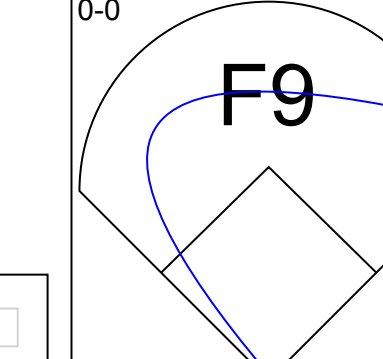
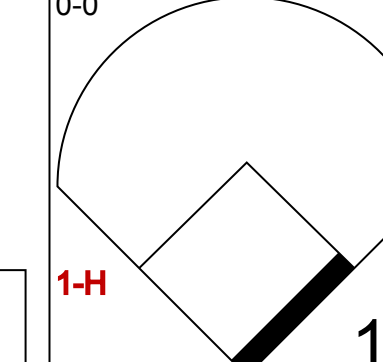
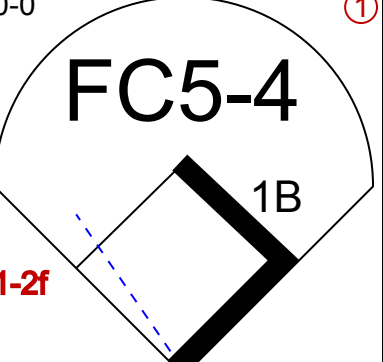
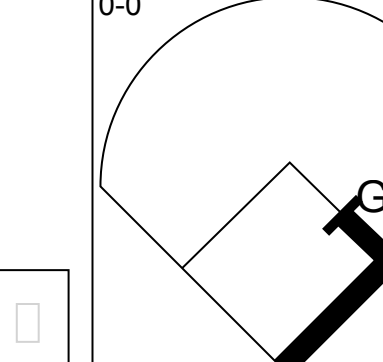
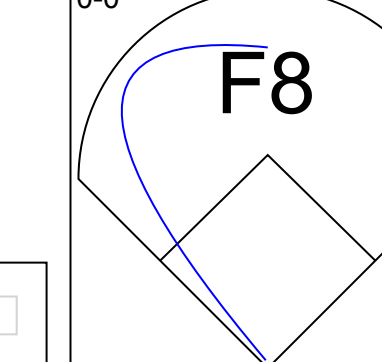
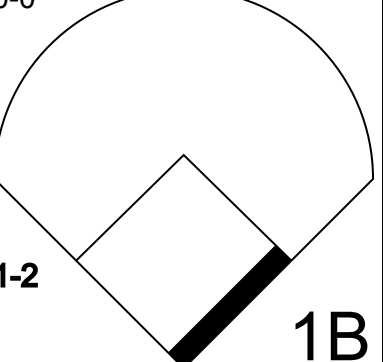
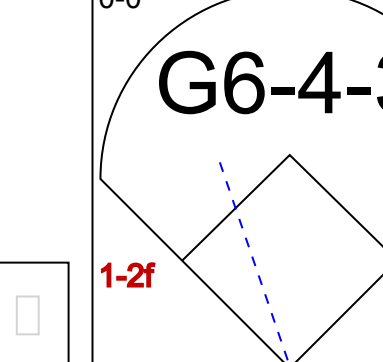
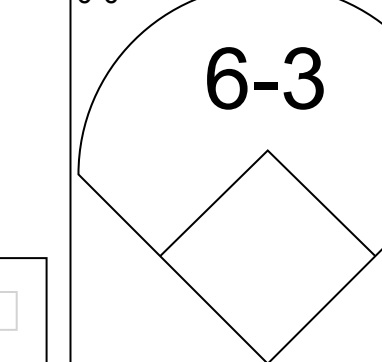
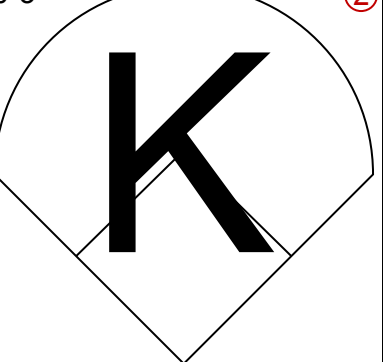
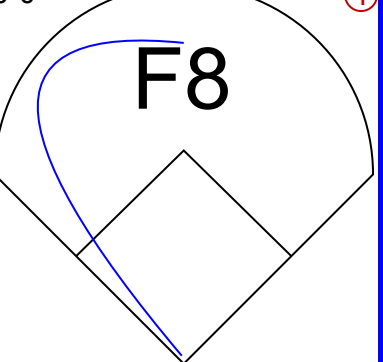


Batter	1	2	3	4	5	6	7	8	9	AB	R	H	RBI	BB	SO	LOB	TOP			
Zoilo Versalles, R OBP: 0.257, SLG: 0.351 (1, 6)										4	0	2	0	0	0	0	<b>Minnesota Twins @ Cleveland Indians</b> Cleveland Municipal Stadium, Cleveland, OH Sat May 28 1966, 3:33 AM EDT Att: 13,436 - Unknown <a href="http://livebaseballscores.com">livebaseballscores.com</a>			
Bernie Allen, L OBP: 0.321, SLG: 0.345 (1, 4)										3	0	0	0	0	0	2				
Tony Oliva, L OBP: 0.407, SLG: 0.672 (1, 9)										2	0	0	0	2	0	1				
Don Mincher, L OBP: 0.333, SLG: 0.367 (1, 3)										3	0	1	0	0	0	3				
Harmon Killebrew, R OBP: 0.356, SLG: 0.422 (1, 5)										3	0	1	0	1	0	2				
Jimmie Hall, L OBP: 0.255, SLG: 0.382 (1, 8)										4	0	0	0	0	0	5				
Bob Allison, R OBP: 0.263, SLG: 0.270 (1, 7)										3	1	0	0	1	2	2				
Earl Batley, R OBP: 0.356, SLG: 0.341 (1, 2)										3	0	0	1	0	1	0				
Dave Boswell, R OBP: 0.200, SLG: 0.200 (1, 1)										3	0	0	0	0	1	0				
<b>Inning Stats</b>	R: 0 E: 0 K: 0 S: 4	H: 1 LOB: 3 BB: 1 P: 9	R: 1 E: 0 K: 0 S: 3	H: 0 LOB: 0 BB: 1 P: 7	R: 0 E: 0 K: 0 S: 2	H: 0 LOB: 0 BB: 1 P: 6	R: 0 E: 0 K: 1 S: 5	H: 0 LOB: 0 BB: 0 P: 5	R: 0 E: 0 K: 1 S: 7	H: 2 LOB: 2 BB: 0 P: 7	R: 0 E: 0 K: 1 S: 5	H: 0 LOB: 0 BB: 0 P: 5	R: 0 E: 0 K: 0 S: 2	H: 0 LOB: 1 BB: 0 P: 7	R: 0 E: 0 K: 1 S: 5	H: 0 LOB: 0 BB: 0 P: 5		1B: 3 2B: 1 3B: 0 HR: 0	SF: 1 SAC: 0 DP: 1 HBP: 2	WP: 0 PB: 0 SB: 1 CS: 1
<b>PITCHER</b> Gary Bell, R ERA: 2.44 (1, 1)	IP: 9.0 WLS: W BF: 35	H: 4 R: 1 ER: 0 SO: 4	BB: 4 IBB: 0 HBP: 2 BLK: 0	WP: 0 HR: 0 S: 37 P: 55	ERA: 0.00 WHIP: 0.889	<b>PITCHER</b>										IP: 9.0 WLS: W BF: 35	H: 4 R: 1 ER: 0 SO: 4	BB: 4 IBB: 0 HBP: 2 BLK: 0	WP: 0 HR: 0 S: 37 P: 55	ERA: 0.00 WHIP: 0.889

Batter	1	2	3	4	5	6	7	8	9	AB	R	H	RBI	BB	SO	LOB	BOTTOM			
Vic Davallo, L OBP: 0.288, SLG: 0.333 (1, 8)										4	0	0	0	0	2	1	<b>Minnesota Twins @ Cleveland Indians</b> Cleveland Municipal Stadium, Cleveland, OH Sat May 28 1966, 3:33 AM EDT Att: 13,436 - Unknown <a href="http://livebaseballscores.com">livebaseballscores.com</a>			
Max Alvis, R OBP: 0.345, SLG: 0.326 (1, 5)										3	0	0	0	1	1	1				
Leon Wagner, L OBP: 0.324, SLG: 0.426 (1, 7)										4	0	0	0	0	1	2				
Jim Landis, R OBP: 0.409, SLG: 0.417 (9, 7)									0	0	0	0	0	0	0	0				
Rocky Colavito, R OBP: 0.323, SLG: 0.363 (1, 9)									1	0	1	0	2	0	0	0				
Fred Whitfield, L OBP: 0.276, SLG: 0.387 (1, 3)									3	1	0	0	0	0	0	3				
Chico Salmon, R OBP: 0.314, SLG: 0.354 (1, 6)										3	1	0	0	0	1	3				
Duke Sims, L OBP: 0.328, SLG: 0.544 (1, 2)										2	0	0	0	0	2	1				
Pedro Gonzalez, R OBP: 0.260, SLG: 0.265 (1, 4)										2	0	1	2	1	1	0				
Gary Bell, R OBP: 0.190, SLG: 0.105 (1, 1)										3	0	0	0	0	1	1				
<b>Inning Stats</b>	R: 0 E: 0 K: 3 S: 9	H: 0 LOB: 0 BB: 0 P: 9	R: 0 E: 0 K: 2 S: 7	H: 0 LOB: 1 BB: 1 P: 11	R: 0 E: 0 K: 1 S: 5	H: 0 LOB: 1 BB: 1 P: 9	R: 0 E: 0 K: 0 S: 2	H: 0 LOB: 0 BB: 1 P: 6	R: 0 E: 0 K: 2 S: 7	H: 0 LOB: 0 BB: 0 P: 7	R: 2 E: 1 K: 0 S: 4	H: 2 LOB: 0 BB: 0 P: 5	R: 0 E: 1 K: 1 S: 6	H: 0 LOB: 1 BB: 0 P: 6	1B: 1 2B: 2 3B: 0 HR: 0	SF: 0 SAC: 0 DP: 2 HBP: 1	WP: 1 PB: 0 SB: 0 CS: 2	PA: 31		
<b>PITCHER</b> Dave Boswell, R ERA: 2.6 (1, 1)	IP: 8.0 WLS: L BF: 30	H: 2 R: 2 ER: 1 SO: 9	BB: 4 IBB: 0 HBP: 1 BLK: 0	WP: 1 HR: 0 S: 43 P: 60	ERA: 1.12 WHIP: 0.750	<b>PITCHER</b>										IP: 8.0 WLS: L BF: 30	H: 2 R: 2 ER: 1 SO: 9	BB: 4 IBB: 0 HBP: 1 BLK: 0	WP: 1 HR: 0 S: 43 P: 60	ERA: 1.12 WHIP: 0.750



Batter	1	2	3	4	5	6	7	8	9	AB	R	H	RBI	BB	SO	LOB	TOP			
Zoilo Versalles, R OBP: 0.255, SLG: 0.343 (1, 6)										3	0	0	1	1	2	3	<b>Minnesota Twins @ Cleveland Indians</b> Cleveland Municipal Stadium, Cleveland, OH Sun May 29 1966, 3:33 AM EDT Unknown <a href="http://livebaseballscorecards.com">livebaseballscorecards.com</a>			
Cesar Tovar, R OBP: 0.329, SLG: 0.382 (1, 8)										5	0	1	1	0	1	0				
Tony Oliva, L OBP: 0.413, SLG: 0.686 (1, 9)										3	1	1	1	2	0	0				
Don Mincher, L OBP: 0.337, SLG: 0.369 (1, 3)										5	1	2	0	0	1	3				
Harmon Killebrew, R OBP: 0.360, SLG: 0.420 (1, 5)										3	0	1	0	1	0	1				
Sandy Valdespino, L OBP: 0.241, SLG: 0.269 (1, 7)										4	1	1	0	0	1	4				
Earl Battey, R OBP: 0.361, SLG: 0.347 Jimmie Hall, L OBP: 0.259, SLG: 0.382 Jerry Zimmerman, R OBP: 0.379, SLG: 0.261 (9, PR)										4	0	2	2	0	0	0				
Bernie Allen, L OBP: 0.321, SLG: 0.339 (1, 4)										2	1	0	0	1	1	0				
Jim Kaat, L OBP: 0.267, SLG: 0.321 (1, 1)										4	0	0	0	0	2	5				
<b>Inning Stats</b>	R: 1 E: 0 K: 2 S: 9	H: 2 LOB: 2 BB: 1 P: 13	R: 0 E: 0 K: 2 S: 7	H: 0 LOB: 0 BB: 0 P: 7	R: 0 E: 0 K: 0 S: 3	H: 0 LOB: 0 BB: 0 P: 3	R: 1 E: 0 K: 3 S: 12	H: 3 LOB: 3 BB: 1 P: 16	R: 0 E: 0 K: 0 S: 3	H: 0 LOB: 0 BB: 0 P: 3	R: 0 E: 0 K: 0 S: 2	H: 0 LOB: 0 BB: 1 P: 6	R: 0 E: 0 K: 0 S: 3	H: 0 LOB: 1 BB: 1 P: 7	R: 3 E: 1 K: 1 S: 9	H: 3 LOB: 2 BB: 1 P: 13		1B: 6 2B: 1 3B: 0 HR: 1	SF: 1 SAC: 1 DP: 0 HBP: 0	WP: 1 PB: 0 SB: 1 CS: 1
<b>PITCHER</b>	IP WLS BF H R ER SO BB IBB HBP BLK WP HR S P ERA WHIP																			
Tom Kelley, R ERA: 2.2 Bob Allen, L ERA: 2.08 (9, 1)	8.0 L 32 5 2 2 7 4 0 0 0 0 1 0 42 58 2.25 1.125																			

Batter	1	2	3	4	5	6	7	8	9	AB	R	H	RBI	BB	SO	LOB	BOTTOM					
Chuck Hinton, R OBP: 0.308, SLG: 0.247 (1, 7)										4	0	0	0	0	1	2	<b>Minnesota Twins @ Cleveland Indians</b> Cleveland Municipal Stadium, Cleveland, OH Sun May 29 1966, 3:33 AM EDT Unknown <a href="http://livebaseballscorecards.com">livebaseballscorecards.com</a>					
Max Alvis, R OBP: 0.349, SLG: 0.351 (1, 5)										4	1	2	1	0	0	0						
Jim Landis, R OBP: 0.396, SLG: 0.400 (1, 8)										4	0	1	0	0	0	1						
Rocky Colavito, R OBP: 0.321, SLG: 0.353 (1, 9)										3	0	0	0	1	0	1						
Fred Whitfield, L OBP: 0.267, SLG: 0.374 (1, 3)										4	0	0	0	0	1	1						
Chico Salmon, R OBP: 0.327, SLG: 0.365 (1, 6)										4	0	2	0	0	0	0						
Joe Azcue, R OBP: 0.422, SLG: 0.439 (1, 2)										3	0	2	0	0	0	1						
Pedro Gonzalez, R OBP: 0.262, SLG: 0.266 (1, 4)										3	0	1	0	0	0	1						
Tom Kelley, R OBP: 0.111, SLG: 0.111 Tony Martinez, R OBP: 0.250, SLG: 0.250 Bob Allen, L (8, PH)										2	0	0	0	0	1	2						
<b>Inning Stats</b>	R: 0 E: 0 K: 0 S: 3	H: 0 LOB: 0 BB: 0 P: 3	R: 0 E: 0 K: 1 S: 6	H: 2 LOB: 2 BB: 0 P: 6	R: 0 E: 0 K: 1 S: 5	H: 0 LOB: 0 BB: 0 P: 5	R: 0 E: 0 K: 0 S: 3	H: 0 LOB: 1 BB: 1 P: 7	R: 0 E: 0 K: 1 S: 7	H: 2 LOB: 2 BB: 0 P: 7	R: 1 E: 0 K: 0 S: 4	H: 2 LOB: 0 BB: 0 P: 4	R: 0 E: 0 K: 0 S: 3	H: 1 LOB: 0 BB: 0 P: 3	R: 0 E: 1 K: 0 S: 4	H: 1 LOB: 1 BB: 0 P: 4		R: 0 E: 0 K: 0 S: 3	H: 0 LOB: 0 BB: 0 P: 3	1B: 7 2B: 0 3B: 0 HR: 1	SF: 0 SAC: 0 DP: 2 HBP: 0	WP: 0 PB: 0 SB: 1 CS: 0
<b>PITCHER</b>	IP WLS BF H R ER SO BB IBB HBP BLK WP HR S P ERA WHIP																					
Jim Kaat, L ERA: 2.52 (1, 1)	9.0 W 33 8 1 1 3 1 0 0 0 0 1 0 38 42 1.00 1.000																					



Batter	1	2	3	4	5	6	7	8	9	AB	R	H	RBI	BB	SO	LOB	TOP								
Zoilo Versalles, R OBP: 0.248, SLG: 0.333	0-0 1-3			0-0 F6		0-0 F8			0-3 K	4	0	0	0	0	1	0	<b>Minnesota Twins @ Cleveland Indians</b> Cleveland Municipal Stadium, Cleveland, OH Sun May 29 1966, 3:38 AM EDT Att: 29,038 - Unknown <a href="http://livebaseballscorecards.com">livebaseballscorecards.com</a>								
Cesar Tovar, R OBP: 0.325, SLG: 0.375	0-0 K2-6-2 1B			0-0 F5			0-3 K		0-0 F9	4	0	1	0	0	1	0									
Tony Oliva, L OBP: 0.405, SLG: 0.671	0-3 K2-6-2 1-2			0-0 F3			0-0 F5			3	0	0	0	0	1	1									
Don Mincher, L OBP: 0.327, SLG: 0.356		0-0 5-3			0-0 F5			0-3 K		3	0	0	0	0	1	0									
Harmon Killebrew, R OBP: 0.359, SLG: 0.414		0-0 F8			0-0 6-3			4-0 FC1-6 BB		2	0	0	0	1	0	0									
Sandy Valdespino, L OBP: 0.296, SLG: 0.273		0-0 4-3			0-0 1B			0-0 FC1-6 1-2 1B		3	1	1	0	0	0	1									
Earl Batley, R OBP: 0.360, SLG: 0.347			0-0 F5		0-3 K			0-0 L3 1B		3	0	1	1	0	1	1									
Bernie Allen, L OBP: 0.314, SLG: 0.331			0-0 F6			0-3 K		0-0 L3		3	0	0	0	0	1	1									
Mudcat Grant, R OBP: 0.136, SLG: 0.227			0-3 K			0-3 K			0-0 F8	3	0	0	0	0	2	0									
<b>Inning Stats</b>	R: 0 E: 0 K: 1 S: 5	H: 1 LOB: 1 BB: 0 P: 5	R: 0 E: 0 K: 0 S: 3	H: 0 LOB: 0 BB: 0 P: 3	R: 0 E: 0 K: 1 S: 5	H: 0 LOB: 0 BB: 0 P: 5	R: 0 E: 0 K: 0 S: 3	H: 0 LOB: 0 BB: 0 P: 3	R: 0 E: 0 K: 1 S: 6	H: 1 LOB: 1 BB: 0 P: 6	R: 0 E: 0 K: 2 S: 7	H: 0 LOB: 0 BB: 0 P: 7	R: 0 E: 0 K: 0 S: 7	H: 0 LOB: 0 BB: 0 P: 7	R: 1 E: 0 K: 0 S: 3	H: 1 LOB: 0 BB: 1 P: 7	R: 0 E: 0 K: 1 S: 5	H: 0 LOB: 0 BB: 0 P: 5	1B: 3 2B: 2 3B: 0 HR: 0	SF: 0 SAC: 0 DP: 2 HBP: 0	WP: 0 PB: 0 SB: 1 CS: 0	PA: 29			
<b>PITCHER</b>	IP	WLS	BF	H	R	ER	SO	BB	IBB	HBP	BLK	WP	HR	S	P	ERA	WHIP								
Luis Tiant, R ERA: 1.72	(1, 1)	8.0	L	26	3	1	1	7	1	0	0	0	0	39	43	1.12	0.500								
Don McMahon, R ERA: 1.93	(9, 1)	1.0		3	0	0	0	1	0	0	0	0	0	5	5	0.00	0.000								

Batter	1	2	3	4	5	6	7	8	9	AB	R	H	RBI	BB	SO	LOB	BOTTOM								
Vic Davallo, L OBP: 0.301, SLG: 0.341	4-0 SH1-3 BB		0-0 CS 1B			0-3 K		0-0 1B		3	0	2	0	1	1	0	<b>Minnesota Twins @ Cleveland Indians</b> Cleveland Municipal Stadium, Cleveland, OH Sun May 29 1966, 3:38 AM EDT Att: 29,038 - Unknown <a href="http://livebaseballscorecards.com">livebaseballscorecards.com</a>								
Max Alvis, R OBP: 0.343, SLG: 0.344	0-0 SH1-3 1-2		0-0 F5 1-2			0-3 K		0-3 K		3	0	0	0	0	2	2									
Leon Wagner, L OBP: 0.322, SLG: 0.419	0-0 F2			0-0 F7		0-0 FC4 1B			0-0 3-1	4	0	1	0	0	0	1									
Rocky Colavito, R OBP: 0.311, SLG: 0.342	0-0 E5			0-0 5-3		0-0 FC4 1-2			0-0 F7	4	0	0	0	0	0	2									
Fred Whitfield, L OBP: 0.267, SLG: 0.378	0-0 F7			0-0 F7			0-0 6-3		0-0 2B	4	0	1	0	0	0	2									
Dick Howser, R OBP: 0.304, SLG: 0.350										0	0	0	0	0	0	0									
Duke Sims, L OBP: 0.309, SLG: 0.508		0-3 K			0-0 4-3		0-0 F9		0-3 K	4	0	0	0	0	2	1									
Chico Salmon, R OBP: 0.328, SLG: 0.352		0-0 5-3			4-0 6-3 BB		0-0 F7			2	0	0	0	1	0	0									
Pedro Gonzalez, R OBP: 0.257, SLG: 0.261		0-3 K			0-0 6-3 1-2			0-0 6-3		3	0	0	0	0	1	1									
Luis Tiant, R OBP: 0.143, SLG: 0.077	(1, 1)				0-0 4-3			0-0 F9		2	0	0	0	0	1	1									
Chuck Hinton, R OBP: 0.304, SLG: 0.244	(8, PH)									1	0	0	0	0	0	0									
Don McMahon, R ERA: 1.93	(9, 1)									0	0	0	0	0	0	0									
<b>Inning Stats</b>	R: 0 E: 1 K: 0 S: 4	H: 0 LOB: 2 BB: 1 P: 8	R: 0 E: 0 K: 2 S: 7	H: 0 LOB: 0 BB: 0 P: 7	R: 0 E: 0 K: 0 S: 3	H: 1 LOB: 0 BB: 0 P: 3	R: 0 E: 0 K: 0 S: 3	H: 0 LOB: 0 BB: 0 P: 3	R: 0 E: 0 K: 1 S: 5	H: 0 LOB: 1 BB: 1 P: 9	R: 0 E: 0 K: 2 S: 8	H: 1 LOB: 1 BB: 0 P: 8	R: 0 E: 0 K: 0 S: 3	H: 0 LOB: 0 BB: 0 P: 3	R: 1 E: 0 K: 1 S: 6	H: 1 LOB: 1 BB: 0 P: 6	R: 0 E: 0 K: 1 S: 6	H: 1 LOB: 1 BB: 0 P: 6	1B: 3 2B: 1 3B: 0 HR: 0	SF: 0 SAC: 1 DP: 0 HBP: 0	WP: 0 PB: 0 SB: 0 CS: 1	PA: 33			
<b>PITCHER</b>	IP	WLS	BF	H	R	ER	SO	BB	IBB	HBP	BLK	WP	HR	S	P	ERA	WHIP								
Mudcat Grant, R ERA: 2.73	(1, 1)	9.0	W	33	4	0	0	7	2	0	0	0	0	45	53	0.00	0.667								





Batter	1	2	3	4	5	6	7	8	9	AB	R	H	RBI	BB	SO	LOB	TOP										
Vic Davalillo, L (1, 8) OBP: 0.299, SLG: 0.338	0-3 K			0-0 FC1-5 3-1 1B	0-0 F8			0-0 F9		4	0	1	0	0	1	1	<b>Cleveland Indians @ California Angels</b> Anaheim Stadium, Anaheim, CA Mon May 30 1966, 6:33 AM EDT Unknown										
Chico Salmon, R (1, 6) OBP: 0.306, SLG: 0.328	0-0 F7			0-0 F8		0-0 5-3		0-0 5-3		4	0	0	0	0	0	1											
Leon Wagner, L (1, 7) OBP: 0.319, SLG: 0.413	0-3 K			0-0 3-1 1-2		0-0 F8		0-0 FC6-4 1B		4	0	1	0	0	1	1											
Rocky Colavito, R (1, 9) OBP: 0.309, SLG: 0.333		0-3 K		0-0 FC1-5 2-3		1-0 HBP		0-0 FC6-4 1-2		3	0	0	0	0	1	2											
Fred Whitfield, L (1, 3) OBP: 0.266, SLG: 0.369		0-0 F7			4-0 CS 1B BB			0-0 F7		3	0	0	0	1	0	1											
Max Alvis, R (1, 5) OBP: 0.341, SLG: 0.342		0-0 4-3			0-0 CS 1-2 1B			0-0 6-3		4	1	1	0	0	0	0											
Duke Sims, L (1, 2) OBP: 0.292, SLG: 0.477			0-3 K		0-0 F8 1-2 2-3			0-3 K		4	0	0	0	0	3	2											
Pedro Gonzalez, R (1, 4) OBP: 0.265, SLG: 0.290			0-0 F8		0-0 2H 1B 1B			0-0 HR		3	2	2	2	0	0	0											
Lee Stange, R (1, 1) OBP: 0.250, SLG: 0.250			0-3 K		0-0 2H 1B			0-3 K		2	0	1	1	0	1	0											
Don McMahon, R (6, 1)										1	0	0	0	0	1	0											
Steve Hargan, R (7, 1)										0	0	0	0	0	0	0											
<b>Inning Stats</b>	R: 0 E: 0 K: 2 S: 7	H: 0 LOB: 0 BB: 0 P: 7	R: 0 E: 0 K: 1 S: 5	H: 0 LOB: 0 BB: 0 P: 5	R: 0 E: 0 K: 2 S: 7	H: 0 LOB: 0 BB: 0 P: 7	R: 0 E: 0 K: 0 S: 4	H: 1 LOB: 1 BB: 0 P: 4	R: 2 E: 0 K: 0 S: 5	H: 3 LOB: 1 BB: 1 P: 9	R: 0 E: 0 K: 0 S: 3	H: 0 LOB: 1 BB: 0 P: 4	R: 1 E: 0 K: 2 S: 8	H: 1 LOB: 0 BB: 0 P: 8	R: 0 E: 0 K: 1 S: 5	H: 0 LOB: 0 BB: 0 P: 5	1B: 5 2B: 0 3B: 0 HR: 1	SF: 0 SAC: 0 DP: 0 HBP: 1	WP: 0 PB: 0 SB: 0 CS: 2	PA: 34							
<b>PITCHER</b>	IP	WLS	BF	H	R	ER	SO	BB	IBB	HBP	BLK	WP	HR	S	P	ERA	WHIP										
Jim McGlothlin, R (1, 1) ERA: 3.27	5.0		19	4	2	2	5	1	0	0	0	0	0	28	32	3.60	1.000										
Jack Sanford, R (6, 1) ERA: 2.75	2.0	W	8	1	1	1	2	0	0	1	0	0	1	11	12	4.50	0.500										
Bob Lee, R (8, 1) ERA: 1.84	2.0	S	7	1	0	0	1	0	0	0	0	0	0	9	9	0.00	0.500										

AB	32
R	3
H	6
RBI	3
BB	1
SO	8
LOB	8



Batter	1	2	3	4	5	6	7	8	9	AB	R	H	RBI	BB	SO	LOB	BOTTOM											
Jose Cardenal, R (1, 8) OBP: 0.275, SLG: 0.360	0-0 F4		0-0 F7		0-0 SF8 1-3 3H 2B	0-0 F8		0-0 F4		5	0	1	1	0	0	3	<b>Cleveland Indians @ California Angels</b> Anaheim Stadium, Anaheim, CA Mon May 30 1966, 6:33 AM EDT Unknown											
Jim Fregosi, R (1, 6) OBP: 0.301, SLG: 0.295	0-0 FC5-4 1B			0-0 F5	0-0 SF8 2-3 3H 4-0		0-0 HR	0-3 K		4	1	2	2	0	1	1												
Rick Reichardt, R (1, 7) OBP: 0.396, SLG: 0.588	0-0 FC5-4 1-2			0-0 FC3-6 1B	0-0 FC3-6 1B BB		4-0 1-3 SH1-4 BB			2	0	1	0	2	0	1												
Willie Smith, L (1, 9) OBP: 0.326, SLG: 0.333	0-3 K			0-0 FC3-6 1-2 1B	0-0 F3		0-0 SH1-4			3	0	1	0	0	1	3												
Jack Sanford, R (6, 1) OBP: 0.300, SLG: 0.500										0	0	0	0	0	0	0												
Jim Piersall, R (7, PH) OBP: 0.235, SLG: 0.250										0	0	0	0	0	0	0												
Bob Lee, R (8, 1)										0	0	0	0	0	0	0												
Norm Siebern, L (1, 3) OBP: 0.407, SLG: 0.411		0-0 4-3		0-0 FC3-6 1-2 2-3	0-0 FC3-6 1-2 2-3		4-0 SH3-4 1B WP 1B	0-0 1-3 IBB		3	1	1	0	1	0	2												
Frank Malzone, R (1, 5) OBP: 0.344, SLG: 0.286		0-0 5-3		0-0 FC6-4 1-2	0-0 FC6-4 1-2		0-0 SH3-4 1B	0-0 1-3		3	0	1	0	0	0	2												
Paul Schaal, R (6, FR) OBP: 0.373, SLG: 0.378							0-0 SH3-4 1B	0-0 1-2 2-3		1	0	0	0	0	0	2												
Bobby Knoop, R (1, 4) OBP: 0.274, SLG: 0.452		0-0 1-3			0-0 4-3	0-0 SH3-4	0-0 F8			3	0	0	0	0	0	2												
Tom Satriano, L (1, 2) OBP: 0.370, SLG: 0.318			0-0 4-3		4-0 1B 2B BB	4-0 1B BB		0-3 K		2	1	0	0	2	1	0												
Jim McGlothlin, R (1, 1) OBP: 0.167, SLG: 0.273			0-0 F7		0-0 2B SF8 1B	0-0 F3		0-0 2B		1	0	0	0	0	0	0												
Ed Kirkpatrick, L (5, PH) OBP: 0.359, SLG: 0.364										3	1	2	0	0	0	2												
<b>Inning Stats</b>	R: 0 E: 0 K: 1 S: 6	H: 1 LOB: 1 BB: 0 P: 6	R: 0 E: 0 K: 0 S: 3	H: 0 LOB: 0 BB: 0 P: 3	R: 0 E: 0 K: 0 S: 3	H: 0 LOB: 0 BB: 0 P: 3	R: 0 E: 0 K: 0 S: 5	H: 2 LOB: 2 BB: 0 P: 5	R: 2 E: 0 K: 0 S: 5	H: 2 LOB: 2 BB: 2 P: 13	R: 1 E: 0 K: 0 S: 4	H: 2 LOB: 2 BB: 1 P: 9	R: 1 E: 0 K: 0 S: 4	H: 1 LOB: 2 BB: 2 P: 12	R: 0 E: 0 K: 2 S: 8	H: 1 LOB: 1 BB: 0 P: 8	1B: 6 2B: 2 3B: 0 HR: 1	SF: 1 SAC: 2 DP: 0 HBP: 0	WP: 1 PB: 0 SB: 1 CS: 0	PA: 38								
<b>PITCHER</b>	IP	WLS	BF	H	R	ER	SO	BB	IBB	HBP	BLK	WP	HR	S	P	ERA	WHIP											
Lee Stange, R (1, 1) ERA: 2.81	5.0		22	5	2	2	1	2	0	0	0	0	1	1	6	14	18.00	5.000										
Don McMahon, R (6, 1) ERA: 3.48	1.0	L	8	3	2	2	0	2	0	0	0	0	1	1	6	14	18.00	5.000										
Steve Hargan, R (7, 1) ERA: 2.29	2.0		8	1	0	0	2	0	1	0	0	0	0	0	11	15	0.00	0.500										

AB	30
R	4
H	9
RBI	3
BB	5
SO	3
LOB	18





Batter	1	2	3	4	5	6	7	8	9	AB	R	H	RBI	BB	SO	LOB	TOP										
Vic Davalillo, L OBP: 0.291, SLG: 0.329 (1, 8)	F6		F7		FC6		4-3			4	0	0	0	0	0	4	Cleveland Indians @ California Angels Anaheim Stadium, Anaheim, CA Mon May 30 1966, 6:38 AM EDT Att: 30,760 - Unknown										
Max Alvis, R OBP: 0.339, SLG: 0.340 (1, 5)	6-3		F2			1B		F8		4	0	1	0	0	0	1											
Fred Whitfield, L OBP: 0.266, SLG: 0.388 (1, 3)	HR		4-3			F5		G3		4	1	1	1	0	0	2											
Rocky Colavito, R OBP: 0.315, SLG: 0.339 (1, 9)	1B				F8	G4-6-3		K		4	0	2	0	0	1	0											
Leon Wagner, L OBP: 0.309, SLG: 0.398 (1, 7)	F8				3-1	G4-6-3		F8		4	0	0	0	0	0	3											
Chico Salmon, R OBP: 0.286, SLG: 0.306 (1, 6)		F7			F8			6-3		4	0	0	0	0	0	0											
Pedro Gonzalez, R OBP: 0.264, SLG: 0.289 (1, 4)		G4-6-3			6-3			F8		4	0	1	0	0	0	0											
Duke Sims, L OBP: 0.307, SLG: 0.485 (1, 2)		G4-6-3				FC6		1B		3	0	2	0	0	0	1											
Jack Kralick, L OBP: 0.250, SLG: 0.250 (7, PH)					F2					2	0	1	0	0	0	1											
Tony Martinez, R OBP: 0.400, SLG: 0.400 (7, 1)										1	0	1	0	0	0	0											
Bob Allen, L (7, 1)										0	0	0	0	0	0	0											
Don McMahon, R (7, 1)										0	0	0	0	0	0	0											
<b>Inning Stats</b>	R: 1 E: 0 K: 0 S: 5	H: 2 LOB: 1 BB: 0 P: 5	R: 0 E: 0 K: 0 S: 3	H: 1 LOB: 0 BB: 0 P: 3	R: 0 E: 0 K: 0 S: 4	H: 1 LOB: 0 BB: 0 P: 4	R: 0 E: 0 K: 0 S: 3	H: 0 LOB: 0 BB: 0 P: 3	R: 0 E: 0 K: 0 S: 4	H: 1 LOB: 1 BB: 0 P: 4	R: 0 E: 0 K: 0 S: 4	H: 2 LOB: 1 BB: 0 P: 4	R: 0 E: 0 K: 0 S: 5	H: 2 LOB: 2 BB: 0 P: 5	R: 0 E: 0 K: 0 S: 3	H: 0 LOB: 0 BB: 0 P: 3	1B: 8 2B: 0 3B: 0 HR: 1	SF: 0 SAC: 0 DP: 2 HBP: 0	WP: 0 PB: 0 SB: 0 CS: 0	PA: 34							
<b>PITCHER</b>	IP	WLS	BF	H	R	ER	SO	BB	IBB	HBP	BLK	WP	HR	S	P	ERA	WHIP										
Minnie Rojas, R ERA: 1.69 (1, 1)	5.1	W	22	7	1	1	0	0	0	0	0	0	1	22	22	1.69	1.312										
Dean Chance, R ERA: 3.3 (6, 1)	3.2	S	12	2	0	0	1	0	0	0	0	0	0	14	14	0.00	0.545										

AB	34
R	1
H	9
RBI	1
BB	0
SO	1
LOB	12



Batter	1	2	3	4	5	6	7	8	9	AB	R	H	RBI	BB	SO	LOB	BOTTOM										
Jose Cardenal, R OBP: 0.274, SLG: 0.359 (1, 8)	F8		E S		G6-4-3		SF9			3	0	1	1	0	0	1	Cleveland Indians @ California Angels Anaheim Stadium, Anaheim, CA Mon May 30 1966, 6:38 AM EDT Att: 30,760 - Unknown										
Jim Fregosi, R OBP: 0.294, SLG: 0.288 (1, 6)	1-3		F2			F8	5-3			4	0	0	0	0	0	2											
Rick Reichardt, R OBP: 0.399, SLG: 0.583 (1, 7)	BB			HR		F7		F3		3	1	1	0	1	0	0											
Joe Adcock, R OBP: 0.319, SLG: 0.538 (1, 3)	F7			F9		E5		F2		4	0	0	0	0	0	2											
Bobby Knoop, R OBP: 0.284, SLG: 0.483 (1, 4)		K		HR			SH			4	2	3	2	0	1	0											
Jim Piersall, R OBP: 0.216, SLG: 0.229 (1, 9)		6-3		K			SH			3	1	0	0	0	1	1											
Paul Schaal, R OBP: 0.372, SLG: 0.377 (1, 5)		F5		F6			FC1-6			3	1	1	1	0	0	0											
Buck Rodgers, S OBP: 0.252, SLG: 0.363 (1, 2)			L5		E5		FC1-6			3	0	2	1	0	0	0											
Minnie Rojas, R (1, 1)					FC5					2	0	0	0	0	0	1											
Dean Chance, R OBP: 0.040, SLG: 0.040 (6, 1)			G3		FC5		FC1-6			1	0	0	0	0	0	2											
<b>Inning Stats</b>	R: 0 E: 0 K: 0 S: 3	H: 0 LOB: 1 BB: 1 P: 7	R: 0 E: 0 K: 1 S: 5	H: 0 LOB: 0 BB: 0 P: 5	R: 0 E: 0 K: 0 S: 4	H: 1 LOB: 1 BB: 0 P: 4	R: 2 E: 0 K: 1 S: 7	H: 2 LOB: 0 BB: 0 P: 7	R: 0 E: 1 K: 0 S: 3	H: 0 LOB: 1 BB: 0 P: 3	R: 3 E: 0 K: 0 S: 7	H: 3 LOB: 1 BB: 0 P: 7	R: 0 E: 0 K: 0 S: 4	H: 1 LOB: 1 BB: 0 P: 4	1B: 6 2B: 1 3B: 0 HR: 1	SF: 1 SAC: 1 DP: 1 HBP: 0	WP: 0 PB: 0 SB: 1 CS: 0	PA: 33									
<b>PITCHER</b>	IP	WLS	BF	H	R	ER	SO	BB	IBB	HBP	BLK	WP	HR	S	P	ERA	WHIP										
Jack Kralick, L ERA: 5.06 (7, 1)	0.0	L	4	3	3	3	0	0	0	0	0	0	0	4	4	∞	∞										
Bob Allen, L ERA: 4.15 (7, 1)	0.0		4	3	3	3	0	0	0	0	0	0	0	4	4	∞	∞										
Don McMahon, R ERA: 2.92 (7, 1)	2.0		7	1	0	0	0	0	0	0	0	0	0	7	7	0.00	0.500										









Batter	1	2	3	4	5	6	7	8	9	AB	R	H	RBI	BB	SO	LOB	TOP					
Vic Davallilo, L (1.8) OBP: 0.299, SLG: 0.331			4-3		E4				F7	4	1	0	1	0	2							
Max Alvis, R (1.5) OBP: 0.339, SLG: 0.331			K		FC5-4					3	0	1	1	1	1	2						
Leon Wagner, L (1.7) OBP: 0.313, SLG: 0.397	F6				SF8		K			3	0	1	1	0	1	4						
Rocky Colavito, R (1.9) OBP: 0.307, SLG: 0.324	F2		K2-3		L8					3	0	0	0	1	1	4						
Fred Whitfield, L (1.3) OBP: 0.261, SLG: 0.375					F8		F5		F7	4	0	1	1	0	0	1						
Chico Salmon, R (1.6) OBP: 0.273, SLG: 0.329	F8				F7		K		K	4	0	0	0	0	2	3						
Pedro Gonzalez, R (1.4) OBP: 0.265, SLG: 0.288			K		5-3		4-3		5-3	4	0	0	0	0	1	1						
Duke Sims, L (1.2) OBP: 0.304, SLG: 0.472		6-3			FC5-4		F8		F9	4	1	1	0	0	0	0						
John O'Donoghue, R (1.1) OBP: 0.091, SLG: 0.091					E3		K		4-3	2	1	0	0	0	1	1						
Tom Kelley, R (6.1) OBP: 0.100, SLG: 0.100			K		FC5-4					1	0	0	0	0	1	0						
Bob Allen, L (7.1) OBP: 0.333, SLG: 0.333					SF8					0	0	0	0	0	0	0						
Tony Martinez, R (9, PH)										1	0	0	0	0	0	0						
<b>Inning Stats</b>	R: 1 E: 0 K: 0 S: 5	H: 2 LOB: 2 BB: 1 P: 9	R: 0 E: 0 K: 2 S: 7	H: 0 LOB: 0 BB: 0 P: 7	R: 0 E: 0 K: 2 S: 8	H: 1 LOB: 1 BB: 0 P: 8	R: 0 E: 0 K: 0 S: 3	H: 0 LOB: 0 BB: 0 P: 3	R: 2 E: 2 K: 1 S: 6	H: 1 LOB: 1 BB: 0 P: 6	R: 0 E: 0 K: 1 S: 5	H: 0 LOB: 0 BB: 0 P: 5	R: 0 E: 0 K: 2 S: 8	H: 1 LOB: 2 BB: 1 P: 12	R: 0 E: 0 K: 1 S: 5	H: 0 LOB: 1 BB: 1 P: 9	R: 0 E: 0 K: 0 S: 3	H: 0 LOB: 0 BB: 0 P: 3	1B: 5 2B: 0 3B: 0 HR: 0	SF: 1 SAC: 0 DP: 0 HBP: 0	WP: 0 PB: 0 SB: 1 CS: 0	PA: 37
<b>PITCHER</b>	IP WLS BF H R ER SO BB IBB HBP BLK WP HR S P ERA WHIP																					
Rollie Sheldon, R (1.1) ERA: 2.54	6.0 W 25 4 3 1 5 1 0 0 0 0 0 0 34 38 1.50 0.833																					
Jack Aker, R (7.1) ERA: 0.99	3.0 S 12 1 0 0 3 2 0 0 0 0 0 0 16 24 0.00 1.000																					

Cleveland Indians @ Kansas City Athletics  
Municipal Stadium, Kansas City, MO  
Wed Jun 01 1966, 8:05 PM EDT  
Att: 7,458 - Unknown

AB 33  
R 3  
H 5  
RBI 3  
BB 3  
SO 8  
LOB 18

Batter	1	2	3	4	5	6	7	8	9	AB	R	H	RBI	BB	SO	LOB	BOTTOM			
Bert Campaneris, R (1.6) OBP: 0.262, SLG: 0.339	1-3				K		4-3		1-3	1	0	0	0	0	0	0				
Ossie Chavarria, R (3, PH) OBP: 0.250, SLG: 0.218					K					4	1	1	0	0	1	0				
Ed Charles, R (1.5) OBP: 0.267, SLG: 0.375	F4				K					5	1	3	1	0	1	0				
Mike Hershberger, R (1.9) OBP: 0.309, SLG: 0.371									K	4	1	3	1	1	1	1				
Danny Cater, R (1.7) OBP: 0.231, SLG: 0.316	5-3		F8		F9					4	1	1	1	0	0	4				
Larry Stahl, L (9.7) OBP: 0.263, SLG: 0.378										0	0	0	0	0	0	0				
Dick Green, R (1.4) OBP: 0.263, SLG: 0.296		2-3								2	3	1	0	2	0	0				
Ken Harrelson, R (1.3) OBP: 0.276, SLG: 0.298		F3					5-3			4	1	2	3	0	0	1				
Joe Nosssek, R (1.8) OBP: 0.400, SLG: 0.548		6-3			5-3					4	0	2	2	0	0	0				
Phil Roof, R (1.2) OBP: 0.231, SLG: 0.538			1-3		F8		F6		L5	4	0	0	0	0	2					
Rollie Sheldon, R (1.1) ERA: 1.82					1-3		4-3		K	2	0	0	0	0	1	0				
Billy Bryan, L (6, PH) ERA: 3.34			K							1	0	0	0	0	1	0				
Jack Aker, R (7.1) ERA: 3.68										1	0	0	0	0	1	0				
<b>Inning Stats</b>	R: 0 E: 0 K: 0 S: 4	H: 1 LOB: 1 BB: 0 P: 4	R: 0 E: 0 K: 0 S: 3	H: 0 LOB: 0 BB: 0 P: 3	R: 1 E: 0 K: 1 S: 8	H: 3 LOB: 2 BB: 0 P: 8	R: 2 E: 0 K: 0 S: 4	H: 1 LOB: 0 BB: 1 P: 8	R: 0 E: 0 K: 2 S: 7	H: 0 LOB: 1 BB: 1 P: 11	R: 1 E: 0 K: 0 S: 5	H: 2 LOB: 1 BB: 0 P: 5	R: 4 E: 0 K: 0 S: 7	H: 5 LOB: 1 BB: 1 P: 11	R: 0 E: 0 K: 2 S: 8	H: 1 LOB: 1 BB: 0 P: 8	1B: 8 2B: 1 3B: 2 HR: 2	SF: 0 SAC: 0 DP: 0 HBP: 0	WP: 0 PB: 0 SB: 0 CS: 0	PA: 39
<b>PITCHER</b>	IP WLS BF H R ER SO BB IBB HBP BLK WP HR S P ERA WHIP																			
John O'Donoghue, L (1.1) ERA: 1.82	5.1 L 25 7 4 4 3 2 0 0 0 0 0 1 29 37 6.75 1.688																			
Tom Kelley, R (6.1) ERA: 3.34	1.0 8 4 4 4 0 1 0 0 0 0 0 1 7 11 36.00 5.000																			
Bob Allen, L (7.1) ERA: 3.68	1.2 6 2 0 0 2 0 0 0 0 0 0 0 10 10 0.00 1.200																			

Cleveland Indians @ Kansas City Athletics  
Municipal Stadium, Kansas City, MO  
Wed Jun 01 1966, 8:05 PM EDT  
Att: 7,458 - Unknown

AB 36  
R 8  
H 13  
RBI 8  
BB 3  
SO 5  
LOB 9











Batter	1	2	3	4	5	6	7	8	9	AB	R	H	RBI	BB	SO	LOB	TOP						
Jim Landis, R OBP: 0.409, SLG: 0.426 (1, 8)	L9		PO		E5		1B		1B	3	1	1	1	2	0	1	<b>Cleveland Indians @ Minnesota Twins</b> Metropolitan Stadium, Bloomington, MI Sat Jun 04 1966, 4:33 AM EDT Att: 14,574 - Unknown - 66 F						
Chico Salmon, R OBP: 0.285, SLG: 0.349 (1, 6)	F2		PO	4-3	F2		FC5-4		L4	5	0	1	1	0	0	3							
Leon Wagner, L OBP: 0.310, SLG: 0.375 (1, 7)	F2				F2		K		1B	4	0	1	0	1	1	4							
Rocky Colavito, R OBP: 0.321, SLG: 0.349 Bob Allen, L (7, 1)										4	1	2	1	0	0	3							
Dick Radatz, R (9, 1)										1	0	0	0	0	1	2							
Fred Whitfield, L OBP: 0.281, SLG: 0.405 (1, 3)										0	0	0	0	0	0	0							
Max Alvis, R OBP: 0.330, SLG: 0.315 (1, 5)										5	2	3	1	0	0	1							
Pedro Gonzalez, R OBP: 0.271, SLG: 0.304 Tony Martinez, R OBP: 0.333, SLG: 0.333 (5, 4)										3	1	0	0	1	1	3							
Duke Sims, L OBP: 0.345, SLG: 0.487 (1, 2)										2	0	0	0	0	1	2							
Tom Kelley, R OBP: 0.091, SLG: 0.091 Tony Curry, L OBP: 1.000, SLG: 1.000 Jack Kralick, L OBP: 0.250, SLG: 0.250 Buddy Booker, L (7, PH) Vic Davallo, L OBP: 0.293, SLG: 0.322 (7, 8)										2	0	0	0	0	1	2							
Inning Stats	R: 0 E: 0 K: 0 S: 3	H: 0 LOB: 0 BB: 0 P: 3	R: 1 E: 0 K: 2 S: 8	H: 1 LOB: 0 BB: 0 P: 8	R: 0 E: 0 K: 1 S: 4	H: 0 LOB: 0 BB: 1 P: 8	R: 0 E: 0 K: 0 S: 3	H: 1 LOB: 0 BB: 0 P: 3	R: 3 E: 1 K: 0 S: 6	H: 2 LOB: 2 BB: 2 P: 14	R: 0 E: 0 K: 1 S: 6	H: 1 LOB: 1 BB: 0 P: 6	R: 1 E: 0 K: 2 S: 9	H: 2 LOB: 2 BB: 1 P: 13	R: 1 E: 0 K: 1 S: 7	H: 2 LOB: 1 BB: 1 P: 7		R: 1 E: 0 K: 1 S: 7	H: 2 LOB: 2 BB: 1 P: 11	1B: 10 2B: 0 3B: 0 HR: 1	SF: 0 SAC: 1 DP: 1 HBP: 0	WP: 1 PB: 0 SB: 1 CS: 0	PA: 43
PITCHER	IP	WLS	BF	H	R	ER	SO	BB	IBB	HBP	BLK	WP	HR	S	P	ERA		WHIP					
Camilo Pascual, R ERA: 4.9 Pete Cimino, R ERA: 3.18 Jim Merritt, L ERA: 2.6 Al Worthington, R ERA: 2.42	4.1	L	18	4	4	4	3	3	0	0	0	1	1	21	33	8.31	1.615						
	2.0		11	3	1	1	2	1	0	0	0	0	0	14	18	4.50	2.000						
	0.2		2	0	0	0	1	0	0	0	0	0	0	4	4	0.00	0.000						
	2.0		11	4	2	2	2	0	1	0	0	0	0	14	18	9.00	2.000						

AB	36
R	7
H	11
RBI	7
BB	5
SO	8
LOB	23



Batter	1	2	3	4	5	6	7	8	9	AB	R	H	RBI	BB	SO	LOB	BOTTOM				
Zoilo Versalles, R OBP: 0.276, SLG: 0.371 (1, 6)	F9		6-3		F5				4-3	4	0	0	0	0	0	1	<b>Cleveland Indians @ Minnesota Twins</b> Metropolitan Stadium, Bloomington, MI Sat Jun 04 1966, 4:33 AM EDT Att: 14,574 - Unknown - 66 F				
Jimmie Hall, L OBP: 0.252, SLG: 0.355 Andy Kosco, R OBP: 0.255, SLG: 0.244 (8, PH) Tony Oliva, L OBP: 0.401, SLG: 0.673 Harmon Killebrew, R OBP: 0.363, SLG: 0.472 Don Mincher, L OBP: 0.308, SLG: 0.383 Bob Allison, R OBP: 0.305, SLG: 0.273 Bernie Allen, L OBP: 0.311, SLG: 0.336 Cesar Tovar, R OBP: 0.301, SLG: 0.341 Jerry Zimmerman, R OBP: 0.410, SLG: 0.313 Camilo Pascual, R ERA: 4.9 Pete Cimino, R ERA: 3.18 Jim Merritt, L ERA: 2.6 Rich Rollins, R OBP: 0.290, SLG: 0.300 Al Worthington, R ERA: 2.42 Earl Battey, R OBP: 0.307, SLG: 0.305 (9, PH)										3	0	0	0	0	1						
										1	0	1	0	0	0	0					
										3	2	1	1	1	0	1					
										4	0	0	0	0	1	2					
										4	2	2	3	0	0	0					
										3	0	1	0	1	0	0					
										3	0	0	0	0	1	1					
										1	0	0	0	0	0	1					
										4	0	3	0	0	0	0					
										1	0	0	0	0	0	1					
										0	0	0	0	0	0	0					
										1	0	0	0	0	0	2					
Inning Stats	R: 1 E: 0 K: 0 S: 4	H: 1 LOB: 0 BB: 0 P: 4	R: 0 E: 0 K: 0 S: 3	H: 0 LOB: 0 BB: 0 P: 3	R: 0 E: 0 K: 1 S: 6	H: 1 LOB: 1 BB: 2 P: 14	R: 0 E: 0 K: 0 S: 4	H: 1 LOB: 0 BB: 0 P: 4	R: 0 E: 0 K: 1 S: 5	H: 0 LOB: 0 BB: 0 P: 5	R: 0 E: 0 K: 0 S: 4	H: 1 LOB: 1 BB: 0 P: 4	R: 0 E: 0 K: 0 S: 5	H: 2 LOB: 2 BB: 0 P: 5	1B: 5 2B: 0 3B: 0 HR: 3	SF: 0 SAC: 1 DP: 1 HBP: 0	WP: 1 PB: 0 SB: 0 CS: 0	PA: 36			
PITCHER	IP	WLS	BF	H	R	ER	SO	BB	IBB	HBP	BLK	WP	HR	S	P	ERA	WHIP				
Tom Kelley, R ERA: 3.74 Jack Kralick, L ERA: 4.5 Bob Allen, L ERA: 3.32 Dick Radatz, R ERA: 6.43	4.0	W	8	2	1	1	1	0	0	0	0	1	1	10	10	4.50	1.000				
	2.2		11	3	0	0	1	0	0	0	0	0	0	13	13	0.00	1.125				
	0.1	S	1	0	0	0	0	0	0	0	0	0	0	1	1	0.00	0.000				









Batter	1	2	3	4	5	6	7	8	9	AB	R	H	RBI	BB	SO	LOB	TOP					
Tom Tresh, S OBP: 0.333, SLG: 0.270 (1, 5)	F9		F9		K	F5		1B BB		4	1	0	0	2	1	1	<b>New York Yankees @ Cleveland Indians</b> Cleveland Municipal Stadium, Cleveland, OH Tue Jun 07 1966, 7:05 PM EDT Att: 12,572 - Unknown - 78 F					
Bobby Richardson, R OBP: 0.321, SLG: 0.372 (1, 4)	K		1B 2B		HR	F3		1B 1B	F7	6	3	3	2	0	1	2						
Mickey Mantle, S OBP: 0.355, SLG: 0.444 Roger Repoz, L OBP: 0.391, SLG: 0.500 (6, PR) (8, 8)	1-3				L6			1B 1B		4	0	2	2	1	0	0						
Roger Maris, L OBP: 0.331, SLG: 0.395 (1, 9)		P5	P3		HR	F5		1B FC5-4		5	1	2	1	0	0	2						
Joe Pepitone, L OBP: 0.243, SLG: 0.365 (1, 3)	1-3				1B HR			F8	P3	5	1	2	2	0	0	2						
Elston Howard, R OBP: 0.313, SLG: 0.341 (1, 2)					L9	2B		1-3	FC5-4	5	0	2	0	0	0	3						
Roy White, S OBP: 0.339, SLG: 0.421 (1, 7)					F8	1-3		BB		3	0	1	0	2	0	2						
Clete Boyer, R OBP: 0.223, SLG: 0.267 (1, 6)			6-3		1-3	1B		F6	F3	4	0	1	0	1	0	2						
Fritz Peterson, S OBP: 0.238, SLG: 0.238 (1, 1)			2B		P5	5-3		L6	SH1-4	4	1	1	0	0	0	5						
<b>Inning Stats</b>	R: 0 E: 0 K: 1 S: 5	H: 0 LOB: 0 BB: 0 P: 5	R: 0 E: 0 K: 0 S: 4	H: 1 LOB: 1 BB: 0 P: 4	R: 2 E: 0 K: 0 S: 6	H: 3 LOB: 1 BB: 0 P: 6	R: 0 E: 0 K: 0 S: 5	H: 2 LOB: 2 BB: 0 P: 5	R: 3 E: 0 K: 1 S: 10	H: 5 LOB: 3 BB: 1 P: 14	R: 0 E: 0 K: 0 S: 3	H: 0 LOB: 1 BB: 1 P: 7	R: 0 E: 0 K: 0 S: 3	H: 0 LOB: 1 BB: 1 P: 7	R: 2 E: 0 K: 0 S: 6	H: 3 LOB: 2 BB: 2 P: 10		R: 0 E: 0 K: 0 S: 3	H: 0 LOB: 2 BB: 2 P: 11	1B: 10 2B: 2 3B: 0 HR: 2	SF: 0 SAC: 1 DP: 0 HBP: 0	WP: 0 PB: 0 SB: 0 CS: 0
<b>PITCHER</b>	IP	WLS	BF	H	R	ER	SO	BB	IBB	HBP	BLK	WP	HR	S	P	ERA	WHIP					
John O'Donoghue, L ERA: 2.88 (1, 1)	4.2	L	23	9	5	5	2	0	0	0	0	0	2	27	7	9.64	1.929					
Jack Kralick, L ERA: 4.57 (5, 1)	0.1		4	2	0	0	0	0	1	0	0	0	0	3	7	0.00	6.000					
Tom Kelley, R ERA: 3.53 (6, 1)	2.0		8	0	0	0	0	2	0	0	0	0	0	6	14	0.00	1.000					
Steve Hargan, R ERA: 2.31 (8, 1)	0.1		5	3	2	2	0	1	0	0	0	0	0	4	8	54.00	12.000					
Dick Radatz, R ERA: 6.09 (8, 1)	1.2		7	0	0	0	0	2	0	0	0	0	0	5	13	0.00	1.200					
<b>Batter</b>	<b>1</b>	<b>2</b>	<b>3</b>	<b>4</b>	<b>5</b>	<b>6</b>	<b>7</b>	<b>8</b>	<b>9</b>	<b>AB</b>	<b>R</b>	<b>H</b>	<b>RBI</b>	<b>BB</b>	<b>SO</b>	<b>LOB</b>	<b>BOTTOM</b>					
Jim Landis, R OBP: 0.397, SLG: 0.397 (1, 8)	5-3		6-3		F9			1B		4	0	1	0	0	0	2	<b>New York Yankees @ Cleveland Indians</b> Cleveland Municipal Stadium, Cleveland, OH Tue Jun 07 1966, 7:05 PM EDT Att: 12,572 - Unknown - 78 F					
Chico Salmon, R OBP: 0.283, SLG: 0.316 (1, 6)	L6		K		5-3			F8		4	0	0	0	0	1	3						
Leon Wagner, L OBP: 0.313, SLG: 0.404 (1, 7)	F4				L7			F6		4	0	0	0	0	1	1						
Rocky Colavito, R OBP: 0.329, SLG: 0.344 (1, 9)					HR	BB		F3		3	1	1	0	1	1	0						
Fred Whitfield, L OBP: 0.274, SLG: 0.392 (1, 3)	K				F9			K		4	0	0	0	0	2	2						
Max Alvis, R OBP: 0.332, SLG: 0.346 (1, 5)	K				HR			F6		4	1	1	2	0	2	1						
Tony Martinez, R OBP: 0.357, SLG: 0.308 (1, 4)	K				5-3			1-3		2	0	0	0	0	1	1						
Tom Kelley, R OBP: 0.091, SLG: 0.091 (6, 1)	K									0	0	0	0	0	0	0						
Pedro Gonzalez, R OBP: 0.269, SLG: 0.302 (7, PH) Steve Hargan, R (8, 1) Dick Radatz, R (8, 1)	K									1	0	0	0	0	0	0						
Joe Azcue, R OBP: 0.359, SLG: 0.379 (1, 2)			F8					6-3		3	0	1	0	0	0	0						
John O'Donoghue, R OBP: 0.167, SLG: 0.250 (1, 1) Jack Kralick, L OBP: 0.250, SLG: 0.250 (5, 1) Chuck Hinton, R OBP: 0.291, SLG: 0.237 (6, 4)			6-3		K			5-3		1	0	1	0	0	0	0						
<b>Inning Stats</b>	R: 0 E: 0 K: 0 S: 3	H: 0 LOB: 0 BB: 0 P: 3	R: 0 E: 0 K: 3 S: 10	H: 1 LOB: 0 BB: 0 P: 10	R: 0 E: 0 K: 1 S: 6	H: 1 LOB: 1 BB: 0 P: 6	R: 2 E: 0 K: 0 S: 4	H: 1 LOB: 0 BB: 1 P: 8	R: 0 E: 0 K: 1 S: 6	H: 1 LOB: 1 BB: 0 P: 6	R: 0 E: 0 K: 3 S: 9	H: 0 LOB: 0 BB: 0 P: 9	R: 0 E: 0 K: 0 S: 3	H: 0 LOB: 0 BB: 0 P: 3	R: 0 E: 0 K: 0 S: 4	H: 1 LOB: 1 BB: 0 P: 4	R: 0 E: 0 K: 1 S: 5	H: 0 LOB: 0 BB: 0 P: 5	1B: 2 2B: 2 3B: 0 HR: 1	SF: 0 SAC: 0 DP: 0 HBP: 0	WP: 0 PB: 0 SB: 0 CS: 0	PA: 33
<b>PITCHER</b>	IP	WLS	BF	H	R	ER	SO	BB	IBB	HBP	BLK	WP	HR	S	P	ERA	WHIP					
Fritz Peterson, L ERA: 3.57 (1, 1)	9.0	W	33	5	2	2	9	1	0	0	0	0	1	50	54	2.00	0.667					

AB 40  
R 7  
H 14  
RBI 7  
BB 6  
SO 2  
LOB 19



AB 32  
R 2  
H 5  
RBI 2  
BB 1  
SO 9  
LOB 11





Batter	1	2	3	4	5	6	7	8	9	AB	R	H	RBI	BB	SO	LOB	TOP										
Tom Tresh, S OBP: 0.326, SLG: 0.263 (1, 5)	4-3		6-3			F8		F8		4	0	0	0	0	0	1	<b>New York Yankees @ Cleveland Indians</b> Cleveland Municipal Stadium, Cleveland, OH Wed Jun 08 1966, 7:05 PM EDT Att: 15,191 - Overcast - 67 F										
Bobby Richardson, R OBP: 0.316, SLG: 0.365 (1, 4)	P6		F8			F9		F4		4	0	0	0	0	0	1											
Mickey Mantle, S OBP: 0.359, SLG: 0.445 Horace Clarke, S OBP: 0.250, SLG: 0.214 (9, PR)	1B			4-3		F7		1B		4	0	2	0	0	0	0											
Roger Maris, L OBP: 0.336, SLG: 0.398 (1, 9)	6-3			1B		2B		1B		4	1	2	0	0	0	2											
Joe Pepitone, L OBP: 0.249, SLG: 0.373 (1, 3)		6-3		1B		2B		P8		4	0	2	1	0	0	1											
Elston Howard, R OBP: 0.304, SLG: 0.331 (1, 2)	4-3			1B		K		F9		4	0	0	0	0	2	3											
Roy White, S OBP: 0.333, SLG: 0.414 (1, 7)	L3					P6		L7		3	0	0	0	0	0	1											
Clete Boyer, R OBP: 0.225, SLG: 0.269 (1, 6)						K		F8		3	0	1	0	0	1	1											
Mel Stottlemyre, R OBP: 0.161, SLG: 0.103 Roger Repoz, L OBP: 0.363, SLG: 0.488 Steve Hamilton, L OBP: 0.307, SLG: 0.396 (8, PH)						K		P6		1	0	0	0	0	1	0											
						K				1	0	0	0	0	0	0											
										0	0	0	0	0	0	0											
<b>Inning Stats</b>	R: 0 E: 0 K: 0 S: 4	H: 1 LOB: 1 BB: 0 P: 4	R: 0 E: 0 K: 0 S: 3	H: 0 LOB: 0 BB: 0 P: 3	R: 0 E: 0 K: 1 S: 4	H: 1 LOB: 1 BB: 0 P: 4	R: 0 E: 0 K: 1 S: 6	H: 2 LOB: 1 BB: 0 P: 6	R: 0 E: 0 K: 2 S: 7	H: 0 LOB: 0 BB: 0 P: 7	R: 0 E: 0 K: 1 S: 3	H: 0 LOB: 0 BB: 0 P: 3	R: 1 E: 0 K: 1 S: 7	H: 2 LOB: 1 BB: 0 P: 7	R: 0 E: 0 K: 0 S: 3	H: 0 LOB: 1 BB: 0 P: 3	R: 0 E: 0 K: 0 S: 4	H: 1 LOB: 1 BB: 0 P: 4	1B: 6 2B: 1 3B: 0 HR: 0	SF: 0 SAC: 1 DP: 0 HBP: 0	WP: 0 PB: 1 SB: 0 CS: 0	PA: 33					
<b>PITCHER</b>	IP	WLS	BF	H	R	ER	SO	BB	IBB	HBP	BLK	WP	HR	S	P	ERA	WHIP										
Gary Bell, R ERA: 2.53 Sam McDowell, L ERA: 2.09	(1, 1)	8.0	W	30	7	1	4	0	0	0	0	0	0	38	38	1.12	0.875										
	(9, 1)	1.0	S	3	0	0	0	0	0	0	0	0	0	3	3	0.00	0.000										

AB	32
R	1
H	7
RBI	1
BB	0
SO	4
LOB	10



Batter	1	2	3	4	5	6	7	8	9	AB	R	H	RBI	BB	SO	LOB	BOTTOM										
Vic Davallo, L OBP: 0.286, SLG: 0.314 (1, 8)	L8		F7			5-3		FC6-4		4	0	0	0	0	0	1	<b>New York Yankees @ Cleveland Indians</b> Cleveland Municipal Stadium, Cleveland, OH Wed Jun 08 1966, 7:05 PM EDT Att: 15,191 - Overcast - 67 F										
Chico Salmon, R OBP: 0.272, SLG: 0.323 (1, 6)						5-3		L7		4	0	2	0	0	0	0											
Leon Wagner, L OBP: 0.307, SLG: 0.396 Chuck Hinton, R OBP: 0.298, SLG: 0.237 (8, 7)						1B				3	0	0	0	0	1	2											
										0	0	0	0	1	0	0											
Rocky Colavito, R OBP: 0.322, SLG: 0.335 Jim Landis, R OBP: 0.397, SLG: 0.397 (9, 9)						4-3				4	0	0	0	0	2	3											
										0	0	0	0	0	0	0											
Fred Whitfield, L OBP: 0.275, SLG: 0.391 (1, 3)										3	1	1	0	0	1	0											
Max Alvis, R OBP: 0.336, SLG: 0.353 (1, 5)										2	1	1	0	1	0	0											
Tony Martinez, R OBP: 0.353, SLG: 0.313 (1, 4)										3	0	1	0	0	1	1											
Joe Azcue, R OBP: 0.358, SLG: 0.393 (1, 2)										3	0	1	1	0	0	2											
Gary Bell, R OBP: 0.208, SLG: 0.136 Sam McDowell, L OBP: 0.238, SLG: 0.238 (9, 1)										3	0	1	0	0	0	2											
										0	0	0	0	0	0	0											
<b>Inning Stats</b>	R: 0 E: 0 K: 1 S: 6	H: 1 LOB: 1 BB: 0 P: 6	R: 1 E: 0 K: 0 S: 5	H: 2 LOB: 1 BB: 0 P: 5	R: 0 E: 0 K: 1 S: 6	H: 1 LOB: 1 BB: 0 P: 6	R: 1 E: 0 K: 0 S: 4	H: 2 LOB: 1 BB: 1 P: 8	R: 0 E: 0 K: 2 S: 7	H: 0 LOB: 0 BB: 0 P: 7	R: 0 E: 0 K: 1 S: 6	H: 1 LOB: 1 BB: 0 P: 6	R: 0 E: 0 K: 0 S: 2	H: 0 LOB: 0 BB: 1 P: 6	R: 0 E: 0 K: 0 S: 6	H: 0 LOB: 0 BB: 0 P: 6	1B: 5 2B: 2 3B: 0 HR: 0	SF: 0 SAC: 0 DP: 2 HBP: 0	WP: 0 PB: 0 SB: 1 CS: 0	PA: 31							
<b>PITCHER</b>	IP	WLS	BF	H	R	ER	SO	BB	IBB	HBP	BLK	WP	HR	S	P	ERA	WHIP										
Mel Stottlemyre, R ERA: 2.25 Steve Hamilton, L ERA: 1.11	(1, 1)	7.0	L	28	7	2	5	1	0	0	0	0	0	2	6	0.00	1.000										
	(8, 1)	1.0		3	0	0	0	1	0	0	0	0	0	2	6	0.00	1.000										





Batter	1	2	3	4	5	6	7	8	9	AB	R	H	RBI	BB	SO	LOB	TOP			
Don Blasingame, L (1,4) OBP: 0.275, SLG: 0.228	F5			4-3		6-3			3-1	4	0	0	0	0	0	0				
Bob Saverine, S (1,5) (8,6) OBP: 0.250, SLG: 0.286	1-3			G3			L3		F7	4	0	0	0	0	0	0				
Jim King, L (1,9) OBP: 0.360, SLG: 0.426	4-3			F7			K			3	0	0	0	0	1	0				
Frank Howard, R (1,7) OBP: 0.333, SLG: 0.423		K			F8		F2			3	0	0	0	0	1	0				
Dick Nen, L (1,3) OBP: 0.296, SLG: 0.309	4-3				4-0				4-3	2	0	0	0	1	0	0				
Don Lock, R (1,8) OBP: 0.360, SLG: 0.474	F5				BB		K		L5	3	0	0	0	0	1	1				
Paul Casanova, R (1,2) OBP: 0.262, SLG: 0.394				6-3		4-3			E6	3	0	0	0	0	0	1				
Ed Brinkman, R (1,6) OBP: 0.245, SLG: 0.285										2	0	0	0	0	2	0				
Bob Chance, L (8, PH) OBP: 0.331, SLG: 0.327										1	0	0	0	0	1	1				
Ken McMullen, R (8,5) OBP: 0.283, SLG: 0.343				K					K	0	0	0	0	0	0	0				
Phil Ortega, R (1,1) OBP: 0.192, SLG: 0.087										2	0	0	0	0	1	0				
Fred Valentine, S (9, PH) OBP: 0.349, SLG: 0.446				K					4-3	1	0	0	0	0	0	0				
<b>Inning Stats</b>	R: 0 E: 0 K: 0 S: 3	H: 0 LOB: 0 BB: 0 P: 3	R: 0 E: 0 K: 1 S: 5	H: 0 LOB: 0 BB: 0 P: 5	R: 0 E: 0 K: 2 S: 7	H: 0 LOB: 0 BB: 0 P: 7	R: 0 E: 0 K: 0 S: 3	H: 0 LOB: 0 BB: 0 P: 3	R: 0 E: 0 K: 1 S: 5	H: 0 LOB: 0 BB: 0 P: 9	R: 0 E: 0 K: 1 S: 5	H: 0 LOB: 0 BB: 0 P: 5	R: 0 E: 0 K: 1 S: 6	H: 0 LOB: 0 BB: 0 P: 6	R: 0 E: 0 K: 0 S: 3	H: 0 LOB: 0 BB: 0 P: 3	1B: 0 2B: 0 3B: 0 HR: 0	SF: 0 SAC: 0 DP: 0 HBP: 0	WP: 0 PB: 0 CS: 0	PA: 29
<b>PITCHER</b> Sonny Siebert, R (1,1) ERA: 3.02	IP: 9.0 WLS: W BF: 29 H: 0 R: 0 ER: 0 SO: 7 BB: 1 IBB: 0 HBP: 0 BLK: 0 WP: 0 HR: 0 S: 42 P: 46 ERA: 0.00 WHIP: 0.111															<b>PITCHER</b>				

Washington Senators @ Cleveland Indians  
Cleveland Municipal Stadium, Cleveland, OH

AB 28  
R 0  
H 0  
RBI 0  
BB 1  
SO 7  
LOB 3

WP: 0 PA: 29  
PB: 0  
CS: 0



Batter	1	2	3	4	5	6	7	8	9	AB	R	H	RBI	BB	SO	LOB	BOTTOM			
Vic Davallo, L (1,8) OBP: 0.285, SLG: 0.308	F9		4-0		F8		K			3	1	0	0	1	1	0				
Chico Salmon, R (1,6) OBP: 0.280, SLG: 0.330	F6			1B					K	4	0	2	1	0	1	0				
Leon Wagner, L (1,7) OBP: 0.306, SLG: 0.413										4	1	1	1	0	0	1				
Jim Landis, R (9,9) OBP: 0.397, SLG: 0.397	HR		E6		F5				G3	0	0	0	0	0	0	0				
Max Alvis, R (1,5) OBP: 0.339, SLG: 0.352	1B		4-0			F1			1-3	3	0	1	0	1	0	0				
Fred Whitfield, L (1,3) OBP: 0.276, SLG: 0.390	K				F8					3	0	1	0	0	1	3				
Rocky Colavito, R (1,9) OBP: 0.317, SLG: 0.329										3	0	0	0	0	0	1				
Chuck Hinton, R (9,7) OBP: 0.298, SLG: 0.237	5-3				F3		F7			0	0	0	0	0	0	0				
Dick Howser, R (1,4) OBP: 0.324, SLG: 0.333	6-3				6-3		K			3	0	0	0	0	1	1				
Joe Azcue, R (1,2) OBP: 0.343, SLG: 0.375	F4				F4				F8	3	0	0	0	0	0	0				
Sonny Siebert, R (1,1) OBP: 0.200, SLG: 0.207					F3		5-3		K	3	0	0	0	0	1	0				
<b>Inning Stats</b>	R: 1 E: 0 K: 1 S: 7	H: 2 LOB: 1 BB: 0 P: 7	R: 0 E: 0 K: 0 S: 3	H: 0 LOB: 0 BB: 0 P: 3	R: 1 E: 1 K: 0 S: 4	H: 1 LOB: 2 BB: 2 P: 12	R: 0 E: 0 K: 0 S: 3	H: 0 LOB: 0 BB: 0 P: 3	R: 0 E: 0 K: 0 S: 4	H: 1 LOB: 1 BB: 0 P: 4	R: 0 E: 0 K: 1 S: 6	H: 1 LOB: 0 BB: 0 P: 6	R: 0 E: 0 K: 2 S: 7	H: 0 LOB: 0 BB: 0 P: 7	R: 0 E: 0 K: 1 S: 5	H: 0 LOB: 0 BB: 0 P: 5	1B: 4 2B: 0 3B: 0 HR: 1	SF: 0 SAC: 0 DP: 0 HBP: 0	WP: 0 PB: 0 CS: 0	PA: 31
<b>PITCHER</b> Phil Ortega, R (1,1) ERA: 2.45	IP: 8.0 WLS: L BF: 31 H: 5 R: 2 ER: 2 SO: 5 BB: 2 IBB: 0 HBP: 0 BLK: 0 WP: 0 HR: 1 S: 39 P: 47 ERA: 2.25 WHIP: 0.875															<b>PITCHER</b>				

Washington Senators @ Cleveland Indians  
Cleveland Municipal Stadium, Cleveland, OH

AB 29  
R 2  
H 5  
RBI 2  
BB 2  
SO 5  
LOB 6

WP: 0 PA: 31  
PB: 0  
CS: 0





Batter	1	2	3	4	5	6	7	8	9	AB	R	H	RBI	BB	SO	LOB	TOP						
<b>Fred Valentine, S</b> OBP: 0.345, SLG: 0.440 (1, 9)										5	1	1	0	0	1	1	<b>Washington Senators @ Cleveland Indians</b> Cleveland Municipal Stadium, Cleveland, OH Sat Jun 11 1966, 3:33 AM EDT Att: 8,535 - Unknown <a href="http://livebaseballscorecards.com">livebaseballscorecards.com</a>						
<b>Ken Hamlin, R</b> OBP: 0.276, SLG: 0.250 (1, 4)										5	0	2	0	0	1	1							
<b>Don Lock, R</b> OBP: 0.355, SLG: 0.458 (1, 8)										4	0	0	0	1	3	4							
<b>Frank Howard, R</b> OBP: 0.344, SLG: 0.446 (1, 7)										4	2	3	2	1	0	1							
<b>Ken McMullen, R</b> OBP: 0.287, SLG: 0.351 <b>Jim King, L</b> OBP: 0.357, SLG: 0.423 (9, PH)										4	0	2	1	0	1	3							
<b>Paul Casanova, R</b> OBP: 0.252, SLG: 0.379 (1, 2)										4	0	0	1	0	1	4							
<b>Bob Saverine, S</b> OBP: 0.250, SLG: 0.285 (1, 5)										4	0	1	0	0	0	1							
<b>Ed Brinkman, R</b> OBP: 0.245, SLG: 0.281 (1, 6)										3	0	0	0	1	2	2							
<b>Mike McCormick, L</b> OBP: 0.204, SLG: 0.321 <b>Bob Humphreys, R</b> OBP: 1.000, SLG: 1.000 <b>Doug Carlisle, R</b> OBP: 0.228, SLG: 0.270 <b>Casey Cox, R</b> (5, PH) <b>Dick Lines, R</b> (6, PH) <b>Bob Chance, L</b> OBP: 0.226, SLG: 0.320 <b>Jim Hannan, R</b> OBP: 0.250, SLG: 0.250 <b>Willie Kirkland, L</b> OBP: 0.265, SLG: 0.163 (9, PH)										1	0	0	0	0	0	1							
<b>Inning Stats</b>	R: 1 E: 1 K: 0 S: 4	H: 0 LOB: 2 BB: 2 P: 12	R: 0 E: 0 K: 1 S: 5	H: 0 LOB: 1 BB: 1 P: 9	R: 0 E: 0 K: 2 S: 8	H: 1 LOB: 0 BB: 0 P: 8	R: 0 E: 0 K: 2 S: 7	H: 0 LOB: 0 BB: 0 P: 7	R: 0 E: 0 K: 1 S: 5	H: 3 LOB: 2 BB: 0 P: 10	R: 0 E: 0 K: 0 S: 3	H: 0 LOB: 1 BB: 0 P: 3	R: 1 E: 0 K: 0 S: 5	H: 2 LOB: 1 BB: 0 P: 5	R: 1 E: 0 K: 2 S: 11	H: 4 LOB: 3 BB: 0 P: 11		1B: 8 2B: 1 3B: 0 HR: 1	SF: 0 SAC: 0 DP: 0 HBP: 0	WP: 1 PB: 1 SB: 0 CS: 0	PA: 41		
<b>PITCHER</b>	IP WLS BF H R ER SO BB IBB HBP BLK WP HR S P ERA WHIP	5.1 W 23 3 2 1 7 3 0 0 0 0 1 1 34 46 1.69 1.125	3.0 15 6 2 2 1 0 0 0 0 0 0 0 17 17 6.00 2.000	0.2 S 3 1 0 0 2 0 0 0 0 0 0 0 7 7 0.00 1.500	<b>PITCHER</b>																		
<b>Sam McDowell, L</b> ERA: 2.06 (1, 1)																							
<b>Bob Allen, L</b> ERA: 4.03 (6, 1)																							
<b>Dick Radatz, R</b> ERA: 5.92 (9, 1)																							
Batter	1	2	3	4	5	6	7	8	9	AB	R	H	RBI	BB	SO	LOB	BOTTOM						
<b>Jim Landis, R</b> OBP: 0.375, SLG: 0.382 (1, 8) (7, 7) (8, 9)										5	0	1	2	0	0	3	<b>Washington Senators @ Cleveland Indians</b> Cleveland Municipal Stadium, Cleveland, OH Sat Jun 11 1966, 3:33 AM EDT Att: 8,535 - Unknown <a href="http://livebaseballscorecards.com">livebaseballscorecards.com</a>						
<b>Chico Salmon, R</b> OBP: 0.295, SLG: 0.343 (1, 6)										5	0	3	1	0	0	2							
<b>Leon Wagner, L</b> OBP: 0.304, SLG: 0.408 <b>Vic Davaillo, L</b> OBP: 0.285, SLG: 0.308 (7, 8)										4	0	1	1	0	2	2							
<b>Max Alvis, R</b> OBP: 0.338, SLG: 0.347 (1, 5)										3	0	0	0	1	0	2							
<b>Fred Whitfield, L</b> OBP: 0.276, SLG: 0.386 (1, 3)										4	1	1	0	0	0	3							
<b>Rocky Colavito, R</b> OBP: 0.326, SLG: 0.342 <b>Chuck Hinton, R</b> OBP: 0.298, SLG: 0.237 (8, 7)										3	2	2	0	1	1	0							
<b>Dick Howser, R</b> OBP: 0.320, SLG: 0.333 (1, 4)										3	1	1	1	0	0	1							
<b>Joe Azcue, R</b> OBP: 0.365, SLG: 0.397 (1, 2)										4	2	3	1	0	0	0							
<b>Sam McDowell, L</b> OBP: 0.261, SLG: 0.261 <b>Bob Allen, L</b> <b>Dick Radatz, R</b> (9, 1)										2	0	1	0	0	1	1							
<b>Inning Stats</b>	R: 0 E: 0 K: 1 S: 5	H: 0 LOB: 0 BB: 0 P: 5	R: 0 E: 0 K: 0 S: 3	H: 0 LOB: 1 BB: 1 P: 7	R: 1 E: 0 K: 1 S: 8	H: 3 LOB: 2 BB: 0 P: 8	R: 2 E: 1 K: 0 S: 7	H: 4 LOB: 2 BB: 0 P: 7	R: 0 E: 0 K: 1 S: 5	H: 0 LOB: 0 BB: 0 P: 5	R: 3 E: 0 K: 1 S: 10	H: 5 LOB: 3 BB: 1 P: 14	R: 0 E: 0 K: 1 S: 5	H: 0 LOB: 0 BB: 0 P: 5	R: 0 E: 0 K: 0 S: 3	H: 1 LOB: 1 BB: 0 P: 3		1B: 12 2B: 1 3B: 0 HR: 0	SF: 1 SAC: 0 DP: 0 HBP: 0	WP: 0 PB: 0 SB: 0 CS: 0	PA: 38		
<b>PITCHER</b>	IP WLS BF H R ER SO BB IBB HBP BLK WP HR S P ERA WHIP	3.1 L 18 7 3 3 2 1 0 0 0 0 0 0 21 25 8.10 2.400	0.2 2 0 0 0 0 0 0 0 0 0 0 2 2 0.00 0.000	1.1 9 5 3 3 2 0 0 0 0 0 0 13 13 20.25 3.750	0.2 3 0 0 0 0 0 0 1 0 0 0 2 6 0.00 0.000	2.0 7 1 0 0 1 0 0 0 0 0 0 8 8 0.00 0.500	<b>PITCHER</b>																
<b>Mike McCormick, L</b> ERA: 4.11 (1, 1)																							
<b>Bob Humphreys, R</b> ERA: 3.52 (4, 1)																							
<b>Casey Cox, R</b> ERA: 3.38 (5, 1)																							
<b>Dick Lines, L</b> ERA: 2.28 <b>Jim Hannan, R</b> ERA: 6.21 (7, 1)																							



Batter	1	2	3	4	5	6	7	8	9	AB	R	H	RBI	BB	SO	LOB	TOP			
Don Blasingame, L (1, 4) OBP: 0.274, SLG: 0.229	L9		L8		L8		L8			4	0	1	1	0	0	2	<b>Washington Senators @ Cleveland Indians</b> Cleveland Municipal Stadium, Cleveland, OH Sun Jun 12 1966, 3:33 AM EDT Att: 21,759 - Unknown <a href="http://livebaseballscorecards.com">livebaseballscorecards.com</a>			
Fred Valentine, S (1, 8) OBP: 0.344, SLG: 0.433	G3		4-3		4-3		4-3			3	0	0	0	1	0	1				
Jim King, L (1, 9) OBP: 0.354, SLG: 0.441	L9		4-3		F3		HR			4	1	1	1	0	0	2				
Frank Howard, R (1, 7) OBP: 0.356, SLG: 0.469		G4-6-3								3	1	3	0	1	0	0				
Bob Saverine, S (8, PR) OBP: 0.250, SLG: 0.285							1-4-3			0	0	0	0	0	0	0				
Dick Nen, L (1, 3) OBP: 0.288, SLG: 0.301	K				F6		1-4-3			4	0	0	1	0	1	3				
Ken McMullen, R (1, 5) OBP: 0.282, SLG: 0.344	G4-6-3				K		K			4	0	0	0	0	2	4				
Paul Casanova, R (1, 2) OBP: 0.243, SLG: 0.364			K		F9					4	0	0	0	0	2	1				
Ed Brinkman, R (1, 6) OBP: 0.255, SLG: 0.291										3	1	2	0	1	0	0				
Pete Richert, L (1, 1) OBP: 0.125, SLG: 0.125										3	0	0	0	0	2	3				
Ron Kline, R (7, 1) OBP: 0.400, SLG: 0.250										0	0	0	0	0	0	0				
Bob Humphreys, R (8, 1) OBP: 1.000, SLG: 1.000										0	0	0	0	0	0	0				
Willie Kirkland, L (9, PH) OBP: 0.260, SLG: 0.159										1	0	0	0	0	0	0				
<b>Inning Stats</b>	R: 0 E: 0 K: 0 S: 3	H: 0 LOB: 0 BB: 0 P: 3	R: 0 E: 0 K: 1 S: 4	H: 0 LOB: 0 BB: 1 P: 8	R: 1 E: 0 K: 2 S: 9	H: 2 LOB: 2 BB: 1 P: 13	R: 0 E: 0 K: 1 S: 6	H: 1 LOB: 1 BB: 0 P: 6	R: 0 E: 0 K: 1 S: 6	H: 0 LOB: 0 BB: 0 P: 7	R: 1 E: 0 K: 1 S: 6	H: 1 LOB: 1 BB: 0 P: 6	R: 0 E: 0 K: 0 S: 5	H: 2 LOB: 2 BB: 0 P: 5	R: 0 E: 0 K: 1 S: 5	H: 0 LOB: 0 BB: 0 P: 5	1B: 3 2B: 2 3B: 1 HR: 1	SF: 0 SAC: 0 DP: 1 HBP: 0	WP: 0 PB: 0 SB: 0 CS: 0	PA: 36
<b>PITCHER</b> Gary Bell, R (1, 1) ERA: 2.88	IP: 9.0 WLS: W BF: 36 H: 7 R: 3 ER: 3 SO: 7 BB: 3 IBB: 0 HBP: 0 BLK: 0 WP: 0 HR: 1 S: 47 P: 59 ERA: 3.00 WHIP: 1.111															<b>PITCHER</b>				

Batter	1	2	3	4	5	6	7	8	9	AB	R	H	RBI	BB	SO	LOB	BOTTOM			
Jim Landis, R (1, 8) OBP: 0.376, SLG: 0.425	HR		F8		K			G3		5	1	2	1	0	1	3	<b>Washington Senators @ Cleveland Indians</b> Cleveland Municipal Stadium, Cleveland, OH Sun Jun 12 1966, 3:33 AM EDT Att: 21,759 - Unknown <a href="http://livebaseballscorecards.com">livebaseballscorecards.com</a>			
Chico Salmon, R (1, 6) OBP: 0.310, SLG: 0.366	1-3				FC6-5					4	0	3	1	0	0	0				
Leon Wagner, L (1, 7) OBP: 0.321, SLG: 0.397										4	0	0	0	0	1	4				
Vic Davallilo, L (8, 8) OBP: 0.285, SLG: 0.308	F8				FC6-5			G3		0	0	0	0	0	0	0				
Max Alvis, R (1, 5) OBP: 0.336, SLG: 0.342	F4									3	0	0	0	1	0	1				
Fred Whitfield, L (1, 3) OBP: 0.270, SLG: 0.378			K		K					4	1	0	0	0	3	2				
Rocky Colavito, R (1, 9) OBP: 0.330, SLG: 0.341										3	2	1	0	1	0	2				
Dick Howser, R (1, 4) OBP: 0.331, SLG: 0.333										3	1	1	0	0	0	0				
Tony Curry, L (8, PH) OBP: 0.333, SLG: 0.333										1	0	0	0	0	0	2				
Pedro Gonzalez, R (9, 4) OBP: 0.269, SLG: 0.302										0	0	0	0	0	0	0				
Joe Azcue, R (1, 2) OBP: 0.372, SLG: 0.403										4	1	2	2	0	1	0				
Gary Bell, R (1, 1) OBP: 0.250, SLG: 0.160										3	0	1	1	1	0	1				
<b>Inning Stats</b>	R: 1 E: 0 K: 0 S: 4	H: 1 LOB: 0 BB: 0 P: 4	R: 0 E: 0 K: 1 S: 5	H: 0 LOB: 0 BB: 0 P: 5	R: 0 E: 0 K: 1 S: 5	H: 0 LOB: 0 BB: 0 P: 5	R: 0 E: 0 K: 1 S: 6	H: 1 LOB: 2 BB: 1 P: 10	R: 0 E: 0 K: 1 S: 5	H: 0 LOB: 0 BB: 0 P: 9	R: 0 E: 0 K: 1 S: 5	H: 1 LOB: 1 BB: 0 P: 5	R: 3 E: 1 K: 1 S: 9	H: 4 LOB: 2 BB: 1 P: 13	R: 2 E: 1 K: 0 S: 7	H: 3 LOB: 3 BB: 0 P: 7	1B: 8 2B: 1 3B: 0 HR: 1	SF: 0 SAC: 0 DP: 1 HBP: 0	WP: 0 PB: 0 SB: 0 CS: 0	PA: 37
<b>PITCHER</b> Pete Richert, L (1, 1) ERA: 2.8	IP: 6.1 WLS: L BF: 26 H: 5 R: 4 ER: 4 SO: 6 BB: 3 IBB: 0 HBP: 0 BLK: 0 WP: 0 HR: 1 S: 35 P: 47 ERA: 5.68 WHIP: 1.263															<b>PITCHER</b>				
Ron Kline, R (7, 1) ERA: 3.08	1.1	9	4	2	0	0	0	0	0	0	0	9	9	0.00	3.000					
Bob Humphreys, R (8, 1) ERA: 3.48	0.1	2	1	0	0	0	0	0	0	0	0	2	2	0.00	3.000					







Batter	1	2	3	4	5	6	7	8	9	AB	R	H	RBI	BB	SO	LOB	TOP			
Joe Foy, R OBP: 0.329, SLG: 0.347 (1, 5)										4	1	2	1	1	0	0	<b>Boston Red Sox @ Cleveland Indians</b> Cleveland Municipal Stadium, Cleveland, OH Tue Jun 14 1966, 7:05 PM EDT Att: 12,610 - Unknown			
George Thomas, R OBP: 0.296, SLG: 0.259 (1, 8)										4	2	1	1	1	0	4				
Carl Yastrzemski, L OBP: 0.350, SLG: 0.445 (1, 7)										3	2	0	0	2	1	0				
Tony Conigliaro, R OBP: 0.298, SLG: 0.431 (1, 9)										5	1	2	2	0	1	0				
George Scott, R OBP: 0.343, SLG: 0.565 (1, 3)										5	2	2	4	0	1	1				
Dalton Jones, L OBP: 0.276, SLG: 0.371 (1, 4)										4	0	0	0	1	2	1				
George Smith, R OBP: 0.294, SLG: 0.398 (1, 6)										5	2	2	1	0	0	1				
Bob Tillman, R OBP: 0.281, SLG: 0.292 (1, 2)										5	1	1	0	0	0	3				
Dick Stigman, R OBP: 0.125, SLG: 0.125 Don McMahon, R (8, 1)										3	0	1	1	0	2	1				
Rico Petrocelli, R OBP: 0.287, SLG: 0.410 John Wyatt, R (9, 1)										0	0	0	0	0	0	0				
										0	0	0	0	0	0	0				
<b>Inning Stats</b>	R: 2 E: 0 K: 1 S: 6	H: 1 LOB: 1 BB: 2 P: 14	R: 1 E: 0 K: 1 S: 6	H: 1 LOB: 1 BB: 1 P: 10	R: 1 E: 0 K: 1 S: 6	H: 1 LOB: 0 BB: 0 P: 6	R: 3 E: 1 K: 0 S: 6	H: 3 LOB: 0 BB: 0 P: 6	R: 0 E: 0 K: 2 S: 7	H: 0 LOB: 0 BB: 0 P: 7	R: 0 E: 0 K: 1 S: 5	H: 0 LOB: 0 BB: 0 P: 5	R: 0 E: 0 K: 0 S: 3	H: 0 LOB: 0 BB: 0 P: 3	R: 4 E: 1 K: 0 S: 7	H: 3 LOB: 2 BB: 2 P: 15	1B: 6 2B: 0 3B: 1 HR: 4	SF: 0 SAC: 0 DP: 0 HBP: 0	WP: 0 PB: 1 SB: 0 CS: 0	PA: 44
<b>PITCHER</b>	IP WLS BF H R ER SO BB IBB HBP BLK WP HR S P ERA WHIP																			
Luis Tiant, R ERA: 2.75 Steve Hargan, R ERA: 2.25 Tom Kelley, R ERA: 4.46 Bob Allen, L ERA: 3.97	(1, 1) (4, 1) (9, 1) (9, 1)	3.0 5.0 0.2 0.1	WLS 20 L 2	BF 15 20 7 2	H 3 5 3	R 4 3 4	ER 4 1 4 0	SO 3 4 4 0	BB 3 0 2 0	IBB 0 0 0 0	HBP 0 0 0 0	BLK 0 0 0 0	WP 0 0 0 0	HR 2 28 5 2	S 18 28 13 2	P 30 26 13 2	ERA 12.00 1.80 54.00 0.00	WHIP 2.000 1.000 7.500 0.000		

AB	39
R	11
H	11
RBI	10
BB	5
SO	7
LOB	11



Batter	1	2	3	4	5	6	7	8	9	AB	R	H	RBI	BB	SO	LOB	BOTTOM					
Jim Landis, R OBP: 0.367, SLG: 0.423 (1, 8)										5	1	1	0	0	1	1	<b>Boston Red Sox @ Cleveland Indians</b> Cleveland Municipal Stadium, Cleveland, OH Tue Jun 14 1966, 7:05 PM EDT Att: 12,610 - Unknown					
Max Alvis, R OBP: 0.340, SLG: 0.348 (1, 5)										4	2	2	0	0	1	0						
Chico Salmon, R OBP: 0.320, SLG: 0.392 (1, 6)										3	2	1	2	1	0	0						
Rocky Colavito, R OBP: 0.332, SLG: 0.357 (1, 9)										4	1	1	4	0	0	0						
Fred Whitfield, L OBP: 0.284, SLG: 0.420 (1, 3)										4	1	3	1	0	0	0						
Chuck Hinton, R OBP: 0.290, SLG: 0.229 Leon Wagner, L OBP: 0.300, SLG: 0.394 Tom Kelley, R OBP: 0.333, SLG: 0.091 Bob Allen, L (9, 1)										3	0	0	0	0	3	2						
Dick Howser, R OBP: 0.326, SLG: 0.333 (1, 4)										3	0	1	0	1	0	1						
Joe Azcue, R OBP: 0.349, SLG: 0.367 (1, 2)										4	0	0	0	0	1	2						
Luis Tiant, R OBP: 0.133, SLG: 0.071 Tony Martinez, R OBP: 0.333, SLG: 0.294 Steve Hargan, R (4, 1) Vic Davallillo, L OBP: 0.285, SLG: 0.307 (8, 8)										0	0	0	0	0	0	0						
										1	0	0	0	0	1	0						
										1	0	0	0	0	1	0						
										2	0	0	0	0	1	1						
<b>Inning Stats</b>	R: 0 E: 0 K: 2 S: 7	H: 0 LOB: 0 BB: 0 P: 7	R: 1 E: 0 K: 1 S: 6	H: 1 LOB: 0 BB: 0 P: 6	R: 0 E: 0 K: 1 S: 5	H: 0 LOB: 0 BB: 0 P: 5	R: 2 E: 0 K: 1 S: 8	H: 4 LOB: 2 BB: 0 P: 8	R: 0 E: 0 K: 1 S: 5	H: 0 LOB: 0 BB: 0 P: 5	R: 0 E: 0 K: 0 S: 3	H: 0 LOB: 0 BB: 0 P: 3	R: 0 E: 0 K: 1 S: 6	H: 1 LOB: 1 BB: 0 P: 6	R: 4 E: 0 K: 2 S: 10	H: 3 LOB: 0 BB: 1 P: 14	R: 0 E: 0 K: 1 S: 5	H: 0 LOB: 1 BB: 1 P: 9	1B: 3 2B: 3 3B: 0 HR: 3	SF: 0 SAC: 0 DP: 0 HBP: 0	WP: 0 PB: 0 SB: 0 CS: 0	PA: 37
<b>PITCHER</b>	IP WLS BF H R ER SO BB IBB HBP BLK WP HR S P ERA WHIP																					
Dick Stigman, L ERA: 4.31 Don McMahon, R ERA: 2.59 John Wyatt, R ERA: 5.11	(1, 1) (8, 1) (9, 1)	7.1 0.2 1.0	WLS W S	BF 4 4	H 1 0	R 2 0	ER 2 0 0	SO 8 1 1	BB 1 0 0	IBB 0 0 0	HBP 0 0 0	BLK 0 0 0	WP 0 0 0	HR 1 5 5	S 45 9 9	P 45 9 9	ERA 6.14 27.00 0.00	WHIP 1.091 3.000 1.000				





Batter	1	2	3	4	5	6	7	8	9	AB	R	H	RBI	BB	SO	LOB	TOP							
Jim Landis, R OBP: 0.368, SLG: 0.415 (1, 8)										4	1	1	0	1	0	2	<b>Cleveland Indians @ New York Yankees</b> Yankee Stadium, Bronx, NY Wed Jun 15 1966, 7:05 PM EDT Att: 18,215 - Unknown - 83 F							
Max Alvis, R OBP: 0.337, SLG: 0.344 (1, 5)										5	1	1	0	0	0	1								
Chico Salmon, R OBP: 0.338, SLG: 0.424 (1, 6)										5	3	4	1	0	0	1								
Rocky Colavito, R OBP: 0.333, SLG: 0.358 Vic Davallio, L OBP: 0.295, SLG: 0.307 (1, 9)										5	1	2	2	0	0	2								
Fred Whitfield, L OBP: 0.287, SLG: 0.432 (1, 3)										4	2	1	2	1	1	1								
Chuck Hinton, R OBP: 0.286, SLG: 0.220 (1, 7)										4	0	0	0	1	1	2								
Joe Azcue, R OBP: 0.374, SLG: 0.386 (1, 2)										4	0	3	2	0	0	0								
Dick Howser, R OBP: 0.326, SLG: 0.346 (1, 4)										3	0	1	0	0	0	1								
John O'Donoghue, R OBP: 0.133, SLG: 0.200 Dick Radatz, R Bob Allen, L (7, 1)										3	0	0	0	0	1	3								
										1	0	0	0	0	1	1								
										0	0	0	0	0	0	0								
<b>Inning Stats</b>	R: 2 E: 0 K: 0 S: 5	H: 3 LOB: 0 BB: 0 P: 5	R: 0 E: 0 K: 1 S: 5	H: 0 LOB: 0 BB: 0 P: 5	R: 0 E: 0 K: 1 S: 5	H: 0 LOB: 1 BB: 1 P: 9	R: 0 E: 0 K: 0 S: 3	H: 0 LOB: 0 BB: 0 P: 3	R: 0 E: 0 K: 0 S: 3	H: 0 LOB: 1 BB: 0 P: 4	R: 3 E: 0 K: 0 S: 8	H: 5 LOB: 2 BB: 0 P: 8	R: 1 E: 0 K: 0 S: 5	H: 2 LOB: 2 BB: 1 P: 9	R: 0 E: 0 K: 1 S: 6	H: 1 LOB: 1 BB: 0 P: 6	R: 2 E: 0 K: 1 S: 7	H: 2 LOB: 2 BB: 1 P: 11	1B: 9 2B: 3 3B: 0 HR: 1	SF: 0 SAC: 1 DP: 1 HBP: 1	WP: 0 PB: 1 SB: 0 CS: 0	PA: 43		
<b>PITCHER</b>	IP WLS BF H R ER SO BB IBB HBP BLK WP HR S P ERA WHIP																							
Fritz Peterson, L ERA: 4.03 Hal Reniff, R ERA: 1.69 Pedro Ramos, R ERA: 3.86	(1, 1) (6, 1) (8, 1)	5.1 1.2 2.0	L 10 10	23 4 3	6 1 2	5 1 0	5 0 2	2 0 2	1 0 1	0 0 0	0 0 0	0 0 0	0 0 0	0 9 13	25 13 17	30 13 17	8.44 5.40 0.00	1.312 2.400 2.000						

Batter	1	2	3	4	5	6	7	8	9	AB	R	H	RBI	BB	SO	LOB	BOTTOM							
Tom Tresh, S OBP: 0.332, SLG: 0.273 (1, 5)										4	0	1	0	1	0	3	<b>Cleveland Indians @ New York Yankees</b> Yankee Stadium, Bronx, NY Wed Jun 15 1966, 7:05 PM EDT Att: 18,215 - Unknown - 83 F							
Bobby Richardson, R OBP: 0.326, SLG: 0.346 (1, 4)										4	0	0	0	0	0	2								
Mickey Mantle, S OBP: 0.348, SLG: 0.405 Ray Barker, L OBP: 0.304, SLG: 0.650 (8, PR)										3	0	0	0	1	3	1								
Roger Maris, L OBP: 0.299, SLG: 0.357 (1, 9)										4	0	0	0	0	1	2								
Joe Pepitone, L OBP: 0.261, SLG: 0.435 (9, 8)										4	1	2	0	0	0	0								
Elston Howard, R OBP: 0.298, SLG: 0.367 (1, 2)										4	3	2	1	0	0	1								
Roy White, S OBP: 0.321, SLG: 0.386 (1, 7)										3	0	0	0	0	1	2								
Clete Boyer, R OBP: 0.262, SLG: 0.375 (1, 6)										3	1	2	4	0	0	0								
Fritz Peterson, S Hal Reniff, R Billy Boyan, L Pedro Ramos, R Jake Gibbs, L Hector Lopez, R	(1, 1) (6, 1) (7, PR) (8, 1) (9, PR) (9, PR)	6.0 2.2 0.1	W 12 S	23 3 2	5 2 1	3 2 0	3 2 0	5 0 0	3 0 0	5 0 0	3 0 0	3 0 0	3 0 0	0 0 0	0 0 0	0 0 0								
<b>Inning Stats</b>	R: 0 E: 0 K: 1 S: 6	H: 1 LOB: 1 BB: 0 P: 6	R: 0 E: 0 K: 1 S: 5	H: 0 LOB: 0 BB: 0 P: 5	R: 0 E: 0 K: 2 S: 7	H: 0 LOB: 0 BB: 0 P: 7	R: 0 E: 0 K: 0 S: 6	H: 0 LOB: 1 BB: 0 P: 6	R: 0 E: 0 K: 1 S: 5	H: 0 LOB: 0 BB: 0 P: 5	R: 2 E: 0 K: 0 S: 5	H: 2 LOB: 0 BB: 0 P: 5	R: 0 E: 0 K: 0 S: 2	H: 0 LOB: 2 BB: 2 P: 10	R: 1 E: 0 K: 0 S: 6	H: 3 LOB: 3 BB: 0 P: 6		1B: 6 2B: 2 3B: 0 HR: 1	SF: 1 SAC: 1 DP: 1 HBP: 0	WP: 0 PB: 1 SB: 0 CS: 0	PA: 37			
<b>PITCHER</b>	IP WLS BF H R ER SO BB IBB HBP BLK WP HR S P ERA WHIP																							
John O'Donoghue, L Dick Radatz, R Bob Allen, L	(1, 1) (7, 1) (9, 1)	6.0 2.2 0.1	W 12 S	23 3 2	5 2 1	3 2 0	3 0 0	5 0 0	3 0 0	3 0 0	0 0 0	0 0 0	0 0 0	0 0 0	0 0 0	0 0 0	4.50 6.75 0.00	0.833 1.875 3.000						



Batter	1	2	3	4	5	6	7	8	9	AB	R	H	RBI	BB	SO	LOB	TOP		
Vic Davallilo, L (1, 8) OBP: 0.284, SLG: 0.306 Chuck Hinton, R (9, PH) OBP: 0.292, SLG: 0.257	1-3		G3				F8		HR	4	1	1	0	0	0	1	<b>Cleveland Indians @ New York Yankees</b> Yankee Stadium, Bronx, NY Thu Jun 16 1966, 7:05 PM EDT Att: 12,530 - Unknown		
Leon Wagner, L (1, 7) OBP: 0.305, SLG: 0.390	F9		SF7				L1		BB	4	0	1	1	1	0	0			
Chico Salmon, R (1, 6) OBP: 0.326, SLG: 0.411	K		SF7				6-3		K	4	0	0	1	0	2	1			
Rocky Colavito, R (1, 9) OBP: 0.337, SLG: 0.354	CS		BB				K		F3	2	0	0	0	2	1	0			
Fred Whitfield, L (1, 3) OBP: 0.282, SLG: 0.423			F8				6-3		G3	4	0	0	0	0	0	3			
Max Alvis, R (1, 5) OBP: 0.332, SLG: 0.338			L8				F6		F7	4	0	0	0	0	0	3			
Joe Azcue, R (1, 2) OBP: 0.389, SLG: 0.402			F8						SH1-4 1B	4	0	3	0	0	0	1			
Dick Howser, R (1, 4) OBP: 0.326, SLG: 0.383 Luis Tiant, R (7, 1) OBP: 0.133, SLG: 0.071 Tony Curry, L (9, PH) OBP: 0.500, SLG: 0.500			HR				L8		FC6-5 1B	3	1	1	1	0	0	2			
Sam McDowell, L (1, 1) OBP: 0.292, SLG: 0.292 Steve Hargan, R (5, 1) Larry Brown, R (7, PH) OBP: 0.319, SLG: 0.326 (7, 4) Jim Landis, R (9, PH) OBP: 0.365, SLG: 0.410			1B				SH1-4		FC6-5 HR	1	1	1	0	0	0	0			
			1B				K		1-2 2-3 HR	1	0	0	0	0	1	0			
<b>Inning Stats</b>	R: 0 E: 0 K: 1 S: 5	H: 0 LOB: 0 BB: 0 P: 5	R: 0 E: 0 K: 0 S: 3	H: 0 LOB: 1 BB: 1 P: 7	R: 3 E: 0 K: 0 S: 7	H: 4 LOB: 2 BB: 1 P: 11	R: 0 E: 0 K: 0 S: 4	H: 1 LOB: 1 BB: 0 P: 4	R: 0 E: 0 K: 1 S: 5	H: 0 LOB: 0 BB: 0 P: 5	R: 0 E: 0 K: 0 S: 3	H: 0 LOB: 0 BB: 0 P: 3	R: 3 E: 0 K: 1 S: 8	H: 3 LOB: 1 BB: 1 P: 12	1B: 7 2B: 0 3B: 0 HR: 2	SF: 1 SAC: 1 DP: 0 HBP: 0		WP: 1 PB: 0 SB: 0 CS: 1	PA: 40
<b>PITCHER</b>	IP WLS BF H R ER SO BB IBB HBP BLK WP HR S P ERA WHIP																		
Fred Talbot, R (1, 1) ERA: 5.08	8.1 W 35 8 5 5 3 2 0 0 0 0 1 1 39 47 5.40 1.200																		
Steve Hamilton, L (9, 1) ERA: 2.51	0.1 3 1 1 1 0 1 0 0 0 0 0 1 2 6 27.00 6.000																		
Hal Reniff, R (9, 1) ERA: 1.67	0.1 S 1 0 0 0 1 0 0 0 0 0 0 0 3 3 0.00 0.000																		

Batter	1	2	3	4	5	6	7	8	9	AB	R	H	RBI	BB	SO	LOB	BOTTOM				
Tom Tresh, S (1, 5) OBP: 0.338, SLG: 0.280	FC3-6 BB		HR				F8		F2	3	2	1	0	2	0	0	<b>Cleveland Indians @ New York Yankees</b> Yankee Stadium, Bronx, NY Thu Jun 16 1966, 7:05 PM EDT Att: 12,530 - Unknown				
Bobby Richardson, R (1, 4) OBP: 0.302, SLG: 0.343	FC3-6		F7				5-3		4-3	5	1	1	1	0	0	2					
Mickey Mantle, S (1, 8) OBP: 0.346, SLG: 0.420 Ray Barker, L (7, 3) OBP: 0.292, SLG: 0.619	L9		HR				K		E4	4	1	1	2	0	2	3					
Roger Maris, L (1, 9) OBP: 0.297, SLG: 0.352	F9		F3				1B		4-3	5	1	1	1	0	0	2					
Joe Pepitone, L (1, 3) OBP: 0.261, SLG: 0.431 (7, 8)			K				F6		F8	4	1	1	1	0	1	0					
Clete Boyer, R (1, 6) OBP: 0.261, SLG: 0.377			K				F8		F3	4	0	1	0	0	1	2					
Roy White, S (1, 7) OBP: 0.333, SLG: 0.392			1B				F8		BB	2	0	2	1	2	0	0					
Jake Gibbs, L (1, 2) OBP: 0.413, SLG: 0.474			K				F5		E9	3	0	1	1	1	1	2					
Fred Talbot, R (1, 1) OBP: 0.222, SLG: 0.240 Steve Hamilton, L (9, 1) Hal Reniff, R (9, 1) OBP: 0.333, SLG: 0.333			K						BB	3	1	0	0	1	2	5					
									K	0	0	0	0	0	0	0					
										0	0	0	0	0	0	0					
<b>Inning Stats</b>	R: 0 E: 0 K: 0 S: 3	H: 0 LOB: 1 BB: 1 P: 7	R: 0 E: 0 K: 3 S: 10	H: 1 LOB: 0 BB: 0 P: 10	R: 2 E: 0 K: 1 S: 6	H: 1 LOB: 0 BB: 1 P: 10	R: 0 E: 0 K: 0 S: 3	H: 0 LOB: 1 BB: 1 P: 7	R: 5 E: 1 K: 1 S: 11	H: 6 LOB: 2 BB: 1 P: 15	R: 0 E: 0 K: 1 S: 5	H: 0 LOB: 0 BB: 0 P: 5	R: 0 E: 0 K: 1 S: 6	H: 1 LOB: 3 BB: 2 P: 14	R: 0 E: 1 K: 0 S: 4	H: 0 LOB: 1 BB: 0 P: 4		1B: 6 2B: 2 3B: 0 HR: 1	SF: 0 SAC: 0 DP: 0 HBP: 0	WP: 0 PB: 0 SB: 0 CS: 0	PA: 40
<b>PITCHER</b>	IP WLS BF H R ER SO BB IBB HBP BLK WP HR S P ERA WHIP																				
Sam McDowell, L (1, 1) ERA: 2.52	4.0 L 20 4 5 5 4 4 0 0 0 0 0 0 1 24 9.00 2.000																				
Steve Hargan, R (5, 1) ERA: 2.57	2.0 10 4 2 2 2 0 0 0 0 0 0 0 14 14 9.00 2.000																				
Luis Tiant, R (7, 1) ERA: 2.66	2.0 10 1 0 0 1 2 0 0 0 0 0 0 10 18 0.00 1.500																				



Batter	1	2	3	4	5	6	7	8	9	10	11	AB	R	H	RBI	BB	SO	LOB	TOP								
Vic Davallillo, L OBP: 0.293, SLG: 0.320 (1, 8)	0-0 SH1-4 BB 1B		0-0 F4			0-0 1B 2B		0-0 6-3		0-0 1B		5	2	3	0	0	0	1									
Leon Wagner, L OBP: 0.313, SLG: 0.401 Bob Allen, L (8, 1)	4-0 SH1-4 BB 1B		0-0 FC6-4 CS			0-0 L4-3 1B		0-0 HR 2B		0-0 F7		3	1	2	1	1	0	1									
Chico Salmon, R OBP: 0.331, SLG: 0.436 (1, 6)	0-0 SH1-4		0-0 CS		0-0 G1-4-3 1B		0-0 L4-3		0-0 HR		0-0 5-3		4	1	2	2	0	0	2								
Rocky Colavito, R OBP: 0.333, SLG: 0.350 (1, 9)	0-0 1B		0-0 G1-4-3		0-0 G1-4-3		0-0 F9		0-0 F4		0-0 F6		5	0	1	1	0	0	1								
Fred Whitfield, L OBP: 0.275, SLG: 0.413 (1, 3)	0-0 6-3		0-3 K								0-0 4-3		5	0	0	0	0	1	1								
Max Alvis, R OBP: 0.337, SLG: 0.341 (1, 5)		0-0 L5-3 1B									0-0 K		4	0	2	0	1	1	0								
Joe Azcue, R OBP: 0.380, SLG: 0.391 (1, 2)		0-0 L5-3									0-0 1B		5	0	1	0	0	0	3								
Larry Brown, R OBP: 0.306, SLG: 0.311 Tony Curry, L OBP: 0.400, SLG: 0.400 Pedro Gonzalez, R OBP: 0.288, SLG: 0.301 (7, PH) (7, 4)	0-0 F7		0-0 E5								0-0 4-3		2	0	0	0	0	0	0								
Gary Bell, R OBP: 0.287, SLG: 0.154 Chuck Hinton, R OBP: 0.287, SLG: 0.252 (8, PH) (8, 7)	4-0 FC6-4 BB		0-3 K								0-0 F3		1	0	0	0	1	1	1								
<b>Inning Stats</b>	R: 1 E: 0 K: 0 S: 4	H: 2 LOB: 1 BB: 1 P: 8	R: 0 E: 0 K: 0 S: 3	H: 1 LOB: 0 BB: 0 P: 3	R: 0 E: 0 K: 0 S: 2	H: 0 LOB: 0 BB: 1 P: 6	R: 0 E: 0 K: 1 S: 5	H: 1 LOB: 0 BB: 0 P: 5	R: 0 E: 0 K: 1 S: 6	H: 0 LOB: 1 BB: 0 P: 6	R: 1 E: 0 K: 0 S: 4	H: 2 LOB: 0 BB: 0 P: 4	R: 0 E: 0 K: 0 S: 3	H: 0 LOB: 1 BB: 1 P: 7	R: 2 E: 0 K: 1 S: 7	H: 2 LOB: 0 BB: 0 P: 7	R: 0 E: 0 K: 1 S: 6	H: 1 LOB: 1 BB: 0 P: 6	R: 0 E: 0 K: 0 S: 4	H: 1 LOB: 1 BB: 0 P: 4	R: 0 E: 0 K: 0 S: 4	H: 1 LOB: 1 BB: 0 P: 4	1B: 8 2B: 4 3B: 0 HR: 1	SF: 0 SAC: 1 DP: 3 HBP: 0	WP: 0 PB: 0 SB: 0 CS: 1	PA: 44	
<b>PITCHER</b>	IP ERA WLS BF H R ER SO BB IBB HBP BLK WP HR S P ERA WHIP	2.0 4.27 9 22 5 3 3 3 1 0 0 0 0 1 27 31 4.50 1.000	3.0 3.46 W 12 3 0 0 1 0 0 0 0 0 0 14 14 0.00 1.000	3.0 3.22 W 12 3 0 0 1 0 0 0 0 0 0 14 14 0.00 1.000																							

Cleveland Indians @ Washington Senators  
D.C. Stadium, Washington, DC  
Fri Jun 17 1966, 7:05 PM EDT  
Att: 18,480 - Unknown


AB	39
R	4
H	11
RBI	4
BB	3
SO	4
LOB	13



Batter	1	2	3	4	5	6	7	8	9	10	11	AB	R	H	RBI	BB	SO	LOB	BOTTOM							
Don Blasingame, L OBP: 0.317, SLG: 0.315 Ken Hamlin, R OBP: 0.282, SLG: 0.247 (8, PH) (9, 4)	0-0 F8 2B		0-0 6-3			0-0 FC1-2 1B 2B		0-0 G3		0-0 F2		4	1	2	0	0	0	1								
Ken McMullen, R OBP: 0.295, SLG: 0.343 (1, 5)	4-0 F8 BB		0-0 1B			0-0 FC1-2 1B		0-3 K		0-0 F8		5	1	3	0	1	1	1								
Jim King, L OBP: 0.344, SLG: 0.414 (1, 9)	0-0 F8		0-0 4-3			0-0 FC1-2 2B		0-0 G5-4-3 1B		0-3 K		6	0	1	0	0	1	8								
Frank Howard, R OBP: 0.356, SLG: 0.464 (1, 7)	0-3 K		0-3 K			0-0 K		0-0 G5-4-3		0-0 6-3		5	0	1	2	0	2	3								
Dick Nen, L OBP: 0.292, SLG: 0.300 (1, 3)	0-0 F9		0-0 1B			0-0 1B		0-3 K		0-3 K		4	1	1	0	1	2	2								
Don Lock, R OBP: 0.386, SLG: 0.467 (1, 8)		0-0 6-3				0-3 K		0-3 K		0-0 1-3		5	0	1	0	0	2	4								
Doug Camilli, R OBP: 0.285, SLG: 0.278 (1, 2)		0-0 F7				0-0 1B		0-0 1-3		0-0 F3		5	0	1	0	0	0	4								
Ed Brinkman, R OBP: 0.259, SLG: 0.315 (1, 6)		0-0 4-3				0-3 K		0-0 G3 SH1-4 1B		0-0 E 2B		5	1	2	0	0	1	2								
Diego Segui, R OBP: 0.231, SLG: 0.167 Bob Humphreys, R OBP: 0.667, SLG: 0.500 Fred Valentine, S OBP: 0.344, SLG: 0.422 Casey Cox, R OBP: 0.253, SLG: 0.295 (8, PH) (9, 1) (11, PH)	0-0 K		0-3 K			4-0 1B FC1-2 BB		0-0 SH1-4		0-0 E2 1B		0	0	0	0	0	0	0								
<b>Inning Stats</b>	R: 0 E: 0 K: 1 S: 6	H: 1 LOB: 2 BB: 1 P: 10	R: 0 E: 0 K: 0 S: 3	H: 0 LOB: 0 BB: 0 P: 3	R: 0 E: 0 K: 1 S: 6	H: 1 LOB: 1 BB: 1 P: 6	R: 1 E: 0 K: 3 S: 11	H: 2 LOB: 1 BB: 0 P: 11	R: 2 E: 0 K: 1 S: 8	H: 3 LOB: 3 BB: 2 P: 16	R: 0 E: 0 K: 1 S: 6	H: 1 LOB: 1 BB: 0 P: 6	R: 0 E: 0 K: 1 S: 5	H: 1 LOB: 1 BB: 0 P: 5	R: 1 E: 1 K: 0 S: 5	H: 2 LOB: 2 BB: 0 P: 5	R: 0 E: 0 K: 1 S: 5	H: 0 LOB: 0 BB: 0 P: 5	R: 0 E: 0 K: 1 S: 6	H: 1 LOB: 1 BB: 0 P: 6	R: 1 E: 1 K: 0 S: 3	H: 2 LOB: 3 BB: 1 P: 7	1B: 10 2B: 4 3B: 0 HR: 0	SF: 0 SAC: 1 DP: 1 HBP: 0	WP: 1 PB: 0 SB: 0 CS: 0	PA: 48
<b>PITCHER</b>	IP ERA WLS BF H R ER SO BB IBB HBP BLK WP HR S P ERA WHIP	7.0 2.67 L 16 5 2 1 2 0 1 0 0 0 0 19 23 3.00 1.667																								

Cleveland Indians @ Washington Senators  
D.C. Stadium, Washington, DC  
Fri Jun 17 1966, 7:05 PM EDT  
Att: 18,480 - Unknown

AB	43
R	5
H	14
RBI	3
BB	4
SO	10
LOB	26









Batter	1	2	3	4	5	6	7	8	9	AB	R	H	RBI	BB	SO	LOB	TOP					
Jim Landis, R (1,8) OBP: 0.356, SLG: 0.398	5-3		K			FC5-4 1B		F7		4	0	1	0	0	1	1	<b>Cleveland Indians @ Washington Senators</b> D.C. Stadium, Washington, DC Sun Jun 19 1966, 3:33 AM EDT Att: 31,816 - Unknown <a href="http://livebaseballscores.com">livebaseballscores.com</a>					
Chuck Hinton, R (1,7) OBP: 0.286, SLG: 0.245	6-3		CS BB			F9		F9		3	0	0	0	1	0	2						
Chico Salmon, R (1,6) OBP: 0.327, SLG: 0.436	6-3		CS		SF9 3B	F8		F7		4	1	1	0	0	0	1						
Rocky Colavito, R (1,9)		4-3			SF9	FC5-4		6-3		3	0	0	1	0	0	1						
Fred Whitfield, L (1,3) OBP: 0.274, SLG: 0.421		1B 1B			3-H K			F5		4	0	1	0	0	1	0						
Max Alvis, R (1,5) OBP: 0.332, SLG: 0.335		1-2 1B			F9			F6		3	0	1	0	0	0	0						
Joe Azcue, R (1,2) OBP: 0.369, SLG: 0.379		K				F8		6-3		3	0	0	0	0	1	2						
Pedro Gonzalez, R (1,4) OBP: 0.263, SLG: 0.311		K				L5		E3 F7 SH1-3		3	0	0	0	0	1	2						
Jack Kralick, L (1,1) OBP: 0.167, SLG: 0.167										2	0	0	0	0	1	0						
Larry Brown, R (8, PH) OBP: 0.306, SLG: 0.311										0	0	0	0	0	0	0						
Dick Radatz, R (8, 1)										0	0	0	0	0	0	0						
<b>Inning Stats</b>	R: 0 E: 0 K: 0 S: 3	H: 0 LOB: 0 BB: 0 P: 3	R: 0 E: 0 K: 2 S: 9	H: 2 LOB: 2 BB: 0 P: 9	R: 0 E: 0 K: 1 S: 4	H: 0 LOB: 0 BB: 1 P: 8	R: 1 E: 0 K: 1 S: 6	H: 1 LOB: 0 BB: 0 P: 6	R: 0 E: 0 K: 1 S: 5	H: 0 LOB: 0 BB: 0 P: 5	R: 0 E: 0 K: 0 S: 4	H: 1 LOB: 1 BB: 0 P: 4	R: 0 E: 0 K: 0 S: 3	H: 0 LOB: 0 BB: 0 P: 3	R: 0 E: 1 K: 0 S: 4	H: 0 LOB: 1 BB: 0 P: 4	R: 0 E: 0 K: 0 S: 3	H: 0 LOB: 0 BB: 0 P: 3	1B: 3 2B: 0 3B: 1 HR: 0	SF: 1 SAC: 1 DP: 0 HBP: 0	WP: 0 PB: 0 SB: 0 CS: 1	PA: 33
<b>PITCHER</b> Mike McCormick, L (1,1) ERA: 3.78	IP: 9.0 WLS: W BF: 32 H: 4 R: 1 ER: 1 SO: 5 BB: 1 IBB: 0 HBP: 0 BLK: 0 WP: 0 HR: 0 S: 41 P: 45 ERA: 1.00 WHIP: 0.556															<b>PITCHER</b>						

Batter	1	2	3	4	5	6	7	8	9	AB	R	H	RBI	BB	SO	LOB	BOTTOM			
Fred Valentine, S (1,9) OBP: 0.347, SLG: 0.437	HR					K		G3		4	1	2	1	0	1	0	<b>Cleveland Indians @ Washington Senators</b> D.C. Stadium, Washington, DC Sun Jun 19 1966, 3:33 AM EDT Att: 31,816 - Unknown <a href="http://livebaseballscores.com">livebaseballscores.com</a>			
Ken Hamlin, R (1,4) OBP: 0.281, SLG: 0.286	6-3		F8			HR		K		4	1	1	1	0	1	1				
Ken McMullen, R (1,5) OBP: 0.289, SLG: 0.343	K				F8	FC6-4 1B		BB		3	0	1	0	1	1	0				
Frank Howard, R (1,7) OBP: 0.349, SLG: 0.461	F8				5-3	FC6-4		F7		4	0	0	0	0	0	2				
Willie Kirkland, L (9,7) OBP: 0.271, SLG: 0.173						1-2				0	0	0	0	0	0	0				
Don Lock, R (1,8) OBP: 0.363, SLG: 0.465		3-1			F6			SH3-4 2B		3	0	1	0	0	0	0				
Doug Camilli, R (1,2) OBP: 0.261, SLG: 0.310		F7				E5 G5-4-3		SH3-4		2	0	0	0	0	0	0				
Dick Nen, L (1,3) OBP: 0.281, SLG: 0.287		F2				K		6-3		3	0	0	0	0	1	2				
Ed Brinkman, R (1,6) OBP: 0.261, SLG: 0.313					F9	G5-4-3				2	0	0	0	1	0	1				
Mike McCormick, L (1,1) OBP: 0.286, SLG: 0.320					4-3			K		3	0	0	0	0	2	2				
<b>Inning Stats</b>	R: 1 E: 0 K: 1 S: 6	H: 1 LOB: 0 BB: 0 P: 6	R: 0 E: 0 K: 0 S: 3	H: 0 LOB: 0 BB: 0 P: 3	R: 0 E: 0 K: 0 S: 4	H: 1 LOB: 1 BB: 0 P: 4	R: 0 E: 0 K: 0 S: 3	H: 0 LOB: 0 BB: 0 P: 3	R: 0 E: 1 K: 2 S: 9	H: 2 LOB: 1 BB: 0 P: 9	R: 0 E: 0 K: 1 S: 6	H: 1 LOB: 2 BB: 1 P: 10	R: 0 E: 0 K: 1 S: 5	H: 0 LOB: 1 BB: 1 P: 9	R: 0 E: 0 K: 1 S: 5	H: 0 LOB: 1 BB: 1 P: 9	1B: 2 2B: 1 3B: 0 HR: 2	SF: 0 SAC: 1 DP: 1 HBP: 0	WP: 0 PB: 0 SB: 0 CS: 0	PA: 31
<b>PITCHER</b> Jack Kralick, L (1,1) ERA: 4.28	IP: 7.0 WLS: L BF: 27 H: 5 R: 2 ER: 2 SO: 5 BB: 0 IBB: 1 HBP: 0 BLK: 0 WP: 0 HR: 2 S: 36 P: 40 ERA: 2.57 WHIP: 0.714															<b>PITCHER</b>				
Dick Radatz, R (8, 1) ERA: 5.64	IP: 1.0 WLS: L BF: 4 H: 0 R: 0 ER: 0 SO: 1 BB: 1 IBB: 0 HBP: 0 BLK: 0 WP: 0 HR: 0 S: 5 P: 9 ERA: 0.00 WHIP: 1.000															<b>PITCHER</b>				



Batter	1	2	3	4	5	6	7	8	9	AB	R	H	RBI	BB	SO	LOB	TOP			
Jim Landis, R (1, 8) OBP: 0.352, SLG: 0.391	0-0 6-3		0-0 G4-6-3 1B			0-0 6-3			0-0 F3	4	0	1	0	0	0	0	<b>Cleveland Indians @ Washington Senators</b> D.C. Stadium, Washington, DC Mon Jun 20 1966, 7:05 PM EDT Att: 7,967 - Unknown <a href="http://livebaseballscorecards.com">livebaseballscorecards.com</a>			
Leon Wagner, L (1, 7) OBP: 0.310, SLG: 0.412	0-0 4-3		0-0 G4-6-3 1-2			0-0 L8			0-0 E4 2B	4	0	0	0	0	0	1				
Chico Salmon, R (1, 6) OBP: 0.325, SLG: 0.431	0-0 F8			0-0 G6-4-3 1B					0-0 F8	4	0	1	0	0	0	1				
Rocky Colavito, R (1, 9) OBP: 0.333, SLG: 0.368 Vic Davallito, L (9, PR) OBP: 0.295, SLG: 0.318		4-0 2B SF8 BB		0-0 G6-4-3 1-2					0-0 HR	3	2	2	1	1	0	1				
Fred Whitfield, L (1, 3) OBP: 0.274, SLG: 0.423		0-0 1B CS 2B		0-0 4-3					0-0 6-3	4	0	1	0	0	1	2				
Max Alvis, R (1, 5) OBP: 0.328, SLG: 0.332		0-0 SF8			0-0 F5				0-0 F4	2	0	0	1	0	0	0				
Joe Azcue, R (1, 2) OBP: 0.358, SLG: 0.367		0-3 K			0-0 F7				0-0 F9	3	0	0	0	0	1	1				
Pedro Gonzalez, R (1, 4) OBP: 0.269, SLG: 0.317		0-0 2-3 1B			0-0 F3				0-0 1B	3	0	2	0	0	0	0				
John O'Donoghue, R (1, 1) OBP: 0.118, SLG: 0.176 Chuck Hinton, R (8, PH) OBP: 0.283, SLG: 0.243 Dick Radatz, R (8, 1)		0-0 CS	0-0 5-3			0-3 K			0-3 K	2	0	0	0	0	1	0				
		0-0 3-H								1	0	0	0	0	1	0				
		0-0 3-H								0	0	0	0	0	0	0				
<b>Inning Stats</b>	R: 0 E: 0 K: 0 S: 3	H: 0 LOB: 0 BB: 0 P: 3	R: 1 E: 0 K: 1 S: 6	H: 2 LOB: 1 BB: 1 P: 10	R: 0 E: 0 K: 0 S: 3	H: 1 LOB: 0 BB: 0 P: 3	R: 0 E: 0 K: 0 S: 3	H: 0 LOB: 0 BB: 0 P: 3	R: 0 E: 0 K: 1 S: 5	H: 0 LOB: 0 BB: 0 P: 5	R: 1 E: 0 K: 0 S: 4	H: 1 LOB: 0 BB: 0 P: 4	R: 0 E: 0 K: 1 S: 5	H: 1 LOB: 0 BB: 0 P: 5	R: 0 E: 1 K: 1 S: 7	H: 1 LOB: 2 BB: 0 P: 7	1B: 4 2B: 2 3B: 0 HR: 1	SF: 1 SAC: 0 DP: 2 HBP: 0	WP: 0 PB: 0 SB: 0 CS: 1	PA: 33
<b>PITCHER</b> Pete Richert, L (1, 1) ERA: 2.56	IP: 9.0 WLS: W BF: 32 H: 7 R: 2 ER: 2 SO: 4 BB: 1 IBB: 0 HBP: 0 BLK: 0 WP: 0 HR: 1 S: 39 P: 43 ERA: 2.00 WHIP: 0.889															<b>PITCHER</b>				

Batter	1	2	3	4	5	6	7	8	9	AB	R	H	RBI	BB	SO	LOB	BOTTOM			
Fred Valentine, S (1, 9) OBP: 0.345, SLG: 0.438	0-0 F9			0-0 F3					0-0 6-3	4	0	1	1	0	0	1	<b>Cleveland Indians @ Washington Senators</b> D.C. Stadium, Washington, DC Mon Jun 20 1966, 7:05 PM EDT Att: 7,967 - Unknown <a href="http://livebaseballscorecards.com">livebaseballscorecards.com</a>			
Ken Hamlin, R (1, 4) OBP: 0.289, SLG: 0.272	0-0 F5	1-3 3-H 2B			0-0 F5				0-0 6-3	4	0	0	0	0	0	3				
Ken McMullen, R (1, 5) OBP: 0.289, SLG: 0.345	0-0 2B		0-0 5-3		0-0 F8				0-0 F8	4	0	1	0	0	0	0				
Frank Howard, R (1, 7) OBP: 0.343, SLG: 0.452 Willie Kirkland, L (9, 7) OBP: 0.271, SLG: 0.173	0-0 6-3		0-0 6-3		0-0 6-3				0-0 6-3	4	0	0	0	0	0	1				
Don Lock, R (1, 8) OBP: 0.360, SLG: 0.455		4-0 FC6-4 BB	0-3 K			0-0 F3			0-3 K	3	0	0	0	1	2	0				
Doug Camilli, R (1, 2) OBP: 0.281, SLG: 0.341		0-0 FC6-4 1B E		0-0 4-3		0-0 HR			0-3 K	4	2	1	1	0	1	1				
Dick Nen, L (1, 3) OBP: 0.285, SLG: 0.291 Bob Saverine, S (2, PR) OBP: 0.283, SLG: 0.305		0-0 E 2B 1B		0-0 E5 2B 1B		0-0 1B				1	0	1	0	0	0	0				
Ed Brinkman, R (1, 6) OBP: 0.261, SLG: 0.317		0-0 E6 2B		0-0 2B 1B		0-3 K				3	0	1	1	0	1	2				
Pete Richert, L (1, 1) OBP: 0.109, SLG: 0.109		0-3 K		0-0 F8		0-3 K				3	0	0	0	0	2	4				
<b>Inning Stats</b>	R: 0 E: 0 K: 0 S: 4	H: 1 LOB: 1 BB: 0 P: 4	R: 2 E: 1 K: 1 S: 8	H: 2 LOB: 3 BB: 1 P: 12	R: 0 E: 0 K: 1 S: 5	H: 0 LOB: 0 BB: 0 P: 5	R: 1 E: 1 K: 0 S: 5	H: 2 LOB: 1 BB: 0 P: 5	R: 0 E: 0 K: 0 S: 3	H: 0 LOB: 0 BB: 0 P: 3	R: 1 E: 0 K: 2 S: 9	H: 2 LOB: 1 BB: 0 P: 9	R: 0 E: 0 K: 2 S: 7	H: 0 LOB: 0 BB: 0 P: 7	R: 0 E: 0 K: 2 S: 7	H: 0 LOB: 0 BB: 0 P: 7		1B: 3 2B: 3 3B: 0 HR: 1	SF: 0 SAC: 0 DP: 0 HBP: 0	WP: 0 PB: 0 SB: 0 CS: 0
<b>PITCHER</b> John O'Donoghue, L (1, 1) ERA: 3.04 Dick Radatz, R (8, 1) ERA: 5.46	IP: 7.0 WLS: L BF: 30 H: 7 R: 4 ER: 2 SO: 4 BB: 1 IBB: 0 HBP: 0 BLK: 0 WP: 0 HR: 1 S: 37 P: 41 ERA: 2.57 WHIP: 1.143															<b>PITCHER</b>				



Batter	1	2	3	4	5	6	7	8	9	AB	R	H	RBI	BB	SO	LOB	TOP					
Vic Davallio, L (1.8) OBP: 0.288, SLG: 0.310	4-3		F8		K		F4		F5	5	0	0	0	0	1	1	<b>Cleveland Indians @ Boston Red Sox</b> Fenway Park, Boston, MA Tue Jun 21 1966, 7:05 PM EDT Att: 10,115 - Unknown					
Chico Salmon, R (1.6) OBP: 0.323, SLG: 0.422	F5		K2-3		BB				K	3	0	0	0	1	2	0						
Leon Wagner, L (1.7) OBP: 0.309, SLG: 0.405	F7		4-3		F9				2B	3	0	0	0	1	0	1						
Jim Landis, R (9.9) OBP: 0.352, SLG: 0.391									BB	0	0	0	0	0	0	0						
Rocky Colavito, R (1.9) OBP: 0.341, SLG: 0.381									BB	4	1	3	0	0	0	0						
Chuck Hinton, R (9.7) OBP: 0.293, SLG: 0.243									BB	0	0	0	0	0	0	0						
Fred Whitfield, L (1.3) OBP: 0.278, SLG: 0.421									2B	3	1	1	0	1	0	1						
Max Alvis, R (1.5) OBP: 0.331, SLG: 0.335									IBB	4	0	2	1	0	0	3						
Joe Azcue, R (1.2) OBP: 0.345, SLG: 0.353									BB	4	0	0	1	0	0	6						
Pedro Gonzalez, R (1.4) OBP: 0.264, SLG: 0.310									BB	4	0	0	0	0	1	4						
Gary Bell, R (1.1) OBP: 0.265, SLG: 0.233									BB	4	0	1	0	0	0	2						
<b>Inning Stats</b>	R: 0 E: 0 K: 0 S: 3	H: 0 LOB: 0 BB: 0 P: 3	R: 1 E: 0 K: 1 S: 8	H: 3 LOB: 2 BB: 0 P: 8	R: 0 E: 0 K: 1 S: 5	H: 0 LOB: 0 BB: 0 P: 5	R: 1 E: 2 K: 0 S: 5	H: 2 LOB: 1 BB: 0 P: 5	R: 0 E: 0 K: 1 S: 5	H: 0 LOB: 1 BB: 1 P: 9	R: 0 E: 0 K: 0 S: 3	H: 0 LOB: 0 BB: 0 P: 3	R: 0 E: 0 K: 0 S: 4	H: 1 LOB: 1 BB: 0 P: 4	R: 0 E: 0 K: 1 S: 6	H: 1 LOB: 3 BB: 2 P: 14	R: 0 E: 0 K: 0 S: 3	H: 0 LOB: 0 BB: 0 P: 3	1B: 5 2B: 1 3B: 1 HR: 0	SF: 0 SAC: 0 DP: 0 HBP: 0	WP: 0 PB: 0 SB: 0 CS: 1	PA: 37
<b>PITCHER</b> Rollie Sheldon, R (1.1) ERA: 3.38	IP: 9.0 WLS: L BF: 37	H: 7 R: 2 ER: 1 SO: 4	BB: 2 IBB: 1 HBP: 0 BLK: 0	WP: 0 HR: 0 S: 42 P: 54	ERA: 1.00 WHIP: 1.000	<b>PITCHER</b>	IP: 9.0 WLS: W BF: 33	H: 6 R: 1 ER: 0 SO: 3	BB: 1 IBB: 0 HBP: 0 BLK: 0	WP: 0 HR: 0 S: 38 P: 42	ERA: 0.00 WHIP: 0.778											

AB 34  
R 2  
H 7  
RBI 2  
BB 3  
SO 4  
LOB 18



Batter	1	2	3	4	5	6	7	8	9	AB	R	H	RBI	BB	SO	LOB	BOTTOM			
Rico Petrocelli, R (1.6) OBP: 0.285, SLG: 0.413	4-3					FC6-4			FC4-6	4	1	1	0	0	0	1	<b>Cleveland Indians @ Boston Red Sox</b> Fenway Park, Boston, MA Tue Jun 21 1966, 7:05 PM EDT Att: 10,115 - Unknown			
Jose Tartabull, L (1.8) OBP: 0.289, SLG: 0.290	F9								E3	4	0	1	0	0	0	1				
Carl Yastrzemski, L (1.7) OBP: 0.340, SLG: 0.430	L4								FC4-6	4	0	0	0	0	0	3				
Tony Conigliaro, R (1.9) OBP: 0.307, SLG: 0.435									BB	4	0	2	1	0	1	0				
George Scott, R (1.3) OBP: 0.351, SLG: 0.570	F3								BB	3	0	0	0	1	0	1				
Joe Foy, R (1.5) OBP: 0.325, SLG: 0.343	F9								BB	4	0	1	0	0	1	3				
George Smith, R (1.4) OBP: 0.287, SLG: 0.413									BB	3	0	0	0	0	0	1				
Mike Ryan, R (1.2) OBP: 0.220, SLG: 0.216									BB	2	0	0	0	0	1	0				
Don Demeter, R (9, PH) OBP: 0.243, SLG: 0.435									BB	1	0	0	0	0	0	1				
Bob Tillman, R (9.2) OBP: 0.282, SLG: 0.287									BB	0	0	0	0	0	0	0				
Rollie Sheldon, R (1.1) OBP: 0.120, SLG: 0.120									BB	2	0	1	0	0	0	0				
Dalton Jones, L (9, PH) OBP: 0.277, SLG: 0.378									BB	1	0	0	0	0	0	0				
<b>Inning Stats</b>	R: 0 E: 0 K: 0 S: 3	H: 0 LOB: 0 BB: 0 P: 3	R: 0 E: 0 K: 1 S: 5	H: 0 LOB: 0 BB: 0 P: 5	R: 0 E: 0 K: 0 S: 3	H: 1 LOB: 0 BB: 0 P: 3	R: 0 E: 0 K: 0 S: 5	H: 1 LOB: 0 BB: 0 P: 5	R: 0 E: 0 K: 0 S: 4	H: 1 LOB: 1 BB: 0 P: 4	R: 0 E: 0 K: 0 S: 3	H: 0 LOB: 0 BB: 0 P: 3	R: 0 E: 0 K: 0 S: 4	H: 1 LOB: 1 BB: 0 P: 4	R: 1 E: 1 K: 0 S: 6	H: 2 LOB: 3 BB: 1 P: 10	1B: 6 2B: 0 3B: 0 HR: 0	SF: 0 SAC: 0 DP: 1 HBP: 0	WP: 0 PB: 0 SB: 0 CS: 1	PA: 33
<b>PITCHER</b> Gary Bell, R (1.1) ERA: 2.44	IP: 9.0 WLS: W BF: 33	H: 6 R: 1 ER: 0 SO: 3	BB: 1 IBB: 0 HBP: 0 BLK: 0	WP: 0 HR: 0 S: 38 P: 42	ERA: 0.00 WHIP: 0.778	<b>PITCHER</b>	IP: 9.0 WLS: W BF: 33	H: 6 R: 1 ER: 0 SO: 3	BB: 1 IBB: 0 HBP: 0 BLK: 0	WP: 0 HR: 0 S: 38 P: 42	ERA: 0.00 WHIP: 0.778									

AB 32  
R 1  
H 6  
RBI 1  
BB 1  
SO 3  
LOB 11





Batter	1	2	3	4	5	6	7	8	9	AB	R	H	RBI	BB	SO	LOB	TOP					
Vic Davallo, L OBP: 0.286, SLG: 0.307 (1, 8)	F3		F7		E3		1-3		K	5	0	1	1	0	1	3	<b>Cleveland Indians @ Boston Red Sox</b> Fenway Park, Boston, MA Wed Jun 22 1966, 3:33 AM EDT Unknown					
Chico Salmon, R OBP: 0.321, SLG: 0.413 (1, 6)	F3			1B	F1			5-3		3	0	0	0	1	0	1						
Leon Wagner, L OBP: 0.308, SLG: 0.401 Jim Landis, R OBP: 0.352, SLG: 0.391 (1, 7) (8, 7)	1-3			1B			K		3-1	4	0	1	0	0	1	0						
Rocky Colavito, R OBP: 0.343, SLG: 0.413 (1, 9)		HR		F4			HR		E6	4	2	2	2	0	0	2						
Fred Whitfield, L OBP: 0.273, SLG: 0.414 (1, 3)	4-3			F9			F8		3-1	4	0	0	0	0	0	3						
Max Alvis, R OBP: 0.326, SLG: 0.329 (1, 5)	5-3			F8			4-3		L6	4	0	0	0	0	0	2						
Joe Azcue, R OBP: 0.351, SLG: 0.358 (1, 2)	4-3				4-3		1B		1B	4	0	2	0	0	0	0						
Larry Brown, R OBP: 0.308, SLG: 0.298 Tony Clum, L OBP: 0.333, SLG: 0.333 Pedro Gonzalez, R OBP: 0.284, SLG: 0.310 (1, 4) (9, PH) (9, 4)			5-3		WP		K		K	2	1	0	0	1	1	1						
Steve Hargan, R OBP: 0.250, SLG: 0.143 Dick Radatz, R (1, 1) (7, 1) (9, 1)	5-3				K		K			3	0	0	0	0	2	2						
<b>Inning Stats</b>	R: 0 E: 0 K: 0 S: 3	H: 0 LOB: 0 BB: 0 P: 3	R: 1 E: 0 K: 0 S: 4	H: 1 LOB: 0 BB: 0 P: 4	R: 0 E: 0 K: 0 S: 3	H: 0 LOB: 2 BB: 1 P: 3	R: 0 E: 0 K: 0 S: 4	H: 1 LOB: 2 BB: 1 P: 8	R: 1 E: 0 K: 1 S: 6	H: 1 LOB: 1 BB: 1 P: 10	R: 1 E: 0 K: 0 S: 6	H: 1 LOB: 1 BB: 0 P: 6	R: 0 E: 0 K: 0 S: 8	H: 1 LOB: 1 BB: 0 P: 8	R: 0 E: 1 K: 0 S: 4	H: 0 LOB: 1 BB: 0 P: 4		R: 0 E: 0 K: 2 S: 9	H: 2 LOB: 2 BB: 0 P: 9	1B: 5 2B: 0 3B: 0 HR: 2	SF: 0 SAC: 0 DP: 0 HBP: 0	WP: 1 PB: 0 SB: 0 CS: 0
<b>PITCHER</b>	IP	WLS	BF	H	R	ER	SO	BB	IBB	HBP	BLK	WP	HR	S	P	ERA	WHIP					
Jim Lonborg, R ERA: 4.4 Don McMahon, R ERA: 3.62 (1, 1) (9, 1)	8.0	L	32	5	3	3	4	2	0	0	0	1	2	38	46	3.38	0.875					

Batter	1	2	3	4	5	6	7	8	9	AB	R	H	RBI	BB	SO	LOB	BOTTOM					
Rico Petrocelli, R OBP: 0.289, SLG: 0.412 (1, 6)	BB		1B			6-3		FC1-6		3	0	1	0	1	0	1	<b>Cleveland Indians @ Boston Red Sox</b> Fenway Park, Boston, MA Wed Jun 22 1966, 3:33 AM EDT Unknown					
Joe Foy, R OBP: 0.324, SLG: 0.341 (1, 5)	K		1B			1-3		FC5-4		4	0	1	0	0	1	2						
Carl Yastrzemski, L OBP: 0.336, SLG: 0.423 (1, 7)	K		K			4-3		F7		4	0	0	0	0	2	4						
Tony Conigliaro, R OBP: 0.306, SLG: 0.444 (1, 9)	F4				F7		HR		L6	4	1	1	1	0	0	1						
George Scott, R OBP: 0.349, SLG: 0.565 (1, 3)		K			F8		5-3		1B	4	0	1	0	0	1	0						
Don Demeter, R OBP: 0.252, SLG: 0.464 (1, 8)		G6-4-3			K		HR		K	4	1	2	1	0	2	1						
George Smith, R OBP: 0.286, SLG: 0.409 (1, 4)	G6-4-3				F9		G5-4-3		4-3	4	0	1	0	0	0	2						
Mike Ryan, R OBP: 0.217, SLG: 0.213 Dalton Jones, L OBP: 0.277, SLG: 0.378 Bob Tillman, R OBP: 0.279, SLG: 0.284 (1, 2) (7, PH) (7, PH) (8, 2)			4-3		4-3		G5-4-3			2	0	0	0	0	0	0						
Jim Lonborg, R OBP: 0.273, SLG: 0.179 Eddie Kasko, R OBP: 0.289, SLG: 0.290 Don McMahon, R (1, 1) (8, PH) (6, PR) (9, 1)	F3				K			FC1-6		2	0	0	0	0	1	0						
<b>Inning Stats</b>	R: 0 E: 0 K: 2 S: 7	H: 0 LOB: 1 BB: 1 P: 11	R: 0 E: 0 K: 1 S: 5	H: 1 LOB: 0 BB: 0 P: 5	R: 0 E: 0 K: 1 S: 7	H: 2 LOB: 0 BB: 0 P: 7	R: 0 E: 0 K: 1 S: 5	H: 0 LOB: 0 BB: 0 P: 5	R: 0 E: 0 K: 0 S: 3	H: 0 LOB: 0 BB: 0 P: 3	R: 2 E: 0 K: 0 S: 5	H: 3 LOB: 0 BB: 0 P: 5	R: 0 E: 0 K: 0 S: 3	H: 0 LOB: 1 BB: 1 P: 7	R: 0 E: 0 K: 1 S: 6	H: 1 LOB: 1 BB: 0 P: 6		1B: 5 2B: 0 3B: 0 HR: 2	SF: 0 SAC: 0 DP: 2 HBP: 0	WP: 0 PB: 0 SB: 0 CS: 0	PA: 34	
<b>PITCHER</b>	IP	WLS	BF	H	R	ER	SO	BB	IBB	HBP	BLK	WP	HR	S	P	ERA	WHIP					
Steve Hargan, R ERA: 2.61 Bob Allen, L ERA: 3.54 Dick Radatz, R ERA: 5.34 (1, 1) (7, 1) (9, 1)	6.1	W	25	6	2	2	6	1	0	0	0	0	0	6	10	0.00	1.000					







Batter	1	2	3	4	5	6	7	8	9	AB	R	H	RBI	BB	SO	LOB	TOP																				
Vic Davallio, L OBP: 0.292, SLG: 0.318 (1, 8)	F3		1B SF9		1B 1-3		F2	2B 1-H 2-H		5	2	3	1	0	0	0																					
Leon Wagner, L OBP: 0.314, SLG: 0.400 Dick Radatz, R (7, 1)	F6		1B HR		1-3		F2		F2	4	1	1	0	0	0	1																					
Chico Salmon, R OBP: 0.343, SLG: 0.456 (1, 6)	1B		SF9		WP		HR		1B	4	1	4	3	0	0	0																					
Rocky Colavito, R OBP: 0.343, SLG: 0.438 (1, 9)	F6		HR		F8		BB		L7	4	1	1	2	1	0	3																					
Fred Whitfield, L OBP: 0.271, SLG: 0.424 (1, 3)		HR	F5				F8		F7	5	1	2	1	0	0	2																					
Max Alvis, R OBP: 0.327, SLG: 0.328 (1, 5)	F5				G6-4-3 1B		5-3		F8	4	0	1	0	0	0	1																					
Joe Azcue, R OBP: 0.336, SLG: 0.342 (1, 2)	F9				G6-4-3 1-2		FC6-5-4 FC5-4		F3	4	0	0	0	0	0	2																					
Larry Brown, R OBP: 0.300, SLG: 0.291 (1, 4)	6-3				F6		FC5-4 1-2		BB 2B 1B	4	1	1	0	0	0	1																					
Luis Tiant, R OBP: 0.118, SLG: 0.063 Gary Bell, R OBP: 0.285, SLG: 0.233 Jim Landis, R OBP: 0.364, SLG: 0.430 (7, 7)	F9				6-3		HR		2B BB	2	0	0	0	0	0	0																					
<b>Inning Stats</b>	R: 0 E: 0 K: 0 S: 4	H: 1 LOB: 1 BB: 0 P: 4	R: 1 E: 0 K: 0 S: 4	H: 1 LOB: 0 BB: 0 P: 4	R: 3 E: 0 K: 0 S: 6	H: 3 LOB: 0 BB: 0 P: 6	R: 0 E: 0 K: 0 S: 3	H: 1 LOB: 0 BB: 0 P: 3	R: 1 E: 0 K: 0 S: 5	H: 2 LOB: 1 BB: 0 P: 5	R: 0 E: 0 K: 0 S: 4	H: 1 LOB: 1 BB: 0 P: 4	R: 2 E: 0 K: 0 S: 5	H: 2 LOB: 1 BB: 1 P: 9	R: 1 E: 0 K: 0 S: 4	H: 2 LOB: 2 BB: 1 P: 8	R: 0 E: 0 K: 0 S: 4	H: 1 LOB: 1 BB: 0 P: 4	1B: 8 2B: 2 3B: 0 HR: 4	SF: 1 SAC: 0 DP: 1 HBP: 0	WP: 1 PB: 0 SB: 0 CS: 0	PA: 41															
<b>PITCHER</b>	IP	WLS	BF	H	R	ER	SO	BB	IBB	HBP	BLK	WP	HR	S	P	ERA	WHIP	<b>PITCHER</b>	IP	WLS	BF	H	R	ER	SO	BB	IBB	HBP	BLK	WP	HR	S	P	ERA	WHIP		
Lee Stange, R ERA: 5.85 (1, 1)	4.2	L	21	8	5	5	0	0	0	0	0	0	2	21	21	9.64	1.714	Dave Morehead, R ERA: 3.0 (9, 1)	1.0		4	1	0	0	0	0	0	0	0	0	4	4	0.00	1.000			
Don McMahon, R ERA: 3.45 (5, 1)	0.1		1	0	0	0	0	0	0	0	0	1	0	1	1	0.00	0.000																				
Darrell Brandon, R ERA: 5.2 (6, 1)	1.0		4	1	0	0	0	0	0	0	0	0	0	4	4	0.00	1.000																				
Dick Stigman, L ERA: 4.94 (7, 1)	1.0		6	2	2	2	0	1	0	0	0	0	2	5	9	18.00	3.000																				
Dan Osinski, R ERA: 7.71 (8, 1)	1.0		5	2	1	1	0	1	0	0	0	0	0	4	8	9.00	3.000																				

Cleveland Indians @ Boston Red Sox  
Fenway Park, Boston, MA  
Thu Jun 23 1966, 3:33 AM EDT  
Att: 5,705 - Unknown


AB 38  
R 8  
H 14  
RBI 8  
BB 2  
SO 0  
LOB 10



Batter	1	2	3	4	5	6	7	8	9	AB	R	H	RBI	BB	SO	LOB	BOTTOM																				
Rico Petrocelli, R OBP: 0.282, SLG: 0.400 (1, 6)	K		K			F8 FC6-4 BB			F5	4	0	0	0	1	2	2																					
Joe Foy, R OBP: 0.324, SLG: 0.346 (1, 5)	K		F4		FC6-4 1-2				3B 1B	5	1	2	0	0	1	2																					
Carl Yastrzemski, L OBP: 0.334, SLG: 0.415 (1, 7)	1-3		K			2B 1B BB			F7	4	1	0	0	1	1	2																					
Tony Conigliaro, R OBP: 0.314, SLG: 0.470 (1, 9)		5-3			5-3	1B 2B BB			1B 3B	4	2	2	1	1	0	0																					
George Scott, R OBP: 0.363, SLG: 0.577 (1, 3)		BB 1B BB			5-3	6-3 1B PB			FC6-4 1B	4	2	2	3	1	0	2																					
Don Demeter, R OBP: 0.246, SLG: 0.454 (1, 8)	F9				F7	2-H 3-H			FC6-4 1-2	5	0	0	0	0	0	5																					
George Smith, R OBP: 0.284, SLG: 0.398 (1, 4)		1B BB			K	6-3 2-3			G5-6-3 1B	3	0	1	0	1	1	1																					
Mike Ryan, R OBP: 0.224, SLG: 0.221 Jose Tartabull, L OBP: 0.291, SLG: 0.282 Bob Tillman, R OBP: 0.283, SLG: 0.289 (1, 2)		1-2 2-H			K	BB 1B			G5-6-3 1-2	3	0	2	2	0	1	0																					
Lee Stange, R Don McMahon, R Edie Kopy, R Darrell Brandon, R Dick Stigman, L Dan Osinski, R Lenny Green, L Dave Morehead, R (1, 1)		4-3			E6 BB	4-0 BB			F5	1	0	0	0	0	0	0																					
<b>Inning Stats</b>	R: 0 E: 0 K: 2 S: 7	H: 0 LOB: 0 BB: 0 P: 7	R: 1 E: 0 K: 0 S: 4	H: 1 LOB: 2 BB: 2 P: 12	R: 0 E: 0 K: 2 S: 7	H: 0 LOB: 0 BB: 0 P: 7	R: 0 E: 0 K: 0 S: 3	H: 0 LOB: 0 BB: 0 P: 3	R: 0 E: 0 K: 2 S: 8	H: 0 LOB: 2 BB: 1 P: 12	R: 3 E: 0 K: 0 S: 6	H: 3 LOB: 2 BB: 2 P: 14	R: 0 E: 0 K: 0 S: 4	H: 1 LOB: 2 BB: 1 P: 8	R: 0 E: 0 K: 0 S: 3	H: 1 LOB: 0 BB: 0 P: 3	R: 2 E: 0 K: 0 S: 6	H: 3 LOB: 1 BB: 0 P: 6	1B: 6 2B: 2 3B: 1 HR: 0	SF: 0 SAC: 0 DP: 1 HBP: 0	WP: 0 PB: 1 SB: 0 CS: 0	PA: 42															
<b>PITCHER</b>	IP	WLS	BF	H	R	ER	SO	BB	IBB	HBP	BLK	WP	HR	S	P	ERA	WHIP	<b>PITCHER</b>	IP	WLS	BF	H	R	ER	SO	BB	IBB	HBP	BLK	WP	HR	S	P	ERA	WHIP		
Luis Tiant, R ERA: 2.84 (1, 1)	5.2	W	27	4	4	3	6	5	0	0	0	0	0	1	1	0.00	0.000																				
Gary Bell, R ERA: 2.43 (6, 1)	0.1		1	0	0	0	0	0	0	0	0	0	0	1	1	0.00	0.000																				
Dick Radatz, R ERA: 5.4 (7, 1)	3.0	S	14	5	2	2	0	1	0	0	0	0	0	13	17	6.00	2.000																				

Cleveland Indians @ Boston Red Sox  
Fenway Park, Boston, MA  
Thu Jun 23 1966, 3:33 AM EDT  
Att: 5,705 - Unknown

AB 36  
R 6  
H 9  
RBI 6  
BB 6  
SO 6  
LOB 17













Batter	1	2	3	4	5	6	7	8	9	AB	R	H	RBI	BB	SO	LOB	TOP								
<b>Bert Campaneris, R</b> OBP: 0.303, SLG: 0.408 (1, 6)	F8	F4		K			HR		5-3	5	1	1	1	0	1	3	<b>Kansas City Athletics @ Cleveland Indians</b> Cleveland Municipal Stadium, Cleveland, OH Sun Jun 26 1966, 3:33 AM EDT Unknown <a href="http://livebaseballscorecards.com">livebaseballscorecards.com</a>								
<b>Jim Gosger, L</b> OBP: 0.294, SLG: 0.322 (1, 8) (6, 7)	K		4-3	FC4-6			K			4	0	0	0	0	2	2									
<b>Roger Repoz, L</b> OBP: 0.362, SLG: 0.446 (1, 3)	BB			HR			K			3	1	1	1	1	1	0									
<b>Mike Hershberger, R</b> OBP: 0.332, SLG: 0.372 (1, 9)	F9		4-3						E5	4	0	0	0	0	0	1									
<b>Danny Cater, R</b> OBP: 0.259, SLG: 0.286 (1, 5)		HR	E6						K	4	1	1	0	0	1	1									
<b>Larry Stahl, L</b> OBP: 0.252, SLG: 0.371 <b>Joe Nosske, R</b> OBP: 0.282, SLG: 0.336 (6, PH) (6, 8)	K		4-3			F3			5-3	2	0	0	0	0	1	2									
<b>Dick Green, R</b> OBP: 0.277, SLG: 0.341 (1, 4)		HR							K	4	1	2	2	0	1	1									
<b>Phil Roof, R</b> OBP: 0.292, SLG: 0.422 (1, 2)						F9			F9	4	0	2	0	0	0	0									
<b>Caffish Hunter, R</b> OBP: 0.186, SLG: 0.238 <b>Jack Aker, R</b> (8, 1)	SH2-3								K	2	0	1	0	0	0	0									
<b>Inning Stats</b>	R: 0 E: 0 K: 1 S: 5	H: 0 LOB: 1 BB: 1 P: 9	R: 2 E: 0 K: 1 S: 8	H: 3 LOB: 1 BB: 0 P: 8	R: 1 E: 1 K: 0 S: 5	H: 1 LOB: 1 BB: 0 P: 5	R: 0 E: 0 K: 1 S: 7	H: 3 LOB: 2 BB: 0 P: 7	R: 0 E: 0 K: 0 S: 3	H: 0 LOB: 0 BB: 0 P: 3	R: 1 E: 0 K: 2 S: 8	H: 1 LOB: 0 BB: 0 P: 8	R: 0 E: 1 K: 2 S: 8	H: 0 LOB: 1 BB: 0 P: 8	R: 0 E: 0 K: 1 S: 5	H: 0 LOB: 0 BB: 0 P: 5		1B: 4 2B: 1 3B: 0 HR: 3	SF: 0 SAC: 1 DP: 0 HBP: 0	WP: 0 PB: 0 SB: 1 CS: 0	PA: 37				
<b>PITCHER</b>	IP	WLS	BF	H	R	ER	SO	BB	IBB	HBP	BLK	WP	HR	S	P	ERA	WHIP								
<b>Steve Hargan, R</b> ERA: 2.96 (1, 1)	3.1	L	18	7	3	3	2	1	0	0	0	0	2	21	25	8.10	2.400								
<b>John O'Donoghue, L</b> ERA: 3.0 (4, 1)	1.2		5	0	0	0	1	0	0	0	0	0	0	7	7	0.00	0.000								
<b>Sam McDowell, L</b> ERA: 2.57 (6, 1)	2.0		7	1	1	1	2	0	0	0	0	0	1	11	11	4.50	0.500								
<b>Dick Radatz, R</b> ERA: 5.11 (8, 1)	2.0		7	0	0	0	3	0	0	0	0	0	0	13	13	0.00	0.000								

Batter	1	2	3	4	5	6	7	8	9	AB	R	H	RBI	BB	SO	LOB	BOTTOM								
<b>Vic Davallilo, L</b> OBP: 0.284, SLG: 0.308 (1, 8)	4-3		6-3					6-3	F3	5	0	1	0	0	0	1	<b>Kansas City Athletics @ Cleveland Indians</b> Cleveland Municipal Stadium, Cleveland, OH Sun Jun 26 1966, 3:33 AM EDT Unknown <a href="http://livebaseballscorecards.com">livebaseballscorecards.com</a>								
<b>Leon Wagner, L</b> OBP: 0.332, SLG: 0.418 (1, 7)			FC5		4-3			2B		3	1	2	0	1	0	1									
<b>Chico Salmon, R</b> OBP: 0.346, SLG: 0.450 (1, 6)	K									4	0	2	1	0	1	1									
<b>Rocky Colavito, R</b> OBP: 0.349, SLG: 0.459 (1, 9)	K		FC5					F2		3	0	0	0	1	1	4									
<b>Fred Whitfield, L</b> OBP: 0.266, SLG: 0.415 (1, 3)					F6			F5		4	0	1	0	0	0	2									
<b>Max Alvis, R</b> OBP: 0.326, SLG: 0.339 (1, 5)		F7			F9			6-3		4	0	1	0	0	0	2									
<b>Pedro Gonzalez, R</b> OBP: 0.259, SLG: 0.303 (1, 4)		F9			K				F7	4	1	0	0	0	1	2									
<b>Del Crandall, R</b> OBP: 0.385, SLG: 0.500 (1, 2)									F9	2	0	0	0	0	0	1									
<b>Jim Landis, R</b> OBP: 0.354, SLG: 0.414 (7, PH) (8, 1)		F5			6-3				F8	1	0	0	0	0	0	0									
<b>Tony Curry, L</b> OBP: 0.375, SLG: 0.286 (9, PH) (8, 2)										1	0	0	0	0	0	0									
<b>Inning Stats</b>	R: 0 E: 0 K: 2 S: 8	H: 1 LOB: 1 BB: 0 P: 8	R: 0 E: 0 K: 0 S: 4	H: 1 LOB: 1 BB: 0 P: 4	R: 0 E: 0 K: 0 S: 4	H: 1 LOB: 1 BB: 1 P: 8	R: 0 E: 0 K: 1 S: 5	H: 0 LOB: 0 BB: 0 P: 5	R: 0 E: 0 K: 0 S: 3	H: 0 LOB: 1 BB: 1 P: 7	R: 0 E: 0 K: 0 S: 3	H: 0 LOB: 0 BB: 0 P: 3	R: 1 E: 0 K: 0 S: 5	H: 2 LOB: 1 BB: 0 P: 5	R: 1 E: 0 K: 0 S: 5	H: 2 LOB: 1 BB: 0 P: 5	1B: 4 2B: 4 3B: 0 HR: 0	SF: 0 SAC: 0 DP: 0 HBP: 0	WP: 0 PB: 0 SB: 0 CS: 0	PA: 37					
<b>PITCHER</b>	IP	WLS	BF	H	R	ER	SO	BB	IBB	HBP	BLK	WP	HR	S	P	ERA	WHIP								
<b>Caffish Hunter, R</b> ERA: 3.47 (1, 1)	7.1	W	30	6	1	1	3	2	0	0	0	0	0	34	42	1.23	1.091								
<b>Jack Aker, R</b> ERA: 1.31 (8, 1)	1.2	S	7	2	1	1	0	0	0	0	0	0	0	7	7	5.40	1.200								



Batter	1	2	3	4	5	6	7	8	9	AB	R	H	RBI	BB	SO	LOB	TOP					
Bert Campaneris, R OBP: 0.306, SLG: 0.409 Jim Dickson, L OBP: 0.500, SLG: 0.500	0-0 1B		0-0 1B		0-0 4-3		0-0 6-3			4	1	2	1	0	0	2						
Jim Gosger, L OBP: 0.286, SLG: 0.315	0-0 4-3-4		0-0 F7		0-3 K		0-0 F6			4	0	0	0	0	1	3						
Roger Repoz, L OBP: 0.357, SLG: 0.437 Ernie Fazio, R OBP: 0.320, SLG: 0.348	0-0 4-3			0-0 1B		0-0 F9		0-3 K		4	1	1	0	0	1	0						
Mike Hershberger, R OBP: 0.331, SLG: 0.370 Joe Nassek, R OBP: 0.282, SLG: 0.336		0-3 K		0-0 1B		0-0 6-3		0-0 6-3		4	0	1	0	0	1	0						
Danny Cater, R OBP: 0.259, SLG: 0.285 Ed Charles, R OBP: 0.269, SLG: 0.380	0-0 4-3		0-0 G6-4-3		0-0 G6-4-3		0-0 1B		0-0 6-3	4	0	1	0	0	0	1						
Larry Stahl, L OBP: 0.258, SLG: 0.370	0-0 F8			0-0 BB		0-0 E8			0-0 F3	3	0	1	0	1	0	0						
Dick Green, R OBP: 0.277, SLG: 0.343			0-0 1B		0-0 F6		0-0 F9		0-0 F8	4	1	1	0	0	0	3						
Phil Roof, R OBP: 0.290, SLG: 0.416			0-3 K		0-0 SH1-4		0-0 F5		0-0 F6	4	0	1	0	0	1	1						
Bill Stafford, R Guido Grilli, L Jim Duckworth, R Ralph Terry, R Ron Stone, L Ossie Chavanna, R	0-0 F9		0-0 F9		0-0 SH1-4		0-0 2B			1	0	0	0	0	0	1						
<b>Inning Stats</b>	R: 0 E: 0 K: 0 S: 3	H: 1 LOB: 0 BB: 0 P: 3	R: 0 E: 0 K: 1 S: 5	H: 0 LOB: 0 BB: 0 P: 5	R: 2 E: 0 K: 1 S: 7	H: 2 LOB: 0 BB: 0 P: 7	R: 1 E: 0 K: 0 S: 4	H: 2 LOB: 1 BB: 0 P: 8	R: 0 E: 0 K: 1 S: 6	H: 1 LOB: 1 BB: 0 P: 6	R: 0 E: 0 K: 0 S: 5	H: 2 LOB: 2 BB: 0 P: 5	R: 0 E: 0 K: 1 S: 4	H: 1 LOB: 0 BB: 0 P: 4	R: 0 E: 0 K: 1 S: 5	H: 0 LOB: 0 BB: 0 P: 5	R: 0 E: 0 K: 0 S: 3	H: 0 LOB: 0 BB: 0 P: 3	1B: 7 2B: 3 3B: 0 HR: 0	SF: 0 SAC: 1 DP: 2 HBP: 0	WP: 0 PB: 1 SB: 1 CS: 0	PA: 35
<b>PITCHER</b>	IP WLS BF H R ER SO BB IBB HBP BLK WP HR S P ERA WHIP	IP WLS BF H R ER SO BB IBB HBP BLK WP HR S P ERA WHIP																				
Sonny Siebert, R ERA: 2.97	(1, 1) 6.0 W 25 8 3 2 3 1 0 0 0 0 0 30 34 3.00 1.500	(7, 1) 3.0 S 10 1 0 0 1 0 0 0 0 0 0 0 12 12 0.00 0.333																				
Dick Radatz, R ERA: 4.73	(7, 1) 3.0 S 10 1 0 0 1 0 0 0 0 0 0 0 12 12 0.00 0.333	(7, 1) 3.0 S 10 1 0 0 1 0 0 0 0 0 0 0 12 12 0.00 0.333																				

Kansas City Athletics @ Cleveland Indians  
Cleveland Municipal Stadium, Cleveland, OH  
Sun Jun 26 1966, 3:38 AM EDT  
Att: 32,249 - Unknown

AB 33  
R 3  
H 9  
RBI 1  
BB 1  
SO 4  
LOB 11



Batter	1	2	3	4	5	6	7	8	9	AB	R	H	RBI	BB	SO	LOB	BOTTOM			
Vic Davallilo, L OBP: 0.295, SLG: 0.318	4-0 HR		0-0 1B		0-0 1B		0-0 SF8		0-0 WP	3	1	3	3	1	0	0				
Chico Salmon, R OBP: 0.353, SLG: 0.471	0-0 HR		0-0 G6-3		0-0 1B		0-0 1B		0-0 6-3	5	2	3	5	0	0	2				
Leon Wagner, L OBP: 0.330, SLG: 0.430 Chuck Hinton, R OBP: 0.276, SLG: 0.236	0-3 K			0-3 K		0-0 4-3		0-0 HR		4	1	1	3	0	2	2				
Rocky Colavito, R OBP: 0.352, SLG: 0.473 Dick Radatz, R	0-0 F9			0-0 FC4-6		0-0 HR		0-3 K		4	1	2	1	0	1	0				
Fred Whitfield, L OBP: 0.265, SLG: 0.408	0-0 F3		0-0 F3		0-0 FC4-6		0-0 F8		0-0 F7	4	1	0	0	1	0	1				
Max Alvis, R OBP: 0.328, SLG: 0.340	0-0 F9		0-0 FC6-4		0-0 FC6-4		0-0 BB		0-0 F3	5	2	2	0	0	0	1				
Larry Brown, R OBP: 0.314, SLG: 0.274	0-0 4-3			0-0 4-3		0-0 F5		0-0 BB		3	1	0	0	1	0	2				
Buddy Booker, L OBP: 0.333, SLG: 0.571 Jim Landis, R OBP: 0.360, SLG: 0.414 Pedro Gonzalez, R OBP: 0.259, SLG: 0.303	0-3 K			0-0 FC6-4		0-0 BB		0-0 BB		2	1	1	0	1	1	0				
Sonny Siebert, R OBP: 0.195, SLG: 0.200 Tony Curry, L OBP: 0.444, SLG: 0.286 Del Crandall, R OBP: 0.400, SLG: 0.500	0-0 F8		0-0 F8		0-0 FC6-4		0-0 FC6-4		0-0 F8	2	1	0	0	0	0	1				
<b>Inning Stats</b>	R: 2 E: 0 K: 1 S: 6	H: 1 LOB: 1 BB: 1 P: 10	R: 0 E: 0 K: 1 S: 5	H: 0 LOB: 0 BB: 0 P: 5	R: 0 E: 0 K: 0 S: 3	H: 1 LOB: 0 BB: 0 P: 3	R: 0 E: 0 K: 1 S: 6	H: 1 LOB: 1 BB: 0 P: 6	R: 1 E: 0 K: 0 S: 6	H: 3 LOB: 2 BB: 0 P: 6	R: 7 E: 0 K: 1 S: 9	H: 4 LOB: 3 BB: 3 P: 21	R: 4 E: 0 K: 0 S: 5	H: 2 LOB: 1 BB: 3 P: 17	R: 0 E: 0 K: 1 S: 5	H: 0 LOB: 0 BB: 0 P: 5	1B: 9 2B: 0 3B: 0 HR: 3	SF: 1 SAC: 0 DP: 1 HBP: 0	WP: 1 PB: 0 SB: 0 CS: 0	PA: 42
<b>PITCHER</b>	IP WLS BF H R ER SO BB IBB HBP BLK WP HR S P ERA WHIP	IP WLS BF H R ER SO BB IBB HBP BLK WP HR S P ERA WHIP																		
Bill Stafford, R ERA: 4.6	(1, 1) 4.2 W 20 6 3 3 3 1 0 0 0 0 0 1 25 29 5.79 1.500	(6, 1) 0.1 L 6 2 5 5 0 3 0 0 0 0 1 3 15 135.00 15.000																		
Guido Grilli, L ERA: 5.19	(5, 1) 0.1 1 0 0 0 0 0 0 0 0 0 0 0 1 1 0.00 0.000	(6, 1) 0.1 L 6 2 5 5 0 3 0 0 0 0 1 3 15 135.00 15.000																		
Jim Duckworth, R ERA: 7.71	(6, 1) 0.1 L 6 2 5 5 0 3 0 0 0 0 1 3 15 135.00 15.000	(6, 1) 0.1 L 6 2 5 5 0 3 0 0 0 0 1 3 15 135.00 15.000																		
Ralph Terry, R ERA: 3.02	(6, 1) 0.2 4 2 2 2 1 0 0 0 0 0 1 6 6 27.00 3.000	(7, 1) 2.0 11 2 4 4 1 3 0 0 0 0 1 0 10 22 18.00 2.500																		
Jim Dickson, R ERA: 4.09	(7, 1) 2.0 11 2 4 4 1 3 0 0 0 0 1 0 10 22 18.00 2.500	(7, 1) 2.0 11 2 4 4 1 3 0 0 0 0 1 0 10 22 18.00 2.500																		

Kansas City Athletics @ Cleveland Indians  
Cleveland Municipal Stadium, Cleveland, OH  
Sun Jun 26 1966, 3:38 AM EDT  
Att: 32,249 - Unknown

AB 34  
R 14  
H 12  
RBI 14  
BB 7  
SO 5  
LOB 10






Batter	1	2	3	4	5	6	7	8	9	AB	R	H	RBI	BB	SO	LOB	TOP
Jim Landis, R OBP: 0.364, SLG: 0.417 (1, 8)										4	1	2	0	0	0	0	
Chuck Hinton, R OBP: 0.270, SLG: 0.230 (1, 7)										3	0	0	0	0	1	1	
Chico Salmon, R OBP: 0.356, SLG: 0.472 (1, 6)										4	1	2	0	0	0	0	
Rocky Colavito, R OBP: 0.350, SLG: 0.467 (1, 9)										3	0	0	0	1	0	1	
Max Alvis, R OBP: 0.327, SLG: 0.343 (1, 5)										3	0	1	1	0	1	0	
Fred Whitfield, L OBP: 0.265, SLG: 0.407 (1, 3)										3	0	1	1	0	1	1	
Larry Brown, R OBP: 0.301, SLG: 0.262 (1, 4)										3	0	0	0	0	0	2	
Sam McDowell, L OBP: 0.292, SLG: 0.292 (7, 1)										0	0	0	0	0	0	0	
Joe Azcue, R OBP: 0.313, SLG: 0.317 (1, 2)										3	0	0	0	0	0	0	
Luis Tiant, R OBP: 0.105, SLG: 0.056 (1, 1)										2	0	0	0	0	0	0	
Bob Allen, L OBP: 0.250, SLG: 0.143 (6, 1)										0	0	0	0	0	0	0	
Dick Howser, R OBP: 0.323, SLG: 0.378 (7, 4)										1	0	0	0	0	0	0	
<b>Inning Stats</b>	R: 2 E: 0 K: 0 S: 6	H: 3 LOB: 2 BB: 1 P: 10	R: 0 E: 0 K: 0 S: 3	H: 0 LOB: 0 BB: 0 P: 3	R: 0 E: 0 K: 0 S: 3	H: 0 LOB: 0 BB: 0 P: 3	R: 0 E: 0 K: 0 S: 3	H: 1 LOB: 0 BB: 0 P: 3	R: 0 E: 0 K: 2 S: 7	H: 0 LOB: 0 BB: 0 P: 7	R: 0 E: 0 K: 1 S: 6	H: 1 LOB: 1 BB: 0 P: 6	R: 0 E: 0 K: 0 S: 3	H: 0 LOB: 0 BB: 0 P: 3	1B: 5 2B: 2 3B: 0 HR: 0	SF: 1 SAC: 1 DP: 2 HBP: 0	WP: 2 PA: 32
<b>PITCHER</b> Jim Kaat, L ERA: 2.68 (1, 1)	IP: 9.0 WLS: W BF: 32 H: 6 R: 2 ER: 2 SO: 3 BB: 1 IBB: 0 HBP: 0 BLK: 0 WP: 2 HR: 0 S: 37 P: 41 ERA: 2.00 WHIP: 0.778																

Cleveland Indians @ Minnesota Twins  
Metropolitan Stadium, Bloomington, MI  
Mon Jun 27 1966, 8:05 PM EDT  
Att: 15,924 - Unknown


AB 29  
R 2  
H 6  
RBI 2  
BB 1  
SO 3  
LOB 5



Batter	1	2	3	4	5	6	7	8	9	AB	R	H	RBI	BB	SO	LOB	BOTTOM		
Zoilo Versalles, R OBP: 0.296, SLG: 0.396 (1, 6)										4	1	1	1	0	2	2			
Ted Uhlhaender, L OBP: 0.216, SLG: 0.194 (1, 8)										5	0	2	1	0	0	3			
Tony Oliva, L OBP: 0.364, SLG: 0.546 (1, 9)										4	0	1	0	0	2	3			
Don Mincher, L OBP: 0.307, SLG: 0.404 (1, 3)										4	0	0	0	0	1	5			
Harmon Killebrew, R OBP: 0.381, SLG: 0.480 (1, 5)										3	1	0	0	1	1	4			
Jimmie Hall, L OBP: 0.313, SLG: 0.445 (1, 7)										3	2	1	1	1	1	2			
Cesar Tovar, R OBP: 0.324, SLG: 0.360 (1, 4)										2	1	0	0	2	0	0			
Jerry Zimmerman, R OBP: 0.380, SLG: 0.339 (1, 2)										4	1	1	2	0	1	1			
Jim Kaat, L OBP: 0.265, SLG: 0.298 (1, 1)										4	0	2	0	0	0	0			
<b>Inning Stats</b>	R: 1 E: 2 K: 2 S: 10	H: 2 LOB: 2 BB: 0 P: 10	R: 0 E: 0 K: 2 S: 8	H: 1 LOB: 2 BB: 1 P: 12	R: 0 E: 0 K: 2 S: 7	H: 0 LOB: 0 BB: 0 P: 7	R: 1 E: 0 K: 0 S: 4	H: 1 LOB: 0 BB: 0 P: 4	R: 0 E: 0 K: 1 S: 6	H: 1 LOB: 1 BB: 0 P: 6	R: 4 E: 2 K: 1 S: 9	H: 2 LOB: 3 BB: 3 P: 21	R: 0 E: 0 K: 0 S: 3	H: 0 LOB: 0 BB: 0 P: 3	R: 0 E: 0 K: 0 S: 3	H: 1 LOB: 0 BB: 0 P: 3	1B: 5 2B: 2 3B: 0 HR: 1	SF: 1 SAC: 0 DP: 0 HBP: 0	WP: 0 PA: 39
<b>PITCHER</b> Luis Tiant, R ERA: 3.24 (1, 1)	IP: 5.0 WLS: L BF: 25 H: 5 R: 5 ER: 5 SO: 7 BB: 4 IBB: 0 HBP: 0 BLK: 0 WP: 0 HR: 1 S: 35 P: 51 ERA: 9.00 WHIP: 1.800																		
Bob Allen, L ERA: 3.96 (6, 1)	IP: 1.0 WLS: 7 BF: 2 H: 1 R: 1 ER: 1 SO: 1 BB: 0 IBB: 0 HBP: 0 BLK: 0 WP: 0 HR: 0 S: 9 P: 9 ERA: 9.00 WHIP: 2.000																		
Sam McDowell, L ERA: 2.5 (7, 1)	IP: 2.0 WLS: 6 BF: 1 H: 0 R: 0 ER: 0 SO: 0 BB: 0 IBB: 0 HBP: 0 BLK: 0 WP: 0 HR: 0 S: 6 P: 6 ERA: 0.00 WHIP: 0.500																		

Cleveland Indians @ Minnesota Twins  
Metropolitan Stadium, Bloomington, MI  
Mon Jun 27 1966, 8:05 PM EDT  
Att: 15,924 - Unknown


AB 33  
R 6  
H 8  
RBI 5  
BB 4  
SO 8  
LOB 20









Batter	1	2	3	4	5	6	7	8	9	AB	R	H	RBI	BB	SO	LOB	TOP								
Jim Landis, R OBP: 0.391, SLG: 0.406 (1, 8)	5-3		L9					6-3		3	1	0	0	1	0	1	<b>Cleveland Indians @ Minnesota Twins</b> Metropolitan Stadium, Bloomington, MI Wed Jun 29 1966, 8:05 PM EDT Att: 25,116 - Unknown - 89 F								
Leon Wagner, L OBP: 0.332, SLG: 0.447 (1, 7)	HR		4-3					F8		4	2	2	3	0	0	1									
Chico Salmon, R OBP: 0.347, SLG: 0.454 (1, 6)	5-3							6-3		4	0	0	0	0	1	1									
Fred Whitfield, L OBP: 0.272, SLG: 0.414 (1, 3)	G3							K		4	0	2	1	0	1	0									
Rocky Colavito, R OBP: 0.343, SLG: 0.453 (1, 9)										3	0	0	0	1	0	3									
Max Alvis, R OBP: 0.331, SLG: 0.343 (1, 5)										4	0	0	0	0	1	2									
Pedro Gonzalez, R OBP: 0.257, SLG: 0.296 (1, 4)										3	0	0	0	1	0	0									
Joe Azcue, R OBP: 0.311, SLG: 0.315 (1, 2)										4	0	1	0	0	0	1									
Gary Bell, R OBP: 0.250, SLG: 0.222 (1, 1)										4	1	1	0	0	3	1									
<b>Inning Stats</b>	R: 1 E: 0 K: 0 S: 4	H: 1 LOB: 0 BB: 0 P: 4	R: 0 E: 0 K: 1 S: 5	H: 0 LOB: 0 BB: 0 P: 5	R: 0 E: 0 K: 1 S: 6	H: 1 LOB: 1 BB: 0 P: 6	R: 0 E: 0 K: 1 S: 6	H: 1 LOB: 1 BB: 0 P: 6	R: 3 E: 1 K: 0 S: 7	H: 3 LOB: 2 BB: 1 P: 11	R: 0 E: 0 K: 0 S: 3	H: 0 LOB: 0 BB: 0 P: 3	R: 0 E: 0 K: 1 S: 5	H: 0 LOB: 0 BB: 0 P: 5	R: 0 E: 0 K: 1 S: 5	H: 0 LOB: 1 BB: 1 P: 9	R: 0 E: 0 K: 1 S: 4	H: 0 LOB: 0 BB: 1 P: 8	1B: 4 2B: 1 3B: 0 HR: 1	SF: 0 SAC: 0 DP: 0 HBP: 0	WP: 0 PB: 0 SB: 0 CS: 1	PA: 36			
<b>PITCHER</b>	IP	WLS	BF	H	R	ER	SO	BB	IBB	HBP	BLK	WP	HR	S	P	ERA	WHIP								
Mudcat Grant, R ERA: 3.17 (1, 1)	4.2	L	22	6	4	3	3	1	0	0	0	0	1	27	31	5.79	1.500								
Pete Cimino, R ERA: 2.88 (5, 1)	0.1		1	0	0	0	0	0	0	0	0	0	0	1	1	0.00	0.000								
Johnny Klippstein, R ERA: 3.91 (6, 1)	3.0		10	0	0	0	2	1	0	0	0	0	0	13	17	0.00	0.333								
Dwight Siebler, R ERA: 4.0 (9, 1)	1.0		3	0	0	0	1	1	0	0	0	0	0	4	8	0.00	1.000								

Batter	1	2	3	4	5	6	7	8	9	AB	R	H	RBI	BB	SO	LOB	BOTTOM								
Zoilo Versalles, R OBP: 0.294, SLG: 0.391 (1, 6)	K		K					F9		4	0	1	1	0	2	0	<b>Cleveland Indians @ Minnesota Twins</b> Metropolitan Stadium, Bloomington, MI Wed Jun 29 1966, 8:05 PM EDT Att: 25,116 - Unknown - 89 F								
Ted Uhlhaender, L OBP: 0.250, SLG: 0.238 (1, 8)			K					K		3	0	0	0	1	2	2									
Tony Oliva, L OBP: 0.365, SLG: 0.551 (1, 9)	K									3	0	0	0	1	1	1									
Don Mincher, L OBP: 0.302, SLG: 0.396 (1, 3)	F7									4	0	0	0	0	0	2									
Rich Rollins, R OBP: 0.316, SLG: 0.413 (1, 5)										4	0	0	0	0	2	1									
Jimmie Hall, L OBP: 0.307, SLG: 0.436 (1, 7)										3	0	0	0	0	1	0									
Cesar Tovar, R OBP: 0.328, SLG: 0.367 (1, 4)										1	1	0	0	2	0	0									
Jerry Zimmerman, R OBP: 0.364, SLG: 0.324 (1, 2)										3	0	1	0	0	1	1									
Mudcat Grant, R OBP: 0.162, SLG: 0.200 (1, 1)										1	0	0	0	0	0	0									
Pete Cimino, R OBP: 0.276, SLG: 0.473 (5, 1)										0	0	0	0	0	0	0									
Harmon Killebrew, R OBP: 0.378, SLG: 0.743 (5, 1)										1	0	0	0	0	0	2									
Johnny Klippstein, R ERA: 3.91 (6, 1)										0	0	0	0	0	0	0									
Bernie Allen, L OBP: 0.302, SLG: 0.323 (8, 1)										1	0	0	0	0	0	0									
Dwight Siebler, R ERA: 4.0 (9, 1)										0	0	0	0	0	0	0									
<b>Inning Stats</b>	R: 0 E: 0 K: 2 S: 7	H: 0 LOB: 1 BB: 1 P: 11	R: 0 E: 0 K: 3 S: 9	H: 0 LOB: 1 BB: 1 P: 13	R: 0 E: 0 K: 2 S: 7	H: 0 LOB: 0 BB: 0 P: 7	R: 0 E: 0 K: 0 S: 3	H: 0 LOB: 0 BB: 0 P: 3	R: 1 E: 0 K: 0 S: 5	H: 2 LOB: 2 BB: 1 P: 9	R: 0 E: 0 K: 0 S: 2	H: 0 LOB: 0 BB: 1 P: 6	R: 0 E: 0 K: 0 S: 3	H: 0 LOB: 0 BB: 0 P: 3	R: 0 E: 0 K: 1 S: 5	H: 0 LOB: 0 BB: 0 P: 5	R: 0 E: 0 K: 1 S: 5	H: 0 LOB: 0 BB: 0 P: 5	1B: 2 2B: 0 3B: 0 HR: 0	SF: 0 SAC: 0 DP: 1 HBP: 0	WP: 0 PB: 0 SB: 0 CS: 0	PA: 32			
<b>PITCHER</b>	IP	WLS	BF	H	R	ER	SO	BB	IBB	HBP	BLK	WP	HR	S	P	ERA	WHIP								
Gary Bell, R ERA: 2.57 (1, 1)	9.0	W	32	2	1	1	9	4	0	0	0	0	0	46	62	1.00	0.667								





Batter	1	2	3	4	5	6	7	8	9	AB	R	H	RBI	BB	SO	LOB	TOP			
Jim Landis, R OBP: 0.365, SLG: 0.404 (1, 8)										3	1	1	0	1	1	0	<b>Cleveland Indians @ Minnesota Twins</b> Metropolitan Stadium, Bloomington, MI Thu Jun 30 1966, 4:33 AM EDT Att: 20,061 - Unknown <a href="http://livebaseballscorecards.com">livebaseballscorecards.com</a>			
Leon Wagner, L OBP: 0.326, SLG: 0.439 (1, 7)										4	0	0	0	0	0	1				
Chico Salmon, R OBP: 0.350, SLG: 0.455 (1, 6)										4	1	2	0	0	0	1				
Fred Whitfield, L OBP: 0.279, SLG: 0.431 (1, 3)										4	2	3	3	0	0	1				
Rocky Colavito, R OBP: 0.353, SLG: 0.457 (1, 9)										2	0	2	0	2	0	0				
Max Alvis, R OBP: 0.327, SLG: 0.338 (1, 5)										4	0	0	0	0	2	7				
Pedro Gonzalez, R OBP: 0.252, SLG: 0.291 (1, 4)										4	0	0	1	0	1	3				
Del Crandall, R OBP: 0.348, SLG: 0.425 (1, 2)										4	0	0	0	0	1	1				
Steve Hargan, R (1, 1)										4	0	0	0	0	2	0				
<b>Inning Stats</b>	R: 1 E: 0 K: 1 S: 7	H: 2 LOB: 2 BB: 1 P: 11	R: 0 E: 0 K: 0 S: 3	H: 0 LOB: 0 BB: 0 P: 3	R: 0 E: 0 K: 2 S: 3	H: 0 LOB: 1 BB: 0 P: 9	R: 1 E: 0 K: 2 S: 9	H: 2 LOB: 1 BB: 0 P: 9	R: 0 E: 0 K: 1 S: 6	H: 1 LOB: 2 BB: 1 P: 10	R: 0 E: 0 K: 1 S: 4	H: 0 LOB: 0 BB: 1 P: 8	R: 2 E: 0 K: 0 S: 5	H: 3 LOB: 0 BB: 0 P: 5	R: 0 E: 0 K: 0 S: 3	H: 0 LOB: 0 BB: 0 P: 3	1B: 7 2B: 0 3B: 0 HR: 1	SF: 0 SAC: 0 DP: 1 HBP: 0	WP: 0 PB: 0 SB: 1 CS: 1	PA: 37
<b>PITCHER</b>	IP WLS BF H R ER SO BB IBB HBP BLK WP HR S P ERA WHIP	IP WLS BF H R ER SO BB IBB HBP BLK WP HR S P ERA WHIP																		
Jim Perry, R ERA: 3.32 (1, 1)	7.1 L 32 8 4 4 7 3 0 0 0 0 1 43 55 4.91 1.500																			
Pete Cimino, R ERA: 2.81 (8, 1)	0.2 1 0 0 0 0 0 0 0 0 0 0 0 1 1 0.00 0.000																			
Garry Roggenburk, L ERA: 4.63 (9, 1)	1.0 3 0 0 0 0 0 0 0 0 0 0 0 3 3 0.00 0.000																			

Batter	1	2	3	4	5	6	7	8	9	AB	R	H	RBI	BB	SO	LOB	BOTTOM			
Zoilo Versalles, R OBP: 0.290, SLG: 0.384 (1, 6)										4	0	0	0	0	1	2	<b>Cleveland Indians @ Minnesota Twins</b> Metropolitan Stadium, Bloomington, MI Thu Jun 30 1966, 4:33 AM EDT Att: 20,061 - Unknown <a href="http://livebaseballscorecards.com">livebaseballscorecards.com</a>			
Ted Uhlhaender, L OBP: 0.271, SLG: 0.261 (1, 8)										4	0	2	0	0	0	1				
Jimmie Hall, L OBP: 0.306, SLG: 0.431 (1, 9)										4	0	1	0	0	2	2				
Harmon Killebrew, R OBP: 0.377, SLG: 0.474 (1, 7)										4	0	1	0	0	1	2				
Don Mincher, L OBP: 0.301, SLG: 0.394 (1, 3)										4	0	1	0	0	1	2				
Rich Rollins, R OBP: 0.311, SLG: 0.407 (1, 5)										2	0	0	0	0	0	1				
Cesar Tovar, R OBP: 0.326, SLG: 0.365 (1, 4)										1	0	0	0	0	0	1				
Bernie Allen, L OBP: 0.299, SLG: 0.320 (4, 4)										2	0	0	0	0	2	0				
Russ Nixon, L OBP: 0.333, SLG: 0.318 (1, 2)										3	0	1	0	0	0	0				
Jim Perry, S OBP: 0.238, SLG: 0.158 (1, 1)										2	0	0	0	0	2	1				
Pete Cimino, R (8, 1)										0	0	0	0	0	0	0				
Andy Kosco, R OBP: 0.289, SLG: 0.308 (8, PH)										1	0	1	0	0	0	0				
Garry Roggenburk, R (9, 1)										0	0	0	0	0	0	0				
<b>Inning Stats</b>	R: 0 E: 0 K: 0 S: 3	H: 1 LOB: 0 BB: 0 P: 3	R: 0 E: 0 K: 0 S: 4	H: 1 LOB: 1 BB: 0 P: 4	R: 0 E: 0 K: 2 S: 8	H: 1 LOB: 1 BB: 0 P: 8	R: 0 E: 0 K: 2 S: 8	H: 1 LOB: 1 BB: 0 P: 8	R: 0 E: 0 K: 1 S: 6	H: 0 LOB: 0 BB: 0 P: 7	R: 0 E: 0 K: 1 S: 5	H: 0 LOB: 0 BB: 0 P: 5	R: 0 E: 0 K: 0 S: 3	H: 1 LOB: 0 BB: 0 P: 3	R: 0 E: 0 K: 1 S: 6	H: 1 LOB: 1 BB: 0 P: 6	1B: 7 2B: 0 3B: 0 HR: 0	SF: 0 SAC: 1 DP: 2 HBP: 0	WP: 0 PB: 0 SB: 0 CS: 0	PA: 32
<b>PITCHER</b>	IP WLS BF H R ER SO BB IBB HBP BLK WP HR S P ERA WHIP	IP WLS BF H R ER SO BB IBB HBP BLK WP HR S P ERA WHIP																		
Steve Hargan, R ERA: 2.52 (1, 1)	9.0 W 32 7 0 0 9 0 0 0 0 0 0 50 50 0.00 0.778																			





Batter	1	2	3	4	5	6	7	8	9	AB	R	H	RBI	BB	SO	LOB	TOP					
Jose Cardenal, R OBP: 0.327, SLG: 0.416 (1, 8)										4	0	1	0	0	1	0	<b>California Angels @ Cleveland Indians</b> Cleveland Municipal Stadium, Cleveland, OH Fri Jul 01 1966, 7:05 PM EDT Att: 13,990 - Unknown					
Bobby Knoop, R OBP: 0.271, SLG: 0.422 (1, 4)										4	0	0	0	0	3	1						
Jim Fregosi, R OBP: 0.318, SLG: 0.357 (1, 6)										4	0	0	0	0	1	1						
Joe Adcock, R OBP: 0.331, SLG: 0.521 (1, 3)										3	0	0	0	0	2	1						
Rick Reichardt, R OBP: 0.361, SLG: 0.481 (1, 7)										2	0	1	0	1	1	0						
Jackie Warner, R OBP: 0.291, SLG: 0.447 (1, 9)										3	0	0	0	0	2	2						
Paul Schaal, R OBP: 0.368, SLG: 0.347 (1, 5)										3	0	0	0	0	0	2						
Tom Satriano, L OBP: 0.394, SLG: 0.316 (1, 2)										2	0	0	0	1	1	0						
Jim McGlothlin, R OBP: 0.150, SLG: 0.167 (8, 1)										0	0	0	0	0	0	0						
Dean Chance, R OBP: 0.026, SLG: 0.026 (1, 1)										2	0	0	0	0	2	2						
Frank Malzone, R OBP: 0.274, SLG: 0.318 (8, PH)										1	0	0	0	0	0	0						
Buck Rodgers, S OBP: 0.233, SLG: 0.300 (8, 2)										0	0	0	0	0	0	0						
<b>Inning Stats</b>	R: 0 E: 0 K: 2 S: 8	H: 1 LOB: 1 BB: 0 P: 8	R: 0 E: 0 K: 1 S: 4	H: 0 LOB: 0 BB: 1 P: 8	R: 0 E: 0 K: 3 S: 9	H: 0 LOB: 0 BB: 0 P: 9	R: 0 E: 0 K: 1 S: 5	H: 0 LOB: 0 BB: 0 P: 5	R: 0 E: 0 K: 2 S: 8	H: 1 LOB: 2 BB: 1 P: 12	R: 0 E: 0 K: 1 S: 5	H: 0 LOB: 0 BB: 0 P: 5	R: 0 E: 0 K: 2 S: 7	H: 0 LOB: 0 BB: 0 P: 7	R: 0 E: 0 K: 0 S: 3	H: 0 LOB: 0 BB: 0 P: 3	R: 0 E: 0 K: 1 S: 5	H: 0 LOB: 0 BB: 0 P: 5	1B: 2 2B: 0 3B: 0 HR: 0	SF: 0 SAC: 0 DP: 1 HBP: 0	WP: 0 PB: 0 SB: 0 CS: 0	PA: 30
<b>PITCHER</b> Sam McDowell, L ERA: 2.21 (1, 1)	IP: 9.0 WLS: W BF: 30	H: 2 R: 0 ER: 0 SO: 13	BB: 2 IBB: 0 HBP: 0 BLK: 0	WP: 0 HR: 0 S: 54 P: 62	ERA: 0.00 WHIP: 0.444	<b>PITCHER</b> IP: WLS: BF: H: R: ER: SO: BB: IBB: HBP: BLK: WP: HR: S: P: ERA: WHIP																

AB 28  
R 0  
H 2  
RBI 0  
BB 2  
SO 13  
LOB 9



Batter	1	2	3	4	5	6	7	8	9	AB	R	H	RBI	BB	SO	LOB	BOTTOM			
Jim Landis, R OBP: 0.362, SLG: 0.398 (1, 8)										4	1	1	0	0	1	1	<b>California Angels @ Cleveland Indians</b> Cleveland Municipal Stadium, Cleveland, OH Fri Jul 01 1966, 7:05 PM EDT Att: 13,990 - Unknown			
Leon Wagner, L OBP: 0.326, SLG: 0.435 (1, 7)										2	1	0	0	1	1	0				
Chuck Hinton, R OBP: 0.268, SLG: 0.228 (7, 7)										1	0	0	0	0	0	1				
Chico Salmon, R OBP: 0.350, SLG: 0.453 (1, 6)										3	1	1	0	0	0	1				
Fred Whitfield, L OBP: 0.279, SLG: 0.426 (1, 3)										3	0	0	0	1	2	2				
Rocky Colavito, R OBP: 0.356, SLG: 0.473 (1, 9)										3	1	2	4	0	0	0				
Max Alvis, R OBP: 0.324, SLG: 0.335 (1, 5)										3	0	0	0	0	0	2				
Pedro Gonzalez, R OBP: 0.253, SLG: 0.296 (1, 4)										3	1	1	0	0	2	0				
Del Crandall, R OBP: 0.347, SLG: 0.405 (1, 2)										2	0	0	0	1	0	1				
Sam McDowell, L OBP: 0.259, SLG: 0.269 (1, 1)										2	0	0	1	0	1	1				
<b>Inning Stats</b>	R: 2 E: 1 K: 0 S: 4	H: 1 LOB: 1 BB: 2 P: 12	R: 1 E: 0 K: 1 S: 6	H: 1 LOB: 0 BB: 0 P: 6	R: 0 E: 0 K: 1 S: 5	H: 0 LOB: 0 BB: 0 P: 5	R: 0 E: 0 K: 1 S: 5	H: 0 LOB: 0 BB: 0 P: 5	R: 2 E: 1 K: 1 S: 7	H: 2 LOB: 0 BB: 0 P: 7	R: 0 E: 0 K: 2 S: 7	H: 0 LOB: 0 BB: 0 P: 7	R: 0 E: 0 K: 1 S: 6	H: 1 LOB: 1 BB: 0 P: 6	R: 0 E: 0 K: 1 S: 6	H: 1 LOB: 1 BB: 0 P: 6	1B: 3 2B: 1 3B: 0 HR: 1	SF: 1 SAC: 1 DP: 2 HBP: 0	WP: 1 PB: 0 SB: 1 CS: 0	PA: 31
<b>PITCHER</b> Dean Chance, R ERA: 3.85 Jim McGlothlin, R ERA: 4.05 (1, 1)	IP: 7.0 WLS: L BF: 27	H: 4 R: 5 ER: 4 SO: 6	BB: 2 IBB: 1 HBP: 0 BLK: 0	WP: 0 HR: 1 S: 36 P: 48	ERA: 5.14 WHIP: 0.857	<b>PITCHER</b> IP: WLS: BF: H: R: ER: SO: BB: IBB: HBP: BLK: WP: HR: S: P: ERA: WHIP														

AB 26  
R 5  
H 5  
RBI 5  
BB 3  
SO 7  
LOB 9

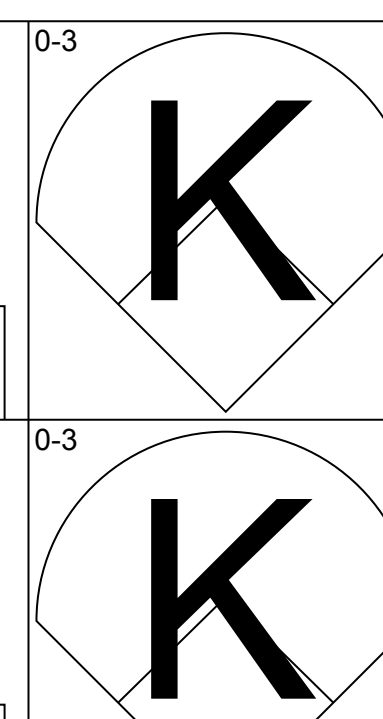
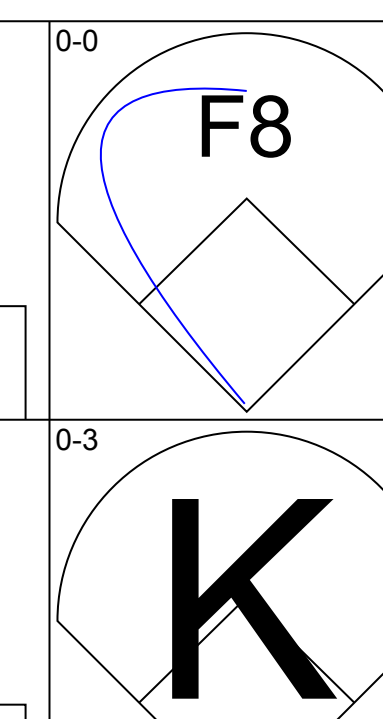
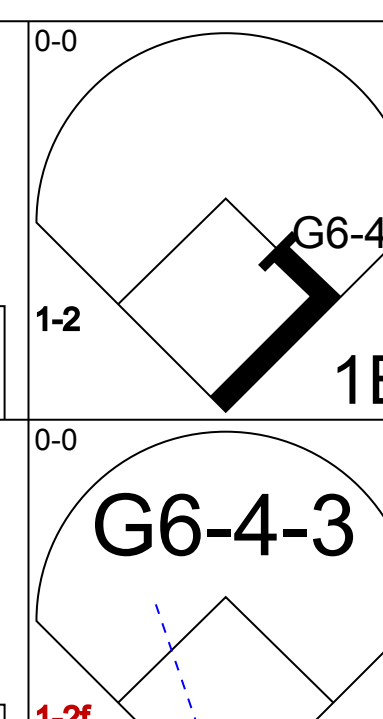
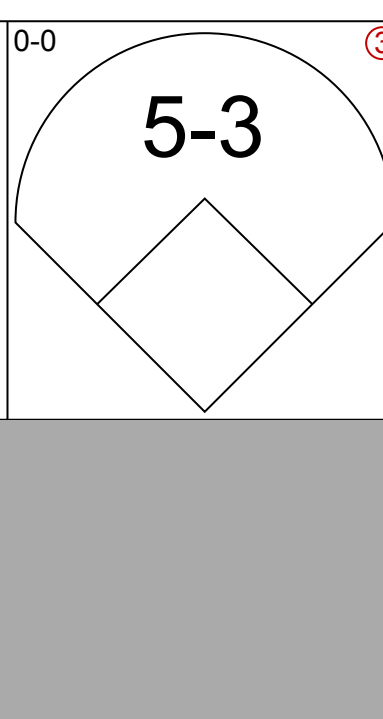
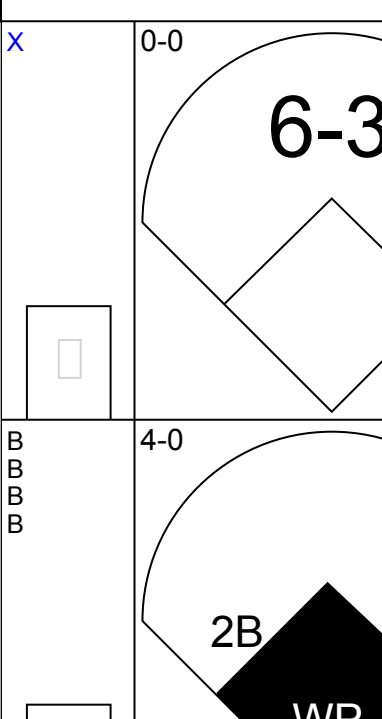
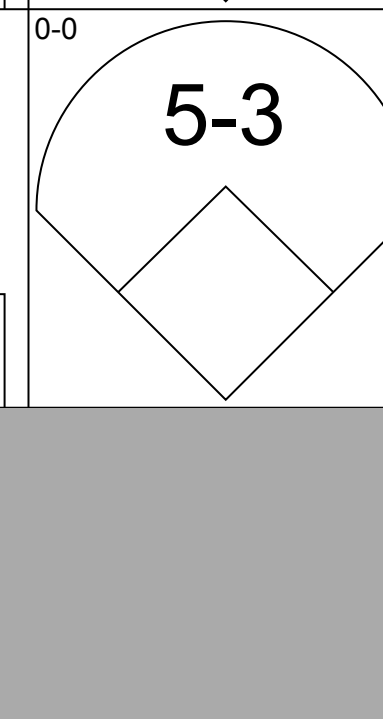
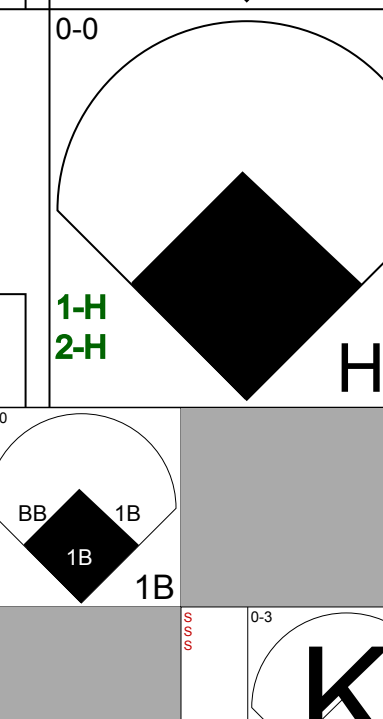

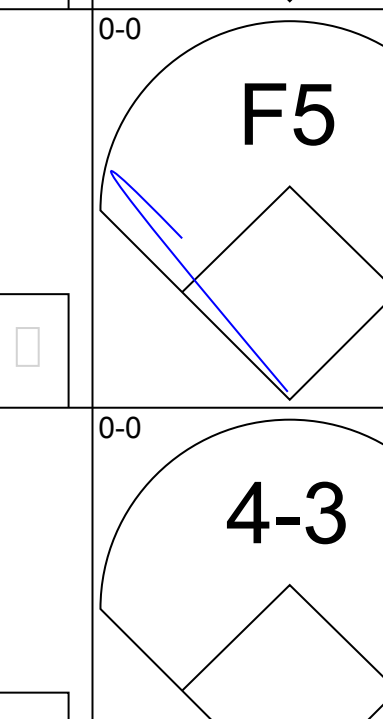
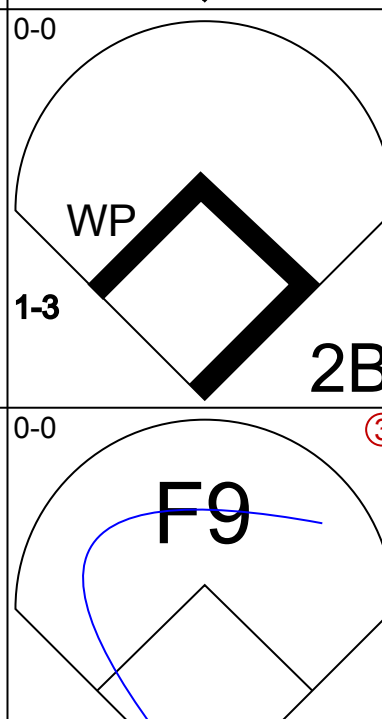

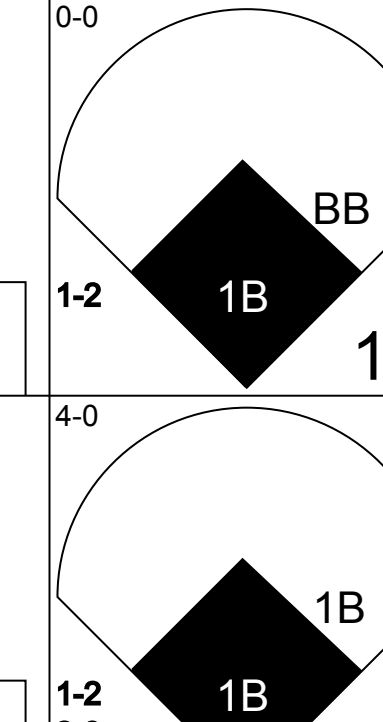
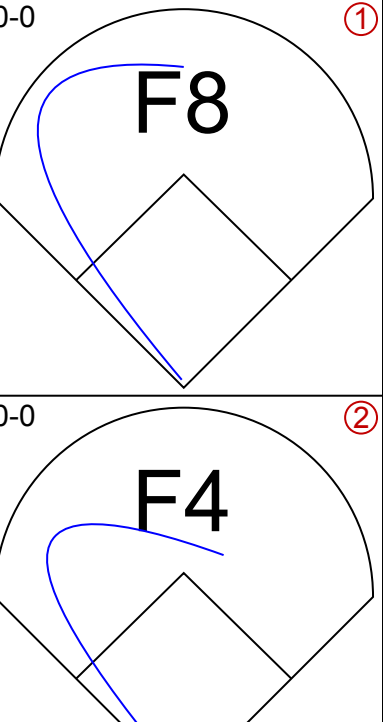


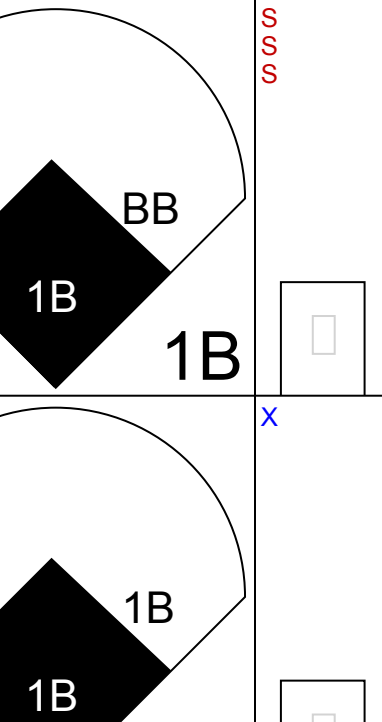



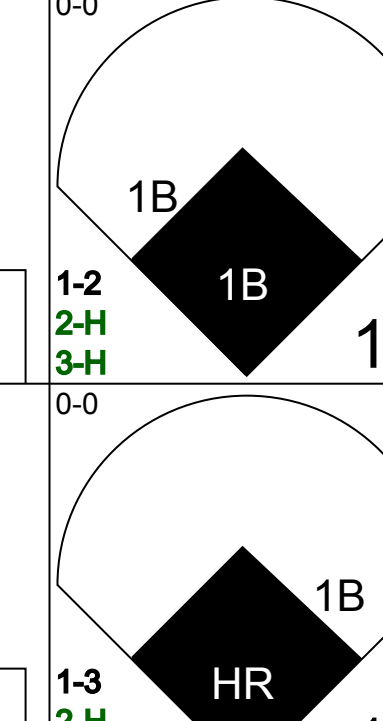
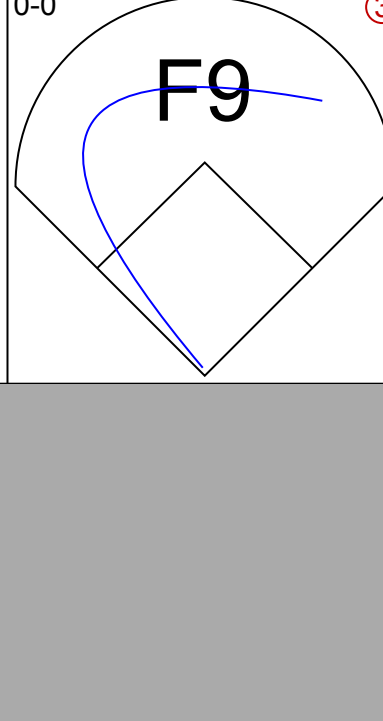

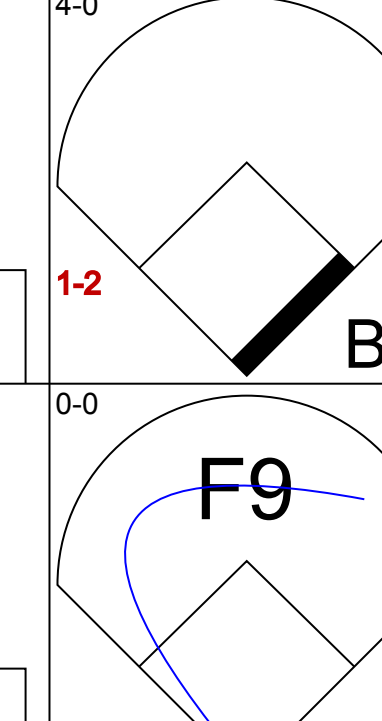
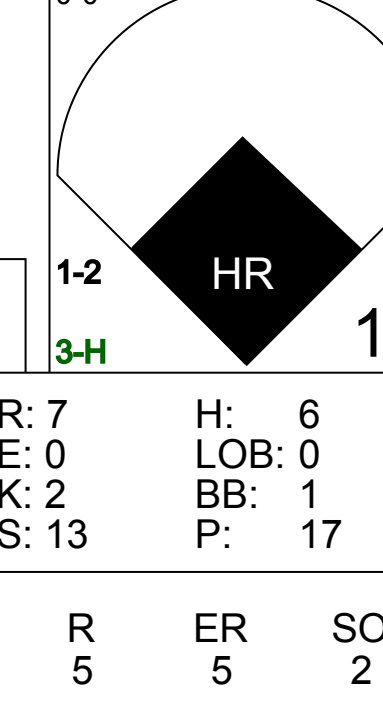
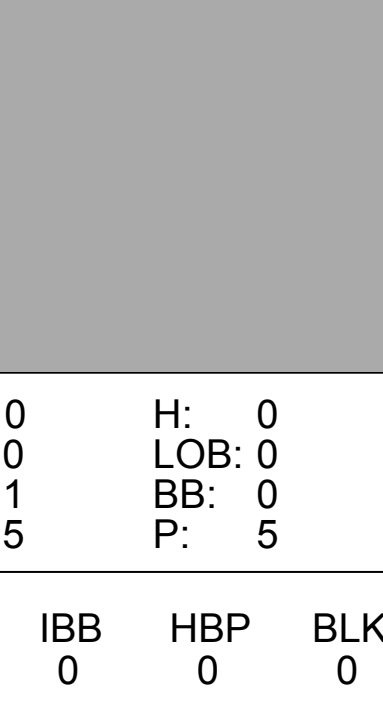

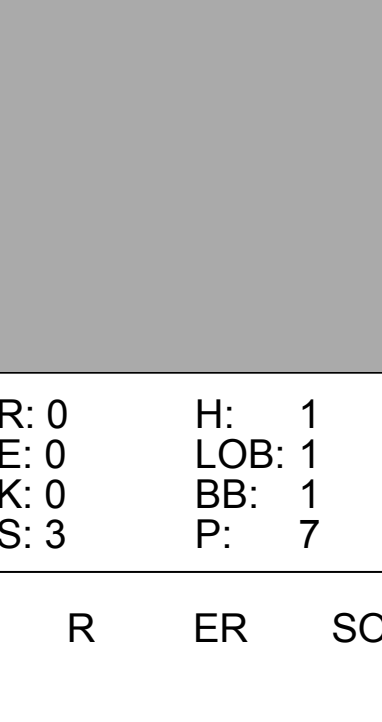
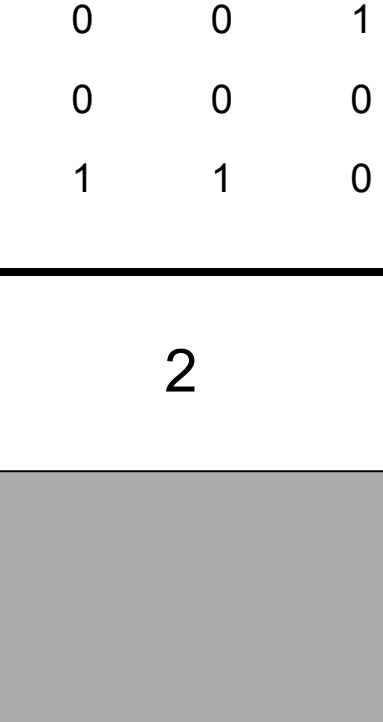
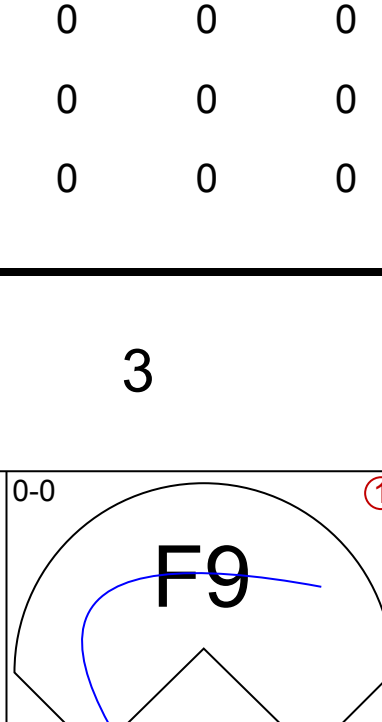
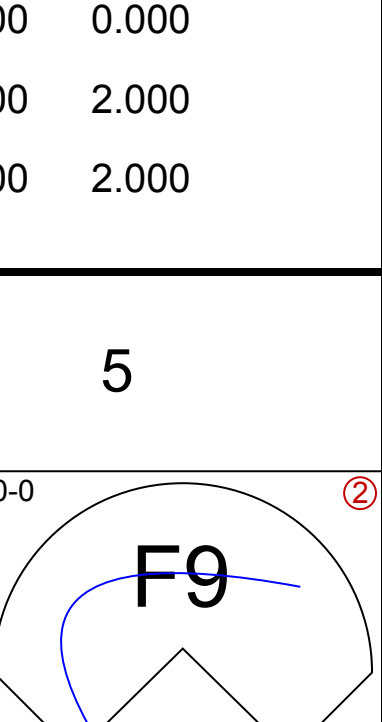
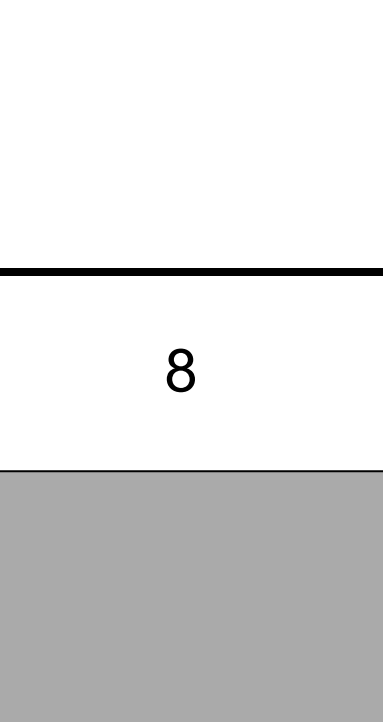





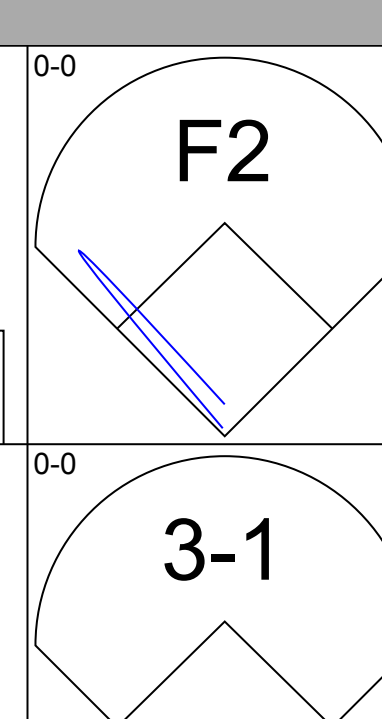
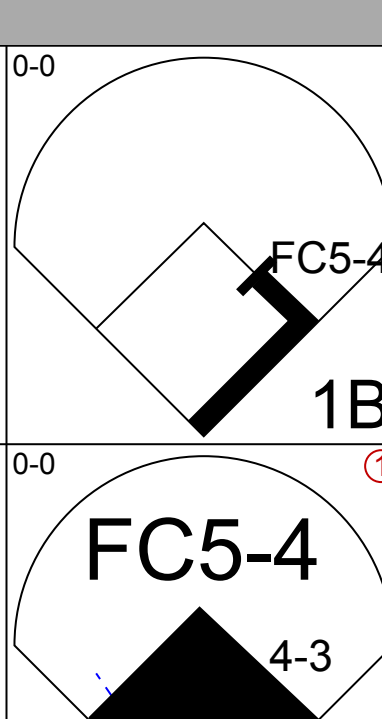
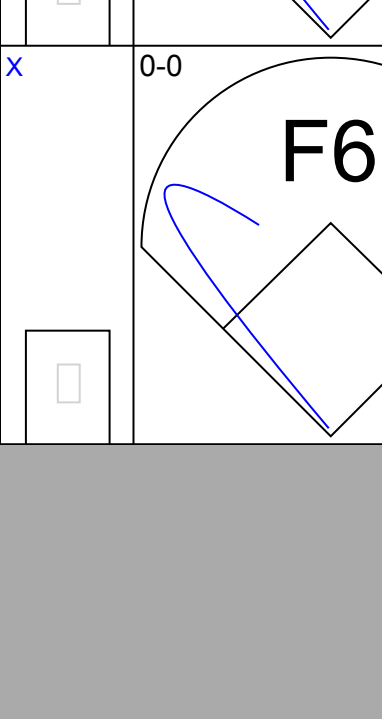




Batter	1	2	3	4	5	6	7	8	9	AB	R	H	RBI	BB	SO	LOB	TOP			
Jose Cardenal, R OBP: 0.330, SLG: 0.413	F5		HBP		F3			BB		2	0	0	0	1	0	0	<b>California Angels @ Cleveland Indians</b> Cleveland Municipal Stadium, Cleveland, OH Sat Jul 02 1966, 3:33 AM EDT Att: 17,592 - Unknown			
Ed Kirkpatrick, L OBP: 0.316, SLG: 0.374 Bob Lee, R	3-1		K			K		K		4	0	0	0	0	3	3				
Jim Fregosi, R OBP: 0.317, SLG: 0.353	5-3					F8		F9		3	0	0	0	1	0	2				
Norm Siebern, L OBP: 0.401, SLG: 0.404		1B BB	F8			3-1		4-3		3	0	0	0	1	0	4				
Rick Reichardt, R OBP: 0.370, SLG: 0.506		FC6-4 1B				G6-4-3 1B		BLK 1B 2B		4	2	4	1	0	0	0				
Bobby Knoop, R OBP: 0.288, SLG: 0.417		K			G6-4-3 1-2		K	F9		4	0	0	0	0	2	4				
Tom Satriano, L OBP: 0.388, SLG: 0.313		F4			K			F8		4	0	1	1	0	1	2				
Paul Schaal, R OBP: 0.365, SLG: 0.344 Buck Rodgers, S	FC6-4				5-3			G4-6-3 1B		2	0	0	0	0	0	2				
Marcelino Lopez, R Lew Burdette, R Frank Malzone, R Howie Reed, R Willie Smith, L			K		F6			BB 1B	F9	1	0	0	0	0	1	0				
<b>Inning Stats</b>	R: 0 E: 0 K: 0 S: 3	H: 0 LOB: 0 BB: 0 P: 3	R: 0 E: 0 K: 1 S: 6	H: 1 LOB: 2 BB: 1 P: 10	R: 0 E: 0 K: 2 S: 7	H: 0 LOB: 2 BB: 1 P: 12	R: 0 E: 0 K: 1 S: 5	H: 1 LOB: 0 BB: 0 P: 5	R: 0 E: 0 K: 0 S: 3	H: 0 LOB: 0 BB: 0 P: 3	R: 1 E: 0 K: 1 S: 6	H: 2 LOB: 0 BB: 0 P: 6	R: 0 E: 0 K: 1 S: 6	H: 1 LOB: 2 BB: 1 P: 10	R: 1 E: 0 K: 0 S: 5	H: 2 LOB: 1 BB: 0 P: 5		1B: 5 2B: 1 3B: 0 HR: 1	SF: 0 SAC: 0 DP: 2 HBP: 1	WP: 0 PB: 0 SB: 1 CS: 0
<b>PITCHER</b> Sonny Siebert, R ERA: 2.9	IP: 9.0 WLS: W BF: 36 H: 7 R: 2 ER: 2 SO: 7 BB: 3 IBB: 0 HBP: 1 BLK: 1 WP: 0 HR: 1 S: 46 P: 59 ERA: 2.00 WHIP: 1.111															<b>PITCHER</b>				

Batter	1	2	3	4	5	6	7	8	9	AB	R	H	RBI	BB	SO	LOB	BOTTOM			
Jim Landis, R OBP: 0.391, SLG: 0.385	K		F4		K		F8			4	0	0	0	0	2	2	<b>California Angels @ Cleveland Indians</b> Cleveland Municipal Stadium, Cleveland, OH Sat Jul 02 1966, 3:33 AM EDT Att: 17,592 - Unknown			
Leon Wagner, L Vic Davallillo, L	6-3				4-3		G3			4	1	1	1	0	0	2				
Chico Salmon, R	5-3						F8			4	0	1	0	0	0	1				
Rocky Colavito, R		F4	6-3				F9			4	0	0	0	0	0	1				
Fred Whitfield, L		F7					F8			4	0	0	0	0	0	0				
Max Alvis, R										2	2	0	0	2	1	0				
Pedro Gonzalez, R										2	1	1	1	0	0	0				
Joe Azcue, R										3	1	1	3	0	0	1				
Sonny Siebert, R										3	0	2	0	0	0	0				
<b>Inning Stats</b>	R: 0 E: 0 K: 1 S: 5	H: 0 LOB: 0 BB: 0 P: 5	R: 1 E: 0 K: 0 S: 4	H: 1 LOB: 1 BB: 1 P: 8	R: 1 E: 0 K: 0 S: 5	H: 2 LOB: 1 BB: 0 P: 5	R: 3 E: 0 K: 1 S: 7	H: 2 LOB: 1 BB: 1 P: 12	R: 0 E: 0 K: 0 S: 3	H: 0 LOB: 0 BB: 0 P: 3	R: 0 E: 0 K: 1 S: 5	H: 1 LOB: 1 BB: 0 P: 4	R: 0 E: 0 K: 0 S: 3	H: 0 LOB: 0 BB: 0 P: 3	R: 0 E: 0 K: 0 S: 3	H: 0 LOB: 0 BB: 0 P: 3		1B: 3 2B: 1 3B: 0 HR: 2	SF: 0 SAC: 0 DP: 0 HBP: 1	WP: 1 PB: 0 SB: 1 CS: 0
<b>PITCHER</b> Marcelino Lopez, L Lew Burdette, R Howie Reed, R Bob Lee, R	IP: 3.1 WLS: L BF: 17 H: 4 R: 5 ER: 5 SO: 1 BB: 2 IBB: 0 HBP: 1 BLK: 0 WP: 1 HR: 2 S: 16 P: 25 ERA: 13.50 WHIP: 1.800															<b>PITCHER</b>				



Batter	1	2	3	4	5	6	7	8	9	AB	R	H	RBI	BB	SO	LOB	TOP								
<b>Jose Cardenal, R</b> (1, 8) <small>OBP: 0.327, SLG: 0.409</small> <b>Ed Kirkpatrick, L</b> (9, 9) <small>OBP: 0.316, SLG: 0.374</small>										5	0	1	0	0	1	2									
<b>Willie Smith, L</b> (1, 9) <small>OBP: 0.250, SLG: 0.275</small> <b>Jim Piersall, R</b> (4, PH) <small>OBP: 0.284, SLG: 0.258</small>										2	0	0	0	0	2	2									
<b>Jim Fregosi, R</b> (1, 6) <small>OBP: 0.321, SLG: 0.371</small>										5	2	3	3	0	0	0									
<b>Norm Siebern, L</b> (1, 3) <small>OBP: 0.402, SLG: 0.405</small> <b>Joe Adcock, R</b> (5, PH) <small>OBP: 0.331, SLG: 0.541</small>										2	1	1	0	0	1	0									
<b>Rick Reichardt, R</b> (1, 7) <small>OBP: 0.369, SLG: 0.502</small>										4	1	1	0	0	1	0									
<b>Tom Satriano, L</b> (1, 5) <small>OBP: 0.386, SLG: 0.306</small> <b>Paul Schaal, R</b> (6, 5) <small>OBP: 0.367, SLG: 0.347</small>										2	1	0	0	1	0	0									
<b>Bobby Knoop, R</b> (1, 4) <small>OBP: 0.271, SLG: 0.416</small>										3	1	1	2	1	1	0									
<b>Buck Rodgers, S</b> (1, 2) <small>OBP: 0.236, SLG: 0.300</small>										4	1	1	1	0	0	1									
<b>George Brunet, R</b> (1, 1) <small>OBP: 0.207, SLG: 0.286</small> <b>Minnie Rojas, R</b> (7, 1) <small>OBP: 0.100, SLG: 0.200</small>										3	1	2	1	0	1	0									
<b>Inning Stats</b>	R: 0 E: 0 K: 2 S: 7	H: 0 LOB: 0 BB: 0 P: 7	R: 7 E: 0 K: 2 S: 13	H: 6 LOB: 0 BB: 1 P: 17	R: 0 E: 0 K: 1 S: 5	H: 0 LOB: 0 BB: 0 P: 5	R: 0 E: 0 K: 0 S: 4	H: 2 LOB: 1 BB: 0 P: 4	R: 2 E: 0 K: 1 S: 7	H: 2 LOB: 0 BB: 0 P: 7	R: 0 E: 0 K: 1 S: 5	H: 0 LOB: 0 BB: 0 P: 5	R: 0 E: 0 K: 0 S: 3	H: 0 LOB: 1 BB: 1 P: 7	R: 0 E: 0 K: 0 S: 3	R: 0 E: 0 K: 0 S: 3	H: 1 LOB: 1 BB: 1 P: 7	R: 1 E: 0 K: 0 S: 4	H: 1 LOB: 1 BB: 1 P: 8	1B: 9 2B: 1 3B: 0 HR: 2	SF: 0 SAC: 0 DP: 1 HBP: 0	WP: 1 PB: 0 SB: 0 CS: 1	PA: 40		
<b>PITCHER</b>	IP	WLS	BF	H	R	ER	SO	BB	IBB	HBP	BLK	WP	HR	S	P	ERA	WHIP								
<b>Gary Bell, R</b> (1, 1) ERA: 2.93	1.0	L	8	4	5	5	2	1	0	0	0	0	0	11	15	45.00	5.000								
<b>John O'Donoghue, L</b> (2, 1) ERA: 3.7	4.0		17	6	4	4	4	0	0	0	0	0	2	25	25	9.00	1.500								
<b>Jack Kralick, L</b> (6, 1) ERA: 4.46	2.0		6	0	0	0	1	0	0	0	0	0	0	8	8	0.00	0.000								
<b>Tom Kelley, R</b> (8, 1) ERA: 4.47	1.0		4	1	0	0	0	1	0	0	0	0	0	3	7	0.00	2.000								
<b>Bob Allen, L</b> (9, 1) ERA: 4.02	1.0		5	1	1	1	0	1	0	0	0	1	0	4	8	9.00	2.000								

California Angels @ Cleveland Indians  
Cleveland Municipal Stadium, Cleveland, OH

AB 37  
R 10  
H 12  
RBI 9  
BB 3  
SO 7  
LOB 8

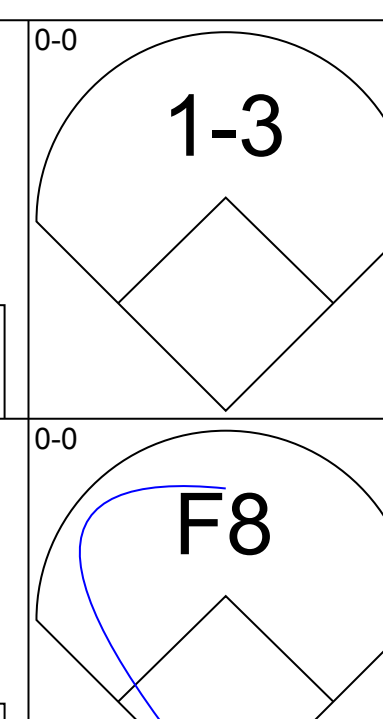
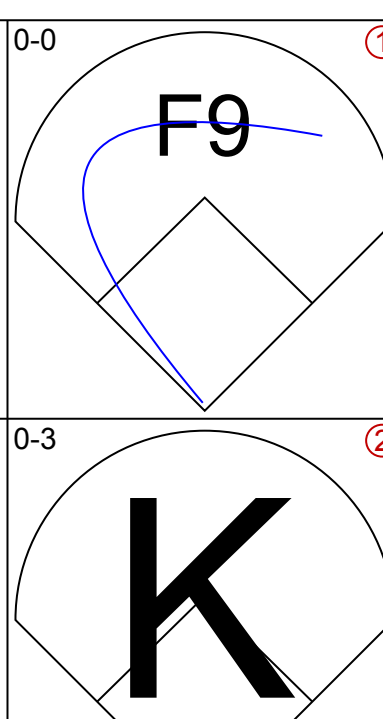
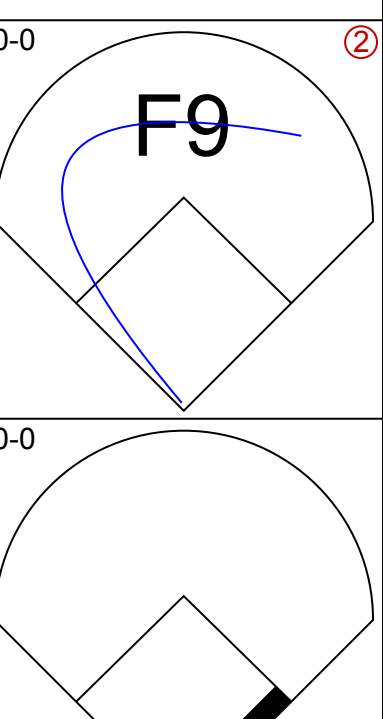
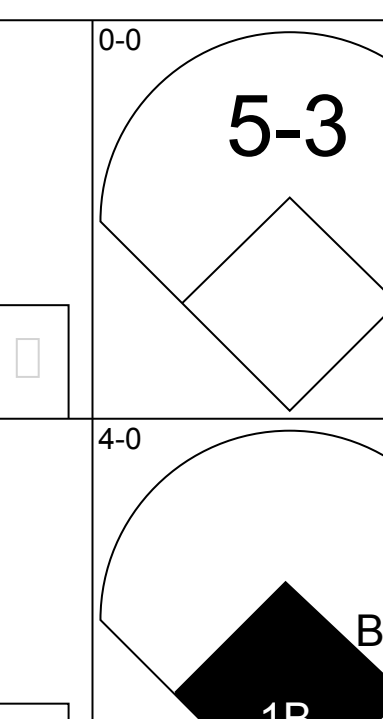
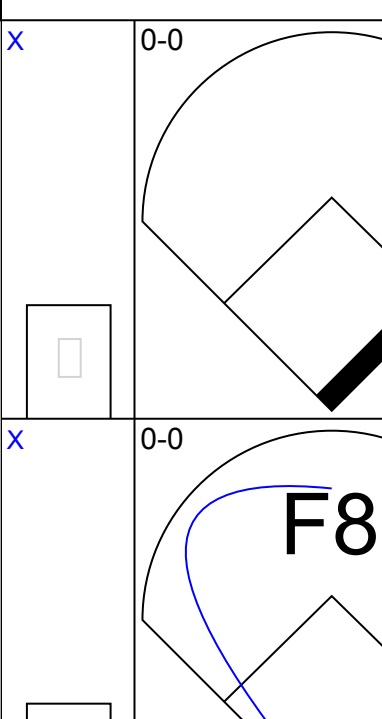
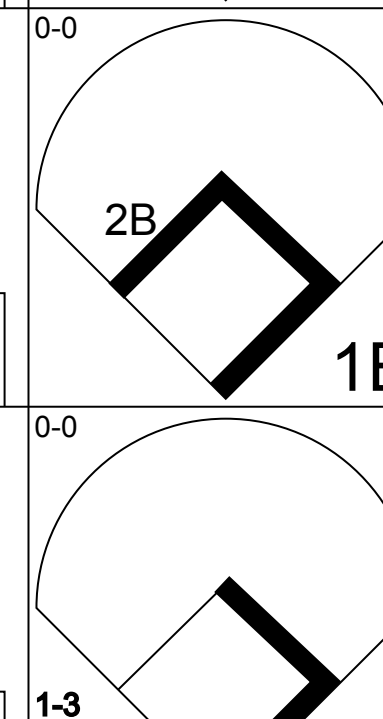
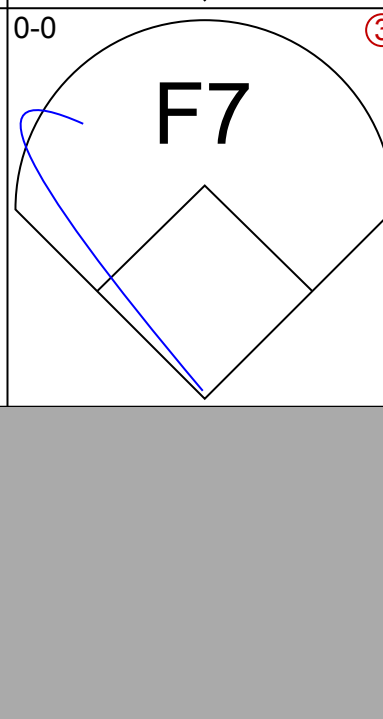
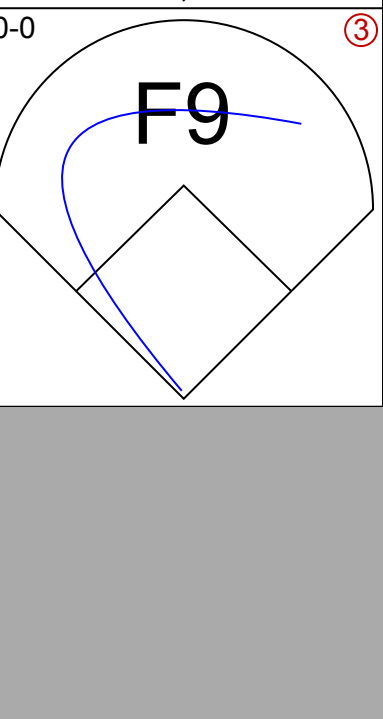
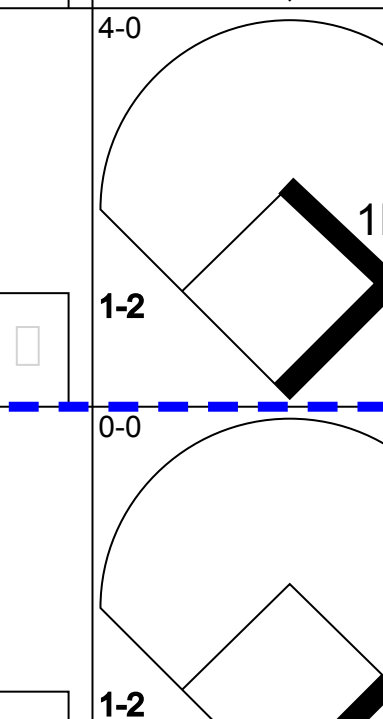
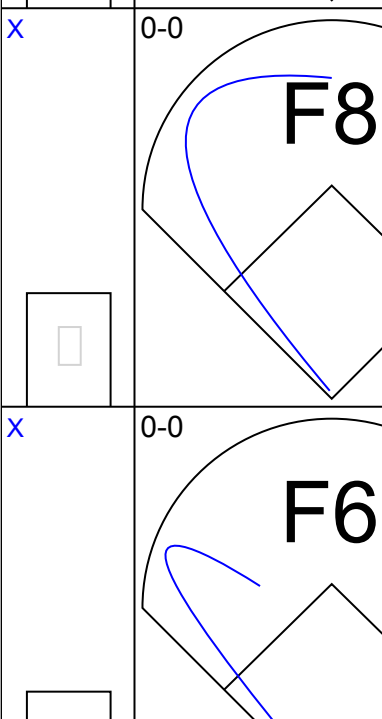
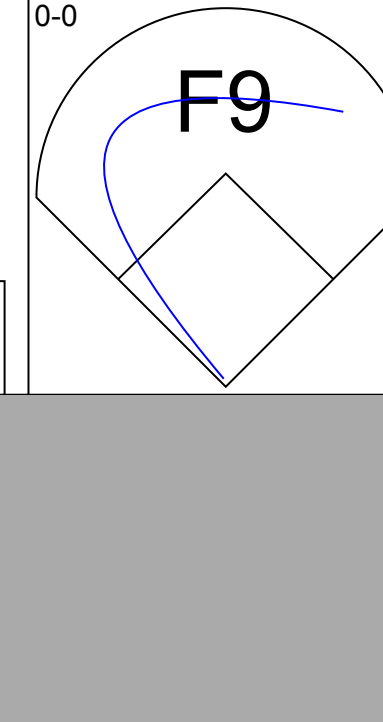


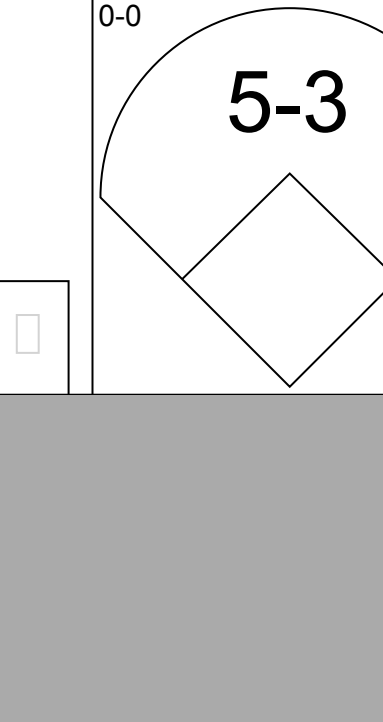


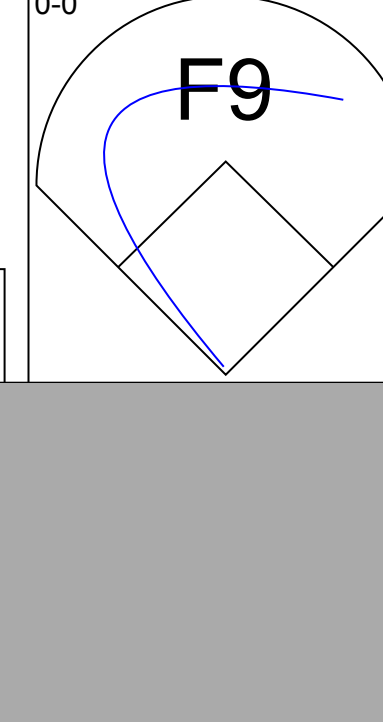
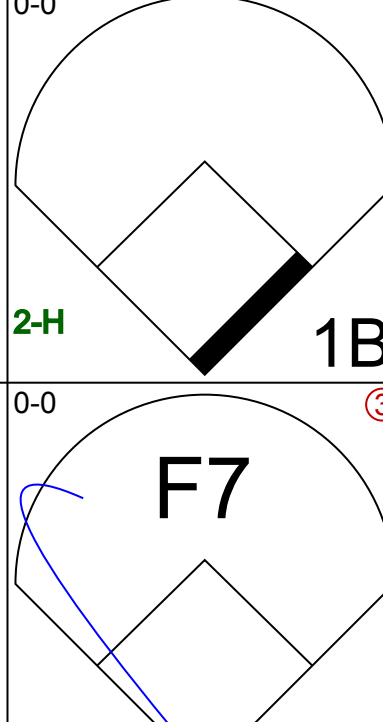





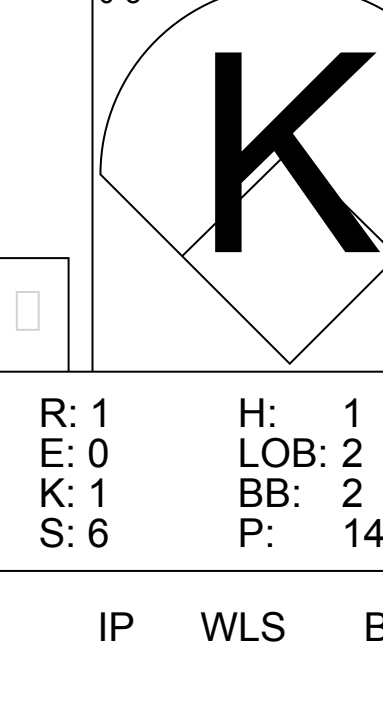
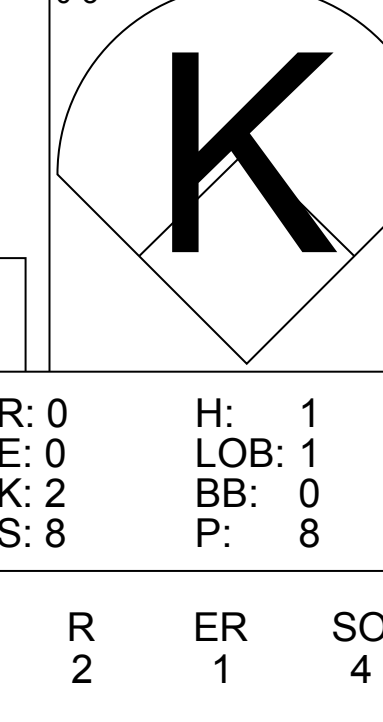


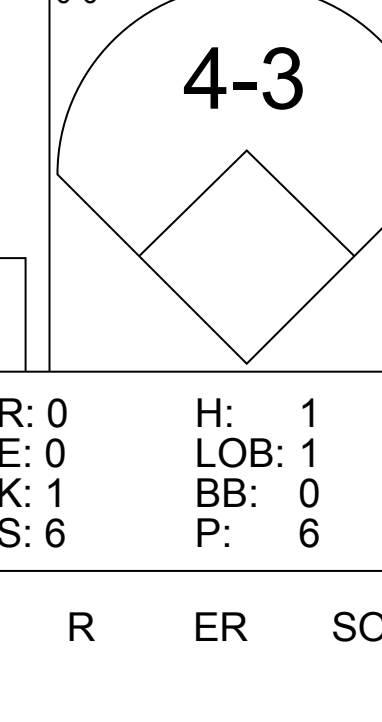






WP: 1 PA: 40  
PB: 0  
SB: 0  
CS: 1

California Angels @ Cleveland Indians  
Cleveland Municipal Stadium, Cleveland, OH

AB 38  
R 2  
H 11  
RBI 2  
BB 2  
SO 5  
LOB 18



Batter	1	2	3	4	5	6	7	8	9	AB	R	H	RBI	BB	SO	LOB	BOTTOM								
<b>Jim Landis, R</b> (1, 8) <small>OBP: 0.345, SLG: 0.377</small>										5	0	1	0	0	0	1									
<b>Leon Wagner, L</b> (1, 7) <small>OBP: 0.327, SLG: 0.441</small>										4	1	1	0	1	1	1									
<b>Chico Salmon, R</b> (1, 6) <small>OBP: 0.349, SLG: 0.445</small>										4	0	1	0	1	0	3									
<b>Rocky Colavito, R</b> (1, 9) <small>OBP: 0.356, SLG: 0.472</small>										5	0	3	1	0	0	1									
<b>Fred Whitfield, L</b> (1, 3) <small>OBP: 0.271, SLG: 0.413</small>										4	1	0	0	0	0	5									
<b>Max Alvis, R</b> (1, 5) <small>OBP: 0.325, SLG: 0.331</small>										4	0	1	0	0	1	1									
<b>Pedro Gonzalez, R</b> (1, 4) <small>OBP: 0.288, SLG: 0.307</small>										4	0	3	1	0	0	1									
<b>Del Crandall, R</b> (1, 2) <small>OBP: 0.327, SLG: 0.378</small> <b>Tony Curry, L</b> (8, PH) <small>OBP: 0.364, SLG: 0.222</small> <b>Bob Allen, L</b> (9, 1) <small>OBP: 0.250, SLG: 0.143</small>										3	0	0	0	0	0	2									
<b>Gary Bell, R</b> (1, 1) <small>OBP: 0.286, SLG: 0.292</small> <b>John O'Donoghue, L</b> (2, 1) <small>OBP: 0.311, SLG: 0.167</small> <b>Larry Brown, L</b> (5, PH) <small>OBP: 0.125, SLG: 0.125</small> <b>Jack Kralick, L</b> (6, 1) <small>OBP: 0.298, SLG: 0.298</small> <b>Dick Howser, R</b> (7, PH) <small>OBP: 0.277, SLG: 0.368</small> <b>Tom Kelley, R</b> (8, 1) <small>OBP: 0.277, SLG: 0.277</small> <b>Buddy Booker, L</b> (9, 2) <small>OBP: 0.298, SLG: 0.500</small>										0	0	0	0	0	0	0									
<b>Inning Stats</b>	R: 0 E: 0 K: 0 S: 5	H: 2 LOB: 2 BB: 0 P: 5	R: 0 E: 0 K: 2 S: 8	H: 1 LOB: 1 BB: 0 P: 8	R: 0 E: 0 K: 1 S: 5	H: 0 LOB: 0 BB: 0 P: 5	R: 0 E: 0 K: 0 S: 4	H: 1 LOB: 1 BB: 0 P: 4	R: 0 E: 0 K: 0 S: 5	H: 2 LOB: 2 BB: 0 P: 5	R: 1 E: 0 K: 0 S: 5	H: 2 LOB: 1 BB: 0 P: 5	R: 1 E: 0 K: 1 S: 6	H: 1 LOB: 2 BB: 2 P: 14	R: 0 E: 0 K: 1 S: 6	H: 1 LOB: 1 BB: 0 P: 6	R: 0 E: 0 K: 0 S: 4	H: 1 LOB: 1 BB: 0 P: 4	1B: 9 2B: 2 3B: 0 HR: 0	SF: 0 SAC: 0 DP: 0 HBP: 0	WP: 0 PB: 0 SB: 1 CS: 0	PA: 40			
<b>PITCHER</b>	IP	WLS	BF	H	R	ER	SO	BB	IBB	HBP	BLK	WP	HR	S	P	ERA	WHIP								
<b>George Brunet, L</b> (1, 1) ERA: 2.91	6.2	W	30	8	2	1	4	2	0	0	0	0	0	36	44	1.35	1.500								
<b>Minnie Rojas, R</b> (7, 1) ERA: 1.37	2.1	S	10	3	0	0	1	0	0	0	0	0	0	12	12	0.00	1.286								

Sun Jul 03 1966, 3:33 AM EDT  
Unknown

AB 37  
R 10  
H 12  
RBI 9  
BB 3  
SO 7  
LOB 8



WP: 1 PA: 40  
PB: 0  
SB: 0  
CS: 1

California Angels @ Cleveland Indians  
Cleveland Municipal Stadium, Cleveland, OH

AB 38  
R 2  
H 11  
RBI 2  
BB 2  
SO 5  
LOB 18





Batter	1	2	3	4	5	6	7	8	9	AB	R	H	RBI	BB	SO	LOB	TOP								
Jose Cardenal, R (1, 8) OBP: 0.326, SLG: 0.410										4	1	1	0	0	2	2	<b>California Angels @ Cleveland Indians</b> Cleveland Municipal Stadium, Cleveland, OH Sun Jul 03 1966, 3:38 AM EDT Att: 22,316 - Unknown <a href="http://livebaseballscorecards.com">livebaseballscorecards.com</a>								
Willie Smith, L (1, 9) OBP: 0.250, SLG: 0.274 Jim Piersall, R (8, 9) OBP: 0.284, SLG: 0.258										4	0	1	1	0	0	0									
Jim Fregosi, R (1, 6) OBP: 0.323, SLG: 0.379										4	1	2	0	0	0	1									
Norm Siebern, L (1, 3) OBP: 0.399, SLG: 0.401										4	1	1	0	0	1	3									
Rick Reichardt, R (1, 7) OBP: 0.367, SLG: 0.510										4	1	1	3	0	1	2									
Tom Satriano, L (1, 2) OBP: 0.371, SLG: 0.292										4	0	0	0	0	0	0									
Frank Malzone, R (1, 5) OBP: 0.295, SLG: 0.352 Marcelino Lopez, R (9, PR) OBP: 0.323, SLG: 0.321 Paul Schaal, R (9, 5) OBP: 0.367, SLG: 0.347										4	0	3	0	0	0	0									
Bobby Knoop, R (1, 4) OBP: 0.271, SLG: 0.414										4	0	1	0	0	0	2									
Clyde Wright, R (1, 1) OBP: 0.200, SLG: 0.200 Lew Burdette, R (4, 1)										1	0	0	0	0	1	2									
Jack Sanford, R (4, 1) OBP: 0.200, SLG: 0.278 Minnie Rojas, R (9, 1) OBP: 0.100, SLG: 0.200										0	0	0	0	0	0	0									
										3	0	0	0	0	3	1									
										0	0	0	0	0	0	0									
<b>Inning Stats</b>	R: 1 E: 0 K: 0 S: 5	H: 2 LOB: 1 BB: 0 P: 5	R: 0 E: 0 K: 2 S: 9	H: 2 LOB: 2 BB: 0 P: 9	R: 0 E: 0 K: 2 S: 8	H: 1 LOB: 1 BB: 0 P: 8	R: 0 E: 0 K: 0 S: 3	H: 0 LOB: 0 BB: 0 P: 3	R: 0 E: 0 K: 2 S: 7	H: 0 LOB: 0 BB: 0 P: 7	R: 2 E: 0 K: 0 S: 6	H: 3 LOB: 1 BB: 0 P: 6	R: 0 E: 0 K: 1 S: 5	H: 0 LOB: 0 BB: 0 P: 5	R: 1 E: 0 K: 0 S: 4	H: 1 LOB: 0 BB: 0 P: 4	R: 0 E: 0 K: 1 S: 5	H: 1 LOB: 1 BB: 0 P: 5	1B: 5 2B: 4 3B: 0 HR: 1	SF: 0 SAC: 0 DP: 1 HBP: 0	WP: 0 PB: 0 SB: 0 CS: 0	PA: 36			
<b>PITCHER</b>	IP WLS BF H R ER SO BB IBB HBP BLK WP HR S P ERA WHIP																								
Luis Tiant, R (1, 1) ERA: 3.35	5.2	L	25	8	3	3	6	0	0	0	0	0	0	0	1	37	37	4.76	1.412						
Dick Radatz, R (6, 1) ERA: 4.57	3.1	L	11	2	1	1	2	0	0	0	0	0	0	0	0	15	15	2.70	0.600						

Batter	1	2	3	4	5	6	7	8	9	AB	R	H	RBI	BB	SO	LOB	BOTTOM								
Vic Davallo, L (1, 8) OBP: 0.292, SLG: 0.311										4	0	1	0	1	0	2	<b>California Angels @ Cleveland Indians</b> Cleveland Municipal Stadium, Cleveland, OH Sun Jul 03 1966, 3:38 AM EDT Att: 22,316 - Unknown <a href="http://livebaseballscorecards.com">livebaseballscorecards.com</a>								
Chuck Hinton, R (1, 7) OBP: 0.273, SLG: 0.229										4	0	1	0	1	1	3									
Chico Salmon, R (1, 6) OBP: 0.353, SLG: 0.448										3	1	2	0	0	0	0									
Rocky Colavito, R (1, 9) OBP: 0.354, SLG: 0.468										4	1	1	0	0	0	2									
Fred Whitfield, L (1, 3) OBP: 0.267, SLG: 0.409										3	0	0	1	0	0	1									
Max Alvis, R (1, 5) OBP: 0.330, SLG: 0.337										4	1	3	1	0	0	0									
Larry Brown, R (1, 4) OBP: 0.325, SLG: 0.319 Tony Curry, L (9, PH) OBP: 0.333, SLG: 0.200										3	0	2	1	0	1	1									
Joe Azcue, R (1, 2) OBP: 0.324, SLG: 0.346 Dick Howser, R (9, PR) OBP: 0.316, SLG: 0.368										0	0	0	0	0	0	0									
Luis Tiant, R (1, 1) OBP: 0.100, SLG: 0.053 Dick Radatz, R (6, 1)										1	0	0	0	0	0	0									
Leon Wagner, L (9, PH) OBP: 0.329, SLG: 0.448										1	0	0	0	0	0	0									
										1	0	0	0	0	0	0									
<b>Inning Stats</b>	R: 0 E: 0 K: 0 S: 4	H: 2 LOB: 1 BB: 0 P: 4	R: 0 E: 0 K: 0 S: 4	H: 2 LOB: 1 BB: 0 P: 4	R: 0 E: 0 K: 0 S: 3	H: 1 LOB: 0 BB: 0 P: 3	R: 3 E: 0 K: 0 S: 8	H: 5 LOB: 2 BB: 0 P: 8	R: 0 E: 0 K: 0 S: 3	H: 0 LOB: 1 BB: 1 P: 7	R: 0 E: 0 K: 2 S: 8	H: 2 LOB: 1 BB: 0 P: 8	R: 0 E: 0 K: 1 S: 5	H: 0 LOB: 0 BB: 0 P: 5	R: 0 E: 0 K: 0 S: 3	H: 0 LOB: 0 BB: 0 P: 3		R: 0 E: 0 K: 0 S: 3	H: 1 LOB: 2 BB: 2 P: 11	1B: 11 2B: 2 3B: 0 HR: 0	SF: 1 SAC: 2 DP: 2 HBP: 0	WP: 1 PB: 0 SB: 0 CS: 0	PA: 38		
<b>PITCHER</b>	IP WLS BF H R ER SO BB IBB HBP BLK WP HR S P ERA WHIP																								
Clyde Wright, L (1, 1) ERA: 4.03	3.1	W	14	7	2	2	0	0	0	0	0	0	0	0	0	2	2	∞	∞						
Lew Burdette, R (4, 1) ERA: 3.4	0.0	W	2	2	1	1	0	0	0	0	0	0	0	0	0	2	2	∞	∞						
Jack Sanford, R (4, 1) ERA: 3.23	5.0	W	21	4	0	0	3	2	1	0	0	0	0	0	24	36	0.00	1.200							
Minnie Rojas, R (9, 1) ERA: 1.35	0.2	S	1	0	0	0	0	0	0	0	0	0	0	0	1	1	0.00	0.000							



Batter	1	2	3	4	5	6	7	8	9	AB	R	H	RBI	BB	SO	LOB	TOP			
Zoilo Versalles, R OBP: 0.284, SLG: 0.374 (1, 6)										5	1	1	0	0	2	2				
Ted Uhllander, L OBP: 0.233, SLG: 0.239 (1, 8)										5	0	0	0	0	0	1				
Tony Oliva, L OBP: 0.362, SLG: 0.542 (1, 9)										5	1	3	1	0	0	0				
Harmon Killebrew, R OBP: 0.391, SLG: 0.481 (1, 7), (8, 3)										3	2	1	2	2	0	1				
Don Mincher, L OBP: 0.295, SLG: 0.382 Bob Allison, R OBP: 0.331, SLG: 0.339 (1, 3), (8, PH), (8, 7)										3	0	0	0	0	0	2				
Rich Rollins, R OBP: 0.308, SLG: 0.423 (1, 5)										3	0	0	0	0	1	2				
Bernie Allen, L OBP: 0.307, SLG: 0.332 (1, 4)										4	0	3	0	0	1	1				
Russ Nixon, L OBP: 0.294, SLG: 0.258 Jerry Zimmerman, R OBP: 0.326, SLG: 0.291 (1, 2), (9, 2)										2	0	0	0	1	0	2				
Jim Kaat, L OBP: 0.236, SLG: 0.264 Dwight Siebler, R (9, 1)										4	0	0	0	0	2	4				
<b>Inning Stats</b>	R: 3 E: 0 K: 1 S: 8	H: 3 LOB: 0 BB: 0 P: 8	R: 0 E: 0 K: 2 S: 8	H: 1 LOB: 1 BB: 0 P: 8	R: 0 E: 0 K: 0 S: 4	H: 1 LOB: 2 BB: 1 P: 8	R: 0 E: 0 K: 0 S: 4	H: 0 LOB: 0 BB: 0 P: 3	R: 0 E: 0 K: 0 S: 3	H: 1 LOB: 1 BB: 0 P: 4	R: 0 E: 0 K: 1 S: 5	H: 0 LOB: 0 BB: 0 P: 5	R: 2 E: 1 K: 1 S: 7	H: 1 LOB: 2 BB: 2 P: 15	R: 0 E: 1 K: 1 S: 7	H: 1 LOB: 2 BB: 0 P: 7	1B: 5 2B: 1 3B: 1 HR: 2	SF: 0 SAC: 1 DP: 0 HBP: 1	WP: 0 PB: 1 SB: 0 CS: 0	PA: 41
<b>PITCHER</b>	IP WLS BF H R ER SO BB IBB HBP BLK WP HR S P ERA WHIP																			
Gary Bell, R ERA: 3.12 Jack Kralick, L ERA: 4.1 John O'Donoghue, L ERA: 3.79 Bob Allen, L ERA: 3.82	(1, 1) (2, 1) (5, 1) (8, 1)	1.0 3.0 3.1 1.2	7 12 14 8	4 2 2 1	3 0 2 0	3 0 2 0	1 2 1 0	0 0 1 1	0 0 0 0	0 0 0 0	0 0 1 0	0 0 1 1	9 15 14 15	9 19 19 15	27.00 0.00 5.40 0.00	4.000 1.000 0.900 0.600				

Minnesota Twins @ Cleveland Indians  
Cleveland Municipal Stadium, Cleveland, OH  
Mon Jul 04 1966, 7:05 PM EDT  
Att: 13,867 - Unknown

livebaseballscorecards.com

AB 36  
R 5  
H 9  
RBI 5  
BB 3  
SO 6  
LOB 17


Batter	1	2	3	4	5	6	7	8	9	AB	R	H	RBI	BB	SO	LOB	BOTTOM			
Jim Landis, R OBP: 0.343, SLG: 0.368 Vic Davalillo, L OBP: 0.291, SLG: 0.309 (1, 8), (9, PH)										3	0	0	0	1	1	0				
Leon Wagner, L OBP: 0.323, SLG: 0.439 (1, 7)										5	0	0	0	0	0	4				
Chico Salmon, R OBP: 0.351, SLG: 0.444 (1, 6)										4	1	1	0	0	0	0				
Rocky Colavito, R OBP: 0.356, SLG: 0.469 (1, 9)										4	1	2	0	0	0	0				
Fred Whitfield, L OBP: 0.267, SLG: 0.417 (1, 3)										4	1	1	3	0	0	1				
Max Alvis, R OBP: 0.335, SLG: 0.340 (1, 5)										3	1	2	0	1	0	0				
Pedro Gonzalez, R OBP: 0.272, SLG: 0.310 (1, 4)										4	0	2	0	0	1	3				
Joe Azcue, R OBP: 0.322, SLG: 0.343 (1, 2)										4	0	1	0	0	1	5				
Gary Bell, R OBP: 0.296, SLG: 0.222 Jack Kralick, L OBP: 0.111, SLG: 0.111 Larry Brown, L OBP: 0.321, SLG: 0.334 John O'Donoghue, R OBP: 0.196, SLG: 0.198 Bob Allen, L OBP: 0.266, SLG: 0.143 Chuck Hinton, R OBP: 0.276, SLG: 0.235 (1, 1), (2, 1), (4, PH), (5, 1), (8, 1), (9, PH)	(1, 1) (2, 1) (4, PH) (5, 1) (8, 1) (9, PH)	8.1 2.86 3.56	36 2 0	10 0 0	4 0 0	4 0 0	1 0 0	42 0 4	50 4 4	4.32 0.00	1.440 0.000									
<b>Inning Stats</b>	R: 0 E: 0 K: 0 S: 3	H: 0 LOB: 0 BB: 0 P: 3	R: 0 E: 0 K: 1 S: 6	H: 1 LOB: 1 BB: 1 P: 10	R: 0 E: 0 K: 1 S: 5	H: 0 LOB: 0 BB: 0 P: 5	R: 3 E: 0 K: 0 S: 7	H: 5 LOB: 1 BB: 0 P: 7	R: 0 E: 0 K: 0 S: 3	H: 0 LOB: 0 BB: 0 P: 3	R: 0 E: 0 K: 2 S: 8	H: 1 LOB: 2 BB: 1 P: 12	R: 0 E: 0 K: 0 S: 3	H: 0 LOB: 0 BB: 0 P: 3	R: 1 E: 0 K: 1 S: 8	H: 3 LOB: 2 BB: 0 P: 8	1B: 9 2B: 0 3B: 0 HR: 1	SF: 0 SAC: 0 DP: 1 HBP: 0	WP: 0 PB: 0 SB: 1 CS: 0	PA: 38
<b>PITCHER</b>	IP WLS BF H R ER SO BB IBB HBP BLK WP HR S P ERA WHIP																			
Jim Kaat, L ERA: 2.86 Dwight Siebler, R ERA: 3.56	(1, 1) (9, 1)	8.1 0.2	36 2	10 0	4 0	4 0	1 0	42 0	50 4	4.32 0.00	1.440 0.000									


Minnesota Twins @ Cleveland Indians  
Cleveland Municipal Stadium, Cleveland, OH  
Mon Jul 04 1966, 7:05 PM EDT  
Att: 13,867 - Unknown

livebaseballscorecards.com

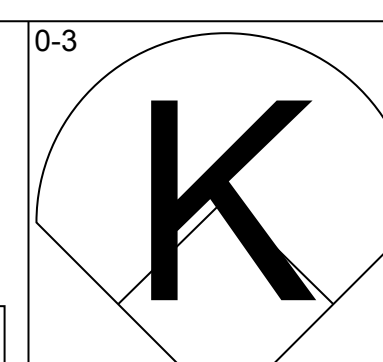
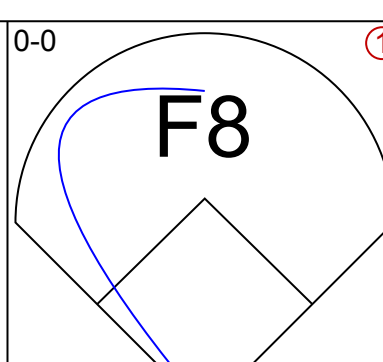
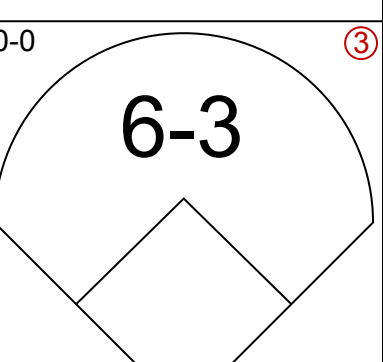
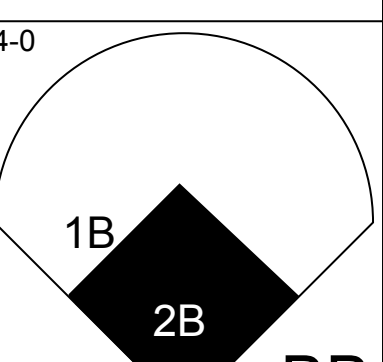
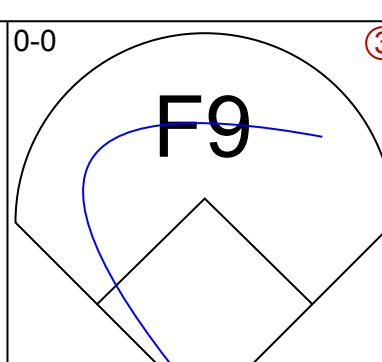
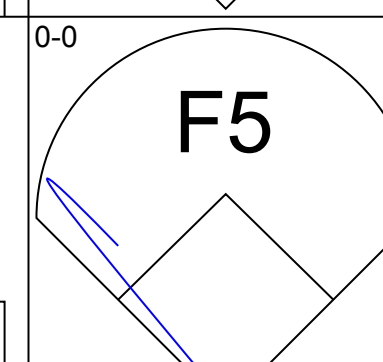
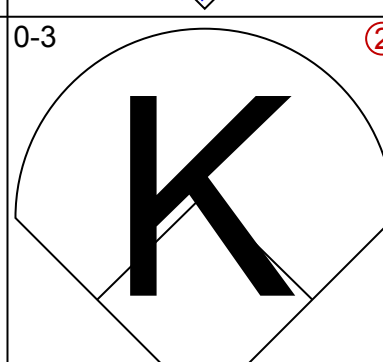
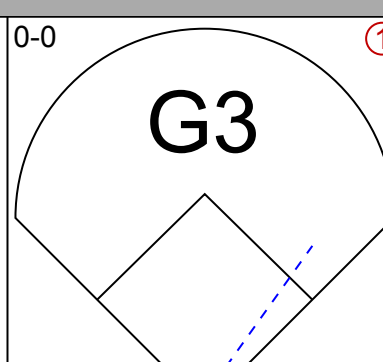
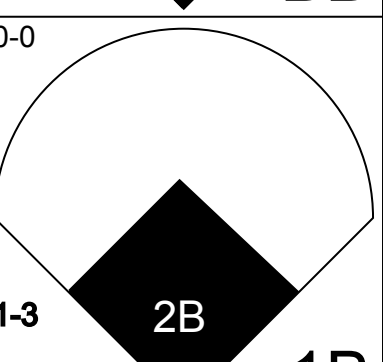
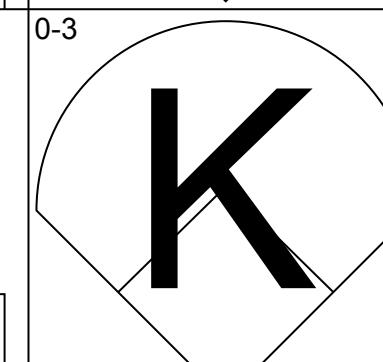
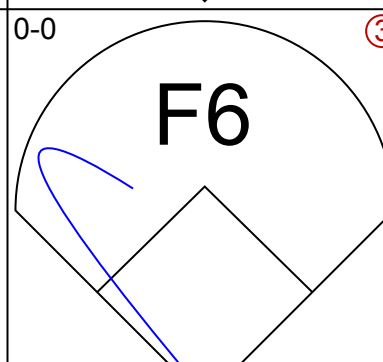
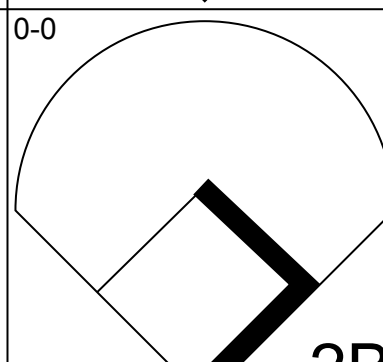
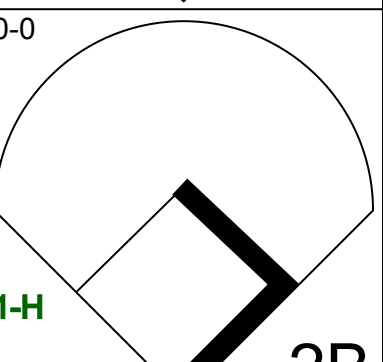
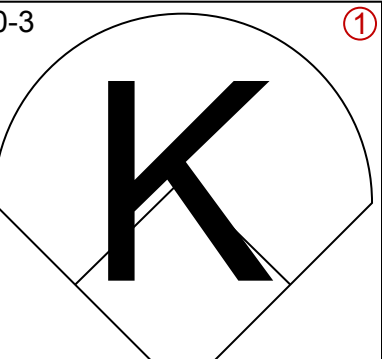
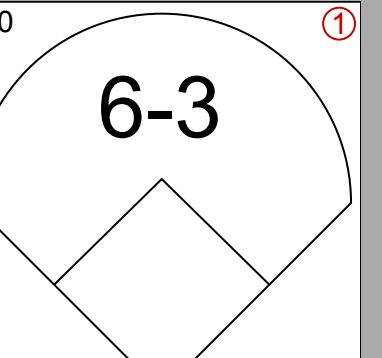
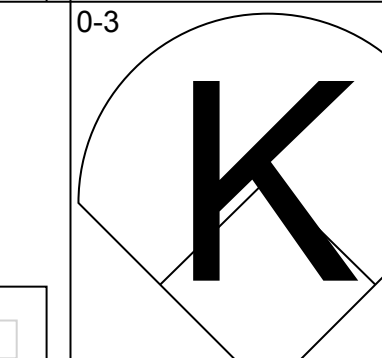
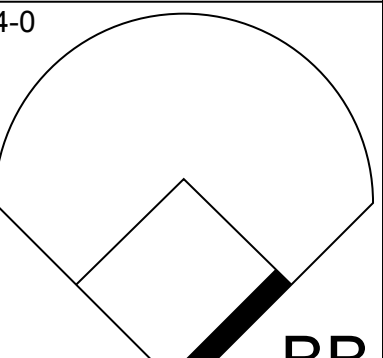
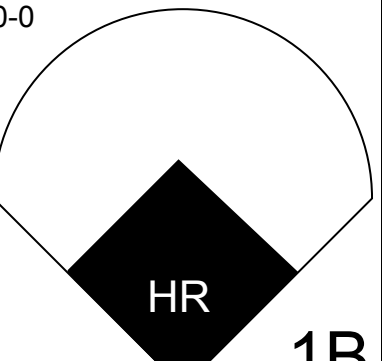
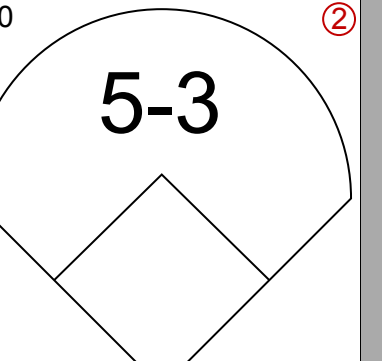
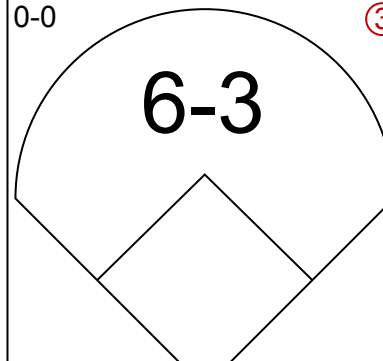
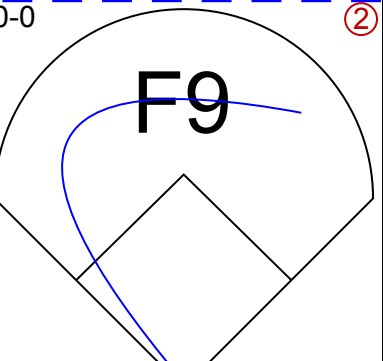
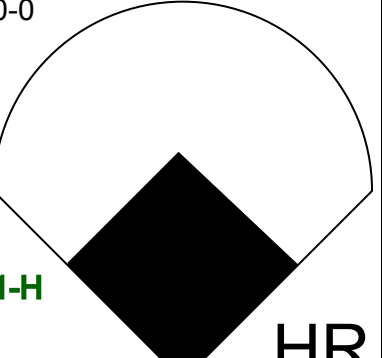
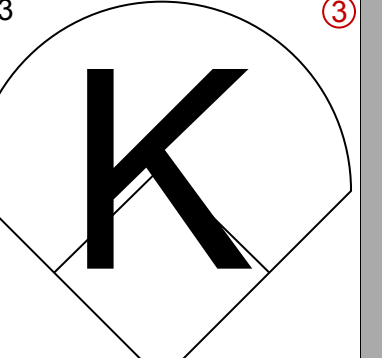
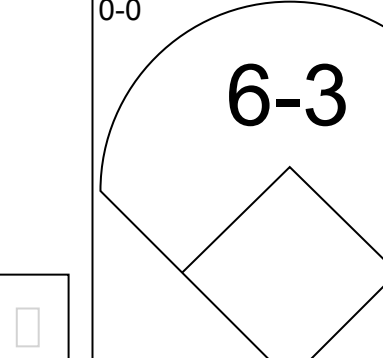
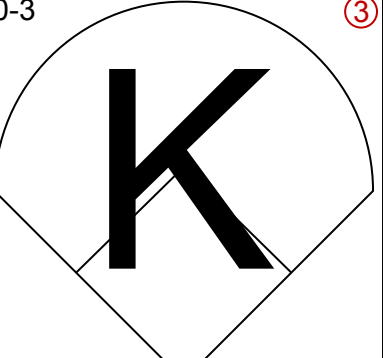
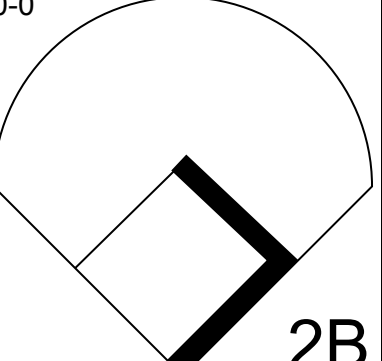
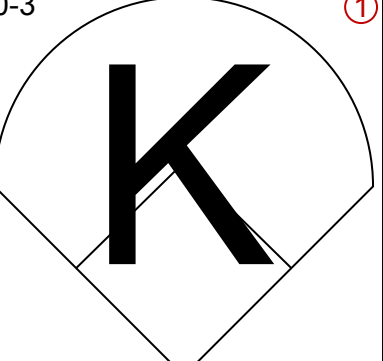
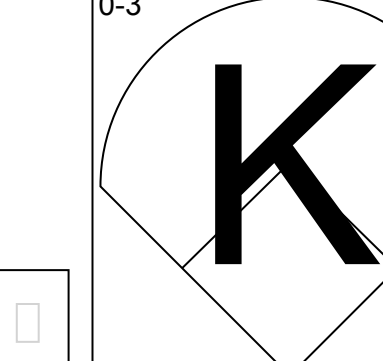
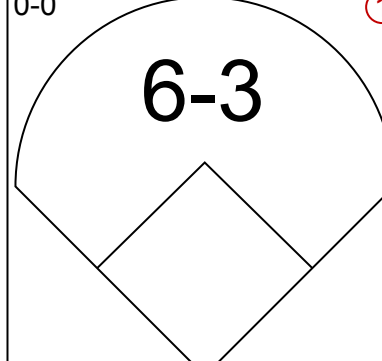
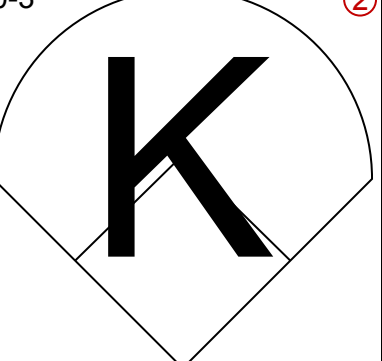
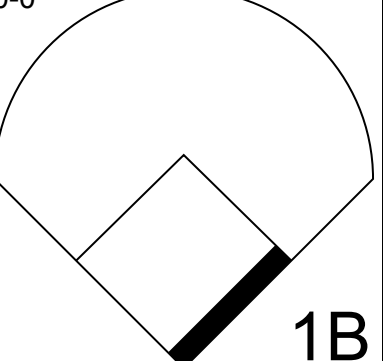
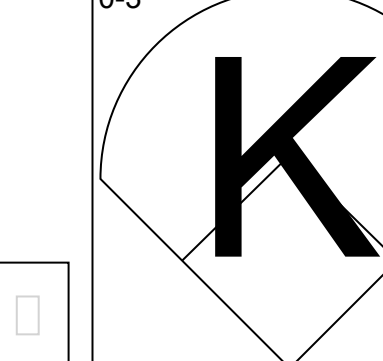
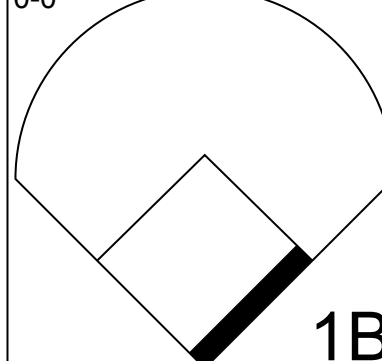
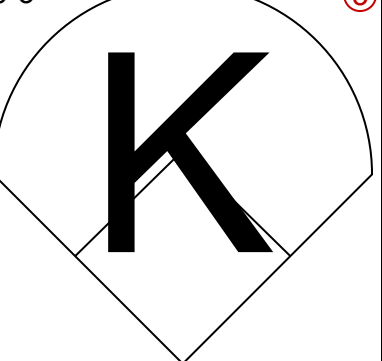
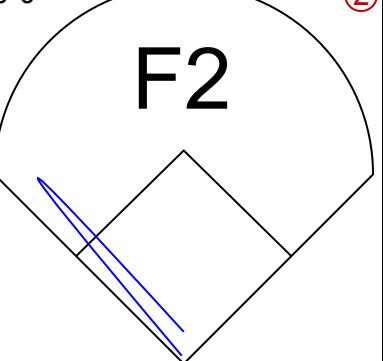
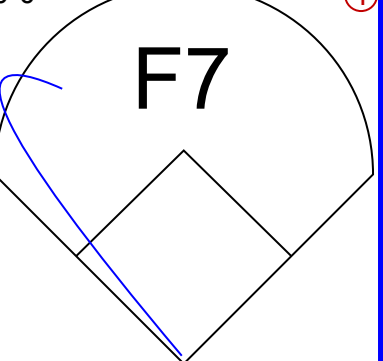

AB 36  
R 4  
H 10  
RBI 4  
BB 2  
SO 5  
LOB 18



Batter	1	2	3	4	5	6	7	8	9	AB	R	H	RBI	BB	SO	LOB	TOP					
Zoilo Versalles, R (1, 6) OBP: 0.286, SLG: 0.376	F9		SF8					L6		4	1	2	1	0	0	2	<b>Minnesota Twins @ Cleveland Indians</b> Cleveland Municipal Stadium, Cleveland, OH Tue Jul 05 1966, 7:05 PM EDT Att: 15,204 - Unknown  <b>AB 31</b> <b>R 4</b> <b>H 8</b> <b>RBI 4</b> <b>BB 5</b> <b>SO 5</b> <b>LOB 12</b> 					
Ted Uhlhaender, L (1, 8) OBP: 0.244, SLG: 0.253	3-1		K						G5-4-3 BB	4	0	1	1	1	1	3						
Tony Oliva, L (1, 9) OBP: 0.363, SLG: 0.548	G3			HR					G5-4-3 1-2	4	1	1	1	1	1	1						
Harmon Killebrew, R (1, 7) OBP: 0.388, SLG: 0.478		F9		6-3					6-3	4	0	1	1	0	0	0						
Don Mincher, L (1, 3) OBP: 0.295, SLG: 0.379		F6		K					6-3	4	0	1	0	0	1	2						
Rich Rollins, R (1, 5) OBP: 0.300, SLG: 0.411		5-3		5-3					6-3	4	0	0	0	0	1	2						
Bernie Allen, L (1, 4) OBP: 0.307, SLG: 0.328			SH5-3 SF8 BB						6-3	3	1	0	0	1	1	2						
Russ Nixon, L (1, 2) OBP: 0.316, SLG: 0.242			SH5-3 BB						6-3	2	0	0	0	1	0	0						
Cesar Tovar, R (8, PR) OBP: 0.319, SLG: 0.357			SH5-3 BB						6-3	0	0	0	0	0	0	0						
Jerry Zimmerman, R (8, 2) OBP: 0.326, SLG: 0.291			1-2 BB						6-3	0	0	0	0	0	0	0						
Jim Merritt, L (1, 1) OBP: 0.182, SLG: 0.273			SH5-3						6-3	1	0	1	0	0	0	0						
Jimmie Hall, L (7, PH) OBP: 0.300, SLG: 0.417			1-2 2-3						6-3	1	1	1	0	0	0	0						
Pete Cimino, R (7, 1)									6-3	0	0	0	0	1	0	0						
<b>Inning Stats</b>	R: 0 E: 0 K: 0 S: 3	H: 0 LOB: 0 BB: 0 P: 3	R: 0 E: 0 K: 0 S: 3	H: 0 LOB: 0 BB: 0 P: 3	R: 1 E: 0 K: 1 S: 5	H: 0 LOB: 1 BB: 2 P: 13	R: 1 E: 0 K: 1 S: 6	H: 1 LOB: 0 BB: 0 P: 6	R: 0 E: 0 K: 0 S: 5	H: 2 LOB: 2 BB: 0 P: 5	R: 0 E: 0 K: 2 S: 9	H: 2 LOB: 2 BB: 0 P: 9	R: 2 E: 0 K: 0 S: 6	H: 3 LOB: 2 BB: 1 P: 10	R: 0 E: 0 K: 1 S: 5	H: 0 LOB: 2 BB: 1 P: 10	R: 0 E: 0 K: 0 S: 2	H: 0 LOB: 0 BB: 1 P: 6	1B: 6 2B: 1 3B: 0 HR: 1	SF: 2 SAC: 1 DP: 1 HBP: 1	WP: 0 PB: 0 SB: 0 CS: 0	PA: 40
<b>PITCHER</b>	IP WLS BF H R ER SO BB IBB HBP BLK WP HR S P ERA WHIP																					
Tom Kelley, R (1, 1) ERA: 4.61	6.1 L 29 8 4 4 4 4 2 0 0 0 0 1 35 43 5.68 1.579																					
Dick Radatz, R (7, 1) ERA: 4.3	2.2 11 0 0 0 1 2 1 1 0 0 0 9 22 0.00 0.750																					

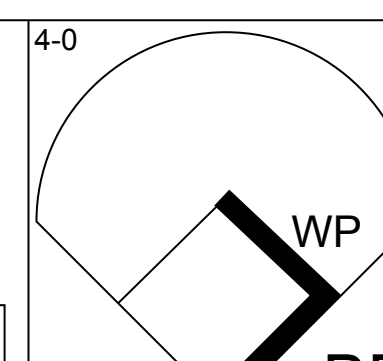
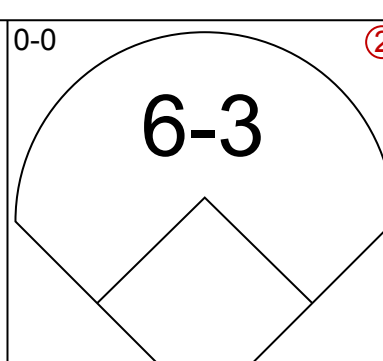
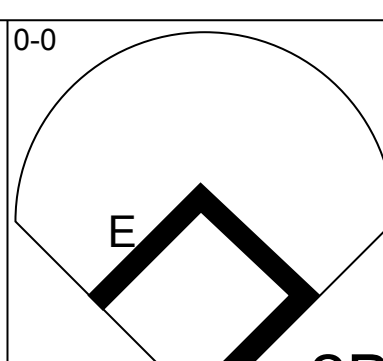
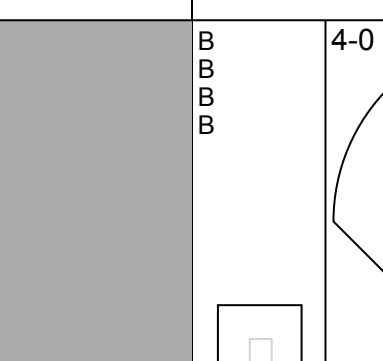
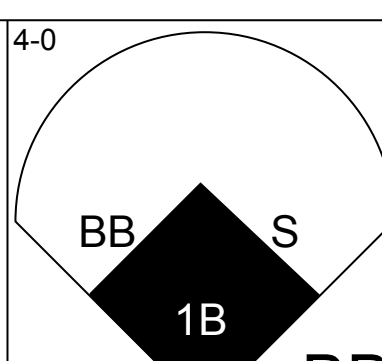
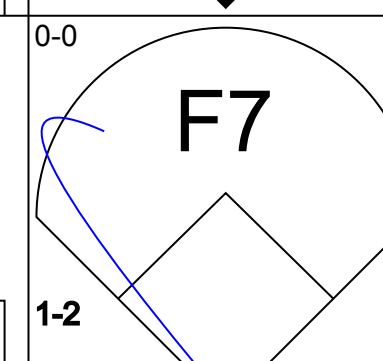
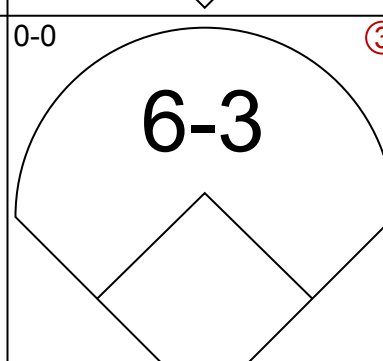
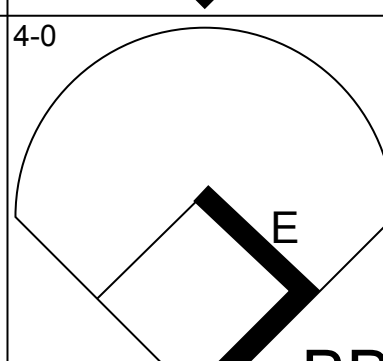
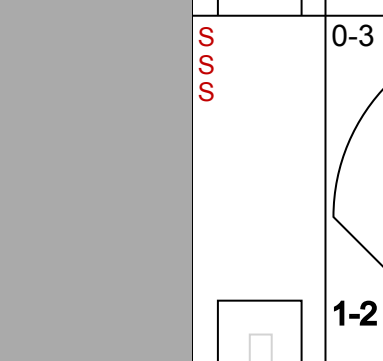
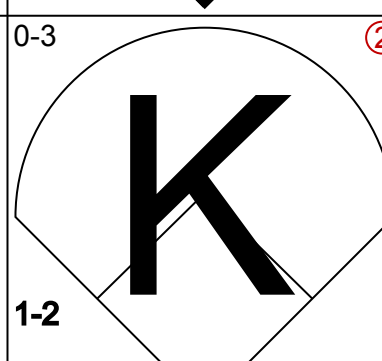
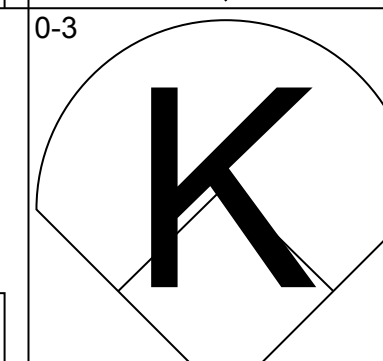
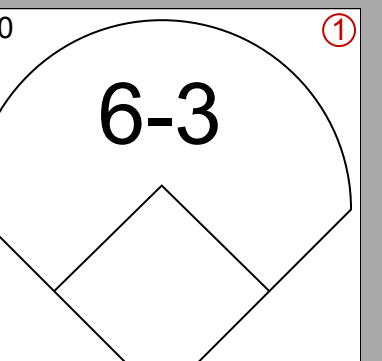
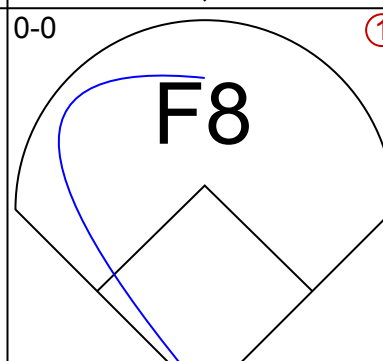
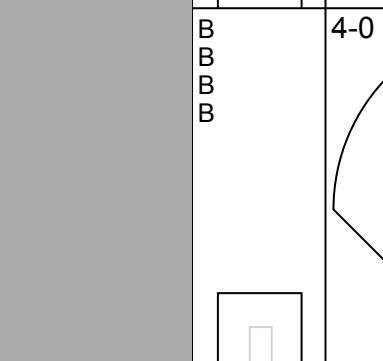
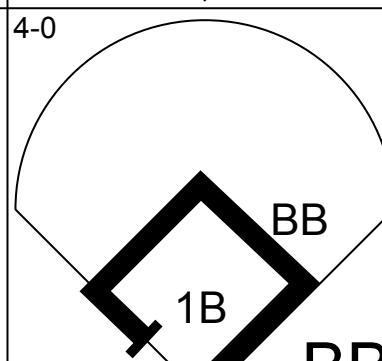
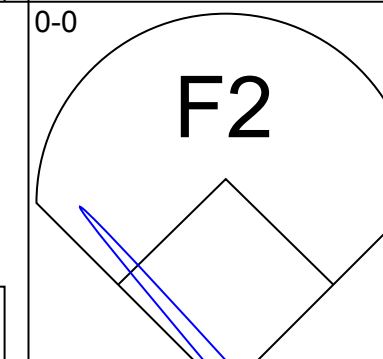
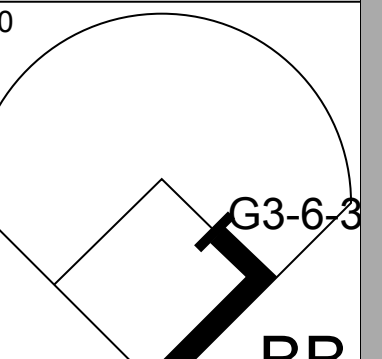
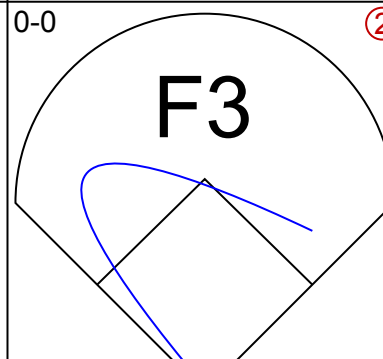
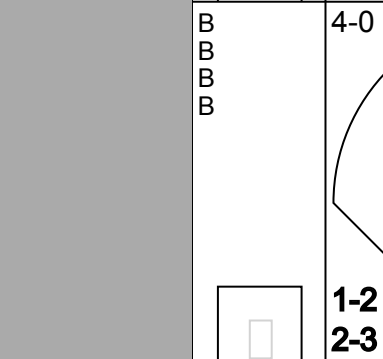
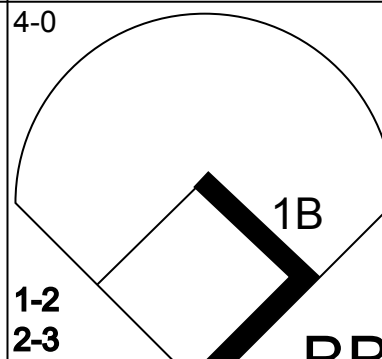
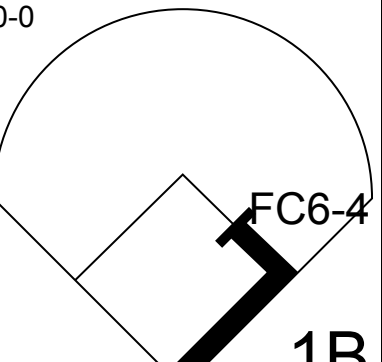
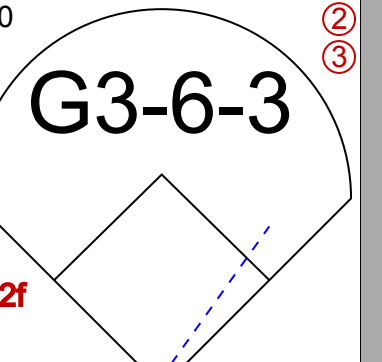
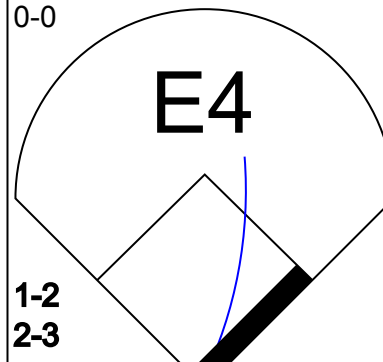
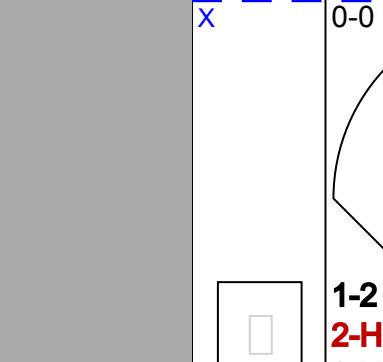
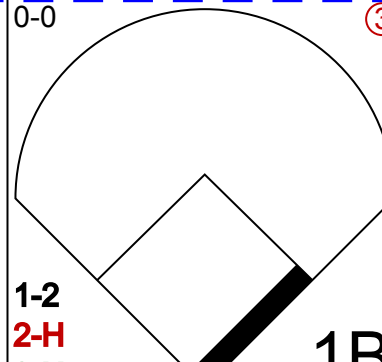
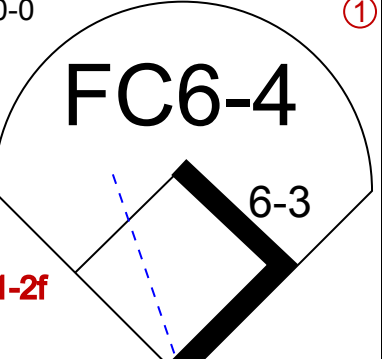
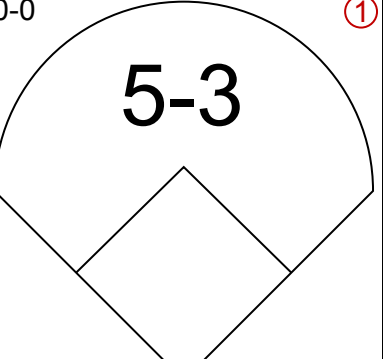
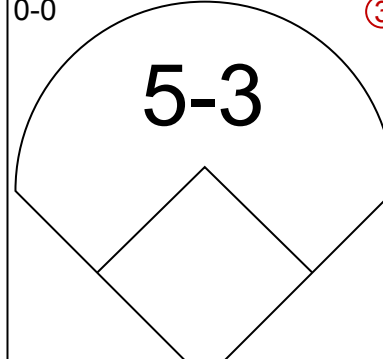
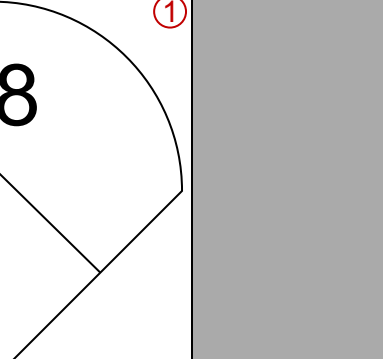
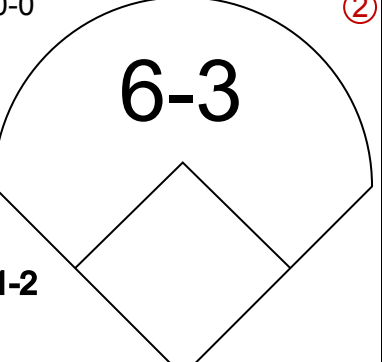
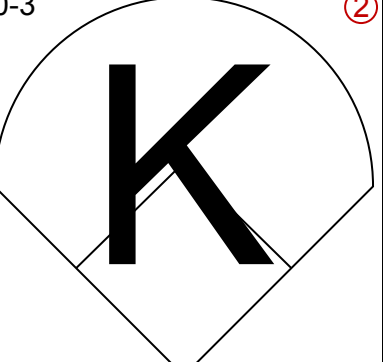
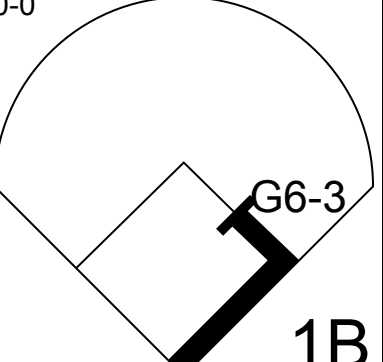

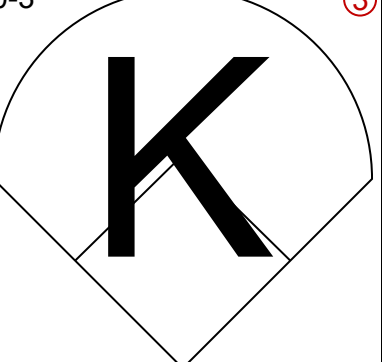
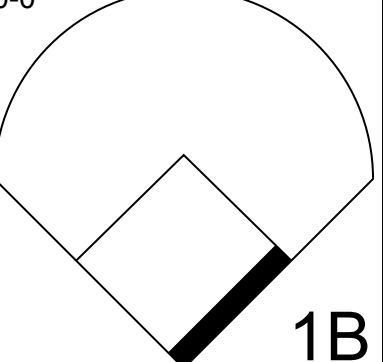
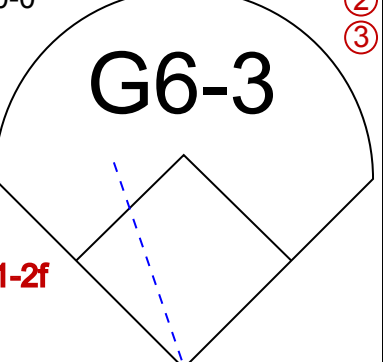

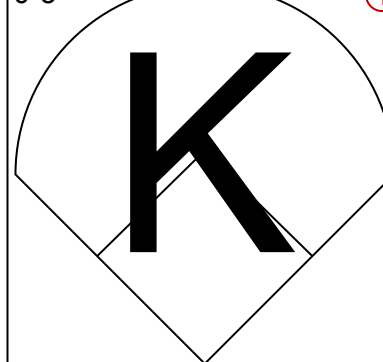
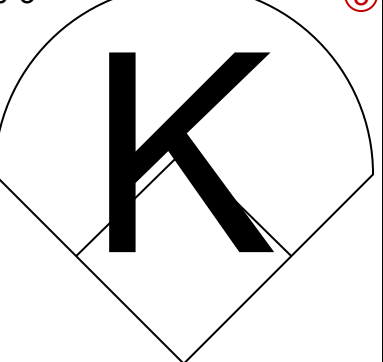

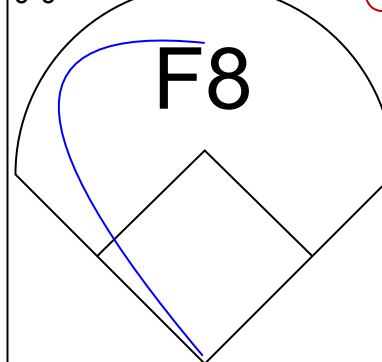
Batter	1	2	3	4	5	6	7	8	9	AB	R	H	RBI	BB	SO	LOB	BOTTOM					
Pedro Gonzalez, R (1, 4) OBP: 0.267, SLG: 0.305	K		1-3							4	0	0	0	0	1	4	<b>Minnesota Twins @ Cleveland Indians</b> Cleveland Municipal Stadium, Cleveland, OH Tue Jul 05 1966, 7:05 PM EDT Att: 15,204 - Unknown  <b>AB 33</b> <b>R 3</b> <b>H 7</b> <b>RBI 3</b> <b>BB 2</b> <b>SO 6</b> <b>LOB 13</b> 					
Chuck Hinton, R (1, 7) OBP: 0.285, SLG: 0.268	F9		HR							4	1	2	1	0	0	2						
Chico Salmon, R (1, 6) OBP: 0.350, SLG: 0.438	WP HR BB		F7							3	1	0	0	1	1							
Rocky Colavito, R (1, 9) OBP: 0.358, SLG: 0.479	1-H HR			6-3						3	1	1	2	1	0	0						
Fred Whitfield, L (1, 3) OBP: 0.264, SLG: 0.411	K			F2						4	0	0	0	0	1	2						
Max Alvis, R (1, 5) OBP: 0.331, SLG: 0.336		F7		K						4	0	0	0	0	1	2						
Jim Landis, R (1, 8) OBP: 0.343, SLG: 0.368										0	0	0	0	0	0	0						
Vic Davallilo, L (1, 8) OBP: 0.295, SLG: 0.313		F9								4	0	2	0	0	0	0						
Del Crandall, R (1, 2) OBP: 0.315, SLG: 0.362										2	0	0	0	0	0	1						
Tony Curry, L (7, PH) OBP: 0.308, SLG: 0.182										1	0	0	0	0	1	1						
Joe Azcue, R (8, 2) OBP: 0.322, SLG: 0.343										0	0	0	0	0	0	0						
Leon Wagner, L (9, PH) OBP: 0.321, SLG: 0.437										1	0	0	0	0	0	0						
Tom Kelley, R (1, 1) OBP: 0.133, SLG: 0.133										2	0	1	0	0	1	0						
Dick Radatz, R (7, 1) OBP: 0.125, SLG: 0.125										1	0	1	0	0	0	0						
<b>Inning Stats</b>	R: 2 E: 0 K: 2 S: 8	H: 1 LOB: 0 BB: 1 P: 12	R: 0 E: 0 K: 0 S: 3	H: 0 LOB: 0 BB: 0 P: 3	R: 1 E: 0 K: 1 S: 6	H: 1 LOB: 0 BB: 0 P: 6	R: 0 E: 0 K: 1 S: 5	H: 0 LOB: 0 BB: 0 P: 5	R: 0 E: 0 K: 0 S: 4	H: 2 LOB: 1 BB: 0 P: 4	R: 0 E: 0 K: 0 S: 4	H: 1 LOB: 2 BB: 1 P: 8	R: 0 E: 0 K: 1 S: 7	H: 2 LOB: 2 BB: 0 P: 7	R: 0 E: 0 K: 1 S: 5	H: 0 LOB: 0 BB: 0 P: 5	R: 0 E: 0 K: 0 S: 3	H: 0 LOB: 0 BB: 0 P: 3	1B: 5 2B: 1 3B: 0 HR: 2	SF: 0 SAC: 0 DP: 1 HBP: 0	WP: 1 PB: 0 SB: 0 CS: 0	PA: 35
<b>PITCHER</b>	IP WLS BF H R ER SO BB IBB HBP BLK WP HR S P ERA WHIP																					
Jim Merritt, L (1, 1) ERA: 3.15	6.0 W 24 5 3 3 4 2 0 0 0 0 1 30 38 4.50 1.167																					
Pete Cimino, R (7, 1) ERA: 2.97	3.0 S 11 2 0 0 2 0 0 0 0 0 0 15 15 0.00 0.667																					



Batter	1	2	3	4	5	6	7	8	9	AB	R	H	RBI	BB	SO	LOB	TOP			
Zoilo Versalles, R OBP: 0.285, SLG: 0.370 (1, 6)										4	1	0	0	1	1	2	<b>Minnesota Twins @ Cleveland Indians</b> Cleveland Municipal Stadium, Cleveland, OH Wed Jul 06 1966, 3:33 AM EDT Att: 11,585 - Unknown			
Ted Uhlhaender, L OBP: 0.244, SLG: 0.253 (1, 8)										4	1	1	0	0	1	0				
Tony Oliva, L OBP: 0.364, SLG: 0.554 (1, 9)										4	0	2	2	0	1	0				
Harmon Killebrew, R OBP: 0.386, SLG: 0.473 (1, 3)										3	0	0	0	1	2	1				
Rich Rollins, R OBP: 0.299, SLG: 0.407 (1, 5)										4	1	1	0	0	0	3				
Bob Allison, R OBP: 0.329, SLG: 0.362 (1, 7)										4	1	1	2	0	2	2				
Jerry Zimmerman, R OBP: 0.323, SLG: 0.301 (1, 2)										4	0	1	0	0	2	0				
Bernie Allen, L OBP: 0.309, SLG: 0.331 (1, 4)										4	0	2	0	0	2	1				
Dave Boswell, R OBP: 0.189, SLG: 0.216 Dwight Siebler, R (7, 1) Jimmie Hall, L OBP: 0.288, SLG: 0.415 (8, PH) Johnny Klippstein, R (8, 1) Garry Roggenburk, R (9, 1)										2	0	0	0	0	1	2				
<b>Inning Stats</b>	R: 0 E: 0 K: 2 S: 7	H: 0 LOB: 0 BB: 0 P: 7	R: 2 E: 0 K: 3 S: 12	H: 3 LOB: 1 BB: 0 P: 12	R: 0 E: 0 K: 1 S: 5	H: 0 LOB: 0 BB: 0 P: 5	R: 0 E: 0 K: 1 S: 5	H: 0 LOB: 0 BB: 0 P: 5	R: 0 E: 0 K: 1 S: 6	H: 1 LOB: 1 BB: 0 P: 6	R: 0 E: 0 K: 2 S: 6	H: 0 LOB: 0 BB: 0 P: 7	R: 0 E: 0 K: 1 S: 7	H: 2 LOB: 2 BB: 2 P: 15	R: 0 E: 0 K: 1 S: 6	H: 1 LOB: 1 BB: 0 P: 6	1B: 4 2B: 3 3B: 0 HR: 1	SF: 0 SAC: 0 DP: 0 HBP: 0	WP: 0 PA: 37 PB: 0 SB: 0 CS: 0	
<b>PITCHER</b>	IP WLS BF H R ER SO BB IBB HBP BLK WP HR S P ERA WHIP	7.0 L 5 2 2 2 11 0 0 0 0 0 1 48 48 2.57 0.714	0.1 L 5 2 2 2 0 2 0 0 0 0 0 3 11 54.00 12.000	1.2 6 1 0 0 2 0 0 0 0 0 0 10 10 0.00 0.600																

AB	35
R	4
H	8
RBI	4
BB	2
SO	13
LOB	12



Batter	1	2	3	4	5	6	7	8	9	AB	R	H	RBI	BB	SO	LOB	BOTTOM				
Chuck Hinton, R OBP: 0.296, SLG: 0.278 (1, 8)										3	1	1	0	2	1	2	<b>Minnesota Twins @ Cleveland Indians</b> Cleveland Municipal Stadium, Cleveland, OH Wed Jul 06 1966, 3:33 AM EDT Att: 11,585 - Unknown				
Leon Wagner, L OBP: 0.357, SLG: 0.433 (1, 7)										4	0	1	1	1	1	2					
Chico Salmon, R OBP: 0.351, SLG: 0.435 (1, 4)										4	0	1	1	1	1	3					
Rocky Colavito, R OBP: 0.362, SLG: 0.475 Dick Howser, R OBP: 0.316, SLG: 0.368 (9, PR)										2	0	0	0	3	0	3					
Fred Whitfield, L OBP: 0.266, SLG: 0.411 (1, 3)										5	0	2	1	0	0	6					
Max Alvis, R OBP: 0.327, SLG: 0.331 (1, 5)										4	0	0	0	0	0	4					
Larry Brown, R OBP: 0.317, SLG: 0.311 (1, 6)										4	0	1	0	0	1	1					
Del Crandall, R OBP: 0.333, SLG: 0.380 Buddy Booker, L OBP: 0.276, SLG: 0.471 (8, 2)										3	0	2	0	0	1	1					
Sam McDowell, L OBP: 0.241, SLG: 0.250 Tony Curry, L OBP: 0.357, SLG: 0.182 (7, PH) Dick Radatz, R OBP: 0.125, SLG: 0.125 Luis Tiant, R OBP: 0.100, SLG: 0.053 Vic Davallillo, L OBP: 0.293, SLG: 0.311 (9, PH)										2	0	0	0	0	2	1					
<b>Inning Stats</b>	R: 0 E: 0 K: 1 S: 5	H: 0 LOB: 1 BB: 1 P: 9	R: 0 E: 0 K: 1 S: 6	H: 1 LOB: 0 BB: 0 P: 6	R: 0 E: 0 K: 0 S: 2	H: 0 LOB: 0 BB: 1 P: 6	R: 0 E: 0 K: 2 S: 8	H: 1 LOB: 1 BB: 0 P: 8	R: 0 E: 1 K: 0 S: 5	H: 1 LOB: 3 BB: 1 P: 9	R: 2 E: 0 K: 1 S: 8	H: 3 LOB: 2 BB: 2 P: 16	R: 0 E: 0 K: 0 S: 3	H: 1 LOB: 0 BB: 0 P: 3	R: 1 E: 0 K: 1 S: 5	H: 1 LOB: 3 BB: 3 P: 17	1B: 7 2B: 1 3B: 0 HR: 0	SF: 0 SAC: 0 DP: 2 HBP: 0	WP: 1 PA: 41 PB: 0 SB: 1 CS: 0		
<b>PITCHER</b>	IP WLS BF H R ER SO BB IBB HBP BLK WP HR S P ERA WHIP	6.2 29 3 1 0 0 0 4 0 0 0 0 0 37 53 2.70 1.350	0.1 W 3 1 0 0 0 1 0 0 0 0 0 0 2 6 0.00 6.000	1.2 8 1 1 1 1 3 0 0 0 0 0 0 7 19 5.40 2.400	0.1 S 1 1 0 0 0 0 0 0 0 0 0 0 1 1 0.00 3.000																

AB	33
R	3
H	8
RBI	3
BB	8
SO	7
LOB	24





Batter	1	2	3	4	5	6	7	8	9	AB	R	H	RBI	BB	SO	LOB	TOP																			
Chuck Hinton, R (1, 8) OBP: 0.295, SLG: 0.277	F7		1B		K		F8			4	0	1	0	0	1	0	<b>Cleveland Indians @ Kansas City Athletics</b> Municipal Stadium, Kansas City, MO Fri Jul 08 1966, 8:05 PM EDT Att: 15,461 - Unknown																			
Leon Wagner, L (1, 7) OBP: 0.326, SLG: 0.430	FC6-4 BB		F8			S BB		F3		2	0	0	0	2	0	1																				
Chico Salmon, R (1, 4) OBP: 0.345, SLG: 0.427 (6, 3)	FC6-4 1-2			F7		K		F7		4	0	0	0	0	1	2																				
Rocky Colavito, R (1, 9) OBP: 0.364, SLG: 0.479	5-3			S 1B		F8				4	0	2	0	0	0	2																				
Fred Whitfield, L (1, 3) OBP: 0.266, SLG: 0.408 Pedro Gonzalez, R (6, PR) OBP: 0.266, SLG: 0.303 (6, 4)		F8		K			HBP		K	2	0	0	0	0	1	1																				
Max Alvis, R (1, 5) OBP: 0.329, SLG: 0.331	F5					F5			CS E 1B	3	0	1	0	0	0	2																				
Larry Brown, R (1, 6) OBP: 0.213, SLG: 0.312 Tony Curry, L (9, PH) OBP: 0.333, SLG: 0.167	5-3			F4			WP SF8 1B		E1 5-3	3	1	1	0	0	0	2																				
Joe Azcue, R (1, 2) OBP: 0.313, SLG: 0.336			F7		F2		SF8		5-3	3	0	0	1	0	0	2																				
Sonny Siebert, R (1, 1) OBP: 0.213, SLG: 0.239 Jim Landis, R (9, PH) OBP: 0.340, SLG: 0.365			K		K		5-3		F8	3	0	0	0	0	2	0																				
<b>Inning Stats</b>	R: 0 E: 0 K: 0 S: 3	H: 0 LOB: 1 BB: 1 P: 7	R: 0 E: 0 K: 0 S: 3	H: 0 LOB: 0 BB: 0 P: 3	R: 0 E: 0 K: 1 S: 6	H: 1 LOB: 1 BB: 0 P: 6	R: 0 E: 0 K: 1 S: 6	H: 1 LOB: 2 BB: 0 P: 7	R: 0 E: 0 K: 2 S: 7	H: 0 LOB: 0 BB: 0 P: 7	R: 0 E: 0 K: 1 S: 5	H: 0 LOB: 2 BB: 1 P: 10	R: 1 E: 0 K: 0 S: 4	H: 1 LOB: 0 BB: 0 P: 4	R: 0 E: 0 K: 1 S: 6	H: 1 LOB: 1 BB: 0 P: 6	R: 0 E: 1 K: 0 S: 4	H: 1 LOB: 1 BB: 0 P: 4	1B: 4 2B: 1 3B: 0 HR: 0	SF: 1 SAC: 0 DP: 0 HBP: 2	WP: 2 PB: 0 SB: 2 CS: 1	PA: 36														
<b>PITCHER</b>	IP	WLS	BF	H	R	ER	SO	BB	IBB	HBP	BLK	WP	HR	S	P	ERA	WHIP	<b>PITCHER</b>		IP	WLS	BF	H	R	ER	SO	BB	IBB	HBP	BLK	WP	HR	S	P	ERA	WHIP
Lew Krausse, R (1, 1) ERA: 2.76	8.0	W	32	4	1	1	6	2	0	2	0	1	0	40	50	1.12	0.750																			
Jim Duckworth, R (9, 1) ERA: 6.75	1.0	S	4	1	0	0	0	0	0	0	0	0	0	4	4	0.00	1.000																			

AB 31  
R 1  
H 5  
RBI 1  
BB 2  
SO 6  
LOB 15



Batter	1	2	3	4	5	6	7	8	9	AB	R	H	RBI	BB	SO	LOB	BOTTOM																			
Bert Campaneris, R (1, 6) OBP: 0.295, SLG: 0.387	F3		S BB		F9			2B 1B		3	1	1	0	1	0	0	<b>Cleveland Indians @ Kansas City Athletics</b> Municipal Stadium, Kansas City, MO Fri Jul 08 1966, 8:05 PM EDT Att: 15,461 - Unknown																			
Jim Gosger, L (1, 8) OBP: 0.316, SLG: 0.333 Jim Duckworth, R (9, 1)	K		K			K		K		4	0	0	0	0	4	3																				
Roger Repoz, L (1, 3) OBP: 0.327, SLG: 0.383			F9			4-3				4	0	2	2	0	0	1																				
Mike Hershberger, R (1, 9) OBP: 0.326, SLG: 0.355	F9			F9		F7		F8		4	0	0	0	0	0	2																				
Danny Cater, R (1, 5) OBP: 0.295, SLG: 0.356		BB		BB		6-3				1	0	0	0	2	0	0																				
Larry Stahl, L (1, 7) OBP: 0.276, SLG: 0.385	K		K		F3		4-3			3	0	0	0	0	1	2																				
Dick Green, R (1, 4) OBP: 0.291, SLG: 0.344	K			1-3		F5				3	0	0	0	0	1	2																				
Ken Suarez, R (1, 2) OBP: 0.305, SLG: 0.179 Tim Talton, L (8, PH)	F9				4-3			L4		2	0	0	0	0	0	1																				
Phil Roof, R (9, 2) OBP: 0.290, SLG: 0.395										1	0	0	0	0	0	0																				
Lew Krausse, R (1, 1) Joe Nosssek, R (8, PH) OBP: 0.302, SLG: 0.361 (9, 8)			K		K			1B 2B 1B		2	0	0	0	0	2	0																				
<b>Inning Stats</b>	R: 0 E: 0 K: 1 S: 6	H: 1 LOB: 1 BB: 0 P: 6	R: 0 E: 0 K: 2 S: 7	H: 0 LOB: 1 BB: 1 P: 11	R: 0 E: 0 K: 2 S: 7	H: 0 LOB: 1 BB: 1 P: 11	R: 0 E: 0 K: 0 S: 3	H: 0 LOB: 1 BB: 1 P: 7	R: 0 E: 0 K: 1 S: 5	H: 0 LOB: 0 BB: 0 P: 5	R: 0 E: 0 K: 1 S: 5	H: 0 LOB: 0 BB: 0 P: 5	R: 0 E: 0 K: 0 S: 3	H: 0 LOB: 0 BB: 0 P: 3	R: 2 E: 0 K: 1 S: 8	H: 3 LOB: 1 BB: 0 P: 8	1B: 3 2B: 1 3B: 0 HR: 0	SF: 0 SAC: 0 DP: 0 HBP: 0	WP: 0 PB: 0 SB: 1 CS: 0	PA: 31																
<b>PITCHER</b>	IP	WLS	BF	H	R	ER	SO	BB	IBB	HBP	BLK	WP	HR	S	P	ERA	WHIP	<b>PITCHER</b>		IP	WLS	BF	H	R	ER	SO	BB	IBB	HBP	BLK	WP	HR	S	P	ERA	WHIP
Sonny Siebert, R (1, 1) ERA: 2.86	8.0	L	31	4	2	2	8	3	0	0	0	0	0	44	56	2.25	0.875																			

AB 28  
R 2  
H 4  
RBI 2  
BB 3  
SO 8  
LOB 11









Batter	1	2	3	4	5	6	7	8	9	AB	R	H	RBI	BB	SO	LOB	TOP	
Larry Brown, R OBP: 0.319, SLG: 0.298	L3			F3		G5-4-3 BB			1B	3	0	1	0	1	0	0	<b>Cleveland Indians @ Kansas City Athletics</b> Municipal Stadium, Kansas City, MO Sun Jul 10 1966, 4:33 AM EDT Unknown <a href="http://livebaseballscorecards.com">livebaseballscorecards.com</a>	
Chico Salmon, R OBP: 0.352, SLG: 0.432	F7			1B		G5-4-3			F3	4	0	1	0	0	0	2		
Leon Wagner, L OBP: 0.327, SLG: 0.432	K			F9				3-1	F8	4	0	0	0	0	1	2		
Rocky Colavito, R OBP: 0.361, SLG: 0.470		F6		2-3				F5		3	0	0	0	0	0	1		
Chuck Hinton, R OBP: 0.312, SLG: 0.289		6-3			K			5-3		3	0	0	0	0	1	0		
Max Alvis, R OBP: 0.325, SLG: 0.335		F6			HR			F7		3	1	1	1	0	0	0		
Pedro Gonzalez, R OBP: 0.266, SLG: 0.298			F8		F3			1-3		3	0	0	0	0	0	0		
Del Crandall, R OBP: 0.313, SLG: 0.339			F7		F3			K		2	0	0	0	0	0	0		
John O'Donoghue, R OBP: 0.195, SLG: 0.158										0	0	0	0	0	0	0		
Tony Curry, L OBP: 0.313, SLG: 0.154										0	0	0	0	0	0	0		
Bob Allen, L OBP: 0.250, SLG: 0.143										0	0	0	0	0	0	0		
Sam McDowell, L OBP: 0.241, SLG: 0.250										0	0	0	0	0	0	0		
Tom Kelley, R OBP: 0.125, SLG: 0.125										1	0	0	0	0	1	0		
Buddy Booker, L OBP: 0.263, SLG: 0.444										1	0	0	0	0	0	0		
Vic Davallito, L OBP: 0.292, SLG: 0.310										1	0	0	0	0	1	0		
<b>Inning Stats</b>	R: 0 E: 0 K: 1 S: 5	H: 0 LOB: 0 BB: 0 P: 5	R: 0 E: 0 K: 0 S: 3	H: 0 LOB: 0 BB: 0 P: 3	R: 0 E: 0 K: 1 S: 5	H: 0 LOB: 0 BB: 0 P: 5	R: 0 E: 0 K: 0 S: 4	H: 1 LOB: 1 BB: 0 P: 4	R: 1 E: 0 K: 1 S: 6	H: 1 LOB: 0 BB: 0 P: 6	R: 0 E: 0 K: 0 S: 2	H: 0 LOB: 0 BB: 1 P: 6	R: 0 E: 0 K: 0 S: 3	H: 0 LOB: 0 BB: 0 P: 3	R: 0 E: 0 K: 1 S: 5	H: 1 LOB: 1 BB: 0 P: 6	R: 0 E: 0 K: 1 S: 6	H: 1 LOB: 1 BB: 0 P: 6
<b>PITCHER</b> Jim Nash, R ERA: 2.93	IP: 9.0 WLS: W BF: 30 H: 3 R: 1 ER: 1 SO: 5 BB: 1 IBB: 0 HBP: 0 BLK: 0 WP: 0 HR: 1 S: 39 P: 43 ERA: 1.00 WHIP: 0.444															<b>PITCHER</b> Jim Nash, R ERA: 2.93		


AB 29  
R 1  
H 3  
RBI 1  
BB 1  
SO 5  
LOB 5



WP: 0 PA: 30  
PB: 0  
SB: 0  
CS: 0

Batter	1	2	3	4	5	6	7	8	9	AB	R	H	RBI	BB	SO	LOB	BOTTOM	
Bert Campaneris, R OBP: 0.295, SLG: 0.382	1-3			FC6-4 1B		6-3				4	0	2	0	1	0	1	<b>Cleveland Indians @ Kansas City Athletics</b> Municipal Stadium, Kansas City, MO Sun Jul 10 1966, 4:33 AM EDT Unknown <a href="http://livebaseballscorecards.com">livebaseballscorecards.com</a>	
Danny Cater, R OBP: 0.298, SLG: 0.354		1B		1B						4	0	0	0	0	0	2		
Larry Stahl, L OBP: 0.273, SLG: 0.376	5-3			FC6-4						0	0	0	0	0	0	0		
Ernie Fazio, R OBP: 0.266, SLG: 0.308		4-3								1	0	0	0	0	0	3		
Jim Gosger, L OBP: 0.315, SLG: 0.329				1-2						0	0	0	0	0	0	0		
Mike Hershberger, R OBP: 0.321, SLG: 0.347	2B BB				F4					3	1	0	0	1	0	1		
Ed Charles, R OBP: 0.322, SLG: 0.462	1B 2B			CS BB	F3					3	1	2	1	1	0	0		
Dick Green, R OBP: 0.294, SLG: 0.345	HR 1B			K						4	1	2	1	0	1	2		
Joe Nassek, R OBP: 0.299, SLG: 0.377	HR			E5						4	1	1	2	0	1	1		
Ossie Chavarria, R OBP: 0.274, SLG: 0.262				F8						2	0	1	0	2	0	1		
Phil Roof, R OBP: 0.285, SLG: 0.387	F3				F4					3	0	0	0	0	0	2		
Jim Nash, R OBP: 0.167, SLG: 0.333			K2-3		K					4	0	1	0	0	3	1		
<b>Inning Stats</b>	R: 4 E: 0 K: 0 S: 7	H: 4 LOB: 1 BB: 1 P: 11	R: 0 E: 0 K: 1 S: 6	H: 1 LOB: 0 BB: 0 P: 6	R: 0 E: 0 K: 1 S: 5	H: 0 LOB: 1 BB: 1 P: 9	R: 0 E: 0 K: 1 S: 6	H: 1 LOB: 1 BB: 0 P: 6	R: 0 E: 0 K: 1 S: 4	H: 1 LOB: 1 BB: 0 P: 4	R: 0 E: 0 K: 1 S: 5	H: 0 LOB: 1 BB: 1 P: 9	R: 0 E: 0 K: 0 S: 4	H: 1 LOB: 1 BB: 0 P: 4	R: 0 E: 0 K: 1 S: 6	H: 1 LOB: 3 BB: 2 P: 14	R: 0 E: 0 K: 1 S: 6	H: 1 LOB: 3 BB: 2 P: 14
<b>PITCHER</b> Sam McDowell, L ERA: 2.58	IP: 0.2 WLS: L BF: 6 H: 3 R: 4 ER: 4 SO: 0 BB: 1 IBB: 0 HBP: 0 BLK: 0 WP: 0 HR: 1 S: 5 P: 9 ERA: 54.00 WHIP: 6.000															<b>PITCHER</b> Sam McDowell, L ERA: 2.58		
<b>PITCHER</b> Tom Kelley, R ERA: 4.29	IP: 4.1 WLS: L BF: 18 H: 4 R: 0 ER: 0 SO: 3 BB: 1 IBB: 0 HBP: 0 BLK: 0 WP: 0 HR: 0 S: 23 P: 27 ERA: 0.00 WHIP: 1.154															<b>PITCHER</b> Tom Kelley, R ERA: 4.29		
<b>PITCHER</b> John O'Donoghue, L ERA: 3.67	IP: 2.0 WLS: L BF: 8 H: 1 R: 0 ER: 0 SO: 1 BB: 1 IBB: 0 HBP: 0 BLK: 0 WP: 0 HR: 0 S: 9 P: 13 ERA: 0.00 WHIP: 1.000															<b>PITCHER</b> John O'Donoghue, L ERA: 3.67		
<b>PITCHER</b> Bob Allen, L ERA: 3.71	IP: 1.0 WLS: L BF: 6 H: 1 R: 0 ER: 0 SO: 1 BB: 1 IBB: 0 HBP: 0 BLK: 0 WP: 0 HR: 0 S: 6 P: 14 ERA: 0.00 WHIP: 2.000															<b>PITCHER</b> Bob Allen, L ERA: 3.71		

AB 32  
R 4  
H 9  
RBI 4  
BB 5  
SO 5  
LOB 14



WP: 0 PA: 38  
PB: 0  
SB: 0  
CS: 1







Batter	1	2	3	4	5	6	7	8	9	AB	R	H	RBI	BB	SO	LOB	TOP					
Jim Landis, R OBP: 0.342, SLG: 0.369 (1,8)	0-0 6-3 2B		0-0 1-3		0-0 5-3		0-0 1-3			4	0	1	0	0	0	1	<b>Cleveland Indians @ Chicago White Sox</b> Comiskey Park, Chicago, IL Thu Jul 14 1966, 8:05 PM EDT Att: 16,886 - Unknown <a href="http://livebaseballscorecards.com">livebaseballscorecards.com</a>					
Chuck Hinton, R OBP: 0.309, SLG: 0.301 (1,7)	0-0 6-3		0-0 5-3		0-0 F9		0-0 5-3			4	0	0	0	0	0	2						
Chico Salmon, R OBP: 0.344, SLG: 0.428 (1,3)	0-0 1-3		0-0 1-3		0-0 5-3			0-0 1-3		4	0	0	0	0	0	1						
Rocky Colavito, R OBP: 0.355, SLG: 0.458 (1,9)	0-0 3-1			4-0 1B SF7 BB		0-0 F3		0-3 K		3	1	0	0	1	1	1						
Max Alvis, R OBP: 0.323, SLG: 0.343 (1,5)		0-0 4-3 2B		0-0 1-3		0-0 5-3		0-0 F2		4	0	1	0	0	0	1						
Pedro Gonzalez, R OBP: 0.273, SLG: 0.306 (1,4)		0-0 4-3		0-0 S 1B		0-0 1B			0-0 G5-4-3 1B	4	0	3	0	0	0	1						
Larry Brown, R OBP: 0.333, SLG: 0.292 (1,6)		0-3 K		4-0 1-2 BB		0-0 5-3			0-0 G5-4-3 1-2	3	0	0	0	1	1	3						
Joe Azcue, R OBP: 0.316, SLG: 0.352 (1,2)		4-0 BB		0-0 SF7					0-0 6-3	2	0	1	1	1	0	0						
Gary Bell, R OBP: 0.234, SLG: 0.209 (1,1)		0-0 F3		0-3 3-H K			0-3 3B			3	0	0	0	0	2	5						
<b>Inning Stats</b>	R: 0 E: 0 K: 0 S: 4	H: 1 LOB: 1 BB: 0 P: 4	R: 0 E: 0 K: 1 S: 6	H: 1 LOB: 2 BB: 1 P: 10	R: 0 E: 0 K: 1 S: 3	H: 0 LOB: 0 BB: 0 P: 3	R: 1 E: 0 K: 1 S: 6	H: 1 LOB: 2 BB: 2 P: 14	R: 0 E: 0 K: 0 S: 3	H: 0 LOB: 0 BB: 0 P: 3	R: 0 E: 0 K: 0 S: 4	H: 1 LOB: 1 BB: 0 P: 4	R: 0 E: 0 K: 1 S: 6	H: 1 LOB: 0 BB: 0 P: 6	R: 0 E: 0 K: 0 S: 5	H: 0 LOB: 0 BB: 0 P: 5	R: 0 E: 0 K: 0 S: 3	H: 1 LOB: 0 BB: 0 P: 3	1B: 3 2B: 2 3B: 1 HR: 0	SF: 1 SAC: 0 DP: 1 HBP: 0	WP: 0 PB: 0 SB: 1 CS: 0	PA: 35
<b>PITCHER</b> Tommy John, L ERA: 2.54 (1,1)	IP: 9.0 WLS: W BF: 35 H: 6 R: 1 ER: 1 SO: 4 BB: 3 IBB: 0 HBP: 0 BLK: 0 WP: 0 HR: 0 S: 40 P: 52 ERA: 1.00 WHIP: 1.000															<b>PITCHER</b> Tommy John, L ERA: 2.54 (1,1)	IP: 9.0 WLS: W BF: 35 H: 6 R: 1 ER: 1 SO: 4 BB: 3 IBB: 0 HBP: 0 BLK: 0 WP: 0 HR: 0 S: 40 P: 52 ERA: 1.00 WHIP: 1.000					

Batter	1	2	3	4	5	6	7	8	9	AB	R	H	RBI	BB	SO	LOB	BOTTOM			
Wayne Causey, L OBP: 0.322, SLG: 0.289 (1,4)	0-0 1-3			0-0 4-3			0-0 1-3	0-0 PB 2B		4	0	1	1	0	0	0	<b>Cleveland Indians @ Chicago White Sox</b> Comiskey Park, Chicago, IL Thu Jul 14 1966, 8:05 PM EDT Att: 16,886 - Unknown <a href="http://livebaseballscorecards.com">livebaseballscorecards.com</a>			
Al Weis, S OBP: 0.220, SLG: 0.141 (8, PR) (9, 4)				4-0 CS BB			0-0 E6 E 2B	0-0 6-3		3	1	1	0	1	0	1				
Don Buford, S OBP: 0.318, SLG: 0.349 (1,5)				0-0 G6-4-3 1B			0-0 K	0-0 2B		3	0	1	1	0	1	2				
Tommie Agee, R OBP: 0.321, SLG: 0.420 (1,8)				0-3 1-2 K			0-0 WP 1-H 2B	0-0 5-3		3	0	1	0	0	0	1				
John Romano, R OBP: 0.385, SLG: 0.425 (1,2)		0-0 F4			0-0 G5-4-3 1B		0-0 5-3			3	0	1	0	0	0	1				
Floyd Robinson, L OBP: 0.337, SLG: 0.350 (1,9)		0-0 4-3			0-0 F3		0-0 BB			2	0	0	0	1	0	1				
Jerry Adair, R OBP: 0.301, SLG: 0.315 (1,6)		0-0 6-3			0-0 G5-4-3		0-3 K			3	0	0	0	0	1	3				
Tom McCraw, L OBP: 0.295, SLG: 0.347 (1,3)			0-3 K			0-0 F3		0-3 K		3	0	0	0	0	2	0				
Ken Berry, R OBP: 0.294, SLG: 0.393 (1,7)			0-0 6-3			0-0 F9		0-0 SH1-3 2B 1B		3	1	1	0	0	0	0				
Tommy John, R OBP: 0.158, SLG: 0.263 (1,1)			0-0 5-3			0-3 K		0-0 SH1-3		2	0	0	0	0	1	0				
<b>Inning Stats</b>	R: 0 E: 0 K: 0 S: 3	H: 1 LOB: 0 BB: 0 P: 3	R: 0 E: 0 K: 0 S: 3	H: 0 LOB: 0 BB: 0 P: 3	R: 0 E: 0 K: 1 S: 5	H: 0 LOB: 0 BB: 0 P: 5	R: 0 E: 0 K: 1 S: 4	H: 0 LOB: 0 BB: 1 P: 8	R: 0 E: 0 K: 1 S: 3	H: 1 LOB: 0 BB: 0 P: 3	R: 0 E: 0 K: 1 S: 5	H: 0 LOB: 0 BB: 0 P: 5	R: 1 E: 2 K: 1 S: 7	H: 1 LOB: 2 BB: 1 P: 11	R: 1 E: 0 K: 1 S: 7	H: 2 LOB: 2 BB: 0 P: 7	1B: 3 2B: 2 3B: 0 HR: 0	SF: 0 SAC: 1 DP: 2 HBP: 0	WP: 1 PB: 1 SB: 0 CS: 1	PA: 29
<b>PITCHER</b> Gary Bell, R ERA: 3.0 (1,1)	IP: 8.0 WLS: L BF: 29 H: 5 R: 2 ER: 1 SO: 5 BB: 2 IBB: 0 HBP: 0 BLK: 0 WP: 1 HR: 0 S: 37 P: 45 ERA: 1.12 WHIP: 0.875															<b>PITCHER</b> Gary Bell, R ERA: 3.0 (1,1)	IP: 8.0 WLS: L BF: 29 H: 5 R: 2 ER: 1 SO: 5 BB: 2 IBB: 0 HBP: 0 BLK: 0 WP: 1 HR: 0 S: 37 P: 45 ERA: 1.12 WHIP: 0.875			



Batter	1	2	3	4	5	6	7	8	9	AB	R	H	RBI	BB	SO	LOB	TOP			
Chuck Hinton, R (1.8) OBP: 0.307, SLG: 0.299										4	0	1	0	0	2	3				
Chico Salmon, R (1.6) OBP: 0.339, SLG: 0.421										4	0	0	0	0	1	4				
Leon Wagner, L (1.7) OBP: 0.325, SLG: 0.427										4	0	1	0	0	0	1				
Fred Whitfield, L (1.3) OBP: 0.263, SLG: 0.401										4	0	0	0	0	1	1				
Rocky Colavito, R (1.9) OBP: 0.357, SLG: 0.457										3	1	1	0	1	0	0				
Max Alvis, R (1.5) OBP: 0.320, SLG: 0.339										4	1	0	0	0	0	3				
Pedro Gonzalez, R (1.4) OBP: 0.273, SLG: 0.305										4	0	1	0	0	0	2				
Joe Azcue, R (1.2) OBP: 0.316, SLG: 0.347										2	0	0	1	1	0	0				
Sonny Siebert, R (1.1) OBP: 0.204, SLG: 0.229 (7, PH)										2	0	0	1	0	0	2				
Tony Curry, L (7, PH) OBP: 0.278, SLG: 0.133										1	0	0	0	0	1	0				
Luis Tiant, R (7.1) OBP: 0.100, SLG: 0.053										0	0	0	0	0	0	0				
Bob Allen, L (7.1) OBP: 0.250, SLG: 0.143										0	0	0	0	0	0	0				
<b>Inning Stats</b>	R: 0 E: 0 K: 1 S: 5	H: 1 LOB: 0 BB: 0 P: 5	R: 2 E: 2 K: 1 S: 8	H: 1 LOB: 3 BB: 2 P: 16	R: 0 E: 0 K: 0 S: 5	H: 2 LOB: 2 BB: 0 P: 5	R: 0 E: 0 K: 0 S: 3	H: 0 LOB: 0 BB: 0 P: 3	R: 0 E: 0 K: 0 S: 5	H: 0 LOB: 0 BB: 0 P: 5	R: 0 E: 0 K: 0 S: 3	H: 0 LOB: 0 BB: 0 P: 3	R: 0 E: 0 K: 0 S: 7	H: 0 LOB: 0 BB: 0 P: 7	R: 0 E: 0 K: 0 S: 3	H: 0 LOB: 0 BB: 0 P: 3	1B: 4 2B: 0 3B: 0 HR: 0	SF: 0 SAC: 0 DP: 1 HBP: 0	WP: 0 PB: 0 SB: 0 CS: 0	PA: 34
<b>PITCHER</b> Bruce Howard, R (1.1) ERA: 2.45	IP: 9.0 WLS: W BF: 34 H: 4 R: 2 ER: 0 SO: 5 BB: 2 IBB: 0 HBP: 0 BLK: 0 WP: 0 HR: 0 S: 42 P: 50 ERA: 0.00 WHIP: 0.667																			

Cleveland Indians @ Chicago White Sox  
Comiskey Park, Chicago, IL  
Fri Jul 15 1966, 8:05 PM EDT  
Att: 22,017 - Unknown

AB 32  
R 2  
H 4  
RBI 2  
BB 2  
SO 5  
LOB 16

Batter	1	2	3	4	5	6	7	8	9	AB	R	H	RBI	BB	SO	LOB	BOTTOM			
Wayne Causey, L (1.4) OBP: 0.315, SLG: 0.282										3	0	0	0	0	0	0				
Bill Skowron, R (7, PH) OBP: 0.293, SLG: 0.349										1	0	0	0	0	0	1				
Al Wets, S (8.4) OBP: 0.220, SLG: 0.141										0	0	0	0	0	0	0				
Don Buford, S (1.5) OBP: 0.315, SLG: 0.345										4	0	0	0	0	2	0				
Tommy Agee, R (1.8) OBP: 0.317, SLG: 0.415										4	0	0	0	0	2	0				
John Romano, R (1.2) OBP: 0.382, SLG: 0.439										4	1	1	1	0	1	0				
Floyd Robinson, L (1.9) OBP: 0.343, SLG: 0.350										0	2	0	0	3	0	0				
Jerry Adair, R (1.6) OBP: 0.298, SLG: 0.311										2	0	0	0	0	1	2				
Tom McCraw, L (1.3) OBP: 0.299, SLG: 0.351										3	1	2	1	0	0	0				
Ken Berry, R (1.7) OBP: 0.295, SLG: 0.392										3	0	1	0	0	1	1				
Bruce Howard, S (1.1) ERA: 2.73										2	0	0	1	0	1	0				
<b>Inning Stats</b>	R: 0 E: 0 K: 2 S: 7	H: 0 LOB: 0 BB: 0 P: 7	R: 1 E: 1 K: 1 S: 6	H: 1 LOB: 1 BB: 1 P: 10	R: 0 E: 0 K: 1 S: 5	H: 0 LOB: 0 BB: 0 P: 5	R: 0 E: 0 K: 1 S: 5	H: 0 LOB: 1 BB: 1 P: 9	R: 0 E: 0 K: 2 S: 7	H: 0 LOB: 0 BB: 0 P: 7	R: 0 E: 0 K: 0 S: 3	H: 0 LOB: 0 BB: 0 P: 3	R: 3 E: 0 K: 0 S: 6	H: 3 LOB: 1 BB: 1 P: 10	R: 0 E: 0 K: 1 S: 5	H: 0 LOB: 0 BB: 0 P: 5	1B: 3 2B: 0 3B: 0 HR: 1	SF: 1 SAC: 1 DP: 0 HBP: 0	WP: 0 PB: 0 SB: 0 CS: 0	PA: 31
<b>PITCHER</b> Sonny Siebert, R (1.1) ERA: 2.73	IP: 6.0 WLS: L BF: 21 H: 1 R: 1 ER: 3 SO: 7 BB: 2 IBB: 0 HBP: 0 BLK: 0 WP: 0 HR: 1 S: 33 P: 41 ERA: 0.00 WHIP: 0.500																			
Luis Tiant, R (7.1) ERA: 3.5	0.1 L 4 2 3 3 0 1 0 0 0 0 1 3 7 81.00 9.000																			
Bob Allen, L (7.1) ERA: 3.53	1.2 6 1 0 0 1 0 0 0 0 0 0 8 8 0.00 0.600																			

Cleveland Indians @ Chicago White Sox  
Comiskey Park, Chicago, IL  
Fri Jul 15 1966, 8:05 PM EDT  
Att: 22,017 - Unknown

AB 26  
R 4  
H 4  
RBI 3  
BB 3  
SO 8  
LOB 4







Batter	1	2	3	4	5	6	7	8	9	AB	R	H	RBI	BB	SO	LOB	TOP										
<b>Pedro Gonzalez, R</b> OBP: 0.271, SLG: 0.302 (1,4)		FC5-2-5		6-3		K		K		5	0	1	0	0	2	3	<b>Cleveland Indians @ Detroit Tigers</b> Tiger Stadium, Detroit, MI Sun Jul 17 1966, 4:33 AM EDT Unknown										
<b>Leon Wagner, L</b> OBP: 0.326, SLG: 0.424 (1,7)		F9				K		K		4	0	1	0	0	2	3											
<b>Larry Brown, R</b> OBP: 0.330, SLG: 0.289 (6,6)	FC6-4					K		F7		1	0	0	0	0	0	0											
<b>Chuck Hinton, R</b> OBP: 0.326, SLG: 0.348 (1,8)	K			HR		BLK		1B	3B	5	2	3	2	0	1	2											
<b>Rocky Colavito, R</b> OBP: 0.353, SLG: 0.450 (1,9)	F7			6-3		F9		F9		5	0	1	1	0	0	3											
<b>Chico Salmon, R</b> OBP: 0.327, SLG: 0.406 (1,6)	FC6-4			6-3		L8		K		5	0	0	0	0	1	4											
<b>Fred Whitfield, L</b> OBP: 0.272, SLG: 0.405 (1,3)		1B		FC6-4		1B		F8		3	2	2	0	0	0	0											
<b>Max Alvis, R</b> OBP: 0.318, SLG: 0.336 (1,5)		1B		1B		HR		F8		4	1	2	0	0	0	1											
<b>Joe Azcue, R</b> OBP: 0.317, SLG: 0.373 (1,2)		2B		FC6-4		HR		1B		4	1	2	4	0	0	0											
<b>Tom Kelley, R</b> OBP: 0.190, SLG: 0.150 (1,1)		FC5-2-5		2B		HR		L8		4	1	2	4	0	0	0											
<b>Dick Radatz, R</b> OBP: 0.125, SLG: 0.125 (8,1)	K			5-3		HR		L8		4	1	1	0	0	2	2											
<b>Inning Stats</b>	R: 0 E: 0 K: 1 S: 7	H: 2 LOB: 2 BB: 0 P: 7	R: 1 E: 0 K: 1 S: 8	H: 3 LOB: 2 BB: 0 P: 8	R: 1 E: 0 K: 0 S: 5	H: 2 LOB: 1 BB: 0 P: 5	R: 0 E: 0 K: 0 S: 3	H: 0 LOB: 0 BB: 0 P: 3	R: 0 E: 0 K: 1 S: 6	H: 1 LOB: 1 BB: 0 P: 6	R: 5 E: 0 K: 3 S: 14	H: 5 LOB: 1 BB: 0 P: 15	R: 0 E: 0 K: 0 S: 3	H: 0 LOB: 0 BB: 0 P: 3	R: 0 E: 0 K: 2 S: 7	H: 0 LOB: 0 BB: 0 P: 7	R: 0 E: 0 K: 0 S: 3	H: 0 LOB: 0 BB: 0 P: 3	1B: 9 2B: 1 3B: 1 HR: 2	SF: 0 SAC: 0 DP: 0 HBP: 1	WP: 0 PB: 0 SB: 0 CS: 0	PA: 41					
<b>PITCHER</b>	IP	WLS	BF	H	R	ER	SO	BB	IBB	HBP	BLK	WP	HR	S	P	ERA	WHIP										
<b>Hank Aguirre, L</b> ERA: 3.82 (1,1)	5.0	L	27	11	6	6	3	0	0	1	1	0	2	32	33	10.80	2.200										
<b>Bill Monbouquette, R</b> ERA: 4.67 (6,1)	2.0		8	2	1	1	3	0	0	0	0	0	0	14	14	4.50	1.000										
<b>Orlando Pena, R</b> ERA: 2.58 (8,1)	2.0		6	0	0	0	2	0	0	0	0	0	0	10	10	0.00	0.000										

Batter	1	2	3	4	5	6	7	8	9	AB	R	H	RBI	BB	SO	LOB	BOTTOM										
<b>Don Wert, R</b> OBP: 0.362, SLG: 0.345 (1,5)	FC4-6		F8		1B			F9	SF8	4	0	2	1	0	0	0	<b>Cleveland Indians @ Detroit Tigers</b> Tiger Stadium, Detroit, MI Sun Jul 17 1966, 4:33 AM EDT Unknown										
<b>Jerry Lumpe, L</b> OBP: 0.302, SLG: 0.329 (1,4)	FC4-6				1B			F8	G3	5	1	2	0	0	0	2											
<b>Norm Cash, L</b> OBP: 0.306, SLG: 0.411 (1,3)	1-2		1B		1B			F8	BB	3	0	0	0	1	1	3											
<b>Jim Northrup, L</b> OBP: 0.306, SLG: 0.399 (1,9)	K		F6					F8	BB	3	0	0	0	1	1	2											
<b>Willie Horton, R</b> OBP: 0.336, SLG: 0.460 (1,7)			F4		K			1-3	BB	3	0	0	0	1	1	2											
<b>Bill Freehan, R</b> OBP: 0.295, SLG: 0.359 (1,2)			K		K			F8	SF8	3	0	0	1	0	2	0											
<b>Bill Freehan, R</b> OBP: 0.295, SLG: 0.359 (1,2)			F9		F3			F3	FC5-4	4	0	0	0	0	0	2											
<b>Mickey Stanley, R</b> OBP: 0.329, SLG: 0.278 (1,8)			K					6-3	BB	3	1	2	0	1	0	0											
<b>Ray Oyler, R</b> OBP: 0.315, SLG: 0.287 (1,6)			1B		1B			2B	BB	4	1	2	0	0	0	1											
<b>Hank Aguirre, R</b> OBP: 0.315, SLG: 0.287 (1,6)			F7					F9	WP	4	1	2	0	0	0	1											
<b>Hank Aguirre, R</b> OBP: 0.315, SLG: 0.287 (1,6)			1B		1B			2B	SF8	2	0	0	0	0	2	2											
<b>Bill Monbouquette, R</b> OBP: 0.231, SLG: 0.167 (6,1)			K					K	F7	0	0	0	0	0	0	0											
<b>Jake Wood, R</b> OBP: 0.344, SLG: 0.378 (7,PH)										1	0	0	0	0	0	0											
<b>Orlando Pena, R</b> OBP: 0.111, SLG: 0.111 (8,1)										0	0	0	0	0	0	0											
<b>Gates Brown, L</b> OBP: 0.323, SLG: 0.430 (9,PH)										1	0	0	0	0	0	1											
<b>Inning Stats</b>	R: 0 E: 0 K: 1 S: 6	H: 1 LOB: 1 BB: 0 P: 6	R: 0 E: 0 K: 2 S: 9	H: 2 LOB: 2 BB: 0 P: 9	R: 0 E: 0 K: 1 S: 6	H: 1 LOB: 1 BB: 0 P: 6	R: 0 E: 0 K: 1 S: 6	H: 1 LOB: 1 BB: 0 P: 6	R: 0 E: 0 K: 0 S: 3	H: 0 LOB: 0 BB: 0 P: 3	R: 0 E: 0 K: 0 S: 3	H: 0 LOB: 0 BB: 0 P: 3	R: 0 E: 0 K: 0 S: 4	H: 0 LOB: 2 BB: 2 P: 12	R: 1 E: 0 K: 0 S: 4	H: 1 LOB: 2 BB: 2 P: 12	R: 2 E: 0 K: 0 S: 4	H: 1 LOB: 0 BB: 1 P: 8	1B: 6 2B: 2 3B: 0 HR: 0	SF: 2 SAC: 0 DP: 0 HBP: 0	WP: 1 PB: 0 SB: 0 CS: 0	PA: 38					
<b>PITCHER</b>	IP	WLS	BF	H	R	ER	SO	BB	IBB	HBP	BLK	WP	HR	S	P	ERA	WHIP										
<b>Tom Kelley, R</b> ERA: 3.92 (1,1)	7.1	W	31	7	1	1	6	2	0	0	0	0	0	41	49	1.23	1.227										
<b>Dick Radatz, R</b> ERA: 4.86 (8,1)	1.2	S	7	1	2	2	0	1	0	0	0	1	0	6	10	10.80	1.200										



Batter	1	2	3	4	5	6	7	8	9	AB R H RBI BB SO LOB	TOP												
<b>Pedro Gonzalez, R</b> OBP: 0.280, SLG: 0.311 (1,4)										6 1 4 0 0 0 0	<b>Cleveland Indians @ Detroit Tigers</b> Tiger Stadium, Detroit, MI Sun Jul 17 1966, 4:38 AM EDT Att: 39,244 - Unknown												
<b>Leon Wagner, L</b> OBP: 0.330, SLG: 0.436 (1,7)										2 2 1 1 1 1 1													
<b>Larry Brown, R</b> OBP: 0.324, SLG: 0.283 (5,6)										2 0 0 0 0 0 1													
<b>Chuck Hinton, R</b> OBP: 0.333, SLG: 0.394 (1,8)										5 3 3 4 0 0 1													
<b>Rocky Colavito, R</b> OBP: 0.357, SLG: 0.473 (1,9)										5 2 3 2 0 2 1													
<b>Vic Davalillo, L</b> OBP: 0.292, SLG: 0.310 (9, PR)										0 1 0 0 0 0 0													
<b>Fred Whitfield, L</b> OBP: 0.277, SLG: 0.411 (1,3)										5 2 3 0 0 1 0													
<b>Chico Salmon, R</b> OBP: 0.326, SLG: 0.406 (1,6)										5 1 2 3 0 0 1													
<b>Max Alvis, R</b> OBP: 0.319, SLG: 0.346 (1,5)										5 2 2 1 0 1 5													
<b>Buddy Booker, L</b> OBP: 0.292, SLG: 0.565 (1,2)										5 1 2 3 0 1 2													
<b>John O'Donoghue, R</b> OBP: 0.125, SLG: 0.167 (1,1)										5 0 1 1 0 0 0													
<b>Inning Stats</b>	R: 0 E: 0 K: 1 S: 5	H: 1 LOB: 0 BB: 0 P: 5	R: 0 E: 0 K: 2 S: 7	H: 0 LOB: 0 BB: 0 P: 7	R: 6 E: 0 K: 0 S: 8	H: 5 LOB: 0 BB: 1 P: 12	R: 1 E: 0 K: 0 S: 4	H: 1 LOB: 0 BB: 0 P: 4	R: 3 E: 0 K: 1 S: 8	H: 4 LOB: 1 BB: 0 P: 8	R: 0 E: 0 K: 0 S: 3	H: 0 LOB: 0 BB: 0 P: 3	R: 2 E: 1 K: 2 S: 11	H: 3 LOB: 2 BB: 0 P: 11	R: 0 E: 0 K: 0 S: 3	H: 1 LOB: 0 BB: 0 P: 3	R: 3 E: 0 K: 0 S: 8	H: 6 LOB: 2 BB: 0 P: 8	1B: 13 2B: 1 3B: 0 HR: 7	SF: 0 SAC: 0 DP: 1 HBP: 0	WP: 0 PA: 46 PB: 0 SB: 0 CS: 1		
<b>PITCHER</b>	IP WLS BF H R ER SO BB IBB HBP BLK WP HR S P ERA WHIP											<b>PITCHER</b>	IP WLS BF H R ER SO BB IBB HBP BLK WP HR S P ERA WHIP										
<b>Joe Sparna, R</b> ERA: 5.4 (1,1)	2.1 L 12 5 5 5 3 1 0 0 0 0 0 2 17 21 19.29 2.571																						
<b>Dave Wicksham, R</b> ERA: 3.51 (3,1)	1.2 9 4 4 4 0 0 0 0 0 0 3 9 9 21.60 2.400																						
<b>Fred Gladding, R</b> ERA: 3.86 (5,1)	1.0 4 2 1 1 0 0 0 0 0 0 0 6 6 9.00 2.000																						
<b>Orlando Pena, R</b> ERA: 2.79 (6,1)	2.0 10 3 2 2 2 0 0 0 0 0 2 14 14 9.00 1.500																						
<b>Johnny Podres, L</b> ERA: 3.21 (8,1)	2.0 11 7 3 3 0 0 0 0 0 0 0 11 11 13.50 3.500																						

Batter	1	2	3	4	5	6	7	8	9	AB R H RBI BB SO LOB	BOTTOM												
<b>Don Wert, R</b> OBP: 0.397, SLG: 0.340 (1,5)										4 0 0 0 0 0 0	<b>Cleveland Indians @ Detroit Tigers</b> Tiger Stadium, Detroit, MI Sun Jul 17 1966, 4:38 AM EDT Att: 39,244 - Unknown												
<b>Jake Wood, R</b> OBP: 0.341, SLG: 0.382 (1,4)										4 0 1 0 0 0 0													
<b>Norm Cash, L</b> OBP: 0.307, SLG: 0.411 (1,3)										2 0 1 0 0 1 0													
<b>Orlando Pena, R</b> OBP: 0.100, SLG: 0.100 (6,1)										1 0 0 0 0 0 1													
<b>Johnny Podres, L</b> OBP: 0.600, SLG: 0.333 (8,1)										0 0 0 0 1 0 0													
<b>Willie Horton, R</b> OBP: 0.331, SLG: 0.453 (1,7)										4 0 0 0 0 0 3													
<b>Jim Northrup, L</b> OBP: 0.309, SLG: 0.413 (1,9)										4 1 2 1 0 0 0													
<b>Bill Freehan, R</b> OBP: 0.295, SLG: 0.361 (1,2)										4 0 1 0 0 0 1													
<b>Mickey Stanley, R</b> OBP: 0.337, SLG: 0.303 (1,8)										4 1 2 0 0 1 2													
<b>Ray Oyler, R</b> OBP: 0.321, SLG: 0.304 (1,6)										4 0 2 1 0 1 2													
<b>Joe Sparna, R</b> OBP: 0.250, SLG: 0.300 (1,1)										0 0 0 0 0 0 0													
<b>Dave Wicksham, R</b> OBP: 0.067, SLG: 0.100 (3,1)										1 0 0 0 0 0 0													
<b>Fred Gladding, L</b> OBP: 0.067, SLG: 0.100 (5,1)										0 0 0 0 0 0 0													
<b>Dick Tracewski, R</b> OBP: 0.226, SLG: 0.143 (5, PH)										3 0 0 0 0 0 4													
<b>Inning Stats</b>	R: 0 E: 0 K: 1 S: 5	H: 0 LOB: 0 BB: 0 P: 5	R: 0 E: 0 K: 0 S: 3	H: 0 LOB: 0 BB: 0 P: 3	R: 0 E: 0 K: 0 S: 3	H: 1 LOB: 0 BB: 0 P: 3	R: 0 E: 0 K: 0 S: 4	H: 1 LOB: 1 BB: 0 P: 4	R: 0 E: 0 K: 1 S: 7	H: 2 LOB: 2 BB: 0 P: 7	R: 0 E: 0 K: 0 S: 4	H: 1 LOB: 1 BB: 0 P: 4	R: 1 E: 0 K: 1 S: 7	H: 2 LOB: 1 BB: 0 P: 7	R: 0 E: 0 K: 0 S: 3	H: 0 LOB: 1 BB: 1 P: 7	R: 1 E: 0 K: 0 S: 5	H: 2 LOB: 1 BB: 0 P: 5	1B: 4 2B: 4 3B: 0 HR: 1	SF: 0 SAC: 0 DP: 1 HBP: 0	WP: 0 PA: 36 PB: 0 SB: 0 CS: 0		
<b>PITCHER</b>	IP WLS BF H R ER SO BB IBB HBP BLK WP HR S P ERA WHIP											<b>PITCHER</b>	IP WLS BF H R ER SO BB IBB HBP BLK WP HR S P ERA WHIP										
<b>John O'Donoghue, L</b> ERA: 3.45 (1,1)	9.0 W 36 9 2 2 3 1 0 0 0 0 0 1 41 45 2.00 1.111																						



Batter	1	2	3	4	5	6	7	8	9	AB	R	H	RBI	BB	SO	LOB	TOP					
Jose Cardenal, R OBP: 0.325, SLG: 0.411 (1, 8)	5-3		F8			HR		F9		4	1	1	1	0	0	2	<b>California Angels @ Cleveland Indians</b> Cleveland Municipal Stadium, Cleveland, OH Mon Jul 18 1966, 7:05 PM EDT Att: 7,066 - Unknown <a href="http://livebaseballscorecards.com">livebaseballscorecards.com</a>					
Willie Smith, L OBP: 0.243, SLG: 0.264 Bob Lee, R (8, 1)	F8			K		K		F8		4	0	0	0	0	2	1						
Jim Fregosi, R OBP: 0.310, SLG: 0.373 (1, 6)	K			FC3-6 BB				F9		3	0	1	0	1	1	0						
Norm Siebern, L OBP: 0.392, SLG: 0.401 (1, 3)		F9		FC3-6		4-3		F7		4	0	0	0	0	2							
Frank Matzone, R OBP: 0.317, SLG: 0.376 (1, 5)		5-3		F7			L6		F7	4	0	0	0	0	1							
Buck Rodgers, S OBP: 0.253, SLG: 0.305 (1, 2)		4-3				F9		K		3	0	0	0	0	1	0						
Jackie Warner, R OBP: 0.285, SLG: 0.469 (1, 9)			K			K		5-3		3	0	0	0	0	2	0						
Jackie Hernandez, R OBP: 0.111, SLG: 0.063 Howie Reed, R (5, 1)			5-3			K				2	0	0	0	0	1	0						
Ed Kirkpatrick, L OBP: 0.314, SLG: 0.354 (8, PH)						K		1-3		0	0	0	0	0	0	0						
Marcelino Lopez, R OBP: 0.297, SLG: 0.294 Tom Satriano, L OBP: 0.339, SLG: 0.264 (5, 4)										1	0	1	0	0	0	0						
										2	0	1	0	0	0	0						
<b>Inning Stats</b>	R: 0 E: 0 K: 1 S: 5	H: 0 LOB: 0 BB: 0 P: 5	R: 0 E: 0 K: 0 S: 3	H: 0 LOB: 0 BB: 0 P: 3	R: 0 E: 0 K: 1 S: 6	H: 1 LOB: 1 BB: 0 P: 6	R: 0 E: 0 K: 1 S: 5	H: 0 LOB: 1 BB: 1 P: 9	R: 0 E: 0 K: 2 S: 7	H: 0 LOB: 0 BB: 0 P: 7	R: 1 E: 0 K: 1 S: 7	H: 2 LOB: 1 BB: 0 P: 7	R: 0 E: 0 K: 1 S: 5	H: 0 LOB: 0 BB: 0 P: 5	R: 0 E: 0 K: 0 S: 4	H: 1 LOB: 1 BB: 0 P: 4	R: 0 E: 0 K: 0 S: 3	H: 0 LOB: 0 BB: 0 P: 3	1B: 2 2B: 1 3B: 0 HR: 1	SF: 0 SAC: 0 DP: 0 HBP: 0	WP: 0 PB: 0 SB: 0 CS: 0	PA: 32
<b>PITCHER</b> Gary Bell, R ERA: 2.88 (1, 1)	IP: 9.0 WLS: W BF: 32 H: 4 R: 1 ER: 1 SO: 7 BB: 1 IBB: 0 HBP: 0 BLK: 0 WP: 0 HR: 1 S: 45 P: 49 ERA: 1.00 WHIP: 0.556															<b>PITCHER</b>						


Batter	1	2	3	4	5	6	7	8	9	AB	R	H	RBI	BB	SO	LOB	BOTTOM			
Pedro Gonzalez, R OBP: 0.280, SLG: 0.310 (1, 4)	4-3		FC6-4	FC4 1B			5-3			4	0	1	0	0	0	2	<b>California Angels @ Cleveland Indians</b> Cleveland Municipal Stadium, Cleveland, OH Mon Jul 18 1966, 7:05 PM EDT Att: 7,066 - Unknown <a href="http://livebaseballscorecards.com">livebaseballscorecards.com</a>			
Leon Wagner, L OBP: 0.332, SLG: 0.446 Fred Whitfield, L OBP: 0.277, SLG: 0.411 (8, 3)			FC6-4	FC4 1B						3	1	1	1	1	0	4				
Chuck Hinton, R OBP: 0.332, SLG: 0.387 (1, 8)	G5-4-3 BB		FC6-4	FC4 1B			HR			3	1	0	0	1	0	1				
Rocky Colavito, R OBP: 0.356, SLG: 0.480 (1, 9)		K2-3		HR			5-3			4	1	1	2	0	1	0				
Chico Salmon, R OBP: 0.327, SLG: 0.403 (8, 7)		K		HR			F8			4	1	1	0	0	1	0				
Max Alvis, R OBP: 0.318, SLG: 0.354 (1, 5)		G3		HR			K			4	1	1	1	0	1	1				
Larry Brown, R OBP: 0.330, SLG: 0.323 (1, 6)				FC2-5 1B			HR			4	1	2	2	0	0	0				
Joe Azcue, R OBP: 0.315, SLG: 0.370 (1, 2)				E4 FC6-4 FC2-5 1B			1B			4	0	1	0	0	2					
Gary Bell, R OBP: 0.220, SLG: 0.196 (1, 1)				FC2-5 FC6-4			K			3	0	0	0	0	1	3				
<b>Inning Stats</b>	R: 0 E: 0 K: 0 S: 2	H: 0 LOB: 1 BB: 1 P: 6	R: 0 E: 0 K: 2 S: 7	H: 0 LOB: 0 BB: 0 P: 7	R: 0 E: 1 K: 0 S: 5	H: 1 LOB: 2 BB: 0 P: 5	R: 4 E: 0 K: 2 S: 12	H: 5 LOB: 2 BB: 1 P: 16	R: 0 E: 0 K: 0 S: 3	H: 0 LOB: 0 BB: 0 P: 3	R: 1 E: 0 K: 0 S: 4	H: 1 LOB: 0 BB: 0 P: 4	R: 1 E: 1 K: 0 S: 5	H: 1 LOB: 1 BB: 0 P: 5	R: 1 E: 0 K: 0 S: 5	H: 1 LOB: 1 BB: 0 P: 5	1B: 4 2B: 0 3B: 0 HR: 4	SF: 0 SAC: 0 DP: 1 HBP: 0	WP: 0 PB: 0 SB: 1 CS: 0	PA: 35
<b>PITCHER</b> Marcelino Lopez, L ERA: 3.63 Howie Reed, R ERA: 2.92 Bob Lee, R ERA: 2.49 (8, 1)	IP: 4.0 WLS: L BF: 20 H: 6 R: 4 ER: 4 SO: 4 BB: 2 IBB: 0 HBP: 0 BLK: 0 WP: 0 HR: 2 S: 26 P: 34 ERA: 9.00 WHIP: 2.000															<b>PITCHER</b>				



Batter	1	2	3	4	5	6	7	8	9	AB	R	H	RBI	BB	SO	LOB	TOP				
Wayne Causey, L OBP: 0.313, SLG: 0.274 Al Weis, S OBP: 0.218, SLG: 0.140	0-0 FC6-4 1B	0-0 1B		0-3 K			0-0 6-3	0-0 1-3		5	0	2	0	0	1	1					
Don Buford, S OBP: 0.320, SLG: 0.343	0-0 FC6-4 1-2	0-0 4-3			0-0 5-3		0-0 WP BB 1B		4-0 1B SF9 BB	4	2	1	0	1	0	2					
Tommie Agee, R OBP: 0.321, SLG: 0.419	0-3 K		0-0 WP 1B		0-0 1-3		4-0 BB WP 1B		0-0 1-3 1B	4	1	2	0	1	1	1					
Floyd Robinson, L OBP: 0.345, SLG: 0.391 John Romano, R OBP: 0.349, SLG: 0.421 Joe Horton, R OBP: 0.174, SLG: 0.088 Hoyt Wilhelm, R OBP: 0.277, SLG: 0.338 Smoky Burgess, R OBP: 0.328, SLG: 0.182 Bob Locker, R OBP: 0.308, SLG: 0.182	4-0 BB		0-0 1B	1-4 G3	0-0 4-3		4-0 1-2 2-3 3-4 IBB		0-0 SF9	2	0	1	1	1	0	0					
Tom McCraw, L OBP: 0.300, SLG: 0.347	0-3 K		0-0 F9			0-0 CS 1B	4-0 FC6-4 BB		0-0 SH5-3-4-6-4	3	0	1	1	1	1	3					
Ken Berry, R OBP: 0.313, SLG: 0.422		0-0 BB 2B	0-0 G3	1-2		0-0 FC6-4 1B	0-0 FC6-4			4	0	2	0	0	0	4					
J.C. Martin, L OBP: 0.350, SLG: 0.410 Bill Skowron, R OBP: 0.290, SLG: 0.345 Jerry McNertney, R OBP: 0.318, SLG: 0.250		4-0 HR BB	0-3 K		0-0 F7			0-0 6-3		1	1	0	0	1	1	1	AB 33				
Jerry Adair, R OBP: 0.303, SLG: 0.348		0-0 HR		0-0 5-3		0-0 FC6-4		0-0 2B		1	0	0	0	0	0	1	R 5				
Bruce Howard, S Jack Lamabe, R Gene Freese, R OBP: 0.270, SLG: 0.311		0-0 4-3		0-0 5-3			0-3 K	0-0 F3		4	1	2	2	0	0	1	H 11				
										2	0	0	0	0	0	0	RBI 5				
										0	0	0	0	0	0	0	BB 6				
										2	0	0	0	0	1	1	SO 5				
																	LOB 15				
<b>Inning Stats</b>	R: 0 E: 0 K: 2 S: 8	H: 1 LOB: 2 BB: 1 P: 12	R: 2 E: 0 K: 0 S: 5	H: 3 LOB: 1 BB: 1 P: 9	R: 1 E: 0 K: 1 S: 7	H: 2 LOB: 1 BB: 0 P: 7	R: 0 E: 0 K: 1 S: 5	H: 0 LOB: 0 BB: 0 P: 5	R: 0 E: 0 K: 0 S: 4	H: 2 LOB: 1 BB: 0 P: 4	R: 1 E: 0 K: 1 S: 6	H: 1 LOB: 3 BB: 3 P: 18	R: 0 E: 0 K: 0 S: 4	H: 1 LOB: 1 BB: 0 P: 4	R: 1 E: 0 K: 0 S: 3	H: 1 LOB: 0 BB: 1 P: 7	1B: 8 2B: 3 3B: 0 HR: 1	SF: 1 SAC: 1 DP: 1 HBP: 0	WP: 2 PB: 0 SB: 1 CS: 1	PA: 41	
<b>PITCHER</b>	IP WLS BF H R ER SO BB IBB HBP BLK WP HR S P ERA WHIP	2.0 13 6 3 3 2 2 0 0 0 1 1 15 23 13.50 4.000	4.2 18 3 1 1 3 1 1 0 0 1 0 22 30 1.93 0.857	2.1 L 10 2 1 1 0 2 0 0 0 0 0 8 16 3.86 1.714																	

Chicago White Sox @ Cleveland Indians  
Cleveland Municipal Stadium, Cleveland, OH  
Tue Jul 19 1966, 7:05 PM EDT  
Att: 14,378 - Unknown


AB 33  
R 5  
H 11  
RBI 5  
BB 6  
SO 5  
LOB 15



Batter	1	2	3	4	5	6	7	8	9	AB	R	H	RBI	BB	SO	LOB	BOTTOM			
Pedro Gonzalez, R OBP: 0.276, SLG: 0.305	0-0 6-3	0-0 FC1-6			0-0 1-3		0-3 K			4	0	0	0	0	1	1				
Leon Wagner, L OBP: 0.331, SLG: 0.443	0-0 HR 1B	0-0 F8			0-0 6-3			0-3 K		4	1	1	0	0	1	1				
Chuck Hinton, R OBP: 0.330, SLG: 0.401	0-0 HR		0-0 F9			0-0 E5 G6-4-3		0-0 6-3		4	1	1	2	0	0	0				
Rocky Colavito, R OBP: 0.352, SLG: 0.474	0-0 F7		0-3 K			0-0 G6-4-3		0-3 K		4	0	0	0	0	2	1				
Fred Whitfield, L OBP: 0.280, SLG: 0.422	0-0 HR		0-0 3-1			0-0 WP BB 1B		0-3 K		4	1	2	1	0	1	0				
Chico Salmon, R OBP: 0.326, SLG: 0.398	0-0 5-3			0-0 4-3		4-0 WP BB		0-0 F2		3	0	0	0	1	0	0				
Max Alvis, R OBP: 0.318, SLG: 0.353		0-0 WP S 1B		0-3 K		0-3 K		0-3 K		4	1	1	0	0	3	2	AB 33			
Del Crandall, R OBP: 0.300, SLG: 0.323		0-0 FC1-6 1B		0-3 K			0-0 F8			3	0	1	1	0	1	0	R 4			
Sonny Siebert, R OBP: 0.200, SLG: 0.224 Jack Kralick, L OBP: 0.100, SLG: 0.100 John O'Donoghue, R OBP: 0.120, SLG: 0.160		0-3 K			0-0 F9		0-0 6-3			1	0	0	0	0	1	1	H 6			
										1	0	0	0	0	0	0	RBI 4			
										1	0	0	0	0	0	0	BB 1			
																	SO 10			
																	LOB 6			
<b>Inning Stats</b>	R: 3 E: 0 K: 0 S: 6	H: 3 LOB: 0 BB: 0 P: 6	R: 1 E: 0 K: 1 S: 7	H: 2 LOB: 1 BB: 0 P: 7	R: 0 E: 0 K: 1 S: 5	H: 0 LOB: 0 BB: 0 P: 5	R: 0 E: 0 K: 2 S: 7	H: 0 LOB: 0 BB: 0 P: 7	R: 0 E: 0 K: 1 S: 3	H: 1 LOB: 2 BB: 1 P: 10	R: 0 E: 0 K: 1 S: 5	H: 0 LOB: 0 BB: 0 P: 5	R: 0 E: 0 K: 2 S: 7	H: 0 LOB: 0 BB: 0 P: 7	R: 0 E: 0 K: 2 S: 7	H: 0 LOB: 0 BB: 0 P: 7	1B: 4 2B: 0 3B: 0 HR: 2	SF: 0 SAC: 0 DP: 1 HBP: 0	WP: 2 PB: 0 SB: 1 CS: 0	PA: 34
<b>PITCHER</b>	IP WLS BF H R ER SO BB IBB HBP BLK WP HR S P ERA WHIP	5.2 24 1 0 0 4 4 4 0 0 0 1 0 3 3 0.00 0.000	6.1 1 0 0 0 1 0 0 0 0 0 0 0 12 12 0.00 0.000	2.0 W 6 0 0 3 0 0 0 0 0 0 0 7 7 0.00 0.000																

Chicago White Sox @ Cleveland Indians  
Cleveland Municipal Stadium, Cleveland, OH  
Tue Jul 19 1966, 7:05 PM EDT  
Att: 14,378 - Unknown

AB 33  
R 4  
H 6  
RBI 4  
BB 1  
SO 10  
LOB 6





Batter	1	2	3	4	5	6	7	8	9	AB	R	H	RBI	BB	SO	LOB	TOP							
Wayne Causey, L (1,4) Al Weis, S (7,4) OBP: 0.314, SLG: 0.275 OBP: 0.216, SLG: 0.139	0-0 WP S 1B		0-0 3-1	0-0 F8			0-0 SH1-4		0-0 4-3	3	0	1	0	0	0	2								
Don Buford, S (1,5) OBP: 0.322, SLG: 0.353	0-0 F7		0-0 FC6-4 1B	0-0 4-3			0-0 HR			4	1	2	2	0	0	3								
Tommie Agee, R (1,8) OBP: 0.317, SLG: 0.414	0-3 K		0-0 FC6-4 1-2		0-0 4-3		0-3 K			4	0	0	0	0	2	2								
Floyd Robinson, L (1,9) OBP: 0.344, SLG: 0.348	0-3 K			4-0 FC5-4 BB	0-3 K		0-0 F9			3	0	0	0	1	2	1								
Tom McCraw, L (1,3) OBP: 0.295, SLG: 0.342		0-0 6-3		0-0 FC5-4 HBP 2B	0-3 K			0-0 4-3		4	1	0	0	0	1	1								
Ken Berry, R (1,7) OBP: 0.316, SLG: 0.421		0-0 E 1B		1-0 2B HBP		0-0 1-3		0-0 5-3		3	2	1	0	0	0	0								
Jerry Adair, R (1,6) OBP: 0.302, SLG: 0.351		0-0 F9 2H		0-0 E 2B		0-0 5-3		0-0 F7		4	1	1	2	0	0	0								
J.C. Martin, L (1,2) OBP: 0.340, SLG: 0.397		0-0 4-3		0-0 E3 1B		0-0 3-1			0-0 F4	4	0	0	0	0	0	0								
Joe Horlen, R (1,1) Hoyt Wilhelm, R (8,1) OBP: 0.198, SLG: 0.111			0-0 F6	0-0 1B			4-0 SH1-4 HR BB		0-3 K	2	1	1	0	1	0	0								
										1	0	0	0	0	1	0								
<b>Inning Stats</b>	R: 0 E: 0 K: 2 S: 8	H: 1 LOB: 1 BB: 0 P: 8	R: 1 E: 1 K: 0 S: 4	H: 1 LOB: 0 BB: 0 P: 4	R: 0 E: 0 K: 0 S: 4	H: 1 LOB: 1 BB: 0 P: 4	R: 3 E: 1 K: 0 S: 6	H: 2 LOB: 2 BB: 1 P: 11	R: 0 E: 0 K: 2 S: 7	H: 0 LOB: 0 BB: 0 P: 7	R: 0 E: 0 K: 0 S: 3	H: 0 LOB: 2 BB: 0 P: 3	R: 2 E: 0 K: 1 S: 6	H: 1 LOB: 0 BB: 1 P: 10	R: 0 E: 0 K: 0 S: 3	H: 0 LOB: 0 BB: 0 P: 3	R: 0 E: 0 K: 1 S: 5	H: 0 LOB: 0 BB: 0 P: 5	1B: 4 2B: 1 3B: 0 HR: 1	SF: 0 SAC: 1 DP: 0 HBP: 1	WP: 1 PB: 0 SB: 1 CS: 0	PA: 37		
<b>PITCHER</b>	IP WLS BF H R ER SO BB IBB HBP BLK WP HR S P ERA WHIP	6.0 L 26 5 4 3 4 1 0 0 0 1 0 32 37 4.50 1.000	1.0 5 1 2 2 1 1 0 0 0 0 1 6 10 18.00 2.000	2.0 6 0 0 0 1 0 0 0 0 0 0 8 8 0.00 0.000																				

Chicago White Sox @ Cleveland Indians  
Cleveland Municipal Stadium, Cleveland, OH

AB 33  
R 6  
H 6  
RBI 4  
BB 2  
SO 6  
LOB 9



Wed Jul 20 1966, 7:05 PM EDT  
Att: 8,664 - Unknown

Batter	1	2	3	4	5	6	7	8	9	AB	R	H	RBI	BB	SO	LOB	BOTTOM							
Pedro Gonzalez, R (1,4) Bob Allen, L (8,1) OBP: 0.275, SLG: 0.304 OBP: 0.250, SLG: 0.143	0-0 6-3			0-0 E6 G4-6-3 E		0-0 FC3-6 1B	0-0 4-3			4	0	1	0	0	0	1								
Leon Wagner, L (1,7) OBP: 0.330, SLG: 0.440	0-0 6-3			0-0 E3 G4-6-3		0-0 FC3-6 1B		0-0 PB 1B		4	0	1	0	0	0	2								
Chuck Hinton, R (1,8) OBP: 0.328, SLG: 0.398	0-3 K			0-0 G4-6-3 1-2 2-3		0-0 1B		0-0 L6		4	0	1	0	0	1	3								
Rocky Colavito, R (1,9) OBP: 0.348, SLG: 0.467		0-0 F4		0-0 5-3		0-0 F6		0-3 K		4	0	0	0	0	1	4								
Fred Whitfield, L (1,3) OBP: 0.276, SLG: 0.416		0-0 G3			0-0 4-3		0-0 E5 1B	0-0 F9		4	1	0	0	0	0	1								
Chico Salmon, R (1,6) OBP: 0.322, SLG: 0.392		0-0 5-3			0-0 6-3		0-0 E3 4-3 1B 6-3		0-0 F2	4	1	0	0	0	0	1								
Max Alvis, R (1,5) OBP: 0.317, SLG: 0.352			0-0 5-3		0-0 F8		0-0 4-3 1B		0-3 K	4	0	1	1	0	1	0								
Joe Azcue, R (1,2) Del Crandall, R (1,2) OBP: 0.315, SLG: 0.370 OBP: 0.327, SLG: 0.308			0-0 5-3			4-0 FC1-6 BB	0-0 4-3		0-0 6-3	0	0	0	0	0	0	0								
Steve Hargan, R (1,1) Vic Davalillo, L (6,PH) Dick Radatz, R (7,1) Larry Brown, R (7,PH) OBP: 0.327, SLG: 0.320			0-3 K		0-0 FC1-6 1B FC3-6		0-0 6-3			1	0	0	0	0	1	0								
										1	1	0	0	0	0	1								
										0	0	0	0	0	0	0								
										1	0	0	1	0	0	1								
<b>Inning Stats</b>	R: 0 E: 0 K: 1 S: 5	H: 0 LOB: 0 BB: 0 P: 5	R: 0 E: 0 K: 0 S: 3	H: 0 LOB: 0 BB: 0 P: 3	R: 0 E: 0 K: 1 S: 5	H: 0 LOB: 0 BB: 0 P: 5	R: 0 E: 2 K: 0 S: 4	H: 0 LOB: 1 BB: 0 P: 4	R: 0 E: 0 K: 0 S: 3	H: 0 LOB: 0 BB: 0 P: 3	R: 1 E: 0 K: 0 S: 5	H: 2 LOB: 2 BB: 1 P: 9	R: 2 E: 2 K: 0 S: 6	H: 1 LOB: 1 BB: 0 P: 6	R: 0 E: 0 K: 1 S: 6	H: 1 LOB: 1 BB: 0 P: 6	R: 0 E: 0 K: 1 S: 5	H: 0 LOB: 0 BB: 0 P: 5	1B: 4 2B: 0 3B: 0 HR: 0	SF: 0 SAC: 0 DP: 1 HBP: 0	WP: 0 PB: 1 SB: 0 CS: 0	PA: 35		
<b>PITCHER</b>	IP WLS BF H R ER SO BB IBB HBP BLK WP HR S P ERA WHIP	7.0 W 29 4 3 1 2 1 0 0 0 0 0 10 10 1.29 0.714	2.0 S 6 0 0 0 2 0 0 0 0 0 0 10 10 0.00 0.000																					

Chicago White Sox @ Cleveland Indians  
Cleveland Municipal Stadium, Cleveland, OH

AB 34  
R 3  
H 4  
RBI 2  
BB 1  
SO 4  
LOB 16




Wed Jul 20 1966, 7:05 PM EDT  
Att: 8,664 - Unknown



Batter	1	2	3	4	5	6	7	8	9	AB	R	H	RBI	BB	SO	LOB	TOP		
Wayne Causey, L (1,4) OBP: 0.314, SLG: 0.276 Al Weis, S (6,4) OBP: 0.212, SLG: 0.136	0-0 HR 1B		0-0 F5			0-0 F4			6-3 5-3	3	1	1	0	0	0	0			
Don Buford, S (1,5) OBP: 0.321, SLG: 0.351	0-0 F7		0-0 F8			0-0 1-4-3			0-0 S WP 1B	4	1	1	0	0	0	1			
Tommie Agee, R (1,8) OBP: 0.319, SLG: 0.413	0-3 K		0-0 CS 1B			0-0 F4			4-0 S WP 1B BB	3	1	1	0	1	1	1			
Floyd Robinson, L (1,9) OBP: 0.345, SLG: 0.358	0-0 HR		0-0 CS	0-0 3-1					4-0 1B 1-2 2B IBB	3	2	1	2	1	1	0			
Tom McCraw, L (1,3) OBP: 0.299, SLG: 0.344	0-0 CS 1B			0-0 F7					0-0 F6	4	1	2	2	0	0	0			
Ken Berry, R (1,7) OBP: 0.315, SLG: 0.422	0-0 CS	0-0 5-3		0-0 F7					0-0 F5	4	1	1	2	0	0	0			
Jerry Adair, R (1,6) OBP: 0.306, SLG: 0.356					0-0 6-3				0-0 K SH1-3 1B	3	0	2	1	0	0	0			
J.C. Martin, L (1,2) OBP: 0.340, SLG: 0.395					0-0 4-3				0-0 SH1-3	3	0	1	0	0	0	1			
John Buzhardt, R (1,1) OBP: 0.171, SLG: 0.121					0-3 K				0-0 K 1-3 1B	4	0	1	0	0	2	2			
<b>Inning Stats</b>	R: 2 E: 0 K: 1 S: 7	H: 3 LOB: 0 BB: 0 P: 7	R: 0 E: 0 K: 0 S: 4	H: 1 LOB: 1 BB: 0 P: 4	R: 0 E: 0 K: 0 S: 3	H: 1 LOB: 0 BB: 0 P: 3	R: 0 E: 0 K: 0 S: 5	H: 0 LOB: 0 BB: 0 P: 3	R: 0 E: 0 K: 1 S: 5	H: 0 LOB: 0 BB: 0 P: 5	R: 0 E: 0 K: 1 S: 5	H: 0 LOB: 0 BB: 0 P: 5	R: 0 E: 0 K: 1 S: 5	H: 1 LOB: 0 BB: 0 P: 5	R: 5 E: 0 K: 0 S: 8	H: 5 LOB: 2 BB: 2 P: 16	1B: 9 2B: 1 3B: 0 HR: 1	SF: 1 SAC: 1 DP: 0 HBP: 0	WP: 2 PA: 39
<b>PITCHER</b>	IP WLS BF H R ER SO BB IBB HBP BLK WP HR S P ERA WHIP																		
Sonny Siebert, R (1,1) ERA: 2.86	8.0 L 27 6 2 2 4 0 0 0 0 0 1 35 35 2.25 0.750																		
Bob Allen, L (9,1) ERA: 4.5	0.1 6 3 5 5 0 1 1 0 0 2 0 4 12 135.00 12.000																		
Luis Tiant, R (9,1) ERA: 3.57	0.2 4 2 0 0 0 0 0 0 0 0 0 4 4 0.00 3.000																		

Chicago White Sox @ Cleveland Indians  
Cleveland Municipal Stadium, Cleveland, OH  
Thu Jul 21 1966, 7:05 PM EDT  
Att: 7,959 - Unknown

AB 33  
R 7  
H 11  
RBI 7  
BB 2  
SO 4  
LOB 7



Batter	1	2	3	4	5	6	7	8	9	AB	R	H	RBI	BB	SO	LOB	BOTTOM		
Pedro Gonzalez, R (1,4) OBP: 0.271, SLG: 0.300 Bob Allen, L (9,1) OBP: 0.250, SLG: 0.143 Luis Tiant, R (9,1) OBP: 0.100, SLG: 0.053	0-0 4-3		0-0 5-3			0-3 K			0-0 G4-6-3	4	0	0	0	0	1	3			
Chuck Hinton, R (1,8) OBP: 0.337, SLG: 0.423	0-0 G6-3 1B			0-3 K		0-0 1B			0-0 HR	4	1	3	1	0	1	0			
Leon Wagner, L (1,7) OBP: 0.326, SLG: 0.434	0-0 G6-3			0-0 4-3		0-3 K			0-0 F9	4	0	0	0	0	1	2			
Rocky Colavito, R (1,9) OBP: 0.344, SLG: 0.461		0-0 F9		0-0 6-3					0-0 6-3	4	0	0	0	0	0	0			
Fred Whitfield, L (1,3) OBP: 0.276, SLG: 0.424		0-0 1-3			0-0 L5				0-0 F8	4	1	1	1	0	0	0			
Chico Salmon, R (1,6) OBP: 0.317, SLG: 0.387		0-0 1-3			0-3 K				0-0 G3	4	0	0	0	0	1	0			
Max Alvis, R (1,5) OBP: 0.320, SLG: 0.351			0-0 F8		4-0 BB				4-0 1B BB	1	0	0	0	2	0	0			
Joe Azcue, R (1,2) OBP: 0.318, SLG: 0.378 Jim Gentile, L (8, PH) OBP: 0.359, SLG: 0.448 Jim Landis, R (8, FR) OBP: 0.342, SLG: 0.369 Del Crandall, R (9,2) OBP: 0.297, SLG: 0.308					0-0 5-3				0-0 G4-6-3 1B	2	0	1	0	0	0	1			
Sonny Siebert, R (1,1) OBP: 0.192, SLG: 0.216 Dick Howser, R (8, PH) OBP: 0.327, SLG: 0.391			0-0 F6			0-0 6-3			0-3 K	2	0	0	0	0	0	1			
<b>Inning Stats</b>	R: 0 E: 0 K: 0 S: 3	H: 1 LOB: 0 BB: 0 P: 3	R: 0 E: 0 K: 0 S: 3	H: 0 LOB: 0 BB: 0 P: 3	R: 0 E: 0 K: 1 S: 5	H: 0 LOB: 0 BB: 0 P: 5	R: 0 E: 0 K: 1 S: 5	H: 0 LOB: 0 BB: 0 P: 3	R: 0 E: 0 K: 2 S: 8	H: 1 LOB: 1 BB: 0 P: 8	R: 0 E: 0 K: 0 S: 3	H: 0 LOB: 0 BB: 0 P: 3	R: 0 E: 0 K: 1 S: 5	H: 1 LOB: 2 BB: 1 P: 9	R: 2 E: 0 K: 0 S: 5	H: 2 LOB: 0 BB: 0 P: 5	1B: 3 2B: 1 3B: 0 HR: 2	SF: 0 SAC: 0 DP: 2 HBP: 0	WP: 0 PA: 33
<b>PITCHER</b>	IP WLS BF H R ER SO BB IBB HBP BLK WP HR S P ERA WHIP																		
John Buzhardt, R (1,1) ERA: 3.4	9.0 W 33 6 2 2 5 2 0 0 0 0 2 41 49 2.00 0.889																		

Chicago White Sox @ Cleveland Indians  
Cleveland Municipal Stadium, Cleveland, OH  
Thu Jul 21 1966, 7:05 PM EDT  
Att: 7,959 - Unknown


AB 31  
R 2  
H 6  
RBI 2  
BB 2  
SO 5  
LOB 9










Batter	1	2	3	4	5	6	7	8	9	AB	R	H	RBI	BB	SO	LOB	TOP				
<b>Don Wert, R</b> OBP: 0.348, SLG: 0.334 (1, 5)	6-3	3B BB		FC4-6 1B			5-3		1-3	4	1	1	0	1	0	0	<b>Detroit Tigers @ Cleveland Indians</b> Cleveland Municipal Stadium, Cleveland, OH Sat Jul 23 1966, 3:33 AM EDT Att: 14,120 - Unknown  <b>AB 34</b> <b>R 5</b> <b>H 8</b> <b>RBI 4</b> <b>BB 3</b> <b>SO 1</b> <b>LOB 9</b> 				
<b>Jake Wood, R</b> OBP: 0.353, SLG: 0.399 (1, 4)	1B 1B	1-H 3B		F8			1-3			4	1	2	1	0	0	1					
<b>Jim Northrup, L</b> OBP: 0.320, SLG: 0.444 (1, 9)	1B 2B 1B	G3		FC4-6 1-2			6-3			4	1	1	0	0	0	2					
<b>Willie Horton, R</b> OBP: 0.338, SLG: 0.479 (1, 7)	2B E 1-3 2-H 1B	5-3				K			F8	4	1	1	1	0	1	1					
<b>Norm Cash, L</b> OBP: 0.314, SLG: 0.424 (1, 3)	E 2B		G3			G5-4-3 1B			F8	4	1	2	1	0	0	0					
<b>Bill Freehan, R</b> OBP: 0.294, SLG: 0.349 (1, 2)	FC4-6 IBB		F8			G5-4-3 1-2				3	0	1	0	1	0	1					
<b>Mickey Stanley, R</b> OBP: 0.343, SLG: 0.323 (1, 8)	FC4-6 1-2 3-H			FC6-4 BB			5-3		F4	3	0	0	1	1	0	2					
<b>Ray Oyler, R</b> OBP: 0.295, SLG: 0.283 (1, 6)	4-3						6-3		4-3	3	0	0	0	0	0	2					
<b>Jerry Lumpe, L</b> OBP: 0.293, SLG: 0.319 (9, PH)	4-3			FC6-4 1-2						1	0	0	0	0	0	0					
<b>Joe Sparna, R</b> OBP: 0.238, SLG: 0.286 (1, 1)			F3				F3		F7	1	0	0	0	0	0	0					
<b>Dave Wickersham, R</b> OBP: 0.059, SLG: 0.088 (3, 1)				F6						2	0	0	0	0	0	0					
<b>Hank Aguirre, R</b> ERA: 3.66 (6, 1)										0	0	0	0	0	0	0					
<b>Fred Gladding, L</b> ERA: 3.4 (7, 1)										0	0	0	0	0	0	0					
<b>Gates Brown, L</b> OBP: 0.317, SLG: 0.417 (9, PH)										1	0	0	0	0	0	0					
<b>Inning Stats</b>	R: 4 E: 1 K: 0 S: 7	H: 4 LOB: 1 BB: 1 P: 11	R: 1 E: 0 K: 0 S: 4	H: 1 LOB: 1 BB: 1 P: 8	R: 0 E: 0 K: 0 S: 3	H: 0 LOB: 1 BB: 1 P: 7	R: 0 E: 0 K: 0 S: 4	H: 1 LOB: 1 BB: 0 P: 4	R: 0 E: 0 K: 1 S: 5	H: 0 LOB: 0 BB: 0 P: 5	R: 0 E: 0 K: 0 S: 3	H: 0 LOB: 0 BB: 0 P: 3	R: 0 E: 0 K: 0 S: 4	H: 1 LOB: 1 BB: 0 P: 4	R: 0 E: 0 K: 0 S: 3	H: 0 LOB: 0 BB: 0 P: 3	1B: 6 2B: 1 3B: 1 HR: 0	SF: 0 SAC: 0 DP: 1 HBP: 0	WP: 0 PB: 0 SB: 0 CS: 0	PA: 37	
<b>PITCHER</b>	IP	WLS	BF	H	R	ER	SO	BB	IBB	HBP	BLK	WP	HR	S	P	ERA	WHIP				
<b>John O'Donoghue, L</b> ERA: 3.66 (1, 1)	6.0		27	7	5	4	1	2	1	0	0	0	0	26	38	6.00	1.500				
<b>Luis Tiant, R</b> ERA: 3.4 (7, 1)	3.0	W	10	1	0	0	0	0	0	0	0	0	0	10	10	0.00	0.333				


Batter	1	2	3	4	5	6	7	8	9	AB	R	H	RBI	BB	SO	LOB	BOTTOM				
<b>Larry Brown, R</b> OBP: 0.350, SLG: 0.349 (1, 6)	6-3		1B 1-2 1B BB			BB 1B		F3		4	1	2	1	1	0	0	<b>Detroit Tigers @ Cleveland Indians</b> Cleveland Municipal Stadium, Cleveland, OH Sat Jul 23 1966, 3:33 AM EDT Att: 14,120 - Unknown  <b>AB 32</b> <b>R 6</b> <b>H 9</b> <b>RBI 6</b> <b>BB 5</b> <b>SO 5</b> <b>LOB 13</b> 				
<b>Leon Wagner, L</b> OBP: 0.332, SLG: 0.450 (1, 7)	4-3		1B 1-3 2-H 1B			BB		G3		3	0	1	1	1	0	2					
<b>Chuck Hinton, R</b> OBP: 0.337, SLG: 0.432 (1, 8)	K		BB 1-3 3-H 1B			F8		E6 HR		4	1	1	1	0	1	2					
<b>Fred Whitfield, L</b> OBP: 0.276, SLG: 0.428 (1, 3)		5-3		G6-4-3 BB		F4		F4		3	1	1	2	1	0	2					
<b>Rocky Colavito, R</b> OBP: 0.341, SLG: 0.464 (1, 9)	K		G6-4-3 1-2			HR		K		4	1	1	1	0	2	3					
<b>Chico Salmon, R</b> OBP: 0.321, SLG: 0.390 (1, 4)		BB			5-3			F9	L4 2B	3	0	1	0	1	0	0					
<b>Max Alvis, R</b> OBP: 0.321, SLG: 0.357 (1, 5)	K				L6			BB 1B	L4	4	1	1	0	0	1	2					
<b>Buddy Booker, L</b> OBP: 0.269, SLG: 0.520 (1, 2)					3-1			F6		2	0	0	0	0	0	0					
<b>Vic Davallio, L</b> OBP: 0.293, SLG: 0.307 (6, PH)									4-3	0	0	0	0	1	0	0					
<b>Joe Azcue, R</b> OBP: 0.314, SLG: 0.369 (7, 2)								1B 1-2 BB		1	0	0	0	0	0	0					
<b>John O'Donoghue, R</b> OBP: 0.148, SLG: 0.185 (1, 1)					3-1				F9	2	1	1	0	0	0	0					
<b>Jim Gentile, L</b> OBP: 0.357, SLG: 0.445 (6, PH)										1	0	0	0	0	1	2					
<b>Luis Tiant, R</b> OBP: 0.095, SLG: 0.050 (7, 1)			BB 1B 1B							1	0	0	0	0	0	0					
<b>Inning Stats</b>	R: 0 E: 0 K: 1 S: 5	H: 0 LOB: 0 BB: 0 P: 5	R: 0 E: 0 K: 2 S: 7	H: 0 LOB: 1 BB: 1 P: 11	R: 2 E: 0 K: 0 S: 5	H: 3 LOB: 2 BB: 2 P: 13	R: 0 E: 0 K: 0 S: 3	H: 0 LOB: 0 BB: 0 P: 3	R: 0 E: 0 K: 1 S: 8	H: 1 LOB: 2 BB: 1 P: 12	R: 2 E: 1 K: 1 S: 7	H: 2 LOB: 0 BB: 0 P: 7	R: 0 E: 0 K: 0 S: 3	H: 0 LOB: 0 BB: 0 P: 3	1B: 6 2B: 2 3B: 0 HR: 2	SF: 0 SAC: 0 DP: 2 HBP: 0	WP: 0 PB: 0 SB: 0 CS: 0	PA: 37			
<b>PITCHER</b>	IP	WLS	BF	H	R	ER	SO	BB	IBB	HBP	BLK	WP	HR	S	P	ERA	WHIP				
<b>Joe Sparna, R</b> ERA: 5.45 (1, 1)	2.1		13	3	2	2	3	3	0	0	0	0	0	16	28	7.71	2.571				
<b>Dave Wickersham, R</b> ERA: 3.7 (3, 1)	3.0		13	3	2	2	0	2	0	0	0	0	1	11	19	6.00	1.667				
<b>Hank Aguirre, L</b> ERA: 3.82 (6, 1)	1.0	L	7	3	2	1	2	0	0	0	0	0	1	11	11	9.00	3.000				
<b>Fred Gladding, R</b> ERA: 3.72 (7, 1)	1.2		4	0	0	0	0	0	0	0	0	0	0	4	4	0.00	0.000				




Batter	1	2	3	4	5	6	7	8	9	AB	R	H	RBI	BB	SO	LOB	TOP			
Don Wert, R OBP: 0.348, SLG: 0.333 (1,5)	0-0 6-3		0-0 6-3			0-3 K		0-0 FC6-4 1B		4	0	1	0	0	1	0	Detroit Tigers @ Cleveland Indians Cleveland Municipal Stadium, Cleveland, OH Sun Jul 24 1966, 3:33 AM EDT Unknown			
Jake Wood, R OBP: 0.344, SLG: 0.387 (1,4)	0-0 1-3			0-3 K		0-0 6-3		0-0 FC6-4 G4-6-3		4	0	0	0	0	1	2				
Jim Northrup, L OBP: 0.319, SLG: 0.441 (1,9)	0-0 F8			0-0 F7				0-0 G4-6-3		4	0	1	0	0	0	2				
Gates Brown, L OBP: 0.323, SLG: 0.421 (1,7)		0-0 4-3 1B		0-0 1B		0-0 4-3			0-0 F4	4	0	2	0	0	0	1				
Norm Cash, L OBP: 0.313, SLG: 0.422 (1,3)		0-0 4-3 1-2		0-0 4-3			0-3 K		0-0 G6-4-3 1B	4	0	1	0	0	1	2				
Bill Freehan, R OBP: 0.294, SLG: 0.351 (1,2)		0-0 2B			0-0 F9		0-0 6-3		0-0 G6-4-3	4	0	1	0	0	0	1				
Mickey Stanley, R OBP: 0.343, SLG: 0.333 (1,8)		0-0 4-3			0-0 4-3		0-0 2B			3	0	1	0	0	0	1				
Ray Oyler, R OBP: 0.295, SLG: 0.285 (1,6)			0-0 F7		0-0 1B		0-0 F5			3	0	1	0	0	0	1				
Denny McLain, R OBP: 0.262, SLG: 0.246 (8, PH)			0-3 K		0-3 K2-3			0-0 FC6-4 1B		2	0	0	0	0	2	1				
Al Kaline, R OBP: 0.404, SLG: 0.610 (8, PH)										1	0	1	0	0	0	0				
Fred Gladding, L OBP: 0.273, SLG: 0.299 (8, 1)										0	0	0	0	0	0	0				
<b>Inning Stats</b>	R: 0 E: 0 K: 0 S: 3	H: 0 LOB: 0 BB: 0 P: 3	R: 0 E: 0 K: 0 S: 4	H: 2 LOB: 1 BB: 0 P: 4	R: 0 E: 0 K: 1 S: 5	H: 0 LOB: 0 BB: 0 P: 5	R: 0 E: 0 K: 1 S: 6	H: 1 LOB: 1 BB: 0 P: 6	R: 0 E: 0 K: 1 S: 6	H: 1 LOB: 1 BB: 0 P: 6	R: 0 E: 0 K: 1 S: 6	H: 1 LOB: 1 BB: 0 P: 6	R: 0 E: 0 K: 0 S: 4	H: 2 LOB: 1 BB: 0 P: 4	R: 0 E: 0 K: 0 S: 3	H: 1 LOB: 0 BB: 0 P: 3	1B: 7 2B: 2 3B: 0 HR: 0	SF: 0 SAC: 0 DP: 2 HBP: 0	WP: 0 PB: 0 SB: 0 CS: 0	PA: 33
<b>PITCHER</b> Steve Hargan, R ERA: 3.0 (1,1)	IP: 9.0 WLS: W BF: 33 H: 9 R: 0 ER: 0 SO: 5 BB: 0 IBB: 0 HBP: 0 BLK: 0 WP: 0 HR: 0 S: 43 P: 43 ERA: 0.00 WHIP: 1.000															<b>PITCHER</b>				

Batter	1	2	3	4	5	6	7	8	9	AB	R	H	RBI	BB	SO	LOB	BOTTOM			
Larry Brown, R OBP: 0.339, SLG: 0.336 (1,6)	0-0 F7		0-0 F5		0-0 G5-4-3			0-0 FC1-4		4	0	0	0	0	0	2	Detroit Tigers @ Cleveland Indians Cleveland Municipal Stadium, Cleveland, OH Sun Jul 24 1966, 3:33 AM EDT Unknown			
Leon Wagner, L OBP: 0.331, SLG: 0.451 (1,7)	0-0 F9		0-0 E9 2B		0-0 F9		0-3 K			4	0	1	0	0	1	1				
Pedro Gonzalez, R OBP: 0.273, SLG: 0.299 (9,4)										0	0	0	0	0	0	0				
Chuck Hinton, R OBP: 0.330, SLG: 0.422 (1,8)	0-0 F3		0-0 F4			0-0 L6		0-3 K		4	0	0	0	0	1	2				
Jim Gentile, L OBP: 0.351, SLG: 0.436 (1,3)		0-0 F8	0-3 K			0-0 F3				3	0	0	0	0	1	1				
Rocky Colavito, R OBP: 0.338, SLG: 0.460 (1,9)		0-0 L8		0-0 5-3		0-0 F4				3	0	0	0	0	0	0				
Chico Salmon, R OBP: 0.321, SLG: 0.389 (9,7)		0-0 2B 1B		0-0 F7			0-0 5-3			3	1	1	0	0	0	0				
Max Alvis, R OBP: 0.321, SLG: 0.359 (1,5)		0-0 1B 2B		0-3 K			0-0 F7			3	1	1	1	0	1	0				
Joe Azcue, R OBP: 0.320, SLG: 0.393 (1,2)		0-0 1B			0-0 HR		0-0 F3			3	1	2	2	0	0	0				
Steve Hargan, R OBP: 0.130, SLG: 0.091 (1,1)		0-3 K			0-0 G5-4-3 1B			0-0 FC1-4 1B		3	0	2	0	0	1	1				
<b>Inning Stats</b>	R: 0 E: 0 K: 0 S: 3	H: 0 LOB: 0 BB: 0 P: 3	R: 2 E: 0 K: 1 S: 8	H: 3 LOB: 1 BB: 0 P: 8	R: 0 E: 1 K: 1 S: 6	H: 1 LOB: 1 BB: 0 P: 6	R: 0 E: 0 K: 1 S: 5	H: 0 LOB: 0 BB: 0 P: 5	R: 1 E: 0 K: 0 S: 4	H: 2 LOB: 0 BB: 0 P: 4	R: 0 E: 0 K: 0 S: 3	H: 0 LOB: 0 BB: 0 P: 3	R: 0 E: 0 K: 2 S: 8	H: 1 LOB: 1 BB: 0 P: 8	R: 0 E: 0 K: 2 S: 8	H: 1 LOB: 0 BB: 0 P: 8	1B: 4 2B: 2 3B: 0 HR: 1	SF: 0 SAC: 0 DP: 1 HBP: 0	WP: 0 PB: 0 SB: 0 CS: 0	PA: 30
<b>PITCHER</b> Denny McLain, R ERA: 3.8 (1,1)	IP: 7.0 WLS: L BF: 26 H: 6 R: 3 ER: 3 SO: 3 BB: 0 IBB: 0 HBP: 0 BLK: 0 WP: 0 HR: 1 S: 32 P: 32 ERA: 3.86 WHIP: 0.857															<b>PITCHER</b>				
Fred Gladding, R ERA: 3.64 (8,1)	IP: 1.0 WLS: L BF: 4 H: 1 R: 0 ER: 0 SO: 2 BB: 0 IBB: 0 HBP: 0 BLK: 0 WP: 0 HR: 0 S: 8 P: 8 ERA: 0.00 WHIP: 1.000															<b>PITCHER</b>				



Batter	1	2	3	4	5	6	7	8	9	10	AB	R	H	RBI	BB	SO	LOB	TOP									
Don Wert, R OBP: 0.347, SLG: 0.332 (1.5)	0-0 6-3			0-0 4-3 1B		0-0 6-3			0-0 6-3		4	0	1	0	0	0	0	<b>Detroit Tigers @ Cleveland Indians</b> Cleveland Municipal Stadium, Cleveland, OH Sun Jul 24 1966, 3:38 AM EDT Att: 20,862 - Unknown  livebaseballscorecards.com  <b>AB</b> 34 <b>R</b> 2 <b>H</b> 7 <b>RBI</b> 2 <b>BB</b> 1 <b>SO</b> 5 <b>LOB</b> 8  									
Jake Wood, R OBP: 0.335, SLG: 0.377 Dick Tracowski, R OBP: 0.254, SLG: 0.197 (1.4)	0-3 K			0-0 F9		0-0 4-3			0-0 6-3		4	0	0	0	0	1	1										
Jim Northrup, L OBP: 0.321, SLG: 0.446 (1.9)	0-0 1B			0-0 4-3		0-0 4-3 FC6-2 2B			0-0 F8		4	0	2	0	0	0	1										
Gates Brown, L OBP: 0.313, SLG: 0.405 (1.7)		0-0 F5		0-0 G3		0-0 4-3			0-0 F4		4	0	0	0	0	0	2										
Norm Cash, L OBP: 0.312, SLG: 0.420 (1.3)		0-0 F5			0-0 4-3		0-0 FC6-2		0-0 BB 1B		4	1	1	0	0	0	1										
Orlando McFartane, R OBP: 0.263, SLG: 0.405 (1.2)	0-3 K				0-0 HR		0-0 F7		0-0 BB 1B		3	1	1	1	1	1	1										
Mickey Stanley, R OBP: 0.339, SLG: 0.330 (1.8)			0-0 6-3		0-0 F5				0-0 G4-6-3 1B		4	0	1	1	0	0	0										
Ray Oyler, R OBP: 0.294, SLG: 0.284 (1.6)			0-0 1B		0-0 F7			0-3 K	0-0 G4-6-3		4	0	1	0	0	1	2										
Johnny Podres, L OBP: 0.500, SLG: 0.333 Orlando Pena, R OBP: 0.063, SLG: 0.083 Larry Sherry, R OBP: 0.429, SLG: 0.714 (1.1)			0-0 F9			0-3 K		0-3 K			2	0	0	0	0	1	0										
											0	0	0	0	0	0	0										
											1	0	0	0	0	1	0										
<b>Inning Stats</b>	R: 0 E: 0 K: 1 S: 5	H: 1 LOB: 1 BB: 0 P: 5	R: 0 E: 0 K: 1 S: 5	H: 0 LOB: 0 BB: 0 P: 5	R: 0 E: 0 K: 0 S: 3	H: 1 LOB: 0 BB: 0 P: 3	R: 0 E: 0 K: 0 S: 4	H: 1 LOB: 0 BB: 0 P: 4	R: 0 E: 0 K: 1 S: 5	H: 0 LOB: 0 BB: 0 P: 5	R: 0 E: 0 K: 2 S: 7	H: 0 LOB: 0 BB: 0 P: 7	R: 0 E: 0 K: 0 S: 3	H: 0 LOB: 0 BB: 0 P: 3	R: 1 E: 0 K: 0 S: 4	H: 2 LOB: 1 BB: 1 P: 8	1B: 5 2B: 1 3B: 0 HR: 1	SF: 0 SAC: 0 DP: 1 HBP: 0	WP: 0 PA: 35 PB: 0 SB: 0 CS: 0								
<b>PITCHER</b> Tom Kelley, R ERA: 3.63 (1.1)	IP 10.0	WLS L	BF 35	H 7	R 2	ER 2	SO 5	BB 1	IBB 0	HBP 0	BLK 0	WP 0	HR 1	S 44	P 48	ERA 1.80	WHIP 0.800										

Batter	1	2	3	4	5	6	7	8	9	10	AB	R	H	RBI	BB	SO	LOB	BOTTOM										
Larry Brown, R OBP: 0.336, SLG: 0.342 Jim Gentile, L OBP: 0.354, SLG: 0.436 Joe Azcue, R OBP: 0.320, SLG: 0.393 (1.6)	0-0 F4				0-0 F5		0-0 3-1		0-0 BB		4	0	1	0	0	0	2	<b>Detroit Tigers @ Cleveland Indians</b> Cleveland Municipal Stadium, Cleveland, OH Sun Jul 24 1966, 3:38 AM EDT Att: 20,862 - Unknown  livebaseballscorecards.com  <b>AB</b> 39 <b>R</b> 1 <b>H</b> 10 <b>RBI</b> 1 <b>BB</b> 2 <b>SO</b> 8 <b>LOB</b> 21  										
Leon Wagner, L OBP: 0.332, SLG: 0.450 (1.7)	0-0 1B 1B		0-0 F9 2B		0-3 K			0-0 6-3 E 9-2 1B	0-0 1-3		5	0	2	0	0	1	3											
Chuck Hinton, R OBP: 0.327, SLG: 0.417 (1.8)	0-0 F8		0-3 K			0-0 6-3		0-0 E1 6-3 1B		0-0 L6-3 1B	5	0	1	0	0	1	3											
Rocky Colavito, R OBP: 0.336, SLG: 0.456 (1.9)	0-0 1B		0-0 F9			0-0 F8		0-0 6-3		0-0 L6-3	5	0	1	0	0	0	4											
Fred Whitfield, L OBP: 0.275, SLG: 0.423 (1.3)	0-0 3-1			0-0 G3		0-3 K		0-0 1B		0-0 4-3	4	0	0	0	1	1	2											
Chico Salmon, R OBP: 0.317, SLG: 0.384 (1.4)		0-0 F9		0-0 5-3			0-0 F9	0-0 9-2			4	0	0	0	0	0	3											
Max Alvis, R OBP: 0.320, SLG: 0.358 (1.5)		0-0 F2			0-0 6-3			0-0 1B 1B		0-3 K	4	0	1	0	0	1	0											
Del Crandall, R OBP: 0.333, SLG: 0.391 Dick Howser, R OBP: 0.327, SLG: 0.391 (1.2)		0-0 1B				0-0 HR		0-0 1B 1B		0-0 BB 1B	4	1	4	1	0	0	0											
Tom Kelley, R OBP: 0.125, SLG: 0.125 (1.1)	0-3 K				0-3 K		0-3 K		0-3 K		4	0	0	0	0	4	4											
<b>Inning Stats</b>	R: 0 E: 0 K: 0 S: 5	H: 2 LOB: 2 BB: 0 P: 5	R: 0 E: 0 K: 1 S: 6	H: 1 LOB: 1 BB: 0 P: 6	R: 0 E: 0 K: 1 S: 6	H: 1 LOB: 1 BB: 0 P: 6	R: 0 E: 0 K: 0 S: 3	H: 0 LOB: 0 BB: 0 P: 3	R: 1 E: 0 K: 2 S: 8	H: 1 LOB: 0 BB: 0 P: 8	R: 0 E: 0 K: 1 S: 7	H: 2 LOB: 2 BB: 0 P: 7	R: 0 E: 1 K: 0 S: 4	H: 1 LOB: 2 BB: 1 P: 8	R: 0 E: 0 K: 2 S: 8	H: 1 LOB: 2 BB: 12 P: 12	R: 0 E: 0 K: 0 S: 3		H: 1 LOB: 0 BB: 0 P: 3	1B: 8 2B: 3 3B: 0 HR: 1	SF: 0 SAC: 0 DP: 2 HBP: 0	WP: 0 PA: 41 PB: 0 SB: 0 CS: 0						
<b>PITCHER</b> Johnny Podres, L ERA: 3.13 (1.1)	IP 6.0	WLS 23	BF 23	H 5	R 1	ER 1	SO 5	BB 0	IBB 0	HBP 0	BLK 0	WP 0	HR 1	S 33	P 33	ERA 1.50	WHIP 0.833											
Orlando Pena, R ERA: 2.97 (7.1)	0.1	3	2	0	0	0	0	0	0	0	0	0	0	0	3	0.00	6.000											
Larry Sherry, R ERA: 3.57 (7.1)	3.2	W	15	3	0	0	3	1	1	0	0	0	0	0	19	27	0.00	1.091										



Batter	1	2	3	4	5	6	7	8	9	AB	R	H	RBI	BB	SO	LOB	TOP								
Larry Brown, R OBP: 0.331, SLG: 0.336 (1, 6)	F8	F7			5-3		FC6-4 1B		K	5	0	1	0	0	1	2									
Leon Wagner, L OBP: 0.326, SLG: 0.444 Jim Landis, R OBP: 0.342, SLG: 0.369 (1, 7) (7, 8)	F6		4-3		F7		F8			4	0	0	0	0	0	1									
Chuck Hinton, R OBP: 0.321, SLG: 0.408 (1, 8) (7, 7)	6-3		K		1-3		FC6-4 1-2			4	0	0	0	0	1	1									
Rocky Colavito, R OBP: 0.338, SLG: 0.453 (1, 9)		F9				CS BB		K		2	0	0	0	2	1	0									
Max Alvis, R OBP: 0.320, SLG: 0.362 (1, 5)		E 3B	F5			F5 1-2		F5		4	1	1	0	0	0	2									
Chico Salmon, R OBP: 0.316, SLG: 0.382 Pedro Gonzalez, R OBP: 0.270, SLG: 0.295 (1, 4) (2, FR) (2, 4)		E2 1B 2B			6-3		F8		F8	1	0	0	0	0	0	0									
Fred Whitfield, L OBP: 0.280, SLG: 0.445 (1, 3)		3-H 2B 1-3 SF7 1B			F4		HR		HR	4	3	3	2	0	0	0									
Joe Azcue, R OBP: 0.330, SLG: 0.425 (1, 2)		SF7 1-3 3-H 2B					HR		G3	4	1	3	2	0	0	0									
Sonny Siebert, R OBP: 0.179, SLG: 0.204 (1, 1)		SF7 2-3 3-H			F5		1-3		F9	3	0	0	1	0	0	1									
<b>Inning Stats</b>	R: 0 E: 0 K: 0 S: 3	H: 0 LOB: 0 BB: 0 P: 3	R: 3 E: 1 K: 0 S: 7	H: 3 LOB: 2 BB: 0 P: 7	R: 0 E: 0 K: 1 S: 5	H: 0 LOB: 1 BB: 1 P: 9	R: 0 E: 0 K: 0 S: 4	H: 1 LOB: 1 BB: 0 P: 4	R: 0 E: 0 K: 0 S: 3	H: 0 LOB: 0 BB: 0 P: 3	R: 0 E: 0 K: 0 S: 2	H: 0 LOB: 0 BB: 1 P: 6	R: 2 E: 0 K: 0 S: 6	H: 3 LOB: 1 BB: 0 P: 6	R: 0 E: 0 K: 1 S: 5	H: 0 LOB: 0 BB: 0 P: 5	R: 1 E: 0 K: 1 S: 6	H: 1 LOB: 0 BB: 0 P: 6	1B: 3 2B: 1 3B: 1 HR: 3	SF: 1 SAC: 0 DP: 0 HBP: 0	WP: 0 PB: 0 SB: 0 CS: 1	PA: 37			
<b>PITCHER</b>	IP	WLS	BF	H	R	ER	SO	BB	IBB	HBP	BLK	WP	HR	S	P	ERA	WHIP								
Mike McCormick, L ERA: 3.43 Ron Kline, R ERA: 3.0 (1, 1) (8, 1)	7.0	L	30	7	5	3	1	2	0	0	0	0	2	30	38	3.86	1.286								

Cleveland Indians @ Washington Senators  
D.C. Stadium, Washington, DC  
Mon Jul 25 1966, 7:05 PM EDT  
Att: 3,734 - Unknown

AB 34  
R 6  
H 8  
RBI 5  
BB 2  
SO 3  
LOB 7



Batter	1	2	3	4	5	6	7	8	9	AB	R	H	RBI	BB	SO	LOB	BOTTOM								
Bob Saverine, S OBP: 0.295, SLG: 0.365 (1, 4)	5-3 1B		FC6-4 1B		HR		F4		F8	5	2	3	2	0	0	0									
Ken McMullen, R OBP: 0.296, SLG: 0.363 (1, 5)	5-3 1-2		K		1B BB		1B		F7	4	0	1	0	1	1	2									
Fred Valentine, S OBP: 0.335, SLG: 0.445 (1, 9)	BB 2-H 1B		FC6-4 FC4 1-2		F8		FC6-4 1-2 1B			4	0	2	1	0	0	2									
Frank Howard, R OBP: 0.346, SLG: 0.429 Ron Kline, R OBP: 0.400, SLG: 0.250 (1, 7) (8, 1)	E 1-3 BB		FC4 1-2				K			3	0	1	0	1	1	3									
Don Lock, R OBP: 0.353, SLG: 0.459 (1, 8)	E3 1-3				K		F7		FC6-4 1-2	4	0	0	0	0	1	5									
Dick Phillips, L OBP: 0.200, SLG: 0.167 (1, 3)	K				G3		F8		6-3	4	0	0	0	0	1	2									
Paul Casanova, R OBP: 0.253, SLG: 0.382 (1, 2)		K			G3		5-3		K	4	0	0	0	0	2	0									
Ed Brinkman, R OBP: 0.282, SLG: 0.363 (1, 6)		K					F9		K	4	0	1	0	0	2	0									
Mike McCormick, L OBP: 0.277, SLG: 0.364 Willie Kirkland, L OBP: 0.273, SLG: 0.347 (1, 1) (8, 7)					HR 1B		F9		4-3	3	1	1	0	0	0	1									
<b>Inning Stats</b>	R: 1 E: 1 K: 1 S: 7	H: 2 LOB: 2 BB: 1 P: 11	R: 0 E: 0 K: 2 S: 7	H: 0 LOB: 0 BB: 0 P: 7	R: 0 E: 0 K: 1 S: 6	H: 1 LOB: 0 BB: 0 P: 6	R: 0 E: 0 K: 1 S: 5	H: 0 LOB: 0 BB: 0 P: 5	R: 2 E: 0 K: 0 S: 6	H: 3 LOB: 2 BB: 1 P: 10	R: 0 E: 0 K: 0 S: 4	H: 1 LOB: 1 BB: 0 P: 4	R: 0 E: 0 K: 1 S: 7	H: 2 LOB: 2 BB: 0 P: 7	R: 0 E: 0 K: 2 S: 7	H: 0 LOB: 0 BB: 0 P: 7	R: 0 E: 0 K: 0 S: 3	H: 0 LOB: 0 BB: 0 P: 3	1B: 8 2B: 0 3B: 0 HR: 1	SF: 0 SAC: 0 DP: 0 HBP: 0	WP: 0 PB: 0 SB: 1 CS: 0	PA: 38			
<b>PITCHER</b>	IP	WLS	BF	H	R	ER	SO	BB	IBB	HBP	BLK	WP	HR	S	P	ERA	WHIP								
Sonny Siebert, R ERA: 2.86 (1, 1)	9.0	W	38	9	3	3	8	2	0	0	0	0	1	52	60	3.00	1.222								

Cleveland Indians @ Washington Senators  
D.C. Stadium, Washington, DC  
Mon Jul 25 1966, 7:05 PM EDT  
Att: 3,734 - Unknown

AB 36  
R 3  
H 9  
RBI 3  
BB 2  
SO 8  
LOB 15





Batter	1	2	3	4	5	6	7	8	9	AB	R	H	RBI	BB	SO	LOB	TOP
Larry Brown, R OBP: 0.326, SLG: 0.339 (1, 6)										5	0	1	0	0	1	4	<b>Cleveland Indians @ Baltimore Orioles</b> Memorial Stadium, Baltimore, MD Tue Jul 26 1966, 7:05 PM EDT Att: 23,990 - Unknown
Leon Wagner, L OBP: 0.335, SLG: 0.471 Jim Landis, R OBP: 0.342, SLG: 0.369 (1, 7) (9, 8)										4	3	3	2	1	1	3	
Chuck Hinton, R OBP: 0.318, SLG: 0.403 (1, 8) (9, 7)										5	0	1	0	0	0	3	
Rocky Colavito, R OBP: 0.339, SLG: 0.470 (1, 9)										5	2	2	3	0	0	3	
Max Alvis, R OBP: 0.318, SLG: 0.363 (1, 5)										5	1	1	0	0	2	0	
Pedro Gonzalez, R OBP: 0.273, SLG: 0.296 (1, 4)										3	0	1	0	1	0	0	
Fred Whitfield, L OBP: 0.280, SLG: 0.451 (1, 3)										4	1	1	2	0	0	2	
Joe Azcue, R OBP: 0.323, SLG: 0.415 (1, 2)										4	0	0	0	0	1	4	
Gary Bell, R OBP: 0.218, SLG: 0.196 Luis Tiant, R OBP: 0.091, SLG: 0.048 (1, 1) (7, 1)										3	0	1	0	0	0	1	
<b>Inning Stats</b>	R: 2 E: 0 K: 2 S: 9	H: 2 LOB: 0 BB: 0 P: 9	R: 0 E: 0 K: 1 S: 5	H: 0 LOB: 1 BB: 1 P: 9	R: 1 E: 0 K: 0 S: 4	H: 1 LOB: 0 BB: 0 P: 4	R: 1 E: 0 K: 0 S: 4	H: 1 LOB: 2 BB: 1 P: 8	R: 0 E: 1 K: 1 S: 6	H: 0 LOB: 1 BB: 0 P: 6	R: 1 E: 0 K: 1 S: 6	H: 2 LOB: 0 BB: 0 P: 6	1B: 3 2B: 3 3B: 0 HR: 5	SF: 0 SAC: 0 DP: 1 HBP: 0	WP: 0 PB: 0 SB: 1 CS: 0	PA: 41	
<b>PITCHER</b>	IP WLS BF H R ER SO BB IBB HBP BLK WP HR S P ERA WHIP																
Steve Barber, L ERA: 2.25 (1, 1)	1.0 L 6 2 2 2 2 1 0 0 0 0 0 1 9 13 18.00 3.000																
John Miller, R ERA: 4.95 (2, 1)	3.1 14 3 2 2 1 1 0 0 0 0 0 2 15 19 5.40 1.200																
Moe Drabowsky, R ERA: 2.9 (5, 1)	2.2 13 4 2 2 1 0 0 0 0 0 0 1 15 15 6.75 1.500																
Eddie Fisher, R ERA: 2.11 (8, 1)	2.0 8 2 1 1 2 0 0 0 0 0 0 1 12 12 4.50 1.000																

Batter	1	2	3	4	5	6	7	8	9	AB	R	H	RBI	BB	SO	LOB	BOTTOM					
Luis Aparicio, R OBP: 0.291, SLG: 0.370 (1, 6)										4	1	2	2	0	1	0	<b>Cleveland Indians @ Baltimore Orioles</b> Memorial Stadium, Baltimore, MD Tue Jul 26 1966, 7:05 PM EDT Att: 23,990 - Unknown					
Russ Snyder, L OBP: 0.388, SLG: 0.433 (1, 8)										4	0	0	0	0	2	1						
Frank Robinson, R OBP: 0.427, SLG: 0.637 (1, 9)										4	1	1	1	0	1	1						
Brooks Robinson, R OBP: 0.356, SLG: 0.509 (1, 5)										4	0	0	0	0	1	0						
Boog Powell, L OBP: 0.387, SLG: 0.538 (1, 3)										4	1	1	0	0	2	1						
Curt Blefary, L OBP: 0.366, SLG: 0.458 (1, 7)										2	0	0	0	2	0	0						
Davey Johnson, R OBP: 0.291, SLG: 0.342 (1, 4)										4	0	0	0	0	3	4						
Vic Roznovsky, L OBP: 0.383, SLG: 0.405 (1, 2)										4	0	1	1	0	0	0						
Steve Barber, L ERA: 2.25 (1, 1) John Miller, R ERA: 4.95 (2, 1) Moe Drabowsky, R ERA: 2.9 (5, 1) Bob Johnson, R ERA: 2.9 (7, 1) Eddie Fisher, R ERA: 2.11 (8, 1) Sam Bowers, R ERA: 0.417 (9, 1)										0	0	0	0	0	0	0						
<b>Inning Stats</b>	R: 0 E: 0 K: 2 S: 7	H: 0 LOB: 0 BB: 0 P: 7	R: 1 E: 1 K: 2 S: 9	H: 1 LOB: 2 BB: 1 P: 13	R: 1 E: 0 K: 2 S: 8	H: 1 LOB: 0 BB: 0 P: 8	R: 0 E: 0 K: 1 S: 5	H: 0 LOB: 0 BB: 0 P: 5	R: 0 E: 0 K: 0 S: 3	H: 0 LOB: 0 BB: 0 P: 3	R: 1 E: 0 K: 2 S: 9	H: 2 LOB: 1 BB: 1 P: 13	R: 1 E: 0 K: 0 S: 5	H: 2 LOB: 1 BB: 0 P: 5	R: 0 E: 0 K: 1 S: 5	H: 0 LOB: 0 BB: 0 P: 5		R: 0 E: 0 K: 2 S: 7	H: 0 LOB: 0 BB: 0 P: 7	1B: 1 2B: 3 3B: 0 HR: 2	SF: 0 SAC: 0 DP: 0 HBP: 0	WP: 0 PB: 0 SB: 0 CS: 0
<b>PITCHER</b>	IP WLS BF H R ER SO BB IBB HBP BLK WP HR S P ERA WHIP																					
Gary Bell, R ERA: 3.12 Luis Tiant, R ERA: 3.3 (1, 1) (7, 1)	6.1 S 8 0 0 0 3 0 0 0 0 0 0 0 14 14 0.00 0.000																					



Batter	1	2	3	4	5	6	7	8	9	AB	R	H	RBI	BB	SO	LOB	TOP			
Larry Brown, R OBP: 0.331, SLG: 0.344										4	0	2	0	0	0	1	<b>Cleveland Indians @ Baltimore Orioles</b> Memorial Stadium, Baltimore, MD Wed Jul 27 1966, 7:05 PM EDT Att: 22,294 - Unknown			
Leon Wagner, L OBP: 0.331, SLG: 0.465										4	0	0	0	0	1	3				
Chuck Hinton, R OBP: 0.317, SLG: 0.400										4	0	1	0	0	1	3				
Rocky Colavito, R OBP: 0.340, SLG: 0.469										3	0	1	0	1	2	1				
Max Alvis, R OBP: 0.317, SLG: 0.364										4	0	1	0	0	0	3				
Pedro Gonzalez, R OBP: 0.273, SLG: 0.292										3	0	0	0	1	1	1				
Fred Whitfield, L OBP: 0.277, SLG: 0.446										4	0	0	0	0	1	2				
Del Crandall, R OBP: 0.346, SLG: 0.437										2	1	1	1	1	1	0				
Buddy Booker, L OBP: 0.209, SLG: 0.520										0	0	0	0	0	0	0				
John O'Donoghue, R OBP: 0.172, SLG: 0.207										2	0	1	0	0	1	0				
Tom Kelley, R OBP: 0.125, SLG: 0.125										0	0	0	0	0	0	0				
Jim Landis, R OBP: 0.340, SLG: 0.366										1	0	0	0	0	0	1				
Dick Radatz, R OBP: 0.125, SLG: 0.125										0	0	0	0	0	0	0				
<b>Inning Stats</b>	R: 0 E: 0 K: 2 S: 8	H: 1 LOB: 1 BB: 0 P: 8	R: 0 E: 0 K: 0 S: 3	H: 0 LOB: 0 BB: 0 P: 3	R: 1 E: 0 K: 1 S: 7	H: 2 LOB: 1 BB: 0 P: 7	R: 0 E: 0 K: 2 S: 8	H: 1 LOB: 0 BB: 0 P: 8	R: 0 E: 1 K: 0 S: 3	H: 1 LOB: 1 BB: 1 P: 7	R: 0 E: 0 K: 1 S: 5	H: 0 LOB: 0 BB: 1 P: 9	R: 0 E: 0 K: 0 S: 3	H: 1 LOB: 0 BB: 0 P: 3	R: 0 E: 0 K: 0 S: 3	H: 1 LOB: 1 BB: 0 P: 7	1B: 5 2B: 3 3B: 0 HR: 1	SF: 0 SAC: 0 DP: 3 HBP: 0	WP: 0 PB: 0 SB: 1 CS: 0	PA: 34
<b>PITCHER</b> Dave McNally, L ERA: 2.77	IP: 9.0 WLS: W BF: 34 H: 7 R: 1 ER: 1 SO: 8 BB: 3 IBB: 0 HBP: 0 BLK: 0 WP: 0 HR: 1 S: 47 P: 59 ERA: 1.00 WHIP: 1.111															<b>PITCHER</b>				

Batter	1	2	3	4	5	6	7	8	9	AB	R	H	RBI	BB	SO	LOB	BOTTOM			
Luis Aparicio, R OBP: 0.293, SLG: 0.381										4	1	2	1	0	0	2	<b>Cleveland Indians @ Baltimore Orioles</b> Memorial Stadium, Baltimore, MD Wed Jul 27 1966, 7:05 PM EDT Att: 22,294 - Unknown			
Boog Powell, L OBP: 0.385, SLG: 0.533										3	1	0	0	1	0	2				
Frank Robinson, R OBP: 0.427, SLG: 0.644										4	1	2	3	0	0	0				
Brooks Robinson, R OBP: 0.355, SLG: 0.506										4	1	1	0	0	0	1				
Sam Bowens, R OBP: 0.284, SLG: 0.408										3	0	0	0	1	1	0				
Davey Johnson, R OBP: 0.288, SLG: 0.338										4	0	0	0	0	0	2				
Paul Blair, R OBP: 0.272, SLG: 0.358										4	1	2	1	0	0	0				
Larry Haney, R OBP: 0.500, SLG: 1.333										3	1	1	2	0	0	2				
Dave McNally, R OBP: 0.286, SLG: 0.340										4	1	3	0	0	0	1				
<b>Inning Stats</b>	R: 1 E: 0 K: 0 S: 4	H: 2 LOB: 0 BB: 0 P: 4	R: 0 E: 0 K: 0 S: 3	H: 0 LOB: 0 BB: 0 P: 3	R: 0 E: 0 K: 0 S: 3	H: 1 LOB: 0 BB: 0 P: 3	R: 0 E: 0 K: 0 S: 3	H: 0 LOB: 0 BB: 0 P: 3	R: 2 E: 0 K: 0 S: 7	H: 4 LOB: 2 BB: 0 P: 7	R: 1 E: 0 K: 0 S: 5	H: 2 LOB: 2 BB: 1 P: 9	R: 3 E: 0 K: 1 S: 7	H: 2 LOB: 0 BB: 1 P: 11	R: 0 E: 0 K: 0 S: 3	H: 0 LOB: 1 BB: 0 P: 4		1B: 7 2B: 1 3B: 0 HR: 3	SF: 0 SAC: 0 DP: 2 HBP: 1	WP: 0 PB: 0 SB: 0 CS: 0
<b>PITCHER</b> John O'Donoghue, L ERA: 3.76	IP: 5.0 WLS: L BF: 20 H: 7 R: 3 ER: 3 SO: 3 BB: 0 IBB: 0 HBP: 0 BLK: 0 WP: 0 HR: 2 S: 20 P: 20 ERA: 5.40 WHIP: 1.400															<b>PITCHER</b>				
Tom Kelley, R ERA: 3.7	1.0 6 2 1 1 0 1 0 0 0 0 0 5 9 9.00 3.000																			
Dick Radatz, R ERA: 5.37	2.0 10 2 3 3 1 1 0 1 0 0 1 10 15 13.50 1.500																			



Batter	1	2	3	4	5	6	7	8	9	AB	R	H	RBI	BB	SO	LOB	TOP										
<b>Pedro Gonzalez, R</b> (1, 4) OBP: 0.273, SLG: 0.292	F9		6-3				G4-6-3			4	0	1	0	0	0	1	<b>Cleveland Indians @ California Angels</b> Anaheim Stadium, Anaheim, CA Fri Jul 29 1966, 10:05 PM EDT Att: 26,660 - Unknown										
<b>Leon Wagner, L</b> (1, 7) OBP: 0.330, SLG: 0.462	F3							K		4	0	1	0	0	1	1											
<b>Jim Landis, R</b> (8, 8) OBP: 0.340, SLG: 0.366										0	0	0	0	0	0	0											
<b>Chico Salmon, R</b> (1, 6) OBP: 0.315, SLG: 0.378	BB 2B		F7					F8		3	1	0	0	1	0	1											
<b>Rocky Colavito, R</b> (1, 9) OBP: 0.344, SLG: 0.474	BB 2B		K							3	0	2	0	1	1	1											
<b>Chuck Hinton, R</b> (1, 8) OBP: 0.316, SLG: 0.402				K				F6		4	0	1	1	0	2	2											
<b>Jim Gentile, L</b> (1, 3) OBP: 0.352, SLG: 0.428	F3			K						3	0	0	0	1	1	2											
<b>Max Alvis, R</b> (1, 5) OBP: 0.314, SLG: 0.361			F7							4	0	0	0	0	1	2											
<b>Joe Azcue, R</b> (1, 2) OBP: 0.323, SLG: 0.414			K							3	0	1	0	0	1	0											
<b>Fred Whitfield, L</b> (9, PH) OBP: 0.276, SLG: 0.445								4-3		1	0	0	0	0	0	0											
<b>Sonny Siebert, R</b> (1, 1) OBP: 0.169, SLG: 0.193			6-3					F6		3	0	0	0	0	0	1											
<b>Inning Stats</b>	R: 1 E: 0 K: 0 S: 4	H: 1 LOB: 2 BB: 2 P: 12	R: 0 E: 0 K: 1 S: 5	H: 0 LOB: 0 BB: 0 P: 5	R: 0 E: 0 K: 1 S: 6	H: 1 LOB: 1 BB: 0 P: 6	R: 0 E: 0 K: 3 S: 9	H: 0 LOB: 0 BB: 0 P: 9	R: 0 E: 0 K: 0 S: 4	H: 1 LOB: 1 BB: 1 P: 8	R: 0 E: 0 K: 0 S: 3	H: 1 LOB: 0 BB: 0 P: 3	R: 0 E: 0 K: 2 S: 8	H: 1 LOB: 1 BB: 0 P: 8	R: 0 E: 0 K: 0 S: 3	H: 0 LOB: 0 BB: 0 P: 3	1B: 4 2B: 2 3B: 0 HR: 0	SF: 0 SAC: 0 DP: 1 HBP: 0	WP: 0 PB: 0 SB: 0 CS: 0	PA: 35							
<b>PITCHER</b>	IP	WLS	BF	H	R	ER	SO	BB	IBB	HBP	BLK	WP	HR	S	P	ERA	WHIP										
<b>George Brunet, L</b> (1, 1) ERA: 2.75	8.0	W	32	6	1	1	7	3	0	0	0	0	0	43	55	1.12	1.125										
<b>Minnie Rojas, R</b> (9, 1) ERA: 1.65	1.0	S	3	0	0	0	0	0	0	0	0	0	0	3	3	0.00	0.000										

Batter	1	2	3	4	5	6	7	8	9	AB	R	H	RBI	BB	SO	LOB	BOTTOM										
<b>Jose Cardenal, R</b> (1, 8) OBP: 0.331, SLG: 0.418	6-3		6-3		F6			F6		4	0	0	0	0	0	1	<b>Cleveland Indians @ California Angels</b> Anaheim Stadium, Anaheim, CA Fri Jul 29 1966, 10:05 PM EDT Att: 26,660 - Unknown										
<b>Ed Kirkpatrick, L</b> (1, 9) OBP: 0.324, SLG: 0.365	BB BB							F9		3	1	2	2	1	0	0											
<b>Jim Fregosi, R</b> (1, 6) OBP: 0.303, SLG: 0.366	BB BB		2B					HR		3	0	0	0	1	1	1											
<b>Norm Siebern, L</b> (1, 3) OBP: 0.388, SLG: 0.387								F6		3	0	0	0	0	0	3											
<b>Tom Satriano, L</b> (8, 3) OBP: 0.340, SLG: 0.307	F8		F4							0	0	0	0	0	0	0											
<b>Buck Rodgers, S</b> (1, 2) OBP: 0.265, SLG: 0.343	F5				4-3			4-3		3	0	0	0	0	0	2											
<b>Frank Malzone, R</b> (1, 5) OBP: 0.282, SLG: 0.330			F4					F6		3	0	0	0	0	1	0											
<b>Paul Schaal, R</b> (8, 5) OBP: 0.358, SLG: 0.326					K					0	0	0	0	0	0	0											
<b>Willie Smith, L</b> (1, 7) OBP: 0.245, SLG: 0.255										3	0	1	0	0	1	0											
<b>Minnie Rojas, R</b> (9, 1) OBP: 0.083, SLG: 0.167			1B					4-3		0	0	0	0	0	0	0											
<b>Bobby Knoop, R</b> (1, 4) OBP: 0.272, SLG: 0.392			1B							3	0	2	0	0	0	0											
<b>George Brunet, R</b> (1, 1) OBP: 0.182, SLG: 0.256								FC3-4		2	0	0	0	0	2	1											
<b>Jim Piersall, R</b> (8, PH) OBP: 0.256, SLG: 0.232			K					HR		1	1	0	0	0	0	1											
<b>Inning Stats</b>	R: 0 E: 0 K: 0 S: 3	H: 0 LOB: 2 BB: 2 P: 11	R: 0 E: 0 K: 1 S: 6	H: 2 LOB: 1 BB: 0 P: 6	R: 0 E: 0 K: 1 S: 6	H: 1 LOB: 1 BB: 0 P: 6	R: 0 E: 0 K: 2 S: 7	H: 0 LOB: 0 BB: 0 P: 7	R: 0 E: 0 K: 1 S: 5	H: 0 LOB: 0 BB: 0 P: 5	R: 0 E: 0 K: 0 S: 3	H: 0 LOB: 0 BB: 0 P: 3	R: 0 E: 0 K: 0 S: 3	H: 0 LOB: 0 BB: 0 P: 3	R: 2 E: 1 K: 0 S: 5	H: 2 LOB: 0 BB: 0 P: 5	1B: 3 2B: 1 3B: 0 HR: 1	SF: 0 SAC: 0 DP: 0 HBP: 0	WP: 0 PB: 0 SB: 0 CS: 0	PA: 30							
<b>PITCHER</b>	IP	WLS	BF	H	R	ER	SO	BB	IBB	HBP	BLK	WP	HR	S	P	ERA	WHIP										
<b>Sonny Siebert, R</b> (1, 1) ERA: 2.83	8.0	L	30	5	2	2	5	2	0	0	0	0	1	38	46	2.25	0.875										



Batter	1	2	3	4	5	6	7	8	9	AB	R	H	RBI	BB	SO	LOB	TOP			
Vic Davallio, L (1, 8) OBP: 0.300, SLG: 0.315	F8		1B			1B		FC3-6 WP 1B		4	1	3	0	0	0	0	Cleveland Indians @ California Angels Anaheim Stadium, Anaheim, CA Sat Jul 30 1966, 10:05 PM EDT Att: 27,992 - Unknown			
Leon Wagner, L (1, 7) OBP: 0.332, SLG: 0.461 Chuck Hinton, R (9, 7) OBP: 0.316, SLG: 0.402	G4-6-3 1B		4-3			F8		FC3-6 BB		3	0	1	0	1	0	2				
Jim Gentile, L (1, 3) OBP: 0.344, SLG: 0.417 Chico Salmon, R (8, PR) OBP: 0.315, SLG: 0.378	G4-6-3 1-2		4-3			K		FC3-6 1-2 2-3		4	0	0	0	0	1	4				
Rocky Colavito, R (1, 9) OBP: 0.344, SLG: 0.469			K			F7		K		3	0	0	0	1	2	2				
Max Alvis, R (1, 5) OBP: 0.314, SLG: 0.359			K			6-3				4	0	1	1	0	1	0				
Pedro Gonzalez, R (1, 4) OBP: 0.272, SLG: 0.291			1B			K				4	0	1	0	0	2	0				
Larry Brown, R (1, 6) OBP: 0.336, SLG: 0.344			K			BB		6-3		3	0	1	0	1	1	1				
Del Crandall, R (1, 2) OBP: 0.329, SLG: 0.413			F9			K		5-3		4	0	0	0	0	1	2				
Gary Bell, R (1, 1) OBP: 0.207, SLG: 0.185			K			K		5-3		3	0	0	0	0	2	1				
<b>Inning Stats</b>	R: 0 E: 0 K: 0 S: 3	H: 1 LOB: 0 BB: 0 P: 3	R: 0 E: 0 K: 3 S: 10	H: 1 LOB: 1 BB: 0 P: 10	R: 0 E: 0 K: 1 S: 6	H: 1 LOB: 1 BB: 0 P: 6	R: 0 E: 0 K: 0 S: 3	H: 0 LOB: 0 BB: 0 P: 3	R: 0 E: 0 K: 3 S: 9	H: 0 LOB: 1 BB: 1 P: 13	R: 0 E: 0 K: 1 S: 5	H: 0 LOB: 0 BB: 0 P: 5	R: 0 E: 0 K: 1 S: 6	H: 1 LOB: 2 BB: 1 P: 10	R: 0 E: 0 K: 0 S: 4	H: 1 LOB: 1 BB: 0 P: 4	1B: 7 2B: 0 3B: 0 HR: 0	SF: 0 SAC: 0 DP: 1 HBP: 0	WP: 1 PB: 0 SB: 1 CS: 0	PA: 35
<b>PITCHER</b> Dean Chance, R (1, 1) ERA: 3.31	IP: 9.0 WLS: W BF: 35	H: 7 R: 1 ER: 1 SO: 10	BB: 2 IBB: 1 HBP: 0 BLK: 0	WP: 1 HR: 0 S: 52 P: 64	ERA: 1.00 WHIP: 1.000	<b>PITCHER</b>										IP: 9.0 WLS: W BF: 35	H: 7 R: 1 ER: 1 SO: 10	BB: 2 IBB: 1 HBP: 0 BLK: 0	WP: 1 HR: 0 S: 52 P: 64	ERA: 1.00 WHIP: 1.000

Batter	1	2	3	4	5	6	7	8	9	AB	R	H	RBI	BB	SO	LOB	BOTTOM					
Jose Cardenal, R (1, 8) OBP: 0.327, SLG: 0.413	E6 G6-4-3		K			F3		F9		4	0	0	0	0	1	1	Cleveland Indians @ California Angels Anaheim Stadium, Anaheim, CA Sat Jul 30 1966, 10:05 PM EDT Att: 27,992 - Unknown					
Jay Johnstone, L (1, 9) OBP: 0.250, SLG: 0.250	F7				4-3	1B		F9		4	1	1	0	0	0	1						
Jim Fregosi, R (1, 6) OBP: 0.303, SLG: 0.364	G6-4-3 1-2				F3	BB 1B		K		4	0	1	0	0	1	1						
Norm Siebern, L (1, 3) OBP: 0.393, SLG: 0.391 Jackie Hernandez, R (9, PR) OBP: 0.105, SLG: 0.059			K			BB 1B		SH3-4 BB		3	0	2	1	1	1	0						
Ed Kirkpatrick, L (1, 7) OBP: 0.324, SLG: 0.362			F7			1B		SH3-4		2	0	0	0	1	0	1						
Buck Rodgers, S (1, 2) OBP: 0.285, SLG: 0.339			K			BB		1-2 2-3		3	0	0	0	1	1	3						
Tom Satriano, L (1, 5) OBP: 0.338, SLG: 0.305			F8			F6		F7		4	0	1	1	0	0	0						
Bobby Knoop, R (1, 4) OBP: 0.270, SLG: 0.389			F5			K		6-3		3	0	0	0	0	1	0						
Dean Chance, R (1, 1) OBP: 0.058, SLG: 0.020			HBP			K		K		2	0	0	0	0	2	0						
<b>Inning Stats</b>	R: 0 E: 1 K: 0 S: 3	H: 0 LOB: 0 BB: 0 P: 3	R: 0 E: 0 K: 2 S: 7	H: 0 LOB: 0 BB: 0 P: 7	R: 0 E: 0 K: 1 S: 5	H: 0 LOB: 1 BB: 0 P: 6	R: 0 E: 0 K: 0 S: 4	H: 1 LOB: 0 BB: 0 P: 4	R: 0 E: 0 K: 1 S: 5	H: 0 LOB: 0 BB: 0 P: 5	R: 1 E: 0 K: 1 S: 8	H: 3 LOB: 3 BB: 1 P: 12	R: 0 E: 0 K: 1 S: 5	H: 0 LOB: 0 BB: 0 P: 5	R: 0 E: 0 K: 1 S: 5	H: 0 LOB: 2 BB: 0 P: 5	R: 1 E: 0 K: 0 S: 2	H: 1 LOB: 2 BB: 2 P: 10	1B: 5 2B: 0 3B: 0 HR: 0	SF: 0 SAC: 1 DP: 1 HBP: 1	WP: 0 PB: 0 SB: 0 CS: 0	PA: 34
<b>PITCHER</b> Gary Bell, R (1, 1) ERA: 3.07	IP: 8.1 WLS: L BF: 34	H: 5 R: 2 ER: 2 SO: 7	BB: 2 IBB: 1 HBP: 1 BLK: 0	WP: 0 HR: 0 S: 44 P: 57	ERA: 2.16 WHIP: 0.840	<b>PITCHER</b>										IP: 8.1 WLS: L BF: 34	H: 5 R: 2 ER: 2 SO: 7	BB: 2 IBB: 1 HBP: 1 BLK: 0	WP: 0 HR: 0 S: 44 P: 57	ERA: 2.16 WHIP: 0.840		



Batter	1	2	3	4	5	6	7	8	9	AB	R	H	RBI	BB	SO	LOB	TOP										
Vic Davallillo, L OBP: 0.302, SLG: 0.311	FC1-6 BB		FC6-4 1B	FC6-4				F9		3	1	0	0	2	0	4											
Larry Brown, R OBP: 0.331, SLG: 0.338	FC1-6 BB		BB 1B			F7	K		3-1	5	0	1	0	0	1	4											
Leon Wagner, L OBP: 0.336, SLG: 0.473	F5		BB 1B			K				5	1	3	2	0	1	1											
Jim Landis, R OBP: 0.340, SLG: 0.366			1-2 2-H			K				0	0	0	0	0	0	0											
Fred Whitfield, L OBP: 0.278, SLG: 0.441	FC4-6 BB		G6-4-3 BB			K				3	0	0	0	2	1	1											
Rocky Colavito, R OBP: 0.344, SLG: 0.477	FC4-6		G6-4-3			HR				5	1	2	1	0	1	6											
Max Alvis, R OBP: 0.316, SLG: 0.361		K				BB 1B				4	0	2	0	0	1	1											
Pedro Gonzalez, R OBP: 0.289, SLG: 0.287		F8				F8				4	0	0	0	0	0	3											
Joe Azcue, R OBP: 0.332, SLG: 0.418		6-3				F8				3	0	2	0	1	0	0											
Dick Howser, R OBP: 0.327, SLG: 0.391						FC6-4 BB				0	0	0	0	0	0	0											
Del Crandall, R OBP: 0.329, SLG: 0.413						E 1B				0	0	0	0	0	0	0											
Steve Hargan, R OBP: 0.154, SLG: 0.120						E6 BB				3	0	1	0	0	1	3											
Luis Tiant, R OBP: 0.087, SLG: 0.045						K				1	0	0	0	0	1	1											
<b>Inning Stats</b>	R: 0 E: 0 K: 1 S: 3	H: 0 LOB: 2 BB: 2 P: 11	R: 0 E: 0 K: 1 S: 5	H: 0 LOB: 0 BB: 0 P: 5	R: 1 E: 0 K: 0 S: 5	H: 3 LOB: 2 BB: 1 P: 9	R: 0 E: 0 K: 1 S: 6	H: 1 LOB: 2 BB: 1 P: 10	R: 0 E: 0 K: 2 S: 7	H: 0 LOB: 0 BB: 0 P: 7	R: 1 E: 1 K: 1 S: 8	H: 3 LOB: 3 BB: 1 P: 12	R: 1 E: 0 K: 0 S: 5	H: 2 LOB: 1 BB: 0 P: 5	R: 0 E: 0 K: 1 S: 5	H: 1 LOB: 1 BB: 0 P: 5	R: 0 E: 0 K: 1 S: 6	H: 1 LOB: 1 BB: 0 P: 6	1B: 9 2B: 0 3B: 0 HR: 2	SF: 0 SAC: 0 DP: 1 HBP: 0	WP: 0 PB: 0 SB: 0 CS: 1	PA: 41					
<b>PITCHER</b>	IP	WLS	BF	H	R	ER	SO	BB	IBB	HBP	BLK	WP	HR	S	P	ERA	WHIP										
Fred Newman, R ERA: 6.27	5.0	L	24	6	2	2	4	4	0	0	0	0	1	28	44	3.60	2.000										
Jack Sanford, R ERA: 3.58	1.0		5	1	0	0	1	1	0	0	0	0	0	6	10	0.00	2.000										
Bob Lee, R ERA: 2.93	1.0		5	2	1	1	0	0	0	0	0	0	1	5	5	9.00	2.000										
Minnie Rojas, R ERA: 1.62	1.0		3	1	0	0	1	0	0	0	0	0	0	5	5	0.00	1.000										
Lew Burdette, R ERA: 2.91	1.0		4	1	0	0	1	0	0	0	0	0	0	6	6	0.00	1.000										

Cleveland Indians @ California Angels  
Anaheim Stadium, Anaheim, CA  
Sun Jul 31 1966, 6:33 AM EDT  
Att: 19,278 - Unknown

AB 36  
R 3  
H 11  
RBI 3  
BB 5  
SO 7  
LOB 24




Batter	1	2	3	4	5	6	7	8	9	AB	R	H	RBI	BB	SO	LOB	BOTTOM										
Jose Cardenal, R OBP: 0.324, SLG: 0.408	5-3			F9		5-3		F8		4	0	0	0	0	0	0											
Jay Johnstone, L OBP: 0.375, SLG: 0.500	K			F3		WP 1B				4	0	2	0	0	1	0											
Jim Fregosi, R OBP: 0.300, SLG: 0.361	1-3			F6		6-3		F8		4	0	0	0	0	0	2											
Joe Adcock, R OBP: 0.368, SLG: 0.584		F6			1-3					3	1	1	0	1	0	0											
Jackie Hernandez, R OBP: 0.105, SLG: 0.059						1B 1B				0	0	0	0	0	0	0											
Lew Burdette, R										0	0	0	0	0	0	0											
Ed Kirkpatrick, L OBP: 0.323, SLG: 0.357		F6			4-3 1B			F9		3	1	0	0	1	0	3											
Buck Rodgers, S OBP: 0.285, SLG: 0.338		F3			4-3					4	0	1	0	0	1	1											
Tom Satriano, L OBP: 0.335, SLG: 0.303				3-1						4	0	1	1	0	1	2											
Bobby Knoop, R OBP: 0.270, SLG: 0.387				F3		K				4	0	1	1	0	1	1											
Fred Newman, R OBP: 0.267, SLG: 0.214										1	0	0	0	0	0	0											
Jack Sanford, R OBP: 0.190, SLG: 0.203										0	0	0	0	0	0	0											
Willie Smith, R OBP: 0.244, SLG: 0.253										0	0	0	0	0	0	0											
Bob Lee, R										0	0	0	0	0	0	0											
Norm Siebern, L OBP: 0.192, SLG: 0.389										0	0	0	0	0	0	2											
Minnie Rojas, R OBP: 0.063, SLG: 0.167										0	0	0	0	0	0	0											
Paul Schaaf, R OBP: 0.056, SLG: 0.326										0	0	0	0	0	0	0											
<b>Inning Stats</b>	R: 0 E: 0 K: 1 S: 5	H: 0 LOB: 0 BB: 0 P: 5	R: 0 E: 0 K: 0 S: 3	H: 0 LOB: 0 BB: 0 P: 3	R: 0 E: 0 K: 0 S: 3	H: 0 LOB: 0 BB: 0 P: 3	R: 0 E: 0 K: 0 S: 3	H: 0 LOB: 0 BB: 0 P: 3	R: 1 E: 0 K: 1 S: 6	H: 1 LOB: 1 BB: 1 P: 10	R: 0 E: 0 K: 0 S: 4	H: 1 LOB: 1 BB: 0 P: 4	R: 1 E: 0 K: 0 S: 6	H: 3 LOB: 2 BB: 0 P: 6	R: 0 E: 0 K: 0 S: 4	H: 1 LOB: 2 BB: 1 P: 8	R: 0 E: 0 K: 2 S: 7	H: 0 LOB: 0 BB: 0 P: 7	1B: 5 2B: 1 3B: 0 HR: 0	SF: 0 SAC: 0 DP: 0 HBP: 0	WP: 1 PB: 0 SB: 0 CS: 0	PA: 35					
<b>PITCHER</b>	IP	WLS	BF	H	R	ER	SO	BB	IBB	HBP	BLK	WP	HR	S	P	ERA	WHIP										
Steve Hargan, R ERA: 2.98	6.2	W	26	5	2	2	2	1	0	0	0	0	0	29	33	2.70	0.900										
Luis Tiant, R ERA: 3.21	2.1	S	9	1	0	0	2	0	1	0	0	0	0	12	16	0.00	0.429										


Cleveland Indians @ California Angels  
Anaheim Stadium, Anaheim, CA  
Sun Jul 31 1966, 6:33 AM EDT  
Att: 19,278 - Unknown

AB 33  
R 2  
H 6  
RBI 2  
BB 2  
SO 4  
LOB 11





Batter	1	2	3	4	5	6	7	8	9	AB	R	H	RBI	BB	SO	LOB	TOP										
Luis Aparicio, R (1.6)	6-3		2B	1B		2B	6-3			4	1	2	0	1	0	1	<p><b>Baltimore Orioles @ Cleveland Indians</b> Cleveland Municipal Stadium, Cleveland, OH</p> <p>Tue Aug 02 1966, 7:05 PM EDT Att: 17,936 - Unknown</p> <p>AB 37 R 8 H 10 RBI 7 BB 4 SO 8 LOB 14</p> 										
Boog Powell, L (1.3)	G3		E	K		2B	3-1		5	1	2	3	0	1	2												
Frank Robinson, R (1.7)	F9		E4			K	P4		4	1	0	0	1	1	2												
Brooks Robinson, R (1.5)		F8	BB	1B			P4		5	1	2	0	0	0	3												
Sam Bowens, R (1.9)	6-3		FC6-4		K		HR		4	1	1	0	1	1	0												
Davey Johnson, R (1.4)	K		SF9		P4		HR		4	1	1	4	0	1	0												
Paul Blair, R (1.8)			FC1-5		K		E5		4	0	0	0	1	1	2												
Larry Haney, R (1.2)			BB	1B		P4	K		4	1	2	0	0	1	1												
Dave McNally, R (1.1)			FC1-5		K		SH1-3		3	1	0	0	0	2	3												
Dick Hall, R (6.1)			BB			K	SH1-3		0	0	0	0	0	0	0												
<b>Inning Stats</b>	R: 0 E: 0 K: 0 S: 3	H: 0 LOB: 0 BB: 0 P: 3	R: 0 E: 0 K: 1 S: 5	H: 0 LOB: 0 BB: 0 P: 5	R: 5 E: 1 K: 0 S: 7	H: 3 LOB: 2 BB: 3 P: 19	R: 0 E: 0 K: 2 S: 9	H: 2 LOB: 3 BB: 1 P: 13	R: 0 E: 0 K: 2 S: 7	H: 0 LOB: 0 BB: 0 P: 7	R: 0 E: 0 K: 2 S: 9	H: 2 LOB: 0 BB: 0 P: 9	R: 3 E: 1 K: 1 S: 9	H: 3 LOB: 1 BB: 0 P: 9	R: 0 E: 0 K: 0 S: 3	H: 0 LOB: 0 BB: 0 P: 3	R: 0 E: 0 K: 0 S: 3	H: 0 LOB: 0 BB: 0 P: 3	1B: 5 2B: 4 3B: 0 HR: 1	SF: 1 SAC: 1 DP: 0 HBP: 0	WP: 0 PB: 0 SB: 1 CS: 0	PA: 43					
<b>PITCHER</b>	IP	WLS	BF	H	R	ER	SO	BB	IBB	HBP	BLK	WP	HR	S	P	ERA	WHIP										
Sam McDowell, L (1.1)	3.0		17	4	5	4	1	3	0	0	0	0	0	16	28	12.00	2.333										
Dick Radatz, R (4.1)	2.0		8	1	0	0	4	1	0	0	0	0	0	15	19	0.00	1.000										
Tom Kelley, R (6.1)	1.0	L	8	5	3	3	2	0	0	0	0	0	1	12	12	27.00	5.000										
Bob Allen, L (7.1)	1.0		4	0	0	0	1	0	0	0	0	0	0	6	6	0.00	0.000										
Jack Kralick, L (8.1)	2.0		6	0	0	0	0	0	0	0	0	0	0	6	6	0.00	0.000										

Batter	1	2	3	4	5	6	7	8	9	AB	R	H	RBI	BB	SO	LOB	BOTTOM										
Larry Brown, R (1.6)	E8		1B	2B		K		F9		5	1	3	1	0	1	2	<p><b>Baltimore Orioles @ Cleveland Indians</b> Cleveland Municipal Stadium, Cleveland, OH</p> <p>Tue Aug 02 1966, 7:05 PM EDT Att: 17,936 - Unknown</p> <p>AB 39 R 6 H 11 RBI 5 BB 4 SO 6 LOB 19</p> 										
Leon Wagner, L (1.7)	F9		4-3	F9		4-3		K		5	0	0	0	0	1	3											
Chuck Hinton, R (1.8)	FC6-5		WP	1B		1B		1-3		4	2	2	1	1	0	1											
Rocky Colavito, R (1.9)	FC6-4		K	K		P4-8		HR		4	1	1	1	1	2	4											
Max Alvis, R (1.5)		P3	1B		F7			6-3		5	0	2	2	0	0	0											
Chico Salmon, R (1.4)		6-3			E6		P4-8		4	1	1	0	0	0	2												
Jim Gentile, L (9. FH)				1B				K		1	0	0	0	0	1	0											
Fred Whitfield, L (1.3)			F3		L7			4-3		4	0	0	0	1	0	3											
Del Crandall, R (1.2)				WP				L8		3	1	2	0	1	0	0											
Sam McDowell, L (1.1)										1	0	0	0	0	0	2											
Dick Radatz, R (4.1)										1	0	0	0	0	1	1											
Jim Landis, L (5. PH)										1	0	0	0	0	0	1											
Tom Kelley, R (6.1)										0	0	0	0	0	0	0											
Bob Allen, L (7.1)										0	0	0	0	0	0	0											
Vic Davalillo, L (7. PH)										1	0	0	0	0	0	0											
Jack Kralick, L (8.1)										0	0	0	0	0	0	0											
<b>Inning Stats</b>	R: 0 E: 1 K: 0 S: 4	H: 1 LOB: 1 BB: 0 P: 4	R: 0 E: 0 K: 0 S: 4	H: 1 LOB: 2 BB: 1 P: 8	R: 2 E: 0 K: 1 S: 9	H: 4 LOB: 2 BB: 0 P: 9	R: 1 E: 0 K: 2 S: 9	H: 2 LOB: 2 BB: 1 P: 13	R: 1 E: 2 K: 1 S: 7	H: 0 LOB: 2 BB: 1 P: 11	R: 1 E: 0 K: 0 S: 4	H: 2 LOB: 1 BB: 1 P: 8	R: 0 E: 0 K: 0 S: 3	H: 0 LOB: 0 BB: 0 P: 3	R: 0 E: 0 K: 1 S: 5	H: 0 LOB: 0 BB: 0 P: 5	R: 1 E: 0 K: 1 S: 6	H: 1 LOB: 0 BB: 0 P: 6	1B: 8 2B: 3 3B: 0 HR: 1	SF: 0 SAC: 0 DP: 1 HBP: 0	WP: 2 PB: 0 SB: 0 CS: 0	PA: 43					
<b>PITCHER</b>	IP	WLS	BF	H	R	ER	SO	BB	IBB	HBP	BLK	WP	HR	S	P	ERA	WHIP										
Dave McNally, L (1.1)	5.1		31	9	5	4	4	4	0	0	0	0	0	35	51	6.75	2.438										
Dick Hall, R (6.1)	3.2	W	12	2	1	1	2	0	0	0	0	0	1	16	16	2.46	0.545										



Batter	1	2	3	4	5	6	7	8	9	AB	R	H	RBI	BB	SO	LOB	TOP							
Luis Aparicio, R (1.6) OBP: 0.296, SLG: 0.378	0-0 4-3		0-0 E4 1B		0-0 6-3		0-0 F9		0-0 2B	5	0	1	0	0	0	1								
Russ Snyder, L (1.8) OBP: 0.383, SLG: 0.425	0-0 F7		0-0 1-3 1B		0-0 4-3			0-3 K	0-0 F7	5	0	1	0	0	1	1								
Frank Robinson, R (1.7) OBP: 0.419, SLG: 0.643	0-0 6-3		0-3 K			0-0 HR		0-0 HR		4	2	2	2	0	1	2								
Brooks Robinson, R (1.5) OBP: 0.351, SLG: 0.499		0-0 6-3		0-0 P6		0-0 6-3		0-0 HR	0-0 1B	4	1	1	0	0	0	0								
Boog Powell, L (1.3) OBP: 0.382, SLG: 0.544		0-0 L4-6 1B			0-0 HR	0-0 P5		0-0 HR	0-0 1B	4	2	3	3	0	0	0								
Sam Bowens, R (1.9) OBP: 0.280, SLG: 0.400	0-0 1-2 1B			0-0 HR		0-0 L3		0-3 K		4	1	2	1	0	1	0								
Davey Johnson, R (1.4) OBP: 0.284, SLG: 0.338	0-0 L4-6		0-0 2-3	0-0 P5			0-0 4-3	0-0 F8		4	0	0	0	0	0	2								
Vic Roznovsky, L (1.2) OBP: 0.333, SLG: 0.347			0-0 F7	0-0 P6			0-0 F8		0-0 F9	4	0	0	0	0	0	0								
Jim Palmer, R (1.1) OBP: 0.135, SLG: 0.163			0-0 F8		0-0 5-3				0-0 P6	1	0	0	0	0	0	0								
Woodie Held, R (5, PH) OBP: 0.320, SLG: 0.326										1	0	0	0	0	0	0								
Gene Brabender, R (5, PH) OBP: 0.091, SLG: 0.091										1	0	1	0	0	0	0								
Bob Johnson, R (9, PH) OBP: 0.314, SLG: 0.258										1	0	0	0	0	0	0								
<b>Inning Stats</b>	R: 0 E: 0 K: 0 S: 3	H: 0 LOB: 0 BB: 0 P: 3	R: 0 E: 0 K: 0 S: 4	H: 2 LOB: 1 BB: 0 P: 4	R: 0 E: 1 K: 1 S: 7	H: 1 LOB: 2 BB: 0 P: 7	R: 2 E: 0 K: 0 S: 5	H: 2 LOB: 0 BB: 0 P: 5	R: 0 E: 0 K: 0 S: 3	H: 0 LOB: 0 BB: 0 P: 3	R: 1 E: 0 K: 0 S: 4	H: 1 LOB: 0 BB: 0 P: 4	R: 0 E: 0 K: 0 S: 4	H: 1 LOB: 1 BB: 0 P: 4	R: 3 E: 0 K: 2 S: 10	H: 3 LOB: 0 BB: 0 P: 10	R: 0 E: 0 K: 0 S: 4	H: 1 LOB: 1 BB: 0 P: 4	1B: 5 2B: 2 3B: 0 HR: 5	SF: 0 SAC: 0 DP: 1 HBP: 0	WP: 0 PB: 0 SB: 0 CS: 0	PA: 38		
<b>PITCHER</b>	IP WLS BF H R ER SO BB IBB HBP BLK WP HR S P ERA WHIP	7.1 W 31 9 5 5 2 0 0 0 0 0 4 35 35 6.14 1.227	1.2 S 7 2 1 1 1 0 0 0 0 0 1 9 9 5.40 1.200																					

Baltimore Orioles @ Cleveland Indians  
Cleveland Municipal Stadium, Cleveland, OH  
Wed Aug 03 1966, 7:05 PM EDT  
Att: 14,432 - Unknown

AB 38  
R 6  
H 11  
RBI 6  
BB 0  
SO 3  
LOB 6



Batter	1	2	3	4	5	6	7	8	9	AB	R	H	RBI	BB	SO	LOB	BOTTOM							
Larry Brown, R (1.6) OBP: 0.342, SLG: 0.372	0-0 P4		4-0 FC6-4 1B BB	0-0 5-3		0-0 F3		0-0 HR		4	2	1	1	1	0	1								
Leon Wagner, L (1.7) OBP: 0.336, SLG: 0.472	0-0 FC4-6 2B		0-0 FC6-4 1B	0-0 2B 1B		0-0 F8		0-0 F7		4	1	3	0	0	0	1								
Vic Davallo, L (7.8) OBP: 0.300, SLG: 0.308			1-2 2-3 1B	0-0 2B 1B						1	0	0	0	0	0	0								
Chuck Hinton, R (1.8) OBP: 0.329, SLG: 0.414	4-0 FC4-6 BB		0-0 FC6-4 BB 1B 1-2 2-3 3B 1B	0-0 1-H 2B		4-0 HR BB				2	2	1	1	2	0	2								
Fred Whitfield, L (1.3) OBP: 0.279, SLG: 0.445	0-0 FC4-6 1-2 2-3		0-0 3B 1B	0-0 6-3		0-0 HR BB		0-0 HR		4	2	2	3	0	0	3								
Rocky Colavito, R (1.9) OBP: 0.346, SLG: 0.480	0-3 K		4-0 3B BB		4-0 G6-4-3 BB		0-0 5-3		0-0 5-3	2	1	0	0	2	1	2								
Max Alvis, R (1.5) OBP: 0.316, SLG: 0.365		0-0 P6	0-0 1B 3B		0-0 G6-4-3 1-2		0-0 5-3		0-0 5-3	4	1	1	3	0	0	1								
Chico Salmon, R (1.4) OBP: 0.313, SLG: 0.375		0-0 P6	0-0 3B 1B		0-0 5-3		0-0 4-3			4	0	1	1	0	0	0								
Joe Azcue, R (1.2) OBP: 0.330, SLG: 0.414		0-0 6-3	0-0 L9			0-0 SH3-4 1B		0-0 F8		4	0	1	0	0	0	1								
Sonny Siebert, R (1.1) OBP: 0.164, SLG: 0.186			0-0 F9		0-3 K		0-0 SH3-4		0-0 6-3	2	0	0	0	0	1	0								
Luis Tiant, R (8.1) OBP: 0.083, SLG: 0.043										1	0	0	0	0	0	0								
<b>Inning Stats</b>	R: 0 E: 0 K: 1 S: 6	H: 1 LOB: 2 BB: 1 P: 10	R: 0 E: 0 K: 0 S: 3	H: 0 LOB: 0 BB: 0 P: 3	R: 5 E: 0 K: 0 S: 7	H: 4 LOB: 1 BB: 2 P: 15	R: 1 E: 0 K: 1 S: 7	H: 2 LOB: 1 BB: 0 P: 7	R: 0 E: 0 K: 0 S: 2	H: 0 LOB: 0 BB: 1 P: 6	R: 0 E: 0 K: 0 S: 4	H: 1 LOB: 1 BB: 0 P: 4	R: 2 E: 0 K: 0 S: 4	H: 1 LOB: 0 BB: 1 P: 8	R: 1 E: 0 K: 0 S: 4	H: 1 LOB: 0 BB: 0 P: 4	1B: 5 2B: 2 3B: 1 HR: 2	SF: 0 SAC: 1 DP: 1 HBP: 0	WP: 0 PB: 0 SB: 1 CS: 0	PA: 38				
<b>PITCHER</b>	IP WLS BF H R ER SO BB IBB HBP BLK WP HR S P ERA WHIP	4.0 L 22 3 3 3 0 2 0 0 0 0 2 14 22 6.75 1.250																						

Baltimore Orioles @ Cleveland Indians  
Cleveland Municipal Stadium, Cleveland, OH  
Wed Aug 03 1966, 7:05 PM EDT  
Att: 14,432 - Unknown

AB 32  
R 9  
H 10  
RBI 9  
BB 5  
SO 2  
LOB 11







Batter	1	2	3	4	5	6	7	8	9	AB	R	H	RBI	BB	SO	LOB	TOP			
Luis Aparicio, R OBP: 0.294, SLG: 0.375	F9		P5		F8			F8		4	0	0	0	0	0	1	Baltimore Orioles @ Cleveland Indians Cleveland Municipal Stadium, Cleveland, OH Thu Aug 04 1966, 7:05 PM EDT Att: 13,036 - Unknown			
Russ Snyder, L OBP: 0.376, SLG: 0.418	4-3		L3				1-3	4-3		4	0	0	0	0	0	1				
Frank Robinson, R OBP: 0.415, SLG: 0.636	K			5-3			K		5-3	4	0	0	0	0	2	0				
Brooks Robinson, R OBP: 0.352, SLG: 0.499		BB 1B		F8			P3		BB 1B	4	0	2	0	0	0	0				
Boog Powell, L OBP: 0.383, SLG: 0.541		BB FC5-4 BB		WP 1B BB			K		F8	2	1	0	0	2	1	1				
Sam Bowens, R OBP: 0.279, SLG: 0.393		F5		1B 1-2 BB			5-3		F5	3	0	0	0	1	0	3				
Davey Johnson, R OBP: 0.284, SLG: 0.338		L7		1-3 2-H 1B			K			3	0	1	1	0	1	2				
Larry Haney, R OBP: 0.333, SLG: 0.529	FC5-4				4-3				E7	3	0	0	0	0	0	2				
Bill Short, L OBP: 0.091, SLG: 0.091			K		1-3				F9	1	0	0	0	0	1	0				
Moe Drabowsky, R OBP: 0.459, SLG: 0.444										1	0	0	0	0	0	0				
Vic Roznovsky, L OBP: 0.327, SLG: 0.340										1	0	0	0	0	0	1				
Eddie Fisher, R OBP: 0.327, SLG: 0.340										0	0	0	0	0	0	0				
<b>Inning Stats</b>	R: 0 E: 0 K: 1 S: 5	H: 0 LOB: 0 BB: 0 P: 5	R: 0 E: 0 K: 0 S: 4	H: 1 LOB: 2 BB: 1 P: 8	R: 0 E: 0 K: 1 S: 5	H: 0 LOB: 0 BB: 0 P: 5	R: 1 E: 0 K: 0 S: 3	H: 1 LOB: 2 BB: 2 P: 11	R: 0 E: 0 K: 1 S: 5	H: 0 LOB: 0 BB: 0 P: 3	R: 0 E: 0 K: 2 S: 7	H: 0 LOB: 0 BB: 0 P: 7	R: 0 E: 1 K: 0 S: 4	H: 0 LOB: 1 BB: 0 P: 4	R: 0 E: 0 K: 0 S: 4	H: 1 LOB: 1 BB: 0 P: 4	1B: 3 2B: 0 3B: 0 HR: 0	SF: 0 SAC: 0 DP: 0 HBP: 0	WP: 1 PB: 0 SB: 0 CS: 0	PA: 33
<b>PITCHER</b> Gary Bell, R ERA: 2.97	IP: 9.0 WLS: W BF: 33 H: 3 R: 1 ER: 1 SO: 5 BB: 3 IBB: 0 HBP: 0 BLK: 0 WP: 1 HR: 0 S: 40 P: 52 ERA: 1.00 WHIP: 0.667															<b>PITCHER</b>				

Batter	1	2	3	4	5	6	7	8	9	AB	R	H	RBI	BB	SO	LOB	BOTTOM			
Larry Brown, R OBP: 0.339, SLG: 0.369	6-3		K	1B 1-3 1B		K				4	0	1	0	0	2	0	Baltimore Orioles @ Cleveland Indians Cleveland Municipal Stadium, Cleveland, OH Thu Aug 04 1966, 7:05 PM EDT Att: 13,036 - Unknown			
Leon Wagner, L OBP: 0.338, SLG: 0.472	6-3		BB 1B	1-3 1B		K				4	1	2	1	0	1	0				
Pedro Gonzalez, R OBP: 0.269, SLG: 0.287	6-3		BB 1B	1-3 3-H 1B		K				0	0	0	0	0	0	0				
Chuck Hinton, R OBP: 0.332, SLG: 0.413	FC5-4 BB		1-2 1B	3-H 1B		K				3	0	1	0	1	2	2				
Rocky Colavito, R OBP: 0.345, SLG: 0.476	FC5-4		FC5 1B	1-2 2-3 BB		K				3	0	0	0	1	1	1				
Max Alvis, R OBP: 0.315, SLG: 0.364		5-3	1-2 2-H 3-H 1B		5-3			E3 3-6		4	0	1	1	0	0	0				
Fred Whitfield, L OBP: 0.282, SLG: 0.446		2B 1B	FC5					3-6 1-2		4	1	2	0	0	0	3				
Chico Salmon, R OBP: 0.309, SLG: 0.370	K			F2	L4			1-3		4	0	0	0	0	1	2				
Del Crandall, R OBP: 0.359, SLG: 0.438		1-H 2B		1B WP 1B BB		K				2	1	1	1	1	1	0				
Gary Bell, R OBP: 0.197, SLG: 0.175	6-3			K		K				3	0	0	0	0	2	2				
<b>Inning Stats</b>	R: 0 E: 0 K: 0 S: 3	H: 0 LOB: 1 BB: 1 P: 7	R: 1 E: 0 K: 1 S: 7	H: 2 LOB: 1 BB: 0 P: 7	R: 1 E: 0 K: 1 S: 7	H: 3 LOB: 2 BB: 1 P: 11	R: 1 E: 0 K: 2 S: 9	H: 2 LOB: 2 BB: 1 P: 13	R: 0 E: 0 K: 1 S: 6	H: 1 LOB: 1 BB: 0 P: 6	R: 0 E: 0 K: 3 S: 9	H: 0 LOB: 0 BB: 0 P: 9	R: 0 E: 0 K: 0 S: 3	H: 0 LOB: 0 BB: 0 P: 3	R: 0 E: 1 K: 0 S: 3	H: 0 LOB: 0 BB: 0 P: 3	1B: 7 2B: 2 3B: 0 HR: 0	SF: 0 SAC: 0 DP: 1 HBP: 0	WP: 1 PB: 0 SB: 0 CS: 0	PA: 34
<b>PITCHER</b> Bill Short, L ERA: 2.87	IP: 3.2 WLS: L BF: 20 H: 7 R: 3 ER: 3 SO: 3 BB: 7 IBB: 0 HBP: 0 BLK: 0 WP: 1 HR: 0 S: 23 P: 35 ERA: 7.36 WHIP: 2.727															<b>PITCHER</b>				
Moe Drabowsky, R ERA: 2.95	IP: 3.1 WLS: 1 BF: 11 H: 1 R: 0 ER: 0 SO: 7 BB: 0 IBB: 0 HBP: 0 BLK: 0 WP: 0 HR: 0 S: 25 P: 25 ERA: 0.00 WHIP: 0.300																			
Eddie Fisher, R ERA: 1.97	IP: 1.0 WLS: 3 BF: 0 H: 0 R: 0 ER: 0 SO: 0 BB: 0 IBB: 0 HBP: 0 BLK: 0 WP: 0 HR: 0 S: 3 P: 3 ERA: 0.00 WHIP: 0.000																			





Batter	1	2	3	4	5	6	7	8	9	AB	R	H	RBI	BB	SO	LOB	TOP					
Horace Clarke, S OBP: 0.295, SLG: 0.341 (1,4)	4-3		F6			5-3	BB 1B		F5	5	0	1	0	0	0	1	<b>New York Yankees @ Cleveland Indians</b> Cleveland Municipal Stadium, Cleveland, OH Fri Aug 05 1966, 7:05 PM EDT Unknown - 72 F  <b>AB 33</b> <b>R 4</b> <b>H 6</b> <b>RBI 4</b> <b>BB 6</b> <b>SO 8</b> <b>LOB 19</b> 					
Jake Gibbs, L OBP: 0.336, SLG: 0.377 (1,2)	F6		4-3			E9 1B	BB 1B		4-3	4	0	1	1	1	0	0						
Mickey Mantle, S OBP: 0.390, SLG: 0.549 (1,8)	K				K	K	K		4-3	5	0	0	0	0	4	4						
Joe Pepitone, L OBP: 0.285, SLG: 0.488 (1,3)		1-3 BB 1B			F6	F5		4-0 BB 1B BB		3	1	1	0	1	0	1						
Roger Maris, L OBP: 0.315, SLG: 0.365 (1,9)		4-0 1-2 BB			F5			4-0 1-2 BB		2	0	0	0	2	0	0						
Tom Tresh, S OBP: 0.334, SLG: 0.366 (1,7)		0-0 F7			1-4-3		HR 1B	0-0 F5		4	1	1	0	0	0	4						
Clete Boyer, R OBP: 0.304, SLG: 0.397 (1,5)		1-3 1-2 2-3			5-3		1-H HR	1-2 2-H 1B		4	1	2	3	0	0	2						
Dick Schofield, S OBP: 0.235, SLG: 0.143 (8, PH)		4-3			4-3		BB 1B BB	0-3 K		2	0	0	0	1	0	2						
Ray Barker, L OBP: 0.230, SLG: 0.364 (8, PH)								0-3 K		1	0	0	0	0	1	2						
Fritz Peterson, S OBP: 0.205, SLG: 0.233 (8, 1)								0-3 K		0	0	0	0	0	0	0						
Fred Talbot, R OBP: 0.240, SLG: 0.200 (7, PH)								0-3 K		1	1	0	0	1	1	0						
Elston Howard, R OBP: 0.317, SLG: 0.396 (7, 1)								0-3 K		0	0	0	0	0	0	0						
Whitey Ford, L OBP: 0.286, SLG: 0.337 (8, PH)								0-3 K		1	0	0	0	0	1	2						
Bobby Richardson, R OBP: 0.286, SLG: 0.337 (8, 4)								0-3 K		0	0	0	0	0	0	0						
<b>Inning Stats</b>	R: 0 E: 0 K: 1 S: 5	H: 0 LOB: 0 BB: 0 P: 5	R: 0 E: 0 K: 0 S: 4	H: 1 LOB: 2 BB: 1 P: 8	R: 0 E: 0 K: 1 S: 5	H: 0 LOB: 0 BB: 0 P: 5	R: 0 E: 0 K: 1 S: 5	H: 0 LOB: 0 BB: 0 P: 3	R: 0 E: 0 K: 0 S: 3	H: 0 LOB: 0 BB: 0 P: 3	R: 1 E: 1 K: 1 S: 6	H: 1 LOB: 1 BB: 1 P: 10	R: 2 E: 0 K: 2 S: 10	H: 3 LOB: 3 BB: 2 P: 18	R: 1 E: 0 K: 2 S: 8	H: 1 LOB: 2 BB: 2 P: 16	R: 0 E: 0 K: 0 S: 3	H: 0 LOB: 0 BB: 0 P: 3	1B: 5 2B: 0 3B: 0 HR: 1	SF: 0 SAC: 0 DP: 0 HBP: 0	WP: 0 PB: 0 SB: 0 CS: 0	PA: 39
<b>PITCHER</b>	IP WLS BF H R ER SO BB IBB HBP BLK WP HR S P ERA WHIP																					
Steve Hargan, R ERA: 3.05 (1, 1)	6.2 W 28 5 3 3 5 3 0 0 0 0 1 35 47 4.05 1.200																					
Dick Radatz, R ERA: 5.3 (7, 1)	0.1 4 0 1 1 1 3 0 0 0 0 0 3 15 27.00 9.000																					
Luis Tiant, R ERA: 3.18 (8, 1)	2.0 S 7 1 0 0 2 0 0 0 0 0 0 0 11 11 0.00 0.500																					

Batter	1	2	3	4	5	6	7	8	9	AB	R	H	RBI	BB	SO	LOB	BOTTOM			
Larry Brown, R OBP: 0.337, SLG: 0.362 (1,6)	4-3 BB		F7		5-3	SH1-3		4-3		3	0	0	0	1	0	2	<b>New York Yankees @ Cleveland Indians</b> Cleveland Municipal Stadium, Cleveland, OH Fri Aug 05 1966, 7:05 PM EDT Unknown - 72 F  <b>AB 31</b> <b>R 5</b> <b>H 9</b> <b>RBI 5</b> <b>BB 4</b> <b>SO 3</b> <b>LOB 16</b> 			
Leon Wagner, L OBP: 0.342, SLG: 0.482 (1,7)	4-3		FC6-4 BB		HR	1B		F9		4	1	2	3	1	0	2				
Vic Davalillo, L OBP: 0.300, SLG: 0.308 (9,8)	1-2		FC6-4 BB		2-H HR	2-H 1B				0	0	0	0	0	0	0				
Chuck Hinton, R OBP: 0.331, SLG: 0.407 (1,8)	F4		FC6-4 1-2		1B HBP	5-3				3	0	0	0	0	0	3				
Fred Whitfield, L OBP: 0.281, SLG: 0.444 (1,3)	1-6-3		F5		1-3 1B					4	0	1	0	0	1	2				
Max Alvis, R OBP: 0.315, SLG: 0.365 (1,5)					6-3	F3		5-3		4	0	1	0	0	0	2				
Rocky Colavito, R OBP: 0.345, SLG: 0.472 (1,9)					K			5-3		3	0	0	0	1	1	1				
Chico Salmon, R OBP: 0.309, SLG: 0.372 (1,4)					F7			BB		4	1	1	0	0	1	2				
Joe Azcue, R OBP: 0.338, SLG: 0.418 (1,2)						SH1-4 HR 1B		6-3		3	2	2	1	1	0	0				
Steve Hargan, R OBP: 0.179, SLG: 0.148 (7, 1)					SH1-4					2	1	1	1	0	0	2				
Dick Radatz, R OBP: 0.111, SLG: 0.111 (7, 1)					SH1-4					0	0	0	0	0	0	0				
Luis Tiant, R OBP: 0.083, SLG: 0.043 (8, 1)						SH1-3 1B				0	0	0	0	0	0	0				
Pedro Gonzalez, R OBP: 0.271, SLG: 0.290 (8, 4)						1B		4-3 1B		1	0	1	0	0	0	0				
<b>Inning Stats</b>	R: 0 E: 0 K: 0 S: 3	H: 0 LOB: 1 BB: 1 P: 7	R: 0 E: 0 K: 0 S: 4	H: 1 LOB: 2 BB: 1 P: 8	R: 0 E: 0 K: 1 S: 5	H: 0 LOB: 0 BB: 0 P: 5	R: 2 E: 0 K: 0 S: 6	H: 3 LOB: 2 BB: 0 P: 7	R: 3 E: 0 K: 0 S: 7	H: 4 LOB: 1 BB: 0 P: 7	R: 0 E: 0 K: 2 S: 7	H: 0 LOB: 1 BB: 1 P: 11	R: 0 E: 0 K: 0 S: 4	H: 1 LOB: 1 BB: 0 P: 4	R: 0 E: 0 K: 0 S: 3	H: 0 LOB: 0 BB: 0 P: 3	1B: 6 2B: 2 3B: 0 HR: 1	SF: 0 SAC: 2 DP: 0 HBP: 1	WP: 0 PB: 1 SB: 0 CS: 0	PA: 38
<b>PITCHER</b>	IP WLS BF H R ER SO BB IBB HBP BLK WP HR S P ERA WHIP																			
Fred Talbot, R ERA: 4.75 (7, 1)	6.0 L 30 8 5 5 1 2 1 0 0 0 0 0 28 41 7.50 1.667																			
Whitey Ford, L ERA: 2.69 (8, 1)	1.0 4 0 0 0 2 1 0 0 0 0 0 7 11 0.00 1.000																			
Fritz Peterson, L ERA: 4.02 (8, 1)	1.0 4 1 0 0 0 0 0 0 0 0 0 4 4 0.00 1.000																			



Batter	1	2	3	4	5	6	7	8	9	AB	R	H	RBI	BB	SO	LOB	TOP																			
Tom Tresh, S (1, 8) OBP: 0.333, SLG: 0.373	K		5-3		HR			K		4	1	1	3	0	2	0	<b>New York Yankees @ Cleveland Indians</b> Cleveland Municipal Stadium, Cleveland, OH Fri Aug 05 1966, 7:05 PM EDT Att: 26,623 - Unknown - 68 F																			
Bobby Richardson, R (1, 4) OBP: 0.284, SLG: 0.334	1-3			4-3	F8			L8		4	0	0	0	0	0	0																				
Clete Boyer, R (1, 5) OBP: 0.309, SLG: 0.407				2B		F6		2B		4	0	3	0	0	0	0																				
Elston Howard, R (1, 2) OBP: 0.316, SLG: 0.382	K			BB		4-3		F9		3	0	0	0	1	1	2																				
Hector Lopez, R (1, 7) OBP: 0.283, SLG: 0.406				BB		F9				4	0	1	0	0	0	2																				
Joe Pepitone, L (1, 3) OBP: 0.284, SLG: 0.486								K		4	0	1	0	0	1	1																				
Lou Clinton, R (1, 9) OBP: 0.285, SLG: 0.336								L8		4	1	1	0	0	0	0																				
Horace Clarke, S (1, 6) OBP: 0.303, SLG: 0.348										3	1	2	0	0	0	0																				
Steve Hamilton, L (1, 1) OBP: 0.285, SLG: 0.336										3	0	0	0	0	0	3																				
<b>Inning Stats</b>	R: 0 E: 0 K: 2 S: 8	H: 1 LOB: 1 BB: 0 P: 8	R: 0 E: 0 K: 0 S: 3	H: 1 LOB: 0 BB: 0 P: 3	R: 0 E: 0 K: 0 S: 3	H: 0 LOB: 0 BB: 0 P: 3	R: 0 E: 0 K: 0 S: 3	H: 1 LOB: 1 BB: 1 P: 7	R: 3 E: 0 K: 0 S: 6	H: 4 LOB: 0 BB: 0 P: 6	R: 0 E: 0 K: 0 S: 4	H: 1 LOB: 1 BB: 0 P: 4	R: 0 E: 0 K: 1 S: 6	H: 1 LOB: 1 BB: 0 P: 6	R: 0 E: 0 K: 1 S: 5	H: 0 LOB: 0 BB: 0 P: 5	1B: 6 2B: 2 3B: 0 HR: 1	SF: 0 SAC: 0 DP: 2 HBP: 0	WP: 0 PB: 0 SB: 0 CS: 1	PA: 34																
<b>PITCHER</b>	IP	WLS	BF	H	R	ER	SO	BB	IBB	HBP	BLK	WP	HR	S	P	ERA	WHIP	<b>PITCHER</b>		IP	WLS	BF	H	R	ER	SO	BB	IBB	HBP	BLK	WP	HR	S	P	ERA	WHIP
John O'Donoghue, L (1, 1) ERA: 3.86	5.0	L	20	7	3	3	2	1	0	0	0	0	1	23	27	5.40	1.600			5.0	L	20	7	3	3	2	1	0	0	0	0	1	23	27	5.40	1.600
Jack Kralick, L (6, 1) ERA: 4.09	3.0		11	2	0	0	1	0	0	0	0	0	0	13	13	0.00	0.667			3.0		11	2	0	0	1	0	0	0	0	0	13	13	0.00	0.667	
Bob Allen, L (9, 1) ERA: 4.28	1.0		3	0	0	0	1	0	0	0	0	0	0	5	5	0.00	0.000			1.0		3	0	0	0	1	0	0	0	0	5	5	0.00	0.000		

AB	33
R	3
H	9
RBI	3
BB	1
SO	4
LOB	8



Batter	1	2	3	4	5	6	7	8	9	AB	R	H	RBI	BB	SO	LOB	BOTTOM																			
Larry Brown, R (1, 6) OBP: 0.329, SLG: 0.353	L5		F6			5-3			F8	4	0	0	0	0	0	0	<b>New York Yankees @ Cleveland Indians</b> Cleveland Municipal Stadium, Cleveland, OH Fri Aug 05 1966, 7:05 PM EDT Att: 26,623 - Unknown - 68 F																			
Leon Wagner, L (1, 7) OBP: 0.324, SLG: 0.483			F9			L8-4	2B		4-3	3	0	1	0	1	0	0																				
Chuck Hinton, R (1, 8) OBP: 0.329, SLG: 0.404						L8-4			F8	4	0	1	0	0	0	2																				
Fred Whitfield, L (1, 3) OBP: 0.282, SLG: 0.443										3	0	1	0	0	1	2																				
Max Alvis, R (1, 5) OBP: 0.313, SLG: 0.363										3	0	0	0	0	0	1																				
Rocky Colavito, R (1, 9) OBP: 0.344, SLG: 0.474										3	0	1	0	0	1	1																				
Pedro Gonzalez, R (1, 4) OBP: 0.272, SLG: 0.290										3	0	1	0	0	0	1																				
Del Crandall, R (1, 2) OBP: 0.347, SLG: 0.422										3	0	0	0	0	0	2																				
John O'Donoghue, R (1, 1) OBP: 0.167, SLG: 0.200										1	0	0	0	0	1	0																				
Dick Howser, R (5, PH) OBP: 0.324, SLG: 0.387										1	0	0	0	0	0	1																				
Jack Kralick, L (6, 1) OBP: 0.100, SLG: 0.100										0	0	0	0	0	0	0																				
Jim Landis, R (8, PH) OBP: 0.336, SLG: 0.361										1	0	0	0	0	0	0																				
Bob Allen, L (9, 1) OBP: 0.250, SLG: 0.143										0	0	0	0	0	0	0																				
<b>Inning Stats</b>	R: 0 E: 0 K: 1 S: 5	H: 0 LOB: 1 BB: 1 P: 9	R: 0 E: 0 K: 1 S: 6	H: 1 LOB: 1 BB: 0 P: 6	R: 0 E: 0 K: 1 S: 5	H: 0 LOB: 0 BB: 0 P: 5	R: 0 E: 0 K: 0 S: 3	H: 1 LOB: 0 BB: 0 P: 3	R: 0 E: 0 K: 0 S: 4	H: 1 LOB: 1 BB: 0 P: 4	R: 0 E: 0 K: 0 S: 3	H: 1 LOB: 0 BB: 0 P: 3	R: 0 E: 0 K: 0 S: 3	H: 1 LOB: 0 BB: 0 P: 3	R: 0 E: 0 K: 0 S: 3	H: 0 LOB: 0 BB: 0 P: 3	R: 0 E: 0 K: 0 S: 3	H: 0 LOB: 0 BB: 0 P: 3	1B: 3 2B: 4 3B: 0 HR: 0	SF: 0 SAC: 0 DP: 3 HBP: 0	WP: 0 PB: 0 SB: 0 CS: 0	PA: 30														
<b>PITCHER</b>	IP	WLS	BF	H	R	ER	SO	BB	IBB	HBP	BLK	WP	HR	S	P	ERA	WHIP	<b>PITCHER</b>		IP	WLS	BF	H	R	ER	SO	BB	IBB	HBP	BLK	WP	HR	S	P	ERA	WHIP
Steve Hamilton, L (1, 1) ERA: 2.61	9.0	W	30	5	0	0	3	1	0	0	0	0	0	35	39	0.00	0.667			9.0	W	30	5	0	0	3	1	0	0	0	0	35	39	0.00	0.667	





Batter	1	2	3	4	5	6	7	8	9	AB	R	H	RBI	BB	SO	LOB	TOP							
Tom Tresh, S (1, 8) OBP: 0.334, SLG: 0.373	0-0 BB 1B		0-0 1-3		0-0 6-3		0-0 E9 2B 1B	0-0 F4		5	1	2	0	0	0	0								
Bobby Richardson, R (1, 4) OBP: 0.287, SLG: 0.338	4-0 1-2 BB		0-0 6-3		0-0 5-3		0-0 BB 5-3 2B		0-0 FC1-6 1B	4	1	2	2	1	0	0								
Clete Boyer, R (1, 5) OBP: 0.310, SLG: 0.414	0-0 F7			0-0 G1		0-0 HR	0-0 5-3 BB		0-0 F6	4	1	1	1	1	0	2								
Elston Howard, R (1, 3) OBP: 0.318, SLG: 0.382	0-3 K			0-0	0-0	0-0	4-0		0-0	3	0	1	0	1	1	1								
Dick Schofield, S (7, PR) OBP: 0.295, SLG: 0.143				2B	1B				0-0	0	0	0	0	0	0	0								
Hal Reniff, R (7, 1) OBP: 0.333, SLG: 0.333							1-2 2-3		1-2 2-3	0	0	0	0	0	0	0								
Whitey Ford, L (7, 1)									1-2 2-3	1	0	0	0	0	0	1								
Hector Lopez, R (1, 7) OBP: 0.270, SLG: 0.386		0-3 K		0-0 F7		0-0 4-3	0-0 5-3		0-3 K	5	0	0	1	0	2	4								
Lou Clinton, R (1, 9) OBP: 0.299, SLG: 0.348		4-0 FC6-4 BB		0-0	1-3	2B				2	0	1	0	2	1	3								
Jake Gibbs, L (1, 2) OBP: 0.333, SLG: 0.368		0-3 K		4-0			0-0 F4		0-0 G3	3	0	0	0	1	1	2								
Horace Clarke, S (1, 6) OBP: 0.308, SLG: 0.369		0-0 FC6-4		0-0	6-3		4-0 E 2B BB		0-0 HR	3	2	1	1	1	0	4								
Jim Bouton, R (1, 1) OBP: 0.143, SLG: 0.100			0-3 K				0-0 F8		0-3 K	2	0	0	0	0	2	0								
Roy White, S (7, PH) OBP: 0.368, SLG: 0.356										1	0	0	0	0	0	1								
Ray Barker, L (7, 3) OBP: 0.236, SLG: 0.358										1	0	0	0	0	1	0								
<b>Inning Stats</b>	R: 0 E: 0 K: 1 S: 5	H: 1 LOB: 1 BB: 1 P: 9	R: 0 E: 0 K: 2 S: 7	H: 0 LOB: 1 BB: 1 P: 11	R: 0 E: 0 K: 1 S: 5	H: 0 LOB: 0 BB: 0 P: 5	R: 0 E: 0 K: 0 S: 5	H: 2 LOB: 3 BB: 1 P: 9	R: 0 E: 0 K: 1 S: 5	H: 0 LOB: 0 BB: 0 P: 5	R: 1 E: 0 K: 0 S: 4	H: 1 LOB: 1 BB: 1 P: 8	R: 3 E: 1 K: 1 S: 7	H: 2 LOB: 3 BB: 3 P: 19	R: 1 E: 0 K: 1 S: 6	H: 1 LOB: 0 BB: 0 P: 6	R: 0 E: 0 K: 1 S: 6	H: 1 LOB: 1 BB: 0 P: 6	1B: 4 2B: 2 3B: 0 HR: 2	SF: 0 SAC: 0 DP: 0 HBP: 0	WP: 0 PB: 0 SB: 0 CS: 0	PA: 41		
<b>PITCHER</b>	IP WLS BF H R ER SO BB IBB HBP BLK WP HR S P ERA WHIP	6.1 29 6 4 4 5 5 0 0 0 0 1 34 54 5.68 1.737	0.2 4 0 0 0 1 2 0 0 0 0 0 4 12 0.00 3.000	2.0 L 8 2 1 1 2 0 0 0 0 0 1 12 4.50 1.000																				

New York Yankees @ Cleveland Indians  
Cleveland Municipal Stadium, Cleveland, OH

Sat Aug 06 1966, 3:33 AM EDT  
Att: 24,144 - Unknown - 75 F

AB 34  
R 5  
H 8  
RBI 5  
BB 7  
SO 8  
LOB 18



Batter	1	2	3	4	5	6	7	8	9	AB	R	H	RBI	BB	SO	LOB	BOTTOM	
Larry Brown, R (1, 6) OBP: 0.339, SLG: 0.358	0-0 1B		0-0 1B			0-0 F5	0-0 SH3-4	4-0 FC4-6 BB		3	0	2	0	1	0	0		
Leon Wagner, L (1, 7) OBP: 0.347, SLG: 0.484	0-3 K		0-0 FC5-4 1B			0-0 HR 1B	4-0 FC3-6 1B BB	0-0 FC4-6		4	1	2	0	1	1	4		
Chuck Hinton, R (1, 8) OBP: 0.331, SLG: 0.417	0-0 F8		0-0 FC5-4			0-0 HR	0-0 FC3-6 1B		0-0 5-3	5	1	2	4	0	0	3		
Fred Whitfield, L (1, 3) OBP: 0.278, SLG: 0.437	0-0 F4			0-0 L7		0-0 4-3	0-0 FC3-6 FC6-4		0-0 4-3	5	0	0	0	0	0	3		
Rocky Colavito, R (1, 9) OBP: 0.344, SLG: 0.470		0-0 5-3		0-0 6-3		4-0	0-0 FC6-4		0-3 K	3	0	0	0	1	0	2		
Luis Tiant, R (8, 1) OBP: 0.083, SLG: 0.043										0	0	0	0	0	0	0		
Dick Howser, R (9, PH) OBP: 0.321, SLG: 0.383										1	0	0	0	0	1	0		
Max Alvis, R (1, 5) OBP: 0.312, SLG: 0.362		0-3 K		0-0 6-3		0-0			0-0 6-3	4	0	1	0	0	1	0		
Chico Salmon, R (1, 4) OBP: 0.307, SLG: 0.369			0-0 5-3			0-0				2	0	0	0	0	0	0		
Jim Gentile, L (6, PH) OBP: 0.341, SLG: 0.411						0-0 5-3				1	0	0	0	0	1	2		
Pedro Gonzalez, R (7, 4) OBP: 0.274, SLG: 0.293										1	0	1	0	0	0	0		
Del Crandall, R (1, 2) OBP: 0.347, SLG: 0.419			0-3 K			0-0 4-3			0-0 FC	3	0	1	0	0	0	0		
Buddy Booker, L (7, PR) OBP: 0.299, SLG: 0.520									0-0 SH3-4 BB 1B	1	0	0	0	0	0	0		
Joe Azcue, R (8, PH) OBP: 0.337, SLG: 0.416									1-2 BB	1	0	0	0	0	1			
Sam McDowell, L (1, 1) OBP: 0.219, SLG: 0.226										2	0	0	0	0	0	0		
Dick Radatz, R (7, 1) OBP: 0.111, SLG: 0.111										0	0	0	0	0	0	0		
Vic Davallo, R (8, 8) OBP: 0.302, SLG: 0.308										0	1	0	0	1	0	0		
Jim Landis, R (8, PH) OBP: 0.333, SLG: 0.358										1	0	0	0	0	0	2		
<b>Inning Stats</b>	R: 0 E: 0 K: 1 S: 6	H: 1 LOB: 0 BB: 0 P: 6	R: 0 E: 0 K: 1 S: 5	H: 0 LOB: 0 BB: 0 P: 5	R: 0 E: 0 K: 0 S: 3	H: 0 LOB: 0 BB: 0 P: 3	R: 0 E: 0 K: 1 S: 8	H: 3 LOB: 2 BB: 1 P: 12	R: 2 E: 0 K: 0 S: 5	H: 2 LOB: 2 BB: 2 P: 13	R: 0 E: 1 K: 0 S: 5	H: 1 LOB: 3 BB: 1 P: 9	R: 0 E: 0 K: 1 S: 5	H: 0 LOB: 0 BB: 0 P: 5	1B: 8 2B: 0 3B: 0 HR: 1	SF: 0 SAC: 1 DP: 0 HBP: 0	WP: 0 PB: 0 SB: 0 CS: 0	PA: 41
<b>PITCHER</b>	IP WLS BF H R ER SO BB IBB HBP BLK WP HR S P ERA WHIP	6.0 25 6 2 2 4 1 0 0 0 0 0 2 32 3.00 1.167	0.1 3 1 2 2 0 1 0 0 0 0 0 2 6 54.00 6.000	2.2 W 13 2 0 0 1 2 0 0 0 0 0 13 21 0.00 1.500														

New York Yankees @ Cleveland Indians  
Cleveland Municipal Stadium, Cleveland, OH

Sat Aug 06 1966, 3:33 AM EDT  
Att: 24,144 - Unknown - 75 F

AB 36  
R 4  
H 9  
RBI 4  
BB 4  
SO 5  
LOB 17





Batter	1	2	3	4	5	6	7	8	9	AB	R	H	RBI	BB	SO	LOB	TOP			
Tom Tresh, S OBP: 0.336, SLG: 0.378 (1, 7)										3	1	1	1	1	1	0				
Bobby Richardson, R OBP: 0.287, SLG: 0.339 (1, 4)										4	0	1	1	0	0	1				
Mickey Mantle, S OBP: 0.386, SLG: 0.541 (1, 8)										4	0	0	0	0	0	1				
Joe Pepitone, L OBP: 0.286, SLG: 0.487 (1, 3)										3	1	1	0	1	0	0				
Roger Maris, L OBP: 0.314, SLG: 0.376 (1, 9)										4	1	1	2	0	0	1				
Jake Gibbs, L OBP: 0.338, SLG: 0.368 (1, 2)										3	0	1	0	1	0	1				
Clete Boyer, R OBP: 0.307, SLG: 0.409 (1, 5)										4	0	0	0	0	0	2				
Horace Clarke, S OBP: 0.313, SLG: 0.368 (1, 6)										3	0	1	0	1	1	0				
Mel Stottlemyre, R OBP: 0.172, SLG: 0.233 (1, 1)										2	0	0	0	0	1	2				
Roy White, S OBP: 0.311, SLG: 0.359 (7, PH)										1	1	1	0	0	0	0				
Hal Reniff, R OBP: 0.333, SLG: 0.333 (7, 1)										0	0	0	0	0	0	0				
Elston Howard, R OBP: 0.317, SLG: 0.380 (8, PH)										1	0	0	0	0	0	1				
<b>Inning Stats</b>	R: 0 E: 0 K: 1 S: 5	H: 0 LOB: 0 BB: 0 P: 5	R: 0 E: 0 K: 0 S: 3	H: 0 LOB: 1 BB: 1 P: 7	R: 0 E: 0 K: 2 S: 7	H: 0 LOB: 1 BB: 1 P: 11	R: 2 E: 0 K: 0 S: 5	H: 2 LOB: 2 BB: 2 P: 13	R: 0 E: 0 K: 0 S: 3	H: 1 LOB: 0 BB: 0 P: 3	R: 2 E: 0 K: 0 S: 6	H: 3 LOB: 1 BB: 0 P: 6	R: 0 E: 0 K: 0 S: 3	H: 0 LOB: 0 BB: 0 P: 3	R: 0 E: 0 K: 0 S: 3	H: 1 LOB: 0 BB: 0 P: 3	1B: 3 2B: 2 3B: 1 HR: 1	SF: 0 SAC: 0 DP: 1 HBP: 0	WP: 0 PB: 0 SB: 0 CS: 1	PA: 37
<b>PITCHER</b>	IP WLS BF H R ER SO BB IBB HBP BLK WP HR S P ERA WHIP																			
Sonny Siebert, R ERA: 3.07 (1, 1)	6.2 W 29 6 4 4 3 3 3 1 0 0 0 1 31 47 5.40 1.350																			
Bob Allen, L ERA: 4.04 (7, 1)	2.1 S 7 1 0 0 0 0 0 0 0 0 0 0 7 7 0.00 0.429																			

New York Yankees @ Cleveland Indians  
Cleveland Municipal Stadium, Cleveland, OH  
Sun Aug 07 1966, 3:33 AM EDT  
Overcast - 80 F

AB 32  
R 4  
H 7  
RBI 4  
BB 4  
SO 3  
LOB 9



Batter	1	2	3	4	5	6	7	8	9	AB	R	H	RBI	BB	SO	LOB	BOTTOM			
Larry Brown, R OBP: 0.343, SLG: 0.358 (1, 6)										3	0	1	0	1	0	0				
Leon Wagner, L OBP: 0.346, SLG: 0.479 (1, 7)										3	2	0	0	1	1	2				
Vic Davallilo, L OBP: 0.302, SLG: 0.308 (8, 8)										0	0	0	0	0	0	0				
Chuck Hinton, R OBP: 0.337, SLG: 0.436 (1, 8) (8, 7)										4	2	3	1	0	0	1				
Fred Whitfield, L OBP: 0.283, SLG: 0.457 (1, 3)										3	2	3	4	0	0	0				
Rocky Colavito, R OBP: 0.340, SLG: 0.465 (1, 9)										4	0	0	0	0	0	2				
Max Alvis, R OBP: 0.309, SLG: 0.358 (1, 5)										4	0	0	0	0	1	1				
Pedro Gonzalez, R OBP: 0.274, SLG: 0.292 (1, 4)										4	0	1	0	0	1	1				
Joe Azcue, R OBP: 0.332, SLG: 0.410 (1, 2)										3	0	0	0	0	0	1				
Sonny Siebert, R OBP: 0.159, SLG: 0.180 (1, 1)										2	0	0	0	0	1	0				
Bob Allen, L OBP: 0.222, SLG: 0.125 (7, 1)										1	0	0	0	0	1	0				
<b>Inning Stats</b>	R: 1 E: 0 K: 0 S: 4	H: 1 LOB: 1 BB: 1 P: 8	R: 0 E: 0 K: 0 S: 3	H: 0 LOB: 0 BB: 0 P: 3	R: 0 E: 0 K: 1 S: 5	H: 0 LOB: 0 BB: 0 P: 5	R: 2 E: 0 K: 0 S: 5	H: 2 LOB: 0 BB: 0 P: 5	R: 0 E: 0 K: 0 S: 3	H: 0 LOB: 0 BB: 0 P: 3	R: 3 E: 0 K: 0 S: 6	H: 3 LOB: 1 BB: 1 P: 10	R: 0 E: 0 K: 2 S: 8	H: 1 LOB: 1 BB: 0 P: 8	R: 0 E: 0 K: 2 S: 8	H: 1 LOB: 1 BB: 0 P: 8	1B: 4 2B: 1 3B: 1 HR: 2	SF: 1 SAC: 0 DP: 0 HBP: 0	WP: 2 PB: 0 SB: 0 CS: 0	PA: 34
<b>PITCHER</b>	IP WLS BF H R ER SO BB IBB HBP BLK WP HR S P ERA WHIP																			
Mel Stottlemyre, R ERA: 3.24 (7, 1)	6.0 L 26 6 6 6 1 2 0 0 0 1 2 26 34 9.00 1.333																			
Hal Reniff, R ERA: 2.65 (7, 1)	2.0 8 2 0 0 4 0 0 0 0 0 1 0 16 16 0.00 1.000																			

New York Yankees @ Cleveland Indians  
Cleveland Municipal Stadium, Cleveland, OH  
Sun Aug 07 1966, 3:33 AM EDT  
Overcast - 80 F

AB 31  
R 6  
H 8  
RBI 5  
BB 2  
SO 5  
LOB 8





Batter	1	2	3	4	5	6	7	8	9	AB	R	H	RBI	BB	SO	LOB	TOP										
Tom Tresh, S OBP: 0.334, SLG: 0.376	6-3	F5			1B	FC5-2-5		F8		5	1	1	0	0	0	4											
Bobby Richardson, R OBP: 0.288, SLG: 0.342	G3	L1			1B	F9		F3		5	2	2	0	0	0	4											
Mickey Mantle, S OBP: 0.383, SLG: 0.536	G3				K			5-3		5	0	1	0	0	2	3											
Joe Pepitone, L OBP: 0.288, SLG: 0.487	BB				F7			G4-6-3		4	0	2	2	0	0	1											
Roger Maris, L OBP: 0.318, SLG: 0.377	BB					FC6-4				2	0	1	1	1	0	1											
Lou Clinton, R OBP: 0.297, SLG: 0.345	BB					FC6-4		F3		1	0	0	0	0	0	0											
Elston Howard, R OBP: 0.317, SLG: 0.379	L8				4-3	F9				4	0	1	0	0	0	4											
Clete Boyer, R OBP: 0.307, SLG: 0.406		F7			L8			FC5-6		3	0	0	0	1	0	1											
Horace Clarke, S OBP: 0.317, SLG: 0.367		BB			L7			L9		3	0	1	0	1	0	1											
Al Downing, R OBP: 0.192, SLG: 0.184		BB				SH1-4		FC6-4		2	0	0	0	1	1	1											
Dooley Womack, L OBP: 0.500, SLG: 0.500	BB				K	SH1-4		FC6-4		0	0	0	0	0	0	0											
<b>Inning Stats</b>	R: 1 E: 0 K: 0 S: 5	H: 2 LOB: 2 BB: 1 P: 9	R: 0 E: 0 K: 0 S: 3	H: 0 LOB: 2 BB: 2 P: 11	R: 0 E: 0 K: 1 S: 6	H: 1 LOB: 1 BB: 0 P: 6	R: 0 E: 0 K: 1 S: 5	H: 0 LOB: 0 BB: 0 P: 5	R: 2 E: 0 K: 0 S: 8	H: 3 LOB: 1 BB: 1 P: 8	R: 0 E: 0 K: 0 S: 3	H: 1 LOB: 0 BB: 0 P: 3	R: 0 E: 0 K: 0 S: 4	H: 1 LOB: 1 BB: 0 P: 4	R: 0 E: 0 K: 0 S: 3	H: 0 LOB: 0 BB: 0 P: 3	1B: 8 2B: 1 3B: 0 HR: 0	SF: 0 SAC: 1 DP: 1 HBP: 0	WP: 0 PB: 0 SB: 0 CS: 0	PA: 39							
<b>PITCHER</b>	IP	WLS	BF	H	R	ER	SO	BB	IBB	HBP	BLK	WP	HR	S	P	ERA	WHIP										
Tom Kelley, R ERA: 4.13	(1, 1)	4.1		22	6	3	3	3	3	0	0	0	0	25	37	6.23	2.077										
Jack Kratlick, L ERA: 3.74	(5, 1)	4.2	W	17	3	0	0	0	1	0	0	0	0	16	20	0.00	0.857										

New York Yankees @ Cleveland Indians  
Cleveland Municipal Stadium, Cleveland, OH

Sun Aug 07 1966, 3:38 AM EDT  
Att: 37,668 - Overcast - 78 F

AB 34  
R 3  
H 9  
RBI 3  
BB 4  
SO 3  
LOB 20



Batter	1	2	3	4	5	6	7	8	9	AB	R	H	RBI	BB	SO	LOB	BOTTOM										
Jim Landis, R OBP: 0.338, SLG: 0.362	1B		5-3		F9			1B		4	2	2	0	0	0	0											
Chico Salmon, R OBP: 0.306, SLG: 0.368	HR		L9		K			B3		4	1	1	0	0	1	1											
Chuck Hinton, R OBP: 0.343, SLG: 0.451	HR		BB					2B		3	2	2	3	1	0	0											
Rocky Colavito, R OBP: 0.344, SLG: 0.469	P5		BB					4-3		3	0	2	2	1	0	0											
Vic Davallo, L OBP: 0.302, SLG: 0.308			1B					1-H 3-H		0	0	0	0	0	0	0											
Fred Whitfield, L OBP: 0.283, SLG: 0.455	5-3		F7					4-3		4	0	1	0	0	0	3											
Max Alvis, R OBP: 0.307, SLG: 0.355	K				P4			F8		4	0	0	0	0	1	3											
Pedro Gonzalez, R OBP: 0.271, SLG: 0.289			K		K			F6		3	0	0	0	0	2	0											
Joe Azcue, R OBP: 0.327, SLG: 0.403		5-3			P3			F7		3	0	0	0	0	0	0											
Tom Kelley, R OBP: 0.120, SLG: 0.120					K					1	0	0	0	0	1	0											
Jack Kratlick, L OBP: 0.083, SLG: 0.083					K					2	0	0	0	0	2	0											
<b>Inning Stats</b>	R: 3 E: 0 K: 1 S: 8	H: 3 LOB: 0 BB: 0 P: 8	R: 0 E: 0 K: 2 S: 7	H: 0 LOB: 0 BB: 0 P: 7	R: 0 E: 0 K: 0 S: 4	H: 1 LOB: 1 BB: 1 P: 8	R: 0 E: 0 K: 1 S: 5	H: 0 LOB: 0 BB: 0 P: 5	R: 0 E: 0 K: 2 S: 7	H: 0 LOB: 0 BB: 0 P: 7	R: 0 E: 0 K: 0 S: 3	H: 1 LOB: 1 BB: 1 P: 7	R: 0 E: 0 K: 1 S: 5	H: 0 LOB: 0 BB: 0 P: 5	R: 2 E: 0 K: 0 S: 6	H: 3 LOB: 2 BB: 0 P: 6	1B: 6 2B: 1 3B: 0 HR: 1	SF: 0 SAC: 0 DP: 0 HBP: 0	WP: 0 PB: 0 SB: 0 CS: 0	PA: 33							
<b>PITCHER</b>	IP	WLS	BF	H	R	ER	SO	BB	IBB	HBP	BLK	WP	HR	S	P	ERA	WHIP										
Al Downing, L ERA: 3.49	(1, 1)	7.1	L	30	7	5	7	2	0	0	0	0	0	3	50	6.14	1.227										
Dooley Womack, R ERA: 3.19	(8, 1)	0.2		3	1	0	0	0	0	0	0	0	0	3	3	0.00	1.500										

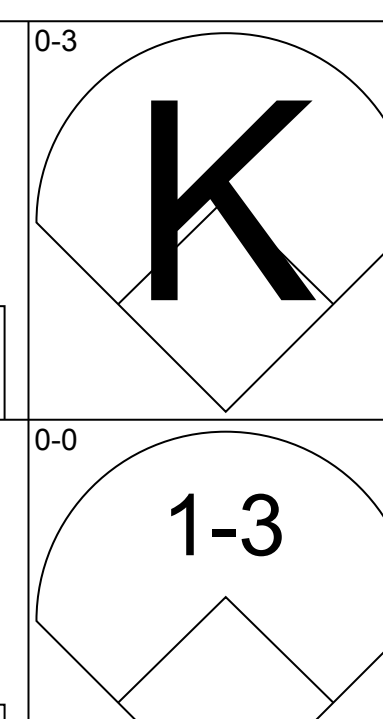
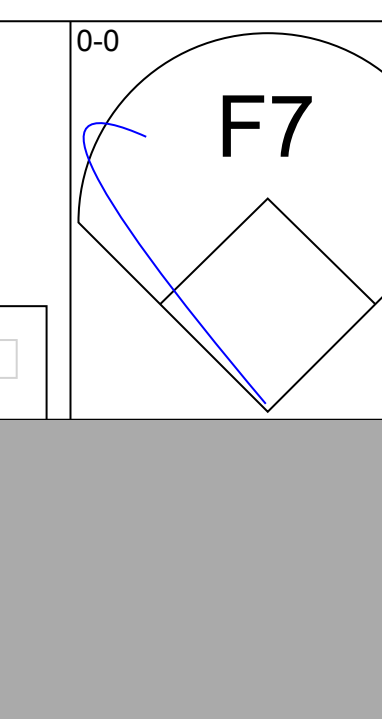
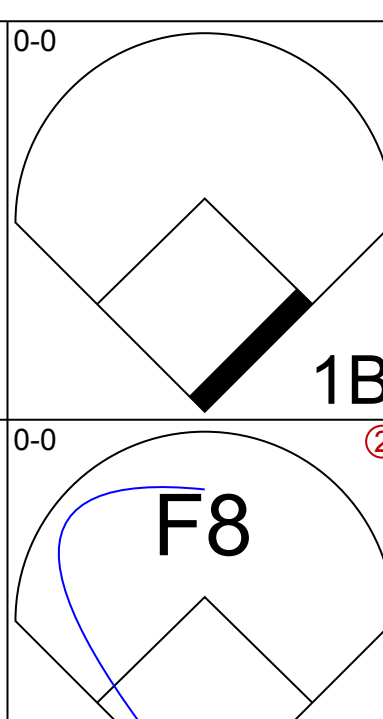
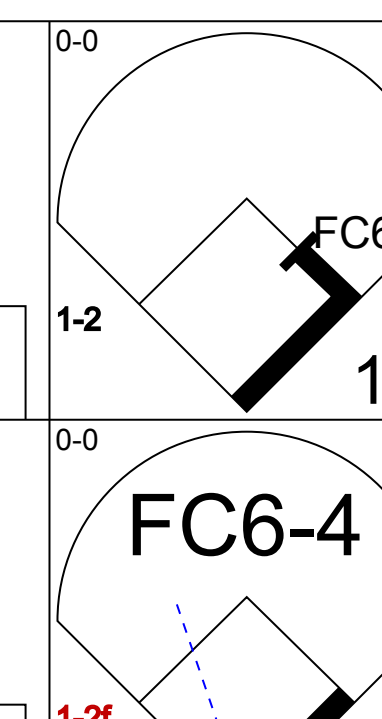
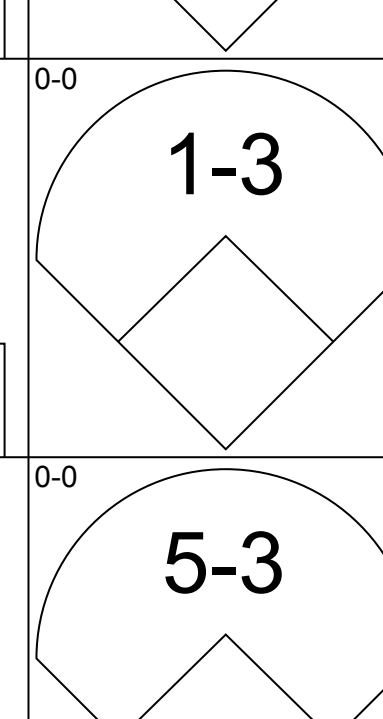
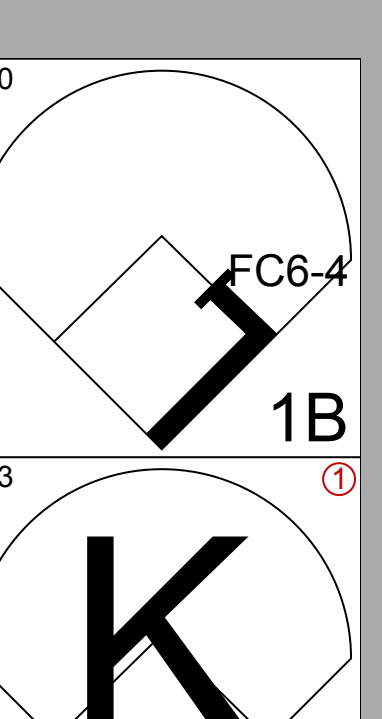
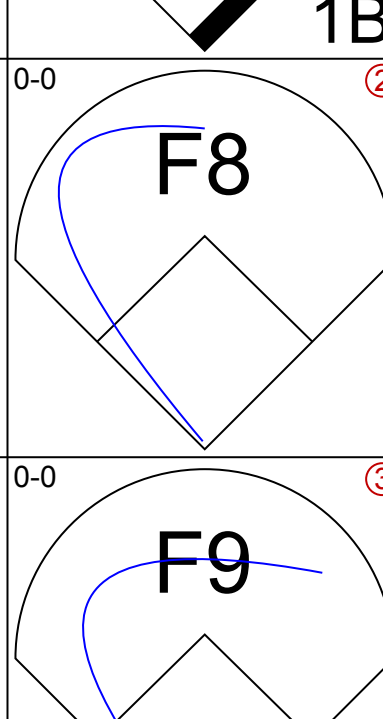
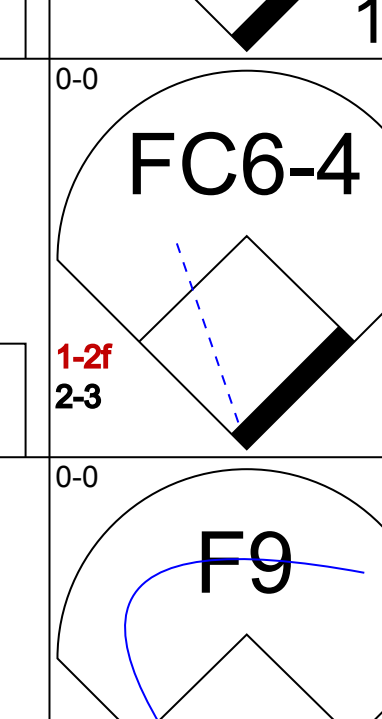
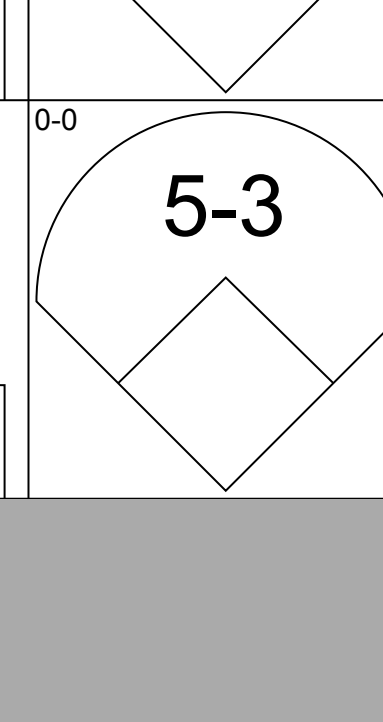
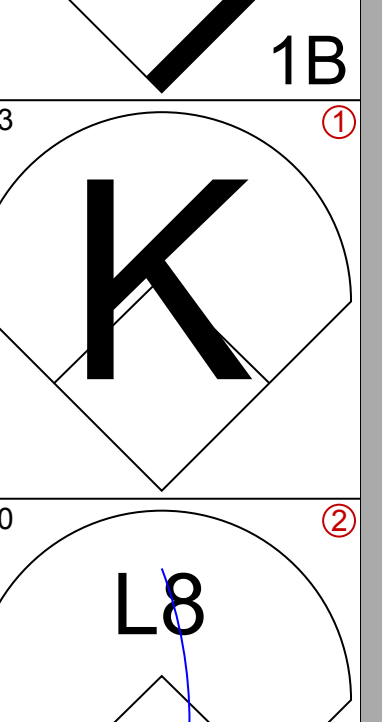
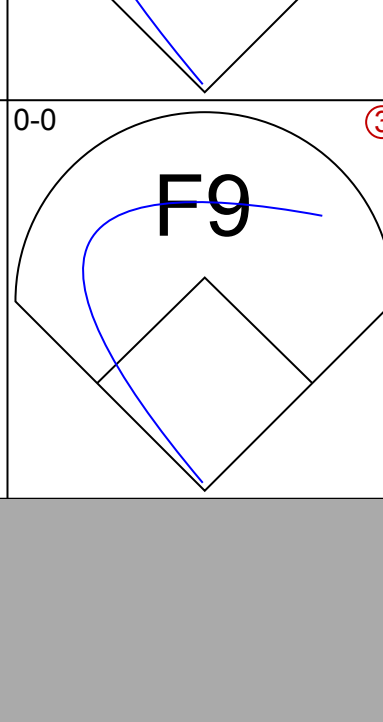
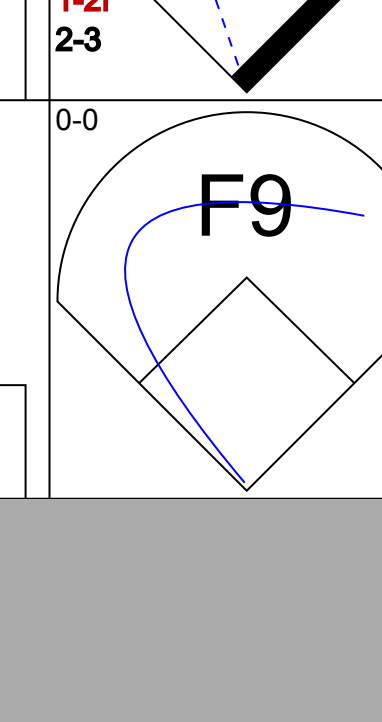
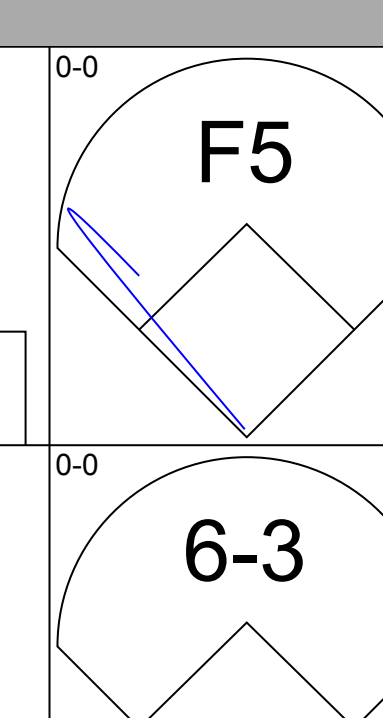
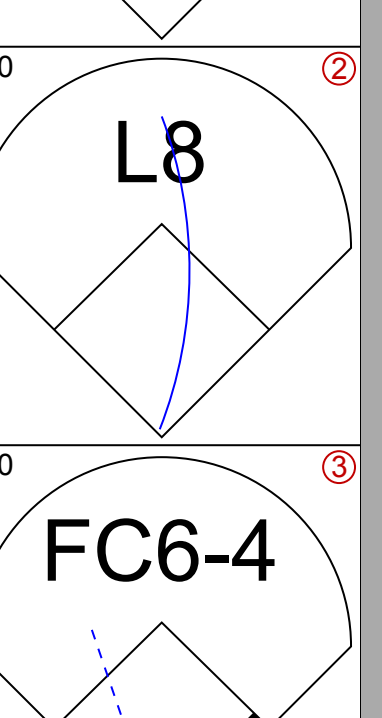
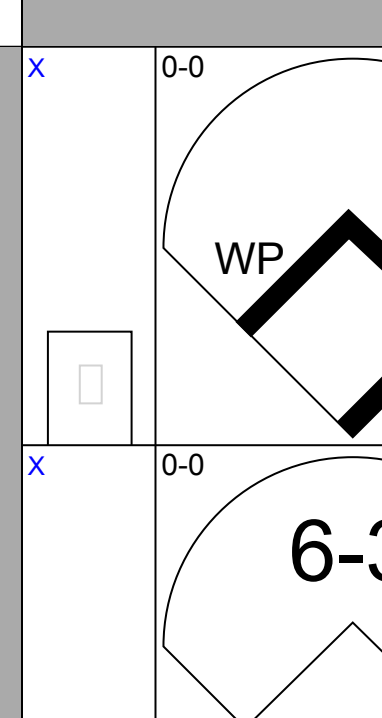
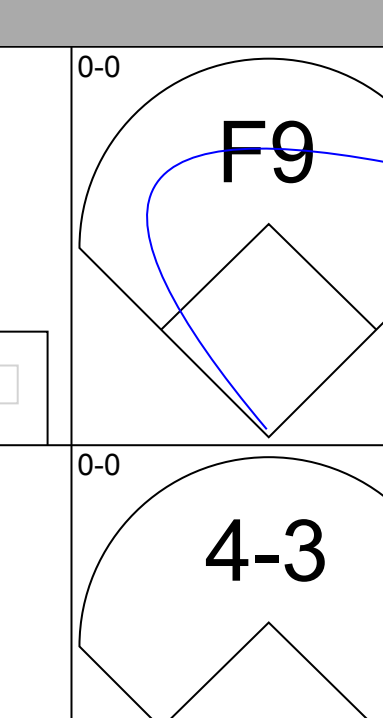
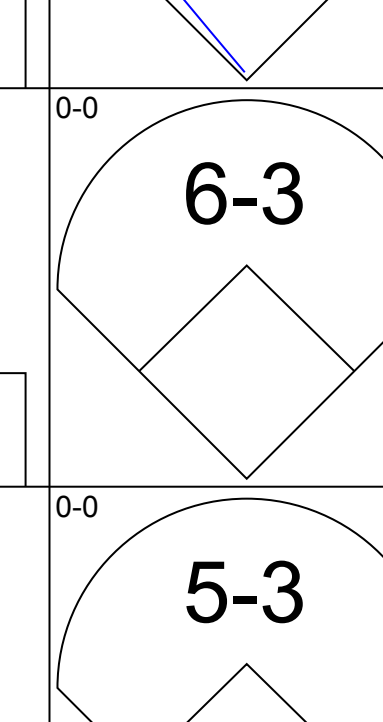
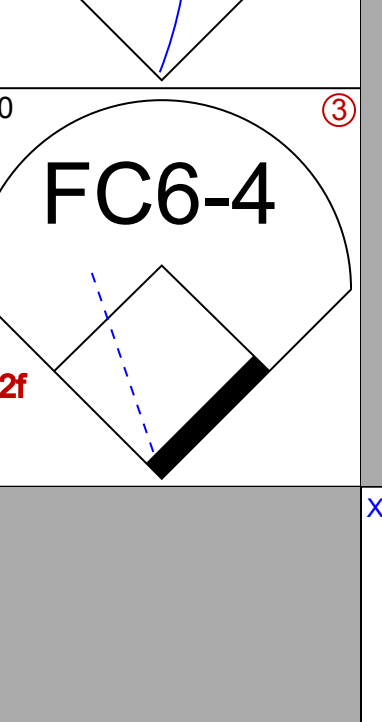
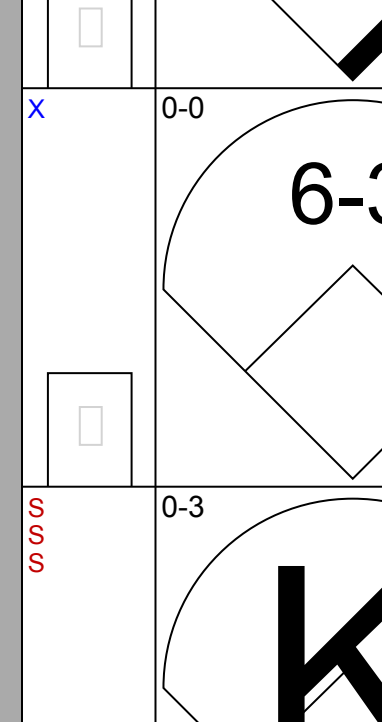
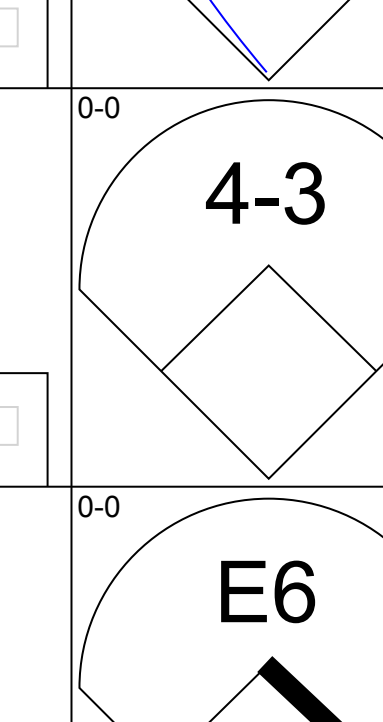
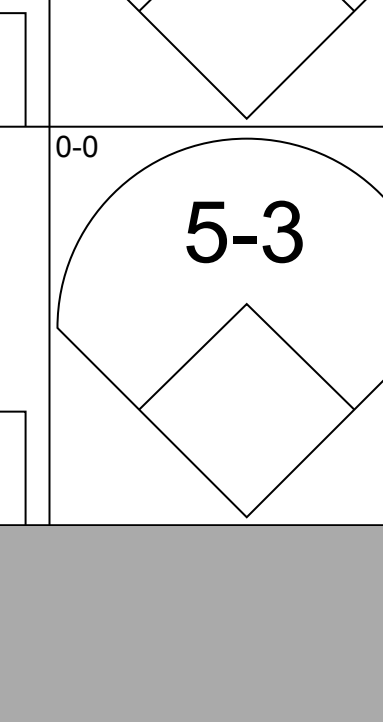
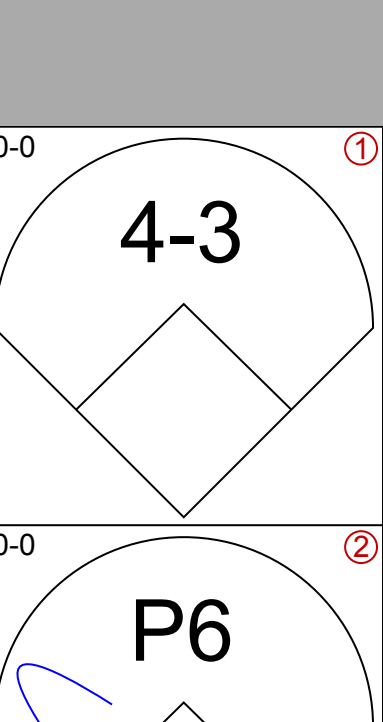
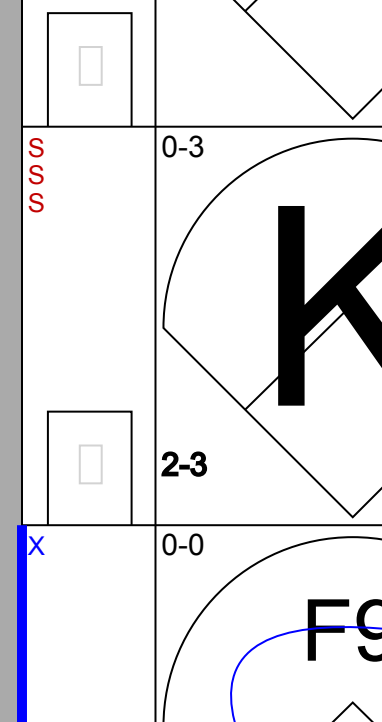
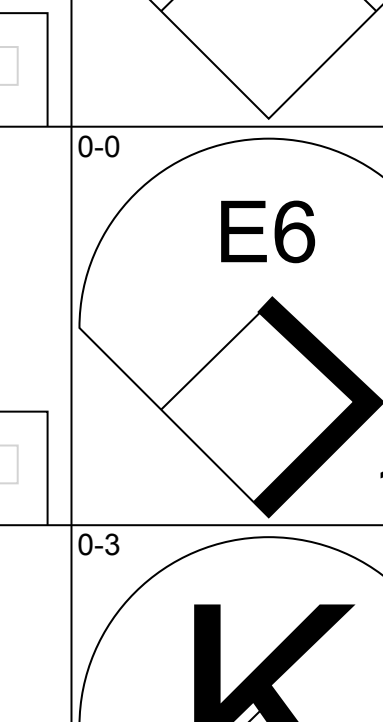
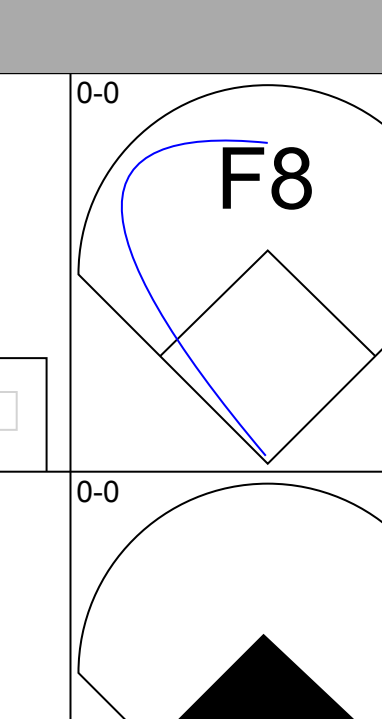
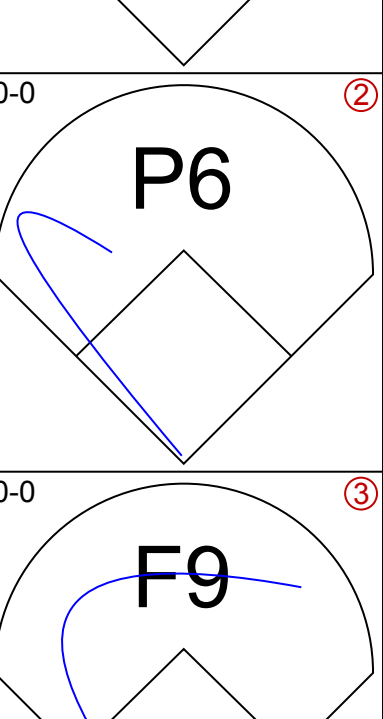
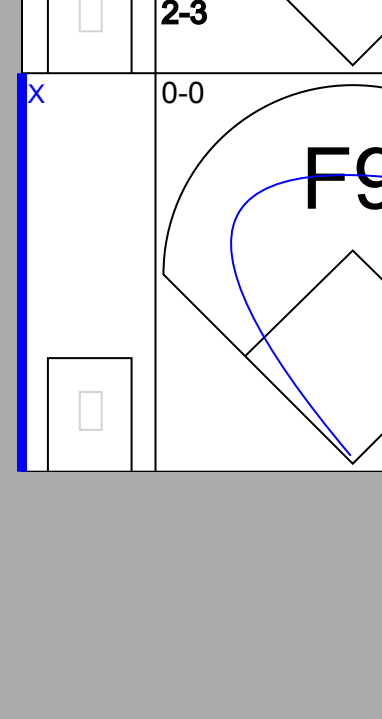
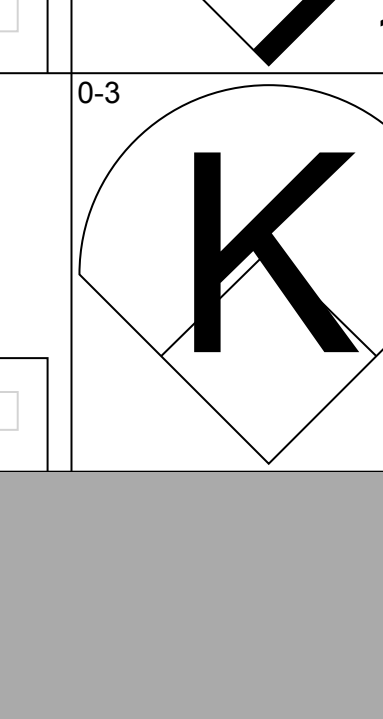
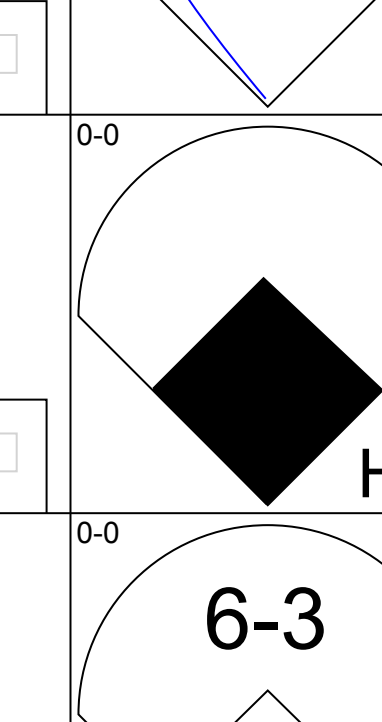
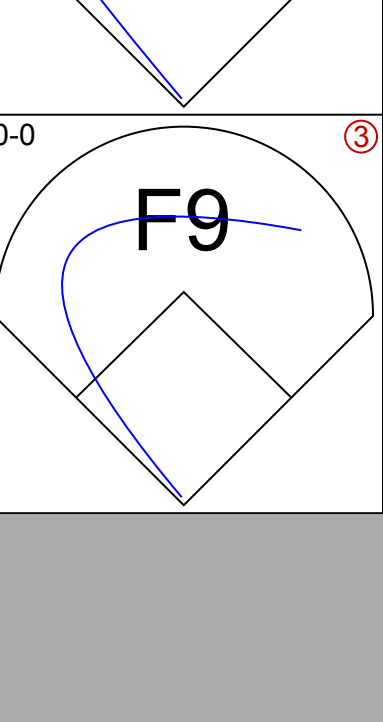
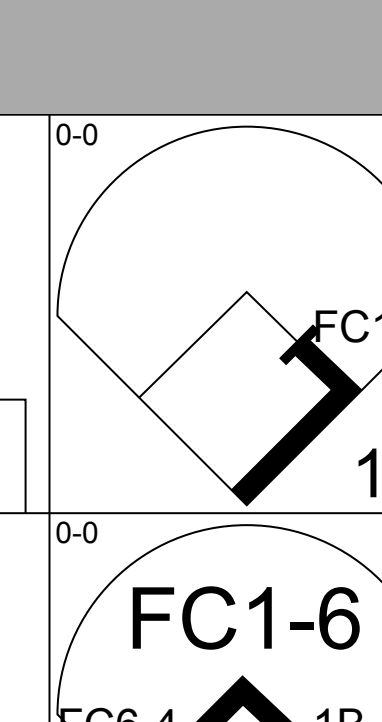
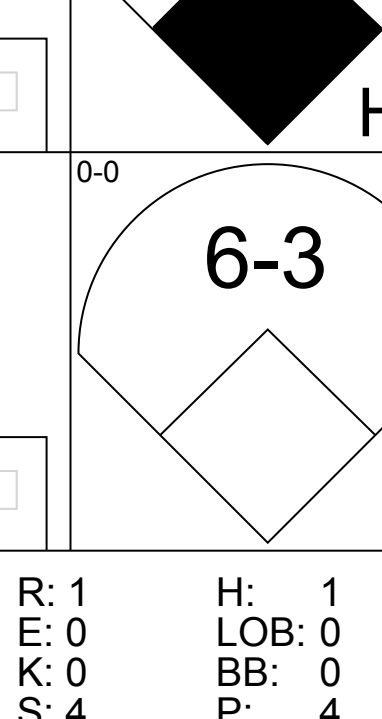
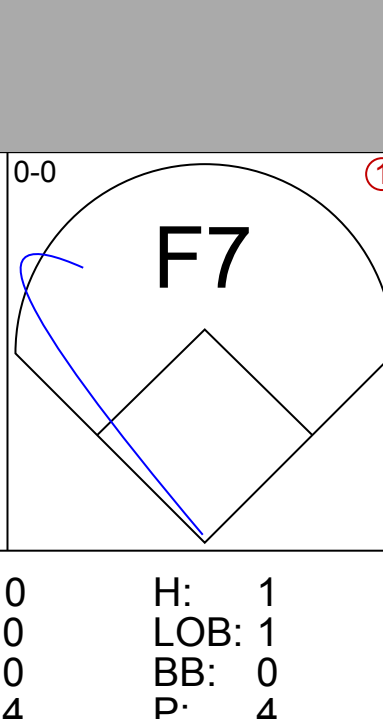
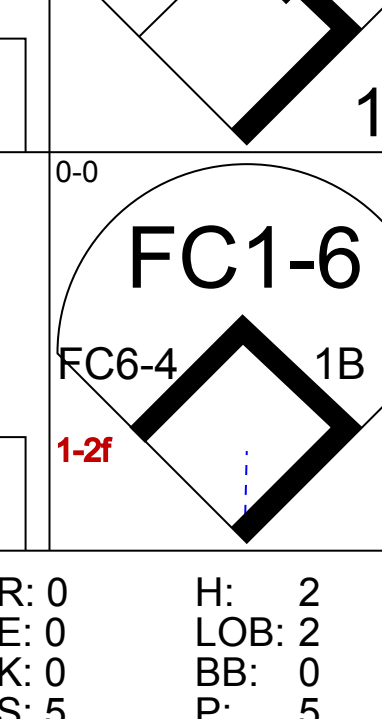
New York Yankees @ Cleveland Indians  
Cleveland Municipal Stadium, Cleveland, OH

Sun Aug 07 1966, 3:38 AM EDT  
Att: 37,668 - Overcast - 78 F

AB 31  
R 5  
H 8  
RBI 5  
BB 2  
SO 7  
LOB 7

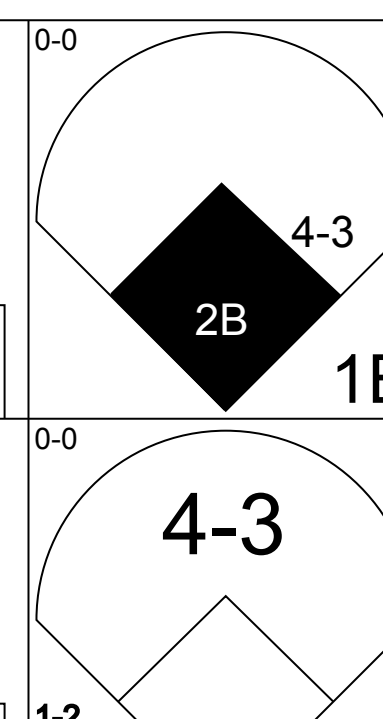
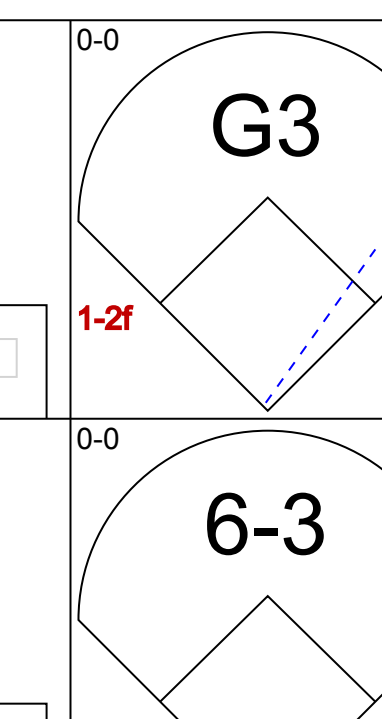
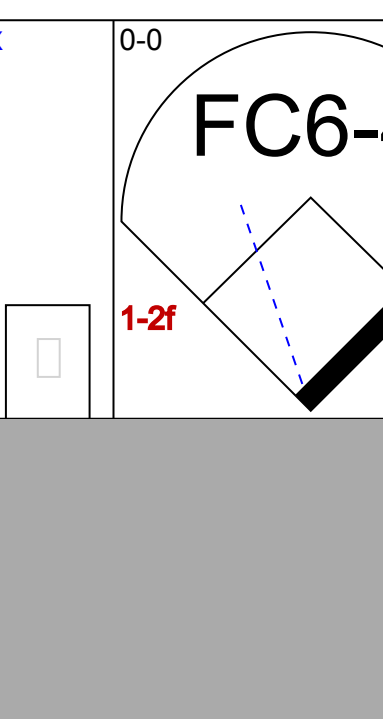
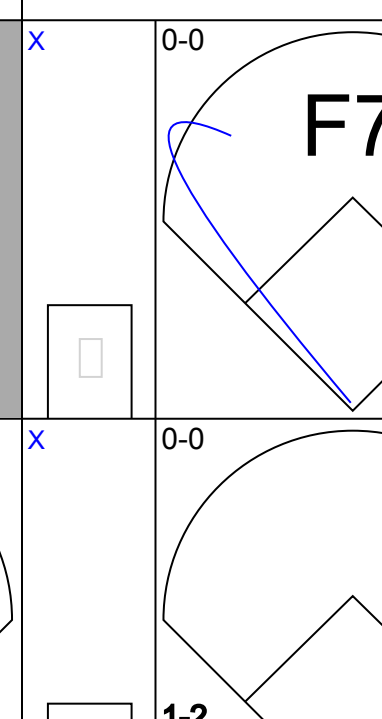
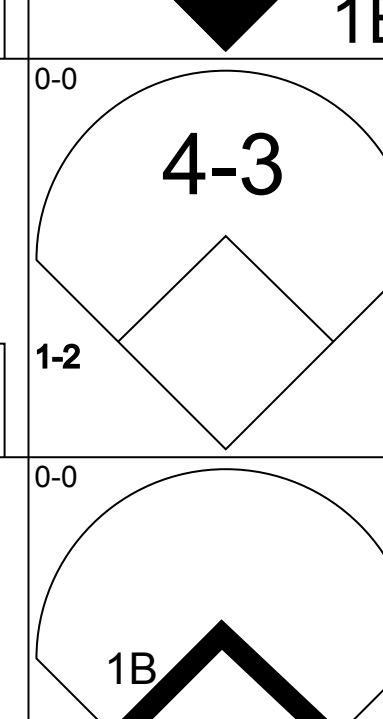
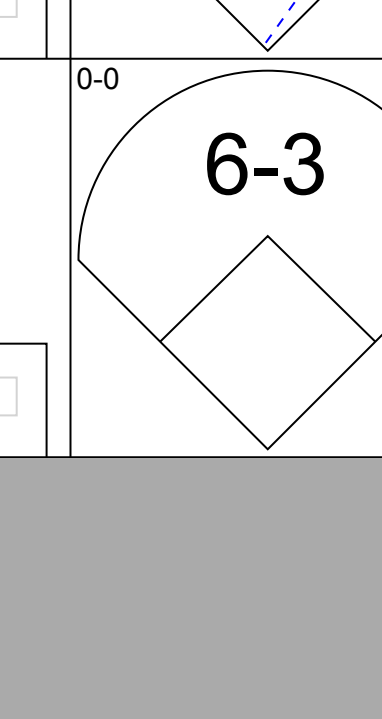
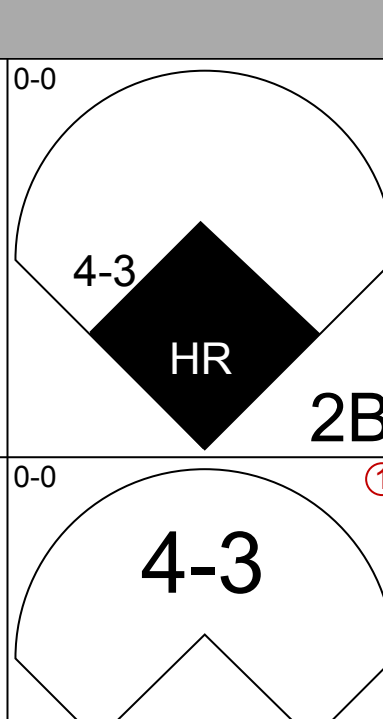
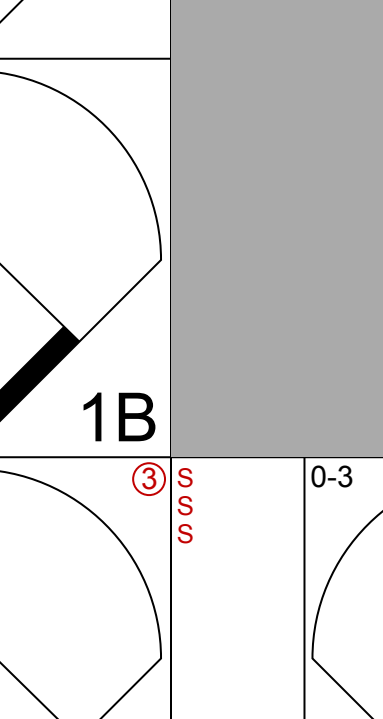
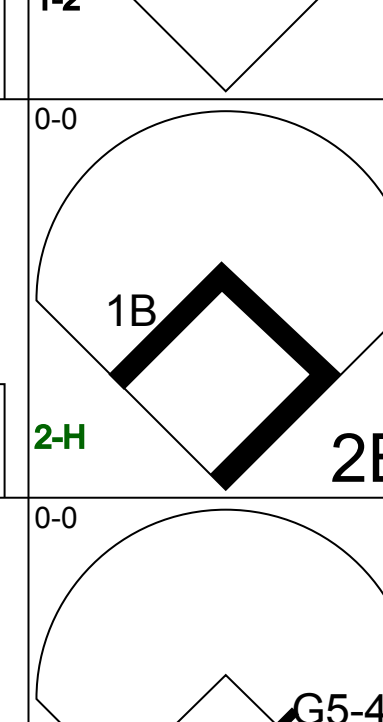
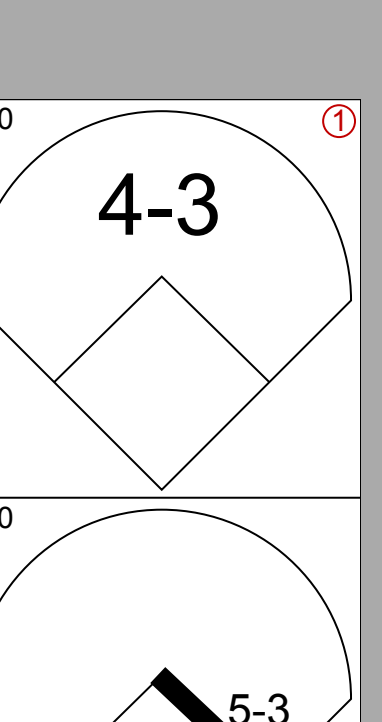
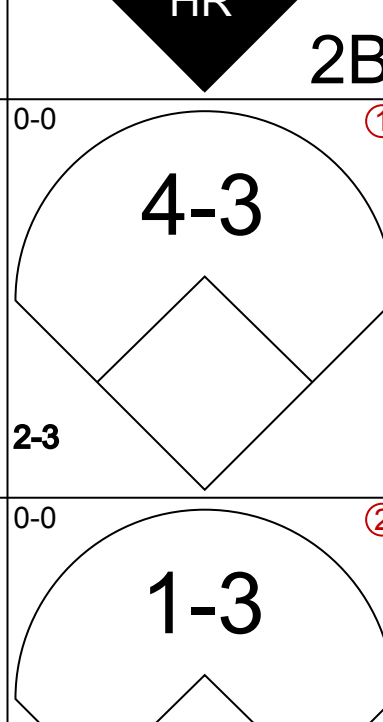
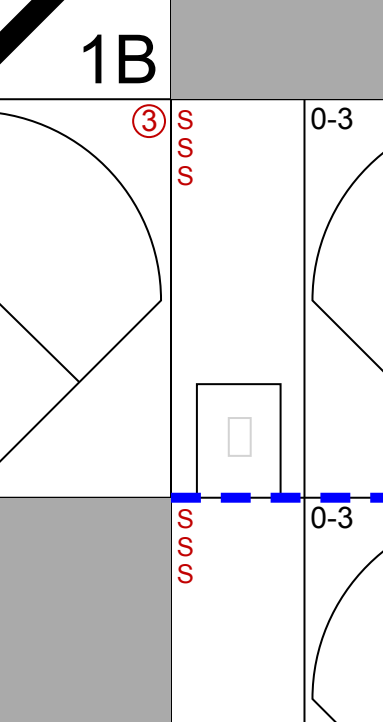
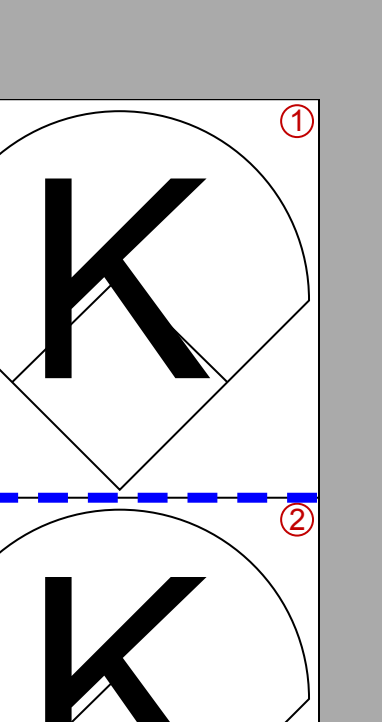
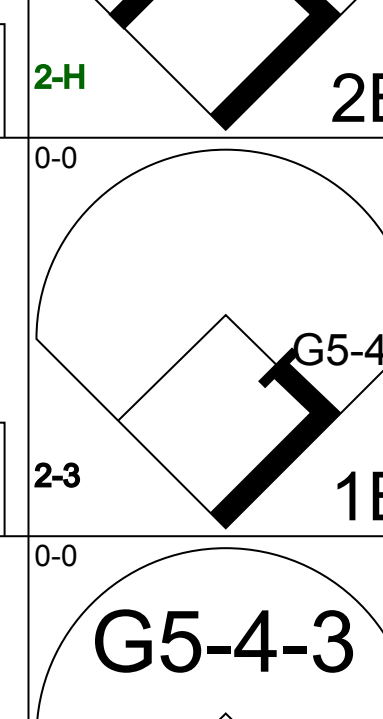
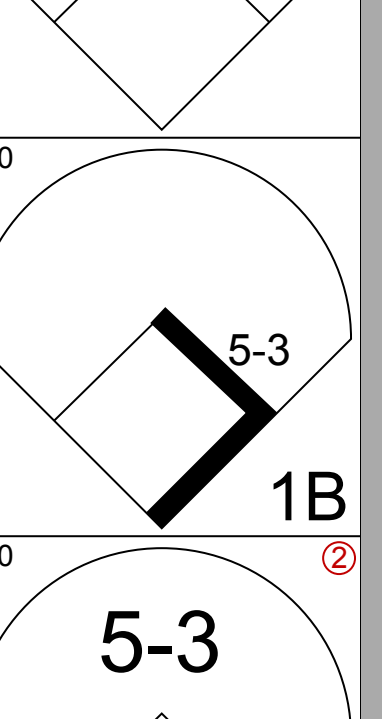
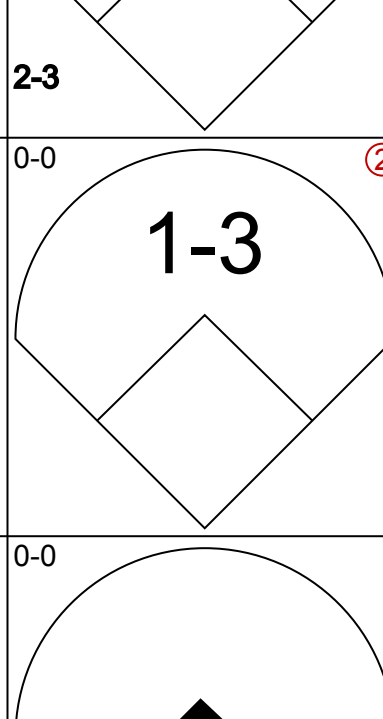
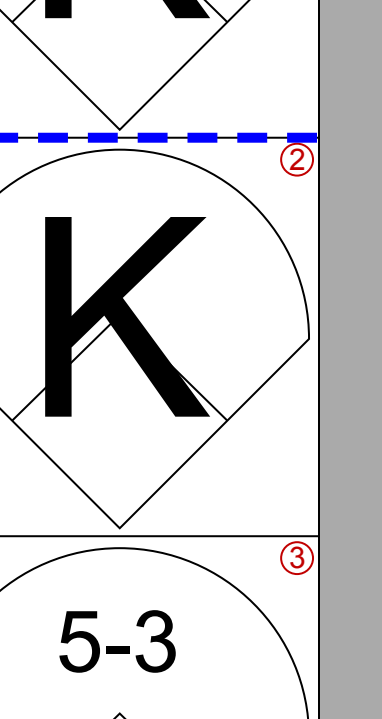
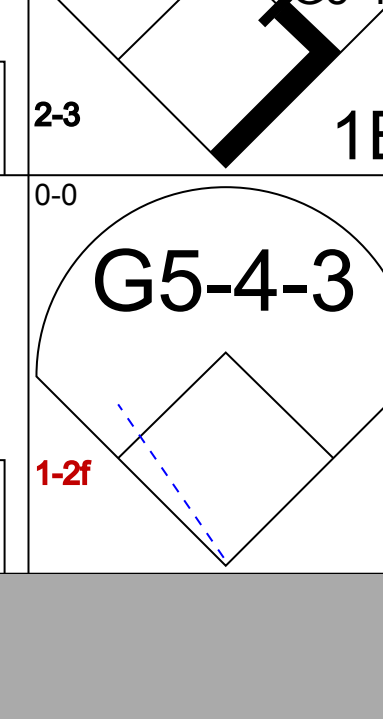
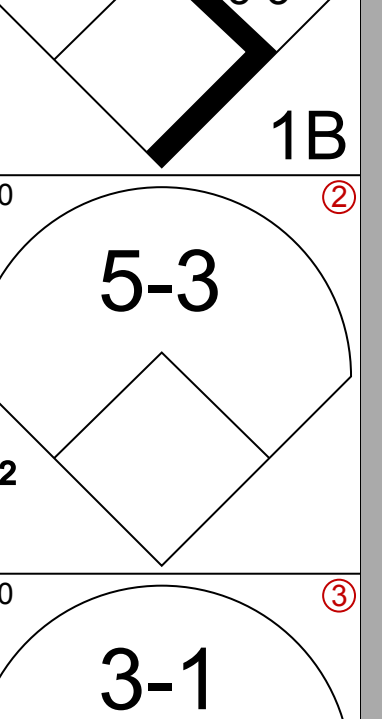
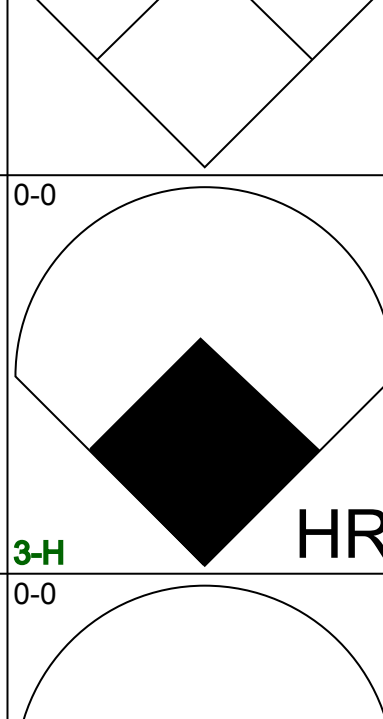
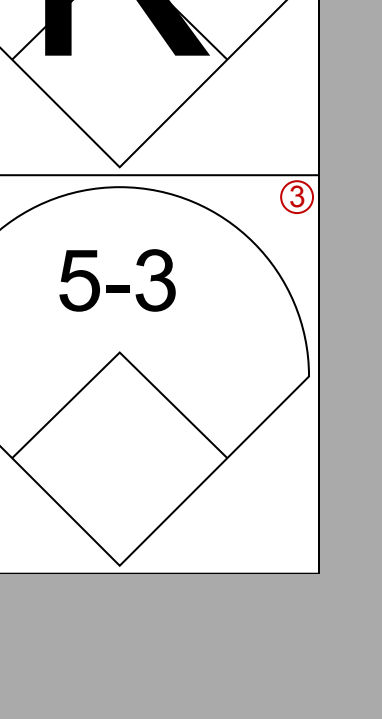
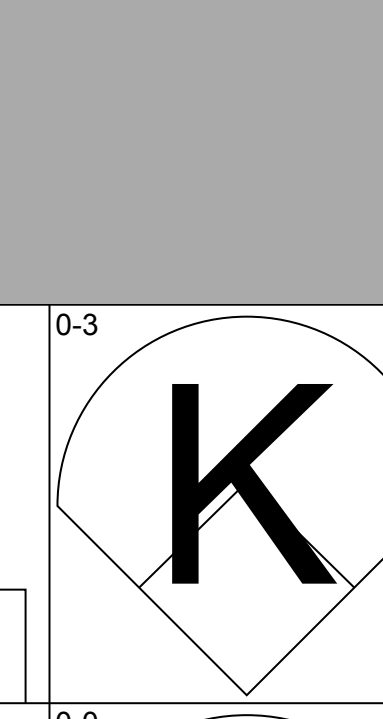
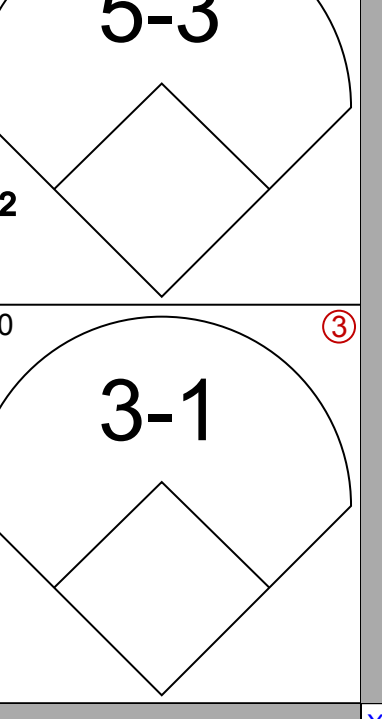
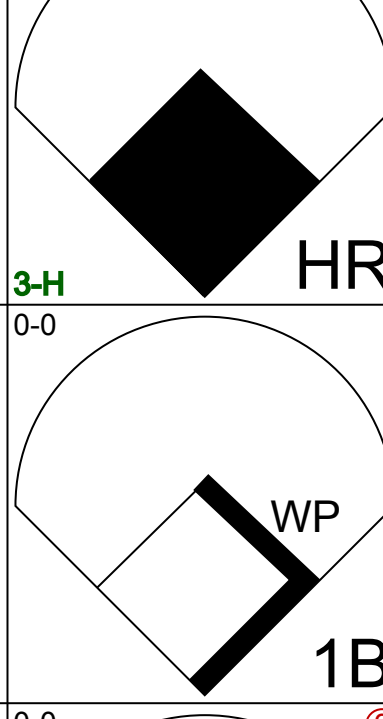
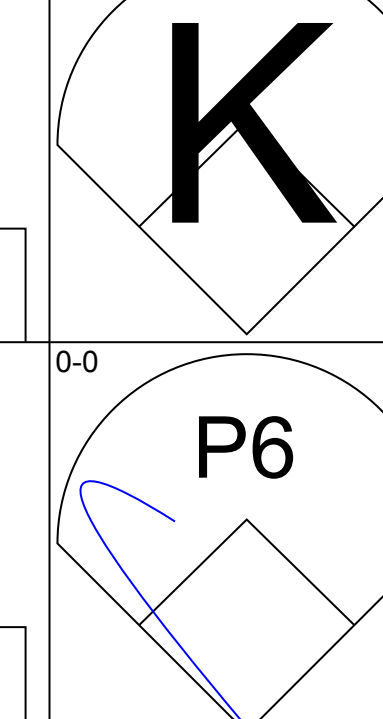
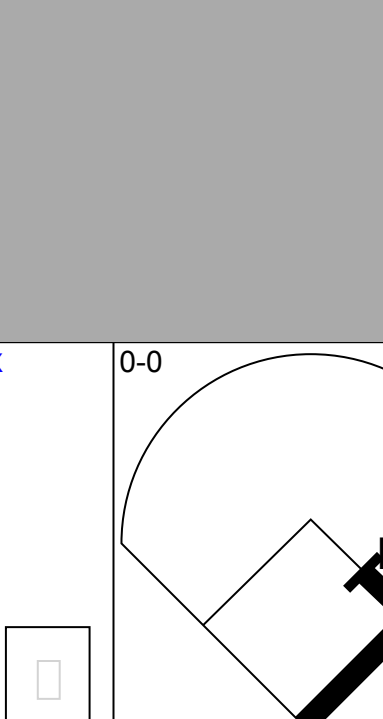
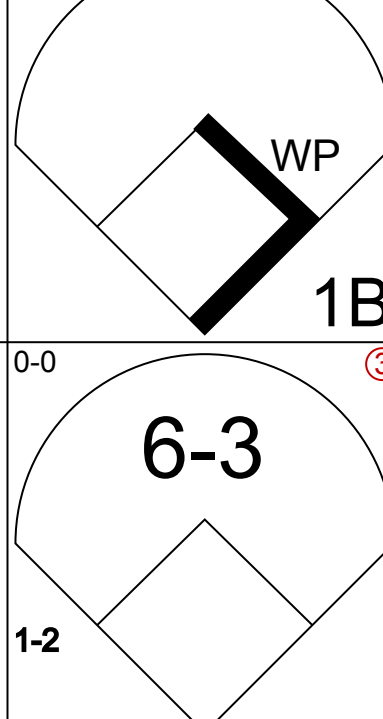
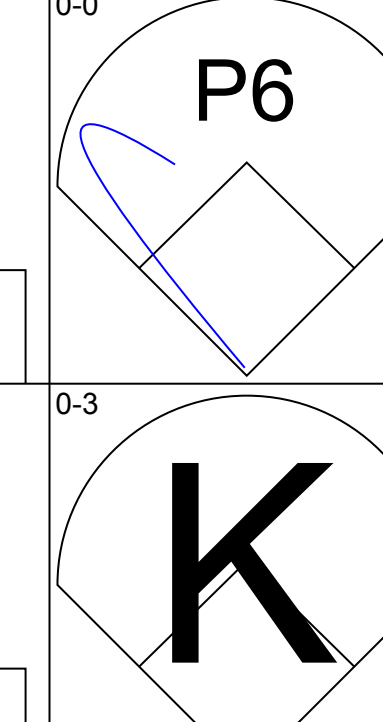
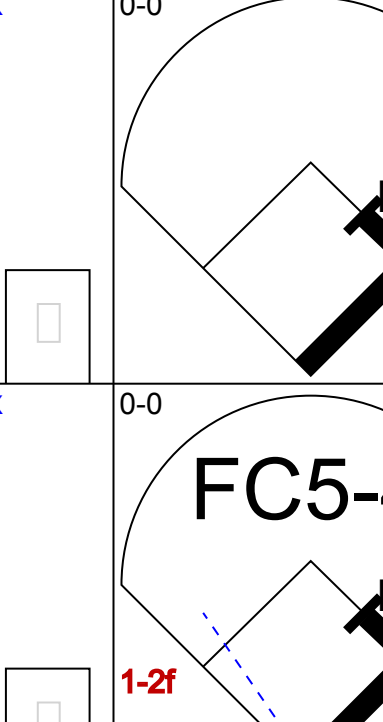
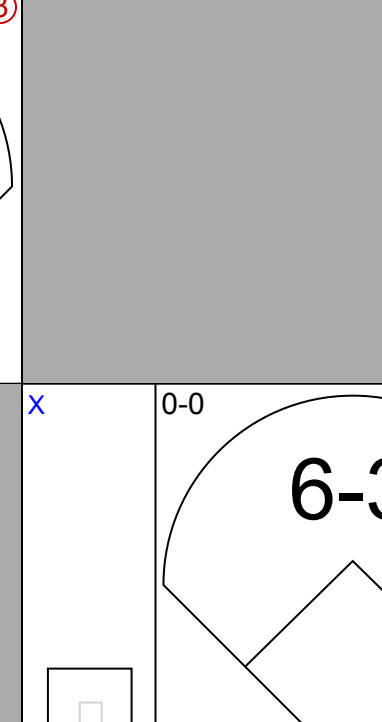
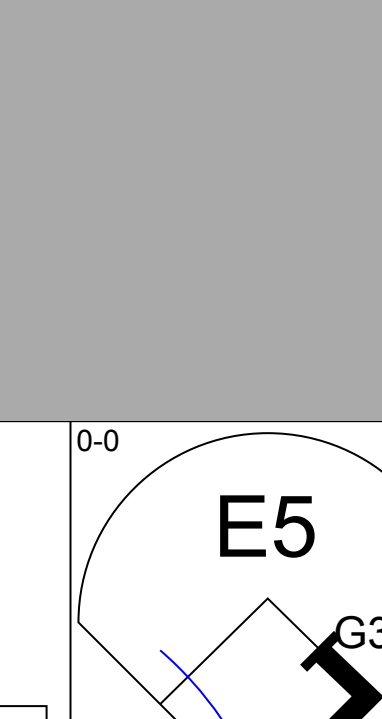
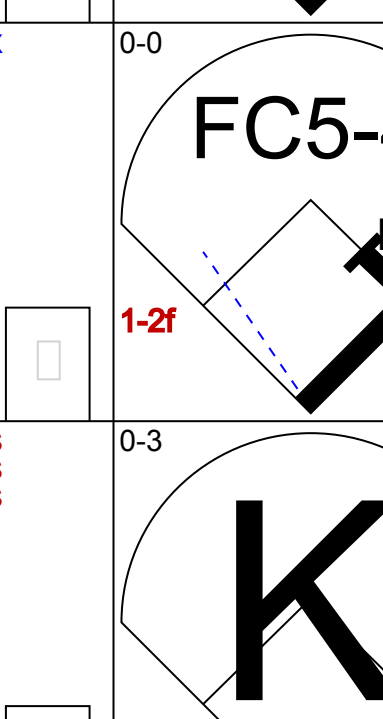
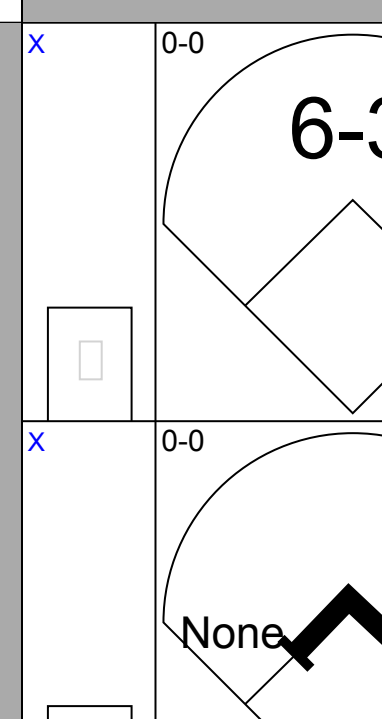




Batter	1	2	3	4	5	6	7	8	9	AB	R	H	RBI	BB	SO	LOB	TOP			
Larry Brown, R (1, 6) OBP: 0.346, SLG: 0.361										4	0	2	0	0	1	0	<b>Cleveland Indians @ Boston Red Sox</b> Fenway Park, Boston, MA Mon Aug 08 1966, 7:05 PM EDT Att: 10,003 - Unknown			
Leon Wagner, L (1, 7) OBP: 0.345, SLG: 0.477										4	0	1	0	0	0	3				
Chuck Hinton, R (1, 8) OBP: 0.338, SLG: 0.444 Dick Radatz, R (8, 1) OBP: 0.111, SLG: 0.111										4	0	0	0	0	1	4				
Fred Whitfield, L (1, 3) OBP: 0.282, SLG: 0.455										4	0	1	0	0	0	1				
Rocky Colavito, R (1, 9) OBP: 0.341, SLG: 0.464										4	0	0	0	0	0	2				
Max Alvis, R (1, 5) OBP: 0.306, SLG: 0.354										4	0	1	0	0	1	1				
Chico Salmon, R (1, 4) OBP: 0.304, SLG: 0.365 Jim Gentile, L (7, PH) OBP: 0.338, SLG: 0.409 Dick Howser, R (7, 4) OBP: 0.321, SLG: 0.383 Pedro Gonzalez, R (9, PH) OBP: 0.270, SLG: 0.288										2	0	0	0	0	0	0				
Joe Azcue, R (1, 2) OBP: 0.332, SLG: 0.423										3	1	2	1	0	0	0				
Gary Bell, R (1, 1) OBP: 0.190, SLG: 0.169 Vic Davallillo, L (8, PH) OBP: 0.301, SLG: 0.307										2	0	0	0	0	0	0				
<b>Inning Stats</b>	R: 0 E: 0 K: 1 S: 5	H: 0 LOB: 0 BB: 0 P: 5	R: 0 E: 0 K: 0 S: 3	H: 0 LOB: 0 BB: 0 P: 3	R: 1 E: 0 K: 0 S: 4	H: 1 LOB: 0 BB: 0 P: 4	R: 0 E: 0 K: 1 S: 6	H: 1 LOB: 1 BB: 0 P: 6	R: 0 E: 0 K: 0 S: 3	H: 0 LOB: 0 BB: 0 P: 3	R: 0 E: 0 K: 1 S: 6	H: 1 LOB: 1 BB: 0 P: 6	R: 0 E: 0 K: 1 S: 6	H: 1 LOB: 2 BB: 0 P: 5	R: 0 E: 1 K: 1 S: 6	H: 1 LOB: 1 BB: 0 P: 6		1B: 5 2B: 1 3B: 0 HR: 1	SF: 0 SAC: 0 DP: 0 HBP: 0	WP: 1 PB: 0 SB: 0 CS: 0
<b>PITCHER</b> Jose Santiago, R (1, 1) ERA: 3.3	IP: 9.0 WLS: W BF: 34 H: 7 R: 1 ER: 1 SO: 4 BB: 0 IBB: 0 HBP: 0 BLK: 0 WP: 1 HR: 1 S: 42 P: 42 ERA: 1.00 WHIP: 0.778															<b>PITCHER</b> IP: 9.0 WLS: W BF: 34 H: 7 R: 1 ER: 1 SO: 4 BB: 0 IBB: 0 HBP: 0 BLK: 0 WP: 1 HR: 1 S: 42 P: 42 ERA: 1.00 WHIP: 0.778				

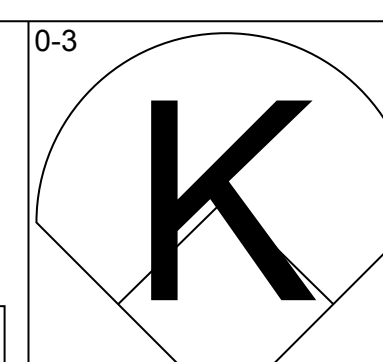
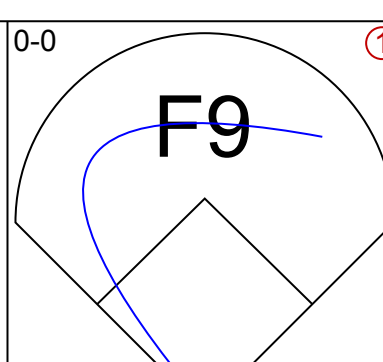
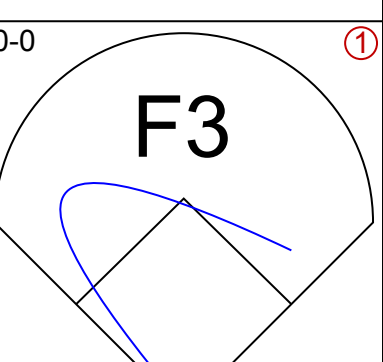
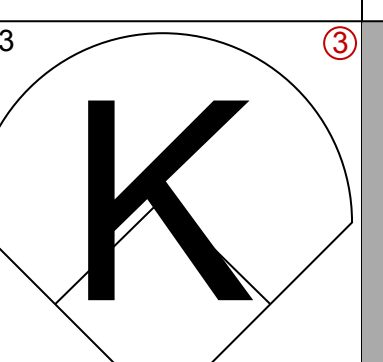
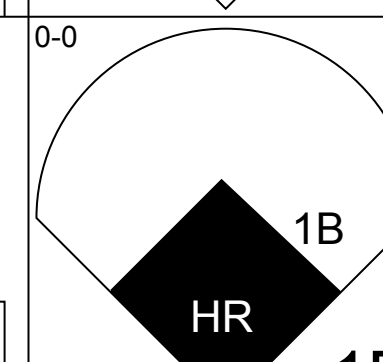
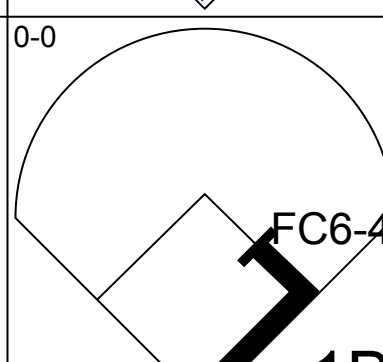
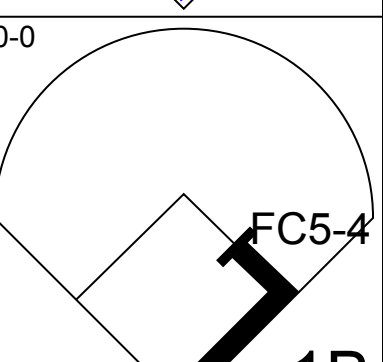

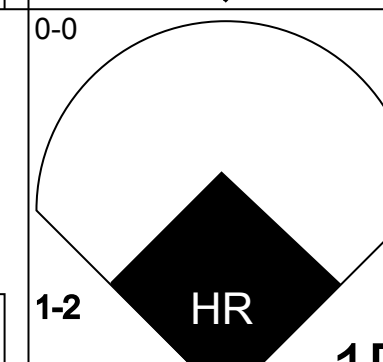
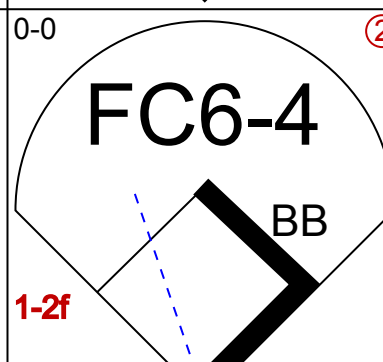
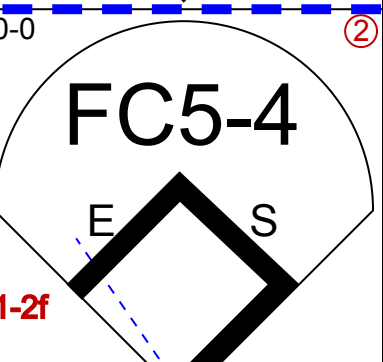

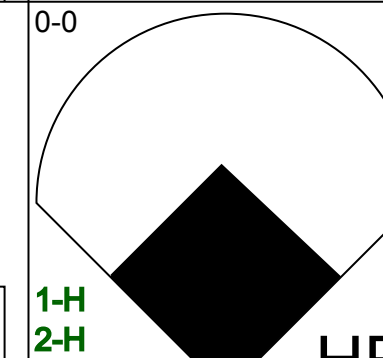
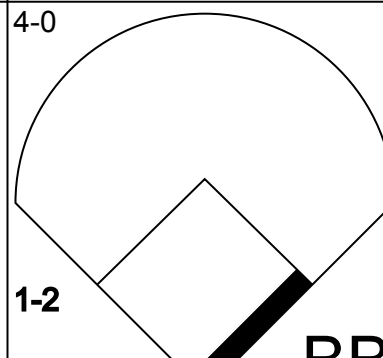
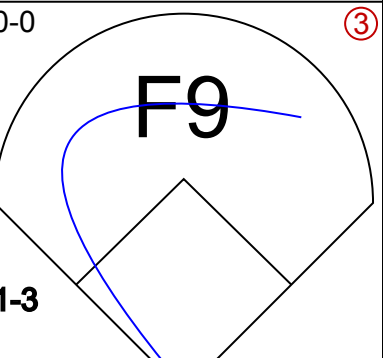

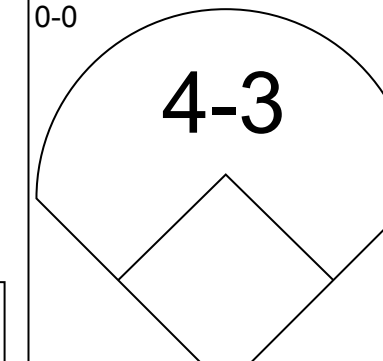
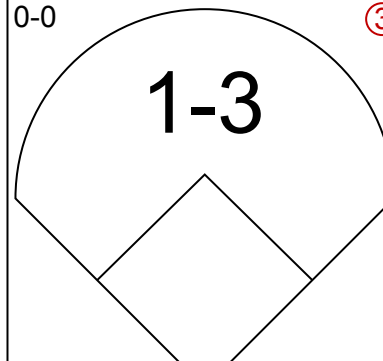


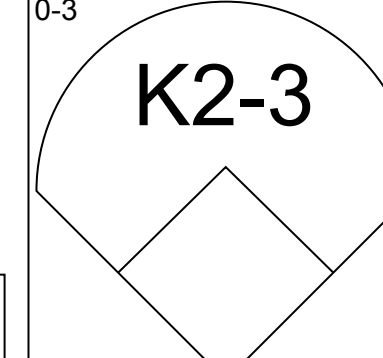
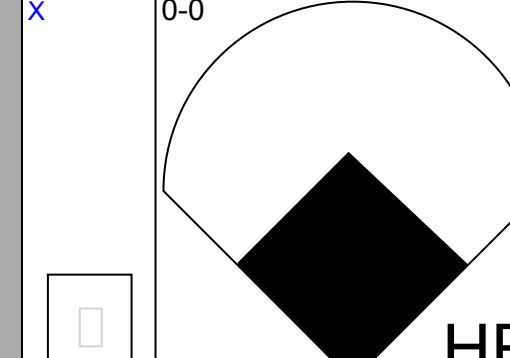


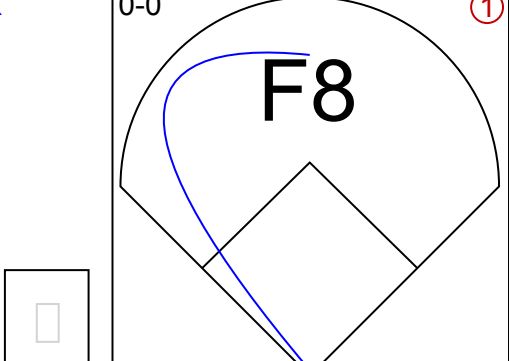
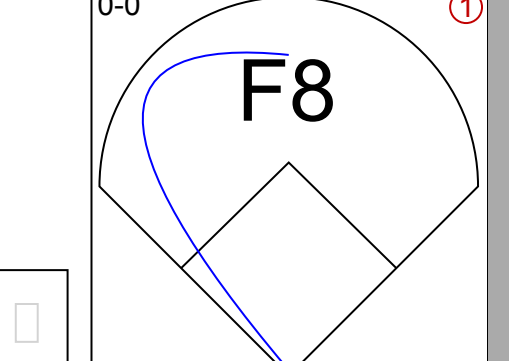


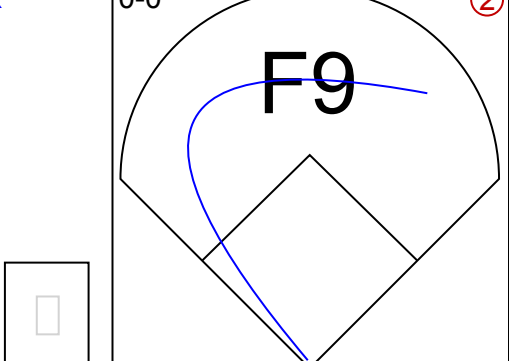
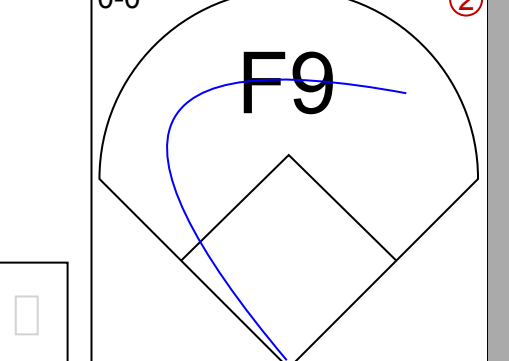

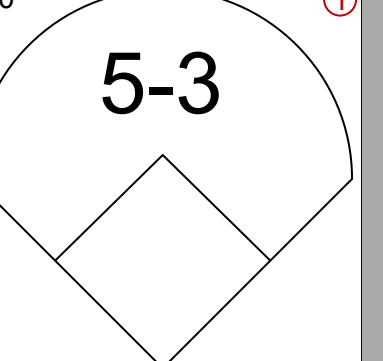
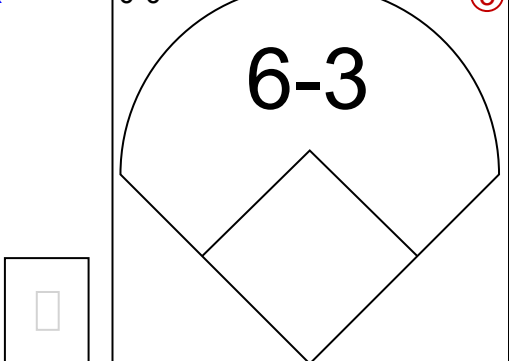
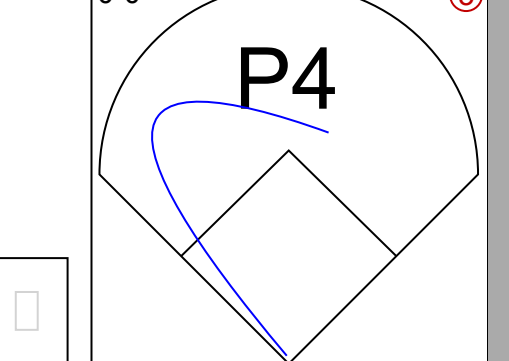


AB	34
R	1
H	7
RBI	1
BB	0
SO	4
LOB	14

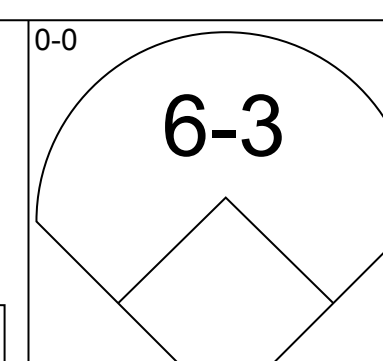
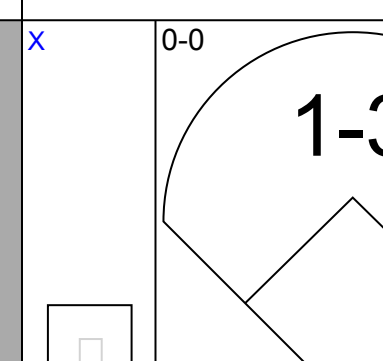


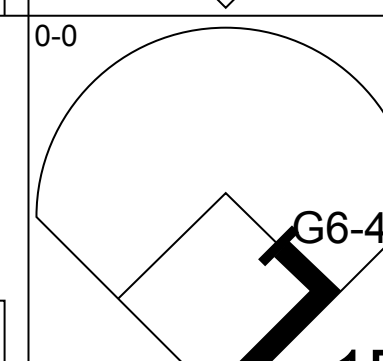
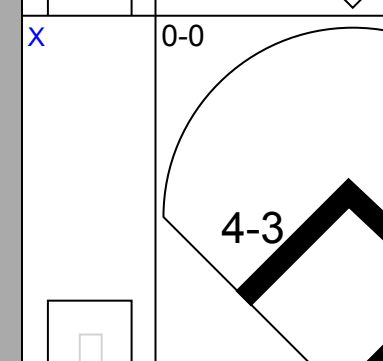

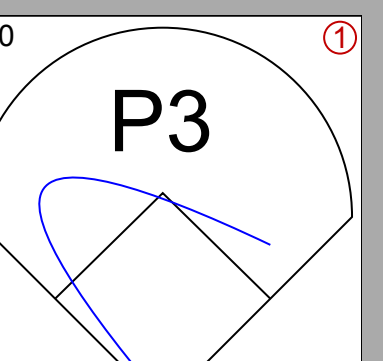
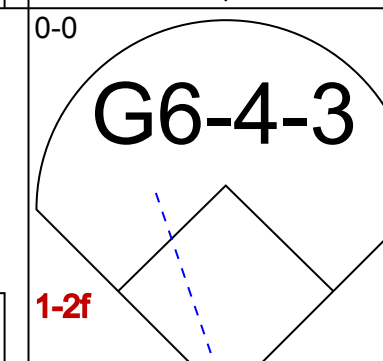
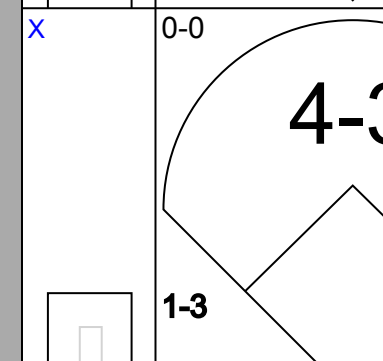

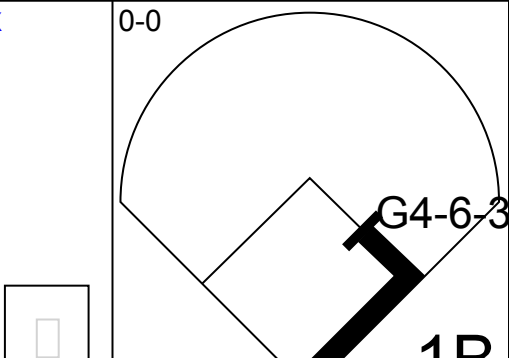
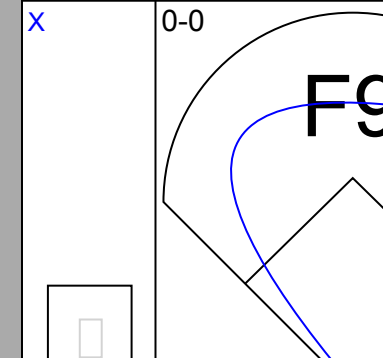

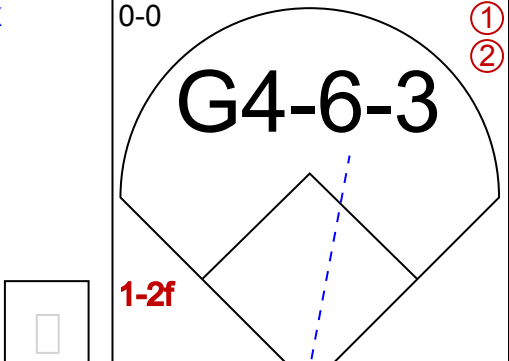

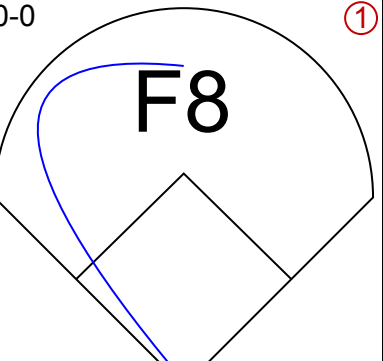
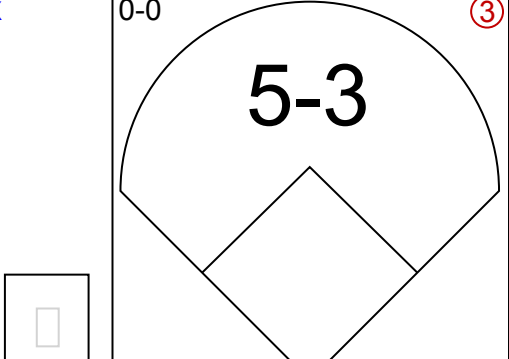

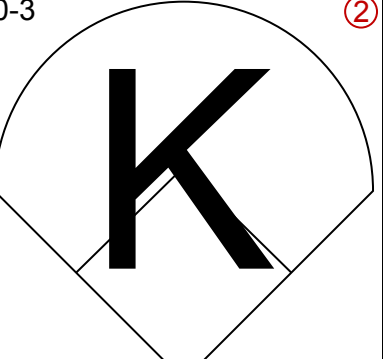
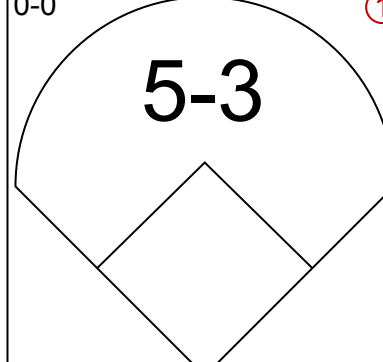
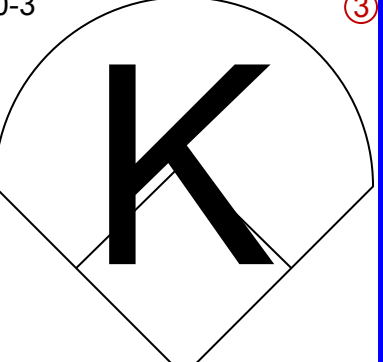

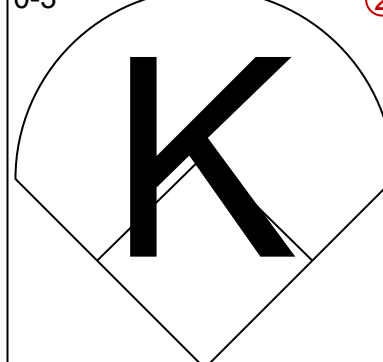


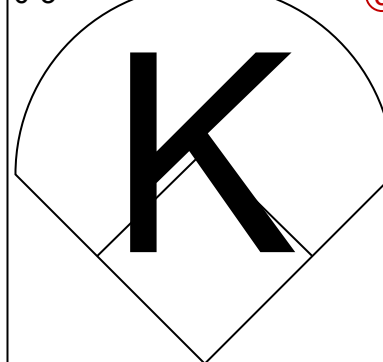




Batter	1	2	3	4	5	6	7	8	9	AB	R	H	RBI	BB	SO	LOB	BOTTOM			
Jose Tartabull, L (1, 8) OBP: 0.294, SLG: 0.338										4	1	1	0	0	0	3	<b>Cleveland Indians @ Boston Red Sox</b> Fenway Park, Boston, MA Mon Aug 08 1966, 7:05 PM EDT Att: 10,003 - Unknown			
Joe Foy, R (1, 5) OBP: 0.336, SLG: 0.428										4	1	2	0	0	0	1				
Carl Yastrzemski, L (1, 7) OBP: 0.355, SLG: 0.423										5	0	1	1	0	1	3				
Tony Conigliaro, R (1, 9) OBP: 0.329, SLG: 0.496										4	0	2	0	0	1	1				
George Scott, R (1, 3) OBP: 0.325, SLG: 0.462										4	1	1	2	0	0	3				
Rico Petrocelli, R (1, 6) OBP: 0.285, SLG: 0.392										3	0	1	0	0	1	1				
Eddie Kasko, R (1, 4) OBP: 0.310, SLG: 0.363										3	0	1	0	0	0	1				
Mike Ryan, R (1, 2) OBP: 0.255, SLG: 0.267										3	0	0	0	0	1	1				
Jose Santiago, R (1, 1) OBP: 0.192, SLG: 0.176										3	0	1	0	0	1	1				
<b>Inning Stats</b>	R: 1 E: 0 K: 0 S: 5	H: 3 LOB: 1 BB: 0 P: 5	R: 0 E: 0 K: 2 S: 7	H: 0 LOB: 0 BB: 0 P: 7	R: 0 E: 1 K: 0 S: 3	H: 0 LOB: 0 BB: 0 P: 3	R: 0 E: 0 K: 0 S: 4	H: 1 LOB: 1 BB: 0 P: 4	R: 0 E: 0 K: 1 S: 6	H: 1 LOB: 1 BB: 0 P: 6	R: 2 E: 0 K: 0 S: 6	H: 3 LOB: 1 BB: 0 P: 6	R: 0 E: 0 K: 0 S: 4	H: 2 LOB: 1 BB: 0 P: 4	R: 0 E: 0 K: 2 S: 7	H: 0 LOB: 0 BB: 0 P: 7		1B: 7 2B: 2 3B: 0 HR: 1	SF: 0 SAC: 0 DP: 2 HBP: 0	WP: 1 PB: 0 SB: 0 CS: 0
<b>PITCHER</b> Gary Bell, R (1, 1) ERA: 3.0 Dick Radatz, R (8, 1) ERA: 5.15	IP: 7.0 WLS: L BF: 30 H: 10 R: 3 ER: 3 SO: 3 BB: 0 IBB: 0 HBP: 0 BLK: 0 WP: 0 HR: 1 S: 35 P: 35 ERA: 3.86 WHIP: 1.429															<b>PITCHER</b> IP: 1.0 WLS: L BF: 3 H: 0 R: 0 ER: 0 SO: 2 BB: 0 IBB: 0 HBP: 0 BLK: 0 WP: 0 HR: 0 S: 7 P: 7 ERA: 0.00 WHIP: 0.000				





Batter	1	2	3	4	5	6	7	8	9	AB	R	H	RBI	BB	SO	LOB	TOP			
Larry Brown, R OBP: 0.339, SLG: 0.353 (1, 6)										4	0	0	0	0	2	0	<b>Cleveland Indians @ Boston Red Sox</b> Fenway Park, Boston, MA Tue Aug 09 1966, 7:05 PM EDT Att: 11,174 - Unknown			
Leon Wagner, L OBP: 0.345, SLG: 0.480 Vic Davalillo, L OBP: 0.301, SLG: 0.307 (1, 7) (9, 8)										4	1	3	0	0	0	0				
Chuck Hinton, R OBP: 0.337, SLG: 0.441 (1, 8) (9, 7)										4	1	1	0	0	1	2				
Fred Whitfield, L OBP: 0.284, SLG: 0.462 (1, 3)										3	1	1	3	1	0	1				
Rocky Colavito, R OBP: 0.340, SLG: 0.462 Jim Landis, R OBP: 0.338, SLG: 0.362 (1, 9) (9, PR) (9, 9)										4	0	1	0	0	1	2				
Max Alvis, R OBP: 0.306, SLG: 0.360 (1, 5)										4	1	1	1	0	1	1				
Chico Salmon, R OBP: 0.301, SLG: 0.361 (1, 4)										4	0	0	0	0	0	1				
Joe Azcue, R OBP: 0.330, SLG: 0.416 (1, 2)										3	0	0	0	1	0	0				
Steve Hargan, R OBP: 0.188, SLG: 0.161 (1, 1)										4	0	1	1	0	1	0				
<b>Inning Stats</b>	R: 3 E: 0 K: 2 S: 10	H: 3 LOB: 0 BB: 0 P: 10	R: 0 E: 0 K: 0 S: 3	H: 0 LOB: 0 BB: 0 P: 3	R: 0 E: 0 K: 0 S: 4	H: 1 LOB: 2 BB: 1 P: 8	R: 1 E: 0 K: 0 S: 4	H: 1 LOB: 0 BB: 0 P: 4	R: 0 E: 0 K: 1 S: 5	H: 0 LOB: 0 BB: 0 P: 5	R: 0 E: 0 K: 2 S: 7	H: 0 LOB: 0 BB: 0 P: 7	R: 0 E: 0 K: 1 S: 5	H: 0 LOB: 0 BB: 0 P: 5	R: 1 E: 0 K: 0 S: 4	H: 2 LOB: 2 BB: 1 P: 8	1B: 6 2B: 0 3B: 0 HR: 2	SF: 0 SAC: 0 DP: 0 HBP: 0	WP: 0 PB: 0 SB: 1 CS: 0	PA: 36
<b>PITCHER</b>	IP	WLS	BF	H	R	ER	SO	BB	IBB	HBP	BLK	WP	HR	S	P	ERA	WHIP			
Dennis Bennett, L ERA: 2.78 (1, 1)	4.1	L	20	6	4	4	2	1	0	0	0	0	2	23	27	8.31	1.615			
Dan Osinski, R ERA: 3.67 (5, 1)	1.2		5	0	0	0	1	0	0	0	0	0	0	7	7	0.00	0.000			
Rollie Sheldon, R ERA: 4.05 (7, 1)	3.0		11	2	1	1	3	0	1	0	0	0	0	16	20	3.00	0.667			

Batter	1	2	3	4	5	6	7	8	9	AB	R	H	RBI	BB	SO	LOB	BOTTOM			
Eddie Kasko, R OBP: 0.297, SLG: 0.345 (1, 4) (6, 6)										4	0	0	0	0	1	0	<b>Cleveland Indians @ Boston Red Sox</b> Fenway Park, Boston, MA Tue Aug 09 1966, 7:05 PM EDT Att: 11,174 - Unknown			
Joe Foy, R OBP: 0.338, SLG: 0.429 (1, 5)										4	0	2	0	0	0	0				
Carl Yastrzemski, L OBP: 0.353, SLG: 0.420 (1, 7)										3	0	0	0	0	0	2				
Tony Conigliaro, R OBP: 0.329, SLG: 0.495 (1, 9)										3	0	1	0	0	1	1				
Don Demeter, R OBP: 0.281, SLG: 0.476 (1, 8)										3	0	0	0	0	0	1				
George Scott, R OBP: 0.323, SLG: 0.458 (1, 3)										3	0	0	0	0	1	0				
Rico Petrocelli, R OBP: 0.267, SLG: 0.390 Dalton Jones, L OBP: 0.303, SLG: 0.396 (1, 6) (6, 4)										2	0	0	0	0	1	0				
Mike Ryan, R OBP: 0.252, SLG: 0.264 (1, 2)										3	0	0	0	0	1	1				
Dennis Bennett, L (1, 1) Dan Osinski, R OBP: 0.667, SLG: 0.667 (5, 1) Jose Tartabull, L OBP: 0.293, SLG: 0.336 (6, PH) Rollie Sheldon, R OBP: 0.100, SLG: 0.100 (7, 1) Lenny Green, L OBP: 0.344, SLG: 0.330 (9, PH)										1	0	0	0	0	1	0				
<b>Inning Stats</b>	R: 0 E: 0 K: 0 S: 3	H: 1 LOB: 0 BB: 0 P: 3	R: 0 E: 0 K: 0 S: 3	H: 1 LOB: 0 BB: 0 P: 3	R: 0 E: 0 K: 2 S: 7	H: 0 LOB: 0 BB: 0 P: 7	R: 0 E: 0 K: 0 S: 4	H: 1 LOB: 1 BB: 0 P: 4	R: 0 E: 0 K: 0 S: 7	H: 0 LOB: 0 BB: 0 P: 7	R: 0 E: 0 K: 1 S: 5	H: 0 LOB: 0 BB: 0 P: 5	R: 0 E: 0 K: 0 S: 4	H: 1 LOB: 1 BB: 0 P: 4	R: 0 E: 0 K: 1 S: 5	H: 0 LOB: 0 BB: 0 P: 5	1B: 4 2B: 0 3B: 0 HR: 0	SF: 0 SAC: 0 DP: 2 HBP: 0	WP: 1 PB: 0 SB: 0 CS: 0	PA: 29
<b>PITCHER</b>	IP	WLS	BF	H	R	ER	SO	BB	IBB	HBP	BLK	WP	HR	S	P	ERA	WHIP			
Steve Hargan, R ERA: 2.8 (1, 1)	9.0	W	29	4	0	0	6	0	0	0	0	1	0	41	41	0.00	0.444			



Batter	1	2	3	4	5	6	7	8	9	AB	R	H	RBI	BB	SO	LOB	TOP					
Larry Brown, R (1, 6) OBP: 0.340, SLG: 0.360	G3-6 1B		1-3		FC5-4				P4	5	0	2	0	0	0	1						
Leon Wagner, L (1, 7) OBP: 0.350, SLG: 0.477	G3-6 1-2		3-1						1-3	4	0	1	0	1	0	1						
Chuck Hinton, R (1, 8) OBP: 0.332, SLG: 0.434										4	0	0	0	0	3	4						
Luis Tiant, R (7, 1) OBP: 0.083, SLG: 0.043	K				K				F9	0	0	0	0	0	0	0						
Fred Whitfield, L (1, 3) OBP: 0.284, SLG: 0.460										4	0	1	0	0	1	1						
Rocky Colavito, R (1, 9) OBP: 0.346, SLG: 0.465										2	0	2	0	2	0	0						
Max Alvis, R (1, 5) OBP: 0.307, SLG: 0.361										4	0	2	0	0	0	4						
Chico Salmon, R (1, 4) OBP: 0.297, SLG: 0.356										4	0	0	0	0	0	4						
Del Crandall, R (1, 2) OBP: 0.350, SLG: 0.420 (7, PH)										2	0	1	0	0	0	2						
Vic Davallio, L (7, PH) OBP: 0.299, SLG: 0.304 (7, 8)										2	0	0	0	0	0	2						
Sam McDowell, L (1, 1) OBP: 0.206, SLG: 0.212 (7, PH)										2	0	0	0	0	1	1						
Jim Gentile, L (7, PH) OBP: 0.337, SLG: 0.406 (7, 2)										1	0	0	0	0	1	1						
Joe Azcue, R (7, 2) OBP: 0.329, SLG: 0.414										1	0	0	0	0	0	0						
<b>Inning Stats</b>	R: 0 E: 0 K: 1 S: 5	H: 1 LOB: 0 BB: 0 P: 5	R: 0 E: 0 K: 0 S: 5	H: 2 LOB: 2 BB: 0 P: 5	R: 0 E: 0 K: 1 S: 5	H: 0 LOB: 0 BB: 0 P: 5	R: 0 E: 0 K: 1 S: 5	H: 1 LOB: 1 BB: 1 P: 9	R: 0 E: 0 K: 0 S: 4	H: 1 LOB: 1 BB: 0 P: 4	R: 0 E: 0 K: 2 S: 9	H: 2 LOB: 2 BB: 0 P: 9	R: 0 E: 1 K: 1 S: 7	H: 1 LOB: 3 BB: 1 P: 11	R: 0 E: 0 K: 0 S: 4	H: 1 LOB: 2 BB: 1 P: 8	R: 0 E: 0 K: 0 S: 3	H: 0 LOB: 0 BB: 0 P: 3	1B: 8 2B: 1 3B: 0 HR: 0	SF: 0 SAC: 0 DP: 2 HBP: 0	WP: 0 PB: 0 SB: 0 CS: 0	PA: 38
<b>PITCHER</b> Lee Stange, R (1, 1) ERA: 3.87	IP: 9.0 W: 0 L: 1 BF: 38	H: 9 R: 0 ER: 0 SO: 6	BB: 2 IBB: 1 HBP: 0 BLK: 0	WP: 0 HR: 0 S: 47 P: 59	ERA: 0.00 WHIP: 1.222	<b>PITCHER</b>	IP: 0.0 W: 0 L: 0 BF: 0	H: 0 R: 0 ER: 0 SO: 0	BB: 0 IBB: 0 HBP: 0 BLK: 0	WP: 0 HR: 0 S: 0 P: 0	ERA: 0.00 WHIP: 0.000	<b>PITCHER</b>	IP: 0.0 W: 0 L: 0 BF: 0	H: 0 R: 0 ER: 0 SO: 0	BB: 0 IBB: 0 HBP: 0 BLK: 0	WP: 0 HR: 0 S: 0 P: 0	ERA: 0.00 WHIP: 0.000					

Cleveland Indians @ Boston Red Sox  
Fenway Park, Boston, MA  
Wed Aug 10 1966, 3:33 AM EDT  
Att: 6,125 - Unknown

AB 35  
R 0  
H 9  
RBI 0  
BB 3  
SO 6  
LOB 21



Batter	1	2	3	4	5	6	7	8	9	AB	R	H	RBI	BB	SO	LOB	BOTTOM			
Eddie Kasko, R (1, 6) OBP: 0.295, SLG: 0.333	P3		K			FC5				3	1	0	0	1	1	4				
Joe Foy, R (1, 5) OBP: 0.339, SLG: 0.426	4-3									2	0	0	0	2	0	0				
Don Demeter, R (1, 8) OBP: 0.277, SLG: 0.469	5-3									4	0	0	0	0	1	5				
Tony Conigliaro, R (1, 9) OBP: 0.331, SLG: 0.497										4	0	2	1	0	1	0				
George Scott, R (1, 3) OBP: 0.322, SLG: 0.463										4	1	1	1	0	1	3				
George Thomas, R (1, 7) OBP: 0.319, SLG: 0.336 (8, PH)										3	0	0	0	0	2	1				
Carl Yastrzemski, L (8, PH) OBP: 0.353, SLG: 0.419 (9, 7)										1	0	0	0	0	1	0				
Mike Ryan, R (1, 2) OBP: 0.262, SLG: 0.269										2	0	2	0	2	0	0				
George Smith, R (1, 4) OBP: 0.277, SLG: 0.350										4	0	0	0	0	3	5				
Lee Stange, R (1, 1) OBP: 0.138, SLG: 0.074										3	0	1	0	1	2	1				
<b>Inning Stats</b>	R: 0 E: 0 K: 0 S: 3	H: 0 LOB: 0 BB: 0 P: 3	R: 0 E: 0 K: 1 S: 5	H: 0 LOB: 0 BB: 0 P: 5	R: 0 E: 0 K: 2 S: 8	H: 1 LOB: 2 BB: 2 P: 16	R: 0 E: 0 K: 2 S: 8	H: 1 LOB: 2 BB: 1 P: 12	R: 1 E: 0 K: 2 S: 8	H: 1 LOB: 2 BB: 2 P: 16	R: 0 E: 0 K: 2 S: 8	H: 1 LOB: 2 BB: 1 P: 12	R: 0 E: 0 K: 1 S: 5	H: 0 LOB: 0 BB: 0 P: 5	R: 1 E: 0 K: 2 S: 9	H: 2 LOB: 1 BB: 0 P: 9	1B: 4 2B: 1 3B: 0 HR: 1	SF: 0 SAC: 0 DP: 0 HBP: 0	WP: 0 PB: 0 SB: 0 CS: 0	PA: 36
<b>PITCHER</b> Sam McDowell, L (1, 1) ERA: 2.98	IP: 6.0 W: 0 L: 1 BF: 28	H: 4 R: 1 ER: 1 SO: 9	BB: 6 IBB: 0 HBP: 0 BLK: 0	WP: 0 HR: 0 S: 40 P: 64	ERA: 1.50 WHIP: 1.667	<b>PITCHER</b>	IP: 0.0 W: 0 L: 0 BF: 0	H: 0 R: 0 ER: 0 SO: 0	BB: 0 IBB: 0 HBP: 0 BLK: 0	WP: 0 HR: 0 S: 0 P: 0	ERA: 0.00 WHIP: 0.000	<b>PITCHER</b>	IP: 0.0 W: 0 L: 0 BF: 0	H: 0 R: 0 ER: 0 SO: 0	BB: 0 IBB: 0 HBP: 0 BLK: 0	WP: 0 HR: 0 S: 0 P: 0	ERA: 0.00 WHIP: 0.000			
Luis Tiant, R (7, 1) ERA: 3.24	IP: 2.0 W: 0 L: 0 BF: 8	H: 2 R: 1 ER: 1 SO: 3	BB: 0 IBB: 0 HBP: 0 BLK: 0	WP: 0 HR: 1 S: 14 P: 14	ERA: 4.50 WHIP: 1.000	<b>PITCHER</b>	IP: 0.0 W: 0 L: 0 BF: 0	H: 0 R: 0 ER: 0 SO: 0	BB: 0 IBB: 0 HBP: 0 BLK: 0	WP: 0 HR: 0 S: 0 P: 0	ERA: 0.00 WHIP: 0.000									

Cleveland Indians @ Boston Red Sox  
Fenway Park, Boston, MA  
Wed Aug 10 1966, 3:33 AM EDT  
Att: 6,125 - Unknown

AB 30  
R 2  
H 6  
RBI 2  
BB 6  
SO 12  
LOB 19









Batter	1	2	3	4	5	6	7	8	9	AB	R	H	RBI	BB	SO	LOB	TOP							
Larry Brown, R (1, 6) OBP: 0.335, SLG: 0.353	6-3		FC1-5 1B		E1 1B		5-6-3			4	1	2	0	0	0	0								
Leon Wagner, L (1, 7) OBP: 0.352, SLG: 0.483	FC5 BB		FC1-5 1B		K					3	1	2	1	1	1	1								
Vic Davalillo, L (8, 8) OBP: 0.302, SLG: 0.307	FC5 BB		FC1-5 1B		K					0	0	0	0	0	0	0								
Chuck Hinton, R (1, 8) OBP: 0.344, SLG: 0.437	FC5 1B		FC1-5		2H 1B			F2		3	1	1	1	1	0	2								
Rocky Colavito, R (1, 9) OBP: 0.344, SLG: 0.460	FC5 1B		F7		P6			L7		4	0	0	0	0	0	5								
Fred Whitfield, L (1, 3) OBP: 0.281, SLG: 0.453	FC6 1B		K					L4		4	0	1	1	0	1	2								
Max Alvis, R (1, 5) OBP: 0.308, SLG: 0.369	FC6 1-2f				K			K		4	0	1	0	0	2	2								
Pedro Gonzalez, R (1, 4) OBP: 0.287, SLG: 0.284		F8			F9			6-3		4	0	0	0	0	0	1								
Joe Azcue, R (1, 2) OBP: 0.317, SLG: 0.398		P4			F9			F7		4	0	0	0	0	1	1								
Gary Bell, R (1, 1) OBP: 0.182, SLG: 0.161										3	0	0	0	0	3	0								
Bob Allen, L (8, 1) OBP: 0.222, SLG: 0.125										0	0	0	0	0	0	0								
Chico Salmon, R (9, PH) OBP: 0.298, SLG: 0.357										1	0	0	0	0	0	1								
Luis Tiant, R (9, 1) OBP: 0.083, SLG: 0.043										0	0	0	0	0	0	0								
<b>Inning Stats</b>	R: 1 E: 0 K: 0 S: 4	H: 1 LOB: 2 BB: 2 P: 12	R: 0 E: 0 K: 1 S: 5	H: 0 LOB: 0 BB: 0 P: 5	R: 0 E: 0 K: 1 S: 7	H: 2 LOB: 2 BB: 0 P: 7	R: 0 E: 0 K: 1 S: 5	H: 0 LOB: 0 BB: 0 P: 5	R: 1 E: 1 K: 2 S: 9	H: 2 LOB: 1 BB: 0 P: 9	R: 0 E: 0 K: 1 S: 5	H: 0 LOB: 0 BB: 0 P: 5	R: 0 E: 0 K: 1 S: 5	H: 0 LOB: 0 BB: 0 P: 5	R: 1 E: 0 K: 0 S: 4	H: 1 LOB: 0 BB: 0 P: 4	R: 0 E: 0 K: 1 S: 6	H: 1 LOB: 1 BB: 0 P: 6	1B: 5 2B: 1 3B: 0 HR: 1	SF: 0 SAC: 0 DP: 0 HBP: 0	WP: 0 PB: 0 SB: 0 CS: 0	PA: 36		
<b>PITCHER</b>	IP WLS BF H R ER SO BB IBB HBP BLK WP HR S P ERA WHIP	8.0 L 32 6 3 2 7 2 0 0 0 0 1 44 52 2.25 1.000	1.0 4 1 0 0 1 0 0 0 0 0 0 0 6 6 0.00 1.000																					

Cleveland Indians @ New York Yankees  
Yankee Stadium, Bronx, NY  
Fri Aug 12 1966, 7:05 PM EDT  
Att: 16,980 - Unknown

AB	34
R	3
H	7
RBI	3
BB	2
SO	8
LOB	15



Batter	1	2	3	4	5	6	7	8	9	AB	R	H	RBI	BB	SO	LOB	BOTTOM						
Tom Tresh, S (1, 7) OBP: 0.341, SLG: 0.386	1B BB		CS BB			SH1-3 1B		4-3	1-2 1B	3	0	2	0	2	0	0							
Horace Clarke, S (1, 4) OBP: 0.305, SLG: 0.356	F4		CS 1-2		4-3	SH1-3 1-2		1B 1B	4-1	4	1	1	0	0	0	3							
Mickey Mantle, S (1, 8) OBP: 0.387, SLG: 0.537	G3-6-3 1B				1B BB	K		1B 1B		3	1	2	0	1	1	1							
Joe Pepitone, L (1, 3) OBP: 0.292, SLG: 0.492	G3-6-3 1-2f				L8	F8		1B 2H 1B		4	0	1	1	0	0	4							
Roger Maris, L (1, 9) OBP: 0.317, SLG: 0.385		4-3			1-3 1B			P5 FC6 1B		4	0	2	1	0	0	0							
Jake Gibbs, L (1, 2) OBP: 0.327, SLG: 0.353		F8			K			FC6 1-2f 1B		4	0	1	0	0	1	4							
Clete Boyer, R (1, 5) OBP: 0.303, SLG: 0.394		L8				F2 BB			P4	3	0	0	0	1	0	1							
Dick Schofield, S (1, 6) OBP: 0.244, SLG: 0.162										2	0	0	0	1	1	2							
Elston Howard, P (9, PH) OBP: 0.325, SLG: 0.380										1	0	1	0	0	0	0							
Bobby Richardson, R (9, PR) OBP: 0.287, SLG: 0.340			B1-4-6 BB			K				0	0	0	0	0	0	0							
Al Downing, R (1, 1) OBP: 0.185, SLG: 0.176										2	0	0	0	0	0	2							
Roy White, S (8, PH) OBP: 0.309, SLG: 0.353			B1-4-6			B2-3-6-4				1	0	0	0	0	0	0							
Whitey Ford, L (9, 1) OBP: 0.196, SLG: 0.244										0	0	0	0	0	0	0							
Billy Bryan, L (9, PH) OBP: 0.196, SLG: 0.244										1	0	0	0	0	0	1							
<b>Inning Stats</b>	R: 0 E: 0 K: 0 S: 3	H: 1 LOB: 1 BB: 1 P: 7	R: 0 E: 0 K: 0 S: 3	H: 0 LOB: 0 BB: 0 P: 3	R: 0 E: 0 K: 0 S: 1	H: 0 LOB: 0 BB: 2 P: 9	R: 0 E: 0 K: 1 S: 6	H: 1 LOB: 2 BB: 1 P: 10	R: 0 E: 0 K: 1 S: 4	H: 0 LOB: 0 BB: 1 P: 8	R: 0 E: 0 K: 1 S: 6	H: 1 LOB: 1 BB: 0 P: 6	R: 0 E: 0 K: 0 S: 4	H: 1 LOB: 1 BB: 0 P: 4	R: 2 E: 0 K: 0 S: 7	H: 4 LOB: 2 BB: 0 P: 7	R: 0 E: 0 K: 0 S: 5	H: 2 LOB: 2 BB: 0 P: 5	1B: 10 2B: 1 3B: 0 HR: 0	SF: 0 SAC: 1 DP: 3 HBP: 0	WP: 0 PB: 0 SB: 0 CS: 1	PA: 39	
<b>PITCHER</b>	IP WLS BF H R ER SO BB IBB HBP BLK WP HR S P ERA WHIP	7.2 W 31 7 2 2 3 5 0 0 0 0 0 2 2 0.00 3.000	0.1 2 1 0 0 0 0 0 0 0 0 0 0 2 2 0.00 3.000	1.0 S 5 2 0 0 0 0 0 0 0 0 0 5 5 0.00 2.000																			

Cleveland Indians @ New York Yankees  
Yankee Stadium, Bronx, NY  
Fri Aug 12 1966, 7:05 PM EDT  
Att: 16,980 - Unknown

AB	32
R	2
H	10
RBI	2
BB	5
SO	3
LOB	18





Batter	1	2	3	4	5	6	7	8	9	AB	R	H	RBI	BB	SO	LOB	TOP																	
Larry Brown, R (1,6) OBP: 0.335, SLG: 0.358			5-3			SH3-4		5-3		3	0	1	0	0	0	0	<b>Cleveland Indians @ New York Yankees</b> Yankee Stadium, Bronx, NY Sat Aug 13 1966, 3:33 AM EDT Att: 38,202 - Unknown - 80 F																	
Leon Wagner, L (1,7) Vic Davallillo, L (8,8) OBP: 0.345, SLG: 0.478 OBP: 0.302, SLG: 0.307	F5			F8		G3		4-3		4	0	0	0	0	0	2																		
Chuck Hinton, R (1,8) OBP: 0.346, SLG: 0.438	L8			F8		1B		1B		4	1	2	1	0	0	1																		
Fred Whitfield, L (1,3) OBP: 0.281, SLG: 0.451	F1			F9		F5		1B		4	0	1	1	0	0	2																		
Rocky Colavito, R (1,9) OBP: 0.344, SLG: 0.457		F3			1-3		3-1 BB	F4		3	0	0	0	1	0	1																		
Duke Sims, L (1,2) OBP: 0.341, SLG: 0.476	F7			FC5-4 1B			3-1	F5		4	0	1	0	0	0	1																		
Max Alvis, R (1,5) OBP: 0.306, SLG: 0.366	F3			F7		F7		F4		4	0	0	0	0	1	2																		
Chico Salmon, R (1,4) OBP: 0.298, SLG: 0.354			L5		FC5-4			E5		3	0	0	0	1	0	1																		
Steve Hargan, R (1,1) OBP: 0.194, SLG: 0.147			K			G3 1B SH3-4 BB		K		3	1	0	0	1	3	3																		
<b>Inning Stats</b>	R: 0 E: 0 K: 0 S: 4	H: 1 LOB: 1 BB: 0 P: 4	R: 0 E: 0 K: 0 S: 3	H: 0 LOB: 0 BB: 0 P: 3	R: 0 E: 0 K: 1 S: 5	H: 0 LOB: 0 BB: 0 P: 5	R: 0 E: 0 K: 0 S: 3	H: 0 LOB: 0 BB: 0 P: 3	R: 0 E: 0 K: 0 S: 4	H: 1 LOB: 1 BB: 0 P: 4	R: 1 E: 0 K: 0 S: 4	H: 1 LOB: 1 BB: 1 P: 8	R: 0 E: 0 K: 1 S: 5	H: 0 LOB: 2 BB: 2 P: 13	R: 1 E: 0 K: 0 S: 5	H: 2 LOB: 1 BB: 0 P: 5		R: 0 E: 1 K: 2 S: 8	H: 0 LOB: 1 BB: 0 P: 8	1B: 4 2B: 1 3B: 0 HR: 0	SF: 0 SAC: 1 DP: 0 HBP: 0	WP: 0 PB: 0 SB: 1 CS: 0	PA: 36											
<b>PITCHER</b>	IP WLS BF H R ER SO BB IBB HBP BLK WP HR S P ERA WHIP																																	
Jim Bouton, R (1,1) ERA: 3.38	6.0	23	3	1	1	1	1	2	0	0	0	0	0	0	23	31	1.50	0.833																
Hal Reniff, R (7,1) ERA: 2.78	3.0	L 13	2	1	1	3	0	1	0	0	0	0	0	18	22	3.00	0.667																	

Batter	1	2	3	4	5	6	7	8	9	AB	R	H	RBI	BB	SO	LOB	BOTTOM																
Tom Tresh, S (1,7) OBP: 0.340, SLG: 0.383	F8		L9			1B BB		4-3		3	1	0	0	1	0	2	<b>Cleveland Indians @ New York Yankees</b> Yankee Stadium, Bronx, NY Sat Aug 13 1966, 3:33 AM EDT Att: 38,202 - Unknown - 80 F																
Bobby Richardson, R (1,4) OBP: 0.287, SLG: 0.339	F8		F9			1B		F3		4	0	1	0	0	0	2																	
Mickey Mantle, S (1,8) OBP: 0.385, SLG: 0.533	B1			F5		1B		F9		4	0	1	1	0	0	0																	
Joe Pepitone, L (1,3) OBP: 0.290, SLG: 0.488		F4		F9		K		4-3		4	0	0	0	0	1	2																	
Roger Maris, L (1,9) OBP: 0.313, SLG: 0.379		4-1		E4		L8		F3		4	0	0	0	0	0	2																	
Elston Howard, R (1,2) Roy White, S (8, FR) OBP: 0.327, SLG: 0.379 OBP: 0.309, SLG: 0.353		6-3		L8		L8		G5-4-3 1B		3	0	1	0	1	0	1																	
Clete Boyer, R (1,5) OBP: 0.300, SLG: 0.389			1-3		F8	L7		G5-4-3 1B		4	0	0	0	0	0	4																	
Horace Clarke, S (1,6) OBP: 0.310, SLG: 0.355			SH 1B		F8			K		3	0	1	0	0	1	0																	
Jim Bouton, R (1,1) Hal Reniff, R (7,1) OBP: 0.136, SLG: 0.095 OBP: 0.308, SLG: 0.308			SH		K			K		1	0	0	0	0	1	0																	
<b>Inning Stats</b>	R: 0 E: 0 K: 0 S: 3	H: 0 LOB: 0 BB: 0 P: 3	R: 0 E: 0 K: 0 S: 3	H: 0 LOB: 0 BB: 0 P: 3	R: 0 E: 1 K: 0 S: 5	H: 1 LOB: 2 BB: 0 P: 5	R: 0 E: 1 K: 0 S: 4	H: 0 LOB: 1 BB: 0 P: 4	R: 0 E: 0 K: 1 S: 5	H: 0 LOB: 0 BB: 0 P: 5	R: 1 E: 0 K: 1 S: 7	H: 2 LOB: 3 BB: 2 P: 15	R: 0 E: 0 K: 2 S: 7	H: 0 LOB: 0 BB: 0 P: 7	R: 0 E: 0 K: 0 S: 3	H: 0 LOB: 0 BB: 0 P: 3		R: 0 E: 0 K: 0 S: 3	H: 1 LOB: 1 BB: 0 P: 3	1B: 4 2B: 0 3B: 0 HR: 0	SF: 0 SAC: 1 DP: 1 HBP: 0	WP: 0 PB: 0 SB: 0 CS: 0	PA: 34										
<b>PITCHER</b>	IP WLS BF H R ER SO BB IBB HBP BLK WP HR S P ERA WHIP																																
Steve Hargan, R (1,1) ERA: 2.66	9.0	W 34	4	1	1	4	1	1	0	0	0	0	0	40	48	1.00	0.556																



Batter	1	2	3	4	5	6	7	8	9	AB	R	H	RBI	BB	SO	LOB	TOP			
Larry Brown, R OBP: 0.333, SLG: 0.356 (1, 6)										4	1	1	0	0	0	1	<b>Cleveland Indians @ New York Yankees</b> Yankee Stadium, Bronx, NY Sun Aug 14 1966, 3:33 AM EDT Unknown - 82 F			
Jim Landis, R OBP: 0.338, SLG: 0.362 Vic Davallio, L OBP: 0.300, SLG: 0.306 (8, PH) (8, 8)										3	1	1	0	0	2	0				
Chuck Hinton, R OBP: 0.345, SLG: 0.435 (1, 7)										4	1	1	0	0	1	0				
Rocky Colavito, R OBP: 0.345, SLG: 0.457 (1, 9)										4	0	2	2	0	1	0				
Fred Whitfield, L OBP: 0.280, SLG: 0.448 (1, 3)										3	0	0	0	1	0	3				
Max Alvis, R OBP: 0.305, SLG: 0.363 (1, 5)										3	0	0	0	1	1	2				
Chico Salmon, R OBP: 0.297, SLG: 0.357 (1, 4)										3	0	1	1	0	0	1				
Del Crandall, R OBP: 0.343, SLG: 0.411 Duke Sims, L OBP: 0.344, SLG: 0.476 (7, PH) (7, 2)										2	0	0	0	0	0	3				
Sam McDowell, L OBP: 0.194, SLG: 0.200 John O'Donoghue, R OBP: 0.167, SLG: 0.200 Dick Howser, R OBP: 0.309, SLG: 0.367 Dick Radatz, R OBP: 0.111, SLG: 0.111 Jim Gentile, L OBP: 0.333, SLG: 0.401 (1, 1) (5, 1) (7, PH) (7, 1) (9, PH)										2	0	0	0	0	1	1				
<b>Inning Stats</b>	R: 3 E: 0 K: 0 S: 7	H: 4 LOB: 2 BB: 1 P: 11	R: 0 E: 0 K: 1 S: 5	H: 0 LOB: 0 BB: 0 P: 5	R: 0 E: 0 K: 0 S: 4	H: 1 LOB: 1 BB: 0 P: 4	R: 0 E: 1 K: 1 S: 6	H: 0 LOB: 0 BB: 0 P: 6	R: 0 E: 0 K: 1 S: 5	H: 0 LOB: 0 BB: 0 P: 5	R: 0 E: 0 K: 1 S: 5	H: 0 LOB: 0 BB: 0 P: 5	R: 0 E: 0 K: 3 S: 9	H: 0 LOB: 0 BB: 0 P: 9	R: 0 E: 0 K: 0 S: 4	H: 1 LOB: 2 BB: 1 P: 8		1B: 6 2B: 1 3B: 0 HR: 0	SF: 1 SAC: 0 DP: 0 HBP: 0	WP: 0 PB: 0 SB: 0 CS: 0
<b>PITCHER</b>	IP WLS BF H R ER SO BB IBB HBP BLK WP HR S P ERA WHIP																			
Fritz Peterson, L ERA: 3.91 Doolley Womack, R ERA: 2.74 (1, 1) (5, 1)	4.0 W 19 6 3 3 2 1 0 0 0 0 0 22 26 6.75 1.750																			

Batter	1	2	3	4	5	6	7	8	9	AB	R	H	RBI	BB	SO	LOB	BOTTOM			
Tom Tresh, S OBP: 0.339, SLG: 0.381 (1, 7)										5	0	1	1	0	3	2	<b>Cleveland Indians @ New York Yankees</b> Yankee Stadium, Bronx, NY Sun Aug 14 1966, 3:33 AM EDT Unknown - 82 F			
Bobby Richardson, R OBP: 0.286, SLG: 0.340 (1, 4)										5	1	2	0	0	0	1				
Mickey Mantle, S OBP: 0.386, SLG: 0.534 Ray Barker, L OBP: 0.233, SLG: 0.353 (1, 8) (9, 3)										5	1	2	0	0	2	2				
Joe Pepitone, L OBP: 0.295, SLG: 0.497 (1, 3) (9, 8)										4	2	3	2	1	0	2				
Elston Howard, R OBP: 0.328, SLG: 0.378 (1, 2)										4	0	1	0	1	2	4				
Lou Clinton, R OBP: 0.301, SLG: 0.368 (1, 9)										3	0	1	1	0	0	1				
Clete Boyer, R OBP: 0.297, SLG: 0.386 (1, 5)										3	1	0	1	0	1	3				
Horace Clarke, S OBP: 0.319, SLG: 0.365 (1, 6)										4	2	3	0	0	1	2				
Fritz Peterson, S OBP: 0.208, SLG: 0.234 Hector Lopez, R OBP: 0.270, SLG: 0.381 Doolley Womack, L OBP: 0.250, SLG: 0.250 (1, 1) (4, PH) (5, 1)										1	0	1	0	0	0	0				
<b>Inning Stats</b>	R: 0 E: 0 K: 2 S: 7	H: 0 LOB: 0 BB: 0 P: 7	R: 0 E: 0 K: 2 S: 9	H: 2 LOB: 0 BB: 0 P: 9	R: 0 E: 0 K: 2 S: 9	H: 2 LOB: 2 BB: 0 P: 9	R: 2 E: 1 K: 0 S: 6	H: 3 LOB: 1 BB: 0 P: 6	R: 3 E: 0 K: 0 S: 7	H: 4 LOB: 2 BB: 1 P: 11	R: 0 E: 0 K: 1 S: 5	H: 0 LOB: 0 BB: 0 P: 5	R: 1 E: 0 K: 1 S: 6	H: 1 LOB: 0 BB: 0 P: 6	R: 1 E: 0 K: 1 S: 8	H: 3 LOB: 3 BB: 1 P: 12		1B: 13 2B: 1 3B: 0 HR: 1	SF: 2 SAC: 0 DP: 0 HBP: 0	WP: 0 PB: 0 SB: 0 CS: 0
<b>PITCHER</b>	IP WLS BF H R ER SO BB IBB HBP BLK WP HR S P ERA WHIP																			
Sam McDowell, L ERA: 3.18 John O'Donoghue, L ERA: 3.75 Dick Radatz, R ERA: 5.28 (1, 1) (5, 1) (7, 1)	4.0 L 23 10 5 4 6 1 0 0 0 0 0 34 38 9.00 2.750																			



Batter	1	2	3	4	5	6	7	8	9	AB	R	H	RBI	BB	SO	LOB	TOP																	
Dick Howser, R (1, 6) OBP: 0.298, SLG: 0.353 Rocky Colavito, R (9, PH) OBP: 0.344, SLG: 0.456	K		G6-4-3		E3 1B	5-3			5-3	4	1	0	0	0	1	2	<b>Cleveland Indians @ New York Yankees</b> Yankee Stadium, Bronx, NY Sun Aug 14 1966, 3:38 AM EDT Att: 31,948 - Overcast - 80 F																	
Leon Wagner, L (1, 7) OBP: 0.345, SLG: 0.473	K			4-3	F3					4	0	0	0	0	2	1																		
Chuck Hinton, R (1, 9) OBP: 0.347, SLG: 0.434	1-3			1B 1B	1B 1B				F8	3	2	1	0	1	0	0																		
Fred Whitfield, L (1, 3) OBP: 0.282, SLG: 0.449		F5		1B 2B	1B 1B				3-1	4	1	2	1	0	0	0																		
Vic Davalillo, L (1, 8) OBP: 0.300, SLG: 0.305	K			2B 1B	F2				F4	4	0	1	1	0	1	2																		
Max Alvis, R (1, 5) OBP: 0.305, SLG: 0.362	K			L9					6-3	4	0	1	1	0	1	2																		
Pedro Gonzalez, R (1, 4) OBP: 0.287, SLG: 0.287			6-3		F2				F8	4	0	1	1	0	0	2																		
Joe Azcue, R (1, 2) OBP: 0.320, SLG: 0.397				SH 1B	IBB				6-3	3	0	1	0	1	0	0																		
Jack Kralick, L (1, 1) OBP: 0.083, SLG: 0.083 Jim Landis, R (4, PH) OBP: 0.335, SLG: 0.359 Tom Kelley, R (4, 1) OBP: 0.115, SLG: 0.115 Bob Allen, L (4, 1) OBP: 0.200, SLG: 0.111 Chico Salmon, R (9, PH) OBP: 0.295, SLG: 0.356	SH			SH	F7				F8	0	0	0	0	0	0	0		<b>AB 34</b> <b>R 4</b> <b>H 7</b> <b>RBI 4</b> <b>BB 2</b> <b>SO 6</b> <b>LOB 12</b>																
										0	0	0	0	0	0	0			<b>WP: 0</b> <b>PA: 37</b> <b>SB: 0</b> <b>CS: 0</b>															
<b>Inning Stats</b>	R: 0 E: 0 K: 2 S: 7	H: 0 LOB: 0 BB: 0 P: 7	R: 0 E: 0 K: 2 S: 7	H: 0 LOB: 0 BB: 0 P: 7	R: 0 E: 1 K: 0 S: 4	H: 1 LOB: 1 BB: 0 P: 4	R: 2 E: 0 K: 0 S: 7	H: 4 LOB: 3 BB: 1 P: 11	R: 2 E: 1 K: 0 S: 6	H: 2 LOB: 2 BB: 1 P: 10	R: 0 E: 0 K: 1 S: 5	H: 0 LOB: 0 BB: 0 P: 5	R: 0 E: 0 K: 1 S: 5	H: 0 LOB: 0 BB: 0 P: 5	R: 0 E: 0 K: 0 S: 3	H: 0 LOB: 0 BB: 0 P: 3	R: 0 E: 0 K: 0 S: 3	H: 0 LOB: 0 BB: 0 P: 3	1B: 6 2B: 1 3B: 0 HR: 0	SF: 0 SAC: 1 DP: 1 HBP: 0	WP: 0 PA: 37 SB: 0 CS: 0													
<b>PITCHER</b>	IP WLS BF H R ER SO BB IBB HBP BLK WP HR S P ERA WHIP																																	
Fred Talbot, R (1, 1) ERA: 4.8	3.2		17	5	2	2	4	0	1	0	0	0	0	0	24	28	4.91	1.364																
Steve Hamilton, L (4, 1) ERA: 2.82	5.1	W	20	2	2	0	2	1	0	0	0	0	0	0	23	27	0.00	0.562																

Batter	1	2	3	4	5	6	7	8	9	AB	R	H	RBI	BB	SO	LOB	BOTTOM																	
Tom Tresh, S (1, 7) OBP: 0.340, SLG: 0.389	HR		L5	FC4 1B		6-3				4	1	2	2	0	0	0	<b>Cleveland Indians @ New York Yankees</b> Yankee Stadium, Bronx, NY Sun Aug 14 1966, 3:38 AM EDT Att: 31,948 - Overcast - 80 F																	
Bobby Richardson, R (1, 4) OBP: 0.288, SLG: 0.339	F5		F3	FC4 1B						4	0	1	0	0	0	2																		
Mickey Mantle, S (1, 8) OBP: 0.390, SLG: 0.545 Ray Barker, L (8, 3) OBP: 0.233, SLG: 0.353	1B			HR	BB				G6-4-3 1B	3	1	2	1	1	0	1																		
Joe Pepitone, L (1, 3) OBP: 0.295, SLG: 0.494	1B		F8	L4					K	4	0	1	0	0	1	2																		
Clete Boyer, R (1, 5) OBP: 0.294, SLG: 0.382	F9			E6 1B	F8				5-3	4	1	0	0	0	0	2																		
Roger Maris, L (1, 9) OBP: 0.312, SLG: 0.377	G3			E 1B	K				F8	4	1	1	0	0	1	2																		
Horace Clarke, S (1, 6) OBP: 0.313, SLG: 0.356		F8		K	4-3				F8	4	0	0	0	0	1	2																		
Jake Gibbs, L (1, 2) OBP: 0.322, SLG: 0.346	K			E3 1B					F9	3	1	0	1	0	1	1																		
Fred Talbot, R (1, 1) OBP: 0.231, SLG: 0.191 Steve Hamilton, L (4, 1) OBP: 0.096, SLG: 0.056	K			E 1B					4-3	1	0	0	0	0	1	0		<b>AB 33</b> <b>R 6</b> <b>H 8</b> <b>RBI 5</b> <b>BB 1</b> <b>SO 5</b> <b>LOB 12</b>																
<b>Inning Stats</b>	R: 1 E: 0 K: 0 S: 6	H: 3 LOB: 2 BB: 0 P: 6	R: 0 E: 0 K: 2 S: 7	H: 0 LOB: 0 BB: 0 P: 7	R: 1 E: 0 K: 0 S: 4	H: 1 LOB: 0 BB: 0 P: 4	R: 4 E: 4 K: 1 S: 10	H: 3 LOB: 2 BB: 1 P: 14	R: 0 E: 0 K: 1 S: 5	H: 0 LOB: 0 BB: 0 P: 5	R: 0 E: 0 K: 0 S: 3	H: 0 LOB: 0 BB: 0 P: 3	R: 0 E: 0 K: 1 S: 5	H: 1 LOB: 0 BB: 0 P: 5	R: 0 E: 0 K: 0 S: 3	H: 0 LOB: 0 BB: 0 P: 3		1B: 6 2B: 0 3B: 0 HR: 2	SF: 0 SAC: 0 DP: 1 HBP: 0	WP: 0 PA: 34 SB: 0 CS: 0														
<b>PITCHER</b>	IP WLS BF H R ER SO BB IBB HBP BLK WP HR S P ERA WHIP																																	
Jack Kralick, L (1, 1) ERA: 3.86	3.0		13	4	2	2	2	0	0	0	0	0	0	0	8	8	0.00	9.000																
Tom Kelley, R (4, 1) ERA: 4.54	0.1	L	6	3	4	0	1	0	0	0	0	0	0	8	8	0.00	9.000																	
Bob Allen, L (4, 1) ERA: 4.2	4.2		15	1	0	0	2	1	0	0	0	0	0	18	22	0.00	0.429																	



Batter	1	2	3	4	5	6	7	8	9	AB	R	H	RBI	BB	SO	LOB	TOP				
<b>Ed Brinkman, R</b> (1, 6) OBP: 0.287, SLG: 0.367										4	0	0	0	0	1	1	<b>Washington Senators @ Cleveland Indians</b> Cleveland Municipal Stadium, Cleveland, OH Mon Aug 15 1966, 7:05 PM EDT Att: 9,739 - Unknown				
<b>Bob Saverine, S</b> (1, 4) (7, 5) OBP: 0.308, SLG: 0.358										4	0	1	0	0	0	0					
<b>Fred Valentine, S</b> (1, 7) OBP: 0.349, SLG: 0.460										4	0	1	0	0	1	1					
<b>Jim King, L</b> (1, 9) OBP: 0.343, SLG: 0.390										3	1	1	0	1	1	1					
<b>Don Lock, R</b> (1, 8) OBP: 0.351, SLG: 0.422										3	0	0	0	1	2	3					
<b>Ken Harrelson, R</b> (1, 3) OBP: 0.304, SLG: 0.345										4	0	0	0	0	2	4					
<b>Paul Casanova, R</b> (1, 2) OBP: 0.269, SLG: 0.424										4	2	2	3	0	0	0					
<b>Tim Cullen, R</b> (1, 5) <b>Frank Howard, R</b> (7, PH) OBP: 0.338, SLG: 0.436 <b>Ken Hamlin, R</b> (7, 4) OBP: 0.259, SLG: 0.278 <b>Willie Kirkland, L</b> (9, PH) OBP: 0.258, SLG: 0.306										2	0	0	0	0	1	0					
<b>Mike McCormick, L</b> (1, 1) OBP: 0.269, SLG: 0.347 <b>Dick Phillips, L</b> (7, PH) OBP: 0.207, SLG: 0.179 <b>Barry Moore, L</b> (7, 1) OBP: 0.077, SLG: 0.077										1	0	0	0	0	0	0					
<b>Inning Stats</b>	R: 0 E: 0 K: 1 S: 6	H: 1 LOB: 1 BB: 0 P: 6	R: 1 E: 0 K: 1 S: 6	H: 1 LOB: 0 BB: 0 P: 6	R: 0 E: 0 K: 2 S: 7	H: 0 LOB: 0 BB: 0 P: 7	R: 0 E: 0 K: 0 S: 3	H: 0 LOB: 1 BB: 1 P: 7	R: 0 E: 0 K: 1 S: 6	H: 1 LOB: 2 BB: 1 P: 10	R: 0 E: 0 K: 1 S: 5	H: 0 LOB: 0 BB: 0 P: 5	R: 0 E: 0 K: 1 S: 5	H: 0 LOB: 0 BB: 0 P: 5	R: 2 E: 0 K: 2 S: 9	H: 2 LOB: 0 BB: 0 P: 9		1B: 4 2B: 0 3B: 0 HR: 2	SF: 0 SAC: 0 DP: 0 HBP: 0	WP: 0 PB: 0 SB: 0 CS: 0	PA: 35
<b>PITCHER</b>	IP	WLS	BF	H	R	ER	SO	BB	IBB	HBP	BLK	WP	HR	S	P	ERA	WHIP				
<b>Sonny Siebert, R</b> (1, 1) ERA: 3.21	8.2	W	34	6	3	3	10	2	0	0	0	0	2	52	60	3.12	0.923				
<b>Luis Tiant, R</b> (9, 1) ERA: 3.19	0.1	S	1	0	0	0	0	0	0	0	0	0	0	1	1	0.00	0.000				

Batter	1	2	3	4	5	6	7	8	9	AB	R	H	RBI	BB	SO	LOB	BOTTOM				
<b>Larry Brown, R</b> (1, 6) OBP: 0.327, SLG: 0.349										4	0	0	0	0	1	1	<b>Washington Senators @ Cleveland Indians</b> Cleveland Municipal Stadium, Cleveland, OH Mon Aug 15 1966, 7:05 PM EDT Att: 9,739 - Unknown				
<b>Leon Wagner, L</b> (1, 7) OBP: 0.345, SLG: 0.476 <b>Vic Davallo, L</b> (7, PR) OBP: 0.300, SLG: 0.305										4	1	3	0	0	0	1					
<b>Chuck Hinton, R</b> (1, 8) OBP: 0.349, SLG: 0.444										3	1	1	2	1	0	1					
<b>Rocky Colavito, R</b> (1, 9) OBP: 0.343, SLG: 0.453										3	1	0	0	1	1	3					
<b>Max Alvis, R</b> (1, 5) OBP: 0.303, SLG: 0.359										4	0	0	0	0	0	3					
<b>Jim Gentile, L</b> (1, 3) OBP: 0.332, SLG: 0.416										4	1	1	2	0	1	0					
<b>Joe Azcue, R</b> (1, 2) OBP: 0.319, SLG: 0.394										4	0	1	0	0	0	0					
<b>Pedro Gonzalez, R</b> (1, 4) OBP: 0.270, SLG: 0.290										4	0	2	0	0	0	0					
<b>Sonny Siebert, R</b> (1, 1) OBP: 0.149, SLG: 0.169 <b>Luis Tiant, R</b> (9, 1) OBP: 0.083, SLG: 0.043										3	0	0	0	0	1	3					
<b>Inning Stats</b>	R: 0 E: 0 K: 0 S: 4	H: 1 LOB: 0 BB: 0 P: 4	R: 0 E: 0 K: 0 S: 3	H: 0 LOB: 0 BB: 0 P: 3	R: 0 E: 1 K: 0 S: 4	H: 0 LOB: 1 BB: 0 P: 4	R: 2 E: 0 K: 1 S: 8	H: 3 LOB: 2 BB: 1 P: 12	R: 2 E: 0 K: 1 S: 7	H: 2 LOB: 0 BB: 0 P: 7	R: 0 E: 0 K: 1 S: 6	H: 1 LOB: 1 BB: 0 P: 6	R: 0 E: 0 K: 1 S: 6	H: 1 LOB: 2 BB: 1 P: 10	R: 0 E: 0 K: 0 S: 3	H: 0 LOB: 0 BB: 0 P: 3		1B: 6 2B: 0 3B: 0 HR: 2	SF: 0 SAC: 0 DP: 0 HBP: 0	WP: 0 PB: 0 SB: 0 CS: 0	PA: 35
<b>PITCHER</b>	IP	WLS	BF	H	R	ER	SO	BB	IBB	HBP	BLK	WP	HR	S	P	ERA	WHIP				
<b>Mike McCormick, L</b> (1, 1) ERA: 3.81	6.0	L	27	7	4	4	3	1	0	0	0	0	2	32	36	6.00	1.333				
<b>Barry Moore, L</b> (7, 1) ERA: 3.06	2.0		8	1	0	0	1	1	0	0	0	0	0	9	13	0.00	1.000				









Batter	1	2	3	4	5	6	7	8	9	AB	R	H	RBI	BB	SO	LOB	TOP					
Ed Brinkman, R (1, 6) OBP: 0.284, SLG: 0.363										3	0	0	0	0	0	0	Washington Senators @ Cleveland Indians Cleveland Municipal Stadium, Cleveland, OH Wed Aug 17 1966, 7:05 PM EDT Att: 6,842 - Unknown					
Bob Saverine, S (1, 4) OBP: 0.308, SLG: 0.358										4	0	1	1	0	1	1						
Fred Valentine, S (1, 8) OBP: 0.352, SLG: 0.464										4	0	3	1	0	1	0						
Frank Howard, R (1, 7) OBP: 0.340, SLG: 0.437										4	0	0	0	0	3	4						
Willie Kirkland, L (1, 9) OBP: 0.248, SLG: 0.294										4	0	0	0	0	3	2						
Ken Harrelson, R (1, 3) OBP: 0.306, SLG: 0.351										3	0	0	0	1	2	0						
Paul Casanova, R (1, 2) OBP: 0.267, SLG: 0.417										4	0	0	0	0	2	1						
Tim Cullen, R (1, 5) OBP: 0.133, SLG: 0.071										2	1	0	0	1	0	1						
Jim King, L (9, PH) OBP: 0.342, SLG: 0.388										1	0	1	0	0	0	0						
Pete Richert, L (1, 1) OBP: 0.151, SLG: 0.194										3	2	1	1	0	0	2						
Ron Kline, R (7, 1) OBP: 0.400, SLG: 0.250										0	0	0	0	0	0	0						
Dick Nen, L (9, PH) OBP: 0.282, SLG: 0.277										1	0	0	0	0	1	1						
<b>Inning Stats</b>	R: 0 E: 0 K: 1 S: 7	H: 2 LOB: 2 BB: 7	R: 0 E: 0 K: 1 S: 5	H: 0 LOB: 1 BB: 1 P: 9	R: 0 E: 0 K: 1 S: 6	H: 1 LOB: 1 BB: 0 P: 6	R: 0 E: 0 K: 2 S: 7	H: 0 LOB: 0 BB: 0 P: 7	R: 2 E: 1 K: 0 S: 5	H: 1 LOB: 1 BB: 1 P: 9	R: 0 E: 0 K: 1 S: 5	H: 0 LOB: 0 BB: 0 P: 5	R: 1 E: 0 K: 1 S: 6	H: 1 LOB: 0 BB: 0 P: 6	R: 0 E: 0 K: 3 S: 9	H: 0 LOB: 0 BB: 0 P: 9	R: 0 E: 0 K: 3 S: 10	H: 1 LOB: 1 BB: 0 P: 10	1B: 3 2B: 2 3B: 0 HR: 1	SF: 0 SAC: 1 DP: 0 HBP: 0	WP: 0 PB: 0 SB: 0 CS: 0	PA: 36
<b>PITCHER</b>	IP WLS BF H R ER SO BB IBB HBP BLK WP HR S P ERA WHIP																					
Steve Hargan, R (1, 1) ERA: 2.59	7.0 W 29 5 3 1 7 2 0 0 0 0 0 1 41 49 1.29 1.000																					
Dick Radatz, R (8, 1) ERA: 5.11	2.0 S 7 1 0 0 6 0 0 0 0 0 0 0 19 19 0.00 0.500																					

Batter	1	2	3	4	5	6	7	8	9	AB	R	H	RBI	BB	SO	LOB	BOTTOM			
Larry Brown, R (1, 6) OBP: 0.326, SLG: 0.340										4	1	1	1	0	2	1	Washington Senators @ Cleveland Indians Cleveland Municipal Stadium, Cleveland, OH Wed Aug 17 1966, 7:05 PM EDT Att: 6,842 - Unknown			
Chico Salmon, R (1, 5) OBP: 0.292, SLG: 0.347										3	1	0	0	1	0	1				
Leon Wagner, L (1, 7) OBP: 0.350, SLG: 0.488										3	1	1	3	1	0	0				
Dick Radatz, R (8, 1) OBP: 0.111, SLG: 0.111										0	0	0	0	0	0	0				
Rocky Colavito, R (1, 9) OBP: 0.347, SLG: 0.467										3	1	1	1	1	1	0				
Chuck Hinton, R (1, 8) OBP: 0.347, SLG: 0.439										4	0	2	0	0	0	2				
Joe Azcue, R (1, 2) OBP: 0.319, SLG: 0.393										3	0	1	0	0	0	1				
Jim Gentile, L (1, 3) OBP: 0.325, SLG: 0.490										3	0	0	0	1	2	2				
Pedro Gonzalez, R (1, 4) OBP: 0.274, SLG: 0.292										4	1	2	0	0	1	3				
Steve Hargan, R (1, 1) OBP: 0.189, SLG: 0.143										1	0	0	0	0	1	1				
Jim Landis, R (7, PH) OBP: 0.331, SLG: 0.354										2	0	0	0	0	1	3				
<b>Inning Stats</b>	R: 0 E: 0 K: 0 S: 3	H: 0 LOB: 2 BB: 2 P: 11	R: 0 E: 0 K: 3 S: 10	H: 1 LOB: 0 BB: 0 P: 10	R: 0 E: 0 K: 1 S: 5	H: 0 LOB: 0 BB: 0 P: 5	R: 0 E: 0 K: 1 S: 6	H: 1 LOB: 1 BB: 0 P: 6	R: 0 E: 0 K: 1 S: 6	H: 1 LOB: 1 BB: 0 P: 6	R: 1 E: 0 K: 0 S: 4	H: 1 LOB: 0 BB: 0 P: 4	R: 4 E: 1 K: 2 S: 10	H: 3 LOB: 0 BB: 1 P: 14	R: 0 E: 0 K: 0 S: 4	H: 1 LOB: 2 BB: 1 P: 8	1B: 6 2B: 0 3B: 0 HR: 2	SF: 0 SAC: 2 DP: 0 HBP: 0	WP: 0 PB: 0 SB: 0 CS: 0	PA: 36
<b>PITCHER</b>	IP WLS BF H R ER SO BB IBB HBP BLK WP HR S P ERA WHIP																			
Pete Richert, L (1, 1) ERA: 3.22	6.2 L 30 7 5 5 8 3 0 0 0 0 0 0 43 55 6.75 1.500																			
Ron Kline, R (7, 1) ERA: 2.66	1.1 6 1 0 0 0 0 0 1 0 0 0 0 5 9 0.00 0.750																			

AB	33
R	3
H	6
RBI	3
BB	2
SO	13
LOB	12

AB	30
R	5
H	8
RBI	5
BB	4
SO	8
LOB	14






Batter	1	2	3	4	5	6	7	8	9	AB	R	H	RBI	BB	SO	LOB	TOP					
Don Buford, S (1, 5) OBP: 0.324, SLG: 0.353	F4		FC4-6 BB		K			F8		4	0	0	0	0	1	2						
Ken Berry, R (1, 9) OBP: 0.324, SLG: 0.417	5-3		1-2 BB			F5			K	3	0	0	0	1	1	0						
Tommie Agee, R (1, 8) OBP: 0.323, SLG: 0.423	2B		F3			K		F7		4	0	1	0	0	1	2						
John Romano, R (1, 2) OBP: 0.367, SLG: 0.476	F8			G5-4-3 1B		6-3		5-3		4	0	1	0	0	0	1						
Bill Skowron, R (1, 3) OBP: 0.326, SLG: 0.389		1-3		G5-4-3 1-2						3	0	0	0	0	0	1						
Jerry Adair, R (1, 4) OBP: 0.301, SLG: 0.335		6-3		K				1-3		3	0	0	0	0	1	0						
Pete Ward, L (1, 7) OBP: 0.296, SLG: 0.274		L4			K			K		3	0	0	0	0	2	0						
Lee Elia, R (1, 6) OBP: 0.266, SLG: 0.304			FC4-6 BB					5-3		2	0	1	0	1	0	0						
Gary Peters, L (1, 1) OBP: 0.254, SLG: 0.358			K					F5		2	0	0	0	0	2	2						
Floyd Robinson, L (8, PH) OBP: 0.338, SLG: 0.333										1	0	0	0	0	0	0						
Dennis Higgins, R (8, 1) OBP: 0.250, SLG: 0.182										0	0	0	0	0	0	0						
<b>Inning Stats</b>	R: 0 E: 0 K: 0 S: 4	H: 1 LOB: 1 BB: 0 P: 4	R: 0 E: 0 K: 0 S: 3	H: 0 LOB: 0 BB: 0 P: 3	R: 0 E: 0 K: 1 S: 5	H: 0 LOB: 2 BB: 2 P: 13	R: 0 E: 0 K: 1 S: 5	H: 1 LOB: 0 BB: 0 P: 5	R: 0 E: 0 K: 3 S: 10	H: 1 LOB: 1 BB: 0 P: 10	R: 0 E: 0 K: 1 S: 5	H: 0 LOB: 0 BB: 0 P: 5	R: 0 E: 0 K: 1 S: 5	H: 0 LOB: 0 BB: 0 P: 5	R: 0 E: 0 K: 1 S: 5	H: 0 LOB: 0 BB: 0 P: 3	R: 0 E: 0 K: 1 S: 5	H: 0 LOB: 0 BB: 0 P: 5	1B: 1 2B: 2 3B: 0 HR: 0	SF: 0 SAC: 0 DP: 1 HBP: 0	WP: 0 PB: 0 CS: 0	PA: 31
<b>PITCHER</b> Sam McDowell, L (1, 1) ERA: 2.96	IP: 9.0 WLS: W BF: 31 H: 3 R: 0 ER: 0 SO: 8 BB: 2 IBB: 0 HBP: 0 BLK: 0 WP: 0 HR: 0 S: 45 P: 53 ERA: 0.00 WHIP: 0.556															<b>PITCHER</b>	IP: 9.0 WLS: W BF: 31 H: 3 R: 0 ER: 0 SO: 8 BB: 2 IBB: 0 HBP: 0 BLK: 0 WP: 0 HR: 0 S: 45 P: 53 ERA: 0.00 WHIP: 0.556					

Chicago White Sox @ Cleveland Indians  
Cleveland Municipal Stadium, Cleveland, OH  
Thu Aug 18 1966, 7:05 PM EDT  
Att: 5,539 - Unknown


AB	29
R	0
H	3
RBI	0
BB	2
SO	8
LOB	8



Batter	1	2	3	4	5	6	7	8	9	AB	R	H	RBI	BB	SO	LOB	BOTTOM			
Larry Brown, R (1, 6) OBP: 0.326, SLG: 0.345	F8		SH1-4		1B 2B 2B			5-3		3	1	1	0	0	0	0				
Leon Wagner, L (1, 7) OBP: 0.345, SLG: 0.486	F6		F9		2B 1B			K		4	0	1	0	0	1	1				
Chuck Hinton, R (1, 8) OBP: 0.349, SLG: 0.454	F4		K		2B			HR		4	1	2	2	0	1	1				
Rocky Colavito, R (1, 9) OBP: 0.350, SLG: 0.467		WP 1B FC4-2 HBP		FC5-4 1B	IBB			5-3		2	0	1	0	1	0	0				
Max Alvis, R (1, 5) OBP: 0.302, SLG: 0.358		WP 1B		FC5-4 WP	F2			K		4	0	1	0	0	1	4				
Chico Salmon, R (1, 3) OBP: 0.291, SLG: 0.346		F7		5-3				6-3		4	0	1	0	0	0	3				
Pedro Gonzalez, R (1, 4) OBP: 0.272, SLG: 0.289		FC4-2		6-3				L1		3	0	0	0	0	0	3				
Del Crandall, R (1, 2) OBP: 0.343, SLG: 0.409		3-H F7		6-3				6-3		3	0	1	0	0	0	2				
Sam McDowell, L (1, 1) OBP: 0.205, SLG: 0.211			F9 SH1-4 1B		K			K		3	0	1	0	0	2	1				
<b>Inning Stats</b>	R: 0 E: 0 K: 0 S: 3	H: 0 LOB: 0 BB: 0 P: 3	R: 0 E: 0 K: 0 S: 4	H: 1 LOB: 2 BB: 0 P: 5	R: 0 E: 0 K: 1 S: 6	H: 1 LOB: 1 BB: 0 P: 6	R: 0 E: 0 K: 0 S: 4	H: 1 LOB: 1 BB: 0 P: 4	R: 1 E: 0 K: 1 S: 8	H: 3 LOB: 3 BB: 1 P: 12	R: 0 E: 0 K: 1 S: 6	H: 1 LOB: 0 BB: 0 P: 6	R: 1 E: 0 K: 1 S: 6	H: 1 LOB: 0 BB: 0 P: 6	R: 0 E: 0 K: 1 S: 5	H: 1 LOB: 0 BB: 0 P: 5	1B: 6 2B: 3 3B: 0 HR: 1	SF: 0 SAC: 2 DP: 1 HBP: 1	WP: 2 PB: 0 CS: 0	PA: 34
<b>PITCHER</b> Gary Peters, L (1, 1) ERA: 2.11	IP: 7.0 WLS: L BF: 31 H: 8 R: 2 ER: 2 SO: 4 BB: 0 IBB: 1 HBP: 1 BLK: 0 WP: 2 HR: 1 S: 37 P: 42 ERA: 2.57 WHIP: 1.143															<b>PITCHER</b>	IP: 7.0 WLS: L BF: 31 H: 8 R: 2 ER: 2 SO: 4 BB: 0 IBB: 1 HBP: 1 BLK: 0 WP: 2 HR: 1 S: 37 P: 42 ERA: 2.57 WHIP: 1.143			
Dennis Higgins, R (8, 1) ERA: 2.92	IP: 1.0 WLS: L BF: 3 H: 1 R: 0 ER: 0 SO: 1 BB: 0 IBB: 0 HBP: 0 BLK: 0 WP: 0 HR: 0 S: 5 P: 5 ERA: 0.00 WHIP: 1.000															<b>PITCHER</b>	IP: 1.0 WLS: L BF: 3 H: 1 R: 0 ER: 0 SO: 1 BB: 0 IBB: 0 HBP: 0 BLK: 0 WP: 0 HR: 0 S: 5 P: 5 ERA: 0.00 WHIP: 1.000			

Chicago White Sox @ Cleveland Indians  
Cleveland Municipal Stadium, Cleveland, OH  
Thu Aug 18 1966, 7:05 PM EDT  
Att: 5,539 - Unknown


AB	30
R	2
H	9
RBI	2
BB	1
SO	5
LOB	15










Batter	1	2	3	4	5	6	7	8	9	AB	R	H	RBI	BB	SO	LOB	TOP								
Floyd Robinson, L (1, 9) OBP: 0.340, SLG: 0.335	5-3		K		SH1-3 1B		FC1-4 1B			4	1	2	0	0	1	0	<b>Chicago White Sox @ Cleveland Indians</b> Cleveland Municipal Stadium, Cleveland, OH Sat Aug 20 1966, 3:33 AM EDT Att: 12,827 - Unknown <a href="http://livebaseballscores.com">livebaseballscores.com</a>								
Don Buford, S (1, 5) OBP: 0.328, SLG: 0.354	2B E 1B		FC6 BB		SH1-3 1-2		FC1-4 CS			2	1	1	0	1	0	1									
Jerry Adair, R (1, 6) OBP: 0.306, SLG: 0.343	E7 1-H 2B		FC6 1-2		G4-6-3 1B		CS	G3		4	0	2	1	0	0	1									
Pete Ward, L (1, 7) OBP: 0.296, SLG: 0.274 Ken Berry, R (7, 7) OBP: 0.323, SLG: 0.415	F8			F7	G4-6-3 1-2			F8		3	0	0	0	0	0	2									
Tom McCraw, L (1, 3) OBP: 0.295, SLG: 0.342	4-3			K		F9		HBP		3	0	0	0	0	1	1									
Tommie Agee, R (1, 8) OBP: 0.319, SLG: 0.419	5-3			2B		F3		F8		4	1	1	0	0	0	1									
John Romano, R (1, 2) OBP: 0.361, SLG: 0.463	K		2B BB		6-3			K		3	0	0	0	1	2	0									
Al Weis, S (1, 4) OBP: 0.214, SLG: 0.158	K			1-3 2-H 2B		F8		E4 CS		4	0	1	1	0	1	0									
Tommy John, R (1, 1) OBP: 0.214, SLG: 0.302			K	5-3			HR	K		4	1	1	1	0	2	3									
<b>Inning Stats</b>	R: 1 E: 1 K: 0 S: 5	H: 2 LOB: 1 BB: 0 P: 5	R: 0 E: 0 K: 2 S: 7	H: 0 LOB: 0 BB: 0 P: 7	R: 0 E: 0 K: 2 S: 7	H: 0 LOB: 1 BB: 1 P: 11	R: 1 E: 0 K: 1 S: 7	H: 2 LOB: 2 BB: 1 P: 11	R: 1 E: 0 K: 0 S: 4	H: 2 LOB: 0 BB: 0 P: 4	R: 0 E: 0 K: 0 S: 3	H: 0 LOB: 0 BB: 0 P: 3	R: 1 E: 0 K: 0 S: 4	H: 2 LOB: 0 BB: 0 P: 4	R: 0 E: 0 K: 0 S: 3	H: 0 LOB: 1 BB: 0 P: 4	R: 0 E: 1 K: 2 S: 7	H: 0 LOB: 0 BB: 0 P: 7	1B: 4 2B: 3 3B: 0 HR: 1	SF: 0 SAC: 1 DP: 1 HBP: 1	WP: 0 PB: 0 SB: 1 CS: 2	PA: 37			
<b>PITCHER</b>	IP	WLS	BF	H	R	ER	SO	BB	IBB	HBP	BLK	WP	HR	S	P	ERA	WHIP								
Gary Bell, R (1, 1) ERA: 3.09	6.1	L	28	8	4	4	5	2	0	0	0	0	1	36	44	5.68	1.579								
Jack Kratlick, L (7, 1) ERA: 3.75	1.2		5	0	0	0	0	0	0	1	0	0	0	4	5	0.00	0.000								
Dick Radatz, R (9, 1) ERA: 5.03	1.0		3	0	0	0	2	0	0	0	0	0	0	7	7	0.00	0.000								

Batter	1	2	3	4	5	6	7	8	9	AB	R	H	RBI	BB	SO	LOB	BOTTOM								
Larry Brown, R (1, 6) OBP: 0.322, SLG: 0.336	F7		F7		5-3			K		4	0	0	0	0	1	1	<b>Chicago White Sox @ Cleveland Indians</b> Cleveland Municipal Stadium, Cleveland, OH Sat Aug 20 1966, 3:33 AM EDT Att: 12,827 - Unknown <a href="http://livebaseballscores.com">livebaseballscores.com</a>								
Leon Wagner, L (1, 7) OBP: 0.351, SLG: 0.491	F8					F5		4-3		4	0	1	0	0	0	0									
Chuck Hinton, R (1, 8) OBP: 0.341, SLG: 0.441	4-3		1B 1-3			6-3		F8		4	0	0	0	0	0	1									
Rocky Colavito, R (1, 9) OBP: 0.351, SLG: 0.473		WP 1B			6-3		F9		5-3	4	1	1	0	0	0	0									
Fred Whitfield, L (1, 3) OBP: 0.285, SLG: 0.454	K		K		K		F4			3	0	0	0	0	2	0									
Joe Azcue, R (1, 2) OBP: 0.316, SLG: 0.384		1-H BB		1-3		5-3				2	0	0	0	1	0	0									
Max Alvis, R (1, 5) OBP: 0.300, SLG: 0.357		FC6-4 BB				F2		F4		3	0	0	0	0	0	1									
Pedro Gonzalez, R (1, 4) OBP: 0.269, SLG: 0.289		FC6-4 1-2						6-3		3	0	1	0	0	0	1									
Gary Bell, R (1, 1) OBP: 0.176, SLG: 0.156 Jack Kratlick, L (7, 1) OBP: 0.083, SLG: 0.083 Jim Landis, R (6, PH) OBP: 0.327, SLG: 0.349 Dick Radatz, R (9, 1) OBP: 0.111, SLG: 0.111			K			L6		1-3		2	0	0	0	0	1	1									
<b>Inning Stats</b>	R: 0 E: 0 K: 0 S: 3	H: 0 LOB: 0 BB: 0 P: 3	R: 1 E: 0 K: 1 S: 6	H: 1 LOB: 1 BB: 1 P: 10	R: 0 E: 0 K: 1 S: 6	H: 1 LOB: 0 BB: 0 P: 6	R: 0 E: 0 K: 1 S: 5	H: 0 LOB: 0 BB: 0 P: 5	R: 0 E: 0 K: 0 S: 4	H: 1 LOB: 1 BB: 0 P: 4	R: 0 E: 0 K: 0 S: 3	H: 0 LOB: 0 BB: 0 P: 3	R: 0 E: 0 K: 0 S: 3	H: 0 LOB: 0 BB: 0 P: 3	R: 0 E: 0 K: 1 S: 5	H: 0 LOB: 0 BB: 0 P: 5	R: 0 E: 0 K: 0 S: 3	H: 0 LOB: 0 BB: 0 P: 3	1B: 2 2B: 1 3B: 0 HR: 0	SF: 0 SAC: 0 DP: 0 HBP: 0	WP: 3 PB: 0 SB: 0 CS: 0	PA: 31			
<b>PITCHER</b>	IP	WLS	BF	H	R	ER	SO	BB	IBB	HBP	BLK	WP	HR	S	P	ERA	WHIP								
Tommy John, L (1, 1) ERA: 2.15	9.0	W	31	3	1	1	4	1	0	0	0	1	0	38	42	1.00	0.444								



Batter	1	2	3	4	5	6	7	8	9	AB	R	H	RBI	BB	SO	LOB	TOP																
Floyd Robinson, L OBP: 0.339, SLG: 0.334 Hoyt Wilhelm, R (7, 1)										4	0	1	1	0	1	1	<b>Chicago White Sox @ Cleveland Indians</b> Cleveland Municipal Stadium, Cleveland, OH Sun Aug 21 1966, 3:33 AM EDT Att: 11,373 - Unknown <a href="http://livebaseballscorecards.com">livebaseballscorecards.com</a>																
Don Buford, S OBP: 0.330, SLG: 0.356 (1, 5)										3	0	1	0	1	0	2																	
Jerry Adair, R OBP: 0.302, SLG: 0.338 (7, 4)										4	0	0	0	0	1	4																	
Pete Ward, L OBP: 0.289, SLG: 0.268 (7, 9)										4	0	0	0	0	1	4																	
Tom McCraw, L OBP: 0.295, SLG: 0.341 (1, 3)										4	1	1	0	0	0	0																	
Tommie Agee, R OBP: 0.321, SLG: 0.422 (1, 8)										4	1	2	0	0	1	0																	
John Romano, R OBP: 0.359, SLG: 0.457 (1, 2)										3	0	0	0	1	1	2																	
Al Weis, S OBP: 0.211, SLG: 0.155 Smoky Burgess, L OBP: 0.397, SLG: 0.388 Ken Berry, R OBP: 0.322, SLG: 0.414 (7, 7)										2	0	0	0	0	1	1																	
John Buzhardt, R Wayne Cullis, R Joe Horlen, L Jack Lamabe, R Bill Skowron, R Lee Ellis, R (5, PH) (5, PH) (6, 1) (7, PH) (7, 9)										1	0	0	0	0	0	0																	
<b>Inning Stats</b>	R: 0 E: 0 K: 2 S: 7	H: 0 LOB: 1 BB: 1 P: 11	R: 0 E: 0 K: 0 S: 3	H: 0 LOB: 0 BB: 0 P: 3	R: 0 E: 0 K: 1 S: 5	H: 0 LOB: 0 BB: 0 P: 5	R: 0 E: 0 K: 0 S: 3	H: 1 LOB: 1 BB: 1 P: 7	R: 0 E: 0 K: 0 S: 5	H: 2 LOB: 3 BB: 0 P: 5	R: 3 E: 0 K: 0 S: 7	H: 4 LOB: 2 BB: 0 P: 7	R: 0 E: 0 K: 3 S: 5	H: 0 LOB: 0 BB: 0 P: 5	R: 0 E: 0 K: 3 S: 9	H: 0 LOB: 0 BB: 0 P: 9		1B: 4 2B: 3 HR: 0	SF: 0 SAC: 0 DP: 0 HBP: 0	WP: 0 PB: 0 SB: 1 CS: 1	PA: 35												
<b>PITCHER</b>	IP WLS BF H R ER SO BB IBB HBP BLK WP HR S P ERA WHIP																																
Steve Hargan, R ERA: 2.66 John O'Donoghue, L ERA: 3.74 Dick Radatz, R ERA: 4.87	(1, 1) (7, 1) (8, 1)	6.2 0.1 2.0	L 1 6	28 0 0	7 0 0	3 0 0	3 0 4	3 0 0	2 0 0	0 0 0	0 0 0	0 0 0	0 1 14	32 1 14	40 1 14	4.05 0.00 0.00	1.350 0.000 0.000																

Batter	1	2	3	4	5	6	7	8	9	AB	R	H	RBI	BB	SO	LOB	BOTTOM															
Larry Brown, R OBP: 0.321, SLG: 0.335 (1, 6)										4	0	1	0	0	1	1	<b>Chicago White Sox @ Cleveland Indians</b> Cleveland Municipal Stadium, Cleveland, OH Sun Aug 21 1966, 3:33 AM EDT Att: 11,373 - Unknown <a href="http://livebaseballscorecards.com">livebaseballscorecards.com</a>															
Leon Wagner, L OBP: 0.352, SLG: 0.494 (1, 7)										4	1	2	0	0	0	3																
Chuck Hinton, R OBP: 0.336, SLG: 0.435 (1, 8)										4	1	0	0	0	0	3																
Rocky Colavito, R OBP: 0.352, SLG: 0.473 (1, 9)										4	0	2	1	0	1	1																
Fred Whitfield, L OBP: 0.291, SLG: 0.459 (1, 3)										2	0	2	0	2	0	0																
Joe Azcue, R OBP: 0.312, SLG: 0.379 Jim Gentile, L OBP: 0.328, SLG: 0.409 Del Crandall, R OBP: 0.340, SLG: 0.404 (1, 2) (8, PH) (9, 2)										3	0	0	0	0	0	5																
Max Alvis, R OBP: 0.298, SLG: 0.354 (1, 5)										4	0	0	0	0	2	0																
Pedro Gonzalez, R OBP: 0.266, SLG: 0.286 (1, 4)										4	0	0	0	0	2	0																
Steve Hargan, R John O'Donoghue, R Duke Sims, L Dick Howser, R Dick Radatz, R Vic Davallio, L (1, 1) (7, 1) (7, PH) (7, PH) (8, 1) (8, PH)										2	0	0	0	0	1	0																
<b>Inning Stats</b>	R: 1 E: 0 K: 0 S: 6	H: 3 LOB: 2 BB: 0 P: 6	R: 0 E: 0 K: 2 S: 7	H: 0 LOB: 0 BB: 0 P: 7	R: 1 E: 1 K: 0 S: 5	H: 2 LOB: 2 BB: 1 P: 9	R: 0 E: 0 K: 1 S: 5	H: 0 LOB: 0 BB: 0 P: 5	R: 0 E: 0 K: 0 S: 4	H: 1 LOB: 1 BB: 0 P: 4	R: 0 E: 0 K: 0 S: 3	H: 1 LOB: 0 BB: 0 P: 3	R: 0 E: 0 K: 2 S: 8	H: 0 LOB: 2 BB: 0 P: 8	R: 0 E: 0 K: 1 S: 5	H: 1 LOB: 2 BB: 1 P: 9		R: 0 E: 0 K: 2 S: 7	H: 0 LOB: 0 BB: 0 P: 7	1B: 5 2B: 3 HR: 0	SF: 0 SAC: 0 DP: 1 HBP: 0	WP: 0 PB: 2 SB: 0 CS: 0	PA: 36									
<b>PITCHER</b>	IP WLS BF H R ER SO BB IBB HBP BLK WP HR S P ERA WHIP																															
John Buzhardt, R Jack Lamabe, R Hoyt Wilhelm, R	(1, 1) (6, 1) (7, 1)	5.0 1.0 3.0	L W S	22 3 11	6 1 1	2 0 0	1 0 0	3 0 5	3 0 1	0 0 0	0 0 0	0 3 20	27 3 24	31 3 24	1.80 0.00 0.00	1.200 1.000 0.667																



Batter	1	2	3	4	5	6	7	8	9	AB	R	H	RBI	BB	SO	LOB	TOP					
Larry Brown, R (1, 6) OBP: 0.332, SLG: 0.338	4-0 2B 5-3 BB		0-0 CS 1B			4-0 FC6-4 BB		4-0 BB		1	1	1	0	3	0	0	Cleveland Indians @ Baltimore Orioles Memorial Stadium, Baltimore, MD Tue Aug 23 1966, 7:05 PM EDT Att: 22,578 - Unknown					
Leon Wagner, L (1, 7) OBP: 0.351, SLG: 0.494	0-0		0-0 L9			0-0 F5		0-0 P6		4	0	1	0	0	0	3						
Vic Davalillo, L (8, 8) OBP: 0.299, SLG: 0.304	1-3 2B		1-2							0	0	0	0	0	0	0						
Chuck Hinton, R (1, 8) OBP: 0.332, SLG: 0.430	0-0 5-3		0-3 K			0-0 FC6-4 CS 1-2			0-0 5-3	4	0	0	1	0	1	2						
Rocky Colavito, R (1, 9) OBP: 0.351, SLG: 0.478	0-0 L9			0-0 5-3		0-0 CS	0-0 HR		0-0 5-3	4	1	1	1	0	0	1						
Fred Whitfield, L (1, 3) OBP: 0.291, SLG: 0.457	0-3 K			0-0 F5			0-3 K		0-0 1B	4	0	1	0	0	2	1						
Max Alvis, R (1, 5) OBP: 0.295, SLG: 0.351		0-0 P4		0-0 F9			0-0 4-3		0-0 F9	4	0	0	0	0	0	1						
Pedro Gonzalez, R (1, 4) OBP: 0.284, SLG: 0.283		0-3 K			0-0 1-3				0-0 F9	3	0	0	0	0	1	0						
Del Crandall, R (1, 2) OBP: 0.339, SLG: 0.402		0-0 1B			0-0 P5			0-0 L8		3	0	1	0	0	0	0						
Sam McDowell, L (1, 1) OBP: 0.190, SLG: 0.195		0-3 K			0-0 4-3			0-3 K		3	0	0	0	0	2	1						
<b>Inning Stats</b>	R: 1 E: 0 K: 1 S: 6	H: 1 LOB: 1 BB: 1 P: 10	R: 0 E: 0 K: 2 S: 8	H: 1 LOB: 1 BB: 0 P: 8	R: 0 E: 0 K: 1 S: 5	H: 1 LOB: 0 BB: 0 P: 5	R: 0 E: 0 K: 0 S: 3	H: 0 LOB: 0 BB: 0 P: 3	R: 0 E: 0 K: 0 S: 2	H: 0 LOB: 0 BB: 1 P: 6	R: 1 E: 0 K: 1 S: 6	H: 1 LOB: 0 BB: 0 P: 6	R: 0 E: 0 K: 1 S: 5	H: 0 LOB: 1 BB: 1 P: 9	R: 0 E: 0 K: 0 S: 4	H: 1 LOB: 1 BB: 0 P: 4	1B: 3 2B: 1 3B: 0 HR: 1	SF: 0 SAC: 0 DP: 0 HBP: 0	WP: 0 PB: 0 SB: 0 CS: 2	PA: 34		
<b>PITCHER</b>	IP WLS BF H R ER SO BB IBB HBP BLK WP HR S P ERA WHIP	8.0 L 29 4 2 2 6 3 0 0 0 0 0 1 38 50 2.25 0.875	1.0 4 1 0 0 0 0 0 0 0 0 0 0 0 4 4 0.00 1.000																			

AB	30
R	2
H	5
RBI	2
BB	3
SO	6
LOB	9



Batter	1	2	3	4	5	6	7	8	9	AB	R	H	RBI	BB	SO	LOB	BOTTOM				
Luis Aparicio, R (1, 6) OBP: 0.304, SLG: 0.380	0-0 4-3		0-0 F7			4-0 1-3 BB		0-0 CS BB 1B		3	0	1	0	1	0	0	Cleveland Indians @ Baltimore Orioles Memorial Stadium, Baltimore, MD Tue Aug 23 1966, 7:05 PM EDT Att: 22,578 - Unknown				
Curt Blefary, L (1, 3) OBP: 0.376, SLG: 0.462	0-0 1B			4-0 1B BB		0-0 1-3		4-0 1-2 CS BB		2	1	1	0	2	0	1					
Frank Robinson, R (1, 7) OBP: 0.403, SLG: 0.626	0-3 K			0-0 G6-4-3 1B		0-0 4-3		0-0 1-1 2-3 1B		4	0	2	1	0	1	2					
Brooks Robinson, R (1, 5) OBP: 0.343, SLG: 0.471	0-3 K			0-3 K			0-0 6-3	0-0 F8		4	0	0	0	0	2	4					
Sam Bowens, R (1, 9) OBP: 0.275, SLG: 0.367		0-0 1-3		0-0 G6-4-3			1-0 1B HBP		0-0 SH3-4 1B	3	0	1	0	0	0	2					
Bob Johnson, R (1, 4) OBP: 0.291, SLG: 0.298		0-0 1-6-3			0-0 6-3		0-3 K		0-0 SH3-4	3	0	0	0	0	1	1					
Paul Blair, R (1, 8) OBP: 0.276, SLG: 0.369		0-3 K			0-3 K			0-0 FC5-4 1B		4	0	1	0	0	3	1					
Larry Haney, R (1, 2) OBP: 0.205, SLG: 0.289			0-3 K		0-3 K			0-0 FC5-4		4	0	0	0	0	2	3					
Jim Palmer, R (1, 1) OBP: 0.127, SLG: 0.150			0-3 K2-3			0-0 F9		0-0 F7		2	0	0	0	0	1	0					
Russ Snyder, L (8, PH) OBP: 0.381, SLG: 0.428										1	0	0	0	0	0	0					
Stu Miller, R (9, 1) OBP: 0.143, SLG: 0.143										0	0	0	0	0	0	0					
<b>Inning Stats</b>	R: 0 E: 0 K: 2 S: 8	H: 1 LOB: 0 BB: 0 P: 8	R: 0 E: 0 K: 1 S: 5	H: 0 LOB: 0 BB: 0 P: 5	R: 0 E: 0 K: 2 S: 7	H: 0 LOB: 0 BB: 0 P: 7	R: 0 E: 0 K: 1 S: 5	H: 1 LOB: 1 BB: 1 P: 9	R: 0 E: 0 K: 0 S: 3	H: 0 LOB: 1 BB: 1 P: 7	R: 0 E: 0 K: 1 S: 6	H: 1 LOB: 2 BB: 0 P: 7	R: 1 E: 0 K: 0 S: 4	H: 2 LOB: 1 BB: 1 P: 8	R: 0 E: 0 K: 1 S: 6	H: 1 LOB: 1 BB: 0 P: 6	1B: 6 2B: 0 3B: 0 HR: 0	SF: 0 SAC: 1 DP: 1 HBP: 1	WP: 0 PB: 0 SB: 0 CS: 2	PA: 35	
<b>PITCHER</b>	IP WLS BF H R ER SO BB IBB HBP BLK WP HR S P ERA WHIP	9.0 W 35 6 1 1 10 3 0 1 0 0 0 0 51 64 1.00 1.000																			

AB	30
R	1
H	6
RBI	1
BB	3
SO	10
LOB	14





Batter	1	2	3	4	5	6	7	8	9	AB	R	H	RBI	BB	SO	LOB	TOP										
Larry Brown, R OBP: 0.333, SLG: 0.339	0-3 K		0-3 K		0-0 WP 1B		0-3 K		0-0 1B 1B	5	2	2	0	0	3	2	<b>Cleveland Indians @ Baltimore Orioles</b> Memorial Stadium, Baltimore, MD Wed Aug 24 1966, 7:05 PM EDT Att: 19,427 - Unknown										
Leon Wagner, L OBP: 0.350, SLG: 0.490	0-0 P4		0-0 G3		0-0 BB 1B		0-0 F7		0-0 P6	5	1	1	1	0	0	2											
Vic Davallito, L OBP: 0.299, SLG: 0.304			1-2 3-H		1-H 1B 1B					0	0	0	0	0	0	0											
Chuck Hinton, R OBP: 0.333, SLG: 0.427	0-0 5-3			4-0 2B 1B BB	0-0 F8		0-3 K		0-0 S 1B	4	2	1	0	1	1	1											
Rocky Colavito, R OBP: 0.353, SLG: 0.480		0-0 5-3		0-3 K	4-0 1B BB				0-0 4-3 1B 2B	4	2	2	2	1	1	1											
Fred Whitfield, L OBP: 0.294, SLG: 0.461		0-0 L9		0-0 1B SF7 2B	0-0 1-2 BB				0-0 4-3 1B FC6-4	5	1	3	1	0	0	1											
Joe Azcue, R OBP: 0.313, SLG: 0.379		0-0 4-3		0-0 FC5-4 1B	0-0 F8				0-0 FC6-4 PB BB	5	1	2	3	0	0	3											
Max Alvis, R OBP: 0.298, SLG: 0.355			0-0 1B 1B	0-0 SF7		0-0 5-3			0-0 2B PB BB	3	0	2	2	1	0	0											
Pedro Gonzalez, R OBP: 0.265, SLG: 0.284			0-0 1B WP 1B	0-0 FC5-4		0-0 6-3			0-0 F9	3	1	1	0	0	0	1											
Chico Salmon, R OBP: 0.290, SLG: 0.344			1-3 2-3 3-H	0-0 1B		0-0 6-3			0-0 F9	2	0	0	0	0	0	3											
Sonny Siebert, R OBP: 0.162, SLG: 0.181			0-0 WP 1B		0-0 1-5-3		0-3 K			4	0	1	0	0	2	1											
Luis Tiant, R OBP: 0.077, SLG: 0.040			2-3 3-H				0-3 K			0	0	0	0	0	0	0											
<b>Inning Stats</b>	R: 0 E: 0 K: 1 S: 5	H: 0 LOB: 0 BB: 0 P: 5	R: 0 E: 0 K: 0 S: 3	H: 0 LOB: 0 BB: 0 P: 3	R: 1 E: 0 K: 1 S: 7	H: 3 LOB: 1 BB: 0 P: 7	R: 2 E: 0 K: 1 S: 7	H: 2 LOB: 1 BB: 1 P: 11	R: 2 E: 0 K: 0 S: 6	H: 3 LOB: 2 BB: 0 P: 10	R: 0 E: 0 K: 1 S: 5	H: 0 LOB: 0 BB: 0 P: 5	R: 0 E: 0 K: 2 S: 7	H: 0 LOB: 0 BB: 0 P: 7	R: 2 E: 0 K: 1 S: 8	H: 3 LOB: 1 BB: 0 P: 8	R: 3 E: 0 K: 0 S: 7	H: 4 LOB: 2 BB: 1 P: 11	1B: 12 2B: 3 3B: 0 HR: 0	SF: 1 SAC: 0 DP: 0 HBP: 0	WP: 2 PB: 1 SB: 1 CS: 0	PA: 44					
<b>PITCHER</b>	IP	WLS	BF	H	R	ER	SO	BB	IBB	HBP	BLK	WP	HR	S	P	ERA	WHIP										
Eddie Watt, R ERA: 3.75	4.1	L	20	7	5	5	3	1	0	0	0	2	0	25	29	10.38	1.846										
Moe Drabowsky, R ERA: 2.94	0.2		4	1	0	0	0	1	0	0	0	0	0	3	7	0.00	3.000										
Wally Bunker, R ERA: 4.57	2.0		6	0	0	0	3	0	0	0	0	0	0	12	12	0.00	0.000										
Gene Brabender, R ERA: 3.98	1.0		6	3	2	2	1	0	0	0	0	0	0	8	8	18.00	3.000										
Eddie Fisher, R ERA: 2.35	1.0		8	4	3	3	0	1	0	0	0	0	0	7	11	27.00	5.000										

Batter	1	2	3	4	5	6	7	8	9	AB	R	H	RBI	BB	SO	LOB	BOTTOM										
Luis Aparicio, R OBP: 0.303, SLG: 0.379	0-0 P6		0-0 E5		0-3 K		0-0 1-3		0-0 1B	5	0	1	1	0	1	2	<b>Cleveland Indians @ Baltimore Orioles</b> Memorial Stadium, Baltimore, MD Wed Aug 24 1966, 7:05 PM EDT Att: 19,427 - Unknown										
Russ Snyder, L OBP: 0.394, SLG: 0.429	0-0 E9 1B		0-0 F8		4-0 1-2 BB				0-0 1-3	4	1	2	0	1	0	2											
Frank Robinson, R OBP: 0.403, SLG: 0.638	0-3 K			0-0 HR	0-0 F9				0-0 HR	4	2	2	3	0	1	3											
Brooks Robinson, R OBP: 0.340, SLG: 0.467	0-0 P3			0-0 F9		0-0 5-3			0-0 F9	4	0	0	0	0	0	1											
Boog Powell, L OBP: 0.376, SLG: 0.566		0-0 F9		0-0 F7		0-0 P4			0-0 F7	4	0	0	0	0	0	0											
Curt Blefary, L OBP: 0.377, SLG: 0.458		0-0 4-3		4-0 BB		0-0 G3			0-0 L3	3	0	0	0	1	0	0											
Bob Johnson, R OBP: 0.280, SLG: 0.286		0-0 6-3		0-0 G3			0-0 6-3		0-0 F9	4	0	0	0	0	0	1											
Vic Roznovsky, L OBP: 0.333, SLG: 0.307			0-0 P5		0-0 F8				0-0 F5	4	0	1	0	0	0	0											
Eddie Watt, R OBP: 0.268, SLG: 0.447			0-0 F9		1-0 BB HBP		0-3 K		0-0 1B 3B	1	0	0	0	0	0	0											
Moe Drabowsky, R OBP: 0.375, SLG: 0.357										0	0	0	0	0	0	0											
Sam Sawyers, R OBP: 0.276, SLG: 0.158										0	0	0	0	0	0	0											
Wally Bunker, R OBP: 0.292, SLG: 0.293										0	0	0	0	0	0	0											
Woody Field, R OBP: 0.292, SLG: 0.293										0	0	0	0	0	0	0											
Gene Brabender, R OBP: 0.292, SLG: 0.293										0	0	0	0	0	0	0											
Eddie Fisher, R OBP: 0.292, SLG: 0.293										0	0	0	0	0	0	0											
Paul Blair, R OBP: 0.292, SLG: 0.381										1	1	1	0	0	0	0											
<b>Inning Stats</b>	R: 0 E: 1 K: 1 S: 6	H: 1 LOB: 1 BB: 0 P: 6	R: 0 E: 0 K: 0 S: 3	H: 0 LOB: 0 BB: 0 P: 3	R: 0 E: 1 K: 0 S: 4	H: 0 LOB: 1 BB: 0 P: 4	R: 1 E: 0 K: 0 S: 4	H: 1 LOB: 1 BB: 1 P: 8	R: 0 E: 0 K: 1 S: 5	H: 0 LOB: 2 BB: 1 P: 10	R: 0 E: 0 K: 0 S: 3	H: 0 LOB: 0 BB: 0 P: 3	R: 0 E: 0 K: 1 S: 6	H: 1 LOB: 1 BB: 0 P: 6	R: 2 E: 0 K: 0 S: 5	H: 2 LOB: 0 BB: 0 P: 5	R: 1 E: 0 K: 0 S: 5	H: 2 LOB: 1 BB: 0 P: 5	1B: 4 2B: 0 3B: 1 HR: 2	SF: 0 SAC: 0 DP: 0 HBP: 1	WP: 0 PB: 0 SB: 0 CS: 0	PA: 38					
<b>PITCHER</b>	IP	WLS	BF	H	R	ER	SO	BB	IBB	HBP	BLK	WP	HR	S	P	ERA	WHIP										
Sonny Siebert, R ERA: 3.13	7.0	W	30	5	3	3	3	2	0	1	0	0	2	33	42	3.86	1.000										
Luis Tiant, R ERA: 3.25	2.0	S	8	2	1	1	0	0	0	0	0	0	0	8	8	4.50	1.000										





Batter	1	2	3	4	5	6	7	8	9	10	11	AB	R	H	RBI	BB	SO	LOB	TOP	
Larry Brown, R OBP: 0.331, SLG: 0.333 (1, 6)	F5		6-3		K		FC2-6 1B			HBP 5-3		4	0	0	0	0	1	1		
Leon Wagner, L Vic Davallillo, L OBP: 0.361, SLG: 0.493 OBP: 0.297, SLG: 0.302 (1, 7) (9, 8)	E9 SF8 2B			F8	4-3			FC6-4 1B		5-3		4	1	2	0	0	0	0		
Chuck Hinton, R OBP: 0.328, SLG: 0.422 (1, 8) (9, 7)	SF8			4-3				FC6-4 1B		5-3		4	0	0	1	0	0	3		
Rocky Colavito, R OBP: 0.354, SLG: 0.477 (1, 9)	P4				3B BB			K BB		K		3	1	0	0	2	2	1		
Fred Whitfield, L OBP: 0.293, SLG: 0.463 (1, 3)		F9			WP 3B			K		K		5	1	1	1	0	3	1		
Joe Azcue, R OBP: 0.315, SLG: 0.380 (1, 2)		K			BB 1B			F3		5-3		5	0	2	0	0	1	0		
Max Alvis, R OBP: 0.298, SLG: 0.353 Jim Gentile, L OBP: 0.327, SLG: 0.407 Dick Howser, R OBP: 0.298, SLG: 0.353 (1, 5) (11, PH) (11, 4)		F8			FC5-4 BB		F5		K		4-3	3	0	0	0	1	1	2	AB 38	
Chico Salmon, R OBP: 0.289, SLG: 0.346 (1, 4) (11, 5)			5-3		FC5-4 2B			B3				4	0	1	0	0	0	2	R 3	
Gary Bell, R OBP: 0.274, SLG: 0.154 John O'Donoghue, R OBP: 0.196, SLG: 0.188 Dick Radatz, R OBP: 0.100, SLG: 0.100 Luis Tiant, R OBP: 0.077, SLG: 0.040 (1, 1) (4, 1) (8, 1) (9, 1)			6-3				FC1-5 FC2-6 2-3		K			1	0	0	0	0	0	0	H 6	
<b>Inning Stats</b>	R: 1 E: 1 K: 0 S: 4	H: 1 LOB: 0 BB: 0 P: 4	R: 0 E: 0 K: 1 S: 5	H: 0 LOB: 0 BB: 0 P: 5	R: 0 E: 0 K: 0 S: 3	H: 0 LOB: 0 BB: 0 P: 3	R: 2 E: 0 K: 0 S: 5	H: 2 LOB: 2 BB: 0 P: 13	R: 0 E: 0 K: 1 S: 5	H: 1 LOB: 2 BB: 0 P: 10	R: 0 E: 0 K: 2 S: 7	H: 0 LOB: 0 BB: 0 P: 7	R: 0 E: 0 K: 2 S: 7	H: 0 LOB: 1 BB: 0 P: 7	R: 0 E: 0 K: 1 S: 5	H: 0 LOB: 0 BB: 0 P: 5	1B: 3 2B: 2 3B: 1 HR: 0	SF: 1 SAC: 0 DP: 0 HBP: 1	WP: 1 PB: 0 SB: 0 CS: 0	PA: 43
<b>PITCHER</b>	IP 7.0	WLS 4.0	BF 13	H 0	R 0	ER 0	SO 6	BB 0	IBB 0	HBP 1	BLK 0	WP 0	HR 0	S 24	P 25	ERA 0.00	WHIP 0.000			

Cleveland Indians @ Baltimore Orioles  
Memorial Stadium, Baltimore, MD  
Thu Aug 25 1966, 7:05 PM EDT  
Att: 17,079 - Unknown

livebaseballscores.com  
AB 38  
R 3  
H 6  
RBI 2  
BB 3  
SO 9  
LOB 12



Batter	1	2	3	4	5	6	7	8	9	10	11	AB	R	H	RBI	BB	SO	LOB	BOTTOM			
Luis Aparicio, R OBP: 0.304, SLG: 0.379 (1, 6)	BB SF8 BB 1B		F8-6 1B		F8			F7		L7		5	1	2	0	0	0	0				
Russ Snyder, L OBP: 0.369, SLG: 0.428 (1, 7)	CS BB 1-2 BB		F8-6 1-2 2-3					WP 1B		F7		3	0	1	0	2	0	2				
Frank Robinson, R OBP: 0.403, SLG: 0.634 (1, 9)			FC5-4 1B		5-3			K		K		4	0	1	1	1	2	2				
Brooks Robinson, R OBP: 0.339, SLG: 0.484 (1, 5)	SF8		FC5-4 1B					5-3				3	1	0	1	1	0	2				
Curt Blefary, L OBP: 0.378, SLG: 0.471 (1, 3)	K							F7		HR		4	1	2	1	0	1	2				
Bob Johnson, R OBP: 0.286, SLG: 0.284 (1, 4)		6-3			K			6-3		FC1-6 1B		4	0	1	0	1	1	1				
Paul Blair, R OBP: 0.277, SLG: 0.377 (1, 8)		5-3			5-3			K		FC1-6 1B		5	0	1	1	0	1	2	AB 36			
Vic Roznovsky, L OBP: 0.329, SLG: 0.303 Larry Haney, R OBP: 0.190, SLG: 0.268 (1, 2) (4, PH) (5, 2)		3-1			1-3			K		F2		1	0	0	0	0	0	0	R 4			
Dave McNally, R OBP: 0.277, SLG: 0.311 Sam Bowers, R OBP: 0.277, SLG: 0.365 Stu Miller, R OBP: 0.133, SLG: 0.133 (1, 1) (7, PH) (8, 1)			F8-6 1B 2B		F5			5-3		F9		1	0	0	0	0	0	0	H 9			
<b>Inning Stats</b>	R: 1 E: 0 K: 1 S: 5	H: 1 LOB: 2 BB: 2 P: 13	R: 0 E: 0 K: 0 S: 3	H: 0 LOB: 0 BB: 0 P: 3	R: 1 E: 0 K: 0 S: 5	H: 3 LOB: 1 BB: 0 P: 5	R: 0 E: 0 K: 1 S: 6	H: 1 LOB: 1 BB: 0 P: 6	R: 0 E: 0 K: 0 S: 3	H: 0 LOB: 0 BB: 0 P: 3	R: 0 E: 0 K: 1 S: 6	H: 1 LOB: 1 BB: 0 P: 6	R: 1 E: 0 K: 0 S: 5	H: 2 LOB: 2 BB: 0 P: 5	R: 0 E: 0 K: 1 S: 5	H: 0 LOB: 0 BB: 0 P: 5	R: 1 E: 1 K: 0 S: 2	H: 1 LOB: 3 BB: 2 P: 10	1B: 6 2B: 4 3B: 0 HR: 1	SF: 1 SAC: 1 DP: 2 HBP: 0	WP: 1 PB: 0 SB: 0 CS: 0	PA: 43
<b>PITCHER</b>	IP 3.0	WLS 4.1	BF 16	H 2	R 0	ER 0	SO 3	BB 1	IBB 0	HBP 0	BLK 0	WP 0	HR 0	S 21	P 25	ERA 6.00	WHIP 2.000					

Cleveland Indians @ Baltimore Orioles  
Memorial Stadium, Baltimore, MD  
Thu Aug 25 1966, 7:05 PM EDT  
Att: 17,079 - Unknown

livebaseballscores.com  
AB 36  
R 4  
H 9  
RBI 4  
BB 5  
SO 6  
LOB 14





Batter	1	2	3	4	5	6	7	8	9	AB	R	H	RBI	BB	SO	LOB	TOP					
Larry Brown, R OBP: 0.329, SLG: 0.332 (1, 6)	0-0 6-3		0-0 5-3			0-0 1B		0-0 F8	0-0 F8	4	0	1	0	0	0	1	<b>Cleveland Indians @ Washington Senators</b> D.C. Stadium, Washington, DC Fri Aug 26 1966, 7:05 PM EDT Att: 5,255 - Unknown <a href="http://livebaseballscorecards.com">livebaseballscorecards.com</a>					
Leon Wagner, L OBP: 0.346, SLG: 0.488 (1, 7)	0-3 K			0-0 F9		0-0 4-3		0-0 G3	0-0 G3	4	0	0	0	0	1	1						
Chuck Hinton, R OBP: 0.328, SLG: 0.419 (1, 8)	0-3 K			0-0 6-3			0-0 F9		0-0 1B	4	0	1	0	0	1	0						
Rocky Colavito, R OBP: 0.353, SLG: 0.475 (1, 9)		0-0 G1-6-3 1B		0-0 F8			0-0 F8		0-0 F7	4	0	1	0	0	0	1						
Fred Whitfield, L OBP: 0.291, SLG: 0.460 (1, 3)		0-0 G1-6-3 1-2			0-0 F9		0-0 F2			3	0	0	0	0	0	1						
Joe Azcue, R OBP: 0.312, SLG: 0.375 (1, 2)		0-0 F9			0-0 5-3			0-0 F9		3	0	0	0	0	0	0						
Max Alvis, R OBP: 0.298, SLG: 0.355 (1, 5)			0-0 2B		0-0 F7			0-0 5-3		3	0	1	0	0	0	0						
Chico Salmon, R OBP: 0.290, SLG: 0.346 (1, 4)			0-3 K		0-0 5-3			0-0 FC6-4 1B		3	0	1	0	0	1	1						
Steve Hargan, R OBP: 0.167, SLG: 0.125 (1, 1)			0-0 L5		0-0 4-3			0-0 FC6-4 1-2		3	0	0	0	0	0	2						
<b>Inning Stats</b>	R: 0 E: 0 K: 2 S: 7	H: 0 LOB: 0 BB: 0 P: 7	R: 0 E: 0 K: 0 S: 3	H: 1 LOB: 0 BB: 0 P: 3	R: 0 E: 0 K: 1 S: 6	H: 1 LOB: 1 BB: 0 P: 6	R: 0 E: 0 K: 0 S: 3	H: 0 LOB: 0 BB: 0 P: 3	R: 0 E: 0 K: 0 S: 3	H: 0 LOB: 0 BB: 0 P: 3	R: 0 E: 0 K: 0 S: 4	H: 1 LOB: 1 BB: 0 P: 4	R: 0 E: 0 K: 0 S: 3	H: 0 LOB: 0 BB: 0 P: 3	R: 0 E: 0 K: 0 S: 4	H: 1 LOB: 1 BB: 0 P: 4	R: 0 E: 0 K: 0 S: 4	H: 1 LOB: 1 BB: 0 P: 4	1B: 4 2B: 1 3B: 0 HR: 0	SF: 0 SAC: 0 DP: 1 HBP: 0	WP: 0 PB: 0 SB: 0 CS: 0	PA: 31
<b>PITCHER</b> Mike McCormick, L ERA: 3.6 (1, 1)	IP: 9.0 WLS: W BF: 31 H: 5 R: 0 ER: 0 SO: 3 BB: 0 IBB: 0 HBP: 0 BLK: 0 WP: 0 HR: 0 S: 37 P: 37 ERA: 0.00 WHIP: 0.556																					

Batter	1	2	3	4	5	6	7	8	9	AB	R	H	RBI	BB	SO	LOB	BOTTOM					
Ed Brinkman, R OBP: 0.278, SLG: 0.349 (1, 6)	0-3 K		0-0 6-3 1B		0-0 1-3		0-0 1-3			4	0	1	0	0	1	1	<b>Cleveland Indians @ Washington Senators</b> D.C. Stadium, Washington, DC Fri Aug 26 1966, 7:05 PM EDT Att: 5,255 - Unknown <a href="http://livebaseballscorecards.com">livebaseballscorecards.com</a>					
Bob Saverine, S OBP: 0.307, SLG: 0.350 (1, 4)	0-0 BB 1B		0-3 K		0-0 L3		0-0 E4 2-3			4	0	1	0	0	1	2						
Jim King, L OBP: 0.337, SLG: 0.381 (1, 9)	4-0 1-2 BB		0-0 6-3 1-2		0-0 F5		0-3 K			3	0	0	0	1	1	3						
Fred Valentine, S OBP: 0.358, SLG: 0.464 (1, 8) (9, 7)	0-0 F8		4-0 BB		0-3 K			0-0 F4		3	0	0	0	1	1	2						
Frank Howard, R OBP: 0.340, SLG: 0.449 Don Lock, R OBP: 0.344, SLG: 0.415 (8, PR) (9, 8)	0-0 6-3		0-3 K		0-0 F7			0-0 L6-3 1B		4	0	1	0	0	1	4						
Ken McMullen, R OBP: 0.292, SLG: 0.365 (1, 5)		0-0 F9		0-0 4-3		0-0 FC6-4 1B		0-0 L6-3 1-2		4	0	1	0	0	0	1						
Ken Harrelson, R OBP: 0.317, SLG: 0.359 (1, 3)		4-0 BB		4-0 FC5-4 BB		0-0 FC6-4 1-2		0-0 L6		2	0	0	0	2	0	1						
Paul Casanova, R OBP: 0.280, SLG: 0.431 (1, 2)		0-0 F4		0-0 FC5-4 1-2			0-0 E SH3-4 1B		0-0 PB 1B	4	1	2	0	0	0	2						
Mike McCormick, L OBP: 0.263, SLG: 0.333 (1, 1)		0-0 4-3		0-3 K		0-0 SH3-4 1-2		0-0 1B		3	0	1	1	0	1	2						
<b>Inning Stats</b>	R: 0 E: 0 K: 1 S: 6	H: 1 LOB: 2 BB: 1 P: 10	R: 0 E: 0 K: 0 S: 3	H: 0 LOB: 1 BB: 1 P: 7	R: 0 E: 0 K: 2 S: 8	H: 1 LOB: 2 BB: 1 P: 12	R: 0 E: 0 K: 1 S: 5	H: 0 LOB: 0 BB: 1 P: 9	R: 0 E: 0 K: 0 S: 3	H: 0 LOB: 0 BB: 0 P: 3	R: 0 E: 1 K: 1 S: 7	H: 1 LOB: 2 BB: 0 P: 7	R: 0 E: 0 K: 0 S: 3	H: 1 LOB: 1 BB: 0 P: 3	R: 0 E: 0 K: 0 S: 3	H: 1 LOB: 1 BB: 0 P: 3	R: 1 E: 0 K: 0 S: 3	H: 2 LOB: 1 BB: 0 P: 3	1B: 7 2B: 1 3B: 0 HR: 0	SF: 0 SAC: 1 DP: 1 HBP: 0	WP: 0 PB: 1 SB: 0 CS: 0	PA: 36
<b>PITCHER</b> Steve Hargan, R ERA: 2.5 (1, 1)	IP: 8.1 WLS: L BF: 36 H: 7 R: 1 ER: 0 SO: 6 BB: 4 IBB: 0 HBP: 0 BLK: 0 WP: 0 HR: 0 S: 44 P: 60 ERA: 0.00 WHIP: 1.320																					



Batter	1	2	3	4	5	6	7	8	9	AB	R	H	RBI	BB	SO	LOB	TOP					
Larry Brown, R OBP: 0.324, SLG: 0.326 (1, 6)	F6		F7			K		6-3		4	0	0	0	0	1	0						
Leon Wagner, L OBP: 0.345, SLG: 0.483 Luis Tiant, R OBP: 0.077, SLG: 0.040 (1, 7) (8, 1)	4-3			F8		F8		F9		4	0	0	0	0	0	0						
Chuck Hinton, R OBP: 0.332, SLG: 0.422 (1, 8) (8, 7)	BB			CS 1B		1B			K	3	0	2	0	1	1	0						
Rocky Colavito, R OBP: 0.350, SLG: 0.471 (1, 9)	F9			F8		F8		F4		4	0	0	0	0	0	3						
Fred Whitfield, L OBP: 0.292, SLG: 0.459 Jim Gentile, L OBP: 0.324, SLG: 0.402 (1, 3) (5, PR) (5, 3)		K				1-6-3 HBP		K		1	0	0	0	0	1	0						
Max Alvis, R OBP: 0.296, SLG: 0.353 (1, 5)	K					1-6-3		F3		3	0	0	0	0	1	1						
Chico Salmon, R OBP: 0.287, SLG: 0.343 (1, 4)						F7		5-3		3	0	0	0	0	1	2						
Del Crandall, R OBP: 0.342, SLG: 0.398 Vic Davallilo, L OBP: 0.300, SLG: 0.317 (1, 2) (8, PH) (8, 8)			6-3						HR	1	0	0	0	1	0	0						
Sam McDowell, L OBP: 0.182, SLG: 0.186 Dick Radatz, R OBP: 0.100, SLG: 0.100 Duke Sims, L OBP: 0.347, SLG: 0.466 (1, 1) (7, 1) (8, PH) (8, 2)			K			K		K		2	0	0	0	0	2	2						
										0	0	0	0	0	0	0						
										1	0	0	0	0	1	0						
<b>Inning Stats</b>	R: 0 E: 0 K: 0 S: 3	H: 0 LOB: 1 BB: 1 P: 7	R: 0 E: 0 K: 3 S: 9	H: 0 LOB: 0 BB: 0 P: 9	R: 0 E: 0 K: 1 S: 5	H: 0 LOB: 0 BB: 0 P: 5	R: 0 E: 0 K: 0 S: 3	H: 1 LOB: 0 BB: 0 P: 3	R: 0 E: 0 K: 1 S: 5	H: 0 LOB: 2 BB: 1 P: 10	R: 0 E: 0 K: 1 S: 6	H: 1 LOB: 1 BB: 0 P: 6	R: 0 E: 0 K: 1 S: 5	H: 0 LOB: 0 BB: 0 P: 5	R: 1 E: 0 K: 1 S: 6	H: 1 LOB: 0 BB: 0 P: 6	R: 0 E: 0 K: 2 S: 7	H: 0 LOB: 0 BB: 0 P: 7	1B: 2 2B: 0 3B: 0 HR: 1	SF: 0 SAC: 0 DP: 0 HBP: 1	WP: 0 PB: 0 CS: 1	PA: 32
<b>PITCHER</b> Phil Ortega, R ERA: 3.99 (1, 1)	IP: 9.0 WLS: W BF: 32 H: 3 R: 1 ER: 1 SO: 10 BB: 1 IBB: 1 HBP: 1 BLK: 0 WP: 0 HR: 1 S: 49 P: 58 ERA: 1.00 WHIP: 0.444											<b>PITCHER</b>	IP: 9.0 WLS: W BF: 32 H: 3 R: 1 ER: 1 SO: 10 BB: 1 IBB: 1 HBP: 1 BLK: 0 WP: 0 HR: 1 S: 49 P: 58 ERA: 1.00 WHIP: 0.444									

Cleveland Indians @ Washington Senators  
D.C. Stadium, Washington, DC  
Sat Aug 27 1966, 3:33 AM EDT  
Att: 4,261 - Unknown

AB	29
R	1
H	3
RBI	1
BB	2
SO	10
LOB	8



Batter	1	2	3	4	5	6	7	8	9	AB	R	H	RBI	BB	SO	LOB	BOTTOM			
Ed Brinkman, R OBP: 0.278, SLG: 0.348 (1, 6)	F7			G4-3 1B		L6-3		F3		4	0	1	0	0	0	1				
Bob Saverine, S OBP: 0.306, SLG: 0.348 (1, 4)	K			F4		6-3		4-3 1B		4	0	1	0	0	1	1				
Ken McMullen, R OBP: 0.294, SLG: 0.365 (1, 5)	F7			G4-3				SH3-4 1B		3	1	1	0	1	0	1				
Fred Valentine, S OBP: 0.360, SLG: 0.467 (1, 9)		G6-4-3 BB				2B		4-3 1B		2	1	1	0	1	0	2				
Frank Howard, R OBP: 0.343, SLG: 0.452 Willie Kirkland, L OBP: 0.262, SLG: 0.338 (1, 7) (7, PR) (8, 7)		G6-4-3				WP E 2B		1B		2	1	1	1	1	0	1				
Don Lock, R OBP: 0.341, SLG: 0.410 (1, 8)	K					5-3		1B		4	0	0	0	0	3	6				
Ken Harrelson, R OBP: 0.317, SLG: 0.358 (1, 3)			K			E6 CS		1B		3	0	1	2	0	1	0				
Paul Casanova, R OBP: 0.281, SLG: 0.428 (1, 2)			F7			K		FC6-4 1B		2	0	0	0	1	1	1				
Phil Ortega, R OBP: 0.132, SLG: 0.043 (1, 1)			K					FC6-4		2	0	0	0	1	1	3				
<b>Inning Stats</b>	R: 0 E: 0 K: 1 S: 5	H: 0 LOB: 0 BB: 0 P: 5	R: 0 E: 0 K: 1 S: 4	H: 0 LOB: 0 BB: 1 P: 8	R: 0 E: 0 K: 2 S: 7	H: 0 LOB: 0 BB: 0 P: 7	R: 0 E: 0 K: 0 S: 3	H: 1 LOB: 0 BB: 0 P: 3	R: 2 E: 1 K: 1 S: 7	H: 2 LOB: 0 BB: 0 P: 7	R: 0 E: 0 K: 0 S: 2	H: 0 LOB: 0 BB: 1 P: 6	R: 1 E: 0 K: 1 S: 6	H: 1 LOB: 3 BB: 3 P: 18	R: 0 E: 0 K: 1 S: 7	H: 2 LOB: 3 BB: 1 P: 11	1B: 4 2B: 3 3B: 0 HR: 0	SF: 0 SAC: 1 DP: 3 HBP: 0	WP: 1 PB: 0 CS: 1	PA: 33
<b>PITCHER</b> Sam McDowell, L ERA: 2.89 Dick Radatz, R ERA: 4.93 Luis Tiant, R ERA: 3.25 (1, 1) (7, 1) (8, 1)	IP: 6.2 WLS: L BF: 25 H: 4 R: 3 ER: 3 SO: 6 BB: 3 IBB: 1 HBP: 0 BLK: 0 WP: 1 HR: 0 S: 33 P: 49 ERA: 4.05 WHIP: 1.050											<b>PITCHER</b>	IP: 6.2 WLS: L BF: 25 H: 4 R: 3 ER: 3 SO: 6 BB: 3 IBB: 1 HBP: 0 BLK: 0 WP: 1 HR: 0 S: 33 P: 49 ERA: 4.05 WHIP: 1.050							

Cleveland Indians @ Washington Senators  
D.C. Stadium, Washington, DC  
Sat Aug 27 1966, 3:33 AM EDT  
Att: 4,261 - Unknown

AB	26
R	3
H	6
RBI	3
BB	6
SO	7
LOB	16









Batter	1	2	3	4	5	6	7	8	9	AB	R	H	RBI	BB	SO	LOB	TOP		
Dick Howser, R OBP: 0.303, SLG: 0.391 (1, 4)										4	0	1	0	0	0	1			
Leon Wagner, L OBP: 0.345, SLG: 0.484 (1, 7)										4	0	1	0	0	1	2			
Chuck Hinton, R OBP: 0.328, SLG: 0.413 (1, 8)										4	0	0	0	0	1	3			
Rocky Colavito, R OBP: 0.349, SLG: 0.464 (1, 9)										4	0	0	0	0	2				
Chico Salmon, R OBP: 0.285, SLG: 0.340 (1, 3)										3	0	0	0	0	0				
Joe Azcue, R OBP: 0.311, SLG: 0.372 (1, 2)										3	0	1	0	0	0				
Max Alvis, R OBP: 0.294, SLG: 0.350 (1, 5)										3	0	1	0	0	0	1			
Larry Brown, R OBP: 0.320, SLG: 0.321 (1, 6)										3	0	0	0	0	2				
Gary Bell, R OBP: 0.183, SLG: 0.164 (1, 1)										2	0	1	0	0	0				
Jim Landis, R OBP: 0.325, SLG: 0.347 (8, PH)										1	0	0	0	0	0				
John O'Donoghue, R OBP: 0.156, SLG: 0.188 (8, 1)										0	0	0	0	0	0				
<b>Inning Stats</b>	R: 0 E: 0 K: 0 S: 4	H: 1 LOB: 1 BB: 0 P: 4	R: 0 E: 0 K: 0 S: 3	H: 0 LOB: 0 BB: 0 P: 3	R: 0 E: 0 K: 0 S: 3	H: 0 LOB: 0 BB: 0 P: 3	R: 0 E: 0 K: 0 S: 4	H: 1 LOB: 1 BB: 0 P: 4	R: 0 E: 0 K: 1 S: 6	H: 1 LOB: 0 BB: 0 P: 6	R: 0 E: 0 K: 0 S: 3	H: 0 LOB: 0 BB: 0 P: 3	R: 0 E: 0 K: 0 S: 3	H: 1 LOB: 1 BB: 0 P: 3	R: 0 E: 0 K: 1 S: 6	H: 1 LOB: 1 BB: 0 P: 6	1B: 5 2B: 0 3B: 0 HR: 0	SF: 0 SAC: 0 DP: 1 HBP: 0	WP: 1 PA: 31
<b>PITCHER</b> Tommy John, L ERA: 2.22 (1, 1)	IP: 9.0 WLS: W BF: 31 H: 5 R: 0 ER: 0 SO: 2 BB: 0 IBB: 0 HBP: 0 BLK: 0 WP: 1 HR: 0 S: 35 P: 35 ERA: 0.00 WHIP: 0.556															<b>PITCHER</b> Tommy John, L ERA: 2.22 (1, 1)	IP: 9.0 WLS: W BF: 31 H: 5 R: 0 ER: 0 SO: 2 BB: 0 IBB: 0 HBP: 0 BLK: 0 WP: 1 HR: 0 S: 35 P: 35 ERA: 0.00 WHIP: 0.556		

Cleveland Indians @ Chicago White Sox  
Comiskey Park, Chicago, IL  
Mon Aug 29 1966, 8:05 PM EDT  
Att: 12,238 - Unknown

AB	31
R	0
H	5
RBI	0
BB	0
SO	2
LOB	11



Batter	1	2	3	4	5	6	7	8	9	AB	R	H	RBI	BB	SO	LOB	BOTTOM		
Wayne Causey, L OBP: 0.339, SLG: 0.304 (1, 4)										1	0	0	0	2	0	0			
Al Weis, S OBP: 0.214, SLG: 0.165 (6, PR)										1	1	0	0	0	0	1			
Don Buford, S OBP: 0.325, SLG: 0.353 (1, 5)										3	0	0	0	0	0	1			
Tommie Agee, R OBP: 0.313, SLG: 0.416 (1, 8)										4	1	1	2	0	1	1			
Pete Ward, L OBP: 0.276, SLG: 0.258 (1, 9)										3	0	0	0	0	2				
Floyd Robinson, L OBP: 0.332, SLG: 0.326 (7, 9)										1	0	0	0	0	1	0			
Tom McCraw, L OBP: 0.287, SLG: 0.328 (1, 3)										3	0	1	0	0	0				
Ken Berry, R OBP: 0.319, SLG: 0.401 (1, 7)										3	0	1	0	0	0	1			
Jerry Adair, R OBP: 0.304, SLG: 0.344 (1, 6)										3	0	1	0	0	0	1			
John Romano, R OBP: 0.353, SLG: 0.437 (1, 2)										2	0	0	0	1	0	2			
Tommy John, R OBP: 0.203, SLG: 0.286 (1, 1)										3	0	0	0	0	2	2			
<b>Inning Stats</b>	R: 0 E: 0 K: 0 S: 3	H: 0 LOB: 1 BB: 1 P: 7	R: 0 E: 0 K: 0 S: 4	H: 1 LOB: 1 BB: 0 P: 4	R: 0 E: 0 K: 1 S: 5	H: 0 LOB: 0 BB: 0 P: 5	R: 0 E: 0 K: 1 S: 5	H: 0 LOB: 0 BB: 0 P: 5	R: 0 E: 0 K: 1 S: 5	H: 0 LOB: 1 BB: 1 P: 7	R: 2 E: 0 K: 0 S: 5	H: 2 LOB: 1 BB: 1 P: 9	R: 0 E: 0 K: 1 S: 6	H: 1 LOB: 1 BB: 0 P: 6	R: 0 E: 0 K: 1 S: 5	H: 0 LOB: 0 BB: 0 P: 5	1B: 3 2B: 0 3B: 0 HR: 1	SF: 0 SAC: 1 DP: 0 HBP: 0	WP: 0 PA: 31
<b>PITCHER</b> Gary Bell, R ERA: 3.11 (1, 1)	IP: 7.0 WLS: L BF: 28 H: 4 R: 2 ER: 2 SO: 3 BB: 3 IBB: 0 HBP: 0 BLK: 0 WP: 0 HR: 1 S: 31 P: 43 ERA: 2.57 WHIP: 1.000															<b>PITCHER</b> John O'Donoghue, L ERA: 3.54 (8, 1)	IP: 1.0 WLS: L BF: 3 H: 0 R: 0 ER: 0 SO: 1 BB: 0 IBB: 0 HBP: 0 BLK: 0 WP: 0 HR: 0 S: 5 P: 5 ERA: 0.00 WHIP: 0.000		

Cleveland Indians @ Chicago White Sox  
Comiskey Park, Chicago, IL  
Mon Aug 29 1966, 8:05 PM EDT  
Att: 12,238 - Unknown

AB	27
R	2
H	4
RBI	2
BB	3
SO	4
LOB	11

















Batter	1	2	3	4	5	6	7	8	9	AB	R	H	RBI	BB	SO	LOB	TOP										
Dick McAuliffe, L (1, 6) OBP: 0.380, SLG: 0.516	F3		L6		F9		4-3			4	0	0	0	0	0	0	<b>Detroit Tigers @ Cleveland Indians</b> Cleveland Municipal Stadium, Cleveland, OH Fri Sep 02 1966, 7:05 PM EDT Unknown										
Jerry Lumpe, L (1, 4) OBP: 0.285, SLG: 0.306 Dick Tracewski, R (8, 4) OBP: 0.241, SLG: 0.208	K			F9	2B	F6		F4	4	0	1	0	0	1	0	0											
Norm Cash, L (1, 3) OBP: 0.350, SLG: 0.475				BB	BB	1B	HR	1B	3	1	2	0	1	0	0												
Gates Brown, L (1, 7) OBP: 0.333, SLG: 0.421 Mickey Stanley, R (8, 8) OBP: 0.321, SLG: 0.351	K			F9	2-3	HR	1B	G3	4	1	1	0	0	1	3	0											
Willie Horton, R (1, 9) OBP: 0.333, SLG: 0.506		K				HR		2B	4	2	3	0	2	2													
Jim Northrup, L (1, 8) OBP: 0.323, SLG: 0.469	F6			BB	BB	G3		K	3	0	0	0	1	1	1												
Don Wert, R (1, 5) OBP: 0.336, SLG: 0.351	K					F3		2B	4	0	1	1	0	2	3												
Bill Freehan, R (1, 2) OBP: 0.290, SLG: 0.353			K		F8		F7	F8	4	0	0	0	0	1	1												
Denny McLain, R (1, 1) OBP: 0.229, SLG: 0.205			K		K		5-3	K	4	0	0	0	0	3	1												
<b>Inning Stats</b>	R: 0 E: 0 K: 2 S: 8	H: 1 LOB: 1 BB: 0 P: 8	R: 0 E: 0 K: 2 S: 7	H: 0 LOB: 0 BB: 0 P: 7	R: 0 E: 0 K: 2 S: 7	H: 0 LOB: 3 BB: 2 P: 16	R: 0 E: 0 K: 1 S: 5	H: 0 LOB: 0 BB: 0 P: 5	R: 3 E: 0 K: 0 S: 6	H: 3 LOB: 0 BB: 0 P: 6	R: 0 E: 0 K: 0 S: 3	H: 0 LOB: 0 BB: 0 P: 3	R: 0 E: 0 K: 0 S: 3	H: 0 LOB: 0 BB: 0 P: 3	R: 1 E: 0 K: 2 S: 9	H: 2 LOB: 1 BB: 0 P: 9		1B: 4 2B: 2 3B: 0 HR: 1	SF: 0 SAC: 0 DP: 0 HBP: 0	WP: 0 PB: 0 SB: 0 CS: 0	PA: 36						
<b>PITCHER</b>	IP	WLS	BF	H	R	ER	SO	BB	IBB	HBP	BLK	WP	HR	S	P	ERA	WHIP										
Gary Bell, R (1, 1) ERA: 3.14	7.0	L	28	5	3	3	9	2	0	0	0	0	1	44	52	3.86	1.000										
Jack Kratlick, L (8, 1) ERA: 3.79	1.1		6	2	1	1	1	0	0	0	0	0	0	8	8	6.75	1.500										
Dick Radatz, R (9, 1) ERA: 4.84	0.2		2	0	0	0	1	0	0	0	0	0	0	4	4	0.00	0.000										

Batter	1	2	3	4	5	6	7	8	9	AB	R	H	RBI	BB	SO	LOB	BOTTOM										
Dick Howser, R (1, 4) OBP: 0.300, SLG: 0.363 Jim Gentile, L (9, PH) OBP: 0.323, SLG: 0.403 Chico Salmon, R (9, PR) OBP: 0.285, SLG: 0.340	L5		G4-6-3	BB	HBP	1B	BB	BB	FC4-6	1	0	0	0	3	0	0	<b>Detroit Tigers @ Cleveland Indians</b> Cleveland Municipal Stadium, Cleveland, OH Fri Sep 02 1966, 7:05 PM EDT Unknown										
Vic Davallilo, L (1, 8) OBP: 0.298, SLG: 0.313	4-3		F9		HBP	1B		FC4-6	5	0	1	0	0	0	3												
Leon Wagner, L (1, 7) OBP: 0.343, SLG: 0.472	3-1		G4-6-3	1-2	HBP	2-3	HBP	F8	3	0	0	0	1	0	2												
Rocky Colavito, R (1, 9) OBP: 0.346, SLG: 0.456		F5		5-3	F6		F7		4	0	0	0	0	0	5												
Fred Whitfield, L (1, 3) OBP: 0.295, SLG: 0.453		1B	BB	3-1		F7		K	3	0	0	0	1	1	0												
Duke Sims, L (1, 2) OBP: 0.335, SLG: 0.521		BB	1B	E6	FC5-4	F6		HR	4	1	2	1	0	0	0												
Max Alvis, R (1, 5) OBP: 0.297, SLG: 0.368		F7		FC5-4	1-2	HR		F8	4	1	1	1	0	0	3												
Larry Brown, R (1, 6) OBP: 0.325, SLG: 0.322		BB		6-3	4-3			F8	3	0	0	0	1	0	0												
Gary Bell, R (1, 1) OBP: 0.178, SLG: 0.159 Jim Landis, R (7, PH) OBP: 0.323, SLG: 0.345 Jack Kratlick, L (8, 1) OBP: 0.083, SLG: 0.083 Dick Radatz, R (9, 1) OBP: 0.100, SLG: 0.100 Chuck Hinton, R (9, PH) OBP: 0.326, SLG: 0.410	K			F6		F7		K	2	0	0	0	0	1	3	0											
<b>Inning Stats</b>	R: 0 E: 0 K: 0 S: 3	H: 0 LOB: 0 BB: 0 P: 3	R: 0 E: 0 K: 1 S: 6	H: 1 LOB: 3 BB: 2 P: 14	R: 0 E: 0 K: 0 S: 2	H: 0 LOB: 0 BB: 1 P: 6	R: 0 E: 1 K: 0 S: 4	H: 0 LOB: 1 BB: 0 P: 4	R: 0 E: 0 K: 0 S: 4	H: 1 LOB: 3 BB: 1 P: 9	R: 1 E: 0 K: 0 S: 4	H: 1 LOB: 0 BB: 0 P: 4	R: 0 E: 0 K: 0 S: 3	H: 0 LOB: 2 BB: 2 P: 11	R: 1 E: 0 K: 1 S: 6	H: 1 LOB: 1 BB: 0 P: 6		R: 0 E: 0 K: 1 S: 5	H: 0 LOB: 1 BB: 1 P: 9	1B: 2 2B: 0 3B: 0 HR: 2	SF: 0 SAC: 0 DP: 1 HBP: 1	WP: 0 PB: 0 SB: 0 CS: 0	PA: 39				
<b>PITCHER</b>	IP	WLS	BF	H	R	ER	SO	BB	IBB	HBP	BLK	WP	HR	S	P	ERA	WHIP										
Denny McLain, R (1, 1) ERA: 3.71	9.0	W	39	4	2	2	3	7	0	1	0	0	2	37	66	2.00	1.222										





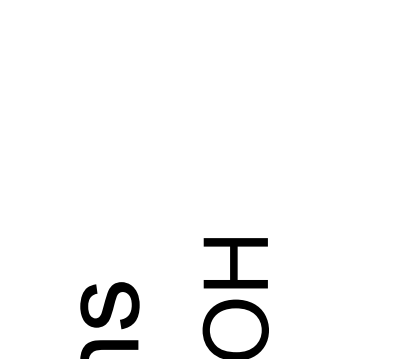


Batter	1	2	3	4	5	6	7	8	9	AB	R	H	RBI	BB	SO	LOB	TOP		
Dick McAuliffe, L (1,6) OBP: 0.381, SLG: 0.523	F5	HR		K		1B		F5		5	1	2	1	0	1	4	<b>Detroit Tigers @ Cleveland Indians</b> Cleveland Municipal Stadium, Cleveland, OH Sat Sep 03 1966, 7:05 PM EDT Att: 5,829 - Unknown		
Jerry Lumpe, L (1,4) OBP: 0.286, SLG: 0.302 Dick Tracewski, R (7,4) OBP: 0.236, SLG: 0.204	4-3	K		F3		F8		K		4	0	0	0	0	1	2			
Norm Cash, L (1,3) OBP: 0.349, SLG: 0.472	BB 1B	G3		4-3			2-3	WP 1B		5	1	2	2	0	0	1			
Al Kaline, R (1,8) OBP: 0.392, SLG: 0.547 Mickey Stanley, R (8, PR) OBP: 0.326, SLG: 0.376	1B BB			L9		L6-3		BB BB		2	0	0	0	3	0	0			
Jim Northrup, L (1,9) OBP: 0.325, SLG: 0.472	FC6-4 1B			2B 1B		1B L5 2B		F8 1-3		5	1	3	1	0	0	3			
Willie Horton, R (1,7) OBP: 0.333, SLG: 0.503	FC6-4 1B			K		1B		F9		5	0	1	0	0	2	4			
Don Wert, R (1,5) OBP: 0.340, SLG: 0.357		HR BB		2B		L5		BB 1B 1B		4	2	2	1	1	0	2			
Bill Freehan, R (1,2) OBP: 0.288, SLG: 0.352	F5			K		6-3		BB 1B 1B		5	1	1	0	0	2	2			
Earl Wilson, R (1,1) OBP: 0.326, SLG: 0.560	HR			1B		1-3		1B WP BB		3	2	2	2	1	0	0			
<b>Inning Stats</b>	R: 1 E: 0 K: 0 S: 5	H: 2 LOB: 2 BB: 1 P: 9	R: 3 E: 0 K: 1 S: 7	H: 2 LOB: 0 BB: 1 P: 11	R: 1 E: 0 K: 2 S: 9	H: 2 LOB: 1 BB: 0 P: 9	R: 0 E: 0 K: 1 S: 6	H: 1 LOB: 1 BB: 0 P: 6	R: 0 E: 0 K: 0 S: 4	H: 1 LOB: 1 BB: 0 P: 4	R: 0 E: 0 K: 0 S: 3	H: 0 LOB: 1 BB: 1 P: 7	R: 3 E: 0 K: 1 S: 8	H: 3 LOB: 2 BB: 2 P: 16	R: 0 E: 0 K: 2 S: 7	H: 0 LOB: 0 BB: 0 P: 7		1B: 9 2B: 3 3B: 0 HR: 2	SF: 0 SAC: 0 DP: 1 HBP: 0
<b>PITCHER</b>	IP WLS BF H R ER SO BB IBB HBP BLK WP HR S P ERA WHIP	IP WLS BF H R ER SO BB IBB HBP BLK WP HR S P ERA WHIP	Tom Kelley, R (1,1) ERA: 4.57	1.1 L 10 4 4 4 0 2 0 0 0 0 2 8 16 27.00 4.500	Bob Allen, L (2,1) ERA: 4.24	1.2 7 2 1 1 3 0 0 0 0 0 0 0 13 13 5.40 1.200	Jack Kralick, L (4,1) ERA: 3.97	4.0 18 6 2 2 1 1 0 0 0 0 0 0 19 23 4.50 1.750	Dick Radatz, R (8,1) ERA: 4.76	1.0 6 1 1 1 1 2 0 0 0 1 0 6 14 9.00 3.000	John O'Donoghue, L (9,1) ERA: 3.7	1.0 3 0 0 0 2 0 0 0 0 0 0 0 7 7 0.00 0.000	<b>PITCHER</b>	IP WLS BF H R ER SO BB IBB HBP BLK WP HR S P ERA WHIP	IP WLS BF H R ER SO BB IBB HBP BLK WP HR S P ERA WHIP	Tom Kelley, R (1,1) ERA: 3.23	9.0 W 35 6 1 1 6 0 0 1 1 1 46 47 1.00 0.667		

AB 39  
R 8  
H 13  
RBI 7  
BB 5  
SO 7  
LOB 21



AB 34  
R 1  
H 6  
RBI 1  
BB 0  
SO 6  
LOB 15





Batter	1	2	3	4	5	6	7	8	9	10	11	12	AB	R	H	RBI	BB	SO	LOB	TOP							
<b>Don Wert, R</b> OBP: 0.342, SLG: 0.357 (1.5)	4-0 FC5-4 1B SF8 BB	0-3 K		0-0 F7		0-0 1B		0-0 L8			0-0 1B 1B		5	1	2	0	1	1	5								
<b>Dick Tracewski, R</b> OBP: 0.248, SLG: 0.212 (1.4)	0-0 FC5-4 1B	0-0 F7			4-0 1B BB BB	0-3 K			0-0 F7		0-0 1B 1B		5	1	2	0	1	1	3								
<b>Bill Freeahan, R</b> OBP: 0.286, SLG: 0.348 (1.3) (12.2)	0-0 FC5-4 1-2 2-3		0-3 K		4-0 BB 1B BB	0-0 F8			0-0 F8		0-0 F8		5	0	0	0	1	1	5								
<b>Al Kaline, R</b> OBP: 0.389, SLG: 0.545 (1.9)	0-0 SF8		0-3 K		0-0 L7			0-0 L6-3		0-0 2B		0-0 F3		5	0	1	1	0	1	4							
<b>Willie Horton, R</b> OBP: 0.331, SLG: 0.506 (1.7)	0-3 K		0-3 K		0-0 F5			0-0 F2		0-0 F9		0-0 HR		6	1	1	1	0	2	4							
<b>Mickey Stanley, R</b> OBP: 0.329, SLG: 0.391 (1.8)		0-0 HR		0-0 F3		0-0 BB 1B		0-0 1-3		0-0 4-3		0-0 F7		6	1	2	1	0	0	0							
<b>Orlando McFarlane, R</b> OBP: 0.310, SLG: 0.436 (1.2) <b>Norm Cash, L</b> OBP: 0.349, SLG: 0.472 (12.3)		0-0 1B 1B		4-0 1B BB	4-0 1-2 2-3 BB			0-0 L9		0-0 5-3		0-0 5-3		4	0	1	1	2	0	0							
<b>Ray Oyler, R</b> OBP: 0.268, SLG: 0.252 (1.8)		0-3 K		0-3 K	0-3 K			4-0 BB		0-0 5-3		0-3 K		5	0	0	0	1	4	5							
<b>Hank Aquirre, R</b> OBP: 0.231, SLG: 0.091 (1.1) <b>Jake Wood, R</b> OBP: 0.337, SLG: 0.379 (8, PH) <b>Orlando Pena, R</b> OBP: 0.118, SLG: 0.118 (8.1)		0-0 1B		0-0 1-2 1B		0-0 1-3		0-3 K			0-3 K		3	0	2	0	0	0	0	0							
<b>Inning Stats</b>	R: 1 E: 0 K: 1 S: 6	H: 1 LOB: 1 BB: 1 P: 10	R: 0 E: 0 K: 2 S: 10	H: 3 LOB: 2 BB: 0 P: 10	R: 0 E: 0 K: 3 S: 9	H: 0 LOB: 0 BB: 0 P: 9	R: 0 E: 0 K: 1 S: 6	H: 1 LOB: 1 BB: 3 P: 10	R: 1 E: 0 K: 1 S: 6	H: 1 LOB: 3 BB: 3 P: 18	R: 0 E: 0 K: 0 S: 3	H: 0 LOB: 0 BB: 0 P: 3	R: 0 E: 0 K: 1 S: 5	H: 0 LOB: 1 BB: 1 P: 9	R: 0 E: 0 K: 0 S: 4	H: 1 LOB: 1 BB: 0 P: 4	R: 0 E: 0 K: 0 S: 3	H: 0 LOB: 0 BB: 0 P: 3	R: 0 E: 0 K: 1 S: 7	H: 2 LOB: 2 BB: 0 P: 7	R: 1 E: 0 K: 1 S: 6	H: 1 LOB: 0 BB: 0 P: 6	1B: 8 2B: 1 3B: 0 HR: 2	SF: 1 SAC: 0 DP: 0 HBP: 0	WP: 0 PB: 0 SB: 0 CS: 0	PA: 53	
<b>PITCHER</b> <b>Sam McDowell, L</b> ERA: 2.82 (1.1)	IP 12.0	WLS L	BF 53	H 11	R 4	ER 4	SO 12	BB 6	IBB 0	HBP 0	BLK 0	WP 0	HR 2	S 71	P 95	ERA 3.00	WHIP 1.417										

Detroit Tigers @ Cleveland Indians  
Cleveland Municipal Stadium, Cleveland, OH

Sun Sep 04 1966, 3:33 AM EDT  
Att. 6,845 - Unknown

AB 46  
R 4  
H 11  
RBI 4  
BB 6  
SO 12  
LOB 27



Batter	1	2	3	4	5	6	7	8	9	10	11	12	AB	R	H	RBI	BB	SO	LOB	BOTTOM							
<b>Larry Brown, R</b> OBP: 0.323, SLG: 0.318 (1.8)	0-0 4-3 E 2B		0-0 F6		4-0 BB			4-0 1B BB		0-0 4-3			3	1	1	0	2	0	0								
<b>Chuck Hinton, R</b> OBP: 0.324, SLG: 0.405 (1.8) <b>Vic Davalillo, L</b> OBP: 0.300, SLG: 0.313 (9.8)	0-0 4-3		0-0 F3		0-0 F8			0-0 F2		0-3 K			3	0	0	0	0	0	2								
<b>Leon Wagner, L</b> OBP: 0.345, SLG: 0.469 (1.7)	0-0 E1			0-0 HR 1B		0-0 G6-4-3 1B		0-0 1-2 1B		0-0 F4			5	1	3	1	0	0	0								
<b>Rocky Colavito, R</b> OBP: 0.337, SLG: 0.443 (1.9)	0-0 F2		0-0 L9		0-0 G6-4-3 1B		0-0 L9		0-0 F3				5	0	0	0	0	0	5								
<b>Fred Whitfield, L</b> OBP: 0.291, SLG: 0.450 (1.3)	0-0 L9		0-0 L9		0-0 2-3			0-3 K		0-3 K			5	0	0	0	0	2	2								
<b>Max Alvis, R</b> OBP: 0.301, SLG: 0.376 (1.5)		0-0 FC4-6 1B		0-0 HR		0-0 F4		0-0 F7		0-3 K2-3			5	1	2	2	0	1	0								
<b>Chico Salmon, R</b> OBP: 0.286, SLG: 0.340 (1.4)		0-0 FC4-6 1-2 G4-6-3 1B		0-0 HR		0-0 F8		0-0 1B		0-3 K			5	0	2	0	0	1	1								
<b>Del Crandall, R</b> OBP: 0.333, SLG: 0.379 (1.2) <b>Duke Sims, L</b> OBP: 0.350, SLG: 0.509 (10.2)		0-0 G4-6-3		0-0 2-4		0-0 F8		0-0 1-3		0-3 K			3	0	0	0	0	0	1								
<b>Sam McDowell, L</b> OBP: 0.176, SLG: 0.180 (1.1)			0-3 K		0-0 1-3			0-0 L9		0-3 K			4	0	0	0	0	2	0								
<b>Inning Stats</b>	R: 1 E: 1 K: 0 S: 5	H: 1 LOB: 1 BB: 0 P: 5	R: 0 E: 0 K: 0 S: 3	H: 1 LOB: 0 BB: 0 P: 3	R: 0 E: 0 K: 1 S: 5	H: 0 LOB: 0 BB: 0 P: 5	R: 2 E: 0 K: 0 S: 5	H: 3 LOB: 1 BB: 1 P: 6	R: 0 E: 0 K: 0 S: 3	H: 0 LOB: 0 BB: 0 P: 3	R: 0 E: 0 K: 0 S: 4	H: 1 LOB: 2 BB: 1 P: 8	R: 0 E: 0 K: 2 S: 7	H: 1 LOB: 1 BB: 0 P: 8	R: 0 E: 0 K: 2 S: 7	H: 0 LOB: 0 BB: 0 P: 7	R: 0 E: 0 K: 1 S: 5	H: 0 LOB: 0 BB: 0 P: 5	R: 0 E: 0 K: 3 S: 9	H: 0 LOB: 0 BB: 0 P: 9	1B: 6 2B: 1 3B: 0 HR: 1	SF: 0 SAC: 0 DP: 2 HBP: 0	WP: 0 PB: 0 SB: 0 CS: 0	PA: 44			
<b>PITCHER</b> <b>Hank Aquirre, L</b> ERA: 3.9 (1.1) <b>Orlando Pena, R</b> ERA: 2.72 (8.1)	IP 7.0	WLS L	BF 27	H 6	R 3	ER 3	SO 1	BB 1	IBB 0	HBP 0	BLK 0	WP 0	HR 1	S 27	P 31	ERA 3.86	WHIP 1.000										

Detroit Tigers @ Cleveland Indians  
Cleveland Municipal Stadium, Cleveland, OH

Sun Sep 04 1966, 3:33 AM EDT  
Att. 6,845 - Unknown

AB 42  
R 3  
H 8  
RBI 3  
BB 2  
SO 9  
LOB 13

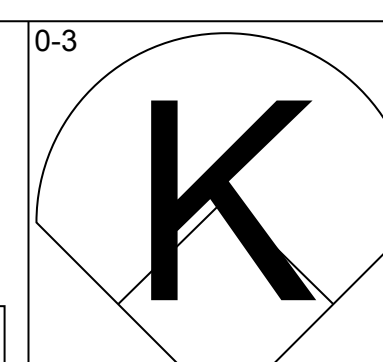
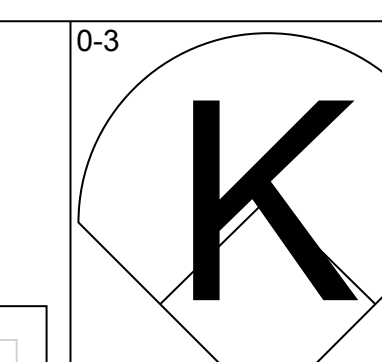
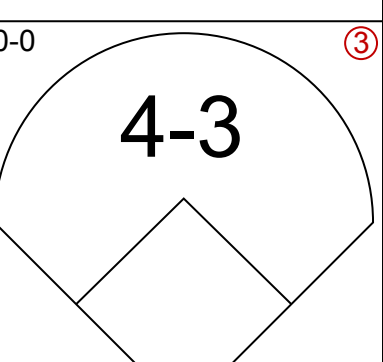
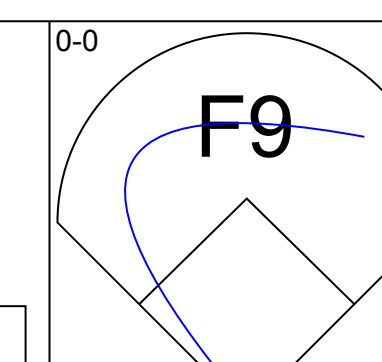
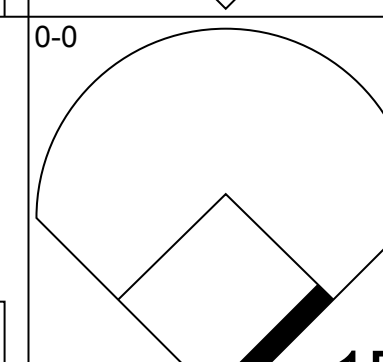
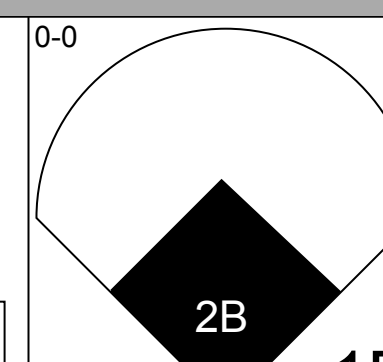
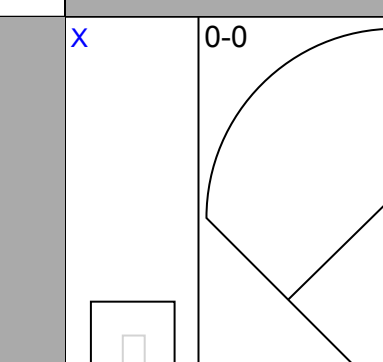
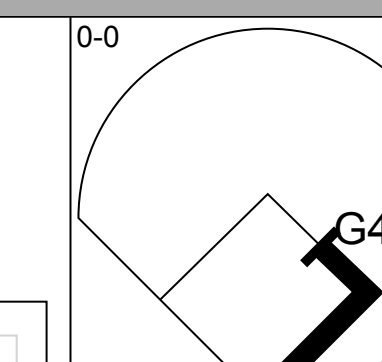
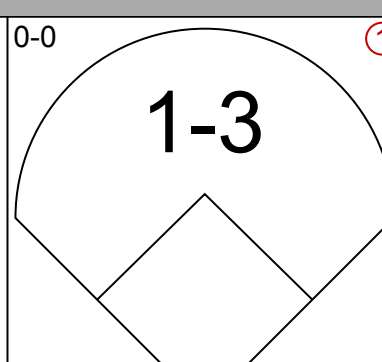
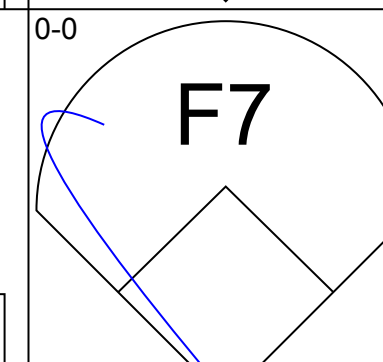
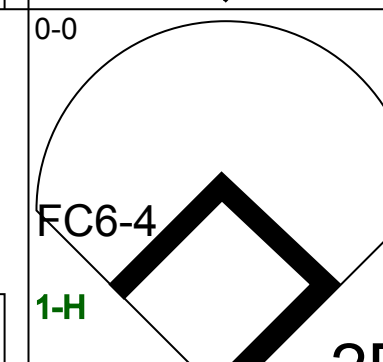
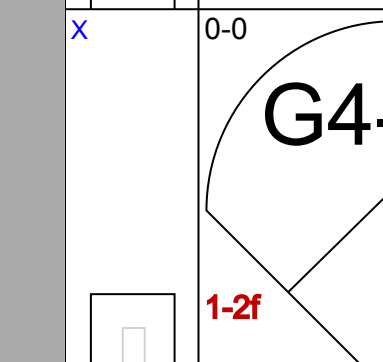
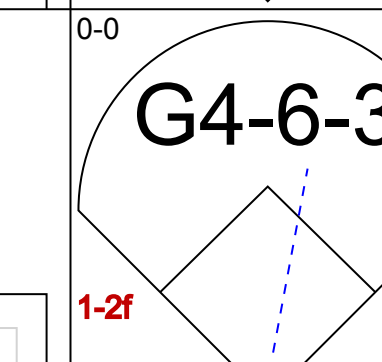
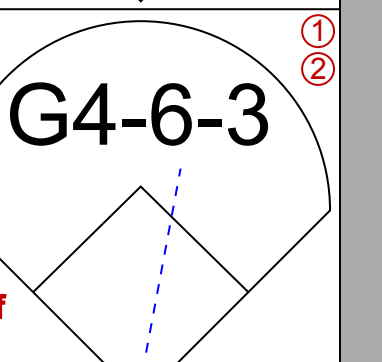
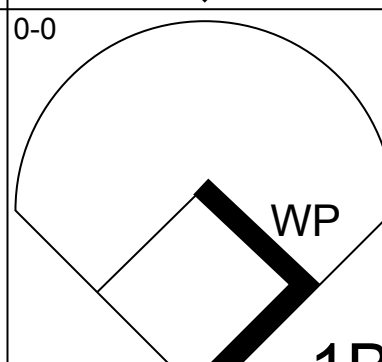
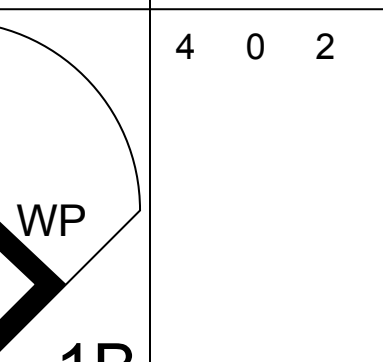
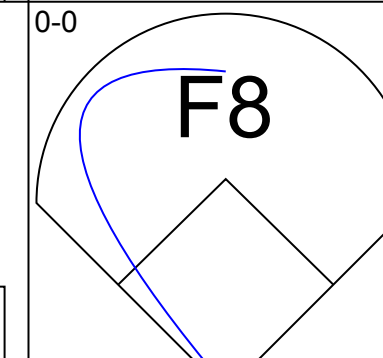
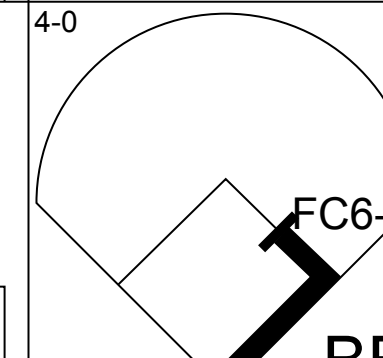
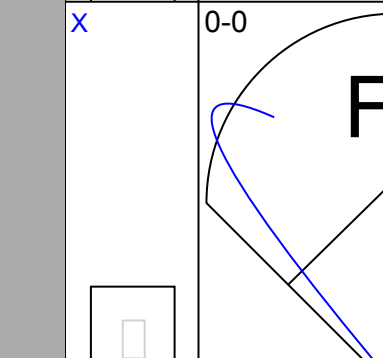
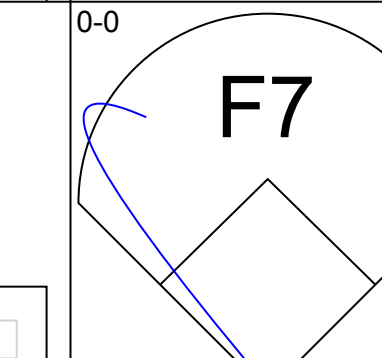
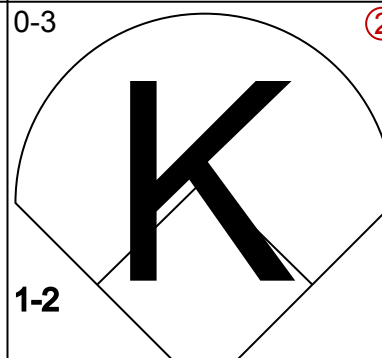
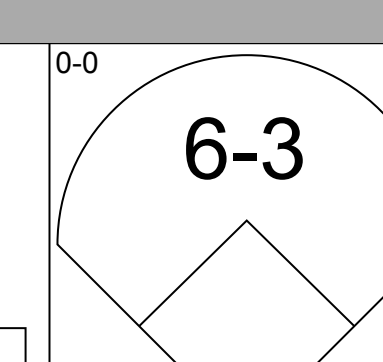
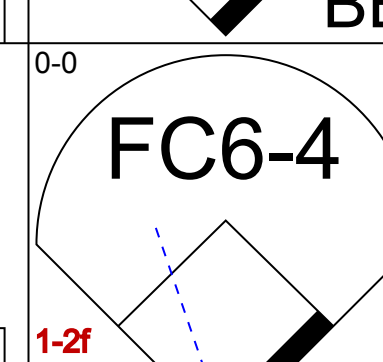
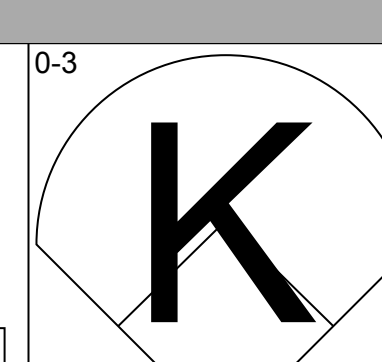
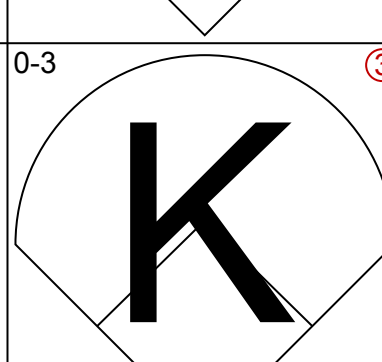
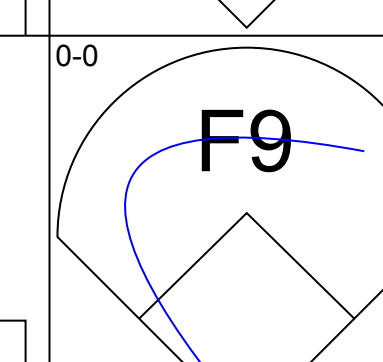
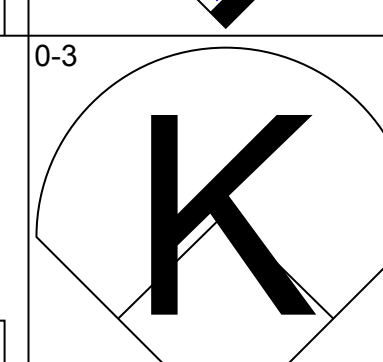
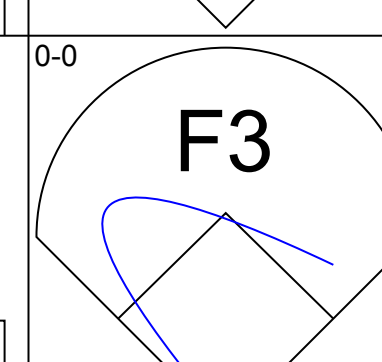
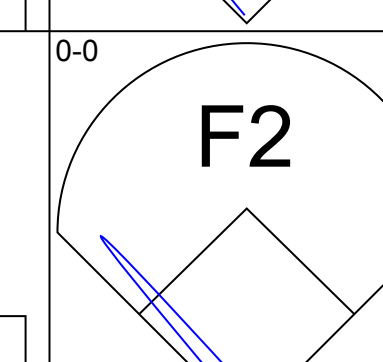
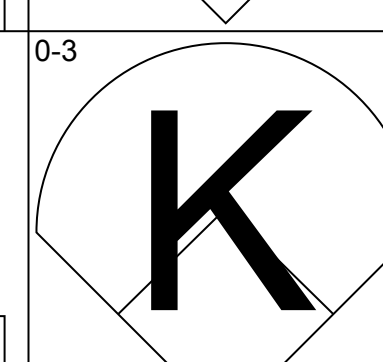
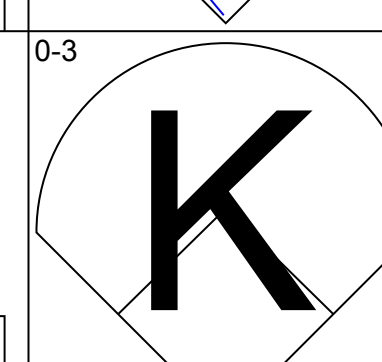
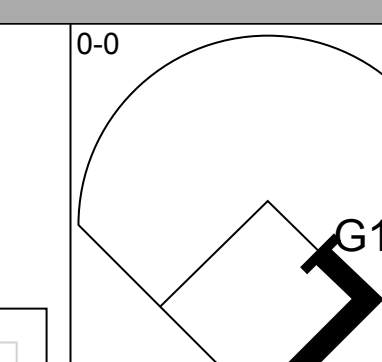
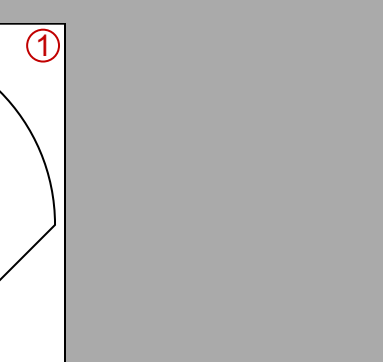
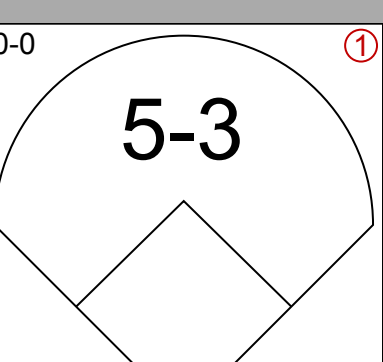
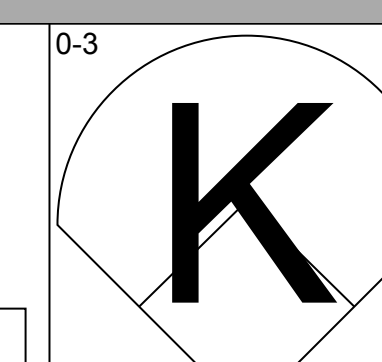
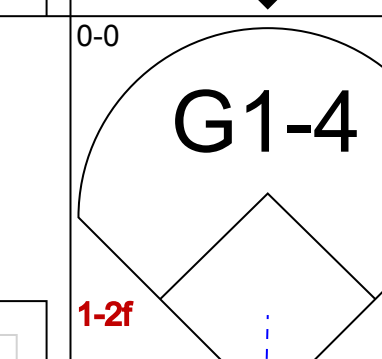
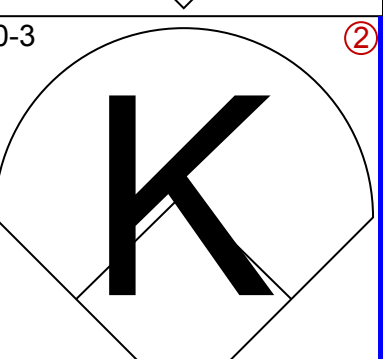
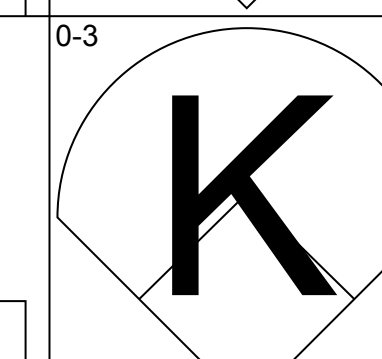


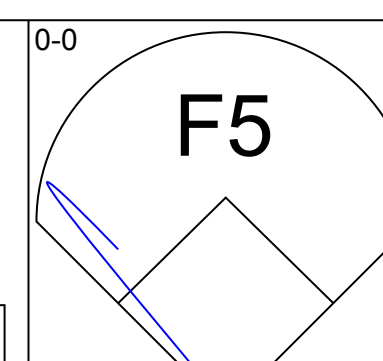
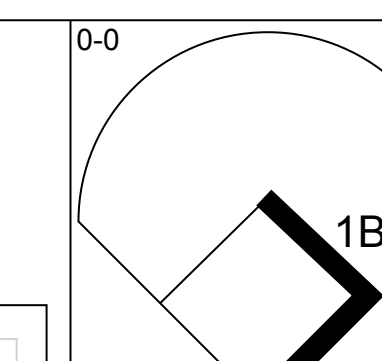
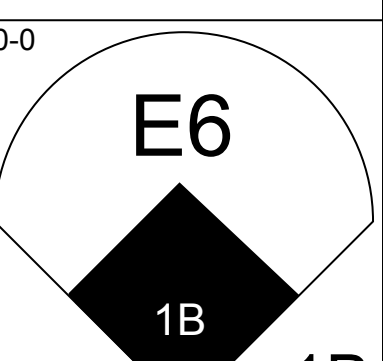
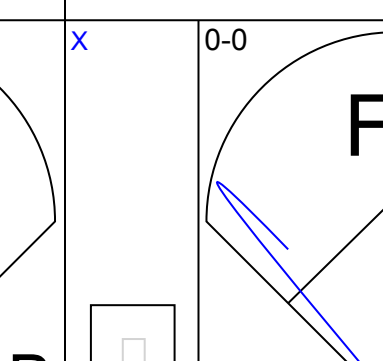
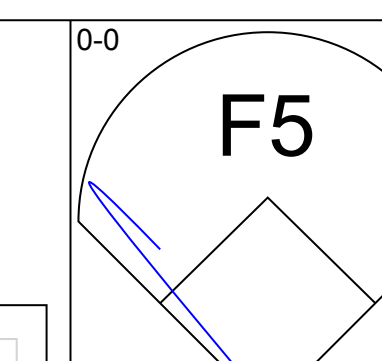
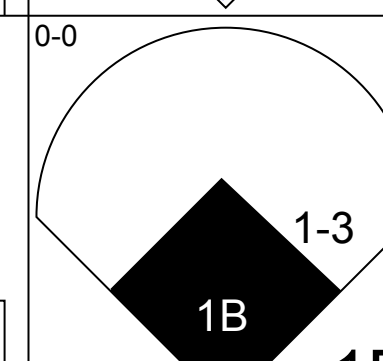
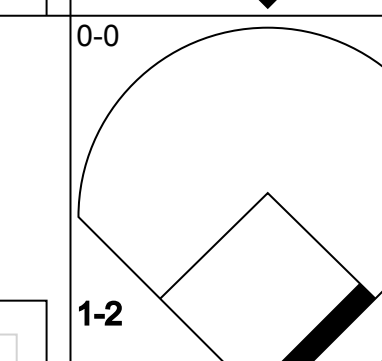
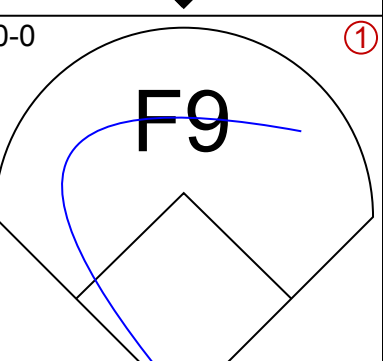
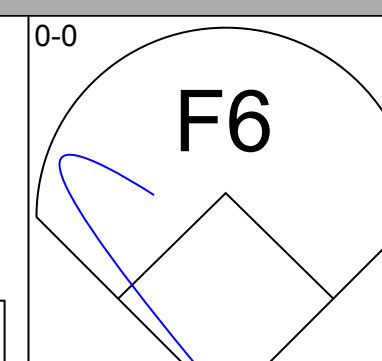
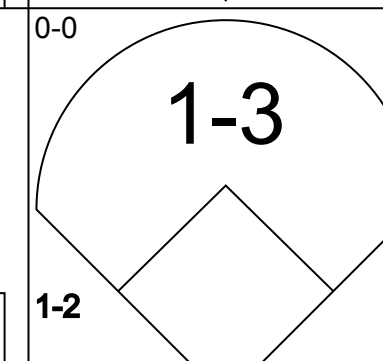
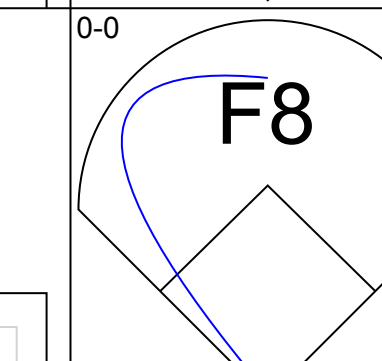
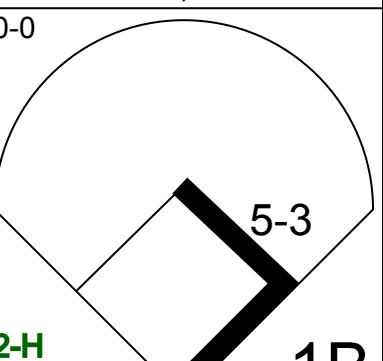

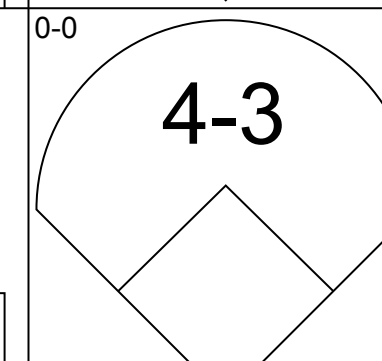
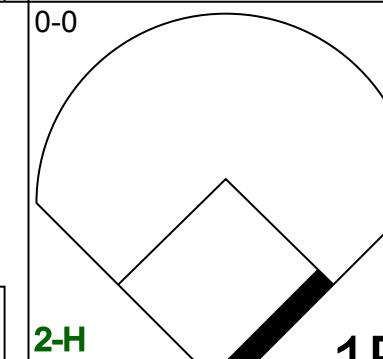
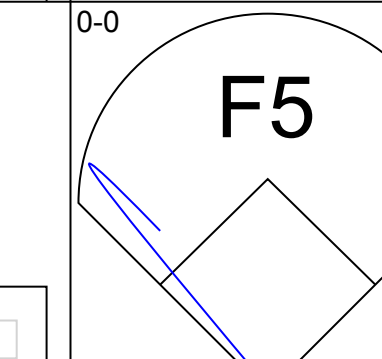
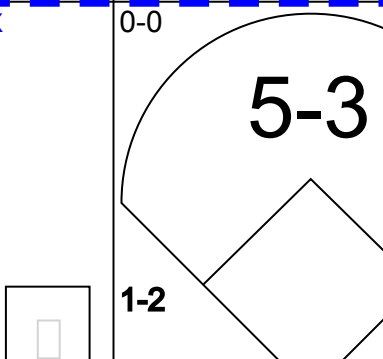
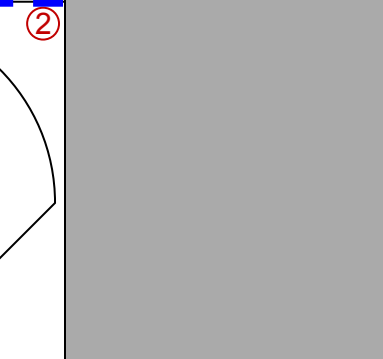
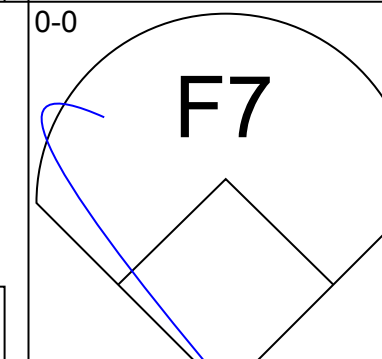
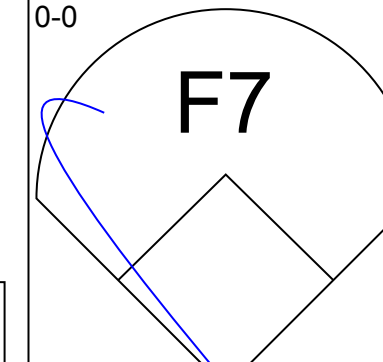
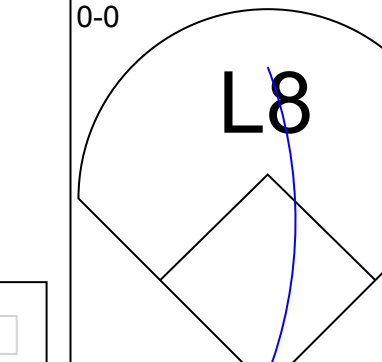
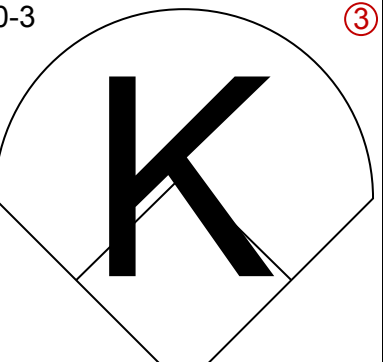




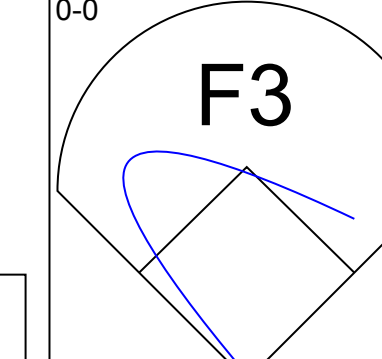
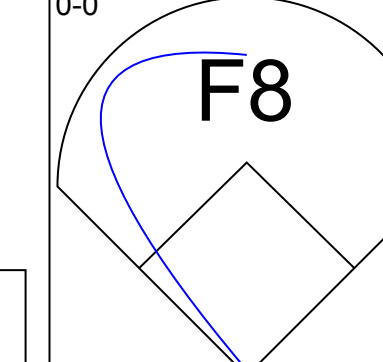
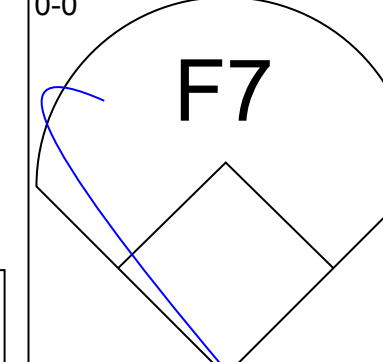
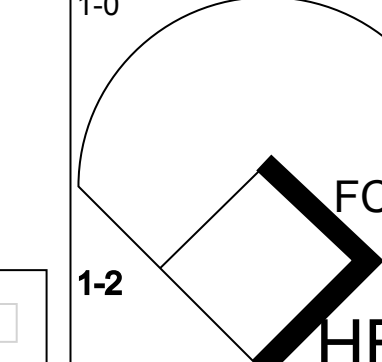
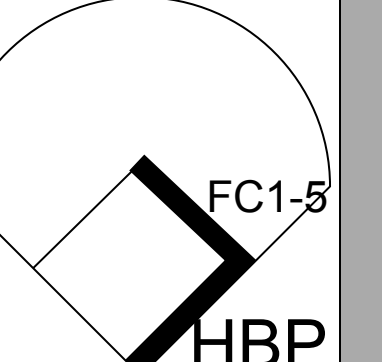
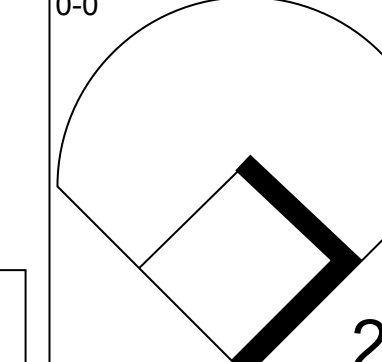
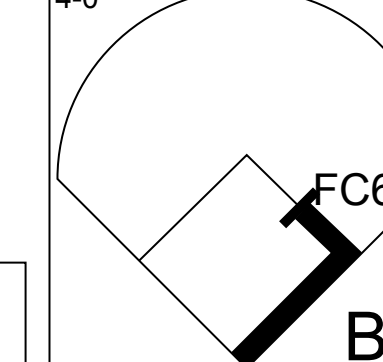
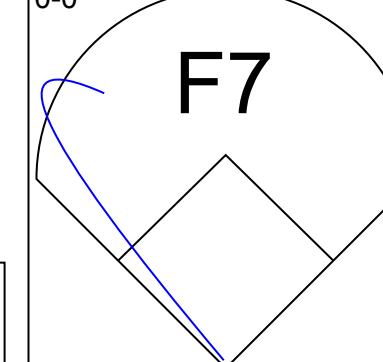
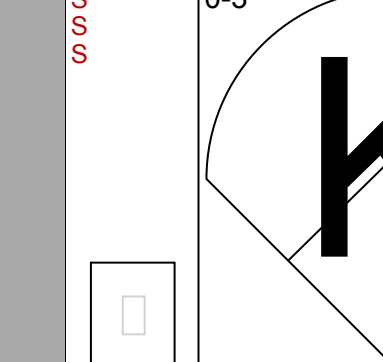
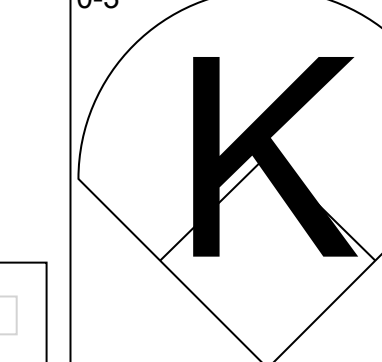
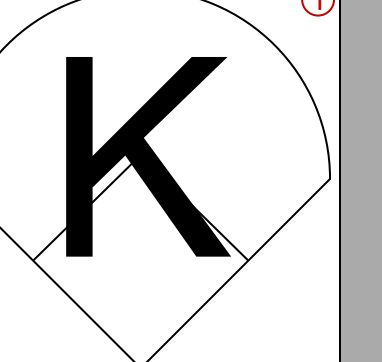
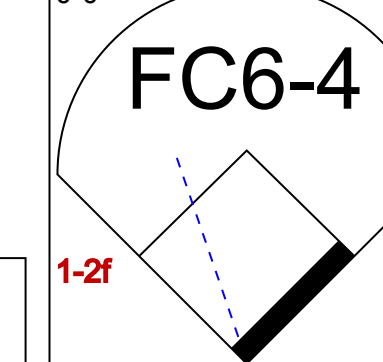
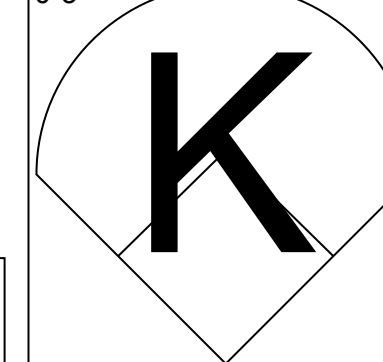
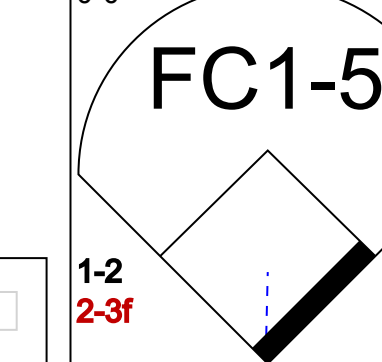
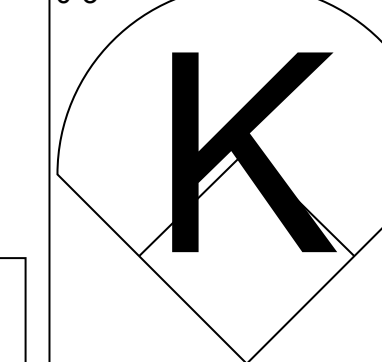
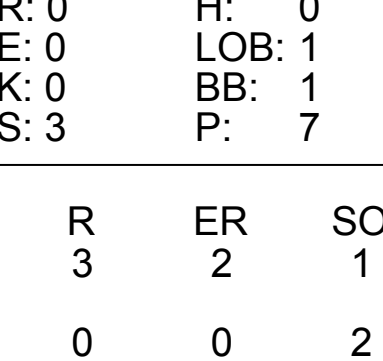
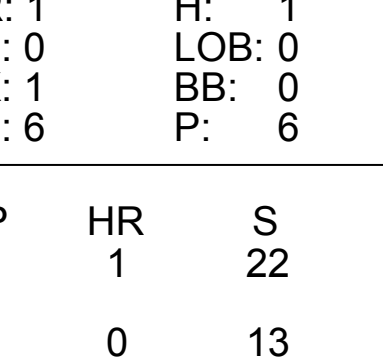
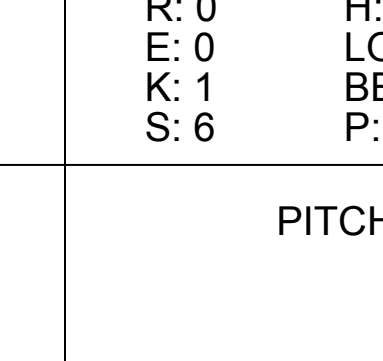
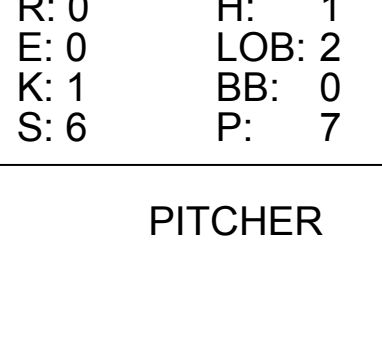
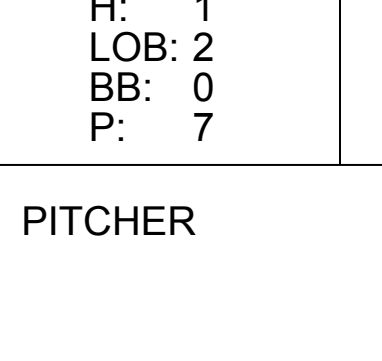
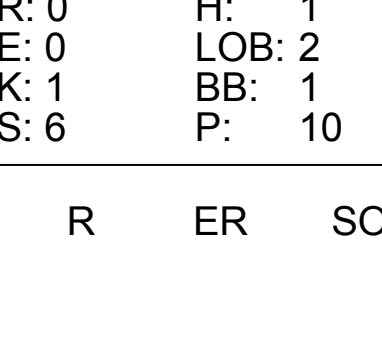


Batter	1	2	3	4	5	6	7	8	9	AB	R	H	RBI	BB	SO	LOB	TOP			
Rico Petrocelli, R OBP: 0.288, SLG: 0.383 (1, 6)	4-3		6-3				6-3		6-3	4	0	1	0	1	0	0	<b>Boston Red Sox @ Cleveland Indians</b> Cleveland Municipal Stadium, Cleveland, OH Mon Sep 05 1966, 3:33 AM EDT Unknown <a href="http://livebaseballscorecards.com">livebaseballscorecards.com</a>			
Joe Foy, R OBP: 0.365, SLG: 0.422 (1, 5)	1B 2B BB		1B HR				6-3		L9	4	2	1	0	1	0	3				
Carl Yastrzemski, L OBP: 0.356, SLG: 0.422 (1, 7)	2B 1-2 1B		F7				F5		F7	5	0	1	0	0	0	1				
Tony Conigliaro, R OBP: 0.344, SLG: 0.521 (1, 9)	1-3 2H 2B		HR				F9		5-3	4	1	2	3	0	0	0				
George Scott, R OBP: 0.333, SLG: 0.449 (1, 3)	G6-4-3 BB		HR				6-3		1B BB	2	2	1	1	2	0	0				
Don Demeter, R OBP: 0.286, SLG: 0.461 (1, 8)	G6-4-3 1-2		F8				K		K	4	0	0	0	0	2	4				
Dalton Jones, L OBP: 0.305, SLG: 0.374 George Smith, R OBP: 0.287, SLG: 0.350 (1, 4) (8, 4)			F5				K		1B 1B	4	0	1	0	0	2	0				
Mike Ryan, R OBP: 0.262, SLG: 0.276 (1, 2)			F8				F8		1B 1B	4	0	2	1	0	0	0				
Lee Stange, R OBP: 0.140, SLG: 0.098 (1, 1)			6-3				3-1		K	4	0	1	0	0	1	3				
<b>Inning Stats</b>	R: 1 E: 0 K: 0 S: 4	H: 2 LOB: 2 BB: 2 P: 12	R: 0 E: 0 K: 0 S: 3	H: 0 LOB: 0 BB: 0 P: 3	R: 3 E: 0 K: 0 S: 6	H: 3 LOB: 0 BB: 0 P: 6	R: 0 E: 0 K: 1 S: 7	H: 2 LOB: 0 BB: 0 P: 7	R: 0 E: 0 K: 2 S: 8	H: 1 LOB: 1 BB: 0 P: 8	R: 0 E: 0 K: 0 S: 2	H: 0 LOB: 0 BB: 1 P: 6	R: 1 E: 0 K: 2 S: 9	H: 2 LOB: 2 BB: 1 P: 13	R: 0 E: 0 K: 0 S: 3	H: 0 LOB: 0 BB: 0 P: 3		1B: 7 2B: 1 3B: 0 HR: 2	SF: 0 SAC: 0 DP: 1 HBP: 0	WP: 0 PB: 0 SB: 0 CS: 0
<b>PITCHER</b>	IP WLS BF H R ER SO BB IBB HBP BLK WP HR S P ERA WHIP	3.0 L 15 5 4 4 0 2 0 0 0 0 2 13 21 12.00 2.333	3.0 L 12 3 0 0 3 0 0 0 0 0 0 0 18 18 0.00 1.000	2.0 L 9 2 1 1 2 2 0 0 0 0 0 0 11 19 4.50 2.000	1.0 L 3 0 0 0 0 0 0 0 0 0 0 0 3 3 0.00 0.000	<b>PITCHER</b>										IP WLS BF H R ER SO BB IBB HBP BLK WP HR S P ERA WHIP				

Batter	1	2	3	4	5	6	7	8	9	AB	R	H	RBI	BB	SO	LOB	BOTTOM			
Chico Salmon, R OBP: 0.286, SLG: 0.339 (1, 4)	K			FC4-6 1B		G5-4-3			5-3	4	0	1	0	0	1	1	<b>Boston Red Sox @ Cleveland Indians</b> Cleveland Municipal Stadium, Cleveland, OH Mon Sep 05 1966, 3:33 AM EDT Unknown <a href="http://livebaseballscorecards.com">livebaseballscorecards.com</a>			
Vic Davalillo, L OBP: 0.296, SLG: 0.309 (1, 8)	4-3		FC4-6 1-2				6-3		F9	4	0	0	0	0	0	1				
Leon Wagner, L OBP: 0.345, SLG: 0.467 (1, 7)	F7		F9				1B FC1-6 1B		F8	4	1	1	0	0	0	1				
Fred Whitfield, L OBP: 0.291, SLG: 0.449 (1, 3)	4-3		F7				FC1-6 1B			3	0	1	0	0	0	1				
Duke Sims, L OBP: 0.358, SLG: 0.505 (1, 2)	L8			G6-4-3 1B			FC1-6 1-2 3H			3	0	1	1	0	0	1				
Rocky Colavito, R OBP: 0.335, SLG: 0.440 (1, 9)	4-3		G6-4-3				6-3			3	0	0	0	0	0	2				
Max Alvis, R OBP: 0.299, SLG: 0.374 (1, 5)			L6						F7	3	0	0	0	0	0	0				
Larry Brown, R OBP: 0.323, SLG: 0.316 (1, 6)			1-3			G5-4-3 BB			6-3	2	0	0	0	1	0	0				
Steve Hargan, R Jim Landis, R Tom Kelley, R Jose Vidal, R Luis Tiant, R Jim Gentile, L Bob Hefner, R (1, 1) (3, PH) (4, 1) (6, PH) (7, 1) (8, PH) (9, 1)			6-3			F9			3-1	0	0	0	0	0	0	0				
<b>Inning Stats</b>	R: 0 E: 0 K: 1 S: 5	H: 0 LOB: 0 BB: 0 P: 5	R: 0 E: 0 K: 0 S: 3	H: 0 LOB: 0 BB: 0 P: 3	R: 0 E: 0 K: 0 S: 3	H: 1 LOB: 1 BB: 0 P: 4	R: 0 E: 0 K: 0 S: 2	H: 0 LOB: 0 BB: 1 P: 6	R: 1 E: 0 K: 0 S: 5	H: 2 LOB: 1 BB: 0 P: 5	R: 0 E: 0 K: 0 S: 3	H: 0 LOB: 0 BB: 0 P: 3	R: 0 E: 0 K: 0 S: 3	H: 0 LOB: 0 BB: 0 P: 3	R: 0 E: 0 K: 0 S: 3	H: 0 LOB: 0 BB: 0 P: 3		1B: 4 2B: 0 3B: 0 HR: 0	SF: 0 SAC: 0 DP: 2 HBP: 0	WP: 0 PB: 0 SB: 0 CS: 0
<b>PITCHER</b>	IP WLS BF H R ER SO BB IBB HBP BLK WP HR S P ERA WHIP	9.0 W 30 4 1 1 1 1 0 0 0 0 0 31 35 1.00 0.556	<b>PITCHER</b>										IP WLS BF H R ER SO BB IBB HBP BLK WP HR S P ERA WHIP							



Batter	1	2	3	4	5	6	7	8	9	AB	R	H	RBI	BB	SO	LOB	TOP				
Jose Tartabull, L (1, 8) OBP: 0.286, SLG: 0.327										4	0	0	0	0	2	0	<b>Boston Red Sox @ Cleveland Indians</b> Cleveland Municipal Stadium, Cleveland, OH Mon Sep 05 1966, 3:38 AM EDT Att: 7,731 - Unknown				
Joe Foy, R (1, 5) OBP: 0.368, SLG: 0.425										4	1	3	0	0	0	0					
Carl Yastrzemski, L (1, 7) OBP: 0.397, SLG: 0.424										4	0	2	1	0	0	2					
Tony Conigliaro, R (1, 9) OBP: 0.344, SLG: 0.517										3	0	0	0	1	1	2					
George Scott, R (1, 3) OBP: 0.331, SLG: 0.445										4	0	0	0	0	2	3					
Dalton Jones, L (1, 4) OBP: 0.301, SLG: 0.369										3	0	0	0	0	1	2					
Rico Petrocelli, R (1, 6) OBP: 0.287, SLG: 0.380										3	0	0	0	0	2	2					
Bob Tillman, R (1, 2) OBP: 0.300, SLG: 0.337										3	0	1	0	0	1	0					
Dennis Bennett, L (1, 1) OBP: 0.150, SLG: 0.263										2	0	0	0	0	1	1					
Dan Osinski, R (5, 1) OBP: 0.500, SLG: 0.500										0	0	0	0	0	0	0					
Lenny Green, L (6, PH) OBP: 0.333, SLG: 0.320										1	0	0	0	0	1	0					
Don McMahon, R (8, 1) OBP: 0.143, SLG: 0.154										0	0	0	0	0	0	0					
<b>Inning Stats</b>	R: 0 E: 0 K: 1 S: 6	H: 1 LOB: 1 BB: 0 P: 6	R: 0 E: 0 K: 0 S: 3	H: 0 LOB: 0 BB: 0 P: 3	R: 0 E: 0 K: 1 S: 5	H: 1 LOB: 0 BB: 0 P: 5	R: 1 E: 0 K: 2 S: 9	H: 2 LOB: 2 BB: 1 P: 13	R: 0 E: 0 K: 1 S: 5	H: 0 LOB: 0 BB: 0 P: 5	R: 0 E: 0 K: 2 S: 3	H: 1 LOB: 0 BB: 0 P: 3	R: 0 E: 0 K: 2 S: 7	H: 0 LOB: 0 BB: 0 P: 7	R: 0 E: 0 K: 2 S: 7	H: 0 LOB: 0 BB: 0 P: 7	R: 0 E: 0 K: 2 S: 8	H: 1 LOB: 1 BB: 0 P: 8	1B: 5 2B: 1 3B: 0 HR: 0	SF: 0 SAC: 0 DP: 2 HBP: 0	WP: 1 PA: 32 PB: 0 SB: 0 CS: 0
<b>PITCHER</b> Sonny Siebert, R (1, 1) ERA: 2.9	IP: 9.0 WLS: W BF: 32 H: 6 R: 1 ER: 1 SO: 11 BB: 1 IBB: 0 HBP: 0 BLK: 0 WP: 1 HR: 0 S: 53 P: 57 ERA: 1.00 WHIP: 0.778															<b>PITCHER</b> IP: WLS: BF: H: R: ER: SO: BB: IBB: HBP: BLK: WP: HR: S: P: ERA: WHIP					

Batter	1	2	3	4	5	6	7	8	9	AB	R	H	RBI	BB	SO	LOB	BOTTOM
Dick Howser, R (1, 4) OBP: 0.303, SLG: 0.356										4	1	2	0	0	0	2	<b>Boston Red Sox @ Cleveland Indians</b> Cleveland Municipal Stadium, Cleveland, OH Mon Sep 05 1966, 3:38 AM EDT Att: 7,731 - Unknown
Chuck Hinton, R (1, 8) OBP: 0.326, SLG: 0.406										4	1	2	0	0	0	1	
Leon Wagner, L (1, 7) OBP: 0.344, SLG: 0.465										4	0	1	1	0	0	3	
Vic Davallillo, L (6, 8) OBP: 0.296, SLG: 0.309										0	0	0	0	0	0	0	
Max Alvis, R (1, 5) OBP: 0.299, SLG: 0.373										4	0	1	1	0	0	3	
Rocky Colavito, R (1, 9) OBP: 0.333, SLG: 0.436										4	0	0	0	0	1	4	
Chico Salmon, R (1, 3) OBP: 0.288, SLG: 0.349										4	1	2	1	0	0	0	
Joe Azcue, R (1, 2) OBP: 0.312, SLG: 0.373										3	0	1	0	0	0	0	
Larry Brown, R (1, 6) OBP: 0.326, SLG: 0.314										2	0	0	0	2	1	2	
Sonny Siebert, R (1, 1) OBP: 0.145, SLG: 0.160										4	0	0	0	0	2	5	
<b>Inning Stats</b>	R: 1 E: 0 K: 0 S: 5	H: 2 LOB: 1 BB: 0 P: 5	R: 0 E: 0 K: 0 S: 3	H: 0 LOB: 1 BB: 1 P: 7	R: 0 E: 0 K: 0 S: 5	H: 2 LOB: 2 BB: 0 P: 5	R: 1 E: 0 K: 1 S: 6	H: 1 LOB: 0 BB: 0 P: 6	R: 1 E: 1 K: 1 S: 7	H: 2 LOB: 1 BB: 0 P: 7	R: 0 E: 0 K: 1 S: 3	H: 0 LOB: 0 BB: 0 P: 3	R: 0 E: 0 K: 1 S: 6	H: 1 LOB: 2 BB: 1 P: 10	1B: 7 2B: 1 3B: 0 HR: 1	SF: 0 SAC: 0 DP: 0 HBP: 1	WP: 0 PA: 36 PB: 0 SB: 0 CS: 0
<b>PITCHER</b> Dennis Bennett, L (1, 1) ERA: 3.63	IP: 4.1 WLS: L BF: 21 H: 7 R: 3 ER: 2 SO: 2 BB: 1 IBB: 0 HBP: 0 BLK: 0 WP: 0 HR: 1 S: 22 P: 26 ERA: 4.15 WHIP: 1.846															<b>PITCHER</b> IP: WLS: BF: H: R: ER: SO: BB: IBB: HBP: BLK: WP: HR: S: P: ERA: WHIP	
<b>PITCHER</b> Dan Osinski, R (5, 1) ERA: 3.52	IP: 2.2 WLS: L BF: 10 H: 1 R: 0 ER: 0 SO: 2 BB: 0 IBB: 0 HBP: 1 BLK: 0 WP: 0 HR: 0 S: 13 P: 14 ERA: 0.00 WHIP: 0.375															<b>PITCHER</b> IP: WLS: BF: H: R: ER: SO: BB: IBB: HBP: BLK: WP: HR: S: P: ERA: WHIP	
<b>PITCHER</b> Don McMahon, R (8, 1) ERA: 2.82	IP: 1.0 WLS: L BF: 5 H: 1 R: 0 ER: 0 SO: 1 BB: 0 IBB: 0 HBP: 0 BLK: 0 WP: 0 HR: 0 S: 6 P: 10 ERA: 0.00 WHIP: 2.000															<b>PITCHER</b> IP: WLS: BF: H: R: ER: SO: BB: IBB: HBP: BLK: WP: HR: S: P: ERA: WHIP	



Batter	1	2	3	4	5	6	7	8	9	AB	R	H	RBI	BB	SO	LOB	TOP					
Jose Tartabull, L (1.8) OBP: 0.286, SLG: 0.324	F7		FC4-6			BB			F2	3	0	0	0	1	0	1	<b>Boston Red Sox @ Cleveland Indians</b> Cleveland Municipal Stadium, Cleveland, OH Tue Sep 06 1966, 7:05 PM EDT Att: 3,866 - Unknown					
Joe Foy, R (1.5) OBP: 0.267, SLG: 0.423	6-3			FC5-4		1-5-3			F9	4	0	1	0	0	0	1						
Carl Yastrzemski, L (1.7) OBP: 0.355, SLG: 0.421	K			FC5-4		1-3			3-1	4	0	0	0	0	1	2						
Tony Conigliaro, R (1.9) OBP: 0.342, SLG: 0.514		K		FC5-4		1-3				3	1	0	0	0	1	1						
George Scott, R (1.3) OBP: 0.331, SLG: 0.450		K		HR		F9				3	1	1	2	0	1	0						
Dalton Jones, L (1.4) OBP: 0.297, SLG: 0.364		K		HR		4-3				3	0	0	0	0	1	0						
Rico Petrocelli, R (1.6) OBP: 0.285, SLG: 0.378			F8			F3			5-3	3	0	0	0	0	0	0						
Mike Ryan, R (1.2) OBP: 0.263, SLG: 0.277						K			K	2	0	1	0	0	1	0						
Bob Tillman, R (5.2) OBP: 0.236, SLG: 0.335			FC4-6			K			K	1	0	0	0	0	1	0						
Hank Fischer, R (1.1) OBP: 0.129, SLG: 0.100			F3			K			F8	1	0	0	0	0	0	1						
Dan Osinski, R (4.1) OBP: 0.207, SLG: 0.500										0	0	0	0	0	0	0						
George Scott, R (5. Ph) OBP: 0.266, SLG: 0.349										0	0	0	0	0	1	0						
Dick Stigman, R (5.1) OBP: 0.226, SLG: 0.118										0	0	0	0	0	0	0						
Eddie Kasko, R (8. Ph) OBP: 0.292, SLG: 0.285										0	0	0	0	0	0	0						
Rollie Sheldon, R (8.1) OBP: 0.098, SLG: 0.098										0	0	0	0	0	0	0						
<b>Inning Stats</b>	R: 0 E: 0 K: 1 S: 5	H: 0 LOB: 0 BB: 0 P: 5	R: 0 E: 0 K: 3 S: 9	H: 0 LOB: 0 BB: 0 P: 9	R: 0 E: 0 K: 0 S: 4	H: 1 LOB: 1 BB: 0 P: 4	R: 2 E: 0 K: 0 S: 5	H: 2 LOB: 0 BB: 0 P: 5	R: 0 E: 0 K: 2 S: 7	H: 0 LOB: 0 BB: 1 P: 7	R: 0 E: 0 K: 0 S: 2	H: 0 LOB: 1 BB: 1 P: 6	R: 0 E: 0 K: 0 S: 3	H: 0 LOB: 0 BB: 0 P: 3	R: 0 E: 0 K: 1 S: 5	H: 0 LOB: 0 BB: 0 P: 5	R: 0 E: 0 K: 0 S: 3	H: 0 LOB: 0 BB: 0 P: 3	1B: 2 2B: 0 3B: 0 HR: 1	SF: 0 SAC: 0 DP: 0 HBP: 0	WP: 0 PB: 0 SB: 0 CS: 0	PA: 30
<b>PITCHER</b> Gary Bell, R (1.1) ERA: 3.09	IP: 9.0 WLS: W BF: 30 H: 3 R: 2 ER: 2 SO: 7 BB: 1 IBB: 0 HBP: 0 BLK: 0 WP: 0 HR: 1 S: 43 P: 47 ERA: 2.00 WHIP: 0.444															<b>PITCHER</b>						

AB	29
R	2
H	3
RBI	2
BB	1
SO	7
LOB	6



Batter	1	2	3	4	5	6	7	8	9	AB	R	H	RBI	BB	SO	LOB	BOTTOM			
Chico Salmon, R (1.4) OBP: 0.289, SLG: 0.349	5-3		FC6-4			F4			F3	5	0	2	2	0	0	1	<b>Boston Red Sox @ Cleveland Indians</b> Cleveland Municipal Stadium, Cleveland, OH Tue Sep 06 1966, 7:05 PM EDT Att: 3,866 - Unknown			
Vic Davallito, L (1.8) OBP: 0.294, SLG: 0.307	CS		FC6-4			F8			F5	5	0	1	0	0	1	4				
Leon Wagner, L (1.7) OBP: 0.343, SLG: 0.462			WP							3	0	0	0	1	2	2				
Chuck Hinton, R (8.7) OBP: 0.326, SLG: 0.406	K		K			G4-6-3			1-3	0	0	0	0	0	0	0				
Fred Whitfield, L (1.3) OBP: 0.291, SLG: 0.446		F5		F3		G4-6-3			WP	3	0	0	0	1	0	1				
Rocky Colavito, R (1.9) OBP: 0.334, SLG: 0.445		K		1B		2B			F7	4	2	2	1	0	1	1				
Joe Azcue, R (1.2) OBP: 0.318, SLG: 0.374		F9		2B		1B			WP	2	1	1	0	2	0	0				
Max Alvis, R (1.5) OBP: 0.302, SLG: 0.383				HR		1B			FC4-6	3	1	2	2	1	1	1				
Larry Brown, R (1.6) OBP: 0.328, SLG: 0.311			SH1-4			F7			FC4-6	2	2	0	0	2	0	3				
Gary Bell, R (1.1) OBP: 0.197, SLG: 0.169			SH1-4			BB			5-3	2	0	1	1	1	0	0				
<b>Inning Stats</b>	R: 0 E: 0 K: 1 S: 5	H: 1 LOB: 0 BB: 0 P: 5	R: 0 E: 0 K: 1 S: 5	H: 0 LOB: 0 BB: 0 P: 5	R: 2 E: 0 K: 1 S: 7	H: 2 LOB: 1 BB: 1 P: 11	R: 3 E: 0 K: 1 S: 9	H: 5 LOB: 2 BB: 1 P: 13	R: 1 E: 0 K: 1 S: 5	H: 1 LOB: 1 BB: 2 P: 13	R: 0 E: 0 K: 0 S: 3	H: 0 LOB: 1 BB: 1 P: 7	R: 0 E: 0 K: 0 S: 3	H: 0 LOB: 3 BB: 3 P: 15	R: 0 E: 0 K: 0 S: 3	H: 0 LOB: 0 BB: 0 P: 3	1B: 5 2B: 2 3B: 0 HR: 2	SF: 0 SAC: 1 DP: 1 HBP: 0	WP: 2 PB: 0 SB: 0 CS: 1	PA: 38
<b>PITCHER</b> Hank Fischer, R (1.1) ERA: 4.82	IP: 3.2 WLS: L BF: 18 H: 7 R: 5 ER: 5 SO: 3 BB: 1 IBB: 0 HBP: 0 BLK: 0 WP: 0 HR: 1 S: 22 P: 30 ERA: 12.27 WHIP: 2.182															<b>PITCHER</b>				
Dan Osinski, R (4.1) ERA: 3.79	0.1	2	1	0	0	1	0	0	0	0	0	4	4	0.00	3.000					
Dick Stigman, L (5.1) ERA: 5.47	3.0	15	1	1	1	1	5	1	0	0	1	1	11	35	3.00	2.000				
Rollie Sheldon, R (8.1) ERA: 4.27	1.0	3	0	0	0	0	0	0	0	0	0	3	3	0.00	0.000					

AB	29
R	6
H	9
RBI	6
BB	8
SO	5
LOB	13





Batter	1	2	3	4	5	6	7	8	9	AB	R	H	RBI	BB	SO	LOB	TOP								
Jose Tartabull, L (1, 8) OBP: 0.291, SLG: 0.326	4-0 2B BB		0-0 1B	0-0 3-1		0-0 BB 1B	0-0 4-3			4	2	2	1	1	0	3									
Joe Foy, R (1, 5) OBP: 0.365, SLG: 0.422	0-0 F3		0-0 1B			0-0 SF8		0-0 4-3		4	0	1	1	0	0	1									
Carl Yastrzemski, L (1, 7) OBP: 0.353, SLG: 0.418	0-0 4-3		0-3 K			4-0 1B BB		0-0 F8		4	0	0	0	1	1	4									
Tony Conigliaro, R (1, 9) OBP: 0.342, SLG: 0.514	0-0 2H 2B		0-0 E6 FC6-4			0-0 F6		4-0 1B BB		4	0	1	1	1	0	2									
George Scott, R (1, 3) OBP: 0.332, SLG: 0.450	0-0 4-3		0-0 FC6-4			0-0 1B		0-0 FC5-4		5	0	2	2	0	0	3									
Rico Petrocelli, R (1, 6) OBP: 0.286, SLG: 0.378		0-0 PB 1B		0-0 E 1B		0-3 K		0-0 FC5-4		5	0	2	0	0	1	4									
Bob Tillman, R (1, 2) OBP: 0.299, SLG: 0.331		0-0 5-3		0-3 K		4-0 1B BB		4-0 SH1-4 BB		2	0	0	0	1	1	2	AB 37								
Jose Santiago, R (6, PR) OBP: 0.228, SLG: 0.218		1-2								0	1	0	0	0	0	0	R 5								
Mike Ryan, R (6, 2) OBP: 0.267, SLG: 0.279										1	0	1	0	1	0	0	H 11								
George Smith, R (1, 4) OBP: 0.287, SLG: 0.350		0-0 F8		0-0 E5		0-0 1B SH SF8 1B		0-0 F6		5	1	2	0	0	0	3	RBI 5								
Jim Lonborg, R (1, 1) OBP: 0.122, SLG: 0.149		0-0 1-3		0-3 K		0-0 SH BB 1B		0-0 SH1-4		3	1	0	0	0	2	5	BB 5								
John Wyatt, R (9, 1)										0	0	0	0	0	0	0	SO 5								
<b>Inning Stats</b>	R: 1 E: 0 K: 0 S: 4	H: 1 LOB: 1 BB: 1 P: 8	R: 0 E: 0 K: 0 S: 4	H: 1 LOB: 1 BB: 0 P: 4	R: 0 E: 1 K: 1 S: 7	H: 2 LOB: 2 BB: 0 P: 7	R: 0 E: 1 K: 2 S: 9	H: 1 LOB: 2 BB: 0 P: 9	R: 0 E: 0 K: 1 S: 6	H: 1 LOB: 2 BB: 1 P: 10	R: 4 E: 0 K: 0 S: 7	H: 3 LOB: 2 BB: 2 P: 15	R: 0 E: 0 K: 0 S: 3	H: 0 LOB: 1 BB: 1 P: 7	R: 0 E: 0 K: 0 S: 3	H: 0 LOB: 0 BB: 0 P: 3	R: 0 E: 0 K: 1 S: 7	H: 2 LOB: 2 BB: 0 P: 7	1B: 10 2B: 1 3B: 0 HR: 0	SF: 1 SAC: 2 DP: 0 HBP: 0	WP: 0 PB: 1 SB: 0 CS: 0	PA: 45			
<b>PITCHER</b>	IP	WLS	BF	H	R	ER	SO	BB	IBB	HBP	BLK	WP	HR	S	P	ERA	WHIP	<b>PITCHER</b>							
George Culver, R (1, 1) ERA: 9.0	5.0	L	28	8	5	5	4	3	0	0	0	0	0	33	45	9.00	2.200								
Tom Kelley, R (6, 1) ERA: 4.37	1.0		5	1	0	0	0	1	0	0	0	0	0	4	8	0.00	2.000								
Bob Heffner, R (7, 1) ERA: 2.25	3.0		12	2	0	0	1	1	0	0	0	0	0	13	17	0.00	1.000								

Boston Red Sox @ Cleveland Indians  
Cleveland Municipal Stadium, Cleveland, OH  
Wed Sep 07 1966, 7:05 PM EDT  
Att: 4,307 - Unknown

AB 37  
R 5  
H 11  
RBI 5  
BB 5  
SO 5  
LOB 27



Batter	1	2	3	4	5	6	7	8	9	AB	R	H	RBI	BB	SO	LOB	BOTTOM								
Chico Salmon, R (1, 4) OBP: 0.296, SLG: 0.360	0-0 1B FC4-6 2B		0-0 1B			0-0 F8		0-0 FC4-6 1B		0-0 WP 1B 2B	5	2	4	0	0	0									
Vic Davallilo, L (1, 8) OBP: 0.296, SLG: 0.312	0-0 FC4-6 1B		0-0 L7			0-0 1B 2B		0-0 FC4-6 1B SF8		0-3 K	5	1	2	0	0	1									
Leon Wagner, L (1, 7) OBP: 0.348, SLG: 0.466	0-0 FC4-6 2B		0-0 G3-6-3 1B			0-0 1B		0-0 1B		0-0 1-3 1B	5	0	4	2	0	1									
Fred Whitfield, L (1, 3) OBP: 0.290, SLG: 0.447	0-0 1-3 2B		0-0 G3-6-3			0-3 K		0-0 SF8		0-0 1-3	4	0	1	1	0	1									
Rocky Colavito, R (1, 9) OBP: 0.333, SLG: 0.441	0-0 F4		4-0 BB			0-0 L7		0-0 F9		0-0 F6	4	0	0	0	1	0									
Joe Azcue, R (1, 2) OBP: 0.314, SLG: 0.369	0-3 K		0-0 F4			0-0 F2		0-0 F7		0-0 F7	3	0	0	0	0	1									
Duke Sims, L (8, 2) OBP: 0.355, SLG: 0.500											1	0	0	0	0	0									
Max Alvis, R (1, 5) OBP: 0.302, SLG: 0.382		0-0 6-3		0-0 5-3		0-0 1B 1B		0-0 F7		0-0 F7	4	0	1	0	0	0									
Larry Brown, R (1, 6) OBP: 0.330, SLG: 0.314		0-0 1B 1B		0-0 F7		0-0 G4-6-3 1B		0-0 F7		0-0 F7	4	0	2	0	0	0									
George Culver, R (1, 1) ERA: 4.08		0-3 K		0-3 K		0-0 G4-6-3		0-0 HR		0-0 HR	2	0	0	0	0	2	AB 39								
Bill Davis, L (6, PH) OBP: 0.214, SLG: 0.091											1	0	0	0	0	0	R 4								
Bob Heffner, R (7, 1) ERA: 3.65											0	0	0	0	0	0	H 15								
Jim Gentile, L (9, PH) OBP: 0.329, SLG: 0.418											1	1	1	1	0	0	RBI 4								
<b>Inning Stats</b>	R: 1 E: 0 K: 1 S: 8	H: 3 LOB: 2 BB: 0 P: 8	R: 0 E: 0 K: 1 S: 7	H: 2 LOB: 2 BB: 0 P: 7	R: 0 E: 0 K: 1 S: 3	H: 1 LOB: 1 BB: 1 P: 7	R: 0 E: 0 K: 1 S: 5	H: 0 LOB: 0 BB: 0 P: 5	R: 0 E: 0 K: 0 S: 4	H: 2 LOB: 1 BB: 0 P: 4	R: 1 E: 0 K: 0 S: 5	H: 2 LOB: 1 BB: 0 P: 5	R: 0 E: 0 K: 0 S: 3	H: 0 LOB: 0 BB: 0 P: 3	R: 0 E: 0 K: 1 S: 8	H: 3 LOB: 1 BB: 0 P: 8	1B: 10 2B: 4 3B: 0 HR: 1	SF: 1 SAC: 0 DP: 2 HBP: 0	WP: 1 PB: 0 SB: 0 CS: 0	PA: 41					
<b>PITCHER</b>	IP	WLS	BF	H	R	ER	SO	BB	IBB	HBP	BLK	WP	HR	S	P	ERA	WHIP	<b>PITCHER</b>							
Jim Lonborg, R (1, 1) ERA: 4.08	8.0	W	36	13	3	3	4	1	0	0	0	1	0	43	47	3.38	1.750								
John Wyatt, R (9, 1) ERA: 3.65	1.0	S	5	2	1	1	1	0	0	0	0	1	0	7	7	9.00	2.000								

Boston Red Sox @ Cleveland Indians  
Cleveland Municipal Stadium, Cleveland, OH  
Wed Sep 07 1966, 7:05 PM EDT  
Att: 4,307 - Unknown

AB 39  
R 4  
H 15  
RBI 4  
BB 1  
SO 5  
LOB 21













Batter	1	2	3	4	5	6	7	8	9	AB	R	H	RBI	BB	SO	LOB	TOP								
Paul Schaaf, R OBP: 0.373, SLG: 0.366 (1, 5)	K																								
Jay Johnstone, L OBP: 0.296, SLG: 0.384 (1, 7)	F2																								
Jim Fregosi, R OBP: 0.310, SLG: 0.379 Jackie Hernandez, R OBP: 0.115, SLG: 0.043 (1, 6) (7, 6)	K																								
Norm Siebern, L OBP: 0.371, SLG: 0.360 (1, 3)																									
Jose Cardenal, R OBP: 0.321, SLG: 0.397 (1, 8)																									
Tom Satriano, L OBP: 0.328, SLG: 0.298 (1, 2)																									
Bobby Knoop, R OBP: 0.274, SLG: 0.385 (1, 4)																									
Ed Kirkpatrick, L OBP: 0.319, SLG: 0.334 Jim Piersall, R OBP: 0.286, SLG: 0.254 (1, 9) (6, 9)																									
Fred Newman, R OBP: 0.233, SLG: 0.207 Bob Lee, R (8, 1)																									
<b>Inning Stats</b>	R: 0 E: 0 K: 2 S: 7	H: 0 LOB: 0 BB: 0 P: 7	R: 0 E: 0 K: 0 S: 3	H: 0 LOB: 0 BB: 0 P: 3	R: 1 E: 0 K: 1 S: 7	H: 2 LOB: 1 BB: 0 P: 7	R: 2 E: 0 K: 1 S: 7	H: 2 LOB: 0 BB: 0 P: 7	R: 2 E: 1 K: 0 S: 5	H: 1 LOB: 1 BB: 1 P: 9	R: 2 E: 0 K: 1 S: 7	H: 3 LOB: 1 BB: 0 P: 8	R: 0 E: 0 K: 1 S: 5	H: 0 LOB: 1 BB: 2 P: 10	R: 0 E: 0 K: 1 S: 5	H: 0 LOB: 0 BB: 0 P: 5	R: 1 E: 0 K: 1 S: 7	H: 2 LOB: 1 BB: 0 P: 7	1B: 6 2B: 3 3B: 0 HR: 1	SF: 0 SAC: 2 DP: 0 HBP: 1	WP: 1 PB: 0 SB: 2 CS: 1	PA: 40			
<b>PITCHER</b>	IP	WLS	BF	H	R	ER	SO	BB	IBB	HBP	BLK	WP	HR	S	P	ERA	WHIP								
Gary Bell, R ERA: 3.19 Jack Kralick, L ERA: 3.93 George Culver, R ERA: 8.59 John O'Donoghue, L ERA: 3.88	4.1	L	19	5	5	4	4	1	0	0	0	1	1	26	30	8.31	1.385								

California Angels @ Cleveland Indians  
Cleveland Municipal Stadium, Cleveland, OH  
Sun Sep 11 1966, 3:33 AM EDT  
Att: 20,075 - Unknown

AB 34  
R 8  
H 10  
RBI 6  
BB 3  
SO 7  
LOB 9



Batter	1	2	3	4	5	6	7	8	9	AB	R	H	RBI	BB	SO	LOB	BOTTOM								
Dick Howser, R OBP: 0.303, SLG: 0.355 Chuck Hinton, R OBP: 0.322, SLG: 0.400 John O'Donoghue, R OBP: 0.152, SLG: 0.182 (1, 4) (7, PH) (8, 1)	6-3																								
Vic Davallilo, L OBP: 0.294, SLG: 0.309 (1, 8)																									
Leon Wagner, L OBP: 0.347, SLG: 0.468 (1, 7)																									
Fred Whitfield, L OBP: 0.288, SLG: 0.447 (1, 3)																									
Rocky Colavito, R OBP: 0.334, SLG: 0.444 (1, 9)																									
Duke Sims, L OBP: 0.397, SLG: 0.500 (1, 2)																									
Max Alvis, R OBP: 0.301, SLG: 0.379 (1, 5)																									
Larry Brown, R OBP: 0.323, SLG: 0.307 (1, 6)																									
Gary Bell, R OBP: 0.196, SLG: 0.167 Jack Kralick, L OBP: 0.077, SLG: 0.077 Buddy Pinson, L OBP: 0.296, SLG: 0.500 George Culver, R OBP: 0.303, SLG: 0.462 Bill Davis, L OBP: 0.303, SLG: 0.462 Vern Fuller, R (8, 4)																									
<b>Inning Stats</b>	R: 1 E: 0 K: 0 S: 5	H: 2 LOB: 1 BB: 0 P: 5	R: 0 E: 0 K: 1 S: 6	H: 1 LOB: 0 BB: 0 P: 6	R: 0 E: 0 K: 1 S: 3	H: 1 LOB: 0 BB: 0 P: 3	R: 0 E: 0 K: 1 S: 5	H: 0 LOB: 1 BB: 1 P: 9	R: 0 E: 0 K: 1 S: 6	H: 1 LOB: 1 BB: 0 P: 6	R: 0 E: 0 K: 0 S: 3	H: 0 LOB: 0 BB: 0 P: 3	R: 1 E: 0 K: 0 S: 5	H: 2 LOB: 1 BB: 0 P: 5	R: 0 E: 0 K: 1 S: 5	H: 0 LOB: 0 BB: 0 P: 5	R: 0 E: 0 K: 0 S: 3	H: 0 LOB: 0 BB: 0 P: 3	1B: 6 2B: 1 3B: 0 HR: 0	SF: 1 SAC: 0 DP: 1 HBP: 0	WP: 0 PB: 0 SB: 0 CS: 0	PA: 34			
<b>PITCHER</b>	IP	WLS	BF	H	R	ER	SO	BB	IBB	HBP	BLK	WP	HR	S	P	ERA	WHIP								
Fred Newman, R ERA: 4.89 Bob Lee, R ERA: 2.52	7.0		28	7	2	2	3	1	0	0	0	0	0	8	37	2.57	1.143								

California Angels @ Cleveland Indians  
Cleveland Municipal Stadium, Cleveland, OH  
Sun Sep 11 1966, 3:33 AM EDT  
Att: 20,075 - Unknown

AB 32  
R 2  
H 7  
RBI 2  
BB 1  
SO 4  
LOB 10









Batter	1	2	3	4	5	6	7	8	9	AB	R	H	RBI	BB	SO	LOB	TOP																					
<b>Bert Campaneris, R</b> (1, 6) OBP: 0.305, SLG: 0.384	0-0 1-3	0-0 6-3			0-0 5-3			0-3 K		4	0	0	0	0	1	2																						
<b>Mike Hershberger, R</b> (1, 9) OBP: 0.313, SLG: 0.346	0-3 K		0-0 F8		0-3 K			0-3 K		4	0	0	0	0	3	0																						
<b>Ed Charles, R</b> (1, 5) OBP: 0.335, SLG: 0.444	0-0 F9		0-0 F5		0-0 F5			0-0 1B		4	0	1	0	0	0	0																						
<b>Danny Cater, R</b> (1, 3) OBP: 0.310, SLG: 0.364		0-0 2B 1B	0-3 K		0-0 1-3			4-0 1-2 BB		3	1	1	0	1	1	0																						
<b>Dick Green, R</b> (1, 4) OBP: 0.306, SLG: 0.374	0-0 F2			0-0 HR	0-3 K			0-3 K		4	1	1	1	0	2	3																						
<b>Ossie Chavarria, R</b> (1, 7) OBP: 0.304, SLG: 0.317 <b>Roger Repoz, L</b> (8, 7) OBP: 0.326, SLG: 0.381	4-0 2B BB		0-3 K		0-0 6-3			4-0 S BB		2	1	0	0	1	1	0																						
<b>Joe Nossek, R</b> (1, 8) OBP: 0.278, SLG: 0.339	0-0 1-2 2B BB		4-0 BB		0-0 2-3			0-3 K		3	0	1	2	1	1	1																						
<b>Phil Roof, R</b> (1, 2) OBP: 0.284, SLG: 0.322	0-0 6-3		0-0 F7		0-3 K			0-3 K		4	0	0	0	0	2	3																						
<b>Blue Moon Odom, R</b> (1, 1) OBP: 0.192, SLG: 0.125	4-0 BB		0-3 K		0-3 K			0-3 K		3	0	0	0	1	3	2																						
<b>Inning Stats</b>	R: 0 E: 0 K: 1 S: 5	H: 0 LOB: 0 BB: 0 P: 5	R: 2 E: 0 K: 0 S: 5	H: 2 LOB: 2 BB: 2 P: 13	R: 0 E: 0 K: 1 S: 5	H: 0 LOB: 0 BB: 0 P: 5	R: 1 E: 0 K: 2 S: 8	H: 1 LOB: 1 BB: 1 P: 12	R: 0 E: 0 K: 1 S: 5	H: 0 LOB: 0 BB: 0 P: 5	R: 0 E: 0 K: 2 S: 7	H: 0 LOB: 0 BB: 0 P: 7	R: 0 E: 0 K: 3 S: 10	H: 1 LOB: 2 BB: 1 P: 14	R: 0 E: 0 K: 3 S: 9	H: 0 LOB: 1 BB: 1 P: 13	1B: 2 2B: 1 3B: 0 HR: 1	SF: 0 SAC: 0 DP: 0 HBP: 0	WP: 0 PB: 0 SB: 0 CS: 2	PA: 36																		
<b>PITCHER</b>	IP	WLS	BF	H	R	ER	SO	BB	IBB	HBP	BLK	WP	HR	S	P	ERA	WHIP	<b>PITCHER</b>				IP	WLS	BF	H	R	ER	SO	BB	IBB	HBP	BLK	WP	HR	S	P	ERA	WHIP
<b>Sam McDowell, L</b> (1, 1) ERA: 3.06	7.0	L	27	3	3	3	8	3	0	0	0	0	1	40	52	3.86	0.857																					
<b>Luis Tiant, R</b> (8, 1) ERA: 3.31	2.0		9	1	0	0	6	2	0	0	0	0	0	19	27	0.00	1.500																					

Kansas City Athletics @ Cleveland Indians  
Cleveland Municipal Stadium, Cleveland, OH  
Wed Sep 14 1966, 7:05 PM EDT  
Att: 4,027 - Unknown

AB	31
R	3
H	4
RBI	3
BB	5
SO	14
LOB	11



Batter	1	2	3	4	5	6	7	8	9	AB	R	H	RBI	BB	SO	LOB	BOTTOM																					
<b>Larry Brown, R</b> (1, 6) OBP: 0.319, SLG: 0.301	0-0 F3		4-0 BB		0-0 L6		0-0 F8			3	0	0	0	1	0	2																						
<b>Vic Davallilo, L</b> (1, 8) OBP: 0.295, SLG: 0.307	0-0 FC4-6 1B		0-0 F8		0-0 F8		0-3 K			4	0	1	0	0	1	1																						
<b>Leon Wagner, L</b> (1, 7) OBP: 0.349, SLG: 0.466	0-0 FC4-6 1-2		0-3 K		4-0 1B BB		0-0 F3			3	0	0	0	1	1	2																						
<b>Fred Whitfield, L</b> (1, 3) OBP: 0.287, SLG: 0.448	0-0 F3		0-3 K2-3		0-0 1-2 1B		0-3 K			4	0	1	0	0	2	1																						
<b>Rocky Colavito, R</b> (1, 9) OBP: 0.332, SLG: 0.438		0-0 G4-6-3 1B		0-0 6-3		0-0 F7		0-0 F3		4	0	1	0	0	0	2																						
<b>Max Alvis, R</b> (1, 5) OBP: 0.301, SLG: 0.376		0-0 G4-6-3 1-2		0-0 1B		0-0 F8		0-0 F6		4	0	1	0	0	0	3																						
<b>Vern Fuller, R</b> (1, 4) <b>Jim Gentile, L</b> (9, PH) <b>Jose Vidal, R</b> (9, PR)	4-0 BB		0-0 F7		0-0 6-3 BB		4-0 BB		4-0 BB	1	0	0	0	2	0	1																						
<b>Del Crandall, R</b> (1, 2) OBP: 0.320, SLG: 0.361 <b>Duke Sims, L</b> (7, PH) OBP: 0.354, SLG: 0.487	0-0 F4		0-0 F8		0-3 K		0-3 K		4-0 1-2 BB	2	0	0	0	0	0	1																						
<b>Sam McDowell, L</b> (1, 1) OBP: 0.200, SLG: 0.189 <b>Bill Davis, L</b> (7, PH) OBP: 0.333, SLG: 0.533 <b>Luis Tiant, R</b> (8, 1) OBP: 0.077, SLG: 0.040 <b>Chuck Hinton, R</b> (9, PH) OBP: 0.320, SLG: 0.395		0-0 4-3		0-0 L6 1B		0-0 6-3		0-0 5-3		2	0	1	0	0	0	0																						
<b>Inning Stats</b>	R: 0 E: 0 K: 0 S: 4	H: 1 LOB: 1 BB: 0 P: 4	R: 0 E: 0 K: 0 S: 3	H: 1 LOB: 1 BB: 1 P: 7	R: 0 E: 0 K: 1 S: 5	H: 0 LOB: 1 BB: 1 P: 9	R: 0 E: 0 K: 1 S: 6	H: 1 LOB: 1 BB: 0 P: 6	R: 0 E: 0 K: 0 S: 3	H: 1 LOB: 1 BB: 0 P: 3	R: 0 E: 0 K: 0 S: 4	H: 0 LOB: 2 BB: 1 P: 8	R: 0 E: 0 K: 1 S: 5	H: 0 LOB: 1 BB: 1 P: 9	R: 0 E: 0 K: 2 S: 7	H: 0 LOB: 0 BB: 0 P: 7	R: 0 E: 0 K: 0 S: 3	H: 0 LOB: 2 BB: 2 P: 11	1B: 5 2B: 0 3B: 0 HR: 0	SF: 0 SAC: 0 DP: 1 HBP: 0	WP: 0 PB: 0 SB: 0 CS: 0	PA: 36																
<b>PITCHER</b>	IP	WLS	BF	H	R	ER	SO	BB	IBB	HBP	BLK	WP	HR	S	P	ERA	WHIP	<b>PITCHER</b>				IP	WLS	BF	H	R	ER	SO	BB	IBB	HBP	BLK	WP	HR	S	P	ERA	WHIP
<b>Blue Moon Odom, R</b> (1, 1) ERA: 2.79	9.0	W	36	5	0	0	5	6	0	0	0	0	0	40	64	0.00	1.222																					

Kansas City Athletics @ Cleveland Indians  
Cleveland Municipal Stadium, Cleveland, OH  
Wed Sep 14 1966, 7:05 PM EDT  
Att: 4,027 - Unknown

AB	30
R	0
H	5
RBI	0
BB	6
SO	5
LOB	17






Batter	1	2	3	4	5	6	7	8	9	10	11	AB	R	H	RBI	BB	SO	LOB	TOP			
Bert Campaneris, R OBP: 0.304, SLG: 0.383 (1, 6)												4	0	1	1	0	0	2				
Jim Gosger, L OBP: 0.317, SLG: 0.342 Joe Nossek, R OBP: 0.278, SLG: 0.339 (1, 7)												5	0	0	0	0	0	3				
Roger Repoz, L OBP: 0.330, SLG: 0.384 (1, 9)													3	0	1	0	2	0	0			
Ed Charles, R OBP: 0.331, SLG: 0.439 (1, 5)													5	0	0	0	0	1	3			
Danny Cater, R OBP: 0.307, SLG: 0.361 (1, 3)													4	0	0	0	0	1	1			
Rick Monday, L (1, 8)												3	0	0	0	1	0	1				
Dick Green, R OBP: 0.304, SLG: 0.371 Joe Grzenda, R (10, 1)												4	0	0	0	0	2	1				
Wes Stock, R (10, 1)												0	0	0	0	0	0	0				
Gil Blanco, L OBP: 0.167, SLG: 0.167 Vern Handrahan, L (11, 1)												0	0	0	0	0	0	0				
Phil Roof, R OBP: 0.285, SLG: 0.321 Larry Stahl, L OBP: 0.285, SLG: 0.364 Ken Sanders, R OBP: 0.250, SLG: 0.143 John Donaldson, L OBP: 0.208, SLG: 0.136 (1, 2)												1	0	0	0	1	1	0				
Bill Edgerton, L (1, 1)												0	0	0	0	0	0	0				
Randy Schwartz, L OBP: 0.333, SLG: 0.200 Cattfish Hunter, R OBP: 0.193, SLG: 0.218 Tim Talton, L OBP: 0.410, SLG: 0.568 (8, 2)												1	0	0	0	0	1	0				
												0	0	0	0	0	0	0				
												2	0	2	0	0	0	0				
<b>Inning Stats</b>	R: 0 E: 0 K: 0 S: 2	H: 1 LOB: 0 BB: 1 P: 6	R: 0 E: 0 K: 2 S: 7	H: 0 LOB: 1 BB: 1 P: 11	R: 0 E: 0 K: 0 S: 3	H: 0 LOB: 0 BB: 0 P: 3	R: 0 E: 0 K: 1 S: 5	H: 0 LOB: 0 BB: 0 P: 5	R: 0 E: 0 K: 1 S: 5	H: 0 LOB: 1 BB: 1 P: 7	R: 0 E: 0 K: 1 S: 6	H: 1 LOB: 1 BB: 0 P: 6	R: 0 E: 0 K: 1 S: 5	H: 0 LOB: 0 BB: 0 P: 5	R: 0 E: 0 K: 1 S: 5	H: 0 LOB: 0 BB: 0 P: 5	R: 1 E: 0 K: 0 S: 5	H: 2 LOB: 2 BB: 1 P: 9	1B: 3 2B: 2 3B: 0 HR: 0	SF: 1 SAC: 1 DP: 1 HBP: 0	WP: 0 PB: 0 SB: 0 CS: 1	PA: 41
<b>PITCHER</b> Sonny Siebert, R ERA: 2.8 (1, 1)	IP: 11.0 WLS: 1 BF: 40 L: 4	H: 4 R: 1 ER: 1 SO: 7	BB: 5 IBB: 0 HBP: 0 BLK: 0	WP: 0 HR: 0 S: 49 P: 69	ERA: 0.82 WHIP: 0.818																	

Kansas City Athletics @ Cleveland Indians  
Cleveland Municipal Stadium, Cleveland, OH  
Thu Sep 15 1966, 7:05 PM EDT  
Att. 3,786 - Unknown

livebaseballscorecards.com

AB 33  
R 1  
H 4  
RBI 1  
BB 5  
SO 7  
LOB 11



Batter	1	2	3	4	5	6	7	8	9	10	11	AB	R	H	RBI	BB	SO	LOB	BOTTOM				
Vern Fuller, R OBP: 0.500, SLG: 0.200 Buddy Booker, L OBP: 0.276, SLG: 0.481 Dick Howser, R OBP: 0.303, SLG: 0.355 (1, 4)												4	0	1	0	1	1	0					
Vic Davallillo, L OBP: 0.299, SLG: 0.311 (1, 8)												6	0	3	0	0	1	2					
Leon Wagner, L OBP: 0.349, SLG: 0.465 (1, 7)												6	0	2	0	0	0	4					
Rocky Colavito, R OBP: 0.336, SLG: 0.438 Jim Landis, R OBP: 0.327, SLG: 0.340 (10, PR)												2	0	1	0	3	0	1					
Fred Whitfield, L OBP: 0.284, SLG: 0.444 Chico Salmon, R OBP: 0.296, SLG: 0.358 (11, 6)												4	0	0	0	0	0	6					
Joe Azcue, R OBP: 0.315, SLG: 0.373 Jose Vidal, R (8, PR)												4	0	2	0	0	0	0					
Duke Sims, L OBP: 0.359, SLG: 0.487 (9, 2)												0	0	0	0	0	0	0					
Max Alvis, R OBP: 0.302, SLG: 0.375 (1, 5)												4	0	1	0	1	2	2					
Larry Brown, R OBP: 0.318, SLG: 0.298 Bill Davis, L OBP: 0.316, SLG: 0.500 (11, 3)												3	0	0	0	1	1	3					
Sonny Siebert, R OBP: 0.153, SLG: 0.153 Jim Gentile, L OBP: 0.327, SLG: 0.412 (11, PH)												4	0	0	0	0	0	3					
												1	0	0	0	0	1	0					
<b>Inning Stats</b>	R: 0 E: 0 K: 0 S: 4	H: 1 LOB: 2 BB: 1 P: 8	R: 0 E: 0 K: 0 S: 3	H: 0 LOB: 1 BB: 1 P: 7	R: 0 E: 0 K: 1 S: 7	H: 1 LOB: 1 BB: 0 P: 7	R: 0 E: 0 K: 1 S: 6	H: 1 LOB: 1 BB: 0 P: 6	R: 0 E: 0 K: 1 S: 6	H: 1 LOB: 1 BB: 0 P: 6	R: 0 E: 0 K: 1 S: 6	H: 0 LOB: 0 BB: 1 P: 6	R: 0 E: 0 K: 1 S: 5	H: 0 LOB: 3 BB: 3 P: 17	R: 0 E: 0 K: 1 S: 6	H: 1 LOB: 2 BB: 1 P: 10	1B: 8 2B: 2 3B: 0 HR: 0	SF: 0 SAC: 0 DP: 2 HBP: 0	WP: 0 PB: 0 SB: 0 CS: 0	PA: 49			
<b>PITCHER</b> Bill Edgerton, L ERA: 4.82 (1, 1)	IP: 5.0 WLS: 2 BF: 23 L: 8	H: 6 R: 2 ER: 0 SO: 2	BB: 3 IBB: 0 HBP: 0 BLK: 0	WP: 0 HR: 0 S: 24 P: 36	ERA: 0.00 WHIP: 1.800																		
Cattfish Hunter, R ERA: 3.88 (6, 1)	2.0	8	2	0	0	2	0	0	0	12	12	0.00	1.000										
Ken Sanders, R ERA: 3.71 (8, 1)	2.1	9	1	0	0	1	2	0	0	9	17	0.00	1.286										
Joe Grzenda, L ERA: 4.15 (10, 1)	0.1	2	0	0	0	0	1	0	0	1	5	0.00	3.000										
Wes Stock, R ERA: 2.59 (10, 1)	0.2	W	5	1	0	0	2	2	0	0	7	0.00	4.500										
<b>PITCHER</b> Gil Blanco, L ERA: 4.82 (11, 1)	IP: 0.1 WLS: 1 BF: 1 L: 0	H: 0 R: 0 ER: 0 SO: 0	BB: 0 IBB: 0 HBP: 0 BLK: 0	WP: 0 HR: 0 S: 1 P: 1	ERA: 0.00 WHIP: 0.000																		
Vern Handrahan, R ERA: 4.32 (11, 1)	0.1	S	1	0	0	0	0	0	0	0	1	0.00	0.000										

Kansas City Athletics @ Cleveland Indians  
Cleveland Municipal Stadium, Cleveland, OH  
Thu Sep 15 1966, 7:05 PM EDT  
Att. 3,786 - Unknown

livebaseballscorecards.com

AB 41  
R 0  
H 10  
RBI 0  
BB 8  
SO 7  
LOB 27





Batter	1	2	3	4	5	6	7	8	9	AB	R	H	RBI	BB	SO	LOB	TOP			
Vern Fuller, R OBP: 0.500, SLG: 0.375 (1, 4)										3	1	1	0	1	0	2	<b>Cleveland Indians @ Detroit Tigers</b> Tiger Stadium, Detroit, MI Fri Sep 16 1966, 7:05 PM EDT Att: 10,061 - Unknown			
Max Alvis, R OBP: 0.303, SLG: 0.376 (1, 5)										4	0	2	0	0	0	4				
Leon Wagner, L OBP: 0.347, SLG: 0.461 (1, 7)										4	0	0	1	0	0	5				
Rocky Colavito, R OBP: 0.333, SLG: 0.435 (1, 9)										4	0	0	0	0	1	1				
Chuck Hinton, R OBP: 0.319, SLG: 0.397 (1, 8)										4	0	1	0	0	0	1				
Joe Azcue, R OBP: 0.311, SLG: 0.367 (1, 2)										4	0	0	0	0	0	1				
Chico Salmon, R OBP: 0.298, SLG: 0.359 (1, 3)										4	0	2	0	0	0	1				
Larry Brown, R OBP: 0.321, SLG: 0.307 (1, 6)										4	0	2	0	0	0	2				
Gary Bell, R OBP: 0.192, SLG: 0.164 (1, 1)										1	0	0	0	0	1	1				
Jim Landis, R OBP: 0.326, SLG: 0.338 (7, PH)										1	0	0	0	0	0	1				
John O'Donoghue, R OBP: 0.152, SLG: 0.182 (7, PH)										0	0	0	0	0	0	0				
Jose Vidal, R (9, PH)										1	0	0	0	0	1	1				
<b>Inning Stats</b>	R: 1 E: 0 K: 1 S: 6	H: 1 LOB: 0 BB: 0 P: 6	R: 0 E: 0 K: 0 S: 3	H: 0 LOB: 0 BB: 0 P: 3	R: 0 E: 0 K: 1 S: 7	H: 2 LOB: 2 BB: 0 P: 7	R: 0 E: 0 K: 0 S: 4	H: 1 LOB: 1 BB: 0 P: 4	R: 0 E: 0 K: 0 S: 4	H: 0 LOB: 0 BB: 0 P: 3	R: 0 E: 0 K: 0 S: 4	H: 1 LOB: 1 BB: 0 P: 4	R: 0 E: 0 K: 0 S: 4	H: 1 LOB: 1 BB: 0 P: 4	R: 0 E: 0 K: 1 S: 6	H: 1 LOB: 1 BB: 0 P: 6	1B: 4 2B: 5 3B: 0 HR: 0	SF: 0 SAC: 1 DP: 1 HBP: 0	WP: 1 PB: 0 SB: 0 CS: 0	PA: 36
<b>PITCHER</b> Hank Aguirre, L ERA: 3.62 (1, 1)	IP: 9.0 WLS: W BF: 36 H: 8 R: 1 ER: 1 SO: 3 BB: 1 IBB: 0 HBP: 0 BLK: 0 WP: 1 HR: 0 S: 41 P: 45 ERA: 1.00 WHIP: 1.000															<b>PITCHER</b>				

Batter	1	2	3	4	5	6	7	8	9	AB	R	H	RBI	BB	SO	LOB	BOTTOM			
Dick McAuliffe, L OBP: 0.377, SLG: 0.518 (1, 6)										2	1	0	0	2	1	0	<b>Cleveland Indians @ Detroit Tigers</b> Tiger Stadium, Detroit, MI Fri Sep 16 1966, 7:05 PM EDT Att: 10,061 - Unknown			
Jerry Lumpe, L OBP: 0.281, SLG: 0.296 (1, 4)										4	0	0	0	0	0	3				
Dick Tracewski, R OBP: 0.246, SLG: 0.211 (9, 4)										0	0	0	0	0	0	0				
Norm Cash, L OBP: 0.349, SLG: 0.466 (1, 3)										3	1	1	0	1	0	1				
Al Kaline, R OBP: 0.394, SLG: 0.542 (1, 8)										2	0	0	1	1	0	2				
Mickey Stanley, R OBP: 0.325, SLG: 0.408 (9, 8)										0	0	0	0	0	0	0				
Willie Horton, R OBP: 0.328, SLG: 0.502 (1, 7)										4	0	1	1	0	1	2				
Jim Northrup, L OBP: 0.323, SLG: 0.469 (1, 9)										4	0	2	0	0	0	2				
Don Wert, R OBP: 0.338, SLG: 0.377 (1, 5)										4	1	1	1	0	0	1				
Bill Freehan, R OBP: 0.291, SLG: 0.355 (1, 2)										2	0	0	0	1	0	0				
Hank Aguirre, R OBP: 0.241, SLG: 0.160 (1, 1)										3	0	1	0	0	2	1				
<b>Inning Stats</b>	R: 0 E: 0 K: 0 S: 3	H: 0 LOB: 2 BB: 2 P: 11	R: 0 E: 0 K: 1 S: 5	H: 1 LOB: 1 BB: 1 P: 9	R: 1 E: 1 K: 0 S: 5	H: 1 LOB: 2 BB: 1 P: 9	R: 0 E: 0 K: 0 S: 4	H: 1 LOB: 2 BB: 1 P: 8	R: 1 E: 0 K: 2 S: 8	H: 1 LOB: 0 BB: 0 P: 8	R: 0 E: 0 K: 0 S: 3	H: 0 LOB: 0 BB: 0 P: 3	R: 0 E: 0 K: 0 S: 3	H: 0 LOB: 0 BB: 0 P: 3	R: 0 E: 0 K: 1 S: 3	H: 0 LOB: 0 BB: 0 P: 3	1B: 3 2B: 1 3B: 1 HR: 1	SF: 1 SAC: 0 DP: 1 HBP: 0	WP: 0 PB: 0 SB: 0 CS: 1	PA: 35
<b>PITCHER</b> Gary Bell, R ERA: 3.18 (1, 1)	IP: 6.0 WLS: L BF: 28 H: 6 R: 3 ER: 2 SO: 4 BB: 3 IBB: 0 HBP: 0 BLK: 0 WP: 0 HR: 1 S: 31 P: 51 ERA: 3.00 WHIP: 1.833															<b>PITCHER</b>				
<b>PITCHER</b> John O'Donoghue, L ERA: 3.61 (7, 1)	IP: 2.0 WLS: L BF: 6 H: 0 R: 0 ER: 0 SO: 0 BB: 0 IBB: 0 HBP: 0 BLK: 0 WP: 0 HR: 0 S: 6 P: 6 ERA: 0.00 WHIP: 0.000															<b>PITCHER</b>				



Batter	1	2	3	4	5	6	7	8	9	AB	R	H	RBI	BB	SO	LOB	TOP										
Vern Fuller, R OBP: 0.412, SLG: 0.308 (1, 4)	L8	5-3		6-3					F4	5	0	1	0	0	0	3											
Leon Wagner, L OBP: 0.344, SLG: 0.457 Chuck Hinton, R OBP: 0.319, SLG: 0.397 (9, 7)	4-3		K		3-1	K			F2	5	0	0	0	0	2	1											
Jim Landis, R OBP: 0.324, SLG: 0.331 (1, 8)	6-3			BB			F7		5-3	3	0	0	0	1	0	0											
Max Alvis, R OBP: 0.303, SLG: 0.375 (1, 5)			F2		L8				1-3	4	1	1	0	0	0	1											
Chico Salmon, R OBP: 0.298, SLG: 0.358 (1, 3)									5-3	4	1	1	0	0	0	1											
Jose Vidal, R OBP: 0.250, SLG: 0.429 (1, 9)										3	2	1	2	1	2	0											
Larry Brown, R OBP: 0.323, SLG: 0.309 (1, 6)										4	1	2	0	0	1	1											
Joe Azcue, R OBP: 0.314, SLG: 0.385 (1, 2)										3	1	2	4	0	1	0											
Steve Hargan, R OBP: 0.154, SLG: 0.120 (1, 1)										4	0	1	0	0	0	2											
<b>Inning Stats</b>	R: 0 E: 0 K: 0 S: 3	H: 0 LOB: 0 BB: 0 P: 3	R: 3 E: 0 K: 1 S: 9	H: 4 LOB: 1 BB: 0 P: 9	R: 0 E: 0 K: 1 S: 5	H: 0 LOB: 1 BB: 1 P: 9	R: 0 E: 0 K: 1 S: 7	H: 2 LOB: 2 BB: 0 P: 7	R: 0 E: 0 K: 0 S: 3	H: 0 LOB: 0 BB: 0 P: 3	R: 3 E: 0 K: 1 S: 8	H: 3 LOB: 1 BB: 1 P: 12	R: 0 E: 0 K: 0 S: 3	H: 0 LOB: 0 BB: 0 P: 3	R: 0 E: 0 K: 2 S: 7	H: 0 LOB: 0 BB: 0 P: 7	R: 0 E: 0 K: 0 S: 3	H: 0 LOB: 0 BB: 0 P: 3	1B: 6 2B: 1 3B: 1 HR: 1	SF: 1 SAC: 0 DP: 0 HBP: 0	WP: 0 PB: 0 SB: 0 CS: 0	PA: 38					
<b>PITCHER</b>	IP	WLS	BF	H	R	ER	SO	BB	IBB	HBP	BLK	WP	HR	S	P	ERA	WHIP										
Mickey Lolich, L ERA: 4.76 (1, 1)	5.1	L	24	6	4	4	3	2	0	0	0	0	0	28	36	6.75	1.500										
Orlando Pena, R ERA: 2.51 (6, 1)	2.2		11	3	2	2	3	0	0	0	0	0	1	17	17	6.75	1.125										
Fred Gladding, R ERA: 3.66 (9, 1)	1.0		3	0	0	0	0	0	0	0	0	0	0	3	3	0.00	0.000										

Cleveland Indians @ Detroit Tigers  
Tiger Stadium, Detroit, MI  
Sat Sep 17 1966, 4:33 AM EDT  
Att: 8,817 - Unknown

AB 35  
R 6  
H 9  
RBI 6  
BB 2  
SO 6  
LOB 9



Batter	1	2	3	4	5	6	7	8	9	AB	R	H	RBI	BB	SO	LOB	BOTTOM										
Dick McAuliffe, L OBP: 0.376, SLG: 0.515 (1, 6)	K									4	0	1	0	0	1	0											
Jerry Lumpe, L OBP: 0.276, SLG: 0.294 (1, 4)	4-3									3	0	0	1	0	0	0											
Norm Cash, L OBP: 0.349, SLG: 0.464 (1, 3)	F9									4	0	1	0	0	1	0											
Al Kaline, R OBP: 0.391, SLG: 0.537 (1, 8)										4	0	0	0	0	2	2											
Willie Horton, R OBP: 0.328, SLG: 0.500 (1, 7)										2	0	0	0	1	0	0											
Jim Northrup, L OBP: 0.321, SLG: 0.466 (1, 9)										3	0	0	0	0	0	1											
Don Wert, R OBP: 0.336, SLG: 0.375 (1, 5)										3	0	0	0	0	1	1											
Bill Freehan, R OBP: 0.291, SLG: 0.355 (1, 2)										3	1	1	0	0	0	0											
Mickey Lolich, S OBP: 0.224, SLG: 0.180 Orlando Pena, R OBP: 0.311, SLG: 0.111 Gates Brown, L OBP: 0.337, SLG: 0.442 Fred Gladding, L (9, 1)										2	1	1	0	0	1	0											
										0	0	0	0	0	0	0											
										1	0	0	0	0	0	0											
										0	0	0	0	0	0	0											
<b>Inning Stats</b>	R: 0 E: 0 K: 1 S: 5	H: 0 LOB: 0 BB: 0 P: 5	R: 0 E: 0 K: 0 S: 3	H: 0 LOB: 0 BB: 0 P: 3	R: 2 E: 0 K: 1 S: 9	H: 4 LOB: 2 BB: 0 P: 9	R: 0 E: 0 K: 1 S: 5	H: 0 LOB: 0 BB: 0 P: 5	R: 0 E: 0 K: 0 S: 3	H: 0 LOB: 0 BB: 0 P: 3	R: 0 E: 0 K: 0 S: 2	H: 0 LOB: 0 BB: 1 P: 6	R: 0 E: 0 K: 0 S: 3	H: 0 LOB: 0 BB: 0 P: 3	R: 0 E: 0 K: 2 S: 7	H: 0 LOB: 0 BB: 0 P: 7	R: 0 E: 0 K: 0 S: 7	H: 0 LOB: 0 BB: 0 P: 7	1B: 4 2B: 0 3B: 0 HR: 0	SF: 1 SAC: 0 DP: 1 HBP: 0	WP: 1 PB: 0 SB: 0 CS: 0	PA: 31					
<b>PITCHER</b>	IP	WLS	BF	H	R	ER	SO	BB	IBB	HBP	BLK	WP	HR	S	P	ERA	WHIP										
Steve Hargan, R ERA: 2.54 (1, 1)	9.0	W	31	4	2	2	6	1	0	0	0	1	0	42	46	2.00	0.556										

Cleveland Indians @ Detroit Tigers  
Tiger Stadium, Detroit, MI  
Sat Sep 17 1966, 4:33 AM EDT  
Att: 8,817 - Unknown

AB 29  
R 2  
H 4  
RBI 1  
BB 1  
SO 6  
LOB 4





Batter	1	2	3	4	5	6	7	8	9	10	AB	R	H	RBI	BB	SO	LOB	TOP						
Vern Fuller, R OBP: 0.455, SLG: 0.389 (1.4)	K			1B	HR		6-3 WP		K		5	2	3	0	0	2	0	<b>Cleveland Indians @ Detroit Tigers</b> Tiger Stadium, Detroit, MI Sun Sep 18 1966, 4:33 AM EDT Att. 11,466 - Unknown						
Vic Davallio, L OBP: 0.300, SLG: 0.325 (1.8)	F8			L9	HR		6-3			1B	5	2	2	2	0	0	2							
Leon Wagner, L OBP: 0.342, SLG: 0.454 Chuck Hinton, R OBP: 0.319, SLG: 0.397 (1.7)	G3			1B	F8		4-3			K	5	1	1	0	0	1	2							
Bill Davis, L OBP: 0.292, SLG: 0.400 (1.3)	K			L9			F7			F7	4	0	0	0	1	1	4							
Max Alvis, R OBP: 0.303, SLG: 0.375 (1.5)	K			1B	1-3						5	1	2	2	0	1	1							
Duke Sims, L OBP: 0.353, SLG: 0.475 (1.2)	1-3			1B			4-3			F4	5	0	1	1	0	1	1							
Jose Vidal, R OBP: 0.250, SLG: 0.364 (1.9)			K2-3	1B	FC6-4		E6			K	4	0	1	1	0	2	0							
Larry Brown, R OBP: 0.319, SLG: 0.305 (1.6)			6-3	1B	FC6-4		L9			CS	4	0	0	0	0	0	3							
Sam McDowell, L OBP: 0.190, SLG: 0.179 John O'Donoghue, R OBP: 0.152, SLG: 0.162 Luis Tiant, R OBP: 0.074, SLG: 0.038 (1.1)	F5				G3		K			K	3	0	0	0	0	1	1							
Inning Stats	R: 0 E: 0 K: 1 S: 5	H: 0 LOB: 0 BB: 0 P: 5	R: 0 E: 0 K: 2 S: 7	H: 0 LOB: 0 BB: 0 P: 7	R: 0 E: 0 K: 1 S: 5	H: 0 LOB: 0 BB: 0 P: 5	R: 3 E: 0 K: 0 S: 8	H: 5 LOB: 2 BB: 0 P: 8	R: 2 E: 0 K: 0 S: 5	H: 2 LOB: 1 BB: 1 P: 9	R: 0 E: 1 K: 1 S: 6	H: 0 LOB: 1 BB: 0 P: 6	R: 0 E: 0 K: 0 S: 4	H: 1 LOB: 0 BB: 0 P: 4	R: 0 E: 0 K: 1 S: 5	H: 0 LOB: 0 BB: 0 P: 5	R: 0 E: 0 K: 2 S: 7		H: 0 LOB: 0 BB: 0 P: 7	R: 1 E: 0 K: 2 S: 9	H: 2 LOB: 1 BB: 0 P: 9	1B: 8 2B: 1 3B: 0 HR: 1	SF: 0 SAC: 0 DP: 0 HBP: 0	WP: 2 PB: 0 SB: 0 CS: 1
PITCHER	IP	WLS	BF	H	R	ER	SO	BB	IBB	HBP	BLK	WP	HR	S	P	ERA	WHIP							
Denny McLain, R ERA: 3.67 Joe Sparna, R ERA: 5.42 Fred Gladding, R ERA: 3.61 Larry Sherry, R ERA: 3.68	5.0		23	7	5	5	4	1	0	0	0	1	0	10	10	0.00	0.500							
	2.0		8	1	0	0	1	0	0	0	0	1	0	5	5	0.00	0.000							
	1.0		3	0	0	0	1	0	0	0	0	1	0	5	5	0.00	0.000							
	2.0	L	8	2	1	1	4	0	0	0	0	0	0	16	16	4.50	1.000							

Batter	1	2	3	4	5	6	7	8	9	10	AB	R	H	RBI	BB	SO	LOB	BOTTOM						
Don Wert, R OBP: 0.337, SLG: 0.374 (1.5)	K		K					1B		F7	4	1	1	0	1	2	0	<b>Cleveland Indians @ Detroit Tigers</b> Tiger Stadium, Detroit, MI Sun Sep 18 1966, 4:33 AM EDT Att. 11,466 - Unknown						
Jake Wood, R OBP: 0.343, SLG: 0.375 (1.4)	K			F3			1B			K	5	0	1	0	0	3	2							
Bill Freehan, R OBP: 0.294, SLG: 0.358 (1.3)	K			1B			1B			K2-3	5	1	3	1	0	2	0							
Al Kaline, R OBP: 0.391, SLG: 0.534 (1.9)	K			1B			1B			L9	4	0	1	0	1	2	2							
Willie Horton, R OBP: 0.325, SLG: 0.495 (1.7)	K			1B			1B			K	5	0	0	0	0	3	4							
Mickey Stanley, R OBP: 0.338, SLG: 0.423 (1.8)										F4	5	1	4	1	0	0	0							
Orlando McFarlane, R OBP: 0.306, SLG: 0.424 Larry Sherry, R OBP: 0.443, SLG: 0.667 Dick McAuliffe, L OBP: 0.375, SLG: 0.514 (1.2)										K	4	1	1	0	0	3	3							
										K	0	0	0	0	0	0	0							
										K	1	0	0	0	0	1	0							
Ray Oyler, R OBP: 0.267, SLG: 0.257 (1.6)	K									K	4	0	1	0	0	3	2							
Denny McLain, R OBP: 0.228, SLG: 0.285 Jerry Lumpe, L OBP: 0.197, SLG: 0.293 Joe Sparna, R OBP: 0.152, SLG: 0.162 Gates Brown, L OBP: 0.074, SLG: 0.038 Fred Gladding, L OBP: 0.074, SLG: 0.038 Norm Cash, L OBP: 0.200, SLG: 0.470 (1.1)	K									K	1	0	0	0	0	1	0							
										K	0	0	0	0	0	0	0							
										K	0	0	0	0	0	0	0							
										K	0	0	0	0	0	0	0							
										K	1	1	3	0	0	0	0							
Inning Stats	R: 0 E: 0 K: 3 S: 9	H: 0 LOB: 0 BB: 0 P: 9	R: 0 E: 0 K: 3 S: 10	H: 1 LOB: 1 BB: 0 P: 10	R: 0 E: 0 K: 3 S: 9	H: 0 LOB: 0 BB: 0 P: 9	R: 1 E: 0 K: 1 S: 7	H: 3 LOB: 2 BB: 0 P: 7	R: 0 E: 0 K: 3 S: 10	H: 2 LOB: 2 BB: 1 P: 10	R: 0 E: 0 K: 1 S: 6	H: 0 LOB: 0 BB: 0 P: 6	R: 1 E: 0 K: 1 S: 8	H: 3 LOB: 2 BB: 0 P: 8	R: 3 E: 0 K: 1 S: 8	H: 3 LOB: 0 BB: 0 P: 8	R: 0 E: 0 K: 3 S: 9	H: 0 LOB: 0 BB: 0 P: 9	R: 0 E: 0 K: 2 S: 7	H: 0 LOB: 0 BB: 0 P: 7	1B: 10 2B: 2 3B: 0 HR: 1	SF: 0 SAC: 0 DP: 1 HBP: 0	WP: 0 PB: 1 SB: 0 CS: 0	PA: 43
PITCHER	IP	WLS	BF	H	R	ER	SO	BB	IBB	HBP	BLK	WP	HR	S	P	ERA	WHIP							
Sam McDowell, L ERA: 3.01 John O'Donoghue, L ERA: 3.89 Luis Tiant, R ERA: 3.25	6.0		25	7	1	1	14	2	0	0	0	0	0	15	15	1.50	1.500							
	1.2		11	6	4	4	2	0	0	0	0	0	1	15	15	21.60	3.600							
	2.1	W	7	0	0	0	5	0	0	0	0	0	0	17	17	0.00	0.000							



Batter	1	2	3	4	5	6	7	8	9	AB	R	H	RBI	BB	SO	LOB	TOP			
<b>Cesar Tovar, R</b> OBP: 0.341, SLG: 0.351 (1, 4)	E1 1B		F9					F3		4	0	2	0	0	0	0	<b>Minnesota Twins @ Cleveland Indians</b> Cleveland Municipal Stadium, Cleveland, OH Tue Sep 20 1966, 7:05 PM EDT Att: 4,193 - Unknown			
<b>Jimmie Hall, L</b> OBP: 0.310, SLG: 0.474 (1, 7) (2, 8)	K		L8					K		4	0	0	0	0	3	2				
<b>Tony Oliva, L</b> OBP: 0.358, SLG: 0.509 (1, 9)	K		1B					6-3		4	0	1	0	0	1	2				
<b>Harmon Killebrew, R</b> OBP: 0.393, SLG: 0.541 (1, 5)	K		1B					6-3		4	0	1	0	0	2	1				
<b>Don Mincher, L</b> OBP: 0.335, SLG: 0.406 (1, 3)		1-3 WP 2B	K					FC3-6 BB		3	1	2	0	1	1	2				
<b>Earl Battay, R</b> OBP: 0.229, SLG: 0.317 <b>George Mitterwald, R</b> (7, 2)	1-3				F9			FC3-6 BB		3	0	0	0	0	0	2				
<b>Ted Ljhaender, L</b> OBP: 0.275, SLG: 0.291 <b>Sandy Valdespino, L</b> OBP: 0.212, SLG: 0.247 (1, 8) (2, 7)	1-3 WP HBP				K			K		0	0	0	0	0	0	0				
<b>Zoilo Versalles, R</b> OBP: 0.306, SLG: 0.352 (1, 6)	1-3				L7			K		3	0	0	0	0	1	1				
<b>Jim Perry, S</b> OBP: 0.283, SLG: 0.352 <b>Dave Boswell, R</b> OBP: 0.156, SLG: 0.159 <b>Rich Reese, L</b> (7, PH) <b>Jim Roland, R</b> (7, 1)	4-3				K			K		1	0	0	0	0	0	1				
<b>Inning Stats</b>	R: 0 E: 1 K: 3 S: 10	H: 1 LOB: 1 BB: 0 P: 10	R: 1 E: 0 K: 0 S: 4	H: 1 LOB: 1 BB: 0 P: 5	R: 0 E: 0 K: 1 S: 7	H: 2 LOB: 2 BB: 0 P: 7	R: 0 E: 0 K: 1 S: 5	H: 0 LOB: 0 BB: 0 P: 5	R: 0 E: 0 K: 2 S: 8	H: 1 LOB: 1 BB: 0 P: 8	R: 0 E: 0 K: 1 S: 5	H: 0 LOB: 0 BB: 0 P: 7	R: 0 E: 0 K: 1 S: 5	H: 0 LOB: 0 BB: 1 P: 9	R: 0 E: 0 K: 1 S: 5	H: 0 LOB: 1 BB: 1 P: 9		1B: 5 2B: 1 3B: 0 HR: 0	SF: 0 SAC: 0 DP: 1 HBP: 1	WP: 1 PB: 0 SB: 0 CS: 0
<b>PITCHER</b> <b>Luis Tiant, R</b> ERA: 3.09 (1, 1)	IP: 9.0 WLS: W BF: 34 H: 6 R: 1 ER: 1 SO: 12 BB: 1 IBB: 0 HBP: 1 BLK: 0 WP: 1 HR: 0 S: 56 P: 61 ERA: 1.00 WHIP: 0.778											<b>PITCHER</b> <b>Luis Tiant, R</b> ERA: 3.09 (1, 1)	IP: 9.0 WLS: W BF: 34 H: 6 R: 1 ER: 1 SO: 12 BB: 1 IBB: 0 HBP: 1 BLK: 0 WP: 1 HR: 0 S: 56 P: 61 ERA: 1.00 WHIP: 0.778							

AB 32  
R 1  
H 6  
RBI 0  
BB 1  
SO 12  
LOB 13



Batter	1	2	3	4	5	6	7	8	9	AB	R	H	RBI	BB	SO	LOB	BOTTOM			
<b>Vern Fuller, R</b> OBP: 0.462, SLG: 0.350 (1, 4)	FC8-6 HBP		F8	FC6-4 BB			F7			2	1	0	0	1	0	0	<b>Minnesota Twins @ Cleveland Indians</b> Cleveland Municipal Stadium, Cleveland, OH Tue Sep 20 1966, 7:05 PM EDT Att: 4,193 - Unknown			
<b>Vic Davallilo, L</b> OBP: 0.299, SLG: 0.324 (1, 8)	E5 FC8-6 SF9			FC6-4 BB			F4			4	1	1	0	0	0	4				
<b>Leon Wagner, L</b> OBP: 0.342, SLG: 0.452 <b>Chuck Hinton, R</b> OBP: 0.319, SLG: 0.397 (1, 7) (6, 7)	E3 FC8-6		G4-6-3 1B				G3			4	0	1	0	0	0	3				
<b>Bill Davis, L</b> OBP: 0.286, SLG: 0.375 (1, 3)	FC8-6			2B 1B			K			4	1	1	1	0	1	3				
<b>Max Alvis, R</b> OBP: 0.303, SLG: 0.377 (1, 5)	SF9			1B 2B			L6			3	1	1	1	0	0	1				
<b>Duke Sims, L</b> OBP: 0.343, SLG: 0.460 (1, 2)	F3			K			K			4	0	0	0	0	3	4				
<b>Jose Vidal, R</b> OBP: 0.333, SLG: 0.385 (1, 9)				WP 1B BB			K			2	0	1	0	1	1	0				
<b>Larry Brown, R</b> OBP: 0.316, SLG: 0.303 (1, 6)	L5-3			F4			K			3	0	0	0	0	1	4				
<b>Luis Tiant, R</b> OBP: 0.100, SLG: 0.069 (1, 1)	K			BB 1B			F2			3	0	1	2	0	1	0				
<b>Inning Stats</b>	R: 2 E: 2 K: 0 S: 5	H: 0 LOB: 1 BB: 0 P: 6	R: 0 E: 0 K: 1 S: 5	H: 1 LOB: 0 BB: 0 P: 5	R: 0 E: 0 K: 0 S: 3	H: 1 LOB: 0 BB: 0 P: 3	R: 2 E: 0 K: 1 S: 8	H: 3 LOB: 3 BB: 2 P: 16	R: 0 E: 0 K: 2 S: 8	H: 1 LOB: 1 BB: 0 P: 8	R: 0 E: 0 K: 2 S: 7	H: 0 LOB: 0 BB: 0 P: 7	R: 0 E: 0 K: 0 S: 3	R: 0 E: 0 K: 1 S: 5	R: 0 E: 0 K: 1 S: 5	H: 0 LOB: 0 BB: 0 P: 5		1B: 5 2B: 2 3B: 0 HR: 0	SF: 1 SAC: 0 DP: 2 HBP: 1	WP: 1 PB: 0 SB: 0 CS: 0
<b>PITCHER</b> <b>Jim Perry, R</b> ERA: 2.74 <b>Dave Boswell, R</b> ERA: 3.12 <b>Jim Roland, L</b> ERA: (1, 1) (4, 1) (7, 1)	IP: 3.2 WLS: L BF: 18 H: 5 R: 4 ER: 3 SO: 2 BB: 1 IBB: 0 HBP: 0 BLK: 0 WP: 0 HR: 0 S: 20 P: 25 ERA: 7.36 WHIP: 1.636											<b>PITCHER</b> <b>Jim Perry, R</b> ERA: 2.74 <b>Dave Boswell, R</b> ERA: 3.12 <b>Jim Roland, L</b> ERA: (1, 1) (4, 1) (7, 1)	IP: 3.2 WLS: L BF: 18 H: 5 R: 4 ER: 3 SO: 2 BB: 1 IBB: 0 HBP: 0 BLK: 0 WP: 0 HR: 0 S: 20 P: 25 ERA: 7.36 WHIP: 1.636							

AB 29  
R 4  
H 6  
RBI 4  
BB 2  
SO 7  
LOB 19



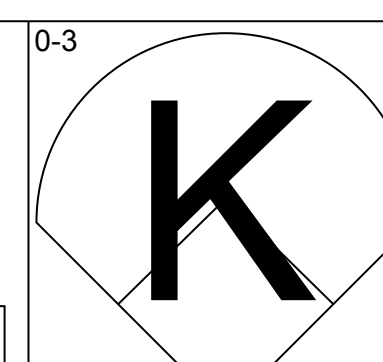
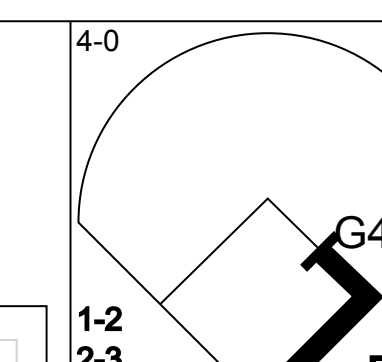
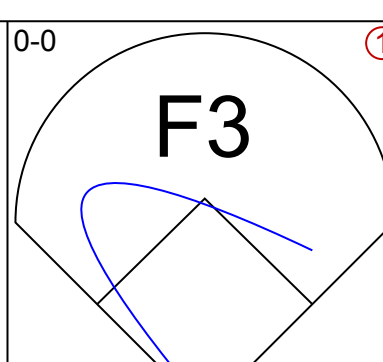
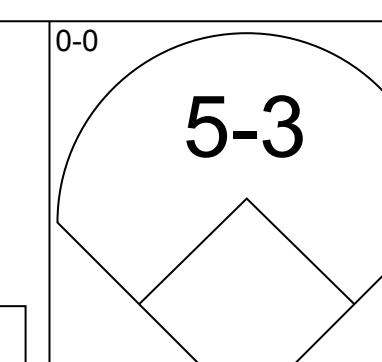
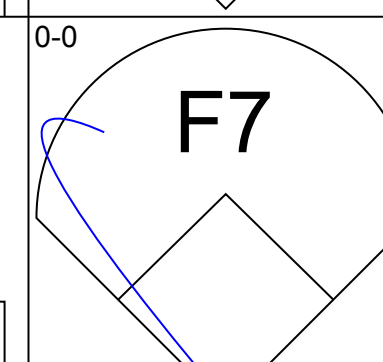
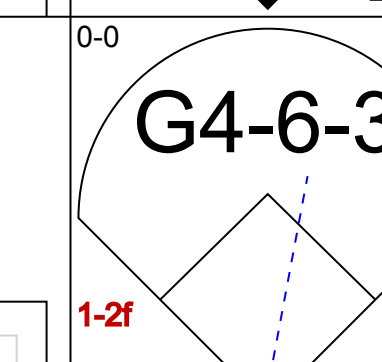
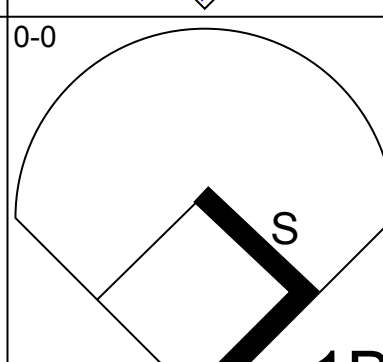
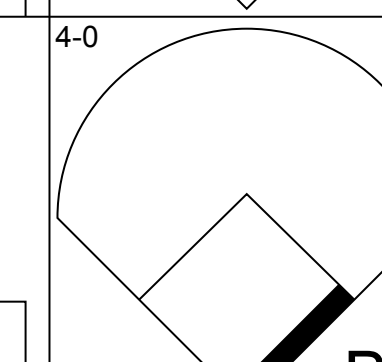
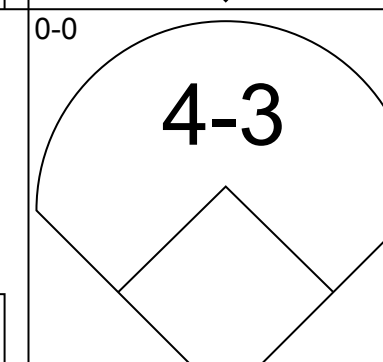
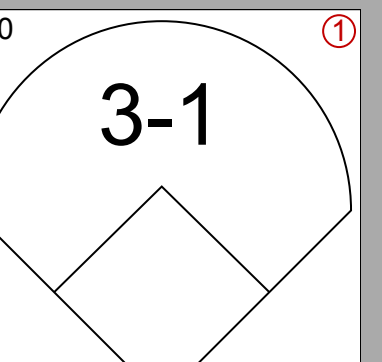
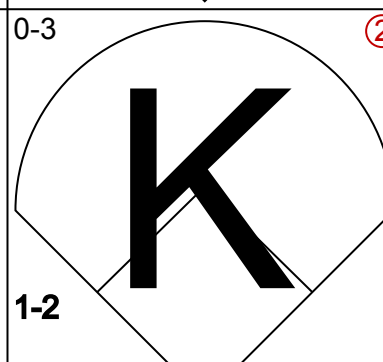
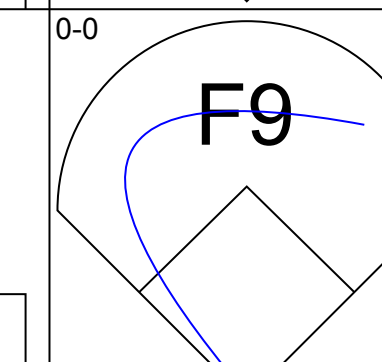
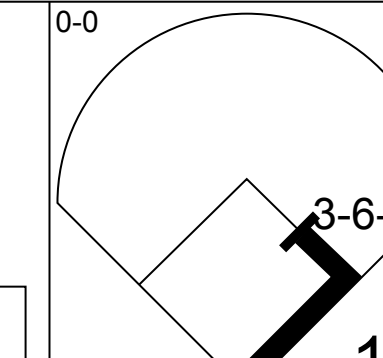
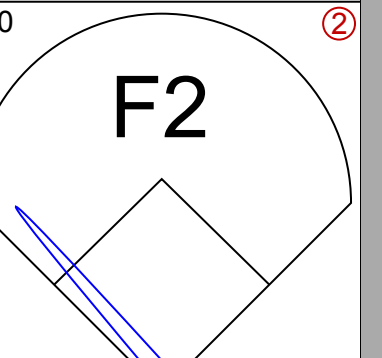
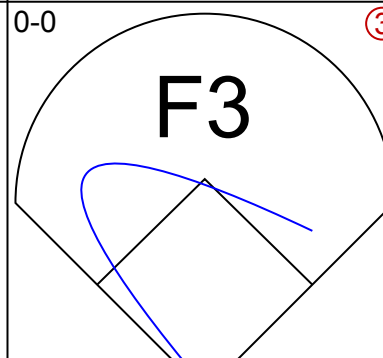
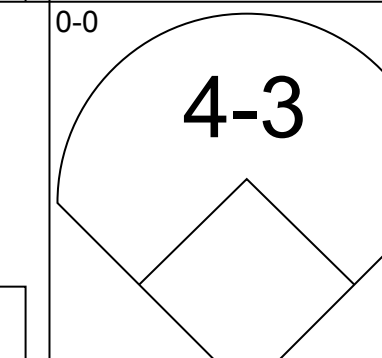
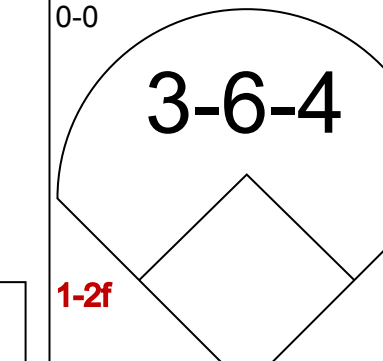
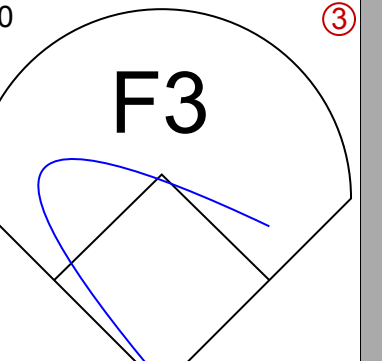
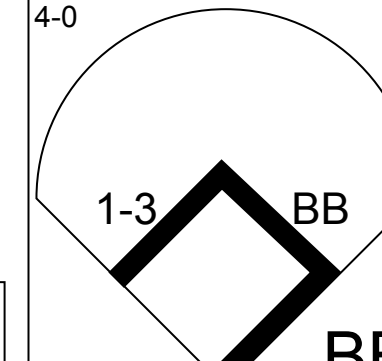
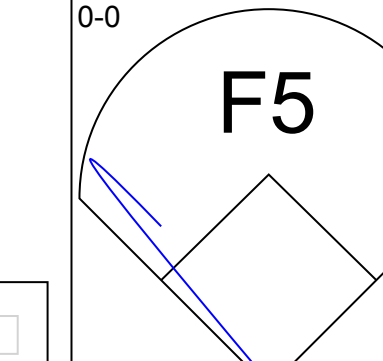

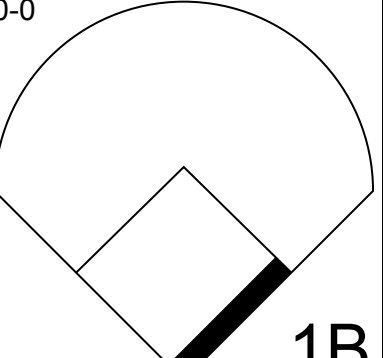
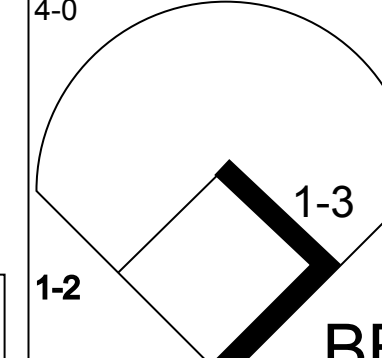
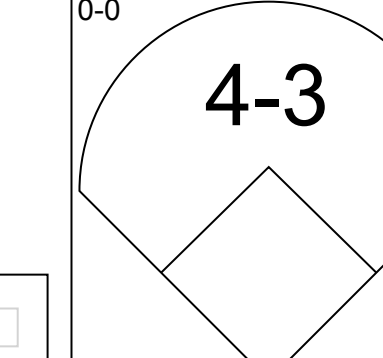
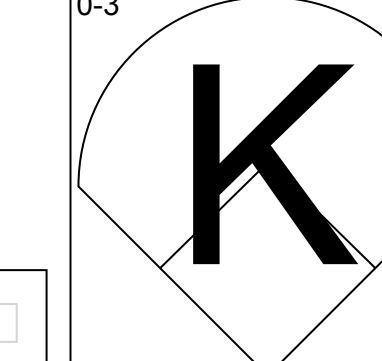
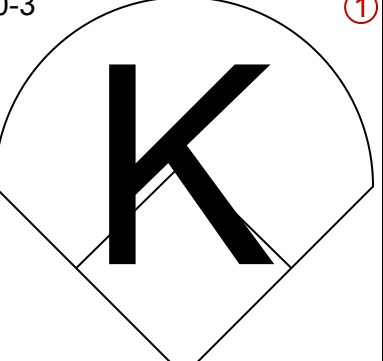
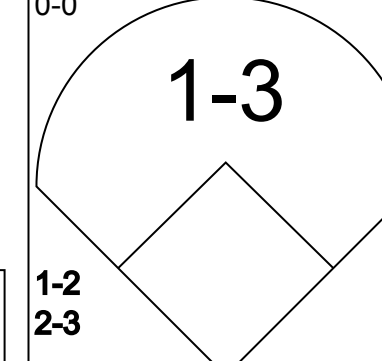
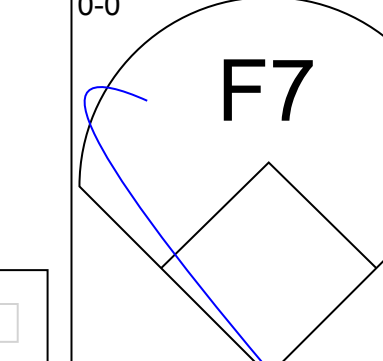
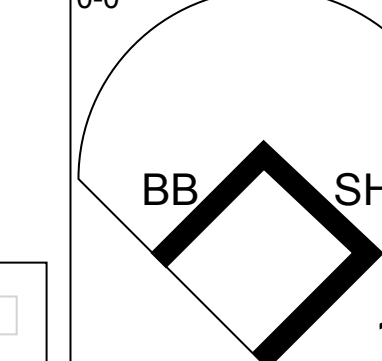
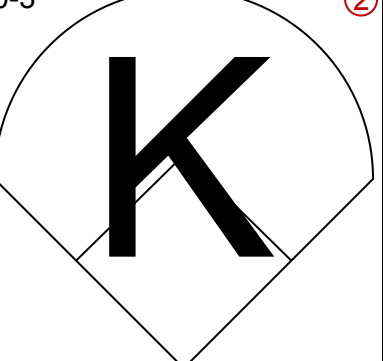
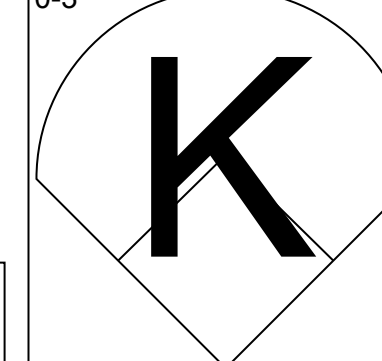
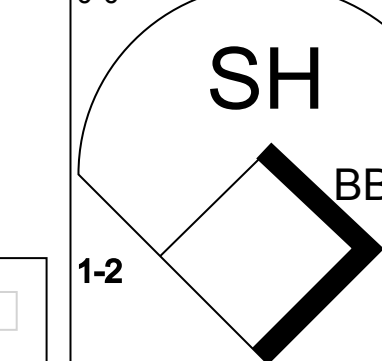
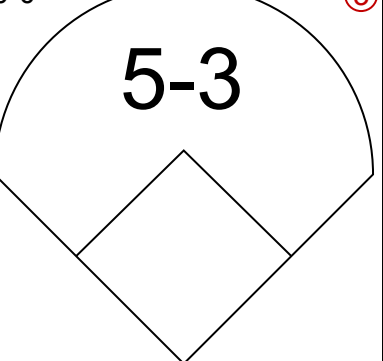
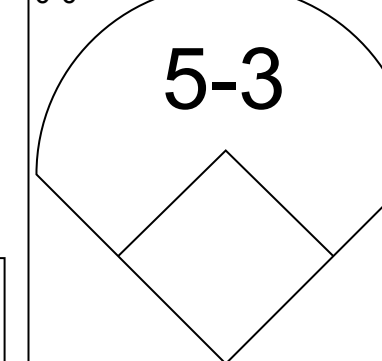
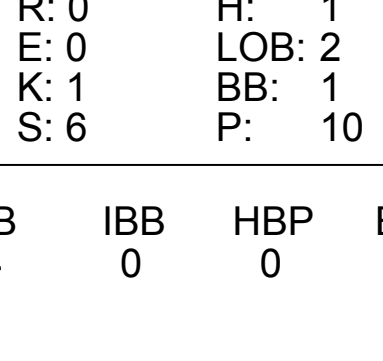


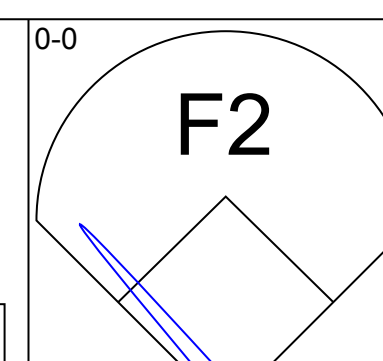
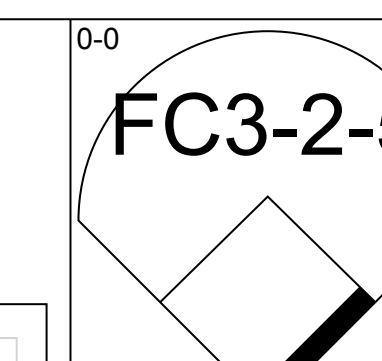
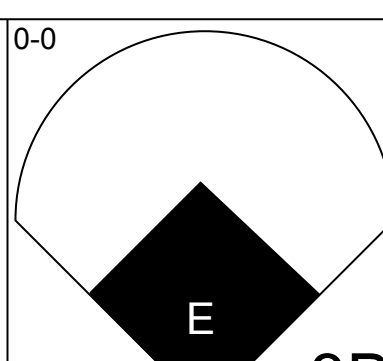
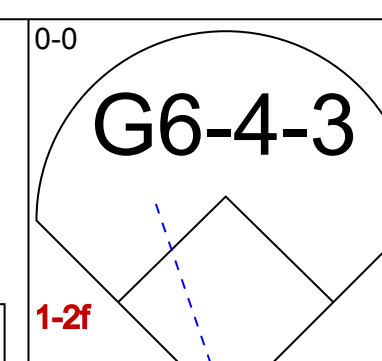
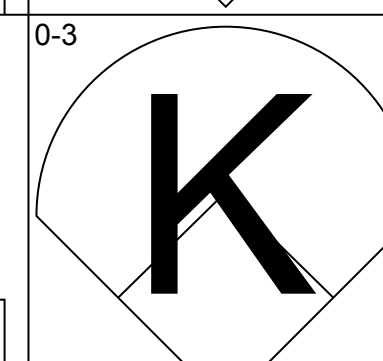
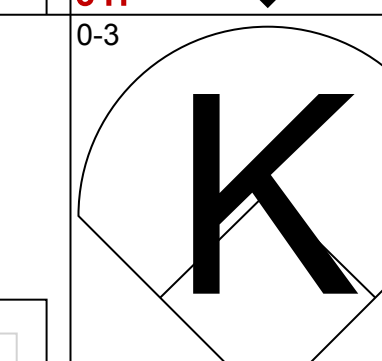
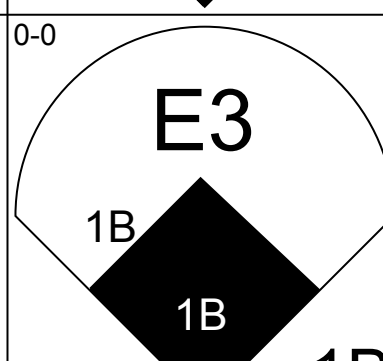
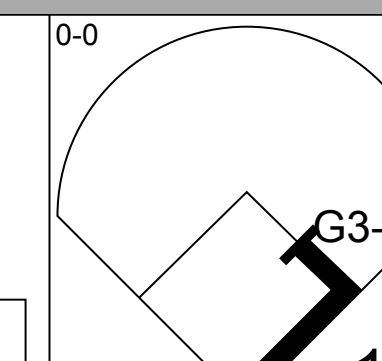
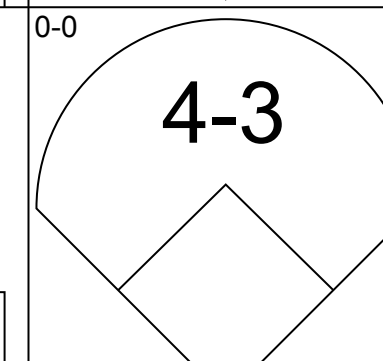
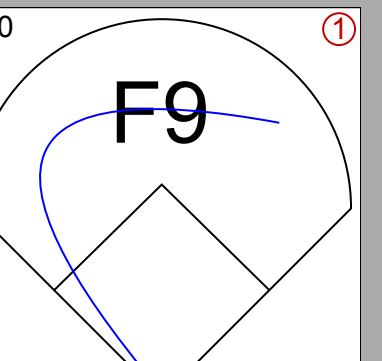
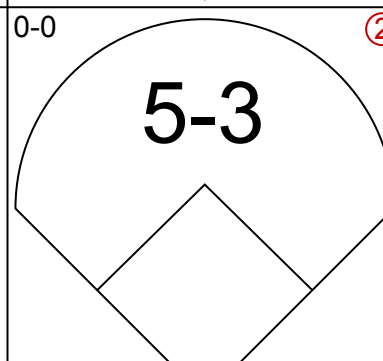
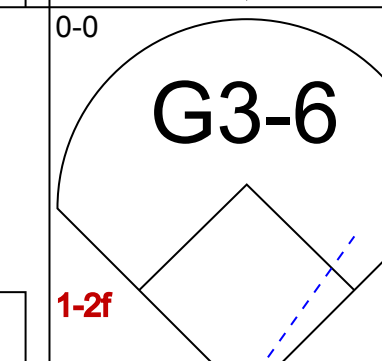
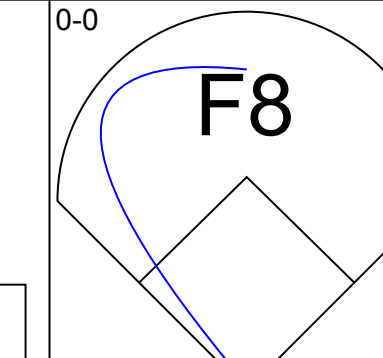
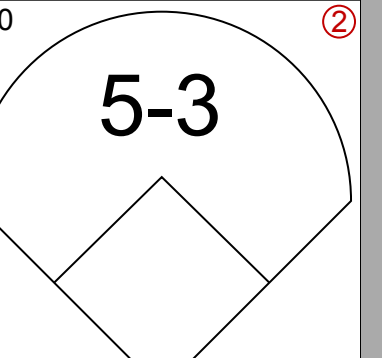
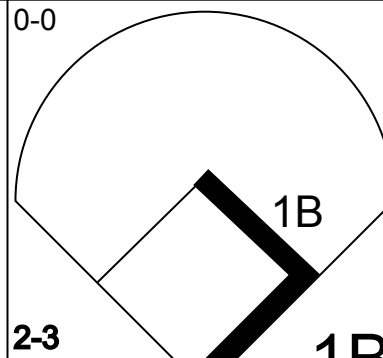
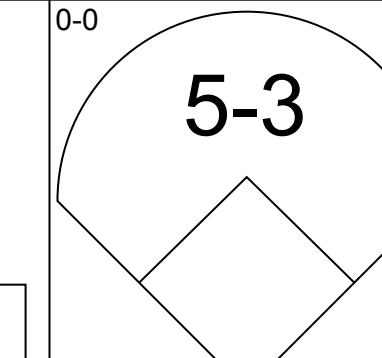
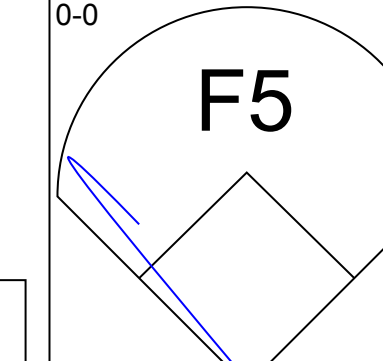
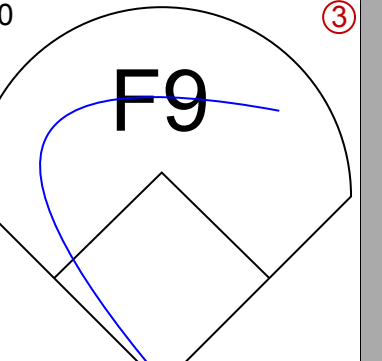
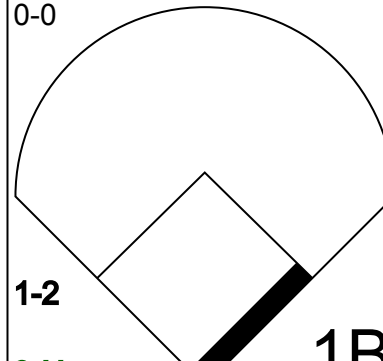
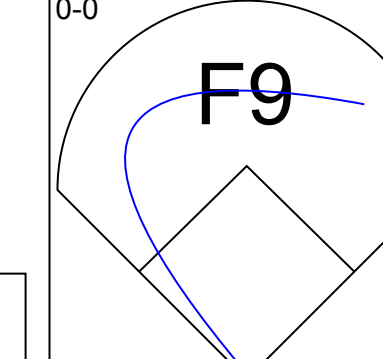
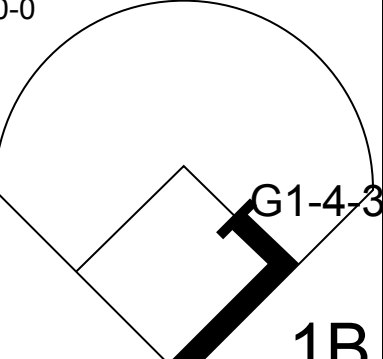
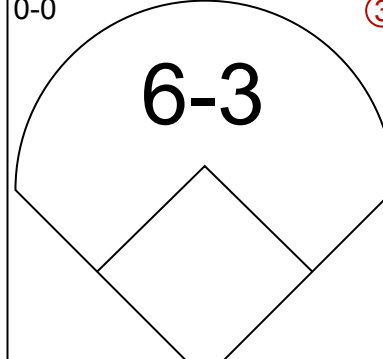
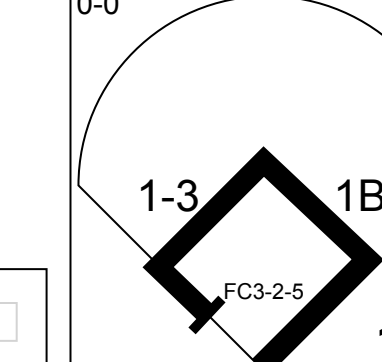
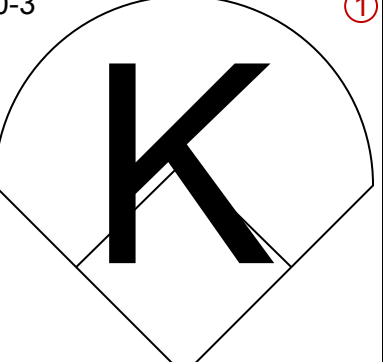
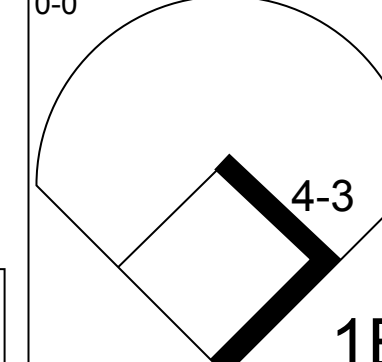
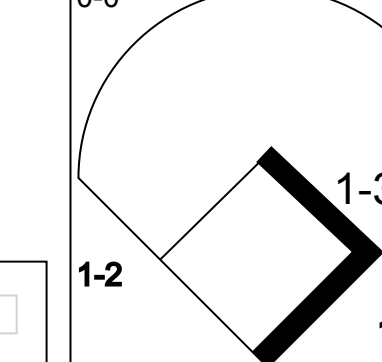
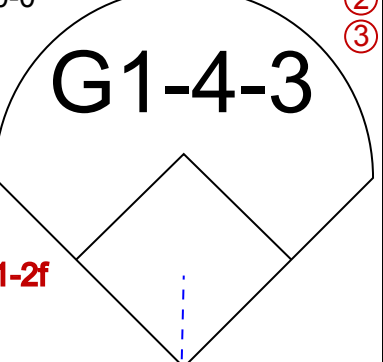
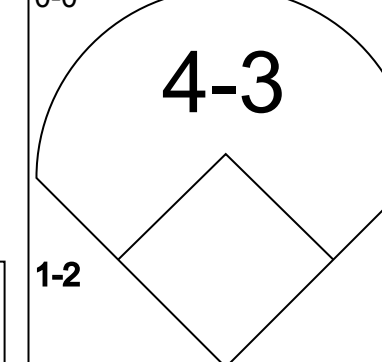
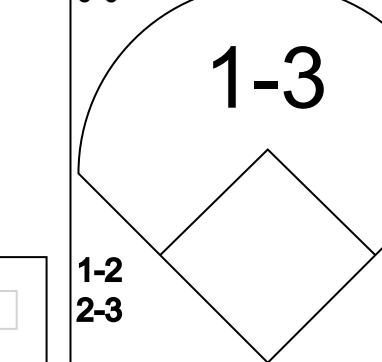
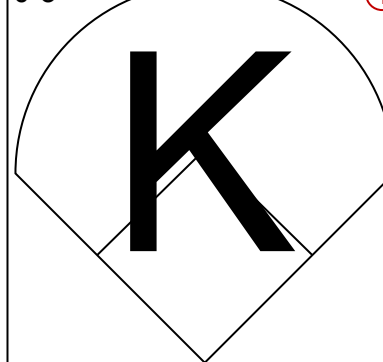
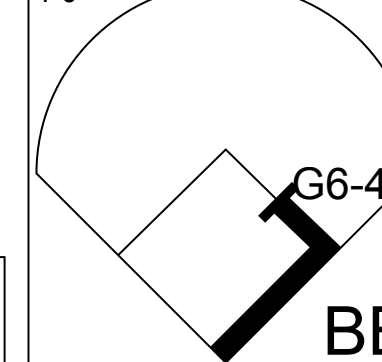
Batter	1	2	3	4	5	6	7	8	9	AB	R	H	RBI	BB	SO	LOB	TOP									
<b>Cesar Tovar, R</b> OBP: 0.342, SLG: 0.353 (1, 4)	5-3		E FC 2B	1-2 1B			L8		1-3	5	1	2	0	0	0	1	<b>Minnesota Twins @ Cleveland Indians</b> Cleveland Municipal Stadium, Cleveland, OH Wed Sep 21 1966, 7:05 PM EDT Att: 5,147 - Unknown <a href="http://livebaseballscorecards.com">livebaseballscorecards.com</a>									
<b>Jimmie Hall, L</b> OBP: 0.312, SLG: 0.473 (1, 8)	1B		F5	L8			WP 1B		F2	5	0	2	0	0	0	4										
<b>Tony Oliva, L</b> OBP: 0.355, SLG: 0.505 (1, 9)	F5		E3 FC				F8		1-3	5	0	0	0	0	0	4										
<b>Harmon Killebrew, R</b> OBP: 0.392, SLG: 0.539 (1, 5)	K		FC				F6		2B 1B	4	0	1	1	0	1	2										
<b>Don Mincher, L</b> OBP: 0.335, SLG: 0.407 (1, 3)		F5	F8				F8		1-3 2B	4	0	1	0	0	0	2										
<b>George Mitterwald, R</b> OBP: 0.200, SLG: 0.200 (1, 2)		6-3 1B	1-3				1-3		G3	4	1	1	0	0	0	4										
<b>Sandy Valdespino, L</b> OBP: 0.214, SLG: 0.247 (1, 7)		6-3 1-2					K		K	4	0	1	0	0	2	3										
<b>Zoilo Versalles, R</b> OBP: 0.305, SLG: 0.351 (1, 6)			F7				F8		F9	4	0	1	1	0	0	3										
<b>Jim Kaat, L</b> OBP: 0.241, SLG: 0.297 (1, 1)			2H 1B							3	0	0	0	0	2	2										
<b>Al Worthington, R</b> OBP: 0.270, SLG: 0.545 (9, PH)	F8						K		1-3 BB	0	0	0	0	0	0	0										
<b>Rich Reese, L</b> (9, PH)										0	0	0	0	1	0	0										
<b>Inning Stats</b>	R: 0 E: 0 K: 1 S: 6	H: 1 LOB: 1 BB: 0 P: 6	R: 1 E: 0 K: 0 S: 5	H: 2 LOB: 1 BB: 0 P: 5	R: 1 E: 1 K: 0 S: 6	H: 1 LOB: 2 BB: 0 P: 6	R: 0 E: 0 K: 1 S: 7	H: 2 LOB: 2 BB: 0 P: 7	R: 0 E: 0 K: 0 S: 3	H: 0 LOB: 0 BB: 0 P: 3	R: 0 E: 0 K: 1 S: 5	H: 0 LOB: 0 BB: 0 P: 5	R: 0 E: 0 K: 1 S: 6	H: 1 LOB: 1 BB: 0 P: 6	R: 0 E: 0 K: 1 S: 7	H: 2 LOB: 2 BB: 1 P: 7	R: 0 E: 0 K: 0 S: 3	H: 0 LOB: 1 BB: 1 P: 7	R: 0 E: 0 K: 0 S: 3	H: 0 LOB: 1 BB: 1 P: 7	R: 0 E: 0 K: 0 S: 3	H: 0 LOB: 1 BB: 1 P: 7	1B: 7 2B: 2 3B: 0 HR: 0	SF: 0 SAC: 0 DP: 0 HBP: 0	WP: 1 PB: 0 SB: 0 CS: 0	PA: 39
<b>PITCHER</b> <b>Steve Hargan, R</b> ERA: 2.46 (1, 1)	IP: 9.0 WLS: W BF: 39 H: 9 R: 2 ER: 1 SO: 5 BB: 1 IBB: 0 HBP: 0 BLK: 0 WP: 1 HR: 0 S: 48 P: 52 ERA: 1.00 WHIP: 1.111															<b>PITCHER</b> <b>Steve Hargan, R</b> ERA: 2.46 (1, 1)	IP: 9.0 WLS: W BF: 39 H: 9 R: 2 ER: 1 SO: 5 BB: 1 IBB: 0 HBP: 0 BLK: 0 WP: 1 HR: 0 S: 48 P: 52 ERA: 1.00 WHIP: 1.111									

Batter	1	2	3	4	5	6	7	8	9	AB	R	H	RBI	BB	SO	LOB	BOTTOM							
<b>Vern Fuller, R</b> OBP: 0.419, SLG: 0.440 (1, 4)	F8		K				6-3	K		5	1	1	1	0	2	3	<b>Minnesota Twins @ Cleveland Indians</b> Cleveland Municipal Stadium, Cleveland, OH Wed Sep 21 1966, 7:05 PM EDT Att: 5,147 - Unknown <a href="http://livebaseballscorecards.com">livebaseballscorecards.com</a>							
<b>Chico Salmon, R</b> OBP: 0.297, SLG: 0.357 (1, 3)	1-4-3		BB 1B				F7			4	0	1	0	0	0	0								
<b>Leon Wagner, L</b> OBP: 0.343, SLG: 0.459 (1, 7)	L9						4-3			4	1	2	2	0	0	0								
<b>Chuck Hinton, R</b> OBP: 0.319, SLG: 0.397 (9, 7)			1-2 2H 1B					HR		0	0	0	0	0	0	0								
<b>Max Alvis, R</b> OBP: 0.306, SLG: 0.384 (1, 5)		HR	1-2 2-3 BB				F3		WP 4-3 1B	3	2	2	1	1	0	0								
<b>Jim Landis, R</b> OBP: 0.318, SLG: 0.325 (1, 8)			F3				K		4-3	3	0	0	0	0	2	3								
<b>Vic Davaillo, L</b> OBP: 0.299, SLG: 0.323 (8, PH)			K						1-2	1	0	0	0	0	0	1								
<b>Jose Vidal, R</b> OBP: 0.316, SLG: 0.313 (1, 9)		K							F7	3	0	0	0	1	2	1								
<b>Joe Azcue, R</b> OBP: 0.313, SLG: 0.381 (1, 2)		5-3					F7		BB 1B BB	3	1	0	0	1	0	1								
<b>Larry Brown, R</b> OBP: 0.321, SLG: 0.306 (1, 6)			1B 1B				K		1-2 BB	3	1	2	0	1	1	1								
<b>Steve Hargan, R</b> OBP: 0.181, SLG: 0.130 (1, 1)			K				F4		1-2 2H 3H 1B	4	0	1	2	0	2	2								
<b>Inning Stats</b>	R: 0 E: 0 K: 0 S: 3	H: 0 LOB: 0 BB: 0 P: 3	R: 1 E: 0 K: 1 S: 6	H: 1 LOB: 0 BB: 0 P: 6	R: 1 E: 0 K: 3 S: 12	H: 3 LOB: 3 BB: 1 P: 16	R: 0 E: 0 K: 1 S: 6	H: 1 LOB: 1 BB: 0 P: 6	R: 1 E: 0 K: 0 S: 4	H: 1 LOB: 0 BB: 0 P: 4	R: 0 E: 0 K: 2 S: 7	H: 0 LOB: 1 BB: 1 P: 11	R: 0 E: 0 K: 1 S: 5	H: 0 LOB: 0 BB: 0 P: 5	R: 3 E: 0 K: 1 S: 8	H: 3 LOB: 2 BB: 2 P: 16	R: 0 E: 0 K: 0 S: 3	H: 0 LOB: 0 BB: 0 P: 3	R: 0 E: 0 K: 0 S: 3	H: 0 LOB: 0 BB: 0 P: 3	1B: 6 2B: 0 3B: 0 HR: 3	SF: 0 SAC: 0 DP: 0 HBP: 0	WP: 1 PB: 0 SB: 0 CS: 0	PA: 37
<b>PITCHER</b> <b>Jim Kaat, L</b> ERA: 2.84 (1, 1)	IP: 7.0 WLS: L BF: 31 H: 8 R: 5 ER: 5 SO: 8 BB: 2 IBB: 0 HBP: 0 BLK: 0 WP: 0 HR: 3 S: 45 P: 53 ERA: 6.43 WHIP: 1.429															<b>PITCHER</b> <b>Al Worthington, R</b> ERA: 2.39 (8, 1)	IP: 1.0 WLS: L BF: 6 H: 1 R: 1 ER: 1 SO: 1 BB: 2 IBB: 0 HBP: 0 BLK: 0 WP: 1 HR: 0 S: 6 P: 14 ERA: 9.00 WHIP: 3.000							





Batter	1	2	3	4	5	6	7	8	9	AB	R	H	RBI	BB	SO	LOB	TOP					
Vern Fuller, R (1.4) OBP: 0.400, SLG: 0.393										3	0	0	0	1	1	0	<b>Cleveland Indians @ Kansas City Athletics</b> Municipal Stadium, Kansas City, MO Fri Sep 23 1966, 8:05 PM EDT Att: 6,665 - Unknown					
Vic Davallo, L (1.8) OBP: 0.301, SLG: 0.323										3	0	1	0	1	0	3						
Leon Wagner, L (1.7) OBP: 0.340, SLG: 0.455										4	0	0	0	0	1	2						
Bill Davis, L (1.3) OBP: 0.281, SLG: 0.357										4	0	1	0	0	0	2						
Max Alvis, R (1.5) OBP: 0.306, SLG: 0.382										3	0	0	0	1	0	1						
Duke Sims, L (1.2) OBP: 0.347, SLG: 0.457										3	0	1	0	1	0	0						
Jose Vidal, R (1.9) OBP: 0.286, SLG: 0.278										2	0	0	0	0	2	1						
Jim Gentile, L (7, PH) OBP: 0.326, SLG: 0.410										1	0	0	0	0	2	<b>AB 29</b> <b>R 0</b> <b>H 4</b> <b>RBI 0</b> <b>BB 4</b> <b>SO 6</b> <b>LOB 17</b>						
Jack Kralick, L (7, 1) OBP: 0.077, SLG: 0.077										0	0	0	0	0	0							
Fred Whitfield, L (9, PH) OBP: 0.284, SLG: 0.444										1	0	0	0	0	0							
Larry Brown, R (1.6) OBP: 0.321, SLG: 0.306										3	0	1	0	0	2	3						
Gary Bell, R (1, 1) OBP: 0.190, SLG: 0.162										1	0	0	0	0	0	1						
Tom Kelley, R (6, 1) OBP: 0.143, SLG: 0.143										0	0	0	0	0	0	0						
Rocky Colavito, R (7, PH) OBP: 0.333, SLG: 0.434										1	0	0	0	0	0	2						
<b>Inning Stats</b>	R: 0 E: 0 K: 1 S: 5	H: 0 LOB: 0 BB: 0 P: 5	R: 0 E: 0 K: 0 S: 3	H: 1 LOB: 0 BB: 0 P: 3	R: 0 E: 0 K: 1 S: 6	H: 1 LOB: 2 BB: 1 P: 10	R: 0 E: 0 K: 0 S: 3	H: 0 LOB: 0 BB: 0 P: 3	R: 0 E: 0 K: 2 S: 8	H: 1 LOB: 1 BB: 0 P: 8	R: 0 E: 0 K: 1 S: 6	H: 1 LOB: 2 BB: 2 P: 6	R: 0 E: 0 K: 1 S: 5	H: 0 LOB: 1 BB: 2 P: 13	R: 0 E: 0 K: 0 S: 3	H: 0 LOB: 0 BB: 1 P: 7	R: 0 E: 0 K: 0 S: 3	H: 0 LOB: 0 BB: 0 P: 3	1B: 4 2B: 1 3B: 0 HR: 0	SF: 0 SAC: 1 DP: 2 HBP: 0	WP: 0 PB: 0 SB: 1 CS: 0	PA: 34
<b>PITCHER</b> Blue Moon Odom, R (1, 1) ERA: 2.33	IP: 9.0 WLS: W BF: 34 H: 4 R: 0 ER: 0 SO: 6 BB: 4 IBB: 0 HBP: 0 BLK: 0 WP: 0 HR: 0 S: 42 P: 58 ERA: 0.00 WHIP: 0.889															<b>PITCHER</b>						

Batter	1	2	3	4	5	6	7	8	9	AB	R	H	RBI	BB	SO	LOB	BOTTOM			
Bert Campaneris, R (1, 6) OBP: 0.301, SLG: 0.382										4	1	1	0	0	0	4	<b>Cleveland Indians @ Kansas City Athletics</b> Municipal Stadium, Kansas City, MO Fri Sep 23 1966, 8:05 PM EDT Att: 6,665 - Unknown			
Rick Monday, L (1, 8) OBP: 0.296, SLG: 0.182										4	1	2	1	0	2	2				
Mike Hershberger, R (1, 9) OBP: 0.313, SLG: 0.343										4	0	0	0	0	0	2				
Danny Cater, R (1, 3) OBP: 0.307, SLG: 0.359										4	0	1	0	0	0	0				
Roger Repoz, L (1, 7) OBP: 0.328, SLG: 0.384										3	0	1	1	0	0	0				
Sal Bando, R (1, 5) OBP: 0.286, SLG: 0.300										3	0	1	0	0	0	2				
Dick Green, R (1, 4) OBP: 0.296, SLG: 0.359										3	0	2	0	0	1	1				
Phil Roof, R (1, 2) OBP: 0.280, SLG: 0.311										3	0	1	0	0	0	2				
Blue Moon Odom, R (1, 1) OBP: 0.188, SLG: 0.103										2	0	0	0	1	1	2				
<b>Inning Stats</b>	R: 0 E: 0 K: 1 S: 5	H: 0 LOB: 0 BB: 0 P: 5	R: 0 E: 0 K: 0 S: 3	H: 0 LOB: 0 BB: 0 P: 3	R: 0 E: 0 K: 1 S: 7	H: 2 LOB: 2 BB: 0 P: 7	R: 0 E: 0 K: 0 S: 3	H: 0 LOB: 0 BB: 0 P: 3	R: 0 E: 0 K: 1 S: 5	H: 1 LOB: 0 BB: 0 P: 5	R: 2 E: 1 K: 1 S: 9	H: 4 LOB: 2 BB: 0 P: 9	R: 0 E: 0 K: 0 S: 3	H: 1 LOB: 1 BB: 1 P: 7	R: 0 E: 0 K: 0 S: 3	H: 1 LOB: 0 BB: 0 P: 3		1B: 8 2B: 0 3B: 1 HR: 0	SF: 0 SAC: 0 DP: 3 HBP: 0	WP: 0 PB: 0 SB: 0 CS: 0
<b>PITCHER</b> Gary Bell, R (1, 1) ERA: 3.18	IP: 5.2 WLS: L BF: 23 H: 7 R: 2 ER: 2 SO: 4 BB: 0 IBB: 0 HBP: 0 BLK: 0 WP: 0 HR: 0 S: 31 P: 31 ERA: 3.18 WHIP: 1.235															<b>PITCHER</b>				
Tom Kelley, R (6, 1) ERA: 4.34	0.1	1	0	0	0	0	0	0	0	0	0	1	1	0.00	0.000					
Jack Kralick, L (7, 1) ERA: 3.82	2.0	7	2	0	0	0	1	0	0	0	0	6	10	0.00	1.500					



Batter	1	2	3	4	5	6	7	8	9	AB	R	H	RBI	BB	SO	LOB	TOP					
Vern Fuller, R OBP: 0.368, SLG: 0.355 Jim Gentle, L OBP: 0.324, SLG: 0.407 Dick Howser, R OBP: 0.301, SLG: 0.353	6-3		FC1-4		F4		F5		5-3	3	0	0	0	0	0	1						
Leon Wagner, L OBP: 0.340, SLG: 0.452 Pedro Gonzalez, R OBP: 0.265, SLG: 0.284	F3		FC4-6			F9				3	0	0	0	1	0	1						
Chuck Hinton, R OBP: 0.321, SLG: 0.398							5-3			4	0	2	0	0	0	1						
Max Alvis, R OBP: 0.305, SLG: 0.381	F6									4	0	1	0	0	1	5						
Chico Salmon, R OBP: 0.297, SLG: 0.356					F8					4	0	1	0	0	0	1						
Joe Azcue, R OBP: 0.312, SLG: 0.382					6-3					4	1	1	0	0	0	1						
Jose Vidal, R OBP: 0.280, SLG: 0.273					F2					4	1	1	0	0	1	1						
Larry Brown, R OBP: 0.319, SLG: 0.304 Vic Davallilo, L OBP: 0.302, SLG: 0.324	F7									2	0	0	0	0	1	1						
Luis Tiant, R OBP: 0.125, SLG: 0.097 Dick Radatz, R OBP: 0.091, SLG: 0.091					L8					2	0	1	0	0	0	0						
										1	0	0	0	0	1	0						
<b>Inning Stats</b>	R: 0 E: 0 K: 0 S: 4	H: 1 LOB: 1 BB: 0 P: 4	R: 0 E: 0 K: 0 S: 4	H: 1 LOB: 1 BB: 0 P: 4	R: 0 E: 0 K: 1 S: 7	H: 2 LOB: 2 BB: 0 P: 7	R: 0 E: 0 K: 0 S: 3	H: 0 LOB: 0 BB: 0 P: 3	R: 0 E: 0 K: 1 S: 5	H: 0 LOB: 0 BB: 0 P: 5	R: 0 E: 0 K: 0 S: 4	H: 1 LOB: 1 BB: 0 P: 4	R: 3 E: 1 K: 0 S: 7	H: 3 LOB: 2 BB: 1 P: 11	R: 0 E: 0 K: 1 S: 5	H: 0 LOB: 0 BB: 0 P: 5	R: 0 E: 0 K: 1 S: 5	H: 0 LOB: 0 BB: 0 P: 5	1B: 7 2B: 1 3B: 0 HR: 0	SF: 0 SAC: 1 DP: 0 HBP: 0	WP: 0 PB: 0 SB: 0 CS: 0	PA: 37
<b>PITCHER</b>	IP	WLS	BF	H	R	ER	SO	BB	IBB	HBP	BLK	WP	HR	S	P	ERA	WHIP					
Paul Lindblad, L ERA: 4.19	6.0	L	25	7	2	1	2	0	0	0	0	0	0	29	29	1.50	1.167					
Jack Aker, R ERA: 1.98	2.0		9	1	1	0	1	0	1	0	0	0	0	10	14	0.00	0.500					
Wes Stock, R ERA: 2.68	1.0		3	0	0	0	1	0	0	0	0	0	0	5	5	0.00	0.000					

Cleveland Indians @ Kansas City Athletics  
Municipal Stadium, Kansas City, MO  
Sat Sep 24 1966, 4:33 AM EDT  
Att: 8,907 - Unknown


AB	35
R	3
H	8
RBI	1
BB	1
SO	4
LOB	14



Batter	1	2	3	4	5	6	7	8	9	AB	R	H	RBI	BB	SO	LOB	BOTTOM				
Bert Campaneris, R OBP: 0.301, SLG: 0.381	K			1-3				F3		4	0	1	1	0	1	2					
Rick Monday, L OBP: 0.255, SLG: 0.154	F7									4	0	0	0	0	3	4					
Mike Hershberger, R OBP: 0.371, SLG: 0.341 Tim Linton, L OBP: 0.360, SLG: 0.500	4-3									3	0	0	0	0	0	1					
Danny Cater, R OBP: 0.308, SLG: 0.360										4	0	2	0	0	0	0					
Roger Repoz, L OBP: 0.324, SLG: 0.379										4	0	0	0	0	1	2					
Sal Bando, R OBP: 0.320, SLG: 0.417										4	0	2	0	0	0	1					
Dick Green, R OBP: 0.295, SLG: 0.357 Randy Schwartz, L OBP: 0.167, SLG: 0.091										3	0	0	0	0	1	2					
Phil Roof, R OBP: 0.281, SLG: 0.312 Larry Stahl, L OBP: 0.297, SLG: 0.366										1	0	1	0	0	0	0					
Paul Lindblad, L OBP: 0.171, SLG: 0.206 Jack Aker, R OBP: 0.100, SLG: 0.150 Jim Gosger, L OBP: 0.320, SLG: 0.350 Wes Stock, R ERA: 4.7										1	0	0	0	0	0	0					
										0	0	0	0	0	0	0					
										1	0	1	0	0	0	0					
										0	0	0	0	0	0	0					
<b>Inning Stats</b>	R: 0 E: 0 K: 1 S: 5	H: 0 LOB: 0 BB: 0 P: 5	R: 0 E: 0 K: 0 S: 3	H: 0 LOB: 0 BB: 0 P: 3	R: 0 E: 0 K: 1 S: 3	H: 0 LOB: 0 BB: 0 P: 3	R: 0 E: 0 K: 2 S: 8	H: 2 LOB: 1 BB: 0 P: 8	R: 1 E: 1 K: 1 S: 7	H: 2 LOB: 1 BB: 0 P: 7	R: 0 E: 0 K: 0 S: 4	H: 1 LOB: 1 BB: 0 P: 4	R: 0 E: 0 K: 1 S: 7	H: 2 LOB: 2 BB: 0 P: 7	R: 0 E: 0 K: 0 S: 4	H: 1 LOB: 1 BB: 0 P: 4	1B: 6 2B: 1 3B: 1 HR: 0	SF: 0 SAC: 1 DP: 0 HBP: 0	WP: 0 PB: 0 SB: 0 CS: 2	PA: 34	
<b>PITCHER</b>	IP	WLS	BF	H	R	ER	SO	BB	IBB	HBP	BLK	WP	HR	S	P	ERA	WHIP				
Luis Tiant, R ERA: 3.0	7.0		27	7	1	1	5	0	0	0	0	0	0	37	37	1.29	1.000				
Dick Radatz, R ERA: 4.7	2.0	S	7	1	0	0	1	0	0	0	0	0	0	9	9	0.00	0.500				

Cleveland Indians @ Kansas City Athletics  
Municipal Stadium, Kansas City, MO  
Sat Sep 24 1966, 4:33 AM EDT  
Att: 8,907 - Unknown

AB	33
R	1
H	8
RBI	1
BB	0
SO	6
LOB	15





Batter	1	2	3	4	5	6	7	8	9	AB	R	H	RBI	BB	SO	LOB	TOP			
Vern Fuller, R OBP: 0.366, SLG: 0.333 (1, 4)	4-0		5-3		F5			K		2	0	0	0	1	0	0	<b>Cleveland Indians @ Kansas City Athletics</b> Municipal Stadium, Kansas City, MO Sun Sep 25 1966, 4:33 AM EDT Att: 9,023 - Unknown			
Fred Whitfield, L OBP: 0.283, SLG: 0.443 (8, PH)	4-3								1B IBB	1	0	0	0	0	1	0				
Chico Salmon, R OBP: 0.299, SLG: 0.358 (9, 3)	BB								1B	1	0	1	1	0	0	0				
Vic Davallio, L OBP: 0.306, SLG: 0.327 (1, 8)	4-3		5-3		1B			F9		3	1	2	1	1	0	1				
Leon Wagner, L OBP: 0.339, SLG: 0.449 (1, 7)	F5		5-3		1B			F9		4	0	0	0	1	0	4				
Del Crandall, R OBP: 0.320, SLG: 0.361 (9, 2)	F5		5-3		1B			F9		0	0	0	0	0	0	0				
Max Alvis, R OBP: 0.306, SLG: 0.381 (1, 5)	6-3		K					E5		5	0	2	1	0	1	2				
Bill Davis, L OBP: 0.278, SLG: 0.323 (8, PR)		L9			F6			K		3	0	0	0	1	1	0				
Pedro Gonzalez, R OBP: 0.284, SLG: 0.283 (8, PR)									K	1	0	0	0	0	1	3				
Jose Vidal, R OBP: 0.321, SLG: 0.333 (1, 9)		1B			1B			F5		2	0	1	0	1	0	0				
Jim Gentile, L OBP: 0.323, SLG: 0.405 (8, PH)		BB			2B					1	0	0	0	0	1	2				
Jim Landis, R OBP: 0.317, SLG: 0.323 (8, 9)									L7	1	0	0	0	0	0	3				
Joe Azcue, R OBP: 0.385 (9, PR)								F9		3	0	2	0	1	0	0				
Dick Howser, R OBP: 0.301, SLG: 0.353 (9, 6)		1B			G4-6-3				2B	0	1	0	0	0	0	0				
Larry Brown, R OBP: 0.317, SLG: 0.302 (1, 6)					1B			K		3	0	0	0	0	1	4				
Duke Sims, L OBP: 0.347, SLG: 0.457 (9, PH)		F8			G4-6-3			K		0	0	0	0	0	0	0				
Chuck Hinton, R OBP: 0.323, SLG: 0.402 (9, 7)					1B				SF9	1	1	1	0	0	0	0				
Steve Hargan, R OBP: 0.153, SLG: 0.123 (1, 1)								K		3	0	0	0	0	1	2				
Rocky Colavito, R OBP: 0.334, SLG: 0.434 (9, PH)		6-3							1B	0	1	0	0	1	0	0				
Dick Radatz, R OBP: 0.091, SLG: 0.091 (9, 1)									1B	0	0	0	0	0	0	0				
<b>Inning Stats</b>	R: 0 E: 0 K: 0 S: 3	H: 0 LOB: 1 BB: 1 P: 7	R: 0 E: 0 K: 0 S: 4	H: 1 LOB: 2 BB: 1 P: 8	R: 0 E: 0 K: 1 S: 6	H: 1 LOB: 1 BB: 0 P: 6	R: 0 E: 0 K: 0 S: 4	H: 2 LOB: 1 BB: 0 P: 4	R: 0 E: 0 K: 1 S: 5	H: 0 LOB: 0 BB: 0 P: 5	R: 0 E: 0 K: 2 S: 7	H: 0 LOB: 0 BB: 0 P: 7	R: 1 E: 1 K: 2 S: 8	H: 1 LOB: 2 BB: 2 P: 16	R: 3 E: 0 K: 1 S: 8	H: 3 LOB: 3 BB: 3 P: 20	1B: 7 2B: 2 3B: 0 HR: 0	SF: 1 SAC: 0 DP: 1 HBP: 0	WP: 0 PB: 0 CS: 0	PA: 42
<b>PITCHER</b>	IP WLS BF H R ER SO BB IBB HBP BLK WP HR S P ERA WHIP																			
Jim Nash, R ERA: 2.06 (1, 1)	8.0	34	6	2	1	6	5	0	0	0	0	0	0	41	61	1.12	1.375			
Bill Edgerton, L ERA: 3.24 (9, 1)	0.0	L	2	1	0	0	0	1	0	0	0	0	0	1	5	∞	∞			
Jack Aker, R ERA: 1.96 (9, 1)	1.0	6	2	2	2	1	0	1	0	0	0	0	0	7	11	18.00	2.000			

Batter	1	2	3	4	5	6	7	8	9	AB	R	H	RBI	BB	SO	LOB	BOTTOM						
Bert Campaneris, R OBP: 0.301, SLG: 0.380 (1, 6)	F7		L4		2-6			5-3		4	0	1	0	0	0	0	<b>Cleveland Indians @ Kansas City Athletics</b> Municipal Stadium, Kansas City, MO Sun Sep 25 1966, 4:33 AM EDT Att: 9,023 - Unknown						
Rick Monday, L OBP: 0.229, SLG: 0.133 (1, 8)	K		K		1B		1-6-3	4-3		4	0	0	0	0	2	0							
Jim Gosger, L OBP: 0.321, SLG: 0.351 (1, 7)										4	1	2	0	0	0	0							
Joe Nosssek, R OBP: 0.282, SLG: 0.342 (9, 7)	1B		F2				F4			0	0	0	0	0	0	0							
Danny Cater, R OBP: 0.308, SLG: 0.359 (1, 5)	1B				F3			5-3		4	0	1	0	0	1	1							
Larry Stahl, L OBP: 0.290, SLG: 0.365 (1, 9)	1B				4-3		F8			3	1	1	1	1	0	0							
Tim Talton, L OBP: 0.358, SLG: 0.490 (1, 3)					4-3					3	0	1	0	0	0	3							
Roger Repoz, L OBP: 0.324, SLG: 0.378 (7, PR)	F8				4-3			6-3		1	0	0	0	0	0	0							
Dick Green, R OBP: 0.292, SLG: 0.354 (1, 4)			4-3		F3			6-3		4	0	0	0	0	0	1							
Phil Roof, R OBP: 0.281, SLG: 0.310 (1, 2)			K							2	0	0	0	1	1	0							
Jim Nash, R OBP: 0.089, SLG: 0.133 (9, 1)										3	0	0	0	0	3	2							
Bill Edgerton, L (9, 1)										0	0	0	0	0	0	0							
Jack Aker, R OBP: 0.100, SLG: 0.150 (9, 1)										0	0	0	0	0	0	0							
<b>Inning Stats</b>	R: 1 E: 0 K: 1 S: 8	H: 3 LOB: 2 BB: 0 P: 8	R: 0 E: 0 K: 2 S: 7	H: 0 LOB: 0 BB: 0 P: 7	R: 0 E: 0 K: 1 S: 5	H: 0 LOB: 0 BB: 0 P: 5	R: 1 E: 0 K: 0 S: 3	H: 0 LOB: 0 BB: 1 P: 7	R: 0 E: 0 K: 1 S: 5	H: 1 LOB: 1 BB: 0 P: 5	R: 0 E: 0 K: 0 S: 3	H: 0 LOB: 0 BB: 0 P: 3	R: 0 E: 0 K: 1 S: 6	H: 1 LOB: 2 BB: 1 P: 10	R: 0 E: 0 K: 1 S: 6	H: 1 LOB: 1 BB: 0 P: 6		R: 0 E: 0 K: 0 S: 3	H: 0 LOB: 0 BB: 0 P: 3	1B: 6 2B: 0 3B: 0 HR: 0	SF: 0 SAC: 0 DP: 0 HBP: 0	WP: 1 PB: 0 CS: 0	PA: 34
<b>PITCHER</b>	IP WLS BF H R ER SO BB IBB HBP BLK WP HR S P ERA WHIP																						
Steve Hargan, R ERA: 2.45 (1, 1)	8.0	32	6	2	2	7	1	0	0	0	0	0	0	43	51	2.25		0.875					
Dick Radatz, R ERA: 4.64 (9, 1)	1.0	S	3	0	0	0	0	0	0	0	0	0	3	3	0.00	0.000							



Batter	1	2	3	4	5	6	7	8	9	AB	R	H	RBI	BB	SO	LOB	TOP			
Vern Fuller, R (1,4) OBP: 0.378, SLG: 0.417	1-0 FC5-4 HBP		0-0 HR		0-0 F9			0-0 F7		3	1	1	1	0	0	1	<b>Cleveland Indians @ Minnesota Twins</b> Metropolitan Stadium, Bloomington, MI Tue Sep 27 1966, 4:33 AM EDT Att. 5,554 - Unknown - 56 F			
Vic Davallo, L (1,8) OBP: 0.303, SLG: 0.323	0-3 K		0-0 F5			0-0 4-3		0-0 FC4-6		4	0	0	0	0	1	2				
Leon Wagner, L (1,7) OBP: 0.338, SLG: 0.447	0-0 F8		0-0 4-3			0-0 1-3			4-0 BB	3	0	0	0	1	0	1				
Max Alvis, R (1,5) OBP: 0.306, SLG: 0.380	0-0 FC5-4		0-0 CS 1B			0-0 6-3			0-0 F8	4	0	1	0	0	0	2				
Bill Davis, L (1,3) OBP: 0.275, SLG: 0.294		4-0 BB BB	0-0 CS		0-0 F7		0-3 K		0-0 F8	3	0	0	0	1	1	1				
Duke Sims, L (1,2) OBP: 0.338, SLG: 0.444		0-0 F7		0-0 3-1		0-0 4-3		0-0 F8		4	0	0	0	0	0	2				
Jose Vidal, R (1,9) OBP: 0.323, SLG: 0.308		4-0 BB 1-2	0-0 5-3		0-0 5-3		0-0 F6			2	0	0	0	1	0	0				
Larry Brown, R (1,6) OBP: 0.315, SLG: 0.300		0-0 F7		0-0 5-3			0-0 F2			2	0	0	0	0	0	2				
Buddy Booker, L (8, PH) OBP: 0.297, SLG: 0.464		0-0 F7		0-0 6-3			0-0 FC4-6 1B			1	0	0	0	0	0	0				
Dick Howser, R (8,6) OBP: 0.301, SLG: 0.353		0-0 F8								0	0	0	0	0	0	0				
Gary Bell, R (1,1) OBP: 0.185, SLG: 0.158										2	0	0	0	0	0	2				
John O'Donoghue, R (6,1) OBP: 0.152, SLG: 0.182										0	0	0	0	0	0	0				
Fred Whitfield, L (8, PH) OBP: 0.285, SLG: 0.444										1	0	1	0	0	0	0				
George Culver, R (8,1) OBP: 0.285, SLG: 0.444										0	0	0	0	0	0	0				
<b>Inning Stats</b>	R: 0 E: 0 K: 1 S: 5	H: 0 LOB: 1 BB: 0 P: 6	R: 0 E: 0 K: 0 S: 3	H: 0 LOB: 2 BB: 2 P: 11	R: 1 E: 0 K: 0 S: 4	H: 2 LOB: 0 BB: 0 P: 4	R: 0 E: 0 K: 0 S: 3	H: 0 LOB: 0 BB: 0 P: 3	R: 0 E: 0 K: 1 S: 5	H: 0 LOB: 0 BB: 0 P: 3	R: 0 E: 0 K: 1 S: 5	H: 0 LOB: 0 BB: 0 P: 5	R: 0 E: 0 K: 0 S: 4	H: 1 LOB: 1 BB: 1 P: 4	R: 0 E: 0 K: 0 S: 3	H: 0 LOB: 1 BB: 1 P: 7	1B: 2 2B: 0 3B: 0 HR: 1	SF: 0 SAC: 0 DP: 0 HBP: 1	WP: 0 PB: 0 SB: 0 CS: 1	PA: 34
<b>PITCHER</b> Jim Perry, R (1,1) ERA: 2.65	IP: 9.0 WLS: W BF: 33 H: 3 R: 1 ER: 1 SO: 2 BB: 3 IBB: 0 HBP: 1 BLK: 0 WP: 0 HR: 1 S: 33 P: 46 ERA: 1.00 WHIP: 0.667																			

Batter	1	2	3	4	5	6	7	8	9	AB	R	H	RBI	BB	SO	LOB	BOTTOM			
Cesar Tovar, R (1,4) OBP: 0.334, SLG: 0.346	0-0 6-3		0-0 6-3		0-0 SF8		0-0 5-3			3	0	0	1	0	0	0	<b>Cleveland Indians @ Minnesota Twins</b> Metropolitan Stadium, Bloomington, MI Tue Sep 27 1966, 4:33 AM EDT Att. 5,554 - Unknown - 56 F			
Jimmie Hall, L (1,7) OBP: 0.305, SLG: 0.462	0-0 F5		0-0 F8		0-0 G3		0-0 F5			4	0	0	0	0	0	1				
Tony Oliva, L (1,9) OBP: 0.352, SLG: 0.507	0-3 K		0-0 F5			0-3 K		0-0 F5		4	0	0	0	0	2	0				
Harmon Killebrew, R (1,5) OBP: 0.391, SLG: 0.537		0-0 6-3		0-0 L8		0-0 HR		0-3 K		4	1	1	1	0	1	0				
Don Mincher, L (1,3) OBP: 0.338, SLG: 0.411		0-0 1B 2B 1B		0-0 G3		4-0 1B BB		4-0 BB BB		2	2	1	0	2	0	0				
Earl Battey, R (1,2) OBP: 0.336, SLG: 0.325		0-0 2B 1B		0-0 F8		0-0 L6-4 1B		4-0 FC6-4 BB		3	1	2	0	1	0	0				
Ted Uhlhaender, L (1,8) OBP: 0.280, SLG: 0.287		0-0 F7			0-0 F4		0-0 1B	0-0 FC6-4		4	0	1	1	0	0	4				
Zolio Versalles, R (1,6) OBP: 0.304, SLG: 0.350		0-0 2B		4-0 SF8		0-0 L6-4				2	1	1	2	1	0	2				
Jim Perry, S (1,1) OBP: 0.286, SLG: 0.339		0-0 4-3		4-0 BB		0-0 6-3				2	0	0	0	1	0	1				
<b>Inning Stats</b>	R: 0 E: 0 K: 1 S: 5	H: 0 LOB: 0 BB: 0 P: 5	R: 2 E: 0 K: 0 S: 6	H: 3 LOB: 1 BB: 0 P: 6	R: 0 E: 0 K: 0 S: 3	H: 0 LOB: 0 BB: 0 P: 3	R: 0 E: 0 K: 0 S: 3	H: 0 LOB: 0 BB: 0 P: 3	R: 1 E: 0 K: 0 S: 3	H: 0 LOB: 1 BB: 2 P: 11	R: 2 E: 0 K: 1 S: 7	H: 3 LOB: 1 BB: 1 P: 11	R: 0 E: 0 K: 0 S: 3	H: 0 LOB: 0 BB: 0 P: 3	R: 0 E: 0 K: 1 S: 5	H: 0 LOB: 2 BB: 2 P: 13		1B: 4 2B: 2 3B: 0 HR: 1	SF: 1 SAC: 0 DP: 1 HBP: 0	WP: 0 PB: 0 SB: 1 CS: 0
<b>PITCHER</b> Gary Bell, R (1,1) ERA: 3.26	IP: 5.1 WLS: L BF: 24 H: 5 R: 5 ER: 4 SO: 2 BB: 3 IBB: 0 HBP: 0 BLK: 0 WP: 0 HR: 1 S: 25 P: 37 ERA: 6.75 WHIP: 1.500																			
John O'Donoghue, L (6,1) ERA: 3.83	IP: 1.2 WLS: 5 BF: 1 H: 0 R: 0 ER: 0 SO: 0 BB: 0 IBB: 0 HBP: 0 BLK: 0 WP: 0 HR: 0 S: 5 P: 5 ERA: 0.00 WHIP: 0.600																			
George Culver, R (8,1) ERA: 8.38	IP: 1.0 WLS: 5 BF: 0 H: 0 R: 0 ER: 0 SO: 1 BB: 2 IBB: 0 HBP: 0 BLK: 0 WP: 0 HR: 0 S: 5 P: 13 ERA: 0.00 WHIP: 2.000																			

AB	29
R	1
H	3
RBI	1
BB	3
SO	2
LOB	13





Batter	1	2	3	4	5	6	7	8	9	AB	R	H	RBI	BB	SO	LOB	TOP										
Vern Fuller, R OBP: 0.388, SLG: 0.450 (1, 4)										4	1	2	0	0	0	1	<b>Cleveland Indians @ Minnesota Twins</b> Metropolitan Stadium, Bloomington, MI Wed Sep 28 1966, 4:33 AM EDT Alt. 6,923 - Unknown - 62 F										
Chico Salmon, R OBP: 0.296, SLG: 0.354 (1, 3)										4	0	0	0	0	0	3											
Leon Wagner, L OBP: 0.336, SLG: 0.443 Jim Landis, R OBP: 0.317, SLG: 0.323 (1, 7) (8, 7)										4	0	0	0	0	0	2											
Rocky Colavito, R OBP: 0.333, SLG: 0.432 (1, 9)										4	0	1	0	0	1	1											
Max Alvis, R OBP: 0.304, SLG: 0.378 (1, 5)										4	0	0	0	0	2	1											
Joe Azcue, R OBP: 0.317, SLG: 0.394 (1, 2)										4	1	1	1	0	0	0											
Jose Vidal, R OBP: 0.314, SLG: 0.300 (1, 8)										4	1	1	0	0	0	0											
Larry Brown, R OBP: 0.315, SLG: 0.298 (1, 6)										2	1	0	0	1	0	0											
Luis Tiant, R OBP: 0.143, SLG: 0.118 (1, 1)										3	0	1	1	0	1	1											
<b>Inning Stats</b>	R: 1 E: 1 K: 0 S: 5	H: 2 LOB: 1 BB: 0 P: 5	R: 2 E: 1 K: 0 S: 6	H: 2 LOB: 1 BB: 0 P: 6	R: 0 E: 0 K: 2 S: 7	H: 0 LOB: 0 BB: 0 P: 7	R: 0 E: 0 K: 0 S: 3	H: 0 LOB: 0 BB: 0 P: 3	R: 0 E: 0 K: 1 S: 5	H: 0 LOB: 0 BB: 0 P: 5	R: 1 E: 0 K: 0 S: 3	H: 1 LOB: 0 BB: 1 P: 7	R: 0 E: 0 K: 0 S: 4	H: 1 LOB: 1 BB: 0 P: 4	R: 0 E: 0 K: 0 S: 3	H: 0 LOB: 0 BB: 0 P: 3	1B: 4 2B: 2 3B: 0 HR: 1	SF: 0 SAC: 0 DP: 1 HBP: 0	WP: 0 PB: 0 SB: 0 CS: 0	PA: 34							
<b>PITCHER</b>	IP	WLS	BF	H	R	ER	SO	BB	IBB	HBP	BLK	WP	HR	S	P	ERA	WHIP										
Jim Kaat, L ERA: 2.71 Al Worthington, R ERA: 2.55 (1, 1) (9, 1)	8.0	L	31	6	4	1	4	1	0	0	0	0	1	38	42	1.12	0.875										

AB	33
R	4
H	6
RBI	2
BB	1
SO	4
LOB	9



Batter	1	2	3	4	5	6	7	8	9	AB	R	H	RBI	BB	SO	LOB	BOTTOM										
Cesar Tovar, R OBP: 0.331, SLG: 0.343 (1, 4)										4	0	0	0	0	0	0	<b>Cleveland Indians @ Minnesota Twins</b> Metropolitan Stadium, Bloomington, MI Wed Sep 28 1966, 4:33 AM EDT Alt. 6,923 - Unknown - 62 F										
Jimmie Hall, L OBP: 0.304, SLG: 0.460 (1, 7)										4	0	1	0	0	0	0											
Tony Oliva, L OBP: 0.355, SLG: 0.508 (1, 9)										4	0	3	0	0	0	0											
Harmon Killebrew, R OBP: 0.388, SLG: 0.533 (1, 5)										4	0	0	0	0	1	4											
Don Mincher, L OBP: 0.340, SLG: 0.413 (1, 3)										3	0	1	0	1	0	2											
Earl Battey, R OBP: 0.337, SLG: 0.327 Russ Nixon, L OBP: 0.316, SLG: 0.303 (1, 2) (3, 2)										1	0	1	0	0	0	0											
Ted Uhlhaender, L OBP: 0.276, SLG: 0.284 (1, 8)										3	0	0	0	0	0	4											
Zoilo Versalles, R OBP: 0.303, SLG: 0.348 (1, 6)										3	0	0	0	0	1	2											
Jim Kaat, L OBP: 0.231, SLG: 0.284 Sandy Valdespino, L OBP: 0.212, SLG: 0.262 Al Worthington, R OBP: 0.273, SLG: 0.545 (1, 1) (8, PH) (9, 1)										2	0	0	0	0	1	0											
<b>Inning Stats</b>	R: 0 E: 0 K: 0 S: 4	H: 1 LOB: 1 BB: 0 P: 4	R: 0 E: 0 K: 0 S: 3	H: 1 LOB: 1 BB: 1 P: 7	R: 0 E: 0 K: 1 S: 5	H: 0 LOB: 0 BB: 0 P: 5	R: 0 E: 0 K: 0 S: 3	H: 0 LOB: 0 BB: 0 P: 3	R: 0 E: 0 K: 1 S: 5	H: 0 LOB: 2 BB: 0 P: 5	R: 0 E: 0 K: 1 S: 7	H: 2 LOB: 2 BB: 0 P: 7	R: 0 E: 0 K: 1 S: 5	H: 0 LOB: 0 BB: 0 P: 5	R: 0 E: 0 K: 1 S: 7	H: 2 LOB: 2 BB: 0 P: 7	1B: 5 2B: 1 3B: 0 HR: 0	SF: 0 SAC: 0 DP: 1 HBP: 0	WP: 0 PB: 0 SB: 0 CS: 0	PA: 33							
<b>PITCHER</b>	IP	WLS	BF	H	R	ER	SO	BB	IBB	HBP	BLK	WP	HR	S	P	ERA	WHIP										
Luis Tiant, R ERA: 2.82 (1, 1)	9.0	W	33	6	0	0	6	1	0	0	0	0	0	44	48	0.00	0.778										





Batter	1	2	3	4	5	6	7	8	9	AB	R	H	RBI	BB	SO	LOB	TOP					
Vern Fuller, R OBP: 0.365, SLG: 0.419 Jim Gentile, L OBP: 0.321, SLG: 0.403	F7		5-3			F2			F8	3	0	0	0	0	0	0						
Vic Davallito, L OBP: 0.299, SLG: 0.320	E6					K			F9	4	0	0	0	0	1	1						
Leon Wagner, L OBP: 0.333, SLG: 0.440	G1-6-3								F7	4	0	0	0	0	1	2						
Rocky Colavito, R OBP: 0.333, SLG: 0.432										3	0	1	0	0	0	0						
Fred Whitfield, L OBP: 0.283, SLG: 0.441						K			L4	3	0	0	0	0	1	1						
Chico Salmon, R OBP: 0.294, SLG: 0.352										3	0	0	0	0	0	1						
Joe Azcue, R OBP: 0.317, SLG: 0.393										3	0	1	0	0	0	1						
Larry Brown, R OBP: 0.313, SLG: 0.295										3	0	0	0	0	0	1						
Steve Hargan, R OBP: 0.150, SLG: 0.121 Dick Howser, R OBP: 0.299, SLG: 0.350 Gary Bell, R OBP: 0.185, SLG: 0.158 Bill Davis, L OBP: 0.293, SLG: 0.294						K				1	0	0	0	0	1	0						
										1	0	0	0	0	1	0						
										0	0	0	0	0	0	0						
										0	0	0	0	1	0	0						
<b>Inning Stats</b>	R: 0 E: 1 K: 0 S: 3	H: 0 LOB: 0 BB: 0 P: 3	R: 0 E: 0 K: 0 S: 4	H: 1 LOB: 1 BB: 0 P: 4	R: 0 E: 0 K: 1 S: 5	H: 0 LOB: 0 BB: 0 P: 5	R: 0 E: 0 K: 0 S: 3	H: 0 LOB: 0 BB: 0 P: 3	R: 0 E: 0 K: 1 S: 6	H: 1 LOB: 1 BB: 0 P: 6	R: 0 E: 0 K: 2 S: 7	H: 0 LOB: 0 BB: 0 P: 7	R: 0 E: 0 K: 1 S: 5	H: 0 LOB: 0 BB: 0 P: 5	R: 0 E: 0 K: 0 S: 3	H: 0 LOB: 0 BB: 1 P: 3	R: 0 E: 0 K: 0 S: 3	H: 0 LOB: 0 BB: 0 P: 7	1B: 2 2B: 0 3B: 0 HR: 0	SF: 0 SAC: 0 DP: 1 HBP: 0	WP: 0 PB: 0 SB: 0 CS: 0	PA: 30
<b>PITCHER</b> Dean Chance, R ERA: 3.12	IP: 9.0 WLS: W BF: 30 H: 2 R: 0 ER: 0 SO: 5 BB: 1 IBB: 0 HBP: 0 BLK: 0 WP: 0 HR: 0 S: 39 P: 43 ERA: 0.00 WHIP: 0.333															<b>PITCHER</b>						

Cleveland Indians @ California Angels  
Anaheim Stadium, Anaheim, CA  
Fri Sep 30 1966, 10:05 PM EDT  
Att: 9,531 - Unknown

AB 29  
R 0  
H 2  
RBI 0  
BB 1  
SO 5  
LOB 8



Batter	1	2	3	4	5	6	7	8	9	AB	R	H	RBI	BB	SO	LOB	BOTTOM			
Paul Schaaf, R OBP: 0.366, SLG: 0.369	4-3									4	0	0	0	0	1	2				
Jay Johnstone, L OBP: 0.297, SLG: 0.381	5-3									4	1	1	0	0	0	0				
Jim Fregosi, R OBP: 0.326, SLG: 0.394										3	1	1	0	1	0	0				
Joe Adcock, R OBP: 0.356, SLG: 0.583 Charlie Vinson, L OBP: 0.350, SLG: 0.368										4	0	1	0	0	3	2				
										0	0	0	0	0	0	0				
Jose Cardenal, R OBP: 0.322, SLG: 0.403										3	0	1	2	0	0	2				
Buck Rodgers, S OBP: 0.281, SLG: 0.341										3	0	1	0	0	0	0				
Bobby Knoop, R OBP: 0.281, SLG: 0.384										3	0	0	0	0	0	1				
Al Spangler, L OBP: 0.700, SLG: 0.667										3	0	3	0	0	0	0				
Dean Chance, R OBP: 0.075, SLG: 0.026										2	0	0	0	1	1	2				
<b>Inning Stats</b>	R: 0 E: 0 K: 0 S: 4	H: 1 LOB: 2 BB: 1 P: 8	R: 0 E: 0 K: 1 S: 6	H: 1 LOB: 0 BB: 0 P: 6	R: 2 E: 0 K: 2 S: 9	H: 3 LOB: 0 BB: 0 P: 9	R: 0 E: 0 K: 0 S: 4	H: 2 LOB: 1 BB: 0 P: 4	R: 0 E: 0 K: 0 S: 3	H: 0 LOB: 0 BB: 0 P: 3	R: 0 E: 0 K: 1 S: 5	H: 0 LOB: 0 BB: 0 P: 5	R: 0 E: 0 K: 0 S: 3	H: 1 LOB: 1 BB: 1 P: 7	R: 0 E: 0 K: 1 S: 5	H: 0 LOB: 0 BB: 0 P: 5	1B: 8 2B: 1 3B: 0 HR: 0	SF: 0 SAC: 0 DP: 2 HBP: 0	WP: 0 PB: 0 SB: 0 CS: 1	PA: 32
<b>PITCHER</b> Steve Hargan, R ERA: 2.48 Gary Bell, R ERA: 3.22	IP: 5.0 WLS: L BF: 21 H: 7 R: 2 ER: 2 SO: 3 BB: 1 IBB: 0 HBP: 0 BLK: 0 WP: 0 HR: 0 S: 26 P: 30 ERA: 3.60 WHIP: 1.600															<b>PITCHER</b>				

Cleveland Indians @ California Angels  
Anaheim Stadium, Anaheim, CA  
Fri Sep 30 1966, 10:05 PM EDT  
Att: 9,531 - Unknown

AB 29  
R 2  
H 8  
RBI 2  
BB 2  
SO 5  
LOB 9





Batter	1	2	3	4	5	6	7	8	9	AB	R	H	RBI	BB	SO	LOB	TOP											
Vern Fuller, R OBP: 0.397, SLG: 0.447 (1, 4)	F5		3B		FC5-2-5-6		F2			4	0	1	0	0	0	3	<b>Cleveland Indians @ California Angels</b> Anaheim Stadium, Anaheim, CA Sat Oct 01 1966, 10:05 PM EDT Att: 10,721 - Unknown											
Chico Salmon, R OBP: 0.291, SLG: 0.348 (1, 3)	F8		G3		5-3		6-3			4	0	0	0	0	0	4												
Leon Wagner, L OBP: 0.333, SLG: 0.439 Jim Landis, R OBP: 0.317, SLG: 0.323 (1, 7) (8, 7)	3-1		F9				6-3 1B		F7	4	0	1	0	0	0	1												
Rocky Colavito, R OBP: 0.334, SLG: 0.431 (1, 9)		HR		4-3		K			1B	3	1	1	0	1	1	1												
Joe Azcue, R OBP: 0.322, SLG: 0.408 (1, 2)		HR		K		6-3 1B			1B	4	1	3	2	0	1	0												
Jose Vidal, R OBP: 0.297, SLG: 0.281 Vic Davalillo, L OBP: 0.298, SLG: 0.318 (1, 8) (6, PH) (6, 8)	F2		5-3		5-3		6-3		G4-6-3	2	0	0	0	0	0	0												
Pedro Gonzalez, R OBP: 0.267, SLG: 0.284 (1, 5)									G4-6-3	2	0	0	0	0	0	4												
Larry Brown, R OBP: 0.309, SLG: 0.292 (1, 6)	F6						5-3		F9	4	0	0	0	0	0	2												
Sam McDowell, L OBP: 0.210, SLG: 0.233 (1, 1)			F6		1-3 1B				K	4	0	2	0	0	1	0	<b>C</b>											
<b>Inning Stats</b>	R: 0 E: 0 K: 0 S: 3	H: 0 LOB: 0 BB: 0 P: 3	R: 2 E: 0 K: 0 S: 4	H: 2 LOB: 0 BB: 1 P: 8	R: 0 E: 0 K: 0 S: 4	H: 1 LOB: 1 BB: 0 P: 4	R: 0 E: 0 K: 1 S: 5	H: 0 LOB: 0 BB: 0 P: 5	R: 0 E: 0 K: 0 S: 4	H: 1 LOB: 2 BB: 1 P: 8	R: 0 E: 0 K: 0 S: 7	H: 2 LOB: 2 BB: 0 P: 7	R: 0 E: 0 K: 0 S: 4	H: 1 LOB: 1 BB: 0 P: 4	R: 0 E: 0 K: 0 S: 4	H: 2 LOB: 1 BB: 0 P: 4		R: 0 E: 0 K: 1 S: 5	H: 0 LOB: 0 BB: 0 P: 5	1B: 6 2B: 0 3B: 2 HR: 1	SF: 0 SAC: 0 DP: 1 HBP: 0	WP: 0 PB: 0 SB: 0 CS: 0	PA: 36					
<b>PITCHER</b>	IP	WLS	BF	H	R	ER	SO	BB	IBB	HBP	BLK	WP	HR	S	P	ERA	WHIP											
George Brunet, L ERA: 3.35 (1, 1)	3.0	L	12	3	2	2	0	1	0	0	0	0	0	1	11	15	6.00	1.333										
Jack Sanford, R ERA: 3.53 (4, 1)	2.0		8	1	0	0	1	1	0	0	0	0	0	9	13	0.00	1.000											
Lew Burdette, R ERA: 3.39 (6, 1)	2.0		9	3	0	0	1	0	0	0	0	0	0	11	11	0.00	1.500											
Marcelino Lopez, L ERA: 3.93 (8, 1)	2.0		7	2	0	0	1	0	0	0	0	0	0	9	9	0.00	1.000											
<b>Batter</b>	<b>1</b>	<b>2</b>	<b>3</b>	<b>4</b>	<b>5</b>	<b>6</b>	<b>7</b>	<b>8</b>	<b>9</b>	<b>AB</b>	<b>R</b>	<b>H</b>	<b>RBI</b>	<b>BB</b>	<b>SO</b>	<b>LOB</b>	<b>BOTTOM</b>											
Paul Schaaf, R OBP: 0.362, SLG: 0.366 (1, 5)	6-3		K		4-3					4	0	0	0	0	2	4	<b>Cleveland Indians @ California Angels</b> Anaheim Stadium, Anaheim, CA Sat Oct 01 1966, 10:05 PM EDT Att: 10,721 - Unknown											
Jay Johnstone, L OBP: 0.300, SLG: 0.382 (1, 7)	6-3				FC4-6 1B				K	4	0	2	0	0	1	1												
Jim Fregosi, R OBP: 0.326, SLG: 0.393 (1, 6)	5-3				FC4-6 1B				F8	4	0	1	0	0	0	2												
Joe Adcock, R OBP: 0.355, SLG: 0.576 Charlie Vinson, L OBP: 0.350, SLG: 0.368 (1, 3) (9, PR)	5-3				K				K	3	0	0	0	1	2	3												
Jose Cardenal, R OBP: 0.320, SLG: 0.400 (1, 8)					F8				FC4-6 BB	0	0	0	0	0	0	0												
Bobby Knoop, R OBP: 0.282, SLG: 0.383 (1, 4)					F8				F9	4	0	0	0	0	1	4												
Buck Rodgers, S OBP: 0.281, SLG: 0.339 (1, 2)					K				F9	3	0	1	0	1	1	1												
Bubba Morton, R OBP: 0.250, SLG: 0.240 Marcelino Lopez, R OBP: 0.230, SLG: 0.224 (1, 9) (8, 1)					G4-6-3 1B				G6-4-3 BB	3	0	0	0	0	0	3												
George Brunet, R OBP: 0.129, SLG: 0.162 Jim Fregosi, R OBP: 0.283, SLG: 0.282 Jack Sanford, R OBP: 0.298, SLG: 0.277 Frank Malzone, L OBP: 0.191, SLG: 0.227 Ed Kirkpatrick, L OBP: 0.143, SLG: 0.143 Lew Burdette, R OBP: 0.177, SLG: 0.667 (1, 1) (3, PH) (4, 1) (5, PH) (5, PH) (8, 1) (8, 1)	FC5-4		FC5-4		G4-6-3				FC4-6	0	0	0	0	0	0	0												
<b>Inning Stats</b>	R: 0 E: 0 K: 0 S: 3	H: 0 LOB: 0 BB: 0 P: 3	R: 0 E: 0 K: 2 S: 7	H: 0 LOB: 0 BB: 0 P: 7	R: 0 E: 0 K: 2 S: 7	H: 0 LOB: 1 BB: 0 P: 8	R: 0 E: 0 K: 1 S: 6	H: 1 LOB: 1 BB: 0 P: 6	R: 0 E: 0 K: 0 S: 3	H: 1 LOB: 2 BB: 2 P: 11	R: 0 E: 0 K: 1 S: 6	H: 2 LOB: 1 BB: 0 P: 6	R: 0 E: 0 K: 1 S: 4	H: 0 LOB: 0 BB: 1 P: 8	R: 0 E: 0 K: 2 S: 7	H: 0 LOB: 1 BB: 1 P: 11	R: 0 E: 0 K: 0 S: 3	H: 0 LOB: 1 BB: 1 P: 7	1B: 4 2B: 0 3B: 0 HR: 0	SF: 0 SAC: 0 DP: 3 HBP: 1	WP: 1 PB: 0 SB: 0 CS: 0	PA: 34						
<b>PITCHER</b>	IP	WLS	BF	H	R	ER	SO	BB	IBB	HBP	BLK	WP	HR	S	P	ERA	WHIP											
Sam McDowell, L ERA: 2.87 (1, 1)	9.0	W	34	4	0	0	9	5	0	1	0	1	0	46	67	0.00	1.000											



Batter	1	2	3	4	5	6	7	8	9	AB	R	H	RBI	BB	SO	LOB	TOP			
Larry Brown, R (1, 6) OBP: 0.309, SLG: 0.291										4	0	1	0	0	2	1	<b>Cleveland Indians @ California Angels</b> Anaheim Stadium, Anaheim, CA Sun Oct 02 1966, 6:33 AM EDT Att: 13,280 - Unknown			
Vic Davallio, L (1, 8) OBP: 0.297, SLG: 0.317										4	0	1	0	0	3	2				
Jose Vidal, R (8, 8) OBP: 0.297, SLG: 0.281										0	0	0	0	0	0	0				
Leon Wagner, L (1, 7) OBP: 0.334, SLG: 0.441										4	0	2	0	0	1	1				
Rocky Colavito, R (1, 9) OBP: 0.336, SLG: 0.430										2	0	0	0	2	0	3				
Bill Davis, L (1, 3) OBP: 0.267, SLG: 0.263										4	0	0	0	0	1	3				
Chico Salmon, R (1, 5) OBP: 0.289, SLG: 0.346										3	0	0	0	0	2	0				
Fred Whitfield, L (9, FH) OBP: 0.283, SLG: 0.440										1	0	0	0	0	1	1				
Joe Azcue, R (1, 2) OBP: 0.319, SLG: 0.404										3	0	0	0	0	1	0				
Pedro Gonzalez, R (1, 4) OBP: 0.268, SLG: 0.287										3	0	1	0	0	2	0				
Luis Tiant, R (1, 1) OBP: 0.135, SLG: 0.111										2	0	0	0	0	2	0				
<b>Inning Stats</b>	R: 0 E: 0 K: 1 S: 6	H: 1 LOB: 2 BB: 1 P: 10	R: 0 E: 0 K: 2 S: 7	H: 0 LOB: 0 BB: 0 P: 7	R: 0 E: 0 K: 2 S: 9	H: 2 LOB: 2 BB: 0 P: 9	R: 0 E: 0 K: 2 S: 7	H: 0 LOB: 0 BB: 0 P: 7	R: 0 E: 0 K: 1 S: 6	H: 1 LOB: 1 BB: 0 P: 6	R: 0 E: 0 K: 0 S: 3	H: 0 LOB: 0 BB: 0 P: 3	R: 0 E: 0 K: 1 S: 5	H: 0 LOB: 0 BB: 0 P: 5	R: 0 E: 0 K: 3 S: 9	H: 0 LOB: 1 BB: 1 P: 13	1B: 3 2B: 2 3B: 0 HR: 0	SF: 0 SAC: 1 DP: 1 HBP: 0	WP: 0 PB: 1 SB: 0 CS: 0	PA: 33
<b>PITCHER</b> Jorge Rubio, R (1, 1) ERA: 2.96	IP: 9.0 WLS: W BF: 33 H: 5 R: 0 ER: 0 SO: 15 BB: 2 IBB: 0 HBP: 0 BLK: 0 WP: 0 HR: 0 S: 61 P: 69 ERA: 0.00 WHIP: 0.778															<b>PITCHER</b>				

Batter	1	2	3	4	5	6	7	8	9	AB	R	H	RBI	BB	SO	LOB	BOTTOM			
Paul Schaaf, R (1, 5) OBP: 0.362, SLG: 0.365										3	0	1	0	0	0	0	<b>Cleveland Indians @ California Angels</b> Anaheim Stadium, Anaheim, CA Sun Oct 02 1966, 6:33 AM EDT Att: 13,280 - Unknown			
Jay Johnstone, L (1, 7) OBP: 0.297, SLG: 0.378										3	0	0	0	0	0	1				
Jim Piersall, R (8, 7) OBP: 0.283, SLG: 0.252										0	0	0	0	0	0	0				
Jim Fregosi, R (1, 6) OBP: 0.324, SLG: 0.391										3	0	0	0	0	2	1				
Charlie Vinson, L (1, 3) OBP: 0.357, SLG: 0.409										3	1	1	0	0	0	0				
Jose Cardenal, R (1, 8) OBP: 0.320, SLG: 0.399										3	1	1	0	0	0	0				
Bobby Knoop, R (1, 4) OBP: 0.282, SLG: 0.386										3	0	1	2	0	1	0				
Ed Kirkpatrick, L (1, 9) OBP: 0.313, SLG: 0.327										3	0	0	0	0	0	1				
Tom Egan, R (1, 2) OBP: 0.365, SLG: 0.480										2	0	0	0	0	1	0				
Tom Satriono, L (9, 2) OBP: 0.323, SLG: 0.288										1	0	0	0	0	0	1				
Jorge Rubio, R (1, 1) ERA: 2.79										3	0	0	0	0	3	1				
<b>Inning Stats</b>	R: 0 E: 0 K: 1 S: 5	H: 0 LOB: 0 BB: 0 P: 5	R: 0 E: 0 K: 0 S: 3	H: 0 LOB: 0 BB: 0 P: 3	R: 0 E: 0 K: 2 S: 7	H: 0 LOB: 0 BB: 0 P: 7	R: 0 E: 0 K: 0 S: 3	H: 1 LOB: 0 BB: 0 P: 3	R: 0 E: 0 K: 1 S: 5	H: 0 LOB: 0 BB: 0 P: 5	R: 0 E: 0 K: 1 S: 5	H: 0 LOB: 0 BB: 0 P: 5	R: 0 E: 0 K: 1 S: 5	H: 0 LOB: 0 BB: 0 P: 5	R: 2 E: 0 K: 1 S: 8	H: 3 LOB: 1 BB: 0 P: 8	1B: 2 2B: 1 3B: 1 HR: 0	SF: 0 SAC: 0 DP: 1 HBP: 0	WP: 0 PB: 0 SB: 0 CS: 0	PA: 27
<b>PITCHER</b> Luis Tiant, R (1, 1)	IP: 8.0 WLS: L BF: 27 H: 4 R: 2 ER: 2 SO: 7 BB: 0 IBB: 0 HBP: 0 BLK: 0 WP: 0 HR: 0 S: 41 P: 41 ERA: 2.25 WHIP: 0.500															<b>PITCHER</b>				