Cleveland Indians - 1967

Batter	1	2	3	4	5	6	7	8	9	AB	R	H	RBI	BB	SO	LOB
Vic Davalillo, L (1, 8) OBP: 0.200, SLG: 0.200	F8		F7		1B		E3 G3 5-3		G4-6-3 1-2f	5	0	1	0	0	0	1
Max Alvis, R (1, 5)	F8		5-3		F8		5-3 1-2			4	0	0	0	0	0	2
Leon Wagner, L (1, 7)	K		BB		K		G3 2-3			3	0	0	0	1	2	2
Fred Whitfield, L (1, 3)		4-3	F3			1-3	K			4	0	0	0	0	1	2
Chuck Hinton, R (1, 9) OBP: 0.250, SLG: 0.500		K		F8		2B		5-3		4	1	1	0	0	1	0
Gus Gil, R (1, 4) OBP: 0.500, SLG: 0.333		E5 BB 1B		1B		2B BB		K		3	2	1	0	1	1	0
Duke Sims, L (1, 2) OBP: 0.500, SLG: 0.667		1B 1-2 BB		F7		1-H 2-H 2B		K		3	0	1	2	1	1	1
Larry Brown, R (1, 6) OBP: 0.333, SLG: 0.333 Willie Smith, L (9, PH)		1-2 2-H 1B		F4		5-3			G3	3 1	0 0	1 0	1 0	0 0	0 0	2 0
Sam McDowell, L (1, 1) Lee Maye, L (6, PH) Steve Hargan, R (6, 1) Bob Allen, L (8, 1) Rocky Colavito, R (9, PH) Chico Salmon, R (9, PR)		F9			4-3	4-3			G4-6-3 HBP	2 1 0 0 0 0	0 0 0 0 0 0	0 0 0 0 0 0	0 0 0 0 0 0	0 0 0 0 0 0	0 0 0 0 0 0	2 1 0 0 0 0
Inning Stats	R: 0 E: 0 K: 1 S: 5 H: 0 LOB: 0 BB: 0 P: 5	R: 1 E: 1 K: 1 S: 7 H: 1 LOB: 2 BB: 1 P: 11	R: 0 E: 0 K: 0 S: 3 H: 0 LOB: 1 BB: 1 P: 7	R: 0 E: 0 K: 0 S: 4 H: 1 LOB: 1 BB: 0 P: 4	R: 0 E: 0 K: 1 S: 6 H: 1 LOB: 1 BB: 0 P: 6	R: 2 E: 0 K: 0 S: 5 H: 2 LOB: 1 BB: 1 P: 9	R: 0 E: 1 K: 1 S: 6 H: 0 LOB: 1 BB: 0 P: 6	R: 0 E: 0 K: 2 S: 7 H: 0 LOB: 0 BB: 0 P: 7	R: 0 E: 0 K: 0 S: 2 H: 0 LOB: 1 BB: 0 P: 3	1B: 3 2B: 2 3B: 0 HR: 0 SF: 0 SAC: 0 DP: 1 HBP: 1						

PITCHER	IP	WLS	BF	H	R	ER	SO	BB	IBB	HBP	BLK	WP	HR	S	P	ERA	WHIP
Jim Nash, R (1, 1) ERA: 2.57	7.0	W	31	5	3	2	4	3	0	0	0	0	0	36	48	2.57	1.143
Jack Aker, R (8, 1) ERA:	2.0	S	6	0	0	0	2	0	0	1	0	0	0	9	10	0.00	0.000

PITCHER	IP	WLS	BF	H	R	ER	SO	BB	IBB	HBP	BLK	WP	HR	S	P	ERA	WHIP

TOP

Cleveland Indians @ Kansas City Athletics

Municipal Stadium, Kansas City, MO

Tue Apr 11 1967, 7:05 PM EST
Att. 20,590 - Unknown

livebaseballscorecards.com

AB	33
R	3
H	5
RBI	3
BB	3
SO	6
LOB	13

WP: 0	PA: 37
PB: 0	
SB: 0	
CS: 0	

Batter	1	2	3	4	5	6	7	8	9	AB	R	H	RBI	BB	SO	LOB
Bert Campaneris, R (1, 6) OBP: 0.600, SLG: 0.500	FC2 4-3 1B 2-3	CS 1B 1B 2-3		FC5 SH1-3 BB		1-6-3		F7		4	0	2	0	1	0	0
Mike Hershberger, R (1, 9) OBP: 0.500, SLG: 0.500	4-3 ① 1-2	1B 1B 1-2 3-H		SH1-3 ① 1-2		F7 ②		1B 1B		4	0	2	1	0	0	1
Danny Cater, R (1, 3) OBP: 0.400, SLG: 0.400	FC2 ② BB WP 2-3	CS ③ 2-3	1B WP 1B 1B	K ② SSS		6-3 ③		BB 1B 1-3		5	1	2	0	0	1	2
Ed Charles, R (1, 5) OBP: 1.000, SLG: 1.000 Allan Lewis, S (7, PR) Ossie Chavarria, R (8, 5)	BB 1-2 BB		1B 1B 1-2 BB	BB			FC 1B	BB 1-2 BB		1 0 0	1 0 0	1 0 0	0 0 0	3 0 1	0 0 0	0 0 0
Joe Rudi, R (1, 7) OBP: 0.500, SLG: 0.333 Roger Repoz, L (7, PR) (8, 7)	BB 1-2 2-3 BB	1B 1B 1-2 2-3	FC5 ③ 2-3f				FC ① BB S E 1-2	K ② SSS		3 1	0 1	1 1	0 0	1 0	0 1	3 3
Dick Green, R (1, 4)	1-3 ③	K ① SSS		F2 ①			E BB 1-2 BB	K ③ SSS		4	0	0	0	1	2	9
Joe Nossek, R (1, 8) OBP: 0.250, SLG: 0.250		K ① SSS	1-2 2-H 3-H	K ② SSS			F4 ②			4	0	1	2	0	2	2
Phil Roof, R (1, 2) OBP: 0.667, SLG: 0.500 Jim Gosger, L (7, PH) Jack Aker, R (8, 1)		1B SH3-4 BB 1B	K ② SSS				E3 1-2 2-3 BB			2 0 0	1 0 0	1 0 0	0 0 0	1 1 0	1 0 0	2 0 0
Jim Nash, R (1, 1) Ray Webster, L (7, PH) Ken Suarez, R (8, 2)		SH3-4 ② 1-2	F7 ③				E3 ③ 1-2 2-3 3-H			2 1 0	0 0 0	0 0 0	0 0 0	1 0 0	0 0 0	3 2 0
Inning Stats	R: 0 H: 1 E: 0 LOB: 3 K: 0 BB: 2 S: 4 P: 12	R: 1 H: 2 E: 0 LOB: 1 K: 1 BB: 1 S: 6 P: 10	R: 2 H: 3 E: 0 LOB: 2 K: 2 BB: 1 S: 10 P: 14	R: 0 H: 0 E: 0 LOB: 2 K: 1 BB: 2 S: 5 P: 13	R: 0 H: 1 E: 0 LOB: 1 K: 2 BB: 0 S: 8 P: 8	R: 0 H: 0 E: 0 LOB: 0 K: 0 BB: 0 S: 3 P: 3	R: 1 H: 1 E: 1 LOB: 2 K: 0 BB: 2 S: 6 P: 14	R: 0 H: 2 E: 0 LOB: 3 K: 2 BB: 1 S: 9 P: 13		1B: 10 SF: 0 2B: 0 SAC: 2 3B: 0 DP: 0 HR: 0 HBP: 0						

PITCHER		IP	WLS	BF	H	R	ER	SO	BB	IBB	HBP	BLK	WP	HR	S	P	ERA	WHIP
Sam McDowell, L ERA: 5.4	(1, 1)	5.0		27	7	3	3	6	6	0	0	0	2	0	33	57	5.40	2.600
Steve Hargan, R ERA:	(6, 1)	2.1	L	13	3	1	0	1	3	0	0	0	0	0	12	24	0.00	2.571
Bob Allen, L ERA:	(8, 1)	0.2		2	0	0	0	2	0	0	0	0	0	0	6	6	0.00	0.000

PITCHER	IP	WLS	BF	H	R	ER	SO	BB	IBB	HBP	BLK	WP	HR	S	P	ERA	WHIP

BOTTOM

Cleveland Indians @ Kansas City Athletics

Municipal Stadium, Kansas City, MO

Tue Apr 11 1967, 7:05 PM EST

Att. 20,590 - Unknown

livebaseballscorecards.com

AB	31
R	4
H	10
RBI	3
BB	9
SO	8
LOB	27

WP: 2 PA: 43
PB: 1
SB: 1
CS: 1

Batter	1	2	3	4	5	6	7	8	9	AB	R	H	RBI	BB	SO	LOB
Vic Davalillo, L (1, 8) OBP: 0.222, SLG: 0.222	SH3 1B 1B		4-3		F9			4-3		4	1	1	0	0	0	2
Max Alvis, R (1, 5)	SH3 1-2		F4		G6-4-3 1-2f			F5		3	0	0	0	0	0	2
Leon Wagner, L (1, 7)	F7		4-3			K		K		4	0	0	0	0	2	1
Fred Whitfield, L (1, 3) OBP: 0.250, SLG: 0.250	1B 2-H 1B			F8 1B 1B		4-3			F9	4	0	2	1	0	0	0
Chuck Hinton, R (1, 9) OBP: 0.500, SLG: 0.625	1-2 1B			L4-3 1-2 1B		FC5-4 1B			F7	4	0	3	0	0	0	0
Gus Gil, R (1, 4) OBP: 0.250, SLG: 0.143	F9			F8 2-3		FC5-4 1-2f			F8	4	0	0	0	0	0	5
Duke Sims, L (1, 2) OBP: 0.286, SLG: 0.333		K2-3		L4-3 1-2			F5			3	0	0	0	0	1	2
Larry Brown, R (1, 6) OBP: 0.333, SLG: 0.333		F8			1B 1B		6-3			3	0	1	0	0	0	0
Luis Tiant, R (1, 1)		K			G6-4-3 1-2 1B		K			1	0	0	0	0	1	0
Vern Fuller, R (5, PH) OBP: 1.000, SLG: 1.000										1	0	1	0	0	0	0
John O'Donoghue, R (5, 1)										0	0	0	0	0	0	0
Lee Maye, L (7, PH)										1	0	0	0	0	1	0
Steve Bailey, R (7, 1)										0	0	0	0	0	0	0
Inning Stats	R: 1 E: 0 K: 0 S: 6 H: 3 LOB: 2 BB: 0 P: 6	R: 0 E: 0 K: 2 S: 7 H: 0 LOB: 0 BB: 0 P: 7	R: 0 E: 0 K: 0 S: 3 H: 0 LOB: 0 BB: 0 P: 3	R: 0 E: 0 K: 0 S: 4 H: 2 LOB: 1 BB: 0 P: 4	R: 0 E: 0 K: 0 S: 4 H: 2 LOB: 1 BB: 0 P: 4	R: 0 E: 0 K: 1 S: 6 H: 1 LOB: 1 BB: 0 P: 6	R: 0 E: 0 K: 1 S: 5 H: 0 LOB: 0 BB: 0 P: 5	R: 0 E: 0 K: 1 S: 5 H: 0 LOB: 0 BB: 0 P: 5	R: 0 E: 0 K: 0 S: 3 H: 0 LOB: 0 BB: 0 P: 3	1B: 8 2B: 1 3B: 0 HR: 0 SF: 0 SAC: 1 DP: 2 HBP: 0						

PITCHER	IP	WLS	BF	H	R	ER	SO	BB	IBB	HBP	BLK	WP	HR	S	P	ERA	WHIP
Jack Sanford, R (1, 1) ERA: 1.5	6.0	W	24	8	1	1	3	0	0	0	0	0	0	30	30	1.50	1.333
Minnie Rojas, R (7, 1) ERA:	3.0	S	9	0	0	0	2	0	0	0	0	0	0	13	13	0.00	0.000

PITCHER	IP	WLS	BF	H	R	ER	SO	BB	IBB	HBP	BLK	WP	HR	S	P	ERA	WHIP

TOP

Cleveland Indians @ California Angels

Anaheim Stadium, Anaheim, CA

Fri Apr 14 1967, 9:05 PM EST

Att. 11,142 - Unknown

livebaseballscorecards.com

AB	32
R	1
H	8
RBI	1
BB	0
SO	5
LOB	12

WP: 0	PB: 0	SB: 0	CS: 0
PA: 33			

Batter	1	2	3	4	5	6	7	8	9	AB	R	H	RBI	BB	SO	LOB
Paul Schaal, R (1, 5) OBP: 0.250, SLG: 0.100	SSS 0-3 ① K	x 0-0 ③ FC5-4 1-2f		x 0-0 2B 1B		x 0-0 ① SH1-4 1-2	x 0-0 ③ 5-3			4	1	1	0	0	1	3
Jim Fregosi, R (1, 6) OBP: 0.538, SLG: 0.667	x 0-0 4-3 1B 2B		x 0-0 ① F9	x 0-0 1-H 1B 2B		x 0-0 ② 6-3		x 0-0 2B SF9 1B		5	3	3	1	0	0	2
Jay Johnstone, L (1, 8) OBP: 0.833, SLG: 1.200	x 0-0 ② 4-3 2-3		x 0-0 HR 1B	x 0-0 2-H 1B		BBB 4-0 BB		x 0-0 SF9 1-3 SF8 2B		4	2	3	1	1	0	1
Rick Reichardt, R (1, 7) OBP: 0.385, SLG: 0.727	x 0-0 HR 3-H 1B		x 0-0 1-H HR	SSS 0-3 ③ K		SSS 0-3 ③ K		x 0-0 ① SF9 2-3 3-H		4	2	2	4	0	2	3
Don Mincher, L (1, 3) OBP: 0.615, SLG: 1.364	x 0-0 1-H HR		BBB 4-0 BB		x 0-0 ① 3-1		x 0-0 1B 2B	x 0-0 ② SF8 3-H		3	2	2	3	1	0	0
Jose Cardenal, R (1, 9) OBP: 0.231, SLG: 0.231	x 0-0 ③ F8	SSS 0-3 ② K			x 0-0 ② F9		x 0-0 1B 1B	x 0-0 ③ 6-3		5	0	1	0	0	1	1
Buck Rodgers, S (1, 2) OBP: 0.167, SLG: 0.167		SSS 0-3 ① K	SSS 0-3 ③ K		x 0-0 1B		x 0-0 ① F9			4	0	1	0	0	2	3
Bobby Knoop, R (1, 4) OBP: 0.273, SLG: 0.400		x 0-0 ② 6-3		x 0-0 ① F5	SSS 0-3 ③ K		x 0-0 1-3 2-H 1B			4	0	1	1	0	1	1
Jack Sanford, R (1, 1) OBP: 0.667, SLG: 0.500 Don Wallace, L (6, PR) Minnie Rojas, R (7, 1)		BBB 4-0 FC5-4 BB		SSS 0-3 ② K		x 0-0 SH1-4 1B	SSS 0-3 ② K			2 0 1	0 0 0	1 0 0	0 0 0	1 0 0	1 0 1	0 0 2
Inning Stats	R: 3 H: 3 E: 0 LOB: 0 K: 1 BB: 0 S: 8 P: 8	R: 0 H: 0 E: 0 LOB: 1 K: 1 BB: 1 S: 5 P: 9	R: 2 H: 2 E: 0 LOB: 1 K: 2 BB: 1 S: 9 P: 13	R: 2 H: 3 E: 0 LOB: 1 K: 2 BB: 0 S: 10 P: 10	R: 0 H: 1 E: 0 LOB: 1 K: 1 BB: 0 S: 6 P: 6	R: 0 H: 1 E: 0 LOB: 2 K: 1 BB: 1 S: 6 P: 10	R: 1 H: 3 E: 0 LOB: 2 K: 1 BB: 0 S: 8 P: 8	R: 2 H: 2 E: 0 LOB: 0 K: 0 BB: 0 S: 5 P: 5		1B: 9 SF: 2 2B: 4 SAC: 1 3B: 0 DP: 0 HR: 2 HBP: 0						

PITCHER		IP	WLS	BF	H	R	ER	SO	BB	IBB	HBP	BLK	WP	HR	S	P	ERA	WHIP
Luis Tiant, R ERA: 15.75	(1, 1)	4.0	L	22	8	7	7	6	2	0	0	0	0	2	32	40	15.75	2.500
John O'Donoghue, L ERA:	(5, 1)	2.0		9	2	0	0	2	1	0	0	0	0	0	12	16	0.00	1.500
Steve Bailey, R ERA: 13.5	(7, 1)	2.0		11	5	3	3	1	0	0	0	0	0	0	13	13	13.50	2.500

PITCHER	IP	WLS	BF	H	R	ER	SO	BB	IBB	HBP	BLK	WP	HR	S	P	ERA	WHIP

BOTTOM

Cleveland Indians @ California Angels

Anaheim Stadium, Anaheim, CA

Fri Apr 14 1967, 9:05 PM EST

Att. 11,142 - Unknown

livebaseballscorecards.com

AB	36
R	10
H	15
RBI	10
BB	3
SO	9
LOB	16

WP: 0 PA: 42
PB: 0
SB: 0
CS: 0

Batter	1	2	3	4	5	6	7	8	9	10	AB	R	H	RBI	BB	SO	LOB
Vic Davalillo, L (1, 8) OBP: 0.214, SLG: 0.214	6-3		6-3		F8			F9		1B HR 1B	5	1	1	0	0	0	1
Max Alvis, R (1, 5)	6-3			F7		K		WP BB		F3	4	0	0	0	1	1	1
Chuck Hinton, R (1, 9) OBP: 0.462, SLG: 0.538	4-3			1B 1B		1-3		1-3		1-2 HR 1B	5	1	2	0	0	0	1
Fred Whitfield, L (1, 3) OBP: 0.308, SLG: 0.500		1B BB		F7		K2-3			F9	1-H 2-H HR	4	1	1	3	1	1	1
Leon Wagner, L (1, 7) OBP: 0.364, SLG: 0.300		1-3 1B		1-2 1B			2-3 S 1B		1B 1B	F8	3	0	3	0	0	0	0
Chico Salmon, R (7, PR) OBP: 0.500, SLG: 0.500 (7, 7)											2	1	1	0	0	0	0
Duke Sims, L (1, 2) OBP: 0.273, SLG: 0.300		1-3		K			K 1-2		1B 1-3 1B	1B	4	0	1	0	0	2	4
Pedro Gonzalez, R (9, PR) OBP: 1.000, SLG: 1.000 (9, 6)											1	0	1	0	0	0	0
Gus Gil, R (1, 4) OBP: 0.167, SLG: 0.091		K			F4		2-3 2-3		K		4	0	0	0	0	2	5
Larry Brown, R (1, 6) OBP: 0.333, SLG: 0.333			5-3		SH1-4 1B		6-3		S 1-3 3-H 1B		3	0	1	0	0	0	2
Rocky Colavito, R (9, PH) OBP: 1.000, SLG: 1.000											1	0	1	1	0	0	0
Joe Azcue, R (9, 2)											0	0	0	0	0	0	0
Gary Bell, R (1, 1)			F2		SH1-4 1-2			3-1	4-3 1-2		1	0	0	0	0	0	0
Willie Smith, L (8, PH)											1	0	0	0	0	0	0
Dick Radatz, R (8, 1)											0	0	0	0	0	0	0
Sonny Siebert, R (8, 1)											0	0	0	0	0	0	0
Lee Maye, L (9, PH)											0	0	0	0	0	0	0
George Culver, R (9, 1)											1	0	0	0	0	0	2
											0	0	0	0	0	0	0

TOP

Cleveland Indians @ California Angels

Anaheim Stadium, Anaheim, CA

Sat Apr 15 1967, 6:33 AM EST
Att. 22,519 - Unknown

livebaseballscorecards.com

AB	39
R	4
H	12
RBI	4
BB	2
SO	6
LOB	17

Inning Stats	1	2	3	4	5	6	7	8	9	10
	R: 0 E: 0 K: 0 S: 3	H: 0 LOB: 0 BB: 0 P: 3	R: 0 E: 0 K: 1 S: 5	H: 1 LOB: 1 BB: 1 P: 9	R: 0 E: 0 K: 0 S: 3	H: 0 LOB: 0 BB: 0 P: 3	R: 0 E: 0 K: 1 S: 7	H: 2 LOB: 2 BB: 0 P: 7	R: 0 E: 0 K: 2 S: 7	H: 1 LOB: 1 BB: 0 P: 4
	R: 0 E: 0 K: 2 S: 7	H: 0 LOB: 0 BB: 0 P: 7	R: 0 E: 0 K: 1 S: 6	H: 1 LOB: 2 BB: 0 P: 6	R: 0 E: 0 K: 0 S: 3	H: 0 LOB: 1 BB: 1 P: 7	R: 1 E: 0 K: 1 S: 8	H: 3 LOB: 3 BB: 0 P: 8	R: 3 E: 0 K: 0 S: 6	H: 4 LOB: 1 BB: 0 P: 6

	1B: 11	SF: 0	WP: 1	PA: 42
	2B: 0	SAC: 1	PB: 0	
	3B: 0	DP: 0	SB: 2	
	HR: 1	HBP: 0	CS: 0	

PITCHER		IP	WLS	BF	H	R	ER	SO	BB	IBB	HBP	BLK	WP	HR	S	P	ERA	WHIP
Jim McGlothlin, R ERA: 1.08	(1, 1)	8.1		33	7	1	1	5	2	0	0	0	1	0	41	49	1.08	1.080
Minnie Rojas, R ERA:	(9, 1)	0.2		3	1	0	0	1	0	0	0	0	0	0	5	5	0.00	1.500
Pete Cimino, R ERA: 15.43	(10, 1)	0.1	L	3	2	2	2	0	0	0	0	0	0	0	3	3	54.00	6.000
Nick Willhite, L ERA: 13.5	(10, 1)	0.2		3	2	1	1	0	0	0	0	0	0	1	3	3	13.50	3.000

PITCHER	IP	WLS	BF	H	R	ER	SO	BB	IBB	HBP	BLK	WP	HR	S	P	ERA	WHIP

Batter	1	2	3	4	5	6	7	8	9	10	AB	R	H	RBI	BB	SO	LOB
Paul Schaal, R (1, 5) OBP: 0.176, SLG: 0.067	K		F6		F4		FC5-4 1-2f			5-3	5	0	0	0	0	1	2
Jim Fregosi, R (1, 6) OBP: 0.389, SLG: 0.471	F9		5-3		6-3			F3		F9	5	0	0	0	0	0	1
Jay Johnstone, L (1, 8) OBP: 0.455, SLG: 0.600	K			F9		5-3		F9		K	5	0	0	0	0	2	0
Rick Reichardt, R (1, 7) OBP: 0.471, SLG: 0.733		CS 1B		1B SF8 1B		F4		BB 1B			4	1	3	0	0	0	0
Don Mincher, L (1, 3) OBP: 0.706, SLG: 1.385		1B 1-2 BB		E 1-3 1B		2B		1-2 BB			2	0	2	0	2	0	0
Jose Cardenal, R (1, 9) OBP: 0.176, SLG: 0.188		F5		SF8 1-2 3-H		F8		K			3	0	0	1	0	1	4
Buck Rodgers, S (1, 2) OBP: 0.188, SLG: 0.188		1-2 1B		F4			4-3		K		4	0	1	0	0	1	1
Bobby Knoop, R (1, 4) OBP: 0.333, SLG: 0.385		F3			SH3-4 1B		FC1-6 BB		5-3		3	0	1	0	1	0	2
Jim McGlothlin, R (1, 1)			K		SH3-4 1-2		FC1-6 FC5-4 1-2f		6-3		2	0	0	0	0	1	1
Minnie Rojas, R (9, 1)											0	0	0	0	0	0	0
Len Gabrielson, L (9, PH)											1	0	0	0	0	0	0
Pete Cimino, R (10, 1)											0	0	0	0	0	0	0
Nick Willhite, L (10, 1)											0	0	0	0	0	0	0
Inning Stats	R: 0 E: 0 K: 2 S: 7 H: 0 LOB: 0 BB: 0 P: 7	R: 0 E: 0 K: 0 S: 4 H: 2 LOB: 2 BB: 1 P: 8	R: 0 E: 0 K: 1 S: 5 H: 0 LOB: 0 BB: 0 P: 5	R: 1 E: 1 K: 0 S: 5 H: 2 LOB: 1 BB: 0 P: 5	R: 0 E: 0 K: 0 S: 4 H: 1 LOB: 0 BB: 1 P: 4	R: 0 E: 0 K: 0 S: 4 H: 1 LOB: 1 BB: 0 P: 4	R: 0 E: 0 K: 0 S: 3 H: 0 LOB: 1 BB: 1 P: 7	R: 0 E: 0 K: 1 S: 6 H: 1 LOB: 2 BB: 1 P: 10	R: 0 E: 0 K: 1 S: 5 H: 0 LOB: 0 BB: 0 P: 5	R: 0 E: 0 K: 1 S: 5 H: 0 LOB: 0 BB: 0 P: 5	1B: 6 2B: 1 3B: 0 HR: 0	SF: 1 SAC: 1 DP: 0 HBP: 0					

PITCHER	IP	WLS	BF	H	R	ER	SO	BB	IBB	HBP	BLK	WP	HR	S	P	ERA	WHIP
Gary Bell, R (1, 1) ERA: 1.29	7.0		28	6	1	1	3	2	0	0	0	0	0	32	40	1.29	1.143
Dick Radatz, R (8, 1) ERA:	0.2		4	1	0	0	0	1	0	0	0	0	0	3	7	0.00	3.000
Sonny Siebert, R (8, 1) ERA:	0.1		1	0	0	0	1	0	0	0	0	0	0	3	3	0.00	0.000
George Culver, R (9, 1) ERA:	2.0	W	6	0	0	0	2	0	0	0	0	0	0	10	10	0.00	0.000

PITCHER	IP	WLS	BF	H	R	ER	SO	BB	IBB	HBP	BLK	WP	HR	S	P	ERA	WHIP

BOTTOM

Cleveland Indians @ California Angels

Anaheim Stadium, Anaheim, CA

Sat Apr 15 1967, 6:33 AM EST

Att. 22,519 - Unknown

livebaseballscorecards.com

AB	34
R	1
H	7
RBI	1
BB	3
SO	6
LOB	11

1B: 6 SF: 1
2B: 1 SAC: 1
3B: 0 DP: 0
HR: 0 HBP: 0

WP: 0 PA: 39
PB: 0
SB: 0
CS: 1

Cleveland Indians @ Minnesota Twins

Metropolitan Stadium, Bloomington , MI

Sun Apr 16 1967, 4:33 AM EST

Att. 11,098 - Unknown

TOP

livebaseballscorecards.com

Batter	1	2	3	4	5	6	7	8	9	AB	R	H	RBI	BB	SO	LOB
Vic Davalillo, L (1, 8) OBP: 0.167, SLG: 0.167	4-3		4-3		F7		F7			4	0	0	0	0	0	1
Max Alvis, R (1, 5) OBP: 0.125, SLG: 0.133	F5			F9	F8			F9 2B		4	0	1	0	0	0	1
Chuck Hinton, R (1, 9) OBP: 0.412, SLG: 0.471	F9			K		FC4-6 1B FC4-6 1B		6-3		4	1	1	0	0	1	1
Fred Whitfield, L (1, 3) OBP: 0.412, SLG: 0.563		G4-6-3 1B		HR 1B		FC4-6 1-2 1B		F9 2-3		4	1	3	0	0	0	1
Leon Wagner, L (1, 7) OBP: 0.333, SLG: 0.500		G4-6-3 1-2f		1-H HR		FC4-6 FC4-6 1-2f 2-3		4-3		4	1	1	2	0	0	4
Chico Salmon, R (8, 7) OBP: 0.500, SLG: 0.500										0	0	0	0	0	0	0
Duke Sims, L (1, 2) OBP: 0.267, SLG: 0.357		2B		G3		FC4-6 1-2f 3-H			F7	4	0	1	1	0	0	1
Gus Gil, R (1, 4) OBP: 0.188, SLG: 0.200		6-3			1B 2B	5-3			K	4	1	1	0	0	1	2
Larry Brown, R (1, 6) OBP: 0.308, SLG: 0.308			4-3		SH5-4 1B 2-H		F2		5-3	4	0	1	1	0	0	0
Sam McDowell, L (1, 1)			K		SH5-4 1-2		K			2	0	0	0	0	2	0
Bob Allen, L (9, 1)										0	0	0	0	0	0	0
Inning Stats	R: 0 E: 0 K: 0 S: 3 H: 0 LOB: 0 BB: 0 P: 3	R: 0 E: 0 K: 0 S: 4 H: 2 LOB: 1 BB: 0 P: 4	R: 0 E: 0 K: 1 S: 5 H: 0 LOB: 0 BB: 0 P: 5	R: 2 E: 0 K: 1 S: 7 H: 2 LOB: 0 BB: 0 P: 7	R: 1 E: 0 K: 0 S: 5 H: 2 LOB: 1 BB: 0 P: 5	R: 1 E: 0 K: 0 S: 5 H: 2 LOB: 1 BB: 0 P: 5	R: 0 E: 0 K: 1 S: 5 H: 0 LOB: 0 BB: 0 P: 5	R: 0 E: 0 K: 0 S: 4 H: 1 LOB: 1 BB: 0 P: 4	R: 0 E: 0 K: 1 S: 5 H: 0 LOB: 0 BB: 0 P: 5	1B: 5 2B: 3 3B: 0 HR: 1	SF: 0 SAC: 1 DP: 1 HBP: 0						

	AB	34
	R	4
	H	9
	RBI	4
	BB	0
	SO	4
	LOB	11

PITCHER	IP	WLS	BF	H	R	ER	SO	BB	IBB	HBP	BLK	WP	HR	S	P	ERA	WHIP
Mudcat Grant, R (1, 1) ERA: 6.75	5.0	L	22	8	4	4	2	0	0	0	0	0	1	26	26	7.20	1.600
Jim Merritt, L (6, 1) ERA:	2.0		6	0	0	0	1	0	0	0	0	0	0	8	8	0.00	0.000
Jim Roland, L (8, 1) ERA:	1.0		4	1	0	0	0	0	0	0	0	0	0	4	4	0.00	1.000
Ron Kline, R (9, 1) ERA:	1.0		3	0	0	0	1	0	0	0	0	0	0	5	5	0.00	0.000

PITCHER	IP	WLS	BF	H	R	ER	SO	BB	IBB	HBP	BLK	WP	HR	S	P	ERA	WHIP

Cleveland Indians @ Minnesota Twins

Metropolitan Stadium, Bloomington , MI

Sun Apr 16 1967, 4:33 AM EST

Att. 11,098 - Unknown

livebaseballscorecards.com

BOTTOM

Batter	1	2	3	4	5	6	7	8	9	AB	R	H	RBI	BB	SO	LOB
Cesar Tovar, R (1, 8) OBP: 0.375, SLG: 0.391	F9 BB 1B		K		F9			E1 1B 1B	1-3	5	0	2	0	0	1	0
Rich Rollins, R (1, 5) OBP: 0.261, SLG: 0.318	K		F9		5-3			FC3-6 1B 2-3		4	0	1	0	0	1	1
Tony Oliva, L (1, 9) OBP: 0.400, SLG: 0.267	BB 1-2			K		F8		FC3-6 BB 1B 1B 1-2f		3	1	0	0	1	1	1
Harmon Killebrew, R (1, 3) OBP: 0.400, SLG: 0.143	F9 2-3			BB 1B BB		BB		BB 1B 1B 1-2		2	2	1	0	2	0	2
Bob Allison, R (1, 7) OBP: 0.350, SLG: 0.529	1-3			1B BB 1-2		K		1B BB 1-2 2-3		2	0	0	0	2	1	3
Zoilo Versalles, R (1, 6) OBP: 0.474, SLG: 0.611		G6-4-3 BB		F9 1B 1-3 2-H		F4		F9 1B 1-2 2-H 3-H		3	0	2	3	1	0	1
Earl Battey, R (1, 2) OBP: 0.316, SLG: 0.250	G6-4-3 1-2f			F9			F4	K		4	0	0	0	0	1	5
Rod Carew, L (1, 4) OBP: 0.250, SLG: 0.167	4-3			K			1-3		G6-3 BB	3	0	0	0	1	1	2
Mudcat Grant, R (1, 1) Jim Merritt, L (6, 1) Andy Kosco, R (7, PH) OBP: 0.500, SLG: 0.500 Jim Roland, R (8, 1) Ron Kline, R (9, 1) Ted Uhlaender, L (9, PH)			F4		5-3		1-3		G6-3 1-2f	2 0 1 0 0 1	0 0 0 0 0 0	0 0 0 0 0 0	0 0 0 0 0 0	0 0 0 0 0 0	0 0 0 0 0 0	0 0 0 0 0 1
Inning Stats	R: 0 E: 0 K: 1 S: 6 H: 1 LOB: 2 BB: 1 P: 10	R: 0 E: 0 K: 0 S: 2 H: 0 LOB: 0 BB: 1 P: 6	R: 0 E: 0 K: 1 S: 5 H: 0 LOB: 0 BB: 0 P: 5	R: 1 E: 0 K: 2 S: 8 H: 1 LOB: 2 BB: 2 P: 16	R: 0 E: 0 K: 0 S: 3 H: 0 LOB: 0 BB: 0 P: 3	R: 0 E: 0 K: 1 S: 5 H: 0 LOB: 1 BB: 1 P: 9	R: 0 E: 0 K: 0 S: 3 H: 0 LOB: 0 BB: 0 P: 3	R: 2 E: 1 K: 1 S: 8 H: 4 LOB: 2 BB: 1 P: 12	R: 0 E: 0 K: 0 S: 2 H: 0 LOB: 0 BB: 1 P: 6	1B: 6 2B: 0 3B: 0 HR: 0	SF: 0 SAC: 0 DP: 2 HBP: 0			WP: 0 PB: 0 SB: 0 CS: 0	PA: 37		

	AB	30
	R	3
	H	6
	RBI	3
	BB	7
	SO	6
	LOB	16

PITCHER		IP	WLS	BF	H	R	ER	SO	BB	IBB	HBP	BLK	WP	HR	S	P	ERA	WHIP
Sam McDowell, L ERA: 2.77	(1, 1)	8.0	W	34	6	3	1	6	6	0	0	0	0	0	40	64	1.12	1.500
Bob Allen, L ERA:	(9, 1)	1.0	S	3	0	0	0	0	1	0	0	0	0	0	2	6	0.00	1.000

PITCHER		IP	WLS	BF	H	R	ER	SO	BB	IBB	HBP	BLK	WP	HR	S	P	ERA	WHIP

Kansas City Athletics @ Cleveland Indians

Cleveland Municipal Stadium, Cleveland, OH

Wed Apr 19 1967, 3:33 AM EST
Att. 26,133 - Unknown

TOP

livebaseballscorecards.com

Batter	1	2	3	4	5	6	7	8	9	AB	R	H	RBI	BB	SO	LOB
Bert Campaneris, R (1, 6) OBP: 0.345, SLG: 0.346	6-3		1B		L5		E HBP		F8	4	0	1	0	0	0	0
Mike Hershberger, R (1, 9) OBP: 0.538, SLG: 0.667	G4-6-3 1B		2B BB		F8		E6 1-2			3	0	1	0	1	0	1
Danny Cater, R (1, 3) OBP: 0.444, SLG: 0.625	G4-6-3 1-2f		1-3 2B		1-3		F3			4	0	1	0	0	0	3
Ed Charles, R (1, 5) OBP: 0.423, SLG: 0.250		F5	F4			6-3		BB		3	0	0	0	1	0	2
Roger Repoz, L (1, 8) OBP: 0.500, SLG: 1.000		FC5-4 1B	HBP			1-3		K		2	0	1	0	0	0	0
Joe Nossek, R (8, PH) OBP: 0.167, SLG: 0.167 (8, 8)										1	0	0	0	0	1	1
Dick Green, R (1, 4) OBP: 0.200, SLG: 0.333		FC5-4 1B 1-2f	F7			F5		K		4	0	0	0	0	1	5
Jim Gosger, L (1, 7) OBP: 0.368, SLG: 0.154				G3			G3	K		3	0	1	0	0	0	0
Joe Rudi, R (7, 7) OBP: 0.273, SLG: 0.200		S 1-3 1B								1	0	0	0	0	1	1
Ken Suarez, R (1, 2) OBP: 0.500, SLG: 1.143		BB 1-2		F5			HR		F7	3	1	1	1	1	0	0
Jim Nash, R (1, 1)		F4		K			F8		K	2	0	0	0	0	1	3
Rick Monday, L (7, PH)										1	0	0	0	0	0	0
Bob Duliba, R (7, 1)										0	0	0	0	0	0	0
Ossie Chavarria, R (9, PH)										1	0	0	0	0	1	0

	AB	32
	R	1
	H	6
	RBI	1
	BB	3
	SO	5
	LOB	16

Inning Stats	1	2	3	4	5	6	7	8	9
	R: 0 H: 1 E: 0 LOB: 0 K: 0 BB: 0 S: 3 P: 3	R: 0 H: 2 E: 0 LOB: 3 K: 0 BB: 1 S: 5 P: 9	R: 0 H: 2 E: 0 LOB: 3 K: 0 BB: 1 S: 4 P: 9	R: 0 H: 0 E: 0 LOB: 0 K: 1 BB: 0 S: 5 P: 5	R: 0 H: 0 E: 0 LOB: 0 K: 0 BB: 0 S: 3 P: 3	R: 0 H: 0 E: 0 LOB: 0 K: 0 BB: 0 S: 3 P: 3	R: 1 H: 1 E: 1 LOB: 2 K: 0 BB: 0 S: 5 P: 6	R: 0 H: 0 E: 0 LOB: 1 K: 3 BB: 1 S: 9 P: 13	R: 0 H: 0 E: 0 LOB: 0 K: 1 BB: 0 S: 5 P: 5

	1B: 4	SF: 0	WP: 0	PA: 37
	2B: 1	SAC: 0	PB: 0	
	3B: 0	DP: 1	SB: 1	
	HR: 1	HBP: 2	CS: 0	

PITCHER		IP	WLS	BF	H	R	ER	SO	BB	IBB	HBP	BLK	WP	HR	S	P	ERA	WHIP
Sonny Siebert, R ERA: 1.23	(1, 1)	7.0	W	30	6	1	1	1	2	0	2	0	0	1	28	38	1.29	1.143
Bob Allen, L ERA:	(8, 1)	2.0	S	7	0	0	0	4	1	0	0	0	0	0	14	18	0.00	0.500

PITCHER	IP	WLS	BF	H	R	ER	SO	BB	IBB	HBP	BLK	WP	HR	S	P	ERA	WHIP

Batter	1	2	3	4	5	6	7	8	9	AB	R	H	RBI	BB	SO	LOB
Vic Davalillo, L (1, 8) OBP: 0.182, SLG: 0.182	6-3	K			1B SF7 1B		F2 1-2			4	1	1	0	0	1	3
Max Alvis, R (1, 5) OBP: 0.250, SLG: 0.389	HR		BBBB CS BB		1-3 1B		5-3			3	1	2	1	1	0	0
Chuck Hinton, R (1, 9) OBP: 0.381, SLG: 0.600	F6		6-3 1-2		SF7 3-H			HR		3	1	1	2	0	0	1
Fred Whitfield, L (1, 3) OBP: 0.333, SLG: 0.450	F6		K		F5			K		4	0	0	0	0	2	1
Leon Wagner, L (1, 7) OBP: 0.389, SLG: 0.529		K		CS 1B		BB 1B		6-3-6 1B		3	0	2	0	0	1	0
Chico Salmon, R (6, PR) (7, 7) OBP: 0.667, SLG: 0.667										1	0	1	0	0	0	0
Duke Sims, L (1, 2) OBP: 0.263, SLG: 0.500		HR		K 1-2		K		6-3-6 1-2f		4	1	1	1	0	2	3
Gus Gil, R (1, 4) OBP: 0.263, SLG: 0.188		F7		BB		G5-4-3 1-2 BB				1	0	0	0	2	0	0
Larry Brown, R (1, 6) OBP: 0.375, SLG: 0.286		1B BB		PO 1-2 BB		G5-4-3 1-2f				1	0	0	0	2	0	2
Sonny Siebert, R (1, 1) OBP: 0.500, SLG: 0.500										2	0	1	0	0	0	0
Willie Smith, L (7, PH) OBP: 0.333, SLG: 0.333										1	0	1	0	0	0	0
Bob Allen, L (8, 1)		1-3 1B		PO 1-2	F8		CS 1B			0	0	0	0	0	0	0
Inning Stats	R: 1 E: 0 K: 0 S: 4 H: 1 LOB: 0 BB: 0 P: 4	R: 1 E: 0 K: 2 S: 9 H: 2 LOB: 2 BB: 1 P: 13	R: 0 E: 0 K: 1 S: 4 H: 0 LOB: 0 BB: 1 P: 8	R: 0 E: 0 K: 1 S: 4 H: 1 LOB: 1 BB: 2 P: 12	R: 1 E: 0 K: 0 S: 5 H: 2 LOB: 1 BB: 0 P: 5	R: 0 E: 0 K: 1 S: 5 H: 1 LOB: 2 BB: 1 P: 9	R: 0 E: 0 K: 0 S: 3 H: 1 LOB: 0 BB: 0 P: 3	R: 1 E: 0 K: 1 S: 6 H: 2 LOB: 0 BB: 0 P: 6		1B: 7 2B: 1 3B: 0 HR: 3	SF: 1 SAC: 0 DP: 2 HBP: 0						

PITCHER	IP	WLS	BF	H	R	ER	SO	BB	IBB	HBP	BLK	WP	HR	S	P	ERA	WHIP
Jim Nash, R (1, 1) ERA: 4.61	6.0	L	26	7	3	3	5	5	0	0	0	0	2	31	51	4.50	2.000
Bob Duliba, R (7, 1) ERA: 2.08	2.0		7	3	1	1	1	0	0	0	0	0	1	9	9	4.50	1.500

PITCHER	IP	WLS	BF	H	R	ER	SO	BB	IBB	HBP	BLK	WP	HR	S	P	ERA	WHIP

BOTTOM

Kansas City Athletics @ Cleveland Indians

Cleveland Municipal Stadium, Cleveland, OH

Wed Apr 19 1967, 3:33 AM EST

Att. 26,133 - Unknown

livebaseballscorecards.com

AB	27
R	4
H	10
RBI	4
BB	5
SO	6
LOB	10

1B: 7	SF: 1	WP: 0	PA: 34
2B: 1	SAC: 0	PB: 0	
3B: 0	DP: 2	SB: 0	
HR: 3	HBP: 0	CS: 3	

Batter	1	2	3	4	5	6	7	8	9	AB	R	H	RBI	BB	SO	LOB
Bert Campaneris, R (1, 6) OBP: 0.333, SLG: 0.333	F4			5-3		G6-4-3 1-2 1B		F8		4	0	1	0	0	0	1
Mike Hershberger, R (1, 9) OBP: 0.467, SLG: 0.560	F3			5-3		G6-4-3 1-2f			4-3	4	0	0	0	0	0	2
Danny Cater, R (1, 3) OBP: 0.387, SLG: 0.536	6-3			F9			6-3		6-3	4	0	0	0	0	0	0
Ed Charles, R (1, 5) OBP: 0.433, SLG: 0.261		BBBB FC5-4 BB			SSS K		6-3		1B	3	0	1	0	1	1	0
Roger Repoz, L (1, 8) OBP: 0.500, SLG: 0.882		FC5-4 CS 1-2f			5-3 E 1B		BBBB BB		G3	3	0	1	0	1	0	2
Dick Green, R (1, 4) OBP: 0.179, SLG: 0.296		6-3 1-2			5-3 1-3		SSS K			3	0	0	0	0	1	3
Jim Gosger, L (1, 7) OBP: 0.318, SLG: 0.125			F7		3-1			SSS K		3	0	0	0	0	1	1
Ken Suarez, R (1, 2) OBP: 0.583, SLG: 1.125 Ray Webster, L (8, PH) OBP: 0.250, SLG: 0.500 Jack Aker, R (8, 1)			B2-6-3 1B			BBBB 1B BB		4-3		1 1 0	0 0 0	1 0 0	0 0 0	1 0 0	0 0 0	0 0 0
Lew Krausse, R (1, 1) Tim Talton, L (8, PH) OBP: 0.333, SLG: 0.333 (8, 2)			B2-6-3 1-2f			F9		1B		2 1	0 0	0 1	0 0	0 0	0 0	2 0
Inning Stats	R: 0 E: 0 K: 0 S: 3 H: 0 LOB: 0 BB: 0 P: 3	R: 0 E: 0 K: 0 S: 2 H: 0 LOB: 0 BB: 1 P: 6	R: 0 E: 0 K: 0 S: 3 H: 1 LOB: 0 BB: 0 P: 3	R: 0 E: 0 K: 0 S: 3 H: 0 LOB: 0 BB: 0 P: 3	R: 0 E: 1 K: 1 S: 6 H: 1 LOB: 1 BB: 0 P: 6	R: 0 E: 0 K: 0 S: 3 H: 1 LOB: 1 BB: 1 P: 7	R: 0 E: 0 K: 1 S: 5 H: 0 LOB: 1 BB: 1 P: 9	R: 0 E: 0 K: 1 S: 6 H: 1 LOB: 1 BB: 0 P: 6	R: 0 E: 0 K: 0 S: 4 H: 1 LOB: 1 BB: 0 P: 4	1B: 5 2B: 0 3B: 0 HR: 0 SF: 0 SAC: 0 DP: 2 HBP: 0						

PITCHER	IP	WLS	BF	H	R	ER	SO	BB	IBB	HBP	BLK	WP	HR	S	P	ERA	WHIP
Steve Hargan, R (1, 1) ERA:	9.0	W	32	5	0	0	3	3	0	0	0	0	0	35	47	0.00	0.889

PITCHER	IP	WLS	BF	H	R	ER	SO	BB	IBB	HBP	BLK	WP	HR	S	P	ERA	WHIP

TOP

Kansas City Athletics @ Cleveland Indians

Cleveland Municipal Stadium, Cleveland, OH

Thu Apr 20 1967, 3:33 AM EST
Att. 4,684 - Unknown

livebaseballscorecards.com

AB	29
R	0
H	5
RBI	0
BB	3
SO	3
LOB	11

WP: 0 PB: 0 SB: 0 CS: 1 PA: 32

Batter	1	2	3	4	5	6	7	8	9	AB	R	H	RBI	BB	SO	LOB
Vic Davalillo, L (1, 8) OBP: 0.231, SLG: 0.269	1-3		SH2-3 2B		F7		1-3 1B			4	0	2	0	0	0	0
Max Alvis, R (1, 5) OBP: 0.217, SLG: 0.333	L5		SH2-3 2-3		F7			6-3		3	0	0	0	0	0	0
Chuck Hinton, R (1, 9) OBP: 0.320, SLG: 0.500	F8		5-3		F3			6-3		4	0	0	0	0	0	1
Fred Whitfield, L (1, 3) OBP: 0.320, SLG: 0.458		3-4-1 1B 2B	F9			F4		6-3		4	1	1	0	0	0	1
Leon Wagner, L (1, 7) OBP: 0.381, SLG: 0.500		3-4-1 2-3		5-3 1B		4-3				3	0	1	0	0	0	1
Chico Salmon, R (7, 7) OBP: 0.667, SLG: 0.667										0	0	0	0	0	0	0
Duke Sims, L (1, 2) OBP: 0.273, SLG: 0.450		BBB 4-0 1B E BB		F7		K				2	1	0	0	1	1	1
Gus Gil, R (1, 4) OBP: 0.273, SLG: 0.211		K 1-2 3-H 1B		5-3 1-2			6-3			3	0	1	1	0	0	1
Larry Brown, R (1, 6) OBP: 0.421, SLG: 0.267		K 1-3 2-H		IBB				BB		1	0	0	0	2	1	1
Steve Hargan, R (1, 1)		F8		K			K			3	0	0	0	0	2	4
Inning Stats	R: 0 E: 0 K: 0 S: 3 H: 0 LOB: 0 BB: 0 P: 3	R: 2 E: 0 K: 1 S: 7 H: 2 LOB: 1 BB: 1 P: 11	R: 0 E: 0 K: 0 S: 4 H: 1 LOB: 1 BB: 0 P: 4	R: 0 E: 0 K: 1 S: 6 H: 1 LOB: 2 BB: 1 P: 10	R: 0 E: 0 K: 0 S: 3 H: 0 LOB: 0 BB: 0 P: 3	R: 0 E: 0 K: 1 S: 5 H: 0 LOB: 0 BB: 0 P: 5	R: 0 E: 0 K: 1 S: 5 H: 1 LOB: 2 BB: 1 P: 9	R: 0 E: 0 K: 0 S: 3 H: 0 LOB: 0 BB: 0 P: 3		1B: 3 2B: 2 3B: 0 HR: 0 SF: 0 SAC: 1 DP: 0 HBP: 0						

PITCHER	IP	WLS	BF	H	R	ER	SO	BB	IBB	HBP	BLK	WP	HR	S	P	ERA	WHIP
Lew Krausse, R (1, 1) ERA: 4.5	7.0	L	28	5	2	1	4	2	1	0	0	0	0	33	45	1.29	1.000
Jack Aker, R (8, 1) ERA: 3.86	1.0		3	0	0	0	0	0	0	0	0	0	0	3	3	0.00	0.000

PITCHER	IP	WLS	BF	H	R	ER	SO	BB	IBB	HBP	BLK	WP	HR	S	P	ERA	WHIP

BOTTOM

Kansas City Athletics @ Cleveland Indians

Cleveland Municipal Stadium, Cleveland, OH

Thu Apr 20 1967, 3:33 AM EST

Att. 4,684 - Unknown

livebaseballscorecards.com

AB	27
R	2
H	5
RBI	1
BB	3
SO	4
LOB	10

WP: 0 PB: 0 SB: 0 CS: 0 PA: 31

Batter	1	2	3	4	5	6	7	8	9	AB	R	H	RBI	BB	SO	LOB
Paul Schaal, R (1, 5) OBP: 0.256, SLG: 0.333	SSS 0-3 ① K		x 0-0 ③ F3		x 0-0 ① G3 1-2		x 0-0 HR		x 0-0 ② 4-3	5	1	1	1	0	1	3
Jim Fregosi, R (1, 6) OBP: 0.350, SLG: 0.487	x 0-0 ② 1-3			x 0-0 ① 5-3	SSS 0-3 ② K		x 0-0 ② 6-3		x 0-0 2-H HR	5	1	1	2	0	1	1
Jay Johnstone, L (1, 8) OBP: 0.276, SLG: 0.357 Jim Coates, R (4, 1) Jim Piersall, R (5, PH) Nick Willhite, L (5, 1) Bill Kelso, R (7, PH) (7, 1) Buck Rodgers, S (9, PH) OBP: 0.214, SLG: 0.154 (9, 2)	SSS 0-3 ③ K			x 0-0 WP 1B 1B 1B	SSS 0-3 ③ K		SSS 0-3 ③ K		x 0-0 ③ 6-3	2 0 1 0 1 1	1 0 0 0 0 0	1 0 0 0 0 0	0 0 0 0 0 0	0 0 0 0 0 0	1 0 1 0 1 0	0 0 1 0 0 1
Rick Reichardt, R (1, 7) OBP: 0.405, SLG: 0.500		H 1-0 G4-3 HBP		x 0-0 WP 1-2 1B 1B		BBB 4-0 FC6-4 BB		x 0-0 FC6-8-4 1B		2	1	2	0	1	0	0
Jose Cardenal, R (1, 9) OBP: 0.179, SLG: 0.296 (4, 8)		x 0-0 ①② G4-3 1-2f		x 0-0 BB 1-H 2-H 1B		x 0-0 ① FC6-4 1B 1-2f 1B		SSS 0-3 ① K		4	1	1	2	0	1	3
Don Mincher, L (1, 3) OBP: 0.556, SLG: 0.893		BBB 4-0 BB		BBB 4-0 FC4-6 1-2 BB		x 0-0 1B 1-2 1B		x 0-0 ② FC6-8-4 1-2f		2	0	1	0	2	0	1
Bobby Knoop, R (1, 4) OBP: 0.182, SLG: 0.194		SSS 0-3 ③ K		SSS 0-3 ② K		x 0-0 G1-4-3 1-3 2-H 1B		x 0-0 ③ F9		4	0	1	1	0	2	4
Orlando McFarlane, R (1, 2) OBP: 0.333, SLG: 0.333 Don Wallace, L (9, PR) Lew Burdette, R (9, 1)		SSS 0-3 ① K		x 0-0 ③ FC4-6 1-2f		x 0-0 ②③ G1-4-3 1-2f			x 0-0 4-3 HR 1B	4 0 0	0 1 0	1 0 0	0 0 0	0 0 0	1 0 0	4 0 0
Jack Sanford, R (1, 1) OBP: 0.500, SLG: 0.333 Bubba Morton, R (4, 9) OBP: 0.222, SLG: 0.222		SSS 0-3 ② K			x 0-0 G3 1B		SSS 0-3 ① K		x 0-0 ① 4-3 1-2	1 3	0 0	0 1	0 0	0 0	1 1	0 1
Inning Stats	R: 0 E: 0 K: 2 S: 7 H: 0 LOB: 0 BB: 0 P: 7	R: 0 E: 0 K: 1 S: 4 H: 0 LOB: 1 BB: 1 P: 9	R: 0 E: 0 K: 2 S: 7 H: 0 LOB: 0 BB: 0 P: 7	R: 2 E: 0 K: 1 S: 8 H: 3 LOB: 2 BB: 1 P: 12	R: 0 E: 0 K: 2 S: 8 H: 1 LOB: 1 BB: 0 P: 8	R: 1 E: 0 K: 0 S: 4 H: 2 LOB: 1 BB: 1 P: 8	R: 1 E: 0 K: 2 S: 8 H: 1 LOB: 0 BB: 0 P: 8	R: 0 E: 0 K: 1 S: 6 H: 1 LOB: 1 BB: 0 P: 6	R: 2 E: 0 K: 0 S: 5 H: 2 LOB: 1 BB: 0 P: 5	1B: 8 2B: 0 3B: 0 HR: 2 SF: 0 SAC: 0 DP: 2 HBP: 1						

PITCHER		IP	WLS	BF	H	R	ER	SO	BB	IBB	HBP	BLK	WP	HR	S	P	ERA	WHIP
Sam McDowell, L ERA: 3.43	(1, 1)	8.0		34	8	4	4	11	3	0	1	0	1	1	52	65	4.50	1.375
Bob Allen, L ERA: 3.86	(9, 1)	1.0	L	5	2	2	2	0	0	0	0	0	0	1	5	5	18.00	2.000

PITCHER	IP	WLS	BF	H	R	ER	SO	BB	IBB	HBP	BLK	WP	HR	S	P	ERA	WHIP

TOP

California Angels @ Cleveland Indians

Cleveland Municipal Stadium, Cleveland, OH

Fri Apr 21 1967, 6:05 PM EST
Att. 5,281 - Unknown

livebaseballscorecards.com

AB	35
R	6
H	10
RBI	6
BB	3
SO	11
LOB	19

1B: 8	SF: 0
2B: 0	SAC: 0
3B: 0	DP: 2
HR: 2	HBP: 1
WP: 1	PA: 39
PB: 0	
SB: 0	
CS: 0	

BOTTOM

California Angels @ Cleveland Indians

Cleveland Municipal Stadium, Cleveland, OH

Fri Apr 21 1967, 6:05 PM EST

Att. 5,281 - Unknown

livebaseballscorecards.com

Batter	1	2	3	4	5	6	7	8	9	AB	R	H	RBI	BB	SO	LOB
Vic Davalillo, L (1, 8) OBP: 0.258, SLG: 0.290	0-0 SH1-3 2B 1B	0-0 FC4-6 1-2f ③		0-0 CS 1-2 ③	0-0 SH1-3 1B	0-0 F8 ③			0-0 F7 ①	5	1	2	0	0	0	3
Max Alvis, R (1, 5) OBP: 0.192, SLG: 0.292	0-0 SH1-3 1-2 ①		0-0 F7 ①		0-0 SH1-3 1-2 ①		0-0 6-3 ①		0-0 F7 ②	3	0	0	0	0	0	0
Chuck Hinton, R (1, 9) OBP: 0.333, SLG: 0.621	0-0 1B 2-H 2B		0-0 HR		0-0 F8 ②		0-0 F4 ②		0-0 1-4-3 ③	5	2	2	2	0	0	1
Fred Whitfield, L (1, 3) OBP: 0.379, SLG: 0.593	0-0 2-H 1B		0-0 HR		B B B B 4-0 BB		0-0 3-1 ③			3	1	2	2	1	0	0
Leon Wagner, L (1, 7) OBP: 0.360, SLG: 0.500 Chico Salmon, R (8, PR) OBP: 0.667, SLG: 0.667 (9, 7)	0-0 F9 ②		0-0 F6 ②		0-0 1-3 ③			0-0 2B 2B		4 0	0 1	1 0	0 0	0 0	0 0	3 0
Duke Sims, L (1, 2) OBP: 0.269, SLG: 0.458	0-0 F8 ③		0-0 4-3 ③			0-0 F9 ①		0-0 2-H 2B ①		4	0	1	1	0	0	1
Gus Gil, R (1, 4) OBP: 0.269, SLG: 0.261		0-0 5-3 ①		0-0 1-3 ①		0-0 F9 ②		0-0 2B		4	0	1	0	0	0	0
Larry Brown, R (1, 6) OBP: 0.435, SLG: 0.333		0-0 5-3 ②		B B B B 4-0 CS BB		0-0 1B 2B		0-0 F4 ②		3	0	1	0	1	0	1
Sam McDowell, L (1, 1) OBP: 0.286, SLG: 0.286 Willie Smith, L (8, PH) OBP: 0.250, SLG: 0.250 Bob Allen, L (9, 1)		0-0 FC4-6 1B		S S S 0-3 K ②		0-0 2-3 1B		0-0 F8 ③		3 1 0	0 0 0	2 0 0	0 0 0	0 0 0	1 0 0	1 1 0
Inning Stats	R: 2 E: 0 K: 0 S: 6 H: 3 LOB: 1 BB: 0 P: 6	R: 0 E: 0 K: 0 S: 4 H: 1 LOB: 1 BB: 0 P: 4	R: 2 E: 0 K: 0 S: 5 H: 2 LOB: 0 BB: 0 P: 5	R: 0 E: 0 K: 1 S: 4 H: 0 LOB: 0 BB: 1 P: 8	R: 0 E: 0 K: 0 S: 4 H: 1 LOB: 2 BB: 1 P: 8	R: 0 E: 0 K: 0 S: 5 H: 2 LOB: 2 BB: 0 P: 5	R: 0 E: 0 K: 0 S: 3 H: 0 LOB: 0 BB: 0 P: 3	R: 1 E: 0 K: 0 S: 5 H: 3 LOB: 1 BB: 0 P: 5	R: 0 E: 0 K: 0 S: 3 H: 0 LOB: 0 BB: 0 P: 3	1B: 5 2B: 5 3B: 0 HR: 2	SF: 0 SAC: 2 DP: 0 HBP: 0						

	AB	35
	R	5
	H	12
	RBI	5
	BB	2
	SO	1
	LOB	11

	WP: 0	PA: 40
	PB: 0	
	SB: 0	
	CS: 1	

PITCHER		IP	WLS	BF	H	R	ER	SO	BB	IBB	HBP	BLK	WP	HR	S	P	ERA	WHIP
Jack Sanford, R ERA: 5.0	(1, 1)	3.0		15	6	4	4	0	0	0	0	0	0	2	15	15	12.00	2.000
Jim Coates, R ERA:	(4, 1)	1.0		3	0	0	0	1	1	0	0	0	0	0	4	8	0.00	1.000
Nick Willhite, L ERA: 6.75	(5, 1)	2.0		10	3	0	0	0	1	0	0	0	0	0	9	13	0.00	2.000
Bill Kelso, R ERA: 6.75	(7, 1)	2.0	W	8	3	1	1	0	0	0	0	0	0	0	8	8	4.50	1.500
Lew Burdette, R ERA:	(9, 1)	1.0	S	3	0	0	0	0	0	0	0	0	0	0	3	3	0.00	0.000

PITCHER	IP	WLS	BF	H	R	ER	SO	BB	IBB	HBP	BLK	WP	HR	S	P	ERA	WHIP

California Angels @ Cleveland Indians

Cleveland Municipal Stadium, Cleveland, OH

Sat Apr 22 1967, 3:33 AM EST

Att. 4,694 - Unknown

TOP

livebaseballscorecards.com

Batter	1	2	3	4	5	6	7	8	9	AB	R	H	RBI	BB	SO	LOB
Paul Schaal, R (1, 5) OBP: 0.273, SLG: 0.306	F8		E 1-2 BB		K		1B 1B BB	F6		3	2	0	0	2	1	0
Jim Fregosi, R (1, 6) OBP: 0.333, SLG: 0.455	K		E8 1-H 2-H		F8		1B 1B 1-3 1B	F3		5	1	1	0	0	1	0
Jay Johnstone, L (1, 8) OBP: 0.265, SLG: 0.333	F9		F9		F9		FC4-6 1B 1B 1-3 3-H 1B	F8		5	1	1	1	0	0	1
Rick Reichardt, R (1, 7) OBP: 0.429, SLG: 0.595	F3			HR 4-3 1B		F8	FC4-6 1-2 3-H 1B		HR	5	2	3	2	0	0	0
Don Mincher, L (1, 3) OBP: 0.512, SLG: 0.788	F9			4-3 1-2		BB BB 1B	FC4-6 BB 1B 1-2f 2-3		3-1	5	1	1	0	0	0	3
Jimmie Hall, L (1, 9) OBP: 0.471, SLG: 1.000	K			HR 2-H		BB 1-2 BB	1B 1B 1-2 BB		K	3	2	1	2	2	2	0
Tom Satriano, L (1, 2) OBP: 0.778, SLG: 1.143			FC4-6 1B	FC6 1B		G6-4-3 1-2 2-3 BB	E 1B 1-2 2-H 3-H 1B		BB	3	1	3	2	2	0	0
Bobby Knoop, R (1, 4) OBP: 0.184, SLG: 0.194			F3	K	G6-4-3 1-2f	E8 1-H 2-H 1B			F3	5	0	1	1	0	1	6
Jim McGlothlin, R (1, 1)			FC4-6 BB E 1-2f	FC6 1-2f			K			0	0	0	0	0	0	0
Len Gabrielson, L (3, PH)							F7			1	1	0	0	0	0	1
Rickey Clark, R (3, 1)										1	0	0	0	0	0	1
Bubba Morton, R (7, PH) OBP: 0.182, SLG: 0.182										2	0	0	0	0	1	1
Pete Cimino, R (7, 1)										0	0	0	0	0	0	0

Inning Stats	1	2	3	4	5	6	7	8	9
R	0	0	2	2	0	0	6	0	1
E	0	0	1	0	0	0	1	0	0
K	1	1	0	1	1	0	1	0	1
S	5	5	5	8	5	3	10	3	6
H	0	0	1	3	0	1	5	0	1
LOB	0	0	1	1	0	2	1	0	1
BB	0	0	1	0	0	2	2	0	1
P	5	5	9	8	5	11	18	3	10

1B	9
2B	0
3B	0
HR	2
SF	0
SAC	0
DP	1
HBP	0
WP	0
PB	0
SB	0
CS	0
PA	44

AB	38
R	11
H	11
RBI	8
BB	6
SO	6
LOB	13

PITCHER		IP	WLS	BF	H	R	ER	SO	BB	IBB	HBP	BLK	WP	HR	S	P	ERA	WHIP
Gary Bell, R ERA: 4.73	(1, 1)	6.1	L	31	8	8	6	5	4	0	0	0	0	1	37	53	8.53	1.895
John O'Donoghue, L ERA: 3.38	(7, 1)	0.2		5	2	2	1	0	1	0	0	0	0	0	4	8	13.50	4.500
Dick Radatz, R ERA: 3.38	(8, 1)	2.0		8	1	1	1	1	1	0	0	0	0	1	9	13	4.50	1.000

Batter	1	2	3	4	5	6	7	8	9	AB	R	H	RBI	BB	SO	LOB
Vic Davalillo, L (1, 8) OBP: 0.306, SLG: 0.343	BBBB 4-0 G6-4-3 WP 1B BB	x 0-0 1B 3-H 2B			x 0-0 SH1-4 1B		x 0-0 F5 ②		x 0-0 F7 ③	4	2	2	1	1	0	1
Max Alvis, R (1, 5) OBP: 0.241, SLG: 0.333	x 0-0 G6-4-3 1-2 1B	x 0-0 2-H 1B			x 0-0 SH1-4 ① 1-2		x 0-0 F3 ③			3	0	2	1	0	0	0
Chuck Hinton, R (1, 9) OBP: 0.353, SLG: 0.594	x 0-0 G6-4-3 ① ② 1-2f 2-3	x 0-0 1-3 ③			x 0-0 1B			BBBB 4-0 FC4-6 BB		3	0	1	0	1	0	3
Fred Whitfield, L (1, 3) OBP: 0.394, SLG: 0.552	BBBB 4-0 3-H BB		BBBB 4-0 CS BB		SSS 0-3 K ②			SSS 0-3 K ①		2	0	0	0	2	2	3
Leon Wagner, L (1, 7) OBP: 0.310, SLG: 0.429	x 0-0 F3 ③		x 0-0 4-3 ① ② 1-2		x 0-0 F7 ③			x 0-0 FC4-6 ② 1-2f		4	0	0	0	0	0	5
Duke Sims, L (1, 2) OBP: 0.233, SLG: 0.393		x 0-0 F8 ①	x 0-0 4-3 ③			x 0-0 F4 ①		x 0-0 F8 ③		4	0	0	0	0	0	1
Gus Gil, R (1, 4) OBP: 0.300, SLG: 0.333		x 0-0 PB WP 2B		x 0-0 G1-4-3 1B		x 0-0 6-3 ②			SSS 0-3 K ①	4	1	2	0	0	1	0
Larry Brown, R (1, 6) OBP: 0.423, SLG: 0.300 Willie Smith, L (9, PH) OBP: 0.200, SLG: 0.200	BBBB 4-0 WP PB 2B BB			x 0-0 G1-4-3 ① ② 1-2f		x 0-0 5-3 ③			SSS 0-3 K ②	2 1	1 0	0 0	0 0	1 0	0 1	1 0
Gary Bell, R (1, 1) John O'Donoghue, R (7, 1) Lee Maye, L (7, PH) Dick Radatz, R (8, 1) Rocky Colavito, R (9, PH) OBP: 1.000, SLG: 1.000	SSS 0-3 K ② 1-3 2-H			x 0-0 6-3 ③			SSS 0-3 K ①		x 0-0 1B	2 0 1 0 1	0 0 0 0 0	0 0 0 0 0	0 0 0 0 0	1 0 1 0 0	1 0 0 0 0	1 0 0 0 0
Inning Stats	R: 1 E: 0 K: 0 S: 3 H: 1 LOB: 1 BB: 2 P: 11	R: 3 E: 0 K: 1 S: 8 H: 3 LOB: 1 BB: 1 P: 12	R: 0 E: 0 K: 0 S: 2 H: 0 LOB: 0 BB: 1 P: 6	R: 0 E: 0 K: 0 S: 3 H: 1 LOB: 0 BB: 0 P: 3	R: 0 E: 0 K: 1 S: 7 H: 2 LOB: 2 BB: 0 P: 7	R: 0 E: 0 K: 0 S: 3 H: 0 LOB: 0 BB: 0 P: 3	R: 0 E: 0 K: 1 S: 5 H: 0 LOB: 0 BB: 0 P: 5	R: 0 E: 0 K: 1 S: 5 H: 0 LOB: 1 BB: 1 P: 9	R: 0 E: 0 K: 2 S: 8 H: 1 LOB: 1 BB: 0 P: 8	1B: 6 2B: 2 3B: 0 HR: 0	SF: 0 SAC: 1 DP: 2 HBP: 0					

PITCHER		IP	WLS	BF	H	R	ER	SO	BB	IBB	HBP	BLK	WP	HR	S	P	ERA	WHIP
Jim McGlothlin, R ERA: 4.35	(1, 1)	2.0		12	4	4	4	1	3	0	0	0	2	0	11	23	18.00	3.500
Rickey Clark, R ERA:	(3, 1)	4.0	W	14	3	0	0	1	1	0	0	0	0	0	15	19	0.00	1.000
Pete Cimino, R ERA: 6.75	(7, 1)	3.0	S	11	1	0	0	4	1	0	0	0	0	0	18	22	0.00	0.667

PITCHER	IP	WLS	BF	H	R	ER	SO	BB	IBB	HBP	BLK	WP	HR	S	P	ERA	WHIP

BOTTOM

California Angels @ Cleveland Indians

Cleveland Municipal Stadium, Cleveland, OH

Sat Apr 22 1967, 3:33 AM EST
Att. 4,694 - Unknown

livebaseballscorecards.com

AB	31
R	4
H	8
RBI	2
BB	5
SO	6
LOB	15

Batter	1	2	3	4	5	6	7	8	9	10	11	12	AB	R	H	RBI	BB	SO	LOB
Paul Schaal, R (1, 5) OBP: 0.255, SLG: 0.279	K	E8 1B PB 1-H 2-H			K	K		K			E5	1B 1-3 2-H	7	1	1	1	0	4	3
Jim Fregosi, R (1, 6) OBP: 0.308, SLG: 0.412	K	PB 1B 2-3			6-4-3		K	F3			F9	F6	7	0	1	0	0	2	4
Jay Johnstone, L (1, 8) OBP: 0.275, SLG: 0.359 Pete Cimino, R (11, 1)	4-3	6-3 1-2 3-H			2B		1B 1B		K		K		6 0	1 0	2 0	0 0	0 0	2 0	2 0
Rick Reichardt, R (1, 7) OBP: 0.417, SLG: 0.548 Jim Piersall, R (12, 7)		F4	6-3		BB		K		5-3			FC1-4 1B	5 0	0 0	1 0	0 0	1 0	1 0	1 0
Don Mincher, L (1, 3) OBP: 0.489, SLG: 0.711		BB 1B BB BB	F4		3-1		1B 1-3 1B		4-3			FC1-4 1-3 1B 1-2f	5	2	1	0	1	0	3
Jimmie Hall, L (1, 9) OBP: 0.435, SLG: 0.789		BB 1B 1-2 BB	K		K	K	FC4-6 1-2 3-H 1B			K		1-3 1-2	5	1	1	1	1	3	1
Tom Satriano, L (1, 2) OBP: 0.600, SLG: 0.727		1B E 1-2 2-3 BB	6-3			F6	FC4-6 1-2f			F9		1B 1B BB	4	2	0	0	2	0	2
Bobby Knoop, R (1, 4) OBP: 0.205, SLG: 0.214	K		6-3			BB 1B		F4		F7		1B 1B 1-3 2-H	6	1	2	1	0	1	3
Marcelino Lopez, R (1, 1) GP: 0-0, GS: 0-0, 0.00 Len Gabrielson, L (2, PH) GP: 0-0, GS: 0-0, 0.00 Jim Coates, R (2, 1) Lew Burdette, R (8, 1) Don Wallace, L (8, PH) Jim McGlothlin, R (9, 1) Bubba Morton, R (9, PH) GP: 1-0, GS: 0-0, 0.00 Minnie Rojas, R (9, 1) José Cardenal, R (11, PH) GP: 0-0, GS: 0-0, 0.00 (11, 8)		E 1-2 2-H 3-H 1B	5-3			BB 1-2		F4 BB		F7		1B 1-2 3-H 1B	0 1 1 0 0 0 0 0 2	0 1 0 0 0 0 0 0 0	0 1 0 0 0 0 0 0 1	0 2 0 0 0 0 1 0 1	0 0 0 0 1 0 0 0 0	0 0 0 0 0 0 0 0 0	0 0 0 0 0 0 0 0 0
Inning Stats	R: 0 E: 0 K: 2 S: 7 H: 0 LOB: 0 BB: 0 P: 7	R: 5 E: 1 K: 1 S: 8 H: 2 LOB: 1 BB: 3 P: 20	R: 0 E: 0 K: 1 S: 5 H: 0 LOB: 0 BB: 0 P: 5	R: 0 E: 0 K: 0 S: 3 H: 0 LOB: 0 BB: 0 P: 3	R: 0 E: 0 K: 1 S: 6 H: 1 LOB: 2 BB: 1 P: 10	R: 0 E: 0 K: 2 S: 8 H: 1 LOB: 2 BB: 1 P: 12	R: 1 E: 0 K: 2 S: 10 H: 3 LOB: 2 BB: 0 P: 10	R: 0 E: 0 K: 1 S: 5 H: 0 LOB: 1 BB: 1 P: 9	R: 0 E: 0 K: 1 S: 5 H: 0 LOB: 0 BB: 0 P: 5	R: 0 E: 0 K: 1 S: 5 H: 0 LOB: 0 BB: 0 P: 5	R: 0 E: 1 K: 1 S: 6 H: 0 LOB: 1 BB: 0 P: 6	R: 3 E: 0 K: 0 S: 7 H: 4 LOB: 2 BB: 1 P: 11	1B: 10 2B: 1 3B: 0 HR: 0 SF: 0 SAC: 0 DP: 0 HBP: 0						

PITCHER		IP	WLS	BF	H	R	ER	SO	BB	IBB	HBP	BLK	WP	HR	S	P	ERA	WHIP
Luis Tiant, R ERA: 14.29	(1, 1)	1.2		10	1	5	2	3	3	0	0	0	0	0	13	25	10.80	2.400
Steve Bailey, R ERA: 4.26	(2, 1)	4.1		18	3	0	0	4	2	0	0	0	0	0	24	32	0.00	1.154
George Culver, R ERA: 2.25	(7, 1)	2.0		10	3	1	1	3	1	0	0	0	0	0	15	19	4.50	2.000
Bob Allen, L ERA: 2.35	(9, 1)	3.0		10	0	0	0	3	0	0	0	0	0	0	16	16	0.00	0.000
Jack Kralick, L ERA: 27.0	(12, 1)	0.2	L	4	1	2	2	0	1	0	0	0	0	0	3	7	27.00	3.000

PITCHER		IP	WLS	BF	H	R	ER	SO	BB	IBB	HBP	BLK	WP	HR	S	P	ERA	WHIP
Dick Radatz, R ERA: 6.0	(12, 1)	0.1		4	3	1	1	0	0	0	0	0	0	0	4	4	27.00	9.000

TOP

California Angels @ Cleveland Indians

Cleveland Municipal Stadium, Cleveland, OH

Sun Apr 23 1967, 3:33 AM EST

Unknown

livebaseballscorecards.com

AB	49
R	9
H	11
RBI	6
BB	7
SO	13
LOB	19

WP: 0 PB: 1 SB: 0 CS: 0 PA: 56

Batter	1	2	3	4	5	6	7	8	9	10	11	12	AB	R	H	RBI	BB	SO	LOB
Max Alvis, R (1, 5) OBP: 0.286, SLG: 0.323	BBBB 4-0 1B E BB	BBBB 4-0 1-2 BB			x 0-0 1B 2B 1B	SSS 0-3 ① K		x 0-0 FC6-4 ③ 1-2f			SS 0-3 ②③ K 1-2		4	2	1	0	2	2	2
Vic Davalillo, L (1, 8) OBP: 0.286, SLG: 0.317	x 0-0 E1 1B 1-H 1B	x 0-0 F8 ③			x 0-0 F8 ①	x 0-0 ② 4-3			x 0-0 ① 5-3			x 0-0 ① F7	6	1	1	0	0	0	3
Chuck Hinton, R (1, 9) OBP: 0.350, SLG: 0.553	x 0-0 F7-4 3-H 1B		SSS 0-3 ① K		x 0-0 2B 1-3 BB 1B	SSS 0-3 ③ K			x 0-0 ② F4			SS 0-3 ② K	6	1	2	1	0	3	0
Rocky Colavito, R (1, 7) OBP: 0.714, SLG: 0.800 Chico Salmon, R (7, PR) (8, 7) OBP: 0.400, SLG: 0.400	x 0-0 ①② F7-4 1-2		SSS 0-3 ② K		x 0-0 BB 1-3 1B 3-H 2B		BBBB 4-0 G1-6-4 BB		x 0-0 ③ 6-3			x 0-0 ③ 5-3	3 2	1 0	1 0	1 0	1 0	1 0	1 0
Joe Azcue, R (1, 2)	BBBB 4-0 BB	x 0-0 ③ F8			x 0-0 ② 1-3		x 0-0 ① ② G1-6-4 1-2f			x 0-0 ① F8			4	0	0	0	1	0	3
Fred Whitfield, L (1, 3) OBP: 0.368, SLG: 0.485	x 0-0 ③ F9			x 0-0 ① 4-1	4-0 BB 1B IBB		x 0-0 ③ F6			x 0-0 ② F7			4	1	0	0	1	0	2
Gus Gil, R (1, 4) OBP: 0.314, SLG: 0.323		x 0-0 ① 1B		x 0-0 ② 6-3	BBBB 4-0 1B 1-2 2-3 3-H BB			x 0-0 ① F8		x 0-0 ③ F8			4	0	1	1	1	0	0
Larry Brown, R (1, 6) OBP: 0.484, SLG: 0.400		x 0-0 ② F7		x 0-0 1B	x 0-0 1-2 2-H 3-H 1B			x 0-0 FC6-4 1B			x 0-0 CS 1B		5	0	4	2	0	0	0
Luis Tiant, R (1, 1) Steve Bailey, R (2, 1) George Culver, R (7, 1) Willie Smith, L (8, PH) OBP: 0.167, SLG: 0.167 Bob Allen, L (9, 1) Lee Maye, L (11, PH) Jack Kralick, L (12, 1) Dick Radatz, R (12, 1)	BBBB 4-0 BB BB			x 0-0 ③ 4-3	SSS 0-3 ③ K			x 0-0 ② F2			x 0-0 ① F8		0 2 0 1 0 1 0 0	0 0 0 0 0 0 0 0	0 0 0 0 0 0 0 0	0 1 0 0 0 0 0 0	0 1 0 0 0 0 0 0	0 0 0 0 0 0 0 0	0 3 0 1 0 0 1 0
Inning Stats	R: 2 H: 2 E: 1 LOB: 1 K: 0 BB: 2 S: 4 P: 12	R: 0 H: 1 E: 0 LOB: 2 K: 0 BB: 2 S: 3 P: 11	R: 0 H: 0 E: 0 LOB: 0 K: 2 BB: 0 S: 7 P: 7	R: 0 H: 1 E: 0 LOB: 1 K: 0 BB: 0 S: 4 P: 4	R: 4 H: 4 E: 0 LOB: 2 K: 1 BB: 2 S: 9 P: 17	R: 0 H: 0 E: 0 LOB: 0 K: 2 BB: 0 S: 7 P: 7	R: 0 H: 0 E: 0 LOB: 1 K: 0 BB: 1 S: 2 P: 6	R: 0 H: 1 E: 0 LOB: 1 K: 0 BB: 0 S: 4 P: 4	R: 0 H: 0 E: 0 LOB: 0 K: 0 BB: 0 S: 3 P: 3	R: 0 H: 0 E: 0 LOB: 0 K: 0 BB: 0 S: 3 P: 3	R: 0 H: 1 E: 0 LOB: 0 K: 1 BB: 0 S: 5 P: 5	R: 0 H: 0 E: 0 LOB: 0 K: 1 BB: 0 S: 5 P: 5	1B: 9 2B: 2 3B: 0 HR: 0	SF: 0 SAC: 0 DP: 2 HBP: 0			WP: 0 PB: 0 SB: 0 CS: 1	PA: 49	

PITCHER		IP	WLS	BF	H	R	ER	SO	BB	IBB	HBP	BLK	WP	HR	S	P	ERA	WHIP
Marcelino Lopez, L ERA: 4.0	(1, 1)	1.0		6	2	2	1	0	2	0	0	0	0	0	4	12	9.00	4.000
Jim Coates, R ERA: 4.15	(2, 1)	3.2		19	5	4	4	2	3	1	0	0	0	0	19	35	9.82	2.182
Lew Burdette, R ERA:	(5, 1)	0.1		2	1	0	0	1	0	0	0	0	0	0	4	4	0.00	3.000
Jim McGlothlin, R ERA: 3.65	(6, 1)	2.0		6	0	0	0	2	1	0	0	0	0	0	9	13	0.00	0.500
Minnie Rojas, R ERA:	(8, 1)	3.0		10	1	0	0	0	0	0	0	0	0	0	10	10	0.00	0.333

PITCHER		IP	WLS	BF	H	R	ER	SO	BB	IBB	HBP	BLK	WP	HR	S	P	ERA	WHIP
Pete Cimino, R ERA: 4.91	(11, 1)	2.0	W	6	1	0	0	2	0	0	0	0	0	0	10	10	0.00	0.500

California Angels @ Cleveland Indians

Cleveland Municipal Stadium, Cleveland, OH

Sun Apr 23 1967, 3:33 AM EST

Unknown

BOTTOM

livebaseballscorecards.com

AB	42
R	6
H	10
RBI	5
BB	7
SO	7
LOB	16

Batter	1	2	3	4	5	6	7	8	9	AB	R	H	RBI	BB	SO	LOB
Paul Schaal, R (1, 5) OBP: 0.255, SLG: 0.261	F6		SH1-4 1-2		E6 CS		G6-4-3 1-2 2-3 BB		K2-3	3	0	0	0	1	1	3
Jim Fregosi, R (1, 6) OBP: 0.298, SLG: 0.382	F9		E 2-3 BB		F7 1-2		G6-4-3 1-2f		5-3	4	0	0	0	1	0	7
Jay Johnstone, L (1, 8) OBP: 0.295, SLG: 0.372	1B		E6 G1-4-3 1-3 3-H		F8			FC4 1B		4	0	2	1	0	0	1
Rick Reichardt, R (1, 7) OBP: 0.385, SLG: 0.500 Buck Rodgers, S (9, 2) OBP: 0.214, SLG: 0.154	F8		G1-4-3 1-2f			F8		FC4 G1-6-3 1-2f		4 0	0 0	0 0	0 0	0 0	0 0	4 0
Don Mincher, L (1, 3) OBP: 0.451, SLG: 0.643		F8		F5		3-1		G1-6-3 1-2f		4	0	0	0	0	0	1
Jimmie Hall, L (1, 9) OBP: 0.407, SLG: 0.696		S 1B		K		F9			K	4	0	1	0	0	2	0
Tom Satriano, L (1, 2) OBP: 0.611, SLG: 0.692 Don Wallace, L (7, PR) Orlando McFarlane, R (7, 2) OBP: 0.429, SLG: 0.429 Marcelino Lopez, R (9, PR) OBP: 0.500, SLG: 0.500 Jack Sanford, R (9, 1) OBP: 0.500, SLG: 0.333		K 1-2		1B BB			BB SH1-4 1B		1B E 1B	2 0 1 0 0	0 0 0 1 0	1 0 1 0 0	0 0 0 0 0	1 0 0 0 0	1 0 0 0 0	1 0 0 0 0
Bobby Knoop, R (1, 4) OBP: 0.234, SLG: 0.244		K		1-3 1B			SH1-4 1-2		E 1-3 1B	3	0	2	0	0	1	1
Jorge Rubio, R (1, 1) OBP: 0.667, SLG: 0.500 Bill Kelso, R (6, 1) Len Gabrielson, L (7, PH) OBP: 0.400, SLG: 0.250 Minnie Rojas, R (7, 1) Jose Cardenal, R (9, PH) OBP: 0.194, SLG: 0.300 (9, 7)			PB SH1-4 E 1B	5-3			BB BB		FC5 1-3 3-H	2 0 0 0 1	1 0 0 0 0	1 0 0 0 0	0 0 0 0 0	0 0 0 1 0	0 0 0 0 0	2 0 0 0 1
Inning Stats	R: 0 E: 0 K: 0 S: 4 H: 1 LOB: 1 BB: 0 P: 4	R: 0 E: 0 K: 2 S: 8 H: 1 LOB: 1 BB: 0 P: 8	R: 1 E: 1 K: 0 S: 4 H: 1 LOB: 1 BB: 1 P: 8	R: 0 E: 0 K: 1 S: 6 H: 1 LOB: 2 BB: 1 P: 10	R: 0 E: 1 K: 0 S: 3 H: 0 LOB: 0 BB: 0 P: 3	R: 0 E: 0 K: 0 S: 3 H: 0 LOB: 0 BB: 0 P: 3	R: 0 E: 0 K: 0 S: 3 H: 1 LOB: 3 BB: 2 P: 11	R: 0 E: 0 K: 0 S: 3 H: 1 LOB: 0 BB: 0 P: 3	R: 1 E: 1 K: 2 S: 10 H: 2 LOB: 3 BB: 0 P: 10	1B: 8 2B: 0 3B: 0 HR: 0	SF: 0 SAC: 2 DP: 3 HBP: 0					

PITCHER		IP	WLS	BF	H	R	ER	SO	BB	IBB	HBP	BLK	WP	HR	S	P	ERA	WHIP
Sonny Siebert, R ERA: 0.66	(1, 1)	6.1		28	5	1	0	3	4	0	0	0	0	0	30	46	0.00	1.421
George Culver, R ERA: 1.93	(7, 1)	0.2		1	0	0	0	0	0	0	0	0	0	0	1	1	0.00	0.000
Jack Kralick, L ERA: 9.0	(8, 1)	1.1	L	6	3	1	0	1	0	0	0	0	0	0	8	8	0.00	2.250
Luis Tiant, R ERA: 12.79	(9, 1)	0.2		3	0	0	0	1	0	0	0	0	0	0	5	5	0.00	0.000

PITCHER	IP	WLS	BF	H	R	ER	SO	BB	IBB	HBP	BLK	WP	HR	S	P	ERA	WHIP

TOP

California Angels @ Cleveland Indians

Cleveland Municipal Stadium, Cleveland, OH

Sun Apr 23 1967, 3:38 AM EST

Att. 8,993 - Unknown

livebaseballscorecards.com

AB	32
R	2
H	8
RBI	1
BB	4
SO	5
LOB	21

1B: 8	SF: 0	WP: 0	PA: 38
2B: 0	SAC: 2	PB: 1	
3B: 0	DP: 3	SB: 1	
HR: 0	HBP: 0	CS: 1	

California Angels @ Cleveland Indians

Cleveland Municipal Stadium, Cleveland, OH

Sun Apr 23 1967, 3:38 AM EST

Att. 8,993 - Unknown

livebaseballscorecards.com

BOTTOM

Batter	1	2	3	4	5	6	7	8	9	AB	R	H	RBI	BB	SO	LOB
Vic Davalillo, L (1, 8) OBP: 0.298, SLG: 0.326	F8		1B 1B 1B		2B E 1B		FC6-4 E S 1-2f		K	5	1	2	0	0	1	1
Max Alvis, R (1, 5) OBP: 0.325, SLG: 0.389	1B		1B 1-2 1B		E2 1-H 2B		K 1-3		5-3	5	0	3	0	0	1	1
Chuck Hinton, R (1, 9) OBP: 0.364, SLG: 0.548	F3		G4-6-3 1-2 2-3 1B			HBP BB 1B	K			4	0	2	0	0	1	2
Fred Whitfield, L (1, 3) OBP: 0.357, SLG: 0.459	G3		G4-6-3 1-2f			F5		4-3 S 1B		4	0	1	0	0	0	5
Pedro Gonzalez, R (8, PR) (9, 3) OBP: 1.000, SLG: 1.000										0	0	0	0	0	0	0
Leon Wagner, L (1, 7) OBP: 0.303, SLG: 0.387		3-1 HBP		K		F4		4-3 1-3		3	0	0	0	0	1	2
Duke Sims, L (1, 2) OBP: 0.294, SLG: 0.379		F8		CS BB		HBP 1-2 BB		IBB		1	0	0	0	3	0	1
Gus Gil, R (1, 4) OBP: 0.308, SLG: 0.294		3-1 1-2		K 1-2		HBP 1-2 2-3		K		3	0	0	0	0	2	4
Larry Brown, R (1, 6) OBP: 0.441, SLG: 0.357		5-3			F8	F6		K		3	0	0	0	0	0	4
Rocky Colavito, R (8, PH) OBP: 0.625, SLG: 0.667										1	0	0	0	0	1	2
Vern Fuller, R (9, 6) OBP: 1.000, SLG: 1.000										0	0	0	0	0	0	0
Sonny Siebert, R (1, 1) OBP: 0.250, SLG: 0.250			F9		F8		FC6-4 1B		F7	2	0	0	0	0	0	0
George Culver, R (7, 1)										0	0	0	0	0	0	0
Willie Smith, L (7, PH) OBP: 0.286, SLG: 0.286										1	0	1	0	0	0	0
Jack Kralick, L (8, 1)										0	0	0	0	0	0	0
Luis Tiant, R (9, 1)										0	0	0	0	0	0	0
Lee Maye, L (9, PH)										1	0	0	0	0	0	0
Inning Stats	R: 0 E: 0 K: 0 S: 4 H: 1 LOB: 1 BB: 0 P: 4	R: 0 E: 0 K: 0 S: 3 H: 0 LOB: 1 BB: 0 P: 4	R: 0 E: 0 K: 0 S: 5 H: 3 LOB: 2 BB: 0 P: 5	R: 0 E: 0 K: 2 S: 6 H: 0 LOB: 0 BB: 1 P: 10	R: 1 E: 1 K: 0 S: 4 H: 2 LOB: 1 BB: 0 P: 4	R: 0 E: 0 K: 0 S: 4 H: 1 LOB: 3 BB: 1 P: 9	R: 0 E: 0 K: 2 S: 8 H: 1 LOB: 1 BB: 0 P: 8	R: 0 E: 0 K: 2 S: 8 H: 1 LOB: 2 BB: 1 P: 12	R: 0 E: 0 K: 1 S: 5 H: 0 LOB: 0 BB: 0 P: 5	1B: 8 2B: 1 3B: 0 HR: 0	SF: 0 SAC: 0 DP: 1 HBP: 2		WP: 0 PB: 0 SB: 2 CS: 1	PA: 38			

	AB	33
	R	1
	H	9
	RBI	0
	BB	3
	SO	7
	LOB	22

PITCHER	IP	WLS	BF	H	R	ER	SO	BB	IBB	HBP	BLK	WP	HR	S	P	ERA	WHIP
Jorge Rubio, R (1, 1) ERA: 1.54	5.2		25	7	1	0	2	2	0	2	0	0	0	25	35	0.00	1.588
Bill Kelso, R (6, 1) ERA: 6.23	0.1		1	0	0	0	0	0	0	0	0	0	0	1	1	0.00	0.000
Minnie Rojas, R (7, 1) ERA:	2.0	W	9	2	0	0	4	0	1	0	0	0	0	16	20	0.00	1.000
Jack Sanford, R (9, 1) ERA: 4.5	1.0	S	3	0	0	0	1	0	0	0	0	0	0	5	5	0.00	0.000

PITCHER	IP	WLS	BF	H	R	ER	SO	BB	IBB	HBP	BLK	WP	HR	S	P	ERA	WHIP

Batter	1	2	3	4	5	6	7	8	9	AB	R	H	RBI	BB	SO	LOB
Cesar Tovar, R (1, 8) OBP: 0.311, SLG: 0.318	F9		G4-6-3 1-2f			G3			F4	4	0	0	0	0	0	1
Russ Nixon, L (1, 2) OBP: 0.143, SLG: 0.143	4-3			5-3		K			F7	4	0	0	0	0	1	0
Tony Oliva, L (1, 9) OBP: 0.341, SLG: 0.400	K			1-3 1B			F8		BB	3	0	1	0	1	1	0
Harmon Killebrew, R (1, 3) OBP: 0.415, SLG: 0.333		F9		1-3 1-2			K		K	4	0	0	0	0	2	2
Bob Allison, R (1, 7) OBP: 0.282, SLG: 0.429		F4		F9			6-3			3	0	0	0	0	0	1
Zoilo Versalles, R (1, 6) OBP: 0.385, SLG: 0.514		1B			6-3			1-3		3	0	1	0	0	0	0
Rich Rollins, R (1, 5) OBP: 0.238, SLG: 0.231		5-3			F8			SH5-3 BB		2	0	0	0	1	0	1
Rod Carew, L (1, 4) OBP: 0.297, SLG: 0.343			F5		K			SH5-3 1-2		2	0	0	0	0	1	0
Mudcat Grant, R (1, 1)			E3 G4-6-3			6-3		F8		2	0	0	0	0	0	0
Walt Bond, L (8, PH) OBP: 0.400, SLG: 1.333										1	0	0	0	0	0	1
Al Worthington, R (8, 1)										0	0	0	0	0	0	0
Inning Stats	R: 0 E: 0 K: 1 S: 5 H: 0 LOB: 0 BB: 0 P: 5	R: 0 E: 0 K: 0 S: 4 H: 1 LOB: 1 BB: 0 P: 4	R: 0 E: 1 K: 0 S: 3 H: 0 LOB: 0 BB: 0 P: 3	R: 0 E: 0 K: 0 S: 4 H: 1 LOB: 1 BB: 0 P: 4	R: 0 E: 0 K: 1 S: 5 H: 0 LOB: 0 BB: 0 P: 5	R: 0 E: 0 K: 1 S: 5 H: 0 LOB: 0 BB: 0 P: 5	R: 0 E: 0 K: 1 S: 5 H: 0 LOB: 0 BB: 0 P: 5	R: 0 E: 0 K: 0 S: 3 H: 0 LOB: 1 BB: 1 P: 7	R: 0 E: 0 K: 1 S: 5 H: 0 LOB: 1 BB: 1 P: 9	1B: 2 2B: 0 3B: 0 HR: 0 SF: 0 SAC: 1 DP: 1 HBP: 0						

PITCHER		IP	WLS	BF	H	R	ER	SO	BB	IBB	HBP	BLK	WP	HR	S	P	ERA	WHIP
Steve Hargan, R ERA:	(1, 1)	9.0	W	31	2	0	0	5	2	0	0	0	0	0	39	47	0.00	0.444

PITCHER	IP	WLS	BF	H	R	ER	SO	BB	IBB	HBP	BLK	WP	HR	S	P	ERA	WHIP

TOP

Minnesota Twins @ Cleveland Indians

Cleveland Municipal Stadium, Cleveland, OH

Tue Apr 25 1967, 6:05 PM EST
Att. 3,843 - Unknown

livebaseballscorecards.com

AB	28
R	0
H	2
RBI	0
BB	2
SO	5
LOB	6

PA: 31

WP: 0
PB: 0
SB: 0
CS: 0

Batter	1	2	3	4	5	6	7	8	9	AB	R	H	RBI	BB	SO	LOB
Vic Davalillo, L (1, 8) OBP: 0.300, SLG: 0.347	F4			F7		1-3 2B				3	0	1	0	0	0	0
Max Alvis, R (1, 5) OBP: 0.326, SLG: 0.395	F2			1B		SF7 3-H				2	0	1	1	0	0	0
Chuck Hinton, R (1, 9) OBP: 0.340, SLG: 0.511	F2			F4		F4				3	0	0	0	0	0	2
Leon Wagner, L (1, 7) OBP: 0.278, SLG: 0.353		K		4-3			F7			3	0	0	0	0	1	1
Chico Salmon, R (8, 7) OBP: 0.400, SLG: 0.400										0	0	0	0	0	0	0
Fred Whitfield, L (1, 3) OBP: 0.333, SLG: 0.425		G3			4-3		4-3			3	0	0	0	0	0	0
Duke Sims, L (1, 2) OBP: 0.270, SLG: 0.344		K			G3		F8			3	0	0	0	0	1	0
Gus Gil, R (1, 4) OBP: 0.310, SLG: 0.297			F9		CS 1B			K		3	0	1	0	0	1	0
Larry Brown, R (1, 6) OBP: 0.405, SLG: 0.323			5-3		CS 1-2	5-3		K		3	0	0	0	0	1	0
Steve Hargan, R (1, 1) OBP: 0.167, SLG: 0.167			K			2B SF7 1B		F3		3	1	1	0	0	1	0
Inning Stats	R: 0 E: 0 K: 0 S: 3 H: 0 LOB: 0 BB: 0 P: 3	R: 0 E: 0 K: 2 S: 7 H: 0 LOB: 0 BB: 0 P: 7	R: 0 E: 0 K: 1 S: 5 H: 0 LOB: 0 BB: 0 P: 5	R: 0 E: 0 K: 0 S: 4 H: 1 LOB: 1 BB: 0 P: 4	R: 0 E: 0 K: 0 S: 3 H: 1 LOB: 0 BB: 0 P: 3	R: 1 E: 0 K: 0 S: 5 H: 2 LOB: 1 BB: 0 P: 5	R: 0 E: 0 K: 0 S: 3 H: 0 LOB: 0 BB: 0 P: 3	R: 0 E: 0 K: 2 S: 7 H: 0 LOB: 0 BB: 0 P: 7		1B: 3 2B: 1 3B: 0 HR: 0 SF: 1 SAC: 0 DP: 0 HBP: 0						

PITCHER		IP	WLS	BF	H	R	ER	SO	BB	IBB	HBP	BLK	WP	HR	S	P	ERA	WHIP
Mudcat Grant, R ERA: 3.65	(1, 1)	7.0	L	24	4	1	1	3	0	0	0	0	0	0	30	30	1.29	0.571
Al Worthington, R ERA: 1.08	(8, 1)	1.0		3	0	0	0	2	0	0	0	0	0	0	7	7	0.00	0.000

PITCHER	IP	WLS	BF	H	R	ER	SO	BB	IBB	HBP	BLK	WP	HR	S	P	ERA	WHIP

BOTTOM

Minnesota Twins @ Cleveland Indians

Cleveland Municipal Stadium, Cleveland, OH

Tue Apr 25 1967, 6:05 PM EST

Att. 3,843 - Unknown

livebaseballscorecards.com

AB	26
R	1
H	4
RBI	1
BB	0
SO	5
LOB	3

Batter	1	2	3	4	5	6	7	8	9	AB	R	H	RBI	BB	SO	LOB
Cesar Tovar, R (1, 8) OBP: 0.300, SLG: 0.306	5-3		F7			5-3	2B 1B		F5	5	1	1	0	0	0	0
Rich Rollins, R (1, 5) OBP: 0.277, SLG: 0.279	K			1B 1B		K	1-H 2B		FC6-4 HBP	4	0	2	1	0	2	0
Tony Oliva, L (1, 9) OBP: 0.333, SLG: 0.389	K			K		BB HR BB	1-3		FC6-4 1-2f	1	0	0	0	0	1	0
Andy Kosco, R (4, PH) OBP: 0.333, SLG: 0.200 (4, 9)										3	1	0	0	1	1	3
Harmon Killebrew, R (1, 3) OBP: 0.444, SLG: 0.364		WP 1B		1-2 1B		1-2 HR BB		5-3		3	1	2	0	1	0	0
Bob Allison, R (1, 7) OBP: 0.302, SLG: 0.500		F4 1-2		K		1-H 2-H HR		1B BB		3	1	1	3	1	1	3
Zoilo Versalles, R (1, 6) OBP: 0.395, SLG: 0.512		K		F8		1B		FC6-4 1-2 1B		4	0	2	0	0	1	3
Rod Carew, L (1, 4) OBP: 0.293, SLG: 0.316		K			CS BB	F7		F8		3	0	0	0	1	1	4
Jerry Zimmerman, R (1, 2)		K		K 1-2			K	FC6-4 1-2f		4	0	0	0	0	3	3
Jim Kaat, L (1, 1) OBP: 0.222, SLG: 0.333		K		K2-3			4-1		F7	2	0	0	0	0	2	0
Jim Perry, S (5, 1)										0	0	0	0	0	0	0
Ron Clark, R (7, PH)										1	0	0	0	0	0	0
Al Worthington, R (7, 1)										0	0	0	0	0	0	0
Rich Reese, L (9, PH)										1	0	0	0	0	0	0
Inning Stats	R: 0 E: 0 K: 2 S: 7 H: 0 LOB: 0 BB: 0 P: 7	R: 0 E: 0 K: 2 S: 8 H: 1 LOB: 1 BB: 0 P: 8	R: 0 E: 0 K: 2 S: 7 H: 0 LOB: 0 BB: 0 P: 7	R: 0 E: 0 K: 2 S: 9 H: 2 LOB: 2 BB: 0 P: 9	R: 0 E: 0 K: 2 S: 6 H: 0 LOB: 0 BB: 1 P: 10	R: 3 E: 0 K: 1 S: 7 H: 2 LOB: 1 BB: 2 P: 15	R: 1 E: 0 K: 1 S: 7 H: 2 LOB: 1 BB: 0 P: 7	R: 0 E: 0 K: 0 S: 4 H: 1 LOB: 2 BB: 1 P: 8	R: 0 E: 0 K: 0 S: 3 H: 0 LOB: 1 BB: 0 P: 4	1B: 6 2B: 1 3B: 0 HR: 1	SF: 0 SAC: 0 DP: 0 HBP: 1						

PITCHER	IP	WLS	BF	H	R	ER	SO	BB	IBB	HBP	BLK	WP	HR	S	P	ERA	WHIP
Sam McDowell, L (1, 1) ERA: 3.72	8.0	W	35	8	4	4	12	4	0	0	0	1	1	55	71	4.50	1.500
George Culver, R (9, 1) ERA: 1.59	1.0	S	4	0	0	0	0	0	0	1	0	0	0	3	4	0.00	0.000

PITCHER	IP	WLS	BF	H	R	ER	SO	BB	IBB	HBP	BLK	WP	HR	S	P	ERA	WHIP

TOP

Minnesota Twins @ Cleveland Indians

Cleveland Municipal Stadium, Cleveland, OH

Thu Apr 27 1967, 3:33 AM EST

Att. 3,760 - Unknown

livebaseballscorecards.com

AB	34
R	4
H	8
RBI	4
BB	4
SO	12
LOB	16

WP: 1	PA: 39		
PB: 0			
SB: 0			
CS: 1			

Minnesota Twins @ Cleveland Indians

Cleveland Municipal Stadium, Cleveland, OH

Thu Apr 27 1967, 3:33 AM EST

Att. 3,760 - Unknown

livebaseballscorecards.com

BOTTOM

Batter	1	2	3	4	5	6	7	8	9	AB	R	H	RBI	BB	SO	LOB
Max Alvis, R (1, 5) OBP: 0.313, SLG: 0.372	FC1-6 1B		K		FC6-2 E 1B BB 1-2 2-3 3-Hf	FC6-4 1-2f		4-3		5	1	1	0	0	1	6
Vic Davalillo, L (1, 8) OBP: 0.296, SLG: 0.340	FC1-6 1-2f		F5		BB E 1B 1-2 2-3 3-H		G3			4	0	1	1	0	0	1
Chuck Hinton, R (1, 9) OBP: 0.314, SLG: 0.469	K		5-3		FC6 BB 1-2 2-3 3-H		K			4	0	0	0	0	2	3
Rocky Colavito, R (1, 7) OBP: 0.417, SLG: 0.400 Duke Sims, L (9, 2) OBP: 0.270, SLG: 0.344	F7			F8	F6		3-1			4 0	0 0	0 0	0 0	0 0	0 0	4 0
Fred Whitfield, L (1, 3) OBP: 0.347, SLG: 0.442		1B 2B	K	BB 1-2 2-3 3-H				1-3		3	1	1	1	1	1	0
Gus Gil, R (1, 4) OBP: 0.304, SLG: 0.317		F9	F4		4-3			FC5-4 2B		4	1	1	0	0	0	4
Joe Azcue, R (1, 2) Leon Wagner, L (8, PH) OBP: 0.297, SLG: 0.353 Chico Salmon, R (9, 7) OBP: 0.400, SLG: 0.400		5-3			SH 1B FC6-2 BB	F6		FC5-4 IBB		2 0 0	0 0 0	0 0 0	0 1 0	1 0 0	0 0 0	1 0 0
Larry Brown, R (1, 6) OBP: 0.415, SLG: 0.343	2-H 1B				FC6-2 SH 1B 1-2 1B	6-3		FC5-4 2B 1-2f 2-3		4	1	2	1	0	0	2
Sam McDowell, L (1, 1) OBP: 0.333, SLG: 0.333 Willie Smith, L (8, PH) OBP: 0.375, SLG: 0.500 George Culver, R (9, 1)	G3				SH 1B FC6-2 E 1-2 2-3	FC6-4 1B		1-3 2B 3-H		2 1 0	1 0 0	0 1 0	0 1 0	0 0 0	0 0 0	1 0 0
Inning Stats	R: 0 H: 1 E: 0 LOB: 1 K: 1 BB: 0 S: 6 P: 6	R: 1 H: 2 E: 0 LOB: 1 K: 0 BB: 0 S: 5 P: 5	R: 0 H: 0 E: 0 LOB: 0 K: 1 BB: 0 S: 5 P: 5	R: 0 H: 0 E: 0 LOB: 0 K: 1 BB: 0 S: 5 P: 5	R: 3 H: 2 E: 1 LOB: 3 K: 0 BB: 2 S: 7 P: 15	R: 0 H: 1 E: 0 LOB: 1 K: 0 BB: 0 S: 4 P: 4	R: 0 H: 0 E: 0 LOB: 0 K: 1 BB: 0 S: 5 P: 5	R: 1 H: 2 E: 0 LOB: 2 K: 0 BB: 1 S: 5 P: 9		1B: 5 SF: 0 2B: 3 SAC: 1 3B: 0 DP: 0 HR: 0 HBP: 0						WP: 0 PA: 37 PB: 0 SB: 0 CS: 0

	AB	33
	R	5
	H	8
	RBI	4
	BB	3
	SO	4
	LOB	22

PITCHER		IP	WLS	BF	H	R	ER	SO	BB	IBB	HBP	BLK	WP	HR	S	P	ERA	WHIP
Jim Kaat, L ERA: 4.7	(1, 1)	4.1		21	5	4	2	3	1	0	0	0	0	0	26	30	4.15	1.385
Jim Perry, R ERA: 4.5	(5, 1)	1.2		7	1	0	0	0	1	0	0	0	0	0	6	10	0.00	1.200
Al Worthington, R ERA: 1.74	(7, 1)	2.0	L	9	2	1	1	1	0	1	0	0	0	0	10	14	4.50	1.000

PITCHER	IP	WLS	BF	H	R	ER	SO	BB	IBB	HBP	BLK	WP	HR	S	P	ERA	WHIP

Batter	1	2	3	4	5	6	7	8	9	AB	R	H	RBI	BB	SO	LOB
Vic Davalillo, L (1, 8) OBP: 0.310, SLG: 0.351	1-3			SH2-4 1B		G6-4-3 1B		F8		4	0	2	0	0	0	0
Max Alvis, R (1, 5) OBP: 0.314, SLG: 0.370	F7			SH2-4 1-2		G6-4-3 1-2f		1B FC2 1B		3	0	1	0	0	0	1
Chuck Hinton, R (1, 9) OBP: 0.327, SLG: 0.472	1-3			6-3			1B 1B 1B	FC2 1-3		4	1	2	0	0	0	1
Leon Wagner, L (1, 7) OBP: 0.275, SLG: 0.324 Chico Salmon, R (7, 7) OBP: 0.333, SLG: 0.333		4-3		4-3			F8	FC2 1-2 3-H		3 1	0 0	0 0	0 0	0 0	0 0	2 2
Fred Whitfield, L (1, 3) OBP: 0.358, SLG: 0.447		5-3			FC5 1-3 1B		1B PB 1B 1-3	F9		4	1	2	0	0	0	2
Duke Sims, L (1, 2) OBP: 0.268, SLG: 0.333		F7			1-3 1-2		PB 1-3 3-H 1B		G3	4	0	1	1	0	0	1
Gus Gil, R (1, 4) OBP: 0.280, SLG: 0.289			6-3		FC5 FC6-4 2-3		F6		1-3	4	0	0	0	0	0	3
Larry Brown, R (1, 6) OBP: 0.400, SLG: 0.316			3-1		FC6-4 1-2f		B B B B 1-2 3-H BB		5-3	3	0	0	0	1	0	1
Sonny Siebert, R (1, 1) OBP: 0.143, SLG: 0.143			5-3			6-3	F8			3	0	0	0	0	0	2
Inning Stats	R: 0 E: 0 K: 0 S: 3 H: 0 LOB: 0 BB: 0 P: 3	R: 0 E: 0 K: 0 S: 3 H: 0 LOB: 0 BB: 0 P: 3	R: 0 E: 0 K: 0 S: 3 H: 0 LOB: 0 BB: 0 P: 3	R: 0 E: 0 K: 0 S: 4 H: 1 LOB: 1 BB: 0 P: 4	R: 0 E: 0 K: 0 S: 4 H: 1 LOB: 1 BB: 0 P: 4	R: 0 E: 0 K: 0 S: 3 H: 1 LOB: 0 BB: 0 P: 3	R: 2 E: 0 K: 0 S: 6 H: 3 LOB: 2 BB: 1 P: 10	R: 0 E: 0 K: 0 S: 5 H: 2 LOB: 2 BB: 0 P: 5	R: 0 E: 0 K: 0 S: 3 H: 0 LOB: 0 BB: 0 P: 3	1B: 8 2B: 0 3B: 0 HR: 0	SF: 0 SAC: 1 DP: 1 HBP: 0					

PITCHER	IP	WLS	BF	H	R	ER	SO	BB	IBB	HBP	BLK	WP	HR	S	P	ERA	WHIP
Joe Horlen, R (1, 1) ERA: 1.48	6.1		24	6	2	1	0	0	0	0	0	0	0	24	24	1.42	0.947
Hoyt Wilhelm, R (7, 1) ERA:	1.0		5	1	0	0	0	1	0	0	0	0	0	4	8	0.00	2.000
Bob Locker, R (8, 1) ERA:	1.2	W	6	1	0	0	0	0	0	0	0	0	0	6	6	0.00	0.600

PITCHER	IP	WLS	BF	H	R	ER	SO	BB	IBB	HBP	BLK	WP	HR	S	P	ERA	WHIP

TOP

Cleveland Indians @ Chicago White Sox

Comiskey Park, Chicago, IL

Fri Apr 28 1967, 7:05 PM EST

Att. 9,251 - Unknown

livebaseballscorecards.com

AB	33
R	2
H	8
RBI	1
BB	1
SO	0
LOB	15

Batter	1	2	3	4	5	6	7	8	9	AB	R	H	RBI	BB	SO	LOB
Ken Berry, R (1, 9) OBP: 0.453, SLG: 0.407	4-3		BB		1B		5-3		E1	4	0	1	0	1	0	2
Don Buford, S (1, 5) OBP: 0.267, SLG: 0.236	BB		F8		1-3		F4		1B	4	0	1	2	1	0	3
Tommie Agee, R (1, 8) OBP: 0.371, SLG: 0.481	BB		F8			2B	F6			2	1	0	0	2	0	2
Pete Ward, L (1, 7) OBP: 0.373, SLG: 0.490	L3			G1-6-3		1B		F9		4	0	2	0	0	0	2
Tom McCraw, L (1, 3) OBP: 0.354, SLG: 0.386		F6		G1-6-3		2B		4-3		4	0	1	1	0	0	1
Jerry Adair, R (1, 4) OBP: 0.271, SLG: 0.291		F9		HBP		F4		F7		3	0	0	0	0	0	2
J.C. Martin, L (1, 2)		F5		F4		FC6-4			1B	2	0	0	0	1	0	1
Wayne Causey, L (9, PH) OBP: 0.600, SLG: 1.000						IBB				1	0	1	0	0	0	0
Ed Stroud, L (9, PR)										0	1	0	0	0	0	0
Ron Hansen, R (1, 6) OBP: 0.255, SLG: 0.140			SH3-4 BB		F7		K		K	3	0	0	0	1	2	4
Joe Horlen, R (1, 1) OBP: 0.250, SLG: 0.286			SH3-4		5-3		FC6-4		E 1B BB	2	0	0	0	0	0	3
Hoyt Wilhelm, R (7, 1)										0	0	0	0	0	0	0
Bob Locker, S (8, 1)										0	0	0	0	0	0	0
Smoky Burgess, L (9, PH) OBP: 0.333, SLG: 0.200										0	0	0	0	1	0	0
Al Weis, S (9, PR)										0	1	0	0	0	0	0
Inning Stats	R: 0 E: 0 K: 0 S: 2 H: 0 LOB: 1 BB: 2 P: 10	R: 0 E: 0 K: 0 S: 3 H: 0 LOB: 0 BB: 0 P: 3	R: 0 E: 0 K: 0 S: 3 H: 0 LOB: 2 BB: 2 P: 11	R: 0 E: 0 K: 0 S: 3 H: 1 LOB: 1 BB: 0 P: 4	R: 0 E: 0 K: 0 S: 4 H: 1 LOB: 1 BB: 0 P: 4	R: 1 E: 0 K: 1 S: 7 H: 2 LOB: 3 BB: 2 P: 15	R: 0 E: 0 K: 0 S: 3 H: 0 LOB: 0 BB: 0 P: 3	R: 0 E: 0 K: 0 S: 3 H: 0 LOB: 0 BB: 0 P: 3	R: 2 E: 1 K: 1 S: 6 H: 2 LOB: 2 BB: 1 P: 10	1B: 5 2B: 2 3B: 0 HR: 0 SF: 0 SAC: 1 DP: 2 HBP: 1	WP: 0 PB: 0 SB: 3 CS: 0 PA: 38					

PITCHER	IP	WLS	BF	H	R	ER	SO	BB	IBB	HBP	BLK	WP	HR	S	P	ERA	WHIP
Sonny Siebert, R (1, 1) ERA: 1.23	8.1	L	38	6	3	2	2	6	1	1	0	0	0	34	63	2.16	1.440

PITCHER	IP	WLS	BF	H	R	ER	SO	BB	IBB	HBP	BLK	WP	HR	S	P	ERA	WHIP

BOTTOM

Cleveland Indians @ Chicago White Sox

Comiskey Park, Chicago, IL

Fri Apr 28 1967, 7:05 PM EST

Att. 9,251 - Unknown

livebaseballscorecards.com

AB	29
R	3
H	6
RBI	3
BB	7
SO	2
LOB	20

Cleveland Indians @ Chicago White Sox

Comiskey Park, Chicago, IL

Sun Apr 30 1967, 4:33 AM EDT

Unknown

livebaseballscorecards.com

Batter	1	2	3	4	5	6	7	8	9	AB	R	H	RBI	BB	SO	LOB
Vic Davalillo, L (1, 8) OBP: 0.290, SLG: 0.328	x 0-0 F8 ①		x 0-0 G3 ② 2-3		x 0-0 1-3 ③			x 0-0 F8 ③		4	0	0	0	0	0	1
Max Alvis, R (1, 5) OBP: 0.309, SLG: 0.360	S S S 0-3 K ②		x 0-0 3-H 1B			x 0-0 5-3 ①			x 0-0 4-3 ①	4	0	1	1	0	1	0
Chuck Hinton, R (1, 9) OBP: 0.322, SLG: 0.446	B B B B 4-0 BB		x 0-0 F8 ③			x 0-0 5-3 ②			S S S 0-3 K ②	3	0	0	0	1	1	1
Leon Wagner, L (1, 7) OBP: 0.273, SLG: 0.390	S S S 0-3 K ③			S S S 0-3 K ①		x 0-0 F5 ③			x 0-0 HR	4	1	1	1	0	2	1
Chico Salmon, R (9, 7) OBP: 0.333, SLG: 0.333										0	0	0	0	0	0	0
Fred Whitfield, L (1, 3) OBP: 0.351, SLG: 0.431		x 0-0 4-3 ①		x 0-0 1B			x 0-0 F8 ①		S S S 0-3 K ③	4	0	1	0	0	1	0
Duke Sims, L (1, 2) OBP: 0.250, SLG: 0.308		x 0-0 F4 ②		x 0-0 F5 ②			S S S 0-3 K ②			3	0	0	0	0	1	1
Gus Gil, R (1, 4) OBP: 0.264, SLG: 0.271		x 0-0 5-3 ③		x 0-0 5-3 ③			x 0-0 1-3 ③			3	0	0	0	0	0	1
Larry Brown, R (1, 6) OBP: 0.396, SLG: 0.300			B B B B 4-0 G3 SH3-4 1B BB		x 0-0 5-3 ①			x 0-0 5-3 ①		2	1	0	0	1	0	0
Gary Bell, R (1, 1)			x 0-0 SH3-4 ① 1-2		x 0-0 4-3 ②			S S S 0-3 K ②		2	0	0	0	0	1	0

Inning Stats	1	2	3	4	5	6	7	8	9		
	R: 0 H: 0	R: 0 H: 0	R: 1 H: 1	R: 0 H: 1	R: 0 H: 0	R: 0 H: 0	R: 0 H: 0	R: 0 H: 0	R: 1 H: 1	1B: 2 SF: 0	WP: 0 PA: 32
	E: 0 LOB: 1	E: 0 LOB: 0	E: 0 LOB: 1	E: 0 LOB: 1	E: 0 LOB: 0	E: 0 LOB: 0	E: 0 LOB: 0	E: 0 LOB: 0	E: 0 LOB: 0	2B: 0 SAC: 1	PB: 0
	K: 2 BB: 1	K: 0 BB: 0	K: 0 BB: 1	K: 1 BB: 0	K: 0 BB: 0	K: 0 BB: 0	K: 1 BB: 0	K: 1 BB: 0	K: 2 BB: 0	3B: 0 DP: 0	SB: 0
	S: 7 P: 11	S: 3 P: 3	S: 4 P: 8	S: 6 P: 6	S: 3 P: 3	S: 3 P: 3	S: 5 P: 5	S: 5 P: 5	S: 8 P: 8	HR: 1 HBP: 0	CS: 0

PITCHER		IP	WLS	BF	H	R	ER	SO	BB	IBB	HBP	BLK	WP	HR	S	P	ERA	WHIP
Bruce Howard, R ERA: 2.6	(1, 1)	8.0	L	28	2	1	1	5	2	0	0	0	0	0	36	44	1.12	0.500
Bob Locker, R ERA: 0.77	(9, 1)	1.0		4	1	1	1	2	0	0	0	0	0	1	8	8	9.00	1.000

PITCHER	IP	WLS	BF	H	R	ER	SO	BB	IBB	HBP	BLK	WP	HR	S	P	ERA	WHIP

AB	29
R	2
H	3
RBI	2
BB	2
SO	7
LOB	5

Batter	1	2	3	4	5	6	7	8	9	AB	R	H	RBI	BB	SO	LOB
Ken Berry, R (1, 9) OBP: 0.433, SLG: 0.386	4-3		1-3		1-3			SH1-4		3	0	0	0	0	0	1
Don Buford, S (1, 5) OBP: 0.270, SLG: 0.241	4-3		F9		2-H 1B			F8		3	0	1	0	0	0	0
Smoky Burgess, L (8, PH) OBP: 0.286, SLG: 0.167										1	0	0	0	0	0	2
Bob Locker, S (9, 1)										0	0	0	0	0	0	0
Tommie Agee, R (1, 8) OBP: 0.379, SLG: 0.473	S 1B		F7			F5		BBBB BB		3	0	1	0	1	0	0
Pete Ward, L (1, 7) OBP: 0.381, SLG: 0.481	BBBB 1-2 BB			6-3 4-3 1B		3-1		4-3		3	0	1	0	1	0	2
(9, 5)																
Tom McCraw, L (1, 3) OBP: 0.346, SLG: 0.438	3-1			4-3 1-2		F1			HR	4	1	1	1	0	0	3
Jerry Adair, R (1, 4) OBP: 0.254, SLG: 0.271		F3		6-3 2-3			F2		F9	4	0	0	0	0	0	1
J.C. Martin, L (1, 2) OBP: 0.167, SLG: 0.063		1B		4-1			F8		4-3	4	0	1	0	0	0	1
Ron Hansen, R (1, 6) OBP: 0.255, SLG: 0.149		F8			SH2-4 1B 1B		F3		5-3	4	0	1	0	0	0	1
Bruce Howard, S (1, 1) OBP: 0.333, SLG: 0.444		F7			SH2-4 1-2			SH1-4 1B		1	0	0	0	0	0	1
Wayne Causey, L (8, PH) OBP: 0.667, SLG: 1.000										1	0	1	0	0	0	0
Ed Stroud, L (8, PR)										0	0	0	0	0	0	0
(9, 7)																
Inning Stats	R: 0 E: 0 K: 0 S: 4 H: 1 LOB: 2 BB: 1 P: 8	R: 0 E: 0 K: 0 S: 4 H: 1 LOB: 1 BB: 0 P: 4	R: 0 E: 0 K: 0 S: 3 H: 0 LOB: 0 BB: 0 P: 3	R: 0 E: 0 K: 0 S: 4 H: 1 LOB: 1 BB: 0 P: 4	R: 0 E: 0 K: 0 S: 4 H: 2 LOB: 2 BB: 0 P: 4	R: 0 E: 0 K: 0 S: 3 H: 0 LOB: 0 BB: 0 P: 3	R: 0 E: 0 K: 0 S: 3 H: 0 LOB: 0 BB: 0 P: 3	R: 0 E: 0 K: 0 S: 4 H: 1 LOB: 2 BB: 1 P: 8	R: 1 E: 0 K: 0 S: 4 H: 1 LOB: 0 BB: 0 P: 4	1B: 6 2B: 0 3B: 0 HR: 1	SF: 0 SAC: 2 DP: 0 HBP: 0						

PITCHER	IP	WLS	BF	H	R	ER	SO	BB	IBB	HBP	BLK	WP	HR	S	P	ERA	WHIP
Gary Bell, R (1, 1) ERA: 3.22	9.0	W	35	7	1	1	0	2	0	0	0	0	1	33	41	1.00	1.000

PITCHER	IP	WLS	BF	H	R	ER	SO	BB	IBB	HBP	BLK	WP	HR	S	P	ERA	WHIP

BOTTOM

Cleveland Indians @ Chicago White Sox

Comiskey Park, Chicago, IL

Sun Apr 30 1967, 4:33 AM EDT

Unknown

livebaseballscorecards.com

AB	31
R	1
H	7
RBI	1
BB	2
SO	0
LOB	12

1B: 6	SF: 0	WP: 0	PA: 35
2B: 0	SAC: 2	PB: 0	
3B: 0	DP: 0	SB: 1	
HR: 1	HBP: 0	CS: 0	

Batter	1	2	3	4	5	6	7	8	9	AB	R	H	RBI	BB	SO	LOB
Max Alvis, R (1, 5) OBP: 0.300, SLG: 0.345	6-3	4-1 1B 1-2 3-H		F7		F8		G5-4-3 1-2f		5	0	1	1	0	0	1
Vic Davalillo, L (1, 8) OBP: 0.284, SLG: 0.318	5-3 1B 1B	4-1 1-2 2-3		1-3			F6		3-1	5	1	1	0	0	0	2
Chuck Hinton, R (1, 9) OBP: 0.344, SLG: 0.450	5-3 1-2	BBB BB		G3			HBP 1B 1B		DI DI 1B	4	0	2	0	1	0	1
Rocky Colavito, R (1, 7) OBP: 0.500, SLG: 0.417 Chico Salmon, R (7, PR) OBP: 0.286, SLG: 0.286 (7, 7)	BBBB 1B BB	F4			BBB CS WP BB		HBP 1-2 1B		F4 1-2	2 1	0 0	1 0	0 0	2 0	0 0	3 1
Joe Azcue, R (1, 2) OBP: 0.455, SLG: 0.143 Leon Wagner, L (7, PH) OBP: 0.289, SLG: 0.390 Duke Sims, L (7, 2) OBP: 0.244, SLG: 0.300	1-2 2-H 1B		FC3-6 BB HBP		BBBB 1-2 BB		H 1-2 2-3 HBP		6-3 2-3	1 0 1	0 0 0	1 0 0	1 0 0	1 0 0	0 0 0	0 0 1
Fred Whitfield, L (1, 3) OBP: 0.344, SLG: 0.407	F5		BBBB FC3-6 1-2 BB		F8		SSS K			3	0	0	0	1	1	7
Gus Gil, R (1, 4) OBP: 0.263, SLG: 0.269		1B 1B 1B	FC3-6 1-2f 2-3		SSS K 2-3		F9			4	1	1	0	0	1	7
Larry Brown, R (1, 6) OBP: 0.365, SLG: 0.273		F7	F4			SSS K		5-3		4	0	0	0	0	1	3
Steve Hargan, R (1, 1) OBP: 0.222, SLG: 0.222 Bob Allen, L (6, 1) Lee Maye, L (8, PH) John O'Donoghue, R (8, 1)		4-1 1B 1-3 1B	F4			5-3		BBBB G5-4-3 BB		3 0 0 0	0 0 0 0	1 0 0 0	0 0 0 0	0 0 1 0	0 0 0 0	2 0 0 0
Inning Stats	R: 1 H: 2 E: 0 LOB: 2 K: 0 BB: 1 S: 5 P: 9	R: 1 H: 3 E: 0 LOB: 3 K: 0 BB: 1 S: 6 P: 10	R: 0 H: 0 E: 0 LOB: 2 K: 0 BB: 1 S: 3 P: 8	R: 0 H: 0 E: 0 LOB: 0 K: 0 BB: 0 S: 3 P: 3	R: 0 H: 0 E: 0 LOB: 2 K: 1 BB: 2 S: 4 P: 12	R: 0 H: 0 E: 0 LOB: 0 K: 1 BB: 0 S: 5 P: 5	R: 0 H: 2 E: 0 LOB: 3 K: 1 BB: 0 S: 7 P: 8	R: 0 H: 0 E: 0 LOB: 0 K: 0 BB: 1 S: 2 P: 6	R: 0 H: 1 E: 0 LOB: 1 K: 0 BB: 0 S: 4 P: 4	1B: 8 SF: 0 2B: 1 SAC: 0 3B: 0 DP: 2 HR: 0 HBP: 2						

PITCHER		IP	WLS	BF	H	R	ER	SO	BB	IBB	HBP	BLK	WP	HR	S	P	ERA	WHIP
Jim O'Toole, L ERA: 3.38	(1, 1)	1.1		10	5	2	2	0	1	0	0	0	0	0	9	13	13.50	4.500
John Buzhardt, R ERA: 6.35	(2, 1)	0.1		1	0	0	0	0	0	0	0	0	0	0	1	1	0.00	0.000
Dennis Higgins, R ERA: 3.86	(2, 1)	3.1		14	0	0	0	1	4	0	1	0	1	0	11	28	0.00	1.200
Hoyt Wilhelm, R ERA:	(6, 1)	4.0	W	16	3	0	0	2	1	0	1	0	0	0	18	23	0.00	1.000

PITCHER	IP	WLS	BF	H	R	ER	SO	BB	IBB	HBP	BLK	WP	HR	S	P	ERA	WHIP

TOP

Cleveland Indians @ Chicago White Sox

Comiskey Park, Chicago, IL

Sun Apr 30 1967, 4:38 AM EDT

Att. 9,336 - Unknown

livebaseballscorecards.com

AB	33
R	2
H	8
RBI	2
BB	6
SO	3
LOB	28

1B: 8	SF: 0	WP: 1	PA: 41
2B: 1	SAC: 0	PB: 0	
3B: 0	DP: 2	SB: 0	
HR: 0	HBP: 2	CS: 1	

Batter	1	2	3	4	5	6	7	8	9	AB	R	H	RBI	BB	SO	LOB
Don Buford, S (1, 5) OBP: 0.284, SLG: 0.233	4-3			4-3 SF9 S BB		WP 1B S BB	6-3			2	2	0	0	2	0	1
Wayne Causey, L (1, 4) Ed Stroud, L (8, PR) (9, 7) OBP: 0.600, SLG: 0.900	G1-6-3 1B			4-3 1-3		F1 1-2		F9 2B		4	0	2	0	0	0	2
										0	0	0	0	0	0	0
Tommie Agee, R (1, 8) OBP: 0.371, SLG: 0.466	G1-6-3 1-2f			SF9 3-H		4-3 S 1B 2-H		F9 2-3		3	0	1	2	0	0	2
Pete Ward, L (1, 7) OBP: 0.358, SLG: 0.446		F8		F7		4-3 1-3		K		4	0	0	0	0	1	3
Jerry Adair, R (9, 4) OBP: 0.254, SLG: 0.271										0	0	0	0	0	0	0
Tom McCraw, L (1, 3) OBP: 0.357, SLG: 0.451		CS 2B			4-3 3-4-3 1B BB	K		1-3		3	1	1	0	1	1	3
Ken Berry, R (1, 9) OBP: 0.429, SLG: 0.383		K2-3 2-3			3-4-3 1-2		SH1-3 2B 1B			3	1	1	0	0	1	2
Duane Josephson, R (1, 2) OBP: 0.237, SLG: 0.194			G4-6-3 1B		4-3 2-3		SH1-3 1-2			2	0	1	0	0	0	1
Al Weis, S (1, 6) OBP: 0.500, SLG: 0.500			G4-6-3 1-2f		E 1B 3-H		K 2-H 2B			2	0	1	1	0	0	1
Walt Williams, R (7, PH) OBP: 0.200, SLG: 0.267										1	0	1	1	0	0	0
Ron Hansen, R (8, 6) OBP: 0.255, SLG: 0.149										0	0	0	0	0	0	0
Jim O'Toole, S (1, 1)			G3		4-3 1-2		K			0	0	0	0	0	0	0
John Buzhardt, R (2, 1) OBP: 0.750, SLG: 0.750										0	0	0	0	0	0	0
Dennis Higgins, R (2, 1)										1	0	0	0	0	0	0
Bill Skowron, R (5, PH)										1	0	0	0	0	0	1
Hoyt Wilhelm, R (6, 1)										1	0	0	0	0	1	1
Inning Stats	R: 0 E: 0 K: 0 S: 3 H: 1 LOB: 0 BB: 0 P: 3	R: 0 E: 0 K: 1 S: 5 H: 1 LOB: 0 BB: 0 P: 5	R: 0 E: 0 K: 0 S: 3 H: 1 LOB: 0 BB: 0 P: 3	R: 1 E: 0 K: 0 S: 3 H: 0 LOB: 0 BB: 1 P: 7	R: 1 E: 1 K: 0 S: 4 H: 1 LOB: 1 BB: 1 P: 8	R: 1 E: 0 K: 1 S: 6 H: 1 LOB: 1 BB: 1 P: 10	R: 1 E: 0 K: 1 S: 7 H: 2 LOB: 1 BB: 0 P: 7	R: 0 E: 0 K: 1 S: 6 H: 1 LOB: 2 BB: 0 P: 6		1B: 5 2B: 3 3B: 0 HR: 0 SF: 1 SAC: 1 DP: 2 HBP: 0						

PITCHER		IP	WLS	BF	H	R	ER	SO	BB	IBB	HBP	BLK	WP	HR	S	P	ERA	WHIP
Steve Hargan, R ERA: 1.05	(1, 1)	5.1	L	21	5	3	3	1	3	0	0	0	1	0	20	32	5.06	1.500
Bob Allen, L ERA: 2.89	(6, 1)	1.2		7	2	1	1	2	0	0	0	0	0	0	11	11	5.40	1.200
John O'Donoghue, L ERA: 2.45	(8, 1)	1.0		4	1	0	0	1	0	0	0	0	0	0	6	6	0.00	1.000

PITCHER	IP	WLS	BF	H	R	ER	SO	BB	IBB	HBP	BLK	WP	HR	S	P	ERA	WHIP

BOTTOM

Cleveland Indians @ Chicago White Sox

Comiskey Park, Chicago, IL

Sun Apr 30 1967, 4:38 AM EDT

Att. 9,336 - Unknown

livebaseballscorecards.com

AB	27
R	4
H	8
RBI	4
BB	3
SO	4
LOB	17

WP: 1 PA: 32
PB: 0
SB: 3
CS: 1

Baltimore Orioles @ Cleveland Indians

Cleveland Municipal Stadium, Cleveland, OH

Mon May 01 1967, 7:05 PM EDT

Att. 5,349 - Unknown

TOP

livebaseballscorecards.com

Batter	1	2	3	4	5	6	7	8	9	AB	R	H	RBI	BB	SO	LOB
Curt Blefary, L (1, 3) (6, 7) OBP: 0.414, SLG: 0.596	F7	BLK 1-H 2-H 1B			F9	K 1-2 2-3		K		5	0	1	2	0	2	3
Larry Haney, R (8, 2) OBP: 0.333, SLG: 0.500										0	0	0	0	0	0	0
Luis Aparicio, R (1, 6) OBP: 0.299, SLG: 0.375	E6	K 1-2			FC6-4 S 1-2f		1B G6-3 1B	F3		5	1	1	0	0	1	2
Frank Robinson, R (1, 9) OBP: 0.459, SLG: 0.754	F7		CS 2B		4-0 1-2 BB		G6-3 1-3 1B		K	4	0	2	0	1	1	1
Brooks Robinson, R (1, 5) OBP: 0.297, SLG: 0.379	F8		6-3 2-3		F5		G6-3 1-2f 3-H		2B	5	0	1	0	0	0	5
Sam Bowens, R (1, 7) OBP: 0.167, SLG: 0.167 Moe Drabowsky, R (6, 1) OBP: 0.500, SLG: 0.500 Mike Epstein, L (7, PH) OBP: 0.154, SLG: 0.083 Eddie Fisher, R (7, 1)		1-3	6-3			K	1-3		F8	3 0 1 1	0 0 0 0	0 0 0 0	0 0 0 0	0 0 0 0	1 0 0 0	0 0 0 1
Davey Johnson, R (1, 4) OBP: 0.356, SLG: 0.350		WP 1B SF9 1B		K		HBP 1B 1B		HR 1B 1B	F4	5	3	3	0	0	1	1
Paul Blair, R (1, 8) OBP: 0.265, SLG: 0.267		WP 1-2 1B 1B		6-3		BLK 1B 1-2 HBP		HR 1-2 1B		3	2	2	0	0	0	0
Andy Etchebarren, R (1, 2) OBP: 0.280, SLG: 0.333 Russ Snyder, L (8, PH) OBP: 0.458, SLG: 0.737 Woodie Held, R (8, PH) OBP: 0.381, SLG: 0.632 (8, 7)	4-0 1B 1B 1-2 2-3 BB			F2		K		HR 1-H 2-H		2 0 1	1 0 1	0 0 1	0 0 3	1 0 1	1 0 0	2 0 0
Tom Phoebus, R (1, 1) Bill Dillman, R (1, 1) Charlie Lau, L (2, PH) John Miller, R (2, 1) Boog Powell, L (6, PH) OBP: 0.317, SLG: 0.352 (6, 3)	SF9 3-H				FC6-4 HBP	BLK 1-2 2-H 1B		4-3		0 0 0 0 2	0 0 0 0 0	0 0 1 0 1	0 0 0 0 1	0 0 0 0 0	0 0 0 0 0	0 0 0 0 0
Inning Stats	R: 0 E: 1 K: 0 S: 4 H: 0 LOB: 1 BB: 0 P: 4	R: 3 E: 0 K: 1 S: 8 H: 3 LOB: 1 BB: 1 P: 12	R: 0 E: 0 K: 0 S: 3 H: 1 LOB: 0 BB: 0 P: 3	R: 0 E: 0 K: 1 S: 5 H: 0 LOB: 0 BB: 0 P: 5	R: 0 E: 0 K: 0 S: 3 H: 0 LOB: 2 BB: 1 P: 8	R: 1 E: 0 K: 3 S: 11 H: 2 LOB: 2 BB: 0 P: 12	R: 1 E: 0 K: 0 S: 4 H: 2 LOB: 0 BB: 0 P: 4	R: 3 E: 0 K: 1 S: 8 H: 3 LOB: 0 BB: 0 P: 8	R: 0 E: 0 K: 1 S: 6 H: 1 LOB: 1 BB: 0 P: 6	1B: 9 2B: 2 3B: 0 HR: 1 SF: 1 SAC: 0 DP: 1 HBP: 2						

AB	37
R	8
H	12
RBI	7
BB	2
SO	7
LOB	15

WP: 1 PB: 0 SB: 1 CS: 1 PA: 42

PITCHER		IP	WLS	BF	H	R	ER	SO	BB	IBB	HBP	BLK	WP	HR	S	P	ERA	WHIP
Sam McDowell, L ERA: 4.45	(1, 1)	1.1		7	2	2	2	0	0	0	0	0	0	0	7	7	13.50	1.500
Steve Bailey, R ERA: 3.27	(2, 1)	4.2		21	4	2	2	5	2	0	2	2	1	0	27	37	3.86	1.286
George Culver, R ERA: 5.4	(7, 1)	1.0		6	4	3	3	0	0	0	0	0	0	0	6	6	27.00	4.000
Bob Allen, L ERA: 3.48	(8, 1)	1.0	L	4	1	1	1	1	0	0	0	0	0	1	6	6	9.00	1.000
Luis Tiant, R ERA: 11.05	(9, 1)	1.0		4	1	0	0	1	0	0	0	0	0	0	6	6	0.00	1.000

PITCHER	IP	WLS	BF	H	R	ER	SO	BB	IBB	HBP	BLK	WP	HR	S	P	ERA	WHIP

BOTTOM

Baltimore Orioles @ Cleveland Indians

Cleveland Municipal Stadium, Cleveland, OH

Mon May 01 1967, 7:05 PM EDT

Att. 5,349 - Unknown

livebaseballscorecards.com

Batter	1	2	3	4	5	6	7	8	9	AB	R	H	RBI	BB	SO	LOB
Vic Davalillo, L (1, 8) OBP: 0.292, SLG: 0.329	BBBB 4-0 WP S HR BB	X 0-0 1B FC5-4 2B		X 0-0 ① FC1-6 1-2f		X 0-0 ② F2		X 0-0 ③ F2		4	2	1	0	1	0	3
Max Alvis, R (1, 5) OBP: 0.323, SLG: 0.433	X 0-0 1-H HR	X 0-0 FC5-4 2-3 1B		X 0-0 ② F2		X 0-0 1-H 2B			X 0-0 ① 6-3	5	1	3	3	0	0	1
Chuck Hinton, R (1, 9) OBP: 0.333, SLG: 0.422	BBBB 4-0 E 2B BB	X 0-0 ① FC5-4 FC4-6 1-2f 3-H		SSS 0-3 ③ K		X 0-0 ③ F8			SSS 0-3 ② K	4	1	0	1	1	2	3
Leon Wagner, L (1, 7) OBP: 0.286, SLG: 0.364 Chico Salmon, R (8, 7) OBP: 0.286, SLG: 0.286 Willie Smith, L (9, PH) OBP: 0.333, SLG: 0.444	X 0-0 FC 2B 1B 1-2	X 0-0 ② FC4-6 1-2f			H 1-0 L4-6 HBP HBP		X 0-0 ① 3-1		X 0-0 ③ F3	3 0 1	1 0 0	0 0 0	0 0 0	0 0 0	0 0 0	2 0 0
Fred Whitfield, L (1, 3) OBP: 0.338, SLG: 0.414	X 0-0 1-3 2-H 1B 2B	SSS 0-3 ③ K			SSS 0-3 ① K		SSS 0-3 ② K2-3			4	1	1	1	0	3	2
Duke Sims, L (1, 2) OBP: 0.286, SLG: 0.310	X 0-0 L4-3 2-H 3-H 1B		BBBB 4-0 G6-4-3 BB		H 1-0 1-2 HBP		X 0-0 ③ 4-3			2	0	1	2	1	0	0
Gus Gil, R (1, 4) OBP: 0.246, SLG: 0.250	X 0-0 ① ② L4-3 1-2		SSS 0-3 ① K		X 0-0 ② ③ L4-6 2-3			X 0-0 ① F7		4	0	0	0	0	1	4
Larry Brown, R (1, 6) OBP: 0.375, SLG: 0.313	X 0-0 2B		X 0-0 ② ③ G6-4-3 1-2f			X 0-0 ① F8		X 0-0 PB 1B		4	0	2	0	0	0	1
Sam McDowell, L (1, 1) OBP: 0.300, SLG: 0.300 Steve Bailey, R (2, 1) Lee Maye, L (6, PH) OBP: 0.250, SLG: 0.143 George Culver, R (7, 1) Bob Allen, L (8, 1) Rocky Colavito, R (8, PH) OBP: 0.471, SLG: 0.385 Luis Tiant, R (9, 1)	X 0-0 F2			SSS 0-3 K FC1-6		X 0-0 2B 1B		SSS 0-3 ② K 1-2		1 1 1 0 0 1 0	0 0 1 0 0 0 0	0 0 1 0 0 0 0	0 0 1 0 0 1 0	0 1 0 0 0 1 0	0 0 0 0 0 0 0	1 0 0 0 0 1 0
Inning Stats	R: 5 E: 1 K: 0 S: 7 H: 4 LOB: 1 BB: 2 P: 15	R: 1 E: 0 K: 1 S: 7 H: 2 LOB: 1 BB: 0 P: 7	R: 0 E: 0 K: 1 S: 4 H: 0 LOB: 0 BB: 1 P: 8	R: 0 E: 0 K: 2 S: 8 H: 0 LOB: 1 BB: 0 P: 8	R: 0 E: 0 K: 1 S: 4 H: 0 LOB: 1 BB: 0 P: 6	R: 1 E: 0 K: 0 S: 5 H: 2 LOB: 1 BB: 0 P: 5	R: 0 E: 0 K: 1 S: 5 H: 0 LOB: 0 BB: 0 P: 5	R: 0 E: 0 K: 1 S: 6 H: 1 LOB: 1 BB: 0 P: 6	R: 0 E: 0 K: 1 S: 5 H: 0 LOB: 0 BB: 0 P: 5	1B: 4 2B: 6 3B: 0 HR: 1	SF: 0 SAC: 0 DP: 3 HBP: 2						

	AB	35
	R	7
	H	9
	RBI	7
	BB	3
	SO	8
	LOB	18

PITCHER		IP	WLS	BF	H	R	ER	SO	BB	IBB	HBP	BLK	WP	HR	S	P	ERA	WHIP
Tom Phoebus, R ERA: 4.58	(1, 1)	0.0		5	2	5	4	0	2	0	0	0	1	1	3	11	∞	∞
Bill Dillman, R ERA:	(1, 1)	1.0		4	2	0	0	0	0	0	0	0	0	0	4	4	0.00	2.000
John Miller, R ERA: 7.5	(2, 1)	4.0		16	2	1	1	5	1	0	2	0	0	0	23	29	2.25	0.750
Moe Drabowsky, R ERA: 1.93	(6, 1)	1.0		5	2	1	1	0	0	0	0	0	0	0	5	5	9.00	2.000
Eddie Fisher, R ERA: 2.92	(7, 1)	3.0	W	10	1	0	0	3	0	0	0	0	0	0	16	16	0.00	0.333

PITCHER	IP	WLS	BF	H	R	ER	SO	BB	IBB	HBP	BLK	WP	HR	S	P	ERA	WHIP

WP: 1 PA: 40
PB: 2
SB: 1
CS: 0

Baltimore Orioles @ Cleveland Indians

Cleveland Municipal Stadium, Cleveland, OH

Wed May 03 1967, 7:05 PM EDT

Att. 5,454 - Unknown

TOP

livebaseballscorecards.com

Batter	1	2	3	4	5	6	7	8	9	AB	R	H	RBI	BB	SO	LOB
Luis Aparicio, R (1, 6) OBP: 0.293, SLG: 0.364	F8		1-3		6-3		BB, 1-3, 1B		4-3	5	0	1	0	0	0	0
Russ Snyder, L (1, 8) OBP: 0.414, SLG: 0.636	BB, 5-3, BB		F6		K		SF8, 3-H		6-3	3	0	0	1	1	1	0
Frank Robinson, R (1, 9) OBP: 0.456, SLG: 0.723	5-3, 1-2		1B		6-3		BB, 1-2		5-3	4	0	1	0	1	0	1
Brooks Robinson, R (1, 5) OBP: 0.308, SLG: 0.377	BB		1-2, 1B			6-3	F6			3	0	1	0	1	0	2
Boog Powell, L (1, 3) OBP: 0.323, SLG: 0.345	1-2, 2-3, BB		K			2-3, BB		1B		1	0	0	0	1	1	2
Mike Epstein, L (4, 3) OBP: 0.267, SLG: 0.154										1	0	1	0	1	0	0
Curt Blefary, L (1, 7) OBP: 0.405, SLG: 0.574	F2			4-3		2-3, 1-2		1-2, 1B		4	0	1	0	0	0	4
Davey Johnson, R (1, 4) OBP: 0.367, SLG: 0.386		2-6, 1B		2B		K		F8		4	0	2	0	0	1	3
Andy Etchebarren, R (1, 2) OBP: 0.269, SLG: 0.319	K		1-3				K	K		2	0	0	0	0	1	2
Paul Blair, R (7, PH) OBP: 0.260, SLG: 0.261										1	0	0	0	0	1	0
Bill Dillman, R (7, 1)										0	0	0	0	0	0	0
Charlie Lau, L (8, PH)										1	0	0	0	0	1	2
Wally Bunker, R (8, 1)										0	0	0	0	0	0	0
Dave McNally, R (1, 1) OBP: 0.111, SLG: 0.222		2-6, 1-2f	K				1B, SF8, BB	K		2	0	0	0	0	1	2
Bob Johnson, R (7, PH)										0	1	0	0	1	0	0
Larry Haney, R (7, 2) OBP: 0.308, SLG: 0.462										1	0	0	0	0	1	2

	AB	32
	R	1
	H	7
	RBI	1
	BB	6
	SO	8
	LOB	20

Inning Stats	1	2	3	4	5	6	7	8	9
	R: 0 E: 0 K: 0 S: 3	H: 0 LOB: 3 BB: 3 P: 15	R: 0 E: 0 K: 1 S: 5	H: 1 LOB: 0 BB: 0 P: 5	R: 0 E: 0 K: 1 S: 7	H: 2 LOB: 2 BB: 0 P: 7	R: 0 E: 0 K: 1 S: 6	H: 1 LOB: 1 BB: 0 P: 6	R: 0 E: 0 K: 1 S: 5	H: 0 LOB: 0 BB: 0 P: 5	R: 0 E: 0 K: 1 S: 5	H: 0 LOB: 1 BB: 1 P: 9	R: 1 E: 0 K: 1 S: 6	H: 1 LOB: 2 BB: 2 P: 14	R: 0 E: 0 K: 2 S: 9	H: 2 LOB: 2 BB: 0 P: 9	R: 0 E: 0 K: 0 S: 3	H: 0 LOB: 0 BB: 0 P: 3

	1B: 6	SF: 1	WP: 0	PA: 39
	2B: 2	SAC: 0	PB: 0	
	3B: 0	DP: 1	SB: 0	
	HR: 0	HBP: 0	CS: 0	

PITCHER	IP	WLS	BF	H	R	ER	SO	BB	IBB	HBP	BLK	WP	HR	S	P	ERA	WHIP
Sonny Siebert, R (1, 1) ERA: 1.16	9.0	W	39	7	1	1	8	6	0	0	0	0	0	49	73	1.00	1.444

PITCHER	IP	WLS	BF	H	R	ER	SO	BB	IBB	HBP	BLK	WP	HR	S	P	ERA	WHIP

Baltimore Orioles @ Cleveland Indians

Cleveland Municipal Stadium, Cleveland, OH

Wed May 03 1967, 7:05 PM EDT

Att. 5,454 - Unknown

BOTTOM

Batter	1	2	3	4	5	6	7	8	9	AB	R	H	RBI	BB	SO	LOB
Max Alvis, R (1, 5) OBP: 0.319, SLG: 0.413	G3	BB		F7		K				3	0	0	0	1	1	2
Vic Davalillo, L (1, 8) OBP: 0.289, SLG: 0.324	1B 5-3 1B	G3		F8		F7				4	0	1	0	0	0	4
Chuck Hinton, R (1, 9) OBP: 0.329, SLG: 0.403	5-3 1-2		1-3		1B SF8 BB		F8			3	1	0	0	1	0	1
Rocky Colavito, R (1, 7) OBP: 0.524, SLG: 0.647	2-3 1B		HR		FC7-4 SF8 1-3 1B		5-3			4	1	3	1	0	0	0
Lee Maye, L (8, 7) OBP: 0.250, SLG: 0.143										0	0	0	0	0	0	0
Joe Azcue, R (1, 2) OBP: 0.333, SLG: 0.100	6-3		K		SF8 1-2 3-H		K			3	0	0	1	0	2	2
Chico Salmon, R (1, 3) OBP: 0.273, SLG: 0.200		F8	5-3		FC7-4 2-3			BB G5-4-3		3	0	0	0	1	0	1
Gus Gil, R (1, 4) OBP: 0.246, SLG: 0.237		F7		F9		BB FC5-4		G5-4-3 1-2f		3	0	0	0	1	0	1
Larry Brown, R (1, 6) OBP: 0.383, SLG: 0.333		2B 2B		BB CI		FC5-4 1-2f HR		5-3		3	2	1	0	1	0	1
Sonny Siebert, R (1, 1) OBP: 0.333, SLG: 0.778		2-H 2B		CI 1-2		1-H HR				2	1	2	3	0	0	0
Inning Stats	R: 0 E: 0 K: 0 S: 5 H: 2 LOB: 2 BB: 0 P: 5	R: 1 E: 0 K: 0 S: 5 H: 2 LOB: 2 BB: 1 P: 9	R: 1 E: 0 K: 1 S: 6 H: 1 LOB: 0 BB: 0 P: 6	R: 0 E: 1 K: 0 S: 4 H: 0 LOB: 2 BB: 1 P: 8	R: 1 E: 0 K: 0 S: 3 H: 1 LOB: 0 BB: 1 P: 7	R: 2 E: 0 K: 1 S: 6 H: 1 LOB: 0 BB: 1 P: 10	R: 0 E: 0 K: 1 S: 5 H: 0 LOB: 0 BB: 0 P: 5	R: 0 E: 0 K: 0 S: 2 H: 0 LOB: 0 BB: 1 P: 6		1B: 3 2B: 3 3B: 0 HR: 2	SF: 1 SAC: 0 DP: 2 HBP: 0					

	AB	28
	R	5
	H	7
	RBI	5
	BB	5
	SO	3
	LOB	12

WP: 0 PB: 0 SB: 0 CS: 0 PA: 35

PITCHER		IP	WLS	BF	H	R	ER	SO	BB	IBB	HBP	BLK	WP	HR	S	P	ERA	WHIP
Dave McNally, L ERA: 6.33	(1, 1)	6.0	L	29	7	5	5	2	4	0	0	0	0	2	29	45	7.50	1.833
Bill Dillman, R ERA:	(7, 1)	1.0		3	0	0	0	1	0	0	0	0	0	0	5	5	0.00	0.000
Wally Bunker, R ERA: 6.08	(8, 1)	1.0		3	0	0	0	0	1	0	0	0	0	0	2	6	0.00	1.000

PITCHER	IP	WLS	BF	H	R	ER	SO	BB	IBB	HBP	BLK	WP	HR	S	P	ERA	WHIP

livebaseballscorecards.com

Batter	1	2	3	4	5	6	7	8	9	AB	R	H	RBI	BB	SO	LOB
Don Buford, S (1, 5) OBP: 0.253, SLG: 0.206	F7		4-3		F4			G1		4	0	0	0	0	0	0
Wayne Causey, L (1, 4) OBP: 0.556, SLG: 0.688	F4			BB F9 1B 5-3		CS 1B			K	3	1	1	0	1	1	0
Tommie Agee, R (1, 8) OBP: 0.385, SLG: 0.453	BB PO			1B F9 1-2		K			S 1B	3	2	2	0	1	1	1
Pete Ward, L (1, 7) OBP: 0.360, SLG: 0.429	PO 1-2	BB S		F9 1-2 2-3		K 1-2			FC4-6 1-H 1B	3	0	1	1	1	1	3
Tom McCraw, L (1, 3) OBP: 0.333, SLG: 0.414		F5 1-2		5-3 3-H			K		FC4-6 WP 1-2f	4	0	0	1	0	1	3
Ken Berry, R (1, 9) OBP: 0.403, SLG: 0.358		K		E 2-H 1B			5-3		K 1-2	4	0	1	1	0	2	2
J.C. Martin, L (1, 2) OBP: 0.125, SLG: 0.045		F8	F8 1-2				K			3	0	0	0	0	1	2
Al Weis, S (1, 6) OBP: 0.286, SLG: 0.286 Walt Williams, R (8, PH) OBP: 0.188, SLG: 0.250 Ron Hansen, R (8, 6) OBP: 0.255, SLG: 0.149		F8	4-3			F3				2 1 0	0 0 0	0 0 0	0 0 0	0 0 0	0 0 0	0 0 0
Tommy John, R (1, 1)		K	F1			6-3				3	0	0	0	0	1	0

TOP

Chicago White Sox @ Cleveland Indians

Cleveland Municipal Stadium, Cleveland, OH

Fri May 05 1967, 7:05 PM EDT
Att. 5,598 - Unknown

livebaseballscorecards.com

AB	30
R	3
H	5
RBI	3
BB	3
SO	8
LOB	11

Inning Stats	1	2	3	4	5	6	7	8	9
	R: 0 E: 0 K: 0 S: 2	H: 0 LOB: 0 BB: 1 P: 6	R: 0 E: 0 K: 1 S: 5	H: 0 LOB: 1 BB: 1 P: 9	R: 0 E: 0 K: 1 S: 5	H: 0 LOB: 0 BB: 0 P: 5	R: 2 E: 1 K: 0 S: 5	H: 2 LOB: 1 BB: 1 P: 9	R: 0 E: 0 K: 0 S: 3	H: 0 LOB: 0 BB: 0 P: 3	R: 0 E: 0 K: 2 S: 7	H: 1 LOB: 1 BB: 0 P: 7	R: 0 E: 0 K: 2 S: 7	H: 0 LOB: 0 BB: 0 P: 7	R: 0 E: 0 K: 0 S: 3	H: 0 LOB: 0 BB: 0 P: 3	R: 1 E: 0 K: 2 S: 9	H: 2 LOB: 1 BB: 0 P: 9

1B: 5	SF: 0	WP: 1	PA: 34
2B: 1	SAC: 0	PB: 0	
3B: 0	DP: 1	SB: 2	
HR: 0	HBP: 0	CS: 1	

PITCHER	IP	WLS	BF	H	R	ER	SO	BB	IBB	HBP	BLK	WP	HR	S	P	ERA	WHIP
Steve Hargan, R (1, 1) ERA: 1.56	9.0	L	33	5	3	3	8	3	0	0	0	1	0	46	58	3.00	0.889

PITCHER	IP	WLS	BF	H	R	ER	SO	BB	IBB	HBP	BLK	WP	HR	S	P	ERA	WHIP

Batter	1	2	3	4	5	6	7	8	9	AB	R	H	RBI	BB	SO	LOB
Max Alvis, R (1, 5) OBP: 0.329, SLG: 0.439	SF7 3B	IBB			6-3		4-3			3	1	1	0	1	0	0
Vic Davalillo, L (1, 8) OBP: 0.275, SLG: 0.312	SF7 3-H	G3			1-3			1-3		3	0	0	1	0	0	3
Chuck Hinton, R (1, 9) OBP: 0.325, SLG: 0.394	F9		F3		1B			5-3		4	0	1	0	0	0	0
Rocky Colavito, R (1, 7) OBP: 0.520, SLG: 0.600 Lee Maye, L (8, PR) OBP: 0.250, SLG: 0.143 (9, 7)	6-3		1B		F5			BB		3 0	0 0	1 0	0 0	1 0	0 0	1 0
Chico Salmon, R (1, 3) OBP: 0.267, SLG: 0.214		S E FC 1B	K			F9		K		4	1	1	0	0	2	2
Gus Gil, R (1, 4) OBP: 0.232, SLG: 0.222		E3 G3 FC 1-2	5-3			6-3			6-3	4	0	0	0	0	0	2
Larry Brown, R (1, 6) OBP: 0.359, SLG: 0.309		FC G3 1-2 2-H		4-3		F4			5-3	4	0	0	1	0	0	1
Duke Sims, L (1, 2) OBP: 0.269, SLG: 0.289 Vern Fuller, R (9, PH) OBP: 0.500, SLG: 0.500		G3 1-2 2-3		4-3			K		6-3	3 1	0 0	0 0	0 0	0 0	1 0	2 0
Steve Hargan, R (1, 1) OBP: 0.167, SLG: 0.167		K		G3			K			3	0	0	0	0	2	2
Inning Stats	R: 1 H: 1 E: 0 LOB: 0 K: 0 BB: 0 S: 4 P: 4	R: 1 H: 1 E: 1 LOB: 3 K: 1 BB: 1 S: 8 P: 12	R: 0 H: 1 E: 0 LOB: 1 K: 1 BB: 0 S: 6 P: 6	R: 0 H: 0 E: 0 LOB: 0 K: 0 BB: 0 S: 3 P: 3	R: 0 H: 1 E: 0 LOB: 1 K: 0 BB: 0 S: 4 P: 4	R: 0 H: 0 E: 0 LOB: 0 K: 0 BB: 0 S: 3 P: 3	R: 0 H: 0 E: 0 LOB: 0 K: 2 BB: 0 S: 7 P: 7	R: 0 H: 0 E: 0 LOB: 1 K: 1 BB: 1 S: 5 P: 9	R: 0 H: 0 E: 0 LOB: 0 K: 0 BB: 0 S: 3 P: 3	1B: 3 SF: 1 2B: 0 SAC: 0 3B: 1 DP: 0 HR: 0 HBP: 0						

PITCHER	IP	WLS	BF	H	R	ER	SO	BB	IBB	HBP	BLK	WP	HR	S	P	ERA	WHIP
Tommy John, L (1, 1) ERA: 3.38	9.0	W	35	4	2	1	5	1	1	0	0	0	0	43	51	1.00	0.556

PITCHER	IP	WLS	BF	H	R	ER	SO	BB	IBB	HBP	BLK	WP	HR	S	P	ERA	WHIP

BOTTOM

Chicago White Sox @ Cleveland Indians

Cleveland Municipal Stadium, Cleveland, OH

Fri May 05 1967, 7:05 PM EDT

Att. 5,598 - Unknown

livebaseballscorecards.com

AB	32
R	2
H	4
RBI	2
BB	2
SO	5
LOB	13

Batter	1	2	3	4	5	6	7	8	9	AB	R	H	RBI	BB	SO	LOB
Don Buford, S (1, 5) OBP: 0.278, SLG: 0.214	BBBB 4-0 2B WP BB		BBBB 4-0 CS BB			x 0-0 5-3 SH1-3 1B		x 0-0 ① F7		2	1	1	0	2	0	1
Wayne Causey, L (1, 4) OBP: 0.524, SLG: 0.684	x 0-0 WP 1-3 2B		x 0-0 ① F6			x 0-0 ① SH1-3 1-2		x 0-0 ② FC6-4 CS 1-2f		3	0	1	0	0	0	2
Al Weis, S (8, PR) (8, 4) OBP: 0.286, SLG: 0.286										0	0	0	0	0	0	0
Tommie Agee, R (1, 8) OBP: 0.366, SLG: 0.426	x 0-0 ① 1-3		SSS 0-3 ②③ K 1-2			x 0-0 ② 5-3 2-3		0-0 ③ CS 1-2	x 0-0 ① 4-3	4	0	0	0	0	1	4
Pete Ward, L (1, 7) OBP: 0.380, SLG: 0.422	IIII 4-0 WP IBB			x 0-0 ① F8		BBBB 4-0 BB			BBBB 4-0 WP 1B BB	1	1	0	0	3	0	0
Tom McCraw, L (1, 3) OBP: 0.328, SLG: 0.403	x 0-0 ② F6			x 0-0 ② F3		x 0-0 ③ F7			x 0-0 1-H 1B	4	0	1	1	0	0	5
Ken Berry, R (1, 9) OBP: 0.383, SLG: 0.338	x 0-0 ③ L1 1-2 2-3 3-H			SSS 0-3 ③ K			x 0-0 ① 5-3		x 0-0 ② L6	4	0	0	0	0	1	3
J.C. Martin, L (1, 2) OBP: 0.107, SLG: 0.038		x 0-0 ① F4			x 0-0 ① 2-3		SSS 0-3 ② K		x 0-0 ③ G3	4	0	0	0	0	1	1
Ron Hansen, R (1, 6) OBP: 0.241, SLG: 0.140		x 0-0 ② F3			x 0-0 ② 6-3		SSS 0-3 ③ K			3	0	0	0	0	1	0
Joe Horlen, R (1, 1) OBP: 0.273, SLG: 0.300		x 0-0 ③ 1-3			x 0-0 ③ F9			x 0-0 FC6-4 1B		3	0	1	0	0	0	0
Bob Locker, S (8, 1)										0	0	0	0	0	0	0
Inning Stats	R: 1 H: 1 E: 0 LOB: 2 K: 0 BB: 2 S: 4 P: 12	R: 0 H: 0 E: 0 LOB: 0 K: 0 BB: 0 S: 3 P: 3	R: 0 H: 0 E: 0 LOB: 1 K: 1 BB: 1 S: 4 P: 8	R: 0 H: 0 E: 0 LOB: 0 K: 1 BB: 0 S: 5 P: 5	R: 0 H: 0 E: 0 LOB: 0 K: 0 BB: 0 S: 3 P: 3	R: 0 H: 1 E: 0 LOB: 2 K: 0 BB: 1 S: 4 P: 8	R: 0 H: 0 E: 0 LOB: 0 K: 2 BB: 0 S: 7 P: 7	R: 0 H: 1 E: 0 LOB: 1 K: 0 BB: 0 S: 3 P: 3	R: 1 H: 1 E: 0 LOB: 1 K: 0 BB: 1 S: 4 P: 8	1B: 3 SF: 0 2B: 2 SAC: 1 3B: 0 DP: 1 HR: 0 HBP: 0						

TOP

Chicago White Sox @ Cleveland Indians

Cleveland Municipal Stadium, Cleveland, OH

Sat May 06 1967, 3:33 AM EDT

Att. 4,472 - Unknown

livebaseballscorecards.com

AB	28
R	2
H	4
RBI	1
BB	5
SO	4
LOB	16

PITCHER		IP	WLS	BF	H	R	ER	SO	BB	IBB	HBP	BLK	WP	HR	S	P	ERA	WHIP
Gary Bell, R ERA: 2.67	(1, 1)	8.0	L	29	3	1	1	4	3	1	0	0	1	0	33	49	1.12	0.750
George Culver, R ERA: 6.43	(9, 1)	0.1		2	0	1	1	0	1	0	0	0	0	0	1	5	27.00	3.000
John O'Donoghue, L ERA: 2.08	(9, 1)	0.2		3	1	0	0	0	0	0	0	0	1	0	3	3	0.00	1.500

PITCHER	IP	WLS	BF	H	R	ER	SO	BB	IBB	HBP	BLK	WP	HR	S	P	ERA	WHIP

Batter	1	2	3	4	5	6	7	8	9	AB	R	H	RBI	BB	SO	LOB
Vic Davalillo, L (1, 8) OBP: 0.262, SLG: 0.296	6-3		G3			1-3			5-3	4	0	0	0	0	0	0
Max Alvis, R (1, 5) OBP: 0.312, SLG: 0.414	5-3			K		4-3			K	4	0	0	0	0	2	0
Chuck Hinton, R (1, 9) OBP: 0.309, SLG: 0.373	5-3			1-3		5-3			1-5-3	4	0	0	0	0	0	0
Rocky Colavito, R (1, 7) OBP: 0.500, SLG: 0.565		4-3 1B		E5			5-3			3	0	1	0	0	0	0
Fred Whitfield, L (1, 3) OBP: 0.324, SLG: 0.393		K		F9			6-3			3	0	0	0	0	1	2
Duke Sims, L (1, 2) OBP: 0.273, SLG: 0.292		4-3 1-2			1B 1B		4-3			3	0	1	0	0	0	1
Gus Gil, R (1, 4) OBP: 0.225, SLG: 0.215 Lee Maye, L (8, PH) OBP: 0.222, SLG: 0.125 George Culver, R (9, 1) John O'Donoghue, R (9, 1)		6-3			K		4-3			2 1 0 0	0 0 0 0	0 0 0 0	0 0 0 0	0 0 0 0	1 0 0 0	2 0 0 0
Larry Brown, R (1, 6) OBP: 0.358, SLG: 0.310			5-3		G6-4-3 1-3 1B		6-3			3	0	1	0	0	0	0
Gary Bell, R (1, 1) Leon Wagner, L (8, PH) OBP: 0.280, SLG: 0.356 Pedro Gonzalez, R (9, 4) OBP: 1.000, SLG: 1.000			K	G6-4-3 1-2f			1-4-3			2 1 0	0 0 0	0 0 0	0 0 0	0 0 0	1 0 0	2 0 0
Inning Stats	R: 0 E: 0 K: 0 S: 3 H: 0 LOB: 0 BB: 0 P: 3	R: 0 E: 0 K: 1 S: 6 H: 1 LOB: 1 BB: 0 P: 6	R: 0 E: 0 K: 1 S: 5 H: 0 LOB: 0 BB: 0 P: 5	R: 0 E: 1 K: 1 S: 6 H: 0 LOB: 1 BB: 0 P: 6	R: 0 E: 0 K: 1 S: 6 H: 2 LOB: 1 BB: 0 P: 6	R: 0 E: 0 K: 0 S: 3 H: 0 LOB: 0 BB: 0 P: 3	R: 0 E: 0 K: 0 S: 3 H: 0 LOB: 0 BB: 0 P: 3	R: 0 E: 0 K: 0 S: 3 H: 0 LOB: 0 BB: 0 P: 3	R: 0 E: 0 K: 1 S: 5 H: 0 LOB: 0 BB: 0 P: 5	1B: 3 2B: 0 3B: 0 HR: 0	SF: 0 SAC: 0 DP: 1 HBP: 0					

PITCHER	IP	WLS	BF	H	R	ER	SO	BB	IBB	HBP	BLK	WP	HR	S	P	ERA	WHIP
Joe Horlen, R (1, 1) ERA: 1.15	7.0	W	24	3	0	0	4	0	0	0	0	0	0	32	32	0.00	0.429
Bob Locker, R (8, 1) ERA: 0.57	2.0	S	6	0	0	0	1	0	0	0	0	0	0	8	8	0.00	0.000

PITCHER	IP	WLS	BF	H	R	ER	SO	BB	IBB	HBP	BLK	WP	HR	S	P	ERA	WHIP

BOTTOM

Chicago White Sox @ Cleveland Indians

Cleveland Municipal Stadium, Cleveland, OH

Sat May 06 1967, 3:33 AM EDT

Att. 4,472 - Unknown

livebaseballscorecards.com

AB	30
R	0
H	3
RBI	0
BB	0
SO	5
LOB	7

Batter	1	2	3	4	5	6	7	8	9	AB	R	H	RBI	BB	SO	LOB
Don Wert, R (1, 5) OBP: 0.289, SLG: 0.236	FC4-6 1B	F6		F7		F7 1-2			K 1B	5	0	2	0	0	0	1
Dick McAuliffe, L (1, 4) OBP: 0.398, SLG: 0.470	FC4-6 1-3 BB PB 1-2f	K	HR 1B			WP 4-3 BB			K 1-2	4	2	1	0	1	2	2
Al Kaline, R (1, 9) OBP: 0.489, SLG: 0.679	PB 1-3 BB 1-2	L5-3	1-H HR						FC6-4 BB	3	1	1	2	2	1	1
Willie Horton, R (1, 7) OBP: 0.333, SLG: 0.231 Mickey Stanley, R (7, 8) OBP: 0.318, SLG: 0.167	1-3 1-2 2-3	HBP 1B	F8				4-3 1-2		FC6-4 1-2f	4 1	0 0	1 0	0 0	0 0	0 0	3 1
Jim Northrup, L (1, 8) OBP: 0.344, SLG: 0.378 (7, 7)	PB BB	HBP 1-2 1B	6-3				WP BB			2	0	1	0	2	0	0
Bill Freehan, R (1, 2) OBP: 0.494, SLG: 0.613	1-2 2-3 3-H BB	1-2 2-3 HBP	HR				4-3 1-2 2-3			2	1	1	1	1	0	2
Norm Cash, L (1, 3) OBP: 0.440, SLG: 0.322	K	F3	F8					6-3		4	0	0	0	0	1	6
Ray Oyler, R (1, 6) OBP: 0.333, SLG: 0.259		F8		5-3		CS 1B		F8		4	0	1	0	0	0	0
Denny McLain, R (1, 1) Fred Gladding, L (7, 1)		K		K		K		K		3 1	0 0	0 0	0 0	0 0	3 1	1 0
Inning Stats	R: 1 H: 1 E: 0 LOB: 3 K: 1 BB: 3 S: 6 P: 18	R: 0 H: 0 E: 0 LOB: 0 K: 1 BB: 0 S: 5 P: 5	R: 0 H: 2 E: 0 LOB: 3 K: 1 BB: 0 S: 7 P: 8	R: 0 H: 0 E: 0 LOB: 0 K: 1 BB: 0 S: 5 P: 5	R: 3 H: 3 E: 0 LOB: 0 K: 0 BB: 0 S: 6 P: 6	R: 0 H: 1 E: 0 LOB: 0 K: 1 BB: 0 S: 5 P: 5	R: 0 H: 0 E: 0 LOB: 2 K: 1 BB: 2 S: 5 P: 13	R: 0 H: 0 E: 0 LOB: 0 K: 1 BB: 0 S: 5 P: 5	R: 0 H: 1 E: 0 LOB: 1 K: 1 BB: 1 S: 5 P: 9	1B: 6 SF: 0 2B: 0 SAC: 0 3B: 0 DP: 0 HR: 2 HBP: 1						

TOP

Detroit Tigers @ Cleveland Indians

Cleveland Municipal Stadium, Cleveland, OH

Tue May 09 1967, 7:05 PM EDT

Att. 4,741 - Unknown

livebaseballscorecards.com

AB	33
R	4
H	8
RBI	3
BB	6
SO	8
LOB	17

PITCHER		IP	WLS	BF	H	R	ER	SO	BB	IBB	HBP	BLK	WP	HR	S	P	ERA	WHIP
Sam McDowell, L ERA: 4.84	(1, 1)	5.0	L	25	6	4	4	4	3	0	1	0	0	2	29	42	7.20	1.800
Steve Bailey, R ERA: 2.77	(6, 1)	2.0		8	1	0	0	2	2	0	0	0	1	0	10	18	0.00	1.500
George Culver, R ERA: 5.0	(8, 1)	2.0		7	1	0	0	2	1	0	0	0	0	0	10	14	0.00	1.000

PITCHER	IP	WLS	BF	H	R	ER	SO	BB	IBB	HBP	BLK	WP	HR	S	P	ERA	WHIP

Batter	1	2	3	4	5	6	7	8	9	AB	R	H	RBI	BB	SO	LOB
Vic Davalillo, L (1, 8) OBP: 0.247, SLG: 0.279	S S S 0-3 K ①		x 0-0 F6 ①		x 0-0 F8 ①		x 0-0 L6 ①		S S S 0-3 K ③	5	0	0	0	0	2	2
Max Alvis, R (1, 5) OBP: 0.296, SLG: 0.392	x 0-0 3-1 ②		x 0-0 F2 ②		x 0-0 F3 ②		x 0-0 4-3 ② 2-3 3-H			4	0	0	1	0	0	1
Chuck Hinton, R (1, 9) OBP: 0.329, SLG: 0.377	B B B B 4-0 BB		S S S 0-3 K ③		x 0-0 1B		B B B 4-0 BB			2	0	1	0	2	1	0
Rocky Colavito, R (1, 7) OBP: 0.438, SLG: 0.481 George Culver, R (8, 1)	x 0-0 F7 ③			S S S 0-3 K ①	x 0-0 6-3 ③		x 0-0 F8 ③			4 0	0 0	0 0	0 0	0 0	1 0	4 0
Willie Smith, L (1, 3) OBP: 0.308, SLG: 0.385 (8, 7)		S S S 0-3 K ①		x 0-0 L9 ②		x 0-0 CS 1B		S S S 0-3 K2-3 ①		4	0	1	0	0	2	0
Duke Sims, L (1, 2) OBP: 0.288, SLG: 0.353		x 0-0 HR		B B B B 4-0 1B BB		S S S 0-3 K ①② 1-2		x 0-0 F7 ②		3	1	1	1	1	1	1
Pedro Gonzalez, R (1, 4) OBP: 0.600, SLG: 0.500		B B B B 4-0 BB		x 0-0 1-2 1B		x 0-0 F4 ③		x 0-0 6-3 ③		3	0	1	0	1	0	0
Larry Brown, R (1, 6) OBP: 0.352, SLG: 0.306		x 0-0 F8 ②		S S S 0-3 K ③			x 0-0 2B 4-3 1B		S S S 0-3 K ①	4	1	1	0	0	2	3
Sam McDowell, L (1, 1) OBP: 0.273, SLG: 0.273 Lee Maye, L (5, PH) OBP: 0.300, SLG: 0.556 Steve Bailey, R (6, 1) Fred Whitfield, L (7, PH) OBP: 0.329, SLG: 0.413 (8, 3)		S S S 0-3 K ③			x 0-0 HR		x 0-0 4-3 2B 1-3		x 0-0 F8 ②	1 1 0 2	0 1 0 0	0 1 0 1	0 1 0 0	0 0 0 0	1 0 0 0	1 0 0 0
Inning Stats	R: 0 H: 0 E: 0 LOB: 1 K: 1 BB: 1 S: 5 P: 9	R: 1 H: 1 E: 0 LOB: 1 K: 2 BB: 1 S: 8 P: 12	R: 0 H: 0 E: 0 LOB: 0 K: 1 BB: 0 S: 5 P: 5	R: 0 H: 1 E: 0 LOB: 2 K: 2 BB: 1 S: 8 P: 12	R: 1 H: 2 E: 0 LOB: 1 K: 0 BB: 0 S: 5 P: 5	R: 0 H: 1 E: 0 LOB: 0 K: 1 BB: 0 S: 5 P: 5	R: 1 H: 2 E: 0 LOB: 2 K: 0 BB: 1 S: 5 P: 9	R: 0 H: 0 E: 0 LOB: 0 K: 1 BB: 0 S: 5 P: 5	R: 0 H: 0 E: 0 LOB: 0 K: 2 BB: 0 S: 7 P: 7	1B: 4 2B: 2 3B: 0 HR: 2	SF: 0 SAC: 0 DP: 1 HBP: 0			WP: 0 PB: 0 SB: 0 CS: 1	PA: 37		

BOTTOM

Detroit Tigers @ Cleveland Indians

Cleveland Municipal Stadium, Cleveland, OH

Tue May 09 1967, 7:05 PM EDT

Att. 4,741 - Unknown

livebaseballscorecards.com

AB	33
R	3
H	7
RBI	3
BB	4
SO	10
LOB	12

PITCHER		IP	WLS	BF	H	R	ER	SO	BB	IBB	HBP	BLK	WP	HR	S	P	ERA	WHIP
Denny McLain, R ERA: 4.98	(1, 1)	6.2	W	30	7	3	3	7	4	0	0	0	0	2	40	56	4.05	1.650
Fred Gladding, R ERA:	(7, 1)	2.1	S	7	0	0	0	3	0	0	0	0	0	0	13	13	0.00	0.000

PITCHER	IP	WLS	BF	H	R	ER	SO	BB	IBB	HBP	BLK	WP	HR	S	P	ERA	WHIP

Batter	1	2	3	4	5	6	7	8	9	AB	R	H	RBI	BB	SO	LOB
Dick McAuliffe, L (1, 4) OBP: 0.391, SLG: 0.449	F7			F4	F9		BB			3	0	0	0	1	0	0
Don Wert, R (1, 5) OBP: 0.287, SLG: 0.237	F6			FC6-2 (2B) 1B		6-3	5-3			4	0	1	0	0	0	1
Al Kaline, R (1, 9) OBP: 0.490, SLG: 0.679	L6-3			1B 2B (1-3)		HR BB		L6-3		3	2	1	0	1	0	0
Willie Horton, R (1, 7) OBP: 0.316, SLG: 0.412		F2		FC6-2 (1B 1B) 3-H		1-H HR		F4		4	2	1	2	0	0	2
Mickey Stanley, R (9, 8) OBP: 0.318, SLG: 0.167										0	0	0	0	0	0	0
Jim Northrup, L (1, 8) (9, 7) OBP: 0.351, SLG: 0.407		K		1B 1-2 2-H		K		3B		4	0	2	1	0	2	0
Norm Cash, L (1, 3) OBP: 0.443, SLG: 0.333		K		1B 1-2 2-H		1B		K		4	0	2	1	0	2	1
Bill Freehan, R (1, 2) OBP: 0.472, SLG: 0.576			F3	F3		F7			F3	4	0	0	0	0	0	3
Ray Oyler, R (1, 6) OBP: 0.313, SLG: 0.241			F4		L6		K		K	4	0	0	0	0	2	0
Mickey Lolich, S (1, 1) OBP: 0.313, SLG: 0.214			1-3		K		1-3		1-3	4	0	0	0	0	1	0
Fred Gladding, L (9, 1)										0	0	0	0	0	0	0
Inning Stats	R: 0 E: 0 K: 0 S: 3 H: 0 LOB: 0 BB: 0 P: 3	R: 0 E: 0 K: 2 S: 7 H: 0 LOB: 0 BB: 0 P: 7	R: 0 E: 0 K: 0 S: 3 H: 0 LOB: 0 BB: 0 P: 3	R: 2 E: 0 K: 0 S: 7 H: 4 LOB: 2 BB: 0 P: 7	R: 0 E: 0 K: 1 S: 5 H: 0 LOB: 0 BB: 0 P: 5	R: 2 E: 0 K: 1 S: 7 H: 2 LOB: 1 BB: 1 P: 11	R: 0 E: 0 K: 1 S: 5 H: 0 LOB: 1 BB: 1 P: 9	R: 0 E: 0 K: 1 S: 6 H: 1 LOB: 1 BB: 0 P: 6	R: 0 E: 0 K: 1 S: 5 H: 0 LOB: 0 BB: 0 P: 5	1B: 4 2B: 1 3B: 1 HR: 1	SF: 0 SAC: 0 DP: 0 HBP: 0						

TOP

Detroit Tigers @ Cleveland Indians

Cleveland Municipal Stadium, Cleveland, OH

Wed May 10 1967, 7:05 PM EDT

Att. 4,984 - Unknown

livebaseballscorecards.com

AB	34
R	4
H	7
RBI	4
BB	2
SO	7
LOB	7

WP: 0 PB: 0 SB: 0 CS: 0 PA: 36

PITCHER		IP	WLS	BF	H	R	ER	SO	BB	IBB	HBP	BLK	WP	HR	S	P	ERA	WHIP
Sonny Siebert, R ERA: 1.95	(1, 1)	6.0	L	25	6	4	4	4	1	0	0	0	0	1	32	36	6.00	1.167
Orlando Pena, R ERA: 6.75	(7, 1)	2.0		8	1	0	0	2	1	0	0	0	0	0	11	15	0.00	1.000
Steve Bailey, R ERA: 2.57	(9, 1)	1.0		3	0	0	0	1	0	0	0	0	0	0	5	5	0.00	0.000

PITCHER	IP	WLS	BF	H	R	ER	SO	BB	IBB	HBP	BLK	WP	HR	S	P	ERA	WHIP

BOTTOM

Detroit Tigers @ Cleveland Indians

Cleveland Municipal Stadium, Cleveland, OH

Wed May 10 1967, 7:05 PM EDT

Att. 4,984 - Unknown

livebaseballscorecards.com

Batter	1	2	3	4	5	6	7	8	9	AB	R	H	RBI	BB	SO	LOB
Max Alvis, R (1, 5) OBP: 0.294, SLG: 0.385	6-3		L9			F4		G3, 1B (1-2)		4	0	1	0	0	0	1
Lee Maye, L (1, 8) OBP: 0.214, SLG: 0.385	F8			K		G3		G3 (1-2, 2-3)		4	0	0	0	0	1	3
Chuck Hinton, R (1, 9) OBP: 0.326, SLG: 0.370	K			F4			FC5-4, 1B	K		4	0	1	0	0	2	2
Steve Bailey, R (9, 1)										0	0	0	0	0	0	0
Rocky Colavito, R (1, 7) OBP: 0.389, SLG: 0.419		K		F3			K		L9	4	0	0	0	0	2	1
(9, 9)																
Joe Azcue, R (1, 2) OBP: 0.421, SLG: 0.286		K			G6-4-3, 1B		FC5-4, 1B (1-2)		2B, 4-3, 1B	4	1	3	0	0	1	0
Chico Salmon, R (1, 3) OBP: 0.263, SLG: 0.278		5-3			G6-4-3 (1-2f)		FC5-4 (1-2f, 2-3)		4-3 (1-3), 2B	4	0	1	0	0	0	3
Pedro Gonzalez, R (1, 4) OBP: 0.500, SLG: 0.429			1B		5-3		F4		4-3 (2-3, 3-H)	3	0	1	0	0	0	2
Fred Whitfield, L (9, PH) OBP: 0.324, SLG: 0.406										1	0	0	1	0	0	1
Larry Brown, R (1, 6) OBP: 0.365, SLG: 0.359			HR			BB		K	K	2	1	1	1	1	1	0
Duke Sims, L (9, PH) OBP: 0.283, SLG: 0.346										1	0	0	0	0	1	1
Sonny Siebert, R (1, 1) OBP: 0.300, SLG: 0.700			K			K		G3, 1B		1	0	0	0	0	1	0
Willie Smith, L (6, PH) OBP: 0.286, SLG: 0.357										1	0	0	0	0	1	1
Orlando Pena, R (7, 1)										0	0	0	0	0	0	0
Leon Wagner, L (8, PH) OBP: 0.294, SLG: 0.370										1	0	1	0	0	0	0
(9, 7)																
Inning Stats	R: 0 E: 0 K: 1 S: 5 H: 0 LOB: 0 BB: 0 P: 5	R: 0 E: 0 K: 2 S: 7 H: 0 LOB: 0 BB: 0 P: 7	R: 1 E: 0 K: 1 S: 6 H: 2 LOB: 0 BB: 0 P: 6	R: 0 E: 0 K: 1 S: 5 H: 0 LOB: 0 BB: 0 P: 5	R: 0 E: 0 K: 0 S: 3 H: 1 LOB: 0 BB: 0 P: 3	R: 0 E: 0 K: 1 S: 5 H: 0 LOB: 1 BB: 1 P: 9	R: 0 E: 0 K: 1 S: 7 H: 2 LOB: 2 BB: 0 P: 7	R: 0 E: 0 K: 2 S: 9 H: 2 LOB: 2 BB: 0 P: 9	R: 1 E: 0 K: 1 S: 7 H: 2 LOB: 1 BB: 0 P: 7	1B: 7 2B: 1 3B: 0 HR: 1 SF: 0 SAC: 0 DP: 1 HBP: 0						

	AB	34
	R	2
	H	9
	RBI	2
	BB	1
	SO	10
	LOB	15

PITCHER		IP	WLS	BF	H	R	ER	SO	BB	IBB	HBP	BLK	WP	HR	S	P	ERA	WHIP
Mickey Lolich, L ERA: 3.15	(1, 1)	8.1	W	33	9	2	2	9	1	0	0	0	0	1	50	54	2.16	1.200
Fred Gladding, R ERA:	(9, 1)	0.2	S	2	0	0	0	1	0	0	0	0	0	0	4	4	0.00	0.000

PITCHER	IP	WLS	BF	H	R	ER	SO	BB	IBB	HBP	BLK	WP	HR	S	P	ERA	WHIP

Batter	1	2	3	4	5	6	7	8	9	AB	R	H	RBI	BB	SO	LOB
Lee Maye, L (1, 8) OBP: 0.278, SLG: 0.438	F7		2B BB		4-3			2B		3	1	1	0	1	0	0
Max Alvis, R (1, 5) OBP: 0.292, SLG: 0.370	BB		F9		F5			K		3	0	0	0	1	1	2
Chuck Hinton, R (1, 9) OBP: 0.323, SLG: 0.376	K		4-3 1-H			K		6-3		4	0	1	1	0	2	2
Leon Wagner, L (1, 7) OBP: 0.273, SLG: 0.340	K		4-3 2-3			K			F7	4	0	0	0	0	2	2
Chico Salmon, R (9, 7) OBP: 0.263, SLG: 0.278										0	0	0	0	0	0	0
Fred Whitfield, L (1, 3) OBP: 0.333, SLG: 0.426		WP 2B	K			6-3			BB 1B	4	1	2	0	0	1	1
Duke Sims, L (1, 2) OBP: 0.281, SLG: 0.327		K		4-3			K		FC5 1-2 1B BB	3	0	0	0	1	2	1
Pedro Gonzalez, R (1, 4) OBP: 0.500, SLG: 0.455		K		L3 1B			6-3		1-2 1B	4	0	2	0	0	1	1
Larry Brown, R (1, 6) OBP: 0.359, SLG: 0.343		2-H BB		L3 1-2			5-3		FC5 2-3f	3	0	0	0	1	0	3
Steve Hargan, R (1, 1) OBP: 0.133, SLG: 0.133		F4			K			F8		3	0	0	0	0	1	1
Inning Stats	R: 0 E: 0 K: 2 S: 7	H: 0 LOB: 1 BB: 1 P: 11	R: 1 E: 0 K: 2 S: 8	H: 1 LOB: 1 BB: 1 P: 12	R: 1 E: 0 K: 1 S: 6	H: 1 LOB: 1 BB: 1 P: 10	R: 0 E: 0 K: 0 S: 3	H: 1 LOB: 0 BB: 0 P: 3	R: 0 E: 0 K: 1 S: 5	H: 0 LOB: 0 BB: 0 P: 5	R: 0 E: 0 K: 2 S: 7	H: 0 LOB: 0 BB: 0 P: 7	R: 0 E: 0 K: 1 S: 5	H: 0 LOB: 0 BB: 0 P: 5	R: 0 E: 0 K: 1 S: 6	H: 1 LOB: 1 BB: 0 P: 6	R: 0 E: 0 K: 0 S: 4	H: 2 LOB: 2 BB: 1 P: 8	1B: 3 2B: 4 3B: 0 HR: 0	SF: 0 SAC: 0 DP: 1 HBP: 0	WP: 2 PB: 0 SB: 0 CS: 0	PA: 35

PITCHER		IP	WLS	BF	H	R	ER	SO	BB	IBB	HBP	BLK	WP	HR	S	P	ERA	WHIP
Camilo Pascual, R ERA: 2.84	(1, 1)	8.0	L	30	4	2	2	10	3	0	0	0	1	0	47	59	2.25	0.875
Darold Knowles, L ERA: 0.49	(9, 1)	1.0		5	2	0	0	0	1	0	0	0	0	0	4	8	0.00	3.000

PITCHER	IP	WLS	BF	H	R	ER	SO	BB	IBB	HBP	BLK	WP	HR	S	P	ERA	WHIP

TOP

Cleveland Indians @ Washington Senators

D.C. Stadium, Washington, DC

Thu May 11 1967, 7:05 PM EDT

Att. 7,933 - Unknown

livebaseballscorecards.com

AB	31
R	2
H	6
RBI	1
BB	4
SO	10
LOB	13

Batter	1	2	3	4	5	6	7	8	9	AB	R	H	RBI	BB	SO	LOB
Bob Saverine, S (1, 4) OBP: 0.250, SLG: 0.231	K2-3		G3 2-3			5-3		G1-6-3 1-2f		4	0	0	0	0	1	2
Fred Valentine, S (1, 8) OBP: 0.341, SLG: 0.264	E5 1B		4-3			1-3			F1	4	0	0	0	0	0	1
Jim King, L (1, 9) OBP: 0.328, SLG: 0.393	G6-4-3 1-3 1B			1-3		1B			CS BB	3	0	2	0	1	0	0
Frank Howard, R (1, 7) OBP: 0.380, SLG: 0.494 Pete Richert, L (9, PR) OBP: 0.125, SLG: 0.125	G6-4-3 1-2f			K		K			E 1-2 1B	4 0	0 1	1 0	0 0	0 0	2 0	3 0
Dick Nen, L (1, 3) OBP: 0.226, SLG: 0.207		4-3		F5			F5		E9 1-H	4	0	0	0	0	0	0
Paul Casanova, R (1, 2) OBP: 0.387, SLG: 0.464		F3			K		G1-6-3 1B		K	4	0	1	0	0	2	2
Ken McMullen, R (1, 5) OBP: 0.242, SLG: 0.370		L6			F4		G1-6-3 1-2f			3	0	0	0	0	0	2
Ed Brinkman, R (1, 6) OBP: 0.235, SLG: 0.250			G3 SH1-4 1B		K			F8		3	0	1	0	0	1	1
Camilo Pascual, R (1, 1) OBP: 0.222, SLG: 0.222 Cap Peterson, R (8, PH) OBP: 0.333, SLG: 0.308 Darold Knowles, L (9, 1)			SH1-4 1-2		1-3			BBBB G1-6-3 BB		1 0 0	0 0 0	0 0 0	0 0 0	0 1 0	0 0 0	1 0 0
Inning Stats	R: 0 H: 1 E: 1 LOB: 1 K: 1 BB: 0 S: 6 P: 6	R: 0 H: 0 E: 0 LOB: 0 K: 0 BB: 0 S: 3 P: 3	R: 0 H: 1 E: 0 LOB: 1 K: 0 BB: 0 S: 4 P: 4	R: 0 H: 0 E: 0 LOB: 0 K: 1 BB: 0 S: 5 P: 5	R: 0 H: 0 E: 0 LOB: 1 K: 2 BB: 0 S: 8 P: 8	R: 0 H: 1 E: 0 LOB: 1 K: 1 BB: 0 S: 6 P: 6	R: 0 H: 1 E: 0 LOB: 0 K: 0 BB: 0 S: 3 P: 3	R: 0 H: 0 E: 0 LOB: 0 K: 0 BB: 1 S: 2 P: 6	R: 1 H: 1 E: 1 LOB: 2 K: 1 BB: 1 S: 6 P: 10	1B: 5 SF: 0 2B: 0 SAC: 1 3B: 0 DP: 3 HR: 0 HBP: 0						

PITCHER	IP	WLS	BF	H	R	ER	SO	BB	IBB	HBP	BLK	WP	HR	S	P	ERA	WHIP
Steve Hargan, R (1, 1) ERA: 1.24	9.0	W	33	5	1	0	6	2	0	0	0	1	0	43	51	0.00	0.778

PITCHER	IP	WLS	BF	H	R	ER	SO	BB	IBB	HBP	BLK	WP	HR	S	P	ERA	WHIP

BOTTOM

Cleveland Indians @ Washington Senators

D.C. Stadium, Washington, DC

Thu May 11 1967, 7:05 PM EDT

Att. 7,933 - Unknown

livebaseballscorecards.com

AB	30
R	1
H	5
RBI	0
BB	2
SO	6
LOB	12

WP: 1	PA: 33		
PB: 0			
SB: 0			
CS: 1			

Batter	1	2	3	4	5	6	7	8	9	AB	R	H	RBI	BB	SO	LOB
Max Alvis, R (1, 5) OBP: 0.295, SLG: 0.402	F3		F9		E6	FC5-4 1B 1-3 2-H 3-H		FC1 FC5-2-5 1-3	1-H 2-H HR	6	1	2	5	0	0	1
Chico Salmon, R (1, 3) OBP: 0.280, SLG: 0.292	6-3		E8 1B		K	FC5-4 1B 1-2f 3-H		FC5-2-5 1-2 3-H	1B 4-3 1B	6	0	2	1	0	1	4
Chuck Hinton, R (1, 9) OBP: 0.323, SLG: 0.374	1B 1B		L4		4-3	1-3 1B		K	1-2 4-3	6	0	2	0	0	1	5
Rocky Colavito, R (1, 7) OBP: 0.400, SLG: 0.412 Vic Davalillo, L (8, 7) OBP: 0.264, SLG: 0.295 (9, 8)	1-2 1B			G3		F9 BB 2B BB F6			1B BLK 1B 2-3 1B	3 2	1 1	1 2	0 0	1 0	0 0	2 0
Joe Azcue, R (1, 2) OBP: 0.458, SLG: 0.500	F9			HR		1-2 2B BB	5-3		1B BLK 1B 1-3 1B	4	3	2	1	1	0	2
Jose Vidal, R (1, 8) OBP: 0.400, SLG: 0.250 (9, 7)		1-3		FC4-6 BB		F9 2-3	5-3		FC5-4 1-3 3-H 1B	4	0	1	0	1	0	2
Pedro Gonzalez, R (1, 4) OBP: 0.412, SLG: 0.333 (6, 6)		4-3		K		2B 1B BB 1-2	F7		FC5-4 E 1B 1-2f	4	2	0	0	1	1	3
Larry Brown, R (1, 6) OBP: 0.350, SLG: 0.333 Lee Maye, L (6, PH) OBP: 0.316, SLG: 0.529 George Culver, R (6, 1) OBP: 1.000, SLG: 1.000 Leon Wagner, L (9, PH) OBP: 0.286, SLG: 0.353 Orlando Pena, R (9, 1)		1-3		FC4-6 1-2f		1B 2B 1-3 2-H 3-H		FC3-6 1B	E HR 1B 1-3 3-H	2 1 1 1 0	0 1 0 1 0	0 1 1 1 0	0 2 0 0 0	0 0 0 0 0	0 0 0 0 0	1 0 0 0 0
Gary Bell, R (1, 1) Steve Bailey, R (5, 1) Fred Whitfield, L (6, PH) OBP: 0.342, SLG: 0.426 Gus Gil, R (6, PR) OBP: 0.219, SLG: 0.209 (6, 4)			K		F3	1B FC5-4 IBB		FC3-6 E FC1 1-2f	FC3 1-2 3-H HR	2 0 0 2	0 0 0 2	0 0 0 2	0 0 0 0	0 0 0 0	1 0 0 0	0 0 0 2
Inning Stats	R: 0 H: 2 E: 0 LOB: 2 K: 0 BB: 0 S: 5 P: 5	R: 0 H: 0 E: 0 LOB: 0 K: 0 BB: 0 S: 3 P: 3	R: 0 H: 1 E: 1 LOB: 1 K: 1 BB: 0 S: 6 P: 6	R: 1 H: 1 E: 0 LOB: 1 K: 1 BB: 1 S: 6 P: 10	R: 0 H: 0 E: 1 LOB: 1 K: 1 BB: 0 S: 6 P: 6	R: 5 H: 3 E: 0 LOB: 2 K: 0 BB: 4 S: 6 P: 22	R: 0 H: 0 E: 0 LOB: 0 K: 0 BB: 0 S: 3 P: 3	R: 0 H: 1 E: 1 LOB: 2 K: 1 BB: 0 S: 7 P: 7	R: 6 H: 7 E: 1 LOB: 2 K: 0 BB: 0 S: 10 P: 10	1B: 12 SF: 0 2B: 1 SAC: 0 3B: 0 DP: 0 HR: 2 HBP: 0						WP: 0 PA: 49 PB: 0 SB: 0 CS: 0

PITCHER		IP	WLS	BF	H	R	ER	SO	BB	IBB	HBP	BLK	WP	HR	S	P	ERA	WHIP
Barry Moore, L ERA: 1.71	(1, 1)	5.1		25	4	4	4	3	4	0	0	0	0	1	27	43	6.75	1.500
Bob Priddy, R ERA: 4.82	(6, 1)	0.0	L	3	2	1	1	0	0	1	0	0	0	0	2	6	∞	∞
Dave Baldwin, R ERA: 1.13	(6, 1)	1.2		6	1	1	1	0	0	0	0	0	0	0	6	6	5.40	0.600
Jim Hannan, R ERA: 4.12	(8, 1)	1.1		9	4	3	3	1	0	0	0	1	0	0	11	11	20.25	3.000
Dick Lines, L ERA: 3.72	(9, 1)	0.0		4	3	3	2	0	0	0	0	0	0	1	4	4	∞	∞

PITCHER		IP	WLS	BF	H	R	ER	SO	BB	IBB	HBP	BLK	WP	HR	S	P	ERA	WHIP
Bob Humphreys, R ERA: 4.34	(9, 1)	0.2		2	1	0	0	0	0	0	0	0	0	0	2	2	0.00	1.500

TOP

Cleveland Indians @ Washington Senators

D.C. Stadium, Washington, DC

Fri May 12 1967, 7:05 PM EDT

Att. 12,811 - Unknown

livebaseballscorecards.com

AB	44
R	12
H	15
RBI	10
BB	5
SO	4
LOB	22

Batter	1	2	3	4	5	6	7	8	9	AB	R	H	RBI	BB	SO	LOB
Bob Saverine, S (1, 4) OBP: 0.250, SLG: 0.233	F5		3-1		BB 1B BB 1B 2-3		F7			4	1	1	0	0	0	0
Fred Valentine, S (1, 8) OBP: 0.347, SLG: 0.267	BB			4-3	BB BB PO 1B 1-2 3-H			K		3	0	1	1	1	1	0
Jim King, L (1, 9) OBP: 0.323, SLG: 0.373	F8			F9	BB BB 1-2 2-3			F3		3	0	0	0	1	0	1
Frank Howard, R (1, 7) OBP: 0.375, SLG: 0.476	F9			F7	BB 1-2 2-3 3-H			E6 2B		3	0	0	1	1	0	1
Hank Allen, R (8, PR) (9, 7) OBP: 0.222, SLG: 0.320										0	1	0	0	0	0	0
Dick Nen, L (1, 3) OBP: 0.257, SLG: 0.250		F5			BB 2B PO 3-H	4-3		1-H 2B		3	1	1	1	1	0	0
Paul Casanova, R (1, 2) OBP: 0.380, SLG: 0.444		F4			BB 2B 1-2	5-3		F8		3	1	0	0	1	0	2
Ken McMullen, R (1, 5) OBP: 0.235, SLG: 0.358		K			K	F4			F7	3	0	0	0	0	2	2
Tim Cullen, R (9, PH) OBP: 0.450, SLG: 0.474										1	0	0	0	0	0	0
Ed Brinkman, R (1, 6) OBP: 0.228, SLG: 0.242			F4		F8		F9		1-3	3	0	0	0	0	0	2
Cap Peterson, R (9, PH) OBP: 0.328, SLG: 0.302										1	0	0	0	0	0	0
Barry Moore, L (1, 1) OBP: 0.333, SLG: 0.500			K		1B 1B 2B 1-H 2-H		1-3		F8	2	1	1	2	0	1	0
Bob Priddy, R (6, 1)										0	0	0	0	0	0	0
Dave Baldwin, R (6, 1)										0	0	0	0	0	0	0
Bernie Allen, L (7, PH) OBP: 0.196, SLG: 0.208										1	0	0	0	0	0	0
Jim Hannan, R (8, 1)										0	0	0	0	0	0	0
Dick Lines, R (9, 1)										0	0	0	0	0	0	0
Bob Humphreys, R (9, 1) OBP: 1.000, SLG: 1.000										0	0	0	0	0	0	0
Ken Harrelson, R (9, PH) OBP: 0.378, SLG: 0.469										1	0	0	0	0	0	0
Inning Stats	R: 0 H: 0 E: 0 LOB: 1 K: 0 BB: 1 S: 3 P: 7	R: 0 H: 0 E: 0 LOB: 0 K: 1 BB: 0 S: 5 P: 5	R: 0 H: 0 E: 0 LOB: 0 K: 1 BB: 0 S: 5 P: 5	R: 0 H: 0 E: 0 LOB: 0 K: 0 BB: 0 S: 3 P: 3	R: 4 H: 3 E: 0 LOB: 2 K: 1 BB: 4 S: 7 P: 23	R: 0 H: 0 E: 0 LOB: 0 K: 0 BB: 0 S: 3 P: 3	R: 0 H: 0 E: 0 LOB: 0 K: 0 BB: 0 S: 3 P: 3	R: 1 H: 1 E: 1 LOB: 2 K: 1 BB: 0 S: 7 P: 7	R: 0 H: 0 E: 0 LOB: 0 K: 0 BB: 0 S: 3 P: 3	1B: 2 2B: 2 3B: 0 HR: 0	SF: 0 SAC: 0 DP: 0 HBP: 0						

PITCHER		IP	WLS	BF	H	R	ER	SO	BB	IBB	HBP	BLK	WP	HR	S	P	ERA	WHIP
Gary Bell, R ERA: 3.34	(1, 1)	4.2		20	3	4	4	3	3	0	0	0	0	0	23	35	7.71	1.286
Steve Bailey, R ERA: 2.51	(5, 1)	0.1		2	0	0	0	0	2	0	0	0	0	0	0	8	0.00	6.000
George Culver, R ERA: 3.75	(6, 1)	3.0	W	11	1	1	0	1	0	0	0	0	0	0	13	13	0.00	0.333
Orlando Pena, R ERA: 5.4	(9, 1)	1.0	S	3	0	0	0	0	0	0	0	0	0	0	3	3	0.00	0.000

PITCHER	IP	WLS	BF	H	R	ER	SO	BB	IBB	HBP	BLK	WP	HR	S	P	ERA	WHIP

BOTTOM

Cleveland Indians @ Washington Senators

D.C. Stadium, Washington, DC

Fri May 12 1967, 7:05 PM EDT

Att. 12,811 - Unknown

livebaseballscorecards.com

AB	31
R	5
H	4
RBI	5
BB	5
SO	4
LOB	8

WP: 0 PA: 37
PB: 0
SB: 0
CS: 0

Cleveland Indians @ Washington Senators

D.C. Stadium, Washington, DC

Sat May 13 1967, 3:33 AM EDT

Att. 3,225 - Unknown

TOP

livebaseballscorecards.com

Batter	1	2	3	4	5	6	7	8	9	AB	R	H	RBI	BB	SO	LOB
Max Alvis, R (1, 5) OBP: 0.283, SLG: 0.385	K	K			SH3-4 2-3		6-3		6-3	4	0	0	0	0	2	1
Chico Salmon, R (1, 3) OBP: 0.276, SLG: 0.259	5-3		6-3		5-3		E 1B BB			3	1	0	0	1	0	1
Chuck Hinton, R (1, 9) OBP: 0.330, SLG: 0.379	BB 1B		F8		F4		1-H 1B			4	0	2	1	0	0	1
Rocky Colavito, R (1, 7) OBP: 0.409, SLG: 0.405	1-2 BB		F5			E E 1B	1-3			3	0	1	0	1	0	1
Vic Davalillo, L (7, 8) OBP: 0.264, SLG: 0.295										0	0	0	0	0	0	0
Joe Azcue, R (1, 2) OBP: 0.393, SLG: 0.409	F3			5-3		E5 E 1-2		K		4	0	0	0	0	1	3
Jose Vidal, R (1, 8) (7, 7) OBP: 0.333, SLG: 0.143		F9		K		K		CS BB		3	0	0	0	1	2	2
Pedro Gonzalez, R (1, 4) OBP: 0.381, SLG: 0.368	6-3 1B 2B			F8		E4 G5-4-3 1-2 2-3		K 1-2		4	1	1	0	0	1	3
Larry Brown, R (1, 6) OBP: 0.345, SLG: 0.370	6-3 2-3				HR	G5-4-3 1-2f			L1-3	4	1	1	1	0	0	4
Luis Tiant, R (1, 1) OBP: 0.400, SLG: 0.600	3-H 1B				SH3-4 2B		K		4-3	4	0	2	1	0	1	0
Orlando Pena, R (9, 1)										0	0	0	0	0	0	0
Inning Stats	R: 0 E: 0 K: 1 S: 6 H: 1 LOB: 2 BB: 1 P: 10	R: 1 E: 0 K: 1 S: 7 H: 2 LOB: 1 BB: 0 P: 7	R: 0 E: 0 K: 0 S: 3 H: 0 LOB: 0 BB: 0 P: 3	R: 0 E: 0 K: 1 S: 5 H: 0 LOB: 0 BB: 0 P: 5	R: 1 E: 0 K: 0 S: 5 H: 2 LOB: 1 BB: 0 P: 5	R: 0 E: 2 K: 1 S: 7 H: 1 LOB: 2 BB: 0 P: 7	R: 1 E: 0 K: 1 S: 6 H: 1 LOB: 1 BB: 1 P: 10	R: 0 E: 0 K: 2 S: 6 H: 0 LOB: 0 BB: 1 P: 10	R: 0 E: 0 K: 0 S: 3 H: 0 LOB: 0 BB: 0 P: 3	1B: 4 2B: 2 3B: 0 HR: 1	SF: 0 SAC: 1 DP: 1 HBP: 0						

	AB	33
	R	3
	H	7
	RBI	3
	BB	3
	SO	7
	LOB	16

WP: 0 PB: 0 SB: 0 CS: 1 PA: 37

PITCHER		IP	WLS	BF	H	R	ER	SO	BB	IBB	HBP	BLK	WP	HR	S	P	ERA	WHIP
Pete Richert, L ERA: 6.61	(1, 1)	5.1	L	25	6	2	2	4	1	0	0	0	0	1	32	36	3.38	1.312
Bob Priddy, R ERA: 4.09	(6, 1)	1.2		6	1	1	0	1	1	0	0	0	0	0	7	11	0.00	1.200
Dick Lines, L ERA: 3.09	(8, 1)	2.0		6	0	0	0	2	1	0	0	0	0	0	9	13	0.00	0.500

PITCHER		IP	WLS	BF	H	R	ER	SO	BB	IBB	HBP	BLK	WP	HR	S	P	ERA	WHIP

Batter	1	2	3	4	5	6	7	8	9	AB	R	H	RBI	BB	SO	LOB
Bob Saverine, S (1, 4) OBP: 0.229, SLG: 0.213	F2		F5		F4			4-3	F4	4	0	0	0	0	0	0
Ken Harrelson, R (9, PH) OBP: 0.368, SLG: 0.455										1	0	0	0	0	0	3
Tim Cullen, R (1, 5) OBP: 0.480, SLG: 0.429	L6		BB		BB			FC6-4 BB	4-3	2	0	0	0	3	0	3
Jim King, L (1, 9) OBP: 0.319, SLG: 0.355	BB		K		K			K		3	0	0	0	1	3	3
Frank Howard, R (1, 7) OBP: 0.370, SLG: 0.465	F9			1B		F6		FC6-4 1-2f		4	0	1	0	0	0	2
Dick Nen, L (1, 3) OBP: 0.256, SLG: 0.333		6-3		L4		F8			HR	4	1	1	1	0	0	0
Fred Valentine, S (1, 8) OBP: 0.364, SLG: 0.291		BLK 1B		1B		K			SH1-4 1B	4	0	3	0	0	1	0
Paul Casanova, R (1, 2) OBP: 0.386, SLG: 0.447		F9 1-2		1-3			5-3		SH1-4 1-2	4	0	2	0	0	0	1
Ed Brinkman, R (1, 6) OBP: 0.221, SLG: 0.235		K		K			1-3		SH1-4 1-2 2-3	3	0	0	0	0	2	3
Pete Richert, L (1, 1) OBP: 0.100, SLG: 0.100			K		K		K		BB	2	0	0	0	0	2	0
Bob Priddy, R (6, 1)										0	0	0	0	0	0	0
Bernie Allen, L (7, PH) OBP: 0.193, SLG: 0.204										1	0	0	0	0	1	0
Dick Lines, R (8, 1)										0	0	0	0	0	0	0
Cap Peterson, R (9, PH) OBP: 0.339, SLG: 0.302										0	0	0	0	1	0	0
Inning Stats	R: 0 E: 0 K: 0 S: 3 H: 0 LOB: 1 BB: 1 P: 7	R: 0 E: 0 K: 1 S: 6 H: 1 LOB: 1 BB: 0 P: 6	R: 0 E: 0 K: 2 S: 7 H: 0 LOB: 1 BB: 1 P: 11	R: 0 E: 0 K: 1 S: 7 H: 3 LOB: 2 BB: 0 P: 7	R: 0 E: 0 K: 2 S: 7 H: 0 LOB: 1 BB: 1 P: 11	R: 0 E: 0 K: 1 S: 5 H: 0 LOB: 0 BB: 0 P: 5	R: 0 E: 0 K: 1 S: 5 H: 0 LOB: 0 BB: 0 P: 5	R: 0 E: 0 K: 1 S: 5 H: 0 LOB: 1 BB: 1 P: 9	R: 1 E: 0 K: 0 S: 6 H: 3 LOB: 3 BB: 1 P: 10	1B: 6 2B: 0 3B: 0 HR: 1	SF: 0 SAC: 1 DP: 0 HBP: 0					

PITCHER		IP	WLS	BF	H	R	ER	SO	BB	IBB	HBP	BLK	WP	HR	S	P	ERA	WHIP
Luis Tiant, R ERA: 5.87	(1, 1)	8.0	W	33	6	1	1	9	4	0	0	1	0	1	47	63	1.12	1.250
Orlando Pena, R ERA: 4.5	(9, 1)	1.0	S	5	1	0	0	0	1	0	0	0	0	0	4	8	0.00	2.000

PITCHER	IP	WLS	BF	H	R	ER	SO	BB	IBB	HBP	BLK	WP	HR	S	P	ERA	WHIP

BOTTOM

Cleveland Indians @ Washington Senators

D.C. Stadium, Washington, DC

Sat May 13 1967, 3:33 AM EDT

Att. 3,225 - Unknown

livebaseballscorecards.com

AB	32
R	1
H	7
RBI	1
BB	5
SO	9
LOB	15

Batter	1	2	3	4	5	6	7	8	9	AB	R	H	RBI	BB	SO	LOB
Lee Maye, L (1, 8) OBP: 0.364, SLG: 0.650	x 0-0 WP 1B		x 0-0 ① F8		x 0-0 1B 3B					3	1	2	0	0	0	0
Max Alvis, R (1, 5) OBP: 0.284, SLG: 0.383	S S S 0-3 ① K		x 0-0 ② F7		x 0-0 3-H 1B					3	0	1	1	0	1	1
Chuck Hinton, R (1, 9) OBP: 0.330, SLG: 0.371	B B B B 4-0 1-2 BB		x 0-0 ③ 5-3		S S S 0-3 ③ K					2	0	0	0	1	1	1
Leon Wagner, L (1, 7) OBP: 0.276, SLG: 0.340	S S S 0-3 ② K			x 0-0 ① 4-3						2	0	0	0	0	1	2
Fred Whitfield, L (1, 3) OBP: 0.346, SLG: 0.420	x 0-0 ③ F5			B B B B 4-0 BB						1	0	0	0	1	0	2
Joe Azcue, R (1, 2) OBP: 0.400, SLG: 0.542		x 0-0 HR		x 0-0 ② F7						2	1	1	1	0	0	1
Pedro Gonzalez, R (1, 4) OBP: 0.348, SLG: 0.333		x 0-0 ① 5-3		x 0-0 ③ F9						2	0	0	0	0	0	1
Larry Brown, R (1, 6) OBP: 0.337, SLG: 0.360		x 0-0 ② F5			x 0-0 ① L5					2	0	0	0	0	0	0
Sonny Siebert, R (1, 1) OBP: 0.250, SLG: 0.583		S S S 0-3 ③ K			x 0-0 ② 1-3					2	0	0	0	0	1	0
Inning Stats	R: 0 H: 1 E: 0 LOB: 2 K: 2 BB: 1 S: 8 P: 12	R: 1 H: 1 E: 0 LOB: 0 K: 1 BB: 0 S: 6 P: 6	R: 0 H: 0 E: 0 LOB: 0 K: 0 BB: 0 S: 3 P: 3	R: 0 H: 0 E: 0 LOB: 1 K: 0 BB: 1 S: 3 P: 7	R: 1 H: 2 E: 0 LOB: 1 K: 1 BB: 0 S: 7 P: 7					1B: 2 SF: 0 2B: 0 SAC: 0 3B: 1 DP: 0 HR: 1 HBP: 0						

PITCHER	IP	WLS	BF	H	R	ER	SO	BB	IBB	HBP	BLK	WP	HR	S	P	ERA	WHIP
Phil Ortega, R (1, 1) ERA: 4.06	5.0	L	21	4	2	2	4	2	0	0	0	1	1	27	35	3.60	1.200

PITCHER	IP	WLS	BF	H	R	ER	SO	BB	IBB	HBP	BLK	WP	HR	S	P	ERA	WHIP

TOP

Cleveland Indians @ Washington Senators

D.C. Stadium, Washington, DC

Sun May 14 1967, 3:33 AM EDT

Att. 8,063 - Unknown

livebaseballscorecards.com

AB	19
R	2
H	4
RBI	2
BB	2
SO	4
LOB	8

WP: 1 PA: 21
PB: 0
SB: 0
CS: 0

Batter	1	2	3	4	5	6	7	8	9	AB	R	H	RBI	BB	SO	LOB
Tim Cullen, R (1, 5) (5, 4) OBP: 0.444, SLG: 0.391	F3			F8						2	0	0	0	0	0	0
Bernie Allen, L (1, 4) OBP: 0.186, SLG: 0.196	K			K						2	0	0	0	0	2	0
Ken McMullen, R (5, 5) OBP: 0.235, SLG: 0.358										0	0	0	0	0	0	0
Jim King, L (1, 9) OBP: 0.310, SLG: 0.344	F8			K						2	0	0	0	0	1	0
Frank Howard, R (1, 7) OBP: 0.373, SLG: 0.500		F7			HR					2	1	1	1	0	0	0
Dick Nen, L (1, 3) OBP: 0.268, SLG: 0.342		K			SH3-4 1B					2	0	1	0	0	1	0
Fred Valentine, S (1, 8) OBP: 0.360, SLG: 0.288		3-1			SH3-4 1-2					1	0	0	0	0	0	0
Paul Casanova, R (1, 2) OBP: 0.376, SLG: 0.436			F7		K					2	0	0	0	0	1	1
Ed Brinkman, R (1, 6) OBP: 0.219, SLG: 0.232			6-3		F7					1	0	0	0	0	0	0
Cap Peterson, R (5, PH) OBP: 0.333, SLG: 0.296										1	0	0	0	0	0	1
Phil Ortega, R (1, 1)			1-3							1	0	0	0	0	0	0
Inning Stats	R: 0 E: 0 K: 1 S: 5 H: 0 LOB: 0 BB: 0 P: 5	R: 0 E: 0 K: 1 S: 5 H: 0 LOB: 0 BB: 0 P: 5	R: 0 E: 0 K: 0 S: 3 H: 0 LOB: 0 BB: 0 P: 3	R: 0 E: 0 K: 2 S: 7 H: 0 LOB: 0 BB: 0 P: 7	R: 1 E: 0 K: 1 S: 7 H: 2 LOB: 1 BB: 0 P: 7					1B: 1 2B: 0 3B: 0 HR: 1	SF: 0 SAC: 1 DP: 0 HBP: 0					

BOTTOM

Cleveland Indians @ Washington Senators

D.C. Stadium, Washington, DC

Sun May 14 1967, 3:33 AM EDT

Att. 8,063 - Unknown

livebaseballscorecards.com

AB	16
R	1
H	2
RBI	1
BB	0
SO	5
LOB	2

WP: 0 PA: 17
PB: 0
SB: 0
CS: 0

PITCHER	IP	WLS	BF	H	R	ER	SO	BB	IBB	HBP	BLK	WP	HR	S	P	ERA	WHIP
Sonny Siebert, R (1, 1) ERA: 1.93	5.0	W	17	2	1	1	5	0	0	0	0	0	1	27	27	1.80	0.400

PITCHER	IP	WLS	BF	H	R	ER	SO	BB	IBB	HBP	BLK	WP	HR	S	P	ERA	WHIP

Cleveland Indians @ New York Yankees

Yankee Stadium, Bronx, NY

Tue May 16 1967, 7:05 PM EDT

Att. 12,405 - Unknown

TOP

livebaseballscorecards.com

Batter	1	2	3	4	5	6	7	8	9	10	11	AB	R	H	RBI	BB	SO	LOB
Max Alvis, R (1, 5) OBP: 0.290, SLG: 0.384	6-3		1B		2B E 1B		F6		F7			5	1	2	0	0	0	1
Pedro Gonzalez, R (1, 4) (11, 3) OBP: 0.321, SLG: 0.346	K		4-3		1-3 E 2B		F9			F7		5	1	1	0	0	1	1
Chuck Hinton, R (1, 9) OBP: 0.324, SLG: 0.363	4-3			2B FC5-2 1B	E5 1B 2-H 3-H		K			6-3		5	1	1	0	0	1	0
Rocky Colavito, R (1, 7) OBP: 0.438, SLG: 0.450		F6		FC5 2B 1-3	FC6-4 1B 2-H			BB F8		4-3		3	0	2	1	1	0	0
Vic Davalillo, L (8, PR) (8, 8) OBP: 0.261, SLG: 0.292												1	0	0	0	0	0	0
Joe Azcue, R (1, 2) OBP: 0.400, SLG: 0.517		FC6-4 1B		FC5-2 FC5 3-H	FC6-4 1-2f			F8 1-2			SH3-4 1B	5	0	2	0	0	0	4
Fred Whitfield, L (1, 3) OBP: 0.329, SLG: 0.397		F5		FC5 1-2 2-3f		4-3		F7			SH3-4 1-2	4	0	0	0	0	0	4
Gus Gil, R (11, 4) OBP: 0.219, SLG: 0.209												0	0	0	0	0	0	0
Jose Vidal, R (1, 8) OBP: 0.250, SLG: 0.100		FC6-4 1-2f		F7		4-3			F7		K	3	0	0	0	0	0	3
(8, 7)																		
Lee Maye, L (9, PH) OBP: 0.333, SLG: 0.591												2	0	0	0	0	1	1
(9, 7)																		
Larry Brown, R (1, 6) OBP: 0.341, SLG: 0.354			5-3		F7	1B			BB		6-3	4	0	1	0	1	0	1
Sam McDowell, L (1, 1) OBP: 0.214, SLG: 0.214			F8		G3	K			F7			3	0	0	0	0	1	1
Leon Wagner, L (9, PH) OBP: 0.271, SLG: 0.333												1	0	0	0	0	0	1
George Culver, R (9, 1) OBP: 1.000, SLG: 1.000												0	0	0	0	0	0	0
Bob Allen, L (9, 1)												0	0	0	0	0	0	0
Inning Stats	R: 0 E: 0 K: 1 S: 5 H: 0 LOB: 0 BB: 0 P: 5	R: 0 E: 0 K: 0 S: 4 H: 1 LOB: 1 BB: 0 P: 4	R: 0 E: 0 K: 0 S: 4 H: 1 LOB: 1 BB: 0 P: 4	R: 0 E: 0 K: 0 S: 5 H: 2 LOB: 2 BB: 0 P: 5	R: 3 E: 1 K: 0 S: 7 H: 3 LOB: 1 BB: 0 P: 7	R: 0 E: 0 K: 1 S: 6 H: 1 LOB: 1 BB: 0 P: 6	R: 0 E: 0 K: 1 S: 5 H: 0 LOB: 0 BB: 0 P: 5	R: 0 E: 0 K: 0 S: 2 H: 0 LOB: 1 BB: 1 P: 6	R: 0 E: 0 K: 0 S: 3 H: 0 LOB: 1 BB: 1 P: 7	R: 0 E: 0 K: 0 S: 3 H: 0 LOB: 0 BB: 0 P: 3	R: 0 E: 0 K: 1 S: 6 H: 1 LOB: 1 BB: 0 P: 6	1B: 7 2B: 2 3B: 0 HR: 0	SF: 0 SAC: 1 DP: 0 HBP: 0					

	AB	41
	R	3
	H	9
	RBI	1
	BB	2
	SO	4
	LOB	17

WP: 0 PB: 0 SB: 0 CS: 0 PA: 44

PITCHER		IP	WLS	BF	H	R	ER	SO	BB	IBB	HBP	BLK	WP	HR	S	P	ERA	WHIP
Fritz Peterson, L ERA: 5.32	(1, 1)	7.0		30	8	3	0	3	0	0	0	0	0	0	36	36	0.00	1.143
Al Downing, L ERA: 2.86	(8, 1)	1.0		3	0	0	0	0	1	0	0	0	0	0	2	6	0.00	1.000
Dooley Womack, R ERA: 0.92	(9, 1)	2.0		8	1	0	0	0	1	0	0	0	0	0	7	11	0.00	1.000
Steve Hamilton, L ERA: 4.5	(11, 1)	0.2		2	0	0	0	1	0	0	0	0	0	0	4	4	0.00	0.000
Thad Tillotson, R ERA: 3.0	(11, 1)	0.1	W	1	0	0	0	0	0	0	0	0	0	0	1	1	0.00	0.000

PITCHER	IP	WLS	BF	H	R	ER	SO	BB	IBB	HBP	BLK	WP	HR	S	P	ERA	WHIP

Batter	1	2	3	4	5	6	7	8	9	10	11	AB	R	H	RBI	BB	SO	LOB
Horace Clarke, S (1, 4) OBP: 0.294, SLG: 0.234	BB G6-4-3 BB 1B	FC6-4 1-2f			K		F4		G3 SH1-4 BB		1B 1B 1-2 1B	5	1	2	0	1	1	4
Dick Howser, R (1, 5) OBP: 0.435, SLG: 0.321	G6-4-3 BB 1-2 BB		G4-6-3 BB		1-2 BB		K		SH1-4 1-2		1B 1-2 2-3 1B	2	0	1	0	3	1	1
Mickey Mantle, S (1, 3) OBP: 0.383, SLG: 0.442	G6-4-3 1-2 2-3 BB		G4-6-3 1-2f		K			K	G3 IBB		1-2 2-3 3-H 1B	4	0	1	1	2	2	3
Elston Howard, R (1, 2) OBP: 0.304, SLG: 0.323 Jake Gibbs, L (9, PH) OBP: 0.351, SLG: 0.306 (10, 2)	G6-4-3 1-2f 2-3 3-H		K	E7 1B				E 1B 1B	G3 1-2 2-3			4 1	1 0	2 0	0 0	0 0	1 0	2 2
Steve Whitaker, L (1, 9) OBP: 0.278, SLG: 0.365	K	F7				K		E1 1-3 1B	F9			5	1	0	0	0	2	5
Joe Pepitone, L (1, 8) OBP: 0.319, SLG: 0.341		4-3		F7		F8		1B 2-H 3-H 1B		4-3		5	0	1	2	0	0	1
Bill Robinson, R (1, 7) OBP: 0.254, SLG: 0.200		BB BB		F3		K2-3		1-2 1B		K		4	0	1	0	1	2	1
Ruben Amaro, R (1, 6) OBP: 0.318, SLG: 0.318		K			F8		1B	K		K		5	0	1	0	0	3	3
Fritz Peterson, S (1, 1) Charley Smith, R (7, PH) OBP: 0.267, SLG: 0.278 Al Downing, R (8, 1) OBP: 0.000, SLG: 0.333 Tom Tresh, S (8, PH) OBP: 0.336, SLG: 0.348 Dooley Womack, L (9, 1) Steve Hamilton, L (11, 1) Thad Tillotson, R (11, 1) OBP: 1.000, SLG: 1.000		FC6-4 1-2 BB			BB			K	F6		1B 1B 1B 1B	0 1 0 1 0 0 1	0 0 0 0 0 0 1	0 0 0 0 0 0 1	0 0 0 0 0 0 0	2 0 0 0 0 0 0	0 1 0 0 0 0 0	0 1 0 2 0 0 0
Inning Stats	R: 1 H: 1 E: 0 LOB: 1 K: 1 BB: 2 S: 5 P: 13	R: 0 H: 0 E: 0 LOB: 2 K: 1 BB: 2 S: 5 P: 13	R: 0 H: 0 E: 0 LOB: 0 K: 1 BB: 1 S: 4 P: 8	R: 0 H: 0 E: 0 LOB: 0 K: 0 BB: 0 S: 3 P: 3	R: 0 H: 0 E: 0 LOB: 2 K: 2 BB: 2 S: 7 P: 15	R: 0 H: 1 E: 1 LOB: 1 K: 2 BB: 0 S: 8 P: 8	R: 0 H: 1 E: 0 LOB: 1 K: 2 BB: 0 S: 8 P: 8	R: 2 H: 3 E: 1 LOB: 2 K: 2 BB: 0 S: 11 P: 11	R: 0 H: 0 E: 0 LOB: 2 K: 0 BB: 2 S: 3 P: 11	R: 0 H: 0 E: 0 LOB: 0 K: 2 BB: 0 S: 7 P: 7	R: 1 H: 4 E: 0 LOB: 3 K: 0 BB: 0 S: 4 P: 4	1B: 10 2B: 0 3B: 0 HR: 0	SF: 0 SAC: 1 DP: 2 HBP: 0				WP: 0 PB: 0 SB: 0 CS: 0	PA: 48	

PITCHER		IP	WLS	BF	H	R	ER	SO	BB	IBB	HBP	BLK	WP	HR	S	P	ERA	WHIP
Sam McDowell, L ERA: 4.36	(1, 1)	8.0		36	6	3	2	11	7	0	0	0	0	0	51	79	2.25	1.625
George Culver, R ERA: 3.65	(9, 1)	0.1		3	0	0	0	0	1	1	0	0	0	0	1	9	0.00	3.000
Bob Allen, L ERA: 3.75	(9, 1)	1.2	L	9	4	1	1	2	0	0	0	0	0	0	13	13	5.40	2.400

PITCHER	IP	WLS	BF	H	R	ER	SO	BB	IBB	HBP	BLK	WP	HR	S	P	ERA	WHIP

BOTTOM

Cleveland Indians @ New York Yankees

Yankee Stadium, Bronx, NY

Tue May 16 1967, 7:05 PM EDT

Att. 12,405 - Unknown

livebaseballscorecards.com

AB	38
R	4
H	10
RBI	3
BB	9
SO	13
LOB	25

Batter	1	2	3	4	5	6	7	8	9	AB	R	H	RBI	BB	SO	LOB
Lee Maye, L (1, 8) (7, 7) OBP: 0.310, SLG: 0.500	S S S 0-3 ① K	B B B 4-0 HR 1B 1B BB		S S S 0-3 ② K		x 0-0 ③ 4-3			x 0-0 ② 5-3	4	1	0	0	1	2	0
Max Alvis, R (1, 5) OBP: 0.286, SLG: 0.375	x 0-0 ② F3	x 0-0 HR 1B 1-2 2-H 1B		S S S 0-3 ③ K			x 0-0 ① 5-3		S S S 0-3 ③ K2-3	5	1	1	1	0	2	0
Chuck Hinton, R (1, 9) OBP: 0.330, SLG: 0.377	x 0-0 E5 BB 1B	x 0-0 HR 1-2 2-3 1B			S S S 0-3 ① K		x 0-0 2B			4	2	2	0	0	1	0
Leon Wagner, L (1, 7) OBP: 0.302, SLG: 0.393 Vic Davalillo, L (7, 8) OBP: 0.261, SLG: 0.292	B B B B 4-0 1B 1-2 BB	x 0-0 1-H 2-H 3-H HR			B B B 4-0 HR BB		x 0-0 ② F7			2 0	2 0	1 0	4 0	2 0	0 0	1 0
Fred Whitfield, L (1, 3) OBP: 0.337, SLG: 0.442 Chico Salmon, R (7, 3) OBP: 0.276, SLG: 0.259	x 0-0 1-2 2-H 1B	S S S 0-3 ③ K			x 0-0 1-H HR		x 0-0 ③ 4-3			4 0	1 0	2 0	3 0	0 0	1 0	1 0
Duke Sims, L (1, 2) OBP: 0.265, SLG: 0.305	x 0-0 ③ 4-3		x 0-0 ① F8		S S S 0-3 ② K			S S S 0-3 ① K		4	0	0	0	0	2	2
Pedro Gonzalez, R (1, 4) OBP: 0.344, SLG: 0.367		x 0-0 SH2-4 1B 1B	x 0-0 ② F8		S S S 0-3 ③ K			x 0-0 F9-3 1B		4	1	2	0	0	1	0
Larry Brown, R (1, 6) OBP: 0.326, SLG: 0.337		x 0-0 ① F6	x 0-0 ③ F3			x 0-0 ① 5-3		x 0-0 ② ③ F9-3 1-2		4	0	0	0	0	0	2
Steve Hargan, R (1, 1) OBP: 0.118, SLG: 0.118 John O'Donoghue, R (7, 1)		x 0-0 ② SH2-4 1-2		x 0-0 ① 6-3		x 0-0 ② F9			x 0-0 ① 6-3	2 1	0 0	0 0	0 0	0 0	0 0	0 0
Inning Stats	R: 1 H: 1 E: 1 LOB: 2 K: 1 BB: 1 S: 7 P: 11	R: 5 H: 4 E: 0 LOB: 0 K: 1 BB: 1 S: 9 P: 13	R: 0 H: 0 E: 0 LOB: 0 K: 0 BB: 0 S: 3 P: 3	R: 0 H: 0 E: 0 LOB: 0 K: 2 BB: 0 S: 7 P: 7	R: 2 H: 1 E: 0 LOB: 0 K: 3 BB: 1 S: 10 P: 14	R: 0 H: 0 E: 0 LOB: 0 K: 0 BB: 0 S: 3 P: 3	R: 0 H: 1 E: 0 LOB: 1 K: 0 BB: 0 S: 4 P: 4	R: 0 H: 1 E: 0 LOB: 0 K: 1 BB: 0 S: 5 P: 5	R: 0 H: 0 E: 0 LOB: 0 K: 1 BB: 0 S: 5 P: 5	1B: 5 SF: 0 2B: 2 SAC: 1 3B: 0 DP: 1 HR: 2 HBP: 0						

PITCHER	IP	WLS	BF	H	R	ER	SO	BB	IBB	HBP	BLK	WP	HR	S	P	ERA	WHIP
Fred Talbot, R (1, 1) ERA: 4.3	3.0	L	17	5	6	5	2	2	0	0	0	0	1	19	27	15.00	2.333
Jim Bouton, R (4, 1) ERA: 5.4	4.0		15	2	2	2	5	1	0	0	0	0	1	24	28	4.50	0.750
Hal Reniff, R (8, 1) ERA: 5.17	2.0		6	1	0	0	2	0	0	0	0	0	0	10	10	0.00	0.500

PITCHER	IP	WLS	BF	H	R	ER	SO	BB	IBB	HBP	BLK	WP	HR	S	P	ERA	WHIP

TOP

Cleveland Indians @ New York Yankees

Yankee Stadium, Bronx, NY

Wed May 17 1967, 7:05 PM EDT

Att. 9,772 - Unknown

livebaseballscorecards.com

AB	34
R	8
H	8
RBI	8
BB	3
SO	9
LOB	6

PA: 38

WP: 0
PB: 0
SB: 0
CS: 0

BOTTOM

Cleveland Indians @ New York Yankees

Yankee Stadium, Bronx, NY

Wed May 17 1967, 7:05 PM EDT

Att. 9,772 - Unknown

livebaseballscorecards.com

Batter	1	2	3	4	5	6	7	8	9	AB	R	H	RBI	BB	SO	LOB
Horace Clarke, S (1, 4) OBP: 0.289, SLG: 0.222	0-0 1-3		0-3 K		0-0 FC4-6 1-2f		4-0 1-2 HR BB		0-0 F3	4	1	0	0	1	1	1
Tom Tresh, S (1, 7) OBP: 0.348, SLG: 0.392	0-0 4-3			0-0 FC4-6 1B		0-0 1B	0-0 1-H 2-H HR		0-3 K	5	1	3	3	0	1	0
Mickey Mantle, S (1, 3) OBP: 0.378, SLG: 0.469	0-0 6-3			0-0 FC4-6 1-2f HR		0-3 K	0-0 HR			4	2	1	1	0	1	2
Joe Pepitone, L (1, 8) OBP: 0.326, SLG: 0.393		0-0 2B		0-0 1-H HR		0-0 F6	0-0 F4			4	1	2	2	0	0	1
Steve Whitaker, L (1, 9) OBP: 0.265, SLG: 0.346		0-0 F6		0-0 5-3		0-3 K		0-0 4-3		4	0	0	0	0	1	2
Jake Gibbs, L (1, 2) OBP: 0.344, SLG: 0.302		0-0 5-3		0-0 4-3			0-0 4-3	0-0 FC5-4 1B		4	0	1	0	0	0	1
Dick Howser, R (1, 5) OBP: 0.438, SLG: 0.339		0-0 6-3			4-0 FC4-6 BB		0-0 1B 2B	0-0 FC5-4 1-2f		3	1	1	0	1	0	2
Ruben Amaro, R (1, 6) OBP: 0.269, SLG: 0.269			0-0 F9		0-0 L5		0-0 F9	0-0 F8		4	0	0	0	0	0	3
Fred Talbot, R (1, 1) OBP: 0.250, SLG: 0.400			0-0 2-3		0-3 K		0-0 BB HR 2-H 1B		0-0 G3	0	0	0	0	0	0	0
Frank Tepedino, L (3, PH)										1	0	0	0	0	0	0
Jim Bouton, R (4, 1)										1	0	0	0	0	1	1
Charley Smith, R (7, PH) OBP: 0.276, SLG: 0.288										1	1	1	1	0	0	0
Hal Reniff, R (8, 1)										0	0	0	0	0	0	0
Elston Howard, R (9, PH) OBP: 0.300, SLG: 0.317										1	0	0	0	0	0	0
Inning Stats	R: 0 E: 0 K: 0 S: 3 H: 0 LOB: 0 BB: 0 P: 3	R: 0 E: 0 K: 0 S: 4 H: 1 LOB: 1 BB: 0 P: 4	R: 0 E: 0 K: 1 S: 5 H: 0 LOB: 0 BB: 0 P: 5	R: 2 E: 0 K: 0 S: 5 H: 2 LOB: 0 BB: 0 P: 5	R: 0 E: 0 K: 1 S: 5 H: 0 LOB: 1 BB: 1 P: 9	R: 0 E: 0 K: 2 S: 8 H: 1 LOB: 1 BB: 0 P: 8	R: 5 E: 0 K: 0 S: 7 H: 4 LOB: 0 BB: 1 P: 11	R: 0 E: 0 K: 0 S: 4 H: 1 LOB: 1 BB: 0 P: 4	R: 0 E: 0 K: 1 S: 5 H: 0 LOB: 0 BB: 0 P: 5	1B: 4 2B: 2 3B: 0 HR: 3	SF: 0 SAC: 0 DP: 0 HBP: 0						

AB	36
R	7
H	9
RBI	7
BB	2
SO	5
LOB	13

WP: 0 PB: 0 SB: 0 CS: 0 PA: 38

PITCHER		IP	WLS	BF	H	R	ER	SO	BB	IBB	HBP	BLK	WP	HR	S	P	ERA	WHIP
Steve Hargan, R ERA: 2.32	(1, 1)	6.2	W	30	8	7	7	4	2	0	0	0	0	3	36	44	9.45	1.500
John O'Donoghue, L ERA: 1.35	(7, 1)	2.1	S	8	1	0	0	1	0	0	0	0	0	0	10	10	0.00	0.429

PITCHER	IP	WLS	BF	H	R	ER	SO	BB	IBB	HBP	BLK	WP	HR	S	P	ERA	WHIP

Cleveland Indians @ Boston Red Sox

Fenway Park, Boston, MA

Fri May 19 1967, 7:05 PM EDT

Att. 15,354 - Unknown

TOP

livebaseballscorecards.com

Batter	1	2	3	4	5	6	7	8	9	AB	R	H	RBI	BB	SO	LOB
Max Alvis, R (1, 5) OBP: 0.284, SLG: 0.380	F5		WP 2B		K			K		4	0	1	0	0	2	3
Chuck Hinton, R (1, 8) (8, 7) (9, 9) OBP: 0.328, SLG: 0.367	HR BB		F9 2-3			K		K		3	1	0	0	1	2	3
Leon Wagner, L (1, 7) OBP: 0.299, SLG: 0.433	1-H HR		F2			3-1		K		4	1	1	2	0	1	3
Vic Davalillo, L (8, 8) OBP: 0.261, SLG: 0.292										0	0	0	0	0	0	0
Rocky Colavito, R (1, 9) (9, 7) OBP: 0.404, SLG: 0.409	F5			K		K			K	4	0	0	0	0	3	0
Fred Whitfield, L (1, 3) OBP: 0.344, SLG: 0.444	K			K2-4-2 1B			F6		E S 1B	4	0	2	0	0	1	0
Chico Salmon, R (9, PR) (9, 3) OBP: 0.276, SLG: 0.259										0	0	0	0	0	0	0
Joe Azcue, R (1, 2) OBP: 0.359, SLG: 0.455		F9		K2-4-2 1-2f			6-3		F9 1-3	4	0	0	0	0	1	2
Pedro Gonzalez, R (1, 4) OBP: 0.306, SLG: 0.324		F2			F1		F3		K2-3	4	0	0	0	0	1	2
Larry Brown, R (1, 6) OBP: 0.327, SLG: 0.329		6-3			E6 SH2-4			SH BB		2	0	0	0	1	0	0
Gary Bell, R (1, 1)			K		SH2-4 1-2			SH 1-2		1	0	0	0	0	1	0
Orlando Pena, R (9, 1)										0	0	0	0	0	0	0
Inning Stats	R: 2 E: 0 K: 1 S: 6 H: 1 LOB: 0 BB: 1 P: 10	R: 0 E: 0 K: 0 S: 3 H: 0 LOB: 0 BB: 0 P: 3	R: 0 E: 0 K: 1 S: 6 H: 1 LOB: 0 BB: 0 P: 6	R: 0 E: 0 K: 2 S: 7 H: 1 LOB: 1 BB: 0 P: 7	R: 0 E: 1 K: 1 S: 6 H: 0 LOB: 1 BB: 0 P: 6	R: 0 E: 0 K: 2 S: 7 H: 0 LOB: 0 BB: 0 P: 7	R: 0 E: 0 K: 0 S: 3 H: 0 LOB: 0 BB: 0 P: 3	R: 0 E: 0 K: 3 S: 10 H: 0 LOB: 2 BB: 1 P: 14	R: 0 E: 0 K: 2 S: 8 H: 1 LOB: 2 BB: 0 P: 8	1B: 2 2B: 2 3B: 0 HR: 1 SF: 0 SAC: 2 DP: 1 HBP: 0						

PITCHER	IP	WLS	BF	H	R	ER	SO	BB	IBB	HBP	BLK	WP	HR	S	P	ERA	WHIP
Jim Lonborg, R (1, 1) ERA: 3.54	9.0	W	34	4	2	2	12	2	0	0	0	1	1	56	64	2.00	0.667

PITCHER	IP	WLS	BF	H	R	ER	SO	BB	IBB	HBP	BLK	WP	HR	S	P	ERA	WHIP

AB	30
R	2
H	4
RBI	2
BB	2
SO	12
LOB	13

WP: 1 PB: 0 SB: 1 CS: 0 PA: 34

Batter	1	2	3	4	5	6	7	8	9	AB	R	H	RBI	BB	SO	LOB
Reggie Smith, S (1, 8) OBP: 0.279, SLG: 0.333	F6		F8		F8		K		1B 3B 2-H	5	1	1	1	0	1	2
Mike Andrews, R (1, 4) OBP: 0.337, SLG: 0.350 Tony Horton, R (9, PH) OBP: 0.226, SLG: 0.300	K		F7		F7		BB 1-2		1B 3-H	3 1	0 0	0 1	0 1	1 0	1 0	1 0
Carl Yastrzemski, L (1, 7) OBP: 0.389, SLG: 0.591	2B		FC6-4 1B			K	4-3			4	0	2	0	0	1	2
George Scott, R (1, 3) OBP: 0.385, SLG: 0.456	BB		FC6-4 1-2f			F8		SH1-3 1B		3	0	1	0	1	0	1
Don Demeter, R (1, 9) OBP: 0.440, SLG: 0.708	K			5-3		2B		SH1-3 1-2		3	0	1	0	0	1	2
Rico Petrocelli, R (1, 6) OBP: 0.398, SLG: 0.473		K		5-3		F9		F6		4	0	0	0	0	1	2
Joe Foy, R (1, 5) OBP: 0.277, SLG: 0.314		F6		K			HR	6-3		4	1	1	1	0	1	1
Mike Ryan, R (1, 2) OBP: 0.417, SLG: 0.455 Jose Tartabull, L (9, PH) OBP: 0.342, SLG: 0.266	1B				FC1-5 2B		F3		SH1-4 3B 1B	3 1	0 1	2 1	0 1	0 0	0 0	0 0
Jim Lonborg, R (1, 1) OBP: 0.167, SLG: 0.118 Dalton Jones, L (9, PH) OBP: 0.365, SLG: 0.400		K			FC1-5 2-3		BB 1B		SH1-4 1-2	3 0	0 0	1 0	0 0	0 0	1 0	2 0
Inning Stats	R: 0 H: 1 E: 0 LOB: 2 K: 2 BB: 1 S: 8 P: 12	R: 0 H: 1 E: 0 LOB: 1 K: 2 BB: 0 S: 8 P: 8	R: 0 H: 1 E: 0 LOB: 1 K: 0 BB: 0 S: 4 P: 4	R: 0 H: 0 E: 0 LOB: 0 K: 1 BB: 0 S: 5 P: 5	R: 0 H: 1 E: 0 LOB: 1 K: 0 BB: 0 S: 4 P: 4	R: 0 H: 1 E: 0 LOB: 1 K: 1 BB: 0 S: 6 P: 6	R: 1 H: 2 E: 0 LOB: 2 K: 1 BB: 1 S: 7 P: 11	R: 0 H: 1 E: 0 LOB: 1 K: 0 BB: 0 S: 4 P: 4	R: 2 H: 3 E: 0 LOB: 1 K: 0 BB: 0 S: 4 P: 4	1B: 6 2B: 3 3B: 1 HR: 1	SF: 0 SAC: 2 DP: 0 HBP: 0			WP: 0 PB: 0 SB: 0 CS: 0		PA: 38	

PITCHER		IP	WLS	BF	H	R	ER	SO	BB	IBB	HBP	BLK	WP	HR	S	P	ERA	WHIP
Gary Bell, R ERA: 3.32	(1, 1)	8.1	L	37	10	3	3	7	2	0	0	0	0	1	49	57	3.24	1.440
Orlando Pena, R ERA: 4.5	(9, 1)	0.0		1	1	0	0	0	0	0	0	0	0	0	1	1	∞	∞

PITCHER	IP	WLS	BF	H	R	ER	SO	BB	IBB	HBP	BLK	WP	HR	S	P	ERA	WHIP

BOTTOM

Cleveland Indians @ Boston Red Sox

Fenway Park, Boston, MA

Fri May 19 1967, 7:05 PM EDT

Att. 15,354 - Unknown

livebaseballscorecards.com

AB	34
R	3
H	11
RBI	3
BB	2
SO	7
LOB	13

Batter	1	2	3	4	5	6	7	8	9	10	AB	R	H	RBI	BB	SO	LOB
Max Alvis, R (1, 5) OBP: 0.281, SLG: 0.366	F5			5-3		K		BB		F8	4	0	0	0	1	1	1
Chuck Hinton, R (1, 8) (8, 7) OBP: 0.331, SLG: 0.389	F9-3 BB			F8		K		F4		HR 2-H	4	1	1	2	1	1	1
Leon Wagner, L (1, 7) OBP: 0.296, SLG: 0.453	F9-3 1-2			F5		E 3B		F2		1-3	4	1	1	0	0	0	2
Steve Bailey, R (8, 1)											1	0	0	0	0	0	0
Fred Whitfield, L (1, 3) OBP: 0.351, SLG: 0.452		K			HR 2B	HBP S			F4		3	1	1	0	0	1	0
Rocky Colavito, R (1, 9) OBP: 0.375, SLG: 0.375		K			F9	K 1-3 3-H			6-3		4	0	0	0	0	2	2
Joe Azcue, R (1, 2) OBP: 0.372, SLG: 0.528		1-3			HR 2-H	K			FC4-6 BB		3	1	1	2	1	1	0
Pedro Gonzalez, R (1, 4) OBP: 0.300, SLG: 0.316		6-3			CS 1B	K			FC4-6 1-2f		4	0	1	0	0	1	1
Larry Brown, R (1, 6) OBP: 0.324, SLG: 0.348		K			3B 1-2	F8				6-3	4	0	1	0	0	1	0
Luis Tiant, R (1, 1) OBP: 0.286, SLG: 0.429		F9			6-3			K		HR 2B	2	0	0	0	0	0	1
George Culver, R (7, 1) OBP: 1.000, SLG: 1.000											0	0	0	0	0	0	0
Vic Davalillo, L (8, PH) (8, 8) OBP: 0.266, SLG: 0.308											2	1	1	0	0	1	0
Inning Stats	R: 0 E: 0 K: 0 S: 2 H: 0 LOB: 0 BB: 1 P: 6	R: 0 E: 0 K: 2 S: 7 H: 0 LOB: 0 BB: 0 P: 7	R: 0 E: 0 K: 1 S: 5 H: 0 LOB: 0 BB: 0 P: 5	R: 0 E: 0 K: 0 S: 3 H: 0 LOB: 0 BB: 0 P: 3	R: 2 E: 0 K: 0 S: 6 H: 4 LOB: 1 BB: 0 P: 6	R: 1 E: 0 K: 3 S: 10 H: 1 LOB: 1 BB: 0 P: 11	R: 0 E: 0 K: 2 S: 7 H: 0 LOB: 0 BB: 0 P: 7	R: 0 E: 0 K: 1 S: 5 H: 0 LOB: 1 BB: 1 P: 9	R: 0 E: 0 K: 0 S: 3 H: 0 LOB: 1 BB: 1 P: 7	R: 2 E: 0 K: 0 S: 5 H: 2 LOB: 0 BB: 0 P: 5	1B: 1 2B: 3 3B: 2 HR: 2	SF: 0 SAC: 0 DP: 1 HBP: 1						

PITCHER	IP	WLS	BF	H	R	ER	SO	BB	IBB	HBP	BLK	WP	HR	S	P	ERA	WHIP
Jose Santiago, R (1, 1) ERA: 4.7	5.0		18	4	2	2	3	1	0	0	0	0	1	23	27	3.60	1.000
Lee Stange, R (6, 1) ERA: 5.4	2.0		8	1	1	0	5	0	0	1	0	0	0	17	18	0.00	0.500
Don McMahon, R (8, 1) ERA: 4.32	3.0	L	13	2	2	2	1	2	0	0	0	0	1	13	21	6.00	1.333

PITCHER	IP	WLS	BF	H	R	ER	SO	BB	IBB	HBP	BLK	WP	HR	S	P	ERA	WHIP

TOP

Cleveland Indians @ Boston Red Sox

Fenway Park, Boston, MA

Sat May 20 1967, 3:33 AM EDT

Att. 8,994 - Unknown

livebaseballscorecards.com

AB	35
R	5
H	7
RBI	4
BB	3
SO	9
LOB	8

1B: 1 SF: 0
2B: 3 SAC: 0
3B: 2 DP: 1
HR: 2 HBP: 1

WP: 0 PA: 39
PB: 0
SB: 2
CS: 1

Cleveland Indians @ Boston Red Sox

Fenway Park, Boston, MA

Sat May 20 1967, 3:33 AM EDT

Att. 8,994 - Unknown

livebaseballscorecards.com

Batter	1	2	3	4	5	6	7	8	9	10	AB	R	H	RBI	BB	SO	LOB
Reggie Smith, S (1, 8) OBP: 0.293, SLG: 0.333	PB BB 1B		BBBB 4-0 SH1-3 BB		x 0-0 ① F8		BBBB 4-0 HBP BB 2B BB	x 0-0 ③ 4-3			3	1	1	0	2	0	1
Mike Andrews, R (1, 4) OBP: 0.344, SLG: 0.349	BBBB 4-0 PB 1-2 BB		x 0-0 ① SH1-3 1-2		x 0-0 1-2 1B		x 0-0 ① F8		SSS 0-3 ① K		3	0	1	0	1	1	1
Carl Yastrzemski, L (1, 7) OBP: 0.382, SLG: 0.571	SSS 0-3 ① K		SSS 0-3 ② K		SSS 0-3 ② K		BBBB 4-0 HBP 1-2 2B BB		x 0-0 ② 3-1		4	1	0	0	1	3	5
George Scott, R (1, 3) OBP: 0.385, SLG: 0.443	IIII 4-0 1-2 2-3 IBB		x 0-0 ③ F7		SSS 0-3 ③ K		H 1-0 2B 1B 1-2 2-3 HBP		x 0-0 ③ 6-3		3	1	0	0	1	1	3
Don Demeter, R (1, 9) OBP: 0.407, SLG: 0.654 Lee Stange, R (6, 1) Dalton Jones, L (7, PH) OBP: 0.370, SLG: 0.426 (8, 5)	SSS 0-3 ② K			x 0-0 ① 5-3		SSS 0-3 ① K	x 0-0 1B 1-3 2-H 3-H 2B			x 0-0 ① F3	2 1 2	0 0 0	0 0 1	0 0 2	0 0 0	1 1 0	3 0 0
Rico Petrocelli, R (1, 6) OBP: 0.391, SLG: 0.462	x 0-0 ③ F3			x 0-0 ② F8		SSS 0-3 ② K	x 0-0 G6-4-3 2-3 3-H 1B			x 0-0 ② F4	5	0	1	1	0	1	3
Joe Foy, R (1, 5) OBP: 0.286, SLG: 0.315 Don McMahon, R (8, 1) Tony Horton, R (10, PH) OBP: 0.250, SLG: 0.323		SSS 0-3 ① K		BBBB 4-0 BB		x 0-0 BB 1B	x 0-0 ② ③ G6-4-3 1-2f			x 0-0 1B	3 0 1	0 0 0	1 0 1	0 0 0	1 0 0	1 0 0	2 0 0
Mike Ryan, R (1, 2) OBP: 0.415, SLG: 0.417		x 0-0 ② F8		x 0-0 ③ F8		BBBB 4-0 1-2 BB		SSS 0-3 ① K		BBBB 4-0 1-2 BB	3	0	0	0	2	1	1
Jose Santiago, R (1, 1) OBP: 0.286, SLG: 1.000 Jose Tartabull, L (5, PH) OBP: 0.338, SLG: 0.254 (6, 9)		SSS 0-3 ③ K			BBBB 4-0 1B BB	x 0-0 ③ F7		x 0-0 ② F8		x 0-0 ③ F6	1 3	0 0	0 0	0 0	0 1	1 0	0 4

Inning Stats																								
	R: 0	H: 1	R: 0	H: 0	R: 0	H: 0	R: 0	H: 0	R: 0	H: 1	R: 0	H: 1	R: 3	H: 2	R: 0	H: 0	R: 0	H: 0	R: 0	H: 1	1B: 5	SF: 0	WP: 0	PA: 45
	E: 0	LOB: 3	E: 0	LOB: 0	E: 0	LOB: 1	E: 0	LOB: 1	E: 0	LOB: 2	E: 0	LOB: 2	E: 0	LOB: 1	E: 0	LOB: 0	E: 0	LOB: 0	E: 0	LOB: 2	2B: 1	SAC: 1	PB: 1	
	K: 2	BB: 2	K: 2	BB: 0	K: 1	BB: 1	K: 0	BB: 1	K: 2	BB: 1	K: 2	BB: 1	K: 0	BB: 2	K: 1	BB: 0	K: 1	BB: 0	K: 0	BB: 1	3B: 0	DP: 1	SB: 0	
	S: 8	P: 16	S: 7	P: 7	S: 5	P: 9	S: 3	P: 7	S: 8	P: 12	S: 8	P: 12	S: 4	P: 13	S: 5	P: 5	S: 5	P: 5	S: 4	P: 8	HR: 0	HBP: 1	CS: 0	

PITCHER		IP	WLS	BF	H	R	ER	SO	BB	IBB	HBP	BLK	WP	HR	S	P	ERA	WHIP
Luis Tiant, R ERA: 4.98	(1, 1)	6.1		30	3	2	2	9	7	1	0	0	0	0	40	72	2.84	1.579
George Culver, R ERA: 4.15	(7, 1)	0.2		4	2	1	1	0	0	0	1	0	0	0	3	4	13.50	3.000
Steve Bailey, R ERA: 2.08	(8, 1)	3.0	W	11	1	0	0	2	1	0	0	0	0	0	14	18	0.00	0.667

PITCHER	IP	WLS	BF	H	R	ER	SO	BB	IBB	HBP	BLK	WP	HR	S	P	ERA	WHIP

AB	34
R	3
H	6
RBI	3
BB	9
SO	11
LOB	23

Cleveland Indians @ Boston Red Sox

Fenway Park, Boston, MA

Sun May 21 1967, 3:33 AM EDT

Unknown

TOP

livebaseballscorecards.com

Batter	1	2	3	4	5	6	7	8	9	AB	R	H	RBI	BB	SO	LOB
Max Alvis, R (1, 5) OBP: 0.280, SLG: 0.357	F2		F2		G5-6-3 1-2f			3-1 SH3-4 HBP		3	0	0	0	0	0	2
Pedro Gonzalez, R (1, 3) OBP: 0.279, SLG: 0.293	K	F4				E6 BB		SH3-4 1-2 2-3		3	0	0	0	0	1	0
Chuck Hinton, R (1, 8) (8, 9) OBP: 0.336, SLG: 0.388	6-3			FC6-4 1B		F9		3-1 IBB		3	0	1	0	1	0	1
Rocky Colavito, R (1, 9) OBP: 0.373, SLG: 0.360 Leon Wagner, L (8, PH) OBP: 0.292, SLG: 0.446 Vic Davalillo, L (8, 8) OBP: 0.266, SLG: 0.308		F3		F8		L3 1-2 BB		3-1 1-2 2-3 3-H		2 1 0	0 0 0	0 1 0	0 1 0	1 0 0	0 0 0	1 2 0
Joe Azcue, R (1, 2) OBP: 0.340, SLG: 0.475		6-3		FC6-4 1-2f		L3 1-2		F9		4	0	0	0	0	0	5
Chico Salmon, R (1, 7) OBP: 0.273, SLG: 0.290		1-3			SH 2B		F8		K	4	1	1	0	0	1	0
Gus Gil, R (1, 4) OBP: 0.213, SLG: 0.203 Lee Maye, L (9, PH) OBP: 0.300, SLG: 0.481			F6		SH 2-H E		1-3		F4	2 1	1 0	0 0	0 0	0 0	0 0	0 0
Larry Brown, R (1, 6) OBP: 0.314, SLG: 0.337 Fred Whitfield, L (9, PH) OBP: 0.347, SLG: 0.447			F8		F3		F7		F2	3 1	0 0	0 0	0 0	0 0	0 0	1 0
Sonny Siebert, R (1, 1) OBP: 0.333, SLG: 0.800			3B		E2 G5-6-3 3-H			SH3-4 3-1 2B		3	1	2	0	0	0	0
Inning Stats	R: 0 E: 0 K: 1 S: 5 H: 0 LOB: 0 BB: 0 P: 5	R: 0 E: 0 K: 0 S: 3 H: 0 LOB: 0 BB: 0 P: 3	R: 0 E: 0 K: 0 S: 4 H: 1 LOB: 1 BB: 0 P: 4	R: 0 E: 0 K: 0 S: 4 H: 1 LOB: 1 BB: 0 P: 4	R: 2 E: 2 K: 0 S: 5 H: 1 LOB: 0 BB: 0 P: 5	R: 0 E: 1 K: 0 S: 3 H: 0 LOB: 1 BB: 1 P: 7	R: 0 E: 0 K: 0 S: 3 H: 0 LOB: 0 BB: 0 P: 3	R: 1 E: 0 K: 0 S: 4 H: 1 LOB: 2 BB: 1 P: 9	R: 0 E: 0 K: 1 S: 5 H: 0 LOB: 0 BB: 0 P: 5	1B: 1 2B: 3 3B: 1 HR: 0 SF: 0 SAC: 2 DP: 2 HBP: 1						

	AB	30
	R	3
	H	4
	RBI	1
	BB	2
	SO	2
	LOB	12

PITCHER	IP	WLS	BF	H	R	ER	SO	BB	IBB	HBP	BLK	WP	HR	S	P	ERA	WHIP
Billy Rohr, L (1, 1) ERA: 3.78	7.1		30	4	3	1	1	1	1	1	0	0	0	29	38	1.23	0.682
John Wyatt, R (8, 1) ERA: 3.8	0.2	W	2	0	0	0	0	0	0	0	0	0	0	2	2	0.00	0.000
Lee Stange, R (9, 1) ERA: 4.97	1.0	S	3	0	0	0	1	0	0	0	0	0	0	5	5	0.00	0.000

PITCHER	IP	WLS	BF	H	R	ER	SO	BB	IBB	HBP	BLK	WP	HR	S	P	ERA	WHIP

WP: 0 PB: 0 SB: 0 CS: 0 PA: 35

Cleveland Indians @ Boston Red Sox

Fenway Park, Boston, MA

Sun May 21 1967, 3:33 AM EDT

Unknown

livebaseballscorecards.com

BOTTOM

Batter	1	2	3	4	5	6	7	8	9	AB	R	H	RBI	BB	SO	LOB
Jose Tartabull, L (1, 9) OBP: 0.333, SLG: 0.254	4-3		6-3		F7			1-2 FC1-6 1B		4	0	1	0	0	0	1
Reggie Smith, S (1, 8) OBP: 0.292, SLG: 0.330	K		1B			K		1-2f 2-3 FC1-6 3B		4	1	1	0	0	2	2
Carl Yastrzemski, L (1, 7) OBP: 0.379, SLG: 0.577	F7		F7			F8		1-H 3-H HR 3B		4	1	1	2	0	0	1
George Scott, R (1, 3) OBP: 0.381, SLG: 0.464		K		F8		6-3		3-H HR		4	1	1	2	0	1	0
Rico Petrocelli, R (1, 6) OBP: 0.380, SLG: 0.446		E1 1B		F2			5-3	F8		4	0	0	0	0	0	0
Joe Foy, R (1, 5) OBP: 0.284, SLG: 0.304		F4		5-3			B B B 4-0 FC4-6 BB	5-3		3	0	0	0	1	0	1
Lee Stange, R (9, 1)										0	0	0	0	0	0	0
Mike Andrews, R (1, 4) OBP: 0.354, SLG: 0.372		1-2 1B			2B		FC4-6 1-2f FC6-4			3	0	2	0	0	0	1
Mike Ryan, R (1, 2) OBP: 0.386, SLG: 0.385		F3			5-3		FC6-4 1-2f			3	0	0	0	0	0	4
Billy Rohr, L (1, 1)			K		K			FC1-6 1B 3B 1B		2	0	0	0	0	2	1
John Wyatt, R (8, 1)										0	0	0	0	0	0	0
Dalton Jones, L (8, PH) (9, 5) OBP: 0.382, SLG: 0.438										1	1	1	0	0	0	0
Inning Stats	R: 0 E: 0 K: 1 S: 5 H: 0 LOB: 0 BB: 0 P: 5	R: 0 E: 1 K: 1 S: 7 H: 1 LOB: 2 BB: 0 P: 7	R: 0 E: 0 K: 1 S: 6 H: 1 LOB: 1 BB: 0 P: 6	R: 0 E: 0 K: 0 S: 3 H: 0 LOB: 0 BB: 0 P: 3	R: 0 E: 0 K: 1 S: 6 H: 1 LOB: 1 BB: 0 P: 6	R: 0 E: 0 K: 1 S: 5 H: 0 LOB: 0 BB: 0 P: 5	R: 0 E: 0 K: 0 S: 3 H: 0 LOB: 1 BB: 1 P: 7	R: 4 E: 0 K: 0 S: 7 H: 4 LOB: 0 BB: 0 P: 7		1B: 4 2B: 1 3B: 1 HR: 1	SF: 0 SAC: 0 DP: 0 HBP: 0						

	AB	32
	R	4
	H	7
	RBI	4
	BB	1
	SO	5
	LOB	11

WP: 0 PB: 0 SB: 0 CS: 0 PA: 33

PITCHER		IP	WLS	BF	H	R	ER	SO	BB	IBB	HBP	BLK	WP	HR	S	P	ERA	WHIP
Sonny Siebert, R ERA: 2.34	(1, 1)	8.0	L	33	7	4	4	5	1	0	0	0	0	1	42	46	4.50	1.000

PITCHER	IP	WLS	BF	H	R	ER	SO	BB	IBB	HBP	BLK	WP	HR	S	P	ERA	WHIP

Cleveland Indians @ Boston Red Sox

Fenway Park, Boston, MA

Sun May 21 1967, 3:38 AM EDT

Att. 24,976 - Unknown

livebaseballscorecards.com

TOP

Batter	1	2	3	4	5	6	7	8	9	AB	R	H	RBI	BB	SO	LOB
Lee Maye, L (1, 9) OBP: 0.294, SLG: 0.484	F9		1B 2B		K			3-1		4	0	1	0	0	1	1
Max Alvis, R (1, 5) OBP: 0.273, SLG: 0.347	F7		5-3			F3		F8		3	0	0	0	0	0	1
Vic Davalillo, L (8, PH) OBP: 0.263, SLG: 0.304										1	0	0	0	0	0	0
Chico Salmon, R (8, 5) OBP: 0.273, SLG: 0.290										0	0	0	0	0	0	0
Chuck Hinton, R (1, 8) OBP: 0.341, SLG: 0.392	F2		2-H 1B			F9			1-3 1B	4	0	2	0	0	0	0
Leon Wagner, L (1, 7) OBP: 0.289, SLG: 0.435		F4		G6-4-3 1B		K			K	4	0	1	0	0	2	1
Fred Whitfield, L (1, 3) OBP: 0.333, SLG: 0.427		F3		G6-4-3 1-2f			1-3		1-3 1-2	4	0	0	0	0	0	2
Duke Sims, L (1, 2) OBP: 0.278, SLG: 0.306		F6		F6			FC4-6 1B		HBP	3	0	1	0	0	0	0
Pedro Gonzalez, R (1, 4) OBP: 0.283, SLG: 0.295			F8		FC4-6 1B		FC4-6 1-2f		F8	3	0	1	0	0	0	1
George Culver, R (7, 1) OBP: 1.000, SLG: 1.000										0	0	0	0	0	0	0
John O'Donoghue, R (7, 1)										0	0	0	0	0	0	0
Rocky Colavito, R (9, PH) OBP: 0.367, SLG: 0.353										1	0	0	0	0	0	2
Larry Brown, R (1, 6) OBP: 0.315, SLG: 0.337			HR 1B		FC4-6 SH1-4 1-2f		K			3	1	1	0	0	1	2
Sam McDowell, L (1, 1) OBP: 0.267, SLG: 0.467								5-3		1	1	1	2	0	0	0
Gus Gil, R (7, 4) OBP: 0.211, SLG: 0.200			1-H HR		SH1-4 1-2					1	0	0	0	0	0	0
Inning Stats	R: 0 E: 0 K: 0 S: 3	R: 0 E: 0 K: 0 S: 3	R: 2 E: 0 K: 0 S: 6	R: 0 E: 0 K: 0 S: 3	R: 0 E: 0 K: 1 S: 6	R: 0 E: 0 K: 1 S: 5	R: 0 E: 0 K: 1 S: 6	R: 0 E: 0 K: 0 S: 3	R: 0 E: 0 K: 1 S: 6							

Inning Stats	H: 0 LOB: 0 BB: 0 P: 3	H: 0 LOB: 0 BB: 0 P: 3	H: 4 LOB: 2 BB: 0 P: 6	H: 1 LOB: 0 BB: 0 P: 3	H: 1 LOB: 1 BB: 0 P: 6	H: 0 LOB: 0 BB: 0 P: 5	H: 1 LOB: 1 BB: 0 P: 6	H: 0 LOB: 0 BB: 0 P: 3	H: 1 LOB: 2 BB: 0 P: 7	1B: 6 2B: 1 3B: 0 HR: 1	SF: 0 SAC: 1 DP: 1 HBP: 1	WP: 0 PB: 0 SB: 0 CS: 0	PA: 34

PITCHER	IP	WLS	BF	H	R	ER	SO	BB	IBB	HBP	BLK	WP	HR	S	P	ERA	WHIP
Darrell Brandon, R (1, 1) ERA: 3.86	9.0	W	34	8	2	2	4	0	0	1	0	0	1	41	42	2.00	0.889

PITCHER	IP	WLS	BF	H	R	ER	SO	BB	IBB	HBP	BLK	WP	HR	S	P	ERA	WHIP

AB	32
R	2
H	8
RBI	2
BB	0
SO	4
LOB	10

Batter	1	2	3	4	5	6	7	8	9	AB	R	H	RBI	BB	SO	LOB
Jose Tartabull, L (1, 9) OBP: 0.341, SLG: 0.257	F8		CS 1B		K 2-3		WP 1B BB			3	1	1	0	1	1	1
Reggie Smith, S (1, 8) OBP: 0.282, SLG: 0.318	K		K 1-2		5-3		K 1-2 2-3			4	0	0	0	0	3	4
Carl Yastrzemski, L (1, 7) OBP: 0.389, SLG: 0.579	F8			1B CS 1B		2B BB	2-H 3-H 1B			3	2	2	2	1	0	0
George Scott, R (1, 3) OBP: 0.377, SLG: 0.456		K		CS 1-3 1B		F4	F8			4	0	1	0	0	1	2
Rico Petrocelli, R (1, 6) OBP: 0.383, SLG: 0.464		2B 2B		K 1-2 3-H		1-H 2B		K		4	1	2	1	0	2	1
Joe Foy, R (1, 5) OBP: 0.301, SLG: 0.319		2-H 2B		S 1B BB		F3		BB		2	1	1	1	2	0	1
Mike Andrews, R (1, 4) OBP: 0.350, SLG: 0.367		F6		CS 1-H 1B		F2		F8		4	0	1	1	0	0	3
Russ Gibson, R (1, 2) OBP: 0.322, SLG: 0.308		K		CS 1-2	WP SH1-3 1B		4-3	1-3		4	0	1	0	0	1	2
Darrell Brandon, R (1, 1) OBP: 0.286, SLG: 0.308			K		SH1-3 1-2		WP 1B 2B			2	1	1	0	0	1	0
Inning Stats	R: 0 E: 0 K: 1 S: 5 H: 0 LOB: 0 BB: 0 P: 5	R: 1 E: 0 K: 2 S: 9 H: 2 LOB: 1 BB: 0 P: 9	R: 0 E: 0 K: 2 S: 7 H: 1 LOB: 1 BB: 0 P: 7	R: 2 E: 0 K: 1 S: 6 H: 3 LOB: 0 BB: 1 P: 10	R: 0 E: 0 K: 1 S: 6 H: 1 LOB: 1 BB: 0 P: 6	R: 1 E: 0 K: 0 S: 4 H: 1 LOB: 1 BB: 1 P: 8	R: 2 E: 0 K: 1 S: 7 H: 2 LOB: 1 BB: 1 P: 11	R: 0 E: 0 K: 1 S: 5 H: 0 LOB: 1 BB: 1 P: 9		1B: 6 2B: 5 3B: 0 HR: 0	SF: 0 SAC: 1 DP: 1 HBP: 0					

PITCHER		IP	WLS	BF	H	R	ER	SO	BB	IBB	HBP	BLK	WP	HR	S	P	ERA	WHIP
Sam McDowell, L ERA: 4.56	(1, 1)	6.0	L	25	8	4	4	7	2	0	0	0	1	0	37	45	6.00	1.667
George Culver, R ERA: 5.4	(7, 1)	0.1		3	1	2	2	0	1	0	0	0	0	0	2	6	54.00	6.000
John O'Donoghue, L ERA: 1.08	(7, 1)	1.2		7	1	0	0	2	1	0	0	0	1	0	10	14	0.00	1.200

PITCHER	IP	WLS	BF	H	R	ER	SO	BB	IBB	HBP	BLK	WP	HR	S	P	ERA	WHIP

BOTTOM

Cleveland Indians @ Boston Red Sox

Fenway Park, Boston, MA

Sun May 21 1967, 3:38 AM EDT

Att. 24,976 - Unknown

livebaseballscorecards.com

AB	30
R	6
H	10
RBI	5
BB	4
SO	9
LOB	14

WP: 2 PB: 0 SB: 1 CS: 4 PA: 36

Washington Senators @ Cleveland Indians

Cleveland Municipal Stadium, Cleveland, OH

Mon May 22 1967, 7:05 PM EDT

Att. 4,157 - Unknown

TOP

livebaseballscorecards.com

Batter	1	2	3	4	5	6	7	8	9	AB	R	H	RBI	BB	SO	LOB
Tim Cullen, R (1, 5) OBP: 0.340, SLG: 0.273	4-3	3-1			FC6 1B (1-2)		1-3 (1-2)		L1	5	0	1	0	0	0	2
Jim King, L (1, 9) OBP: 0.337, SLG: 0.338	1-3 1B BB (B B B B)		FC5-4 HBP (H)		K (S S S)		FC5-4 BB (B B B)			1	0	0	0	2	1	2
Frank Howard, R (1, 7) OBP: 0.378, SLG: 0.523	1-3 1B (1-2)		K (S S S)		K (S S S)		FC5-4 (1-2f 2-3)			4	0	1	0	0	2	5
Fred Valentine, S (1, 8) OBP: 0.374, SLG: 0.387	1-3 (1-2 2-3)		FC5-4 (1-2f)		FC6 (1-2f)		4-3			4	0	0	0	0	0	7
Dick Nen, L (1, 3) OBP: 0.296, SLG: 0.313	FC5 BB (B B B B)		F6			G1-6-3 BB (B B B B)		G3		2	0	0	0	2	0	1
Bernie Allen, L (1, 4) OBP: 0.181, SLG: 0.179	FC5 (1-2f)			F7		G1-6-3 (1-2) BB (B B B B)		F7		3	0	0	0	1	0	3
Paul Casanova, R (1, 2) OBP: 0.330, SLG: 0.378		F9		5-3		G1-6-3 (1-2f 2-3)		6-3		4	0	0	0	0	0	2
Ed Brinkman, R (1, 6) OBP: 0.244, SLG: 0.231		SH3-4 1B		1-3		K2-3 (S S S)			6-3	4	0	1	0	0	1	1
Camilo Pascual, R (1, 1)		SH3-4 (1-2)			1B	FC5-4 1-3 BB (B B B)			K (S S S)	1	0	1	0	0	0	0
Darold Knowles, L (6, 1)										0	0	0	0	0	0	0
Bob Saverine, S (7, PH) OBP: 0.250, SLG: 0.220										0	0	0	0	1	0	0
Bob Humphreys, R (7, 1) OBP: 1.000, SLG: 1.000										0	0	0	0	0	0	0
Cap Peterson, R (9, PH) OBP: 0.351, SLG: 0.292										1	0	0	0	0	1	0
Inning Stats	R: 0 E: 0 K: 0 S: 4 H: 1 LOB: 3 BB: 2 P: 12	R: 0 E: 0 K: 0 S: 4 H: 1 LOB: 1 BB: 0 P: 4	R: 0 E: 0 K: 1 S: 5 H: 0 LOB: 1 BB: 0 P: 6	R: 0 E: 0 K: 0 S: 3 H: 0 LOB: 0 BB: 0 P: 3	R: 0 E: 0 K: 2 S: 9 H: 2 LOB: 2 BB: 0 P: 9	R: 0 E: 0 K: 1 S: 4 H: 0 LOB: 1 BB: 2 P: 12	R: 0 E: 0 K: 0 S: 3 H: 0 LOB: 2 BB: 2 P: 11	R: 0 E: 0 K: 0 S: 3 H: 0 LOB: 0 BB: 0 P: 3	R: 0 E: 0 K: 1 S: 5 H: 0 LOB: 0 BB: 0 P: 5	1B: 4 2B: 0 3B: 0 HR: 0	SF: 0 SAC: 1 DP: 1 HBP: 1			WP: 0 PB: 0 SB: 0 CS: 0	PA: 37			

	AB	29
	R	0
	H	4
	RBI	0
	BB	6
	SO	5
	LOB	23

PITCHER	IP	WLS	BF	H	R	ER	SO	BB	IBB	HBP	BLK	WP	HR	S	P	ERA	WHIP
Steve Hargan, R (1, 1) ERA: 1.97	9.0	W	37	4	0	0	5	6	0	1	0	0	0	40	65	0.00	1.111

PITCHER	IP	WLS	BF	H	R	ER	SO	BB	IBB	HBP	BLK	WP	HR	S	P	ERA	WHIP

Batter	1	2	3	4	5	6	7	8	9	AB	R	H	RBI	BB	SO	LOB
Lee Maye, L (1, 9) (7, 7) OBP: 0.289, SLG: 0.543	K	K			HR			4-3		4	1	1	1	0	2	1
Pedro Gonzalez, R (1, 4) OBP: 0.260, SLG: 0.271	6-3		K		F9			4-3		4	0	0	0	0	1	0
Chuck Hinton, R (1, 8) (7, 9) OBP: 0.353, SLG: 0.427	1B		K			HR		E 1B 1B 1B		4	2	3	1	0	1	0
Leon Wagner, L (1, 7) OBP: 0.291, SLG: 0.431	G3		F4			G6-4-3 1B		E9 1B 1-3 1B		3	0	1	0	0	0	1
Chico Salmon, R (6, PR) (7, 3) OBP: 0.294, SLG: 0.313										1	0	1	0	0	0	0
Fred Whitfield, L (1, 3) OBP: 0.324, SLG: 0.413		G3		4-3		F8		1-2 3-H 1B		3	0	0	0	0	0	1
Vic Davalillo, L (7, 8) OBP: 0.271, SLG: 0.312										1	0	1	1	0	0	0
Max Alvis, R (1, 5) OBP: 0.273, SLG: 0.344		1B SH3-1 1B		F6		G6-4-3 1-2f		F4		4	1	1	0	0	0	3
Duke Sims, L (1, 2) OBP: 0.280, SLG: 0.308		SH3-1 1-3 1B 1B		5-3			F8			3	1	1	0	0	0	0
Larry Brown, R (1, 6) OBP: 0.309, SLG: 0.330		SH3-1 1-2 3-H			K		6-3			2	0	0	1	0	1	0
Steve Hargan, R (1, 1) OBP: 0.150, SLG: 0.150		2-H 1B			K		F7			3	0	1	1	0	1	0
Inning Stats	R: 0 E: 0 K: 1 S: 6 H: 1 LOB: 1 BB: 0 P: 6	R: 2 E: 0 K: 1 S: 8 H: 3 LOB: 1 BB: 0 P: 8	R: 0 E: 0 K: 2 S: 7 H: 0 LOB: 0 BB: 0 P: 7	R: 0 E: 0 K: 0 S: 3 H: 0 LOB: 0 BB: 0 P: 3	R: 1 E: 0 K: 2 S: 8 H: 1 LOB: 0 BB: 0 P: 8	R: 1 E: 0 K: 0 S: 4 H: 2 LOB: 1 BB: 0 P: 4	R: 0 E: 0 K: 0 S: 3 H: 0 LOB: 0 BB: 0 P: 3	R: 1 E: 1 K: 0 S: 6 H: 3 LOB: 2 BB: 0 P: 6		1B: 8 2B: 0 3B: 0 HR: 2	SF: 0 SAC: 1 DP: 1 HBP: 0						

PITCHER		IP	WLS	BF	H	R	ER	SO	BB	IBB	HBP	BLK	WP	HR	S	P	ERA	WHIP
Camilo Pascual, R ERA: 3.77	(1, 1)	5.0	L	21	6	4	4	6	0	0	0	0	0	2	33	33	7.20	1.200
Darold Knowles, L ERA: 0.39	(6, 1)	1.0		3	1	0	0	0	0	0	0	0	0	0	3	3	0.00	1.000
Bob Humphreys, R ERA: 4.98	(7, 1)	2.0		9	3	1	1	0	0	0	0	0	0	0	9	9	4.50	1.500

PITCHER	IP	WLS	BF	H	R	ER	SO	BB	IBB	HBP	BLK	WP	HR	S	P	ERA	WHIP

BOTTOM

Washington Senators @ Cleveland Indians

Cleveland Municipal Stadium, Cleveland, OH

Mon May 22 1967, 7:05 PM EDT

Att. 4,157 - Unknown

livebaseballscorecards.com

AB	32
R	5
H	10
RBI	5
BB	0
SO	6
LOB	6

Batter	1	2	3	4	5	6	7	8	9	10	AB	R	H	RBI	BB	SO	LOB
Tim Cullen, R (1, 5) OBP: 0.315, SLG: 0.250	F8			G3			F4		F7		4	0	0	0	0	0	0
Fred Valentine, S (1, 8) OBP: 0.361, SLG: 0.371	4-3			K			F7		4-3		4	0	0	0	0	1	0
Jim King, L (1, 9) OBP: 0.333, SLG: 0.346	6-3			F9			2B			6-3	4	0	1	0	0	0	0
Frank Howard, R (1, 7) OBP: 0.382, SLG: 0.518		CS BB			K		K			E7 1B	3	0	1	0	1	2	1
Dick Nen, L (1, 3) OBP: 0.276, SLG: 0.288		F7			F2			6-3		F9	4	0	0	0	0	0	2
Bernie Allen, L (1, 4) OBP: 0.197, SLG: 0.186		K 1-2			F8			CS 1B		FC4-6 IBB	3	0	1	0	1	1	1
Doug Camilli, R (1, 2) OBP: 0.233, SLG: 0.310			F2			K		K 1-2		FC4-6 1-2f	4	0	0	0	0	2	3
Ed Brinkman, R (1, 6) OBP: 0.240, SLG: 0.227			5-3			K			K		2	0	0	0	0	1	0
Hank Allen, R (9, PH) OBP: 0.244, SLG: 0.333											1	0	0	0	0	1	0
Bob Saverine, S (9, 6) OBP: 0.250, SLG: 0.220											0	0	0	0	0	0	0
Pete Richert, L (1, 1) OBP: 0.067, SLG: 0.067			K			1-3			HR		2	0	0	0	0	1	0
Dave Baldwin, R (8, 1)											0	0	0	0	0	0	0
Cap Peterson, R (9, PH) OBP: 0.360, SLG: 0.348											1	1	1	1	0	0	0
Bob Priddy, R (9, 1)											0	0	0	0	0	0	0
Inning Stats	R: 0 E: 0 K: 0 S: 3 H: 0 LOB: 0 BB: 0 P: 3	R: 0 E: 0 K: 1 S: 4 H: 0 LOB: 1 BB: 1 P: 8	R: 0 E: 0 K: 1 S: 5 H: 0 LOB: 0 BB: 0 P: 5	R: 0 E: 0 K: 1 S: 5 H: 0 LOB: 0 BB: 0 P: 5	R: 0 E: 0 K: 1 S: 5 H: 0 LOB: 0 BB: 0 P: 5	R: 0 E: 0 K: 2 S: 7 H: 0 LOB: 0 BB: 0 P: 7	R: 0 E: 0 K: 1 S: 6 H: 1 LOB: 1 BB: 0 P: 6	R: 0 E: 0 K: 1 S: 5 H: 1 LOB: 1 BB: 0 P: 5	R: 1 E: 0 K: 1 S: 6 H: 1 LOB: 0 BB: 0 P: 6	R: 0 E: 1 K: 0 S: 4 H: 1 LOB: 2 BB: 1 P: 8	1B: 2 2B: 3 3B: 0 HR: 1	SF: 0 SAC: 0 DP: 2 HBP: 0						

PITCHER		IP	WLS	BF	H	R	ER	SO	BB	IBB	HBP	BLK	WP	HR	S	P	ERA	WHIP
Gary Bell, R ERA: 2.92	(1, 1)	9.0		29	3	1	1	9	1	0	0	0	0	1	46	50	1.00	0.444
Steve Bailey, R ERA: 1.96	(10, 1)	1.0	W	5	1	0	0	0	0	1	0	0	0	0	4	8	0.00	1.000

PITCHER		IP	WLS	BF	H	R	ER	SO	BB	IBB	HBP	BLK	WP	HR	S	P	ERA	WHIP

TOP

Washington Senators @ Cleveland Indians

Cleveland Municipal Stadium, Cleveland, OH

Tue May 23 1967, 7:05 PM EDT
Att. 4,085 - Unknown

livebaseballscorecards.com

AB	32
R	1
H	4
RBI	1
BB	2
SO	9
LOB	7

WP: 0 PA: 34
PB: 0
SB: 0
CS: 2

Batter	1	2	3	4	5	6	7	8	9	10	AB	R	H	RBI	BB	SO	LOB
Chico Salmon, R (1, 3) OBP: 0.308, SLG: 0.306	F9		FC3-6 1B		K		F8			HR SH1-4 BB	4	1	1	0	1	1	1
Max Alvis, R (1, 5) OBP: 0.279, SLG: 0.344	BB HBP		FC3-6 1B 1-2f		K			1B		SH1-4 1-2	3	0	1	0	0	1	1
Chuck Hinton, R (1, 8) (9, 9) OBP: 0.355, SLG: 0.422	F9		1-3 1B			6-3		F6		HR IBB	4	1	1	0	1	0	2
Rocky Colavito, R (1, 9) (9, 7) OBP: 0.385, SLG: 0.418	1-2 BB		F7			1B		F7		1-H 2-H HR	4	1	2	3	1	0	2
Leon Wagner, L (1, 7) OBP: 0.277, SLG: 0.408 Vic Davalillo, L (9, 8) OBP: 0.271, SLG: 0.312	K			K		F9		1-3			4 0	0 0	0 0	0 0	0 0	2 0	4 0
Joe Azcue, R (1, 2) OBP: 0.333, SLG: 0.442		6-3		1-3		F7			FC3-6 BB		3	0	0	0	1	0	1
Pedro Gonzalez, R (1, 4) OBP: 0.259, SLG: 0.269		4-3		4-3			SH2-3 1B		FC3-6 FC1-6 1-2f		4	0	1	0	0	0	1
Larry Brown, R (1, 6) OBP: 0.319, SLG: 0.364		BB			HR		SH2-3 1-2		FC1-6 1-2f		2	1	1	1	1	0	1
Gary Bell, R (1, 1) Fred Whitfield, L (9, PH) OBP: 0.320, SLG: 0.409 Steve Bailey, R (10, 1)		5-3			F7		F3		K		3 1 0	0 0 0	0 0 0	0 0 0	0 1 0	0 1 0	2 1 0
Inning Stats	R: 0 E: 0 K: 1 S: 5 H: 0 LOB: 2 BB: 1 P: 10	R: 0 E: 0 K: 0 S: 3 H: 0 LOB: 1 BB: 1 P: 7	R: 0 E: 0 K: 0 S: 4 H: 2 LOB: 1 BB: 0 P: 4	R: 0 E: 0 K: 1 S: 5 H: 0 LOB: 0 BB: 0 P: 5	R: 1 E: 0 K: 2 S: 8 H: 1 LOB: 0 BB: 0 P: 8	R: 0 E: 0 K: 0 S: 4 H: 1 LOB: 1 BB: 0 P: 4	R: 0 E: 0 K: 0 S: 4 H: 1 LOB: 1 BB: 0 P: 4	R: 0 E: 0 K: 0 S: 4 H: 1 LOB: 1 BB: 0 P: 4	R: 0 E: 0 K: 1 S: 5 H: 0 LOB: 1 BB: 1 P: 9	R: 3 E: 0 K: 0 S: 2 H: 1 LOB: 0 BB: 2 P: 10	1B: 5 2B: 0 3B: 0 HR: 2	SF: 0 SAC: 2 DP: 0 HBP: 1					WP: 0 PB: 0 SB: 0 CS: 0	PA: 40

PITCHER		IP	WLS	BF	H	R	ER	SO	BB	IBB	HBP	BLK	WP	HR	S	P	ERA	WHIP
Pete Richert, L ERA: 4.62	(1, 1)	7.0		29	6	1	1	4	2	0	1	0	0	1	34	43	1.29	1.143
Dave Baldwin, R ERA: 1.69	(8, 1)	1.0		3	0	0	0	0	0	0	0	0	0	0	3	3	0.00	0.000
Bob Priddy, R ERA: 4.7	(9, 1)	1.1	L	8	1	3	3	1	2	1	0	0	0	1	7	19	20.25	2.250

PITCHER	IP	WLS	BF	H	R	ER	SO	BB	IBB	HBP	BLK	WP	HR	S	P	ERA	WHIP

BOTTOM

Washington Senators @ Cleveland Indians

Cleveland Municipal Stadium, Cleveland, OH

Tue May 23 1967, 7:05 PM EDT

Att. 4,085 - Unknown

livebaseballscorecards.com

AB	32
R	4
H	7
RBI	4
BB	5
SO	5
LOB	16

Washington Senators @ Cleveland Indians

Cleveland Municipal Stadium, Cleveland, OH

Wed May 24 1967, 7:05 PM EDT

Att. 4,717 - Unknown

TOP

livebaseballscorecards.com

Batter	1	2	3	4	5	6	7	8	9	AB	R	H	RBI	BB	SO	LOB
Bob Saverine, S (1, 6) OBP: 0.286, SLG: 0.259	0-0 BB 1B 1B		0-0 1B		0-0 G5-4-3 1B		0-0 4-3			4	0	3	0	0	0	0
Tim Cullen, R (1, 5) OBP: 0.310, SLG: 0.250	0-0 BB 1B 1-2		0-3 K		0-0 G5-4-3 1-2f			0-0 L5		4	0	1	0	0	1	2
Jim King, L (1, 9) OBP: 0.319, SLG: 0.329	0-3 K		0-3 K			0-0 F3		0-3 K		4	0	0	0	0	3	3
Frank Howard, R (1, 7) OBP: 0.378, SLG: 0.534	0-0 F9		0-3 K			0-0 HR		0-3 K		4	1	1	1	0	2	3
Fred Valentine, S (1, 8) OBP: 0.366, SLG: 0.370	4-0 BB 1-2 2-3			0-0 5-3		0-0 FC5-4 1B			0-0 F9	3	0	1	0	1	0	0
Bernie Allen, L (1, 4) OBP: 0.200, SLG: 0.189	0-3 K			0-0 1B		0-0 F5			0-0 F6	4	0	1	0	0	1	4
Ken Harrelson, R (1, 3) OBP: 0.291, SLG: 0.333		0-0 5-3		0-0 F5		0-0 FC5-4 1-2f			0-3 K	4	0	0	0	0	1	2
Paul Casanova, R (1, 2) OBP: 0.320, SLG: 0.366		0-0 F9		0-0 F8			0-3 K			3	0	0	0	0	1	1
Phil Ortega, R (1, 1)		0-3 K			0-3 K		0-3 K			1	0	0	0	0	1	0
Dick Lines, R (3, 1)										0	0	0	0	0	0	0
Jim Hannan, R (4, 1)										0	0	0	0	0	0	0
Dick Nen, L (5, PH) OBP: 0.271, SLG: 0.283										1	0	0	0	0	1	0
Bob Humphreys, R (5, 1) OBP: 1.000, SLG: 1.000										0	0	0	0	0	0	0
Cap Peterson, R (7, PH) OBP: 0.355, SLG: 0.343										1	0	0	0	0	1	0
Bob Priddy, R (7, 1)										0	0	0	0	0	0	0

	AB	33
	R	1
	H	7
	RBI	1
	BB	1
	SO	12
	LOB	15

Inning Stats	1	2	3	4	5	6	7	8	9
	R: 0 H: 2 E: 0 LOB: 3 K: 2 BB: 1 S: 9 P: 13	R: 0 H: 0 E: 0 LOB: 0 K: 1 BB: 0 S: 5 P: 5	R: 0 H: 1 E: 0 LOB: 1 K: 3 BB: 0 S: 10 P: 10	R: 0 H: 1 E: 0 LOB: 1 K: 0 BB: 0 S: 4 P: 4	R: 0 H: 1 E: 0 LOB: 0 K: 1 BB: 0 S: 5 P: 5	R: 1 H: 2 E: 0 LOB: 1 K: 0 BB: 0 S: 5 P: 5	R: 0 H: 0 E: 0 LOB: 0 K: 2 BB: 0 S: 7 P: 7	R: 0 H: 0 E: 0 LOB: 0 K: 2 BB: 0 S: 7 P: 7	R: 0 H: 0 E: 0 LOB: 0 K: 1 BB: 0 S: 5 P: 5

1B: 6 SF: 0
2B: 0 SAC: 0
3B: 0 DP: 1
HR: 1 HBP: 0

WP: 0 PA: 34
PB: 0
SB: 0
CS: 0

PITCHER	IP	WLS	BF	H	R	ER	SO	BB	IBB	HBP	BLK	WP	HR	S	P	ERA	WHIP
Luis Tiant, R (1, 1) ERA: 3.82	9.0	W	34	7	1	1	12	1	0	0	0	0	1	57	61	1.00	0.889

PITCHER	IP	WLS	BF	H	R	ER	SO	BB	IBB	HBP	BLK	WP	HR	S	P	ERA	WHIP

BOTTOM

Washington Senators @ Cleveland Indians

Cleveland Municipal Stadium, Cleveland, OH

Wed May 24 1967, 7:05 PM EDT

Att. 4,717 - Unknown

livebaseballscorecards.com

Batter	1	2	3	4	5	6	7	8	9	AB	R	H	RBI	BB	SO	LOB
Larry Brown, R (1, 6) OBP: 0.316, SLG: 0.363	F3		E WP F8 1B 1-2 3-H	SF7 3-H		K				3	1	1	2	0	1	0
Chuck Hinton, R (1, 8) (8, 9) OBP: 0.352, SLG: 0.417	F3		F8 1-2 2-3	HR 1B 2-H			1-3			4	1	1	1	0	0	2
Leon Wagner, L (1, 7) OBP: 0.276, SLG: 0.438 Vic Davalillo, L (8, 8) OBP: 0.271, SLG: 0.312	K		L1-3	HR 1-H			F8			4 0	1 0	1 0	2 0	0 0	1 0	2 0
Rocky Colavito, R (1, 9) (8, 7) OBP: 0.362, SLG: 0.390		K	E6 2-3 3-H	6-3			6-3			4	0	0	0	0	1	1
Fred Whitfield, L (1, 3) OBP: 0.308, SLG: 0.392		F4	4-3 3-H		3-1			4-3		4	0	0	0	0	0	1
Max Alvis, R (1, 5) OBP: 0.279, SLG: 0.341 Vern Fuller, R (9, 4) OBP: 0.500, SLG: 0.500	F5			1B 1B 1B	F4			F2		4 0	1 0	1 0	0 0	0 0	0 0	0 0
Joe Azcue, R (1, 2) OBP: 0.345, SLG: 0.468			1B 1B 2B	1B 1-3 SF7 1B	5-3			5-3		4	2	2	0	0	0	0
Pedro Gonzalez, R (1, 4) (9, 5) OBP: 0.281, SLG: 0.291			1B 1B 2-3 1B	1B 1B 1-3 3-H 1B		F8				3	2	2	1	0	0	0
Luis Tiant, R (1, 1) OBP: 0.300, SLG: 0.400			F8 1B E 1-3 3-H 1B	F8		1-3				3	1	1	1	0	0	2
Inning Stats	R: 0 H: 0 E: 0 LOB: 0 K: 1 BB: 0 S: 5 P: 5	R: 0 H: 0 E: 0 LOB: 0 K: 1 BB: 0 S: 5 P: 5	R: 4 H: 4 E: 1 LOB: 1 K: 0 BB: 0 S: 8 P: 8	R: 5 H: 5 E: 0 LOB: 0 K: 0 BB: 0 S: 8 P: 8	R: 0 H: 0 E: 0 LOB: 0 K: 0 BB: 0 S: 3 P: 3	R: 0 H: 0 E: 0 LOB: 0 K: 1 BB: 0 S: 5 P: 5	R: 0 H: 0 E: 0 LOB: 0 K: 0 BB: 0 S: 3 P: 3	R: 0 H: 0 E: 0 LOB: 0 K: 0 BB: 0 S: 3 P: 3		1B: 7 SF: 1 2B: 1 SAC: 0 3B: 0 DP: 0 HR: 1 HBP: 0				WP: 1 PA: 34 PB: 0 SB: 0 CS: 0		

PITCHER		IP	WLS	BF	H	R	ER	SO	BB	IBB	HBP	BLK	WP	HR	S	P	ERA	WHIP
Phil Ortega, R ERA: 4.62	(1, 1)	2.0	L	10	4	4	2	2	0	0	0	0	0	0	14	14	9.00	2.000
Dick Lines, L ERA: 5.63	(3, 1)	1.0		7	3	3	3	0	0	0	0	0	1	0	7	7	27.00	3.000
Jim Hannan, R ERA: 5.4	(4, 1)	1.0		5	2	2	2	0	0	0	0	0	0	1	5	5	18.00	2.000
Bob Humphreys, R ERA: 4.56	(5, 1)	2.0		6	0	0	0	1	0	0	0	0	0	0	8	8	0.00	0.000
Bob Priddy, R ERA: 4.15	(7, 1)	2.0		6	0	0	0	0	0	0	0	0	0	0	6	6	0.00	0.000

PITCHER	IP	WLS	BF	H	R	ER	SO	BB	IBB	HBP	BLK	WP	HR	S	P	ERA	WHIP

Washington Senators @ Cleveland Indians

Cleveland Municipal Stadium, Cleveland, OH

Thu May 25 1967, 7:05 PM EDT

Att. 4,453 - Unknown

TOP

livebaseballscorecards.com

Batter	1	2	3	4	5	6	7	8	9	AB	R	H	RBI	BB	SO	LOB
Tim Cullen, R (1, 4) OBP: 0.290, SLG: 0.232	F7		FC5-4 1-2f			F4	F6		FC6 1-3 2-H 1B	4	0	0	0	0	0	3
Jim King, L (9, PH) OBP: 0.326, SLG: 0.337										1	0	1	1	0	0	0
Dave Baldwin, R (9, 1)										0	0	0	0	0	0	0
Ken McMullen, R (1, 5) OBP: 0.226, SLG: 0.324	F4			F8		F4	FC4-6 1-2f		FC6 1-2f	5	0	0	0	0	0	4
Hank Allen, R (1, 8) OBP: 0.244, SLG: 0.326	1-3			K S S S		1B 2B 1B		F8		4	1	1	0	0	1	0
Frank Howard, R (1, 7) OBP: 0.374, SLG: 0.525		F4		5-3		2B 1-3 1B		F7		4	0	1	0	0	0	0
Bernie Allen, L (9, 4) OBP: 0.200, SLG: 0.189										0	0	0	0	0	0	0
Cap Peterson, R (1, 9) OBP: 0.350, SLG: 0.352		F7			4-3	1-3 3-H 2B		F8		4	0	1	1	0	0	0
Paul Casanova, R (1, 2) OBP: 0.317, SLG: 0.361		K S S S			6-3 1B	5-3			K S S S	4	0	1	0	0	2	2
Ken Harrelson, R (1, 3) OBP: 0.288, SLG: 0.327			F4		6-3 1-2		SH3 1B		E5 WP 1B	4	1	1	0	0	0	1
Ed Brinkman, R (1, 6) OBP: 0.258, SLG: 0.233			FC5-4 1B		BB B B B B		SH3 1-2		1B 1-2 BB	1	0	1	0	2	0	0
Barry Moore, L (1, 1) OBP: 0.333, SLG: 0.400			K S S S		F7		FC4-6 BB B B B B		F4	2	0	0	0	1	1	3
Fred Valentine, S (9, PH) OBP: 0.363, SLG: 0.366										1	0	0	0	0	0	2
Inning Stats	R: 0 E: 0 K: 0 S: 3 H: 0 LOB: 0 BB: 0 P: 3	R: 0 E: 0 K: 1 S: 5 H: 0 LOB: 0 BB: 0 P: 5	R: 0 E: 0 K: 1 S: 6 H: 1 LOB: 1 BB: 0 P: 6	R: 0 E: 0 K: 1 S: 5 H: 0 LOB: 0 BB: 0 P: 5	R: 0 E: 0 K: 0 S: 4 H: 1 LOB: 2 BB: 1 P: 8	R: 1 E: 0 K: 0 S: 6 H: 3 LOB: 2 BB: 0 P: 6	R: 0 E: 0 K: 0 S: 4 H: 1 LOB: 2 BB: 1 P: 8	R: 0 E: 0 K: 0 S: 3 H: 0 LOB: 0 BB: 0 P: 3	R: 1 E: 1 K: 1 S: 7 H: 1 LOB: 2 BB: 1 P: 11	1B: 6 2B: 1 3B: 0 HR: 0 SF: 0 SAC: 1 DP: 0 HBP: 0	WP: 1 PB: 0 SB: 0 CS: 0 PA: 38					

	AB	34
	R	2
	H	7
	RBI	2
	BB	3
	SO	4
	LOB	15

PITCHER		IP	WLS	BF	H	R	ER	SO	BB	IBB	HBP	BLK	WP	HR	S	P	ERA	WHIP
Sam McDowell, L ERA: 4.08	(1, 1)	8.0		32	6	1	1	3	2	0	0	0	0	0	36	44	1.12	1.000
Steve Bailey, R ERA: 1.86	(9, 1)	1.0	L	6	1	1	0	1	1	0	0	0	1	0	7	11	0.00	2.000

PITCHER	IP	WLS	BF	H	R	ER	SO	BB	IBB	HBP	BLK	WP	HR	S	P	ERA	WHIP

BOTTOM

Washington Senators @ Cleveland Indians

Cleveland Municipal Stadium, Cleveland, OH

Thu May 25 1967, 7:05 PM EDT

Att. 4,453 - Unknown

livebaseballscorecards.com

Batter	1	2	3	4	5	6	7	8	9	AB	R	H	RBI	BB	SO	LOB
Larry Brown, R (1, 6)	BBBB 4-0 F9 6-3 BB		x 0-0 ① F9		x 0-0 ① F8		x 0-0 ① F2		x 0-0 ① F9	3	0	0	0	1	0	0
Lee Maye, L (9, PH)										1	0	0	0	0	0	0
Max Alvis, R (1, 5)	x 0-0 ① 6-3 1-2		SSS 0-3 ② K		x 0-0 ② F7		x 0-0 ② F9		x 0-0 ② F5	4	0	0	0	0	1	1
Fred Whitfield, L (9, PH)										1	0	0	0	0	0	0
Chuck Hinton, R (1, 8)	x 0-0 1B		BBBB 4-0 BB		x 0-0 BB 1B		BBBB 4-0 BB		x 0-0 1B	3	0	3	0	2	0	0
Rocky Colavito, R (1, 9)	x 0-0 ② F9 2-3		x 0-0 ③ F6		BBBB 4-0 1-2 BB		BBBB 4-0 1-2 BB		x 0-0 ③ F2	3	0	0	0	2	0	4
Leon Wagner, L (1, 7)	x 0-0 ③ 4-3			x 0-0 HR	x 0-0 ③ 6-3		SSS 0-3 ③ K			4	1	1	1	0	1	6
Joe Azcue, R (1, 2)		x 0-0 ① F8		x 0-0 ① F9		x 0-0 ① F9		x 0-0 ① 6-3		4	0	0	0	0	0	0
Chico Salmon, R (1, 3)		x 0-0 FC5-4 1B		x 0-0 ② 5-3		SSS 0-3 ② K		SSS 0-3 ② K2-3		4	0	1	0	0	2	0
Pedro Gonzalez, R (1, 4)		x 0-0 ② FC5-4 1-2f		x 0-0 1B		BBBB 4-0 BB		BBBB 4-0 S BB		2	0	1	0	2	0	1
Sam McDowell, L (1, 1)		x 0-0 ③ F4		x 0-0 ③ F6		x 0-0 ③ F7		SSS 0-3 ③ K 1-2		3	0	0	0	0	0	3
Jose Vidal, R (8, PH)										1	0	0	0	0	1	1
Steve Bailey, R (9, 1)										0	0	0	0	0	0	0
Inning Stats	R: 0 E: 0 K: 0 S: 4 H: 1 LOB: 2 BB: 1 P: 8	R: 0 E: 0 K: 0 S: 4 H: 1 LOB: 1 BB: 0 P: 4	R: 0 E: 0 K: 1 S: 5 H: 0 LOB: 1 BB: 1 P: 9	R: 1 E: 0 K: 0 S: 5 H: 2 LOB: 1 BB: 0 P: 5	R: 0 E: 0 K: 0 S: 4 H: 1 LOB: 2 BB: 1 P: 8	R: 0 E: 0 K: 1 S: 5 H: 0 LOB: 1 BB: 1 P: 9	R: 0 E: 0 K: 1 S: 5 H: 0 LOB: 2 BB: 2 P: 13	R: 0 E: 0 K: 2 S: 7 H: 0 LOB: 1 BB: 1 P: 11	R: 0 E: 0 K: 0 S: 4 H: 1 LOB: 1 BB: 0 P: 4	1B: 5 2B: 0 3B: 0 HR: 1	SF: 0 SAC: 0 DP: 0 HBP: 0					

	AB	33
	R	1
	H	6
	RBI	1
	BB	7
	SO	5
	LOB	16

WP: 0 PB: 0 SB: 1 CS: 0 PA: 40

PITCHER	IP	WLS	BF	H	R	ER	SO	BB	IBB	HBP	BLK	WP	HR	S	P	ERA	WHIP
Barry Moore, L (1, 1) ERA: 2.89	8.0	W	36	5	1	1	5	7	0	0	0	0	1	39	67	1.12	1.500
Dave Baldwin, R (9, 1) ERA: 1.54	1.0	S	4	1	0	0	0	0	0	0	0	0	0	4	4	0.00	1.000

PITCHER	IP	WLS	BF	H	R	ER	SO	BB	IBB	HBP	BLK	WP	HR	S	P	ERA	WHIP

Batter	1	2	3	4	5	6	7	8	9	AB	R	H	RBI	BB	SO	LOB
Horace Clarke, S (1, 4) OBP: 0.315, SLG: 0.279	L5	1-2 2-H 3-H 1B			F8		4-3			4	0	1	2	0	0	0
Tom Tresh, S (1, 7) OBP: 0.315, SLG: 0.359	K	K			2B			F5		4	0	1	0	0	2	2
Bill Robinson, R (8, 7) OBP: 0.228, SLG: 0.176										0	0	0	0	0	0	0
Mickey Mantle, S (1, 3) OBP: 0.364, SLG: 0.514	F8		G4-6-3 1B		K			3-1		4	0	1	0	0	1	1
Joe Pepitone, L (1, 8) OBP: 0.291, SLG: 0.342		K	G4-6-3 1-2f			1B		1B		4	0	2	0	0	1	1
Steve Whitaker, L (1, 9) OBP: 0.287, SLG: 0.337		CS 1B 1B	K			F7		F9		4	1	1	0	0	1	2
Jake Gibbs, L (1, 2) OBP: 0.304, SLG: 0.257		L4		CS BB		F2			K	3	0	0	0	1	1	2
Charley Smith, R (1, 5) OBP: 0.294, SLG: 0.283		1B 1B 1B 1-H 1B		K2-3 1-2		F8			F7	4	1	1	1	0	1	2
Ruben Amaro, R (1, 6) OBP: 0.286, SLG: 0.309		1B 1B 1-2 1B		K			5-3		F9	4	1	1	0	0	1	0
Fritz Peterson, S (1, 1) OBP: 0.385, SLG: 0.111		1B 1-2 2-3 1B			K		K			3	0	1	0	0	2	0
Inning Stats	R: 0 E: 0 K: 1 S: 5 H: 0 LOB: 0 BB: 0 P: 5	R: 3 E: 0 K: 2 S: 12 H: 5 LOB: 2 BB: 0 P: 12	R: 0 E: 0 K: 1 S: 5 H: 1 LOB: 0 BB: 0 P: 5	R: 0 E: 0 K: 2 S: 6 H: 0 LOB: 0 BB: 1 P: 10	R: 0 E: 0 K: 2 S: 8 H: 1 LOB: 1 BB: 0 P: 8	R: 0 E: 0 K: 0 S: 4 H: 1 LOB: 1 BB: 0 P: 4	R: 0 E: 0 K: 1 S: 5 H: 0 LOB: 0 BB: 0 P: 5	R: 0 E: 0 K: 0 S: 4 H: 1 LOB: 1 BB: 0 P: 4	R: 0 E: 0 K: 1 S: 5 H: 0 LOB: 0 BB: 0 P: 5	1B: 8 2B: 1 3B: 0 HR: 0 SF: 0 SAC: 0 DP: 1 HBP: 0							

PITCHER	IP	WLS	BF	H	R	ER	SO	BB	IBB	HBP	BLK	WP	HR	S	P	ERA	WHIP
Steve Hargan, R (1, 1) ERA: 1.71	9.0	W	35	9	3	0	10	1	0	0	0	0	0	54	58	0.00	1.111

PITCHER	IP	WLS	BF	H	R	ER	SO	BB	IBB	HBP	BLK	WP	HR	S	P	ERA	WHIP

TOP

New York Yankees @ Cleveland Indians

Cleveland Municipal Stadium, Cleveland, OH

Fri May 26 1967, 7:05 PM EDT
Att. 11,563 - Unknown

livebaseballscorecards.com

AB	34
R	3
H	9
RBI	3
BB	1
SO	10
LOB	10

PA: 35
WP: 0
PB: 0
SB: 0
CS: 2

Batter	1	2	3	4	5	6	7	8	9	AB	R	H	RBI	BB	SO	LOB
Max Alvis, R (1, 5) OBP: 0.277, SLG: 0.358	1-3		HR		6-3 1B		K			4	1	2	3	0	1	0
Chico Salmon, R (1, 3) OBP: 0.298, SLG: 0.295	F8		L1		F6		1B			4	0	1	0	0	0	1
Chuck Hinton, R (1, 8) (9, 9) OBP: 0.364, SLG: 0.417	F8		K		6-3 1-2		F9			4	0	0	0	0	1	2
Rocky Colavito, R (1, 9) (9, 7) OBP: 0.372, SLG: 0.385		1B 2B	F8		BB			K		3	0	1	0	1	1	0
Leon Wagner, L (1, 7) OBP: 0.274, SLG: 0.455		G6-4-3 2-3 1B		K	F9			F8		4	0	1	0	0	1	2
Vic Davalillo, L (9, 8) OBP: 0.271, SLG: 0.312										0	0	0	0	0	0	0
Joe Azcue, R (1, 2) OBP: 0.333, SLG: 0.455	G6-4-3 1-2f			2B	F8			E5 1B		4	1	2	0	0	0	2
Pedro Gonzalez, R (1, 4) OBP: 0.308, SLG: 0.295	6-3			5-3	F8			CS 3-H 1B		4	0	1	1	0	0	2
Larry Brown, R (1, 6) OBP: 0.323, SLG: 0.355			HBP HR 1B	IBB	6-3			CS 1-2		2	1	1	0	1	0	0
Steve Hargan, R (1, 1) OBP: 0.174, SLG: 0.136			HR HBP 1-2	K			6-3			2	1	0	0	0	1	2
Inning Stats	R: 0 E: 0 K: 0 S: 3 H: 0 LOB: 0 BB: 0 P: 3	R: 0 E: 0 K: 0 S: 4 H: 2 LOB: 1 BB: 0 P: 4	R: 3 E: 0 K: 1 S: 7 H: 2 LOB: 0 BB: 0 P: 8	R: 0 E: 0 K: 2 S: 8 H: 1 LOB: 2 BB: 1 P: 12	R: 0 E: 0 K: 0 S: 4 H: 1 LOB: 2 BB: 1 P: 8	R: 0 E: 0 K: 0 S: 3 H: 0 LOB: 0 BB: 0 P: 3	R: 0 E: 0 K: 1 S: 6 H: 1 LOB: 1 BB: 0 P: 6	R: 1 E: 1 K: 1 S: 6 H: 2 LOB: 0 BB: 0 P: 6		1B: 6 2B: 2 3B: 0 HR: 1	SF: 0 SAC: 0 DP: 1 HBP: 1					

PITCHER	IP	WLS	BF	H	R	ER	SO	BB	IBB	HBP	BLK	WP	HR	S	P	ERA	WHIP
Fritz Peterson, L (1, 1) ERA: 5.26	8.0	L	34	9	4	3	5	1	1	1	0	0	1	41	50	3.38	1.250

PITCHER	IP	WLS	BF	H	R	ER	SO	BB	IBB	HBP	BLK	WP	HR	S	P	ERA	WHIP

BOTTOM

New York Yankees @ Cleveland Indians

Cleveland Municipal Stadium, Cleveland, OH

Fri May 26 1967, 7:05 PM EDT

Att. 11,563 - Unknown

livebaseballscorecards.com

AB	31
R	4
H	9
RBI	4
BB	2
SO	5
LOB	11

WP: 0	PB: 0	SB: 0	CS: 1
PA: 35			

New York Yankees @ Cleveland Indians

Cleveland Municipal Stadium, Cleveland, OH

Sat May 27 1967, 3:33 AM EDT

Att. 12,680 - Unknown

TOP

livebaseballscorecards.com

Batter	1	2	3	4	5	6	7	8	9	AB	R	H	RBI	BB	SO	LOB
Horace Clarke, S (1, 4) OBP: 0.305, SLG: 0.270	4-3		F6		4-3 2-3		F8			4	0	0	0	0	0	2
Ruben Amaro, R (1, 6) OBP: 0.300, SLG: 0.322	K			2B 1B 1B	F7			G4-6-3 1B		4	1	2	0	0	1	1
Mickey Mantle, S (1, 3) OBP: 0.360, SLG: 0.530	F6			F8		HR		K		4	1	1	1	0	1	2
Joe Pepitone, L (1, 8) OBP: 0.298, SLG: 0.355		K2-6 1B		E 1-3 2B		F5		G4-6-3 1-2f		4	1	2	0	0	0	1
Steve Whitaker, L (1, 9) OBP: 0.295, SLG: 0.343		K2-6 1-2f		E6 2-H 3-H 1B		F9			1B	4	0	2	1	0	1	1
Elston Howard, R (1, 2) OBP: 0.280, SLG: 0.274		6-3		5-3		FC5-4 1B			F8	4	0	1	0	0	0	2
Charley Smith, R (1, 5) OBP: 0.283, SLG: 0.272			F4	K		FC5-4 1-2f			F7	4	0	0	0	0	1	3
Bill Robinson, R (1, 7) OBP: 0.229, SLG: 0.181			F5	4-3 SH1-4 1B			F7		F8	4	0	1	0	0	0	1
Fred Talbot, R (1, 1) OBP: 0.308, SLG: 0.400			BB		SH1-4 1-2		4-3			0	0	0	0	1	0	0
Steve Hamilton, L (4, 1)										1	0	0	0	0	0	0
Dooley Womack, L (8, 1)										0	0	0	0	0	0	0

	AB	33
	R	3
	H	9
	RBI	2
	BB	1
	SO	4
	LOB	13

Inning Stats	1	2	3	4	5	6	7	8	9
	R: 0 E: 0 K: 1 S: 5	H: 0 LOB: 0 BB: 0 P: 5	R: 0 E: 0 K: 1 S: 5	H: 1 LOB: 0 BB: 0 P: 5	R: 0 E: 0 K: 0 S: 3	H: 0 LOB: 1 BB: 1 P: 7	R: 2 E: 1 K: 1 S: 8	H: 3 LOB: 1 BB: 0 P: 8	R: 0 E: 0 K: 0 S: 4	H: 1 LOB: 1 BB: 0 P: 4	R: 1 E: 0 K: 0 S: 5	H: 2 LOB: 1 BB: 0 P: 5	R: 0 E: 0 K: 0 S: 3	H: 0 LOB: 0 BB: 0 P: 3	R: 0 E: 0 K: 1 S: 5	H: 1 LOB: 0 BB: 0 P: 5	R: 0 E: 0 K: 0 S: 4	H: 1 LOB: 1 BB: 0 P: 4

	1B: 7	SF: 0	WP: 0	PA: 35
	2B: 2	SAC: 1	PB: 0	
	3B: 0	DP: 2	SB: 0	
	HR: 1	HBP: 0	CS: 0	

PITCHER		IP	WLS	BF	H	R	ER	SO	BB	IBB	HBP	BLK	WP	HR	S	P	ERA	WHIP
Sonny Siebert, R	(1, 1)	7.0	W	28	7	3	2	3	1	0	0	0	0	1	33	37	2.57	1.143
ERA: 2.37																		
John O'Donoghue, L	(8, 1)	2.0	S	7	2	0	0	1	0	0	0	0	0	0	9	9	0.00	1.000
ERA: 0.87																		

PITCHER	IP	WLS	BF	H	R	ER	SO	BB	IBB	HBP	BLK	WP	HR	S	P	ERA	WHIP

Batter	1	2	3	4	5	6	7	8	9	AB	R	H	RBI	BB	SO	LOB
Lee Maye, L (1, 9) OBP: 0.293, SLG: 0.514	F8		BB		BB		2B, SF9, 1B 1-2			1	0	0	0	1	0	0
Chico Salmon, R (5, PH) (6, 9) (8, 3) (9, 7) OBP: 0.327, SLG: 0.311										1	1	1	0	1	0	0
Pedro Gonzalez, R (1, 4) (9, 3) OBP: 0.304, SLG: 0.308	5-3		F8		K		SF9, 2B 1-3 2-H			4	0	1	1	0	1	3
Chuck Hinton, R (1, 8) (8, 9) OBP: 0.361, SLG: 0.408	1-3		FC5 2-3f		F7 1-2		SF9, IBB			3	0	0	0	1	0	3
Leon Wagner, L (1, 7) OBP: 0.273, SLG: 0.451		4-3		F9		CS, 1B	SF9 1-2 2-3 3-H			3	0	1	1	0	0	0
Gus Gil, R (9, 4) OBP: 0.211, SLG: 0.200										0	0	0	0	0	0	0
Fred Whitfield, L (1, 3) OBP: 0.304, SLG: 0.412		HR		F7		K 1-2	K			4	1	1	1	0	2	3
John O'Donoghue, R (8, 1)										0	0	0	0	0	0	0
Max Alvis, R (1, 5) OBP: 0.283, SLG: 0.383	K		HR			1B		1-3		4	1	2	1	0	1	0
Duke Sims, L (1, 2) OBP: 0.278, SLG: 0.304	4-3		FC6-4 1B		K			K2-3		4	0	1	0	0	2	1
Larry Brown, R (1, 6) OBP: 0.328, SLG: 0.387			FC5, SH1 1B	FC6-4 1-2f			F9	HR		4	1	2	1	0	0	1
Sonny Siebert, R (1, 1) OBP: 0.313, SLG: 0.750			SH1 1-2		F3		1B, 2B, 1B	3-1		1	0	0	0	0	0	0
Jose Vidal, R (7, PH) OBP: 0.286, SLG: 0.167										1	1	1	0	0	0	0
Vic Davalillo, L (8, 8) OBP: 0.268, SLG: 0.309										1	0	0	0	0	0	0
Inning Stats	R: 0 E: 0 K: 0 S: 3 H: 0 LOB: 0 BB: 0 P: 3	R: 1 E: 0 K: 1 S: 6 H: 1 LOB: 0 BB: 0 P: 6	R: 0 E: 0 K: 0 S: 4 H: 1 LOB: 2 BB: 1 P: 8	R: 1 E: 0 K: 0 S: 5 H: 2 LOB: 1 BB: 0 P: 5	R: 0 E: 0 K: 1 S: 5 H: 0 LOB: 1 BB: 1 P: 9	R: 0 E: 0 K: 2 S: 8 H: 2 LOB: 1 BB: 0 P: 8	R: 2 E: 0 K: 1 S: 8 H: 3 LOB: 2 BB: 1 P: 12	R: 1 E: 0 K: 1 S: 6 H: 1 LOB: 0 BB: 0 P: 6		1B: 6 2B: 2 3B: 0 HR: 3 SF: 1 SAC: 1 DP: 1 HBP: 0						

BOTTOM

New York Yankees @ Cleveland Indians

Cleveland Municipal Stadium, Cleveland, OH

Sat May 27 1967, 3:33 AM EDT

Att. 12,680 - Unknown

livebaseballscorecards.com

AB	31
R	5
H	10
RBI	5
BB	3
SO	6
LOB	11

WP: 0 PA: 36
PB: 0
SB: 1
CS: 1

PITCHER		IP	WLS	BF	H	R	ER	SO	BB	IBB	HBP	BLK	WP	HR	S	P	ERA	WHIP
Fred Talbot, R ERA: 5.23	(1, 1)	3.2		16	4	2	2	1	1	0	0	0	0	2	17	21	4.91	1.364
Steve Hamilton, L ERA: 3.52	(4, 1)	3.1	L	16	5	2	2	4	1	1	0	0	0	0	22	30	5.40	1.800
Dooley Womack, R ERA: 1.93	(8, 1)	1.0		4	1	1	1	1	0	0	0	0	0	1	6	6	9.00	1.000

PITCHER		IP	WLS	BF	H	R	ER	SO	BB	IBB	HBP	BLK	WP	HR	S	P	ERA	WHIP

Batter	1	2	3	4	5	6	7	8	9	AB	R	H	RBI	BB	SO	LOB
Horace Clarke, S (1, 4) OBP: 0.301, SLG: 0.267	0-0 1-3 S PB 1B	0-0 4-3			0-0 4-3 2-3		0-0 F2		0-0 4-3	5	1	1	0	0	0	4
Tom Tresh, S (1, 7) OBP: 0.307, SLG: 0.348	0-3 K 1-2		0-3 K		0-3 K		0-0 F8			4	0	0	0	0	3	2
Mickey Mantle, S (1, 3) OBP: 0.364, SLG: 0.551	0-0 1-3 2-3		4-0 G3-6-3 BB			0-0 HR	0-3 K			3	1	1	1	1	1	1
Mike Hegan, L (7, 3)										0	0	0	0	0	0	0
Joe Pepitone, L (1, 8) OBP: 0.296, SLG: 0.352	0-0 F9 3-H		0-0 G3-6-3 1-2f			0-0 FC3-6 1B		0-0 4-3		4	0	1	0	0	0	1
Steve Whitaker, L (1, 9) OBP: 0.302, SLG: 0.336		4-0 1B 1B BB		4-0 K 4-3 BB		0-0 F2		0-3 K		2	1	0	0	2	1	1
Jake Gibbs, L (1, 2) OBP: 0.289, SLG: 0.243		0-0 F7		0-0 4-3 1-2		0-0 FC3-6 1-2f HR		0-0 4-3		4	1	0	0	0	0	3
Charley Smith, R (1, 5) OBP: 0.299, SLG: 0.318		0-0 SH2-3 1B 1-2 1B		0-3 K 2-3		0-0 1-H HR			0-0 1B	4	1	3	2	0	1	1
Ruben Amaro, R (1, 6) OBP: 0.313, SLG: 0.323		0-0 SH2-3 1-2 2-H 1B			4-0 4-3 SH1-4 BB	0-0 E5			0-0 F9	3	0	1	1	1	0	1
Mel Stottlemyre, R (1, 1) OBP: 0.143, SLG: 0.100		0-0 SH2-3 1-2 2-3			0-0 SH1-4 1-2	0-3 K			0-3 K	2	0	0	0	0	2	2
Inning Stats	R: 1 H: 1 E: 0 LOB: 0 K: 1 BB: 0 S: 6 P: 6	R: 1 H: 2 E: 0 LOB: 2 K: 0 BB: 1 S: 5 P: 9	R: 0 H: 0 E: 0 LOB: 0 K: 1 BB: 1 S: 4 P: 8	R: 0 H: 0 E: 0 LOB: 0 K: 1 BB: 1 S: 4 P: 8	R: 0 H: 0 E: 0 LOB: 1 K: 1 BB: 1 S: 5 P: 9	R: 3 H: 3 E: 1 LOB: 1 K: 1 BB: 0 S: 9 P: 9	R: 0 H: 0 E: 0 LOB: 0 K: 1 BB: 0 S: 5 P: 5	R: 0 H: 0 E: 0 LOB: 0 K: 1 BB: 0 S: 5 P: 5	R: 0 H: 1 E: 0 LOB: 1 K: 1 BB: 0 S: 6 P: 6	1B: 5 2B: 0 3B: 0 HR: 2	SF: 0 SAC: 2 DP: 1 HBP: 0						

PITCHER		IP	WLS	BF	H	R	ER	SO	BB	IBB	HBP	BLK	WP	HR	S	P	ERA	WHIP
Gary Bell, R ERA: 3.24	(1, 1)	6.0	L	27	6	5	4	5	4	0	0	0	0	2	33	49	6.00	1.667
Orlando Pena, R ERA: 3.38	(7, 1)	2.0		6	0	0	0	2	0	0	0	0	0	0	10	10	0.00	0.000
George Culver, R ERA: 5.02	(9, 1)	1.0		4	1	0	0	1	0	0	0	0	0	0	6	6	0.00	1.000

PITCHER	IP	WLS	BF	H	R	ER	SO	BB	IBB	HBP	BLK	WP	HR	S	P	ERA	WHIP

TOP

New York Yankees @ Cleveland Indians

Cleveland Municipal Stadium, Cleveland, OH

Sun May 28 1967, 3:33 AM EDT

Att. 15,197 - Unknown

livebaseballscorecards.com

AB	31
R	5
H	7
RBI	4
BB	4
SO	8
LOB	16

WP: 0 PA: 37
PB: 1
SB: 1
CS: 0

Batter	1	2	3	4	5	6	7	8	9	AB	R	H	RBI	BB	SO	LOB
Lee Maye, L (1, 9) OBP: 0.289, SLG: 0.475	BBBB 4-0 G6-4-3 BB		x 0-0 6-3 ①		x 0-0 4-3 ③			x 0-0 F9 ③		3	0	0	0	1	0	1
Pedro Gonzalez, R (1, 4) OBP: 0.292, SLG: 0.294 Vic Davalillo, L (9, PH) OBP: 0.265, SLG: 0.305	x 0-0 G6-4-3 ①② 1-2f		x 0-0 6-3 ②			SSS 0-3 K ①			x 0-0 L6 ①	3 1	0 0	0 0	0 0	0 0	1 0	1 0
Chuck Hinton, R (1, 8) OBP: 0.364, SLG: 0.411	x 0-0 1B		x 0-0 1-3 ③			x 0-0 6-3 ②			x 0-0 1B 1B	4	0	2	0	0	0	0
Leon Wagner, L (1, 7) OBP: 0.272, SLG: 0.442	SSS 0-3 K ③			SSS 0-3 K ①		x 0-0 F5 ③			x 0-0 G4-6-3 1-2 1B	4	0	1	0	0	2	1
Fred Whitfield, L (1, 3) OBP: 0.293, SLG: 0.396		x 0-0 F7 ①		x 0-0 4-3 ②			x 0-0 F7 ①		x 0-0 G4-6-3 ②③ 1-2f	4	0	0	0	0	0	2
Max Alvis, R (1, 5) OBP: 0.277, SLG: 0.375		x 0-0 F8 ②		SSS 0-3 K ③			x 0-0 F9 ②			3	0	0	0	0	1	0
Duke Sims, L (1, 2) OBP: 0.280, SLG: 0.306		x 0-0 BB 1B			SSS 0-3 K ①		x 0-0 6-3 ③			3	0	1	0	0	1	0
Larry Brown, R (1, 6) OBP: 0.336, SLG: 0.389		BBBB 4-0 1-2 BB			x 0-0 SH1-4 1B			SSS 0-3 K ①		2	0	1	0	1	1	0
Gary Bell, R (1, 1) Orlando Pena, R (7, 1) Jose Vidal, R (8, PH) OBP: 0.267, SLG: 0.154 George Culver, R (9, 1) OBP: 1.000, SLG: 1.000		SSS 0-3 K ③			x 0-0 SH1-4 ② 1-2			SSS 0-3 K ②		1 0 1 0	0 0 0 0	0 0 0 0	0 0 0 0	0 0 0 0	1 0 1 0	2 0 0 0
Inning Stats	R: 0 E: 0 K: 1 S: 5 H: 1 LOB: 1 BB: 1 P: 9	R: 0 E: 0 K: 1 S: 6 H: 1 LOB: 2 BB: 1 P: 10	R: 0 E: 0 K: 0 S: 3 H: 0 LOB: 0 BB: 0 P: 3	R: 0 E: 0 K: 2 S: 7 H: 0 LOB: 0 BB: 0 P: 7	R: 0 E: 0 K: 1 S: 6 H: 1 LOB: 1 BB: 0 P: 6	R: 0 E: 0 K: 1 S: 5 H: 0 LOB: 0 BB: 0 P: 5	R: 0 E: 0 K: 0 S: 3 H: 0 LOB: 0 BB: 0 P: 3	R: 0 E: 0 K: 2 S: 7 H: 0 LOB: 0 BB: 0 P: 7	R: 0 E: 0 K: 0 S: 4 H: 2 LOB: 1 BB: 0 P: 4	1B: 5 2B: 0 3B: 0 HR: 0	SF: 0 SAC: 1 DP: 2 HBP: 0					

PITCHER	IP	WLS	BF	H	R	ER	SO	BB	IBB	HBP	BLK	WP	HR	S	P	ERA	WHIP
Mel Stottlemyre, R (1, 1) ERA: 2.3	9.0	W	32	5	0	0	8	2	0	0	0	0	0	46	54	0.00	0.778

PITCHER	IP	WLS	BF	H	R	ER	SO	BB	IBB	HBP	BLK	WP	HR	S	P	ERA	WHIP

BOTTOM

New York Yankees @ Cleveland Indians

Cleveland Municipal Stadium, Cleveland, OH

Sun May 28 1967, 3:33 AM EDT

Att. 15,197 - Unknown

livebaseballscorecards.com

AB	29
R	0
H	5
RBI	0
BB	2
SO	8
LOB	7

WP: 0 PA: 32
PB: 0
SB: 0
CS: 0

Batter	1	2	3	4	5	6	7	8	9	AB	R	H	RBI	BB	SO	LOB
Max Alvis, R (1, 5) OBP: 0.283, SLG: 0.378	F6		1B 1-2 1B		F4			WP 1B WP 1B		4	1	2	0	0	0	1
Chico Salmon, R (1, 3) OBP: 0.340, SLG: 0.327	F8		F9 1-3 2-H 1B		FC5-4 1-2f			WP 1-2 WP 1B		4	1	2	1	0	0	1
Chuck Hinton, R (1, 8) OBP: 0.355, SLG: 0.400	F7		F9 1-2			F3		K 1-2 2-3		4	0	0	0	0	1	4
Rocky Colavito, R (1, 9) OBP: 0.366, SLG: 0.420		F8	K			HR		K 2-H 3-H		4	1	1	1	0	2	2
Leon Wagner, L (1, 7) OBP: 0.262, SLG: 0.424		4-3		K		4-3		K		4	0	0	0	0	2	0
Joe Azcue, R (1, 2) OBP: 0.343, SLG: 0.466		2B		G6-4-3 BB		K			6-3	3	0	1	0	1	1	0
Pedro Gonzalez, R (1, 4) OBP: 0.280, SLG: 0.282		6-3		G6-4-3 1-2f			5-3		F6	3	0	0	0	0	0	2
Fred Whitfield, L (9, PH) OBP: 0.291, SLG: 0.393										1	0	0	0	0	0	0
Larry Brown, R (1, 6) OBP: 0.328, SLG: 0.379			F4		F2		5-3		2-3	3	0	0	0	0	0	0
Lee Maye, L (9, PH) OBP: 0.283, SLG: 0.463										1	0	0	0	0	0	0
Steve Hargan, R (1, 1) OBP: 0.240, SLG: 0.174			1B 1B 1B		FC5-4 BB		K			1	1	1	0	1	0	0
John O'Donoghue, R (6, 1)										0	0	0	0	0	0	0
Vern Fuller, R (7, PH) OBP: 0.333, SLG: 0.333										1	0	0	0	0	1	0
Steve Bailey, R (7, 1)										0	0	0	0	0	0	0
Inning Stats	R: 0 E: 0 K: 0 S: 3 H: 0 LOB: 0 BB: 0 P: 3	R: 0 E: 0 K: 0 S: 4 H: 1 LOB: 1 BB: 0 P: 4	R: 1 E: 0 K: 1 S: 8 H: 3 LOB: 2 BB: 0 P: 8	R: 0 E: 0 K: 1 S: 4 H: 0 LOB: 0 BB: 1 P: 8	R: 0 E: 0 K: 0 S: 3 H: 0 LOB: 1 BB: 1 P: 7	R: 1 E: 0 K: 1 S: 6 H: 1 LOB: 0 BB: 0 P: 6	R: 0 E: 0 K: 1 S: 5 H: 0 LOB: 0 BB: 0 P: 5	R: 2 E: 0 K: 3 S: 11 H: 2 LOB: 0 BB: 0 P: 11	R: 0 E: 0 K: 0 S: 3 H: 0 LOB: 0 BB: 0 P: 3	1B: 5 2B: 1 3B: 0 HR: 1 SF: 0 SAC: 0 DP: 1 HBP: 0						

PITCHER		IP	WLS	BF	H	R	ER	SO	BB	IBB	HBP	BLK	WP	HR	S	P	ERA	WHIP
Dave McNally, L ERA: 5.94	(1, 1)	7.0	W	29	7	4	4	4	2	0	0	0	0	1	35	43	5.14	1.286
Eddie Watt, R ERA: 0.39	(8, 1)	2.0	S	6	0	0	0	3	0	0	0	0	2	0	12	12	0.00	0.000

PITCHER	IP	WLS	BF	H	R	ER	SO	BB	IBB	HBP	BLK	WP	HR	S	P	ERA	WHIP

TOP

Cleveland Indians @ Baltimore Orioles

Memorial Stadium, Baltimore, MD

Tue May 30 1967, 3:33 AM EDT

Unknown

livebaseballscorecards.com

AB	33
R	4
H	7
RBI	2
BB	2
SO	7
LOB	10

WP: 3 PA: 35
PB: 0
SB: 0
CS: 0

Cleveland Indians @ Baltimore Orioles

Memorial Stadium, Baltimore, MD

Tue May 30 1967, 3:33 AM EDT

Unknown

BOTTOM

livebaseballscorecards.com

Batter	1	2	3	4	5	6	7	8	9	AB	R	H	RBI	BB	SO	LOB
Luis Aparicio, R (1, 6) OBP: 0.287, SLG: 0.324	1-3	F8			G6-4-3 SH PB 1B	1B 2-3 1B		BBBB 4-0 BB		4	1	2	0	1	0	2
Russ Snyder, L (1, 8) OBP: 0.413, SLG: 0.561	4-3 2B 2B		1B G5-4-3 1B		SH G6-4-3 1-2	1-3 3-H 1B		0-0 F5		4	2	3	1	0	0	1
Brooks Robinson, R (1, 5) OBP: 0.321, SLG: 0.386	4-3 2-3		G5-4-3 1-3 1B		G6-4-3 1-2f 2-3	F9				4	0	1	0	0	0	5
Frank Robinson, R (1, 9) OBP: 0.429, SLG: 0.710	3-H 2B		G5-4-3 1-2f 3-H		BBBB 4-0 BB E BB		G1-6-3 1B			3	1	2	1	1	0	1
Boog Powell, L (1, 3) OBP: 0.355, SLG: 0.395	F8		SSS 0-3 K		BBBB 4-0 PB 1-2 BB		G1-6-3 1-2f			3	0	0	0	1	1	2
Curt Blefary, L (1, 7) OBP: 0.374, SLG: 0.417		1B 1B		F3	5-3 1-3 2-H 3-H		1B			4	0	2	0	0	0	1
Davey Johnson, R (1, 4) OBP: 0.345, SLG: 0.394		SSS 0-3 K		BBBB 4-0 BB		1B SH3 1B 1B	F8			3	1	1	0	1	1	2
Larry Haney, R (1, 2) OBP: 0.327, SLG: 0.378		F4		L5		F9		5-3		4	0	0	0	0	0	3
Dave McNally, R (1, 1) OBP: 0.222, SLG: 0.278		1-2 1B		SSS 0-3 K		SH3 1-2		SSS 0-3 K		2	0	1	0	0	1	1
Eddie Watt, R (8, 1)										1	0	0	0	0	1	0
Inning Stats	R: 1 E: 0 K: 0 S: 5 H: 2 LOB: 1 BB: 0 P: 5	R: 0 E: 0 K: 1 S: 7 H: 2 LOB: 2 BB: 0 P: 7	R: 1 E: 0 K: 1 S: 6 H: 2 LOB: 0 BB: 0 P: 6	R: 0 E: 0 K: 1 S: 5 H: 0 LOB: 1 BB: 1 P: 9	R: 2 E: 1 K: 0 S: 4 H: 1 LOB: 1 BB: 2 P: 12	R: 1 E: 0 K: 0 S: 6 H: 3 LOB: 2 BB: 0 P: 6	R: 0 E: 0 K: 0 S: 4 H: 2 LOB: 1 BB: 0 P: 4	R: 0 E: 0 K: 1 S: 5 H: 0 LOB: 1 BB: 1 P: 9		1B: 10 2B: 2 3B: 0 HR: 0 SF: 0 SAC: 2 DP: 3 HBP: 0						

PITCHER		IP	WLS	BF	H	R	ER	SO	BB	IBB	HBP	BLK	WP	HR	S	P	ERA	WHIP
Steve Hargan, R ERA: 1.95	(1, 1)	5.2	L	28	9	5	3	3	3	0	0	0	0	0	31	43	4.76	2.118
John O'Donoghue, L ERA: 0.84	(6, 1)	0.1		2	1	0	0	0	0	0	0	0	0	0	2	2	0.00	3.000
Steve Bailey, R ERA: 1.69	(7, 1)	2.0		8	2	0	0	1	1	0	0	0	0	0	9	13	0.00	1.500

PITCHER	IP	WLS	BF	H	R	ER	SO	BB	IBB	HBP	BLK	WP	HR	S	P	ERA	WHIP

AB	32
R	5
H	12
RBI	2
BB	4
SO	4
LOB	18

WP: 0 PA: 38
PB: 3
SB: 0
CS: 0

Cleveland Indians @ Baltimore Orioles

Memorial Stadium, Baltimore, MD

Tue May 30 1967, 3:38 AM EDT

Att. 28,385 - Unknown

TOP

livebaseballscorecards.com

Batter	1	2	3	4	5	6	7	8	9	AB	R	H	RBI	BB	SO	LOB
Lee Maye, L (1, 7) OBP: 0.320, SLG: 0.489	6-3		4-3 BB 1B		1B 1B		3-H 1B			4	0	3	1	0	0	0
Max Alvis, R (1, 5) OBP: 0.294, SLG: 0.404	HR		BBBB 4-3 1-2 BB		G1-6-3 1-2 1B		F6			3	1	2	1	1	0	1
Chuck Hinton, R (1, 8) OBP: 0.347, SLG: 0.390	6-3		4-3 1-2 2-3		G1-6-3 1-2f			F9		4	0	0	0	0	0	4
Fred Whitfield, L (1, 3) OBP: 0.289, SLG: 0.382	3-1		IIII G6-4-3 IBB			4-3		F5		3	0	0	0	1	0	0
Rocky Colavito, R (1, 9) OBP: 0.349, SLG: 0.397		5-3	G6-4-3 1-2f			SSS K		SSS K		4	0	0	0	0	2	3
Duke Sims, L (1, 2) OBP: 0.279, SLG: 0.293		BBBB 1B SH4-3 BB		SSS K		SSS K			4-3	3	1	0	0	1	2	0
Pedro Gonzalez, R (1, 4) OBP: 0.278, SLG: 0.280		1B SH4-3 1-3 1B		F1			E6 F8 1B		F7	4	1	1	0	0	0	0
Larry Brown, R (1, 6) OBP: 0.321, SLG: 0.370		SH4-3 1-2 3-H		F7			F8 2-3		5-3	3	0	0	1	0	0	1
Sam McDowell, L (1, 1) OBP: 0.238, SLG: 0.381		2-3 1B			G3		4-3			3	0	1	0	0	0	1
Inning Stats	R: 1 E: 0 K: 0 S: 4 H: 1 LOB: 0 BB: 0 P: 4	R: 1 E: 0 K: 0 S: 4 H: 2 LOB: 2 BB: 1 P: 8	R: 0 E: 0 K: 0 S: 3 H: 1 LOB: 2 BB: 2 P: 11	R: 0 E: 0 K: 1 S: 5 H: 0 LOB: 0 BB: 0 P: 5	R: 0 E: 0 K: 0 S: 4 H: 2 LOB: 1 BB: 0 P: 4	R: 0 E: 0 K: 2 S: 7 H: 0 LOB: 0 BB: 0 P: 7	R: 1 E: 1 K: 0 S: 5 H: 1 LOB: 1 BB: 0 P: 5	R: 0 E: 0 K: 1 S: 5 H: 0 LOB: 0 BB: 0 P: 5	R: 0 E: 0 K: 0 S: 3 H: 0 LOB: 0 BB: 0 P: 3	1B: 6 2B: 0 3B: 0 HR: 1 SF: 0 SAC: 1 DP: 2 HBP: 0						

	AB	31
	R	3
	H	7
	RBI	3
	BB	3
	SO	4
	LOB	10

WP: 0 PA: 35
PB: 0
SB: 0
CS: 0

PITCHER	IP	WLS	BF	H	R	ER	SO	BB	IBB	HBP	BLK	WP	HR	S	P	ERA	WHIP
Wally Bunker, R (1, 1) ERA: 4.44	2.0	L	11	4	2	2	0	2	0	0	0	0	1	9	17	9.00	3.000
Moe Drabowsky, R (3, 1) ERA: 0.63	5.0		18	3	1	0	3	0	1	0	0	0	0	23	27	0.00	0.600
Eddie Fisher, R (8, 1) ERA: 2.7	2.0		6	0	0	0	1	0	0	0	0	0	0	8	8	0.00	0.000

PITCHER	IP	WLS	BF	H	R	ER	SO	BB	IBB	HBP	BLK	WP	HR	S	P	ERA	WHIP

Batter	1	2	3	4	5	6	7	8	9	AB	R	H	RBI	BB	SO	LOB
Luis Aparicio, R (1, 6) OBP: 0.286, SLG: 0.318	B B B 4-0 1B BB	x 0-0 F9 ③			x 0-0 F7 ②			x 0-0 F3 ①		3	0	0	0	1	0	2
Boog Powell, L (1, 3) OBP: 0.345, SLG: 0.383	S S S 0-3 K ①		x 0-0 F5 ①		x 0-0 1-3 ③			x 0-0 6-3 ②		4	0	0	0	0	1	1
Paul Blair, R (1, 8) OBP: 0.284, SLG: 0.352	x 0-0 1-3 1B		x 0-0 F8 ②			S S S 0-3 K ①		B B B 4-0 HR BB		3	1	1	0	1	1	0
Frank Robinson, R (1, 9) OBP: 0.437, SLG: 0.729	S S S 0-3 K ②		B B B 4-0 BB			B B B 4-0 WP BB		x 0-0 1-H HR		2	1	1	2	2	1	2
Brooks Robinson, R (1, 5) OBP: 0.313, SLG: 0.376	x 0-0 F3 ③		x 0-0 F4 ③			x 0-0 F9 ② 1-2		x 0-0 F8 ③		4	0	0	0	0	0	4
Sam Bowens, R (1, 7) OBP: 0.263, SLG: 0.353		B B B 4-0 FC5-4 BB		x 0-0 1-3 ①		x 0-0 F4 ③			x 0-0 5-3 ①	3	0	0	0	1	0	1
Davey Johnson, R (1, 4) OBP: 0.333, SLG: 0.380		x 0-0 FC5-4 1B 1-2f ①		S S S 0-3 K ②			x 0-0 5-3 ①		x 0-0 6-3 ②	4	0	0	0	0	1	1
Larry Haney, R (1, 2) OBP: 0.327, SLG: 0.375 Curt Blefary, L (9, PH) OBP: 0.372, SLG: 0.414		x 0-0 1-2 1B		x 0-0 F7 ③			x 0-0 F3 ②		x 0-0 F9 ③	3 1	0 0	1 0	0 0	0 0	0 0	0 0
Wally Bunker, R (1, 1) Moe Drabowsky, R (3, 1) OBP: 0.571, SLG: 0.500 Woodie Held, R (7, PH) OBP: 0.295, SLG: 0.324 Eddie Fisher, R (8, 1)		x 0-0 F5 ②			x 0-0 1-3 ①		S S S 0-3 K ③			1 1 1 0	0 0 0 0	0 0 0 0	0 0 0 0	0 0 1 0	0 0 0 0	2 0 0 0
Inning Stats	R: 0 H: 1 E: 0 LOB: 2 K: 2 BB: 1 S: 8 P: 12	R: 0 H: 1 E: 0 LOB: 2 K: 0 BB: 1 S: 4 P: 8	R: 0 H: 0 E: 0 LOB: 1 K: 0 BB: 1 S: 3 P: 7	R: 0 H: 0 E: 0 LOB: 0 K: 1 BB: 0 S: 5 P: 5	R: 0 H: 0 E: 0 LOB: 0 K: 0 BB: 0 S: 3 P: 3	R: 0 H: 0 E: 0 LOB: 1 K: 1 BB: 1 S: 5 P: 9	R: 0 H: 0 E: 0 LOB: 0 K: 1 BB: 0 S: 5 P: 5	R: 2 H: 1 E: 0 LOB: 0 K: 0 BB: 1 S: 4 P: 8	R: 0 H: 0 E: 0 LOB: 0 K: 0 BB: 0 S: 3 P: 3	1B: 2 2B: 0 3B: 0 HR: 1	SF: 0 SAC: 0 DP: 0 HBP: 0			WP: 1 PB: 0 SB: 0 CS: 0	PA: 35		

PITCHER	IP	WLS	BF	H	R	ER	SO	BB	IBB	HBP	BLK	WP	HR	S	P	ERA	WHIP
Sam McDowell, L (1, 1) ERA: 3.8	9.0	W	35	3	2	2	5	5	0	0	0	1	1	40	60	2.00	0.889

PITCHER	IP	WLS	BF	H	R	ER	SO	BB	IBB	HBP	BLK	WP	HR	S	P	ERA	WHIP

Cleveland Indians @ Baltimore Orioles

Memorial Stadium, Baltimore, MD

Tue May 30 1967, 3:38 AM EDT

Att. 28,385 - Unknown

BOTTOM

livebaseballscorecards.com

AB	30
R	2
H	3
RBI	2
BB	5
SO	5
LOB	13

Batter	1	2	3	4	5	6	7	8	9	AB	R	H	RBI	BB	SO	LOB
Max Alvis, R (1, 5) OBP: 0.304, SLG: 0.406	BBBB 4-0 1B 1B BB	x 0-0 ② FC6-4 CS 1-2f		x 0-0 ③ 6-3		x 0-0 1-H 1B		x 0-0 6-3 1B		4	1	2	1	1	0	2
Chico Salmon, R (1, 3) OBP: 0.328, SLG: 0.302	x 0-0 ① F2	0-0 ③ CS 1-2	H 1-0 K 1B HBP		SSS 0-3 ① K	x 0-0 ② F8		x 0-0 ① F5		4	0	0	0	0	1	3
Chuck Hinton, R (1, 8) (7, 9) OBP: 0.337, SLG: 0.377	x 0-0 ② F4		x 0-0 ① F8		x 0-0 ② 5-3	SSS 0-3 ③ K		x 0-0 ② 6-3 1-2		5	0	0	0	0	1	4
Rocky Colavito, R (1, 9) (7, 7) OBP: 0.363, SLG: 0.410	x 0-0 1B 1-3 1B		x 0-0 1-2 1B		x 0-0 ③ 6-3		x 0-0 HR 1B	x 0-0 ③ 1-3		5	1	3	0	0	0	1
Leon Wagner, L (1, 7) OBP: 0.270, SLG: 0.456 Vic Davalillo, L (7, 8) OBP: 0.273, SLG: 0.323	x 0-0 BB 1-3 3-H 1B		SSS 0-3 ② K 2-3			x 0-0 ① 6-3	x 0-0 1-H HR		x 0-0 1-3 1B 2B	4 1	1 1	2 1	3 1	0 0	1 0	2 0
Joe Azcue, R (1, 2) OBP: 0.361, SLG: 0.484	BBBB 4-0 FC6-4 1-2 BB			x 0-0 E 1B 2B		x 0-0 1B 2B 1B	x 0-0 ① F2		x 0-0 ① 1-3 2-3	4	2	2	0	1	0	1
Pedro Gonzalez, R (1, 4) OBP: 0.286, SLG: 0.288	x 0-0 ③ FC6-4 1-2f			x 0-0 E4 FC1-5-4 1B 2-3		x 0-0 2B 1-2 1B 1B	x 0-0 S 1B		SSS 0-3 ② K	5	1	2	0	0	1	5
Larry Brown, R (1, 6) OBP: 0.338, SLG: 0.390		H 1-0 FC6-4 HBP		x 0-0 FC1-5-4 1-2 3-H 1B		x 0-0 1-3 2-H 1B 2B	SSS 0-3 ② K 1-2		x 0-0 3-H 1B	4	1	3	3	0	1	1
Luis Tiant, R (1, 1) OBP: 0.267, SLG: 0.333		SSS 0-3 ① K		x 0-0 ①② FC1-5-4 1-2 2-3		x 0-0 WP 2-H 3-H 1B 1B	SSS 0-3 ③ K		SSS 0-3 ③ K	5	1	1	2	0	3	5
Inning Stats	R: 1 E: 0 K: 0 S: 5 H: 2 LOB: 3 BB: 2 P: 13	R: 0 E: 0 K: 1 S: 4 H: 0 LOB: 0 BB: 0 P: 5	R: 0 E: 0 K: 1 S: 5 H: 1 LOB: 2 BB: 0 P: 6	R: 1 E: 1 K: 0 S: 5 H: 2 LOB: 1 BB: 0 P: 5	R: 0 E: 0 K: 1 S: 5 H: 0 LOB: 0 BB: 0 P: 5	R: 4 E: 0 K: 1 S: 10 H: 5 LOB: 1 BB: 0 P: 10	R: 2 E: 0 K: 2 S: 10 H: 3 LOB: 1 BB: 0 P: 10	R: 0 E: 0 K: 0 S: 4 H: 1 LOB: 1 BB: 0 P: 4	R: 1 E: 0 K: 2 S: 9 H: 2 LOB: 1 BB: 0 P: 9	1B: 12 2B: 3 3B: 0 HR: 1 SF: 0 SAC: 0 DP: 1 HBP: 2						

PITCHER		IP	WLS	BF	H	R	ER	SO	BB	IBB	HBP	BLK	WP	HR	S	P	ERA	WHIP
Mickey Lolich, L ERA: 4.34	(1, 1)	3.0	L	16	4	2	2	2	2	0	2	0	0	0	16	26	6.00	2.000
Dave Wickersham, R ERA: 1.29	(4, 1)	2.0		6	1	0	0	1	0	0	0	0	0	0	8	8	0.00	0.500
Larry Sherry, R ERA: 7.07	(6, 1)	0.1		5	4	4	4	0	0	0	0	0	0	0	5	5	108.00	12.000
Pat Dobson, R ERA: 10.8	(6, 1)	1.2		9	4	2	2	3	0	0	0	0	1	1	15	15	10.80	2.400
Hank Aguirre, L ERA:	(8, 1)	1.0		4	1	0	0	0	0	0	0	0	0	0	4	4	0.00	1.000

PITCHER		IP	WLS	BF	H	R	ER	SO	BB	IBB	HBP	BLK	WP	HR	S	P	ERA	WHIP
Mike Marshall, R ERA: 9.0	(9, 1)	1.0		5	2	1	1	2	0	0	0	0	0	0	9	9	9.00	2.000

TOP

Cleveland Indians @ Detroit Tigers

Tiger Stadium, Detroit, MI

Wed May 31 1967, 7:05 PM EDT

Att. 10,793 - Unknown

livebaseballscorecards.com

AB	41
R	9
H	16
RBI	9
BB	2
SO	8
LOB	24

WP: 1 PB: 0 SB: 1 CS: 1 PA: 46

Cleveland Indians @ Detroit Tigers

Tiger Stadium, Detroit, MI

Wed May 31 1967, 7:05 PM EDT

Att. 10,793 - Unknown

livebaseballscorecards.com

BOTTOM

Batter	1	2	3	4	5	6	7	8	9	AB	R	H	RBI	BB	SO	LOB
Dick McAuliffe, L (1, 4) OBP: 0.397, SLG: 0.496	K		BB		FC6-4 BB		1-2 1B		K	3	0	1	0	2	2	0
Don Wert, R (1, 5) OBP: 0.293, SLG: 0.308	K		F4		FC6-4 1-2f		F5			4	0	0	0	0	1	5
Al Kaline, R (1, 9) OBP: 0.437, SLG: 0.612	1B			L6-3		L3		K		4	0	1	0	0	1	0
Willie Horton, R (1, 7) OBP: 0.354, SLG: 0.614	F6			K		K		L4		4	0	0	0	0	2	1
Jim Northrup, L (1, 8) OBP: 0.360, SLG: 0.463		4-3		1B		1B		BB 1B		4	0	3	0	0	0	0
Norm Cash, L (1, 3) OBP: 0.394, SLG: 0.363		F9		F4		F5		1-2 BB		3	0	0	0	1	0	2
Bill Freehan, R (1, 2) OBP: 0.436, SLG: 0.556	K				K		K	K		3	0	0	0	0	3	0
Hank Aguirre, R (8, 1)										0	0	0	0	0	0	0
Jerry Lumpe, L (8, PH) OBP: 0.300, SLG: 0.176										1	0	0	0	0	1	2
Mike Marshall, R (9, 1)										0	0	0	0	0	0	0
Ray Oyler, R (1, 6) OBP: 0.318, SLG: 0.297			K		1-3 2B		BB		K	3	0	1	0	1	2	0
Mickey Lolich, S (1, 1) OBP: 0.261, SLG: 0.150			K		1-3 2-3		F8		G1	1	0	0	0	0	1	0
Dave Wickersham, R (4, 1)										0	0	0	0	0	0	0
Gates Brown, L (5, PH) OBP: 0.288, SLG: 0.344										1	0	0	0	0	0	1
Larry Sherry, R (6, 1)										0	0	0	0	0	0	0
Pat Dobson, R (6, 1)										0	0	0	0	0	0	0
Bill Heath, L (7, PH) OBP: 0.294, SLG: 0.077										2	0	0	0	0	0	1
(8, 2)																

Inning Stats	1	2	3	4	5	6	7	8	9
	R: 0 H: 1 E: 0 LOB: 1 K: 2 BB: 0 S: 8 P: 8	R: 0 H: 0 E: 0 LOB: 0 K: 1 BB: 0 S: 5 P: 5	R: 0 H: 0 E: 0 LOB: 1 K: 2 BB: 1 S: 7 P: 11	R: 0 H: 1 E: 0 LOB: 1 K: 1 BB: 0 S: 6 P: 6	R: 0 H: 1 E: 0 LOB: 2 K: 1 BB: 1 S: 6 P: 10	R: 0 H: 1 E: 0 LOB: 1 K: 1 BB: 0 S: 6 P: 6	R: 0 H: 1 E: 0 LOB: 2 K: 1 BB: 1 S: 6 P: 10	R: 0 H: 1 E: 0 LOB: 2 K: 2 BB: 1 S: 8 P: 12	R: 0 H: 0 E: 0 LOB: 0 K: 2 BB: 0 S: 7 P: 7

AB	33
R	0
H	6
RBI	0
BB	4
SO	13
LOB	12

PITCHER		IP	WLS	BF	H	R	ER	SO	BB	IBB	HBP	BLK	WP	HR	S	P	ERA	WHIP	PITCHER	IP	WLS	BF	H	R	ER	SO	BB	IBB	HBP	BLK	WP	HR	S	P	ERA	WHIP
Luis Tiant, R ERA: 2.95	(1, 1)	9.0	W	37	6	0	0	13	4	0	0	0	0	0	59	75	0.00	1.111																	

WP: 0	PA: 37
PB: 0	
SB: 0	
CS: 0	

1B: 5	SF: 0	
2B: 1	SAC: 0	
3B: 0	DP: 0	
HR: 0	HBP: 0	

Cleveland Indians @ Detroit Tigers

Tiger Stadium, Detroit, MI

Thu Jun 01 1967, 7:05 PM EDT

Att. 13,364 - Unknown

livebaseballscorecards.com

TOP

Batter	1	2	3	4	5	6	7	8	9	AB	R	H	RBI	BB	SO	LOB
Lee Maye, L (1, 9) (8, 7) OBP: 0.291, SLG: 0.440	6-3		4-3		K	K			F7	5	0	0	0	0	2	0
Max Alvis, R (1, 5) OBP: 0.306, SLG: 0.403	BB		F7			1B 1B	3-1		6-3	4	1	1	0	1	0	0
Chuck Hinton, R (1, 8) (8, 9) OBP: 0.333, SLG: 0.368	K		BB			F4	F8		F8	4	0	0	0	1	1	2
Leon Wagner, L (1, 7) OBP: 0.270, SLG: 0.449	K		L9			1B E 1-2 1B	F4			4	1	1	0	0	1	2
Vic Davalillo, L (8, 8) OBP: 0.273, SLG: 0.323										0	0	0	0	0	0	0
Fred Whitfield, L (1, 3) OBP: 0.288, SLG: 0.377		K		K		E FC1-2-5-3 1-3 2-H 1B		F3		4	0	1	1	0	2	0
Chico Salmon, R (8, 3) OBP: 0.328, SLG: 0.302										0	0	0	0	0	0	0
Duke Sims, L (1, 2) OBP: 0.289, SLG: 0.295		1B S BB		G6-4-3 1B		E6 PB FC1-2-5-3 HR 1-3 3-H		L9		3	1	1	1	1	0	1
Pedro Gonzalez, R (1, 4) OBP: 0.284, SLG: 0.321		K 1-2		G6-4-3 1-2f		FC1-2-5-3 PB HR 1-2 3-H		HR		4	2	1	1	0	1	4
Larry Brown, R (1, 6) OBP: 0.349, SLG: 0.421		1B 2-3			1-3	HR 1-2 2-3 IBB		HR		3	2	2	1	1	0	0
John O'Donoghue, R (1, 1) OBP: 0.200, SLG: 0.800		K			4-3	HR 1-H 2-H 3-H		K		4	1	1	4	0	2	2
Orlando Pena, R (8, 1)										0	0	0	0	0	0	0
Inning Stats	R: 0 E: 0 K: 2 S: 7 H: 0 LOB: 1 BB: 1 P: 11	R: 0 E: 0 K: 3 S: 10 H: 1 LOB: 2 BB: 1 P: 14	R: 0 E: 0 K: 0 S: 3 H: 0 LOB: 1 BB: 1 P: 7	R: 0 E: 0 K: 1 S: 5 H: 1 LOB: 0 BB: 0 P: 5	R: 0 E: 0 K: 1 S: 5 H: 0 LOB: 0 BB: 0 P: 5	R: 6 E: 1 K: 1 S: 10 H: 4 LOB: 0 BB: 1 P: 14	R: 0 E: 0 K: 0 S: 3 H: 0 LOB: 0 BB: 0 P: 3	R: 2 E: 0 K: 1 S: 7 H: 2 LOB: 0 BB: 0 P: 7	R: 0 E: 0 K: 0 S: 3 H: 0 LOB: 0 BB: 0 P: 3	1B: 5 2B: 0 3B: 0 HR: 3	SF: 0 SAC: 0 DP: 1 HBP: 0						

	AB	35
	R	8
	H	8
	RBI	8
	BB	4
	SO	9
	LOB	11

WP: 0 PB: 1 SB: 1 CS: 0 PA: 39

PITCHER		IP	WLS	BF	H	R	ER	SO	BB	IBB	HBP	BLK	WP	HR	S	P	ERA	WHIP
Denny McLain, R ERA: 4.02	(1, 1)	8.0	L	36	8	8	4	9	3	1	0	0	0	3	50	66	4.50	1.375
Pat Dobson, R ERA: 6.75	(9, 1)	1.0		3	0	0	0	0	0	0	0	0	0	0	3	3	0.00	0.000

PITCHER		IP	WLS	BF	H	R	ER	SO	BB	IBB	HBP	BLK	WP	HR	S	P	ERA	WHIP

Cleveland Indians @ Detroit Tigers

Tiger Stadium, Detroit, MI

Thu Jun 01 1967, 7:05 PM EDT

Att. 13,364 - Unknown

BOTTOM

Batter	1	2	3	4	5	6	7	8	9	AB	R	H	RBI	BB	SO	LOB
Don Wert, R (1, 5) OBP: 0.296, SLG: 0.310	1-3		1B			L6-4-3 1B		E1 1B 1-2	F5	5	0	2	0	0	0	4
Dick McAuliffe, L (1, 4) OBP: 0.388, SLG: 0.483	F3		F4			K		F8		4	0	0	0	0	1	4
Al Kaline, R (1, 9) OBP: 0.438, SLG: 0.607	BB			K		L6-4-3 1-2		1-2 2-H 1B		3	0	1	1	1	1	1
Willie Horton, R (1, 7) OBP: 0.340, SLG: 0.587	F9			6-3			5-3	F9		4	0	0	0	0	0	3
Jim Northrup, L (1, 8) OBP: 0.358, SLG: 0.455		4-3		BB			F5		K	3	0	0	0	1	1	0
Bill Freehan, R (1, 2) OBP: 0.431, SLG: 0.547		6-3		K			F3		1B BB	4	0	1	0	0	1	1
Mickey Stanley, R (1, 3) OBP: 0.289, SLG: 0.275		F4			5-3			HR	BB 1-2	4	1	2	1	0	0	0
Ray Oyler, R (1, 6) OBP: 0.311, SLG: 0.289			1-3		K			F3	K	3	0	0	0	0	1	0
Norm Cash, L (9, PH) OBP: 0.391, SLG: 0.360										1	0	0	0	0	1	2
Denny McLain, R (1, 1) OBP: 0.115, SLG: 0.042			F3		1-3			E 1B 1B	BB 1-2 2-3	2	0	0	0	0	0	0
Dick Tracewski, R (8, PH) OBP: 0.294, SLG: 0.412										1	1	1	0	0	0	0
Pat Dobson, R (9, 1)										0	0	0	0	0	0	0
Gates Brown, L (9, PH) OBP: 0.297, SLG: 0.344										0	0	0	0	1	0	0
Inning Stats	R: 0 H: 0 E: 0 LOB: 1 K: 0 BB: 1 S: 3 P: 7	R: 0 H: 0 E: 0 LOB: 0 K: 0 BB: 0 S: 3 P: 3	R: 0 H: 1 E: 0 LOB: 1 K: 0 BB: 1 S: 4 P: 4	R: 0 H: 0 E: 0 LOB: 1 K: 2 BB: 1 S: 7 P: 11	R: 0 H: 0 E: 0 LOB: 0 K: 1 BB: 0 S: 5 P: 5	R: 0 H: 1 E: 0 LOB: 0 K: 1 BB: 0 S: 5 P: 5	R: 0 H: 0 E: 0 LOB: 0 K: 0 BB: 0 S: 3 P: 3	R: 2 H: 3 E: 1 LOB: 2 K: 0 BB: 0 S: 7 P: 7	R: 0 H: 2 E: 0 LOB: 3 K: 2 BB: 1 S: 9 P: 13	1B: 6 SF: 0 2B: 0 SAC: 0 3B: 0 DP: 1 HR: 1 HBP: 0							WP: 0 PA: 37 PB: 0 SB: 0 CS: 0

PITCHER	IP	WLS	BF	H	R	ER	SO	BB	IBB	HBP	BLK	WP	HR	S	P	ERA	WHIP
John O'Donoghue, L (1, 1) ERA: 1.0	7.1	W	27	4	2	1	4	2	0	0	0	0	1	33	41	1.23	0.818
Orlando Pena, R (8, 1) ERA: 2.79	1.2	S	10	3	0	0	2	1	0	0	0	0	0	13	17	0.00	2.400

PITCHER	IP	WLS	BF	H	R	ER	SO	BB	IBB	HBP	BLK	WP	HR	S	P	ERA	WHIP

livebaseballscorecards.com

AB	34
R	2
H	7
RBI	2
BB	3
SO	6
LOB	15

Batter	1	2	3	4	5	6	7	8	9	AB	R	H	RBI	BB	SO	LOB
Jose Tartabull, L (1, 9) OBP: 0.316, SLG: 0.248 Don Demeter, R (9, 9) OBP: 0.333, SLG: 0.476	0-0 CS 1B		0-0 F4			0-0 F5		0-0 F9		4 0	0 0	1 0	0 0	0 0	0 0	0 0
Mike Andrews, R (1, 4) OBP: 0.363, SLG: 0.394	0-3 K 1-2		0-0 F8			0-0 HR 1B			0-0 F8	4	1	1	0	0	1	1
Carl Yastrzemski, L (1, 7) OBP: 0.399, SLG: 0.594	4-0 BB BB			4-0 G4-6-3 BB		0-0 1-H HR			0-0 F7	2	1	1	2	2	0	0
George Scott, R (1, 3) OBP: 0.345, SLG: 0.384	4-0 1-2 BB			0-0 F6		0-0 5-3			0-0 CS 1B	3	0	1	0	1	0	1
Reggie Smith, S (1, 8) OBP: 0.288, SLG: 0.329	0-3 K			0-0 G4-6-3 1-2f			0-0 F2		0-0 CS 1-2	3	0	0	0	0	1	3
Rico Petrocelli, R (1, 6) OBP: 0.391, SLG: 0.497		0-3 K			0-0 CS 1B		0-0 F3			3	0	1	0	0	1	0
Joe Foy, R (1, 5) OBP: 0.304, SLG: 0.310		0-0 F7			0-3 K 1-2		0-0 F9			3	0	0	0	0	1	1
Mike Ryan, R (1, 2) OBP: 0.355, SLG: 0.358		0-0 F8			0-0 F8			0-0 5-3		3	0	0	0	0	0	0
Jim Lonborg, R (1, 1) OBP: 0.103, SLG: 0.071			0-3 K			0-3 K		0-3 K		3	0	0	0	0	3	0

TOP

Boston Red Sox @ Cleveland Indians

Cleveland Municipal Stadium, Cleveland, OH

Fri Jun 02 1967, 7:05 PM EDT

Att. 8,809 - Unknown

livebaseballscorecards.com

AB	28
R	2
H	5
RBI	2
BB	3
SO	7
LOB	6

Inning Stats	1	2	3	4	5	6	7	8	9
	R: 0 E: 0 K: 2 S: 7	R: 0 E: 0 K: 1 S: 5	R: 0 E: 0 K: 1 S: 5	R: 0 E: 0 K: 0 S: 2	R: 0 E: 0 K: 1 S: 5	R: 2 E: 0 K: 1 S: 7	R: 0 E: 0 K: 0 S: 3	R: 0 E: 0 K: 1 S: 5	R: 0 E: 0 K: 0 S: 3
	H: 1 LOB: 2 BB: 2 P: 15	H: 0 LOB: 0 BB: 0 P: 5	H: 0 LOB: 0 BB: 0 P: 5	H: 0 LOB: 0 BB: 1 P: 6	H: 1 LOB: 0 BB: 0 P: 5	H: 2 LOB: 0 BB: 0 P: 7	H: 0 LOB: 0 BB: 0 P: 3	H: 0 LOB: 0 BB: 0 P: 5	H: 1 LOB: 0 BB: 0 P: 3

| | | |

Batter	1	2	3	4	5	6	7	8	9	AB	R	H	RBI	BB	SO	LOB
Vic Davalillo, L (1, 8) OBP: 0.272, SLG: 0.313	H 1-0 G4-6-3 HBP			x 0-0 ① 4-3		x 0-0 ③ F7		S S S 0-3 ③ K		3	0	0	0	0	1	2
Steve Bailey, R (9, 1)										0	0	0	0	0	0	0
Lee Maye, L (1, 9) OBP: 0.305, SLG: 0.453	x 0-0 ①② G4-6-3 1-2f			B B B B 4-0 BB			S S S 0-3 ① K		x 0-0 2B	3	0	1	0	1	1	1
Leon Wagner, L (1, 7) OBP: 0.261, SLG: 0.432	x 0-0 ③ G3			x 0-0 ② F8			S S S 0-3 ② K		x 0-0 ① F4	4	0	0	0	0	1	2
Fred Whitfield, L (1, 3) OBP: 0.279, SLG: 0.364		x 0-0 ① F2		x 0-0 ③ F5			S S S 0-3 ③ K		S S S 0-3 ② K	4	0	0	0	0	2	2
Max Alvis, R (1, 5) OBP: 0.299, SLG: 0.393		x 0-0 ② 5-3			x 0-0 E3 CS			x 0-0 ① 5-3	x 0-0 ③ F7	4	0	0	0	0	0	1
Duke Sims, L (1, 2) OBP: 0.290, SLG: 0.309		x 0-0 ③ 4-3			x 0-0 ①② F3 1-2			x 0-0 FC5-4 1B 2B		3	1	1	0	0	0	1
Pedro Gonzalez, R (1, 4) OBP: 0.278, SLG: 0.314			S S S 0-3 ① K		S S S 0-3 ③ K			B B B B 4-0 FC5-4 BB		2	0	0	0	0	2	0
Rocky Colavito, R (8, PH) OBP: 0.370, SLG: 0.410										0	0	0	0	1	0	0
Jose Vidal, R (8, PR) OBP: 0.267, SLG: 0.154										0	0	0	0	0	0	0
Gus Gil, R (9, 4) OBP: 0.211, SLG: 0.200										0	0	0	0	0	0	0
Larry Brown, R (1, 6) OBP: 0.342, SLG: 0.411			x 0-0 ② F7			x 0-0 ① 6-3		x 0-0 ② FC5-4 1B 1-2f 2-3		3	0	0	0	0	0	2
Sonny Siebert, R (1, 1) OBP: 0.278, SLG: 0.667			x 0-0 ③ 4-3			x 0-0 ② 5-3		x 0-0 1-2 3-H 1B		2	0	0	0	0	0	0
Chuck Hinton, R (8, PH) OBP: 0.337, SLG: 0.372										1	0	1	1	0	0	0
(9, 8)																
Inning Stats	R: 0 H: 0 E: 0 LOB: 0 K: 0 BB: 0 S: 2 P: 3	R: 0 H: 0 E: 0 LOB: 0 K: 0 BB: 0 S: 3 P: 3	R: 0 H: 0 E: 0 LOB: 0 K: 1 BB: 0 S: 5 P: 5	R: 0 H: 0 E: 0 LOB: 1 K: 0 BB: 1 S: 3 P: 7	R: 0 H: 0 E: 1 LOB: 0 K: 1 BB: 0 S: 5 P: 5	R: 0 H: 0 E: 0 LOB: 0 K: 0 BB: 0 S: 3 P: 3	R: 0 H: 0 E: 0 LOB: 0 K: 3 BB: 0 S: 9 P: 9	R: 1 H: 2 E: 0 LOB: 2 K: 1 BB: 1 S: 7 P: 11	R: 0 H: 1 E: 0 LOB: 1 K: 1 BB: 0 S: 6 P: 6	1B: 1 SF: 0 2B: 2 SAC: 0 3B: 0 DP: 1 HR: 0 HBP: 1						

PITCHER	IP	WLS	BF	H	R	ER	SO	BB	IBB	HBP	BLK	WP	HR	S	P	ERA	WHIP
Jim Lonborg, R (1, 1) ERA: 2.85	9.0	W	32	3	1	1	7	2	0	1	0	0	0	43	52	1.00	0.556

PITCHER	IP	WLS	BF	H	R	ER	SO	BB	IBB	HBP	BLK	WP	HR	S	P	ERA	WHIP

BOTTOM

Boston Red Sox @ Cleveland Indians

Cleveland Municipal Stadium, Cleveland, OH

Fri Jun 02 1967, 7:05 PM EDT

Att. 8,809 - Unknown

livebaseballscorecards.com

AB	29
R	1
H	3
RBI	1
BB	2
SO	7
LOB	11

WP: 0 PA: 32
PB: 0
SB: 0
CS: 1

Batter	1	2	3	4	5	6	7	8	9	AB	R	H	RBI	BB	SO	LOB
Reggie Smith, S (1, 8) OBP: 0.291, SLG: 0.327	F9	BB		G3			F3		1B 2-H	4	0	1	1	1	0	0
Mike Andrews, R (1, 4) OBP: 0.364, SLG: 0.390	K	CS 3-H	HBP 1B	6-3			WP BB		G3	4	1	1	0	1	1	1
Carl Yastrzemski, L (1, 7) OBP: 0.401, SLG: 0.595	2B		F8		G4-6-3 BB		K 1-2			3	0	1	0	1	1	2
Tony Conigliaro, R (1, 9) OBP: 0.343, SLG: 0.421	K		1B SF 1-2 HBP		F8			K		3	1	0	0	0	2	2
George Scott, R (1, 3) OBP: 0.349, SLG: 0.406		HR	SF 1-3 2-H 1B		G4-6-3 1-2f			F4		4	2	2	2	0	0	1
Rico Petrocelli, R (1, 6) OBP: 0.388, SLG: 0.491		2B SF8 BB	SF 1-H FC3 3-H			F7		F7		2	1	0	1	1	0	0
Joe Foy, R (1, 5) OBP: 0.303, SLG: 0.315		SF8 1-3 CS 2B	FC3 3-H			K			F3	4	0	1	0	0	1	1
Mike Ryan, R (1, 2) OBP: 0.350, SLG: 0.352		K	F6			6-3			SH1-3 1B	4	1	1	0	0	1	3
Dennis Bennett, L (1, 1) OBP: 0.091, SLG: 0.238 Jose Santiago, R (7, 1) OBP: 0.375, SLG: 1.000		SF8 2-3 3-H		F8			G3		SH1-3 1-2	2 0	0 0	0 0	1 0	0 0	0 0	0 0
Inning Stats	R: 0 E: 0 K: 2 S: 8 H: 1 LOB: 1 BB: 0 P: 8	R: 2 E: 0 K: 1 S: 6 H: 2 LOB: 1 BB: 2 P: 14	R: 3 E: 1 K: 0 S: 6 H: 2 LOB: 1 BB: 0 P: 7	R: 0 E: 0 K: 0 S: 3 H: 0 LOB: 0 BB: 0 P: 3	R: 0 E: 0 K: 0 S: 2 H: 0 LOB: 0 BB: 1 P: 6	R: 0 E: 0 K: 1 S: 5 H: 0 LOB: 0 BB: 0 P: 5	R: 0 E: 0 K: 1 S: 5 H: 0 LOB: 1 BB: 1 P: 9	R: 0 E: 0 K: 1 S: 5 H: 0 LOB: 0 BB: 0 P: 5	R: 1 E: 0 K: 0 S: 5 H: 2 LOB: 1 BB: 0 P: 5	1B: 4 2B: 2 3B: 0 HR: 1 SF: 2 SAC: 1 DP: 1 HBP: 1						

TOP

Boston Red Sox @ Cleveland Indians

Cleveland Municipal Stadium, Cleveland, OH

Sat Jun 03 1967, 3:33 AM EDT

Att. 5,816 - Unknown

livebaseballscorecards.com

AB	30
R	6
H	7
RBI	5
BB	4
SO	6
LOB	10

WP: 1 PB: 0 SB: 0 CS: 1 PA: 39

PITCHER		IP	WLS	BF	H	R	ER	SO	BB	IBB	HBP	BLK	WP	HR	S	P	ERA	WHIP
Gary Bell, R ERA: 3.71	(1, 1)	2.1	L	13	4	4	4	3	2	0	1	0	0	1	16	25	15.43	2.571
Orlando Pena, R ERA: 2.38	(3, 1)	1.2		7	1	1	0	0	0	0	0	0	0	0	7	7	0.00	0.600
George Culver, R ERA: 4.41	(5, 1)	2.0		6	0	0	0	1	1	0	0	0	0	0	7	11	0.00	0.500
Bob Allen, L ERA: 3.6	(7, 1)	3.0		12	2	1	1	2	1	0	0	0	1	0	15	19	3.00	1.000

PITCHER		IP	WLS	BF	H	R	ER	SO	BB	IBB	HBP	BLK	WP	HR	S	P	ERA	WHIP

BOTTOM

Boston Red Sox @ Cleveland Indians

Cleveland Municipal Stadium, Cleveland, OH

Sat Jun 03 1967, 3:33 AM EDT

Att. 5,816 - Unknown

livebaseballscorecards.com

Batter	1	2	3	4	5	6	7	8	9	AB	R	H	RBI	BB	SO	LOB
Max Alvis, R (1, 5) OBP: 0.302, SLG: 0.386	F9		BB 2B	E5 FC6-4 2-3 3-H			BB FC1-6-4		4-3	3	1	0	0	2	0	1
Chico Salmon, R (1, 3) OBP: 0.306, SLG: 0.281	5-3		K	FC6-4 1-2f			K			4	0	0	0	0	2	4
Chuck Hinton, R (1, 8) OBP: 0.335, SLG: 0.369	BB 1B		K		1-3		F7			4	0	1	0	0	1	2
Rocky Colavito, R (1, 9) OBP: 0.375, SLG: 0.420	1-2 BB		1-H 2B		F3		FC1-6-4 1-2f			3	0	1	1	1	0	1
Leon Wagner, L (1, 7) OBP: 0.252, SLG: 0.417	G3		F3		3-1			F3		4	0	0	0	0	0	3
Joe Azcue, R (1, 2) OBP: 0.355, SLG: 0.470		F9		6-3		SH1-4 1B		K		4	0	1	0	0	1	0
Pedro Gonzalez, R (1, 4) OBP: 0.290, SLG: 0.337		2B	G3 1B E 1B			SH1-4 1-2		5-3		3	1	2	0	0	0	0
Larry Brown, R (1, 6) OBP: 0.340, SLG: 0.406		F2	E G3 1-2 1B			F7			F9	4	0	1	0	0	0	2
Gary Bell, R (1, 1) Orlando Pena, R (3, 1) Jose Vidal, R (4, PH) OBP: 0.250, SLG: 0.143 George Culver, R (5, 1) OBP: 1.000, SLG: 1.000 Vern Fuller, R (6, PH) OBP: 0.250, SLG: 0.250 Bob Allen, L (7, 1) Lee Maye, L (9, PH) OBP: 0.300, SLG: 0.444	5-3			G3 1-2 2-3		F7			3-1	1 0 1 0 1 0 1	0 0 0 0 0 0 0	0 0 0 0 0 0 0	0 0 0 0 0 0 0	0 0 0 0 0 0 0	0 0 0 0 0 0 0	1 0 2 0 1 0 0
Inning Stats	R: 0 E: 0 K: 0 S: 4 H: 1 LOB: 2 BB: 1 P: 8	R: 0 E: 0 K: 0 S: 4 H: 1 LOB: 1 BB: 0 P: 4	R: 1 E: 0 K: 2 S: 8 H: 1 LOB: 1 BB: 1 P: 12	R: 1 E: 1 K: 0 S: 6 H: 2 LOB: 2 BB: 0 P: 6	R: 0 E: 0 K: 0 S: 3 H: 0 LOB: 0 BB: 0 P: 3	R: 0 E: 0 K: 0 S: 4 H: 1 LOB: 1 BB: 0 P: 4	R: 0 E: 0 K: 1 S: 5 H: 0 LOB: 1 BB: 1 P: 9	R: 0 E: 0 K: 1 S: 5 H: 0 LOB: 0 BB: 0 P: 5	R: 0 E: 0 K: 0 S: 3 H: 0 LOB: 0 BB: 0 P: 3	1B: 4 2B: 2 3B: 0 HR: 0	SF: 0 SAC: 1 DP: 0 HBP: 0			WP: 0 PB: 0 SB: 0 CS: 0	PA: 37	

PITCHER		IP	WLS	BF	H	R	ER	SO	BB	IBB	HBP	BLK	WP	HR	S	P	ERA	WHIP
Dennis Bennett, L ERA: 2.97	(1, 1)	6.0	W	28	6	2	1	2	3	0	0	0	0	0	29	41	1.50	1.500
Jose Santiago, R ERA: 5.35	(7, 1)	3.0	S	9	0	0	0	2	0	0	0	0	0	0	13	13	0.00	0.000

PITCHER	IP	WLS	BF	H	R	ER	SO	BB	IBB	HBP	BLK	WP	HR	S	P	ERA	WHIP

Batter	1	2	3	4	5	6	7	8	9	AB	R	H	RBI	BB	SO	LOB
Reggie Smith, S (1, 8) OBP: 0.285, SLG: 0.319	F6		K		G4-6-3 1-2f			4-3		4	0	0	0	0	1	3
Mike Andrews, R (1, 4) OBP: 0.355, SLG: 0.379	5-3			F8		5-3		6-3		4	0	0	0	0	0	0
Carl Yastrzemski, L (1, 7) OBP: 0.403, SLG: 0.599	1B			G1 2B		4-3			F8	4	0	2	0	0	0	0
Tony Conigliaro, R (1, 9) OBP: 0.330, SLG: 0.404	K			G1 2-3		F9			4-3	4	0	0	0	0	1	2
George Scott, R (1, 3) OBP: 0.352, SLG: 0.409		FC1-6 1B		F4			K		1B	4	0	2	0	0	1	1
Rico Petrocelli, R (1, 6) OBP: 0.390, SLG: 0.485		K			SH 1B BB		BB		K	2	0	0	0	2	2	2
Joe Foy, R (1, 5) OBP: 0.303, SLG: 0.316		FC1-6 2-4 1-2f			SH 1B 1-2		F5			3	0	1	0	0	0	2
Mike Ryan, R (1, 2) OBP: 0.341, SLG: 0.342 Dalton Jones, L (7, PH) OBP: 0.324, SLG: 0.406 Bob Tillman, R (7, 2) OBP: 0.241, SLG: 0.185		2-4 1-2	F2		F3		4-3			2 1 0	0 0 0	0 0 0	0 0 0	0 0 0	0 0 0	2 1 0
Lee Stange, R (1, 1) Jose Tartabull, L (8, PH) OBP: 0.314, SLG: 0.245 John Wyatt, R (8, 1)			K		SH G4-6-3 1-2 2-3			F3		1 1 0	0 0 0	0 0 0	0 0 0	0 0 0	1 0 0	0 0 0
Inning Stats	R: 0 E: 0 K: 1 S: 6 H: 1 LOB: 1 BB: 0 P: 6	R: 0 E: 0 K: 1 S: 5 H: 1 LOB: 1 BB: 0 P: 5	R: 0 E: 0 K: 2 S: 7 H: 0 LOB: 0 BB: 0 P: 7	R: 0 E: 0 K: 0 S: 4 H: 1 LOB: 1 BB: 0 P: 4	R: 0 E: 0 K: 0 S: 4 H: 1 LOB: 2 BB: 1 P: 8	R: 0 E: 0 K: 0 S: 3 H: 0 LOB: 0 BB: 0 P: 3	R: 0 E: 0 K: 1 S: 5 H: 0 LOB: 1 BB: 1 P: 9	R: 0 E: 0 K: 0 S: 3 H: 0 LOB: 0 BB: 0 P: 3	R: 0 E: 0 K: 1 S: 6 H: 1 LOB: 1 BB: 0 P: 6	1B: 4 2B: 1 3B: 0 HR: 0 SF: 0 SAC: 1 DP: 1 HBP: 0						

PITCHER	IP	WLS	BF	H	R	ER	SO	BB	IBB	HBP	BLK	WP	HR	S	P	ERA	WHIP
Steve Hargan, R (1, 1) ERA: 1.73	9.0	W	34	5	0	0	6	2	0	0	0	0	0	43	51	0.00	0.778

PITCHER	IP	WLS	BF	H	R	ER	SO	BB	IBB	HBP	BLK	WP	HR	S	P	ERA	WHIP

TOP

Boston Red Sox @ Cleveland Indians

Cleveland Municipal Stadium, Cleveland, OH

Sun Jun 04 1967, 3:33 AM EDT
Att. 27,395 - Unknown

livebaseballscorecards.com

AB	30
R	0
H	5
RBI	0
BB	2
SO	6
LOB	13

WP: 0 PB: 0 SB: 0 CS: 0 PA: 33

Batter	1	2	3	4	5	6	7	8	9	AB	R	H	RBI	BB	SO	LOB
Max Alvis, R (1, 5) OBP: 0.301, SLG: 0.382	1-3 1B		6-3		6-3		5-3-5 2-3f			4	0	1	0	0	0	3
Chuck Hinton, R (1, 8) (9, 9) OBP: 0.339, SLG: 0.368	1-3 1-2		F9		2-H 1B			BBBB FC3-6 BB		3	0	1	1	1	0	1
Leon Wagner, L (1, 7) OBP: 0.252, SLG: 0.437 Vic Davalillo, L (8, PR) (9, 8) OBP: 0.272, SLG: 0.313	F5			HR	6-3			FC3-6 1-3 1-2f 1B		4 0	1 1	1 0	1 0	0 0	0 0	3 0
Rocky Colavito, R (1, 9) (9, 7) OBP: 0.360, SLG: 0.400	F4			F6		6-3		1-3 1-2		4	0	0	0	0	0	2
Fred Whitfield, L (1, 3) OBP: 0.278, SLG: 0.361 Chico Salmon, R (8, PR) (9, 3) OBP: 0.306, SLG: 0.281		G3		L3		F8		S 2-H 1B		4 0	0 0	1 0	1 0	0 0	0 0	0 0
Duke Sims, L (1, 2) OBP: 0.299, SLG: 0.310		4-3		1B		F4		1-2 IBB		3	0	1	0	1	0	0
Pedro Gonzalez, R (1, 4) OBP: 0.289, SLG: 0.333		E5 1B		6-3			FC5-4 1B	F9		4	0	1	0	0	0	3
Larry Brown, R (1, 6) OBP: 0.346, SLG: 0.407		1-2 1B			BBB SH1-4 1B BB		FC5-4 5-3-5 1B 1-2f			2	1	1	0	1	0	1
Steve Hargan, R (1, 1) OBP: 0.259, SLG: 0.200			SSS K		SH1-4 1-2		1-2 1B			2	0	1	0	0	1	0
Inning Stats	R: 0 E: 0 K: 0 S: 4 H: 1 LOB: 1 BB: 0 P: 4	R: 0 E: 1 K: 0 S: 4 H: 1 LOB: 1 BB: 0 P: 4	R: 0 E: 0 K: 1 S: 5 H: 0 LOB: 0 BB: 0 P: 5	R: 1 E: 0 K: 0 S: 5 H: 2 LOB: 1 BB: 0 P: 5	R: 1 E: 0 K: 0 S: 4 H: 1 LOB: 1 BB: 1 P: 8	R: 0 E: 0 K: 0 S: 3 H: 0 LOB: 0 BB: 0 P: 3	R: 0 E: 0 K: 0 S: 4 H: 2 LOB: 1 BB: 0 P: 4	R: 1 E: 0 K: 0 S: 4 H: 1 LOB: 2 BB: 2 P: 12		1B: 7 2B: 1 3B: 0 HR: 1 SF: 0 SAC: 1 DP: 1 HBP: 0					

PITCHER		IP	WLS	BF	H	R	ER	SO	BB	IBB	HBP	BLK	WP	HR	S	P	ERA	WHIP
Lee Stange, R ERA: 4.07	(1, 1)	7.0	L	28	7	2	2	1	1	0	0	0	0	1	29	33	2.57	1.143
John Wyatt, R ERA: 3.26	(8, 1)	1.0		6	1	1	1	0	1	1	0	0	0	0	4	12	9.00	2.000

PITCHER	IP	WLS	BF	H	R	ER	SO	BB	IBB	HBP	BLK	WP	HR	S	P	ERA	WHIP

BOTTOM

Boston Red Sox @ Cleveland Indians

Cleveland Municipal Stadium, Cleveland, OH

Sun Jun 04 1967, 3:33 AM EDT

Att. 27,395 - Unknown

livebaseballscorecards.com

AB	30
R	3
H	8
RBI	3
BB	3
SO	1
LOB	13

Cleveland Indians @ Minnesota Twins

Metropolitan Stadium, Bloomington , MI

Mon Jun 05 1967, 4:33 AM EDT

Att. 10,698 - Unknown

TOP

livebaseballscorecards.com

Batter	1	2	3	4	5	6	7	8	9	AB	R	H	RBI	BB	SO	LOB
Lee Maye, L (1, 9) OBP: 0.302, SLG: 0.456	1B 2B	G6-3 1-2f		4-3		CS 3-H	F4		SH1-4 1-2	3	1	1	0	0	0	2
Chico Salmon, R (6, 9) OBP: 0.302, SLG: 0.276 (9, 7)										1	0	0	0	0	0	0
Chuck Hinton, R (1, 8) OBP: 0.335, SLG: 0.364 (9, 9)	K		F9		S 1B		6-3		1-3	5	0	1	0	0	1	2
Leon Wagner, L (1, 7) OBP: 0.265, SLG: 0.447	1B 1B 2-H		3-1		F8 1-2		2B		BB IBB	4	0	2	1	1	0	1
Steve Bailey, R (9, 1)										0	0	0	0	0	0	0
Fred Whitfield, L (1, 3) OBP: 0.279, SLG: 0.384	F7		HR		K		K		BB 1-2 2-3	3	1	1	1	0	1	2
Tony Horton, R (7, PH) OBP: 0.310, SLG: 0.375 (7, 3)										1	0	0	0	1	1	1
Duke Sims, L (1, 2) OBP: 0.307, SLG: 0.318	1B 1-2		1-3		K			1B 1-3	F9	4	0	2	0	0	1	1
Vern Fuller, R (8, PR) OBP: 0.250, SLG: 0.250										0	0	0	0	0	0	0
Joe Azcue, R (8, 2) OBP: 0.351, SLG: 0.463										1	0	0	0	0	0	3
Max Alvis, R (1, 5) OBP: 0.305, SLG: 0.402	K			HR		F9 1B CS 1B		1-3 1-2		4	1	2	1	0	1	3
Pedro Gonzalez, R (1, 4) OBP: 0.307, SLG: 0.354	4-3 1B 2B			4-3 BB		1-2 1B		K		3	1	2	0	1	1	2
Larry Brown, R (1, 6) OBP: 0.338, SLG: 0.396	4-3 2-3			F7		F7		K		4	0	0	0	0	1	6
Sam McDowell, L (1, 1) OBP: 0.250, SLG: 0.375	G6-3 3-H 1B			4-3 1-2		F9 2-3			BB SH1-4 1B	3	0	1	1	0	0	3
Orlando Pena, R (6, 1)										0	0	0	0	0	0	0
Bob Allen, L (6, 1)										0	0	0	0	0	0	0
Vic Davalillo, L (9, PH) OBP: 0.279, SLG: 0.320 (9, 8)										1	0	1	0	0	0	0
Inning Stats	R: 1 E: 0 K: 2 S: 10 H: 3 LOB: 2 BB: 0 P: 10	R: 1 E: 0 K: 0 S: 4 H: 2 LOB: 0 BB: 0 P: 4	R: 1 E: 0 K: 0 S: 4 H: 1 LOB: 0 BB: 0 P: 4	R: 1 E: 0 K: 0 S: 4 H: 1 LOB: 1 BB: 1 P: 8	R: 0 E: 0 K: 2 S: 8 H: 1 LOB: 1 BB: 0 P: 8	R: 0 E: 0 K: 0 S: 4 H: 2 LOB: 1 BB: 0 P: 4	R: 0 E: 0 K: 1 S: 6 H: 1 LOB: 1 BB: 0 P: 6	R: 0 E: 0 K: 2 S: 8 H: 1 LOB: 2 BB: 0 P: 8	R: 0 E: 0 K: 0 S: 4 H: 1 LOB: 3 BB: 2 P: 12	1B: 8 2B: 3 3B: 0 HR: 2 SF: 0 SAC: 1 DP: 1 HBP: 0							

AB	37
R	4
H	13
RBI	4
BB	3
SO	7
LOB	26

WP: 0 PB: 0 SB: 1 CS: 1 PA: 42

PITCHER		IP	WLS	BF	H	R	ER	SO	BB	IBB	HBP	BLK	WP	HR	S	P	ERA	WHIP
Dean Chance, R ERA: 2.67	(1, 1)	4.0		20	8	4	4	2	1	0	0	0	0	2	23	27	9.00	2.250
Jim Ollom, L ERA: 5.12	(5, 1)	2.0		7	2	0	0	2	0	0	0	0	0	0	11	11	0.00	1.000
Jim Roland, L ERA:	(7, 1)	1.1		6	2	0	0	1	0	0	0	0	0	0	8	8	0.00	1.500
Al Worthington, R ERA: 2.76	(8, 1)	1.2	W	8	1	0	0	2	1	1	0	0	0	0	10	18	0.00	1.200

PITCHER	IP	WLS	BF	H	R	ER	SO	BB	IBB	HBP	BLK	WP	HR	S	P	ERA	WHIP

BOTTOM

Cleveland Indians @ Minnesota Twins

Metropolitan Stadium, Bloomington , MI

Mon Jun 05 1967, 4:33 AM EDT

Att. 10,698 - Unknown

Batter	1	2	3	4	5	6	7	8	9	AB	R	H	RBI	BB	SO	LOB
Cesar Tovar, R (1, 8) OBP: 0.363, SLG: 0.426	L5		F3		F9	FC6-4 1-2f			BB 2-3 1B WP	4	1	0	0	1	0	3
Rod Carew, L (1, 4) OBP: 0.369, SLG: 0.416	G6-3 1B		G6-4-3 1B		6-3		K		WP 2-3 1-2 1B	5	0	3	0	0	1	0
Rich Rollins, R (1, 5) OBP: 0.333, SLG: 0.304	G6-3 1-2f		G6-4-3 1-2f			1B BB 1B 1B	5-3		2-3 1-2 2-3	5	1	1	0	0	0	4
Harmon Killebrew, R (1, 3) OBP: 0.410, SLG: 0.556		K		F7		1B 1-2 1B BB	BB		WP IBB	2	1	0	0	3	1	0
Bob Allison, R (1, 7) OBP: 0.356, SLG: 0.455		HR		K		SH1-3 1B 1-2 2-3 1B	F7		WP 1-2 2-3 3-H	5	1	2	1	0	1	3
Tony Oliva, L (1, 9) OBP: 0.306, SLG: 0.314		1B FC4-6 HBP		BB 1B		SH1-3 1-2 2-H 3-H 1B		K		3	1	2	2	0	1	0
Zoilo Versalles, R (1, 6) OBP: 0.308, SLG: 0.366		FC4-6 1-3 1B		1-2 BB		SH1-3 1-2 2-3		K		2	0	1	0	1	1	0
Jerry Zimmerman, R (1, 2) OBP: 0.227, SLG: 0.128 Sandy Valdespino, L (6, PH) OBP: 0.450, SLG: 0.533 Earl Battey, R (7, 2) OBP: 0.273, SLG: 0.188		FC4-6 1-2f 3-H		5-3		FC6-4 IBB		5-3		2 0 1	0 0 0	0 0 0	1 0 0	0 1 0	0 0 0	3 0 0
Dean Chance, R (1, 1) Jim Ollom, R (5, 1) OBP: 0.200, SLG: 0.200 Rich Reese, L (6, PH) OBP: 0.289, SLG: 0.390 Jim Roland, R (7, 1) Al Worthington, R (8, 1) Ted Uhlaender, L (9, PH) OBP: 0.238, SLG: 0.390		1-3			2-3	K			3-1	1 1 1 0 0 1	0 0 0 0 0 0	0 0 0 0 0 0	0 0 0 0 0 0	0 0 0 0 0 0	0 0 1 0 0 0	1 0 3 0 0 0
Inning Stats	R: 0 E: 0 K: 0 S: 3 H: 1 LOB: 0 BB: 0 P: 3	R: 2 E: 0 K: 1 S: 7 H: 2 LOB: 1 BB: 0 P: 8	R: 0 E: 0 K: 0 S: 3 H: 1 LOB: 0 BB: 0 P: 3	R: 0 E: 0 K: 1 S: 6 H: 1 LOB: 2 BB: 1 P: 10	R: 0 E: 0 K: 0 S: 3 H: 0 LOB: 0 BB: 0 P: 3	R: 2 E: 0 K: 1 S: 8 H: 3 LOB: 3 BB: 2 P: 16	R: 0 E: 0 K: 1 S: 5 H: 0 LOB: 1 BB: 1 P: 9	R: 0 E: 0 K: 2 S: 7 H: 0 LOB: 0 BB: 0 P: 7	R: 1 E: 0 K: 0 S: 3 H: 1 LOB: 2 BB: 2 P: 11	1B: 8 2B: 0 3B: 0 HR: 1	SF: 0 SAC: 1 DP: 2 HBP: 1						

	AB	33
	R	5
	H	9
	RBI	4
	BB	6
	SO	6
	LOB	17

WP: 1 PB: 0 SB: 0 CS: 0 PA: 41

livebaseballscorecards.com

PITCHER		IP	WLS	BF	H	R	ER	SO	BB	IBB	HBP	BLK	WP	HR	S	P	ERA	WHIP
Sam McDowell, L ERA: 4.04	(1, 1)	5.0		24	8	4	4	2	2	0	1	0	0	1	25	34	7.20	2.000
Orlando Pena, R ERA: 2.31	(6, 1)	0.1		2	0	0	0	0	0	1	0	0	0	0	1	5	0.00	0.000
Bob Allen, L ERA: 3.06	(6, 1)	2.2		9	0	0	0	4	1	0	0	0	0	0	16	20	0.00	0.375
Steve Bailey, R ERA: 1.96	(9, 1)	0.2	L	6	1	1	1	0	1	1	0	0	1	0	3	11	13.50	3.000

PITCHER	IP	WLS	BF	H	R	ER	SO	BB	IBB	HBP	BLK	WP	HR	S	P	ERA	WHIP

Cleveland Indians @ Minnesota Twins

Metropolitan Stadium, Bloomington , MI

Tue Jun 06 1967, 8:05 PM EDT

Unknown

TOP

livebaseballscorecards.com

Batter	1	2	3	4	5	6	7	8	9	10	AB	R	H	RBI	BB	SO	LOB
Max Alvis, R (1, 5) OBP: 0.303, SLG: 0.397	6-3		K			6-3		CS	SH, 1B	5-3	5	1	1	0	0	1	1
Chico Salmon, R (1, 7) (9, 3) OBP: 0.284, SLG: 0.258	1-3			K		6-3			SH, 1B	F8	4	1	0	0	0	1	0
Chuck Hinton, R (1, 8) (9, 9) OBP: 0.328, SLG: 0.356	K			F9		F8			K		4	0	0	0	0	2	2
Rocky Colavito, R (1, 9) OBP: 0.356, SLG: 0.393		1-3		K			L6				4	0	1	2	0	1	0
Vic Davalillo, L (9, PR) (9, 8) OBP: 0.279, SLG: 0.320									2-H, 3-H, 1B		0	0	0	0	0	0	0
Tony Horton, R (1, 3) OBP: 0.289, SLG: 0.349		K			K		4-3		F9		3	0	0	0	0	2	0
Lee Maye, L (9, PH) (9, 7) OBP: 0.297, SLG: 0.448											1	0	0	0	0	0	1
Joe Azcue, R (1, 2) OBP: 0.346, SLG: 0.451		F8			1B, 1B		K		6-3		4	1	1	0	0	1	1
Pedro Gonzalez, R (1, 4) OBP: 0.305, SLG: 0.350			K		1B, SF8-5-4-3, 1-2			K		F9	4	1	1	0	0	2	0
Larry Brown, R (1, 6) OBP: 0.354, SLG: 0.408			BB, SH1-3		1B, SF8-5-4-3, 1-3, 2-H			CS		HR	3	1	3	1	1	0	0
Luis Tiant, R (1, 1) OBP: 0.235, SLG: 0.313			SH1-3, 1-2		SF8-5-4-3, 1-2, 3-H			K		HR, 1-H	1	0	0	1	0	1	1
Sonny Siebert, R (9, 1) OBP: 0.278, SLG: 0.667											0	0	0	0	0	0	0
Fred Whitfield, L (10, PH) OBP: 0.285, SLG: 0.413											1	1	1	2	0	0	0
Orlando Pena, R (10, 1)											0	0	0	0	0	0	0
Bob Allen, L (10, 1)											0	0	0	0	0	0	0

	AB	34
	R	6
	H	8
	RBI	6
	BB	1
	SO	11
	LOB	6

Inning Stats	1	2	3	4	5	6	7	8	9	10
	R: 0 E: 0 K: 1 S: 5	R: 0 E: 0 K: 1 S: 5	R: 0 E: 0 K: 2 S: 7	R: 0 E: 0 K: 2 S: 7	R: 2 E: 0 K: 1 S: 7	R: 0 E: 0 K: 0 S: 3	R: 0 E: 0 K: 1 S: 5	R: 0 E: 0 K: 2 S: 7	R: 2 E: 1 K: 1 S: 8	R: 2 E: 0 K: 0 S: 5
	H: 0 LOB: 0 BB: 0 P: 5	H: 0 LOB: 0 BB: 0 P: 5	H: 0 LOB: 1 BB: 1 P: 11	H: 0 LOB: 0 BB: 0 P: 7	H: 3 LOB: 0 BB: 0 P: 7	H: 0 LOB: 0 BB: 0 P: 3	H: 0 LOB: 0 BB: 0 P: 5	H: 1 LOB: 0 BB: 0 P: 7	H: 2 LOB: 1 BB: 0 P: 8	H: 2 LOB: 0 BB: 0 P: 5

	1B: 7	SF: 1
	2B: 1	SAC: 2
	3B: 0	DP: 1
	HR: 1	HBP: 0

	WP: 0	PA: 39
	PB: 0	
	SB: 0	
	CS: 1	

PITCHER	IP	WLS	BF	H	R	ER	SO	BB	IBB	HBP	BLK	WP	HR	S	P	ERA	WHIP
Jim Kaat, L (1, 1) ERA: 6.0	8.0		29	5	4	3	10	1	0	0	0	0	0	48	52	3.38	0.750
Ron Kline, R (9, 1) ERA: 2.59	1.0		4	1	0	0	1	0	0	0	0	0	0	6	6	0.00	1.000
Jim Perry, R (10, 1) ERA: 4.03	1.0	L	5	2	2	2	0	0	0	0	0	0	1	5	5	18.00	2.000

PITCHER	IP	WLS	BF	H	R	ER	SO	BB	IBB	HBP	BLK	WP	HR	S	P	ERA	WHIP

Cleveland Indians @ Minnesota Twins

Metropolitan Stadium, Bloomington , MI

Tue Jun 06 1967, 8:05 PM EDT

Unknown

livebaseballscorecards.com

Batter	1	2	3	4	5	6	7	8	9	10	AB	R	H	RBI	BB	SO	LOB
Cesar Tovar, R (1, 8) OBP: 0.366, SLG: 0.427	E 1B		SH G1-6-3 1-2		1B 1B 1-3			6-3		E5 BB	4	0	2	0	0	0	0
Rod Carew, L (1, 4) OBP: 0.365, SLG: 0.410	F9 1-3		F4		1-3 1B 3-H			4-3		F5	5	0	1	1	0	0	4
Rich Rollins, R (1, 5) OBP: 0.321, SLG: 0.292	F4		G1-6-3 1-2f		F7			F8		K	5	0	0	0	0	1	6
Harmon Killebrew, R (1, 3) OBP: 0.410, SLG: 0.567	6-3			F7		F4			HR	BB 1-2	4	1	1	1	1	0	1
Tony Oliva, L (1, 9) OBP: 0.302, SLG: 0.309		F3		F8		6-3			HR 1B	G3	5	1	1	0	0	0	2
Bob Allison, R (1, 7) OBP: 0.354, SLG: 0.470		K		F8		6-3			1-H HR		4	1	1	2	0	1	0
Zoilo Versalles, R (1, 6) OBP: 0.312, SLG: 0.371		2B			BB G5-4-3		K		F3		3	0	1	0	1	1	0
Earl Battey, R (1, 2) OBP: 0.259, SLG: 0.176 Sandy Valdespino, L (9, PH) OBP: 0.429, SLG: 0.500 Jerry Zimmerman, R (10, 2) OBP: 0.227, SLG: 0.128		K			G5-4-3 1-2f		F4		K		3 1 0	0 0 0	0 0 0	0 0 0	0 0 0	1 1 0	2 0 0
Jim Kaat, L (1, 1) OBP: 0.292, SLG: 0.364 Ron Kline, R (9, 1) Rich Reese, L (9, PH) OBP: 0.283, SLG: 0.381 Jim Perry, S (10, 1) OBP: 0.143, SLG: 0.143			SH 1B		1B 1B		F2		F9		3 0 1 0	1 0 0 0	2 0 0 0	0 0 0 0	0 0 0 0	0 0 0 0	0 0 0 0
Inning Stats	R: 0 H: 1 E: 1 LOB: 1 K: 0 BB: 0 S: 4 P: 4	R: 0 H: 1 E: 0 LOB: 1 K: 2 BB: 0 S: 8 P: 8	R: 0 H: 1 E: 0 LOB: 1 K: 0 BB: 0 S: 4 P: 4	R: 0 H: 0 E: 0 LOB: 0 K: 0 BB: 0 S: 3 P: 3	R: 1 H: 3 E: 0 LOB: 2 K: 0 BB: 1 S: 5 P: 9	R: 0 H: 0 E: 0 LOB: 0 K: 0 BB: 0 S: 3 P: 3	R: 0 H: 0 E: 0 LOB: 0 K: 1 BB: 0 S: 5 P: 5	R: 0 H: 0 E: 0 LOB: 0 K: 0 BB: 0 S: 3 P: 3	R: 3 H: 3 E: 0 LOB: 0 K: 1 BB: 0 S: 8 P: 8	R: 0 H: 0 E: 1 LOB: 2 K: 1 BB: 1 S: 6 P: 10	1B: 6 2B: 1 3B: 0 HR: 2	SF: 0 SAC: 1 DP: 2 HBP: 0					WP: 0 PB: 0 SB: 0 CS: 0	PA: 41

BOTTOM

AB	38
R	4
H	9
RBI	4
BB	2
SO	5
LOB	15

PITCHER		IP	WLS	BF	H	R	ER	SO	BB	IBB	HBP	BLK	WP	HR	S	P	ERA	WHIP
Luis Tiant, R ERA: 3.02	(1, 1)	8.0		32	8	3	3	3	1	0	0	0	0	1	37	41	3.38	1.125
Sonny Siebert, R ERA: 2.45	(9, 1)	1.0	W	4	1	1	1	1	0	0	0	0	0	1	6	6	9.00	1.000
Orlando Pena, R ERA: 2.19	(10, 1)	0.2		4	0	0	0	1	1	0	0	0	0	0	5	9	0.00	1.500
Bob Allen, L ERA: 3.0	(10, 1)	0.1	S	1	0	0	0	0	0	0	0	0	0	0	1	1	0.00	0.000

PITCHER	IP	WLS	BF	H	R	ER	SO	BB	IBB	HBP	BLK	WP	HR	S	P	ERA	WHIP

Batter	1	2	3	4	5	6	7	8	9	AB	R	H	RBI	BB	SO	LOB
Lee Maye, L (1, 9) OBP: 0.294, SLG: 0.452	F5		1-3 2B		F4			F3		4	0	1	0	0	0	0
Chuck Hinton, R (1, 8) OBP: 0.323, SLG: 0.350	K		5-3		F7			1-6-3		3	0	0	0	0	1	2
Gus Gil, R (6, 4) OBP: 0.208, SLG: 0.197										1	0	0	0	0	0	0
Leon Wagner, L (1, 7) OBP: 0.265, SLG: 0.437	K		1-3			F5			BB 1-3 1B	3	1	0	0	1	1	2
Fred Whitfield, L (1, 3) OBP: 0.277, SLG: 0.400		F8		F8		F3			1-3 1-2	4	0	0	0	0	0	1
Duke Sims, L (1, 2) OBP: 0.305, SLG: 0.308		F5		BB 1B		K			F5	3	0	0	0	1	1	1
Max Alvis, R (1, 5) OBP: 0.310, SLG: 0.403		1B		1-2 1B			3-1		2-H 1B	2	0	2	0	0	0	0
Vic Davalillo, L (6, 8) OBP: 0.283, SLG: 0.324										2	0	1	1	0	0	0
Pedro Gonzalez, R (1, 4) OBP: 0.296, SLG: 0.340		K		K			K			3	0	0	0	0	3	3
(6, 5)										0	0	0	0	0	0	0
Chico Salmon, R (8, 5) OBP: 0.284, SLG: 0.258																
Larry Brown, R (1, 6) OBP: 0.355, SLG: 0.410			FC1-6 1B	K			K			2	0	1	0	0	1	2
Vern Fuller, R (6, 6) OBP: 0.200, SLG: 0.200										1	0	0	0	0	1	0
John O'Donoghue, R (1, 1) OBP: 0.143, SLG: 0.571			FC1-6 2B 1-2f		K			K		2	0	0	0	0	1	1
Steve Bailey, R (5, 1)										0	0	0	0	0	0	0
Tony Horton, R (8, PH) OBP: 0.283, SLG: 0.341										1	0	0	0	0	1	0
Orlando Pena, R (8, 1)										0	0	0	0	0	0	0
Inning Stats	R: 0 H: 0 E: 0 LOB: 0 K: 2 BB: 0 S: 7 P: 7	R: 0 H: 1 E: 0 LOB: 1 K: 1 BB: 0 S: 6 P: 6	R: 0 H: 2 E: 0 LOB: 2 K: 0 BB: 0 S: 5 P: 5	R: 0 H: 1 E: 0 LOB: 2 K: 2 BB: 1 S: 8 P: 12	R: 0 H: 0 E: 0 LOB: 0 K: 1 BB: 0 S: 5 P: 5	R: 0 H: 0 E: 0 LOB: 0 K: 1 BB: 0 S: 5 P: 5	R: 0 H: 0 E: 0 LOB: 0 K: 2 BB: 0 S: 7 P: 7	R: 0 H: 0 E: 0 LOB: 0 K: 1 BB: 0 S: 5 P: 5	R: 1 H: 1 E: 0 LOB: 1 K: 0 BB: 1 S: 3 P: 7	1B: 4 SF: 0 2B: 1 SAC: 0 3B: 0 DP: 0 HR: 0 HBP: 0						

PITCHER		IP	WLS	BF	H	R	ER	SO	BB	IBB	HBP	BLK	WP	HR	S	P	ERA	WHIP
Dave Boswell, R ERA: 4.33	(1, 1)	9.0	W	33	5	1	1	10	2	0	0	0	0	0	51	59	1.00	0.778

PITCHER	IP	WLS	BF	H	R	ER	SO	BB	IBB	HBP	BLK	WP	HR	S	P	ERA	WHIP

TOP

Cleveland Indians @ Minnesota Twins

Metropolitan Stadium, Bloomington , MI

Tue Jun 06 1967, 8:05 PM EDT

Att. 14,413 - Unknown

livebaseballscorecards.com

AB	31
R	1
H	5
RBI	1
BB	2
SO	10
LOB	12

Cleveland Indians @ Minnesota Twins

Metropolitan Stadium, Bloomington , MI

Tue Jun 06 1967, 8:05 PM EDT

Att. 14,413 - Unknown

BOTTOM

Batter	1	2	3	4	5	6	7	8	9	AB	R	H	RBI	BB	SO	LOB
Cesar Tovar, R (1, 8) OBP: 0.362, SLG: 0.426	0-0 1B 1B 2B	0-0 F8			0-0 4-3 1-2	0-0 G1		0-0 4-3		5	1	1	0	0	0	4
Ted Uhlaender, L (9, 8) OBP: 0.238, SLG: 0.390										0	0	0	0	0	0	0
Rod Carew, L (1, 4) OBP: 0.367, SLG: 0.409	0-0 2-3		0-0 G5-4-3 1B		4-0 1B 1B BB	0-0 1-3				3	1	1	0	1	0	1
Rich Rollins, R (1, 5) OBP: 0.326, SLG: 0.298	0-0 1B 2-3 1B		0-0 G5-4-3 1-2f		0-0 1B 2B 1-2 2-3 1B		0-3 K			4	1	2	0	0	1	1
Harmon Killebrew, R (1, 3) OBP: 0.411, SLG: 0.583	0-3 K		0-0 HR		0-0 2B 1B 1-2 2-H 3-H 1B		0-0 F8			4	2	2	3	0	1	2
Rich Reese, L (9, 3) OBP: 0.283, SLG: 0.381										0	0	0	0	0	0	0
Bob Allison, R (1, 7) OBP: 0.352, SLG: 0.464	0-0 1-3 3-H 1B		0-0 6-3		0-0 F6		0-0 F3			4	0	1	1	0	0	2
Tony Oliva, L (1, 9) OBP: 0.308, SLG: 0.325	0-0 F5			0-3 K	0-0 1B E 1-3 2-H 2B			0-0 SH3 BB 1B		4	1	2	1	0	1	2
Zoilo Versalles, R (1, 6) OBP: 0.315, SLG: 0.370		0-3 K		0-0 6-3	0-0 S 2-3 3-H 1B			4-0 SH3 1-2 BB		3	0	1	1	1	1	0
Jerry Zimmerman, R (1, 2) OBP: 0.220, SLG: 0.123		0-0 F9		0-0 6-3	0-0 6-3 1-2 3-H			0-0 SH3 1-2 2-3		3	0	0	0	0	0	1
Dave Boswell, R (1, 1) OBP: 0.300, SLG: 0.389		0-0 1B			1-0 1B WP 1B HBP		0-3 K	0-0 F4		3	1	1	0	0	1	2
Inning Stats	R: 1 E: 0 K: 1 S: 8 H: 3 LOB: 2 BB: 0 P: 8	R: 0 E: 0 K: 1 S: 6 H: 1 LOB: 1 BB: 0 P: 6	R: 1 E: 0 K: 0 S: 4 H: 2 LOB: 0 BB: 0 P: 4	R: 0 E: 0 K: 1 S: 5 H: 0 LOB: 0 BB: 0 P: 5	R: 5 E: 0 K: 0 S: 7 H: 4 LOB: 1 BB: 1 P: 12	R: 0 E: 0 K: 1 S: 5 H: 0 LOB: 0 BB: 0 P: 5	R: 0 E: 0 K: 1 S: 5 H: 0 LOB: 0 BB: 0 P: 5	R: 0 E: 0 K: 0 S: 4 H: 1 LOB: 2 BB: 1 P: 8		1B: 8 2B: 2 3B: 0 HR: 1	SF: 0 SAC: 1 DP: 1 HBP: 1			WP: 1 PB: 0 SB: 1 CS: 0	PA: 37		

PITCHER		IP	WLS	BF	H	R	ER	SO	BB	IBB	HBP	BLK	WP	HR	S	P	ERA	WHIP
John O'Donoghue, L ERA: 2.42	(1, 1)	4.1	L	20	6	4	4	3	1	0	1	0	1	1	24	29	8.31	1.615
Steve Bailey, R ERA: 2.45	(5, 1)	2.2		12	4	3	2	2	0	0	0	0	0	0	16	16	6.75	1.500
Orlando Pena, R ERA: 2.03	(8, 1)	1.0		5	1	0	0	0	1	0	0	0	0	0	4	8	0.00	2.000

PITCHER	IP	WLS	BF	H	R	ER	SO	BB	IBB	HBP	BLK	WP	HR	S	P	ERA	WHIP

livebaseballscorecards.com

AB	33
R	7
H	11
RBI	6
BB	2
SO	5
LOB	15

Cleveland Indians @ Minnesota Twins

Metropolitan Stadium, Bloomington , MI

Thu Jun 08 1967, 4:33 AM EDT

Att. 8,740 - Unknown

livebaseballscorecards.com

Batter	1	2	3	4	5	6	7	8	9	AB	R	H	RBI	BB	SO	LOB
Max Alvis, R (1, 5) OBP: 0.317, SLG: 0.441	HR		F3			3B 1B	F9		1-H 3-H HR	5	3	3	3	0	0	1
Larry Brown, R (1, 6) OBP: 0.351, SLG: 0.403	K			K		F3		G1-6-3 1B	K	5	0	1	0	0	3	2
Chuck Hinton, R (1, 9) OBP: 0.327, SLG: 0.364	CS 1B			K		1-H FC1-2 3B		G1-6-3 1-2f		4	0	2	1	0	1	1
Rocky Colavito, R (1, 7) OBP: 0.352, SLG: 0.387	K 1-2			1B		FC1-2 3-H		5-3		4	0	1	0	0	1	2
Vic Davalillo, L (8, 8) OBP: 0.283, SLG: 0.324										0	0	0	0	0	0	0
Don Demeter, R (1, 8) OBP: 0.306, SLG: 0.435		F7		4-3		F7			F2	4	0	0	0	0	0	2
(8, 7)																
Joe Azcue, R (1, 2) OBP: 0.345, SLG: 0.486		4-3			5-3		HR		BB 1B FC6	3	1	1	1	0	0	0
Leon Wagner, L (9, PH) OBP: 0.270, SLG: 0.437										0	1	0	0	1	0	0
Gus Gil, R (9, 4) OBP: 0.208, SLG: 0.197										0	0	0	0	0	0	0
Tony Horton, R (1, 3) OBP: 0.286, SLG: 0.340		5-3			6-3		FC1-6 1B		FC6 1-3 1B	3	0	1	0	0	0	0
Fred Whitfield, L (9, PH) OBP: 0.282, SLG: 0.405										1	0	1	0	0	0	0
Chico Salmon, R (9, PR) OBP: 0.284, SLG: 0.258										0	0	0	0	0	0	0
(9, 3)																
Pedro Gonzalez, R (1, 4) OBP: 0.297, SLG: 0.333			F3		BB	FC1-6 SH1-4			FC6 1B WP	2	0	0	0	1	0	1
Lee Maye, L (9, PH) OBP: 0.290, SLG: 0.444						1-2f			1-2f 3-H	1	1	0	1	0	0	1
George Culver, R (9, 1) OBP: 1.000, SLG: 1.000										0	0	0	0	0	0	0
Ed Connolly, L (1, 1)			K		K	SH1-4			WP S HR 1B	2	0	0	0	0	2	1
Bob Allen, L (8, 1)						1-2			1-3	0	0	0	0	0	0	0
Orlando Pena, R (8, 1)										0	0	0	0	0	0	0
Duke Sims, L (9, PH) OBP: 0.311, SLG: 0.315										1	1	1	0	0	0	0
(9, 2)																

Inning Stats										
	R: 1 H: 2 E: 0 LOB: 1 K: 2 BB: 0 S: 8 P: 8	R: 0 H: 0 E: 0 LOB: 0 K: 0 BB: 0 S: 3 P: 3	R: 0 H: 0 E: 0 LOB: 0 K: 1 BB: 0 S: 5 P: 5	R: 0 H: 1 E: 0 LOB: 1 K: 2 BB: 0 S: 8 P: 8	R: 0 H: 0 E: 0 LOB: 1 K: 1 BB: 1 S: 5 P: 9	R: 1 H: 2 E: 0 LOB: 1 K: 0 BB: 0 S: 5 P: 5	R: 1 H: 2 E: 0 LOB: 1 K: 0 BB: 0 S: 5 P: 5	R: 0 H: 1 E: 0 LOB: 0 K: 0 BB: 0 S: 3 P: 3	R: 4 H: 3 E: 0 LOB: 1 K: 1 BB: 1 S: 8 P: 12	1B: 7 SF: 0 2B: 1 SAC: 1 3B: 1 DP: 2 HR: 3 HBP: 0	WP: 1 PA: 38 PB: 0 SB: 1 CS: 1

PITCHER		IP	WLS	BF	H	R	ER	SO	BB	IBB	HBP	BLK	WP	HR	S	P	ERA	WHIP
Jim Merritt, L ERA: 2.18	(1, 1)	6.2		27	7	3	3	6	1	0	0	0	0	2	38	42	4.05	1.200
Ron Kline, R ERA: 2.55	(7, 1)	0.1		1	0	0	0	0	0	0	0	0	0	0	1	1	0.00	0.000
Al Worthington, R ERA: 3.63	(8, 1)	2.0	L	10	4	4	4	1	1	0	0	0	1	1	11	15	18.00	2.500

PITCHER	IP	WLS	BF	H	R	ER	SO	BB	IBB	HBP	BLK	WP	HR	S	P	ERA	WHIP

TOP	
AB	35
R	7
H	11
RBI	6
BB	2
SO	7
LOB	11

Cleveland Indians @ Minnesota Twins

Metropolitan Stadium, Bloomington , MI

Thu Jun 08 1967, 4:33 AM EDT

Att. 8,740 - Unknown

livebaseballscorecards.com

BOTTOM

Batter	1	2	3	4	5	6	7	8	9	AB	R	H	RBI	BB	SO	LOB
Cesar Tovar, R (1, 8) OBP: 0.358, SLG: 0.418	BBBB 4-0 S 1B BB		x 0-0 ① 1-3		x 0-0 ① 6-3		x 0-0 ③ F8		SSS 0-3 ① K	4	1	0	0	1	1	0
Rod Carew, L (1, 4) OBP: 0.373, SLG: 0.414	x 0-0 ① F7 1-2		x 0-0 BB 1B		x 0-0 1B			x 0-0 ① G3	x 0-0 G6-4-3 1B	5	0	3	0	0	0	1
Rich Rollins, R (1, 5) OBP: 0.321, SLG: 0.295	x 0-0 BB 2-H 1B		SSS 0-3 ② K		SSS 0-3 ② K			x 0-0 ② F3	x 0-0 ②③ G6-4-3 1-2f	5	0	1	1	0	2	3
Harmon Killebrew, R (1, 3) OBP: 0.418, SLG: 0.580	BBBB 4-0 G6-4-3 1-2 BB		BBBB 4-0 1-2 BB		x 0-0 ③ 5-3			BBBB 4-0 BB 1B BB		1	1	0	0	3	0	1
Bob Allison, R (1, 7) OBP: 0.349, SLG: 0.455	x 0-0 ②③ G6-4-3 1-2f		x 0-0 ③ F5			x 0-0 ① F3		BBBB 4-0 1B 1B 1-2 BB		3	1	0	0	1	0	4
Tony Oliva, L (1, 9) OBP: 0.313, SLG: 0.331		x 0-0 1B		x 0-0 ① 6-3		SSS 0-3 ② K2-3		x 0-0 S 1B 1-3 2-H 1B		4	1	2	1	0	1	0
Zoilo Versalles, R (1, 6) OBP: 0.314, SLG: 0.368		SSS 0-3 ① K		x 0-0 ② 5-3		SSS 0-3 ③ K		x 0-0 2B 1-H 3-H 1B		4	1	1	2	0	2	1
Earl Battey, R (1, 2) OBP: 0.274, SLG: 0.218 Ted Uhlaender, L (8, PR) OBP: 0.238, SLG: 0.390 Jerry Zimmerman, R (9, 2) OBP: 0.220, SLG: 0.123		x 0-0 ② F8		x 0-0 1B			x 0-0 ① F6	x 0-0 1-H 2B		4 0 0	0 0 0	2 0 0	1 0 0	0 0 0	0 0 0	1 0 0
Jim Merritt, L (1, 1) OBP: 0.200, SLG: 0.333 Ron Kline, R (7, 1) Ron Clark, R (7, PH) OBP: 0.206, SLG: 0.356 Al Worthington, R (8, 1)		x 0-0 ③ F7		SSS 0-3 ③ K			SSS 0-3 ② K	x 0-0 ③ F8		2 0 1 1	0 0 0 0	0 0 0 0	0 0 0 0	1 0 1 0	2 0 0 1	2 0 0 1
Inning Stats	R: 1 E: 0 K: 0 S: 3 H: 1 LOB: 1 BB: 0 P: 11	R: 0 E: 0 K: 1 S: 6 H: 1 LOB: 1 BB: 0 P: 6	R: 0 E: 0 K: 1 S: 6 H: 1 LOB: 2 BB: 1 P: 10	R: 0 E: 0 K: 1 S: 6 H: 1 LOB: 1 BB: 0 P: 6	R: 0 E: 0 K: 1 S: 6 H: 1 LOB: 1 BB: 0 P: 6	R: 0 E: 0 K: 2 S: 7 H: 0 LOB: 0 BB: 0 P: 7	R: 0 E: 0 K: 1 S: 5 H: 0 LOB: 0 BB: 0 P: 5	R: 4 E: 0 K: 0 S: 6 H: 3 LOB: 1 BB: 2 P: 14	R: 0 E: 0 K: 1 S: 5 H: 1 LOB: 0 BB: 0 P: 5	1B: 8 2B: 1 3B: 0 HR: 0	SF: 0 SAC: 0 DP: 2 HBP: 0						

	AB	34
	R	5
	H	9
	RBI	5
	BB	5
	SO	8
	LOB	14

WP: 0 PB: 0 SB: 2 CS: 0 PA: 39

PITCHER		IP	WLS	BF	H	R	ER	SO	BB	IBB	HBP	BLK	WP	HR	S	P	ERA	WHIP
Ed Connolly, L ERA: 3.52	(1, 1)	7.2		32	5	3	3	7	5	0	0	0	0	0	41	61	3.52	1.304
Bob Allen, L ERA: 3.5	(8, 1)	0.0		1	1	0	0	0	0	0	0	0	0	0	1	1	∞	∞
Orlando Pena, R ERA: 2.63	(8, 1)	0.1		3	2	2	2	0	0	0	0	0	0	0	3	3	54.00	6.000
George Culver, R ERA: 4.15	(9, 1)	1.0	W	3	1	0	0	1	0	0	0	0	0	0	5	5	0.00	1.000

PITCHER	IP	WLS	BF	H	R	ER	SO	BB	IBB	HBP	BLK	WP	HR	S	P	ERA	WHIP

Batter	1	2	3	4	5	6	7	8	9	AB	R	H	RBI	BB	SO	LOB
Lee Maye, L (1, 9) OBP: 0.288, SLG: 0.433	F8		1-2 1B		4-3		K			4	0	1	0	0	1	1
Chuck Hinton, R (1, 8) OBP: 0.321, SLG: 0.356	K		F8		F7			K		4	0	0	0	0	2	3
Leon Wagner, L (1, 7) OBP: 0.277, SLG: 0.438	3-1		F6			1B		2B 1B		4	0	2	0	0	0	2
Fred Whitfield, L (1, 3) OBP: 0.288, SLG: 0.415		F6	1B			F5		1-3 2B		4	0	2	0	0	0	1
Max Alvis, R (1, 5) OBP: 0.320, SLG: 0.439		BB		F7		1-2 1B		F4		3	0	1	0	1	0	3
Duke Sims, L (1, 2) OBP: 0.309, SLG: 0.313		K		1-3 G6-3 1B		F7		5-3		4	0	1	0	0	1	5
Pedro Gonzalez, R (1, 4) OBP: 0.289, SLG: 0.324		1-3		1-2f G6-3		1-3			F8	3	0	0	0	0	0	5
Vic Davalillo, L (9, PH) OBP: 0.280, SLG: 0.320										1	0	0	0	0	0	0
Larry Brown, R (1, 6) OBP: 0.360, SLG: 0.421			BB 1B		3B		1B		F3	3	0	2	0	1	0	0
Steve Hargan, R (1, 1) OBP: 0.233, SLG: 0.179			K		5-3		F8		F4	3	0	0	0	0	1	2
Tony Horton, R (9, PH) OBP: 0.280, SLG: 0.333										1	0	0	0	0	0	0
Inning Stats	R: 0 H: 0 E: 0 LOB: 0 K: 1 BB: 0 S: 5 P: 5	R: 0 H: 0 E: 0 LOB: 1 K: 1 BB: 1 S: 5 P: 9	R: 0 H: 1 E: 0 LOB: 2 K: 1 BB: 1 S: 6 P: 10	R: 0 H: 2 E: 0 LOB: 1 K: 0 BB: 0 S: 4 P: 4	R: 0 H: 1 E: 0 LOB: 1 K: 0 BB: 0 S: 4 P: 4	R: 0 H: 2 E: 0 LOB: 2 K: 0 BB: 0 S: 5 P: 5	R: 0 H: 1 E: 0 LOB: 0 K: 1 BB: 0 S: 5 P: 5	R: 0 H: 2 E: 0 LOB: 2 K: 1 BB: 0 S: 7 P: 7	R: 0 H: 0 E: 0 LOB: 0 K: 0 BB: 0 S: 3 P: 3	1B: 7 SF: 0 2B: 1 SAC: 0 3B: 1 DP: 1 HR: 0 HBP: 0						

PITCHER	IP	WLS	BF	H	R	ER	SO	BB	IBB	HBP	BLK	WP	HR	S	P	ERA	WHIP
Chuck Dobson, R (1, 1) ERA: 3.75	9.0	W	36	9	0	0	5	2	0	0	0	0	0	44	52	0.00	1.222

PITCHER	IP	WLS	BF	H	R	ER	SO	BB	IBB	HBP	BLK	WP	HR	S	P	ERA	WHIP

TOP

Cleveland Indians @ Kansas City Athletics

Municipal Stadium, Kansas City, MO

Fri Jun 09 1967, 8:05 PM EDT

Unknown

livebaseballscorecards.com

AB	34
R	0
H	9
RBI	0
BB	2
SO	5
LOB	22

WP: 0 PA: 36
PB: 0
SB: 0
CS: 0

Batter	1	2	3	4	5	6	7	8	9	AB	R	H	RBI	BB	SO	LOB
Bert Campaneris, R (1, 6) OBP: 0.304, SLG: 0.310	F8		L5			F7		2-3		4	0	0	0	0	0	1
Reggie Jackson, L (1, 9)	F8			K		5-3				3	0	0	0	0	1	0
Ray Webster, L (1, 3) OBP: 0.286, SLG: 0.410	4-3			K			FC5-2 3B			3	0	1	0	0	1	0
Rick Monday, L (1, 8) OBP: 0.357, SLG: 0.474		K		BB			6-3			2	0	0	0	1	1	1
Danny Cater, R (1, 5) OBP: 0.327, SLG: 0.351		G3		K			FC5-2 HR 3-H			3	1	0	0	0	1	2
Dick Green, R (8, 5) OBP: 0.263, SLG: 0.298										0	0	0	0	0	0	0
Jim Gosger, L (1, 7) OBP: 0.308, SLG: 0.348		K2-3			G6-3 BB		1-H HR			2	1	1	2	1	1	0
John Donaldson, L (1, 4)			5-3		G6-3 1-2f		K			3	0	0	0	0	1	1
Phil Roof, R (1, 2) OBP: 0.289, SLG: 0.333			K		K			F8		3	0	0	0	0	2	0
Chuck Dobson, R (1, 1) OBP: 0.200, SLG: 0.200			F8			F4		5-3		3	0	0	0	0	0	1
Inning Stats	R: 0 E: 0 K: 0 S: 3 H: 0 LOB: 0 BB: 0 P: 3	R: 0 E: 0 K: 2 S: 7 H: 0 LOB: 0 BB: 0 P: 7	R: 0 E: 0 K: 1 S: 6 H: 0 LOB: 1 BB: 0 P: 6	R: 0 E: 0 K: 3 S: 9 H: 0 LOB: 1 BB: 1 P: 13	R: 0 E: 0 K: 1 S: 4 H: 0 LOB: 0 BB: 1 P: 8	R: 0 E: 0 K: 0 S: 3 H: 0 LOB: 0 BB: 0 P: 3	R: 2 E: 0 K: 1 S: 7 H: 2 LOB: 0 BB: 0 P: 7	R: 0 E: 0 K: 0 S: 3 H: 0 LOB: 0 BB: 0 P: 3		1B: 0 2B: 0 3B: 1 HR: 1 SF: 0 SAC: 0 DP: 1 HBP: 0						

PITCHER	IP	WLS	BF	H	R	ER	SO	BB	IBB	HBP	BLK	WP	HR	S	P	ERA	WHIP
Steve Hargan, R (1, 1) ERA: 1.78	8.0	L	28	2	2	2	8	2	0	0	0	0	1	42	50	2.25	0.500

PITCHER	IP	WLS	BF	H	R	ER	SO	BB	IBB	HBP	BLK	WP	HR	S	P	ERA	WHIP

BOTTOM

Cleveland Indians @ Kansas City Athletics

Municipal Stadium, Kansas City, MO

Fri Jun 09 1967, 8:05 PM EDT

Unknown

livebaseballscorecards.com

AB	26
R	2
H	2
RBI	2
BB	2
SO	8
LOB	6

Batter	1	2	3	4	5	6	7	8	9	AB	R	H	RBI	BB	SO	LOB
Lee Maye, L (1, 7) OBP: 0.273, SLG: 0.408	F5		F8			F9		F6		4	0	0	0	0	0	2
Max Alvis, R (1, 5) OBP: 0.325, SLG: 0.443	1B		1B 2-H			4-3		F6		3	0	2	0	0	0	0
Chico Salmon, R (6, 5) OBP: 0.279, SLG: 0.254										1	0	0	0	0	0	1
Chuck Hinton, R (1, 8) OBP: 0.316, SLG: 0.351	K			4-3		F3			F7	3	0	0	0	0	1	1
Pedro Gonzalez, R (6, 6) OBP: 0.287, SLG: 0.321										1	0	0	0	0	0	0
Fred Whitfield, L (1, 3) OBP: 0.284, SLG: 0.409	G3			F3			F4		K	2	0	0	0	0	0	1
Tony Horton, R (6, 3) OBP: 0.269, SLG: 0.320										2	0	0	0	0	1	0
Rocky Colavito, R (1, 9) OBP: 0.357, SLG: 0.396		BB G6-3		F7			2B G3		L5	3	0	1	0	1	0	0
Joe Azcue, R (1, 2) OBP: 0.337, SLG: 0.474		G6-3 1-2f			L5		G3 2-3			2	0	0	0	0	0	1
Duke Sims, L (6, 2) OBP: 0.306, SLG: 0.309										1	0	0	0	0	0	1
Gus Gil, R (1, 4) OBP: 0.200, SLG: 0.189		K			6-3		K			3	0	0	0	0	2	1
Larry Brown, R (1, 6) OBP: 0.367, SLG: 0.435			2B		1B			1B		2	0	2	0	0	0	0
Vic Davalillo, L (6, 8) OBP: 0.287, SLG: 0.327			1B							1	0	1	0	0	0	0
Sam McDowell, L (1, 1) OBP: 0.250, SLG: 0.375										0	0	0	0	0	0	0
Orlando Pena, R (1, 1)			K		K			F7		2	0	0	0	0	2	2
Don Demeter, R (8, PH) OBP: 0.300, SLG: 0.426										1	0	0	0	0	0	1
Steve Bailey, R (8, 1)										0	0	0	0	0	0	0
Inning Stats	R: 0 E: 0 K: 1 S: 6 H: 1 LOB: 1 BB: 0 P: 6	R: 0 E: 0 K: 1 S: 4 H: 0 LOB: 0 BB: 1 P: 8	R: 0 E: 0 K: 1 S: 6 H: 2 LOB: 2 BB: 0 P: 6	R: 0 E: 0 K: 0 S: 3 H: 0 LOB: 0 BB: 0 P: 3	R: 0 E: 0 K: 1 S: 6 H: 1 LOB: 1 BB: 0 P: 6	R: 0 E: 0 K: 0 S: 3 H: 0 LOB: 0 BB: 0 P: 3	R: 0 E: 0 K: 1 S: 6 H: 1 LOB: 1 BB: 0 P: 6	R: 0 E: 0 K: 0 S: 4 H: 1 LOB: 1 BB: 0 P: 4	R: 0 E: 0 K: 1 S: 5 H: 0 LOB: 0 BB: 0 P: 5	1B: 4 2B: 2 3B: 0 HR: 0 SF: 0 SAC: 0 DP: 1 HBP: 0						

PITCHER	IP	WLS	BF	H	R	ER	SO	BB	IBB	HBP	BLK	WP	HR	S	P	ERA	WHIP
Catfish Hunter, R (1, 1) ERA: 2.77	9.0	W	32	6	0	0	6	1	0	0	0	0	0	43	47	0.00	0.778

PITCHER	IP	WLS	BF	H	R	ER	SO	BB	IBB	HBP	BLK	WP	HR	S	P	ERA	WHIP

TOP

Cleveland Indians @ Kansas City Athletics

Municipal Stadium, Kansas City, MO

Fri Jun 09 1967, 8:05 PM EDT

Att. 10,285 - Unknown

livebaseballscorecards.com

AB	31
R	0
H	6
RBI	0
BB	1
SO	6
LOB	11

PA: 32

WP: 0
PB: 0
SB: 0
CS: 0

Batter	1	2	3	4	5	6	7	8	9	AB	R	H	RBI	BB	SO	LOB
Bert Campaneris, R (1, 6) OBP: 0.303, SLG: 0.306	BBB 4-0 BB 1B BB x 0-0 F7 ③			S S S 0-3 K ②			x 0-0 F8 ①			3	1	0	0	1	1	2
Ray Webster, L (1, 3) OBP: 0.284, SLG: 0.398	BBBB 4-0 1B 1-2 1B BB	x 0-0 G3 ①		x 0-0 6-3 ③ 1-2			x 0-0 G3 ②			3	1	0	0	1	0	1
Mike Hershberger, R (1, 9) OBP: 0.323, SLG: 0.343 Reggie Jackson, L (5, 9) OBP: 0.200, SLG: 0.600	x 0-0 PB 1B 1-2 2-H HR 1B	x 0-0 1-3 ②			x 0-0 3B		S S S 0-3 K ③			2 2	1 0	1 1	1 0	0 0	0 1	0 0
Danny Cater, R (1, 7) OBP: 0.329, SLG: 0.353 Rick Monday, L (5, 8) OBP: 0.353, SLG: 0.468	x 0-0 PB 1-2 2-H HR 1B	S S S 0-3 K ③			S S S 0-3 K ①			S S S 0-3 K ①		2 2	1 0	1 0	1 0	0 0	1 2	0 1
Dave Duncan, R (1, 2) OBP: 0.500, SLG: 1.250	x 0-0 1-H 2-H HR	x 0-0 F8 ①			x 0-0 4-3 ②			x 0-0 BB BB 1B		4	1	2	3	0	0	1
Dick Green, R (1, 5) OBP: 0.269, SLG: 0.294	BBBB 4-0 WP 3B BB	x 0-0 F7 ②			x 0-0 5-3 ③			BBBB 4-0 1-2 BB BB		2	1	0	0	2	0	1
Joe Nossek, R (1, 8) OBP: 0.206, SLG: 0.279 (5, 7)	x 0-0 F9 ① 1-2	x 0-0 F5 ③			x 0-0 5-3 ①			x 0-0 F9 ②		4	0	0	0	0	0	3
John Donaldson, L (1, 4) OBP: 0.286, SLG: 0.500	x 0-0 2-H 3B			x 0-0 6-3 ①	x 0-0 F9 ②			BBBBB 4-0 1-2 2-3 BB		3	0	1	1	1	0	0
Catfish Hunter, R (1, 1) OBP: 0.179, SLG: 0.286	S S S 0-3 K ②			x 0-0 WP 1B	S S S 0-3 K ③			S S S 0-3 K ③		4	0	1	0	0	3	4
Inning Stats	R: 6 E: 0 K: 1 S: 9 H: 4 LOB: 1 BB: 3 P: 21	R: 0 E: 0 K: 1 S: 5 H: 0 LOB: 0 BB: 0 P: 5	R: 0 E: 0 K: 0 S: 3 H: 0 LOB: 0 BB: 0 P: 3	R: 0 E: 0 K: 1 S: 6 H: 1 LOB: 1 BB: 0 P: 6	R: 0 E: 0 K: 1 S: 6 H: 1 LOB: 1 BB: 0 P: 6	R: 0 E: 0 K: 1 S: 5 H: 0 LOB: 0 BB: 0 P: 5	R: 0 E: 0 K: 1 S: 5 H: 0 LOB: 0 BB: 0 P: 5	R: 0 E: 0 K: 2 S: 8 H: 1 LOB: 3 BB: 2 P: 16		1B: 4 2B: 0 3B: 2 HR: 1 SF: 0 SAC: 0 DP: 0 HBP: 0						

PITCHER		IP	WLS	BF	H	R	ER	SO	BB	IBB	HBP	BLK	WP	HR	S	P	ERA	WHIP
Sam McDowell, L ERA: 4.54	(1, 1)	0.0	L	4	2	4	4	0	2	0	0	0	0	0	2	10	∞	∞
Orlando Pena, R ERA: 2.61	(1, 1)	7.0		26	4	2	2	6	1	0	0	0	2	1	37	41	2.57	0.714
Steve Bailey, R ERA: 2.36	(8, 1)	1.0		6	1	0	0	2	2	0	0	0	0	0	8	16	0.00	3.000

PITCHER	IP	WLS	BF	H	R	ER	SO	BB	IBB	HBP	BLK	WP	HR	S	P	ERA	WHIP

BOTTOM

Cleveland Indians @ Kansas City Athletics

Municipal Stadium, Kansas City, MO

Fri Jun 09 1967, 8:05 PM EDT

Att. 10,285 - Unknown

livebaseballscorecards.com

AB	31
R	6
H	7
RBI	6
BB	5
SO	8
LOB	13

WP: 2 PB: 1 SB: 0 CS: 0

PA: 36

Cleveland Indians @ Kansas City Athletics

Municipal Stadium, Kansas City, MO

Sat Jun 10 1967, 4:33 AM EDT

Att. 23,450 - Unknown

TOP

livebaseballscorecards.com

Batter	1	2	3	4	5	6	7	8	9	AB	R	H	RBI	BB	SO	LOB
Vic Davalillo, L (1, 8) OBP: 0.286, SLG: 0.324	F5		F7			5-3		1B		4	0	1	0	0	0	2
Max Alvis, R (1, 5) OBP: 0.333, SLG: 0.449	K		1-2 1B			FC5 1B		1-2 1B		4	0	3	1	0	1	0
Leon Wagner, L (1, 7) OBP: 0.269, SLG: 0.425	K		G3			F7		F6		4	0	0	0	0	1	5
Gus Gil, R (8, 4) OBP: 0.200, SLG: 0.189										0	0	0	0	0	0	0
Fred Whitfield, L (1, 3) OBP: 0.283, SLG: 0.404		F5		G3		1-2 1B		5-3		4	0	1	0	0	0	2
Rocky Colavito, R (1, 9) OBP: 0.345, SLG: 0.380		F4		F6		FC5 2-3f			5-3	4	0	0	0	0	0	2
Duke Sims, L (1, 2) OBP: 0.296, SLG: 0.297		3-1		K			F9		F4	4	0	0	0	0	1	0
Pedro Gonzalez, R (1, 4) OBP: 0.288, SLG: 0.321			BB 1B		F9		F8		K	3	1	1	0	0	0	0
Bob Allen, L (7, 1)										0	0	0	0	0	0	0
Tony Horton, R (9, PH) OBP: 0.264, SLG: 0.314										1	0	0	0	0	1	0
Larry Brown, R (1, 6) OBP: 0.367, SLG: 0.429			4-0 1B 1-2 BB		6-3		F9			2	0	0	0	1	0	0
Sonny Siebert, R (1, 1) OBP: 0.250, SLG: 0.600			K		2-3			F5		2	0	0	0	0	1	2
Lee Maye, L (7, 4) OBP: 0.269, SLG: 0.403										1	0	0	0	0	0	0
(8, 7)																

AB	33
R	1
H	6
RBI	1
BB	1
SO	5
LOB	13

Inning Stats	1	2	3	4	5	6	7	8	9			
	R: 0 H: 0 E: 0 LOB: 0 K: 2 BB: 0 S: 7 P: 7	R: 0 H: 0 E: 0 LOB: 0 K: 0 BB: 0 S: 3 P: 3	R: 1 H: 2 E: 0 LOB: 2 K: 1 BB: 1 S: 7 P: 11	R: 0 H: 0 E: 0 LOB: 0 K: 1 BB: 0 S: 5 P: 5	R: 0 H: 0 E: 0 LOB: 0 K: 0 BB: 0 S: 3 P: 3	R: 0 H: 2 E: 0 LOB: 2 K: 0 BB: 0 S: 5 P: 5	R: 0 H: 0 E: 0 LOB: 0 K: 0 BB: 0 S: 3 P: 3	R: 0 H: 2 E: 0 LOB: 2 K: 0 BB: 0 S: 5 P: 5	R: 0 H: 0 E: 0 LOB: 0 K: 1 BB: 0 S: 5 P: 5	1B: 6 2B: 0 3B: 0 HR: 0	SF: 0 SAC: 0 DP: 0 HBP: 0	WP: 0 PA: 34 PB: 0 SB: 0 CS: 0

PITCHER	IP	WLS	BF	H	R	ER	SO	BB	IBB	HBP	BLK	WP	HR	S	P	ERA	WHIP
Jim Nash, R (1, 1) ERA: 3.23	9.0	W	34	6	1	1	5	1	0	0	0	0	0	43	47	1.00	0.778

PITCHER	IP	WLS	BF	H	R	ER	SO	BB	IBB	HBP	BLK	WP	HR	S	P	ERA	WHIP

BOTTOM

Cleveland Indians @ Kansas City Athletics

Municipal Stadium, Kansas City, MO

Sat Jun 10 1967, 4:33 AM EDT

Att. 23,450 - Unknown

livebaseballscorecards.com

Batter	1	2	3	4	5	6	7	8	9	AB	R	H	RBI	BB	SO	LOB
Bert Campaneris, R (1, 6) OBP: 0.296, SLG: 0.299	F7		6-3		F8		FC6-4 (E) 1-2f	6-3		5	1	0	0	0	0	1
Reggie Jackson, L (1, 9) OBP: 0.444, SLG: 0.500	HR BB		1B BB		G3		2B BB			1	3	0	0	3	0	0
Ray Webster, L (1, 3) OBP: 0.295, SLG: 0.443	HR		F6			HR	E6			3	2	2	2	0	0	1
Ken Harrelson, R (7, PH) OBP: 0.258, SLG: 0.313										1	1	0	0	0	0	1
Dick Green, R (8, 5) OBP: 0.269, SLG: 0.294										0	0	0	0	0	0	0
Rick Monday, L (1, 8) OBP: 0.362, SLG: 0.481	1B		1B			F7	2B			4	1	3	2	0	0	1
Danny Cater, R (1, 5) (8, 3) OBP: 0.327, SLG: 0.348	F2		K			F9	IBB			3	1	0	0	1	1	3
Dave Duncan, R (1, 2) OBP: 0.375, SLG: 1.125	K			5-3		HR	E6			4	1	1	2	0	1	1
Jim Gosger, L (1, 7) OBP: 0.307, SLG: 0.345		1B		4-3		F8	K			4	0	1	0	0	1	1
John Donaldson, L (1, 4) OBP: 0.182, SLG: 0.300		K		F5			F7	4-3		4	0	0	0	0	1	1
Jim Nash, R (1, 1) OBP: 0.138, SLG: 0.077		K			K		FC6-4 1B	K		4	0	1	0	0	3	0
Inning Stats	R: 2 H: 2 E: 0 LOB: 1 K: 1 BB: 1 S: 7 P: 11		R: 0 H: 1 E: 0 LOB: 0 K: 2 BB: 0 S: 7 P: 7	R: 1 H: 1 E: 0 LOB: 1 K: 1 BB: 1 S: 6 P: 10	R: 0 H: 0 E: 0 LOB: 0 K: 0 BB: 0 S: 3 P: 3	R: 0 H: 0 E: 0 LOB: 0 K: 1 BB: 0 S: 5 P: 5	R: 2 H: 2 E: 0 LOB: 0 K: 0 BB: 0 S: 5 P: 5	R: 5 H: 2 E: 2 LOB: 1 K: 1 BB: 2 S: 9 P: 17	R: 0 H: 0 E: 0 LOB: 0 K: 1 BB: 0 S: 5 P: 5		1B: 4 SF: 0 2B: 2 SAC: 0 3B: 0 DP: 0 HR: 2 HBP: 0				WP: 0 PA: 37 PB: 0 SB: 3 CS: 0		

	AB	33
	R	10
	H	8
	RBI	6
	BB	4
	SO	7
	LOB	10

PITCHER		IP	WLS	BF	H	R	ER	SO	BB	IBB	HBP	BLK	WP	HR	S	P	ERA	WHIP
Sonny Siebert, R ERA: 2.72	(1, 1)	6.2	L	29	7	7	4	5	3	0	0	0	0	2	36	48	5.40	1.500
Bob Allen, L ERA: 3.26	(7, 1)	1.1		8	1	3	0	2	0	1	0	0	0	0	11	15	0.00	0.750

PITCHER	IP	WLS	BF	H	R	ER	SO	BB	IBB	HBP	BLK	WP	HR	S	P	ERA	WHIP

Batter	1	2	3	4	5	6	7	8	9	AB	R	H	RBI	BB	SO	LOB
Lee Maye, L (1, 9) OBP: 0.286, SLG: 0.449	K	SH2-4 1B 2-H: 1B	1-H: HR		K		L6		2B 1-2: 1B	6	3	3	3	0	2	1
Vic Davalillo, L (1, 8) OBP: 0.282, SLG: 0.319	2B 1B 1B	SH2-4 1-2	4-3		1-3			4-3	K	5	1	1	0	0	1	2
Leon Wagner, L (1, 7) OBP: 0.287, SLG: 0.468	1-3: 1B 2B	BB 2-H: 1B		HR 1B	K			HR	F8	5	3	4	2	0	1	0
Chico Salmon, R (8, 7) OBP: 0.275, SLG: 0.250										1	0	0	0	0	0	2
Fred Whitfield, L (1, 3) OBP: 0.297, SLG: 0.438	G3 1B IBB	F4		1-H: HR 1B		FC6-4 1B		F2	1-H 2-H: 2B	5	1	3	4	1	0	1
Max Alvis, R (1, 5) OBP: 0.338, SLG: 0.453	G3 1-2 2-H 3-H: 1B	1-2: BB		5-3		FC6-4 S 1-2f		BB WP 2B	F7	5	1	2	2	1	0	2
Duke Sims, L (1, 2) OBP: 0.300, SLG: 0.288	G3 1-2 2-3	K		BB		G3 1-2		WP BB BB		3	0	0	0	2	1	5
Pedro Gonzalez, R (1, 4) OBP: 0.309, SLG: 0.325	HBP		K2-4 1B	F8			G3 WP BB	WP 1-2 2-3: BB		2	0	1	0	2	0	1
Larry Brown, R (1, 6) OBP: 0.357, SLG: 0.416	F2		K2-4 1-2f	5-3			K 1-2	K 1-2 2-3 3-H		5	0	0	0	0	3	8
Luis Tiant, R (1, 1) OBP: 0.273, SLG: 0.381		1B 2B	HR 1B		L6		G3 2-3		E5 1B 2B	5	3	2	0	0	0	1

Inning Stats										
	R: 2	H: 3	R: 2	H: 3	R: 2	H: 3	R: 2	H: 2	R: 0	H: 0
	E: 0	LOB: 3	E: 0	LOB: 2	E: 0	LOB: 0	E: 0	LOB: 1	E: 0	LOB: 0
	K: 1	BB: 1	K: 1	BB: 1	K: 1	BB: 0	K: 0	BB: 1	K: 1	BB: 0
	S: 8	P: 13	S: 8	P: 12	S: 7	P: 7	S: 5	P: 9	S: 5	P: 5

Inning Stats										
	R: 0	H: 1	R: 0	H: 0	R: 2	H: 2	R: 2	H: 2	1B: 9	SF: 0
	E: 0	LOB: 1	E: 0	LOB: 1	E: 0	LOB: 2	E: 1	LOB: 1	2B: 5	SAC: 1
	K: 1	BB: 0	K: 1	BB: 1	K: 1	BB: 2	K: 1	BB: 0	3B: 0	DP: 1
	S: 6	P: 6	S: 5	P: 9	S: 7	P: 15	S: 8	P: 8	HR: 3	HBP: 1

PITCHER		IP	WLS	BF	H	R	ER	SO	BB	IBB	HBP	BLK	WP	HR	S	P	ERA	WHIP
Diego Segui, R ERA: 2.93	(1, 1)	1.0	L	9	4	3	3	1	0	1	1	0	0	0	9	14	27.00	4.000
Tony Pierce, L ERA: 3.94	(2, 1)	4.0		20	7	5	5	3	2	0	0	0	0	2	24	32	11.25	2.250
Blue Moon Odom, R ERA: 4.94	(6, 1)	2.0		8	1	0	0	2	1	0	0	0	1	0	11	15	0.00	1.000
Bill Edgerton, L ERA: 6.0	(8, 1)	2.0		13	4	4	2	2	2	0	0	0	1	1	15	23	9.00	3.000

PITCHER	IP	WLS	BF	H	R	ER	SO	BB	IBB	HBP	BLK	WP	HR	S	P	ERA	WHIP

TOP

Cleveland Indians @ Kansas City Athletics

Municipal Stadium, Kansas City, MO

Sun Jun 11 1967, 4:33 AM EDT

Unknown

livebaseballscorecards.com

AB	42
R	12
H	16
RBI	11
BB	6
SO	8
LOB	23

BOTTOM

Cleveland Indians @ Kansas City Athletics

Municipal Stadium, Kansas City, MO

Sun Jun 11 1967, 4:33 AM EDT

Unknown

livebaseballscorecards.com

Batter	1	2	3	4	5	6	7	8	9	AB	R	H	RBI	BB	SO	LOB
Bert Campaneris, R (1, 6) OBP: 0.294, SLG: 0.296	0-0 3B 1B		0-0 F4 ①		0-0 F4 ①		0-3 K ②		0-0 F3 ③	5	1	1	0	0	1	2
Reggie Jackson, L (1, 9) OBP: 0.385, SLG: 0.500	0-3 K ①		0-0 4-3 ②		0-3 K ②		0-0 2B			4	0	1	0	0	2	2
Ray Webster, L (1, 3) OBP: 0.293, SLG: 0.436	0-0 F8 ②		0-0 1B		0-0 G3 ③		0-3 K ③			4	0	1	0	0	1	3
Rick Monday, L (1, 8) OBP: 0.367, SLG: 0.494	0-0 1-H 3B		0-3 K ③			4-0 1B BB		0-0 F9 ①		2	0	1	1	1	1	1
Dick Green, R (7, 5) OBP: 0.267, SLG: 0.292										1	0	0	0	0	0	0
Danny Cater, R (1, 5) OBP: 0.323, SLG: 0.343	0-0 F8 ③			0-0 F5 ①		0-0 F7 ①		0-0 F7 ②		3	0	0	0	0	0	2
Joe Nossek, R (7, 8) OBP: 0.203, SLG: 0.275										1	0	0	0	0	0	0
Dave Duncan, R (1, 2) OBP: 0.417, SLG: 1.000		0-0 2B		0-3 K ②		0-0 1-2 1B		0-0 F8 ③		4	0	2	0	0	1	0
Jim Gosger, L (1, 7) OBP: 0.305, SLG: 0.336		0-3 K ①		4-0 BB		0-3 K ②			0-3 K ①	3	0	0	0	1	3	3
John Donaldson, L (1, 4) OBP: 0.200, SLG: 0.286		0-3 K ②		0-0 4-3 ③		0-0 1-3 ③			0-0 FC4-6 1B	4	0	1	0	0	1	4
Diego Segui, R (1, 1)		0-3 K ③			H 1-0 HBP		X 0-0 4-3 ①		X 0-0 FC4-6 ② 1-2f	0	0	0	0	0	0	0
Tony Pierce, R (2, 1)										1	0	0	0	0	1	1
Mike Hershberger, R (5, PH) OBP: 0.327, SLG: 0.343										0	0	0	0	0	0	0
Blue Moon Odom, R (6, 1) OBP: 0.333, SLG: 0.333										0	0	0	0	0	0	0
Allan Lewis, S (7, PH)										1	0	0	0	0	0	0
Bill Edgerton, L (8, 1)										0	0	0	0	0	0	0
Ken Harrelson, R (9, PH) OBP: 0.256, SLG: 0.309										1	0	0	0	0	0	1

	AB	34
	R	1
	H	7
	RBI	1
	BB	2
	SO	11
	LOB	19

Inning Stats	1	2	3	4	5	6	7	8	9	1B: 4	SF: 0	WP: 0	PA: 37
	R: 1 H: 2 E: 0 LOB: 1 K: 1 BB: 0 S: 7 P: 7	R: 0 H: 1 E: 0 LOB: 1 K: 3 BB: 0 S: 10 P: 10	R: 0 H: 1 E: 0 LOB: 1 K: 1 BB: 0 S: 6 P: 6	R: 0 H: 0 E: 0 LOB: 1 K: 1 BB: 1 S: 5 P: 9	R: 0 H: 0 E: 0 LOB: 1 K: 1 BB: 0 S: 5 P: 6	R: 0 H: 1 E: 0 LOB: 2 K: 1 BB: 1 S: 6 P: 10	R: 0 H: 1 E: 0 LOB: 1 K: 2 BB: 0 S: 8 P: 8	R: 0 H: 0 E: 0 LOB: 0 K: 0 BB: 0 S: 3 P: 3	R: 0 H: 1 E: 0 LOB: 1 K: 1 BB: 0 S: 6 P: 6	2B: 2 3B: 1 HR: 0	SAC: 0 DP: 0 HBP: 1	PB: 0 SB: 0 CS: 0	

PITCHER		IP	WLS	BF	H	R	ER	SO	BB	IBB	HBP	BLK	WP	HR	S	P	ERA	WHIP
Luis Tiant, R ERA: 2.7	(1, 1)	9.0	W	37	7	1	1	11	2	0	1	0	0	0	56	65	1.00	1.000

PITCHER	IP	WLS	BF	H	R	ER	SO	BB	IBB	HBP	BLK	WP	HR	S	P	ERA	WHIP

Batter	1	2	3	4	5	6	7	8	9	AB	R	H	RBI	BB	SO	LOB
Max Alvis, R (1, 5) OBP: 0.330, SLG: 0.442	F7		F4		F7		FC6-2 CS 3-H		5-3	5	0	0	0	0	0	1
Chuck Hinton, R (1, 7) OBP: 0.319, SLG: 0.355	K			BB 2B E		5-3	CS 1-2	PB 2B		3	1	1	0	1	1	0
Don Demeter, R (1, 8) OBP: 0.296, SLG: 0.431	F6			1-3 2B E		1-3		6-3 2-3		4	1	1	0	0	0	1
Vic Davalillo, L (8, 8) OBP: 0.282, SLG: 0.319										0	0	0	0	0	0	0
Rocky Colavito, R (1, 9) OBP: 0.342, SLG: 0.404		F5		F6		HR		F6		4	1	1	1	0	0	3
Joe Azcue, R (1, 2) OBP: 0.356, SLG: 0.494		2B		F2		1B		BB		3	0	2	0	1	0	2
Tony Horton, R (1, 3) OBP: 0.268, SLG: 0.315		F5		E5 2-H 3-H		1-2 1B		1-2 BB		3	0	1	0	0	0	1
Fred Whitfield, L (8, PH) OBP: 0.302, SLG: 0.438										0	0	0	0	1	0	0
(8, 3)																
Pedro Gonzalez, R (1, 4) OBP: 0.302, SLG: 0.316		F9		F8		F8		K		3	0	0	0	0	0	4
Leon Wagner, L (8, PH) OBP: 0.285, SLG: 0.464										1	0	0	0	0	1	3
Gus Gil, R (8, 4) OBP: 0.200, SLG: 0.189										0	0	0	0	0	0	0
Larry Brown, R (1, 6) OBP: 0.354, SLG: 0.412			F6		L6		SH4 S FC6-2 1B		6-3	4	0	1	0	0	0	0
John O'Donoghue, R (1, 1) OBP: 0.100, SLG: 0.400			4-3		5-3		SH4 1-3		K	3	0	0	0	0	1	0
George Culver, R (9, 1) OBP: 1.000, SLG: 1.000										0	0	0	0	0	0	0
Bob Allen, L (9, 1)										0	0	0	0	0	0	0
Orlando Pena, R (9, 1)										0	0	0	0	0	0	0
Inning Stats	R: 0 E: 0 K: 1 S: 5 H: 0 LOB: 0 BB: 0 P: 5	R: 0 E: 0 K: 0 S: 4 H: 1 LOB: 1 BB: 0 P: 4	R: 0 E: 0 K: 0 S: 3 H: 0 LOB: 0 BB: 0 P: 3	R: 2 E: 1 K: 0 S: 5 H: 1 LOB: 1 BB: 1 P: 9	R: 0 E: 0 K: 0 S: 3 H: 0 LOB: 0 BB: 0 P: 3	R: 1 E: 0 K: 0 S: 6 H: 3 LOB: 2 BB: 0 P: 6	R: 0 E: 0 K: 0 S: 3 H: 1 LOB: 0 BB: 0 P: 3	R: 0 E: 0 K: 1 S: 6 H: 1 LOB: 3 BB: 2 P: 14	R: 0 E: 0 K: 1 S: 5 H: 0 LOB: 0 BB: 0 P: 5	1B: 3 2B: 3 3B: 0 HR: 1	SF: 0 SAC: 1 DP: 0 HBP: 0					

TOP

Cleveland Indians @ Kansas City Athletics

Municipal Stadium, Kansas City, MO

Sun Jun 11 1967, 4:38 AM EDT

Att. 13,417 - Unknown

livebaseballscorecards.com

AB	33
R	3
H	7
RBI	1
BB	3
SO	3
LOB	15

WP: 0 PB: 1 SB: 1 CS: 1 PA: 38

PITCHER		IP	WLS	BF	H	R	ER	SO	BB	IBB	HBP	BLK	WP	HR	S	P	ERA	WHIP
Paul Lindblad, L ERA: 2.09	(1, 1)	6.0	L	26	6	3	1	1	1	0	0	0	0	1	27	31	1.50	1.167
Blue Moon Odom, R ERA: 4.84	(7, 1)	1.0		2	0	0	0	0	0	0	0	0	0	0	2	2	0.00	0.000
Jack Aker, R ERA: 3.46	(8, 1)	2.0		9	1	0	0	2	2	0	0	0	0	0	11	19	0.00	1.500

PITCHER	IP	WLS	BF	H	R	ER	SO	BB	IBB	HBP	BLK	WP	HR	S	P	ERA	WHIP

Cleveland Indians @ Kansas City Athletics

Municipal Stadium, Kansas City, MO

Sun Jun 11 1967, 4:38 AM EDT

Att. 13,417 - Unknown

livebaseballscorecards.com

BOTTOM

Batter	1	2	3	4	5	6	7	8	9	AB	R	H	RBI	BB	SO	LOB
Bert Campaneris, R (1, 6) OBP: 0.292, SLG: 0.294	S E 1B	F9			1-3		K2-3		4-3	5	1	1	0	0	1	4
Reggie Jackson, L (1, 9) OBP: 0.353, SLG: 0.571	6-3 1-H		3B		6-3		F8			4	0	1	0	0	0	0
Rick Monday, L (1, 8) OBP: 0.364, SLG: 0.485	1-3		1-3		BB			3-1		3	0	0	0	1	0	1
Dave Duncan, R (1, 2) OBP: 0.313, SLG: 0.750	K		5-3		F7			K		4	0	0	0	0	2	2
Danny Cater, R (1, 5) OBP: 0.318, SLG: 0.336		F9	5-3			F8		5-3		4	0	0	0	0	0	1
Ken Harrelson, R (1, 3) OBP: 0.266, SLG: 0.310 Allan Lewis, S (9, PR)		5-3		1B		6-3			FC2-4-5 BB	3 0	0 0	1 0	0 0	1 0	0 0	0 0
Mike Hershberger, R (1, 7) OBP: 0.333, SLG: 0.363 Ray Webster, L (9, PH) OBP: 0.291, SLG: 0.432	1B 2B			F9		1B 2B			FC2-4-5 WP 1-3	3 1	1 0	2 0	0 0	0 0	0 0	1 1
Dick Green, R (1, 4) OBP: 0.274, SLG: 0.295 Jim Gosger, L (9, PH) OBP: 0.310, SLG: 0.336	1B IBB			F6		2-3 1B			1-2 BB	2 0	0 0	1 0	0 0	1 1	0 0	1 0
Paul Lindblad, L (1, 1) OBP: 0.200, SLG: 0.200 Blue Moon Odom, R (7, 1) OBP: 0.333, SLG: 0.333 Joe Nossek, R (7, PH) OBP: 0.200, SLG: 0.271 Jack Aker, R (8, 1) OBP: 0.143, SLG: 0.143 John Donaldson, L (9, PH) OBP: 0.188, SLG: 0.267	1-2 2-H 1B			1-3			5-3		F8	2 0 1 0 1	0 0 0 0 0	2 0 0 0 0	1 0 0 0 0	0 0 0 0 0	0 0 0 0 0	0 0 0 0 2
Inning Stats	R: 1 E: 0 K: 1 S: 6 H: 1 LOB: 0 BB: 0 P: 6	R: 1 E: 0 K: 0 S: 5 H: 2 LOB: 2 BB: 1 P: 9	R: 0 E: 0 K: 0 S: 4 H: 1 LOB: 1 BB: 0 P: 4	R: 0 E: 0 K: 0 S: 4 H: 2 LOB: 2 BB: 0 P: 4	R: 0 E: 0 K: 0 S: 3 H: 0 LOB: 1 BB: 1 P: 7	R: 0 E: 0 K: 0 S: 4 H: 2 LOB: 2 BB: 0 P: 4	R: 0 E: 0 K: 1 S: 5 H: 0 LOB: 0 BB: 0 P: 5	R: 0 E: 0 K: 1 S: 5 H: 0 LOB: 0 BB: 0 P: 5	R: 0 E: 0 K: 0 S: 3 H: 0 LOB: 2 BB: 2 P: 11	1B: 5 2B: 2 3B: 1 HR: 0 SF: 0 SAC: 0 DP: 0 HBP: 0						

	AB	33
	R	2
	H	8
	RBI	1
	BB	4
	SO	3
	LOB	13

WP: 1 PB: 0 SB: 2 CS: 0 PA: 37

PITCHER	IP	WLS	BF	H	R	ER	SO	BB	IBB	HBP	BLK	WP	HR	S	P	ERA	WHIP
John O'Donoghue, L (1, 1) ERA: 2.37	8.0	W	33	8	2	2	3	2	1	0	0	0	0	36	48	2.25	1.250
George Culver, R (9, 1) ERA: 4.08	0.1		1	0	0	0	0	0	0	0	0	0	0	1	1	0.00	0.000
Bob Allen, L (9, 1) ERA: 3.26	0.0		1	0	0	0	0	1	0	0	0	1	0	0	4	∞	∞
Orlando Pena, R (9, 1) ERA: 2.53	0.2	S	2	0	0	0	0	0	0	0	0	0	0	2	2	0.00	0.000

PITCHER	IP	WLS	BF	H	R	ER	SO	BB	IBB	HBP	BLK	WP	HR	S	P	ERA	WHIP

Cleveland Indians @ California Angels

Anaheim Stadium, Anaheim, CA

Mon Jun 12 1967, 10:05 PM EDT

Att. 7,895 - Unknown

TOP

livebaseballscorecards.com

Batter	1	2	3	4	5	6	7	8	9	10	11	AB	R	H	RBI	BB	SO	LOB
Lee Maye, L (1, 9) (9, 7) OBP: 0.292, SLG: 0.446	F5		1B		F9		SH5-4 1-2 2-3		SH3-4 1B		E5 2B 1B	5	2	2	0	0	0	0
Chuck Hinton, R (1, 8) (9, 9) OBP: 0.317, SLG: 0.356	K		K		K		6-3 3-H		SH3-4 1-2		1B 2B	5	1	1	0	0	3	3
Leon Wagner, L (1, 7) Vic Davalillo, L (9, PR) (9, 8) OBP: 0.301, SLG: 0.472 / OBP: 0.280, SLG: 0.316	1B 1B		SF9 3-H			4-3 1B	IBB		1B IBB		G3	2 1	0 0	2 0	1 0	2 0	0 0	0 2
Fred Whitfield, L (1, 3) OBP: 0.303, SLG: 0.430	1-2 1B		F9			F9	F6		F7		1B IBB	5	0	1	0	1	0	6
Max Alvis, R (1, 5) OBP: 0.330, SLG: 0.439	F8			F6		4-3 1-2		WP 6-3 1B	1-3 2-H 1B		F4	6	1	2	1	0	0	6
Joe Azcue, R (1, 2) OBP: 0.365, SLG: 0.524		4-3		HR		BB B B B FC4-6		6-3 1-2	F9		1-2 2-H 3-H 1B	5	1	2	3	1	0	3
Pedro Gonzalez, R (1, 4) OBP: 0.295, SLG: 0.308		F9		F4		FC4-6 1-2f		F7 2-3		F6	F9	3	0	0	0	0	0	2
Rocky Colavito, R (8, PH) OBP: 0.339, SLG: 0.400												1	0	0	0	0	0	1
Gus Gil, R (8, 4) OBP: 0.195, SLG: 0.184												2	0	0	0	0	0	2
Larry Brown, R (1, 6) OBP: 0.356, SLG: 0.412		6-3		5-3			SH5-4 E E 1B	3-H 1B		5-3		5	1	2	1	0	0	0
Ed Connolly, L (1, 1) OBP: 0.333, SLG: 0.333			1B SF9 1B				E1 SH5-4 1-2				5-3	1	1	1	0	0	0	0
Steve Bailey, R (4, 1)												3	0	0	0	0	1	2
Bob Allen, L (9, 1)												0	0	0	0	0	0	0
Don Demeter, R (10, PH) OBP: 0.291, SLG: 0.423												1	0	0	0	0	0	0
George Culver, R (10, 1) OBP: 1.000, SLG: 1.000												0	0	0	0	0	0	0
Inning Stats	R: 0 E: 0 K: 1 S: 7 H: 2 LOB: 2 BB: 0 P: 7	R: 0 E: 0 K: 0 S: 3 H: 0 LOB: 0 BB: 0 P: 3	R: 1 E: 0 K: 1 S: 7 H: 2 LOB: 1 BB: 0 P: 7	R: 1 E: 0 K: 0 S: 4 H: 1 LOB: 0 BB: 0 P: 4	R: 0 E: 0 K: 2 S: 7 H: 0 LOB: 0 BB: 0 P: 7	R: 0 E: 0 K: 0 S: 4 H: 1 LOB: 2 BB: 1 P: 8	R: 1 E: 2 K: 0 S: 5 H: 1 LOB: 2 BB: 1 P: 9	R: 1 E: 0 K: 0 S: 5 H: 2 LOB: 1 BB: 0 P: 5	R: 1 E: 0 K: 0 S: 5 H: 2 LOB: 2 BB: 1 P: 9	R: 0 E: 0 K: 0 S: 3 H: 0 LOB: 0 BB: 0 P: 3	R: 2 E: 1 K: 0 S: 6 H: 2 LOB: 2 BB: 1 P: 10	1B: 11 2B: 1 3B: 0 HR: 1	SF: 1 SAC: 2 DP: 0 HBP: 0		WP: 1 PB: 0 SB: 0 CS: 0	PA: 52		

	AB	45
	R	7
	H	13
	RBI	6
	BB	4
	SO	4
	LOB	27

PITCHER	IP	WLS	BF	H	R	ER	SO	BB	IBB	HBP	BLK	WP	HR	S	P	ERA	WHIP
Jack Sanford, R (1, 1) ERA: 4.47	3.0		13	4	1	1	2	0	0	0	0	0	0	17	17	3.00	1.333
Pete Cimino, R (4, 1) ERA: 2.86	3.2		17	3	2	1	2	1	1	0	0	0	1	19	27	2.46	1.091
Ken Turner, L (7, 1) ERA:	0.1		1	0	0	0	0	0	0	0	0	0	0	1	1	0.00	0.000
Bill Kelso, R (8, 1) ERA: 2.5	0.2		4	2	1	1	0	0	0	0	0	1	0	4	4	13.50	3.000
Jack Hamilton, R (8, 1) ERA: 3.94	0.2		4	1	1	1	0	0	1	0	0	0	0	3	7	13.50	1.500

PITCHER	IP	WLS	BF	H	R	ER	SO	BB	IBB	HBP	BLK	WP	HR	S	P	ERA	WHIP
Minnie Rojas, R (9, 1) ERA: 2.05	2.2	L	13	3	2	0	0	0	1	0	0	0	0	12	16	0.00	1.125

Batter	1	2	3	4	5	6	7	8	9	10	11	AB	R	H	RBI	BB	SO	LOB
Jose Cardenal, R (1, 8) OBP: 0.293, SLG: 0.333	0-0 6-3 1B	0-3 K		0-0 1B 1B		0-0 4-3		0-3 K		0-0 F6		6	0	2	0	0	2	2
Paul Schaal, R (1, 5) OBP: 0.293, SLG: 0.274	0-0 F8	0-0 F9		0-0 1-3 1B		0-0 F8		0-0 F4		0-3 K		6	0	1	0	0	1	3
Jim Fregosi, R (1, 6) OBP: 0.323, SLG: 0.414	0-0 6-3 1-2		BBBB 4-0 1B 1B BB	0-0 F2		0-0 3-1		0-3 K		0-3 K		5	1	0	0	1	2	3
Don Mincher, L (1, 3) (10, 9) OBP: 0.401, SLG: 0.585	BBBB 4-0 BB	0-0 F3	0-0 F6				0-0 WP 1B 1B		0-0 HR		0-0 3-1	5	2	2	1	1	0	3
Rick Reichardt, R (1, 7) OBP: 0.321, SLG: 0.385	0-0 1-3	0-0 1B 1-2 E 1B	SSS 0-3 K				BBBB 4-0 FC2-5 1B 1-2 BB		0-0 F4		0-0 6-3	5	1	1	0	1	1	4
Bubba Morton, R (1, 9) OBP: 0.343, SLG: 0.290 Jay Johnstone, L (7, PH) OBP: 0.222, SLG: 0.253 Bill Kelso, R (8, 1) Jack Hamilton, R (8, 1) OBP: 0.200, SLG: 0.800 Minnie Rojas, R (9, 1) Tom Satriano, L (11, PH) OBP: 0.337, SLG: 0.356		0-0 FC 1B 2B	0-0 E7 5-3 1-H 2-H 1B	BBBB 4-0 3-4-1 BB			0-0 FC2-5 1-2 2-H 1B	BBBB 4-0 1B BB		0-0 F5		2 1 0 0 0 1	1 0 0 0 0 0	2 1 0 0 0 0	1 1 0 0 0 1	1 0 0 0 0 0	0 0 0 0 0 0	0 0 0 0 0 0
Buck Rodgers, S (1, 2) OBP: 0.262, SLG: 0.268	0-0 FC SH1-4 1B 2-3	0-0 5-3 1-2	0-0 3-4-1 1-2				0-0 FC2-5 1-2 2-3f	0-0 F9				5	0	0	0	0	0	6
Bobby Knoop, R (1, 4) OBP: 0.277, SLG: 0.340	0-0 SH1-4 1-2 1B 3-H	4-0 IBB	0-0 F8				SSS 0-3 K	0-0 1-2 1B				4	0	2	1	1	3	
Jack Sanford, R (1, 1) OBP: 0.250, SLG: 0.333 Johnny Werhas, R (3, PH) OBP: 0.211, SLG: 0.182 Pete Cimino, R (4, 1) OBP: 0.143, SLG: 0.143 Ken Turner, R (7, 1) Jimmie Hall, L (7, PH) OBP: 0.308, SLG: 0.447 (8, 9) Bill Skowron, R (9, PH) OBP: 0.222, SLG: 0.273 (10, 3)	0-0 SH1-4 1-2 2-3	SSS 0-3 K	SSS 0-3 K				0-0 4-3	SSS 0-3 K				0 1 1 0 1 1	0 0 0 0 0 0	0 0 0 0 0 0	0 0 1 0 0 0	0 1 1 0 0 0	0 2 1 0 2 2	0 0 0 0 0 0
Inning Stats	R: 0 E: 0 K: 0 S: 4 H: 1 LOB: 2 BB: 1 P: 8	R: 1 E: 0 K: 1 S: 8 H: 2 LOB: 2 BB: 0 P: 8	R: 2 E: 1 K: 1 S: 7 H: 2 LOB: 2 BB: 2 P: 15	R: 0 E: 0 K: 1 S: 7 H: 2 LOB: 2 BB: 0 P: 7	R: 0 E: 0 K: 1 S: 5 H: 0 LOB: 1 BB: 1 P: 9	R: 0 E: 0 K: 0 S: 3 H: 0 LOB: 0 BB: 0 P: 3	R: 1 E: 0 K: 1 S: 7 H: 2 LOB: 2 BB: 1 P: 11	R: 0 E: 0 K: 1 S: 7 H: 0 LOB: 0 BB: 0 P: 7	R: 1 E: 0 K: 1 S: 7 H: 2 LOB: 2 BB: 1 P: 11	R: 0 E: 0 K: 2 S: 7 H: 0 LOB: 0 BB: 0 P: 7	R: 0 E: 0 K: 0 S: 3 H: 0 LOB: 0 BB: 0 P: 3	1B: 9 2B: 1 3B: 0 HR: 1	SF: 0 SAC: 1 DP: 0 HBP: 0		WP: 1 PB: 0 SB: 0 CS: 0	PA: 51		

PITCHER		IP	WLS	BF	H	R	ER	SO	BB	IBB	HBP	BLK	WP	HR	S	P	ERA	WHIP
Ed Connolly, L ERA: 4.22	(1, 1)	3.0		20	7	3	2	2	2	1	0	0	0	0	21	33	6.00	3.000
Steve Bailey, R ERA: 2.51	(4, 1)	5.2		24	4	2	2	5	3	0	0	0	1	1	31	43	3.18	1.235
Bob Allen, L ERA: 3.2	(9, 1)	0.1		1	0	0	0	1	0	0	0	0	0	0	3	3	0.00	0.000
George Culver, R ERA: 3.66	(10, 1)	2.0	W	6	0	0	0	2	0	0	0	0	0	0	10	10	0.00	0.000

PITCHER	IP	WLS	BF	H	R	ER	SO	BB	IBB	HBP	BLK	WP	HR	S	P	ERA	WHIP

BOTTOM

Cleveland Indians @ California Angels

Anaheim Stadium, Anaheim, CA

Mon Jun 12 1967, 10:05 PM EDT

Att. 7,895 - Unknown

livebaseballscorecards.com

AB	44
R	5
H	11
RBI	4
BB	6
SO	10
LOB	31

Batter	1	2	3	4	5	6	7	8	9	AB	R	H	RBI	BB	SO	LOB
Max Alvis, R (1, 5) OBP: 0.338, SLG: 0.444	B B B B 4-0 CS BB		B B B B 4-0 FC6-4 BB			x 0-0 HR 2B		S S S 0-3 ① K		2	1	1	0	2	1	0
Chuck Hinton, R (1, 9) OBP: 0.320, SLG: 0.371	B B B B 4-0 ① 1-2 BB		x 0-0 ③ FC6-4 1-2f			x 0-0 ① 6-3		x 0-0 HR		3	1	1	1	1	0	2
Don Demeter, R (1, 8) OBP: 0.288, SLG: 0.464	x 0-0 ② F4			x 0-0 ① F7		x 0-0 2-H HR		x 0-0 ② F4		4	1	1	2	0	0	1
Rocky Colavito, R (1, 7) OBP: 0.336, SLG: 0.404	x 0-0 ③ F8			x 0-0 6-3 2B		x 0-0 ② F4		x 0-0 ③ F7		4	0	1	0	0	0	1
Joe Azcue, R (1, 2) OBP: 0.360, SLG: 0.511		S S S 0-3 ① K		x 0-0 ② 6-3 2-3		x 0-0 1B			x 0-0 ① 6-3	4	0	1	0	0	1	1
Tony Horton, R (1, 3) OBP: 0.267, SLG: 0.310		x 0-0 ② F8		S S S 0-3 ③ K		x 0-0 ③ F4			x 0-0 G6-3 1B	4	0	1	0	0	1	2
Pedro Gonzalez, R (1, 4) OBP: 0.286, SLG: 0.298		S S S 0-3 ③ K		S S S 0-3 ① K		x 0-0 ① F9			x 0-0 ② ③ G6-3 1-2f	4	0	0	0	0	2	1
Larry Brown, R (1, 6) OBP: 0.350, SLG: 0.405			x 0-0 ① F5		x 0-0 ② 5-3		x 0-0 ② F8			3	0	0	0	0	0	0
Steve Hargan, R (1, 1) OBP: 0.212, SLG: 0.161 Bob Allen, L (7, 1)			S S S 0-3 ② K		x 0-0 ③ G3		x 0-0 ③ 5-3			3 0	0 0	0 0	0 0	0 0	1 0	0 0
Inning Stats	R: 0 E: 0 K: 0 S: 2 H: 0 LOB: 1 BB: 2 P: 10	R: 0 E: 0 K: 2 S: 7 H: 0 LOB: 0 BB: 0 P: 7	R: 0 E: 0 K: 1 S: 5 H: 0 LOB: 1 BB: 1 P: 9	R: 0 E: 0 K: 1 S: 6 H: 1 LOB: 1 BB: 0 P: 6	R: 0 E: 0 K: 1 S: 5 H: 0 LOB: 0 BB: 0 P: 5	R: 2 E: 0 K: 0 S: 6 H: 3 LOB: 1 BB: 0 P: 6	R: 0 E: 0 K: 0 S: 3 H: 0 LOB: 0 BB: 0 P: 3	R: 1 E: 0 K: 1 S: 6 H: 1 LOB: 0 BB: 0 P: 6	R: 0 E: 0 K: 0 S: 3 H: 1 LOB: 0 BB: 0 P: 3	1B: 2 2B: 2 3B: 0 HR: 2 SF: 0 SAC: 0 DP: 1 HBP: 0						

PITCHER	IP	WLS	BF	H	R	ER	SO	BB	IBB	HBP	BLK	WP	HR	S	P	ERA	WHIP
George Brunet, L (1, 1) ERA: 3.64	9.0	W	34	6	3	3	6	3	0	0	0	0	2	43	55	3.00	1.000

PITCHER	IP	WLS	BF	H	R	ER	SO	BB	IBB	HBP	BLK	WP	HR	S	P	ERA	WHIP

TOP

Cleveland Indians @ California Angels

Anaheim Stadium, Anaheim, CA

Tue Jun 13 1967, 10:05 PM EDT

Unknown

livebaseballscorecards.com

AB	31
R	3
H	6
RBI	3
BB	3
SO	6
LOB	8

WP: 0 PB: 0 SB: 0 CS: 1 PA: 34

Batter	1	2	3	4	5	6	7	8	9	AB	R	H	RBI	BB	SO	LOB
Jose Cardenal, R (1, 7) (8, 8) OBP: 0.286, SLG: 0.326	6-3	5-3		F7			SH1-4 1-2	6-3		4	0	0	0	0	0	3
Paul Schaal, R (1, 5) OBP: 0.296, SLG: 0.284	1-3		SH1-3 1B 2B		K		2B 2-3 1B	F9		5	2	2	0	0	1	0
Jim Fregosi, R (1, 6) OBP: 0.329, SLG: 0.421	2B		SH1-3 2-3		F2		2B 1B BB	1B		3	1	2	0	1	0	0
Don Mincher, L (1, 3) OBP: 0.406, SLG: 0.588	K		WP HR 3-H 1B		BB		1B 1-3 2-H 3-H 2B	1-3		4	2	2	3	1	1	2
Jimmie Hall, L (1, 9) (8, 7) OBP: 0.319, SLG: 0.469		BB 1B 1B	HR 1-H		K		WP 1B 5-3 IBB			2	2	1	2	2	1	1
Jay Johnstone, L (1, 8) OBP: 0.224, SLG: 0.255 Bubba Morton, R (7, PH) (8, 9) OBP: 0.361, SLG: 0.313	1B 1-2 1B	3-1			K	WP 1-2 2-H 3-H 1B				3 1	0 0	1 1	0 2	0 0	1 0	0 0
Buck Rodgers, S (1, 2) OBP: 0.255, SLG: 0.261	F8	F7			K	5-3 1-2 2-H				4	0	0	1	0	1	3
Bobby Knoop, R (1, 4) OBP: 0.281, SLG: 0.340	1-2 2-3 1B			K	5-3	IBB				3	0	1	0	1	1	0
George Brunet, R (1, 1) OBP: 0.100, SLG: 0.069	K			K			1B SH1-4 2B 1B 2-3			4	1	1	0	0	2	5
Inning Stats	R: 0 E: 0 K: 1 S: 6 H: 1 LOB: 1 BB: 0 P: 6	R: 0 E: 0 K: 1 S: 7 H: 2 LOB: 3 BB: 1 P: 11	R: 3 E: 0 K: 0 S: 6 H: 3 LOB: 0 BB: 0 P: 6	R: 0 E: 0 K: 2 S: 7 H: 0 LOB: 0 BB: 0 P: 7	R: 0 E: 0 K: 2 S: 7 H: 0 LOB: 1 BB: 1 P: 11	R: 0 E: 0 K: 2 S: 7 H: 0 LOB: 0 BB: 0 P: 7	R: 5 E: 0 K: 0 S: 7 H: 4 LOB: 2 BB: 3 P: 19	R: 0 E: 0 K: 0 S: 4 H: 1 LOB: 1 BB: 0 P: 4		1B: 7 2B: 3 3B: 0 HR: 1	SF: 0 SAC: 2 DP: 0 HBP: 0					

PITCHER		IP	WLS	BF	H	R	ER	SO	BB	IBB	HBP	BLK	WP	HR	S	P	ERA	WHIP
Steve Hargan, R ERA: 2.4	(1, 1)	6.1	L	32	9	8	8	8	3	1	0	0	1	1	44	60	11.37	1.895
Bob Allen, L ERA: 2.95	(7, 1)	1.2		8	2	0	0	0	0	1	0	0	1	0	7	11	0.00	1.200

PITCHER	IP	WLS	BF	H	R	ER	SO	BB	IBB	HBP	BLK	WP	HR	S	P	ERA	WHIP

BOTTOM

Cleveland Indians @ California Angels

Anaheim Stadium, Anaheim, CA

Tue Jun 13 1967, 10:05 PM EDT

Unknown

livebaseballscorecards.com

AB	33
R	8
H	11
RBI	8
BB	5
SO	8
LOB	14

WP: 2	PA: 40		
PB: 0			
SB: 0			
CS: 0			

Batter	1	2	3	4	5	6	7	8	9	AB	R	H	RBI	BB	SO	LOB
Lee Maye, L (1, 9) OBP: 0.280, SLG: 0.425	4-3		4-3		3-1		K			4	0	0	0	0	1	0
Chuck Hinton, R (1, 8) OBP: 0.323, SLG: 0.370	6-3		BB			E 1B 1B	F3			3	1	1	0	1	0	0
Leon Wagner, L (1, 7) OBP: 0.294, SLG: 0.459	4-3		F9			K 1-2		F4		4	0	0	0	0	1	2
Fred Whitfield, L (1, 3) OBP: 0.302, SLG: 0.426		FC3-6 1B FC4-6 1B	4-3			E3 BB 1B 2-3		F7		4	2	1	0	0	0	2
Max Alvis, R (1, 5) OBP: 0.340, SLG: 0.442		FC3-6 1-2 1B		L6		1B 1-2 BB		4-3		3	0	1	0	1	0	0
Duke Sims, L (1, 2) OBP: 0.290, SLG: 0.278		FC3-6 FC4-6 1-2f 2-3		4-3		F3			F2	4	0	0	0	0	0	5
Gus Gil, R (1, 4) OBP: 0.190, SLG: 0.179		FC4-6 BLK 1-2f 3-H		F9		1B 1-2 2-H 3-H			K	2	0	0	1	0	0	1
Rocky Colavito, R (6, PH) OBP: 0.341, SLG: 0.409										1	0	1	2	0	0	0
Pedro Gonzalez, R (6, 4) OBP: 0.286, SLG: 0.298										0	0	0	0	0	0	0
Don Demeter, R (9, PH) OBP: 0.283, SLG: 0.456										1	0	0	0	0	1	0
Larry Brown, R (1, 6) OBP: 0.348, SLG: 0.398		BB 2-3			K	K			F4	3	0	0	0	1	2	2
Sam McDowell, L (1, 1) OBP: 0.231, SLG: 0.346		K			K		F8			2	0	0	0	0	2	2
Vic Davalillo, L (7, PH) OBP: 0.277, SLG: 0.313										1	0	0	0	0	0	0
Orlando Pena, R (7, 1)										0	0	0	0	0	0	0
Inning Stats	R: 0 E: 0 K: 0 S: 3 H: 0 LOB: 0 BB: 0 P: 3	R: 1 E: 1 K: 1 S: 7 H: 2 LOB: 2 BB: 1 P: 11	R: 0 E: 0 K: 0 S: 3 H: 0 LOB: 1 BB: 1 P: 7	R: 0 E: 0 K: 0 S: 3 H: 0 LOB: 0 BB: 0 P: 3	R: 0 E: 0 K: 2 S: 7 H: 0 LOB: 0 BB: 0 P: 7	R: 2 E: 1 K: 2 S: 10 H: 2 LOB: 2 BB: 1 P: 14	R: 0 E: 0 K: 1 S: 5 H: 0 LOB: 0 BB: 0 P: 5	R: 0 E: 0 K: 0 S: 3 H: 0 LOB: 0 BB: 0 P: 3	R: 0 E: 0 K: 1 S: 5 H: 0 LOB: 0 BB: 0 P: 5	1B: 4 2B: 0 3B: 0 HR: 0 SF: 0 SAC: 0 DP: 0 HBP: 0						

TOP

Cleveland Indians @ California Angels

Anaheim Stadium, Anaheim, CA

Tue Jun 13 1967, 10:05 PM EDT

Att. 11,064 - Unknown

livebaseballscorecards.com

AB	32
R	3
H	4
RBI	3
BB	3
SO	7
LOB	14

WP: 0 PB: 0 SB: 1 CS: 0 PA: 35

PITCHER		IP	WLS	BF	H	R	ER	SO	BB	IBB	HBP	BLK	WP	HR	S	P	ERA	WHIP
Rickey Clark, R ERA: 2.79	(1, 1)	5.2	W	25	4	3	1	4	3	0	0	1	0	0	30	42	1.59	1.235
Bill Kelso, R ERA: 2.29	(6, 1)	3.1	S	10	0	0	0	3	0	0	0	0	0	0	16	16	0.00	0.000

PITCHER	IP	WLS	BF	H	R	ER	SO	BB	IBB	HBP	BLK	WP	HR	S	P	ERA	WHIP

Cleveland Indians @ California Angels

Anaheim Stadium, Anaheim, CA

Tue Jun 13 1967, 10:05 PM EDT

Att. 11,064 - Unknown

BOTTOM

Batter	1	2	3	4	5	6	7	8	9	AB	R	H	RBI	BB	SO	LOB
Jose Cardenal, R (1, 8) OBP: 0.284, SLG: 0.333	1B 3B		6-3	FC6 1-2 2-3 3-H		K		6-3		5	1	1	0	0	1	3
Paul Schaal, R (1, 5) OBP: 0.306, SLG: 0.287	3-H 1B		BBBB FC5-4 BB	F5		BBBB BB				2	0	1	1	2	0	3
Jim Fregosi, R (1, 6) OBP: 0.324, SLG: 0.414	K		FC5-4 1-2f	L6		6-3				4	0	0	0	0	1	6
Bubba Morton, R (1, 9) OBP: 0.375, SLG: 0.314	K			BBBB 1B 1B BB	E7 2B 1B		K			3	2	1	0	1	2	1
Rick Reichardt, R (1, 7) OBP: 0.325, SLG: 0.392	6-3			1B 1B 1B 1-3	SH5-3 CS 2B 2-H		6-3			4	1	2	1	0	0	1
Bill Skowron, R (1, 3) OBP: 0.234, SLG: 0.283 Don Mincher, L (5, 3) OBP: 0.404, SLG: 0.585		K		E 1B E 1-3 3-H 1B	SH5-3 2-3		4-3			2 1	1 0	1 0	1 0	0 0	1 0	0 0
Buck Rodgers, S (1, 2) OBP: 0.255, SLG: 0.260		F9		E E 1-2 3-H 1B	K			3-1		4	0	1	1	0	1	1
Bobby Knoop, R (1, 4) OBP: 0.280, SLG: 0.335		K		K	IBB			E4 SH1-3		3	0	0	0	1	2	2
Rickey Clark, R (1, 1) Bill Kelso, R (6, 1)			K	E1 E 1-2 2-3	CS 3-H	K		SH1-3 1-2		2 1	0 0	0 0	0 0	0 0	1 1	2 0
Inning Stats	R: 1 H: 2 E: 0 LOB: 1 K: 2 BB: 0 S: 9 P: 9	R: 0 H: 0 E: 0 LOB: 0 K: 2 BB: 0 S: 7 P: 7	R: 0 H: 0 E: 0 LOB: 1 K: 1 BB: 1 S: 5 P: 9	R: 3 H: 3 E: 2 LOB: 3 K: 1 BB: 1 S: 10 P: 14	R: 1 H: 2 E: 1 LOB: 1 K: 1 BB: 1 S: 6 P: 10	R: 0 H: 0 E: 0 LOB: 1 K: 2 BB: 0 S: 7 P: 11	R: 0 H: 0 E: 0 LOB: 0 K: 1 BB: 0 S: 5 P: 5	R: 0 H: 0 E: 1 LOB: 1 K: 0 BB: 0 S: 4 P: 4		1B: 5 SF: 0 2B: 1 SAC: 2 3B: 1 DP: 0 HR: 0 HBP: 0						

livebaseballscorecards.com

AB	31
R	5
H	7
RBI	4
BB	4
SO	10
LOB	19

WP: 0 PA: 38
PB: 0
SB: 0
CS: 1

PITCHER		IP	WLS	BF	H	R	ER	SO	BB	IBB	HBP	BLK	WP	HR	S	P	ERA	WHIP
Sam McDowell, L ERA: 4.54	(1, 1)	6.0	L	30	7	5	3	9	3	1	0	0	0	0	44	60	4.50	1.667
Orlando Pena, R ERA: 2.31	(7, 1)	2.0		7	0	0	0	1	0	0	0	0	0	0	9	9	0.00	0.000

PITCHER	IP	WLS	BF	H	R	ER	SO	BB	IBB	HBP	BLK	WP	HR	S	P	ERA	WHIP

Batter	1	2	3	4	5	6	7	8	9	AB	R	H	RBI	BB	SO	LOB
Max Alvis, R (1, 5) OBP: 0.335, SLG: 0.434	F9		L5		K			6-3		4	0	0	0	0	1	2
Chuck Hinton, R (1, 9) OBP: 0.322, SLG: 0.368	6-3		1B			F8		F7		4	0	1	0	0	0	1
Don Demeter, R (1, 8) OBP: 0.286, SLG: 0.450	HR 1B		F9			F8			4-3	3	1	1	0	0	0	1
Vic Davalillo, L (8, 8) OBP: 0.275, SLG: 0.310										1	0	0	0	0	0	0
Rocky Colavito, R (1, 7) OBP: 0.338, SLG: 0.430	1-H HR			F7		F5			6-3	4	1	1	2	0	0	0
Joe Azcue, R (1, 2) OBP: 0.365, SLG: 0.511	6-3			CS 1B			F7		1B	4	0	2	0	0	0	0
Tony Horton, R (1, 3) OBP: 0.254, SLG: 0.295		5-3		6-3 1-2			6-3		4-3	3	0	0	0	0	0	1
Fred Whitfield, L (9, PH) OBP: 0.300, SLG: 0.423										1	0	0	0	0	0	1
(9, 3)																
Pedro Gonzalez, R (1, 4) OBP: 0.279, SLG: 0.291		F8			4-3		F9			3	0	0	0	0	0	0
Larry Brown, R (1, 6) OBP: 0.348, SLG: 0.397		F8			SH1 1B			1-3		3	0	1	0	0	0	0
Sonny Siebert, R (1, 1) OBP: 0.273, SLG: 0.682			F9		SH1 1-2			3B		2	0	1	0	0	0	0
George Culver, R (9, 1) OBP: 1.000, SLG: 1.000										0	0	0	0	0	0	0
Inning Stats	R: 2 E: 0 K: 0 S: 5 H: 2 LOB: 0 BB: 0 P: 5	R: 0 E: 0 K: 0 S: 3 H: 0 LOB: 0 BB: 0 P: 3	R: 0 E: 0 K: 0 S: 4 H: 1 LOB: 0 BB: 0 P: 4	R: 0 E: 0 K: 0 S: 3 H: 1 LOB: 0 BB: 0 P: 3	R: 0 E: 0 K: 1 S: 6 H: 1 LOB: 1 BB: 0 P: 6	R: 0 E: 0 K: 0 S: 3 H: 0 LOB: 0 BB: 0 P: 3	R: 0 E: 0 K: 0 S: 3 H: 0 LOB: 0 BB: 0 P: 3	R: 0 E: 0 K: 0 S: 4 H: 1 LOB: 1 BB: 0 P: 4	R: 0 E: 0 K: 0 S: 4 H: 1 LOB: 1 BB: 0 P: 4	1B: 5 2B: 0 3B: 1 HR: 1 SF: 0 SAC: 1 DP: 0 HBP: 0						

PITCHER		IP	WLS	BF	H	R	ER	SO	BB	IBB	HBP	BLK	WP	HR	S	P	ERA	WHIP
Clyde Wright, L ERA: 1.26	(1, 1)	7.1		27	6	2	2	1	0	0	0	0	0	1	29	29	2.46	0.818
Minnie Rojas, R ERA: 1.98	(8, 1)	1.2	W	6	1	0	0	0	0	0	0	0	0	0	6	6	0.00	0.600

PITCHER	IP	WLS	BF	H	R	ER	SO	BB	IBB	HBP	BLK	WP	HR	S	P	ERA	WHIP

TOP

Cleveland Indians @ California Angels

Anaheim Stadium, Anaheim, CA

Wed Jun 14 1967, 10:05 PM EDT

Att. 19,108 - Unknown

livebaseballscorecards.com

AB	32
R	2
H	7
RBI	2
BB	0
SO	1
LOB	6

Batter	1	2	3	4	5	6	7	8	9	AB	R	H	RBI	BB	SO	LOB
Jose Cardenal, R (1, 8) (8, 7) OBP: 0.278, SLG: 0.326	5-3		K		5-3			K		4	0	0	0	0	2	0
Paul Schaal, R (1, 5) OBP: 0.305, SLG: 0.286	FC3-6, BB, 1B		E4, PB		F4			K		4	0	1	0	0	1	0
Jim Fregosi, R (1, 6) OBP: 0.331, SLG: 0.415	FC3-6, 1-2, BB		1-2, BB			G6-3, 1B			F8	2	0	1	0	2	0	0
Don Mincher, L (1, 3) OBP: 0.401, SLG: 0.578	FC3-6, 1-2f, 2-3		F7			G6-3, 1-2f			BB, 1B, 1B, 1B	4	0	1	0	0	0	5
Marcelino Lopez, R (9, PR) OBP: 0.500, SLG: 0.500										0	1	0	0	0	0	0
Jimmie Hall, L (1, 9) OBP: 0.317, SLG: 0.463	G3			4-3		F8			BB, 1B, 1-2, 1B	4	1	1	0	0	0	2
Rick Reichardt, R (1, 7) OBP: 0.320, SLG: 0.386		K		F4			K		BB, 1B, 1-2, 2-3	3	0	0	0	0	2	0
Minnie Rojas, R (8, 1)										0	0	0	0	0	0	0
Bubba Morton, R (9, PH) OBP: 0.390, SLG: 0.314										0	0	0	0	1	0	0
Buck Rodgers, S (1, 2) OBP: 0.261, SLG: 0.287		F9		HR			4-3		1-2, 2-H, 3-H, 1B	4	1	2	3	0	0	0
Bobby Knoop, R (1, 4) OBP: 0.276, SLG: 0.330		6-3		F8			F8			3	0	0	0	0	0	0
Clyde Wright, R (1, 1)			K		5-3			F7		2	0	0	0	0	1	0
Jay Johnstone, L (8, 8) OBP: 0.223, SLG: 0.253										1	0	0	0	0	0	0
Inning Stats	R: 0 E: 0 K: 0 S: 4 H: 1 LOB: 2 BB: 1 P: 8	R: 0 E: 0 K: 1 S: 5 H: 0 LOB: 0 BB: 0 P: 5	R: 0 E: 1 K: 2 S: 8 H: 0 LOB: 2 BB: 1 P: 12	R: 1 E: 0 K: 0 S: 4 H: 1 LOB: 0 BB: 0 P: 4	R: 0 E: 0 K: 0 S: 3 H: 0 LOB: 0 BB: 0 P: 3	R: 0 E: 0 K: 0 S: 3 H: 1 LOB: 0 BB: 0 P: 3	R: 0 E: 0 K: 1 S: 5 H: 0 LOB: 0 BB: 0 P: 5	R: 0 E: 0 K: 2 S: 7 H: 0 LOB: 0 BB: 0 P: 7	R: 2 E: 0 K: 0 S: 4 H: 3 LOB: 2 BB: 1 P: 8	1B: 5 2B: 0 3B: 0 HR: 1	SF: 0 SAC: 0 DP: 1 HBP: 0						

PITCHER	IP	WLS	BF	H	R	ER	SO	BB	IBB	HBP	BLK	WP	HR	S	P	ERA	WHIP
Sonny Siebert, R (1, 1) ERA: 2.78	8.1	L	33	5	3	3	6	3	0	0	0	0	1	42	54	3.24	0.960
George Culver, R (9, 1) ERA: 3.66	0.0		1	1	0	0	0	0	0	0	0	0	0	1	1	∞	∞

PITCHER	IP	WLS	BF	H	R	ER	SO	BB	IBB	HBP	BLK	WP	HR	S	P	ERA	WHIP

BOTTOM

Cleveland Indians @ California Angels

Anaheim Stadium, Anaheim, CA

Wed Jun 14 1967, 10:05 PM EDT

Att. 19,108 - Unknown

livebaseballscorecards.com

AB	31
R	3
H	6
RBI	3
BB	3
SO	6
LOB	7

1B: 5	SF: 0	WP: 0	PA: 34
2B: 0	SAC: 0	PB: 1	
3B: 0	DP: 1	SB: 0	
HR: 1	HBP: 0	CS: 0	

TOP

Minnesota Twins @ Cleveland Indians

Cleveland Municipal Stadium, Cleveland, OH

Fri Jun 16 1967, 7:05 PM EDT

Att. 14,538 - Unknown

livebaseballscorecards.com

Batter	1	2	3	4	5	6	7	8	9	10	AB	R	H	RBI	BB	SO	LOB
Cesar Tovar, R (1, 5) OBP: 0.361, SLG: 0.422	E8		K			1B		1B		FC4-6 1-2f 2-3	5	0	3	0	0	1	2
Rod Carew, L (1, 4) OBP: 0.369, SLG: 0.438	K		F7			HR		K		4-3	5	1	1	1	0	2	4
Harmon Killebrew, R (1, 3) OBP: 0.413, SLG: 0.573	G1-6-3 BB			6-3		K		K			3	0	0	0	1	2	1
Tony Oliva, L (1, 9) OBP: 0.322, SLG: 0.412 Sandy Valdespino, L (7, 7) OBP: 0.400, SLG: 0.450	G1-6-3 1-2f			1B		F9			F9		3 1	0 0	1 0	0 0	0 0	0 0	2 0
Bob Allison, R (1, 7) (7, 9) OBP: 0.329, SLG: 0.413		F9		K			6-3		K		4	0	0	0	0	2	1
Zoilo Versalles, R (1, 6) OBP: 0.301, SLG: 0.354		1B		L6			F9		5-3		4	0	1	0	0	0	1
Ted Uhlaender, L (1, 8) OBP: 0.262, SLG: 0.373		F8	F8				BB			F6	3	0	0	0	1	0	1
Jerry Zimmerman, R (1, 2) OBP: 0.241, SLG: 0.177 Russ Nixon, L (10, PH) OBP: 0.327, SLG: 0.400 (10, 2)		F8	K				F9			FC4-6 1B 1B	3 1	0 0	0 1	0 0	0 0	1 0	2 0
Jim Merritt, L (1, 1) OBP: 0.227, SLG: 0.318 Rich Rollins, R (10, PH) OBP: 0.349, SLG: 0.373 Al Worthington, R (10, 1)			F7	4-0				K		FC4-6 1-2 1B	3 1 0	0 0 0	0 1 0	0 0 0	0 0 0	1 0 0	0 0 0

Inning Stats																								
1	R: 0	H: 1	E: 1	LOB: 1	K: 1	BB: 1	S: 5	P: 9
2	R: 0	H: 1	E: 0	LOB: 1	K: 0	BB: 0	S: 4	P: 4
3	R: 0	H: 0	E: 0	LOB: 0	K: 1	BB: 0	S: 5	P: 5
4	R: 0	H: 1	E: 0	LOB: 1	K: 1	BB: 0	S: 6	P: 6
5	R: 0	H: 0	E: 0	LOB: 0	K: 1	BB: 0	S: 5	P: 5
6	R: 1	H: 2	E: 0	LOB: 0	K: 1	BB: 0	S: 6	P: 6
7	R: 0	H: 0	E: 0	LOB: 1	K: 0	BB: 1	S: 3	P: 7
8	R: 0	H: 1	E: 0	LOB: 1	K: 3	BB: 0	S: 10	P: 10
9	R: 0	H: 0	E: 0	LOB: 0	K: 1	BB: 0	S: 5	P: 5
10	R: 0	H: 2	E: 0	LOB: 2	K: 0	BB: 0	S: 5	P: 5

1B: 7	SF: 0	WP: 0	PA: 38
2B: 0	SAC: 0	PB: 0
3B: 0	DP: 1	SB: 0
HR: 1	HBP: 0	CS: 0

PITCHER	IP	WLS	BF	H	R	ER	SO	BB	IBB	HBP	BLK	WP	HR	S	P	ERA	WHIP
Luis Tiant, R (1, 1) ERA: 2.43	10.0	W	38	8	1	1	9	2	0	0	0	0	1	54	62	0.90	1.000

PITCHER	IP	WLS	BF	H	R	ER	SO	BB	IBB	HBP	BLK	WP	HR	S	P	ERA	WHIP

AB	36
R	1
H	8
RBI	1
BB	2
SO	9
LOB	14

Batter	1	2	3	4	5	6	7	8	9	10	AB	R	H	RBI	BB	SO	LOB
Max Alvis, R (1, 5) OBP: 0.333, SLG: 0.431	1-3		K			F7		SH3-4 (1-2)		1B (1-2)	4	0	1	0	0	1	0
Chuck Hinton, R (1, 8) (8, 9) OBP: 0.328, SLG: 0.373	6-3			CS 1B		1B		FC (2-3)		1B (1-2 2-H)	5	0	3	1	0	0	1
Leon Wagner, L (1, 7) OBP: 0.287, SLG: 0.447	K		K	K (1-2)		K		F3			4	0	0	0	0	3	4
Rocky Colavito, R (1, 9) OBP: 0.346, SLG: 0.431		F8		BB			2B 1B	K			2	0	1	0	1	0	0
Vic Davalillo, L (7, PR) (8, 8) OBP: 0.275, SLG: 0.310											0	1	0	0	0	0	0
Chico Salmon, R (8, PH) (9, 8) OBP: 0.271, SLG: 0.246											1	0	0	0	0	1	2
Joe Azcue, R (1, 2) OBP: 0.370, SLG: 0.516		BB		F9			1B (1-3) FC2-4-3-5 2B		6-3		3	0	1	0	1	0	1
Tony Horton, R (1, 3) OBP: 0.254, SLG: 0.292		K			FC3-6 1B		L6		6-3		4	0	1	0	0	1	4
Pedro Gonzalez, R (1, 4) OBP: 0.275, SLG: 0.287		G3			FC3-6 CS (1-2f)		1B (2-3 3-H)		F8		2	0	0	0	0	0	2
Don Demeter, R (7, PH) OBP: 0.297, SLG: 0.459											1	0	1	1	0	0	0
Gus Gil, R (8, 4) OBP: 0.188, SLG: 0.177											1	0	0	0	0	0	0
Larry Brown, R (1, 6) OBP: 0.346, SLG: 0.393			F4		F7 (1-2)		FC2-4-3-5 (3-H)			1B 1B	4	1	1	0	0	0	3
Luis Tiant, R (1, 1) OBP: 0.269, SLG: 0.360			F9			F4		FC SH3-4 1B		K	4	0	1	0	0	1	1
Inning Stats	R: 0 E: 0 K: 1 S: 5 H: 0 LOB: 0 BB: 0 P: 5	R: 0 E: 0 K: 1 S: 5 H: 0 LOB: 1 BB: 1 P: 9	R: 0 E: 0 K: 1 S: 5 H: 0 LOB: 0 BB: 0 P: 5	R: 0 E: 0 K: 1 S: 5 H: 1 LOB: 1 BB: 1 P: 9	R: 0 E: 0 K: 0 S: 3 H: 1 LOB: 0 BB: 0 P: 3	R: 0 E: 0 K: 1 S: 6 H: 1 LOB: 1 BB: 0 P: 6	R: 1 E: 0 K: 0 S: 5 H: 3 LOB: 1 BB: 0 P: 5	R: 0 E: 0 K: 1 S: 7 H: 1 LOB: 2 BB: 0 P: 7	R: 0 E: 0 K: 0 S: 3 H: 0 LOB: 0 BB: 0 P: 3	R: 1 E: 0 K: 1 S: 6 H: 3 LOB: 2 BB: 0 P: 6	1B: 9 2B: 2 3B: 0 HR: 0 SF: 0 SAC: 1 DP: 1 HBP: 0						

PITCHER	IP	WLS	BF	H	R	ER	SO	BB	IBB	HBP	BLK	WP	HR	S	P	ERA	WHIP
Jim Merritt, L (1, 1) ERA: 2.43	9.0		34	7	1	1	6	2	0	0	0	0	0	44	52	1.00	1.000
Al Worthington, R (10, 1) ERA: 4.38	0.1	L	4	3	1	1	1	0	0	0	0	0	0	6	6	27.00	9.000

PITCHER	IP	WLS	BF	H	R	ER	SO	BB	IBB	HBP	BLK	WP	HR	S	P	ERA	WHIP

Minnesota Twins @ Cleveland Indians

Cleveland Municipal Stadium, Cleveland, OH

Fri Jun 16 1967, 7:05 PM EDT
Att. 14,538 - Unknown

BOTTOM

AB	35
R	2
H	10
RBI	2
BB	2
SO	7
LOB	18

WP: 0 PA: 38
PB: 0
SB: 0
CS: 2

livebaseballscorecards.com

Minnesota Twins @ Cleveland Indians

Cleveland Municipal Stadium, Cleveland, OH

Sat Jun 17 1967, 7:05 PM EDT

Att. 7,208 - Unknown

TOP

livebaseballscorecards.com

Batter	1	2	3	4	5	6	7	8	9	AB	R	H	RBI	BB	SO	LOB
Cesar Tovar, R (1, 8) OBP: 0.361, SLG: 0.422	6-3		1-3		1B			BB 1B	F8	5	0	2	0	0	0	2
Rod Carew, L (1, 4) OBP: 0.367, SLG: 0.432	K		K		1-4-3			1-2 BB		3	0	0	0	1	2	1
Harmon Killebrew, R (1, 3) OBP: 0.410, SLG: 0.581	HR		6-3			L6		F4		4	1	1	1	0	0	2
Bob Allison, R (1, 9) OBP: 0.327, SLG: 0.406	F7			1B G6-4-3 BB		6-3		F9		3	1	0	0	1	0	2
Rich Rollins, R (1, 5) OBP: 0.347, SLG: 0.370		E5 1B 1-3		G6-4-3 1-3 1B		5-3		F6		4	1	1	0	0	0	2
Zoilo Versalles, R (1, 6) OBP: 0.300, SLG: 0.352		1-3 1-2		G6-4-3 1-2f 3-H			1B		F5	4	0	1	0	0	0	2
Frank Kostro, R (1, 7) OBP: 0.333, SLG: 0.333 Ted Uhlaender, L (9, PH) OBP: 0.274, SLG: 0.373		2-H 1B		F7			F9		BB BB	3 0	0 0	1 0	1 0	0 1	0 0	1 0
Earl Battey, R (1, 2) OBP: 0.253, SLG: 0.221 Sandy Valdespino, L (9, PH) OBP: 0.385, SLG: 0.429		F2			F8		F7		F6	3 1	0 0	0 0	0 0	0 0	0 0	2 1
Dean Chance, R (1, 1) Jim Perry, S (7, 1) OBP: 0.300, SLG: 0.600 Rich Reese, L (9, PH) OBP: 0.292, SLG: 0.372		4-3			K		K		1-2 BB	3 0 0	0 0 0	0 0 0	0 0 0	0 0 1	2 0 0	2 0 0
Inning Stats	R: 1 E: 0 K: 1 S: 6 H: 1 LOB: 0 BB: 0 P: 6	R: 1 E: 1 K: 0 S: 5 H: 1 LOB: 1 BB: 0 P: 5	R: 0 E: 0 K: 1 S: 5 H: 0 LOB: 0 BB: 0 P: 5	R: 1 E: 0 K: 0 S: 3 H: 1 LOB: 0 BB: 1 P: 7	R: 0 E: 0 K: 1 S: 6 H: 1 LOB: 1 BB: 0 P: 6	R: 0 E: 0 K: 0 S: 3 H: 0 LOB: 0 BB: 0 P: 3	R: 0 E: 0 K: 1 S: 6 H: 1 LOB: 1 BB: 0 P: 6	R: 0 E: 0 K: 0 S: 4 H: 1 LOB: 2 BB: 1 P: 8	R: 0 E: 0 K: 0 S: 3 H: 0 LOB: 2 BB: 2 P: 11	1B: 5 2B: 0 3B: 0 HR: 1 SF: 0 SAC: 0 DP: 1 HBP: 0						

	AB	33
	R	3
	H	6
	RBI	2
	BB	4
	SO	4
	LOB	17

WP: 0 PB: 0 SB: 0 CS: 0 PA: 37

PITCHER		IP	WLS	BF	H	R	ER	SO	BB	IBB	HBP	BLK	WP	HR	S	P	ERA	WHIP
John O'Donoghue, L ERA: 2.41	(1, 1)	7.0	W	29	6	3	2	4	2	0	0	0	0	1	35	43	2.57	1.143
Steve Bailey, R ERA: 2.36	(8, 1)	2.0	S	8	0	0	0	0	2	0	0	0	0	0	6	14	0.00	1.000

PITCHER	IP	WLS	BF	H	R	ER	SO	BB	IBB	HBP	BLK	WP	HR	S	P	ERA	WHIP

BOTTOM

Minnesota Twins @ Cleveland Indians

Cleveland Municipal Stadium, Cleveland, OH

Sat Jun 17 1967, 7:05 PM EDT

Att. 7,208 - Unknown

livebaseballscorecards.com

Batter	1	2	3	4	5	6	7	8	9	AB	R	H	RBI	BB	SO	LOB
Lee Maye, L (1, 9) (8, 7) OBP: 0.299, SLG: 0.462	K		1B 3B		1B 1B		FC1-5 HR 1B 1-2 3-H			4	2	3	1	0	1	0
Chuck Hinton, R (1, 8) (8, 9) OBP: 0.331, SLG: 0.376	K		F7 1B 3-H		G4-6-3 1B 1-2		FC1-5 HR 1-2 2-3f			4	1	2	1	0	1	2
Leon Wagner, L (1, 7) OBP: 0.286, SLG: 0.461 Vic Davalillo, L (8, 8) OBP: 0.275, SLG: 0.310	F8		F7 1-2		G4-6-3 1-2f		HR 1-H 2-H			4 0	1 0	1 0	3 0	0 0	0 0	3 0
Fred Whitfield, L (1, 3) OBP: 0.293, SLG: 0.413		F9	F5			F8	K			4	0	0	0	0	1	0
Max Alvis, R (1, 5) OBP: 0.332, SLG: 0.428		BB 2B 1B		5-3		5-3		F6		4	1	1	0	0	0	0
Joe Azcue, R (1, 2) OBP: 0.384, SLG: 0.515		2B BB 1-2		1B BB		K		K2-6 1B		2	1	1	0	2	1	0
Pedro Gonzalez, R (1, 4) OBP: 0.282, SLG: 0.293		K		G6-4-3 1B 1-2			1B 1B	K2-6 1-2f		4	1	2	0	0	2	3
Larry Brown, R (1, 6) OBP: 0.351, SLG: 0.403		WP 2B 1-H 2-H		G6-4-3 1-2f			FC1-5 1B 1-3			3	0	2	2	0	0	2
John O'Donoghue, R (1, 1) OBP: 0.077, SLG: 0.308 Steve Bailey, R (8, 1)		K 2-3			F5		K			3 0	0 0	0 0	0 0	0 0	2 0	3 0
Inning Stats	R: 0 H: 0 E: 0 LOB: 0 K: 2 BB: 0 S: 7 P: 7	R: 2 H: 2 E: 0 LOB: 1 K: 2 BB: 1 S: 9 P: 13	R: 1 H: 2 E: 0 LOB: 0 K: 0 BB: 0 S: 4 P: 4	R: 0 H: 1 E: 0 LOB: 1 K: 0 BB: 1 S: 3 P: 7	R: 0 H: 2 E: 0 LOB: 1 K: 0 BB: 0 S: 4 P: 4	R: 0 H: 0 E: 0 LOB: 0 K: 1 BB: 0 S: 5 P: 5	R: 4 H: 4 E: 0 LOB: 0 K: 2 BB: 0 S: 11 P: 11	R: 0 H: 1 E: 0 LOB: 1 K: 1 BB: 0 S: 5 P: 5		1B: 9 SF: 0 2B: 2 SAC: 0 3B: 1 DP: 3 HR: 1 HBP: 0				WP: 1 PA: 34 PB: 0 SB: 0 CS: 0		

	AB	32
	R	7
	H	12
	RBI	7
	BB	2
	SO	8
	LOB	13

PITCHER	IP	WLS	BF	H	R	ER	SO	BB	IBB	HBP	BLK	WP	HR	S	P	ERA	WHIP
Dean Chance, R (1, 1) ERA: 3.31	6.1	L	28	10	6	6	6	2	0	0	0	1	0	38	46	8.53	1.895
Jim Perry, R (7, 1) ERA: 4.42	1.2		6	2	1	1	2	0	0	0	0	0	1	10	10	5.40	1.200

PITCHER	IP	WLS	BF	H	R	ER	SO	BB	IBB	HBP	BLK	WP	HR	S	P	ERA	WHIP

Minnesota Twins @ Cleveland Indians

Cleveland Municipal Stadium, Cleveland, OH

Sun Jun 18 1967, 3:33 AM EDT

Att. 17,612 - Unknown

TOP

livebaseballscorecards.com

Batter	1	2	3	4	5	6	7	8	9	AB	R	H	RBI	BB	SO	LOB
Cesar Tovar, R (1, 8) (8, 7) (8, 5) OBP: 0.360, SLG: 0.417	H 1-0 SH5-3 HBP		S S S 0-3 ③ K			X 0-0 ② F8		X 0-0 ② F8		3	0	0	0	0	1	2
Rod Carew, L (1, 4) OBP: 0.367, SLG: 0.429	X 0-0 ① SH5-3 1-2			S S S 0-3 ① K		S S S 0-3 ③ K		B B B B 4-0 BB 2B 1-2 2-3 BB		2	1	0	0	1	2	0
Harmon Killebrew, R (1, 3) OBP: 0.408, SLG: 0.573	S S S 0-3 ② K			X 0-0 ② 6-3			X 0-0 ① F4	B B B B 4-0 1-2 2-3 3-H 2B BB		3	1	0	1	1	1	1
Bob Allison, R (1, 9) OBP: 0.328, SLG: 0.405	S S S 0-3 ③ K			X 0-0 ③ 4-3			X 0-0 1B	X 0-0 1-H 2-H 3-H 2B		3	0	1	0	0	1	1
Tony Oliva, L (8, PH) (8, 9) OBP: 0.326, SLG: 0.422										1	0	1	3	0	0	0
Rich Rollins, R (1, 5) OBP: 0.345, SLG: 0.367		X 0-0 G6-4-3 1B			X 0-0 ① 6-3		S S S 0-3 ② K	X 0-0 ③ 6-3		4	0	1	0	0	1	3
Ron Kline, R (8, 1)										0	0	0	0	0	0	0
Zoilo Versalles, R (1, 6) OBP: 0.300, SLG: 0.348		S S S 0-3 ① K			B B B B 4-0 FC5-4 BB		S S S 0-3 ③ K		X 0-0 ① F2	3	0	0	0	1	2	2
Frank Kostro, R (1, 7) OBP: 0.167, SLG: 0.167		X 0-0 ② ③ G6-4-3 1-2f			X 0-0 ② F9			S S S 0-3 ① K	X 0-0 ② F4	3	0	0	0	0	1	2
Ted Uhlaender, L (8, 8) OBP: 0.270, SLG: 0.367										1	0	0	0	0	0	0
Jerry Zimmerman, R (1, 2) OBP: 0.243, SLG: 0.173			S S S 0-3 ① K		X 0-0 ③ FC5-4 1-2f			B B B B 4-0 BB 1B BB BB	X 0-0 1B	2	0	0	0	1	1	1
Rich Reese, L (8, PR) OBP: 0.292, SLG: 0.372										0	1	0	0	0	0	0
Russ Nixon, L (8, 2) OBP: 0.340, SLG: 0.413										1	0	1	0	0	0	0
Jim Kaat, L (1, 1) OBP: 0.257, SLG: 0.303			S S S 0-3 ② K			X 0-0 ① 6-3		X 0-0 BB BB 1-2 2B 1B	X 0-0 ③ L1	3	1	1	0	0	1	0
Sandy Valdespino, L (8, 7) OBP: 0.370, SLG: 0.409										1	0	0	0	0	0	1
Inning Stats	R: 0 E: 0 K: 2 S: 7 H: 0 LOB: 1 BB: 0 P: 8	R: 0 E: 0 K: 1 S: 5 H: 1 LOB: 0 BB: 0 P: 5	R: 0 E: 0 K: 3 S: 9 H: 0 LOB: 0 BB: 0 P: 9	R: 0 E: 0 K: 1 S: 5 H: 0 LOB: 0 BB: 0 P: 5	R: 0 E: 0 K: 0 S: 3 H: 0 LOB: 1 BB: 1 P: 7	R: 0 E: 0 K: 1 S: 5 H: 0 LOB: 0 BB: 0 P: 5	R: 0 E: 0 K: 2 S: 8 H: 1 LOB: 1 BB: 0 P: 8	R: 4 E: 0 K: 1 S: 7 H: 2 LOB: 2 BB: 3 P: 19	R: 0 E: 0 K: 0 S: 4 H: 1 LOB: 1 BB: 0 P: 4	1B: 4 2B: 1 3B: 0 HR: 0		SF: 0 SAC: 1 DP: 1 HBP: 1				

	AB	30
	R	4
	H	5
	RBI	4
	BB	4
	SO	11
	LOB	13

WP: 0 PB: 0 SB: 0 CS: 0 PA: 36

PITCHER		IP	WLS	BF	H	R	ER	SO	BB	IBB	HBP	BLK	WP	HR	S	P	ERA	WHIP
Sam McDowell, L ERA: 4.55	(1, 1)	7.2	L	30	3	4	4	11	4	0	1	0	0	0	47	64	4.70	0.913
Steve Bailey, R ERA: 2.27	(8, 1)	1.1		6	2	0	0	0	0	0	0	0	0	0	6	6	0.00	1.500

PITCHER	IP	WLS	BF	H	R	ER	SO	BB	IBB	HBP	BLK	WP	HR	S	P	ERA	WHIP

Batter	1	2	3	4	5	6	7	8	9	AB	R	H	RBI	BB	SO	LOB
Max Alvis, R (1, 5) OBP: 0.333, SLG: 0.432	0-0 1-3 2B		0-0 F2 ②			0-0 5-3 ②		0-0 1B 1B 1B	0-0 F9 ②	5	1	2	0	0	0	0
Chuck Hinton, R (1, 8) OBP: 0.328, SLG: 0.372	0-0 6-3 ①		0-0 L6 ③			0-0 BB 1B		0-0 F9 ①	0-3 K ③	5	0	1	0	0	1	2
Leon Wagner, L (1, 7) OBP: 0.291, SLG: 0.459	0-0 1-3 ② 2-3			SSS 0-3 K ①		BBBB 4-0 1-2 BB		0-0 1B 1B 1B 1-2		3	1	1	0	1	1	1
Don Demeter, R (1, 9) OBP: 0.279, SLG: 0.431	SSS 0-3 K ③			0-0 5-3 ②		0-0 L5 ③		0-0 F5 ②		4	0	0	0	0	1	5
Joe Azcue, R (1, 2) OBP: 0.379, SLG: 0.505		0-0 F8 ①		SSS 0-3 K ③			0-0 E6 WP	0-0 BB 1B 1-2 2-H 1B		4	0	1	1	0	1	0
Tony Horton, R (1, 3) OBP: 0.254, SLG: 0.290		0-0 5-3 ②			0-0 6-3 ①		SSS 0-3 K ① 1-2	0-0 BB 1B 1-2 2-H		4	0	1	1	0	1	1
Pedro Gonzalez, R (1, 4) OBP: 0.288, SLG: 0.294		0-0 1B			SSS 0-3 K ②		0-0 6-3 ②	BBBB 4-0 1-2 2-3 BB		3	0	1	0	1	1	1
Larry Brown, R (1, 6) OBP: 0.349, SLG: 0.397	0-0 L6 ③				0-0 F3 ③		IIII 4-0 IBB	0-0 F7 ③		3	0	0	0	1	0	4
Sam McDowell, L (1, 1) OBP: 0.207, SLG: 0.310 Steve Bailey, R (8, 1) Lee Maye, L (9, PH) OBP: 0.296, SLG: 0.457			0-0 4-3 ①			0-0 4-3 ①	SSS 0-3 K ③		SSS 0-3 K ①	3 0 1	0 0 0	0 0 0	0 0 0	0 0 1	1 0 0	2 0 0
Inning Stats	R: 0 H: 1 E: 0 LOB: 1 K: 1 BB: 0 S: 6 P: 6	R: 0 H: 1 E: 0 LOB: 1 K: 0 BB: 0 S: 4 P: 4	R: 0 H: 0 E: 0 LOB: 0 K: 0 BB: 0 S: 3 P: 3	R: 0 H: 0 E: 0 LOB: 0 K: 2 BB: 0 S: 7 P: 7	R: 0 H: 0 E: 0 LOB: 0 K: 1 BB: 0 S: 5 P: 5	R: 0 H: 1 E: 0 LOB: 2 K: 0 BB: 1 S: 4 P: 8	R: 0 H: 0 E: 1 LOB: 2 K: 2 BB: 1 S: 8 P: 12	R: 2 H: 4 E: 0 LOB: 3 K: 0 BB: 1 S: 7 P: 11	R: 0 H: 0 E: 0 LOB: 0 K: 2 BB: 0 S: 7 P: 7	1B: 6 2B: 1 3B: 0 HR: 0	SF: 0 SAC: 0 DP: 0 HBP: 0			WP: 1 PB: 0 SB: 0 CS: 0	PA: 38		

PITCHER		IP	WLS	BF	H	R	ER	SO	BB	IBB	HBP	BLK	WP	HR	S	P	ERA	WHIP
Jim Kaat, L ERA: 4.57	(1, 1)	7.2	W	34	7	2	2	6	2	1	0	0	1	0	43	55	2.35	1.174
Ron Kline, R ERA: 3.38	(8, 1)	1.1	S	4	0	0	0	2	0	0	0	0	0	0	8	8	0.00	0.000

PITCHER	IP	WLS	BF	H	R	ER	SO	BB	IBB	HBP	BLK	WP	HR	S	P	ERA	WHIP

BOTTOM

Minnesota Twins @ Cleveland Indians

Cleveland Municipal Stadium, Cleveland, OH

Sun Jun 18 1967, 3:33 AM EDT

Att. 17,612 - Unknown

livebaseballscorecards.com

AB	35
R	2
H	7
RBI	2
BB	3
SO	8
LOB	16

Batter	1	2	3	4	5	6	7	8	9	AB	R	H	RBI	BB	SO	LOB
Bert Campaneris, R (1, 6) OBP: 0.313, SLG: 0.333	K		F5		F4			F9		4	0	0	0	0	1	0
Reggie Jackson, L (1, 7) OBP: 0.383, SLG: 0.417	4-3			BB, 1B		K			G3-6-3, 1B	4	1	2	0	0	1	0
Ray Webster, L (1, 3) OBP: 0.320, SLG: 0.431	2B			1B, SF7, 1-2, BB		F9			G3-6-3, 1-2f	3	1	1	0	1	0	1
Rick Monday, L (1, 8) OBP: 0.344, SLG: 0.462	K			SF7, 1-3, 2-H, 1B		6-3			K	4	0	1	1	0	2	1
Jim Gosger, L (1, 9) OBP: 0.343, SLG: 0.357		F4		G4-6-3, IBB			K			2	0	0	0	1	1	0
Danny Cater, R (1, 5) OBP: 0.318, SLG: 0.359		F3		SF7, 2-3, 3-H			6-3			2	0	0	1	0	0	0
John Donaldson, L (1, 4) OBP: 0.313, SLG: 0.409		F7		G4-6-3, 1-2f			F7			3	0	0	0	0	0	2
Phil Roof, R (1, 2) OBP: 0.289, SLG: 0.328			F3		5-3			K		3	0	0	0	0	1	0
Chuck Dobson, R (1, 1) OBP: 0.154, SLG: 0.154			6-3		K			K		3	0	0	0	0	2	0
Inning Stats	R: 0, E: 0, K: 2, S: 8 — H: 1, LOB: 1, BB: 0, P: 8	R: 0, E: 0, K: 0, S: 3 — H: 0, LOB: 0, BB: 0, P: 3	R: 0, E: 0, K: 0, S: 3 — H: 0, LOB: 0, BB: 0, P: 3	R: 2, E: 0, K: 0, S: 4 — H: 2, LOB: 1, BB: 2, P: 12	R: 0, E: 0, K: 1, S: 5 — H: 0, LOB: 0, BB: 0, P: 5	R: 0, E: 0, K: 1, S: 5 — H: 0, LOB: 0, BB: 0, P: 5	R: 0, E: 0, K: 1, S: 5 — H: 0, LOB: 0, BB: 0, P: 5	R: 0, E: 0, K: 2, S: 7 — H: 0, LOB: 0, BB: 0, P: 7	R: 0, E: 0, K: 1, S: 5 — H: 1, LOB: 0, BB: 0, P: 5	1B: 3, 2B: 1, 3B: 0, HR: 0 — SF: 1, SAC: 0, DP: 2, HBP: 0						

TOP

Kansas City Athletics @ Cleveland Indians

Cleveland Municipal Stadium, Cleveland, OH

Mon Jun 19 1967, 7:05 PM EDT

Unknown

livebaseballscorecards.com

AB	28
R	2
H	4
RBI	2
BB	2
SO	8
LOB	4

PITCHER	IP	WLS	BF	H	R	ER	SO	BB	IBB	HBP	BLK	WP	HR	S	P	ERA	WHIP
Steve Hargan, R (1, 1) ERA: 2.37	9.0	W	31	4	2	2	8	1	1	0	0	0	0	45	53	2.00	0.556

PITCHER	IP	WLS	BF	H	R	ER	SO	BB	IBB	HBP	BLK	WP	HR	S	P	ERA	WHIP

BOTTOM

Kansas City Athletics @ Cleveland Indians

Cleveland Municipal Stadium, Cleveland, OH

Mon Jun 19 1967, 7:05 PM EDT

Unknown

livebaseballscorecards.com

Batter	1	2	3	4	5	6	7	8	9	AB	R	H	RBI	BB	SO	LOB
Lee Maye, L (1, 9) OBP: 0.284, SLG: 0.438	F9	K 1-2 2-3			G3		FC6 1-2f			4	0	0	0	0	1	5
Chuck Hinton, R (1, 8) OBP: 0.331, SLG: 0.378	HR 1B		K			F9		2B		4	1	2	0	0	1	0
Leon Wagner, L (1, 7) OBP: 0.290, SLG: 0.472	1-H HR		6-3			4-3		F9		4	1	1	2	0	0	1
Fred Whitfield, L (1, 3) OBP: 0.287, SLG: 0.402	3-4-1		K			3-1		F8		4	0	0	0	0	1	1
Max Alvis, R (1, 5) OBP: 0.332, SLG: 0.433	K			F8			1B 2B	F4		4	0	1	0	0	1	1
Duke Sims, L (1, 2) OBP: 0.289, SLG: 0.270		WP SH5-3 BB		K			6-3		F9	3	0	0	0	1	1	1
Pedro Gonzalez, R (1, 4) OBP: 0.289, SLG: 0.290		SH5-3 1-2		F7			1B BB		6-3	2	0	0	0	1	0	0
Larry Brown, R (1, 6) OBP: 0.352, SLG: 0.396		K			6-3		FC6 1-2 2-3 1B		HR BB	3	1	1	0	1	1	1
Steve Hargan, R (1, 1) OBP: 0.243, SLG: 0.265		WP BB			F4		K		1-H HR	3	1	1	2	1	1	3
Inning Stats	R: 2 E: 0 K: 1 S: 7 H: 2 LOB: 0 BB: 0 P: 7	R: 0 E: 0 K: 2 S: 7 H: 0 LOB: 2 BB: 2 P: 15	R: 0 E: 0 K: 2 S: 7 H: 0 LOB: 0 BB: 0 P: 7	R: 0 E: 0 K: 1 S: 5 H: 0 LOB: 0 BB: 0 P: 5	R: 0 E: 0 K: 0 S: 3 H: 0 LOB: 0 BB: 0 P: 3	R: 0 E: 0 K: 0 S: 3 H: 0 LOB: 0 BB: 0 P: 3	R: 0 E: 0 K: 1 S: 7 H: 2 LOB: 3 BB: 1 P: 11	R: 0 E: 0 K: 0 S: 4 H: 1 LOB: 1 BB: 0 P: 4	R: 2 E: 0 K: 0 S: 3 H: 1 LOB: 0 BB: 1 P: 7	1B: 2 2B: 2 3B: 0 HR: 2 SF: 0 SAC: 1 DP: 0 HBP: 0	WP: 1 PB: 0 SB: 0 CS: 0 PA: 36					

	AB	31
	R	4
	H	6
	RBI	4
	BB	4
	SO	7
	LOB	13

PITCHER	IP	WLS	BF	H	R	ER	SO	BB	IBB	HBP	BLK	WP	HR	S	P	ERA	WHIP
Chuck Dobson, R (1, 1) ERA: 3.62	8.2	L	36	6	4	4	7	4	0	0	0	1	2	46	62	4.15	1.154

PITCHER	IP	WLS	BF	H	R	ER	SO	BB	IBB	HBP	BLK	WP	HR	S	P	ERA	WHIP

Kansas City Athletics @ Cleveland Indians

Cleveland Municipal Stadium, Cleveland, OH

Mon Jun 19 1967, 7:05 PM EDT

Att. 8,770 - Unknown

TOP

livebaseballscorecards.com

Batter	1	2	3	4	5	6	7	8	9	AB	R	H	RBI	BB	SO	LOB
Bert Campaneris, R (1, 6) OBP: 0.316, SLG: 0.347	HR		F8			1B		F8		4	1	2	1	0	0	1
Reggie Jackson, L (1, 7) (4, 8) OBP: 0.359, SLG: 0.385	K			K		F7		K		4	0	0	0	0	3	2
Ray Webster, L (1, 3) OBP: 0.311, SLG: 0.418	K			F8		F2			5-3	4	0	0	0	0	1	1
Rick Monday, L (1, 8) OBP: 0.345, SLG: 0.463	K			1B		F7			6-3	2	0	1	0	0	1	0
Mike Hershberger, R (4, PR) (4, 9) OBP: 0.337, SLG: 0.352										2	0	0	0	0	0	1
Jim Gosger, L (1, 9) (4, 7) OBP: 0.343, SLG: 0.356		F5		3-1			F3 1B		E6 FC6-4	3	0	1	0	0	0	1
Ken Harrelson, R (9, PH) OBP: 0.257, SLG: 0.298										1	0	0	0	0	0	0
Danny Cater, R (1, 5) OBP: 0.317, SLG: 0.357		F2			F9 SH3-4 1B		F3 1-2		FC6-4 1-2f	4	0	1	0	0	0	2
Dave Duncan, R (1, 2) OBP: 0.243, SLG: 0.514		K			SH3-4 1-2		K			2	0	0	0	0	2	0
John Donaldson, L (1, 4) OBP: 0.294, SLG: 0.383			G3		F9 2-3			4-3		3	0	0	0	0	0	1
Lew Krausse, R (1, 1) OBP: 0.136, SLG: 0.095			K		F9			1B		3	0	1	0	0	1	1
Bill Edgerton, L (8, 1)										0	0	0	0	0	0	0
Blue Moon Odom, R (8, 1) OBP: 0.308, SLG: 0.308										0	0	0	0	0	0	0

	AB	32
	R	1
	H	6
	RBI	1
	BB	0
	SO	8
	LOB	10

Inning Stats										
	R: 1	H: 1	R: 0	H: 0	R: 0	H: 0	R: 0	H: 1	R: 0	H: 1
	E: 0	LOB: 0	E: 0	LOB: 0	E: 0	LOB: 0	E: 0	LOB: 1	E: 0	LOB: 1
	K: 3	BB: 0	K: 1	BB: 0	K: 1	BB: 0	K: 1	BB: 0	K: 0	BB: 0
	S: 10	P: 10	S: 5	P: 5	S: 5	P: 5	S: 6	P: 6	S: 4	P: 4

R: 0	H: 1	R: 0	H: 1	R: 0	H: 0	1B: 5	SF: 0	WP: 0	PA: 33
E: 0	LOB: 1	E: 1	LOB: 1	E: 0	LOB: 1	2B: 0	SAC: 1	PB: 0	
K: 0	BB: 0	K: 0	BB: 0	K: 1	BB: 0	3B: 0	DP: 0	SB: 0	
S: 4	P: 4	S: 4	P: 4	S: 6	P: 6	HR: 1	HBP: 0	CS: 0	

PITCHER		IP	WLS	BF	H	R	ER	SO	BB	IBB	HBP	BLK	WP	HR	S	P	ERA	WHIP
Sonny Siebert, R ERA: 2.63	(1, 1)	8.0	W	29	6	1	1	8	0	0	0	0	0	1	45	45	1.12	0.750
Bob Allen, L ERA: 2.82	(9, 1)	1.0	S	4	0	0	0	0	0	0	0	0	0	0	4	4	0.00	0.000

PITCHER		IP	WLS	BF	H	R	ER	SO	BB	IBB	HBP	BLK	WP	HR	S	P	ERA	WHIP

Batter	1	2	3	4	5	6	7	8	9	AB	R	H	RBI	BB	SO	LOB
Lee Maye, L (1, 9) (9, 7) OBP: 0.302, SLG: 0.439	x 0-0 6-3 1B	x 0-0 ③ F2			H 1-0 FC6-4 HBP			B B B B 4-0 1B SH1-4 1B BB		2	1	1	0	1	0	2
Chuck Hinton, R (1, 8) (9, 9) OBP: 0.327, SLG: 0.373	x 0-0 ① F8		S S S 0-3 ① K		x 0-0 ③ FC6-4 1-2f			x 0-0 ① SH1-4 1-2		3	0	0	0	0	1	2
Leon Wagner, L (1, 7) OBP: 0.289, SLG: 0.467 Vic Davalillo, L (8, PR) OBP: 0.275, SLG: 0.310 (9, 8)	x 0-0 ② 6-3 1-2		x 0-0 ② F4			x 0-0 ① F9		x 0-0 1B 2-3 1B		4 0	0 0	1 0	0 0	0 0	0 0	1 0
Fred Whitfield, L (1, 3) OBP: 0.291, SLG: 0.401 Bob Allen, L (9, 1)	B B B B 4-0 BB		x 0-0 ③ F9			x 0-0 ② F8		x 0-0 1-2 3-H 1B		3 0	0 0	1 0	1 0	1 0	0 0	0 0
Max Alvis, R (1, 5) OBP: 0.327, SLG: 0.426	x 0-0 ③ F6			x 0-0 ① 5-3		x 0-0 ③ F8		S S S 0-3 ② K		4	0	0	0	0	1	4
Joe Azcue, R (1, 2) OBP: 0.375, SLG: 0.495		x 0-0 FC6-4 1B 1B		x 0-0 ② F8			x 0-0 ① 5-3	S S S 0-3 ③ K		4	0	1	0	0	1	2
Pedro Gonzalez, R (1, 4) OBP: 0.283, SLG: 0.284		S S S 0-3 ① K		x 0-0 ③ F4			x 0-0 ② 6-3			3	0	0	0	0	1	1
Larry Brown, R (1, 6) OBP: 0.351, SLG: 0.395		x 0-0 FC6-4 1-2 1B			x 0-0 ① F8		x 0-0 ③ F5			3	0	1	0	0	0	0
Sonny Siebert, R (1, 1) OBP: 0.250, SLG: 0.625 Don Demeter, R (8, PH) OBP: 0.290, SLG: 0.485 Chico Salmon, R (9, 3) OBP: 0.271, SLG: 0.246		x 0-0 ② FC6-4 1-2f 2-3			S S S 0-3 ② K			x 0-0 HR		2 1 0	0 1 0	0 1 0	0 1 0	0 0 0	1 0 0	2 0 0
Inning Stats	R: 0 E: 0 K: 0 S: 4 H: 1 LOB: 2 BB: 1 P: 8	R: 0 E: 0 K: 1 S: 7 H: 2 LOB: 2 BB: 0 P: 7	R: 0 E: 0 K: 1 S: 5 H: 0 LOB: 0 BB: 0 P: 5	R: 0 E: 0 K: 0 S: 3 H: 0 LOB: 0 BB: 0 P: 3	R: 0 E: 0 K: 1 S: 5 H: 0 LOB: 1 BB: 0 P: 6	R: 0 E: 0 K: 0 S: 3 H: 0 LOB: 0 BB: 0 P: 3	R: 0 E: 0 K: 0 S: 3 H: 0 LOB: 0 BB: 0 P: 3	R: 2 E: 0 K: 2 S: 10 H: 3 LOB: 2 BB: 1 P: 14		1B: 5 2B: 0 3B: 0 HR: 1	SF: 0 SAC: 1 DP: 0 HBP: 1					

PITCHER		IP	WLS	BF	H	R	ER	SO	BB	IBB	HBP	BLK	WP	HR	S	P	ERA	WHIP
Lew Krausse, R ERA: 5.13	(1, 1)	7.1	L	29	4	2	2	3	2	0	1	0	0	1	32	41	2.46	0.818
Bill Edgerton, L ERA: 2.16	(8, 1)	0.0		2	2	0	0	0	0	0	0	0	0	0	2	2	∞	∞
Blue Moon Odom, R ERA: 4.82	(8, 1)	0.2		2	0	0	0	2	0	0	0	0	0	0	6	6	0.00	0.000

PITCHER	IP	WLS	BF	H	R	ER	SO	BB	IBB	HBP	BLK	WP	HR	S	P	ERA	WHIP

BOTTOM

Kansas City Athletics @ Cleveland Indians

Cleveland Municipal Stadium, Cleveland, OH

Mon Jun 19 1967, 7:05 PM EDT

Att. 8,770 - Unknown

livebaseballscorecards.com

AB	29
R	2
H	6
RBI	2
BB	2
SO	5
LOB	14

Kansas City Athletics @ Cleveland Indians

Cleveland Municipal Stadium, Cleveland, OH

Tue Jun 20 1967, 3:33 AM EDT

Att. 5,100 - Unknown

TOP

livebaseballscorecards.com

Batter	1	2	3	4	5	6	7	8	9	AB	R	H	RBI	BB	SO	LOB
Bert Campaneris, R (1, 6) OBP: 0.311, SLG: 0.342	K		F7			F8		FC4 1-2f		4	0	0	0	0	1	2
Ray Webster, L (1, 3) OBP: 0.303, SLG: 0.407	K2-3			E6 G4-6-3		FC4-6 1-2f			F9	4	0	0	0	0	1	1
Rick Monday, L (1, 8) OBP: 0.343, SLG: 0.473	F7			G4-6-3 1-2f		K			HR	4	1	1	1	0	1	2
Danny Cater, R (1, 5) OBP: 0.316, SLG: 0.360		F9		F9			6-3		2B 2B	4	1	1	0	0	0	0
Jim Gosger, L (1, 9) OBP: 0.347, SLG: 0.362		BB			F9		F5		WP 2-H 2B	3	0	1	1	1	0	0
Reggie Jackson, L (1, 7) OBP: 0.338, SLG: 0.357		F6			K		K		K 2-3	4	0	0	0	0	3	2
John Donaldson, L (1, 4) OBP: 0.278, SLG: 0.360		F7			F8			F6	K	3	0	0	0	0	0	1
Dave Duncan, R (9, PH) OBP: 0.237, SLG: 0.500										1	0	0	0	0	1	1
Phil Roof, R (1, 2) OBP: 0.289, SLG: 0.351			F5			HR		K		3	1	1	1	0	1	0
Jim Nash, R (1, 1) OBP: 0.152, SLG: 0.100			K			FC4-6 1B		FC4 1B		2	0	1	0	0	1	0
Ken Harrelson, R (8, PH) OBP: 0.264, SLG: 0.305										1	0	1	0	0	0	0
Diego Segui, R (8, 1)										0	0	0	0	0	0	0

Inning Stats	1	2	3	4	5	6	7	8	9
	R: 0 E: 0 K: 2 S: 7	H: 0 LOB: 0 BB: 0 P: 7	R: 0 E: 0 K: 0 S: 3	H: 0 LOB: 1 BB: 1 P: 7	R: 0 E: 0 K: 1 S: 5	H: 0 LOB: 0 BB: 0 P: 5	R: 0 E: 1 K: 0 S: 3	H: 0 LOB: 0 BB: 0 P: 3	R: 0 E: 0 K: 1 S: 5	H: 0 LOB: 0 BB: 0 P: 5
	R: 1 E: 0 K: 1 S: 7	H: 2 LOB: 1 BB: 0 P: 7	R: 0 E: 0 K: 1 S: 5	H: 0 LOB: 0 BB: 0 P: 5	R: 0 E: 0 K: 1 S: 6	H: 1 LOB: 1 BB: 0 P: 6	R: 2 E: 0 K: 2 S: 10	H: 3 LOB: 1 BB: 0 P: 10	1B: 2 2B: 2 3B: 0 HR: 2	SF: 0 SAC: 0 DP: 1 HBP: 0

	AB	33
	R	3
	H	6
	RBI	3
	BB	1
	SO	9
	LOB	9

	WP: 1	PA: 34
	PB: 0	
	SB: 0	
	CS: 0	

PITCHER		IP	WLS	BF	H	R	ER	SO	BB	IBB	HBP	BLK	WP	HR	S	P	ERA	WHIP
Luis Tiant, R ERA: 2.52	(1, 1)	8.1	W	32	6	3	3	7	1	0	0	0	0	2	45	49	3.24	0.840
Steve Bailey, R ERA: 2.23	(9, 1)	0.2	S	2	0	0	0	2	0	0	0	0	1	0	6	6	0.00	0.000

PITCHER	IP	WLS	BF	H	R	ER	SO	BB	IBB	HBP	BLK	WP	HR	S	P	ERA	WHIP

Batter	1	2	3	4	5	6	7	8	9	AB	R	H	RBI	BB	SO	LOB
Lee Maye, L (1, 9) (8, 7) OBP: 0.300, SLG: 0.461	F8		HR		L3		F9			4	1	1	1	0	0	0
Chuck Hinton, R (1, 8) (8, 9) OBP: 0.322, SLG: 0.367	F8		K		F9		6-3			4	0	0	0	0	1	0
Leon Wagner, L (1, 7) OBP: 0.293, SLG: 0.461 Vic Davalillo, L (8, 8) OBP: 0.275, SLG: 0.310	BB (1B)		F8			BB (E, SF8, 1B)	4-3			2 0	1 0	0 0	0 0	2 0	0 0	0 0
Fred Whitfield, L (1, 3) OBP: 0.296, SLG: 0.404 Chico Salmon, R (9, 3) OBP: 0.271, SLG: 0.246	1-2 (1B)			E (BLK, 1B)		F6		G3		4 0	1 0	2 0	0 0	0 0	0 0	1 0
Max Alvis, R (1, 5) OBP: 0.330, SLG: 0.427	K			E8 (4-3, SF7) 1-H (1B)		E7 (SF8) 1-3 (1B)		F7		4	1	2	1	0	1	2
Joe Azcue, R (1, 2) OBP: 0.379, SLG: 0.491		F9		4-3 2-3		BB		FC6-4 (1B)		3	0	1	0	1	0	1
Pedro Gonzalez, R (1, 4) OBP: 0.276, SLG: 0.280		K		SF7 3-H		SF8 2-3 3-H		FC6-4 1-2f		2	0	0	2	0	1	1
Larry Brown, R (1, 6) OBP: 0.347, SLG: 0.389		F7		F6		5-3				3	0	0	0	0	0	2
Luis Tiant, R (1, 1) OBP: 0.276, SLG: 0.464 Steve Bailey, R (9, 1)			F7		6-3		HR			3 0	1 0	1 0	1 0	0 0	0 0	0 0
Inning Stats	R: 0 H: 1 E: 0 LOB: 2 K: 1 BB: 1 S: 6 P: 10	R: 0 H: 0 E: 0 LOB: 0 K: 1 BB: 0 S: 5 P: 5	R: 1 H: 1 E: 0 LOB: 0 K: 1 BB: 0 S: 6 P: 6	R: 2 H: 2 E: 1 LOB: 0 K: 0 BB: 0 S: 5 P: 5	R: 0 H: 0 E: 0 LOB: 0 K: 0 BB: 0 S: 3 P: 3	R: 1 H: 1 E: 1 LOB: 2 K: 0 BB: 2 S: 4 P: 12	R: 1 H: 1 E: 0 LOB: 0 K: 0 BB: 0 S: 4 P: 4	R: 0 H: 1 E: 0 LOB: 1 K: 0 BB: 0 S: 4 P: 4		1B: 5 SF: 2 2B: 0 SAC: 0 3B: 0 DP: 0 HR: 2 HBP: 0						

BOTTOM

Kansas City Athletics @ Cleveland Indians

Cleveland Municipal Stadium, Cleveland, OH

Tue Jun 20 1967, 3:33 AM EDT

Att. 5,100 - Unknown

livebaseballscorecards.com

AB	29
R	5
H	7
RBI	5
BB	3
SO	3
LOB	7

PITCHER		IP	WLS	BF	H	R	ER	SO	BB	IBB	HBP	BLK	WP	HR	S	P	ERA	WHIP
Jim Nash, R ERA: 3.62	(1, 1)	7.0	L	30	6	5	4	3	3	0	0	1	0	2	33	45	5.14	1.286
Diego Segui, R ERA: 3.65	(8, 1)	1.0		4	1	0	0	0	0	0	0	0	0	0	4	4	0.00	1.000

PITCHER	IP	WLS	BF	H	R	ER	SO	BB	IBB	HBP	BLK	WP	HR	S	P	ERA	WHIP

Batter	1	2	3	4	5	6	7	8	9	AB	R	H	RBI	BB	SO	LOB
Paul Schaal, R (1, 5) OBP: 0.306, SLG: 0.289	BBBB 4-0 G6-4-3 BB		x 0-0 ② F7		x 0-0 HR		x 0-0 ① FC6-4 HBP 1-2f 2-3		BBBB 4-0 SH3 1B BB	3	2	1	1	2	0	2
Jim Fregosi, R (1, 6) OBP: 0.328, SLG: 0.408	x 0-0 ① ② G6-4-3 1-2f		x 0-0 ③ F2		x 0-0 E5		H 1-0 ② HBP 1-2 3-H		x 0-0 ① SH3 1-2	3	0	0	0	0	0	1
Woodie Held, R (1, 8) OBP: 0.346, SLG: 0.471 (7, 7)	SSS 0-3 ③ K			BBBB 4-0 BB 1B BB	SSS 0-3 ② K		x 0-0 ③ F5		x 0-0 1B 4-3 2-H 1B	4	1	1	1	1	2	3
Rick Reichardt, R (1, 7) OBP: 0.319, SLG: 0.380 Don Mincher, L (7, 3) OBP: 0.394, SLG: 0.547		SSS 0-3 ① K		SSS 0-3 ① K	x 0-0 ③ F8			x 0-0 FC1-5 2B	x 0-0 4-3 1-3 1B	3 2	0 0	0 2	0 0	0 0	2 0	2 0
Bubba Morton, R (1, 9) OBP: 0.354, SLG: 0.298		BBBB 4-0 HR BB		x 0-0 BB 1-2 1B		x 0-0 ① 6-3		BBBB 4-0 FC1-5 2B BB	x 0-0 ② 4-3 1-2 3-H	3	2	1	1	2	0	1
Johnny Werhas, R (1, 3) OBP: 0.267, SLG: 0.289 Jay Johnstone, L (7, 8) OBP: 0.214, SLG: 0.242	x 0-0 1-H HR		BBBB 4-0 1-2 2-3 BB		x 0-0 ② F3		x 0-0 ① FC1-5 2B WP 1-2 2-3f		x 0-0 ③ F9	2 2	1 1	1 0	2 0	1 0	0 0	0 3
Buck Rodgers, S (1, 2) OBP: 0.262, SLG: 0.302	x 0-0 ② 4-3	SSS 0-3 ② K		x 0-0 ③ F8		x 0-0 WP 1-3 2-H 2B			4	0	1	1	0	1	3
Bobby Knoop, R (1, 4) OBP: 0.285, SLG: 0.333	SSS 0-3 ③ K	SSS 0-3 ③ K		x 0-0 FC6-4 BB HBP 1B	SSS 0-3 ② K 2-3 3-H				4	0	1	0	0	3	4
Jim McGlothlin, R (1, 1) OBP: 0.194, SLG: 0.138		SSS 0-3 ① K		SSS 0-3 ① K		BBBB 4-0 FC6-4 1-2 BB	x 0-0 ③ F4			3	0	0	0	1	2	1
Inning Stats	R: 0 E: 0 K: 1 S: 4 H: 0 LOB: 0 BB: 1 P: 8	R: 2 E: 0 K: 2 S: 8 H: 1 LOB: 0 BB: 1 P: 12	R: 0 E: 0 K: 1 S: 5 H: 0 LOB: 0 BB: 0 P: 5	R: 0 E: 0 K: 3 S: 10 H: 1 LOB: 3 BB: 2 P: 18	R: 1 E: 1 K: 2 S: 9 H: 1 LOB: 1 BB: 0 P: 9	R: 0 E: 0 K: 0 S: 3 H: 0 LOB: 0 BB: 0 P: 3	R: 0 E: 0 K: 0 S: 3 H: 1 LOB: 2 BB: 1 P: 8	R: 2 E: 0 K: 1 S: 7 H: 2 LOB: 1 BB: 1 P: 11	R: 2 E: 0 K: 0 S: 5 H: 2 LOB: 1 BB: 1 P: 9	1B: 4 2B: 2 3B: 0 HR: 2 SF: 0 SAC: 1 DP: 1 HBP: 1						

PITCHER		IP	WLS	BF	H	R	ER	SO	BB	IBB	HBP	BLK	WP	HR	S	P	ERA	WHIP
Sam McDowell, L ERA: 4.55	(1, 1)	6.0	L	25	3	3	3	9	4	0	0	0	0	2	39	55	4.50	1.167
George Culver, R ERA: 4.15	(7, 1)	2.0		11	3	2	2	1	2	0	1	0	1	0	10	19	9.00	2.500
Bob Allen, L ERA: 3.47	(9, 1)	1.0		6	2	2	2	0	1	0	0	0	0	0	5	9	18.00	3.000

PITCHER	IP	WLS	BF	H	R	ER	SO	BB	IBB	HBP	BLK	WP	HR	S	P	ERA	WHIP

TOP

California Angels @ Cleveland Indians

Cleveland Municipal Stadium, Cleveland, OH

Thu Jun 22 1967, 7:05 PM EDT

Att. 13,476 - Unknown

livebaseballscorecards.com

AB	33
R	7
H	8
RBI	6
BB	7
SO	10
LOB	20

Batter	1	2	3	4	5	6	7	8	9	AB	R	H	RBI	BB	SO	LOB
Lee Maye, L (1, 9) OBP: 0.307, SLG: 0.457	F7		F8			1B		BB FC5-4		3	0	1	0	1	0	0
Chuck Hinton, R (1, 8) OBP: 0.317, SLG: 0.361	5-3			F9		K		FC5-4 1-2f		4	0	0	0	0	1	2
Leon Wagner, L (1, 7) OBP: 0.293, SLG: 0.453	BB			K		F7			F8	3	0	0	0	1	1	1
Fred Whitfield, L (1, 3) OBP: 0.289, SLG: 0.394	K			F4			F9		F9	4	0	0	0	0	1	1
Max Alvis, R (1, 5) OBP: 0.328, SLG: 0.424		F4			FC5-4 1B		6-3		F3	4	0	1	0	0	0	0
Joe Azcue, R (1, 2) OBP: 0.386, SLG: 0.491		F9			FC5-4 1-2 1B		BB			2	0	1	0	1	0	0
Pedro Gonzalez, R (1, 4) OBP: 0.270, SLG: 0.274		F8			FC5-4 G6-4-3 1-2f 2-3		K			3	0	0	0	0	1	3
Larry Brown, R (1, 6) OBP: 0.342, SLG: 0.383			F5		G6-4-3 1-2f			5-3		3	0	0	0	0	0	2
Sam McDowell, L (1, 1) OBP: 0.200, SLG: 0.300			K			K		F5		1	0	0	0	0	1	0
Tony Horton, R (6, PH) OBP: 0.250, SLG: 0.286										1	0	0	0	0	1	0
George Culver, R (7, 1) OBP: 1.000, SLG: 1.000										0	0	0	0	0	0	0
Vic Davalillo, L (8, PH) OBP: 0.273, SLG: 0.308										1	0	0	0	0	0	0
Bob Allen, L (9, 1)										0	0	0	0	0	0	0
Inning Stats	R: 0 E: 0 K: 1 S: 5 H: 0 LOB: 1 BB: 1 P: 9	R: 0 E: 0 K: 0 S: 3 H: 0 LOB: 0 BB: 0 P: 3	R: 0 E: 0 K: 1 S: 5 H: 0 LOB: 0 BB: 0 P: 5	R: 0 E: 0 K: 1 S: 5 H: 0 LOB: 0 BB: 0 P: 5	R: 0 E: 0 K: 0 S: 4 H: 2 LOB: 1 BB: 0 P: 4	R: 0 E: 0 K: 2 S: 8 H: 1 LOB: 1 BB: 0 P: 8	R: 0 E: 0 K: 1 S: 5 H: 0 LOB: 1 BB: 1 P: 9	R: 0 E: 0 K: 0 S: 3 H: 0 LOB: 1 BB: 1 P: 7	R: 0 E: 0 K: 0 S: 3 H: 0 LOB: 0 BB: 0 P: 3	1B: 3 2B: 0 3B: 0 HR: 0 SF: 0 SAC: 0 DP: 1 HBP: 0						

PITCHER	IP	WLS	BF	H	R	ER	SO	BB	IBB	HBP	BLK	WP	HR	S	P	ERA	WHIP
Jim McGlothlin, R (1, 1) ERA: 1.39	9.0	W	32	3	0	0	6	3	0	0	0	0	0	41	53	0.00	0.667

PITCHER	IP	WLS	BF	H	R	ER	SO	BB	IBB	HBP	BLK	WP	HR	S	P	ERA	WHIP

BOTTOM

California Angels @ Cleveland Indians

Cleveland Municipal Stadium, Cleveland, OH

Thu Jun 22 1967, 7:05 PM EDT

Att. 13,476 - Unknown

livebaseballscorecards.com

AB	29
R	0
H	3
RBI	0
BB	3
SO	6
LOB	9

WP: 0 PA: 32
PB: 0
SB: 0
CS: 0

Cleveland Indians @ Boston Red Sox

Fenway Park, Boston, MA

Fri Jun 23 1967, 7:05 PM EDT

Att. 30,233 - Unknown

TOP

livebaseballscorecards.com

Batter	1	2	3	4	5	6	7	8	9	AB	R	H	RBI	BB	SO	LOB
Lee Maye, L (1, 9) (8, 7) OBP: 0.303, SLG: 0.445	F6			G3		F9		1B 1-3 2-H	F5	5	0	1	1	0	0	1
Chuck Hinton, R (1, 8) (8, 9) OBP: 0.316, SLG: 0.358	F8			BB		F9		SF9 3-H		2	0	0	1	1	0	0
Leon Wagner, L (1, 7) OBP: 0.297, SLG: 0.454 John O'Donoghue, R (8, 1) OBP: 0.077, SLG: 0.308	6-3			F5			FC6-4 1B	1B 1-2		4	0	2	0	0	0	1
										0	0	0	0	0	0	0
Fred Whitfield, L (1, 3) OBP: 0.284, SLG: 0.385		4-3		F8			F5	3-1		4	0	0	0	0	0	4
Max Alvis, R (1, 5) OBP: 0.327, SLG: 0.421		G3			FC6-4 1B		F6		K	4	0	1	0	0	1	1
Joe Azcue, R (1, 2) OBP: 0.382, SLG: 0.482		4-3			FC6-4 1-2f		FC6-4 1-2f		2B 1B	4	1	1	0	0	0	2
Pedro Gonzalez, R (1, 4) OBP: 0.267, SLG: 0.270			6-3		K			1B 1B	F9	2	0	0	0	0	1	1
George Culver, R (5, 1) OBP: 1.000, SLG: 1.000 Vic Davalillo, L (8, PH) OBP: 0.276, SLG: 0.311										0	0	0	0	0	0	0
(8, 8)										2	1	1	0	0	0	1
Larry Brown, R (1, 6) OBP: 0.341, SLG: 0.385		6-3			F7			F9	2B 1-3	4	1	1	0	0	0	2
Sonny Siebert, R (1, 1) OBP: 0.250, SLG: 0.625 Tony Horton, R (3, PH) OBP: 0.247, SLG: 0.282 Orlando Pena, R (3, 1) Gus Gil, R (5, 4) OBP: 0.186, SLG: 0.175 Chico Salmon, R (8, PH) OBP: 0.292, SLG: 0.284		4-3			K			SF9 1B 1-2	2B 2-H 3-H	0	0	0	0	0	0	0
(8, 4)										0	0	0	0	0	0	0
										0	0	0	0	0	0	0
										1	0	0	0	0	1	0
										2	1	2	2	0	0	0

	AB	34
	R	4
	H	9
	RBI	4
	BB	1
	SO	3
	LOB	13

Inning Stats	1	2	3	4	5	6	7	8	9
R	0	0	0	0	0	0	0	2	2
E	0	0	0	0	0	0	0	0	0
K	0	0	0	0	1	1	0	0	1
S	3	3	3	3	6	5	4	7	8
H	0	0	0	0	1	0	1	4	3
LOB	0	0	0	1	1	0	1	2	1
BB	0	0	0	1	0	0	0	0	0
P	3	3	3	7	6	5	4	7	8

	1B	7
	2B	2
	3B	0
	HR	0
	SF	1
	SAC	0
	DP	0
	HBP	0

	WP	0	PA	37
	PB	0		
	SB	0		
	CS	0		

PITCHER		IP	WLS	BF	H	R	ER	SO	BB	IBB	HBP	BLK	WP	HR	S	P	ERA	WHIP
Lee Stange, R ERA: 3.88	(1, 1)	9.0	W	37	9	4	4	3	1	0	0	0	0	0	42	46	4.00	1.111

BOTTOM

Cleveland Indians @ Boston Red Sox

Fenway Park, Boston, MA

Fri Jun 23 1967, 7:05 PM EDT

Att. 30,233 - Unknown

Batter	1	2	3	4	5	6	7	8	9	AB	R	H	RBI	BB	SO	LOB
Mike Andrews, R (1, 4) OBP: 0.344, SLG: 0.330	F2		6-3		SH3 1-2	5-3		4-3		4	0	0	0	0	0	1
Joe Foy, R (1, 5) OBP: 0.343, SLG: 0.458	5-3		1B 3B		1B 3B 2-H		2B HBP 1B	FC6-4 1B		5	3	4	1	0	0	0
Carl Yastrzemski, L (1, 7) OBP: 0.435, SLG: 0.645 Jose Tartabull, L (8, 7) OBP: 0.309, SLG: 0.246	F7		1B 3-H		1B SH3 IBB		HBP 2B 2B 1-3	FC6-4 FC6-4 1-2f		3 1	2 0	2 0	1 0	1 0	0 0	0 1
Tony Conigliaro, R (1, 9) OBP: 0.358, SLG: 0.506 George Thomas, R (8, 9) OBP: 0.233, SLG: 0.214		HR	F9		SH3 1B 1-3 3-H		HBP 2B IBB	FC6-4 1-2f		3 1	2 0	2 0	2 0	1 0	0 0	1 1
Rico Petrocelli, R (1, 6) OBP: 0.375, SLG: 0.457 Jerry Adair, R (7, PR) OBP: 0.243, SLG: 0.236 (8, 6)	F5	F2	SH3 1-2 3-H		2B HBP 1-2 2-3 3-H					2 0	0 0	0 0	2 0	0 0	0 0	0 0
George Scott, R (1, 3) OBP: 0.353, SLG: 0.466 Dalton Jones, L (8, 3) OBP: 0.301, SLG: 0.360	2B	F9	1-6-3		K					4 0	0 0	1 0	0 0	0 0	1 0	4 0
Bob Tillman, R (1, 2) OBP: 0.244, SLG: 0.231	6-3	1B			6-3	K				4	0	1	0	0	1	4
Reggie Smith, S (1, 8) OBP: 0.276, SLG: 0.315	K	F9			SH3 1B	1-3 2-H 3-H 2B				4	0	2	2	0	1	2
Lee Stange, R (1, 1) OBP: 0.143, SLG: 0.214			F4		SH3 3B 1B	SH3 1-2	K			3	1	1	0	0	1	3
Inning Stats	R: 0 H: 0 E: 0 LOB: 0 K: 0 BB: 0 S: 3 P: 3	R: 1 H: 2 E: 0 LOB: 1 K: 1 BB: 0 S: 7 P: 7	R: 1 H: 2 E: 0 LOB: 1 K: 0 BB: 0 S: 5 P: 5	R: 0 H: 1 E: 0 LOB: 1 K: 0 BB: 0 S: 4 P: 4	R: 3 H: 3 E: 0 LOB: 1 K: 0 BB: 1 S: 6 P: 10	R: 0 H: 1 E: 0 LOB: 1 K: 0 BB: 0 S: 4 P: 4	R: 3 H: 3 E: 0 LOB: 3 K: 3 BB: 1 S: 12 P: 17	R: 0 H: 1 E: 0 LOB: 1 K: 0 BB: 0 S: 4 P: 4		1B: 7 SF: 0 2B: 3 SAC: 3 3B: 2 DP: 0 HR: 1 HBP: 1						

livebaseballscorecards.com

AB	34
R	8
H	13
RBI	8
BB	2
SO	4
LOB	17

WP: 0 PA: 40
PB: 0
SB: 0
CS: 0

PITCHER		IP	WLS	BF	H	R	ER	SO	BB	IBB	HBP	BLK	WP	HR	S	P	ERA	WHIP
Sonny Siebert, R ERA: 2.67	(1, 1)	2.0	L	8	2	1	1	1	0	0	0	0	0	1	10	10	4.50	1.000
Orlando Pena, R ERA: 3.51	(3, 1)	2.1		13	5	4	4	0	0	1	0	0	0	0	12	16	15.43	2.143
George Culver, R ERA: 4.81	(5, 1)	2.2		15	5	3	3	3	0	1	1	0	0	0	19	24	10.12	1.875
John O'Donoghue, L ERA: 2.35	(8, 1)	1.0		4	1	0	0	0	0	0	0	0	0	0	4	4	0.00	1.000

PITCHER	IP	WLS	BF	H	R	ER	SO	BB	IBB	HBP	BLK	WP	HR	S	P	ERA	WHIP

Cleveland Indians @ Boston Red Sox

Fenway Park, Boston, MA

Sat Jun 24 1967, 7:05 PM EDT

Att. 30,027 - Unknown

TOP

livebaseballscorecards.com

Batter	1	2	3	4	5	6	7	8	9	AB	R	H	RBI	BB	SO	LOB
Lee Maye, L (1, 9) OBP: 0.315, SLG: 0.465	0-0 1B HBP 2B	4-0 BBBB BB		0-0 ② FC3-2 S 1B 3-H			0-0 ① F9		0-0 WP 2B	4	2	2	0	1	0	1
Max Alvis, R (1, 5) OBP: 0.325, SLG: 0.417	0-0 ① F4	0-0 ③ F8		0-0 S 1-H 1B			0-0 ② F2		0-0 ③ F8 2-3	5	0	1	1	0	0	4
Leon Wagner, L (1, 7) OBP: 0.301, SLG: 0.472 Vic Davalillo, L (7, 8) OBP: 0.276, SLG: 0.311	0-0 HBP S 2-1 2-3 1B		0-0 HR	0-0 ③ 4-3 1-2			0-0 ③ 4-3			4 0	1 0	2 0	1 0	0 0	0 0	1 0
Fred Whitfield, L (1, 3) OBP: 0.283, SLG: 0.383 Gus Gil, R (8, 4) OBP: 0.186, SLG: 0.175	SSS 0-3 ② K 1-2	SSS 0-3 ① K			0-0 CS 1B			0-0 ① L6		4 0	0 0	1 0	0 0	0 0	2 0	2 0
Chuck Hinton, R (1, 8) OBP: 0.315, SLG: 0.354 (7, 7)	BBBB 4-0 HBP BB		0-0 ② 6-3		SSS 0-3 ①② K 1-2			0-0 ② 5-3		3	0	0	0	1	1	1
Duke Sims, L (1, 2) OBP: 0.303, SLG: 0.289	H 1-0 1-2 2-3 3-H HBP		0-0 1B		SSS 0-3 ③ K			0-0 2B		3	0	2	1	0	1	0
Chico Salmon, R (1, 4) OBP: 0.276, SLG: 0.268 (8, 3)	0-0 ③ 2-1 3-H	0-0 ① 6-3	0-0 ③ F5			0-0 ① 3-1		0-0 ③ F9		4	0	0	0	0	0	2
Larry Brown, R (1, 6) OBP: 0.343, SLG: 0.392		0-0 SH1-4 1B		0-0 SH1-4 FC3-2 2B		0-0 ② 5-3			0-0 ① 5-3	4	0	2	0	0	0	0
Steve Hargan, R (1, 1) OBP: 0.231, SLG: 0.250		0-0 ② SH1-4 1-2		0-0 ① SH1-4 2-3		SSS 0-3 ③ K2-3			0-0 ② F4	2	0	0	0	0	1	0
Inning Stats	R: 1 H: 2 E: 0 LOB: 3 K: 1 BB: 1 S: 6 P: 11	R: 0 H: 1 E: 0 LOB: 2 K: 0 BB: 1 S: 4 P: 8	R: 1 H: 2 E: 0 LOB: 1 K: 1 BB: 0 S: 7 P: 7	R: 1 H: 2 E: 0 LOB: 1 K: 0 BB: 0 S: 5 P: 5	R: 0 H: 1 E: 0 LOB: 0 K: 2 BB: 0 S: 7 P: 7	R: 0 H: 0 E: 0 LOB: 0 K: 1 BB: 0 S: 5 P: 5	R: 0 H: 0 E: 0 LOB: 0 K: 0 BB: 0 S: 3 P: 3	R: 0 H: 1 E: 0 LOB: 1 K: 0 BB: 0 S: 4 P: 4	R: 0 H: 1 E: 0 LOB: 1 K: 0 BB: 0 S: 4 P: 4	1B: 5 SF: 0 2B: 4 SAC: 2 3B: 0 DP: 0 HR: 1 HBP: 1						

	AB	33
	R	3
	H	10
	RBI	3
	BB	2
	SO	5
	LOB	11

WP: 1 PA: 38
PB: 0
SB: 3
CS: 1

PITCHER		IP	WLS	BF	H	R	ER	SO	BB	IBB	HBP	BLK	WP	HR	S	P	ERA	WHIP
Darrell Brandon, R ERA: 4.27	(1, 1)	3.2	L	21	7	3	3	2	2	0	1	0	0	1	21	30	7.36	2.455
Dan Osinski, R ERA: 1.72	(4, 1)	4.1		14	2	0	0	3	0	0	0	0	0	0	20	20	0.00	0.462
Jose Santiago, R ERA: 4.24	(9, 1)	1.0		4	1	0	0	0	0	0	0	0	1	0	4	4	0.00	1.000

PITCHER	IP	WLS	BF	H	R	ER	SO	BB	IBB	HBP	BLK	WP	HR	S	P	ERA	WHIP

Batter	1	2	3	4	5	6	7	8	9	AB	R	H	RBI	BB	SO	LOB
Mike Andrews, R (1, 4) OBP: 0.342, SLG: 0.333	F8		F4			5-3			WP, 1B, 2B	4	1	1	0	0	0	0
Joe Foy, R (1, 5) OBP: 0.338, SLG: 0.449	K		K			5-3			F8, 2-3	4	0	0	0	0	2	1
Carl Yastrzemski, L (1, 7) OBP: 0.432, SLG: 0.639	PB, 1B, 1B		4-3			K			F6	4	1	1	0	0	1	1
Tony Conigliaro, R (1, 9) OBP: 0.361, SLG: 0.506	CS, 1-H, 1B			5-3			F2		1B, 3-H	4	0	2	2	0	0	0
George Scott, R (1, 3) OBP: 0.351, SLG: 0.462	CS, 1-2	F8		F4			G4-3, 1B		6-3	4	0	1	0	0	0	1
Jerry Adair, R (1, 6) OBP: 0.245, SLG: 0.238		FC6-4, 1B		K			G4-3, 1-2f			3	0	1	0	0	1	1
Bob Tillman, R (1, 2) Jose Tartabull, L (8, PH) Russ Gibson, R (9, 2) OBP: 0.233, SLG: 0.220 OBP: 0.307, SLG: 0.245 OBP: 0.288, SLG: 0.295		FC6-4, 1-2f			6-3			F6		2 1 0	0 0 0	0 0 0	0 0 0	0 0 0	0 0 0	1 0 0
Reggie Smith, S (1, 8) OBP: 0.276, SLG: 0.312		IBB			K			K		2	0	0	0	1	2	0
Darrell Brandon, R (1, 1) Dan Osinski, R (4, 1) Dalton Jones, L (8, PH) Jose Santiago, R (9, 1) OBP: 0.185, SLG: 0.231 OBP: 0.167, SLG: 0.167 OBP: 0.298, SLG: 0.355 OBP: 0.364, SLG: 0.900		K			6-3			G3		1 1 1 0	0 0 0 0	0 0 0 0	0 0 0 0	0 0 0 0	1 0 0 0	2 0 0 0
Inning Stats	R: 1 E: 0 K: 1 S: 6 H: 2 LOB: 0 BB: 0 P: 6	R: 0 E: 1 K: 1 S: 6 H: 1 LOB: 2 BB: 1 P: 10	R: 0 E: 0 K: 1 S: 5 H: 0 LOB: 0 BB: 0 P: 5	R: 0 E: 0 K: 1 S: 5 H: 0 LOB: 0 BB: 0 P: 5	R: 0 E: 0 K: 1 S: 5 H: 0 LOB: 0 BB: 0 P: 5	R: 0 E: 0 K: 1 S: 5 H: 0 LOB: 0 BB: 0 P: 5	R: 0 E: 0 K: 0 S: 3 H: 1 LOB: 0 BB: 0 P: 3	R: 0 E: 0 K: 1 S: 5 H: 0 LOB: 0 BB: 0 P: 5	R: 1 E: 0 K: 0 S: 5 H: 2 LOB: 1 BB: 0 P: 5	1B: 5 2B: 1 3B: 0 HR: 0	SF: 0 SAC: 0 DP: 1 HBP: 0						

PITCHER	IP	WLS	BF	H	R	ER	SO	BB	IBB	HBP	BLK	WP	HR	S	P	ERA	WHIP
Steve Hargan, R (1, 1) ERA: 2.26	9.0	W	32	6	2	1	7	0	1	0	0	1	0	45	49	1.00	0.667

PITCHER	IP	WLS	BF	H	R	ER	SO	BB	IBB	HBP	BLK	WP	HR	S	P	ERA	WHIP

BOTTOM

Cleveland Indians @ Boston Red Sox

Fenway Park, Boston, MA

Sat Jun 24 1967, 7:05 PM EDT

Att. 30,027 - Unknown

livebaseballscorecards.com

AB	31
R	2
H	6
RBI	2
BB	1
SO	7
LOB	7

WP: 1 PB: 1 SB: 0 CS: 1 PA: 33

Cleveland Indians @ Boston Red Sox

Fenway Park, Boston, MA

Sun Jun 25 1967, 3:33 AM EDT

Att. 23,719 - Unknown

TOP

livebaseballscorecards.com

Batter	1	2	3	4	5	6	7	8	9	AB	R	H	RBI	BB	SO	LOB
Lee Maye, L (1, 9) OBP: 0.313, SLG: 0.466	4-3		FC4-6 1-2f			1B 1-3 2B	4-3			4	1	1	0	0	0	2
Chuck Hinton, R (1, 8) OBP: 0.314, SLG: 0.352	5-3			K		FC5-4 WP 1B 2-H 3-H 1B		K		4	1	1	2	0	2	0
Leon Wagner, L (1, 7) OBP: 0.300, SLG: 0.467	3-1			F8		F8		1B		4	0	1	0	0	0	1
Fred Whitfield, L (1, 3) OBP: 0.282, SLG: 0.380		F8		K2-3		FC5-4 1-2 1B		K		4	0	1	0	0	2	1
Don Demeter, R (1, 5) OBP: 0.288, SLG: 0.471		F3			1B	FC5-4 WP 1-2f 2-3		F8		4	0	1	0	0	0	3
Joe Azcue, R (1, 2) OBP: 0.370, SLG: 0.466		K			F2	F2 1-2 3-H			F3	4	0	0	0	0	1	2
Chico Salmon, R (1, 4) OBP: 0.288, SLG: 0.293			F5		F5	2B			G6-4-3 1B	4	0	2	0	0	0	1
Larry Brown, R (1, 6) OBP: 0.338, SLG: 0.385			6-3		K	5-3			G6-4-3 1-2f	4	0	0	0	0	1	3
Luis Tiant, R (1, 1) OBP: 0.300, SLG: 0.483						1B		K		1	0	1	0	0	0	0
Tony Horton, R (6, PH) OBP: 0.257, SLG: 0.292										0	1	0	0	0	0	0
George Culver, R (6, 1) OBP: 1.000, SLG: 1.000										0	0	0	0	0	0	0
Vic Davalillo, L (7, PH) OBP: 0.274, SLG: 0.308										1	0	0	0	0	1	1
Steve Bailey, R (7, 1)			FC4-6 1B							0	0	0	0	0	0	0
Totals										**AB 34**	**R 3**	**H 8**	**RBI 2**	**BB 0**	**SO 7**	**LOB 14**

Inning Stats	1	2	3	4	5	6	7	8	9
	R: 0 E: 0 K: 0 S: 3	H: 0 LOB: 0 BB: 0 P: 3	R: 0 E: 0 K: 1 S: 5	H: 0 LOB: 0 BB: 0 P: 5	R: 0 E: 0 K: 0 S: 4	H: 1 LOB: 1 BB: 0 P: 4	R: 0 E: 0 K: 2 S: 7	H: 0 LOB: 0 BB: 0 P: 7	R: 0 E: 0 K: 1 S: 6	H: 1 LOB: 1 BB: 0 P: 6	R: 3 E: 0 K: 0 S: 7	H: 4 LOB: 1 BB: 0 P: 7	R: 0 E: 0 K: 1 S: 6	H: 1 LOB: 1 BB: 0 P: 6	R: 0 E: 0 K: 2 S: 8	H: 1 LOB: 1 BB: 0 P: 8	R: 0 E: 0 K: 0 S: 3	H: 1 LOB: 0 BB: 0 P: 3

1B: 7 SF: 0 WP: 1 PA: 35
2B: 2 SAC: 0 PB: 0
3B: 0 DP: 1 SB: 0
HR: 0 HBP: 0 CS: 0

PITCHER	IP	WLS	BF	H	R	ER	SO	BB	IBB	HBP	BLK	WP	HR	S	P	ERA	WHIP
Gary Bell, R (1, 1) ERA: 3.06	5.1	W	22	6	3	3	4	0	0	0	0	0	0	30	30	5.06	1.125
Jose Santiago, R (6, 1) ERA: 3.95	3.2	S	13	3	0	0	3	0	0	0	0	1	0	19	19	0.00	0.818

PITCHER	IP	WLS	BF	H	R	ER	SO	BB	IBB	HBP	BLK	WP	HR	S	P	ERA	WHIP

BOTTOM

Cleveland Indians @ Boston Red Sox

Fenway Park, Boston, MA

Sun Jun 25 1967, 3:33 AM EDT

Att. 23,719 - Unknown

livebaseballscorecards.com

Batter	1	2	3	4	5	6	7	8	9	AB	R	H	RBI	BB	SO	LOB
Mike Andrews, R (1, 4) OBP: 0.344, SLG: 0.332	BBBB 4-0 BB		x 0-0 ① 4-3 2-3	x 0-0 ③ L5			x 0-0 2B HBP 1B	x 0-0 ③ 6-3		4	1	1	0	1	0	3
Joe Foy, R (1, 5) OBP: 0.345, SLG: 0.474	x 0-0 ① F8		x 0-0 HR 3-H 1B		x 0-0 HR		x 0-0 HBP 1-3 SF9 2B			4	3	3	2	0	0	1
Carl Yastrzemski, L (1, 7) OBP: 0.433, SLG: 0.647 Russ Gibson, R (9, 2) OBP: 0.288, SLG: 0.295	x 0-0 ② F9		x 0-0 1-H HR		SSS 0-3 ① K		III 4-0 SF9 HBP IBB			3 0	1 0	1 0	2 0	1 0	1 0	1 0
Tony Conigliaro, R (1, 9) OBP: 0.364, SLG: 0.500	x 0-0 ③ F8		SSS 0-3 ② K		BBBB 4-0 F9 BB		H 1-0 G5-4-3 1-2 2-3 3-H HBP			2	0	0	1	1	1	1
George Scott, R (1, 3) OBP: 0.350, SLG: 0.458		x 0-0 ① 6-3	BBBB 4-0 BB		x 0-0 ② ③ F9 1-2		x 0-0 ① SF9 2-3 3-H			2	0	0	1	1	0	1
Jerry Adair, R (1, 6) OBP: 0.238, SLG: 0.231		SSS 0-3 ② K	SSS 0-3 ③ K			x 0-0 ① 4-3	x 0-0 ② ③ G5-4-3 1-2f			4	0	0	0	0	2	3
Bob Tillman, R (1, 2) OBP: 0.298, SLG: 0.341 Jose Tartabull, L (8, PR) OBP: 0.307, SLG: 0.245 (9, 7)	x 0-0 HR		x 0-0 3-1 1B			x 0-0 1B 1B		BBBB 4-0 WP 2B BB		3 0	1 1	3 0	1 0	1 0	0 0	0 0
Reggie Smith, S (1, 8) OBP: 0.280, SLG: 0.320	x 0-0 ③ F2		x 0-0 ① 3-1 1-2			x 0-0 G6-4-3 1-3 1B		x 0-0 ① 1-H 2B		4	0	2	1	0	0	1
Gary Bell, R (1, 1) OBP: 0.129, SLG: 0.161 Jose Santiago, R (6, 1) OBP: 0.308, SLG: 0.750			x 0-0 4-3 1B 2B	x 0-0 ② F3		x 0-0 ② ③ G6-4-3 1-2f		x 0-0 ② L1		2 2	1 0	1 0	0 0	0 0	0 0	1 3
Inning Stats	R: 0 E: 0 K: 0 S: 3 H: 0 LOB: 1 BB: 1 P: 7	R: 1 E: 0 K: 1 S: 6 H: 1 LOB: 0 BB: 0 P: 6	R: 3 E: 0 K: 2 S: 10 H: 3 LOB: 1 BB: 1 P: 14	R: 0 E: 0 K: 0 S: 4 H: 1 LOB: 1 BB: 0 P: 4	R: 1 E: 0 K: 1 S: 5 H: 1 LOB: 1 BB: 1 P: 9	R: 0 E: 0 K: 0 S: 4 H: 2 LOB: 1 BB: 0 P: 4	R: 2 E: 0 K: 0 S: 4 H: 2 LOB: 1 BB: 1 P: 9	R: 1 E: 0 K: 0 S: 3 H: 1 LOB: 1 BB: 1 P: 7		1B: 5 2B: 3 3B: 0 HR: 3	SF: 1 SAC: 0 DP: 2 HBP: 1						

	AB	30
	R	8
	H	11
	RBI	8
	BB	5
	SO	4
	LOB	15

PITCHER		IP	WLS	BF	H	R	ER	SO	BB	IBB	HBP	BLK	WP	HR	S	P	ERA	WHIP
Luis Tiant, R ERA: 2.93	(1, 1)	5.0	L	23	6	5	5	4	3	0	0	0	0	3	28	40	9.00	1.800
George Culver, R ERA: 4.62	(6, 1)	1.0		4	2	0	0	0	0	0	0	0	0	0	4	4	0.00	2.000
Steve Bailey, R ERA: 2.82	(7, 1)	2.0		10	3	3	3	0	1	1	1	0	1	0	7	16	13.50	2.000

PITCHER	IP	WLS	BF	H	R	ER	SO	BB	IBB	HBP	BLK	WP	HR	S	P	ERA	WHIP

Cleveland Indians @ Detroit Tigers

Tiger Stadium, Detroit, MI

Tue Jun 27 1967, 7:05 PM EDT

Att. 30,266 - Unknown

TOP

livebaseballscorecards.com

Batter	1	2	3	4	5	6	7	8	9	AB	R	H	RBI	BB	SO	LOB
Lee Maye, L (1, 9) (7, 7) OBP: 0.318, SLG: 0.471	G3	F3			SH1, BB	2B		SH5-4 1-2 2-3		3	0	1	0	1	0	1
Chuck Hinton, R (1, 8) (7, 9) OBP: 0.313, SLG: 0.348	F6	K			SH1 1-2	F8		FC1-2, IBB		3	0	0	0	1	1	2
Leon Wagner, L (1, 7) OBP: 0.304, SLG: 0.462 Vic Davalillo, L (7, PR) (7, 8) OBP: 0.274, SLG: 0.308 Don Demeter, R (8, PH) (8, 8) OBP: 0.284, SLG: 0.465	L6		4-3		BB		E SF7, HBP	FC1-2 1-2 2-3 3-Hf		2 0 1	0 1 0	0 0 0	0 0 0	1 0 0	0 0 0	0 0 3
Fred Whitfield, L (1, 3) OBP: 0.285, SLG: 0.380		1B, WP, 1B	1B		F5		F5 1-3	4-1		5	1	2	0	0	0	6
Max Alvis, R (1, 5) OBP: 0.323, SLG: 0.414		E, 2B 1-3 1B	K		K		SF7 3-H		F6	4	1	1	1	0	2	3
Duke Sims, L (1, 2) OBP: 0.307, SLG: 0.288		2B 1-3 3-H, BB	F8			WP, 2B, 1B	4-3		F8	4	2	1	0	1	0	2
Chico Salmon, R (1, 4) OBP: 0.306, SLG: 0.375		PB, SF8 1-H 3-H, 2B		F2		4-3, SF8 1-H, 2B		HR	6-3	5	3	3	4	0	0	0
Larry Brown, R (1, 6) OBP: 0.336, SLG: 0.384		SF8 2-H		K		4-3 2-3		SH5-4, E, FC1-2, 1B		3	0	1	1	0	1	1
Sam McDowell, L (1, 1) OBP: 0.206, SLG: 0.333		2B		K		SF8 3-H		E3 FC1-2, SH5-4 1-2		3	0	1	1	0	1	1
Inning Stats	R: 0 E: 0 K: 0 S: 3 H: 0 LOB: 0 BB: 0 P: 3	R: 4 E: 0 K: 1 S: 9 H: 4 LOB: 1 BB: 1 P: 13	R: 0 E: 0 K: 1 S: 6 H: 1 LOB: 1 BB: 0 P: 6	R: 0 E: 0 K: 2 S: 7 H: 0 LOB: 0 BB: 0 P: 7	R: 0 E: 0 K: 1 S: 5 H: 0 LOB: 2 BB: 2 P: 13	R: 2 E: 0 K: 0 S: 6 H: 3 LOB: 1 BB: 0 P: 6	R: 1 E: 0 K: 0 S: 3 H: 0 LOB: 1 BB: 0 P: 4	R: 1 E: 1 K: 0 S: 6 H: 2 LOB: 3 BB: 1 P: 10	R: 0 E: 0 K: 0 S: 3 H: 0 LOB: 0 BB: 0 P: 3	1B: 5 2B: 4 3B: 0 HR: 1 SF: 3 SAC: 2 DP: 0 HBP: 1						

AB	33
R	8
H	10
RBI	7
BB	4
SO	5
LOB	19

WP: 2 PB: 1 SB: 1 CS: 0 PA: 43

PITCHER		IP	WLS	BF	H	R	ER	SO	BB	IBB	HBP	BLK	WP	HR	S	P	ERA	WHIP
Earl Wilson, R ERA: 4.2	(1, 1)	1.1	L	9	4	4	4	0	1	0	0	0	1	0	8	12	27.00	3.750
Mike Marshall, R ERA: 1.37	(2, 1)	3.2		14	1	0	0	5	2	0	0	0	0	0	22	30	0.00	0.818
Larry Sherry, R ERA: 6.43	(6, 1)	0.2		5	3	2	2	0	0	0	0	0	1	0	5	5	27.00	4.500
Pat Dobson, R ERA: 2.63	(6, 1)	1.1		5	0	1	0	0	0	0	1	0	0	0	4	5	0.00	0.000
Hank Aguirre, L ERA: 1.69	(8, 1)	2.0		10	2	1	1	0	0	1	0	0	0	1	9	13	4.50	1.000

PITCHER	IP	WLS	BF	H	R	ER	SO	BB	IBB	HBP	BLK	WP	HR	S	P	ERA	WHIP

Cleveland Indians @ Detroit Tigers

Tiger Stadium, Detroit, MI

Tue Jun 27 1967, 7:05 PM EDT

Att. 30,266 - Unknown

BOTTOM

livebaseballscorecards.com

Batter	1	2	3	4	5	6	7	8	9	AB	R	H	RBI	BB	SO	LOB
Don Wert, R (1, 5) OBP: 0.308, SLG: 0.318	5-3		K			F5		K		4	0	0	0	0	2	0
Dick McAuliffe, L (1, 4) OBP: 0.367, SLG: 0.464	4-3		FC5-4 1B			1B		1B		4	0	3	0	0	0	0
Al Kaline, R (1, 9) OBP: 0.417, SLG: 0.574	K		FC5-4 1-2f			K		1-2 1B		3	0	0	0	0	2	2
Mickey Stanley, R (7, 8) OBP: 0.262, SLG: 0.261										1	0	1	0	0	0	0
Willie Horton, R (1, 7) OBP: 0.343, SLG: 0.500		6-3 WP 1B 1B		6-3		F4		K		4	1	1	0	0	1	3
Bill Freehan, R (1, 2) OBP: 0.403, SLG: 0.487		K 1-2		6-3			F6	K		4	0	0	0	0	2	3
Jim Northrup, L (1, 8) OBP: 0.345, SLG: 0.411 (7, 9)		6-3 2-3		4-3			BB 1B		6-3	4	0	1	0	0	0	1
Norm Cash, L (1, 3) OBP: 0.391, SLG: 0.429		3-H 1B			F8		F6		DI 1B	4	0	2	1	0	0	1
Ray Oyler, R (1, 6) OBP: 0.277, SLG: 0.264		K			F8		FC5-4 1-2 BB		F7 1-2	3	0	0	0	1	1	2
Earl Wilson, R (1, 1) OBP: 0.224, SLG: 0.326 Mike Marshall, R (2, 1) OBP: 0.500, SLG: 0.500 Dick Tracewski, R (5, PH) OBP: 0.333, SLG: 0.342 Larry Sherry, R (6, 1) Pat Dobson, R (6, 1) Jim Price, R (7, PH) OBP: 0.278, SLG: 0.361 Hank Aguirre, R (8, 1) OBP: 0.500, SLG: 1.500 Gates Brown, L (9, PH) OBP: 0.295, SLG: 0.305			6-3		K		FC5-4 1-2f		F9	0 1 1 0 0 1 0 0	0 0 0 0 0 0 0 0	0 0 0 0 0 0 0 0	0 0 0 0 0 0 0 0	0 0 0 0 1 0 0 0	0 0 0 0 0 0 0 0	0 0 0 0 0 2 0 1
Inning Stats	R: 0 H: 0 E: 0 LOB: 0 K: 1 BB: 0 S: 5 P: 5	R: 1 H: 2 E: 0 LOB: 1 K: 2 BB: 0 S: 9 P: 9	R: 0 H: 1 E: 0 LOB: 1 K: 1 BB: 0 S: 6 P: 6	R: 0 H: 0 E: 0 LOB: 0 K: 0 BB: 0 S: 3 P: 3	R: 0 H: 0 E: 0 LOB: 0 K: 1 BB: 0 S: 5 P: 5	R: 0 H: 1 E: 0 LOB: 1 K: 1 BB: 0 S: 6 P: 6	R: 0 H: 1 E: 0 LOB: 2 K: 0 BB: 1 S: 4 P: 8	R: 0 H: 2 E: 0 LOB: 2 K: 3 BB: 0 S: 11 P: 11	R: 0 H: 1 E: 0 LOB: 1 K: 0 BB: 0 S: 4 P: 4	1B: 8 2B: 0 3B: 0 HR: 0	SF: 0 SAC: 0 DP: 0 HBP: 0					

	AB	35
	R	1
	H	8
	RBI	1
	BB	1
	SO	9
	LOB	15

PITCHER	IP	WLS	BF	H	R	ER	SO	BB	IBB	HBP	BLK	WP	HR	S	P	ERA	WHIP
Sam McDowell, L (1, 1) ERA: 4.23	9.0	W	36	8	1	1	9	1	0	0	0	1	0	53	57	1.00	1.000

PITCHER	IP	WLS	BF	H	R	ER	SO	BB	IBB	HBP	BLK	WP	HR	S	P	ERA	WHIP

Batter	1	2	3	4	5	6	7	8	9	AB	R	H	RBI	BB	SO	LOB
Lee Maye, L (1, 9) OBP: 0.328, SLG: 0.472	4-3 WP BB		1B PB 1B	S 1B		G3		K		4	1	2	0	1	1	1
Chuck Hinton, R (1, 8) OBP: 0.318, SLG: 0.345	4-3 1-2 BB		K	1-2 BB		K		BB		2	0	0	0	3	2	1
Leon Wagner, L (1, 7) OBP: 0.301, SLG: 0.455	F8		PB 1B 1-3 1B	G3		F9		F8		5	1	1	0	0	0	6
Fred Whitfield, L (1, 3) OBP: 0.283, SLG: 0.372	4-3 1-2 2-3		F6 1-2 3-H		1B 1B BB		F9	K		4	1	0	0	1	1	5
Max Alvis, R (1, 5) OBP: 0.324, SLG: 0.410	K		1B BB		F9		1B FC6-4 BB		4-3	3	1	0	0	2	1	3
Duke Sims, L (1, 2) OBP: 0.317, SLG: 0.301		K	1-2 2-H 1B		1B 1-3 1B		FC6-4 1-3 1B		F8	5	0	3	1	0	1	0
Chico Salmon, R (1, 4) OBP: 0.289, SLG: 0.353		4-3	F6		K		FC6-4 E S 1-2f 3-H		1-3	5	0	0	1	0	1	5
Larry Brown, R (1, 6) OBP: 0.339, SLG: 0.384		HBP	F7		1-2 3-H 1B		4-3 1-3			3	0	1	1	0	0	1
John O'Donoghue, R (1, 1) OBP: 0.071, SLG: 0.286 Tony Horton, R (4, PH) OBP: 0.253, SLG: 0.288 Orlando Pena, R (4, 1) George Culver, R (6, 1) OBP: 1.000, SLG: 1.000 Vic Davalillo, L (8, PH) OBP: 0.280, SLG: 0.322 Bob Allen, L (8, 1)		F7	F9		K				2B	1 1 1 0 1 0	0 0 0 0 0 0	0 0 0 0 1 0	0 0 0 0 0 0	0 0 0 0 0 0	0 0 1 0 0 0	1 0 2 0 0 0

TOP

Cleveland Indians @ Detroit Tigers

Tiger Stadium, Detroit, MI

Wed Jun 28 1967, 7:05 PM EDT

Att. 7,310 - Unknown

livebaseballscorecards.com

AB	35
R	4
H	8
RBI	3
BB	7
SO	8
LOB	25

Inning Stats	1	2	3	4	5	6	7	8	9
	R: 0 E: 0 K: 1 S: 5	H: 0 LOB: 2 BB: 2 P: 13	R: 0 E: 0 K: 1 S: 5	H: 0 LOB: 1 BB: 0 P: 6	R: 2 E: 0 K: 1 S: 8	H: 3 LOB: 2 BB: 1 P: 12	R: 0 E: 0 K: 0 S: 4	H: 1 LOB: 2 BB: 1 P: 8	R: 1 E: 0 K: 2 S: 9	H: 2 LOB: 2 BB: 1 P: 13	R: 0 E: 0 K: 1 S: 5	H: 0 LOB: 0 BB: 0 P: 5	R: 1 E: 0 K: 0 S: 4	H: 1 LOB: 1 BB: 1 P: 8	R: 0 E: 0 K: 2 S: 8	H: 1 LOB: 2 BB: 1 P: 12	R: 0 E: 0 K: 0 S: 3	H: 0 LOB: 0 BB: 0 P: 3

| | | | |

Cleveland Indians @ Detroit Tigers

Tiger Stadium, Detroit, MI

Wed Jun 28 1967, 7:05 PM EDT

Att. 7,310 - Unknown

BOTTOM

Batter	1	2	3	4	5	6	7	8	9	AB	R	H	RBI	BB	SO	LOB
Mickey Stanley, R (1, 8) OBP: 0.267, SLG: 0.261	0-0 1B SF8 1B	0-3 K		0-0 5-3		0-0 F7		4-0 4-3 4-3 BB		4	1	1	0	1	1	4
Dick McAuliffe, L (1, 4) OBP: 0.372, SLG: 0.462	0-0 BB 1-3 1B	0-0 4-3		4-0 BB		4-0 BB 1B 1-2 2-3 BB		0-0 4-3 1-2		3	1	1	0	2	0	3
Don Wert, R (1, 5) OBP: 0.310, SLG: 0.318	0-0 SF8 3-H		0-0 G6-4-3 1B	0-0 5-3		4-0 1B WP 1-2 2-3 3-H BB		0-0 4-3 2-3		3	1	1	2	1	0	2
Willie Horton, R (1, 7) OBP: 0.341, SLG: 0.495 Ray Oyler, R (6, PR) OBP: 0.277, SLG: 0.264 Dave Wickersham, R (7, 1)	0-3 K		0-0 G6-4-3 1-2f		0-3 K	0-0 FC5 WP 1-3 2-H 3-H 1B		0-0 1-3		4 0 1	0 0 0	1 0 0	2 0 0	0 0 0	2 0 0	2 0 1
Bill Freehan, R (1, 2) OBP: 0.408, SLG: 0.487	4-0 1-2 BB		0-0 1B 3B 1B		0-0 F3	1-0 1-2 3-H HBP				2	1	1	0	1	0	0
Jim Northrup, L (1, 9) OBP: 0.343, SLG: 0.408	0-0 3-1		0-0 3B 1-3 1B		0-0 F9	0-0 FC5 2-3f				4	1	1	0	0	0	4
Norm Cash, L (1, 3) OBP: 0.396, SLG: 0.439		4-0 FC3-5 1B BB	0-0 3B 1-H 3-H			4-0 BB BB BB BB		0-0 3-1		2	1	1	2	2	0	0
Dick Tracewski, R (1, 6) OBP: 0.326, SLG: 0.333		0-0 FC3-5 1-2 1B	0-0 5-3			0-3 K		0-0 F4		4	0	1	0	0	1	2
Joe Sparma, R (1, 1) OBP: 0.057, SLG: 0.029 Gates Brown, L (6, PH) OBP: 0.299, SLG: 0.301 (7, 7)	0-0 FC3-5 1-2 2-3f			0-3 K		4-0 BB BB 1B 1-2 BB		0-0 F6		2 1	0 1	0 0	0 0	0 1	1 0	2 0
Inning Stats	R: 1 E: 0 K: 1 S: 7 H: 2 LOB: 2 BB: 1 P: 11	R: 0 E: 0 K: 1 S: 6 H: 1 LOB: 2 BB: 1 P: 10	R: 2 E: 0 K: 0 S: 6 H: 4 LOB: 1 BB: 0 P: 6	R: 0 E: 0 K: 1 S: 5 H: 0 LOB: 1 BB: 1 P: 9	R: 0 E: 0 K: 1 S: 5 H: 0 LOB: 0 BB: 0 P: 5	R: 4 E: 0 K: 1 S: 6 H: 1 LOB: 2 BB: 4 P: 23	R: 0 E: 0 K: 0 S: 3 H: 0 LOB: 0 BB: 0 P: 3	R: 0 E: 0 K: 0 S: 3 H: 0 LOB: 1 BB: 1 P: 7		1B: 7 2B: 0 3B: 1 HR: 0	SF: 1 SAC: 0 DP: 1 HBP: 1			WP: 1 PB: 0 SB: 0 CS: 0	PA: 40		

livebaseballscorecards.com

	AB	30
	R	7
	H	8
	RBI	6
	BB	8
	SO	5
	LOB	20

PITCHER		IP	WLS	BF	H	R	ER	SO	BB	IBB	HBP	BLK	WP	HR	S	P	ERA	WHIP
John O'Donoghue, L ERA: 2.83	(1, 1)	3.0		17	7	3	3	2	2	0	0	0	0	0	19	27	9.00	3.000
Orlando Pena, R ERA: 4.45	(4, 1)	2.2	L	13	0	4	4	3	5	0	0	0	0	0	14	34	13.50	1.875
George Culver, R ERA: 4.39	(6, 1)	1.1		6	1	0	0	0	0	0	1	0	1	0	5	6	0.00	0.750
Bob Allen, L ERA: 3.33	(8, 1)	1.0		4	0	0	0	0	1	0	0	0	0	0	3	7	0.00	1.000

PITCHER	IP	WLS	BF	H	R	ER	SO	BB	IBB	HBP	BLK	WP	HR	S	P	ERA	WHIP

Cleveland Indians @ Detroit Tigers

Tiger Stadium, Detroit, MI

Thu Jun 29 1967, 7:05 PM EDT

Att. 10,113 - Unknown

TOP

livebaseballscorecards.com

Batter	1	2	3	4	5	6	7	8	9	AB	R	H	RBI	BB	SO	LOB
Lee Maye, L (1, 9) (8, 7) OBP: 0.324, SLG: 0.457	S S S 0-3 ① K		S S S 0-3 ③ K			x 0-0 ① F5		x 0-0 ② F8	B B B B 4-0 1-2 2-3 BB	4	0	0	0	1	2	1
Max Alvis, R (1, 5) OBP: 0.322, SLG: 0.406	x 0-0 ② F3			x 0-0 ① F8		x 0-0 ② F7		x 0-0 HR 1B 2-H 1B	S S S 0-3 ③ K	5	1	1	1	0	1	3
Leon Wagner, L (1, 7) OBP: 0.300, SLG: 0.451 Gus Gil, R (8, 4) OBP: 0.186, SLG: 0.175	S S S 0-3 ③ K			S S S 0-3 ② K		S S S 0-3 ③ K		x 0-0 1-2 HR 1B		4 0	1 0	1 0	0 0	0 0	3 0	0 0
Don Demeter, R (1, 8) OBP: 0.273, SLG: 0.446 Fred Whitfield, L (8, PH) OBP: 0.286, SLG: 0.391 Steve Bailey, R (8, 1) George Culver, R (9, 1) OBP: 1.000, SLG: 1.000		x 0-0 ① F2		x 0-0 ③ F4			x 0-0 ① F4	x 0-0 1-H 2-H HR		3 1 0 0	0 1 0 0	0 1 0 0	0 3 0 0	0 0 0 0	0 0 0 0	0 0 0 0
Joe Azcue, R (1, 2) OBP: 0.367, SLG: 0.459		x 0-0 ② F9			x 0-0 4-3 WP 2B 1B		x 0-0 ② F9	x 0-0 ③ 4-3		4	1	1	0	0	0	0
Tony Horton, R (1, 3) OBP: 0.269, SLG: 0.303 Chuck Hinton, R (8, 9) OBP: 0.317, SLG: 0.344		x 0-0 1B			x 0-0 ① 4-3 1-3		x 0-0 1B		S S S 0-3 ① K	3 1	0 0	2 0	0 0	0 0	0 1	1 0
Chico Salmon, R (1, 4) OBP: 0.298, SLG: 0.371 (8, 3)		x 0-0 ③ 5-3			x 0-0 S FC4-2 3-H 2B		x 0-0 ③ F3		x 0-0 BB E 1B	4	0	2	1	0	0	2
Larry Brown, R (1, 6) OBP: 0.333, SLG: 0.377			x 0-0 ① F7		x 0-0 ② FC4-2 2-H			x 0-0 ① F8	x 0-0 E6 BB 1-2	4	0	0	0	0	0	2
Luis Tiant, R (1, 1) OBP: 0.281, SLG: 0.452 Vic Davalillo, L (8, PH) OBP: 0.283, SLG: 0.333 (8, 8)			x 0-0 ② F8		x 0-0 ③ 4-3			x 0-0 1B 2B	S S S 0-3 ② K	2 2	0 1	0 1	0 0	0 0	0 1	1 2
Inning Stats	R: 0 E: 0 K: 2 S: 7 H: 0 LOB: 0 BB: 0 P: 7	R: 0 E: 0 K: 0 S: 4 H: 1 LOB: 1 BB: 0 P: 4	R: 0 E: 0 K: 1 S: 5 H: 0 LOB: 0 BB: 0 P: 5	R: 0 E: 0 K: 1 S: 5 H: 0 LOB: 0 BB: 0 P: 5	R: 1 E: 0 K: 0 S: 5 H: 2 LOB: 1 BB: 0 P: 5	R: 0 E: 0 K: 1 S: 5 H: 0 LOB: 0 BB: 0 P: 5	R: 0 E: 0 K: 0 S: 4 H: 1 LOB: 1 BB: 0 P: 4	R: 4 E: 0 K: 0 S: 7 H: 4 LOB: 0 BB: 0 P: 7	R: 0 E: 1 K: 3 S: 11 H: 1 LOB: 3 BB: 1 P: 15	1B: 6 2B: 2 3B: 0 HR: 1	SF: 0 SAC: 0 DP: 0 HBP: 0						

	AB	37
	R	5
	H	9
	RBI	5
	BB	1
	SO	8
	LOB	12

WP: 1 PB: 0 SB: 1 CS: 0 PA: 38

PITCHER		IP	WLS	BF	H	R	ER	SO	BB	IBB	HBP	BLK	WP	HR	S	P	ERA	WHIP
Denny McLain, R ERA: 4.03	(1, 1)	7.2	L	30	7	4	4	5	0	0	0	0	1	0	40	40	4.70	0.913
Fred Gladding, R ERA: 1.99	(8, 1)	1.1		8	2	1	1	3	1	0	0	0	0	1	13	17	6.75	2.250

PITCHER		IP	WLS	BF	H	R	ER	SO	BB	IBB	HBP	BLK	WP	HR	S	P	ERA	WHIP

Cleveland Indians @ Detroit Tigers

Tiger Stadium, Detroit, MI

Thu Jun 29 1967, 7:05 PM EDT

Att. 10,113 - Unknown

livebaseballscorecards.com

BOTTOM

Batter	1	2	3	4	5	6	7	8	9	AB	R	H	RBI	BB	SO	LOB
Dick McAuliffe, L (1, 6) (8, 4) OBP: 0.375, SLG: 0.475	F9		K			FC5-4 1B	HR		1B BB	4	1	2	1	1	1	1
Jerry Lumpe, L (1, 4) OBP: 0.297, SLG: 0.133 Ray Oyler, R (8, 6) OBP: 0.277, SLG: 0.264 Willie Horton, R (9, PH) OBP: 0.344, SLG: 0.497 Dick Tracewski, R (9, PR) OBP: 0.326, SLG: 0.333	F4		F6			F5	G1		1-2 1B	4 0 1 0	0 0 0 0	0 0 1 0	0 0 0 0	0 0 0 0	0 0 0 0	2 0 0 0
Gates Brown, L (1, 7) OBP: 0.293, SLG: 0.294 Jim Landis, R (5, 7) OBP: 0.341, SLG: 0.359	F3			F7		FC5-4 1B 1-2f		1B 1B BB	4-3	2 2	0 0	0 0	0 0	0 1	0 0	0 3
Norm Cash, L (1, 3) OBP: 0.398, SLG: 0.440		1B	K			FC4-6 1B 1-2		F5		4	0	2	0	0	1	1
Jim Northrup, L (1, 9) OBP: 0.342, SLG: 0.406		F5		6-3		FC4-6 1-2f		G5-3 1B 1-2		4	0	1	0	0	0	3
Bill Freehan, R (1, 2) OBP: 0.406, SLG: 0.483		F9			K		E6 SH1-4 HR	1-2 1B 2-3		4	1	1	0	0	1	1
Don Wert, R (1, 5) OBP: 0.307, SLG: 0.315		F8			K		SH1-4 1-2	G5-3 2-3f		3	0	0	0	0	1	4
Mickey Stanley, R (1, 8) OBP: 0.281, SLG: 0.309			E1 2B		1B		2-H HR		F9	4	1	3	2	0	0	0
Denny McLain, R (1, 1) OBP: 0.116, SLG: 0.073 Fred Gladding, L (8, 1) Bill Heath, L (9, PH) OBP: 0.258, SLG: 0.148			K		K		K		F8	3 0 1	0 0 0	0 0 0	0 0 0	0 0 0	3 0 0	2 0 0

Inning Stats																																	
	R: 0	E: 0	K: 0	S: 3	H: 0	LOB: 0	BB: 0	P: 3	R: 0	E: 0	K: 0	S: 4	H: 1	LOB: 1	BB: 0	P: 4	R: 0	E: 1	K: 2	S: 8	H: 1	LOB: 1	BB: 0	P: 8	R: 0	E: 0	K: 1	S: 5	H: 0	LOB: 0	BB: 0	P: 5
	R: 0	E: 0	K: 3	S: 10	H: 1	LOB: 1	BB: 0	P: 10	R: 0	E: 0	K: 0	S: 5	H: 2	LOB: 2	BB: 0	P: 5	R: 3	E: 1	K: 1	S: 8	H: 2	LOB: 0	BB: 0	P: 8	R: 0	E: 0	K: 0	S: 4	H: 2	LOB: 2	BB: 1	P: 8
	R: 0	E: 0	K: 0	S: 4	H: 1	LOB: 2	BB: 1	P: 8																								

1B: 7	SF: 0
2B: 1	SAC: 1
3B: 0	DP: 1
HR: 2	HBP: 0
WP: 0	PA: 39
PB: 0	
SB: 0	
CS: 0	

PITCHER		IP	WLS	BF	H	R	ER	SO	BB	IBB	HBP	BLK	WP	HR	S	P	ERA	WHIP
Luis Tiant, R ERA: 2.79	(1, 1)	7.0	W	29	7	3	1	7	0	0	0	0	0	2	43	43	1.29	1.000
Steve Bailey, R ERA: 2.7	(8, 1)	1.2		9	3	0	0	0	2	0	0	0	0	0	7	15	0.00	3.000
George Culver, R ERA: 4.33	(9, 1)	0.1	S	1	0	0	0	0	0	0	0	0	0	0	1	1	0.00	0.000

PITCHER	IP	WLS	BF	H	R	ER	SO	BB	IBB	HBP	BLK	WP	HR	S	P	ERA	WHIP

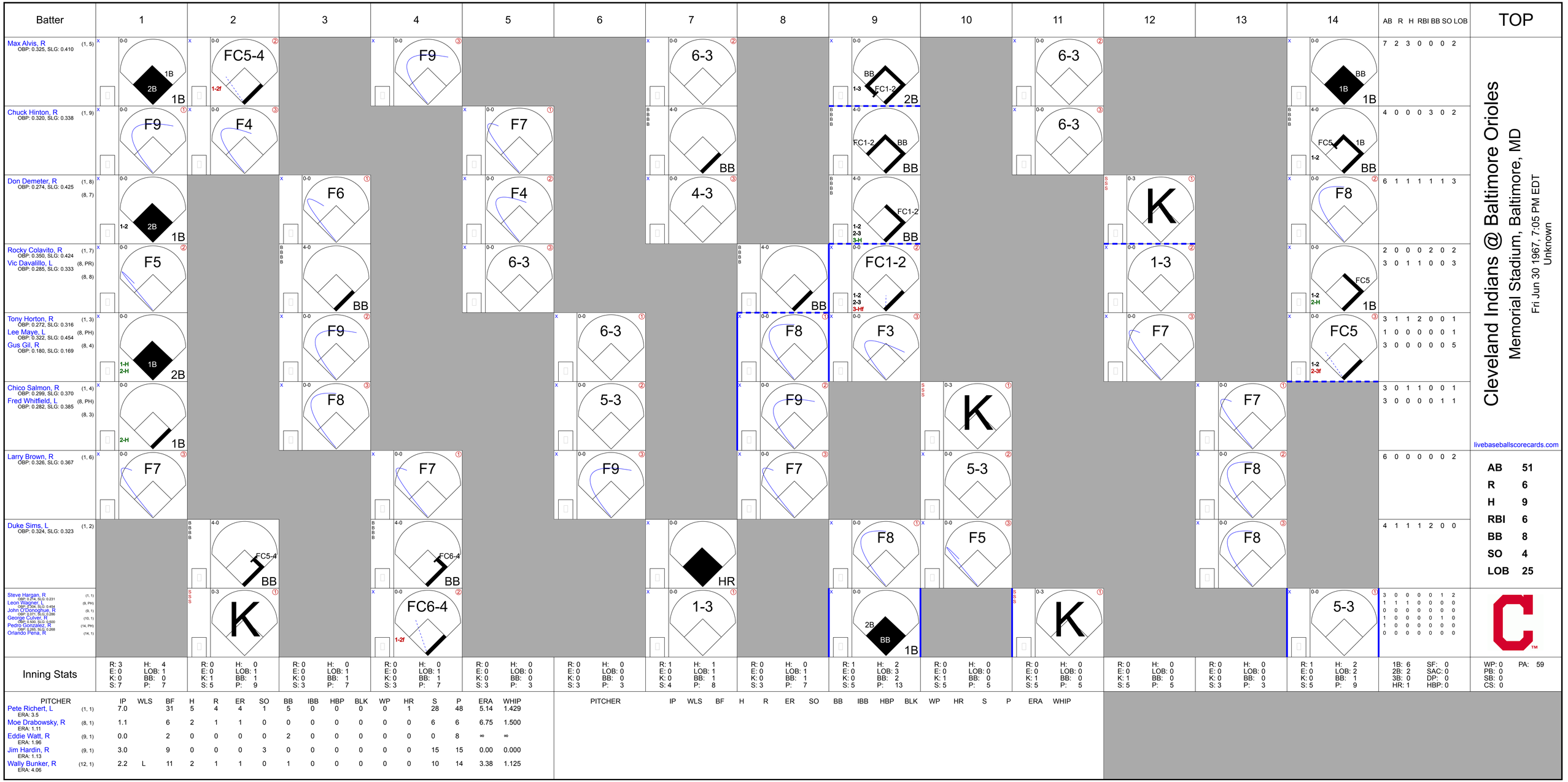
Batter
1
2
3
4
5
6
7
8
9
10
11
12
13
14
AB R H RBI BB SO LOB
TOP
Max Alvis, R (1, 5) OBP: 0.325, SLG: 0.410
Chuck Hinton, R (1, 9) OBP: 0.320, SLG: 0.338
Don Demeter, R (1, 8) OBP: 0.274, SLG: 0.425
Rocky Colavito, R (1, 7) OBP: 0.350, SLG: 0.424
Vic Davalillo, L (8, PR) OBP: 0.285, SLG: 0.333
(8, 8)
Tony Horton, R (1, 3) OBP: 0.272, SLG: 0.316
Lee Maye, L (8, PH) OBP: 0.322, SLG: 0.454
Gus Gil, R (8, 4) OBP: 0.180, SLG: 0.169
Chico Salmon, R (1, 4) OBP: 0.299, SLG: 0.370
Fred Whitfield, L (8, PH) OBP: 0.282, SLG: 0.385
(8, 3)
Larry Brown, R (1, 6) OBP: 0.326, SLG: 0.367
Duke Sims, L (1, 2) OBP: 0.324, SLG: 0.323
Steve Hargan, R (1, 1) OBP: 0.214, SLG: 0.231
Leon Wagner, L (9, PH) OBP: 0.304, SLG: 0.454
John O'Donoghue, R (9, 1) OBP: 0.071, SLG: 0.286
George Culver, R (10, 1) OBP: 0.000, SLG: 0.000
Pedro Gonzalez, R (14, PH) OBP: 0.260, SLG: 0.268
Orlando Pena, R (14, 1)
Cleveland Indians @ Baltimore Orioles
Memorial Stadium, Baltimore, MD
Fri Jun 30 1967, 7:05 PM EDT
Unknown
livebaseballscorecards.com
AB 51
R 6
H 9
RBI 6
BB 8
SO 4
LOB 25
Inning Stats
PITCHER IP WLS BF H R ER SO BB IBB HBP BLK WP HR S P ERA WHIP
Pete Richert, L (1, 1) ERA: 3.5
Moe Drabowsky, R (8, 1) ERA: 1.11
Eddie Watt, R (9, 1) ERA: 1.96
Jim Hardin, R (9, 1) ERA: 1.13
Wally Bunker, R (12, 1) ERA: 4.06
1B: 6 2B: 2 3B: 0 HR: 1
SF: 0 SAC: 0 DP: 0 HBP: 0
WP: 0 PB: 0 SB: 0 CS: 0
PA: 59

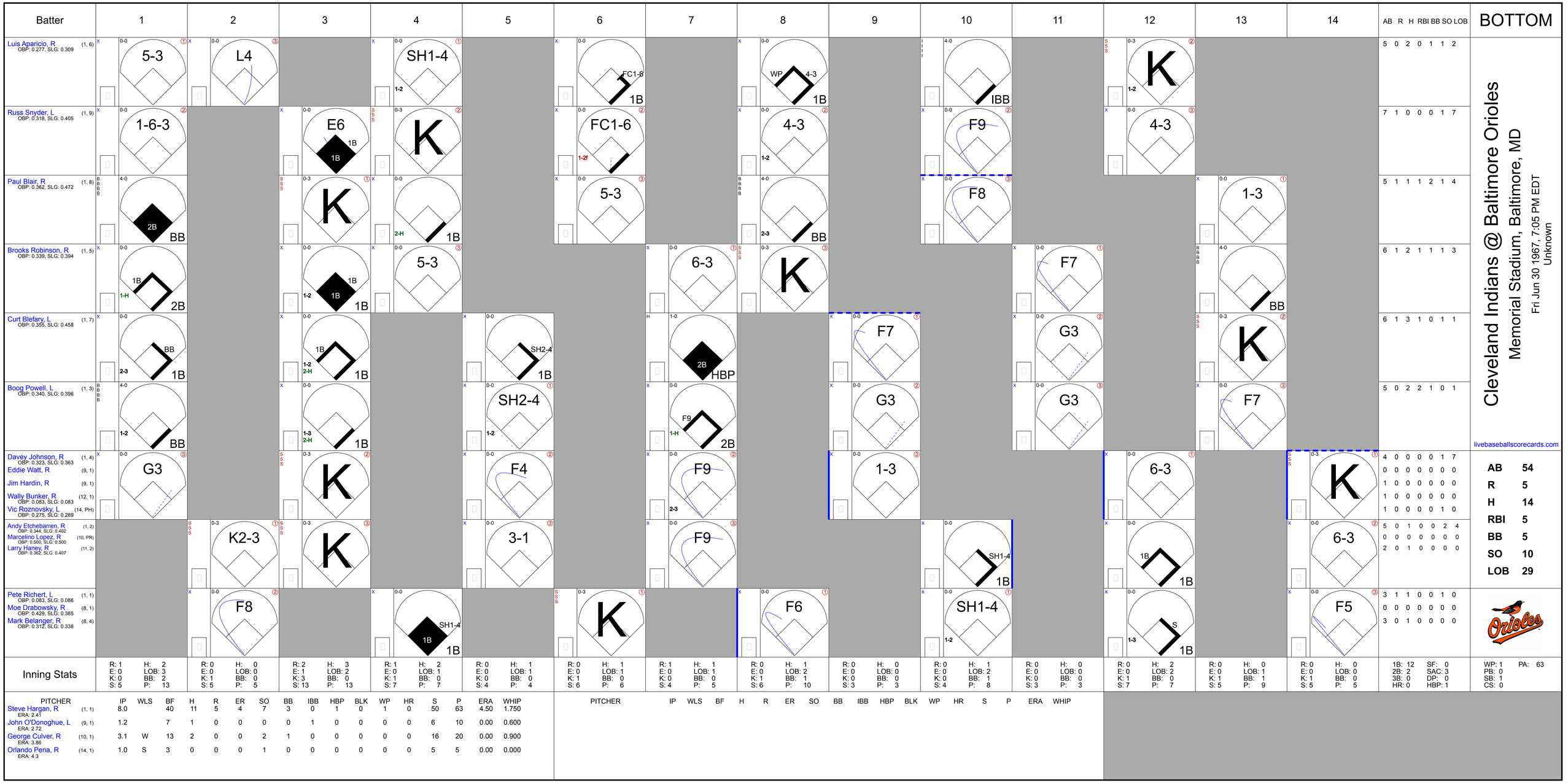
Batter
1
2
3
4
5
6
7
8
9
10
11
12
13
14
AB R H RBI BB SO LOB
BOTTOM
Luis Aparicio, R (1, 6) OBP: 0.277, SLG: 0.309
5-3
L4
SH1-4
FC1-6
1B
WP 4-3
IBB
K
1-2
4-3
5 0 2 0 1 1 2
Russ Snyder, L (1, 9) OBP: 0.318, SLG: 0.405
1-6-3
E6
1B
K
FC1-6
1-2f
4-3
F9
7 1 0 0 0 1 7
Paul Blair, R (1, 8) OBP: 0.362, SLG: 0.472
2B
BB
K
2-H
5-3
F8
1-3
5 1 1 1 2 1 4
Brooks Robinson, R (1, 5) OBP: 0.339, SLG: 0.394
1B
1-H
2B
1-2
5-3
6-3
F7
BB
6 1 2 1 1 1 3
Curt Blefary, L (1, 7) OBP: 0.355, SLG: 0.458
BB
2-3
1B
2-H
SH2-4
2B
HBP
G3
K
6 1 3 1 0 1 1
Boog Powell, L (1, 3) OBP: 0.340, SLG: 0.396
1-3
SH2-4
F9
F7
5 0 2 2 1 0 1
livebaseballscorecards.com
Davey Johnson, R (1, 4) OBP: 0.323, SLG: 0.363
Eddie Watt, R (9, 1)
Jim Hardin, R (9, 1)
Wally Bunker, R (12, 1) OBP: 0.083, SLG: 0.083
Vic Roznovsky, L (14, PH) OBP: 0.275, SLG: 0.289
G3
F4
F9
1-3
6-3
4 0 0 0 0 1 7
0 0 0 0 0 0 0
1 0 0 0 0 0 0
1 0 0 0 0 0 0
1 0 0 0 0 1 0
AB 54
R 5
H 14
RBI 5
BB 5
SO 10
LOB 29
Andy Etchebarren, R (1, 2) OBP: 0.344, SLG: 0.402
Marcelino Lopez, R (10, PR) OBP: 0.500, SLG: 0.500
Larry Haney, R (11, 2) OBP: 0.362, SLG: 0.407
K2-3
3-1
F9
SH1-4
6-3
5 0 1 0 0 2 4
0 0 0 0 0 0 0
2 0 1 0 0 0 0
Pete Richert, L (1, 1) OBP: 0.083, SLG: 0.086
Moe Drabowsky, R (8, 1) OBP: 0.429, SLG: 0.385
Mark Belanger, R (8, 4) OBP: 0.312, SLG: 0.338
F8
SH1-4
K
F6
SH1-4
S
F5
3 1 1 0 0 1 0
0 0 0 0 0 0 0
3 0 1 0 0 0 0
Cleveland Indians @ Baltimore Orioles
Memorial Stadium, Baltimore, MD
Fri Jun 30 1967, 7:05 PM EDT
Unknown
Inning Stats
R: 1 E: 0 K: 0 S: 5 H: 2 LOB: 3 BB: 2 P: 13
R: 0 E: 0 K: 1 S: 5 H: 0 LOB: 0 BB: 0 P: 5
R: 2 E: 1 K: 3 S: 13 H: 3 LOB: 2 BB: 0 P: 13
R: 1 E: 0 K: 1 S: 7 H: 2 LOB: 1 BB: 0 P: 7
R: 0 E: 0 K: 0 S: 4 H: 1 LOB: 1 BB: 0 P: 4
R: 0 E: 0 K: 1 S: 6 H: 1 LOB: 1 BB: 0 P: 6
R: 1 E: 0 K: 0 S: 4 H: 1 LOB: 1 BB: 0 P: 5
R: 0 E: 0 K: 1 S: 6 H: 1 LOB: 2 BB: 1 P: 10
R: 0 E: 0 K: 0 S: 3 H: 0 LOB: 0 BB: 0 P: 3
R: 0 E: 0 K: 0 S: 4 H: 1 LOB: 2 BB: 1 P: 8
R: 0 E: 0 K: 0 S: 3 H: 0 LOB: 0 BB: 0 P: 3
R: 0 E: 0 K: 1 S: 7 H: 2 LOB: 2 BB: 0 P: 7
R: 0 E: 0 K: 1 S: 5 H: 0 LOB: 1 BB: 1 P: 9
R: 0 E: 0 K: 1 S: 5 H: 0 LOB: 0 BB: 0 P: 5
1B: 12 2B: 2 3B: 0 HR: 0 SF: 0 SAC: 3 DP: 0 HBP: 1
WP: 1 PB: 0 SB: 1 CS: 0 PA: 63
PITCHER IP WLS BF H R ER SO BB IBB HBP BLK WP HR S P ERA WHIP
Steve Hargan, R (1, 1) ERA: 2.41 8.0 40 11 5 4 7 3 0 1 0 1 0 50 63 4.50 1.750
John O'Donoghue, L (9, 1) ERA: 2.72 1.2 7 1 0 0 0 0 0 0 0 0 0 6 10 0.00 0.600
George Culver, R (10, 1) ERA: 3.86 3.1 W 13 2 0 0 2 1 0 0 0 0 0 16 20 0.00 0.900
Orlando Pena, R (14, 1) ERA: 4.3 1.0 S 3 0 0 0 1 0 0 0 0 0 0 5 5 0.00 0.000
PITCHER IP WLS BF H R ER SO BB IBB HBP BLK WP HR S P ERA WHIP

Cleveland Indians @ Baltimore Orioles

Memorial Stadium, Baltimore, MD

Fri Jun 30 1967, Postponed
Att. 14,290 - Unknown

TOP

livebaseballscorecards.com

Batter	1	2	3	4	5	6	7	8	9	AB	R	H	RBI	BB	SO	LOB
Max Alvis, R (1, 5) OBP: 0.320, SLG: 0.404	S S S 0-3 ① K		S S S 0-3 ② K		x 0-0 ② F7			x 0-0 ② 5-3		4	0	0	0	0	2	3
Bob Allen, L (8, 1)										0	0	0	0	0	0	0
Chuck Hinton, R (1, 9) OBP: 0.315, SLG: 0.333	x 0-0 ② F8		x 0-0 ③ F8		x 0-0 ③ 5-3			x 0-0 ③ 4-3		4	0	0	0	0	0	3
(6, 8)																
Leon Wagner, L (1, 7) OBP: 0.307, SLG: 0.460	x 0-0 FC5-4 1B			x 0-0 ① F6		S S S 0-3 ① K			x 0-0 1B 2B	4	1	2	0	0	1	0
Don Demeter, R (1, 8) OBP: 0.267, SLG: 0.415	x 0-0 ③ FC5-4 1-2f			x 0-0 ② F3		S S S 0-3 ② K			S S S 0-3 ① K	2	0	0	0	0	0	1
Lee Maye, L (6, PH) OBP: 0.317, SLG: 0.447										2	0	0	0	0	2	1
(6, 9)																
Joe Azcue, R (1, 2) OBP: 0.364, SLG: 0.452		x 0-0 ① 4-3		x 0-0 1B 1B		S S S 0-3 ③ K			x 0-0 ② 5-3	4	0	1	0	0	1	1
Tony Horton, R (1, 3) OBP: 0.274, SLG: 0.317		x 0-0 ② 6-3		x 0-0 1-2 1B			x 0-0 ① 5-3		x 0-0 2-H 1B	3	0	1	0	0	0	0
Fred Whitfield, L (9, PH) OBP: 0.286, SLG: 0.388										1	0	1	1	0	0	0
Chico Salmon, R (1, 4) OBP: 0.287, SLG: 0.354		x 0-0 ③ F2		x 0-0 ③ F7			S S S 0-3 ② K		x 0-0 ③ F4	4	0	0	0	0	1	3
(5, 6)																
Larry Brown, R (1, 6) OBP: 0.331, SLG: 0.372			x 0-0 S 1B		x 0-0 SH3-4 1B		x 0-0 ③ 5-3			2	0	2	0	0	0	0
Pedro Gonzalez, R (5, PR) OBP: 0.264, SLG: 0.267										1	0	0	0	0	0	0
(5, 4)																
(8, 5)																
Orlando Pena, R (1, 1)			S S S 0-3 ① K 1-2		x 0-0 ① SH3-4 1-2			x 0-0 ① F8		1	0	0	0	0	1	1
Ed Connolly, L (6, 1) OBP: 0.333, SLG: 0.333										0	0	0	0	0	0	0
Vic Davalillo, L (8, PH) OBP: 0.282, SLG: 0.331										1	0	0	0	0	0	0
Gus Gil, R (8, 4) OBP: 0.180, SLG: 0.169										0	0	0	0	0	0	0
Inning Stats	R: 0 E: 0 K: 1 S: 6 H: 1 LOB: 1 BB: 0 P: 6	R: 0 E: 0 K: 0 S: 3 H: 0 LOB: 0 BB: 0 P: 3	R: 0 E: 0 K: 2 S: 8 H: 1 LOB: 1 BB: 0 P: 8	R: 0 E: 0 K: 0 S: 5 H: 2 LOB: 2 BB: 0 P: 5	R: 0 E: 0 K: 0 S: 4 H: 1 LOB: 2 BB: 0 P: 4	R: 0 E: 0 K: 3 S: 9 H: 0 LOB: 0 BB: 0 P: 9	R: 0 E: 0 K: 1 S: 5 H: 0 LOB: 0 BB: 0 P: 5	R: 0 E: 0 K: 0 S: 3 H: 0 LOB: 0 BB: 0 P: 3	R: 1 E: 0 K: 1 S: 7 H: 2 LOB: 1 BB: 0 P: 7	1B: 6 2B: 1 3B: 0 HR: 0 SF: 0 SAC: 1 DP: 0 HBP: 0	WP: 0 PB: 0 SB: 1 CS: 0 PA: 34					

	AB	33
	R	1
	H	7
	RBI	1
	BB	0
	SO	8
	LOB	13

PITCHER		IP	WLS	BF	H	R	ER	SO	BB	IBB	HBP	BLK	WP	HR	S	P	ERA	WHIP
Dave McNally, L ERA: 5.33	(1, 1)	5.0	W	20	5	0	0	3	0	0	0	0	0	0	26	26	0.00	1.000
Eddie Watt, R ERA: 1.99	(6, 1)	4.0	S	14	2	1	1	5	0	0	0	0	0	0	24	24	2.25	0.500

PITCHER	IP	WLS	BF	H	R	ER	SO	BB	IBB	HBP	BLK	WP	HR	S	P	ERA	WHIP

Batter	1	2	3	4	5	6	7	8	9	AB	R	H	RBI	BB	SO	LOB
Luis Aparicio, R (1, 6) OBP: 0.279, SLG: 0.308	F9		F9			6-3	1B	BB FC4-6		4	1	1	1	1	0	0
Russ Snyder, L (1, 9) OBP: 0.320, SLG: 0.404	3-1		F8			PB BB	1B 1B	FC4-6		5	1	2	0	0	0	1
Paul Blair, R (1, 8) OBP: 0.368, SLG: 0.474	FC5-4			5-3		BB PB	1B			3	1	2	2	1	0	0
Brooks Robinson, R (1, 5) OBP: 0.341, SLG: 0.396	FC5-4			F7		E	1B			4	1	2	2	0	0	1
Curt Blefary, L (1, 7) OBP: 0.354, SLG: 0.458		K		K		E4	2B	K		4	0	1	1	0	3	3
Boog Powell, L (1, 3) OBP: 0.339, SLG: 0.407		HR			F5	4-3	1-3			4	1	1	1	0	0	4
Vic Roznovsky, L (1, 2) OBP: 0.250, SLG: 0.262		F8			K		4-3	K		4	0	0	0	0	2	0
Davey Johnson, R (1, 4) OBP: 0.326, SLG: 0.378		5-3			1-3		S 1B	HR		4	2	2	1	0	0	0
Dave McNally, R (1, 1) OBP: 0.160, SLG: 0.200			5-3			F5	1B 1B 1B	K		1	0	0	0	0	0	0
Eddie Watt, R (6, 1)										2	1	0	0	1	1	0
Inning Stats	R: 0 E: 0 K: 0 S: 4 H: 1 LOB: 1 BB: 0 P: 4	R: 1 E: 0 K: 1 S: 6 H: 1 LOB: 0 BB: 0 P: 6	R: 0 E: 0 K: 0 S: 3 H: 0 LOB: 0 BB: 0 P: 3	R: 0 E: 0 K: 1 S: 5 H: 0 LOB: 0 BB: 0 P: 5	R: 0 E: 0 K: 1 S: 5 H: 0 LOB: 0 BB: 0 P: 5	R: 3 E: 1 K: 0 S: 6 H: 3 LOB: 1 BB: 1 P: 10	R: 3 E: 0 K: 1 S: 10 H: 5 LOB: 3 BB: 1 P: 14	R: 1 E: 0 K: 2 S: 8 H: 1 LOB: 1 BB: 1 P: 12		1B: 8 2B: 1 3B: 0 HR: 2 SF: 0 SAC: 0 DP: 0 HBP: 0						

PITCHER		IP	WLS	BF	H	R	ER	SO	BB	IBB	HBP	BLK	WP	HR	S	P	ERA	WHIP
Orlando Pena, R ERA: 3.93	(1, 1)	5.0	L	17	2	1	1	3	0	0	0	0	0	1	23	23	1.80	0.400
Ed Connolly, L ERA: 7.82	(6, 1)	2.0		16	8	6	6	1	2	0	0	0	0	0	16	24	27.00	5.000
Bob Allen, L ERA: 3.55	(8, 1)	1.0		5	1	1	1	2	1	0	0	0	0	1	8	12	9.00	2.000

PITCHER	IP	WLS	BF	H	R	ER	SO	BB	IBB	HBP	BLK	WP	HR	S	P	ERA	WHIP

BOTTOM

Cleveland Indians @ Baltimore Orioles

Memorial Stadium, Baltimore, MD

Fri Jun 30 1967, Postponed
Att. 14,290 - Unknown

livebaseballscorecards.com

AB	35
R	8
H	11
RBI	8
BB	3
SO	6
LOB	9

Batter	1	2	3	4	5	6	7	8	9	AB	R	H	RBI	BB	SO	LOB
Max Alvis, R (1, 5) OBP: 0.328, SLG: 0.413	5-3		1B 2-H 1B		4-3 1B 1-2 1B		1-3 3-H 2B		BB 1B BB	4	1	3	2	1	0	0
Chuck Hinton, R (1, 8) (7, 9) OBP: 0.317, SLG: 0.332	K		K		4-3 1-2 2-3 1B		F8		1B 1-2 S BB	4	1	1	0	1	2	3
Leon Wagner, L (1, 7) OBP: 0.306, SLG: 0.455 Vic Davalillo, L (7, 8) OBP: 0.280, SLG: 0.328	F8		1-2 1B		4-3 1-2 2-3 3-H		1-3		F6	4 1	0 0	1 0	1 0	0 0	0 0	4 2
Rocky Colavito, R (1, 9) (7, 7) OBP: 0.345, SLG: 0.415		6-3	F9		F7		F4		S 1-3 2-H 1B	5	0	1	1	0	0	6
Tony Horton, R (1, 3) OBP: 0.270, SLG: 0.345		HR		6-3		F6		4-3	1-2 3-H	5	1	1	1	0	0	1
Duke Sims, L (1, 2) OBP: 0.329, SLG: 0.318		G5-4-3 HBP		FC6-4 HBP		K		F6		2	0	0	0	0	1	0
Chico Salmon, R (1, 6) OBP: 0.286, SLG: 0.350		G5-4-3 1-2f		FC6-4 CS 1-2f		K		S 1B		4	0	1	0	0	1	2
Gus Gil, R (1, 4) OBP: 0.194, SLG: 0.165			SH1-4 1B BB	CS 1-2	F3		1B BLK 2B BB		K 1-2	2	2	0	0	2	1	1
Sonny Siebert, R (1, 1) OBP: 0.250, SLG: 0.625 Larry Brown, R (3, PH) OBP: 0.331, SLG: 0.372 John O'Donoghue, R (3, 1) OBP: 0.176, SLG: 0.313			SH1-4 1-2		1B 1B 4-3 BB		2B 1-3 1B		K	0 0 2	0 0 1	0 0 1	0 0 0	0 0 1	0 0 1	0 0 0
Inning Stats	R: 0 E: 0 K: 1 S: 5 H: 0 LOB: 0 BB: 0 P: 5	R: 1 E: 0 K: 0 S: 3 H: 1 LOB: 0 BB: 0 P: 4	R: 1 E: 0 K: 1 S: 7 H: 2 LOB: 2 BB: 1 P: 11	R: 0 E: 0 K: 0 S: 2 H: 0 LOB: 0 BB: 0 P: 3	R: 1 E: 0 K: 0 S: 5 H: 2 LOB: 2 BB: 1 P: 9	R: 0 E: 0 K: 2 S: 7 H: 0 LOB: 0 BB: 0 P: 7	R: 1 E: 0 K: 0 S: 5 H: 2 LOB: 2 BB: 1 P: 9	R: 0 E: 0 K: 1 S: 6 H: 1 LOB: 1 BB: 0 P: 6	R: 2 E: 0 K: 1 S: 6 H: 1 LOB: 1 BB: 2 P: 14	1B: 7 2B: 1 3B: 0 HR: 1 SF: 0 SAC: 1 DP: 1 HBP: 2	WP: 0 PB: 0 SB: 3 CS: 1 PA: 42					

PITCHER		IP	WLS	BF	H	R	ER	SO	BB	IBB	HBP	BLK	WP	HR	S	P	ERA	WHIP
Steve Barber, L ERA: 4.1	(1, 1)	5.0	L	22	5	3	3	2	2	0	2	0	0	1	22	32	5.40	1.400
Stu Miller, R ERA: 2.81	(6, 1)	2.0		9	2	1	1	2	1	0	0	1	0	0	12	16	4.50	1.500
Mike Adamson, R ERA: 9.0	(8, 1)	2.0		10	2	2	2	2	2	0	0	0	0	0	12	20	9.00	2.000

PITCHER	IP	WLS	BF	H	R	ER	SO	BB	IBB	HBP	BLK	WP	HR	S	P	ERA	WHIP

TOP

Cleveland Indians @ Baltimore Orioles

Memorial Stadium, Baltimore, MD

Sat Jul 01 1967, 3:33 AM EDT

Att. 12,657 - Unknown

livebaseballscorecards.com

AB	33
R	6
H	9
RBI	5
BB	5
SO	6
LOB	19

Batter	1	2	3	4	5	6	7	8	9	AB	R	H	RBI	BB	SO	LOB
Luis Aparicio, R (1, 6) OBP: 0.275, SLG: 0.303	F9		6-3			E5 FC6-4		K2-3		4	0	0	0	0	1	0
Russ Snyder, L (1, 9) OBP: 0.318, SLG: 0.400	S 1B		G3			FC6-4 FC5-4 1-2f			G3	4	0	1	0	0	0	1
Paul Blair, R (1, 8) OBP: 0.362, SLG: 0.466	F7 1-2			6-3		FC5-4 1-2f			2-3	4	0	0	0	0	0	2
Brooks Robinson, R (1, 5) OBP: 0.337, SLG: 0.390	K			6-3		5-3			5-3	4	0	0	0	0	1	2
Curt Blefary, L (1, 7) OBP: 0.350, SLG: 0.453		F7		G3			1-3			3	0	0	0	0	0	0
Boog Powell, L (1, 3) OBP: 0.335, SLG: 0.402		F3			F6		K			3	0	0	0	0	1	0
Davey Johnson, R (1, 4) OBP: 0.326, SLG: 0.382					6-3		6-3			3	0	1	0	0	0	0
Mike Adamson, R (8, 1)		2B								0	0	0	0	0	0	0
Andy Etchebarren, R (1, 2) OBP: 0.344, SLG: 0.407		K			2B			F7		3	0	1	0	0	1	1
Steve Barber, L (1, 1) OBP: 0.167, SLG: 0.091			K		K			F4		1	0	0	0	0	1	0
Sam Bowens, R (5, PH) OBP: 0.235, SLG: 0.222										1	0	0	0	0	1	1
Stu Miller, R (6, 1)										0	0	0	0	0	0	0
Mark Belanger, R (8, 4) OBP: 0.308, SLG: 0.333										1	0	0	0	0	0	0
Inning Stats	R: 0 E: 0 K: 1 S: 6 H: 1 LOB: 1 BB: 0 P: 6	R: 0 E: 0 K: 1 S: 6 H: 1 LOB: 1 BB: 0 P: 6	R: 0 E: 0 K: 1 S: 5 H: 0 LOB: 0 BB: 0 P: 5	R: 0 E: 0 K: 0 S: 3 H: 0 LOB: 0 BB: 0 P: 3	R: 0 E: 0 K: 1 S: 6 H: 1 LOB: 1 BB: 0 P: 6	R: 0 E: 1 K: 0 S: 4 H: 0 LOB: 1 BB: 0 P: 4	R: 0 E: 0 K: 1 S: 5 H: 0 LOB: 0 BB: 0 P: 5	R: 0 E: 0 K: 1 S: 5 H: 0 LOB: 0 BB: 0 P: 5	R: 0 E: 0 K: 0 S: 3 H: 0 LOB: 0 BB: 0 P: 3	1B: 1 2B: 2 3B: 0 HR: 0	SF: 0 SAC: 0 DP: 0 HBP: 0						

PITCHER	IP	WLS	BF	H	R	ER	SO	BB	IBB	HBP	BLK	WP	HR	S	P	ERA	WHIP
Sonny Siebert, R (1, 1) ERA: 2.61	2.0		8	2	0	0	2	0	0	0	0	0	0	12	12	0.00	1.000
John O'Donoghue, L (3, 1) ERA: 2.34	7.0	W	23	1	0	0	4	0	0	0	0	0	0	31	31	0.00	0.143

PITCHER	IP	WLS	BF	H	R	ER	SO	BB	IBB	HBP	BLK	WP	HR	S	P	ERA	WHIP

BOTTOM

Cleveland Indians @ Baltimore Orioles

Memorial Stadium, Baltimore, MD

Sat Jul 01 1967, 3:33 AM EDT

Att. 12,657 - Unknown

livebaseballscorecards.com

AB	31
R	0
H	3
RBI	0
BB	0
SO	6
LOB	7

WP: 0 PB: 0 SB: 1 CS: 0 PA: 31

Batter	1	2	3	4	5	6	7	8	9	AB	R	H	RBI	BB	SO	LOB
Lee Maye, L (1, 8) OBP: 0.318, SLG: 0.444	F7			K		1B				3	0	1	0	0	1	0
Max Alvis, R (1, 5) OBP: 0.328, SLG: 0.415	6-3			2B		F8				3	0	1	0	0	0	1
Leon Wagner, L (1, 7) OBP: 0.307, SLG: 0.451	F9			G6-4-3 BB		F6				2	0	0	0	1	0	1
Rocky Colavito, R (1, 9) OBP: 0.338, SLG: 0.405		6-3		G6-4-3 1-2f			F7			3	0	0	0	0	0	2
Duke Sims, L (1, 2) OBP: 0.323, SLG: 0.311		K			F9		K			3	0	0	0	0	2	0
Tony Horton, R (1, 3) OBP: 0.275, SLG: 0.348		F9			FC5-4 1B					2	0	1	0	0	0	0
Chico Salmon, R (1, 6) OBP: 0.280, SLG: 0.343			F3		FC5-4 1-2f					2	0	0	0	0	0	1
Gus Gil, R (1, 4) OBP: 0.189, SLG: 0.161			5-3		4-3					2	0	0	0	0	0	1
Sam McDowell, L (1, 1) OBP: 0.194, SLG: 0.314			G3			K				2	0	0	0	0	1	0
Inning Stats	R: 0 E: 0 K: 0 S: 3 H: 0 LOB: 0 BB: 0 P: 3	R: 0 E: 0 K: 1 S: 5 H: 0 LOB: 0 BB: 0 P: 5	R: 0 E: 0 K: 0 S: 3 H: 0 LOB: 0 BB: 0 P: 3	R: 0 E: 0 K: 1 S: 5 H: 1 LOB: 1 BB: 1 P: 9	R: 0 E: 0 K: 0 S: 4 H: 1 LOB: 1 BB: 0 P: 4	R: 0 E: 0 K: 1 S: 6 H: 1 LOB: 1 BB: 0 P: 6	R: 0 E: 0 K: 1 S: 4 H: 0 LOB: 0 BB: 0 P: 4			1B: 2 2B: 1 3B: 0 HR: 0 SF: 0 SAC: 0 DP: 1 HBP: 0				WP: 0 PB: 0 SB: 0 CS: 0 PA: 23		

PITCHER		IP	WLS	BF	H	R	ER	SO	BB	IBB	HBP	BLK	WP	HR	S	P	ERA	WHIP
Bill Dillman, R ERA: 3.68	(1, 1)	6.2	W	23	3	0	0	4	1	0	0	0	0	0	30	34	0.00	0.600

PITCHER	IP	WLS	BF	H	R	ER	SO	BB	IBB	HBP	BLK	WP	HR	S	P	ERA	WHIP

TOP

Cleveland Indians @ Baltimore Orioles

Memorial Stadium, Baltimore, MD

Sun Jul 02 1967, 3:33 AM EDT

Att. 12,435 - Unknown

livebaseballscorecards.com

AB	22
R	0
H	3
RBI	0
BB	1
SO	4
LOB	6

Batter	1	2	3	4	5	6	7	8	9	AB	R	H	RBI	BB	SO	LOB
Luis Aparicio, R (1, 6) OBP: 0.273, SLG: 0.300	F7	6-3			SH1-4 (1-2)					2	0	0	0	0	0	2
Russ Snyder, L (1, 7) OBP: 0.319, SLG: 0.394	WP, BB		L6		4-3					2	0	0	0	1	0	1
Paul Blair, R (1, 8) OBP: 0.358, SLG: 0.459	F9 (1-2)		K		F8					3	0	0	0	0	1	2
Brooks Robinson, R (1, 5) OBP: 0.333, SLG: 0.386	4-3		F9			5-3				3	0	0	0	0	0	1
Davey Johnson, R (1, 4) OBP: 0.330, SLG: 0.387		1B, BB, SF9, BB		F8		2B				2	1	1	0	1	0	0
Sam Bowens, R (1, 9) OBP: 0.259, SLG: 0.217		SF9, 1B (1-2), BB		FC6-4, BB		K				1	0	0	0	2	1	1
Curt Blefary, L (1, 3) OBP: 0.350, SLG: 0.452		SF9 (1-2, 2-3), 1B		F8		4-3				3	0	1	0	0	0	2
Andy Etchebarren, R (1, 2) OBP: 0.340, SLG: 0.405		SF9 (1-2, 2-3, 3-H)		FC6-4 (1-2f)						1	0	0	1	0	0	1
Bill Dillman, R (1, 1) OBP: 0.250, SLG: 0.250		K			SH1-4, 1B					2	0	1	0	0	1	2
Inning Stats	R: 0 E: 0 K: 0 S: 3 H: 0 LOB: 1 BB: 1 P: 7	R: 1 E: 0 K: 1 S: 6 H: 1 LOB: 2 BB: 2 P: 14	R: 0 E: 0 K: 1 S: 5 H: 0 LOB: 0 BB: 0 P: 5	R: 0 E: 0 K: 0 S: 3 H: 0 LOB: 1 BB: 1 P: 7	R: 0 E: 0 K: 0 S: 4 H: 1 LOB: 1 BB: 0 P: 4	R: 0 E: 0 K: 1 S: 6 H: 1 LOB: 1 BB: 0 P: 6				1B: 2 2B: 1 3B: 0 HR: 0 SF: 1 SAC: 1 DP: 0 HBP: 0						

PITCHER	IP	WLS	BF	H	R	ER	SO	BB	IBB	HBP	BLK	WP	HR	S	P	ERA	WHIP
Sam McDowell, L (1, 1) ERA: 4.08	6.0	L	25	3	1	1	3	4	0	0	0	1	0	27	43	1.50	1.167

PITCHER	IP	WLS	BF	H	R	ER	SO	BB	IBB	HBP	BLK	WP	HR	S	P	ERA	WHIP

BOTTOM

Cleveland Indians @ Baltimore Orioles

Memorial Stadium, Baltimore, MD

Sun Jul 02 1967, 3:33 AM EDT

Att. 12,435 - Unknown

livebaseballscorecards.com

AB	19
R	1
H	3
RBI	1
BB	4
SO	3
LOB	12

1B: 2 SF: 1
2B: 1 SAC: 1
3B: 0 DP: 0
HR: 0 HBP: 0

WP: 1 PA: 25
PB: 0
SB: 0
CS: 0

Batter	1	2	3	4	5	6	7	8	9	AB	R	H	RBI	BB	SO	LOB
Lenny Green, L (1, 7) OBP: 0.444, SLG: 0.625	F4		K		K			3B		4	0	1	0	0	2	1
Jerry Lumpe, L (1, 4) OBP: 0.279, SLG: 0.222	F8		1-H HR			F8		F6		4	1	1	2	0	0	1
Dick McAuliffe, L (1, 6) OBP: 0.371, SLG: 0.481	K		F8			F9			G3	4	0	0	0	0	1	0
Norm Cash, L (1, 3) OBP: 0.389, SLG: 0.424		FC6-4 BB		3-1		K			FC1-6 BB	2	0	0	0	2	1	0
Jim Northrup, L (1, 9) OBP: 0.335, SLG: 0.392		K		FC6-4 1B			3-1		FC1-6 FC6-4 1-2f	4	0	1	0	0	1	2
Bill Freehan, R (1, 2) OBP: 0.403, SLG: 0.481		K		K			K		FC6-4 1-2f	4	0	0	0	0	3	3
Don Wert, R (1, 5) OBP: 0.302, SLG: 0.307		FC6-4 1-2f		FC6-4 1-2f			F8			3	0	0	0	0	0	2
Mickey Stanley, R (1, 8) OBP: 0.284, SLG: 0.326			FC3-6 BB		K			F4		2	0	0	0	1	1	0
Denny McLain, R (1, 1) OBP: 0.109, SLG: 0.068			FC3-6 HR 1-2f		1-3			K		3	1	0	0	0	1	1
Inning Stats	R: 0 E: 0 K: 1 S: 5 H: 0 LOB: 0 BB: 0 P: 5	R: 0 E: 0 K: 2 S: 7 H: 0 LOB: 1 BB: 1 P: 11	R: 2 E: 0 K: 1 S: 6 H: 1 LOB: 0 BB: 1 P: 10	R: 0 E: 0 K: 1 S: 6 H: 1 LOB: 1 BB: 0 P: 6	R: 0 E: 0 K: 2 S: 7 H: 0 LOB: 0 BB: 0 P: 7	R: 0 E: 0 K: 1 S: 5 H: 0 LOB: 0 BB: 0 P: 5	R: 0 E: 0 K: 1 S: 5 H: 0 LOB: 0 BB: 0 P: 5	R: 0 E: 0 K: 1 S: 6 H: 1 LOB: 1 BB: 0 P: 6	R: 0 E: 0 K: 0 S: 3 H: 0 LOB: 1 BB: 1 P: 7	1B: 1 2B: 0 3B: 1 HR: 1 SF: 0 SAC: 0 DP: 0 HBP: 0						

PITCHER		IP	WLS	BF	H	R	ER	SO	BB	IBB	HBP	BLK	WP	HR	S	P	ERA	WHIP
Luis Tiant, R ERA: 2.75	(1, 1)	8.0	L	29	3	2	2	10	2	0	0	0	0	1	47	55	2.25	0.625
Bob Allen, L ERA: 3.42	(9, 1)	1.0		4	0	0	0	0	1	0	0	0	0	0	3	7	0.00	1.000

PITCHER	IP	WLS	BF	H	R	ER	SO	BB	IBB	HBP	BLK	WP	HR	S	P	ERA	WHIP

TOP

Detroit Tigers @ Cleveland Indians

Cleveland Municipal Stadium, Cleveland, OH

Mon Jul 03 1967, 7:05 PM EDT

Att. 32,500 - Unknown

livebaseballscorecards.com

AB	30
R	2
H	3
RBI	2
BB	3
SO	10
LOB	10

PA: 33

WP: 0
PB: 0
SB: 0
CS: 0

BOTTOM

Detroit Tigers @ Cleveland Indians

Cleveland Municipal Stadium, Cleveland, OH

Mon Jul 03 1967, 7:05 PM EDT

Att. 32,500 - Unknown

livebaseballscorecards.com

Batter	1	2	3	4	5	6	7	8	9	AB	R	H	RBI	BB	SO	LOB
Lee Maye, L (1, 8) OBP: 0.316, SLG: 0.460	F7		HR			F3		F4		4	1	1	1	0	0	0
Max Alvis, R (1, 5) OBP: 0.324, SLG: 0.410	F7		F3			4-3		6-3		4	0	0	0	0	0	0
Leon Wagner, L (1, 7) OBP: 0.306, SLG: 0.444	F6			K		S, BB			4-3	3	0	0	0	1	1	0
Rocky Colavito, R (1, 9) OBP: 0.336, SLG: 0.400		4-3, 1B		F3		K, 1-2			K	4	0	1	0	0	2	1
Tony Horton, R (1, 3) OBP: 0.263, SLG: 0.333		F8		6-3			6-3		F9	4	0	0	0	0	0	1
Joe Azcue, R (1, 2) OBP: 0.356, SLG: 0.442		4-3, 1-2			6-3		5-3			3	0	0	0	0	0	1
Chico Salmon, R (1, 6) OBP: 0.291, SLG: 0.356		6-3			2B		BB			2	0	1	0	1	0	1
Gus Gil, R (1, 4) OBP: 0.186, SLG: 0.157			F8		K		F9			2	0	0	0	0	1	1
Fred Whitfield, L (7, PH) OBP: 0.284, SLG: 0.386										1	0	0	0	0	0	1
Pedro Gonzalez, R (8, 4) OBP: 0.264, SLG: 0.267										0	0	0	0	0	0	0
Luis Tiant, R (1, 1) OBP: 0.265, SLG: 0.424			K		6-3			F6		2	0	0	0	0	1	1
Vic Davalillo, L (8, PH) OBP: 0.278, SLG: 0.326										1	0	0	0	0	0	0
Bob Allen, L (9, 1)										0	0	0	0	0	0	0

	AB	30
	R	1
	H	3
	RBI	1
	BB	2
	SO	5
	LOB	7

Inning Stats										
	R: 0 H: 0 E: 0 LOB: 0 K: 0 BB: 0 S: 3 P: 3	R: 0 H: 1 E: 0 LOB: 1 K: 0 BB: 0 S: 4 P: 4	R: 1 H: 1 E: 0 LOB: 0 K: 1 BB: 0 S: 6 P: 6	R: 0 H: 0 E: 0 LOB: 0 K: 1 BB: 0 S: 5 P: 5	R: 0 H: 1 E: 0 LOB: 1 K: 1 BB: 0 S: 6 P: 6	R: 0 H: 0 E: 0 LOB: 1 K: 1 BB: 1 S: 5 P: 9	R: 0 H: 0 E: 0 LOB: 1 K: 0 BB: 1 S: 3 P: 7	R: 0 H: 0 E: 0 LOB: 0 K: 0 BB: 0 S: 3 P: 3	R: 0 H: 0 E: 0 LOB: 0 K: 1 BB: 0 S: 5 P: 5	1B: 1 SF: 0 2B: 1 SAC: 0 3B: 0 DP: 0 HR: 1 HBP: 0	WP: 0 PA: 32 PB: 0 SB: 1 CS: 0

PITCHER	IP	WLS	BF	H	R	ER	SO	BB	IBB	HBP	BLK	WP	HR	S	P	ERA	WHIP
Denny McLain, R (1, 1) ERA: 3.82	9.0	W	32	3	1	1	5	2	0	0	0	0	1	40	48	1.00	0.556

PITCHER	IP	WLS	BF	H	R	ER	SO	BB	IBB	HBP	BLK	WP	HR	S	P	ERA	WHIP

Detroit Tigers @ Cleveland Indians

Cleveland Municipal Stadium, Cleveland, OH

Tue Jul 04 1967, 7:05 PM EDT

Att. 8,514 - Unknown

Batter	1	2	3	4	5	6	7	8	9	AB	R	H	RBI	BB	SO	LOB
Lenny Green, L (1, 7) OBP: 0.385, SLG: 0.500	BB 1B 1B 1B	F7			F6		FC7-2 3-H			4	1	1	0	0	0	2
Jerry Lumpe, L (1, 4) OBP: 0.277, SLG: 0.225	BB 1B 1-2 1B	F8			F9			F8		4	1	1	0	0	0	0
Ray Oyler, R (8, 6) OBP: 0.272, SLG: 0.259										0	0	0	0	0	0	0
Dick McAuliffe, L (1, 6) (8, 4) OBP: 0.373, SLG: 0.490	1B SF9 1-2 2-3 BB	1-3			K			HR		3	2	1	1	1	1	0
Norm Cash, L (1, 3) OBP: 0.391, SLG: 0.423	HR 1-3 2-H 3-H 1B		F6			G4-6-3 BB		4-3		3	1	1	2	1	0	0
Jim Northrup, L (1, 9) OBP: 0.330, SLG: 0.387	SF9 3-H		4-3			G4-6-3 1-2f		6-3		3	0	0	1	0	0	1
Bill Freehan, R (1, 2) OBP: 0.405, SLG: 0.492	HR 1-H		3-1			F7			G4-6-3 BB	3	1	1	2	1	0	0
Don Wert, R (1, 5) OBP: 0.301, SLG: 0.306	6-3			K			SH1-4 S FC7-2 1B		G4-6-3 1-2f	4	0	1	0	0	1	1
Mickey Stanley, R (1, 8) OBP: 0.289, SLG: 0.326	1B			K			SH1-4 1-2 BB		K	3	0	1	0	1	2	0
Earl Wilson, R (1, 1) OBP: 0.216, SLG: 0.313	F5			K			SH1-4 1-2 2-3			2	0	0	0	0	1	1

Inning Stats	1	2	3	4	5	6	7	8	9	1B	SF	WP	PA
	R: 5 E: 0 K: 0 S: 8	H: 5 LOB: 1 BB: 1 P: 12	R: 0 E: 0 K: 0 S: 3	H: 0 LOB: 0 BB: 0 P: 3	R: 0 E: 0 K: 0 S: 3	H: 0 LOB: 0 BB: 0 P: 3	R: 0 E: 0 K: 3 S: 9	H: 0 LOB: 0 BB: 0 P: 9	R: 0 E: 0 K: 1 S: 5	H: 0 LOB: 0 BB: 0 P: 5	R: 0 E: 0 K: 0 S: 2	H: 0 LOB: 0 BB: 1 P: 6	R: 0 E: 0 K: 0 S: 3	H: 1 LOB: 1 BB: 1 P: 7	R: 1 E: 0 K: 0 S: 4	H: 1 LOB: 0 BB: 0 P: 4	R: 0 E: 0 K: 1 S: 4	H: 0 LOB: 0 BB: 1 P: 8	1B: 5 2B: 1 3B: 0 HR: 2	SF: 1 SAC: 1 DP: 3 HBP: 0	WP: 0 PB: 0 SB: 1 CS: 0	PA: 35

PITCHER		IP	WLS	BF	H	R	ER	SO	BB	IBB	HBP	BLK	WP	HR	S	P	ERA	WHIP
Steve Hargan, R ERA: 2.71	(1, 1)	3.0	L	15	5	5	5	0	1	0	0	0	0	1	14	18	15.00	2.000
Orlando Pena, R ERA: 3.72	(4, 1)	2.0		6	0	0	0	4	0	0	0	0	0	0	14	14	0.00	0.000
Steve Bailey, R ERA: 2.72	(6, 1)	3.0		11	2	1	1	0	2	0	0	0	0	1	9	17	3.00	1.333
Ed Connolly, L ERA: 7.24	(9, 1)	1.0		3	0	0	0	1	1	0	0	0	0	0	4	8	0.00	1.000

PITCHER	IP	WLS	BF	H	R	ER	SO	BB	IBB	HBP	BLK	WP	HR	S	P	ERA	WHIP

AB	29
R	6
H	7
RBI	6
BB	4
SO	5
LOB	5

livebaseballscorecards.com

Batter	1	2	3	4	5	6	7	8	9	AB	R	H	RBI	BB	SO	LOB
Lee Maye, L (1, 8) OBP: 0.308, SLG: 0.448	3-1		F7			F6		G3		4	0	0	0	0	0	1
Max Alvis, R (1, 5) OBP: 0.320, SLG: 0.404	K		K			1-3			F8	4	0	0	0	0	2	0
Leon Wagner, L (1, 7) OBP: 0.305, SLG: 0.455	F8			HR		K			K	4	1	1	1	0	2	0
Rocky Colavito, R (1, 9) OBP: 0.327, SLG: 0.388		K		F2			K		6-3	4	0	0	0	0	2	0
Fred Whitfield, L (1, 3) OBP: 0.285, SLG: 0.382		BB E		3-1			1-3			2	0	0	0	1	0	0
Chico Salmon, R (1, 6) OBP: 0.283, SLG: 0.346		E6 S 1-3		K			F8			3	0	0	0	0	1	1
Duke Sims, L (1, 2) OBP: 0.323, SLG: 0.306		BB G4-6-3 1-2			F7			K		2	0	0	0	1	1	0
Gus Gil, R (1, 4) OBP: 0.182, SLG: 0.154		G4-6-3 1-2f			K			6-3		2	0	0	0	0	1	3
Vic Davalillo, L (8, PH) OBP: 0.276, SLG: 0.323										1	0	0	0	0	0	0
Pedro Gonzalez, R (9, 4) OBP: 0.264, SLG: 0.267										0	0	0	0	0	0	0
Steve Hargan, R (1, 1) OBP: 0.214, SLG: 0.231			F8		6-3			1B		0	0	0	0	0	0	0
Larry Brown, R (3, PH) OBP: 0.330, SLG: 0.371										1	0	0	0	0	0	0
Orlando Pena, R (4, 1)										0	0	0	0	0	0	0
Tony Horton, R (5, PH) OBP: 0.260, SLG: 0.330										1	0	0	0	0	0	0
Steve Bailey, R (6, 1)										0	0	0	0	0	0	0
Chuck Hinton, R (8, PH) OBP: 0.319, SLG: 0.335										1	0	1	0	0	0	0
Ed Connolly, L (9, 1) OBP: 0.333, SLG: 0.333										0	0	0	0	0	0	0
Inning Stats	R: 0 E: 0 K: 1 S: 5 H: 0 LOB: 0 BB: 0 P: 5	R: 0 E: 1 K: 1 S: 5 H: 0 LOB: 2 BB: 2 P: 13	R: 0 E: 0 K: 1 S: 5 H: 0 LOB: 0 BB: 0 P: 5	R: 1 E: 0 K: 1 S: 6 H: 1 LOB: 0 BB: 0 P: 6	R: 0 E: 0 K: 1 S: 5 H: 0 LOB: 0 BB: 0 P: 5	R: 0 E: 0 K: 1 S: 5 H: 0 LOB: 0 BB: 0 P: 5	R: 0 E: 0 K: 1 S: 5 H: 0 LOB: 0 BB: 0 P: 5	R: 0 E: 0 K: 1 S: 6 H: 1 LOB: 1 BB: 0 P: 6	R: 0 E: 0 K: 1 S: 5 H: 0 LOB: 0 BB: 0 P: 5	1B: 1 2B: 0 3B: 0 HR: 1	SF: 0 SAC: 0 DP: 1 HBP: 0					

PITCHER	IP	WLS	BF	H	R	ER	SO	BB	IBB	HBP	BLK	WP	HR	S	P	ERA	WHIP
Earl Wilson, R (1, 1) ERA: 3.95	9.0	W	31	2	1	1	9	2	0	0	0	0	1	47	55	1.00	0.444

PITCHER	IP	WLS	BF	H	R	ER	SO	BB	IBB	HBP	BLK	WP	HR	S	P	ERA	WHIP

BOTTOM

Detroit Tigers @ Cleveland Indians

Cleveland Municipal Stadium, Cleveland, OH

Tue Jul 04 1967, 7:05 PM EDT

Att. 8,514 - Unknown

livebaseballscorecards.com

AB	29
R	1
H	2
RBI	1
BB	2
SO	9
LOB	5

PA: 31

TOP

Detroit Tigers @ Cleveland Indians

Cleveland Municipal Stadium, Cleveland, OH

Wed Jul 05 1967, 7:05 PM EDT

Att. 6,854 - Unknown

livebaseballscorecards.com

Batter	1	2	3	4	5	6	7	8	9	AB	R	H	RBI	BB	SO	LOB
Jim Landis, R (1, 7) OBP: 0.348, SLG: 0.353	BB 1B 1B		F4 ①		FC4-6 1-2 2-3 1B		BB 1-2 BB		G3 ①	4	0	2	0	1	0	0
Dick McAuliffe, L (1, 4) OBP: 0.370, SLG: 0.483	F4 ①		4-3 ②		FC4-6 ① FC6-4 1-2f 2-3 3-H		BB 1-2 2-3		F8 ②	4	0	0	1	1	0	3
Don Wert, R (1, 5) OBP: 0.306, SLG: 0.311 Dick Tracewski, R (3, 5) OBP: 0.319, SLG: 0.326 Lenny Green, L (7, PH) OBP: 0.357, SLG: 0.462 Fred Gladding, L (7, 1) Hank Aguirre, R (8, 1) OBP: 0.500, SLG: 1.500 Mike Marshall, R (8, 1) OBP: 0.333, SLG: 0.333	BB 1-2 1B		1B		K ②		L6 ②		3-1 ③	2 1 1 0 0 0 1	0 0 0 0 0 0 0	2 0 0 0 0 0 0	0 0 0 0 0 0 0	0 1 0 0 0 0 0	0 0 0 0 1 0 0	0 2 3 0 0 0 0
Bill Freehan, R (1, 2) OBP: 0.399, SLG: 0.484	K ②		F9 ③		FC6-4 1-2f		F8 ③			4	0	0	0	0	1	8
Norm Cash, L (1, 3) OBP: 0.389, SLG: 0.418	BB 1-2 2-3 BB			K ①		G3 ①		E3 3B		3	1	0	0	1	1	0
Mickey Stanley, R (1, 8) OBP: 0.288, SLG: 0.338	F9 ③			G3 ②		5-3 ②		SH3 1-H 3B		4	1	1	1	0	0	3
Jim Northrup, L (1, 9) OBP: 0.329, SLG: 0.385		G1-6-3 1B		K ③		G3 ③		4-3 ①		4	0	1	0	0	1	1
Ray Oyler, R (1, 6) OBP: 0.277, SLG: 0.264		K ①			1B BB FC4-6 1B		BB BB 1B	SH3 3-H ②		3	1	2	1	0	1	1
Johnny Podres, L (1, 1) OBP: 0.083, SLG: 0.083 Willie Horton, R (5, PH) OBP: 0.346, SLG: 0.495 Denny McLain, R (5, PR) OBP: 0.109, SLG: 0.068 Dave Wickersham, R (5, 1) Earl Wilson, R (7, PH) OBP: 0.212, SLG: 0.306 Jerry Lumpe, L (7, 5) OBP: 0.271, SLG: 0.220	G1-6-3 ② ③ 1-2f				FC4-6 1B 1-2 BB		K ①	4-3 ③		1 0 0 0 1 1	0 0 0 0 0 0	0 0 0 0 0 0	0 1 0 0 0 0	0 0 0 0 0 0	0 0 0 0 1 0	1 0 0 0 1 0

Inning Stats	1	2	3	4	5	6	7	8	9
R	0	0	0	0	1	0	0	2	0
E	0	0	0	0	0	0	0	1	0
K	1	1	0	2	1	0	1	0	0
S	7	5	4	7	7	3	6	5	3
H	2	1	1	0	2	0	1	1	0
LOB	3	0	0	0	2	0	3	0	0
BB	1	0	0	0	1	0	2	0	0
P	11	5	4	7	11	3	14	5	3

1B	7
2B	0
3B	1
HR	0
SF	0
SAC	1
DP	1
HBP	0
WP	0
PB	0
SB	0
CS	0
PA	39

AB	34
R	3
H	8
RBI	3
BB	4
SO	6
LOB	23

PITCHER		IP	WLS	BF	H	R	ER	SO	BB	IBB	HBP	BLK	WP	HR	S	P	ERA	WHIP
John O'Donoghue, L	(1, 1)	6.1		29	7	1	1	6	4	0	0	0	0	0	37	53	1.42	1.737
ERA: 2.24																		
George Culver, R	(7, 1)	2.2	L	10	1	2	0	0	0	0	0	0	0	0	10	10	0.00	0.375
ERA: 3.55																		

PITCHER	IP	WLS	BF	H	R	ER	SO	BB	IBB	HBP	BLK	WP	HR	S	P	ERA	WHIP

Batter	1	2	3	4	5	6	7	8	9	AB	R	H	RBI	BB	SO	LOB
Max Alvis, R (1, 5) OBP: 0.318, SLG: 0.399	4-3		L5		FC6-2, WP 1-2 BB		5-3		F8	4	0	0	0	1	0	1
Chico Salmon, R (1, 6) OBP: 0.280, SLG: 0.339	F7		F6		FC6-2 1-3 2-H			6-3	1B 1-2	5	0	1	0	0	0	2
Chuck Hinton, R (1, 9) OBP: 0.320, SLG: 0.337	1B 2B		FC6-4 BB		5-3			F8	6-3	4	1	1	0	1	0	4
Rocky Colavito, R (1, 7) OBP: 0.331, SLG: 0.399	1B 2-H		FC6-4 1-2f			FC1-5-6-3 2B		E5 1B, BB		4	0	2	1	0	0	1
Vic Davalillo, L (8, PR) OBP: 0.276, SLG: 0.323 (9, 8)										0	0	0	0	0	0	0
Don Demeter, R (1, 8) OBP: 0.258, SLG: 0.400	F7			F7		FC1-5-6-5 2-3		1B 1-2 BB		3	0	0	0	0	0	2
Leon Wagner, L (8, PH) OBP: 0.308, SLG: 0.455 (9, 7)										0	0	0	0	1	0	0
Tony Horton, R (1, 3) OBP: 0.270, SLG: 0.367		HR		6-3		F7		1B 1-2 2-3		4	1	2	1	0	0	1
Joe Azcue, R (1, 2) OBP: 0.347, SLG: 0.429		F4		F7		6-3		F3		4	0	0	0	0	0	4
Pedro Gonzalez, R (1, 4) OBP: 0.265, SLG: 0.268		6-3			FC1-6 1B		5-3		1B	3	0	1	0	0	0	0
Lee Maye, L (9, PH) OBP: 0.312, SLG: 0.451									1B	1	0	1	0	0	0	0
John O'Donoghue, R (1, 1) OBP: 0.158, SLG: 0.278		K			FC1-6 WP, S 1-2f FC6-2		3-1		L4	2	0	0	0	0	1	1
George Culver, R (7, 1) OBP: 0.333, SLG: 0.333										1	0	0	0	0	0	0
Fred Whitfield, L (9, PH) OBP: 0.284, SLG: 0.380										1	0	0	0	0	0	1
Inning Stats	R: 1 E: 0 K: 0 S: 5 H: 2 LOB: 1 BB: 0 P: 5		R: 1 E: 0 K: 1 S: 6 H: 1 LOB: 0 BB: 0 P: 6	R: 0 E: 0 K: 0 S: 3 H: 0 LOB: 1 BB: 1 P: 7	R: 0 E: 0 K: 0 S: 3 H: 0 LOB: 0 BB: 0 P: 3	R: 0 E: 0 K: 0 S: 4 H: 1 LOB: 2 BB: 1 P: 8	R: 0 E: 0 K: 0 S: 4 H: 1 LOB: 1 BB: 0 P: 4	R: 0 E: 0 K: 0 S: 3 H: 0 LOB: 0 BB: 0 P: 3	R: 0 E: 1 K: 0 S: 5 H: 1 LOB: 3 BB: 1 P: 9	R: 0 E: 0 K: 0 S: 5 H: 2 LOB: 2 BB: 0 P: 5	1B: 5 2B: 2 3B: 0 HR: 1 SF: 0 SAC: 0 DP: 0 HBP: 0	WP: 1 PB: 0 SB: 1 CS: 0 PA: 39					

PITCHER		IP	WLS	BF	H	R	ER	SO	BB	IBB	HBP	BLK	WP	HR	S	P	ERA	WHIP
Johnny Podres, L ERA: 3.14	(1, 1)	4.0		16	3	2	2	1	1	0	0	0	0	1	17	21	4.50	1.000
Dave Wickersham, R ERA: 2.39	(5, 1)	2.0		9	2	0	0	0	1	0	0	0	1	0	8	12	0.00	1.500
Fred Gladding, R ERA: 1.78	(7, 1)	1.2	W	6	0	0	0	0	0	0	0	0	0	0	6	6	0.00	0.000
Hank Aguirre, L ERA: 1.69	(8, 1)	0.0		1	0	0	0	0	1	0	0	0	0	0	0	4	∞	∞
Mike Marshall, R ERA: 1.19	(8, 1)	1.1	S	7	3	0	0	0	0	0	0	0	0	0	7	7	0.00	2.250

PITCHER	IP	WLS	BF	H	R	ER	SO	BB	IBB	HBP	BLK	WP	HR	S	P	ERA	WHIP

BOTTOM

Detroit Tigers @ Cleveland Indians

Cleveland Municipal Stadium, Cleveland, OH

Wed Jul 05 1967, 7:05 PM EDT

Att. 6,854 - Unknown

livebaseballscorecards.com

AB	36
R	2
H	8
RBI	2
BB	3
SO	1
LOB	17

Washington Senators @ Cleveland Indians

Cleveland Municipal Stadium, Cleveland, OH

Fri Jul 07 1967, 7:05 PM EDT

Att. 7,796 - Unknown

TOP

livebaseballscorecards.com

Batter	1	2	3	4	5	6	7	8	9	AB	R	H	RBI	BB	SO	LOB
Tim Cullen, R (1, 6) OBP: 0.307, SLG: 0.222	CS 1B		F3			BB		F4		3	0	1	0	1	0	1
Ken McMullen, R (1, 5) OBP: 0.279, SLG: 0.313	K 1-2			6-3		F3		FC6-4 1-2f		4	0	0	0	0	1	3
Frank Howard, R (1, 7) OBP: 0.340, SLG: 0.531	K			K			2B 2B		E4 HR	4	2	1	0	0	2	0
Fred Valentine, S (1, 9) OBP: 0.327, SLG: 0.330		K		6-3			K		F3	4	0	0	0	0	2	2
Hank Allen, R (1, 8) OBP: 0.248, SLG: 0.276		BB			F4		6-3		F7	3	0	0	0	1	0	2
Paul Casanova, R (1, 2) OBP: 0.295, SLG: 0.398		K			F8		2-H 2B		2-H HR	4	1	2	3	0	1	1
Mike Epstein, L (1, 3) OBP: 0.317, SLG: 0.378		K			F6		K		6-3	3	0	0	0	0	2	2
Darold Knowles, L (7, 1)										0	0	0	0	0	0	0
Dave Baldwin, R (8, 1)										0	0	0	0	0	0	0
Doug Camilli, R (9, PH) OBP: 0.222, SLG: 0.235										1	0	0	0	0	0	0
Bernie Allen, L (1, 4) OBP: 0.235, SLG: 0.216			4-3			F6		FC6-4 BB		2	0	0	0	1	0	0
Camilo Pascual, R (1, 1) OBP: 0.172, SLG: 0.111			5-3			K		K		2	0	0	0	0	1	0
Dick Nen, L (7, 3) OBP: 0.286, SLG: 0.333										1	0	0	0	0	1	1

	AB	31
	R	3
	H	4
	RBI	3
	BB	3
	SO	10
	LOB	12

Inning Stats	1	2	3	4	5	6	7	8	9	1B: 1	SF: 0	WP: 0	PA: 34
R	0	0	0	0	0	0	1	0	2	2B: 3	SAC: 0	PB: 0	
E	0	0	0	0	0	0	0	0	1	3B: 0	DP: 1	SB: 0	
K	2	3	0	1	0	1	2	1	0	HR: 1	HBP: 0	CS: 1	
S	7	9	3	5	3	5	9	5	5				
H	1	0	0	0	0	0	2	0	1				
LOB	0	1	0	0	0	1	1	1	0				
BB	0	1	0	0	0	1	0	1	0				
P	7	13	3	5	3	9	9	9	5				

PITCHER	IP	WLS	BF	H	R	ER	SO	BB	IBB	HBP	BLK	WP	HR	S	P	ERA	WHIP
Sam McDowell, L (1, 1) ERA: 3.83	9.0	W	34	4	3	1	10	3	0	0	0	0	1	51	63	1.00	0.778

PITCHER	IP	WLS	BF	H	R	ER	SO	BB	IBB	HBP	BLK	WP	HR	S	P	ERA	WHIP

Batter	1	2	3	4	5	6	7	8	9	AB	R	H	RBI	BB	SO	LOB
Lee Maye, L (1, 8) OBP: 0.319, SLG: 0.473	F4		BBBB 4-0 FC5-4 BB			0-0 HR	SSS 0-3 K	0-0 F4		2	1	1	1	1	0	0
Chuck Hinton, R (7, PH) OBP: 0.318, SLG: 0.335 (8, 8) (9, 7)										2	0	0	0	0	1	3
Max Alvis, R (1, 5) OBP: 0.314, SLG: 0.393	F4		0-0 FC5-4 1-2f			SSS 0-3 K	0-0 4-3			4	0	0	0	0	1	2
Leon Wagner, L (1, 7) OBP: 0.315, SLG: 0.463	1B			0-0 2B		0-0 G3		H 1-0 BB HBP		3	0	2	0	0	0	0
Vic Davalillo, L (8, PR) (9, 8) OBP: 0.276, SLG: 0.323										0	0	0	0	0	0	0
Rocky Colavito, R (1, 9) OBP: 0.335, SLG: 0.397	SSS 0-3 K			0-0 F8		0-0 1B		BBBB 4-0 1-2 3B BB		3	1	1	0	1	1	2
Fred Whitfield, L (1, 3) OBP: 0.280, SLG: 0.375		0-0 4-3		SSS 0-3 K		SSS 0-3 K		1-H 0-0 2B 3B		3	0	0	0	0	2	2
Tony Horton, R (8, PH) (9, 3) OBP: 0.277, SLG: 0.394										1	1	1	1	0	0	0
Chico Salmon, R (1, 6) OBP: 0.279, SLG: 0.345		0-0 4-3		0-0 5-3			0-0 F6	3-H 0-0 1B 2B		4	1	1	1	0	0	1
Duke Sims, L (1, 2) OBP: 0.327, SLG: 0.319		SSS 0-3 K			SSS 0-3 K		0-0 1B 2B	2-H 0-0 BB 1B		4	1	2	1	0	2	0
Pedro Gonzalez, R (1, 4) OBP: 0.265, SLG: 0.268			0-0 F8		0-0 1-6-3		2-H 0-0 1B 1B	0-0 F5		4	1	1	1	0	0	1
Sam McDowell, L (1, 1) OBP: 0.225, SLG: 0.316			0-0 F9		0-0 F4		2-H 0-0 1B	BBBB 4-0 1-2 BB		3	0	1	1	1	0	0
Inning Stats	R: 0 H: 1 E: 0 LOB: 1 K: 1 BB: 0 S: 6 P: 6	R: 0 H: 0 E: 0 LOB: 0 K: 1 BB: 0 S: 5 P: 5	R: 0 H: 0 E: 0 LOB: 1 K: 0 BB: 1 S: 3 P: 7	R: 0 H: 1 E: 0 LOB: 1 K: 1 BB: 0 S: 6 P: 6	R: 0 H: 0 E: 0 LOB: 0 K: 1 BB: 0 S: 5 P: 5	R: 1 H: 2 E: 0 LOB: 1 K: 2 BB: 0 S: 9 P: 9	R: 2 H: 3 E: 0 LOB: 1 K: 1 BB: 0 S: 8 P: 8	R: 3 H: 3 E: 0 LOB: 2 K: 0 BB: 2 S: 5 P: 14		1B: 5 SF: 0 2B: 3 SAC: 0 3B: 1 DP: 0 HR: 1 HBP: 1						

PITCHER		IP	WLS	BF	H	R	ER	SO	BB	IBB	HBP	BLK	WP	HR	S	P	ERA	WHIP
Camilo Pascual, R ERA: 3.16	(1, 1)	6.1	L	27	7	3	3	6	1	0	0	0	0	1	38	42	4.26	1.263
Darold Knowles, L ERA: 2.49	(7, 1)	1.0		5	1	3	3	1	1	0	1	0	0	0	5	10	27.00	2.000
Dave Baldwin, R ERA: 1.59	(8, 1)	0.2		5	2	0	0	0	1	0	0	0	0	0	4	8	0.00	4.500

PITCHER	IP	WLS	BF	H	R	ER	SO	BB	IBB	HBP	BLK	WP	HR	S	P	ERA	WHIP

BOTTOM

Washington Senators @ Cleveland Indians

Cleveland Municipal Stadium, Cleveland, OH

Fri Jul 07 1967, 7:05 PM EDT

Att. 7,796 - Unknown

livebaseballscorecards.com

AB	33
R	6
H	10
RBI	6
BB	3
SO	7
LOB	11

Batter	1	2	3	4	5	6	7	8	9	10	AB	R	H	RBI	BB	SO	LOB
Ed Stroud, L (1, 8) OBP: 0.299, SLG: 0.247	F8	F5		4-3			1-3		G3		5	0	0	0	0	0	3
Ken McMullen, R (1, 5) OBP: 0.278, SLG: 0.311	G6-4-3, 1B		5-3		4-3		F6			F8	5	0	1	0	0	0	0
Frank Howard, R (1, 7) (9, 9) OBP: 0.341, SLG: 0.540	G6-4-3 1-2f		6-3, WP, 1B		F8			HR		6-3	5	1	2	1	0	0	1
Fred Valentine, S (1, 9) (9, 7) OBP: 0.328, SLG: 0.332		E, 1B 1B	6-3 1-3		3-1			F9		E, WP, 1B	5	1	2	0	0	0	1
Mike Epstein, L (1, 3) OBP: 0.320, SLG: 0.374		F8	BBBB, FC6, BB			F5		1B, CS, 1B		E4 1-3	4	0	1	0	1	0	2
Paul Casanova, R (1, 2) OBP: 0.297, SLG: 0.398		E 1-2 1B	FC6 1-2f			SSS, K		1-3, 1B		6-3	5	1	2	0	0	1	4
Bernie Allen, L (1, 4) OBP: 0.243, SLG: 0.225		SSS, K						SSS, K 3-H			4	0	2	0	0	2	4
Tim Cullen, R (1, 6) OBP: 0.306, SLG: 0.223		E6, 1B 1-2 2-3		SSS, K		F8			CS, 1B		4	0	1	0	0	1	4
Joe Coleman, R (1, 1) OBP: 0.192, SLG: 0.130							4-3				1	0	1	2	0	0	0
Bob Priddy, R (2, 1) OBP: 0.400, SLG: 0.250											1	0	0	0	0	1	1
Dick Nen, L (7, PH) OBP: 0.283, SLG: 0.330											1	0	0	0	0	0	0
Bob Humphreys, R (7, 1) OBP: 0.250, SLG: 0.143											0	0	0	0	0	0	0
Hank Allen, R (9, PH) OBP: 0.246, SLG: 0.274											1	0	0	0	0	1	1
Dave Baldwin, R (9, 1)											0	0	0	0	0	0	0
Casey Cox, R (9, 1)		1-2 2-H 3-H, 1B		SSS, K					SSS, K 1-2		0	0	0	0	0	0	0
Inning Stats	R: 0 E: 0 K: 0 S: 3 / H: 1 LOB: 0 BB: 0 P: 3	R: 2 E: 1 K: 1 S: 9 / H: 3 LOB: 2 BB: 0 P: 9	R: 0 E: 0 K: 0 S: 4 / H: 1 LOB: 2 BB: 1 P: 8	R: 0 E: 0 K: 2 S: 8 / H: 1 LOB: 1 BB: 0 P: 8	R: 0 E: 0 K: 0 S: 3 / H: 0 LOB: 0 BB: 0 P: 3	R: 0 E: 0 K: 1 S: 6 / H: 1 LOB: 1 BB: 0 P: 6	R: 0 E: 0 K: 0 S: 3 / H: 0 LOB: 0 BB: 0 P: 3	R: 1 E: 0 K: 1 S: 7 / H: 3 LOB: 1 BB: 0 P: 7	R: 0 E: 0 K: 1 S: 5 / H: 1 LOB: 0 BB: 0 P: 5	R: 0 E: 1 K: 0 S: 5 / H: 1 LOB: 2 BB: 0 P: 5	1B: 11 2B: 0 3B: 0 HR: 1	SF: 0 SAC: 0 DP: 1 HBP: 0					

TOP

Washington Senators @ Cleveland Indians

Cleveland Municipal Stadium, Cleveland, OH

Sat Jul 08 1967, 3:33 AM EDT

Att. 8,127 - Unknown

livebaseballscorecards.com

AB	41
R	3
H	12
RBI	3
BB	1
SO	6
LOB	21

PITCHER		IP	WLS	BF	H	R	ER	SO	BB	IBB	HBP	BLK	WP	HR	S	P	ERA	WHIP
Luis Tiant, R ERA: 2.64	(1, 1)	7.1		33	10	3	1	4	1	0	0	0	1	1	40	44	1.23	1.500
Bob Allen, L ERA: 3.21	(8, 1)	1.2		4	1	0	0	2	0	0	0	0	0	0	8	8	0.00	0.600
George Culver, R ERA: 3.44	(10, 1)	1.0	W	5	1	0	0	0	0	0	0	0	1	0	5	5	0.00	1.000

PITCHER		IP	WLS	BF	H	R	ER	SO	BB	IBB	HBP	BLK	WP	HR	S	P	ERA	WHIP

WP: 2 PB: 0 SB: 0 CS: 2 PA: 42

Batter	1	2	3	4	5	6	7	8	9	10	AB	R	H	RBI	BB	SO	LOB
Lee Maye, L (1, 8) (8, 7) OBP: 0.331, SLG: 0.473	K	BB WP 2-H 1B		F8			1B FC3-2-5 1B		IBB	1-2 2-3 3-H BB	4	0	2	2	2	1	1
Max Alvis, R (1, 5) OBP: 0.315, SLG: 0.392	6-3	BB 1-2 BB		G4-6-3 1-2f			FC3-2-5 1-3 1B		F7		4	0	1	0	1	0	3
Leon Wagner, L (1, 7) OBP: 0.318, SLG: 0.458	1B BB	1-2 2-3 BB			F4		FC3-2-5 1-2 3-H		1-2 2-3 1B		2	0	0	0	2	0	2
Vic Davalillo, L (8, 8) OBP: 0.281, SLG: 0.328											1	0	1	0	0	0	0
Rocky Colavito, R (1, 9) OBP: 0.331, SLG: 0.390	1-3 1B	K			5-3		5-3		F4		5	0	1	0	0	1	8
Tony Horton, R (1, 3) OBP: 0.274, SLG: 0.413	K		HR		F4			K		F8	5	1	1	1	0	2	2
Chico Salmon, R (1, 4) OBP: 0.283, SLG: 0.342		4-3	G3-6-3 1B			F4		2-3		1B BB BB	4	1	1	0	1	0	0
Joe Azcue, R (1, 2) OBP: 0.355, SLG: 0.449		2B 3B	G3-6-3 1-2f			CS 1B		F9		BB 6-3 1-3 1B	5	1	3	0	0	0	1
Larry Brown, R (1, 6) OBP: 0.327, SLG: 0.364		6-3	5-3			F3 1-2			1B SH5-4 BB	6-3 1-2	4	0	0	0	1	0	4
Luis Tiant, R (1, 1) OBP: 0.297, SLG: 0.472		1B 3-H 2B		G4-6-3 1B			6-3		SH5-4 1-2	BB IBB	3	1	2	1	0	0	0
Bob Allen, L (8, 1)											0	0	0	0	0	0	0
Chuck Hinton, R (9, PH) OBP: 0.318, SLG: 0.335											0	0	0	0	0	0	0
George Culver, R (10, 1) OBP: 0.333, SLG: 0.333											0	0	0	0	0	0	0
Fred Whitfield, L (10, PH) OBP: 0.283, SLG: 0.375											0	0	0	0	1	0	0
Inning Stats	R: 0 E: 0 K: 2 S: 8 H: 1 LOB: 2 BB: 1 P: 12	R: 2 E: 0 K: 1 S: 8 H: 3 LOB: 3 BB: 2 P: 16	R: 1 E: 0 K: 0 S: 4 H: 2 LOB: 0 BB: 0 P: 4	R: 0 E: 0 K: 0 S: 3 H: 1 LOB: 0 BB: 0 P: 3	R: 0 E: 0 K: 0 S: 3 H: 0 LOB: 0 BB: 0 P: 3	R: 0 E: 0 K: 0 S: 3 H: 1 LOB: 0 BB: 0 P: 3	R: 0 E: 0 K: 0 S: 5 H: 2 LOB: 2 BB: 0 P: 5	R: 0 E: 0 K: 1 S: 5 H: 0 LOB: 0 BB: 0 P: 5	R: 0 E: 0 K: 0 S: 4 H: 1 LOB: 3 BB: 2 P: 12	R: 1 E: 0 K: 0 S: 3 H: 1 LOB: 3 BB: 3 P: 15							

PITCHER		IP	WLS	BF	H	R	ER	SO	BB	IBB	HBP	BLK	WP	HR	S	P	ERA	WHIP
Joe Coleman, R ERA: 5.44	(1, 1)	1.2		12	4	2	2	2	3	0	0	0	1	0	13	25	10.80	4.200
Bob Priddy, R ERA: 4.5	(2, 1)	4.1		14	4	1	1	1	0	0	0	0	0	1	16	16	2.08	0.923
Bob Humphreys, R ERA: 4.52	(7, 1)	2.0		8	2	0	0	1	0	0	0	0	0	0	10	10	0.00	1.000
Dave Baldwin, R ERA: 1.56	(9, 1)	0.2		4	0	0	0	0	1	1	0	0	0	0	2	10	0.00	1.500
Casey Cox, R ERA: 3.29	(9, 1)	1.0	L	8	2	1	1	0	2	1	0	0	0	0	5	17	9.00	4.000

PITCHER	IP	WLS	BF	H	R	ER	SO	BB	IBB	HBP	BLK	WP	HR	S	P	ERA	WHIP

BOTTOM

Washington Senators @ Cleveland Indians

Cleveland Municipal Stadium, Cleveland, OH

Sat Jul 08 1967, 3:33 AM EDT
Att. 8,127 - Unknown

livebaseballscorecards.com

AB	37
R	4
H	12
RBI	4
BB	8
SO	4
LOB	21

1B: 9 SF: 0
2B: 1 SAC: 1
3B: 1 DP: 2
HR: 1 HBP: 0

WP: 1 PA: 46
PB: 0
SB: 0
CS: 1

Washington Senators @ Cleveland Indians

Cleveland Municipal Stadium, Cleveland, OH

Sun Jul 09 1967, 3:33 AM EDT

Unknown

TOP

livebaseballscorecards.com

Batter	1	2	3	4	5	6	7	8	9	AB	R	H	RBI	BB	SO	LOB
Ed Stroud, L (1, 8) OBP: 0.307, SLG: 0.250	BBBB 4-0 1B BB		x 0-0 ① 4-3		x 0-0 S HR 1B		SSS 0-3 ① K		x 0-0 1-3 2-H HR 1B	3	1	1	0	1	1	0
Hank Allen, R (9, PH) OBP: 0.252, SLG: 0.280 (9, 8)										1	1	1	1	0	0	0
Ken McMullen, R (1, 5) OBP: 0.277, SLG: 0.319	SSS 0-3 ① K		x 0-0 ② F5		x 0-0 ② F5		x 0-0 ② 6-3		x 0-0 1-H 3-H HR	5	1	1	3	0	1	2
Frank Howard, R (1, 7) OBP: 0.342, SLG: 0.560	SSS 0-3 ② K		x 0-0 ③ 6-3		x 0-0 1-H HR		x 0-0 ③ 1-3		x 0-0 HR	5	2	2	3	0	1	1
Fred Valentine, S (1, 9) OBP: 0.326, SLG: 0.329	x 0-0 1-2 1B			SSS 0-3 ① K	x 0-0 ③ G3			SSS 0-3 ① K	x 0-0 ① 6-3	5	0	1	0	0	2	0
Mike Epstein, L (1, 3) OBP: 0.316, SLG: 0.368	x 0-0 ③ F8			x 0-0 ② 4-3		x 0-0 1B 1B		x 0-0 ② F4	x 0-0 ② 4-3	5	0	1	0	0	0	2
Bob Humphreys, R (9, 1) OBP: 0.250, SLG: 0.143										0	0	0	0	0	0	0
Paul Casanova, R (1, 2) OBP: 0.299, SLG: 0.402		x 0-0 ① 4-3		x 0-0 E 2B		x 0-0 ① F6		x 0-0 1B	x 0-0 ③ 5-3	5	1	2	0	0	0	1
Bernie Allen, L (1, 4) OBP: 0.236, SLG: 0.218		SSS 0-3 ② K		x 0-0 E3 FC6-4 2-H		x 0-0 ② F5		x 0-0 ③ F9		4	0	0	0	0	1	2
Tim Cullen, R (1, 6) OBP: 0.317, SLG: 0.227		BBBB 4-0 BB		x 0-0 ③ FC6-4 1-2f		x 0-0 1-3 1B			BBBB 4-0 1B 1B BB	2	1	1	0	2	0	1
Phil Ortega, R (1, 1) OBP: 0.114, SLG: 0.061	SSS 0-3 ③ K				x 0-0 ① F9	x 0-0 ③ L4			x 0-0 1B 1-2 HR 1B	3	0	0	0	0	1	3
Darold Knowles, L (6, 1)										0	0	0	0	0	0	0
Dave Baldwin, R (7, 1)										0	0	0	0	0	0	0
Dick Lines, R (7, 1) OBP: 0.375, SLG: 0.167										0	0	0	0	0	0	0
Dick Nen, L (9, PH) (9, 3) OBP: 0.290, SLG: 0.337										1	1	1	0	0	0	0

	AB	39
	R	8
	H	11
	RBI	7
	BB	3
	SO	7
	LOB	12

Inning Stats										
	R: 0 E: 0 K: 2 S: 8	H: 1 LOB: 2 BB: 1 P: 12	R: 0 E: 0 K: 2 S: 7	H: 0 LOB: 1 BB: 1 P: 11	R: 0 E: 0 K: 0 S: 3	H: 0 LOB: 0 BB: 0 P: 3	R: 1 E: 1 K: 1 S: 7	H: 1 LOB: 1 BB: 0 P: 7	R: 2 E: 0 K: 0 S: 5	H: 2 LOB: 0 BB: 0 P: 5
	R: 0 E: 0 K: 0 S: 5	H: 2 LOB: 0 BB: 0 P: 5	R: 0 E: 0 K: 1 S: 5	H: 0 LOB: 0 BB: 0 P: 5	R: 0 E: 0 K: 1 S: 6	H: 1 LOB: 1 BB: 0 P: 6	R: 5 E: 0 K: 0 S: 7	H: 4 LOB: 0 BB: 1 P: 11	1B: 7 2B: 1 3B: 0 HR: 3	SF: 0 SAC: 0 DP: 0 HBP: 0
	WP: 0 PB: 0 SB: 1 CS: 0	PA: 42								

PITCHER		IP	WLS	BF	H	R	ER	SO	BB	IBB	HBP	BLK	WP	HR	S	P	ERA	WHIP
Steve Hargan, R ERA: 2.68	(1, 1)	8.0		34	7	3	2	7	2	0	0	0	0	1	46	54	2.25	1.125
George Culver, R ERA: 3.71	(9, 1)	0.0		1	0	1	1	0	1	0	0	0	0	0	0	4	∞	∞
Bob Allen, L ERA: 3.54	(9, 1)	0.0		1	1	0	0	0	0	0	0	0	0	0	1	1	∞	∞
Steve Bailey, R ERA: 3.27	(9, 1)	1.0	L	6	3	4	4	0	0	0	0	0	0	2	6	6	36.00	3.000

PITCHER	IP	WLS	BF	H	R	ER	SO	BB	IBB	HBP	BLK	WP	HR	S	P	ERA	WHIP

BOTTOM

Washington Senators @ Cleveland Indians

Cleveland Municipal Stadium, Cleveland, OH

Sun Jul 09 1967, 3:33 AM EDT

Unknown

Batter	1	2	3	4	5	6	7	8	9	AB	R	H	RBI	BB	SO	LOB
Lee Maye, L (1, 9) OBP: 0.331, SLG: 0.471 Don Demeter, R (7, PH) (8, 8) OBP: 0.264, SLG: 0.395	F7		4-3		2-H 1B		BBBB 4-0 1B 1-2 BB		F7	3 1	0 0	1 0	1 0	0 1	0 0	0 0
Vic Davalillo, L (1, 8) OBP: 0.275, SLG: 0.321 Chuck Hinton, R (7, PH) (8, 9) OBP: 0.316, SLG: 0.332	L3			F7	F8		SSS 0-3 K		F4	3 2	0 0	0 0	0 0	0 0	0 1	1 3
Leon Wagner, L (1, 7) OBP: 0.320, SLG: 0.455	6-3			BBBB 4-0 E BB	F8		FC4 1-3 2-H 3-H 1B		4-3	4	0	1	2	1	0	0
Max Alvis, R (1, 5) OBP: 0.315, SLG: 0.399		F7		SSS 0-3 K 1-2	HR	SSS	K			4	1	1	1	0	2	3
Fred Whitfield, L (1, 3) OBP: 0.284, SLG: 0.371 Tony Horton, R (7, PH) (8, 3) OBP: 0.271, SLG: 0.410		BBBB 4-0 BB		6-3	F4		FC4 1-2f			2 1	0 0	0 0	0 0	1 0	0 0	1 2
Chico Salmon, R (1, 4) OBP: 0.282, SLG: 0.333		F9			F6	BBBB 4-0 BB			F9	3	0	0	0	1	0	1
Duke Sims, L (1, 2) OBP: 0.325, SLG: 0.338		6-3			HR	G3			F8	4	1	1	1	0	0	2
Larry Brown, R (1, 6) OBP: 0.333, SLG: 0.368			F5		SH1-4 1B 1B		BBBB 4-0 1B 1B BB		1B	3	2	2	0	1	0	0
Steve Hargan, R (1, 1) OBP: 0.227, SLG: 0.244 Rocky Colavito, R (8, PH) OBP: 0.329, SLG: 0.388 George Culver, R (9, 1) OBP: 0.333, SLG: 0.333 Bob Allen, L (9, 1) Steve Bailey, R (9, 1)			6-3		SH1-4 1-2		BB 1-3 1B 1B		F9	2 1 0 0 0	1 0 0 0 0	0 0 0 0 0	0 0 0 0 0	0 0 0 0 0	0 0 0 0 0	0 1 0 0 0
Inning Stats	R: 0 H: 0 E: 0 LOB: 0 K: 0 BB: 0 S: 3 P: 3	R: 0 H: 0 E: 0 LOB: 1 K: 0 BB: 1 S: 3 P: 7	R: 0 H: 0 E: 0 LOB: 0 K: 0 BB: 0 S: 3 P: 3	R: 0 H: 0 E: 1 LOB: 1 K: 1 BB: 1 S: 5 P: 9	R: 2 H: 3 E: 0 LOB: 1 K: 0 BB: 0 S: 6 P: 6	R: 1 H: 1 E: 0 LOB: 1 K: 0 BB: 1 S: 4 P: 8	R: 2 H: 2 E: 0 LOB: 2 K: 2 BB: 2 S: 9 P: 17	R: 0 H: 1 E: 0 LOB: 1 K: 0 BB: 0 S: 4 P: 4	R: 0 H: 0 E: 0 LOB: 0 K: 0 BB: 0 S: 3 P: 3	1B: 5 2B: 0 3B: 0 HR: 2	SF: 0 SAC: 1 DP: 0 HBP: 0			WP: 0 PB: 0 SB: 0 CS: 0	PA: 39		

livebaseballscorecards.com

	AB	33
	R	5
	H	7
	RBI	5
	BB	5
	SO	3
	LOB	14

PITCHER		IP	WLS	BF	H	R	ER	SO	BB	IBB	HBP	BLK	WP	HR	S	P	ERA	WHIP
Phil Ortega, R ERA: 3.67	(1, 1)	5.2		24	4	3	3	1	3	0	0	0	0	2	23	35	4.76	1.235
Darold Knowles, L ERA: 2.82	(6, 1)	0.1		4	1	2	2	0	2	0	0	0	0	0	2	10	54.00	9.000
Dave Baldwin, R ERA: 1.54	(7, 1)	0.1		1	0	0	0	1	0	0	0	0	0	0	3	3	0.00	0.000
Dick Lines, L ERA: 2.89	(7, 1)	1.2	W	7	2	0	0	1	0	0	0	0	0	0	9	9	0.00	1.200
Bob Humphreys, R ERA: 4.45	(9, 1)	1.0	S	3	0	0	0	0	0	0	0	0	0	0	3	3	0.00	0.000

PITCHER	IP	WLS	BF	H	R	ER	SO	BB	IBB	HBP	BLK	WP	HR	S	P	ERA	WHIP

Washington Senators @ Cleveland Indians

Cleveland Municipal Stadium, Cleveland, OH

Sun Jul 09 1967, 3:38 AM EDT

Att. 24,320 - Unknown

livebaseballscorecards.com

Batter	1	2	3	4	5	6	7	8	9	AB	R	H	RBI	BB	SO	LOB
Ed Stroud, L (1, 8) OBP: 0.295, SLG: 0.239	F8		K		K			F6		4	0	0	0	0	2	2
Ken McMullen, R (1, 5) OBP: 0.277, SLG: 0.318	4-3			6-3	4-3			HR S 1B		4	1	1	0	0	0	1
Frank Howard, R (1, 7) OBP: 0.338, SLG: 0.552	K			F8		5-3		K 1-2		4	0	0	0	0	2	1
Fred Valentine, S (1, 9) OBP: 0.328, SLG: 0.345		F6		1B 1B		K		2-H HR		4	1	2	2	0	1	0
Dick Nen, L (1, 3) OBP: 0.297, SLG: 0.374		K		1-3 1B		HR		3-1		4	1	2	1	0	1	0
Paul Casanova, R (1, 2) OBP: 0.295, SLG: 0.395		K		K		6-3			6-3	4	0	0	0	0	2	2
Bernie Allen, L (1, 4) OBP: 0.236, SLG: 0.241			K		HR		6-3		G3	4	1	1	1	0	1	0
Tim Cullen, R (1, 6) OBP: 0.321, SLG: 0.241			1B		2B		K		F8	4	0	2	0	0	1	0
Barry Moore, L (1, 1) OBP: 0.152, SLG: 0.200			K		K		K			3	0	0	0	0	3	2
Dave Baldwin, R (8, 1)										0	0	0	0	0	0	0

AB	35
R	4
H	8
RBI	4
BB	0
SO	13
LOB	8

TOP

Inning Stats	1	2	3	4	5	6	7	8	9
	R: 0 E: 0 K: 1 S: 5	H: 0 LOB: 0 BB: 0 P: 5	R: 0 E: 0 K: 2 S: 7	H: 0 LOB: 0 BB: 0 P: 7	R: 0 E: 0 K: 3 S: 10	H: 1 LOB: 1 BB: 0 P: 10	R: 0 E: 0 K: 1 S: 7	H: 2 LOB: 2 BB: 0 P: 7	R: 1 E: 0 K: 2 S: 9	H: 2 LOB: 1 BB: 0 P: 9	R: 1 E: 0 K: 1 S: 6	H: 1 LOB: 0 BB: 0 P: 6	R: 0 E: 0 K: 2 S: 7	H: 0 LOB: 0 BB: 0 P: 7	R: 2 E: 0 K: 1 S: 7	H: 2 LOB: 0 BB: 0 P: 7	R: 0 E: 0 K: 0 S: 3	H: 0 LOB: 0 BB: 0 P: 3

| | | | | | | | | | |

Batter	1	2	3	4	5	6	7	8	9	AB	R	H	RBI	BB	SO	LOB
Max Alvis, R (1, 5) OBP: 0.314, SLG: 0.397	6-3		F7	6-3			CS 1B			4	0	1	0	0	0	2
Chuck Hinton, R (1, 9) OBP: 0.312, SLG: 0.327	6-3		6-3		F9		F8 1-2			4	0	0	0	0	0	1
Don Demeter, R (1, 8) OBP: 0.284, SLG: 0.438	1B		HR		K			G5-4-3 BB		3	1	2	1	1	1	0
Tony Horton, R (1, 3) OBP: 0.270, SLG: 0.404	6-3		FC6-4 1B		6-3			F7		4	0	1	0	0	0	2
Rocky Colavito, R (1, 7) OBP: 0.327, SLG: 0.391		G3 SF9 2B	FC6-4 1-2f			F8		G5-4-3 1-2f		4	1	1	0	0	0	2
Chico Salmon, R (1, 4) OBP: 0.281, SLG: 0.325		G3 2-3		SH HBP G5-2-3 BB		L5			F2	3	0	0	0	1	0	1
Joe Azcue, R (1, 2) OBP: 0.361, SLG: 0.460 Lee Maye, L (9, PH) OBP: 0.329, SLG: 0.468		SF9 3-H		G5-2-3 SH HBP 1-2		2B			F7	1 1	0 0	1 0	1 0	0 0	0 0	0 0
Larry Brown, R (1, 6) OBP: 0.333, SLG: 0.365		FC6-4 BB		SH G5-2-3 1-2 2-3		5-3			1-3	2	0	0	0	1	0	1
Sonny Siebert, R (1, 1) OBP: 0.222, SLG: 0.556		FC6-4 1-2f		G5-2-3 1-2 2-3 3-Hf			F7			3	0	0	0	0	0	4
Inning Stats	R: 0 H: 1 E: 0 LOB: 1 K: 0 BB: 0 S: 4 P: 4	R: 1 H: 1 E: 0 LOB: 1 K: 0 BB: 1 S: 4 P: 8	R: 1 H: 2 E: 0 LOB: 1 K: 0 BB: 0 S: 5 P: 5	R: 0 H: 0 E: 1 LOB: 2 K: 0 BB: 1 S: 3 P: 8	R: 0 H: 0 E: 0 LOB: 0 K: 1 BB: 0 S: 5 P: 5	R: 0 H: 1 E: 0 LOB: 1 K: 0 BB: 0 S: 4 P: 4	R: 0 H: 1 E: 0 LOB: 0 K: 0 BB: 0 S: 3 P: 3	R: 0 H: 0 E: 0 LOB: 0 K: 0 BB: 1 S: 2 P: 6	R: 0 H: 0 E: 0 LOB: 0 K: 0 BB: 0 S: 3 P: 3	1B: 3 SF: 1 2B: 2 SAC: 1 3B: 0 DP: 2 HR: 1 HBP: 1						

PITCHER		IP	WLS	BF	H	R	ER	SO	BB	IBB	HBP	BLK	WP	HR	S	P	ERA	WHIP
Barry Moore, L ERA: 3.98	(1, 1)	7.0	W	30	6	2	2	1	3	0	1	0	0	1	28	41	2.57	1.286
Dave Baldwin, R ERA: 1.46	(8, 1)	2.0	S	5	0	0	0	0	0	0	0	0	0	0	5	5	0.00	0.000

PITCHER	IP	WLS	BF	H	R	ER	SO	BB	IBB	HBP	BLK	WP	HR	S	P	ERA	WHIP

BOTTOM

Washington Senators @ Cleveland Indians

Cleveland Municipal Stadium, Cleveland, OH

Sun Jul 09 1967, 3:38 AM EDT

Att. 24,320 - Unknown

livebaseballscorecards.com

AB	29
R	2
H	6
RBI	2
BB	3
SO	1
LOB	13

WP: 0	PA: 35		
PB: 0			
SB: 0			
CS: 1			

Chicago White Sox @ Cleveland Indians

Cleveland Municipal Stadium, Cleveland, OH

Wed Jul 12 1967, 7:05 PM EDT

Att. 9,604 - Unknown

TOP

livebaseballscorecards.com

Batter	1	2	3	4	5	6	7	8	9	AB	R	H	RBI	BB	SO	LOB
Don Buford, S (1, 4) OBP: 0.305, SLG: 0.281	6-3		SF8 1-3 3-H		BB 1-2 2-3		BB		F8	2	0	0	1	2	0	1
Tom McCraw, L (1, 3) OBP: 0.299, SLG: 0.386	CS 1B		CS 1B 3-H		K		K			4	0	2	1	0	2	4
Tommie Agee, R (1, 7) OBP: 0.316, SLG: 0.403	K 1-2		CS 1-2	2B	K			5-3		4	0	1	0	0	2	4
Dick Kenworthy, R (1, 5) OBP: 0.307, SLG: 0.493		F9		K		6-3		F9		4	0	0	0	0	1	1
Ron Hansen, R (1, 6) OBP: 0.282, SLG: 0.315		K		F8		F4		F7		4	0	0	0	0	1	1
Ken Berry, R (1, 8) OBP: 0.324, SLG: 0.342		K		4-3		1B			2B BB	3	1	1	0	1	1	1
Pete Ward, L (1, 9) OBP: 0.365, SLG: 0.369			FC4-6 1B SF8 BB		BB G1 BB	3-1			K	2	1	0	0	2	1	2
Jerry McNertney, R (1, 2) OBP: 0.310, SLG: 0.390			1-2 FC4-6 1B		G1 1-2		L6		1-H 2B	4	0	2	1	0	0	1
Tommy John, R (1, 1) OBP: 0.158, SLG: 0.182			FC4-6 1-2f 2-3 SF8 WP 1B		BB		F5		L4	0	0	0	0	0	0	0
John Buzhardt, R (1, 1) OBP: 0.667, SLG: 0.667										0	0	0	0	0	0	0
Wayne Causey, L (3, PH) OBP: 0.000, SLG: 0.000										1	1	0	0	0	0	2
Jim O'Toole, S (3, 1) OBP: 0.571, SLG: 0.571										0	0	0	0	0	0	0
Don McMahon, R (3, 1) OBP: 0.000, SLG: 0.000										0	0	0	0	0	0	0
Marv Staehle, L (5, PH) OBP: 0.200, SLG: 0.200										0	0	0	0	1	0	0
Wilbur Wood, R (5, 1) OBP: 0.000, SLG: 0.000										0	0	0	0	0	0	0
Buddy Bradford, R (7, PH) OBP: 0.000, SLG: 0.000										0	0	0	0	0	0	0
Bob Locker, S (7, 1) OBP: 0.000, SLG: 0.000										1	0	0	0	0	0	0
Smoky Burgess, L (9, PH) OBP: 0.455, SLG: 0.667										1	0	0	0	0	0	1
Inning Stats	R: 0 E: 0 K: 1 S: 5 H: 1 LOB: 0 BB: 0 P: 5	R: 0 E: 0 K: 2 S: 7 H: 0 LOB: 0 BB: 0 P: 7	R: 2 E: 0 K: 0 S: 4 H: 2 LOB: 0 BB: 1 P: 8	R: 0 E: 0 K: 1 S: 6 H: 1 LOB: 1 BB: 0 P: 6	R: 0 E: 0 K: 2 S: 7 H: 0 LOB: 3 BB: 3 P: 19	R: 0 E: 0 K: 0 S: 4 H: 1 LOB: 1 BB: 0 P: 4	R: 0 E: 0 K: 1 S: 5 H: 0 LOB: 1 BB: 1 P: 9	R: 0 E: 0 K: 0 S: 3 H: 0 LOB: 0 BB: 0 P: 3	R: 1 E: 0 K: 1 S: 6 H: 1 LOB: 1 BB: 1 P: 10	1B: 4 2B: 2 3B: 0 HR: 0	SF: 1 SAC: 0 DP: 0 HBP: 0					

	AB	30
	R	3
	H	6
	RBI	3
	BB	6
	SO	8
	LOB	18

WP: 1 PB: 0 SB: 0 CS: 2 PA: 38

PITCHER	IP	WLS	BF	H	R	ER	SO	BB	IBB	HBP	BLK	WP	HR	S	P	ERA	WHIP
Sam McDowell, L (1, 1) ERA: 3.77	9.0	W	37	6	3	3	8	6	0	0	0	1	0	47	71	3.00	1.333

PITCHER	IP	WLS	BF	H	R	ER	SO	BB	IBB	HBP	BLK	WP	HR	S	P	ERA	WHIP

Batter	1	2	3	4	5	6	7	8	9	AB	R	H	RBI	BB	SO	LOB
Max Alvis, R (1, 5) OBP: 0.316, SLG: 0.411	PB 1B 2B	HR		K		F6				4	2	2	1	0	1	2
Chuck Hinton, R (1, 9) OBP: 0.318, SLG: 0.329	S 1B 1B 2-H	BB		K		1-2 2-3 BB				2	1	1	1	2	1	0
Tony Horton, R (1, 3) OBP: 0.261, SLG: 0.389	K 1-2	K		K		F3				4	0	0	0	0	3	5
Don Demeter, R (1, 8) OBP: 0.283, SLG: 0.424 (8, 7)	K		1B 1B BB		F4		K			3	1	0	0	1	2	1
Rocky Colavito, R (1, 7) OBP: 0.331, SLG: 0.394 Vic Davalillo, L (8, 8) OBP: 0.275, SLG: 0.321	1B 1B 2-H		1B 1B 1-3 FC3-2-5		6-3		F8			4 0	0 0	2 0	1 0	0 0	0 0	0 0
Chico Salmon, R (1, 4) OBP: 0.288, SLG: 0.331	1B 1-2		F1		CS 1B		1-3			4	0	2	0	0	0	2
Joe Azcue, R (1, 2) OBP: 0.358, SLG: 0.455	F7		WP 1B FC3-2-5 1-3 3-H		CS 1-2	F7		F8		4	1	1	1	0	0	2
Larry Brown, R (1, 6) OBP: 0.336, SLG: 0.367		B5-6-4 1B	FC3-2-5 WP 1-3 3-H			BB E 1B		F8		4	0	2	0	0	0	2
Sam McDowell, L (1, 1) OBP: 0.209, SLG: 0.293		B5-6-4 1-2f	G3 2-3 3-H			SH BB 1-2		K		3	0	0	0	0	1	2
Inning Stats	R: 2 E: 0 K: 2 S: 11 H: 4 LOB: 2 BB: 0 P: 11	R: 1 E: 0 K: 1 S: 6 H: 2 LOB: 1 BB: 1 P: 10	R: 2 E: 0 K: 0 S: 5 H: 2 LOB: 1 BB: 1 P: 9	R: 0 E: 0 K: 3 S: 9 H: 0 LOB: 0 BB: 0 P: 9	R: 0 E: 0 K: 0 S: 3 H: 1 LOB: 0 BB: 0 P: 3	R: 0 E: 1 K: 0 S: 5 H: 1 LOB: 3 BB: 1 P: 9	R: 0 E: 0 K: 1 S: 5 H: 0 LOB: 0 BB: 0 P: 5	R: 0 E: 0 K: 1 S: 5 H: 0 LOB: 0 BB: 0 P: 5		1B: 8 2B: 1 3B: 0 HR: 1 SF: 0 SAC: 1 DP: 1 HBP: 0						

PITCHER		IP	WLS	BF	H	R	ER	SO	BB	IBB	HBP	BLK	WP	HR	S	P	ERA	WHIP
Tommy John, L ERA: 2.2	(1, 1)	0.2	L	6	4	2	2	2	0	0	0	0	0	0	10	10	27.00	6.000
John Buzhardt, R ERA: 4.29	(1, 1)	1.1		6	2	1	1	1	1	0	0	0	0	1	7	11	6.75	2.250
Jim O'Toole, L ERA: 2.75	(3, 1)	0.1		4	2	2	2	0	1	0	0	0	0	0	3	7	54.00	9.000
Don McMahon, R ERA: 2.09	(3, 1)	1.2		5	0	0	0	3	0	0	0	0	1	0	11	11	0.00	0.000
Wilbur Wood, L ERA: 1.51	(5, 1)	2.0		9	2	0	0	0	1	0	0	0	0	0	8	12	0.00	1.500

PITCHER		IP	WLS	BF	H	R	ER	SO	BB	IBB	HBP	BLK	WP	HR	S	P	ERA	WHIP
Bob Locker, R ERA: 2.05	(7, 1)	2.0		6	0	0	0	2	0	0	0	0	0	0	10	10	0.00	0.000

BOTTOM

Chicago White Sox @ Cleveland Indians

Cleveland Municipal Stadium, Cleveland, OH

Wed Jul 12 1967, 7:05 PM EDT

Att. 9,604 - Unknown

livebaseballscorecards.com

AB	32
R	5
H	10
RBI	4
BB	3
SO	8
LOB	16

1B: 8 SF: 0
2B: 1 SAC: 1
3B: 0 DP: 1
HR: 1 HBP: 0

WP: 1 PA: 37
PB: 1
SB: 1
CS: 1

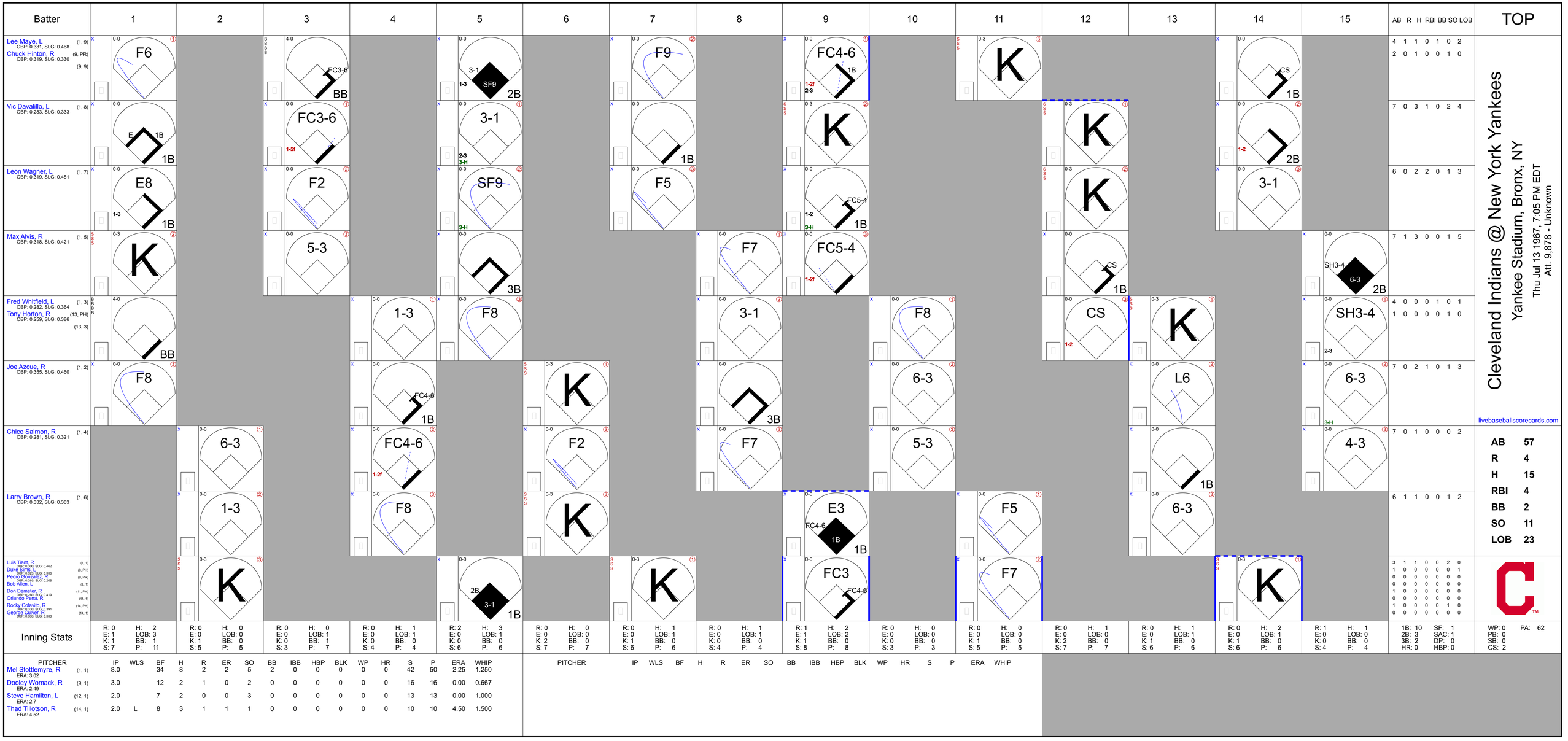
Batter
1
2
3
4
5
6
7
8
9
10
11
12
13
14
15
AB R H RBI BB SO LOB
TOP
Lee Maye, L
OBP: 0.331, SLG: 0.468
Chuck Hinton, R
OBP: 0.319, SLG: 0.330
(1, 9)
(9, PR)
(9, 9)
F6
FC3-6
BB
F9
FC4-6
1B
1-2f
2-3
K
CS
1B
4 1 1 0 1 0 2
2 0 1 0 0 1 0
Vic Davalillo, L
OBP: 0.283, SLG: 0.333
(1, 8)
E 1B
1B
FC3-6
1-2f
3-1
2-3
3-H
1B
K
K
1-2
2B
7 0 3 1 0 2 4
Leon Wagner, L
OBP: 0.319, SLG: 0.451
(1, 7)
E8
1-3
1B
F2
SF9
3-H
F5
FC5-4
1-2
3-H
1B
K
3-1
6 0 2 2 0 1 3
Max Alvis, R
OBP: 0.318, SLG: 0.421
(1, 5)
K
5-3
3B
F7
FC5-4
1-2f
CS
1B
SH3-4
6-3
2B
7 1 3 0 0 1 5
Fred Whitfield, L
OBP: 0.282, SLG: 0.364
Tony Horton, R
OBP: 0.259, SLG: 0.386
(1, 3)
(13, PH)
(13, 3)
BB
1-3
F8
3-1
3B
F8
6-3
CS
1-2
K
SH3-4
2-3
4 0 0 0 0 1 0 1
1 0 0 0 0 0 1 0
Joe Azcue, R
OBP: 0.355, SLG: 0.460
(1, 2)
F8
FC4-6
1B
K
F2
3-1
3B
F8
6-3
L6
6-3
3-H
7 0 2 1 0 1 3
Chico Salmon, R
OBP: 0.281, SLG: 0.321
(1, 4)
6-3
FC4-6
1-2f
F2
F7
5-3
1B
4-3
7 0 1 0 0 0 2
Larry Brown, R
OBP: 0.332, SLG: 0.363
(1, 6)
1-3
F8
K
E3
FC4-6
1B
1B
F5
6-3
6 1 1 0 0 1 2
Luis Tiant, R
OBP: 0.300, SLG: 0.462
Duke Sims, L
OBP: 0.223, SLG: 0.336
Pedro Gonzalez, R
OBP: 0.265, SLG: 0.268
Bob Allen, L
Don Demeter, R
OBP: 0.280, SLG: 0.419
Orlando Pena, R
Rocky Colavito, R
OBP: 0.289, SLG: 0.391
George Culver, R
OBP: 0.333, SLG: 0.333
(1, 1)
(9, PH)
(9, PR)
(9, 1)
(11, PH)
(11, 1)
(14, PH)
(14, 1)
K
2B
3-1
1B
K
FC3
FC4-6
F7
K
3 1 1 0 0 2 0
1 0 0 0 0 0 1
0 0 0 0 0 0 0
0 0 0 0 0 0 0
1 0 0 0 0 0 0
0 0 0 0 0 0 0
1 0 0 0 0 1 0
0 0 0 0 0 0 0
Inning Stats
R: 0 H: 2
E: 1 LOB: 3
K: 1 BB: 1
S: 7 P: 11
R: 0 H: 0
E: 0 LOB: 0
K: 1 BB: 0
S: 5 P: 5
R: 0 H: 0
E: 0 LOB: 1
K: 0 BB: 1
S: 3 P: 7
R: 0 H: 1
E: 0 LOB: 1
K: 0 BB: 0
S: 4 P: 4
R: 2 H: 3
E: 0 LOB: 1
K: 0 BB: 0
S: 6 P: 6
R: 0 H: 0
E: 0 LOB: 0
K: 2 BB: 0
S: 7 P: 7
R: 0 H: 1
E: 0 LOB: 1
K: 1 BB: 0
S: 6 P: 6
R: 0 H: 1
E: 0 LOB: 1
K: 0 BB: 0
S: 4 P: 4
R: 1 H: 2
E: 1 LOB: 2
K: 1 BB: 0
S: 8 P: 8
R: 0 H: 0
E: 0 LOB: 0
K: 0 BB: 0
S: 3 P: 3
R: 0 H: 0
E: 0 LOB: 0
K: 1 BB: 0
S: 5 P: 5
R: 0 H: 1
E: 0 LOB: 0
K: 2 BB: 0
S: 7 P: 7
R: 0 H: 1
E: 0 LOB: 1
K: 1 BB: 0
S: 6 P: 6
R: 0 H: 2
E: 0 LOB: 1
K: 1 BB: 0
S: 6 P: 6
R: 1 H: 1
E: 0 LOB: 0
K: 0 BB: 0
S: 4 P: 4
1B: 10 SF: 1
2B: 3 SAC: 1
3B: 2 DP: 0
HR: 0 HBP: 0
WP: 0 PA: 62
PB: 0
SB: 0
CS: 2
PITCHER IP WLS BF H R ER SO BB IBB HBP BLK WP HR S P ERA WHIP
Mel Stottlemyre, R (1, 1) 8.0 34 8 2 2 5 2 0 0 0 0 0 42 50 2.25 1.250
ERA: 3.02
Dooley Womack, R (9, 1) 3.0 12 2 1 0 2 0 0 0 0 0 0 16 16 0.00 0.667
ERA: 2.49
Steve Hamilton, L (12, 1) 2.0 7 2 0 0 3 0 0 0 0 0 0 13 13 0.00 1.000
ERA: 2.7
Thad Tillotson, R (14, 1) 2.0 L 8 3 1 1 1 0 0 0 0 0 0 10 10 4.50 1.500
ERA: 4.52
PITCHER IP WLS BF H R ER SO BB IBB HBP BLK WP HR S P ERA WHIP
TOP
Cleveland Indians @ New York Yankees
Yankee Stadium, Bronx, NY
Thu Jul 13 1967, 7:05 PM EDT
Att. 9,878 - Unknown
livebaseballscorecards.com
AB 57
R 4
H 15
RBI 4
BB 2
SO 11
LOB 23

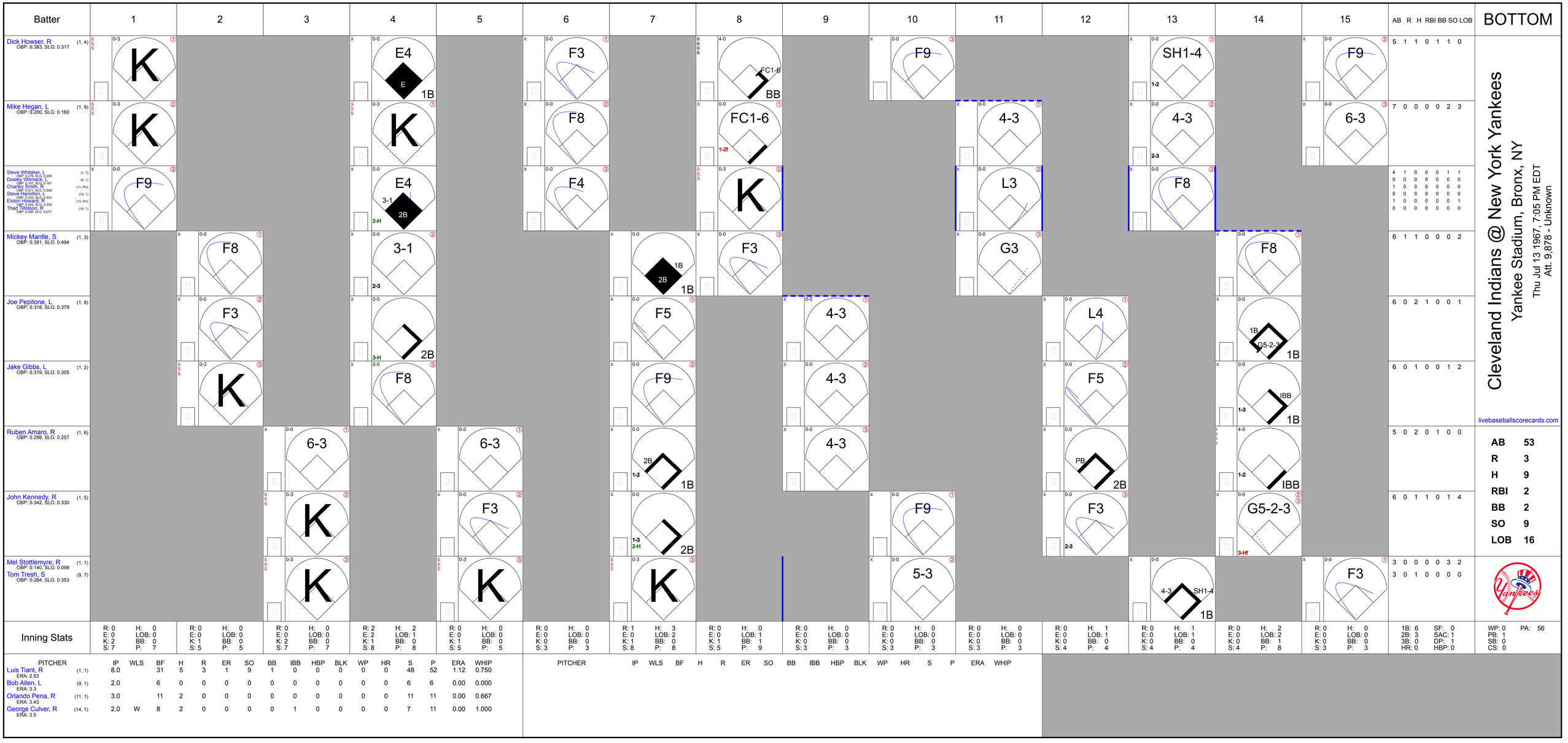
Batter
1
2
3
4
5
6
7
8
9
10
11
12
13
14
15
AB R H RBI BB SO LOB
BOTTOM
Dick Howser, R (1, 4)
OBP: 0.383, SLG: 0.317
5 1 1 0 1 1 0
Mike Hegan, L (1, 9)
OBP: 0.200, SLG: 0.160
7 0 0 0 0 2 3
Steve Whitaker, L (1, 7)
OBP: 0.278, SLG: 0.359
Dooley Womack, L (5, 1)
OBP: 0.167, SLG: 0.167
Charley Smith, R (11, PH)
OBP: 0.231, SLG: 0.308
Steve Hamilton, L (12, 1)
OBP: 0.333, SLG: 0.333
Elston Howard, R (13, PH)
OBP: 0.242, SLG: 0.239
Thad Tillotson, R (14, 1)
OBP: 0.200, SLG: 0.077
4 1 0 0 0 1 1
0 0 0 0 0 0 0
1 0 0 0 0 0 0
0 0 0 0 0 0 0
1 0 0 0 0 0 1
0 0 0 0 0 0 0
Mickey Mantle, S (1, 3)
OBP: 0.391, SLG: 0.494
6 1 1 0 0 0 2
Joe Pepitone, L (1, 8)
OBP: 0.318, SLG: 0.379
6 0 2 1 0 0 1
Jake Gibbs, L (1, 2)
OBP: 0.319, SLG: 0.305
6 0 1 0 0 1 2
Ruben Amaro, R (1, 6)
OBP: 0.298, SLG: 0.257
5 0 2 0 1 0 0
John Kennedy, R (1, 5)
OBP: 0.342, SLG: 0.330
6 0 1 1 0 1 4
Mel Stottlemyre, R (1, 1)
OBP: 0.140, SLG: 0.098
Tom Tresh, S (9, 7)
OBP: 0.284, SLG: 0.353
3 0 0 0 0 3 2
3 0 1 0 0 0 0
Cleveland Indians @ New York Yankees
Yankee Stadium, Bronx, NY
Thu Jul 13 1967, 7:05 PM EDT
Att. 9,878 - Unknown
livebaseballscorecards.com
AB 53
R 3
H 9
RBI 2
BB 2
SO 9
LOB 16
Inning Stats
PITCHER IP WLS BF H R ER SO BB IBB HBP BLK WP HR S P ERA WHIP
Luis Tiant, R (1, 1) ERA: 2.53 8.0 31 5 3 1 9 1 0 0 0 0 0 48 52 1.12 0.750
Bob Allen, L (9, 1) ERA: 3.3 2.0 6 0 0 0 0 0 0 0 0 0 6 6 0.00 0.000
Orlando Pena, R (11, 1) ERA: 3.43 3.0 11 2 0 0 0 0 0 0 0 0 11 11 0.00 0.667
George Culver, R (14, 1) ERA: 3.5 2.0 W 8 2 0 0 0 0 1 0 0 0 0 7 11 0.00 1.000
1B: 6 SF: 0
2B: 3 SAC: 1
3B: 0 DP: 1
HR: 0 HBP: 0
WP: 0 PA: 56
PB: 1
SB: 0
CS: 0

Batter	1	2	3	4	5	6	7	8	9	AB	R	H	RBI	BB	SO	LOB
Max Alvis, R (1, 5) OBP: 0.320, SLG: 0.420	BBBB 4-0 G6-4-3 BB		x 0-0 5-3 ③			x 0-0 1B			x 0-0 F8 ②	3	0	1	0	1	0	0
Chuck Hinton, R (1, 8) OBP: 0.318, SLG: 0.329 Vic Davalillo, L (9, PR) OBP: 0.283, SLG: 0.333	SSS 0-3 K ①			x 0-0 F8 ①		x 0-0 L6 ③			x 0-0 WP 1B	4 0	0 0	1 0	0 0	0 0	1 0	2 0
Don Demeter, R (1, 7) OBP: 0.269, SLG: 0.402	x 0-0 G6-4-3 ②③ 1-2f			x 0-0 4-3 ②			x 0-0 6-3 ①		SSS 0-3 K ③ 1-2	4	0	0	0	0	1	2
Joe Azcue, R (1, 2) OBP: 0.355, SLG: 0.464		x 0-0 1B 2B		x 0-0 F9 ③			x 0-0 6-3 ②			3	1	1	0	0	0	0
Rocky Colavito, R (1, 9) OBP: 0.330, SLG: 0.390		x 0-0 G6-3 1B 2-H			x 0-0 5-3 ①		x 0-0 F3 ③			3	0	1	1	0	0	0
Chico Salmon, R (1, 4) OBP: 0.275, SLG: 0.314		x 0-0 G6-3 ①② 1-2f			SSS 0-3 K ②			x 0-0 F9 ①		3	0	0	0	0	1	1
Tony Horton, R (1, 3) OBP: 0.261, SLG: 0.385		x 0-0 F8 ③			x 0-0 1B ③			x 0-0 2-3 ②		3	0	1	0	0	0	0
Larry Brown, R (1, 6) OBP: 0.329, SLG: 0.358			x 0-0 5-3 ①			SSS 0-3 K ①		x 0-0 F4 ③		3	0	0	0	0	1	0
John O'Donoghue, R (1, 1) OBP: 0.143, SLG: 0.250 Leon Wagner, L (9, PH) OBP: 0.318, SLG: 0.449			SSS 0-3 K ②			x 0-0 F8 ②			x 0-0 3-1 ①	2 1	0 0	0 0	0 0	0 0	1 0	0 0
Inning Stats	R: 0 E: 0 K: 1 S: 4 H: 0 LOB: 0 BB: 1 P: 8	R: 1 E: 0 K: 0 S: 4 H: 2 LOB: 0 BB: 0 P: 4	R: 0 E: 0 K: 1 S: 5 H: 0 LOB: 0 BB: 0 P: 5	R: 0 E: 0 K: 0 S: 3 H: 0 LOB: 0 BB: 0 P: 3	R: 0 E: 0 K: 1 S: 5 H: 1 LOB: 1 BB: 0 P: 5	R: 0 E: 0 K: 1 S: 6 H: 1 LOB: 1 BB: 0 P: 6	R: 0 E: 0 K: 0 S: 3 H: 0 LOB: 0 BB: 0 P: 3	R: 0 E: 0 K: 0 S: 3 H: 0 LOB: 0 BB: 0 P: 3	R: 0 E: 0 K: 1 S: 6 H: 1 LOB: 2 BB: 0 P: 6	1B: 4 2B: 1 3B: 0 HR: 0 SF: 0 SAC: 0 DP: 2 HBP: 0						

PITCHER	IP	WLS	BF	H	R	ER	SO	BB	IBB	HBP	BLK	WP	HR	S	P	ERA	WHIP
Al Downing, L (1, 1) ERA: 2.53	9.0	W	30	5	1	1	5	1	0	0	0	1	0	39	43	1.00	0.667

PITCHER	IP	WLS	BF	H	R	ER	SO	BB	IBB	HBP	BLK	WP	HR	S	P	ERA	WHIP

Cleveland Indians @ New York Yankees

Yankee Stadium, Bronx, NY

Fri Jul 14 1967, 7:05 PM EDT

Unknown

TOP

livebaseballscorecards.com

AB	29
R	1
H	5
RBI	1
BB	1
SO	5
LOB	5

WP: 1 PA: 30
PB: 0
SB: 0
CS: 0

Batter	1	2	3	4	5	6	7	8	9	AB	R	H	RBI	BB	SO	LOB
Dick Howser, R (1, 4) OBP: 0.386, SLG: 0.324	BBBB 4-0 FC5-4 BB		x 0-0 F7 ②		x 0-0 F9 ③			x 0-0 2B		3	0	1	0	1	0	1
John Kennedy, R (1, 5) OBP: 0.331, SLG: 0.317	x 0-0 FC5-4 1-2f 2B ①		x 0-0 5-3 ③			SSS 0-3 K ①		SSS 0-3 K ②		4	1	0	0	0	2	2
Joe Pepitone, L (1, 8) OBP: 0.317, SLG: 0.380	x 0-0 1-H 2B			x 0-0 F5 ①		x 0-0 1-3 ②		x 0-0 F9 ③		4	0	1	1	0	0	1
Mickey Mantle, S (1, 3) OBP: 0.391, SLG: 0.492	x 0-0 6-3 ②			SSS 0-3 K ②		x 0-0 1B				3	0	1	0	0	1	1
Elston Howard, R (1, 2) OBP: 0.243, SLG: 0.259	x 0-0 F9 ③			x 0-0 HR		x 0-0 1-3 ③				3	1	1	1	0	0	2
Steve Whitaker, L (1, 7) OBP: 0.273, SLG: 0.355		x 0-0 F3 ①		SSS 0-3 K ③			SSS 0-3 K ①			3	0	0	0	0	2	0
Ruben Amaro, R (1, 6) OBP: 0.299, SLG: 0.258		x 0-0 5-3 ②			x 0-0 FC1-6 1B		x 0-0 F7 ②			3	0	1	0	0	0	0
Mike Hegan, L (1, 9) OBP: 0.190, SLG: 0.151		x 0-0 1-3 ③			x 0-0 FC1-6 FC5-4 1-2f ①		SSS 0-3 K ③			3	0	0	0	0	1	1
Al Downing, R (1, 1) OBP: 0.186, SLG: 0.225			x 0-0 6-3 ①		x 0-0 FC5-4 1-2f ②			x 0-0 6-3 ①		3	0	0	0	0	0	1
Inning Stats	R: 1 H: 1 E: 0 LOB: 1 K: 0 BB: 1 S: 4 P: 8	R: 0 H: 0 E: 0 LOB: 0 K: 0 BB: 0 S: 3 P: 3	R: 0 H: 0 E: 0 LOB: 0 K: 0 BB: 0 S: 3 P: 3	R: 1 H: 1 E: 0 LOB: 0 K: 2 BB: 0 S: 8 P: 8	R: 0 H: 1 E: 0 LOB: 1 K: 0 BB: 0 S: 4 P: 4	R: 0 H: 1 E: 0 LOB: 1 K: 1 BB: 0 S: 6 P: 6	R: 0 H: 0 E: 0 LOB: 0 K: 2 BB: 0 S: 7 P: 7	R: 0 H: 1 E: 0 LOB: 1 K: 1 BB: 0 S: 6 P: 6		1B: 2 SF: 0 2B: 2 SAC: 0 3B: 0 DP: 0 HR: 1 HBP: 0						

PITCHER	IP	WLS	BF	H	R	ER	SO	BB	IBB	HBP	BLK	WP	HR	S	P	ERA	WHIP
John O'Donoghue, L (1, 1) ERA: 2.24	8.0	L	30	5	2	2	6	1	0	0	0	0	1	41	45	2.25	0.750

PITCHER	IP	WLS	BF	H	R	ER	SO	BB	IBB	HBP	BLK	WP	HR	S	P	ERA	WHIP

BOTTOM

Cleveland Indians @ New York Yankees

Yankee Stadium, Bronx, NY

Fri Jul 14 1967, 7:05 PM EDT

Unknown

livebaseballscorecards.com

AB	29
R	2
H	5
RBI	2
BB	1
SO	6
LOB	9

Batter	1	2	3	4	5	6	7	8	9	AB	R	H	RBI	BB	SO	LOB
Max Alvis, R (1, 5) OBP: 0.317, SLG: 0.415	L4		F7		4-3			6-3 1-2		4	0	0	0	0	0	1
Tony Horton, R (1, 3) OBP: 0.268, SLG: 0.383	6-3		F5			G4-3 1B		BBBB FC5 BB		3	0	1	0	1	0	0
Leon Wagner, L (1, 7) OBP: 0.317, SLG: 0.443 Vic Davalillo, L (8, PR) OBP: 0.283, SLG: 0.333 (8, 8)	BBBB BB			L6		G4-3 1-2f		FC5 1-2 2-3f		3 0	0 0	0 0	0 0	1 0	0 0	3 0
Joe Azcue, R (1, 2) OBP: 0.347, SLG: 0.452	SSS K			F9		F8		1-3		4	0	0	0	0	1	3
Rocky Colavito, R (1, 9) OBP: 0.328, SLG: 0.387		4-3		E 1B 1B			F7		F9	4	0	1	0	0	0	0
Don Demeter, R (1, 8) (8, 7) OBP: 0.269, SLG: 0.396		L5		E7 1-3 1B			F7		6-3	4	0	1	0	0	0	0
Chico Salmon, R (1, 4) OBP: 0.281, SLG: 0.315		BBBB BB		F7			1B		5-3	3	0	1	0	1	0	2
Larry Brown, R (1, 6) OBP: 0.325, SLG: 0.354		F3			F8		5-3			3	0	0	0	0	0	2
Sonny Siebert, R (1, 1) OBP: 0.222, SLG: 0.556 Steve Bailey, R (1, 1) Gus Gil, R (5, PH) OBP: 0.180, SLG: 0.152 Bob Allen, L (5, 1) Pedro Gonzalez, R (8, PH) OBP: 0.269, SLG: 0.272 Orlando Pena, R (8, 1)			SSS K		F3			FC5 6-3 1B		0 1 1 0 1 0	0 0 0 0 0 0	0 0 0 0 1 0	0 0 0 0 0 0	0 1 0 0 0 0	0 0 0 0 0 0	0 0 0 0 0 0
Inning Stats	R: 0 E: 0 K: 1 S: 5 H: 0 LOB: 1 BB: 1 P: 9	R: 0 E: 0 K: 0 S: 3 H: 0 LOB: 1 BB: 1 P: 7	R: 0 E: 0 K: 1 S: 5 H: 0 LOB: 0 BB: 0 P: 5	R: 0 E: 1 K: 0 S: 5 H: 2 LOB: 2 BB: 0 P: 5	R: 0 E: 0 K: 0 S: 3 H: 0 LOB: 0 BB: 0 P: 3	R: 0 E: 0 K: 0 S: 3 H: 1 LOB: 0 BB: 0 P: 3	R: 0 E: 0 K: 0 S: 4 H: 1 LOB: 1 BB: 0 P: 4	R: 0 E: 0 K: 0 S: 4 H: 1 LOB: 2 BB: 1 P: 8	R: 0 E: 0 K: 0 S: 3 H: 0 LOB: 0 BB: 0 P: 3	1B: 5 2B: 0 3B: 0 HR: 0	SF: 0 SAC: 0 DP: 1 HBP: 0					

PITCHER	IP	WLS	BF	H	R	ER	SO	BB	IBB	HBP	BLK	WP	HR	S	P	ERA	WHIP
Fritz Peterson, L (1, 1) ERA: 3.84	9.0	W	34	5	0	0	2	3	0	0	0	0	0	35	47	0.00	0.889

PITCHER	IP	WLS	BF	H	R	ER	SO	BB	IBB	HBP	BLK	WP	HR	S	P	ERA	WHIP

TOP

Cleveland Indians @ New York Yankees

Yankee Stadium, Bronx, NY

Fri Jul 14 1967, 7:05 PM EDT

Att. 15,744 - Unknown

livebaseballscorecards.com

AB	31
R	0
H	5
RBI	0
BB	3
SO	2
LOB	11

WP: 0 PA: 34
PB: 0
SB: 0
CS: 0

BOTTOM

Cleveland Indians @ New York Yankees

Yankee Stadium, Bronx, NY

Fri Jul 14 1967, 7:05 PM EDT

Att. 15,744 - Unknown

livebaseballscorecards.com

Batter	1	2	3	4	5	6	7	8	9	AB	R	H	RBI	BB	SO	LOB
Dick Howser, R (1, 4) OBP: 0.382, SLG: 0.317	BBBB 4-0 1B SF9 BB		x 0-0 ① 6-3	x 0-0 ② F7			x 0-0 ① 1-3			3	1	0	0	1	0	2
Mike Hegan, L (1, 9) OBP: 0.194, SLG: 0.143	x 0-0 ① F7		x 0-0 ② 4-3	SSS 0-3 ③ K			BBBB 4-0 G4-6-3 BB			3	0	0	0	1	1	3
Joe Pepitone, L (1, 8) OBP: 0.319, SLG: 0.382	x 0-0 WP 1-3 1B		x 0-0 1B 1B		x 0-0 ① F9		x 0-0 ②③ G4-6-3 1-2f			4	1	2	0	0	0	1
Mickey Mantle, S (1, 3) OBP: 0.392, SLG: 0.492	x 0-0 ② SF9 3-H		x 0-0 1B 1-3 1B		x 0-0 ② F7			BBBB 4-0 BB		2	0	1	1	1	0	0
Steve Whitaker, L (1, 7) OBP: 0.276, SLG: 0.355	BBBB 4-0 1-3 BB		x 0-0 1-2 3-H 1B		x 0-0 ③ F8			SSS 0-3 ① K		3	0	1	1	1	1	1
Jake Gibbs, L (1, 2) OBP: 0.318, SLG: 0.300	x 0-0 ③ F8		x 0-0 ③ 4-3			BBBB 4-0 G6-4-3 BB		x 0-0 ② F2		3	0	0	0	1	0	5
Charley Smith, R (1, 5) OBP: 0.267, SLG: 0.303		SSS 0-3 ① K		x 0-0 ① F5		x 0-0 ①② G6-4-3 1-2f		x 0-0 ③ F4		4	0	0	0	0	1	2
Ruben Amaro, R (1, 6) OBP: 0.303, SLG: 0.260		SSS 0-3 ② K		BBBB 4-0 BB BB		x 0-0 1B				2	0	1	0	1	1	0
Fritz Peterson, S (1, 1) OBP: 0.259, SLG: 0.091		SSS 0-3 ③ K		BBBB 4-0 1-2 BB		SSS 0-3 ③ K				2	0	0	0	1	2	1

	AB	26
	R	2
	H	5
	RBI	2
	BB	7
	SO	6
	LOB	15

Inning Stats																								
	R: 1	H: 1	R: 0	H: 0	R: 1	H: 3	R: 0	H: 0	R: 0	H: 0	R: 0	H: 1	R: 0	H: 0	R: 0	H: 0	1B: 5	SF: 1	WP: 2	PA: 34
	E: 0	LOB: 2	E: 0	LOB: 0	E: 0	LOB: 2	E: 0	LOB: 2	E: 0	LOB: 0	E: 0	LOB: 1	E: 0	LOB: 0	E: 0	LOB: 1	2B: 0	SAC: 0	PB: 0	
	K: 0	BB: 2	K: 3	BB: 0	K: 0	BB: 0	K: 1	BB: 2	K: 0	BB: 0	K: 1	BB: 1	K: 0	BB: 1	K: 1	BB: 1	3B: 0	DP: 2	SB: 0	
	S: 4	P: 12	S: 9	P: 9	S: 6	P: 6	S: 5	P: 13	S: 3	P: 3	S: 5	P: 9	S: 2	P: 6	S: 5	P: 9	HR: 0	HBP: 0	CS: 0	

PITCHER		IP	WLS	BF	H	R	ER	SO	BB	IBB	HBP	BLK	WP	HR	S	P	ERA	WHIP
Sonny Siebert, R ERA: 2.81	(1, 1)	0.2	L	5	1	1	1	0	2	0	0	0	1	0	3	11	13.50	4.500
Steve Bailey, R ERA: 3.23	(1, 1)	3.1		15	3	1	1	4	2	0	0	0	0	0	21	29	2.70	1.500
Bob Allen, L ERA: 3.0	(5, 1)	3.0		10	1	0	0	1	2	0	0	0	0	0	10	18	0.00	1.000
Orlando Pena, R ERA: 3.35	(8, 1)	1.0		4	0	0	0	1	1	0	0	0	0	0	5	9	0.00	1.000

PITCHER	IP	WLS	BF	H	R	ER	SO	BB	IBB	HBP	BLK	WP	HR	S	P	ERA	WHIP

Cleveland Indians @ New York Yankees

Yankee Stadium, Bronx, NY

Sat Jul 15 1967, 3:33 AM EDT

Att. 24,001 - Unknown

TOP

livebaseballscorecards.com

Batter	1	2	3	4	5	6	7	8	9	AB	R	H	RBI	BB	SO	LOB
Max Alvis, R (1, 5) OBP: 0.313, SLG: 0.410	K		6-3		F4			F6		4	0	0	0	0	1	2
Tony Horton, R (1, 3) OBP: 0.260, SLG: 0.371	1-3			K		F7		6-3		4	0	0	0	0	1	0
Leon Wagner, L (1, 7) OBP: 0.316, SLG: 0.440	F7			L6		K		1B		4	0	1	0	0	1	0
Rocky Colavito, R (1, 9) OBP: 0.337, SLG: 0.394		WP BB		2B		FC6-4 BB		K		2	0	1	0	2	1	1
Don Demeter, R (1, 8) OBP: 0.259, SLG: 0.381		K		L4		FC6-4 1-2f			6-3	4	0	0	0	0	1	3
Duke Sims, L (1, 2) OBP: 0.327, SLG: 0.354		F9 1-2			BB 1B		6-3 3B		3-1	4	1	2	0	0	0	1
Pedro Gonzalez, R (1, 4) OBP: 0.269, SLG: 0.267		4-3			F5		K		FC5 S BB	3	0	0	0	1	1	3
Larry Brown, R (1, 6) OBP: 0.324, SLG: 0.350			F7		1-2 BB		6-3 3-H		FC5 1-3	3	0	0	1	1	0	1
Ed Connolly, L (1, 1) OBP: 0.250, SLG: 0.250			F6		F7		3-1			1	0	0	0	0	0	0
Chuck Hinton, R (5, PH) OBP: 0.317, SLG: 0.328										1	0	0	0	0	0	2
Steve Bailey, R (5, 1)										0	0	0	0	0	0	0
Lee Maye, L (7, PH) OBP: 0.330, SLG: 0.465										1	0	0	0	0	0	0
George Culver, R (7, 1) OBP: 0.333, SLG: 0.333										0	0	0	0	0	0	0
Inning Stats	R: 0 E: 0 K: 1 S: 5 H: 0 LOB: 0 BB: 0 P: 5	R: 0 E: 0 K: 1 S: 5 H: 0 LOB: 1 BB: 1 P: 9	R: 0 E: 0 K: 0 S: 3 H: 0 LOB: 0 BB: 0 P: 3	R: 0 E: 0 K: 1 S: 6 H: 1 LOB: 1 BB: 0 P: 6	R: 0 E: 0 K: 0 S: 4 H: 1 LOB: 2 BB: 1 P: 8	R: 0 E: 0 K: 1 S: 5 H: 0 LOB: 1 BB: 1 P: 9	R: 1 E: 0 K: 1 S: 6 H: 1 LOB: 0 BB: 0 P: 6	R: 0 E: 0 K: 1 S: 6 H: 1 LOB: 1 BB: 0 P: 6	R: 0 E: 0 K: 0 S: 3 H: 0 LOB: 1 BB: 1 P: 7	1B: 2 2B: 1 3B: 1 HR: 0 SF: 0 SAC: 0 DP: 0 HBP: 0	WP: 1 PB: 0 SB: 1 CS: 0 PA: 35					

AB	31
R	1
H	4
RBI	1
BB	4
SO	6
LOB	13

PITCHER	IP	WLS	BF	H	R	ER	SO	BB	IBB	HBP	BLK	WP	HR	S	P	ERA	WHIP
Steve Barber, L (1, 1) ERA: 4.24	9.0	W	35	4	1	1	6	4	0	0	0	1	0	43	59	1.00	0.889

PITCHER	IP	WLS	BF	H	R	ER	SO	BB	IBB	HBP	BLK	WP	HR	S	P	ERA	WHIP

BOTTOM

Cleveland Indians @ New York Yankees

Yankee Stadium, Bronx, NY

Sat Jul 15 1967, 3:33 AM EDT

Att. 24,001 - Unknown

livebaseballscorecards.com

Batter	1	2	3	4	5	6	7	8	9	AB	R	H	RBI	BB	SO	LOB
Dick Howser, R (1, 4) OBP: 0.385, SLG: 0.313	BBBB 4-0 WP SH1-4 BB		BBBB 4-0 E BB	x 0-0 ③ 5-3		x 0-0 ③ 1-3				2	1	0	0	2	0	3
Ruben Amaro, R (1, 6) OBP: 0.308, SLG: 0.262	x 0-0 ① SH1-4 1-2		SSS 0-3 ① K		BBBB 4-0 S 1B BB		x 0-0 G6-4-3 1B			2	1	1	0	1	1	1
Joe Pepitone, L (1, 8) OBP: 0.318, SLG: 0.384	SSS 0-3 ② K		x 0-0 E9 1-H SF8 2B		x 0-0 ① F7		SSS 0-3 ① K			4	1	1	1	0	2	3
Mickey Mantle, S (1, 3) OBP: 0.390, SLG: 0.488	BBBB 4-0 2-3 BB		x 0-0 ② SF8 3-H		SSS 0-3 ② K		x 0-0 ②③ G6-4-3 1-2f			2	0	0	1	1	1	2
Elston Howard, R (1, 2) OBP: 0.243, SLG: 0.259	SSS 0-3 ③ K		x 0-0 ③ F8		x 0-0 1-H 1B			x 0-0 ① 6-3		4	0	1	1	0	1	2
Steve Whitaker, L (1, 7) OBP: 0.279, SLG: 0.369		x 0-0 HR		x 0-0 ① 4-3	x 0-0 ③ G3			x 0-0 F9-3 1B		4	1	2	1	0	0	1
John Kennedy, R (1, 5) OBP: 0.320, SLG: 0.305		x 0-0 ① 5-3		x 0-0 ② F4		x 0-0 ① 6-3		x 0-0 ②③ F9-3 1-2		4	0	0	0	0	0	1
Mike Hegan, L (1, 9) OBP: 0.215, SLG: 0.140		SSS 0-3 ② K		BBBB 4-0 1B BB		BBBB 4-0 S BB				1	0	0	0	2	1	0
Steve Barber, L (1, 1) OBP: 0.207, SLG: 0.222		x 0-0 ③ G3		x 0-0 1-3 1B		SSS 0-3 ② K 1-2				3	0	1	0	0	1	1
Inning Stats	R: 0 H: 0 E: 0 LOB: 2 K: 2 BB: 2 S: 7 P: 15	R: 1 H: 1 E: 0 LOB: 0 K: 1 BB: 0 S: 6 P: 6	R: 2 H: 1 E: 1 LOB: 0 K: 1 BB: 1 S: 6 P: 10	R: 0 H: 1 E: 0 LOB: 2 K: 0 BB: 1 S: 4 P: 8	R: 1 H: 1 E: 0 LOB: 1 K: 1 BB: 1 S: 6 P: 10	R: 0 H: 0 E: 0 LOB: 1 K: 1 BB: 0 S: 5 P: 9	R: 0 H: 1 E: 0 LOB: 0 K: 1 BB: 0 S: 5 P: 5	R: 0 H: 1 E: 0 LOB: 0 K: 0 BB: 0 S: 3 P: 3		1B: 4 SF: 1 2B: 2 SAC: 1 3B: 0 DP: 2 HR: 1 HBP: 0						

	AB	26
	R	4
	H	6
	RBI	4
	BB	6
	SO	7
	LOB	14

WP: 1 PA: 34
PB: 0
SB: 2
CS: 0

PITCHER		IP	WLS	BF	H	R	ER	SO	BB	IBB	HBP	BLK	WP	HR	S	P	ERA	WHIP
Ed Connolly, L ERA: 6.62	(1, 1)	4.0	L	19	3	3	2	4	4	0	0	0	1	1	23	39	4.50	1.750
Steve Bailey, R ERA: 3.28	(5, 1)	2.0		9	1	1	1	2	2	0	0	0	0	0	11	19	4.50	1.500
George Culver, R ERA: 3.32	(7, 1)	2.0		6	2	0	0	1	0	0	0	0	0	0	8	8	0.00	1.000

PITCHER	IP	WLS	BF	H	R	ER	SO	BB	IBB	HBP	BLK	WP	HR	S	P	ERA	WHIP

Cleveland Indians @ Washington Senators

D.C. Stadium, Washington, DC

Sun Jul 16 1967, 3:33 AM EDT

Att. 12,096 - Unknown

TOP

livebaseballscorecards.com

Batter	1	2	3	4	5	6	7	8	9	AB	R	H	RBI	BB	SO	LOB
Lee Maye, L (1, 9) OBP: 0.339, SLG: 0.491	x 0-0 CS 1B		x 0-0 1B			x 0-0 ① L3		x 0-0 HR		4	1	3	1	0	0	0
Vic Davalillo, L (1, 8) OBP: 0.282, SLG: 0.331	x 0-0 ① ② F7 1-2		x 0-0 ③ F7			x 0-0 E9 1B		x 0-0 ② 4-3		4	0	1	0	0	0	2
Max Alvis, R (1, 5) OBP: 0.313, SLG: 0.406	B B B B 4-0 BB			x 0-0 ① F2		x 0-0 ② F7		x 0-0 ③ 2-3		3	0	0	0	1	0	1
Leon Wagner, L (1, 7) OBP: 0.311, SLG: 0.433	x 0-0 ③ F4			x 0-0 ② 6-3		S S S 0-3 ③ K			x 0-0 ① F8	4	0	0	0	0	1	2
Tony Horton, R (1, 3) OBP: 0.260, SLG: 0.362		x 0-0 ① 5-3		x 0-0 ③ F9			B B B B 4-0 BB		x 0-0 ② 5-3	3	0	0	0	1	0	0
Duke Sims, L (1, 2) OBP: 0.320, SLG: 0.344		S S S 0-3 ② K			x 0-0 ① F9		x 0-0 ① F8		x 0-0 ③ 4-3	4	0	0	0	0	1	1
Pedro Gonzalez, R (1, 4) OBP: 0.271, SLG: 0.265		x 0-0 ③ 6-3			B B B 4-0 BB		x 0-0 ② F9			1	0	0	0	1	0	0
Chuck Hinton, R (7, PH) OBP: 0.316, SLG: 0.326 (7, 4)										1	0	0	0	0	0	1
Larry Brown, R (1, 6) OBP: 0.321, SLG: 0.346			x 0-0 ① 6-3		S S S 0-3 ② K		x 0-0 ③ F8			3	0	0	0	0	1	2
Sam McDowell, L (1, 1) OBP: 0.200, SLG: 0.279			S S S 0-3 ② K		x 0-0 ③ F9			x 0-0 ① F4		2	0	0	0	0	1	1
Don Demeter, R (8, PH) OBP: 0.257, SLG: 0.377										1	0	0	0	0	0	0
Orlando Pena, R (8, 1)										0	0	0	0	0	0	0
Inning Stats	R: 0 E: 0 K: 0 S: 3 H: 1 LOB: 1 BB: 1 P: 7	R: 0 E: 0 K: 1 S: 5 H: 0 LOB: 0 BB: 0 P: 5	R: 0 E: 0 K: 1 S: 6 H: 1 LOB: 1 BB: 0 P: 6	R: 0 E: 0 K: 0 S: 3 H: 0 LOB: 0 BB: 0 P: 3	R: 0 E: 0 K: 1 S: 5 H: 0 LOB: 1 BB: 1 P: 9	R: 0 E: 1 K: 1 S: 6 H: 1 LOB: 1 BB: 0 P: 6	R: 0 E: 0 K: 0 S: 3 H: 0 LOB: 1 BB: 1 P: 7	R: 1 E: 0 K: 0 S: 4 H: 1 LOB: 0 BB: 0 P: 4	R: 0 E: 0 K: 0 S: 3 H: 0 LOB: 0 BB: 0 P: 3	1B: 3 2B: 0 3B: 0 HR: 1	SF: 0 SAC: 0 DP: 0 HBP: 0						

	AB	30
	R	1
	H	4
	RBI	1
	BB	3
	SO	4
	LOB	10

WP: 0 PB: 0 SB: 0 CS: 1 PA: 33

PITCHER		IP	WLS	BF	H	R	ER	SO	BB	IBB	HBP	BLK	WP	HR	S	P	ERA	WHIP
Bob Humphreys, R ERA: 4.06	(1, 1)	6.0	W	22	3	0	0	4	2	0	0	0	0	0	28	36	0.00	0.833
Bob Priddy, R ERA: 4.42	(7, 1)	3.0	S	11	1	1	1	0	1	0	0	0	0	1	10	14	3.00	0.667

PITCHER	IP	WLS	BF	H	R	ER	SO	BB	IBB	HBP	BLK	WP	HR	S	P	ERA	WHIP

Batter	1	2	3	4	5	6	7	8	9	AB	R	H	RBI	BB	SO	LOB
Tim Cullen, R (1, 6) OBP: 0.344, SLG: 0.281	F9		BB		SH1-4 1B		F8			3	0	1	0	1	0	0
Ken McMullen, R (1, 5) OBP: 0.285, SLG: 0.356	HR		K		SH1-4			HR		3	2	2	2	0	1	2
Frank Howard, R (1, 7) Ed Stroud, L (8, PR) OBP: 0.305, SLG: 0.257 (9, 8)	5-3		K		F2			2B		4 0	0 1	1 0	0 0	0 0	1 0	3 0
Fred Valentine, S (1, 9) OBP: 0.333, SLG: 0.340	K		K		L5			L4 2-H		4	0	1	1	0	2	3
Paul Casanova, R (1, 2) OBP: 0.281, SLG: 0.375		F9		F2		F7		F5		4	0	0	0	0	0	1
Hank Allen, R (1, 8) OBP: 0.252, SLG: 0.278 (9, 7)		S 1B		K		6-3		L4 2-3		4	0	1	0	0	1	1
Mike Epstein, L (1, 3) OBP: 0.328, SLG: 0.421		K		2B 1B		4-3				3	1	1	0	0	1	1
Bernie Allen, L (1, 4) OBP: 0.235, SLG: 0.252		4-3 1-2		1-H 2B			K			3	0	1	1	0	1	1
Bob Humphreys, R (1, 1) Bob Priddy, R (7, 1) OBP: 0.300, SLG: 0.125 OBP: 0.364, SLG: 0.222			BB	4-3			K			1 1	0 0	0 0	0 0	1 0	0 1	1 0
Inning Stats	R: 1 H: 1 E: 0 LOB: 0 K: 1 BB: 0 S: 6 P: 6	R: 0 H: 1 E: 0 LOB: 1 K: 1 BB: 0 S: 6 P: 6	R: 0 H: 0 E: 0 LOB: 2 K: 3 BB: 2 S: 9 P: 17	R: 1 H: 2 E: 0 LOB: 1 K: 1 BB: 0 S: 7 P: 7	R: 0 H: 1 E: 0 LOB: 1 K: 0 BB: 0 S: 4 P: 4	R: 0 H: 0 E: 0 LOB: 0 K: 0 BB: 0 S: 3 P: 3	R: 0 H: 0 E: 0 LOB: 0 K: 2 BB: 0 S: 7 P: 7	R: 2 H: 3 E: 0 LOB: 1 K: 0 BB: 0 S: 5 P: 5		1B: 3 SF: 0 2B: 4 SAC: 1 3B: 0 DP: 1 HR: 2 HBP: 0						

PITCHER		IP	WLS	BF	H	R	ER	SO	BB	IBB	HBP	BLK	WP	HR	S	P	ERA	WHIP
Sam McDowell, L ERA: 3.71	(1, 1)	7.0	L	28	5	2	2	8	2	0	0	0	0	1	42	50	2.57	1.000
Orlando Pena, R ERA: 3.7	(8, 1)	1.0		5	3	2	2	0	0	0	0	0	0	1	5	5	18.00	3.000

PITCHER	IP	WLS	BF	H	R	ER	SO	BB	IBB	HBP	BLK	WP	HR	S	P	ERA	WHIP

BOTTOM

Cleveland Indians @ Washington Senators

D.C. Stadium, Washington, DC

Sun Jul 16 1967, 3:33 AM EDT

Att. 12,096 - Unknown

livebaseballscorecards.com

AB	30
R	4
H	8
RBI	4
BB	2
SO	8
LOB	13

WASHINGTON SENATORS

Cleveland Indians @ Washington Senators

D.C. Stadium, Washington, DC

Mon Jul 17 1967, 7:05 PM EDT

Att. 23,728 - Unknown

TOP

livebaseballscorecards.com

Batter	1	2	3	4	5	6	7	8	9	AB	R	H	RBI	BB	SO	LOB
Lee Maye, L (1, 7) OBP: 0.335, SLG: 0.482	F8		FC4-6 1B	4-3		F4			F7	5	0	1	0	0	0	2
Vic Davalillo, L (1, 8) OBP: 0.289, SLG: 0.338	1B 1B		FC4-6 FC5 BB 1-2f		G6-4-3 1B		5-3		5-3	3	0	2	0	0	0	1
Don Demeter, R (7, PH) OBP: 0.252, SLG: 0.370 (7, 9)										2	0	0	0	0	0	0
Chuck Hinton, R (1, 9) OBP: 0.311, SLG: 0.321 (7, 8)	F9		K		G6-4-3 1-2f		K		5-3	5	0	0	0	0	2	3
Fred Whitfield, L (1, 3) OBP: 0.291, SLG: 0.367	S 1-3 1B		BB 1-2		1B 1B E BB		1B			1	1	1	0	2	0	0
Tony Horton, R (7, PH) OBP: 0.265, SLG: 0.367 (7, 3)										1	0	1	0	0	0	0
Max Alvis, R (1, 5) OBP: 0.312, SLG: 0.405	K 1-2		FC5 2-3f		E 1-2 1B 1B		F9			4	0	1	0	0	1	5
Joe Azcue, R (1, 2) OBP: 0.356, SLG: 0.466		2B		4-3 BLK SF7 1B	E6 1-H 2-H 1B			F7		4	1	3	0	0	0	0
Pedro Gonzalez, R (1, 4) OBP: 0.267, SLG: 0.261	K			4-3 1-3	K 1B			1B 1B		3	0	0	0	0	2	2
Chico Salmon, R (8, PH) OBP: 0.286, SLG: 0.319 (8, 4)										1	0	1	0	0	0	0
Larry Brown, R (1, 6) OBP: 0.323, SLG: 0.350	F1			SF7 3-H		K 1B		G1-4-3 1-2 1B		3	0	2	1	0	0	1
Luis Tiant, R (1, 1) OBP: 0.302, SLG: 0.452	K2-3					K		G1-4-3 1-2f		3	0	1	0	0	2	2
Bob Allen, L (6, 1)										0	0	0	0	0	0	0
Steve Bailey, R (7, 1)										0	0	0	0	0	0	0
Rocky Colavito, R (8, PH) OBP: 0.335, SLG: 0.392										1	0	0	0	0	0	2
George Culver, R (8, 1) OBP: 0.333, SLG: 0.333										0	0	0	0	0	0	0
Inning Stats	R: 0 E: 0 K: 1 S: 7 H: 2 LOB: 2 BB: 0 P: 7	R: 0 E: 0 K: 2 S: 8 H: 1 LOB: 1 BB: 0 P: 8	R: 0 E: 0 K: 1 S: 6 H: 1 LOB: 2 BB: 1 P: 10	R: 1 E: 0 K: 0 S: 5 H: 2 LOB: 1 BB: 0 P: 5	R: 1 E: 1 K: 0 S: 4 H: 3 LOB: 2 BB: 1 P: 8	R: 0 E: 0 K: 2 S: 8 H: 1 LOB: 1 BB: 0 P: 8	R: 0 E: 0 K: 1 S: 6 H: 1 LOB: 1 BB: 0 P: 6	R: 0 E: 0 K: 0 S: 4 H: 2 LOB: 1 BB: 0 P: 4	R: 0 E: 0 K: 0 S: 3 H: 0 LOB: 0 BB: 0 P: 3	1B: 12 2B: 1 3B: 0 HR: 0	SF: 1 SAC: 0 DP: 2 HBP: 0						

PITCHER	IP	WLS	BF	H	R	ER	SO	BB	IBB	HBP	BLK	WP	HR	S	P	ERA	WHIP
Joe Coleman, R (1, 1) ERA: 4.85	5.0	W	24	9	2	1	4	2	0	0	1	0	0	30	38	1.80	2.200
Darold Knowles, L (6, 1) ERA: 2.62	4.0	S	15	4	0	0	3	0	0	0	0	0	0	21	21	0.00	1.000

PITCHER	IP	WLS	BF	H	R	ER	SO	BB	IBB	HBP	BLK	WP	HR	S	P	ERA	WHIP

AB	36
R	2
H	13
RBI	1
BB	2
SO	7
LOB	18

WP: 0 PB: 0 SB: 1 CS: 0 PA: 39

BOTTOM

Cleveland Indians @ Washington Senators

D.C. Stadium, Washington, DC

Mon Jul 17 1967, 7:05 PM EDT

Att. 23,728 - Unknown

livebaseballscorecards.com

Batter	1	2	3	4	5	6	7	8	9	AB	R	H	RBI	BB	SO	LOB
Ed Stroud, L (1, 8) OBP: 0.301, SLG: 0.248	4-3		FC5 1B, 1B, BB	F8		FC4-2 1-2 3-H		K2-3		4	1	0	0	1	1	3
Ken McMullen, R (1, 5) OBP: 0.284, SLG: 0.354	5-3		FC5, 1B 1-2	F5		5-3		4-3		5	1	1	0	0	0	3
Frank Howard, R (1, 7) OBP: 0.330, SLG: 0.528 Hank Allen, R (4, 7) OBP: 0.256, SLG: 0.282	BB		FC5, 1B, 1B 1-2 2-3		K		F9, 1B			1 2	1 0	0 1	0 0	1 0	0 1	2 0
Fred Valentine, S (1, 9) OBP: 0.336, SLG: 0.343	K		K		G4-6-3, 1B		S 1-2			4	0	2	0	0	2	4
Mike Epstein, L (1, 3) OBP: 0.326, SLG: 0.417		F7	1B 1-3 2-H 3-H		G4-6-3 1-2f		K			4	0	1	2	0	1	3
Paul Casanova, R (1, 2) OBP: 0.288, SLG: 0.378		BB	1-2 3-H			E, 1B, 1B	F9 2-3			3	1	2	1	1	0	2
Bernie Allen, L (1, 4) OBP: 0.235, SLG: 0.247		F9	F8			F9	BB 1-2			3	0	0	0	1	0	4
Tim Cullen, R (1, 6) OBP: 0.348, SLG: 0.287		F8		1B		1B, E, FC4-2 1-2	F8			4	0	2	0	0	0	4
Joe Coleman, R (1, 1) OBP: 0.161, SLG: 0.107 Darold Knowles, L (6, 1) OBP: 0.125, SLG: 0.125			K	F2		FC4-2 1-3 2-H		F7		2 2	0 0	0 1	0 1	0 0	1 0	1 0
Inning Stats	R: 0 E: 0 K: 1 S: 5 H: 0 LOB: 1 BB: 1 P: 9	R: 0 E: 0 K: 0 S: 3 H: 0 LOB: 1 BB: 1 P: 7	R: 3 E: 0 K: 2 S: 11 H: 3 LOB: 2 BB: 1 P: 15	R: 0 E: 0 K: 0 S: 4 H: 1 LOB: 1 BB: 0 P: 4	R: 0 E: 0 K: 1 S: 5 H: 1 LOB: 0 BB: 0 P: 5	R: 1 E: 1 K: 0 S: 6 H: 3 LOB: 2 BB: 0 P: 6	R: 0 E: 0 K: 1 S: 7 H: 2 LOB: 3 BB: 1 P: 11	R: 0 E: 0 K: 1 S: 5 H: 0 LOB: 0 BB: 0 P: 5		1B: 10 2B: 0 3B: 0 HR: 0 SF: 0 SAC: 0 DP: 1 HBP: 0						

	AB	34
	R	4
	H	10
	RBI	4
	BB	4
	SO	6
	LOB	26

WP: 0 PB: 0 SB: 1 CS: 0 PA: 38

PITCHER		IP	WLS	BF	H	R	ER	SO	BB	IBB	HBP	BLK	WP	HR	S	P	ERA	WHIP
Luis Tiant, R ERA: 2.72	(1, 1)	5.1	L	26	7	4	4	4	3	0	0	0	0	0	31	43	6.75	1.875
Bob Allen, L ERA: 2.91	(6, 1)	1.0		6	3	0	0	1	0	0	0	0	0	0	8	8	0.00	3.000
Steve Bailey, R ERA: 3.24	(7, 1)	0.2		3	0	0	0	0	1	0	0	0	0	0	2	6	0.00	1.500
George Culver, R ERA: 3.23	(8, 1)	1.0		3	0	0	0	1	0	0	0	0	0	0	5	5	0.00	0.000

PITCHER	IP	WLS	BF	H	R	ER	SO	BB	IBB	HBP	BLK	WP	HR	S	P	ERA	WHIP

Batter	1	2	3	4	5	6	7	8	9	AB	R	H	RBI	BB	SO	LOB
Horace Clarke, S (1, 4) OBP: 0.295, SLG: 0.264	1B	1-2 1B			6-3		4-3		F8	5	1	2	0	0	0	1
Roy White, S (1, 5) OBP: 0.250, SLG: 0.250	F8	1-3			6-3			1B		4	0	1	0	0	0	3
Mickey Mantle, S (1, 3) OBP: 0.397, SLG: 0.500	1-3 1B		F4		1B			1-2 P1-4 1B		4	0	3	0	0	0	0
Tom Tresh, S (1, 7) OBP: 0.288, SLG: 0.355	F9		1B 3-6-3 2B		F3			1-2f P1-4		4	1	1	0	0	0	5
Elston Howard, R (1, 2) OBP: 0.253, SLG: 0.264	1-2 3-H 1B		2-3 3-6-3 1B			1-3		IBB		3	0	2	1	1	0	0
Steve Whitaker, L (1, 8) OBP: 0.274, SLG: 0.356	K		1-2f 3-H 3-6-3			1-3		3-1		4	0	0	1	0	1	5
Bill Robinson, R (1, 9) OBP: 0.258, SLG: 0.284		1B 2B		BBB G6-4-3 BB		5-3			5-3	3	0	1	0	1	0	0
Ruben Amaro, R (1, 6) OBP: 0.299, SLG: 0.255		5-3		F6			F8		5-3	4	0	0	0	0	0	2
Al Downing, R (1, 1) OBP: 0.200, SLG: 0.238		2-3 1B		1-2f G6-4-3			F7		1B	2	0	1	0	0	0	1
Thad Tillotson, R (6, 1) OBP: 0.188, SLG: 0.071										1	0	0	0	0	0	0
Steve Hamilton, L (8, 1) OBP: 0.250, SLG: 0.250										0	0	0	0	0	0	0
Charley Smith, R (9, PH) OBP: 0.268, SLG: 0.303										1	0	1	0	0	0	0
Inning Stats	R: 1 E: 0 K: 1 S: 8 H: 3 LOB: 2 BB: 0 P: 8	R: 0 E: 0 K: 0 S: 5 H: 3 LOB: 2 BB: 0 P: 5	R: 1 E: 0 K: 0 S: 4 H: 2 LOB: 0 BB: 0 P: 4	R: 0 E: 0 K: 0 S: 2 H: 0 LOB: 0 BB: 1 P: 6	R: 0 E: 0 K: 0 S: 4 H: 1 LOB: 1 BB: 0 P: 4	R: 0 E: 0 K: 0 S: 3 H: 0 LOB: 0 BB: 0 P: 3	R: 0 E: 0 K: 0 S: 3 H: 0 LOB: 0 BB: 0 P: 3	R: 0 E: 0 K: 0 S: 4 H: 2 LOB: 2 BB: 1 P: 8	R: 0 E: 0 K: 0 S: 4 H: 1 LOB: 1 BB: 0 P: 4	1B: 10 2B: 4 3B: 0 HR: 0 SF: 0 SAC: 0 DP: 3 HBP: 0						

PITCHER	IP	WLS	BF	H	R	ER	SO	BB	IBB	HBP	BLK	WP	HR	S	P	ERA	WHIP
John O'Donoghue, L (1, 1) ERA: 2.21	9.0	W	37	12	2	2	1	1	1	0	0	0	0	37	45	2.00	1.444

PITCHER	IP	WLS	BF	H	R	ER	SO	BB	IBB	HBP	BLK	WP	HR	S	P	ERA	WHIP

TOP

New York Yankees @ Cleveland Indians

Cleveland Municipal Stadium, Cleveland, OH

Wed Jul 19 1967, 7:05 PM EDT

Att. 13,525 - Unknown

livebaseballscorecards.com

AB	35
R	2
H	12
RBI	2
BB	2
SO	1
LOB	17

WP: 0 PB: 0 SB: 0 CS: 0 PA: 37

Batter	1	2	3	4	5	6	7	8	9	AB	R	H	RBI	BB	SO	LOB
Max Alvis, R (1, 5) OBP: 0.316, SLG: 0.416	x 0-0 2B 1B	x 0-0 1-2 3-H 1B			x 0-0 HR		x 0-0 ② 4-3	x 0-0 ③ FC4 1-2f		5	1	3	2	0	0	2
Chuck Hinton, R (1, 8) (9, 9) OBP: 0.313, SLG: 0.327	x 0-0 1-3 2B	x 0-0 ③ F6			x 0-0 E S FC6-2 1B		x 0-0 ③ F3			4	0	2	0	0	0	2
Leon Wagner, L (1, 7) OBP: 0.310, SLG: 0.427	H 1-0 G6-4-3 HBP		x 0-0 ① F9		x 0-0 ② FC6-2 1-H			x 0-0 ① F5		3	0	0	0	0	0	1
Don Demeter, R (9, 7) OBP: 0.252, SLG: 0.370										0	0	0	0	0	0	0
Joe Azcue, R (1, 2) OBP: 0.348, SLG: 0.455	x 0-0 ① F6		x 0-0 ② 5-3		x 0-0 ③ F2			x 0-0 ② F7		4	0	0	0	0	0	4
Rocky Colavito, R (1, 9) OBP: 0.333, SLG: 0.385	x 0-0 ② ③ G6-4-3 1-2f		S S S 0-3 ③ K			x 0-0 ① F7		B B B B 4-0 E BB		3	0	0	0	1	1	3
Vic Davalillo, L (8, PR) (9, 8) OBP: 0.289, SLG: 0.338										0	1	0	0	0	0	0
Tony Horton, R (1, 3) OBP: 0.272, SLG: 0.382		B B B B 4-0 6-3 S 1B BB		x 0-0 ① F8		S S S 0-3 ② K		x 0-0 E5 1-H 3B		3	2	1	1	1	1	0
Chico Salmon, R (9, 3) OBP: 0.286, SLG: 0.319										0	0	0	0	0	0	0
Vern Fuller, R (1, 4) OBP: 0.333, SLG: 0.778		S S S 0-3 ① K 1-2		x 0-0 ② 6-3		x 0-0 2B		x 0-0 HR		4	1	2	1	0	1	1
Larry Brown, R (1, 6) OBP: 0.319, SLG: 0.344		x 0-0 ② 6-3 2-3		x 0-0 ③ F5		x 0-0 ③ 5-3		x 0-0 E6 1B		4	0	0	0	0	0	3
John O'Donoghue, R (1, 1) OBP: 0.200, SLG: 0.261		B B B B 4-0 1B BB			S S S 0-3 ① K		x 0-0 ① F7	x 0-0 1-3 FC4 1B		3	0	1	0	1	1	0
Inning Stats	R: 0 E: 0 K: 0 S: 4 H: 2 LOB: 2 BB: 0 P: 5	R: 1 E: 0 K: 1 S: 6 H: 1 LOB: 2 BB: 2 P: 14	R: 0 E: 0 K: 1 S: 5 H: 0 LOB: 0 BB: 0 P: 5	R: 0 E: 0 K: 0 S: 3 H: 0 LOB: 0 BB: 0 P: 3	R: 1 E: 0 K: 1 S: 7 H: 2 LOB: 1 BB: 0 P: 7	R: 0 E: 0 K: 1 S: 6 H: 1 LOB: 1 BB: 0 P: 6	R: 0 E: 0 K: 0 S: 3 H: 0 LOB: 0 BB: 0 P: 3	R: 3 E: 2 K: 0 S: 7 H: 3 LOB: 2 BB: 1 P: 11		1B: 4 2B: 2 3B: 1 HR: 2	SF: 0 SAC: 0 DP: 1 HBP: 1						

PITCHER		IP	WLS	BF	H	R	ER	SO	BB	IBB	HBP	BLK	WP	HR	S	P	ERA	WHIP
Al Downing, L ERA: 2.57	(1, 1)	5.0		22	5	2	2	3	2	0	1	0	0	1	25	34	3.60	1.400
Thad Tillotson, R ERA: 4.75	(6, 1)	2.2	L	14	4	3	3	1	1	0	0	0	0	1	15	19	10.12	1.875
Steve Hamilton, L ERA: 2.33	(8, 1)	0.1		1	0	0	0	0	0	0	0	0	0	0	1	1	0.00	0.000

PITCHER	IP	WLS	BF	H	R	ER	SO	BB	IBB	HBP	BLK	WP	HR	S	P	ERA	WHIP

BOTTOM

New York Yankees @ Cleveland Indians

Cleveland Municipal Stadium, Cleveland, OH

Wed Jul 19 1967, 7:05 PM EDT

Att. 13,525 - Unknown

livebaseballscorecards.com

AB	33
R	5
H	9
RBI	4
BB	3
SO	4
LOB	16

WP: 0 PB: 0 SB: 2 CS: 0 PA: 37

New York Yankees @ Cleveland Indians

Cleveland Municipal Stadium, Cleveland, OH

Thu Jul 20 1967, 3:33 AM EDT

Att. 10,016 - Unknown

TOP

livebaseballscorecards.com

Batter	1	2	3	4	5	6	7	8	9	AB	R	H	RBI	BB	SO	LOB
Horace Clarke, S (1, 4) OBP: 0.295, SLG: 0.264	6-3	K			F9			1B		4	0	1	0	0	1	3
Roy White, S (1, 5) OBP: 0.375, SLG: 0.286	BB		F4		FC5-4			G6-4-3		3	0	1	0	1	0	1
Mickey Mantle, S (1, 3) OBP: 0.399, SLG: 0.496	BB		K			G5-4-3		K		2	0	0	0	2	2	2
Tom Tresh, S (1, 7) OBP: 0.285, SLG: 0.350	F5		4-3			G5-4-3		G6-4-3		4	0	0	0	0	0	5
Elston Howard, R (1, 2) OBP: 0.247, SLG: 0.258	4-3			6-3		F9			F3	4	0	0	0	0	0	2
Bill Robinson, R (1, 9) OBP: 0.258, SLG: 0.283		1B		6-3			5-3		K	4	0	1	0	0	1	0
Steve Whitaker, L (1, 8) OBP: 0.277, SLG: 0.356		K		K			1B		BB	3	0	1	0	1	2	1
Ruben Amaro, R (1, 6) OBP: 0.302, SLG: 0.259		1B			FC5-4		F9		F7	4	0	2	0	0	0	2
Fritz Peterson, S (1, 1) OBP: 0.250, SLG: 0.087		K			L6		K			1	0	0	0	0	1	2
Charley Smith, R (5, PH) OBP: 0.267, SLG: 0.302										1	0	0	0	0	0	1
Bill Monbouquette, R (5, 1) OBP: 0.167, SLG: 0.167										0	0	0	0	0	0	0
Joe Pepitone, L (7, PH) OBP: 0.312, SLG: 0.375										1	0	0	0	0	1	1
Joe Verbanic, R (7, 1) OBP: 0.182, SLG: 0.273										0	0	0	0	0	0	0

	AB	31
	R	0
	H	6
	RBI	0
	BB	4
	SO	8
	LOB	20

Inning Stats	1	2	3	4	5	6	7	8	9	1B: 6	SF: 0	WP: 0	PA: 35
R	0	0	0	0	0	0	0	0	0	2B: 0	SAC: 0	PB: 0	
E	0	0	0	0	0	0	0	0	0	3B: 0	DP: 2	SB: 1	
K	0	3	1	1	0	0	1	1	1	HR: 0	HBP: 0	CS: 0	
S	3	11	5	5	4	2	6	6	5				
LOB	2	2	0	0	1	0	1	2	0				
BB	2	0	0	0	0	1	0	0	1				
P	11	11	5	5	4	6	6	6	9				

PITCHER		IP	W/L/S	BF	H	R	ER	SO	BB	IBB	HBP	BLK	WP	HR	S	P	ERA	WHIP
Sam McDowell, L ERA: 3.47	(1, 1)	9.0	W	35	6	0	0	8	4	0	0	0	0	0	47	63	0.00	1.111

PITCHER		IP	W/L/S	BF	H	R	ER	SO	BB	IBB	HBP	BLK	WP	HR	S	P	ERA	WHIP

BOTTOM

Batter	1	2	3	4	5	6	7	8	9	AB	R	H	RBI	BB	SO	LOB
Max Alvis, R (1, 5) OBP: 0.317, SLG: 0.416	E5 FC1-5 E	1B		2B 1-2 1B		4-3 ②		F7 ②		5	0	2	0	0	0	0
Chuck Hinton, R (1, 8) (8, 9) OBP: 0.312, SLG: 0.328	E6 FC1-5 1-2 1B	F8 ③		1-3 2-H 2B		F4 ③		S S S 0-3 K ③		5	1	1	1	0	1	2
Leon Wagner, L (1, 7) OBP: 0.313, SLG: 0.429 Vic Davalillo, L (7, PR) (8, 8) OBP: 0.289, SLG: 0.338	FC1-5 ① F8 1B 1-2 2-3f	1B 1B FC6-4 1B	F4 ②				0-0 SH3-4 E 1B			4 0	1 1	2 0	0 0	0 0	0 0	4 0
Joe Azcue, R (1, 2) OBP: 0.353, SLG: 0.458	F8 1-2 2-H 1B	FC6-4 1B 1-2 1B	5-3 ③				SH3-4 ① 1-2			3	0	2	1	0	0	2
Rocky Colavito, R (1, 9) (8, 7) OBP: 0.337, SLG: 0.387	F8 ② 1-2 2-3	FC6-4 1-2 2-3 1B		2-3 ①			E7 FC5 1B 2-H 1B			4	0	2	0	0	0	2
Tony Horton, R (1, 3) OBP: 0.279, SLG: 0.381	4-0 IBB	FC6-4 ① G4-6-3 1-2f 2-3 3-H		1B			S S S 0-3 K ②			3	0	1	1	1	1	3
Vern Fuller, R (1, 4) OBP: 0.308, SLG: 0.615	F6 ③	G4-6-3 ②③ 1-2f		F3 ②			1-2 1B			4	0	1	0	0	0	6
Larry Brown, R (1, 6) OBP: 0.315, SLG: 0.339		5-3 ①		4-3 ①	F7 ③		FC5 ③ 2-3f			4	0	0	0	0	0	3
Sam McDowell, L (1, 1) OBP: 0.204, SLG: 0.277		S S S 0-3 K ②		1B 2B 1B		1-3 ①		S S S 0-3 K ①		4	1	1	0	0	2	0
Inning Stats	R: 1 E: 2 K: 0 S: 6 H: 1 LOB: 3 BB: 1 P: 10	R: 0 E: 0 K: 1 S: 6 H: 1 LOB: 1 BB: 0 P: 6	R: 1 E: 0 K: 0 S: 5 H: 3 LOB: 1 BB: 0 P: 5	R: 1 E: 0 K: 0 S: 6 H: 3 LOB: 2 BB: 0 P: 6	R: 0 E: 0 K: 0 S: 4 H: 1 LOB: 1 BB: 0 P: 4	R: 0 E: 0 K: 0 S: 3 H: 0 LOB: 0 BB: 0 P: 3	R: 1 E: 1 K: 1 S: 8 H: 3 LOB: 2 BB: 0 P: 8	R: 0 E: 0 K: 2 S: 7 H: 0 LOB: 0 BB: 0 P: 7		1B: 11 2B: 1 3B: 0 HR: 0	SF: 0 SAC: 1 DP: 1 HBP: 0				WP: 0 PB: 0 SB: 0 CS: 0	PA: 38	

PITCHER		IP	WLS	BF	H	R	ER	SO	BB	IBB	HBP	BLK	WP	HR	S	P	ERA	WHIP
Fritz Peterson, L ERA: 3.87	(1, 1)	4.0	L	22	8	3	2	1	0	1	0	0	0	0	23	27	4.50	2.000
Bill Monbouquette, R ERA: 2.18	(5, 1)	2.0		7	1	0	0	0	0	0	0	0	0	0	7	7	0.00	0.500
Joe Verbanic, R ERA: 2.54	(7, 1)	2.0		9	3	1	1	3	0	0	0	0	0	0	15	15	4.50	1.500

PITCHER	IP	WLS	BF	H	R	ER	SO	BB	IBB	HBP	BLK	WP	HR	S	P	ERA	WHIP

New York Yankees @ Cleveland Indians

Cleveland Municipal Stadium, Cleveland, OH

Thu Jul 20 1967, 3:33 AM EDT

Att. 10,016 - Unknown

livebaseballscorecards.com

AB	36
R	4
H	12
RBI	3
BB	1
SO	4
LOB	22

Boston Red Sox @ Cleveland Indians

Cleveland Municipal Stadium, Cleveland, OH

Fri Jul 21 1967, 7:05 PM EDT

Att. 10,893 - Unknown

TOP

livebaseballscorecards.com

Batter	1	2	3	4	5	6	7	8	9	AB	R	H	RBI	BB	SO	LOB
Mike Andrews, R (1, 4) OBP: 0.331, SLG: 0.332	F3		HR 1B (2-3)	BB			SH1-3 (2-3)			2	1	1	0	1	0	0
Dalton Jones, L (7, 4) OBP: 0.295, SLG: 0.342										0	0	0	0	0	0	0
Joe Foy, R (1, 5) OBP: 0.338, SLG: 0.475	4-3		HR (1-H; 3-H)	F7			K (3-H)			4	1	1	3	0	1	3
Carl Yastrzemski, L (1, 7) OBP: 0.409, SLG: 0.604	K		4-3		K		G3			4	0	0	0	0	2	0
Jose Tartabull, L (7, 7) OBP: 0.309, SLG: 0.257										0	0	0	0	0	0	0
Tony Conigliaro, R (1, 9) OBP: 0.365, SLG: 0.553		1B 2B	K		F7			4-3		3	1	1	0	0	1	0
George Thomas, R (5, 9) OBP: 0.234, SLG: 0.273										1	0	0	0	0	0	0
George Scott, R (1, 3) OBP: 0.359, SLG: 0.445		CS 1B (2-H)		4-1 1B 2B	F5			F7		3	1	2	1	0	0	0
Norm Siebern, L (8, PH) OBP: 0.315, SLG: 0.203 (8, 3)										1	0	0	0	0	0	0
Jerry Adair, R (1, 6) OBP: 0.251, SLG: 0.279		K (1-2)		4-1 (2-3)		K		K		4	0	0	0	0	3	2
Reggie Smith, S (1, 8) OBP: 0.304, SLG: 0.355		F9		PB 1B (3-H)		F7			3-1	4	0	1	1	0	0	0
Mike Ryan, R (1, 2) OBP: 0.288, SLG: 0.264			1B SH2-4 HR BB	PB (1-2)		6-3			K	2	1	1	0	1	0	0
Russ Gibson, R (6, 2) OBP: 0.268, SLG: 0.272				1B						1	0	0	0	0	1	0
Darrell Brandon, R (1, 1) OBP: 0.226, SLG: 0.300			SH2-4 (1-2)	K (1-2; 2-3)			SH1-3 WP 2B		F7	3	1	1	0	0	1	2

Inning Stats	R: 0 E: 0 K: 1 S: 5	H: 0 LOB: 0 BB: 0 P: 5	R: 1 E: 0 K: 1 S: 6	H: 2 LOB: 0 BB: 0 P: 6	R: 3 E: 0 K: 1 S: 7	H: 2 LOB: 0 BB: 1 P: 11	R: 1 E: 0 K: 1 S: 8	H: 3 LOB: 3 BB: 1 P: 12	R: 0 E: 0 K: 1 S: 5	H: 0 LOB: 0 BB: 0 P: 5	R: 0 E: 0 K: 1 S: 5	H: 0 LOB: 0 BB: 0 P: 5	R: 1 E: 0 K: 1 S: 6	H: 1 LOB: 0 BB: 0 P: 6	R: 0 E: 0 K: 1 S: 5	H: 0 LOB: 0 BB: 0 P: 5	R: 0 E: 0 K: 1 S: 5	H: 0 LOB: 0 BB: 0 P: 5	1B: 4 2B: 3 3B: 0 HR: 1	SF: 0 SAC: 2 DP: 0 HBP: 0	WP: 1 PB: 1 SB: 0 CS: 1	PA: 36

PITCHER	IP	WLS	BF	H	R	ER	SO	BB	IBB	HBP	BLK	WP	HR	S	P	ERA	WHIP
Luis Tiant, R (1, 1) ERA: 2.96	3.0	L	13	4	4	4	3	1	0	0	0	0	1	18	22	12.00	1.667
Steve Bailey, R (4, 1) ERA: 3.29	2.0		10	3	1	1	2	1	0	0	0	0	0	13	17	4.50	2.000
Ed Connolly, L (6, 1) ERA: 6.1	3.0		10	1	1	1	3	0	0	0	0	1	0	16	16	3.00	0.333
Orlando Pena, R (9, 1) ERA: 3.61	1.0		3	0	0	0	1	0	0	0	0	0	0	5	5	0.00	0.000

AB	32
R	6
H	8
RBI	5
BB	2
SO	9
LOB	7

Boston Red Sox @ Cleveland Indians

Cleveland Municipal Stadium, Cleveland, OH

Fri Jul 21 1967, 7:05 PM EDT

Att. 10,893 - Unknown

livebaseballscorecards.com

BOTTOM

Batter	1	2	3	4	5	6	7	8	9	AB	R	H	RBI	BB	SO	LOB
Lee Maye, L (1, 8) OBP: 0.339, SLG: 0.494	L5		G6-4-3 1B		4-3			HR 3B		4	1	2	0	0	0	2
Max Alvis, R (1, 5) OBP: 0.316, SLG: 0.417	4-3		G6-4-3 1-2f			2B		1-3		4	0	1	0	0	0	2
Leon Wagner, L (1, 7) OBP: 0.312, SLG: 0.438	F8			F9		F8		3-H HR		4	1	1	2	0	0	1
Rocky Colavito, R (1, 9) OBP: 0.335, SLG: 0.381		BBBB CS BB		5-3		F7		1-3		3	0	0	0	1	0	1
Fred Whitfield, L (1, 3) OBP: 0.286, SLG: 0.361		F7 1-2		SSS K		6-3			F9	4	0	0	0	0	1	2
Duke Sims, L (1, 2) OBP: 0.318, SLG: 0.338		BBBB 1B BB			4-3		SSS K		SSS K	3	0	0	0	1	2	0
Vern Fuller, R (1, 4) OBP: 0.412, SLG: 0.647		FC6-4 1-2 1B			1B 1B		SSS K		1B	4	0	3	0	0	1	0
Larry Brown, R (1, 6) OBP: 0.314, SLG: 0.338		FC6-4 1-2f			1-2 1B		SSS K		4-3	4	0	1	0	0	1	3
Luis Tiant, R (1, 1) OBP: 0.302, SLG: 0.452 Don Demeter, R (3, PH) OBP: 0.250, SLG: 0.367 Steve Bailey, R (4, 1) Chuck Hinton, R (5, PH) OBP: 0.311, SLG: 0.327 Ed Connolly, L (6, 1) OBP: 0.250, SLG: 0.250 Tony Horton, R (8, PH) OBP: 0.277, SLG: 0.378 Orlando Pena, R (9, 1)			F7		SSS K			5-3		0 1 0 1 0 1 0 0	0 0 0 0 0 0 0 0	0 0 0 0 0 0 0 0	0 0 0 0 0 0 0 0	0 0 0 1 0 0 0 0	0 0 0 0 1 0 0 0	0 0 0 2 0 0 0 0
Inning Stats	R: 0 E: 0 K: 0 S: 3 H: 0 LOB: 0 BB: 0 P: 3	R: 0 E: 0 K: 0 S: 3 H: 1 LOB: 2 BB: 2 P: 11	R: 0 E: 0 K: 0 S: 3 H: 1 LOB: 0 BB: 0 P: 3	R: 0 E: 0 K: 1 S: 5 H: 0 LOB: 0 BB: 0 P: 5	R: 0 E: 0 K: 1 S: 7 H: 2 LOB: 2 BB: 0 P: 7	R: 0 E: 0 K: 0 S: 4 H: 1 LOB: 1 BB: 0 P: 4	R: 0 E: 0 K: 3 S: 9 H: 0 LOB: 0 BB: 0 P: 9	R: 2 E: 0 K: 0 S: 5 H: 2 LOB: 0 BB: 0 P: 5	R: 0 E: 0 K: 1 S: 6 H: 1 LOB: 1 BB: 0 P: 6	1B: 5 2B: 1 3B: 1 HR: 1 SF: 0 SAC: 0 DP: 1 HBP: 0			WP: 0 PB: 0 SB: 0 CS: 1 PA: 35			

PITCHER	IP	WLS	BF	H	R	ER	SO	BB	IBB	HBP	BLK	WP	HR	S	P	ERA	WHIP
Darrell Brandon, R (1, 1) ERA: 4.06	9.0	W	35	8	2	2	6	2	0	0	0	0	1	45	53	2.00	1.111

PITCHER	IP	WLS	BF	H	R	ER	SO	BB	IBB	HBP	BLK	WP	HR	S	P	ERA	WHIP

AB	33
R	2
H	8
RBI	2
BB	2
SO	6
LOB	13

Batter	1	2	3	4	5	6	7	8	9	AB	R	H	RBI	BB	SO	LOB
Mike Andrews, R (1, 4) OBP: 0.336, SLG: 0.348	HR		E7 1B 1B		1B 1B		6-3			4	2	3	1	0	0	0
Joe Foy, R (1, 5) OBP: 0.340, SLG: 0.475	4-3		G3 2-H 1B		1-2 1B		3-1			4	0	2	1	0	0	0
Carl Yastrzemski, L (1, 7) OBP: 0.410, SLG: 0.611	BB FC5-4		G3 2-3		F5			HR		3	1	1	1	1	0	3
Tony Conigliaro, R (1, 9) OBP: 0.361, SLG: 0.547	FC5-4 1-2f 1B		K		F6			K2-3		3	1	0	0	0	1	4
George Thomas, R (6, 9) OBP: 0.229, SLG: 0.267										1	0	0	0	0	1	0
George Scott, R (1, 3) OBP: 0.361, SLG: 0.444	FC5-4 2-H 1B		L5			BB SH3-4		K		3	0	1	1	1	1	1
Jerry Adair, R (1, 6) OBP: 0.248, SLG: 0.275	FC5-4 1-2f			4-3		SH3-4 1-2		6-3		3	0	0	0	0	0	1
Reggie Smith, S (1, 8) OBP: 0.300, SLG: 0.351		F6		F8		F9			F8	4	0	0	0	0	0	1
Mike Ryan, R (1, 2) OBP: 0.280, SLG: 0.257		6-3		5-3		5-3			5-3	4	0	0	0	0	0	1
Lee Stange, R (1, 1) OBP: 0.097, SLG: 0.100		F8			5-3		F4		F5	4	0	0	0	0	0	0
Inning Stats	R: 2 E: 1 K: 0 S: 5 H: 2 LOB: 1 BB: 1 P: 9	R: 0 E: 0 K: 0 S: 3 H: 0 LOB: 0 BB: 0 P: 3	R: 1 E: 1 K: 1 S: 7 H: 2 LOB: 1 BB: 0 P: 7	R: 0 E: 0 K: 0 S: 3 H: 0 LOB: 0 BB: 0 P: 3	R: 0 E: 0 K: 0 S: 5 H: 2 LOB: 2 BB: 0 P: 5	R: 0 E: 0 K: 0 S: 3 H: 0 LOB: 1 BB: 1 P: 7	R: 0 E: 0 K: 0 S: 3 H: 0 LOB: 0 BB: 0 P: 3	R: 1 E: 0 K: 2 S: 8 H: 1 LOB: 0 BB: 0 P: 8	R: 0 E: 0 K: 0 S: 3 H: 0 LOB: 0 BB: 0 P: 3	1B: 5 2B: 0 3B: 0 HR: 2 SF: 0 SAC: 1 DP: 0 HBP: 0						

PITCHER		IP	WLS	BF	H	R	ER	SO	BB	IBB	HBP	BLK	WP	HR	S	P	ERA	WHIP
Steve Hargan, R ERA: 2.69	(1, 1)	6.0	L	26	6	3	2	1	2	0	0	0	0	1	26	34	3.00	1.333
George Culver, R ERA: 3.29	(7, 1)	2.0		7	1	1	1	2	0	0	0	0	0	1	11	11	4.50	0.500
Bob Allen, L ERA: 2.83	(9, 1)	1.0		3	0	0	0	0	0	0	0	0	0	0	3	3	0.00	0.000

PITCHER	IP	WLS	BF	H	R	ER	SO	BB	IBB	HBP	BLK	WP	HR	S	P	ERA	WHIP

TOP

Boston Red Sox @ Cleveland Indians

Cleveland Municipal Stadium, Cleveland, OH

Sat Jul 22 1967, 3:33 AM EDT

Att. 7,990 - Unknown

livebaseballscorecards.com

AB	33
R	4
H	7
RBI	4
BB	2
SO	3
LOB	11

WP: 0 PB: 0 SB: 0 CS: 0 PA: 36

BOTTOM

Batter	1	2	3	4	5	6	7	8	9	AB	R	H	RBI	BB	SO	LOB
Vic Davalillo, L (1, 8) OBP: 0.295, SLG: 0.338	3-1		BB 1-2			FC5-4 1B			F7	3	0	1	0	1	0	0
Larry Brown, R (1, 6) OBP: 0.311, SLG: 0.335	6-3		F8			FC5-4 1-2f			K	3	0	0	0	0	0	3
Tony Horton, R (9, PH) OBP: 0.275, SLG: 0.375										1	0	0	0	0	1	0
Lee Maye, L (1, 9) OBP: 0.332, SLG: 0.483	L3			F2		K			F9	4	0	0	0	0	1	1
Leon Wagner, L (1, 7) OBP: 0.312, SLG: 0.437		G6-4-3 1B		F7			1-3			3	0	1	0	0	0	0
Max Alvis, R (1, 5) OBP: 0.314, SLG: 0.413		G6-4-3 1-2f		F4			6-3			3	0	0	0	0	0	1
Fred Whitfield, L (1, 3) OBP: 0.283, SLG: 0.356		G3			F2		6-3			3	0	0	0	0	0	0
Vern Fuller, R (1, 4) OBP: 0.350, SLG: 0.550			F6		K			F7		3	0	0	0	0	1	0
Duke Sims, L (1, 2) OBP: 0.313, SLG: 0.331			F8		F9			F9		3	0	0	0	0	0	0
Steve Hargan, R (1, 1) OBP: 0.244, SLG: 0.262			BB 1B			F4		K		1	0	1	0	0	0	0
Don Demeter, R (6, PH) OBP: 0.248, SLG: 0.364										1	0	0	0	0	0	0
George Culver, R (7, 1) OBP: 0.333, SLG: 0.333										0	0	0	0	0	0	0
Rocky Colavito, R (8, PH) OBP: 0.333, SLG: 0.379										1	0	0	0	0	1	0
Bob Allen, L (9, 1)										0	0	0	0	0	0	0
Inning Stats	R: 0 E: 0 K: 0 S: 3 H: 0 LOB: 0 BB: 0 P: 3	R: 0 E: 0 K: 0 S: 3 H: 1 LOB: 0 BB: 0 P: 3	R: 0 E: 0 K: 0 S: 4 H: 1 LOB: 2 BB: 1 P: 8	R: 0 E: 0 K: 0 S: 3 H: 0 LOB: 0 BB: 0 P: 3	R: 0 E: 0 K: 1 S: 5 H: 0 LOB: 0 BB: 0 P: 5	R: 0 E: 0 K: 1 S: 6 H: 1 LOB: 1 BB: 0 P: 6	R: 0 E: 0 K: 0 S: 3 H: 0 LOB: 0 BB: 0 P: 3	R: 0 E: 0 K: 1 S: 5 H: 0 LOB: 0 BB: 0 P: 5	R: 0 E: 0 K: 1 S: 5 H: 0 LOB: 0 BB: 0 P: 5	1B: 3 2B: 0 3B: 0 HR: 0 SF: 0 SAC: 0 DP: 1 HBP: 0						

PITCHER	IP	WLS	BF	H	R	ER	SO	BB	IBB	HBP	BLK	WP	HR	S	P	ERA	WHIP
Lee Stange, R (1, 1) ERA: 2.75	9.0	W	30	3	0	0	4	1	0	0	0	0	0	37	41	0.00	0.444

PITCHER	IP	WLS	BF	H	R	ER	SO	BB	IBB	HBP	BLK	WP	HR	S	P	ERA	WHIP

Boston Red Sox @ Cleveland Indians

Cleveland Municipal Stadium, Cleveland, OH

Sat Jul 22 1967, 3:33 AM EDT

Att. 7,990 - Unknown

livebaseballscorecards.com

AB	29
R	0
H	3
RBI	0
BB	1
SO	4
LOB	5

WP: 0 PA: 30
PB: 0
SB: 0
CS: 0

Boston Red Sox @ Cleveland Indians

Cleveland Municipal Stadium, Cleveland, OH

Sun Jul 23 1967, 3:33 AM EDT

Unknown

TOP

livebaseballscorecards.com

Batter	1	2	3	4	5	6	7	8	9	AB	R	H	RBI	BB	SO	LOB
Mike Andrews, R (1, 4) OBP: 0.336, SLG: 0.346	3-1	HR, BB		F7			K		F4	2	1	0	0	1	0	0
Dalton Jones, L (7, PH) OBP: 0.289, SLG: 0.333										2	0	0	0	0	1	0
(7, 4)																
Joe Foy, R (1, 5) OBP: 0.341, SLG: 0.482	HR, BB	1-H, 2-H, 3-H, HR			6-3		F5		6-3	4	2	1	4	1	0	0
Carl Yastrzemski, L (1, 7) OBP: 0.411, SLG: 0.618	F8	K			HR		BB, 1B		BB	3	1	1	1	1	1	1
Jose Tartabull, L (7, 7) OBP: 0.313, SLG: 0.257										0	0	0	0	1	0	0
Tony Conigliaro, R (1, 9) OBP: 0.367, SLG: 0.565	1-H, HR		WP, G4-6-3, 2B		5-3		1-3, 1B		K	4	2	3	2	0	0	0
George Thomas, R (7, PR) OBP: 0.224, SLG: 0.261										1	0	0	0	0	1	1
(7, 9)																
George Scott, R (1, 3) OBP: 0.360, SLG: 0.441	K		2-3, G4-6-3, BB		K		F9			2	0	0	0	1	2	0
Norm Siebern, L (7, PH) OBP: 0.311, SLG: 0.200										1	0	0	0	0	0	2
(7, 3)																
Jerry Adair, R (1, 6) OBP: 0.249, SLG: 0.280		SH1-3, HR, 2B	1-2f, 3-H, G4-6-3			4-3		2B		3	1	1	0	0	0	1
Rico Petrocelli, R (7, 6) OBP: 0.373, SLG: 0.449										1	0	1	0	0	0	0
Reggie Smith, S (1, 8) OBP: 0.305, SLG: 0.356		SH1-3, HR, 1B	CS, 1B			1B		6-3		4	1	3	0	0	0	1
Mike Ryan, R (1, 2) OBP: 0.277, SLG: 0.253		1-2, 2-3, SH1-3	1-2, CS	K		F9		F9		2	0	0	0	0	1	1
Russ Gibson, R (7, 2) OBP: 0.265, SLG: 0.269										1	0	0	0	0	0	1
Jim Lonborg, R (1, 1) OBP: 0.143, SLG: 0.115		5-3		K		K		K		4	0	0	0	0	3	4

	AB	34
	R	8
	H	10
	RBI	7
	BB	5
	SO	9
	LOB	12

Inning Stats	1	2	3	4	5	6	7	8	9
	R: 2 E: 0 K: 1 S: 6	H: 1 LOB: 0 BB: 1 P: 10	R: 4 E: 0 K: 1 S: 8	H: 3 LOB: 0 BB: 1 P: 12	R: 1 E: 0 K: 0 S: 3	H: 2 LOB: 0 BB: 1 P: 7	R: 0 E: 0 K: 2 S: 7	H: 0 LOB: 0 BB: 0 P: 7	R: 1 E: 0 K: 1 S: 6	H: 1 LOB: 0 BB: 0 P: 6
	R: 0 E: 0 K: 1 S: 6	H: 1 LOB: 1 BB: 0 P: 6	R: 0 E: 0 K: 1 S: 6	H: 1 LOB: 2 BB: 1 P: 10	R: 0 E: 0 K: 1 S: 6	H: 1 LOB: 1 BB: 0 P: 6	R: 0 E: 0 K: 1 S: 5	H: 0 LOB: 1 BB: 1 P: 9		

	1B: 4	SF: 0	WP: 1	PA: 41
	2B: 3	SAC: 1	PB: 0	
	3B: 0	DP: 1	SB: 0	
	HR: 3	HBP: 0	CS: 1	

PITCHER		IP	WLS	BF	H	R	ER	SO	BB	IBB	HBP	BLK	WP	HR	S	P	ERA	WHIP
John O'Donoghue, L ERA: 2.87	(1, 1)	2.0	L	12	4	6	6	2	2	0	0	0	0	2	14	22	27.00	3.000
Steve Bailey, R ERA: 3.33	(3, 1)	2.0		7	2	1	1	2	1	0	0	0	1	0	10	14	4.50	1.500
Orlando Pena, R ERA: 3.57	(5, 1)	3.0		13	3	1	1	3	1	0	0	0	0	1	18	22	3.00	1.333
Bob Allen, L ERA: 2.68	(8, 1)	2.0		8	1	0	0	2	1	0	0	0	0	0	11	15	0.00	1.000

PITCHER		IP	WLS	BF	H	R	ER	SO	BB	IBB	HBP	BLK	WP	HR	S	P	ERA	WHIP

BOTTOM

Batter	1	2	3	4	5	6	7	8	9	AB	R	H	RBI	BB	SO	LOB
Lee Maye, L (1, 9) OBP: 0.323, SLG: 0.470	4-3		F7		F5		3-1		F8	5	0	0	0	0	0	2
Vic Davalillo, L (1, 8) OBP: 0.288, SLG: 0.329	6-3		F8		K			F8		4	0	0	0	0	1	0
Rocky Colavito, R (1, 7) OBP: 0.332, SLG: 0.372	K		BB		K			F8		3	0	0	0	1	2	0
Fred Whitfield, L (1, 3) OBP: 0.282, SLG: 0.351		HR BB	F7			K		6-3		3	1	0	0	1	1	1
Max Alvis, R (1, 5) OBP: 0.313, SLG: 0.414		K		K		F7			HR 2B	4	1	1	0	0	2	1
Duke Sims, L (1, 2) OBP: 0.317, SLG: 0.360		1-H HR		1B 2B		K			F5	4	2	2	2	0	1	1
Vern Fuller, R (1, 4) OBP: 0.375, SLG: 0.708		2B		K			K		2-H HR	4	1	2	2	0	2	1
Larry Brown, R (1, 6) OBP: 0.310, SLG: 0.333		K		2-H 1B			F7		1-3	4	0	1	1	0	1	1
John O'Donoghue, R (1, 1) OBP: 0.200, SLG: 0.261		K		5-3			1B		HBP	0	0	0	0	0	0	0
Don Demeter, R (2, PH) OBP: 0.246, SLG: 0.360										1	0	0	0	0	1	1
Steve Bailey, R (3, 1)										0	0	0	0	0	0	0
Chuck Hinton, R (4, PH) OBP: 0.310, SLG: 0.326										1	0	0	0	0	0	1
Orlando Pena, R (5, 1)										0	0	0	0	0	0	0
Tony Horton, R (7, PH) OBP: 0.280, SLG: 0.380										1	0	1	0	0	0	0
Bob Allen, L (8, 1)										0	0	0	0	0	0	0
Leon Wagner, L (9, PH) OBP: 0.314, SLG: 0.437										0	0	0	0	0	0	0

Inning Stats	1	2	3	4	5	6	7	8	9
	R: 0 E: 0 K: 1 S: 5	H: 0 LOB: 0 BB: 0 P: 5	R: 2 E: 0 K: 3 S: 11	H: 2 LOB: 1 BB: 1 P: 15	R: 0 E: 0 K: 0 S: 3	H: 0 LOB: 1 BB: 1 P: 7	R: 1 E: 0 K: 2 S: 9	H: 2 LOB: 1 BB: 0 P: 9	R: 0 E: 0 K: 2 S: 7	H: 0 LOB: 0 BB: 0 P: 7	R: 0 E: 0 K: 1 S: 6	H: 1 LOB: 1 BB: 0 P: 6	R: 0 E: 0 K: 0 S: 3	H: 0 LOB: 0 BB: 0 P: 3	R: 2 E: 0 K: 0 S: 5	H: 2 LOB: 1 BB: 0 P: 6

1B: 2	SF: 0	
2B: 3	SAC: 0	
3B: 0	DP: 0	
HR: 2	HBP: 1	

WP: 0	PA: 37	
PB: 0		
SB: 0		
CS: 0		

PITCHER	IP	WLS	BF	H	R	ER	SO	BB	IBB	HBP	BLK	WP	HR	S	P	ERA	WHIP
Jim Lonborg, R (1, 1) ERA: 3.04	9.0	W	37	7	5	5	11	2	0	1	0	0	2	56	65	5.00	1.000

PITCHER	IP	WLS	BF	H	R	ER	SO	BB	IBB	HBP	BLK	WP	HR	S	P	ERA	WHIP

Boston Red Sox @ Cleveland Indians

Cleveland Municipal Stadium, Cleveland, OH

Sun Jul 23 1967, 3:33 AM EDT

Unknown

livebaseballscorecards.com

AB	34
R	5
H	7
RBI	5
BB	2
SO	11
LOB	9

Boston Red Sox @ Cleveland Indians

Cleveland Municipal Stadium, Cleveland, OH

Sun Jul 23 1967, 3:38 AM EDT

Att. 13,786 - Unknown

livebaseballscorecards.com

Batter		1	2	3	4	5	6	7	8	9	AB	R	H	RBI	BB	SO	LOB
Mike Andrews, R OBP: 0.331, SLG: 0.340	(1, 4)	0-3 K		0-0 F3		0-0 4-3	0-0 F5			0-0 G5-4-3 1-2f	5	0	0	0	0	1	1
Joe Foy, R OBP: 0.337, SLG: 0.476	(1, 5)	0-3 K		0-3 K		0-0 F7		0-0 F7			4	0	0	0	0	2	0
Carl Yastrzemski, L OBP: 0.415, SLG: 0.620	(1, 7)	0-0 1B		0-0 F2		0-0 HR 1B		0-0 G6-4-3 1B			4	1	3	0	0	0	0
Tony Conigliaro, R OBP: 0.365, SLG: 0.572	(1, 9)	0-0 F6			0-0 F8	0-0 1-H HR		0-0 G6-4-3 1-2f			4	1	1	2	0	0	2
George Scott, R OBP: 0.362, SLG: 0.447	(1, 3)		4-0 BB BB		0-0 E5 1B 1B	0-0 3B			0-0 F8		3	1	1	0	1	0	0
Jerry Adair, R OBP: 0.253, SLG: 0.281	(1, 6)		4-0 1-2 BB		0-0 1B 1-2 BB 1B	0-3 K			0-0 1-3		3	0	1	0	1	1	1
Reggie Smith, S OBP: 0.307, SLG: 0.358	(1, 8)		0-3 K		0-0 BB S 1-3 2-H 1B		0-0 2B 1B		0-0 5-3		4	2	2	1	0	1	2
Mike Ryan, R OBP: 0.288, SLG: 0.268	(1, 2)		0-0 F3		4-0 S 2-3 3-H BB		0-0 1-H 2B			0-0 FC1-6 1B	3	0	2	1	1	0	2
Gary Bell, R OBP: 0.114, SLG: 0.136	(1, 1)		0-0 F4		0-0 1-3 1-2 3-H		0-0 1-3			0-0 FC1-6 G5-4-3 1-2f	4	0	0	0	0	0	4

Inning Stats	1	2	3	4	5	6	7	8	9		
	R: 0 H: 1 E: 0 LOB: 1 K: 2 BB: 0 S: 8 P: 8	R: 0 H: 0 E: 0 LOB: 2 K: 1 BB: 2 S: 5 P: 13	R: 0 H: 0 E: 0 LOB: 0 K: 1 BB: 0 S: 5 P: 5	R: 2 H: 2 E: 1 LOB: 1 K: 0 BB: 1 S: 5 P: 9	R: 2 H: 3 E: 0 LOB: 1 K: 1 BB: 0 S: 8 P: 8	R: 1 H: 2 E: 0 LOB: 0 K: 0 BB: 0 S: 4 P: 4	R: 0 H: 1 E: 0 LOB: 0 K: 0 BB: 0 S: 3 P: 3	R: 0 H: 0 E: 0 LOB: 0 K: 0 BB: 0 S: 3 P: 3	R: 0 H: 1 E: 0 LOB: 0 K: 0 BB: 0 S: 3 P: 3	1B: 7 SF: 0 2B: 1 SAC: 0 3B: 1 DP: 2 HR: 1 HBP: 0	WP: 0 PA: 37 PB: 0 SB: 2 CS: 0

PITCHER		IP	WLS	BF	H	R	ER	SO	BB	IBB	HBP	BLK	WP	HR	S	P	ERA	WHIP
Luis Tiant, R ERA: 3.03	(1, 1)	6.0	L	28	8	5	3	5	3	0	0	0	0	1	35	47	4.50	1.833
George Culver, R ERA: 3.14	(7, 1)	2.0		6	1	0	0	0	0	0	0	0	0	0	6	6	0.00	0.500
Bob Allen, L ERA: 2.61	(9, 1)	1.0		3	1	0	0	0	0	0	0	0	0	0	3	3	0.00	1.000

PITCHER	IP	WLS	BF	H	R	ER	SO	BB	IBB	HBP	BLK	WP	HR	S	P	ERA	WHIP

Batter	1	2	3	4	5	6	7	8	9	AB	R	H	RBI	BB	SO	LOB
Lee Maye, L (1, 9) OBP: 0.327, SLG: 0.476	WP SF9 2B		F5			HBP 1B		F4		4	1	2	0	0	0	1
Vern Fuller, R (1, 4) OBP: 0.357, SLG: 0.654	SF9 2-H			K		1-2 HBP			5-3	2	0	0	1	0	1	0
Rocky Colavito, R (1, 7) OBP: 0.330, SLG: 0.370	F3			F8		F7			1B 1B	4	0	1	0	0	0	2
Joe Azcue, R (1, 2) OBP: 0.346, SLG: 0.448	F3			5-3			L5		F9	4	0	0	0	0	0	1
Max Alvis, R (1, 5) OBP: 0.313, SLG: 0.412		F6			K		K2-3		1-2 1B	4	0	1	0	0	2	0
Tony Horton, R (1, 3) OBP: 0.272, SLG: 0.369		5-3			G3		K		F8	4	0	0	0	0	1	2
Chuck Hinton, R (1, 8) OBP: 0.307, SLG: 0.323		F8			6-3			1-3		3	0	0	0	0	0	0
Chico Salmon, R (1, 6) OBP: 0.280, SLG: 0.313			K			5-3		F8		3	0	0	0	0	1	0
Luis Tiant, R (1, 1) OBP: 0.295, SLG: 0.442			F6			F7		2B		1	0	0	0	0	0	0
Vic Davalillo, L (6, PH) OBP: 0.286, SLG: 0.327										1	0	0	0	0	0	0
George Culver, R (7, 1) OBP: 0.333, SLG: 0.333										0	0	0	0	0	0	0
Fred Whitfield, L (8, PH) OBP: 0.285, SLG: 0.358										1	0	1	0	0	0	0
Bob Allen, L (9, 1)										0	0	0	0	0	0	0
Inning Stats	R: 1 H: 1 E: 0 LOB: 0 K: 0 BB: 0 S: 4 P: 4	R: 0 H: 0 E: 0 LOB: 0 K: 0 BB: 0 S: 3 P: 3	R: 0 H: 0 E: 0 LOB: 0 K: 1 BB: 0 S: 5 P: 5	R: 0 H: 0 E: 0 LOB: 0 K: 1 BB: 0 S: 5 P: 5	R: 0 H: 0 E: 0 LOB: 0 K: 1 BB: 0 S: 5 P: 5	R: 0 H: 1 E: 0 LOB: 2 K: 0 BB: 0 S: 4 P: 5	R: 0 H: 0 E: 0 LOB: 0 K: 2 BB: 0 S: 7 P: 7	R: 0 H: 1 E: 0 LOB: 1 K: 0 BB: 0 S: 4 P: 4	R: 0 H: 2 E: 0 LOB: 2 K: 0 BB: 0 S: 5 P: 5	1B: 3 SF: 1 2B: 2 SAC: 0 3B: 0 DP: 0 HR: 0 HBP: 1						

PITCHER	IP	WLS	BF	H	R	ER	SO	BB	IBB	HBP	BLK	WP	HR	S	P	ERA	WHIP
Gary Bell, R (1, 1) ERA: 3.59	9.0	W	33	5	1	1	5	0	0	1	0	1	0	42	43	1.00	0.556

PITCHER	IP	WLS	BF	H	R	ER	SO	BB	IBB	HBP	BLK	WP	HR	S	P	ERA	WHIP

BOTTOM

Boston Red Sox @ Cleveland Indians

Cleveland Municipal Stadium, Cleveland, OH

Sun Jul 23 1967, 3:38 AM EDT

Att. 13,786 - Unknown

livebaseballscorecards.com

AB	31
R	1
H	5
RBI	1
BB	0
SO	5
LOB	6

Cleveland Indians @ Chicago White Sox

Comiskey Park, Chicago, IL

Tue Jul 25 1967, 8:05 PM EDT

Unknown

TOP

livebaseballscorecards.com

Batter	1	2	3	4	5	6	7	8	9	AB	R	H	RBI	BB	SO	LOB
Lee Maye, L (1, 9) (8, 7) OBP: 0.320, SLG: 0.466	F8		K		4-3		3-1			4	0	0	0	0	1	0
Vic Davalillo, L (1, 8) OBP: 0.291, SLG: 0.331	1B		FC3-6 1B		F7			K		4	0	2	0	0	1	0
Leon Wagner, L (1, 7) OBP: 0.317, SLG: 0.433	F7		FC3-6 1-2f 2B		2B BB			1-0 FC5-4 HBP		2	1	0	0	1	0	2
Chuck Hinton, R (8, PR) (8, 9) OBP: 0.307, SLG: 0.323										0	0	0	0	0	0	0
Max Alvis, R (1, 5) OBP: 0.314, SLG: 0.419	F8		1-H 2B		1-H 2B			FC5-4 WP 1-2f		4	0	2	1	0	0	2
Tony Horton, R (1, 3) OBP: 0.272, SLG: 0.361		1-3	5-3				K	1-0 1-2 HBP		3	0	0	0	0	1	1
Duke Sims, L (1, 2) OBP: 0.321, SLG: 0.364		1B 1B		S 1B			K	F8		4	0	2	0	0	1	2
Vern Fuller, R (1, 4) OBP: 0.313, SLG: 0.567		F3		K 1-2		K			K	4	0	0	0	0	3	2
Larry Brown, R (1, 6) OBP: 0.310, SLG: 0.332		1-2 1B		5-3			K		F4	4	0	1	0	0	1	1
Sam McDowell, L (1, 1) OBP: 0.189, SLG: 0.255		K		K			3-1		K2-3	4	0	0	0	0	3	3
Inning Stats	R: 0 E: 0 K: 0 S: 4 H: 1 LOB: 1 BB: 0 P: 4	R: 0 E: 0 K: 1 S: 7 H: 2 LOB: 2 BB: 0 P: 7	R: 1 E: 0 K: 1 S: 7 H: 2 LOB: 1 BB: 0 P: 7	R: 0 E: 0 K: 2 S: 8 H: 1 LOB: 1 BB: 0 P: 8	R: 0 E: 0 K: 0 S: 3 H: 1 LOB: 2 BB: 1 P: 7	R: 0 E: 0 K: 3 S: 9 H: 0 LOB: 0 BB: 0 P: 9	R: 0 E: 0 K: 1 S: 5 H: 0 LOB: 0 BB: 0 P: 5	R: 0 E: 0 K: 1 S: 5 H: 0 LOB: 2 BB: 0 P: 7	R: 0 E: 0 K: 2 S: 7 H: 0 LOB: 0 BB: 0 P: 7	1B: 5 2B: 2 3B: 0 HR: 0	SF: 0 SAC: 0 DP: 0 HBP: 2						

	AB	33
	R	1
	H	7
	RBI	1
	BB	1
	SO	11
	LOB	13

WP: 1 PB: 0 SB: 1 CS: 0 PA: 36

PITCHER		IP	WLS	BF	H	R	ER	SO	BB	IBB	HBP	BLK	WP	HR	S	P	ERA	WHIP
Bruce Howard, R ERA: 3.07	(1, 1)	5.0		22	7	1	1	4	1	0	0	0	0	0	29	33	1.80	1.600
Bob Locker, R ERA: 2.01	(6, 1)	3.0		11	0	0	0	5	0	0	2	0	1	0	19	21	0.00	0.000
Hoyt Wilhelm, R ERA: 0.96	(9, 1)	1.0	W	3	0	0	0	2	0	0	0	0	0	0	7	7	0.00	0.000

PITCHER	IP	WLS	BF	H	R	ER	SO	BB	IBB	HBP	BLK	WP	HR	S	P	ERA	WHIP

Batter	1	2	3	4	5	6	7	8	9	AB	R	H	RBI	BB	SO	LOB
Walt Williams, R (1, 7) OBP: 0.329, SLG: 0.412	1-3		1-3 1-2			K		FC1-5 1B 1-2 1B		4	1	1	0	0	1	1
Wayne Causey, L (1, 4) OBP: 0.331, SLG: 0.345	F8		K			6-3 BB		FC1-5 1B 1-2 2-3f		3	0	0	0	1	1	3
Hoyt Wilhelm, R (9, 1)										0	0	0	0	0	0	0
Ken Boyer, R (1, 5) OBP: 0.342, SLG: 0.358	1B			K		6-3 1B 1-2		F7		4	0	2	0	0	1	2
Pete Ward, L (1, 3) OBP: 0.367, SLG: 0.394	6-3			K		6-3 1-2 2-3		1B 1-3 2-H		4	0	1	1	0	1	3
Ken Berry, R (1, 9) OBP: 0.315, SLG: 0.328		6-3		BB		5-3		F7		3	0	0	0	1	0	4
Tommie Agee, R (1, 8) OBP: 0.315, SLG: 0.391		K		F9			FC4-6 1B		HR BB	3	1	1	0	1	1	1
Ron Hansen, R (1, 6) OBP: 0.291, SLG: 0.308		6-3			G1-6-3 BB		FC4-6 G6-4-3 1-2f		F3	3	0	0	0	1	0	2
Jerry McNertney, R (1, 2) OBP: 0.298, SLG: 0.378			5-3		K		G6-4-3 1-2f		1-H HR	3	0	0	0	0	1	2
J.C. Martin, L (8, 2) OBP: 0.339, SLG: 0.361										1	1	1	2	0	0	0
Bruce Howard, S (1, 1) OBP: 0.192, SLG: 0.200										0	0	0	0	1	0	0
Dick Kenworthy, R (5, PH) OBP: 0.287, SLG: 0.455										1	0	0	0	0	0	1
Bob Locker, S (6, 1)										0	0	0	0	0	0	0
Don Buford, S (8, PH) OBP: 0.306, SLG: 0.278			1-3 BB		G1-6-3 1-2f			FC1-5 1B BB		0	0	0	0	1	0	0
(9, 4)																
Inning Stats	R: 0 E: 0 K: 0 S: 4 H: 1 LOB: 1 BB: 0 P: 4	R: 0 E: 0 K: 1 S: 5 H: 0 LOB: 0 BB: 0 P: 5	R: 0 E: 0 K: 1 S: 5 H: 0 LOB: 1 BB: 1 P: 9	R: 0 E: 0 K: 2 S: 7 H: 0 LOB: 1 BB: 1 P: 11	R: 0 E: 0 K: 1 S: 4 H: 0 LOB: 0 BB: 1 P: 8	R: 0 E: 0 K: 1 S: 6 H: 1 LOB: 2 BB: 1 P: 10	R: 0 E: 0 K: 0 S: 3 H: 1 LOB: 0 BB: 0 P: 3	R: 1 E: 0 K: 0 S: 5 H: 2 LOB: 2 BB: 1 P: 9	R: 2 E: 0 K: 0 S: 2 H: 1 LOB: 0 BB: 1 P: 6	1B: 5 2B: 0 3B: 0 HR: 1 SF: 0 SAC: 0 DP: 2 HBP: 0						

PITCHER	IP	WLS	BF	H	R	ER	SO	BB	IBB	HBP	BLK	WP	HR	S	P	ERA	WHIP
Sam McDowell, L (1, 1) ERA: 3.46	8.1	L	35	6	3	3	6	6	0	0	0	0	1	41	65	3.24	1.440

PITCHER	IP	WLS	BF	H	R	ER	SO	BB	IBB	HBP	BLK	WP	HR	S	P	ERA	WHIP

BOTTOM

Cleveland Indians @ Chicago White Sox

Comiskey Park, Chicago, IL

Tue Jul 25 1967, 8:05 PM EDT

Unknown

livebaseballscorecards.com

AB	29
R	3
H	6
RBI	3
BB	6
SO	6
LOB	19

WP: 0 PB: 0 SB: 0 CS: 0 PA: 35

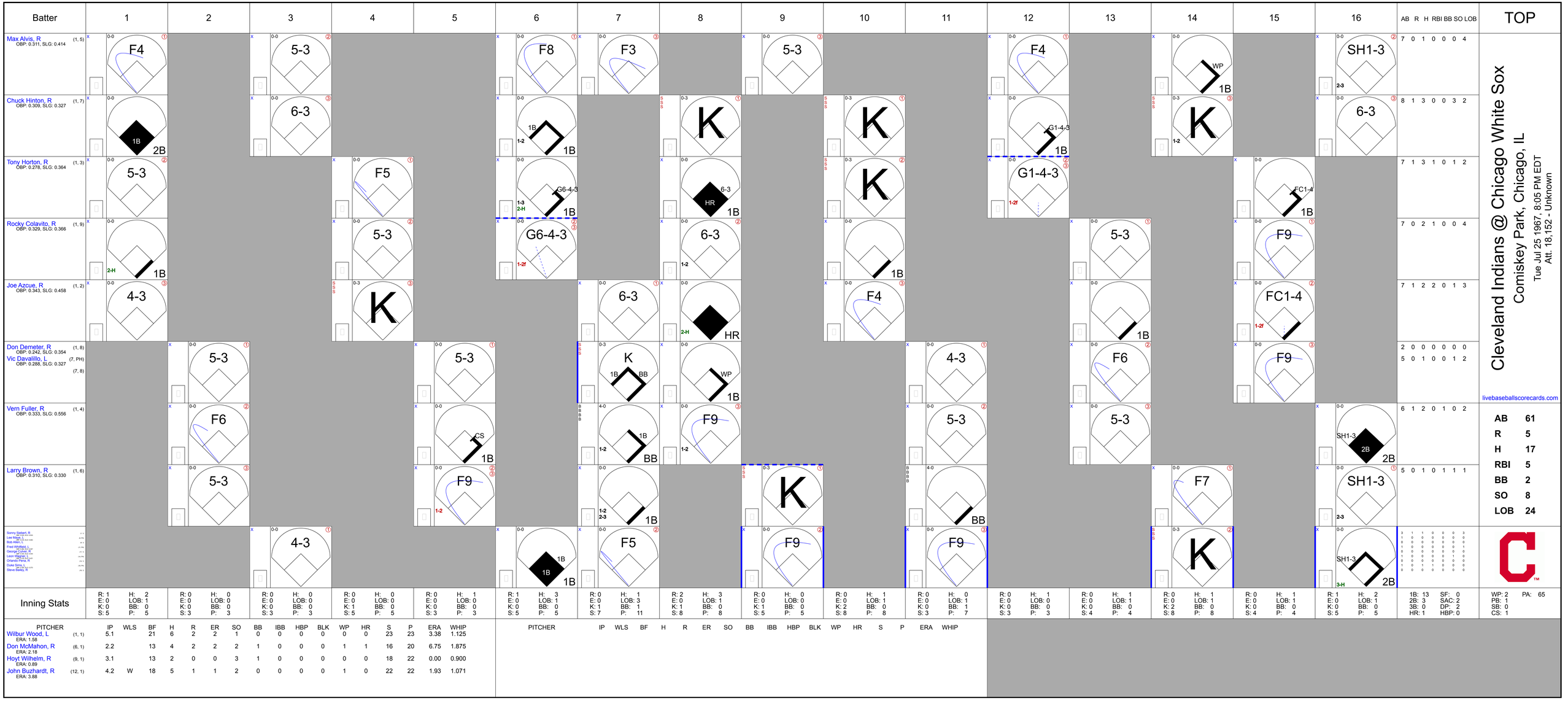
Batter
1
2
3
4
5
6
7
8
9
10
11
12
13
14
15
16
AB R H RBI BB SO LOB
TOP
Max Alvis, R (1, 5) OBP: 0.311, SLG: 0.414
F4
5-3
F8
F3
5-3
K
WP 1B
SH1-3 2-3
7 0 1 0 0 0 4
Chuck Hinton, R (1, 7) OBP: 0.309, SLG: 0.327
1B 2B
6-3
1B 1-2 1B
K
K
F4 G1-4-3 1B
K 1-2
6-3
8 1 3 0 0 3 2
Tony Horton, R (1, 3) OBP: 0.278, SLG: 0.364
5-3
F5
G6-4-3 1-3 2-H 1B
6-3 HR 1B
K
G1-4-3 1-2f
FC1-4 1B
7 1 3 1 0 1 2
Rocky Colavito, R (1, 9) OBP: 0.329, SLG: 0.366
2-H 1B
5-3
G6-4-3 1-2f
6-3 1-2
1B
5-3 1B
F9
7 0 2 1 0 0 4
Joe Azcue, R (1, 2) OBP: 0.343, SLG: 0.458
4-3
K
6-3
HR 2-H
F4
FC1-4 1-2f
7 1 2 2 0 1 3
Don Demeter, R (1, 8)
Vic Davalillo, L (7, PH) (7, 8) OBP: 0.288, SLG: 0.327
5-3
5-3
K 1B BB
WP 1B
4-3
F6
F9
2 0 0 0 0 0 0
5 0 1 0 0 1 2
Vern Fuller, R (1, 4) OBP: 0.333, SLG: 0.556
F6
CS 1B
BB 1B 1-2
F9 1-2
5-3
5-3
SH1-3 2B 2B
6 1 2 0 1 0 2
Larry Brown, R (1, 6) OBP: 0.310, SLG: 0.330
5-3
F9 1-2
1B 1-2 2-3
K
BB
F7
SH1-3 2-3
5 0 1 0 1 1 1
Sonny Siebert, R (4, 1)
Lee Maye, L (6, 8) 1.000
Bob Allen, L (4,)
Fred Whitfield, L (7, PH) .000
George Culver, R (11,)
Leon Wagner, L (5, PH) .000
Orlando Pena, R (11,)
Duke Sims, L (8, PH) .000
Steve Barber, R (9,)
4-3
1B 1B 1B
F5
F9
F9
K
SH1-3 3-H 2B
3 1 1 0 0 0 3
1 0 0 0 0 0 0
0 0 0 0 0 0 0
1 1 0 0 0 0 1
0 0 0 0 0 0 0
1 0 0 0 0 1 0
0 0 1 1 0 0 0
1 0 0 0 0 0 0
Cleveland Indians @ Chicago White Sox
Comiskey Park, Chicago, IL
Tue Jul 25 1967, 8:05 PM EDT
Att. 18,152 - Unknown
livebaseballscorecards.com
AB 61
R 5
H 17
RBI 5
BB 2
SO 8
LOB 24
Inning Stats
R: 1 E: 0 K: 0 S: 5 H: 2 LOB: 1 BB: 0 P: 5
R: 0 E: 0 K: 0 S: 3 H: 0 LOB: 0 BB: 0 P: 3
R: 0 E: 0 K: 0 S: 3 H: 0 LOB: 0 BB: 0 P: 3
R: 0 E: 0 K: 1 S: 5 H: 0 LOB: 0 BB: 0 P: 5
R: 0 E: 0 K: 0 S: 3 H: 1 LOB: 0 BB: 0 P: 3
R: 1 E: 0 K: 0 S: 5 H: 3 LOB: 1 BB: 0 P: 5
R: 0 E: 0 K: 1 S: 7 H: 1 LOB: 3 BB: 1 P: 11
R: 2 E: 0 K: 1 S: 8 H: 3 LOB: 1 BB: 0 P: 8
R: 0 E: 0 K: 1 S: 5 H: 0 LOB: 0 BB: 0 P: 5
R: 0 E: 0 K: 2 S: 8 H: 1 LOB: 1 BB: 0 P: 8
R: 0 E: 0 K: 0 S: 3 H: 1 LOB: 1 BB: 0 P: 7
R: 0 E: 0 K: 0 S: 3 H: 1 LOB: 0 BB: 0 P: 3
R: 0 E: 0 K: 0 S: 4 H: 1 LOB: 1 BB: 0 P: 4
R: 0 E: 0 K: 2 S: 8 H: 1 LOB: 1 BB: 0 P: 8
R: 0 E: 0 K: 0 S: 4 H: 1 LOB: 1 BB: 0 P: 4
R: 1 E: 0 K: 0 S: 5 H: 2 LOB: 1 BB: 0 P: 5
1B: 13 2B: 3 3B: 0 HR: 1
SF: 0 SAC: 2 DP: 2 HBP: 0
WP: 2 PB: 1 SB: 0 CS: 1
PA: 65
PITCHER IP WLS BF H R ER SO BB IBB HBP BLK WP HR S P ERA WHIP
Wilbur Wood, L (1, 1) ERA: 1.58 5.1 21 6 2 2 1 0 0 0 0 0 0 23 23 3.38 1.125
Don McMahon, R (6, 1) ERA: 2.18 2.2 13 4 2 2 2 1 0 0 0 1 1 16 20 6.75 1.875
Hoyt Wilhelm, R (9, 1) ERA: 0.89 3.1 13 2 0 0 3 1 0 0 0 0 0 18 22 0.00 0.900
John Buzhardt, R (12, 1) ERA: 3.88 4.2 W 18 5 1 1 2 0 0 0 0 1 0 22 22 1.93 1.071
PITCHER IP WLS BF H R ER SO BB IBB HBP BLK WP HR S P ERA WHIP

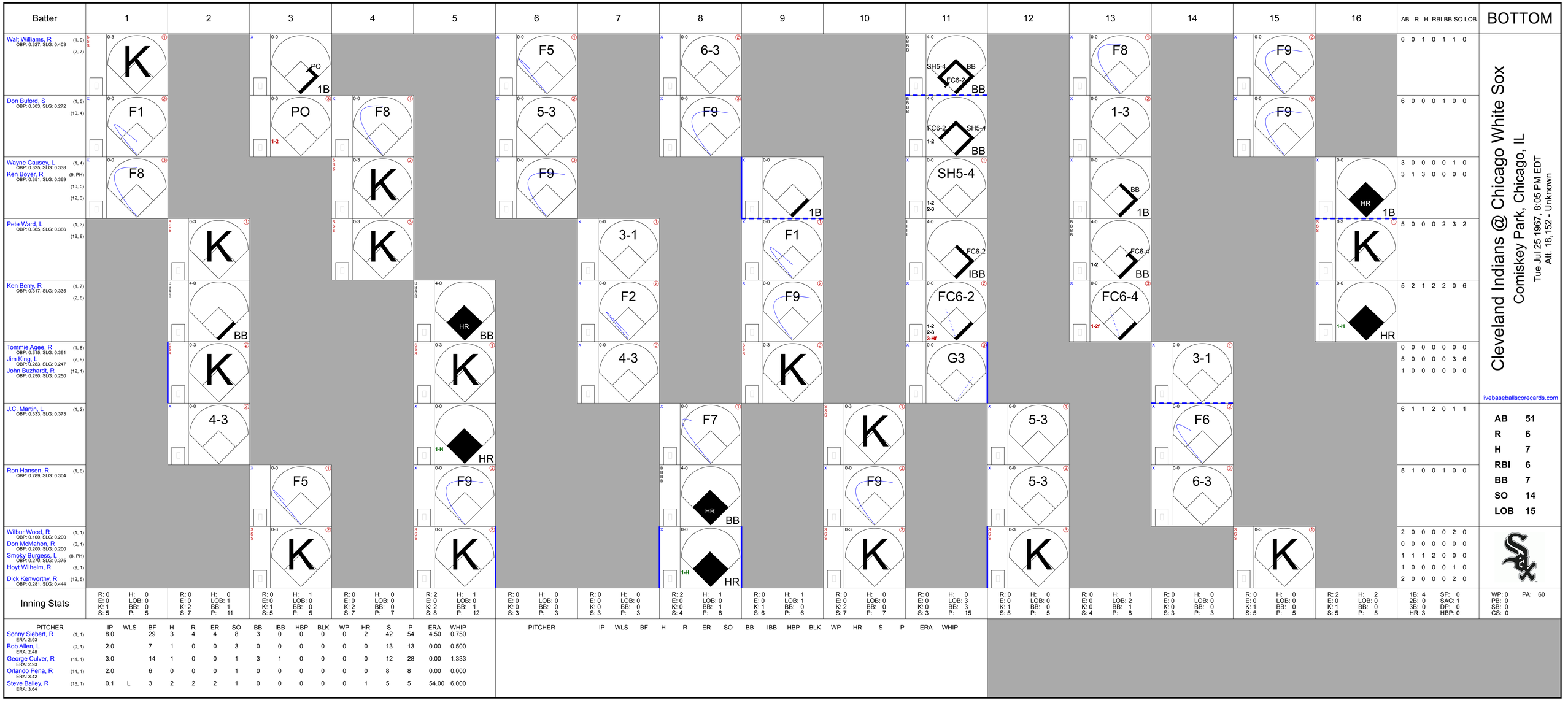
Batter
1
2
3
4
5
6
7
8
9
10
11
12
13
14
15
16
AB R H RBI BB SO LOB
BOTTOM
Walt Williams, R (1, 9) (2, 7) OBP: 0.327, SLG: 0.403
Don Buford, S (1, 5) (10, 4) OBP: 0.303, SLG: 0.272
Wayne Causey, L (1, 4) OBP: 0.325, SLG: 0.338
Ken Boyer, R (9, PH) (10, 5) (12, 3) OBP: 0.351, SLG: 0.369
Pete Ward, L (1, 3) (12, 9) OBP: 0.365, SLG: 0.386
Ken Berry, R (1, 7) (2, 8) OBP: 0.317, SLG: 0.335
Tommie Agee, R (1, 8) OBP: 0.315, SLG: 0.391
Jim King, L (2, 9) OBP: 0.263, SLG: 0.247
John Buzhardt, R (12, 1) OBP: 0.250, SLG: 0.250
J.C. Martin, L (1, 2) OBP: 0.333, SLG: 0.373
Ron Hansen, R (1, 6) OBP: 0.289, SLG: 0.304
Wilbur Wood, R (1, 1) OBP: 0.100, SLG: 0.200
Don McMahon, R (6, 1) OBP: 0.200, SLG: 0.200
Smoky Burgess, L (8, PH) OBP: 0.270, SLG: 0.375
Hoyt Wilhelm, R (9, 1) OBP: 0.281, SLG: 0.444
Dick Kenworthy, R (12, 5) OBP: 0.281, SLG: 0.444
Cleveland Indians @ Chicago White Sox
Comiskey Park, Chicago, IL
Tue Jul 25 1967, 8:05 PM EDT
Att. 18,152 - Unknown
livebaseballscorecards.com
AB 51
R 6
H 7
RBI 6
BB 7
SO 14
LOB 15
Inning Stats
PITCHER IP WLS BF H R ER SO BB IBB HBP BLK WP HR S P ERA WHIP
Sonny Siebert, R (1, 1) ERA: 2.93 8.0 29 3 4 4 8 3 0 0 0 0 0 2 42 54 4.50 0.750
Bob Allen, L (9, 1) ERA: 2.48 2.0 7 1 0 0 3 0 0 0 0 0 0 0 13 13 0.00 0.500
George Culver, R (11, 1) ERA: 2.93 3.0 14 1 0 0 1 3 1 0 0 0 0 0 12 28 0.00 1.333
Orlando Pena, R (14, 1) ERA: 3.42 2.0 6 0 0 0 1 0 0 0 0 0 0 0 8 8 0.00 0.000
Steve Bailey, R (16, 1) ERA: 3.64 0.1 L 3 2 2 2 1 0 0 0 0 0 1 5 5 54.00 6.000
PITCHER IP WLS BF H R ER SO BB IBB HBP BLK WP HR S P ERA WHIP
1B: 4 SF: 0
2B: 0 SAC: 1
3B: 0 DP: 0
HR: 3 HBP: 0
WP: 0 PA: 60
PB: 0
SB: 0
CS: 0

Baltimore Orioles @ Cleveland Indians

Cleveland Municipal Stadium, Cleveland, OH

Fri Jul 28 1967, 7:05 PM EDT

Att. 10,035 - Unknown

TOP

livebaseballscorecards.com

Batter	1	2	3	4	5	6	7	8	9	10	11	12	AB	R	H	RBI	BB	SO	LOB
Russ Snyder, L (1, 7) OBP: 0.304, SLG: 0.337	1-3			F8		4-3 1B BB		1-3 1B		F7		L6	5	0	1	0	1	0	3
Luis Aparicio, R (1, 6) OBP: 0.299, SLG: 0.331	1-3			6-3		1-2 4-3 1B		K			S 1B		5	0	2	0	0	1	2
Dave May, L (1, 9) OBP: 0.200, SLG: 0.200	L4			1B 1B		1-2 2-3 4-3		1-3			K 1-2		5	0	1	0	0	1	5
Brooks Robinson, R (1, 5) OBP: 0.335, SLG: 0.447		5-3		1-2 1B		F2			F9		F9		5	0	1	0	0	0	3
Curt Blefary, L (1, 3) OBP: 0.332, SLG: 0.426		L4		K			F2		K		F8		5	0	0	0	0	2	3
Paul Blair, R (1, 8) OBP: 0.341, SLG: 0.444		6-3			CS 1B		F3		F4			F9 BB 1B	5	0	2	0	0	0	0
Andy Etchebarren, R (1, 2) OBP: 0.318, SLG: 0.351			6-3		1-2 5-3		F9			SH5-4 1B		1-2 BB	4	0	1	0	1	0	1
Mark Belanger, R (1, 4) OBP: 0.293, SLG: 0.318			6-3		5-3			1B BB		SH5-4 1-2		F2	3	0	0	0	1	0	2
Gene Brabender, R (1, 1)			6-3			K		F5		5-3		2-3 F9	3	0	0	0	0	1	1
Boog Powell, L (10, PH) OBP: 0.327, SLG: 0.377													1	0	0	0	0	0	1
Moe Drabowsky, R (10, 1) OBP: 0.421, SLG: 0.389													1	0	0	0	0	0	2
Inning Stats	R: 0 E: 0 K: 0 S: 3 H: 0 LOB: 0 BB: 0 P: 3	R: 0 E: 0 K: 0 S: 3 H: 0 LOB: 0 BB: 0 P: 3	R: 0 E: 0 K: 0 S: 3 H: 0 LOB: 0 BB: 0 P: 3	R: 0 E: 0 K: 0 S: 7 H: 2 LOB: 2 BB: 0 P: 7	R: 0 E: 0 K: 0 S: 3 H: 1 LOB: 0 BB: 0 P: 3	R: 0 E: 0 K: 1 S: 6 H: 1 LOB: 2 BB: 1 P: 10	R: 0 E: 0 K: 0 S: 3 H: 0 LOB: 0 BB: 0 P: 3	R: 0 E: 0 K: 1 S: 6 H: 1 LOB: 2 BB: 1 P: 10	R: 0 E: 0 K: 1 S: 5 H: 0 LOB: 0 BB: 0 P: 5	R: 0 E: 0 K: 0 S: 4 H: 1 LOB: 1 BB: 0 P: 4	R: 0 E: 0 K: 1 S: 6 H: 1 LOB: 1 BB: 0 P: 6	R: 0 E: 0 K: 0 S: 4 H: 1 LOB: 2 BB: 1 P: 8	1B: 8 2B: 0 3B: 0 HR: 0	SF: 0 SAC: 1 DP: 0 HBP: 0		WP: 0 PB: 0 SB: 1 CS: 1	PA: 46		

PITCHER	IP	WLS	BF	H	R	ER	SO	BB	IBB	HBP	BLK	WP	HR	S	P	ERA	WHIP
Steve Hargan, R (1, 1) ERA: 2.48	12.0	W	46	8	0	0	5	3	0	0	0	0	0	53	65	0.00	0.917

PITCHER	IP	WLS	BF	H	R	ER	SO	BB	IBB	HBP	BLK	WP	HR	S	P	ERA	WHIP

AB	42
R	0
H	8
RBI	0
BB	3
SO	5
LOB	23

Batter	1	2	3	4	5	6	7	8	9	10	11	12	AB	R	H	RBI	BB	SO	LOB
Lee Maye, L (1, 9) OBP: 0.311, SLG: 0.451	4-3		F6		FC6 1-2f			F6			6-3		5	0	0	0	0	0	4
Vic Davalillo, L (1, 8) OBP: 0.291, SLG: 0.335	FC4-6 1B		F9			F9 FC5-2 2B		FC6-4 1-2f			E3		5	0	2	0	0	0	2
Leon Wagner, L (1, 7) OBP: 0.311, SLG: 0.423 Chuck Hinton, R (12, 7) OBP: 0.309, SLG: 0.327	FC4-6 1-2f			4-3		F9 2-3		F7			F3		5 0	0 0	0 0	0 0	0 0	0 0	4 0
Max Alvis, R (1, 5) OBP: 0.308, SLG: 0.408	F8			K S S S		FC5-2 3-H			L5		1-3		5	0	0	0	0	1	3
Tony Horton, R (1, 3) OBP: 0.276, SLG: 0.378		1-3		F8		5-3			F7			HR	5	1	1	1	0	0	1
Duke Sims, L (1, 2) OBP: 0.318, SLG: 0.365		5-3			3-1		F9		6-3				4	0	0	0	0	0	0
Vern Fuller, R (1, 4) OBP: 0.326, SLG: 0.525		K S S S			1B	1B	F7			F9			4	0	1	0	0	1	0
Larry Brown, R (1, 6) OBP: 0.312, SLG: 0.330			BB B B B B		FC6 1-2	1B	F5			F7			3	0	1	0	1	0	0
Steve Hargan, R (1, 1) OBP: 0.245, SLG: 0.261			K S S S		K S S S			FC6-4 1B		F4			4	0	1	0	0	2	3
Inning Stats	R: 0 E: 0 K: 0 S: 4 H: 1 LOB: 1 BB: 0 P: 4	R: 0 E: 0 K: 1 S: 5 H: 0 LOB: 0 BB: 0 P: 5	R: 0 E: 0 K: 1 S: 5 H: 0 LOB: 1 BB: 1 P: 9	R: 0 E: 0 K: 1 S: 5 H: 0 LOB: 0 BB: 0 P: 5	R: 0 E: 0 K: 1 S: 7 H: 2 LOB: 2 BB: 0 P: 7	R: 0 E: 0 K: 0 S: 4 H: 1 LOB: 1 BB: 0 P: 4	R: 0 E: 0 K: 0 S: 3 H: 0 LOB: 0 BB: 0 P: 3	R: 0 E: 0 K: 0 S: 4 H: 1 LOB: 1 BB: 0 P: 4	R: 0 E: 0 K: 0 S: 3 H: 0 LOB: 0 BB: 0 P: 3	R: 0 E: 0 K: 0 S: 3 H: 0 LOB: 0 BB: 0 P: 3	R: 0 E: 1 K: 0 S: 4 H: 0 LOB: 1 BB: 0 P: 4	R: 1 E: 0 K: 0 S: 1 H: 1 LOB: 0 BB: 0 P: 1	1B: 4 2B: 1 3B: 0 HR: 1 SF: 0 SAC: 0 DP: 0 HBP: 0						

PITCHER	IP	WLS	BF	H	R	ER	SO	BB	IBB	HBP	BLK	WP	HR	S	P	ERA	WHIP
Gene Brabender, R (1, 1) ERA: 3.07	9.0		33	5	0	0	4	1	0	0	0	0	0	40	44	0.00	0.667
Moe Drabowsky, R (10, 1) ERA: 0.92	2.0	L	8	1	1	1	0	0	0	0	0	0	1	8	8	4.50	0.500

PITCHER	IP	WLS	BF	H	R	ER	SO	BB	IBB	HBP	BLK	WP	HR	S	P	ERA	WHIP

BOTTOM

Baltimore Orioles @ Cleveland Indians

Cleveland Municipal Stadium, Cleveland, OH

Fri Jul 28 1967, 7:05 PM EDT

Att. 10,035 - Unknown

livebaseballscorecards.com

AB	40
R	1
H	6
RBI	1
BB	1
SO	4
LOB	17

Batter	1	2	3	4	5	6	7	8	9	AB	R	H	RBI	BB	SO	LOB
Luis Aparicio, R (1, 6) OBP: 0.303, SLG: 0.347	S 1B	2-H HR		5-3			F3		1B 2B	5	1	3	2	0	0	2
Dave May, L (1, 9) OBP: 0.200, SLG: 0.200	K 1-2	F4			K		FC4-6 1-2f		BB 2-H 1B	5	0	1	0	0	2	2
Frank Robinson, R (1, 7) OBP: 0.434, SLG: 0.668	K	G3			1B		K		BB 1-2	4	0	1	0	1	2	2
Brooks Robinson, R (1, 5) OBP: 0.333, SLG: 0.443	5-3		F9		F6			FC3-6 SH1-4 1B	F9	5	0	1	0	0	0	4
Paul Blair, R (1, 8) OBP: 0.341, SLG: 0.443		BB 1B 1B	F6		4-3			SH1-4 1-2		3	1	1	0	0	0	1
Boog Powell, L (1, 3) OBP: 0.329, SLG: 0.376		BB 1-2 1B	K			K		FC3-6 BB		3	1	1	0	1	2	0
Andy Etchebarren, R (1, 2) OBP: 0.318, SLG: 0.348		1B SF8 1-2 2-3 BB		F9		5-3		FC3-6 1-2f 2-3		2	1	0	0	1	0	0
Curt Blefary, L (8, PH) OBP: 0.332, SLG: 0.425										1	0	0	0	0	0	2
Larry Haney, R (8, 2) OBP: 0.338, SLG: 0.387										0	0	0	0	0	0	0
Mark Belanger, R (1, 4) OBP: 0.302, SLG: 0.326		S HR 1-3 2-H 3-H 1B		WP 1B		K		F9		4	1	2	2	0	1	2
Jim Hardin, R (1, 1)		SF8 1-2 3-H		K 1-2			FC4-6 BB		6-3	1	0	0	1	0	1	1
Russ Snyder, L (7, PH) OBP: 0.307, SLG: 0.337										0	0	0	0	1	0	0
Eddie Watt, R (7, 1) OBP: 0.176, SLG: 0.067										1	0	0	0	0	0	0
Inning Stats	R: 0 E: 0 K: 2 S: 8 H: 1 LOB: 1 BB: 0 P: 8	R: 5 E: 0 K: 0 S: 7 H: 4 LOB: 0 BB: 1 P: 11	R: 0 E: 0 K: 1 S: 5 H: 0 LOB: 0 BB: 0 P: 5	R: 0 E: 0 K: 1 S: 6 H: 1 LOB: 1 BB: 0 P: 6	R: 0 E: 0 K: 1 S: 6 H: 1 LOB: 1 BB: 0 P: 6	R: 0 E: 0 K: 2 S: 7 H: 0 LOB: 0 BB: 0 P: 7	R: 0 E: 0 K: 1 S: 5 H: 0 LOB: 1 BB: 1 P: 9	R: 0 E: 0 K: 0 S: 4 H: 1 LOB: 2 BB: 1 P: 8	R: 0 E: 0 K: 0 S: 4 H: 2 LOB: 2 BB: 1 P: 8	1B: 8 2B: 1 3B: 0 HR: 1	SF: 1 SAC: 1 DP: 0 HBP: 0						

TOP

Baltimore Orioles @ Cleveland Indians

Cleveland Municipal Stadium, Cleveland, OH

Sat Jul 29 1967, 3:33 AM EDT

Att. 7,942 - Unknown

livebaseballscorecards.com

AB	34
R	5
H	10
RBI	5
BB	4
SO	8
LOB	16

WP: 1 PB: 0 SB: 2 CS: 0 PA: 40

PITCHER		IP	WLS	BF	H	R	ER	SO	BB	IBB	HBP	BLK	WP	HR	S	P	ERA	WHIP
John O'Donoghue, L ERA: 3.3	(1, 1)	1.0	L	8	4	4	4	2	1	0	0	0	0	0	11	15	36.00	5.000
Orlando Pena, R ERA: 3.54	(2, 1)	1.0		4	1	1	1	0	0	0	0	0	0	1	4	4	9.00	1.000
Ed Connolly, L ERA: 5.11	(3, 1)	4.0		14	2	0	0	5	0	0	0	0	1	0	24	24	0.00	0.500
George Culver, R ERA: 2.81	(7, 1)	2.0		9	1	0	0	1	2	0	0	0	0	0	9	17	0.00	1.500
Bob Allen, L ERA: 2.41	(9, 1)	1.0		5	2	0	0	0	1	0	0	0	0	0	4	8	0.00	3.000

PITCHER	IP	WLS	BF	H	R	ER	SO	BB	IBB	HBP	BLK	WP	HR	S	P	ERA	WHIP

BOTTOM

Baltimore Orioles @ Cleveland Indians

Cleveland Municipal Stadium, Cleveland, OH

Sat Jul 29 1967, 3:33 AM EDT

Att. 7,942 - Unknown

livebaseballscorecards.com

Batter	1	2	3	4	5	6	7	8	9	AB	R	H	RBI	BB	SO	LOB
Lee Maye, L (1, 9) OBP: 0.304, SLG: 0.440	4-3		F7		4-3	F5			G3	5	0	0	0	0	0	1
Vic Davalillo, L (1, 8) OBP: 0.294, SLG: 0.333	BBBB, FC4-6, BB		F7		F7		BB, E5, 1B		F7	4	0	1	0	1	0	0
Leon Wagner, L (1, 7) OBP: 0.315, SLG: 0.426	FC4-6, 1-2f		IHR, 1B		BB, 1B, 1B		F4		FC6-4, 1B	5	2	3	0	0	0	2
Max Alvis, R (1, 5) OBP: 0.311, SLG: 0.415	F8		1-H, IHR		BBBB, 1B, 1-2, BB		BBBB, FC5, E5, 1-2, BB		FC6-4, 1-2f	3	1	1	2	2	0	2
Tony Horton, R (1, 3) OBP: 0.281, SLG: 0.381		1B, 1B	F7		FC4-6, 1-3, 2-H, 1B		E5, 1-2, 2-H			4	0	2	1	0	0	2
Joe Azcue, R (1, 2) OBP: 0.337, SLG: 0.448		SSS, K, 1B		F8	FC4-6, 1-2f		FC5, 2-3f			4	0	0	0	0	1	5
Vern Fuller, R (1, 4) OBP: 0.319, SLG: 0.488		SSS, K		BBBB, BB	F7		L5			3	0	0	0	1	1	1
Larry Brown, R (1, 6) OBP: 0.315, SLG: 0.330		FC6-4, 1-3, 1B		F4	BBBB, 6-3, BB		F9			3	0	1	0	1	0	1
John O'Donoghue, R (1, 1) OBP: 0.200, SLG: 0.261		FC6-4, 1-2f		F7	6-3, 1-2		SSS, K			0	0	0	0	0	0	0
Orlando Pena, R (2, 1)										0	0	0	0	0	0	0
Don Demeter, R (2, PH) OBP: 0.240, SLG: 0.351										1	0	0	0	0	0	2
Ed Connolly, L (3, 1) OBP: 0.200, SLG: 0.200										1	0	0	0	0	0	1
Fred Whitfield, L (6, PH) OBP: 0.283, SLG: 0.355										1	0	0	0	0	0	1
George Culver, R (7, 1) OBP: 0.333, SLG: 0.333										0	0	0	0	0	0	0
Chuck Hinton, R (8, PH) OBP: 0.308, SLG: 0.326										1	0	0	0	1	0	0
Bob Allen, L (9, 1)										0	0	0	0	0	0	0
Inning Stats	R: 0 E: 0 K: 0 S: 3 H: 0 LOB: 1 BB: 1 P: 7	R: 0 E: 0 K: 2 S: 9 H: 2 LOB: 2 BB: 0 P: 9	R: 2 E: 0 K: 0 S: 5 H: 2 LOB: 0 BB: 0 P: 5	R: 0 E: 0 K: 0 S: 3 H: 0 LOB: 1 BB: 1 P: 7	R: 1 E: 0 K: 0 S: 5 H: 2 LOB: 2 BB: 1 P: 9	R: 0 E: 0 K: 0 S: 3 H: 0 LOB: 1 BB: 1 P: 7	R: 0 E: 1 K: 0 S: 4 H: 1 LOB: 2 BB: 1 P: 8	R: 0 E: 0 K: 1 S: 5 H: 0 LOB: 0 BB: 0 P: 5	R: 0 E: 0 K: 0 S: 4 H: 1 LOB: 1 BB: 0 P: 4	1B: 7 2B: 0 3B: 0 HR: 1 SF: 0 SAC: 0 DP: 0 HBP: 0	WP: 0 PB: 0 SB: 0 CS: 0 PA: 40					

	AB	35
	R	3
	H	8
	RBI	3
	BB	5
	SO	3
	LOB	18

PITCHER		IP	WLS	BF	H	R	ER	SO	BB	IBB	HBP	BLK	WP	HR	S	P	ERA	WHIP
Jim Hardin, R ERA: 2.86	(1, 1)	6.0	W	28	6	3	3	2	4	0	0	0	0	0	28	44	4.50	1.667
Eddie Watt, R ERA: 2.13	(7, 1)	3.0	S	12	2	0	0	1	1	0	0	0	0	0	13	17	0.00	1.000

PITCHER	IP	WLS	BF	H	R	ER	SO	BB	IBB	HBP	BLK	WP	HR	S	P	ERA	WHIP

Baltimore Orioles @ Cleveland Indians

Cleveland Municipal Stadium, Cleveland, OH

Sun Jul 30 1967, 3:33 AM EDT

Unknown

livebaseballscorecards.com

Batter	1	2	3	4	5	6	7	8	9	AB	R	H	RBI	BB	SO	LOB
Luis Aparicio, R (1, 6) OBP: 0.300, SLG: 0.343	F8		5-3		F7			F7		4	0	0	0	0	0	1
Mark Belanger, R (1, 4) (4, 5) OBP: 0.300, SLG: 0.333	F9			WP SF8 2B		K		K		4	1	1	0	0	2	0
Frank Robinson, R (1, 7) OBP: 0.429, SLG: 0.658	6-3			5-3		F9		5-3		4	0	0	0	0	0	1
Brooks Robinson, R (1, 5) OBP: 0.336, SLG: 0.453		HR		BBB WP BB		HR			F5	1	1	1	1	1	0	0
Davey Johnson, R (4, 4) OBP: 0.307, SLG: 0.359										2	1	1	1	0	0	0
Paul Blair, R (1, 8) OBP: 0.340, SLG: 0.442		F8		SF8 1-2 2-H		F7			1B	3	0	1	1	0	0	0
Sam Bowens, R (1, 9) OBP: 0.247, SLG: 0.261		K		F2			5-3		1-2 1B	4	0	1	0	0	1	1
Boog Powell, L (1, 3) OBP: 0.328, SLG: 0.378		4-3			4-3		2B		F7	4	0	1	0	0	0	2
Andy Etchebarren, R (1, 2) OBP: 0.317, SLG: 0.346			F7		1B		K		F9	4	0	1	0	0	1	3
Bill Dillman, R (1, 1) OBP: 0.217, SLG: 0.217			K		K		3-1			0	0	0	0	0	0	0
Wally Bunker, R (2, 1) OBP: 0.059, SLG: 0.059										2	0	0	0	0	2	1
Curt Blefary, L (7, PH) OBP: 0.331, SLG: 0.424										1	0	0	0	0	0	1
Eddie Fisher, R (7, 1) OBP: 0.333, SLG: 0.200										0	0	0	0	0	0	0
Inning Stats	R: 0 E: 0 K: 0 S: 3 H: 0 LOB: 0 BB: 0 P: 3	R: 1 E: 0 K: 1 S: 6 H: 1 LOB: 0 BB: 0 P: 6	R: 0 E: 0 K: 1 S: 5 H: 0 LOB: 0 BB: 0 P: 5	R: 1 E: 0 K: 0 S: 4 H: 1 LOB: 1 BB: 1 P: 8	R: 0 E: 0 K: 1 S: 6 H: 1 LOB: 1 BB: 0 P: 6	R: 1 E: 0 K: 1 S: 6 H: 1 LOB: 0 BB: 0 P: 6	R: 0 E: 0 K: 1 S: 6 H: 1 LOB: 1 BB: 0 P: 6	R: 0 E: 0 K: 1 S: 5 H: 0 LOB: 0 BB: 0 P: 5	R: 0 E: 0 K: 0 S: 5 H: 2 LOB: 2 BB: 0 P: 5	1B: 3 2B: 2 3B: 0 HR: 2	SF: 1 SAC: 0 DP: 0 HBP: 0						

TOP	
AB	33
R	3
H	7
RBI	3
BB	1
SO	6
LOB	10

WP: 1 PB: 0 SB: 0 CS: 0 PA: 35

PITCHER		IP	WLS	BF	H	R	ER	SO	BB	IBB	HBP	BLK	WP	HR	S	P	ERA	WHIP
Sam McDowell, L ERA: 3.43	(1, 1)	9.0	W	35	7	3	3	6	1	0	0	0	1	2	46	50	3.00	0.889

PITCHER	IP	WLS	BF	H	R	ER	SO	BB	IBB	HBP	BLK	WP	HR	S	P	ERA	WHIP

Batter	1	2	3	4	5	6	7	8	9	AB	R	H	RBI	BB	SO	LOB
Lee Maye, L (1, 9) OBP: 0.306, SLG: 0.444	2B 1B 1B	SH1-4 1-H 1B 2B	4-3			F7		F7		5	2	2	1	0	0	0
Vic Davalillo, L (1, 8) OBP: 0.293, SLG: 0.337	1B 1-3 WP 2B	SH1-4 2-3		6-3		F7		S S S K		4	1	1	0	0	1	0
Leon Wagner, L (1, 7) OBP: 0.318, SLG: 0.428	F7	WP 1B 3-H 1B		1-3			BB 2B 1B			4	1	2	1	0	0	2
Chuck Hinton, R (7, PR) OBP: 0.308, SLG: 0.326 (8, 7)										0	1	0	0	0	0	0
Max Alvis, R (1, 5) OBP: 0.315, SLG: 0.417	1B WP 2B 2-3 3-H 1B	1-H 1B		5-3			B B B B 2B FC4-2 1-2 BB			3	1	2	2	1	0	0
Tony Horton, R (1, 3) OBP: 0.298, SLG: 0.399	2B 1-3 3-H 1B	B B B B FC5-4 BB			1B FC5-2-5 1B		FC6-4 1-3 2-H 2B			3	1	3	1	1	0	0
Duke Sims, L (1, 2) OBP: 0.317, SLG: 0.362	S S S K	S S S K			FC5-2-5 1-3 1B		FC4-2 FC6-4 3-H			4	0	1	0	0	2	7
Vern Fuller, R (1, 4) OBP: 0.314, SLG: 0.489	1-H 3-H 2B	FC5-4 1-2f			FC5-2-5 G4-6-3 1-2 3-H		FC6-4 1-2f 2-3			4	0	1	2	0	0	6
Larry Brown, R (1, 6) OBP: 0.311, SLG: 0.326	S S S K		6-3		G4-6-3 1-2f		5-3			4	0	0	0	0	1	5
Sam McDowell, L (1, 1) OBP: 0.193, SLG: 0.255		PB 2B 1B	G3			S S S K		4-3		4	1	1	0	0	1	0
Inning Stats	R: 4 E: 0 K: 2 S: 12 H: 5 LOB: 1 BB: 0 P: 12	R: 3 E: 0 K: 1 S: 9 H: 4 LOB: 2 BB: 1 P: 13	R: 0 E: 0 K: 0 S: 3 H: 0 LOB: 0 BB: 0 P: 3	R: 0 E: 0 K: 0 S: 3 H: 0 LOB: 0 BB: 0 P: 3	R: 0 E: 0 K: 0 S: 4 H: 2 LOB: 1 BB: 0 P: 4	R: 0 E: 0 K: 1 S: 5 H: 0 LOB: 0 BB: 0 P: 5	R: 1 E: 0 K: 0 S: 5 H: 2 LOB: 2 BB: 1 P: 9	R: 0 E: 0 K: 1 S: 5 H: 0 LOB: 0 BB: 0 P: 5		1B: 9 2B: 4 3B: 0 HR: 0	SF: 0 SAC: 1 DP: 1 HBP: 0					

PITCHER		IP	WLS	BF	H	R	ER	SO	BB	IBB	HBP	BLK	WP	HR	S	P	ERA	WHIP
Bill Dillman, R ERA: 3.95	(1, 1)	1.0	L	10	7	6	6	2	0	0	0	0	1	0	14	14	54.00	7.000
Wally Bunker, R ERA: 3.56	(2, 1)	5.0		19	4	1	1	2	1	0	0	0	1	0	22	26	1.80	1.000
Eddie Fisher, R ERA: 3.46	(7, 1)	2.0		9	2	1	1	1	1	0	0	0	0	0	10	14	4.50	1.500

PITCHER	IP	WLS	BF	H	R	ER	SO	BB	IBB	HBP	BLK	WP	HR	S	P	ERA	WHIP

BOTTOM

Baltimore Orioles @ Cleveland Indians

Cleveland Municipal Stadium, Cleveland, OH

Sun Jul 30 1967, 3:33 AM EDT

Unknown

livebaseballscorecards.com

AB	35
R	8
H	13
RBI	7
BB	2
SO	5
LOB	20

1B: 9 2B: 4 3B: 0 HR: 0 SF: 0 SAC: 1 DP: 1 HBP: 0

WP: 2 PB: 1 SB: 0 CS: 0 PA: 38

Baltimore Orioles @ Cleveland Indians

Cleveland Municipal Stadium, Cleveland, OH

Sun Jul 30 1967, 3:38 AM EDT

Att. 11,538 - Unknown

TOP

livebaseballscorecards.com

Batter	1	2	3	4	5	6	7	8	9	AB	R	H	RBI	BB	SO	LOB
Mark Belanger, R (1, 6) OBP: 0.308, SLG: 0.326	B B B B 4-0 HR BB	S S S 0-3 ③ K			B B B B 4-0 BB			x 0-0 ① 2-3		2	1	0	0	2	1	2
Dave May, L (1, 9) OBP: 0.214, SLG: 0.429	x 0-0 1-H HR	x 0-0 ① F7			x 0-0 ③ 4-3			x 0-0 ② G3		4	1	1	2	0	0	1
Curt Blefary, L (1, 7) OBP: 0.330, SLG: 0.422	x 0-0 ① F9	S S S 0-3 ② K				x 0-0 ① F7		x 0-0 1B		4	0	1	0	0	1	0
Brooks Robinson, R (1, 5) OBP: 0.333, SLG: 0.448	S S S 0-3 ② K	S S S 0-3 ③ K				x 0-0 ② F5		x 0-0 ③ L4		4	0	0	0	0	2	1
Boog Powell, L (1, 3) OBP: 0.327, SLG: 0.376	S S S 0-3 ③ K			x 0-0 ① F5		x 0-0 ③ G3			x 0-0 2B SF9 1B	4	1	1	0	0	1	0
Paul Blair, R (1, 8) OBP: 0.342, SLG: 0.446		S S S 0-3 ① K		x 0-0 ② F8			x 0-0 1B K 1B		x 0-0 SF9 1-3 G3 2B	4	1	2	0	0	1	0
Davey Johnson, R (1, 4) OBP: 0.307, SLG: 0.359		x 0-0 BB 1B		S S S 0-3 ③ K			x 0-0 ① F4		x 0-0 ① SF9 2-3 3-H	3	0	1	1	0	1	1
Larry Haney, R (1, 2) OBP: 0.333, SLG: 0.380		x 0-0 ② F8			x 0-0 ① F7		x 0-0 1-3 1B		x 0-0 ② G3 3-H	4	0	1	1	0	0	1
Marcelino Lopez, R (1, 1) OBP: 0.667, SLG: 0.500 Stu Miller, R (4, 1) Moe Drabowsky, R (9, 1) OBP: 0.421, SLG: 0.389		B B B B 4-0 1-2 BB			S S S 0-3 ② K		S S S 0-3 ② ③ K 3-H		x 0-0 ③ L4	0 3 0	0 0 0	0 0 0	0 0 0	1 0 0	0 2 0	0 2 0
Inning Stats	R: 2 E: 0 K: 2 S: 8 H: 1 LOB: 0 BB: 1 P: 12	R: 0 E: 0 K: 2 S: 8 H: 1 LOB: 2 BB: 1 P: 12	R: 0 E: 0 K: 2 S: 7 H: 0 LOB: 0 BB: 0 P: 7	R: 0 E: 0 K: 1 S: 5 H: 0 LOB: 0 BB: 0 P: 5	R: 0 E: 0 K: 1 S: 5 H: 0 LOB: 1 BB: 1 P: 9	R: 0 E: 0 K: 0 S: 3 H: 0 LOB: 0 BB: 0 P: 3	R: 0 E: 0 K: 1 S: 6 H: 2 LOB: 1 BB: 0 P: 6	R: 0 E: 0 K: 0 S: 4 H: 1 LOB: 1 BB: 0 P: 4	R: 2 E: 0 K: 0 S: 5 H: 2 LOB: 0 BB: 0 P: 5	1B: 5 2B: 1 3B: 0 HR: 1 SF: 1 SAC: 0 DP: 0 HBP: 0						

	AB	32
	R	4
	H	7
	RBI	4
	BB	3
	SO	9
	LOB	8

WP: 0 PA: 36
PB: 0
SB: 0
CS: 0

PITCHER		IP	WLS	BF	H	R	ER	SO	BB	IBB	HBP	BLK	WP	HR	S	P	ERA	WHIP
Stan Williams, R ERA: 2.57	(1, 1)	7.0	L	27	4	2	2	9	3	0	0	0	0	1	42	54	2.57	1.000
George Culver, R ERA: 3.06	(8, 1)	2.0		9	3	2	2	0	0	0	0	0	0	0	9	9	9.00	1.500

PITCHER		IP	WLS	BF	H	R	ER	SO	BB	IBB	HBP	BLK	WP	HR	S	P	ERA	WHIP

BOTTOM

Baltimore Orioles @ Cleveland Indians

Cleveland Municipal Stadium, Cleveland, OH

Sun Jul 30 1967, 3:38 AM EDT

Att. 11,538 - Unknown

Batter	1	2	3	4	5	6	7	8	9	AB	R	H	RBI	BB	SO	LOB
Chuck Hinton, R (1, 9) OBP: 0.307, SLG: 0.325	F7		E6 K		FC6-4 1B 1-2		L4		F8	4	0	1	0	0	0	1
Fred Whitfield, L (9, PH) OBP: 0.282, SLG: 0.354										1	0	0	0	0	0	1
Vern Fuller, R (1, 4) OBP: 0.291, SLG: 0.451	K SSS		K SSS 1-2		FC6-4 1-2f			5-3		4	0	0	0	0	2	3
Max Alvis, R (1, 5) OBP: 0.317, SLG: 0.417	BB BBBB			F6		FC5-4 1B		K SSS		3	0	1	0	1	1	0
Tony Horton, R (1, 3) OBP: 0.303, SLG: 0.398	F7			FC4-6 HBP H		K SSS		1B		3	0	1	0	0	1	2
Leon Wagner, L (1, 7) OBP: 0.314, SLG: 0.421		F9		FC4-6 FC5-4 1-2f		F8		F9		4	0	0	0	0	0	3
Joe Azcue, R (1, 2) OBP: 0.335, SLG: 0.460		HR		FC5-4 1-2f		FC5-4 1-2f			F7	4	1	1	1	0	0	2
Don Demeter, R (1, 8) OBP: 0.238, SLG: 0.348		F6	F8			K SSS		HR		1	0	0	0	0	0	0
Vic Davalillo, L (5, PH) OBP: 0.294, SLG: 0.354 (6, 8)										3	1	1	1	0	1	0
Larry Brown, R (1, 6) OBP: 0.313, SLG: 0.326		5-3	BB BBBB 1B			1B		E6		3	0	1	0	1	0	0
Stan Williams, R (1, 1)			K SSS		K SSS		K SSS		F7	2	0	0	0	0	2	1
Jim King, L (7, PH) OBP: 0.282, SLG: 0.245										1	0	0	0	0	1	1
George Culver, R (8, 1) OBP: 0.333, SLG: 0.333										0	0	0	0	0	0	0
Lee Maye, L (9, PH) OBP: 0.305, SLG: 0.442										1	0	0	0	0	0	1
Inning Stats	R: 0 E: 0 K: 1 S: 5 H: 0 LOB: 1 BB: 1 P: 9	R: 1 E: 0 K: 0 S: 4 H: 1 LOB: 0 BB: 0 P: 4	R: 0 E: 1 K: 2 S: 7 H: 0 LOB: 1 BB: 0 P: 7	R: 0 E: 0 K: 0 S: 3 H: 0 LOB: 1 BB: 0 P: 4	R: 0 E: 0 K: 1 S: 6 H: 1 LOB: 2 BB: 1 P: 10	R: 0 E: 0 K: 1 S: 6 H: 1 LOB: 1 BB: 0 P: 6	R: 0 E: 0 K: 2 S: 8 H: 1 LOB: 1 BB: 0 P: 8	R: 0 E: 0 K: 1 S: 6 H: 1 LOB: 1 BB: 0 P: 6	R: 1 E: 1 K: 0 S: 5 H: 1 LOB: 1 BB: 0 P: 5	1B: 4 2B: 0 3B: 0 HR: 2 SF: 0 SAC: 0 DP: 0 HBP: 1						

	AB	34
	R	2
	H	6
	RBI	2
	BB	2
	SO	8
	LOB	15

WP: 0 PB: 0 SB: 0 CS: 0 PA: 37

livebaseballscorecards.com

PITCHER	IP	WLS	BF	H	R	ER	SO	BB	IBB	HBP	BLK	WP	HR	S	P	ERA	WHIP
Marcelino Lopez, L (1, 1) ERA: 7.5	3.0		11	1	1	1	3	1	0	0	0	0	1	16	20	3.00	0.667
Stu Miller, R (4, 1) ERA: 3.02	5.1	W	24	5	1	1	5	1	0	1	0	0	1	32	37	1.69	1.125
Moe Drabowsky, R (9, 1) ERA: 0.91	0.2	S	2	0	0	0	0	0	0	0	0	0	0	2	2	0.00	0.000

PITCHER	IP	WLS	BF	H	R	ER	SO	BB	IBB	HBP	BLK	WP	HR	S	P	ERA	WHIP

TOP

Chicago White Sox @ Cleveland Indians

Cleveland Municipal Stadium, Cleveland, OH

Mon Jul 31 1967, 7:05 PM EDT

Att. 11,227 - Unknown

livebaseballscorecards.com

Batter	1	2	3	4	5	6	7	8	9	10	AB	R	H	RBI	BB	SO	LOB
Walt Williams, R (1, 7) OBP: 0.328, SLG: 0.407	F8		K		F6		F7		F7		5	0	0	0	0	1	6
Bob Locker, S (9, 1)											0	0	0	0	0	0	0
Wayne Causey, L (1, 4) OBP: 0.314, SLG: 0.315	F7		BB			F9		F7		FC5-6 1B	4	0	1	0	1	0	0
Tom McCraw, L (1, 3) OBP: 0.287, SLG: 0.364	K		K			4-3		F5		FC5-6 HR 1-2f	5	1	0	0	0	2	2
Rocky Colavito, R (1, 9) OBP: 0.332, SLG: 0.374 (10, 7)		F7		F2		F8		6-3		HR 1-H	5	1	1	2	0	0	0
Pete Ward, L (1, 5) OBP: 0.358, SLG: 0.381		F8		3-1			K2-6 1B		1B 1B	K 1B	3	0	1	0	0	0	0
Don Buford, S (7, PR) OBP: 0.304, SLG: 0.274 (7, 5)											2	1	2	0	0	0	0
J.C. Martin, L (1, 2) OBP: 0.344, SLG: 0.405		1B 2B		F8			K2-6 1-2f		1B 1-2 1B	K 1-2	4	1	2	0	0	1	1
Tommie Agee, R (9, PR) OBP: 0.314, SLG: 0.390 (9, 7) (10, 9)											1	0	0	0	0	1	1
Ken Berry, R (1, 8) OBP: 0.313, SLG: 0.326	2-H 1B				6-3		BB BB 1B		K		4	0	2	1	0	1	2
Ron Hansen, R (1, 6) OBP: 0.294, SLG: 0.308	K				BB		BB 1-2 BB		F8		2	0	0	0	2	1	3
Fred Klages, R (1, 1)			K		K		1-2 2-3 BB		1-3 2-H 1B		1	0	0	0	0	1	0
Don McMahon, R (3, 1) OBP: 0.167, SLG: 0.167											1	0	0	0	0	1	1
Smoky Burgess, L (7, PH) OBP: 0.262, SLG: 0.364											0	0	0	0	1	0	0
Joe Horlen, R (7, PR) OBP: 0.148, SLG: 0.154											0	0	0	0	0	0	0
Hoyt Wilhelm, R (7, 1)											0	0	0	0	0	0	0
Ken Boyer, R (9, PH) OBP: 0.347, SLG: 0.375											1	0	1	1	0	0	0
Duane Josephson, R (9, 2) OBP: 0.338, SLG: 0.403											0	0	0	0	0	0	0
Inning Stats	R: 0 E: 0 K: 1 S: 5 H: 0 LOB: 0 BB: 0 P: 5	R: 1 E: 0 K: 1 S: 7 H: 2 LOB: 1 BB: 0 P: 7	R: 0 E: 0 K: 3 S: 9 H: 0 LOB: 1 BB: 1 P: 13	R: 0 E: 0 K: 0 S: 3 H: 0 LOB: 0 BB: 0 P: 3	R: 0 E: 0 K: 1 S: 5 H: 0 LOB: 1 BB: 1 P: 9	R: 0 E: 0 K: 0 S: 3 H: 0 LOB: 0 BB: 0 P: 3	R: 0 E: 0 K: 1 S: 6 H: 2 LOB: 3 BB: 2 P: 14	R: 0 E: 0 K: 0 S: 3 H: 0 LOB: 0 BB: 0 P: 3	R: 1 E: 0 K: 1 S: 8 H: 3 LOB: 2 BB: 0 P: 8	R: 2 E: 0 K: 1 S: 7 H: 3 LOB: 1 BB: 0 P: 7	1B: 8 2B: 2 3B: 0 HR: 1 SF: 0 SAC: 0 DP: 1 HBP: 0						

AB	38
R	4
H	10
RBI	4
BB	4
SO	9
LOB	16

WP: 0 PB: 0 SB: 0 CS: 0 PA: 42

PITCHER	IP	WLS	BF	H	R	ER	SO	BB	IBB	HBP	BLK	WP	HR	S	P	ERA	WHIP
Luis Tiant, R (1, 1) ERA: 3.07	10.0	L	42	10	4	4	9	4	0	0	0	0	1	56	72	3.60	1.400

Batter	1	2	3	4	5	6	7	8	9	10	AB	R	H	RBI	BB	SO	LOB
Lee Maye, L (1, 9) OBP: 0.303, SLG: 0.441	4-3		F8		F7			K		2B	5	0	1	0	0	1	1
Vic Davalillo, L (1, 8) OBP: 0.292, SLG: 0.349	F7		2B, 1-3, 1B		K			K		4-3	5	0	1	0	0	2	1
Leon Wagner, L (1, 7) OBP: 0.313, SLG: 0.422	F7		1-3, 3-H, 2B			3-1		K			4	0	1	1	0	1	0
Chuck Hinton, R (9, 7) OBP: 0.307, SLG: 0.325											0	0	0	0	0	0	0
Max Alvis, R (1, 5) OBP: 0.316, SLG: 0.414		K	FC5-4, BB			4-3			F3		3	0	0	0	1	1	0
Tony Horton, R (1, 3) OBP: 0.307, SLG: 0.400		K	FC5-4, 1-2f			1B			1-3, 1B		4	0	2	0	0	1	3
Joe Azcue, R (1, 2) OBP: 0.329, SLG: 0.450		6-3				F7			1-3, 1-2		4	0	0	0	0	1	2
Vern Fuller, R (1, 4) OBP: 0.305, SLG: 0.500			HR				5-3		K		3	1	1	1	1	1	1
Larry Brown, R (1, 6) OBP: 0.312, SLG: 0.323			1B, 2B, BB				6-3			5-3	3	1	0	0	1	0	1
Luis Tiant, R (1, 1) OBP: 0.277, SLG: 0.413			K		K		K			4-3	3	0	0	0	0	3	1
Fred Whitfield, L (10, PH) OBP: 0.281, SLG: 0.352											1	0	0	0	0	0	0
Inning Stats	R: 0 E: 0 K: 0 S: 3 H: 0 LOB: 0 BB: 0 P: 3	R: 0 E: 0 K: 2 S: 7 H: 0 LOB: 0 BB: 0 P: 7	R: 2 E: 0 K: 1 S: 8 H: 3 LOB: 3 BB: 2 P: 16	R: 0 E: 0 K: 1 S: 4 H: 0 LOB: 0 BB: 1 P: 8	R: 0 E: 0 K: 2 S: 7 H: 0 LOB: 0 BB: 0 P: 7	R: 0 E: 0 K: 0 S: 4 H: 1 LOB: 1 BB: 0 P: 4	R: 0 E: 0 K: 1 S: 5 H: 0 LOB: 0 BB: 0 P: 5	R: 0 E: 0 K: 3 S: 9 H: 0 LOB: 0 BB: 0 P: 9	R: 0 E: 0 K: 1 S: 6 H: 1 LOB: 1 BB: 0 P: 6	R: 0 E: 0 K: 0 S: 4 H: 1 LOB: 1 BB: 0 P: 4	1B: 3 2B: 2 3B: 0 HR: 1 SF: 0 SAC: 0 DP: 1 HBP: 0	WP: 0 PB: 0 SB: 0 CS: 0	PA: 38				

PITCHER	IP	WLS	BF	H	R	ER	SO	BB	IBB	HBP	BLK	WP	HR	S	P	ERA	WHIP
Fred Klages, R (1, 1) ERA: 4.7	2.2		13	3	2	2	3	2	0	0	0	0	1	17	25	6.75	1.875
Don McMahon, R (3, 1) ERA: 1.95	3.1		11	1	0	0	3	1	0	0	0	0	0	16	20	0.00	0.600
Hoyt Wilhelm, R (7, 1) ERA: 0.99	2.0		6	0	0	0	4	0	0	0	0	0	0	14	14	0.00	0.000
Bob Locker, R (9, 1) ERA: 2.38	2.0	W	8	2	0	0	1	0	0	0	0	0	0	10	10	0.00	1.000

PITCHER	IP	WLS	BF	H	R	ER	SO	BB	IBB	HBP	BLK	WP	HR	S	P	ERA	WHIP

BOTTOM

Chicago White Sox @ Cleveland Indians

Cleveland Municipal Stadium, Cleveland, OH

Mon Jul 31 1967, 7:05 PM EDT

Att. 11,227 - Unknown

livebaseballscorecards.com

AB	35
R	2
H	6
RBI	2
BB	3
SO	11
LOB	10

Chicago White Sox @ Cleveland Indians

Cleveland Municipal Stadium, Cleveland, OH

Tue Aug 01 1967, 7:05 PM EDT

Att. 8,029 - Unknown

TOP

livebaseballscorecards.com

Batter	1	2	3	4	5	6	7	8	9	AB	R	H	RBI	BB	SO	LOB
Walt Williams, R (1, 7) OBP: 0.323, SLG: 0.410	5-3		F9	F9			4-3	F8	2-H 3B	6	0	1	1	0	0	5
Wayne Causey, L (1, 4) OBP: 0.317, SLG: 0.315	G3		4-3		BBBB G5-4-3 BB		1B 1B		K 5-3	3	0	1	0	1	0	1
Marv Staehle, L (7, PR) OBP: 0.184, SLG: 0.133 (7, 4)										2	0	0	0	0	1	2
Ken Boyer, R (1, 5) OBP: 0.357, SLG: 0.391 (9, 3)	1B			1B 1B 1B	1-2f G5-4-3		1-3 1B		1B 2B	5	2	4	0	0	0	1
Pete Ward, L (1, 3) OBP: 0.357, SLG: 0.390	K			F8	HR		F8		1B 2B IBB	4	1	1	1	0	1	4
Tommie Agee, R (7, 8) OBP: 0.314, SLG: 0.390										0	0	0	0	0	0	0
Smoky Burgess, L (9, PH) OBP: 0.300, SLG: 0.364										0	0	0	0	1	0	0
Don Buford, S (9, PR) OBP: 0.304, SLG: 0.274 (9, 5)										0	1	0	0	0	0	0
Rocky Colavito, R (1, 9) OBP: 0.338, SLG: 0.379		K		1-2 1B 1B	F6			6-3 1B	1-3 2-H 2B 1B	5	3	3	1	0	1	0
Tom McCraw, L (1, 8) OBP: 0.288, SLG: 0.367		F8		1-2 2-3 1B 1B		6-3		1-2 6-3	1-3 3-H 2B	5	2	2	1	0	0	1
(7, 3)																
(9, 8)																
J.C. Martin, L (1, 2) OBP: 0.345, SLG: 0.401		F7		1-2 2-H 3-H 1B 1B		L3		3-1	2B IBB	4	1	1	2	1	0	1
Ron Hansen, R (1, 6) OBP: 0.298, SLG: 0.313			6-3	1-3 2-H 1B		SSS K		1B IBB	1-H 2-H 3-H 3B 2B	4	1	2	4	1	1	0
Gary Peters, L (1, 1) OBP: 0.282, SLG: 0.397			HBP	L3			F4	1-2 2-H 1B	SSS K	2	0	0	0	0	0	2
Hoyt Wilhelm, R (7, 1) OBP: 0.091, SLG: 0.091										2	0	1	1	0	1	2
Inning Stats	R: 0 E: 0 K: 1 S: 6 H: 1 LOB: 1 BB: 0 P: 6	R: 0 E: 0 K: 1 S: 5 H: 0 LOB: 0 BB: 0 P: 5	R: 0 E: 0 K: 0 S: 3 H: 0 LOB: 1 BB: 0 P: 4	R: 3 E: 0 K: 0 S: 8 H: 5 LOB: 2 BB: 0 P: 8	R: 1 E: 0 K: 0 S: 3 H: 1 LOB: 0 BB: 1 P: 7	R: 0 E: 0 K: 1 S: 5 H: 0 LOB: 0 BB: 0 P: 5	R: 0 E: 0 K: 0 S: 5 H: 2 LOB: 2 BB: 0 P: 5	R: 1 E: 0 K: 0 S: 5 H: 2 LOB: 2 BB: 1 P: 9	R: 6 E: 0 K: 2 S: 12 H: 5 LOB: 2 BB: 2 P: 20	1B: 11 2B: 3 3B: 1 HR: 1 SF: 0 SAC: 0 DP: 1 HBP: 1							

AB	42
R	11
H	16
RBI	11
BB	4
SO	5
LOB	19

WP: 0 PB: 0 SB: 0 CS: 0 PA: 47

PITCHER		IP	WLS	BF	H	R	ER	SO	BB	IBB	HBP	BLK	WP	HR	S	P	ERA	WHIP
Sonny Siebert, R ERA: 2.85	(1, 1)	3.0		11	1	0	0	2	0	0	1	0	0	0	14	15	0.00	0.333
Ed Connolly, L ERA: 5.86	(4, 1)	3.0		15	6	4	4	1	1	0	0	0	0	1	16	20	12.00	2.333
Orlando Pena, R ERA: 3.47	(7, 1)	1.0		5	2	0	0	0	0	0	0	0	0	0	5	5	0.00	2.000
Bob Allen, L ERA: 2.76	(8, 1)	1.1	L	8	3	2	2	1	0	1	0	0	0	0	9	13	13.50	2.250
George Culver, R ERA: 3.91	(9, 1)	0.2		8	4	5	5	1	0	2	0	0	0	0	8	16	67.50	6.000

PITCHER	IP	WLS	BF	H	R	ER	SO	BB	IBB	HBP	BLK	WP	HR	S	P	ERA	WHIP

Batter	1	2	3	4	5	6	7	8	9	AB	R	H	RBI	BB	SO	LOB
Chuck Hinton, R (1, 9) (9, 8) OBP: 0.306, SLG: 0.323	F9		5-3			1B	F9		5-3	5	0	1	0	0	0	2
Leon Wagner, L (1, 7) OBP: 0.312, SLG: 0.420	1B			6-3		K		K		4	0	1	0	0	2	1
Max Alvis, R (1, 5) OBP: 0.318, SLG: 0.415	F8			F8			WP 1B HBP	1B 1B 2B		3	2	1	0	0	0	1
Tony Horton, R (1, 3) OBP: 0.306, SLG: 0.397	K			F2			5-3 1-2	2-3 1-3 1B 1B		4	1	1	0	0	1	2
Joe Azcue, R (1, 2) OBP: 0.327, SLG: 0.446		1-3			F7		1B 2-H 1B	1-2 1-3		4	1	1	1	0	0	2
Don Demeter, R (1, 8) OBP: 0.240, SLG: 0.347		L1			1-3		1B 1-2 SF9 1B	2-H 3-H 1B		3	1	1	0	0	0	0
Lee Maye, L (8, PH) (9, 9) OBP: 0.306, SLG: 0.443										1	0	1	2	0	0	0
Vern Fuller, R (1, 4) OBP: 0.302, SLG: 0.483		1-3			K		1B 1-3 2-H 1B	F8		4	0	1	1	0	1	1
Larry Brown, R (1, 6) OBP: 0.312, SLG: 0.323			6-3			F8	SF9 3-H		G1-6-3 1B	3	0	1	1	0	0	0
Sonny Siebert, R (1, 1) OBP: 0.200, SLG: 0.333 Gordy Lund, R (3, PH) Ed Connolly, L (4, 1) OBP: 0.250, SLG: 0.200 Jim King, L (6, PH) OBP: 0.280, SLG: 0.240 Orlando Pena, R (7, 1) Fred Whitfield, L (7, PH) OBP: 0.263, SLG: 0.395 Bob Allen, L (8, 1) George Culver, R (9, 1) Vic Davalillo, L (9, PH) OBP: 0.286, SLG: 0.348			K			K	K		G1-6-3 1-2f	0 0 0 0 0 0 0 1 0 0 0 0 1 0 0 0 0 0 0 0 0 1 0 0 0 0 1 0 0 0 0 0 0 0 0 1 0 1 0 0 0 0 0 0 0 0 0 0 0 0 0 0 0 0 0 0 1 0 0 0 0 0 1						
Inning Stats	R: 0 E: 0 K: 1 S: 6 H: 1 LOB: 1 BB: 0 P: 6	R: 0 E: 0 K: 0 S: 3 H: 0 LOB: 0 BB: 0 P: 3	R: 0 E: 0 K: 1 S: 5 H: 0 LOB: 0 BB: 0 P: 5	R: 0 E: 0 K: 0 S: 3 H: 0 LOB: 0 BB: 0 P: 3	R: 0 E: 0 K: 1 S: 5 H: 0 LOB: 0 BB: 0 P: 5	R: 0 E: 0 K: 2 S: 8 H: 1 LOB: 1 BB: 0 P: 8	R: 3 E: 0 K: 0 S: 7 H: 4 LOB: 2 BB: 0 P: 8	R: 2 E: 0 K: 1 S: 8 H: 3 LOB: 1 BB: 0 P: 8	R: 0 E: 0 K: 0 S: 3 H: 1 LOB: 0 BB: 0 P: 3	1B: 9 2B: 1 3B: 0 HR: 0	SF: 1 SAC: 0 DP: 1 HBP: 1						

PITCHER		IP	WLS	BF	H	R	ER	SO	BB	IBB	HBP	BLK	WP	HR	S	P	ERA	WHIP
Gary Peters, L ERA: 2.3	(1, 1)	6.2		27	6	3	3	5	0	0	1	0	1	0	36	37	4.05	0.900
Hoyt Wilhelm, R ERA: 1.26	(7, 1)	2.1	W	10	4	2	2	1	0	0	0	0	0	0	12	12	7.71	1.714

PITCHER	IP	WLS	BF	H	R	ER	SO	BB	IBB	HBP	BLK	WP	HR	S	P	ERA	WHIP

BOTTOM

Chicago White Sox @ Cleveland Indians

Cleveland Municipal Stadium, Cleveland, OH

Tue Aug 01 1967, 7:05 PM EDT

Att. 8,029 - Unknown

livebaseballscorecards.com

AB	35
R	5
H	10
RBI	5
BB	0
SO	6
LOB	10

WP: 1 PB: 0 SB: 0 CS: 0 PA: 37

Batter	1	2	3	4	5	6	7	8	9	AB	R	H	RBI	BB	SO	LOB
Walt Williams, R (1, 7) OBP: 0.316, SLG: 0.401	x 0-0 ① F2		x 0-0 ② F2		x 0-0 ② 6-3		x 0-0 ③ 1-3			4	0	0	0	0	0	2
Wayne Causey, L (1, 4) OBP: 0.316, SLG: 0.314	x 0-0 ② 6-3		x 0-0 1B 2-H 1B		x 0-0 ③ 1-3			x 0-0 ① F5		4	0	1	1	0	0	0
Ken Boyer, R (1, 5) OBP: 0.357, SLG: 0.390 Bruce Howard, S (6, 1) OBP: 0.192, SLG: 0.200 Dick Kenworthy, R (8, PH) OBP: 0.276, SLG: 0.435 Bob Locker, S (8, 1)	SSS 0-3 ③ K		x 0-0 1-3 1B			x 0-0 ① F7		SSS 0-3 ② K		3 0 1 0	0 0 0 0	1 0 0 0	0 0 0 0	0 0 0 0	1 0 0 0	0 0 1 0
Pete Ward, L (1, 3) OBP: 0.359, SLG: 0.392		x 0-0 FC3-6 1B	x 0-0 ③ F4			x 0-0 FC5-4 1B		x 0-0 ③ 3-1		4	0	2	0	0	0	2
Rocky Colavito, R (1, 9) OBP: 0.336, SLG: 0.377		x 0-0 ① FC3-6 G3 1-2f		x 0-0 FC4-6 1B		x 0-0 ② FC5-4 1-2f			x 0-0 ① 6-3	4	0	1	0	0	0	2
Tom McCraw, L (1, 8) OBP: 0.285, SLG: 0.363		x 0-0 ② G3 1-2		x 0-0 ① FC4-6 S 1-2f		x 0-0 ③ F5			x 0-0 ② F8	4	0	0	0	0	0	3
J.C. Martin, L (1, 2) OBP: 0.343, SLG: 0.394		x 0-0 ③ 6-3	BBBB 4-0 G6-4-3 1-2 BB				x 0-0 ① 4-3		x 0-0 ③ 5-3	3	0	0	0	1	0	1
Ron Hansen, R (1, 6) OBP: 0.300, SLG: 0.318 Marv Staehle, L (3, 6) OBP: 0.196, SLG: 0.149			x 0-0 1B 2B	x 0-0 ②③ G6-4-3 1-2f			x 0-0 1B			1 2	1 0	1 1	0 0	0 0	0 0	0 2
Wilbur Wood, R (1, 1) OBP: 0.083, SLG: 0.167 Gary Peters, L (3, PH) OBP: 0.278, SLG: 0.391 John Buzhardt, R (3, 1) OBP: 0.222, SLG: 0.222 Don Buford, S (6, 5) OBP: 0.303, SLG: 0.273		SSS 0-3 ① K			SSS 0-3 ① K		x 0-0 ② F6			0 1 1 1	0 0 0 0	0 0 0 0	0 0 0 0	0 1 0 0	0 1 0 0	0 1 0 1
Inning Stats	R: 0 H: 0 E: 0 LOB: 0 K: 1 BB: 0 S: 5 P: 5	R: 0 H: 1 E: 0 LOB: 1 K: 0 BB: 0 S: 4 P: 4	R: 1 H: 3 E: 0 LOB: 2 K: 1 BB: 0 S: 8 P: 8	R: 0 H: 1 E: 0 LOB: 1 K: 0 BB: 1 S: 3 P: 7	R: 0 H: 0 E: 0 LOB: 0 K: 1 BB: 0 S: 5 P: 5	R: 0 H: 1 E: 0 LOB: 1 K: 0 BB: 0 S: 4 P: 4	R: 0 H: 1 E: 0 LOB: 1 K: 0 BB: 0 S: 4 P: 4	R: 0 H: 0 E: 0 LOB: 0 K: 1 BB: 0 S: 5 P: 5	R: 0 H: 0 E: 0 LOB: 0 K: 0 BB: 0 S: 3 P: 3	1B: 6 2B: 1 3B: 0 HR: 0	SF: 0 SAC: 0 DP: 1 HBP: 0					

TOP

Chicago White Sox @ Cleveland Indians

Cleveland Municipal Stadium, Cleveland, OH

Wed Aug 02 1967, 7:05 PM EDT

Att. 7,340 - Unknown

livebaseballscorecards.com

AB	33
R	1
H	7
RBI	1
BB	1
SO	4
LOB	14

WP: 0 PB: 0 SB: 1 CS: 0 PA: 34

PITCHER		IP	WLS	BF	H	R	ER	SO	BB	IBB	HBP	BLK	WP	HR	S	P	ERA	WHIP
Steve Hargan, R ERA: 2.4	(1, 1)	9.0	W	34	7	1	1	4	1	0	0	0	0	0	41	45	1.00	0.889

PITCHER	IP	WLS	BF	H	R	ER	SO	BB	IBB	HBP	BLK	WP	HR	S	P	ERA	WHIP

Batter	1	2	3	4	5	6	7	8	9	AB	R	H	RBI	BB	SO	LOB
Chuck Hinton, R (1, 9) OBP: 0.310, SLG: 0.330	SH1-4 1B 1B 1B	CS 2-H 1B		F8 ②		K ② S S S		4-3 2B		5	1	3	1	0	1	1
Leon Wagner, L (1, 7) OBP: 0.314, SLG: 0.432	SH1-4 E 1-2 1B	CS ③ 1-2	HR	4-3 ③		4-3 ③		4-3 ② 2-3		4	2	2	1	0	0	1
Vic Davalillo, L (7, 8) OBP: 0.289, SLG: 0.346										1	0	0	0	0	0	1
Max Alvis, R (1, 5) OBP: 0.317, SLG: 0.414	SH1-4 ① 1-2 2-3		F7 ①		1B 1B 1B		F2 ①	F8 ③		4	1	1	0	0	0	1
Tony Horton, R (1, 3) OBP: 0.321, SLG: 0.410	E1 2-H 3-H 1B	1B 1B			1B ① 1-3 1B		BB BB 1B			4	0	4	1	0	0	0
Don Demeter, R (1, 8) (7, 7) OBP: 0.248, SLG: 0.352	6-3 ②	1B 1-2			1B 3-H 1B		F4 ②			4	0	2	1	0	0	2
Duke Sims, L (1, 2) OBP: 0.315, SLG: 0.356	3-1 ③	F8 ②			K ② S S S		BB 1-2 BB B B B B			3	0	0	0	1	1	4
Vern Fuller, R (1, 4) OBP: 0.313, SLG: 0.475		F4 ① F8 ③			1B 1-3		BB 1-2 2-3 B B B B			3	0	1	0	1	0	2
Larry Brown, R (1, 6) OBP: 0.314, SLG: 0.325		1B SH2-3 1B		FC1-6 1B	F7 ③		L5 ③			4	1	2	0	0	0	5
Steve Hargan, R (1, 1) OBP: 0.231, SLG: 0.245		SH2-3 ② 1-2		FC1-6 ① 1-2f		K ① S S S		K ① S S S		3	0	0	0	0	2	1
Inning Stats	R: 2 H: 3 E: 1 LOB: 1 K: 0 BB: 0 S: 6 P: 6	R: 1 H: 2 E: 0 LOB: 0 K: 0 BB: 0 S: 4 P: 4	R: 1 H: 3 E: 0 LOB: 2 K: 0 BB: 0 S: 6 P: 6	R: 0 H: 1 E: 0 LOB: 1 K: 0 BB: 0 S: 4 P: 4	R: 1 H: 4 E: 0 LOB: 2 K: 1 BB: 0 S: 8 P: 8	R: 0 H: 0 E: 0 LOB: 0 K: 2 BB: 0 S: 7 P: 7	R: 0 H: 1 E: 0 LOB: 3 K: 0 BB: 2 S: 4 P: 12	R: 0 H: 1 E: 0 LOB: 1 K: 1 BB: 0 S: 6 P: 6		1B: 13 SF: 0 2B: 1 SAC: 2 3B: 0 DP: 0 HR: 1 HBP: 0						

PITCHER		IP	WLS	BF	H	R	ER	SO	BB	IBB	HBP	BLK	WP	HR	S	P	ERA	WHIP
Wilbur Wood, L ERA: 2.09	(1, 1)	2.0	L	10	5	3	3	0	0	0	0	0	0	0	10	10	13.50	2.500
John Buzhardt, R ERA: 3.87	(3, 1)	3.0		16	8	2	2	1	0	0	0	0	0	1	18	18	6.00	2.667
Bruce Howard, R ERA: 3.38	(6, 1)	2.0		9	1	0	0	2	2	0	0	0	0	0	11	19	0.00	1.500
Bob Locker, R ERA: 2.34	(8, 1)	1.0		4	1	0	0	1	0	0	0	0	0	0	6	6	0.00	1.000

PITCHER	IP	WLS	BF	H	R	ER	SO	BB	IBB	HBP	BLK	WP	HR	S	P	ERA	WHIP

BOTTOM

Chicago White Sox @ Cleveland Indians

Cleveland Municipal Stadium, Cleveland, OH

Wed Aug 02 1967, 7:05 PM EDT

Att. 7,340 - Unknown

livebaseballscorecards.com

AB	35
R	5
H	15
RBI	4
BB	2
SO	4
LOB	18

WP: 0 PA: 40
PB: 0
SB: 0
CS: 1

Detroit Tigers @ Cleveland Indians

Cleveland Municipal Stadium, Cleveland, OH

Fri Aug 04 1967, 7:05 PM EDT

Att. 11,274 - Unknown

TOP

livebaseballscorecards.com

Batter	1	2	3	4	5	6	7	8	9	AB	R	H	RBI	BB	SO	LOB
Don Wert, R (1, 5) OBP: 0.308, SLG: 0.339	1B 2B 1B	4-3			K	5-3			F8	5	1	1	0	0	1	0
Dick McAuliffe, L (1, 4) (8, 6) OBP: 0.382, SLG: 0.483	2B 1-2 1B		BBB FC6-4 BB		K		SSS K		L3	4	0	1	0	1	2	0
Al Kaline, R (1, 9) OBP: 0.408, SLG: 0.560	1-3 2-H 2B		SSS K		L4		L3		L9	5	0	1	1	0	1	1
Willie Horton, R (1, 7) OBP: 0.347, SLG: 0.514	F4		SSS K			SH1-3 BB 2B 1B	BBB 1B BB			3	1	1	0	1	1	3
Bill Freehan, R (1, 3) (7, 2) OBP: 0.384, SLG: 0.448	IBB		FC6-4 1-2f			F8	1-2 1B			3	0	1	0	1	0	2
Mickey Stanley, R (1, 8) OBP: 0.276, SLG: 0.330 Norm Cash, L (7, PH) (7, 3) OBP: 0.374, SLG: 0.435	K			BBB G6-4-3 BB		BBB SH1-3 1-2 2B BB	SSS K			1 1	1 0	0 0	0 0	2 0	1 1	3 2
Jim Price, R (1, 2) OBP: 0.288, SLG: 0.365 Jim Northrup, L (7, 8) OBP: 0.334, SLG: 0.375	F6			G6-4-3 1-2f		SH1-3 1-2 2-3		SSS K		2 1	0 0	0 0	0 0	0 0	0 1	4 0
Ray Oyler, R (1, 6) OBP: 0.286, SLG: 0.270 Jerry Lumpe, L (8, PH) (8, 4) OBP: 0.286, SLG: 0.270		K		BBB BB		WP HR 2-H 3-H 2B		SSS K		2 1	1 0	1 0	2 0	1 0	1 1	0 0
Johnny Podres, L (1, 1) OBP: 0.000, SLG: 0.000 Dave Wickersham, R (2, 1) Earl Wilson, R (4, PH) OBP: 0.000, SLG: 0.333 Hank Aguirre, R (4, 1) OBP: 0.000, SLG: 1.500 Jim Landis, R (5, PH) OBP: 0.241, SLG: 0.374 Fred Gladding, L (6, 1) Mike Marshall, R (7, 1) OBP: 0.250, SLG: 0.250 Lenny Green, L (8, PH) OBP: 0.267, SLG: 0.370 John Hiller, R (8, 1) OBP: 0.500, SLG: 0.500		K		K		2-H HR		SSS K		1 0 1 0 1 0 0 0 1 0	0 0 0 0 1 0 1 0 0 0	0 0 0 0 1 0 1 0 0 0	0 0 0 0 1 0 2 0 0 0	0 0 0 0 0 0 0 0 1 0	1 0 0 0 1 0 0 0 0 0	0 0 1 0 0 0 0 0 0 0
Inning Stats	R: 1 H: 3 E: 0 LOB: 3 K: 1 BB: 1 S: 8 P: 12	R: 0 H: 0 E: 0 LOB: 0 K: 2 BB: 0 S: 7 P: 7	R: 0 H: 0 E: 0 LOB: 1 K: 2 BB: 1 S: 7 P: 11	R: 0 H: 0 E: 0 LOB: 1 K: 1 BB: 2 S: 4 P: 12	R: 0 H: 0 E: 0 LOB: 0 K: 2 BB: 0 S: 7 P: 7	R: 4 H: 3 E: 0 LOB: 0 K: 0 BB: 1 S: 6 P: 10	R: 0 H: 1 E: 0 LOB: 2 K: 2 BB: 1 S: 8 P: 12	R: 0 H: 0 E: 0 LOB: 0 K: 3 BB: 0 S: 9 P: 9	R: 0 H: 0 E: 0 LOB: 0 K: 0 BB: 0 S: 3 P: 3	1B: 4 SF: 0 2B: 2 SAC: 1 3B: 0 DP: 1 HR: 1 HBP: 0						

AB	32
R	5
H	7
RBI	5
BB	6
SO	13
LOB	16

PITCHER		IP	WLS	BF	H	R	ER	SO	BB	IBB	HBP	BLK	WP	HR	S	P	ERA	WHIP	PITCHER	IP	WLS	BF	H	R	ER	SO	BB	IBB	HBP	BLK	WP	HR	S	P	ERA	WHIP
Sam McDowell, L ERA: 3.57	(1, 1)	6.2	W	31	6	5	5	9	5	1	0	0	1	1	43	67	6.75	1.650																	
Sonny Siebert, R ERA: 2.79	(7, 1)	2.1	S	8	1	0	0	4	0	0	0	0	0	0	16	16	0.00	0.429																	

Batter	1	2	3	4	5	6	7	8	9	AB	R	H	RBI	BB	SO	LOB
Chuck Hinton, R (1, 9) OBP: 0.312, SLG: 0.332	5-3	SH3 1-2		F5		CS 1-2	WP 2B 1B	FC6-4 1-2 2-H 1B		4	1	2	1	0	0	0
Leon Wagner, L (1, 7) OBP: 0.320, SLG: 0.438 Vic Davalillo, L (7, PR) OBP: 0.287, SLG: 0.344 (8, 8)	BBBB 1B 2B BB	F7		1B			1B 1-H 4-1 2B	FC6-4 1-2f 2-3 1B 1B		3 1	1 2	2 0	1 0	1 0	0 0	1 2
Max Alvis, R (1, 5) OBP: 0.321, SLG: 0.416	2B 1-2 HR 1B	SSS K		F8			4-1 BB 2-3 1B	1B 1-2 3-H 1B		5	1	3	1	0	1	2
Tony Horton, R (1, 3) OBP: 0.328, SLG: 0.418	F8		SH1-3 SF9 2B		L9		BBBB 4-1 1-2 BB	4-1 1-2 2-H 1B		4	1	2	1	1	0	2
Don Demeter, R (1, 8) OBP: 0.252, SLG: 0.363 Lee Maye, L (7, PH) OBP: 0.303, SLG: 0.439 (8, 7)	HR 1-3 2-H 2B	SH1-3 2-3			F3		SSS K	F6		2 2	1 0	1 0	1 0	0 0	0 1	0 5
Duke Sims, L (1, 2) OBP: 0.313, SLG: 0.370	HR 2-H 3-H	SF9 3-H			SSS K		4-1 1-2 2-3 3-H	3-1		4	1	1	5	0	1	4
Vern Fuller, R (1, 4) OBP: 0.324, SLG: 0.538	HR	2B				5-3	SSS K			4	1	2	1	0	1	2
Larry Brown, R (1, 6) OBP: 0.316, SLG: 0.325	6-3	1-3				H CS HBP		SH 1B 1B		3	1	1	0	0	0	1
Sam McDowell, L (1, 1) OBP: 0.200, SLG: 0.259 Sonny Siebert, R (7, 1) OBP: 0.233, SLG: 0.533		SH3 1B		SSS K		SSS K		SH FC6-4 1B 1-2 1B		3 0	0 1	1 0	0 0	0 0	2 0	1 0
Inning Stats	R: 5 E: 0 K: 0 S: 7 H: 4 LOB: 0 BB: 1 P: 11	R: 0 E: 0 K: 1 S: 6 H: 1 LOB: 1 BB: 0 P: 6	R: 1 E: 0 K: 0 S: 5 H: 2 LOB: 1 BB: 0 P: 5	R: 0 E: 0 K: 1 S: 6 H: 1 LOB: 1 BB: 0 P: 6	R: 0 E: 0 K: 1 S: 5 H: 0 LOB: 0 BB: 0 P: 5	R: 0 E: 0 K: 1 S: 4 H: 0 LOB: 0 BB: 0 P: 5	R: 2 E: 0 K: 2 S: 10 H: 3 LOB: 2 BB: 1 P: 14	R: 3 E: 1 K: 0 S: 8 H: 4 LOB: 2 BB: 0 P: 8		1B: 9 2B: 4 3B: 0 HR: 2 SF: 1 SAC: 3 DP: 0 HBP: 1						

BOTTOM

Detroit Tigers @ Cleveland Indians

Cleveland Municipal Stadium, Cleveland, OH

Fri Aug 04 1967, 7:05 PM EDT

Att. 11,274 - Unknown

livebaseballscorecards.com

AB	35
R	11
H	15
RBI	11
BB	2
SO	6
LOB	20

WP: 1 PA: 43
PB: 0
SB: 0
CS: 1

PITCHER		IP	WLS	BF	H	R	ER	SO	BB	IBB	HBP	BLK	WP	HR	S	P	ERA	WHIP
Johnny Podres, L ERA: 4.04	(1, 1)	1.0	L	9	5	5	5	0	1	0	0	0	0	2	8	12	45.00	6.000
Dave Wickersham, R ERA: 2.53	(2, 1)	2.0		8	2	1	1	1	0	0	0	0	0	0	10	10	4.50	1.000
Hank Aguirre, L ERA: 1.48	(4, 1)	2.0		7	1	0	0	2	0	0	0	0	0	0	11	11	0.00	0.500
Fred Gladding, R ERA: 2.1	(6, 1)	1.0		7	3	2	2	1	1	0	1	0	1	0	7	12	18.00	4.000
Mike Marshall, R ERA: 1.05	(7, 1)	1.0		3	0	0	0	2	0	0	0	0	0	0	7	7	0.00	0.000

PITCHER		IP	WLS	BF	H	R	ER	SO	BB	IBB	HBP	BLK	WP	HR	S	P	ERA	WHIP
John Hiller, L ERA: 2.87	(8, 1)	1.0		8	4	3	2	0	0	0	0	0	0	0	8	8	18.00	4.000

Detroit Tigers @ Cleveland Indians

Cleveland Municipal Stadium, Cleveland, OH

Sat Aug 05 1967, 3:33 AM EDT

Att. 6,859 - Unknown

livebaseballscorecards.com

Batter	1	2	3	4	5	6	7	8	9	AB	R	H	RBI	BB	SO	LOB
Dick McAuliffe, L (1, 4) (4, 6) OBP: 0.383, SLG: 0.482	BBBB 4-0 FC5-4 BB		x 0-0 BB 1-2 1B		SSS 0-3 ① K			x 0-0 ① G3		3	0	1	0	1	1	0
Don Wert, R (1, 5) OBP: 0.309, SLG: 0.342	x 0-0 ① FC5-4 1-2f		BBBB 4-0 1-2 2-3 BB		SSS 0-3 ② K			x 0-0 HR 2B		3	1	1	0	1	1	1
Al Kaline, R (1, 9) OBP: 0.406, SLG: 0.568	x 0-0 ② L2		x 0-0 ② SF7 3-H		x 0-0 ③ L5-3			x 0-0 2-H HR		3	1	1	3	0	0	1
Willie Horton, R (1, 7) OBP: 0.342, SLG: 0.506	SSS 0-3 ③ K		SSS 0-3 ③ K			x 0-0 ① F7		x 0-0 ② F6		4	0	0	0	0	2	3
Norm Cash, L (1, 3) OBP: 0.376, SLG: 0.434		SSS 0-3 ① K		x 0-0 ① F4		x 0-0 F8-3 1B		BBBB 4-0 BB		3	0	1	0	1	1	0
Jim Northrup, L (1, 8) OBP: 0.333, SLG: 0.374		SSS 0-3 ② K		x 0-0 1B 1B		x 0-0 ②③ F8-3 1-2		x 0-0 ③ F6		4	0	1	0	0	1	2
Bill Freehan, R (1, 2) OBP: 0.383, SLG: 0.445		x 0-0 ③ L6		x 0-0 1-2 1B			x 0-0 ① F5		x 0-0 ① F4	4	0	1	0	0	0	0
Ray Oyler, R (1, 6) OBP: 0.285, SLG: 0.269 Jerry Lumpe, L (4, PH) (4, 4) OBP: 0.277, SLG: 0.261			SSS 0-3 ① K	SSS 0-3 ② K			x 0-0 ② 4-3		x 0-0 ② 4-3	1 3	0 0	0 0	0 0	0 0	1 1	0 2
Earl Wilson, R (1, 1) OBP: 0.237, SLG: 0.324 Lenny Green, L (9, PH) OBP: 0.293, SLG: 0.365			BBBB 4-0 BB 1B SF7 BB	SSS 0-3 ③ K			x 0-0 ③ 6-3		x 0-0 ③ 3-1	2 1	1 0	0 0	0 0	1 0	1 0	2 0
Inning Stats	R: 0 E: 0 K: 1 S: 5 H: 0 LOB: 1 BB: 1 P: 9	R: 0 E: 0 K: 2 S: 7 H: 0 LOB: 0 BB: 0 P: 7	R: 1 E: 0 K: 2 S: 8 H: 1 LOB: 2 BB: 2 P: 16	R: 0 E: 0 K: 2 S: 9 H: 2 LOB: 2 BB: 0 P: 9	R: 0 E: 0 K: 2 S: 7 H: 0 LOB: 0 BB: 0 P: 7	R: 0 E: 0 K: 0 S: 3 H: 1 LOB: 0 BB: 0 P: 3	R: 0 E: 0 K: 0 S: 3 H: 0 LOB: 0 BB: 0 P: 3	R: 2 E: 0 K: 0 S: 5 H: 2 LOB: 1 BB: 1 P: 9	R: 0 E: 0 K: 0 S: 3 H: 0 LOB: 0 BB: 0 P: 3	1B: 4 2B: 2 3B: 0 HR: 1	SF: 1 SAC: 0 DP: 1 HBP: 0						

	AB	31
	R	3
	H	6
	RBI	3
	BB	4
	SO	9
	LOB	11

WP: 0 PB: 0 SB: 0 CS: 0 PA: 36

PITCHER		IP	WLS	BF	H	R	ER	SO	BB	IBB	HBP	BLK	WP	HR	S	P	ERA	WHIP
Stan Williams, R ERA: 3.14	(1, 1)	7.1	W	30	6	3	3	9	3	0	0	0	0	1	45	57	3.68	1.227
Sonny Siebert, R ERA: 2.75	(8, 1)	1.2	S	6	0	0	0	0	1	0	0	0	0	0	5	9	0.00	0.600

PITCHER		IP	WLS	BF	H	R	ER	SO	BB	IBB	HBP	BLK	WP	HR	S	P	ERA	WHIP

Detroit Tigers @ Cleveland Indians

Cleveland Municipal Stadium, Cleveland, OH

Sat Aug 05 1967, 3:33 AM EDT

Att. 6,859 - Unknown

livebaseballscorecards.com

BOTTOM

Batter	1	2	3	4	5	6	7	8	9	AB	R	H	RBI	BB	SO	LOB
Lee Maye, L (1, 9) OBP: 0.306, SLG: 0.438	F7		K	BB		PO 1B				3	0	1	0	1	1	1
Vic Davalillo, L (1, 8) OBP: 0.286, SLG: 0.347	K		1B 2B	F7		PO 1-2	K			4	1	1	0	0	2	1
Leon Wagner, L (1, 7) OBP: 0.322, SLG: 0.436 Chuck Hinton, R (8, 7) OBP: 0.312, SLG: 0.332	K		WP 2B 1B 2-H 3-H		FC1-5 1B HBP		L9			3 0	1 0	1 0	2 0	0 0	1 0	0 0
Tony Horton, R (1, 3) OBP: 0.337, SLG: 0.446		6-3	PB E 2B 1-H		FC1-5 1B 1-2		HR			4	2	3	2	0	0	0
Max Alvis, R (1, 5) OBP: 0.318, SLG: 0.412		E8	E6 FC5 BB 2-H		FC1-5 1-2 2-3f		K2-3			4	0	0	0	0	1	2
Duke Sims, L (1, 2) OBP: 0.311, SLG: 0.364		K	BB 1-2		K			F8		3	0	0	0	1	2	3
Vern Fuller, R (1, 4) OBP: 0.307, SLG: 0.507		5-3	FC5 2-3f		K			F8		4	0	0	0	0	1	5
Larry Brown, R (1, 6) OBP: 0.312, SLG: 0.321			F5	5-3		L5		F7		4	0	0	0	0	0	0
Stan Williams, R (1, 1) OBP: 0.200, SLG: 0.200 Sonny Siebert, R (8, 1) OBP: 0.233, SLG: 0.533			2B 1B 1B	K		K				3 0	1 0	1 0	0 0	0 0	2 0	0 0
Inning Stats	R: 0 E: 0 K: 2 S: 7 H: 0 LOB: 0 BB: 0 P: 7	R: 0 E: 1 K: 1 S: 6 H: 0 LOB: 1 BB: 0 P: 6	R: 4 E: 1 K: 1 S: 10 H: 4 LOB: 2 BB: 1 P: 14	R: 0 E: 0 K: 1 S: 5 H: 0 LOB: 1 BB: 1 P: 9	R: 0 E: 0 K: 2 S: 8 H: 1 LOB: 2 BB: 0 P: 9	R: 0 E: 0 K: 1 S: 5 H: 1 LOB: 0 BB: 0 P: 5	R: 1 E: 0 K: 2 S: 8 H: 1 LOB: 0 BB: 0 P: 8	R: 0 E: 0 K: 0 S: 3 H: 0 LOB: 0 BB: 0 P: 3		1B: 4 2B: 2 3B: 0 HR: 1 SF: 0 SAC: 0 DP: 0 HBP: 1						

	AB	32
	R	5
	H	7
	RBI	4
	BB	2
	SO	10
	LOB	12

WP: 1 PB: 1 SB: 0 CS: 0 PA: 36

PITCHER	IP	WLS	BF	H	R	ER	SO	BB	IBB	HBP	BLK	WP	HR	S	P	ERA	WHIP
Earl Wilson, R (1, 1) ERA: 3.69	8.0	L	35	7	5	4	10	2	0	1	0	1	1	52	61	4.50	1.125

PITCHER	IP	WLS	BF	H	R	ER	SO	BB	IBB	HBP	BLK	WP	HR	S	P	ERA	WHIP

Detroit Tigers @ Cleveland Indians

Cleveland Municipal Stadium, Cleveland, OH

Sun Aug 06 1967, 3:33 AM EDT

Unknown

TOP

livebaseballscorecards.com

Batter	1	2	3	4	5	6	7	8	9	AB	R	H	RBI	BB	SO	LOB
Lenny Green, L (1, 7) OBP: 0.313, SLG: 0.405	0-0 1B SF8 2B	0-0 2-H 1B		0-0 5-3		0-0 FC3-2 1-3 2B		0-0 F5		5	1	3	1	0	0	2
Jerry Lumpe, L (1, 4) OBP: 0.279, SLG: 0.263	0-0 2-3 3B 1B	0-0 F9			0-0 6-3	BBBB 4-0 FC3-2 BB		SSS 0-3 K		3	1	1	0	0	0	1
Willie Horton, R (6, PH) OBP: 0.344, SLG: 0.506										0	0	0	0	1	0	0
Ray Oyler, R (6, PR) OBP: 0.284, SLG: 0.268										1	0	0	0	0	1	0
(6, 6)																
Dick McAuliffe, L (1, 6) OBP: 0.383, SLG: 0.480	0-0 3-H SF8	0-0 1-3			0-0 HR E 1B	0-0 1-2 2-3 3-Hf FC3-2		BBBB 4-0 BB		3	1	1	1	1	0	3
(6, 4)																
Al Kaline, R (1, 9) OBP: 0.402, SLG: 0.569	0-0 1-H PB 3B	SSS 0-3 K			0-0 L5 1-2 HR	0-0 L7		0-0 L4		5	2	1	1	0	1	5
Norm Cash, L (1, 3) OBP: 0.371, SLG: 0.428	SSS 0-3 K 3-H	0-0 F7			SSS 0-3 K		0-0 F8		SSS 0-3 K	5	0	0	0	0	3	2
Bill Freehan, R (1, 2) OBP: 0.383, SLG: 0.454	0-0 F8			SSS 0-3 K	0-0 1-H 2-H HR		0-0 E 1B		0-0 F2	5	1	2	3	0	1	0
Don Wert, R (1, 5) OBP: 0.310, SLG: 0.345		0-0 SH5-4 1B 1B		0-0 WP 2B	0-0 4-3		0-0 E6 1-2		0-0 F4	5	1	2	0	0	0	1
Mickey Stanley, R (1, 8) OBP: 0.280, SLG: 0.330		0-0 F9		BBBB 4-0 WP BB		0-0 2B FC3-2 1B	0-0 F8			3	0	1	0	1	0	3
Joe Sparma, R (1, 1) OBP: 0.038, SLG: 0.019		0-0 1-2 SH5-4		SSS 0-3 1-2 2-3 K		SSS 0-3 K	SSS 0-3 K			3	0	0	0	0	3	5

AB	38
R	7
H	11
RBI	6
BB	3
SO	9
LOB	22

Inning Stats	1	2	3	4	5	6	7	8	9
	R: 3 E: 0 K: 1 S: 8	H: 3 LOB: 0 BB: 0 P: 8	R: 1 E: 0 K: 0 S: 5	H: 2 LOB: 1 BB: 0 P: 5	R: 0 E: 0 K: 1 S: 5	H: 0 LOB: 0 BB: 0 P: 5	R: 0 E: 0 K: 2 S: 8	H: 1 LOB: 2 BB: 1 P: 12	R: 3 E: 1 K: 1 S: 8	H: 2 LOB: 0 BB: 0 P: 8	R: 0 E: 0 K: 1 S: 7	H: 2 LOB: 3 BB: 1 P: 11	R: 0 E: 1 K: 1 S: 7	H: 1 LOB: 2 BB: 0 P: 7	R: 0 E: 0 K: 1 S: 5	H: 0 LOB: 1 BB: 1 P: 9	R: 0 E: 0 K: 1 S: 5	H: 0 LOB: 0 BB: 0 P: 5

1B: 6	SF: 1	WP: 1	PA: 43
2B: 3	SAC: 1	PB: 1	
3B: 1	DP: 0	SB: 0	
HR: 1	HBP: 0	CS: 0	

PITCHER		IP	WLS	BF	H	R	ER	SO	BB	IBB	HBP	BLK	WP	HR	S	P	ERA	WHIP
George Culver, R ERA: 4.27	(1, 1)	2.0	L	11	5	4	3	1	0	0	0	0	0	0	13	13	13.50	2.500
Ed Connolly, L ERA: 5.12	(3, 1)	4.0		20	5	3	0	5	2	0	0	0	1	1	28	36	0.00	1.750
Orlando Pena, R ERA: 3.27	(7, 1)	3.0		12	1	0	0	3	1	0	0	0	0	0	17	21	0.00	0.667

PITCHER		IP	WLS	BF	H	R	ER	SO	BB	IBB	HBP	BLK	WP	HR	S	P	ERA	WHIP

Detroit Tigers @ Cleveland Indians

Cleveland Municipal Stadium, Cleveland, OH

Sun Aug 06 1967, 3:33 AM EDT

Unknown

livebaseballscorecards.com

BOTTOM

Batter	1	2	3	4	5	6	7	8	9	AB	R	H	RBI	BB	SO	LOB
Lee Maye, L (1, 9) OBP: 0.308, SLG: 0.434	E 1B E 1B	6-3		BBBB 4-0 G1-4-6-3 BB			SSS 0-3 ① K		x 0-0 ③ F7	4	1	1	0	1	1	2
Vic Davalillo, L (1, 8) OBP: 0.291, SLG: 0.360	E9 E 1-3 1B	2-H 3B		x 0-0 ②③ G1-4-6-3 1-2f			x 0-0 ② F7			4	0	2	1	0	0	1
Leon Wagner, L (1, 7) OBP: 0.318, SLG: 0.431	L6	4-3			x 0-0 ① 4-3		SSS 0-3 ③ K			4	0	0	0	0	1	3
Tony Horton, R (1, 3) OBP: 0.330, SLG: 0.437	1-3	SSS 0-3 ① K			x 0-0 ② 5-3			x 0-0 ① F4		4	0	0	0	0	1	2
Max Alvis, R (1, 5) OBP: 0.317, SLG: 0.409	BBBB 4-0 E BB	x 0-0 ② 5-3			x 0-0 ③ F4			x 0-0 ② F7		3	0	0	0	1	0	0
Duke Sims, L (1, 2) OBP: 0.310, SLG: 0.362	E4 FC5-4 1-2 2-3 3-H	x 0-0 PB 1B 1B				x 0-0 ① F2		x 0-0 ③ F7		4	1	1	0	0	0	2
Vern Fuller, R (1, 4) OBP: 0.316, SLG: 0.500	FC5-4 1-2f	x 0-0 1-H 1B				BBBB 4-0 BB			SSS 0-3 ① K	3	0	1	1	1	1	3
Larry Brown, R (1, 6) OBP: 0.314, SLG: 0.326		x 0-0 G1 3B 1B	x 0-0 ③ 4-3			SSS 0-3 ② K			x 0-0 2B	4	1	2	0	0	1	2
George Culver, R (1, 1) OBP: 0.333, SLG: 0.333 Jim King, L (2, PH) OBP: 0.278, SLG: 0.242 Ed Connolly, L (3, 1) OBP: 0.167, SLG: 0.167 Don Demeter, R (6, PH) OBP: 0.250, SLG: 0.360 Orlando Pena, R (7, 1) Fred Whitfield, L (9, PH) OBP: 0.282, SLG: 0.353		x 0-0 ① G1 1-2		x 0-0 ① 4-3		SSS 0-3 ③ K			SSS 0-3 ② K	0 1 1 1 0 1	0 0 0 0 0 0	0 0 0 0 0 1	0 0 0 0 1 1	0 0 0 0 0 1	0 0 0 0 0 1	0 1 0 1 0 1
Inning Stats	R: 1 E: 2 K: 0 S: 6 H: 2 LOB: 3 BB: 1 P: 10	R: 1 E: 0 K: 0 S: 5 H: 2 LOB: 1 BB: 0 P: 5	R: 1 E: 0 K: 1 S: 7 H: 2 LOB: 1 BB: 0 P: 7	R: 0 E: 0 K: 0 S: 2 H: 0 LOB: 0 BB: 1 P: 6	R: 0 E: 0 K: 0 S: 3 H: 0 LOB: 0 BB: 0 P: 3	R: 0 E: 0 K: 2 S: 7 H: 0 LOB: 1 BB: 1 P: 11	R: 0 E: 0 K: 2 S: 7 H: 0 LOB: 0 BB: 0 P: 7	R: 0 E: 0 K: 0 S: 3 H: 0 LOB: 0 BB: 0 P: 3	R: 0 E: 0 K: 2 S: 8 H: 1 LOB: 1 BB: 0 P: 8	1B: 5 2B: 1 3B: 1 HR: 0	SF: 0 SAC: 0 DP: 1 HBP: 0			WP: 0 PB: 1 SB: 0 CS: 0	PA: 37		

PITCHER	IP	WLS	BF	H	R	ER	SO	BB	IBB	HBP	BLK	WP	HR	S	P	ERA	WHIP
Joe Sparma, R (1, 1) ERA: 3.89	9.0	W	37	7	3	1	7	3	0	0	0	0	0	48	60	1.00	1.111

PITCHER	IP	WLS	BF	H	R	ER	SO	BB	IBB	HBP	BLK	WP	HR	S	P	ERA	WHIP

AB	34
R	3
H	7
RBI	2
BB	3
SO	7
LOB	18

Detroit Tigers @ Cleveland Indians

Cleveland Municipal Stadium, Cleveland, OH

Sun Aug 06 1967, 3:38 AM EDT

Att. 14,366 - Unknown

TOP

livebaseballscorecards.com

Batter	1	2	3	4	5	6	7	8	9	AB	R	H	RBI	BB	SO	LOB
Lenny Green, L (1, 7) OBP: 0.298, SLG: 0.386	G3		F5		6-3		F8		6-3	4	0	0	0	0	0	1
Fred Gladding, L (7, 1)										0	0	0	0	0	0	0
Jim Price, R (9, PH) OBP: 0.283, SLG: 0.358										1	0	0	0	0	0	0
Jerry Lumpe, L (1, 4) OBP: 0.278, SLG: 0.263	F8		G3			BB BB BB 1B	F9			4	1	1	0	0	0	1
Dick McAuliffe, L (1, 6) OBP: 0.382, SLG: 0.476	1-3			G3		BB BB SF8 1-2 BB		F3		3	1	0	0	1	0	0
Norm Cash, L (1, 3) OBP: 0.372, SLG: 0.427		F7		F7		FC5 BB 1-2 2-3 BB		E7 1B		3	0	1	0	1	0	0
Bill Freehan, R (1, 2) OBP: 0.384, SLG: 0.453		HBP		BB 1B		K		6-3		3	0	1	0	0	1	4
Don Wert, R (1, 5) OBP: 0.312, SLG: 0.343		F4		1-2 BB		1-2 2-3 3-H BB		6-3		2	0	0	1	2	0	2
Jim Landis, R (1, 9) OBP: 0.335, SLG: 0.368		5-3		K		SF8 3-H			K	3	0	0	1	0	2	3
Mickey Stanley, R (1, 8) OBP: 0.279, SLG: 0.342			F9		F8	FC5 2-3f			HR	4	1	1	1	0	0	2
Pat Dobson, R (1, 1)			BB		F7		F7		4-3	0	0	0	0	0	0	0
Earl Wilson, R (3, PH)										0	0	0	0	1	0	0
Dave Wickersham, R (3, 1)										0	0	0	0	0	0	0
Bill Heath, L (5, PH) OBP: 0.209, SLG: 0.105										1	0	0	0	0	0	0
Hank Aguirre, R (5, 1) OBP: 0.500, SLG: 1.500										0	0	0	0	0	0	0
Jim Northrup, L (7, PH) OBP: 0.332, SLG: 0.371										2	0	0	0	0	0	0
(7, 7)																

	AB	30
	R	3
	H	4
	RBI	3
	BB	5
	SO	3
	LOB	13

Inning Stats																																
	R: 0	H: 0	R: 0	H: 0	R: 0	H: 0	R: 0	H: 1	R: 0	H: 0	R: 2	H: 1	R: 0	H: 0	R: 0	H: 1	R: 1	H: 1	1B: 3	SF: 1	WP: 0	PA: 37
	E: 0	LOB: 0	E: 0	LOB: 1	E: 0	LOB: 1	E: 0	LOB: 2	E: 0	LOB: 0	E: 0	LOB: 2	E: 0	LOB: 0	E: 1	LOB: 1	E: 0	LOB: 0	2B: 0	SAC: 0	PB: 0	
	K: 0	BB: 0	K: 0	BB: 0	K: 0	BB: 1	K: 1	BB: 1	K: 0	BB: 0	K: 1	BB: 3	K: 0	BB: 0	K: 0	BB: 0	K: 1	BB: 0	3B: 0	DP: 0	SB: 0	
	S: 3	P: 3	S: 3	P: 4	S: 3	P: 7	S: 6	P: 10	S: 3	P: 3	S: 6	P: 18	S: 3	P: 3	S: 4	P: 4	S: 6	P: 6	HR: 1	HBP: 1	CS: 0	

PITCHER		IP	WLS	BF	H	R	ER	SO	BB	IBB	HBP	BLK	WP	HR	S	P	ERA	WHIP
Steve Hargan, R ERA: 2.43	(1, 1)	5.1	W	24	2	2	2	2	5	0	1	0	0	0	22	43	3.38	1.312
Orlando Pena, R ERA: 3.21	(6, 1)	3.2	S	13	2	1	1	1	0	0	0	0	0	1	15	15	2.46	0.545

PITCHER	IP	WLS	BF	H	R	ER	SO	BB	IBB	HBP	BLK	WP	HR	S	P	ERA	WHIP

Batter	1	2	3	4	5	6	7	8	9	AB	R	H	RBI	BB	SO	LOB
Lee Maye, L (1, 9) OBP: 0.307, SLG: 0.429	BBB 4-0 FC4-6 BB	x 0-0 ② FC1-2 1B 3-H		x 0-0 ③ 6-3			x 0-0 ③ 3-1			3	0	0	0	1	0	1
Vic Davalillo, L (1, 8) OBP: 0.295, SLG: 0.363	SSS 0-3 ① K	x 0-0 ③ 1-3 1B			x 0-0 ① F7			x 0-0 SH2-4 1B 1B		4	1	2	0	0	1	1
Leon Wagner, L (1, 7) OBP: 0.318, SLG: 0.433 Chuck Hinton, R (6, 7) OBP: 0.312, SLG: 0.332	x 0-0 ② FC4-6 1-2f 1B		x 0-0 1B 2B		x 0-0 ② 4-3			x 0-0 ① SH2-4 1-2		3 0	2 0	1 0	0 0	0 0	0 0	1 0
Tony Horton, R (1, 3) OBP: 0.333, SLG: 0.438	x 0-0 1B HR 2-H 1B		x 0-0 ① 5-3		SSS 0-3 ③ K			x 0-0 ② 2-H 1B		4	1	2	2	0	1	1
Max Alvis, R (1, 5) OBP: 0.319, SLG: 0.410	x 0-0 HR 1-2 1B		x 0-0 BB 2-H 1B			x 0-0 E6 K		x 0-0 ③ 5-3		4	1	2	1	0	0	0
Duke Sims, L (1, 2) OBP: 0.315, SLG: 0.379	x 0-0 1-H 2-H HR		BBB 4-0 ② 1-2 BB			SSS 0-3 ①② K 1-2				2	1	1	3	1	1	1
Vern Fuller, R (1, 4) OBP: 0.305, SLG: 0.480	x 0-0 ③ 5-3		x 0-0 ③ F8			x 0-0 ③ 5-3				3	0	0	0	0	0	1
Larry Brown, R (1, 6) OBP: 0.317, SLG: 0.332		x 0-0 SH2-4 FC1-2 2B		x 0-0 ① 5-3			x 0-0 B3-6-4 1B			3	0	2	0	0	0	0
Steve Hargan, R (1, 1) OBP: 0.226, SLG: 0.240 Orlando Pena, R (6, 1)		x 0-0 ① SH2-4 2-3		x 0-0 ② 4-3			x 0-0 ①② B3-6-4 1-2f			1 1	0 0	0 0	0 0	0 0	0 0	0 1
Inning Stats	R: 4 E: 1 K: 1 S: 8 H: 3 LOB: 0 BB: 1 P: 12	R: 0 E: 0 K: 0 S: 4 H: 2 LOB: 2 BB: 0 P: 4	R: 1 E: 0 K: 0 S: 4 H: 2 LOB: 1 BB: 1 P: 8	R: 0 E: 0 K: 0 S: 3 H: 0 LOB: 0 BB: 0 P: 3	R: 0 E: 0 K: 1 S: 5 H: 0 LOB: 0 BB: 0 P: 5	R: 0 E: 1 K: 1 S: 5 H: 0 LOB: 0 BB: 0 P: 5	R: 0 E: 0 K: 0 S: 3 H: 1 LOB: 0 BB: 0 P: 3	R: 1 E: 0 K: 0 S: 4 H: 2 LOB: 0 BB: 0 P: 4		1B: 7 2B: 2 3B: 0 HR: 1 SF: 0 SAC: 2 DP: 1 HBP: 0						

PITCHER		IP	WLS	BF	H	R	ER	SO	BB	IBB	HBP	BLK	WP	HR	S	P	ERA	WHIP
Pat Dobson, R ERA: 4.25	(1, 1)	2.0	L	11	5	4	4	1	1	0	0	0	0	1	12	16	18.00	3.000
Dave Wickersham, R ERA: 2.59	(3, 1)	2.0		8	2	1	1	0	1	0	0	0	0	0	7	11	4.50	1.500
Hank Aguirre, L ERA: 1.37	(5, 1)	2.0		6	0	0	0	2	0	0	0	0	0	0	10	10	0.00	0.000
Fred Gladding, R ERA: 2.19	(7, 1)	2.0		7	3	1	1	0	0	0	0	0	0	0	7	7	4.50	1.500

PITCHER	IP	WLS	BF	H	R	ER	SO	BB	IBB	HBP	BLK	WP	HR	S	P	ERA	WHIP

BOTTOM

Detroit Tigers @ Cleveland Indians

Cleveland Municipal Stadium, Cleveland, OH

Sun Aug 06 1967, 3:38 AM EDT

Att. 14,366 - Unknown

livebaseballscorecards.com

AB	28
R	6
H	10
RBI	6
BB	2
SO	3
LOB	7

WP: 0 PA: 32
PB: 0
SB: 0
CS: 0

Cleveland Indians @ Baltimore Orioles

Memorial Stadium, Baltimore, MD

Mon Aug 07 1967, 7:05 PM EDT

Att. 8,811 - Unknown

TOP

livebaseballscorecards.com

Batter	1	2	3	4	5	6	7	8	9	AB	R	H	RBI	BB	SO	LOB
Lee Maye, L (1, 9) OBP: 0.302, SLG: 0.421	6-3		K			K		F5		4	0	0	0	0	2	0
Vic Davalillo, L (1, 8) OBP: 0.299, SLG: 0.366	F8		4-3			FC6, 1B		1B, 1B		4	0	2	0	0	0	0
Leon Wagner, L (1, 7) OBP: 0.320, SLG: 0.432	E, BB			K		FC6, WP 1-2f		G6-4-3 1-3, 1B		3	0	1	0	1	1	1
Tony Horton, R (1, 3) OBP: 0.327, SLG: 0.429	E6 1-2			5-3		6-3 1-2		G6-4-3 1-2f		4	0	0	0	0	0	4
Max Alvis, R (1, 5) OBP: 0.318, SLG: 0.408	F7			K			WP, 4-3, 1B		K	4	0	1	0	0	2	2
Duke Sims, L (1, 2) OBP: 0.309, SLG: 0.371		F8			K		F8		K	4	0	0	0	0	2	1
Vern Fuller, R (1, 4) OBP: 0.291, SLG: 0.456		K			K		4-3 1-2		K	4	0	0	0	0	3	1
Larry Brown, R (1, 6) OBP: 0.320, SLG: 0.331		5-3			BB		IBB 2-3			1	0	0	0	2	0	0
John O'Donoghue, R (1, 1) OBP: 0.179, SLG: 0.231			K		K		F4			3	0	0	0	0	2	3
George Culver, R (8, 1) OBP: 0.333, SLG: 0.333										0	0	0	0	0	0	0

	AB	31
	R	0
	H	4
	RBI	0
	BB	3
	SO	12
	LOB	12

Inning Stats	1	2	3	4	5	6	7	8	9
	R: 0 E: 1 K: 0 S: 4	H: 0 LOB: 2 BB: 1 P: 8	R: 0 E: 0 K: 1 S: 5	H: 0 LOB: 0 BB: 0 P: 5	R: 0 E: 0 K: 2 S: 7	H: 0 LOB: 0 BB: 0 P: 7	R: 0 E: 0 K: 2 S: 7	H: 0 LOB: 0 BB: 0 P: 7	R: 0 E: 0 K: 3 S: 9	H: 0 LOB: 1 BB: 1 P: 13
	R: 0 E: 0 K: 1 S: 6	H: 1 LOB: 1 BB: 0 P: 6	R: 0 E: 0 K: 0 S: 4	H: 1 LOB: 2 BB: 1 P: 8	R: 0 E: 0 K: 0 S: 4	H: 2 LOB: 1 BB: 0 P: 4	R: 0 E: 0 K: 3 S: 9	H: 0 LOB: 0 BB: 0 P: 9		

	1B: 4	SF: 0	WP: 2	PA: 34
	2B: 0	SAC: 0	PB: 0	
	3B: 0	DP: 1	SB: 0	
	HR: 0	HBP: 0	CS: 0	

PITCHER	IP	WLS	BF	H	R	ER	SO	BB	IBB	HBP	BLK	WP	HR	S	P	ERA	WHIP
Gene Brabender, R (1, 1) ERA: 2.64	9.0	W	34	4	0	0	12	2	1	0	0	2	0	55	67	0.00	0.667

PITCHER	IP	WLS	BF	H	R	ER	SO	BB	IBB	HBP	BLK	WP	HR	S	P	ERA	WHIP

Batter	1	2	3	4	5	6	7	8	9	AB	R	H	RBI	BB	SO	LOB
Luis Aparicio, R (1, 6) OBP: 0.295, SLG: 0.332	F8		F8			FC6-5 2-3		F6		4	0	0	0	0	0	1
Boog Powell, L (1, 3) OBP: 0.328, SLG: 0.371	2B			G3		F7		BB 1B		3	0	1	0	1	0	1
Frank Robinson, R (1, 7) OBP: 0.430, SLG: 0.635	F7			BBBB G6-4-3 BB			1B SF9 1B	1-2 G6-4-3 1B		3	1	2	0	1	0	1
Brooks Robinson, R (1, 5) OBP: 0.341, SLG: 0.457	F8			G6-4-3 1-2f			SF9 1-3 2B 1B	G6-4-3 1-2f		4	1	1	0	0	0	4
Paul Blair, R (1, 8) OBP: 0.339, SLG: 0.441		5-3			5-3		SF9 1-2 3-H			2	0	0	1	0	0	0
Davey Johnson, R (1, 4) OBP: 0.322, SLG: 0.370		6-3			5-3		HR 2-H 2B			3	1	1	1	0	0	0
Sam Bowens, R (1, 9) OBP: 0.235, SLG: 0.286		6-3			1-3		HR 2-H			3	1	1	2	0	0	0
Andy Etchebarren, R (1, 2) OBP: 0.306, SLG: 0.344			F8			FC6-5 SH1-4 1B	5-3			3	0	1	0	0	0	0
Gene Brabender, R (1, 1) OBP: 0.111, SLG: 0.111			SSS K			SH1-4 1-2	5-3			2	0	0	0	0	1	0
Inning Stats	R: 0 E: 0 K: 0 S: 4 H: 1 LOB: 1 BB: 0 P: 4	R: 0 E: 0 K: 0 S: 3 H: 0 LOB: 0 BB: 0 P: 3	R: 0 E: 0 K: 1 S: 5 H: 0 LOB: 0 BB: 0 P: 5	R: 0 E: 0 K: 0 S: 2 H: 0 LOB: 0 BB: 1 P: 6	R: 0 E: 0 K: 0 S: 3 H: 0 LOB: 0 BB: 0 P: 3	R: 0 E: 0 K: 0 S: 4 H: 1 LOB: 1 BB: 0 P: 4	R: 4 E: 0 K: 0 S: 7 H: 4 LOB: 0 BB: 0 P: 7	R: 0 E: 0 K: 0 S: 3 H: 1 LOB: 1 BB: 1 P: 7		1B: 4 2B: 2 3B: 0 HR: 1 SF: 1 SAC: 1 DP: 2 HBP: 0				WP: 0 PB: 0 SB: 0 CS: 0 PA: 31		

PITCHER		IP	WLS	BF	H	R	ER	SO	BB	IBB	HBP	BLK	WP	HR	S	P	ERA	WHIP
John O'Donoghue, L ERA: 3.44	(1, 1)	7.1	L	29	6	4	4	1	2	0	0	0	0	1	29	37	4.91	1.091
George Culver, R ERA: 4.22	(8, 1)	0.2		2	1	0	0	0	0	0	0	0	0	0	2	2	0.00	1.500

PITCHER	IP	WLS	BF	H	R	ER	SO	BB	IBB	HBP	BLK	WP	HR	S	P	ERA	WHIP

BOTTOM

Cleveland Indians @ Baltimore Orioles

Memorial Stadium, Baltimore, MD

Mon Aug 07 1967, 7:05 PM EDT

Att. 8,811 - Unknown

livebaseballscorecards.com

AB	27
R	4
H	7
RBI	4
BB	2
SO	1
LOB	7

Batter	1	2	3	4	5	6	7	8	9	AB	R	H	RBI	BB	SO	LOB
Lee Maye, L (1, 9) OBP: 0.300, SLG: 0.421	SH1-3 2B 2B	F8		5-3		4-3			F2	5	1	1	0	0	0	5
Vic Davalillo, L (1, 8) OBP: 0.302, SLG: 0.373	SH1-3 2-3		E FC5-4 1B		2B 2B		F8		E3 S 1-3 2-4-2 3-H	4	2	2	0	0	0	1
Leon Wagner, L (1, 7) OBP: 0.323, SLG: 0.439 Chuck Hinton, R (7, 7) OBP: 0.311, SLG: 0.332	4-3 3-H 2B		F9		2-H 2B		1-3		SF8 3-H	4 0	0 0	2 0	2 1	0 0	0 0	1 0
Tony Horton, R (1, 3) OBP: 0.324, SLG: 0.421	4-3 2-3		E4 FC5-4 1-3		F5		K		BB 2-3	4	0	0	0	1	1	3
Max Alvis, R (1, 5) OBP: 0.315, SLG: 0.405	F7		FC5-4 1-2f 3-H		5-3			K	2-4-2 3-H	4	0	0	1	0	1	3
Duke Sims, L (1, 2) OBP: 0.308, SLG: 0.365		4-3	G3		BB			F9		3	0	0	0	1	0	1
Vern Fuller, R (1, 4) OBP: 0.289, SLG: 0.446		2-3		CS 1B	F7			K		4	0	1	0	0	1	2
Larry Brown, R (1, 6) OBP: 0.325, SLG: 0.334		2B HBP		FC6-4 1-2 1B			K2-3		1B E 1B	3	1	2	0	0	1	0
Ed Connolly, L (1, 1) OBP: 0.222, SLG: 0.333 Jim King, L (9, PH) OBP: 0.282, SLG: 0.247 Sonny Siebert, R (9, 1) OBP: 0.233, SLG: 0.533		1-3 2B		FC6-4 1-2f		5-3			E 1-3 SF8 1B	3 1 0	0 1 0	1 1 0	0 0 0	0 0 0	0 0 0	1 0 0
Inning Stats	R: 1 E: 0 K: 0 S: 5 H: 2 LOB: 1 BB: 0 P: 5	R: 0 E: 0 K: 0 S: 4 H: 1 LOB: 2 BB: 0 P: 5	R: 1 E: 1 K: 0 S: 5 H: 1 LOB: 1 BB: 0 P: 5	R: 0 E: 0 K: 0 S: 4 H: 2 LOB: 1 BB: 0 P: 4	R: 1 E: 0 K: 0 S: 5 H: 2 LOB: 2 BB: 1 P: 9	R: 0 E: 0 K: 1 S: 5 H: 0 LOB: 0 BB: 0 P: 5	R: 0 E: 0 K: 1 S: 5 H: 0 LOB: 0 BB: 0 P: 5	R: 0 E: 0 K: 2 S: 7 H: 0 LOB: 0 BB: 0 P: 7	R: 2 E: 1 K: 0 S: 5 H: 2 LOB: 2 BB: 1 P: 9	1B: 5 2B: 5 3B: 0 HR: 0 SF: 1 SAC: 1 DP: 0 HBP: 1						

TOP

Cleveland Indians @ Baltimore Orioles

Memorial Stadium, Baltimore, MD

Tue Aug 08 1967, 7:05 PM EDT

Att. 8,980 - Unknown

livebaseballscorecards.com

AB	35
R	5
H	10
RBI	4
BB	2
SO	4
LOB	17

WP: 0 PB: 0 SB: 1 CS: 1 PA: 40

PITCHER		IP	WLS	BF	H	R	ER	SO	BB	IBB	HBP	BLK	WP	HR	S	P	ERA	WHIP
Jim Hardin, R ERA: 2.57	(1, 1)	5.0		25	8	3	2	0	1	0	1	0	0	0	23	28	3.60	1.800
Eddie Watt, R ERA: 2.18	(6, 1)	2.0		6	0	0	0	2	0	0	0	0	0	0	10	10	0.00	0.000
Stu Miller, R ERA: 2.83	(8, 1)	1.2	L	9	2	2	0	2	1	0	0	0	0	0	12	16	0.00	1.800
Moe Drabowsky, R ERA: 0.87	(9, 1)	0.1		1	0	0	0	0	0	0	0	0	0	0	0	0	0.00	0.000

Batter	1	2	3	4	5	6	7	8	9	AB	R	H	RBI	BB	SO	LOB
Luis Aparicio, R (1, 6) OBP: 0.297, SLG: 0.330	S S S 0-3 K ①		x 0-0 4-3 ②		B B B B 4-0 BB			B B B B 4-0 S HR BB	x 0-0 F4 ③	3	1	0	0	2	1	2
Boog Powell, L (1, 3) OBP: 0.325, SLG: 0.366	S S S 0-3 K ②		S S S 0-3 K ③		S S S 0-3 K ③			S S S 0-3 K ①		4	0	0	0	0	4	2
Frank Robinson, R (1, 7) OBP: 0.434, SLG: 0.649	H 1-0 HBP			x 0-0 1B 2B		x 0-0 6-3 ①		x 0-0 1-H HR		3	2	2	2	0	0	0
Brooks Robinson, R (1, 5) OBP: 0.341, SLG: 0.454	S S S 0-3 K ③			x 0-0 F8 ①		B B B B 4-0 BB		x 0-0 5-3 ②		3	0	0	0	1	1	2
Paul Blair, R (1, 8) OBP: 0.339, SLG: 0.439		x 0-0 BB 1B		x 0-0 F8 ②		x 0-0 F7 ②		x 0-0 4-3 ③		4	0	1	0	0	0	2
Davey Johnson, R (1, 4) OBP: 0.324, SLG: 0.370		B B B B 4-0 G5-4-3 1-2 BB		x 0-0 2-H 1B		x 0-0 F9 ③			S S S 0-3 K ①	3	0	1	1	1	1	1
Sam Bowens, R (1, 9) OBP: 0.227, SLG: 0.275 Russ Snyder, L (9, PH) OBP: 0.312, SLG: 0.354	S S S 0-3 K ①		S S S 0-3 K ③			S S S 0-3 K ①			B B B B 4-0 2B BB	3 0	0 0	0 0	0 0	0 1	3 0	3 0
Andy Etchebarren, R (1, 2) OBP: 0.302, SLG: 0.339	x 0-0 G5-4-3 ② ③ 1-2f				x 0-0 F8 ①		x 0-0 F5 ②		S S S S 0-3 K ②	4	0	0	0	0	1	3
Jim Hardin, R (1, 1) Curt Blefary, L (5, PH) OBP: 0.316, SLG: 0.408 Eddie Watt, R (6, 1) OBP: 0.178, SLG: 0.067 Dave May, L (7, PH) OBP: 0.154, SLG: 0.240 Stu Miller, R (8, 1) Moe Drabowsky, R (9, 1) OBP: 0.421, SLG: 0.389 Vic Roznovsky, L (9, PH) OBP: 0.278, SLG: 0.308 Mark Belanger, R (9, PR) OBP: 0.296, SLG: 0.313			S S S 0-3 K ①		x 0-0 L3 ②		S S S 0-3 K ③		x 0-0 1-3 2B	1 1 0 1 0 0 0 1 0	0 0 0 0 0 0 0 0 0	0 0 0 0 0 0 0 1 0	0 0 0 0 0 0 0 0 0	0 0 0 1 0 0 0 0 0	1 0 0 0 0 0 0 0 0	0 0 0 0 0 0 0 0 0
Inning Stats	R: 0 E: 0 K: 3 S: 9 H: 0 LOB: 1 BB: 0 P: 10	R: 0 E: 0 K: 1 S: 5 H: 1 LOB: 1 BB: 1 P: 9	R: 0 E: 0 K: 2 S: 7 H: 0 LOB: 0 BB: 0 P: 7	R: 1 E: 0 K: 1 S: 7 H: 2 LOB: 1 BB: 0 P: 7	R: 0 E: 0 K: 1 S: 5 H: 0 LOB: 1 BB: 1 P: 9	R: 0 E: 0 K: 0 S: 3 H: 0 LOB: 1 BB: 1 P: 7	R: 0 E: 0 K: 2 S: 7 H: 0 LOB: 0 BB: 0 P: 7	R: 2 E: 0 K: 1 S: 6 H: 1 LOB: 0 BB: 1 P: 10	R: 0 E: 0 K: 2 S: 8 H: 1 LOB: 2 BB: 1 P: 12	1B: 2 2B: 2 3B: 0 HR: 1	SF: 0 SAC: 0 DP: 1 HBP: 1						

PITCHER		IP	WLS	BF	H	R	ER	SO	BB	IBB	HBP	BLK	WP	HR	S	P	ERA	WHIP
Ed Connolly, L ERA: 4.76	(1, 1)	8.0	W	32	4	3	3	11	4	0	1	0	0	1	49	66	3.38	1.000
Sonny Siebert, R ERA: 2.73	(9, 1)	1.0	S	5	1	0	0	2	1	0	0	0	0	0	8	12	0.00	2.000

PITCHER	IP	WLS	BF	H	R	ER	SO	BB	IBB	HBP	BLK	WP	HR	S	P	ERA	WHIP

BOTTOM

Cleveland Indians @ Baltimore Orioles

Memorial Stadium, Baltimore, MD

Tue Aug 08 1967, 7:05 PM EDT

Att. 8,980 - Unknown

livebaseballscorecards.com

AB	31
R	3
H	5
RBI	3
BB	5
SO	13
LOB	15

WP: 0 PA: 37
PB: 0
SB: 1
CS: 0

Batter	1	2	3	4	5	6	7	8	9	AB	R	H	RBI	BB	SO	LOB
Lee Maye, L (1, 9) OBP: 0.300, SLG: 0.418	S S S 0-3 ① K		x 0-0 1-3 1B		x 0-0 ② FC6 S HR 1-2f 3-H		S S S 0-3 ② K			4	1	1	1	0	2	1
Vic Davalillo, L (1, 8) OBP: 0.301, SLG: 0.385	x 0-0 ② 6-3		x 0-0 ③ 4-3		x 0-0 1-H HR		x 0-0 ③ 4-3			4	1	1	2	0	0	2
Leon Wagner, L (1, 7) OBP: 0.322, SLG: 0.435 Chuck Hinton, R (8, 7) OBP: 0.311, SLG: 0.332	S S S 0-3 ③ K			x 0-0 ① G3	H 1-0 HBP			x 0-0 ① F8		3 0	0 0	0 0	0 0	0 0	1 0	0 0
Tony Horton, R (1, 3) OBP: 0.318, SLG: 0.413		x 0-0 ① 6-3		x 0-0 ② F8	x 0-0 ③ F9			x 0-0 ② F6		4	0	0	0	0	0	1
Max Alvis, R (1, 5) OBP: 0.315, SLG: 0.403		x 0-0 G4-6-3 1B		S S S 0-3 ③ K		x 0-0 ① 6-3		x 0-0 ③ F3		4	0	1	0	0	1	0
Duke Sims, L (1, 2) OBP: 0.312, SLG: 0.365		x 0-0 ② ③ G4-6-3 1-2f			x 0-0 ① F2	x 0-0 FC5-4 1B			B B B B 4-0 6-3 BB	3	0	1	0	1	0	1
Vern Fuller, R (1, 4) OBP: 0.287, SLG: 0.437			x 0-0 ① 5-3		x 0-0 1B 1B 1B	x 0-0 ② FC5-4 1-2f			x 0-0 ① F2	4	1	1	0	0	0	2
Larry Brown, R (1, 6) OBP: 0.324, SLG: 0.333			x 0-0 ② 6-3		x 0-0 1B 1-2 FC6 1B	x 0-0 ③ 1-3			x 0-0 ② 6-3 1-2	4	1	1	0	0	0	2
Sam McDowell, L (1, 1) OBP: 0.222, SLG: 0.279 Sonny Siebert, R (8, 1) OBP: 0.226, SLG: 0.516			x 0-0 1B 1B		x 0-0 FC6 1-3 2-H 1B		S S S 0-3 ① K		S S S 0-3 ③ K	3 1	0 0	2 0	1 0	0 0	1 1	0 1
Inning Stats	R: 0 E: 0 K: 2 S: 7 H: 0 LOB: 0 BB: 0 P: 7	R: 0 E: 0 K: 0 S: 3 H: 1 LOB: 0 BB: 0 P: 3	R: 0 E: 0 K: 0 S: 5 H: 2 LOB: 2 BB: 0 P: 5	R: 0 E: 0 K: 1 S: 5 H: 0 LOB: 0 BB: 0 P: 5	R: 4 E: 0 K: 0 S: 7 H: 4 LOB: 1 BB: 0 P: 8	R: 0 E: 0 K: 0 S: 4 H: 1 LOB: 1 BB: 0 P: 4	R: 0 E: 0 K: 2 S: 7 H: 0 LOB: 0 BB: 0 P: 7	R: 0 E: 0 K: 0 S: 3 H: 0 LOB: 0 BB: 0 P: 3	R: 0 E: 0 K: 1 S: 5 H: 0 LOB: 1 BB: 1 P: 9	1B: 7 2B: 0 3B: 0 HR: 1 SF: 0 SAC: 0 DP: 1 HBP: 1						

PITCHER	IP	WLS	BF	H	R	ER	SO	BB	IBB	HBP	BLK	WP	HR	S	P	ERA	WHIP
Bill Dillman, R (1, 1) ERA: 4.23	4.2	L	21	7	4	4	3	0	0	1	0	0	1	26	27	7.71	1.500
Eddie Fisher, R (5, 1) ERA: 3.26	0.1		1	0	0	0	0	0	0	0	0	0	0	1	1	0.00	0.000
Eddie Watt, R (6, 1) ERA: 2.06	4.0		14	1	0	0	3	1	0	0	0	0	0	19	23	0.00	0.500

PITCHER	IP	WLS	BF	H	R	ER	SO	BB	IBB	HBP	BLK	WP	HR	S	P	ERA	WHIP

TOP

Cleveland Indians @ Baltimore Orioles

Memorial Stadium, Baltimore, MD

Wed Aug 09 1967, 7:05 PM EDT

Att. 9,953 - Unknown

livebaseballscorecards.com

AB	34
R	4
H	8
RBI	4
BB	1
SO	6
LOB	10

WP: 0 PA: 36
PB: 0
SB: 1
CS: 0

BOTTOM

Cleveland Indians @ Baltimore Orioles

Memorial Stadium, Baltimore, MD

Wed Aug 09 1967, 7:05 PM EDT

Att. 9,953 - Unknown

Batter	1	2	3	4	5	6	7	8	9	AB	R	H	RBI	BB	SO	LOB
Luis Aparicio, R (1, 6) OBP: 0.299, SLG: 0.330	F9		F8			G6-4-3 BB BB		PB S 1B 1B		3	1	1	0	1	0	0
Boog Powell, L (1, 3) OBP: 0.324, SLG: 0.363	F8		K			G6-4-3 1-2 BB		K 1-3		3	0	0	0	1	2	1
Frank Robinson, R (1, 7) OBP: 0.435, SLG: 0.647	FC5 WP 1B		F4			G6-4-3 1-2f 2-3		3-H 1B		4	0	2	1	0	0	2
Brooks Robinson, R (1, 5) OBP: 0.340, SLG: 0.451	1-2 BB			5-3		5-3		F5		3	0	0	0	1	0	2
Paul Blair, R (1, 8) OBP: 0.340, SLG: 0.444	FC5 2-3f			G1			G6-4-3 BB		SF8 3B	3	1	1	0	1	0	2
Davey Johnson, R (1, 4) OBP: 0.323, SLG: 0.370		5-3 1B		K			G6-4-3 1-2f		SF8 3-H	3	0	1	1	0	1	1
Sam Bowens, R (1, 9) OBP: 0.220, SLG: 0.265 Curt Blefary, L (9, PH) OBP: 0.318, SLG: 0.407		K			K		5-3		F5	3 1	0 0	0 0	0 0	0 0	2 0	1 0
Andy Etchebarren, R (1, 2) OBP: 0.299, SLG: 0.335 Dave May, L (9, PH) OBP: 0.148, SLG: 0.231	5-3 1-2				K			K	K	3 1	0 0	0 0	0 0	0 0	2 1	1 0
Bill Dillman, R (1, 1) OBP: 0.192, SLG: 0.192 Eddie Fisher, R (5, 1) OBP: 0.333, SLG: 0.200 Russ Snyder, L (5, PH) OBP: 0.311, SLG: 0.352 Eddie Watt, R (6, 1) OBP: 0.222, SLG: 0.313	6-3			K				HR		1 0 1 1	0 0 0 1	0 0 0 1	0 0 0 1	0 0 1 0	0 0 0 0	1 0 0 0
Inning Stats	R: 0 H: 1 E: 0 LOB: 2 K: 0 BB: 1 S: 4 P: 8	R: 0 H: 1 E: 0 LOB: 1 K: 1 BB: 0 S: 6 P: 6	R: 0 H: 0 E: 0 LOB: 0 K: 1 BB: 0 S: 5 P: 5	R: 0 H: 0 E: 0 LOB: 0 K: 1 BB: 0 S: 5 P: 5	R: 0 H: 0 E: 0 LOB: 0 K: 3 BB: 0 S: 9 P: 9	R: 0 H: 0 E: 0 LOB: 1 K: 0 BB: 2 S: 2 P: 10	R: 0 H: 0 E: 0 LOB: 0 K: 0 BB: 1 S: 2 P: 6	R: 2 H: 3 E: 0 LOB: 1 K: 2 BB: 0 S: 10 P: 10	R: 1 H: 1 E: 0 LOB: 0 K: 1 BB: 0 S: 6 P: 6	1B: 4 SF: 1 2B: 0 SAC: 0 3B: 1 DP: 2 HR: 1 HBP: 0						

livebaseballscorecards.com

	AB	30
	R	3
	H	6
	RBI	3
	BB	4
	SO	9
	LOB	11

PITCHER		IP	WLS	BF	H	R	ER	SO	BB	IBB	HBP	BLK	WP	HR	S	P	ERA	WHIP
Sam McDowell, L ERA: 3.46	(1, 1)	7.2	W	30	5	2	1	8	4	0	0	0	1	1	42	58	1.17	1.174
Sonny Siebert, R ERA: 2.78	(8, 1)	1.1	S	5	1	1	1	1	0	0	0	0	0	0	7	7	6.75	0.750

PITCHER	IP	WLS	BF	H	R	ER	SO	BB	IBB	HBP	BLK	WP	HR	S	P	ERA	WHIP

Baltimore Orioles @ Cleveland Indians

Cleveland Municipal Stadium, Cleveland, OH

Thu Aug 10 1967, 7:05 PM EDT

Att. 9,524 - Unknown

TOP

livebaseballscorecards.com

Batter	1	2	3	4	5	6	7	8	9	10	11	12	13	AB	R	H	RBI	BB	SO	LOB
Luis Aparicio, R (1, 6) OBP: 0.295, SLG: 0.326	K		K		F8			SH1-4 1-2		F3			K	5	0	0	0	0	3	0
Russ Snyder, L (1, 9) OBP: 0.311, SLG: 0.351	1B		WP 1B		F7			K		K			G1	6	0	2	0	0	2	1
Frank Robinson, R (1, 7) OBP: 0.430, SLG: 0.636	K		K 1-2			K		BB			F7		1-3	5	0	0	0	1	3	2
Brooks Robinson, R (1, 5) OBP: 0.338, SLG: 0.447	F8			BB BB		K		F5			F3			4	0	0	0	1	1	3
Curt Blefary, L (1, 3) OBP: 0.314, SLG: 0.401		F9		F7		K			F8		K			5	0	0	0	0	2	1
Paul Blair, R (1, 8) OBP: 0.341, SLG: 0.440		K		FC6-4 1-2 BB			4-3		6-3			SH3-4 HBP		3	0	0	0	1	1	0
Davey Johnson, R (1, 4) OBP: 0.324, SLG: 0.382	HR			F6			6-3		2B			F3		5	1	2	1	0	0	3
Vic Roznovsky, L (1, 2) OBP: 0.259, SLG: 0.286	F9			FC6-4 1-2f			4-3		4-3			SH3-4 1-2		4	0	0	0	0	0	3
Moe Drabowsky, R (9, 1) OBP: 0.421, SLG: 0.389														0	0	0	0	0	0	0
Dave McNally, R (1, 1) OBP: 0.162, SLG: 0.189			K		F4			SH1-4 1B		F6			K	3	0	1	0	0	1	0
Andy Etchebarren, R (9, 2) OBP: 0.297, SLG: 0.332														2	0	0	0	0	1	1
Inning Stats	R: 0 E: 0 K: 2 S: 8 H: 1 LOB: 1 BB: 0 P: 8	R: 1 E: 0 K: 1 S: 6 H: 1 LOB: 0 BB: 0 P: 6	R: 0 E: 0 K: 3 S: 10 H: 1 LOB: 1 BB: 0 P: 10	R: 0 E: 0 K: 0 S: 3 H: 0 LOB: 2 BB: 2 P: 11	R: 0 E: 0 K: 0 S: 3 H: 0 LOB: 0 BB: 0 P: 3	R: 0 E: 0 K: 3 S: 9 H: 0 LOB: 0 BB: 0 P: 9	R: 0 E: 0 K: 0 S: 3 H: 0 LOB: 0 BB: 0 P: 3	R: 0 E: 0 K: 1 S: 6 H: 1 LOB: 2 BB: 1 P: 10	R: 0 E: 0 K: 0 S: 4 H: 1 LOB: 1 BB: 0 P: 4	R: 0 E: 0 K: 1 S: 5 H: 0 LOB: 0 BB: 0 P: 5	R: 0 E: 0 K: 1 S: 5 H: 0 LOB: 0 BB: 0 P: 5	R: 0 E: 0 K: 1 S: 5 H: 0 LOB: 1 BB: 0 P: 6	R: 0 E: 0 K: 1 S: 5 H: 0 LOB: 0 BB: 0 P: 5	1B: 3 2B: 1 3B: 0 HR: 1	SF: 0 SAC: 2 DP: 0 HBP: 1	WP: 1 PB: 0 SB: 0 CS: 0	PA: 48			

PITCHER	IP	WLS	BF	H	R	ER	SO	BB	IBB	HBP	BLK	WP	HR	S	P	ERA	WHIP
Stan Williams, R (1, 1) ERA: 1.98	13.0	W	48	5	1	1	14	3	0	1	0	1	1	72	85	0.69	0.615

AB	42
R	1
H	5
RBI	1
BB	3
SO	14
LOB	14

Baltimore Orioles @ Cleveland Indians

Cleveland Municipal Stadium, Cleveland, OH

Thu Aug 10 1967, 7:05 PM EDT

Att. 9,524 - Unknown

livebaseballscorecards.com

BOTTOM

Batter	1	2	3	4	5	6	7	8	9	10	11	12	13	AB	R	H	RBI	BB	SO	LOB
Chuck Hinton, R (1, 9) (13, 7) OBP: 0.317, SLG: 0.348	HR		F3		BB			1B (CS)			F4		2B (1-H)	5	1	3	2	1	0	0
Vic Davalillo, L (1, 8) OBP: 0.295, SLG: 0.376	F7		6-3		4-3			K (1-2)			4-3			5	0	0	0	0	1	2
Max Alvis, R (1, 5) OBP: 0.314, SLG: 0.401	F4		1B			F6			F5		F9			5	0	1	0	0	0	0
Tony Horton, R (1, 3) OBP: 0.320, SLG: 0.417	2B		5-3			F3			1B			F7		5	0	2	0	0	0	1
Don Demeter, R (1, 7) OBP: 0.243, SLG: 0.349	F9			F5		F8			K			F8		4	0	0	0	0	1	1
Lee Maye, L (12, PH) OBP: 0.298, SLG: 0.416 (13, 9)														1	0	0	0	0	0	0
Duke Sims, L (1, 2) OBP: 0.305, SLG: 0.356		6-3		K			4-3			4-3		K		5	0	0	0	0	2	0
Vern Fuller, R (1, 4) OBP: 0.293, SLG: 0.429		BB (5-3)		K			K			K			2B 1B	4	1	1	0	1	3	0
Larry Brown, R (1, 6) OBP: 0.322, SLG: 0.331		5-3 (1-2)			K		6-3			1B			F3	5	0	1	0	0	1	2
Stan Williams, R (1, 1) OBP: 0.111, SLG: 0.111		4-3			6-3			K		K			F7	4	0	0	0	0	2	2
Fred Whitfield, L (13, PH) OBP: 0.281, SLG: 0.352														1	0	0	0	0	0	1
Inning Stats	R: 1 H: 2 E: 0 LOB: 1 K: 0 BB: 0 S: 5 P: 5	R: 0 H: 0 E: 0 LOB: 1 K: 0 BB: 1 S: 3 P: 7	R: 0 H: 1 E: 0 LOB: 1 K: 0 BB: 0 S: 4 P: 4	R: 0 H: 0 E: 0 LOB: 0 K: 2 BB: 0 S: 7 P: 7	R: 0 H: 0 E: 0 LOB: 0 K: 1 BB: 1 S: 5 P: 9	R: 0 H: 0 E: 0 LOB: 0 K: 0 BB: 0 S: 3 P: 3	R: 0 H: 0 E: 0 LOB: 0 K: 1 BB: 0 S: 5 P: 5	R: 0 H: 1 E: 0 LOB: 1 K: 2 BB: 0 S: 7 P: 7	R: 0 H: 1 E: 0 LOB: 0 K: 1 BB: 0 S: 5 P: 5	R: 0 H: 1 E: 0 LOB: 1 K: 2 BB: 0 S: 8 P: 8	R: 0 H: 0 E: 0 LOB: 0 K: 0 BB: 0 S: 3 P: 3	R: 0 H: 0 E: 0 LOB: 0 K: 1 BB: 0 S: 5 P: 5	R: 1 H: 2 E: 0 LOB: 1 K: 0 BB: 0 S: 4 P: 4	1B: 5 SF: 0 2B: 3 SAC: 0 3B: 0 DP: 1 HR: 1 HBP: 0		WP: 0 PA: 46 PB: 0 SB: 0 CS: 1				

PITCHER		IP	WLS	BF	H	R	ER	SO	BB	IBB	HBP	BLK	WP	HR	S	P	ERA	WHIP
Dave McNally, L ERA: 4.5	(1, 1)	8.0		29	4	1	1	6	2	0	0	0	0	1	39	47	1.12	0.750
Moe Drabowsky, R ERA: 0.94	(9, 1)	4.2	L	17	4	1	1	4	0	0	0	0	0	0	25	25	1.93	0.857

AB	44
R	2
H	8
RBI	2
BB	2
SO	10
LOB	9

Batter	1	2	3	4	5	6	7	8	9	AB	R	H	RBI	BB	SO	LOB
Horace Clarke, S (1, 4) OBP: 0.313, SLG: 0.297	0-0 2B 1B	0-0 G1-6-3 1-2f			0-0 6-3		0-0 FC4-6 1-2 1B		0-0 F6	5	1	2	0	0	0	2
Roy White, S (1, 9) OBP: 0.276, SLG: 0.289 Ross Moschitto, R (8, 8)	0-0 G3 1-H 2B		0-0 WP S 1B		0-3 K		0-0 FC4-6 1B 1-2f 2-3		0-0 F8	4 1	0 0	2 0	1 0	0 0	1 0	2 0
Jake Gibbs, L (1, 2) OBP: 0.313, SLG: 0.309	0-0 F2		0-0 F4 1-2			0-0 G3 1B 1B	0-0 1-2 3-H 1B		0-0 2B 1B	5	1	3	1	0	0	2
Joe Pepitone, L (1, 3) OBP: 0.315, SLG: 0.388	0-0 G3 2-3		0-3 K 2-3			0-0 G3 1-2 1B	0-0 F9		0-0 1-H 1B 2B	5	1	2	1	0	1	4
Tom Tresh, S (1, 7) OBP: 0.301, SLG: 0.350	0-3 K		0-0 3-1			0-3 K		0-0 G3	0-0 2-H 1B	5	0	1	1	0	2	4
Charley Smith, R (1, 5) OBP: 0.291, SLG: 0.362		0-0 HR		0-3 K		0-0 G3 1-2 2-3		0-0 1B 1B	0-0 F9	5	1	2	1	0	1	3
Bill Robinson, R (1, 8) OBP: 0.248, SLG: 0.269 (8, 9)	0-3 K			0-0 5-3		0-0 6-3		0-0 1-2 1B		4	0	1	0	0	1	2
Ruben Amaro, R (1, 6) OBP: 0.301, SLG: 0.255	0-0 E 1B			0-0 F3			0-0 F7	0-0 F3		4	0	1	0	0	0	2
Al Downing, R (1, 1) OBP: 0.211, SLG: 0.226	0-0 E6 G1-6-3 1-2				0-0 4-3		0-0 FC4-6 1B 1B 1B	0-3 K		4	1	1	0	0	1	3
Inning Stats	R: 1 E: 0 K: 1 S: 7 H: 2 LOB: 1 BB: 0 P: 7	R: 1 E: 1 K: 1 S: 7 H: 2 LOB: 1 BB: 0 P: 7	R: 0 E: 0 K: 1 S: 6 H: 1 LOB: 1 BB: 0 P: 6	R: 0 E: 0 K: 1 S: 5 H: 0 LOB: 0 BB: 0 P: 5	R: 0 E: 0 K: 1 S: 5 H: 0 LOB: 0 BB: 0 P: 5	R: 0 E: 0 K: 1 S: 7 H: 2 LOB: 2 BB: 0 P: 7	R: 1 E: 0 K: 0 S: 6 H: 3 LOB: 2 BB: 0 P: 6	R: 0 E: 0 K: 1 S: 7 H: 2 LOB: 2 BB: 0 P: 7	R: 2 E: 0 K: 0 S: 6 H: 3 LOB: 1 BB: 0 P: 6	1B: 12 2B: 2 3B: 0 HR: 1	SF: 0 SAC: 0 DP: 1 HBP: 0						

TOP

New York Yankees @ Cleveland Indians

Cleveland Municipal Stadium, Cleveland, OH

Fri Aug 11 1967, 7:05 PM EDT

Unknown

livebaseballscorecards.com

AB	42
R	5
H	15
RBI	5
BB	0
SO	7
LOB	24

WP: 1 PB: 0 SB: 1 CS: 0 PA: 42

PITCHER		IP	WLS	BF	H	R	ER	SO	BB	IBB	HBP	BLK	WP	HR	S	P	ERA	WHIP
Steve Hargan, R ERA: 2.47	(1, 1)	8.0	L	36	12	3	3	7	0	0	0	0	1	1	50	50	3.38	1.500
Ed Connolly, L ERA: 5.09	(9, 1)	1.0		6	3	2	2	0	0	0	0	0	0	0	6	6	18.00	3.000

PITCHER	IP	WLS	BF	H	R	ER	SO	BB	IBB	HBP	BLK	WP	HR	S	P	ERA	WHIP

Batter	1	2	3	4	5	6	7	8	9	AB	R	H	RBI	BB	SO	LOB
Chuck Hinton, R (1, 9) OBP: 0.313, SLG: 0.344	L5			F8		F9		K 1-2		4	0	0	0	0	1	2
Vic Davalillo, L (1, 8) OBP: 0.298, SLG: 0.376	5-3			F8		E8 1B 1-3 1B		BB 1B		3	0	1	0	1	0	0
Max Alvis, R (1, 5) OBP: 0.317, SLG: 0.404	K			1B		1B 2-3 3-H		1B 1-2		4	0	3	1	0	1	0
Tony Horton, R (1, 3) OBP: 0.314, SLG: 0.409		K		K		K		6-3		4	0	0	0	0	3	5
Don Demeter, R (1, 7) OBP: 0.250, SLG: 0.398		K			F8		HR		HR	4	2	2	2	0	1	0
Duke Sims, L (1, 2) OBP: 0.304, SLG: 0.351		K			4-3		CS BB		K	3	0	0	0	1	2	0
Vern Fuller, R (1, 4) OBP: 0.282, SLG: 0.411			K		K		K 1-2		1-3	4	0	0	0	0	3	1
Larry Brown, R (1, 6) OBP: 0.319, SLG: 0.328			F5			F4	K		L6	4	0	0	0	0	1	0
Steve Hargan, R (1, 1) OBP: 0.236, SLG: 0.250			5-3			E 1B 1B 1B		CS 1B		2	1	1	0	0	0	0
Pedro Gonzalez, R (8, PH) OBP: 0.271, SLG: 0.265										1	0	1	0	0	0	0
Ed Connolly, L (9, 1) OBP: 0.222, SLG: 0.333										0	0	0	0	0	0	0
Inning Stats	R: 0 E: 0 K: 1 S: 5 H: 0 LOB: 0 BB: 0 P: 5	R: 0 E: 0 K: 3 S: 9 H: 0 LOB: 0 BB: 0 P: 9	R: 0 E: 0 K: 1 S: 5 H: 0 LOB: 0 BB: 0 P: 5	R: 0 E: 0 K: 1 S: 6 H: 1 LOB: 1 BB: 0 P: 6	R: 0 E: 0 K: 1 S: 5 H: 0 LOB: 0 BB: 0 P: 5	R: 1 E: 1 K: 1 S: 8 H: 3 LOB: 2 BB: 0 P: 8	R: 1 E: 0 K: 2 S: 7 H: 1 LOB: 0 BB: 1 P: 11	R: 0 E: 0 K: 1 S: 6 H: 2 LOB: 2 BB: 1 P: 10	R: 1 E: 0 K: 1 S: 6 H: 1 LOB: 0 BB: 0 P: 6	1B: 6 2B: 0 3B: 0 HR: 2	SF: 0 SAC: 0 DP: 0 HBP: 0						

PITCHER	IP	WLS	BF	H	R	ER	SO	BB	IBB	HBP	BLK	WP	HR	S	P	ERA	WHIP
Al Downing, L (1, 1) ERA: 2.44	9.0	W	35	8	3	2	12	2	0	0	0	0	2	57	65	2.00	1.111

PITCHER	IP	WLS	BF	H	R	ER	SO	BB	IBB	HBP	BLK	WP	HR	S	P	ERA	WHIP

BOTTOM

New York Yankees @ Cleveland Indians

Cleveland Municipal Stadium, Cleveland, OH

Fri Aug 11 1967, 7:05 PM EDT

Unknown

livebaseballscorecards.com

AB	33
R	3
H	8
RBI	3
BB	2
SO	12
LOB	8

WP: 0 PB: 0 SB: 0 CS: 2 PA: 35

Batter	1	2	3	4	5	6	7	8	9	AB	R	H	RBI	BB	SO	LOB
Horace Clarke, S (1, 4) OBP: 0.310, SLG: 0.294	F8			5-3		6-3		6-3		4	0	0	0	0	0	0
Roy White, S (1, 7) OBP: 0.277, SLG: 0.283	4-3			F9		BB			2B BB	2	0	0	0	1	0	0
Ross Moschitto, R (6, 7)										0	1	0	0	1	0	0
Mickey Mantle, S (1, 3) OBP: 0.384, SLG: 0.471	F8			F5		F9			1-H 2B	4	1	1	1	0	0	1
Joe Pepitone, L (1, 8) OBP: 0.315, SLG: 0.385		G3			F9		G3		2B IBB	3	1	0	0	1	0	0
Charley Smith, R (1, 5) OBP: 0.293, SLG: 0.365		G6-3 BB			K		K		1-H 2-H 2B	3	0	1	2	1	2	0
Bill Robinson, R (1, 9) OBP: 0.252, SLG: 0.283		G6-3 1-2f			HR		BB		K	3	1	1	1	1	1	2
Bob Tillman, R (1, 2) OBP: 0.240, SLG: 0.254			F8		FC5-4 1B		K		G6-4-3 BB	3	0	1	0	1	1	1
Ruben Amaro, R (1, 6) OBP: 0.297, SLG: 0.252			K		FC5-4 1-2f			F9	G6-4-3 1-2f	4	0	0	0	0	1	3
Mel Stottlemyre, R (1, 1) OBP: 0.133, SLG: 0.103			K			K		K		3	0	0	0	0	3	0
Inning Stats	R: 0 E: 0 K: 0 S: 3 H: 0 LOB: 0 BB: 0 P: 3	R: 0 E: 0 K: 0 S: 2 H: 0 LOB: 0 BB: 1 P: 6	R: 0 E: 0 K: 2 S: 7 H: 0 LOB: 0 BB: 0 P: 7	R: 0 E: 0 K: 0 S: 3 H: 0 LOB: 0 BB: 0 P: 3	R: 1 E: 0 K: 1 S: 7 H: 2 LOB: 1 BB: 0 P: 7	R: 0 E: 0 K: 1 S: 5 H: 0 LOB: 1 BB: 1 P: 9	R: 0 E: 0 K: 2 S: 7 H: 0 LOB: 1 BB: 1 P: 11	R: 0 E: 0 K: 1 S: 5 H: 0 LOB: 0 BB: 0 P: 5	R: 3 E: 0 K: 1 S: 6 H: 2 LOB: 1 BB: 3 P: 18	1B: 1 2B: 2 3B: 0 HR: 1 SF: 0 SAC: 0 DP: 2 HBP: 0							

PITCHER	IP	WLS	BF	H	R	ER	SO	BB	IBB	HBP	BLK	WP	HR	S	P	ERA	WHIP
Luis Tiant, R (1, 1) ERA: 2.96	8.0	L	28	2	1	1	7	3	0	0	0	0	1	39	51	1.12	0.625
George Culver, R (9, 1) ERA: 4.73	0.0		3	1	3	3	0	1	1	0	0	0	0	1	9	∞	∞
Orlando Pena, R (9, 1) ERA: 3.16	1.0		4	1	0	0	1	1	0	0	0	0	0	5	9	0.00	2.000

PITCHER	IP	WLS	BF	H	R	ER	SO	BB	IBB	HBP	BLK	WP	HR	S	P	ERA	WHIP

TOP

New York Yankees @ Cleveland Indians

Cleveland Municipal Stadium, Cleveland, OH

Fri Aug 11 1967, 7:05 PM EDT
Att. 12,930 - Unknown

livebaseballscorecards.com

AB	29
R	4
H	4
RBI	4
BB	6
SO	8
LOB	7

WP: 0	PA: 35
PB: 0	
SB: 0	
CS: 0	

BOTTOM

Batter	1	2	3	4	5	6	7	8	9	AB	R	H	RBI	BB	SO	LOB
Lee Maye, L (1, 9) OBP: 0.304, SLG: 0.424	0-0 1B 2B	0-0 FC6-4 1B 1-3		0-0 ① FC5-4 1-2f 2-3		0-0 ③ G3			0-0 FC4-6 1B	5	0	3	0	0	0	2
Vic Davalillo, L (1, 8) OBP: 0.296, SLG: 0.372	0-0 E 1B 2-3	0-0 ③ FC6-4 1-2f		0-0 ② F4			0-0 ① F6		0-0 ① FC4-6 4-3 1B 1-2f	5	1	1	0	0	0	5
Leon Wagner, L (1, 7) OBP: 0.320, SLG: 0.431	0-0 ① F8		0-0 SH1-4 1B 1B	S S S 0-3 ③ K			0-0 ② 5-3		0-0 ② 4-3 1-2	5	0	1	0	0	1	5
Tony Horton, R (1, 3) OBP: 0.320, SLG: 0.414	S S S 0-3 ② K		0-0 ① SH1-4 1-2 1B		0-0 ① F7		0-0 1B		0-0 1B 2-H 1B	5	0	3	1	0	1	2
Pedro Gonzalez, R (9, PR) OBP: 0.271, SLG: 0.265										0	0	0	0	0	0	0
Max Alvis, R (1, 5) OBP: 0.317, SLG: 0.403	0-0 E1 FC5-4 1-2		0-0 ① SH1-4 1-2 2-3		S S S 0-3 ② K		S S S 0-3 ③ K		0-0 1B 1-2	4	0	1	0	0	2	3
Joe Azcue, R (1, 2) OBP: 0.330, SLG: 0.444	0-0 ③ FC5-4 1-2f		0-0 ② 1-3		0-0 FC4-6 1B			B B B 4-0 SH5-3 BB	0-0 ③ L6	3	0	1	0	1	0	5
Chuck Hinton, R (8, PR) OBP: 0.313, SLG: 0.344										0	0	0	0	0	0	0
Duke Sims, L (9, 2) OBP: 0.303, SLG: 0.349										1	0	0	0	0	0	2
Vern Fuller, R (1, 4) OBP: 0.274, SLG: 0.398		0-0 ① F7	0-0 ③ F8		0-0 ③ FC4-6 1-2f			0-0 ① SH5-3 1-2		3	0	0	0	0	0	3
Larry Brown, R (1, 6) OBP: 0.318, SLG: 0.327		0-0 1B S 1B		0-0 E6 FC5-4 BB		0-0 ① F7		0-0 ② F8		4	0	1	0	0	0	2
Luis Tiant, R (1, 1) OBP: 0.280, SLG: 0.396		S S S 0-3 ② K		B B B 4-0 FC5-4 1-2 BB		0-0 ② 1-4-3		0-0 ③ 3-1		2	0	0	0	1	1	1
Jim King, L (8, PH) OBP: 0.281, SLG: 0.245										1	0	0	0	0	0	2
George Culver, R (9, 1) OBP: 0.333, SLG: 0.333										0	0	0	0	0	0	0
Orlando Pena, R (9, 1)										0	0	0	0	0	0	0
Inning Stats	R: 0 E: 1 K: 1 S: 8 H: 2 LOB: 3 BB: 0 P: 8	R: 0 E: 0 K: 1 S: 7 H: 2 LOB: 2 BB: 0 P: 7	R: 0 E: 0 K: 0 S: 5 H: 2 LOB: 2 BB: 0 P: 5	R: 0 E: 1 K: 1 S: 6 H: 0 LOB: 2 BB: 1 P: 10	R: 0 E: 0 K: 1 S: 6 H: 1 LOB: 1 BB: 0 P: 6	R: 0 E: 0 K: 0 S: 3 H: 0 LOB: 0 BB: 0 P: 3	R: 0 E: 0 K: 1 S: 6 H: 1 LOB: 1 BB: 0 P: 6	R: 0 E: 0 K: 0 S: 3 H: 0 LOB: 2 BB: 1 P: 7	R: 1 E: 0 K: 0 S: 6 H: 3 LOB: 2 BB: 0 P: 6	1B: 10 2B: 1 3B: 0 HR: 0		SF: 0 SAC: 2 DP: 0 HBP: 0				

PITCHER	IP	WLS	BF	H	R	ER	SO	BB	IBB	HBP	BLK	WP	HR	S	P	ERA	WHIP
Mel Stottlemyre, R (1, 1) ERA: 2.84	9.0	W	42	11	1	1	5	2	0	0	0	0	0	50	58	1.00	1.444

PITCHER	IP	WLS	BF	H	R	ER	SO	BB	IBB	HBP	BLK	WP	HR	S	P	ERA	WHIP

New York Yankees @ Cleveland Indians

Cleveland Municipal Stadium, Cleveland, OH

Fri Aug 11 1967, 7:05 PM EDT

Att. 12,930 - Unknown

livebaseballscorecards.com

AB	38
R	1
H	11
RBI	1
BB	2
SO	5
LOB	32

WP: 0 PB: 0 SB: 1 CS: 0 PA: 42

Batter	1	2	3	4	5	6	7	8	9	AB	R	H	RBI	BB	SO	LOB
Horace Clarke, S (1, 4) OBP: 0.309, SLG: 0.293	0-0 1B 6-3 1B		0-0 ② F8 1-3		0-0 ① 1-3		0-0 ③ F8			4	1	1	0	0	0	1
Bill Robinson, R (1, 9) OBP: 0.252, SLG: 0.283	0-0 ① 1-3 1B		0-0 ③ 6-3		0-0 ② 6-3			0-0 ① F9		4	0	1	0	0	0	1
Mickey Mantle, S (1, 3) OBP: 0.388, SLG: 0.473	0-0 ② 6-3 3-H			0-0 2B 1B 1B	B B B B 4-0 BB			0-0 G6-4-3 1B		3	1	2	1	1	0	0
Tom Tresh, S (1, 7) OBP: 0.301, SLG: 0.351	0-0 ③ 5-3			0-0 1B 1-3 2B	0-0 ③ F8			0-0 ②③ G6-4-3 1-2f		4	0	1	0	0	0	2
Charley Smith, R (1, 5) OBP: 0.293, SLG: 0.363		S S S 0-3 ① K	S S S 0-3 ① K			0-0 G4-6-3 1B			0-0 ① 5-3	4	0	1	0	0	2	2
Joe Pepitone, L (1, 8) OBP: 0.314, SLG: 0.384		0-0 ② G3	0-0 HBP 2-3 3-H 1B			0-0 ①② G4-6-3 1-2f			0-0 ② 4-3	4	0	1	1	0	0	1
Jake Gibbs, L (1, 2) OBP: 0.312, SLG: 0.305		S S S 0-3 ③ K	H 1-0 1-2 HBP			0-0 ③ 4-3			0-0 ③ 6-3	3	0	0	0	0	1	0
Ruben Amaro, R (1, 6) OBP: 0.298, SLG: 0.250			B B B B 4-0 E BB	0-0 ② F9			S S S 0-3 ① K			2	0	0	0	1	1	3
Fritz Peterson, S (1, 1) OBP: 0.250, SLG: 0.161 Bill Monbouquette, R (1, 1) OBP: 0.143, SLG: 0.143 Roy White, S (4, PH) OBP: 0.275, SLG: 0.280 Thad Tillotson, R (4, 1) OBP: 0.167, SLG: 0.063 Ross Moschitto, R (7, PH) Dooley Womack, L (7, 1) OBP: 0.286, SLG: 0.286			S S S 0-3 ① K	0-0 ③ F8			0-0 ② 5-3			0 1 1 0 1 0	0 0 0 0 0 0	0 0 0 0 0 0	0 0 0 0 0 0	0 1 0 0 0 0	0 1 0 0 0 0	0 1 3 0 0 0
Inning Stats	R: 1 E: 0 K: 0 S: 4 H: 2 LOB: 0 BB: 0 P: 4	R: 0 E: 0 K: 2 S: 7 H: 0 LOB: 0 BB: 0 P: 7	R: 0 E: 1 K: 1 S: 5 H: 0 LOB: 1 BB: 1 P: 9	R: 1 E: 0 K: 1 S: 8 H: 3 LOB: 3 BB: 0 P: 9	R: 0 E: 0 K: 0 S: 3 H: 0 LOB: 1 BB: 1 P: 7	R: 0 E: 0 K: 0 S: 3 H: 1 LOB: 0 BB: 0 P: 3	R: 0 E: 0 K: 1 S: 5 H: 0 LOB: 0 BB: 0 P: 5	R: 0 E: 0 K: 0 S: 3 H: 1 LOB: 0 BB: 0 P: 3	R: 0 E: 0 K: 0 S: 3 H: 0 LOB: 0 BB: 0 P: 3	1B: 6 2B: 1 3B: 0 HR: 0	SF: 0 SAC: 0 DP: 2 HBP: 1					

TOP

New York Yankees @ Cleveland Indians

Cleveland Municipal Stadium, Cleveland, OH

Sat Aug 12 1967, 3:33 AM EDT
Att. 8,597 - Unknown

livebaseballscorecards.com

AB	31
R	2
H	7
RBI	2
BB	2
SO	5
LOB	14

WP: 0 PB: 0 SB: 0 CS: 0 PA: 34

PITCHER		IP	WLS	BF	H	R	ER	SO	BB	IBB	HBP	BLK	WP	HR	S	P	ERA	WHIP
John O'Donoghue, L ERA: 3.3	(1, 1)	9.0	W	34	7	2	2	5	2	0	1	0	0	0	41	50	2.00	1.000

PITCHER	IP	WLS	BF	H	R	ER	SO	BB	IBB	HBP	BLK	WP	HR	S	P	ERA	WHIP

BOTTOM

New York Yankees @ Cleveland Indians

Cleveland Municipal Stadium, Cleveland, OH

Sat Aug 12 1967, 3:33 AM EDT

Att. 8,597 - Unknown

livebaseballscorecards.com

Batter	1	2	3	4	5	6	7	8	9	AB	R	H	RBI	BB	SO	LOB
Chuck Hinton, R (1, 9) OBP: 0.317, SLG: 0.353	0-0 3-1 1B 2B	0-0 5-3		0-0 2B		0-0 1B		0-0 F8		5	1	3	0	0	0	1
Leon Wagner, L (1, 7) OBP: 0.316, SLG: 0.426 Vic Davalillo, L (7, 8) OBP: 0.296, SLG: 0.372	0-0 3-1 2-3	0-0 3-1		SSS 0-3 K		0-0 4-3				4	0	0	0	0	1	3
										0	0	0	0	0	0	0
Max Alvis, R (1, 5) OBP: 0.318, SLG: 0.404	SSS 0-3 K		0-0 HBP 2B 1B	0-0 F8			0-0 1B			4	1	2	0	0	1	2
Tony Horton, R (1, 3) OBP: 0.319, SLG: 0.411	0-0 1B 3B 1B 3-H		SSS 0-3 K		0-0 F8		0-0 L4			4	1	1	1	0	1	2
Don Demeter, R (1, 8) OBP: 0.264, SLG: 0.400	0-0 3B 1B 1-3		H 1-0 2B HBP 1-2		BBBB 4-0 BB		0-0 F7			2	2	1	0	1	0	1
(7, 7)																
Joe Azcue, R (1, 2) OBP: 0.329, SLG: 0.450	0-0 1B 3B 1-H 3-H		0-0 F4		0-0 F4		SSS 0-3 K			4	1	1	2	0	1	4
Vern Fuller, R (1, 4) OBP: 0.291, SLG: 0.416	0-0 1B 3-H		0-0 2B 1-H 2-H		SSS 0-3 K			H 1-0 SH1-3 HBP		3	0	2	3	0	1	1
Larry Brown, R (1, 6) OBP: 0.316, SLG: 0.324	SSS 0-3 K		0-0 5-3			SSS 0-3 K		0-0 SH1-3 1-2		3	0	0	0	0	2	2
John O'Donoghue, R (1, 1) OBP: 0.156, SLG: 0.200		0-0 F8		0-0 5-3		0-0 4-3		SSS 0-3 K		4	0	0	0	0	1	1
Inning Stats	R: 4 H: 5 E: 0 LOB: 1 K: 2 BB: 0 S: 12 P: 12	R: 0 H: 0 E: 0 LOB: 0 K: 0 BB: 0 S: 3 P: 3	R: 2 H: 2 E: 0 LOB: 1 K: 1 BB: 0 S: 7 P: 8	R: 0 H: 1 E: 0 LOB: 1 K: 1 BB: 0 S: 6 P: 6	R: 0 H: 0 E: 0 LOB: 1 K: 1 BB: 1 S: 5 P: 9	R: 0 H: 1 E: 0 LOB: 1 K: 1 BB: 0 S: 6 P: 6	R: 0 H: 1 E: 0 LOB: 1 K: 1 BB: 0 S: 6 P: 6	R: 0 H: 0 E: 0 LOB: 1 K: 1 BB: 0 S: 5 P: 6		1B: 6 SF: 0 2B: 3 SAC: 1 3B: 1 DP: 0 HR: 0 HBP: 2				WP: 0 PA: 37 PB: 0 SB: 0 CS: 0		

	AB	33
	R	6
	H	10
	RBI	6
	BB	1
	SO	8
	LOB	17

PITCHER		IP	WLS	BF	H	R	ER	SO	BB	IBB	HBP	BLK	WP	HR	S	P	ERA	WHIP
Fritz Peterson, L ERA: 4.22	(1, 1)	0.2	L	7	5	4	4	1	0	0	0	0	0	0	9	9	54.00	7.500
Bill Monbouquette, R ERA: 2.06	(1, 1)	2.1		10	2	2	2	2	0	0	1	0	0	0	13	14	7.71	0.857
Thad Tillotson, R ERA: 3.86	(4, 1)	3.0		12	2	0	0	3	1	0	0	0	0	0	17	21	0.00	1.000
Dooley Womack, R ERA: 2.7	(7, 1)	2.0		8	1	0	0	2	0	0	1	0	0	0	11	12	0.00	0.500

PITCHER	IP	WLS	BF	H	R	ER	SO	BB	IBB	HBP	BLK	WP	HR	S	P	ERA	WHIP

Batter	1	2	3	4	5	6	7	8	9	AB	R	H	RBI	BB	SO	LOB
Horace Clarke, S (1, 4) OBP: 0.314, SLG: 0.302	1B WP 1B		K		F6 2-3	S 1B 1-H 3-H 1B		1B SH1 1B 1B	PB WP 2B	6	3	4	2	0	1	1
Bill Robinson, R (1, 9) OBP: 0.255, SLG: 0.282	6-3 1-2		F3		6-3	BB 1-H 1B		SH1 1-2	WP PB SF7 BB	4	1	1	1	1	0	2
Mickey Mantle, S (1, 3) OBP: 0.394, SLG: 0.473	2-3 1B		K			BB 1B BB BB		BB	G3 1B 1-3 2-H HR BB	2	3	1	0	4	1	0
Tom Tresh, S (1, 7) OBP: 0.301, SLG: 0.350	F9			1B		G3 SF9 1-2 BB K		F5	SF7 3-H	4	1	1	1	1	1	6
Charley Smith, R (1, 5) OBP: 0.292, SLG: 0.362 John Kennedy, R (7, 5) OBP: 0.303, SLG: 0.282	K		K	K		G3 2B 1-2 2-H 1B	5-3	1B 1-2 2-3 1B	G3 HR 1-2 1B	4 2	1 2	1 2	1 0	0 0	2 0	3 0
Joe Pepitone, L (1, 8)		4-3		K		G3 1-2 2-3	2B	1B 1B 1-2 2-3 3-H 1B	G3 1-2 2-3	6	1	2	1	0	1	5
Bob Tillman, R (1, 2) OBP: 0.247, SLG: 0.303		K		F8		SF9 3-H	5-3	1B 1-3 2-H 3-H 1B	HR 2-H 3-H	5	1	2	6	0	1	2
Ruben Amaro, R (1, 6) OBP: 0.309, SLG: 0.265	BB				WP 2B	S 1B 2-H 2B	BB	1B 1-2 3-H 1B	1B	4	1	4	2	2	0	0
Fred Talbot, R (1, 1) OBP: 0.314, SLG: 0.367 Ross Moschitto, R (5, PH) Fritz Peterson, S (5, 1) OBP: 0.250, SLG: 0.161 Roy White, S (6, PH) OBP: 0.282, SLG: 0.280 Steve Hamilton, L (6, 1) OBP: 0.125, SLG: 0.125 Dooley Womack, L (9, 1) OBP: 0.286, SLG: 0.286	K				K	S 1B 2-3 BB	F4	F6	F3	1 1 0 0 3 0	0 0 0 1 0 0	0 0 0 0 0 0	0 0 0 1 0 0	0 0 0 0 0 0	1 1 0 0 0 0	1 1 0 0 5 0
Inning Stats	R: 0 E: 0 K: 1 S: 7 H: 2 LOB: 2 BB: 0 P: 7	R: 0 E: 0 K: 2 S: 7 H: 0 LOB: 1 BB: 1 P: 11	R: 0 E: 0 K: 2 S: 7 H: 0 LOB: 0 BB: 0 P: 7	R: 0 E: 0 K: 2 S: 8 H: 1 LOB: 1 BB: 0 P: 8	R: 0 E: 0 K: 1 S: 6 H: 1 LOB: 1 BB: 0 P: 6	R: 6 E: 0 K: 1 S: 9 H: 4 LOB: 2 BB: 4 P: 25	R: 0 E: 0 K: 0 S: 4 H: 1 LOB: 2 BB: 1 P: 8	R: 4 E: 0 K: 0 S: 8 H: 5 LOB: 2 BB: 1 P: 12	R: 5 E: 0 K: 0 S: 7 H: 4 LOB: 1 BB: 2 P: 15	1B: 13 2B: 4 3B: 0 HR: 1 SF: 2 SAC: 1 DP: 0 HBP: 0						WP: 3 PB: 1 SB: 3 CS: 0 PA: 54	

TOP

New York Yankees @ Cleveland Indians

Cleveland Municipal Stadium, Cleveland, OH

Sun Aug 13 1967, 3:33 AM EDT
Att. 13,051 - Unknown

livebaseballscorecards.com

AB	42
R	15
H	18
RBI	14
BB	9
SO	9
LOB	26

PITCHER		IP	WLS	BF	H	R	ER	SO	BB	IBB	HBP	BLK	WP	HR	S	P	ERA	WHIP
Sam McDowell, L ERA: 3.55	(1, 1)	5.2		26	6	4	4	8	3	0	0	0	2	0	39	51	6.35	1.588
Sonny Siebert, R ERA: 2.93	(6, 1)	0.0	L	4	2	2	2	0	2	0	0	0	0	0	2	10	∞	∞
Orlando Pena, R ERA: 3.09	(6, 1)	1.1		6	1	0	0	1	1	0	0	0	0	0	7	11	0.00	1.500
Ed Connolly, L ERA: 6.75	(8, 1)	2.0		18	9	9	9	0	3	0	0	0	1	1	15	27	40.50	6.000

PITCHER	IP	WLS	BF	H	R	ER	SO	BB	IBB	HBP	BLK	WP	HR	S	P	ERA	WHIP

Batter	1	2	3	4	5	6	7	8	9	AB	R	H	RBI	BB	SO	LOB
Lee Maye, L (1, 9) OBP: 0.313, SLG: 0.444	SF8 2B		1B 1B		L4-3 1B		F4		4-3 3B	5	3	4	2	0	0	0
Vic Davalillo, L (1, 8) OBP: 0.294, SLG: 0.368	G5-4-3 1B		F6		K			F6	4-3	5	0	1	1	0	1	3
Leon Wagner, L (1, 7) OBP: 0.318, SLG: 0.430	SF8		1B S 1B		L4-3			F5	1B 2B	4	1	2	2	0	0	1
Tony Horton, R (1, 3) OBP: 0.325, SLG: 0.415	G5-4-3		G5-4-3 1B			F7		HR 1B		5	1	3	2	0	0	1
Max Alvis, R (1, 5) OBP: 0.319, SLG: 0.417		K	G5-4-3			HR			4-3	5	2	2	3	0	1	3
Duke Sims, L (1, 2) OBP: 0.303, SLG: 0.363 Joe Azcue, R (8, PH) OBP: 0.327, SLG: 0.448 (9, 2)	HR			F9	K			F2		3 1	1 0	1 0	1 0	0 0	1 0	0 0
Vern Fuller, R (1, 4) OBP: 0.289, SLG: 0.410	K			F2	K				1B 5-3 3B 1B	4	1	1	0	0	2	0
Larry Brown, R (1, 6) OBP: 0.315, SLG: 0.321	F8			BB		F4			5-3	3	0	0	0	1	0	1
Sam McDowell, L (1, 1) OBP: 0.231, SLG: 0.286 Sonny Siebert, R (6, 1) OBP: 0.226, SLG: 0.516 Orlando Pena, R (6, 1) Don Demeter, R (7, PH) OBP: 0.262, SLG: 0.397 Ed Connolly, L (8, 1) OBP: 0.222, SLG: 0.333 Chuck Hinton, R (9, PH) OBP: 0.319, SLG: 0.355			1B 1B	F6		K			3B 1B	2 0 0 1 0 0	1 0 0 0 0 1	1 0 0 0 0 0	1 0 0 0 0 1	0 0 0 0 0 0	0 0 0 1 0 0	1 0 0 0 0 0
Inning Stats	R: 1 E: 0 K: 0 S: 4 H: 2 LOB: 0 BB: 0 P: 4	R: 1 E: 0 K: 2 S: 8 H: 1 LOB: 0 BB: 0 P: 8	R: 2 E: 0 K: 0 S: 6 H: 4 LOB: 1 BB: 0 P: 6	R: 0 E: 0 K: 0 S: 3 H: 0 LOB: 1 BB: 1 P: 7	R: 0 E: 0 K: 1 S: 5 H: 1 LOB: 0 BB: 0 P: 5	R: 1 E: 0 K: 2 S: 8 H: 1 LOB: 0 BB: 0 P: 8	R: 0 E: 0 K: 1 S: 5 H: 0 LOB: 0 BB: 0 P: 5	R: 2 E: 0 K: 0 S: 5 H: 2 LOB: 0 BB: 0 P: 5	R: 4 E: 0 K: 0 S: 8 H: 5 LOB: 1 BB: 0 P: 8	1B: 10 2B: 3 3B: 1 HR: 3	SF: 1 SAC: 0 DP: 3 HBP: 0			WP: 0 PB: 0 SB: 1 CS: 0	PA: 41		

PITCHER		IP	WLS	BF	H	R	ER	SO	BB	IBB	HBP	BLK	WP	HR	S	P	ERA	WHIP
Fred Talbot, R ERA: 4.22	(1, 1)	4.0		18	7	4	4	2	1	0	0	0	0	1	21	25	9.00	2.000
Fritz Peterson, L ERA: 4.19	(5, 1)	1.0	W	3	1	0	0	1	0	0	0	0	0	0	5	5	0.00	1.000
Steve Hamilton, L ERA: 3.98	(6, 1)	3.1		16	6	6	6	3	0	0	0	0	0	2	22	22	16.20	1.800
Dooley Womack, R ERA: 2.82	(9, 1)	0.2	S	4	2	1	1	0	0	0	0	0	0	0	4	4	13.50	3.000

PITCHER	IP	WLS	BF	H	R	ER	SO	BB	IBB	HBP	BLK	WP	HR	S	P	ERA	WHIP

BOTTOM

New York Yankees @ Cleveland Indians

Cleveland Municipal Stadium, Cleveland, OH

Sun Aug 13 1967, 3:33 AM EDT

Att. 13,051 - Unknown

livebaseballscorecards.com

AB	39
R	11
H	16
RBI	11
BB	1
SO	6
LOB	10

Batter	1	2	3	4	5	6	7	8	9	AB	R	H	RBI	BB	SO	LOB
Chuck Hinton, R (1, 9) OBP: 0.318, SLG: 0.357	F3		FC4-6 1-2f			5-3		1B 2B		4	1	1	0	0	0	1
Leon Wagner, L (1, 7) OBP: 0.317, SLG: 0.428	K			1-3		F6		HR 2-H 1B		4	0	1	1	0	1	0
Vic Davalillo, L (8, PR) (8, 8) OBP: 0.294, SLG: 0.368										0	1	0	0	0	0	0
Max Alvis, R (1, 5) OBP: 0.319, SLG: 0.422	F4			F7		F5		HR 2-H		4	1	1	2	0	0	0
Tony Horton, R (1, 3) OBP: 0.328, SLG: 0.416		G5-4-3 1B		F5			F9	1B		4	0	2	0	0	0	0
Don Demeter, R (1, 8) (8, 7) OBP: 0.262, SLG: 0.393		G5-4-3 1-2f			F2		1B	K		4	0	1	0	0	1	3
Duke Sims, L (1, 2) OBP: 0.298, SLG: 0.356		K			3-1		F3		F5	4	0	0	0	0	1	1
Vern Fuller, R (1, 4) OBP: 0.288, SLG: 0.398			F8		BB BB		5-3		F7	3	0	0	0	1	0	1
Larry Brown, R (1, 6) OBP: 0.314, SLG: 0.319			F7		BB 1-2			K	4-3	3	0	0	0	1	1	0
Stan Williams, R (1, 1) OBP: 0.167, SLG: 0.167			1B FC4-6		F4			K		3	0	1	0	0	1	2

TOP

Cleveland Indians @ Washington Senators

D.C. Stadium, Washington, DC

Tue Aug 15 1967, 7:05 PM EDT

Att. 27,138 - Unknown

livebaseballscorecards.com

AB	33
R	3
H	7
RBI	3
BB	2
SO	5
LOB	8

Inning Stats	1	2	3	4	5	6	7	8	9	1B	SF	WP	PA
R	0	0	0	0	0	0	0	3	0	5	0	0	35
E	0	0	0	0	0	0	0	0	0	2B: 1	SAC: 0	PB: 0	
K	1	1	0	0	0	0	0	13	3	3B: 0	DP: 1	SB: 0	
S	5	5	4	3	3	3	4	13	3	HR: 1	HBP: 0	CS: 0	
H	0	1	1	0	0	0	1	4	0				
LOB	0	0	0	0	2	0	1	2	0				
BB	0	0	0	0	2	0	0	0	0				
P	5	5	4	3	11	3	4	13	3				

PITCHER		IP	WLS	BF	H	R	ER	SO	BB	IBB	HBP	BLK	WP	HR	S	P	ERA	WHIP
Barry Moore, L ERA: 3.92	(1, 1)	7.0		25	3	0	0	2	2	0	0	0	0	0	27	35	0.00	0.714
Darold Knowles, L ERA: 2.23	(8, 1)	0.2	L	5	3	3	3	2	0	0	0	0	0	1	9	9	40.50	4.500
Bob Priddy, R ERA: 3.86	(8, 1)	0.1		2	1	0	0	1	0	0	0	0	0	0	4	4	0.00	3.000
Casey Cox, R ERA: 3.64	(9, 1)	1.0		3	0	0	0	0	0	0	0	0	0	0	3	3	0.00	0.000

PITCHER		IP	WLS	BF	H	R	ER	SO	BB	IBB	HBP	BLK	WP	HR	S	P	ERA	WHIP

Batter	1	2	3	4	5	6	7	8	9	AB	R	H	RBI	BB	SO	LOB
Tim Cullen, R (1, 5) (9, 6) OBP: 0.331, SLG: 0.276	6-3		F8			F8		F9		4	0	0	0	0	0	0
Hank Allen, R (1, 8) OBP: 0.274, SLG: 0.317	F4		F3			5-3			F6	4	0	0	0	0	0	0
Frank Howard, R (1, 7) OBP: 0.344, SLG: 0.535	F9			K		6-3			2B	4	0	1	0	0	1	0
Fred Valentine, S (1, 9) OBP: 0.339, SLG: 0.348		F4		G3 2B			F8		6-3	4	0	1	0	0	0	1
Dick Nen, L (1, 3) OBP: 0.332, SLG: 0.394		1B 1B		G3 2-3			2B		F2	4	0	2	0	0	0	2
Paul Casanova, R (1, 2) OBP: 0.275, SLG: 0.350		F7		4-3			1-3			3	0	0	0	0	0	3
Bernie Allen, L (1, 4) OBP: 0.250, SLG: 0.267		1-3 1B			G3		F9			3	0	1	0	0	0	1
Ed Brinkman, R (1, 6) OBP: 0.235, SLG: 0.228		6-3			6-3			4-3		2	0	0	0	0	0	2
Bob Saverine, S (8, PH) (9, 5) OBP: 0.291, SLG: 0.297										1	0	0	0	0	0	0
Barry Moore, L (1, 1) OBP: 0.170, SLG: 0.186			F6		4-3			K		2	0	0	0	0	0	0
Darold Knowles, L (8, 1) OBP: 0.077, SLG: 0.077										0	0	0	0	0	0	0
Bob Priddy, R (8, 1) OBP: 0.333, SLG: 0.167										0	0	0	0	0	0	0
Mike Epstein, L (8, PH) OBP: 0.328, SLG: 0.367										1	0	0	0	0	1	0
Casey Cox, R (9, 1)										0	0	0	0	0	0	0
Inning Stats	R: 0 E: 0 K: 0 S: 3 H: 0 LOB: 0 BB: 0 P: 3	R: 0 E: 0 K: 0 S: 5 H: 2 LOB: 2 BB: 0 P: 5	R: 0 E: 0 K: 0 S: 3 H: 0 LOB: 0 BB: 0 P: 3	R: 0 E: 0 K: 1 S: 6 H: 1 LOB: 1 BB: 0 P: 6	R: 0 E: 0 K: 0 S: 3 H: 0 LOB: 0 BB: 0 P: 3	R: 0 E: 0 K: 0 S: 3 H: 0 LOB: 0 BB: 0 P: 3	R: 0 E: 0 K: 0 S: 4 H: 1 LOB: 1 BB: 0 P: 4	R: 0 E: 0 K: 1 S: 5 H: 0 LOB: 0 BB: 0 P: 5	R: 0 E: 0 K: 0 S: 4 H: 1 LOB: 1 BB: 0 P: 4	1B: 2 2B: 3 3B: 0 HR: 0	SF: 0 SAC: 0 DP: 0 HBP: 0						

PITCHER	IP	WLS	BF	H	R	ER	SO	BB	IBB	HBP	BLK	WP	HR	S	P	ERA	WHIP
Stan Williams, R (1, 1) ERA: 1.49	9.0	W	32	5	0	0	2	0	0	0	0	0	0	36	36	0.00	0.556

PITCHER	IP	WLS	BF	H	R	ER	SO	BB	IBB	HBP	BLK	WP	HR	S	P	ERA	WHIP

BOTTOM

Cleveland Indians @ Washington Senators

D.C. Stadium, Washington, DC

Tue Aug 15 1967, 7:05 PM EDT

Att. 27,138 - Unknown

livebaseballscorecards.com

AB	32
R	0
H	5
RBI	0
BB	0
SO	2
LOB	9

WP: 0	PA: 32
PB: 0	
SB: 0	
CS: 0	

Batter	1	2	3	4	5	6	7	8	9	AB	R	H	RBI	BB	SO	LOB
Lee Maye, L (1, 9) OBP: 0.309, SLG: 0.437	3-1			K		FC4-6 1-2f			5-3	4	0	0	0	0	1	1
Vic Davalillo, L (1, 8) OBP: 0.293, SLG: 0.363	F4			CS BB		F7			4-3	3	0	0	0	1	0	1
Leon Wagner, L (1, 7) OBP: 0.316, SLG: 0.424	F5			F8 1-2			F8		2B BB	3	0	0	0	1	0	1
Chuck Hinton, R (9, PR) (9, 7) OBP: 0.318, SLG: 0.357										0	1	0	0	0	0	0
Tony Horton, R (1, 3) OBP: 0.327, SLG: 0.418		5-3			6-3		4-3		1-H 2B	4	0	1	1	0	0	0
Max Alvis, R (1, 5) OBP: 0.320, SLG: 0.421		K			HBP BB		1B		F8	3	0	1	0	1	1	2
Duke Sims, L (1, 2) OBP: 0.299, SLG: 0.353		4-3			G5-4-3 1-2 HBP		K			2	0	0	0	0	1	1
Vern Fuller, R (1, 4) OBP: 0.281, SLG: 0.387			F7		G5-4-3 1-2f			K		3	0	0	0	0	1	2
Larry Brown, R (1, 6) OBP: 0.312, SLG: 0.316			6-3			K		F5		3	0	0	0	0	1	0
Steve Hargan, R (1, 1) OBP: 0.241, SLG: 0.241			5-3			FC4-6 BB		3-1		2	0	0	0	1	0	0
Inning Stats	R: 0 H: 0 E: 0 LOB: 0 K: 0 BB: 0 S: 3 P: 3	R: 0 H: 0 E: 0 LOB: 0 K: 1 BB: 0 S: 5 P: 5	R: 0 H: 0 E: 0 LOB: 0 K: 0 BB: 0 S: 3 P: 3	R: 0 H: 0 E: 0 LOB: 0 K: 1 BB: 1 S: 4 P: 8	R: 0 H: 0 E: 0 LOB: 1 K: 0 BB: 1 S: 2 P: 7	R: 0 H: 0 E: 0 LOB: 1 K: 1 BB: 1 S: 5 P: 9	R: 0 H: 1 E: 0 LOB: 1 K: 1 BB: 0 S: 6 P: 6	R: 0 H: 0 E: 0 LOB: 0 K: 1 BB: 0 S: 5 P: 5	R: 1 H: 1 E: 0 LOB: 2 K: 0 BB: 1 S: 4 P: 8	1B: 1 SF: 0 2B: 1 SAC: 0 3B: 0 DP: 1 HR: 0 HBP: 1						

TOP

Cleveland Indians @ Washington Senators

D.C. Stadium, Washington, DC

Wed Aug 16 1967, 7:05 PM EDT

Att. 15,209 - Unknown

livebaseballscorecards.com

AB	27
R	1
H	2
RBI	1
BB	4
SO	5
LOB	8

PITCHER	IP	WLS	BF	H	R	ER	SO	BB	IBB	HBP	BLK	WP	HR	S	P	ERA	WHIP
Camilo Pascual, R (1, 1) ERA: 3.33	9.0	L	32	2	1	1	5	4	0	1	0	0	0	37	54	1.00	0.667

PITCHER	IP	WLS	BF	H	R	ER	SO	BB	IBB	HBP	BLK	WP	HR	S	P	ERA	WHIP

Batter	1	2	3	4	5	6	7	8	9	AB	R	H	RBI	BB	SO	LOB
Tim Cullen, R (1, 5) (9, 6) OBP: 0.327, SLG: 0.272	G3		F9			4-3		K2-3		4	0	0	0	0	1	1
Hank Allen, R (1, 8) OBP: 0.273, SLG: 0.321	6-3			F8		2B			K	4	0	1	0	0	1	0
Frank Howard, R (1, 7) OBP: 0.343, SLG: 0.531	K			K2-3		BB			6-3	3	0	0	0	1	2	0
Fred Valentine, S (1, 9) OBP: 0.335, SLG: 0.344		K		G3		K			F9	4	0	0	0	0	2	2
Dick Nen, L (1, 3) OBP: 0.326, SLG: 0.387		K			F5		6-3			3	0	0	0	0	1	0
Paul Casanova, R (1, 2) OBP: 0.276, SLG: 0.349		6-3			4-3		3-5			3	0	1	0	0	0	0
Bernie Allen, L (1, 4) OBP: 0.251, SLG: 0.268			1-3		1B		3-5			3	0	1	0	0	0	1
Ed Brinkman, R (1, 6) OBP: 0.234, SLG: 0.226			K		K			4-3		2	0	0	0	0	2	1
Bob Saverine, S (8, PH) (9, 5) OBP: 0.289, SLG: 0.295										1	0	0	0	0	0	0
Camilo Pascual, R (1, 1) OBP: 0.229, SLG: 0.159			BB			4-3		K		2	0	0	0	1	1	0
Inning Stats	R: 0 E: 0 K: 1 S: 5 H: 0 LOB: 0 BB: 0 P: 5	R: 0 E: 0 K: 2 S: 7 H: 0 LOB: 0 BB: 0 P: 7	R: 0 E: 0 K: 1 S: 5 H: 0 LOB: 1 BB: 1 P: 9	R: 0 E: 0 K: 1 S: 5 H: 0 LOB: 0 BB: 0 P: 5	R: 0 E: 0 K: 1 S: 6 H: 1 LOB: 1 BB: 0 P: 6	R: 0 E: 0 K: 1 S: 6 H: 1 LOB: 2 BB: 1 P: 10	R: 0 E: 0 K: 0 S: 3 H: 1 LOB: 0 BB: 0 P: 3	R: 0 E: 0 K: 2 S: 7 H: 0 LOB: 0 BB: 0 P: 7	R: 0 E: 0 K: 1 S: 5 H: 0 LOB: 0 BB: 0 P: 5	1B: 2 2B: 2 3B: 0 HR: 0 SF: 0 SAC: 0 DP: 1 HBP: 0							

PITCHER	IP	WLS	BF	H	R	ER	SO	BB	IBB	HBP	BLK	WP	HR	S	P	ERA	WHIP
Steve Hargan, R (1, 1) ERA: 2.35	9.0	W	31	3	0	0	10	2	0	0	0	0	0	49	57	0.00	0.556

PITCHER	IP	WLS	BF	H	R	ER	SO	BB	IBB	HBP	BLK	WP	HR	S	P	ERA	WHIP

BOTTOM

Cleveland Indians @ Washington Senators

D.C. Stadium, Washington, DC

Wed Aug 16 1967, 7:05 PM EDT

Att. 15,209 - Unknown

livebaseballscorecards.com

AB	29
R	0
H	3
RBI	0
BB	2
SO	10
LOB	5

PA: 31

WP: 0 PB: 0 SB: 0 CS: 0

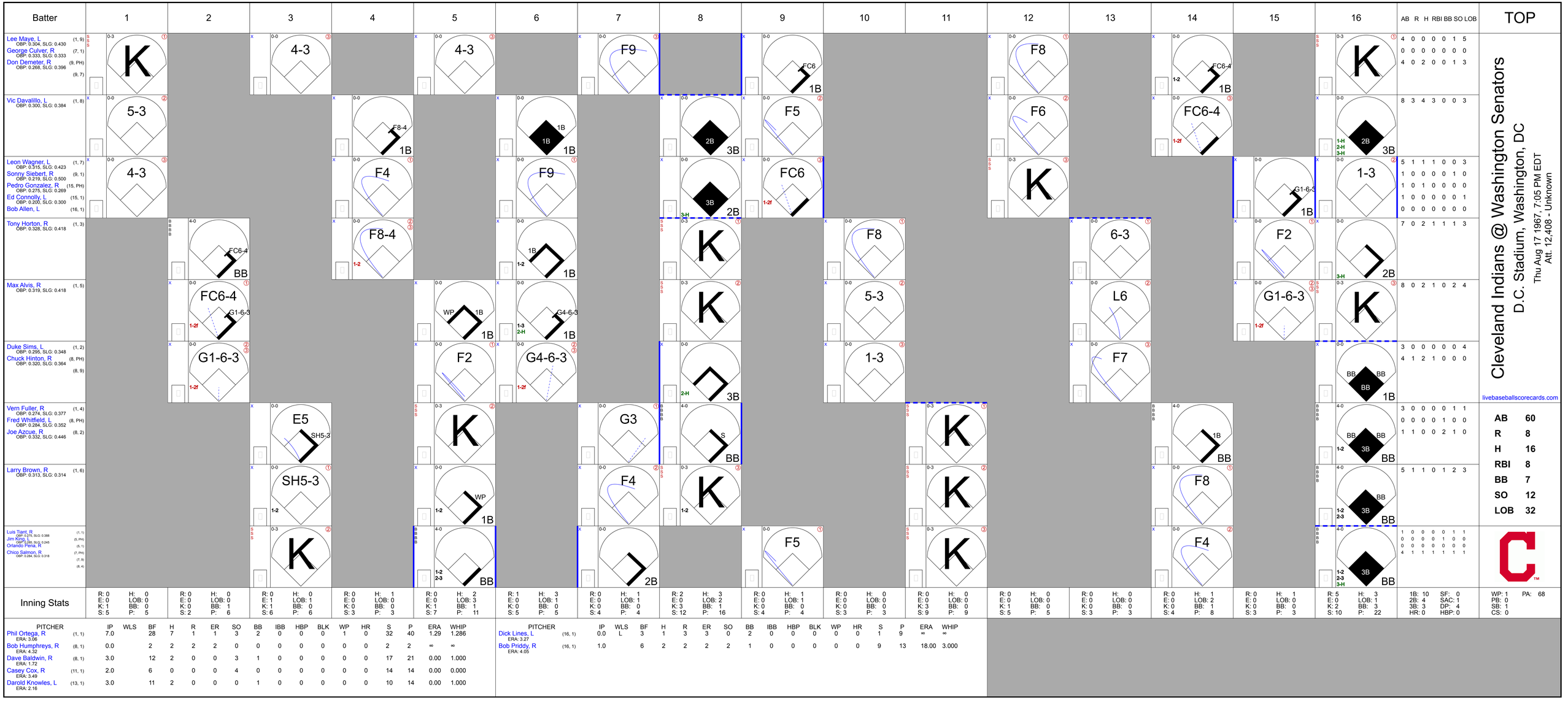
Batter
1
2
3
4
5
6
7
8
9
10
11
12
13
14
15
16
AB R H RBI BB SO LOB
TOP
Lee Maye, L (1, 9) OBP: 0.304, SLG: 0.430
George Culver, R (7, 1) OBP: 0.333, SLG: 0.333
Don Demeter, R (9, PH) OBP: 0.268, SLG: 0.396 (9, 7)
Vic Davalillo, L (1, 8) OBP: 0.300, SLG: 0.384
Leon Wagner, L (1, 7) OBP: 0.315, SLG: 0.423
Sonny Siebert, R (9, 1) OBP: 0.219, SLG: 0.500
Pedro Gonzalez, R (15, PH) OBP: 0.275, SLG: 0.269
Ed Connolly, L (15, 1) OBP: 0.200, SLG: 0.300
Bob Allen, L (16, 1)
Tony Horton, R (1, 3) OBP: 0.328, SLG: 0.418
Max Alvis, R (1, 5) OBP: 0.319, SLG: 0.418
Duke Sims, L (1, 2) OBP: 0.295, SLG: 0.348
Chuck Hinton, R (8, PH) OBP: 0.320, SLG: 0.364 (8, 9)
Vern Fuller, R (1, 4) OBP: 0.274, SLG: 0.377
Fred Whitfield, L (8, PH) OBP: 0.284, SLG: 0.352
Joe Azcue, R (8, 2) OBP: 0.332, SLG: 0.446
Larry Brown, R (1, 6) OBP: 0.313, SLG: 0.314
Luis Tiant, R (1, 1) OBP: 0.278, SLG: 0.368
Jim King, L (5, PH) OBP: 0.255, SLG: 0.245
Orlando Pena, R (5, 1)
Chico Salmon, R (7, PH) OBP: 0.284, SLG: 0.318 (7, 9) (8, 4)
Cleveland Indians @ Washington Senators
D.C. Stadium, Washington, DC
Thu Aug 17 1967, 7:05 PM EDT
Att. 12,408 - Unknown
livebaseballscorecards.com
AB 60
R 8
H 16
RBI 8
BB 7
SO 12
LOB 32
Inning Stats
PITCHER IP WLS BF H R ER SO BB IBB HBP BLK WP HR S P ERA WHIP
Phil Ortega, R (1, 1) ERA: 3.06 7.0 28 7 1 1 3 2 0 0 0 1 0 32 40 1.29 1.286
Bob Humphreys, R (8, 1) ERA: 4.32 0.0 2 2 2 2 0 0 0 0 0 0 0 2 2 ∞ ∞
Dave Baldwin, R (8, 1) ERA: 1.72 3.0 12 2 0 0 3 1 0 0 0 0 0 17 21 0.00 1.000
Casey Cox, R (11, 1) ERA: 3.49 2.0 6 0 0 0 4 0 0 0 0 0 0 14 14 0.00 0.000
Darold Knowles, L (13, 1) ERA: 2.16 3.0 11 2 0 0 0 1 0 0 0 0 0 10 14 0.00 1.000
PITCHER IP WLS BF H R ER SO BB IBB HBP BLK WP HR S P ERA WHIP
Dick Lines, L (16, 1) ERA: 3.27 0.0 L 3 1 2 2 2 1 0 0 0 0 0 0 1 9 ∞ ∞
Bob Priddy, R (16, 1) ERA: 4.05 1.0 6 2 2 2 2 1 0 0 0 0 0 0 9 13 18.00 3.000
1B: 10 SF: 0
2B: 4 SAC: 1
3B: 3 DP: 4
HR: 0 HBP: 0
WP: 1 PA: 68
PB: 0
SB: 1
CS: 0

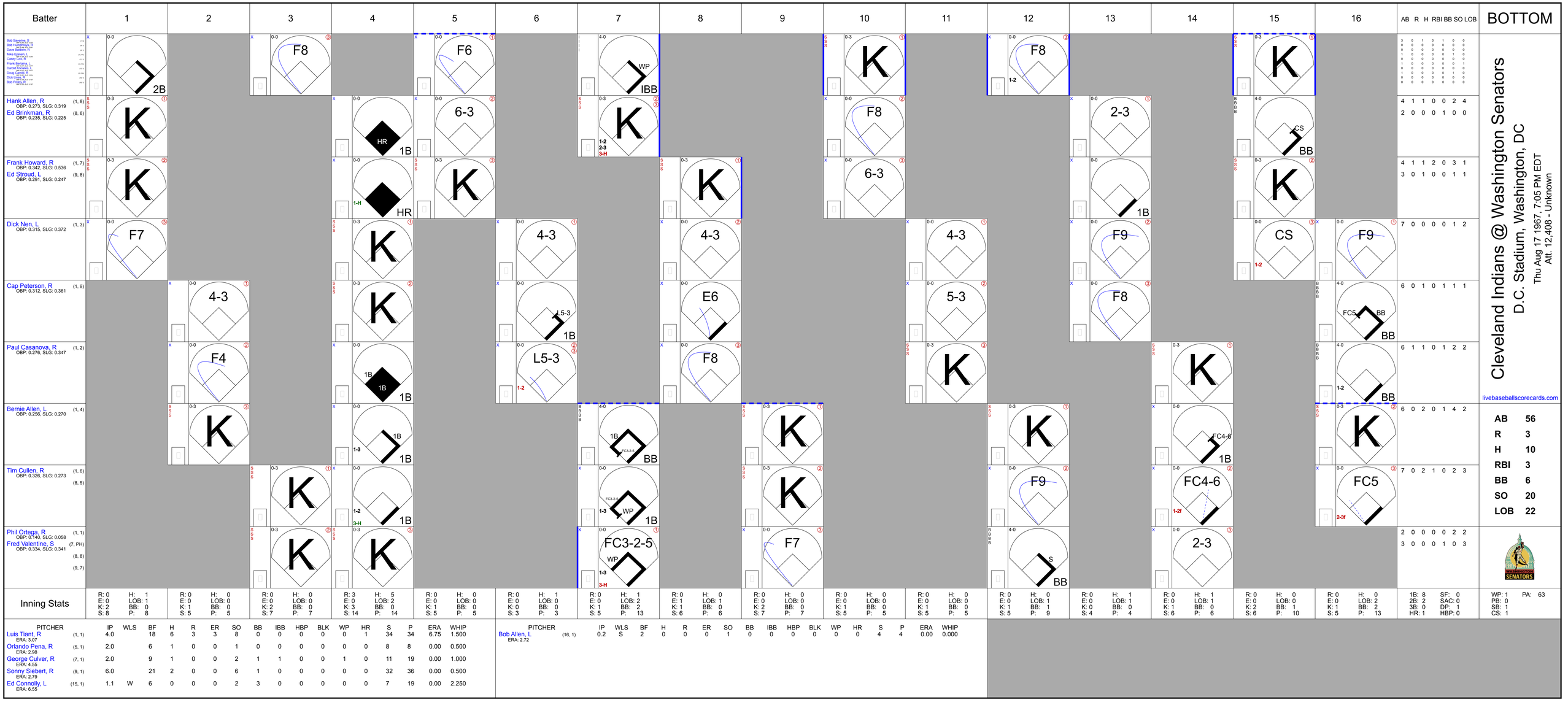
Batter
1
2
3
4
5
6
7
8
9
10
11
12
13
14
15
16
AB R H RBI BB SO LOB
BOTTOM
Bob Saverine, R
Bob Humphreys, R
Dave Ricketts, R
Mike Epstein, L
Casey Cox, R
Frank Bertaina, L
Darold Knowles, L
Doug Camilli, R
Dick Lines, R
Bob Priddy, R
Hank Allen, R (1, 8) OBP: 0.273, SLG: 0.319
Ed Brinkman, R (8, 6) OBP: 0.235, SLG: 0.225
Frank Howard, R (1, 7) OBP: 0.342, SLG: 0.536
Ed Stroud, L (9, 8) OBP: 0.291, SLG: 0.247
Dick Nen, L (1, 3) OBP: 0.315, SLG: 0.372
Cap Peterson, R (1, 9) OBP: 0.312, SLG: 0.361
Paul Casanova, R (1, 2) OBP: 0.276, SLG: 0.347
Bernie Allen, L (1, 4) OBP: 0.256, SLG: 0.270
Tim Cullen, R (1, 6) (8, 5) OBP: 0.326, SLG: 0.273
Phil Ortega, R (1, 1) OBP: 0.140, SLG: 0.058
Fred Valentine, S (7, PH) (8, 8) (9, 7) OBP: 0.334, SLG: 0.341
Cleveland Indians @ Washington Senators
D.C. Stadium, Washington, DC
Thu Aug 17 1967, 7:05 PM EDT
Att. 12,408 - Unknown
livebaseballscorecards.com
AB 56
R 3
H 10
RBI 3
BB 6
SO 20
LOB 22
Inning Stats
PITCHER IP WLS BF H R ER SO BB IBB HBP BLK WP HR S P ERA WHIP
Luis Tiant, R (1, 1) ERA: 3.07 4.0 18 6 3 3 8 0 0 0 0 0 1 34 34 6.75 1.500
Orlando Pena, R (5, 1) ERA: 2.98 2.0 6 1 0 0 1 0 0 0 0 0 0 8 8 0.00 0.500
George Culver, R (7, 1) ERA: 4.55 2.0 9 1 0 0 2 1 1 0 0 1 0 11 19 0.00 1.000
Sonny Siebert, R (9, 1) ERA: 2.79 6.0 21 2 0 0 6 1 0 0 0 0 0 32 36 0.00 0.500
Ed Connolly, L (15, 1) ERA: 6.55 1.1 W 6 0 0 0 2 3 0 0 0 0 0 7 19 0.00 2.250
PITCHER IP WLS BF H R ER SO BB IBB HBP BLK WP HR S P ERA WHIP
Bob Allen, L (16, 1) ERA: 2.72 0.2 S 2 0 0 0 1 0 0 0 0 0 0 0 4 4 0.00 0.000
1B: 8 SF: 0
2B: 2 SAC: 0
3B: 0 DP: 1
HR: 1 HBP: 0
WP: 1 PA: 63
PB: 0
SB: 1
CS: 1

Batter	1	2	3	4	5	6	7	8	9	AB	R	H	RBI	BB	SO	LOB
Chuck Hinton, R (1, 9) OBP: 0.318, SLG: 0.362	E5 SH1-3		6-3							2	0	0	0	0	0	0
Leon Wagner, L (1, 7) OBP: 0.314, SLG: 0.422	SH1-3 1-2			K						1	0	0	0	0	1	0
Max Alvis, R (1, 5) OBP: 0.318, SLG: 0.416	K			L9						2	0	0	0	0	1	1
Tony Horton, R (1, 3) OBP: 0.329, SLG: 0.419	6-3			1B						2	0	1	0	0	0	1
Don Demeter, R (1, 8) OBP: 0.265, SLG: 0.390		6-3		F6						2	0	0	0	0	0	1
Duke Sims, L (1, 2) OBP: 0.293, SLG: 0.345		F4			F4					2	0	0	0	0	0	0
Vern Fuller, R (1, 4) OBP: 0.270, SLG: 0.371		4-3			F7					2	0	0	0	0	0	0
Larry Brown, R (1, 6) OBP: 0.311, SLG: 0.313			L9		K					2	0	0	0	0	1	0
Sam McDowell, L (1, 1) OBP: 0.231, SLG: 0.286			K							0	0	0	0	0	0	0
Orlando Pena, R (2, 1)										1	0	0	0	0	1	0
Inning Stats	R: 0 E: 1 K: 1 S: 6 H: 0 LOB: 1 BB: 0 P: 6	R: 0 E: 0 K: 0 S: 3 H: 0 LOB: 0 BB: 0 P: 3	R: 0 E: 0 K: 1 S: 5 H: 0 LOB: 0 BB: 0 P: 5	R: 0 E: 0 K: 1 S: 6 H: 1 LOB: 1 BB: 0 P: 6	R: 0 E: 0 K: 1 S: 5 H: 0 LOB: 0 BB: 0 P: 5					1B: 1 2B: 0 3B: 0 HR: 0		SF: 0 SAC: 1 DP: 0 HBP: 0				

TOP

Cleveland Indians @ Detroit Tigers

Tiger Stadium, Detroit, MI

Fri Aug 18 1967, 7:05 PM EDT

Att. 19,461 - Unknown

livebaseballscorecards.com

AB	16
R	0
H	1
RBI	0
BB	0
SO	4
LOB	3

WP: 0 PA: 17
PB: 0
SB: 0
CS: 0

PITCHER	IP	WLS	BF	H	R	ER	SO	BB	IBB	HBP	BLK	WP	HR	S	P	ERA	WHIP
Mickey Lolich, L (1, 1) ERA: 4.06	5.0	W	17	1	0	0	4	0	0	0	0	0	0	25	25	0.00	0.200

PITCHER	IP	WLS	BF	H	R	ER	SO	BB	IBB	HBP	BLK	WP	HR	S	P	ERA	WHIP

Batter	1	2	3	4	5	6	7	8	9	AB	R	H	RBI	BB	SO	LOB
Mickey Stanley, R (1, 8) OBP: 0.285, SLG: 0.337	x 0-0 5-3 ①	x 0-0 S 1B 3-H			S S S 0-3 K ①					3	0	1	1	0	1	0
Dick McAuliffe, L (1, 4) OBP: 0.376, SLG: 0.442	x 0-0 F4 ②	B B B B 4-0 BB 1-2								1	0	0	0	1	0	0
Al Kaline, R (1, 9) OBP: 0.401, SLG: 0.573	x 0-0 L4-3 ③	S S S 0-3 K ③								2	0	0	0	0	1	2
Willie Horton, R (1, 7) OBP: 0.346, SLG: 0.507		B B B B 4-0 1B 1B BB	S S S 0-3 K ①							1	1	0	0	1	1	0
Bill Freehan, R (1, 2) OBP: 0.390, SLG: 0.454		x 0-0 1B 1B E 1B 1-2	x 0-0 F6 ②							2	1	1	0	0	0	0
Eddie Mathews, L (1, 5) OBP: 0.334, SLG: 0.382		x 0-0 E G3 1B 1-2 2-H	S S S 0-3 K ③							2	1	1	1	0	1	0
Norm Cash, L (1, 3) OBP: 0.371, SLG: 0.432		x 0-0 E9 G3 1B 1-3 2-H		S S S 0-3 K ①						2	1	1	0	0	1	0
Ray Oyler, R (1, 6) OBP: 0.278, SLG: 0.274		x 0-0 F9 ①		x 0-0 F3 ②						2	0	0	0	0	0	2
Mickey Lolich, S (1, 1) OBP: 0.262, SLG: 0.184		x 0-0 G3 ② 2-3 3-H		S S S 0-3 K ③						2	0	0	1	0	1	1
Inning Stats	R: 0 H: 0 E: 0 LOB: 0 K: 0 BB: 0 S: 3 P: 3	R: 4 H: 4 E: 1 LOB: 2 K: 1 BB: 2 S: 9 P: 17	R: 0 H: 0 E: 0 LOB: 0 K: 2 BB: 0 S: 7 P: 7	R: 0 H: 0 E: 0 LOB: 0 K: 2 BB: 0 S: 7 P: 7	R: 0 H: 0 E: 0 LOB: 0 K: 1 BB: 0 S: 3 P: 3					1B: 4 SF: 0 2B: 0 SAC: 0 3B: 0 DP: 0 HR: 0 HBP: 0						

PITCHER		IP	WLS	BF	H	R	ER	SO	BB	IBB	HBP	BLK	WP	HR	S	P	ERA	WHIP
Sam McDowell, L ERA: 3.72	(1, 1)	1.2	L	11	4	4	4	0	2	0	0	0	0	0	9	17	21.60	3.600
Orlando Pena, R ERA: 2.86	(2, 1)	2.2		8	0	0	0	6	0	0	0	0	0	0	20	20	0.00	0.000

PITCHER	IP	WLS	BF	H	R	ER	SO	BB	IBB	HBP	BLK	WP	HR	S	P	ERA	WHIP

BOTTOM

Cleveland Indians @ Detroit Tigers

Tiger Stadium, Detroit, MI

Fri Aug 18 1967, 7:05 PM EDT

Att. 19,461 - Unknown

livebaseballscorecards.com

AB	17
R	4
H	4
RBI	3
BB	2
SO	6
LOB	5

WP: 0 PA: 19
PB: 0
SB: 1
CS: 0

Batter	1	2	3	4	5	6	7	8	9	AB	R	H	RBI	BB	SO	LOB
Lee Maye, L (1, 9) OBP: 0.302, SLG: 0.429	S S S 0-3 ① K		X 0-0 3B 2B	X 0-0 ② 6-3			S S S 0-3 ① K		X 0-0 ① 4-3	5	1	1	0	0	2	0
Vic Davalillo, L (1, 8) OBP: 0.298, SLG: 0.389	X 0-0 ② F3		X 0-0 1B 2-H 3B	X 0-0 ③ 6-3			X 0-0 ② F8		X 0-0 ② F8	5	1	1	1	0	0	0
Leon Wagner, L (1, 7) OBP: 0.316, SLG: 0.421 Chuck Hinton, R (7, 7) OBP: 0.318, SLG: 0.361	B B B B 4-0 BB		X 0-0 FC5-4 BB HR 3-H 1B		X 0-0 ① 4-3		X 0-0 ③ 3-1		S S S 0-3 ③ K	3 1	1 0	1 0	1 0	1 0	0 1	0 0
Tony Horton, R (1, 3) OBP: 0.328, SLG: 0.414	X 0-0 ③ F8		B B B B 4-0 FC5-4 1-2 BB		X 0-0 ② F3			S S S 0-3 ① K		3	0	0	0	1	1	1
Max Alvis, R (1, 5) OBP: 0.315, SLG: 0.413		S S S 0-3 ① K	X 0-0 ② FC5-4 HR 1-2f 2-3		X 0-0 ③ 4-3			X 0-0 E6 CS		4	1	0	0	0	1	2
Duke Sims, L (1, 2) OBP: 0.296, SLG: 0.358		S S S 0-3 ② K	X 0-0 1-H 3-H HR			X 0-0 ① F8		B B B B 4-0 ② BB 1B 1-2 BB		3	1	1	3	1	1	0
Vern Fuller, R (1, 4) OBP: 0.292, SLG: 0.381		H 1-0 HBP	X 0-0 S 1B			B B B B 4-0 FC6-4 WP BB		X 0-0 BB 1B 1-2		2	0	2	0	1	0	0
Larry Brown, R (1, 6) OBP: 0.313, SLG: 0.311		X 0-0 ③ 5-3	S S S 0-3 ③ K 1-2			B B B B 4-0 FC6-4 1-2 BB		B B B B 4-0 1-2 2-3 BB		2	0	0	0	2	1	2
John O'Donoghue, R (1, 1) OBP: 0.139, SLG: 0.176			X 0-0 ① 1-3	X 0-0 ① 6-3		X 0-0 ② ③ FC6-4 1-2f 2-3		X 0-0 ③ 4-3		4	0	0	0	0	0	5
Inning Stats	R: 0 E: 0 K: 1 S: 5 H: 0 LOB: 1 BB: 1 P: 9	R: 0 E: 0 K: 2 S: 7 H: 0 LOB: 1 BB: 0 P: 8	R: 5 E: 0 K: 1 S: 10 H: 5 LOB: 1 BB: 1 P: 14	R: 0 E: 0 K: 0 S: 3 H: 0 LOB: 0 BB: 0 P: 3	R: 0 E: 0 K: 3 S: 3 H: 0 LOB: 0 BB: 0 P: 3	R: 0 E: 0 K: 0 S: 2 H: 0 LOB: 1 BB: 2 P: 10	R: 0 E: 0 K: 1 S: 5 H: 0 LOB: 0 BB: 0 P: 5	R: 0 E: 1 K: 1 S: 6 H: 1 LOB: 3 BB: 2 P: 14	R: 0 E: 0 K: 1 S: 5 H: 0 LOB: 0 BB: 0 P: 5	1B: 3 2B: 1 3B: 1 HR: 1	SF: 0 SAC: 0 DP: 0 HBP: 1						

PITCHER	IP	WLS	BF	H	R	ER	SO	BB	IBB	HBP	BLK	WP	HR	S	P	ERA	WHIP
Joe Sparma, R (1, 1) ERA: 4.01	2.2	L	15	4	5	5	3	2	0	1	0	0	1	18	27	16.88	2.250
Pat Dobson, R (3, 1) ERA: 3.75	3.1		12	1	0	0	1	2	0	0	0	1	0	12	20	0.00	0.900
Mike Marshall, R (7, 1) ERA: 1.78	3.0		12	1	0	0	3	2	0	0	0	0	0	16	24	0.00	1.000

PITCHER	IP	WLS	BF	H	R	ER	SO	BB	IBB	HBP	BLK	WP	HR	S	P	ERA	WHIP

Cleveland Indians @ Detroit Tigers

Tiger Stadium, Detroit, MI

Sat Aug 19 1967, 4:33 AM EDT

Att. 14,765 - Unknown

TOP

AB	32
R	5
H	6
RBI	5
BB	6
SO	7
LOB	10

livebaseballscorecards.com

Batter	1	2	3	4	5	6	7	8	9	AB	R	H	RBI	BB	SO	LOB
Mickey Stanley, R (1, 8) OBP: 0.284, SLG: 0.333	B B B B 4-0 S BB		x 0-0 6-3 ②			x 0-0 6-3 ②			x 0-0 F5 ②	3	0	0	0	1	0	0
Dick McAuliffe, L (1, 4) OBP: 0.373, SLG: 0.438	S S S 0-3 K ① 1-2		S S S 0-3 K ③			S S S 0-3 K ③			x 0-0 F4 ③	4	0	0	0	0	3	1
Al Kaline, R (1, 9) OBP: 0.397, SLG: 0.568	S S S 0-3 K ②			x 0-0 L8 ①			x 0-0 L5-3 ①			3	0	0	0	0	1	1
Willie Horton, R (1, 7) OBP: 0.343, SLG: 0.502	x 0-0 5-3 ③			S S S 0-3 K ②			x 0-0 F3 ②			3	0	0	0	0	1	1
Bill Freehan, R (1, 2) OBP: 0.390, SLG: 0.453		x 0-0 BB 1B		x 0-0 F4 ③			x 0-0 F8 ③			3	0	1	0	0	0	0
Eddie Mathews, L (1, 5) OBP: 0.334, SLG: 0.380		B B B B 4-0 G1-4-3 1-2 BB			S S S 0-3 K ①			x 0-0 F3 ①		2	0	0	0	1	1	0
Norm Cash, L (1, 3) OBP: 0.369, SLG: 0.429		S S S 0-3 K ①			x 0-0 3-1 ②			x 0-0 F7 ②		3	0	0	0	0	1	2
Ray Oyler, R (1, 6) OBP: 0.276, SLG: 0.271		x 0-0 G1-4-3 ② ③ 1-2f			x 0-0 F8 ③			S S S 0-3 K ③		3	0	0	0	0	1	2
Joe Sparma, R (1, 1) OBP: 0.036, SLG: 0.018			S S S 0-3 K ①			S S S 0-3 K ①			S S S 0-3 K ①	0	0	0	0	0	0	0
Pat Dobson, R (3, 1)										1	0	0	0	0	1	0
Mike Marshall, R (6, PH) OBP: 0.222, SLG: 0.222 (7, 1)										1	0	0	0	0	1	0
Earl Wilson, R (9, PH) OBP: 0.256, SLG: 0.316										1	0	0	0	0	1	0
Inning Stats	R: 0 E: 0 K: 2 S: 7 H: 0 LOB: 1 BB: 1 P: 11	R: 0 E: 0 K: 1 S: 5 H: 1 LOB: 1 BB: 1 P: 9	R: 0 E: 0 K: 2 S: 7 H: 0 LOB: 0 BB: 0 P: 7	R: 0 E: 0 K: 1 S: 5 H: 0 LOB: 0 BB: 0 P: 5	R: 0 E: 0 K: 1 S: 5 H: 0 LOB: 0 BB: 0 P: 5	R: 0 E: 0 K: 2 S: 7 H: 0 LOB: 0 BB: 0 P: 7	R: 0 E: 0 K: 0 S: 3 H: 0 LOB: 0 BB: 0 P: 3	R: 0 E: 0 K: 1 S: 5 H: 0 LOB: 0 BB: 0 P: 5	R: 0 E: 0 K: 1 S: 5 H: 0 LOB: 0 BB: 0 P: 5	1B: 1 2B: 0 3B: 0 HR: 0	SF: 0 SAC: 0 DP: 1 HBP: 0						

PITCHER	IP	WLS	BF	H	R	ER	SO	BB	IBB	HBP	BLK	WP	HR	S	P	ERA	WHIP
John O'Donoghue, L (1, 1) ERA: 3.01	9.0	W	29	1	0	0	11	2	0	0	0	0	0	49	57	0.00	0.333

PITCHER	IP	WLS	BF	H	R	ER	SO	BB	IBB	HBP	BLK	WP	HR	S	P	ERA	WHIP

BOTTOM

Cleveland Indians @ Detroit Tigers

Tiger Stadium, Detroit, MI

Sat Aug 19 1967, 4:33 AM EDT

Att. 14,765 - Unknown

livebaseballscorecards.com

AB	27
R	0
H	1
RBI	0
BB	2
SO	11
LOB	7

WP: 0 PA: 29
PB: 0
SB: 1
CS: 0

Cleveland Indians @ Detroit Tigers

Tiger Stadium, Detroit, MI

Sun Aug 20 1967, 4:33 AM EDT

Unknown

TOP

livebaseballscorecards.com

Batter	1	2	3	4	5	6	7	8	9	AB	R	H	RBI	BB	SO	LOB
Lee Maye, L (1, 9) OBP: 0.302, SLG: 0.438	HR		K			F4		K		4	1	1	1	0	2	1
Vic Davalillo, L (1, 8) OBP: 0.297, SLG: 0.386	4-3		F5			3-1			1B FC5-4 1B	4	1	1	0	0	0	0
Leon Wagner, L (1, 7) OBP: 0.315, SLG: 0.419	F8		F4			L9			1-3 FC5-4 1B	4	0	1	0	0	0	0
Tony Horton, R (1, 3) OBP: 0.331, SLG: 0.413	BB			G3-6-1 1B			F6		1-2f 3-H FC5-4 1B	3	0	1	1	1	0	1
Max Alvis, R (1, 5) OBP: 0.315, SLG: 0.412	F2			F8			F5		1-2 1B	4	0	1	0	0	0	2
Duke Sims, L (1, 2) OBP: 0.292, SLG: 0.352		F3		1-2f G3-6-1			F3		F8	4	0	0	0	0	0	3
Vern Fuller, R (1, 4) OBP: 0.288, SLG: 0.375		K			L9			L9	K	2	0	0	0	0	1	0
Jim King, L (8, PH) OBP: 0.283, SLG: 0.244										1	0	0	0	0	0	0
Bob Allen, L (8, 1)										0	0	0	0	0	0	0
Orlando Pena, R (8, 1)										0	0	0	0	0	0	0
Chuck Hinton, R (9, PH) OBP: 0.317, SLG: 0.360										1	0	0	0	0	1	2
Larry Brown, R (1, 6) OBP: 0.313, SLG: 0.309		HBP			L9			L9		2	0	0	0	0	0	0
Stan Williams, R (1, 1) OBP: 0.143, SLG: 0.143		K			K			1B		2	0	0	0	0	2	1
Fred Whitfield, L (8, PH) OBP: 0.287, SLG: 0.355										1	0	1	0	0	0	0
Chico Salmon, R (8, PR) OBP: 0.284, SLG: 0.318										0	0	0	0	0	0	0
(8, 4)																

Inning Stats	R: 1 E: 0 K: 0 S: 4	H: 1 LOB: 1 BB: 1 P: 8	R: 0 E: 0 K: 2 S: 7	H: 0 LOB: 1 BB: 0 P: 8	R: 0 E: 0 K: 1 S: 5	H: 0 LOB: 0 BB: 0 P: 5	R: 0 E: 0 K: 0 S: 3	H: 1 LOB: 0 BB: 0 P: 3	R: 0 E: 0 K: 1 S: 5	H: 0 LOB: 0 BB: 0 P: 5
	R: 0 E: 0 K: 0 S: 3	H: 0 LOB: 0 BB: 0 P: 3	R: 0 E: 0 K: 0 S: 3	H: 0 LOB: 0 BB: 0 P: 3	R: 0 E: 0 K: 1 S: 6	H: 1 LOB: 1 BB: 0 P: 6	R: 1 E: 0 K: 1 S: 8	H: 3 LOB: 2 BB: 0 P: 8	1B: 5 2B: 0 3B: 0 HR: 1	SF: 0 SAC: 0 DP: 1 HBP: 1

	AB	32
	R	2
	H	6
	RBI	2
	BB	1
	SO	6
	LOB	10

WP: 0 PB: 0 SB: 0 CS: 0 PA: 34

PITCHER		IP	WLS	BF	H	R	ER	SO	BB	IBB	HBP	BLK	WP	HR	S	P	ERA	WHIP
Denny McLain, R ERA: 3.56	(1, 1)	8.1	W	32	6	2	2	5	1	0	1	0	0	1	40	45	2.16	0.840
Fred Lasher, R ERA: 3.6	(9, 1)	0.2	S	2	0	0	0	1	0	0	0	0	0	0	4	4	0.00	0.000

PITCHER	IP	WLS	BF	H	R	ER	SO	BB	IBB	HBP	BLK	WP	HR	S	P	ERA	WHIP

Cleveland Indians @ Detroit Tigers

Tiger Stadium, Detroit, MI

Sun Aug 20 1967, 4:33 AM EDT

Unknown

livebaseballscorecards.com

BOTTOM

Batter	1	2	3	4	5	6	7	8	9	AB	R	H	RBI	BB	SO	LOB
Lenny Green, L (1, 7) OBP: 0.275, SLG: 0.340	x 0-0 ① F8		x 0-0 ② F5		x 0-0 ③ F5		x 0-0 L3-6 S 1B			4	0	1	0	0	0	2
Mickey Stanley, R (8, 8) OBP: 0.284, SLG: 0.333										0	0	0	0	0	0	0
Jerry Lumpe, L (1, 5) OBP: 0.262, SLG: 0.241	B B B B 4-0 BB		S S S 0-3 ③ K			x 0-0 ① 3-1	x 0-0 ②③ L3-6 1-3			3	0	0	0	1	1	1
Dick Tracewski, R (8, 5) OBP: 0.279, SLG: 0.281										0	0	0	0	0	0	0
Dick McAuliffe, L (1, 4) OBP: 0.374, SLG: 0.440	S S S 0-3 ② K			B B B B 4-0 L6-4-3 BB		x 0-0 ② F8		x 0-0 S 1B 2B		3	1	1	0	1	1	1
Al Kaline, R (1, 9) OBP: 0.398, SLG: 0.575	x 0-0 ③ L5			x 0-0 ①② L6-4-3 1-2		x 0-0 HR		4-0 G6-3 1B 1B IBB 2-3		3	2	1	1	1	0	2
Norm Cash, L (1, 3) OBP: 0.372, SLG: 0.435		x 0-0 1B		x 0-0 ③ F5		x 0-0 2B 2B		x 0-0 G6-3 1-2 3-H 1B		4	1	3	1	0	0	0
Jim Northrup, L (1, 8) OBP: 0.336, SLG: 0.382		x 0-0 ① F5			x 0-0 ① 4-3	x 0-0 2-H 2B		x 0-0 ①② G6-3 1-2f 2-3		4	0	1	1	0	0	3
(8, 7)																
Bill Freehan, R (1, 2) OBP: 0.393, SLG: 0.453	S S S 0-3 ② K				x 0-0 1B 1B	4-0 IBB		4-0 1B IBB		2	0	1	0	2	1	1
Ray Oyler, R (1, 6) OBP: 0.275, SLG: 0.271	S S S 0-3 ③ K				x 0-0 ② F3	S S S 0-3 ③ K		x 0-0 1-2 3-H 1B		4	0	1	1	0	2	4
Denny McLain, R (1, 1) OBP: 0.147, SLG: 0.123			x 0-0 ① 6-3		x 0-0 1-3 1B		x 0-0 ① F8	S S S 0-3 ③ K		4	0	1	0	0	1	2
Fred Lasher, R (9, 1)										0	0	0	0	0	0	0
Inning Stats	R: 0 E: 0 K: 1 S: 5 H: 0 LOB: 1 BB: 1 P: 9	R: 0 E: 0 K: 2 S: 8 H: 1 LOB: 1 BB: 0 P: 8	R: 0 E: 0 K: 1 S: 5 H: 0 LOB: 0 BB: 0 P: 5	R: 0 E: 0 K: 0 S: 2 H: 0 LOB: 0 BB: 1 P: 6	R: 0 E: 0 K: 0 S: 5 H: 2 LOB: 2 BB: 0 P: 5	R: 2 E: 0 K: 1 S: 8 H: 3 LOB: 2 BB: 1 P: 12	R: 0 E: 0 K: 0 S: 3 H: 1 LOB: 0 BB: 0 P: 3	R: 2 E: 0 K: 1 S: 7 H: 3 LOB: 2 BB: 2 P: 15		1B: 6 2B: 4 3B: 0 HR: 1	SF: 0 SAC: 0 DP: 3 HBP: 0						

	AB	31
	R	4
	H	10
	RBI	4
	BB	5
	SO	6
	LOB	16

PITCHER		IP	WLS	BF	H	R	ER	SO	BB	IBB	HBP	BLK	WP	HR	S	P	ERA	WHIP
Stan Williams, R ERA: 1.66	(1, 1)	7.0	L	29	7	2	2	5	2	1	0	0	0	1	36	48	2.57	1.286
Bob Allen, L ERA: 3.09	(8, 1)	0.2		5	2	2	2	0	0	2	0	0	0	0	3	11	27.00	3.000
Orlando Pena, R ERA: 2.84	(8, 1)	0.1		2	1	0	0	1	0	0	0	0	0	0	4	4	0.00	3.000

PITCHER	IP	WLS	BF	H	R	ER	SO	BB	IBB	HBP	BLK	WP	HR	S	P	ERA	WHIP

WP: 0	PB: 0	SB: 2
CS: 0	PA: 36	

Cleveland Indians @ Detroit Tigers

Tiger Stadium, Detroit, MI

Sun Aug 20 1967, 4:38 AM EDT

Att. 25,182 - Unknown

TOP

Batter	1	2	3	4	5	6	7	8	9	AB	R	H	RBI	BB	SO	LOB
Chuck Hinton, R (1, 9) OBP: 0.319, SLG: 0.360	G6-4-3 1B		BBBB 4-0 1-2 BB			F8			F4	3	0	1	0	1	0	0
Chico Salmon, R (1, 7) OBP: 0.277, SLG: 0.310	G6-4-3 1-2f		F8			F4			L9	4	0	0	0	0	0	3
Max Alvis, R (1, 5) OBP: 0.313, SLG: 0.409	5-3			F3			F6			3	0	0	0	0	0	0
Tony Horton, R (1, 3) OBP: 0.331, SLG: 0.412		P4		5-3			G6-4-3 1B			3	0	1	0	0	0	0
Don Demeter, R (1, 8) OBP: 0.266, SLG: 0.396		CS 2B		SSS K			G6-4-3 1-2f			3	0	1	0	0	1	1
Joe Azcue, R (1, 2) OBP: 0.328, SLG: 0.440		L9 2-3			5-3			SSS K		3	0	0	0	0	1	1
Vern Fuller, R (1, 4) OBP: 0.281, SLG: 0.366			6-3		F7			4-3		3	0	0	0	0	0	0
Larry Brown, R (1, 6) OBP: 0.313, SLG: 0.310			BB 1B		5-3			F7		3	0	1	0	0	0	0
Sam McDowell, L (1, 1) OBP: 0.227, SLG: 0.281 Pedro Gonzalez, R (6, PH) OBP: 0.273, SLG: 0.268 George Culver, R (6, 1) OBP: 0.333, SLG: 0.333 Leon Wagner, L (9, PH) OBP: 0.314, SLG: 0.418			SSS K			5-3			SSS K	1 1 0 1	0 0 0 0	0 0 0 0	0 0 0 0	1 0 0 1	1 0 0 0	1 0 0 0

livebaseballscorecards.com

	AB	28
	R	0
	H	4
	RBI	0
	BB	1
	SO	4
	LOB	6

Inning Stats										
	R: 0 E: 0 K: 0 S: 3	H: 1 LOB: 0 BB: 0 P: 3	R: 0 E: 0 K: 0 S: 3	H: 1 LOB: 0 BB: 0 P: 3	R: 0 E: 0 K: 1 S: 6	H: 1 LOB: 2 BB: 1 P: 10	R: 0 E: 0 K: 1 S: 5	H: 0 LOB: 0 BB: 0 P: 5	R: 0 E: 0 K: 0 S: 3	H: 0 LOB: 0 BB: 0 P: 3
	R: 0 E: 0 K: 0 S: 3	H: 0 LOB: 0 BB: 0 P: 3	R: 0 E: 0 K: 0 S: 3	H: 1 LOB: 0 BB: 0 P: 3	R: 0 E: 0 K: 1 S: 5	H: 0 LOB: 0 BB: 0 P: 5	R: 0 E: 0 K: 1 S: 5	H: 0 LOB: 0 BB: 0 P: 5	1B: 3 2B: 1 3B: 0 HR: 0	SF: 0 SAC: 0 DP: 2 HBP: 0

WP: 0 PB: 0 SB: 0 CS: 1 PA: 29

PITCHER	IP	WLS	BF	H	R	ER	SO	BB	IBB	HBP	BLK	WP	HR	S	P	ERA	WHIP
John Hiller, L (1, 1) ERA: 1.65	9.0	W	29	4	0	0	4	1	0	0	0	0	0	36	40	0.00	0.556

PITCHER	IP	WLS	BF	H	R	ER	SO	BB	IBB	HBP	BLK	WP	HR	S	P	ERA	WHIP

Batter	1	2	3	4	5	6	7	8	9	AB	R	H	RBI	BB	SO	LOB
Mickey Stanley, R (1, 8) OBP: 0.280, SLG: 0.328	F9		6-3		G5-4-3 1-2f			6-3		4	0	0	0	0	0	1
Dick McAuliffe, L (1, 4) OBP: 0.373, SLG: 0.436	F7		4-3		K			CS BB		3	0	0	0	1	1	0
Al Kaline, R (1, 9) OBP: 0.399, SLG: 0.582	L5-3		L8			HR		1-2 BB		3	1	1	1	1	0	0
Willie Horton, R (1, 7) OBP: 0.343, SLG: 0.511		K		HR		3-1		F4		3	1	1	1	0	1	0
Jim Northrup, L (7, 7) OBP: 0.335, SLG: 0.381										1	0	0	0	0	0	1
Bill Freehan, R (1, 3) OBP: 0.395, SLG: 0.456		1B 2B		FC5-4 BB		F8				2	1	1	0	1	0	0
Jim Price, R (1, 2) OBP: 0.333, SLG: 0.373		1B SH1-3 2-H 1B		FC5-4 FC5-4 1-2f		K				3	1	1	1	0	1	1
Dick Tracewski, R (1, 5) OBP: 0.281, SLG: 0.283		SH1-3 1-3 1B		FC5-4 1-2f			4-3			3	0	1	0	0	0	1
Ray Oyler, R (1, 6) OBP: 0.274, SLG: 0.269		SH1-3 1-2 3-H		K			F7			2	0	0	1	0	1	1
John Hiller, R (1, 1) OBP: 0.400, SLG: 0.250		K			G5-4-3 BB		5-3			2	0	0	0	1	1	1
Inning Stats	R: 0 E: 0 K: 0 S: 3 H: 0 LOB: 0 BB: 0 P: 3	R: 2 E: 0 K: 2 S: 10 H: 3 LOB: 1 BB: 0 P: 10	R: 0 E: 0 K: 0 S: 3 H: 0 LOB: 0 BB: 0 P: 3	R: 1 E: 0 K: 1 S: 6 H: 1 LOB: 1 BB: 1 P: 10	R: 0 E: 0 K: 1 S: 4 H: 0 LOB: 0 BB: 1 P: 8	R: 1 E: 0 K: 1 S: 6 H: 1 LOB: 0 BB: 0 P: 6	R: 0 E: 0 K: 0 S: 3 H: 0 LOB: 0 BB: 0 P: 3	R: 0 E: 0 K: 0 S: 2 H: 0 LOB: 1 BB: 2 P: 10		1B: 2 2B: 1 3B: 0 HR: 2 SF: 0 SAC: 1 DP: 1 HBP: 0						

PITCHER		IP	WLS	BF	H	R	ER	SO	BB	IBB	HBP	BLK	WP	HR	S	P	ERA	WHIP
Sam McDowell, L ERA: 3.77	(1, 1)	5.0	L	20	4	3	3	4	2	0	0	0	0	1	26	34	5.40	1.200
George Culver, R ERA: 4.47	(6, 1)	3.0		11	1	1	1	1	2	0	0	0	0	1	11	19	3.00	1.000

PITCHER	IP	WLS	BF	H	R	ER	SO	BB	IBB	HBP	BLK	WP	HR	S	P	ERA	WHIP

BOTTOM

Cleveland Indians @ Detroit Tigers

Tiger Stadium, Detroit, MI

Sun Aug 20 1967, 4:38 AM EDT

Att. 25,182 - Unknown

livebaseballscorecards.com

AB	26
R	4
H	5
RBI	4
BB	4
SO	5
LOB	6

California Angels @ Cleveland Indians

Cleveland Municipal Stadium, Cleveland, OH

Mon Aug 21 1967, 7:05 PM EDT

Att. 15,584 - Unknown

TOP

livebaseballscorecards.com

Batter	1	2	3	4	5	6	7	8	9	AB	R	H	RBI	BB	SO	LOB
Roger Repoz, L (1, 8) OBP: 0.335, SLG: 0.423	F9		K		K		K		4-3	5	0	0	0	0	3	2
Jim Fregosi, R (1, 6) OBP: 0.345, SLG: 0.392	4-1		4-3		2-H 1B		F8			4	0	1	1	0	0	0
Jimmie Hall, L (1, 9) OBP: 0.322, SLG: 0.441	F5		F9		F8		F8			4	0	0	0	0	0	1
Don Mincher, L (1, 3) OBP: 0.379, SLG: 0.496		F9 1B 2B		4-3	K			G5-4-3 1B		4	1	2	0	0	1	1
Rick Reichardt, R (1, 7) OBP: 0.308, SLG: 0.374		F9 2-3		5-3		FC6-5 S 1B		G5-4-3 1-2f		4	0	1	0	0	0	2
Buck Rodgers, S (1, 2) OBP: 0.282, SLG: 0.304		G3 1B 3-H 1B		F9		FC6-5 1B 1-3 1B		K		4	1	1	1	0	1	1
Tom Satriano, L (1, 5) OBP: 0.317, SLG: 0.319		G3 1-2 1B			2B 2B BB	E 1B 1-2 1B			4-3	3	2	2	0	1	0	0
Bobby Knoop, R (1, 4) OBP: 0.318, SLG: 0.378		G3 1-2 2-3			1-3 2B 2B	E8 K 1B 1-H 2-H			SH2-3 1B	4	1	3	1	0	0	2
Curt Simmons, L (1, 1) OBP: 0.176, SLG: 0.206		F9			1B 2B 2-H 3-H	K 3-H			SH2-3 1-2	1	0	0	0	0	0	2
Jim Coates, R (2, 1) OBP: 0.333, SLG: 0.667										0	0	0	0	0	0	0
Bubba Morton, R (5, PH) OBP: 0.408, SLG: 0.391										1	1	1	2	0	0	0
Bill Kelso, R (5, 1) OBP: 0.067, SLG: 0.067										1	0	0	0	0	1	1

	AB	35
	R	6
	H	11
	RBI	5
	BB	1
	SO	6
	LOB	12

Inning Stats	1	2	3	4	5	6	7	8	9	1B: 8	SF: 0	WP: 0	PA: 37
	R: 0 E: 0 K: 0 S: 3	R: 1 E: 0 K: 0 S: 6	R: 0 E: 0 K: 1 S: 5	R: 0 E: 0 K: 0 S: 3	R: 3 E: 0 K: 2 S: 10	R: 2 E: 1 K: 1 S: 7	R: 0 E: 0 K: 1 S: 5	R: 0 E: 0 K: 1 S: 5	R: 0 E: 0 K: 0 S: 4	2B: 3	SAC: 1	PB: 0	
	H: 0 LOB: 0 BB: 0 P: 3	H: 3 LOB: 2 BB: 0 P: 6	H: 0 LOB: 0 BB: 0 P: 5	H: 0 LOB: 0 BB: 0 P: 3	H: 3 LOB: 1 BB: 1 P: 14	H: 3 LOB: 1 BB: 0 P: 7	H: 0 LOB: 0 BB: 0 P: 5	H: 1 LOB: 0 BB: 0 P: 5	H: 1 LOB: 1 BB: 0 P: 4	3B: 0	DP: 1	SB: 1	
										HR: 0	HBP: 0	CS: 0	

PITCHER	IP	WLS	BF	H	R	ER	SO	BB	IBB	HBP	BLK	WP	HR	S	P	ERA	WHIP
Steve Hargan, R (1, 1) ERA: 2.51	6.0	L	27	9	6	5	4	1	0	0	0	0	0	34	38	7.50	1.667
Orlando Pena, R (7, 1) ERA: 2.76	2.0		6	1	0	0	2	0	0	0	0	0	0	10	10	0.00	0.500
George Culver, R (9, 1) ERA: 4.4	1.0		4	1	0	0	0	0	0	0	0	0	0	4	4	0.00	1.000

PITCHER	IP	WLS	BF	H	R	ER	SO	BB	IBB	HBP	BLK	WP	HR	S	P	ERA	WHIP

BOTTOM

California Angels @ Cleveland Indians

Cleveland Municipal Stadium, Cleveland, OH

Mon Aug 21 1967, 7:05 PM EDT

Att. 15,584 - Unknown

livebaseballscorecards.com

Batter	1	2	3	4	5	6	7	8	9	AB	R	H	RBI	BB	SO	LOB
Chuck Hinton, R (1, 9) (6, 8) OBP: 0.324, SLG: 0.367	1B	2B		F8		BB			G4-6-3	4	2	3	0	1	0	0
Leon Wagner, L (1, 7) OBP: 0.313, SLG: 0.415	F8	HBP		G3		F9			G4-6-3	5	0	1	1	0	0	3
Max Alvis, R (1, 5) OBP: 0.312, SLG: 0.407	1B	K			K		F7		K	5	0	1	0	0	3	1
Tony Horton, R (1, 3) OBP: 0.336, SLG: 0.414	1B	HBP			2B		HR			1	0	1	1	0	0	0
Fred Whitfield, L (2, PR) (3, 3) OBP: 0.292, SLG: 0.377										2	1	2	1	0	0	0
Don Demeter, R (1, 8) OBP: 0.269, SLG: 0.393	IBB	F9			BB		K			1	0	0	0	1	0	2
Lee Maye, L (5, PH) (6, 9) OBP: 0.303, SLG: 0.436										1	0	0	0	1	1	0
Duke Sims, L (1, 2) OBP: 0.287, SLG: 0.346	K	K			F6		F7			4	0	0	0	0	2	5
Vern Fuller, R (1, 4) OBP: 0.273, SLG: 0.354	K	6-3			F6			F9		4	0	0	0	0	1	5
Larry Brown, R (1, 6) OBP: 0.313, SLG: 0.317		HR	K			5-3		F7		4	1	1	1	0	1	0
Steve Hargan, R (1, 1) OBP: 0.233, SLG: 0.232		K		K2-3		F9		F7		2	0	0	0	0	2	0
Jim King, L (6, PH) OBP: 0.282, SLG: 0.242										1	0	0	0	0	0	0
Orlando Pena, R (7, 1)										0	0	0	0	0	0	0
Vic Davalillo, L (8, PH) OBP: 0.296, SLG: 0.385										1	0	0	0	0	0	0
George Culver, R (9, 1) OBP: 0.333, SLG: 0.333										0	0	0	0	0	0	0
Inning Stats	R: 1 E: 0 K: 2 S: 10 / H: 3 LOB: 3 BB: 1 P: 14	R: 2 E: 0 K: 2 S: 10 / H: 3 LOB: 2 BB: 0 P: 11	R: 0 E: 0 K: 2 S: 7 / H: 0 LOB: 0 BB: 0 P: 7	R: 0 E: 0 K: 1 S: 5 / H: 0 LOB: 0 BB: 0 P: 5	R: 0 E: 0 K: 1 S: 6 / H: 1 LOB: 2 BB: 1 P: 10	R: 0 E: 0 K: 0 S: 3 / H: 0 LOB: 1 BB: 1 P: 7	R: 1 E: 0 K: 1 S: 6 / H: 1 LOB: 0 BB: 0 P: 6	R: 0 E: 0 K: 0 S: 3 / H: 0 LOB: 0 BB: 0 P: 3	R: 0 E: 0 K: 1 S: 5 / H: 1 LOB: 0 BB: 0 P: 5	1B: 5 2B: 2 3B: 0 HR: 2	SF: 0 SAC: 0 DP: 1 HBP: 1						

PITCHER	IP	WLS	BF	H	R	ER	SO	BB	IBB	HBP	BLK	WP	HR	S	P	ERA	WHIP
Curt Simmons, L (1, 1) ERA: 4.79	1.1		11	6	3	3	3	0	1	0	0	0	1	16	20	20.25	4.500
Jim Coates, R (2, 1) ERA: 4.67	2.2	W	9	0	0	0	4	0	0	1	0	0	0	16	17	0.00	0.000
Bill Kelso, R ERA: 3.28	5.0	S	19	3	1	1	3	2	0	0	0	0	1	23	31	1.80	1.000

PITCHER	IP	WLS	BF	H	R	ER	SO	BB	IBB	HBP	BLK	WP	HR	S	P	ERA	WHIP

AB	35
R	4
H	9
RBI	4
BB	3
SO	10
LOB	16

WP: 0 PB: 0 SB: 0 CS: 0 PA: 39

California Angels @ Cleveland Indians

Cleveland Municipal Stadium, Cleveland, OH

Tue Aug 22 1967, 7:05 PM EDT

Att. 8,097 - Unknown

TOP

livebaseballscorecards.com

Batter	1	2	3	4	5	6	7	8	9	AB	R	H	RBI	BB	SO	LOB
Roger Repoz, L (1, 8) OBP: 0.333, SLG: 0.425	0-0 1B 2B		0-3 K		0-3 K		0-3 K			4	1	1	0	0	3	0
Jim Fregosi, R (1, 6) OBP: 0.351, SLG: 0.401	0-0 1B 1B 2-H		0-0 2B		4-0 BB			0-0 FC5-4 CS 2B		3	0	3	1	1	0	0
Jimmie Hall, L (1, 9) OBP: 0.324, SLG: 0.440	0-0 1B 1-2		0-0 F8		0-0 4-1			4-0 FC5-4 BB		3	0	1	0	1	0	2
Don Mincher, L (1, 3) OBP: 0.376, SLG: 0.491	0-3 K		0-0 F8			0-0 F9		0-3 K		4	0	0	0	0	2	5
Rick Reichardt, R (1, 7) OBP: 0.305, SLG: 0.370	0-3 K			0-3 K		0-3 K2-3		0-0 FC5-4 1-2f 2-3		4	0	0	0	0	3	4
Buck Rodgers, S (1, 2) OBP: 0.279, SLG: 0.300	0-3 K			0-3 K		0-0 G3		0-0 CS 3-H	0-0 4-3	4	0	0	0	0	2	2
Tom Satriano, L (1, 5) OBP: 0.326, SLG: 0.343 Jose Cardenal, R (9, PR) OBP: 0.267, SLG: 0.343 Johnny Werhas, R (9, 5) OBP: 0.266, SLG: 0.300		0-3 K		0-0 PB 1B			0-0 HR		4-0 7-4 BB	3 0 0	1 0 0	2 0 0	1 0 0	1 0 0	1 0 0	0 0 0
Bobby Knoop, R (1, 4) OBP: 0.315, SLG: 0.374		0-0 F7		0-3 K 1-2			0-3 K		0-0 7-4 1-2f	4	0	0	0	0	2	2
George Brunet, R (1, 1) OBP: 0.077, SLG: 0.063		0-3 K			0-3 K		0-3 K			3	0	0	0	0	3	0
Inning Stats	R: 1 E: 0 K: 3 S: 12 H: 3 LOB: 2 BB: 0 P: 12	R: 0 E: 0 K: 2 S: 7 H: 0 LOB: 0 BB: 0 P: 7	R: 0 E: 0 K: 1 S: 6 H: 1 LOB: 1 BB: 0 P: 6	R: 0 E: 0 K: 3 S: 10 H: 1 LOB: 1 BB: 0 P: 10	R: 0 E: 0 K: 2 S: 7 H: 0 LOB: 1 BB: 1 P: 11	R: 0 E: 0 K: 1 S: 5 H: 0 LOB: 0 BB: 0 P: 5	R: 1 E: 0 K: 3 S: 10 H: 1 LOB: 0 BB: 0 P: 10	R: 0 E: 0 K: 1 S: 5 H: 1 LOB: 1 BB: 1 P: 9	R: 0 E: 0 K: 0 S: 2 H: 0 LOB: 1 BB: 1 P: 6	1B: 3 2B: 4 3B: 0 HR: 1	SF: 0 SAC: 0 DP: 1 HBP: 0						

	AB	32
	R	2
	H	7
	RBI	2
	BB	3
	SO	16
	LOB	15

WP: 0 PB: 1 SB: 0 CS: 1 PA: 36

PITCHER	IP	WLS	BF	H	R	ER	SO	BB	IBB	HBP	BLK	WP	HR	S	P	ERA	WHIP
Luis Tiant, R (1, 1) ERA: 3.01	9.0	W	35	7	2	2	16	3	0	0	0	0	1	64	76	2.00	1.111

PITCHER	IP	WLS	BF	H	R	ER	SO	BB	IBB	HBP	BLK	WP	HR	S	P	ERA	WHIP

BOTTOM

California Angels @ Cleveland Indians

Cleveland Municipal Stadium, Cleveland, OH

Tue Aug 22 1967, 7:05 PM EDT

Att. 8,097 - Unknown

livebaseballscorecards.com

Batter	1	2	3	4	5	6	7	8	9	AB	R	H	RBI	BB	SO	LOB
Chuck Hinton, R (1, 9) OBP: 0.324, SLG: 0.365	0-0 1B G5-4-3 1B		0-3 K 1-2		0-0 F8			0-0 F4		4	1	1	0	0	1	1
Leon Wagner, L (1, 7) OBP: 0.317, SLG: 0.417	0-0 G5-4-3 1-3 1B			4-0 E SF9 E BB		0-0 F9		0-0 2B 1B		3	1	2	0	1	0	0
Max Alvis, R (1, 5) OBP: 0.311, SLG: 0.405 Chico Salmon, R (5, 5) OBP: 0.280, SLG: 0.318	0-0 G5-4-3 1-2f 3-H			0-0 E6 E 1-2		0-0 6-3		0-0 1-3 2B		2 2	0 0	0 1	0 0	0 0	0 0	2 0
Tony Horton, R (1, 3) OBP: 0.335, SLG: 0.415	0-0 6-3			0-0 E5 1-2 2-3		0-0 E7 2B		0-0 5-3		4	0	1	0	0	0	4
Don Demeter, R (1, 8) OBP: 0.262, SLG: 0.383		0-0 5-3		0-0 F3		0-0 F7			0-0 F6	4	0	0	0	0	0	4
Joe Azcue, R (1, 2) OBP: 0.326, SLG: 0.452		0-0 F9		0-0 SF9 3-H			0-0 F8		0-0 HR	3	1	1	2	0	0	0
Vern Fuller, R (1, 4) OBP: 0.268, SLG: 0.346		0-0 F5		0-0 F4			0-0 5-3			3	0	0	0	0	0	2
Larry Brown, R (1, 6) OBP: 0.310, SLG: 0.314			0-0 F9		0-3 K		0-0 5-3			3	0	0	0	0	1	0
Luis Tiant, R (1, 1) OBP: 0.278, SLG: 0.373			4-0 CS BB		0-0 F8			0-0 F5		2	0	0	0	1	0	0
Inning Stats	R: 1 E: 0 K: 0 S: 4 H: 2 LOB: 0 BB: 0 P: 4	R: 0 E: 0 K: 0 S: 3 H: 0 LOB: 0 BB: 0 P: 3	R: 0 E: 0 K: 1 S: 4 H: 0 LOB: 0 BB: 1 P: 8	R: 1 E: 2 K: 0 S: 5 H: 0 LOB: 2 BB: 1 P: 9	R: 0 E: 0 K: 1 S: 5 H: 0 LOB: 0 BB: 0 P: 5	R: 0 E: 1 K: 0 S: 4 H: 1 LOB: 1 BB: 0 P: 4	R: 0 E: 0 K: 0 S: 3 H: 0 LOB: 0 BB: 0 P: 3	R: 0 E: 0 K: 0 S: 5 H: 2 LOB: 2 BB: 0 P: 5	R: 1 E: 0 K: 0 S: 2 H: 1 LOB: 0 BB: 0 P: 2	1B: 3 2B: 2 3B: 0 HR: 1	SF: 1 SAC: 0 DP: 1 HBP: 0						

	AB	30
	R	3
	H	6
	RBI	2
	BB	2
	SO	2
	LOB	13

PITCHER	IP	WLS	BF	H	R	ER	SO	BB	IBB	HBP	BLK	WP	HR	S	P	ERA	WHIP
George Brunet, L (1, 1) ERA: 3.35	8.1	L	33	6	3	2	2	2	0	0	0	0	1	35	43	2.16	0.960

PITCHER	IP	WLS	BF	H	R	ER	SO	BB	IBB	HBP	BLK	WP	HR	S	P	ERA	WHIP

California Angels @ Cleveland Indians

Cleveland Municipal Stadium, Cleveland, OH

Wed Aug 23 1967, 7:05 PM EDT

Att. 5,667 - Unknown

TOP

livebaseballscorecards.com

Batter	1	2	3	4	5	6	7	8	9	AB	R	H	RBI	BB	SO	LOB
Jose Cardenal, R (1, 8) OBP: 0.271, SLG: 0.346	F4	1B 3B 1B 1-3		2B HR 1B 3-1		1B 1B 1B	3-1		K	6	3	3	0	0	0	2
Roger Repoz, L (7, 8) OBP: 0.332, SLG: 0.423										1	0	0	0	0	1	2
Jim Fregosi, R (1, 6) OBP: 0.357, SLG: 0.408	1B 1-6-3 1B 1B	3B 1-2 3-H 1B		HR 2B 1-3 BB HBP		1B 1B 1-2 1B		4-3		4	4	4	1	0	0	0
Tom Satriano, L (7, 4) OBP: 0.325, SLG: 0.341										1	0	0	0	0	0	0
Bubba Morton, R (1, 9) OBP: 0.419, SLG: 0.412	1-6-3 1-2	FC6-2 1-H 2-H 3B		HR BB BB		F8				4	1	2	3	2	0	3
Rick Reichardt, R (1, 7) OBP: 0.308, SLG: 0.380	1B 1B 2-3 1B	F4		HR 1-H 2-H 3-H F8		1B 1B 1-3 2-H 1B			K	6	2	3	5	0	1	5
Woodie Held, R (1, 5) OBP: 0.301, SLG: 0.351 (7, 6)	FC5 1B 1-2 3-H 1B	FC6-2 3-H		F8	K	K		K		6	0	1	1	0	3	4
Bill Skowron, R (1, 3) OBP: 0.276, SLG: 0.283	1-2 2-H 1B	F2		1B 1B 1B	F9	1B 1-3 3-H 1B			6-3	6	1	3	2	0	0	1
Bobby Knoop, R (1, 4) OBP: 0.316, SLG: 0.374	FC5 2-3f		K	1B 1B 1-2 1B	2B 1B	K			1B 1B	5	2	2	0	0	2	4
Johnny Werhas, R (7, 5) OBP: 0.275, SLG: 0.310										1	0	1	0	0	0	0
Hawk Taylor, R (1, 2) OBP: 0.327, SLG: 0.429		HR	K	3-1 1B BB 1-3 2-H 1B	1-H 2B		5-3		1B 1-2 1B	6	2	4	3	0	1	0
Jack Hamilton, R (1, 1) OBP: 0.118, SLG: 0.206		1B 1B 1B	5-3	BB 3-1 1-2 3-H 1B	K	K			K	5	1	2	1	0	2	1
Moose Stubing, L (9, PH)										1	0	0	0	0	1	2
Minnie Rojas, R (9, 1) OBP: 0.133, SLG: 0.071										0	0	0	0	0	0	0

	AB	52
	R	16
	H	25
	RBI	16
	BB	2
	SO	11
	LOB	24

Inning Stats																		
	R: 2	H: 4	R: 4	H: 5	R: 0	H: 0	R: 7	H: 7	R: 1	H: 2	R: 2	H: 4	R: 0	H: 0	R: 0	H: 1	R: 0	H: 2
	E: 0	LOB: 2	E: 0	LOB: 1	E: 0	LOB: 0	E: 0	LOB: 3	E: 0	LOB: 1	E: 0	LOB: 2	E: 0	LOB: 0	E: 0	LOB: 1	E: 0	LOB: 2
	K: 0	BB: 0	K: 0	BB: 0	K: 2	BB: 0	K: 0	BB: 2	K: 2	BB: 0	K: 2	BB: 0	K: 1	BB: 0	K: 2	BB: 0	K: 2	BB: 0
	S: 7	P: 7	S: 8	P: 8	S: 7	P: 7	S: 10	P: 19	S: 9	P: 9	S: 11	P: 11	S: 5	P: 5	S: 8	P: 8	S: 9	P: 9

PITCHER		IP	WLS	BF	H	R	ER	SO	BB	IBB	HBP	BLK	WP	HR	S	P	ERA	WHIP	PITCHER	IP	WLS	BF	H	R	ER	SO	BB	IBB	HBP	BLK	WP	HR	S	P	ERA	WHIP
John O'Donoghue, L ERA: 3.33	(1, 1)	1.0	L	9	6	4	4	0	0	0	0	0	0	1	9	9	36.00	6.000																	
George Culver, R ERA: 4.62	(2, 1)	1.0		6	3	2	2	0	0	0	0	0	0	0	6	6	18.00	3.000																	
Ed Connolly, L ERA: 7.74	(3, 1)	1.1		12	7	7	7	2	1	0	0	0	0	1	15	19	47.25	6.000																	
Orlando Pena, R ERA: 2.96	(4, 1)	4.2		23	7	3	3	7	1	0	1	0	0	0	35	40	5.79	1.714																	
Bob Allen, L ERA: 3.02	(9, 1)	1.0		5	2	0	0	2	0	0	0	0	0	0	9	9	0.00	2.000																	

PITCHER		IP	WLS	BF	H	R	ER	SO	BB	IBB	HBP	BLK	WP	HR	S	P	ERA	WHIP	PITCHER	IP	WLS	BF	H	R	ER	SO	BB	IBB	HBP	BLK	WP	HR	S	P	ERA	WHIP

PITCHER		IP	WLS	BF	H	R	ER	SO	BB	IBB	HBP	BLK	WP	HR	S	P	ERA	WHIP	PITCHER	IP	WLS	BF	H	R	ER	SO	BB	IBB	HBP	BLK	WP	HR	S	P	ERA	WHIP

1B: 20	SF: 0	WP: 0	PA: 55
2B: 2	SAC: 0	PB: 0	
3B: 1	DP: 0	SB: 0	
HR: 2	HBP: 1	CS: 0	

California Angels @ Cleveland Indians

Cleveland Municipal Stadium, Cleveland, OH

Wed Aug 23 1967, 7:05 PM EDT

Att. 5,667 - Unknown

BOTTOM

livebaseballscorecards.com

Batter	1	2	3	4	5	6	7	8	9	AB	R	H	RBI	BB	SO	LOB
Chuck Hinton, R (1, 9) OBP: 0.325, SLG: 0.367	BBBB 4-0 FC5-4 BB	x 0-0 4-3 ③			SSS 0-3 K ①		x 0-0 1B 2B		x 0-0 6-3 ①	4	1	1	0	1	1	3
Vic Davalillo, L (1, 8) OBP: 0.291, SLG: 0.377	x 0-0 FC5-4 ① BB 1-2f		x 0-0 F8 ①		SSS 0-3 K ②		x 0-0 F8 ②		x 0-0 6-3 ②	5	0	0	0	0	1	3
Leon Wagner, L (1, 7) OBP: 0.318, SLG: 0.415	BBBB 4-0 G6-3 1-2 BB		SSS 0-3 K ②		x 0-0 4-1 ③		x 0-0 2-H 1B		x 0-0 E3	4	0	1	1	1	1	1
Tony Horton, R (1, 3) OBP: 0.332, SLG: 0.423	x 0-0 G6-3 ②③ 1-2f		x 0-0 5-3 ③			x 0-0 HR	x 0-0 F9 ③		SSS 0-3 K ③	5	1	1	1	0	1	4
Max Alvis, R (1, 5) OBP: 0.312, SLG: 0.411 Orlando Pena, R (4, 1) Lee Maye, L (8, PH) OBP: 0.302, SLG: 0.434 Bob Allen, L (9, 1)		x 0-0 SF8 3B		SSS 0-3 K ①		x 0-0 F4 ①		SSS 0-3 K ①		1 2 1 0	1 0 0 0	1 0 0 0	0 0 0 0	0 0 0 0	0 1 1 0	0 0 0 0
Duke Sims, L (1, 2) OBP: 0.287, SLG: 0.359		x 0-0 SF8 ① 3-H		x 0-0 HR		x 0-0 F7 ②		x 0-0 F8 ②		3	1	1	2	0	0	0
Vern Fuller, R (1, 4) OBP: 0.281, SLG: 0.376		x 0-0 2B 1B		x 0-0 F9 ②		x 0-0 HR		BBBB 4-0 1B BB		3	1	2	1	1	0	0
Larry Brown, R (1, 6) OBP: 0.311, SLG: 0.317 Chico Salmon, R (8, PH) OBP: 0.284, SLG: 0.323 (9, 6)		x 0-0 1-3 2B		x 0-0 5-3 ③		x 0-0 4-3 ③		x 0-0 FC4-6 1-2 1B		3 1	0 0	1 1	0 0	0 0	0 0	0 0
John O'Donoghue, R (1, 1) OBP: 0.139, SLG: 0.176 George Culver, R (2, 1) OBP: 0.333, SLG: 0.333 Jim King, L (2, PH) OBP: 0.280, SLG: 0.241 Ed Connolly, L (3, 1) OBP: 0.200, SLG: 0.300 Pedro Gonzalez, R (4, 5) OBP: 0.274, SLG: 0.275		x 0-0 F5 ②			x 0-0 2B		x 0-0 6-3 ①	x 0-0 FC4-6 ③ 1-2f		0 0 1 0 3	0 0 0 0 0	0 0 0 0 1	0 0 0 0 0	0 0 0 0 0	0 0 0 0 0	0 0 2 0 2
Inning Stats	R: 0 E: 0 K: 0 S: 2 H: 0 LOB: 1 BB: 2 P: 10	R: 1 E: 0 K: 0 S: 6 H: 3 LOB: 2 BB: 0 P: 6	R: 0 E: 0 K: 1 S: 5 H: 0 LOB: 0 BB: 0 P: 5	R: 1 E: 0 K: 1 S: 6 H: 1 LOB: 0 BB: 0 P: 6	R: 0 E: 0 K: 2 S: 8 H: 1 LOB: 1 BB: 0 P: 8	R: 2 E: 0 K: 0 S: 5 H: 2 LOB: 0 BB: 0 P: 5	R: 1 E: 0 K: 0 S: 5 H: 2 LOB: 1 BB: 0 P: 5	R: 0 E: 0 K: 1 S: 6 H: 1 LOB: 2 BB: 1 P: 10	R: 0 E: 1 K: 1 S: 6 H: 0 LOB: 1 BB: 0 P: 6	1B: 3 2B: 3 3B: 1 HR: 3	SF: 1 SAC: 0 DP: 1 HBP: 0						

AB	36
R	5
H	10
RBI	5
BB	3
SO	6
LOB	15

WP: 0 PB: 0 SB: 0 CS: 0 PA: 40

PITCHER		IP	WLS	BF	H	R	ER	SO	BB	IBB	HBP	BLK	WP	HR	S	P	ERA	WHIP
Jack Hamilton, R ERA: 3.16	(1, 1)	8.0	W	36	10	5	5	5	3	0	0	0	0	3	43	55	5.62	1.625
Minnie Rojas, R ERA: 2.46	(9, 1)	1.0	S	4	0	0	0	1	0	0	0	0	0	0	6	6	0.00	0.000

PITCHER	IP	WLS	BF	H	R	ER	SO	BB	IBB	HBP	BLK	WP	HR	S	P	ERA	WHIP

California Angels @ Cleveland Indians

Cleveland Municipal Stadium, Cleveland, OH

Thu Aug 24 1967, 7:05 PM EDT

Att. 4,872 - Unknown

TOP

livebaseballscorecards.com

Batter	1	2	3	4	5	6	7	8	9	AB	R	H	RBI	BB	SO	LOB
Jose Cardenal, R (1, 8) OBP: 0.270, SLG: 0.345	L1		G4-6-3 1B			F6	K			4	0	1	0	0	1	3
Jim Fregosi, R (1, 6) OBP: 0.356, SLG: 0.406	6-3		G4-6-3 1-2f			FC5-4 BB		4-3		3	0	0	0	1	0	1
Bubba Morton, R (1, 9) OBP: 0.414, SLG: 0.402	1B BB			F8		F9		6-3		3	0	0	0	1	0	1
Rick Reichardt, R (1, 7) OBP: 0.307, SLG: 0.378	1-2 1B			6-3		FC5-4 1-2f		K		4	0	1	0	0	1	1
Bill Skowron, R (1, 3) OBP: 0.277, SLG: 0.284 Roger Repoz, L (7, PR) OBP: 0.332, SLG: 0.423 Don Mincher, L (7, 3) OBP: 0.375, SLG: 0.490	6-3			1-3			E2 1B		E4 2B SF7	3 0 1	0 0 1	1 0 0	0 0 0	0 0 0	0 0 0	2 0 0
Hawk Taylor, R (1, 2) OBP: 0.339, SLG: 0.453		3-4-9			K		BB 2-3 1B		1-3 2B	4	0	2	0	0	1	0
Bobby Knoop, R (1, 4) OBP: 0.315, SLG: 0.373		K2-3			1B		K		K	4	0	1	0	0	3	5
Johnny Werhas, R (1, 5) OBP: 0.274, SLG: 0.301		K			K		BB 1-2		SF7 3-H	2	0	0	1	1	2	1
Rickey Clark, R (1, 1) OBP: 0.081, SLG: 0.056 Woodie Held, R (7, PH) OBP: 0.299, SLG: 0.348 Minnie Rojas, R (7, 1) OBP: 0.133, SLG: 0.071 Buck Rodgers, S (9, PH) OBP: 0.278, SLG: 0.299			K		F8		F5		F5	2 1 0 1	0 0 0 0	0 0 0 0	0 0 0 0	1 0 0 0	1 0 0 0	1 3 0 1

Inning Stats	1	2	3	4	5	6	7	8	9	1B	SF	WP	PA
	R: 0 E: 0 K: 0 S: 4	R: 0 E: 0 K: 2 S: 7	R: 0 E: 0 K: 1 S: 5	R: 0 E: 0 K: 0 S: 3	R: 0 E: 0 K: 2 S: 8	R: 0 E: 0 K: 0 S: 3	R: 0 E: 1 K: 2 S: 9	R: 0 E: 0 K: 1 S: 5	R: 1 E: 1 K: 1 S: 7	1B: 5 2B: 1 3B: 0 HR: 0	SF: 1 SAC: 0 DP: 1 HBP: 0	WP: 0 PB: 0 SB: 0 CS: 0	PA: 36
	H: 1 LOB: 2 BB: 1 P: 8	H: 0 LOB: 0 BB: 0 P: 7	H: 1 LOB: 0 BB: 0 P: 5	H: 0 LOB: 0 BB: 0 P: 3	H: 1 LOB: 1 BB: 0 P: 8	H: 0 LOB: 1 BB: 1 P: 7	H: 2 LOB: 3 BB: 1 P: 13	H: 0 LOB: 0 BB: 0 P: 5	H: 1 LOB: 1 BB: 0 P: 7				

	AB	32
	R	1
	H	6
	RBI	1
	BB	3
	SO	9
	LOB	19

PITCHER	IP	WLS	BF	H	R	ER	SO	BB	IBB	HBP	BLK	WP	HR	S	P	ERA	WHIP
Sam McDowell, L (1, 1) ERA: 3.59	9.0	W	36	6	1	0	9	3	0	0	0	0	0	51	63	0.00	1.000

PITCHER	IP	WLS	BF	H	R	ER	SO	BB	IBB	HBP	BLK	WP	HR	S	P	ERA	WHIP

Batter	1	2	3	4	5	6	7	8	9	AB	R	H	RBI	BB	SO	LOB
Chuck Hinton, R (1, 8) OBP: 0.324, SLG: 0.373	F7			HR		F9		4-3		4	1	1	1	0	0	0
Lee Maye, L (1, 9) OBP: 0.305, SLG: 0.439	F8			G3		BB, 1B		1B, 2B		4	1	2	0	0	0	0
Leon Wagner, L (1, 7) OBP: 0.318, SLG: 0.412 Don Demeter, R (9, 7) OBP: 0.262, SLG: 0.383	K			F5		F6		1B, IBB		3 0	0 0	0 0	0 0	1 0	1 0	1 0
Tony Horton, R (1, 3) OBP: 0.335, SLG: 0.422		4-3		5-3		1-2, BB		1-3, 2-H, 1B		3	0	1	1	1	0	0
Max Alvis, R (1, 5) OBP: 0.310, SLG: 0.407		6-3			5-3	F7		5-3		4	0	0	0	0	0	3
Duke Sims, L (1, 2) OBP: 0.287, SLG: 0.356		4-3			WP, 1B, BB		G3			2	0	0	0	1	0	0
Vern Fuller, R (1, 4) OBP: 0.275, SLG: 0.368			5-3		K		K			3	0	0	0	0	2	1
Larry Brown, R (1, 6) OBP: 0.313, SLG: 0.322			6-3		1-2, WP, 1B		2B			3	0	2	0	0	0	0
Sam McDowell, L (1, 1) OBP: 0.217, SLG: 0.269			F2		1-2, 2-3, 4-3		K			3	0	0	0	0	1	3
Inning Stats	R: 0 E: 0 K: 1 S: 5 H: 0 LOB: 0 BB: 0 P: 5	R: 0 E: 0 K: 0 S: 3 H: 0 LOB: 0 BB: 0 P: 3	R: 0 E: 0 K: 0 S: 3 H: 0 LOB: 0 BB: 0 P: 3	R: 1 E: 0 K: 0 S: 4 H: 1 LOB: 0 BB: 0 P: 4	R: 0 E: 0 K: 1 S: 6 H: 1 LOB: 2 BB: 1 P: 10	R: 0 E: 0 K: 0 S: 4 H: 1 LOB: 2 BB: 1 P: 8	R: 0 E: 0 K: 2 S: 8 H: 1 LOB: 1 BB: 0 P: 8	R: 1 E: 0 K: 0 S: 4 H: 2 LOB: 1 BB: 1 P: 8		1B: 3 2B: 2 3B: 0 HR: 1 SF: 0 SAC: 0 DP: 0 HBP: 0						

PITCHER		IP	WLS	BF	H	R	ER	SO	BB	IBB	HBP	BLK	WP	HR	S	P	ERA	WHIP
Rickey Clark, R ERA: 2.71	(1, 1)	6.0	L	23	3	1	1	2	2	0	0	0	1	1	25	33	1.50	0.833
Minnie Rojas, R ERA: 2.5	(7, 1)	2.0		9	3	1	1	2	0	1	0	0	0	0	12	16	4.50	1.500

PITCHER	IP	WLS	BF	H	R	ER	SO	BB	IBB	HBP	BLK	WP	HR	S	P	ERA	WHIP

BOTTOM

California Angels @ Cleveland Indians

Cleveland Municipal Stadium, Cleveland, OH

Thu Aug 24 1967, 7:05 PM EDT

Att. 4,872 - Unknown

livebaseballscorecards.com

AB	29
R	2
H	6
RBI	2
BB	3
SO	4
LOB	8

Batter	1	2	3	4	5	6	7	8	9	10	AB	R	H	RBI	BB	SO	LOB
Rod Carew, L (1, 4) OBP: 0.343, SLG: 0.409	L5	F8		K		K 2-3			L3		5	0	0	0	0	2	3
Ted Uhlaender, L (1, 8) OBP: 0.277, SLG: 0.388	1B SF9 1B		E6 SH4-3 1B	1-H HR		K			4-3		5	3	2	2	0	1	1
Cesar Tovar, R (1, 5) OBP: 0.339, SLG: 0.373	BB 1-3 1B		SH4-3 1-2	F4			K		F8		4	0	1	0	0	1	0
Tony Oliva, L (1, 9) OBP: 0.319, SLG: 0.447	SF9 3-H		F6		1B		F4			3B 1B	4	1	2	1	0	0	1
Harmon Killebrew, R (1, 3) OBP: 0.403, SLG: 0.540	1-2 BB		1B 2-H 1B		F8		1B			1-H SF9 3B	4	1	3	2	1	0	1
Sandy Valdespino, L (1, 7) OBP: 0.235, SLG: 0.253	K		1-2 1B		K		4-3			3-H SF9	4	0	1	1	0	2	4
Hank Izquierdo, R (1, 2) OBP: 0.375, SLG: 0.400		F5	6-3		F6			L3		K	3	0	0	0	0	0	3
Rich Reese, L (8, PH) OBP: 0.256, SLG: 0.349											1	0	0	0	0	0	0
Zoilo Versalles, R (8, 6) OBP: 0.263, SLG: 0.288											1	0	0	0	0	1	0
Jackie Hernandez, R (1, 6) OBP: 0.143, SLG: 0.143		5-3		K		BLK SH1-4 1B		K		1B	3	0	1	0	0	1	0
Bob Allison, R (8, PH) OBP: 0.351, SLG: 0.463											1	0	0	0	0	1	0
Jerry Zimmerman, R (8, 2) OBP: 0.253, SLG: 0.188											1	0	1	0	0	0	0
Mudcat Grant, R (1, 1) OBP: 0.207, SLG: 0.185											2	1	2	0	0	0	0
Jim Roland, R (6, 1)		1B		HR 1B		SH1-4 1-2		L4-3		K	0	0	0	0	0	0	0
Jim Perry, S (6, 1) OBP: 0.233, SLG: 0.367											0	0	0	0	0	0	0
Ron Kline, R (7, 1)											2	0	0	0	0	1	1
Inning Stats	R: 1 E: 0 K: 1 S: 7 H: 2 LOB: 2 BB: 1 P: 11	R: 0 E: 0 K: 0 S: 4 H: 1 LOB: 1 BB: 0 P: 4	R: 1 E: 1 K: 0 S: 6 H: 2 LOB: 2 BB: 0 P: 6	R: 2 E: 0 K: 2 S: 9 H: 2 LOB: 0 BB: 0 P: 9	R: 0 E: 0 K: 1 S: 6 H: 1 LOB: 1 BB: 0 P: 6	R: 0 E: 0 K: 2 S: 8 H: 1 LOB: 1 BB: 0 P: 8	R: 0 E: 0 K: 1 S: 6 H: 1 LOB: 1 BB: 0 P: 6	R: 0 E: 0 K: 1 S: 5 H: 0 LOB: 0 BB: 0 P: 5	R: 0 E: 0 K: 0 S: 3 H: 0 LOB: 0 BB: 0 P: 3	R: 2 E: 0 K: 2 S: 10 H: 3 LOB: 1 BB: 0 P: 10	1B: 11 2B: 0 3B: 1 HR: 1 SF: 2 SAC: 2 DP: 0 HBP: 0						

PITCHER	IP	WLS	BF	H	R	ER	SO	BB	IBB	HBP	BLK	WP	HR	S	P	ERA	WHIP
Stan Williams, R (1, 1) ERA: 2.05	5.0		25	8	4	3	4	1	0	0	0	0	1	32	36	5.40	1.800
Bob Allen, L (6, 1) ERA: 2.96	1.0		4	1	0	0	2	0	0	0	1	0	0	8	8	0.00	1.000
Orlando Pena, R (7, 1) ERA: 2.84	3.0		10	1	0	0	2	0	0	0	0	0	0	14	14	0.00	0.333
John O'Donoghue, L (10, 1) ERA: 3.47	1.0	L	6	3	2	2	2	0	0	0	0	0	0	10	10	18.00	3.000

PITCHER	IP	WLS	BF	H	R	ER	SO	BB	IBB	HBP	BLK	WP	HR	S	P	ERA	WHIP

TOP

Minnesota Twins @ Cleveland Indians

Cleveland Municipal Stadium, Cleveland, OH

Fri Aug 25 1967, 7:05 PM EDT

Unknown

livebaseballscorecards.com

AB	40
R	6
H	13
RBI	6
BB	1
SO	10
LOB	14

WP: 0 PB: 0 SB: 0 CS: 0 PA: 45

Batter	1	2	3	4	5	6	7	8	9	10	AB	R	H	RBI	BB	SO	LOB
Chuck Hinton, R (1, 9) OBP: 0.327, SLG: 0.384	x 0-0 HR		S S S 0-3 ③ K		x 0-0 1B 1B 1B	x 0-0 ③ 6-3			x 0-0 4-3 1B		5	2	3	1	0	1	2
Vic Davalillo, L (1, 8) OBP: 0.293, SLG: 0.378	x 0-0 ① F7			x 0-0 4-3 1B 1B	x 0-0 1B 1-2 1B		S S S 0-3 ① K		x 0-0 ② 4-3 1-2		5	1	2	0	0	1	1
Leon Wagner, L (1, 7) OBP: 0.319, SLG: 0.410	x 0-0 ② F8			x 0-0 ① 4-3 1-2	x 0-0 1-3 2-H 1B		x 0-0 ② F8		4-0 IBB		4	0	1	1	1	0	1
Tony Horton, R (1, 3) OBP: 0.329, SLG: 0.414	x 0-0 ③ F9			x 0-0 ② F6	x 0-0 ③ F8		x 0-0 E6		x 0-0 ③ 5-3		5	0	0	0	0	0	5
Max Alvis, R (1, 5) OBP: 0.310, SLG: 0.407		x 0-0 ① F7		x 0-0 1B 2-H 1B		x 0-0 1B 2B 1B	x 0-0 ③ F5			x 0-0 ① F2	5	1	2	1	0	0	1
Duke Sims, L (1, 2) OBP: 0.290, SLG: 0.358 Chico Salmon, R (8, PR) OBP: 0.284, SLG: 0.323 Joe Azcue, R (9, 2) OBP: 0.329, SLG: 0.469		x 0-0 ② F8		x 0-0 1-3 1B		x 0-0 ① F7		x 0-0 CS 1B		x 0-0 HR	4 0 1	0 0 1	2 0 1	0 0 1	0 0 0	0 0 0	1 0 0
Vern Fuller, R (1, 4) OBP: 0.266, SLG: 0.355		x 0-0 ③ 6-3		x 0-0 ③ F8		x 0-0 ② F9		x 0-0 ① ② F3 1-2		x 0-0 ② F8	5	0	0	0	0	0	4
Larry Brown, R (1, 6) OBP: 0.312, SLG: 0.321			S S S 0-3 ① K		x 0-0 ① F8	x 0-0 2B 1-2 1B		x 0-0 ③ F8		S S S 0-3 ③ K	5	0	1	0	0	2	1
Stan Williams, R (1, 1) OBP: 0.133, SLG: 0.133 Jim King, L (5, PH) OBP: 0.279, SLG: 0.239 Bob Allen, L (6, 1) Lee Maye, L (6, PH) OBP: 0.305, SLG: 0.439 Don Demeter, R (6, PH) OBP: 0.267, SLG: 0.394 Orlando Pena, R (7, 1) Fred Whitfield, L (9, PH) OBP: 0.291, SLG: 0.376 John O'Donoghue, R (10, 1) OBP: 0.139, SLG: 0.176			S S S 0-3 ② K		x 0-0 ② F8	x 0-0 1-3 2-H 2B			x 0-0 ① 4-3		1 1 0 0 1 0 1 0	0 0 0 0 0 0 0 0	0 0 0 0 1 0 0 0	0 0 0 0 1 0 0 0	1 0 0 0 0 0 0 0	0 0 0 0 0 0 0 0	0 0 0 0 0 0 0 0
Inning Stats	R: 1 H: 1 E: 0 LOB: 0 K: 0 BB: 0 S: 4 P: 4	R: 0 H: 0 E: 0 LOB: 0 K: 0 BB: 0 S: 3 P: 3	R: 0 H: 0 E: 0 LOB: 0 K: 3 BB: 0 S: 9 P: 9	R: 1 H: 3 E: 0 LOB: 2 K: 0 BB: 0 S: 6 P: 6	R: 1 H: 3 E: 0 LOB: 2 K: 0 BB: 0 S: 6 P: 6	R: 1 H: 3 E: 0 LOB: 2 K: 0 BB: 0 S: 6 P: 6	R: 0 H: 0 E: 1 LOB: 1 K: 1 BB: 0 S: 6 P: 6	R: 0 H: 1 E: 0 LOB: 1 K: 0 BB: 0 S: 3 P: 3	R: 0 H: 1 E: 0 LOB: 2 K: 0 BB: 0 S: 4 P: 8	R: 1 H: 1 E: 0 LOB: 0 K: 1 BB: 0 S: 6 P: 6	1B: 10 2B: 1 3B: 0 HR: 2	SF: 0 SAC: 0 DP: 0 HBP: 0			WP: 0 PB: 0 SB: 0 CS: 1		PA: 44	

PITCHER		IP	WLS	BF	H	R	ER	SO	BB	IBB	HBP	BLK	WP	HR	S	P	ERA	WHIP
Mudcat Grant, R ERA: 5.05	(1, 1)	5.2		26	9	4	4	3	0	0	0	0	0	1	32	32	6.35	1.588
Jim Roland, L ERA: 3.14	(6, 1)	0.0		1	1	0	0	0	0	0	0	0	0	0	1	1	∞	∞
Jim Perry, R ERA: 3.27	(6, 1)	0.1		1	0	0	0	0	0	0	0	0	0	0	1	1	0.00	0.000
Ron Kline, R ERA: 3.47	(7, 1)	4.0	W	16	3	1	1	2	0	1	0	0	0	1	19	23	2.25	0.750

PITCHER	IP	WLS	BF	H	R	ER	SO	BB	IBB	HBP	BLK	WP	HR	S	P	ERA	WHIP

BOTTOM

Minnesota Twins @ Cleveland Indians

Cleveland Municipal Stadium, Cleveland, OH

Fri Aug 25 1967, 7:05 PM EDT

Unknown

livebaseballscorecards.com

AB	43
R	5
H	13
RBI	5
BB	1
SO	5
LOB	16

Batter	1	2	3	4	5	6	7	8	9	AB	R	H	RBI	BB	SO	LOB
Rod Carew, L (1, 4) OBP: 0.341, SLG: 0.409	5-3		6-3		6-3		2B		FC5 3-3	5	0	1	0	0	0	2
Ted Uhlaender, L (1, 8) OBP: 0.276, SLG: 0.386	G6-3 1B		6-3			G3	4-3			4	0	1	0	0	0	1
Cesar Tovar, R (1, 5) OBP: 0.338, SLG: 0.372	G6-3 1-2f			F7		1B BLK 1B		6-3		4	1	1	0	0	0	1
Tony Oliva, L (1, 9) OBP: 0.322, SLG: 0.449		1B E 1B		BBB 4-0 BB		BLK 1-3 1B		SSS 0-3 K		3	1	2	0	1	1	0
Harmon Killebrew, R (1, 3) OBP: 0.405, SLG: 0.541		E7 4-3 4-3 1-H 1B		SSS 0-3 K		4-0 1-2 3-H IBB		0-0 1B		3	0	2	0	1	1	1
Sandy Valdespino, L (1, 7) OBP: 0.224, SLG: 0.241		4-3 1-2		6-3		SSS 0-3 K		SSS 0-3 K		4	0	0	0	0	2	5
Jerry Zimmerman, R (1, 2) OBP: 0.253, SLG: 0.185		4-3 2-3		SSS 0-3 K	SSS 0-3 K			BBBB 4-0 WP 5-3 FC5 BB		3	0	0	0	1	2	3
Jackie Hernandez, R (1, 6) OBP: 0.125, SLG: 0.125 Rich Reese, L (9, PH) OBP: 0.253, SLG: 0.345 Zoilo Versalles, R (9, 6) OBP: 0.263, SLG: 0.288		F3			F7		K		5-3 1-2	3 1 0	0 0 0	0 0 0	0 0 0	0 0 0	1 0 0	1 1 0
Dean Chance, R (1, 1) OBP: 0.113, SLG: 0.027			G3	H 1-0 HBP			1-3		SSS 0-3 K 2-3	3	0	0	0	0	1	1
Inning Stats	R: 0 E: 0 K: 0 S: 3 H: 1 LOB: 0 BB: 0 P: 3	R: 1 E: 1 K: 0 S: 5 H: 2 LOB: 1 BB: 0 P: 5	R: 0 E: 0 K: 0 S: 3 H: 0 LOB: 0 BB: 0 P: 3	R: 0 E: 0 K: 1 S: 5 H: 0 LOB: 1 BB: 1 P: 9	R: 0 E: 0 K: 1 S: 5 H: 0 LOB: 1 BB: 0 P: 6	R: 1 E: 0 K: 2 S: 9 H: 2 LOB: 2 BB: 1 P: 13	R: 0 E: 0 K: 1 S: 6 H: 1 LOB: 1 BB: 0 P: 6	R: 0 E: 0 K: 2 S: 8 H: 1 LOB: 1 BB: 0 P: 8	R: 0 E: 0 K: 1 S: 5 H: 0 LOB: 1 BB: 1 P: 9	1B: 6 2B: 1 3B: 0 HR: 0 SF: 0 SAC: 0 DP: 1 HBP: 1						

PITCHER	IP	WLS	BF	H	R	ER	SO	BB	IBB	HBP	BLK	WP	HR	S	P	ERA	WHIP
Sonny Siebert, R (1, 1) ERA: 2.75	8.0	L	33	7	2	2	7	1	1	1	1	0	0	44	53	2.25	1.000
George Culver, R (9, 1) ERA: 4.55	1.0		4	0	0	0	1	1	0	0	0	1	0	5	9	0.00	1.000

PITCHER	IP	WLS	BF	H	R	ER	SO	BB	IBB	HBP	BLK	WP	HR	S	P	ERA	WHIP

TOP

Minnesota Twins @ Cleveland Indians

Cleveland Municipal Stadium, Cleveland, OH

Fri Aug 25 1967, 7:05 PM EDT
Att. 10,519 - Unknown

livebaseballscorecards.com

AB	33
R	2
H	7
RBI	0
BB	3
SO	8
LOB	16

BOTTOM

Minnesota Twins @ Cleveland Indians

Cleveland Municipal Stadium, Cleveland, OH

Fri Aug 25 1967, 7:05 PM EDT

Att. 10,519 - Unknown

livebaseballscorecards.com

Batter	1	2	3	4	5	6	7	8	9	AB	R	H	RBI	BB	SO	LOB
Lee Maye, L (1, 7) OBP: 0.307, SLG: 0.436	BBBB 4-0 E WP BB		BBBB 4-0 G4-6-3 BB		x 0-0 ③ F9			x 0-0 ③ F7		2	1	0	0	2	0	1
Vic Davalillo, L (1, 8) OBP: 0.292, SLG: 0.374	BBBB 4-0 WP E 1-2 BB		x 0-0 ① F8			x 0-0 ① 1-3			x 0-0 ① 4-3	3	0	0	0	1	0	1
Chuck Hinton, R (1, 9) OBP: 0.326, SLG: 0.381	SSS 0-3 ① K		x 0-0 ②③ G4-6-3 1-2f			BBBB 4-0 G1-4-3 BB			x 0-0 ② 4-3	3	0	0	0	1	1	3
Tony Horton, R (1, 3) OBP: 0.324, SLG: 0.408	x 0-0 E5 WP 1-2 2-3			x 0-0 ① 6-3		x 0-0 ②③ G1-4-3 1-2f			x 0-0 ③ 5-3	4	0	0	0	0	0	3
Max Alvis, R (1, 5) OBP: 0.309, SLG: 0.405	SSS 0-3 ② K 1-2 2-3 3-H			SSS 0-3 ② K			SSS 0-3 ① K			3	0	0	0	0	3	2
Joe Azcue, R (1, 2) OBP: 0.325, SLG: 0.463	x 0-0 ③ F7			x 0-0 ③ 6-3			x 0-0 ② 6-3			3	0	0	0	0	0	2
Vern Fuller, R (1, 4) OBP: 0.269, SLG: 0.352 Fred Whitfield, L (7, PH) OBP: 0.290, SLG: 0.374 Pedro Gonzalez, R (8, 4) OBP: 0.274, SLG: 0.275		SSS 0-3 ① K			BBBB 4-0 SH1-4 BB		x 0-0 ③ G3			1	0	0	0	1	1	0
										1	0	0	0	0	0	0
										0	0	0	0	0	0	0
Larry Brown, R (1, 6) OBP: 0.310, SLG: 0.318		x 0-0 ② 6-3			SSS 0-3 ① K			x 0-0 ① 6-3		3	0	0	0	0	1	1
Sonny Siebert, R (1, 1) OBP: 0.212, SLG: 0.485 Leon Wagner, L (8, PH) OBP: 0.318, SLG: 0.409 George Culver, R (9, 1) OBP: 0.333, SLG: 0.333		SSS 0-3 ③ K			x 0-0 ② SH1-4 1-2			SSS 0-3 ② K		1	0	0	0	0	1	0
										1	0	0	0	0	1	0
										0	0	0	0	0	0	0
Inning Stats	R: 1 E: 1 K: 2 S: 8 H: 0 LOB: 2 BB: 2 P: 16	R: 0 E: 0 K: 2 S: 7 H: 0 LOB: 0 BB: 0 P: 7	R: 0 E: 0 K: 0 S: 2 H: 0 LOB: 0 BB: 1 P: 6	R: 0 E: 0 K: 1 S: 5 H: 0 LOB: 0 BB: 0 P: 5	R: 0 E: 0 K: 1 S: 5 H: 0 LOB: 1 BB: 1 P: 9	R: 0 E: 0 K: 0 S: 2 H: 0 LOB: 0 BB: 1 P: 6	R: 0 E: 0 K: 1 S: 5 H: 0 LOB: 0 BB: 0 P: 5	R: 0 E: 0 K: 1 S: 5 H: 0 LOB: 0 BB: 0 P: 5	R: 0 E: 0 K: 0 S: 3 H: 0 LOB: 0 BB: 0 P: 3	1B: 0 2B: 0 3B: 0 HR: 0	SF: 0 SAC: 1 DP: 2 HBP: 0						

	AB	25
	R	1
	H	0
	RBI	0
	BB	5
	SO	8
	LOB	13

WP: 1 PB: 0 SB: 0 CS: 0 PA: 31

PITCHER	IP	WLS	BF	H	R	ER	SO	BB	IBB	HBP	BLK	WP	HR	S	P	ERA	WHIP
Dean Chance, R (1, 1) ERA: 2.46	9.0	W	31	0	1	1	8	5	0	0	0	1	0	42	62	1.00	0.556

PITCHER	IP	WLS	BF	H	R	ER	SO	BB	IBB	HBP	BLK	WP	HR	S	P	ERA	WHIP

Minnesota Twins @ Cleveland Indians

Cleveland Municipal Stadium, Cleveland, OH

Sat Aug 26 1967, 3:33 AM EDT

Att. 9,291 - Unknown

TOP

livebaseballscorecards.com

Batter	1	2	3	4	5	6	7	8	9	AB	R	H	RBI	BB	SO	LOB
Rod Carew, L (1, 4) OBP: 0.338, SLG: 0.405	4-3			4-3		4-3		G5-4-3 1-2f		4	0	0	0	0	0	3
Ted Uhlaender, L (1, 8) OBP: 0.276, SLG: 0.384	4-3			6-3			F9		5-3 1B 1B	4	1	1	0	0	0	0
Cesar Tovar, R (1, 5) (7, 6) OBP: 0.337, SLG: 0.371	4-3			K S S S			1B 1B		5-3 1-2	4	0	1	0	0	1	1
Tony Oliva, L (1, 9) OBP: 0.322, SLG: 0.447		K S S S			3-1		G6-4-3 1-3 1B		F7	4	0	1	0	0	1	1
Harmon Killebrew, R (1, 3) OBP: 0.406, SLG: 0.540		K S S S			G1-6-3 1B		G6-4-3 1-2f		2-H 1B	4	0	2	1	0	1	2
Sandy Valdespino, L (1, 7) OBP: 0.213, SLG: 0.229	6-3				G1-6-3 1-2f			4-3	1-3	4	0	0	0	0	0	2
Russ Nixon, L (1, 2) OBP: 0.311, SLG: 0.308			F7			G4-6-3 1B		1B E		3	0	2	0	0	0	0
Dave Boswell, R (8, PR) OBP: 0.262, SLG: 0.328										0	1	0	0	0	0	0
Jerry Zimmerman, R (8, 2) OBP: 0.253, SLG: 0.185										0	0	0	0	0	0	0
Jackie Hernandez, R (1, 6) OBP: 0.120, SLG: 0.120			4-3			G4-6-3 1-2 1B		E8 1-H 1B		1	0	0	0	0	0	0
Frank Kostro, R (6, PH) OBP: 0.348, SLG: 0.286										1	0	1	0	0	0	0
Zoilo Versalles, R (6, 6) OBP: 0.263, SLG: 0.288										0	0	0	0	0	0	0
Rich Rollins, R (7, 5) OBP: 0.314, SLG: 0.336										1	0	1	0	0	0	0
Jim Kaat, L (1, 1) OBP: 0.253, SLG: 0.288			F8			G4-6-3 1-2f 2-3		B B B G5-4-3 BB		2	0	0	0	0	0	2
Jim Ollom, R (6, 1) OBP: 0.200, SLG: 0.200										0	0	0	0	0	0	0
Rich Reese, L (8, PH) OBP: 0.261, SLG: 0.345										0	0	0	1	0	0	0
Jim Roland, R (8, 1)										0	0	0	0	0	0	0

Inning Stats	1	2	3	4	5	6	7	8	9
R:	0	0	0	0	0	0	0	1	1
E:	0	0	0	0	0	0	0	1	0
K:	0	2	0	1	0	0	0	0	0
S:	3	7	3	5	3	4	4	4	5
H:	0	0	0	0	1	2	2	2	2
LOB:	0	0	0	0	0	1	1	2	1
BB:	0	0	0	0	0	0	0	1	0
P:	3	7	3	5	3	4	4	8	5

1B:	9
2B:	0
3B:	0
HR:	0
SF:	0
SAC:	0
DP:	4
HBP:	0

WP:	0
PB:	0
SB:	0
CS:	0
PA:	33

AB	**32**
R	**2**
H	**9**
RBI	**1**
BB	**1**
SO	**3**
LOB	**11**

PITCHER		IP	W/L/S	BF	H	R	ER	SO	BB	IBB	HBP	BLK	WP	HR	S	P	ERA	WHIP
Steve Hargan, R ERA: 2.45	(1, 1)	9.0	W	33	9	2	1	3	1	0	0	0	0	0	38	42	1.00	1.111

PITCHER	IP	W/L/S	BF	H	R	ER	SO	BB	IBB	HBP	BLK	WP	HR	S	P	ERA	WHIP

Batter	1	2	3	4	5	6	7	8	9	AB	R	H	RBI	BB	SO	LOB
Chuck Hinton, R (1, 9) OBP: 0.328, SLG: 0.382	K			F9		1B	1B			4	1	2	0	0	1	0
Leon Wagner, L (1, 7) OBP: 0.320, SLG: 0.410	K			HR 1B		G4-6-3 1B 1-3 1B	F8			4	2	2	0	0	1	1
Vern Fuller, R (8, 4) OBP: 0.269, SLG: 0.352										0	0	0	0	0	0	0
Max Alvis, R (1, 5) OBP: 0.310, SLG: 0.411	L3			1-H HR		1-2 G4-6-3 1B 3-H	F6			4	1	2	3	0	0	1
Tony Horton, R (1, 3) OBP: 0.323, SLG: 0.404		F7		B B B B G5-4-3 BB		G4-6-3 1-2f 2-3		F6		3	0	0	0	1	0	2
Don Demeter, R (1, 8) OBP: 0.266, SLG: 0.390		F6		G5-4-3 1-2f		3B 1B 3-H		5-3		4	1	1	1	0	0	1
Chico Salmon, R (1, 4) (8, 7) OBP: 0.283, SLG: 0.333		6-3		6-3		1-H 3B		F3		4	0	1	1	0	0	0
Larry Brown, R (1, 6) OBP: 0.312, SLG: 0.319		6-3		4-3 1B		B B B B S BB				2	0	1	0	1	0	0
Duke Sims, L (1, 2) OBP: 0.287, SLG: 0.354		F5		4-3 1-2		S S S K 1-2				3	0	0	0	0	1	3
Steve Hargan, R (1, 1) OBP: 0.222, SLG: 0.220		K		K			S S S K			3	0	0	0	0	3	1
Inning Stats	R: 0 H: 0 E: 0 LOB: 0 K: 2 BB: 0 S: 7 P: 7	R: 0 H: 0 E: 0 LOB: 0 K: 0 BB: 0 S: 3 P: 3	R: 0 H: 0 E: 0 LOB: 0 K: 1 BB: 0 S: 5 P: 5	R: 2 H: 2 E: 0 LOB: 0 K: 0 BB: 1 S: 4 P: 8	R: 0 H: 1 E: 0 LOB: 1 K: 1 BB: 0 S: 6 P: 6	R: 3 H: 5 E: 0 LOB: 2 K: 1 BB: 1 S: 9 P: 13	R: 0 H: 1 E: 0 LOB: 1 K: 1 BB: 0 S: 6 P: 6	R: 0 H: 0 E: 0 LOB: 0 K: 0 BB: 0 S: 3 P: 3		1B: 7 SF: 0 2B: 0 SAC: 0 3B: 1 DP: 2 HR: 1 HBP: 0						

PITCHER		IP	WLS	BF	H	R	ER	SO	BB	IBB	HBP	BLK	WP	HR	S	P	ERA	WHIP
Jim Kaat, L ERA: 3.55	(1, 1)	5.2	L	24	8	5	5	4	1	0	0	0	0	1	31	35	7.94	1.588
Jim Ollom, L ERA: 5.5	(6, 1)	1.1		6	1	0	0	2	1	0	0	0	0	0	9	13	0.00	1.500
Jim Roland, L ERA: 3.03	(8, 1)	1.0		3	0	0	0	0	0	0	0	0	0	0	3	3	0.00	0.000

PITCHER	IP	WLS	BF	H	R	ER	SO	BB	IBB	HBP	BLK	WP	HR	S	P	ERA	WHIP

BOTTOM

Minnesota Twins @ Cleveland Indians

Cleveland Municipal Stadium, Cleveland, OH

Sat Aug 26 1967, 3:33 AM EDT

Att. 9,291 - Unknown

livebaseballscorecards.com

AB	31
R	5
H	9
RBI	5
BB	2
SO	6
LOB	9

Batter	1	2	3	4	5	6	7	8	9	AB	R	H	RBI	BB	SO	LOB
Ted Uhlaender, L (1, 8) OBP: 0.275, SLG: 0.381	F7	2-H, 3-H: 1B		4-3		4-3		F6		5	0	1	2	0	0	2
Cesar Tovar, R (1, 6) (6, 5) OBP: 0.336, SLG: 0.373	6-3	F9			F7		WP: 3B	6-3		5	1	1	0	0	0	1
Tony Oliva, L (1, 9) OBP: 0.325, SLG: 0.448	FC6-4: 1B		G3: 1B		4-3		4-3, 3-H: BB, HBP		3-1	4	0	2	0	0	0	0
Harmon Killebrew, R (1, 3) OBP: 0.404, SLG: 0.535	FC6-4, 1-2f		G3, 1-2		SSS, K		BBB, 4-3, 1-2: BB		5-3	4	0	0	0	1	1	2
Rich Rollins, R (1, 5) OBP: 0.314, SLG: 0.346		SSS, K	F2			HR	SSS, K		F8	3	1	1	1	0	1	1
Jackie Hernandez, R (6, 6) OBP: 0.120, SLG: 0.120										0	0	0	0	0	0	0
Russ Nixon, L (7, PH) OBP: 0.309, SLG: 0.306										1	0	0	0	0	1	2
Zoilo Versalles, R (7, 6) OBP: 0.263, SLG: 0.288										1	0	0	0	0	0	0
Sandy Valdespino, L (1, 7) OBP: 0.215, SLG: 0.230		BB: 2B, 1B	F8		SSS, K	4-3: 2B	1-2, 2-3: 4-3, IBB			4	1	1	0	0	1	3
Rod Carew, L (1, 4) OBP: 0.344, SLG: 0.418	BBBB, 1-2: 2B, 1B, BB			HR		4-3: 2B				2	2	2	1	2	0	0
Hank Izquierdo, R (1, 2) OBP: 0.350, SLG: 0.421	1-3, 2-H: 1B, 2B			F7		4-3, 2-3	F5			4	1	1	1	0	0	4
Jim Merritt, L (1, 1) OBP: 0.227, SLG: 0.200	SSS, K			4-3		BB		SSS, K		3	0	0	0	1	2	2
Inning Stats	R: 0 E: 0 K: 0 S: 4 / H: 1 LOB: 1 BB: 0 P: 4	R: 3 E: 0 K: 2 S: 10 / H: 3 LOB: 1 BB: 1 P: 14	R: 0 E: 0 K: 0 S: 4 / H: 1 LOB: 1 BB: 0 P: 4	R: 1 E: 0 K: 0 S: 4 / H: 1 LOB: 0 BB: 0 P: 4	R: 0 E: 0 K: 1 S: 5 / H: 0 LOB: 0 BB: 0 P: 5	R: 1 E: 0 K: 1 S: 7 / H: 2 LOB: 2 BB: 1 P: 11	R: 1 E: 0 K: 1 S: 6 / H: 1 LOB: 3 BB: 2 P: 15	R: 0 E: 0 K: 1 S: 5 / H: 0 LOB: 0 BB: 0 P: 5	R: 0 E: 0 K: 0 S: 3 / H: 0 LOB: 0 BB: 0 P: 3	1B: 4 2B: 2 3B: 1 HR: 2 / SF: 0 SAC: 0 DP: 0 HBP: 1						

PITCHER		IP	WLS	BF	H	R	ER	SO	BB	IBB	HBP	BLK	WP	HR	S	P	ERA	WHIP
Luis Tiant, R ERA: 3.16	(1, 1)	4.0	L	19	6	4	4	2	1	0	0	0	0	1	22	26	9.00	1.750
Orlando Pena, R ERA: 2.8	(5, 1)	1.0		3	0	0	0	1	0	0	0	0	0	0	5	5	0.00	0.000
Bob Allen, L ERA: 3.28	(6, 1)	1.0		9	3	2	2	1	2	0	1	0	1	1	8	17	18.00	5.000
George Culver, R ERA: 4.48	(7, 1)	1.0		4	0	0	0	1	0	1	0	0	0	0	5	9	0.00	0.000
John O'Donoghue, L ERA: 3.41	(8, 1)	2.0		6	0	0	0	1	0	0	0	0	0	0	8	8	0.00	0.000

PITCHER	IP	WLS	BF	H	R	ER	SO	BB	IBB	HBP	BLK	WP	HR	S	P	ERA	WHIP

TOP

Minnesota Twins @ Cleveland Indians

Cleveland Municipal Stadium, Cleveland, OH

Sun Aug 27 1967, 3:33 AM EDT

Att. 8,711 - Unknown

livebaseballscorecards.com

AB	36
R	6
H	9
RBI	5
BB	4
SO	6
LOB	17

WP: 1	PA: 41		
PB: 0			
SB: 0			
CS: 0			

Minnesota Twins @ Cleveland Indians

Cleveland Municipal Stadium, Cleveland, OH

Sun Aug 27 1967, 3:33 AM EDT

Att. 8,711 - Unknown

livebaseballscorecards.com

BOTTOM

Batter	1	2	3	4	5	6	7	8	9	AB	R	H	RBI	BB	SO	LOB
Chuck Hinton, R (1, 9) OBP: 0.327, SLG: 0.379	K		5-3			BB		K		3	0	0	0	1	2	0
Leon Wagner, L (1, 7) OBP: 0.316, SLG: 0.405	K			3-1		FC4-6 G5-4-3 1-2f		F9		4	0	0	0	0	1	1
Max Alvis, R (1, 5) OBP: 0.310, SLG: 0.410	K			1B		G5-4-3 1-2f		6-3		4	0	1	0	0	1	1
Tony Horton, R (1, 3) OBP: 0.322, SLG: 0.405		F3		K			WP WP 2B		5-3	4	1	1	0	0	1	1
Don Demeter, R (1, 8) OBP: 0.272, SLG: 0.393		1B		F6			F6 2-3		HR 1B	4	1	2	0	0	0	2
Joe Azcue, R (1, 2) OBP: 0.324, SLG: 0.472		F8			K		F8 3-H		HR 1-H	4	1	1	2	0	1	1
Chico Salmon, R (1, 4) OBP: 0.282, SLG: 0.331		K			K		2B 1B		6-3	4	0	1	0	0	2	1
Larry Brown, R (1, 6) OBP: 0.311, SLG: 0.321			F6		F9		1-3 2B		F8	4	0	1	0	0	0	1
Luis Tiant, R (1, 1) OBP: 0.273, SLG: 0.365			1-3		F4		F7			1	0	0	0	0	0	0
Orlando Pena, R (5, 1)										0	0	0	0	0	0	0
Pedro Gonzalez, R (5, PH) OBP: 0.273, SLG: 0.273										1	0	0	0	0	0	1
Bob Allen, L (6, 1)										0	0	0	0	0	0	0
George Culver, R (7, 1) OBP: 0.333, SLG: 0.333										0	0	0	0	0	0	0
Vern Fuller, R (7, PH) OBP: 0.268, SLG: 0.350										1	0	0	0	0	0	2
John O'Donoghue, R (8, 1) OBP: 0.139, SLG: 0.176										0	0	0	0	0	0	0

Inning Stats	1	2	3	4	5	6	7	8	9
	R: 0 E: 0 K: 3 S: 9	H: 0 LOB: 0 BB: 0 P: 9	R: 0 E: 0 K: 1 S: 6	H: 1 LOB: 1 BB: 0 P: 6	R: 0 E: 0 K: 0 S: 3	H: 0 LOB: 0 BB: 0 P: 3	R: 0 E: 0 K: 1 S: 6	H: 1 LOB: 1 BB: 0 P: 6	R: 0 E: 0 K: 2 S: 8	H: 0 LOB: 1 BB: 0 P: 8
	R: 0 E: 0 K: 0 S: 2	H: 0 LOB: 0 BB: 1 P: 6	R: 1 E: 0 K: 0 S: 6	H: 3 LOB: 2 BB: 0 P: 6	R: 0 E: 0 K: 1 S: 5	H: 0 LOB: 0 BB: 0 P: 5	R: 2 E: 0 K: 0 S: 5	H: 2 LOB: 0 BB: 0 P: 5		

AB	34
R	3
H	7
RBI	2
BB	1
SO	8
LOB	11

1B: 4	SF: 0
2B: 2	SAC: 0
3B: 0	DP: 1
HR: 1	HBP: 0

WP: 3	PA: 35
PB: 0	
SB: 0	
CS: 0	

PITCHER		IP	WLS	BF	H	R	ER	SO	BB	IBB	HBP	BLK	WP	HR	S	P	ERA	WHIP
Jim Merritt, L ERA: 2.27	(1, 1)	9.0	W	35	7	3	3	8	1	0	0	0	3	1	50	54	3.00	0.889

PITCHER		IP	WLS	BF	H	R	ER	SO	BB	IBB	HBP	BLK	WP	HR	S	P	ERA	WHIP

Batter	1	2	3	4	5	6	7	8	9	10	11	AB	R	H	RBI	BB	SO	LOB
Chuck Hinton, R (1, 9) (3, 4) (6, 8) OBP: 0.326, SLG: 0.385	G3			F3		K		F8		1-H HR		5	1	1	2	0	1	2
Vic Davalillo, L (1, 8) OBP: 0.289, SLG: 0.369	K			L6		F8		CS 1-2 2-3	K	K		3	0	0	0	0	1	0
Chico Salmon, R (6, 4) OBP: 0.279, SLG: 0.327												2	0	0	0	0	2	0
Leon Wagner, L (1, 7) OBP: 0.315, SLG: 0.403	3-1			1-3		F8			2B 1B		F9	5	1	1	0	0	0	0
Tony Horton, R (1, 3) OBP: 0.327, SLG: 0.426		F8			HR		K		1-H 1B 2B		HR 2B	5	3	3	2	0	1	0
Max Alvis, R (1, 5) OBP: 0.310, SLG: 0.416		F9			5-3		K		2-H G4-6-3 1B		2-H HR	5	1	2	3	0	1	0
Duke Sims, L (1, 2) OBP: 0.286, SLG: 0.359		F9			2B 3B		K		G4-6-3 1-2f		K	5	1	1	0	0	2	1
Vern Fuller, R (1, 4) OBP: 0.266, SLG: 0.347			5-3		K			4-3		HR 1B	F7	1	0	0	0	0	0	0
Lee Maye, L (3, 9) OBP: 0.307, SLG: 0.433												4	1	1	0	0	1	1
Larry Brown, R (1, 6) OBP: 0.313, SLG: 0.324			4-3		2B			CS HBP BB		K		3	0	1	1	1	1	1
Sam McDowell, L (1, 1) OBP: 0.214, SLG: 0.286			4-3		G3			CS HBP		F2		1	0	0	0	0	0	0
Orlando Pena, R (5, 1)												0	0	0	0	0	0	0
Jim King, L (5, PH) OBP: 0.273, SLG: 0.238												1	0	0	0	0	0	1
George Culver, R (6, 1)												0	0	0	0	0	0	0
Fred Whitfield, L (8, PH) OBP: 0.333, SLG: 0.333												1	0	0	0	0	0	0
Don Demeter, R (8, PH) OBP: 0.278, SLG: 0.333												0	0	0	0	0	0	0
Pedro Gonzalez, R (8, PH) OBP: 0.273, SLG: 0.273												0	0	0	0	0	0	0
Stan Williams, R (9, 1) OBP: 0.250, SLG: 0.125												0	0	0	0	0	0	0
Luis Tiant, R (11, 1) OBP: 0.273, SLG: 0.364												1	0	0	0	0	0	0
Inning Stats	R: 0 E: 0 K: 1 S: 5 H: 0 LOB: 0 BB: 0 P: 5	R: 0 E: 0 K: 0 S: 3 H: 0 LOB: 0 BB: 0 P: 3	R: 0 E: 0 K: 0 S: 3 H: 0 LOB: 0 BB: 0 P: 3	R: 0 E: 0 K: 0 S: 3 H: 0 LOB: 0 BB: 0 P: 3	R: 2 E: 0 K: 1 S: 8 H: 3 LOB: 1 BB: 0 P: 8	R: 0 E: 0 K: 1 S: 5 H: 0 LOB: 0 BB: 0 P: 5	R: 0 E: 0 K: 3 S: 9 H: 0 LOB: 0 BB: 0 P: 9	R: 0 E: 0 K: 0 S: 2 H: 0 LOB: 2 BB: 1 P: 7	R: 2 E: 0 K: 1 S: 7 H: 3 LOB: 0 BB: 0 P: 7	R: 2 E: 0 K: 2 S: 9 H: 2 LOB: 0 BB: 0 P: 9	R: 2 E: 0 K: 1 S: 7 H: 2 LOB: 0 BB: 0 P: 7						

PITCHER		IP	WLS	BF	H	R	ER	SO	BB	IBB	HBP	BLK	WP	HR	S	P	ERA	WHIP
Blue Moon Odom, R ERA: 4.58	(1, 1)	7.1		26	3	2	2	6	1	0	0	0	0	1	37	41	2.46	0.545
Tony Pierce, L ERA: 3.36	(8, 1)	0.1		2	0	0	0	0	0	0	1	0	0	0	1	2	0.00	0.000
Lew Krausse, R ERA: 4.21	(8, 1)	0.1		0	0	0	0	0	0	0	0	0	0	0	0	0	0.00	0.000
Diego Segui, R ERA: 3.02	(9, 1)	2.0		10	5	4	4	3	0	0	0	0	0	1	16	16	18.00	2.500
Jack Aker, R ERA: 4.27	(11, 1)	1.0	L	5	2	2	2	1	0	0	0	0	0	1	7	7	18.00	2.000

PITCHER	IP	WLS	BF	H	R	ER	SO	BB	IBB	HBP	BLK	WP	HR	S	P	ERA	WHIP

TOP

Cleveland Indians @ Kansas City Athletics

Municipal Stadium, Kansas City, MO

Mon Aug 28 1967, 8:05 PM EDT

Att. 3,933 - Unknown

livebaseballscorecards.com

AB	41
R	8
H	10
RBI	8
BB	1
SO	10
LOB	7

1B: 3	SF: 0	WP: 0	PA: 44
2B: 3	SAC: 0	PB: 0	
3B: 1	DP: 1	SB: 0	
HR: 3	HBP: 1	CS: 2	

Batter	1	2	3	4	5	6	7	8	9	10	11	AB	R	H	RBI	BB	SO	LOB
Bert Campaneris, R (1, 6) OBP: 0.296, SLG: 0.322	4-3		5-3	F8		FC5-4 1-2f		S 1-3 2-H 1B		2B 1-3 2B		6	1	2	1	0	0	2
John Donaldson, L (1, 4) OBP: 0.360, SLG: 0.359	K		WP 1B SF7 BB	F7			4-3	4-3 1-2		2-H 3-H 2B		5	1	1	2	1	1	3
Mike Hershberger, R (1, 9) OBP: 0.345, SLG: 0.342	HBP		WP 1-2 1B 1B		F2		F8		6-3	F7		5	1	1	0	0	0	1
Danny Cater, R (1, 3) OBP: 0.307, SLG: 0.336	6-3		1B 1-2 2-3 BB		5-3		BLK 2B		K		K	5	0	1	0	1	2	1
Joe Nossek, R (1, 8) OBP: 0.224, SLG: 0.255		5-3 1B BB	SF7 3-H		1B		F3 2-3		BB		1B 2B	3	2	2	1	2	0	1
Jim Gosger, L (1, 7) OBP: 0.338, SLG: 0.347		K	1-3 2-H 1B		K			K	K		1B BB	5	0	1	1	1	4	3
Phil Roof, R (1, 2) OBP: 0.281, SLG: 0.356 Rick Monday, L (11, PH) OBP: 0.319, SLG: 0.426		5-3 1-2	K			K		1B 2B		K	K	5 1	1 0	1 0	0 0	0 0	3 1	3 2
Ted Kubiak, S (1, 5) OBP: 0.210, SLG: 0.211		FC6-4 2-H 1B		6-3		F7		L5		K	1-3 2-H 1B	6	0	2	2	0	1	1
Blue Moon Odom, R (1, 1) OBP: 0.308, SLG: 0.320 Tony Pierce, R (8, 1) Lew Krausse, R (8, 1) OBP: 0.175, SLG: 0.256 Ray Webster, L (8, PH) OBP: 0.328, SLG: 0.401 Diego Segui, R (9, 1) Tim Talton, L (10, PH) OBP: 0.354, SLG: 0.372 Jack Aker, R (11, 1) OBP: 0.143, SLG: 0.143 Dick Green, R (11, PH) OBP: 0.263, SLG: 0.266	FC6-4 1-2f			2B		FC5-4 1B		1B BB		2B 2B 1B	F9	3 0 0 0 0 1 0 0	0 0 0 0 1 0 0 0	2 0 0 0 0 0 0 0	0 0 0 0 0 0 0 0	0 0 0 0 0 0 0 0	0 0 0 0 0 0 0 0	1 0 0 0 0 0 0 2
Inning Stats	R: 0 E: 0 K: 1 S: 5 H: 0 LOB: 1 BB: 0 P: 6	R: 1 E: 0 K: 1 S: 6 H: 1 LOB: 1 BB: 1 P: 10	R: 2 E: 0 K: 1 S: 7 H: 2 LOB: 2 BB: 2 P: 15	R: 0 E: 0 K: 0 S: 4 H: 1 LOB: 1 BB: 0 P: 4	R: 0 E: 0 K: 1 S: 6 H: 1 LOB: 1 BB: 0 P: 6	R: 0 E: 0 K: 1 S: 6 H: 1 LOB: 1 BB: 0 P: 6	R: 0 E: 0 K: 0 S: 4 H: 1 LOB: 1 BB: 0 P: 4	R: 1 E: 0 K: 1 S: 7 H: 2 LOB: 2 BB: 1 P: 11	R: 0 E: 0 K: 2 S: 7 H: 0 LOB: 1 BB: 1 P: 11	R: 2 E: 0 K: 2 S: 10 H: 3 LOB: 1 BB: 0 P: 10	R: 1 E: 0 K: 2 S: 9 H: 2 LOB: 2 BB: 1 P: 13	1B: 8 2B: 6 3B: 0 HR: 0 SF: 1 SAC: 0 DP: 0 HBP: 1						

PITCHER		IP	WLS	BF	H	R	ER	SO	BB	IBB	HBP	BLK	WP	HR	S	P	ERA	WHIP
Sam McDowell, L ERA: 3.68	(1, 1)	2.2		15	3	3	3	2	3	0	1	0	1	0	0	15	10.12	2.250
Orlando Pena, R ERA: 2.75	(3, 1)	1.1		5	1	0	0	1	0	0	0	0	0	0	7	7	0.00	0.750
George Culver, R ERA: 4.27	(5, 1)	3.0		12	3	0	0	2	0	0	0	1	0	0	16	16	0.00	1.000
Stan Williams, R ERA: 2.61	(8, 1)	3.1	W	19	6	4	4	6	3	0	0	0	0	0	28	40	10.80	2.700
Luis Tiant, R ERA: 3.14	(11, 1)	0.2	S	3	1	0	0	1	0	0	0	0	0	0	5	5	0.00	1.500

PITCHER	IP	WLS	BF	H	R	ER	SO	BB	IBB	HBP	BLK	WP	HR	S	P	ERA	WHIP

BOTTOM

Cleveland Indians @ Kansas City Athletics

Municipal Stadium, Kansas City, MO

Mon Aug 28 1967, 8:05 PM EDT

Att. 3,933 - Unknown

livebaseballscorecards.com

AB	46
R	7
H	14
RBI	7
BB	6
SO	12
LOB	20

WP: 1 PB: 0 SB: 1 CS: 0 PA: 54

Batter	1	2	3	4	5	6	7	8	9	10	AB	R	H	RBI	BB	SO	LOB
Vic Davalillo, L (1, 8) OBP: 0.297, SLG: 0.376	F8		1B FC8-2 1B		FC6-4 1B 3-H	1B 1-2 2-H		4-3		1B FC4 1B	6	1	4	2	0	0	0
Chuck Hinton, R (1, 9) OBP: 0.328, SLG: 0.386	K		1B 1-3		FC6-4 1-2f	6-3		FC6-4 1B		E FC4 1B 1-3	6	0	3	0	0	1	3
Leon Wagner, L (1, 7) OBP: 0.317, SLG: 0.405	K		FC8-2 3-H			1B 1B 2B	BB B B B	K		FC4 1-3 3-H	3	2	1	0	1	1	2
Chico Salmon, R (7, 4) OBP: 0.276, SLG: 0.324							E 1B BB				2	0	0	1	0	1	2
Tony Horton, R (1, 3) OBP: 0.333, SLG: 0.432		4-3 1B 2B		G5-6-3 1B		1B 1B 1B 2-3	E5 4-3 1B 1-3 1B	FC6-4 1-2f		IBB	5	2	3	0	1	0	2
Max Alvis, R (1, 5) OBP: 0.313, SLG: 0.417		K		F3		FC4-6 1B 1B 1-2 3-H	4-3 1B 1B 1-2 3-H		1B	F5	6	2	3	2	0	1	5
Duke Sims, L (1, 2) OBP: 0.283, SLG: 0.354		4-3 2-3		G5-6-3 1-2f		FC4-6 1-2 2-H	4-3 1-2 2-3		F5	4-3	6	0	1	1	0	0	8
Vern Fuller, R (1, 4) OBP: 0.273, SLG: 0.361											3	1	2	1	0	0	2
Lee Maye, L (7, PH) OBP: 0.308, SLG: 0.432 (7, 7)		1B 3-H			4-3 1B 2B	FC4-6 1B 1-2f 2-3 FC4-2	IBB		F5		1	0	0	0	1	0	1
Larry Brown, R (1, 6) OBP: 0.314, SLG: 0.324	4-3				4-3 2-3	FC4-2 1B 1B 1-3 3-H	1-2 2-H 3-H 1B		K		5	1	2	2	0	1	3
Sonny Siebert, R (1, 1) OBP: 0.194, SLG: 0.444			4-3		F3	FC4-2 1B 1-2 3-H	K			F4	3	0	0	0	0	0	3
John O'Donoghue, R (6, 1) OBP: 0.139, SLG: 0.176											0	0	0	0	0	0	0
George Culver, R (6, 1) OBP: 0.333, SLG: 0.333											0	0	0	0	0	0	0
Bob Allen, L (6, 1)											0	0	0	0	0	0	0
Fred Whitfield, L (7, PH) OBP: 0.289, SLG: 0.372											1	0	0	0	0	1	2
Stan Williams, R (7, 1) OBP: 0.125, SLG: 0.125											0	0	0	0	0	0	0
Jim King, L (10, PH) OBP: 0.276, SLG: 0.236											1	0	0	0	0	0	0
Luis Tiant, R (10, 1) OBP: 0.273, SLG: 0.365											0	0	0	0	0	0	0
Inning Stats	R: 0 E: 0 K: 2 S: 7 H: 0 LOB: 0 BB: 0 P: 7	R: 1 E: 0 K: 1 S: 7 H: 2 LOB: 1 BB: 0 P: 7	R: 0 E: 0 K: 0 S: 4 H: 2 LOB: 1 BB: 0 P: 4	R: 0 E: 0 K: 0 S: 3 H: 1 LOB: 0 BB: 0 P: 3	R: 1 E: 0 K: 0 S: 5 H: 2 LOB: 1 BB: 0 P: 5	R: 4 E: 0 K: 0 S: 9 H: 6 LOB: 2 BB: 0 P: 9	R: 2 E: 1 K: 1 S: 7 H: 2 LOB: 2 BB: 2 P: 15	R: 0 E: 0 K: 1 S: 6 H: 1 LOB: 1 BB: 0 P: 6	R: 0 E: 0 K: 1 S: 6 H: 1 LOB: 1 BB: 0 P: 6	R: 1 E: 1 K: 0 S: 6 H: 2 LOB: 3 BB: 1 P: 10	1B: 16 2B: 4 3B: 0 HR: 0 SF: 0 SAC: 0 DP: 2 HBP: 0						

PITCHER	IP	WLS	BF	H	R	ER	SO	BB	IBB	HBP	BLK	WP	HR	S	P	ERA	WHIP
Jim Nash, R (1, 1) ERA: 3.66	5.0		24	11	6	6	3	0	0	0	0	0	0	30	30	10.80	2.200
Bill Stafford, R (6, 1) ERA: 2.25	1.0		5	2	0	0	0	0	0	0	0	0	0	5	5	0.00	2.000
Tony Pierce, L (7, 1) ERA: 3.34	0.1		4	1	2	0	0	1	0	0	0	0	0	3	7	0.00	6.000
Lew Krausse, R (7, 1) ERA: 4.16	1.2		7	2	0	0	2	0	1	0	0	0	0	10	14	0.00	1.200
Diego Segui, R (9, 1) ERA: 3.06	2.0	L	11	3	1	1	1	0	1	0	0	0	0	12	16	4.50	1.500

PITCHER	IP	WLS	BF	H	R	ER	SO	BB	IBB	HBP	BLK	WP	HR	S	P	ERA	WHIP

TOP

Cleveland Indians @ Kansas City Athletics

Municipal Stadium, Kansas City, MO

Tue Aug 29 1967, 8:05 PM EDT
Att. 4,326 - Unknown

livebaseballscorecards.com

AB	48
R	9
H	19
RBI	9
BB	3
SO	6
LOB	33

WP: 0 PA: 51
PB: 0
SB: 0
CS: 0

Batter	1	2	3	4	5	6	7	8	9	10	AB	R	H	RBI	BB	SO	LOB
Bert Campaneris, R (1, 6) OBP: 0.299, SLG: 0.336	SF8 3B		6-3 ②		K ①	1B 1-H 2-H 3B		FC 3B		FC3-6 ① S E 1-2f L4-5	6	3	3	2	0	1	1
John Donaldson, L (1, 4) OBP: 0.360, SLG: 0.368	SF8 ① 3-H		3B		4-3 ②	2B 3-H 1B		FC S 3-H		E3 S 1-2	5	1	2	3	0	0	1
Mike Hershberger, R (1, 9) OBP: 0.342, SLG: 0.341	6-3 ②		6-3 ③		6-3 ③	2B 1-H		K 1-2		L4-5 ②③ 1-2 2-H	6	0	1	1	0	1	4
Ray Webster, L (1, 3) OBP: 0.327, SLG: 0.401	E4			F8 1B 1B		BB BB E 1B F7		4-3 ③			5	0	2	0	0	0	2
Danny Cater, R (1, 7) OBP: 0.307, SLG: 0.336 Rick Monday, L (7, PH) OBP: 0.317, SLG: 0.424 (8, 8)	F9 ③			F8 1-2 1B		F9 ①	K ①		K		3 2	0 0	1 0	0 0	0 0	0 2	2 0
Jim Gosger, L (1, 8) OBP: 0.332, SLG: 0.341 (8, 7)		F5 ①		F8 ① 1-2 2-3		E6 BB BB 1-2 1B	F8 ②		1-3 ②		5	1	0	0	0	0	3
Ted Kubiak, S (1, 5) OBP: 0.254, SLG: 0.220		4-3 ②		BB		BB 1-2 2-3 1B BB	BB		1B		2	1	1	0	3	0	0
Ken Suarez, R (1, 2) OBP: 0.349, SLG: 0.412 Tim Talton, L (6, PH) OBP: 0.353, SLG: 0.356 (7, 2)		K ③		K ②		1B 1-2 2-3 3-H 3B BB	F9 ③		F2 ③		2 2	0 1	0 0	0 1	0 0	2 2	3 2
Jim Nash, R (1, 1) OBP: 0.141, SLG: 0.100 Bill Stafford, R (6, 1) Dick Green, R (6, PH) OBP: 0.265, SLG: 0.269 Tony Pierce, R (7, 1) Lew Krausse, R (7, 1) OBP: 0.175, SLG: 0.256 Joe Nossek, R (8, PH) OBP: 0.223, SLG: 0.254 Diego Segui, R (9, 1) Phil Roof, R (10, PH) OBP: 0.283, SLG: 0.356			K ①	K ③		3B 1-2 2-H 3-H 1B		K ①		FC3-6 BB	2 0 1 0 0 1 0 0	0 0 1 0 0 0 0 0	0 0 1 0 0 1 0 0	0 0 2 0 0 0 0 0	2 0 0 0 0 0 1 0	3 0 0 0 0 0 0 0	3 0 0 0 0 0 0 0
Inning Stats	R: 1 H: 1 E: 1 LOB: 1 K: 0 BB: 0 S: 5 P: 5	R: 0 H: 0 E: 0 LOB: 0 K: 1 BB: 0 S: 5 P: 5	R: 0 H: 1 E: 0 LOB: 1 K: 1 BB: 0 S: 6 P: 6	R: 0 H: 2 E: 0 LOB: 3 K: 2 BB: 1 S: 9 P: 13	R: 0 H: 0 E: 0 LOB: 0 K: 1 BB: 0 S: 5 P: 5	R: 6 H: 5 E: 1 LOB: 1 K: 0 BB: 2 S: 8 P: 16	R: 0 H: 0 E: 0 LOB: 1 K: 1 BB: 1 S: 5 P: 9	R: 1 H: 1 E: 0 LOB: 1 K: 2 BB: 0 S: 9 P: 9	R: 0 H: 1 E: 0 LOB: 1 K: 1 BB: 0 S: 6 P: 6	R: 0 H: 0 E: 1 LOB: 0 K: 0 BB: 1 S: 3 P: 7	1B: 6 SF: 1 2B: 2 SAC: 0 3B: 4 DP: 1 HR: 0 HBP: 0						

PITCHER		IP	WLS	BF	H	R	ER	SO	BB	IBB	HBP	BLK	WP	HR	S	P	ERA	WHIP
Sonny Siebert, R	(1, 1)	5.1		25	5	4	1	5	2	0	0	0	0	0	33	41	1.69	1.312
ERA: 2.71																		
John O'Donoghue, L	(6, 1)	0.1		1	0	0	0	0	1	0	0	0	0	0	0	4	0.00	3.000
ERA: 3.4																		
George Culver, R	(6, 1)	0.0		2	2	1	0	0	0	0	0	0	0	0	2	2	∞	∞
ERA: 4.27																		
Bob Allen, L	(6, 1)	0.1		3	2	2	0	0	0	0	0	0	0	0	3	3	0.00	6.000
ERA: 3.26																		
Stan Williams, R	(7, 1)	3.0	W	13	2	1	1	4	1	0	0	0	0	0	20	24	3.00	1.000
ERA: 2.63																		

PITCHER		IP	WLS	BF	H	R	ER	SO	BB	IBB	HBP	BLK	WP	HR	S	P	ERA	WHIP
Luis Tiant, R	(10, 1)	1.0	S	4	0	0	0	0	1	0	0	0	0	0	3	7	0.00	1.000
ERA: 3.12																		

BOTTOM

Cleveland Indians @ Kansas City Athletics

Municipal Stadium, Kansas City, MO

Tue Aug 29 1967, 8:05 PM EDT
Att. 4,326 - Unknown

livebaseballscorecards.com

AB	42
R	8
H	11
RBI	8
BB	5
SO	9
LOB	21

Batter	1	2	3	4	5	6	7	8	9	10	11	12	AB	R	H	RBI	BB	SO	LOB
Vic Davalillo, L (1, 8) OBP: 0.294, SLG: 0.379	F8		G3		F8		FC6-2 3B 2-H		6-3		G3		6	0	1	1	0	0	0
Chuck Hinton, R (1, 9) OBP: 0.328, SLG: 0.386	S 3B 1B		1B 2B 1B		1-3		FC6-2 3-H		K		K		6	2	2	0	0	2	1
Leon Wagner, L (1, 7) OBP: 0.316, SLG: 0.403 Chico Salmon, R (7, 7) OBP: 0.279, SLG: 0.322	K 1-2		2B 1B 1-2		F5		4-3		K			CS BB	4 1	1 0	1 0	0 0	0 1	1 1	2 0
Tony Horton, R (1, 3) OBP: 0.333, SLG: 0.440	3B 2-H		2B 1-H 2-H			6-3		5-3		K		K 1-2	6	0	2	3	0	2	1
Max Alvis, R (1, 5) OBP: 0.313, SLG: 0.416	4-3		5-3			5-3		BB 1B 1B		1B 1B		K2-3	6	0	2	0	0	1	2
Duke Sims, L (1, 2) OBP: 0.283, SLG: 0.352 Joe Azcue, R (10, PH) (10, 2) OBP: 0.326, SLG: 0.475		CS 1B	6-3			4-3		F8		1B 1-2			4 1	0 0	1 1	0 0	0 0	0 0	2 0
Vern Fuller, R (1, 4) OBP: 0.277, SLG: 0.368	F8 1-2			F4			1B 2B	BB 1B 1-2		K			5	1	2	0	0	1	3
Larry Brown, R (1, 6) OBP: 0.315, SLG: 0.324	1B			6-3			F9	FC4-6 BB 1-2 2-3		L5			4	0	1	0	1	0	3
Steve Hargan, R (1, 1) OBP: 0.221, SLG: 0.219	K			F7			3B 1B 2-H	FC4-6 1-2f			F9		5	1	1	1	0	1	4
Inning Stats	R: 1 H: 2 E: 0 LOB: 1 K: 1 BB: 0 S: 7 P: 7	R: 0 H: 2 E: 0 LOB: 1 K: 1 BB: 0 S: 6 P: 6	R: 2 H: 3 E: 0 LOB: 1 K: 0 BB: 0 S: 6 P: 6	R: 0 H: 0 E: 0 LOB: 0 K: 0 BB: 0 S: 3 P: 3	R: 0 H: 0 E: 0 LOB: 0 K: 0 BB: 0 S: 3 P: 3	R: 0 H: 0 E: 0 LOB: 0 K: 0 BB: 0 S: 3 P: 3	R: 2 H: 3 E: 0 LOB: 1 K: 0 BB: 0 S: 6 P: 6	R: 0 H: 2 E: 0 LOB: 3 K: 0 BB: 1 S: 5 P: 9	R: 0 H: 0 E: 0 LOB: 0 K: 2 BB: 0 S: 7 P: 7	R: 0 H: 2 E: 0 LOB: 2 K: 2 BB: 0 S: 9 P: 9	R: 0 H: 0 E: 0 LOB: 0 K: 1 BB: 0 S: 5 P: 5	R: 0 H: 0 E: 0 LOB: 0 K: 2 BB: 1 S: 6 P: 10	1B: 10 SF: 0 2B: 3 SAC: 0 3B: 2 DP: 1 HR: 0 HBP: 0						

PITCHER		IP	WLS	BF	H	R	ER	SO	BB	IBB	HBP	BLK	WP	HR	S	P	ERA	WHIP
Chuck Dobson, R ERA: 3.94	(1, 1)	7.2		34	12	5	5	2	0	0	0	0	0	0	38	38	5.87	1.565
Bill Stafford, R ERA: 2.16	(8, 1)	0.1		2	0	0	0	0	1	0	0	0	0	0	1	5	0.00	3.000
Paul Lindblad, L ERA: 3.63	(9, 1)	2.0		8	2	0	0	4	0	0	0	0	0	0	16	16	0.00	1.000
Lew Krausse, R ERA: 4.11	(11, 1)	2.0	W	6	0	0	0	3	1	0	0	0	0	0	11	15	0.00	0.500

PITCHER	IP	WLS	BF	H	R	ER	SO	BB	IBB	HBP	BLK	WP	HR	S	P	ERA	WHIP

TOP

Cleveland Indians @ Kansas City Athletics

Municipal Stadium, Kansas City, MO

Wed Aug 30 1967, 8:05 PM EDT

Att. 4,174 - Unknown

livebaseballscorecards.com

AB	48
R	5
H	14
RBI	5
BB	2
SO	9
LOB	18

WP: 0	PA: 50		
PB: 0			
SB: 1			
CS: 2			

Batter	1	2	3	4	5	6	7	8	9	10	11	12	AB	R	H	RBI	BB	SO	LOB
Ted Kubiak, S (1, 6) OBP: 0.247, SLG: 0.219	6-3 1B	SF7 3-H		G3		K			F8		4-3		5	0	1	1	0	1	0
John Donaldson, L (1, 4) OBP: 0.359, SLG: 0.365	F7	BB 2B		3-1			F6		G6-4-3 1B		6-3		5	1	1	0	1	0	1
Mike Hershberger, R (1, 9) OBP: 0.342, SLG: 0.347	6-3 1-2	1-H 2B		K			1-3		G6-4-3 1-2f			SH 1B 2B	6	1	2	1	0	1	2
Ray Webster, L (1, 3) OBP: 0.330, SLG: 0.406	BB	3-1			F4		G3			3B		1B SH IBB	4	0	1	0	2	0	1
Jim Gosger, L (1, 8) OBP: 0.333, SLG: 0.337	F9		F1		K			BB SH1-3 SF8 1B		IBB		SH 1B 1-2 2-3	3	1	0	0	2	1	2
Danny Cater, R (1, 7) OBP: 0.316, SLG: 0.343		1B 2B 1B	BB 1B		1B			SF8 SH1-3 1-2 1B		G6-4-3 1-2 IBB		1-2 2-3 3-H 1B	5	1	5	1	1	0	0
Tim Talton, L (1, 2) OBP: 0.370, SLG: 0.362 Paul Lindblad, L (9, 1) OBP: 0.212, SLG: 0.333 Joe Nossek, R (10, PH) OBP: 0.221, SLG: 0.252 Lew Krausse, R (11, 1) OBP: 0.175, SLG: 0.256		2B WP 1-2 1B	1-2 BB	4-3				SH1-3 1-2 2-3		L1			2	1	1	0	1	0	1
													0	0	0	0	0	0	0
													1	0	0	0	0	0	3
													0	0	0	0	0	0	0
Dick Green, R (1, 5) OBP: 0.265, SLG: 0.272		WP SF7 1-3 2-H 2B	K			F4		SF8 2-3 3-H		G6-4-3 1-2f			4	1	1	2	0	1	5
Chuck Dobson, R (1, 1) OBP: 0.193, SLG: 0.193 Bill Stafford, R (8, 1) Phil Roof, R (8, PH) OBP: 0.282, SLG: 0.354 (9, 2)		F3 2-3 3-H	F8			K		F3			F7		3	0	0	0	0	1	3
													0	0	0	0	0	0	0
													2	0	0	0	0	0	1
Inning Stats	R: 0 E: 0 K: 0 S: 4 H: 1 LOB: 2 BB: 1 P: 8	R: 4 E: 0 K: 0 S: 7 H: 4 LOB: 1 BB: 1 P: 11	R: 0 E: 0 K: 1 S: 6 H: 1 LOB: 2 BB: 1 P: 10	R: 0 E: 0 K: 1 S: 5 H: 0 LOB: 0 BB: 0 P: 5	R: 0 E: 0 K: 1 S: 6 H: 1 LOB: 1 BB: 0 P: 6	R: 0 E: 0 K: 2 S: 7 H: 0 LOB: 0 BB: 0 P: 7	R: 0 E: 0 K: 0 S: 3 H: 0 LOB: 0 BB: 0 P: 3	R: 1 E: 0 K: 0 S: 4 H: 1 LOB: 1 BB: 1 P: 8	R: 0 E: 0 K: 0 S: 3 H: 1 LOB: 0 BB: 0 P: 3	R: 0 E: 0 K: 0 S: 3 H: 1 LOB: 2 BB: 2 P: 11	R: 0 E: 0 K: 0 S: 3 H: 0 LOB: 0 BB: 0 P: 3	R: 1 E: 0 K: 0 S: 3 H: 2 LOB: 3 BB: 1 P: 7	1B: 8 2B: 3 3B: 1 HR: 0	SF: 2 SAC: 2 DP: 2 HBP: 0	WP: 1 PB: 0 SB: 0 CS: 0	PA: 51			

PITCHER	IP	WLS	BF	H	R	ER	SO	BB	IBB	HBP	BLK	WP	HR	S	P	ERA	WHIP
Steve Hargan, R (1, 1) ERA: 2.58	11.0	L	51	12	6	6	5	4	3	0	0	1	0	54	82	4.91	1.455

PITCHER	IP	WLS	BF	H	R	ER	SO	BB	IBB	HBP	BLK	WP	HR	S	P	ERA	WHIP

BOTTOM

Cleveland Indians @ Kansas City Athletics

Municipal Stadium, Kansas City, MO

Wed Aug 30 1967, 8:05 PM EDT

Att. 4,174 - Unknown

livebaseballscorecards.com

AB	40
R	6
H	12
RBI	5
BB	7
SO	5
LOB	19

Batter	1	2	3	4	5	6	7	8	9	10	11	12	AB	R	H	RBI	BB	SO	LOB
Vic Davalillo, L (1, 8) OBP: 0.298, SLG: 0.377	4-3		FC4-6 1-2f			F7		F6		F5			5	0	0	0	0	0	3
Chuck Hinton, R (1, 9) OBP: 0.330, SLG: 0.384	F4		5-3			BB		5-3			FC3-6 1B		4	0	1	0	1	0	1
Leon Wagner, L (1, 7) OBP: 0.318, SLG: 0.400	K			5-3 1B		F4			3-1		FC3-6 1-2f		5	0	1	0	0	1	2
Tony Horton, R (1, 3) OBP: 0.332, SLG: 0.437		K		5-3 1-2		5-3			F5		F7		5	0	0	0	0	1	3
Max Alvis, R (1, 5) OBP: 0.311, SLG: 0.414		2B		F6			F2		5-3		K		5	0	1	0	0	1	2
Joe Azcue, R (1, 2) OBP: 0.321, SLG: 0.463		F8		F3			1B			F8		K	5	0	1	0	0	1	2
Vern Fuller, R (1, 4) OBP: 0.273, SLG: 0.357		K			K		F7			SH1-3 HBP		4-3 WP 1B	3	0	0	0	0	2	2
Pedro Gonzalez, R (10, PR) OBP: 0.277, SLG: 0.277 (10, 4)													1	0	1	0	0	0	0
Larry Brown, R (1, 6) OBP: 0.314, SLG: 0.323			E6 FC4-6		5-3		4-3			SH1-3 1-2		4-3 1-3	4	0	0	0	0	0	2
Luis Tiant, R (1, 1) OBP: 0.259, SLG: 0.345			K		6-3			K		IBB		K2-3	3	0	0	0	0	2	1
Chico Salmon, R (10, PH) OBP: 0.283, SLG: 0.322													0	0	0	0	1	0	0
George Culver, R (10, 1) OBP: 0.333, SLG: 0.333													0	0	0	0	0	0	0
Fred Whitfield, L (12, PH) OBP: 0.288, SLG: 0.371													1	0	0	0	0	1	1
Bob Allen, L (12, 1)													0	0	0	0	0	0	0
Inning Stats	R: 0 E: 0 K: 1 S: 5 H: 0 LOB: 0 BB: 0 P: 5	R: 0 E: 0 K: 2 S: 8 H: 1 LOB: 1 BB: 0 P: 8	R: 0 E: 1 K: 1 S: 6 H: 0 LOB: 1 BB: 0 P: 6	R: 0 E: 0 K: 0 S: 4 H: 1 LOB: 1 BB: 0 P: 4	R: 0 E: 0 K: 1 S: 5 H: 0 LOB: 0 BB: 0 P: 5	R: 0 E: 0 K: 0 S: 3 H: 0 LOB: 1 BB: 1 P: 7	R: 0 E: 0 K: 0 S: 4 H: 1 LOB: 1 BB: 0 P: 4	R: 0 E: 0 K: 1 S: 5 H: 0 LOB: 0 BB: 0 P: 5	R: 0 E: 0 K: 0 S: 3 H: 0 LOB: 0 BB: 0 P: 3	R: 0 E: 0 K: 0 S: 3 H: 0 LOB: 2 BB: 1 P: 8	R: 0 E: 0 K: 1 S: 6 H: 1 LOB: 1 BB: 0 P: 6	R: 0 E: 0 K: 2 S: 8 H: 1 LOB: 1 BB: 0 P: 8	1B: 4 2B: 1 3B: 0 HR: 0 SF: 0 SAC: 1 DP: 0 HBP: 1						

PITCHER	IP	WLS	BF	H	R	ER	SO	BB	IBB	HBP	BLK	WP	HR	S	P	ERA	WHIP
George Brunet, L (1, 1) ERA: 3.25	11.0		41	4	0	0	7	1	1	1	0	0	0	52	61	0.00	0.455
Minnie Rojas, R (12, 1) ERA: 2.45	1.0	W	4	1	0	0	2	0	0	0	0	1	0	8	8	0.00	1.000

PITCHER	IP	WLS	BF	H	R	ER	SO	BB	IBB	HBP	BLK	WP	HR	S	P	ERA	WHIP

Cleveland Indians @ California Angels

Anaheim Stadium, Anaheim, CA

Sat Sep 02 1967, 10:05 PM EDT

Att. 15,153 - Unknown

TOP

livebaseballscorecards.com

AB	41
R	0
H	5
RBI	0
BB	2
SO	9
LOB	19

WP: 1 PB: 0 SB: 0 CS: 0 PA: 45

Batter	1	2	3	4	5	6	7	8	9	10	11	12	AB	R	H	RBI	BB	SO	LOB
Aurelio Rodriguez, R (1, 5) OBP: 0.333, SLG: 0.375	S S S 0-3 K ①		S S S 0-3 K ③			x 0-0 1B 1B		S S S 0-3 K ②			x 0-0 4-3 ②		5	0	1	0	0	3	0
Jim Fregosi, R (1, 6) OBP: 0.352, SLG: 0.396	x 0-0 F3 ②			B B B B 4-0 BB		x 0-0 F7 ②		x 0-0 F4 ③			x 0-0 F9 ③		4	0	0	0	1	0	1
Jimmie Hall, L (1, 8) OBP: 0.316, SLG: 0.424 Woodie Held, R (12, PH) OBP: 0.303, SLG: 0.341	x 0-0 F8 ③			x 0-0 F5 ①		x 0-0 BB 1-3 1B			x 0-0 F8 ①			B B B B 4-0 FC1-6 BB	4 0	0 0	1 0	0 0	0 1	0 0	1 0
Don Mincher, L (1, 3) OBP: 0.371, SLG: 0.485		x 0-0 F4 ①		x 0-0 F9 ②		B B B B 4-0 FC6-4 1-2 BB			x 0-0 3-1 ②			x 0-0 FC1-6 ① 1-2f 3B	4	1	0	0	1	0	2
Rick Reichardt, R (1, 7) OBP: 0.306, SLG: 0.373		x 0-0 1-3 1B ③		x 0-0 F2 ③		x 0-0 FC6-4 ③ 1-2f			x 0-0 F8 ③			S S S 0-3 K ②	5	0	1	0	0	1	5
Bubba Morton, R (1, 9) OBP: 0.399, SLG: 0.414		x 0-0 1-3 ② 1-2		x 0-0 6-3 ①			x 0-0 F8 ①			x 0-0 4-3 ①		x 0-0 1-H 3B	5	0	1	1	0	0	1
Buck Rodgers, S (1, 2) OBP: 0.272, SLG: 0.291	x 0-0 F9 ③			S S S 0-3 K ②			x 0-0 F7 ②			x 0-0 4-3 ②			4	0	0	0	0	1	1
Bobby Knoop, R (1, 4) OBP: 0.312, SLG: 0.363		x 0-0 F9 ①		x 0-0 5-3 ③			S S S 0-3 K ③			x 0-0 1-3 ③			4	0	0	0	0	1	0
George Brunet, R (1, 1) OBP: 0.072, SLG: 0.059 Roger Repoz, L (11, PH) OBP: 0.326, SLG: 0.406 Minnie Rojas, R (12, 1) OBP: 0.133, SLG: 0.071			S S S 0-3 K ②			S S S 0-3 K ①		x 0-0 F8 ①			S S S 0-3 K ①		3 1 0	0 0 0	0 0 0	0 0 0	0 0 0	2 1 0	0 0 0
Inning Stats	R: 0 H: 0 E: 0 LOB: 0 K: 1 BB: 0 S: 5 P: 5	R: 0 H: 1 E: 0 LOB: 1 K: 0 BB: 0 S: 4 P: 4	R: 0 H: 0 E: 0 LOB: 0 K: 2 BB: 0 S: 7 P: 7	R: 0 H: 0 E: 0 LOB: 1 K: 0 BB: 1 S: 3 P: 7	R: 0 H: 0 E: 0 LOB: 0 K: 1 BB: 0 S: 5 P: 5	R: 0 H: 2 E: 0 LOB: 3 K: 1 BB: 1 S: 7 P: 11	R: 0 H: 0 E: 0 LOB: 0 K: 1 BB: 0 S: 5 P: 5	R: 0 H: 0 E: 0 LOB: 0 K: 1 BB: 0 S: 5 P: 5	R: 0 H: 0 E: 0 LOB: 0 K: 0 BB: 0 S: 3 P: 3	R: 0 H: 0 E: 0 LOB: 0 K: 0 BB: 0 S: 3 P: 3	R: 0 H: 0 E: 0 LOB: 0 K: 1 BB: 0 S: 5 P: 5	R: 1 H: 1 E: 0 LOB: 1 K: 1 BB: 1 S: 5 P: 9	1B: 3 SF: 0 2B: 0 SAC: 0 3B: 1 DP: 0 HR: 0 HBP: 0						WP: 0 PA: 42 PB: 0 SB: 0 CS: 0

PITCHER		IP	WLS	BF	H	R	ER	SO	BB	IBB	HBP	BLK	WP	HR	S	P	ERA	WHIP
Luis Tiant, R ERA: 2.96	(1, 1)	9.0		32	3	0	0	7	2	0	0	0	0	0	44	52	0.00	0.556
George Culver, R ERA: 4.14	(10, 1)	2.0		6	0	0	0	1	0	0	0	0	0	0	8	8	0.00	0.000
Bob Allen, L ERA: 3.4	(12, 1)	0.2	L	4	1	1	1	1	1	0	0	0	0	0	5	9	13.50	3.000

PITCHER	IP	WLS	BF	H	R	ER	SO	BB	IBB	HBP	BLK	WP	HR	S	P	ERA	WHIP

BOTTOM

Cleveland Indians @ California Angels

Anaheim Stadium, Anaheim, CA

Sat Sep 02 1967, 10:05 PM EDT

Att. 15,153 - Unknown

livebaseballscorecards.com

AB	39
R	1
H	4
RBI	1
BB	3
SO	9
LOB	11

Batter	1	2	3	4	5	6	7	8	9	AB	R	H	RBI	BB	SO	LOB
Vic Davalillo, L (1, 8) OBP: 0.294, SLG: 0.372	4-3		4-3			G3		F6		4	0	0	0	0	0	0
Chuck Hinton, R (1, 9) (7, 4) OBP: 0.329, SLG: 0.383	CS 1B		6-3			F7		F4		4	0	1	0	0	0	0
Leon Wagner, L (1, 7) OBP: 0.317, SLG: 0.397	K 1-2			FC6-4 BB		4-3		F6		3	0	0	0	1	1	1
Tony Horton, R (1, 3) OBP: 0.331, SLG: 0.435		FC6-4 BB 1B		FC6-4 1-2f			F8		6-3	4	0	1	0	0	0	1
Max Alvis, R (1, 5) OBP: 0.314, SLG: 0.413		FC6-4 1-2 BB		F5			HR HBP		BB	1	1	0	0	2	0	1
Duke Sims, L (1, 2) OBP: 0.286, SLG: 0.364		K		4-3			1-H HR		1-2 BB	3	1	1	2	1	1	3
Pedro Gonzalez, R (1, 4) OBP: 0.272, SLG: 0.273		FC6-4 1-2f 2-3	K				K		F9	3	0	0	0	0	2	2
John O'Donoghue, R (7, 1) OBP: 0.139, SLG: 0.176										0	0	0	0	0	0	0
Jim King, L (9, PH) OBP: 0.274, SLG: 0.235										1	0	0	0	0	0	2
Larry Brown, R (1, 6) OBP: 0.315, SLG: 0.322		5-3			5-3		BB		4-3	2	0	0	0	1	0	2
Fred Whitfield, L (9, PH) OBP: 0.287, SLG: 0.369										1	0	0	0	0	0	2
Stan Williams, R (1, 1) OBP: 0.111, SLG: 0.111			K		6-3		F9			2	0	0	0	0	1	0
Lee Maye, L (7, PH) (7, 9) OBP: 0.308, SLG: 0.431										1	0	0	0	0	0	1
Inning Stats	R: 0 E: 0 K: 1 S: 5 H: 1 LOB: 0 BB: 0 P: 5	R: 0 E: 0 K: 1 S: 6 H: 1 LOB: 2 BB: 1 P: 10	R: 0 E: 0 K: 1 S: 5 H: 0 LOB: 0 BB: 0 P: 5	R: 0 E: 0 K: 0 S: 3 H: 0 LOB: 1 BB: 1 P: 7	R: 0 E: 0 K: 1 S: 5 H: 0 LOB: 0 BB: 0 P: 5	R: 0 E: 0 K: 0 S: 3 H: 0 LOB: 0 BB: 0 P: 3	R: 2 E: 0 K: 1 S: 6 H: 1 LOB: 1 BB: 1 P: 11	R: 0 E: 0 K: 0 S: 3 H: 0 LOB: 0 BB: 0 P: 3	R: 0 E: 0 K: 0 S: 3 H: 0 LOB: 2 BB: 2 P: 11	1B: 2 2B: 0 3B: 0 HR: 1	SF: 0 SAC: 0 DP: 0 HBP: 1						

PITCHER	IP	WLS	BF	H	R	ER	SO	BB	IBB	HBP	BLK	WP	HR	S	P	ERA	WHIP
Rickey Clark, R (1, 1) ERA: 2.62	6.2	W	26	3	2	2	5	3	0	1	0	0	1	32	45	2.70	0.900
Bill Kelso, R (7, 1) ERA: 3.23	1.2		7	0	0	0	0	2	0	0	0	0	0	5	13	0.00	1.200
Minnie Rojas, R (9, 1) ERA: 2.43	0.2	S	2	0	0	0	0	0	0	0	0	0	0	2	2	0.00	0.000

PITCHER	IP	WLS	BF	H	R	ER	SO	BB	IBB	HBP	BLK	WP	HR	S	P	ERA	WHIP

TOP

Cleveland Indians @ California Angels

Anaheim Stadium, Anaheim, CA

Sun Sep 03 1967, 6:33 AM EDT

Att. 12,333 - Unknown

livebaseballscorecards.com

AB	29
R	2
H	3
RBI	2
BB	5
SO	5
LOB	15

WP: 0 PB: 0 SB: 0 CS: 1 PA: 35

Batter	1	2	3	4	5	6	7	8	9	AB	R	H	RBI	BB	SO	LOB
Aurelio Rodriguez, R (1, 5) OBP: 0.357, SLG: 0.385	E4 2B 1B	G4-6-3 1B			1B 1B	F9 ③		K ①		5	2	2	0	0	1	2
Jim Fregosi, R (1, 6) OBP: 0.355, SLG: 0.400	1-3 1B 2B	G4-6-3 ②③ 1-2f			1B 1-3 1B		HR 1B	G5-4-3 ②③ 1-2f		5	2	3	0	0	0	2
Jimmie Hall, L (1, 8) OBP: 0.318, SLG: 0.425 (8, 9)	1B 1B 2-H 3-H 1B	F7 ①			1-3 3-H 1B		F7 ①			4	1	2	3	0	0	1
Don Mincher, L (1, 3) OBP: 0.372, SLG: 0.491	F7 ①	F8 ②			BB		1-H HR			3	1	1	2	1	0	1
Bubba Morton, R (1, 9) OBP: 0.395, SLG: 0.409 (8, 7)	1B 1-2 1B	5-3 ③			F4 ②		K ②			4	0	1	0	0	1	2
Rick Reichardt, R (1, 7) OBP: 0.310, SLG: 0.375	1-2 2-H 1B			1B	1-4-3 ③		BB			3	0	2	1	1	0	2
Roger Repoz, L (8, 8) OBP: 0.326, SLG: 0.406										0	0	0	0	0	0	0
Buck Rodgers, S (1, 2) OBP: 0.272, SLG: 0.288	K ②			F7 ①		K ①	1-2 BB			3	0	0	0	1	2	3
Bobby Knoop, R (1, 4) OBP: 0.309, SLG: 0.359	F3 ③			F4 ②		E5 SH3	K ③			4	0	0	0	0	1	5
Rickey Clark, R (1, 1) OBP: 0.073, SLG: 0.050		F7 ①		K ③		SH3 ②		G5-4-3 1B		2	0	0	0	0	1	1
Bill Kelso, R (7, 1) OBP: 0.118, SLG: 0.118						1-2				1	0	1	0	0	0	0
Minnie Rojas, R (9, 1) OBP: 0.133, SLG: 0.071										0	0	0	0	0	0	0
Inning Stats	R: 3 E: 1 K: 1 S: 10 H: 4 LOB: 2 BB: 0 P: 10	R: 0 E: 0 K: 0 S: 3 H: 1 LOB: 0 BB: 0 P: 3	R: 0 E: 0 K: 0 S: 3 H: 0 LOB: 0 BB: 0 P: 3	R: 0 E: 0 K: 1 S: 6 H: 1 LOB: 1 BB: 0 P: 6	R: 1 E: 0 K: 0 S: 5 H: 3 LOB: 2 BB: 1 P: 9	R: 0 E: 1 K: 1 S: 6 H: 0 LOB: 1 BB: 0 P: 6	R: 2 E: 0 K: 2 S: 9 H: 2 LOB: 2 BB: 2 P: 17	R: 0 E: 0 K: 1 S: 5 H: 1 LOB: 0 BB: 0 P: 5		1B: 10 2B: 1 3B: 0 HR: 1 SF: 0 SAC: 1 DP: 2 HBP: 0						

PITCHER		IP	WLS	BF	H	R	ER	SO	BB	IBB	HBP	BLK	WP	HR	S	P	ERA	WHIP
Stan Williams, R ERA: 2.82	(1, 1)	6.0	L	28	9	4	3	3	1	0	0	0	0	0	33	37	4.50	1.667
John O'Donoghue, L ERA: 3.5	(7, 1)	2.0		10	3	2	2	3	2	0	0	0	0	1	14	22	9.00	2.500

PITCHER	IP	WLS	BF	H	R	ER	SO	BB	IBB	HBP	BLK	WP	HR	S	P	ERA	WHIP

BOTTOM

Cleveland Indians @ California Angels

Anaheim Stadium, Anaheim, CA

Sun Sep 03 1967, 6:33 AM EDT

Att. 12,333 - Unknown

livebaseballscorecards.com

AB	34
R	6
H	12
RBI	6
BB	3
SO	6
LOB	19

WP: 0 PB: 0 SB: 0 CS: 0 PA: 38

Batter	1	2	3	4	5	6	7	8	9	AB	R	H	RBI	BB	SO	LOB
Chuck Hinton, R (1, 9) OBP: 0.326, SLG: 0.380	6-3		6-3		FC5-4 1-2f			F4		4	0	0	0	0	0	1
Leon Wagner, L (1, 7) OBP: 0.321, SLG: 0.406	2B			1B 1B		6-3 WP 2B		5-3		4	1	3	0	0	0	0
Max Alvis, R (1, 5) OBP: 0.312, SLG: 0.410	1-3			F8		6-3 2-3		K		4	0	0	0	0	1	3
Tony Horton, R (1, 3) OBP: 0.330, SLG: 0.432	4-3			1-2 1B		F8 3-H			F8	4	0	1	0	0	0	1
Joe Azcue, R (1, 2) OBP: 0.324, SLG: 0.468		FC6-4 1B		K		2B			5-3	4	0	2	0	0	1	2
Chico Salmon, R (1, 8) OBP: 0.277, SLG: 0.314		FC6-4 G4-6-3 1-2f		F8		6-3			F4	4	0	0	0	0	0	4
Pedro Gonzalez, R (1, 4) OBP: 0.268, SLG: 0.268		G4-6-3 1-2f			K		F4			3	0	0	0	0	1	1
Larry Brown, R (1, 6) OBP: 0.315, SLG: 0.320			F9		FC1-6 BB		1-3			2	0	0	0	1	0	0
Steve Hargan, R (1, 1) OBP: 0.214, SLG: 0.212			K		FC1-6 FC5-4 1-2f		K			2	0	0	0	0	1	1
Bob Allen, L (6, 1)										0	0	0	0	0	0	0
George Culver, R (6, 1) OBP: 0.333, SLG: 0.333										0	0	0	0	0	0	0
Vern Fuller, R (7, PH) OBP: 0.272, SLG: 0.354										1	0	0	0	0	1	0
Orlando Pena, R (7, 1)										0	0	0	0	0	0	0
Inning Stats	R: 0 E: 0 K: 0 S: 4 H: 1 LOB: 1 BB: 0 P: 4	R: 0 E: 0 K: 0 S: 3 H: 1 LOB: 0 BB: 0 P: 3	R: 0 E: 0 K: 1 S: 5 H: 0 LOB: 0 BB: 0 P: 5	R: 0 E: 0 K: 1 S: 7 H: 2 LOB: 2 BB: 0 P: 7	R: 0 E: 0 K: 1 S: 5 H: 0 LOB: 1 BB: 1 P: 9	R: 1 E: 0 K: 0 S: 5 H: 2 LOB: 1 BB: 0 P: 5	R: 0 E: 0 K: 1 S: 5 H: 0 LOB: 0 BB: 0 P: 5	R: 0 E: 0 K: 1 S: 5 H: 0 LOB: 0 BB: 0 P: 5	R: 0 E: 0 K: 0 S: 3 H: 0 LOB: 0 BB: 0 P: 3	1B: 3 2B: 3 3B: 0 HR: 0 SF: 0 SAC: 0 DP: 1 HBP: 0						

PITCHER	IP	WLS	BF	H	R	ER	SO	BB	IBB	HBP	BLK	WP	HR	S	P	ERA	WHIP
Jim Merritt, L (1, 1) ERA: 2.39	9.0	W	33	6	1	1	5	1	0	0	0	1	0	42	46	1.00	0.778

PITCHER	IP	WLS	BF	H	R	ER	SO	BB	IBB	HBP	BLK	WP	HR	S	P	ERA	WHIP

TOP

Cleveland Indians @ Minnesota Twins

Metropolitan Stadium, Bloomington , MI

Mon Sep 04 1967, 8:05 PM EDT

Unknown

livebaseballscorecards.com

AB	32
R	1
H	6
RBI	0
BB	1
SO	5
LOB	13

WP: 1	PA: 33
PB: 0	
SB: 0	
CS: 0	

Cleveland Indians @ Minnesota Twins

Metropolitan Stadium, Bloomington , MI

Mon Sep 04 1967, 8:05 PM EDT

Unknown

livebaseballscorecards.com

BOTTOM

Batter	1	2	3	4	5	6	7	8	9	AB	R	H	RBI	BB	SO	LOB
Ted Uhlaender, L (1, 8) OBP: 0.282, SLG: 0.388	4-3		3B			G3		HR 2B		4	1	2	0	0	0	0
Rod Carew, L (1, 4) OBP: 0.344, SLG: 0.415	K		F9			1B 3B		K		4	1	1	0	0	2	2
Harmon Killebrew, R (1, 3) OBP: 0.400, SLG: 0.524	5-3			5-3		1B BB		2-H HR		3	1	1	2	1	0	0
Tony Oliva, L (1, 9) OBP: 0.327, SLG: 0.439		3-1		F8		1-3 3-H 1B		1B		4	0	2	1	0	0	0
Bob Allison, R (1, 7) OBP: 0.354, SLG: 0.468 Sandy Valdespino, L (9, 7) OBP: 0.206, SLG: 0.220		1B 2B		F7		4-3		K		4 0	1 0	1 0	0 0	0 0	1 0	2 0
Cesar Tovar, R (1, 5) OBP: 0.335, SLG: 0.374		2-H CS 1B			F8		F9			3	0	1	1	0	0	0
Earl Battey, R (1, 2) OBP: 0.270, SLG: 0.225		1-2 F2			K		5-3			3	0	0	0	0	1	1
Zoilo Versalles, R (1, 6) OBP: 0.258, SLG: 0.283			6-3		E5		5-3			3	0	0	0	0	0	0
Jim Merritt, L (1, 1) OBP: 0.211, SLG: 0.185			F8		F9			K		3	0	0	0	0	1	1
Inning Stats	R: 0 E: 0 K: 1 S: 5 H: 0 LOB: 0 BB: 0 P: 5	R: 1 E: 0 K: 0 S: 4 H: 2 LOB: 0 BB: 0 P: 4	R: 0 E: 0 K: 0 S: 4 H: 1 LOB: 1 BB: 0 P: 4	R: 0 E: 0 K: 0 S: 3 H: 0 LOB: 0 BB: 0 P: 3	R: 0 E: 1 K: 1 S: 6 H: 0 LOB: 1 BB: 0 P: 6	R: 1 E: 0 K: 0 S: 4 H: 2 LOB: 1 BB: 1 P: 8	R: 0 E: 0 K: 0 S: 3 H: 0 LOB: 0 BB: 0 P: 3	R: 2 E: 0 K: 3 S: 12 H: 3 LOB: 1 BB: 0 P: 12		1B: 3 2B: 2 3B: 2 HR: 1 SF: 0 SAC: 0 DP: 0 HBP: 0						

	AB	31
	R	4
	H	8
	RBI	4
	BB	1
	SO	5
	LOB	6

WP: 0 PA: 32
PB: 0
SB: 0
CS: 1

PITCHER		IP	WLS	BF	H	R	ER	SO	BB	IBB	HBP	BLK	WP	HR	S	P	ERA	WHIP
Steve Hargan, R ERA: 2.6	(1, 1)	5.1	L	21	4	2	2	2	1	0	0	0	0	0	24	28	3.38	0.938
Bob Allen, L ERA: 3.38	(6, 1)	0.1		1	1	0	0	0	0	0	0	0	0	0	1	1	0.00	3.000
George Culver, R ERA: 4.12	(6, 1)	0.1		1	0	0	0	0	0	0	0	0	0	0	1	1	0.00	0.000
Orlando Pena, R ERA: 2.91	(7, 1)	2.0		9	3	2	2	3	0	0	0	0	0	1	15	15	9.00	1.500

PITCHER	IP	WLS	BF	H	R	ER	SO	BB	IBB	HBP	BLK	WP	HR	S	P	ERA	WHIP

Batter	1	2	3	4	5	6	7	8	9	10	AB	R	H	RBI	BB	SO	LOB
Vic Davalillo, L (1, 8) OBP: 0.296, SLG: 0.377	E5 1B 1B		F8		1B 2B		CS 1B			SH5-4 1-2	4	1	2	0	0	0	0
Lee Maye, L (1, 7) OBP: 0.316, SLG: 0.433	1B 1-3 1B		BBBB BB		SH2-3 2-3 1B		4-3 1-2			1B PB CS IBB	3	0	2	0	2	0	1
George Culver, R (10, 1) OBP: 0.333, SLG: 0.333											0	0	0	0	0	0	0
Max Alvis, R (1, 5) OBP: 0.310, SLG: 0.407	K		F7		SH2-3 1-2			F9		F7	4	0	0	0	0	1	5
Fred Whitfield, L (1, 3) OBP: 0.293, SLG: 0.371	G4-6-3 1-3 3-H 1B		K		IBB			K2-3		1-3 2-H 1B	4	0	2	2	1	2	1
Joe Azcue, R (1, 2) OBP: 0.319, SLG: 0.460	G4-6-3 1-2f			L6	F7			K		CS 3-H	4	0	0	0	0	1	5
Jim King, L (1, 9) OBP: 0.268, SLG: 0.229		F4		G3		F5			1-3		4	0	0	0	0	0	0
Chico Salmon, R (1, 4) OBP: 0.276, SLG: 0.313		F7		S 1B		F7			K		4	0	1	0	0	1	0
Larry Brown, R (1, 6) OBP: 0.314, SLG: 0.318		BBBB BB		SSS K 1-2		SSS K			F8		3	0	0	0	1	2	1
Sonny Siebert, R (1, 1) OBP: 0.179, SLG: 0.410		SSS K			4-3		6-3			BBBB PB SH5-4 1B BB	3	0	0	0	0	1	1
Chuck Hinton, R (10, PH) OBP: 0.328, SLG: 0.380 (10, 7)											0	1	0	0	1	0	0
Inning Stats	R: 1 E: 1 K: 1 S: 7 H: 2 LOB: 1 BB: 0 P: 7	R: 0 E: 0 K: 1 S: 5 H: 0 LOB: 1 BB: 1 P: 9	R: 0 E: 0 K: 1 S: 5 H: 0 LOB: 1 BB: 1 P: 9	R: 0 E: 0 K: 1 S: 6 H: 1 LOB: 1 BB: 0 P: 6	R: 0 E: 0 K: 0 S: 5 H: 2 LOB: 3 BB: 1 P: 9	R: 0 E: 0 K: 1 S: 5 H: 0 LOB: 0 BB: 0 P: 5	R: 0 E: 0 K: 0 S: 3 H: 1 LOB: 0 BB: 0 P: 3	R: 0 E: 0 K: 2 S: 7 H: 0 LOB: 0 BB: 0 P: 7	R: 0 E: 0 K: 1 S: 5 H: 0 LOB: 0 BB: 0 P: 5	R: 1 E: 0 K: 0 S: 3 H: 1 LOB: 1 BB: 2 P: 11	1B: 6 2B: 1 3B: 0 HR: 0 SF: 0 SAC: 2 DP: 1 HBP: 0						

PITCHER	IP	WLS	BF	H	R	ER	SO	BB	IBB	HBP	BLK	WP	HR	S	P	ERA	WHIP
Jim Perry, R (1, 1) ERA: 3.02	7.0		29	6	1	0	5	2	1	0	0	0	0	36	48	0.00	1.143
Al Worthington, R (8, 1) ERA: 3.07	3.0	L	11	1	1	0	3	1	1	0	0	0	0	15	23	0.00	0.667

PITCHER	IP	WLS	BF	H	R	ER	SO	BB	IBB	HBP	BLK	WP	HR	S	P	ERA	WHIP

TOP

Cleveland Indians @ Minnesota Twins

Metropolitan Stadium, Bloomington , MI

Mon Sep 04 1967, 8:05 PM EDT

Att. 22,756 - Unknown

livebaseballscorecards.com

AB	33
R	2
H	7
RBI	2
BB	5
SO	8
LOB	14

Cleveland Indians @ Minnesota Twins

Metropolitan Stadium, Bloomington , MI

Mon Sep 04 1967, 8:05 PM EDT

Att. 22,756 - Unknown

livebaseballscorecards.com

BOTTOM

Batter	1	2	3	4	5	6	7	8	9	10	AB	R	H	RBI	BB	SO	LOB
Ted Uhlaender, L (1, 8) OBP: 0.279, SLG: 0.383	K			4-3		K		4-3			4	0	0	0	0	2	0
Rod Carew, L (1, 4) OBP: 0.341, SLG: 0.412	F7			4-3		4-3			K		4	0	0	0	0	1	0
Harmon Killebrew, R (1, 3) OBP: 0.397, SLG: 0.520	K			F8			6-3		5-3		4	0	0	0	0	1	0
Tony Oliva, L (1, 9) OBP: 0.327, SLG: 0.439		F7			F7		1B 2B		6-3		4	1	1	0	0	0	0
Bob Allison, R (1, 7) OBP: 0.353, SLG: 0.465		5-3			6-3		2-H 1B			F9	4	0	1	1	0	0	0
Cesar Tovar, R (1, 5) OBP: 0.333, SLG: 0.372		F9			E7 1B		F2			F8	4	0	0	0	0	0	1
Hank Izquierdo, R (1, 2) OBP: 0.308, SLG: 0.360			F3		1-3 1B		F5			K	3	0	1	0	0	0	1
Rich Reese, L (10, PH) OBP: 0.276, SLG: 0.382											1	0	0	0	0	1	0
Zoilo Versalles, R (1, 6) OBP: 0.257, SLG: 0.281			K		F5			1-3			3	0	0	0	0	1	2
Jim Perry, S (1, 1) OBP: 0.206, SLG: 0.324			6-3			K		K			2	0	0	0	0	1	0
Al Worthington, R (8, 1)											1	0	0	0	0	1	0
Inning Stats	R: 0 E: 0 K: 2 S: 7 H: 0 LOB: 0 BB: 0 P: 7	R: 0 E: 0 K: 0 S: 3 H: 0 LOB: 0 BB: 0 P: 3	R: 0 E: 0 K: 1 S: 5 H: 0 LOB: 0 BB: 0 P: 5	R: 0 E: 0 K: 0 S: 3 H: 0 LOB: 0 BB: 0 P: 3	R: 0 E: 1 K: 0 S: 5 H: 1 LOB: 2 BB: 0 P: 5	R: 0 E: 0 K: 2 S: 7 H: 0 LOB: 0 BB: 0 P: 7	R: 1 E: 0 K: 0 S: 5 H: 2 LOB: 1 BB: 0 P: 5	R: 0 E: 0 K: 1 S: 5 H: 0 LOB: 0 BB: 0 P: 5	R: 0 E: 0 K: 1 S: 5 H: 0 LOB: 0 BB: 0 P: 5	R: 0 E: 0 K: 1 S: 5 H: 0 LOB: 0 BB: 0 P: 5	1B: 2 2B: 1 3B: 0 HR: 0	SF: 0 SAC: 0 DP: 0 HBP: 0						

	AB	34
	R	1
	H	3
	RBI	1
	BB	0
	SO	8
	LOB	4

WP: 0 PB: 0 SB: 0 CS: 0 PA: 34

PITCHER	IP	WLS	BF	H	R	ER	SO	BB	IBB	HBP	BLK	WP	HR	S	P	ERA	WHIP
Sonny Siebert, R (1, 1) ERA: 2.61	9.0	W	31	3	1	1	7	0	0	0	0	0	0	45	45	1.00	0.333
George Culver, R (10, 1) ERA: 4.06	1.0	S	3	0	0	0	1	0	0	0	0	0	0	5	5	0.00	0.000

PITCHER	IP	WLS	BF	H	R	ER	SO	BB	IBB	HBP	BLK	WP	HR	S	P	ERA	WHIP

Batter	1	2	3	4	5	6	7	8	9	AB	R	H	RBI	BB	SO	LOB
Chuck Hinton, R (1, 9) OBP: 0.326, SLG: 0.378	CS 1B		6-3		F8		F8		5-3	5	0	1	0	0	0	0
Leon Wagner, L (1, 7) OBP: 0.320, SLG: 0.403	L6 1-2		F7		1B		4-3		F4	5	0	1	0	0	0	1
Max Alvis, R (1, 5) OBP: 0.312, SLG: 0.412	2B		6-3		K		2B		FC6-4 1B	5	0	3	0	0	1	1
Tony Horton, R (1, 3) OBP: 0.331, SLG: 0.432	F4			E S 1B		HR 1B	K		FC6-4 1-2f	5	1	2	0	0	1	3
Joe Azcue, R (1, 2) OBP: 0.322, SLG: 0.473		F9		K 1-2		1-H HR		2B 1B		4	1	2	2	0	1	1
Chico Salmon, R (1, 8) OBP: 0.276, SLG: 0.311		K		E6 2-3		1B		L5		4	0	1	0	0	1	2
Vern Fuller, R (1, 4) OBP: 0.277, SLG: 0.364		1B 1B		K		K		1-3 2B		4	0	2	0	0	2	3
Larry Brown, R (1, 6) OBP: 0.314, SLG: 0.317		1-2 1B		F4		F9		F3		4	0	1	0	0	0	5
Sam McDowell, L (1, 1) OBP: 0.203, SLG: 0.250		1-3			F5	F9		K		0	0	0	0	0	0	0
Jim King, L (2, PH) OBP: 0.267, SLG: 0.228										1	0	0	0	0	0	2
Ed Connolly, L (2, 1) OBP: 0.182, SLG: 0.273										1	0	0	0	0	0	0
Pedro Gonzalez, R (6, PH) OBP: 0.267, SLG: 0.267										1	0	0	0	0	0	1
Orlando Pena, R (6, 1)										0	0	0	0	0	0	0
Fred Whitfield, L (8, PH) OBP: 0.292, SLG: 0.370										1	0	0	0	0	1	2
Bob Allen, L (8, 1)										0	0	0	0	0	0	0
Inning Stats	R: 0 E: 0 K: 0 S: 4 H: 2 LOB: 1 BB: 0 P: 4	R: 0 E: 0 K: 1 S: 7 H: 2 LOB: 2 BB: 0 P: 7	R: 0 E: 0 K: 0 S: 3 H: 0 LOB: 0 BB: 0 P: 3	R: 0 E: 1 K: 2 S: 9 H: 1 LOB: 2 BB: 0 P: 9	R: 0 E: 0 K: 1 S: 6 H: 1 LOB: 1 BB: 0 P: 6	R: 2 E: 0 K: 1 S: 8 H: 3 LOB: 1 BB: 0 P: 8	R: 0 E: 0 K: 1 S: 6 H: 1 LOB: 1 BB: 0 P: 6	R: 0 E: 0 K: 1 S: 7 H: 2 LOB: 2 BB: 0 P: 7	R: 0 E: 0 K: 0 S: 4 H: 1 LOB: 1 BB: 0 P: 4	1B: 9 2B: 3 3B: 0 HR: 1	SF: 0 SAC: 0 DP: 0 HBP: 0						

TOP

Cleveland Indians @ Minnesota Twins

Metropolitan Stadium, Bloomington , MI

Tue Sep 05 1967, 8:05 PM EDT

Att. 29,014 - Unknown

livebaseballscorecards.com

AB	40
R	2
H	13
RBI	2
BB	0
SO	7
LOB	21

WP: 0 PB: 0 SB: 1 CS: 1 PA: 40

PITCHER	IP	WLS	BF	H	R	ER	SO	BB	IBB	HBP	BLK	WP	HR	S	P	ERA	WHIP
Jim Kaat, L (1, 1) ERA: 3.46	9.0	W	40	13	2	2	7	0	0	0	0	0	1	54	54	2.00	1.444

PITCHER	IP	WLS	BF	H	R	ER	SO	BB	IBB	HBP	BLK	WP	HR	S	P	ERA	WHIP

Cleveland Indians @ Minnesota Twins

Metropolitan Stadium, Bloomington , MI

Tue Sep 05 1967, 8:05 PM EDT

Att. 29,014 - Unknown

BOTTOM

Batter	1	2	3	4	5	6	7	8	9	AB	R	H	RBI	BB	SO	LOB
Ted Uhlaender, L (1, 8) OBP: 0.280, SLG: 0.396	F7 3B	4-3 3B	G6-4-3 1-2f			F9 WP 3B				5	2	2	0	0	0	1
Cesar Tovar, R (1, 6) (6, 5) OBP: 0.332, SLG: 0.370	BB 1B 3B 1B	6-3		6-3		K	F3 3-H			5	1	1	0	0	1	1
Harmon Killebrew, R (1, 3) OBP: 0.399, SLG: 0.522	BB 1-2 3B 1B	BB 4-3 IBB		F9		WP 1B 2B	K			4	2	2	0	1	1	0
Tony Oliva, L (1, 9) OBP: 0.327, SLG: 0.437	1-2 2-3 3B BB	4-3 1-2 3-H		4-3		WP 1B IBB		F7		3	2	0	1	2	0	1
Bob Allison, R (1, 7) OBP: 0.357, SLG: 0.466 Sandy Valdespino, L (6, PR) OBP: 0.206, SLG: 0.220 (7, 7) Carroll Hardy, R (8, PH) OBP: 1.000, SLG: 1.000 (9, 7)	K	BB BB			1B 1B BB	2B 1-H 2-H 1B		BB BB 1B		2 0 1	1 0 0	1 0 1	2 0 0	2 0 0	1 0 0	3 0 0
Rich Rollins, R (1, 5) OBP: 0.312, SLG: 0.345 Zoilo Versalles, R (6, 6) OBP: 0.257, SLG: 0.284 Jackie Hernandez, R (9, 6) OBP: 0.120, SLG: 0.120	1B 1-H 2-H 3-H 3B	1-2 2-3 BB			F3	2B 1-3		F8		2 2 0	1 0 0	1 1 0	3 0 0	1 0 0	0 0 0	1 1 0
Rod Carew, L (1, 4) OBP: 0.346, SLG: 0.413	E 3-H 1B	K			1-3 1B	IBB		BB 1-2 BB		3	0	2	1	2	1	3
Jerry Zimmerman, R (1, 2) OBP: 0.262, SLG: 0.196	E6 1-2		6-3		3-H 1B	K		1-2 2-3 BB		4	0	1	1	1	1	4
Jim Kaat, L (1, 1) OBP: 0.253, SLG: 0.288	K		G6-4-3 BB		4-3		4-3	K		4	0	0	0	1	2	6
Inning Stats	R: 4 E: 1 K: 2 S: 12 H: 4 LOB: 2 BB: 1 P: 16	R: 1 E: 0 K: 1 S: 6 H: 1 LOB: 3 BB: 3 P: 18	R: 0 E: 0 K: 0 S: 2 H: 0 LOB: 0 BB: 1 P: 6	R: 0 E: 0 K: 0 S: 3 H: 0 LOB: 0 BB: 0 P: 3	R: 1 E: 0 K: 0 S: 4 H: 2 LOB: 1 BB: 1 P: 8	R: 2 E: 0 K: 2 S: 10 H: 3 LOB: 3 BB: 2 P: 18	R: 1 E: 0 K: 1 S: 6 H: 1 LOB: 0 BB: 0 P: 6	R: 0 E: 0 K: 1 S: 6 H: 1 LOB: 3 BB: 2 P: 14		1B: 7 2B: 2 3B: 3 HR: 0 SF: 0 SAC: 0 DP: 1 HBP: 0						

livebaseballscorecards.com

AB	35
R	9
H	12
RBI	8
BB	10
SO	7
LOB	21

PITCHER		IP	WLS	BF	H	R	ER	SO	BB	IBB	HBP	BLK	WP	HR	S	P	ERA	WHIP
Sam McDowell, L ERA: 3.86	(1, 1)	1.0	L	9	4	4	4	2	1	0	0	0	0	0	12	16	36.00	5.000
Ed Connolly, L ERA: 7.48	(2, 1)	4.0		18	3	2	2	1	4	1	0	0	0	0	15	35	4.50	1.750
Orlando Pena, R ERA: 3.18	(6, 1)	2.0		12	4	3	3	3	0	2	0	0	2	0	16	24	13.50	2.000
Bob Allen, L ERA: 3.31	(8, 1)	1.0		6	1	0	0	1	2	0	0	0	0	0	6	14	0.00	3.000

PITCHER	IP	WLS	BF	H	R	ER	SO	BB	IBB	HBP	BLK	WP	HR	S	P	ERA	WHIP

Cleveland Indians @ Minnesota Twins

Metropolitan Stadium, Bloomington , MI

Wed Sep 06 1967, 4:33 AM EDT

Att. 9,098 - Unknown

TOP

livebaseballscorecards.com

Batter	1	2	3	4	5	6	7	8	9	AB	R	H	RBI	BB	SO	LOB
Vic Davalillo, L (1, 8) OBP: 0.301, SLG: 0.384	F6		1-3 2B	1-2 2-3 1B			1B 1B		K	5	0	3	0	0	1	0
Chuck Hinton, R (1, 9) OBP: 0.324, SLG: 0.374	F7		K	K			K			4	0	0	0	0	3	6
Leon Wagner, L (1, 7) OBP: 0.322, SLG: 0.402 Chico Salmon, R (9, 7) OBP: 0.276, SLG: 0.311	4-3			BB 1B 1B	F6		G4-3 1-3 1B			3 0	1 0	1 0	0 0	1 0	0 0	0 0
Tony Horton, R (1, 3) OBP: 0.328, SLG: 0.426		F7		F7	F7		G4-3 1-2f			4	0	0	0	0	0	3
Max Alvis, R (1, 5) OBP: 0.313, SLG: 0.415		CS 2B		E 1B 1-2 1B	F6			K		4	1	2	0	0	1	0
Joe Azcue, R (1, 2) OBP: 0.325, SLG: 0.471		K 2-3		E7 1-3 2-H 1B		BB		6-3		3	1	1	1	1	1	1
Vern Fuller, R (1, 4) OBP: 0.276, SLG: 0.361			FC3-6 1B	F3		F1		K		4	0	1	0	0	1	3
Larry Brown, R (1, 6) OBP: 0.313, SLG: 0.315			K	1B 1B IBB		F2			F9	3	0	0	0	1	1	2
Luis Tiant, R (1, 1) OBP: 0.258, SLG: 0.339			FC3-6 2B 1-2f	1B 1-2 2-H 3-H 1B		K			F9	4	0	1	2	0	1	2
Inning Stats	R: 0 E: 0 K: 0 S: 3 H: 0 LOB: 0 BB: 0 P: 3	R: 0 E: 0 K: 1 S: 5 H: 1 LOB: 0 BB: 0 P: 5	R: 0 E: 0 K: 2 S: 9 H: 2 LOB: 2 BB: 0 P: 9	R: 3 E: 1 K: 1 S: 9 H: 4 LOB: 3 BB: 2 P: 17	R: 0 E: 0 K: 0 S: 3 H: 0 LOB: 0 BB: 0 P: 3	R: 0 E: 0 K: 1 S: 5 H: 0 LOB: 1 BB: 1 P: 9	R: 0 E: 0 K: 1 S: 6 H: 2 LOB: 1 BB: 0 P: 6	R: 0 E: 0 K: 2 S: 7 H: 0 LOB: 0 BB: 0 P: 7	R: 0 E: 0 K: 1 S: 5 H: 0 LOB: 0 BB: 0 P: 5	1B: 7 2B: 2 3B: 0 HR: 0	SF: 0 SAC: 0 DP: 1 HBP: 0						

	AB	34
	R	3
	H	9
	RBI	3
	BB	3
	SO	9
	LOB	17

WP: 0 PB: 0 SB: 0 CS: 1 PA: 37

PITCHER		IP	WLS	BF	H	R	ER	SO	BB	IBB	HBP	BLK	WP	HR	S	P	ERA	WHIP
Dave Boswell, R ERA: 3.01	(1, 1)	7.0	L	31	9	3	3	6	2	1	0	0	0	0	40	52	3.86	1.571
Al Worthington, R ERA: 3.0	(8, 1)	2.0		6	0	0	0	3	0	0	0	0	0	0	12	12	0.00	0.000

PITCHER	IP	WLS	BF	H	R	ER	SO	BB	IBB	HBP	BLK	WP	HR	S	P	ERA	WHIP

Cleveland Indians @ Minnesota Twins

Metropolitan Stadium, Bloomington , MI

Wed Sep 06 1967, 4:33 AM EDT

Att. 9,098 - Unknown

livebaseballscorecards.com

BOTTOM

Batter	1	2	3	4	5	6	7	8	9	AB	R	H	RBI	BB	SO	LOB
Ted Uhlaender, L (1, 8) OBP: 0.280, SLG: 0.394	F9		4-3			F3	1B			4	0	1	0	0	0	0
Cesar Tovar, R (1, 5) OBP: 0.333, SLG: 0.371	F3		1B			FC3-6, BB, 1B, 1B	F8			4	1	2	0	0	0	1
Harmon Killebrew, R (1, 3) OBP: 0.400, SLG: 0.521	1B		K			BBBB, 4-0, FC3-6, 1-2, BB		F7		3	0	1	0	1	1	1
Tony Oliva, L (1, 9) OBP: 0.325, SLG: 0.433	G3			4-3		FC3-6, 1-2f, 2-3, BB, 1B		4-3		4	1	0	0	0	0	3
Bob Allison, R (1, 7) OBP: 0.356, SLG: 0.462		K		F8		BBBB, 4-0, 1B, 1-2, BB		6-3		3	0	0	0	1	1	0
Rod Carew, L (1, 4) OBP: 0.347, SLG: 0.414		1B		F7		1-2, 2-H, 3-H, 1B			6-3	4	0	2	2	0	0	0
Russ Nixon, L (1, 2) OBP: 0.318, SLG: 0.321 Rich Rollins, R (9, PH) OBP: 0.311, SLG: 0.344		F7			F7	F5			K	3 1	0 0	0 0	0 0	0 0	0 1	3 0
Jackie Hernandez, R (1, 6) OBP: 0.115, SLG: 0.115 Graig Nettles, L (5, PH) Zoilo Versalles, R (6, 6) OBP: 0.257, SLG: 0.283 Frank Kostro, R (9, PH) OBP: 0.385, SLG: 0.333 Pat Kelly, L (9, PR)	6-3				F9		F8		1B	1 1 1 1 0	0 0 0 0 0	0 0 0 1 0	0 0 0 0 0	0 0 0 0 0	0 0 0 0 0	1 0 0 0 0
Dave Boswell, R (1, 1) OBP: 0.265, SLG: 0.338 Rich Reese, L (7, PH) OBP: 0.273, SLG: 0.378 Al Worthington, R (8, 1) Carroll Hardy, R (9, PH) OBP: 0.500, SLG: 0.500			K		5-3		F2		K	2 1 0 1	0 0 0 0	0 0 0 0	0 0 0 0	1 0 0 1	0 0 0 1	0 0 0 1

Inning Stats	1	2	3	4	5	6	7	8	9
	R: 0 H: 1 E: 0 LOB: 1 K: 0 BB: 0 S: 4 P: 4	R: 0 H: 1 E: 0 LOB: 1 K: 1 BB: 0 S: 6 P: 6	R: 0 H: 1 E: 0 LOB: 1 K: 2 BB: 0 S: 8 P: 8	R: 0 H: 0 E: 0 LOB: 0 K: 0 BB: 0 S: 3 P: 3	R: 0 H: 0 E: 0 LOB: 0 K: 0 BB: 0 S: 3 P: 3	R: 2 H: 2 E: 0 LOB: 2 K: 0 BB: 2 S: 5 P: 13	R: 0 H: 1 E: 0 LOB: 1 K: 0 BB: 0 S: 4 P: 4	R: 0 H: 0 E: 0 LOB: 0 K: 0 BB: 0 S: 3 P: 3	R: 0 H: 1 E: 0 LOB: 1 K: 2 BB: 0 S: 8 P: 8

1B: 7	SF: 0	WP: 0 PA: 36
2B: 0	SAC: 0	PB: 0
3B: 0	DP: 0	SB: 0
HR: 0	HBP: 0	CS: 0

AB	34
R	2
H	7
RBI	2
BB	2
SO	5
LOB	10

PITCHER	IP	WLS	BF	H	R	ER	SO	BB	IBB	HBP	BLK	WP	HR	S	P	ERA	WHIP
Luis Tiant, R (1, 1) ERA: 2.91	9.0	W	36	7	2	2	5	2	0	0	0	0	0	44	52	2.00	1.000

PITCHER	IP	WLS	BF	H	R	ER	SO	BB	IBB	HBP	BLK	WP	HR	S	P	ERA	WHIP

Kansas City Athletics @ Cleveland Indians

Cleveland Municipal Stadium, Cleveland, OH

Fri Sep 08 1967, 7:05 PM EDT

Att. 4,998 - Unknown

TOP

livebaseballscorecards.com

Batter	1	2	3	4	5	6	7	8	9	AB	R	H	RBI	BB	SO	LOB
Bert Campaneris, R (1, 6) OBP: 0.295, SLG: 0.328	0-0 1B S FC2 1B	0-0 1B			B B B 4-0 FC6-4 BB	0-0 ③ 5-3			0-0 ② F7	4	0	2	0	1	0	3
John Donaldson, L (1, 4) OBP: 0.347, SLG: 0.348	S S S 0-3 ① K 1-2	0-0 ③ G3			0-0 ② F7		0-0 ① 4-3		0-0 ③ F8	5	0	0	0	0	1	4
Mike Hershberger, R (1, 9) OBP: 0.331, SLG: 0.334	0-0 BB FC2 BB 2-3 1B		0-0 ① 6-3		0-0 ③ FC6-4 1-2f		0-0 ② F4			4	1	1	0	0	0	1
Ray Webster, L (1, 3) OBP: 0.325, SLG: 0.425	0-0 ② FC2 BB BB 1-2 3-H		0-0 ② 5-3			0-0 ① 3-1	S S S 0-3 ③ K			4	0	0	0	0	1	2
Jim Gosger, L (1, 8) OBP: 0.346, SLG: 0.351	B B B 4-0 BB 1-2 2-3 BB		S S S 0-3 ③ K			B B B 4-0 1B E BB		0-0 ① G3		2	1	0	0	2	1	0
Danny Cater, R (1, 7) OBP: 0.313, SLG: 0.336	B B B B 4-0 FC6-4 1-2 2-3 3-H BB			S S S 0-3 ① K		0-0 E 1B 1-2 1B		0-0 ② 5-3		3	1	1	1	1	1	0
Sal Bando, R (1, 5) OBP: 0.275, SLG: 0.164	0-0 ③ FC6-4 1-2f			S S S 0-3 ② K		0-0 E5 1B 1-2 2-H		0-0 ③ 5-3		4	0	0	0	0	1	4
Ken Suarez, R (1, 2) OBP: 0.357, SLG: 0.431		0-0 ① F8		0-0 ③ F3		0-0 1B 1-2 2-H			0-0 1B	4	0	2	1	0	0	0
Blue Moon Odom, R (1, 1) OBP: 0.321, SLG: 0.333		S S S 0-3 ② K			S S S 0-3 ① K	0-0 ② F7			0-0 ① F7	1	0	0	0	0	1	0
Bill Stafford, R (4, 1)										1	0	0	0	0	1	0
Tim Talton, L (6, PH) OBP: 0.356, SLG: 0.385										1	0	0	0	0	0	2
Jack Aker, R (6, 1) OBP: 0.125, SLG: 0.125										0	0	0	0	0	0	0
Joe Nossek, R (9, PH) OBP: 0.224, SLG: 0.258										1	0	0	0	0	0	1

	AB	34
	R	3
	H	6
	RBI	2
	BB	4
	SO	7
	LOB	17

Inning Stats	1	2	3	4	5	6	7	8	9	1B: 6	SF: 0	WP: 0	PA: 38
R	1	0	0	0	0	2	0	0	0	2B: 0	SAC: 0	PB: 0	
E	0	0	0	0	0	1	0	0	0	3B: 0	DP: 0	SB: 1	
K	1	1	1	2	1	0	1	0	0	HR: 0	HBP: 0	CS: 0	
S	7	6	5	7	5	6	5	3	4				
H	2	1	0	0	0	2	0	0	1				
LOB	3	1	1	0	1	2	1	0	1				
BB	2	0	0	0	1	1	0	0	0				
P	15	6	5	7	9	10	5	3	4				

PITCHER	IP	WLS	BF	H	R	ER	SO	BB	IBB	HBP	BLK	WP	HR	S	P	ERA	WHIP
Sonny Siebert, R (1, 1) ERA: 2.57	9.0	W	38	6	3	2	7	4	0	0	0	0	0	48	64	2.00	1.111

PITCHER	IP	WLS	BF	H	R	ER	SO	BB	IBB	HBP	BLK	WP	HR	S	P	ERA	WHIP

Batter	1	2	3	4	5	6	7	8	9	AB	R	H	RBI	BB	SO	LOB
Vic Davalillo, L (1, 8) OBP: 0.304, SLG: 0.384	B B B B 4-0 E HR BB	x 0-0 ② 5-3		x 0-0 ② F6			x 0-0 G5-4-3 1B			3	1	1	0	1	0	0
Larry Brown, R (1, 6) OBP: 0.313, SLG: 0.313	B B B B 4-0 E HR 1-2 BB	x 0-0 ③ 4-3		S S S 0-3 ③ K			x 0-0 ②③ G5-4-3 1-2f			3	1	0	0	1	1	1
Richie Scheinblum, S (1, 9)	x 0-0 E1 HR 1-2 2-3		x 0-0 ① F6		x 0-0 ① F8			x 0-0 ① 4-3		4	1	0	0	0	0	2
Tony Horton, R (1, 3) OBP: 0.332, SLG: 0.438	x 0-0 1-H 2-H 3-H HR		x 0-0 1B 1B 1B		S S S 0-3 ② K			H 1-0 G5-4-3 HBP		3	2	2	4	0	1	0
Max Alvis, R (1, 5) OBP: 0.311, SLG: 0.412	x 0-0 ① F6		x 0-0 ② F4		S S S 0-3 ③ K			x 0-0 ②③ G5-4-3 1-2f		4	0	0	0	0	1	2
Jose Vidal, R (1, 7) OBP: 0.316, SLG: 0.188	B B B B 4-0 BB		x 0-0 1-3 1B 1B			x 0-0 ① 6-3				2	1	1	0	1	0	0
Gus Gil, R (1, 4) OBP: 0.184, SLG: 0.158	x 0-0 ② F6		x 0-0 2-H 3-H 1B			S S S 0-3 ② K				3	0	1	2	0	1	1
Ray Fosse, R (1, 2)	x 0-0 ③ 6-3		x 0-0 ③ 5-3			x 0-0 ③ 6-3				3	0	0	0	0	0	2
Sonny Siebert, R (1, 1) OBP: 0.167, SLG: 0.381		x 0-0 ① 1-3		S S S 0-3 ① K			x 0-0 ① 1-3			3	0	0	0	0	1	0
Inning Stats	R: 4 H: 1 E: 1 LOB: 1 K: 0 BB: 3 S: 5 P: 17	R: 0 H: 0 E: 0 LOB: 0 K: 0 BB: 0 S: 3 P: 3	R: 2 H: 3 E: 0 LOB: 1 K: 0 BB: 0 S: 6 P: 6	R: 0 H: 0 E: 0 LOB: 0 K: 2 BB: 0 S: 7 P: 7	R: 0 H: 0 E: 0 LOB: 0 K: 2 BB: 0 S: 7 P: 7	R: 0 H: 0 E: 0 LOB: 0 K: 1 BB: 0 S: 5 P: 5	R: 0 H: 1 E: 0 LOB: 0 K: 0 BB: 0 S: 3 P: 3	R: 0 H: 0 E: 0 LOB: 0 K: 0 BB: 0 S: 2 P: 3		1B: 4 SF: 0 2B: 0 SAC: 0 3B: 0 DP: 2 HR: 1 HBP: 1						

BOTTOM

Kansas City Athletics @ Cleveland Indians

Cleveland Municipal Stadium, Cleveland, OH

Fri Sep 08 1967, 7:05 PM EDT

Att. 4,998 - Unknown

livebaseballscorecards.com

AB	28
R	6
H	5
RBI	6
BB	3
SO	5
LOB	8

PITCHER		IP	WLS	BF	H	R	ER	SO	BB	IBB	HBP	BLK	WP	HR	S	P	ERA	WHIP
Blue Moon Odom, R ERA: 5.06	(1, 1)	3.0	L	17	4	6	5	0	3	0	0	0	0	1	14	26	15.00	2.333
Bill Stafford, R ERA: 1.84	(4, 1)	2.0		6	0	0	0	4	0	0	0	0	0	0	14	14	0.00	0.000
Jack Aker, R ERA: 4.21	(6, 1)	3.0		9	1	0	0	1	0	0	1	0	0	0	10	11	0.00	0.333

PITCHER	IP	WLS	BF	H	R	ER	SO	BB	IBB	HBP	BLK	WP	HR	S	P	ERA	WHIP

Batter	1	2	3	4	5	6	7	8	9	AB	R	H	RBI	BB	SO	LOB
Bert Campaneris, R (1, 6) OBP: 0.295, SLG: 0.328	F9	K	K			CS 1B				4	0	1	0	0	2	4
John Donaldson, L (1, 4) OBP: 0.352, SLG: 0.360	1B		1B 2B	F2		1-2 2B				4	1	3	0	0	0	0
Mike Hershberger, R (1, 9) OBP: 0.333, SLG: 0.336	1-3 1B		2-H HR 1B	4-3		K				4	2	2	1	0	1	1
Ray Webster, L (1, 3) OBP: 0.327, SLG: 0.436	2-H 1B		1-H HR	4-3		6-3				4	1	2	3	0	0	1
Jim Gosger, L (1, 8) OBP: 0.346, SLG: 0.351	K		F8		FC6-4 1B					3	0	1	0	0	1	1
Danny Cater, R (1, 7) OBP: 0.311, SLG: 0.334		F8	F7		1-2f FC6-4 E					3	1	0	0	0	0	1
Sal Bando, R (1, 5) OBP: 0.277, SLG: 0.171		BB 1B	E1 1B		1-H E1 S					3	1	1	0	0	0	0
Ken Suarez, R (1, 2) OBP: 0.370, SLG: 0.424		1-2 BB	1B IBB		2-3 K					1	0	0	0	2	1	1
Jim Nash, R (1, 1) OBP: 0.147, SLG: 0.109		K	1-2 2-H 1B		K					3	0	1	1	0	2	3
Lew Krausse, R (6, 1) OBP: 0.171, SLG: 0.250										0	0	0	0	0	0	0
Inning Stats	R: 1 E: 0 K: 1 S: 7 H: 3 LOB: 1 BB: 0 P: 7	R: 0 E: 0 K: 2 S: 8 H: 1 LOB: 2 BB: 1 P: 12	R: 4 E: 1 K: 1 S: 10 H: 4 LOB: 2 BB: 1 P: 14	R: 0 E: 0 K: 0 S: 3 H: 0 LOB: 0 BB: 0 P: 3	R: 1 E: 1 K: 2 S: 9 H: 1 LOB: 1 BB: 0 P: 9	R: 0 E: 0 K: 1 S: 6 H: 2 LOB: 1 BB: 0 P: 6				1B: 8 2B: 2 3B: 0 HR: 1 SF: 0 SAC: 0 DP: 0 HBP: 0						

PITCHER		IP	WLS	BF	H	R	ER	SO	BB	IBB	HBP	BLK	WP	HR	S	P	ERA	WHIP
Stan Williams, R ERA: 3.27	(1, 1)	2.2	L	18	8	5	4	3	1	1	0	0	0	1	22	30	13.50	3.375
George Culver, R ERA: 3.93	(3, 1)	2.1		9	1	1	0	3	0	0	0	0	0	0	15	15	0.00	0.429
Bob Allen, L ERA: 3.24	(6, 1)	1.0		4	2	0	0	1	0	0	0	0	0	0	6	6	0.00	2.000

PITCHER	IP	WLS	BF	H	R	ER	SO	BB	IBB	HBP	BLK	WP	HR	S	P	ERA	WHIP

TOP

Kansas City Athletics @ Cleveland Indians

Cleveland Municipal Stadium, Cleveland, OH

Sat Sep 09 1967, 3:33 AM EDT
Att. 2,658 - Unknown

livebaseballscorecards.com

AB	29
R	6
H	11
RBI	5
BB	2
SO	7
LOB	12

WP: 0 PA: 31
PB: 0
SB: 1
CS: 1

Batter	1	2	3	4	5	6	7	8	9	AB	R	H	RBI	BB	SO	LOB
Vic Davalillo, L (1, 8) OBP: 0.304, SLG: 0.383	0-0 1B 5-3 FC1-2 1B		0-0 ① F9		0-0 ② F7					3	0	1	0	0	0	0
Larry Brown, R (1, 6) OBP: 0.315, SLG: 0.314	0-0 ① 5-3 1-2		0-0 1B		BBBB 4-0 2B BB					2	1	1	0	1	0	1
Richie Scheinblum, S (1, 9) OBP: 0.286, SLG: 0.429	0-0 FC1-2 2-3 1B		SSS 0-3 ② K		0-0 1-H 2B					3	0	2	1	0	1	1
Tony Horton, R (1, 3) OBP: 0.330, SLG: 0.434	0-0 ② FC1-2 1-2 3-H		0-0 ③ F8		0-0 ③ 6-3					3	0	0	0	0	0	4
Max Alvis, R (1, 5) OBP: 0.310, SLG: 0.410	SSS 0-3 ③ K			0-0 ① F8		0-0				3	0	0	0	0	1	2
Jose Vidal, R (1, 7) OBP: 0.286, SLG: 0.167		0-0 ① F8		0-0 ② L3						2	0	0	0	0	0	0
Gus Gil, R (1, 4) OBP: 0.200, SLG: 0.158		BBBB 4-0 BB		BBBB 4-0 BB						0	0	0	0	2	0	0
Ray Fosse, R (1, 2)		SSS 0-3 ② K		0-0 ③ 5-3						2	0	0	0	0	1	2
Stan Williams, R (1, 1) OBP: 0.105, SLG: 0.105 George Culver, R (3, 1) OBP: 0.333, SLG: 0.333 Willie Smith, L (5, PH) OBP: 0.267, SLG: 0.333 Bob Allen, L (6, 1)		SSS 0-3 ③ K			SSS 0-3 ① K					1 0 1 0	0 0 0 0	0 0 0 0	0 0 0 0	0 0 0 0	1 0 1 0	1 0 0 0
Inning Stats	R: 0 E: 0 K: 1 S: 7 H: 2 LOB: 2 BB: 0 P: 7	R: 0 E: 0 K: 2 S: 7 H: 0 LOB: 1 BB: 1 P: 11	R: 0 E: 0 K: 1 S: 6 H: 1 LOB: 1 BB: 0 P: 6	R: 0 E: 0 K: 0 S: 3 H: 0 LOB: 1 BB: 1 P: 7	R: 1 E: 0 K: 1 S: 6 H: 1 LOB: 1 BB: 1 P: 10	R: 0 E: 0 K: 0 S: 0 H: 0 LOB: 0 BB: 0 P: 0				1B: 3 2B: 1 3B: 0 HR: 0 SF: 0 SAC: 0 DP: 0 HBP: 0						

BOTTOM

Kansas City Athletics @ Cleveland Indians

Cleveland Municipal Stadium, Cleveland, OH

Sat Sep 09 1967, 3:33 AM EDT

Att. 2,658 - Unknown

livebaseballscorecards.com

AB	20
R	1
H	4
RBI	1
BB	3
SO	5
LOB	11

PITCHER		IP	WLS	BF	H	R	ER	SO	BB	IBB	HBP	BLK	WP	HR	S	P	ERA	WHIP
Jim Nash, R ERA: 3.87	(1, 1)	5.0	W	22	4	1	1	5	3	0	0	0	0	0	29	41	1.80	1.400
Lew Krausse, R ERA: 4.22	(6, 1)	0.0	S	1	0	0	0	0	0	0	0	0	0	0	0	0	∞	∞

PITCHER	IP	WLS	BF	H	R	ER	SO	BB	IBB	HBP	BLK	WP	HR	S	P	ERA	WHIP

Kansas City Athletics @ Cleveland Indians

Cleveland Municipal Stadium, Cleveland, OH

Sun Sep 10 1967, 3:33 AM EDT

Unknown

livebaseballscorecards.com

TOP

Batter	1	2	3	4	5	6	7	8	9	AB	R	H	RBI	BB	SO	LOB
Bert Campaneris, R (1, 6) OBP: 0.293, SLG: 0.326	F8		F8			6-3		6-3		4	0	0	0	0	0	1
John Donaldson, L (1, 4) OBP: 0.348, SLG: 0.355	F7		4-3			K			4-3	4	0	0	0	0	1	1
Mike Hershberger, R (1, 9) OBP: 0.330, SLG: 0.333	1-3			F8		F7			6-3	4	0	0	0	0	0	0
Danny Cater, R (1, 7) (7, 3)		F8		K			6-3 5-3 1B		K	4	0	1	0	0	2	0
Ray Webster, L (1, 3) OBP: 0.326, SLG: 0.433		K		K			5-3 1-2			2	0	0	0	0	2	0
Joe Nossek, R (7, PH) OBP: 0.222, SLG: 0.256 (7, 8)										1	0	0	0	0	0	1
Sal Bando, R (1, 5) OBP: 0.279, SLG: 0.192		2B			6-3		6-3 2-3			3	0	1	0	0	0	1
Jim Gosger, L (1, 8) OBP: 0.343, SLG: 0.347 (7, 7)		5-3			4-3		4-3			3	0	0	0	0	0	2
Phil Roof, R (1, 2) OBP: 0.280, SLG: 0.350			E6 SH5-4		1B			K		3	0	1	0	0	1	0
Tony Pierce, R (1, 1)			SH5-4 1-2		K			5-3		1	0	0	0	0	1	1
Ken Suarez, R (8, PH) OBP: 0.365, SLG: 0.417										1	0	0	0	0	0	0
Jack Aker, R (8, 1) OBP: 0.125, SLG: 0.125										0	0	0	0	0	0	0
Inning Stats	R: 0 E: 0 K: 0 S: 3 H: 0 LOB: 0 BB: 0 P: 3	R: 0 E: 0 K: 1 S: 6 H: 1 LOB: 1 BB: 0 P: 6	R: 0 E: 1 K: 0 S: 4 H: 0 LOB: 1 BB: 0 P: 4	R: 0 E: 0 K: 2 S: 7 H: 0 LOB: 0 BB: 0 P: 7	R: 0 E: 0 K: 1 S: 6 H: 1 LOB: 1 BB: 0 P: 6	R: 0 E: 0 K: 1 S: 5 H: 0 LOB: 0 BB: 0 P: 5	R: 0 E: 0 K: 0 S: 4 H: 1 LOB: 1 BB: 0 P: 4	R: 0 E: 0 K: 1 S: 5 H: 0 LOB: 0 BB: 0 P: 5	R: 0 E: 0 K: 1 S: 5 H: 0 LOB: 0 BB: 0 P: 5	1B: 2 2B: 1 3B: 0 HR: 0 SF: 0 SAC: 1 DP: 0 HBP: 0							

	AB	30
	R	0
	H	3
	RBI	0
	BB	0
	SO	7
	LOB	7

WP: 0 PB: 0 SB: 0 CS: 0 PA: 31

PITCHER	IP	WLS	BF	H	R	ER	SO	BB	IBB	HBP	BLK	WP	HR	S	P	ERA	WHIP
John O'Donoghue, L (1, 1) ERA: 3.23	9.0	W	31	3	0	0	7	0	0	0	0	0	0	45	45	0.00	0.333

PITCHER	IP	WLS	BF	H	R	ER	SO	BB	IBB	HBP	BLK	WP	HR	S	P	ERA	WHIP

Batter	1	2	3	4	5	6	7	8	9	AB	R	H	RBI	BB	SO	LOB
Chuck Hinton, R (1, 8) (9, 7) OBP: 0.321, SLG: 0.371	F9		F9		G6-4-3 1-2f		6-3			4	0	0	0	0	0	2
Leon Wagner, L (1, 7) OBP: 0.323, SLG: 0.402	G3			6-3 SH1-3 1B 1B	BB			4-3		3	1	1	0	1	0	0
Vic Davalillo, L (9, 8) OBP: 0.304, SLG: 0.383										0	0	0	0	0	0	0
Max Alvis, R (1, 5) OBP: 0.309, SLG: 0.408	F6			SH1-3 1-2	F6			K		3	0	0	0	0	1	1
Tony Horton, R (1, 3) OBP: 0.331, SLG: 0.433		FC5-4 1B		1B 6-3 BB		5-3		F3		3	0	1	0	1	0	0
Joe Azcue, R (1, 2) OBP: 0.321, SLG: 0.466		F9		6-3 1-2 2-3		6-3				3	0	0	0	0	0	3
Richie Scheinblum, S (1, 9) OBP: 0.300, SLG: 0.333		FC5-4 1-2f		1B BB		K				2	0	0	0	1	1	1
Vern Fuller, R (1, 4) OBP: 0.283, SLG: 0.367		F7		1-2 2-3 3-H 1B			SH2-4 1B			3	0	2	1	0	0	1
Larry Brown, R (1, 6) OBP: 0.313, SLG: 0.312			F4	4-3			SH2-4 1-2			2	0	0	0	0	0	3
John O'Donoghue, R (1, 1) OBP: 0.154, SLG: 0.189			K		G6-4-3 1B		K			3	0	1	0	0	2	1
Inning Stats	R: 0 E: 0 K: 0 S: 3 H: 0 LOB: 0 BB: 0 P: 3	R: 0 E: 0 K: 0 S: 4 H: 1 LOB: 1 BB: 0 P: 4	R: 0 E: 0 K: 1 S: 5 H: 0 LOB: 0 BB: 0 P: 5	R: 1 E: 0 K: 0 S: 5 H: 2 LOB: 3 BB: 2 P: 13	R: 0 E: 0 K: 0 S: 3 H: 1 LOB: 1 BB: 1 P: 7	R: 0 E: 0 K: 1 S: 5 H: 0 LOB: 0 BB: 0 P: 5	R: 0 E: 0 K: 1 S: 6 H: 1 LOB: 1 BB: 0 P: 6	R: 0 E: 0 K: 1 S: 5 H: 0 LOB: 0 BB: 0 P: 5		1B: 5 2B: 0 3B: 0 HR: 0 SF: 0 SAC: 2 DP: 1 HBP: 0						

PITCHER		IP	WLS	BF	H	R	ER	SO	BB	IBB	HBP	BLK	WP	HR	S	P	ERA	WHIP
Tony Pierce, L ERA: 3.01	(1, 1)	7.0	L	28	5	1	1	3	3	0	0	0	0	0	31	43	1.29	1.143
Jack Aker, R ERA: 4.16	(8, 1)	1.0		3	0	0	0	1	0	0	0	0	0	0	5	5	0.00	0.000

PITCHER	IP	WLS	BF	H	R	ER	SO	BB	IBB	HBP	BLK	WP	HR	S	P	ERA	WHIP

BOTTOM

Kansas City Athletics @ Cleveland Indians

Cleveland Municipal Stadium, Cleveland, OH

Sun Sep 10 1967, 3:33 AM EDT

Unknown

livebaseballscorecards.com

AB	26
R	1
H	5
RBI	1
BB	3
SO	4
LOB	12

Batter	1	2	3	4	5	6	7	8	9	AB	R	H	RBI	BB	SO	LOB
Bert Campaneris, R (1, 6) OBP: 0.292, SLG: 0.324	1-3	K 1-2 2-3 3-H		FC6-4 1-2f			S 1B 1B	F9		5	1	1	0	0	1	3
John Donaldson, L (1, 4) OBP: 0.352, SLG: 0.358	2B BB	BB			F7		K 1-2	WP E 2B		3	1	1	0	2	1	1
Mike Hershberger, R (1, 9) OBP: 0.331, SLG: 0.334	1-3 2B	F9			K		1B 1B BB	E1 WP 2-H		4	1	1	0	1	1	3
Ray Webster, L (1, 3) OBP: 0.324, SLG: 0.429	L1		G3		F9		1B IBB 1-3 2-H 1B	F9 1-2		5	0	1	1	0	0	3
Jim Gosger, L (1, 8) (7, 7) OBP: 0.338, SLG: 0.342	6-3		F9			F5	F2		F7	5	0	0	0	0	0	4
Danny Cater, R (1, 7) OBP: 0.314, SLG: 0.339 Joe Nossek, R (7, PR) (7, 8) OBP: 0.221, SLG: 0.255		BB 1B FC1-2 1B	6-3			SH5-3 3B	1B 1-2 IBB		L4	3 1	1 0	2 0	0 0	1 0	0 0	0 0
Sal Bando, R (1, 5) OBP: 0.300, SLG: 0.211		FC1-2 BB PB 1-2 1B		6-3		SH5-3 3-H	1-2 2-3 3-H 1B		1B BB	3	1	2	2	1	0	0
Ken Suarez, R (1, 2) OBP: 0.380, SLG: 0.413		PB FC1-2 1-2 2-3 BB		K		BB	K		S 1-3 1B	3	0	1	0	2	2	3
Chuck Dobson, R (1, 1) OBP: 0.188, SLG: 0.188 Lew Krausse, R (9, 1) OBP: 0.171, SLG: 0.250	FC1-2 PB 1-2 2-3 3-Hf			FC6-4 1B		K		6-3	K 1-2	5 0	0 0	1 0	0 0	0 0	2 0	6 0
Inning Stats	R: 0 E: 0 K: 0 S: 4 H: 1 LOB: 2 BB: 1 P: 8	R: 1 E: 0 K: 1 S: 7 H: 2 LOB: 3 BB: 2 P: 15	R: 0 E: 0 K: 0 S: 3 H: 0 LOB: 0 BB: 0 P: 3	R: 0 E: 0 K: 1 S: 6 H: 1 LOB: 1 BB: 0 P: 6	R: 0 E: 0 K: 1 S: 5 H: 0 LOB: 0 BB: 0 P: 5	R: 1 E: 0 K: 1 S: 6 H: 1 LOB: 1 BB: 1 P: 10	R: 2 E: 0 K: 2 S: 10 H: 3 LOB: 3 BB: 2 P: 18	R: 1 E: 1 K: 0 S: 5 H: 1 LOB: 1 BB: 0 P: 5	R: 0 E: 0 K: 1 S: 6 H: 1 LOB: 2 BB: 1 P: 10	1B: 7 2B: 2 3B: 1 HR: 0 SF: 0 SAC: 1 DP: 0 HBP: 0						

PITCHER		IP	WLS	BF	H	R	ER	SO	BB	IBB	HBP	BLK	WP	HR	S	P	ERA	WHIP
Steve Bailey, R ERA: 3.86	(1, 1)	6.1	L	31	7	4	4	5	5	0	0	0	0	0	36	56	5.68	1.895
Bob Allen, L ERA: 3.2	(7, 1)	0.2		4	1	0	0	1	0	1	0	0	0	0	5	9	0.00	1.500
Bobby Tiefenauer, R ERA:	(8, 1)	2.0		10	2	1	0	1	1	0	0	0	2	0	11	15	0.00	1.500

PITCHER	IP	WLS	BF	H	R	ER	SO	BB	IBB	HBP	BLK	WP	HR	S	P	ERA	WHIP

TOP

Kansas City Athletics @ Cleveland Indians

Cleveland Municipal Stadium, Cleveland, OH

Sun Sep 10 1967, 3:38 AM EDT

Att. 7,821 - Unknown

livebaseballscorecards.com

AB	37
R	5
H	10
RBI	3
BB	7
SO	7
LOB	23

WP: 2	PA: 45		
PB: 1			
SB: 2			
CS: 0			

Batter	1	2	3	4	5	6	7	8	9	AB	R	H	RBI	BB	SO	LOB
Vic Davalillo, L (1, 8) OBP: 0.307, SLG: 0.385	F7		FC3-6, 1B		1B		1-3			4	0	2	0	0	0	2
Richie Scheinblum, S (1, 9) OBP: 0.286, SLG: 0.385	2B		FC3-6, WP, 1-2f		G3			F7		4	0	1	0	0	0	2
Jose Vidal, R (1, 7) OBP: 0.240, SLG: 0.136	K		K, 1-2			K		K		4	0	0	0	0	4	2
Tony Horton, R (1, 3) OBP: 0.331, SLG: 0.431	5-3			1B		6-3		F6		4	0	1	0	0	0	1
Max Alvis, R (1, 5) OBP: 0.307, SLG: 0.405		4-3		F3		5-3			F5	4	0	0	0	0	0	1
Vern Fuller, R (1, 4) OBP: 0.287, SLG: 0.366		1B		F6			F4		HR, BB	3	1	1	0	1	0	1
Larry Brown, R (1, 6) OBP: 0.312, SLG: 0.311 Lee Maye, L (7, PH) OBP: 0.318, SLG: 0.435 Bobby Tiefenauer, R (8, 1) Leon Wagner, L (9, PH) OBP: 0.322, SLG: 0.401		F9		F4			1B, 1B		K	2 1 0 1	0 0 0 0	0 1 0 0	0 0 0 0	0 0 0 0	0 0 0 1	2 0 0 1
Ray Fosse, R (1, 2) Willie Smith, L (7, PH) OBP: 0.313, SLG: 0.375 Duke Sims, L (8, 2) OBP: 0.288, SLG: 0.377		F7			K		1-3, 1B		1-H, HR	2 1 1	0 0 1	0 1 1	0 0 2	0 0 0	1 0 0	1 0 0
Steve Bailey, R (1, 1) Bob Allen, L (7, 1) Fred Whitfield, L (7, PH) OBP: 0.290, SLG: 0.368 Chico Salmon, R (8, 6) OBP: 0.274, SLG: 0.310			K	4-3			K		5-3	2 0 1 1	0 0 0 0	0 0 0 0	0 0 0 0	1 0 1 0	0 0 0 0	0 0 2 0
Inning Stats	R: 0 E: 0 K: 1 S: 6 H: 1 LOB: 1 BB: 0 P: 6	R: 0 E: 0 K: 0 S: 4 H: 1 LOB: 1 BB: 0 P: 4	R: 0 E: 0 K: 2 S: 8 H: 1 LOB: 1 BB: 0 P: 8	R: 0 E: 0 K: 0 S: 4 H: 1 LOB: 1 BB: 0 P: 4	R: 0 E: 0 K: 1 S: 6 H: 1 LOB: 1 BB: 0 P: 6	R: 0 E: 0 K: 1 S: 5 H: 0 LOB: 0 BB: 0 P: 5	R: 0 E: 0 K: 1 S: 7 H: 2 LOB: 2 BB: 0 P: 7	R: 0 E: 0 K: 1 S: 5 H: 0 LOB: 0 BB: 0 P: 5	R: 2 E: 0 K: 1 S: 6 H: 1 LOB: 0 BB: 1 P: 10	1B: 6 2B: 1 3B: 0 HR: 1 SF: 0 SAC: 0 DP: 0 HBP: 0						

PITCHER	IP	WLS	BF	H	R	ER	SO	BB	IBB	HBP	BLK	WP	HR	S	P	ERA	WHIP
Chuck Dobson, R (1, 1) ERA: 3.85	8.2	W	35	8	2	2	8	1	0	0	0	1	1	50	54	2.08	1.038
Lew Krausse, R (9, 1) ERA: 4.21	0.1	S	1	0	0	0	0	0	0	0	0	0	0	1	1	0.00	0.000

PITCHER	IP	WLS	BF	H	R	ER	SO	BB	IBB	HBP	BLK	WP	HR	S	P	ERA	WHIP

BOTTOM

Kansas City Athletics @ Cleveland Indians

Cleveland Municipal Stadium, Cleveland, OH

Sun Sep 10 1967, 3:38 AM EDT

Att. 7,821 - Unknown

livebaseballscorecards.com

AB	35
R	2
H	8
RBI	2
BB	1
SO	8
LOB	15

WP: 1 PA: 36
PB: 0
SB: 0
CS: 0

Cleveland Indians @ Chicago White Sox

Comiskey Park, Chicago, IL

Tue Sep 12 1967, 8:05 PM EDT

Unknown

TOP

livebaseballscorecards.com

Batter	1	2	3	4	5	6	7	8	9	AB	R	H	RBI	BB	SO	LOB
Chuck Hinton, R (1, 9) OBP: 0.320, SLG: 0.373	F8		6-3		FC6-4 1-2f 3-H			1B 3B	F9	5	1	1	1	0	0	3
Leon Wagner, L (1, 7) OBP: 0.322, SLG: 0.400	K		CS 1B		F2			4-3		4	0	1	0	0	1	2
Vic Davalillo, L (8, 8) OBP: 0.307, SLG: 0.385										0	0	0	0	0	0	0
Max Alvis, R (1, 5) OBP: 0.306, SLG: 0.404	4-3		K 1-2			5-3		S 3-H 1B		4	0	1	1	0	1	1
Tony Horton, R (1, 3) OBP: 0.330, SLG: 0.429		F7		F9		1B		K 1-2		4	0	1	0	0	1	1
Joe Azcue, R (1, 2) OBP: 0.316, SLG: 0.458		6-3		F9		F8		5-3		4	0	0	0	0	0	2
Jose Vidal, R (1, 8) OBP: 0.276, SLG: 0.125 (8, 7)		BB 2B BB		F7		F9			SH BB	2	1	0	0	2	0	1
Vern Fuller, R (1, 4) OBP: 0.293, SLG: 0.368		1-2 2B BB			1B S FC6-4 1B		K		SH 1-2	2	2	1	0	1	1	0
Larry Brown, R (1, 6) OBP: 0.312, SLG: 0.313		1-H 2-H 2B			K 1-2		K		K	4	0	1	2	0	3	3
Sam McDowell, L (1, 1) OBP: 0.211, SLG: 0.257		1-3			FC6-4 2-3 1B		K		F8	2	0	1	0	0	0	1
George Culver, R (6, 1) OBP: 0.250, SLG: 0.250										1	0	0	0	0	1	0
Bob Allen, L (8, 1)										0	0	0	0	0	0	0
Lee Maye, L (9, PH) OBP: 0.317, SLG: 0.434										1	0	0	0	0	0	2
Orlando Pena, R (9, 1)										0	0	0	0	0	0	0

	AB	33
	R	4
	H	7
	RBI	4
	BB	3
	SO	8
	LOB	16

Inning Stats	1	2	3	4	5	6	7	8	9	1B: 5	SF: 0	WP: 0	PA: 37
R	0	2	0	0	1	0	0	1	0	2B: 2	SAC: 1	PB: 0	
E	0	0	0	0	0	0	0	0	1	3B: 1	DP: 1	SB: 2	
K	1	0	1	0	1	0	3	1	1	HR: 0	HBP: 0	CS: 1	
S	5	4	5	3	7	4	9	7	6				
H	0	1	1	0	2	1	0	2	0				
LOB	0	1	0	0	1	1	0	1	2				
BB	0	2	0	0	0	0	0	0	1				
P	5	12	5	3	7	4	9	7	10				

PITCHER		IP	WLS	BF	H	R	ER	SO	BB	IBB	HBP	BLK	WP	HR	S	P	ERA	WHIP
Steve Jones, L ERA: 3.8	(1, 1)	2.0	L	9	1	2	2	1	2	0	0	0	0	0	9	17	9.00	1.500
Bruce Howard, R ERA: 3.43	(3, 1)	3.0		11	3	1	1	2	0	0	0	0	0	0	15	15	3.00	1.000
Wilbur Wood, L ERA: 2.56	(6, 1)	1.0		4	1	0	0	0	0	0	0	0	0	0	4	4	0.00	1.000
Bob Locker, R ERA: 2.24	(7, 1)	2.0		8	2	1	1	4	0	0	0	0	0	0	16	16	4.50	1.000
Hoyt Wilhelm, R ERA: 1.08	(9, 1)	1.0		5	0	0	0	1	1	0	0	0	0	0	6	10	0.00	1.000

PITCHER	IP	WLS	BF	H	R	ER	SO	BB	IBB	HBP	BLK	WP	HR	S	P	ERA	WHIP

Batter	1	2	3	4	5	6	7	8	9	AB	R	H	RBI	BB	SO	LOB
Walt Williams, R (1, 7) OBP: 0.293, SLG: 0.358	6-3		F7 1-2 2-3			5-3	1-3		4-3	5	0	0	0	0	0	2
Don Buford, S (1, 4) OBP: 0.320, SLG: 0.315	K		F3			FC6-4 PB WP BB		6-3		3	1	0	0	1	1	2
Tommie Agee, R (1, 8) OBP: 0.311, SLG: 0.375	K2-3			G5-4-3 BB		FC6-4 1-2 BB		1B 1B HBP		1	1	0	0	2	1	0
Ken Boyer, R (1, 5) OBP: 0.327, SLG: 0.373 Sandy Alomar Sr., S (8, PR) OBP: 0.088, SLG: 0.088 Bill Voss, L (9, 9) OBP: 0.083, SLG: 0.083		F8		G5-4-3 1-2f		FC6-4 WP BB 1-2f 2-3 1B		1B 1-3 1B		4 0 0	1 0 0	1 0 0	0 0 0	0 0 0	0 0 0	3 0 0
Pete Ward, L (1, 3) OBP: 0.351, SLG: 0.407 (9, 5)		G5-4-3 BB		4-3		1B WP 1-2 BB		1-2 3-H 1B		2	0	1	1	2	0	0
Rocky Colavito, R (1, 9) OBP: 0.333, SLG: 0.346 Buddy Bradford, R (6, PR) OBP: 0.167, SLG: 0.091 (7, 9) Tom McCraw, L (8, PH) OBP: 0.286, SLG: 0.361 (9, 3)		G5-4-3 1-2f			6-3	1-3 2-H 3-H 1B		K		3 0 1	0 0 0	1 0 0	1 0 0	0 0 1	0 0 2	1 0 0
Duane Josephson, R (1, 2) OBP: 0.295, SLG: 0.333 Smoky Burgess, L (6, PH) OBP: 0.288, SLG: 0.264 Bob Locker, S (7, 1) Wayne Causey, L (8, PH) OBP: 0.306, SLG: 0.304 Hoyt Wilhelm, R (9, 1) OBP: 0.077, SLG: 0.077			6-3		F8	L6		K		2 1 0 1 0	0 0 0 0 0	0 0 0 0 0	0 0 0 0 0	0 0 0 1 0	0 2 0 2 0	0 0 0 0 0
Ron Hansen, R (1, 6) OBP: 0.317, SLG: 0.310			PB 1B 1B		1B		F9		F8	4	0	2	0	0	0	0
Steve Jones, L (1, 1) OBP: 0.250, SLG: 0.500 Bruce Howard, S (3, 1) OBP: 0.207, SLG: 0.214 Ken Berry, R (5, PH) OBP: 0.308, SLG: 0.329 Wilbur Wood, R (6, 1) OBP: 0.118, SLG: 0.125 J.C. Martin, L (7, 2) OBP: 0.332, SLG: 0.362			PB 1-2 1B		K		K		K	0 1 1 0 2	0 0 0 0 0	0 1 0 0 0	0 0 0 0 0	0 0 0 0 2	0 0 1 0 0	0 0 1 0 0
Inning Stats	R: 0 H: 0 E: 0 LOB: 0 K: 2 BB: 0 S: 7 P: 7	R: 0 H: 0 E: 0 LOB: 0 K: 0 BB: 1 S: 2 P: 6	R: 0 H: 2 E: 0 LOB: 2 K: 0 BB: 0 S: 5 P: 5	R: 0 H: 0 E: 0 LOB: 0 K: 0 BB: 1 S: 2 P: 6	R: 0 H: 1 E: 0 LOB: 1 K: 1 BB: 0 S: 6 P: 6	R: 2 H: 1 E: 0 LOB: 2 K: 0 BB: 3 S: 4 P: 16	R: 0 H: 0 E: 0 LOB: 0 K: 1 BB: 0 S: 5 P: 5	R: 1 H: 2 E: 0 LOB: 2 K: 2 BB: 0 S: 9 P: 10	R: 0 H: 0 E: 0 LOB: 0 K: 1 BB: 0 S: 5 P: 5	1B: 6 2B: 0 3B: 0 HR: 0	SF: 0 SAC: 0 DP: 2 HBP: 1					

PITCHER	IP	WLS	BF	H	R	ER	SO	BB	IBB	HBP	BLK	WP	HR	S	P	ERA	WHIP
Sam McDowell, L (1, 1) ERA: 3.84	5.2	W	23	3	2	2	3	5	0	0	0	0	0	24	44	3.18	1.412
George Culver, R (6, 1) ERA: 3.96	1.2		9	3	1	1	1	0	0	1	0	1	0	10	11	5.40	1.800
Bob Allen, L (8, 1) ERA: 3.16	0.2		2	0	0	0	2	0	0	0	0	0	0	6	6	0.00	0.000
Orlando Pena, R (9, 1) ERA: 3.14	1.0	S	3	0	0	0	1	0	0	0	0	0	0	5	5	0.00	0.000

PITCHER	IP	WLS	BF	H	R	ER	SO	BB	IBB	HBP	BLK	WP	HR	S	P	ERA	WHIP

BOTTOM

Cleveland Indians @ Chicago White Sox

Comiskey Park, Chicago, IL

Tue Sep 12 1967, 8:05 PM EDT

Unknown

livebaseballscorecards.com

AB	31
R	3
H	6
RBI	2
BB	5
SO	7
LOB	15

1B: 6	SF: 0	WP: 1	PA: 37
2B: 0	SAC: 0	PB: 2	
3B: 0	DP: 2	SB: 0	
HR: 0	HBP: 1	CS: 0	

Batter	1	2	3	4	5	6	7	8	9	AB	R	H	RBI	BB	SO	LOB
Chuck Hinton, R (1, 9) OBP: 0.321, SLG: 0.376	K		FC4-6 1B	2B			F9		F8	5	0	2	1	0	1	0
Leon Wagner, L (1, 7) Vic Davalillo, L (7, 8) OBP: 0.307, SLG: 0.385	F7		FC4-6 3B 1-2f	3-1			F5			4 0	1 0	0 0	0 0	0 0	2 0	0 0
Max Alvis, R (1, 5) OBP: 0.306, SLG: 0.408	HR		K		F3			F5		4	1	1	1	0	1	1
Tony Horton, R (1, 3) OBP: 0.332, SLG: 0.434	BB		E 3B 1-H		F4			K		3	1	1	1	1	1	0
Joe Azcue, R (1, 2) OBP: 0.312, SLG: 0.451	1-3		E8 3-H		6-3			5-3		4	0	0	0	0	0	1
Jose Vidal, R (1, 8) (7, 7) OBP: 0.273, SLG: 0.143		5-3	F9			4-3			2B 1B	4	1	1	0	0	0	1
Vern Fuller, R (1, 4) OBP: 0.303, SLG: 0.399		HR	K			G5-4-3 1B			SH1-3 5-3 1-H 2B	4	2	3	2	0	1	0
Larry Brown, R (1, 6) OBP: 0.312, SLG: 0.313		F7	SH1-4 2B 1B			G5-4-3 1-2f			SH1-3 2-3	3	1	1	0	0	0	1
Luis Tiant, R (1, 1) OBP: 0.246, SLG: 0.323		4-3	SH1-4 1-2				6-3		5-3 3-H	3	0	0	1	0	0	0
Inning Stats	R: 1 E: 0 K: 1 S: 6 H: 1 LOB: 1 BB: 1 P: 10	R: 1 E: 0 K: 0 S: 4 H: 1 LOB: 0 BB: 0 P: 4	R: 2 E: 1 K: 1 S: 8 H: 2 LOB: 1 BB: 0 P: 8	R: 1 E: 0 K: 1 S: 7 H: 2 LOB: 1 BB: 0 P: 7	R: 0 E: 0 K: 0 S: 3 H: 0 LOB: 0 BB: 0 P: 3	R: 0 E: 0 K: 0 S: 3 H: 1 LOB: 0 BB: 0 P: 3	R: 0 E: 0 K: 0 S: 3 H: 0 LOB: 0 BB: 0 P: 3	R: 0 E: 0 K: 1 S: 5 H: 0 LOB: 0 BB: 0 P: 5	R: 2 E: 0 K: 0 S: 5 H: 2 LOB: 0 BB: 0 P: 5	1B: 4 2B: 2 3B: 1 HR: 2	SF: 0 SAC: 2 DP: 1 HBP: 0						

PITCHER		IP	WLS	BF	H	R	ER	SO	BB	IBB	HBP	BLK	WP	HR	S	P	ERA	WHIP
Tommy John, L ERA: 2.33	(1, 1)	4.0	L	20	6	5	4	3	1	0	0	0	0	2	25	29	9.00	1.750
Don McMahon, R ERA: 2.28	(5, 1)	2.0		6	1	0	0	0	0	0	0	0	0	0	6	6	0.00	0.500
Wilbur Wood, L ERA: 2.51	(7, 1)	2.0		6	0	0	0	1	0	0	0	0	0	0	8	8	0.00	0.000
Steve Jones, L ERA: 4.38	(9, 1)	1.0		5	2	2	2	0	0	0	0	0	0	0	5	5	18.00	2.000

PITCHER	IP	WLS	BF	H	R	ER	SO	BB	IBB	HBP	BLK	WP	HR	S	P	ERA	WHIP

TOP

Cleveland Indians @ Chicago White Sox

Comiskey Park, Chicago, IL

Tue Sep 12 1967, 8:05 PM EDT

Att. 11,842 - Unknown

livebaseballscorecards.com

AB	34
R	7
H	9
RBI	6
BB	1
SO	4
LOB	6

1B: 4	SF: 0	WP: 0	PA: 37
2B: 2	SAC: 2	PB: 0	
3B: 1	DP: 1	SB: 0	
HR: 2	HBP: 0	CS: 0	

BOTTOM

Cleveland Indians @ Chicago White Sox

Comiskey Park, Chicago, IL

Tue Sep 12 1967, 8:05 PM EDT

Att. 11,842 - Unknown

livebaseballscorecards.com

Batter	1	2	3	4	5	6	7	8	9	AB	R	H	RBI	BB	SO	LOB
Tommie Agee, R (1, 8) OBP: 0.309, SLG: 0.373	1-3			K		K		F7		3	0	0	0	0	2	1
Smoky Burgess, L (8, PH) OBP: 0.284, SLG: 0.259										1	0	0	0	0	0	1
Steve Jones, L (9, 1) OBP: 0.250, SLG: 0.500										0	0	0	0	0	0	0
Tom McCraw, L (1, 3) OBP: 0.285, SLG: 0.360	F8			L6		1-2 1B		G3		4	0	1	0	0	0	1
Bill Voss, L (1, 9) OBP: 0.063, SLG: 0.063	F4			G3		F7			4-3	4	0	0	0	0	0	2
(9, 8)																
Pete Ward, L (1, 7) OBP: 0.350, SLG: 0.413		F9			HR	K			4-3	4	1	1	1	0	1	2
(9, 9)																
Ken Boyer, R (1, 5) OBP: 0.323, SLG: 0.368		K			K		F6		L5	4	0	0	0	0	2	0
Wayne Causey, L (1, 4) OBP: 0.303, SLG: 0.301		K			K		K			3	0	0	0	0	3	0
J.C. Martin, L (1, 2) OBP: 0.332, SLG: 0.362			G3		FC6-4 1B		F9			3	0	1	0	0	0	0
Ron Hansen, R (1, 6) OBP: 0.315, SLG: 0.308			F4		FC6-4			F7		3	0	0	0	0	0	1
Tommy John, R (1, 1) OBP: 0.143, SLG: 0.146			K			BB 1B		1B		1	0	0	0	0	1	0
Don McMahon, R (5, 1) OBP: 0.167, SLG: 0.167										0	0	0	0	0	0	0
Don Buford, S (6, PH) OBP: 0.321, SLG: 0.315										0	0	0	0	1	0	0
Wilbur Wood, R (7, 1) OBP: 0.118, SLG: 0.125										0	0	0	0	0	0	0
Walt Williams, R (8, PH) OBP: 0.295, SLG: 0.361										1	0	1	0	0	0	0
(9, 7)																
Inning Stats	R: 0 E: 0 K: 0 S: 3 H: 0 LOB: 0 BB: 0 P: 3	R: 0 E: 0 K: 2 S: 7 H: 0 LOB: 0 BB: 0 P: 7	R: 0 E: 0 K: 1 S: 5 H: 0 LOB: 0 BB: 0 P: 5	R: 0 E: 0 K: 1 S: 5 H: 0 LOB: 0 BB: 0 P: 5	R: 1 E: 0 K: 2 S: 9 H: 2 LOB: 1 BB: 0 P: 9	R: 0 E: 0 K: 2 S: 8 H: 1 LOB: 2 BB: 1 P: 12	R: 0 E: 0 K: 1 S: 5 H: 0 LOB: 0 BB: 0 P: 5	R: 0 E: 0 K: 0 S: 4 H: 1 LOB: 1 BB: 0 P: 4	R: 0 E: 0 K: 0 S: 3 H: 0 LOB: 0 BB: 0 P: 3	1B: 3 2B: 0 3B: 0 HR: 1	SF: 0 SAC: 0 DP: 0 HBP: 0						

PITCHER	IP	WLS	BF	H	R	ER	SO	BB	IBB	HBP	BLK	WP	HR	S	P	ERA	WHIP
Luis Tiant, R (1, 1) ERA: 2.82	9.0	W	32	4	1	1	9	1	0	0	0	0	1	49	53	1.00	0.556

PITCHER	IP	WLS	BF	H	R	ER	SO	BB	IBB	HBP	BLK	WP	HR	S	P	ERA	WHIP

AB	31
R	1
H	4
RBI	1
BB	1
SO	9
LOB	8

1B: 3 2B: 0 3B: 0 HR: 1 SF: 0 SAC: 0 DP: 0 HBP: 0

WP: 0 PB: 0 SB: 0 CS: 0 PA: 32

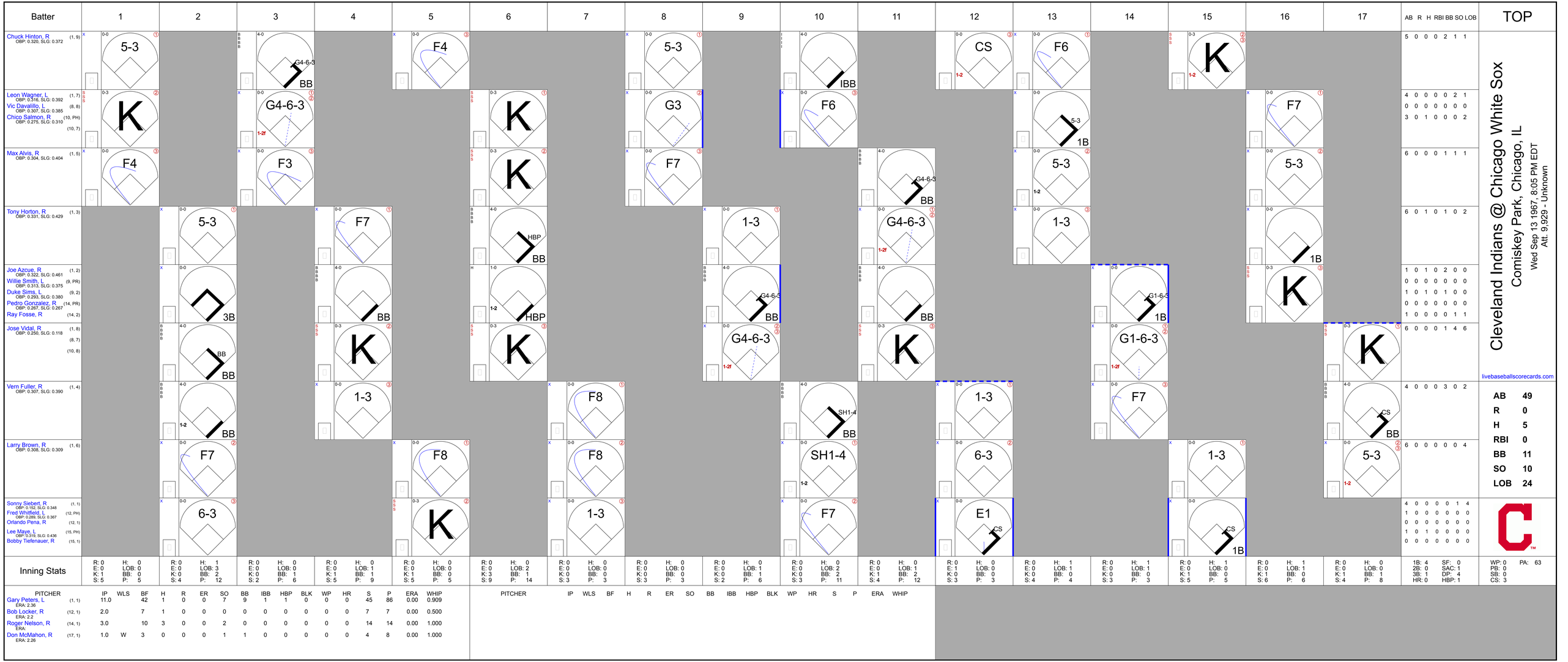
Batter
1
2
3
4
5
6
7
8
9
10
11
12
13
14
15
16
17
AB R H RBI BB SO LOB
TOP
Chuck Hinton, R (1, 9) OBP: 0.320, SLG: 0.372
5-3
G4-6-3 BB
F4
5-3
IBB
CS 1-2
F6
K 1-2
5 0 0 0 2 1 1
Leon Wagner, L (1, 7) OBP: 0.516, SLG: 0.392
Vic Davalillo, L (8, 8) OBP: 0.307, SLG: 0.385
Chico Salmon, R (10, PH) (10, 7) OBP: 0.275, SLG: 0.310
K
G4-6-3 1-2f
K
G3
F6
5-3 1B
F7
4 0 0 0 0 2 1
0 0 0 0 0 0 0
3 0 1 0 0 0 2
Max Alvis, R (1, 5) OBP: 0.304, SLG: 0.404
F4
F3
K
F7
G4-6-3 BB
5-3 1-2
5-3
6 0 0 0 1 1 1
Tony Horton, R (1, 3) OBP: 0.331, SLG: 0.429
5-3
F7
HBP BB
1-3
G4-6-3 1-2f
1-3
1B
6 0 1 0 1 0 2
Joe Azcue, R (1, 2) OBP: 0.322, SLG: 0.461
Willie Smith, L (9, PR) OBP: 0.313, SLG: 0.375
Duke Sims, L (9, 2) OBP: 0.293, SLG: 0.380
Pedro Gonzalez, R (14, PR) OBP: 0.287, SLG: 0.267
Ray Fosse, R (14, 2)
3B
BB
1-2 HBP
G4-6-3 BB
BB
G1-6-3 1B
K
1 0 1 0 2 0 0
0 0 0 0 0 0 0
1 0 1 0 1 0 0
0 0 0 0 0 0 0
1 0 0 0 0 1 1
Jose Vidal, R (1, 8) OBP: 0.250, SLG: 0.118
(8, 7)
(10, 8)
BB
K
K
G4-6-3 1-2f
K
G1-6-3 1-2f
K
6 0 0 0 1 4 6
Vern Fuller, R (1, 4) OBP: 0.307, SLG: 0.390
1-2 BB
1-3
F8
SH1-4 BB
1-3
F7
CS BB
4 0 0 0 3 0 2
Larry Brown, R (1, 6) OBP: 0.308, SLG: 0.309
F7
F8
F8
SH1-4 1-2
6-3
1-3
5-3 1-2
6 0 0 0 0 0 4
Sonny Siebert, R (1, 1) OBP: 0.152, SLG: 0.348
Fred Whitfield, L (12, PH) OBP: 0.289, SLG: 0.367
Orlando Pena, R (12, 1)
Lee Maye, L (15, PH) OBP: 0.319, SLG: 0.436
Bobby Tiefenauer, R (15, 1)
6-3
K
1-3
F7
E1 CS
CS 1B
4 0 0 0 0 1 4
1 0 0 0 0 0 0
0 0 0 0 0 0 0
1 0 1 0 0 0 0
0 0 0 0 0 0 0
Inning Stats
R: 0 E: 0 K: 1 S: 5 H: 0 LOB: 0 BB: 0 P: 5
R: 0 E: 0 K: 0 S: 4 H: 1 LOB: 3 BB: 2 P: 12
R: 0 E: 0 K: 0 S: 2 H: 0 LOB: 0 BB: 1 P: 6
R: 0 E: 0 K: 1 S: 5 H: 0 LOB: 1 BB: 1 P: 9
R: 0 E: 0 K: 1 S: 5 H: 0 LOB: 0 BB: 0 P: 5
R: 0 E: 0 K: 3 S: 9 H: 0 LOB: 2 BB: 1 P: 14
R: 0 E: 0 K: 0 S: 3 H: 0 LOB: 0 BB: 0 P: 3
R: 0 E: 0 K: 0 S: 3 H: 0 LOB: 0 BB: 0 P: 3
R: 0 E: 0 K: 0 S: 2 H: 0 LOB: 1 BB: 1 P: 6
R: 0 E: 0 K: 0 S: 3 H: 0 LOB: 2 BB: 2 P: 11
R: 0 E: 0 K: 1 S: 4 H: 0 LOB: 1 BB: 2 P: 12
R: 0 E: 1 K: 0 S: 3 H: 0 LOB: 0 BB: 0 P: 3
R: 0 E: 0 K: 0 S: 4 H: 1 LOB: 1 BB: 0 P: 4
R: 0 E: 0 K: 0 S: 3 H: 1 LOB: 1 BB: 0 P: 3
R: 0 E: 0 K: 1 S: 5 H: 1 LOB: 0 BB: 0 P: 5
R: 0 E: 0 K: 1 S: 6 H: 1 LOB: 0 BB: 0 P: 6
R: 0 E: 0 K: 1 S: 4 H: 0 LOB: 0 BB: 1 P: 8
1B: 4 2B: 0 3B: 1 HR: 0 SF: 0 SAC: 1 DP: 4 HBP: 1
WP: 0 PB: 0 SB: 0 CS: 3 PA: 63
Cleveland Indians @ Chicago White Sox
Comiskey Park, Chicago, IL
Wed Sep 13 1967, 8:05 PM EDT
Att. 9,929 - Unknown
livebaseballscorecards.com
AB 49
R 0
H 5
RBI 0
BB 11
SO 10
LOB 24
PITCHER IP WLS BF H R ER SO BB IBB HBP BLK WP HR S P ERA WHIP
Gary Peters, L (1, 1) ERA: 2.36 11.0 42 1 0 0 7 9 1 1 0 0 0 0 45 86 0.00 0.909
Bob Locker, R (12, 1) ERA: 2.2 2.0 7 1 0 0 0 0 0 0 0 0 0 0 7 7 0.00 0.500
Roger Nelson, R (14, 1) ERA: 3.0 10 3 0 0 2 0 0 0 0 0 0 0 14 14 0.00 1.000
Don McMahon, R (17, 1) ERA: 2.26 1.0 W 3 0 0 0 1 1 0 0 0 0 0 0 4 8 0.00 1.000
PITCHER IP WLS BF H R ER SO BB IBB HBP BLK WP HR S P ERA WHIP

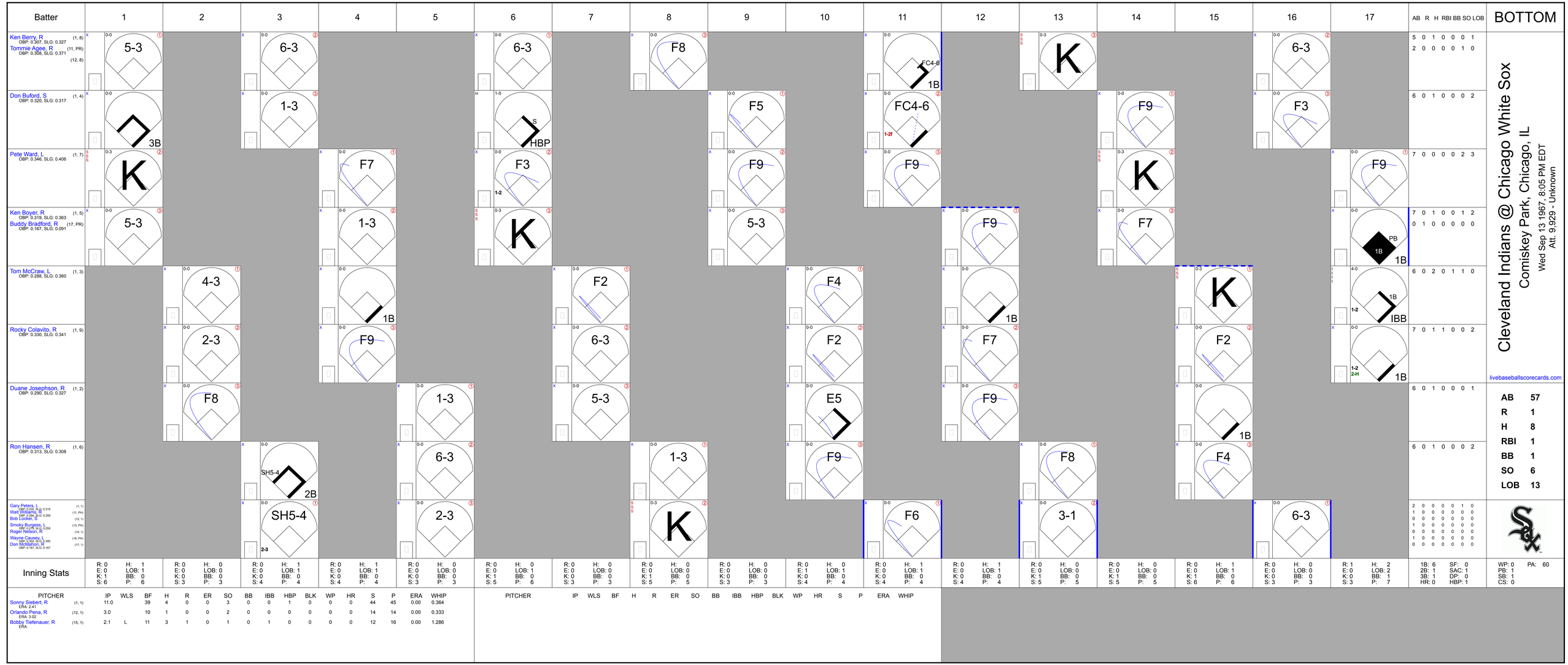

Cleveland Indians @ Chicago White Sox

Comiskey Park, Chicago, IL

Wed Sep 13 1967, 8:05 PM EDT

Att. 9,929 - Unknown

livebaseballscorecards.com

Batter	1	2	3	4	5	6	7	8	9	10	11	12	13	14	15	16	17	AB	R	H	RBI	BB	SO	LOB
Ken Berry, R (1, 8) OBP: 0.307, SLG: 0.327	5-3		6-3			6-3		F8			FC4-6 1B		K			6-3		5	0	1	0	0	0	1
Tommie Agee, R (11, PR) OBP: 0.308, SLG: 0.371 (12, 8)																		2	0	0	0	0	1	0
Don Buford, S (1, 4) OBP: 0.320, SLG: 0.317	3B		1-3			S HBP			F5		FC4-6 1-2f			F9		F3		6	0	1	0	0	0	2
Pete Ward, L (1, 7) OBP: 0.346, SLG: 0.406	K			F7		F3 1-2			F9		F9			K			F9	7	0	0	0	0	2	3
Ken Boyer, R (1, 5) OBP: 0.319, SLG: 0.363	5-3			1-3		K			5-3			F9		F7			PB 1B 1B	7	0	1	0	0	1	2
Buddy Bradford, R (17, PR) OBP: 0.167, SLG: 0.091																		0	1	0	0	0	0	0
Tom McCraw, L (1, 3) OBP: 0.288, SLG: 0.360		4-3		1B			F2			F4		1B			K		1B 1-2 IBB	6	0	2	0	1	1	0
Rocky Colavito, R (1, 9) OBP: 0.330, SLG: 0.341		2-3		F9			6-3			F2		F7			F2		1B 1-2 2-H	7	0	1	1	0	0	2
Duane Josephson, R (1, 2) OBP: 0.290, SLG: 0.327		F8			1-3		5-3			E5		F9			1B			6	0	1	0	0	0	1
Ron Hansen, R (1, 6) OBP: 0.313, SLG: 0.308			SH5-4 2B		6-3			1-3		F9			F8		F4			6	0	1	0	0	0	2
Gary Peters, L (1, 1) OBP: 0.230, SLG: 0.315																		2	0	0	0	0	1	0
Walt Williams, R (11, PH) OBP: 0.294, SLG: 0.359																		1	0	0	0	0	0	0
Bob Locker, S (12, 1)																		0	0	0	0	0	0	0
Smoky Burgess, L (13, PH) OBP: 0.275, SLG: 0.255																		1	0	0	0	0	0	0
Roger Nelson, R (14, 1)																		0	0	0	0	0	0	0
Wayne Causey, L (16, PH) OBP: 0.302, SLG: 0.300																		1	0	0	0	0	0	0
Don McMahon, R (17, 1) OBP: 0.167, SLG: 0.167																		0	0	0	0	0	0	0

Inning Stats	1	2	3	4	5	6	7	8	9	10	11	12	13	14	15	16	17	AB	R	H	RBI	BB	SO	LOB
	R: 0 E: 0 K: 1 S: 6	H: 1 LOB: 1 BB: 0 P: 6	R: 0 E: 0 K: 0 S: 3	H: 0 LOB: 0 BB: 0 P: 3	R: 0 E: 0 K: 0 S: 4	H: 1 LOB: 1 BB: 0 P: 4	R: 0 E: 0 K: 0 S: 4	H: 1 LOB: 1 BB: 0 P: 4	R: 0 E: 0 K: 0 S: 3	H: 0 LOB: 0 BB: 0 P: 3	R: 0 E: 0 K: 1 S: 5	H: 0 LOB: 1 BB: 0 P: 6	R: 0 E: 0 K: 0 S: 3	H: 0 LOB: 0 BB: 0 P: 3	R: 0 E: 0 K: 1 S: 5	H: 0 LOB: 0 BB: 0 P: 5	R: 0 E: 0 K: 0 S: 3	H: 0 LOB: 0 BB: 0 P: 3	R: 0 E: 1 K: 0 S: 4	H: 1 LOB: 1 BB: 0 P: 4	R: 0 E: 0 K: 0 S: 4	H: 1 LOB: 1 BB: 0 P: 4	R: 0 E: 0 K: 0 S: 4	H: 1 LOB: 1 BB: 0 P: 4	R: 0 E: 0 K: 1 S: 5	H: 0 LOB: 0 BB: 0 P: 5	R: 0 E: 0 K: 1 S: 5	H: 0 LOB: 0 BB: 0 P: 5	R: 0 E: 0 K: 1 S: 6	H: 1 LOB: 1 BB: 0 P: 6	R: 0 E: 0 K: 0 S: 3	H: 0 LOB: 0 BB: 0 P: 3	R: 1 E: 0 K: 0 S: 3	H: 2 LOB: 2 BB: 1 P: 7	1B: 6 2B: 1 3B: 1 HR: 0	SF: 0 SAC: 1 DP: 0 HBP: 1	WP: 0 PB: 1 SB: 1 CS: 0	PA: 60

PITCHER	IP	WLS	BF	H	R	ER	SO	BB	IBB	HBP	BLK	WP	HR	S	P	ERA	WHIP
Sonny Siebert, R (1, 1) ERA: 2.41	11.0		39	4	0	0	3	0	0	1	0	0	0	44	45	0.00	0.364
Orlando Pena, R (12, 1) ERA: 3.02	3.0		10	1	0	0	2	0	0	0	0	0	0	14	14	0.00	0.333
Bobby Tiefenauer, R (15, 1) ERA:	2.1	L	11	3	1	0	1	0	1	0	0	0	0	12	16	0.00	1.286

PITCHER	IP	WLS	BF	H	R	ER	SO	BB	IBB	HBP	BLK	WP	HR	S	P	ERA	WHIP

AB	57
R	1
H	8
RBI	1
BB	1
SO	6
LOB	13

Batter	1	2	3	4	5	6	7	8	9	10	AB	R	H	RBI	BB	SO	LOB
Vic Davalillo, L (1, 8) OBP: 0.309, SLG: 0.386	F5		G4-6-3 1-2f			CS 1B			S 1B		4	0	2	0	0	0	1
Richie Scheinblum, S (1, 9) OBP: 0.278, SLG: 0.353	1-3			4-3		CS 1-2	SH1-4 1B		K 1-2		4	0	1	0	0	1	1
Chuck Hinton, R (1, 7) OBP: 0.318, SLG: 0.369	6-3			F9			SH1-4 1-2		F3		3	0	0	0	0	0	1
Tony Horton, R (1, 3) OBP: 0.327, SLG: 0.424		6-3		F5			5-3			K	4	0	0	0	0	1	1
Max Alvis, R (1, 5) OBP: 0.302, SLG: 0.401		F2			F7		5-3			5-3	4	0	0	0	0	0	1
Duke Sims, L (1, 2) OBP: 0.292, SLG: 0.378		1B			4-3			G3		4-3	4	0	1	0	0	0	0
Vern Fuller, R (1, 4) OBP: 0.302, SLG: 0.384		1-3			6-3			6-3			3	0	0	0	0	0	1
Larry Brown, R (1, 6) OBP: 0.307, SLG: 0.307			F4			F6		6-3			3	0	0	0	0	0	0
Steve Hargan, R (1, 1) OBP: 0.214, SLG: 0.212						F7			4-3		0	0	0	0	0	0	0
Jim King, L (3, PH) OBP: 0.271, SLG: 0.232											1	0	1	0	0	0	0
Stan Williams, R (3, 1) OBP: 0.100, SLG: 0.100			G4-6-3 1B								1	0	0	0	0	0	0
Lee Maye, L (9, PH) OBP: 0.318, SLG: 0.434											1	0	0	0	0	0	0
Orlando Pena, R (9, 1)											0	0	0	0	0	0	0
Inning Stats	R: 0 E: 0 K: 0 S: 3 H: 0 LOB: 0 BB: 0 P: 3	R: 0 E: 0 K: 0 S: 4 H: 1 LOB: 1 BB: 0 P: 4	R: 0 E: 0 K: 0 S: 3 H: 1 LOB: 0 BB: 0 P: 3	R: 0 E: 0 K: 0 S: 3 H: 0 LOB: 0 BB: 0 P: 3	R: 0 E: 0 K: 0 S: 3 H: 0 LOB: 0 BB: 0 P: 3	R: 0 E: 0 K: 0 S: 3 H: 1 LOB: 0 BB: 0 P: 3	R: 0 E: 0 K: 0 S: 4 H: 1 LOB: 1 BB: 0 P: 4	R: 0 E: 0 K: 0 S: 3 H: 0 LOB: 0 BB: 0 P: 3	R: 0 E: 0 K: 1 S: 6 H: 1 LOB: 1 BB: 0 P: 6	R: 0 E: 0 K: 1 S: 5 H: 0 LOB: 0 BB: 0 P: 5	1B: 5 2B: 0 3B: 0 HR: 0	SF: 0 SAC: 1 DP: 1 HBP: 0						

PITCHER	IP	WLS	BF	H	R	ER	SO	BB	IBB	HBP	BLK	WP	HR	S	P	ERA	WHIP
Cisco Carlos, R (1, 1) ERA: 0.81	10.0	W	33	5	0	0	2	0	0	0	0	0	0	37	37	0.00	0.500

PITCHER	IP	WLS	BF	H	R	ER	SO	BB	IBB	HBP	BLK	WP	HR	S	P	ERA	WHIP

TOP

Cleveland Indians @ Chicago White Sox

Comiskey Park, Chicago, IL

Thu Sep 14 1967, 8:05 PM EDT

Att. 4,314 - Unknown

livebaseballscorecards.com

AB	32
R	0
H	5
RBI	0
BB	0
SO	2
LOB	6

WP: 0	PA: 34	1B: 5	SF: 0
PB: 0		2B: 0	SAC: 1
SB: 1		3B: 0	DP: 1
CS: 1		HR: 0	HBP: 0

Batter	1	2	3	4	5	6	7	8	9	10	AB	R	H	RBI	BB	SO	LOB
Ken Berry, R (1, 8) OBP: 0.307, SLG: 0.325	0-0 5-3 ①		4-0 1B BB			0-0 4-3 ①		0-3 K ②		0-3 K ②	3	0	0	0	1	1	0
Ken Boyer, R (10, PH) OBP: 0.318, SLG: 0.361											1	0	0	0	0	1	3
Don Buford, S (1, 5) OBP: 0.321, SLG: 0.324	0-0 E3 S		0-0 S 1B 1-3			0-0 4-3 ②		0-0 G1 ③		0-0 HR 1-H 2-H 3-H	5	1	2	4	0	0	0
Wayne Causey, L (1, 4) OBP: 0.301, SLG: 0.296	0-0 F9 ② 1-2		0-0 5-3 ③ 1-2			4-0 BB			0-0 F7 ①		3	0	0	0	1	0	3
Pete Ward, L (1, 7) OBP: 0.343, SLG: 0.403	0-0 F4 ③			0-0 F9 ①		0-0 F7 ③			0-0 F9 ②		4	0	0	0	0	0	3
Tom McCraw, L (1, 3) OBP: 0.285, SLG: 0.356		0-0 F8 ①		0-0 F7 ②			0-0 F9 ①		0-0 G3 ③		4	0	0	0	0	0	0
Rocky Colavito, R (1, 9) OBP: 0.326, SLG: 0.337		0-0 F7 ②		0-0 F4 ③			0-3 K ②			0-0 F2 ①	4	0	0	0	0	1	0
Ron Hansen, R (1, 6) OBP: 0.317, SLG: 0.312		0-0 1B ③			0-0 F8 ①		0-0 1B			0-0 1B HR 1B	4	0	3	0	0	0	0
Tommie Agee, R (10, PR) OBP: 0.308, SLG: 0.371											0	1	0	0	0	0	0
Duane Josephson, R (1, 2) OBP: 0.289, SLG: 0.325			0-0 6-3 ①		0-0 F8 ②		0-0 F8 ③			0-0 1-3 HR 1B	4	1	1	0	0	0	1
Cisco Carlos, R (1, 1) OBP: 0.083, SLG: 0.083			0-3 K ②		0-0 F8 ③			0-3 K ①		4-0 HR IBB	3	0	0	0	0	2	0
Smoky Burgess, L (10, PH) OBP: 0.290, SLG: 0.255											0	0	0	0	1	0	0
Joe Horlen, R (10, PR) OBP: 0.167, SLG: 0.159											0	1	0	0	0	0	0
Inning Stats	R: 0 E: 2 K: 0 S: 4 H: 0 LOB: 2 BB: 0 P: 4	R: 0 E: 0 K: 0 S: 3 H: 1 LOB: 1 BB: 0 P: 3	R: 0 E: 0 K: 1 S: 6 H: 1 LOB: 2 BB: 1 P: 10	R: 0 E: 0 K: 0 S: 3 H: 0 LOB: 0 BB: 0 P: 3	R: 0 E: 0 K: 0 S: 3 H: 0 LOB: 0 BB: 0 P: 3	R: 0 E: 0 K: 0 S: 3 H: 0 LOB: 1 BB: 1 P: 7	R: 0 E: 0 K: 1 S: 6 H: 1 LOB: 1 BB: 0 P: 6	R: 0 E: 0 K: 2 S: 7 H: 0 LOB: 0 BB: 0 P: 7	R: 0 E: 0 K: 0 S: 3 H: 0 LOB: 0 BB: 0 P: 3	R: 4 E: 0 K: 1 S: 7 H: 3 LOB: 1 BB: 1 P: 11	1B: 5 2B: 0 3B: 0 HR: 1	SF: 0 SAC: 0 DP: 0 HBP: 0						

PITCHER		IP	WLS	BF	H	R	ER	SO	BB	IBB	HBP	BLK	WP	HR	S	P	ERA	WHIP
Steve Hargan, R ERA: 2.57	(1, 1)	2.0		7	1	0	0	0	0	0	0	0	0	0	7	7	0.00	0.500
Stan Williams, R ERA: 2.99	(3, 1)	6.0		22	2	0	0	4	2	0	0	0	0	0	28	36	0.00	0.667
Orlando Pena, R ERA: 3.39	(9, 1)	1.2	L	9	3	4	4	1	0	1	0	0	0	1	10	14	21.60	1.800

PITCHER	IP	WLS	BF	H	R	ER	SO	BB	IBB	HBP	BLK	WP	HR	S	P	ERA	WHIP

BOTTOM

Cleveland Indians @ Chicago White Sox

Comiskey Park, Chicago, IL

Thu Sep 14 1967, 8:05 PM EDT

Att. 4,314 - Unknown

livebaseballscorecards.com

AB	35
R	4
H	6
RBI	4
BB	3
SO	5
LOB	10

WP: 0 PB: 0 SB: 2 CS: 0 PA: 38

Cleveland Indians @ New York Yankees

Yankee Stadium, Bronx, NY

Fri Sep 15 1967, 7:05 PM EDT

Att. 7,605 - Unknown

TOP

livebaseballscorecards.com

Batter	1	2	3	4	5	6	7	8	9	AB	R	H	RBI	BB	SO	LOB
Chuck Hinton, R (1, 8) OBP: 0.316, SLG: 0.366	SSS 0-3 ① K		x 0-0 ① 1-3 1-2		SSS 0-3 ② K		x 0-0 ① FC5 FC5 1-2 2-3f		x 0-0 ③ F1	4	0	0	0	0	2	4
(8, 4)																
Lee Maye, L (9, PH) OBP: 0.317, SLG: 0.433										1	0	0	0	0	0	1
Richie Scheinblum, S (1, 9) OBP: 0.273, SLG: 0.300	BBBB 4-0 BB		x 0-0 ② 6-3		SSS 0-3 ③ K		x 0-0 ② FC5 1-2 2-3f			3	0	0	0	1	1	4
Leon Wagner, L (1, 7) OBP: 0.318, SLG: 0.392	x 0-0 ② F8		x 0-0 2-H 1B			BBBB 4-0 1B BB	SSS 0-3 ③ K			3	0	1	1	1	1	3
Tony Horton, R (1, 3) OBP: 0.326, SLG: 0.422	SSS 0-3 ③ K		x 0-0 ③ F7			x 0-0 1-2 1B		x 0-0 ① 5-3		4	0	1	0	0	1	2
Max Alvis, R (1, 5) OBP: 0.302, SLG: 0.402		x 0-0 2B		x 0-0 ① F6		x 0-0 ① F8		x 0-0 ② 6-3		4	0	1	0	0	0	2
Joe Azcue, R (1, 2) OBP: 0.318, SLG: 0.456		SSS 0-3 ① K		x 0-0 ② F9		SSS 0-3 ② K		x 0-0 ③ 6-3		3	0	0	0	0	2	3
Gus Gil, R (6, 4) OBP: 0.200, SLG: 0.158										0	0	0	0	0	0	0
Vic Davalillo, L (8, PH) OBP: 0.308, SLG: 0.385										1	0	0	0	0	0	0
(8, 8)																
Vern Fuller, R (1, 4) OBP: 0.300, SLG: 0.380		SSS 0-3 ② K		x 0-0 ③ 6-3		SSS 0-3 ③ K			x 0-0 1-3 1B	2	0	0	0	0	1	1
Duke Sims, L (6, PH) OBP: 0.294, SLG: 0.379										2	0	1	0	0	1	2
(6, 2)																
Larry Brown, R (1, 6) OBP: 0.308, SLG: 0.305		x 0-0 ③ F9			BBBB 4-0 FC5-6 BB		BBBB 4-0 FC5 BB BB		x 0-0 ① 1-3 1-2	2	0	0	0	2	0	2
John O'Donoghue, R (1, 1) OBP: 0.171, SLG: 0.184			BBBB 4-0 1-3 1B BB		x 0-0 ① FC5-6 1-2f		BBBB 4-0 FC5 FC5 1-2 BB		SSS 0-3 ② K	1	1	0	0	1	0	1
Bob Allen, L (5, 1)										0	0	0	0	0	0	0
Jose Vidal, R (7, PH) OBP: 0.268, SLG: 0.118										0	0	0	0	1	0	0
Bobby Tiefenauer, R (7, 1)										0	0	0	0	0	0	0
Willie Smith, L (9, PH) OBP: 0.294, SLG: 0.353										1	0	0	0	0	1	1

Inning Stats	1	2	3	4	5	6	7	8	9
	R: 0 E: 0 K: 2 S: 7	H: 0 LOB: 1 BB: 1 P: 11	R: 0 E: 0 K: 2 S: 8	H: 1 LOB: 1 BB: 0 P: 8	R: 1 E: 0 K: 0 S: 4	H: 1 LOB: 1 BB: 1 P: 8	R: 0 E: 0 K: 0 S: 3	H: 0 LOB: 0 BB: 0 P: 3	R: 0 E: 0 K: 2 S: 7	H: 0 LOB: 1 BB: 1 P: 11	R: 0 E: 0 K: 2 S: 8	H: 1 LOB: 2 BB: 1 P: 12	R: 0 E: 0 K: 1 S: 5	H: 0 LOB: 2 BB: 2 P: 13	R: 0 E: 0 K: 0 S: 3	H: 0 LOB: 0 BB: 0 P: 3	R: 0 E: 0 K: 1 S: 6	H: 1 LOB: 1 BB: 0 P: 6

| | | | | | | | | | | | | | | | |

Batter	1	2	3	4	5	6	7	8	9	AB	R	H	RBI	BB	SO	LOB
Horace Clarke, S (1, 4) OBP: 0.322, SLG: 0.311	SH1-4 1B 1B		1-3 ②		1B 1B 2-H 1B		PB 1B 1B			4	3	3	1	0	0	0
Jerry Kenney, L (1, 6) OBP: 0.471, SLG: 0.538	SH1-4 ① 1-2		5-3 ③		1B 1-3 1B		1-H 1B			3	0	2	1	0	0	0
Mickey Mantle, S (1, 3) OBP: 0.403, SLG: 0.462	L5-4 1B 2-H 1B			G6-4-3 1B	1-3 3-H 1B			F9 ①		4	0	3	2	0	0	0
Steve Whitaker, L (1, 8) OBP: 0.290, SLG: 0.375	1-2 1B			F8 ①	F9 ③			F7 ②		4	0	1	0	0	0	3
Frank Fernandez, R (1, 2) OBP: 0.143, SLG: 0.143	L5-4 ②③ 2-3			G6-4-3 ②③ 1-2f		5-3 ①		K ③		4	0	0	0	0	1	3
Roy White, S (1, 7) OBP: 0.269, SLG: 0.280		5-3 ①			SH1-4 1B 2B	5-3 ②				3	1	1	0	0	0	0
Mike Hegan, L (1, 9) OBP: 0.250, SLG: 0.198		F5 ②			SH1-4 ① 2-3	3-1 ③				2	0	0	0	0	0	0
John Kennedy, R (1, 5) OBP: 0.273, SLG: 0.241		6-3 ③			S 1B 3-H 1B		5-3 ①			3	1	1	1	0	0	0
Steve Barber, L (1, 1) OBP: 0.173, SLG: 0.184			F6 ①		K ② 1-2		F7 ②			2	0	0	0	0	1	1
Dooley Womack, L (7, 1) OBP: 0.250, SLG: 0.250										1	0	0	0	0	0	0
Inning Stats	R: 1 H: 3 E: 0 LOB: 1 K: 0 BB: 0 S: 5 P: 5		R: 0 H: 0 E: 0 LOB: 0 K: 0 BB: 0 S: 3 P: 3	R: 0 H: 1 E: 0 LOB: 0 K: 0 BB: 0 S: 3 P: 3	R: 3 H: 5 E: 0 LOB: 2 K: 1 BB: 0 S: 10 P: 10	R: 0 H: 0 E: 0 LOB: 0 K: 0 BB: 0 S: 3 P: 3	R: 1 H: 2 E: 0 LOB: 1 K: 0 BB: 0 S: 4 P: 4	R: 0 H: 0 E: 0 LOB: 0 K: 1 BB: 0 S: 5 P: 5		1B: 10 SF: 0 2B: 2 SAC: 2 3B: 0 DP: 2 HR: 0 HBP: 0						

PITCHER		IP	WLS	BF	H	R	ER	SO	BB	IBB	HBP	BLK	WP	HR	S	P	ERA	WHIP
John O'Donoghue, L ERA: 3.4	(1, 1)	4.2	L	21	9	4	4	1	0	0	0	0	0	0	23	23	7.71	1.929
Bob Allen, L ERA: 3.08	(5, 1)	1.1		4	0	0	0	0	0	0	0	0	0	0	4	4	0.00	0.000
Bobby Tiefenauer, R ERA: 1.42	(7, 1)	2.0		7	2	1	1	1	0	0	0	0	0	0	9	9	4.50	1.000

PITCHER	IP	WLS	BF	H	R	ER	SO	BB	IBB	HBP	BLK	WP	HR	S	P	ERA	WHIP

BOTTOM

Cleveland Indians @ New York Yankees

Yankee Stadium, Bronx, NY

Fri Sep 15 1967, 7:05 PM EDT

Att. 7,605 - Unknown

livebaseballscorecards.com

AB	30
R	5
H	11
RBI	5
BB	0
SO	2
LOB	7

WP: 0 PA: 32
PB: 1
SB: 1
CS: 0

Cleveland Indians @ New York Yankees

Yankee Stadium, Bronx, NY

Sat Sep 16 1967, 7:05 PM EDT

Att. 6,224 - Unknown

TOP

livebaseballscorecards.com

Batter	1	2	3	4	5	6	7	8	9	AB	R	H	RBI	BB	SO	LOB
Chuck Hinton, R (1, 8) (8, 7) OBP: 0.315, SLG: 0.364	S S S 0-3 ① K		S S S 0-3 ② K			X 0-0 ① F7		H 1-0 SH1-4 HBP 1B HBP		3	1	0	0	0	2	0
Leon Wagner, L (1, 7) OBP: 0.317, SLG: 0.389	X 0-0 ② F8		X 0-0 ③ 1-3			X 0-0 ② 5-3		H 1-0 SH1-4 1-2 1B HBP		3	0	0	0	0	0	0
Vic Davalillo, L (8, PR) (8, 8) OBP: 0.308, SLG: 0.385										0	0	0	0	0	0	0
Max Alvis, R (1, 5) OBP: 0.302, SLG: 0.401	S S S 0-3 ③ K			B B B B 4-0 1B G5-4-3 BB		X 0-0 ③ 4-3		X 0-0 ① SH1-4 1-2 2-3		2	1	0	0	1	1	0
Tony Horton, R (1, 3) OBP: 0.331, SLG: 0.424		X 0-0 ① F9		X 0-0 G5-4-3 1-3 1B			X 0-0 FC4 1B	4-0 1B IBB		3	0	2	0	1	0	0
Joe Azcue, R (1, 2) OBP: 0.321, SLG: 0.456		X 0-0 1B 1B		X 0-0 ① ② G5-4-3 1-2f 3-H			X 0-0 ① FC4 WP 1-2f 1B	X 0-0 ② 1-2 2-H 3-H 1B		4	2	2	1	0	0	2
Richie Scheinblum, S (1, 9) OBP: 0.346, SLG: 0.375		X 0-0 1B 1-2 1B		X 0-0 CS 1B			X 0-0 HR 2-H 1B	X 0-0 ③ L4		4	1	3	1	0	0	2
Vern Fuller, R (1, 4) OBP: 0.308, SLG: 0.403		X 0-0 G6-4-3 1-2 2-H 1B		0-0 ③ CS 1-2	X 0-0 P2-3 1B		X 0-0 HR 1-H		X 0-0 ① 6-3	4	1	3	3	0	0	0
Larry Brown, R (1, 6) OBP: 0.306, SLG: 0.303		X 0-0 ② ③ G6-4-3 1-2f			X 0-0 ① ② P2-3 1-2f		X 0-0 ② 1-3		X 0-0 ② F5	4	0	0	0	0	0	3
Sam McDowell, L (1, 1) OBP: 0.200, SLG: 0.244			X 0-0 ① F8		X 0-0 ③ 3-1		S S S 0-3 ③ K		X 0-0 ③ F4	4	0	0	0	0	1	0

Inning Stats	R: 0 E: 0 K: 2 S: 7	H: 0 LOB: 0 BB: 0 P: 7		R: 1 E: 0 K: 0 S: 5	H: 3 LOB: 1 BB: 0 P: 5		R: 0 E: 0 K: 1 S: 5	H: 0 LOB: 0 BB: 0 P: 5		R: 1 E: 0 K: 0 S: 3	H: 2 LOB: 0 BB: 1 P: 7		R: 0 E: 0 K: 0 S: 3	H: 1 LOB: 0 BB: 0 P: 3		R: 0 E: 0 K: 0 S: 3	H: 0 LOB: 0 BB: 0 P: 3		R: 3 E: 1 K: 1 S: 8	H: 3 LOB: 0 BB: 0 P: 8		R: 1 E: 0 K: 0 S: 3	H: 1 LOB: 2 BB: 1 P: 9		R: 0 E: 0 K: 0 S: 3	H: 0 LOB: 0 BB: 0 P: 3		1B: 9 2B: 1 3B: 0 HR: 1	SF: 0 SAC: 1 DP: 3 HBP: 2		WP: 1 PB: 0 SB: 0 CS: 1	PA: 37

PITCHER		IP	WLS	BF	H	R	ER	SO	BB	IBB	HBP	BLK	WP	HR	S	P	ERA	WHIP
Fritz Peterson, L ERA: 3.52	(1, 1)	6.0	L	21	6	2	2	3	1	0	0	0	0	0	26	30	3.00	1.167
Joe Verbanic, R ERA: 2.71	(7, 1)	1.0		6	3	3	2	1	0	0	0	0	1	1	8	8	18.00	3.000
Dale Roberts, L ERA: 9.0	(8, 1)	1.0		6	1	1	1	0	0	1	2	0	0	0	3	9	9.00	1.000
Thad Tillotson, R ERA: 4.1	(9, 1)	1.0		3	0	0	0	0	0	0	0	0	0	0	3	3	0.00	0.000

PITCHER	IP	WLS	BF	H	R	ER	SO	BB	IBB	HBP	BLK	WP	HR	S	P	ERA	WHIP

Batter	1	2	3	4	5	6	7	8	9	AB	R	H	RBI	BB	SO	LOB
Horace Clarke, S (1, 4) OBP: 0.320, SLG: 0.309	4-3		L4 2-3			K			6-3	4	0	0	0	0	1	1
Jerry Kenney, L (1, 6) OBP: 0.429, SLG: 0.438	K			F5		K			BB	3	0	0	0	1	2	0
Mickey Mantle, S (1, 3) OBP: 0.402, SLG: 0.460	K			6-3			1B		F5	4	0	1	0	0	1	1
Roy White, S (1, 7) OBP: 0.274, SLG: 0.281		PB SF7 BB		1B			F8		K	3	1	1	0	1	1	2
Frank Fernandez, R (1, 9) OBP: 0.100, SLG: 0.111		SF7 1-H		K 1-2			K			2	0	0	1	0	2	2
Steve Whitaker, L (1, 8) OBP: 0.288, SLG: 0.372		4-3	K				F8			3	0	0	0	0	1	1
Bob Tillman, R (1, 2) OBP: 0.281, SLG: 0.315		F9	K					F8		3	0	0	0	0	1	0
John Kennedy, R (1, 5) OBP: 0.274, SLG: 0.243			L4 SH1-4 1B		5-3			K		3	0	1	0	0	1	0
Fritz Peterson, S (1, 1) OBP: 0.235, SLG: 0.174 Charley Smith, R (6, PH) OBP: 0.278, SLG: 0.342 Joe Verbanic, R (7, 1) OBP: 0.111, SLG: 0.167 Dale Roberts, R (8, 1) Bill Robinson, R (8, PH) OBP: 0.262, SLG: 0.285 Thad Tillotson, R (9, 1) OBP: 0.167, SLG: 0.063			SH1-4 1-2			F6		K		0 1 0 0 1 0	0 0 0 0 0 0	0 0 0 0 0 0	0 0 0 0 0 0	0 0 0 0 1 0	0 0 0 0 0 0	0 0 0 0 0 0
Inning Stats	R: 0 E: 0 K: 2 S: 7 H: 0 LOB: 0 BB: 0 P: 7	R: 1 E: 0 K: 0 S: 3 H: 0 LOB: 0 BB: 1 P: 7	R: 0 E: 0 K: 0 S: 3 H: 1 LOB: 0 BB: 0 P: 3	R: 0 E: 0 K: 1 S: 6 H: 1 LOB: 1 BB: 0 P: 6	R: 0 E: 0 K: 2 S: 7 H: 0 LOB: 0 BB: 0 P: 7	R: 0 E: 0 K: 2 S: 7 H: 0 LOB: 0 BB: 0 P: 7	R: 0 E: 0 K: 1 S: 6 H: 1 LOB: 1 BB: 0 P: 6	R: 0 E: 0 K: 2 S: 7 H: 0 LOB: 0 BB: 0 P: 7	R: 0 E: 0 K: 1 S: 5 H: 0 LOB: 1 BB: 1 P: 9	1B: 3 2B: 1 3B: 0 HR: 0 SF: 1 SAC: 1 DP: 1 HBP: 0						

PITCHER	IP	WLS	BF	H	R	ER	SO	BB	IBB	HBP	BLK	WP	HR	S	P	ERA	WHIP
Sam McDowell, L (1, 1) ERA: 3.69	9.0	W	31	3	1	0	11	2	0	0	0	0	0	51	59	0.00	0.556

PITCHER	IP	WLS	BF	H	R	ER	SO	BB	IBB	HBP	BLK	WP	HR	S	P	ERA	WHIP

BOTTOM

Cleveland Indians @ New York Yankees

Yankee Stadium, Bronx, NY

Sat Sep 16 1967, 7:05 PM EDT

Att. 6,224 - Unknown

livebaseballscorecards.com

AB	27
R	1
H	3
RBI	1
BB	2
SO	11
LOB	7

WP: 0 PA: 31
PB: 2
SB: 1
CS: 0

Batter	1	2	3	4	5	6	7	8	9	AB	R	H	RBI	BB	SO	LOB
Vic Davalillo, L (1, 8) OBP: 0.312, SLG: 0.388	G3		5-3 1B		1B 1B		1B		F4	5	1	3	0	0	0	0
Richie Scheinblum, S (1, 9) OBP: 0.387, SLG: 0.393	K		5-3		1B CS 1B		G4-6-3 IBB		1B	4	0	2	1	1	1	2
Willie Smith, L (1, 7) (8, 3) OBP: 0.273, SLG: 0.318	F4		F7		1B		G4-6-3		K	5	0	1	1	0	1	6
Fred Whitfield, L (1, 3) OBP: 0.289, SLG: 0.365		4-3		L6	CS	4-1		SH1-4 HR 1B	1B	4	0	1	0	0	0	0
Pedro Gonzalez, R (8, PR) (8, 4) OBP: 0.270, SLG: 0.271										1	1	1	0	0	0	0
Max Alvis, R (1, 5) OBP: 0.302, SLG: 0.400		5-3		G3		4-3 1B		SH1-4	K	4	0	1	0	0	1	2
Joe Azcue, R (1, 2) OBP: 0.320, SLG: 0.453		1B		K		4-3		6-3		4	0	1	0	0	1	3
Vern Fuller, R (1, 4) OBP: 0.304, SLG: 0.397		5-3			K	6-3				3	0	0	0	0	1	2
Lee Maye, L (8, PH) OBP: 0.320, SLG: 0.445								2-H HR		1	1	1	2	0	0	0
Jose Vidal, R (8, 7) OBP: 0.268, SLG: 0.118										0	0	0	0	0	0	0
Chico Salmon, R (1, 6) OBP: 0.279, SLG: 0.307			6-3		1B SH3-4 1B BB		1B BB	E5		2	1	0	0	2	0	1
Luis Tiant, R (1, 1) OBP: 0.250, SLG: 0.323			5-3 1B		SH3-4		K	F6		3	0	1	0	0	1	2
Bob Allen, L (8, 1)					1-2					0	0	0	0	0	0	0
Orlando Pena, R (9, 1)										0	0	0	0	0	0	0
Inning Stats	R: 0 E: 0 K: 1 S: 5 H: 0 LOB: 0 BB: 0 P: 5	R: 0 E: 0 K: 0 S: 4 H: 1 LOB: 1 BB: 0 P: 4	R: 0 E: 0 K: 0 S: 5 H: 2 LOB: 2 BB: 0 P: 5	R: 0 E: 0 K: 1 S: 5 H: 0 LOB: 0 BB: 0 P: 5	R: 2 E: 0 K: 1 S: 7 H: 3 LOB: 1 BB: 1 P: 11	R: 0 E: 0 K: 0 S: 4 H: 1 LOB: 1 BB: 0 P: 4	R: 0 E: 0 K: 1 S: 5 H: 1 LOB: 2 BB: 2 P: 13	R: 2 E: 1 K: 0 S: 6 H: 2 LOB: 1 BB: 0 P: 6	R: 0 E: 0 K: 2 S: 9 H: 2 LOB: 2 BB: 0 P: 9	1B: 11 2B: 0 3B: 0 HR: 1	SF: 0 SAC: 2 DP: 1 HBP: 0						

TOP

Cleveland Indians @ New York Yankees

Yankee Stadium, Bronx, NY

Sun Sep 17 1967, 3:33 AM EDT

Att. 13,305 - Unknown

livebaseballscorecards.com

AB	36
R	4
H	12
RBI	4
BB	3
SO	6
LOB	18

WP: 0 PB: 0 SB: 0 CS: 1 PA: 42

PITCHER		IP	WLS	BF	H	R	ER	SO	BB	IBB	HBP	BLK	WP	HR	S	P	ERA	WHIP
Mel Stottlemyre, R ERA: 2.82	(1, 1)	8.0	L	36	10	4	4	4	2	1	0	0	0	1	41	53	4.50	1.500
Steve Hamilton, L ERA: 3.5	(9, 1)	1.0		5	2	0	0	2	0	0	0	0	0	0	9	9	0.00	2.000

PITCHER	IP	WLS	BF	H	R	ER	SO	BB	IBB	HBP	BLK	WP	HR	S	P	ERA	WHIP

Batter	1	2	3	4	5	6	7	8	9	AB	R	H	RBI	BB	SO	LOB
Horace Clarke, S (1, 4) OBP: 0.322, SLG: 0.312	F7		CS 1-2	BB 1B G4-6-3 1B		2B 1B		4-3 1-2 1B		4	2	3	0	0	0	0
Jerry Kenney, L (1, 6) OBP: 0.440, SLG: 0.500	F9			G4-6-3 BB 1-2 1B		1-H 2B		4-3 1-2 2-3		4	0	2	1	0	0	2
Mickey Mantle, S (1, 3) OBP: 0.402, SLG: 0.457	3-1			B B B 4-0 G4-6-3 1-2 2-3 BB		S S S 0-3 K		I I I 4-0 IBB		2	0	0	0	2	1	1
Steve Whitaker, L (1, 8) OBP: 0.285, SLG: 0.368		F9		G4-6-3 1-2f 2-3 3-H		S S S 0-3 K		S S S 0-3 K		4	0	0	0	0	2	6
Roy White, S (1, 9) OBP: 0.279, SLG: 0.282		S S S 0-3 K		F8			B B B B 4-0 G4-6-3 BB		1B	3	0	1	0	1	1	1
Tom Shopay, L (1, 7) OBP: 0.250, SLG: 0.250		3-1			G1-6-3 1B		S S S 0-3 K		F8	4	0	1	0	0	1	2
Jake Gibbs, L (1, 2) OBP: 0.290, SLG: 0.287			S S S 0-3 K	G1-6-3 1-2f			G4-6-3 1-2f		S S S 0-3 K	4	0	0	0	0	2	3
John Kennedy, R (1, 5) OBP: 0.276, SLG: 0.246 Billy Bryan, L (8, PH) OBP: 0.333, SLG: 0.111 Charley Smith, R (9, 5) OBP: 0.278, SLG: 0.341			CS 1B	6-3				F2	L6	2 1 1	0 0 0	1 0 0	0 0 0	0 0 0	0 0 0	0 0 1
Mel Stottlemyre, R (1, 1) OBP: 0.117, SLG: 0.093 Joe Pepitone, L (8, PH) OBP: 0.298, SLG: 0.373 Steve Hamilton, L (9, 1) OBP: 0.111, SLG: 0.111			S S S 0-3 K			S S S 0-3 K		B B B B 4-0 4-3 1B BB		2 0 0	0 0 0	0 0 0	0 0 0	0 1 0	2 0 0	1 0 0
Inning Stats	R: 0 E: 0 K: 0 S: 3 H: 0 LOB: 0 BB: 0 P: 3	R: 0 E: 0 K: 1 S: 5 H: 0 LOB: 0 BB: 0 P: 5	R: 0 E: 0 K: 2 S: 7 H: 1 LOB: 0 BB: 0 P: 7	R: 1 E: 0 K: 0 S: 4 H: 2 LOB: 1 BB: 1 P: 8	R: 0 E: 0 K: 0 S: 3 H: 1 LOB: 0 BB: 0 P: 3	R: 1 E: 0 K: 3 S: 11 H: 2 LOB: 1 BB: 0 P: 11	R: 0 E: 0 K: 1 S: 4 H: 0 LOB: 0 BB: 1 P: 8	R: 0 E: 0 K: 1 S: 6 H: 1 LOB: 3 BB: 2 P: 14	R: 0 E: 0 K: 1 S: 6 H: 1 LOB: 1 BB: 0 P: 6	1B: 7 2B: 1 3B: 0 HR: 0	SF: 0 SAC: 0 DP: 3 HBP: 0						

PITCHER		IP	WLS	BF	H	R	ER	SO	BB	IBB	HBP	BLK	WP	HR	S	P	ERA	WHIP
Luis Tiant, R ERA: 2.81	(1, 1)	7.1	W	28	7	2	2	7	3	0	0	0	0	0	39	51	2.46	1.364
Bob Allen, L ERA: 3.0	(8, 1)	1.1		6	1	0	0	2	0	1	0	0	0	0	9	13	0.00	0.750
Orlando Pena, R ERA: 3.38	(9, 1)	0.1	S	1	0	0	0	0	0	0	0	0	0	0	1	1	0.00	0.000

PITCHER	IP	WLS	BF	H	R	ER	SO	BB	IBB	HBP	BLK	WP	HR	S	P	ERA	WHIP

BOTTOM

Cleveland Indians @ New York Yankees

Yankee Stadium, Bronx, NY

Sun Sep 17 1967, 3:33 AM EDT

Att. 13,305 - Unknown

livebaseballscorecards.com

AB	31
R	2
H	8
RBI	1
BB	4
SO	9
LOB	17

WP: 0 PB: 0 SB: 0 CS: 1 PA: 36

Batter	1	2	3	4	5	6	7	8	9	AB	R	H	RBI	BB	SO	LOB
Fred Valentine, S (1, 9) OBP: 0.333, SLG: 0.350	F6		1B 2B		F3			F9		4	0	1	0	0	0	0
Hank Allen, R (1, 8) OBP: 0.280, SLG: 0.329	5-3		2-3 1B			F2		L6		4	0	1	0	0	0	0
Frank Howard, R (1, 7) OBP: 0.336, SLG: 0.512	BB		F8			1-3			6-3	3	0	0	0	1	0	2
Mike Epstein, L (1, 3) OBP: 0.329, SLG: 0.373	F9			G6-4-3 1B		F9			F9	4	0	1	0	0	0	1
Frank Coggins, S (1, 4) OBP: 0.387, SLG: 0.533		K		G6-4-3 1-2f			G6-3 1B		1B	4	0	2	0	0	1	1
Ken McMullen, R (1, 5) OBP: 0.299, SLG: 0.387		F4		1B			1-2 G6-3 1B		F9	4	0	2	0	0	0	1
Paul Casanova, R (1, 2) OBP: 0.274, SLG: 0.337		F2		6-3			G6-3 1-2f 2-3			3	0	0	0	0	0	3
Tim Cullen, R (1, 6) OBP: 0.304, SLG: 0.263 Dick Nen, L (7, PH) OBP: 0.283, SLG: 0.341 Ed Brinkman, R (7, 6) OBP: 0.251, SLG: 0.244			K		F4		F8			2 1 0	0 0 0	0 0 0	0 0 0	0 0 0	1 0 0	0 1 0
Phil Ortega, R (1, 1) OBP: 0.136, SLG: 0.066 Ed Stroud, L (8, PH) OBP: 0.291, SLG: 0.271 Casey Cox, R (8, 1)			K		5-3			K		2 1 0	0 0 0	0 0 0	0 0 0	0 0 0	1 1 0	0 0 0
Inning Stats	R: 0 E: 0 K: 0 S: 3 H: 0 LOB: 1 BB: 1 P: 7	R: 0 E: 0 K: 1 S: 5 H: 0 LOB: 0 BB: 0 P: 5	R: 0 E: 0 K: 2 S: 9 H: 2 LOB: 2 BB: 0 P: 9	R: 0 E: 0 K: 0 S: 4 H: 2 LOB: 1 BB: 0 P: 4	R: 0 E: 0 K: 0 S: 3 H: 0 LOB: 0 BB: 0 P: 3	R: 0 E: 0 K: 0 S: 3 H: 0 LOB: 0 BB: 0 P: 3	R: 0 E: 0 K: 0 S: 4 H: 2 LOB: 1 BB: 0 P: 4	R: 0 E: 0 K: 1 S: 5 H: 0 LOB: 0 BB: 0 P: 5	R: 0 E: 0 K: 0 S: 4 H: 1 LOB: 1 BB: 0 P: 4	1B: 6 2B: 1 3B: 0 HR: 0 SF: 0 SAC: 0 DP: 2 HBP: 0						

PITCHER	IP	WLS	BF	H	R	ER	SO	BB	IBB	HBP	BLK	WP	HR	S	P	ERA	WHIP
Sonny Siebert, R (1, 1) ERA: 2.28	9.0	W	33	7	0	0	4	1	0	0	0	0	0	40	44	0.00	0.889

PITCHER	IP	WLS	BF	H	R	ER	SO	BB	IBB	HBP	BLK	WP	HR	S	P	ERA	WHIP

TOP

Washington Senators @ Cleveland Indians

Cleveland Municipal Stadium, Cleveland, OH

Tue Sep 19 1967, 7:05 PM EDT
Att. 3,816 - Unknown

livebaseballscorecards.com

AB	32
R	0
H	7
RBI	0
BB	1
SO	4
LOB	9

PA: 33
WP: 0
PB: 0
SB: 0
CS: 0

Washington Senators @ Cleveland Indians

Cleveland Municipal Stadium, Cleveland, OH

Tue Sep 19 1967, 7:05 PM EDT

Att. 3,816 - Unknown

livebaseballscorecards.com

BOTTOM

Batter	1	2	3	4	5	6	7	8	9	AB	R	H	RBI	BB	SO	LOB
Vic Davalillo, L (1, 8) OBP: 0.315, SLG: 0.396	G3 FC5-2-5 2B		6-3		S SF8 2B		F6			4	1	2	0	0	0	0
Richie Scheinblum, S (1, 9) OBP: 0.371, SLG: 0.452	G3 2-3		3-4-1		SF8 2-H			3B		3	0	1	1	0	0	1
Tony Horton, R (1, 3) OBP: 0.327, SLG: 0.420	FC5-2-5 BB 3-H		6-3		K			4-3		4	0	0	0	0	1	2
Willie Smith, L (1, 7) OBP: 0.269, SLG: 0.280	BBBB FC5-4 1-2 BB			F4	K			4-3		3	0	0	0	1	1	1
Max Alvis, R (1, 5) OBP: 0.301, SLG: 0.404	FC5-4 1-2f			HR		5-3		F7		4	1	1	1	0	0	3
Joe Azcue, R (1, 2) OBP: 0.316, SLG: 0.448		F9		3-1		F8				3	0	0	0	0	0	0
Vern Fuller, R (1, 4) OBP: 0.304, SLG: 0.393		L5		BBBB HBP BB		L4				2	0	0	0	1	0	0
Larry Brown, R (1, 6) OBP: 0.308, SLG: 0.304		1B		H 1-2 HBP			F5			2	0	1	0	0	0	0
Sonny Siebert, R (1, 1) OBP: 0.143, SLG: 0.327		SSS K		4-3			F8			3	0	0	0	0	1	3
Inning Stats	R: 0 H: 1 E: 0 LOB: 2 K: 0 BB: 1 S: 4 P: 8	R: 0 H: 1 E: 0 LOB: 1 K: 1 BB: 0 S: 6 P: 6	R: 0 H: 0 E: 0 LOB: 0 K: 0 BB: 0 S: 3 P: 3	R: 1 H: 1 E: 0 LOB: 2 K: 0 BB: 1 S: 4 P: 9	R: 1 H: 1 E: 0 LOB: 0 K: 2 BB: 0 S: 8 P: 8	R: 0 H: 0 E: 0 LOB: 0 K: 0 BB: 0 S: 3 P: 3	R: 0 H: 0 E: 0 LOB: 0 K: 0 BB: 0 S: 3 P: 3	R: 0 H: 1 E: 0 LOB: 1 K: 0 BB: 0 S: 4 P: 4		1B: 1 SF: 1 2B: 2 SAC: 0 3B: 1 DP: 0 HR: 1 HBP: 1				WP: 0 PA: 32 PB: 0 SB: 1 CS: 0		

	AB	28
	R	2
	H	5
	RBI	2
	BB	2
	SO	3
	LOB	10

PITCHER		IP	WLS	BF	H	R	ER	SO	BB	IBB	HBP	BLK	WP	HR	S	P	ERA	WHIP
Phil Ortega, R ERA: 3.08	(1, 1)	7.0	L	28	4	2	2	3	2	0	1	0	0	1	31	40	2.57	0.857
Casey Cox, R ERA: 2.82	(8, 1)	1.0		4	1	0	0	0	0	0	0	0	0	0	4	4	0.00	1.000

PITCHER	IP	WLS	BF	H	R	ER	SO	BB	IBB	HBP	BLK	WP	HR	S	P	ERA	WHIP

Batter	1	2	3	4	5	6	7	8	9	AB	R	H	RBI	BB	SO	LOB
Mike Andrews, R (1, 4) OBP: 0.343, SLG: 0.351	6-3		K		BB, CS, 2-3		HR		BB, 2-3-1-6	3	1	1	1	2	1	0
Jerry Adair, R (1, 5) OBP: 0.296, SLG: 0.332	5-3		FC4-6, 1B		CS, 1-2, 3-H	1-3	F8		6-3-1-6, 1-2f	5	0	1	0	0	0	1
Carl Yastrzemski, L (1, 7) OBP: 0.408, SLG: 0.607	BB, 1B, 1B		F8			HR	PB, 1B		WP, 1B, 1B	5	2	4	1	0	0	1
George Scott, R (1, 3) OBP: 0.372, SLG: 0.461	BB, 1-2, 1B		FC4-6, 1-2f			HR, 1B	K, 1-2		1B, 1-2, BB	4	1	2	0	1	1	2
Reggie Smith, S (1, 8) OBP: 0.321, SLG: 0.401	BB, 1-2, 2-3			K		F9	K		1B, 1-3, 2-H	4	0	1	1	1	2	2
Rico Petrocelli, R (1, 6) OBP: 0.331, SLG: 0.435	K			5-3		HR, 1-H		K	G3	5	1	1	2	0	2	5
George Thomas, R (1, 9) OBP: 0.261, SLG: 0.276		K		K		1-3, 2B		1-3		3	0	1	0	0	2	0
Jose Tartabull, L (8, PH) OBP: 0.278, SLG: 0.232										1	0	0	0	0	0	0
(8, 9)																
Russ Gibson, R (1, 2) OBP: 0.277, SLG: 0.290		4-3			PB, SH2-3, CS, BB	IBB		2B		2	0	1	0	2	0	0
Jim Lonborg, R (1, 1) OBP: 0.149, SLG: 0.163		K			SH2-3, 1-2	K		5-3		2	0	0	0	0	2	2
Dalton Jones, L (8, PH) OBP: 0.329, SLG: 0.397										1	0	0	0	0	0	1
Sparky Lyle, L (8, 1) OBP: 0.250, SLG: 0.375										0	0	0	0	0	0	0
John Wyatt, R (8, 1) OBP: 0.214, SLG: 0.083										0	0	0	0	0	0	0
Inning Stats	R: 0 E: 0 K: 1 S: 7 H: 2 LOB: 3 BB: 1 P: 11	R: 0 E: 0 K: 2 S: 7 H: 0 LOB: 0 BB: 0 P: 7	R: 0 E: 0 K: 1 S: 6 H: 1 LOB: 1 BB: 0 P: 6	R: 0 E: 0 K: 2 S: 7 H: 0 LOB: 0 BB: 0 P: 7	R: 0 E: 0 K: 0 S: 1 H: 0 LOB: 0 BB: 2 P: 9	R: 3 E: 0 K: 1 S: 9 H: 4 LOB: 2 BB: 1 P: 13	R: 1 E: 0 K: 2 S: 9 H: 2 LOB: 1 BB: 0 P: 9	R: 0 E: 0 K: 1 S: 6 H: 1 LOB: 1 BB: 0 P: 6	R: 1 E: 0 K: 0 S: 4 H: 2 LOB: 2 BB: 2 P: 12	1B: 7 2B: 3 3B: 0 HR: 3 SF: 0 SAC: 1 DP: 1 HBP: 0						

PITCHER		IP	WLS	BF	H	R	ER	SO	BB	IBB	HBP	BLK	WP	HR	S	P	ERA	WHIP
Sam McDowell, L ERA: 3.73	(1, 1)	7.0		32	9	4	4	9	3	1	0	0	0	3	46	62	5.14	1.714
George Culver, R ERA: 3.98	(8, 1)	2.0	L	10	3	1	1	1	2	0	0	0	1	0	10	18	4.50	2.500

PITCHER	IP	WLS	BF	H	R	ER	SO	BB	IBB	HBP	BLK	WP	HR	S	P	ERA	WHIP

TOP

Boston Red Sox @ Cleveland Indians

Cleveland Municipal Stadium, Cleveland, OH

Wed Sep 20 1967, 7:05 PM EDT

Att. 6,603 - Unknown

livebaseballscorecards.com

AB	35
R	5
H	12
RBI	5
BB	6
SO	10
LOB	14

1B: 7	SF: 0	WP: 1	PA: 43
2B: 3	SAC: 1	PB: 2	
3B: 0	DP: 1	SB: 0	
HR: 3	HBP: 0	CS: 1	

Batter	1	2	3	4	5	6	7	8	9	AB	R	H	RBI	BB	SO	LOB
Vic Davalillo, L (1, 8) OBP: 0.317, SLG: 0.395	3-1		BB			CS 1B		K		3	0	1	0	1	1	0
Richie Scheinblum, S (1, 9) OBP: 0.333, SLG: 0.400	G3		CS 1-2	K		F9		F8		4	0	0	0	0	1	1
Leon Wagner, L (1, 7) OBP: 0.317, SLG: 0.386 Chuck Hinton, R (9, 7) OBP: 0.315, SLG: 0.364	BB			F7		K 1-2		4-3		3 0	0 0	0 0	0 0	1 0	1 0	1 0
Tony Horton, R (1, 3) OBP: 0.327, SLG: 0.426	F4			5-3			HR		5-3	4	0	1	1	0	0	1
Max Alvis, R (1, 5) OBP: 0.304, SLG: 0.411		F6			HR 1B		HR		G6-4-3 1B	4	2	3	1	0	0	0
Joe Azcue, R (1, 2) OBP: 0.312, SLG: 0.442		K			F7		F8		G6-4-3 1-2f	4	0	0	0	0	1	2
Vern Fuller, R (1, 4) OBP: 0.305, SLG: 0.389		K			L6		5-3 BB			2	0	0	0	1	1	1
Larry Brown, R (1, 6) OBP: 0.308, SLG: 0.310			K		HR 1-H		5-3 1-2			3	1	1	2	0	1	1
Sam McDowell, L (1, 1) OBP: 0.195, SLG: 0.238 Lee Maye, L (7, PH) OBP: 0.319, SLG: 0.443 George Culver, R (8, 1) OBP: 0.250, SLG: 0.250			4-3		K		G3			2 1 0	0 0 0	0 0 0	0 0 0	0 0 0	1 0 0	0 1 0
Inning Stats	R: 0 E: 0 K: 0 S: 3 H: 0 LOB: 1 BB: 1 P: 7	R: 0 E: 0 K: 2 S: 7 H: 0 LOB: 0 BB: 0 P: 7	R: 0 E: 0 K: 1 S: 4 H: 0 LOB: 0 BB: 1 P: 8	R: 0 E: 0 K: 1 S: 5 H: 0 LOB: 0 BB: 0 P: 5	R: 2 E: 0 K: 1 S: 7 H: 2 LOB: 0 BB: 0 P: 7	R: 0 E: 0 K: 1 S: 5 H: 1 LOB: 1 BB: 0 P: 5	R: 2 E: 0 K: 0 S: 5 H: 2 LOB: 1 BB: 1 P: 9	R: 0 E: 0 K: 1 S: 5 H: 0 LOB: 0 BB: 0 P: 5	R: 0 E: 0 K: 0 S: 3 H: 1 LOB: 0 BB: 0 P: 3	1B: 3 2B: 1 3B: 0 HR: 3	SF: 0 SAC: 0 DP: 2 HBP: 0			WP: 0 PB: 0 SB: 0 CS: 2		PA: 34	

PITCHER		IP	WLS	BF	H	R	ER	SO	BB	IBB	HBP	BLK	WP	HR	S	P	ERA	WHIP
Jim Lonborg, R ERA: 3.21	(1, 1)	7.0		27	5	4	4	6	3	0	0	0	0	3	36	48	5.14	1.143
Sparky Lyle, L ERA: 2.28	(8, 1)	0.1		1	0	0	0	1	0	0	0	0	0	0	3	3	0.00	0.000
John Wyatt, R ERA: 2.45	(8, 1)	1.2	W	5	1	0	0	0	0	0	0	0	0	0	5	5	0.00	0.600

PITCHER	IP	WLS	BF	H	R	ER	SO	BB	IBB	HBP	BLK	WP	HR	S	P	ERA	WHIP

BOTTOM

Boston Red Sox @ Cleveland Indians

Cleveland Municipal Stadium, Cleveland, OH

Wed Sep 20 1967, 7:05 PM EDT

Att. 6,603 - Unknown

livebaseballscorecards.com

AB	30
R	3
H	6
RBI	4
BB	3
SO	7
LOB	8

Batter	1	2	3	4	5	6	7	8	9	AB	R	H	RBI	BB	SO	LOB
Jose Tartabull, L (1, 9) OBP: 0.276, SLG: 0.240	F3		F8		1-6-3		1B 3B 2-H		F8	5	1	1	1	0	0	0
Mike Andrews, R (1, 4) OBP: 0.348, SLG: 0.357	2B		E 1B			BBBB SH1-4 1B BB BB	1B 3-H		5-3	3	2	3	1	1	0	0
Joe Foy, R (7, 5) OBP: 0.324, SLG: 0.424										1	0	0	0	0	0	0
Carl Yastrzemski, L (1, 7) OBP: 0.408, SLG: 0.606	1-3		E9 1-H			BBBB SH1-4 1B 1-2 BB	2B		6-3	4	1	1	0	1	0	1
George Scott, R (1, 3) OBP: 0.371, SLG: 0.460	BB		K			SH1-4 1-2 2-3	K			2	0	0	0	1	2	2
Reggie Smith, S (1, 8) OBP: 0.321, SLG: 0.398	F3			F9		1B WP IBB	G3			3	1	0	0	1	0	3
Dalton Jones, L (1, 5) OBP: 0.327, SLG: 0.393		4-3		F7		WP 1B 1-3 2-H 3-H		F4		4	0	1	2	0	0	0
(7, 4)																
Rico Petrocelli, R (1, 6) OBP: 0.331, SLG: 0.432		F8		F4		6-3 1-2 3-H		BBBB P1-6 BB BB		3	0	0	0	1	0	1
Russ Gibson, R (1, 2) OBP: 0.277, SLG: 0.283		L4			F9	F8		BBBB 1-2 BB		3	0	0	0	1	0	1
Gary Bell, R (1, 1) OBP: 0.167, SLG: 0.208			L6		6-3		3B 2B		P1-6 2-3f	3	1	1	0	0	0	0
Darrell Brandon, R (7, 1) OBP: 0.209, SLG: 0.262										1	0	0	0	0	0	2
Bill Landis, L (8, 1)										0	0	0	0	0	0	0
John Wyatt, R (9, 1) OBP: 0.214, SLG: 0.083										0	0	0	0	0	0	0
Inning Stats	R: 0 E: 0 K: 0 S: 4 H: 1 LOB: 2 BB: 1 P: 8	R: 0 E: 0 K: 0 S: 3 H: 0 LOB: 0 BB: 0 P: 3	R: 1 E: 1 K: 1 S: 7 H: 1 LOB: 1 BB: 0 P: 7	R: 0 E: 0 K: 0 S: 3 H: 0 LOB: 0 BB: 0 P: 3	R: 0 E: 0 K: 0 S: 3 H: 0 LOB: 0 BB: 0 P: 3	R: 3 E: 0 K: 0 S: 4 H: 1 LOB: 1 BB: 3 P: 16	R: 2 E: 0 K: 1 S: 8 H: 4 LOB: 1 BB: 0 P: 8	R: 0 E: 0 K: 0 S: 2 H: 0 LOB: 1 BB: 2 P: 10	R: 0 E: 0 K: 0 S: 3 H: 0 LOB: 0 BB: 0 P: 3	1B: 3 2B: 4 3B: 1 HR: 0 SF: 0 SAC: 1 DP: 1 HBP: 0						

PITCHER		IP	WLS	BF	H	R	ER	SO	BB	IBB	HBP	BLK	WP	HR	S	P	ERA	WHIP
Steve Hargan, R ERA: 2.62	(1, 1)	6.0	L	26	3	4	3	1	3	1	0	0	1	0	24	40	4.50	1.000
Orlando Pena, R ERA: 3.54	(7, 1)	1.0		6	4	2	2	1	0	0	0	0	0	0	8	8	18.00	4.000
Tom Kelley, R ERA:	(8, 1)	1.0		4	0	0	0	0	2	0	0	0	0	0	2	10	0.00	2.000
Steve Bailey, R ERA: 3.79	(9, 1)	1.0		3	0	0	0	0	0	0	0	0	0	0	3	3	0.00	0.000

PITCHER	IP	WLS	BF	H	R	ER	SO	BB	IBB	HBP	BLK	WP	HR	S	P	ERA	WHIP

TOP

Boston Red Sox @ Cleveland Indians

Cleveland Municipal Stadium, Cleveland, OH

Thu Sep 21 1967, 7:05 PM EDT

Att. 4,492 - Unknown

livebaseballscorecards.com

AB	32
R	6
H	7
RBI	4
BB	6
SO	2
LOB	10

WP: 1	PA: 39		
PB: 0			
SB: 0			
CS: 0			

BOTTOM

Boston Red Sox @ Cleveland Indians

Cleveland Municipal Stadium, Cleveland, OH

Thu Sep 21 1967, 7:05 PM EDT

Att. 4,492 - Unknown

Batter	1	2	3	4	5	6	7	8	9	AB	R	H	RBI	BB	SO	LOB
Vic Davalillo, L (1, 8) OBP: 0.315, SLG: 0.392	K2-3			L6-3 1B		F8	E3 1B SF8 2-H 3-H	FC6-4 1-2f		5	1	1	1	0	1	2
Richie Scheinblum, S (1, 9) OBP: 0.364, SLG: 0.395	L6-3 BB			L6-3 1-2		1B 1B BB	2-3 1B		F8	3	1	1	0	2	0	1
Chuck Hinton, R (1, 7) OBP: 0.314, SLG: 0.363	L6-3 1-2			F8		1B 1-2 1B	SF8 3-H		K	4	0	1	1	0	1	1
Tony Horton, R (1, 3) OBP: 0.325, SLG: 0.423		5-3			6-3	1-3 2-H 1B	F8		4-3	5	0	1	1	0	0	1
Max Alvis, R (1, 5) OBP: 0.305, SLG: 0.414		K			3B	1-2 BB		K		3	0	1	0	1	2	0
Joe Azcue, R (1, 2) OBP: 0.311, SLG: 0.437		F7			BB	K		F8		3	0	0	0	1	1	3
Vern Fuller, R (1, 4) OBP: 0.302, SLG: 0.385			K	F2		2B E 1B		1B 1B		2	0	0	0	0	1	2
Jim King, L (7, PH) OBP: 0.275, SLG: 0.237										1	1	1	0	0	0	0
Gus Gil, R (8, 4) OBP: 0.200, SLG: 0.158										0	0	0	0	0	0	0
Leon Wagner, L (8, PH) OBP: 0.318, SLG: 0.387										1	1	1	0	0	0	0
Pedro Gonzalez, R (9, 4) OBP: 0.270, SLG: 0.271										0	0	0	0	0	0	0
Larry Brown, R (1, 6) OBP: 0.307, SLG: 0.310			K	1-3		K	K	1B 1-2 1B		4	0	1	0	0	2	3
Steve Hargan, R (1, 1) OBP: 0.211, SLG: 0.209										1	0	0	0	0	1	0
Willie Smith, L (6, PH) OBP: 0.259, SLG: 0.269										1	0	0	0	0	1	0
Orlando Pena, R (7, 1)										0	0	0	0	0	0	0
Lee Maye, L (7, PH) OBP: 0.321, SLG: 0.449										1	1	1	0	0	0	0
Tom Kelley, R (8, 1)										0	0	0	0	0	0	0
Fred Whitfield, L (8, PH) OBP: 0.291, SLG: 0.368										1	0	1	1	0	0	0
Steve Bailey, R (9, 1)			K			K	1-3 E 2B	1-3 2-H FC6-4 1B		0	0	0	0	0	0	0
Inning Stats	R: 0 E: 0 K: 1 S: 4 H: 0 LOB: 0 BB: 1 P: 8	R: 0 E: 0 K: 1 S: 5 H: 0 LOB: 0 BB: 0 P: 5	R: 0 E: 0 K: 3 S: 9 H: 0 LOB: 0 BB: 0 P: 9	R: 0 E: 0 K: 0 S: 3 H: 1 LOB: 0 BB: 0 P: 3	R: 0 E: 0 K: 0 S: 4 H: 1 LOB: 2 BB: 1 P: 8	R: 1 E: 0 K: 2 S: 9 H: 2 LOB: 3 BB: 2 P: 17	R: 3 E: 1 K: 1 S: 9 H: 3 LOB: 1 BB: 0 P: 9	R: 1 E: 0 K: 1 S: 8 H: 3 LOB: 2 BB: 0 P: 8	R: 0 E: 0 K: 1 S: 5 H: 0 LOB: 0 BB: 0 P: 5	1B: 8 2B: 3 3B: 1 HR: 0	SF: 1 SAC: 0 DP: 2 HBP: 0						

	AB	35
	R	5
	H	10
	RBI	4
	BB	4
	SO	10
	LOB	13

WP: 0 PB: 0 SB: 0 CS: 0 PA: 40

livebaseballscorecards.com

PITCHER		IP	WLS	BF	H	R	ER	SO	BB	IBB	HBP	BLK	WP	HR	S	P	ERA	WHIP
Gary Bell, R ERA: 3.26	(1, 1)	6.1	W	29	7	4	3	8	4	0	0	0	0	0	41	57	4.26	1.737
Darrell Brandon, R ERA: 4.08	(7, 1)	1.1		6	2	1	1	1	0	0	0	0	0	0	8	8	6.75	1.500
Bill Landis, L ERA: 5.4	(8, 1)	0.1		2	1	0	0	0	0	0	0	0	0	0	2	2	0.00	3.000
John Wyatt, R ERA: 2.42	(9, 1)	1.0	S	3	0	0	0	1	0	0	0	0	0	0	5	5	0.00	0.000

PITCHER	IP	WLS	BF	H	R	ER	SO	BB	IBB	HBP	BLK	WP	HR	S	P	ERA	WHIP

Batter	1	2	3	4	5	6	7	8	9	10	11	12	13	AB	R	H	RBI	BB	SO	LOB
Ken Berry, R (1, 9) OBP: 0.308, SLG: 0.330	K		F8			K			K		F7		CS BB	3	0	0	0	0	2	0
Wayne Causey, L (9, PH) OBP: 0.301, SLG: 0.292 (9, 4)														2	0	0	0	1	1	0
Don Buford, S (1, 4) OBP: 0.327, SLG: 0.323 (9, 5)	2B 1B		F8			F6			1B 2B		E6		CS 1-2	5	1	2	0	0	0	0
Tommie Agee, R (1, 8) OBP: 0.308, SLG: 0.377	K			K			K				F9			3	0	0	0	0	3	1
Smoky Burgess, L (9, PH) OBP: 0.301, SLG: 0.259									2-H 1B					1	0	1	1	0	0	0
Bill Voss, L (9, PR) OBP: 0.056, SLG: 0.056 (9, 8)														1	0	0	0	0	0	1
Ken Boyer, R (1, 5) OBP: 0.318, SLG: 0.362 (9, 3)	1-3 2B			F7			L5		BB		F4			4	0	1	0	1	0	1
Tom McCraw, L (1, 3) OBP: 0.287, SLG: 0.361 (9, 9)	F8			6-3			4-3		F7			F8		5	0	0	0	0	0	4
Rocky Colavito, R (1, 7) OBP: 0.318, SLG: 0.331		F6			L6			5-3	F7			6-3		5	0	0	0	0	0	2
J.C. Martin, L (1, 2) OBP: 0.321, SLG: 0.346		CS BB			K			4-3		F8		K2-3		4	0	0	0	1	2	0
Ron Hansen, R (1, 6) OBP: 0.319, SLG: 0.328		F2 1-2			K			1B		K			F6	3	0	1	0	0	1	1
Buddy Bradford, R (8, PR) OBP: 0.143, SLG: 0.077														0	0	0	0	0	0	0
Rich Morales, R (8, 6)														1	0	0	0	0	1	0
Sandy Alomar Sr., S (13, PH) OBP: 0.086, SLG: 0.086 (13, 6)														1	0	0	0	0	0	0
Gary Peters, L (1, 1) Don McMahon, R (8, PR) Pete Ward, L (8, PR) Bob Locker, S (8, 1) Wilbur Wood, R (8, 1) Walt Williams, R (10, PH) Hoyt Wilhelm, R (10, 1) Marv Staehle, L (10, PH) Roger Nelson, R (10, 1)			F9			K		K			K		K	2 0 1 0 0 1 0 0	0 0 0 0 0 0 0 0	0 0 0 0 0 0 0 0	0 0 0 0 0 0 0 0	1 0 1 0 0 1 0 0	0 0 1 0 0 0 0 0	
Inning Stats	R: 0 E: 0 K: 2 S: 9 H: 2 LOB: 2 BB: 0 P: 9	R: 0 E: 0 K: 0 S: 2 H: 0 LOB: 0 BB: 1 P: 6	R: 0 E: 0 K: 0 S: 3 H: 0 LOB: 0 BB: 0 P: 3	R: 0 E: 0 K: 1 S: 5 H: 0 LOB: 0 BB: 0 P: 5	R: 0 E: 0 K: 2 S: 7 H: 0 LOB: 0 BB: 0 P: 7	R: 0 E: 0 K: 2 S: 7 H: 0 LOB: 0 BB: 0 P: 7	R: 0 E: 0 K: 1 S: 5 H: 0 LOB: 0 BB: 0 P: 5	R: 0 E: 0 K: 1 S: 6 H: 1 LOB: 1 BB: 0 P: 6	R: 1 E: 0 K: 1 S: 7 H: 2 LOB: 2 BB: 1 P: 11	R: 0 E: 0 K: 2 S: 7 H: 0 LOB: 0 BB: 0 P: 7	R: 0 E: 1 K: 0 S: 4 H: 0 LOB: 1 BB: 0 P: 4	R: 0 E: 0 K: 1 S: 5 H: 0 LOB: 0 BB: 0 P: 5	R: 0 E: 0 K: 1 S: 4 H: 0 LOB: 0 BB: 1 P: 8	1B: 3 2B: 2 3B: 0 HR: 0 SF: 0 SAC: 0 DP: 0 HBP: 0					

PITCHER		IP	WLS	BF	H	R	ER	SO	BB	IBB	HBP	BLK	WP	HR	S	P	ERA	WHIP
Luis Tiant, R ERA: 2.73	(1, 1)	9.0		33	5	1	1	10	2	0	0	0	0	0	51	59	1.00	0.778
Stan Williams, R ERA: 2.82	(10, 1)	4.0	W	13	0	0	0	4	1	0	0	0	0	0	20	24	0.00	0.250

PITCHER	IP	WLS	BF	H	R	ER	SO	BB	IBB	HBP	BLK	WP	HR	S	P	ERA	WHIP

TOP

Chicago White Sox @ Cleveland Indians

Cleveland Municipal Stadium, Cleveland, OH

Fri Sep 22 1967, 7:05 PM EDT

Att. 5,008 - Unknown

livebaseballscorecards.com

AB	43
R	1
H	5
RBI	1
BB	3
SO	14
LOB	11

WP: 0 PB: 0 SB: 0 CS: 2 PA: 47

Batter	1	2	3	4	5	6	7	8	9	10	11	12	13	AB	R	H	RBI	BB	SO	LOB
Chuck Hinton, R (1, 8) OBP: 0.313, SLG: 0.360	0-0 SH1 WP 1B	0-3 K		G1-4-3 1-2f			F3		F9			F8		6	0	1	0	0	1	5
Richie Scheinblum, S (1, 9) OBP: 0.347, SLG: 0.372	0-0 SH1 1-3	0-0 P2-5 3-Hf			F5		0-0 1B		0-3 K			0-3 K		5	0	1	0	0	2	4
Max Alvis, R (1, 5) OBP: 0.304, SLG: 0.410	4-0 BB BB		0-3 K		0-3 K		F9			0-3 K		F2		5	0	0	0	1	3	1
Tony Horton, R (1, 3) OBP: 0.323, SLG: 0.427	0-3 K		0-3 K		L6			5-3		F8			HR	6	1	1	1	0	2	2
Chico Salmon, R (1, 7) OBP: 0.287, SLG: 0.313	4-0 FC6-4 1-2 BB		4-0 1B BB			FC3-5 2B		6-3		F7				3	0	1	0	2	0	0
Joe Azcue, R (1, 2) OBP: 0.310, SLG: 0.433	0-0 FC6-4 1-2f		0-0 1-3 1B			FC3-5 2-3		6-3			0-0 F3			5	0	1	0	0	0	4
Vern Fuller, R (1, 4) OBP: 0.302, SLG: 0.381 Lee Maye, L (9, PH) OBP: 0.323, SLG: 0.451 Stan Williams, R (10, 1) OBP: 0.095, SLG: 0.095		4-0 2B BB	0-3 K			F9			0-0 SH3-4 1B		0-0 5-3			2 1 1	1 0 0	0 1 0	0 0 0	1 0 0	1 0 0	3 0 0
Larry Brown, R (1, 6) OBP: 0.309, SLG: 0.313	0-0 1B P2-5 1-H 2B			F8		F6			0-0 SH3-4 1-2		0-0 1B			4	0	2	1	0	0	1
Luis Tiant, R (1, 1) OBP: 0.268, SLG: 0.338 Fred Whitfield, L (9, PH) OBP: 0.294, SLG: 0.368 Gus Gil, R (9, PR) OBP: 0.198, SLG: 0.156 (10, 4)	0-0 2-3 1B			0-0 G1-4-3 1B			0-3 K		4-0 IBB		0-0 4-3			3 0 1	0 0 0	2 0 0	0 0 0	0 1 0	1 0 0	0 0 1
Inning Stats	R: 0 H: 1 E: 0 LOB: 3 K: 1 BB: 2 S: 6 P: 14	R: 1 H: 2 E: 0 LOB: 1 K: 1 BB: 1 S: 6 P: 10	R: 0 H: 1 E: 0 LOB: 2 K: 3 BB: 1 S: 10 P: 14	R: 0 H: 1 E: 0 LOB: 0 K: 0 BB: 0 S: 3 P: 3	R: 0 H: 0 E: 0 LOB: 0 K: 1 BB: 0 S: 5 P: 5	R: 0 H: 1 E: 0 LOB: 1 K: 0 BB: 0 S: 4 P: 4	R: 0 H: 1 E: 0 LOB: 1 K: 1 BB: 0 S: 6 P: 6	R: 0 H: 0 E: 0 LOB: 0 K: 0 BB: 0 S: 3 P: 3	R: 0 H: 1 E: 0 LOB: 2 K: 1 BB: 1 S: 6 P: 10	R: 0 H: 0 E: 0 LOB: 0 K: 1 BB: 0 S: 5 P: 5	R: 0 H: 1 E: 0 LOB: 1 K: 0 BB: 0 S: 4 P: 4	R: 0 H: 0 E: 0 LOB: 0 K: 1 BB: 0 S: 5 P: 5	R: 1 H: 1 E: 0 LOB: 0 K: 0 BB: 0 S: 1 P: 1	1B: 7 SF: 0 2B: 3 SAC: 2 3B: 0 DP: 2 HR: 1 HBP: 0						

PITCHER		IP	WLS	BF	H	R	ER	SO	BB	IBB	HBP	BLK	WP	HR	S	P	ERA	WHIP
Gary Peters, L ERA: 2.25	(1, 1)	6.0		26	6	1	1	6	4	0	0	0	1	0	34	50	1.50	1.667
Don McMahon, R ERA: 2.15	(7, 1)	1.0		4	1	0	0	1	0	0	0	0	0	0	6	6	0.00	1.000
Bob Locker, R ERA: 2.19	(8, 1)	1.2		7	1	0	0	0	0	1	0	0	0	0	6	10	0.00	0.600
Wilbur Wood, L ERA: 2.5	(9, 1)	0.1		1	0	0	0	1	0	0	0	0	0	0	3	3	0.00	0.000
Hoyt Wilhelm, R ERA: 1.04	(10, 1)	3.0		10	1	0	0	2	0	0	0	0	0	0	14	14	0.00	0.333

PITCHER		IP	WLS	BF	H	R	ER	SO	BB	IBB	HBP	BLK	WP	HR	S	P	ERA	WHIP
Roger Nelson, R ERA: 1.42	(13, 1)	0.0	L	1	1	1	1	0	0	0	0	0	0	1	1	1	∞	∞

BOTTOM

Chicago White Sox @ Cleveland Indians

Cleveland Municipal Stadium, Cleveland, OH

Fri Sep 22 1967, 7:05 PM EDT

Att. 5,008 - Unknown

livebaseballscorecards.com

AB	42
R	2
H	10
RBI	2
BB	5
SO	10
LOB	21

WP: 1	PA: 49		
PB: 0			
SB: 0			
CS: 0			

Batter	1	2	3	4	5	6	7	8	9	AB	R	H	RBI	BB	SO	LOB
Tommie Agee, R (1, 8) OBP: 0.307, SLG: 0.375	F7	CS 1B 1-H		6-3		K		5-3		5	0	1	1	0	1	2
Don Buford, S (1, 5) OBP: 0.329, SLG: 0.326	2B 1B	CS 1-2	2B 1B		SH5-3 BB 2B 1B	F5			F8	5	3	3	0	0	0	0
Pete Ward, L (1, 7) OBP: 0.338, SLG: 0.397 Buddy Bradford, R (5, PR) OBP: 0.125, SLG: 0.067 (5, 9)	2B 2B 1-3		1B 2B 1-H		SH5-3 BB 2B 1-2	K			K	2 2	2 1	2 0	1 0	1 0	0 2	0 0
Ken Boyer, R (1, 3) OBP: 0.318, SLG: 0.364	2B 2-H 3-H		K		SH5-3 1-2 2-3		K		K	4	0	1	2	0	3	1
Wayne Causey, L (1, 4) OBP: 0.300, SLG: 0.289	F8		F8		2B IBB		F6			3	1	0	0	1	0	2
Rocky Colavito, R (1, 9) OBP: 0.320, SLG: 0.337 Ken Berry, R (5, PR) OBP: 0.307, SLG: 0.329 (5, 7)	4-3		1B 2-H		2B 1-H 2-H 3-H		F6			3 1	0 0	2 0	4 0	0 0	0 0	1 0
Duane Josephson, R (1, 2) OBP: 0.276, SLG: 0.307		F5		K	F2			CS 1B		4	0	1	0	0	1	2
Ron Hansen, R (1, 6) OBP: 0.322, SLG: 0.327		K		G3 BB	FC6-4 BB			SH2-4 BB 1-2		1	0	0	0	3	1	0
Joe Horlen, R (1, 1) OBP: 0.183, SLG: 0.177		E4 PB 1B		G3 1-2	FC6-4 1-2f			SH2-4 1-2		3	1	0	0	0	0	3
Inning Stats	R: 2 E: 0 K: 0 S: 6 H: 3 LOB: 1 BB: 0 P: 6	R: 1 E: 1 K: 1 S: 6 H: 1 LOB: 0 BB: 0 P: 6	R: 2 E: 0 K: 1 S: 7 H: 3 LOB: 1 BB: 0 P: 7	R: 0 E: 0 K: 1 S: 5 H: 0 LOB: 1 BB: 1 P: 9	R: 3 E: 0 K: 0 S: 5 H: 2 LOB: 2 BB: 3 P: 17	R: 0 E: 0 K: 2 S: 7 H: 0 LOB: 0 BB: 0 P: 7	R: 0 E: 0 K: 1 S: 5 H: 0 LOB: 0 BB: 0 P: 5	R: 0 E: 0 K: 0 S: 3 H: 1 LOB: 1 BB: 1 P: 7	R: 0 E: 0 K: 2 S: 7 H: 0 LOB: 0 BB: 0 P: 7	1B: 6 2B: 4 3B: 0 HR: 0 SF: 0 SAC: 2 DP: 0 HBP: 0						

PITCHER		IP	WLS	BF	H	R	ER	SO	BB	IBB	HBP	BLK	WP	HR	S	P	ERA	WHIP
Sonny Siebert, R ERA: 2.45	(1, 1)	3.0	L	15	7	5	4	2	0	0	0	0	0	0	19	19	12.00	2.333
Steve Bailey, R ERA: 4.1	(4, 1)	2.0		12	2	3	3	1	3	1	0	0	0	0	10	26	13.50	2.500
Bobby Tiefenauer, R ERA: 0.96	(6, 1)	3.0		10	1	0	0	3	1	0	0	0	0	0	15	19	0.00	0.667
John O'Donoghue, L ERA: 3.38	(9, 1)	1.0		3	0	0	0	2	0	0	0	0	0	0	7	7	0.00	0.000

PITCHER	IP	WLS	BF	H	R	ER	SO	BB	IBB	HBP	BLK	WP	HR	S	P	ERA	WHIP

TOP

Chicago White Sox @ Cleveland Indians

Cleveland Municipal Stadium, Cleveland, OH

Sat Sep 23 1967, 3:33 AM EDT
Att. 4,343 - Unknown

livebaseballscorecards.com

AB	33
R	8
H	10
RBI	8
BB	5
SO	8
LOB	11

Batter	1	2	3	4	5	6	7	8	9	AB	R	H	RBI	BB	SO	LOB
Vic Davalillo, L (1, 8) OBP: 0.314, SLG: 0.391	L6-3 1B		F7			4-3			F7	4	0	1	0	0	0	0
Richie Scheinblum, S (1, 9) OBP: 0.321, SLG: 0.340	L6-3 1-2			4-3		K			G3	4	0	0	0	0	1	1
Lee Maye, L (1, 7) OBP: 0.320, SLG: 0.446	K			F8			F9			3	0	0	0	0	1	0
Tony Horton, R (1, 3) OBP: 0.323, SLG: 0.426		FC5-4 1B		6-3			4-3			3	0	1	0	0	0	0
John O'Donoghue, R (9, 1) OBP: 0.171, SLG: 0.184										0	0	0	0	0	0	0
Max Alvis, R (1, 5) OBP: 0.304, SLG: 0.410		F4			P2-4 G3 1B		5-3			3	0	1	0	0	0	1
Joe Azcue, R (1, 2) OBP: 0.308, SLG: 0.430		K			G3 1-2			G3		2	0	0	0	0	1	2
Bobby Tiefenauer, R (6, 1)										0	0	0	0	0	0	0
Willie Smith, L (8, PH) OBP: 0.250, SLG: 0.259										1	0	0	0	0	0	0
(9, 3)																
Vern Fuller, R (1, 4) OBP: 0.304, SLG: 0.379		FC5-4 1-2f			BB			K		1	0	0	0	1	0	1
Leon Wagner, L (8, PH) OBP: 0.318, SLG: 0.387										1	0	0	0	0	1	0
Gus Gil, R (9, 4) OBP: 0.198, SLG: 0.156										0	0	0	0	0	0	0
Larry Brown, R (1, 6) OBP: 0.307, SLG: 0.311			6-3		P2-4 2-3f			F7		3	0	0	0	0	0	2
Sonny Siebert, R (1, 1) OBP: 0.143, SLG: 0.327			G3			F9			5-3	0	0	0	0	0	0	0
Jim King, L (3, PH) OBP: 0.273, SLG: 0.235										1	0	0	0	0	0	0
Steve Bailey, R (4, 1)										0	0	0	0	0	0	0
Ray Fosse, R (6, 2)										2	0	0	0	0	0	0
Inning Stats	R: 0 E: 0 K: 1 S: 5 / H: 1 LOB: 0 BB: 0 P: 5	R: 0 E: 0 K: 1 S: 6 / H: 1 LOB: 1 BB: 0 P: 6	R: 0 E: 0 K: 0 S: 3 / H: 0 LOB: 0 BB: 0 P: 3	R: 0 E: 0 K: 0 S: 3 / H: 0 LOB: 0 BB: 0 P: 3	R: 0 E: 0 K: 0 S: 3 / H: 1 LOB: 1 BB: 1 P: 7	R: 0 E: 0 K: 1 S: 5 / H: 0 LOB: 0 BB: 0 P: 5	R: 0 E: 0 K: 0 S: 3 / H: 0 LOB: 0 BB: 0 P: 3	R: 0 E: 0 K: 1 S: 5 / H: 0 LOB: 0 BB: 0 P: 5	R: 0 E: 0 K: 0 S: 3 / H: 0 LOB: 0 BB: 0 P: 3	1B: 3 2B: 2 3B: 0 HR: 0	SF: 0 SAC: 0 DP: 2 HBP: 0					

PITCHER	IP	WLS	BF	H	R	ER	SO	BB	IBB	HBP	BLK	WP	HR	S	P	ERA	WHIP
Joe Horlen, R (1, 1) ERA: 2.04	9.0	W	29	3	0	0	4	1	0	0	0	0	0	36	40	0.00	0.444

PITCHER	IP	WLS	BF	H	R	ER	SO	BB	IBB	HBP	BLK	WP	HR	S	P	ERA	WHIP

BOTTOM

Chicago White Sox @ Cleveland Indians

Cleveland Municipal Stadium, Cleveland, OH

Sat Sep 23 1967, 3:33 AM EDT

Att. 4,343 - Unknown

livebaseballscorecards.com

AB	28
R	0
H	3
RBI	0
BB	1
SO	4
LOB	7

1B: 3 2B: 2 3B: 0 HR: 0 SF: 0 SAC: 0 DP: 2 HBP: 0

WP: 0 PB: 0 SB: 0 CS: 0 PA: 29

Batter	1	2	3	4	5	6	7	8	9	AB	R	H	RBI	BB	SO	LOB
Tommie Agee, R (1, 8) OBP: 0.309, SLG: 0.377	1B 2B	BBBB 4-3 BB		F8			F8		BBBB 1-2 BB	3	1	1	0	2	0	0
Don Buford, S (1, 4) OBP: 0.328, SLG: 0.325	1B 1B 2-H	4-3 1-2 2-3 3-H		F7			1-3		F8	5	0	1	2	0	0	4
Pete Ward, L (1, 3) OBP: 0.335, SLG: 0.394	F9	SSS K		4-1			F8			4	0	0	0	0	1	3
Ken Boyer, R (1, 5) OBP: 0.320, SLG: 0.375	SSS K		HR		F7			G6-4-3 1B		4	1	2	1	0	1	1
Rocky Colavito, R (1, 9) OBP: 0.320, SLG: 0.336 Buddy Bradford, R (8, 9) OBP: 0.125, SLG: 0.067	FC4-6 1B 1-2		L5		F6			F8		4 0	0 0	1 0	0 0	0 0	0 0	1 0
Duane Josephson, R (1, 2) OBP: 0.270, SLG: 0.301	FC4-6 1-2f		F3		SSS K			G6-4-3 1-2f		4	0	0	0	0	1	3
Ken Berry, R (1, 7) OBP: 0.310, SLG: 0.331		1B 4-3 1B	BBBB 1B BB			F9			BB 1B	3	1	2	0	1	0	0
Ron Hansen, R (1, 6) OBP: 0.323, SLG: 0.329		4-3 1-3 1-3 1B	1-2 1B			F9			F7	4	0	2	0	0	0	1
Cisco Carlos, R (1, 1) OBP: 0.063, SLG: 0.063 Don McMahon, R (3, 1) OBP: 0.154, SLG: 0.154 Gary Peters, L (8, 1) OBP: 0.220, SLG: 0.299 Bob Locker, S (8, 1)		1-3 1-2	L4			SSS K			SSS K	2 1 0 1	0 0 0 0	0 0 0 0	0 0 0 0	0 1 0 1	0 0 0 1	4 0 0 1
Inning Stats	R: 1 E: 0 K: 1 S: 8 H: 3 LOB: 2 BB: 0 P: 8	R: 1 E: 0 K: 1 S: 7 H: 2 LOB: 2 BB: 1 P: 11	R: 1 E: 0 K: 0 S: 5 H: 2 LOB: 2 BB: 1 P: 9	R: 0 E: 0 K: 0 S: 3 H: 0 LOB: 0 BB: 0 P: 3	R: 0 E: 0 K: 1 S: 5 H: 2 LOB: 0 BB: 0 P: 5	R: 0 E: 0 K: 1 S: 5 H: 0 LOB: 0 BB: 0 P: 5	R: 0 E: 0 K: 0 S: 3 H: 0 LOB: 0 BB: 0 P: 3	R: 0 E: 0 K: 0 S: 3 H: 1 LOB: 0 BB: 0 P: 3	R: 0 E: 0 K: 1 S: 6 H: 1 LOB: 2 BB: 1 P: 10	1B: 7 2B: 1 3B: 0 HR: 1	SF: 0 SAC: 0 DP: 1 HBP: 0						

PITCHER	IP	WLS	BF	H	R	ER	SO	BB	IBB	HBP	BLK	WP	HR	S	P	ERA	WHIP
Sam McDowell, L (1, 1) ERA: 3.81	2.2	L	16	6	3	3	2	2	0	0	0	0	1	18	26	10.12	3.000
George Culver, R (3, 1) ERA: 3.96	0.1		2	1	0	0	0	0	0	0	0	0	0	2	2	0.00	3.000
Orlando Pena, R (4, 1) ERA: 3.43	3.0		9	0	0	0	2	0	0	0	0	0	0	13	13	0.00	0.000
Bobby Tiefenauer, R (7, 1) ERA: 0.79	2.0		6	1	0	0	0	0	0	0	0	0	0	6	6	0.00	0.500
Stan Williams, R (9, 1) ERA: 2.78	1.0		5	1	0	0	1	1	0	0	0	0	0	6	10	0.00	2.000

PITCHER	IP	WLS	BF	H	R	ER	SO	BB	IBB	HBP	BLK	WP	HR	S	P	ERA	WHIP

TOP

Chicago White Sox @ Cleveland Indians

Cleveland Municipal Stadium, Cleveland, OH

Sun Sep 24 1967, 3:33 AM EDT

Att. 5,909 - Unknown

livebaseballscorecards.com

AB	35
R	3
H	9
RBI	3
BB	3
SO	5
LOB	18

1B: 7 2B: 1 3B: 0 HR: 1 SF: 0 SAC: 0 DP: 1 HBP: 0

WP: 0 PB: 0 SB: 0 CS: 0 PA: 38

Batter	1	2	3	4	5	6	7	8	9	AB	R	H	RBI	BB	SO	LOB
Vic Davalillo, L (1, 8) OBP: 0.314, SLG: 0.389	F7		G4-6-3 1-2f			F7			FC6-4 1B	4	0	1	0	0	0	2
Chuck Hinton, R (1, 7) OBP: 0.310, SLG: 0.357	F8			5-3			F9		FC6-4 1B 1-2f	4	0	0	0	0	0	1
Max Alvis, R (1, 5) OBP: 0.304, SLG: 0.409	K			F8			K		G4-6-3 1B 1-2	4	0	1	0	0	2	0
Fred Whitfield, L (1, 3) OBP: 0.290, SLG: 0.362		6-3		G3			F8		G4-6-3 1-2f	4	0	0	0	0	0	2
Richie Scheinblum, S (1, 9) OBP: 0.321, SLG: 0.360		G3			6-3			2B 2B		3	1	1	0	0	0	0
Joe Azcue, R (1, 2) OBP: 0.308, SLG: 0.432		F8			F8			2-H 2B		3	0	1	1	0	0	0
Pedro Gonzalez, R (1, 4) OBP: 0.273, SLG: 0.273			BB 1B		F4			F7		2	0	1	0	0	0	0
Lee Maye, L (8, PH) OBP: 0.320, SLG: 0.446										0	0	0	0	0	0	0
Tony Horton, R (8, PH) OBP: 0.322, SLG: 0.425										1	0	0	0	0	0	1
Gus Gil, R (9, 4) OBP: 0.198, SLG: 0.156										0	0	0	0	0	0	0
Larry Brown, R (1, 6) OBP: 0.308, SLG: 0.311			G4-6-3 1-2 BB			5-3		K		0	0	0	0	1	0	0
Chico Salmon, R (4, 6) OBP: 0.284, SLG: 0.309										2	0	0	0	0	1	1
Sam McDowell, L (1, 1) OBP: 0.195, SLG: 0.238			F5			F5		G3		0	0	0	0	0	0	0
George Culver, R (3, 1) OBP: 0.250, SLG: 0.250										0	0	0	0	0	0	0
Willie Smith, L (3, PH) OBP: 0.241, SLG: 0.250										1	0	0	0	0	0	2
Orlando Pena, R (4, 1) OBP: 0.272, SLG: 0.234										0	0	0	0	0	0	0
Jim King, L (6, PH) OBP: 0.317, SLG: 0.386										1	0	0	0	0	0	0
Bobby Tiefenauer, R (7, 1) OBP: 0.095, SLG: 0.095										0	0	0	0	0	0	1
Leon Wagner, L (8, PH)										0	0	0	0	0	0	0
Stan Williams, R (9, 1)																
Inning Stats	R: 0 E: 0 K: 1 S: 5 H: 0 LOB: 0 BB: 0 P: 5	R: 0 E: 0 K: 0 S: 3 H: 0 LOB: 0 BB: 0 P: 3	R: 0 E: 0 K: 0 S: 3 H: 1 LOB: 1 BB: 1 P: 7	R: 0 E: 0 K: 0 S: 3 H: 0 LOB: 0 BB: 0 P: 3	R: 0 E: 0 K: 0 S: 3 H: 0 LOB: 0 BB: 0 P: 3	R: 0 E: 0 K: 0 S: 3 H: 0 LOB: 0 BB: 0 P: 3	R: 0 E: 0 K: 1 S: 5 H: 0 LOB: 0 BB: 0 P: 5	R: 1 E: 0 K: 1 S: 7 H: 2 LOB: 1 BB: 0 P: 7	R: 0 E: 0 K: 0 S: 4 H: 2 LOB: 1 BB: 0 P: 4	1B: 3 2B: 2 3B: 0 HR: 0 SF: 0 SAC: 0 DP: 2 HBP: 0						

PITCHER		IP	WLS	BF	H	R	ER	SO	BB	IBB	HBP	BLK	WP	HR	S	P	ERA	WHIP
Cisco Carlos, R ERA: 0.89	(1, 1)	2.0		8	1	0	0	1	1	0	0	0	0	0	9	13	0.00	1.000
Don McMahon, R ERA: 2.14	(3, 1)	5.0	W	16	2	1	1	1	0	0	0	0	0	0	18	18	1.80	0.400
Gary Peters, L ERA: 2.25	(8, 1)	0.1		1	0	0	0	0	0	0	0	0	0	0	1	1	0.00	0.000
Bob Locker, R ERA: 2.16	(8, 1)	1.2	S	6	2	0	0	1	0	0	0	0	0	0	8	8	0.00	1.200

PITCHER	IP	WLS	BF	H	R	ER	SO	BB	IBB	HBP	BLK	WP	HR	S	P	ERA	WHIP

BOTTOM

Chicago White Sox @ Cleveland Indians

Cleveland Municipal Stadium, Cleveland, OH

Sun Sep 24 1967, 3:33 AM EDT

Att. 5,909 - Unknown

livebaseballscorecards.com

AB	30
R	1
H	5
RBI	1
BB	1
SO	3
LOB	10

WP: 0 PB: 0 SB: 0 CS: 0 PA: 31

Batter	1	2	3	4	5	6	7	8	9	AB	R	H	RBI	BB	SO	LOB
Vic Davalillo, L (1, 8) OBP: 0.310, SLG: 0.384	4-3		F9		F8		6-3			4	0	0	0	0	0	1
Chuck Hinton, R (1, 7) OBP: 0.310, SLG: 0.363	K		F8			HR		F3		4	1	1	1	0	1	1
Max Alvis, R (1, 5) OBP: 0.303, SLG: 0.408	5-3		E8 1-H 1B			F7		K		4	0	1	0	0	1	0
Tony Horton, R (1, 3) OBP: 0.324, SLG: 0.426		1B	F7			1B		5-3		0	2	0	0	0	0	0
Chico Salmon, R (1, 6) OBP: 0.288, SLG: 0.333		3-1 1-H 6-3 2B		6-3		1-H HR			E6 4-3 4-3 PO	4	2	2	3	0	0	0
Richie Scheinblum, S (1, 9) OBP: 0.300, SLG: 0.333		3-1 2-3		K		G3			4-3 1-2	4	0	0	0	0	1	2
Joe Azcue, R (1, 2) OBP: 0.304, SLG: 0.426		6-3 3-H		F9		1-3			4-3 2-3	4	0	0	1	0	0	1
Pedro Gonzalez, R (1, 4) OBP: 0.274, SLG: 0.274		CS 1B			F3		F7		4-0 IBB	3	0	1	0	0	0	0
Lee Maye, L (9, PH) OBP: 0.322, SLG: 0.446										0	0	0	0	1	0	0
Gus Gil, R (9, 4) OBP: 0.198, SLG: 0.156										0	0	0	0	0	0	0
Luis Tiant, R (1, 1) OBP: 0.270, SLG: 0.338		CS 1-2	1B E 1B		K		F8		PO 3-H	3	1	1	0	0	1	0
Inning Stats	R: 0 E: 0 K: 1 S: 5 H: 0 LOB: 0 BB: 0 P: 5	R: 2 E: 0 K: 0 S: 5 H: 3 LOB: 0 BB: 0 P: 5	R: 1 E: 1 K: 0 S: 5 H: 2 LOB: 1 BB: 0 P: 5	R: 0 E: 0 K: 1 S: 5 H: 0 LOB: 0 BB: 0 P: 5	R: 0 E: 0 K: 1 S: 5 H: 0 LOB: 0 BB: 0 P: 5	R: 3 E: 0 K: 0 S: 6 H: 3 LOB: 0 BB: 0 P: 6	R: 0 E: 0 K: 0 S: 3 H: 0 LOB: 0 BB: 0 P: 3	R: 0 E: 0 K: 1 S: 5 H: 0 LOB: 0 BB: 0 P: 5	R: 0 E: 1 K: 0 S: 3 H: 0 LOB: 1 BB: 1 P: 7	1B: 5 2B: 1 3B: 0 HR: 2 SF: 0 SAC: 0 DP: 0 HBP: 0	WP: 0 PB: 0 SB: 0 CS: 1 PA: 37					

PITCHER		IP	WLS	BF	H	R	ER	SO	BB	IBB	HBP	BLK	WP	HR	S	P	ERA	WHIP
Gary Bell, R ERA: 3.28	(1, 1)	4.0	L	16	5	3	2	2	0	0	0	0	0	0	20	20	4.50	1.250
Jose Santiago, R ERA: 3.64	(5, 1)	2.0		9	3	3	3	1	0	0	0	0	0	2	11	11	13.50	1.500
Lee Stange, R ERA: 2.76	(7, 1)	1.0		3	0	0	0	0	0	0	0	0	0	0	3	3	0.00	0.000
Gary Waslewski, R ERA: 3.21	(8, 1)	2.0		7	0	0	0	1	0	1	0	0	0	0	8	12	0.00	0.000

PITCHER	IP	WLS	BF	H	R	ER	SO	BB	IBB	HBP	BLK	WP	HR	S	P	ERA	WHIP

TOP

Cleveland Indians @ Boston Red Sox

Fenway Park, Boston, MA

Tue Sep 26 1967, 3:33 AM EDT

Att. 16,652 - Unknown

livebaseballscorecards.com

AB	30
R	6
H	6
RBI	5
BB	1
SO	4
LOB	5

Batter	1	2	3	4	5	6	7	8	9	AB	R	H	RBI	BB	SO	LOB
Jose Tartabull, L (1, 9) OBP: 0.292, SLG: 0.250	B B B B 4-0 E BB		x 0-0 F4 ①		x 0-0 F9 ①		x 0-0 1B HR 1B ①		x 0-0 F8 ②	4	1	1	0	1	0	0
Jerry Adair, R (1, 4) OBP: 0.299, SLG: 0.336	S S S 0-3 K ①		S S S 0-3 K ②		S S S 0-3 K ②		x 0-0 1-2 HR 1B ①		x 0-0 F8 ③	5	1	1	0	0	3	1
Carl Yastrzemski, L (1, 7) OBP: 0.412, SLG: 0.613	I I I I 4-0 1-2 IBB		x 0-0 3-1 ③		x 0-0 2B		x 0-0 1-H 2-H HR			3	1	2	3	1	0	0
George Scott, R (1, 3) OBP: 0.375, SLG: 0.466	S S S 0-3 K ②			x 0-0 6-3 ①	x 0-0 F3 ③		x 0-0 F5 ②			4	0	0	0	0	1	3
Reggie Smith, S (1, 8) OBP: 0.317, SLG: 0.392	S S S 0-3 K ③			x 0-0 G3 ②		x 0-0 1-3 ①	x 0-0 F2 ③			4	0	0	0	0	1	2
Dalton Jones, L (1, 5) OBP: 0.327, SLG: 0.407		x 0-0 F3 ①		x 0-0 1B 1B		x 0-0 F8 ②		x 0-0 4-3 ①		4	0	1	0	0	0	0
Rico Petrocelli, R (1, 6) OBP: 0.330, SLG: 0.425		S S S 0-3 K ②		x 0-0 BB 1-3 1B		x 0-0 2B		x 0-0 F3 ②		4	0	2	0	0	1	0
Elston Howard, R (1, 2) OBP: 0.234, SLG: 0.246		x 0-0 2B		B B B B 4-0 1-2 BB		x 0-0 1-3 ③		x 0-0 F3 ③		3	0	1	0	1	0	1
Gary Bell, R (1, 1) OBP: 0.164, SLG: 0.205		x 0-0 F5 ③		S S S 0-3 K ③			x 0-0 F5 ①		S S S 0-3 K ①	1	0	0	0	0	0	1
Norm Siebern, L (4, PH) OBP: 0.317, SLG: 0.250										1	0	0	0	0	1	3
Jose Santiago, R (5, 1) OBP: 0.220, SLG: 0.359										0	0	0	0	0	0	0
Lee Stange, R (7, 1) OBP: 0.094, SLG: 0.080										0	0	0	0	0	0	0
Joe Foy, R (7, PH) OBP: 0.326, SLG: 0.427										1	0	0	0	0	0	0
Gary Waslewski, R (8, 1) OBP: 0.091, SLG: 0.091										0	0	0	0	0	0	0
Mike Andrews, R (9, PH) OBP: 0.344, SLG: 0.350										1	0	0	0	0	1	0
Inning Stats	R: 0 E: 1 K: 3 S: 9 H: 0 LOB: 2 P: 17	R: 0 E: 0 K: 1 S: 6 H: 1 LOB: 1 BB: 0 P: 6	R: 0 E: 0 K: 1 S: 5 H: 0 LOB: 0 BB: 0 P: 5	R: 0 E: 0 K: 1 S: 7 H: 2 LOB: 3 BB: 1 P: 11	R: 0 E: 0 K: 1 S: 6 H: 1 LOB: 1 BB: 0 P: 6	R: 0 E: 0 K: 0 S: 4 H: 1 LOB: 1 BB: 0 P: 4	R: 3 E: 0 K: 0 S: 6 H: 3 LOB: 0 BB: 0 P: 6	R: 0 E: 0 K: 0 S: 3 H: 0 LOB: 0 BB: 0 P: 3	R: 0 E: 0 K: 1 S: 5 H: 0 LOB: 0 BB: 0 P: 5	1B: 4 2B: 3 3B: 0 HR: 1 SF: 0 SAC: 0 DP: 0 HBP: 0						

PITCHER		IP	WLS	BF	H	R	ER	SO	BB	IBB	HBP	BLK	WP	HR	S	P	ERA	WHIP
Luis Tiant, R ERA: 2.74	(1, 1)	9.0	W	38	8	3	3	8	2	1	0	0	0	1	51	63	3.00	1.111

PITCHER	IP	WLS	BF	H	R	ER	SO	BB	IBB	HBP	BLK	WP	HR	S	P	ERA	WHIP

BOTTOM

Cleveland Indians @ Boston Red Sox

Fenway Park, Boston, MA

Tue Sep 26 1967, 3:33 AM EDT

Att. 16,652 - Unknown

livebaseballscorecards.com

AB	35
R	3
H	8
RBI	3
BB	3
SO	8
LOB	11

WP: 0 PB: 0 SB: 0 CS: 0 PA: 38

Baltimore Orioles @ Cleveland Indians

Cleveland Municipal Stadium, Cleveland, OH

Sat Sep 30 1967, 3:33 AM EDT
Att. 2,323 - Unknown

livebaseballscorecards.com

Batter	1	2	3	4	5	6	7	8	9	AB	R	H	RBI	BB	SO	LOB
Mark Belanger, R (1, 6) OBP: 0.219, SLG: 0.211	K		6-3			F8		E7 WP 1B 1-3 2-H 3-H 1B		4	1	1	1	0	1	1
Curt Blefary, L (1, 3) OBP: 0.339, SLG: 0.416	CS 1B			K		1-2 1B		2-H 3-H 1B		4	0	3	1	0	1	0
Paul Blair, R (1, 8) OBP: 0.356, SLG: 0.449	F3 1-2			F7		K		F7		4	0	0	0	0	1	4
Frank Robinson, R (1, 9) OBP: 0.403, SLG: 0.576		F9		K			E6 FC5-4	K		4	0	0	0	0	2	1
Curt Motton, R (1, 7) OBP: 0.282, SLG: 0.344		3-1			CS 1B		FC5-4 G6-4-3 1-2f	K		4	0	1	0	0	1	2
Davey Johnson, R (1, 5) OBP: 0.326, SLG: 0.377		K			K 1-2		G6-4-3 1-2f		F8	4	0	0	0	0	2	2
Mickey McGuire, R (1, 4) OBP: 0.154, SLG: 0.154			1-3		5-3			HBP SH 1B 1B	F7	4	1	1	0	0	0	0
Larry Haney, R (1, 2) OBP: 0.289, SLG: 0.381			HR			5-3		SH 1B HBP E 1-2	E6	3	2	1	1	0	0	0
Gene Brabender, R (1, 1) OBP: 0.161, SLG: 0.071			K			BB 1B		E WP HBP 1-2 2-3	K	1	0	0	0	1	1	0
Sam Bowens, R (8, PH) OBP: 0.252, SLG: 0.311										0	1	0	0	0	0	0
Eddie Watt, R (8, 1) OBP: 0.250, SLG: 0.318										1	0	0	0	0	1	1

Inning Stats	1	2	3	4	5	6	7	8	9	AB	R	H	RBI	BB	SO	LOB
	R: 0 E: 0 K: 1 S: 5	H: 1 LOB: 0 BB: 0 P: 5	R: 0 E: 0 K: 1 S: 5	H: 0 LOB: 0 BB: 0 P: 5	R: 1 E: 0 K: 1 S: 6	H: 1 LOB: 0 BB: 0 P: 6	R: 0 E: 0 K: 2 S: 7	H: 0 LOB: 0 BB: 0 P: 7	R: 0 E: 0 K: 1 S: 5	H: 1 LOB: 0 BB: 0 P: 5	R: 0 E: 0 K: 1 S: 6	H: 1 LOB: 2 BB: 1 P: 10	R: 0 E: 1 K: 0 S: 3	H: 0 LOB: 0 BB: 0 P: 3	R: 4 E: 2 K: 2 S: 11	H: 3 LOB: 1 BB: 0 P: 12	R: 0 E: 1 K: 1 S: 6	H: 0 LOB: 1 BB: 0 P: 6

1B: 6	SF: 0
2B: 0	SAC: 1
3B: 0	DP: 1
HR: 1	HBP: 1

WP: 1 PA: 36
PB: 0
SB: 0
CS: 2

PITCHER		IP	WLS	BF	H	R	ER	SO	BB	IBB	HBP	BLK	WP	HR	S	P	ERA	WHIP
Sam McDowell, L ERA: 3.85	(1, 1)	7.0	L	29	7	5	4	7	1	0	1	0	1	1	41	46	5.14	1.143
Stan Williams, R ERA: 2.62	(8, 1)	1.0		3	0	0	0	2	0	0	0	0	0	0	7	7	0.00	0.000
Steve Bailey, R ERA: 4.04	(9, 1)	1.0		4	0	0	0	1	0	0	0	0	0	0	6	6	0.00	0.000

PITCHER	IP	WLS	BF	H	R	ER	SO	BB	IBB	HBP	BLK	WP	HR	S	P	ERA	WHIP

Baltimore Orioles @ Cleveland Indians

Cleveland Municipal Stadium, Cleveland, OH

Sat Sep 30 1967, 3:33 AM EDT

Att. 2,323 - Unknown

livebaseballscorecards.com

BOTTOM

Batter	1	2	3	4	5	6	7	8	9	AB	R	H	RBI	BB	SO	LOB
Vic Davalillo, L (1, 8) OBP: 0.308, SLG: 0.380	L6			4-3		CS 1B		5-3		4	0	1	0	0	0	0
Willie Smith, L (1, 7) OBP: 0.242, SLG: 0.281	F3			G1		1-2 2B		K		4	0	1	0	0	1	0
Max Alvis, R (1, 5) OBP: 0.303, SLG: 0.406	K			K		F8			6-3	4	0	0	0	0	2	1
Tony Horton, R (1, 3) OBP: 0.322, SLG: 0.422		F7			F8		3B 1B		F6	4	1	1	0	0	0	0
Richie Scheinblum, S (1, 9) OBP: 0.353, SLG: 0.435		1-3			1B 1B		1-H SF7 3B		1B	4	1	3	1	0	0	0
Chico Salmon, R (1, 4) OBP: 0.283, SLG: 0.328		F5			F4		SF7 3-H		K	3	0	0	1	0	1	2
Ray Fosse, R (1, 2) OBP: 0.077, SLG: 0.077			K		FC6-4 1-2 1B		6-3			3	0	1	0	0	1	0
Gordy Lund, R (1, 6) OBP: 0.250, SLG: 0.375			6-3		FC6-4 1-2f		5-3			3	0	0	0	0	0	2
Sam McDowell, L (1, 1) OBP: 0.190, SLG: 0.232			K			1-3		F7		2	0	0	0	0	1	0
Stan Williams, R (8, 1) OBP: 0.091, SLG: 0.091										0	0	0	0	0	0	0
Lee Maye, L (8, PH) OBP: 0.321, SLG: 0.444										1	0	0	0	0	0	0
Steve Bailey, R (9, 1)										0	0	0	0	0	0	0
Inning Stats	R: 0 E: 0 K: 1 S: 5 H: 0 LOB: 0 BB: 0 P: 5	R: 0 E: 0 K: 0 S: 3 H: 0 LOB: 0 BB: 0 P: 3	R: 0 E: 0 K: 2 S: 7 H: 0 LOB: 0 BB: 0 P: 7	R: 0 E: 0 K: 1 S: 5 H: 0 LOB: 0 BB: 0 P: 5	R: 0 E: 0 K: 0 S: 5 H: 2 LOB: 2 BB: 0 P: 5	R: 0 E: 0 K: 0 S: 4 H: 2 LOB: 1 BB: 0 P: 4	R: 2 E: 0 K: 0 S: 5 H: 2 LOB: 0 BB: 0 P: 5	R: 0 E: 0 K: 1 S: 5 H: 0 LOB: 0 BB: 0 P: 5	R: 0 E: 0 K: 1 S: 6 H: 1 LOB: 1 BB: 0 P: 6	1B: 5 2B: 1 3B: 1 HR: 0	SF: 1 SAC: 0 DP: 0 HBP: 0						

	AB	32
	R	2
	H	7
	RBI	2
	BB	0
	SO	6
	LOB	5

WP: 0 PB: 0 SB: 0 CS: 1 PA: 33

PITCHER		IP	WLS	BF	H	R	ER	SO	BB	IBB	HBP	BLK	WP	HR	S	P	ERA	WHIP
Gene Brabender, R ERA: 3.35	(1, 1)	7.0	W	26	6	2	2	4	0	0	0	0	0	0	34	34	2.57	0.857
Eddie Watt, R ERA: 2.26	(8, 1)	2.0	S	7	1	0	0	2	0	0	0	0	0	0	11	11	0.00	0.500

PITCHER	IP	WLS	BF	H	R	ER	SO	BB	IBB	HBP	BLK	WP	HR	S	P	ERA	WHIP

Batter	1	2	3	4	5	6	7	8	9	AB	R	H	RBI	BB	SO	LOB
Curt Blefary, L (1, 3) OBP: 0.337, SLG: 0.413	S S S 0-3 ① K	x 0-0 ③ F8			x 0-0 ③ F7			x 0-0 ① 3-1		4	0	0	0	0	1	2
Mark Belanger, R (1, 6) OBP: 0.224, SLG: 0.217	x 0-0 1B		x 0-0 ① 6-3			x 0-0 ① F8		x 0-0 1B		4	0	2	0	0	0	0
Paul Blair, R (1, 8) OBP: 0.353, SLG: 0.446	x 0-0 ② F9		S S S 0-3 ② K			x 0-0 ② 5-3		S S S 0-3 ② K		4	0	0	0	0	2	2
Curt Motton, R (1, 7) OBP: 0.267, SLG: 0.323	x 0-0 ③ F8		x 0-0 ③ 6-3			x 0-0 E5		x 0-0 4-3		4	0	0	0	0	0	2
Davey Johnson, R (1, 5) OBP: 0.325, SLG: 0.376		x 0-0 E5 1B		x 0-0 ① F9		S S S 0-3 ③ K			x 0-0 1B 2B 1B	4	2	1	0	0	1	1
Dave May, L (1, 9) OBP: 0.286, SLG: 0.306		x 0-0 ① F6		x 0-0 ② G3			x 0-0 ① G3		x 0-0 ① F9	4	0	0	0	0	0	2
Mickey McGuire, R (1, 4) OBP: 0.235, SLG: 0.235		x 0-0 G3 1B 2-H 1B		x 0-0 ③ 5-3			x 0-0 ② F9		x 0-0 1-3 2B 1B	4	1	2	1	0	0	0
Larry Haney, R (1, 2) OBP: 0.294, SLG: 0.390		x 0-0 G3 1-2 1B			x 0-0 ① 6-3		x 0-0 ③ 5-3		x 0-0 K 1-H 3-H 2B	4	0	2	2	0	0	0
Marcelino Lopez, R (1, 1) OBP: 0.250, SLG: 0.143		x 0-0 ② G3 1-2 2-3			x 0-0 ② 1-3			x 0-0 S S S HR	0-3 ② ③ K 2-3	2	0	0	0	0	0	2
Sam Bowens, R (8, PH) OBP: 0.258, SLG: 0.342										1	1	1	1	0	0	0
Dave Leonhard, R (8, 1)										1	0	0	0	0	1	1
Inning Stats	R: 0 E: 0 K: 1 S: 6 / H: 1 LOB: 1 BB: 0 P: 6	R: 1 E: 1 K: 0 S: 6 / H: 2 LOB: 2 BB: 0 P: 6	R: 0 E: 0 K: 1 S: 5 / H: 0 LOB: 0 BB: 0 P: 5	R: 0 E: 0 K: 0 S: 3 / H: 0 LOB: 0 BB: 0 P: 3	R: 0 E: 0 K: 0 S: 3 / H: 0 LOB: 0 BB: 0 P: 3	R: 0 E: 1 K: 1 S: 6 / H: 0 LOB: 1 BB: 0 P: 6	R: 0 E: 0 K: 0 S: 3 / H: 0 LOB: 0 BB: 0 P: 3	R: 1 E: 0 K: 1 S: 7 / H: 2 LOB: 1 BB: 0 P: 7	R: 2 E: 0 K: 1 S: 7 / H: 3 LOB: 0 BB: 0 P: 7	1B: 6 2B: 1 3B: 0 HR: 1	SF: 0 SAC: 0 DP: 0 HBP: 0						

PITCHER	IP	WLS	BF	H	R	ER	SO	BB	IBB	HBP	BLK	WP	HR	S	P	ERA	WHIP
John O'Donoghue, L (1, 1) ERA: 3.24	8.0	L	31	5	2	1	4	0	0	0	0	0	1	39	39	1.12	0.625
Orlando Pena, R (9, 1) ERA: 3.59	1.0		5	3	2	2	1	0	0	0	0	0	0	7	7	18.00	3.000

PITCHER	IP	WLS	BF	H	R	ER	SO	BB	IBB	HBP	BLK	WP	HR	S	P	ERA	WHIP

TOP

Baltimore Orioles @ Cleveland Indians

Cleveland Municipal Stadium, Cleveland, OH

Sun Oct 01 1967, 3:33 AM EDT

Att. 15,552 - Unknown

livebaseballscorecards.com

AB	36
R	4
H	8
RBI	4
BB	0
SO	5
LOB	12

BOTTOM

Baltimore Orioles @ Cleveland Indians

Cleveland Municipal Stadium, Cleveland, OH

Sun Oct 01 1967, 3:33 AM EDT

Att. 15,552 - Unknown

livebaseballscorecards.com

Batter	1	2	3	4	5	6	7	8	9	AB	R	H	RBI	BB	SO	LOB
Vic Davalillo, L (1, 8) OBP: 0.307, SLG: 0.379	5-3 1B		1-3		K			6-3		4	0	1	0	0	1	0
Chuck Hinton, R (1, 7) OBP: 0.305, SLG: 0.356	5-3 1-2		F8			F9		F7		4	0	0	0	0	0	1
Max Alvis, R (1, 5) OBP: 0.301, SLG: 0.403	6-3			F9		F8			K	4	0	0	0	0	1	1
Tony Horton, R (1, 3) OBP: 0.319, SLG: 0.418	5-3			K		E5			6-3	4	0	0	0	0	1	1
Richie Scheinblum, S (1, 9) OBP: 0.361, SLG: 0.439		E 1B L3-5 1B		BB 1B		L6			3-1	4	0	2	0	0	0	1
Chico Salmon, R (1, 6) OBP: 0.288, SLG: 0.330		E1 1-3 1B		BBBB 1-2 BB			F6			2	0	1	0	1	0	0
Vern Fuller, R (1, 4) OBP: 0.300, SLG: 0.374		L3-5 3-H		K			F7			3	0	0	0	0	1	4
Ray Fosse, R (1, 2) OBP: 0.063, SLG: 0.063		F8			F7		K			3	0	0	0	0	1	1
John O'Donoghue, R (1, 1) OBP: 0.163, SLG: 0.175			F9		K			F7		2	0	0	0	0	1	0
Lee Maye, L (8, PH) OBP: 0.320, SLG: 0.443										1	0	0	0	0	0	0
Orlando Pena, R (9, 1)										0	0	0	0	0	0	0
Inning Stats	R: 0 E: 0 K: 0 S: 4 H: 1 LOB: 1 BB: 0 P: 4	R: 0 E: 1 K: 0 S: 4 H: 2 LOB: 1 BB: 0 P: 4	R: 0 E: 0 K: 0 S: 3 H: 0 LOB: 0 BB: 0 P: 3	R: 0 E: 0 K: 2 S: 8 H: 1 LOB: 2 BB: 1 P: 12	R: 0 E: 0 K: 2 S: 7 H: 0 LOB: 0 BB: 0 P: 7	R: 0 E: 1 K: 0 S: 4 H: 0 LOB: 1 BB: 0 P: 4	R: 0 E: 0 K: 1 S: 5 H: 0 LOB: 0 BB: 0 P: 5	R: 0 E: 0 K: 0 S: 3 H: 0 LOB: 0 BB: 0 P: 3	R: 0 E: 0 K: 1 S: 5 H: 0 LOB: 0 BB: 0 P: 5	1B: 4 2B: 1 3B: 0 HR: 0 SF: 0 SAC: 0 DP: 1 HBP: 0						

AB	31
R	0
H	4
RBI	0
BB	1
SO	6
LOB	9

WP: 0 PA: 32
PB: 0
SB: 0
CS: 0

PITCHER		IP	WLS	BF	H	R	ER	SO	BB	IBB	HBP	BLK	WP	HR	S	P	ERA	WHIP
Marcelino Lopez, L ERA: 4.73	(1, 1)	7.0	W	26	4	0	0	5	1	0	0	0	0	0	35	39	0.00	0.714
Dave Leonhard, R ERA: 3.14	(8, 1)	2.0	S	6	0	0	0	1	0	0	0	0	0	0	8	8	0.00	0.000

PITCHER	IP	WLS	BF	H	R	ER	SO	BB	IBB	HBP	BLK	WP	HR	S	P	ERA	WHIP