

# Cleveland Indians - 1967

Batter	1	2	3	4	5	6	7	8	9	AB	R	H	RBI	BB	SO	LOB	TOP								
Vic Davallio, L (1.8) OBP: 0.200, SLG: 0.200	F8		F7				E3		G4-6-3	5	0	1	0	0	0	1									
Max Alvis, R (1.5)	F8		5-3				5-3			4	0	0	0	0	0	2									
Leon Wagner, L (1.7)	K						G3			3	0	0	0	1	2	2									
Fred Whitfield, L (1.3)		4-3	F3				1-3			4	0	0	0	0	1	2									
Chuck Hinton, R (1.9) OBP: 0.250, SLG: 0.500		K				F8				4	1	1	0	0	1	0									
Gus Gil, R (1.4) OBP: 0.500, SLG: 0.333		E5								3	2	1	0	1	1	0									
Duke Sims, L (1.2) OBP: 0.500, SLG: 0.667										3	0	1	2	1	1	1									
Larry Brown, R (1.6) OBP: 0.333, SLG: 0.333										3	0	1	1	0	0	2									
Willie Smith, L (9, PH)										1	0	0	0	0	0	0									
Sam McDowell, L (11, 1) (6, PH)										2	0	0	0	0	0	2									
Lee Mays, L (6, PH)										1	0	0	0	0	0	1									
Steve Hargan, R (6, 1)										0	0	0	0	0	0	0									
Bob Allen, L (6, 1)										0	0	0	0	0	0	0									
Rocky Colavito, R (6, PH)										0	0	0	0	0	0	0									
Chico Salmon, R (6, PH)										0	0	0	0	0	0	0									
<b>Inning Stats</b>	R: 0 E: 0 K: 1 S: 5	H: 0 LOB: 0 BB: 0 P: 5	R: 1 E: 1 K: 1 S: 7	H: 1 LOB: 2 BB: 1 P: 11	R: 0 E: 0 K: 0 S: 3	H: 0 LOB: 1 BB: 1 P: 7	R: 0 E: 0 K: 0 S: 4	H: 1 LOB: 1 BB: 0 P: 4	R: 0 E: 0 K: 1 S: 6	H: 1 LOB: 1 BB: 0 P: 6	R: 2 E: 0 K: 0 S: 5	H: 2 LOB: 1 BB: 1 P: 9	R: 0 E: 1 K: 1 S: 6	H: 0 LOB: 1 BB: 0 P: 6	R: 0 E: 0 K: 2 S: 7	H: 0 LOB: 0 BB: 0 P: 7	R: 0 E: 0 K: 0 S: 2	H: 0 LOB: 1 BB: 0 P: 3	1B: 3 2B: 2 3B: 0 HR: 0	SF: 0 SAC: 0 DP: 1 HBP: 1	WP: 0 PB: 0 SB: 0 CS: 0	PA: 37			
<b>PITCHER</b>	IP	WLS	BF	H	R	ER	SO	BB	IBB	HBP	BLK	WP	HR	S	P	ERA	WHIP								
Jim Nash, R (1, 1) ERA: 2.57	7.0	W	31	5	3	2	4	3	0	0	0	0	0	36	48	2.57	1.143								
Jack Aker, R (8, 1) ERA:	2.0	S	6	0	0	0	2	0	0	1	0	0	0	9	10	0.00	0.000								

Cleveland Indians @ Kansas City Athletics  
Municipal Stadium, Kansas City, MO  
Tue Apr 11 1967, 7:05 PM EST  
Att: 20,590 - Unknown


AB	33
R	3
H	5
RBI	3
BB	3
SO	6
LOB	13



Batter	1	2	3	4	5	6	7	8	9	AB	R	H	RBI	BB	SO	LOB	BOTTOM								
Bert Campaneris, R (1.6) OBP: 0.600, SLG: 0.500	FC2	CS		FC5		1-6-3		F7		4	0	2	0	1	0	0									
Mike Hershberger, R (1.9) OBP: 0.500, SLG: 0.500	4-3			SH1-3		F7		1B		4	0	2	1	0	0	1									
Danny Cater, R (1.3) OBP: 0.400, SLG: 0.400	FC2	CS		K		6-3				5	1	2	0	0	1	2									
Ed Charles, R (1.5) OBP: 1.000, SLG: 1.000										1	1	1	0	3	0	0									
Allan Lewis, S (7, PR)										0	0	0	0	0	0	0									
Ossie Chavarria, R (8.5)										0	0	0	0	1	0	0									
Joe Rudi, R (1.7) OBP: 0.500, SLG: 0.333										3	0	1	0	1	0	3									
Roger Repoz, L (7, PR) (8, 7)										1	1	0	0	0	1	3									
Dick Green, R (1.4)	1-3									4	0	0	0	1	2	9									
Joe Nosssek, R (1.8) OBP: 0.250, SLG: 0.250										4	0	1	2	0	2	2									
Phil Roof, R (1.2) OBP: 0.667, SLG: 0.500										2	1	1	0	1	1	2									
Jim Gosger, L (7, PH)										0	0	0	0	1	0	0									
Jack Aker, R (8, 1)										0	0	0	0	0	0	0									
Jim Nash, R (1, 1)										2	0	0	0	0	1	3									
Ray Webster, L (7, PH)										1	0	0	0	0	0	2									
Ken Suarez, R (8, 2)										0	0	0	0	0	0	0									
<b>Inning Stats</b>	R: 0 E: 0 K: 0 S: 4	H: 1 LOB: 3 BB: 2 P: 12	R: 1 E: 0 K: 1 S: 6	H: 2 LOB: 1 BB: 1 P: 10	R: 2 E: 0 K: 2 S: 10	H: 3 LOB: 2 BB: 1 P: 14	R: 0 E: 0 K: 1 S: 5	H: 0 LOB: 2 BB: 2 P: 13	R: 0 E: 0 K: 2 S: 8	H: 1 LOB: 1 BB: 0 P: 8	R: 0 E: 0 K: 0 S: 3	H: 0 LOB: 0 BB: 0 P: 3	R: 1 E: 1 K: 0 S: 6	H: 1 LOB: 2 BB: 2 P: 14	R: 0 E: 0 K: 2 S: 9	H: 2 LOB: 3 BB: 1 P: 13	1B: 10 2B: 0 3B: 0 HR: 0	SF: 0 SAC: 2 DP: 0 HBP: 0	WP: 2 PB: 1 SB: 1 CS: 1	PA: 43					
<b>PITCHER</b>	IP	WLS	BF	H	R	ER	SO	BB	IBB	HBP	BLK	WP	HR	S	P	ERA	WHIP								
Sam McDowell, L (1, 1) ERA: 5.4	5.0	L	27	7	3	3	6	6	0	0	0	0	0	33	57	5.40	2.600								
Steve Hargan, R (6, 1) ERA:	2.1	L	13	3	1	0	1	3	0	0	0	0	0	12	24	0.00	2.571								
Bob Allen, L (8, 1) ERA:	0.2		2	0	0	0	2	0	0	0	0	0	0	6	6	0.00	0.000								

Cleveland Indians @ Kansas City Athletics  
Municipal Stadium, Kansas City, MO  
Tue Apr 11 1967, 7:05 PM EST  
Att: 20,590 - Unknown

AB	31
R	4
H	10
RBI	3
BB	9
SO	8
LOB	27





Batter	1	2	3	4	5	6	7	8	9	AB	R	H	RBI	BB	SO	LOB	TOP		
Vic Davallo, L (1, 8) OBP: 0.222, SLG: 0.222	0-0 SH3 1B		0-0 4-3		0-0 F9			0-0 4-3		4	1	1	0	0	0	2	<b>Cleveland Indians @ California Angels</b> Anaheim Stadium, Anaheim, CA Fri Apr 14 1967, 9:05 PM EST Att. 11,142 - Unknown		
Max Alvis, R (1, 5)	0-0 SH3 1-2		0-0 F4		0-0 G6-4-3 1-2			0-0 F5		3	0	0	0	0	0	2			
Leon Wagner, L (1, 7)	0-0 F7		0-0 4-3			0-3 K		0-3 K		4	0	0	0	0	0	2			
Fred Whitfield, L (1, 3) OBP: 0.250, SLG: 0.250	0-0 1B 2H			0-0 F8 1B		0-0 4-3			0-0 F9	4	0	2	1	0	0	0			
Chuck Hinton, R (1, 9) OBP: 0.500, SLG: 0.625	0-0 1B 1-2			0-0 L4-3 1B		0-0 FC5-4 1B			0-0 F7	4	0	3	0	0	0	0			
Gus Gil, R (1, 4) OBP: 0.250, SLG: 0.143	0-0 F9			0-0 F8 2-3		0-0 FC5-4 1-2			0-0 F8	4	0	0	0	0	0	5			
Duke Sims, L (1, 2) OBP: 0.286, SLG: 0.333		0-3 K2-3		0-0 L4-3 1-2			0-0 F5			3	0	0	0	0	1	2			
Larry Brown, R (1, 6) OBP: 0.333, SLG: 0.333		0-0 F8			0-0 1B 1B		0-0 6-3			3	0	1	0	0	0	0			
Luis Tiant, R (1, 1) Vern Fuller, R (5, PH) John O'Donoghue, R (5, 1) Lee Maye, L (7, PH) Steve Bailey, R (7, 1)		0-3 K			0-0 1B 1-2		0-3 K			1	0	0	0	0	1	0			
<b>Inning Stats</b>	R: 1 E: 0 K: 0 S: 6	H: 3 LOB: 2 BB: 0 P: 6	R: 0 E: 0 K: 2 S: 7	H: 0 LOB: 0 BB: 0 P: 7	R: 0 E: 0 K: 0 S: 3	H: 0 LOB: 0 BB: 0 P: 3	R: 0 E: 0 K: 0 S: 4	H: 2 LOB: 1 BB: 0 P: 4	R: 0 E: 0 K: 0 S: 4	H: 2 LOB: 1 BB: 0 P: 4	R: 0 E: 0 K: 1 S: 6	H: 1 LOB: 1 BB: 0 P: 6	R: 0 E: 0 K: 1 S: 5	H: 0 LOB: 0 BB: 0 P: 5	R: 0 E: 0 K: 0 S: 3	H: 0 LOB: 0 BB: 0 P: 3		1B: 8 2B: 1 3B: 0 HR: 0	SF: 0 SAC: 1 DP: 2 HBP: 0
<b>PITCHER</b>	IP WLS BF H R ER SO BB IBB HBP BLK WP HR S P ERA WHIP																		
Jack Sanford, R (1, 1) ERA: 1.5	6.0 W 24 8 1 1 3 0 0 0 0 0 0 0 30 30 1.50 1.333																		
Minnie Rojas, R (7, 1) ERA:	3.0 S 9 0 0 0 2 0 0 0 0 0 0 0 13 13 0.00 0.000																		

Batter	1	2	3	4	5	6	7	8	9	AB	R	H	RBI	BB	SO	LOB	BOTTOM
Paul Schaaf, R (1, 5) OBP: 0.250, SLG: 0.100	0-3 K	0-0 FC5-4 1-2		0-0 2B 1B		0-0 SH1-4 1-2	0-0 5-3			4	1	1	0	0	1	3	<b>Cleveland Indians @ California Angels</b> Anaheim Stadium, Anaheim, CA Fri Apr 14 1967, 9:05 PM EST Att. 11,142 - Unknown
Jim Fregosi, R (1, 6) OBP: 0.538, SLG: 0.667	0-0 4-3 1B		0-0 F9	0-0 1B 1H		0-0 6-3		0-0 2B SF9 1B		5	3	3	1	0	0	2	
Jay Johnstone, L (1, 8) OBP: 0.833, SLG: 1.200	0-0 4-3 2-3		0-0 HR 1B	0-0 2H 1B		0-0 BB		0-0 SF9 SF8 2B		4	2	3	1	1	0	1	
Rick Reichardt, R (1, 7) OBP: 0.385, SLG: 0.727	0-0 HR 3H 1B		0-0 HR 1H		0-3 K		0-3 K		0-0 SF9	4	2	2	4	0	2	3	
Don Mincher, L (1, 3) OBP: 0.615, SLG: 1.364	0-0 HR 1H		0-0 BB		0-0 3-1		0-0 1B 2B	0-0 SF8		3	2	2	3	1	0	0	
Jose Cardenal, R (1, 9) OBP: 0.231, SLG: 0.231	0-0 F8		0-3 K		0-0 F9		0-0 1B 1B	0-0 6-3		5	0	1	0	0	1	1	
Buck Rodgers, S (1, 2) OBP: 0.167, SLG: 0.167		0-3 K	0-3 K		0-0 1B		0-0 F9			4	0	1	0	0	2	3	
Bobby Knoop, R (1, 4) OBP: 0.273, SLG: 0.400		0-0 6-3		0-0 F5	0-3 K		0-0 1B 1-3 2H			4	0	1	1	0	1	1	
Jack Sanford, R (1, 1) OBP: 0.667, SLG: 0.500 Don Wallace, L (6, PR) Minnie Rojas, R (7, 1)		0-0 FC5-4 BB		0-3 K		0-0 SH1-4 1B	0-3 K			2	0	1	0	1	1	0	
<b>Inning Stats</b>	R: 3 E: 0 K: 1 S: 8	H: 3 LOB: 0 BB: 0 P: 8	R: 0 E: 0 K: 1 S: 5	H: 0 LOB: 1 BB: 1 P: 9	R: 2 E: 0 K: 2 S: 9	H: 2 LOB: 1 BB: 1 P: 13	R: 2 E: 0 K: 2 S: 10	H: 3 LOB: 0 BB: 0 P: 10	R: 0 E: 0 K: 1 S: 6	H: 1 LOB: 2 BB: 1 P: 10	R: 1 E: 0 K: 1 S: 8	H: 3 LOB: 2 BB: 0 P: 8	R: 2 E: 0 K: 0 S: 5	H: 2 LOB: 0 BB: 0 P: 5	1B: 9 2B: 4 3B: 0 HR: 2	SF: 2 SAC: 1 DP: 0 HBP: 0	
<b>PITCHER</b>	IP WLS BF H R ER SO BB IBB HBP BLK WP HR S P ERA WHIP																
Luis Tiant, R (1, 1) ERA: 15.75	4.0 L 22 8 7 0 0 2 1 0 0 0 0 0 12 16 0.00 1.500																
John O'Donoghue, L (5, 1) ERA:	2.0 9 2 0 0 2 1 0 0 0 0 0 0 13 13 0.00 2.500																
Steve Bailey, R (7, 1) ERA: 13.5	2.0 11 5 3 3 1 0 0 0 0 0 0 0 13 13 13.50 2.500																







Batter	1	2	3	4	5	6	7	8	9	AB	R	H	RBI	BB	SO	LOB	TOP				
Vic Davallilo, L OBP: 0.167, SLG: 0.167 (1, 8)	4-3		4-3		F7		F7			4	0	0	0	0	0	1	<b>Cleveland Indians @ Minnesota Twins</b> Metropolitan Stadium, Bloomington, MI Sun Apr 16 1967, 4:33 AM EST Att: 11,098 - Unknown				
Max Alvis, R OBP: 0.125, SLG: 0.133 (1, 5)	F5			F9	F8			F9		4	0	1	0	0	0	1					
Chuck Hinton, R OBP: 0.412, SLG: 0.471 (1, 9)	F9			K		FC4-6 1B		6-3		4	1	1	0	0	1	1					
Fred Whitfield, L OBP: 0.412, SLG: 0.563 (1, 3)		G4-6-3 1B		HR		FC4-6 1B		F9		4	1	3	0	0	0	1					
Leon Wagner, L OBP: 0.333, SLG: 0.500 Chico Salmon, R OBP: 0.500, SLG: 0.500 (1, 7) (8, 7)		G4-6-3		HR		FC4-6 1B		4-3		4	1	1	2	0	0	4					
Duke Sims, L OBP: 0.287, SLG: 0.357 (1, 2)		2B		G3		FC4-6				4	0	1	1	0	0	1					
Gus Gil, R OBP: 0.188, SLG: 0.200 (1, 4)		6-3				1B		5-3		4	1	1	0	0	1	2					
Larry Brown, R OBP: 0.308, SLG: 0.308 (1, 6)			4-3				F2		5-3	4	0	1	1	0	0	0					
Sam McDowell, L Bob Allen, L (1, 1) (9, 1)			K		SH5-4		K			2	0	0	0	0	2	0					
										0	0	0	0	0	0	0					
<b>Inning Stats</b>	R: 0 E: 0 K: 0 S: 3	H: 0 LOB: 0 BB: 0 P: 3	R: 0 E: 0 K: 0 S: 4	H: 2 LOB: 1 BB: 0 P: 4	R: 0 E: 0 K: 1 S: 5	H: 0 LOB: 0 BB: 0 P: 5	R: 2 E: 0 K: 1 S: 7	H: 2 LOB: 0 BB: 0 P: 7	R: 1 E: 0 K: 0 S: 5	H: 2 LOB: 1 BB: 0 P: 5	R: 0 E: 0 K: 1 S: 5	H: 0 LOB: 0 BB: 0 P: 5	R: 0 E: 0 K: 0 S: 4	H: 1 LOB: 1 BB: 0 P: 4	R: 0 E: 0 K: 1 S: 5	H: 0 LOB: 0 BB: 0 P: 5	1B: 5 2B: 3 3B: 0 HR: 1	SF: 0 SAC: 1 DP: 1 HBP: 0	WP: 0 PB: 0 SB: 0 CS: 0	PA: 35	
<b>PITCHER</b>	IP	WLS	BF	H	R	ER	SO	BB	IBB	HBP	BLK	WP	HR	S	P	ERA	WHIP				
Mudcat Grant, R ERA: 6.75 Jim Merritt, L ERA: Jim Roland, L ERA: Ron Kline, R ERA:	(1, 1) (6, 1) (8, 1) (9, 1)	5.0 2.0 1.0 1.0	L 6 4 3	22 0 1 0	8 0 1 0	4 0 0 0	2 1 0 1	0 0 0 0	0 0 0 0	0 0 0 0	0 0 0 0	0 0 0 0	1 0 4 5	26 8 4 5	26 8 4 5	7.20 0.00 0.00 0.00	1.600 0.000 1.000 0.000				

AB	34
R	4
H	9
RBI	4
BB	0
SO	4
LOB	11



Batter	1	2	3	4	5	6	7	8	9	AB	R	H	RBI	BB	SO	LOB	BOTTOM					
Cesar Tovar, R OBP: 0.375, SLG: 0.391 (1, 8)	F9 BB 1B		K		F9			E1 1B	1-3	5	0	2	0	0	1	0	<b>Cleveland Indians @ Minnesota Twins</b> Metropolitan Stadium, Bloomington, MI Sun Apr 16 1967, 4:33 AM EST Att: 11,098 - Unknown					
Rich Rollins, R OBP: 0.281, SLG: 0.318 (1, 5)	K		F9		5-3			FC3-6 1B		4	0	1	0	0	1	1						
Tony Oliva, L OBP: 0.400, SLG: 0.267 (1, 9)	1-2 BB		K		F8			FC3-6 BB 1B		3	1	0	0	1	1	1						
Harmon Killebrew, R OBP: 0.400, SLG: 0.143 (1, 3)	F9			BB 1B BB				BB 1B 1B		2	2	1	0	2	0	2						
Bob Allison, R OBP: 0.350, SLG: 0.529 (1, 7)	1-3			1B BB				1B BB		2	0	0	0	2	1	3						
Zoilo Versalles, R OBP: 0.474, SLG: 0.611 (1, 6)		G6-4-3 BB		1-3 2-H	1B		F4	1-2 2-H 3-H	1B	3	0	2	3	1	0	1						
Earl Batley, R OBP: 0.316, SLG: 0.250 (1, 2)		G6-4-3		F9			F4	K		4	0	0	0	0	1	5						
Rod Carew, L OBP: 0.250, SLG: 0.167 (1, 4)		4-3		K			1-3		G6-3 BB	3	0	0	0	1	1	2						
Mudcat Grant, R Jim Merritt, L Andy Kosco, R Jim Roland, R Ron Kline, R Ted Uhlaender, L (1, 1) (6, 1) (7, PH) (8, 1) (9, 1) (9, PH)			F4		5-3		1-3		G6-3	2	0	0	0	0	0	0						
										0	0	0	0	0	0	0						
<b>Inning Stats</b>	R: 0 E: 0 K: 1 S: 6	H: 1 LOB: 2 BB: 1 P: 10	R: 0 E: 0 K: 0 S: 2	H: 0 LOB: 0 BB: 1 P: 6	R: 0 E: 0 K: 1 S: 5	H: 0 LOB: 0 BB: 0 P: 5	R: 1 E: 0 K: 2 S: 8	H: 1 LOB: 2 BB: 2 P: 16	R: 0 E: 0 K: 0 S: 3	H: 0 LOB: 0 BB: 0 P: 3	R: 0 E: 0 K: 1 S: 5	H: 0 LOB: 1 BB: 1 P: 9	R: 0 E: 0 K: 0 S: 3	H: 0 LOB: 0 BB: 0 P: 3	R: 2 E: 1 K: 1 S: 8	H: 4 LOB: 2 BB: 1 P: 12	R: 0 E: 0 K: 0 S: 2	H: 0 LOB: 0 BB: 1 P: 6	1B: 6 2B: 0 3B: 0 HR: 0	SF: 0 SAC: 0 DP: 2 HBP: 0	WP: 0 PB: 0 SB: 0 CS: 0	PA: 37
<b>PITCHER</b>	IP	WLS	BF	H	R	ER	SO	BB	IBB	HBP	BLK	WP	HR	S	P	ERA	WHIP					
Sam McDowell, L ERA: 2.77 Bob Allen, L ERA:	(1, 1) (9, 1)	8.0 1.0	W S	34 3	6 0	3 0	1 0	6 0	0 0	0 0	0 0	0 0	2 6	40 2	64 6	1.12 0.00	1.500 1.000					

AB	30
R	3
H	6
RBI	3
BB	7
SO	6
LOB	16





Batter	1	2	3	4	5	6	7	8	9	AB	R	H	RBI	BB	SO	LOB	TOP						
Bert Campaneris, R OBP: 0.345, SLG: 0.346 (1, 6)	6-3		1B		L5		HBP		F8	4	0	1	0	0	0	0							
Mike Hershberger, R OBP: 0.539, SLG: 0.667 (1, 9)	1B		2B		F8		E6			3	0	1	0	1	0	1							
Danny Cater, R OBP: 0.444, SLG: 0.625 (1, 3)	G4-6-3		2B		1-3		F3			4	0	1	0	0	0	3							
Ed Charles, R OBP: 0.423, SLG: 0.250 (1, 5)		F5	F4		6-3			BB		3	0	0	0	1	0	2							
Roger Repoz, L OBP: 0.500, SLG: 1.000 Joe Nossek, R OBP: 0.167, SLG: 0.167 (8, PH) (8, 8)	1B		HBP		1-3		K			2	0	1	0	0	0	0							
Dick Green, R OBP: 0.200, SLG: 0.333 (1, 4)	1B		HBP		F5		K			4	0	0	0	0	1	5							
Jim Gosger, L OBP: 0.366, SLG: 0.154 Joe Rudi, R OBP: 0.273, SLG: 0.200 (7, 7)	1B			G3			G3	K		3	0	1	0	0	0	0							
Ken Suarez, R OBP: 0.500, SLG: 1.143 (1, 2)	1B			F5			HR	F7		3	1	1	1	1	0	0							
Jim Nash, R (1, 1) Rick Monday, L (7, PH) Bob Duliba, R (7, 1) Ossie Chavarria, R (8, PH)	F4			K			F8	K		2	0	0	0	0	1	3							
<b>Inning Stats</b>	R: 0 E: 0 K: 0 S: 3	H: 1 LOB: 0 BB: 0 P: 3	R: 0 E: 0 K: 0 S: 5	H: 2 LOB: 3 BB: 1 P: 9	R: 0 E: 0 K: 1 S: 4	H: 2 LOB: 0 BB: 1 P: 9	R: 0 E: 0 K: 1 S: 5	H: 0 LOB: 0 BB: 0 P: 5	R: 0 E: 0 K: 0 S: 3	H: 0 LOB: 0 BB: 0 P: 3	R: 0 E: 0 K: 0 S: 3	H: 0 LOB: 0 BB: 0 P: 3	R: 1 E: 1 K: 0 S: 5	H: 1 LOB: 2 BB: 0 P: 6	R: 0 E: 0 K: 3 S: 9	H: 0 LOB: 1 BB: 1 P: 13	R: 0 E: 0 K: 1 S: 5	H: 0 LOB: 0 BB: 0 P: 5	1B: 4 2B: 1 3B: 0 HR: 1	SF: 0 SAC: 0 DP: 1 HBP: 2	WP: 0 PB: 0 SB: 1 CS: 0	PA: 37	
<b>PITCHER</b>	IP	WLS	BF	H	R	ER	SO	BB	IBB	HBP	BLK	WP	HR	S	P	ERA	WHIP						
Sonny Siebert, R ERA: 1.23 Bob Allen, L ERA:	(1, 1)	7.0	W	30	6	1	1	1	2	0	2	0	0	1	28	38	1.29	1.143					
(8, 1)	2.0	S	7	0	0	0	4	1	0	0	0	0	0	0	14	18	0.00	0.500					

Kansas City Athletics @ Cleveland Indians  
Cleveland Municipal Stadium, Cleveland, OH  
Wed Apr 19 1967, 3:33 AM EST  
Att: 26,133 - Unknown

AB 32  
R 1  
H 6  
RBI 1  
BB 3  
SO 5  
LOB 16



Batter	1	2	3	4	5	6	7	8	9	AB	R	H	RBI	BB	SO	LOB	BOTTOM							
Vic Davallilo, L OBP: 0.182, SLG: 0.182 (1, 8)	6-3	K					F2			4	1	1	0	0	1	3								
Max Alvis, R OBP: 0.250, SLG: 0.389 (1, 5)	HR						5-3			3	1	2	1	1	0	0								
Chuck Hinton, R OBP: 0.381, SLG: 0.600 (1, 9)	F6							HR		3	1	1	2	0	0	1								
Fred Whitfield, L OBP: 0.333, SLG: 0.450 (1, 3)	F6						F5			4	0	0	0	0	2	1								
Leon Wagner, L OBP: 0.389, SLG: 0.529 Chico Salmon, R OBP: 0.667, SLG: 0.667 (6, PR) (7, 7)	K									3	0	2	0	0	1	0								
Duke Sims, L OBP: 0.283, SLG: 0.500 (1, 2)	HR									4	1	1	1	0	2	3								
Gus Gil, R OBP: 0.283, SLG: 0.188 (1, 4)	F7									1	0	0	0	2	0	0								
Larry Brown, R OBP: 0.375, SLG: 0.286 (1, 6)	1B									1	0	0	0	2	0	2								
Sonny Siebert, R OBP: 0.500, SLG: 0.500 Willie Smith, L OBP: 0.333, SLG: 0.333 Bob Allen, L ERA:	(1, 1)	7.0	L	26	7	3	3	5	5	0	0	0	0	0	0	0	4.50	2.000						
(7, 1)	2.0	7	3	1	1	1	1	0	0	0	0	0	0	0	1	9	9	4.50	1.500					

Kansas City Athletics @ Cleveland Indians  
Cleveland Municipal Stadium, Cleveland, OH  
Wed Apr 19 1967, 3:33 AM EST  
Att: 26,133 - Unknown

AB 27  
R 4  
H 10  
RBI 4  
BB 5  
SO 6  
LOB 10





Batter	1	2	3	4	5	6	7	8	9	AB	R	H	RBI	BB	SO	LOB	TOP			
Bert Campaneris, R OBP: 0.333, SLG: 0.333	F4			5-3		G6-4-3 1-2 1B		F8		4	0	1	0	0	0	1				
Mike Hershberger, R OBP: 0.467, SLG: 0.500	F3			5-3		G6-4-3 1-2			4-3	4	0	0	0	0	0	2				
Danny Cater, R OBP: 0.387, SLG: 0.536	6-3			F9					6-3	4	0	0	0	0	0	0				
Ed Charles, R OBP: 0.433, SLG: 0.261					K				6-3	3	0	1	0	1	1	0				
Roger Repoz, L OBP: 0.500, SLG: 0.882					E 1B				1B	3	0	1	0	1	0	2				
Dick Green, R OBP: 0.178, SLG: 0.296	6-3			5-3					BB	3	0	0	0	0	1	3				
Jim Gosger, L OBP: 0.318, SLG: 0.125					3-1					3	0	0	0	0	1	1				
Ken Suarez, R OBP: 0.583, SLG: 1.125																				
Ray Webster, L OBP: 0.250, SLG: 0.500																				
Jack Aker, R OBP: 0.178, SLG: 0.296																				
Lew Krausse, R OBP: 0.333, SLG: 0.333																				
Tim Talton, L OBP: 0.333, SLG: 0.333																				
<b>Inning Stats</b>	R: 0 E: 0 K: 0 S: 3	H: 0 LOB: 0 BB: 0 P: 3	R: 0 E: 0 K: 0 S: 2	H: 0 LOB: 0 BB: 1 P: 6	R: 0 E: 0 K: 0 S: 3	H: 1 LOB: 0 BB: 0 P: 3	R: 0 E: 0 K: 0 S: 3	H: 0 LOB: 0 BB: 0 P: 3	R: 0 E: 1 K: 1 S: 6	H: 1 LOB: 1 BB: 0 P: 6	R: 0 E: 0 K: 0 S: 5	H: 0 LOB: 1 BB: 1 P: 9	R: 0 E: 0 K: 1 S: 6	H: 1 LOB: 1 BB: 0 P: 6	R: 0 E: 0 K: 0 S: 4	H: 1 LOB: 1 BB: 0 P: 4	1B: 5 2B: 0 3B: 0 HR: 0	SF: 0 SAC: 0 DP: 2 HBP: 0	WP: 0 PB: 0 SB: 0 CS: 1	PA: 32
<b>PITCHER</b> Steve Hargan, R ERA:	IP: 9.0 WLS: W BF: 32	H: 5 R: 0 ER: 0 SO: 3	BB: 3 IBB: 0 HBP: 0 BLK: 0	WP: 0 HR: 0 S: 35 P: 47	ERA: 0.00 WHIP: 0.889															

Kansas City Athletics @ Cleveland Indians  
Cleveland Municipal Stadium, Cleveland, OH

AB 29  
R 0  
H 5  
RBI 0  
BB 3  
SO 3  
LOB 11

Thu Apr 20 1967, 3:33 AM EST  
Att: 4,684 - Unknown

Kansas City Athletics @ Cleveland Indians  
Cleveland Municipal Stadium, Cleveland, OH

Thu Apr 20 1967, 3:33 AM EST  
Att: 4,684 - Unknown

Batter	1	2	3	4	5	6	7	8	9	AB	R	H	RBI	BB	SO	LOB	BOTTOM		
Vic Davallilo, L OBP: 0.231, SLG: 0.269	1-3									4	0	2	0	0	0	0			
Max Alvis, R OBP: 0.217, SLG: 0.333	L5									3	0	0	0	0	0	0			
Chuck Hinton, R OBP: 0.320, SLG: 0.500	F8									4	0	0	0	0	0	1			
Fred Whitfield, L OBP: 0.320, SLG: 0.458										4	1	1	0	0	0	1			
Leon Wagner, L OBP: 0.381, SLG: 0.500										3	0	1	0	0	0	1			
Chico Salmon, R OBP: 0.667, SLG: 0.667										0	0	0	0	0	0	0			
Duke Sims, L OBP: 0.273, SLG: 0.450										2	1	0	0	1	1	1			
Gus Gil, R OBP: 0.273, SLG: 0.211										3	0	1	1	0	0	1			
Larry Brown, R OBP: 0.421, SLG: 0.267										1	0	0	0	2	1	1			
Steve Hargan, R										3	0	0	0	0	2	4			
<b>Inning Stats</b>	R: 0 E: 0 K: 0 S: 3	H: 2 LOB: 1 BB: 1 P: 11	R: 2 E: 0 K: 1 S: 7	H: 2 LOB: 1 BB: 1 P: 11	R: 0 E: 0 K: 1 S: 6	H: 1 LOB: 0 BB: 1 P: 10	R: 0 E: 0 K: 1 S: 5	H: 0 LOB: 0 BB: 0 P: 5	R: 0 E: 0 K: 1 S: 5	H: 1 LOB: 2 BB: 1 P: 9	R: 0 E: 0 K: 0 S: 3	H: 0 LOB: 0 BB: 0 P: 3	R: 0 E: 0 K: 0 S: 3	H: 0 LOB: 0 BB: 0 P: 3	1B: 3 2B: 2 3B: 0 HR: 0	SF: 0 SAC: 1 DP: 0 HBP: 0	WP: 0 PB: 0 SB: 0 CS: 0	PA: 31	
<b>PITCHER</b> Lew Krausse, R ERA: 4.5 Jack Aker, R ERA: 3.86	IP: 7.0 WLS: L BF: 28	H: 5 R: 2 ER: 1 SO: 4	BB: 2 IBB: 1 HBP: 0 BLK: 0	WP: 0 HR: 0 S: 33 P: 45	ERA: 1.29 WHIP: 1.000														

AB 27  
R 2  
H 5  
RBI 1  
BB 3  
SO 4  
LOB 10

Thu Apr 20 1967, 3:33 AM EST  
Att: 4,684 - Unknown



Batter	1	2	3	4	5	6	7	8	9	AB R H RBI BB SO LOB	TOP											
Paul Schaal, R OBP: 0.256, SLG: 0.333 (1, 5)	K		F3		G3		HR		4-3	5 1 1 1 0 1 3	<b>California Angels @ Cleveland Indians</b> Cleveland Municipal Stadium, Cleveland, OH Fri Apr 21 1967, 6:05 PM EST Att: 5,281 - Unknown  livebaseballscorecards.com  <b>AB 35</b> <b>R 6</b> <b>H 10</b> <b>RBI 6</b> <b>BB 3</b> <b>SO 11</b> <b>LOB 19</b>											
Jim Fregosi, R OBP: 0.350, SLG: 0.487 (1, 6)	1-3			5-3	K		6-3		HR	5 1 1 2 0 1 1												
Jay Johnstone, L OBP: 0.208, SLG: 0.307 Jim Coates, R (4, 1) Jim Pierson, R (5, PH) Nick Willhite, L (5, 1) Bill Kelso, R (7, PH) Buck Rodgers, S OBP: 0.274, SLG: 0.154 (8, PH) (9, 2)	K			WP 1B	K		K		6-3	2 1 1 0 0 1 0 0 0 0 0 0 0 0 1 0 0 0 0 0 1 1 0 0 0 0 0 1 1 0 0 0 0 0 1												
Rick Reichardt, R OBP: 0.405, SLG: 0.500 (1, 7)				WP 1B						2 1 2 0 1 0 0												
Jose Cardenal, R OBP: 0.179, SLG: 0.296 (4, 8)		G4-3 HBP			BB					4 1 1 2 0 1 3												
Don Mincher, L OBP: 0.556, SLG: 0.893 (1, 3)										2 0 1 0 2 0 1												
Bobby Knoop, R OBP: 0.182, SLG: 0.194 (1, 4)										4 0 1 1 0 2 4												
Orlando McFarlane, R OBP: 0.333, SLG: 0.333 Don Wallace, L (9, PR) Lew Burdette, R (9, 1)			K	FC4-6					HR 1B	4 0 1 0 0 1 4 0 1 0 0 0 0 0 0 0 0 0 0 0 0												
Jack Sanford, R OBP: 0.500, SLG: 0.333 Bubba Morton, R OBP: 0.222, SLG: 0.222 (4, 9)			K		G3 1B				4-3	1 0 0 0 0 1 0 3 0 1 0 0 1 1												
<b>Inning Stats</b>	R: 0 E: 0 K: 2 S: 7	H: 0 LOB: 0 BB: 0 P: 7	R: 0 E: 0 K: 1 S: 4	H: 0 LOB: 1 BB: 1 P: 9	R: 0 E: 0 K: 2 S: 7	H: 0 LOB: 0 BB: 0 P: 7	R: 2 E: 0 K: 1 S: 8	H: 3 LOB: 2 BB: 1 P: 12	R: 0 E: 0 K: 2 S: 8	H: 1 LOB: 1 BB: 0 P: 8		R: 1 E: 0 K: 0 S: 4	H: 2 LOB: 1 BB: 1 P: 8	R: 1 E: 0 K: 2 S: 8	H: 1 LOB: 0 BB: 0 P: 8	R: 0 E: 0 K: 1 S: 6	H: 1 LOB: 1 BB: 0 P: 6	R: 2 E: 0 K: 0 S: 5	H: 2 LOB: 1 BB: 0 P: 5	1B: 8 2B: 0 3B: 0 HR: 2	SF: 0 SAC: 0 DP: 2 HBP: 1	WP: 1 PB: 0 SB: 0 CS: 0
<b>PITCHER</b>	IP WLS BF H R ER SO BB IBB HBP BLK WP HR S P ERA WHIP	8.0 34 8 4 4 11 3 0 1 0 1 1 52 65 4.50 1.375	1.0 L 5 2 2 2 0 0 0 0 0 0 0 1 5 5 18.00 2.000																			

Batter	1	2	3	4	5	6	7	8	9	AB R H RBI BB SO LOB	BOTTOM											
Vic Davallo, L OBP: 0.258, SLG: 0.290 (1, 8)	SH1-3 2B	FC4-6		CS		F8			F7	5 1 2 0 0 0 3	<b>California Angels @ Cleveland Indians</b> Cleveland Municipal Stadium, Cleveland, OH Fri Apr 21 1967, 6:05 PM EST Att: 5,281 - Unknown  livebaseballscorecards.com  <b>AB 35</b> <b>R 5</b> <b>H 12</b> <b>RBI 5</b> <b>BB 2</b> <b>SO 1</b> <b>LOB 11</b>											
Max Alvis, R OBP: 0.360, SLG: 0.292 (1, 5)	SH1-3		F7		SH1-3		6-3		F7	3 0 0 0 0 0 0												
Chuck Hinton, R OBP: 0.333, SLG: 0.621 (1, 9)				HR		F8		F4	1-4-3	5 2 2 2 0 0 1												
Fred Whitfield, L OBP: 0.379, SLG: 0.593 (1, 3)				HR			3-1			3 1 2 2 1 0 0												
Leon Wagner, L OBP: 0.667, SLG: 0.667 Chico Salmon, R (8, PR) (9, 7)	F9		F6		1-3				2B 2B	4 0 1 0 0 0 3 0 1 0 0 0 0 0												
Duke Sims, L OBP: 0.269, SLG: 0.458 (1, 2)	F8		4-3							4 0 1 1 0 0 1												
Gus Gil, R OBP: 0.269, SLG: 0.261 (1, 4)					1-3					4 0 1 0 0 0 0												
Larry Brown, R OBP: 0.435, SLG: 0.333 (1, 6)										3 0 1 0 1 0 1												
Sam McDowell, L OBP: 0.286, SLG: 0.286 Willie Smith, L (8, PH) Bob Allen, L (9, 1)										3 0 2 0 0 1 1 1 0 0 0 0 0 1 0 0 0 0 0 0 0												
<b>Inning Stats</b>	R: 2 E: 0 K: 0 S: 6	H: 3 LOB: 1 BB: 0 P: 6	R: 0 E: 0 K: 0 S: 4	H: 1 LOB: 0 BB: 0 P: 4	R: 2 E: 0 K: 0 S: 5	H: 2 LOB: 0 BB: 0 P: 5	R: 0 E: 0 K: 1 S: 4	H: 0 LOB: 1 BB: 1 P: 8	R: 0 E: 0 K: 0 S: 4	H: 1 LOB: 2 BB: 1 P: 8		R: 0 E: 0 K: 0 S: 5	H: 2 LOB: 2 BB: 0 P: 5	R: 0 E: 0 K: 0 S: 3	H: 0 LOB: 0 BB: 0 P: 3	R: 1 E: 0 K: 0 S: 5	H: 3 LOB: 1 BB: 0 P: 5	R: 0 E: 0 K: 0 S: 3	H: 0 LOB: 0 BB: 0 P: 3	1B: 5 2B: 5 3B: 0 HR: 2	SF: 0 SAC: 2 DP: 0 HBP: 0	WP: 0 PB: 0 SB: 0 CS: 1
<b>PITCHER</b>	IP WLS BF H R ER SO BB IBB HBP BLK WP HR S P ERA WHIP	3.0 15 6 4 4 0 0 0 0 0 0 0 4 8 0.00 1.000	1.0 3 0 0 0 1 1 0 0 0 0 0 0 4 8 0.00 2.000	2.0 10 3 0 0 0 1 0 0 0 0 0 9 13 0.00 1.500	2.0 W 8 3 1 1 0 0 0 0 0 0 0 8 8 4.50 1.500	1.0 S 3 0 0 0 0 0 0 0 0 0 0 0 3 3 0.00 0.000																



Batter	1	2	3	4	5	6	7	8	9	AB	R	H	RBI	BB	SO	LOB	TOP			
Paul Schaaf, R (1,5) OBP: 0.273, SLG: 0.306	F8		E		K		1B	F6		3	2	0	0	2	1	0	<b>California Angels @ Cleveland Indians</b> Cleveland Municipal Stadium, Cleveland, OH Sat Apr 22 1967, 3:33 AM EST Att: 4,694 - Unknown			
Jim Fregosi, R (1,6) OBP: 0.333, SLG: 0.455	K		E8		F8		1B	F3		5	1	1	0	0	1	0				
Jay Johnstone, L (1,8) OBP: 0.265, SLG: 0.333	F9		F9		F9		FC4-6	F8		5	1	1	1	0	0	1				
Rick Reichardt, R (1,7) OBP: 0.429, SLG: 0.595		F3		4-3		F8	FC4-6			5	2	3	2	0	0	0				
Don Mincher, L (1,3) OBP: 0.512, SLG: 0.788		F9		4-3			FC4-6	3-1		5	1	1	0	0	0	3				
Jimmie Hall, L (1,9) OBP: 0.471, SLG: 1.000	K						1B	K		3	2	1	2	2	2	0				
Tom Satriano, L (1,2) OBP: 0.778, SLG: 1.143			FC4-6		FC6		G6-4-3			3	1	3	2	2	0	0				
Bobby Knoop, R (1,4) OBP: 0.184, SLG: 0.194			F3		K		G6-4-3	E8		5	0	1	1	0	1	6				
Jim McGlothlin, R (1,1)			FC4-6		FC6		K			0	0	0	0	0	0	0				
Len Gabrielson, L (3,PH)										1	1	0	0	0	0	1				
Rickey Clark, R (3,1)										1	0	0	0	0	0	1				
Bubba Morton, R (7,PH)										2	0	0	0	0	1	1				
Pete Cimino, R (7,1)										0	0	0	0	0	0	0				
<b>Inning Stats</b>	R: 0 E: 0 K: 1 S: 5	H: 0 LOB: 0 BB: 0 P: 5	R: 0 E: 0 K: 1 S: 5	H: 0 LOB: 0 BB: 0 P: 5	R: 2 E: 1 K: 0 S: 5	H: 3 LOB: 1 BB: 0 P: 8	R: 0 E: 0 K: 1 S: 5	H: 0 LOB: 0 BB: 0 P: 5	R: 0 E: 0 K: 0 S: 3	H: 1 LOB: 2 BB: 2 P: 11	R: 6 E: 1 K: 1 S: 10	H: 5 LOB: 1 BB: 2 P: 18	R: 0 E: 0 K: 0 S: 3	H: 0 LOB: 0 BB: 0 P: 3	R: 1 E: 0 K: 1 S: 6	H: 1 LOB: 1 BB: 1 P: 10	1B: 9 2B: 0 3B: 0 HR: 2	SF: 0 SAC: 0 DP: 1 HBP: 0	WP: 0 PB: 0 SB: 0 CS: 0	PA: 44
<b>PITCHER</b>	IP WLS BF H R ER SO BB IBB HBP BLK WP HR S P ERA WHIP																			
Gary Bell, R (1,1) ERA: 4.73	6.1 L 31 8 8 6 5 4 0 0 0 0 0 1 37 53 8.53 1.895																			
John O'Donoghue, L (7,1) ERA: 3.38	0.2 5 2 2 1 0 1 0 0 0 0 0 0 4 8 13.50 4.500																			
Dick Radatz, R (8,1) ERA: 3.38	2.0 8 1 1 1 1 1 0 0 0 0 0 1 9 13 4.50 1.000																			


Batter	1	2	3	4	5	6	7	8	9	AB	R	H	RBI	BB	SO	LOB	BOTTOM					
Vic Davallilo, L (1,8) OBP: 0.306, SLG: 0.343	G6-4-3	1B			SH1-4		F5		F7	4	2	2	1	1	0	1	<b>California Angels @ Cleveland Indians</b> Cleveland Municipal Stadium, Cleveland, OH Sat Apr 22 1967, 3:33 AM EST Att: 4,694 - Unknown					
Max Alvis, R (1,5) OBP: 0.241, SLG: 0.333		2B			SH1-4		F3			3	0	2	1	0	0	0						
Chuck Hinton, R (1,9) OBP: 0.353, SLG: 0.594	G6-4-3	1-3								3	0	1	0	1	0	3						
Fred Whitfield, L (1,3) OBP: 0.394, SLG: 0.552					K					2	0	0	0	2	2	3						
Leon Wagner, L (1,7) OBP: 0.310, SLG: 0.429	F3				F7					4	0	0	0	0	0	5						
Duke Sims, L (1,2) OBP: 0.233, SLG: 0.393		F8			4-3		F4		F8	4	0	0	0	0	0	1						
Gus Gil, R (1,4) OBP: 0.300, SLG: 0.333							6-3			4	1	2	0	0	1	0						
Larry Brown, R (1,6) OBP: 0.423, SLG: 0.300		PB			G1-4-3					2	1	0	0	1	0	1						
Willie Smith, L (9,PH) OBP: 0.200, SLG: 0.200		WP			G1-4-3		5-3			1	0	0	0	0	1	0						
Gary Bell, R (1,1)										2	0	0	0	0	1	1						
John O'Donoghue, R (7,1)										0	0	0	0	0	0	0						
Lee Maye, L (7,PH)										1	0	0	0	0	1	0						
Dick Radatz, R (8,1)										0	0	0	0	0	0	0						
Rocky Colavito, R (9,PH) OBP: 1.000, SLG: 1.000										1	0	1	0	0	0	0						
<b>Inning Stats</b>	R: 1 E: 0 K: 0 S: 3	H: 1 LOB: 1 BB: 2 P: 11	R: 3 E: 0 K: 1 S: 8	H: 3 LOB: 1 BB: 1 P: 12	R: 0 E: 0 K: 0 S: 2	H: 0 LOB: 0 BB: 1 P: 6	R: 0 E: 0 K: 0 S: 3	H: 1 LOB: 0 BB: 0 P: 3	R: 0 E: 0 K: 1 S: 7	H: 2 LOB: 2 BB: 0 P: 7	R: 0 E: 0 K: 0 S: 3	H: 0 LOB: 0 BB: 0 P: 3	R: 0 E: 0 K: 1 S: 5	H: 0 LOB: 0 BB: 0 P: 5	R: 0 E: 0 K: 1 S: 5	H: 0 LOB: 1 BB: 1 P: 9	R: 0 E: 0 K: 2 S: 8	H: 1 LOB: 1 BB: 0 P: 8	1B: 6 2B: 2 3B: 0 HR: 0	SF: 0 SAC: 1 DP: 2 HBP: 0	WP: 2 PB: 1 SB: 0 CS: 1	PA: 37
<b>PITCHER</b>	IP WLS BF H R ER SO BB IBB HBP BLK WP HR S P ERA WHIP																					
Jim McGlothlin, R (1,1) ERA: 4.35	2.0 W 14 3 0 0 1 1 0 0 0 0 0 0 15 19 0.00 1.000																					
Rickey Clark, R (3,1)	4.0 W 14 3 0 0 1 1 0 0 0 0 0 0 15 19 0.00 1.000																					
Pete Cimino, R (7,1) ERA: 6.75	3.0 S 11 1 0 0 4 1 0 0 0 0 0 0 18 22 0.00 0.667																					



Batter	1	2	3	4	5	6	7	8	9	10	11	12	AB	R	H	RBI	BB	SO	LOB	TOP							
Paul Schaaf, R OBP: 0.295, SLG: 0.279	K	E8 1B PB 1-H 2-H			K	K		K			E5		7	1	1	1	0	4	3								
Jim Fregosi, R OBP: 0.308, SLG: 0.412	K	PB 1B			6-4-3		K	F3			F9	F6	7	0	1	0	0	2	4								
Jay Johnstone, L OBP: 0.275, SLG: 0.359 Pete Cimino, R (11, 1)	4-3	6-3								K			6	1	2	0	0	2	2								
Rick Reichardt, R OBP: 0.417, SLG: 0.548 Jim Piersall, R (12, 7)		F4	6-3										5	0	1	0	1	1	1								
Don Mincher, L OBP: 0.489, SLG: 0.711		F4											5	2	1	0	1	0	3								
Jimmie Hall, L OBP: 0.435, SLG: 0.789		BB 1B BB											5	1	1	1	1	3	1								
Tom Satriano, L OBP: 0.600, SLG: 0.727		BB 1B BB											4	2	0	0	2	0	2								
Bobby Knoop, R OBP: 0.205, SLG: 0.214		K											6	1	2	1	0	1	3								
Narongko Lopez, R Lee Maye, L Jim Coates, R Lew Burdette, R Don Wallace, L Jim McGlothlin, R Rudie Martin, R Minnie Rojas, R www.clevelandindians.com		E 1B											0	0	0	0	0	0	0								
<b>Inning Stats</b>	R: 0 E: 0 K: 2 S: 7	H: 0 LOB: 0 BB: 0 P: 7	R: 5 E: 1 K: 1 S: 8	H: 2 LOB: 1 BB: 3 P: 20	R: 0 E: 0 K: 2 S: 5	H: 0 LOB: 0 BB: 0 P: 5	R: 0 E: 0 K: 0 S: 3	H: 0 LOB: 0 BB: 0 P: 3	R: 0 E: 0 K: 1 S: 6	H: 1 LOB: 2 BB: 1 P: 10	R: 1 E: 0 K: 2 S: 10	H: 3 LOB: 2 BB: 0 P: 10	R: 0 E: 0 K: 1 S: 5	H: 0 LOB: 1 BB: 1 P: 9	R: 0 E: 0 K: 1 S: 5	H: 0 LOB: 0 BB: 0 P: 5	R: 0 E: 1 K: 1 S: 6	H: 0 LOB: 1 BB: 0 P: 6	R: 3 E: 0 K: 0 S: 7	H: 4 LOB: 2 BB: 1 P: 11	1B: 10 2B: 1 3B: 0 HR: 0	SF: 0 SAC: 0 DP: 0 HBP: 0	WP: 0 PB: 1 SB: 0 CS: 0	PA: 56			
<b>PITCHER</b>	IP 1.2	WLS 10	BF 18	H 3	R 0	ER 0	SO 4	BB 2	IBB 0	HBP 0	BLK 0	WP 0	HR 0	S 13	P 25	ERA 10.80	WHIP 2.400										
Luis Tiant, R ERA: 14.29	Steve Bailey, R ERA: 4.26	George Culver, R ERA: 2.25	Bob Allen, L ERA: 2.35	Jack Kralick, L ERA: 27.0	Dick Radatz, R ERA: 6.0																						

California Angels @ Cleveland Indians  
Cleveland Municipal Stadium, Cleveland, OH  
Sun Apr 23 1967, 3:33 AM EST  
Unknown

AB	49
R	9
H	11
RBI	6
BB	7
SO	13
LOB	19



Batter	1	2	3	4	5	6	7	8	9	10	11	12	AB	R	H	RBI	BB	SO	LOB	BOTTOM								
Max Alvis, R OBP: 0.286, SLG: 0.323	E 1B BB												4	2	1	0	2	2	2									
Vic Davalillo, L OBP: 0.286, SLG: 0.317	E1 1B	F8											6	1	1	0	0	0	3									
Chuck Hinton, R OBP: 0.350, SLG: 0.553	F7-4 1B												6	1	2	1	0	3	0									
Rocky Colavito, R OBP: 0.714, SLG: 0.800 Chico Salmon, R OBP: 0.400, SLG: 0.400 (7, PR) (8, 7)	F7-4 1B												3	1	1	1	1	1	1									
Joe Azcue, R (1, 2)													4	0	0	0	1	0	3									
Fred Whitfield, L OBP: 0.368, SLG: 0.485	F9												4	1	0	0	1	0	2									
Gus Gil, R OBP: 0.314, SLG: 0.323													4	0	1	1	1	0	0									
Larry Brown, R OBP: 0.484, SLG: 0.400													5	0	4	2	0	0	0									
Luis Tiant, R Steve Bailey, R George Culver, R Willie Smith, L Bob Allen, L Lee Maye, L Jack Kralick, L Dick Radatz, R													0	0	0	0	0	0	0									
<b>Inning Stats</b>	R: 2 E: 1 K: 0 S: 4	H: 2 LOB: 1 BB: 2 P: 12	R: 0 E: 0 K: 0 S: 3	H: 1 LOB: 2 BB: 2 P: 11	R: 0 E: 0 K: 2 S: 4	H: 0 LOB: 0 BB: 0 P: 7	R: 0 E: 0 K: 0 S: 4	H: 1 LOB: 1 BB: 0 P: 4	R: 4 E: 0 K: 1 S: 9	H: 4 LOB: 2 BB: 2 P: 17	R: 0 E: 0 K: 2 S: 7	H: 0 LOB: 0 BB: 0 P: 7	R: 0 E: 0 K: 0 S: 2	H: 0 LOB: 1 BB: 1 P: 10	R: 0 E: 0 K: 0 S: 4	H: 1 LOB: 1 BB: 0 P: 5	R: 0 E: 0 K: 0 S: 3	H: 0 LOB: 0 BB: 0 P: 3	R: 0 E: 0 K: 0 S: 3	H: 0 LOB: 0 BB: 0 P: 3	R: 0 E: 0 K: 1 S: 5	H: 1 LOB: 0 BB: 0 P: 5	R: 0 E: 0 K: 1 S: 5	H: 0 LOB: 0 BB: 0 P: 6	1B: 9 2B: 2 3B: 0 HR: 0	SF: 0 SAC: 0 DP: 2 HBP: 0	WP: 0 PB: 0 SB: 0 CS: 1	PA: 49
<b>PITCHER</b>	IP 1.0	WLS 6	BF 22	H 2	R 4	ER 2	SO 1	BB 2	IBB 0	HBP 0	BLK 0	WP 0	HR 0	S 4	P 12	ERA 9.00	WHIP 4.000											
Marcelino Lopez, L ERA: 4.0	Jim Coates, R ERA: 4.15	Lew Burdette, R ERA: 3.65	Jim McGlothlin, R ERA: 3.65	Minnie Rojas, R ERA:	Pete Cimino, R ERA: 4.91																							

California Angels @ Cleveland Indians  
Cleveland Municipal Stadium, Cleveland, OH  
Sun Apr 23 1967, 3:33 AM EST  
Unknown

AB	42
R	6
H	10
RBI	5
BB	7
SO	7
LOB	16









Batter	1	2	3	4	5	6	7	8	9	AB	R	H	RBI	BB	SO	LOB	TOP			
Cesar Tovar, R OBP: 0.311, SLG: 0.318 (1, 8)										4	0	0	0	0	0	1				
Russ Nixon, L OBP: 0.143, SLG: 0.143 (1, 2)										4	0	0	0	0	1	0				
Tony Oliva, L OBP: 0.341, SLG: 0.400 (1, 9)										3	0	1	0	1	1	0				
Harmon Killebrew, R OBP: 0.415, SLG: 0.333 (1, 3)										4	0	0	0	0	2	2				
Bob Allison, R OBP: 0.282, SLG: 0.429 (1, 7)										3	0	0	0	0	0	1				
Zoilo Versalles, R OBP: 0.385, SLG: 0.514 (1, 6)										3	0	1	0	0	0	0				
Rich Rollins, R OBP: 0.238, SLG: 0.231 (1, 5)										2	0	0	0	1	0	1				
Rod Carew, L OBP: 0.297, SLG: 0.343 (1, 4)										2	0	0	0	0	1	0				
Mudcat Grant, R (1, 1)										2	0	0	0	0	0	0				
Walt Bond, L (8, PH) Al Worthington, R (8, 1)										1	0	0	0	0	0	1				
										0	0	0	0	0	0	0				
<b>Inning Stats</b>	R: 0 E: 0 K: 1 S: 5	H: 0 LOB: 0 BB: 0 P: 5	R: 0 E: 0 K: 0 S: 4	H: 1 LOB: 1 BB: 0 P: 4	R: 0 E: 1 K: 0 S: 3	H: 0 LOB: 0 BB: 0 P: 3	R: 0 E: 0 K: 0 S: 4	H: 1 LOB: 1 BB: 0 P: 4	R: 0 E: 0 K: 1 S: 5	H: 0 LOB: 0 BB: 0 P: 5	R: 0 E: 0 K: 1 S: 5	H: 0 LOB: 0 BB: 0 P: 5	R: 0 E: 0 K: 0 S: 3	H: 0 LOB: 1 BB: 1 P: 7	R: 0 E: 0 K: 1 S: 5	H: 0 LOB: 1 BB: 1 P: 9	1B: 2 2B: 0 3B: 0 HR: 0	SF: 0 SAC: 1 DP: 1 HBP: 0	WP: 0 PB: 0 SB: 0 CS: 0	PA: 31
<b>PITCHER</b> Steve Hargan, R ERA:	IP: 9.0 WLS: W BF: 31	H: 2 R: 0 ER: 0 SO: 5	BB: 2 IBB: 0 HBP: 0 BLK: 0	WP: 0 HR: 0 S: 39 P: 47	ERA: 0.00 WHIP: 0.444															

Minnesota Twins @ Cleveland Indians  
Cleveland Municipal Stadium, Cleveland, OH  
Tue Apr 25 1967, 6:05 PM EST  
Att: 3,843 - Unknown

AB 28  
R 0  
H 2  
RBI 0  
BB 2  
SO 5  
LOB 6



Batter	1	2	3	4	5	6	7	8	9	AB	R	H	RBI	BB	SO	LOB	BOTTOM			
Vic Davalillo, L OBP: 0.300, SLG: 0.347 (1, 8)										3	0	1	0	0	0	0				
Max Alvis, R OBP: 0.326, SLG: 0.395 (1, 5)										2	0	1	1	0	0	0				
Chuck Hinton, R OBP: 0.340, SLG: 0.511 (1, 9)										3	0	0	0	0	0	2				
Leon Wagner, L OBP: 0.278, SLG: 0.353 (1, 7)										3	0	0	0	0	1	1				
Chico Salmon, R OBP: 0.400, SLG: 0.400 (8, 7)										0	0	0	0	0	0	0				
Fred Whitfield, L OBP: 0.333, SLG: 0.425 (1, 3)										3	0	0	0	0	0	0				
Duke Sims, L OBP: 0.270, SLG: 0.344 (1, 2)										3	0	0	0	0	1	0				
Gus Gil, R OBP: 0.310, SLG: 0.297 (1, 4)										3	0	1	0	0	1	0				
Larry Brown, R OBP: 0.405, SLG: 0.323 (1, 6)										3	0	0	0	0	1	0				
Steve Hargan, R OBP: 0.167, SLG: 0.167 (1, 1)										3	1	1	0	0	1	0				
<b>Inning Stats</b>	R: 0 E: 0 K: 0 S: 3	H: 0 LOB: 0 BB: 0 P: 3	R: 0 E: 0 K: 2 S: 7	H: 0 LOB: 0 BB: 0 P: 7	R: 0 E: 1 K: 1 S: 5	H: 0 LOB: 0 BB: 0 P: 5	R: 0 E: 0 K: 0 S: 4	H: 1 LOB: 1 BB: 0 P: 4	R: 0 E: 0 K: 0 S: 3	H: 1 LOB: 0 BB: 0 P: 3	R: 1 E: 0 K: 0 S: 5	H: 2 LOB: 1 BB: 0 P: 5	R: 0 E: 0 K: 0 S: 3	H: 0 LOB: 0 BB: 0 P: 3	R: 0 E: 0 K: 2 S: 7	H: 0 LOB: 0 BB: 0 P: 7	1B: 3 2B: 1 3B: 0 HR: 0	SF: 1 SAC: 0 DP: 0 HBP: 0	WP: 0 PB: 0 SB: 0 CS: 1	PA: 28
<b>PITCHER</b> Mudcat Grant, R ERA: 3.85 Al Worthington, R ERA: 1.05	IP: 7.0 WLS: L BF: 24	H: 4 R: 1 ER: 1 SO: 3	BB: 0 IBB: 0 HBP: 0 BLK: 0	WP: 0 HR: 0 S: 30 P: 30	ERA: 1.29 WHIP: 0.571															
<b>PITCHER</b>	IP: 1.0 WLS: L BF: 3	H: 0 R: 0 ER: 0 SO: 2	BB: 0 IBB: 0 HBP: 0 BLK: 0	WP: 0 HR: 0 S: 7 P: 7	ERA: 0.00 WHIP: 0.000															

Minnesota Twins @ Cleveland Indians  
Cleveland Municipal Stadium, Cleveland, OH  
Tue Apr 25 1967, 6:05 PM EST  
Att: 3,843 - Unknown

AB 26  
R 1  
H 4  
RBI 1  
BB 0  
SO 5  
LOB 3









Batter	1	2	3	4	5	6	7	8	9	AB	R	H	RBI	BB	SO	LOB	TOP						
Vic Davallilo, L (1, 8) OBP: 0.310, SLG: 0.351	1-3			SH2-4 1B		G6-4-3 1B		F8		4	0	2	0	0	0	0							
Max Alvis, R (1, 5) OBP: 0.314, SLG: 0.370	F7			SH2-4 1-2		G6-4-3 1-2		1B FC2 1B		3	0	1	0	0	0	1							
Chuck Hinton, R (1, 9) OBP: 0.327, SLG: 0.472	1-3			6-3				1B 1B 1-3 1B		4	1	2	0	0	0	1							
Leon Wagner, L (1, 7) OBP: 0.275, SLG: 0.324 Chico Salmon, R (7, 7) OBP: 0.333, SLG: 0.333		4-3		4-3				F8 FC2 1-2 3-H		3	0	0	0	0	0	2							
Fred Whitfield, L (1, 3) OBP: 0.358, SLG: 0.447		5-3				FC5 1-3 1B		1B PB 1B		4	1	2	0	0	0	2							
Duke Sims, L (1, 2) OBP: 0.288, SLG: 0.333	F7					1-3 1-2		1-3 PB 1B		4	0	1	1	0	0	1							
Gus Gil, R (1, 4) OBP: 0.280, SLG: 0.289				6-3		FC5 FC6-4 2-3		F6		4	0	0	0	0	0	3							
Larry Brown, R (1, 6) OBP: 0.400, SLG: 0.316				3-1		FC6-4 1-2				3	0	0	0	1	0	1							
Sonny Siebert, R (1, 1) OBP: 0.143, SLG: 0.143				5-3				6-3 F8		3	0	0	0	0	0	2							
<b>Inning Stats</b>	R: 0 E: 0 K: 0 S: 3	H: 0 LOB: 0 BB: 0 P: 3	R: 0 E: 0 K: 0 S: 3	H: 0 LOB: 0 BB: 0 P: 3	R: 0 E: 0 K: 0 S: 3	H: 0 LOB: 0 BB: 0 P: 3	R: 0 E: 0 K: 0 S: 4	H: 1 LOB: 1 BB: 0 P: 4	R: 0 E: 0 K: 0 S: 4	H: 1 LOB: 1 BB: 0 P: 4	R: 0 E: 0 K: 0 S: 3	H: 1 LOB: 0 BB: 0 P: 3	R: 2 E: 0 K: 0 S: 6	H: 3 LOB: 2 BB: 1 P: 10	R: 0 E: 0 K: 0 S: 5	H: 2 LOB: 2 BB: 0 P: 5	R: 0 E: 0 K: 0 S: 3	H: 0 LOB: 0 BB: 0 P: 3	1B: 8 2B: 0 3B: 0 HR: 0	SF: 0 SAC: 1 DP: 1 HBP: 0	WP: 0 PB: 1 SB: 0 CS: 0	PA: 35	
<b>PITCHER</b>	IP	WLS	BF	H	R	ER	SO	BB	IBB	HBP	BLK	WP	HR	S	P	ERA	WHIP						
Joe Horlen, R (1, 1) ERA: 1.48	6.1		24	6	2	1	0	0	0	0	0	0	0	24	24	1.42	0.947						
Hoyt Wilhelm, R (7, 1) ERA:	1.0		5	1	0	0	0	1	0	0	0	0	0	4	8	0.00	2.000						
Bob Locker, R (8, 1) ERA:	1.2	W	6	1	0	0	0	0	0	0	0	0	0	6	6	0.00	0.600						

Cleveland Indians @ Chicago White Sox  
Comiskey Park, Chicago, IL  
Fri Apr 28 1967, 7:05 PM EST  
Att: 9,251 - Unknown

AB	33
R	2
H	8
RBI	1
BB	1
SO	0
LOB	15



Batter	1	2	3	4	5	6	7	8	9	AB	R	H	RBI	BB	SO	LOB	BOTTOM						
Ken Berry, R (1, 9) OBP: 0.453, SLG: 0.407	4-3		4-0 BB						E1 1B	4	0	1	0	1	0	2							
Don Buford, S (1, 5) OBP: 0.287, SLG: 0.236	S BB		F8		1-3 1-2			F4		4	0	1	2	1	0	3							
Tommie Agee, R (1, 8) OBP: 0.371, SLG: 0.481	4-0 1-2 BB		F8			4-0 1B 2B BB		F6		2	1	0	0	2	0	2							
Pete Ward, L (1, 7) OBP: 0.373, SLG: 0.490	L3 1-2				G1-6-3 1B			F9		4	0	2	0	0	0	2							
Tom McCraw, L (1, 3) OBP: 0.354, SLG: 0.386		F6		G1-6-3 1-2				4-3		4	0	1	1	0	0	1							
Jerry Adair, R (1, 4) OBP: 0.271, SLG: 0.291		F9				1-3 3-H		F4		3	0	0	0	0	0	2							
J.C. Martin, L (1, 2) Wayne Causey, L (9, PH) Ed Stroud, L (9, PR)		F5						F7		2	0	0	0	1	0	1							
Ron Hansen, R (1, 6) OBP: 0.255, SLG: 0.140				SH3-4 BB				F7		3	0	0	0	1	2	4							
Joe Horlen, R (1, 1) OBP: 0.250, SLG: 0.286 Hoyt Wilhelm, R (7, 1) Bob Locker, S (8, 1) Smoky Burgess, L (9, PH) Al Weis, S (9, PR)				SH3-4				5-3		2	0	0	0	0	0	0							
<b>Inning Stats</b>	R: 0 E: 0 K: 0 S: 2	H: 0 LOB: 1 BB: 2 P: 10	R: 0 E: 0 K: 0 S: 3	H: 0 LOB: 0 BB: 0 P: 3	R: 0 E: 0 K: 0 S: 3	H: 0 LOB: 2 BB: 2 P: 11	R: 0 E: 0 K: 0 S: 3	H: 1 LOB: 1 BB: 0 P: 4	R: 0 E: 0 K: 0 S: 4	H: 1 LOB: 1 BB: 0 P: 4	R: 1 E: 0 K: 1 S: 7	H: 2 LOB: 3 BB: 2 P: 15	R: 0 E: 0 K: 0 S: 3	H: 0 LOB: 0 BB: 0 P: 3	R: 0 E: 0 K: 0 S: 3	H: 0 LOB: 0 BB: 0 P: 3	R: 2 E: 1 K: 1 S: 6	H: 2 LOB: 2 BB: 1 P: 10	1B: 5 2B: 2 3B: 0 HR: 0	SF: 0 SAC: 1 DP: 2 HBP: 1	WP: 0 PB: 0 SB: 3 CS: 0	PA: 38	
<b>PITCHER</b>	IP	WLS	BF	H	R	ER	SO	BB	IBB	HBP	BLK	WP	HR	S	P	ERA	WHIP						
Sonny Siebert, R (1, 1) ERA: 1.23	8.1	L	38	6	3	2	2	6	1	1	0	0	0	34	63	2.16	1.440						

Cleveland Indians @ Chicago White Sox  
Comiskey Park, Chicago, IL  
Fri Apr 28 1967, 7:05 PM EST  
Att: 9,251 - Unknown

AB	29
R	3
H	6
RBI	3
BB	7
SO	2
LOB	20






Batter	1	2	3	4	5	6	7	8	9	AB	R	H	RBI	BB	SO	LOB	TOP				
Vic Davallio, L OBP: 0.290, SLG: 0.328 (1, 8)	F8		G3		1-3			F8		4	0	0	0	0	0	1					
Max Alvis, R OBP: 0.309, SLG: 0.360 (1, 5)	K					5-3			4-3	4	0	1	1	0	1	0					
Chuck Hinton, R OBP: 0.322, SLG: 0.446 (1, 9)							5-3		K	3	0	0	0	1	1	1					
Leon Wagner, L OBP: 0.273, SLG: 0.390 Chico Salmon, R OBP: 0.333, SLG: 0.333 (1, 7) (9, 7)	K				K			F5		4	1	1	1	0	2	1					
Fred Whitfield, L OBP: 0.351, SLG: 0.431 (1, 3)		4-3						F8		4	0	1	0	0	1	0					
Duke Sims, L OBP: 0.250, SLG: 0.308 (1, 2)		F4			F5			K		3	0	0	0	0	1	1					
Gus Gil, R OBP: 0.264, SLG: 0.271 (1, 4)		5-3			5-3			1-3		3	0	0	0	0	0	1					
Larry Brown, R OBP: 0.396, SLG: 0.300 (1, 6)					5-3			5-3		2	1	0	0	1	0	0					
Gary Bell, R (1, 1)					4-3			K		2	0	0	0	0	1	0					
<b>Inning Stats</b>	R: 0 E: 0 K: 2 S: 7	H: 0 LOB: 1 BB: 1 P: 11	R: 0 E: 0 K: 0 S: 3	H: 0 LOB: 0 BB: 0 P: 3	R: 1 E: 0 K: 0 S: 4	H: 1 LOB: 1 BB: 1 P: 8	R: 0 E: 0 K: 1 S: 6	H: 1 LOB: 1 BB: 0 P: 6	R: 0 E: 0 K: 0 S: 3	H: 0 LOB: 0 BB: 0 P: 3	R: 0 E: 0 K: 1 S: 5	H: 0 LOB: 0 BB: 0 P: 5	R: 0 E: 0 K: 1 S: 5	H: 0 LOB: 0 BB: 0 P: 5	R: 1 E: 0 K: 2 S: 8	H: 1 LOB: 0 BB: 0 P: 8	1B: 2 2B: 0 3B: 0 HR: 1	SF: 0 SAC: 1 DP: 0 HBP: 0	WP: 0 PB: 0 SB: 0 CS: 0	PA: 32	
<b>PITCHER</b>	IP	WLS	BF	H	R	ER	SO	BB	IBB	HBP	BLK	WP	HR	S	P	ERA	WHIP				
Bruce Howard, R ERA: 2.6 Bob Locker, R ERA: 0.77	(1, 1)	8.0	L	28	2	1	1	5	2	0	0	0	0	36	44	1.12	0.500				
(9, 1)	1.0	4	1	1	1	1	2	0	0	0	0	0	1	8	8	9.00	1.000				

Cleveland Indians @ Chicago White Sox  
Comiskey Park, Chicago, IL  
Sun Apr 30 1967, 4:33 AM EDT  
Unknown


AB 29  
R 2  
H 3  
RBI 2  
BB 2  
SO 7  
LOB 5



Batter	1	2	3	4	5	6	7	8	9	AB	R	H	RBI	BB	SO	LOB	BOTTOM					
Ken Berry, R OBP: 0.433, SLG: 0.386 (1, 9)	4-3		1-3		1-3			SH1-4		3	0	0	0	0	0	1						
Don Buford, S OBP: 0.270, SLG: 0.241 Smoky Burgess, L OBP: 0.286, SLG: 0.167 Bob Locker, S (8, PH) (9, 1)	4-3		F9					F8		3	0	1	0	0	0	0						
Tommie Agee, R OBP: 0.379, SLG: 0.473 (1, 8)			F7							3	0	1	0	1	0	0						
Pete Ward, L OBP: 0.381, SLG: 0.481 (1, 7) (9, 5)										3	0	1	0	1	0	2						
Tom McCraw, L OBP: 0.346, SLG: 0.438 (1, 3)	3-1				4-3			F1		4	1	1	1	0	0	3						
Jerry Adair, R OBP: 0.254, SLG: 0.271 (1, 4)			F3		6-3			F2		4	0	0	0	0	0	1						
J.C. Martin, L OBP: 0.167, SLG: 0.063 (1, 2)					4-1			F8		4	0	1	0	0	0	1						
Ron Hansen, R OBP: 0.255, SLG: 0.149 (1, 6)			F8					F3		4	0	1	0	0	0	1						
Bruce Howard, S OBP: 0.333, SLG: 0.444 Wayne Causey, L OBP: 0.667, SLG: 1.000 Ed Stroud, L (8, PH) (9, 7)										1	0	0	0	0	0	1						
<b>Inning Stats</b>	R: 0 E: 0 K: 0 S: 4	H: 1 LOB: 2 BB: 1 P: 8	R: 0 E: 0 K: 0 S: 4	H: 1 LOB: 0 BB: 0 P: 4	R: 0 E: 0 K: 0 S: 3	H: 0 LOB: 0 BB: 0 P: 3	R: 0 E: 0 K: 0 S: 4	H: 1 LOB: 1 BB: 0 P: 4	R: 0 E: 0 K: 0 S: 4	H: 2 LOB: 2 BB: 0 P: 4	R: 0 E: 0 K: 0 S: 3	H: 0 LOB: 0 BB: 0 P: 3	R: 0 E: 0 K: 0 S: 3	H: 0 LOB: 0 BB: 0 P: 3	R: 0 E: 0 K: 0 S: 4	H: 1 LOB: 2 BB: 1 P: 8	R: 1 E: 0 K: 0 S: 4	H: 1 LOB: 0 BB: 0 P: 4	1B: 6 2B: 0 3B: 0 HR: 1	SF: 0 SAC: 2 DP: 0 HBP: 0	WP: 0 PB: 0 SB: 1 CS: 0	PA: 35
<b>PITCHER</b>	IP	WLS	BF	H	R	ER	SO	BB	IBB	HBP	BLK	WP	HR	S	P	ERA	WHIP					
Gary Bell, R ERA: 3.22	(1, 1)	9.0	W	35	7	1	1	0	2	0	0	0	1	33	41	1.00	1.000					

Cleveland Indians @ Chicago White Sox  
Comiskey Park, Chicago, IL  
Sun Apr 30 1967, 4:33 AM EDT  
Unknown

AB 31  
R 1  
H 7  
RBI 1  
BB 2  
SO 0  
LOB 12






Batter	1	2	3	4	5	6	7	8	9	AB	R	H	RBI	BB	SO	LOB	TOP										
Max Alvis, R OBP: 0.300, SLG: 0.345 (1, 5)	0-0 6-3	0-0 4-1		0-0 F7		0-0 F8		0-0 G5-4-3		5	0	1	1	0	0	1											
Vic Davallito, L OBP: 0.284, SLG: 0.318 (1, 8)	0-0 5-3	0-0 4-1		0-0 1-3			0-0 F6		0-0 3-1	5	1	1	0	0	0	2											
Chuck Hinton, R OBP: 0.344, SLG: 0.450 (1, 9)	0-0 5-3	0-0 4-0		0-0 G3			0-0 HBP 1B		0-0 DI 1B	4	0	2	0	1	0	1											
Rocky Colavito, R OBP: 0.500, SLG: 0.417 Chico Salmon, R OBP: 0.286, SLG: 0.286 (7, 7)	4-0 1B	0-0 F4			4-0 CS WP BB		0-0 HBP 1B		0-0 F4	2	0	1	0	2	0	3											
Joe Azcue, R OBP: 0.455, SLG: 0.143 Leon Wagner, L OBP: 0.289, SLG: 0.390 Duke Sims, L OBP: 0.244, SLG: 0.300 (7, 2)	0-0 1B		1-0 FC3-6 BB		4-0 BB		0-0 HBP 1B		0-0 6-3	1	0	1	1	1	0	0											
Fred Whitfield, L OBP: 0.344, SLG: 0.407 (1, 3)	0-0 F5		4-0 HBP		0-0 BB		0-0 HBP		2-3 6-3	3	0	0	0	1	1	7											
Gus Gil, R OBP: 0.283, SLG: 0.269 (1, 4)		0-0 1B	0-0 FC3-6		0-3 K		0-0 F9			4	1	1	0	0	1	7											
Larry Brown, R OBP: 0.365, SLG: 0.273 (1, 6)		0-0 F7	0-0 F4		0-3 K		0-0 5-3			4	0	0	0	0	1	3											
Steve Hargan, R OBP: 0.222, SLG: 0.222 Bob Allen, L (6, 1) Lee Maye, L (8, PH) John O'Donoghue, R (8, 1)		0-0 4-1	0-0 F4		0-0 5-3		4-0 G5-4-3			3	0	1	0	0	0	2											
<b>Inning Stats</b>	R: 1 E: 0 K: 0 S: 5	H: 2 LOB: 2 BB: 1 P: 9	R: 1 E: 0 K: 0 S: 6	H: 3 LOB: 3 BB: 1 P: 10	R: 0 E: 0 K: 0 S: 3	H: 0 LOB: 2 BB: 1 P: 8	R: 0 E: 0 K: 0 S: 3	H: 0 LOB: 0 BB: 0 P: 3	R: 0 E: 0 K: 1 S: 4	H: 0 LOB: 2 BB: 2 P: 12	R: 0 E: 0 K: 1 S: 5	H: 0 LOB: 3 BB: 0 P: 5	R: 0 E: 0 K: 1 S: 7	H: 2 LOB: 3 BB: 0 P: 8	R: 0 E: 0 K: 0 S: 2	H: 0 LOB: 0 BB: 1 P: 6	R: 0 E: 0 K: 0 S: 4	H: 1 LOB: 1 BB: 0 P: 4	1B: 8 2B: 1 3B: 0 HR: 0	SF: 0 SAC: 0 DP: 2 HBP: 2	WP: 1 PB: 0 SB: 0 CS: 1	PA: 41					
<b>PITCHER</b>	IP	WLS	BF	H	R	ER	SO	BB	IBB	HBP	BLK	WP	HR	S	P	ERA	WHIP										
Jim O'Toole, L ERA: 3.38 John Buzhardt, R ERA: 8.35 Dennis Higgins, R ERA: 3.86 Hoyt Wilhelm, R ERA:	1.1		10	5	2	2	0	1	0	0	0	0	0	9	13	13.50	4.500										
	0.1		1	0	0	0	0	0	0	0	0	0	0	1	1	0.00	0.000										
	3.1		14	0	0	0	1	4	0	1	0	1	0	11	28	0.00	1.200										
	4.0	W	16	3	0	0	2	1	0	1	0	0	0	18	23	0.00	1.000										

Cleveland Indians @ Chicago White Sox  
Comiskey Park, Chicago, IL  
Sun Apr 30 1967, 4:38 AM EDT  
Att: 9,336 - Unknown


AB 33  
R 2  
H 8  
RBI 2  
BB 6  
SO 3  
LOB 28



Batter	1	2	3	4	5	6	7	8	9	AB	R	H	RBI	BB	SO	LOB	BOTTOM										
Don Buford, S OBP: 0.284, SLG: 0.233 (1, 5)	0-0 4-3			4-0 4-3		4-0 WP		0-0 6-3		2	2	0	0	2	0	1											
Wayne Causey, L OBP: 0.600, SLG: 0.900 Ed Stroud, L (8, FR) (9, 7)	0-0 G1-6-3			0-0 4-3		0-0 F1		0-0 F9		4	0	2	0	0	0	2											
Tommie Agee, R OBP: 0.371, SLG: 0.466 (1, 8)	0-0 G1-6-3			0-0 SF9		0-0 HBP 1B		0-0 F9		3	0	1	2	0	0	2											
Pete Ward, L OBP: 0.358, SLG: 0.446 Jerry Adair, R OBP: 0.254, SLG: 0.271 (1, 7) (9, 4)		0-0 F8		0-0 F7		0-0 4-3		0-3 K		4	0	0	0	0	1	3											
Tom McCraw, L OBP: 0.357, SLG: 0.451 (1, 3)		0-0 CS		4-0 4-3		0-3 K		0-0 1-3		3	1	1	0	1	1	3											
Ken Berry, R OBP: 0.429, SLG: 0.383 (1, 9)		0-3 K2-3		0-0 3-4-3		0-0 SH1-3		0-0 1B		3	1	1	0	0	1	2											
Duane Josephson, R OBP: 0.237, SLG: 0.194 (1, 2)			0-0 G4-6-3		0-0 4-3		0-0 SH1-3			2	0	1	0	0	0	1											
Al Weis, S OBP: 0.500, SLG: 0.500 Watt Williams, R OBP: 0.200, SLG: 0.267 Ron Hansen, R OBP: 0.255, SLG: 0.149 (1, 6) (7, PH) (8, 6)			0-0 G4-6-3		0-0 E		0-0 2B			2	0	1	1	0	0	1											
Jim O'Toole, S John Buzhardt, R Dennis Higgins, R Bill Skowron, R Hoyt Wilhelm, R (1, 1) (2, 1) (2, 1) (5, PH) (6, 1)			0-0 G3		0-0 4-3		0-3 K			0	0	0	0	0	0	0											
<b>Inning Stats</b>	R: 0 E: 0 K: 0 S: 3	H: 1 LOB: 0 BB: 0 P: 3	R: 0 E: 0 K: 1 S: 5	H: 1 LOB: 0 BB: 0 P: 5	R: 0 E: 0 K: 0 S: 3	H: 1 LOB: 0 BB: 0 P: 3	R: 1 E: 0 K: 0 S: 3	H: 0 LOB: 0 BB: 1 P: 7	R: 1 E: 1 K: 0 S: 4	H: 1 LOB: 1 BB: 1 P: 8	R: 1 E: 0 K: 1 S: 6	H: 1 LOB: 1 BB: 1 P: 10	R: 1 E: 0 K: 1 S: 7	H: 2 LOB: 1 BB: 0 P: 7	R: 0 E: 0 K: 1 S: 6	H: 1 LOB: 2 BB: 0 P: 6	1B: 5 2B: 3 3B: 0 HR: 0	SF: 1 SAC: 1 DP: 2 HBP: 0	WP: 1 PB: 0 SB: 3 CS: 1	PA: 32							
<b>PITCHER</b>	IP	WLS	BF	H	R	ER	SO	BB	IBB	HBP	BLK	WP	HR	S	P	ERA	WHIP										
Steve Hargan, R ERA: 1.05 Bob Allen, L ERA: 2.89 John O'Donoghue, L ERA: 2.45	1.1	L	21	5	3	3	1	3	0	0	0	0	0	20	32	5.06	1.500										
	1.2		7	2	1	1	2	0	0	0	0	0	0	11	11	5.40	1.200										
	1.0		4	1	0	0	1	0	0	0	0	0	0	6	6	0.00	1.000										

Cleveland Indians @ Chicago White Sox  
Comiskey Park, Chicago, IL  
Sun Apr 30 1967, 4:38 AM EDT  
Att: 9,336 - Unknown

AB 27  
R 4  
H 8  
RBI 4  
BB 3  
SO 4  
LOB 17





Batter	1	2	3	4	5	6	7	8	9	AB	R	H	RBI	BB	SO	LOB	TOP										
<b>Curt Blefary, L</b> OBP: 0.414, SLG: 0.596 (1, 3)	0-0 F7	0-0 BLK 1B			0-0 F9	0-3 K		0-3 K		5	0	1	2	0	2	3	<b>Baltimore Orioles @ Cleveland Indians</b> Cleveland Municipal Stadium, Cleveland, OH Mon May 01 1967, 7:05 PM EDT Att: 5,349 - Unknown										
<b>Larry Haney, R</b> OBP: 0.333, SLG: 0.500 (8, 2)		1-1 2-H 1B				1-2 2-3				0	0	0	0	0	0	0											
<b>Luis Aparicio, R</b> OBP: 0.299, SLG: 0.375 (1, 6)	0-0 E6	0-3 K			0-0 FC6-4	1-2	0-0 1B G6-3	0-0 F3		5	1	1	0	0	1	2											
<b>Frank Robinson, R</b> OBP: 0.459, SLG: 0.754 (1, 9)	0-0 F7		0-0 CS 2B		4-0 1-2 BB		0-0 1-3 1B G6-3		0-3 K	4	0	2	0	1	1	1											
<b>Brooks Robinson, R</b> OBP: 0.297, SLG: 0.379 (1, 5)	0-0 F8		0-0 6-3		0-0 F5		0-0 1-2 1B G6-3		0-0 2B	5	0	1	0	0	0	5											
<b>Sam Bowens, R</b> OBP: 0.167, SLG: 0.167 (6, 1)		0-0 1-3		0-0 6-3			0-3 K		0-0 1-3	3	0	0	0	0	1	0											
<b>Moe Drabowsky, R</b> OBP: 0.500, SLG: 0.500 (7, PH)									0-0 F8	0	0	0	0	0	0	0											
<b>Mike Epstein, L</b> OBP: 0.154, SLG: 0.083 (7, 1)									0-0 F8	1	0	0	0	0	0	0											
<b>Eddie Fisher, R</b> (7, 1)									0-0 F8	1	0	0	0	0	0	1											
<b>Davey Johnson, R</b> OBP: 0.356, SLG: 0.350 (1, 4)		0-0 WP 1B SF9			0-3 K		0-0 HBP 1B		0-0 1B HR	5	3	3	0	0	1	1											
<b>Paul Blair, R</b> OBP: 0.265, SLG: 0.267 (1, 8)		0-0 WP 1B			0-0 6-3		1-0 BLK 1B HBP		0-0 1B HR	3	2	2	0	0	0	0											
<b>Andy Etchebarren, R</b> OBP: 0.280, SLG: 0.333 (8, PH)		4-0 1B			0-0 F2		0-3 K		0-0 1B HR	2	1	0	0	1	1	2											
<b>Russ Snyder, L</b> OBP: 0.458, SLG: 0.737 (8, PH)		1-2 2-3 1B BB							0-0 1B HR	2	2	2	0	0	0	0											
<b>Woodie Held, R</b> OBP: 0.381, SLG: 0.632 (8, 7)		1-2 2-3 1B BB							0-0 1B HR	1	1	1	3	0	0	0											
<b>Tom Phoebus, R</b> (1, 1)		0-0 SF9							0-0 4-3	0	0	0	0	0	0	0											
<b>Bill Dillman, R</b> (1, 1)									0-0 4-3	0	0	0	0	0	0	0											
<b>Charlie Lau, L</b> (2, PH)									0-0 4-3	0	0	0	1	0	0	0											
<b>John Miller, R</b> (2, 1)									0-0 4-3	0	0	0	0	0	0	0											
<b>Boog Powell, L</b> OBP: 0.317, SLG: 0.392 (8, 3)									0-0 4-3	2	0	1	1	0	0	0											
<b>Inning Stats</b>	R: 0 E: 1 K: 0 S: 4	H: 0 LOB: 1 BB: 0 P: 4	R: 3 E: 0 K: 1 S: 8	H: 3 LOB: 1 BB: 1 P: 12	R: 0 E: 0 K: 1 S: 3	H: 1 LOB: 0 BB: 0 P: 3	R: 0 E: 0 K: 1 S: 5	H: 0 LOB: 0 BB: 0 P: 5	R: 0 E: 0 K: 1 S: 3	H: 0 LOB: 2 BB: 1 P: 8	R: 1 E: 0 K: 3 S: 11	H: 2 LOB: 0 BB: 0 P: 12	R: 1 E: 0 K: 0 S: 4	H: 2 LOB: 0 BB: 0 P: 4	R: 3 E: 0 K: 1 S: 8	H: 3 LOB: 0 BB: 0 P: 8	R: 0 E: 0 K: 1 S: 6	H: 1 LOB: 1 BB: 0 P: 6	1B: 9 2B: 2 3B: 0 HR: 1	SF: 1 SAC: 0 DP: 1 HBP: 2	WP: 1 PB: 0 SB: 1 CS: 1	PA: 42					
<b>PITCHER</b>	IP	WLS	BF	H	R	ER	SO	BB	IBB	HBP	BLK	WP	HR	S	P	ERA	WHIP										
<b>Sam McDowell, L</b> ERA: 4.45 (1, 1)	1.1		7	2	2	2	0	0	0	0	0	0	0	7	7	13.50	1.500										
<b>Steve Bailey, R</b> ERA: 3.27 (2, 1)	4.2		21	4	2	2	5	2	0	2	2	1	0	27	37	3.86	1.286										
<b>George Culver, R</b> ERA: 5.4 (7, 1)	1.0		6	4	3	3	0	0	0	0	0	0	0	6	6	27.00	4.000										
<b>Bob Allen, L</b> ERA: 3.48 (8, 1)	1.0	L	4	1	1	1	1	0	0	0	0	0	1	6	6	9.00	1.000										
<b>Luis Tiant, R</b> ERA: 11.05 (9, 1)	1.0		4	1	0	0	1	0	0	0	0	0	0	6	6	0.00	1.000										

Batter	1	2	3	4	5	6	7	8	9	AB	R	H	RBI	BB	SO	LOB	BOTTOM										
<b>Vic Davalillo, L</b> OBP: 0.292, SLG: 0.329 (1, 8)	4-0 WP HR	0-0 1B FC5-4		0-0 FC1-6		0-0 F2		0-0 F2		4	2	1	0	1	0	3	<b>Baltimore Orioles @ Cleveland Indians</b> Cleveland Municipal Stadium, Cleveland, OH Mon May 01 1967, 7:05 PM EDT Att: 5,349 - Unknown										
<b>Max Alvis, R</b> OBP: 0.323, SLG: 0.433 (1, 5)	0-0 1-H HR	0-0 FC5-4 1B		0-0 F2		0-0 1-H 2B			0-0 6-3	5	1	3	3	0	0	1											
<b>Chuck Hinton, R</b> OBP: 0.333, SLG: 0.422 (1, 9)	4-0 2B BB	0-0 FC5-4 FC4-6		0-3 K		0-0 F8			0-3 K	4	1	0	1	1	2	3											
<b>Leon Wagner, L</b> OBP: 0.286, SLG: 0.364 (8, 7)	0-0 FC	0-0 FC4-6			1-0 L4-6 HBP		0-0 3-1		0-0 F3	3	1	0	0	0	0	2											
<b>Chico Salmon, R</b> OBP: 0.286, SLG: 0.286 (9, PH)	1-2 2B 1B	1-2 1B			0-0 HBP				0-0 F3	0	0	0	0	0	0	0											
<b>Willie Smith, L</b> OBP: 0.333, SLG: 0.444 (9, PH)									0-0 F3	1	0	0	0	0	0	0											
<b>Fred Whitfield, L</b> OBP: 0.338, SLG: 0.414 (1, 3)	0-0 1B 2B	0-3 K			0-3 K		0-3 K2-3			4	1	1	1	0	3	2											
<b>Duke Sims, L</b> OBP: 0.286, SLG: 0.310 (1, 2)	0-0 L4-3 1B		4-0 G6-4-3 BB		1-0 HBP		0-0 4-3			2	0	1	2	1	0	0											
<b>Gus Gil, R</b> OBP: 0.246, SLG: 0.250 (1, 4)	0-0 L4-3 1B		0-3 K		0-0 L4-6				0-0 F7	4	0	0	0	0	1	4											
<b>Larry Brown, R</b> OBP: 0.375, SLG: 0.313 (1, 6)	0-0 2B		0-0 G6-4-3		0-0 HBP		0-0 F8		0-0 PB 1B	4	0	2	0	0	0	1											
<b>Sam McDowell, L</b> OBP: 0.300, SLG: 0.300 (2, 1)	0-0 F2			0-3 K		0-0 2B 1B		0-3 K		1	0	0	0	0	0	1											
<b>Lee Maye, L</b> OBP: 0.236, SLG: 0.143 (7, 1)									0-3 K	1	0	0	0	0	0	0											
<b>George Culver, R</b> (7, 1)									0-3 K	0	0	0	0	0	0	0											
<b>Bob Allen, L</b> (8, PH)									0-3 K	0	0	0	0	0	0	0											
<b>Rocky Colavito, R</b> OBP: 0.271, SLG: 0.385 (8, PH)									0-3 K	1	0	0	0	0	1	1											
<b>Luis Tiant, R</b> (9, 1)									0-3 K	0	0	0	0	0	0	0											
<b>Inning Stats</b>	R: 5 E: 1 K: 0 S: 7	H: 4 LOB: 1 BB: 2 P: 15	R: 1 E: 0 K: 1 S: 7	H: 2 LOB: 1 BB: 0 P: 7	R: 0 E: 0 K: 1 S: 4	H: 0 LOB: 0 BB: 1 P: 8	R: 0 E: 0 K: 2 S: 8	H: 0 LOB: 1 BB: 0 P: 8	R: 0 E: 0 K: 1 S: 4	H: 0 LOB: 1 BB: 0 P: 6	R: 1 E: 0 K: 0 S: 5	H: 2 LOB: 1 BB: 0 P: 5	R: 0 E: 0 K: 1 S: 5	H: 0 LOB: 0 BB: 0 P: 5	R: 0 E: 0 K: 1 S: 6	H: 1 LOB: 1 BB: 0 P: 6		R: 0 E: 0 K: 1 S: 5	H: 0 LOB: 0 BB: 0 P: 5	1B: 4 2B: 6 3B: 0 HR: 1	SF: 0 SAC: 0 DP: 3 HBP: 2	WP: 1 PB: 2 SB: 1 CS: 0	PA: 40				
<b>PITCHER</b>	IP	WLS	BF	H	R	ER	SO	BB	IBB	HBP	BLK	WP	HR	S	P	ERA	WHIP										
<b>Tom Phoebus, R</b> ERA: 4.58 (1, 1)	0.0		5	2	5	4	0	0	0	0	0	0	0	4	4	0.00	2.000										
<b>Bill Dillman, R</b> ERA: 7.5 (2, 1)	4.0		16	2	1	1	5	1	0	2	0	0	0	23	29	2.25	0.750										
<b>Moe Drabowsky, R</b> ERA: 1.93 (6, 1)	1.0		5	2	1	1	0	0	0	0	0	0	0	5	5	9.00	2.000										
<b>Eddie Fisher, R</b> ERA: 2.92 (7, 1)	3.0	W	10	1	0	0	3	0	0	0	0	0	0	16	16	0.00	0.333										

AB	37
R	8
H	12
RBI	7
BB	2
SO	7
LOB	15

AB	35
R	7
H	9
RBI	7
BB	3
SO	8
LOB	18





Batter	1	2	3	4	5	6	7	8	9	AB	R	H	RBI	BB	SO	LOB	TOP			
Luis Aparicio, R (1, 6) OBP: 0.293, SLG: 0.364	F8		1-3		6-3		BB 1B		4-3	5	0	1	0	0	0	0	<b>Baltimore Orioles @ Cleveland Indians</b> Cleveland Municipal Stadium, Cleveland, OH Wed May 03 1967, 7:05 PM EDT Att: 5,454 - Unknown			
Russ Snyder, L (1, 8) OBP: 0.414, SLG: 0.636	BB 5-3 BB		F6		K		SF8		6-3	3	0	0	1	1	1	0				
Frank Robinson, R (1, 9) OBP: 0.456, SLG: 0.723	5-3		1B		6-3		3H 4-0 1-2 BB		5-3	4	0	1	0	1	0	1				
Brooks Robinson, R (1, 5) OBP: 0.308, SLG: 0.377	BB BB		1B		6-3		F6			3	0	1	0	1	0	2				
Boog Powell, L (1, 3) OBP: 0.323, SLG: 0.345	BB BB									1	0	0	0	1	1	2				
Mike Epstein, L (4, 3) OBP: 0.267, SLG: 0.154	1-2 2-3 BB		K						1B 1B	1	0	1	0	1	0	0				
Curt Blefary, L (1, 7) OBP: 0.405, SLG: 0.574	F2				4-3		2-3 2-3		1B 1B	4	0	1	0	0	0	4				
Davey Johnson, R (1, 4) OBP: 0.367, SLG: 0.386			2-6 1B		2B		K		F8	4	0	2	0	0	1	3				
Andy Etchebarren, R (1, 2) OBP: 0.269, SLG: 0.319			K		1-3				K	2	0	0	0	0	1	2				
Paul Blair, P (7, PH) OBP: 0.260, SLG: 0.261									K	1	0	0	0	0	1	0				
Bill Dillman, R (7, 1) Charlie Lau, L (8, PH) Wally Bunker, R (8, 1)									K	0	0	0	0	0	0	0				
Dave McNally, R (1, 1) OBP: 0.111, SLG: 0.222			2-6		K				K	2	0	0	0	0	1	2				
Bob Johnson, R (7, PH) Larry Haney, R (7, 2) OBP: 0.308, SLG: 0.462	1-2						1B SF8 BB		K	0	1	0	0	1	0	0				
Larry Haney, R (7, 2) OBP: 0.308, SLG: 0.462									K	1	0	0	0	0	1	2				
<b>Inning Stats</b>	R: 0 E: 0 K: 0 S: 3	H: 0 LOB: 3 BB: 3 P: 15	R: 0 E: 0 K: 1 S: 5	H: 1 LOB: 0 BB: 0 P: 5	R: 0 E: 0 K: 1 S: 7	H: 2 LOB: 2 BB: 0 P: 7	R: 0 E: 0 K: 1 S: 6	H: 1 LOB: 1 BB: 0 P: 6	R: 0 E: 0 K: 1 S: 5	H: 0 LOB: 0 BB: 1 P: 9	R: 1 E: 0 K: 1 S: 6	H: 1 LOB: 2 BB: 2 P: 14	R: 0 E: 0 K: 2 S: 9	H: 2 LOB: 2 BB: 0 P: 9	R: 0 E: 0 K: 0 S: 3	H: 0 LOB: 0 BB: 0 P: 3	1B: 6 2B: 2 3B: 0 HR: 0	SF: 1 SAC: 0 DP: 1 HBP: 0	WP: 0 PB: 0 SB: 0 CS: 0	PA: 39
<b>PITCHER</b> Sonny Siebert, R (1, 1) ERA: 1.16	IP: 9.0 WLS: W BF: 39 H: 7 R: 1 ER: 1 SO: 8 BB: 6 IBB: 0 HBP: 0 BLK: 0 WP: 0 HR: 0 S: 49 P: 73 ERA: 1.00 WHIP: 1.444																			

Batter	1	2	3	4	5	6	7	8	9	AB	R	H	RBI	BB	SO	LOB	BOTTOM			
Max Alvis, R (1, 5) OBP: 0.319, SLG: 0.413	G3				F7		K			3	0	0	0	1	1	2	<b>Baltimore Orioles @ Cleveland Indians</b> Cleveland Municipal Stadium, Cleveland, OH Wed May 03 1967, 7:05 PM EDT Att: 5,454 - Unknown			
Vic Davallillo, L (1, 8) OBP: 0.289, SLG: 0.324	1B 5-3 1B		G3		F8		F7			4	0	1	0	0	0	4				
Chuck Hinton, R (1, 9) OBP: 0.329, SLG: 0.403	5-3		1-3		1B SF8 BB		F8			3	1	0	0	1	0	1				
Rocky Colavito, R (1, 7) OBP: 0.524, SLG: 0.647					FC7-4 SF8 1B		5-3			4	1	3	1	0	0	0				
Lee Maye, L (8, 7) OBP: 0.250, SLG: 0.143	2-3 1B		HR		1-3 1B		5-3			0	0	0	0	0	0	0				
Joe Azcue, R (1, 2) OBP: 0.333, SLG: 0.100	6-3		K		SF8		K			3	0	0	1	0	2	2				
Chico Salmon, R (1, 3) OBP: 0.273, SLG: 0.200			F8		5-3		FC7-4			3	0	0	0	1	0	1				
Gus Gil, R (1, 4) OBP: 0.246, SLG: 0.237	F7				F9		FC5-4 BB		G5-4-3 BB	3	0	0	0	1	0	1				
Larry Brown, R (1, 6) OBP: 0.383, SLG: 0.333			2B 2B		CI BB		FC5-4 HR		5-3	3	2	1	0	1	0	1				
Sonny Siebert, R (1, 1) OBP: 0.333, SLG: 0.778			2H 2B		CI		1-2 HR			2	1	2	3	0	0	0				
<b>Inning Stats</b>	R: 0 E: 0 K: 0 S: 5	H: 2 LOB: 2 BB: 0 P: 5	R: 1 E: 0 K: 0 S: 5	H: 2 LOB: 1 BB: 1 P: 9	R: 1 E: 0 K: 1 S: 6	H: 1 LOB: 0 BB: 0 P: 6	R: 0 E: 1 K: 0 S: 4	H: 0 LOB: 2 BB: 1 P: 8	R: 1 E: 0 K: 0 S: 3	H: 1 LOB: 0 BB: 1 P: 7	R: 2 E: 0 K: 1 S: 6	H: 1 LOB: 1 BB: 1 P: 10	R: 0 E: 0 K: 1 S: 5	H: 0 LOB: 0 BB: 0 P: 5	R: 0 E: 0 K: 0 S: 2	H: 0 LOB: 0 BB: 1 P: 6	1B: 3 2B: 3 3B: 0 HR: 2	SF: 1 SAC: 0 DP: 2 HBP: 0	WP: 0 PB: 0 SB: 0 CS: 0	PA: 35
<b>PITCHER</b> Dave McNally, L (1, 1) ERA: 6.33	IP: 6.0 WLS: L BF: 29 H: 7 R: 5 ER: 5 SO: 2 BB: 4 IBB: 0 HBP: 0 BLK: 0 WP: 0 HR: 2 S: 29 P: 45 ERA: 7.50 WHIP: 1.833																			
Bill Dillman, R (7, 1) Wally Bunker, R (8, 1) ERA: 6.08	IP: 1.0 WLS: 3 BF: 3 H: 0 R: 0 ER: 0 SO: 0 BB: 0 IBB: 0 HBP: 0 BLK: 0 WP: 0 HR: 0 S: 5 P: 6 ERA: 0.00 WHIP: 1.000																			






Batter	1	2	3	4	5	6	7	8	9	AB	R	H	RBI	BB	SO	LOB	TOP		
Don Buford, S OBP: 0.253, SLG: 0.206 (1, 5)	F7		4-3		F4			G1		4	0	0	0	0	0	0			
Wayne Causey, L OBP: 0.556, SLG: 0.688 (1, 4)	F4			F9 1B 5-3 BB		CS 1B		K	3	1	1	0	1	1	0				
Tommie Agee, R OBP: 0.385, SLG: 0.453 (1, 8)	PO BB			F9 1B		K		S 1B	3	2	2	0	1	1	1				
Pete Ward, L OBP: 0.360, SLG: 0.429 (1, 7)	PO 1-2	S BB		F9 1-2 2-3		K		FC4-6 1B	3	0	1	1	1	1	3				
Tom McCraw, L OBP: 0.333, SLG: 0.414 (1, 3)		F5 1-2		5-3		K		FC4-6 WP	4	0	0	1	0	1	3				
Ken Berry, R OBP: 0.403, SLG: 0.358 (1, 9)		K		3-H 0-0 E 1B		5-3		K	4	0	1	1	0	2	2				
J.C. Martin, L OBP: 0.125, SLG: 0.045 (1, 2)		F8		F8 1-2		K			3	0	0	0	0	1	2				
Al Weis, S OBP: 0.286, SLG: 0.286 (8, PH)			F8		4-3			F3	2	0	0	0	0	0	0				
Walt Williams, R OBP: 0.198, SLG: 0.250 (8, PH)									1	0	0	0	0	0	0				
Ron Hansen, R OBP: 0.255, SLG: 0.149 (8, 6)									0	0	0	0	0	0	0				
Tommy John, R (1, 1)			K		F1			6-3	3	0	0	0	0	1	0				
<b>Inning Stats</b>	R: 0 E: 0 K: 0 S: 2	H: 0 LOB: 0 BB: 1 P: 6	R: 0 E: 0 K: 1 S: 5	H: 0 LOB: 1 BB: 1 P: 9	R: 0 E: 0 K: 1 S: 5	H: 0 LOB: 0 BB: 0 P: 5	R: 2 E: 1 K: 0 S: 5	H: 2 LOB: 1 BB: 1 P: 9	R: 0 E: 0 K: 2 S: 7	H: 1 LOB: 1 BB: 0 P: 7	R: 0 E: 0 K: 2 S: 7	H: 0 LOB: 0 BB: 0 P: 7	R: 0 E: 0 K: 0 S: 3	H: 0 LOB: 0 BB: 0 P: 3	R: 1 E: 0 K: 2 S: 9	H: 2 LOB: 1 BB: 0 P: 9	1B: 5 2B: 1 3B: 0 HR: 0	SF: 0 SAC: 0 DP: 1 HBP: 0	WP: 1 PA: 34
<b>PITCHER</b> Steve Hargan, R ERA: 1.56 (1, 1)	IP: 9.0 WLS: L BF: 33 H: 5 R: 3 ER: 3 SO: 8 BB: 3 IBB: 0 HBP: 0 BLK: 0 WP: 1 HR: 0 S: 46 P: 58 ERA: 3.00 WHIP: 0.889																		

Chicago White Sox @ Cleveland Indians  
Cleveland Municipal Stadium, Cleveland, OH  
Fri May 05 1967, 7:05 PM EDT  
Att: 5,598 - Unknown

livebaseballscorecards.com

AB 30  
R 3  
H 5  
RBI 3  
BB 3  
SO 8  
LOB 11




Batter	1	2	3	4	5	6	7	8	9	AB	R	H	RBI	BB	SO	LOB	BOTTOM		
Max Alvis, R OBP: 0.329, SLG: 0.439 (1, 5)	SF7 3B	IBB			6-3		4-3			3	1	1	0	1	0	0			
Vic Davallito, L OBP: 0.275, SLG: 0.312 (1, 8)	SF7 3-H	G3			1-3			1-3	3	0	0	1	0	0	3				
Chuck Hinton, R OBP: 0.325, SLG: 0.394 (1, 9)	F9		F3		1B			5-3	4	0	1	0	0	0	0				
Rocky Colavito, R OBP: 0.520, SLG: 0.600 (8, PR)	6-3				F5			BB	3	0	1	0	1	0	1				
Lee Maye, L OBP: 0.250, SLG: 0.143 (9, 7)								BB	0	0	0	0	0	0	0				
Chico Salmon, R OBP: 0.267, SLG: 0.214 (1, 3)		S E FC 1B			K			K	4	1	1	0	0	2	2				
Gus Gil, R OBP: 0.232, SLG: 0.222 (1, 4)		E3 G3 FC			5-3			6-3	4	0	0	0	0	0	2				
Larry Brown, R OBP: 0.359, SLG: 0.309 (1, 6)		FC G3 1-2 2-H			4-3			F4	4	0	0	1	0	0	1				
Duke Sims, L OBP: 0.269, SLG: 0.289 (9, PH)		G3			4-3			K	3	0	0	0	0	1	2				
Vern Fuller, R OBP: 0.550, SLG: 0.550 (9, PH)		1-2 2-3			4-3			K	1	0	0	0	0	0	0				
Steve Hargan, R OBP: 0.167, SLG: 0.167 (1, 1)		K			G3			K	3	0	0	0	0	2	2				
<b>Inning Stats</b>	R: 1 E: 0 K: 0 S: 4	H: 1 LOB: 0 BB: 0 P: 4	R: 1 E: 1 K: 1 S: 8	H: 1 LOB: 3 BB: 1 P: 12	R: 0 E: 0 K: 1 S: 6	H: 1 LOB: 0 BB: 0 P: 6	R: 0 E: 0 K: 0 S: 3	H: 0 LOB: 0 BB: 0 P: 3	R: 0 E: 0 K: 2 S: 7	H: 0 LOB: 0 BB: 0 P: 7	R: 0 E: 0 K: 2 S: 7	H: 0 LOB: 0 BB: 0 P: 7	R: 0 E: 0 K: 1 S: 5	H: 0 LOB: 1 BB: 1 P: 9	R: 0 E: 0 K: 0 S: 3	H: 0 LOB: 0 BB: 0 P: 3	1B: 3 2B: 0 3B: 1 HR: 0	SF: 1 SAC: 0 DP: 0 HBP: 0	WP: 0 PA: 35
<b>PITCHER</b> Tommy John, L ERA: 3.38 (1, 1)	IP: 9.0 WLS: W BF: 35 H: 4 R: 2 ER: 1 SO: 5 BB: 1 IBB: 1 HBP: 0 BLK: 0 WP: 0 HR: 0 S: 43 P: 51 ERA: 1.00 WHIP: 0.556																		

Chicago White Sox @ Cleveland Indians  
Cleveland Municipal Stadium, Cleveland, OH  
Fri May 05 1967, 7:05 PM EDT  
Att: 5,598 - Unknown

livebaseballscorecards.com

AB 32  
R 2  
H 4  
RBI 2  
BB 2  
SO 5  
LOB 13





Batter	1	2	3	4	5	6	7	8	9	AB	R	H	RBI	BB	SO	LOB	TOP										
Don Buford, S (1, 5) OBP: 0.278, SLG: 0.214	4-0 2B WP BB		4-0 CS BB			0-0 5-3 SH1-3 1B		0-0 F7		2	1	1	0	2	0	1	<b>Chicago White Sox @ Cleveland Indians</b> Cleveland Municipal Stadium, Cleveland, OH Sat May 06 1967, 3:33 AM EDT Att. 4,472 - Unknown <a href="http://livebaseballscorecards.com">livebaseballscorecards.com</a>										
Wayne Causey, L (1, 4) OBP: 0.524, SLG: 0.684 Al Weis, S (8, FR) OBP: 0.286, SLG: 0.286	0-0 WP 2B		0-0 F6			0-0 SH1-3		0-0 FC6-4 CS		3	0	1	0	0	0	2											
Tommie Agee, R (1, 8) OBP: 0.366, SLG: 0.426	0-0 1-3		0-3 K			0-0 5-3		0-0 CS	0-0 4-3	4	0	0	0	0	1	4											
Pete Ward, L (1, 7) OBP: 0.380, SLG: 0.422	4-0 WP IBB					4-0 BB			4-0 WP 1B BB	1	1	0	0	3	0	0											
Tom McCraw, L (1, 3) OBP: 0.328, SLG: 0.403	0-0 F6					0-0 F7			0-0 1-H 1B	4	0	1	1	0	0	5											
Ken Berry, R (1, 9) OBP: 0.383, SLG: 0.338	0-0 L1					0-0 K			0-0 L6	4	0	0	0	0	1	3											
J.C. Martin, L (1, 2) OBP: 0.107, SLG: 0.038						0-0 2-3			0-0 G3	4	0	0	0	0	1	1											
Ron Hansen, R (1, 6) OBP: 0.241, SLG: 0.140						0-0 6-3				3	0	0	0	0	1	0											
Joe Horlen, R (1, 1) OBP: 0.273, SLG: 0.300 Bob Locker, S (8, 1)						0-0 F9			0-0 FC6-4 1B	3	0	1	0	0	0	0											
<b>Inning Stats</b>	R: 1 E: 0 K: 0 S: 4	H: 1 LOB: 2 BB: 2 P: 12	R: 0 E: 0 K: 0 S: 3	H: 0 LOB: 0 BB: 0 P: 3	R: 0 E: 0 K: 1 S: 4	H: 0 LOB: 1 BB: 1 P: 8	R: 0 E: 0 K: 1 S: 5	H: 0 LOB: 0 BB: 0 P: 5	R: 0 E: 0 K: 0 S: 3	H: 1 LOB: 2 BB: 1 P: 8	R: 0 E: 0 K: 2 S: 7	H: 0 LOB: 0 BB: 0 P: 7	R: 0 E: 0 K: 0 S: 3	H: 1 LOB: 1 BB: 0 P: 3	R: 1 E: 0 K: 0 S: 4	H: 1 LOB: 1 BB: 1 P: 8	1B: 3 2B: 2 3B: 0 HR: 0	SF: 0 SAC: 1 DP: 1 HBP: 0	WP: 2 PB: 0 SB: 0 CS: 2	PA: 35							
<b>PITCHER</b>	IP	WLS	BF	H	R	ER	SO	BB	IBB	HBP	BLK	WP	HR	S	P	ERA	WHIP										
Gary Bell, R (1, 1) ERA: 2.67	8.0	L	29	3	1	1	4	3	1	0	0	1	0	33	49	1.12	0.750										
George Culver, R (9, 1) ERA: 6.43	0.1		2	0	1	1	0	1	0	0	0	0	0	1	5	27.00	3.000										
John O'Donoghue, L (9, 1) ERA: 2.08	0.2		3	1	0	0	0	0	0	0	0	1	0	3	3	0.00	1.500										


Batter	1	2	3	4	5	6	7	8	9	AB	R	H	RBI	BB	SO	LOB	BOTTOM										
Vic Davallilo, L (1, 8) OBP: 0.262, SLG: 0.296	0-0 6-3		0-0 G3			0-0 1-3			0-0 5-3	4	0	0	0	0	0	0	<b>Chicago White Sox @ Cleveland Indians</b> Cleveland Municipal Stadium, Cleveland, OH Sat May 06 1967, 3:33 AM EDT Att. 4,472 - Unknown <a href="http://livebaseballscorecards.com">livebaseballscorecards.com</a>										
Max Alvis, R (1, 5) OBP: 0.312, SLG: 0.414	0-0 5-3				0-3 K	0-0 4-3			0-3 K	4	0	0	0	0	2	0											
Chuck Hinton, R (1, 9) OBP: 0.309, SLG: 0.373	0-0 5-3				0-0 1-3	0-0 5-3			0-0 1-5-3	4	0	0	0	0	0	0											
Rocky Colavito, R (1, 7) OBP: 0.500, SLG: 0.565					0-0 E5	0-0 5-3			0-0 5-3	3	0	1	0	0	0	0											
Fred Whitfield, L (1, 3) OBP: 0.324, SLG: 0.393					0-0 K	0-0 F9			0-0 6-3	3	0	0	0	0	1	2											
Duke Sims, L (1, 2) OBP: 0.273, SLG: 0.292					0-0 4-3	0-0 4-3			0-0 4-3	3	0	1	0	0	0	1											
Gus Gil, R (1, 4) OBP: 0.225, SLG: 0.215 Lee Mays, L (8, PH) OBP: 0.222, SLG: 0.125 George Culver, R (9, 1) John O'Donoghue, R (9, 1)					0-0 6-3	0-3 K			0-0 4-3	2	0	0	0	0	1	2											
Larry Brown, R (1, 6) OBP: 0.358, SLG: 0.310					0-0 5-3	0-0 G6-4-3 1B			0-0 6-3	3	0	1	0	0	0	0											
Gary Bell, R (1, 1) Leon Wagner, L (8, PH) OBP: 0.280, SLG: 0.356 Pedro Gonzalez, R (9, 4) OBP: 1.000, SLG: 1.000					0-3 K	0-0 G6-4-3			0-0 1-4-3	2	0	0	0	0	1	2											
<b>Inning Stats</b>	R: 0 E: 0 K: 0 S: 3	H: 0 LOB: 0 BB: 0 P: 3	R: 0 E: 0 K: 1 S: 6	H: 1 LOB: 1 BB: 0 P: 6	R: 0 E: 0 K: 1 S: 5	H: 0 LOB: 0 BB: 0 P: 5	R: 0 E: 1 K: 1 S: 6	H: 0 LOB: 1 BB: 0 P: 6	R: 0 E: 0 K: 0 S: 3	H: 0 LOB: 0 BB: 0 P: 3	R: 0 E: 0 K: 0 S: 3	H: 0 LOB: 0 BB: 0 P: 3	R: 0 E: 0 K: 0 S: 3	H: 0 LOB: 0 BB: 0 P: 3	R: 0 E: 0 K: 1 S: 5	H: 0 LOB: 0 BB: 0 P: 5	1B: 3 2B: 0 3B: 0 HR: 0	SF: 0 SAC: 0 DP: 1 HBP: 0	WP: 0 PB: 0 SB: 0 CS: 0	PA: 30							
<b>PITCHER</b>	IP	WLS	BF	H	R	ER	SO	BB	IBB	HBP	BLK	WP	HR	S	P	ERA	WHIP										
Joe Horlen, R (1, 1) ERA: 1.15	7.0	W	24	3	0	0	4	0	0	0	0	0	0	32	32	0.00	0.429										
Bob Locker, R (8, 1) ERA: 0.57	2.0	S	6	0	0	0	1	0	0	0	0	0	0	8	8	0.00	0.000										



Batter	1	2	3	4	5	6	7	8	9	AB	R	H	RBI	BB	SO	LOB	TOP										
Don Wert, R OBP: 0.289, SLG: 0.236 (1, 5)										5	0	2	0	0	0	1											
Dick McAuliffe, L OBP: 0.398, SLG: 0.470 (1, 4)										4	2	1	0	1	2	2											
Al Kaline, R OBP: 0.489, SLG: 0.679 (1, 9)										3	1	1	2	2	1	1											
Willie Horton, R OBP: 0.333, SLG: 0.231 Mickey Stanley, R OBP: 0.316, SLG: 0.167 (1, 7) (7, 8)										4	0	1	0	0	0	3											
Jim Northrup, L OBP: 0.344, SLG: 0.378 (1, 8) (7, 7)										2	0	1	0	2	0	0											
Bill Freehan, R OBP: 0.494, SLG: 0.613 (1, 2)										2	1	1	1	1	0	2											
Norm Cash, L OBP: 0.440, SLG: 0.322 (1, 3)										4	0	0	0	0	1	6											
Ray Oyler, R OBP: 0.333, SLG: 0.259 (1, 6)										4	0	1	0	0	0	0											
Denny McLain, R Fred Gladding, L (1, 1) (7, 1)										3	0	0	0	0	3	1											
<b>Inning Stats</b>	R: 1 E: 0 K: 1 S: 6	H: 1 LOB: 3 BB: 3 P: 18	R: 0 E: 0 K: 1 S: 5	H: 0 LOB: 0 BB: 0 P: 5	R: 0 E: 0 K: 1 S: 7	H: 2 LOB: 2 BB: 0 P: 8	R: 0 E: 0 K: 1 S: 5	H: 0 LOB: 0 BB: 0 P: 5	R: 3 E: 0 K: 0 S: 6	H: 3 LOB: 0 BB: 0 P: 6	R: 0 E: 0 K: 1 S: 5	H: 1 LOB: 0 BB: 0 P: 5	R: 0 E: 0 K: 1 S: 5	H: 0 LOB: 0 BB: 0 P: 13	R: 0 E: 0 K: 1 S: 5	H: 0 LOB: 0 BB: 0 P: 5	R: 0 E: 0 K: 1 S: 5	H: 1 LOB: 1 BB: 1 P: 9	1B: 6 2B: 0 3B: 0 HR: 2	SF: 0 SAC: 0 DP: 0 HBP: 1	WP: 1 PB: 1 CS: 0	PA: 40					
<b>PITCHER</b>	IP	WLS	BF	H	R	ER	SO	BB	IBB	HBP	BLK	WP	HR	S	P	ERA	WHIP										
Sam McDowell, L ERA: 4.84 (1, 1)	5.0	L	25	6	4	4	4	3	0	1	0	0	2	29	42	7.20	1.800										
Steve Bailey, R ERA: 2.77 (6, 1)	2.0		8	1	0	0	2	2	0	0	0	1	0	10	18	0.00	1.500										
George Culver, R ERA: 5.0 (8, 1)	2.0		7	1	0	0	2	1	0	0	0	0	0	10	14	0.00	1.000										

Detroit Tigers @ Cleveland Indians  
Cleveland Municipal Stadium, Cleveland, OH  
Tue May 09 1967, 7:05 PM EDT  
Att: 4,741 - Unknown


AB	33
R	4
H	8
RBI	3
BB	6
SO	8
LOB	17



Batter	1	2	3	4	5	6	7	8	9	AB	R	H	RBI	BB	SO	LOB	BOTTOM										
Vic Davallilo, L OBP: 0.247, SLG: 0.279 (1, 8)										5	0	0	0	0	2	2											
Max Alvis, R OBP: 0.296, SLG: 0.392 (1, 5)										4	0	0	1	0	0	1											
Chuck Hinton, R OBP: 0.329, SLG: 0.377 (1, 9)										2	0	1	0	2	1	0											
Rocky Colavito, R OBP: 0.438, SLG: 0.481 George Culver, R (1, 7) (8, 1)										4	0	0	0	0	1	4											
Willie Smith, L OBP: 0.308, SLG: 0.385 (1, 3) (8, 7)										4	0	1	0	0	2	0											
Duke Sims, L OBP: 0.288, SLG: 0.353 (1, 2)										3	1	1	1	1	1	1											
Pedro Gonzalez, R OBP: 0.600, SLG: 0.500 (1, 4)										3	0	1	0	1	0	0											
Larry Brown, R OBP: 0.352, SLG: 0.306 (1, 6)										4	1	1	0	0	2	3											
Sam McDowell, L OBP: 0.273, SLG: 0.273 Lee Maye, L OBP: 0.300, SLG: 0.556 Steve Bailey, R (1, 1) (5, PH) (6, 1) Fred Whitfield, L OBP: 0.329, SLG: 0.413 (7, PH) (8, 3)										1	0	0	0	0	1	1											
<b>Inning Stats</b>	R: 0 E: 0 K: 1 S: 5	H: 0 LOB: 1 BB: 1 P: 9	R: 1 E: 0 K: 2 S: 8	H: 1 LOB: 1 BB: 1 P: 12	R: 0 E: 0 K: 1 S: 5	H: 0 LOB: 0 BB: 0 P: 5	R: 0 E: 0 K: 2 S: 8	H: 1 LOB: 2 BB: 1 P: 12	R: 1 E: 0 K: 0 S: 5	H: 2 LOB: 1 BB: 0 P: 5	R: 0 E: 0 K: 1 S: 5	H: 1 LOB: 0 BB: 0 P: 5	R: 1 E: 0 K: 0 S: 5	H: 2 LOB: 2 BB: 1 P: 9	R: 0 E: 0 K: 1 S: 5	H: 0 LOB: 0 BB: 0 P: 5	R: 0 E: 0 K: 2 S: 7	H: 0 LOB: 0 BB: 0 P: 7	1B: 4 2B: 2 3B: 0 HR: 2	SF: 0 SAC: 0 DP: 1 HBP: 0	WP: 0 PB: 0 SB: 0 CS: 1	PA: 37					
<b>PITCHER</b>	IP	WLS	BF	H	R	ER	SO	BB	IBB	HBP	BLK	WP	HR	S	P	ERA	WHIP										
Denny McLain, R ERA: 4.98 (1, 1)	6.2	W	30	7	3	3	7	4	0	0	0	0	2	40	56	4.05	1.650										
Fred Gladding, R ERA: (7, 1)	2.1	S	7	0	0	0	3	0	0	0	0	0	0	13	13	0.00	0.000										

Detroit Tigers @ Cleveland Indians  
Cleveland Municipal Stadium, Cleveland, OH  
Tue May 09 1967, 7:05 PM EDT  
Att: 4,741 - Unknown

AB	33
R	3
H	7
RBI	3
BB	4
SO	10
LOB	12





Batter	1	2	3	4	5	6	7	8	9	AB	R	H	RBI	BB	SO	LOB	TOP					
Dick McAuliffe, L (1,4) OBP: 0.391, SLG: 0.449	F7			F4	F9					3	0	0	0	1	0	0	<b>Detroit Tigers @ Cleveland Indians</b> Cleveland Municipal Stadium, Cleveland, OH Wed May 10 1967, 7:05 PM EDT Att: 4,984 - Unknown					
Don Wert, R (1,5) OBP: 0.287, SLG: 0.237	F6			2B FC6-2 1B		6-3	5-3			4	0	1	0	0	0	1						
Al Kaline, R (1,9) OBP: 0.490, SLG: 0.679	L6-3			1B				L6-3		3	2	1	0	1	0	0						
Willie Horton, R (1,7) OBP: 0.316, SLG: 0.412		F2		FC6-2 1B				F4		4	2	1	2	0	0	2						
Mickey Stanley, R (9,8) OBP: 0.316, SLG: 0.167				1B		1-H HR				0	0	0	0	0	0	0						
Jim Northrup, L (1,8) OBP: 0.351, SLG: 0.407		K		1B		K				4	0	2	1	0	2	0						
Norm Cash, L (1,3) OBP: 0.443, SLG: 0.333		K		1-2 2-H 1B				3B		4	0	2	1	0	2	1						
Bill Freehan, R (1,2) OBP: 0.472, SLG: 0.576			F3	F3		F7			F3	4	0	0	0	0	0	3						
Ray Oyler, R (1,6) OBP: 0.313, SLG: 0.241		F4			L6		K		K	4	0	0	0	0	2	0						
Mickey Lolich, S (1,1) Fred Gladding, L (9,1)			1-3		K		1-3		1-3	4	0	0	0	0	1	0						
<b>Inning Stats</b>	R: 0 E: 0 K: 0 S: 3	H: 0 LOB: 0 BB: 0 P: 3	R: 0 E: 0 K: 2 S: 7	H: 0 LOB: 0 BB: 0 P: 7	R: 0 E: 0 K: 0 S: 3	H: 0 LOB: 0 BB: 0 P: 3	R: 2 E: 0 K: 0 S: 7	H: 4 LOB: 2 BB: 0 P: 7	R: 0 E: 0 K: 1 S: 5	H: 0 LOB: 0 BB: 0 P: 5	R: 2 E: 0 K: 1 S: 7	H: 2 LOB: 1 BB: 1 P: 11	R: 0 E: 0 K: 1 S: 5	H: 0 LOB: 1 BB: 1 P: 9	R: 0 E: 0 K: 1 S: 6	H: 1 LOB: 1 BB: 0 P: 6	R: 0 E: 0 K: 1 S: 5	H: 0 LOB: 0 BB: 0 P: 5	1B: 4 2B: 1 3B: 1 HR: 1	SF: 0 SAC: 0 DP: 0 HBP: 0	WP: 0 PB: 0 SB: 0 CS: 0	PA: 36
<b>PITCHER</b>	IP WLS BF H R ER SO BB IBB HBP BLK WP HR S P ERA WHIP																					
Sonny Siebert, R (1,1) ERA: 1.95	6.0 L 25 6 4 4 4 1 0 0 0 0 1 32 36 6.00 1.167																					
Orlando Pena, R (7,1) ERA: 6.75	2.0 8 1 0 0 2 1 0 0 0 0 0 0 11 15 0.00 1.000																					
Steve Bailey, R (9,1) ERA: 2.57	1.0 3 0 0 0 1 0 0 0 0 0 0 0 5 5 0.00 0.000																					

Batter	1	2	3	4	5	6	7	8	9	AB	R	H	RBI	BB	SO	LOB	BOTTOM					
Max Alvis, R (1,5) OBP: 0.294, SLG: 0.385	6-3		L9			F4				4	0	1	0	0	0	1	<b>Detroit Tigers @ Cleveland Indians</b> Cleveland Municipal Stadium, Cleveland, OH Wed May 10 1967, 7:05 PM EDT Att: 4,984 - Unknown					
Lee Maye, L (1,8) OBP: 0.214, SLG: 0.385	F8			K		G3				4	0	0	0	0	1	3						
Chuck Hinton, R (1,9) Steve Bailey, R (9,1)				F4						4	0	1	0	0	2	2						
Rocky Colavito, R (1,7) OBP: 0.389, SLG: 0.419		K		F3						4	0	0	0	0	2	1						
Joe Azcue, R (1,2) OBP: 0.421, SLG: 0.286		K								4	1	3	0	0	1	0						
Chico Salmon, R (1,3) OBP: 0.283, SLG: 0.278			5-3		G6-4-3 1B					4	0	1	0	0	0	3						
Pedro Gonzalez, R (1,4) Fred Whitfield, L (9,PH)					5-3					3	0	1	0	0	0	2						
Larry Brown, R (1,6) Duke Sims, L (9,PH)										1	0	0	0	0	1	1						
Sonny Siebert, R (1,1) Willie Smith, L (6,PH) Orlando Pena, R (7,1) Leon Wagner, L (8,PH)										1	0	0	0	0	1	0						
<b>Inning Stats</b>	R: 0 E: 0 K: 1 S: 5	H: 0 LOB: 0 BB: 0 P: 5	R: 0 E: 0 K: 2 S: 7	H: 0 LOB: 0 BB: 0 P: 7	R: 1 E: 0 K: 1 S: 6	H: 2 LOB: 0 BB: 0 P: 6	R: 0 E: 0 K: 1 S: 5	H: 0 LOB: 0 BB: 0 P: 5	R: 0 E: 0 K: 1 S: 3	H: 1 LOB: 0 BB: 0 P: 3	R: 0 E: 0 K: 1 S: 5	H: 0 LOB: 1 BB: 1 P: 9	R: 0 E: 0 K: 1 S: 7	H: 2 LOB: 2 BB: 0 P: 7	R: 0 E: 0 K: 2 S: 9	H: 2 LOB: 2 BB: 0 P: 9		R: 1 E: 0 K: 1 S: 7	H: 2 LOB: 1 BB: 0 P: 7	1B: 7 2B: 1 3B: 0 HR: 1	SF: 0 SAC: 0 DP: 1 HBP: 0	WP: 0 PB: 0 SB: 0 CS: 0
<b>PITCHER</b>	IP WLS BF H R ER SO BB IBB HBP BLK WP HR S P ERA WHIP																					
Mickey Lolich, L (1,1) ERA: 3.15	8.1 W 33 9 2 2 9 1 0 0 0 0 0 0 4 4 0.00 0.000																					
Fred Gladding, R (9,1) ERA:	0.2 S 2 0 0 0 1 0 0 0 0 0 0 0 4 4 0.00 0.000																					







Batter	1	2	3	4	5	6	7	8	9	AB	R	H	RBI	BB	SO	LOB	TOP																						
Max Alvis, R OBP: 0.295, SLG: 0.402 (1, 5)	F3		F9		E6	FC5-4 1B		FC1	HR	6	1	2	5	0	0	1	<b>Cleveland Indians @ Washington Senators</b> D.C. Stadium, Washington, DC Fri May 12 1967, 7:05 PM EDT Att: 12,811 - Unknown																						
Chico Salmon, R OBP: 0.292, SLG: 0.292 (1, 3)	6-3		E8		K	FC5-4 1B		FC5-2-5	1B	6	0	2	1	0	1	4																							
Chuck Hinton, R OBP: 0.323, SLG: 0.374 (1, 9)	1B		L4		4-3	1B		K	4-3	6	0	2	0	0	1	5																							
Rocky Colavito, R OBP: 0.400, SLG: 0.412 Vic Davallillo, L OBP: 0.294, SLG: 0.295 (1, 7) (8, 7) (9, 8)	1B			G3						3	1	1	0	1	0	2																							
Joe Azcue, R OBP: 0.458, SLG: 0.500 (1, 2)	F9			HR						2	1	2	0	0	0	0																							
Jose Vidal, R OBP: 0.400, SLG: 0.250 (1, 8) (9, 7)		1-3								4	3	2	1	1	0	2																							
Pedro Gonzalez, R OBP: 0.412, SLG: 0.333 (1, 4) (6, 6)		4-3								4	0	1	0	1	0	2																							
Larry Brown, R OBP: 0.350, SLG: 0.333 Lee Mays, L OBP: 0.316, SLG: 0.529 George Culver, R OBP: 1.000, SLG: 1.000 Leon Wagner, L OBP: 0.286, SLG: 0.353 Orlando Pena, R (1, 6) (6, PH) (6, 1) (9, PH) (9, 1)		1-3			FC4-6 BB					4	2	0	0	1	1	3																							
Gary Bell, R Steve Bailey, R Fred Whitfield, L Gus Gil, R (1, 1) (5, 1) (6, PH) (6, PR) (6, 4)				K						2	0	0	0	0	1	0																							
Inning Stats	R: 0 E: 0 K: 0 S: 5	H: 2 LOB: 2 BB: 0 P: 5	R: 0 E: 0 K: 0 S: 3	H: 0 LOB: 0 BB: 0 P: 3	R: 0 E: 1 K: 1 S: 6	H: 1 LOB: 1 BB: 0 P: 6	R: 1 E: 0 K: 1 S: 6	H: 1 LOB: 1 BB: 1 P: 10	R: 0 E: 0 K: 0 S: 6	H: 0 LOB: 0 BB: 0 P: 6	R: 5 E: 0 K: 0 S: 6	H: 3 LOB: 2 BB: 4 P: 22	R: 0 E: 0 K: 0 S: 3	H: 0 LOB: 0 BB: 0 P: 3	R: 0 E: 1 K: 1 S: 7	H: 1 LOB: 2 BB: 0 P: 7		R: 6 E: 1 K: 0 S: 10	H: 7 LOB: 2 BB: 0 P: 10	1B: 12 2B: 1 3B: 0 HR: 2	SF: 0 SAC: 0 DP: 0 HBP: 0	WP: 0 PB: 0 SB: 0 CS: 0	PA: 49																
PITCHER	IP	WLS	BF	H	R	ER	SO	BB	IBB	HBP	BLK	WP	HR	S	P	ERA		WHIP	PITCHER		IP	WLS	BF	H	R	ER	SO	BB	IBB	HBP	BLK	WP	HR	S	P	ERA	WHIP		
Barry Moore, L ERA: 1.71	5.1		25	4	4	4	3	4	0	0	0	0	1	27	43	6.75		1.500	Bob Humphreys, R ERA: 4.34		0.2		2	1	0	0	0	0	0	0	0	0	2	2	0.00	1.500			
Bob Priddy, R ERA: 4.52	0.0	L	3	2	1	1	0	0	1	0	0	0	0	2	6	∞		∞	Dave Baldwin, R ERA: 1.13		1.2		6	1	1	1	0	0	0	0	0	6	6	5.40	0.600				
Jim Hannan, R ERA: 4.12	1.1		9	4	3	3	1	0	0	0	1	0	0	11	11	20.25		3.000	Dick Lines, L ERA: 5.72		0.0		4	3	3	2	0	0	0	0	0	1	4	4	∞	∞			
Bob Saverine, S OBP: 0.250, SLG: 0.233 (1, 4)	F5		3-1																		4	1	1	0	0	0	0	0	0	0	0	0	0	0	0	<b>Cleveland Indians @ Washington Senators</b> D.C. Stadium, Washington, DC Fri May 12 1967, 7:05 PM EDT Att: 12,811 - Unknown			
Fred Valentine, S OBP: 0.347, SLG: 0.267 (1, 8)				4-3																	3	0	1	1	1	1	0	0	0	0	0	0	0	0	0				
Jim King, L OBP: 0.323, SLG: 0.373 (1, 9)	F8			F9																	3	0	0	0	1	0	1	0	0	0	0	0	0	0	0		0		
Frank Howard, R OBP: 0.375, SLG: 0.476 Hank Allen, R OBP: 0.222, SLG: 0.320 (1, 7) (8, PR) (9, 7)	F9			F7																3	0	0	1	1	0	1	0	0	0	0	0	0	0	0	0		0		
Dick Nen, L OBP: 0.257, SLG: 0.250 (1, 3)				F5																3	1	1	1	1	0	0	0	0	0	0	0	0	0	0	0		0		
Paul Casanova, R OBP: 0.380, SLG: 0.444 (1, 2)	F4																			3	1	0	0	1	0	2	0	0	0	0	0	0	0	0	0		0		
Ken McMullen, R OBP: 0.235, SLG: 0.358 Tim Cullen, R OBP: 0.450, SLG: 0.474 (1, 5) (9, PH)																				3	0	0	0	0	2	2	0	0	0	0	0	0	0	0	0		0		
Ed Brinkman, R OBP: 0.228, SLG: 0.242 Cap Peterson, R OBP: 0.328, SLG: 0.302 (1, 6) (9, PH)				F4																3	0	0	0	0	2	0	0	0	0	0	0	0	0	0	0		0	0	
Barry Moore, L Bob Priddy, R Dave Baldwin, R Bernie Allen, L Jim Hannan, R Dick Lines, L Bob Humphreys, R Ken Harrison, R (1, 1) (6, 1) (6, 1) (7, PH) (9, 1) (9, 1) (9, 1) (9, PH) (9, PH)																				2	1	1	2	0	1	0	0	0	0	0	0	0	0	0	0		0	0	0
Inning Stats	R: 0 E: 0 K: 0 S: 3	H: 0 LOB: 1 BB: 1 P: 7	R: 0 E: 0 K: 1 S: 5	H: 0 LOB: 0 BB: 0 P: 5	R: 0 E: 0 K: 1 S: 5	H: 0 LOB: 0 BB: 0 P: 5	R: 0 E: 0 K: 0 S: 3	H: 0 LOB: 0 BB: 0 P: 3	R: 0 E: 0 K: 0 S: 3	H: 0 LOB: 0 BB: 0 P: 3	R: 0 E: 0 K: 0 S: 3	H: 0 LOB: 0 BB: 0 P: 3	R: 0 E: 0 K: 0 S: 3	H: 0 LOB: 0 BB: 0 P: 3	R: 1 E: 1 K: 1 S: 7	H: 1 LOB: 2 BB: 0 P: 7	R: 0 E: 0 K: 0 S: 3	H: 0 LOB: 0 BB: 0 P: 3	1B: 2 2B: 2 3B: 0 HR: 0	SF: 0 SAC: 0 DP: 0 HBP: 0	WP: 0 PB: 0 SB: 0 CS: 0	PA: 37																	
PITCHER	IP	WLS	BF	H	R	ER	SO	BB	IBB	HBP	BLK	WP	HR	S	P	ERA	WHIP	PITCHER		IP	WLS	BF	H	R	ER	SO	BB	IBB	HBP	BLK	WP	HR	S	P	ERA		WHIP		
Gary Bell, R ERA: 3.34	4.2		20	3	4	4	3	3	0	0	0	0	0	23	35	7.71	1.286	Steve Bailey, R ERA: 2.51		0.1		2	0	0	0	0	2	0	0	0	0	0	0	8	0.00		6.000		
George Culver, R ERA: 3.75	3.0	W	11	1	1	1	0	0	0	0	0	0	0	13	13	0.00	0.333	Orlando Pena, R ERA: 5.4		1.0	S	3	0	0	0	0	0	0	0	0	3	3	0.00	0.000					

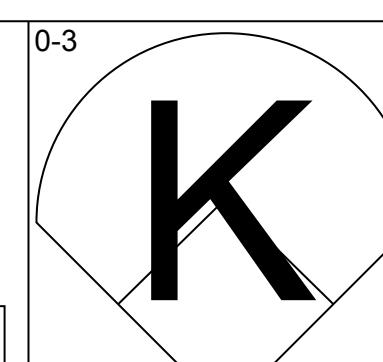
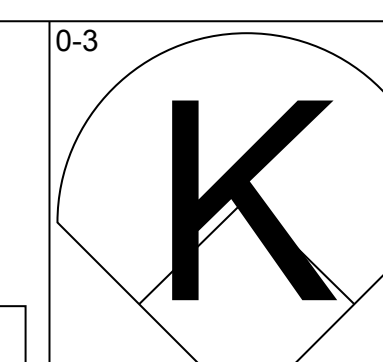
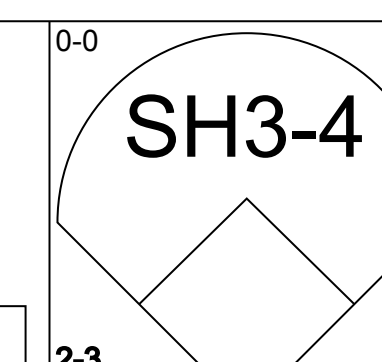
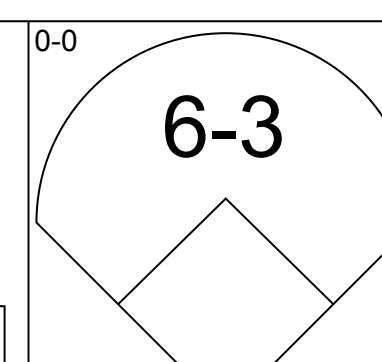
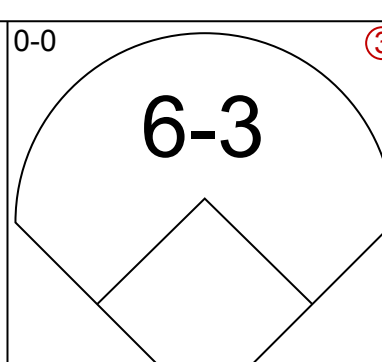
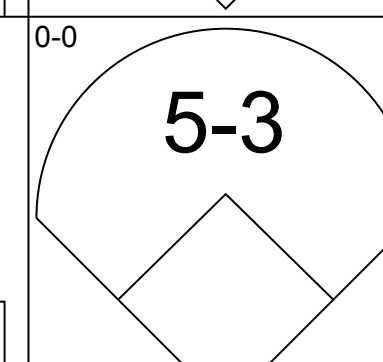
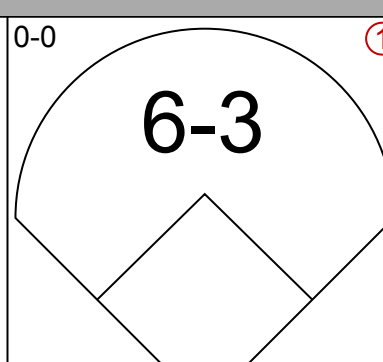
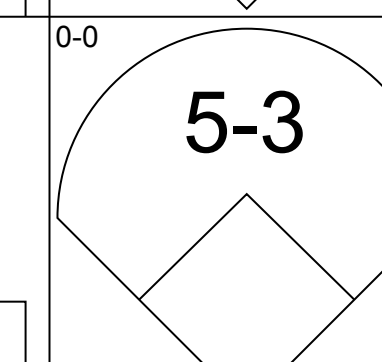
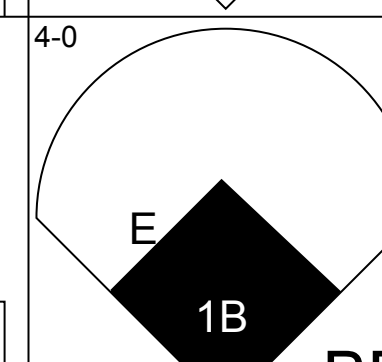
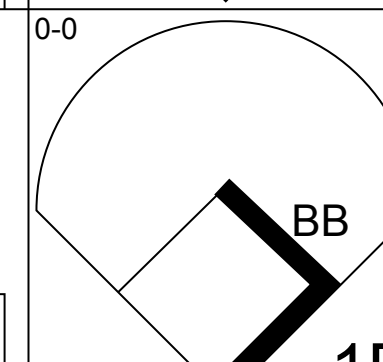
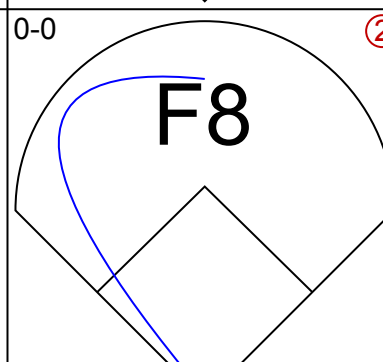
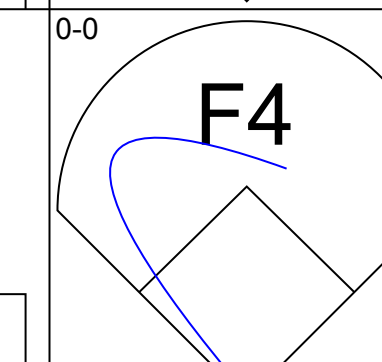
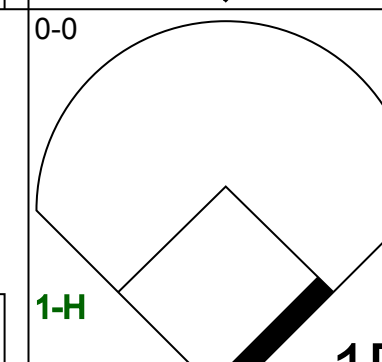
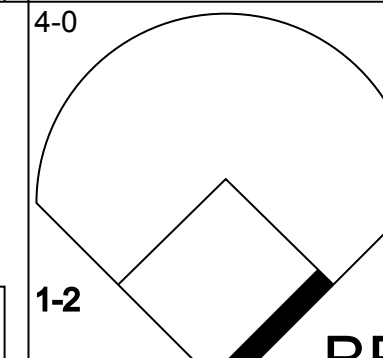
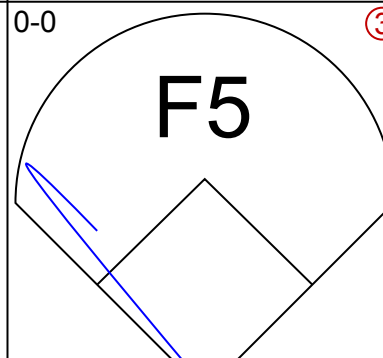

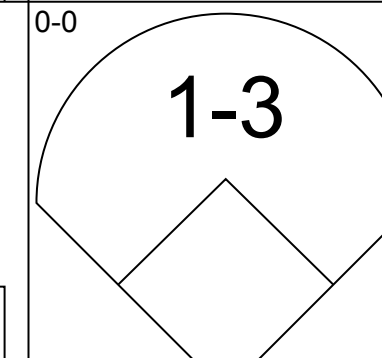
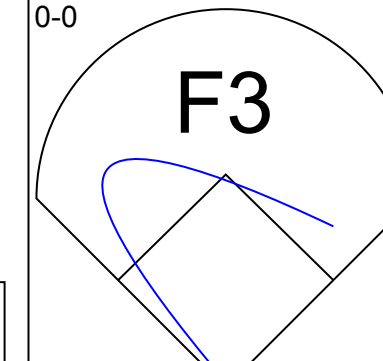
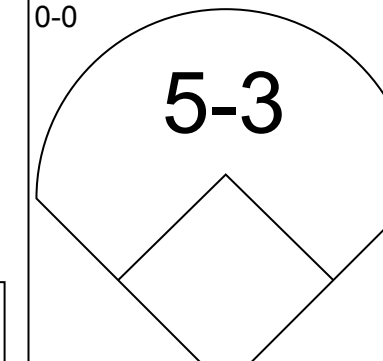
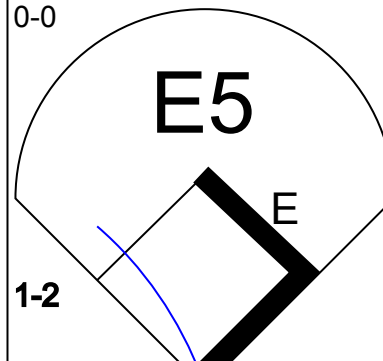
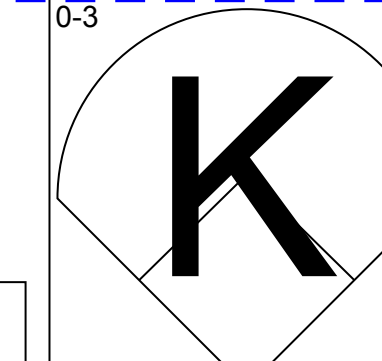
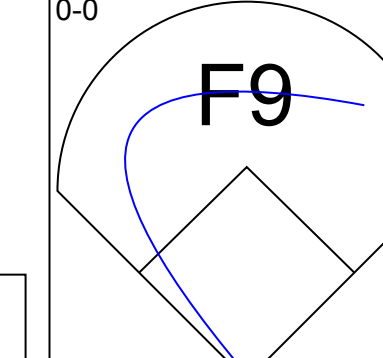
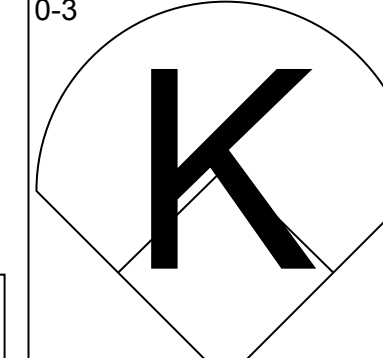
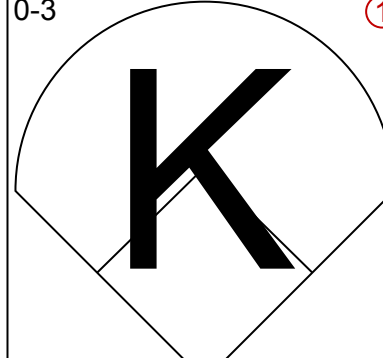
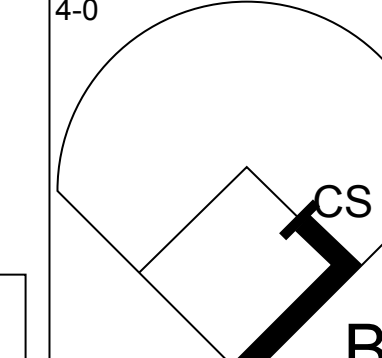
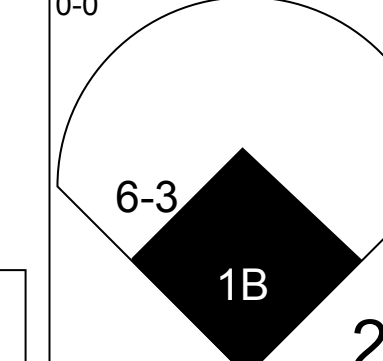
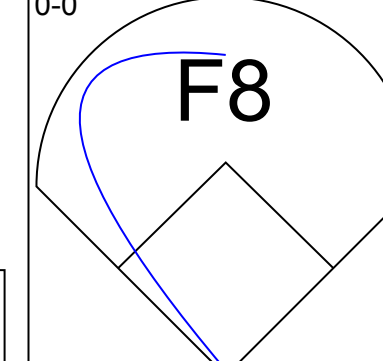
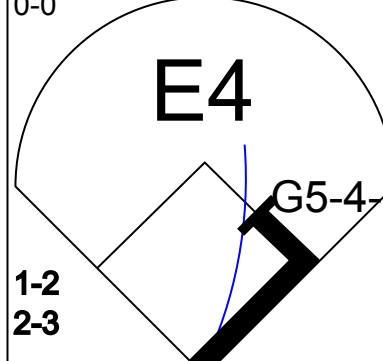
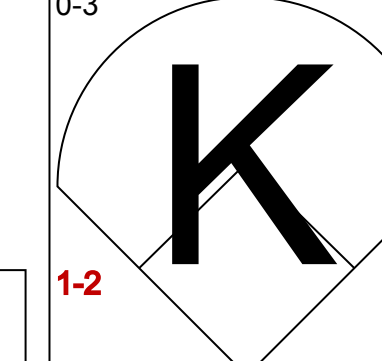
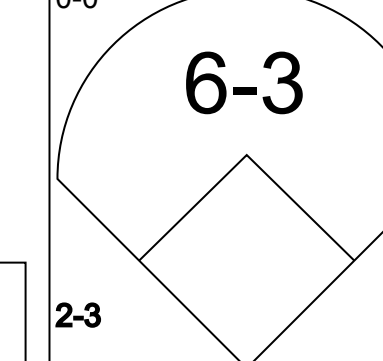
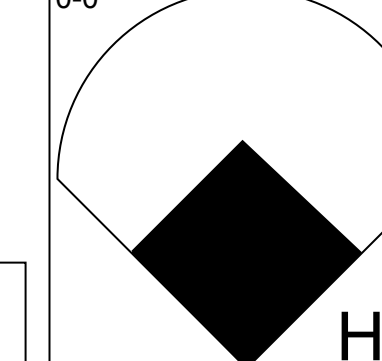
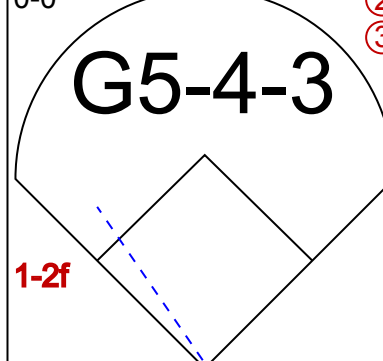
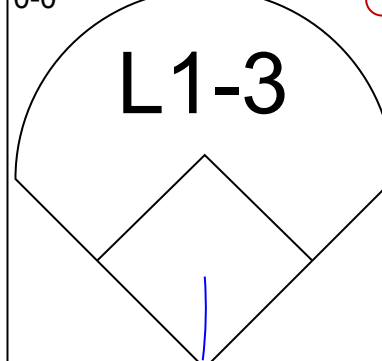
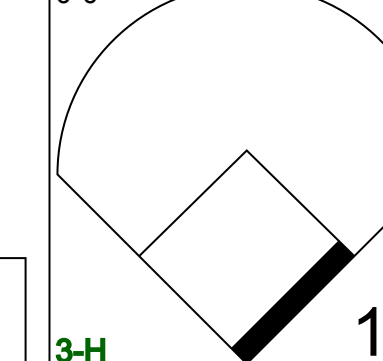
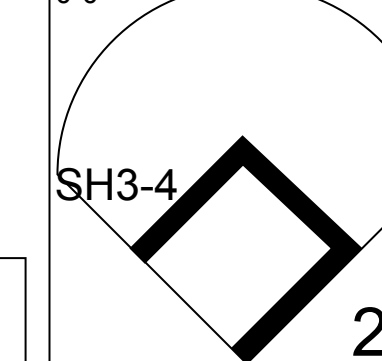
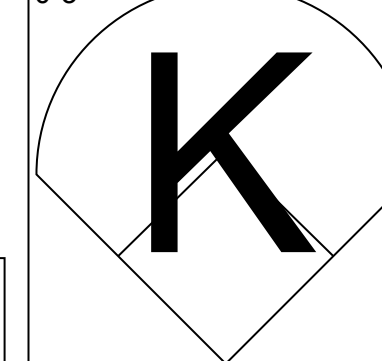
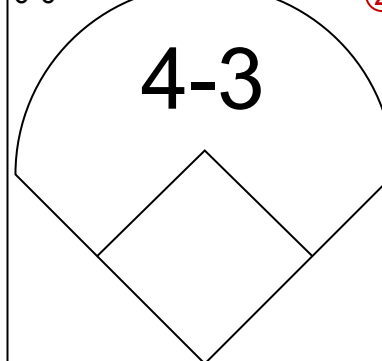
AB 44  
R 12  
H 15  
RBI 10  
BB 5  
SO 4  
LOB 22

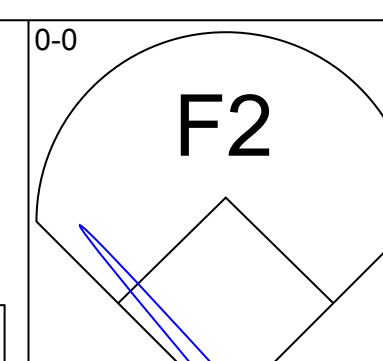
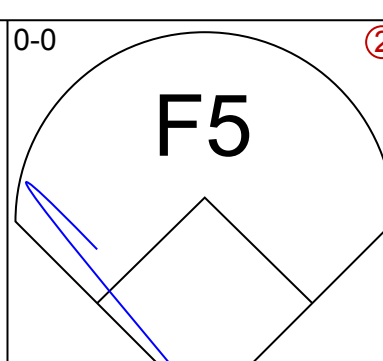
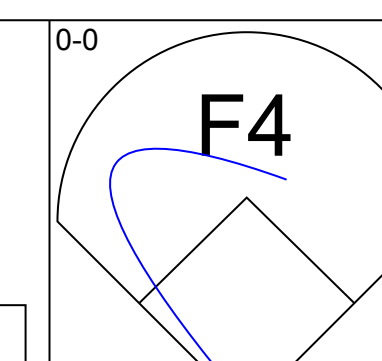
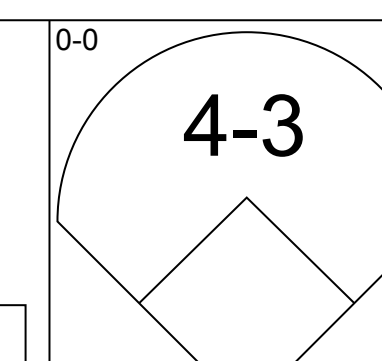
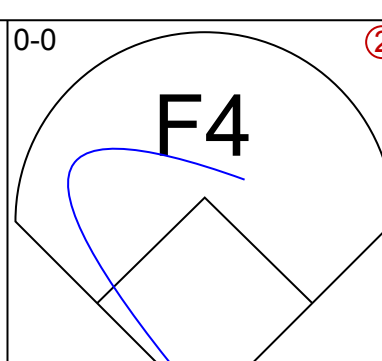
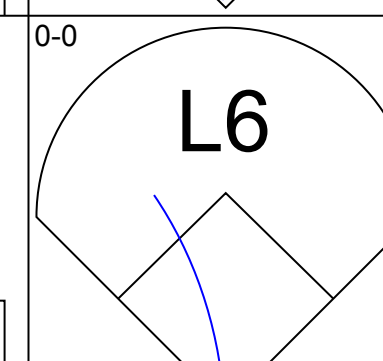
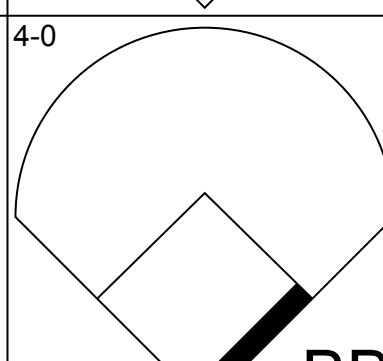
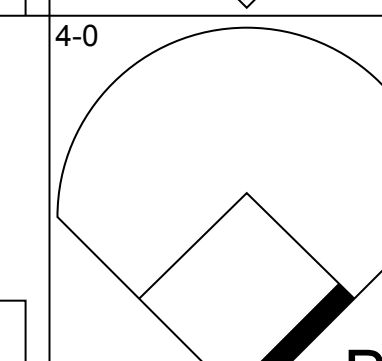
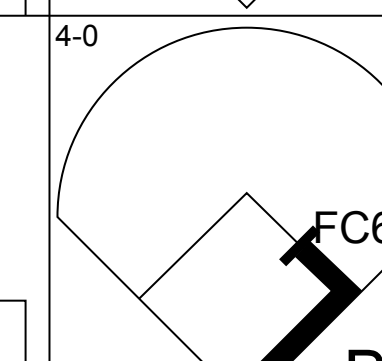
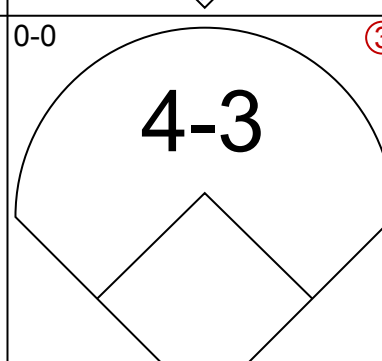
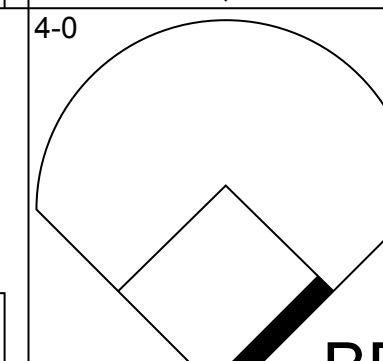
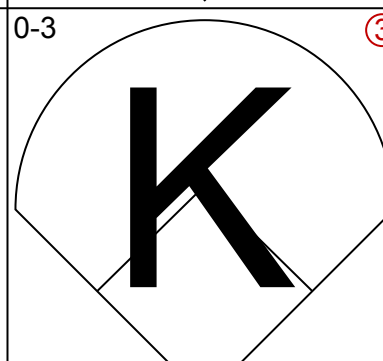
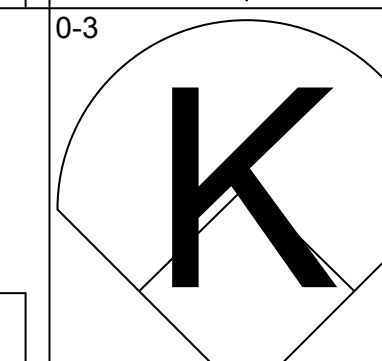
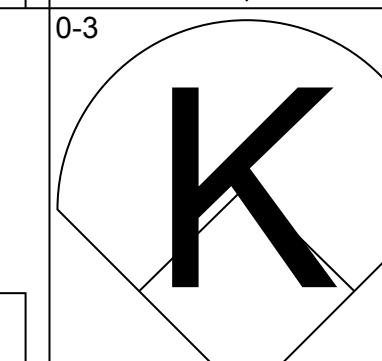
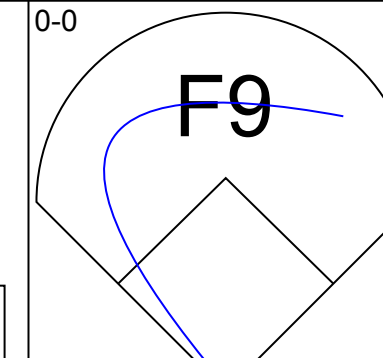
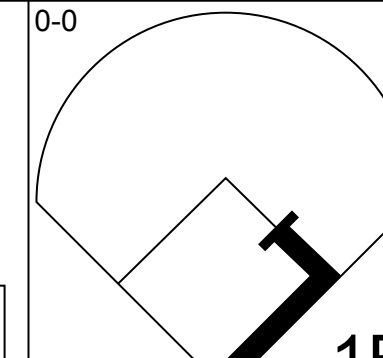
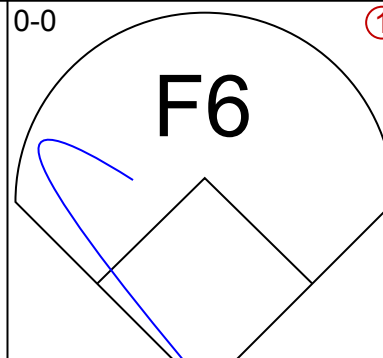
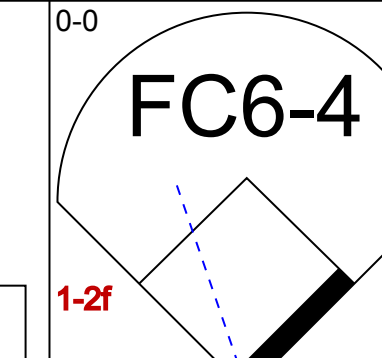
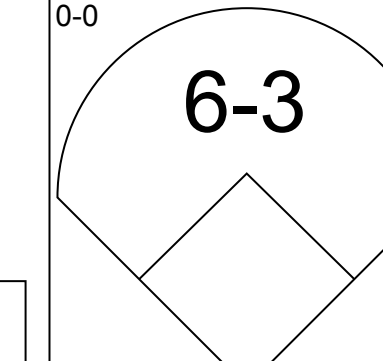
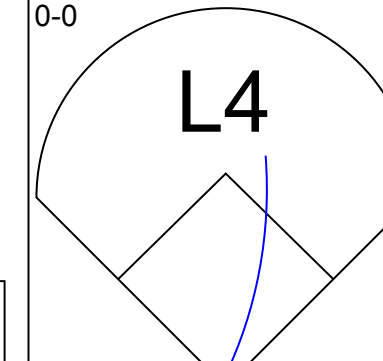
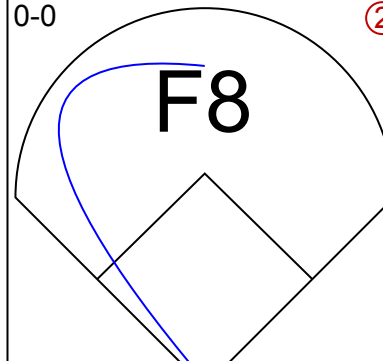
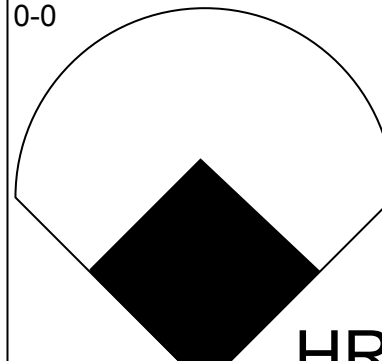
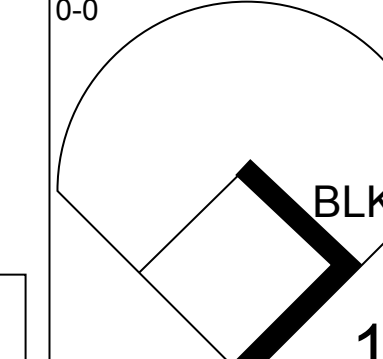
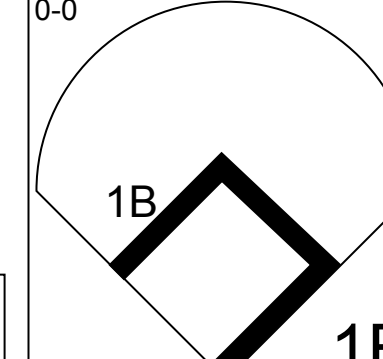
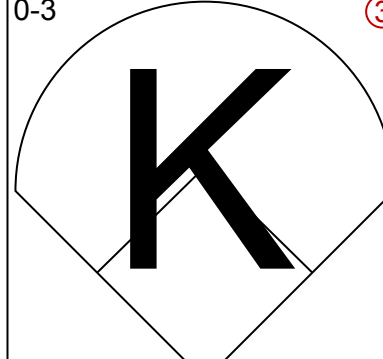
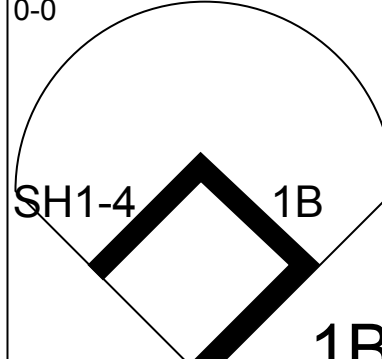
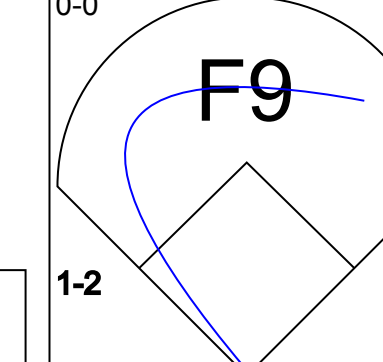
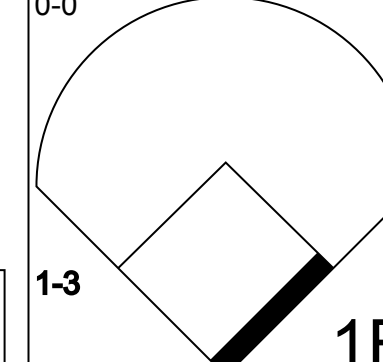
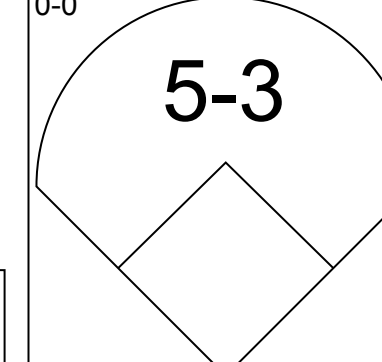
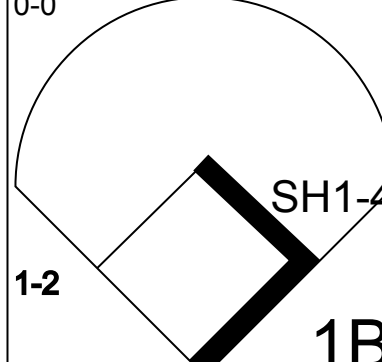
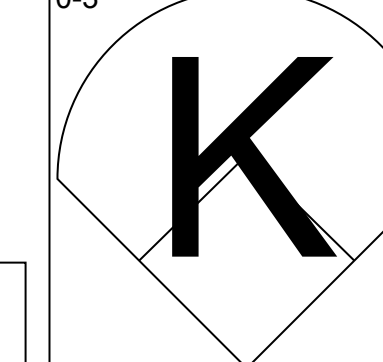
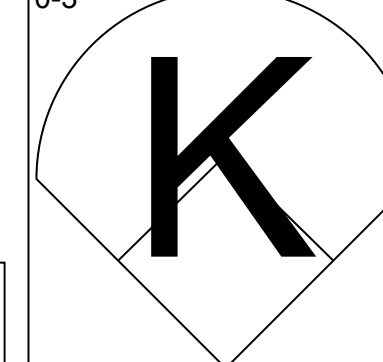
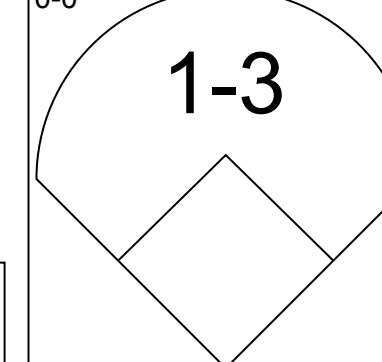
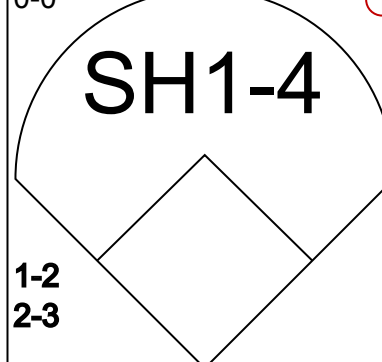
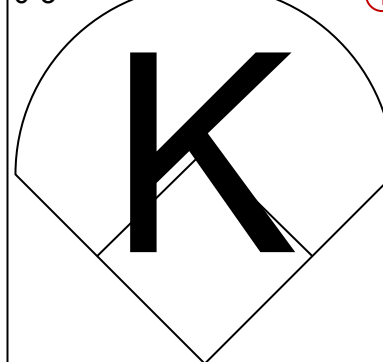
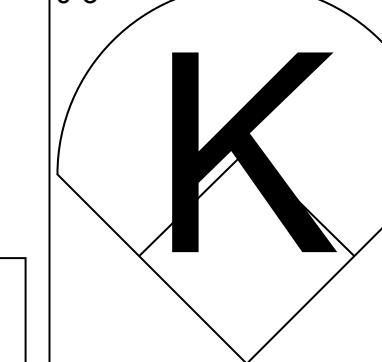
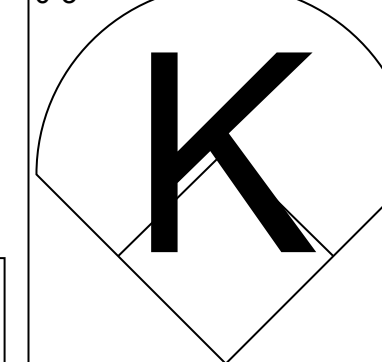
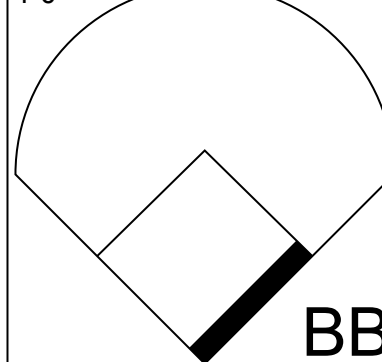


AB 31  
R 5  
H 4  
RBI 5  
BB 5  
SO 4  
LOB 8







Batter	1	2	3	4	5	6	7	8	9	AB	R	H	RBI	BB	SO	LOB	TOP											
<b>Max Alvis, R</b> OBP: 0.283, SLG: 0.385 (1, 5)										4	0	0	0	0	2	1	<b>Cleveland Indians @ Washington Senators</b> D.C. Stadium, Washington, DC Sat May 13 1967, 3:33 AM EDT Att: 3,225 - Unknown											
<b>Chico Salmon, R</b> OBP: 0.276, SLG: 0.259 (1, 3)										3	1	0	0	1	0	1												
<b>Chuck Hinton, R</b> OBP: 0.330, SLG: 0.379 (1, 9)										4	0	2	1	0	0	1												
<b>Rocky Colavito, R</b> OBP: 0.409, SLG: 0.405 <b>Vic Davallo, L</b> OBP: 0.294, SLG: 0.295 (7, 8)										3	0	1	0	1	0	1												
<b>Joe Azcue, R</b> OBP: 0.393, SLG: 0.409 (1, 2)										4	0	0	0	0	1	3												
<b>Jose Vidal, R</b> OBP: 0.333, SLG: 0.143 (7, 7)										3	0	0	0	1	2	2												
<b>Pedro Gonzalez, R</b> OBP: 0.381, SLG: 0.388 (1, 4)										4	1	1	0	0	1	3												
<b>Larry Brown, R</b> OBP: 0.345, SLG: 0.370 (1, 6)										4	1	1	1	0	0	4												
<b>Luis Tiant, R</b> OBP: 0.400, SLG: 0.600 <b>Orlando Pena, R</b> (9, 1)										4	0	2	1	0	1	0												
<b>Inning Stats</b>	R: 0 E: 0 K: 1 S: 6	H: 1 LOB: 2 BB: 1 P: 10	R: 1 E: 0 K: 1 S: 7	H: 2 LOB: 1 BB: 0 P: 7	R: 0 E: 0 K: 0 S: 3	H: 0 LOB: 0 BB: 0 P: 3	R: 0 E: 0 K: 1 S: 5	H: 0 LOB: 0 BB: 0 P: 5	R: 1 E: 0 K: 0 S: 5	H: 2 LOB: 1 BB: 0 P: 5	R: 0 E: 2 K: 1 S: 7	H: 1 LOB: 2 BB: 0 P: 7	R: 1 E: 0 K: 1 S: 6	H: 1 LOB: 1 BB: 1 P: 10	R: 0 E: 0 K: 2 S: 6	H: 0 LOB: 0 BB: 1 P: 10		R: 0 E: 0 K: 0 S: 3	H: 0 LOB: 0 BB: 0 P: 3	1B: 4 2B: 2 3B: 0 HR: 1	SF: 0 SAC: 1 DP: 1 HBP: 0	WP: 0 PB: 0 CS: 1	PA: 37					
<b>PITCHER</b>	IP	WLS	BF	H	R	ER	SO	BB	IBB	HBP	BLK	WP	HR	S	P	ERA	WHIP											
<b>Pete Richert, L</b> ERA: 6.61 <b>Bob Priddy, R</b> ERA: 4.09 <b>Dick Lines, L</b> ERA: 3.09	(1, 1)	5.1	L	25	6	2	2	4	1	0	0	0	0	1	32	36	3.38	1.312										

Batter	1	2	3	4	5	6	7	8	9	AB	R	H	RBI	BB	SO	LOB	BOTTOM										
<b>Bob Saverine, S</b> OBP: 0.229, SLG: 0.213 <b>Ken Harrelson, R</b> OBP: 0.368, SLG: 0.455 (9, FH)										4	0	0	0	0	0	0	<b>Cleveland Indians @ Washington Senators</b> D.C. Stadium, Washington, DC Sat May 13 1967, 3:33 AM EDT Att: 3,225 - Unknown										
<b>Tim Cullen, R</b> OBP: 0.480, SLG: 0.429 (1, 5)										2	0	0	0	3	0	3											
<b>Jim King, L</b> OBP: 0.319, SLG: 0.355 (1, 9)										3	0	0	0	1	3	3											
<b>Frank Howard, R</b> OBP: 0.370, SLG: 0.465 (1, 7)										4	0	1	0	0	0	2											
<b>Dick Nen, L</b> OBP: 0.256, SLG: 0.333 (1, 3)										4	1	1	1	0	0	0											
<b>Fred Valentine, S</b> OBP: 0.394, SLG: 0.291 (1, 8)										4	0	3	0	0	1	0											
<b>Paul Casanova, R</b> OBP: 0.386, SLG: 0.447 (1, 2)										4	0	2	0	0	0	1											
<b>Ed Brinkman, R</b> OBP: 0.221, SLG: 0.235 (1, 6)										3	0	0	0	0	2	3											
<b>Pete Richert, L</b> OBP: 0.100, SLG: 0.100 <b>Bob Priddy, R</b> <b>Bernie Allen, L</b> OBP: 0.193, SLG: 0.204 <b>Dick Peters, R</b> <b>Cap Peterson, R</b> OBP: 0.339, SLG: 0.302 (9, FH)	(1, 1)									2	0	0	0	0	2	0											
<b>Inning Stats</b>	R: 0 E: 0 K: 0 S: 3	H: 0 LOB: 1 BB: 1 P: 7	R: 0 E: 0 K: 1 S: 6	H: 1 LOB: 0 BB: 0 P: 6	R: 0 E: 0 K: 2 S: 7	H: 0 LOB: 1 BB: 1 P: 11	R: 0 E: 0 K: 1 S: 7	H: 3 LOB: 2 BB: 0 P: 7	R: 0 E: 0 K: 2 S: 7	H: 0 LOB: 1 BB: 1 P: 11	R: 0 E: 0 K: 1 S: 5	H: 0 LOB: 0 BB: 0 P: 5	R: 0 E: 0 K: 1 S: 5	H: 0 LOB: 0 BB: 0 P: 5	R: 0 E: 0 K: 1 S: 5	H: 0 LOB: 1 BB: 1 P: 9		R: 1 E: 0 K: 0 S: 6	H: 3 LOB: 3 BB: 1 P: 10	1B: 6 2B: 0 3B: 0 HR: 1	SF: 0 SAC: 1 DP: 0 HBP: 0	WP: 0 PB: 0 CS: 0	PA: 38				
<b>PITCHER</b>	IP	WLS	BF	H	R	ER	SO	BB	IBB	HBP	BLK	WP	HR	S	P	ERA	WHIP										
<b>Luis Tiant, R</b> ERA: 5.87 <b>Orlando Pena, R</b> ERA: 4.5	(1, 1)	8.0	W	33	6	1	1	9	4	0	0	1	1	47	63	1.12	1.250										



Batter	1	2	3	4	5	6	7	8	9	AB	R	H	RBI	BB	SO	LOB	TOP			
Lee Maye, L OBP: 0.364, SLG: 0.650 (1, 8)	0-0 WP 1B		0-0 F8		0-0 1B 3B					3	1	2	0	0	0	0	<b>Cleveland Indians @ Washington Senators</b> D.C. Stadium, Washington, DC Sun May 14 1967, 3:33 AM EDT Att: 8,063 - Unknown <a href="http://livebaseballscorecards.com">livebaseballscorecards.com</a>			
Max Alvis, R OBP: 0.284, SLG: 0.383 (1, 5)	0-3 K		0-0 F7		0-0 1B					3	0	1	1	0	1	1				
Chuck Hinton, R OBP: 0.330, SLG: 0.371 (1, 9)	4-0 1-2 BB		0-0 5-3		0-0 3H 6-3 K					2	0	0	0	1	1	1				
Leon Wagner, L OBP: 0.276, SLG: 0.340 (1, 7)	0-3 K			0-0 4-3						2	0	0	0	0	1	2				
Fred Whitfield, L OBP: 0.346, SLG: 0.420 (1, 3)	0-0 F5			4-0 BB						1	0	0	0	1	0	2				
Joe Azzue, R OBP: 0.400, SLG: 0.542 (1, 2)		0-0 HR		0-0 F7						2	1	1	1	0	0	1				
Pedro Gonzalez, R OBP: 0.348, SLG: 0.333 (1, 4)		0-0 5-3		0-0 F9						2	0	0	0	0	0	1				
Larry Brown, R OBP: 0.337, SLG: 0.360 (1, 6)			0-0 F5		0-0 L5					2	0	0	0	0	0	0				
Sonny Siebert, R OBP: 0.250, SLG: 0.583 (1, 1)	0-3 K				0-0 1-3					2	0	0	0	0	1	0				
<b>Inning Stats</b>	R: 0 E: 0 K: 2 S: 8	H: 1 LOB: 2 BB: 1 P: 12	R: 1 E: 0 K: 1 S: 6	H: 1 LOB: 0 BB: 0 P: 6	R: 0 E: 0 K: 0 S: 3	H: 0 LOB: 0 BB: 0 P: 3	R: 0 E: 0 K: 0 S: 3	H: 0 LOB: 1 BB: 1 P: 7	R: 1 E: 0 K: 1 S: 7	H: 2 LOB: 1 BB: 0 P: 7						1B: 2 2B: 0 3B: 1 HR: 1		SF: 0 SAC: 0 DP: 0 HBP: 0	WP: 1 PB: 0 SB: 0 CS: 0	PA: 21
<b>PITCHER</b> Phil Ortega, R ERA: 4.06 (1, 1)	IP: 5.0 WLS: L BF: 21	H: 4 R: 2 ER: 2 SO: 4	BB: 2 IBB: 0 HBP: 0 BLK: 0	WP: 1 HR: 1 S: 27 P: 35	ERA: 3.60 WHIP: 1.200	<b>PITCHER</b>					IP: 5.0 WLS: L BF: 21	H: 4 R: 2 ER: 2 SO: 4	BB: 2 IBB: 0 HBP: 0 BLK: 0	WP: 1 HR: 1 S: 27 P: 35	ERA: 3.60 WHIP: 1.200					

Batter	1	2	3	4	5	6	7	8	9	AB	R	H	RBI	BB	SO	LOB	BOTTOM			
Tim Cullen, R OBP: 0.444, SLG: 0.391 (1, 5) (5, 4)	0-0 F3			0-0 F8						2	0	0	0	0	0	0	<b>Cleveland Indians @ Washington Senators</b> D.C. Stadium, Washington, DC Sun May 14 1967, 3:33 AM EDT Att: 8,063 - Unknown <a href="http://livebaseballscorecards.com">livebaseballscorecards.com</a>			
Bernie Allen, L OBP: 0.186, SLG: 0.196 (1, 4) Ken McMullen, R OBP: 0.235, SLG: 0.358 (5, 5)	0-3 K			0-3 K						2	0	0	0	0	2	0				
Jim King, L OBP: 0.310, SLG: 0.344 (1, 9)	0-0 F8			0-3 K						2	0	0	0	0	1	0				
Frank Howard, R OBP: 0.373, SLG: 0.500 (1, 7)		0-0 F7			0-0 HR					2	1	1	1	0	0	0				
Dick Nen, L OBP: 0.268, SLG: 0.342 (1, 3)		0-3 K			0-0 SH3-4 1B					2	0	1	0	0	1	0				
Fred Valentine, S OBP: 0.380, SLG: 0.288 (1, 8)		0-0 3-1			0-0 SH3-4 1-2					1	0	0	0	0	0	0				
Paul Casanova, R OBP: 0.376, SLG: 0.436 (1, 2)			0-0 F7		0-3 K					2	0	0	0	0	1	1				
Ed Brinkman, R OBP: 0.219, SLG: 0.232 (1, 6) Cap Peterson, R OBP: 0.333, SLG: 0.296 (5, PH)			0-0 6-3		0-0 F7					1	0	0	0	0	0	0				
Phil Ortega, R (1, 1)			0-0 1-3							1	0	0	0	0	0	0				
<b>Inning Stats</b>	R: 0 E: 0 K: 1 S: 5	H: 0 LOB: 0 BB: 0 P: 5	R: 0 E: 0 K: 1 S: 5	H: 0 LOB: 0 BB: 0 P: 5	R: 0 E: 0 K: 0 S: 3	H: 0 LOB: 0 BB: 0 P: 3	R: 0 E: 0 K: 2 S: 7	H: 0 LOB: 0 BB: 0 P: 7	R: 1 E: 0 K: 1 S: 7	H: 2 LOB: 1 BB: 0 P: 7						1B: 1 2B: 0 3B: 0 HR: 1		SF: 0 SAC: 1 DP: 0 HBP: 0	WP: 0 PB: 0 SB: 0 CS: 0	PA: 17
<b>PITCHER</b> Sonny Siebert, R ERA: 1.93 (1, 1)	IP: 5.0 WLS: W BF: 17	H: 2 R: 1 ER: 1 SO: 5	BB: 0 IBB: 0 HBP: 0 BLK: 0	WP: 0 HR: 1 S: 27 P: 27	ERA: 1.80 WHIP: 0.400	<b>PITCHER</b>					IP: 5.0 WLS: W BF: 17	H: 2 R: 1 ER: 1 SO: 5	BB: 0 IBB: 0 HBP: 0 BLK: 0	WP: 0 HR: 1 S: 27 P: 27	ERA: 1.80 WHIP: 0.400					



Batter	1	2	3	4	5	6	7	8	9	10	11	AB	R	H	RBI	BB	SO	LOB	TOP				
Max Alvis, R OBP: 0.290, SLG: 0.384 (1.5)	6-3								F6				5	1	2	0	0	0	1				
Pedro Gonzalez, R OBP: 0.321, SLG: 0.346 (11.3)	K		4-3						F9		F7		5	1	1	0	0	1	1				
Chuck Hinton, R OBP: 0.324, SLG: 0.363 (1.9)	4-3								K		6-3		5	1	1	0	0	1	0				
Rocky Colavito, R OBP: 0.438, SLG: 0.450 Vic Davalillo, L OBP: 0.261, SLG: 0.292 (8.8)											4-3		3	0	2	1	1	0	0				
Joe Azcue, R OBP: 0.400, SLG: 0.517 (1.2)													5	0	2	0	0	0	4				
Fred Whitfield, L OBP: 0.329, SLG: 0.397 Gus Gil, R OBP: 0.219, SLG: 0.209 (11.4)													4	0	0	0	0	0	4				
Jose Vidal, R OBP: 0.250, SLG: 0.100 (8.7)													3	0	0	0	0	0	3				
Lee Maye, L OBP: 0.333, SLG: 0.591 (9.7)													2	0	0	0	0	1	1				
Larry Brown, R OBP: 0.341, SLG: 0.354 (1.6)													4	0	1	0	1	0	1				
Sam McDowell, L OBP: 0.214, SLG: 0.214 Leon Wagner, L OBP: 0.271, SLG: 0.333 George Culver, R OBP: 1.000, SLG: 1.000 Bob Allen, L (9.1)													3	0	0	0	0	1	1				
<b>Inning Stats</b>	R: 0 E: 0 K: 1 S: 5	H: 0 LOB: 0 BB: 0 P: 5	R: 0 E: 0 K: 0 S: 4	H: 1 LOB: 1 BB: 0 P: 4	R: 0 E: 0 K: 0 S: 4	H: 1 LOB: 1 BB: 0 P: 4	R: 0 E: 0 K: 0 S: 5	H: 2 LOB: 2 BB: 0 P: 5	R: 3 E: 1 K: 0 S: 7	H: 3 LOB: 1 BB: 0 P: 7	R: 0 E: 0 K: 1 S: 6	H: 0 LOB: 0 BB: 0 P: 5	R: 0 E: 0 K: 0 S: 2	H: 0 LOB: 1 BB: 1 P: 6	R: 0 E: 0 K: 0 S: 3	H: 0 LOB: 0 BB: 0 P: 3	R: 0 E: 0 K: 1 S: 6	H: 1 LOB: 1 BB: 0 P: 6	1B: 7 2B: 2 3B: 0 HR: 0	SF: 0 SAC: 1 DP: 0 HBP: 0	WP: 0 PB: 0 SB: 0 CS: 0	PA: 44	
<b>PITCHER</b>	IP 7.0	WLS 3	BF 30	H 8	R 3	ER 0	SO 3	BB 0	IBB 0	HBP 0	BLK 0	WP 0	HR 0	S 36	P 36	ERA 0.00	WHIP 1.143						
Fritz Peterson, L ERA: 5.32 Al Downing, L ERA: 2.86 Dooley Womack, R ERA: 0.92 Steve Hamilton, L ERA: 4.5 Thad Tiltonson, R ERA: 3.0	(1.1)	(8.1)	(9.1)	(11.1)	(11.1)	(11.1)																	

Cleveland Indians @ New York Yankees  
Yankee Stadium, Bronx, NY  
Tue May 16 1967, 7:05 PM EDT  
Att: 12,405 - Unknown

AB 41  
R 3  
H 9  
RBI 1  
BB 2  
SO 4  
LOB 17



Batter	1	2	3	4	5	6	7	8	9	10	11	AB	R	H	RBI	BB	SO	LOB	BOTTOM			
Horace Clarke, S OBP: 0.294, SLG: 0.234 (1.4)	BB G6-4-3 1B	FC6-4							G3 SH1-4 BB				5	1	2	0	1	1	4			
Dick Howser, R OBP: 0.435, SLG: 0.321 (1.5)	G6-4-3 BB								SH1-4				2	0	1	0	3	1	1			
Mickey Mantle, S OBP: 0.383, SLG: 0.442 (1.3)	G6-4-3 BB								G3 IBB				4	0	1	1	2	2	3			
Eiston Howard, R OBP: 0.304, SLG: 0.323 Jake Gibbs, L OBP: 0.351, SLG: 0.306 (10.2)	G6-4-3								G3				4	1	2	0	0	1	2			
Steve Whitaker, L OBP: 0.278, SLG: 0.365 (1.9)	K								G3				1	0	0	0	0	0	2			
Steve Whitaker, L OBP: 0.278, SLG: 0.365 (1.9)	K								F9				5	1	0	0	0	2	5			
Jos Peptonne, L OBP: 0.319, SLG: 0.341 (1.8)													5	0	1	2	0	0	1			
Bill Robinson, R OBP: 0.254, SLG: 0.200 (1.7)													4	0	1	0	1	2	1			
Ruben Amaro, R OBP: 0.318, SLG: 0.318 (1.6)													5	0	1	0	0	3	3			
Fritz Peterson, S OBP: 0.279, SLG: 0.279 Al Downing, L OBP: 0.271, SLG: 0.333 Tommy Lee, S OBP: 0.306, SLG: 0.348 Dooley Womack, L (8.1)													0	0	0	0	2	0	0			
Steve Hamilton, L OBP: 1.000, SLG: 1.000 Thad Tiltonson, R OBP: 1.000, SLG: 1.000 (11.1)													1	1	1	0	0	0	0			
<b>Inning Stats</b>	R: 1 E: 0 K: 1 S: 5	H: 1 LOB: 1 BB: 2 P: 13	R: 0 E: 0 K: 1 S: 5	H: 0 LOB: 2 BB: 2 P: 13	R: 0 E: 0 K: 1 S: 4	H: 0 LOB: 0 BB: 1 P: 8	R: 0 E: 0 K: 0 S: 3	H: 0 LOB: 0 BB: 0 P: 3	R: 0 E: 0 K: 2 S: 8	H: 1 LOB: 1 BB: 2 P: 8	R: 2 E: 1 K: 2 S: 11	H: 3 LOB: 2 BB: 1 P: 11	R: 0 E: 0 K: 0 S: 3	H: 0 LOB: 0 BB: 0 P: 7	R: 1 E: 0 K: 0 S: 4	H: 4 LOB: 3 BB: 0 P: 4	1B: 10 2B: 0 3B: 0 HR: 0	SF: 0 SAC: 1 DP: 2 HBP: 0	WP: 0 PB: 0 SB: 0 CS: 0	PA: 48		
<b>PITCHER</b>	IP 8.0	WLS 3	BF 36	H 6	R 0	ER 2	SO 11	BB 7	IBB 0	HBP 0	BLK 0	WP 0	HR 0	S 51	P 79	ERA 2.25	WHIP 1.625					
Sam McDowell, L ERA: 4.36 George Culver, R ERA: 3.65 Bob Allen, L ERA: 3.75	(1.1)	(9.1)	(9.1)	(9.1)																		

Cleveland Indians @ New York Yankees  
Yankee Stadium, Bronx, NY  
Tue May 16 1967, 7:05 PM EDT  
Att: 12,405 - Unknown

AB 38  
R 4  
H 10  
RBI 3  
BB 9  
SO 13  
LOB 25









Batter	1	2	3	4	5	6	7	8	9	AB	R	H	RBI	BB	SO	LOB	TOP																		
Max Alvis, R OBP: 0.284, SLG: 0.380 (1, 5)	F5		WP 2B		K			K		4	0	1	0	0	2	3	<b>Cleveland Indians @ Boston Red Sox</b> Fenway Park, Boston, MA Fri May 19 1967, 7:05 PM EDT Att: 15,354 - Unknown																		
Chuck Hinton, R OBP: 0.328, SLG: 0.367 (1, 8) (8, 7) (9, 9)	HR BB		F9				K	K		3	1	0	0	1	2	3																			
Leon Wagner, L OBP: 0.299, SLG: 0.433 Vic Davalillo, L OBP: 0.261, SLG: 0.292 (1, 7) (8, 8)	HR		F2				3-1	K		4	1	1	2	0	1	3																			
Rocky Colavito, R OBP: 0.404, SLG: 0.409 (1, 9) (9, 7)	F5				K				K	4	0	0	0	0	3	0																			
Fred Whitfield, L OBP: 0.344, SLG: 0.444 Chico Salmon, R OBP: 0.276, SLG: 0.259 (1, 3) (9, PR) (9, 3)	K				K2-4-2 1B			F6	E S 1B	4	0	2	0	0	1	0																			
Joe Azcue, R OBP: 0.395, SLG: 0.455 (1, 2)		F9		K2-4-2 1-2			6-3	F9	1-3	4	0	0	0	0	1	2																			
Pedro Gonzalez, R OBP: 0.306, SLG: 0.324 (1, 4)	F2				F1			F3	K2-3	4	0	0	0	0	1	2																			
Larry Brown, R OBP: 0.327, SLG: 0.329 (1, 6)	6-3				E6 SH2-4				SH BB	2	0	0	0	1	0	0																			
Gary Bell, R Orlando Pena, R (1, 1) (9, 1)			K		SH2-4 1-2			SH		1	0	0	0	0	1	0																			
<b>Inning Stats</b>	R: 2 E: 0 K: 1 S: 6	H: 1 LOB: 0 BB: 1 P: 10	R: 0 E: 0 K: 0 S: 3	H: 0 LOB: 0 BB: 0 P: 3	R: 0 E: 0 K: 1 S: 6	H: 1 LOB: 1 BB: 0 P: 6	R: 0 E: 0 K: 2 S: 7	H: 1 LOB: 1 BB: 0 P: 7	R: 0 E: 1 K: 1 S: 6	H: 0 LOB: 1 BB: 0 P: 6	R: 0 E: 0 K: 2 S: 7	H: 0 LOB: 0 BB: 0 P: 7	R: 0 E: 0 K: 0 S: 3	H: 0 LOB: 2 BB: 1 P: 14	R: 0 E: 0 K: 2 S: 8	H: 1 LOB: 2 BB: 0 P: 8	1B: 2 2B: 2 3B: 0 HR: 1	SF: 0 SAC: 2 DP: 1 HBP: 0	WP: 1 PB: 0 SB: 1 CS: 0	PA: 34															
<b>PITCHER</b> Jim Lonborg, R ERA: 3.54 (1, 1)	IP 9.0	WLS W	BF 34	H 4	R 2	ER 2	SO 12	BB 2	IBB 0	HBP 0	BLK 0	WP 1	HR 1	S 56	P 64	ERA 2.00	WHIP 0.667	<b>PITCHER</b>	IP 9.0	WLS W	BF 34	H 4	R 2	ER 2	SO 12	BB 2	IBB 0	HBP 0	BLK 0	WP 1	HR 1	S 56	P 64	ERA 2.00	WHIP 0.667

Batter	1	2	3	4	5	6	7	8	9	AB	R	H	RBI	BB	SO	LOB	BOTTOM																		
Reggie Smith, S OBP: 0.279, SLG: 0.333 (1, 8)	F6		F8		F8		K		HR 1B 3B	5	1	1	1	0	1	2	<b>Cleveland Indians @ Boston Red Sox</b> Fenway Park, Boston, MA Fri May 19 1967, 7:05 PM EDT Att: 15,354 - Unknown																		
Mike Andrews, R OBP: 0.337, SLG: 0.350 Tony Horton, R OBP: 0.226, SLG: 0.300 (1, 4) (9, PH)	K		F7		F7		BB		HR 1B	3	0	0	0	1	1	1																			
Carl Yastrzemski, L OBP: 0.389, SLG: 0.591 (1, 7)	2B		FC6-4 1B		4-3					4	0	2	0	0	1	2																			
George Scott, R OBP: 0.385, SLG: 0.456 (1, 3)	BB		FC6-4 1-2		F8		SH1-3 1B			3	0	1	0	1	0	1																			
Don Demeter, R OBP: 0.440, SLG: 0.708 (1, 9)	K				5-3		2B	SH1-3 1-2		3	0	1	0	0	1	2																			
Rico Petrocelli, R OBP: 0.398, SLG: 0.473 (1, 6)		K			5-3		F9	F6		4	0	0	0	0	1	2																			
Joe Foy, R OBP: 0.277, SLG: 0.314 (1, 5)	F6				K		HR	6-3		4	1	1	1	0	1	1																			
Mike Ryan, R OBP: 0.417, SLG: 0.455 Jose Tartabull, L OBP: 0.342, SLG: 0.266 (1, 2) (9, PH)			1B		FC1-5 2B		F3		SH1-4 3B 1B	3	0	2	0	0	0	0																			
Jim Lonborg, R OBP: 0.167, SLG: 0.118 Dalton Jones, L OBP: 0.365, SLG: 0.400 (1, 1) (9, PH)	K				FC1-5 2-3		BB 1B	SH1-4 1-2		3	0	1	0	0	1	2																			
<b>Inning Stats</b>	R: 0 E: 0 K: 2 S: 8	H: 1 LOB: 2 BB: 1 P: 12	R: 0 E: 0 K: 2 S: 8	H: 1 LOB: 1 BB: 0 P: 8	R: 0 E: 0 K: 0 S: 4	H: 1 LOB: 1 BB: 0 P: 4	R: 0 E: 0 K: 1 S: 5	H: 0 LOB: 0 BB: 0 P: 5	R: 0 E: 0 K: 0 S: 4	H: 1 LOB: 1 BB: 0 P: 4	R: 0 E: 0 K: 1 S: 6	H: 1 LOB: 1 BB: 0 P: 6	R: 1 E: 0 K: 1 S: 7	H: 2 LOB: 2 BB: 1 P: 11	R: 0 E: 0 K: 0 S: 4	H: 1 LOB: 1 BB: 0 P: 4	R: 2 E: 0 K: 0 S: 4	H: 3 LOB: 1 BB: 0 P: 4	1B: 6 2B: 3 3B: 1 HR: 1	SF: 0 SAC: 2 DP: 0 HBP: 0	WP: 0 PB: 0 SB: 0 CS: 0	PA: 38													
<b>PITCHER</b> Gary Bell, R ERA: 3.32 Orlando Pena, R ERA: 4.5 (1, 1) (9, 1)	IP 8.1	WLS L	BF 37	H 10	R 3	ER 3	SO 7	BB 2	IBB 0	HBP 0	BLK 0	WP 0	HR 1	S 49	P 57	ERA 3.24	WHIP 1.440	<b>PITCHER</b>	IP 0.0	WLS L	BF 1	H 1	R 0	ER 0	SO 0	BB 0	IBB 0	HBP 0	BLK 0	WP 0	HR 0	S 1	P 1	ERA ∞	WHIP ∞







Batter	1	2	3	4	5	6	7	8	9	AB	R	H	RBI	BB	SO	LOB	TOP								
Max Alvis, R OBP: 0.280, SLG: 0.357 (1, 5)										3	0	0	0	0	0	2									
Pedro Gonzalez, R OBP: 0.276, SLG: 0.293 (1, 3)										3	0	0	0	0	1	0									
Chuck Hinton, R OBP: 0.336, SLG: 0.388 (1, 8) (8, 9)										3	0	1	0	1	0	1									
Rocky Colavito, R OBP: 0.313, SLG: 0.360 (8, PH)										2	0	0	0	1	0	1									
Leon Wagner, L OBP: 0.292, SLG: 0.446 (8, 8)										1	0	0	1	0	0	2									
Vic Davallilo, L OBP: 0.266, SLG: 0.308 (8, 8)										0	0	0	0	0	0	0									
Joe Azcue, R OBP: 0.340, SLG: 0.475 (1, 2)										4	0	0	0	0	0	5									
Chigo Salmon, R OBP: 0.273, SLG: 0.290 (1, 7)										4	1	1	0	0	1	0									
Gus Gil, R OBP: 0.213, SLG: 0.203 (8, PH)										2	1	0	0	0	0	0									
Lee Mays, L OBP: 0.300, SLG: 0.481 (8, PH)										1	0	0	0	0	0	0									
Larry Brown, R OBP: 0.314, SLG: 0.337 (8, PH)										3	0	0	0	0	0	1									
Fred Whitfield, L OBP: 0.347, SLG: 0.447 (8, PH)										1	0	0	0	0	0	0									
Sonny Siebert, R OBP: 0.333, SLG: 0.800 (1, 1)										3	1	2	0	0	0	0									
<b>Inning Stats</b>	R: 0 E: 0 K: 1 S: 5	H: 0 LOB: 0 BB: 0 P: 5	R: 0 E: 0 K: 0 S: 3	H: 0 LOB: 0 BB: 0 P: 3	R: 0 E: 0 K: 0 S: 4	H: 1 LOB: 1 BB: 0 P: 4	R: 0 E: 0 K: 0 S: 4	H: 1 LOB: 1 BB: 0 P: 4	R: 2 E: 2 K: 0 S: 5	H: 1 LOB: 0 BB: 0 P: 5	R: 0 E: 1 K: 0 S: 3	H: 0 LOB: 0 BB: 1 P: 7	R: 0 E: 0 K: 0 S: 3	H: 0 LOB: 0 BB: 0 P: 3	R: 1 E: 0 K: 0 S: 4	H: 1 LOB: 2 BB: 1 P: 9	R: 0 E: 0 K: 1 S: 5	H: 0 LOB: 0 BB: 0 P: 5	1B: 1 2B: 3 3B: 1 HR: 0	SF: 0 SAC: 2 DP: 2 HBP: 1	WP: 0 PB: 0 SB: 0 CS: 0	PA: 35			
<b>PITCHER</b>	IP	WLS	BF	H	R	ER	SO	BB	IBB	HBP	BLK	WP	HR	S	P	ERA	WHIP								
Billy Rohr, L ERA: 3.78 (1, 1)	7.1		30	4	3	1	1	1	1	1	0	0	0	29	38	1.23	0.682								
John Wyatt, R ERA: 3.8 (8, 1)	0.2	W	2	0	0	0	0	0	0	0	0	0	0	2	2	0.00	0.000								
Lee Stange, R ERA: 4.97 (8, 1)	1.0	S	3	0	0	0	1	0	0	0	0	0	0	5	5	0.00	0.000								

Cleveland Indians @ Boston Red Sox  
Fenway Park, Boston, MA  
Sun May 21 1967, 3:33 AM EDT  
Unknown

AB 30  
R 3  
H 4  
RBI 1  
BB 2  
SO 2  
LOB 12



Batter	1	2	3	4	5	6	7	8	9	AB	R	H	RBI	BB	SO	LOB	BOTTOM								
Jose Tartabull, L OBP: 0.333, SLG: 0.254 (1, 9)										4	0	1	0	0	0	1									
Reggie Smith, S OBP: 0.292, SLG: 0.330 (1, 8)										4	1	1	0	0	2	2									
Carl Yastrzemski, L OBP: 0.379, SLG: 0.577 (1, 7)										4	1	1	2	0	0	1									
George Scott, R OBP: 0.381, SLG: 0.464 (1, 3)										4	1	1	2	0	1	0									
Rico Petrocelli, R OBP: 0.380, SLG: 0.446 (1, 6)										4	0	0	0	0	0	0									
Joe Foy, R OBP: 0.284, SLG: 0.304 (8, 1)										3	0	0	0	1	0	1									
Lee Stange, R (8, 1)										0	0	0	0	0	0	0									
Mike Andrews, R OBP: 0.354, SLG: 0.372 (1, 4)										3	0	2	0	0	0	1									
Mike Ryan, R OBP: 0.386, SLG: 0.385 (1, 2)										3	0	0	0	0	0	4									
Billy Rohr, L (1, 1)										2	0	0	0	0	2	1									
John Wyatt, R (8, 1)										0	0	0	0	0	0	0									
Dalton Jones, L OBP: 0.382, SLG: 0.438 (8, 5)										1	1	1	0	0	0	0									
<b>Inning Stats</b>	R: 0 E: 0 K: 1 S: 5	H: 0 LOB: 0 BB: 0 P: 5	R: 0 E: 1 K: 1 S: 7	H: 1 LOB: 2 BB: 0 P: 7	R: 0 E: 0 K: 1 S: 6	H: 1 LOB: 1 BB: 0 P: 6	R: 0 E: 0 K: 0 S: 3	H: 0 LOB: 0 BB: 0 P: 3	R: 0 E: 0 K: 0 S: 6	H: 1 LOB: 1 BB: 0 P: 6	R: 0 E: 0 K: 1 S: 5	H: 0 LOB: 0 BB: 0 P: 5	R: 0 E: 0 K: 0 S: 3	H: 0 LOB: 1 BB: 1 P: 7	R: 4 E: 0 K: 0 S: 7	H: 4 LOB: 0 BB: 0 P: 7	R: 0 E: 0 K: 1 S: 5	H: 0 LOB: 0 BB: 0 P: 5	1B: 4 2B: 1 3B: 1 HR: 1	SF: 0 SAC: 0 DP: 0 HBP: 0	WP: 0 PB: 0 SB: 0 CS: 0	PA: 33			
<b>PITCHER</b>	IP	WLS	BF	H	R	ER	SO	BB	IBB	HBP	BLK	WP	HR	S	P	ERA	WHIP								
Sonny Siebert, R ERA: 2.34 (1, 1)	8.0	L	33	7	4	4	5	1	0	0	0	0	1	42	46	4.50	1.000								

Cleveland Indians @ Boston Red Sox  
Fenway Park, Boston, MA  
Sun May 21 1967, 3:33 AM EDT  
Unknown

AB 32  
R 4  
H 7  
RBI 4  
BB 1  
SO 5  
LOB 11





Batter	1	2	3	4	5	6	7	8	9	AB	R	H	RBI	BB	SO	LOB	TOP					
Lee Mays, L (1.9) OBP: 0.294, SLG: 0.484	F9		1B 2B		K			3-1		4	0	1	0	0	1	1	<b>Cleveland Indians @ Boston Red Sox</b> Fenway Park, Boston, MA Sun May 21 1967, 3:38 AM EDT Att: 24,976 - Unknown					
Max Alvis, R (1.5) Vic Davallio, L (8. PH) Chico Salmon, R (8.5) OBP: 0.273, SLG: 0.347 OBP: 0.263, SLG: 0.304 OBP: 0.273, SLG: 0.290	F7		5-3			F3		F8		3	0	0	0	0	1	0						
Chuck Hinton, R (1.8) OBP: 0.341, SLG: 0.392	F2		2-H 1B			F9				4	0	2	0	0	0	0						
Leon Wagner, L (1.7) OBP: 0.289, SLG: 0.435		F4		G6-4-3 1B		K		K		4	0	1	0	0	2	1						
Fred Whitfield, L (1.3) OBP: 0.333, SLG: 0.427	F3		G6-4-3 1-2				1-3			4	0	0	0	0	2							
Duke Sims, L (1.2) OBP: 0.276, SLG: 0.306	F6			F6						3	0	1	0	0	0	0						
Pedro Gonzalez, R (1.4) George Culver, R (7.1) John O'Donoghue, R (7.1) OBP: 0.283, SLG: 0.295 OBP: 1.000, SLG: 1.000 OBP: 0.367, SLG: 0.353			F8				FC4-6 1B			3	0	1	0	0	0	1						
Rocky Colavito, R (9. PH) OBP: 0.367, SLG: 0.353							FC4-6 1-2			0	0	0	0	0	0	0						
Larry Brown, R (1.6) OBP: 0.315, SLG: 0.337							K			3	1	1	0	0	1	2						
Sam McDowell, L (1.1) Gus Gil, R (7.4) OBP: 0.267, SLG: 0.467 OBP: 0.211, SLG: 0.200							SH1-4			1	1	1	2	0	0	0						
										1	0	0	0	0	0	0						
<b>Inning Stats</b>	R: 0 E: 0 K: 0 S: 3	H: 0 LOB: 0 BB: 0 P: 3	R: 0 E: 0 K: 0 S: 3	H: 0 LOB: 0 BB: 0 P: 3	R: 2 E: 0 K: 0 S: 6	H: 4 LOB: 2 BB: 0 P: 6	R: 0 E: 0 K: 0 S: 3	H: 1 LOB: 0 BB: 0 P: 3	R: 0 E: 0 K: 1 S: 6	H: 1 LOB: 1 BB: 0 P: 6	R: 0 E: 0 K: 1 S: 5	H: 0 LOB: 0 BB: 0 P: 5	R: 0 E: 0 K: 1 S: 6	H: 1 LOB: 1 BB: 0 P: 6	R: 0 E: 0 K: 0 S: 3	H: 0 LOB: 0 BB: 0 P: 3		R: 0 E: 0 K: 1 S: 6	H: 1 LOB: 2 BB: 0 P: 7	1B: 6 2B: 1 3B: 0 HR: 1	SF: 0 SAC: 1 DP: 1 HBP: 1	WP: 0 PB: 0 SB: 0 CS: 0
<b>PITCHER</b> Darrell Brandon, R (1.1) ERA: 3.86	IP: 9.0 WLS: W BF: 34 H: 8 R: 2 ER: 2 SO: 4 BB: 0 IBB: 0 HBP: 1 BLK: 0 WP: 0 HR: 1 S: 41 P: 42 ERA: 2.00 WHIP: 0.889															<b>PITCHER</b>						

Batter	1	2	3	4	5	6	7	8	9	AB	R	H	RBI	BB	SO	LOB	BOTTOM				
Jose Tartabull, L (1.9) OBP: 0.341, SLG: 0.257	F8		CS 1B		K					3	1	1	0	1	1	1	<b>Cleveland Indians @ Boston Red Sox</b> Fenway Park, Boston, MA Sun May 21 1967, 3:38 AM EDT Att: 24,976 - Unknown				
Reggie Smith, S (1.8) OBP: 0.282, SLG: 0.318	K		1-2		5-3					4	0	0	0	0	3	4					
Carl Yastrzemski, L (1.7) OBP: 0.389, SLG: 0.579	F8			1B CS 1B						3	2	2	2	1	0	0					
George Scott, R (1.3) OBP: 0.377, SLG: 0.456										4	0	1	0	0	1	2					
Rico Petrocelli, R (1.6) OBP: 0.383, SLG: 0.464										4	1	2	1	0	2	1					
Joe Foy, R (1.5) OBP: 0.301, SLG: 0.319										2	1	1	1	2	0	1					
Mike Andrews, R (1.4) OBP: 0.350, SLG: 0.367										4	0	1	1	0	0	3					
Russ Gibson, R (1.2) OBP: 0.322, SLG: 0.308										4	0	1	0	0	1	2					
Darrell Brandon, R (1.1) OBP: 0.286, SLG: 0.308										2	1	1	0	0	1	0					
<b>Inning Stats</b>	R: 0 E: 0 K: 1 S: 5	H: 0 LOB: 0 BB: 0 P: 5	R: 1 E: 0 K: 2 S: 9	H: 2 LOB: 1 BB: 0 P: 9	R: 0 E: 0 K: 2 S: 7	H: 1 LOB: 1 BB: 0 P: 7	R: 2 E: 0 K: 1 S: 6	H: 3 LOB: 0 BB: 1 P: 10	R: 0 E: 0 K: 1 S: 6	H: 1 LOB: 1 BB: 0 P: 6	R: 1 E: 0 K: 0 S: 4	H: 1 LOB: 1 BB: 1 P: 8	R: 2 E: 0 K: 1 S: 7	H: 2 LOB: 1 BB: 1 P: 11	R: 0 E: 0 K: 1 S: 5	H: 0 LOB: 1 BB: 1 P: 9		1B: 6 2B: 5 3B: 0 HR: 0	SF: 0 SAC: 1 DP: 1 HBP: 0	WP: 2 PB: 0 SB: 1 CS: 4	PA: 36
<b>PITCHER</b> Sam McDowell, L (1.1) ERA: 4.56 George Culver, R (7.1) ERA: 5.4 John O'Donoghue, L (7.1) ERA: 1.08	IP: 6.0 WLS: L BF: 25 H: 8 R: 4 ER: 4 SO: 7 BB: 2 IBB: 0 HBP: 0 BLK: 0 WP: 0 HR: 0 S: 37 P: 45 ERA: 6.00 WHIP: 1.667															<b>PITCHER</b>					



Batter	1	2	3	4	5	6	7	8	9	AB	R	H	RBI	BB	SO	LOB	TOP					
Tim Cullen, R OBP: 0.340, SLG: 0.273 (1, 5)	0-0 4-3	0-0 3-1					0-0 1-3		0-0 L1	5	0	1	0	0	0	2	<b>Washington Senators @ Cleveland Indians</b> Cleveland Municipal Stadium, Cleveland, OH Mon May 22 1967, 7:05 PM EDT Att: 4,157 - Unknown <a href="http://livebaseballscorecards.com">livebaseballscorecards.com</a>					
Jim King, L OBP: 0.337, SLG: 0.338 (1, 9)	4-0 1-3 1B BB		1-0 FC5-4 HBP		0-3 K		4-0 FC5-4 BB			1	0	0	0	2	1	2						
Frank Howard, R OBP: 0.378, SLG: 0.523 (1, 7)	0-0 1-3 1B		0-3 K		0-3 K		0-0 FC5-4			4	0	1	0	0	2	5						
Fred Valentine, S OBP: 0.374, SLG: 0.387 (1, 8)	0-0 1-3		0-0 FC5-4		0-0 FC6		0-0 4-3			4	0	0	0	0	0	7						
Dick Nen, L OBP: 0.296, SLG: 0.313 (1, 3)	4-0 FC5 BB		0-0 F6			4-0 G1-6-3 BB		0-0 G3		2	0	0	0	2	0	1						
Bernie Allen, L OBP: 0.181, SLG: 0.179 (1, 4)	0-0 FC5			0-0 F7		4-0 G1-6-3 BB		0-0 F7		3	0	0	0	1	0	3						
Paul Casanova, R OBP: 0.330, SLG: 0.378 (1, 2)		0-0 F9		0-0 5-3		0-0 G1-6-3		0-0 6-3		4	0	0	0	0	0	2						
Ed Brinkman, R OBP: 0.244, SLG: 0.231 (1, 6)		0-0 SH3-4 1B		0-0 1-3		0-3 K2-3		0-0 6-3		4	0	1	0	0	1	1						
Camilo Pascual, R OBP: 0.231, SLG: 0.231 (1, 1)		0-0 SH3-4			0-0 1B		4-0 FC5-4 1-3 BB		0-3 K	1	0	1	0	0	0	0						
Darold Knowles, L (6, 1)										0	0	0	0	0	0	0						
Bob Saverine, S OBP: 0.250, SLG: 0.220 (7, PH)										0	0	0	0	1	0	0						
Bob Humphreys, R OBP: 1.000, SLG: 1.000 (7, 1)										0	0	0	0	0	0	0						
Cap Peterson, R OBP: 0.351, SLG: 0.292 (9, PH)										1	0	0	0	0	1	0						
<b>Inning Stats</b>	R: 0 E: 0 K: 0 S: 4	H: 1 LOB: 3 BB: 2 P: 12	R: 0 E: 0 K: 0 S: 4	H: 1 LOB: 1 BB: 0 P: 4	R: 0 E: 0 K: 1 S: 5	H: 0 LOB: 1 BB: 0 P: 6	R: 0 E: 0 K: 0 S: 3	H: 0 LOB: 0 BB: 0 P: 3	R: 0 E: 0 K: 2 S: 9	H: 2 LOB: 2 BB: 0 P: 9	R: 0 E: 0 K: 1 S: 4	H: 0 LOB: 1 BB: 2 P: 12	R: 0 E: 0 K: 0 S: 3	H: 0 LOB: 2 BB: 2 P: 11	R: 0 E: 0 K: 0 S: 3	H: 0 LOB: 0 BB: 0 P: 3	R: 0 E: 0 K: 1 S: 5	H: 0 LOB: 0 BB: 0 P: 5	1B: 4 2B: 0 3B: 0 HR: 0	SF: 0 SAC: 1 DP: 1 HBP: 1	WP: 0 PB: 0 SB: 0 CS: 0	PA: 37
<b>PITCHER</b> Steve Hargan, R ERA: 1.97 (1, 1)	IP: 9.0 WLS: W BF: 37 H: 4 R: 0 ER: 0 SO: 5 BB: 6 IBB: 0 HBP: 1 BLK: 0 WP: 0 HR: 0 S: 40 P: 65 ERA: 0.00 WHIP: 1.111															<b>PITCHER</b>						

Batter	1	2	3	4	5	6	7	8	9	AB	R	H	RBI	BB	SO	LOB	BOTTOM			
Lee Maye, L OBP: 0.289, SLG: 0.543 (7, 7)	0-3 K	0-3 K							0-0 4-3	4	1	1	1	0	2	1	<b>Washington Senators @ Cleveland Indians</b> Cleveland Municipal Stadium, Cleveland, OH Mon May 22 1967, 7:05 PM EDT Att: 4,157 - Unknown <a href="http://livebaseballscorecards.com">livebaseballscorecards.com</a>			
Pedro Gonzalez, R OBP: 0.260, SLG: 0.271 (1, 4)	0-0 6-3		0-3 K		0-0 F9			0-0 4-3		4	0	0	0	0	1	0				
Chuck Hinton, R OBP: 0.353, SLG: 0.427 (7, 9)	0-0 1B		0-3 K			0-0 HR		0-0 E 1B 1B		4	2	3	1	0	1	0				
Leon Wagner, L OBP: 0.291, SLG: 0.431 (6, PR)	0-0 G3		0-0 F4			0-0 G6-4-3 1B		0-0 E9 1B 1B		3	0	1	0	0	0	1				
Chico Salmon, R OBP: 0.294, SLG: 0.313 (7, 3)								1-3 1B		1	0	1	0	0	0	0				
Fred Whitfield, L OBP: 0.324, SLG: 0.413 (1, 3)		0-0 G3		0-0 4-3		0-0 F8		0-0 1B		3	0	0	0	0	0	1				
Vic Davallillo, L OBP: 0.271, SLG: 0.312 (7, 8)								1-2 3-H 1B		1	0	1	1	0	0	0				
Max Alvis, R OBP: 0.273, SLG: 0.344 (1, 5)		0-0 1B SH3-1 1B		0-0 F6		0-0 G6-4-3		0-0 F4		4	1	1	0	0	0	3				
Duke Sims, L OBP: 0.280, SLG: 0.308 (1, 2)		0-0 SH3-1 1B 1B		0-0 5-3						3	1	1	0	0	0	0				
Larry Brown, R OBP: 0.309, SLG: 0.330 (1, 6)		0-0 SH3-1			0-3 K			0-0 6-3		2	0	0	1	0	1	0				
Steve Hargan, R OBP: 0.150, SLG: 0.150 (1, 1)		0-0 2-H 1B			0-3 K			0-0 F7		3	0	1	1	0	1	0				
<b>Inning Stats</b>	R: 0 E: 0 K: 1 S: 6	H: 1 LOB: 1 BB: 0 P: 6	R: 2 E: 0 K: 1 S: 8	H: 3 LOB: 1 BB: 0 P: 8	R: 0 E: 0 K: 2 S: 7	H: 0 LOB: 0 BB: 0 P: 7	R: 0 E: 0 K: 0 S: 3	H: 0 LOB: 0 BB: 0 P: 3	R: 1 E: 0 K: 2 S: 8	H: 1 LOB: 0 BB: 0 P: 8	R: 1 E: 0 K: 0 S: 4	H: 2 LOB: 1 BB: 0 P: 4	R: 0 E: 0 K: 0 S: 3	H: 0 LOB: 0 BB: 0 P: 3	R: 1 E: 1 K: 0 S: 6	H: 3 LOB: 2 BB: 0 P: 6	1B: 8 2B: 0 3B: 0 HR: 2	SF: 0 SAC: 1 DP: 1 HBP: 0	WP: 0 PB: 0 SB: 0 CS: 0	PA: 33
<b>PITCHER</b> Camilo Pascual, R ERA: 3.77 (1, 1)	IP: 5.0 WLS: L BF: 21 H: 6 R: 4 ER: 4 SO: 6 BB: 4 IBB: 4 HBP: 4 BLK: 0 WP: 0 HR: 2 S: 33 P: 33 ERA: 7.20 WHIP: 1.200															<b>PITCHER</b>				
Darold Knowles, L ERA: 0.39 (6, 1)	1.0 3 1 0 0 0																			
Bob Humphreys, R ERA: 4.98 (7, 1)	2.0 9 3 1 1 0																			



Batter	1	2	3	4	5	6	7	8	9	10	AB	R	H	RBI	BB	SO	LOB		
Tim Cullen, R OBP: 0.315, SLG: 0.250 (1.5)	F8			G3			F4		F7		4	0	0	0	0	0	0		
Fred Valentine, S OBP: 0.361, SLG: 0.371 (1.8)	4-3			K			F7		4-3		4	0	0	0	0	1	0		
Jim King, L OBP: 0.333, SLG: 0.346 (1.9)	6-3			F9			2B		6-3		4	0	1	0	0	0	0		
Frank Howard, R OBP: 0.362, SLG: 0.518 (1.7)				K			K		E7		3	0	1	0	1	2	1		
Dick Nen, L OBP: 0.276, SLG: 0.288 (1.3)	F7			F2			6-3		F9		4	0	0	0	0	0	2		
Bernie Allen, L OBP: 0.197, SLG: 0.186 (1.4)	K			F8			CS 1B		CS FC4-6 IBB		3	0	1	0	1	1	1		
Doug Camilli, R OBP: 0.233, SLG: 0.310 (1.2)				F2			K		K		4	0	0	0	0	2	3		
Ed Brinkman, R OBP: 0.240, SLG: 0.227 (1.6)				5-3			K		K		2	0	0	0	0	1	0		
Hank Allen, R OBP: 0.244, SLG: 0.333 (9. PH)				K			K				1	0	0	0	0	1	0		
Bob Saverine, S OBP: 0.250, SLG: 0.220 (9. 6)				K			1-3				0	0	0	0	0	0	0		
Pete Richert, L OBP: 0.067, SLG: 0.067 (8. 1)				K							2	0	0	0	0	1	0		
Dave Baldwin, R OBP: 0.360, SLG: 0.348 (9. PH)									HR		0	0	0	0	0	0	0		
Cap Peterson, R OBP: 0.360, SLG: 0.348 (9. 1)											1	1	1	1	0	0	0		
<b>Inning Stats</b>	R: 0 E: 0 K: 0 S: 3	H: 0 LOB: 0 BB: 0 P: 3	R: 0 E: 0 K: 1 S: 4	H: 0 LOB: 1 BB: 1 P: 8	R: 0 E: 0 K: 1 S: 5	H: 0 LOB: 0 BB: 0 P: 5	R: 0 E: 0 K: 1 S: 5	H: 0 LOB: 0 BB: 0 P: 5	R: 0 E: 0 K: 2 S: 7	H: 1 LOB: 1 BB: 0 P: 7	R: 0 E: 0 K: 1 S: 5	H: 1 LOB: 1 BB: 0 P: 5	R: 1 E: 0 K: 1 S: 6	H: 1 LOB: 0 BB: 0 P: 6	R: 0 E: 1 K: 0 S: 4	H: 1 LOB: 2 BB: 1 P: 8	1B: 2 2B: 3 3B: 0 HR: 1	SF: 0 SAC: 0 DP: 2 HBP: 0	
<b>PITCHER</b>	IP 9.0	WLS 29	H 3	R 1	ER 1	SO 9	BB 1	IBB 0	HBP 0	BLK 0	WP 0	HR 1	S 46	P 50	ERA 1.00	WHIP 0.444			
Gary Bell, R ERA: 2.92 (1.1)																			
Steve Bailey, R ERA: 1.96 (10.1)	1.0	W	5	1	0	0	0	1	0	0	0	0	4	8	0.00	1.000			


**TOP**

Washington Senators @ Cleveland Indians  
Cleveland Municipal Stadium, Cleveland, OH

Tue May 23 1967, 7:05 PM EDT  
Att: 4,085 - Unknown

livebaseballscores.com

AB	32
R	1
H	4
RBI	1
BB	2
SO	9
LOB	7



WP	0	PA	34
PB	0	SB	0
CS	2		

Batter	1	2	3	4	5	6	7	8	9	10	AB	R	H	RBI	BB	SO	LOB			
Chico Salmon, R OBP: 0.308, SLG: 0.306 (1.3)	F9			FC3-6 1B			F8			SH1-4 HR BB	4	1	1	0	1	1	1			
Max Alvis, R OBP: 0.279, SLG: 0.344 (1.5)	BB HBP			FC3-6 1B 1-2f			K		1B	SH1-4	3	0	1	0	0	1	1			
Chuck Hinton, R OBP: 0.355, SLG: 0.422 (1.8) (9. 9)	F9			1-3 1B			6-3		F6	HR	4	1	1	0	1	0	2			
Rocky Colavito, R OBP: 0.385, SLG: 0.418 (1.9) (9. 7)	1-2 BB			F7			1B		F7		4	1	2	3	1	0	2			
Leon Wagner, L OBP: 0.277, SLG: 0.408 (1.7)	K			K			F9		1-3		4	0	0	0	0	2	4			
Vic Davalillo, L OBP: 0.271, SLG: 0.312 (9. 8)											0	0	0	0	0	0	0			
Joe Azcue, R OBP: 0.333, SLG: 0.442 (1.2)				1-3			F7			FC3-6 BB	3	0	0	0	1	0	1			
Pedro Gonzalez, R OBP: 0.259, SLG: 0.269 (1.4)				4-3			SH2-3 1B		FC3-6 FC1-6		4	0	1	0	0	0	1			
Larry Brown, R OBP: 0.319, SLG: 0.364 (1.6)				BB			SH2-3		FC1-6		2	1	1	1	1	0	1			
Gary Bell, R (1.1)				BB			HR		1-2f		3	0	0	0	0	0	2			
Fred Whitfield, L OBP: 0.329, SLG: 0.409 (9. PH)				5-3			F7		K		1	0	0	0	0	1	1			
Steve Bailey, R (10.1)											0	0	0	0	0	0	0			
<b>Inning Stats</b>	R: 0 E: 0 K: 1 S: 5	H: 0 LOB: 2 BB: 1 P: 10	R: 0 E: 0 K: 0 S: 3	H: 0 LOB: 1 BB: 1 P: 7	R: 0 E: 0 K: 0 S: 4	H: 2 LOB: 1 BB: 0 P: 4	R: 0 E: 0 K: 1 S: 5	H: 0 LOB: 0 BB: 0 P: 5	R: 1 E: 0 K: 2 S: 8	H: 1 LOB: 0 BB: 0 P: 8	R: 0 E: 0 K: 0 S: 4	H: 1 LOB: 1 BB: 0 P: 4	R: 0 E: 0 K: 0 S: 4	H: 1 LOB: 1 BB: 0 P: 4	R: 0 E: 0 K: 1 S: 5	H: 0 LOB: 1 BB: 1 P: 9	R: 3 E: 0 K: 0 S: 2	H: 1 LOB: 0 BB: 2 P: 10	1B: 5 2B: 0 3B: 0 HR: 2	SF: 0 SAC: 2 DP: 0 HBP: 1
<b>PITCHER</b>	IP 7.0	WLS 29	H 6	R 1	ER 1	SO 4	BB 2	IBB 0	HBP 1	BLK 0	WP 0	HR 1	S 34	P 43	ERA 1.29	WHIP 1.143				
Pete Richert, L ERA: 4.62 (8.1)																				
Dave Baldwin, R ERA: 1.69 (9.1)	1.0	L	8	1	3	3	1	2	1	0	0	0	3	3	0.00	0.000				
Bob Priddy, R ERA: 4.7 (9.1)	1.1	L	8	1	3	3	1	2	1	0	0	0	7	19	20.25	2.250				


**BOTTOM**

Washington Senators @ Cleveland Indians  
Cleveland Municipal Stadium, Cleveland, OH

Tue May 23 1967, 7:05 PM EDT  
Att: 4,085 - Unknown

livebaseballscores.com

AB	32
R	4
H	7
RBI	4
BB	5
SO	5
LOB	16



WP	0	PA	40
PB	0	SB	0
CS	0		



Batter	1	2	3	4	5	6	7	8	9	AB	R	H	RBI	BB	SO	LOB	TOP			
Bob Saverine, S OBP: 0.286, SLG: 0.259 (1, 6)										4	0	3	0	0	0	0	Washington Senators @ Cleveland Indians Cleveland Municipal Stadium, Cleveland, OH Wed May 24, 1967, 7:05 PM EDT Att: 4,717 - Unknown			
Tim Cullen, R OBP: 0.310, SLG: 0.250 (1, 5)										4	0	1	0	0	1	2				
Jim King, L OBP: 0.319, SLG: 0.329 (1, 9)										4	0	0	0	0	3	3				
Frank Howard, R OBP: 0.378, SLG: 0.534 (1, 7)										4	1	1	1	0	2	3				
Fred Valentine, S OBP: 0.366, SLG: 0.370 (1, 8)										3	0	1	0	1	0	0				
Bernie Allen, L OBP: 0.200, SLG: 0.189 (1, 4)										4	0	1	0	0	1	4				
Ken Harrelson, R OBP: 0.291, SLG: 0.333 (1, 3)										4	0	0	0	0	1	2				
Paul Casanova, R OBP: 0.320, SLG: 0.366 (1, 2)										3	0	0	0	0	1	1				
Phil Ortega, R Dick Lines, R Jim Hannan, R Dick Nen, L Bob Humphreys, R Cap Peterson, R Bob Priddy, R (1, 1) (3, 1) (4, 1) (5, PH) (5, 1) (7, PH) (7, 1)										1	0	0	0	0	1	0				
<b>Inning Stats</b>	R: 0 E: 0 K: 2 S: 9	H: 2 LOB: 3 BB: 1 P: 13	R: 0 E: 0 K: 1 S: 5	H: 0 LOB: 0 BB: 0 P: 5	R: 0 E: 0 K: 3 S: 10	H: 1 LOB: 1 BB: 0 P: 10	R: 0 E: 0 K: 0 S: 4	H: 1 LOB: 0 BB: 0 P: 4	R: 0 E: 0 K: 1 S: 5	H: 1 LOB: 0 BB: 0 P: 5	R: 1 E: 0 K: 0 S: 5	H: 2 LOB: 1 BB: 0 P: 5	R: 0 E: 0 K: 2 S: 7	H: 0 LOB: 0 BB: 0 P: 7	R: 0 E: 0 K: 1 S: 5	H: 0 LOB: 0 BB: 0 P: 5	1B: 6 2B: 0 3B: 0 HR: 1	SF: 0 SAC: 0 DP: 1 HBP: 0	WP: 0 PB: 0 SB: 0 CS: 0	PA: 34
<b>PITCHER</b> Luis Tiant, R ERA: 3.82 (1, 1)	IP: 9.0 WLS: W BF: 34 H: 7 R: 1 ER: 1 SO: 12 BB: 1 IBB: 0 HBP: 0 BLK: 0 WP: 0 HR: 1 S: 57 P: 61 ERA: 1.00 WHIP: 0.889															<b>PITCHER</b> Luis Tiant, R ERA: 3.82 (1, 1)	IP: 9.0 WLS: W BF: 34 H: 7 R: 1 ER: 1 SO: 12 BB: 1 IBB: 0 HBP: 0 BLK: 0 WP: 0 HR: 1 S: 57 P: 61 ERA: 1.00 WHIP: 0.889			

Batter	1	2	3	4	5	6	7	8	9	AB	R	H	RBI	BB	SO	LOB	BOTTOM			
Larry Brown, R OBP: 0.316, SLG: 0.363 (1, 6)										3	1	1	2	0	1	0	Washington Senators @ Cleveland Indians Cleveland Municipal Stadium, Cleveland, OH Wed May 24, 1967, 7:05 PM EDT Att: 4,717 - Unknown			
Chuck Hinton, R OBP: 0.352, SLG: 0.417 (1, 8) (8, 9)										4	1	1	1	0	0	2				
Leon Wagner, L Vic Davalillo, L OBP: 0.276, SLG: 0.438 OBP: 0.271, SLG: 0.312 (1, 7) (8, 8)										4	1	1	2	0	1	2				
Rocky Colavito, R OBP: 0.362, SLG: 0.390 (1, 9) (8, 7)										4	0	0	0	0	1	1				
Fred Whitfield, L OBP: 0.308, SLG: 0.392 (1, 3)										4	0	0	0	0	0	1				
Max Alvis, R Vern Fuller, R OBP: 0.279, SLG: 0.341 OBP: 0.500, SLG: 0.500 (1, 5) (9, 4)										4	1	1	0	0	0	0				
Joe Azcue, R OBP: 0.345, SLG: 0.468 (1, 2)										4	2	2	0	0	0	0				
Pedro Gonzalez, R OBP: 0.281, SLG: 0.291 (1, 4) (9, 5)										3	2	2	1	0	0	0				
Luis Tiant, R OBP: 0.300, SLG: 0.400 (1, 1)										3	1	1	1	0	0	2				
<b>Inning Stats</b>	R: 0 E: 0 K: 1 S: 5	H: 0 LOB: 0 BB: 0 P: 5	R: 0 E: 0 K: 1 S: 5	H: 0 LOB: 0 BB: 0 P: 5	R: 4 E: 1 K: 0 S: 8	H: 4 LOB: 1 BB: 0 P: 8	R: 5 E: 0 K: 0 S: 8	H: 5 LOB: 0 BB: 0 P: 8	R: 0 E: 0 K: 1 S: 5	H: 0 LOB: 0 BB: 0 P: 5	R: 0 E: 0 K: 0 S: 3	H: 0 LOB: 0 BB: 0 P: 3	R: 0 E: 0 K: 0 S: 3	H: 0 LOB: 0 BB: 0 P: 3	R: 0 E: 0 K: 0 S: 3	H: 0 LOB: 0 BB: 0 P: 3	1B: 7 2B: 1 3B: 0 HR: 1	SF: 1 SAC: 0 DP: 0 HBP: 0	WP: 1 PB: 0 SB: 0 CS: 0	PA: 34
<b>PITCHER</b> Phil Ortega, R Dick Lines, L Jim Hannan, R Bob Humphreys, R Bob Priddy, R ERA: 4.62 ERA: 5.63 ERA: 5.4 ERA: 4.56 ERA: 4.15 (1, 1) (3, 1) (4, 1) (5, 1) (7, 1)	IP: 2.0 WLS: L BF: 10 H: 4 R: 4 ER: 2 SO: 2 BB: 4 IBB: 4 HBP: 2 BLK: 2 WP: 0 HR: 0 S: 14 P: 14 ERA: 9.00 WHIP: 2.000															<b>PITCHER</b> Phil Ortega, R Dick Lines, L Jim Hannan, R Bob Humphreys, R Bob Priddy, R ERA: 4.62 ERA: 5.63 ERA: 5.4 ERA: 4.56 ERA: 4.15 (1, 1) (3, 1) (4, 1) (5, 1) (7, 1)	IP: 2.0 WLS: L BF: 10 H: 4 R: 4 ER: 2 SO: 2 BB: 4 IBB: 4 HBP: 2 BLK: 2 WP: 0 HR: 0 S: 14 P: 14 ERA: 9.00 WHIP: 2.000			



Batter	1	2	3	4	5	6	7	8	9	AB	R	H	RBI	BB	SO	LOB	TOP		
<b>Tim Cullen, R</b> (1, 4) <small>OBP: 0.290, SLG: 0.232</small> <b>Jim King, L</b> (9, PH) <small>OBP: 0.326, SLG: 0.337</small> <b>Dave Baldwin, R</b> (9, 1)	F7		FC5-4			F4	F6		FC6	4	0	0	0	0	0	3	<b>Washington Senators @ Cleveland Indians</b> Cleveland Municipal Stadium, Cleveland, OH Thu May 25 1967, 7:05 PM EDT Att: 4,453 - Unknown <a href="http://livebaseballscorecards.com">livebaseballscorecards.com</a>		
<b>Ken McMullen, R</b> (1, 5) <small>OBP: 0.226, SLG: 0.324</small>	F4			F8		F4	FC4-6		FC6	5	0	0	0	0	0	4			
<b>Hank Allen, R</b> (1, 8) <small>OBP: 0.244, SLG: 0.326</small>	1-3			K					F8	4	1	1	0	0	1	0			
<b>Frank Howard, R</b> (1, 7) <small>OBP: 0.374, SLG: 0.525</small> <b>Bernie Allen, L</b> (9, 4) <small>OBP: 0.200, SLG: 0.189</small>		F4		5-3					F7	4	0	1	0	0	0	0			
<b>Cap Peterson, R</b> (1, 9) <small>OBP: 0.350, SLG: 0.352</small>		F7				4-3			F8	4	0	1	1	0	0	0			
<b>Paul Casanova, R</b> (1, 2) <small>OBP: 0.317, SLG: 0.361</small>			K							4	0	1	0	0	2	2			
<b>Ken Harrelson, R</b> (1, 3) <small>OBP: 0.288, SLG: 0.327</small>			F4			6-3				4	1	1	0	0	0	1			
<b>Ed Brinkman, R</b> (1, 6) <small>OBP: 0.258, SLG: 0.233</small>										1	0	1	0	2	0	0			
<b>Barry Moore, L</b> (1, 1) <small>OBP: 0.333, SLG: 0.400</small> <b>Fred Valentine, S</b> (9, PH) <small>OBP: 0.363, SLG: 0.366</small>			K				F7		F4	2	0	0	0	1	1	3			
<b>Inning Stats</b>	R: 0 E: 0 K: 0 S: 3	H: 0 LOB: 0 BB: 0 P: 3	R: 0 E: 0 K: 1 S: 5	H: 0 LOB: 0 BB: 0 P: 5	R: 0 E: 0 K: 1 S: 6	H: 1 LOB: 1 BB: 0 P: 6	R: 0 E: 0 K: 1 S: 5	H: 0 LOB: 0 BB: 0 P: 5	R: 0 E: 0 K: 0 S: 4	H: 1 LOB: 2 BB: 1 P: 8	R: 0 E: 0 K: 0 S: 4	H: 1 LOB: 2 BB: 1 P: 8	R: 0 E: 0 K: 0 S: 3	H: 0 LOB: 0 BB: 0 P: 3	R: 1 E: 1 K: 1 S: 7	H: 1 LOB: 2 BB: 1 P: 11		1B: 6 2B: 1 3B: 0 HR: 0	SF: 0 SAC: 1 DP: 0 HBP: 0
<b>PITCHER</b> <b>Sam McDowell, L</b> (1, 1) <small>ERA: 4.08</small> <b>Steve Bailey, R</b> (9, 1) <small>ERA: 1.85</small>	IP: 8.0 WLS: 32 BF: 6	H: 6 R: 1 ER: 1 SO: 3	BB: 2 IBB: 0 HBP: 0 BLK: 0	WP: 0 HR: 0 S: 36 P: 44	ERA: 1.12 WHIP: 1.000	IP: 1.0 WLS: L BF: 6	H: 1 R: 1 ER: 0 SO: 1	BB: 1 IBB: 0 HBP: 0 BLK: 0	WP: 1 HR: 0 S: 7 P: 11	ERA: 0.00 WHIP: 2.000									

Batter	1	2	3	4	5	6	7	8	9	AB	R	H	RBI	BB	SO	LOB	BOTTOM		
<b>Larry Brown, R</b> (1, 6) <small>OBP: 0.314, SLG: 0.352</small> <b>Lee Maye, L</b> (9, PH) <small>OBP: 0.282, SLG: 0.528</small>	F9		F9				F2		F9	3	0	0	0	1	0	0	<b>Washington Senators @ Cleveland Indians</b> Cleveland Municipal Stadium, Cleveland, OH Thu May 25 1967, 7:05 PM EDT Att: 4,453 - Unknown <a href="http://livebaseballscorecards.com">livebaseballscorecards.com</a>		
<b>Max Alvis, R</b> (1, 5) <small>OBP: 0.271, SLG: 0.331</small> <b>Fred Whitfield, L</b> (9, PH) <small>OBP: 0.306, SLG: 0.388</small>	6-3		K				F9		F5	4	0	0	0	0	1	1			
<b>Chuck Hinton, R</b> (1, 8) <small>OBP: 0.373, SLG: 0.430</small>										3	0	3	0	2	0	0			
<b>Rocky Colavito, R</b> (1, 9) <small>OBP: 0.365, SLG: 0.371</small>	F9		F6						F2	3	0	0	0	2	0	4			
<b>Leon Wagner, L</b> (1, 7) <small>OBP: 0.275, SLG: 0.464</small>	4-3									4	1	1	1	0	1	6			
<b>Joe Azcue, R</b> (1, 2) <small>OBP: 0.322, SLG: 0.431</small>		F8		F9					6-3	4	0	0	0	0	0	0			
<b>Chico Salmon, R</b> (1, 3) <small>OBP: 0.302, SLG: 0.300</small>				5-3					K2-3	4	0	1	0	0	2	0			
<b>Pedro Gonzalez, R</b> (1, 4) <small>OBP: 0.311, SLG: 0.298</small>		FC5-4								2	0	1	0	2	0	1			
<b>Sam McDowell, L</b> (1, 1) <small>OBP: 0.222, SLG: 0.389</small> <b>Jose Vidal, R</b> (8, PH) <small>OBP: 0.231, SLG: 0.091</small> <b>Steve Bailey, R</b> (9, 1)										3	0	0	0	0	0	3			
<b>Inning Stats</b>	R: 0 E: 0 K: 0 S: 4	H: 1 LOB: 2 BB: 1 P: 8	R: 0 E: 0 K: 0 S: 4	H: 1 LOB: 1 BB: 0 P: 4	R: 0 E: 0 K: 1 S: 5	H: 0 LOB: 1 BB: 1 P: 9	R: 1 E: 0 K: 0 S: 5	H: 2 LOB: 1 BB: 0 P: 5	R: 0 E: 0 K: 0 S: 4	H: 1 LOB: 2 BB: 1 P: 8	R: 0 E: 0 K: 1 S: 5	H: 0 LOB: 1 BB: 1 P: 9	R: 0 E: 0 K: 2 S: 7	H: 0 LOB: 1 BB: 1 P: 11	R: 0 E: 0 K: 0 S: 4	H: 1 LOB: 1 BB: 0 P: 4		1B: 5 2B: 0 3B: 0 HR: 1	SF: 0 SAC: 0 DP: 0 HBP: 0
<b>PITCHER</b> <b>Barry Moore, L</b> (1, 1) <small>ERA: 2.89</small> <b>Dave Baldwin, R</b> (9, 1) <small>ERA: 1.54</small>	IP: 8.0 WLS: W BF: 36	H: 5 R: 1 ER: 1 SO: 5	BB: 7 IBB: 0 HBP: 0 BLK: 0	WP: 0 HR: 1 S: 39 P: 67	ERA: 1.12 WHIP: 1.500	IP: 1.0 WLS: S BF: 4	H: 1 R: 0 ER: 0 SO: 0	BB: 0 IBB: 0 HBP: 0 BLK: 0	WP: 0 HR: 0 S: 4 P: 4	ERA: 0.00 WHIP: 1.000									



Batter	1	2	3	4	5	6	7	8	9	AB	R	H	RBI	BB	SO	LOB	TOP			
Horace Clarke, S OBP: 0.315, SLG: 0.279 (1, 4)	L5				F8		4-3			4	0	1	2	0	0	0	<b>New York Yankees @ Cleveland Indians</b> Cleveland Municipal Stadium, Cleveland, OH Fri May 26 1967, 7:05 PM EDT Att: 11,563 - Unknown			
Tom Tresh, S OBP: 0.315, SLG: 0.359 Bill Robinson, R OBP: 0.228, SLG: 0.176 (1, 7) (8, 7)	K	K						F5		4	0	1	0	0	2	2				
Mickey Mantle, S OBP: 0.364, SLG: 0.514 (1, 3)	F8							3-1		4	0	1	0	0	1	1				
Joe Pepitone, L OBP: 0.291, SLG: 0.342 (1, 8)		K	G4-6-3							4	0	2	0	0	1	1				
Steve Whitaker, L OBP: 0.287, SLG: 0.337 (1, 9)		CS 1B	K					F7		4	1	1	0	0	1	2				
Jake Gibbs, L OBP: 0.304, SLG: 0.257 (1, 2)		L4						F2		3	0	0	0	1	1	2				
Charley Smith, R OBP: 0.294, SLG: 0.283 (1, 5)		1B 1B 1B						F8		4	1	1	1	0	1	2				
Ruben Amaro, R OBP: 0.286, SLG: 0.309 (1, 6)		1B 1B						5-3		4	1	1	0	0	1	0				
Fritz Peterson, S OBP: 0.385, SLG: 0.111 (1, 1)		1B						K		3	0	1	0	0	2	0				
<b>Inning Stats</b>	R: 0 E: 0 K: 1 S: 5	H: 0 LOB: 0 BB: 0 P: 5	R: 3 E: 0 K: 2 S: 12	H: 5 LOB: 2 BB: 0 P: 12	R: 0 E: 0 K: 1 S: 5	H: 1 LOB: 0 BB: 0 P: 5	R: 0 E: 0 K: 2 S: 6	H: 0 LOB: 0 BB: 1 P: 10	R: 0 E: 0 K: 0 S: 4	H: 1 LOB: 1 BB: 0 P: 4	R: 0 E: 0 K: 1 S: 5	H: 0 LOB: 0 BB: 0 P: 5	R: 0 E: 0 K: 0 S: 4	H: 1 LOB: 1 BB: 0 P: 4	R: 0 E: 0 K: 1 S: 5	H: 0 LOB: 0 BB: 0 P: 5	1B: 8 2B: 1 3B: 0 HR: 0	SF: 0 SAC: 0 DP: 1 HBP: 0	WP: 0 PB: 0 SB: 0 CS: 2	PA: 35
<b>PITCHER</b> Steve Hargan, R ERA: 1.71 (1, 1)	IP: 9.0 WLS: W BF: 35 H: 9 R: 3 ER: 0 SO: 10 BB: 1 IBB: 0 HBP: 0 BLK: 0 WP: 0 HR: 0 S: 54 P: 58 ERA: 0.00 WHIP: 1.111															<b>PITCHER</b>				

Batter	1	2	3	4	5	6	7	8	9	AB	R	H	RBI	BB	SO	LOB	BOTTOM			
Max Alvis, R OBP: 0.277, SLG: 0.358 (1, 5)	1-3									4	1	2	3	0	1	0	<b>New York Yankees @ Cleveland Indians</b> Cleveland Municipal Stadium, Cleveland, OH Fri May 26 1967, 7:05 PM EDT Att: 11,563 - Unknown			
Chico Salmon, R OBP: 0.295, SLG: 0.295 (1, 3)	F8									4	0	1	0	0	0	1				
Chuck Hinton, R OBP: 0.364, SLG: 0.417 (1, 8) (9, 9)	F8									4	0	0	0	0	1	2				
Rocky Colavito, R OBP: 0.372, SLG: 0.385 (1, 9) (9, 7)		1B 2B	F8							3	0	1	0	1	1	0				
Leon Wagner, L OBP: 0.274, SLG: 0.455 Vic Davaillo, L OBP: 0.271, SLG: 0.312 (1, 7) (9, 8)										4	0	1	0	0	1	2				
Joe Azcue, R OBP: 0.333, SLG: 0.455 (1, 2)		G6-4-3								4	1	2	0	0	0	2				
Pedro Gonzalez, R OBP: 0.308, SLG: 0.295 (1, 4)		6-3								4	0	1	1	0	0	2				
Larry Brown, R OBP: 0.323, SLG: 0.355 (1, 6)										2	1	1	0	1	0	0				
Steve Hargan, R OBP: 0.174, SLG: 0.136 (1, 1)										2	1	0	0	0	1	2				
<b>Inning Stats</b>	R: 0 E: 0 K: 0 S: 3	H: 0 LOB: 0 BB: 0 P: 3	R: 0 E: 0 K: 0 S: 4	H: 2 LOB: 1 BB: 0 P: 4	R: 3 E: 0 K: 1 S: 7	H: 2 LOB: 0 BB: 0 P: 8	R: 0 E: 0 K: 2 S: 8	H: 1 LOB: 2 BB: 1 P: 12	R: 0 E: 0 K: 0 S: 4	H: 0 LOB: 0 BB: 0 P: 3	R: 0 E: 0 K: 1 S: 6	H: 1 LOB: 1 BB: 0 P: 6	R: 1 E: 1 K: 1 S: 6	H: 2 LOB: 2 BB: 0 P: 6	R: 0 E: 0 K: 0 S: 3	H: 0 LOB: 0 BB: 0 P: 3	1B: 6 2B: 2 3B: 0 HR: 1	SF: 0 SAC: 0 DP: 1 HBP: 1	WP: 0 PB: 0 SB: 0 CS: 1	PA: 35
<b>PITCHER</b> Fritz Peterson, L ERA: 5.26 (1, 1)	IP: 8.0 WLS: L BF: 34 H: 9 R: 4 ER: 3 SO: 5 BB: 1 IBB: 1 HBP: 1 BLK: 0 WP: 0 HR: 1 S: 41 P: 50 ERA: 3.38 WHIP: 1.250															<b>PITCHER</b>				



Batter	1	2	3	4	5	6	7	8	9	AB	R	H	RBI	BB	SO	LOB	TOP							
Horace Clarke, S OBP: 0.305, SLG: 0.270	4-3		F6		4-3		F8			4	0	0	0	0	0	2	<b>New York Yankees @ Cleveland Indians</b> Cleveland Municipal Stadium, Cleveland, OH Sat May 27 1967, 3:33 AM EDT Att: 12,680 - Unknown							
Ruben Amaro, R OBP: 0.300, SLG: 0.322	K			2B 1B	F7			G4-6-3 1B		4	1	2	0	0	1	1								
Mickey Mantle, S OBP: 0.360, SLG: 0.530	F6			F8		HR		K		4	1	1	1	0	1	2								
Joe Pepitone, L OBP: 0.298, SLG: 0.355		K2-6 1B		E		F5		G4-6-3 1-2		4	1	2	0	0	0	1								
Steve Whitaker, L OBP: 0.295, SLG: 0.343	K2-6 1-2			E6 1B		F9				4	0	2	1	0	1	1								
Elston Howard, R OBP: 0.280, SLG: 0.274	6-3			5-3 2-H 3-H			FC5-4 1B			4	0	1	0	0	0	2								
Charley Smith, R OBP: 0.283, SLG: 0.272			F4	K		FC5-4 1-2		F7		4	0	0	0	0	1	3								
Bill Robinson, R OBP: 0.229, SLG: 0.181			F5		4-3 SH1-4 1B		F7		F8	4	0	1	0	0	0	1								
Fred Talbot, R OBP: 0.308, SLG: 0.400					SH1-4					0	0	0	0	1	0	0								
Steve Hamilton, L OBP: 0.286, SLG: 0.274							4-3			1	0	0	0	0	0	0								
Dooley Womack, L OBP: 0.268, SLG: 0.309										0	0	0	0	0	0	0								
<b>Inning Stats</b>	R: 0 E: 0 K: 1 S: 5	H: 0 LOB: 0 BB: 0 P: 5	R: 0 E: 0 K: 1 S: 5	H: 1 LOB: 0 BB: 0 P: 5	R: 0 E: 0 K: 0 S: 3	H: 0 LOB: 1 BB: 1 P: 7	R: 2 E: 1 K: 1 S: 8	H: 3 LOB: 1 BB: 0 P: 8	R: 0 E: 0 K: 0 S: 4	H: 1 LOB: 1 BB: 0 P: 4	R: 1 E: 0 K: 0 S: 5	H: 2 LOB: 1 BB: 0 P: 5	R: 0 E: 0 K: 0 S: 3	H: 0 LOB: 0 BB: 0 P: 3	R: 0 E: 0 K: 1 S: 5	H: 1 LOB: 0 BB: 0 P: 5	R: 0 E: 0 K: 0 S: 4	H: 1 LOB: 1 BB: 0 P: 4	1B: 7 2B: 2 3B: 0 HR: 1	SF: 0 SAC: 1 DP: 2 HBP: 0	WP: 0 PB: 0 SB: 0 CS: 0	PA: 35		
<b>PITCHER</b>	IP WLS BF H R ER SO BB IBB HBP BLK WP HR S P ERA WHIP	7.0 W 28 7 3 2 3 1 0 0 0 0 1 33 37 2.57 1.143	2.0 S 7 2 0 0 1 0 0 0 0 0 0 9 9 0.00 1.000																					

AB 33  
R 3  
H 9  
RBI 2  
BB 1  
SO 4  
LOB 13



Batter	1	2	3	4	5	6	7	8	9	AB	R	H	RBI	BB	SO	LOB	BOTTOM						
Lee Maye, L OBP: 0.293, SLG: 0.514	F8									1	0	0	0	1	0	0	<b>New York Yankees @ Cleveland Indians</b> Cleveland Municipal Stadium, Cleveland, OH Sat May 27 1967, 3:33 AM EDT Att: 12,680 - Unknown						
Chico Salmon, R OBP: 0.327, SLG: 0.311										1	1	1	0	1	0	0							
Pedro Gonzalez, R OBP: 0.304, SLG: 0.308	5-3		F8		K		SF9 2B			4	0	1	1	0	1	3							
Chuck Hinton, R OBP: 0.361, SLG: 0.408	1-3		FC5		F7		SF9 IBB			3	0	0	0	1	0	3							
Leon Wagner, L OBP: 0.273, SLG: 0.451		4-3			F9		SF9			3	0	1	1	0	0	0							
Gus Gil, R OBP: 0.211, SLG: 0.200							CS 1B			0	0	0	0	0	0	0							
Fred Whitfield, L OBP: 0.304, SLG: 0.412					F7					4	1	1	1	0	2	3							
John O'Donoghue, R OBP: 0.286, SLG: 0.274		HR					K			0	0	0	0	0	0	0							
Max Alvis, R OBP: 0.283, SLG: 0.383		K								4	1	2	1	0	1	0							
Duke Sims, L OBP: 0.278, SLG: 0.304										4	0	1	0	0	2	1							
Larry Brown, R OBP: 0.328, SLG: 0.387										4	1	2	1	0	0	1							
Sonny Siebert, R OBP: 0.313, SLG: 0.750										1	0	0	0	0	0	0							
Jose Vidal, R OBP: 0.286, SLG: 0.167										1	1	1	0	0	0	0							
Vic Davalillo, L OBP: 0.268, SLG: 0.309										1	0	0	0	0	0	0							
<b>Inning Stats</b>	R: 0 E: 0 K: 0 S: 3	H: 0 LOB: 0 BB: 0 P: 3	R: 1 E: 0 K: 1 S: 6	H: 1 LOB: 0 BB: 0 P: 6	R: 0 E: 0 K: 0 S: 4	H: 1 LOB: 2 BB: 1 P: 8	R: 1 E: 0 K: 0 S: 5	H: 2 LOB: 1 BB: 0 P: 5	R: 0 E: 0 K: 1 S: 5	H: 0 LOB: 1 BB: 1 P: 9	R: 0 E: 0 K: 2 S: 8	H: 2 LOB: 1 BB: 0 P: 8	R: 2 E: 0 K: 1 S: 8	H: 3 LOB: 2 BB: 1 P: 12	R: 1 E: 0 K: 1 S: 6	H: 1 LOB: 0 BB: 0 P: 6	1B: 6 2B: 2 3B: 0 HR: 3	SF: 1 SAC: 1 DP: 1 HBP: 0	WP: 0 PB: 0 SB: 1 CS: 1	PA: 36			
<b>PITCHER</b>	IP WLS BF H R ER SO BB IBB HBP BLK WP HR S P ERA WHIP	3.2 L 16 5 2 2 4 1 1 0 0 0 0 22 30 5.40 1.800	1.0 1 1 1 1 0 0 0 0 0 0 0 1 6 6 9.00 1.000																				

AB 31  
R 5  
H 10  
RBI 5  
BB 3  
SO 6  
LOB 11





Batter	1	2	3	4	5	6	7	8	9	AB	R	H	RBI	BB	SO	LOB	TOP										
Horace Clarke, S OBP: 0.301, SLG: 0.267 (1, 4)										5	1	1	0	0	0	4											
Tom Tresh, S OBP: 0.307, SLG: 0.348 (1, 7)										4	0	0	0	0	3	2											
Mickey Mantle, S OBP: 0.364, SLG: 0.551 Mike Hegan, L (7, 3)										3	1	1	1	1	1	1											
Joe Pepitone, L OBP: 0.296, SLG: 0.352 (1, 8)										4	0	1	0	0	0	1											
Steve Whitaker, L OBP: 0.302, SLG: 0.336 (1, 9)										2	1	0	0	2	1	1											
Jake Gibbs, L OBP: 0.289, SLG: 0.243 (1, 2)										4	1	0	0	0	0	3											
Charley Smith, R OBP: 0.299, SLG: 0.318 (1, 5)										4	1	3	2	0	1	1											
Ruben Amaro, R OBP: 0.313, SLG: 0.323 (1, 6)										3	0	1	1	1	0	1											
Mel Stottlemyre, R OBP: 0.143, SLG: 0.100 (1, 1)										2	0	0	0	0	2	2											
<b>Inning Stats</b>	R: 1 E: 0 K: 1 S: 6	H: 1 LOB: 0 BB: 0 P: 6	R: 1 E: 0 K: 0 S: 5	H: 2 LOB: 2 BB: 1 P: 9	R: 0 E: 0 K: 1 S: 4	H: 0 LOB: 0 BB: 1 P: 8	R: 0 E: 0 K: 1 S: 4	H: 0 LOB: 0 BB: 1 P: 8	R: 0 E: 0 K: 1 S: 5	H: 0 LOB: 1 BB: 1 P: 9	R: 3 E: 1 K: 1 S: 9	H: 3 LOB: 1 BB: 0 P: 9	R: 0 E: 0 K: 1 S: 5	H: 0 LOB: 0 BB: 0 P: 5	R: 0 E: 0 K: 1 S: 5	H: 0 LOB: 0 BB: 0 P: 5	R: 0 E: 0 K: 1 S: 6	H: 1 LOB: 1 BB: 0 P: 6	1B: 5 2B: 0 3B: 0 HR: 2	SF: 0 SAC: 2 DP: 1 HBP: 0	WP: 0 PB: 1 SB: 1 CS: 0	PA: 37					
<b>PITCHER</b>	IP	WLS	BF	H	R	ER	SO	BB	IBB	HBP	BLK	WP	HR	S	P	ERA	WHIP										
Gary Bell, R ERA: 3.24 (1, 1)	6.0	L	27	6	5	4	5	4	0	0	0	0	2	33	49	6.00	1.667										
Orlando Pena, R ERA: 3.35 (7, 1)	2.0		6	0	0	0	2	0	0	0	0	0	0	10	10	0.00	0.000										
George Culver, R ERA: 5.02 (9, 1)	1.0		4	1	0	0	1	0	0	0	0	0	0	6	6	0.00	1.000										

**New York Yankees @ Cleveland Indians**  
Cleveland Municipal Stadium, Cleveland, OH

AB 31  
R 5  
H 7  
RBI 4  
BB 4  
SO 8  
LOB 16



Sun May 28 1967, 3:33 AM EDT  
Att: 15,197 - Unknown

Batter	1	2	3	4	5	6	7	8	9	AB	R	H	RBI	BB	SO	LOB	BOTTOM										
Lee Maye, L OBP: 0.289, SLG: 0.475 (1, 9)										3	0	0	0	1	0	1											
Pedro Gonzalez, R OBP: 0.292, SLG: 0.294 Vic Davalillo, L OBP: 0.265, SLG: 0.305 (9, PH)										3	0	0	0	0	1	1											
Chuck Hinton, R OBP: 0.364, SLG: 0.411 (1, 8)										4	0	2	0	0	0	0											
Leon Wagner, L OBP: 0.272, SLG: 0.442 (1, 7)										4	0	1	0	0	2	1											
Fred Whitfield, L OBP: 0.293, SLG: 0.396 (1, 3)										4	0	0	0	0	0	2											
Max Alvis, R OBP: 0.277, SLG: 0.375 (1, 5)										3	0	0	0	0	1	0											
Duke Sims, L OBP: 0.280, SLG: 0.306 (1, 2)										3	0	1	0	0	1	0											
Larry Brown, R OBP: 0.336, SLG: 0.389 (1, 6)										2	0	1	0	1	1	0											
Gary Bell, R Orlando Pena, R Jose Vidal, R George Culver, R (1, 1) (7, 1) (6, PH) (9, 1)										1	0	0	0	0	1	2											
<b>Inning Stats</b>	R: 0 E: 0 K: 1 S: 5	H: 1 LOB: 1 BB: 1 P: 9	R: 0 E: 0 K: 1 S: 6	H: 1 LOB: 2 BB: 1 P: 10	R: 0 E: 0 K: 0 S: 3	H: 0 LOB: 0 BB: 0 P: 3	R: 0 E: 0 K: 2 S: 7	H: 0 LOB: 0 BB: 0 P: 7	R: 0 E: 0 K: 1 S: 6	H: 1 LOB: 1 BB: 0 P: 6	R: 0 E: 0 K: 1 S: 5	H: 0 LOB: 0 BB: 0 P: 5	R: 0 E: 0 K: 0 S: 3	H: 0 LOB: 0 BB: 0 P: 3	R: 0 E: 0 K: 2 S: 7	H: 0 LOB: 0 BB: 0 P: 7	R: 0 E: 0 K: 2 S: 4	H: 2 LOB: 1 BB: 0 P: 4	1B: 5 2B: 0 3B: 0 HR: 0	SF: 0 SAC: 1 DP: 2 HBP: 0	WP: 0 PB: 0 SB: 0 CS: 0	PA: 32					
<b>PITCHER</b>	IP	WLS	BF	H	R	ER	SO	BB	IBB	HBP	BLK	WP	HR	S	P	ERA	WHIP										
Mel Stottlemyre, R ERA: 2.3 (1, 1)	9.0	W	32	5	0	0	8	2	0	0	0	0	0	46	54	0.00	0.778										

**New York Yankees @ Cleveland Indians**  
Cleveland Municipal Stadium, Cleveland, OH

AB 29  
R 0  
H 5  
RBI 0  
BB 2  
SO 8  
LOB 7



Sun May 28 1967, 3:33 AM EDT  
Att: 15,197 - Unknown



Batter	1	2	3	4	5	6	7	8	9	AB	R	H	RBI	BB	SO	LOB	TOP					
Max Alvis, R OBP: 0.283, SLG: 0.378 (1, 5)	F6		1B		F4			WP 1B WP 1B		4	1	2	0	0	0	1	<b>Cleveland Indians @ Baltimore Orioles</b> Memorial Stadium, Baltimore, MD Tue May 30 1967, 3:33 AM EDT Unknown					
Chico Salmon, R OBP: 0.340, SLG: 0.327 (1, 3)	F8		F9		FC5-4			WP 1B WP 1B		4	1	2	1	0	0	1						
Chuck Hinton, R OBP: 0.355, SLG: 0.400 (1, 8)	F7		F9		F3			K K		4	0	0	0	0	1	4						
Rocky Colavito, R OBP: 0.366, SLG: 0.420 (1, 9)		F8	K		HR			K K		4	1	1	1	0	2	2						
Leon Wagner, L OBP: 0.262, SLG: 0.424 (1, 7)	4-3			K	4-3			K		4	0	0	0	0	2	0						
Joe Azcue, R OBP: 0.343, SLG: 0.466 (1, 2)				G6-4-3 BB	K				6-3	3	0	1	0	1	1	0						
Pedro Gonzalez, R Fred Whitfield, L (9, PH) OBP: 0.291, SLG: 0.393 (1, 4)	6-3			G6-4-3			5-3		F6	3	0	0	0	0	0	2						
Larry Brown, R Lee Mays, L (9, PH) OBP: 0.328, SLG: 0.379 (1, 6)			F4		F2		5-3		2-3	3	0	0	0	0	0	0						
Steve Hargan, R John O'Donoghue, R (6, 1) Vern Fuller, R Steve Bailey, R (7, 1) OBP: 0.333, SLG: 0.333 (7, 1)			1B		FC5-4 BB		K			1	1	1	0	1	0	0						
<b>Inning Stats</b>	R: 0 E: 0 K: 0 S: 3	H: 0 LOB: 0 BB: 0 P: 3	R: 0 E: 0 K: 0 S: 4	H: 1 LOB: 1 BB: 0 P: 4	R: 1 E: 0 K: 1 S: 8	H: 3 LOB: 2 BB: 0 P: 8	R: 0 E: 0 K: 1 S: 4	H: 0 LOB: 0 BB: 1 P: 8	R: 0 E: 0 K: 0 S: 3	H: 0 LOB: 1 BB: 1 P: 7	R: 1 E: 0 K: 1 S: 6	H: 1 LOB: 0 BB: 0 P: 6	R: 0 E: 0 K: 1 S: 5	H: 0 LOB: 0 BB: 0 P: 5	R: 2 E: 0 K: 3 S: 11	H: 2 LOB: 0 BB: 0 P: 11		R: 0 E: 0 K: 0 S: 3	H: 0 LOB: 0 BB: 0 P: 3	1B: 5 2B: 1 3B: 0 HR: 1	SF: 0 SAC: 0 DP: 1 HBP: 0	WP: 3 PB: 0 SB: 0 CS: 0
<b>PITCHER</b>	IP	WLS	BF	H	R	ER	SO	BB	IBB	HBP	BLK	WP	HR	S	P	ERA	WHIP					
Dave McNally, L ERA: 5.94 (1, 1)	7.0	W	29	7	4	4	4	2	0	0	0	0	1	35	43	5.14	1.286					
Eddie Watt, R ERA: 0.39 (8, 1)	2.0	S	6	0	0	0	3	0	0	0	0	2	0	12	12	0.00	0.000					

Batter	1	2	3	4	5	6	7	8	9	AB	R	H	RBI	BB	SO	LOB	BOTTOM				
Luis Aparicio, R OBP: 0.287, SLG: 0.324 (1, 6)	1-3	F8			G6-4-3 SH PB 1B	1B		BB		4	1	2	0	1	0	2	<b>Cleveland Indians @ Baltimore Orioles</b> Memorial Stadium, Baltimore, MD Tue May 30 1967, 3:33 AM EDT Unknown				
Russ Snyder, L OBP: 0.413, SLG: 0.561 (1, 8)	4-3 2B		1B		SH G6-4-3	1B		F5		4	2	3	1	0	0	1					
Brooks Robinson, R OBP: 0.321, SLG: 0.386 (1, 5)	4-3		G5-4-3 1B		G6-4-3	F9				4	0	1	0	0	0	5					
Frank Robinson, R OBP: 0.429, SLG: 0.710 (1, 9)			G5-4-3		BB E BB			G1-6-3 1B		3	1	2	1	1	0	1					
Boog Powell, L OBP: 0.355, SLG: 0.395 (1, 3)	F8		K		PB BB			G1-6-3		3	0	0	0	1	1	2					
Curt Blefary, L OBP: 0.374, SLG: 0.417 (1, 7)		1B			F3	5-3		1B		4	0	2	0	0	0	1					
Davey Johnson, R OBP: 0.345, SLG: 0.394 (1, 4)		K			BB			1B SH3 1B	F8	3	1	1	0	1	1	2					
Larry Haney, R OBP: 0.327, SLG: 0.378 (1, 2)		F4			L5			5-3		4	0	0	0	0	0	3					
Dave McNally, R Eddie Watt, R (8, 1) OBP: 0.222, SLG: 0.278 (8, 1)			1B		K			SH3	K	2	0	1	0	0	1	1					
<b>Inning Stats</b>	R: 1 E: 0 K: 0 S: 5	H: 2 LOB: 1 BB: 0 P: 5	R: 0 E: 0 K: 1 S: 7	H: 2 LOB: 2 BB: 0 P: 7	R: 1 E: 0 K: 1 S: 6	H: 2 LOB: 0 BB: 0 P: 6	R: 0 E: 0 K: 1 S: 5	H: 0 LOB: 1 BB: 1 P: 9	R: 2 E: 1 K: 0 S: 4	H: 1 LOB: 1 BB: 2 P: 12	R: 1 E: 0 K: 0 S: 6	H: 3 LOB: 2 BB: 0 P: 6	R: 0 E: 0 K: 0 S: 4	H: 2 LOB: 1 BB: 0 P: 4	R: 0 E: 0 K: 1 S: 5	H: 0 LOB: 1 BB: 1 P: 9		1B: 10 2B: 2 3B: 0 HR: 0	SF: 0 SAC: 2 DP: 3 HBP: 0	WP: 0 PB: 3 SB: 0 CS: 0	PA: 38
<b>PITCHER</b>	IP	WLS	BF	H	R	ER	SO	BB	IBB	HBP	BLK	WP	HR	S	P	ERA	WHIP				
Steve Hargan, R ERA: 1.95 (1, 1)	5.2	L	28	9	5	3	3	3	0	0	0	0	0	31	43	4.76	2.118				
John O'Donoghue, L ERA: 0.84 (6, 1)	0.1		2	1	0	0	0	0	0	0	0	0	0	2	2	0.00	3.000				
Steve Bailey, R ERA: 1.69 (7, 1)	2.0		8	2	0	0	1	1	0	0	0	0	0	9	13	0.00	1.500				















Batter	1	2	3	4	5	6	7	8	9	AB	R	H	RBI	BB	SO	LOB	TOP		
Jose Tartabull, L (1, 9) OBP: 0.316, SLG: 0.248 Don Demeter, R (9, 9) OBP: 0.333, SLG: 0.476	0-0 CS 1B		0-0 F4			0-0 F5		0-0 F9		4	0	1	0	0	0	0			
Mike Andrews, R (1, 4) OBP: 0.383, SLG: 0.394	0-3 K		0-0 F8			0-0 HR 1B		0-0 F8		4	1	1	0	0	0	1			
Carl Yastrzemski, L (1, 7) OBP: 0.399, SLG: 0.594	4-0 BB BB			4-0 G4-6-3 BB		0-0 HR 1B		0-0 F7		2	1	1	2	2	0	0			
George Scott, R (1, 3) OBP: 0.345, SLG: 0.384	4-0 1-2 BB			0-0 F6		0-0 5-3		0-0 CS 1B		3	0	1	0	1	0	1			
Reggie Smith, S (1, 8) OBP: 0.288, SLG: 0.329	0-3 K			0-0 G4-6-3				0-0 CS		3	0	0	0	0	1	3			
Rico Petrocelli, R (1, 6) OBP: 0.391, SLG: 0.497		0-3 K				0-0 CS 1B		0-0 F3		3	0	1	0	0	1	0			
Joe Foy, R (1, 5) OBP: 0.304, SLG: 0.310			0-0 F7			0-3 K		0-0 F9		3	0	0	0	0	1	1			
Mike Ryan, R (1, 2) OBP: 0.355, SLG: 0.358			0-0 F8			0-0 F8		0-0 5-3		3	0	0	0	0	0	0			
Jim Lonborg, R (1, 1) OBP: 0.103, SLG: 0.071			0-3 K			0-3 K		0-3 K		3	0	0	0	0	3	0			
<b>Inning Stats</b>	R: 0 E: 0 K: 2 S: 7	H: 1 LOB: 2 BB: 2 P: 15	R: 0 E: 0 K: 1 S: 5	H: 0 LOB: 0 BB: 0 P: 5	R: 0 E: 0 K: 1 S: 5	H: 0 LOB: 0 BB: 1 P: 6	R: 0 E: 0 K: 1 S: 5	H: 1 LOB: 0 BB: 0 P: 5	R: 2 E: 0 K: 1 S: 7	H: 2 LOB: 0 BB: 0 P: 7	R: 0 E: 0 K: 0 S: 3	H: 0 LOB: 0 BB: 0 P: 3	R: 0 E: 0 K: 1 S: 5	H: 0 LOB: 0 BB: 0 P: 5	R: 0 E: 0 K: 0 S: 3	H: 1 LOB: 0 BB: 0 P: 3	1B: 4 2B: 0 3B: 0 HR: 1	SF: 0 SAC: 0 DP: 1 HBP: 0	WP: 0 PA: 32 PB: 0 SB: 0 CS: 3
<b>PITCHER</b>	IP WLS BF H R ER SO BB IBB HBP BLK WP HR S P ERA WHIP	8.0 L 28 4 2 2 7 3 0 0 0 0 1 39 51 2.25 0.875	1.0 3 1 0 0 0 0 0 0 0 0 0 0 3 3 0.00 1.000	<b>PITCHER</b>															

Boston Red Sox @ Cleveland Indians  
Cleveland Municipal Stadium, Cleveland, OH  
Fri Jun 02 1967, 7:05 PM EDT  
Att: 8,809 - Unknown

AB 28  
R 2  
H 5  
RBI 2  
BB 3  
SO 7  
LOB 6




Batter	1	2	3	4	5	6	7	8	9	AB	R	H	RBI	BB	SO	LOB	BOTTOM	
Vic Davallillo, L (1, 8) OBP: 0.278, SLG: 0.313 Steve Bailey, R (9, 1) OBP: 0.333, SLG: 0.476	1-0 G4-6-3 HBP			0-0 4-3		0-0 F7		0-3 K		3	0	0	0	0	1	2		
Lee Maye, L (1, 9) OBP: 0.305, SLG: 0.453	0-0 G4-6-3			4-0 BB				0-0 K		3	0	1	0	1	1	1		
Leon Wagner, L (1, 7) OBP: 0.261, SLG: 0.432	0-0 G3			0-0 F8				0-3 K		4	0	0	0	0	1	2		
Fred Whitfield, L (1, 3) OBP: 0.279, SLG: 0.364		0-0 F2		0-0 F5				0-3 K		4	0	0	0	0	2	2		
Max Alvis, R (1, 5) OBP: 0.299, SLG: 0.393		0-0 5-3						0-0 5-3		4	0	0	0	0	0	1		
Duke Sims, L (1, 2) OBP: 0.290, SLG: 0.309		0-0 4-3						0-0 F3		3	1	1	0	0	0	1		
Pedro Gonzalez, R (1, 4) OBP: 0.278, SLG: 0.314 Rocky Colavito, R (8, PH) OBP: 0.370, SLG: 0.410 Jose Vidal, R (8, FPR) OBP: 0.267, SLG: 0.154 Gus Gil, R (9, 4) OBP: 0.211, SLG: 0.200			0-3 K					4-0 FC5-4 2B		2	0	0	0	0	2	0		
Larry Brown, R (1, 6) OBP: 0.342, SLG: 0.411				0-0 F7				0-0 FC5-4 1B		3	0	0	0	0	2			
Sonny Siebert, R (1, 1) OBP: 0.278, SLG: 0.667 Chuck Hinton, R (8, PH) OBP: 0.337, SLG: 0.372			0-0 4-3					0-0 5-3		2	0	0	0	0	0	0		
<b>Inning Stats</b>	R: 0 E: 0 K: 0 S: 2	H: 0 LOB: 0 BB: 0 P: 3	R: 0 E: 0 K: 1 S: 5	H: 0 LOB: 0 BB: 0 P: 5	R: 0 E: 0 K: 0 S: 3	H: 0 LOB: 1 BB: 1 P: 7	R: 0 E: 0 K: 1 S: 5	H: 0 LOB: 0 BB: 0 P: 5	R: 0 E: 0 K: 3 S: 9	H: 0 LOB: 0 BB: 0 P: 9	R: 1 E: 0 K: 1 S: 7	H: 2 LOB: 2 BB: 1 P: 11	R: 0 E: 0 K: 1 S: 6	H: 1 LOB: 1 BB: 0 P: 6	1B: 1 2B: 2 3B: 0 HR: 0	SF: 0 SAC: 0 DP: 1 HBP: 1	WP: 0 PA: 32 PB: 0 SB: 0 CS: 1	
<b>PITCHER</b>	IP WLS BF H R ER SO BB IBB HBP BLK WP HR S P ERA WHIP	9.0 W 32 3 1 1 7 2 0 1 0 0 0 43 52 1.00 0.556	<b>PITCHER</b>															


Boston Red Sox @ Cleveland Indians  
Cleveland Municipal Stadium, Cleveland, OH  
Fri Jun 02 1967, 7:05 PM EDT  
Att: 8,809 - Unknown

AB 29  
R 1  
H 3  
RBI 1  
BB 2  
SO 7  
LOB 11





Batter	1	2	3	4	5	6	7	8	9	AB	R	H	RBI	BB	SO	LOB	TOP										
<b>Reggie Smith, S</b> OBP: 0.291, SLG: 0.327 (1, 8)	F9	BB		G3			F3		G3	4	0	1	1	1	0	0	<b>Boston Red Sox @ Cleveland Indians</b> Cleveland Municipal Stadium, Cleveland, OH Sat Jun 03 1967, 3:33 AM EDT Att: 5,816 - Unknown  <b>AB 30</b> <b>R 6</b> <b>H 7</b> <b>RBI 5</b> <b>BB 4</b> <b>SO 6</b> <b>LOB 10</b> 										
<b>Mike Andrews, R</b> OBP: 0.384, SLG: 0.390 (1, 4)	K	CS	HBP	6-3			WP		G3	4	1	1	0	1	1												
<b>Carl Yastrzemski, L</b> OBP: 0.491, SLG: 0.595 (1, 7)			F8		G4-6-3					3	0	1	0	1	2												
<b>Tony Conigliaro, R</b> OBP: 0.343, SLG: 0.421 (1, 9)	K		1B		F8				K	3	1	0	0	2	2												
<b>George Scott, R</b> OBP: 0.349, SLG: 0.406 (1, 3)		HR	SF		G4-6-3				F4	4	2	2	2	0	0												
<b>Rico Petrocelli, R</b> OBP: 0.388, SLG: 0.491 (1, 6)		2B	SF		F7				F7	2	1	0	1	1	0												
<b>Joe Foy, R</b> OBP: 0.303, SLG: 0.315 (1, 5)		SF8	FC3		K				F3	4	0	1	0	0	1												
<b>Mike Ryan, R</b> OBP: 0.350, SLG: 0.352 (1, 2)		K	F6		6-3				SH1-3	4	1	1	0	0	1												
<b>Dennis Bennett, L</b> OBP: 0.091, SLG: 0.238 (1, 1)		SF8			F8				G3	2	0	0	1	0	0												
<b>Jose Santiago, R</b> OBP: 0.375, SLG: 1.000 (7, 1)									SH1-3	0	0	0	0	0	0												
<b>Inning Stats</b>	R: 0 E: 0 K: 2 S: 8	H: 1 LOB: 1 BB: 0 P: 8	R: 2 E: 0 K: 1 S: 6	H: 2 LOB: 1 BB: 2 P: 14	R: 3 E: 1 K: 0 S: 6	H: 2 LOB: 1 BB: 0 P: 7	R: 0 E: 0 K: 0 S: 3	H: 0 LOB: 0 BB: 0 P: 3	R: 0 E: 0 K: 1 S: 5	H: 0 LOB: 0 BB: 0 P: 5	R: 0 E: 0 K: 1 S: 5	H: 0 LOB: 0 BB: 0 P: 5	R: 0 E: 0 K: 1 S: 5	H: 0 LOB: 0 BB: 0 P: 5	R: 1 E: 0 K: 0 S: 5	H: 2 LOB: 1 BB: 0 P: 5	1B: 4 2B: 2 3B: 0 HR: 1	SF: 2 SAC: 1 DP: 1 HBP: 1	WP: 1 PA: 39 PB: 0 SB: 0 CS: 1								
<b>PITCHER</b>	IP	WLS	BF	H	R	ER	SO	BB	IBB	HBP	BLK	WP	HR	S	P	ERA	WHIP	<b>PITCHER</b>									
<b>Gary Bell, R</b> ERA: 3.71 (1, 1)	2.1	L	13	4	4	4	3	2	0	1	0	0	1	16	25	15.43	2.571										
<b>Orlando Pena, R</b> ERA: 2.39 (3, 1)	1.2		7	1	1	0	0	0	0	0	0	0	0	7	7	0.00	0.600										
<b>George Culver, R</b> ERA: 4.41 (5, 1)	2.0		6	0	0	0	1	1	0	0	0	0	0	7	11	0.00	0.500										
<b>Bob Allen, L</b> ERA: 3.6 (7, 1)	3.0		12	2	1	1	2	1	0	0	0	1	0	15	19	3.00	1.000										

Batter	1	2	3	4	5	6	7	8	9	AB	R	H	RBI	BB	SO	LOB	BOTTOM										
<b>Max Alvis, R</b> OBP: 0.302, SLG: 0.386 (1, 5)	F9		2B	E5			FC6-4		4-3	3	1	0	0	2	0	1	<b>Boston Red Sox @ Cleveland Indians</b> Cleveland Municipal Stadium, Cleveland, OH Sat Jun 03 1967, 3:33 AM EDT Att: 5,816 - Unknown  <b>AB 33</b> <b>R 2</b> <b>H 6</b> <b>RBI 1</b> <b>BB 3</b> <b>SO 4</b> <b>LOB 17</b> 										
<b>Chico Salmon, R</b> OBP: 0.305, SLG: 0.281 (1, 3)	5-3		K	FC6-4			K			4	0	0	0	0	2	4											
<b>Chuck Hinton, R</b> OBP: 0.335, SLG: 0.369 (1, 8)	BB		K		1-3		F7			4	0	1	0	0	1	2											
<b>Rocky Colavito, R</b> OBP: 0.375, SLG: 0.420 (1, 9)	BB			F3			FC1-6-4			3	0	1	1	1	0	1											
<b>Leon Wagner, L</b> OBP: 0.252, SLG: 0.417 (1, 7)	G3		F3		3-1				F3	4	0	0	0	0	0	3											
<b>Joe Azcue, R</b> OBP: 0.385, SLG: 0.470 (1, 2)	F9			6-3			SH1-4		K	4	0	1	0	0	1	0											
<b>Pedro Gonzalez, R</b> OBP: 0.290, SLG: 0.337 (1, 4)				G3			SH1-4		5-3	3	1	2	0	0	0	0											
<b>Larry Brown, R</b> OBP: 0.340, SLG: 0.406 (1, 6)	F2			E			F7		F9	4	0	1	0	0	0	2											
<b>Gary Bell, R</b> ERA: 3.71 (1, 1)				G3			F7		3-1	1	0	0	0	0	0	1											
<b>Orlando Pena, R</b> ERA: 2.39 (3, 1)										0	0	0	0	0	0	0											
<b>Jose Vidal, R</b> OBP: 0.296, SLG: 0.143 (4, PH)										1	0	0	0	0	0	2											
<b>George Culver, R</b> OBP: 0.375, SLG: 1.000 (5, PH)										0	0	0	0	0	0	0											
<b>Vern Feller, R</b> OBP: 0.290, SLG: 0.290 (5, PH)										1	0	0	0	0	0	1											
<b>Bob Allen, L</b> ERA: 3.6 (7, 1)										0	0	0	0	0	0	0											
<b>Lee Maye, L</b> OBP: 0.330, SLG: 0.444 (5, PH)										1	0	0	0	0	0	0											
<b>Inning Stats</b>	R: 0 E: 0 K: 0 S: 4	H: 1 LOB: 2 BB: 1 P: 8	R: 0 E: 0 K: 0 S: 4	H: 1 LOB: 1 BB: 0 P: 4	R: 1 E: 0 K: 2 S: 8	H: 1 LOB: 1 BB: 1 P: 12	R: 1 E: 1 K: 0 S: 6	H: 2 LOB: 2 BB: 0 P: 6	R: 0 E: 0 K: 0 S: 3	H: 0 LOB: 0 BB: 0 P: 3	R: 0 E: 0 K: 0 S: 4	H: 1 LOB: 1 BB: 0 P: 4	R: 0 E: 0 K: 1 S: 5	H: 0 LOB: 1 BB: 1 P: 9	R: 0 E: 0 K: 1 S: 5	H: 0 LOB: 0 BB: 0 P: 5	R: 0 E: 0 K: 0 S: 3	H: 0 LOB: 0 BB: 0 P: 3	1B: 4 2B: 2 3B: 0 HR: 0	SF: 0 SAC: 1 DP: 0 HBP: 0	WP: 0 PA: 37 PB: 0 SB: 0 CS: 0						
<b>PITCHER</b>	IP	WLS	BF	H	R	ER	SO	BB	IBB	HBP	BLK	WP	HR	S	P	ERA	WHIP	<b>PITCHER</b>									
<b>Dennis Bennett, L</b> ERA: 2.97 (1, 1)	6.0	W	28	6	2	1	2	3	0	0	0	0	0	29	41	1.50	1.500										
<b>Jose Santiago, R</b> ERA: 5.35 (7, 1)	3.0	S	9	0	0	0	2	0	0	0	0	0	0	13	13	0.00	0.000										



Batter	1	2	3	4	5	6	7	8	9	AB	R	H	RBI	BB	SO	LOB	TOP			
Reggie Smith, S (1, 8) OBP: 0.285, SLG: 0.319	F6		K		G4-6-3			4-3		4	0	0	0	0	1	3	<b>Boston Red Sox @ Cleveland Indians</b> Cleveland Municipal Stadium, Cleveland, OH Sun Jun 04 1967, 3:33 AM EDT Att: 27,395 - Unknown <a href="http://livebaseballscorecards.com">livebaseballscorecards.com</a>			
Mike Andrews, R (1, 4) OBP: 0.355, SLG: 0.379	5-3			F8		5-3		6-3		4	0	0	0	0	0	0				
Carl Yastrzemski, L (1, 7) OBP: 0.493, SLG: 0.599				G1	2B	4-3		F8		4	0	2	0	0	0	0				
Tony Conigliaro, R (1, 9) OBP: 0.330, SLG: 0.404	K			G1		F9		4-3		4	0	0	0	0	1	2				
George Scott, R (1, 3) OBP: 0.352, SLG: 0.409				F4		K				4	0	2	0	0	1	1				
Rico Petrocelli, R (1, 6) OBP: 0.390, SLG: 0.485	K			SH	1B			K		2	0	0	0	2	2	2				
Joe Foy, R (1, 5) OBP: 0.303, SLG: 0.316	FC1-6			SH	1B	F5				3	0	1	0	0	0	2				
Mike Ryan, R (1, 2) OBP: 0.341, SLG: 0.342				2-4		F3		4-3		2	0	0	0	0	0	2				
Dalton Jones, L (7, PH) OBP: 0.324, SLG: 0.406	2-4		F2		F3					1	0	0	0	0	0	1				
Bob Tillman, R (7, 2) OBP: 0.241, SLG: 0.185										0	0	0	0	0	0	0				
Lee Stange, R (1, 1) OBP: 0.314, SLG: 0.245				K		SH		F3		1	0	0	0	0	1	0				
Jose Tartabull, L (8, PH) OBP: 0.314, SLG: 0.245										1	0	0	0	0	0	0				
John Wyatt, R (8, 1)										0	0	0	0	0	0	0				
<b>Inning Stats</b>	R: 0 E: 0 K: 1 S: 6	H: 1 LOB: 1 BB: 0 P: 6	R: 0 E: 0 K: 1 S: 5	H: 1 LOB: 1 BB: 0 P: 5	R: 0 E: 0 K: 2 S: 7	H: 0 LOB: 0 BB: 0 P: 7	R: 0 E: 0 K: 0 S: 4	H: 1 LOB: 1 BB: 0 P: 4	R: 0 E: 0 K: 0 S: 4	H: 0 LOB: 0 BB: 0 P: 3	R: 0 E: 0 K: 1 S: 5	H: 0 LOB: 1 BB: 1 P: 9	R: 0 E: 0 K: 0 S: 3	H: 0 LOB: 0 BB: 0 P: 3	R: 0 E: 0 K: 1 S: 6	H: 1 LOB: 1 BB: 0 P: 6	1B: 4 2B: 1 3B: 0 HR: 0	SF: 0 SAC: 1 DP: 1 HBP: 0	WP: 0 PB: 0 SB: 0 CS: 0	PA: 33
<b>PITCHER</b> Steve Hargan, R (1, 1) ERA: 1.73	IP: 9.0 WLS: W BF: 34 H: 5 R: 0 ER: 0 SO: 6 BB: 2 IBB: 0 HBP: 0 BLK: 0 WP: 0 HR: 0 S: 43 P: 51 ERA: 0.00 WHIP: 0.778															<b>PITCHER</b>				

AB 30  
R 0  
H 5  
RBI 0  
BB 2  
SO 6  
LOB 13



Batter	1	2	3	4	5	6	7	8	9	AB	R	H	RBI	BB	SO	LOB	BOTTOM			
Max Alvis, R (1, 5) OBP: 0.301, SLG: 0.382			6-3		6-3		5-3-5			4	0	1	0	0	0	3	<b>Boston Red Sox @ Cleveland Indians</b> Cleveland Municipal Stadium, Cleveland, OH Sun Jun 04 1967, 3:33 AM EDT Att: 27,395 - Unknown <a href="http://livebaseballscorecards.com">livebaseballscorecards.com</a>			
Chuck Hinton, R (1, 8) OBP: 0.338, SLG: 0.368	1-3		F9					FC3-6		3	0	1	1	1	0	1				
Leon Wagner, L (1, 7) OBP: 0.252, SLG: 0.437								BB		4	1	1	1	0	0	3				
Vic Davallillo, L (6, PR) OBP: 0.272, SLG: 0.313	F5				6-3			FC3-6		0	1	0	0	0	0	0				
Rocky Colavito, R (1, 9) OBP: 0.360, SLG: 0.400	F4			HR				1-3		4	0	0	0	0	0	2				
Fred Whitfield, L (1, 3) OBP: 0.278, SLG: 0.361			G3		L3		F8			4	0	1	1	0	0	0				
Chico Salmon, R (8, PR) OBP: 0.306, SLG: 0.281								S		0	0	0	0	0	0	0				
Duke Sims, L (1, 2) OBP: 0.299, SLG: 0.310	4-3						F4			3	0	1	0	1	0	0				
Pedro Gonzalez, R (1, 4) OBP: 0.289, SLG: 0.333			E5		6-3			F9		4	0	1	0	0	0	3				
Larry Brown, R (1, 6) OBP: 0.346, SLG: 0.407							FC5-4			2	1	1	0	1	0	1				
Steve Hargan, R (1, 1) OBP: 0.259, SLG: 0.200			K		SH1-4					2	0	1	0	0	1	0				
<b>Inning Stats</b>	R: 0 E: 0 K: 0 S: 4	H: 1 LOB: 1 BB: 0 P: 4	R: 0 E: 1 K: 0 S: 4	H: 1 LOB: 1 BB: 0 P: 4	R: 0 E: 0 K: 1 S: 5	H: 0 LOB: 0 BB: 0 P: 5	R: 1 E: 0 K: 0 S: 5	H: 2 LOB: 1 BB: 0 P: 5	R: 1 E: 0 K: 0 S: 4	H: 1 LOB: 1 BB: 1 P: 8	R: 0 E: 0 K: 0 S: 3	H: 0 LOB: 0 BB: 0 P: 3	R: 0 E: 0 K: 0 S: 4	H: 2 LOB: 1 BB: 0 P: 4	R: 0 E: 0 K: 0 S: 4	H: 1 LOB: 2 BB: 2 P: 12	1B: 7 2B: 1 3B: 0 HR: 1	SF: 0 SAC: 1 DP: 1 HBP: 0	WP: 0 PB: 0 SB: 1 CS: 0	PA: 34
<b>PITCHER</b> Lee Stange, R (1, 1) ERA: 4.07	IP: 7.0 WLS: L BF: 28 H: 7 R: 2 ER: 2 SO: 2 BB: 1 IBB: 0 HBP: 0 BLK: 0 WP: 0 HR: 1 S: 29 P: 33 ERA: 2.57 WHIP: 1.143															<b>PITCHER</b>				
John Wyatt, R (8, 1) ERA: 3.26	IP: 1.0 WLS: L BF: 6 H: 1 R: 1 ER: 1 SO: 0 BB: 1 IBB: 0 HBP: 0 BLK: 0 WP: 0 HR: 0 S: 4 P: 12 ERA: 9.00 WHIP: 2.000															<b>PITCHER</b>				

AB 30  
R 3  
H 8  
RBI 3  
BB 3  
SO 1  
LOB 13





Batter	1	2	3	4	5	6	7	8	9	AB	R	H	RBI	BB	SO	LOB	TOP	
Lee Mays, L OBP: 0.302, SLG: 0.456 Chico Salmon, R OBP: 0.302, SLG: 0.276	0-0 1B 2B	0-0 G6-3 1-2	0-0 4-3	0-0 4-3	0-0 4-3	0-0 CS 3-H	0-0 F4	0-0 SH1-4	3 1 1 0 0 0 2 1 0 0 0 0 0 0									
Chuck Hinton, R OBP: 0.335, SLG: 0.364	0-3 K		0-0 F9		0-0 S 1B		0-0 6-3	0-0 1-3	5 0 1 0 0 1 2									
Leon Wagner, L OBP: 0.265, SLG: 0.447 Steve Bailey, R	0-0 1B 2-H		0-0 3-1		0-0 F8 1-2		0-0 2B	4-0 BB IBB	4 0 2 1 1 0 1 0 0 0 0 0 0 0									
Fred Whitfield, L OBP: 0.279, SLG: 0.384 Tony Horton, R OBP: 0.310, SLG: 0.375	0-0 F7		0-0 HR		0-3 K		0-3 K	4-0 BB	3 1 1 1 0 1 2 1 0 0 0 1 1 1									
Duke Sims, L OBP: 0.307, SLG: 0.318 Vern Fuller, R OBP: 0.250, SLG: 0.250 Joe Azcue, R OBP: 0.351, SLG: 0.463	0-0 1-2 1B		0-0 1-3		0-3 K			0-0 1-3 1B	4 0 2 0 0 1 1 0 0 0 0 0 0 0 1 0 0 0 0 0 3									
Max Alvis, R OBP: 0.305, SLG: 0.402	0-3 K			0-0 HR		0-0 F9 CS 1B		0-0 1-3	4 1 2 1 0 1 3									
Pedro Gonzalez, R OBP: 0.307, SLG: 0.354		0-0 4-3 1B 2B		4-0 4-3 BB		0-0 1-2 1B		0-3 K	3 1 2 0 1 1 2									
Larry Brown, R OBP: 0.338, SLG: 0.396		0-0 4-3		0-0 F7		0-0 F7		0-3 K	4 0 0 0 0 1 6									
Sam McDowell, L OBP: 0.250, SLG: 0.375 Orlando Pena, R OBP: 0.279, SLG: 0.320 Vic Davalillo, L OBP: 0.279, SLG: 0.320		0-0 G6-3 1B 3-H		0-0 4-3		0-0 F9		0-0 BB SH1-4 1B	3 0 1 1 0 0 3 0 0 0 0 0 0 0 1 0 1 0 0 0 0									
<b>Inning Stats</b>	R: 1 E: 0 K: 2 S: 10	H: 3 LOB: 2 BB: 0 P: 10	R: 1 E: 0 K: 0 S: 4	H: 2 LOB: 0 BB: 0 P: 4	R: 1 E: 0 K: 0 S: 4	H: 1 LOB: 1 BB: 0 P: 8	R: 0 E: 0 K: 2 S: 8	H: 1 LOB: 1 BB: 0 P: 8	R: 0 E: 0 K: 1 S: 6	H: 1 LOB: 1 BB: 0 P: 6	R: 0 E: 0 K: 2 S: 8	H: 1 LOB: 2 BB: 0 P: 8	R: 0 E: 0 K: 0 S: 4	H: 1 LOB: 3 BB: 2 P: 12	1B: 8 2B: 3 3B: 0 HR: 2	SF: 0 SAC: 1 DP: 1 HBP: 0	WP: 0 PB: 0 SB: 1 CS: 1	PA: 42
<b>PITCHER</b>	IP WLS BF H R ER SO BB IBB HBP BLK WP HR S P ERA WHIP																	
Dean Chance, R ERA: 2.67	4.0	20	8	4	4	2	1	0	0	0	0	0	0	2	23	27	9.00	2.250
Jim Ollom, L ERA: 5.12	2.0	7	2	0	0	2	0	0	0	0	0	0	0	11	11	0.00	1.000	
Jim Roland, L ERA: 1.500	1.1	6	2	0	0	1	0	0	0	0	0	8	8	0.00	1.500			
Al Worthington, R ERA: 2.76	1.2	W 8	1	0	0	2	1	1	0	0	0	0	10	18	0.00	1.200		

Cleveland Indians @ Minnesota Twins  
Metropolitan Stadium, Bloomington, MI  
Mon Jun 05 1967, 4:33 AM EDT  
Att: 10,698 - Unknown

AB 37  
R 4  
H 13  
RBI 4  
BB 3  
SO 7  
LOB 26



Batter	1	2	3	4	5	6	7	8	9	AB	R	H	RBI	BB	SO	LOB	BOTTOM	
Cesar Tovar, R OBP: 0.363, SLG: 0.426	0-0 L5		0-0 F3		0-0 F9	0-0 FC6-4 1-2			4-0 2-3 1B WP BB	4 1 0 0 1 0 3								
Rod Carew, L OBP: 0.368, SLG: 0.416	0-0 G6-3 1B		0-0 G6-4-3 1B		0-0 6-3		0-3 K		0-0 WP 2-3 1B	5 0 3 0 0 1 0								
Rich Rollins, R OBP: 0.333, SLG: 0.304	0-0 G6-3 1-2		0-0 G6-4-3 1-2			0-0 1B BB 1B	0-0 5-3		0-0 2-3	5 1 1 0 0 0 4								
Harmon Killebrew, R OBP: 0.410, SLG: 0.556		0-3 K		0-0 F7		4-0 1B BB 1B	4-0 BB BB		4-0 WP IBB	2 1 0 0 3 1 0								
Bob Allison, R OBP: 0.356, SLG: 0.455		0-0 HR		0-3 K		0-0 SH1-3 1B 1B	0-0 F7		0-0 WP	5 1 2 1 0 1 3								
Tony Oliva, L OBP: 0.306, SLG: 0.314		1-0 1B FC4-6 HBP		0-0 BB 1B		0-0 SH1-3 1B		0-3 K		3 1 2 2 0 1 0								
Zolo Versalles, R OBP: 0.308, SLG: 0.366		0-0 FC4-6 1B		4-0 1-2 BB		0-0 SH1-3		0-3 K		2 0 1 0 1 1 0								
Jerry Zimmerman, R OBP: 0.227, SLG: 0.128 Sandy Valdespino, L OBP: 0.450, SLG: 0.533 Earl Battey, R OBP: 0.273, SLG: 0.188		0-0 FC4-6 1-2 3-H		0-0 5-3		4-0 FC6-4 IBB		0-0 5-3		2 0 0 1 0 0 3 0 0 0 0 1 0 0 1 0 0 0 0 0 0								
Dean Chance, R OBP: 0.200, SLG: 0.200 Jim Ollom, L OBP: 0.250, SLG: 0.390 Jim Roland, L OBP: 0.279, SLG: 0.320 Al Worthington, R OBP: 0.279, SLG: 0.320		0-0 1-3		0-0 2-3		0-0 K		0-0 3-1	1 0 0 0 0 0 1 1 0 0 0 0 0 0 1 0 0 0 0 0 1 3 0 0 0 0 0 0 0 0 0 0 0 0 0 0 0 0 1 0 0 0 0 0 0 0									
<b>Inning Stats</b>	R: 0 E: 0 K: 0 S: 3	H: 1 LOB: 0 BB: 0 P: 3	R: 2 E: 0 K: 1 S: 7	H: 2 LOB: 1 BB: 0 P: 8	R: 0 E: 0 K: 0 S: 3	H: 1 LOB: 2 BB: 1 P: 10	R: 0 E: 0 K: 1 S: 6	H: 1 LOB: 3 BB: 2 P: 16	R: 0 E: 0 K: 1 S: 5	H: 0 LOB: 1 BB: 1 P: 9	R: 0 E: 0 K: 2 S: 7	H: 0 LOB: 0 BB: 0 P: 7	R: 0 E: 0 K: 0 S: 3	H: 1 LOB: 2 BB: 2 P: 11	1B: 8 2B: 0 3B: 0 HR: 1	SF: 0 SAC: 1 DP: 2 HBP: 1	WP: 1 PB: 0 SB: 0 CS: 0	PA: 41
<b>PITCHER</b>	IP WLS BF H R ER SO BB IBB HBP BLK WP HR S P ERA WHIP																	
Sam McDowell, L ERA: 4.04	5.0	24	8	4	4	2	2	0	1	0	0	0	0	1	25	34	7.20	2.000
Orlando Pena, R ERA: 2.31	0.1	2	0	0	0	0	0	1	0	0	0	0	1	5	0.00	0.000		
Bob Allen, L ERA: 3.06	2.2	9	0	0	0	4	1	0	0	0	0	16	20	0.00	0.375			
Steve Bailey, R ERA: 1.96	0.2	L 6	1	1	1	0	1	1	0	0	1	0	3	11	13.50	3.000		

Cleveland Indians @ Minnesota Twins  
Metropolitan Stadium, Bloomington, MI  
Mon Jun 05 1967, 4:33 AM EDT  
Att: 10,698 - Unknown

AB 33  
R 5  
H 9  
RBI 4  
BB 6  
SO 6  
LOB 17







Batter	1	2	3	4	5	6	7	8	9	10	AB	R	H	RBI	BB	SO	LOB	TOP	
Max Alvis, R OBP: 0.303, SLG: 0.397 (1, 5)	6-3		K			6-3		CS	SH 1B	5-3	5	1	1	0	0	1	1	<b>Cleveland Indians @ Minnesota Twins</b> Metropolitan Stadium, Bloomington, MI Tue Jun 06 1967, 8:05 PM EDT Unknown	
Chico Salmon, R OBP: 0.284, SLG: 0.258 (1, 7) (9, 3)	1-3		K			6-3			SH 1B	F8	4	1	0	0	0	1	0		
Chuck Hinton, R OBP: 0.328, SLG: 0.356 (1, 8) (9, 9)	K			F9		F8			K		4	0	0	0	0	2	2		
Rocky Colavito, R OBP: 0.356, SLG: 0.393 (9, PR) Vic Davalillo, L OBP: 0.279, SLG: 0.320 (9, 8)	1-3		K			L6			1B		4	0	1	2	0	1	0		
Tony Horton, R OBP: 0.299, SLG: 0.349 (9, PH) Lee Mays, L OBP: 0.297, SLG: 0.448 (9, 7)	K				K		4-3		2H 3H 0-0 F9		3	0	0	0	0	2	0		
Joe Azcue, R OBP: 0.346, SLG: 0.451 (1, 2)	F8					1B				6-3	4	1	1	0	0	1	1		
Pedro Gonzalez, R OBP: 0.305, SLG: 0.350 (1, 4)			K			1B		K		F9	4	1	1	0	0	2	0		
Larry Brown, R OBP: 0.354, SLG: 0.408 (1, 6)			SH1-3 BB			1B		CS 1B		HR 1B	3	1	3	1	1	0	0		
Luis Tiant, R OBP: 0.235, SLG: 0.313 Sonny Siebert, R OBP: 0.278, SLG: 0.667 Fred Whitfield, L OBP: 0.285, SLG: 0.413 Orlando Pena, R OBP: 0.285, SLG: 0.413 Bob Allen, L OBP: 0.285, SLG: 0.413	SH1-3				SF8-5-4-3			K		HR	1	0	0	1	0	1	1		
<b>Inning Stats</b>	R: 0 E: 0 K: 1 S: 5	H: 0 LOB: 0 BB: 0 P: 5	R: 0 E: 0 K: 1 S: 5	H: 0 LOB: 0 BB: 0 P: 5	R: 0 E: 0 K: 2 S: 7	H: 0 LOB: 0 BB: 1 P: 11	R: 0 E: 0 K: 2 S: 7	H: 0 LOB: 0 BB: 0 P: 7	R: 0 E: 0 K: 1 S: 5	H: 0 LOB: 0 BB: 0 P: 5	R: 0 E: 0 K: 2 S: 7	H: 1 LOB: 0 BB: 0 P: 7	R: 2 E: 1 K: 1 S: 8	H: 2 LOB: 1 BB: 0 P: 8	R: 2 E: 0 K: 0 S: 5	H: 2 LOB: 0 BB: 0 P: 5	1B: 7 2B: 1 3B: 0 HR: 1		SF: 1 SAC: 2 DP: 1 HBP: 0
<b>PITCHER</b>	IP WLS BF H R ER SO BB IBB HBP BLK WP HR S P ERA WHIP	IP WLS BF H R ER SO BB IBB HBP BLK WP HR S P ERA WHIP	IP WLS BF H R ER SO BB IBB HBP BLK WP HR S P ERA WHIP	IP WLS BF H R ER SO BB IBB HBP BLK WP HR S P ERA WHIP	IP WLS BF H R ER SO BB IBB HBP BLK WP HR S P ERA WHIP	IP WLS BF H R ER SO BB IBB HBP BLK WP HR S P ERA WHIP	IP WLS BF H R ER SO BB IBB HBP BLK WP HR S P ERA WHIP	IP WLS BF H R ER SO BB IBB HBP BLK WP HR S P ERA WHIP	IP WLS BF H R ER SO BB IBB HBP BLK WP HR S P ERA WHIP	IP WLS BF H R ER SO BB IBB HBP BLK WP HR S P ERA WHIP	IP WLS BF H R ER SO BB IBB HBP BLK WP HR S P ERA WHIP	IP WLS BF H R ER SO BB IBB HBP BLK WP HR S P ERA WHIP	IP WLS BF H R ER SO BB IBB HBP BLK WP HR S P ERA WHIP	IP WLS BF H R ER SO BB IBB HBP BLK WP HR S P ERA WHIP	IP WLS BF H R ER SO BB IBB HBP BLK WP HR S P ERA WHIP	IP WLS BF H R ER SO BB IBB HBP BLK WP HR S P ERA WHIP	IP WLS BF H R ER SO BB IBB HBP BLK WP HR S P ERA WHIP	IP WLS BF H R ER SO BB IBB HBP BLK WP HR S P ERA WHIP	
Jim Kaat, L ERA: 6.0	8.0	29	5	4	3	10	1	0	0	0	0	0	0	0	0	0	0	3.38	0.750
Ron Kline, R ERA: 2.59	1.0	4	1	0	0	1	0	0	0	0	0	0	0	0	0	0	0	0.00	1.000
Jim Perry, R ERA: 4.03	1.0	L	5	2	2	0	0	0	0	0	0	0	1	5	5	18.00	2.000		

Batter	1	2	3	4	5	6	7	8	9	10	AB	R	H	RBI	BB	SO	LOB	BOTTOM					
Cesar Tovar, R OBP: 0.366, SLG: 0.427 (1, 8)	E 1B		SH G1-6-3					6-3		E5 BB	4	0	2	0	0	0	0	<b>Cleveland Indians @ Minnesota Twins</b> Metropolitan Stadium, Bloomington, MI Tue Jun 06 1967, 8:05 PM EDT Unknown					
Rod Carew, L OBP: 0.365, SLG: 0.410 (1, 4)	F9		F4					4-3		F5	5	0	1	1	0	0	4						
Rich Rollins, R OBP: 0.321, SLG: 0.292 (1, 5)	F4		G1-6-3					F8		K	5	0	0	0	0	1	6						
Harmon Killebrew, R OBP: 0.418, SLG: 0.567 (1, 3)	6-3							F4		HR BB	4	1	1	1	1	0	1						
Tony Oliva, L OBP: 0.302, SLG: 0.309 (1, 9)			F3					6-3		G3	5	1	1	0	0	0	2						
Bob Allison, R OBP: 0.354, SLG: 0.470 (1, 7)	K							6-3		HR 1B	4	1	1	2	0	1	0						
Zoilo Versalles, R OBP: 0.312, SLG: 0.371 (1, 6)								K		F3	3	0	1	0	1	1	0						
Earl Batley, R OBP: 0.259, SLG: 0.176 Sandy Valdespino, L OBP: 0.429, SLG: 0.520 Jerry Zimmerman, R OBP: 0.227, SLG: 0.128								G5-4-3 BB		HR 1B	3	0	0	0	0	1	2						
Jim Kaat, L OBP: 0.292, SLG: 0.364 Ron Kline, R ERA: 2.45								F4		K	1	0	0	0	0	1	0						
Rich Reese, L OBP: 0.283, SLG: 0.381 Jim Perry, S OBP: 0.143, SLG: 0.143								F2		F9	3	1	2	0	0	0	0						
<b>Inning Stats</b>	R: 0 E: 1 K: 0 S: 4	H: 1 LOB: 1 BB: 0 P: 4	R: 0 E: 0 K: 2 S: 8	H: 1 LOB: 1 BB: 0 P: 8	R: 0 E: 0 K: 0 S: 4	H: 1 LOB: 1 BB: 0 P: 4	R: 0 E: 0 K: 0 S: 3	H: 0 LOB: 0 BB: 0 P: 3	R: 1 E: 0 K: 0 S: 5	H: 3 LOB: 2 BB: 1 P: 9	R: 0 E: 0 K: 0 S: 3	H: 0 LOB: 0 BB: 0 P: 3	R: 0 E: 0 K: 1 S: 5	H: 0 LOB: 0 BB: 0 P: 5	R: 0 E: 0 K: 0 S: 3	H: 0 LOB: 0 BB: 0 P: 3	R: 3 E: 0 K: 1 S: 8	H: 3 LOB: 0 BB: 0 P: 8	R: 0 E: 1 K: 1 S: 6	H: 0 LOB: 2 BB: 1 P: 10	1B: 6 2B: 1 3B: 0 HR: 2	SF: 0 SAC: 1 DP: 2 HBP: 0	WP: 0 PA: 41 PB: 0 SB: 0 CS: 0
<b>PITCHER</b>	IP WLS BF H R ER SO BB IBB HBP BLK WP HR S P ERA WHIP	IP WLS BF H R ER SO BB IBB HBP BLK WP HR S P ERA WHIP	IP WLS BF H R ER SO BB IBB HBP BLK WP HR S P ERA WHIP	IP WLS BF H R ER SO BB IBB HBP BLK WP HR S P ERA WHIP	IP WLS BF H R ER SO BB IBB HBP BLK WP HR S P ERA WHIP	IP WLS BF H R ER SO BB IBB HBP BLK WP HR S P ERA WHIP	IP WLS BF H R ER SO BB IBB HBP BLK WP HR S P ERA WHIP	IP WLS BF H R ER SO BB IBB HBP BLK WP HR S P ERA WHIP	IP WLS BF H R ER SO BB IBB HBP BLK WP HR S P ERA WHIP	IP WLS BF H R ER SO BB IBB HBP BLK WP HR S P ERA WHIP	IP WLS BF H R ER SO BB IBB HBP BLK WP HR S P ERA WHIP	IP WLS BF H R ER SO BB IBB HBP BLK WP HR S P ERA WHIP	IP WLS BF H R ER SO BB IBB HBP BLK WP HR S P ERA WHIP	IP WLS BF H R ER SO BB IBB HBP BLK WP HR S P ERA WHIP	IP WLS BF H R ER SO BB IBB HBP BLK WP HR S P ERA WHIP	IP WLS BF H R ER SO BB IBB HBP BLK WP HR S P ERA WHIP	IP WLS BF H R ER SO BB IBB HBP BLK WP HR S P ERA WHIP	IP WLS BF H R ER SO BB IBB HBP BLK WP HR S P ERA WHIP					
Luis Tiant, R ERA: 3.02	8.0	32	8	3	3	3	1	0	0	0	0	0	0	0	0	0	0	3.38	1.125				
Sonny Siebert, R ERA: 2.45	1.0	W	4	1	1	1	0	0	0	0	0	0	1	6	6	9.00	1.000						
Orlando Pena, R ERA: 2.19	0.2		4	0	0	0	1	0	0	0	0	0	0	5	9	0.00	1.500						
Bob Allen, L ERA: 3.0	0.1	S	1	0	0	0	0	0	0	0	0	0	0	1	1	0.00	0.000						



Batter	1	2	3	4	5	6	7	8	9	AB	R	H	RBI	BB	SO	LOB	TOP				
Lee Maye, L OBP: 0.294, SLG: 0.452 (1, 9)	F5		1-3 2B		F4			F3		4	0	1	0	0	0	0	<b>Cleveland Indians @ Minnesota Twins</b> Metropolitan Stadium, Bloomington, MI Tue Jun 06 1967, 8:05 PM EDT Att: 14,413 - Unknown  <b>AB</b> 31 <b>R</b> 1 <b>H</b> 5 <b>RBI</b> 1 <b>BB</b> 2 <b>SO</b> 10 <b>LOB</b> 12  				
Chuck Hinton, R OBP: 0.323, SLG: 0.350 Gus Gil, R OBP: 0.208, SLG: 0.197 (1, 8) (6, 4)	K		5-3		F7			1-6-3		3	0	0	0	0	1	2					
Leon Wagner, L OBP: 0.265, SLG: 0.437 (1, 7)	K		1-3		F5				4-0 1B BB	3	1	0	0	1	1	2					
Fred Whitfield, L OBP: 0.277, SLG: 0.400 (1, 3)		F8		F8		F3		1-3	1-2	4	0	0	0	0	0	1					
Duke Sims, L OBP: 0.305, SLG: 0.308 (1, 2)		F5		1B BB		K		F5		3	0	0	0	1	1	1					
Max Alvis, R OBP: 0.310, SLG: 0.403 Vic Davallilo, L OBP: 0.283, SLG: 0.324 (1, 5) (6, 8)							3-1			2	0	2	0	0	0	0					
Pedro Gonzalez, R OBP: 0.296, SLG: 0.340 (1, 4) (6, 5)		1B		1B					2-H 1B	2	0	1	1	0	0	0					
Chico Salmon, R OBP: 0.284, SLG: 0.258 (8, 5)	K			K			K			3	0	0	0	0	3	3					
Larry Brown, R OBP: 0.355, SLG: 0.410 Vern Fuller, R OBP: 0.200, SLG: 0.200 (1, 6) (6, 6)				K			K			2	0	1	0	0	1	2					
John O'Donoghue, R OBP: 0.143, SLG: 0.571 Steve Bailey, R (5, 1) Tony Horton, R OBP: 0.283, SLG: 0.341 Orlando Pena, R (8, 1) (8, 1)			FC1-6 1B		K			K		1	0	0	0	0	0	0					
			FC1-6 2B							1	0	0	0	0	0	0					
			1-2							0	0	0	0	0	0	0					
										0	0	0	0	0	0	0					
<b>Inning Stats</b>	R: 0 E: 0 K: 2 S: 7	H: 0 LOB: 0 BB: 0 P: 7	R: 0 E: 0 K: 1 S: 6	H: 1 LOB: 1 BB: 0 P: 6	R: 0 E: 0 K: 0 S: 5	H: 2 LOB: 2 BB: 0 P: 5	R: 0 E: 0 K: 2 S: 8	H: 1 LOB: 2 BB: 1 P: 12	R: 0 E: 0 K: 1 S: 5	H: 0 LOB: 0 BB: 0 P: 5	R: 0 E: 0 K: 2 S: 7	H: 0 LOB: 0 BB: 0 P: 7	R: 0 E: 0 K: 1 S: 5	H: 0 LOB: 0 BB: 0 P: 5	R: 1 E: 0 K: 0 S: 3	H: 1 LOB: 1 BB: 1 P: 7		1B: 4 2B: 1 3B: 0 HR: 0	SF: 0 SAC: 0 DP: 0 HBP: 0	WP: 0 PB: 0 SB: 0 CS: 0	PA: 33
<b>PITCHER</b> Dave Boswell, R ERA: 4.33 (1, 1)	IP: 9.0 WLS: W BF: 33 H: 5 R: 1 ER: 1 SO: 10 BB: 2 IBB: 0 HBP: 0 BLK: 0 WP: 0 HR: 0 S: 51 P: 59 ERA: 1.00 WHIP: 0.778															<b>PITCHER</b> IP: 9.0 WLS: W BF: 33 H: 5 R: 1 ER: 1 SO: 10 BB: 2 IBB: 0 HBP: 0 BLK: 0 WP: 0 HR: 0 S: 51 P: 59 ERA: 1.00 WHIP: 0.778					

Batter	1	2	3	4	5	6	7	8	9	AB	R	H	RBI	BB	SO	LOB	BOTTOM				
Cesar Tovar, R OBP: 0.362, SLG: 0.426 Ted Uhlhaender, L OBP: 0.238, SLG: 0.390 (1, 8) (9, 8)	1B 1B 2B	F8			4-3	G1		4-3		5	1	1	0	0	0	4	<b>Cleveland Indians @ Minnesota Twins</b> Metropolitan Stadium, Bloomington, MI Tue Jun 06 1967, 8:05 PM EDT Att: 14,413 - Unknown  <b>AB</b> 33 <b>R</b> 7 <b>H</b> 11 <b>RBI</b> 6 <b>BB</b> 2 <b>SO</b> 5 <b>LOB</b> 15  				
Rod Carew, L OBP: 0.367, SLG: 0.409 (1, 4)	2-3		G5-4-3 1B		1B BB	1-3				3	1	1	0	1	0	1					
Rich Rollins, R OBP: 0.326, SLG: 0.298 (1, 5)	1B 2-3 1B		G5-4-3 1-2		1B 2B 1B		K			4	1	2	0	0	1	1					
Harmon Killebrew, R OBP: 0.411, SLG: 0.583 Rich Reese, L OBP: 0.283, SLG: 0.381 (1, 3) (9, 3)	K		HR		2B 1B 1B		F8			4	2	2	3	0	1	2					
Bob Allison, R OBP: 0.352, SLG: 0.464 (1, 7)	1-3 3-H 1B		6-3		F6		F3			4	0	1	1	0	0	2					
Tony Oliva, L OBP: 0.308, SLG: 0.325 (1, 9)	F5				K			SH3 BB 1B		4	1	2	1	0	1	2					
Zolio Versalles, R OBP: 0.315, SLG: 0.370 (1, 6)		K		6-3		1B S 1B		SH3 BB 1B		3	0	1	1	1	1	0					
Jerry Zimmerman, R OBP: 0.220, SLG: 0.123 (1, 2)	F9			6-3		1-2 3-H 1B		SH3		3	0	0	0	0	0	1					
Dave Boswell, R OBP: 0.300, SLG: 0.389 (1, 1)					1B WP 1B HBP		K		F4	3	1	1	0	0	1	2					
<b>Inning Stats</b>	R: 1 E: 0 K: 1 S: 8	H: 3 LOB: 2 BB: 0 P: 8	R: 0 E: 0 K: 1 S: 6	H: 1 LOB: 1 BB: 0 P: 6	R: 1 E: 0 K: 0 S: 4	H: 2 LOB: 0 BB: 0 P: 4	R: 0 E: 0 K: 1 S: 5	H: 0 LOB: 0 BB: 0 P: 5	R: 5 E: 0 K: 0 S: 7	H: 4 LOB: 1 BB: 1 P: 12	R: 0 E: 0 K: 1 S: 5	H: 0 LOB: 0 BB: 0 P: 5	R: 0 E: 0 K: 1 S: 5	H: 0 LOB: 0 BB: 0 P: 5	R: 0 E: 0 K: 0 S: 4	H: 1 LOB: 2 BB: 1 P: 8		1B: 8 2B: 2 3B: 0 HR: 1	SF: 0 SAC: 1 DP: 1 HBP: 1	WP: 1 PB: 0 SB: 1 CS: 0	PA: 37
<b>PITCHER</b> John O'Donoghue, L ERA: 2.42 Steve Bailey, R ERA: 2.45 Orlando Pena, R ERA: 2.03 (1, 1) (5, 1) (8, 1)	IP: 4.1 WLS: L BF: 20 H: 6 R: 4 ER: 4 SO: 3 BB: 1 IBB: 0 HBP: 0 BLK: 0 WP: 1 HR: 1 S: 24 P: 29 ERA: 8.31 WHIP: 1.615															<b>PITCHER</b> IP: 4.1 WLS: L BF: 20 H: 6 R: 4 ER: 4 SO: 3 BB: 1 IBB: 0 HBP: 0 BLK: 0 WP: 1 HR: 1 S: 24 P: 29 ERA: 8.31 WHIP: 1.615					
<b>PITCHER</b> Orlando Pena, R ERA: 2.03 (8, 1)	IP: 1.0 WLS: 5 BF: 1 H: 1 R: 0 ER: 0 SO: 0 BB: 1 IBB: 0 HBP: 0 BLK: 0 WP: 0 HR: 0 S: 4 P: 8 ERA: 0.00 WHIP: 2.000															<b>PITCHER</b> IP: 1.0 WLS: 5 BF: 1 H: 1 R: 0 ER: 0 SO: 0 BB: 1 IBB: 0 HBP: 0 BLK: 0 WP: 0 HR: 0 S: 4 P: 8 ERA: 0.00 WHIP: 2.000					



Batter	1	2	3	4	5	6	7	8	9	AB	R	H	RBI	BB	SO	LOB	TOP								
Max Alvis, R OBP: 0.317, SLG: 0.441 (1, 5)										5	3	3	3	0	0	1	<b>Cleveland Indians @ Minnesota Twins</b> Metropolitan Stadium, Bloomington, MI Thu Jun 08 1967, 4:33 AM EDT Att: 8,740 - Unknown <a href="http://livebaseballscorecards.com">livebaseballscorecards.com</a>								
Larry Brown, R OBP: 0.351, SLG: 0.403 (1, 6)										5	0	1	0	0	3	2									
Chuck Hinton, R OBP: 0.327, SLG: 0.364 (1, 9)										4	0	2	1	0	1	1									
Rocky Colavito, R OBP: 0.352, SLG: 0.387 Vic Davallio, L OBP: 0.293, SLG: 0.324 (1, 7) (8, 8)										4	0	1	0	0	1	2									
Don Demeter, R OBP: 0.306, SLG: 0.435 (1, 8) (8, 7)										4	0	0	0	0	0	2									
Joe Azcue, R OBP: 0.345, SLG: 0.486 Leon Wagner, L OBP: 0.270, SLG: 0.437 Gus Gil, R OBP: 0.208, SLG: 0.197 (1, 2) (9, PH) (9, 4)										3	1	1	1	0	0	0									
Tony Horton, R OBP: 0.296, SLG: 0.340 Fred Whitfield, L OBP: 0.282, SLG: 0.405 Chico Salmon, R OBP: 0.284, SLG: 0.258 (1, 3) (9, PH) (9, FR) (9, 3)										3	0	1	0	0	0	0									
Pedro Gonzalez, R OBP: 0.297, SLG: 0.333 Lee Mays, L OBP: 0.290, SLG: 0.444 George Culver, R OBP: 1.000, SLG: 1.000 (1, 4) (9, PH) (9, 1)										2	0	0	0	1	0	1									
Ed Connolly, L Bob Allen, L Orlando Pena, R Duke Sims, L OBP: 0.311, SLG: 0.315 (1, 1) (8, 1) (8, 1) (9, PH) (9, 2)										2	0	0	0	0	2	1									
<b>Inning Stats</b>	R: 1 E: 0 K: 2 S: 8	H: 2 LOB: 1 BB: 0 P: 8	R: 0 E: 0 K: 0 S: 3	H: 0 LOB: 0 BB: 0 P: 3	R: 0 E: 0 K: 1 S: 5	H: 0 LOB: 0 BB: 0 P: 5	R: 0 E: 0 K: 1 S: 8	H: 1 LOB: 1 BB: 0 P: 8	R: 0 E: 0 K: 1 S: 5	H: 0 LOB: 1 BB: 1 P: 9	R: 1 E: 0 K: 0 S: 5	H: 2 LOB: 1 BB: 0 P: 5	R: 1 E: 0 K: 0 S: 5	H: 2 LOB: 1 BB: 0 P: 5	R: 0 E: 0 K: 0 S: 3	H: 1 LOB: 0 BB: 0 P: 3		R: 4 E: 0 K: 1 S: 8	H: 3 LOB: 1 BB: 1 P: 12	1B: 7 2B: 1 3B: 1 HR: 3	SF: 0 SAC: 1 DP: 2 HBP: 0	WP: 1 PB: 0 SB: 1 CS: 1	PA: 38		
<b>PITCHER</b>	IP	WLS	BF	H	R	ER	SO	BB	IBB	HBP	BLK	WP	HR	S	P	ERA	WHIP								
Jim Merritt, L ERA: 2.18 Ron Kline, R ERA: 2.55 Al Worthington, R ERA: 3.63 (1, 1) (7, 1) (8, 1)	6.2		27	7	3	3	6	1	0	0	0	0	2	38	42	4.05	1.200								

Batter	1	2	3	4	5	6	7	8	9	AB	R	H	RBI	BB	SO	LOB	BOTTOM								
Cesar Tovar, R OBP: 0.358, SLG: 0.418 (1, 8)										4	1	0	0	1	1	0	<b>Cleveland Indians @ Minnesota Twins</b> Metropolitan Stadium, Bloomington, MI Thu Jun 08 1967, 4:33 AM EDT Att: 8,740 - Unknown <a href="http://livebaseballscorecards.com">livebaseballscorecards.com</a>								
Rod Carew, L OBP: 0.373, SLG: 0.414 (1, 4)										5	0	3	0	0	0	1									
Rich Rollins, R OBP: 0.321, SLG: 0.295 (1, 5)										5	0	1	1	0	2	3									
Harmon Killebrew, R OBP: 0.418, SLG: 0.580 (1, 3)										1	1	0	0	3	0	1									
Bob Allison, R OBP: 0.349, SLG: 0.455 (1, 7)										3	1	0	0	1	0	4									
Tony Oliva, L OBP: 0.313, SLG: 0.331 (1, 9)										4	1	2	1	0	1	0									
Zolo Versalles, R OBP: 0.314, SLG: 0.368 (1, 6)										4	1	1	2	0	2	1									
Earl Batley, R OBP: 0.274, SLG: 0.218 Ted Uhlaender, L OBP: 0.298, SLG: 0.380 Jerry Zimmerman, R OBP: 0.220, SLG: 0.123 (1, 2) (8, PR) (9, 2)										4	0	2	1	0	0	1									
Jim Merritt, L OBP: 0.200, SLG: 0.333 Ron Kline, R Ron Clark, R OBP: 0.206, SLG: 0.356 Al Worthington, R (1, 1) (7, 1) (8, 1)										2	0	0	0	0	1	2									
<b>Inning Stats</b>	R: 1 E: 0 K: 0 S: 3	H: 1 LOB: 2 BB: 2 P: 11	R: 0 E: 0 K: 1 S: 6	H: 1 LOB: 1 BB: 0 P: 6	R: 0 E: 0 K: 1 S: 6	H: 1 LOB: 1 BB: 0 P: 10	R: 0 E: 0 K: 1 S: 6	H: 0 LOB: 0 BB: 0 P: 6	R: 0 E: 0 K: 2 S: 7	H: 0 LOB: 0 BB: 0 P: 7	R: 0 E: 0 K: 1 S: 5	H: 0 LOB: 0 BB: 0 P: 5	R: 4 E: 0 K: 0 S: 6	H: 3 LOB: 1 BB: 2 P: 14	R: 0 E: 0 K: 1 S: 5	H: 1 LOB: 0 BB: 0 P: 5		1B: 8 2B: 1 3B: 0 HR: 0	SF: 0 SAC: 0 DP: 2 HBP: 0	WP: 0 PB: 0 SB: 2 CS: 0	PA: 39				
<b>PITCHER</b>	IP	WLS	BF	H	R	ER	SO	BB	IBB	HBP	BLK	WP	HR	S	P	ERA	WHIP								
Ed Connolly, L ERA: 3.52 Bob Allen, L ERA: 3.5 Orlando Pena, R ERA: 2.63 George Culver, R ERA: 4.15 (1, 1) (8, 1) (8, 1) (9, 1)	7.2		32	5	3	3	7	5	0	0	0	0	0	41	61	3.52	1.304								




Batter	1	2	3	4	5	6	7	8	9	AB	R	H	RBI	BB	SO	LOB	TOP		
Lee Mays, L OBP: 0.288, SLG: 0.433 (1,9)	F8		1-2 1B		4-3		K			4	0	1	0	0	1	1	<b>Cleveland Indians @ Kansas City Athletics</b> Municipal Stadium, Kansas City, MO Fri Jun 09 1967, 8:05 PM EDT Unknown		
Chuck Hinton, R OBP: 0.321, SLG: 0.356 (1,8)	K		F8		F7			K		4	0	0	0	0	2	3			
Leon Wagner, L OBP: 0.277, SLG: 0.438 (1,7)	3-1		F6			1B 1B		2B 1B		4	0	2	0	0	0	2			
Fred Whitfield, L OBP: 0.289, SLG: 0.415 (1,3)		F6		1B 1B		F5		1-3 2B		4	0	2	0	0	0	1			
Max Alvis, R OBP: 0.320, SLG: 0.439 (1,5)		4-0 BB		F7		1-2 1B		F4		3	0	1	0	1	0	3			
Duke Sims, L OBP: 0.309, SLG: 0.313 (1,2)		0-3 K		0-0 G6-3 1B		0-0 F7		0-0 5-3		4	0	1	0	0	1	5			
Pedro Gonzalez, R OBP: 0.289, SLG: 0.324 (1,4) Vic Davallilo, L OBP: 0.280, SLG: 0.320 (9, PH)	1-3			0-0 G6-3		1-3			F8	3	0	0	0	0	0	5			
Larry Brown, R OBP: 0.360, SLG: 0.421 (1,6)			4-0 1B BB		0-0 3B		0-0 1B		F3	3	0	2	0	1	0	0			
Steve Hargan, R OBP: 0.233, SLG: 0.179 (1,1) Tony Horton, R OBP: 0.280, SLG: 0.333 (9, PH)			0-3 K		5-3		F8		F4	3	0	0	0	0	1	2			
<b>Inning Stats</b>	R: 0 E: 0 K: 1 S: 5	H: 0 LOB: 0 BB: 0 P: 5	R: 0 E: 0 K: 1 S: 5	H: 0 LOB: 1 BB: 1 P: 9	R: 0 E: 0 K: 1 S: 6	H: 1 LOB: 2 BB: 1 P: 10	R: 0 E: 0 K: 0 S: 4	H: 2 LOB: 1 BB: 0 P: 4	R: 0 E: 0 K: 0 S: 5	H: 1 LOB: 1 BB: 0 P: 4	R: 0 E: 0 K: 0 S: 5	H: 2 LOB: 2 BB: 0 P: 5	R: 0 E: 0 K: 1 S: 7	H: 2 LOB: 2 BB: 0 P: 7	R: 0 E: 0 K: 0 S: 3	H: 0 LOB: 0 BB: 0 P: 3	1B: 7 2B: 1 3B: 1 HR: 0	SF: 0 SAC: 0 DP: 1 HBP: 0	WP: 0 PA: 36 CS: 0
<b>PITCHER</b> Chuck Dobson, R ERA: 3.75 (1,1)	IP: 9.0 WLS: W BF: 36 H: 9 R: 0 ER: 0 SO: 5 BB: 2 IBB: 0 HBP: 0 BLK: 0 WP: 0 HR: 0 S: 44 P: 52 ERA: 0.00 WHIP: 1.222																		

Batter	1	2	3	4	5	6	7	8	9	AB	R	H	RBI	BB	SO	LOB	BOTTOM		
Bert Campaneris, R OBP: 0.304, SLG: 0.310 (1,6)	F8		L5			F7		2-3		4	0	0	0	0	0	1	<b>Cleveland Indians @ Kansas City Athletics</b> Municipal Stadium, Kansas City, MO Fri Jun 09 1967, 8:05 PM EDT Unknown		
Reggie Jackson, L (1,9)	F8			0-3 K		5-3				3	0	0	0	0	1	0			
Ray Webster, L OBP: 0.286, SLG: 0.410 (1,3)	4-3			0-3 K			0-0 FC5-2 3B			3	0	1	0	0	1	0			
Rick Monday, L OBP: 0.357, SLG: 0.474 (1,8)		0-3 K		4-0 BB		0-0 6-3				2	0	0	0	1	1	1			
Danny Cater, R OBP: 0.327, SLG: 0.351 (1,5) Dick Green, R OBP: 0.263, SLG: 0.298 (8,5)		0-0 G3		0-3 K		0-0 FC5-2 HR				3	1	0	0	0	1	2			
Jim Gosger, L OBP: 0.308, SLG: 0.348 (1,7)		0-3 K2-3		4-0 G6-3 BB		0-0 1-H HR				2	1	1	2	1	1	0			
John Donaldson, L (1,4)			0-0 5-3		0-0 G6-3		0-3 K			3	0	0	0	0	1	1			
Phil Roof, R OBP: 0.289, SLG: 0.333 (1,2)			0-3 K		0-3 K			F8		3	0	0	0	0	2	0			
Chuck Dobson, R OBP: 0.200, SLG: 0.200 (1,1)			0-0 F8			F4		5-3		3	0	0	0	0	0	1			
<b>Inning Stats</b>	R: 0 E: 0 K: 0 S: 3	H: 0 LOB: 0 BB: 0 P: 3	R: 0 E: 0 K: 2 S: 7	H: 0 LOB: 0 BB: 0 P: 7	R: 0 E: 0 K: 1 S: 6	H: 0 LOB: 1 BB: 0 P: 6	R: 0 E: 0 K: 3 S: 9	H: 0 LOB: 1 BB: 1 P: 13	R: 0 E: 0 K: 1 S: 4	H: 0 LOB: 0 BB: 1 P: 8	R: 0 E: 0 K: 0 S: 3	H: 0 LOB: 0 BB: 0 P: 3	R: 2 E: 0 K: 1 S: 7	H: 2 LOB: 2 BB: 0 P: 7	R: 0 E: 0 K: 0 S: 3	H: 0 LOB: 0 BB: 0 P: 3	1B: 0 2B: 0 3B: 1 HR: 1	SF: 0 SAC: 0 DP: 1 HBP: 0	WP: 0 PA: 28 CS: 0
<b>PITCHER</b> Steve Hargan, R ERA: 1.78 (1,1)	IP: 8.0 WLS: L BF: 28 H: 2 R: 2 ER: 2 SO: 8 BB: 2 IBB: 0 HBP: 0 BLK: 0 WP: 0 HR: 1 S: 42 P: 50 ERA: 2.25 WHIP: 0.500																		



Batter	1	2	3	4	5	6	7	8	9	AB	R	H	RBI	BB	SO	LOB	TOP					
Lee Mays, L OBP: 0.273, SLG: 0.408 (1, 7)										4	0	0	0	0	0	2	<b>Cleveland Indians @ Kansas City Athletics</b> Municipal Stadium, Kansas City, MO Fri Jun 09 1967, 8:05 PM EDT Att: 10,285 - Unknown					
Max Alvis, R OBP: 0.325, SLG: 0.443 Chico Salmon, R OBP: 0.279, SLG: 0.254 (1, 5) (6, 5)										3	0	2	0	0	0	0						
Chuck Hinton, R OBP: 0.316, SLG: 0.351 Pedro Gonzalez, R OBP: 0.287, SLG: 0.321 (1, 8) (6, 6)										3	0	0	0	0	1	1						
Fred Whitfield, L OBP: 0.284, SLG: 0.409 Tony Horton, R OBP: 0.269, SLG: 0.320 (1, 3) (6, 3)										2	0	0	0	0	0	1						
Rocky Colavito, R OBP: 0.357, SLG: 0.396 (1, 9)										3	0	1	0	1	0	0						
Joe Azzue, R OBP: 0.337, SLG: 0.474 Duke Sims, L OBP: 0.306, SLG: 0.309 (1, 2) (6, 2)										2	0	0	0	0	0	1						
Gus Gil, R OBP: 0.200, SLG: 0.189 (1, 4)										3	0	0	0	0	2	1						
Larry Brown, R OBP: 0.367, SLG: 0.435 Vic Davallio, L OBP: 0.297, SLG: 0.327 (1, 6) (6, 8)										2	0	2	0	0	0	0						
Sam McDowell, L OBP: 0.250, SLG: 0.375 Orlando Pena, R (1, 1) Don Demeter, R OBP: 0.300, SLG: 0.426 Steve Bailey, R (8, 1) (8, 1)										0	0	0	0	0	0	0						
<b>Inning Stats</b>	R: 0 E: 0 K: 1 S: 6	H: 1 LOB: 1 BB: 0 P: 6	R: 0 E: 0 K: 1 S: 4	H: 0 LOB: 0 BB: 1 P: 8	R: 0 E: 0 K: 1 S: 6	H: 2 LOB: 2 BB: 0 P: 6	R: 0 E: 0 K: 0 S: 3	H: 0 LOB: 0 BB: 0 P: 3	R: 0 E: 0 K: 1 S: 6	H: 1 LOB: 1 BB: 0 P: 6	R: 0 E: 0 K: 0 S: 3	H: 0 LOB: 0 BB: 0 P: 3	R: 0 E: 0 K: 1 S: 6	H: 1 LOB: 1 BB: 0 P: 6	R: 0 E: 0 K: 0 S: 4	H: 0 LOB: 0 BB: 0 P: 4		R: 0 E: 0 K: 1 S: 5	H: 0 LOB: 0 BB: 0 P: 5	1B: 4 2B: 2 3B: 0 HR: 0	SF: 0 SAC: 0 DP: 1 HBP: 0	WP: 0 PB: 0 SB: 0 CS: 0
<b>PITCHER</b> Caffish Hunter, R ERA: 2.77 (1, 1)	IP: 9.0 WLS: W BF: 32 H: 6 R: 0 ER: 0 SO: 6 BB: 1 IBB: 0 HBP: 0 BLK: 0 WP: 0 HR: 0 S: 43 P: 47 ERA: 0.00 WHIP: 0.778															<b>PITCHER</b>						

Batter	1	2	3	4	5	6	7	8	9	AB	R	H	RBI	BB	SO	LOB	BOTTOM			
Bert Campaneris, R OBP: 0.303, SLG: 0.306 (1, 6)										3	1	0	0	1	1	2	<b>Cleveland Indians @ Kansas City Athletics</b> Municipal Stadium, Kansas City, MO Fri Jun 09 1967, 8:05 PM EDT Att: 10,285 - Unknown			
Ray Webster, L OBP: 0.284, SLG: 0.398 (1, 3)										3	1	0	0	1	0	1				
Mike Hershberger, R OBP: 0.323, SLG: 0.543 Reggie Jackson, L OBP: 0.200, SLG: 0.600 (1, 9) (5, 9)										2	1	1	1	0	0	0				
Danny Cater, R OBP: 0.329, SLG: 0.353 Rick Monday, L OBP: 0.353, SLG: 0.468 (1, 7) (5, 8)										2	1	1	1	0	1	0				
Dave Duncan, R OBP: 0.500, SLG: 1.250 (1, 2)										4	1	2	3	0	0	1				
Dick Green, R OBP: 0.266, SLG: 0.294 (1, 5)										2	1	0	0	2	0	1				
Joe Nosssek, R OBP: 0.206, SLG: 0.279 (1, 8) (5, 7)										4	0	0	0	0	0	3				
John Donaldson, L OBP: 0.286, SLG: 0.500 (1, 4)										3	0	1	1	1	0	0				
Caffish Hunter, R OBP: 0.179, SLG: 0.286 (1, 1)										4	0	1	0	0	3	4				
<b>Inning Stats</b>	R: 6 E: 0 K: 1 S: 9	H: 4 LOB: 3 BB: 3 P: 21	R: 0 E: 0 K: 1 S: 5	H: 0 LOB: 0 BB: 0 P: 5	R: 0 E: 0 K: 0 S: 3	H: 0 LOB: 0 BB: 0 P: 3	R: 0 E: 0 K: 1 S: 6	H: 1 LOB: 1 BB: 0 P: 6	R: 0 E: 0 K: 1 S: 5	H: 0 LOB: 0 BB: 0 P: 5	R: 0 E: 0 K: 1 S: 5	H: 0 LOB: 0 BB: 0 P: 5	R: 0 E: 0 K: 2 S: 8	H: 1 LOB: 3 BB: 2 P: 16	R: 0 E: 0 K: 1 S: 8	H: 0 LOB: 0 BB: 0 P: 16		1B: 4 2B: 0 3B: 2 HR: 1	SF: 0 SAC: 0 DP: 0 HBP: 0	WP: 2 PB: 1 SB: 0 CS: 0
<b>PITCHER</b> Sam McDowell, L ERA: 4.54 Orlando Pena, R ERA: 2.61 Steve Bailey, R ERA: 2.36 (1, 1) (1, 1) (8, 1)	IP: 0.0 WLS: L BF: 26 H: 4 R: 2 ER: 4 SO: 4 BB: 2 IBB: 0 HBP: 0 BLK: 0 WP: 2 HR: 1 S: 37 P: 41 ERA: 2.57 WHIP: 0.714															<b>PITCHER</b>				





Batter	1	2	3	4	5	6	7	8	9	AB	R	H	RBI	BB	SO	LOB	TOP													
Vic Davallilo, L (1, 8) OBP: 0.286, SLG: 0.324	F5		F7			5-3		1B		4	0	1	0	0	0	2	<b>Cleveland Indians @ Kansas City Athletics</b> Municipal Stadium, Kansas City, MO Sat Jun 10 1967, 4:33 AM EDT Att: 23,450 - Unknown													
Max Alvis, R (1, 5) OBP: 0.333, SLG: 0.449	K		1B			FC5		1B		4	0	3	1	0	1	0														
Leon Wagner, L (1, 7) OBP: 0.289, SLG: 0.425 Gus Gil, R (8, 4) OBP: 0.200, SLG: 0.189	K		G3			F7		F6		4	0	0	0	0	1	5														
Fred Whitfield, L (1, 3) OBP: 0.283, SLG: 0.404		F5		G3		1B		5-3		4	0	1	0	0	0	2														
Rocky Colavito, R (1, 9) OBP: 0.345, SLG: 0.380		F4		F6		FC5		5-3		4	0	0	0	0	0	2														
Duke Sims, L (1, 2) OBP: 0.296, SLG: 0.297		3-1		K			F9		F4	4	0	0	0	0	1	0														
Pedro Gonzalez, R (1, 4) OBP: 0.288, SLG: 0.321 Bob Allen, L (7, 1)			BB		F9		F8		K	3	1	1	0	0	0	0														
Tony Horton, R (9, PH) OBP: 0.264, SLG: 0.314			1B							1	0	0	0	0	1	0														
Larry Brown, R (1, 6) OBP: 0.367, SLG: 0.429			1B		6-3		F9			2	0	0	0	1	0	0														
Sonny Siebert, R (1, 1) OBP: 0.250, SLG: 0.600 Lee Maye, L (7, 4) OBP: 0.269, SLG: 0.403			K		2-3			F5		2	0	0	0	0	1	2														
Inning Stats	R: 0 E: 0 K: 2 S: 7	H: 0 LOB: 0 BB: 0 P: 7	R: 0 E: 0 K: 0 S: 3	H: 0 LOB: 0 BB: 0 P: 3	R: 1 E: 0 K: 1 S: 7	H: 2 LOB: 1 BB: 1 P: 11	R: 0 E: 0 K: 1 S: 5	H: 0 LOB: 0 BB: 0 P: 5	R: 0 E: 0 K: 0 S: 3	H: 0 LOB: 0 BB: 0 P: 3	R: 0 E: 0 K: 0 S: 5	H: 2 LOB: 2 BB: 0 P: 5	R: 0 E: 0 K: 0 S: 3	H: 0 LOB: 2 BB: 0 P: 5	R: 0 E: 0 K: 1 S: 5	H: 0 LOB: 0 BB: 0 P: 5	1B: 6 2B: 0 3B: 0 HR: 0	SF: 0 SAC: 0 DP: 0 HBP: 0	WP: 0 PB: 0 SB: 0 CS: 0	PA: 34										
PITCHER Jim Nash, R (1, 1) ERA: 3.23	IP: 9.0 WLS: W BF: 34 H: 6 R: 1 ER: 1 SO: 5	IP: 0 WLS: 0 BF: 0 H: 0 R: 0 ER: 0 SO: 0	IP: 0 WLS: 0 BF: 0 H: 0 R: 0 ER: 0 SO: 0	IP: 0 WLS: 0 BF: 0 H: 0 R: 0 ER: 0 SO: 0	IP: 0 WLS: 0 BF: 0 H: 0 R: 0 ER: 0 SO: 0	IP: 0 WLS: 0 BF: 0 H: 0 R: 0 ER: 0 SO: 0	IP: 0 WLS: 0 BF: 0 H: 0 R: 0 ER: 0 SO: 0	IP: 0 WLS: 0 BF: 0 H: 0 R: 0 ER: 0 SO: 0	IP: 0 WLS: 0 BF: 0 H: 0 R: 0 ER: 0 SO: 0	IP: 0 WLS: 0 BF: 0 H: 0 R: 0 ER: 0 SO: 0	IP: 0 WLS: 0 BF: 0 H: 0 R: 0 ER: 0 SO: 0	IP: 0 WLS: 0 BF: 0 H: 0 R: 0 ER: 0 SO: 0	IP: 0 WLS: 0 BF: 0 H: 0 R: 0 ER: 0 SO: 0	IP: 0 WLS: 0 BF: 0 H: 0 R: 0 ER: 0 SO: 0	IP: 0 WLS: 0 BF: 0 H: 0 R: 0 ER: 0 SO: 0	IP: 0 WLS: 0 BF: 0 H: 0 R: 0 ER: 0 SO: 0	IP: 0 WLS: 0 BF: 0 H: 0 R: 0 ER: 0 SO: 0	ERA: 1.00 WHIP: 0.778	PITCHER	IP: 0 WLS: 0 BF: 0 H: 0 R: 0 ER: 0 SO: 0	IP: 0 WLS: 0 BF: 0 H: 0 R: 0 ER: 0 SO: 0	IP: 0 WLS: 0 BF: 0 H: 0 R: 0 ER: 0 SO: 0	IP: 0 WLS: 0 BF: 0 H: 0 R: 0 ER: 0 SO: 0	IP: 0 WLS: 0 BF: 0 H: 0 R: 0 ER: 0 SO: 0	IP: 0 WLS: 0 BF: 0 H: 0 R: 0 ER: 0 SO: 0	IP: 0 WLS: 0 BF: 0 H: 0 R: 0 ER: 0 SO: 0	IP: 0 WLS: 0 BF: 0 H: 0 R: 0 ER: 0 SO: 0	IP: 0 WLS: 0 BF: 0 H: 0 R: 0 ER: 0 SO: 0	IP: 0 WLS: 0 BF: 0 H: 0 R: 0 ER: 0 SO: 0	ERA: 0.00 WHIP: 0.750

Batter	1	2	3	4	5	6	7	8	9	AB	R	H	RBI	BB	SO	LOB	BOTTOM											
Bert Campaneris, R (1, 6) OBP: 0.296, SLG: 0.299	F7		6-3				FC6-4	6-3		5	1	0	0	0	0	1	<b>Cleveland Indians @ Kansas City Athletics</b> Municipal Stadium, Kansas City, MO Sat Jun 10 1967, 4:33 AM EDT Att: 23,450 - Unknown											
Reggie Jackson, L (1, 9) OBP: 0.444, SLG: 0.500	HR		BB		G3		BB			1	3	0	0	3	0	0												
Ray Webster, L (1, 3) OBP: 0.295, SLG: 0.443 Ken Harrelson, R (7, PH) OBP: 0.258, SLG: 0.313 Dick Green, R (8, 5) OBP: 0.269, SLG: 0.294	HR		BB		F6		E6			3	2	2	2	0	0	1												
Rick Monday, L (1, 8) OBP: 0.362, SLG: 0.481	1B		1B			HR	2B			4	1	3	2	0	0	1												
Danny Cater, R (1, 5) OBP: 0.327, SLG: 0.348	F2		K			F7	E			3	1	0	0	1	1	3												
Dave Duncan, R (1, 2) OBP: 0.375, SLG: 1.125	K				5-3		E6			4	1	1	2	0	1	1												
Jim Gosger, L (1, 7) OBP: 0.307, SLG: 0.345			1B		4-3		K			4	0	1	0	0	1	1												
John Donaldson, L (1, 4) OBP: 0.182, SLG: 0.300	K				F5		F7		4-3	4	0	0	0	0	1	1												
Jim Nash, R (1, 1) OBP: 0.138, SLG: 0.077	K						K			4	0	1	0	0	3	0												
Inning Stats	R: 2 E: 0 K: 1 S: 7	H: 2 LOB: 1 BB: 1 P: 11	R: 0 E: 0 K: 2 S: 7	H: 1 LOB: 0 BB: 0 P: 7	R: 1 E: 0 K: 1 S: 6	H: 1 LOB: 1 BB: 1 P: 10	R: 0 E: 0 K: 0 S: 3	H: 0 LOB: 0 BB: 0 P: 3	R: 0 E: 0 K: 1 S: 5	H: 0 LOB: 0 BB: 0 P: 5	R: 2 E: 0 K: 0 S: 5	H: 2 LOB: 0 BB: 0 P: 5	R: 5 E: 2 K: 1 S: 9	H: 2 LOB: 1 BB: 2 P: 17	R: 0 E: 0 K: 1 S: 5	H: 0 LOB: 0 BB: 0 P: 5		1B: 4 2B: 2 3B: 0 HR: 2	SF: 0 SAC: 0 DP: 0 HBP: 0	WP: 0 PB: 0 SB: 3 CS: 0	PA: 37							
PITCHER Sonny Siebert, R (1, 1) ERA: 2.72 Bob Allen, L (7, 1) ERA: 3.26	IP: 6.2 WLS: L BF: 29 H: 7 R: 7 ER: 4 SO: 5	IP: 0 WLS: 0 BF: 0 H: 0 R: 0 ER: 0 SO: 0	IP: 0 WLS: 0 BF: 0 H: 0 R: 0 ER: 0 SO: 0	IP: 0 WLS: 0 BF: 0 H: 0 R: 0 ER: 0 SO: 0	IP: 0 WLS: 0 BF: 0 H: 0 R: 0 ER: 0 SO: 0	IP: 0 WLS: 0 BF: 0 H: 0 R: 0 ER: 0 SO: 0	IP: 0 WLS: 0 BF: 0 H: 0 R: 0 ER: 0 SO: 0	IP: 0 WLS: 0 BF: 0 H: 0 R: 0 ER: 0 SO: 0	IP: 0 WLS: 0 BF: 0 H: 0 R: 0 ER: 0 SO: 0	IP: 0 WLS: 0 BF: 0 H: 0 R: 0 ER: 0 SO: 0	IP: 0 WLS: 0 BF: 0 H: 0 R: 0 ER: 0 SO: 0	IP: 0 WLS: 0 BF: 0 H: 0 R: 0 ER: 0 SO: 0	IP: 0 WLS: 0 BF: 0 H: 0 R: 0 ER: 0 SO: 0	IP: 0 WLS: 0 BF: 0 H: 0 R: 0 ER: 0 SO: 0	IP: 0 WLS: 0 BF: 0 H: 0 R: 0 ER: 0 SO: 0	IP: 0 WLS: 0 BF: 0 H: 0 R: 0 ER: 0 SO: 0	IP: 0 WLS: 0 BF: 0 H: 0 R: 0 ER: 0 SO: 0	ERA: 2.72 WHIP: 1.500	PITCHER	IP: 0 WLS: 0 BF: 0 H: 0 R: 0 ER: 0 SO: 0	IP: 0 WLS: 0 BF: 0 H: 0 R: 0 ER: 0 SO: 0	IP: 0 WLS: 0 BF: 0 H: 0 R: 0 ER: 0 SO: 0	IP: 0 WLS: 0 BF: 0 H: 0 R: 0 ER: 0 SO: 0	IP: 0 WLS: 0 BF: 0 H: 0 R: 0 ER: 0 SO: 0	IP: 0 WLS: 0 BF: 0 H: 0 R: 0 ER: 0 SO: 0	IP: 0 WLS: 0 BF: 0 H: 0 R: 0 ER: 0 SO: 0	IP: 0 WLS: 0 BF: 0 H: 0 R: 0 ER: 0 SO: 0	ERA: 0.00 WHIP: 0.750







Batter	1	2	3	4	5	6	7	8	9	AB	R	H	RBI	BB	SO	LOB	TOP					
<b>Max Alvis, R</b> OBP: 0.330, SLG: 0.442 (1,5)										5	0	0	0	0	0	1						
<b>Chuck Hinton, R</b> OBP: 0.319, SLG: 0.355 (1,7)										3	1	1	0	1	1	0						
<b>Don Demeter, R</b> OBP: 0.296, SLG: 0.431 (1,8)										4	1	1	0	0	0	1						
<b>Vic Davalillo, L</b> OBP: 0.282, SLG: 0.319 (8,8)										0	0	0	0	0	0	0						
<b>Rocky Colavito, R</b> OBP: 0.342, SLG: 0.404 (1,9)										4	1	1	1	0	0	3						
<b>Joe Azcue, R</b> OBP: 0.356, SLG: 0.494 (1,2)										3	0	2	0	1	0	2						
<b>Tony Horton, R</b> OBP: 0.298, SLG: 0.315 (1,3)										3	0	1	0	0	0	1						
<b>Fred Whitfield, L</b> OBP: 0.302, SLG: 0.438 (8,3)										0	0	0	0	1	0	0						
<b>Pedro Gonzalez, R</b> OBP: 0.302, SLG: 0.316 (1,4)										3	0	0	0	0	0	4						
<b>Leon Wagner, L</b> OBP: 0.285, SLG: 0.464 (8, PH)										1	0	0	0	0	1	3						
<b>Gus Gil, R</b> OBP: 0.200, SLG: 0.189 (8,4)										0	0	0	0	0	0	0						
<b>Larry Brown, R</b> OBP: 0.354, SLG: 0.412 (1,6)										4	0	1	0	0	0	0						
<b>John O'Donoghue, R</b> OBP: 0.100, SLG: 0.400 (1,1)										3	0	0	0	0	1	0						
<b>George Culver, R</b> OBP: 1.000, SLG: 1.000 (9,1)										0	0	0	0	0	0	0						
<b>Bob Allen, L</b> OBP: 0.000, SLG: 0.000 (9,1)										0	0	0	0	0	0	0						
<b>Orlando Pena, R</b> OBP: 0.000, SLG: 0.000 (9,1)										0	0	0	0	0	0	0						
<b>Inning Stats</b>	R: 0 E: 0 K: 1 S: 5	H: 0 LOB: 0 BB: 0 P: 5	R: 0 E: 0 K: 0 S: 4	H: 1 LOB: 1 BB: 0 P: 4	R: 0 E: 0 K: 0 S: 3	H: 0 LOB: 0 BB: 0 P: 3	R: 2 E: 1 K: 0 S: 5	H: 1 LOB: 1 BB: 1 P: 9	R: 0 E: 0 K: 0 S: 3	H: 0 LOB: 0 BB: 0 P: 3	R: 1 E: 0 K: 0 S: 6	H: 3 LOB: 2 BB: 0 P: 6	R: 0 E: 0 K: 0 S: 3	H: 1 LOB: 0 BB: 0 P: 3	R: 0 E: 0 K: 1 S: 6	H: 1 LOB: 3 BB: 2 P: 14	R: 0 E: 0 K: 1 S: 5	H: 0 LOB: 0 BB: 0 P: 5	1B: 3 2B: 3 3B: 0 HR: 1	SF: 0 SAC: 1 DP: 0 HBP: 0	WP: 0 PB: 1 SB: 1 CS: 1	PA: 38
<b>PITCHER</b>	IP	WLS	BF	H	R	ER	SO	BB	IBB	HBP	BLK	WP	HR	S	P	ERA	WHIP					
<b>Paul Lindblad, L</b> ERA: 2.09 (1,1)	6.0	L	26	6	3	1	1	1	0	0	0	0	1	27	31	1.50	1.167					
<b>Blue Moon Odom, R</b> ERA: 4.94 (7,1)	1.0		2	0	0	0	0	0	0	0	0	0	0	2	2	0.00	0.000					
<b>Jack Aker, R</b> ERA: 3.46 (8,1)	2.0		9	1	0	0	2	2	0	0	0	0	0	11	19	0.00	1.500					

**Cleveland Indians @ Kansas City Athletics**  
Municipal Stadium, Kansas City, MO  
Sun Jun 11 1967, 4:38 AM EDT  
Att: 13,417 - Unknown


AB	33
R	3
H	7
RBI	1
BB	3
SO	3
LOB	15



Batter	1	2	3	4	5	6	7	8	9	AB	R	H	RBI	BB	SO	LOB	BOTTOM					
<b>Bert Campaneris, R</b> OBP: 0.292, SLG: 0.294 (1,6)										5	1	1	0	0	1	4						
<b>Reggie Jackson, L</b> OBP: 0.353, SLG: 0.571 (1,9)										4	0	1	0	0	0	0						
<b>Rick Monday, L</b> OBP: 0.364, SLG: 0.485 (1,8)										3	0	0	0	1	0	1						
<b>Dave Duncan, R</b> OBP: 0.313, SLG: 0.750 (1,2)										4	0	0	0	0	2	2						
<b>Danny Cater, R</b> OBP: 0.318, SLG: 0.336 (1,5)										4	0	0	0	0	0	1						
<b>Ken Harrelson, R</b> OBP: 0.286, SLG: 0.310 (1,3)										3	0	1	0	1	0	0						
<b>Allan Lewis, S</b> OBP: 0.000, SLG: 0.000 (9, FR)										0	0	0	0	0	0	0						
<b>Mike Hershberger, R</b> OBP: 0.333, SLG: 0.363 (1,7)										3	1	2	0	0	0	1						
<b>Ray Webster, L</b> OBP: 0.291, SLG: 0.432 (9, PH)										1	0	0	0	0	0	1						
<b>Dick Green, R</b> OBP: 0.274, SLG: 0.295 (1,4)										2	0	1	0	1	0	1						
<b>Jim Gosger, L</b> OBP: 0.310, SLG: 0.336 (9, PH)										0	0	0	0	1	0	0						
<b>Paul Lindblad, L</b> OBP: 0.200, SLG: 0.200 (1,1)										2	0	2	1	0	0	0						
<b>Blue Moon Odom, R</b> OBP: 0.333, SLG: 0.333 (7,1)										0	0	0	0	0	0	0						
<b>Joe Nosssek, R</b> OBP: 0.200, SLG: 0.271 (7, PH)										1	0	0	0	0	0	0						
<b>Jack Aker, R</b> OBP: 0.143, SLG: 0.143 (8,1)										0	0	0	0	0	0	0						
<b>John Donaldson, L</b> OBP: 0.188, SLG: 0.267 (9, PH)										1	0	0	0	0	0	2						
<b>Inning Stats</b>	R: 1 E: 0 K: 1 S: 6	H: 1 LOB: 0 BB: 0 P: 6	R: 1 E: 0 K: 0 S: 5	H: 2 LOB: 2 BB: 1 P: 9	R: 0 E: 0 K: 0 S: 4	H: 1 LOB: 1 BB: 0 P: 4	R: 0 E: 0 K: 0 S: 4	H: 2 LOB: 2 BB: 0 P: 4	R: 0 E: 0 K: 0 S: 3	H: 0 LOB: 1 BB: 1 P: 7	R: 0 E: 0 K: 0 S: 4	H: 2 LOB: 2 BB: 0 P: 4	R: 0 E: 0 K: 1 S: 5	H: 0 LOB: 0 BB: 0 P: 5	R: 0 E: 0 K: 1 S: 5	H: 0 LOB: 2 BB: 2 P: 11	R: 0 E: 0 K: 0 S: 3	H: 0 LOB: 2 BB: 2 P: 11	1B: 5 2B: 2 3B: 1 HR: 0	SF: 0 SAC: 0 DP: 0 HBP: 0	WP: 1 PB: 0 SB: 2 CS: 0	PA: 37
<b>PITCHER</b>	IP	WLS	BF	H	R	ER	SO	BB	IBB	HBP	BLK	WP	HR	S	P	ERA	WHIP					
<b>John O'Donoghue, L</b> ERA: 2.37 (1,1)	8.0	W	33	8	2	2	3	2	1	0	0	0	0	36	48	2.25	1.250					
<b>George Culver, R</b> ERA: 4.08 (9,1)	0.1		1	0	0	0	0	0	0	0	0	0	0	1	1	0.00	0.000					
<b>Bob Allen, L</b> ERA: 3.26 (9,1)	0.0		1	0	0	0	0	1	0	0	0	1	0	0	4	∞	∞					
<b>Orlando Pena, R</b> ERA: 2.53 (9,1)	0.2	S	2	0	0	0	0	0	0	0	0	0	0	2	2	0.00	0.000					

**Cleveland Indians @ Kansas City Athletics**  
Municipal Stadium, Kansas City, MO  
Sun Jun 11 1967, 4:38 AM EDT  
Att: 13,417 - Unknown


AB	33
R	2
H	8
RBI	1
BB	4
SO	3
LOB	13









Batter	1	2	3	4	5	6	7	8	9	AB	R	H	RBI	BB	SO	LOB	TOP					
Max Alvis, R OBP: 0.338, SLG: 0.444 (1, 5)	4-0 CS BB		4-0 FC6-4 BB			0-0 HR 2B		0-3 K		2	1	1	0	2	1	0	Cleveland Indians @ California Angels Anaheim Stadium, Anaheim, CA Tue Jun 13 1967, 10:05 PM EDT Unknown					
Chuck Hinton, R OBP: 0.320, SLG: 0.371 (1, 9)	4-0 BB		0-0 FC6-4			0-0 6-3		0-0 HR		3	1	1	1	1	0	2						
Don Demeter, R OBP: 0.288, SLG: 0.464 (1, 8)	0-0 F4			0-0 F7		0-0 HR		0-0 F4		4	1	1	2	0	0	1						
Rocky Colavito, R OBP: 0.336, SLG: 0.404 (1, 7)	0-0 F8			0-0 6-3 2B		0-0 F4		0-0 F7		4	0	1	0	0	0	1						
Joe Azcue, R OBP: 0.360, SLG: 0.511 (1, 2)		0-3 K		0-0 6-3		0-0 1B		0-0 6-3		4	0	1	0	0	1	1						
Tony Horton, R OBP: 0.297, SLG: 0.310 (1, 3)		0-0 F8		0-3 K		0-0 F4		0-0 G6-3 1B		4	0	1	0	0	1	2						
Pedro Gonzalez, R OBP: 0.298, SLG: 0.298 (1, 4)		0-3 K			0-3 K		0-0 F9		0-0 G6-3 1-2	4	0	0	0	0	2	1						
Larry Brown, R OBP: 0.350, SLG: 0.405 (1, 6)			0-0 F5		0-0 5-3		0-0 F8			3	0	0	0	0	0	0						
Steve Hargan, R OBP: 0.212, SLG: 0.161 Bob Allen, L (7, 1)			0-3 K		0-0 G3		0-0 5-3			3	0	0	0	0	1	0						
										0	0	0	0	0	0	0						
<b>Inning Stats</b>	R: 0 E: 0 K: 0 S: 2	H: 0 LOB: 1 BB: 2 P: 10	R: 0 E: 0 K: 2 S: 7	H: 0 LOB: 0 BB: 0 P: 7	R: 0 E: 0 K: 1 S: 5	H: 0 LOB: 1 BB: 1 P: 9	R: 0 E: 0 K: 1 S: 6	H: 1 LOB: 1 BB: 0 P: 6	R: 0 E: 0 K: 1 S: 5	H: 0 LOB: 0 BB: 0 P: 5	R: 2 E: 0 K: 0 S: 6	H: 3 LOB: 1 BB: 0 P: 6	R: 0 E: 0 K: 0 S: 3	H: 0 LOB: 0 BB: 0 P: 3	R: 1 E: 0 K: 0 S: 6	H: 1 LOB: 0 BB: 0 P: 6	R: 0 E: 0 K: 0 S: 3	H: 1 LOB: 0 BB: 0 P: 3	1B: 2 2B: 2 3B: 0 HR: 2	SF: 0 SAC: 0 DP: 1 HBP: 0	WP: 0 PB: 0 SB: 0 CS: 1	PA: 34
<b>PITCHER</b> George Brunet, L ERA: 3.64 (1, 1)	IP: 9.0 WLS: W BF: 34 H: 6 R: 3 ER: 3 SO: 6 BB: 3 IBB: 0 HBP: 0 BLK: 0 WP: 0 HR: 2 S: 43 P: 55 ERA: 3.00 WHIP: 1.000															<b>PITCHER</b>	IP: 9.0 WLS: W BF: 34 H: 6 R: 3 ER: 3 SO: 6 BB: 3 IBB: 0 HBP: 0 BLK: 0 WP: 0 HR: 2 S: 43 P: 55 ERA: 3.00 WHIP: 1.000					


Batter	1	2	3	4	5	6	7	8	9	AB	R	H	RBI	BB	SO	LOB	BOTTOM	
Jose Cardenal, R OBP: 0.286, SLG: 0.326 (1, 7) (8, 8)	0-0 6-3	0-0 5-3		0-0 F7			0-0 SH1-4	0-0 6-3		4	0	0	0	0	0	3	Cleveland Indians @ California Angels Anaheim Stadium, Anaheim, CA Tue Jun 13 1967, 10:05 PM EDT Unknown	
Paul Schaal, R OBP: 0.296, SLG: 0.284 (1, 5)	0-0 1-3		0-0 SH1-3 1B 2B		0-3 K		0-0 2B 1B	0-0 F9		5	2	2	0	0	1	0		
Jim Fregosi, R OBP: 0.329, SLG: 0.421 (1, 6)	0-0 2B		0-0 SH1-3 2-3		0-0 F2		4-0 2B 1B BB	0-0 1B		3	1	2	0	1	0	0		
Don Mincher, L OBP: 0.406, SLG: 0.588 (1, 3)	0-3 K		0-0 HR 1B		4-0 BB		0-0 1B 2B	0-0 1-3		4	2	2	3	1	1	2		
Jimmie Hall, L OBP: 0.319, SLG: 0.469 (1, 9) (8, 7)		4-0 1B 1B BB	0-0 1H HR		0-3 K		4-0 WP 1B 5-3 IBB			2	2	1	2	2	1	1		
Jay Johnstone, L OBP: 0.224, SLG: 0.255 Bubba Morton, R (7, PH) (8, 9)		0-0 1B	0-0 3-1			0-3 K	0-0 WP 1B			3	0	1	0	0	1	0		
Buck Rodgers, S OBP: 0.255, SLG: 0.261 (1, 2)		0-0 F8	0-0 F7			0-3 K	0-0 5-3			4	0	0	1	0	1	3		
Bobby Knoop, R OBP: 0.281, SLG: 0.340 (1, 4)		0-0 1B		0-3 K		0-0 5-3	4-0 IBB			3	0	1	0	1	1	0		
George Brunet, R OBP: 0.100, SLG: 0.069 (1, 1)		0-3 K		0-3 K			0-0 1B SH1-4 2B 1B 2-3			4	1	1	0	0	2	5		
<b>Inning Stats</b>	R: 0 E: 0 K: 1 S: 6	H: 1 LOB: 1 BB: 0 P: 6	R: 0 E: 0 K: 1 S: 7	H: 2 LOB: 3 BB: 1 P: 11	R: 3 E: 0 K: 0 S: 6	H: 3 LOB: 0 BB: 0 P: 6	R: 0 E: 0 K: 2 S: 7	H: 0 LOB: 0 BB: 0 P: 7	R: 0 E: 0 K: 2 S: 7	H: 0 LOB: 1 BB: 1 P: 11	R: 5 E: 0 K: 0 S: 7	H: 4 LOB: 2 BB: 3 P: 19	R: 0 E: 0 K: 0 S: 4	H: 1 LOB: 1 BB: 0 P: 4	1B: 7 2B: 3 3B: 0 HR: 1	SF: 0 SAC: 2 DP: 0 HBP: 0		WP: 2 PB: 0 SB: 0 CS: 0
<b>PITCHER</b> Steve Hargan, R ERA: 2.4 Bob Allen, L ERA: 2.95 (7, 1)	IP: 6.1 WLS: L BF: 32 H: 9 R: 8 ER: 8 SO: 8 BB: 3 IBB: 1 HBP: 0 BLK: 0 WP: 1 HR: 1 S: 44 P: 60 ERA: 11.37 WHIP: 1.895															<b>PITCHER</b>	IP: 1.2 WLS: L BF: 8 H: 2 R: 0 ER: 0 SO: 0 BB: 0 IBB: 1 HBP: 0 BLK: 0 WP: 1 HR: 0 S: 7 P: 11 ERA: 0.00 WHIP: 1.200	



Batter	1	2	3	4	5	6	7	8	9	AB	R	H	RBI	BB	SO	LOB	TOP			
Lee Mays, L OBP: 0.280, SLG: 0.425 (1, 9)	4-3		4-3		3-1		K			4	0	0	0	0	1	0	Cleveland Indians @ California Angels Anaheim Stadium, Anaheim, CA Tue Jun 13 1967, 10:05 PM EDT Att: 11,064 - Unknown			
Chuck Hinton, R OBP: 0.323, SLG: 0.370 (1, 8)	6-3		BB			F 1B S 1B	F3			3	1	1	0	1	0	0				
Leon Wagner, L OBP: 0.294, SLG: 0.459 (1, 7)	4-3		F9			K		F4		4	0	0	0	0	1	2				
Fred Whitfield, L OBP: 0.302, SLG: 0.426 (1, 3)		FC3-6 1B FC4-6 1B	4-3			E3 1B BB 1B		F7		4	2	1	0	0	0	2				
Max Alvis, R OBP: 0.340, SLG: 0.442 (1, 5)		FC3-6 1B 1-2		L6		1B BB		4-3		3	0	1	0	1	0	0				
Duke Sims, L OBP: 0.290, SLG: 0.278 (1, 2)		FC3-6 1B FC4-6		4-3		F3			F2	4	0	0	0	0	0	5				
Gus Gil, R OBP: 0.190, SLG: 0.179 (1, 4)		FC4-6		F9					K	2	0	0	1	0	0	1				
Rocky Colavito, R OBP: 0.341, SLG: 0.409 (6, PH)		BLK				1-2 2-H 2-H 3-H			K	1	0	1	2	0	0	0				
Pedro Gonzalez, R OBP: 0.286, SLG: 0.298 (6, PH)		1-2 3-H								0	0	0	0	0	0	0				
Don Demeter, R OBP: 0.283, SLG: 0.456 (9, PH)		4-0								1	0	0	0	0	1	0				
Larry Brown, R OBP: 0.348, SLG: 0.398 (1, 6)		2-3 BB				K	K		F4	3	0	0	0	1	2	2				
Sam McDowell, L OBP: 0.231, SLG: 0.346 (1, 1)										2	0	0	0	0	2	2				
Vic Davallillo, L OBP: 0.277, SLG: 0.313 (7, PH)										1	0	0	0	0	0	0				
Orlando Pena, R (7, 1)										0	0	0	0	0	0	0				
<b>Inning Stats</b>	R: 0 E: 0 K: 0 S: 3	H: 0 LOB: 0 BB: 0 P: 3	R: 1 E: 1 K: 1 S: 7	H: 2 LOB: 2 BB: 1 P: 11	R: 0 E: 0 K: 0 S: 3	H: 0 LOB: 1 BB: 1 P: 7	R: 0 E: 0 K: 0 S: 3	H: 0 LOB: 0 BB: 0 P: 3	R: 0 E: 0 K: 2 S: 10	H: 2 LOB: 2 BB: 1 P: 14	R: 0 E: 0 K: 1 S: 5	H: 0 LOB: 0 BB: 0 P: 5	R: 0 E: 0 K: 0 S: 3	H: 0 LOB: 0 BB: 0 P: 3	R: 0 E: 0 K: 1 S: 5	H: 0 LOB: 0 BB: 0 P: 5	1B: 4 2B: 0 3B: 0 HR: 0	SF: 0 SAC: 0 DP: 0 HBP: 0	WP: 0 PB: 0 SB: 1 CS: 0	PA: 35
<b>PITCHER</b>	IP WLS BF H R ER SO BB IBB HBP BLK WP HR S P ERA WHIP																			
Rickey Clark, R ERA: 2.79 (1, 1)	5.2 W 25 4 3 1 4 3 0 0 0 0 0 0 30 42 1.59 1.235																			
Bill Kelso, R ERA: 2.29 (6, 1)	3.1 S 10 0 0 0 3 0 0 0 0 0 0 0 16 16 0.00 0.000																			

Batter	1	2	3	4	5	6	7	8	9	AB	R	H	RBI	BB	SO	LOB	BOTTOM			
Jose Cardenal, R OBP: 0.284, SLG: 0.333 (1, 8)	1B 3B		6-3	FC6		K		6-3		5	1	1	0	0	1	3	Cleveland Indians @ California Angels Anaheim Stadium, Anaheim, CA Tue Jun 13 1967, 10:05 PM EDT Att: 11,064 - Unknown			
Paul Schaaf, R OBP: 0.306, SLG: 0.287 (1, 5)			FC5-4	F5						2	0	1	1	2	0	3				
Jim Fregosi, R OBP: 0.324, SLG: 0.414 (1, 6)	K		FC5-4	L6		6-3				4	0	0	0	0	1	6				
Bubba Morton, R OBP: 0.375, SLG: 0.314 (1, 9)	K			1B BB	E7 2B 1B		K			3	2	1	0	1	2	1				
Rick Reichardt, R OBP: 0.325, SLG: 0.392 (1, 7)	6-3			1B 1B	SH5-3 CS 2B		6-3			4	1	2	1	0	0	1				
Bill Skowron, R OBP: 0.234, SLG: 0.283 (1, 3)										2	1	1	1	0	1	0				
Don Mincher, L OBP: 0.404, SLG: 0.585 (5, 3)	K			E 1B	SH5-3		4-3			1	0	0	0	0	0	0				
Buck Rodgers, S OBP: 0.285, SLG: 0.260 (1, 2)	F9			E 1B				3-1		4	0	1	1	0	1	1				
Bobby Knoop, R OBP: 0.280, SLG: 0.335 (1, 4)	K			K				E4 SH1-3		3	0	0	0	1	2	2				
Rickey Clark, R (1, 1)										2	0	0	0	0	1	2				
Bill Kelso, R (6, 1)				K	E1 E	CS		SH1-3		1	0	0	0	0	1	0				
<b>Inning Stats</b>	R: 1 E: 0 K: 2 S: 9	H: 2 LOB: 1 BB: 0 P: 9	R: 0 E: 0 K: 2 S: 7	H: 0 LOB: 0 BB: 0 P: 7	R: 0 E: 0 K: 1 S: 5	H: 0 LOB: 1 BB: 1 P: 9	R: 3 E: 2 K: 1 S: 10	H: 3 LOB: 3 BB: 1 P: 14	R: 1 E: 1 K: 1 S: 6	H: 2 LOB: 1 BB: 1 P: 10	R: 0 E: 0 K: 2 S: 7	H: 0 LOB: 0 BB: 1 P: 11	R: 0 E: 0 K: 1 S: 5	H: 0 LOB: 0 BB: 0 P: 5	R: 0 E: 1 K: 0 S: 4	H: 0 LOB: 1 BB: 0 P: 4	1B: 5 2B: 1 3B: 1 HR: 0	SF: 0 SAC: 2 DP: 0 HBP: 0	WP: 0 PB: 0 SB: 0 CS: 1	PA: 38
<b>PITCHER</b>	IP WLS BF H R ER SO BB IBB HBP BLK WP HR S P ERA WHIP																			
Sam McDowell, L ERA: 4.54 (1, 1)	6.0 L 30 7 5 3 9 3 1 0 0 0 0 0 44 60 4.50 1.667																			
Orlando Pena, R ERA: 2.31 (7, 1)	2.0 7 0 0 0 1 0 0 0 0 0 0 0 9 9 0.00 0.000																			

AB	32
R	3
H	4
RBI	3
BB	3
SO	7
LOB	14





Batter	1	2	3	4	5	6	7	8	9	AB	R	H	RBI	BB	SO	LOB	TOP								
Max Alvis, R OBP: 0.335, SLG: 0.434 (1, 5)										4	0	0	0	0	1	2									
Chuck Hinton, R OBP: 0.322, SLG: 0.368 (1, 9)										4	0	1	0	0	0	1									
Don Demeter, R OBP: 0.286, SLG: 0.450 Vic Davalillo, L OBP: 0.275, SLG: 0.310 (1, 8) (8, 8)										3	1	1	0	0	0	1									
Rocky Colavito, R OBP: 0.338, SLG: 0.430 (1, 7)										4	1	1	2	0	0	0									
Joe Azcue, R OBP: 0.365, SLG: 0.511 (1, 2)										4	0	2	0	0	0	0									
Tony Horton, R OBP: 0.294, SLG: 0.295 Fred Whitfield, L OBP: 0.300, SLG: 0.423 (1, 3) (9, PH) (9, 3)										3	0	0	0	0	0	1									
Pedro Gonzalez, R OBP: 0.279, SLG: 0.291 (1, 4)										3	0	0	0	0	0	0									
Larry Brown, R OBP: 0.348, SLG: 0.397 (1, 6)										3	0	1	0	0	0	0									
Sonny Siebert, R OBP: 0.273, SLG: 0.682 George Culver, R OBP: 1.000, SLG: 1.000 (1, 1) (9, 1)										2	0	1	0	0	0	0									
										0	0	0	0	0	0	0									
<b>Inning Stats</b>	R: 2 E: 0 K: 0 S: 5	H: 2 LOB: 0 BB: 0 P: 5	R: 0 E: 0 K: 0 S: 3	H: 0 LOB: 0 BB: 0 P: 3	R: 0 E: 0 K: 0 S: 4	H: 1 LOB: 1 BB: 0 P: 4	R: 0 E: 0 K: 0 S: 3	H: 1 LOB: 0 BB: 0 P: 3	R: 0 E: 0 K: 1 S: 6	H: 1 LOB: 1 BB: 0 P: 6	R: 0 E: 0 K: 0 S: 3	H: 0 LOB: 0 BB: 0 P: 3	R: 0 E: 0 K: 0 S: 3	H: 0 LOB: 0 BB: 0 P: 3	R: 0 E: 0 K: 0 S: 4	H: 1 LOB: 1 BB: 0 P: 4	R: 0 E: 0 K: 0 S: 4	H: 1 LOB: 1 BB: 0 P: 4	1B: 5 2B: 0 3B: 1 HR: 1	SF: 0 SAC: 1 DP: 0 HBP: 0	WP: 0 PB: 0 SB: 0 CS: 1	PA: 33			
<b>PITCHER</b>	IP	WLS	BF	H	R	ER	SO	BB	IBB	HBP	BLK	WP	HR	S	P	ERA	WHIP								
Clyde Wright, L ERA: 1.26 Minnie Rojas, R ERA: 1.99	(1, 1) 7.1		27	6	2	2	1	0	0	0	0	0	1	29	29	2.46	0.818								
	(8, 1) 1.2	W	6	1	0	0	0	0	0	0	0	0	0	6	6	0.00	0.600								

Cleveland Indians @ California Angels  
Anaheim Stadium, Anaheim, CA  
Wed Jun 14 1967, 10:05 PM EDT  
Att: 19,108 - Unknown

AB 32  
R 2  
H 7  
RBI 2  
BB 0  
SO 1  
LOB 6




Batter	1	2	3	4	5	6	7	8	9	AB	R	H	RBI	BB	SO	LOB	BOTTOM								
Jose Cardenal, R OBP: 0.278, SLG: 0.326 (1, 8) (8, 7)										4	0	0	0	0	2	0									
Paul Schaaf, R OBP: 0.305, SLG: 0.286 (1, 5)										4	0	1	0	0	1	0									
Jim Fregosi, R OBP: 0.331, SLG: 0.415 (1, 6)										2	0	1	0	2	0	0									
Don Mincher, L OBP: 0.401, SLG: 0.578 Marcelino Lopez, R OBP: 0.390, SLG: 0.590 (1, 3) (9, PR)										4	0	1	0	0	0	5									
Jimmie Hall, L OBP: 0.317, SLG: 0.463 (1, 9)										4	1	1	0	0	0	2									
Rick Reichardt, R OBP: 0.320, SLG: 0.386 Minnie Rojas, R OBP: 0.390, SLG: 0.314 (1, 7) (8, 1) (9, PH)										3	0	0	0	0	2	0									
Buck Rodgers, S OBP: 0.281, SLG: 0.287 (1, 2)										4	1	2	3	0	0	0									
Bobby Knoop, R OBP: 0.276, SLG: 0.330 (1, 4)										3	0	0	0	0	0	0									
Clyde Wright, R OBP: 0.223, SLG: 0.253 (1, 1) (8, 8)										2	0	0	0	0	1	0									
										1	0	0	0	0	0	0									
<b>Inning Stats</b>	R: 0 E: 0 K: 0 S: 4	H: 1 LOB: 2 BB: 1 P: 8	R: 0 E: 0 K: 1 S: 5	H: 0 LOB: 0 BB: 0 P: 5	R: 0 E: 1 K: 2 S: 8	H: 0 LOB: 2 BB: 1 P: 12	R: 1 E: 0 K: 0 S: 4	H: 1 LOB: 0 BB: 0 P: 4	R: 0 E: 0 K: 0 S: 3	H: 0 LOB: 0 BB: 0 P: 3	R: 0 E: 0 K: 1 S: 5	H: 0 LOB: 0 BB: 0 P: 5	R: 0 E: 0 K: 0 S: 7	H: 0 LOB: 0 BB: 0 P: 7	R: 2 E: 0 K: 0 S: 4	H: 3 LOB: 2 BB: 1 P: 8	R: 0 E: 0 K: 0 S: 4	H: 3 LOB: 2 BB: 1 P: 8	1B: 5 2B: 0 3B: 0 HR: 1	SF: 0 SAC: 0 DP: 1 HBP: 0	WP: 0 PB: 1 SB: 0 CS: 0	PA: 34			
<b>PITCHER</b>	IP	WLS	BF	H	R	ER	SO	BB	IBB	HBP	BLK	WP	HR	S	P	ERA	WHIP								
Sonny Siebert, R ERA: 2.78 George Culver, R ERA: 3.66	(1, 1) 8.1	L	33	5	3	3	6	3	0	0	0	0	1	42	54	3.24	0.960								
	(9, 1) 0.0		1	1	0	0	0	0	0	0	0	0	0	1	1	∞	∞								


Cleveland Indians @ California Angels  
Anaheim Stadium, Anaheim, CA  
Wed Jun 14 1967, 10:05 PM EDT  
Att: 19,108 - Unknown

AB 31  
R 3  
H 6  
RBI 3  
BB 3  
SO 6  
LOB 7





Batter	1	2	3	4	5	6	7	8	9	10	AB	R	H	RBI	BB	SO	LOB	TOP	
<b>Cesar Tovar, R</b> OBP: 0.361, SLG: 0.422 (1.5)	E8 1B		K							FC4-6 1-2 2-3	5	0	3	0	0	1	2	<b>Minnesota Twins @ Cleveland Indians</b> Cleveland Municipal Stadium, Cleveland, OH Fri Jun 16 1967, 7:05 PM EDT Att: 14,538 - Unknown  <b>AB 36</b> <b>R 1</b> <b>H 8</b> <b>RBI 1</b> <b>BB 2</b> <b>SO 9</b> <b>LOB 14</b> 	
<b>Rod Carew, L</b> OBP: 0.369, SLG: 0.438 (1.4)	K		F7					K		4-3	5	1	1	1	0	2	4		
<b>Hamon Killebrew, R</b> OBP: 0.413, SLG: 0.573 (1.3)	G1-6-3 BB			6-3				K			3	0	0	0	1	2	1		
<b>Tony Oliva, L</b> OBP: 0.322, SLG: 0.412 <b>Sandy Valdespino, L</b> OBP: 0.400, SLG: 0.450 (7.7)	G1-6-3							F9		F9	3	0	1	0	0	0	2		
<b>Bob Allison, R</b> OBP: 0.329, SLG: 0.413 (7.9)		F9		K				6-3		K	4	0	0	0	0	2	1		
<b>Zoilo Versalles, R</b> OBP: 0.301, SLG: 0.354 (1.6)				L6				F9		5-3	4	0	1	0	0	0	1		
<b>Ted Uhlaender, L</b> OBP: 0.262, SLG: 0.373 (1.8)								F8		F6	3	0	0	0	1	0	1		
<b>Jerry Zimmerman, R</b> OBP: 0.241, SLG: 0.177 <b>Russ Nixon, L</b> OBP: 0.327, SLG: 0.400 (10.2)								F8		FC4-6 1B	3	0	0	0	0	1	2		
<b>Jim Merritt, L</b> OBP: 0.227, SLG: 0.318 <b>Rich Rollins, R</b> OBP: 0.349, SLG: 0.373 <b>Al Worthington, R</b> (10.1)								F7		FC4-6 1B	3	0	0	0	0	1	0		
<b>Inning Stats</b>	R: 0 E: 1 K: 1 S: 5	H: 1 LOB: 1 BB: 1 P: 9	R: 0 E: 0 K: 0 S: 4	H: 1 LOB: 1 BB: 0 P: 4	R: 0 E: 0 K: 1 S: 5	H: 0 LOB: 0 BB: 0 P: 5	R: 0 E: 0 K: 1 S: 5	H: 0 LOB: 0 BB: 0 P: 5	R: 1 E: 0 K: 1 S: 6	H: 2 LOB: 0 BB: 0 P: 6	R: 0 E: 0 K: 3 S: 10	H: 1 LOB: 1 BB: 0 P: 10	R: 0 E: 0 K: 1 S: 5	H: 0 LOB: 0 BB: 0 P: 5	R: 0 E: 0 K: 0 S: 5	H: 2 LOB: 2 BB: 0 P: 5	1B: 7 2B: 0 3B: 0 HR: 1		SF: 0 SAC: 0 DP: 1 HBP: 0
<b>PITCHER</b> <b>Luis Tiant, R</b> ERA: 2.43 (1.1)	IP: 10.0 W: 10 L: 0 S: 5	WLS: 38 BF: 8 H: 1 R: 1 ER: 1 SO: 9	H: 8 R: 1 ER: 1 SO: 9	BB: 2 IBB: 0 HBP: 0 BLK: 0	WP: 0 HR: 1 S: 54 P: 62	ERA: 0.90 WHIP: 1.000													

Batter	1	2	3	4	5	6	7	8	9	10	AB	R	H	RBI	BB	SO	LOB	BOTTOM			
<b>Max Alvis, R</b> OBP: 0.333, SLG: 0.431 (1.5)	1-3		K								4	0	1	0	0	1	0	<b>Minnesota Twins @ Cleveland Indians</b> Cleveland Municipal Stadium, Cleveland, OH Fri Jun 16 1967, 7:05 PM EDT Att: 14,538 - Unknown  <b>AB 35</b> <b>R 2</b> <b>H 10</b> <b>RBI 2</b> <b>BB 2</b> <b>SO 7</b> <b>LOB 18</b> 			
<b>Chuck Hinton, R</b> OBP: 0.328, SLG: 0.373 (8.9)	6-3							FC			5	0	3	1	0	0	1				
<b>Leon Wagner, L</b> OBP: 0.267, SLG: 0.447 (1.7)	K							F3			4	0	0	0	0	3	4				
<b>Rocky Colavito, R</b> OBP: 0.346, SLG: 0.431 <b>Vic Davalillo, L</b> OBP: 0.275, SLG: 0.310 (8.8)		F8						K			2	0	1	0	1	0	0				
<b>Chico Salmon, R</b> OBP: 0.271, SLG: 0.246 (9.8)								2B 1B			1	0	0	0	0	1	2				
<b>Joe Azcue, R</b> OBP: 0.370, SLG: 0.516 (1.2)								1B FC2-4-3-5			3	0	1	0	1	0	1				
<b>Tony Horton, R</b> OBP: 0.254, SLG: 0.292 (1.3)								L6			4	0	1	0	0	1	4				
<b>Pedro Gonzalez, R</b> OBP: 0.275, SLG: 0.287 <b>Don Demeter, R</b> OBP: 0.297, SLG: 0.459 <b>Gus Gil, R</b> OBP: 0.188, SLG: 0.177 (8.4)								FC3-6 1B			2	0	0	0	0	0	2				
<b>Larry Brown, R</b> OBP: 0.346, SLG: 0.393 (1.6)								1B			4	1	1	0	0	0	3				
<b>Luis Tiant, R</b> OBP: 0.269, SLG: 0.360 (1.1)								F4			4	0	1	0	0	1	1				
<b>Inning Stats</b>	R: 0 E: 0 K: 1 S: 5	H: 0 LOB: 0 BB: 0 P: 5	R: 0 E: 0 K: 1 S: 5	H: 0 LOB: 1 BB: 1 P: 9	R: 0 E: 0 K: 1 S: 5	H: 0 LOB: 0 BB: 0 P: 5	R: 0 E: 0 K: 1 S: 5	H: 1 LOB: 1 BB: 1 P: 9	R: 0 E: 0 K: 0 S: 3	H: 1 LOB: 0 BB: 0 P: 3	R: 1 E: 0 K: 0 S: 5	H: 3 LOB: 1 BB: 0 P: 5	R: 0 E: 0 K: 1 S: 7	H: 1 LOB: 2 BB: 0 P: 7	R: 0 E: 0 K: 0 S: 3	H: 0 LOB: 0 BB: 0 P: 3	R: 1 E: 0 K: 1 S: 6	H: 3 LOB: 2 BB: 0 P: 6	1B: 9 2B: 2 3B: 0 HR: 0	SF: 0 SAC: 1 DP: 1 HBP: 0	WP: 0 PA: 38 PB: 0 SB: 0 CS: 2
<b>PITCHER</b> <b>Jim Merritt, L</b> ERA: 2.43 <b>Al Worthington, R</b> ERA: 4.38 (10.1)	IP: 9.0 W: 0 L: 1 S: 0.1	WLS: 34 BF: 7 H: 1 R: 1 ER: 1 SO: 1	H: 3 R: 1 ER: 1 SO: 1	BB: 2 IBB: 0 HBP: 0 BLK: 0	WP: 0 HR: 0 S: 44 P: 52	ERA: 1.00 WHIP: 1.000															



Batter	1	2	3	4	5	6	7	8	9	AB	R	H	RBI	BB	SO	LOB	TOP										
Cesar Tovar, R OBP: 0.361, SLG: 0.422 (1, 8)	6-3		1-3					BB 1B	F8	5	0	2	0	0	0	2	<b>Minnesota Twins @ Cleveland Indians</b> Cleveland Municipal Stadium, Cleveland, OH Sat Jun 17 1967, 7:05 PM EDT Att: 7,208 - Unknown <a href="http://livebaseballscores.com">livebaseballscores.com</a>										
Rod Carew, L OBP: 0.367, SLG: 0.432 (1, 4)	K		K				1-4-3			3	0	0	0	1	2	1											
Harmon Killebrew, R OBP: 0.410, SLG: 0.581 (1, 3)	HR		6-3						F4	4	1	1	1	0	0	2											
Bob Allison, R OBP: 0.327, SLG: 0.406 (1, 9)	F7			1B G6-4-3 BB					F9	3	1	0	0	1	0	2											
Rich Rollins, R OBP: 0.347, SLG: 0.370 (1, 5)		E5 1-3 1B		G6-4-3 1B					F6	4	1	1	0	0	0	2											
Zoilo Versalles, R OBP: 0.300, SLG: 0.352 (1, 6)	1-3		G6-4-3						F5	4	0	1	0	0	0	2											
Frank Kostro, R OBP: 0.333, SLG: 0.333 (9, PH)									F9	3	0	1	1	0	0	1											
Ted Uhlaender, L OBP: 0.274, SLG: 0.373 (9, PH)									BB BB	0	0	0	0	1	0	0											
Earl Battey, R OBP: 0.253, SLG: 0.221 (1, 2)									F6	3	0	0	0	0	0	2											
Sandy Valdespino, L OBP: 0.385, SLG: 0.429 (9, PH)	F2								F6	1	0	0	0	0	0	1											
Dean Chance, R (1, 1)										3	0	0	0	0	2	2											
Jim Perry, S OBP: 0.300, SLG: 0.600 (7, 1)	4-3									0	0	0	0	0	0	0											
Rich Reese, L OBP: 0.292, SLG: 0.372 (9, PH)									1-2 BB	0	0	0	0	1	0	0											
<b>Inning Stats</b>	R: 1 E: 0 K: 1 S: 6	H: 1 LOB: 0 BB: 0 P: 6	R: 0 E: 1 K: 0 S: 5	H: 1 LOB: 1 BB: 0 P: 5	R: 0 E: 0 K: 1 S: 5	H: 0 LOB: 0 BB: 0 P: 5	R: 1 E: 0 K: 0 S: 3	H: 1 LOB: 0 BB: 1 P: 7	R: 0 E: 0 K: 1 S: 6	H: 1 LOB: 1 BB: 0 P: 6	R: 0 E: 0 K: 1 S: 6	H: 1 LOB: 1 BB: 0 P: 6	R: 0 E: 0 K: 1 S: 6	H: 1 LOB: 2 BB: 1 P: 8	R: 0 E: 0 K: 0 S: 4	H: 0 LOB: 2 BB: 2 P: 11		1B: 5 2B: 0 3B: 0 HR: 1	SF: 0 SAC: 0 DP: 1 HBP: 0	WP: 0 PB: 0 SB: 0 CS: 0	PA: 37						
<b>PITCHER</b>	IP	WLS	BF	H	R	ER	SO	BB	IBB	HBP	BLK	WP	HR	S	P	ERA	WHIP										
John O'Donoghue, L ERA: 2.41 (1, 1)	7.0	W	29	6	3	2	4	2	0	0	0	0	1	35	43	2.57	1.143										
Steve Bailey, R ERA: 2.35 (8, 1)	2.0	S	8	0	0	0	0	2	0	0	0	0	0	6	14	0.00	1.000										

Batter	1	2	3	4	5	6	7	8	9	AB	R	H	RBI	BB	SO	LOB	BOTTOM											
Lee Maye, L OBP: 0.299, SLG: 0.462 (1, 9)	K		1B							4	2	3	1	0	1	0	<b>Minnesota Twins @ Cleveland Indians</b> Cleveland Municipal Stadium, Cleveland, OH Sat Jun 17 1967, 7:05 PM EDT Att: 7,208 - Unknown <a href="http://livebaseballscores.com">livebaseballscores.com</a>											
Chuck Hinton, R OBP: 0.331, SLG: 0.376 (1, 8)	K		3B							4	1	2	1	0	1	2												
Leon Wagner, L OBP: 0.266, SLG: 0.461 (1, 7)			1B							4	1	1	3	0	0	3												
Vic Davalillo, L OBP: 0.275, SLG: 0.310 (8, 8)	F8		F7		G4-6-3					0	0	0	0	0	0	0												
Fred Whitfield, L OBP: 0.293, SLG: 0.413 (1, 3)		F9	F5							4	0	0	0	0	1	0												
Max Alvis, R OBP: 0.332, SLG: 0.428 (1, 5)		BB 2B 1B								4	1	1	0	0	0	0												
Joe Azcue, R OBP: 0.384, SLG: 0.515 (1, 2)		BB 2B BB								2	1	1	0	2	1	0												
Pedro Gonzalez, R OBP: 0.282, SLG: 0.293 (1, 4)		K								4	1	2	0	0	2	3												
Larry Brown, R OBP: 0.351, SLG: 0.403 (1, 6)		WP 1-2 2H								3	0	2	2	0	0	2												
John O'Donoghue, R OBP: 0.077, SLG: 0.308 (1, 1)										3	0	0	0	0	2	3												
Steve Bailey, R (8, 1)	K									0	0	0	0	0	0	0												
<b>Inning Stats</b>	R: 0 E: 0 K: 2 S: 7	H: 0 LOB: 0 BB: 0 P: 7	R: 2 E: 0 K: 2 S: 9	H: 2 LOB: 1 BB: 1 P: 13	R: 1 E: 0 K: 0 S: 4	H: 2 LOB: 0 BB: 0 P: 4	R: 0 E: 0 K: 0 S: 3	H: 1 LOB: 1 BB: 1 P: 7	R: 0 E: 0 K: 0 S: 4	H: 2 LOB: 1 BB: 0 P: 4	R: 0 E: 0 K: 1 S: 5	H: 0 LOB: 0 BB: 0 P: 5	R: 4 E: 0 K: 2 S: 11	H: 4 LOB: 0 BB: 0 P: 11	R: 0 E: 0 K: 1 S: 5	H: 1 LOB: 1 BB: 0 P: 5		1B: 9 2B: 2 3B: 1 HR: 1	SF: 0 SAC: 0 DP: 3 HBP: 0	WP: 1 PB: 0 SB: 0 CS: 0	PA: 34							
<b>PITCHER</b>	IP	WLS	BF	H	R	ER	SO	BB	IBB	HBP	BLK	WP	HR	S	P	ERA		WHIP										
Dean Chance, R ERA: 3.31 (1, 1)	6.1	L	28	10	6	6	6	2	0	0	0	0	0	10	10	8.53		1.895										
Jim Perry, R ERA: 4.42 (7, 1)	1.2		6	2	1	1	2	0	0	0	0	0	1	10	10	5.40	1.200											



Batter	1	2	3	4	5	6	7	8	9	AB	R	H	RBI	BB	SO	LOB	TOP				
Cesar Tovar, R OBP: 0.360, SLG: 0.417 (1, 8)	1-0 SH5-3 HBP		0-3 K			0-0 F8		0-0 F8		3	0	0	0	0	1	2					
Rod Carew, L OBP: 0.367, SLG: 0.429 (1, 4)	0-0 SH5-3			0-3 K		0-3 K		4-0 BB 2B BB		2	1	0	0	1	2	0					
Harmon Killebrew, R OBP: 0.469, SLG: 0.573 (1, 3)	0-3 K			0-0 6-3		0-0 F4		4-0 BB 2B BB		3	1	0	1	1	1	1					
Bob Allison, R OBP: 0.328, SLG: 0.405 Tony Oliva, L OBP: 0.326, SLG: 0.422 (8, PH)	0-3 K			0-0 4-3		0-0 K		0-0 K		3	0	1	0	0	1	1					
Rich Rollins, R OBP: 0.345, SLG: 0.367 Ron Kline, R (8, 1)		0-0 G6-4-3 1B			0-0 6-3		0-3 K	0-0 6-3		4	0	1	0	0	1	3					
Zoilo Versalles, R OBP: 0.300, SLG: 0.348 (1, 6)	0-3 K			4-0 FC5-4 BB		0-3 K		0-0 F2		3	0	0	0	1	2	2					
Frank Kostro, R OBP: 0.167, SLG: 0.173 Ted Uhlhaender, L OBP: 0.270, SLG: 0.367 (8, 8)	0-0 G6-4-3			0-0 F9		0-3 K		0-0 F4		3	0	0	0	0	1	2					
Jerry Zimmerman, R OBP: 0.243, SLG: 0.173 Rich Reese, L OBP: 0.292, SLG: 0.372 Russ Nixon, L OBP: 0.340, SLG: 0.413 (8, PR)			0-3 K		0-0 FC5-4		4-0 BB BB BB	0-0 K		2	0	0	0	1	1	1					
Jim Kaat, L OBP: 0.257, SLG: 0.303 Sandy Valdespino, L OBP: 0.370, SLG: 0.469 (8, 7)			0-3 K		0-0 6-3		0-0 BB BB BB	0-0 L1		3	1	1	0	0	1	0					
<b>Inning Stats</b>	R: 0 E: 0 K: 2 S: 7	H: 0 LOB: 1 BB: 0 P: 8	R: 0 E: 0 K: 1 S: 5	H: 1 LOB: 0 BB: 5	R: 0 E: 0 K: 3 S: 9	H: 0 LOB: 0 BB: 0 P: 9	R: 0 E: 0 K: 1 S: 5	H: 0 LOB: 0 BB: 0 P: 5	R: 0 E: 0 K: 1 S: 5	H: 0 LOB: 1 BB: 1 P: 7	R: 0 E: 0 K: 1 S: 5	H: 0 LOB: 1 BB: 0 P: 8	R: 4 E: 0 K: 1 S: 7	H: 2 LOB: 2 BB: 3 P: 19	R: 0 E: 0 K: 0 S: 4	H: 1 LOB: 1 BB: 0 P: 4	1B: 4 2B: 1 3B: 0 HR: 0	SF: 0 SAC: 1 DP: 1 HBP: 1	WP: 0 PB: 0 SB: 0 CS: 0	PA: 36	
<b>PITCHER</b>	IP WLS BF H R ER SO BB IBB HBP BLK WP HR S P ERA WHIP	IP WLS BF H R ER SO BB IBB HBP BLK WP HR S P ERA WHIP	IP WLS BF H R ER SO BB IBB HBP BLK WP HR S P ERA WHIP	IP WLS BF H R ER SO BB IBB HBP BLK WP HR S P ERA WHIP	IP WLS BF H R ER SO BB IBB HBP BLK WP HR S P ERA WHIP	IP WLS BF H R ER SO BB IBB HBP BLK WP HR S P ERA WHIP	IP WLS BF H R ER SO BB IBB HBP BLK WP HR S P ERA WHIP	IP WLS BF H R ER SO BB IBB HBP BLK WP HR S P ERA WHIP	IP WLS BF H R ER SO BB IBB HBP BLK WP HR S P ERA WHIP	IP WLS BF H R ER SO BB IBB HBP BLK WP HR S P ERA WHIP	IP WLS BF H R ER SO BB IBB HBP BLK WP HR S P ERA WHIP	IP WLS BF H R ER SO BB IBB HBP BLK WP HR S P ERA WHIP	IP WLS BF H R ER SO BB IBB HBP BLK WP HR S P ERA WHIP	IP WLS BF H R ER SO BB IBB HBP BLK WP HR S P ERA WHIP	IP WLS BF H R ER SO BB IBB HBP BLK WP HR S P ERA WHIP	IP WLS BF H R ER SO BB IBB HBP BLK WP HR S P ERA WHIP	IP WLS BF H R ER SO BB IBB HBP BLK WP HR S P ERA WHIP	IP WLS BF H R ER SO BB IBB HBP BLK WP HR S P ERA WHIP	IP WLS BF H R ER SO BB IBB HBP BLK WP HR S P ERA WHIP	IP WLS BF H R ER SO BB IBB HBP BLK WP HR S P ERA WHIP	IP WLS BF H R ER SO BB IBB HBP BLK WP HR S P ERA WHIP
Sam McDowell, L ERA: 4.55 Steve Bailey, R ERA: 2.27 (8, 1)	7.2 L 30	1.1 6	2 0	0 0	0 0	0 0	0 0	6 6	0.00 1.500												

Minnesota Twins @ Cleveland Indians  
Cleveland Municipal Stadium, Cleveland, OH  
Sun Jun 18 1967, 3:33 AM EDT  
Att: 17,612 - Unknown

AB 30  
R 4  
H 5  
RBI 4  
BB 4  
SO 11  
LOB 13



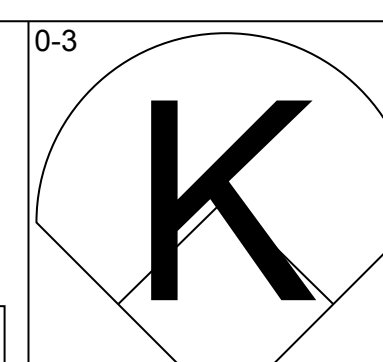
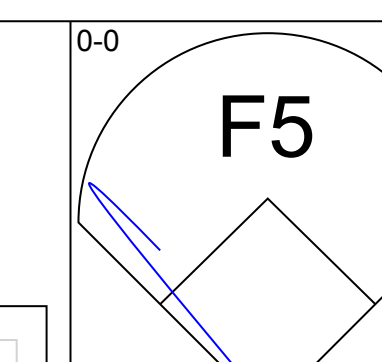
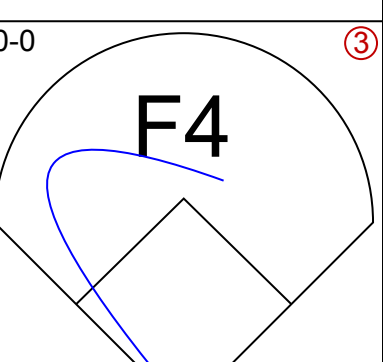
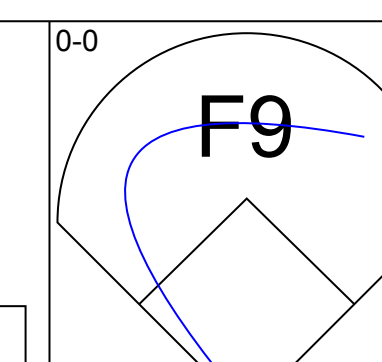
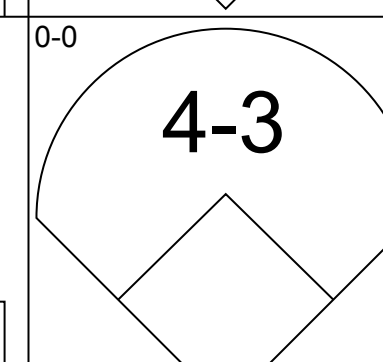
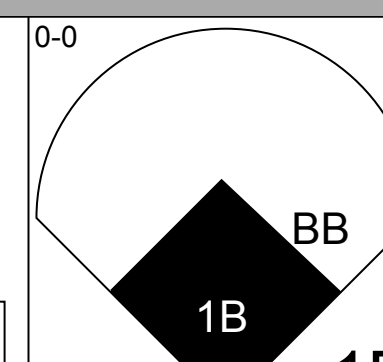
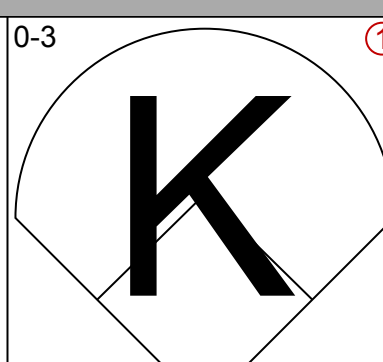
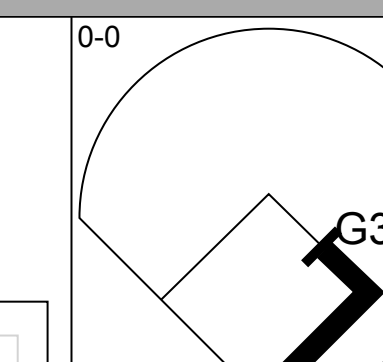
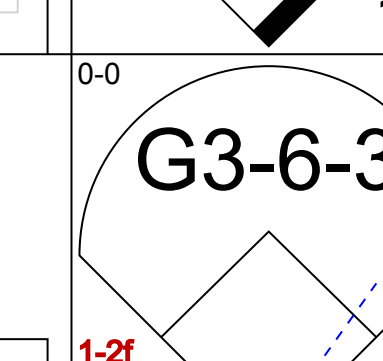
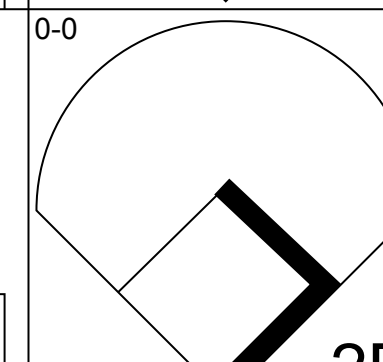
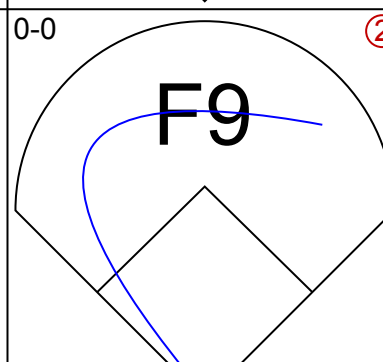
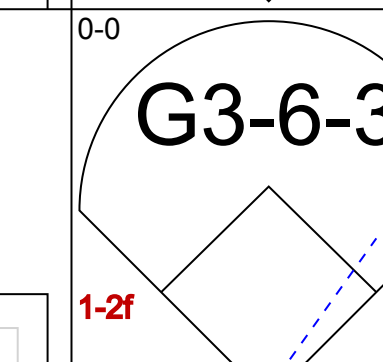
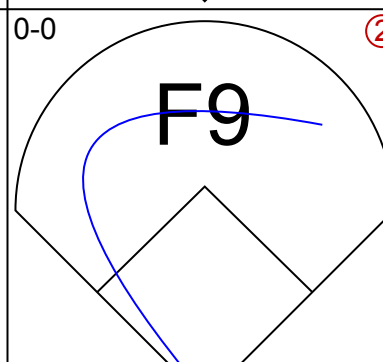
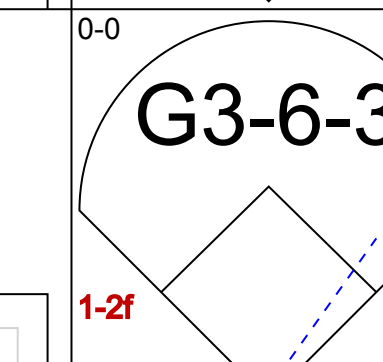
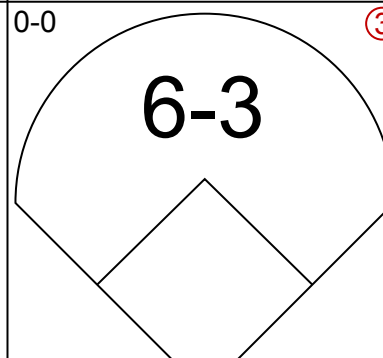
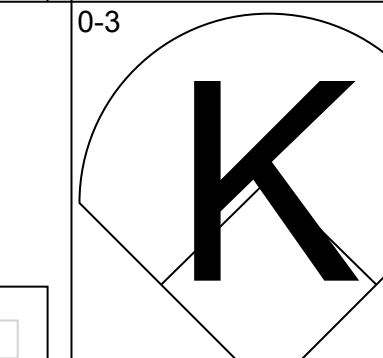
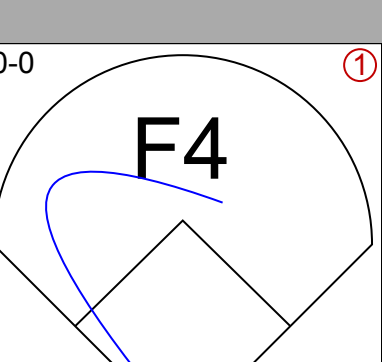
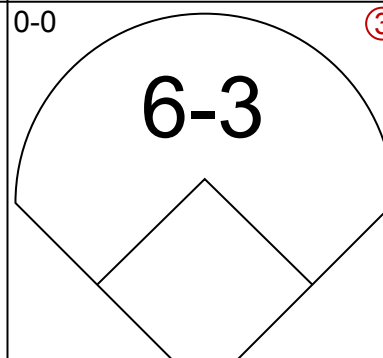
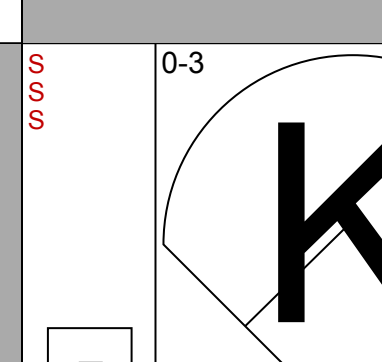
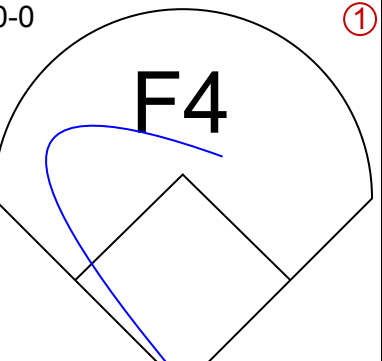
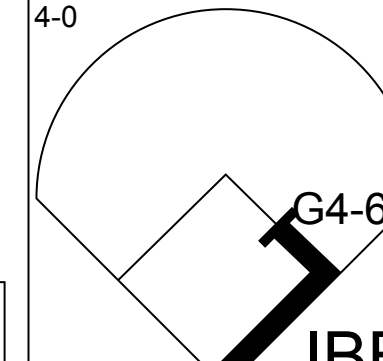
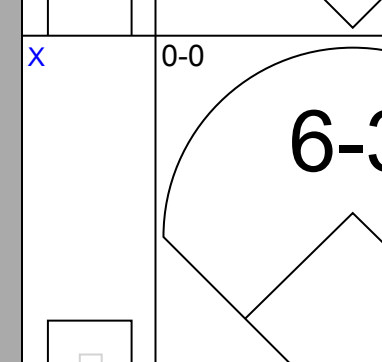
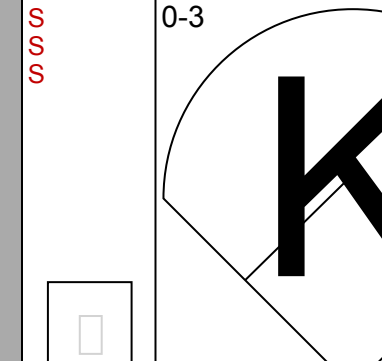
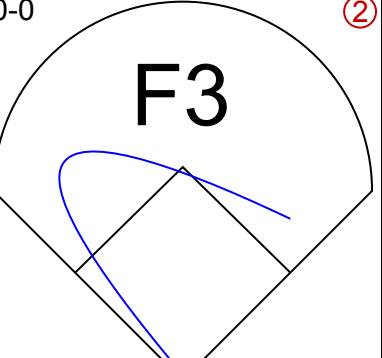
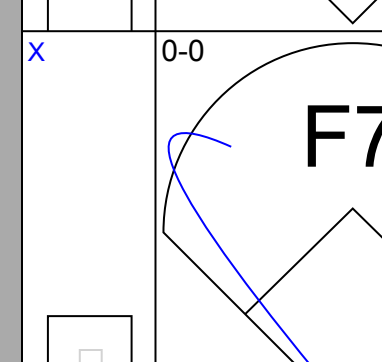
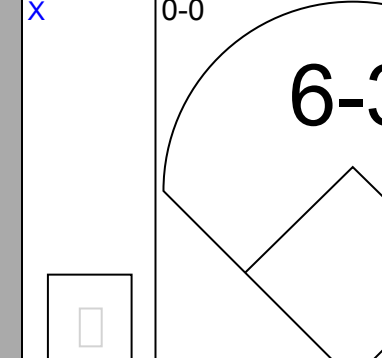
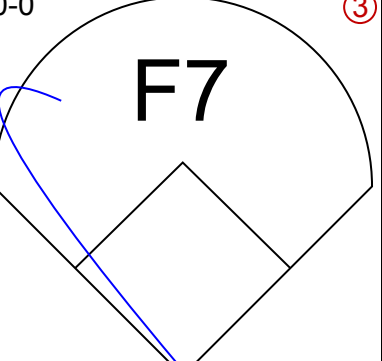
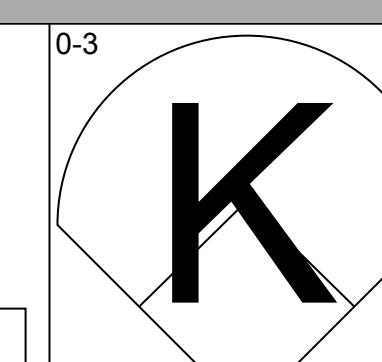
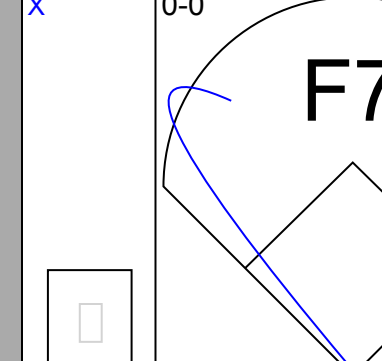
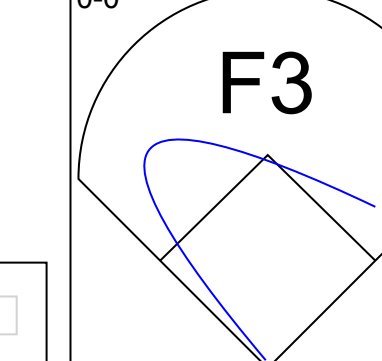
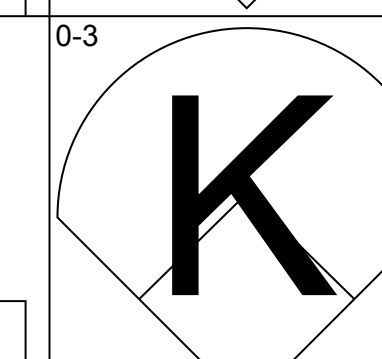
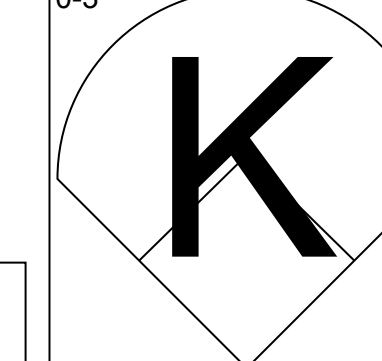
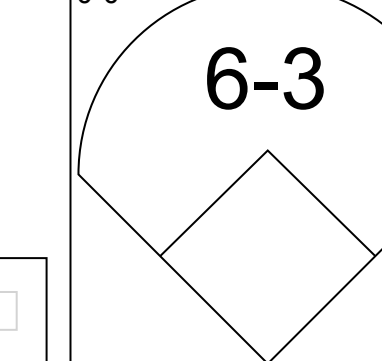
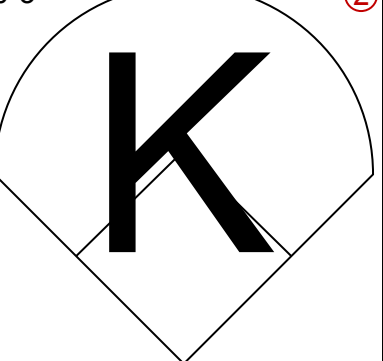
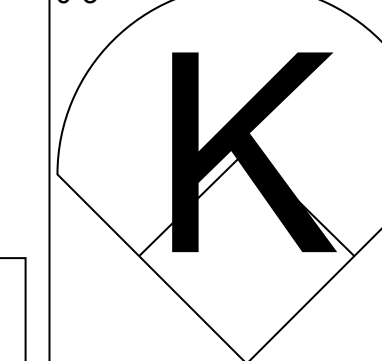
Batter	1	2	3	4	5	6	7	8	9	AB	R	H	RBI	BB	SO	LOB	BOTTOM					
Max Alvis, R OBP: 0.333, SLG: 0.432 (1, 5)	0-0 1-3 2B		0-0 F2			0-0 5-3		0-0 1B 1B	0-0 F9	5	1	2	0	0	0	0						
Chuck Hinton, R OBP: 0.328, SLG: 0.372 (1, 8)	0-0 6-3		0-0 L6			0-0 BB 1B		0-0 F9	0-3 K	5	0	1	0	0	1	2						
Leon Wagner, L OBP: 0.291, SLG: 0.459 (1, 7)	0-0 1-3			0-3 K		4-0 BB 1B		0-0 1B 1B		3	1	1	0	1	1	1						
Don Demeter, R OBP: 0.279, SLG: 0.431 (1, 9)	0-3 K			0-0 5-3		0-0 L5		0-0 F5		4	0	0	0	0	1	5						
Joe Azcue, R OBP: 0.379, SLG: 0.505 (1, 2)		0-0 F8		0-3 K		0-0 E6 WP		0-0 BB 1B 1B		4	0	1	1	0	1	0						
Tony Horton, R OBP: 0.254, SLG: 0.290 (1, 3)		0-0 5-3			0-0 6-3		0-3 K	0-0 BB 1B		4	0	1	1	0	1	1						
Pedro Gonzalez, R OBP: 0.288, SLG: 0.294 (1, 4)		0-0 1B			0-3 K		0-0 6-3	4-0 BB BB		3	0	1	0	1	1	1						
Larry Brown, R OBP: 0.349, SLG: 0.397 (1, 6)		0-0 L6			0-0 F3		4-0 IBB	0-0 F7		3	0	0	0	1	0	4						
Sam McDowell, L OBP: 0.207, SLG: 0.310 Steve Bailey, R OBP: 0.296, SLG: 0.457 (8, PH)			0-0 4-3			0-0 4-3		0-3 K		3	0	0	0	0	1	2						
<b>Inning Stats</b>	R: 0 E: 0 K: 1 S: 6	H: 1 LOB: 1 BB: 0 P: 6	R: 0 E: 0 K: 0 S: 4	H: 1 LOB: 1 BB: 0 P: 4	R: 0 E: 0 K: 0 S: 3	H: 0 LOB: 0 BB: 0 P: 3	R: 0 E: 0 K: 2 S: 7	H: 0 LOB: 0 BB: 0 P: 7	R: 0 E: 0 K: 1 S: 5	H: 0 LOB: 0 BB: 0 P: 5	R: 0 E: 0 K: 0 S: 4	H: 1 LOB: 2 BB: 1 P: 8	R: 0 E: 1 K: 2 S: 8	H: 0 LOB: 2 BB: 1 P: 12	R: 2 E: 0 K: 0 S: 7	H: 4 LOB: 3 BB: 1 P: 11	R: 0 E: 0 K: 2 S: 7	H: 0 LOB: 0 BB: 0 P: 7	1B: 6 2B: 1 3B: 0 HR: 0	SF: 0 SAC: 0 DP: 0 HBP: 0	WP: 1 PB: 0 SB: 0 CS: 0	PA: 38
<b>PITCHER</b>	IP WLS BF H R ER SO BB IBB HBP BLK WP HR S P ERA WHIP	IP WLS BF H R ER SO BB IBB HBP BLK WP HR S P ERA WHIP	IP WLS BF H R ER SO BB IBB HBP BLK WP HR S P ERA WHIP	IP WLS BF H R ER SO BB IBB HBP BLK WP HR S P ERA WHIP	IP WLS BF H R ER SO BB IBB HBP BLK WP HR S P ERA WHIP	IP WLS BF H R ER SO BB IBB HBP BLK WP HR S P ERA WHIP	IP WLS BF H R ER SO BB IBB HBP BLK WP HR S P ERA WHIP	IP WLS BF H R ER SO BB IBB HBP BLK WP HR S P ERA WHIP	IP WLS BF H R ER SO BB IBB HBP BLK WP HR S P ERA WHIP	IP WLS BF H R ER SO BB IBB HBP BLK WP HR S P ERA WHIP	IP WLS BF H R ER SO BB IBB HBP BLK WP HR S P ERA WHIP	IP WLS BF H R ER SO BB IBB HBP BLK WP HR S P ERA WHIP	IP WLS BF H R ER SO BB IBB HBP BLK WP HR S P ERA WHIP	IP WLS BF H R ER SO BB IBB HBP BLK WP HR S P ERA WHIP	IP WLS BF H R ER SO BB IBB HBP BLK WP HR S P ERA WHIP	IP WLS BF H R ER SO BB IBB HBP BLK WP HR S P ERA WHIP	IP WLS BF H R ER SO BB IBB HBP BLK WP HR S P ERA WHIP	IP WLS BF H R ER SO BB IBB HBP BLK WP HR S P ERA WHIP	IP WLS BF H R ER SO BB IBB HBP BLK WP HR S P ERA WHIP	IP WLS BF H R ER SO BB IBB HBP BLK WP HR S P ERA WHIP	IP WLS BF H R ER SO BB IBB HBP BLK WP HR S P ERA WHIP	IP WLS BF H R ER SO BB IBB HBP BLK WP HR S P ERA WHIP
Jim Kaat, L ERA: 4.57 Ron Kline, R ERA: 3.35 (8, 1)	7.2 W 34	1.1 S 4	0 0	0 0	0 2	0 0	0 0	8 8	0.00 0.000													

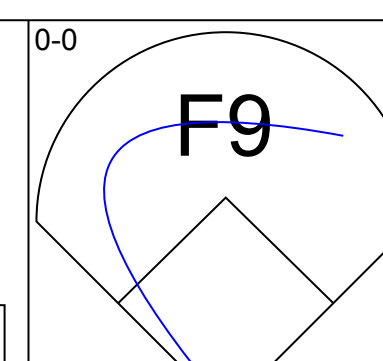
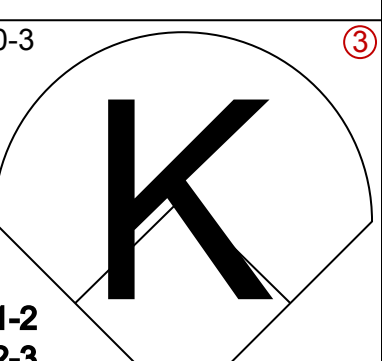
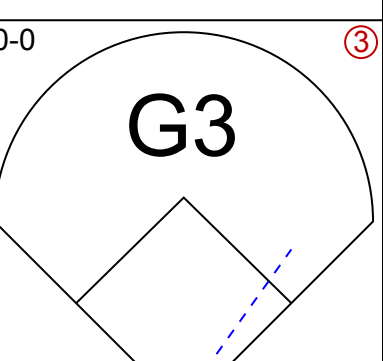
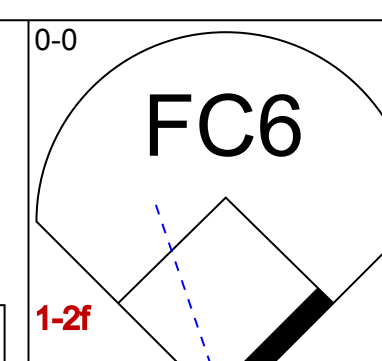
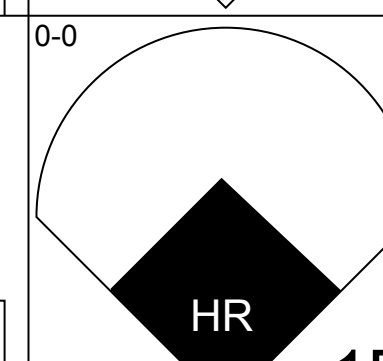
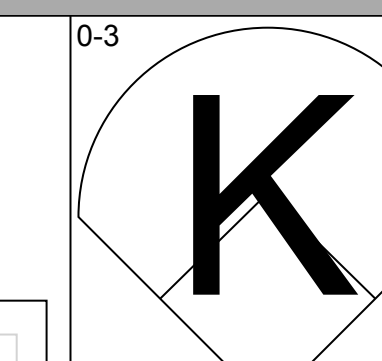
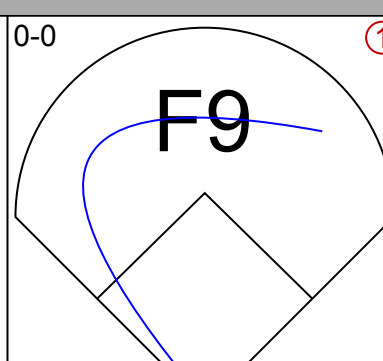
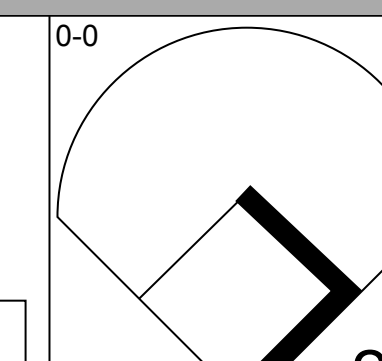
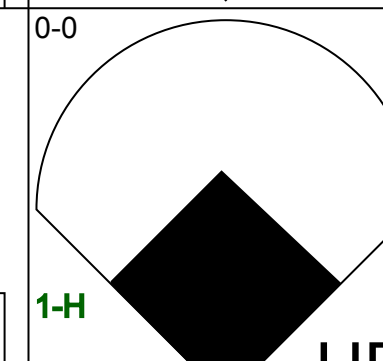
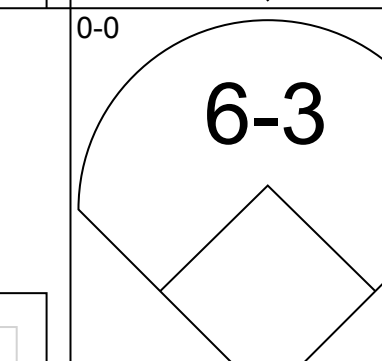
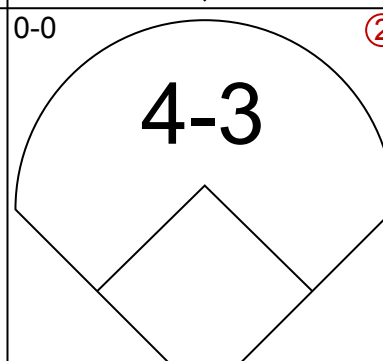
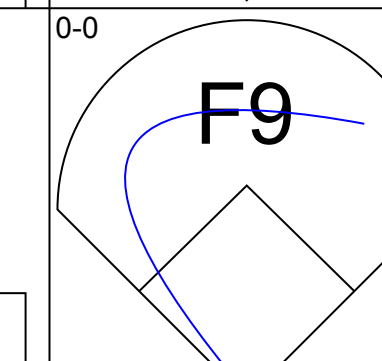
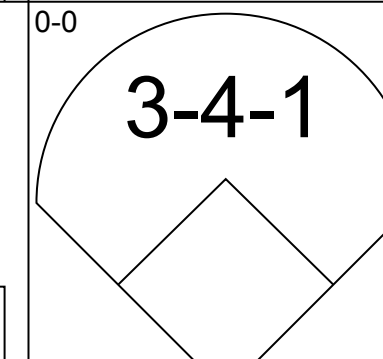
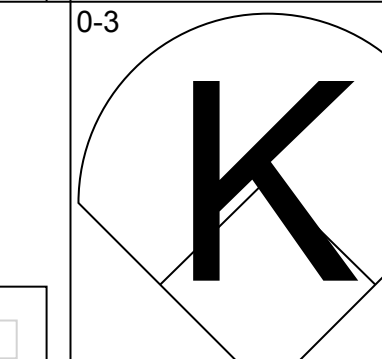
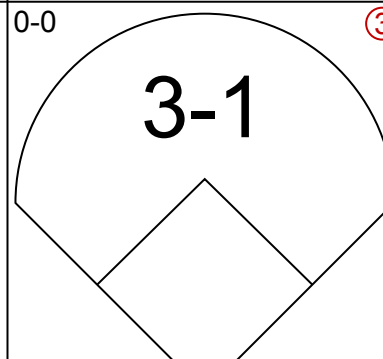
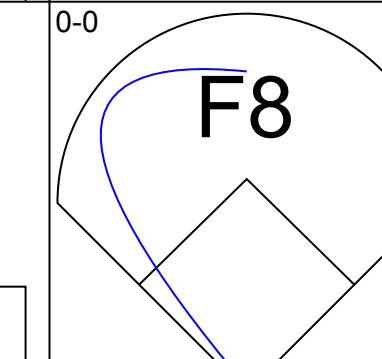
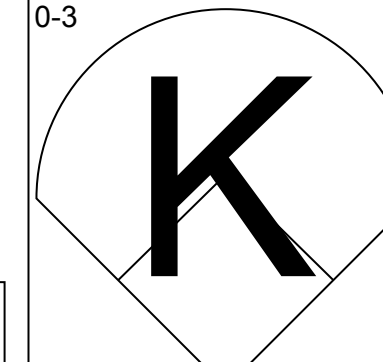
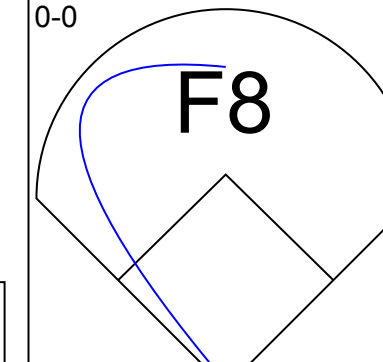
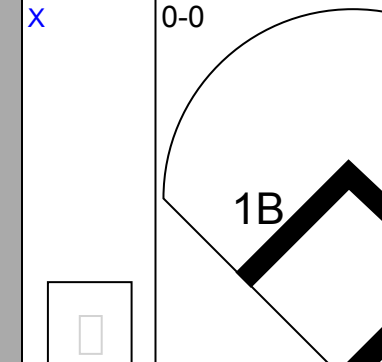
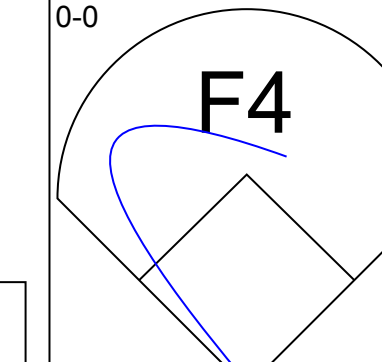

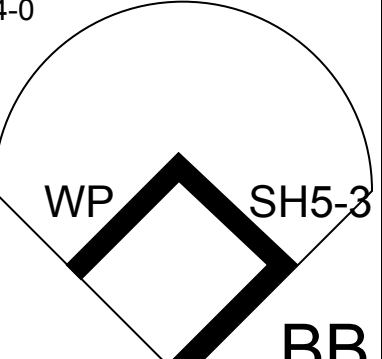
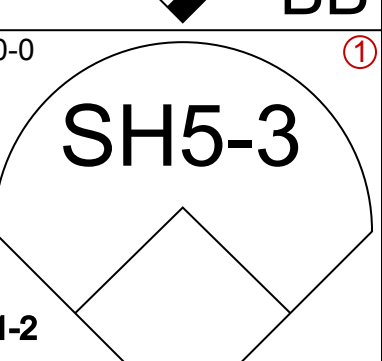
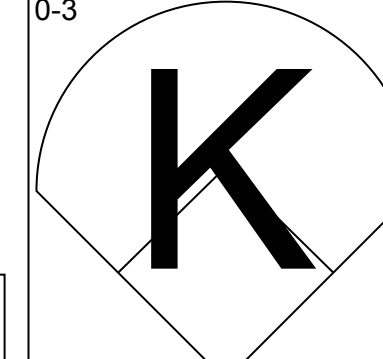
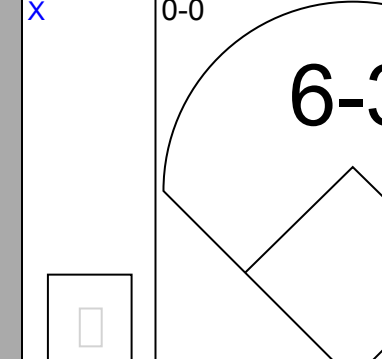
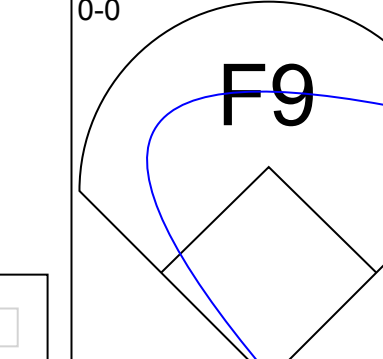
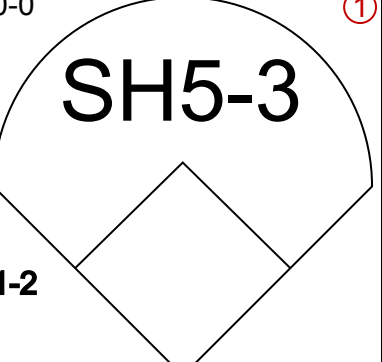
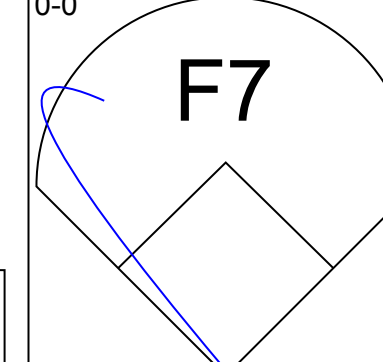
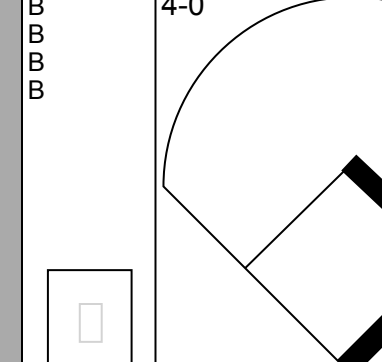
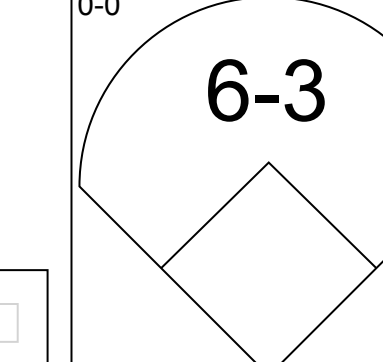
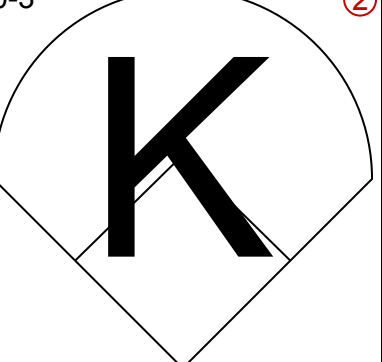
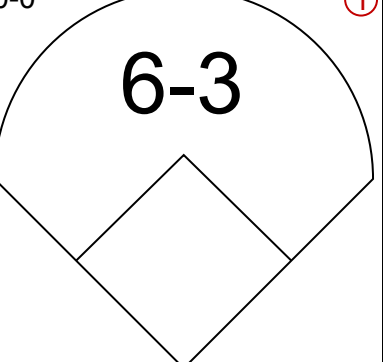
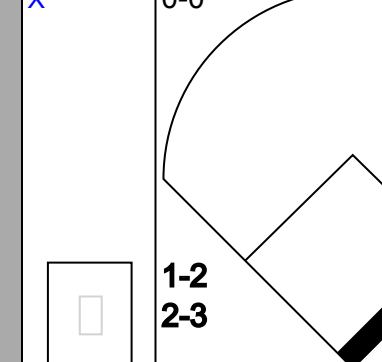

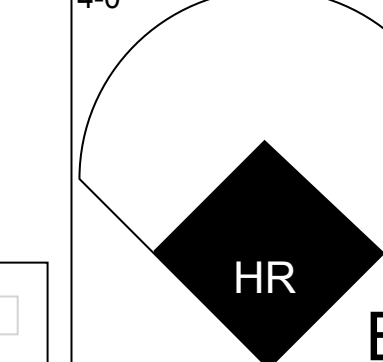
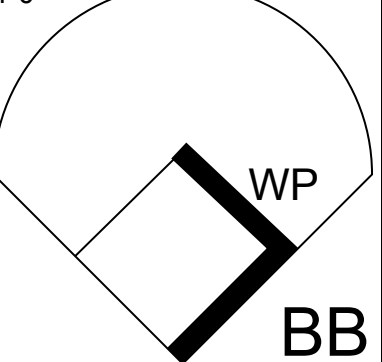
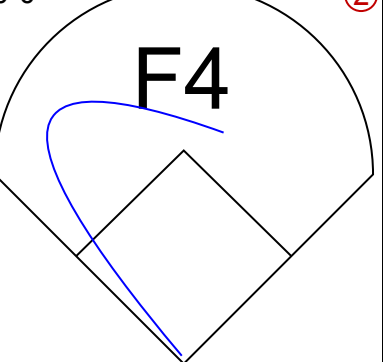
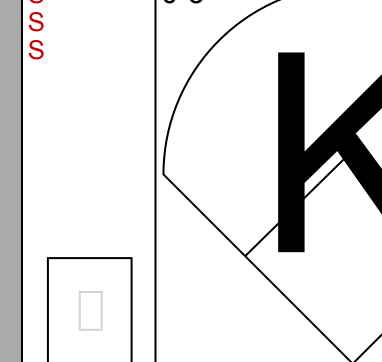
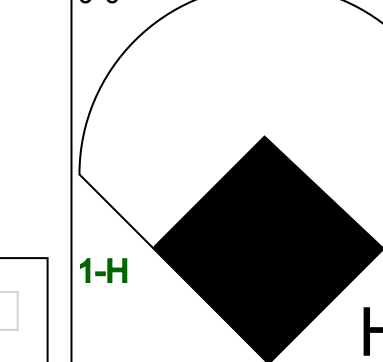
Minnesota Twins @ Cleveland Indians  
Cleveland Municipal Stadium, Cleveland, OH  
Sun Jun 18 1967, 3:33 AM EDT  
Att: 17,612 - Unknown

AB 35  
R 2  
H 7  
RBI 2  
BB 3  
SO 8  
LOB 16






Batter	1	2	3	4	5	6	7	8	9	AB	R	H	RBI	BB	SO	LOB	TOP					
<b>Bert Campaneris, R</b> OBP: 0.313, SLG: 0.333 (1, 6)										4	0	0	0	0	1	0	<b>Kansas City Athletics @ Cleveland Indians</b> Cleveland Municipal Stadium, Cleveland, OH Mon Jun 19 1967, 7:05 PM EDT Unknown <a href="http://livebaseballscores.com">livebaseballscores.com</a>					
<b>Reggie Jackson, L</b> OBP: 0.383, SLG: 0.417 (1, 7)										4	1	2	0	0	1	0						
<b>Ray Webster, L</b> OBP: 0.320, SLG: 0.431 (1, 3)										3	1	1	0	1	0	1						
<b>Rick Monday, L</b> OBP: 0.344, SLG: 0.462 (1, 8)										4	0	1	1	0	2	1						
<b>Jim Gosger, L</b> OBP: 0.343, SLG: 0.357 (1, 9)										2	0	0	0	1	1	0						
<b>Danny Cater, R</b> OBP: 0.318, SLG: 0.359 (1, 5)										2	0	0	1	0	0	0						
<b>John Donaldson, L</b> OBP: 0.313, SLG: 0.409 (1, 4)										3	0	0	0	0	0	2						
<b>Phil Roof, R</b> OBP: 0.289, SLG: 0.328 (1, 2)										3	0	0	0	0	1	0						
<b>Chuck Dobson, R</b> OBP: 0.154, SLG: 0.154 (1, 1)										3	0	0	0	0	2	0						
<b>Inning Stats</b>	R: 0 E: 0 K: 2 S: 8	H: 1 LOB: 1 BB: 0 P: 8	R: 0 E: 0 K: 0 S: 3	H: 0 LOB: 0 BB: 0 P: 3	R: 0 E: 0 K: 0 S: 3	H: 0 LOB: 0 BB: 0 P: 3	R: 2 E: 0 K: 0 S: 4	H: 2 LOB: 1 BB: 2 P: 12	R: 0 E: 0 K: 1 S: 5	H: 0 LOB: 0 BB: 0 P: 5	R: 0 E: 0 K: 1 S: 5	H: 0 LOB: 0 BB: 0 P: 5	R: 0 E: 0 K: 1 S: 5	H: 0 LOB: 0 BB: 0 P: 5	R: 0 E: 0 K: 2 S: 7	H: 0 LOB: 0 BB: 0 P: 7	R: 0 E: 0 K: 1 S: 5	H: 1 LOB: 0 BB: 0 P: 5	1B: 3 2B: 1 3B: 0 HR: 0	SF: 1 SAC: 0 DP: 2 HBP: 0	WP: 0 PB: 0 CS: 0	PA: 31
<b>PITCHER</b> <b>Steve Hargan, R</b> ERA: 2.37 (1, 1)	IP: 9.0 WLS: W BF: 31	H: 4 R: 2 ER: 2 SO: 8	BB: 1 IBB: 1 HBP: 0 BLK: 0	WP: 0 HR: 0 S: 45 P: 53	ERA: 2.00 WHIP: 0.556											<b>PITCHER</b> <b>Steve Hargan, R</b> ERA: 2.37 (1, 1)	IP: 9.0 WLS: W BF: 31	H: 4 R: 2 ER: 2 SO: 8	BB: 1 IBB: 1 HBP: 0 BLK: 0	WP: 0 HR: 0 S: 45 P: 53	ERA: 2.00 WHIP: 0.556	

Batter	1	2	3	4	5	6	7	8	9	AB	R	H	RBI	BB	SO	LOB	BOTTOM				
<b>Lee Maye, L</b> OBP: 0.284, SLG: 0.438 (1, 9)										4	0	0	0	0	1	5	<b>Kansas City Athletics @ Cleveland Indians</b> Cleveland Municipal Stadium, Cleveland, OH Mon Jun 19 1967, 7:05 PM EDT Unknown <a href="http://livebaseballscores.com">livebaseballscores.com</a>				
<b>Chuck Hinton, R</b> OBP: 0.331, SLG: 0.378 (1, 8)										4	1	2	0	0	1	0					
<b>Leon Wagner, L</b> OBP: 0.290, SLG: 0.472 (1, 7)										4	1	1	2	0	0	1					
<b>Fred Whitfield, L</b> OBP: 0.287, SLG: 0.402 (1, 3)										4	0	0	0	0	1	1					
<b>Max Alvis, R</b> OBP: 0.332, SLG: 0.433 (1, 5)										4	0	1	0	0	1	1					
<b>Duke Sims, L</b> OBP: 0.289, SLG: 0.270 (1, 2)										3	0	0	0	1	1	1					
<b>Pedro Gonzalez, R</b> OBP: 0.289, SLG: 0.290 (1, 4)										2	0	0	0	1	0	0					
<b>Larry Brown, R</b> OBP: 0.352, SLG: 0.396 (1, 6)										3	1	1	0	1	1	1					
<b>Steve Hargan, R</b> OBP: 0.243, SLG: 0.265 (1, 1)										3	1	1	2	1	1	3					
<b>Inning Stats</b>	R: 2 E: 0 K: 1 S: 7	H: 2 LOB: 0 BB: 0 P: 7	R: 0 E: 0 K: 2 S: 7	H: 0 LOB: 2 BB: 2 P: 15	R: 0 E: 0 K: 2 S: 7	H: 0 LOB: 0 BB: 0 P: 7	R: 0 E: 0 K: 1 S: 5	H: 0 LOB: 0 BB: 0 P: 5	R: 0 E: 0 K: 0 S: 3	H: 0 LOB: 0 BB: 0 P: 3	R: 0 E: 0 K: 1 S: 7	H: 2 LOB: 3 BB: 1 P: 11	R: 0 E: 0 K: 0 S: 4	H: 1 LOB: 1 BB: 0 P: 4	R: 2 E: 0 K: 0 S: 3	H: 1 LOB: 0 BB: 1 P: 7	1B: 2 2B: 2 3B: 0 HR: 2	SF: 0 SAC: 1 DP: 0 HBP: 0	WP: 1 PB: 0 CS: 0	PA: 36	
<b>PITCHER</b> <b>Chuck Dobson, R</b> ERA: 3.62 (1, 1)	IP: 8.2 WLS: L BF: 36	H: 6 R: 4 ER: 4 SO: 7	BB: 4 IBB: 0 HBP: 0 BLK: 0	WP: 1 HR: 2 S: 46 P: 62	ERA: 4.15 WHIP: 1.154											<b>PITCHER</b> <b>Chuck Dobson, R</b> ERA: 3.62 (1, 1)	IP: 8.2 WLS: L BF: 36	H: 6 R: 4 ER: 4 SO: 7	BB: 4 IBB: 0 HBP: 0 BLK: 0	WP: 1 HR: 2 S: 46 P: 62	ERA: 4.15 WHIP: 1.154



Batter	1	2	3	4	5	6	7	8	9	AB	R	H	RBI	BB	SO	LOB	TOP	
Bert Campaneris, R OBP: 0.316, SLG: 0.347 (1, 6)										4	1	2	1	0	0	1	<b>Kansas City Athletics @ Cleveland Indians</b> Cleveland Municipal Stadium, Cleveland, OH Mon Jun 19 1967, 7:05 PM EDT Att: 8,770 - Unknown	
Reggie Jackson, L OBP: 0.359, SLG: 0.385 (1, 7) (4, 8)										4	0	0	0	0	3	2		
Ray Webster, L OBP: 0.311, SLG: 0.418 (1, 3)										4	0	0	0	0	1	1		
Rick Monday, L OBP: 0.345, SLG: 0.463 Mike Hershberger, R OBP: 0.337, SLG: 0.352 (1, 8) (4, PR) (4, 9)										2	0	1	0	0	1	0		
Jim Gosger, L OBP: 0.343, SLG: 0.356 (1, 9) (4, 7)										3	0	1	0	0	0	1		
Ken Harrelson, R OBP: 0.257, SLG: 0.298 (9, PH)										1	0	0	0	0	0	0		
Danny Cater, R OBP: 0.317, SLG: 0.357 (1, 5)										4	0	1	0	0	0	2		
Dave Duncan, R OBP: 0.243, SLG: 0.514 (1, 2)										2	0	0	0	0	2	0		
John Donaldson, L OBP: 0.294, SLG: 0.383 (1, 4)										3	0	0	0	0	0	1		
Lew Krausse, R OBP: 0.136, SLG: 0.095 Bill Edgerton, L (8, 1) Blue Moon Odom, R OBP: 0.308, SLG: 0.308 (8, 1)										3	0	1	0	0	1	1		
<b>Inning Stats</b>	R: 1 E: 0 K: 3 S: 10	H: 1 LOB: 0 BB: 0 P: 10	R: 0 E: 0 K: 1 S: 5	H: 0 LOB: 0 BB: 0 P: 5	R: 0 E: 0 K: 1 S: 6	H: 1 LOB: 1 BB: 0 P: 6	R: 0 E: 0 K: 0 S: 4	H: 1 LOB: 0 BB: 0 P: 4	R: 0 E: 0 K: 1 S: 5	H: 1 LOB: 0 BB: 0 P: 5	R: 0 E: 0 K: 0 S: 6	H: 1 LOB: 1 BB: 0 P: 6	R: 0 E: 1 K: 0 S: 4	H: 0 LOB: 1 BB: 0 P: 4	1B: 5 2B: 0 3B: 0 HR: 1	SF: 0 SAC: 1 DP: 0 HBP: 0	WP: 0 PB: 0 SB: 0 CS: 0	PA: 33
<b>PITCHER</b>	IP WLS BF H R ER SO BB IBB HBP BLK WP HR S P ERA WHIP																	
Sonny Siebert, R ERA: 2.63 Bob Allen, L ERA: 2.82	(1, 1) (9, 1)	8.0 W S	29 4	6 0	1 0	1 0	8 0	0 0	0 0	0 0	0 0	0 0	0 0	0 4	45 4	45 4	1.12 0.00	0.750 0.000



Batter	1	2	3	4	5	6	7	8	9	AB	R	H	RBI	BB	SO	LOB	BOTTOM	
Lee Maye, L OBP: 0.302, SLG: 0.439 (1, 9) (9, 7)										2	1	1	0	1	0	2	<b>Kansas City Athletics @ Cleveland Indians</b> Cleveland Municipal Stadium, Cleveland, OH Mon Jun 19 1967, 7:05 PM EDT Att: 8,770 - Unknown	
Chuck Hinton, R OBP: 0.327, SLG: 0.373 (1, 8) (9, 9)										3	0	0	0	0	1	2		
Leon Wagner, L OBP: 0.289, SLG: 0.467 Vic Davalillo, L OBP: 0.275, SLG: 0.310 (1, 7) (8, PR) (9, 8)										4	0	1	0	0	0	1		
Fred Whitfield, L OBP: 0.291, SLG: 0.401 Bob Allen, L (9, 1)										3	0	1	1	1	0	0		
Max Alvis, R OBP: 0.327, SLG: 0.426 (1, 5)										4	0	0	0	0	1	4		
Joe Azcue, R OBP: 0.375, SLG: 0.495 (1, 2)										4	0	1	0	0	1	2		
Pedro Gonzalez, R OBP: 0.283, SLG: 0.284 (1, 4)										3	0	0	0	0	1	1		
Larry Brown, R OBP: 0.351, SLG: 0.395 (1, 6)										3	0	1	0	0	0	0		
Sonny Siebert, R OBP: 0.250, SLG: 0.625 Don Demeter, R OBP: 0.290, SLG: 0.485 Chico Salmon, R OBP: 0.271, SLG: 0.246 (1, 1) (8, PH) (9, 3)										2	0	0	0	0	1	2		
<b>Inning Stats</b>	R: 0 E: 0 K: 0 S: 4	H: 1 LOB: 2 BB: 1 P: 8	R: 0 E: 0 K: 1 S: 7	H: 2 LOB: 2 BB: 0 P: 7	R: 0 E: 0 K: 1 S: 5	H: 0 LOB: 0 BB: 0 P: 5	R: 0 E: 0 K: 0 S: 3	H: 0 LOB: 0 BB: 0 P: 3	R: 0 E: 0 K: 1 S: 5	H: 0 LOB: 1 BB: 0 P: 6	R: 0 E: 0 K: 0 S: 3	H: 0 LOB: 0 BB: 0 P: 3	R: 0 E: 0 K: 2 S: 10	H: 3 LOB: 2 BB: 1 P: 14	1B: 5 2B: 0 3B: 0 HR: 1	SF: 0 SAC: 1 DP: 0 HBP: 1		WP: 0 PB: 0 SB: 0 CS: 0
<b>PITCHER</b>	IP WLS BF H R ER SO BB IBB HBP BLK WP HR S P ERA WHIP																	
Lew Krausse, R ERA: 5.13 Bill Edgerton, L ERA: 2.16 Blue Moon Odom, R ERA: 4.82	(1, 1) (8, 1) (8, 1)	7.1 L	29 2	4 2	2 2	3 0	0 0	0 0	0 0	0 0	0 0	0 6	32 6	41 6	2.46 0.00	0.818 0.000		









Batter	1	2	3	4	5	6	7	8	9	AB	R	H	RBI	BB	SO	LOB	TOP										
<b>Paul Schaaf, R</b> OBP: 0.306, SLG: 0.289 (1, 5)	4-0 G6-4-3 BB		0-0 F7		0-0 HR		0-0 FC6-4 HBP		4-0 SH3 1B BB	3	2	1	1	2	0	2	<b>California Angels @ Cleveland Indians</b> Cleveland Municipal Stadium, Cleveland, OH Thu Jun 22 1967, 7:05 PM EDT Att: 13,476 - Unknown										
<b>Jim Fregosi, R</b> OBP: 0.328, SLG: 0.408 (1, 6)	0-0 G6-4-3 1-2		0-0 F2		0-0 E5		1-0 HBP		0-0 SH3	3	0	0	0	0	0	1											
<b>Woodie Held, R</b> OBP: 0.346, SLG: 0.471 (1, 8) (7, 7)	0-3 K			4-0 BB 1B BB	0-3 K		0-0 F5		0-0 1B 4-3 1B 2H	4	1	1	1	1	2	3											
<b>Rick Reichardt, R</b> OBP: 0.319, SLG: 0.380 <b>Don Mincher, L</b> OBP: 0.394, SLG: 0.547 (7, 3)		0-3 K		0-3 K	0-0 F8			0-0 FC1-5 2B	0-0 4-3 1B	3	0	0	0	0	2	2											
<b>Bubba Morton, R</b> OBP: 0.354, SLG: 0.298 (1, 9)		4-0 HR BB		0-0 BB 1B		0-0 6-3		4-0 FC1-5 2B BB	0-0 4-3	3	2	1	1	2	0	1											
<b>Johnny Werhas, R</b> OBP: 0.287, SLG: 0.289 <b>Jay Johnstone, L</b> OBP: 0.214, SLG: 0.242 (7, 8)		0-0 HR		4-0 BB	0-0 F3		0-0 FC1-5 2B WP	0-0 F9		2	1	1	2	1	0	0											
<b>Buck Rodgers, S</b> OBP: 0.262, SLG: 0.302 (1, 2)		0-0 4-3		0-3 K	0-0 F8			0-0 WP 2B		4	0	1	1	0	1	3											
<b>Bobby Knoop, R</b> OBP: 0.285, SLG: 0.333 (1, 4)		0-3 K		0-3 K			0-0 FC6-4 HBP 1B	0-3 K		4	0	1	0	0	3	4											
<b>Jim McGlothlin, R</b> OBP: 0.194, SLG: 0.138 (1, 1)			0-3 K		0-3 K		4-0 FC6-4 BB	0-0 F4		3	0	0	0	1	2	1											
<b>Inning Stats</b>	R: 0 E: 0 K: 1 S: 4	H: 0 LOB: 0 BB: 1 P: 8	R: 2 E: 0 K: 2 S: 8	H: 1 LOB: 0 BB: 1 P: 12	R: 0 E: 0 K: 1 S: 5	H: 0 LOB: 0 BB: 0 P: 5	R: 0 E: 0 K: 3 S: 10	H: 1 LOB: 3 BB: 2 P: 18	R: 1 E: 1 K: 2 S: 9	H: 1 LOB: 1 BB: 0 P: 9	R: 0 E: 0 K: 0 S: 3	H: 0 LOB: 0 BB: 0 P: 3	R: 0 E: 0 K: 0 S: 3	H: 1 LOB: 2 BB: 1 P: 8	R: 2 E: 0 K: 1 S: 7	H: 2 LOB: 1 BB: 1 P: 11		R: 2 E: 0 K: 0 S: 5	H: 2 LOB: 1 BB: 1 P: 9	1B: 4 2B: 2 3B: 0 HR: 2	SF: 0 SAC: 1 DP: 1 HBP: 1	WP: 1 PB: 0 SB: 0 CS: 0	PA: 42				
<b>PITCHER</b>	IP	WLS	BF	H	R	ER	SO	BB	IBB	HBP	BLK	WP	HR	S	P	ERA	WHIP										
<b>Sam McDowell, L</b> ERA: 4.55 (1, 1)	6.0	L	25	3	3	3	9	4	0	0	0	0	2	39	55	4.50	1.167										
<b>George Culver, R</b> ERA: 4.15 (7, 1)	2.0		11	3	2	2	1	2	0	1	0	1	0	10	19	9.00	2.500										
<b>Bob Allen, L</b> ERA: 3.47 (9, 1)	1.0		6	2	2	2	0	1	0	0	0	0	0	5	9	18.00	3.000										

AB	33
R	7
H	8
RBI	6
BB	7
SO	10
LOB	20



Batter	1	2	3	4	5	6	7	8	9	AB	R	H	RBI	BB	SO	LOB	BOTTOM										
<b>Lee Maye, L</b> OBP: 0.307, SLG: 0.457 (1, 9)	0-0 F7		0-0 F8			0-0 1B		4-0 FC5-4 BB		3	0	1	0	1	0	0	<b>California Angels @ Cleveland Indians</b> Cleveland Municipal Stadium, Cleveland, OH Thu Jun 22 1967, 7:05 PM EDT Att: 13,476 - Unknown										
<b>Chuck Hinton, R</b> OBP: 0.317, SLG: 0.361 (1, 8)	0-0 5-3			0-0 F9		0-3 K		0-0 FC5-4		4	0	0	0	0	1	2											
<b>Leon Wagner, L</b> OBP: 0.293, SLG: 0.453 (1, 7)	4-0 BB		0-3 K		0-0 F7			0-0 F8		3	0	0	0	1	1	1											
<b>Fred Whitfield, L</b> OBP: 0.289, SLG: 0.394 (1, 3)	0-3 K		0-0 F4			0-0 F9		0-0 F9		4	0	0	0	0	1	1											
<b>Max Alvis, R</b> OBP: 0.328, SLG: 0.424 (1, 5)		0-0 F4			0-0 FC5-4 1B 1B		0-0 6-3		0-0 F3	4	0	1	0	0	0	0											
<b>Joe Azcue, R</b> OBP: 0.386, SLG: 0.491 (1, 2)		0-0 F9			0-0 FC5-4 1B		4-0 BB			2	0	1	0	1	0	0											
<b>Pedro Gonzalez, R</b> OBP: 0.270, SLG: 0.274 (1, 4)		0-0 F8			0-0 FC5-4 G6-4-3		0-3 K			3	0	0	0	0	1	3											
<b>Larry Brown, R</b> OBP: 0.342, SLG: 0.383 (1, 6)			0-0 F5		0-0 G6-4-3			0-0 5-3		3	0	0	0	0	0	2											
<b>Sam McDowell, L</b> OBP: 0.200, SLG: 0.300 <b>Tony Horton, R</b> OBP: 0.250, SLG: 0.286 <b>George Culver, R</b> OBP: 1.000, SLG: 1.000 <b>Vic Davallilo, L</b> OBP: 0.273, SLG: 0.308 <b>Bob Allen, L</b> (9, 1)		0-3 K			0-3 K		0-3 K		0-0 F5	1	0	0	0	0	1	0											
<b>Inning Stats</b>	R: 0 E: 0 K: 1 S: 5	H: 0 LOB: 1 BB: 1 P: 9	R: 0 E: 0 K: 0 S: 3	H: 0 LOB: 0 BB: 0 P: 3	R: 0 E: 0 K: 1 S: 5	H: 0 LOB: 0 BB: 0 P: 5	R: 0 E: 0 K: 1 S: 5	H: 0 LOB: 0 BB: 0 P: 5	R: 0 E: 0 K: 2 S: 8	H: 1 LOB: 1 BB: 0 P: 8	R: 0 E: 0 K: 1 S: 5	H: 0 LOB: 1 BB: 1 P: 9	R: 0 E: 0 K: 0 S: 3	H: 0 LOB: 1 BB: 1 P: 7	R: 0 E: 0 K: 0 S: 3	H: 0 LOB: 0 BB: 0 P: 3		1B: 3 2B: 0 3B: 0 HR: 0	SF: 0 SAC: 0 DP: 1 HBP: 0	WP: 0 PB: 0 SB: 0 CS: 0	PA: 32						
<b>PITCHER</b>	IP	WLS	BF	H	R	ER	SO	BB	IBB	HBP	BLK	WP	HR	S	P	ERA	WHIP										
<b>Jim McGlothlin, R</b> ERA: 1.39 (1, 1)	9.0	W	32	3	0	0	6	3	0	0	0	0	0	41	53	0.00	0.667										

AB	29
R	0
H	3
RBI	0
BB	3
SO	6
LOB	9





Batter	1	2	3	4	5	6	7	8	9	AB	R	H	RBI	BB	SO	LOB	TOP			
Lee Mays, L OBP: 0.303, SLG: 0.445 (1, 9)	F6			G3		F9		F5		5	0	1	1	0	0	1	<b>Cleveland Indians @ Boston Red Sox</b> Fenway Park, Boston, MA Fri Jun 23 1967, 7:05 PM EDT Att: 30,233 - Unknown			
Chuck Hinton, R OBP: 0.316, SLG: 0.358 (1, 8)	F8			BB		F9		SF9		2	0	0	1	1	0	0				
Leon Wagner, L OBP: 0.297, SLG: 0.454 John O'Donoghue, R OBP: 0.077, SLG: 0.308 (1, 7)	6-3			F5						4	0	2	0	0	0	1				
Fred Whitfield, L OBP: 0.284, SLG: 0.385 (1, 3)		4-3		F8						4	0	0	0	0	0	4				
Max Alvis, R OBP: 0.327, SLG: 0.421 (1, 5)		G3								4	0	1	0	0	1	1				
Joe Azzue, R OBP: 0.382, SLG: 0.482 (1, 2)		4-3								4	1	1	0	0	0	2				
Pedro Gonzalez, R OBP: 0.287, SLG: 0.270 George Culver, R OBP: 1.000, SLG: 1.000 Vic Davallillo, L OBP: 0.276, SLG: 0.311 (1, 4)			6-3							2	0	0	0	0	1	1				
Larry Brown, R OBP: 0.341, SLG: 0.385 (1, 6)			6-3							4	1	1	0	0	0	2				
Sonny Siebert, R OBP: 0.296, SLG: 0.625 Tony Horton, R OBP: 0.247, SLG: 0.282 Orlando Pena, R OBP: 0.186, SLG: 0.175 Gus Gil, R OBP: 0.292, SLG: 0.284 (1, 1)			4-3							0	0	0	0	0	0	0				
Inning Stats	R: 0 E: 0 K: 0 S: 3	H: 0 LOB: 0 BB: 0 P: 3	R: 0 E: 0 K: 0 S: 3	H: 0 LOB: 0 BB: 0 P: 3	R: 0 E: 0 K: 0 S: 3	H: 0 LOB: 1 BB: 1 P: 7	R: 0 E: 0 K: 1 S: 6	H: 0 LOB: 0 BB: 0 P: 6	R: 0 E: 0 K: 0 S: 5	H: 0 LOB: 0 BB: 0 P: 5	R: 0 E: 0 K: 0 S: 4	H: 1 LOB: 1 BB: 0 P: 4	R: 2 E: 0 K: 0 S: 7	H: 4 LOB: 2 BB: 0 P: 7	R: 2 E: 0 K: 1 S: 8	H: 3 LOB: 1 BB: 0 P: 8		1B: 7 2B: 2 3B: 0 HR: 0	SF: 1 SAC: 0 DP: 0 HBP: 0	WP: 0 PB: 0 SB: 0 CS: 0
PITCHER Lee Stange, R ERA: 3.88 (1, 1)	IP: 9.0 WLS: W BF: 37 H: 9 R: 4 ER: 4 SO: 3 BB: 1 IBB: 0 HBP: 0 BLK: 0 WP: 0 HR: 0 S: 42 P: 46 ERA: 4.00 WHIP: 1.111															PITCHER				

Batter	1	2	3	4	5	6	7	8	9	AB	R	H	RBI	BB	SO	LOB	BOTTOM			
Mike Andrews, R OBP: 0.344, SLG: 0.330 (1, 4)	F2		6-3		SH3	5-3		4-3		4	0	0	0	0	0	1	<b>Cleveland Indians @ Boston Red Sox</b> Fenway Park, Boston, MA Fri Jun 23 1967, 7:05 PM EDT Att: 30,233 - Unknown			
Joe Foy, R OBP: 0.343, SLG: 0.458 (1, 5)	5-3		1B		1B		2B	FC6-4		5	3	4	1	0	0	0				
Carl Yastrzemski, L OBP: 0.436, SLG: 0.645 Jose Tartabull, L OBP: 0.309, SLG: 0.246 (1, 7)	F7		3B		2H	1B	1B	FC6-4		3	2	2	1	1	0	0				
Tony Conigliaro, R OBP: 0.358, SLG: 0.506 George Thomas, R OBP: 0.233, SLG: 0.214 (1, 9)			1B		SH3	IBB	2B	FC6-4		3	2	2	2	1	0	1				
Rico Petrocelli, R OBP: 0.375, SLG: 0.457 Jerry Adair, R OBP: 0.243, SLG: 0.236 (7, PR)	F5		HR		1-3	3H	2B	1B		1	0	0	0	0	0	0				
George Scott, R OBP: 0.393, SLG: 0.466 Dalton Jones, L OBP: 0.301, SLG: 0.360 (1, 3)			1B		1-2	3H	HBP	FC6-4		2	0	0	2	0	0	0				
Bob Tillman, R OBP: 0.244, SLG: 0.231 (1, 2)			2B		1-2	3H	2B	1B		4	0	1	0	0	1	4				
Reggie Smith, S OBP: 0.276, SLG: 0.315 (1, 8)			K		1-3	2H	3H	2B		4	0	2	2	0	1	2				
Lee Stange, R OBP: 0.143, SLG: 0.214 (1, 1)			F4		SH3	1B		K		3	1	1	0	0	1	3				
Inning Stats	R: 0 E: 0 K: 0 S: 3	H: 0 LOB: 0 BB: 0 P: 3	R: 1 E: 0 K: 1 S: 7	H: 2 LOB: 1 BB: 0 P: 7	R: 1 E: 0 K: 0 S: 5	H: 2 LOB: 1 BB: 0 P: 5	R: 0 E: 0 K: 0 S: 4	H: 1 LOB: 1 BB: 0 P: 4	R: 3 E: 0 K: 0 S: 6	H: 3 LOB: 1 BB: 1 P: 10	R: 0 E: 0 K: 0 S: 4	H: 1 LOB: 0 BB: 0 P: 4	R: 3 E: 0 K: 3 S: 12	H: 3 LOB: 3 BB: 1 P: 17	R: 0 E: 0 K: 0 S: 4	H: 1 LOB: 1 BB: 0 P: 4		1B: 7 2B: 3 3B: 2 HR: 1	SF: 0 SAC: 3 DP: 0 HBP: 1	WP: 0 PB: 0 SB: 0 CS: 0
PITCHER Sonny Siebert, R ERA: 2.67 Orlando Pena, R ERA: 3.51 George Culver, R ERA: 4.81 John O'Donoghue, L ERA: 2.35 (1, 1)	IP: 2.0 WLS: L BF: 8 H: 5 R: 4 ER: 4 SO: 0 BB: 0 IBB: 0 HBP: 0 BLK: 0 WP: 0 HR: 1 S: 10 P: 10 ERA: 4.50 WHIP: 1.000															PITCHER				







Batter	1	2	3	4	5	6	7	8	9	AB	R	H	RBI	BB	SO	LOB	TOP					
Lee Mays, L (1, 9) OBP: 0.313, SLG: 0.466	4-3		FC4-6				4-3			4	1	1	0	0	0	2	<b>Cleveland Indians @ Boston Red Sox</b> Fenway Park, Boston, MA Sun Jun 25 1967, 3:33 AM EDT Att: 23,719 - Unknown					
Chuck Hinton, R (1, 8) OBP: 0.314, SLG: 0.352	5-3			K		FC5-4 1B WP		K		4	1	1	2	0	0							
Leon Wagner, L (1, 7) OBP: 0.300, SLG: 0.467	3-1			F8		F8				4	0	1	0	0	0	1						
Fred Whitfield, L (1, 3)		F8		K2-3		FC5-4 1B		K		4	0	1	0	0	2	1						
Don Demeter, R (1, 5) OBP: 0.288, SLG: 0.471	F3					FC5-4 WP		F8		4	0	1	0	0	0	3						
Joe Azcue, R (1, 2) OBP: 0.370, SLG: 0.466	K					F2				4	0	0	0	0	1	2						
Chico Salmon, R (1, 4) OBP: 0.288, SLG: 0.293			F5			F5				4	0	2	0	0	0	1						
Larry Brown, R (1, 6) OBP: 0.338, SLG: 0.385			6-3			K		5-3		4	0	0	0	0	1	3						
Luis Tiant, R (1, 1) OBP: 0.300, SLG: 0.483								K		1	0	1	0	0	0	0						
Tony Horton, R (6, PH) OBP: 0.257, SLG: 0.292										0	1	0	0	0	0	0						
George Culver, R (6, PH) OBP: 1.000, SLG: 1.000										0	0	0	0	0	0	0						
Vic Davallo, L (7, PH) OBP: 0.274, SLG: 0.308										1	0	0	0	0	1	1						
Steve Bailey, R (7, 1)										0	0	0	0	0	0	0						
<b>Inning Stats</b>	R: 0 E: 0 K: 0 S: 3	H: 0 LOB: 0 BB: 0 P: 3	R: 0 E: 0 K: 1 S: 5	H: 0 LOB: 0 BB: 0 P: 5	R: 0 E: 0 K: 2 S: 4	H: 1 LOB: 1 BB: 0 P: 4	R: 0 E: 0 K: 2 S: 7	H: 0 LOB: 0 BB: 0 P: 7	R: 0 E: 0 K: 1 S: 6	H: 1 LOB: 1 BB: 0 P: 6	R: 3 E: 0 K: 0 S: 7	H: 4 LOB: 1 BB: 0 P: 7	R: 0 E: 0 K: 1 S: 6	H: 1 LOB: 1 BB: 0 P: 6	R: 0 E: 0 K: 2 S: 8	H: 1 LOB: 1 BB: 0 P: 8	R: 0 E: 0 K: 0 S: 3	H: 1 LOB: 0 BB: 0 P: 3	1B: 7 2B: 2 3B: 0 HR: 0	SF: 0 SAC: 0 DP: 1 HBP: 0	WP: 1 PB: 0 SB: 0 CS: 0	PA: 35
<b>PITCHER</b>	IP WLS BF H R ER SO BB IBB HBP BLK WP HR S P ERA WHIP																					
Gary Bell, R (1, 1) ERA: 3.06	5.1 W 22 6 3 3 4 0 0 0 0 0 0 30 30 5.06 1.125																					
Jose Santiago, R (6, 1) ERA: 3.95	3.2 S 13 3 0 0 3 0 0 0 0 1 0 19 19 0.00 0.818																					

Batter	1	2	3	4	5	6	7	8	9	AB	R	H	RBI	BB	SO	LOB	BOTTOM			
Mike Andrews, R (1, 4) OBP: 0.344, SLG: 0.332			4-3	L5				6-3		4	1	1	0	1	0	3	<b>Cleveland Indians @ Boston Red Sox</b> Fenway Park, Boston, MA Sun Jun 25 1967, 3:33 AM EDT Att: 23,719 - Unknown			
Joe Foy, R (1, 5) OBP: 0.345, SLG: 0.474										4	3	3	2	0	0	1				
Carl Yastrzemski, L (1, 7) OBP: 0.433, SLG: 0.647										3	1	1	2	1	1	1				
Russ Gibson, R (9, 2) OBP: 0.288, SLG: 0.295										0	0	0	0	0	0	0				
Tony Conigliaro, R (1, 9) OBP: 0.364, SLG: 0.500										2	0	0	1	1	1	1				
George Scott, R (1, 3) OBP: 0.350, SLG: 0.458										2	0	0	1	1	0	1				
Jerry Adair, R (1, 6) OBP: 0.238, SLG: 0.231										4	0	0	0	0	2	3				
Bob Tillman, R (1, 2) OBP: 0.298, SLG: 0.341										3	1	3	1	1	0	0				
Jose Tartabull, L (6, PR) OBP: 0.307, SLG: 0.245										0	1	0	0	0	0	0				
Reggie Smith, S (1, 8) OBP: 0.280, SLG: 0.320										4	0	2	1	0	0	1				
Gary Bell, R (1, 1) OBP: 0.129, SLG: 0.161										2	1	1	0	0	0	1				
Jose Santiago, R (6, 1) OBP: 0.308, SLG: 0.750										2	0	0	0	0	0	3				
<b>Inning Stats</b>	R: 0 E: 0 K: 0 S: 3	H: 0 LOB: 1 BB: 1 P: 7	R: 1 E: 0 K: 1 S: 6	H: 1 LOB: 0 BB: 0 P: 6	R: 3 E: 0 K: 2 S: 10	H: 3 LOB: 1 BB: 1 P: 14	R: 0 E: 0 K: 0 S: 4	H: 1 LOB: 1 BB: 0 P: 4	R: 1 E: 0 K: 1 S: 5	H: 1 LOB: 1 BB: 1 P: 9	R: 0 E: 0 K: 0 S: 4	H: 2 LOB: 1 BB: 0 P: 4	R: 2 E: 0 K: 0 S: 4	H: 2 LOB: 1 BB: 1 P: 9	R: 1 E: 0 K: 0 S: 3	H: 1 LOB: 1 BB: 1 P: 7	1B: 5 2B: 3 3B: 0 HR: 3	SF: 1 SAC: 0 DP: 2 HBP: 1	WP: 1 PB: 0 SB: 0 CS: 0	PA: 37
<b>PITCHER</b>	IP WLS BF H R ER SO BB IBB HBP BLK WP HR S P ERA WHIP																			
Luis Tiant, R (1, 1) ERA: 2.93	5.0 L 23 6 5 5 4 3 0 0 0 0 0 3 28 40 9.00 1.800																			
George Culver, R (6, 1) ERA: 4.62	1.0 4 2 0 0 0 0 0 0 0 0 0 4 4 0.00 2.000																			
Steve Bailey, R (7, 1) ERA: 2.82	2.0 10 3 3 3 0 1 1 1 0 1 0 7 16 13.50 2.000																			



Batter	1	2	3	4	5	6	7	8	9	AB	R	H	RBI	BB	SO	LOB	TOP								
Lee Mays, L OBP: 0.318, SLG: 0.471 (1, 9) (7, 7)	G3	F3				SH1 BB		SH5-4		3	0	1	0	1	0	1	<b>Cleveland Indians @ Detroit Tigers</b> Tiger Stadium, Detroit, MI Tue Jun 27 1967, 7:05 PM EDT Att: 30,266 - Unknown								
Chuck Hinton, R OBP: 0.313, SLG: 0.348 (1, 8) (7, 9)	F6	K			SH1	F8		FC1-2 IBB		3	0	0	0	1	1	2									
Leon Wagner, L OBP: 0.304, SLG: 0.462 Vic Davalillo, L OBP: 0.274, SLG: 0.308 (7, PR) (7, 8)	L6		4-3					FC1-2		2	0	0	0	1	0	0									
Don Demeter, R OBP: 0.284, SLG: 0.465 (8, PH) (8, 8)					BB			SF7 HBP		1	0	0	0	0	0	3									
Fred Whitfield, L OBP: 0.285, SLG: 0.380 (1, 3)		1B WP				F5		4-1		5	1	2	0	0	0	6									
Max Alvis, R OBP: 0.323, SLG: 0.414 (1, 5)		1B								4	1	1	1	0	2	3									
Duke Sims, L OBP: 0.307, SLG: 0.288 (1, 2)		1B								4	2	1	0	1	0	2									
Chico Salmon, R OBP: 0.306, SLG: 0.375 (1, 4)		2B								5	3	3	4	0	0	0									
Larry Brown, R OBP: 0.336, SLG: 0.384 (1, 6)	SF8					4-3		SH5-4 FC1-2 1B		3	0	1	1	0	1	1									
Sam McDowell, L OBP: 0.206, SLG: 0.333 (1, 1)								E3 FC1-2 SH5-4		3	0	1	1	0	1	1									
<b>Inning Stats</b>	R: 0 E: 0 K: 0 S: 3	H: 0 LOB: 0 BB: 0 P: 3	R: 4 E: 0 K: 1 S: 9	H: 4 LOB: 1 BB: 1 P: 13	R: 0 E: 0 K: 1 S: 6	H: 1 LOB: 0 BB: 0 P: 6	R: 0 E: 0 K: 2 S: 7	H: 0 LOB: 0 BB: 0 P: 7	R: 0 E: 0 K: 1 S: 5	H: 0 LOB: 2 BB: 2 P: 13	R: 2 E: 0 K: 0 S: 6	H: 3 LOB: 1 BB: 0 P: 6	R: 1 E: 0 K: 0 S: 3	H: 0 LOB: 1 BB: 0 P: 4	R: 1 E: 0 K: 0 S: 6	H: 2 LOB: 1 BB: 1 P: 10	R: 0 E: 0 K: 0 S: 3	H: 0 LOB: 0 BB: 0 P: 3	1B: 5 2B: 4 3B: 0 HR: 1	SF: 3 SAC: 2 DP: 0 HBP: 1	WP: 2 PB: 1 SB: 1 CS: 0	PA: 43			
<b>PITCHER</b>	IP	WLS	BF	H	R	ER	SO	BB	IBB	HBP	BLK	WP	HR	S	P	ERA	WHIP								
Earl Wilson, R ERA: 4.2 (1, 1)	1.1	L	9	4	4	4	0	1	0	0	0	1	0	8	12	27.00	3.750								
Mike Marshall, R ERA: 1.37 (2, 1)	3.2		14	1	0	0	5	2	0	0	0	0	0	22	30	0.00	0.818								
Larry Sherry, R ERA: 6.43 (6, 1)	0.2		5	3	2	2	0	0	0	0	0	1	0	5	5	27.00	4.500								
Pat Dobson, R ERA: 2.83 (8, 1)	1.1		5	0	1	0	0	0	0	1	0	0	0	4	5	0.00	0.000								
Hank Aguirre, L ERA: 1.69 (8, 1)	2.0		10	2	1	1	0	0	1	0	0	0	1	9	13	4.50	1.000								

Batter	1	2	3	4	5	6	7	8	9	AB	R	H	RBI	BB	SO	LOB	BOTTOM								
Don Wert, R OBP: 0.308, SLG: 0.318 (1, 5)	5-3		K			F5		K		4	0	0	0	0	2	0	<b>Cleveland Indians @ Detroit Tigers</b> Tiger Stadium, Detroit, MI Tue Jun 27 1967, 7:05 PM EDT Att: 30,266 - Unknown								
Dick McAuliffe, L OBP: 0.367, SLG: 0.464 (1, 4)	4-3		FC5-4 1B					1B 1B		4	0	3	0	0	0	0									
Al Kaline, R OBP: 0.417, SLG: 0.574 Mickey Stanley, R OBP: 0.262, SLG: 0.261 (1, 9) (7, 8)	K		FC5-4			K				3	0	0	0	0	2	2									
Willie Horton, R OBP: 0.343, SLG: 0.500 (1, 7)		6-3 WP 1B				F4		K		4	1	1	0	0	1	3									
Bill Freehan, R OBP: 0.403, SLG: 0.487 (1, 2)		K				6-3		K		4	0	0	0	0	2	3									
Jim Northrup, L OBP: 0.345, SLG: 0.411 (1, 8) (7, 9)		6-3				4-3				4	0	1	0	0	0	1									
Norm Cash, L OBP: 0.391, SLG: 0.429 (1, 3)						F8		F6		4	0	2	1	0	0	1									
Ray Oyler, R OBP: 0.277, SLG: 0.264 (1, 6)						F8		FC5-4 BB		3	0	0	0	1	1	2									
Earl Wilson, R OBP: 0.224, SLG: 0.326 Mike Marshall, R OBP: 0.200, SLG: 0.300 Dick McAuliffe, L OBP: 0.333, SLG: 0.342 Larry Sherry, R ERA: 6.43 Pat Dobson, R ERA: 2.83 Jim Northrup, L OBP: 0.325, SLG: 0.361 Hank Aguirre, R OBP: 0.300, SLG: 1.500 Gates Brown, L OBP: 0.266, SLG: 0.305 (1, 1) (2, 1) (5, PH) (8, 1) (8, 1) (8, PH) (8, PH)			6-3			K		FC5-4		0	0	0	0	0	0	0									
<b>Inning Stats</b>	R: 0 E: 0 K: 1 S: 5	H: 0 LOB: 0 BB: 0 P: 5	R: 1 E: 0 K: 2 S: 9	H: 2 LOB: 1 BB: 0 P: 9	R: 0 E: 0 K: 1 S: 6	H: 1 LOB: 0 BB: 0 P: 6	R: 0 E: 0 K: 0 S: 3	H: 0 LOB: 0 BB: 0 P: 3	R: 0 E: 0 K: 1 S: 5	H: 0 LOB: 0 BB: 0 P: 5	R: 0 E: 0 K: 1 S: 6	H: 1 LOB: 1 BB: 0 P: 6	R: 0 E: 0 K: 0 S: 4	H: 1 LOB: 2 BB: 1 P: 8	R: 0 E: 0 K: 3 S: 11	H: 2 LOB: 2 BB: 0 P: 11	R: 0 E: 0 K: 0 S: 4	H: 1 LOB: 1 BB: 0 P: 4	1B: 8 2B: 0 3B: 0 HR: 0	SF: 0 SAC: 0 DP: 0 HBP: 0	WP: 1 PB: 0 SB: 0 CS: 0	PA: 36			
<b>PITCHER</b>	IP	WLS	BF	H	R	ER	SO	BB	IBB	HBP	BLK	WP	HR	S	P	ERA	WHIP								
Sam McDowell, L ERA: 4.23 (1, 1)	9.0	W	36	8	1	1	9	1	0	0	0	1	0	53	57	1.00	1.000								

AB	33
R	8
H	10
RBI	7
BB	4
SO	5
LOB	19









Batter	1	2	3	4	5	6	7	8	9	AB	R	H	RBI	BB	SO	LOB	TOP					
Lee Mays, L OBP: 0.324, SLG: 0.457 (1, 9)										4	0	0	0	1	2	1	Cleveland Indians @ Detroit Tigers Tiger Stadium, Detroit, MI Thu Jun 29 1967, 7:05 PM EDT Att: 10,113 - Unknown					
Max Alvis, R OBP: 0.322, SLG: 0.406 (1, 5)										5	1	1	1	0	1	3						
Leon Wagner, L OBP: 0.300, SLG: 0.451 Gus Gil, R OBP: 0.186, SLG: 0.175 (1, 7) (8, 4)										4	1	1	0	0	3	0						
Don Demeter, R OBP: 0.273, SLG: 0.446 Fred Whitfield, L OBP: 0.266, SLG: 0.391 Steve Bailey, R (8, 1)										3	0	0	0	0	0	0						
George Culver, R OBP: 1.000, SLG: 1.000 (9, 1)										1	1	1	3	0	0	0						
Joe Azcue, R OBP: 0.367, SLG: 0.459 (1, 2)										4	1	1	0	0	0	0						
Tony Horton, R OBP: 0.289, SLG: 0.303 Chuck Hinton, R OBP: 0.317, SLG: 0.344 (1, 3) (8, 9)										3	0	2	0	0	0	1						
Chico Salmon, R OBP: 0.298, SLG: 0.371 (1, 4) (8, 3)										1	0	0	0	0	1	0						
Larry Brown, R OBP: 0.333, SLG: 0.377 (1, 6)										4	0	0	0	0	0	2						
Luis Tiant, R OBP: 0.281, SLG: 0.452 Vic Davalillo, L OBP: 0.283, SLG: 0.333 (1, 1) (8, 8)										2	0	0	0	0	0	1						
<b>Inning Stats</b>	R: 0 E: 0 K: 2 S: 7	H: 0 LOB: 0 BB: 0 P: 7	R: 0 E: 0 K: 0 S: 4	H: 1 LOB: 1 BB: 0 P: 4	R: 0 E: 0 K: 1 S: 5	H: 0 LOB: 0 BB: 0 P: 5	R: 0 E: 0 K: 1 S: 5	H: 0 LOB: 0 BB: 0 P: 5	R: 1 E: 0 K: 0 S: 5	H: 2 LOB: 1 BB: 0 P: 5	R: 0 E: 0 K: 1 S: 5	H: 1 LOB: 1 BB: 0 P: 4	R: 0 E: 0 K: 0 S: 4	H: 1 LOB: 0 BB: 0 P: 4	R: 4 E: 0 K: 0 S: 7	H: 4 LOB: 0 BB: 0 P: 7	R: 0 E: 1 K: 3 S: 11	H: 1 LOB: 3 BB: 1 P: 15	1B: 6 2B: 2 3B: 0 HR: 1	SF: 0 SAC: 0 DP: 0 HBP: 0	WP: 1 PB: 0 SB: 1 CS: 0	PA: 38
<b>PITCHER</b>	IP WLS BF H R ER SO BB IBB HBP BLK WP HR S P ERA WHIP																					
Denny McLain, R ERA: 4.03 Fred Gladding, R ERA: 1.99 (1, 1) (8, 1)	7.2 L 30 7 4 4 5 0 0 0 0 0 1 0 40 40 4.70 0.913																					

Batter	1	2	3	4	5	6	7	8	9	AB	R	H	RBI	BB	SO	LOB	BOTTOM				
Dick McAuliffe, L OBP: 0.375, SLG: 0.475 (1, 6) (8, 4)										4	1	2	1	1	1	1	Cleveland Indians @ Detroit Tigers Tiger Stadium, Detroit, MI Thu Jun 29 1967, 7:05 PM EDT Att: 10,113 - Unknown				
Jerry Lumpe, L OBP: 0.297, SLG: 0.133 Ray Oyler, R OBP: 0.277, SLG: 0.264 Willie Horton, R OBP: 0.344, SLG: 0.497 Dick Tracewski, R OBP: 0.326, SLG: 0.333 (1, 4) (8, 6) (9, PH) (9, PR)										4	0	0	0	0	0	2					
Gates Brown, L OBP: 0.293, SLG: 0.294 Jim Landis, R OBP: 0.341, SLG: 0.359 (1, 7) (5, 7)										2	0	0	0	0	0	0					
Norm Cash, L OBP: 0.398, SLG: 0.440 (1, 3)										4	0	2	0	0	1	1					
Jim Northrup, L OBP: 0.342, SLG: 0.406 (1, 9)										4	0	1	0	0	0	3					
Bill Freehan, R OBP: 0.406, SLG: 0.483 (1, 2)										4	1	1	0	0	1	1					
Don Wert, R OBP: 0.307, SLG: 0.315 (1, 5)										3	0	0	0	0	1	4					
Mickey Stanley, R OBP: 0.281, SLG: 0.309 (1, 8)										4	1	3	2	0	0	0					
Denny McLain, R OBP: 0.116, SLG: 0.073 Fred Gladding, L OBP: 0.258, SLG: 0.148 (1, 1) (8, 1) (9, PH)										3	0	0	0	0	3	2					
<b>Inning Stats</b>	R: 0 E: 0 K: 0 S: 3	H: 0 LOB: 0 BB: 0 P: 3	R: 0 E: 0 K: 0 S: 4	H: 1 LOB: 1 BB: 0 P: 4	R: 0 E: 1 K: 2 S: 8	H: 1 LOB: 1 BB: 0 P: 8	R: 0 E: 0 K: 1 S: 5	H: 0 LOB: 0 BB: 0 P: 5	R: 0 E: 0 K: 0 S: 10	H: 1 LOB: 1 BB: 0 P: 10	R: 0 E: 0 K: 0 S: 5	R: 3 E: 1 K: 1 S: 8	H: 2 LOB: 0 BB: 0 P: 8	R: 0 E: 0 K: 0 S: 4	H: 2 LOB: 2 BB: 1 P: 8	R: 0 E: 0 K: 0 S: 4		H: 1 LOB: 2 BB: 1 P: 8	1B: 7 2B: 1 3B: 0 HR: 2	SF: 0 SAC: 1 DP: 1 HBP: 0	WP: 0 PB: 0 SB: 0 CS: 0
<b>PITCHER</b>	IP WLS BF H R ER SO BB IBB HBP BLK WP HR S P ERA WHIP																				
Luis Tiant, R ERA: 2.79 Steve Bailey, R ERA: 2.7 George Culver, R ERA: 4.33 (1, 1) (8, 1) (9, 1)	7.0 W 29 7 3 1 7 0 0 0 0 0 0 0 7 15 0.00 3.000																				

AB	37
R	5
H	9
RBI	5
BB	1
SO	8
LOB	12





Batter	1	2	3	4	5	6	7	8	9	10	11	12	13	14	AB	R	H	RBI	BB	SO	LOB	TOP		
Max Ables, R OBP: 0.325, SLG: 0.410 (1, 5)		FC5-4		F9			6-3		BB FC1-2 2B		6-3			BB 1B	7	2	3	0	0	0	2			
Chuck Hinton, R OBP: 0.320, SLG: 0.338 (1, 9)	F9	F4			F7				FC1-2 BB		6-3			FC5 1B BB	4	0	0	0	3	0	2			
Don Demeter, R OBP: 0.274, SLG: 0.425 (1, 8) (8, 7)	2B 1B		F6		F4		4-3		FC1-2 BB			K		F8	6	1	1	1	1	1	1	3		
Rocky Colavito, R OBP: 0.350, SLG: 0.424 (1, 7)	F5				6-3				BB FC1-2 BB			1-3		FC5 1B	2	0	0	0	2	0	2			
Vic Davalillo, L OBP: 0.285, SLG: 0.333 (8, PR) (8, 8)									BB FC1-2 BB					1-2 2B 1B	3	0	1	1	0	0	3			
Tony Horton, R OBP: 0.272, SLG: 0.316 (1, 3)							6-3		BB FC1-2 BB					FC5	3	1	1	2	0	0	1			
Lee Nave, L OBP: 0.322, SLG: 0.454 (8, PH) (8, 4)	1B 2B		F9						F8 F3					FC5	1	0	0	0	0	0	1			
Gus Gil, R OBP: 0.180, SLG: 0.169 (1, 4)	1B 2B													FC5	3	0	0	0	0	0	5			
Chico Salmon, R OBP: 0.295, SLG: 0.370 (8, PH) (8, 3)			F8				5-3		F9					F7	3	0	1	1	0	0	1			
Fred Whitfield, L OBP: 0.282, SLG: 0.385 (8, 3)									F9					F8	3	0	0	0	0	0	1			
Larry Brown, R OBP: 0.326, SLG: 0.367 (1, 6)	F7								F7					F8	6	0	0	0	0	0	2			
Duke Sims, L OBP: 0.324, SLG: 0.323 (1, 2)														F8	4	1	1	1	2	0	0			
Steve Hagan, R OBP: 0.233 (8, PH) (8, 4)			FC5-4 BB						HR						3	0	0	0	0	1	2			
Leon Wagner, L OBP: 0.255, SLG: 0.345 (8, PH) (8, 4)															1	1	1	0	0	0	0			
John O'Donoghue, L OBP: 0.277, SLG: 0.328 (8, PH) (8, 4)															0	0	0	0	0	0	0			
George Culver, R OBP: 0.272, SLG: 0.350 (14, PH) (14, 1)															1	0	0	0	0	0	0			
Pedro Gonzalez, R OBP: 0.275, SLG: 0.289 (14, PH) (14, 1)															1	0	0	0	0	0	0			
Orlando Pena, R OBP: 0.180, SLG: 0.169 (14, 1)															0	0	0	0	0	0	0			
<b>Inning Stats</b>	R: 3 E: 0 K: 0 S: 7	H: 4 LOB: 1 BB: 0 P: 7	R: 0 E: 0 K: 1 S: 5	H: 0 LOB: 1 BB: 1 P: 9	R: 0 E: 0 K: 0 S: 3	H: 0 LOB: 1 BB: 1 P: 7	R: 0 E: 0 K: 0 S: 3	H: 0 LOB: 0 BB: 0 P: 3	R: 0 E: 0 K: 0 S: 3	H: 0 LOB: 1 BB: 1 P: 7	R: 0 E: 0 K: 0 S: 3	H: 0 LOB: 0 BB: 0 P: 5	R: 0 E: 0 K: 1 S: 5	H: 0 LOB: 0 BB: 0 P: 5	R: 0 E: 0 K: 0 S: 3	H: 0 LOB: 0 BB: 0 P: 3	R: 0 E: 0 K: 0 S: 5	H: 0 LOB: 0 BB: 0 P: 9	R: 1 E: 0 K: 0 S: 5	H: 2 LOB: 2 BB: 1 P: 9	1B: 6 2B: 2 3B: 0 HR: 1	SF: 0 SAC: 0 DP: 0 HBP: 0	WP: 0 PB: 0 SB: 0 CS: 0	PA: 59
<b>PITCHER</b>	IP WLS BF H R ER SO BB IBB HBP BLK WP HR S P ERA WHIP	7.0 3.5 31 5 4 4 1 0 0 0 0 0 1 28 48 5.14 1.429	<b>PITCHER</b>														IP WLS BF H R ER SO BB IBB HBP BLK WP HR S P ERA WHIP	7.0 3.5 31 5 4 4 1 0 0 0 0 0 1 28 48 5.14 1.429						
Pete Richert, L ERA: 3.5 (8, 1)	1.1 6 2 1 1 0 0 0 0 0 0 0 0 6 6 6.75 1.500	Moe Drabowsky, R ERA: 1.11 (9, 1)	0.0 2 0 0 0 0 2 0 0 0 0 0 0 0 8 ∞ ∞	Eddie Watt, R ERA: 1.96 (9, 1)	3.0 9 0 0 0 3 0 0 0 0 0 0 0 15 15 0.00 0.000	Jim Hardin, R ERA: 1.13 (12, 1)	2.2 L 11 2 1 1 0 1 0 0 0 0 0 0 10 14 3.38 1.125																	

Cleveland Indians @ Baltimore Orioles  
Memorial Stadium, Baltimore, MD  
Fri Jun 30 1967, 7:05 PM EDT  
Unknown


AB	51
R	6
H	9
RBI	6
BB	8
SO	4
LOB	25



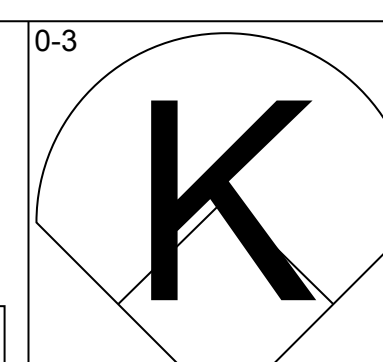
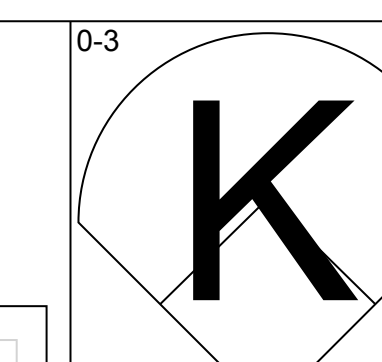
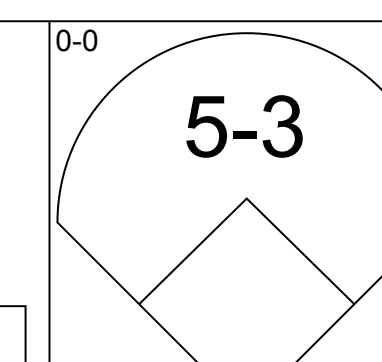

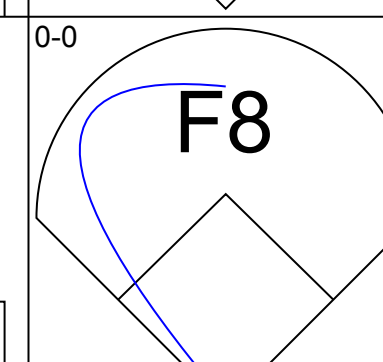
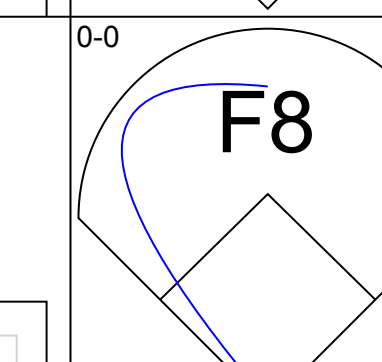
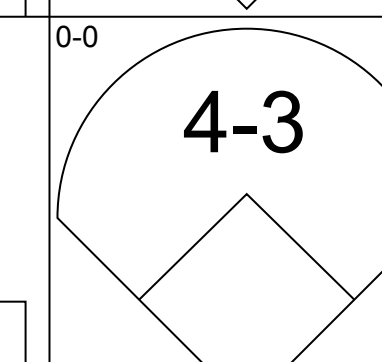
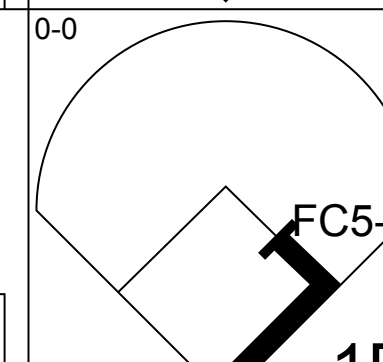
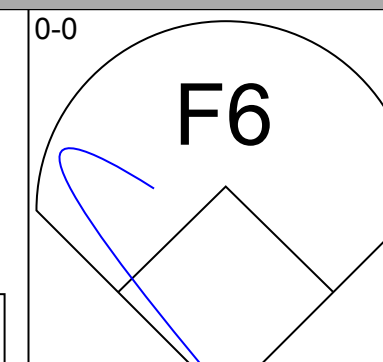
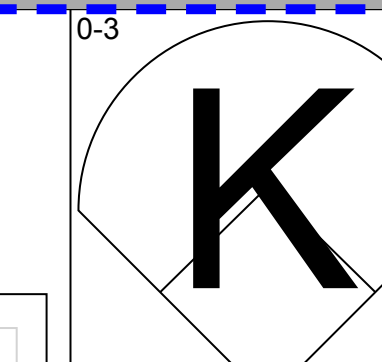
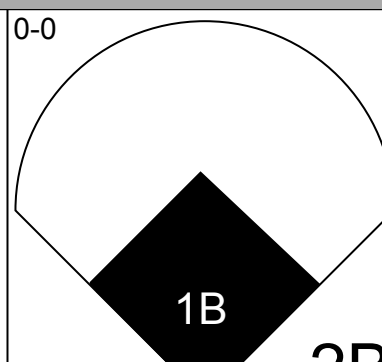
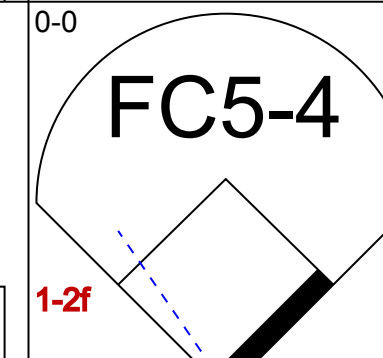
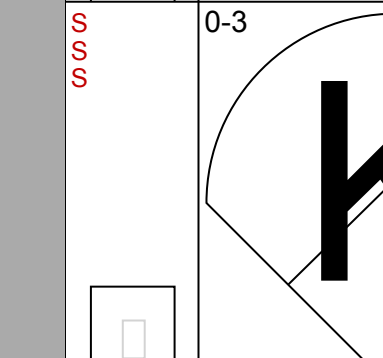
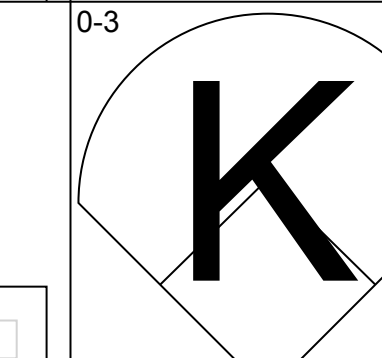
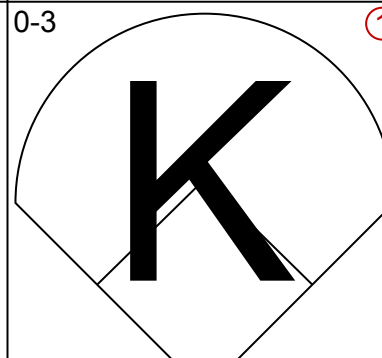
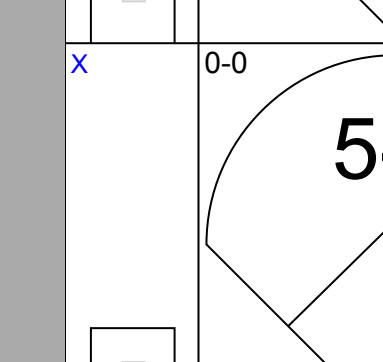
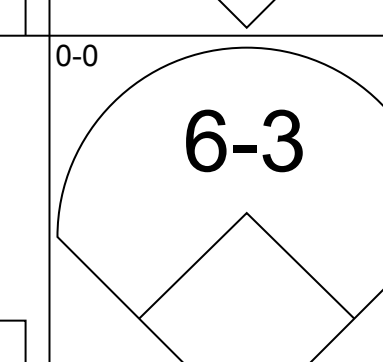
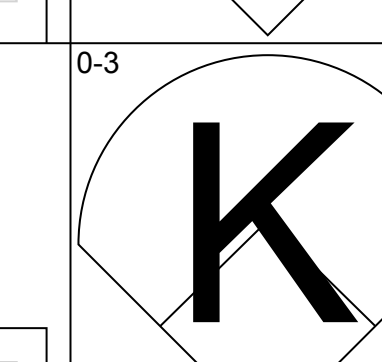
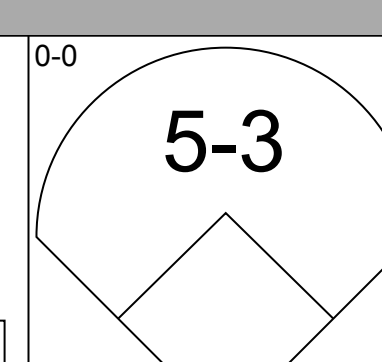
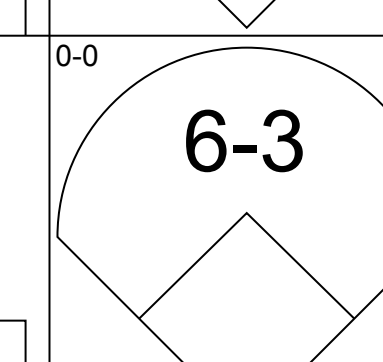
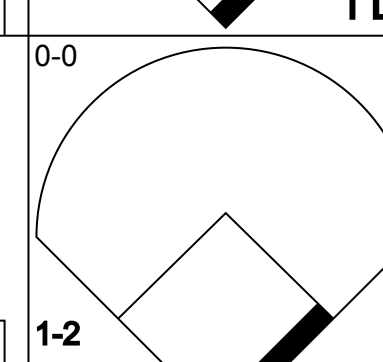
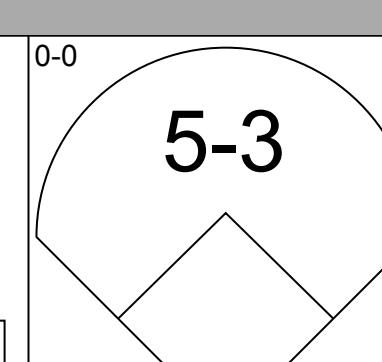
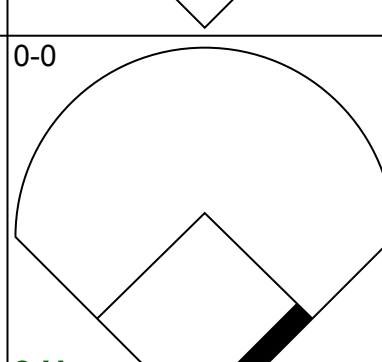
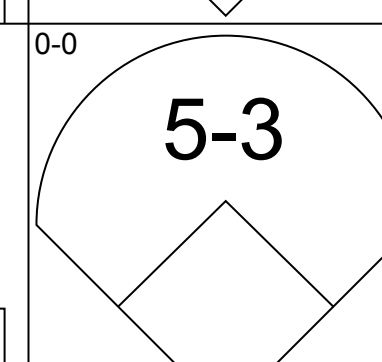
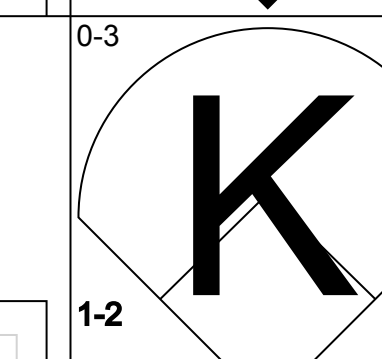
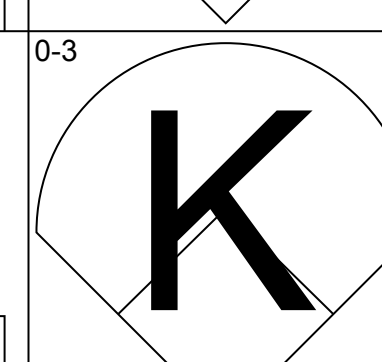
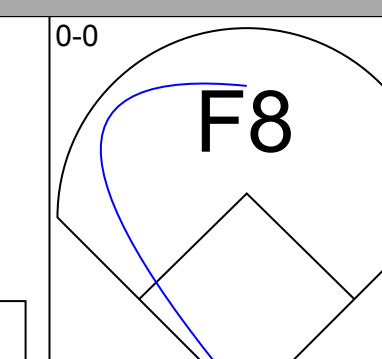
Batter	1	2	3	4	5	6	7	8	9	10	11	12	13	14	AB	R	H	RBI	BB	SO	LOB	BOTTOM				
Luis Aparicio, R OBP: 0.277, SLG: 0.309 (1, 6)	5-3	L4		SH1-4					WP 4-3 1B					K	5	0	2	0	1	1	2					
Russ Snyder, L OBP: 0.318, SLG: 0.405 (1, 9)	1-6-3		E6 1B	K		FC1-6 1B		4-3	4-3		F9			4-3	7	1	0	0	0	1	7					
Paul Blair, R OBP: 0.362, SLG: 0.472 (1, 8)	2B BB					5-3					F8			1-3	5	1	1	1	2	1	4					
Brooks Robinson, R OBP: 0.339, SLG: 0.394 (1, 5)	1B 2B					5-3					F7			BB	6	1	2	1	1	1	3					
Curt Blefary, L OBP: 0.355, SLG: 0.456 (1, 7)	BB 1B										F7			K	6	1	3	1	0	1	1					
Boog Powell, L OBP: 0.340, SLG: 0.396 (1, 3)						SH2-4					G3			G3	5	0	2	2	1	0	1					
Davey Johnson, R OBP: 0.323, SLG: 0.363 (8, 1)	G3										F7				4	0	0	0	0	1	7					
Eddie Watt, R ERA: 1.72 (9, 1)											G3				0	0	0	0	0	0	0					
Jim Hardin, R ERA: 1.96 (9, 1)															1	0	0	0	0	0	0					
Wally Bunker, R OBP: 0.283, SLG: 0.283 (12, 1)															1	0	0	0	0	0	0					
Vic Roznovsky, L OBP: 0.275, SLG: 0.289 (14, PH) (14, 1)															1	0	0	0	0	1	0					
Andy Etchebarren, R OBP: 0.194, SLG: 0.462 (10, PR) (10, 1)															5	0	1	0	0	2	4					
Marcelino Lopez, R OBP: 0.300, SLG: 0.500 (11, 2)	K2-3														2	0	1	0	0	0	0					
Larry Haney, R OBP: 0.362, SLG: 0.407 (11, 2)															2	0	1	0	0	0	0					
Pete Richert, L OBP: 0.303, SLG: 0.396 (8, 1)															3	1	1	0	0	1	0					
Moe Drabowsky, R OBP: 0.429, SLG: 0.385 (8, 4)	F8														0	0	0	0	0	0	0					
Mark Belanger, R OBP: 0.312, SLG: 0.338 (8, 4)															3	0	1	0	0	0	0					
<b>Inning Stats</b>	R: 1 E: 0 K: 0 S: 5	H: 2 LOB: 3 BB: 2 P: 13	R: 0 E: 0 K: 1 S: 5	H: 0 LOB: 0 BB: 0 P: 5	R: 2 E: 1 K: 3 S: 13	H: 3 LOB: 2 BB: 0 P: 13	R: 1 E: 0 K: 0 S: 4	H: 1 LOB: 1 BB: 0 P: 6	R: 0 E: 0 K: 0 S: 6	H: 1 LOB: 1 BB: 1 P: 10	R: 0 E: 0 K: 0 S: 3	H: 0 LOB: 0 BB: 0 P: 3	R: 0 E: 0 K: 1 S: 7	H: 2 LOB: 2 BB: 0 P: 7	R: 0 E: 0 K: 0 S: 5	H: 0 LOB: 1 BB: 1 P: 9	R: 0 E: 0 K: 1 S: 5	H: 0 LOB: 0 BB: 0 P: 5	R: 0 E: 0 K: 0 S: 5	H: 0 LOB: 0 BB: 0 P: 9	R: 0 E: 0 K: 0 S: 5	H: 0 LOB: 0 BB: 0 P: 5	1B: 12 2B: 2 3B: 0 HR: 0	SF: 0 SAC: 3 DP: 0 HBP: 1	WP: 1 PB: 0 SB: 1 CS: 0	PA: 63
<b>PITCHER</b>	IP WLS BF H R ER SO BB IBB HBP BLK WP HR S P ERA WHIP	8.0 2.41 40 11 5 4 7 3 0 1 0 0 0 6 10 4.50 1.750	<b>PITCHER</b>														IP WLS BF H R ER SO BB IBB HBP BLK WP HR S P ERA WHIP	8.0 2.41 40 11 5 4 7 3 0 1 0 0 0 6 10 4.50 1.750								
Steve Hagan, R ERA: 2.41 (9, 1)	1.2 7 1 0 0 0 0 1 0 0 0 0 0 6 10 0.00 0.600	John O'Donoghue, L ERA: 2.72 (10, 1)	3.1 W 13 2 0 0 2 1 0 0 0 0 0 16 20 0.00 0.900	George Culver, R ERA: 3.86 (14, 1)	1.0 S 3 0 0 0 0 1 0 0 0 0 0 5 5 0.00 0.000																					

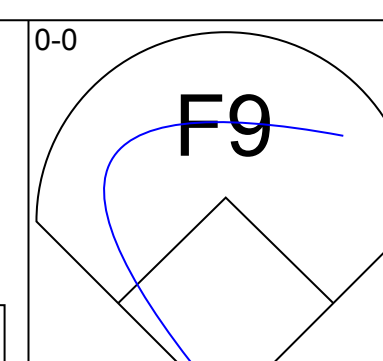
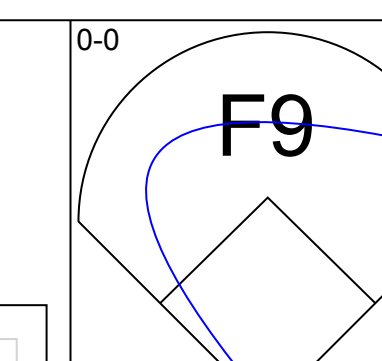
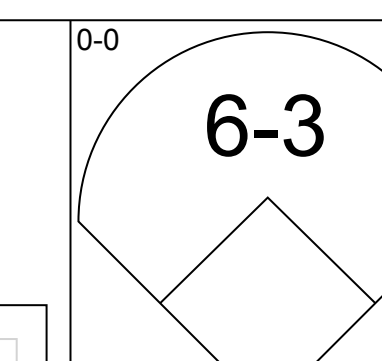
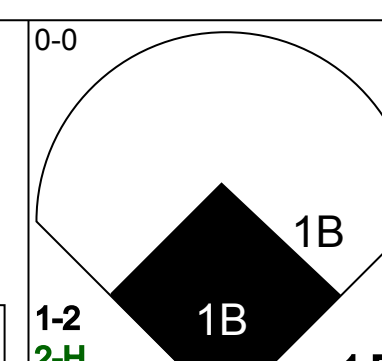
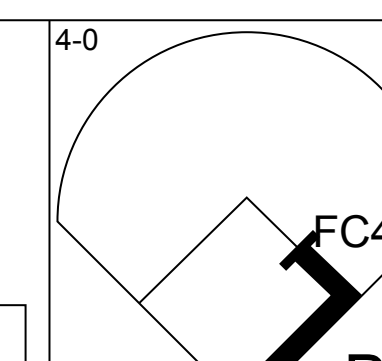

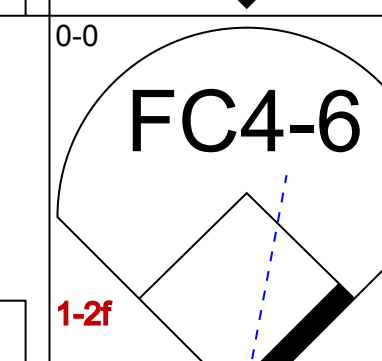
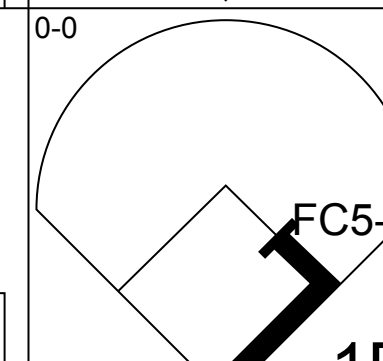
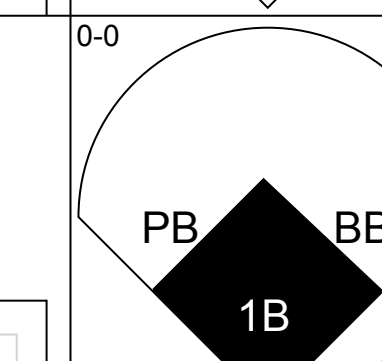
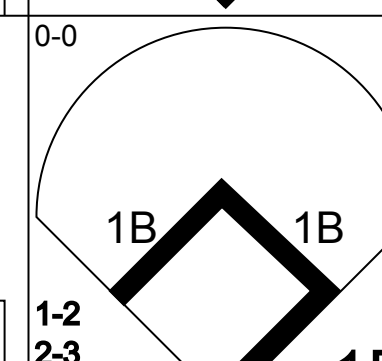
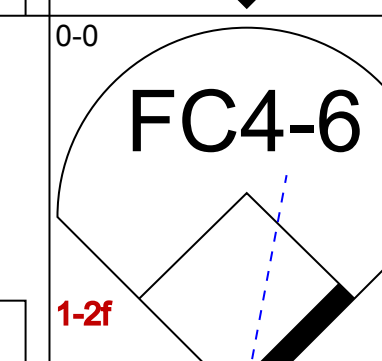
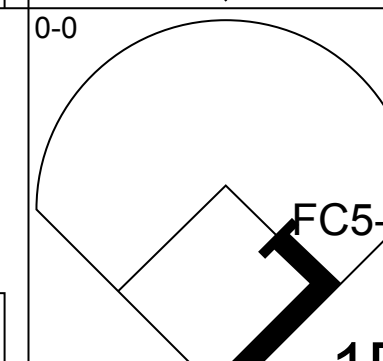

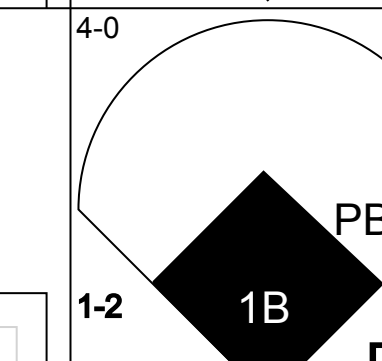
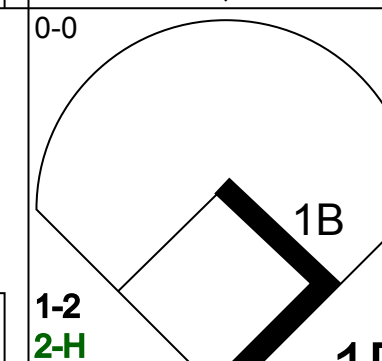
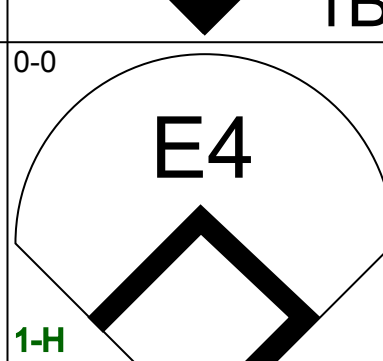
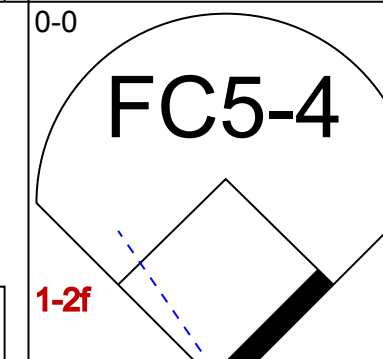
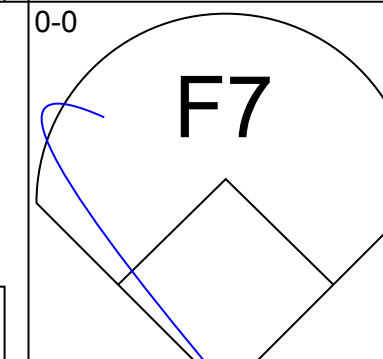
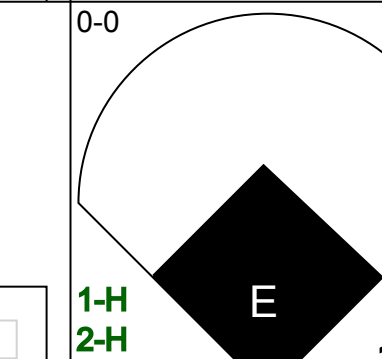
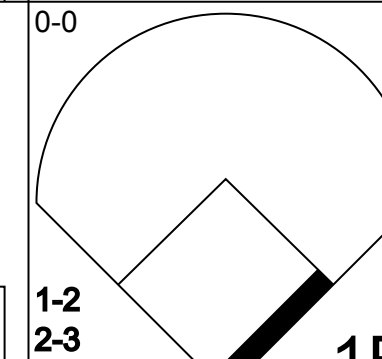

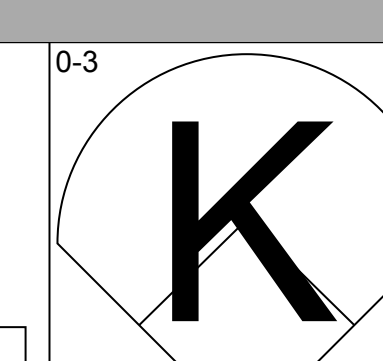
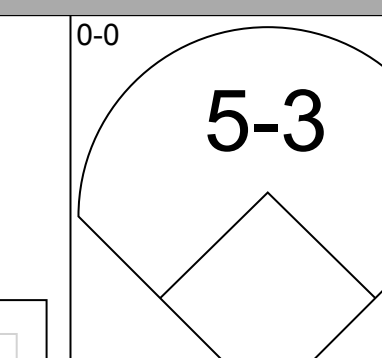
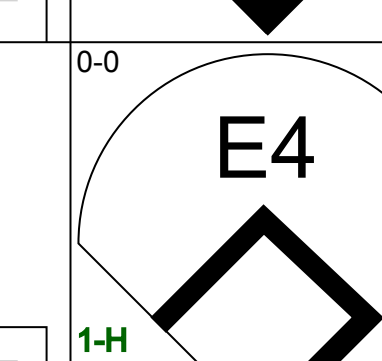
Cleveland Indians @ Baltimore Orioles  
Memorial Stadium, Baltimore, MD  
Fri Jun 30 1967, 7:05 PM EDT  
Unknown

AB	54
R	5
H	14
RBI	15
BB	5
SO	10
LOB	29





Batter	1	2	3	4	5	6	7	8	9	AB	R	H	RBI	BB	SO	LOB	TOP					
Max Alvis, R OBP: 0.320, SLG: 0.404 Bob Allen, L (8, 1)										4	0	0	0	0	2	3	<p>Cleveland Indians @ Baltimore Orioles Memorial Stadium, Baltimore, MD</p> <p>livebaseballscores.com</p> <p>AB 33 R 1 H 7 RBI 1 BB 0 SO 8 LOB 13</p> 					
Chuck Hinton, R OBP: 0.315, SLG: 0.333 (6, 8)										4	0	0	0	0	0	3						
Leon Wagner, L OBP: 0.307, SLG: 0.460 (1, 7)										4	1	2	0	0	1	0						
Don Demeter, R OBP: 0.267, SLG: 0.415 Lee Mays, L OBP: 0.317, SLG: 0.447 (6, PH) (6, 9)										2	0	0	0	0	0	1						
Joe Azcue, R OBP: 0.364, SLG: 0.452 (1, 2)										4	0	1	0	0	1	1						
Tony Horton, R OBP: 0.274, SLG: 0.317 Fred Whitfield, L OBP: 0.286, SLG: 0.388 (9, PH) (5, 4)										3	0	1	0	0	0	0						
Chico Salmon, R OBP: 0.287, SLG: 0.354 (5, 6)										4	0	0	0	0	1	3						
Larry Brown, R OBP: 0.331, SLG: 0.372 Pedro Gonzalez, R OBP: 0.294, SLG: 0.287 (5, PH) (5, 4) (8, 5)										2	0	2	0	0	0	0						
Orlando Pena, R (1, 1)										1	0	0	0	0	1	1						
Ed Connolly, L OBP: 0.333, SLG: 0.333 Vic Davalillo, L OBP: 0.282, SLG: 0.331 Gus Gil, R OBP: 0.180, SLG: 0.169 (8, 4)										0	0	0	0	0	0	0						
<b>Inning Stats</b>	R: 0 E: 0 K: 1 S: 6	H: 1 LOB: 1 BB: 0 P: 6	R: 0 E: 0 K: 0 S: 3	H: 0 LOB: 0 BB: 0 P: 3	R: 0 E: 0 K: 2 S: 8	H: 1 LOB: 1 BB: 0 P: 8	R: 0 E: 0 K: 0 S: 5	H: 2 LOB: 2 BB: 0 P: 5	R: 0 E: 0 K: 0 S: 4	H: 1 LOB: 2 BB: 0 P: 4	R: 0 E: 0 K: 3 S: 9	H: 0 LOB: 0 BB: 0 P: 9	R: 0 E: 0 K: 1 S: 5	H: 0 LOB: 0 BB: 0 P: 5	R: 0 E: 0 K: 0 S: 3	H: 0 LOB: 0 BB: 0 P: 3	R: 1 E: 0 K: 1 S: 7	H: 2 LOB: 1 BB: 0 P: 7	1B: 6 2B: 1 3B: 0 HR: 0	SF: 0 SAC: 1 DP: 0 HBP: 0	WP: 0 PB: 0 SB: 1 CS: 0	PA: 34
<b>PITCHER</b>	IP WLS BF H R ER SO BB IBB HBP BLK WP HR S P ERA WHIP																					
Dave McNally, L ERA: 5.33	(1, 1)	5.0 W 20 5 0 0 3 0 0 0 0 0 0 0 26 26 0.00 1.000																				
Eddie Watt, R ERA: 1.99	(6, 1)	4.0 S 14 2 1 1 5 0 0 0 0 0 0 0 24 24 2.25 0.500																				

Batter	1	2	3	4	5	6	7	8	9	AB	R	H	RBI	BB	SO	LOB	BOTTOM			
Luis Aparicio, R OBP: 0.279, SLG: 0.308 (1, 6)										4	1	1	1	1	0	0	<p>Cleveland Indians @ Baltimore Orioles Memorial Stadium, Baltimore, MD</p> <p>livebaseballscores.com</p> <p>AB 35 R 8 H 11 RBI 8 BB 3 SO 6 LOB 9</p> 			
Russ Snyder, L OBP: 0.320, SLG: 0.404 (1, 9)										5	1	2	0	0	1					
Paul Blair, R OBP: 0.368, SLG: 0.474 (1, 8)										3	1	2	2	1	0	0				
Brooks Robinson, R OBP: 0.341, SLG: 0.396 (1, 5)										4	1	2	2	0	0	1				
Curt Blefary, L OBP: 0.354, SLG: 0.458 (1, 7)										4	0	1	1	0	3	3				
Boog Powell, L OBP: 0.339, SLG: 0.407 (1, 3)										4	1	1	1	0	0	4				
Vic Roznovsky, L OBP: 0.250, SLG: 0.262 (1, 2)										4	0	0	0	0	2	0				
Davey Johnson, R OBP: 0.326, SLG: 0.378 (1, 4)										4	2	2	1	0	0	0				
Dave McNally, R OBP: 0.160, SLG: 0.200 Eddie Watt, R (6, 1)										1	0	0	0	0	0	0				
<b>Inning Stats</b>	R: 0 E: 0 K: 0 S: 4	H: 1 LOB: 1 BB: 0 P: 4	R: 1 E: 0 K: 1 S: 6	H: 1 LOB: 0 BB: 0 P: 6	R: 0 E: 0 K: 0 S: 3	H: 0 LOB: 0 BB: 0 P: 3	R: 0 E: 0 K: 1 S: 5	H: 0 LOB: 0 BB: 0 P: 5	R: 0 E: 0 K: 1 S: 5	H: 0 LOB: 0 BB: 0 P: 5	R: 3 E: 1 K: 0 S: 6	H: 3 LOB: 1 BB: 1 P: 10	R: 3 E: 0 K: 1 S: 10	H: 5 LOB: 3 BB: 1 P: 14	R: 1 E: 0 K: 2 S: 8	H: 1 LOB: 1 BB: 1 P: 12		1B: 8 2B: 1 3B: 0 HR: 2	SF: 0 SAC: 0 DP: 0 HBP: 0	WP: 0 PB: 1 SB: 1 CS: 0
<b>PITCHER</b>	IP WLS BF H R ER SO BB IBB HBP BLK WP HR S P ERA WHIP																			
Orlando Pena, R ERA: 3.93	(1, 1)	5.0 L 17 8 6 6 1 2 0 0 0 0 0 0 16 23 27.00 5.000																		
Ed Connolly, L ERA: 7.52	(6, 1)	2.0 16 8 6 6 1 2 0 0 0 0 0 0 16 24 27.00 5.000																		
Bob Allen, L ERA: 3.55	(8, 1)	1.0 5 1 1 1 2 1 0 0 0 0 0 1 8 12 9.00 2.000																		



Batter	1	2	3	4	5	6	7	8	9	AB	R	H	RBI	BB	SO	LOB	TOP					
Max Alvis, R OBP: 0.328, SLG: 0.413 (1, 5)	0-0 5-3		0-0 1B		0-0 4-3 1B		0-0 1-3 1B		4-0 BB 1B BB	4	1	3	2	1	0	0	<b>Cleveland Indians @ Baltimore Orioles</b> Memorial Stadium, Baltimore, MD Sat Jul 01 1967, 3:33 AM EDT Att: 12,657 - Unknown					
Chuck Hinton, R OBP: 0.317, SLG: 0.332 (1, 8) (7, 9)	0-3 K		0-3 K		0-0 4-3 1B		0-0 F8		4-0 1B S BB	4	1	1	0	1	2	3						
Leon Wagner, L OBP: 0.306, SLG: 0.455 Vic Davalillo, L OBP: 0.280, SLG: 0.328 (1, 7) (7, 8)	0-0 F8		0-0 1-2 1B		0-0 4-3		0-0 1-3		0-0 F6	4	0	1	1	1	0	0						
Rocky Colavito, R OBP: 0.345, SLG: 0.415 (1, 9) (7, 7)		0-0 6-3	0-0 F9		0-0 F7		0-0 F4		0-0 S 1B	5	0	1	1	0	0	6						
Tony Horton, R OBP: 0.270, SLG: 0.345 (1, 3)		0-0 HR		0-0 6-3		0-0 F6		0-0 4-3	0-0 6-3	5	1	1	1	0	0	1						
Duke Sims, L OBP: 0.329, SLG: 0.318 (1, 2)	1-0 G5-4-3 HBP			1-0 FC6-4 HBP		0-3 K		0-0 F6		2	0	0	0	0	1	0						
Chico Salmon, R OBP: 0.286, SLG: 0.350 (1, 6)	0-0 G5-4-3			0-0 FC6-4		0-3 K		0-0 S 1B		4	0	1	0	0	1	2						
Gus Gil, R OBP: 0.194, SLG: 0.165 (1, 4)			4-0 SH1-4 1B BB	0-0 CS	0-0 F3		4-0 1B 2B BLK BB	0-3 K		2	2	0	0	2	1	1						
Sonny Siebert, R OBP: 0.250, SLG: 0.625 Larry Brown, R OBP: 0.331, SLG: 0.372 John O'Donoghue, R OBP: 0.176, SLG: 0.313 (1, 1) (3, PH) (3, 1)			0-0 SH1-4		4-0 1B 1B 4-3 BB		0-0 2B 1B	0-3 K		0	0	0	0	0	0	0						
<b>Inning Stats</b>	R: 0 E: 0 K: 1 S: 5	H: 0 LOB: 0 BB: 0 P: 5	R: 1 E: 0 K: 0 S: 3	H: 1 LOB: 0 BB: 0 P: 4	R: 1 E: 0 K: 1 S: 7	H: 2 LOB: 2 BB: 1 P: 11	R: 0 E: 0 K: 0 S: 2	H: 0 LOB: 0 BB: 0 P: 3	R: 1 E: 0 K: 0 S: 5	H: 2 LOB: 2 BB: 1 P: 9	R: 0 E: 0 K: 2 S: 7	H: 0 LOB: 0 BB: 0 P: 7	R: 1 E: 0 K: 0 S: 5	H: 2 LOB: 2 BB: 1 P: 9	R: 0 E: 0 K: 1 S: 6	H: 1 LOB: 1 BB: 0 P: 6		R: 2 E: 0 K: 1 S: 6	H: 1 LOB: 1 BB: 2 P: 14	1B: 7 2B: 1 3B: 0 HR: 1	SF: 0 SAC: 1 DP: 1 HBP: 2	WP: 0 PB: 0 SB: 3 CS: 1
<b>PITCHER</b>	IP WLS BF H R ER SO BB IBB HBP BLK WP HR S P ERA WHIP	IP WLS BF H R ER SO BB IBB HBP BLK WP HR S P ERA WHIP	IP WLS BF H R ER SO BB IBB HBP BLK WP HR S P ERA WHIP	IP WLS BF H R ER SO BB IBB HBP BLK WP HR S P ERA WHIP	IP WLS BF H R ER SO BB IBB HBP BLK WP HR S P ERA WHIP	IP WLS BF H R ER SO BB IBB HBP BLK WP HR S P ERA WHIP	IP WLS BF H R ER SO BB IBB HBP BLK WP HR S P ERA WHIP	IP WLS BF H R ER SO BB IBB HBP BLK WP HR S P ERA WHIP	IP WLS BF H R ER SO BB IBB HBP BLK WP HR S P ERA WHIP	IP WLS BF H R ER SO BB IBB HBP BLK WP HR S P ERA WHIP	IP WLS BF H R ER SO BB IBB HBP BLK WP HR S P ERA WHIP	IP WLS BF H R ER SO BB IBB HBP BLK WP HR S P ERA WHIP	IP WLS BF H R ER SO BB IBB HBP BLK WP HR S P ERA WHIP	IP WLS BF H R ER SO BB IBB HBP BLK WP HR S P ERA WHIP	IP WLS BF H R ER SO BB IBB HBP BLK WP HR S P ERA WHIP	IP WLS BF H R ER SO BB IBB HBP BLK WP HR S P ERA WHIP	IP WLS BF H R ER SO BB IBB HBP BLK WP HR S P ERA WHIP					
Steve Barber, L ERA: 4.1 Stu Miller, R ERA: 2.51 Mike Adamson, R ERA: 9.0 (1, 1) (6, 1) (8, 1)	5.0 L	2.0 9	2.0 10	2.0 10	2.0 10	2.0 10	2.0 10	2.0 10	2.0 10	2.0 10	2.0 10	2.0 10	2.0 10	2.0 10	2.0 10	2.0 10						

AB 33  
R 6  
H 9  
RBI 5  
BB 5  
SO 6  
LOB 19



Batter	1	2	3	4	5	6	7	8	9	AB	R	H	RBI	BB	SO	LOB	BOTTOM					
Luis Aparicio, R OBP: 0.275, SLG: 0.303 (1, 6)	0-0 F9		0-0 6-3			0-0 E5 FC6-4		0-3 K2-3		4	0	0	0	0	1	0	<b>Cleveland Indians @ Baltimore Orioles</b> Memorial Stadium, Baltimore, MD Sat Jul 01 1967, 3:33 AM EDT Att: 12,657 - Unknown					
Russ Snyder, L OBP: 0.318, SLG: 0.400 (1, 9)	0-0 S 1B		0-0 G3			0-0 FC6-4 FC5-4			0-0 G3	4	0	1	0	0	0	1						
Paul Blair, R OBP: 0.362, SLG: 0.466 (1, 8)	0-0 F7			0-0 6-3		0-0 FC5-4			0-0 2-3	4	0	0	0	0	0	2						
Brooks Robinson, R OBP: 0.337, SLG: 0.390 (1, 5)	0-3 K			0-0 6-3		0-0 5-3			0-0 5-3	4	0	0	0	0	1	2						
Curt Blefary, L OBP: 0.350, SLG: 0.453 (1, 7)		0-0 F7		0-0 G3			0-0 1-3			3	0	0	0	0	0	0						
Boog Powell, L OBP: 0.335, SLG: 0.402 (1, 3)		0-0 F3			0-0 F6		0-3 K			3	0	0	0	0	1	0						
Davey Johnson, R OBP: 0.326, SLG: 0.382 Mike Adamson, R (1, 4) (8, 1)					0-0 6-3		0-0 6-3			3	0	1	0	0	0	0						
Andy Etchebarran, R OBP: 0.344, SLG: 0.407 (1, 2)		0-3 K						0-0 F7		3	0	1	0	0	1	1						
Steve Barber, L OBP: 0.167, SLG: 0.091 Sam Bowens, R OBP: 0.235, SLG: 0.222 Stu Miller, R (1, 1) (5, PH) (6, 1) Mark Belanger, R OBP: 0.308, SLG: 0.333 (8, 4)			0-3 K		0-3 K		0-0 F4			1	0	0	0	0	1	0						
<b>Inning Stats</b>	R: 0 E: 0 K: 1 S: 6	H: 1 LOB: 1 BB: 0 P: 6	R: 0 E: 0 K: 1 S: 6	H: 1 LOB: 1 BB: 0 P: 6	R: 0 E: 0 K: 1 S: 5	H: 0 LOB: 0 BB: 0 P: 5	R: 0 E: 0 K: 0 S: 3	H: 0 LOB: 0 BB: 0 P: 3	R: 0 E: 0 K: 0 S: 6	H: 1 LOB: 1 BB: 0 P: 6	R: 0 E: 0 K: 0 S: 4	H: 0 LOB: 1 BB: 0 P: 4	R: 0 E: 0 K: 1 S: 5	H: 0 LOB: 0 BB: 0 P: 5	R: 0 E: 0 K: 1 S: 5	H: 0 LOB: 0 BB: 0 P: 5		R: 0 E: 0 K: 0 S: 3	H: 0 LOB: 0 BB: 0 P: 3	1B: 1 2B: 2 3B: 0 HR: 0	SF: 0 SAC: 0 DP: 0 HBP: 0	WP: 0 PB: 0 SB: 1 CS: 0
<b>PITCHER</b>	IP WLS BF H R ER SO BB IBB HBP BLK WP HR S P ERA WHIP	IP WLS BF H R ER SO BB IBB HBP BLK WP HR S P ERA WHIP	IP WLS BF H R ER SO BB IBB HBP BLK WP HR S P ERA WHIP	IP WLS BF H R ER SO BB IBB HBP BLK WP HR S P ERA WHIP	IP WLS BF H R ER SO BB IBB HBP BLK WP HR S P ERA WHIP	IP WLS BF H R ER SO BB IBB HBP BLK WP HR S P ERA WHIP	IP WLS BF H R ER SO BB IBB HBP BLK WP HR S P ERA WHIP	IP WLS BF H R ER SO BB IBB HBP BLK WP HR S P ERA WHIP	IP WLS BF H R ER SO BB IBB HBP BLK WP HR S P ERA WHIP	IP WLS BF H R ER SO BB IBB HBP BLK WP HR S P ERA WHIP	IP WLS BF H R ER SO BB IBB HBP BLK WP HR S P ERA WHIP	IP WLS BF H R ER SO BB IBB HBP BLK WP HR S P ERA WHIP	IP WLS BF H R ER SO BB IBB HBP BLK WP HR S P ERA WHIP	IP WLS BF H R ER SO BB IBB HBP BLK WP HR S P ERA WHIP	IP WLS BF H R ER SO BB IBB HBP BLK WP HR S P ERA WHIP	IP WLS BF H R ER SO BB IBB HBP BLK WP HR S P ERA WHIP						
Sonny Siebert, R ERA: 2.61 John O'Donoghue, L ERA: 2.34 (1, 1) (3, 1)	2.0 W	2.0 8	7.0 W	2.0 8	2.0 8	2.0 8	2.0 8	2.0 8	2.0 8	2.0 8	2.0 8	2.0 8	2.0 8	2.0 8	2.0 8	2.0 8						





Batter	1	2	3	4	5	6	7	8	9	AB	R	H	RBI	BB	SO	LOB	TOP			
Lee Maye, L OBP: 0.318, SLG: 0.444 (1, 8)	F7			K		1B				3	0	1	0	0	1	0	<b>Cleveland Indians @ Baltimore Orioles</b> Memorial Stadium, Baltimore, MD Sun Jul 02 1967, 3:33 AM EDT Att: 12,435 - Unknown			
Max Alvis, R OBP: 0.328, SLG: 0.415 (1, 5)	6-3					F8				3	0	1	0	0	0	1				
Leon Wagner, L OBP: 0.307, SLG: 0.451 (1, 7)	F9			G6-4-3 BB		F6				2	0	0	0	1	0	1				
Rocky Colavito, R OBP: 0.338, SLG: 0.405 (1, 9)		6-3		G6-4-3				F7		3	0	0	0	0	0	2				
Duke Sims, L OBP: 0.323, SLG: 0.311 (1, 2)		K			F9			K		3	0	0	0	0	2	0				
Tony Horton, R OBP: 0.275, SLG: 0.348 (1, 3)		F9			FC5-4 1B					2	0	1	0	0	0	0				
Chico Salmon, R OBP: 0.280, SLG: 0.343 (1, 6)			F3		FC5-4					2	0	0	0	0	0	1				
Gus Gil, R OBP: 0.189, SLG: 0.161 (1, 4)			5-3		4-3					2	0	0	0	0	0	1				
Sam McDowell, L OBP: 0.194, SLG: 0.314 (1, 1)			G3			K				2	0	0	0	0	1	0				
<b>Inning Stats</b>	R: 0 E: 0 K: 0 S: 3	H: 0 LOB: 0 BB: 0 P: 3	R: 0 E: 0 K: 1 S: 5	H: 0 LOB: 0 BB: 0 P: 5	R: 0 E: 0 K: 0 S: 3	H: 0 LOB: 0 BB: 0 P: 3	R: 0 E: 0 K: 1 S: 5	H: 1 LOB: 1 BB: 1 P: 9	R: 0 E: 0 K: 0 S: 4	H: 1 LOB: 1 BB: 0 P: 4	R: 0 E: 0 K: 1 S: 6	H: 1 LOB: 1 BB: 0 P: 6	R: 0 E: 0 K: 1 S: 4	H: 0 LOB: 0 BB: 0 P: 4			1B: 2 2B: 1 3B: 0 HR: 0	SF: 0 SAC: 0 DP: 1 HBP: 0	WP: 0 PB: 0 CS: 0	PA: 23
<b>PITCHER</b> Bill Dillman, R ERA: 3.88 (1, 1)	IP: 6.2 WLS: W BF: 23	H: 3 R: 0 ER: 0 SO: 4	BB: 1 IBB: 0 HBP: 0 BLK: 0	WP: 0 HR: 0 S: 30 P: 34	ERA: 0.00 WHIP: 0.600															

Batter	1	2	3	4	5	6	7	8	9	AB	R	H	RBI	BB	SO	LOB	BOTTOM			
Luis Aparicio, R OBP: 0.273, SLG: 0.300 (1, 6)	F7	6-3			SH1-4					2	0	0	0	0	0	2	<b>Cleveland Indians @ Baltimore Orioles</b> Memorial Stadium, Baltimore, MD Sun Jul 02 1967, 3:33 AM EDT Att: 12,435 - Unknown			
Russ Snyder, L OBP: 0.319, SLG: 0.394 (1, 7)	WP BB		L6		4-3					2	0	0	0	1	0	1				
Paul Blair, R OBP: 0.358, SLG: 0.459 (1, 8)	F9		K		F8					3	0	0	0	0	1	2				
Brooks Robinson, R OBP: 0.333, SLG: 0.386 (1, 5)	4-3		F9			5-3				3	0	0	0	0	0	1				
Davey Johnson, R OBP: 0.330, SLG: 0.387 (1, 4)		1B BB SF9 BB		F8		2B				2	1	1	0	1	0	0				
Sam Bowens, R OBP: 0.299, SLG: 0.217 (1, 9)		SF9 1B BB		FC6-4 BB		K				1	0	0	0	2	1	1				
Curt Blefary, L OBP: 0.350, SLG: 0.452 (1, 3)		SF9 1B		F8		4-3				3	0	1	0	0	0	2				
Andy Etchebarren, R OBP: 0.340, SLG: 0.405 (1, 2)		SF9		FC6-4						1	0	0	1	0	0	1				
Bill Dillman, R OBP: 0.250, SLG: 0.250 (1, 1)		K		SH1-4 1B						2	0	1	0	0	1	2				
<b>Inning Stats</b>	R: 0 E: 0 K: 0 S: 3	H: 0 LOB: 1 BB: 1 P: 7	R: 1 E: 0 K: 1 S: 6	H: 1 LOB: 2 BB: 2 P: 14	R: 0 E: 0 K: 1 S: 5	H: 0 LOB: 0 BB: 0 P: 5	R: 0 E: 0 K: 0 S: 3	H: 0 LOB: 1 BB: 1 P: 7	R: 0 E: 0 K: 0 S: 4	H: 1 LOB: 1 BB: 1 P: 4	R: 0 E: 0 K: 1 S: 6	H: 1 LOB: 1 BB: 0 P: 6	R: 0 E: 0 K: 1 S: 4	H: 0 LOB: 0 BB: 0 P: 4			1B: 2 2B: 1 3B: 0 HR: 0	SF: 1 SAC: 1 DP: 0 HBP: 0	WP: 1 PB: 0 CS: 0	PA: 25
<b>PITCHER</b> Sam McDowell, L ERA: 4.08 (1, 1)	IP: 6.0 WLS: L BF: 25	H: 3 R: 1 ER: 1 SO: 3	BB: 4 IBB: 0 HBP: 0 BLK: 0	WP: 1 HR: 0 S: 27 P: 43	ERA: 1.50 WHIP: 1.167															



Batter	1	2	3	4	5	6	7	8	9	AB	R	H	RBI	BB	SO	LOB	TOP					
Lenny Green, L (1, 7) OBP: 0.444, SLG: 0.625	F4		K		K			3B		4	0	1	0	0	2	1	Detroit Tigers @ Cleveland Indians Cleveland Municipal Stadium, Cleveland, OH Mon Jul 03 1967, 7:05 PM EDT Att: 32,500 - Unknown					
Jerry Lumpe, L (1, 4) OBP: 0.276, SLG: 0.222	F8		HR			F8		F6		4	1	1	2	0	0	1						
Dick McAuliffe, L (1, 6) OBP: 0.371, SLG: 0.481	K		F8			F9			G3	4	0	0	0	0	1	0						
Norm Cash, L (1, 3) OBP: 0.389, SLG: 0.424		FC6-4 BB		3-1		K			FC1-6 BB	2	0	0	0	2	1	0						
Jim Northrup, L (1, 9) OBP: 0.335, SLG: 0.392	K			FC6-4 1B			3-1		FC1-6 FC6-4	4	0	1	0	0	1	2						
Bill Freehan, R (1, 2) OBP: 0.403, SLG: 0.481	K			K			K		FC6-4	4	0	0	0	0	3	3						
Don Wert, R (1, 5) OBP: 0.302, SLG: 0.307	FC6-4			FC6-4			F8			3	0	0	0	0	0	2						
Mickey Stanley, R (1, 8) OBP: 0.284, SLG: 0.326			FC3-6 BB		K			F4		2	0	0	0	1	1	0						
Denny McLain, R (1, 1) OBP: 0.109, SLG: 0.068			FC3-6 HR		1-3			K		3	1	0	0	0	1	1						
<b>Inning Stats</b>	R: 0 E: 0 K: 1 S: 5	H: 0 LOB: 0 BB: 0 P: 5	R: 0 E: 0 K: 2 S: 7	H: 0 LOB: 1 BB: 1 P: 11	R: 2 E: 0 K: 1 S: 6	H: 1 LOB: 0 BB: 1 P: 10	R: 0 E: 0 K: 1 S: 6	H: 1 LOB: 1 BB: 0 P: 6	R: 0 E: 0 K: 2 S: 7	H: 0 LOB: 0 BB: 0 P: 7	R: 0 E: 0 K: 1 S: 5	H: 0 LOB: 0 BB: 0 P: 5	R: 0 E: 0 K: 1 S: 5	H: 0 LOB: 0 BB: 0 P: 5	R: 0 E: 0 K: 1 S: 6	H: 1 LOB: 1 BB: 1 P: 6	R: 0 E: 0 K: 0 S: 3	H: 0 LOB: 1 BB: 1 P: 7	1B: 1 2B: 0 3B: 1 HR: 1	SF: 0 SAC: 0 DP: 0 HBP: 0	WP: 0 PB: 0 SB: 0 CS: 0	PA: 33
<b>PITCHER</b>	IP WLS BF H R ER SO BB IBB HBP BLK WP HR S P ERA WHIP																					
Luis Tiant, R (1, 1) ERA: 2.75	8.0 L 29 3 2 2 10 2 0 0 0 0 1 47 55 2.25 0.625																					
Bob Allen, L (9, 1) ERA: 3.42	1.0 4 0 0 0 0 1 0 0 0 0 0 0 3 7 0.00 1.000																					

Batter	1	2	3	4	5	6	7	8	9	AB	R	H	RBI	BB	SO	LOB	BOTTOM					
Lee Maye, L (1, 8) OBP: 0.316, SLG: 0.460	F7		HR			F3		F4		4	1	1	1	0	0	0	Detroit Tigers @ Cleveland Indians Cleveland Municipal Stadium, Cleveland, OH Mon Jul 03 1967, 7:05 PM EDT Att: 32,500 - Unknown					
Max Alvis, R (1, 5) OBP: 0.324, SLG: 0.410	F7		F3			4-3		6-3		4	0	0	0	0	0	0						
Leon Wagner, L (1, 7) OBP: 0.306, SLG: 0.444	F6			K		BB			4-3	3	0	0	0	1	1	0						
Rocky Colavito, R (1, 9) OBP: 0.336, SLG: 0.400		4-3 1B		F3		K			K	4	0	1	0	0	2	1						
Tony Horton, R (1, 3) OBP: 0.263, SLG: 0.333	F8			6-3				6-3		4	0	0	0	0	0	1						
Joe Azcue, R (1, 2) OBP: 0.356, SLG: 0.442	4-3				6-3		5-3			3	0	0	0	0	0	1						
Chico Salmon, R (1, 6) OBP: 0.291, SLG: 0.356	6-3									2	0	1	0	1	0	1						
Gus Gil, R (1, 4) OBP: 0.186, SLG: 0.157			F8					F9		2	0	0	0	0	1	1						
Fred Whitfield, L (7, PH) OBP: 0.284, SLG: 0.386					K					1	0	0	0	0	0	1						
Pedro Gonzalez, R (8, 4) OBP: 0.264, SLG: 0.267										0	0	0	0	0	0	0						
Luis Tiant, R (1, 1) OBP: 0.265, SLG: 0.424								F6		2	0	0	0	0	1	1						
Vic Davalillo, L (8, PH) OBP: 0.278, SLG: 0.326			K							1	0	0	0	0	0	0						
Bob Allen, L (9, 1) ERA: 3.82										0	0	0	0	0	0	0						
<b>Inning Stats</b>	R: 0 E: 0 K: 0 S: 3	H: 0 LOB: 0 BB: 0 P: 3	R: 0 E: 0 K: 0 S: 4	H: 1 LOB: 1 BB: 0 P: 4	R: 1 E: 0 K: 1 S: 6	H: 1 LOB: 0 BB: 0 P: 6	R: 0 E: 0 K: 1 S: 5	H: 0 LOB: 0 BB: 0 P: 5	R: 0 E: 0 K: 1 S: 6	H: 1 LOB: 1 BB: 0 P: 6	R: 0 E: 0 K: 1 S: 5	H: 0 LOB: 1 BB: 1 P: 9	R: 0 E: 0 K: 0 S: 3	H: 0 LOB: 0 BB: 0 P: 7	R: 0 E: 0 K: 0 S: 3	H: 0 LOB: 0 BB: 0 P: 3	R: 0 E: 0 K: 1 S: 5	H: 0 LOB: 0 BB: 0 P: 5	1B: 1 2B: 1 3B: 0 HR: 1	SF: 0 SAC: 0 DP: 0 HBP: 0	WP: 0 PB: 0 SB: 1 CS: 0	PA: 32
<b>PITCHER</b>	IP WLS BF H R ER SO BB IBB HBP BLK WP HR S P ERA WHIP																					
Denny McLain, R (1, 1) ERA: 3.82	9.0 W 32 3 1 1 5 2 0 0 0 0 0 1 40 48 1.00 0.556																					



Batter	1	2	3	4	5	6	7	8	9	AB	R	H	RBI	BB	SO	LOB	TOP	
Lenny Green, L OBP: 0.385, SLG: 0.500 (1, 7)										4	1	1	0	0	0	2	<b>Detroit Tigers @ Cleveland Indians</b> Cleveland Municipal Stadium, Cleveland, OH Tue Jul 04 1967, 7:05 PM EDT Att: 8,514 - Unknown	
Jerry Lumpe, L OBP: 0.277, SLG: 0.225 Ray Oyler, R OBP: 0.272, SLG: 0.259 (1, 4) (8, 6)										4	1	1	0	0	0	0		
Dick McAuliffe, L OBP: 0.373, SLG: 0.490 (1, 6) (8, 4)										3	2	1	1	1	1	0		
Norm Cash, L OBP: 0.391, SLG: 0.423 (1, 3)										3	1	1	2	1	0	0		
Jim Northrup, L OBP: 0.330, SLG: 0.387 (1, 9)										3	0	0	1	0	0	1		
Bill Freehan, R OBP: 0.405, SLG: 0.492 (1, 2)										3	1	1	2	1	0	0		
Don Wert, R OBP: 0.301, SLG: 0.306 (1, 5)										4	0	1	0	0	1	1		
Mickey Stanley, R OBP: 0.289, SLG: 0.326 (1, 8)										3	0	1	0	1	2	0		
Earl Wilson, R OBP: 0.216, SLG: 0.313 (1, 1)										2	0	0	0	0	1	1		
<b>Inning Stats</b>	R: 5 E: 0 K: 0 S: 8	H: 5 LOB: 1 BB: 1 P: 12	R: 0 E: 0 K: 0 S: 3	H: 0 LOB: 0 BB: 0 P: 3	R: 0 E: 0 K: 0 S: 3	H: 0 LOB: 0 BB: 0 P: 3	R: 0 E: 0 K: 3 S: 9	H: 0 LOB: 0 BB: 0 P: 9	R: 0 E: 0 K: 1 S: 5	H: 1 LOB: 1 BB: 1 P: 7	R: 1 E: 0 K: 0 S: 4	H: 1 LOB: 0 BB: 0 P: 4	R: 0 E: 0 K: 1 S: 4	H: 0 LOB: 0 BB: 1 P: 8	1B: 5 2B: 1 3B: 0 HR: 2	SF: 1 SAC: 1 DP: 3 HBP: 0	WP: 0 PB: 0 SB: 1 CS: 0	PA: 35
<b>PITCHER</b>	IP WLS BF H R ER SO BB IBB HBP BLK WP HR S P ERA WHIP																	
Steve Hargan, R ERA: 2.71 (1, 1)	3.0 L 15 5 5 5 0 1 0 0 0 0 1 14 18 15.00 2.000																	
Orlando Pena, R ERA: 3.72 (4, 1)	2.0 6 0 0 0 4 0 0 0 0 0 0 14 14 0.00 0.000																	
Steve Bailey, R ERA: 2.72 (6, 1)	3.0 11 2 1 1 0 2 0 0 0 0 1 9 17 3.00 1.333																	
Ed Connolly, L ERA: 7.24 (9, 1)	1.0 3 0 0 0 1 1 0 0 0 0 0 4 8 0.00 1.000																	

AB	29
R	6
H	7
RBI	6
BB	4
SO	5
LOB	5



Batter	1	2	3	4	5	6	7	8	9	AB	R	H	RBI	BB	SO	LOB	BOTTOM	
Lee Mays, L OBP: 0.308, SLG: 0.448 (1, 8)										4	0	0	0	0	0	1	<b>Detroit Tigers @ Cleveland Indians</b> Cleveland Municipal Stadium, Cleveland, OH Tue Jul 04 1967, 7:05 PM EDT Att: 8,514 - Unknown	
Max Alvis, R OBP: 0.320, SLG: 0.404 (1, 5)										4	0	0	0	0	2	0		
Leon Wagner, L OBP: 0.305, SLG: 0.455 (1, 7)										4	1	1	1	0	2	0		
Rocky Colavito, R OBP: 0.327, SLG: 0.388 (1, 9)										4	0	0	0	0	2	0		
Fred Whitfield, L OBP: 0.285, SLG: 0.382 (1, 3)										2	0	0	0	1	0	0		
Chico Salmon, R OBP: 0.283, SLG: 0.346 (1, 6)										3	0	0	0	0	1	1		
Duke Sims, L OBP: 0.323, SLG: 0.306 (1, 2)										2	0	0	0	1	1	0		
Gus Gil, R OBP: 0.182, SLG: 0.154 Vic Davallillo, L OBP: 0.276, SLG: 0.323 Pedro Gonzalez, R OBP: 0.264, SLG: 0.267 (1, 4) (8, PH) (9, 4)										2	0	0	0	0	1	3		
Steve Hargan, R OBP: 0.214, SLG: 0.231 Larry Brown, R OBP: 0.330, SLG: 0.371 Orlando Pena, R OBP: 0.286, SLG: 0.330 Tony Horton, R OBP: 0.285, SLG: 0.330 Steve Bailey, R OBP: 0.319, SLG: 0.335 Chuck Hinton, R OBP: 0.255, SLG: 0.333 (1, 1) (3, PH) (4, 1) (5, PH) (8, PH) (9, 1)										0	0	0	0	0	0	0		
<b>Inning Stats</b>	R: 0 E: 1 K: 1 S: 5	H: 0 LOB: 2 BB: 2 P: 13	R: 0 E: 1 K: 1 S: 5	H: 0 LOB: 0 BB: 0 P: 5	R: 1 E: 0 K: 1 S: 6	H: 1 LOB: 0 BB: 0 P: 6	R: 0 E: 0 K: 1 S: 5	H: 0 LOB: 0 BB: 0 P: 5	R: 0 E: 0 K: 1 S: 5	H: 0 LOB: 0 BB: 0 P: 5	R: 0 E: 0 K: 1 S: 6	H: 1 LOB: 1 BB: 0 P: 6	R: 0 E: 0 K: 1 S: 5	H: 0 LOB: 0 BB: 0 P: 5	1B: 1 2B: 0 3B: 0 HR: 1	SF: 0 SAC: 0 DP: 1 HBP: 0	WP: 0 PB: 0 SB: 1 CS: 0	PA: 31
<b>PITCHER</b>	IP WLS BF H R ER SO BB IBB HBP BLK WP HR S P ERA WHIP																	
Earl Wilson, R ERA: 3.95 (1, 1)	9.0 W 31 2 1 1 9 2 0 0 0 0 1 47 55 1.00 0.444																	

AB	29
R	1
H	2
RBI	1
BB	2
SO	9
LOB	5





Batter	1	2	3	4	5	6	7	8	9	AB	R	H	RBI	BB	SO	LOB	TOP																		
Jim Landis, R OBP: 0.348, SLG: 0.353 (1, 7)										4	0	2	0	1	0	0	<b>Detroit Tigers @ Cleveland Indians</b> Cleveland Municipal Stadium, Cleveland, OH Wed Jul 05 1967, 7:05 PM EDT Att: 6,854 - Unknown																		
Dick McAuliffe, L OBP: 0.370, SLG: 0.483 (1, 4)										4	0	0	1	1	0	3																			
Don Wert, R OBP: 0.306, SLG: 0.311 Dick Tracewski, R OBP: 0.329, SLG: 0.326 Lenny Green OBP: 0.327, SLG: 0.462 Fred Gladding, L OBP: 0.292, SLG: 0.333 Hank Aguirre, R OBP: 0.292, SLG: 1.500 Mike Marshall, R OBP: 0.333, SLG: 0.333 (1, 5) (3, 5) (7, PH) (7, 1) (8, 1) (8, 1)										2	0	2	0	0	0	0																			
Bill Freehan, R OBP: 0.399, SLG: 0.484 (1, 2)										4	0	0	0	0	1	8																			
Norm Cash, L OBP: 0.389, SLG: 0.418 (1, 3)										3	1	0	0	1	1	0																			
Mickey Stanley, R OBP: 0.288, SLG: 0.338 (1, 8)										4	1	1	1	0	0	3																			
Jim Northrup, L OBP: 0.329, SLG: 0.385 (1, 9)										4	0	1	0	0	1	1																			
Ray Oyler, R OBP: 0.277, SLG: 0.264 (1, 6)										3	1	2	1	0	1	1																			
Johnny Podres, L OBP: 0.283, SLG: 0.283 Willie Horton, R OBP: 0.346, SLG: 0.495 Denny Wickersham, R OBP: 0.326, SLG: 0.369 Dave Wickersham, R OBP: 0.326, SLG: 0.369 Earl Wilson, R OBP: 0.323, SLG: 0.326 Jerry Lumpe, L OBP: 0.271, SLG: 0.220 (1, 1) (5, PH) (5, PH) (5, 1) (7, PH) (7, 9)										1	0	0	0	0	0	1																			
<b>Inning Stats</b>	R: 0 E: 0 K: 1 S: 7	H: 2 LOB: 3 BB: 1 P: 11	R: 0 E: 0 K: 1 S: 5	H: 1 LOB: 0 BB: 0 P: 5	R: 0 E: 0 K: 0 S: 4	H: 0 LOB: 0 BB: 0 P: 4	R: 0 E: 0 K: 2 S: 7	H: 0 LOB: 0 BB: 0 P: 7	R: 1 E: 0 K: 1 S: 7	H: 2 LOB: 2 BB: 1 P: 11	R: 0 E: 0 K: 0 S: 3	H: 0 LOB: 0 BB: 0 P: 3	R: 0 E: 0 K: 1 S: 6	H: 1 LOB: 3 BB: 2 P: 14	R: 2 E: 1 K: 0 S: 5	H: 1 LOB: 0 BB: 0 P: 5		R: 0 E: 0 K: 0 S: 3	H: 0 LOB: 0 BB: 0 P: 3	1B: 7 2B: 0 3B: 1 HR: 0	SF: 0 SAC: 1 DP: 1 HBP: 0	WP: 0 PB: 0 SB: 0 CS: 0	PA: 39												
<b>PITCHER</b>	IP WLS BF H R ER SO BB IBB HBP BLK WP HR S P ERA WHIP	IP WLS BF H R ER SO BB IBB HBP BLK WP HR S P ERA WHIP																																	
John O'Donoghue, L ERA: 2.24	6.1	29	7	1	1	6	4	0	0	0	0	0	0	0	0	37	53	1.42	1.737																
George Culver, R ERA: 3.55	7.1	L 10	1	2	0	0	0	0	0	0	0	0	0	0	10	10	0.00	0.375																	

Batter	1	2	3	4	5	6	7	8	9	AB	R	H	RBI	BB	SO	LOB	BOTTOM																		
Max Alvis, R OBP: 0.318, SLG: 0.399 (1, 5)										4	0	0	0	1	0	1	<b>Detroit Tigers @ Cleveland Indians</b> Cleveland Municipal Stadium, Cleveland, OH Wed Jul 05 1967, 7:05 PM EDT Att: 6,854 - Unknown																		
Chico Salmon, R OBP: 0.280, SLG: 0.339 (1, 6)										5	0	1	0	0	0	2																			
Chuck Hinton, R OBP: 0.320, SLG: 0.337 (1, 9)										4	1	1	0	1	0	4																			
Rocky Colavito, R OBP: 0.331, SLG: 0.399 Vic Davallio, L OBP: 0.276, SLG: 0.323 (8, PR) (9, 8)										4	0	2	1	0	0	1																			
Don Demeter, R OBP: 0.298, SLG: 0.400 Leon Wagner, L OBP: 0.308, SLG: 0.455 (1, 8) (8, PH) (9, 7)										3	0	0	0	0	0	2																			
Tony Horton, R OBP: 0.270, SLG: 0.367 (1, 3)										4	1	2	1	0	0	1																			
Joe Azcue, R OBP: 0.347, SLG: 0.429 (1, 2)										4	0	0	0	0	0	4																			
Pedro Gonzalez, R OBP: 0.265, SLG: 0.268 Lee Mays, L OBP: 0.312, SLG: 0.451 (1, 4) (9, PH)										3	0	1	0	0	0	0																			
John O'Donoghue, R OBP: 0.158, SLG: 0.278 George Culver, R OBP: 0.333, SLG: 0.333 Fred Whitfield, L OBP: 0.284, SLG: 0.380 (1, 1) (7, 1) (9, PH)										2	0	0	0	0	1	1																			
<b>Inning Stats</b>	R: 1 E: 0 K: 0 S: 5	H: 2 LOB: 1 BB: 0 P: 5	R: 1 E: 0 K: 1 S: 6	H: 1 LOB: 0 BB: 0 P: 6	R: 0 E: 0 K: 0 S: 3	H: 0 LOB: 0 BB: 1 P: 7	R: 0 E: 0 K: 0 S: 3	H: 0 LOB: 0 BB: 0 P: 3	R: 0 E: 0 K: 0 S: 4	H: 1 LOB: 1 BB: 0 P: 4	R: 0 E: 0 K: 0 S: 3	H: 0 LOB: 0 BB: 0 P: 3	R: 0 E: 1 K: 0 S: 5	H: 1 LOB: 3 BB: 1 P: 9	R: 0 E: 0 K: 0 S: 5	H: 2 LOB: 2 BB: 0 P: 5		1B: 5 2B: 2 3B: 0 HR: 1	SF: 0 SAC: 0 DP: 0 HBP: 0	WP: 1 PB: 0 SB: 1 CS: 0	PA: 39														
<b>PITCHER</b>	IP WLS BF H R ER SO BB IBB HBP BLK WP HR S P ERA WHIP	IP WLS BF H R ER SO BB IBB HBP BLK WP HR S P ERA WHIP																																	
Johnny Podres, L ERA: 3.14	4.0	16	3	2	2	1	1	0	0	0	0	0	0	0	0	17	21	4.50	1.000																
Dave Wickersham, R ERA: 2.39	2.0	9	2	0	0	0	1	0	0	0	0	1	0	0	8	12	0.00	1.500																	
Fred Gladding, R ERA: 1.78	1.2	W 6	0	0	0	0	0	0	0	0	0	0	0	6	6	0.00	0.000																		
Hank Aguirre, L ERA: 1.89	0.0	1	0	0	0	0	1	0	0	0	0	0	0	0	4	∞	∞																		
Mike Marshall, R ERA: 1.19	1.1	S 7	3	0	0	0	0	0	0	0	0	0	0	7	7	0.00	2.250																		

AB	34
R	3
H	8
RBI	3
BB	4
SO	6
LOB	23



AB	36
R	2
H	8
RBI	2
BB	3
SO	1
LOB	17





Batter	1	2	3	4	5	6	7	8	9	AB	R	H	RBI	BB	SO	LOB	TOP			
Tim Cullen, R OBP: 0.307, SLG: 0.222 (1, 6)										3	0	1	0	1	0	1	<b>Washington Senators @ Cleveland Indians</b> Cleveland Municipal Stadium, Cleveland, OH Fri Jul 07 1967, 7:05 PM EDT Att: 7,796 - Unknown			
Ken McMullen, R OBP: 0.279, SLG: 0.313 (1, 5)										4	0	0	0	0	1	3				
Frank Howard, R OBP: 0.340, SLG: 0.531 (1, 7)										4	2	1	0	0	2	0				
Fred Valentine, S OBP: 0.327, SLG: 0.330 (1, 9)										4	0	0	0	0	2	2				
Hank Allen, R OBP: 0.248, SLG: 0.276 (1, 8)										3	0	0	0	1	0	2				
Paul Casanova, R OBP: 0.295, SLG: 0.398 (1, 2)										4	1	2	3	0	1	1				
Mike Epstein, L OBP: 0.317, SLG: 0.378 Darold Knowles, L (7, 1) Dave Baldwin, R (8, 1)										3	0	0	0	0	2	2				
Doug Camilli, R OBP: 0.222, SLG: 0.235 (9, PH)										0	0	0	0	0	0	0				
Bernie Allen, L OBP: 0.235, SLG: 0.216 (1, 4)										2	0	0	0	1	0	0				
Camilo Pascual, R OBP: 0.172, SLG: 0.111 Dick Nen, L OBP: 0.286, SLG: 0.333 (7, 3)										2	0	0	0	0	1	0				
<b>Inning Stats</b>	R: 0 E: 0 K: 2 S: 7	H: 1 LOB: 0 BB: 0 P: 7	R: 0 E: 0 K: 3 S: 9	H: 0 LOB: 1 BB: 1 P: 13	R: 0 E: 0 K: 0 S: 3	H: 0 LOB: 0 BB: 0 P: 3	R: 0 E: 0 K: 1 S: 5	H: 0 LOB: 0 BB: 0 P: 5	R: 0 E: 0 K: 0 S: 3	H: 0 LOB: 0 BB: 0 P: 3	R: 1 E: 0 K: 2 S: 9	H: 2 LOB: 1 BB: 0 P: 9	R: 0 E: 0 K: 1 S: 5	H: 0 LOB: 1 BB: 1 P: 9	R: 2 E: 1 K: 0 S: 5	H: 1 LOB: 0 BB: 0 P: 5	1B: 1 2B: 3 3B: 0 HR: 1	SF: 0 SAC: 0 DP: 1 HBP: 0	WP: 0 PB: 0 SB: 0 CS: 1	PA: 34
<b>PITCHER</b> Sam McDowell, L ERA: 3.83 (1, 1)	IP: 9.0 WLS: W BF: 34 H: 4 R: 3 ER: 1 SO: 10 BB: 3 IBB: 0 HBP: 0 BLK: 0 WP: 0 HR: 1 S: 51 P: 63 ERA: 1.00 WHIP: 0.778															<b>PITCHER</b>				

Batter	1	2	3	4	5	6	7	8	9	AB	R	H	RBI	BB	SO	LOB	BOTTOM			
Lee Maye, L OBP: 0.319, SLG: 0.473 Chuck Hinton, R OBP: 0.318, SLG: 0.335 (7, PH) (8, 8) (9, 7)										2	1	1	1	1	0	0	<b>Washington Senators @ Cleveland Indians</b> Cleveland Municipal Stadium, Cleveland, OH Fri Jul 07 1967, 7:05 PM EDT Att: 7,796 - Unknown			
Max Alvis, R OBP: 0.314, SLG: 0.393 (1, 5)										4	0	0	0	0	1	2				
Leon Wagner, L OBP: 0.315, SLG: 0.463 Vic Davalillo, L OBP: 0.276, SLG: 0.323 (6, PR) (9, 8)										3	0	2	0	0	0	0				
Rocky Colavito, R OBP: 0.335, SLG: 0.397 (1, 9)										3	1	1	0	1	1	2				
Fred Whitfield, L OBP: 0.280, SLG: 0.375 Tony Horton, R OBP: 0.277, SLG: 0.394 (8, PH) (9, 3)										3	0	0	0	0	2	2				
Chico Salmon, R OBP: 0.279, SLG: 0.345 (1, 6)										4	1	1	1	0	0	1				
Duke Sims, L OBP: 0.327, SLG: 0.319 (1, 2)										4	1	2	1	0	2	0				
Pedro Gonzalez, R OBP: 0.265, SLG: 0.268 (1, 4)										4	1	1	1	0	0	1				
Sam McDowell, L OBP: 0.225, SLG: 0.316 (1, 1)										3	0	1	1	1	0	0				
<b>Inning Stats</b>	R: 0 E: 0 K: 1 S: 6	H: 1 LOB: 1 BB: 0 P: 6	R: 0 E: 0 K: 1 S: 5	H: 0 LOB: 0 BB: 0 P: 5	R: 0 E: 0 K: 0 S: 3	H: 1 LOB: 1 BB: 0 P: 6	R: 0 E: 0 K: 1 S: 6	H: 0 LOB: 0 BB: 0 P: 5	R: 1 E: 0 K: 2 S: 9	H: 2 LOB: 1 BB: 0 P: 9	R: 2 E: 0 K: 1 S: 8	H: 3 LOB: 1 BB: 0 P: 8	R: 3 E: 0 K: 0 S: 5	H: 3 LOB: 2 BB: 2 P: 14	R: 3 E: 0 K: 0 S: 5	H: 3 LOB: 2 BB: 2 P: 14		1B: 5 2B: 3 3B: 1 HR: 1	SF: 0 SAC: 0 DP: 0 HBP: 1	WP: 0 PB: 0 SB: 0 CS: 0
<b>PITCHER</b> Camilo Pascual, R ERA: 3.16 (1, 1)	IP: 6.1 WLS: L BF: 27 H: 7 R: 3 ER: 3 SO: 6 BB: 1 IBB: 0 HBP: 0 BLK: 0 WP: 0 HR: 1 S: 38 P: 42 ERA: 4.26 WHIP: 1.263															<b>PITCHER</b>				
Darold Knowles, L ERA: 2.49 (7, 1)	1.0	5	1	3	3	1	1	0	1	0	0	0	5	10	27.00	2.000				
Dave Baldwin, R ERA: 1.59 (8, 1)	0.2	5	2	0	0	0	1	0	0	0	0	0	4	8	0.00	4.500				









Batter	1	2	3	4	5	6	7	8	9	AB	R	H	RBI	BB	SO	LOB	TOP											
Ed Stroud, L OBP: 0.307, SLG: 0.250 Hank Allen, R OBP: 0.252, SLG: 0.280	4-0 1B BB		4-3 1				0-0 K HR 1B		0-0 K HR 1B	3	1	1	0	1	1	0	<b>Washington Senators @ Cleveland Indians</b> Cleveland Municipal Stadium, Cleveland, OH Sun Jul 09 1967, 3:33 AM EDT Unknown											
Ken McMullen, R OBP: 0.277, SLG: 0.319	0-3 K		0-0 F5			0-0 F5	0-0 6-3		0-0 K HR 1B	5	1	1	3	0	1	2												
Frank Howard, R OBP: 0.342, SLG: 0.560	0-3 K		0-0 6-3			0-0 K HR	0-0 1-3		0-0 K HR	5	2	2	3	0	1	1												
Fred Valentine, S OBP: 0.326, SLG: 0.329	0-0 1-2 1B			0-3 K		0-0 G3		0-3 K	0-0 6-3	5	0	1	0	0	2	0												
Mike Epstein, L OBP: 0.316, SLG: 0.368 Bob Humphreys, R OBP: 0.250, SLG: 0.143	0-0 F8			0-0 4-3			0-0 1B 1B		0-0 F4 4-3	5	0	1	0	0	0	2												
Paul Casanova, R OBP: 0.299, SLG: 0.402		0-0 4-3		0-0 E 2B		0-0 F6		0-0 1B	0-0 5-3	5	1	2	0	0	0	1												
Bernie Allen, L OBP: 0.236, SLG: 0.218	0-3 K		0-0 E3 FC6-4			0-0 F5		0-0 F9		4	0	0	0	0	1	2												
Tim Cullen, R OBP: 0.317, SLG: 0.227	4-0 BB		0-0 FC6-4			0-0 1B			4-0 1B BB	2	1	1	0	2	0	1												
Phil Ortega, R OBP: 0.214, SLG: 0.061 Darold Knowles, L OBP: 0.250, SLG: 0.157 Dick Lines, L OBP: 0.296, SLG: 0.337	0-3 K		0-0 F9			0-0 L4			0-0 1B HR 1B	3	0	0	0	0	0	0												
<b>Inning Stats</b>	R: 0 E: 0 K: 2 S: 8	H: 1 LOB: 2 BB: 1 P: 12	R: 0 E: 0 K: 2 S: 7	H: 0 LOB: 1 BB: 1 P: 11	R: 0 E: 0 K: 0 S: 3	H: 0 LOB: 0 BB: 0 P: 3	R: 1 E: 1 K: 1 S: 7	H: 1 LOB: 1 BB: 0 P: 7	R: 2 E: 0 K: 0 S: 5	H: 2 LOB: 2 BB: 0 P: 5	R: 0 E: 0 K: 1 S: 5	H: 0 LOB: 0 BB: 0 P: 5	R: 0 E: 0 K: 1 S: 6	H: 1 LOB: 1 BB: 0 P: 6	R: 5 E: 0 K: 0 S: 7	H: 4 LOB: 0 BB: 1 P: 11		1B: 7 2B: 1 3B: 0 HR: 3	SF: 0 SAC: 0 DP: 0 HBP: 0	WP: 0 PB: 0 SB: 1 CS: 0	PA: 42							
<b>PITCHER</b>	IP	WLS	BF	H	R	ER	SO	BB	IBB	HBP	BLK	WP	HR	S	P	ERA	WHIP											
Steve Hargan, R ERA: 2.68	8.0		34	7	3	2	7	2	0	0	0	0	0	1	46	54	2.25	1.125										
George Culver, R ERA: 3.71	0.0		1	0	1	1	0	1	0	0	0	0	0	0	0	4	∞	∞										
Bob Allen, L ERA: 3.54	0.0		1	1	0	0	0	0	0	0	0	0	0	1	1	∞	∞											
Steve Bailey, R ERA: 3.27	1.0	L	6	3	4	4	0	0	0	0	0	0	2	6	6	36.00	3.000											

Batter	1	2	3	4	5	6	7	8	9	AB	R	H	RBI	BB	SO	LOB	BOTTOM											
Lee Maye, L OBP: 0.331, SLG: 0.471 Don Demeter, R OBP: 0.264, SLG: 0.395	0-0 F7		0-0 4-3				0-0 1B 2H 1B		0-0 F7	3	0	1	1	0	0	0	<b>Washington Senators @ Cleveland Indians</b> Cleveland Municipal Stadium, Cleveland, OH Sun Jul 09 1967, 3:33 AM EDT Unknown											
Vic Davallio, L OBP: 0.275, SLG: 0.321 Chuck Hinton, R OBP: 0.316, SLG: 0.332	0-0 L3			0-0 F7		0-0 F8	0-3 K		0-0 F4	3	0	0	0	0	0	1												
Leon Wagner, L OBP: 0.320, SLG: 0.455	0-0 6-3			4-0 E BB		0-0 F8	0-0 FC4 1B		0-0 4-3	4	0	1	2	1	0	0												
Max Alvis, R OBP: 0.315, SLG: 0.399		0-0 F7		0-3 K		0-0 HR	0-3 K			4	1	1	1	0	2	3												
Fred Whitfield, L OBP: 0.284, SLG: 0.371 Tony Horton, R OBP: 0.271, SLG: 0.410		4-0 BB		0-0 6-3		0-0 F4	0-0 FC4			2	0	0	0	1	0	1												
Chico Salmon, R OBP: 0.282, SLG: 0.333		0-0 F9			0-0 F6		4-0 BB		0-0 F9	3	0	0	0	1	0	1												
Duke Sims, L OBP: 0.325, SLG: 0.338		0-0 6-3			0-0 HR		0-0 G3		0-0 F8	4	1	1	1	0	0	2												
Larry Brown, R OBP: 0.333, SLG: 0.368			0-0 F5				4-0 1B 1B BB		0-0 F9	3	2	2	0	1	0	0												
Steve Hargan, R OBP: 0.227, SLG: 0.244 Rocky Colavito, R OBP: 0.329, SLG: 0.388 George Culver, R OBP: 0.333, SLG: 0.333 Bob Allen, L OBP: 0.250, SLG: 0.143 Steve Bailey, R OBP: 0.296, SLG: 0.337			0-0 6-3				0-0 SH1-4 1B 1B		0-0 F9	2	1	1	0	0	0	0												
<b>Inning Stats</b>	R: 0 E: 0 K: 0 S: 3	H: 0 LOB: 0 BB: 0 P: 3	R: 0 E: 0 K: 0 S: 3	H: 0 LOB: 1 BB: 1 P: 7	R: 0 E: 0 K: 0 S: 3	H: 0 LOB: 0 BB: 0 P: 3	R: 0 E: 1 K: 1 S: 5	H: 0 LOB: 1 BB: 1 P: 9	R: 2 E: 0 K: 0 S: 6	H: 3 LOB: 1 BB: 0 P: 6	R: 1 E: 0 K: 0 S: 4	H: 1 LOB: 1 BB: 1 P: 8	R: 2 E: 0 K: 2 S: 9	H: 2 LOB: 2 BB: 2 P: 17	R: 0 E: 0 K: 0 S: 4	H: 1 LOB: 1 BB: 0 P: 4		R: 0 E: 0 K: 0 S: 3	H: 0 LOB: 0 BB: 0 P: 3	1B: 5 2B: 0 3B: 0 HR: 2	SF: 0 SAC: 1 DP: 0 HBP: 0	WP: 0 PB: 0 SB: 0 CS: 0	PA: 39					
<b>PITCHER</b>	IP	WLS	BF	H	R	ER	SO	BB	IBB	HBP	BLK	WP	HR	S	P	ERA	WHIP											
Phil Ortega, R ERA: 3.67	5.2		24	4	3	3	1	4	3	3	0	0	0	2	23	35	4.76	1.235										
Darold Knowles, L ERA: 2.92	0.1		4	1	2	2	0	2	0	0	0	0	0	2	10	54.00	9.000											
Dave Baldwin, R ERA: 1.54	0.1		1	0	0	0	1	0	0	0	0	0	0	3	3	0.00	0.000											
Dick Lines, L ERA: 2.89	1.2	W	7	2	0	0	1	0	0	0	0	0	0	9	9	0.00	1.200											
Bob Humphreys, R ERA: 4.45	1.0	S	3	0	0	0	0	0	0	0	0	0	0	3	3	0.00	0.000											





Batter	1	2	3	4	5	6	7	8	9	AB	R	H	RBI	BB	SO	LOB	TOP						
Ed Stroud, L OBP: 0.295, SLG: 0.239 (1, 8)										4	0	0	0	0	2	2							
Ken McMullen, R OBP: 0.277, SLG: 0.318 (1, 5)										4	1	1	0	0	0	1							
Frank Howard, R OBP: 0.338, SLG: 0.552 (1, 7)										4	0	0	0	0	2	1							
Fred Valentine, S OBP: 0.328, SLG: 0.345 (1, 9)										4	1	2	2	0	1	0							
Dick Nen, L OBP: 0.297, SLG: 0.374 (1, 3)										4	1	2	1	0	1	0							
Paul Casanova, R OBP: 0.295, SLG: 0.395 (1, 2)										4	0	0	0	0	2	2							
Bernie Allen, L OBP: 0.236, SLG: 0.241 (1, 4)										4	1	1	1	0	1	0							
Tim Cullen, R OBP: 0.321, SLG: 0.241 (1, 6)										4	0	2	0	0	1	0							
Barry Moore, L OBP: 0.152, SLG: 0.200 Dave Baldwin, R (8, 1)										3	0	0	0	0	3	2							
										0	0	0	0	0	0	0							
<b>Inning Stats</b>	R: 0 E: 0 K: 1 S: 5	H: 0 LOB: 0 BB: 0 P: 5	R: 0 E: 0 K: 2 S: 7	H: 0 LOB: 0 BB: 0 P: 7	R: 0 E: 0 K: 3 S: 10	H: 1 LOB: 1 BB: 0 P: 10	R: 0 E: 0 K: 1 S: 7	H: 2 LOB: 2 BB: 0 P: 7	R: 1 E: 0 K: 2 S: 9	H: 2 LOB: 1 BB: 0 P: 9	R: 0 E: 0 K: 2 S: 6	H: 0 LOB: 0 BB: 0 P: 6	R: 0 E: 0 K: 1 S: 7	H: 0 LOB: 0 BB: 0 P: 7	R: 2 E: 0 K: 1 S: 7	H: 2 LOB: 0 BB: 0 P: 7	R: 0 E: 0 K: 0 S: 3	H: 0 LOB: 0 BB: 0 P: 3	1B: 4 2B: 1 3B: 0 HR: 3	SF: 0 SAC: 0 DP: 0 HBP: 0	WP: 0 PB: 0 SB: 1 CS: 0	PA: 35	
<b>PITCHER</b> Sonny Siebert, R ERA: 2.74 (1, 1)	IP: 9.0 WLS: L BF: 35 H: 8 R: 4 ER: 4 SO: 13 BB: 0 IBB: 0 HBP: 0 BLK: 0 WP: 0 HR: 3 S: 61 P: 61 ERA: 4.00 WHIP: 0.889											<b>PITCHER</b>	IP: 9.0 WLS: L BF: 35 H: 8 R: 4 ER: 4 SO: 13 BB: 0 IBB: 0 HBP: 0 BLK: 0 WP: 0 HR: 3 S: 61 P: 61 ERA: 4.00 WHIP: 0.889										

Washington Senators @ Cleveland Indians  
Cleveland Municipal Stadium, Cleveland, OH  
Sun Jul 09 1967, 3:38 AM EDT  
Att: 24,320 - Unknown

AB 35  
R 4  
H 8  
RBI 4  
BB 0  
SO 13  
LOB 8




Batter	1	2	3	4	5	6	7	8	9	AB	R	H	RBI	BB	SO	LOB	BOTTOM						
Max Alvis, R OBP: 0.314, SLG: 0.397 (1, 5)										4	0	1	0	0	0	2							
Chuck Hinton, R OBP: 0.312, SLG: 0.327 (1, 9)										4	0	0	0	0	0	1							
Don Demeter, R OBP: 0.284, SLG: 0.438 (1, 8)										3	1	2	1	1	1	0							
Tony Horton, R OBP: 0.270, SLG: 0.404 (1, 3)										4	0	1	0	0	0	2							
Rocky Colavito, R OBP: 0.327, SLG: 0.391 (1, 7)										4	1	1	0	0	0	2							
Chico Salmon, R OBP: 0.281, SLG: 0.325 (1, 4)										3	0	0	0	1	0	1							
Joe Azcue, R OBP: 0.361, SLG: 0.460 Lee Mays, L OBP: 0.329, SLG: 0.468 (9, PH)										1	0	1	1	0	0	0							
Larry Brown, R OBP: 0.333, SLG: 0.365 (1, 6)										2	0	0	0	1	0	1							
Sonny Siebert, R OBP: 0.222, SLG: 0.556 (1, 1)										3	0	0	0	0	0	4							
<b>Inning Stats</b>	R: 0 E: 0 K: 0 S: 4	H: 1 LOB: 1 BB: 0 P: 4	R: 1 E: 0 K: 0 S: 4	H: 1 LOB: 1 BB: 1 P: 8	R: 1 E: 0 K: 0 S: 5	H: 2 LOB: 1 BB: 0 P: 5	R: 0 E: 1 K: 0 S: 3	H: 0 LOB: 2 BB: 1 P: 8	R: 0 E: 0 K: 1 S: 5	H: 0 LOB: 0 BB: 0 P: 5	R: 0 E: 0 K: 0 S: 4	H: 1 LOB: 1 BB: 0 P: 4	R: 0 E: 0 K: 0 S: 3	H: 1 LOB: 0 BB: 0 P: 3	R: 0 E: 0 K: 0 S: 2	H: 0 LOB: 0 BB: 1 P: 6	R: 0 E: 0 K: 0 S: 3	H: 0 LOB: 0 BB: 0 P: 3	1B: 3 2B: 2 3B: 0 HR: 1	SF: 1 SAC: 1 DP: 2 HBP: 1	WP: 0 PB: 0 SB: 0 CS: 1	PA: 35	
<b>PITCHER</b> Barry Moore, L ERA: 3.98 Dave Baldwin, R ERA: 1.46 (8, 1)	IP: 7.0 WLS: W BF: 30 H: 6 R: 2 ER: 2 SO: 1 BB: 3 IBB: 0 HBP: 0 BLK: 0 WP: 0 HR: 1 S: 28 P: 41 ERA: 2.57 WHIP: 1.286											<b>PITCHER</b>	IP: 2.0 WLS: S BF: 5 H: 0 R: 0 ER: 0 SO: 0 BB: 0 IBB: 0 HBP: 0 BLK: 0 WP: 0 HR: 0 S: 5 P: 5 ERA: 0.00 WHIP: 0.000										


Washington Senators @ Cleveland Indians  
Cleveland Municipal Stadium, Cleveland, OH  
Sun Jul 09 1967, 3:38 AM EDT  
Att: 24,320 - Unknown

AB 29  
R 2  
H 6  
RBI 2  
BB 3  
SO 1  
LOB 13





Batter	1	2	3	4	5	6	7	8	9	AB	R	H	RBI	BB	SO	LOB	TOP					
<b>Don Buford, S</b> OBP: 0.305, SLG: 0.281 (1, 4)	0-0 6-3		0-0 SF8		4-0 BB		4-0 BB		0-0 F8	2	0	0	1	2	0	1	<b>Chicago White Sox @ Cleveland Indians</b> Cleveland Municipal Stadium, Cleveland, OH Wed Jul 12 1967, 7:05 PM EDT Att: 9,604 - Unknown  <b>AB 30</b> <b>R 3</b> <b>H 6</b> <b>RBI 3</b> <b>BB 6</b> <b>SO 8</b> <b>LOB 18</b> 					
<b>Tom McCraw, L</b> OBP: 0.299, SLG: 0.386 (1, 3)	0-0 CS 1B		0-0 CS 1B		0-3 K		0-3 K			4	0	2	1	0	2	4						
<b>Tommie Agee, R</b> OBP: 0.316, SLG: 0.403 (1, 7)	0-3 K		0-0 CS		0-0 2B		0-3 K		0-0 5-3	4	0	1	0	0	2	4						
<b>Dick Kenworthy, R</b> OBP: 0.307, SLG: 0.493 (1, 5)		0-0 F9		0-3 K		0-0 6-3		0-0 F9		4	0	0	0	0	1	1						
<b>Ron Hansen, R</b> OBP: 0.282, SLG: 0.315 (1, 6)		0-3 K		0-0 F8		0-0 F4		0-0 F7		4	0	0	0	0	1	1						
<b>Ken Berry, R</b> OBP: 0.324, SLG: 0.342 (1, 8)		0-3 K		0-0 4-3		0-0 1B			4-0 2B BB	3	1	1	0	1	1	1						
<b>Pete Ward, L</b> OBP: 0.365, SLG: 0.369 (1, 9)			4-0 FC4-6 SF8 1B BB		4-0 BB G1 BB		0-0 3-1		0-3 K	2	1	0	0	2	1	2						
<b>Jerry McNertney, R</b> OBP: 0.310, SLG: 0.390 (1, 2)			0-0 FC4-6 1B		0-0 G1		0-0 L6		0-0 2B	4	0	2	1	0	0	1						
<b>Tommy John, R</b> <b>John Richard, R</b> <b>Wayne County, R</b> <b>Joe Feller, R</b> <b>Don McMahon, R</b> <b>Max Osler, R</b> <b>Wilbur Wood, L</b> <b>Bobby Bradford, R</b> <b>Bob Locker, R</b> <b>Smoky Burgess, L</b>			0-0 FC4-6 SF8 WP 1B		4-0 BB		0-0 F5		0-0 L4	0	0	0	0	0	0	0						
<b>Inning Stats</b>	R: 0 E: 0 K: 1 S: 5	H: 1 LOB: 0 BB: 0 P: 5	R: 0 E: 0 K: 2 S: 7	H: 0 LOB: 0 BB: 0 P: 7	R: 2 E: 0 K: 0 S: 4	H: 2 LOB: 0 BB: 1 P: 8	R: 0 E: 0 K: 1 S: 6	H: 1 LOB: 1 BB: 0 P: 6	R: 0 E: 0 K: 2 S: 7	H: 0 LOB: 3 BB: 3 P: 19	R: 0 E: 0 K: 0 S: 4	H: 1 LOB: 1 BB: 1 P: 4	R: 0 E: 0 K: 1 S: 5	H: 0 LOB: 1 BB: 1 P: 9	R: 0 E: 0 K: 0 S: 3	H: 0 LOB: 0 BB: 0 P: 3		R: 1 E: 0 K: 1 S: 6	H: 1 LOB: 1 BB: 1 P: 10	1B: 4 2B: 2 3B: 0 HR: 0	SF: 1 SAC: 0 DP: 0 HBP: 0	WP: 1 PB: 0 SB: 0 CS: 2
<b>PITCHER</b> <b>Sam McDowell, L</b> ERA: 3.77 (1, 1)	IP: 9.0 WLS: W BF: 37 H: 6 R: 3 ER: 3 SO: 8 BB: 6 IBB: 0 HBP: 0 BLK: 0 WP: 1 HR: 0 S: 47 P: 71 ERA: 3.00 WHIP: 1.333															<b>PITCHER</b> <b>Bob Locker, R</b> ERA: 2.05 (7, 1)	IP: 2.0 WLS: L BF: 6 H: 0 R: 0 ER: 0 SO: 2 BB: 0 IBB: 0 HBP: 0 BLK: 0 WP: 0 HR: 0 S: 10 P: 10 ERA: 0.00 WHIP: 0.000					

Batter	1	2	3	4	5	6	7	8	9	AB	R	H	RBI	BB	SO	LOB	BOTTOM			
<b>Max Alvis, R</b> OBP: 0.316, SLG: 0.411 (1, 5)	0-0 PB 1B 2B			0-3 K		0-0 F6				4	2	2	1	0	1	2	<b>Chicago White Sox @ Cleveland Indians</b> Cleveland Municipal Stadium, Cleveland, OH Wed Jul 12 1967, 7:05 PM EDT Att: 9,604 - Unknown  <b>AB 32</b> <b>R 5</b> <b>H 10</b> <b>RBI 4</b> <b>BB 3</b> <b>SO 8</b> <b>LOB 16</b> 			
<b>Chuck Hinton, R</b> OBP: 0.318, SLG: 0.329 (1, 9)	0-0 S 1B	4-0 BB		0-3 K		4-0 1-2 2-3 BB				2	1	1	1	2	1	0				
<b>Tony Horton, R</b> OBP: 0.261, SLG: 0.389 (1, 3)	0-3 K	0-3 K		0-3 K		0-0 F3				4	0	0	0	0	3	5				
<b>Don Demeter, R</b> OBP: 0.283, SLG: 0.424 (1, 8) (8, 7)	0-3 K		4-0 1B BB		0-0 F4		0-3 K			3	1	0	0	1	2	1				
<b>Rocky Colavito, R</b> OBP: 0.331, SLG: 0.394 <b>Vic Davalillo, L</b> OBP: 0.275, SLG: 0.321 (1, 7) (8, 8)	0-0 1B		0-0 1B BB		0-0 6-3		0-0 F8			4	0	2	1	0	0	0				
<b>Chico Salmon, R</b> OBP: 0.286, SLG: 0.331 (1, 4)	0-0 1B		0-0 F1		0-0 CS 1B		0-0 1-3			4	0	2	0	0	0	2				
<b>Joe Azcue, R</b> OBP: 0.356, SLG: 0.455 (1, 2)	0-0 F7		0-0 FC3-2-5 WP 1B		0-0 CS		0-0 F7		0-0 F8	4	1	1	1	0	0	2				
<b>Larry Brown, R</b> OBP: 0.336, SLG: 0.367 (1, 6)		0-0 B5-6-4 1B		0-0 FC3-2-5 WP 1B		0-0 BB E 1B		0-0 F8		4	0	2	0	0	0	2				
<b>Sam McDowell, L</b> OBP: 0.209, SLG: 0.293 (1, 1)	0-0 B5-6-4		0-0 G3		0-0 SH BB		0-3 K			3	0	0	0	0	1	2				
<b>Inning Stats</b>	R: 2 E: 0 K: 2 S: 11	H: 4 LOB: 2 BB: 0 P: 11	R: 1 E: 0 K: 1 S: 6	H: 2 LOB: 1 BB: 1 P: 10	R: 2 E: 0 K: 0 S: 5	H: 2 LOB: 1 BB: 1 P: 9	R: 0 E: 0 K: 3 S: 9	H: 0 LOB: 0 BB: 0 P: 9	R: 0 E: 1 K: 0 S: 5	H: 1 LOB: 3 BB: 1 P: 9	R: 0 E: 0 K: 1 S: 5	H: 0 LOB: 0 BB: 0 P: 5	R: 0 E: 0 K: 1 S: 5	H: 0 LOB: 0 BB: 0 P: 5	R: 0 E: 0 K: 1 S: 5	H: 0 LOB: 0 BB: 0 P: 5		1B: 8 2B: 1 3B: 0 HR: 1	SF: 0 SAC: 1 DP: 1 HBP: 0	WP: 1 PB: 1 SB: 1 CS: 1
<b>PITCHER</b> <b>Tommy John, L</b> ERA: 2.2 <b>John Buzhardt, R</b> ERA: 4.29 <b>Jim O'Toole, L</b> ERA: 2.75 <b>Don McMahon, R</b> ERA: 2.09 <b>Wilbur Wood, L</b> ERA: 1.51	IP: 2.0 WLS: L BF: 6 H: 4 R: 2 ER: 2 SO: 2 BB: 1 IBB: 0 HBP: 0 BLK: 0 WP: 0 HR: 0 S: 10 P: 10 ERA: 2.00 WHIP: 0.000															<b>PITCHER</b> <b>Bob Locker, R</b> ERA: 2.05 (7, 1)	IP: 7.1 WLS: W BF: 27 H: 10 R: 6 ER: 2 SO: 6 BB: 10 IBB: 0 HBP: 0 BLK: 0 WP: 0 HR: 1 S: 27 P: 27 ERA: 2.05 WHIP: 0.600			







Batter	1	2	3	4	5	6	7	8	9	AB	R	H	RBI	BB	SO	LOB	TOP			
Max Alvis, R OBP: 0.320, SLG: 0.420 (1, 5)										3	0	1	0	1	0	0	<b>Cleveland Indians @ New York Yankees</b> Yankee Stadium, Bronx, NY Fri Jul 14 1967, 7:05 PM EDT Unknown			
Chuck Hinton, R OBP: 0.318, SLG: 0.329 (1, 8) Vic Davallillo, L OBP: 0.283, SLG: 0.333 (9, PR)										4	0	1	0	0	1	2				
Don Demeter, R OBP: 0.269, SLG: 0.402 (1, 7)										4	0	0	0	0	1	2				
Joe Azcue, R OBP: 0.355, SLG: 0.464 (1, 2)										3	1	1	0	0	0	0				
Rocky Colavito, R OBP: 0.330, SLG: 0.390 (1, 9)										3	0	1	1	0	0	0				
Chico Salmon, R OBP: 0.275, SLG: 0.314 (1, 4)										3	0	0	0	0	1	1				
Tony Horton, R OBP: 0.261, SLG: 0.385 (1, 3)										3	0	1	0	0	0	0				
Larry Brown, R OBP: 0.329, SLG: 0.358 (1, 6)										3	0	0	0	0	1	0				
John O'Donoghue, R OBP: 0.143, SLG: 0.250 (1, 1) Leon Wagner, L OBP: 0.318, SLG: 0.449 (9, PH)										2	0	0	0	0	1	0				
<b>Inning Stats</b>	R: 0 E: 0 K: 1 S: 4	H: 0 LOB: 0 BB: 1 P: 8	R: 1 E: 0 K: 0 S: 4	H: 2 LOB: 0 BB: 0 P: 4	R: 0 E: 0 K: 1 S: 5	H: 0 LOB: 0 BB: 0 P: 5	R: 0 E: 0 K: 0 S: 3	H: 0 LOB: 0 BB: 0 P: 3	R: 0 E: 0 K: 1 S: 5	H: 1 LOB: 1 BB: 0 P: 5	R: 0 E: 0 K: 0 S: 3	H: 0 LOB: 0 BB: 0 P: 3	R: 0 E: 0 K: 0 S: 3	H: 0 LOB: 0 BB: 0 P: 3	R: 0 E: 0 K: 1 S: 6	H: 1 LOB: 2 BB: 0 P: 6	1B: 4 2B: 1 3B: 0 HR: 0	SF: 0 SAC: 0 DP: 2 HBP: 0	WP: 1 PB: 0 CS: 0	PA: 30
<b>PITCHER</b> Al Downing, L ERA: 2.53 (1, 1)	IP: 9.0 WLS: W BF: 30 H: 5 R: 1 ER: 1 SO: 5 BB: 1 IBB: 0 HBP: 0 BLK: 0 WP: 1 HR: 0 S: 39 P: 43 ERA: 1.00 WHIP: 0.667																			

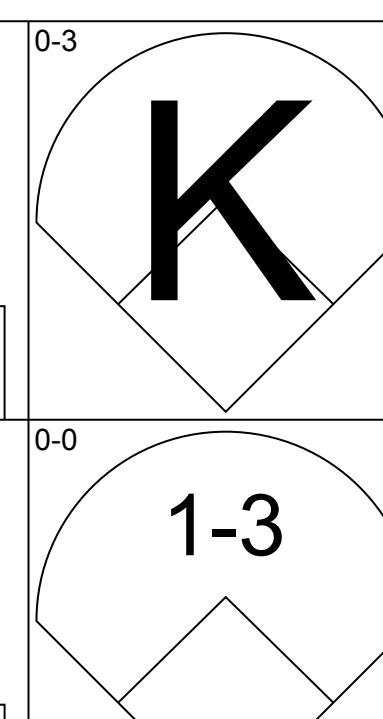
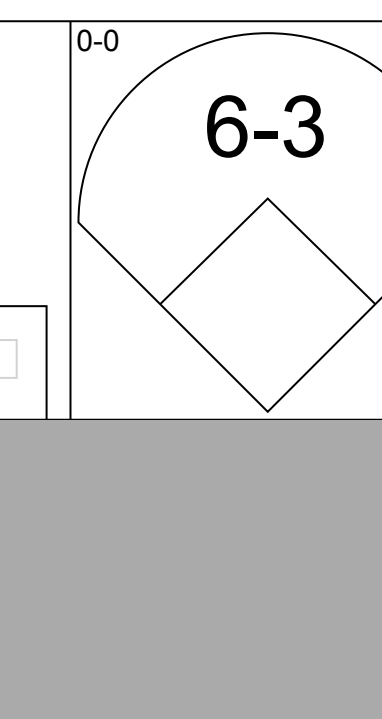
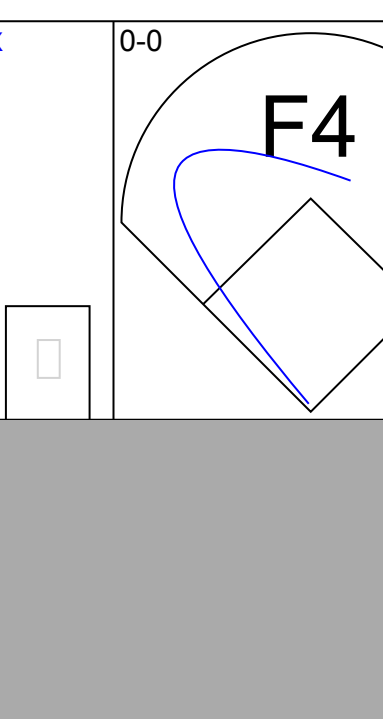
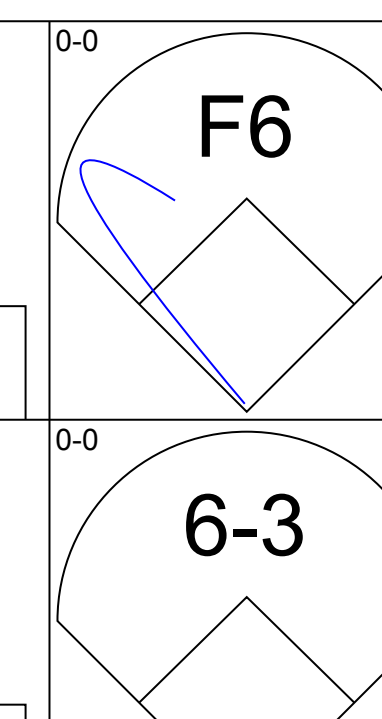
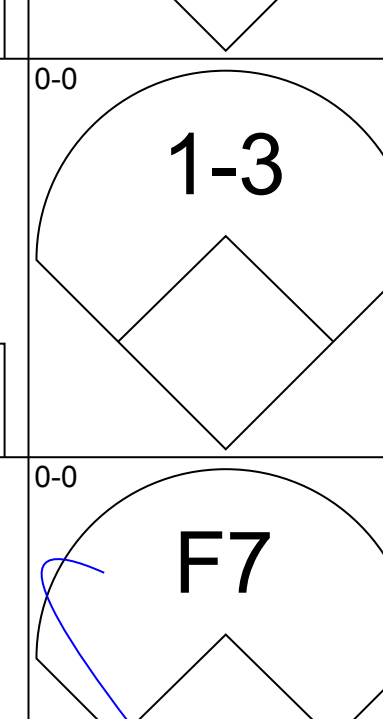
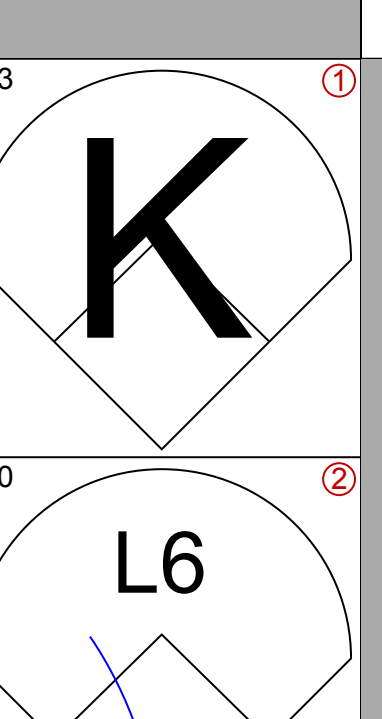
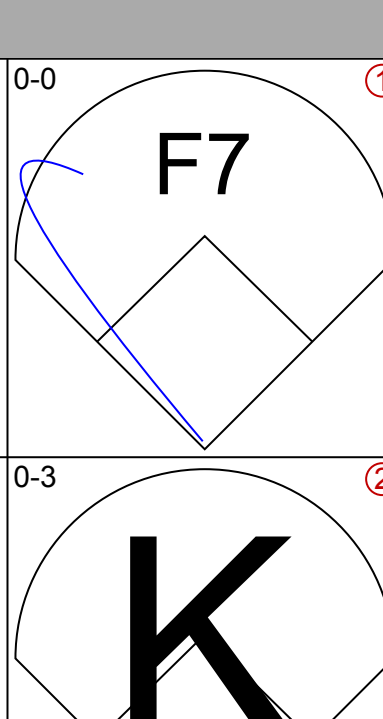
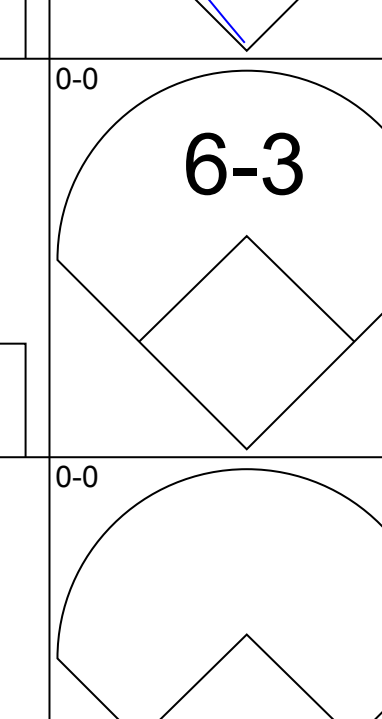
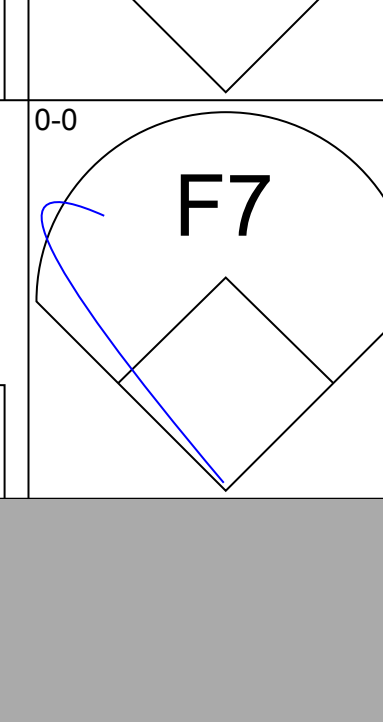
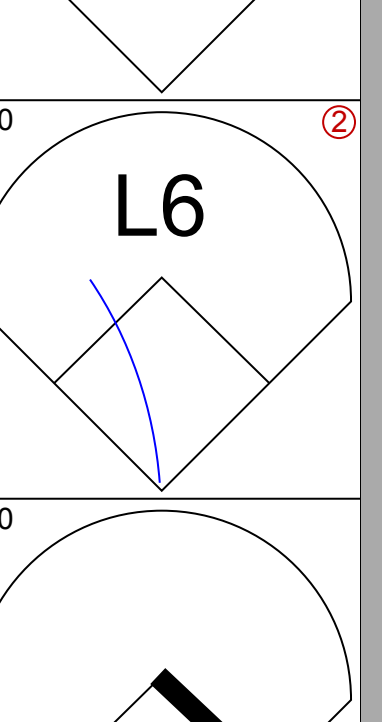
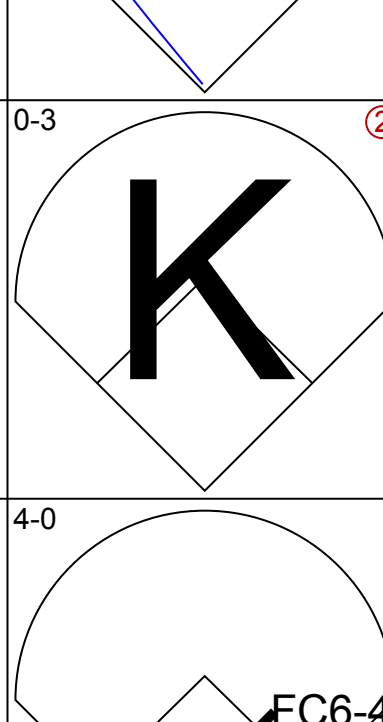
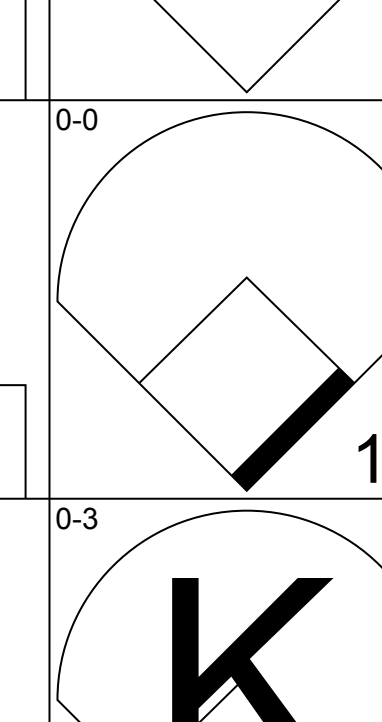
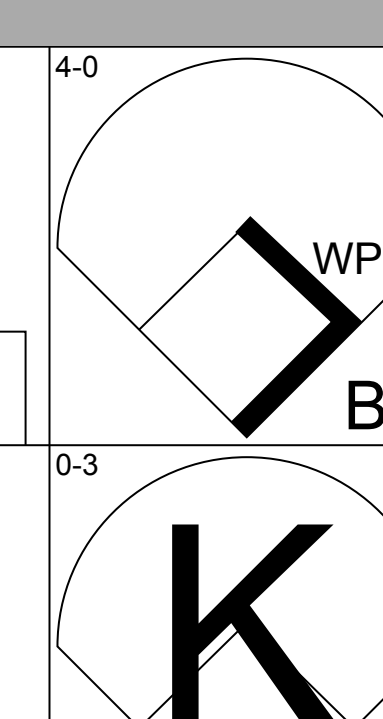
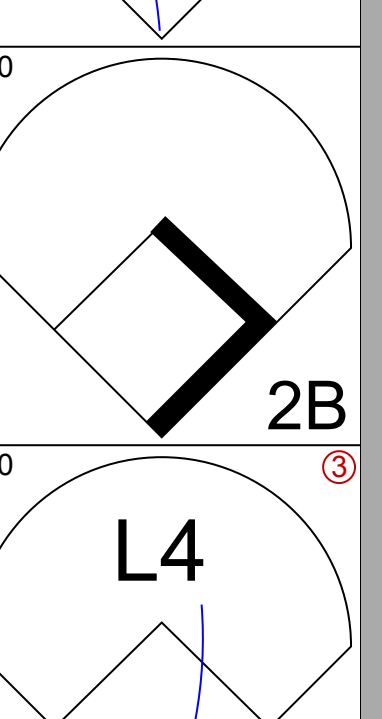
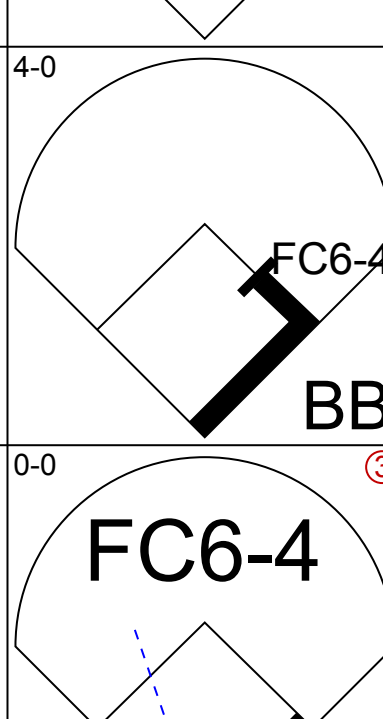
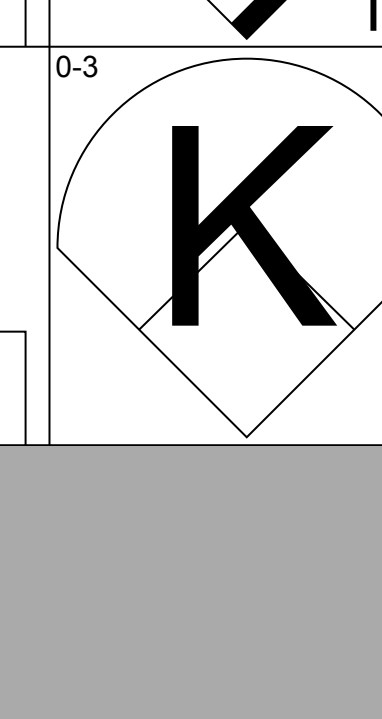
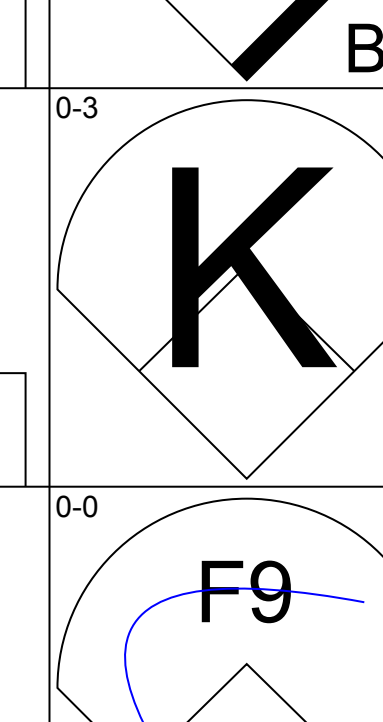
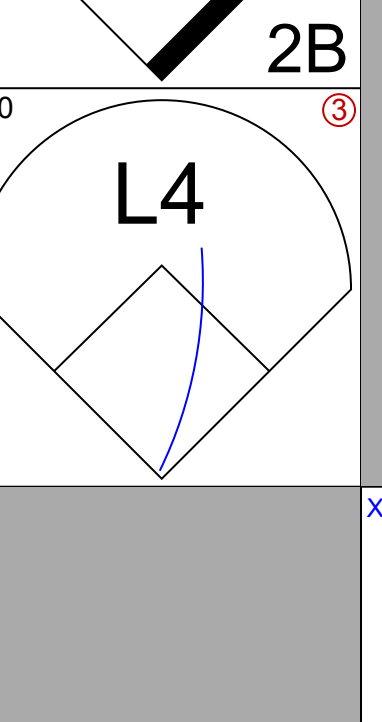
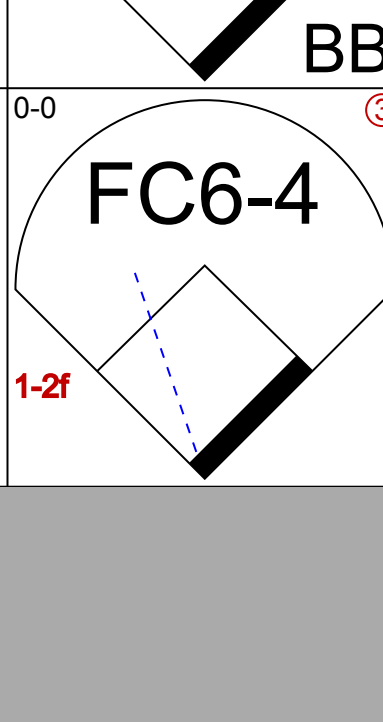
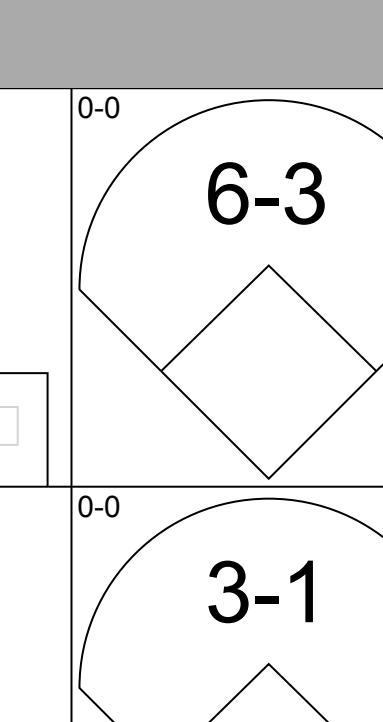
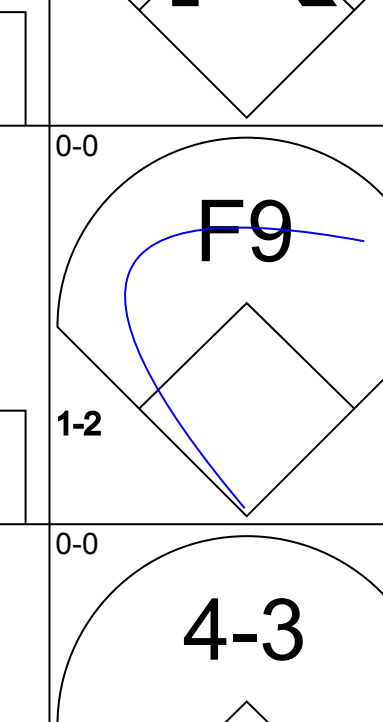
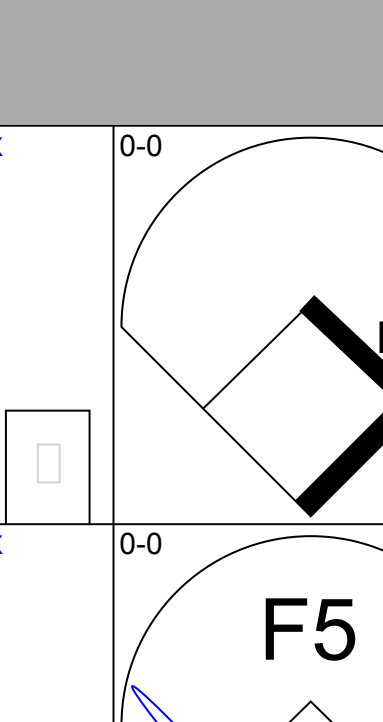
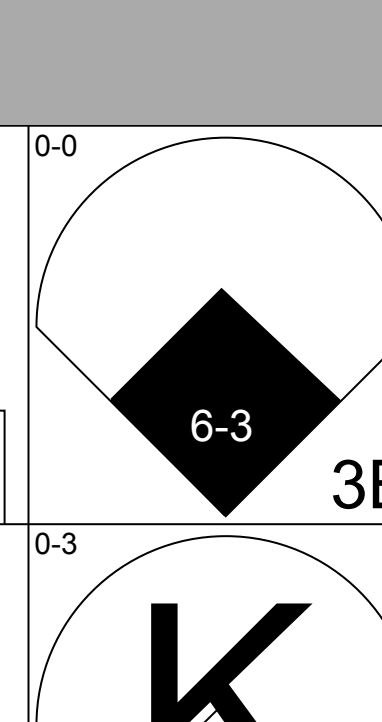
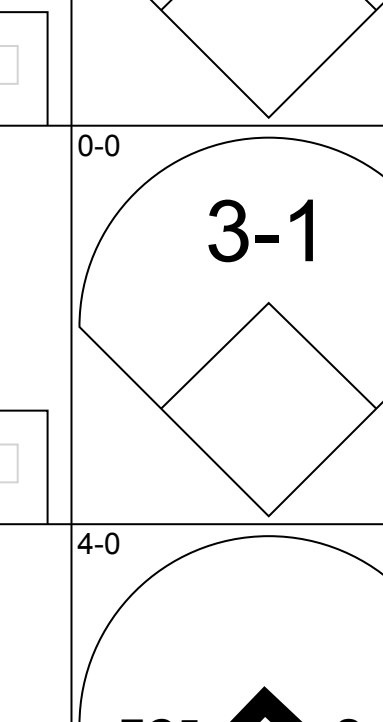
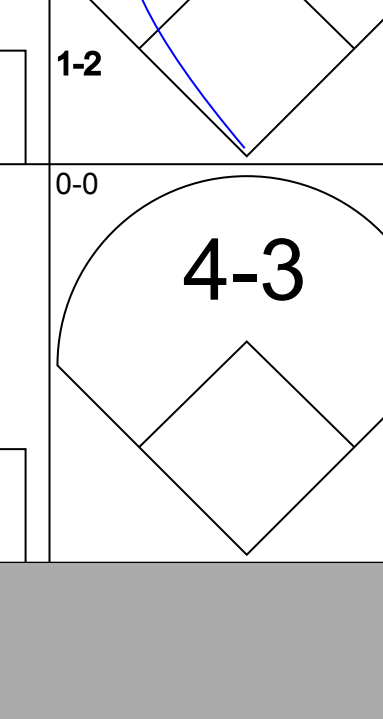
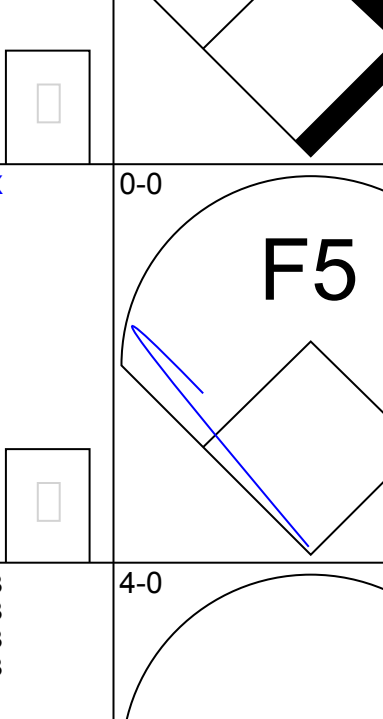
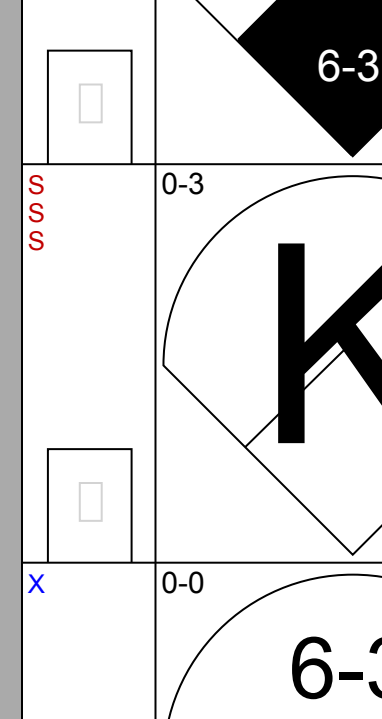
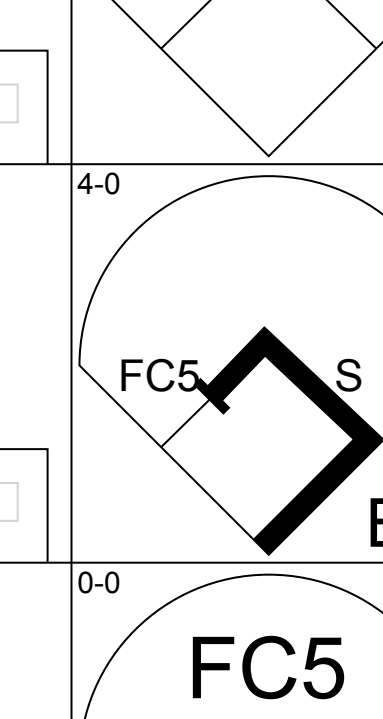
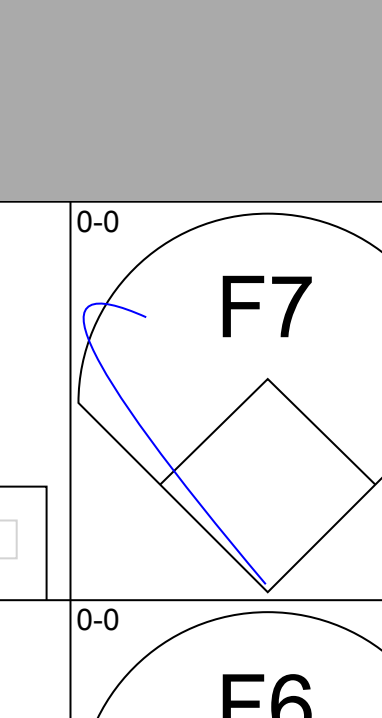
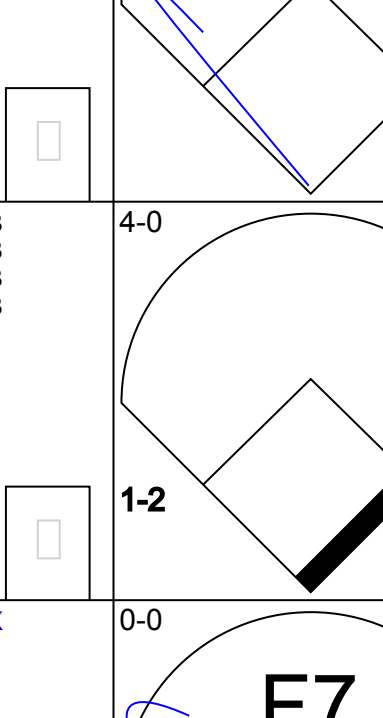
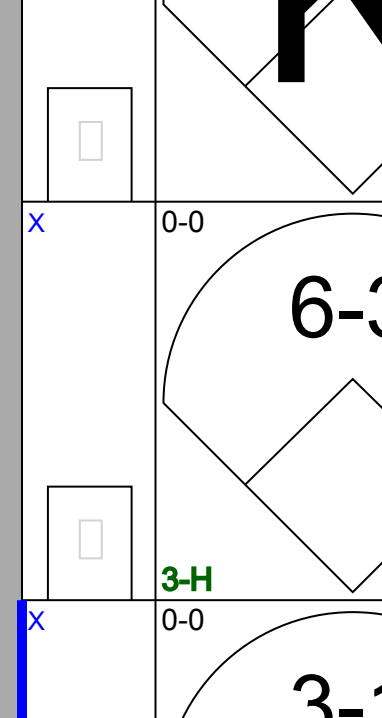
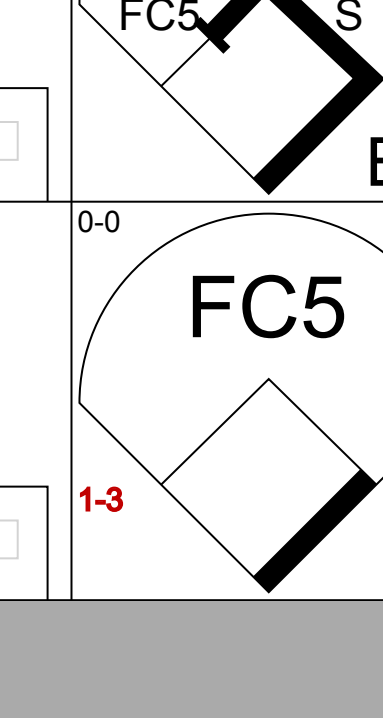
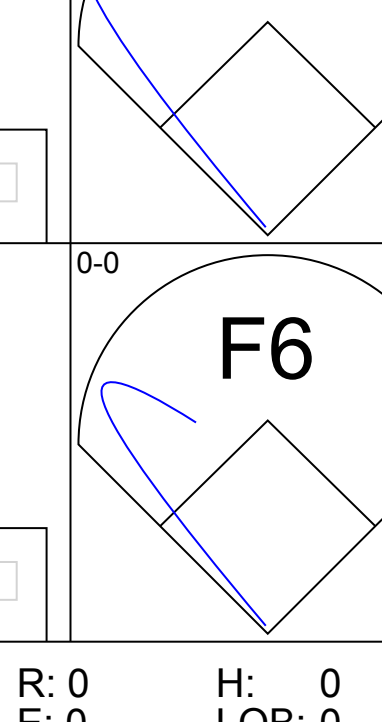
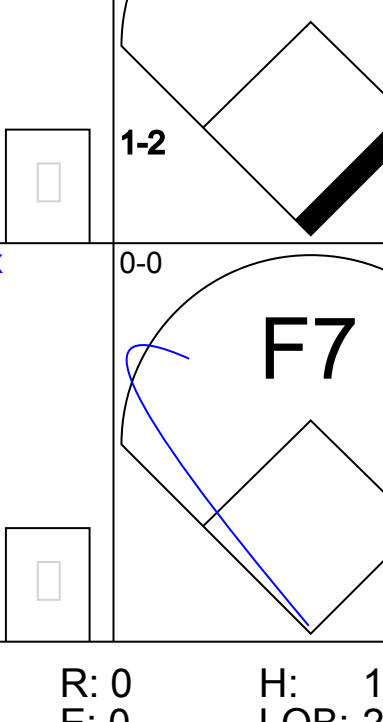
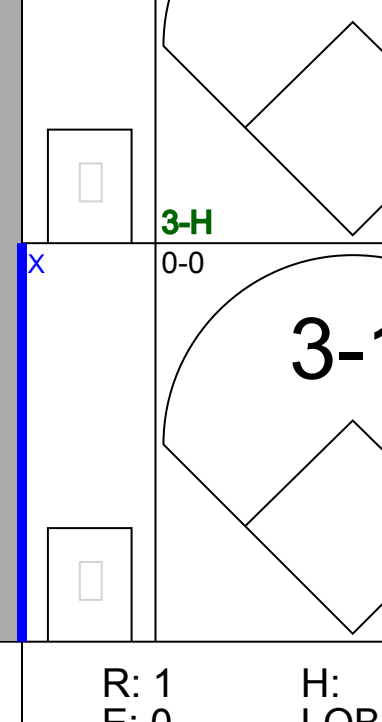
Batter	1	2	3	4	5	6	7	8	9	AB	R	H	RBI	BB	SO	LOB	BOTTOM			
Dick Howser, R OBP: 0.396, SLG: 0.324 (1, 4)										3	0	1	0	1	0	1	<b>Cleveland Indians @ New York Yankees</b> Yankee Stadium, Bronx, NY Fri Jul 14 1967, 7:05 PM EDT Unknown			
John Kennedy, R OBP: 0.331, SLG: 0.317 (1, 5)										4	1	0	0	0	2	2				
Joe Pepitone, L OBP: 0.317, SLG: 0.380 (1, 8)										4	0	1	1	0	0	1				
Mickey Mantle, S OBP: 0.391, SLG: 0.492 (1, 3)										3	0	1	0	0	1	1				
Elston Howard, R OBP: 0.243, SLG: 0.259 (1, 2)										3	1	1	1	0	0	2				
Steve Whitaker, L OBP: 0.273, SLG: 0.355 (1, 7)										3	0	0	0	0	2	0				
Ruben Amaro, R OBP: 0.299, SLG: 0.258 (1, 6)										3	0	1	0	0	0	0				
Mike Hegan, L OBP: 0.190, SLG: 0.151 (1, 9)										3	0	0	0	0	1	1				
Al Downing, R OBP: 0.186, SLG: 0.225 (1, 1)										3	0	0	0	0	0	1				
<b>Inning Stats</b>	R: 1 E: 0 K: 0 S: 4	H: 1 LOB: 1 BB: 1 P: 8	R: 0 E: 0 K: 0 S: 3	H: 0 LOB: 0 BB: 0 P: 3	R: 0 E: 0 K: 0 S: 3	H: 0 LOB: 0 BB: 0 P: 3	R: 1 E: 0 K: 2 S: 8	H: 1 LOB: 0 BB: 0 P: 8	R: 0 E: 0 K: 0 S: 4	H: 1 LOB: 1 BB: 0 P: 4	R: 0 E: 0 K: 1 S: 6	H: 1 LOB: 1 BB: 0 P: 6	R: 0 E: 0 K: 2 S: 7	H: 0 LOB: 0 BB: 0 P: 7	R: 0 E: 0 K: 1 S: 6	H: 1 LOB: 1 BB: 0 P: 6	1B: 2 2B: 2 3B: 0 HR: 1	SF: 0 SAC: 0 DP: 0 HBP: 0	WP: 0 PB: 0 CS: 0	PA: 30
<b>PITCHER</b> John O'Donoghue, L ERA: 2.24 (1, 1)	IP: 8.0 WLS: L BF: 30 H: 5 R: 2 ER: 2 SO: 6 BB: 1 IBB: 0 HBP: 0 BLK: 0 WP: 0 HR: 1 S: 41 P: 45 ERA: 2.25 WHIP: 0.750																			

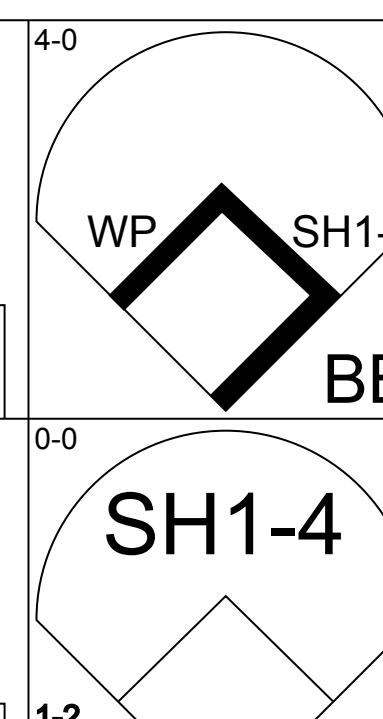
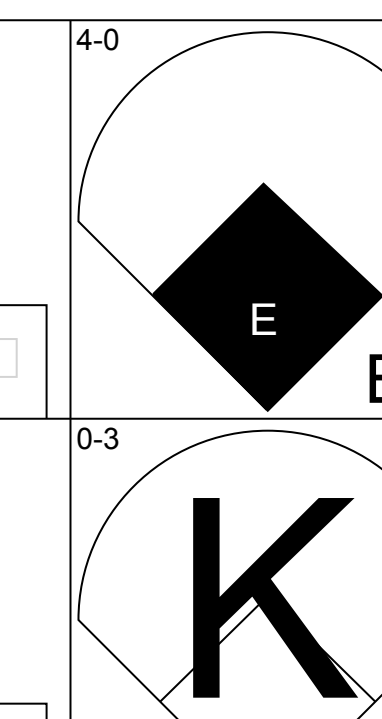

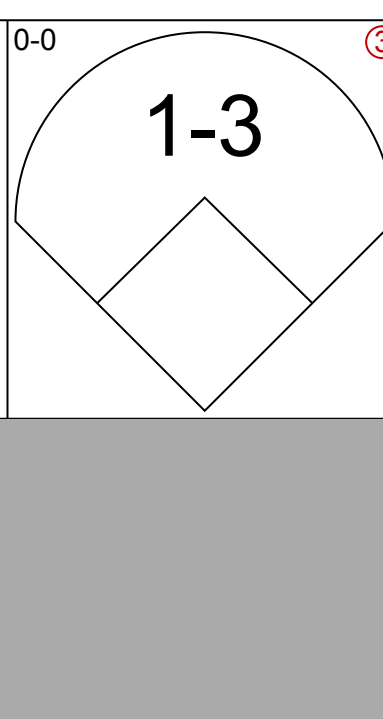
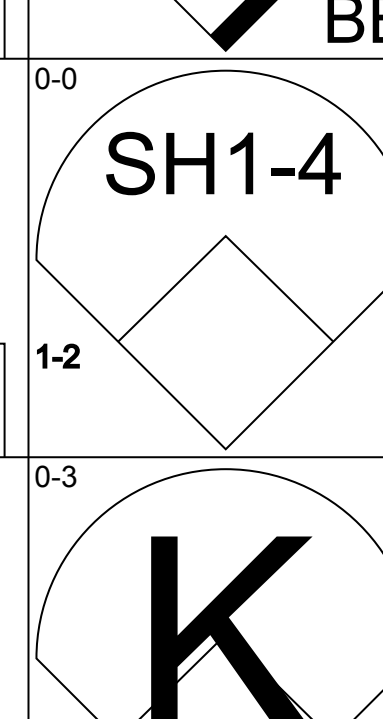
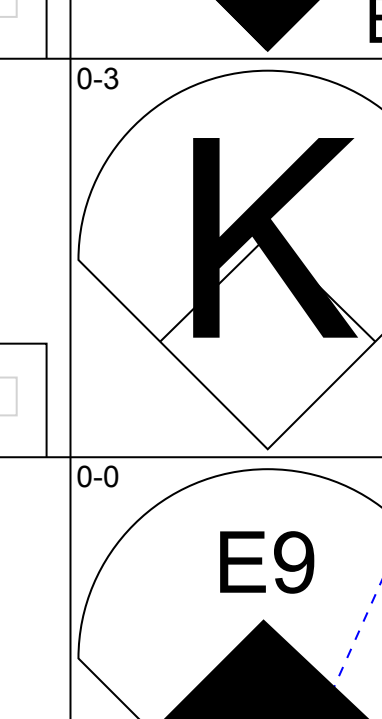
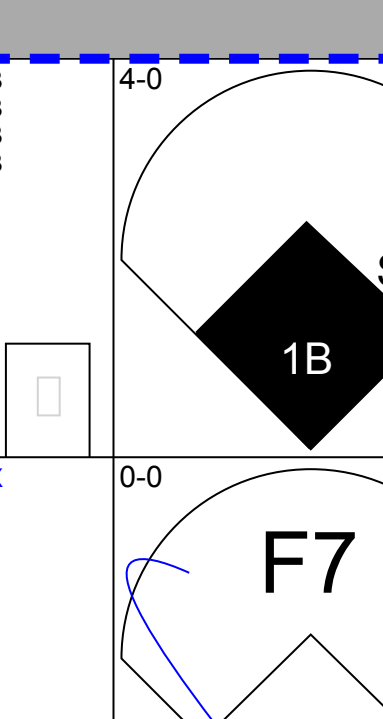
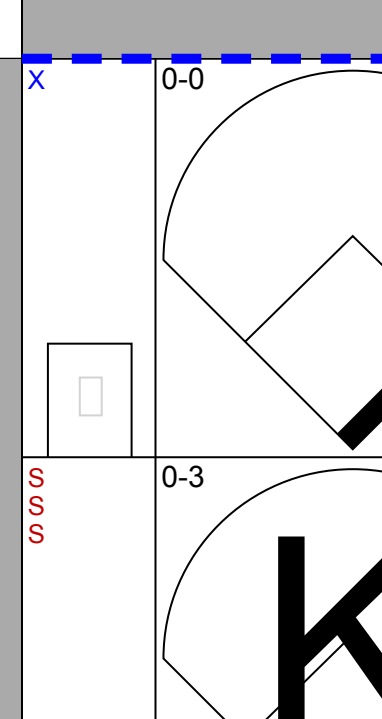
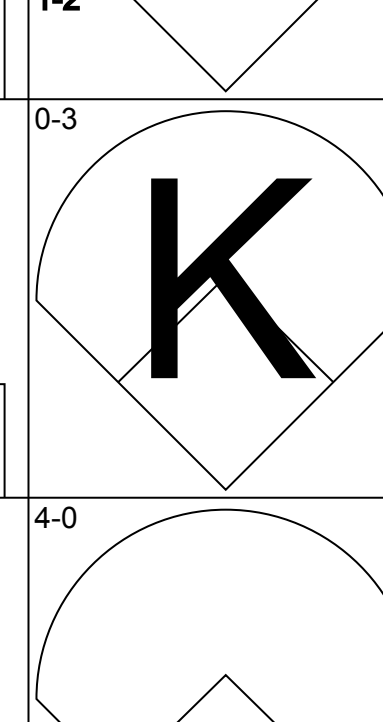
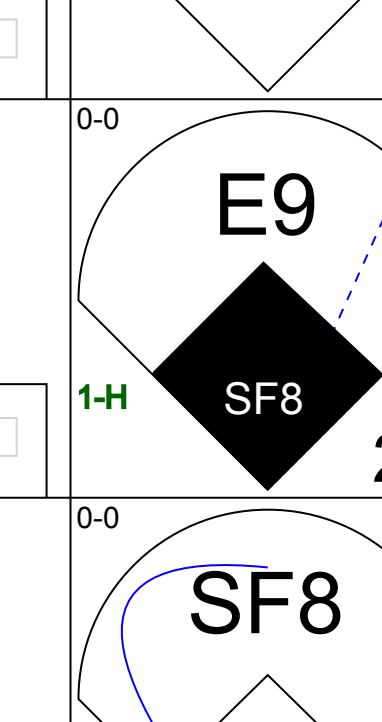
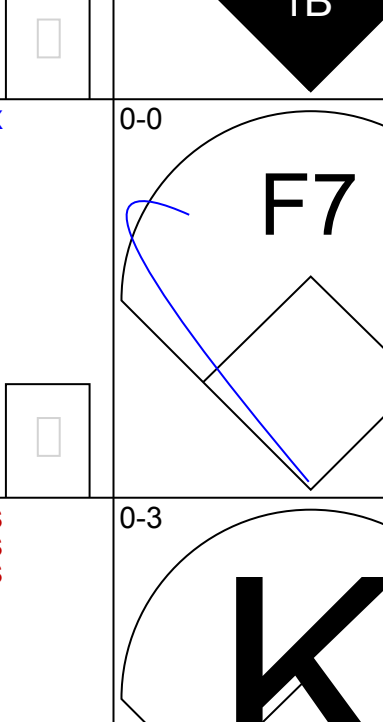
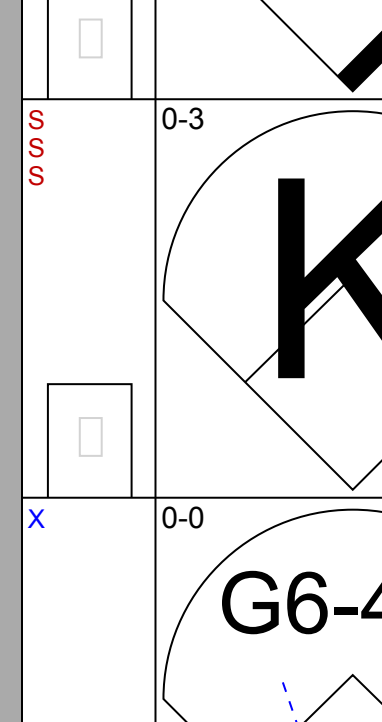
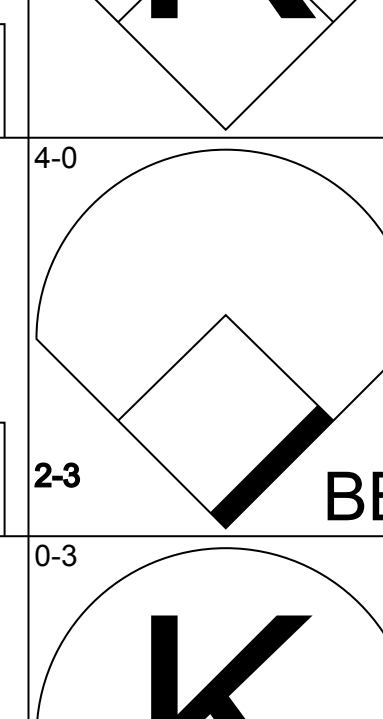
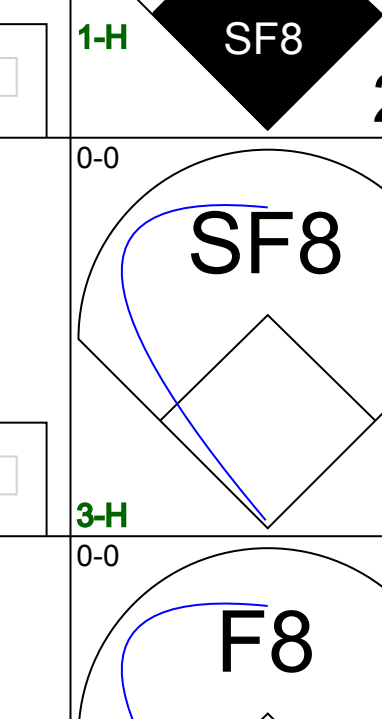
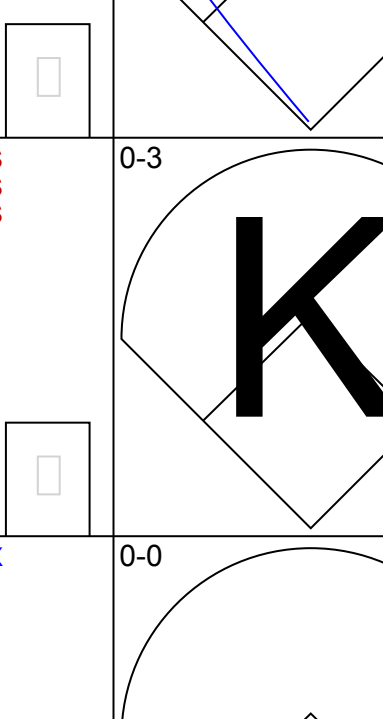
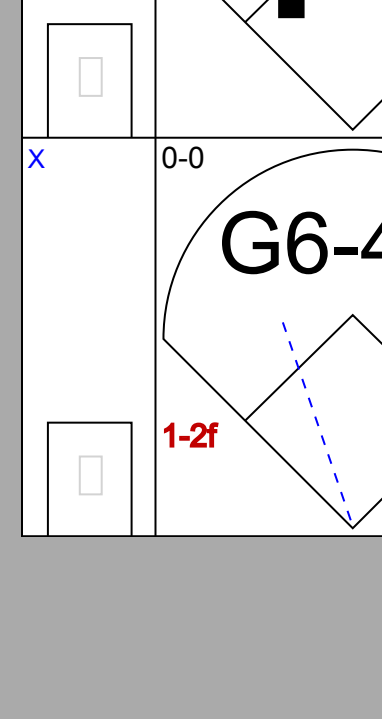
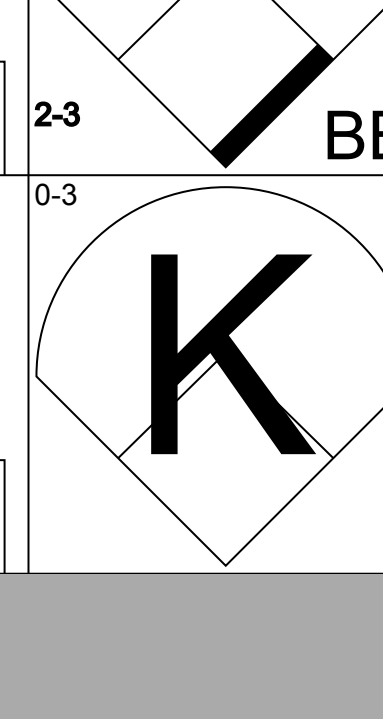
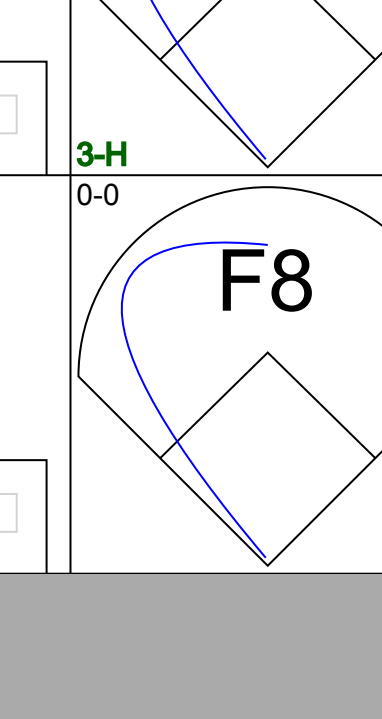
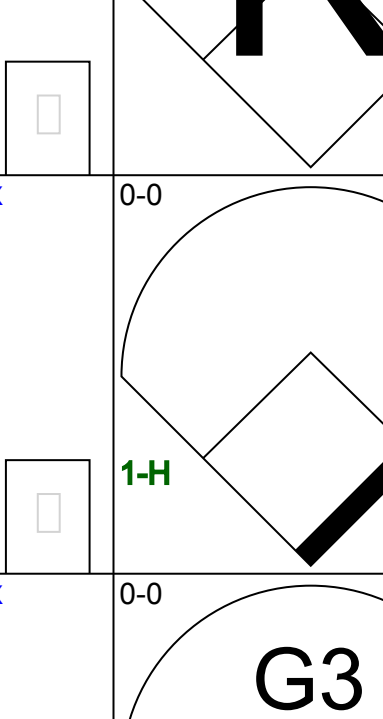
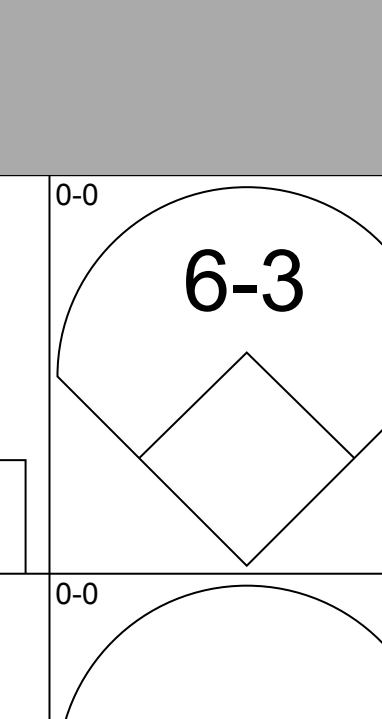
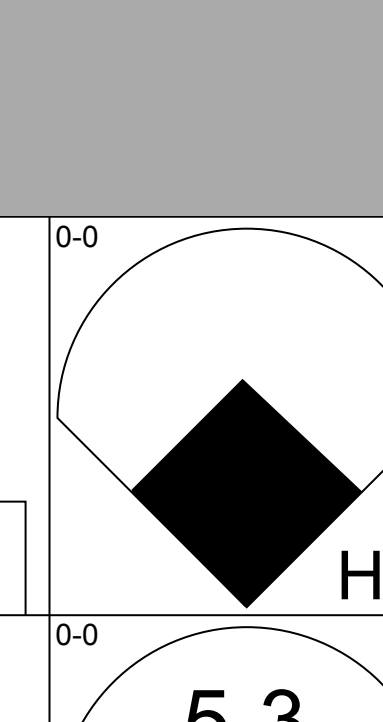
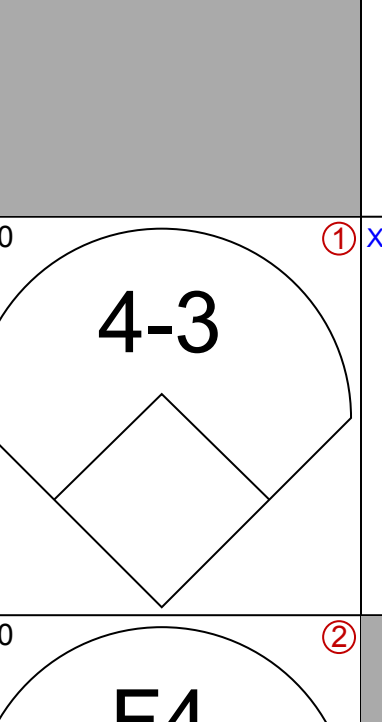
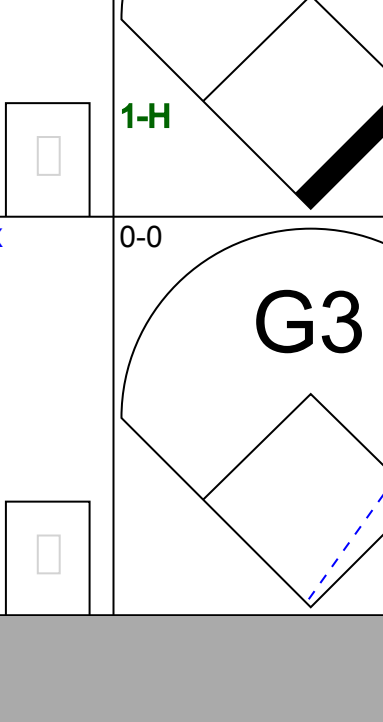
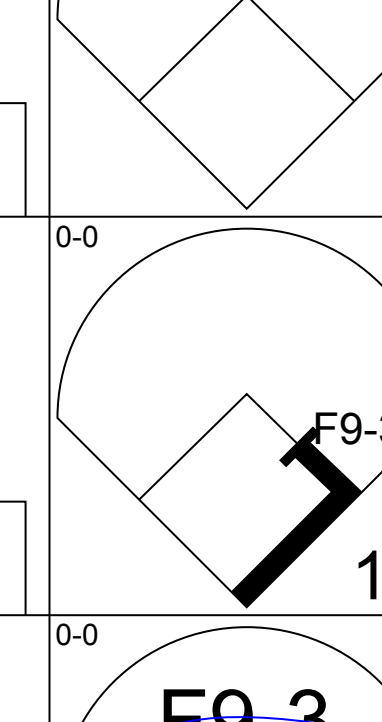
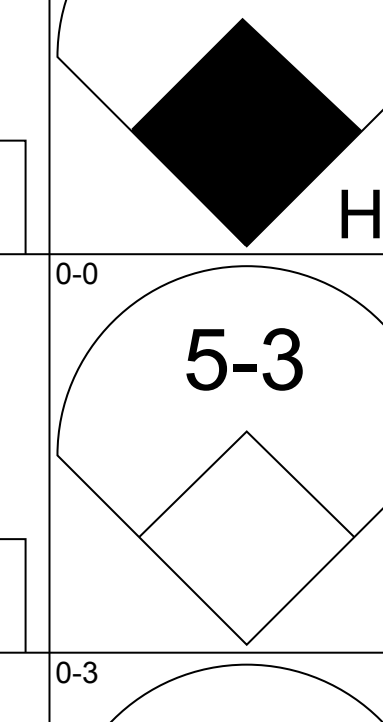
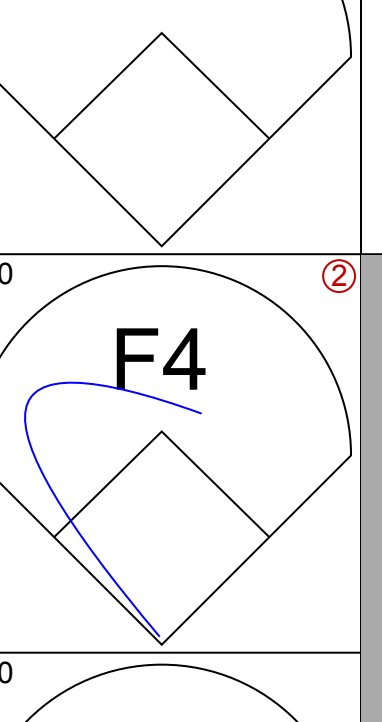
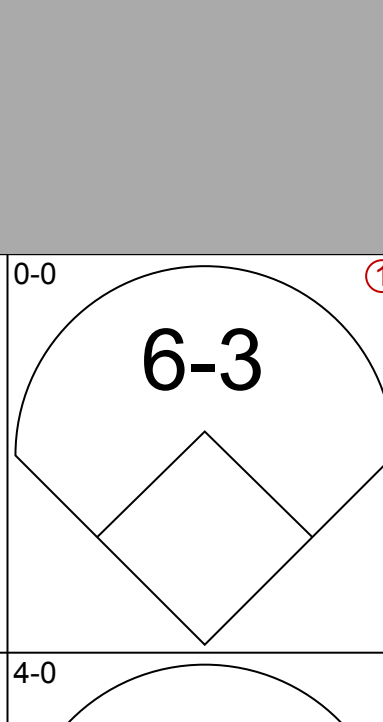
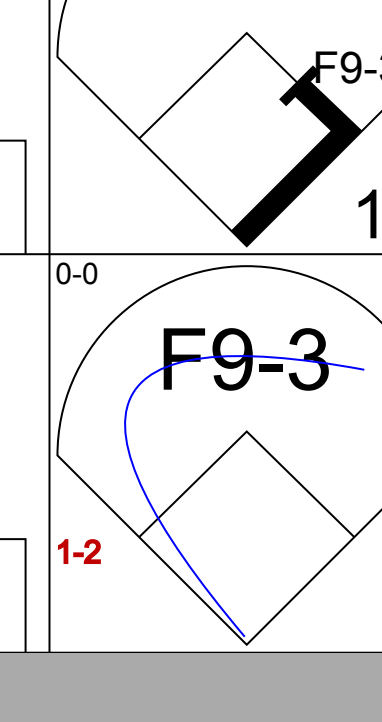
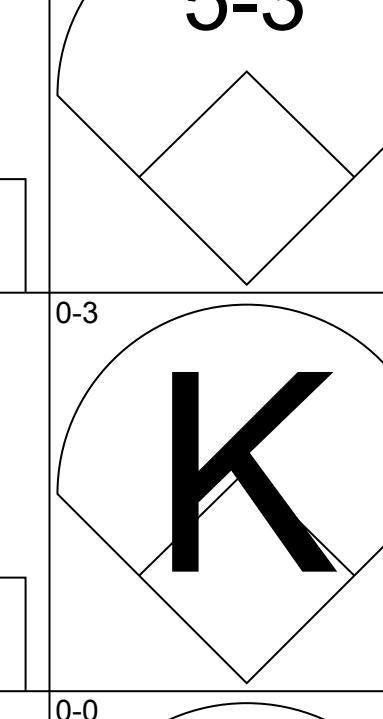
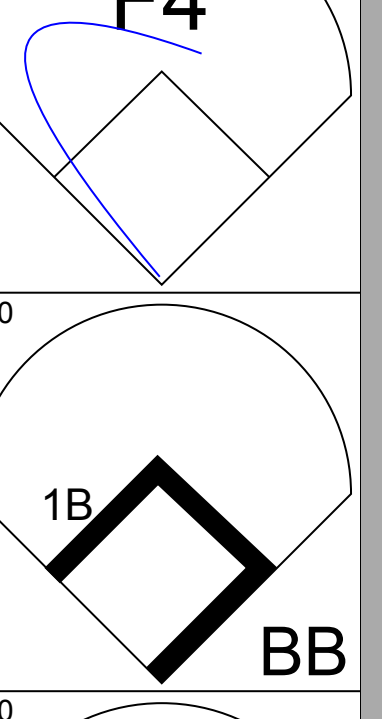
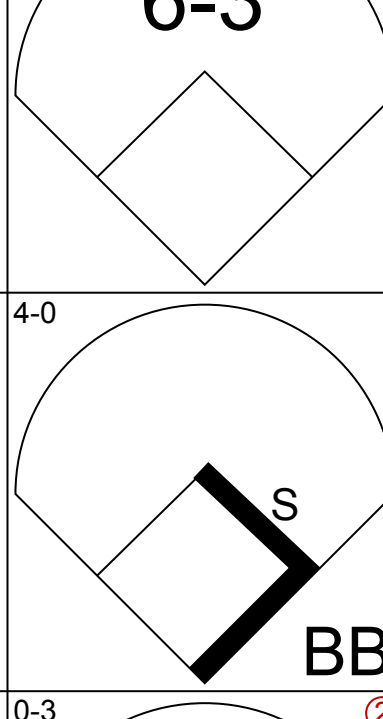
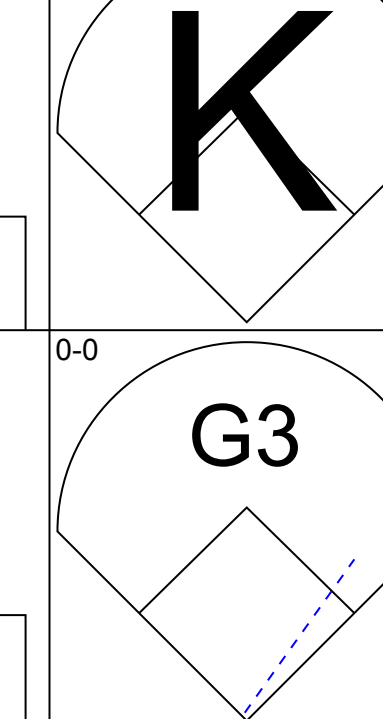
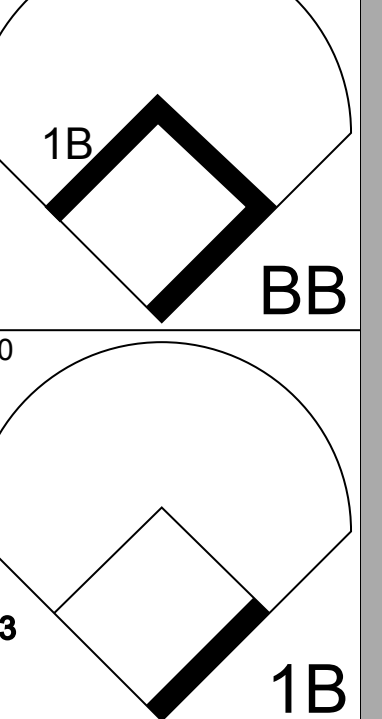
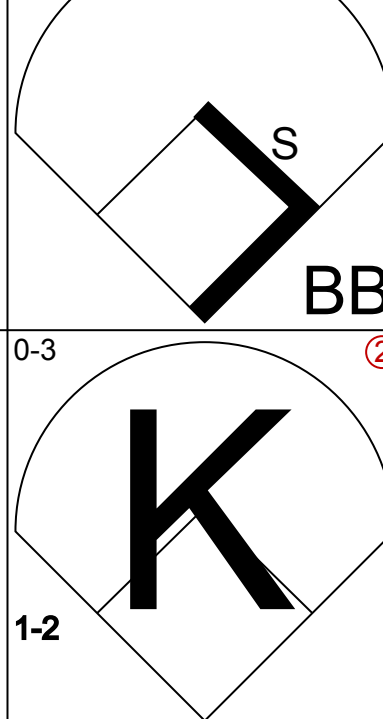


Batter	1	2	3	4	5	6	7	8	9	AB	R	H	RBI	BB	SO	LOB	TOP		
Max Alvis, R OBP: 0.317, SLG: 0.415 (1, 5)	L4		F7		4-3			6-3		4	0	0	0	0	0	1	Cleveland Indians @ New York Yankees Yankee Stadium, Bronx, NY Fri Jul 14, 1967, 7:05 PM EDT Att: 15,744 - Unknown		
Tony Horton, R OBP: 0.298, SLG: 0.383 (1, 3)	6-3		F5				G4-3 1B	FC5 BB		3	0	1	0	1	0	0			
Leon Wagner, L Vic Davalillo, L OBP: 0.283, SLG: 0.333 (6, PR) (8, 8)	BB		L6		G4-3 1-2		FC5 1-2 2-3*			3	0	0	0	1	0	3			
Joe Azcue, R OBP: 0.347, SLG: 0.452 (1, 2)	K		F9		F8		1-3			4	0	0	0	0	1	3			
Rocky Colavito, R OBP: 0.328, SLG: 0.387 (1, 9)		4-3		E 1B 1B			F7			4	0	1	0	0	0	0			
Don Demeter, R OBP: 0.295, SLG: 0.396 (1, 8) (8, 7)		L5		E7 1B 1-3			F7			4	0	1	0	0	0	0			
Chico Salmon, R OBP: 0.281, SLG: 0.315 (1, 4)		BB		F7			1B			3	0	1	0	1	0	2			
Larry Brown, R OBP: 0.325, SLG: 0.354 (1, 6)		F3					5-3			3	0	0	0	0	0	2			
Sonny Siebert, R Steve Bailey, R Gus Gil, R Bob Allen, L Pedro Gonzalez, R Orlando Pena, R OBP: 0.222, SLG: 0.556 (5, PR) (5, 1) (8, PR) (8, 1)			K		F8		F3	FC5 6-3 1B		0	0	0	0	0	0	0			
<b>Inning Stats</b>	R: 0 E: 0 K: 1 S: 5	H: 0 LOB: 1 BB: 1 P: 9	R: 0 E: 0 K: 0 S: 3	H: 0 LOB: 1 BB: 1 P: 7	R: 0 E: 0 K: 1 S: 5	H: 0 LOB: 0 BB: 0 P: 5	R: 0 E: 1 K: 0 S: 5	H: 2 LOB: 2 BB: 0 P: 5	R: 0 E: 0 K: 0 S: 3	H: 0 LOB: 0 BB: 0 P: 3	R: 0 E: 0 K: 0 S: 4	H: 1 LOB: 1 BB: 0 P: 4	R: 0 E: 0 K: 0 S: 4	H: 1 LOB: 2 BB: 1 P: 8	R: 0 E: 0 K: 0 S: 3	H: 0 LOB: 0 BB: 0 P: 3		1B: 5 2B: 0 3B: 0 HR: 0	SF: 0 SAC: 0 DP: 1 HBP: 0
<b>PITCHER</b> Fritz Peterson, L ERA: 3.84 (1, 1)	IP: 9.0 WLS: W BF: 34 H: 5 R: 0 ER: 0 SO: 2 BB: 3 IBB: 0 HBP: 0 BLK: 0 WP: 0 HR: 0 S: 35 P: 47 ERA: 0.00 WHIP: 0.889																		

Batter	1	2	3	4	5	6	7	8	9	AB	R	H	RBI	BB	SO	LOB	BOTTOM		
Dick Howser, R OBP: 0.382, SLG: 0.317 (1, 4)	1B SF9 BB		6-3	F7			1-3			3	1	0	0	1	0	2	Cleveland Indians @ New York Yankees Yankee Stadium, Bronx, NY Fri Jul 14, 1967, 7:05 PM EDT Att: 15,744 - Unknown		
Mike Hegan, L OBP: 0.194, SLG: 0.143 (1, 9)	F7		4-3	K			G4-6-3 BB			3	0	0	0	1	1	3			
Joe Pepitone, L OBP: 0.319, SLG: 0.382 (1, 8)	WP 1-3 1B		1B 1B		F9		G4-6-3 1-2			4	1	2	0	0	0	1			
Mickey Mantle, S OBP: 0.392, SLG: 0.492 (1, 3)	SF9		1B 1-3 1B		F7		BB			2	0	1	1	1	0	0			
Steve Whitaker, L OBP: 0.276, SLG: 0.355 (1, 7)	3-H 1-3 BB		1B 3-H 1B		F8		K			3	0	1	1	1	1	1			
Jake Gibbs, L OBP: 0.318, SLG: 0.300 (1, 2)	F8		4-3				G6-4-3 BB			3	0	0	0	1	0	5			
Charley Smith, R OBP: 0.287, SLG: 0.303 (1, 5)		K		F5			G6-4-3 1-2			4	0	0	0	0	1	2			
Ruben Amaro, R OBP: 0.303, SLG: 0.260 (1, 6)		K		BB BB			1B			2	0	1	0	1	1	0			
Fritz Peterson, S OBP: 0.259, SLG: 0.091 (1, 1)		K		1-2 BB			K			2	0	0	0	1	2	1			
<b>Inning Stats</b>	R: 1 E: 0 K: 0 S: 4	H: 1 LOB: 2 BB: 2 P: 12	R: 0 E: 0 K: 3 S: 9	H: 0 LOB: 0 BB: 0 P: 9	R: 1 E: 0 K: 0 S: 6	H: 3 LOB: 2 BB: 0 P: 6	R: 0 E: 0 K: 1 S: 5	H: 0 LOB: 2 BB: 2 P: 13	R: 0 E: 0 K: 0 S: 3	H: 0 LOB: 0 BB: 0 P: 3	R: 0 E: 0 K: 1 S: 5	H: 1 LOB: 1 BB: 1 P: 9	R: 0 E: 0 K: 0 S: 2	H: 0 LOB: 0 BB: 1 P: 6	R: 0 E: 0 K: 1 S: 5	H: 0 LOB: 1 BB: 1 P: 9		1B: 5 2B: 0 3B: 0 HR: 0	SF: 1 SAC: 0 DP: 2 HBP: 0
<b>PITCHER</b> Sonny Siebert, R Steve Bailey, R Bob Allen, L Orlando Pena, R ERA: 2.81 ERA: 3.23 ERA: 3.0 ERA: 3.35 (1, 1) (1, 1) (5, 1) (8, 1)	IP: 0.2 WLS: L BF: 5 H: 1 R: 1 ER: 1 SO: 1 BB: 2 IBB: 0 HBP: 0 BLK: 0 WP: 0 HR: 0 S: 21 P: 29 ERA: 2.70 WHIP: 1.500																		



Batter	1	2	3	4	5	6	7	8	9	AB	R	H	RBI	BB	SO	LOB	TOP		
Max Alvis, R OBP: 0.313, SLG: 0.410 (1, 5)										4	0	0	0	0	1	2	<p>Cleveland Indians @ New York Yankees Yankee Stadium, Bronx, NY</p> <p>Sat Jul 15 1967, 3:33 AM EDT Att: 24,001 - Unknown</p> <p>livebaseballscores.com</p>		
Tony Horton, R OBP: 0.260, SLG: 0.371 (1, 3)										4	0	0	0	0	1	0			
Leon Wagner, L OBP: 0.316, SLG: 0.440 (1, 7)										4	0	1	0	0	1	0			
Rocky Colavito, R OBP: 0.337, SLG: 0.394 (1, 9)										2	0	1	0	2	1	1			
Don Demeter, R OBP: 0.259, SLG: 0.381 (1, 8)										4	0	0	0	0	1	3			
Duke Sims, L OBP: 0.327, SLG: 0.354 (1, 2)										4	1	2	0	0	0	1			
Pedro Gonzalez, R OBP: 0.269, SLG: 0.267 (1, 4)										3	0	0	0	1	1	3			
Larry Brown, R OBP: 0.324, SLG: 0.350 (1, 6)										3	0	0	1	1	0	1			
Ed Connolly, L OBP: 0.250, SLG: 0.250 (1, 1)										1	0	0	0	0	0	0			
Chuck Hinton, R OBP: 0.317, SLG: 0.328 (5, PH)										1	0	0	0	0	0	2			
Steve Bailey, R (5, PH)										0	0	0	0	0	0	0			
Lee Maye, L OBP: 0.330, SLG: 0.465 (7, PH)										1	0	0	0	0	0	0			
George Culver, R OBP: 0.333, SLG: 0.333 (7, 1)										0	0	0	0	0	0	0			
<b>Inning Stats</b>	R: 0 E: 0 K: 1 S: 5	H: 0 LOB: 0 BB: 0 P: 5	R: 0 E: 0 K: 1 S: 5	H: 0 LOB: 1 BB: 1 P: 9	R: 0 E: 0 K: 0 S: 3	H: 0 LOB: 0 BB: 0 P: 3	R: 0 E: 0 K: 1 S: 6	H: 1 LOB: 1 BB: 0 P: 6	R: 0 E: 0 K: 0 S: 4	H: 1 LOB: 2 BB: 1 P: 8	R: 0 E: 0 K: 1 S: 5	H: 0 LOB: 1 BB: 1 P: 9	R: 1 E: 0 K: 1 S: 6	H: 1 LOB: 0 BB: 0 P: 6	R: 0 E: 0 K: 0 S: 6	H: 1 LOB: 1 BB: 1 P: 7	1B: 2 2B: 1 3B: 1 HR: 0	SF: 0 SAC: 0 DP: 0 HBP: 0	WP: 1 PA: 35 SB: 0 CS: 1
<b>PITCHER</b> Steve Barber, L ERA: 4.24 (1, 1)	IP: 9.0 WLS: W BF: 35 H: 4 R: 1 ER: 1 SO: 6 BB: 4 IBB: 0 HBP: 0 BLK: 0 WP: 1 HR: 0 S: 43 P: 59 ERA: 1.00 WHIP: 0.889															<b>PITCHER</b>			

Batter	1	2	3	4	5	6	7	8	9	AB	R	H	RBI	BB	SO	LOB	BOTTOM			
Dick Howser, R OBP: 0.385, SLG: 0.313 (1, 4)										2	1	0	0	2	0	3	<p>Cleveland Indians @ New York Yankees Yankee Stadium, Bronx, NY</p> <p>Sat Jul 15 1967, 3:33 AM EDT Att: 24,001 - Unknown</p> <p>livebaseballscores.com</p>			
Ruben Amaro, R OBP: 0.308, SLG: 0.262 (1, 6)										2	1	1	0	1	1	1				
Joe Pepitone, L OBP: 0.318, SLG: 0.384 (1, 8)										4	1	1	1	0	2	3				
Mickey Mantle, S OBP: 0.390, SLG: 0.488 (1, 3)										2	0	0	1	1	1	2				
Elston Howard, R OBP: 0.243, SLG: 0.259 (1, 2)										4	0	1	1	0	1	2				
Steve Whitaker, L OBP: 0.279, SLG: 0.369 (1, 7)										4	1	2	1	0	0	1				
John Kennedy, R OBP: 0.320, SLG: 0.305 (1, 5)										4	0	0	0	0	0	1				
Mike Hegan, L OBP: 0.215, SLG: 0.140 (1, 9)										1	0	0	0	2	1	0				
Steve Barber, L OBP: 0.207, SLG: 0.222 (1, 1)										3	0	1	0	0	1	1				
<b>Inning Stats</b>	R: 0 E: 0 K: 2 S: 7	H: 0 LOB: 2 BB: 2 P: 15	R: 1 E: 0 K: 1 S: 6	H: 1 LOB: 0 BB: 0 P: 6	R: 2 E: 1 K: 1 S: 6	H: 1 LOB: 0 BB: 1 P: 10	R: 0 E: 0 K: 0 S: 4	H: 1 LOB: 2 BB: 1 P: 8	R: 1 E: 0 K: 1 S: 6	H: 1 LOB: 1 BB: 1 P: 10	R: 0 E: 0 K: 1 S: 5	H: 0 LOB: 1 BB: 1 P: 9	R: 0 E: 0 K: 1 S: 5	H: 1 LOB: 0 BB: 0 P: 5	R: 0 E: 0 K: 0 S: 3	H: 1 LOB: 0 BB: 0 P: 3		1B: 4 2B: 2 3B: 0 HR: 1	SF: 1 SAC: 1 DP: 2 HBP: 0	WP: 1 PA: 34 SB: 0 CS: 0
<b>PITCHER</b> Ed Connolly, L ERA: 6.62 Steve Bailey, R ERA: 3.29 George Culver, R ERA: 3.32 (1, 1)	IP: 4.0 WLS: L BF: 19 H: 3 R: 3 ER: 2 SO: 4 BB: 4 IBB: 0 HBP: 0 BLK: 0 WP: 1 HR: 1 S: 23 P: 39 ERA: 4.50 WHIP: 1.750															<b>PITCHER</b>				



Batter	1	2	3	4	5	6	7	8	9	AB	R	H	RBI	BB	SO	LOB	TOP					
Lee Mays, L (1, 9) OBP: 0.339, SLG: 0.491										4	1	3	1	0	0	0	<b>Cleveland Indians @ Washington Senators</b> D.C. Stadium, Washington, DC Sun Jul 16 1967, 3:33 AM EDT Att: 12,096 - Unknown					
Vic Davallio, L (1, 8) OBP: 0.282, SLG: 0.331										4	0	1	0	0	0	2						
Max Alvis, R (1, 5) OBP: 0.313, SLG: 0.406										3	0	0	0	1	0	1						
Leon Wagner, L (1, 7) OBP: 0.311, SLG: 0.433										4	0	0	0	0	1	2						
Tony Horton, R (1, 3)										3	0	0	0	1	0	0						
Duke Sims, L (1, 2) OBP: 0.320, SLG: 0.344										4	0	0	0	0	1	1						
Pedro Gonzalez, R (7, PH) OBP: 0.271, SLG: 0.285										1	0	0	0	1	0	0						
Chuck Hinton, R (7, 4) OBP: 0.316, SLG: 0.326										1	0	0	0	0	0	1						
Larry Brown, R (1, 6) OBP: 0.321, SLG: 0.346										3	0	0	0	0	1	2						
Sam McDowell, L (1, 1) OBP: 0.200, SLG: 0.279										2	0	0	0	0	1	1						
Don Demeter, R (8, PH) OBP: 0.257, SLG: 0.377										1	0	0	0	0	0	0						
Orlando Pena, R (8, 1)										0	0	0	0	0	0	0						
<b>Inning Stats</b>	R: 0 E: 0 K: 0 S: 3	H: 1 LOB: 1 BB: 1 P: 7	R: 0 E: 0 K: 1 S: 5	H: 0 LOB: 0 BB: 0 P: 5	R: 0 E: 0 K: 1 S: 6	H: 1 LOB: 1 BB: 0 P: 6	R: 0 E: 0 K: 0 S: 3	H: 0 LOB: 0 BB: 0 P: 3	R: 0 E: 0 K: 1 S: 5	H: 0 LOB: 1 BB: 1 P: 9	R: 0 E: 1 K: 1 S: 6	H: 1 LOB: 1 BB: 0 P: 6	R: 0 E: 0 K: 0 S: 3	H: 0 LOB: 1 BB: 1 P: 7	R: 1 E: 0 K: 0 S: 4	H: 1 LOB: 0 BB: 0 P: 4	R: 0 E: 0 K: 0 S: 3	H: 0 LOB: 0 BB: 0 P: 3	1B: 3 2B: 0 3B: 0 HR: 1	SF: 0 SAC: 0 DP: 0 HBP: 0	WP: 0 PB: 0 SB: 0 CS: 1	PA: 33
<b>PITCHER</b>	IP WLS BF H R ER SO BB IBB HBP BLK WP HR S P ERA WHIP																					
Bob Humphreys, R (1, 1) ERA: 4.06	6.0 W 22 3 0 0 4 2 0 0 0 0 0 0 28 36 0.00 0.833																					
Bob Priddy, R (7, 1) ERA: 4.42	3.0 S 11 1 1 1 0 1 0 0 0 0 1 10 14 3.00 0.667																					

Batter	1	2	3	4	5	6	7	8	9	AB	R	H	RBI	BB	SO	LOB	BOTTOM					
Tim Cullen, R (1, 6) OBP: 0.344, SLG: 0.281										3	0	1	0	1	0	0	<b>Cleveland Indians @ Washington Senators</b> D.C. Stadium, Washington, DC Sun Jul 16 1967, 3:33 AM EDT Att: 12,096 - Unknown					
Ken McMullen, R (1, 5) OBP: 0.285, SLG: 0.356										3	2	2	2	0	1	2						
Frank Howard, R (1, 7) OBP: 0.329, SLG: 0.529										4	0	1	0	0	1	3						
Ed Stroud, L (8, PR) OBP: 0.305, SLG: 0.257										0	1	0	0	0	0	0						
Fred Valentine, S (1, 9) OBP: 0.333, SLG: 0.340										4	0	1	1	0	2	3						
Paul Casanova, R (1, 2) OBP: 0.281, SLG: 0.375										4	0	0	0	0	0	1						
Hank Allen, R (1, 8) OBP: 0.252, SLG: 0.278										4	0	1	0	0	1	1						
Mike Epstein, L (1, 3) OBP: 0.328, SLG: 0.421										3	1	1	0	0	1	1						
Bernie Allen, L (1, 4) OBP: 0.235, SLG: 0.252										3	0	1	1	0	1	1						
Bob Humphreys, R (1, 1) OBP: 0.300, SLG: 0.125										1	0	0	0	1	0	1						
Bob Priddy, R (7, 1) OBP: 0.364, SLG: 0.222										1	0	0	0	0	1	0						
<b>Inning Stats</b>	R: 1 E: 0 K: 1 S: 6	H: 1 LOB: 0 BB: 0 P: 6	R: 0 E: 0 K: 1 S: 6	H: 1 LOB: 0 BB: 0 P: 6	R: 0 E: 0 K: 3 S: 9	H: 0 LOB: 2 BB: 2 P: 17	R: 1 E: 0 K: 1 S: 7	H: 2 LOB: 1 BB: 0 P: 7	R: 0 E: 0 K: 0 S: 4	H: 1 LOB: 1 BB: 0 P: 4	R: 0 E: 0 K: 2 S: 3	H: 0 LOB: 0 BB: 0 P: 3	R: 0 E: 0 K: 0 S: 7	H: 0 LOB: 0 BB: 0 P: 7	R: 2 E: 0 K: 0 S: 5	H: 3 LOB: 1 BB: 0 P: 5	R: 0 E: 0 K: 0 S: 5	H: 0 LOB: 0 BB: 0 P: 3	1B: 3 2B: 4 3B: 0 HR: 2	SF: 0 SAC: 1 DP: 1 HBP: 0	WP: 0 PB: 0 SB: 1 CS: 0	PA: 33
<b>PITCHER</b>	IP WLS BF H R ER SO BB IBB HBP BLK WP HR S P ERA WHIP																					
Sam McDowell, L (1, 1) ERA: 3.71	7.0 L 28 5 2 2 8 2 0 0 0 0 0 1 42 50 2.57 1.000																					
Orlando Pena, R (8, 1) ERA: 3.7	1.0 5 3 2 2 0 0 0 0 0 0 0 1 5 5 18.00 3.000																					



Batter	1	2	3	4	5	6	7	8	9	AB	R	H	RBI	BB	SO	LOB	TOP			
Lee Mays, L (1, 7) OBP: 0.335, SLG: 0.482	F8		FC4-6 1B	4-3		F4			F7	5	0	1	0	0	0	2	<b>Cleveland Indians @ Washington Senators</b> D.C. Stadium, Washington, DC Mon Jul 17 1967, 7:05 PM EDT Att: 23,728 - Unknown			
Vic Davalillo, L (1, 8) OBP: 0.289, SLG: 0.338 Don Demeter, R (7, PH) OBP: 0.252, SLG: 0.370	1B		FC4-6 FC5 BB 1-2			G6-4-3 1B			5-3	3	0	2	0	0	0	1				
Chuck Hinton, R (1, 9) OBP: 0.311, SLG: 0.321	F9		K			G6-4-3 1-2			5-3	5	0	0	0	0	2	3				
Fred Whitfield, L (1, 3) OBP: 0.291, SLG: 0.367 Tony Horton, R (7, PH) OBP: 0.295, SLG: 0.367	S 1B		1-2 BB			1B E BB			1B	1	1	1	0	2	0	0				
Max Alvis, R (1, 5) OBP: 0.312, SLG: 0.405	K		FC5 2-3			E 1B 1B			F9	4	0	1	0	0	1	5				
Joe Azcue, R (1, 2) OBP: 0.356, SLG: 0.466						E6 1-2 1B			F7	4	1	3	0	0	0	0				
Pedro Gonzalez, R (1, 4) Chico Salmon, R (8, PH) OBP: 0.286, SLG: 0.319						4-3 BLK SF7 1B 1-1 2-H			1B	3	0	0	0	0	2	2				
Larry Brown, R (1, 6) OBP: 0.323, SLG: 0.350	F1					SF7 3-H			1B	3	0	2	1	0	0	1				
Luis Tiant, R (1, 1) OBP: 0.302, SLG: 0.452 Bob Allen, L (6, 1) Steve Bailey, R (7, 1) Rocky Colavito, R (8, PH) OBP: 0.335, SLG: 0.392 George Culver, R (8, 1) OBP: 0.333, SLG: 0.333	K2-3					1B			G1-4-3 1-2	3	0	1	0	0	2	2				
<b>Inning Stats</b>	R: 0 E: 0 K: 1 S: 7	H: 2 LOB: 2 BB: 0 P: 7	R: 0 E: 0 K: 2 S: 8	H: 1 LOB: 1 BB: 0 P: 8	R: 0 E: 0 K: 1 S: 6	H: 1 LOB: 2 BB: 1 P: 10	R: 1 E: 0 K: 0 S: 5	H: 2 LOB: 1 BB: 0 P: 5	R: 1 E: 1 K: 0 S: 4	H: 3 LOB: 2 BB: 1 P: 8	R: 0 E: 0 K: 1 S: 6	H: 1 LOB: 1 BB: 0 P: 6	R: 0 E: 0 K: 0 S: 4	H: 2 LOB: 1 BB: 0 P: 4	R: 0 E: 0 K: 0 S: 3	H: 0 LOB: 0 BB: 0 P: 3		1B: 12 2B: 1 3B: 0 HR: 0	SF: 1 SAC: 0 DP: 2 HBP: 0	WP: 0 PA: 39 PB: 0 SB: 1 CS: 0
<b>PITCHER</b>	IP WLS BF H R ER SO BB IBB HBP BLK WP HR S P ERA WHIP	5.0 W 24 9 2 1 4 2 0 0 0 0 0 0 30 38 1.80 2.200	4.0 S 15 4 0 0 3 0 0 0 0 0 0 0 21 21 0.00 1.000											<b>PITCHER</b>	IP WLS BF H R ER SO BB IBB HBP BLK WP HR S P ERA WHIP					
Joe Coleman, R (1, 1) ERA: 4.85 Darold Knowles, L (6, 1) ERA: 2.62																				

Batter	1	2	3	4	5	6	7	8	9	AB	R	H	RBI	BB	SO	LOB	BOTTOM			
Ed Stroud, L (1, 8) OBP: 0.301, SLG: 0.248	4-3		FC5 1B BB	F8		FC4-2 1-2 3-H			K2-3	4	1	0	0	1	1	3	<b>Cleveland Indians @ Washington Senators</b> D.C. Stadium, Washington, DC Mon Jul 17 1967, 7:05 PM EDT Att: 23,728 - Unknown			
Ken McMullen, R (1, 5) OBP: 0.284, SLG: 0.354	5-3		FC5 1B 1-2	F5		5-3			4-3	5	1	1	0	0	0	3				
Frank Howard, R (1, 7) OBP: 0.330, SLG: 0.528 Hank Allen, R (4, 7) OBP: 0.256, SLG: 0.282			FC5 1B 1-2 2-3						F9 1B	1	1	0	0	1	0	2				
Fred Valentine, S (1, 9) OBP: 0.336, SLG: 0.343	K		K			G4-6-3 1B			S 1B	4	0	2	0	0	2	4				
Mike Epstein, L (1, 3) OBP: 0.326, SLG: 0.417			F7			G4-6-3 1-2			K	4	0	1	2	0	1	3				
Paul Casanova, R (1, 2) OBP: 0.288, SLG: 0.378			1-3 2-H 3-H			E 1B 1B			F9	3	1	2	1	1	0	2				
Bernie Allen, L (1, 4) OBP: 0.235, SLG: 0.247			F9			F9			1-2 BB	3	0	0	0	1	0	4				
Tim Cullen, R (1, 6) OBP: 0.348, SLG: 0.287	F8					1B E FC4-2 1B			F8	4	0	2	0	0	0	4				
Joe Coleman, R (1, 1) OBP: 0.161, SLG: 0.107 Darold Knowles, L (6, 1) OBP: 0.125, SLG: 0.125			K			FC4-2 1-3 2-H			F7	2	0	0	0	0	1	1				
<b>Inning Stats</b>	R: 0 E: 0 K: 1 S: 5	H: 0 LOB: 1 BB: 1 P: 9	R: 0 E: 0 K: 0 S: 3	H: 0 LOB: 1 BB: 1 P: 7	R: 3 E: 0 K: 2 S: 11	H: 3 LOB: 2 BB: 1 P: 15	R: 0 E: 0 K: 0 S: 4	H: 1 LOB: 1 BB: 0 P: 4	R: 0 E: 0 K: 1 S: 5	H: 1 LOB: 0 BB: 0 P: 5	R: 1 E: 1 K: 0 S: 6	H: 3 LOB: 2 BB: 0 P: 6	R: 0 E: 0 K: 1 S: 7	H: 2 LOB: 3 BB: 1 P: 11	R: 0 E: 0 K: 1 S: 5	H: 0 LOB: 0 BB: 0 P: 5		1B: 10 2B: 0 3B: 0 HR: 0	SF: 0 SAC: 0 DP: 1 HBP: 0	WP: 0 PA: 38 PB: 0 SB: 1 CS: 0
<b>PITCHER</b>	IP WLS BF H R ER SO BB IBB HBP BLK WP HR S P ERA WHIP	5.1 L 26 7 4 4 4 3 0 0 0 0 0 0 8 8 0.00 3.000	1.0 6 3 0 0 1 0 0 0 0 0 0 0 0 8 8 0.00 3.000	0.2 3 0 0 0 0 1 0 0 0 0 0 0 0 2 6 0.00 1.500	1.0 3 0 0 0 1 0 0 0 0 0 0 0 0 5 5 0.00 0.000											<b>PITCHER</b>	IP WLS BF H R ER SO BB IBB HBP BLK WP HR S P ERA WHIP			
Luis Tiant, R (1, 1) ERA: 2.72 Bob Allen, L (6, 1) ERA: 2.91 Steve Bailey, R (7, 1) ERA: 3.24 George Culver, R (8, 1) ERA: 3.23																				



Batter	1	2	3	4	5	6	7	8	9	AB	R	H	RBI	BB	SO	LOB	TOP					
Horace Clarke, S (1,4) OBP: 0.295, SLG: 0.264										5	1	2	0	0	0	1						
Roy White, S (1,5) OBP: 0.250, SLG: 0.250										4	0	1	0	0	0	3						
Mickey Mantle, S (1,3) OBP: 0.397, SLG: 0.500										4	0	3	0	0	0	0						
Tom Tresh, S (1,7) OBP: 0.288, SLG: 0.355										4	1	1	0	0	0	5						
Elston Howard, R (1,2) OBP: 0.253, SLG: 0.264										3	0	2	1	1	0	0						
Steve Whitaker, L (1,8) OBP: 0.274, SLG: 0.356										4	0	0	1	0	1	5						
Bill Robinson, R (1,9) OBP: 0.259, SLG: 0.284										3	0	1	0	1	0	0						
Ruben Amaro, R (1,6) OBP: 0.299, SLG: 0.255										4	0	0	0	0	0	2						
Al Downing, R (1,1) OBP: 0.200, SLG: 0.238										2	0	1	0	0	0	1						
Thad Tillotson, R (6,1) OBP: 0.168, SLG: 0.071										1	0	0	0	0	0	0						
Steve Hamilton, L (8,1) OBP: 0.250, SLG: 0.250										0	0	0	0	0	0	0						
Charley Smith, R (9, PH) OBP: 0.268, SLG: 0.303										1	0	1	0	0	0	0						
<b>Inning Stats</b>	R: 1 E: 0 K: 1 S: 8	H: 3 LOB: 2 BB: 0 P: 8	R: 0 E: 0 K: 0 S: 5	H: 3 LOB: 2 BB: 0 P: 5	R: 1 E: 0 K: 0 S: 4	H: 2 LOB: 0 BB: 0 P: 4	R: 0 E: 0 K: 0 S: 2	H: 0 LOB: 0 BB: 1 P: 6	R: 0 E: 0 K: 0 S: 4	H: 1 LOB: 1 BB: 0 P: 4	R: 0 E: 0 K: 0 S: 3	H: 0 LOB: 0 BB: 0 P: 3	R: 0 E: 0 K: 0 S: 3	H: 0 LOB: 0 BB: 0 P: 3	R: 0 E: 0 K: 0 S: 4	H: 2 LOB: 2 BB: 1 P: 8	R: 0 E: 0 K: 0 S: 4	H: 1 LOB: 1 BB: 0 P: 4	1B: 10 2B: 4 3B: 0 HR: 0	SF: 0 SAC: 0 DP: 3 HBP: 0	WP: 0 PB: 0 SB: 0 CS: 0	PA: 37
<b>PITCHER</b> John O'Donoghue, L (1,1) ERA: 2.21	IP: 9.0 WLS: W BF: 37 H: 12 R: 2 ER: 2 SO: 1 BB: 1 IBB: 1 HBP: 0 BLK: 0 WP: 0 HR: 0 S: 37 P: 45 ERA: 2.00 WHIP: 1.444															<b>PITCHER</b>	IP: 9.0 WLS: W BF: 37 H: 12 R: 2 ER: 2 SO: 1 BB: 1 IBB: 1 HBP: 0 BLK: 0 WP: 0 HR: 0 S: 37 P: 45 ERA: 2.00 WHIP: 1.444					

New York Yankees @ Cleveland Indians  
Cleveland Municipal Stadium, Cleveland, OH  
Wed Jul 19 1967, 7:05 PM EDT  
Att: 13,525 - Unknown

AB 35  
R 2  
H 12  
RBI 2  
BB 2  
SO 1  
LOB 17



Batter	1	2	3	4	5	6	7	8	9	AB	R	H	RBI	BB	SO	LOB	BOTTOM			
Max Alvis, R (1,5) OBP: 0.316, SLG: 0.416										5	1	3	2	0	0	2				
Chuck Hinton, R (1,8) OBP: 0.313, SLG: 0.327										4	0	2	0	0	0	2				
Leon Wagner, L (1,7) OBP: 0.310, SLG: 0.427										3	0	0	0	0	0	1				
Don Demeter, R (9,7) OBP: 0.252, SLG: 0.370										0	0	0	0	0	0	0				
Joe Azcue, R (1,2) OBP: 0.348, SLG: 0.455										4	0	0	0	0	0	4				
Rocky Colavito, R (1,9) OBP: 0.333, SLG: 0.385										3	0	0	0	1	1	3				
Vic Davallillo, L (8, PR) OBP: 0.289, SLG: 0.338										0	1	0	0	0	0	0				
Tony Horton, R (1,3) OBP: 0.272, SLG: 0.382										3	2	1	1	1	1	0				
Chico Salmon, R (9,3) OBP: 0.286, SLG: 0.319										0	0	0	0	0	0	0				
Vern Fuller, R (1,4) OBP: 0.333, SLG: 0.778										4	1	2	1	0	1	1				
Larry Brown, R (1,6) OBP: 0.319, SLG: 0.344										4	0	0	0	0	0	3				
John O'Donoghue, R (1,1) OBP: 0.200, SLG: 0.261										3	0	1	0	1	1	0				
<b>Inning Stats</b>	R: 0 E: 0 K: 0 S: 4	H: 2 LOB: 2 BB: 0 P: 5	R: 1 E: 0 K: 1 S: 6	H: 1 LOB: 2 BB: 2 P: 14	R: 0 E: 0 K: 1 S: 5	H: 0 LOB: 0 BB: 0 P: 5	R: 0 E: 0 K: 0 S: 3	H: 0 LOB: 0 BB: 0 P: 3	R: 1 E: 0 K: 1 S: 7	H: 2 LOB: 1 BB: 0 P: 7	R: 0 E: 0 K: 1 S: 6	H: 1 LOB: 1 BB: 0 P: 6	R: 0 E: 0 K: 0 S: 3	H: 0 LOB: 0 BB: 0 P: 3	R: 3 E: 2 K: 0 S: 7	H: 3 LOB: 2 BB: 1 P: 11	1B: 4 2B: 2 3B: 1 HR: 2	SF: 0 SAC: 0 DP: 1 HBP: 1	WP: 0 PB: 0 SB: 2 CS: 0	PA: 37
<b>PITCHER</b> Al Downing, L (1,1) ERA: 2.57	IP: 5.0 WLS: L BF: 22 H: 4 R: 3 ER: 3 SO: 1 BB: 2 IBB: 0 HBP: 0 BLK: 0 WP: 0 HR: 1 S: 25 P: 34 ERA: 3.60 WHIP: 1.400															<b>PITCHER</b>	IP: 5.0 WLS: L BF: 22 H: 4 R: 3 ER: 3 SO: 1 BB: 2 IBB: 0 HBP: 0 BLK: 0 WP: 0 HR: 1 S: 25 P: 34 ERA: 3.60 WHIP: 1.400			
Thad Tillotson, R (6,1) ERA: 4.75	IP: 2.2 WLS: L BF: 14 H: 4 R: 3 ER: 3 SO: 1 BB: 1 IBB: 0 HBP: 0 BLK: 0 WP: 0 HR: 1 S: 15 P: 19 ERA: 10.12 WHIP: 1.875															<b>PITCHER</b>	IP: 2.2 WLS: L BF: 14 H: 4 R: 3 ER: 3 SO: 1 BB: 1 IBB: 0 HBP: 0 BLK: 0 WP: 0 HR: 1 S: 15 P: 19 ERA: 10.12 WHIP: 1.875			
Steve Hamilton, L (8,1) ERA: 2.33	IP: 0.1 WLS: 1 BF: 0 H: 0 R: 0 ER: 0 SO: 0 BB: 0 IBB: 0 HBP: 0 BLK: 0 WP: 0 HR: 0 S: 1 P: 1 ERA: 0.00 WHIP: 0.000															<b>PITCHER</b>	IP: 0.1 WLS: 1 BF: 0 H: 0 R: 0 ER: 0 SO: 0 BB: 0 IBB: 0 HBP: 0 BLK: 0 WP: 0 HR: 0 S: 1 P: 1 ERA: 0.00 WHIP: 0.000			

New York Yankees @ Cleveland Indians  
Cleveland Municipal Stadium, Cleveland, OH  
Wed Jul 19 1967, 7:05 PM EDT  
Att: 13,525 - Unknown

AB 33  
R 5  
H 9  
RBI 4  
BB 3  
SO 4  
LOB 16





Batter	1	2	3	4	5	6	7	8	9	AB	R	H	RBI	BB	SO	LOB	TOP			
Horace Clarke, S (1,4) OBP: 0.295, SLG: 0.264	0-0 6-3	0-3 K			0-0 F9			0-0 1B 1B		4	0	1	0	0	1	3	<b>New York Yankees @ Cleveland Indians</b> Cleveland Municipal Stadium, Cleveland, OH Thu Jul 20 1967, 3:33 AM EDT Att: 10,016 - Unknown <a href="http://livebaseballscorecards.com">livebaseballscorecards.com</a>			
Roy White, S (1,5) OBP: 0.375, SLG: 0.286	4-0 S BB BB		0-0 F4		0-0 FC5-4 1-2			0-0 1B G6-4-3 1-2		3	0	1	0	1	0	1				
Mickey Mantle, S (1,3) OBP: 0.399, SLG: 0.496	4-0 1-2 BB		0-3 K			4-0 G5-4-3 BB		0-3 K		2	0	0	0	2	2	2				
Tom Tresh, S (1,7) OBP: 0.285, SLG: 0.350	0-0 F5 2-3		0-0 4-3			0-0 G5-4-3 1-2		0-0 G6-4-3 1-2		4	0	0	0	0	0	5				
Elston Howard, R (1,2) OBP: 0.247, SLG: 0.258	0-0 4-3			0-0 6-3		0-0 F9			0-0 F3	4	0	0	0	0	0	2				
Bill Robinson, R (1,9) OBP: 0.258, SLG: 0.283		0-0 1B 1B		0-0 6-3			0-0 5-3		0-3 K	4	0	1	0	0	1	0				
Steve Whitaker, L (1,8) OBP: 0.277, SLG: 0.356		0-3 K		0-3 K			0-0 1B		4-0 BB	3	0	1	0	1	2	1				
Ruben Amaro, R (1,6) OBP: 0.302, SLG: 0.259		0-0 1-2 1B			0-0 FC5-4 1B		0-0 F9		0-0 F7	4	0	2	0	0	0	2				
Fritz Peterson, S (1,1) OBP: 0.250, SLG: 0.087		0-3 K			0-0 L6		0-0 K			1	0	0	0	0	1	2				
Charley Smith, R (5, PH) OBP: 0.257, SLG: 0.302										1	0	0	0	0	0	1				
Bill Monbouquette, R (5, 1) OBP: 0.167, SLG: 0.167										0	0	0	0	0	0	0				
Joe Pepitone, L (7, PH) OBP: 0.312, SLG: 0.375										1	0	0	0	0	1	1				
Joe Verbanic, R (7, 1) OBP: 0.162, SLG: 0.273										0	0	0	0	0	0	0				
<b>Inning Stats</b>	R: 0 E: 0 K: 0 S: 3	H: 0 LOB: 2 BB: 2 P: 11	R: 0 E: 0 K: 3 S: 11	H: 2 LOB: 2 BB: 0 P: 11	R: 0 E: 0 K: 1 S: 5	H: 0 LOB: 0 BB: 0 P: 5	R: 0 E: 0 K: 1 S: 5	H: 0 LOB: 1 BB: 0 P: 5	R: 0 E: 0 K: 0 S: 2	H: 0 LOB: 0 BB: 1 P: 6	R: 0 E: 0 K: 1 S: 6	H: 1 LOB: 1 BB: 0 P: 6	R: 0 E: 0 K: 1 S: 6	H: 2 LOB: 1 BB: 1 P: 6	R: 0 E: 0 K: 1 S: 5	H: 0 LOB: 1 BB: 1 P: 9	1B: 6 2B: 0 3B: 0 HR: 0	SF: 0 SAC: 0 DP: 2 HBP: 0	WP: 0 PB: 0 SB: 1 CS: 0	PA: 35
<b>PITCHER</b> Sam McDowell, L (1,1) ERA: 3.47	IP: 9.0 WLS: W BF: 35 H: 6 R: 0 ER: 0 SO: 8 BB: 4 IBB: 0 HBP: 0 BLK: 0 WP: 0 HR: 0 S: 47 P: 63 ERA: 0.00 WHIP: 1.111															<b>PITCHER</b>				

Batter	1	2	3	4	5	6	7	8	9	AB	R	H	RBI	BB	SO	LOB	BOTTOM	
Max Alvis, R (1,5) OBP: 0.317, SLG: 0.416	0-0 FC1-5 E			0-0 2B 1-2 1B		0-0 4-3		0-0 F7		5	0	2	0	0	0	0	<b>New York Yankees @ Cleveland Indians</b> Cleveland Municipal Stadium, Cleveland, OH Thu Jul 20 1967, 3:33 AM EDT Att: 10,016 - Unknown <a href="http://livebaseballscorecards.com">livebaseballscorecards.com</a>	
Chuck Hinton, R (1,8) OBP: 0.312, SLG: 0.328	0-0 E6 FC1-5 1-2 1B			0-0 2B		0-0 F4		0-3 K		5	1	1	1	0	1	2		
Leon Wagner, L (1,7) OBP: 0.313, SLG: 0.429				0-0 F4			0-0 SH3-4 E 1B			4	1	2	0	0	0	4		
Vic Davalillo, L (7, PR) OBP: 0.289, SLG: 0.338	0-0 F8 1-2 2-3f		0-0 1B FC6-4 1B		0-0 F4					0	1	0	0	0	0	0		
Joe Azcue, R (1,2) OBP: 0.353, SLG: 0.458	0-0 F8 1-2 2H 1B		0-0 FC6-4 1B		0-0 5-3		0-0 SH3-4 1-2			3	0	2	1	0	0	2		
Rocky Colavito, R (1,9) OBP: 0.337, SLG: 0.387	0-0 F8 1-2 2-3		0-0 FC6-4 1-2 2-3 1B		0-0 2-3		0-0 E7 FC5 2H 1B 1B			4	0	2	0	0	0	2		
Tony Horton, R (1,3) OBP: 0.279, SLG: 0.381	4-0 IBB		0-0 FC6-4 1-2 2-3 3H 1B		0-0 1B		0-3 K			3	0	1	1	1	1	3		
Vern Fuller, R (1,4) OBP: 0.308, SLG: 0.615	0-0 F6		0-0 G4-6-3 1-2		0-0 F3		0-0 1-2 1B			4	0	1	0	0	0	6		
Larry Brown, R (1,6) OBP: 0.315, SLG: 0.339		0-0 5-3		0-0 4-3		0-0 F7		0-0 FC5 2-3f		4	0	0	0	0	0	3		
Sam McDowell, L (1,1) OBP: 0.204, SLG: 0.277		0-3 K		0-0 1B 2B 1B		0-0 1-3		0-3 K		4	1	1	0	0	2	0		
<b>Inning Stats</b>	R: 1 E: 2 K: 0 S: 6	H: 1 LOB: 3 BB: 1 P: 10	R: 0 E: 0 K: 1 S: 6	H: 1 LOB: 1 BB: 0 P: 6	R: 1 E: 0 K: 0 S: 5	H: 3 LOB: 1 BB: 0 P: 5	R: 1 E: 0 K: 0 S: 6	H: 3 LOB: 2 BB: 0 P: 6	R: 0 E: 0 K: 0 S: 3	H: 0 LOB: 0 BB: 0 P: 3	R: 1 E: 1 K: 1 S: 8	H: 3 LOB: 2 BB: 0 P: 8	R: 0 E: 0 K: 2 S: 7	H: 0 LOB: 0 BB: 0 P: 7	1B: 11 2B: 1 3B: 0 HR: 0	SF: 0 SAC: 1 DP: 1 HBP: 0	WP: 0 PB: 0 SB: 0 CS: 0	PA: 38
<b>PITCHER</b> Fritz Peterson, L (1,1) ERA: 3.87	IP: 4.0 WLS: L BF: 22 H: 8 R: 3 ER: 3 SO: 2 BB: 3 IBB: 0 HBP: 0 BLK: 0 WP: 0 HR: 0 S: 23 P: 27 ERA: 4.50 WHIP: 2.000															<b>PITCHER</b>		
Bill Monbouquette, R (5, 1) ERA: 2.18	IP: 2.0 WLS: 0 BF: 7 H: 1 R: 0 ER: 0 SO: 0 BB: 0 IBB: 0 HBP: 0 BLK: 0 WP: 0 HR: 0 S: 7 P: 7 ERA: 0.00 WHIP: 0.500																	
Joe Verbanic, R (7, 1) ERA: 2.54	IP: 2.0 WLS: 0 BF: 9 H: 3 R: 1 ER: 1 SO: 3 BB: 0 IBB: 0 HBP: 0 BLK: 0 WP: 0 HR: 0 S: 15 P: 15 ERA: 4.50 WHIP: 1.500																	



Batter	1	2	3	4	5	6	7	8	9	AB	R	H	RBI	BB	SO	LOB	TOP								
Mike Andrews, R (1.4) OBP: 0.331, SLG: 0.332 Dalton Jones, L (7.4) OBP: 0.295, SLG: 0.342	F3		HR	BB			SH1-3			2	1	1	0	1	0	0	<b>Boston Red Sox @ Cleveland Indians</b> Cleveland Municipal Stadium, Cleveland, OH Fri Jul 21 1967, 7:05 PM EDT Att: 10,893 - Unknown								
Joe Foy, R (1.5) OBP: 0.338, SLG: 0.475	4-3		HR				K			4	1	1	3	0	1	3									
Carl Yastrzemski, L (1.7) OBP: 0.499, SLG: 0.604 Jose Tartabull, L (7.7) OBP: 0.309, SLG: 0.257	K		4-3				G3			4	0	0	0	0	2	0									
Tony Conigliaro, R (1.9) OBP: 0.365, SLG: 0.553 George Thomas, R (5.9) OBP: 0.234, SLG: 0.273		1B	K				F7			3	1	1	0	0	1	0									
George Scott, R (1.3) OBP: 0.359, SLG: 0.445 Norm Siebern, L (8.3) OBP: 0.315, SLG: 0.203		2B					F5			3	1	2	1	0	0	0									
Jerry Adair, R (1.6) OBP: 0.251, SLG: 0.279	K						K			4	0	0	0	0	3	2									
Reggie Smith, S (1.8) OBP: 0.304, SLG: 0.355	F9						F7			4	0	1	1	0	0	0									
Mike Ryan, R (1.2) OBP: 0.288, SLG: 0.264 Russ Gibson, R (6.2) OBP: 0.268, SLG: 0.272			1B	SH2-4	BB		6-3			2	1	1	0	1	0	0									
Darrell Brandon, R (1.1) OBP: 0.226, SLG: 0.300			SH2-4				SH1-3	WP	2B	3	1	1	0	0	1	2									
<b>Inning Stats</b>	R: 0 E: 0 K: 1 S: 5	H: 0 LOB: 0 BB: 0 P: 5	R: 1 E: 0 K: 1 S: 6	H: 2 LOB: 0 BB: 0 P: 6	R: 3 E: 0 K: 1 S: 7	H: 2 LOB: 0 BB: 1 P: 11	R: 1 E: 0 K: 1 S: 8	H: 3 LOB: 3 BB: 1 P: 12	R: 0 E: 0 K: 1 S: 5	H: 0 LOB: 0 BB: 0 P: 5	R: 1 E: 0 K: 1 S: 6	H: 1 LOB: 0 BB: 0 P: 6	R: 0 E: 0 K: 1 S: 5	H: 0 LOB: 0 BB: 0 P: 5	R: 0 E: 0 K: 1 S: 5	H: 0 LOB: 0 BB: 0 P: 5		1B: 4 2B: 3 3B: 0 HR: 1	SF: 0 SAC: 2 DP: 0 HBP: 0	WP: 1 PB: 1 SB: 0 CS: 1	PA: 36				
<b>PITCHER</b>	IP	WLS	BF	H	R	ER	SO	BB	IBB	HBP	BLK	WP	HR	S	P	ERA	WHIP								
Luis Tiant, R (1.1) ERA: 2.96	3.0	L	13	4	4	4	3	1	0	0	0	0	1	18	22	12.00	1.667								
Steve Bailey, R (4.1) ERA: 3.23	2.0		10	3	1	1	2	1	0	0	0	0	0	13	17	4.50	2.000								
Ed Connolly, L (6.1) ERA: 6.1	3.0		10	1	1	1	3	0	0	0	0	1	0	16	16	3.00	0.333								
Orlando Pena, R (9.1) ERA: 3.61	1.0		3	0	0	0	1	0	0	0	0	0	0	5	5	0.00	0.000								

AB	32
R	6
H	8
RBI	5
BB	2
SO	9
LOB	7



Batter	1	2	3	4	5	6	7	8	9	AB	R	H	RBI	BB	SO	LOB	BOTTOM								
Lee Maye, L (1.8) OBP: 0.339, SLG: 0.494	L5		G6-4-3				4-3			4	1	2	0	0	0	2	<b>Boston Red Sox @ Cleveland Indians</b> Cleveland Municipal Stadium, Cleveland, OH Fri Jul 21 1967, 7:05 PM EDT Att: 10,893 - Unknown								
Max Alvis, R (1.5) OBP: 0.316, SLG: 0.417	4-3		G6-4-3				2B			4	0	1	0	0	0	2									
Leon Wagner, L (1.7) OBP: 0.312, SLG: 0.438	F8						F8			4	1	1	2	0	0	1									
Rocky Colavito, R (1.9) OBP: 0.335, SLG: 0.381		CS	BB				F7			3	0	0	0	1	0	1									
Fred Whitfield, L (1.3) OBP: 0.286, SLG: 0.361	F7						6-3			4	0	0	0	0	1	2									
Duke Sims, L (1.2) OBP: 0.318, SLG: 0.338		1B					4-3			3	0	0	0	1	2	0									
Vern Fuller, R (1.4) OBP: 0.412, SLG: 0.647		BB					K			4	0	3	0	0	1	0									
Larry Brown, R (1.6) OBP: 0.314, SLG: 0.338		FC6-4					K			4	0	1	0	0	1	3									
Luis Tiant, R (1.1) OBP: 0.302, SLG: 0.452 Don Zimmerman, R (3.1) OBP: 0.295, SLG: 0.367 Steve Bailey, R (4.1) OBP: 0.311, SLG: 0.337 Chuck Hinton, R (5.1) OBP: 0.295, SLG: 0.250 Ed Connolly, L (6.1) OBP: 0.277, SLG: 0.378 Tony Horton, R (8.1) OBP: 0.277, SLG: 0.378 Orlando Pena, R (9.1) OBP: 0.277, SLG: 0.378			F7				K			0	0	0	0	0	0	0									
<b>Inning Stats</b>	R: 0 E: 0 K: 0 S: 3	H: 0 LOB: 0 BB: 0 P: 3	R: 0 E: 0 K: 0 S: 3	H: 1 LOB: 2 BB: 2 P: 11	R: 0 E: 0 K: 0 S: 3	H: 1 LOB: 0 BB: 0 P: 3	R: 0 E: 0 K: 1 S: 5	H: 0 LOB: 0 BB: 0 P: 5	R: 0 E: 0 K: 1 S: 7	H: 2 LOB: 2 BB: 0 P: 7	R: 0 E: 0 K: 0 S: 4	H: 1 LOB: 1 BB: 0 P: 4	R: 0 E: 0 K: 3 S: 9	H: 0 LOB: 0 BB: 0 P: 9	R: 2 E: 0 K: 0 S: 5	H: 2 LOB: 0 BB: 0 P: 5		R: 0 E: 0 K: 1 S: 6	H: 1 LOB: 1 BB: 0 P: 6	1B: 5 2B: 1 3B: 1 HR: 1	SF: 0 SAC: 0 DP: 1 HBP: 0	WP: 0 PB: 0 SB: 0 CS: 1	PA: 35		
<b>PITCHER</b>	IP	WLS	BF	H	R	ER	SO	BB	IBB	HBP	BLK	WP	HR	S	P	ERA	WHIP								
Darrell Brandon, R (1.1) ERA: 4.06	9.0	W	35	8	2	2	6	2	0	0	0	0	1	45	53	2.00	1.111								

AB	33
R	2
H	8
RBI	2
BB	2
SO	6
LOB	13





Batter	1	2	3	4	5	6	7	8	9	AB	R	H	RBI	BB	SO	LOB	TOP
Mike Andrews, R (1, 4) OBP: 0.336, SLG: 0.348	0-0 HR		0-0 E7 1B		0-0 1B		0-0 6-3			4	2	3	1	0	0	0	<b>Boston Red Sox @ Cleveland Indians</b> Cleveland Municipal Stadium, Cleveland, OH Sat Jul 22 1967, 3:33 AM EDT Att: 7,990 - Unknown <a href="http://livebaseballscorecards.com">livebaseballscorecards.com</a>
Joe Foy, R (1, 5) OBP: 0.340, SLG: 0.475	0-0 4-3		0-0 G3 2H 1B		0-0 1-2 1B		0-0 3-1			4	0	2	1	0	0	0	
Carl Yastrzemski, L (1, 7) OBP: 0.410, SLG: 0.611	4-0 FC5-4 BB		0-0 G3		0-0 F5			0-0 HR		3	1	1	1	1	0	3	
Tony Conigliaro, R (1, 9) OBP: 0.361, SLG: 0.547 George Thomas, R (6, 9) OBP: 0.229, SLG: 0.267	0-0 FC5-4 1-2 1B		0-3 K		0-0 F6			0-3 K2-3		3	1	0	0	0	1	4	
George Scott, R (1, 3) OBP: 0.361, SLG: 0.444	0-0 FC5-4 2H 1B		0-0 L5			4-0 SH3-4 BB		0-3 K		3	0	1	1	1	1	1	
Jerry Adair, R (1, 6) OBP: 0.248, SLG: 0.275	0-0 FC5-4 1-2			0-0 4-3		0-0 SH3-4 1-2		0-0 6-3		3	0	0	0	0	0	1	
Reggie Smith, S (1, 8) OBP: 0.300, SLG: 0.351		0-0 F6		0-0 F8		0-0 F9		0-0 F8		4	0	0	0	0	0	1	
Mike Ryan, R (1, 2) OBP: 0.280, SLG: 0.257		0-0 6-3		0-0 5-3		0-0 5-3		0-0 5-3		4	0	0	0	0	0	1	
Lee Stange, R (1, 1) OBP: 0.097, SLG: 0.100		0-0 F8			0-0 5-3		0-0 F4		0-0 F5	4	0	0	0	0	0	0	
<b>Inning Stats</b>	R: 2 E: 1 K: 0 S: 5	H: 2 LOB: 1 BB: 1 P: 9	R: 0 E: 0 K: 0 S: 3	H: 0 LOB: 0 BB: 0 P: 3	R: 1 E: 1 K: 1 S: 7	H: 2 LOB: 1 BB: 0 P: 7	R: 0 E: 0 K: 0 S: 3	H: 0 LOB: 0 BB: 0 P: 3	R: 0 E: 0 K: 0 S: 3	H: 0 LOB: 0 BB: 0 P: 3	R: 0 E: 0 K: 2 S: 8	H: 1 LOB: 0 BB: 0 P: 8	R: 0 E: 0 K: 0 S: 3	H: 0 LOB: 0 BB: 0 P: 3	1B: 5 2B: 0 3B: 0 HR: 2	SF: 0 SAC: 1 DP: 0 HBP: 0	WP: 0 PA: 36 PB: 0 SB: 0 CS: 0
<b>PITCHER</b>	IP WLS BF H R ER SO BB IBB HBP BLK WP HR S P ERA WHIP																
Steve Hargan, R (1, 1) ERA: 2.69	6.0 L 26 6 3 2 1 2 0 0 0 0 0 1 26 34 3.00 1.333																
George Culver, R (7, 1) ERA: 3.23	2.0 7 1 1 1 2 0 0 0 0 0 1 11 11 4.50 0.500																
Bob Allen, L (9, 1) ERA: 2.83	1.0 3 0 0 0 0 0 0 0 0 0 0 0 3 3 0.00 0.000																

Batter	1	2	3	4	5	6	7	8	9	AB	R	H	RBI	BB	SO	LOB	BOTTOM				
Vic Davallilo, L (1, 8) OBP: 0.295, SLG: 0.338	0-0 3-1		4-0 1-2 BB			0-0 FC5-4 1B			0-0 F7	3	0	1	0	1	0	0	<b>Boston Red Sox @ Cleveland Indians</b> Cleveland Municipal Stadium, Cleveland, OH Sat Jul 22 1967, 3:33 AM EDT Att: 7,990 - Unknown <a href="http://livebaseballscorecards.com">livebaseballscorecards.com</a>				
Larry Brown, R (1, 6) OBP: 0.311, SLG: 0.335 Tony Horton, R (9, PH) OBP: 0.275, SLG: 0.375	0-0 6-3		0-0 F8			0-0 FC5-4 1-2		0-3 K		3	0	0	0	0	0	3					
Lee Mays, L (1, 9) OBP: 0.332, SLG: 0.483	0-0 L3			0-0 F2		0-3 K		0-0 F9		4	0	0	0	0	1	1					
Leon Wagner, L (1, 7) OBP: 0.312, SLG: 0.437		0-0 G6-4-3 1B		0-0 F7		0-0 1-3			0-0 F7	3	0	1	0	0	0	0					
Max Alvis, R (1, 5) OBP: 0.314, SLG: 0.413		0-0 G6-4-3 1-2		0-0 F4		0-0 6-3		0-0 6-3		3	0	0	0	0	0	1					
Fred Whitfield, L (1, 3) OBP: 0.283, SLG: 0.356		0-0 G3			0-0 F2		0-0 6-3			3	0	0	0	0	0	0					
Vern Fuller, R (1, 4) OBP: 0.350, SLG: 0.550			0-0 F6		0-3 K			0-0 F7		3	0	0	0	0	1	0					
Duke Sims, L (1, 2) OBP: 0.313, SLG: 0.331			0-0 F8		0-0 F9			0-0 F9		3	0	0	0	0	0	0					
Steve Hargan, R (1, 1) OBP: 0.244, SLG: 0.262 Don Demeter, R (6, PH) OBP: 0.248, SLG: 0.364 George Culver, R (7, 1) OBP: 0.333, SLG: 0.333 Rocky Colavito, R (8, PH) OBP: 0.333, SLG: 0.379 Bob Allen, L (9, 1)			0-0 BB		0-0 1B		0-0 F4		0-3 K	1	0	1	0	0	0	0					
<b>Inning Stats</b>	R: 0 E: 0 K: 0 S: 3	H: 0 LOB: 0 BB: 0 P: 3	R: 0 E: 0 K: 0 S: 3	H: 1 LOB: 0 BB: 0 P: 3	R: 0 E: 0 K: 0 S: 4	H: 1 LOB: 2 BB: 1 P: 8	R: 0 E: 0 K: 0 S: 3	H: 0 LOB: 0 BB: 0 P: 3	R: 0 E: 0 K: 1 S: 5	H: 0 LOB: 0 BB: 0 P: 3	R: 0 E: 0 K: 1 S: 6	H: 1 LOB: 1 BB: 0 P: 6	R: 0 E: 0 K: 0 S: 3	H: 0 LOB: 0 BB: 0 P: 3	R: 0 E: 0 K: 1 S: 5	H: 0 LOB: 0 BB: 0 P: 5	R: 0 E: 0 K: 1 S: 5	H: 0 LOB: 0 BB: 0 P: 5	1B: 3 2B: 0 3B: 0 HR: 0	SF: 0 SAC: 0 DP: 1 HBP: 0	WP: 0 PA: 30 PB: 0 SB: 0 CS: 0
<b>PITCHER</b>	IP WLS BF H R ER SO BB IBB HBP BLK WP HR S P ERA WHIP																				
Lee Stange, R (1, 1) ERA: 2.75	9.0 W 30 3 0 0 4 1 0 0 0 0 0 0 37 41 0.00 0.444																				







Batter	1	2	3	4	5	6	7	8	9	AB	R	H	RBI	BB	SO	LOB	TOP					
Mike Andrews, R OBP: 0.331, SLG: 0.340 (1, 4)										5	0	0	0	0	1	1						
Joe Foy, R OBP: 0.337, SLG: 0.476 (1, 5)										4	0	0	0	0	2	0						
Carl Yastrzemski, L OBP: 0.415, SLG: 0.620 (1, 7)										4	1	3	0	0	0	0						
Tony Conigliaro, R OBP: 0.365, SLG: 0.572 (1, 9)										4	1	1	2	0	0	2						
George Scott, R OBP: 0.362, SLG: 0.447 (1, 3)										3	1	1	0	1	0	0						
Jerry Adair, R OBP: 0.253, SLG: 0.281 (1, 6)										3	0	1	0	1	1	1						
Reggie Smith, S OBP: 0.307, SLG: 0.358 (1, 8)										4	2	2	1	0	1	2						
Mike Ryan, R OBP: 0.288, SLG: 0.268 (1, 2)										3	0	2	1	1	0	2						
Gary Bell, R OBP: 0.114, SLG: 0.136 (1, 1)										4	0	0	0	0	0	4						
<b>Inning Stats</b>	R: 0 E: 0 K: 2 S: 8	H: 1 LOB: 1 BB: 0 P: 8	R: 0 E: 0 K: 1 S: 5	H: 0 LOB: 2 BB: 2 P: 13	R: 0 E: 0 K: 1 S: 5	H: 0 LOB: 0 BB: 0 P: 5	R: 2 E: 1 K: 0 S: 5	H: 2 LOB: 1 BB: 1 P: 9	R: 2 E: 0 K: 1 S: 8	H: 3 LOB: 1 BB: 0 P: 8	R: 1 E: 0 K: 0 S: 4	H: 2 LOB: 2 BB: 0 P: 4	R: 0 E: 0 K: 0 S: 3	H: 1 LOB: 0 BB: 0 P: 3	R: 0 E: 0 K: 0 S: 3	H: 0 LOB: 0 BB: 0 P: 3	R: 0 E: 0 K: 0 S: 3	H: 1 LOB: 0 BB: 0 P: 3	1B: 7 2B: 1 3B: 1 HR: 1	SF: 0 SAC: 0 DP: 2 HBP: 0	WP: 0 PB: 0 SB: 2 CS: 0	PA: 37
<b>PITCHER</b>	IP WLS BF H R ER SO BB IBB HBP BLK WP HR S P ERA WHIP																					
Luis Tiant, R ERA: 3.03 (1, 1)	6.0 L 28 8 5 3 5 3 0 0 0 0 0 1 35 47 4.50 1.833																					
George Culver, R ERA: 3.14 (7, 1)	2.0 6 1 0 0 0 0 0 0 0 0 0 0 6 6 0.00 0.500																					
Bob Allen, L ERA: 2.61 (9, 1)	1.0 3 1 0 0 0 0 0 0 0 0 0 0 3 3 0.00 1.000																					

Boston Red Sox @ Cleveland Indians  
Cleveland Municipal Stadium, Cleveland, OH

AB 34  
R 5  
H 10  
RBI 4  
BB 3  
SO 5  
LOB 12



Sun Jul 23 1967, 3:38 AM EDT  
Att: 13,786 - Unknown

Batter	1	2	3	4	5	6	7	8	9	AB	R	H	RBI	BB	SO	LOB	BOTTOM			
Lee Maye, L OBP: 0.327, SLG: 0.476 (1, 9)										4	1	2	0	0	0	1				
Vern Fuller, R OBP: 0.357, SLG: 0.654 (1, 4)										2	0	0	1	0	1	0				
Rocky Colavito, R OBP: 0.330, SLG: 0.370 (1, 7)										4	0	1	0	0	0	2				
Joe Azcue, R OBP: 0.346, SLG: 0.448 (1, 2)										4	0	0	0	0	0	1				
Max Alvis, R OBP: 0.313, SLG: 0.412 (1, 5)										4	0	1	0	0	2	0				
Tony Horton, R OBP: 0.272, SLG: 0.369 (1, 3)										4	0	0	0	0	1	2				
Chuck Hinton, R OBP: 0.307, SLG: 0.323 (1, 8)										3	0	0	0	0	0	0				
Chico Salmon, R OBP: 0.280, SLG: 0.313 (1, 6)										3	0	0	0	0	1	0				
Luis Tiant, R OBP: 0.295, SLG: 0.442 (1, 1)										1	0	0	0	0	0	0				
Vic Davalillo, L OBP: 0.286, SLG: 0.327 (6, PH)										1	0	0	0	0	0	0				
George Culver, R OBP: 0.333, SLG: 0.333 (7, 1)										0	0	0	0	0	0	0				
Fred Whitfield, L OBP: 0.285, SLG: 0.358 (8, PH)										1	0	1	0	0	0	0				
Bob Allen, L (9, 1)										0	0	0	0	0	0	0				
<b>Inning Stats</b>	R: 1 E: 0 K: 0 S: 4	H: 1 LOB: 0 BB: 0 P: 4	R: 0 E: 0 K: 0 S: 3	H: 0 LOB: 0 BB: 0 P: 3	R: 0 E: 0 K: 1 S: 5	H: 0 LOB: 0 BB: 0 P: 5	R: 0 E: 0 K: 1 S: 5	H: 0 LOB: 0 BB: 0 P: 5	R: 0 E: 0 K: 0 S: 4	H: 1 LOB: 2 BB: 0 P: 5	R: 0 E: 0 K: 2 S: 7	H: 0 LOB: 0 BB: 0 P: 7	R: 0 E: 0 K: 0 S: 4	H: 1 LOB: 1 BB: 0 P: 4	R: 0 E: 0 K: 0 S: 5	H: 2 LOB: 2 BB: 0 P: 5	1B: 3 2B: 2 3B: 0 HR: 0	SF: 1 SAC: 0 DP: 0 HBP: 1	WP: 1 PB: 0 SB: 0 CS: 0	PA: 33
<b>PITCHER</b>	IP WLS BF H R ER SO BB IBB HBP BLK WP HR S P ERA WHIP																			
Gary Bell, R ERA: 3.59 (1, 1)	9.0 W 33 5 1 1 5 0 0 0 1 0 0 1 42 43 1.00 0.556																			

Boston Red Sox @ Cleveland Indians  
Cleveland Municipal Stadium, Cleveland, OH

AB 31  
R 1  
H 5  
RBI 1  
BB 0  
SO 5  
LOB 6



Sun Jul 23 1967, 3:38 AM EDT  
Att: 13,786 - Unknown



Batter	1	2	3	4	5	6	7	8	9	AB	R	H	RBI	BB	SO	LOB	TOP										
Lee Maye, L OBP: 0.320, SLG: 0.466 (1, 9)										4	0	0	0	0	1	0											
Vic Davallio, L OBP: 0.291, SLG: 0.331 (1, 8)										4	0	2	0	0	1	0											
Leon Wagner, L OBP: 0.317, SLG: 0.433 Chuck Hinton, R OBP: 0.307, SLG: 0.323 (6, PR) (8, 9)										2	1	0	0	1	0	2											
Max Alvis, R OBP: 0.314, SLG: 0.419 (1, 5)										4	0	2	1	0	0	2											
Tony Horton, R OBP: 0.272, SLG: 0.361 (1, 3)										3	0	0	0	0	1	1											
Duke Sims, L OBP: 0.321, SLG: 0.364 (1, 2)										4	0	2	0	0	1	2											
Vern Fuller, R OBP: 0.313, SLG: 0.567 (1, 4)										4	0	0	0	0	3	2											
Larry Brown, R OBP: 0.310, SLG: 0.332 (1, 6)										4	0	1	0	0	1	1											
Sam McDowell, L OBP: 0.189, SLG: 0.255 (1, 1)										4	0	0	0	0	3	3											
<b>Inning Stats</b>	R: 0 E: 0 K: 0 S: 4	H: 1 LOB: 1 BB: 0 P: 4	R: 0 E: 0 K: 1 S: 7	H: 2 LOB: 2 BB: 0 P: 7	R: 1 E: 0 K: 1 S: 7	H: 2 LOB: 1 BB: 0 P: 7	R: 0 E: 0 K: 2 S: 8	H: 1 LOB: 1 BB: 0 P: 8	R: 0 E: 0 K: 0 S: 3	H: 0 LOB: 0 BB: 0 P: 9	R: 0 E: 0 K: 1 S: 5	H: 0 LOB: 0 BB: 0 P: 5	R: 0 E: 0 K: 1 S: 5	H: 0 LOB: 0 BB: 0 P: 7	R: 0 E: 0 K: 2 S: 7	H: 0 LOB: 0 BB: 0 P: 7	1B: 5 2B: 2 3B: 0 HR: 0	SF: 0 SAC: 0 DP: 0 HBP: 2	WP: 1 PB: 0 SB: 1 CS: 0	PA: 36							
<b>PITCHER</b>	IP	WLS	BF	H	R	ER	SO	BB	IBB	HBP	BLK	WP	HR	S	P	ERA	WHIP										
Bruce Howard, R ERA: 3.07 (1, 1)	5.0		22	7	1	1	4	1	0	0	0	0	0	29	33	1.80	1.600										
Bob Locker, R ERA: 2.01 (6, 1)	3.0		11	0	0	0	5	0	0	2	0	1	0	19	21	0.00	0.000										
Hoyt Wilhelm, R ERA: 0.96 (9, 1)	1.0	W	3	0	0	0	2	0	0	0	0	0	0	7	7	0.00	0.000										

Cleveland Indians @ Chicago White Sox  
Comiskey Park, Chicago, IL  
Tue Jul 25 1967, 8:05 PM EDT  
Unknown

AB 33  
R 1  
H 7  
RBI 1  
BB 1  
SO 11  
LOB 13



Batter	1	2	3	4	5	6	7	8	9	AB	R	H	RBI	BB	SO	LOB	BOTTOM										
Walt Williams, R OBP: 0.329, SLG: 0.412 (1, 7)										4	1	1	0	0	1	1											
Wayne Causey, L OBP: 0.331, SLG: 0.345 Hoyt Wilhelm, R (9, 1)										3	0	0	0	1	1	3											
Ken Boyer, R OBP: 0.342, SLG: 0.358 (1, 5)										4	0	2	0	0	1	2											
Pete Ward, L OBP: 0.367, SLG: 0.394 (1, 3)										4	0	1	1	0	1	3											
Ken Berry, R OBP: 0.315, SLG: 0.328 (1, 9)										3	0	0	0	1	0	4											
Tommie Agee, R OBP: 0.315, SLG: 0.391 (1, 8)										3	1	1	0	1	1	1											
Ron Hansen, R OBP: 0.291, SLG: 0.308 (1, 6)										3	0	0	0	1	0	2											
Jerry McNertney, R OBP: 0.298, SLG: 0.378 J.C. Martin, L OBP: 0.339, SLG: 0.361 (8, 2)										3	0	0	0	0	1	2											
Bruce Howard, S OBP: 0.192, SLG: 0.200 Dick Kenworthy, R OBP: 0.287, SLG: 0.455 Bob Locker, S (5, PH) Don Buford, S OBP: 0.306, SLG: 0.278 (8, PH) (9, 4)										0	0	0	0	1	0	0											
<b>Inning Stats</b>	R: 0 E: 0 K: 0 S: 4	H: 1 LOB: 1 BB: 0 P: 4	R: 0 E: 0 K: 1 S: 5	H: 0 LOB: 0 BB: 0 P: 5	R: 0 E: 0 K: 1 S: 5	H: 0 LOB: 1 BB: 1 P: 9	R: 0 E: 0 K: 2 S: 7	H: 0 LOB: 1 BB: 1 P: 11	R: 0 E: 0 K: 1 S: 4	H: 0 LOB: 0 BB: 1 P: 8	R: 0 E: 0 K: 1 S: 6	H: 1 LOB: 2 BB: 1 P: 10	R: 0 E: 0 K: 0 S: 3	H: 1 LOB: 0 BB: 0 P: 3	R: 1 E: 0 K: 0 S: 5	H: 2 LOB: 2 BB: 1 P: 9	R: 2 E: 0 K: 0 S: 2	H: 1 LOB: 0 BB: 0 P: 6	1B: 5 2B: 0 3B: 0 HR: 1	SF: 0 SAC: 0 DP: 2 HBP: 0	WP: 0 PB: 0 SB: 0 CS: 0	PA: 35					
<b>PITCHER</b>	IP	WLS	BF	H	R	ER	SO	BB	IBB	HBP	BLK	WP	HR	S	P	ERA	WHIP										
Sam McDowell, L ERA: 3.46 (1, 1)	8.1	L	35	6	3	3	6	6	0	0	0	0	1	41	65	3.24	1.440										

Cleveland Indians @ Chicago White Sox  
Comiskey Park, Chicago, IL  
Tue Jul 25 1967, 8:05 PM EDT  
Unknown

AB 29  
R 3  
H 6  
RBI 3  
BB 6  
SO 6  
LOB 19





Batter	1	2	3	4	5	6	7	8	9	10	11	12	13	14	15	16	AB	R	H	RBI	BB	SO	LOB	TOP				
Max Alvis, R OBP: 0.311, SLG: 0.414 (1, 6)	F4		5-3			F8	F3		5-3			F4		WP 1B		SH1-3	7	0	1	0	0	0	4					
Chuck Hinton, R OBP: 0.309, SLG: 0.327 (1, 7)	1B 2B		6-3			1B 1B		K		K				K		6-3	8	1	3	0	0	3	2					
Tony Horton, R OBP: 0.278, SLG: 0.364 (1, 3)	5-3			F5						K		G1-4-3 1B					7	1	3	1	0	1	2					
Rocky Colavito, R OBP: 0.329, SLG: 0.366 (1, 9)				5-3		G6-4-3 1B		6-3 HR 1B									7	0	2	1	0	0	4					
Joe Azcue, R OBP: 0.343, SLG: 0.458 (1, 2)	2H 1B			4-3				6-3		F4							7	1	2	2	0	1	3					
Don Demeter, R OBP: 0.342, SLG: 0.354 (7, PH)		5-3							5-3								2	0	0	0	0	0	0					
Vic Davalillo, L OBP: 0.288, SLG: 0.327 (7, 8)																	5	0	1	0	0	1	2					
Vern Fuller, R OBP: 0.333, SLG: 0.556 (1, 4)		F6															6	1	2	0	1	0	2					
Larry Brown, R OBP: 0.310, SLG: 0.330 (1, 6)		5-3															5	0	1	0	1	1	1					
Betty Grant, R OBP: 0.285, SLG: 0.354 (1, 1)				4-3																								
Inning Stats	R: 1 E: 0 K: 0 S: 5	H: 2 LOB: 1 BB: 0 P: 5	R: 0 E: 0 K: 0 S: 3	H: 0 LOB: 0 BB: 0 P: 3	R: 0 E: 0 K: 1 S: 5	H: 0 LOB: 0 BB: 0 P: 5	R: 0 E: 0 K: 1 S: 7	H: 1 LOB: 0 BB: 0 P: 3	R: 1 E: 0 K: 0 S: 5	H: 3 LOB: 1 BB: 0 P: 5	R: 2 E: 0 K: 1 S: 6	H: 3 LOB: 1 BB: 0 P: 8	R: 0 E: 0 K: 1 S: 5	H: 0 LOB: 0 BB: 0 P: 5	R: 0 E: 0 K: 2 S: 3	H: 1 LOB: 1 BB: 0 P: 7	R: 0 E: 0 K: 0 S: 4	H: 1 LOB: 1 BB: 0 P: 4	R: 0 E: 0 K: 2 S: 8	H: 1 LOB: 1 BB: 0 P: 6	R: 0 E: 0 K: 0 S: 5	H: 1 LOB: 1 BB: 0 P: 5	R: 1 E: 0 K: 0 S: 5	H: 2 LOB: 1 BB: 0 P: 5	1B: 13 2B: 3 3B: 0 HR: 1	SF: 0 SAC: 2 DP: 2 HBP: 0	WP: 2 PB: 1 SB: 0 CS: 1	PA: 65
PITCHER	IP	WLS	BF	H	R	ER	SO	BB	IBB	HBP	BLK	WP	HR	S	P	ERA	WHIP											
Wilbur Wood, L ERA: 3.68	(1, 1)	5.1	21	6	2	2	1	0	0	0	0	0	0	23	23	3.38	1.125											
Don McMahon, R ERA: 2.18	(6, 1)	2.2	13	4	2	2	2	1	0	0	0	1	1	16	20	6.75	1.875											
Hoyt Wilhelm, R ERA: 0.89	(9, 1)	3.1	13	2	0	0	3	1	0	0	0	0	0	18	22	0.00	0.900											
John Buzhardt, R ERA: 3.88	(12, 1)	4.2	W	18	5	1	1	2	0	0	0	0	1	0	22	22	1.93	1.071										

Cleveland Indians @ Chicago White Sox  
Comiskey Park, Chicago, IL  
Tue Jul 25 1967, 8:05 PM EDT  
Att. 18,152 - Unknown

AB 61  
R 17  
H 15  
RBI 5  
BB 2  
SO 8  
LOB 24



Batter	1	2	3	4	5	6	7	8	9	10	11	12	13	14	15	16	AB	R	H	RBI	BB	SO	LOB	BOTTOM				
Walt Williams, R OBP: 0.327, SLG: 0.403 (2, 7)	K																6	0	1	0	1	1	0					
Don Buford, S OBP: 0.303, SLG: 0.272 (10, 4)	F1		PO 1B		F8			F9									6	0	0	0	1	0	0					
Wayne Causey, L OBP: 0.325, SLG: 0.338 (9, PH)	F8																3	0	0	0	0	1	0					
Ken Boyer, R OBP: 0.351, SLG: 0.369 (10, 5)																	3	1	3	0	0	0	0					
Pete Ward, L OBP: 0.365, SLG: 0.396 (12, 9)		K															5	0	0	0	2	3	2					
Ken Berry, R OBP: 0.317, SLG: 0.335 (2, 8)																	5	2	1	2	2	0	6					
Tommy Agee, R OBP: 0.315, SLG: 0.391 (1, 8)																	0	0	0	0	0	0	0					
Jim King, L OBP: 0.283, SLG: 0.247 (8, PH)																	5	0	0	0	0	3	6					
John Buzhardt, R OBP: 0.250, SLG: 0.250 (12, 1)																	1	0	0	0	0	0	0					
J.C. Martin, L OBP: 0.333, SLG: 0.373 (1, 2)		4-3															6	1	1	2	0	1	1					
Ron Hansen, R OBP: 0.289, SLG: 0.304 (1, 6)																	5	1	0	0	1	0	0					
Wilbur Wood, R OBP: 0.100, SLG: 0.200 (1, 1)																	2	0	0	0	0	2	0					
Don McMahon, R OBP: 0.200, SLG: 0.200 (6, 1)																	0	0	0	0	0	0	0					
Smoky Burgess, L OBP: 0.270, SLG: 0.375 (8, PH)																	1	1	1	2	0	0	0					
Hoyt Wilhelm, R OBP: 0.291, SLG: 0.444 (12, 5)																	1	0	0	0	0	1	0					
Dick Kenworthy, R OBP: 0.291, SLG: 0.444 (12, 5)																	2	0	0	0	2	0	0					
Inning Stats	R: 0 E: 0 K: 1 S: 5	H: 0 LOB: 0 BB: 0 P: 5	R: 0 E: 0 K: 2 S: 7	H: 0 LOB: 1 BB: 1 P: 11	R: 0 E: 0 K: 1 S: 5	H: 1 LOB: 0 BB: 0 P: 5	R: 0 E: 0 K: 0 S: 3	H: 0 LOB: 0 BB: 0 P: 3	R: 2 E: 0 K: 0 S: 4	H: 1 LOB: 0 BB: 1 P: 8	R: 0 E: 0 K: 1 S: 6	H: 1 LOB: 1 BB: 0 P: 6	R: 0 E: 0 K: 2 S: 7	H: 0 LOB: 0 BB: 0 P: 7	R: 0 E: 0 K: 1 S: 5	H: 1 LOB: 2 BB: 1 P: 8	R: 0 E: 0 K: 0 S: 3	H: 0 LOB: 0 BB: 0 P: 3	R: 0 E: 0 K: 1 S: 5	H: 0 LOB: 0 BB: 0 P: 5	R: 2 E: 0 K: 1 S: 5	H: 2 LOB: 0 BB: 0 P: 5	R: 0 E: 0 K: 0 S: 5	H: 0 LOB: 0 BB: 0 P: 5	1B: 4 2B: 0 3B: 0 HR: 3	SF: 0 SAC: 1 DP: 0 HBP: 0	WP: 0 PB: 0 SB: 0 CS: 0	PA: 60
PITCHER	IP	WLS	BF	H	R	ER	SO	BB	IBB	HBP	BLK	WP	HR	S	P	ERA	WHIP											
Sonny Siebert, R ERA: 2.93	(1, 1)	8.0	39	3	4	4	8	3	0	0	0	0	0	13	13	0.00	0.500											
Bob Allen, L ERA: 2.48	(9, 1)	2.0	7	1	0	0	3	0	0	0	0	0	0	12	28	0.00	1.333											
George Culver, R ERA: 2.93	(11, 1)	3.0	14	1	0	0	1	3	1	0	0	0	0	8	8	0.00	0.000											
Orlando Pena, R ERA: 3.42	(14, 1)	2.0	6	0	0	0	1	0	0	0	0	0	0	8	8	0.00	0.000											
Steve Bailey, R ERA: 3.64	(16, 1)	0.1	L	3	2	2	1	0	0	0	0	0	1	5	5	54.00	6.000											

Cleveland Indians @ Chicago White Sox  
Comiskey Park, Chicago, IL  
Tue Jul 25 1967, 8:05 PM EDT  
Att. 18,152 - Unknown

AB 51  
R 6  
H 7  
RBI 6  
BB 7  
SO 14  
LOB 15





Batter	1	2	3	4	5	6	7	8	9	10	11	12	AB	R	H	RBI	BB	SO	LOB	TOP							
Russ Snyder, L OBP: 0.304, SLG: 0.337 (1, 7)	1-3			F8		4-3 1B BB		1-3 1B		F7		L6	5	0	1	0	1	0	3								
Luis Aparicio, R OBP: 0.299, SLG: 0.331 (1, 6)	1-3			6-3		4-3 1B		K					5	0	2	0	0	1	2								
Dave May, L OBP: 0.200, SLG: 0.200 (1, 9)	L4			1B 1B		4-3		1-3					5	0	1	0	0	1	5								
Brooks Robinson, R OBP: 0.335, SLG: 0.447 (1, 5)		5-3		1-2 1B		F2				F9		F9	5	0	1	0	0	0	3								
Curt Blefary, L OBP: 0.332, SLG: 0.426 (1, 3)	L4			K			F2		K			F8	5	0	0	0	0	2	3								
Paul Blair, R OBP: 0.341, SLG: 0.444 (1, 8)	6-3					CS 1B		F3		F4			5	0	2	0	0	0	0								
Andy Etchebarren, R OBP: 0.318, SLG: 0.351 (1, 2)			6-3		5-3			F9		SH5-4 1B		4-0 1B	4	0	1	0	1	0	1								
Mark Belanger, R OBP: 0.293, SLG: 0.318 (1, 4)	6-3				5-3			1B BB		SH5-4		F2	3	0	0	0	1	0	2								
Gene Brabender, R OBP: 0.327, SLG: 0.377 (10, PH) Moe Drabowsky, R OBP: 0.421, SLG: 0.389 (10, 1)	6-3					K		F5		5-3		F9	3	0	0	0	0	1	1								
Inning Stats	R: 0 E: 0 K: 0 S: 3	H: 0 LOB: 0 BB: 0 P: 3	R: 0 E: 0 K: 1 S: 3	H: 0 LOB: 0 BB: 0 P: 3	R: 0 E: 0 K: 0 S: 3	H: 0 LOB: 0 BB: 0 P: 3	R: 0 E: 0 K: 1 S: 7	H: 2 LOB: 2 BB: 0 P: 7	R: 0 E: 0 K: 0 S: 3	H: 1 LOB: 0 BB: 0 P: 3	R: 0 E: 0 K: 1 S: 6	H: 1 LOB: 2 BB: 1 P: 10	R: 0 E: 0 K: 0 S: 5	H: 0 LOB: 0 BB: 0 P: 5	R: 0 E: 0 K: 1 S: 6	H: 1 LOB: 1 BB: 0 P: 6	R: 0 E: 0 K: 0 S: 4	H: 1 LOB: 2 BB: 1 P: 8	1B: 8 2B: 0 3B: 0 HR: 0	SF: 0 SAC: 1 DP: 0 HBP: 0	WP: 0 PA: 46 PB: 0 SB: 1 CS: 1						
PITCHER Steve Hargan, R ERA: 2.48 (1, 1)	IP 12.0	WLS W 46	BF 46	H 8	R 0	ER 0	SO 5	BB 3	IBB 0	HBP 0	BLK 0	WP 0	HR 0	S 53	P 65	ERA 0.00	WHIP 0.917										

Baltimore Orioles @ Cleveland Indians  
Cleveland Municipal Stadium, Cleveland, OH

Fri Jul 28 1967, 7:05 PM EDT  
Att. 10,035 - Unknown

AB 42  
R 0  
H 8  
RBI 0  
BB 3  
SO 5  
LOB 23



Batter	1	2	3	4	5	6	7	8	9	10	11	12	AB	R	H	RBI	BB	SO	LOB	BOTTOM							
Lee Maye, L OBP: 0.311, SLG: 0.451 (1, 9)	4-3			F6	FC6			F6				6-3	5	0	0	0	0	0	4								
Vic Davalillo, L OBP: 0.291, SLG: 0.335 (1, 8)	FC4-6 1B		F9			F9 FC5-2 2B		FC6-4		1-2r		E3	5	0	2	0	0	0	2								
Leon Wagner, L OBP: 0.311, SLG: 0.423 Chuck Hinton, R OBP: 0.309, SLG: 0.327 (12, 7)	FC4-6 1-2r			4-3		F9		F7				F3	5	0	0	0	0	0	4								
Max Alvis, R OBP: 0.308, SLG: 0.408 (1, 5)	F8			K		FC5-2		L5				1-3	5	0	0	0	0	1	3								
Tony Horton, R OBP: 0.276, SLG: 0.378 (1, 3)		1-3		F8		5-3		F7					5	1	1	1	0	0	1								
Duke Sims, L OBP: 0.318, SLG: 0.365 (1, 2)		5-3			3-1			F9		6-3			4	0	0	0	0	0	0								
Vern Fuller, R OBP: 0.326, SLG: 0.525 (1, 4)		K				1B 1B		F7		F9			4	0	1	0	0	1	0								
Larry Brown, R OBP: 0.312, SLG: 0.330 (1, 6)			4-0 BB			FC6 1B		F5		F7			3	0	1	0	1	0	0								
Steve Hargan, R OBP: 0.245, SLG: 0.261 (1, 1)				K		K		FC6-4 1B		F4			4	0	1	0	0	2	3								
Inning Stats	R: 0 E: 0 K: 0 S: 4	H: 1 LOB: 1 BB: 0 P: 4	R: 0 E: 0 K: 1 S: 5	H: 0 LOB: 0 BB: 0 P: 5	R: 0 E: 0 K: 1 S: 5	H: 0 LOB: 1 BB: 1 P: 9	R: 0 E: 0 K: 1 S: 5	H: 0 LOB: 0 BB: 0 P: 6	R: 0 E: 0 K: 0 S: 4	H: 2 LOB: 2 BB: 0 P: 7	R: 0 E: 0 K: 0 S: 4	H: 1 LOB: 1 BB: 0 P: 4	R: 0 E: 0 K: 0 S: 3	H: 0 LOB: 0 BB: 0 P: 3	R: 0 E: 0 K: 0 S: 3	H: 0 LOB: 0 BB: 0 P: 3	R: 0 E: 1 K: 0 S: 4	H: 0 LOB: 1 BB: 0 P: 4	R: 1 E: 0 K: 0 S: 1	H: 1 LOB: 0 BB: 0 P: 1	1B: 4 2B: 1 3B: 0 HR: 1	SF: 0 SAC: 0 DP: 0 HBP: 0	WP: 0 PA: 41 PB: 0 SB: 0 CS: 0				
PITCHER Gene Brabender, R ERA: 3.29 Moe Drabowsky, R ERA: 0.92 (1, 1)	IP 9.0	WLS L 33	BF 33	H 5	R 0	ER 0	SO 4	BB 1	IBB 0	HBP 0	BLK 0	WP 0	HR 0	S 40	P 44	ERA 0.00	WHIP 0.667										
PITCHER Moe Drabowsky, R ERA: 0.92 (10, 1)	IP 2.0	WLS L	BF 8	H 1	R 1	ER 1	SO 0	BB 0	IBB 0	HBP 0	BLK 0	WP 0	HR 1	S 8	P 8	ERA 4.50	WHIP 0.500										

Baltimore Orioles @ Cleveland Indians  
Cleveland Municipal Stadium, Cleveland, OH

Fri Jul 28 1967, 7:05 PM EDT  
Att. 10,035 - Unknown

AB 40  
R 1  
H 6  
RBI 1  
BB 1  
SO 4  
LOB 17









Batter	1	2	3	4	5	6	7	8	9	AB	R	H	RBI	BB	SO	LOB	TOP			
Luis Aparicio, R OBP: 0.300, SLG: 0.343	F8		5-3		F7			F7		4	0	0	0	0	0	1	<b>Baltimore Orioles @ Cleveland Indians</b> Cleveland Municipal Stadium, Cleveland, OH Sun Jul 30 1967, 3:33 AM EDT Unknown			
Mark Belanger, R OBP: 0.300, SLG: 0.333	F9			WP SF8 2B		K		K		4	1	1	0	0	2	0				
Frank Robinson, R OBP: 0.429, SLG: 0.658	6-3			5-3		F9		5-3		4	0	0	0	0	1					
Brooks Robinson, R OBP: 0.336, SLG: 0.453		HR		WP BB				HR		1	1	1	1	1	0	0				
Davey Johnson, R OBP: 0.307, SLG: 0.359								F5		2	1	1	1	0	0	0				
Paul Blair, R OBP: 0.340, SLG: 0.442	F8			SF8		F7		1B		3	0	1	1	0	0	0				
Sam Bowens, R OBP: 0.247, SLG: 0.261	K			1-2 2-H		F2		1B		4	0	1	0	0	1	1				
Boog Powell, L OBP: 0.328, SLG: 0.378	4-3					4-3		1B		4	0	1	0	0	0	2				
Andy Etchebarren, R OBP: 0.317, SLG: 0.346			F7					F9		4	0	1	0	0	1	3				
Bill Dillman, R OBP: 0.217, SLG: 0.217			K					K		0	0	0	0	0	0	0				
Wally Bunker, R OBP: 0.059, SLG: 0.059								3-1		2	0	0	0	0	2	1				
Curt Blefary, L OBP: 0.331, SLG: 0.424										1	0	0	0	0	0	1				
Eddie Fisher, R OBP: 0.333, SLG: 0.200										0	0	0	0	0	0	0				
<b>Inning Stats</b>	R: 0 E: 0 K: 0 S: 3	H: 0 LOB: 0 BB: 0 P: 3	R: 1 E: 0 K: 1 S: 6	H: 1 LOB: 0 BB: 0 P: 6	R: 0 E: 0 K: 1 S: 5	H: 0 LOB: 0 BB: 0 P: 5	R: 1 E: 0 K: 0 S: 4	H: 1 LOB: 1 BB: 0 P: 8	R: 0 E: 0 K: 1 S: 6	H: 1 LOB: 1 BB: 0 P: 6	R: 0 E: 0 K: 1 S: 6	H: 1 LOB: 1 BB: 0 P: 6	R: 0 E: 0 K: 1 S: 5	H: 0 LOB: 0 BB: 0 P: 5	R: 0 E: 0 K: 0 S: 5	H: 2 LOB: 2 BB: 0 P: 5	1B: 3 2B: 2 3B: 0 HR: 2	SF: 1 SAC: 0 DP: 0 HBP: 0	WP: 1 PB: 0 SB: 0 CS: 0	PA: 35
<b>PITCHER</b> Sam McDowell, L ERA: 3.43	IP: 9.0 WLS: W BF: 35 H: 7 R: 3 ER: 3 SO: 6 BB: 1 IBB: 0 HBP: 0 BLK: 0 WP: 1 HR: 2 S: 46 P: 50 ERA: 3.00 WHIP: 0.889															<b>PITCHER</b>				

Batter	1	2	3	4	5	6	7	8	9	AB	R	H	RBI	BB	SO	LOB	BOTTOM			
Lee Maye, L OBP: 0.306, SLG: 0.444	2B 1B	SH1-4 1B	4-3			F7		F7		5	2	2	1	0	0	0	<b>Baltimore Orioles @ Cleveland Indians</b> Cleveland Municipal Stadium, Cleveland, OH Sun Jul 30 1967, 3:33 AM EDT Unknown			
Vic Davallio, L OBP: 0.293, SLG: 0.337	1B WP	SH1-4 2B		6-3		F7		K		4	1	1	0	0	1	0				
Leon Wagner, L OBP: 0.318, SLG: 0.428	F7			1-3						4	1	2	1	0	0	2				
Chuck Hinton, R OBP: 0.308, SLG: 0.326		WP 1B								0	1	0	0	0	0	0				
Max Alvis, R OBP: 0.315, SLG: 0.417	1B WP 2B			5-3				2B BB		3	1	2	2	1	0	0				
Tony Horton, R OBP: 0.298, SLG: 0.399	2-3 3-H 1B	1-H 1B						FC4-2 BB		3	1	3	1	1	0	0				
Duke Sims, L OBP: 0.317, SLG: 0.362	K	K						FC4-2		4	0	1	0	0	2	7				
Vern Fuller, R OBP: 0.314, SLG: 0.489		FC5-4						FC6-4		4	0	1	2	0	0	6				
Larry Brown, R OBP: 0.311, SLG: 0.326	K		6-3					FC6-4		4	0	0	0	0	1	5				
Sam McDowell, L OBP: 0.193, SLG: 0.255		PB 2B 1B	G3			K		4-3		4	1	1	0	0	1	0				
<b>Inning Stats</b>	R: 4 E: 0 K: 2 S: 12	H: 5 LOB: 1 BB: 0 P: 12	R: 3 E: 0 K: 1 S: 9	H: 4 LOB: 2 BB: 1 P: 13	R: 0 E: 0 K: 0 S: 3	H: 0 LOB: 0 BB: 0 P: 3	R: 0 E: 0 K: 0 S: 3	H: 0 LOB: 0 BB: 0 P: 3	R: 0 E: 0 K: 1 S: 5	H: 2 LOB: 1 BB: 0 P: 4	R: 0 E: 0 K: 1 S: 5	H: 0 LOB: 0 BB: 0 P: 5	R: 1 E: 0 K: 0 S: 5	H: 2 LOB: 2 BB: 1 P: 9	R: 0 E: 0 K: 1 S: 5	H: 0 LOB: 0 BB: 0 P: 5	1B: 9 2B: 4 3B: 0 HR: 0	SF: 0 SAC: 1 DP: 1 HBP: 0	WP: 2 PB: 1 SB: 0 CS: 0	PA: 38
<b>PITCHER</b> Bill Dillman, R ERA: 3.95	IP: 1.0 WLS: L BF: 10 H: 7 R: 6 ER: 6 SO: 2 BB: 0 IBB: 0 HBP: 0 BLK: 0 WP: 1 HR: 0 S: 14 P: 14 ERA: 54.00 WHIP: 7.000															<b>PITCHER</b>				
Wally Bunker, R ERA: 3.56	IP: 5.0 WLS: L BF: 19 H: 4 R: 1 ER: 1 SO: 2 BB: 1 IBB: 0 HBP: 0 BLK: 0 WP: 0 HR: 0 S: 22 P: 26 ERA: 1.80 WHIP: 1.000															<b>PITCHER</b>				
Eddie Fisher, R ERA: 3.46	IP: 2.0 WLS: L BF: 9 H: 2 R: 1 ER: 1 SO: 1 BB: 0 IBB: 0 HBP: 0 BLK: 0 WP: 0 HR: 0 S: 10 P: 14 ERA: 4.50 WHIP: 1.500															<b>PITCHER</b>				


AB 33  
R 3  
H 7  
RBI 3  
BB 1  
SO 6  
LOB 10




AB 35  
R 8  
H 13  
RBI 7  
BB 2  
SO 5  
LOB 20





Batter	1	2	3	4	5	6	7	8	9	AB	R	H	RBI	BB	SO	LOB	TOP											
Mark Belanger, R (1, 6) OBP: 0.308, SLG: 0.326	4-0 HR BB	0-3 K			4-0 BB			0-0 2-3		2	1	0	0	2	1	2	<p><b>Baltimore Orioles @ Cleveland Indians</b> Cleveland Municipal Stadium, Cleveland, OH</p> <p>Sun Jul 30 1967, 3:38 AM EDT Att: 11,538 - Unknown</p> <p>livebaseballscores.com</p> <p>AB 32 R 4 H 7 RBI 4 BB 3 SO 9 LOB 8</p> 											
Dave May, L (1, 9) OBP: 0.214, SLG: 0.429	0-0 1-H HR		0-0 F7		0-0 4-3			0-0 G3		4	1	1	2	0	0	1												
Curt Blefary, L (1, 7) OBP: 0.330, SLG: 0.422	0-0 F9		0-3 K		0-0 F7			0-0 1B		4	0	1	0	0	1	0												
Brooks Robinson, R (1, 5) OBP: 0.333, SLG: 0.448	0-3 K		0-3 K		0-0 F5			0-0 L4		4	0	0	0	0	2	1												
Boog Powell, L (1, 3) OBP: 0.327, SLG: 0.376	0-3 K			0-0 F5				0-0 G3	0-0 2B SF9 1B	4	1	1	0	0	1	0												
Paul Blair, R (1, 8) OBP: 0.342, SLG: 0.446		0-3 K		0-0 F8			0-0 1B K 1B	0-0 SF9 1-3 G3 2B	4	1	2	0	0	1	0													
Davey Johnson, R (1, 4) OBP: 0.307, SLG: 0.359		0-0 BB 1B		0-3 K			0-0 F4	0-0 SF9	3	0	1	1	0	1	1													
Larry Haney, R (1, 2) OBP: 0.333, SLG: 0.380		0-0 F8			0-0 F7			0-0 G3	4	0	1	1	0	0	1													
Marcelino Lopez, R (1, 1) OBP: 0.667, SLG: 0.500		4-0 BB		0-3 K			0-3 K	0-0 L4	0	0	0	0	1	0	0													
Stu Miller, R (4, 1)									3	0	0	0	0	2	2													
Moe Drabowsky, R (9, 1) OBP: 0.421, SLG: 0.389		1-2 BB					3-H		0	0	0	0	0	0	0													
<b>Inning Stats</b>	R: 2 E: 0 K: 2 S: 8	H: 1 LOB: 0 BB: 1 P: 12	R: 0 E: 0 K: 2 S: 8	H: 1 LOB: 2 BB: 1 P: 12	R: 0 E: 0 K: 2 S: 7	H: 0 LOB: 0 BB: 0 P: 7	R: 0 E: 0 K: 1 S: 5	H: 0 LOB: 0 BB: 0 P: 5	R: 0 E: 0 K: 1 S: 5	H: 0 LOB: 1 BB: 1 P: 9	R: 0 E: 0 K: 0 S: 3	H: 0 LOB: 0 BB: 0 P: 3	R: 0 E: 0 K: 1 S: 6	H: 2 LOB: 1 BB: 0 P: 6	R: 0 E: 0 K: 0 S: 4	H: 1 LOB: 1 BB: 0 P: 4	R: 2 E: 0 K: 0 S: 5	H: 2 LOB: 0 BB: 0 P: 5	1B: 5 2B: 1 3B: 0 HR: 1	SF: 1 SAC: 0 DP: 0 HBP: 0	WP: 0 PB: 0 SB: 0 CS: 0	PA: 36						
<b>PITCHER</b>	IP	WLS	BF	H	R	ER	SO	BB	IBB	HBP	BLK	WP	HR	S	P	ERA	WHIP	<b>PITCHER</b>										
Stan Williams, R (1, 1) ERA: 2.57	7.0	L	27	4	2	2	9	3	0	0	0	0	0	1	42	54	2.57	1.000										
George Culver, R (8, 1) ERA: 3.06	2.0		9	3	2	2	0	0	0	0	0	0	0	0	9	9	9.00	1.500										

Batter	1	2	3	4	5	6	7	8	9	AB	R	H	RBI	BB	SO	LOB	BOTTOM											
Chuck Hinton, R (1, 9) OBP: 0.307, SLG: 0.325	0-0 F7		0-0 E6		0-0 FC6-4 1B			0-0 L4	0-0 F8	4	0	1	0	0	0	1	<p><b>Baltimore Orioles @ Cleveland Indians</b> Cleveland Municipal Stadium, Cleveland, OH</p> <p>Sun Jul 30 1967, 3:38 AM EDT Att: 11,538 - Unknown</p> <p>livebaseballscores.com</p> <p>AB 34 R 2 H 6 RBI 2 BB 2 SO 8 LOB 15</p> 											
Fred Whitfield, L (9, FH) OBP: 0.282, SLG: 0.354			0-3 K		0-0 FC6-4 1B					1	0	0	0	0	0	1												
Vern Fuller, R (1, 4) OBP: 0.291, SLG: 0.451	0-3 K		0-3 K		0-0 FC6-4 1-2			0-0 5-3		4	0	0	0	0	2	3												
Max Alvis, R (1, 5) OBP: 0.317, SLG: 0.417	4-0 BB			0-0 F6		0-0 FC5-4 1B		0-3 K		3	0	1	0	1	1	0												
Tony Horton, R (1, 3) OBP: 0.303, SLG: 0.398	0-0 F7			1-0 FC4-6 HBP		0-3 K		0-0 1B		3	0	1	0	0	1	2												
Leon Wagner, L (1, 7) OBP: 0.314, SLG: 0.421		0-0 F9		0-0 FC4-6 FC5-4 1-2		0-0 F8		0-0 F9		4	0	0	0	0	0	3												
Joe Azcue, R (1, 2) OBP: 0.335, SLG: 0.460		0-0 HR		0-0 FC5-4 1-2		0-0 FC5-4 1-2			0-0 F7	4	1	1	1	0	0	2												
Don Demeter, R (1, 8) OBP: 0.232, SLG: 0.348					0-0 F8				0-0 HR	1	0	0	0	0	0	0												
Vic Davalillo, L (6, FH) OBP: 0.294, SLG: 0.354		0-0 F6			0-0 F8		0-3 K		0-0 HR	3	1	1	1	0	1	0												
Larry Brown, R (1, 6) OBP: 0.313, SLG: 0.326		0-0 5-3			4-0 1B BB			0-0 1B		3	0	1	0	1	0	0												
Stan Williams, R (1, 1)			0-3 K		0-3 K			0-3 K	0-0 F7	2	0	0	0	0	2	1												
Jim King, L (7, PH) OBP: 0.232, SLG: 0.245										1	0	0	0	0	1	1												
George Culver, R (8, 1) OBP: 0.333, SLG: 0.333										0	0	0	0	0	0	0												
Lee Maye, L (9, FH) OBP: 0.305, SLG: 0.442										1	0	0	0	0	0	1												
<b>Inning Stats</b>	R: 0 E: 0 K: 1 S: 5	H: 0 LOB: 1 BB: 1 P: 9	R: 1 E: 0 K: 0 S: 4	H: 1 LOB: 0 BB: 0 P: 4	R: 0 E: 1 K: 2 S: 7	H: 0 LOB: 1 BB: 0 P: 7	R: 0 E: 0 K: 0 S: 3	H: 0 LOB: 1 BB: 0 P: 4	R: 0 E: 0 K: 1 S: 6	H: 1 LOB: 1 BB: 0 P: 6	R: 0 E: 0 K: 2 S: 8	H: 1 LOB: 1 BB: 0 P: 8	R: 0 E: 0 K: 1 S: 6	H: 1 LOB: 1 BB: 0 P: 6	R: 1 E: 1 K: 0 S: 5	H: 1 LOB: 1 BB: 0 P: 5	1B: 4 2B: 0 3B: 0 HR: 2	SF: 0 SAC: 0 DP: 0 HBP: 1	WP: 0 PB: 0 SB: 0 CS: 0	PA: 37								
<b>PITCHER</b>	IP	WLS	BF	H	R	ER	SO	BB	IBB	HBP	BLK	WP	HR	S	P	ERA	WHIP	<b>PITCHER</b>										
Marcelino Lopez, L (1, 1) ERA: 7.5	3.0		11	5	1	1	3	1	0	0	0	0	0	1	16	20	3.00	0.667										
Stu Miller, R (4, 1) ERA: 3.02	5.1	W	24	5	1	1	5	1	0	1	0	0	0	1	32	37	1.69	1.125										
Moe Drabowsky, R (9, 1) ERA: 0.91	0.2	S	2	0	0	0	0	0	0	0	0	0	0	0	2	2	0.00	0.000										



Batter	1	2	3	4	5	6	7	8	9	10	AB	R	H	RBI	BB	SO	LOB				
Walt Williams, R OBP: 0.328, SLG: 0.407 Bob Locker, S (9, 1)	F8		K		F6		F7		F7		5	0	0	0	0	1	6				
Wayne Causey, L OBP: 0.314, SLG: 0.315 (1, 4)	F7						F9		F7	FC5-6 1B	4	0	1	0	1	0	0				
Tom McCraw, L OBP: 0.287, SLG: 0.364 (1, 3)	K		K				4-3		F5	FC5-6 HR	5	1	0	0	0	2	2				
Rocky Colavito, R OBP: 0.332, SLG: 0.374 (1, 9)		F7			F2						5	1	1	2	0	0	0				
Pete Ward, L OBP: 0.358, SLG: 0.381 Don Buford, S OBP: 0.304, SLG: 0.274 (7, PR)	F8				3-1						3	0	1	0	0	0	0				
J.C. Martin, L OBP: 0.344, SLG: 0.405 Tommie Agee, R OBP: 0.314, SLG: 0.390 (9, PR)					F8						4	1	2	0	0	1	1				
Ken Berry, R OBP: 0.313, SLG: 0.326 (1, 8)											4	0	2	1	0	1	2				
Ron Hansen, R OBP: 0.294, SLG: 0.308 (1, 6)											2	0	0	0	2	1	3				
Fred Klages, R Don McMahon, R Smoky Burgess, L Joe Harten, R Hoyt Wilhelm, R Ken Boyer, R Dwight Gooden, R Duane J. Gooden, R (1, 1)			K								1	0	0	0	0	1	0				
<b>Inning Stats</b>	R: 0 E: 0 K: 1 S: 5	H: 0 LOB: 0 BB: 0 P: 5	R: 1 E: 0 K: 1 S: 7	H: 2 LOB: 1 BB: 0 P: 7	R: 0 E: 0 K: 3 S: 9	H: 0 LOB: 1 BB: 1 P: 13	R: 0 E: 0 K: 0 S: 3	H: 0 LOB: 0 BB: 0 P: 3	R: 0 E: 0 K: 1 S: 5	H: 0 LOB: 0 BB: 1 P: 9	R: 0 E: 0 K: 0 S: 3	H: 2 LOB: 3 BB: 2 P: 14	R: 0 E: 0 K: 0 S: 3	H: 0 LOB: 0 BB: 0 P: 3	R: 1 E: 0 K: 1 S: 8	H: 3 LOB: 2 BB: 0 P: 8	R: 2 E: 0 K: 1 S: 7	H: 3 LOB: 1 BB: 0 P: 7	1B: 8 2B: 2 3B: 0 HR: 1	SF: 0 SAC: 0 DP: 1 HBP: 0	WP: 0 PA: 42
<b>PITCHER</b> Luis Tiant, R ERA: 3.07 (1, 1)	IP 10.0	WLS L	BF 42	H 10	R 4	ER 4	SO 9	BB 4	IBB 0	HBP 0	BLK 0	WP 0	HR 1	S 56	P 72	ERA 3.60	WHIP 1.400				


**TOP**

**Chicago White Sox @ Cleveland Indians**  
Cleveland Municipal Stadium, Cleveland, OH

Mon Jul 31 1967, 7:05 PM EDT  
Att. 11,227 - Unknown

livebaseballscorecards.com

AB 38  
R 4  
H 10  
RBI 4  
BB 4  
SO 9  
LOB 16



Batter	1	2	3	4	5	6	7	8	9	10	AB	R	H	RBI	BB	SO	LOB				
Lee Maye, L OBP: 0.303, SLG: 0.441 (1, 9)	4-3		F8		F7			K			5	0	1	0	0	1	1				
Vic Davallio, L OBP: 0.292, SLG: 0.349 (1, 8)	F7				K			K			5	0	1	0	0	2	1				
Leon Wagner, L OBP: 0.313, SLG: 0.422 Chuck Hinton, R OBP: 0.307, SLG: 0.325 (9, 7)	F7										4	0	1	1	0	1	0				
Max Alvis, R OBP: 0.316, SLG: 0.414 (1, 5)											3	0	0	0	1	1	0				
Tony Horton, R OBP: 0.307, SLG: 0.400 (1, 3)											4	0	2	0	0	1	3				
Joe Azcue, R OBP: 0.329, SLG: 0.450 (1, 2)											4	0	0	0	0	1	2				
Vern Fuller, R OBP: 0.305, SLG: 0.500 (1, 4)											3	1	1	1	1	1	1				
Larry Brown, R OBP: 0.312, SLG: 0.323 (1, 6)											3	1	0	0	1	0	1				
Luis Tiant, R OBP: 0.277, SLG: 0.413 Fred Whitfield, L OBP: 0.281, SLG: 0.352 (10, PH)											3	0	0	0	0	3	1				
<b>Inning Stats</b>	R: 0 E: 0 K: 0 S: 3	H: 0 LOB: 0 BB: 0 P: 3	R: 0 E: 0 K: 2 S: 7	H: 0 LOB: 0 BB: 0 P: 7	R: 2 E: 0 K: 1 S: 8	H: 3 LOB: 3 BB: 2 P: 16	R: 0 E: 0 K: 1 S: 4	H: 0 LOB: 0 BB: 1 P: 8	R: 0 E: 0 K: 2 S: 7	H: 0 LOB: 0 BB: 0 P: 7	R: 0 E: 0 K: 1 S: 4	H: 1 LOB: 1 BB: 0 P: 4	R: 0 E: 0 K: 3 S: 9	H: 0 LOB: 0 BB: 0 P: 9	R: 0 E: 0 K: 1 S: 6	H: 1 LOB: 1 BB: 0 P: 6	R: 0 E: 0 K: 0 S: 4	H: 1 LOB: 1 BB: 0 P: 4	1B: 3 2B: 2 3B: 0 HR: 1	SF: 0 SAC: 0 DP: 1 HBP: 0	WP: 0 PA: 38
<b>PITCHER</b> Fred Klages, R ERA: 4.7 (1, 1)	IP 2.2	WLS 3	BF 13	H 3	R 2	ER 2	SO 3	BB 2	IBB 0	HBP 0	BLK 0	WP 0	HR 1	S 17	P 25	ERA 6.75	WHIP 1.875				
Don McMahon, R ERA: 1.93 (3, 1)	3.1	11	1	0	0	3	1	0	0	0	0	0	0	0	16	20	0.600				
Hoyt Wilhelm, R ERA: 0.99 (7, 1)	2.0	6	0	0	0	4	0	0	0	0	0	0	0	14	14	0.000					
Bob Locker, R ERA: 2.38 (9, 1)	2.0	W	8	2	0	0	1	0	0	0	0	0	0	10	10	0.000					


**BOTTOM**

**Chicago White Sox @ Cleveland Indians**  
Cleveland Municipal Stadium, Cleveland, OH

Mon Jul 31 1967, 7:05 PM EDT  
Att. 11,227 - Unknown

livebaseballscorecards.com

AB 35  
R 2  
H 6  
RBI 2  
BB 3  
SO 11  
LOB 10





Batter	1	2	3	4	5	6	7	8	9	AB	R	H	RBI	BB	SO	LOB	TOP									
Walt Williams, R OBP: 0.323, SLG: 0.410 (1, 7)	5-3		F9	F9			4-3	F8		6	0	1	1	0	0	5	Chicago White Sox @ Cleveland Indians Cleveland Municipal Stadium, Cleveland, OH Tue Aug 01 1967, 7:05 PM EDT Att: 8,029 - Unknown									
Wayne Causey, L OBP: 0.317, SLG: 0.315 Mary Staehle, L OBP: 0.184, SLG: 0.133 (7, FR)	G3		4-3				1B		K	3	0	1	0	1	0	1										
Ken Boyer, R OBP: 0.357, SLG: 0.391 (9, 3)							1B			5	2	4	0	0	0	1										
Pete Ward, L OBP: 0.357, SLG: 0.390 Tommie Agee, R OBP: 0.314, SLG: 0.350 Smoky Burgess, L OBP: 0.300, SLG: 0.364 Don Buford, S OBP: 0.304, SLG: 0.274 (9, 5)	K						1B			4	1	1	1	0	1	4										
Rocky Colavito, R OBP: 0.338, SLG: 0.379 (1, 9)							1B			5	3	3	1	0	1	0										
Tom McCraw, L OBP: 0.288, SLG: 0.367 (7, 3)	F8						1B			5	2	2	1	0	0	1										
J.C. Martin, L OBP: 0.345, SLG: 0.401 (1, 2)	F7						1B			4	1	1	2	1	0	1										
Ron Hansen, R OBP: 0.298, SLG: 0.313 (1, 6)			6-3				K			4	1	2	4	1	1	0										
Gary Peters, L OBP: 0.282, SLG: 0.397 Hoyt Wilhelm, R OBP: 0.091, SLG: 0.091 (7, 1)							F4			2	0	0	0	0	0	2										
Inning Stats	R: 0 E: 0 K: 1 S: 6	H: 1 LOB: 1 BB: 0 P: 6	R: 0 E: 0 K: 1 S: 5	H: 0 LOB: 0 BB: 0 P: 5	R: 0 E: 0 K: 0 S: 3	H: 0 LOB: 1 BB: 0 P: 4	R: 3 E: 0 K: 0 S: 8	H: 5 LOB: 2 BB: 0 P: 8	R: 1 E: 0 K: 0 S: 3	H: 1 LOB: 0 BB: 1 P: 7	R: 0 E: 0 K: 1 S: 5	H: 0 LOB: 0 BB: 0 P: 5	R: 0 E: 0 K: 0 S: 5	H: 2 LOB: 2 BB: 0 P: 5	R: 1 E: 0 K: 0 S: 5	H: 2 LOB: 2 BB: 1 P: 9		R: 6 E: 0 K: 2 S: 12	H: 5 LOB: 2 BB: 2 P: 20	1B: 11 2B: 3 3B: 1 HR: 1	SF: 0 SAC: 0 DP: 1 HBP: 1	WP: 0 PB: 0 CS: 0	PA: 47			
PITCHER	IP	WLS	BF	H	R	ER	SO	BB	IBB	HBP	BLK	WP	HR	S	P	ERA		WHIP								
Sonny Siebert, R ERA: 2.85 (1, 1)	3.0		11	1	0	0	2	0	0	1	0	0	0	14	15	0.00		0.333								
Ed Connolly, L ERA: 5.85 (4, 1)	3.0		15	6	4	4	1	1	0	0	0	0	1	16	20	12.00	2.333									
Orlando Pena, R ERA: 3.47 (7, 1)	1.0		5	2	0	0	0	0	0	0	0	0	0	5	5	0.00	2.000									
Bob Allen, L ERA: 2.76 (8, 1)	1.1	L	8	3	2	2	1	0	1	0	0	0	0	9	13	13.50	2.250									
George Culver, R ERA: 3.91 (9, 1)	0.2		8	4	5	5	1	0	2	0	0	0	0	8	16	67.50	6.000									

Batter	1	2	3	4	5	6	7	8	9	AB	R	H	RBI	BB	SO	LOB	BOTTOM									
Chuck Hinton, R OBP: 0.306, SLG: 0.323 (9, 8)	F9		5-3				F9		5-3	5	0	1	0	0	0	2	Chicago White Sox @ Cleveland Indians Cleveland Municipal Stadium, Cleveland, OH Tue Aug 01 1967, 7:05 PM EDT Att: 8,029 - Unknown									
Leon Wagner, L OBP: 0.312, SLG: 0.420 (1, 7)							K		K	4	0	1	0	0	2	1										
Max Alvis, R OBP: 0.318, SLG: 0.415 (1, 5)	F8						1B		1B	3	2	1	0	0	0	1										
Tony Horton, R OBP: 0.306, SLG: 0.397 (1, 3)	K						F2			4	1	1	0	0	1	2										
Joe Azcue, R OBP: 0.327, SLG: 0.446 (1, 2)							F7			4	1	1	1	0	0	2										
Don Demeter, R OBP: 0.240, SLG: 0.347 Lee Mays, L OBP: 0.306, SLG: 0.443 (8, FH)	L1						1B		1B	3	1	1	0	0	0	0										
Vern Fuller, R OBP: 0.302, SLG: 0.483 (1, 4)	1-3						K			4	0	1	1	0	1	1										
Larry Brown, R OBP: 0.312, SLG: 0.323 (1, 6)			6-3				F8		SF9	3	0	1	1	0	0	0										
Sonny Siebert, R Garry Lenz, R Ed Connolly, L Orlando Pena, R Frank Williams, L Bob Allen, L George Culver, R W.C. Davis, R (1, 1)	K						K		G1-6-3	8	0	0	0	0	0	0										
Inning Stats	R: 0 E: 0 K: 1 S: 6	H: 1 LOB: 1 BB: 0 P: 6	R: 0 E: 0 K: 0 S: 3	H: 0 LOB: 0 BB: 0 P: 3	R: 0 E: 0 K: 0 S: 5	H: 0 LOB: 0 BB: 0 P: 5	R: 0 E: 0 K: 0 S: 3	H: 0 LOB: 0 BB: 0 P: 3	R: 0 E: 0 K: 2 S: 8	H: 1 LOB: 1 BB: 0 P: 8	R: 3 E: 0 K: 0 S: 7	H: 4 LOB: 2 BB: 0 P: 8	R: 2 E: 0 K: 1 S: 8	H: 3 LOB: 1 BB: 0 P: 8	R: 0 E: 0 K: 0 S: 3	H: 1 LOB: 0 BB: 0 P: 3		1B: 9 2B: 1 3B: 0 HR: 0	SF: 1 SAC: 0 DP: 1 HBP: 1	WP: 1 PB: 0 CS: 0	PA: 37					
PITCHER	IP	WLS	BF	H	R	ER	SO	BB	IBB	HBP	BLK	WP	HR	S	P	ERA		WHIP								
Gary Peters, L ERA: 2.3 (1, 1)	6.2		27	6	3	3	5	0	0	1	0	0	0	36	37	4.05		0.900								
Hoyt Wilhelm, R ERA: 1.26 (7, 1)	2.1	W	10	4	2	2	1	0	0	0	0	0	0	12	12	7.71	1.714									



Batter	1	2	3	4	5	6	7	8	9	AB	R	H	RBI	BB	SO	LOB	TOP			
Walt Williams, R OBP: 0.316, SLG: 0.401 (1, 7)	F2		F2		6-3		1-3			4	0	0	0	0	0	2	<b>Chicago White Sox @ Cleveland Indians</b> Cleveland Municipal Stadium, Cleveland, OH Wed Aug 02 1967, 7:05 PM EDT Att: 7,340 - Unknown			
Wayne Causey, L OBP: 0.316, SLG: 0.314 (1, 4)	6-3		1B		1-3			F5		4	0	1	1	0	0	0				
Ken Boyer, R OBP: 0.357, SLG: 0.390 Bruce Howard, S OBP: 0.192, SLG: 0.200 Dick Kenworthy, R OBP: 0.276, SLG: 0.435 Bob Locker, S (8, 1)	K		1B		1-3			K		3	0	1	0	0	1	0				
Pete Ward, L OBP: 0.359, SLG: 0.392 (1, 3)			F4					3-1		4	0	2	0	0	2	0				
Rocky Colavito, R OBP: 0.336, SLG: 0.377 (1, 9)	FC3-6		1B		FC4-6			6-3		4	0	1	0	0	2	0				
Tom McCraw, L OBP: 0.285, SLG: 0.363 (1, 8)	G3		FC4-6		F5			F8		4	0	0	0	0	3	0				
J.C. Martin, L OBP: 0.343, SLG: 0.394 (1, 2)	6-3		BB		4-3			5-3		3	0	0	0	1	0	1				
Ron Hansen, R OBP: 0.300, SLG: 0.318 Mary Staehle, L OBP: 0.195, SLG: 0.149 (3, 6)			1B		G6-4-3					1	1	1	0	0	0	0				
Wilbur Wood, R OBP: 0.083, SLG: 0.167 Gary Peters, L OBP: 0.278, SLG: 0.391 John Buzhardt, R OBP: 0.222, SLG: 0.222 Don Buford, S OBP: 0.303, SLG: 0.273 (6, 5)			K		K			F6		0	0	0	0	0	0	0				
<b>Inning Stats</b>	R: 0 E: 0 K: 1 S: 5	H: 0 LOB: 0 BB: 0 P: 5	R: 0 E: 0 K: 0 S: 4	H: 1 LOB: 1 BB: 0 P: 4	R: 1 E: 0 K: 1 S: 8	H: 3 LOB: 2 BB: 0 P: 8	R: 0 E: 0 K: 0 S: 3	H: 1 LOB: 1 BB: 0 P: 7	R: 0 E: 0 K: 1 S: 5	H: 0 LOB: 0 BB: 0 P: 5	R: 0 E: 0 K: 0 S: 4	H: 1 LOB: 1 BB: 0 P: 4	R: 0 E: 0 K: 1 S: 5	H: 0 LOB: 0 BB: 0 P: 5	R: 0 E: 0 K: 0 S: 3	H: 0 LOB: 0 BB: 0 P: 3		1B: 6 2B: 1 3B: 0 HR: 0	SF: 0 SAC: 0 DP: 1 HBP: 0	WP: 0 PB: 0 SB: 1 CS: 0
<b>PITCHER</b> Steve Hargan, R ERA: 2.4 (1, 1)	IP: 9.0 WLS: W BF: 34 H: 7 R: 1 ER: 1 SO: 4 BB: 1 IBB: 0 HBP: 0 BLK: 0 WP: 0 HR: 0 S: 41 P: 45 ERA: 1.00 WHIP: 0.889																			

Batter	1	2	3	4	5	6	7	8	9	AB	R	H	RBI	BB	SO	LOB	BOTTOM			
Chuck Hinton, R OBP: 0.310, SLG: 0.330 (1, 9)	SH1-4				F8		K			5	1	3	1	0	1	1	<b>Chicago White Sox @ Cleveland Indians</b> Cleveland Municipal Stadium, Cleveland, OH Wed Aug 02 1967, 7:05 PM EDT Att: 7,340 - Unknown			
Leon Wagner, L OBP: 0.314, SLG: 0.432 Vic Davalillo, L OBP: 0.289, SLG: 0.346 (7, 8)	1B		CS		4-3		4-3			4	2	2	1	0	0	1				
Max Alvis, R OBP: 0.317, SLG: 0.414 (1, 5)	SH1-4		HR		F7		1B			4	1	1	0	0	0	1				
Tony Horton, R OBP: 0.321, SLG: 0.410 (1, 3)	E1		1B		1B		1B			4	0	4	1	0	0	0				
Don Demeter, R OBP: 0.248, SLG: 0.352 (7, 7)	6-3		1B		1B		1B			4	0	2	1	0	0	2				
Duke Sims, L OBP: 0.315, SLG: 0.356 (1, 2)	3-1		F8		K		BB			3	0	0	0	1	1	4				
Vern Fuller, R OBP: 0.313, SLG: 0.475 (1, 4)			F4		F8		1B			3	0	1	0	1	0	2				
Larry Brown, R OBP: 0.314, SLG: 0.325 (1, 6)			SH2-3		FC1-6		F7			4	1	2	0	0	0	5				
Steve Hargan, R OBP: 0.231, SLG: 0.245 (1, 1)	SH2-3		1B		FC1-6		K			3	0	0	0	0	2	1				
<b>Inning Stats</b>	R: 2 E: 1 K: 0 S: 6	H: 3 LOB: 1 BB: 0 P: 6	R: 1 E: 0 K: 0 S: 4	H: 2 LOB: 0 BB: 0 P: 4	R: 1 E: 0 K: 0 S: 6	H: 3 LOB: 2 BB: 0 P: 6	R: 0 E: 0 K: 0 S: 4	H: 1 LOB: 1 BB: 0 P: 4	R: 1 E: 0 K: 1 S: 8	H: 4 LOB: 2 BB: 0 P: 8	R: 0 E: 0 K: 2 S: 7	H: 0 LOB: 0 BB: 0 P: 7	R: 0 E: 0 K: 0 S: 4	H: 1 LOB: 3 BB: 2 P: 12	R: 0 E: 0 K: 1 S: 6	H: 1 LOB: 1 BB: 0 P: 6		1B: 13 2B: 1 3B: 0 HR: 1	SF: 0 SAC: 2 DP: 0 HBP: 0	WP: 0 PB: 0 SB: 0 CS: 1
<b>PITCHER</b> Wilbur Wood, L ERA: 2.09 John Buzhardt, R ERA: 3.57 Bruce Howard, R ERA: 3.38 Bob Locker, R ERA: 2.34	IP: 2.0 WLS: L BF: 16 H: 8 R: 2 ER: 2 SO: 1 BB: 0 IBB: 0 HBP: 0 BLK: 0 WP: 0 HR: 1 S: 18 P: 18 ERA: 6.00 WHIP: 2.667	IP: 2.0 WLS: 9 BF: 1 H: 1 R: 0 ER: 0 SO: 2 BB: 2 IBB: 0 HBP: 0 BLK: 0 WP: 0 HR: 11 S: 19 P: 19 ERA: 0.00 WHIP: 1.500	IP: 1.0 WLS: 4 BF: 1 H: 1 R: 0 ER: 0 SO: 1 BB: 0 IBB: 0 HBP: 0 BLK: 0 WP: 0 HR: 6 S: 6 P: 6 ERA: 0.00 WHIP: 1.000																	



Batter	1	2	3	4	5	6	7	8	9	AB	R	H	RBI	BB	SO	LOB	TOP							
<b>Don Wert, R</b> OBP: 0.308, SLG: 0.339										5	1	1	0	0	1	0	<b>Detroit Tigers @ Cleveland Indians</b> Cleveland Municipal Stadium, Cleveland, OH Fri Aug 04 1967, 7:05 PM EDT Att: 11,274 - Unknown							
<b>Dick McAuliffe, L</b> OBP: 0.382, SLG: 0.483										4	0	1	0	1	2	0								
<b>Al Kaline, R</b> OBP: 0.408, SLG: 0.560										5	0	1	1	0	1	1								
<b>Willie Horton, R</b> OBP: 0.347, SLG: 0.514										3	1	1	0	1	1	3								
<b>Bill Freehan, R</b> OBP: 0.384, SLG: 0.448										3	0	1	0	1	0	2								
<b>Mickey Stanley, R</b> OBP: 0.276, SLG: 0.330										1	1	0	0	2	1	3								
<b>Norm Cash, L</b> OBP: 0.374, SLG: 0.435										1	0	0	0	0	1	2								
<b>Jim Price, R</b> OBP: 0.288, SLG: 0.365										2	0	0	0	0	0	4								
<b>Jim Northrup, L</b> OBP: 0.334, SLG: 0.375										1	0	0	0	0	1	0								
<b>Ray Oyler, R</b> OBP: 0.286, SLG: 0.270										2	1	1	2	1	1	0								
<b>Jerry Lumpe, L</b> OBP: 0.266, SLG: 0.270										1	0	0	0	0	1	0								
<b>Johnny Podres, L</b> OBP: 0.288, SLG: 0.363										1	0	0	0	0	0	0								
<b>Inning Stats</b>	R: 1 E: 0 K: 1 S: 8	H: 3 LOB: 3 BB: 1 P: 12	R: 0 E: 0 K: 2 S: 7	H: 0 LOB: 0 BB: 0 P: 7	R: 0 E: 0 K: 2 S: 7	H: 0 LOB: 1 BB: 1 P: 11	R: 0 E: 0 K: 1 S: 4	H: 0 LOB: 1 BB: 2 P: 12	R: 0 E: 0 K: 2 S: 7	H: 0 LOB: 0 BB: 0 P: 7	R: 4 E: 0 K: 0 S: 6	H: 3 LOB: 0 BB: 1 P: 10	R: 0 E: 0 K: 2 S: 8	H: 1 LOB: 2 BB: 1 P: 12	R: 0 E: 0 K: 3 S: 9	H: 0 LOB: 0 BB: 0 P: 9	R: 0 E: 0 K: 0 S: 3	H: 0 LOB: 0 BB: 0 P: 3	1B: 4 2B: 2 3B: 0 HR: 1	SF: 0 SAC: 1 DP: 1 HBP: 0	WP: 1 PB: 0 SB: 0 CS: 0	PA: 39		
<b>PITCHER</b>	IP WLS BF H R ER SO BB IBB HBP BLK WP HR S P ERA WHIP	6.2 W 31 6 5 5 9 5 1 0 0 1 1 43 67 6.75 1.650	2.1 S 8 1 0 0 4 0 0 0 0 0 0 16 16 0.00 0.429																					

AB	32
R	5
H	7
RBI	5
BB	6
SO	13
LOB	16



Batter	1	2	3	4	5	6	7	8	9	AB	R	H	RBI	BB	SO	LOB	BOTTOM						
<b>Chuck Hinton, R</b> OBP: 0.312, SLG: 0.332										4	1	2	1	0	0	0	<b>Detroit Tigers @ Cleveland Indians</b> Cleveland Municipal Stadium, Cleveland, OH Fri Aug 04 1967, 7:05 PM EDT Att: 11,274 - Unknown						
<b>Leon Wagner, L</b> OBP: 0.292, SLG: 0.438										3	1	2	1	1	0	1							
<b>Vic Davalillo, L</b> OBP: 0.287, SLG: 0.344										1	2	0	0	0	2								
<b>Max Alvis, R</b> OBP: 0.321, SLG: 0.416										5	1	3	1	0	1	2							
<b>Tony Horton, R</b> OBP: 0.328, SLG: 0.418										4	1	2	1	1	0	2							
<b>Don Demeter, R</b> OBP: 0.292, SLG: 0.363										2	1	1	1	0	0	0							
<b>Lee Maye, L</b> OBP: 0.303, SLG: 0.439										2	0	0	0	0	1	5							
<b>Duke Sims, L</b> OBP: 0.313, SLG: 0.370										4	1	1	5	0	1	4							
<b>Vern Fuller, R</b> OBP: 0.324, SLG: 0.538										4	1	2	1	0	1	2							
<b>Larry Brown, R</b> OBP: 0.316, SLG: 0.325										3	1	1	0	0	0	1							
<b>Sam McDowell, L</b> OBP: 0.200, SLG: 0.259										3	0	1	0	0	2	1							
<b>Sonny Siebert, R</b> OBP: 0.233, SLG: 0.533										0	1	0	0	0	0	0							
<b>Inning Stats</b>	R: 5 E: 0 K: 0 S: 7	H: 4 LOB: 0 BB: 1 P: 11	R: 0 E: 0 K: 1 S: 6	H: 1 LOB: 0 BB: 0 P: 6	R: 1 E: 0 K: 0 S: 5	H: 2 LOB: 1 BB: 0 P: 5	R: 0 E: 0 K: 1 S: 6	H: 1 LOB: 1 BB: 0 P: 6	R: 0 E: 0 K: 1 S: 5	H: 0 LOB: 0 BB: 0 P: 5	R: 2 E: 0 K: 2 S: 10	H: 3 LOB: 2 BB: 1 P: 14	R: 3 E: 1 K: 0 S: 8	H: 4 LOB: 2 BB: 0 P: 8	R: 0 E: 0 K: 0 S: 3	H: 0 LOB: 0 BB: 0 P: 3	1B: 9 2B: 4 3B: 0 HR: 2	SF: 1 SAC: 3 DP: 0 HBP: 1	WP: 1 PB: 0 SB: 0 CS: 1	PA: 43			
<b>PITCHER</b>	IP WLS BF H R ER SO BB IBB HBP BLK WP HR S P ERA WHIP	1.0 L 9 5 5 5 0 1 0 0 0 0 2 8 12 45.00 6.000	2.0 8 2 1 1 1 0 0 0 0 0 0 10 10 4.50 1.000	2.0 7 1 0 0 2 0 0 0 0 0 0 11 11 0.00 0.500	1.0 7 3 2 2 1 1 0 1 0 1 0 7 12 18.00 4.000	1.0 3 0 0 0 2 0 0 0 0 0 0 7 7 0.00 0.000																	

AB	35
R	11
H	15
RBI	11
BB	2
SO	6
LOB	20





Batter	1	2	3	4	5	6	7	8	9	AB	R	H	RBI	BB	SO	LOB	TOP			
Dick McAuliffe, L (1,4) OBP: 0.383, SLG: 0.482	4-0 FC5-4 BB		0-0 BB 1B		0-3 K			0-0 G3		3	0	1	0	1	1	0	Detroit Tigers @ Cleveland Indians Cleveland Municipal Stadium, Cleveland, OH Sat Aug 05 1967, 3:33 AM EDT Att: 6,859 - Unknown			
Don Wert, R (1,5) OBP: 0.309, SLG: 0.342	0-0 FC5-4 1-2		4-0 BB 1-2 2-3		0-3 K			0-0 HR 2B		3	1	1	0	1	1	1				
Al Kaline, R (1,9) OBP: 0.406, SLG: 0.568	0-0 L2		0-0 SF7		0-0 L5-3			0-0 HR 2H		3	1	1	3	0	0	1				
Willie Horton, R (1,7) OBP: 0.342, SLG: 0.506	0-3 K		0-3 K			0-0 F7		0-0 F6		4	0	0	0	0	2	3				
Norm Cash, L (1,3) OBP: 0.376, SLG: 0.434		0-3 K		0-0 F4		0-0 F8-3 1B		4-0 BB		3	0	1	0	1	1	0				
Jim Northrup, L (1,8) OBP: 0.333, SLG: 0.374		0-3 K		0-0 1B 1B		0-0 F8-3 1-2		0-0 F6		4	0	1	0	0	1	2				
Bill Freehan, R (1,2) OBP: 0.383, SLG: 0.445		0-0 L6		0-0 1B 1B			0-0 F5		0-0 F4	4	0	1	0	0	0	0				
Ray Oyler, R (1,6) OBP: 0.285, SLG: 0.269			0-3 K		0-3 K		0-0 4-3		0-0 4-3	1	0	0	0	0	1	0				
Jerry Lumpe, L (4,PH) OBP: 0.277, SLG: 0.261										3	0	0	0	0	1	2				
Earl Wilson, R (1,1) OBP: 0.237, SLG: 0.324			4-0 BB SF7 1B BB		0-3 K		0-0 6-3		0-0 3-1	2	1	0	0	1	1	2				
Lenny Green, L (9,PH) OBP: 0.293, SLG: 0.365										1	0	0	0	0	0	0				
<b>Inning Stats</b>	R: 0 E: 0 K: 1 S: 5	H: 0 LOB: 1 BB: 1 P: 9	R: 0 E: 0 K: 2 S: 7	H: 0 LOB: 0 BB: 0 P: 7	R: 1 E: 0 K: 2 S: 8	H: 1 LOB: 2 BB: 2 P: 16	R: 0 E: 0 K: 2 S: 9	H: 2 LOB: 0 BB: 0 P: 9	R: 0 E: 0 K: 0 S: 3	H: 1 LOB: 0 BB: 0 P: 3	R: 0 E: 0 K: 0 S: 3	H: 0 LOB: 0 BB: 0 P: 3	R: 2 E: 0 K: 0 S: 5	H: 2 LOB: 1 BB: 1 P: 9	R: 0 E: 0 K: 0 S: 3	H: 0 LOB: 0 BB: 0 P: 3	1B: 4 2B: 2 3B: 0 HR: 1	SF: 1 SAC: 0 DP: 1 HBP: 0	WP: 0 PB: 0 SB: 0 CS: 0	PA: 36
<b>PITCHER</b>	IP WLS BF H R ER SO BB IBB HBP BLK WP HR S P ERA WHIP	7.1 W 30 6 3 3 9 3 0 0 0 0 1 45 57 3.68 1.227	1.2 S 6 0 0 0 0 1 0 0 0 0 0 5 9 0.00 0.600																	

AB	31
R	3
H	6
RBI	3
BB	4
SO	9
LOB	11



Batter	1	2	3	4	5	6	7	8	9	AB	R	H	RBI	BB	SO	LOB	BOTTOM			
Lee Maye, L (1,9) OBP: 0.306, SLG: 0.438	0-0 F7		0-3 K	4-0 BB		0-0 PO 1B				3	0	1	0	1	1	1	Detroit Tigers @ Cleveland Indians Cleveland Municipal Stadium, Cleveland, OH Sat Aug 05 1967, 3:33 AM EDT Att: 6,859 - Unknown			
Vic Davallilo, L (1,8) OBP: 0.286, SLG: 0.347	0-3 K		0-0 1B 2B	0-0 F7		0-0 PO 1-2	0-3 K			4	1	1	0	0	2	1				
Leon Wagner, L (1,7) OBP: 0.322, SLG: 0.436	0-3 K		0-0 WP 2B 1B		1-0 FC1-5 1B HBP		0-0 L9			3	1	1	2	0	1	0				
Chuck Hinton, R (8,7) OBP: 0.312, SLG: 0.332			2H 3H							0	0	0	0	0	0	0				
Tony Horton, R (1,3) OBP: 0.337, SLG: 0.446		0-0 6-3	0-0 PB E 2B	0-0 FC1-5 1B		0-0 FC1-5 1B		0-0 HR		4	2	3	2	0	0	0				
Max Alvis, R (1,5) OBP: 0.318, SLG: 0.412		0-0 E8	0-0 E6 FC5 BB	0-0 FC1-5		0-0 K2-3				4	0	0	0	0	1	2				
Duke Sims, L (1,2) OBP: 0.311, SLG: 0.364	0-3 K		4-0 BB	0-3 K				0-0 F8		3	0	0	0	1	2	3				
Vern Fuller, R (1,4) OBP: 0.307, SLG: 0.507	0-0 5-3		0-0 FC5	0-3 K				0-0 F8		4	0	0	0	0	1	5				
Larry Brown, R (1,6) OBP: 0.312, SLG: 0.321			0-0 F5	0-0 5-3		0-0 L5		0-0 F7		4	0	0	0	0	0	0				
Stan Williams, R (1,1) OBP: 0.200, SLG: 0.200			0-0 2B 1B 1B	0-3 K		0-3 K				3	1	1	0	0	2	0				
Sonny Siebert, R (8,1) OBP: 0.233, SLG: 0.533										0	0	0	0	0	0	0				
<b>Inning Stats</b>	R: 0 E: 0 K: 2 S: 7	H: 0 LOB: 0 BB: 0 P: 7	R: 0 E: 1 K: 1 S: 6	H: 0 LOB: 0 BB: 0 P: 6	R: 4 E: 1 K: 1 S: 10	H: 4 LOB: 2 BB: 1 P: 14	R: 0 E: 0 K: 1 S: 5	H: 0 LOB: 1 BB: 1 P: 9	R: 0 E: 0 K: 1 S: 5	H: 1 LOB: 0 BB: 0 P: 5	R: 1 E: 0 K: 2 S: 8	H: 1 LOB: 0 BB: 0 P: 8	R: 0 E: 0 K: 0 S: 3	H: 0 LOB: 0 BB: 0 P: 3	R: 0 E: 0 K: 0 S: 3	H: 0 LOB: 0 BB: 0 P: 3	1B: 4 2B: 2 3B: 0 HR: 1	SF: 0 SAC: 0 DP: 0 HBP: 1	WP: 1 PB: 1 SB: 0 CS: 0	PA: 36
<b>PITCHER</b>	IP WLS BF H R ER SO BB IBB HBP BLK WP HR S P ERA WHIP	8.0 L 35 7 5 4 10 2 0 1 0 1 1 52 61 4.50 1.125																		

AB	32
R	5
H	7
RBI	4
BB	2
SO	10
LOB	12













Batter	1	2	3	4	5	6	7	8	9	AB	R	H	RBI	BB	SO	LOB	TOP			
<b>Lee Maye, L</b> OBP: 0.302, SLG: 0.421 (1,9) X	0-0 6-3		0-3 K			0-3 K		0-0 F5		4	0	0	0	0	2	0	Cleveland Indians @ Baltimore Orioles Memorial Stadium, Baltimore, MD Mon Aug 07 1967, 7:05 PM EDT Att: 8,811 - Unknown			
<b>Vic Davallio, L</b> OBP: 0.299, SLG: 0.366 (1,8) X	0-0 F8		0-0 4-3			0-0 FC6 1B		0-0 1B		4	0	2	0	0	0	0				
<b>Leon Wagner, L</b> OBP: 0.320, SLG: 0.432 (1,7) B B B	4-0 E BB			0-3 K		0-0 FC6 WP 1-2		0-0 G6-4-3 1B		3	0	1	0	1	1	1				
<b>Tony Horton, R</b> OBP: 0.327, SLG: 0.429 (1,3) X	0-0 E6			0-0 5-3		0-0 6-3		0-0 G6-4-3		4	0	0	0	0	0	4				
<b>Max Alvis, R</b> OBP: 0.318, SLG: 0.408 (1,5) X	0-0 F7			0-3 K			0-0 WP 4-3 1B		0-3 K	4	0	1	0	0	2	2				
<b>Duke Sims, L</b> OBP: 0.309, SLG: 0.371 (1,2) X		0-0 F8			0-3 K		0-0 F8		0-3 K	4	0	0	0	0	2	1				
<b>Vern Fuller, R</b> OBP: 0.291, SLG: 0.456 (1,4) X		0-3 K			0-3 K		0-0 4-3		0-3 K	4	0	0	0	0	3	1				
<b>Larry Brown, R</b> OBP: 0.320, SLG: 0.331 (1,6) X		0-0 5-3			4-0 BB		4-0 2-3 IBB			1	0	0	0	2	0	0				
<b>John O'Donoghue, R</b> OBP: 0.179, SLG: 0.231 (1,1) X			0-3 K			0-3 K				3	0	0	0	0	2	3				
<b>George Culver, R</b> OBP: 0.333, SLG: 0.333 (8,1) X							0-0 F4			0	0	0	0	0	0	0				
<b>Inning Stats</b>	R: 0 E: 1 K: 0 S: 4	H: 0 LOB: 2 BB: 1 P: 8	R: 0 E: 0 K: 1 S: 5	H: 0 LOB: 0 BB: 0 P: 5	R: 0 E: 0 K: 2 S: 7	H: 0 LOB: 0 BB: 0 P: 7	R: 0 E: 0 K: 2 S: 7	H: 0 LOB: 1 BB: 1 P: 7	R: 0 E: 0 K: 3 S: 9	H: 1 LOB: 2 BB: 1 P: 13	R: 0 E: 0 K: 0 S: 4	H: 1 LOB: 2 BB: 1 P: 8	R: 0 E: 0 K: 3 S: 4	H: 2 LOB: 1 BB: 0 P: 4	R: 0 E: 0 K: 3 S: 9	H: 0 LOB: 0 BB: 0 P: 9	1B: 4 2B: 0 3B: 0 HR: 0	SF: 0 SAC: 0 DP: 1 HBP: 0	WP: 2 PB: 0 SB: 0 CS: 0	PA: 34
<b>PITCHER</b> <b>Gene Brabender, R</b> ERA: 2.64 (1,1)	IP: 9.0 WLS: W BF: 34 H: 4 R: 0 ER: 0 SO: 12 BB: 2 IBB: 1 HBP: 0 BLK: 0 WP: 2 HR: 0 S: 55 P: 67 ERA: 0.00 WHIP: 0.667															<b>PITCHER</b>				

Batter	1	2	3	4	5	6	7	8	9	AB	R	H	RBI	BB	SO	LOB	BOTTOM			
<b>Luis Aparicio, R</b> OBP: 0.295, SLG: 0.332 (1,6) X	0-0 F8		0-0 F8			0-0 FC6-5 2-3		0-0 F6		4	0	0	0	0	0	1	Cleveland Indians @ Baltimore Orioles Memorial Stadium, Baltimore, MD Mon Aug 07 1967, 7:05 PM EDT Att: 8,811 - Unknown			
<b>Boog Powell, L</b> OBP: 0.328, SLG: 0.371 (1,3) X	0-0 2B			0-0 G3		0-0 F7		4-0 1B BB		3	0	1	0	1	0	1				
<b>Frank Robinson, R</b> OBP: 0.430, SLG: 0.635 (1,7) X	0-0 F7			4-0 G6-4-3 BB		0-0 1B SF9		0-0 G6-4-3 1B		3	1	2	0	1	0	1				
<b>Brooks Robinson, R</b> OBP: 0.341, SLG: 0.457 (1,5) X	0-0 F8			0-0 G6-4-3 1-2		0-0 2B SF9		0-0 G6-4-3		4	1	1	0	0	0	4				
<b>Paul Blair, R</b> OBP: 0.339, SLG: 0.441 (1,8) X		0-0 5-3			0-0 5-3		0-0 SF9			2	0	0	1	0	0	0				
<b>Davey Johnson, R</b> OBP: 0.322, SLG: 0.370 (1,4) X		0-0 6-3			0-0 5-3		0-0 HR			3	1	1	1	0	0	0				
<b>Sam Bowens, R</b> OBP: 0.235, SLG: 0.286 (1,9) X		0-0 6-3			0-0 1-3		0-0 HR			3	1	1	2	0	0	0				
<b>Andy Etchebarren, R</b> OBP: 0.306, SLG: 0.344 (1,2) X			0-0 F8			0-0 FC6-5 SH1-4 1B		0-0 5-3		3	0	1	0	0	0	0				
<b>Gene Brabender, R</b> OBP: 0.111, SLG: 0.111 (1,1) X			0-3 K			0-0 SH1-4		0-0 5-3		2	0	0	0	0	1	0				
<b>Inning Stats</b>	R: 0 E: 0 K: 0 S: 4	H: 1 LOB: 1 BB: 0 P: 4	R: 0 E: 0 K: 0 S: 3	H: 0 LOB: 0 BB: 0 P: 3	R: 0 E: 0 K: 1 S: 5	H: 0 LOB: 0 BB: 0 P: 5	R: 0 E: 0 K: 0 S: 2	H: 0 LOB: 0 BB: 1 P: 6	R: 0 E: 0 K: 0 S: 3	H: 0 LOB: 0 BB: 0 P: 3	R: 0 E: 0 K: 0 S: 4	H: 1 LOB: 1 BB: 0 P: 4	R: 4 E: 0 K: 0 S: 7	H: 4 LOB: 0 BB: 0 P: 7	R: 0 E: 0 K: 0 S: 3	H: 1 LOB: 1 BB: 1 P: 7	1B: 4 2B: 2 3B: 0 HR: 1	SF: 1 SAC: 1 DP: 2 HBP: 0	WP: 0 PB: 0 SB: 0 CS: 0	PA: 31
<b>PITCHER</b> <b>John O'Donoghue, L</b> ERA: 3.44 (1,1)	IP: 7.1 WLS: L BF: 29 H: 6 R: 4 ER: 4 SO: 1 BB: 2 IBB: 0 HBP: 0 BLK: 0 WP: 0 HR: 1 S: 29 P: 37 ERA: 4.91 WHIP: 1.091															<b>PITCHER</b>				
<b>George Culver, R</b> ERA: 4.22 (8,1)	IP: 0.2 WLS: L BF: 2 H: 1 R: 0 ER: 0 SO: 0 BB: 0 IBB: 0 HBP: 0 BLK: 0 WP: 0 HR: 0 S: 2 P: 2 ERA: 0.00 WHIP: 1.500															<b>PITCHER</b>				



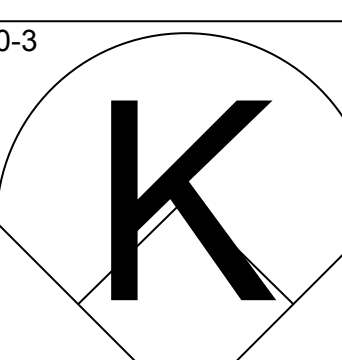
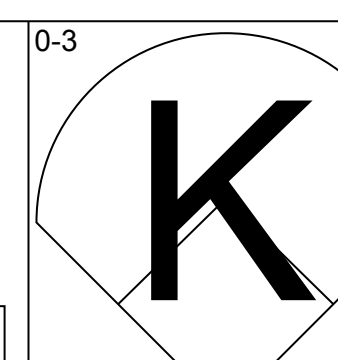
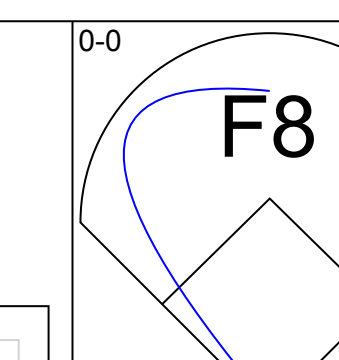
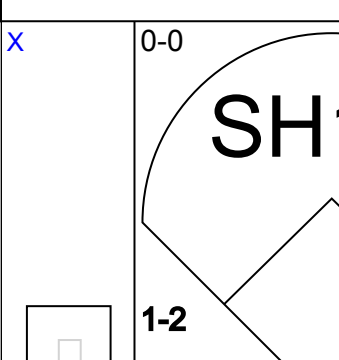
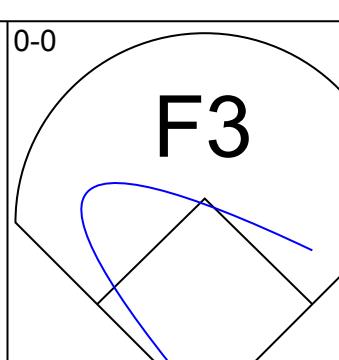
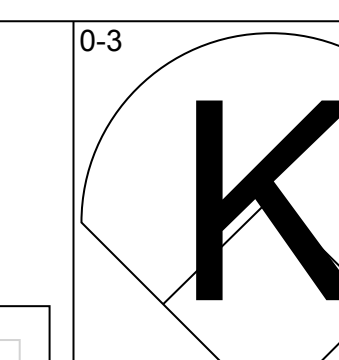

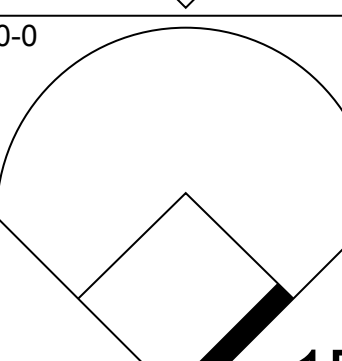
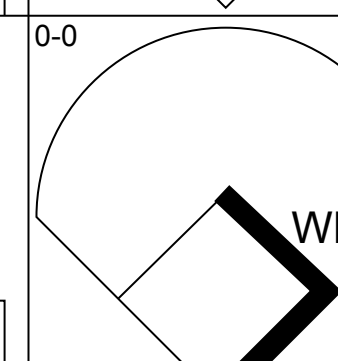
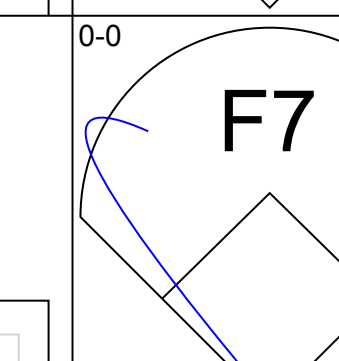
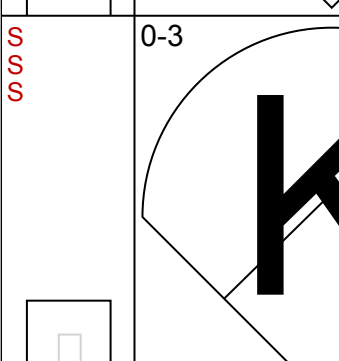
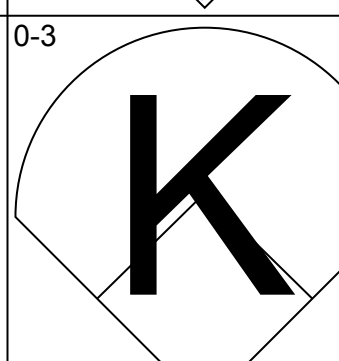
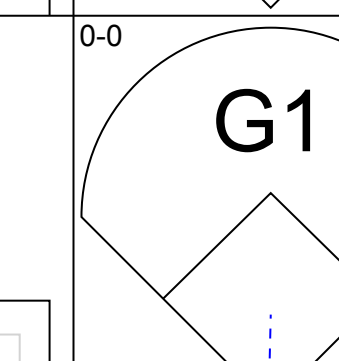
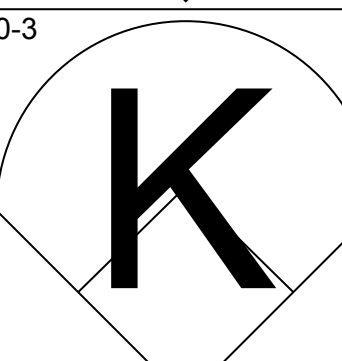
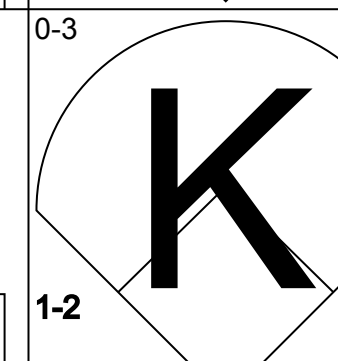
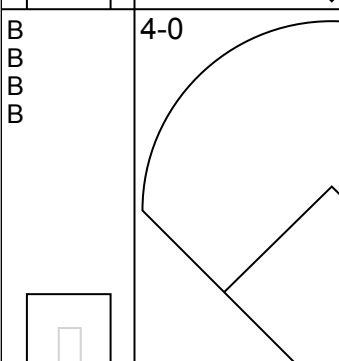
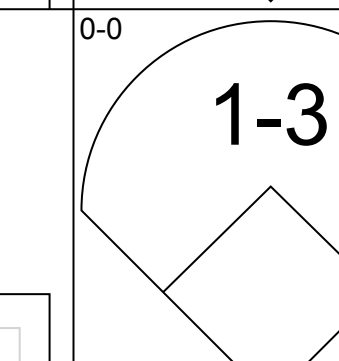
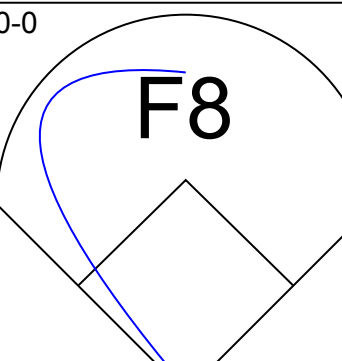
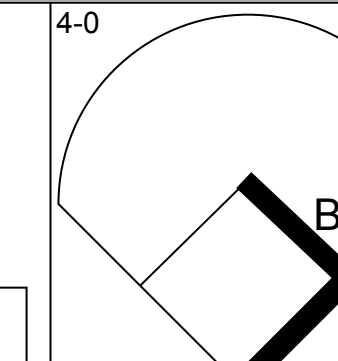
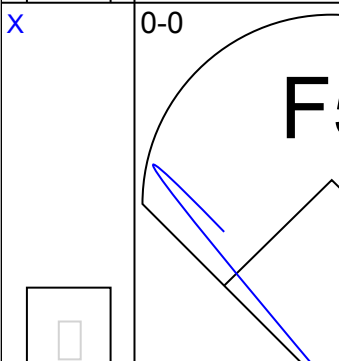
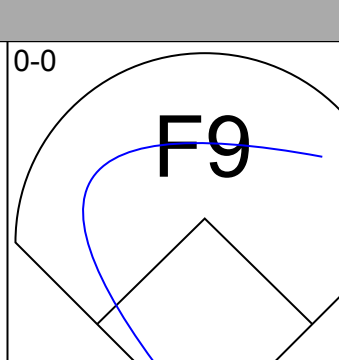
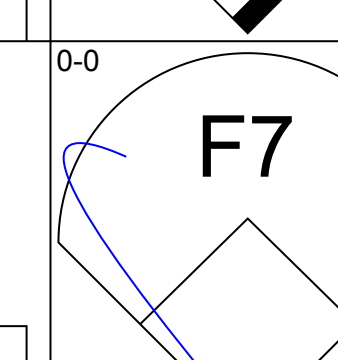
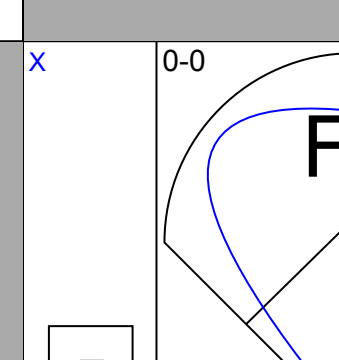

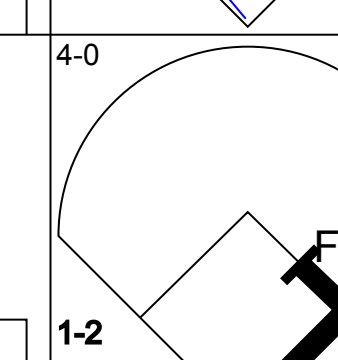
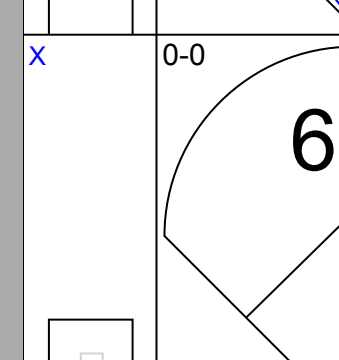
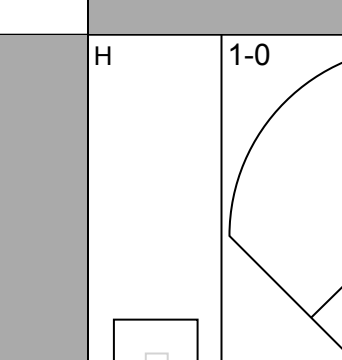

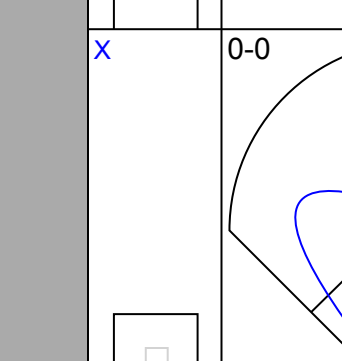
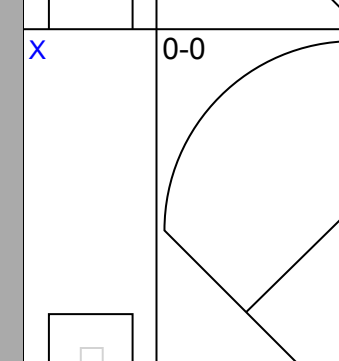
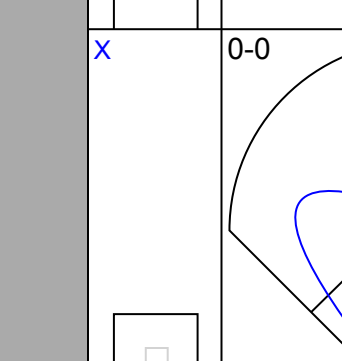
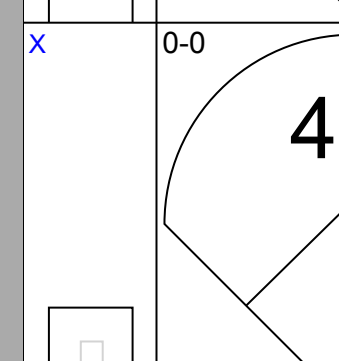
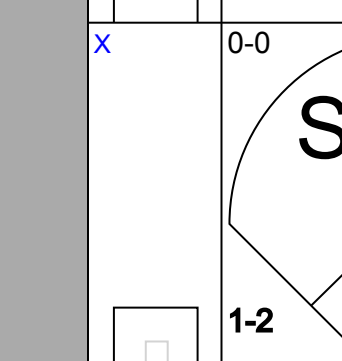
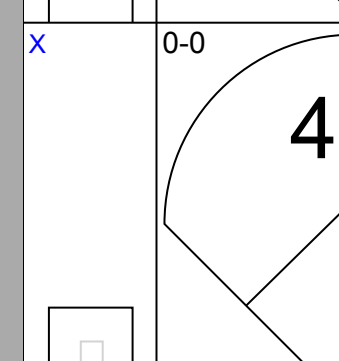
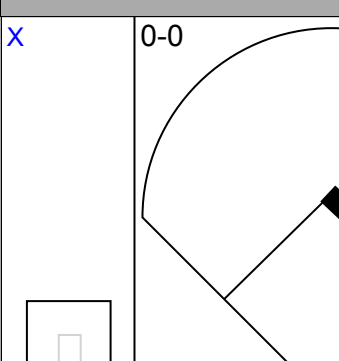
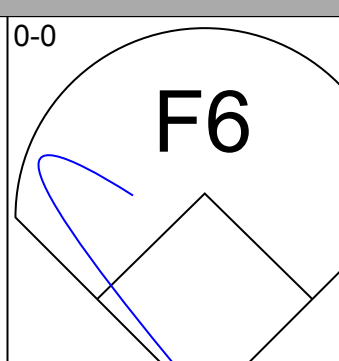
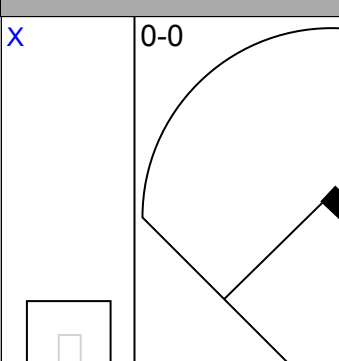
Batter	1	2	3	4	5	6	7	8	9	AB	R	H	RBI	BB	SO	LOB	TOP										
<b>Lee Maye, L</b> OBP: 0.300, SLG: 0.421 (1, 9)										5	1	1	0	0	0	5	<b>Cleveland Indians @ Baltimore Orioles</b> Memorial Stadium, Baltimore, MD Tue Aug 08 1967, 7:05 PM EDT Att: 8,980 - Unknown										
<b>Vic Davallio, L</b> OBP: 0.323, SLG: 0.373 (1, 8)										4	2	2	0	0	1												
<b>Leon Wagner, L</b> OBP: 0.323, SLG: 0.439 <b>Chuck Hinton, R</b> OBP: 0.311, SLG: 0.332 (7, 7)										4	0	2	2	0	1												
<b>Tony Horton, R</b> OBP: 0.324, SLG: 0.421 (1, 3)										4	0	0	1	1	3												
<b>Max Alvis, R</b> OBP: 0.315, SLG: 0.405 (1, 5)										4	0	0	1	0	3												
<b>Duke Sims, L</b> OBP: 0.308, SLG: 0.365 (1, 2)										3	0	0	0	1	0												
<b>Vern Fuller, R</b> OBP: 0.289, SLG: 0.446 (1, 4)										4	0	1	0	0	1												
<b>Larry Brown, R</b> OBP: 0.325, SLG: 0.334 (1, 6)										3	1	2	0	0	1												
<b>Ed Connolly, L</b> OBP: 0.222, SLG: 0.333 (1, 1) <b>Jim King, L</b> OBP: 0.262, SLG: 0.247 (9, PH) <b>Sonny Siebert, R</b> OBP: 0.233, SLG: 0.533 (9, 1)										3	0	1	0	0	0												
<b>Inning Stats</b>	R: 1 E: 0 K: 0 S: 5	H: 2 LOB: 1 BB: 0 P: 5	R: 0 E: 0 K: 0 S: 4	H: 1 LOB: 2 BB: 0 P: 5	R: 1 E: 1 K: 0 S: 5	H: 1 LOB: 1 BB: 0 P: 5	R: 0 E: 0 K: 0 S: 4	H: 2 LOB: 1 BB: 0 P: 4	R: 1 E: 0 K: 0 S: 5	H: 2 LOB: 2 BB: 1 P: 9	R: 0 E: 0 K: 1 S: 5	H: 0 LOB: 0 BB: 0 P: 5	R: 0 E: 0 K: 1 S: 7	H: 0 LOB: 0 BB: 0 P: 5	R: 0 E: 0 K: 2 S: 5	H: 0 LOB: 0 BB: 0 P: 7		R: 0 E: 1 K: 0 S: 5	H: 2 LOB: 2 BB: 1 P: 9	1B: 5 2B: 5 3B: 0 HR: 0	SF: 1 SAC: 1 DP: 0 HBP: 1	WP: 0 PB: 0 SB: 1 CS: 1	PA: 40				
<b>PITCHER</b>	IP	WLS	BF	H	R	ER	SO	BB	IBB	HBP	BLK	WP	HR	S	P	ERA	WHIP										
<b>Jim Hardin, R</b> ERA: 2.57 (1, 1)	5.0		25	8	3	2	0	1	0	1	0	0	0	23	28	3.60	1.800										
<b>Eddie Watt, R</b> ERA: 2.18 (6, 1)	2.0		6	0	0	0	2	0	0	0	0	0	0	10	10	0.00	0.000										
<b>Stu Miller, R</b> ERA: 2.83 (8, 1)	1.2	L	9	2	2	0	2	1	0	0	0	0	0	12	16	0.00	1.800										
<b>Moe Drabowsky, R</b> ERA: 0.87 (9, 1)	0.1		1	0	0	0	0	0	0	0	0	0	0	0	0	0.00	0.000										

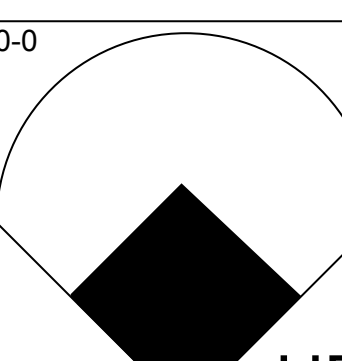
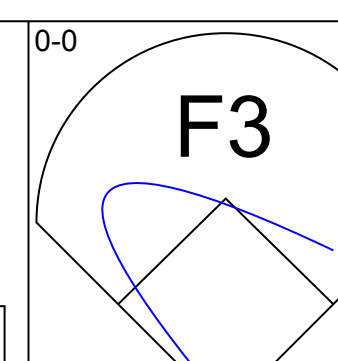
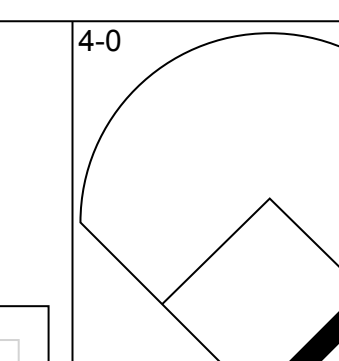
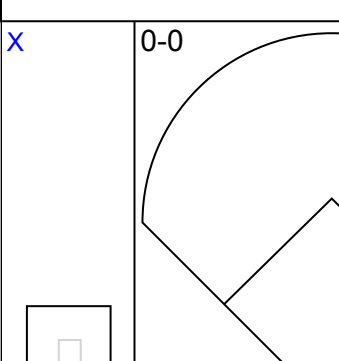

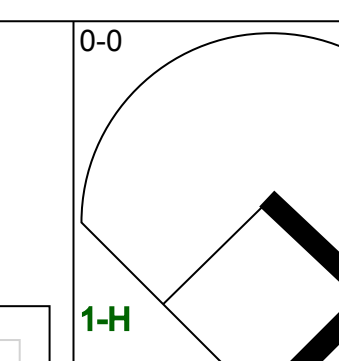

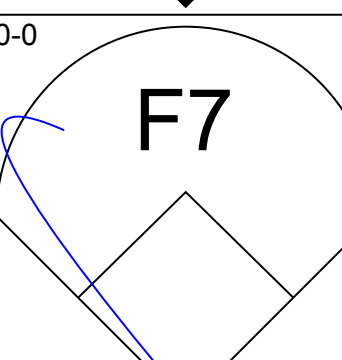
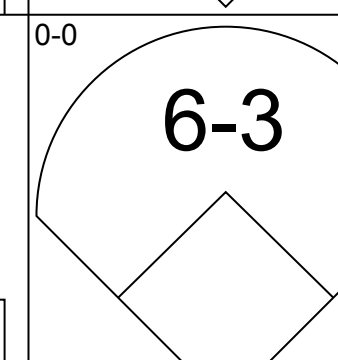
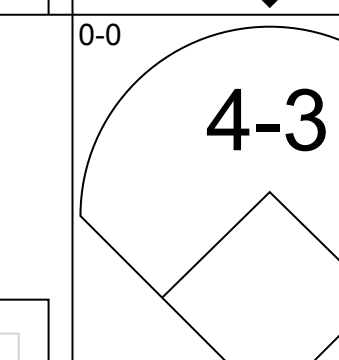
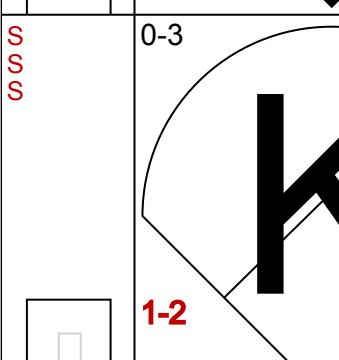

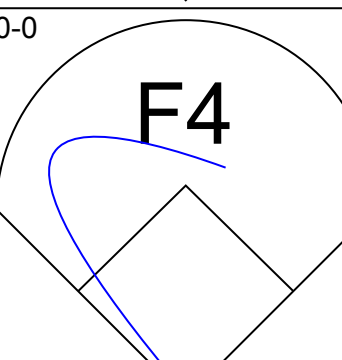

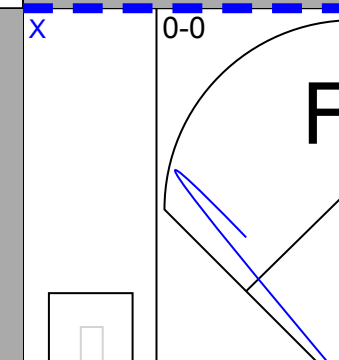
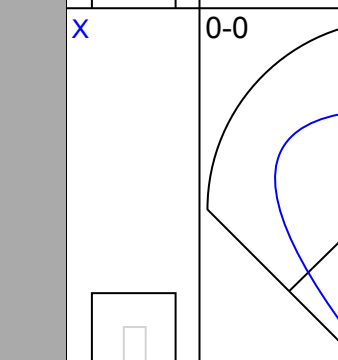
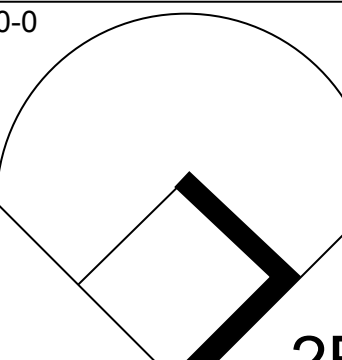
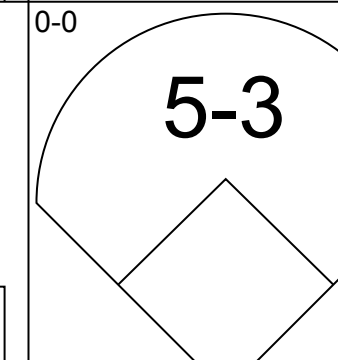
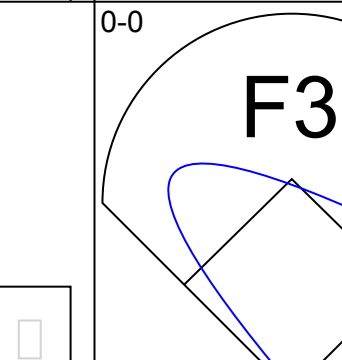
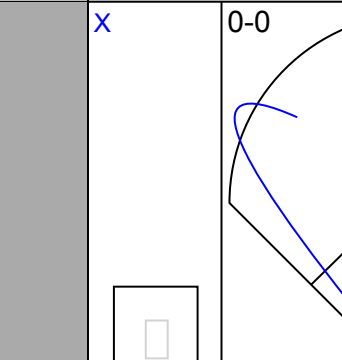
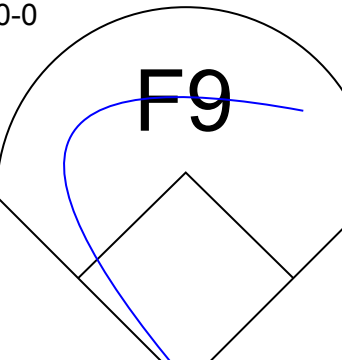
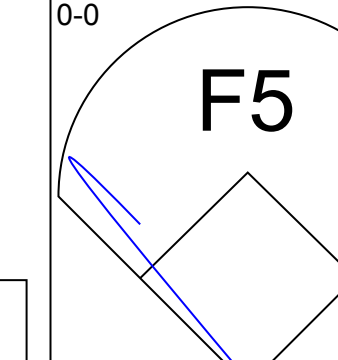
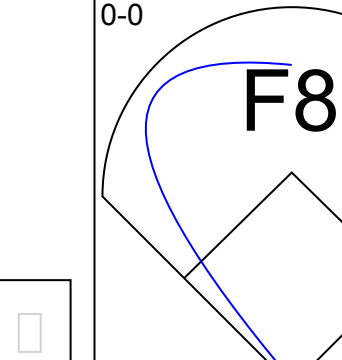
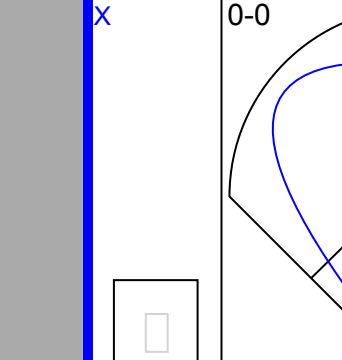
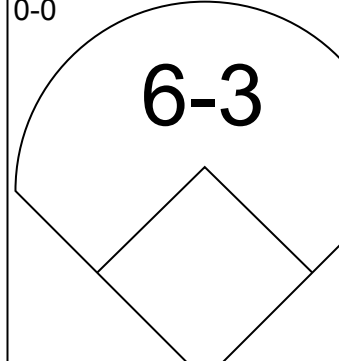
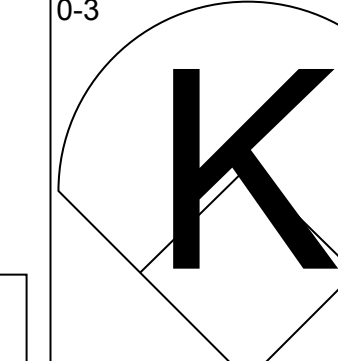
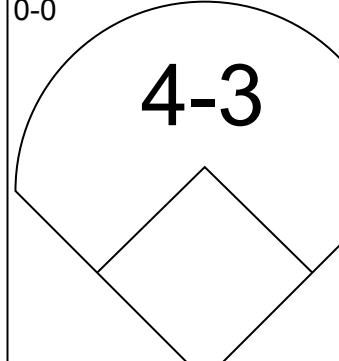
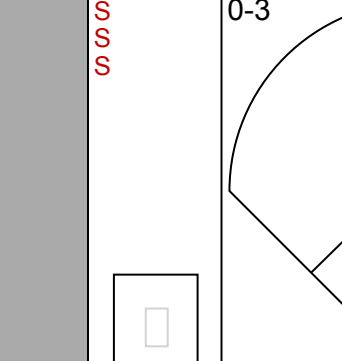
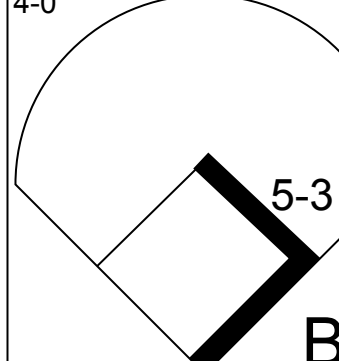
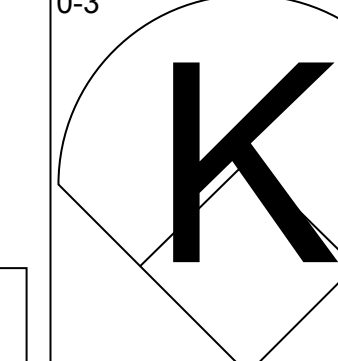
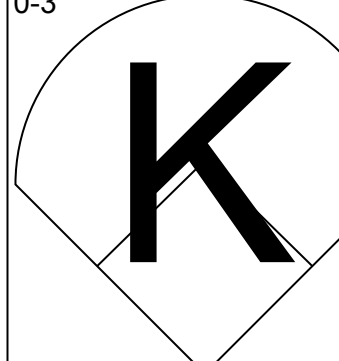
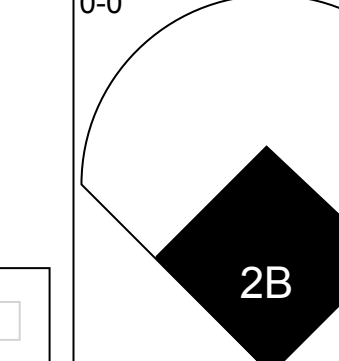
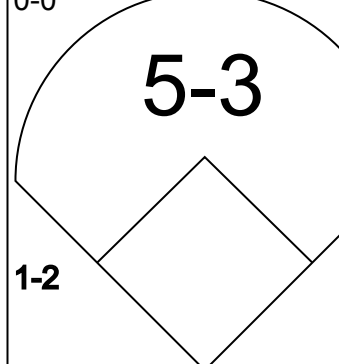
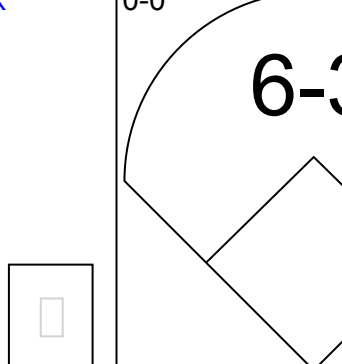
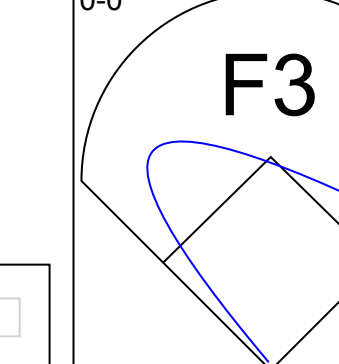
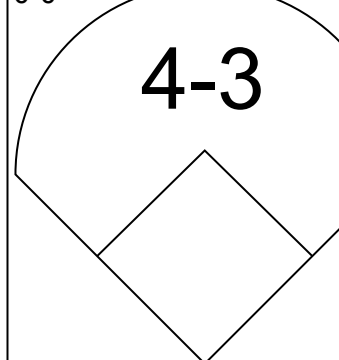
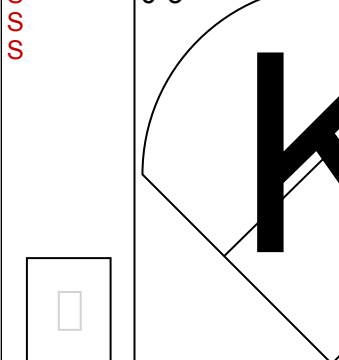
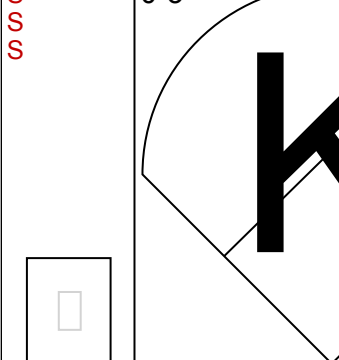
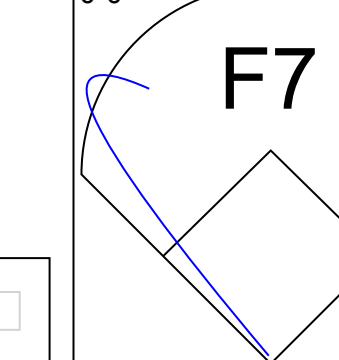
Batter	1	2	3	4	5	6	7	8	9	AB	R	H	RBI	BB	SO	LOB	BOTTOM										
<b>Luis Aparicio, R</b> OBP: 0.297, SLG: 0.330 (1, 6)										3	1	0	0	2	1	2	<b>Cleveland Indians @ Baltimore Orioles</b> Memorial Stadium, Baltimore, MD Tue Aug 08 1967, 7:05 PM EDT Att: 8,980 - Unknown										
<b>Boog Powell, L</b> OBP: 0.325, SLG: 0.366 (1, 3)										4	0	0	0	0	4	2											
<b>Frank Robinson, R</b> OBP: 0.434, SLG: 0.649 (1, 7)										3	2	2	2	0	0	0											
<b>Brooks Robinson, R</b> OBP: 0.341, SLG: 0.454 (1, 5)										3	0	0	0	1	1	2											
<b>Paul Blair, R</b> OBP: 0.339, SLG: 0.439 (1, 8)										4	0	1	0	0	0	2											
<b>Davey Johnson, R</b> OBP: 0.324, SLG: 0.370 (1, 4)										3	0	1	1	1	1	1											
<b>Sam Bowens, R</b> OBP: 0.227, SLG: 0.275 (1, 9) <b>Russ Snyder, L</b> OBP: 0.312, SLG: 0.354 (9, PH) <b>Mark Belanger, R</b> OBP: 0.266, SLG: 0.313 (9, PH)										3	0	0	0	0	3	3											
<b>Andy Etchebarran, R</b> OBP: 0.302, SLG: 0.339 (1, 2)										4	0	0	0	0	1	3											
<b>Jim Hardin, R</b> <b>Curt Blefary, L</b> <b>Eddie Watt, L</b> <b>Dave May, R</b> <b>Stu Miller, R</b> <b>Moe Drabowsky, R</b> <b>Vic Roznovsky, L</b> <b>Mark Belanger, R</b>										1	0	0	0	0	1	0											
<b>Inning Stats</b>	R: 0 E: 0 K: 3 S: 9	H: 0 LOB: 1 BB: 0 P: 10	R: 0 E: 0 K: 1 S: 5	H: 1 LOB: 1 BB: 1 P: 9	R: 0 E: 0 K: 2 S: 7	H: 0 LOB: 0 BB: 0 P: 7	R: 1 E: 0 K: 1 S: 7	H: 2 LOB: 1 BB: 0 P: 7	R: 0 E: 0 K: 0 S: 3	H: 0 LOB: 1 BB: 1 P: 7	R: 0 E: 0 K: 2 S: 7	H: 0 LOB: 0 BB: 0 P: 7	R: 0 E: 0 K: 1 S: 6	H: 1 LOB: 1 BB: 1 P: 10	R: 0 E: 0 K: 2 S: 8	H: 1 LOB: 2 BB: 1 P: 12		1B: 2 2B: 2 3B: 0 HR: 1	SF: 0 SAC: 0 DP: 1 HBP: 1	WP: 0 PB: 0 SB: 1 CS: 0	PA: 37						
<b>PITCHER</b>	IP	WLS	BF	H	R	ER	SO	BB	IBB	HBP	BLK	WP	HR	S	P	ERA	WHIP										
<b>Ed Connolly, L</b> ERA: 4.76 (1, 1)	8.0		32	4	3	3	11	4	0	1	0	0	0	8	12	0.00	2.000										
<b>Sonny Siebert, R</b> ERA: 2.73 (9, 1)	1.0	S	5	1	0	0	2	1	0	0	0	0	0	8	12	0.00	2.000										







Batter	1	2	3	4	5	6	7	8	9	10	11	12	13	AB R H RBI BB SO LOB	TOP																					
Luis Aparicio, R OBP: 0.296, SLG: 0.326 (1, 6)														5 0 0 0 0 3 0	<p><b>Baltimore Orioles @ Cleveland Indians</b> Cleveland Municipal Stadium, Cleveland, OH</p> <p>Thu Aug 10 1967, 7:05 PM EDT Att: 9,524 - Unknown</p> <p>livebaseballscorecards.com</p> <p>AB 42 R 1 H 5 RBI 1 BB 3 SO 14 LOB 14</p> 																					
Russ Snyder, L OBP: 0.311, SLG: 0.351 (1, 9)														6 0 2 0 0 2 1																						
Frank Robinson, R OBP: 0.430, SLG: 0.636 (1, 7)														5 0 0 0 1 3 2																						
Brooks Robinson, R OBP: 0.336, SLG: 0.447 (1, 5)														4 0 0 0 1 1 3																						
Curt Blefary, L OBP: 0.314, SLG: 0.401 (1, 3)														5 0 0 0 0 2 1																						
Paul Blair, R OBP: 0.341, SLG: 0.440 (1, 8)														3 0 0 0 1 1 0																						
Davey Johnson, R OBP: 0.324, SLG: 0.382 (1, 4)														5 1 2 1 0 0 3																						
Vic Roznovsky, L OBP: 0.259, SLG: 0.286 Moe Drabowsky, R OBP: 0.421, SLG: 0.389 (9, 1)														4 0 0 0 0 0 3 0 0 0 0 0 0 0																						
Dave McNally, R OBP: 0.162, SLG: 0.189 Andy Etchebarren, R OBP: 0.227, SLG: 0.332 (9, 2)														3 0 1 0 0 1 0 2 0 0 0 0 1 1																						
<b>Inning Stats</b>	R: 0 E: 0 K: 2 S: 8	H: 1 LOB: 1 BB: 0 P: 8	R: 1 E: 0 K: 1 S: 6	H: 1 LOB: 0 BB: 0 P: 6	R: 0 E: 0 K: 3 S: 10	H: 1 LOB: 1 BB: 0 P: 10	R: 0 E: 0 K: 0 S: 3	H: 0 LOB: 2 BB: 0 P: 11	R: 0 E: 0 K: 0 S: 3	H: 0 LOB: 0 BB: 0 P: 3	R: 0 E: 0 K: 3 S: 9	H: 1 LOB: 1 BB: 0 P: 4	R: 0 E: 0 K: 1 S: 5	H: 0 LOB: 0 BB: 0 P: 5		R: 0 E: 0 K: 1 S: 5	H: 0 LOB: 1 BB: 0 P: 6	R: 0 E: 0 K: 1 S: 5	H: 0 LOB: 0 BB: 0 P: 5	1B: 3 2B: 1 3B: 0 HR: 1	SF: 0 SAC: 2 DP: 0 HBP: 1	WP: 1 PB: 0 SB: 0 CS: 0	PA: 48													
<b>PITCHER</b> Stan Williams, R ERA: 1.98 (1, 1)	IP 13.0 WLS 8 BF 48	H 5 R 1 ER 1 SO 14	BB 3 IBB 0 HBP 1 BLK 0	WP 1 HR 1 S 72 P 85	ERA 0.69 WHIP 0.615	<b>PITCHER</b>										IP 13.0 WLS 8 BF 48	H 5 R 1 ER 1 SO 14	BB 3 IBB 0 HBP 1 BLK 0	WP 1 HR 1 S 72 P 85	ERA 0.69 WHIP 0.615	<b>PITCHER</b>										IP 13.0 WLS 8 BF 48	H 5 R 1 ER 1 SO 14	BB 3 IBB 0 HBP 1 BLK 0	WP 1 HR 1 S 72 P 85	ERA 0.69 WHIP 0.615	

Batter	1	2	3	4	5	6	7	8	9	10	11	12	13	AB R H RBI BB SO LOB	BOTTOM																					
Chuck Hinton, R OBP: 0.317, SLG: 0.348 (13, 7)														5 1 3 2 1 0 0	<p><b>Baltimore Orioles @ Cleveland Indians</b> Cleveland Municipal Stadium, Cleveland, OH</p> <p>Thu Aug 10 1967, 7:05 PM EDT Att: 9,524 - Unknown</p> <p>livebaseballscorecards.com</p> <p>AB 44 R 2 H 8 RBI 2 BB 2 SO 10 LOB 9</p> 																					
Vic Davallo, L OBP: 0.296, SLG: 0.376 (1, 8)														5 0 0 0 0 1 2																						
Max Alvis, R OBP: 0.314, SLG: 0.401 (1, 5)														5 0 1 0 0 0 0																						
Tony Horton, R OBP: 0.320, SLG: 0.417 (1, 3)														5 0 2 0 0 0 1																						
Don Demeter, R OBP: 0.243, SLG: 0.349 Lee Maye, L OBP: 0.296, SLG: 0.416 (12, PH) (13, 9)														4 0 0 0 0 1 1 1 0 0 0 0 0 0																						
Duke Sims, L OBP: 0.305, SLG: 0.356 (1, 2)														5 0 0 0 0 2 0																						
Vern Fuller, R OBP: 0.293, SLG: 0.429 (1, 4)														4 1 1 0 1 3 0																						
Larry Brown, R OBP: 0.322, SLG: 0.331 (1, 6)														5 0 1 0 0 1 2																						
Stan Williams, R OBP: 0.111, SLG: 0.111 Fred Whitfield, L OBP: 0.261, SLG: 0.352 (13, PH) (1, 1)														4 0 0 0 0 2 2 1 0 0 0 0 0 1																						
<b>Inning Stats</b>	R: 1 E: 0 K: 0 S: 5	H: 2 LOB: 1 BB: 0 P: 5	R: 0 E: 0 K: 0 S: 3	H: 0 LOB: 1 BB: 1 P: 7	R: 0 E: 0 K: 2 S: 7	H: 1 LOB: 1 BB: 0 P: 4	R: 0 E: 0 K: 1 S: 3	H: 0 LOB: 0 BB: 0 P: 3	R: 0 E: 0 K: 1 S: 5	H: 0 LOB: 0 BB: 0 P: 5	R: 0 E: 0 K: 1 S: 8	H: 1 LOB: 1 BB: 0 P: 8	R: 0 E: 0 K: 1 S: 5	H: 0 LOB: 0 BB: 0 P: 3		R: 0 E: 0 K: 1 S: 5	H: 0 LOB: 0 BB: 0 P: 5	R: 1 E: 0 K: 0 S: 4	H: 2 LOB: 1 BB: 0 P: 4	1B: 5 2B: 3 3B: 0 HR: 1	SF: 0 SAC: 0 DP: 1 HBP: 0	WP: 0 PB: 0 SB: 0 CS: 1	PA: 46													
<b>PITCHER</b> Dave McNally, L ERA: 4.5 Moe Drabowsky, R ERA: 9.94 (9, 1)	IP 8.0 WLS 29 BF 4	H 4 R 1 ER 1 SO 6	BB 2 IBB 0 HBP 0 BLK 0	WP 0 HR 1 S 39 P 47	ERA 1.12 WHIP 0.750	<b>PITCHER</b>										IP 8.0 WLS 29 BF 4	H 4 R 1 ER 1 SO 6	BB 2 IBB 0 HBP 0 BLK 0	WP 0 HR 1 S 39 P 47	ERA 1.12 WHIP 0.750	<b>PITCHER</b>										IP 8.0 WLS 29 BF 4	H 4 R 1 ER 1 SO 6	BB 2 IBB 0 HBP 0 BLK 0	WP 0 HR 1 S 39 P 47	ERA 1.12 WHIP 0.750	



Batter	1	2	3	4	5	6	7	8	9	AB	R	H	RBI	BB	SO	LOB	TOP			
Horace Clarke, S OBP: 0.313, SLG: 0.297 (1, 4)										5	1	2	0	0	0	2				
Roy White, S OBP: 0.276, SLG: 0.289 Ross Moschitto, R (8, 8)										4	0	2	1	0	1	2				
Jake Gibbs, L OBP: 0.313, SLG: 0.309 (1, 2)										5	1	3	1	0	0	2				
Joe Peppone, L OBP: 0.315, SLG: 0.388 (1, 3)										5	1	2	1	0	1	4				
Tom Tresh, S OBP: 0.301, SLG: 0.350 (1, 7)										5	0	1	1	0	2	4				
Charley Smith, R OBP: 0.291, SLG: 0.362 (1, 5)										5	1	2	1	0	1	3				
Bill Robinson, R OBP: 0.248, SLG: 0.269 (8, 9)										4	0	1	0	0	1	2	AB 42			
Ruben Amaro, R OBP: 0.301, SLG: 0.255 (1, 6)										4	0	1	0	0	0	2	R 5			
Al Downing, R OBP: 0.211, SLG: 0.226 (1, 1)										4	0	1	0	0	0	2	H 15			
																	RBI 5			
																	BB 0			
																	SO 7			
																	LOB 24			
<b>Inning Stats</b>	R: 1 E: 0 K: 1 S: 7	H: 2 LOB: 1 BB: 0 P: 7	R: 1 E: 1 K: 1 S: 7	H: 2 LOB: 1 BB: 0 P: 7	R: 0 E: 0 K: 1 S: 6	H: 1 LOB: 1 BB: 0 P: 6	R: 0 E: 0 K: 1 S: 5	H: 0 LOB: 0 BB: 0 P: 5	R: 0 E: 0 K: 1 S: 5	H: 2 LOB: 2 BB: 0 P: 7	R: 1 E: 0 K: 0 S: 6	H: 3 LOB: 2 BB: 0 P: 6	R: 0 E: 0 K: 1 S: 7	H: 2 LOB: 2 BB: 0 P: 7	R: 2 E: 0 K: 0 S: 6	H: 3 LOB: 1 BB: 0 P: 6	1B: 12 2B: 2 3B: 0 HR: 1	SF: 0 SAC: 0 DP: 1 HBP: 0	WP: 1 PB: 0 SB: 1 CS: 0	PA: 42
<b>PITCHER</b>	IP WLS BF H R ER SO BB IBB HBP BLK WP HR S P ERA WHIP																			
Steve Hargan, R ERA: 2.47 (1, 1)	8.0 L 36 12 3 3 7 0 0 0 0 1 1 50 50 3.38 1.500																			
Ed Connolly, L ERA: 5.09 (9, 1)	1.0 6 3 2 2 0 0 0 0 0 0 0 6 6 18.00 3.000																			

New York Yankees @ Cleveland Indians  
Cleveland Municipal Stadium, Cleveland, OH

AB 42  
R 5  
H 15  
RBI 5  
BB 0  
SO 7  
LOB 24



WP: 1 PA: 42  
PB: 0 SB: 1 CS: 0

Fri Aug 11 1967, 7:05 PM EDT  
Unknown

Batter	1	2	3	4	5	6	7	8	9	AB	R	H	RBI	BB	SO	LOB	BOTTOM					
Chuck Hinton, R OBP: 0.313, SLG: 0.344 (1, 9)										4	0	0	0	0	1	2						
Vic Davallilo, L OBP: 0.298, SLG: 0.376 (1, 8)										3	0	1	0	1	0	0						
Max Alvis, R OBP: 0.317, SLG: 0.404 (1, 5)										4	0	3	1	0	1	0						
Tony Horton, R OBP: 0.314, SLG: 0.409 (1, 3)										4	0	0	0	0	3	5						
Don Demeter, R OBP: 0.250, SLG: 0.398 (1, 7)										4	2	2	2	0	1	0						
Duke Sims, L OBP: 0.304, SLG: 0.351 (1, 2)										3	0	0	0	1	2	0						
Vern Fuller, R OBP: 0.282, SLG: 0.411 (1, 4)										4	0	0	0	0	3	1	AB 33					
Larry Brown, R OBP: 0.319, SLG: 0.328 (1, 6)										4	0	0	0	0	1	0	R 3					
Steve Hargan, R OBP: 0.236, SLG: 0.250 Pedro Gonzalez, R OBP: 0.271, SLG: 0.265 (8, PH) Ed Connolly, L OBP: 0.222, SLG: 0.333 (9, 1)										2	1	1	0	0	0	0	RBI 3					
										1	0	1	0	0	0	0	BB 2					
										0	0	0	0	0	0	0	SO 12					
																	LOB 8					
<b>Inning Stats</b>	R: 0 E: 0 K: 1 S: 5	H: 0 LOB: 0 BB: 0 P: 5	R: 0 E: 0 K: 3 S: 9	H: 0 LOB: 0 BB: 0 P: 9	R: 0 E: 0 K: 1 S: 5	H: 0 LOB: 0 BB: 0 P: 5	R: 0 E: 0 K: 1 S: 6	H: 1 LOB: 1 BB: 0 P: 6	R: 0 E: 0 K: 1 S: 5	H: 0 LOB: 0 BB: 0 P: 5	R: 1 E: 1 K: 1 S: 8	H: 3 LOB: 2 BB: 0 P: 8	R: 1 E: 0 K: 2 S: 7	H: 1 LOB: 1 BB: 1 P: 11	R: 0 E: 0 K: 1 S: 6	H: 2 LOB: 2 BB: 1 P: 10	R: 1 E: 0 K: 1 S: 6	H: 1 LOB: 0 BB: 0 P: 6	1B: 6 2B: 0 3B: 0 HR: 2	SF: 0 SAC: 0 DP: 0 HBP: 0	WP: 0 PB: 0 SB: 0 CS: 2	PA: 35
<b>PITCHER</b>	IP WLS BF H R ER SO BB IBB HBP BLK WP HR S P ERA WHIP																					
Al Downing, L ERA: 2.44 (1, 1)	9.0 W 35 8 3 2 12 2 0 0 0 0 2 57 65 2.00 1.111																					

New York Yankees @ Cleveland Indians  
Cleveland Municipal Stadium, Cleveland, OH

AB 33  
R 3  
H 8  
RBI 3  
BB 2  
SO 12  
LOB 8



WP: 0 PA: 35  
PB: 0 SB: 0 CS: 2

Fri Aug 11 1967, 7:05 PM EDT  
Unknown



Batter	1	2	3	4	5	6	7	8	9	AB	R	H	RBI	BB	SO	LOB	TOP								
Horace Clarke, S OBP: 0.310, SLG: 0.294 (1, 4)	F8			5-3		6-3		6-3									4 0 0 0 0 0 0								
Roy White, S OBP: 0.277, SLG: 0.283 Ross Moschitto, R (6, 7)	4-3			F9		BB			2B	2 0 0 0 1 0 0							0 1 0 0 1 0 0								
Mickey Mantle, S OBP: 0.384, SLG: 0.471 (1, 3)	F8			F5		F9			2B	4 1 1 1 0 0 1															
Joe Pepitone, L OBP: 0.315, SLG: 0.385 (1, 8)		G3			F9			G3	2B	3 1 0 0 1 0 0															
Charley Smith, R OBP: 0.293, SLG: 0.365 (1, 5)		G6-3 BB			K			K	IBB	3 0 1 2 1 2 0															
Bill Robinson, R OBP: 0.252, SLG: 0.283 (1, 9)		G6-3 1-2			HR			BB	K	3 1 1 1 1 1 2															
Bob Tillman, R OBP: 0.240, SLG: 0.254 (1, 2)				F8		FC5-4 1B		K	G6-4-3 BB	3 0 1 0 1 1 1															
Ruben Amaro, R OBP: 0.297, SLG: 0.252 (1, 6)				K		FC5-4 1-2		F9	G6-4-3	4 0 0 0 0 1 3															
Mel Stottlemyre, R OBP: 0.133, SLG: 0.103 (1, 1)				K				K		3 0 0 0 0 3 0															
<b>Inning Stats</b>	R: 0 E: 0 K: 0 S: 3	H: 0 LOB: 0 BB: 3 P: 3	R: 0 E: 0 K: 0 S: 2	H: 0 LOB: 0 BB: 1 P: 6	R: 0 E: 0 K: 2 S: 7	H: 0 LOB: 0 BB: 0 P: 7	R: 0 E: 0 K: 0 S: 3	H: 0 LOB: 0 BB: 0 P: 3	R: 1 E: 0 K: 1 S: 7	H: 2 LOB: 1 BB: 0 P: 7	R: 0 E: 0 K: 2 S: 5	H: 0 LOB: 1 BB: 1 P: 9	R: 0 E: 0 K: 1 S: 7	H: 0 LOB: 1 BB: 1 P: 11	R: 0 E: 0 K: 1 S: 5	H: 0 LOB: 0 BB: 0 P: 5	R: 3 E: 0 K: 1 S: 6	H: 2 LOB: 1 BB: 3 P: 18	1B: 1 2B: 2 3B: 0 HR: 1	SF: 0 SAC: 0 DP: 2 HBP: 0	WP: 0 PB: 0 SB: 0 CS: 0	PA: 35			
<b>PITCHER</b>	IP	WLS	BF	H	R	ER	SO	BB	IBB	HBP	BLK	WP	HR	S	P	ERA	WHIP								
Luis Tiant, R ERA: 2.96 (1, 1)	8.0	L	28	2	1	1	7	3	0	0	0	0	1	39	51	1.12	0.625								
George Culver, R ERA: 4.73 (9, 1)	0.0		3	1	3	3	0	1	1	0	0	0	0	1	9	∞	∞								
Orlando Pena, R ERA: 3.16 (9, 1)	1.0		4	1	0	0	1	1	0	0	0	0	0	5	9	0.00	2.000								

**New York Yankees @ Cleveland Indians**  
Cleveland Municipal Stadium, Cleveland, OH

AB 29  
R 4  
H 4  
RBI 4  
BB 6  
SO 8  
LOB 7



Fri Aug 11 1967, 7:05 PM EDT  
Att: 12,930 - Unknown

Batter	1	2	3	4	5	6	7	8	9	AB	R	H	RBI	BB	SO	LOB	BOTTOM								
Lee Maye, L OBP: 0.304, SLG: 0.424 (1, 9)	1B 2B			FC5-4 1-2 2-3		G3			FC4-6 1B	5 0 3 0 0 0 2															
Vic Davallilo, L OBP: 0.296, SLG: 0.372 (1, 8)	E 2-3 1B			F4				F6	FC4-6 1B	5 1 1 0 0 0 5															
Leon Wagner, L OBP: 0.320, SLG: 0.431 (1, 7)	F8			K				5-3	4-3	5 0 1 0 0 1 5															
Tony Horton, R OBP: 0.320, SLG: 0.414 Pedro Gonzalez, R OBP: 0.281, SLG: 0.344 (9, PR)	K			SH1-4 1B		F7			1B	5 0 3 1 0 1 2															
Max Alvis, R OBP: 0.317, SLG: 0.403 (1, 5)	E1 FC5-4			SH1-4 1B		K			1B	4 0 1 0 0 2 3															
Joe Azcue, R OBP: 0.330, SLG: 0.444 Chuck Hinton, R OBP: 0.313, SLG: 0.344 Duke Sims, L OBP: 0.303, SLG: 0.349 (9, 2)	FC5-4 1-2			1-3		FC4-6 1B			L6	3 0 1 0 1 0 5															
Vern Fuller, R OBP: 0.274, SLG: 0.398 (1, 4)				F7		FC4-6 1-2			SH5-3 BB	3 0 0 0 0 0 3															
Larry Brown, R OBP: 0.318, SLG: 0.327 (1, 6)	1B S 1B			E6 FC5-4 BB		F7			F8	4 0 1 0 0 0 2															
Luis Tiant, R OBP: 0.280, SLG: 0.396 Jim King, L OBP: 0.281, SLG: 0.245 (8, PH) George Culver, R OBP: 0.333, SLG: 0.333 Orlando Pena, R (9, 1)	K			FC5-4 1-2 BB		1-4-3			3-1	2 0 0 0 1 1 1															
<b>Inning Stats</b>	R: 0 E: 1 K: 1 S: 8	H: 2 LOB: 3 BB: 0 P: 8	R: 0 E: 0 K: 1 S: 7	H: 2 LOB: 2 BB: 0 P: 7	R: 0 E: 0 K: 1 S: 5	H: 2 LOB: 2 BB: 0 P: 5	R: 0 E: 1 K: 1 S: 6	H: 0 LOB: 1 BB: 1 P: 10	R: 0 E: 0 K: 0 S: 3	H: 1 LOB: 1 BB: 0 P: 6	R: 0 E: 0 K: 1 S: 6	H: 1 LOB: 1 BB: 0 P: 6	R: 0 E: 0 K: 0 S: 3	H: 0 LOB: 2 BB: 1 P: 7	R: 1 E: 0 K: 0 S: 6	H: 3 LOB: 2 BB: 0 P: 6	1B: 10 2B: 1 3B: 0 HR: 0	SF: 0 SAC: 2 DP: 0 HBP: 0	WP: 0 PB: 0 SB: 1 CS: 0	PA: 42					
<b>PITCHER</b>	IP	WLS	BF	H	R	ER	SO	BB	IBB	HBP	BLK	WP	HR	S	P	ERA	WHIP								
Mel Stottlemyre, R ERA: 2.84 (1, 1)	9.0	W	42	11	1	1	5	2	0	0	0	0	0	50	58	1.00	1.444								

**New York Yankees @ Cleveland Indians**  
Cleveland Municipal Stadium, Cleveland, OH

AB 38  
R 1  
H 11  
RBI 1  
BB 2  
SO 5  
LOB 32




Fri Aug 11 1967, 7:05 PM EDT  
Att: 12,930 - Unknown



Batter	1	2	3	4	5	6	7	8	9	AB	R	H	RBI	BB	SO	LOB	TOP			
<b>Horace Clarke, S</b> OBP: 0.309, SLG: 0.293 (1, 4)										4	1	1	0	0	0	1	<b>New York Yankees @ Cleveland Indians</b> Cleveland Municipal Stadium, Cleveland, OH Sat Aug 12 1967, 3:33 AM EDT Att: 8,597 - Unknown			
<b>Bill Robinson, R</b> OBP: 0.252, SLG: 0.283 (1, 9)										4	0	1	0	0	0	1				
<b>Mickey Mantle, S</b> OBP: 0.388, SLG: 0.473 (1, 3)										3	1	2	1	1	0	0				
<b>Tom Tresh, S</b> OBP: 0.301, SLG: 0.351 (1, 7)										4	0	1	0	0	0	2				
<b>Charley Smith, R</b> OBP: 0.293, SLG: 0.363 (1, 5)										4	0	1	0	0	2	2				
<b>Joe Pepitone, L</b> OBP: 0.314, SLG: 0.384 (1, 8)										4	0	1	1	0	0	1				
<b>Jake Gibbs, L</b> OBP: 0.312, SLG: 0.305 (1, 2)										3	0	0	0	0	1	0				
<b>Ruben Amaro, R</b> OBP: 0.298, SLG: 0.250 (1, 6)										2	0	0	0	1	1	3				
<b>Fritz Peterson, S</b> OBP: 0.286, SLG: 0.163 (1, 1)										0	0	0	0	0	0	0				
<b>Bill Monbouquette, R</b> OBP: 0.143, SLG: 0.143 (1, 1)										1	0	0	0	0	1	1				
<b>Roy White, S</b> OBP: 0.275, SLG: 0.280 (4, PH)										1	0	0	0	0	0	3				
<b>Thad Tiltonson, R</b> OBP: 0.288, SLG: 0.288 (4, 1)										0	0	0	0	0	0	0				
<b>Ross Moschitto, R</b> OBP: 0.296, SLG: 0.296 (7, PH)										1	0	0	0	0	0	0				
<b>Dooley Womack, L</b> OBP: 0.296, SLG: 0.296 (7, 1)										0	0	0	0	0	0	0				
<b>Inning Stats</b>	R: 1 E: 0 K: 0 S: 4	H: 2 LOB: 0 BB: 0 P: 4	R: 0 E: 0 K: 2 S: 7	H: 0 LOB: 0 BB: 0 P: 7	R: 0 E: 1 K: 1 S: 5	H: 0 LOB: 1 BB: 1 P: 9	R: 1 E: 0 K: 1 S: 8	H: 3 LOB: 3 BB: 0 P: 9	R: 0 E: 0 K: 0 S: 3	H: 1 LOB: 1 BB: 0 P: 3	R: 0 E: 0 K: 1 S: 5	H: 0 LOB: 0 BB: 0 P: 5	R: 0 E: 0 K: 0 S: 3	H: 1 LOB: 0 BB: 0 P: 3	R: 0 E: 0 K: 0 S: 3	H: 0 LOB: 0 BB: 0 P: 3	1B: 6 2B: 1 3B: 0 HR: 0	SF: 0 SAC: 0 DP: 2 HBP: 1	WP: 0 PB: 0 SB: 0 CS: 0	PA: 34
<b>PITCHER</b> <b>John O'Donoghue, L</b> ERA: 3.3 (1, 1)	IP: 9.0 WLS: W BF: 34 H: 7 R: 2 ER: 2 SO: 5 BB: 2 IBB: 0 HBP: 1 BLK: 0 WP: 0 HR: 0 S: 41 P: 50 ERA: 2.00 WHIP: 1.000															<b>PITCHER</b>				

AB	31
R	2
H	7
RBI	2
BB	2
SO	5
LOB	14



Batter	1	2	3	4	5	6	7	8	9	AB	R	H	RBI	BB	SO	LOB	BOTTOM			
<b>Chuck Hinton, R</b> OBP: 0.317, SLG: 0.353 (1, 9)										5	1	3	0	0	0	1	<b>New York Yankees @ Cleveland Indians</b> Cleveland Municipal Stadium, Cleveland, OH Sat Aug 12 1967, 3:33 AM EDT Att: 8,597 - Unknown			
<b>Leon Wagner, L</b> OBP: 0.316, SLG: 0.426 (1, 7)										4	0	0	0	0	1	3				
<b>Vic Davallilo, L</b> OBP: 0.296, SLG: 0.372 (7, 8)										0	0	0	0	0	0	0				
<b>Max Alvis, R</b> OBP: 0.318, SLG: 0.404 (1, 5)										4	1	2	0	0	1	2				
<b>Tony Horton, R</b> OBP: 0.319, SLG: 0.411 (1, 3)										4	1	1	1	0	1	2				
<b>Don Demeter, R</b> OBP: 0.264, SLG: 0.400 (7, 7)										2	2	1	0	1	0	1				
<b>Joe Azcue, R</b> OBP: 0.329, SLG: 0.450 (1, 2)										4	1	1	2	0	1	4				
<b>Vern Fuller, R</b> OBP: 0.291, SLG: 0.416 (1, 4)										3	0	2	3	0	1	1				
<b>Larry Brown, R</b> OBP: 0.316, SLG: 0.324 (1, 6)										3	0	0	0	0	2	2				
<b>John O'Donoghue, R</b> OBP: 0.156, SLG: 0.200 (1, 1)										4	0	0	0	0	1	1				
<b>Inning Stats</b>	R: 4 E: 0 K: 2 S: 12	H: 5 LOB: 1 BB: 0 P: 12	R: 0 E: 0 K: 0 S: 3	H: 0 LOB: 0 BB: 0 P: 3	R: 2 E: 0 K: 1 S: 7	H: 2 LOB: 1 BB: 0 P: 8	R: 0 E: 0 K: 1 S: 6	H: 1 LOB: 1 BB: 0 P: 6	R: 0 E: 0 K: 1 S: 6	H: 1 LOB: 1 BB: 0 P: 6	R: 0 E: 0 K: 1 S: 6	H: 1 LOB: 1 BB: 0 P: 6	R: 0 E: 0 K: 1 S: 5	H: 0 LOB: 1 BB: 0 P: 6	R: 0 E: 0 K: 1 S: 5	H: 0 LOB: 1 BB: 0 P: 6	1B: 6 2B: 3 3B: 1 HR: 0	SF: 0 SAC: 1 DP: 0 HBP: 2	WP: 0 PB: 0 SB: 0 CS: 0	PA: 37
<b>PITCHER</b> <b>Fritz Peterson, L</b> ERA: 4.22 (1, 1)	IP: 0.2 WLS: L BF: 7 H: 5 R: 4 ER: 4 SO: 4 BB: 0 IBB: 0 HBP: 0 BLK: 0 WP: 0 HR: 0 S: 13 P: 14 ERA: 7.500 WHIP: 0.857															<b>PITCHER</b>				
<b>Bill Monbouquette, R</b> ERA: 2.06 (1, 1)	IP: 2.1 WLS: W BF: 10 H: 2 R: 2 ER: 2 SO: 2 BB: 0 IBB: 0 HBP: 1 BLK: 0 WP: 0 HR: 0 S: 13 P: 14 ERA: 7.71 WHIP: 0.857															<b>PITCHER</b>				
<b>Thad Tiltonson, R</b> ERA: 3.96 (4, 1)	IP: 3.0 WLS: W BF: 12 H: 2 R: 0 ER: 0 SO: 3 BB: 1 IBB: 0 HBP: 0 BLK: 0 WP: 0 HR: 0 S: 17 P: 21 ERA: 0.00 WHIP: 1.000															<b>PITCHER</b>				
<b>Dooley Womack, R</b> ERA: 2.7 (7, 1)	IP: 2.0 WLS: W BF: 8 H: 1 R: 0 ER: 0 SO: 2 BB: 0 IBB: 0 HBP: 1 BLK: 0 WP: 0 HR: 0 S: 11 P: 12 ERA: 0.00 WHIP: 0.500															<b>PITCHER</b>				

AB	33
R	6
H	10
RBI	6
BB	1
SO	8
LOB	17





Batter	1	2	3	4	5	6	7	8	9	AB	R	H	RBI	BB	SO	LOB	TOP				
Horace Clarke, S OBP: 0.314, SLG: 0.302										6	3	4	2	0	1	1					
Bill Robinson, R OBP: 0.255, SLG: 0.282										4	1	1	1	1	0	2					
Mickey Mantle, S OBP: 0.394, SLG: 0.473										2	3	1	0	4	1	0					
Tom Tresh, S OBP: 0.301, SLG: 0.350										4	1	1	1	1	1	6					
Charley Smith, R OBP: 0.292, SLG: 0.362										4	1	1	1	0	2	3					
John Kennedy, R OBP: 0.303, SLG: 0.282										2	2	2	0	0	0	0					
Joe Pepitone, L OBP: 0.314, SLG: 0.386										6	1	2	1	0	1	5					
Bob Tillman, R OBP: 0.247, SLG: 0.303										5	1	2	6	0	1	2					
Ruben Amaro, R OBP: 0.309, SLG: 0.265										4	1	4	2	2	0	0					
Fred Talbot, R OBP: 0.314, SLG: 0.367										1	0	0	0	0	1	1					
Rose Moschitto, R OBP: 0.292, SLG: 0.165										0	0	0	0	0	0	0					
Fritz Peterson, S OBP: 0.292, SLG: 0.165										0	0	0	0	0	0	0					
Roy White, R OBP: 0.292, SLG: 0.165										0	0	0	0	0	0	0					
Steve Hamilton, R OBP: 0.292, SLG: 0.165										0	0	0	0	0	0	0					
Dooley Womack, L OBP: 0.292, SLG: 0.165										0	0	0	0	0	0	0					
<b>Inning Stats</b>	R: 0 E: 0 K: 1 S: 7	H: 2 LOB: 2 BB: 0 P: 7	R: 0 E: 0 K: 2 S: 7	H: 0 LOB: 1 BB: 1 P: 11	R: 0 E: 0 K: 2 S: 7	H: 0 LOB: 0 BB: 0 P: 7	R: 0 E: 0 K: 2 S: 8	H: 1 LOB: 1 BB: 0 P: 8	R: 0 E: 0 K: 1 S: 6	H: 1 LOB: 1 BB: 0 P: 6	R: 6 E: 0 K: 1 S: 9	H: 4 LOB: 2 BB: 4 P: 25	R: 0 E: 0 K: 0 S: 4	H: 1 LOB: 2 BB: 1 P: 8	R: 4 E: 0 K: 0 S: 8	H: 5 LOB: 2 BB: 1 P: 12	R: 5 E: 0 K: 0 S: 7	H: 4 LOB: 1 BB: 2 P: 15	1B: 13 2B: 4 3B: 0 HR: 1	SF: 2 SAC: 1 DP: 0 HBP: 0	WP: 3 PA: 54 PB: 1 SB: 3 CS: 0
<b>PITCHER</b>	IP WLS BF H R ER SO BB IBB HBP BLK WP HR S P ERA WHIP																				
Sam McDowell, L ERA: 3.55	(1, 1) 5.2 26 6 4 4 8 3 0 0 0 0 2 0 39 51 6.35 1.588																				
Sonny Siebert, R ERA: 2.93	(6, 1) 0.0 L 4 2 2 2 0 2 0 0 0 0 0 0 2 10 ∞ ∞																				
Orlando Pena, R ERA: 3.09	(6, 1) 1.1 6 1 0 0 1 1 0 0 0 0 0 0 7 11 0.00 1.500																				
Ed Connolly, L ERA: 6.75	(8, 1) 2.0 18 9 9 9 0 3 0 0 0 0 1 1 15 27 40.50 6.000																				

New York Yankees @ Cleveland Indians  
Cleveland Municipal Stadium, Cleveland, OH

AB 42  
R 15  
H 18  
RBI 14  
BB 9  
SO 9  
LOB 26



Sun Aug 13 1967, 3:33 AM EDT  
Att: 13,051 - Unknown

Batter	1	2	3	4	5	6	7	8	9	AB	R	H	RBI	BB	SO	LOB	BOTTOM				
Lee Maye, L OBP: 0.314, SLG: 0.444										5	3	4	2	0	0	0					
Vic Davallilo, L OBP: 0.294, SLG: 0.368										5	0	1	1	0	1	3					
Leon Wagner, L OBP: 0.318, SLG: 0.430										4	1	2	2	0	0	1					
Tony Horton, R OBP: 0.325, SLG: 0.415										5	1	3	2	0	0	1					
Max Alvis, R OBP: 0.319, SLG: 0.417										5	2	2	3	0	1	3					
Duke Sims, L OBP: 0.303, SLG: 0.363										3	1	1	1	0	1	0					
Joe Azcue, R OBP: 0.327, SLG: 0.448										1	0	0	0	0	0	0					
Vern Fuller, R OBP: 0.289, SLG: 0.410										4	1	1	0	0	2	0					
Larry Brown, R OBP: 0.315, SLG: 0.321										3	0	0	0	1	0	1					
Sam McDowell, L ERA: 4.22	(1, 1) 4.0 18 7 4 4 2 1 0 0 0 0 0 0 5 5 9.00 2.000																				
Fritz Peterson, L ERA: 4.19	(5, 1) 1.0 W 3 1 0 0 1 0 0 0 0 0 0 0 5 5 0.00 1.000																				
Steve Hamilton, L ERA: 3.98	(6, 1) 3.1 16 6 6 6 3 0 0 0 0 0 0 2 22 22 16.20 1.800																				
Dooley Womack, R ERA: 2.82	(9, 1) 0.2 S 4 2 1 1 0 0 0 0 0 0 0 0 4 4 13.50 3.000																				
<b>Inning Stats</b>	R: 1 E: 0 K: 0 S: 4	H: 2 LOB: 0 BB: 0 P: 4	R: 1 E: 0 K: 2 S: 8	H: 1 LOB: 0 BB: 0 P: 8	R: 2 E: 0 K: 0 S: 6	H: 4 LOB: 1 BB: 0 P: 6	R: 0 E: 0 K: 0 S: 3	H: 0 LOB: 1 BB: 1 P: 7	R: 0 E: 0 K: 1 S: 5	H: 1 LOB: 0 BB: 0 P: 5	R: 1 E: 0 K: 2 S: 8	H: 1 LOB: 0 BB: 0 P: 8	R: 0 E: 0 K: 1 S: 5	H: 0 LOB: 0 BB: 0 P: 5	R: 2 E: 0 K: 0 S: 5	H: 2 LOB: 0 BB: 0 P: 5	R: 4 E: 0 K: 0 S: 8	H: 5 LOB: 1 BB: 0 P: 8	1B: 10 2B: 3 3B: 1 HR: 3	SF: 1 SAC: 0 DP: 3 HBP: 0	WP: 0 PA: 41 PB: 0 SB: 1 CS: 0
<b>PITCHER</b>	IP WLS BF H R ER SO BB IBB HBP BLK WP HR S P ERA WHIP																				

New York Yankees @ Cleveland Indians  
Cleveland Municipal Stadium, Cleveland, OH

AB 39  
R 11  
H 16  
RBI 11  
BB 1  
SO 6  
LOB 10



Sun Aug 13 1967, 3:33 AM EDT  
Att: 13,051 - Unknown



Batter	1	2	3	4	5	6	7	8	9	AB	R	H	RBI	BB	SO	LOB	TOP					
Chuck Hinton, R OBP: 0.318, SLG: 0.357 (1, 9)	F3		FC4-6			5-3		1B		4	1	1	0	0	0	1						
Leon Wagner, L OBP: 0.317, SLG: 0.428 Vic Davallilo, L OBP: 0.294, SLG: 0.368 (8, FR) (8, 8)	K			1-3		F6		HR		4	0	1	1	0	1	0						
Max Alvis, R OBP: 0.319, SLG: 0.422 (1, 5)	F4			F7		F5		HR		4	1	1	2	0	0	0						
Tony Horton, R OBP: 0.328, SLG: 0.416 (1, 3)		G5-4-3		F5			F9			4	0	2	0	0	0	0						
Don Demeter, R OBP: 0.262, SLG: 0.393 (8, 7)		G5-4-3			F2			K		4	0	1	0	0	1	3						
Duke Sims, L OBP: 0.298, SLG: 0.356 (1, 2)	K			3-1			F3			4	0	0	0	0	1	1						
Vern Fuller, R OBP: 0.288, SLG: 0.398 (1, 4)			F8		BB		5-3			3	0	0	0	1	0	1						
Larry Brown, R OBP: 0.314, SLG: 0.319 (1, 6)			F7		BB			K		3	0	0	0	1	1	0						
Stan Williams, R OBP: 0.167, SLG: 0.167 (1, 1)				F4				K		3	0	1	0	0	1	2						
<b>Inning Stats</b>	R: 0 E: 0 K: 1 S: 5	H: 0 LOB: 0 BB: 0 P: 5	R: 0 E: 0 K: 1 S: 5	H: 1 LOB: 0 BB: 0 P: 5	R: 0 E: 0 K: 0 S: 4	H: 1 LOB: 1 BB: 0 P: 4	R: 0 E: 0 K: 0 S: 3	H: 0 LOB: 0 BB: 0 P: 3	R: 0 E: 0 K: 0 S: 3	H: 0 LOB: 2 BB: 2 P: 11	R: 0 E: 0 K: 0 S: 3	H: 0 LOB: 1 BB: 0 P: 4	R: 0 E: 0 K: 0 S: 4	H: 1 LOB: 1 BB: 0 P: 4	R: 3 E: 0 K: 3 S: 13	H: 4 LOB: 2 BB: 0 P: 13	R: 0 E: 0 K: 0 S: 3	H: 0 LOB: 0 BB: 0 P: 3	1B: 5 2B: 1 3B: 0 HR: 1	SF: 0 SAC: 0 DP: 1 HBP: 0	WP: 0 PB: 0 SB: 0 CS: 0	PA: 35
<b>PITCHER</b>	IP	WLS	BF	H	R	ER	SO	BB	IBB	HBP	BLK	WP	HR	S	P	ERA	WHIP					
Barry Moore, L ERA: 3.92 Darold Knowles, L ERA: 2.23 Bob Priddy, R ERA: 3.86 Casey Cox, R ERA: 3.64	(1, 1) (8, 1) (8, 1) (9, 1)		7.0 0.2 0.1 1.0	25 L 5 3	3 3 1 0	0 3 0 0	2 3 2 0	2 0 1 0	0 0 0 0	0 0 0 0	0 0 0 0	0 0 0 0	0 1 9 0	27 9 4 3	35 9 4 3	0.00 40.50 0.00 0.00	0.714 4.500 3.000 0.000					

Cleveland Indians @ Washington Senators  
D.C. Stadium, Washington, DC  
Tue Aug 15 1967, 7:05 PM EDT  
Att: 27,138 - Unknown

AB 33  
R 3  
H 7  
RBI 3  
BB 2  
SO 5  
LOB 8

**C**

livebaseballscorecards.com

Batter	1	2	3	4	5	6	7	8	9	AB	R	H	RBI	BB	SO	LOB	BOTTOM					
Tim Cullen, R OBP: 0.331, SLG: 0.276 (1, 5) (9, 6)	6-3		F8			F8		F9		4	0	0	0	0	0	0						
Hank Allen, R OBP: 0.274, SLG: 0.317 (1, 8)	F4		F3			5-3			F6	4	0	0	0	0	0	0						
Frank Howard, R OBP: 0.344, SLG: 0.535 (1, 7)	F9			K		6-3			2B	4	0	1	0	0	1	0						
Fred Valentine, S OBP: 0.339, SLG: 0.348 (1, 9)		F4		G3			F8		6-3	4	0	1	0	0	0	1						
Dick Nen, L OBP: 0.332, SLG: 0.394 (1, 3)		1B		G3				2B	F2	4	0	2	0	0	0	2						
Paul Casanova, R OBP: 0.275, SLG: 0.350 (1, 2)		F7		4-3		1-3				3	0	0	0	0	0	3						
Bernie Allen, L OBP: 0.250, SLG: 0.267 (1, 4)					G3		F9			3	0	1	0	0	0	1						
Ed Brinkman, R OBP: 0.235, SLG: 0.228 Bob Savrine, S OBP: 0.291, SLG: 0.297 (8, PH) (9, 5)		6-3				6-3		4-3		2	0	0	0	0	0	2						
Barry Moore, L OBP: 0.170, SLG: 0.186 Darold Knowles, L OBP: 0.077, SLG: 0.077 Bob Priddy, R OBP: 0.333, SLG: 0.167 Mike Epstein, L OBP: 0.328, SLG: 0.367 Casey Cox, R (9, 1)	(1, 1) (8, 1) (8, 1) (8, PH) (9, 1)							K		0 0 0 0 0	0 0 0 0 0	0 0 0 0 0	0 0 0 0 0	0 0 0 0 0	0 0 0 0 0	0 0 0 0 0						
<b>Inning Stats</b>	R: 0 E: 0 K: 0 S: 3	H: 0 LOB: 0 BB: 0 P: 3	R: 0 E: 0 K: 0 S: 5	H: 2 LOB: 2 BB: 0 P: 5	R: 0 E: 0 K: 0 S: 3	H: 0 LOB: 0 BB: 0 P: 3	R: 0 E: 0 K: 1 S: 6	H: 1 LOB: 1 BB: 0 P: 6	R: 0 E: 0 K: 0 S: 3	H: 0 LOB: 0 BB: 0 P: 3	R: 0 E: 0 K: 0 S: 3	H: 0 LOB: 0 BB: 0 P: 3	R: 0 E: 0 K: 0 S: 4	H: 1 LOB: 1 BB: 0 P: 4	R: 0 E: 0 K: 1 S: 5	H: 0 LOB: 0 BB: 0 P: 5	R: 0 E: 0 K: 0 S: 4	H: 1 LOB: 1 BB: 0 P: 4	1B: 2 2B: 3 3B: 0 HR: 0	SF: 0 SAC: 0 DP: 0 HBP: 0	WP: 0 PB: 0 SB: 0 CS: 0	PA: 32
<b>PITCHER</b>	IP	WLS	BF	H	R	ER	SO	BB	IBB	HBP	BLK	WP	HR	S	P	ERA	WHIP					
Stan Williams, R ERA: 1.49	(1, 1)		9.0 W	32	5	0	0	2	0	0	0	0	0	36	36	0.00	0.556					

Cleveland Indians @ Washington Senators  
D.C. Stadium, Washington, DC  
Tue Aug 15 1967, 7:05 PM EDT  
Att: 27,138 - Unknown

AB 32  
R 0  
H 5  
RBI 0  
BB 0  
SO 2  
LOB 9

**SENATORS**

livebaseballscorecards.com



Batter	1	2	3	4	5	6	7	8	9	AB	R	H	RBI	BB	SO	LOB	TOP					
Lee Mays, L OBP: 0.309, SLG: 0.437 (1, 9)	0-0 3-1			0-3 K		0-0 FC4-6		0-0 5-3	4 0 0 0 0 1 1								<b>Cleveland Indians @ Washington Senators</b> D.C. Stadium, Washington, DC Wed Aug 16 1967, 7:05 PM EDT Att: 15,209 - Unknown					
Vic Davallio, L OBP: 0.293, SLG: 0.363 (1, 8)	0-0 F4			4-0 CS BB		0-0 F7		0-0 4-3	3 0 0 0 1 0 1													
Leon Wagner, L OBP: 0.316, SLG: 0.424 Chuck Hinton, R OBP: 0.318, SLG: 0.357 (9, PR) (9, 7)	0-0 F5			0-0 F8				0-0 F8	3 0 0 0 1 0 1 0 1 0 0 0 0 0													
Tony Horton, R OBP: 0.327, SLG: 0.418 (1, 3)		0-0 5-3			0-0 6-3			0-0 4-3	4 0 1 1 0 0 0													
Max Alvis, R OBP: 0.320, SLG: 0.421 (1, 5)		0-3 K			4-0 HBP BB			0-0 2B	3 0 1 0 1 1 2													
Duke Sims, L OBP: 0.299, SLG: 0.353 (1, 2)		0-0 4-3			1-0 G5-4-3 HBP			0-3 K	2 0 0 0 0 1 1													
Vern Fuller, R OBP: 0.281, SLG: 0.387 (1, 4)			0-0 F7		0-0 G5-4-3			0-3 K	3 0 0 0 0 1 2													
Larry Brown, R OBP: 0.312, SLG: 0.316 (1, 6)			0-0 6-3			0-3 K		0-0 F5	3 0 0 0 0 1 0													
Steve Hargan, R OBP: 0.241, SLG: 0.241 (1, 1)			0-0 5-3			4-0 FC4-6 BB		0-0 3-1	2 0 0 0 1 0 0													
<b>Inning Stats</b>	R: 0 E: 0 K: 0 S: 3	H: 0 LOB: 0 BB: 0 P: 3	R: 0 E: 0 K: 1 S: 5	H: 0 LOB: 0 BB: 0 P: 5	R: 0 E: 0 K: 0 S: 3	H: 0 LOB: 0 BB: 1 P: 3	R: 0 E: 0 K: 1 S: 4	H: 0 LOB: 0 BB: 1 P: 8	R: 0 E: 0 K: 1 S: 2	H: 0 LOB: 1 BB: 1 P: 7	R: 0 E: 0 K: 1 S: 5	H: 1 LOB: 1 BB: 0 P: 9	R: 0 E: 0 K: 1 S: 6	H: 1 LOB: 1 BB: 0 P: 6	R: 0 E: 0 K: 1 S: 5	H: 0 LOB: 0 BB: 0 P: 5	R: 1 E: 0 K: 0 S: 4	H: 1 LOB: 2 BB: 1 P: 8	1B: 1 2B: 1 3B: 0 HR: 0	SF: 0 SAC: 0 DP: 1 HBP: 1	WP: 0 PB: 0 SB: 0 CS: 1	PA: 32
<b>PITCHER</b> Camilo Pascual, R ERA: 3.33 (1, 1)	IP: 9.0 WLS: L BF: 32	H: 2 R: 1 ER: 1 SO: 5	BB: 4 IBB: 0 HBP: 1 BLK: 0	WP: 0 HR: 0 S: 37 P: 54	ERA: 1.00 WHIP: 0.667											<b>PITCHER</b>	IP: 9.0 WLS: W BF: 31	H: 3 R: 0 ER: 0 SO: 10	BB: 2 IBB: 0 HBP: 0 BLK: 0	WP: 0 HR: 0 S: 49 P: 57	ERA: 0.00 WHIP: 0.556	

AB 27  
R 1  
H 2  
RBI 1  
BB 4  
SO 5  
LOB 8



Batter	1	2	3	4	5	6	7	8	9	AB	R	H	RBI	BB	SO	LOB	BOTTOM					
Tim Cullen, R OBP: 0.327, SLG: 0.272 (1, 5) (9, 6)	0-0 G3		0-0 F9			0-0 4-3		0-3 K2-3	4 0 0 0 0 1 1								<b>Cleveland Indians @ Washington Senators</b> D.C. Stadium, Washington, DC Wed Aug 16 1967, 7:05 PM EDT Att: 15,209 - Unknown					
Hank Allen, R OBP: 0.273, SLG: 0.321 (1, 8)	0-0 6-3			0-0 F8		0-0 2B		0-3 K	4 0 1 0 0 1 0													
Frank Howard, R OBP: 0.343, SLG: 0.531 (1, 7)	0-3 K			0-3 K2-3		4-0 BB		0-0 6-3	3 0 0 0 1 2 0													
Fred Valentine, S OBP: 0.335, SLG: 0.344 (1, 9)		0-3 K		0-0 G3		0-3 K		0-0 F9	4 0 0 0 0 2 2													
Dick Nen, L OBP: 0.326, SLG: 0.387 (1, 3)		0-3 K			0-0 F5			0-0 6-3	3 0 0 0 0 1 0													
Paul Casanova, R OBP: 0.276, SLG: 0.349 (1, 2)		0-0 6-3			0-0 4-3			0-0 3-5 1B	3 0 1 0 0 0 0													
Bernie Allen, L OBP: 0.251, SLG: 0.268 (1, 4)			0-0 1-3		0-0 1B			0-0 3-5	3 0 1 0 0 0 1													
Ed Brinkman, R OBP: 0.234, SLG: 0.226 Bob Savarin, S OBP: 0.299, SLG: 0.295 (9, PH) (9, 5)			0-3 K		0-3 K			0-0 4-3	2 0 0 0 0 2 1 1 0 0 0 0 0 0													
Camilo Pascual, R OBP: 0.229, SLG: 0.159 (1, 1)			4-0 BB			0-0 4-3		0-3 K	2 0 0 0 1 1 0													
<b>Inning Stats</b>	R: 0 E: 0 K: 1 S: 5	H: 0 LOB: 0 BB: 0 P: 5	R: 0 E: 0 K: 2 S: 7	H: 0 LOB: 0 BB: 0 P: 7	R: 0 E: 0 K: 1 S: 5	H: 0 LOB: 1 BB: 1 P: 9	R: 0 E: 0 K: 1 S: 5	H: 0 LOB: 0 BB: 0 P: 5	R: 0 E: 0 K: 1 S: 6	H: 1 LOB: 1 BB: 0 P: 6	R: 0 E: 0 K: 1 S: 6	H: 1 LOB: 2 BB: 1 P: 10	R: 0 E: 0 K: 0 S: 3	H: 1 LOB: 0 BB: 0 P: 3	R: 0 E: 0 K: 2 S: 7	H: 0 LOB: 0 BB: 0 P: 7	R: 0 E: 0 K: 1 S: 5	H: 0 LOB: 0 BB: 0 P: 5	1B: 2 2B: 2 3B: 0 HR: 0	SF: 0 SAC: 0 DP: 1 HBP: 0	WP: 0 PB: 0 SB: 0 CS: 0	PA: 31
<b>PITCHER</b> Steve Hargan, R ERA: 2.35 (1, 1)	IP: 9.0 WLS: W BF: 31	H: 3 R: 0 ER: 0 SO: 10	BB: 2 IBB: 0 HBP: 0 BLK: 0	WP: 0 HR: 0 S: 49 P: 57	ERA: 0.00 WHIP: 0.556											<b>PITCHER</b>	IP: 9.0 WLS: W BF: 31	H: 3 R: 0 ER: 0 SO: 10	BB: 2 IBB: 0 HBP: 0 BLK: 0	WP: 0 HR: 0 S: 49 P: 57	ERA: 0.00 WHIP: 0.556	

AB 29  
R 0  
H 3  
RBI 0  
BB 2  
SO 10  
LOB 5





Batter	1	2	3	4	5	6	7	8	9	10	11	12	13	14	15	16	AB	R	H	RBI	BB	SO	LOB	TOP																
Lee Mave, L George Culver, R Don Demeter, R	K		4-3		4-3		F9		FC6 1B			F8		FC6-4 1B		K	4	0	0	0	0	1	5																	
Vic Davallo, L	5-3								F5			F6		FC6-4 1B			8	3	4	3	0	0	3																	
Leon Wagner, L Sonny Siebert, R Pedro Gonzalez, R Ed Connolly, L Bob Allen, L	4-3						F4		F9								5	1	1	1	0	0	3																	
Tony Horton, R																	6	1	0	0	0	0	1																	
Max Alvis, R																	7	0	2	1	1	1	3																	
Duke Sims, L Chuck Hinton, R																	8	0	2	1	0	2	4																	
Vern Fuller, R Fred Whitfield, L Joe Azcue, R																	3	0	0	0	0	0	4																	
Larry Brown, R																	4	1	2	1	0	0	0																	
Luis Tiant, R Phil Ortega, R Orlando Pena, R George Culver, R Sonny Siebert, R Ed Connolly, L																	3	0	0	0	0	1	1																	
Luis Tiant, R Phil Ortega, R Orlando Pena, R George Culver, R Sonny Siebert, R Ed Connolly, L																	0	0	0	0	1	0	0																	
Luis Tiant, R Phil Ortega, R Orlando Pena, R George Culver, R Sonny Siebert, R Ed Connolly, L																	1	1	0	0	2	1	0																	
Luis Tiant, R Phil Ortega, R Orlando Pena, R George Culver, R Sonny Siebert, R Ed Connolly, L																	5	1	1	0	1	2	3																	
Luis Tiant, R Phil Ortega, R Orlando Pena, R George Culver, R Sonny Siebert, R Ed Connolly, L																	1	0	0	0	0	1	1																	
Luis Tiant, R Phil Ortega, R Orlando Pena, R George Culver, R Sonny Siebert, R Ed Connolly, L																	4	1	1	1	1	1	1																	
<b>Inning Stats</b>	R: 0 E: 0 K: 1 S: 5	H: 0 LOB: 0 BB: 0 P: 5	R: 0 E: 0 K: 0 S: 2	H: 0 LOB: 0 BB: 1 P: 6	R: 0 E: 1 K: 1 S: 6	H: 0 LOB: 1 BB: 0 P: 6	R: 0 E: 0 K: 0 S: 3	H: 1 LOB: 0 BB: 0 P: 3	R: 0 E: 0 K: 0 S: 5	H: 2 LOB: 3 BB: 1 P: 11	R: 0 E: 0 K: 0 S: 5	H: 3 LOB: 1 BB: 0 P: 5	R: 0 E: 0 K: 0 S: 4	H: 1 LOB: 1 BB: 0 P: 4	R: 0 E: 0 K: 0 S: 12	H: 3 LOB: 2 BB: 1 P: 16	R: 0 E: 0 K: 0 S: 4	H: 1 LOB: 1 BB: 0 P: 4	R: 0 E: 0 K: 0 S: 3	H: 0 LOB: 0 BB: 0 P: 3	R: 0 E: 0 K: 3 S: 9	H: 0 LOB: 0 BB: 0 P: 9	R: 0 E: 0 K: 0 S: 5	H: 0 LOB: 0 BB: 0 P: 3	R: 0 E: 0 K: 0 S: 4	H: 1 LOB: 2 BB: 1 P: 8	R: 0 E: 0 K: 2 S: 10	H: 1 LOB: 0 BB: 0 P: 3	R: 0 E: 0 K: 2 S: 10	H: 3 LOB: 1 BB: 3 P: 22	1B: 10 2B: 4 3B: 3 HR: 0	SF: 0 SAC: 1 DP: 4 HBP: 0	WP: 0 PB: 0 SB: 1 CS: 0	PA: 68						
<b>PITCHER</b>	IP 7.0	WLS 28	BF 7	H 1	R 1	ER 1	SO 3	BB 2	IBB 0	HBP 0	BLK 0	WP 0	HR 0	S 0	P 32	ERA 1.29	WHIP 1.286																							
Phil Ortega, R Bob Humphreys, R Dave Baldwin, R Casey Cox, R Darold Knowles, L	(1, 1) (8, 1) (8, 1) (11, 1) (13, 1)	ERA: 3.06 ERA: 4.52 ERA: 1.72 ERA: 3.49 ERA: 2.16											<b>PITCHER</b>	IP 16.1	WLS 1.0	BF 6	H 2	R 2	ER 2	SO 2	BB 1	IBB 0	HBP 0	BLK 0	WP 0	HR 0	S 1	P 9	ERA 18.00	WHIP 3.000										

**Cleveland Indians @ Washington Senators**  
D.C. Stadium, Washington, DC  
Thu Aug 17 1967, 7:05 PM EDT  
Att. 12,408 - Unknown

AB	60
R	8
H	16
RBI	8
BB	7
SO	12
LOB	32




Batter	1	2	3	4	5	6	7	8	9	10	11	12	13	14	15	16	AB	R	H	RBI	BB	SO	LOB	BOTTOM																
Bob Humphreys, R Ed Brinkman, R																	3	0	0	0	0	0	0																	
Hank Allen, R Ed Brinkman, R																	4	1	1	0	0	2	4																	
Frank Howard, R Ed Stroud, L																	2	0	0	0	1	0	0																	
Dick Nen, L																	4	1	1	2	0	3	1																	
Cas Peterson, R																	3	0	1	0	0	1	1																	
Paul Casanova, R																	7	0	0	0	0	1	2																	
Bernie Allen, L																	6	0	1	0	1	1	1																	
Tim Cullen, R																	6	0	2	0	1	4	2																	
Phil Ortega, R Fred Valentine, S																	7	0	2	1	0	2	3																	
Phil Ortega, R Fred Valentine, S																	2	0	0	0	0	2	2																	
<b>Inning Stats</b>	R: 0 E: 0 K: 2 S: 8	H: 1 LOB: 1 BB: 0 P: 8	R: 0 E: 0 K: 1 S: 5	H: 0 LOB: 0 BB: 0 P: 5	R: 0 E: 0 K: 2 S: 7	H: 0 LOB: 0 BB: 7 P: 7	R: 3 E: 0 K: 3 S: 14	H: 5 LOB: 2 BB: 0 P: 14	R: 0 E: 0 K: 1 S: 5	H: 0 LOB: 0 BB: 0 P: 5	R: 0 E: 0 K: 0 S: 3	H: 1 LOB: 0 BB: 0 P: 3	R: 0 E: 0 K: 1 S: 5	H: 1 LOB: 2 BB: 2 P: 13	R: 0 E: 0 K: 1 S: 6	H: 0 LOB: 0 BB: 0 P: 6	R: 0 E: 0 K: 2 S: 7	H: 0 LOB: 0 BB: 0 P: 7	R: 0 E: 0 K: 1 S: 5	H: 0 LOB: 0 BB: 0 P: 5	R: 0 E: 0 K: 1 S: 5	H: 0 LOB: 0 BB: 0 P: 5	R: 0 E: 0 K: 1 S: 6	H: 1 LOB: 1 BB: 0 P: 4	R: 0 E: 0 K: 1 S: 6	H: 1 LOB: 1 BB: 0 P: 6	R: 0 E: 0 K: 2 S: 6	H: 0 LOB: 0 BB: 0 P: 10	R: 0 E: 0 K: 1 S: 5	H: 0 LOB: 2 BB: 2 P: 13	1B: 8 2B: 2 3B: 0 HR: 1	SF: 0 SAC: 0 DP: 1 HBP: 0	WP: 0 PB: 0 SB: 1 CS: 1	PA: 63						
<b>PITCHER</b>	IP 4.0	WLS 18	BF 6	H 3	R 3	ER 3	SO 8	BB 0	IBB 0	HBP 0	BLK 0	WP 0	HR 0	S 34	P 34	ERA 6.75	WHIP 1.500																							
Luis Tiant, R Orlando Pena, R George Culver, R Sonny Siebert, R Ed Connolly, L	(1, 1) (5, 1) (7, 1) (9, 1) (15, 1)	ERA: 3.07 ERA: 2.86 ERA: 4.65 ERA: 2.79 ERA: 6.55											<b>PITCHER</b>	IP 16.1	WLS 0.2	BF 2	H 0	R 0	ER 0	SO 1	BB 0	IBB 0	HBP 0	BLK 0	WP 0	HR 0	S 4	P 4	ERA 0.00	WHIP 0.000										


**Cleveland Indians @ Washington Senators**  
D.C. Stadium, Washington, DC  
Thu Aug 17 1967, 7:05 PM EDT  
Att. 12,408 - Unknown

AB	56
R	3
H	10
RBI	3
BB	6
SO	20
LOB	22





Batter	1	2	3	4	5	6	7	8	9	AB	R	H	RBI	BB	SO	LOB	TOP	
Chuck Hinton, R OBP: 0.318, SLG: 0.362 (1, 9)	E5 SH1-3		6-3							2	0	0	0	0	0	0	Cleveland Indians @ Detroit Tigers Tiger Stadium, Detroit, MI Fri Aug 18 1967, 7:05 PM EDT Att: 19,461 - Unknown  livebaseballscorecards.com  <b>AB 16</b> <b>R 0</b> <b>H 1</b> <b>RBI 0</b> <b>BB 0</b> <b>SO 4</b> <b>LOB 3</b>  	
Leon Wagner, L OBP: 0.314, SLG: 0.422 (1, 7)	SH1-3				K					1	0	0	0	0	1	0		
Max Alvis, R OBP: 0.318, SLG: 0.416 (1, 5)	K				L9					2	0	0	0	0	1	1		
Tony Horton, R OBP: 0.329, SLG: 0.419 (1, 3)	6-3									2	0	1	0	0	0	1		
Don Demeter, R OBP: 0.265, SLG: 0.390 (1, 8)			6-3		F6					2	0	0	0	0	0	1		
Duke Sims, L OBP: 0.293, SLG: 0.345 (1, 2)			F4					F4		2	0	0	0	0	0	0		
Vern Fuller, R OBP: 0.270, SLG: 0.371 (1, 4)			4-3					F7		2	0	0	0	0	0	0		
Larry Brown, R OBP: 0.311, SLG: 0.313 (1, 6)					L9			K		2	0	0	0	0	1	0		
Sam McDowell, L OBP: 0.231, SLG: 0.286 Orlando Pena, R (2, 1)					K					0	0	0	0	0	0	0		
										1	0	0	0	0	1	0		
<b>Inning Stats</b>	R: 0 E: 1 K: 1 S: 6	H: 0 LOB: 1 BB: 0 P: 6	R: 0 E: 0 K: 0 S: 3	H: 0 LOB: 0 BB: 0 P: 3	R: 0 E: 0 K: 1 S: 5	H: 0 LOB: 0 BB: 0 P: 5	R: 0 E: 0 K: 1 S: 6	H: 1 LOB: 1 BB: 0 P: 6	R: 0 E: 0 K: 1 S: 5	H: 0 LOB: 0 BB: 0 P: 5						1B: 1 2B: 0 3B: 0 HR: 0	SF: 0 SAC: 1 DP: 0 HBP: 0	WP: 0 PA: 17 PB: 0 SB: 0 CS: 0
<b>PITCHER</b> Mickey Lolich, L ERA: 4.06 (1, 1)	IP: 5.0 WLS: W BF: 17 H: 1 R: 0 ER: 0 SO: 4 BB: 0 IBB: 0 HBP: 0 BLK: 0 WP: 0 HR: 0 S: 25 P: 25 ERA: 0.00 WHIP: 0.200																<b>PITCHER</b> IP: WLS: BF: H: R: ER: SO: BB: IBB: HBP: BLK: WP: HR: S: P: ERA: WHIP	

Batter	1	2	3	4	5	6	7	8	9	AB	R	H	RBI	BB	SO	LOB	BOTTOM	
Mickey Stanley, R OBP: 0.285, SLG: 0.337 (1, 8)	5-3				K					3	0	1	1	0	1	0	Cleveland Indians @ Detroit Tigers Tiger Stadium, Detroit, MI Fri Aug 18 1967, 7:05 PM EDT Att: 19,461 - Unknown  livebaseballscorecards.com  <b>AB 17</b> <b>R 4</b> <b>H 4</b> <b>RBI 3</b> <b>BB 2</b> <b>SO 6</b> <b>LOB 5</b>  	
Dick McAuliffe, L OBP: 0.376, SLG: 0.442 (1, 4)	F4									1	0	0	0	1	0	0		
Al Kaline, R OBP: 0.401, SLG: 0.573 (1, 9)	L4-3				K					2	0	0	0	0	1	2		
Willie Horton, R OBP: 0.346, SLG: 0.507 (1, 7)					K					1	1	0	0	1	1	0		
Bill Freehan, R OBP: 0.390, SLG: 0.454 (1, 2)					F6					2	1	1	0	0	0	0		
Eddie Mathews, L OBP: 0.334, SLG: 0.382 (1, 5)					K					2	1	1	1	0	1	0		
Norm Cash, L OBP: 0.371, SLG: 0.432 (1, 3)					K					2	1	1	0	0	1	0		
Ray Oyler, R OBP: 0.278, SLG: 0.274 (1, 6)					F3					2	0	0	0	0	0	2		
Mickey Lolich, S OBP: 0.262, SLG: 0.184 (1, 1)					K					2	0	0	1	0	1	1		
<b>Inning Stats</b>	R: 0 E: 0 K: 0 S: 3	H: 0 LOB: 0 BB: 0 P: 3	R: 4 E: 1 K: 1 S: 9	H: 4 LOB: 2 BB: 2 P: 17	R: 0 E: 0 K: 2 S: 7	H: 0 LOB: 0 BB: 0 P: 7	R: 0 E: 0 K: 2 S: 7	H: 0 LOB: 0 BB: 0 P: 7	R: 0 E: 0 K: 1 S: 3	H: 0 LOB: 0 BB: 0 P: 3						1B: 4 2B: 0 3B: 0 HR: 0	SF: 0 SAC: 0 DP: 0 HBP: 0	WP: 0 PA: 19 PB: 0 SB: 1 CS: 0
<b>PITCHER</b> Sam McDowell, L ERA: 3.72 Orlando Pena, R ERA: 2.86 (2, 1)	IP: 1.2 WLS: L BF: 11 H: 4 R: 4 ER: 4 SO: 4 BB: 2 IBB: 0 HBP: 0 BLK: 0 WP: 0 HR: 0 S: 9 P: 17 ERA: 21.60 WHIP: 3.600																<b>PITCHER</b> IP: WLS: BF: H: R: ER: SO: BB: IBB: HBP: BLK: WP: HR: S: P: ERA: WHIP	







Batter	1	2	3	4	5	6	7	8	9	AB	R	H	RBI	BB	SO	LOB	TOP
Lee Mays, L OBP: 0.302, SLG: 0.438 (1, 9)										4	1	1	1	0	2	1	<b>Cleveland Indians @ Detroit Tigers</b> Tiger Stadium, Detroit, MI Sun Aug 20 1967, 4:33 AM EDT Unknown
Vic Davallo, L OBP: 0.297, SLG: 0.386 (1, 8)										4	1	1	0	0	0		
Leon Wagner, L OBP: 0.315, SLG: 0.419 (1, 7)										4	0	1	0	0	0		
Tony Horton, R OBP: 0.331, SLG: 0.413 (1, 3)										3	0	1	1	1	0	1	
Max Alvis, R OBP: 0.315, SLG: 0.412 (1, 5)										4	0	1	0	0	0	2	
Duke Sims, L OBP: 0.292, SLG: 0.352 (1, 2)										4	0	0	0	0	0	3	
Vern Fuller, R OBP: 0.288, SLG: 0.375 (8, PH)									2	0	0	0	0	0	1	0	
Jim King, L OBP: 0.283, SLG: 0.244 (8, PH)									1	0	0	0	0	0	0	0	
Bob Allen, L (8, 1)									0	0	0	0	0	0	0	0	
Orlando Pena, R (8, 1)									0	0	0	0	0	0	0	0	
Chuck Hinton, R OBP: 0.317, SLG: 0.360 (8, PH)									1	0	0	0	0	1	2		
Larry Brown, R OBP: 0.313, SLG: 0.309 (1, 6)									2	0	0	0	0	0	0	0	
Stan Williams, R OBP: 0.143, SLG: 0.143 (1, 1)									2	0	0	0	0	0	2	1	
Fred Whitfield, L OBP: 0.287, SLG: 0.355 (8, PR)									1	0	1	0	0	0	0	0	
Chico Salmon, R OBP: 0.284, SLG: 0.318 (8, 4)									0	0	0	0	0	0	0	0	
<b>Inning Stats</b>	R: 1 E: 0 K: 0 S: 4	H: 1 LOB: 1 BB: 1 P: 8	R: 0 E: 0 K: 2 S: 7	H: 0 LOB: 1 BB: 0 P: 8	R: 0 E: 0 K: 1 S: 5	H: 0 LOB: 0 BB: 0 P: 5	R: 0 E: 0 K: 0 S: 3	H: 1 LOB: 0 BB: 0 P: 3	R: 0 E: 0 K: 0 S: 3	H: 0 LOB: 0 BB: 0 P: 3	R: 0 E: 0 K: 0 S: 6	H: 1 LOB: 1 BB: 0 P: 6	R: 1 E: 0 K: 1 S: 8	H: 3 LOB: 2 BB: 0 P: 8	1B: 5 2B: 0 3B: 0 HR: 1	SF: 0 SAC: 0 DP: 1 HBP: 1	WP: 0 PA: 34 PB: 0 SB: 0 CS: 0
<b>PITCHER</b>	IP WLS BF H R ER SO BB IBB HBP BLK WP HR S P ERA WHIP																
Denny McLain, R ERA: 3.56 (1, 1)	8.1 W 32 6 2 2 5 1 0 1 0 0 1 40 45 2.16 0.840																
Fred Lasher, R ERA: 3.6 (9, 1)	0.2 S 2 0 0 0 1 0 0 0 0 0 0 4 4 0.00 0.000																

Batter	1	2	3	4	5	6	7	8	9	AB	R	H	RBI	BB	SO	LOB	BOTTOM		
Lenny Green, L OBP: 0.275, SLG: 0.340 (1, 7)										4	0	1	0	0	0	2	<b>Cleveland Indians @ Detroit Tigers</b> Tiger Stadium, Detroit, MI Sun Aug 20 1967, 4:33 AM EDT Unknown		
Mickey Stanley, R OBP: 0.284, SLG: 0.333 (8, 8)										0	0	0	0	0	0	0			
Jerry Lumpe, L OBP: 0.282, SLG: 0.241 (1, 5)										3	0	0	0	1	1	1			
Dick Tracewski, R OBP: 0.279, SLG: 0.281 (8, 5)										0	0	0	0	0	0	0			
Dick McAuliffe, L OBP: 0.374, SLG: 0.440 (1, 4)										3	1	1	0	1	1	1			
Al Kaline, R OBP: 0.398, SLG: 0.575 (1, 9)										3	2	1	1	1	0	2			
Norm Cash, L OBP: 0.372, SLG: 0.435 (1, 3)										4	1	3	1	0	0	0			
Jim Northrup, L OBP: 0.336, SLG: 0.382 (8, 7)										4	0	1	1	0	0	3			
Bill Freehan, R OBP: 0.393, SLG: 0.453 (1, 2)										2	0	1	0	2	1	1			
Ray Oyler, R OBP: 0.275, SLG: 0.271 (1, 6)										4	0	1	1	0	2	4			
Denny McLain, R OBP: 0.147, SLG: 0.123 (1, 1)										4	0	1	0	0	1	2			
Fred Lasher, R (9, 1)										0	0	0	0	0	0	0			
<b>Inning Stats</b>	R: 0 E: 0 K: 1 S: 5	H: 0 LOB: 1 BB: 1 P: 9	R: 0 E: 0 K: 2 S: 8	H: 1 LOB: 0 BB: 0 P: 8	R: 0 E: 0 K: 1 S: 5	H: 0 LOB: 0 BB: 0 P: 5	R: 0 E: 0 K: 0 S: 2	H: 0 LOB: 1 BB: 1 P: 6	R: 0 E: 0 K: 0 S: 5	H: 2 LOB: 2 BB: 0 P: 5	R: 2 E: 0 K: 1 S: 8	H: 3 LOB: 2 BB: 1 P: 12	R: 0 E: 0 K: 0 S: 3	H: 1 LOB: 0 BB: 0 P: 3	R: 2 E: 0 K: 1 S: 7	H: 3 LOB: 2 BB: 2 P: 15		1B: 6 2B: 4 3B: 0 HR: 1	SF: 0 SAC: 0 DP: 3 HBP: 0
<b>PITCHER</b>	IP WLS BF H R ER SO BB IBB HBP BLK WP HR S P ERA WHIP																		
Stan Williams, R ERA: 1.66 (1, 1)	7.0 L 29 7 2 2 2 0 2 1 0 0 0 36 48 2.57 1.286																		
Bob Allen, L ERA: 3.09 (8, 1)	0.2 5 2 2 2 0 0 2 0 0 0 0 3 11 27.00 3.000																		
Orlando Pena, R ERA: 2.84 (8, 1)	0.1 2 1 0 0 0 1 0 0 0 0 0 4 4 0.00 3.000																		



Batter	1	2	3	4	5	6	7	8	9	AB	R	H	RBI	BB	SO	LOB	TOP			
Chuck Hinton, R (1,9) OBP: 0.319, SLG: 0.360										3	0	1	0	1	0	0	<b>Cleveland Indians @ Detroit Tigers</b> Tiger Stadium, Detroit, MI Sun Aug 20 1967, 4:38 AM EDT Att: 25,182 - Unknown			
Chico Salmon, R (1,7) OBP: 0.277, SLG: 0.310										4	0	0	0	0	3					
Max Alvis, R (1,5) OBP: 0.313, SLG: 0.409										3	0	0	0	0	0					
Tony Horton, R (1,3) OBP: 0.331, SLG: 0.412										3	0	1	0	0	0					
Don Demeter, R (1,8) OBP: 0.266, SLG: 0.396										3	0	1	0	0	1					
Joe Azzue, R (1,2) OBP: 0.326, SLG: 0.440										3	0	0	0	0	1					
Vern Fuller, R (1,4) OBP: 0.281, SLG: 0.366										3	0	0	0	0	0					
Larry Brown, R (1,6) OBP: 0.313, SLG: 0.310										3	0	1	0	0	0					
Sam McDowell, L (1,1) OBP: 0.227, SLG: 0.281										1	0	0	0	0	1					
Pedro Gonzalez, R (6, PH) OBP: 0.273, SLG: 0.268										1	0	0	0	0	0					
George Culver, R (6, 1) OBP: 0.333, SLG: 0.333										0	0	0	0	0	0					
Leon Wagner, L (9, PH) OBP: 0.314, SLG: 0.418										1	0	0	0	0	1					
<b>Inning Stats</b>	R: 0 E: 0 K: 0 S: 3	H: 1 LOB: 0 BB: 0 P: 3	R: 0 E: 0 K: 0 S: 3	H: 1 LOB: 0 BB: 0 P: 3	R: 0 E: 0 K: 1 S: 6	H: 1 LOB: 2 BB: 1 P: 10	R: 0 E: 0 K: 1 S: 5	H: 0 LOB: 0 BB: 0 P: 5	R: 0 E: 0 K: 0 S: 3	H: 0 LOB: 0 BB: 0 P: 3	R: 0 E: 0 K: 0 S: 3	H: 1 LOB: 0 BB: 0 P: 3	R: 0 E: 0 K: 1 S: 5	H: 0 LOB: 0 BB: 0 P: 5	R: 0 E: 0 K: 1 S: 5	H: 0 LOB: 0 BB: 0 P: 5	1B: 3 2B: 1 3B: 0 HR: 0	SF: 0 SAC: 0 DP: 2 HBP: 0	WP: 0 PB: 0 SB: 0 CS: 1	PA: 29
<b>PITCHER</b> John Hiller, L (1,1) ERA: 1.65	IP: 9.0 WLS: W BF: 29 H: 4 R: 0 ER: 0 SO: 4 BB: 1 IBB: 0 HBP: 0 BLK: 0 WP: 0 HR: 0 S: 36 P: 40 ERA: 0.00 WHIP: 0.556															<b>PITCHER</b>				

Batter	1	2	3	4	5	6	7	8	9	AB	R	H	RBI	BB	SO	LOB	BOTTOM			
Mickey Stanley, R (1,8) OBP: 0.280, SLG: 0.328										4	0	0	0	0	0	1	<b>Cleveland Indians @ Detroit Tigers</b> Tiger Stadium, Detroit, MI Sun Aug 20 1967, 4:38 AM EDT Att: 25,182 - Unknown			
Dick McAuliffe, L (1,4) OBP: 0.373, SLG: 0.436										3	0	0	0	1	1	0				
Al Kaline, R (1,9) OBP: 0.399, SLG: 0.582										3	1	1	1	1	0	0				
Willie Horton, R (1,7) OBP: 0.343, SLG: 0.511										3	1	1	1	0	1	0				
Jim Northrup, L (7,7) OBP: 0.335, SLG: 0.381										1	0	0	0	0	0	1				
Bill Freehan, R (1,3) OBP: 0.395, SLG: 0.456										2	1	1	0	1	0	0				
Jim Price, R (1,2) OBP: 0.333, SLG: 0.373										3	1	1	1	0	1	1				
Dick Tracewski, R (1,5) OBP: 0.281, SLG: 0.283										3	0	1	0	0	0	1				
Ray Oyler, R (1,6) OBP: 0.274, SLG: 0.269										2	0	0	1	0	1	1				
John Hiller, R (1,1) OBP: 0.400, SLG: 0.250										2	0	0	0	1	1	1				
<b>Inning Stats</b>	R: 0 E: 0 K: 0 S: 3	H: 0 LOB: 0 BB: 0 P: 3	R: 2 E: 0 K: 2 S: 10	H: 3 LOB: 1 BB: 0 P: 10	R: 0 E: 0 K: 0 S: 3	H: 0 LOB: 0 BB: 0 P: 3	R: 1 E: 0 K: 1 S: 6	H: 1 LOB: 1 BB: 1 P: 10	R: 0 E: 0 K: 1 S: 4	H: 0 LOB: 0 BB: 1 P: 8	R: 1 E: 0 K: 1 S: 6	H: 1 LOB: 0 BB: 0 P: 6	R: 0 E: 0 K: 0 S: 3	H: 0 LOB: 1 BB: 2 P: 10	R: 0 E: 0 K: 0 S: 2	H: 0 LOB: 1 BB: 2 P: 10	1B: 2 2B: 1 3B: 0 HR: 2	SF: 0 SAC: 1 DP: 1 HBP: 0	WP: 0 PB: 0 SB: 0 CS: 1	PA: 31
<b>PITCHER</b> Sam McDowell, L (1,1) ERA: 3.77	IP: 5.0 WLS: L BF: 20 H: 4 R: 3 ER: 3 SO: 4 BB: 2 IBB: 0 HBP: 0 BLK: 0 WP: 0 HR: 1 S: 26 P: 34 ERA: 5.40 WHIP: 1.200															<b>PITCHER</b>				
George Culver, R (6,1) ERA: 4.47	IP: 3.0 WLS: L BF: 11 H: 1 R: 1 ER: 1 SO: 1 BB: 2 IBB: 0 HBP: 0 BLK: 0 WP: 0 HR: 1 S: 11 P: 19 ERA: 3.00 WHIP: 1.000															<b>PITCHER</b>				



Batter	1	2	3	4	5	6	7	8	9	AB	R	H	RBI	BB	SO	LOB	TOP										
Roger Repoz, L (1, 8) OBP: 0.335, SLG: 0.423	F9		K		K		K		4-3	5	0	0	0	0	3	2	<b>California Angels @ Cleveland Indians</b> Cleveland Municipal Stadium, Cleveland, OH Mon Aug 21 1967, 7:05 PM EDT Att: 15,584 - Unknown										
Jim Fregosi, R (1, 6) OBP: 0.345, SLG: 0.392	4-1		4-3		1B		F8			4	0	1	1	0	0	0											
Jimmie Hall, L (1, 9) OBP: 0.322, SLG: 0.441	F5		F9		F8		F8			4	0	0	0	0	0	1											
Don Mincher, L (1, 3) OBP: 0.379, SLG: 0.496		F9 1B 2B		4-3	K			G5-4-3 1B		4	1	2	0	0	1	1											
Rick Reichardt, R (1, 7) OBP: 0.308, SLG: 0.374	F9		5-3			FC6-5 1B		G5-4-3 1B		4	0	1	0	0	0	2											
Buck Rodgers, S (1, 2) OBP: 0.282, SLG: 0.304		G3 1B		F9		FC6-5 1B		K		4	1	1	1	0	1	1											
Tom Satriano, L (1, 5) OBP: 0.317, SLG: 0.319					2B 2B				4-3	3	2	2	0	1	0	0											
Bobby Knoop, R (1, 4) OBP: 0.318, SLG: 0.378		G3 1B			2B					4	1	3	1	0	0	2											
Curt Simmons, L (1, 1) OBP: 0.176, SLG: 0.206					2B					1	0	0	0	0	0	2											
Jim Coates, R (2, 1) OBP: 0.333, SLG: 0.667					2B					0	0	0	0	0	0	0											
Bubba Morton, R (5, PH) OBP: 0.408, SLG: 0.391					2B					1	1	1	2	0	0	0											
Bill Kelso, R (5, 1) OBP: 0.067, SLG: 0.067					2B					1	0	0	0	0	1	1											
<b>Inning Stats</b>	R: 0 E: 0 K: 0 S: 3	H: 0 LOB: 0 BB: 0 P: 3	R: 1 E: 0 K: 0 S: 6	H: 3 LOB: 2 BB: 0 P: 6	R: 0 E: 0 K: 1 S: 5	H: 0 LOB: 0 BB: 0 P: 5	R: 0 E: 0 K: 0 S: 3	H: 0 LOB: 0 BB: 0 P: 3	R: 3 E: 0 K: 2 S: 10	H: 3 LOB: 1 BB: 1 P: 14	R: 2 E: 1 K: 1 S: 7	H: 3 LOB: 0 BB: 0 P: 7	R: 0 E: 0 K: 1 S: 5	H: 1 LOB: 0 BB: 0 P: 5	R: 0 E: 0 K: 1 S: 4	H: 1 LOB: 1 BB: 0 P: 4	1B: 8 2B: 3 3B: 0 HR: 0	SF: 0 SAC: 1 DP: 1 HBP: 0	WP: 0 PB: 0 SB: 1 CS: 0	PA: 37							
<b>PITCHER</b>	IP	WLS	BF	H	R	ER	SO	BB	IBB	HBP	BLK	WP	HR	S	P	ERA	WHIP										
Steve Hargan, R (1, 1) ERA: 2.51	6.0	L	27	9	6	5	4	1	0	0	0	0	0	34	38	7.50	1.667										
Orlando Pena, R (7, 1) ERA: 2.79	2.0		6	1	0	0	2	0	0	0	0	0	0	10	10	0.00	0.500										
George Culver, R (9, 1) ERA: 4.4	1.0		4	1	0	0	0	0	0	0	0	0	0	4	4	0.00	1.000										

Batter	1	2	3	4	5	6	7	8	9	AB	R	H	RBI	BB	SO	LOB	BOTTOM										
Chuck Hinton, R (1, 9) OBP: 0.324, SLG: 0.367	1B	1B		F8					G4-6-3 1B	4	2	3	0	1	0	0	<b>California Angels @ Cleveland Indians</b> Cleveland Municipal Stadium, Cleveland, OH Mon Aug 21 1967, 7:05 PM EDT Att: 15,584 - Unknown										
Leon Wagner, L (1, 7) OBP: 0.315, SLG: 0.415	F8	HBP 1B		G3		F9			G4-6-3	5	0	1	1	0	0	3											
Max Alvis, R (1, 5) OBP: 0.312, SLG: 0.407	1B				K				K	5	0	1	0	0	3	1											
Tony Horton, R (1, 3) OBP: 0.336, SLG: 0.414										1	0	1	1	0	0	0											
Fred Whitfield, L (2, PR) OBP: 0.292, SLG: 0.377										2	1	2	1	0	0	0											
Don Demeter, R (1, 8) OBP: 0.269, SLG: 0.393										1	0	0	0	1	0	2											
Lee Maye, L (5, PH) OBP: 0.303, SLG: 0.436										1	0	0	0	1	1	0											
Duke Sims, L (1, 2) OBP: 0.287, SLG: 0.346	K				F6				F7	4	0	0	0	0	2	5											
Vern Fuller, R (1, 4) OBP: 0.273, SLG: 0.354	K				F6				F9	4	0	0	0	0	1	5											
Larry Brown, R (1, 6) OBP: 0.313, SLG: 0.317									F7	4	1	1	1	0	1	0											
Steve Hargan, R (1, 1) OBP: 0.233, SLG: 0.232									F7	2	0	0	0	0	2	0											
Jim King, L (6, PH) OBP: 0.282, SLG: 0.242									F7	1	0	0	0	0	0	0											
Orlando Pena, R (7, 1) ERA: 4.67										0	0	0	0	0	0	0											
Vic Davalillo, L (8, PH) OBP: 0.296, SLG: 0.385										1	0	0	0	0	0	0											
George Culver, R (9, 1) OBP: 0.333, SLG: 0.333										0	0	0	0	0	0	0											
<b>Inning Stats</b>	R: 1 E: 0 K: 2 S: 10	H: 3 LOB: 3 BB: 1 P: 14	R: 2 E: 0 K: 2 S: 10	H: 3 LOB: 2 BB: 0 P: 11	R: 0 E: 0 K: 2 S: 7	H: 0 LOB: 0 BB: 0 P: 7	R: 0 E: 0 K: 1 S: 5	H: 0 LOB: 0 BB: 0 P: 5	R: 0 E: 0 K: 1 S: 6	H: 1 LOB: 2 BB: 1 P: 10	R: 0 E: 0 K: 0 S: 3	H: 0 LOB: 1 BB: 1 P: 7	R: 1 E: 0 K: 1 S: 6	H: 1 LOB: 0 BB: 0 P: 6	R: 0 E: 0 K: 0 S: 3	H: 0 LOB: 0 BB: 0 P: 3	R: 0 E: 0 K: 1 S: 5	H: 1 LOB: 0 BB: 0 P: 5	1B: 5 2B: 2 3B: 0 HR: 2	SF: 0 SAC: 0 DP: 1 HBP: 1	WP: 0 PB: 0 SB: 0 CS: 0	PA: 39					
<b>PITCHER</b>	IP	WLS	BF	H	R	ER	SO	BB	IBB	HBP	BLK	WP	HR	S	P	ERA	WHIP										
Curt Simmons, L (1, 1) ERA: 4.79	1.1		11	6	3	3	3	0	0	1	0	0	0	16	20	20.25	4.500										
Jim Coates, R (2, 1) ERA: 4.67	2.2	W	9	0	0	0	4	0	0	1	0	0	0	16	17	0.00	0.000										
Bill Kelso, R (5, 1) ERA: 3.28	5.0	S	19	3	1	1	3	2	0	0	0	0	1	23	31	1.80	1.000										



Batter	1	2	3	4	5	6	7	8	9	AB	R	H	RBI	BB	SO	LOB	TOP			
Roger Repoz, L (1, 8) OBP: 0.333, SLG: 0.425										4	1	1	0	0	3	0	<b>California Angels @ Cleveland Indians</b> Cleveland Municipal Stadium, Cleveland, OH Tue Aug 22 1967, 7:05 PM EDT Att: 8,097 - Unknown			
Jim Fregosi, R (1, 6) OBP: 0.351, SLG: 0.401										3	0	3	1	1	0	0				
Jimmie Hall, L (1, 9) OBP: 0.324, SLG: 0.440										3	0	1	0	1	0	2				
Don Mincher, L (1, 3) OBP: 0.376, SLG: 0.491										4	0	0	0	0	2	5				
Rick Reichardt, R (1, 7) OBP: 0.305, SLG: 0.370										4	0	0	0	0	3	4				
Buck Rodgers, S (1, 2) OBP: 0.279, SLG: 0.300										4	0	0	0	0	2	2				
Tom Satrino, L (1, 5) OBP: 0.326, SLG: 0.343 Jose Cardenal, R (9, PR) OBP: 0.267, SLG: 0.343 Johnny Werhas, R (9, 5) OBP: 0.266, SLG: 0.300										3	1	2	1	1	1	0		<b>AB</b> 32 <b>R</b> 2 <b>H</b> 7 <b>RBI</b> 2 <b>BB</b> 3 <b>SO</b> 16 <b>LOB</b> 15		
Bobby Knoop, R (1, 4) OBP: 0.315, SLG: 0.374										4	0	0	0	0	2	2				
George Brunet, R (1, 1) OBP: 0.077, SLG: 0.063										3	0	0	0	0	3	0				
<b>Inning Stats</b>	R: 1, H: 3, E: 0, K: 3, S: 12	H: 3, LOB: 2, BB: 0, P: 12	R: 0, H: 0, E: 0, K: 2, S: 7	H: 0, LOB: 0, BB: 7, P: 7	R: 0, H: 1, E: 0, K: 1, S: 6	H: 1, LOB: 1, BB: 0, P: 6	R: 0, H: 1, E: 0, K: 3, S: 10	H: 1, LOB: 1, BB: 1, P: 10	R: 0, H: 0, E: 0, K: 1, S: 5	H: 0, LOB: 1, BB: 0, P: 5	R: 1, H: 1, E: 0, K: 3, S: 10	H: 1, LOB: 0, BB: 1, P: 10	R: 0, H: 1, E: 0, K: 1, S: 5	H: 1, LOB: 1, BB: 1, P: 9	R: 0, H: 0, E: 0, K: 0, S: 2	H: 0, LOB: 1, BB: 1, P: 6	1B: 3, 2B: 4, 3B: 0, HR: 1	SF: 0, SAC: 0, DP: 1, HBP: 0	WP: 0, PB: 1, SB: 0, CS: 1	PA: 36
<b>PITCHER</b> Luis Tiant, R (1, 1) ERA: 3.01	IP: 9.0, WLS: W, BF: 35	H: 7, R: 2, ER: 2, SO: 16	BB: 3, IBB: 0, HBP: 0, BLK: 0	WP: 0, HR: 1, S: 64, P: 76	ERA: 2.00, WHIP: 1.111	<b>PITCHER</b>										IP: 9.0, WLS: W, BF: 35	H: 7, R: 2, ER: 2, SO: 16	BB: 3, IBB: 0, HBP: 0, BLK: 0	WP: 0, HR: 1, S: 64, P: 76	ERA: 2.00, WHIP: 1.111

Batter	1	2	3	4	5	6	7	8	9	AB	R	H	RBI	BB	SO	LOB	BOTTOM					
Chuck Hinton, R (1, 9) OBP: 0.324, SLG: 0.365										4	1	1	0	0	1	1	<b>California Angels @ Cleveland Indians</b> Cleveland Municipal Stadium, Cleveland, OH Tue Aug 22 1967, 7:05 PM EDT Att: 8,097 - Unknown					
Leon Wagner, L (1, 7) OBP: 0.317, SLG: 0.417										3	1	2	0	1	0	0						
Max Alvis, R (1, 5) OBP: 0.311, SLG: 0.405 Chico Salmon, R (5, 5) OBP: 0.280, SLG: 0.318										2	0	0	0	0	0	2						
Tony Horton, R (1, 3) OBP: 0.335, SLG: 0.415										4	0	1	0	0	0	4						
Don Demeter, R (1, 8) OBP: 0.262, SLG: 0.383										4	0	0	0	0	0	4						
Joe Azcue, R (1, 2) OBP: 0.326, SLG: 0.452										3	1	1	2	0	0	0						
Vern Fuller, R (1, 4) OBP: 0.266, SLG: 0.346										3	0	0	0	0	0	2						
Larry Brown, R (1, 6) OBP: 0.310, SLG: 0.314										3	0	0	0	0	1	0						
Luis Tiant, R (1, 1) OBP: 0.278, SLG: 0.373										2	0	0	0	1	0	0						
<b>Inning Stats</b>	R: 1, H: 2, E: 0, K: 0, S: 4	H: 2, LOB: 0, BB: 0, P: 4	R: 0, H: 0, E: 0, K: 0, S: 3	H: 0, LOB: 0, BB: 0, P: 3	R: 0, H: 0, E: 0, K: 1, S: 4	H: 0, LOB: 1, BB: 1, P: 8	R: 1, H: 0, E: 2, K: 0, S: 5	H: 0, LOB: 2, BB: 1, P: 9	R: 0, H: 0, E: 0, K: 1, S: 5	H: 0, LOB: 0, BB: 0, P: 5	R: 0, H: 1, E: 1, K: 0, S: 4	H: 1, LOB: 1, BB: 0, P: 4	R: 0, H: 0, E: 0, K: 0, S: 3	H: 0, LOB: 0, BB: 0, P: 3	R: 0, H: 2, LOB: 2, BB: 0, P: 5	H: 2, LOB: 0, BB: 0, P: 5	R: 1, H: 1, E: 0, K: 0, S: 2	H: 1, LOB: 0, BB: 0, P: 2	1B: 3, 2B: 2, 3B: 0, HR: 1	SF: 1, SAC: 0, DP: 1, HBP: 0	WP: 0, PB: 0, SB: 0, CS: 1	PA: 33
<b>PITCHER</b> George Brunet, L (1, 1) ERA: 3.35	IP: 8.1, WLS: L, BF: 33	H: 6, R: 3, ER: 2, SO: 2	BB: 2, IBB: 0, HBP: 0, BLK: 0	WP: 0, HR: 1, S: 35, P: 43	ERA: 2.16, WHIP: 0.960	<b>PITCHER</b>										IP: 8.1, WLS: L, BF: 33	H: 6, R: 3, ER: 2, SO: 2	BB: 2, IBB: 0, HBP: 0, BLK: 0	WP: 0, HR: 1, S: 35, P: 43	ERA: 2.16, WHIP: 0.960		







Batter	1	2	3	4	5	6	7	8	9	AB	R	H	RBI	BB	SO	LOB	TOP						
Jose Cardenal, R (1, 8) OBP: 0.270, SLG: 0.345	L1		G4-6-3 1B			F6	K			4	0	1	0	0	1	3	<b>California Angels @ Cleveland Indians</b> Cleveland Municipal Stadium, Cleveland, OH Thu Aug 24 1967, 7:05 PM EDT Att: 4,872 - Unknown						
Jim Fregosi, R (1, 6) OBP: 0.356, SLG: 0.406	6-3		G4-6-3 1-2			FC5-4 BB		4-3		3	0	0	0	1	0	1							
Bubba Morton, R (1, 9) OBP: 0.414, SLG: 0.402	1B BB			F8		F9		6-3		3	0	0	0	1	0	1							
Rick Reichardt, R (1, 7) OBP: 0.307, SLG: 0.378	1-2 1B			6-3		FC5-4 1-2		K		4	0	1	0	0	1	1							
Bill Skowron, R (1, 3) OBP: 0.277, SLG: 0.284 Roger Repoz, L (7, PR) OBP: 0.332, SLG: 0.423 Don Mincher, L (7, 3) OBP: 0.375, SLG: 0.490	6-3			1-3			E2 1B		E4 2B SF7	3	0	1	0	0	0	2							
Hawk Taylor, R (1, 2) OBP: 0.339, SLG: 0.453		3-4-9			K		BB 1B		1-3 2B	4	0	2	0	0	1	0							
Bobby Knoop, R (1, 4) OBP: 0.315, SLG: 0.373		K2-3			1B		2-3 1B		1-3 2B	4	0	1	0	0	3	5							
Johnny Werhas, R (1, 5) OBP: 0.274, SLG: 0.301			K		K		4-0 1-2 BB		SF7 3-H	2	0	0	1	1	2	1							
Rickey Clark, R (1, 1) OBP: 0.081, SLG: 0.056 Woodie Held, R (7, PH) OBP: 0.299, SLG: 0.348 Minnie Rojas, R (7, 1) OBP: 0.133, SLG: 0.071 Buck Rodgers, S (9, PH) OBP: 0.278, SLG: 0.299			K		F8		0-0 F5		0-0 F5	2	0	0	0	0	1	1							
										1	0	0	0	0	0	3							
										0	0	0	0	0	0	0							
										1	0	0	0	0	0	1							
<b>Inning Stats</b>	R: 0 E: 0 K: 0 S: 4	H: 1 LOB: 2 BB: 1 P: 8	R: 0 E: 0 K: 2 S: 7	H: 0 LOB: 0 BB: 0 P: 7	R: 0 E: 0 K: 1 S: 5	H: 1 LOB: 0 BB: 0 P: 5	R: 0 E: 0 K: 0 S: 3	H: 0 LOB: 0 BB: 0 P: 3	R: 0 E: 0 K: 2 S: 8	H: 1 LOB: 1 BB: 0 P: 8	R: 0 E: 0 K: 0 S: 3	H: 0 LOB: 1 BB: 1 P: 7	R: 0 E: 1 K: 2 S: 9	H: 2 LOB: 3 BB: 1 P: 13	R: 0 E: 0 K: 1 S: 5	H: 0 LOB: 0 BB: 0 P: 5	R: 1 E: 1 K: 1 S: 7	H: 1 LOB: 1 BB: 0 P: 7	1B: 5 2B: 1 3B: 0 HR: 0	SF: 1 SAC: 0 DP: 1 HBP: 0	WP: 0 PB: 0 SB: 0 CS: 0	PA: 36	
<b>PITCHER</b> Sam McDowell, L (1, 1) ERA: 3.59	IP: 9.0 WLS: W BF: 36 H: 6 R: 1 ER: 0 SO: 9 BB: 3 IBB: 0 HBP: 0 BLK: 0 WP: 0 HR: 0 S: 51 P: 63 ERA: 0.00 WHIP: 1.000											<b>PITCHER</b>	IP: 9.0 WLS: W BF: 36 H: 6 R: 1 ER: 0 SO: 9 BB: 3 IBB: 0 HBP: 0 BLK: 0 WP: 0 HR: 0 S: 51 P: 63 ERA: 0.00 WHIP: 1.000										

Batter	1	2	3	4	5	6	7	8	9	AB	R	H	RBI	BB	SO	LOB	BOTTOM						
Chuck Hinton, R (1, 8) OBP: 0.324, SLG: 0.373	F7			HR		F9		4-3		4	1	1	1	0	0	0	<b>California Angels @ Cleveland Indians</b> Cleveland Municipal Stadium, Cleveland, OH Thu Aug 24 1967, 7:05 PM EDT Att: 4,872 - Unknown						
Lee Maye, L (1, 9) OBP: 0.305, SLG: 0.439	F8			G3		BB 1B		1B 2B		4	1	2	0	0	0	0							
Leon Wagner, L (1, 7) OBP: 0.318, SLG: 0.412 Don Demeter, R (9, 7) OBP: 0.262, SLG: 0.383	K			F5		F6		1B IBB		3	0	0	0	1	1	1							
Tony Horton, R (1, 3) OBP: 0.335, SLG: 0.422		4-3		5-3		4-0 1-2 BB		1-3 2-H 1B		3	0	1	1	1	0	0							
Max Alvis, R (1, 5) OBP: 0.310, SLG: 0.407		6-3			5-3	F7		5-3		4	0	0	0	0	0	3							
Duke Sims, L (1, 2) OBP: 0.287, SLG: 0.356		4-3			WP 1B BB		G3			2	0	0	0	1	0	0							
Vern Fuller, R (1, 4) OBP: 0.275, SLG: 0.368			5-3		K		K			3	0	0	0	0	2	1							
Larry Brown, R (1, 6) OBP: 0.313, SLG: 0.322			6-3		WP 1B		2B			3	0	2	0	0	0	0							
Sam McDowell, L (1, 1) OBP: 0.217, SLG: 0.269			F2		4-3		K			3	0	0	0	1	3								
										1B: 3 2B: 2 3B: 0 HR: 1	SF: 0 SAC: 0 DP: 0 HBP: 0	WP: 1 PB: 0 SB: 0 CS: 0	PA: 32										
<b>Inning Stats</b>	R: 0 E: 0 K: 1 S: 5	H: 0 LOB: 0 BB: 0 P: 5	R: 0 E: 0 K: 0 S: 3	H: 0 LOB: 0 BB: 0 P: 3	R: 0 E: 0 K: 0 S: 3	H: 0 LOB: 0 BB: 0 P: 3	R: 1 E: 0 K: 0 S: 4	H: 1 LOB: 0 BB: 0 P: 4	R: 0 E: 0 K: 1 S: 6	H: 1 LOB: 2 BB: 1 P: 10	R: 0 E: 0 K: 0 S: 4	H: 1 LOB: 1 BB: 1 P: 8	R: 0 E: 0 K: 2 S: 8	H: 1 LOB: 1 BB: 0 P: 8	R: 1 E: 0 K: 0 S: 4	H: 2 LOB: 1 BB: 1 P: 8	1B: 3 2B: 2 3B: 0 HR: 1	SF: 0 SAC: 0 DP: 0 HBP: 0	WP: 1 PB: 0 SB: 0 CS: 0	PA: 32			
<b>PITCHER</b> Rickey Clark, R (1, 1) ERA: 2.71 Minnie Rojas, R (7, 1) ERA: 2.5	IP: 6.0 WLS: L BF: 23 H: 3 R: 1 ER: 1 SO: 2 BB: 2 IBB: 0 HBP: 0 BLK: 0 WP: 1 HR: 1 S: 25 P: 33 ERA: 1.50 WHIP: 0.833											<b>PITCHER</b>	IP: 6.0 WLS: L BF: 23 H: 3 R: 1 ER: 1 SO: 2 BB: 2 IBB: 0 HBP: 0 BLK: 0 WP: 1 HR: 1 S: 25 P: 33 ERA: 1.50 WHIP: 0.833										







Batter	1	2	3	4	5	6	7	8	9	AB	R	H	RBI	BB	SO	LOB	TOP										
Rod Carew, L OBP: 0.341, SLG: 0.409 (1, 4)	5-3		6-3		6-3				FC5	5	0	1	0	0	0	2											
Ted Uhlhaender, L OBP: 0.276, SLG: 0.386 (1, 8)	G6-3 1B		6-3			G3	4-3			4	0	1	0	0	0	1											
Cesar Tovar, R OBP: 0.338, SLG: 0.372 (1, 5)	G6-3 1-2			F7					6-3	4	1	1	0	0	0	1											
Tony Oliva, L OBP: 0.322, SLG: 0.449 (1, 9)		1B E 1B				1B BLK 1B			K	3	1	2	0	1	1	0											
Harmon Killebrew, R OBP: 0.405, SLG: 0.541 (1, 3)	E7 4-3 1-H 1B			K		1B BLK 1B				3	0	2	0	1	1	1											
Sandy Valdespino, L OBP: 0.264, SLG: 0.241 (1, 7)	4-3 1-2			6-3		1-2 3-H 1B			K	4	0	0	0	0	2	5											
Jerry Zimmerman, R OBP: 0.253, SLG: 0.185 (1, 2)	4-3 2-3					K	K		WP FC5 BB	3	0	0	0	1	2	3											
Jackie Hernandez, R OBP: 0.125, SLG: 0.125 Rich Reese, L OBP: 0.253, SLG: 0.345 Zolio Versailles, R OBP: 0.263, SLG: 0.288 (1, 6) (9, PH) (9, 6)	F3					F7			5-3	3	0	0	0	0	1	1											
Dean Chance, R OBP: 0.113, SLG: 0.027 (1, 1)			G3				1-3		K	3	0	0	0	0	1	1											
<b>Inning Stats</b>	R: 0 E: 0 K: 0 S: 3	H: 1 LOB: 0 BB: 0 P: 3	R: 1 E: 1 K: 0 S: 5	H: 2 LOB: 1 BB: 0 P: 5	R: 0 E: 0 K: 0 S: 3	H: 0 LOB: 0 BB: 0 P: 3	R: 0 E: 0 K: 1 S: 5	H: 0 LOB: 1 BB: 1 P: 9	R: 0 E: 0 K: 1 S: 5	H: 0 LOB: 1 BB: 0 P: 6	R: 1 E: 0 K: 2 S: 9	H: 2 LOB: 2 BB: 1 P: 13	R: 0 E: 0 K: 1 S: 6	H: 1 LOB: 1 BB: 0 P: 6	R: 0 E: 0 K: 2 S: 8	H: 1 LOB: 1 BB: 0 P: 8	R: 0 E: 0 K: 1 S: 5	H: 0 LOB: 1 BB: 1 P: 9	1B: 6 2B: 1 3B: 0 HR: 0	SF: 0 SAC: 0 DP: 1 HBP: 1	WP: 1 PA: 37 PB: 0 CS: 0						
<b>PITCHER</b>	IP	WLS	BF	H	R	ER	SO	BB	IBB	HBP	BLK	WP	HR	S	P	ERA	WHIP										
Sonny Siebert, R ERA: 2.75 (1, 1)	8.0	L	33	7	2	2	7	1	1	1	1	0	0	44	53	2.25	1.000										
George Culver, R ERA: 4.55 (9, 1)	1.0		4	0	0	0	1	1	0	0	0	1	0	5	9	0.00	1.000										

Minnesota Twins @ Cleveland Indians  
Cleveland Municipal Stadium, Cleveland, OH  
Fri Aug 25 1967, 7:05 PM EDT  
Att: 10,519 - Unknown

AB 33  
R 2  
H 7  
RBI 0  
BB 3  
SO 8  
LOB 16



Batter	1	2	3	4	5	6	7	8	9	AB	R	H	RBI	BB	SO	LOB	BOTTOM										
Lee Maye, L OBP: 0.307, SLG: 0.436 (1, 7)	E WP BB BB		G4-6-3 BB		F9			F7		2	1	0	0	2	0	1											
Vic Davallilo, L OBP: 0.292, SLG: 0.374 (1, 8)	WP E BB 1-2		F8			1-3			4-3	3	0	0	0	1	0	1											
Chuck Hinton, R OBP: 0.326, SLG: 0.381 (1, 9)	K		G4-6-3 1-2			4-0 G1-4-3 BB			4-3	3	0	0	0	1	1	3											
Tony Horton, R OBP: 0.324, SLG: 0.408 (1, 3)	E5 WP 1-2 2-3			6-3		G1-4-3 1-2			5-3	4	0	0	0	0	0	3											
Max Alvis, R OBP: 0.309, SLG: 0.405 (1, 5)	K			K						3	0	0	0	0	3	2											
Joe Azcue, R OBP: 0.325, SLG: 0.463 (1, 2)	F7			6-3					6-3	3	0	0	0	0	0	2											
Vern Fuller, R OBP: 0.289, SLG: 0.352 Fred Whitfield, L OBP: 0.290, SLG: 0.374 Pedro Gonzalez, R OBP: 0.274, SLG: 0.275 (1, 4) (7, PH) (8, 4)			K			4-0 SH1-4 BB		G3		1	0	0	0	1	1	0											
Larry Brown, R OBP: 0.310, SLG: 0.318 (1, 6)		6-3							6-3	3	0	0	0	0	1	1											
Sonny Siebert, R OBP: 0.212, SLG: 0.485 Leon Wagner, L OBP: 0.318, SLG: 0.409 George Culver, R OBP: 0.333, SLG: 0.333 (1, 1) (8, PH) (9, 1)			K						K	1	0	0	0	0	1	0											
<b>Inning Stats</b>	R: 1 E: 1 K: 2 S: 8	H: 0 LOB: 2 BB: 2 P: 16	R: 0 E: 0 K: 2 S: 7	H: 0 LOB: 0 BB: 0 P: 7	R: 0 E: 0 K: 0 S: 2	H: 0 LOB: 0 BB: 1 P: 6	R: 0 E: 0 K: 1 S: 5	H: 0 LOB: 0 BB: 0 P: 5	R: 0 E: 0 K: 1 S: 5	H: 0 LOB: 1 BB: 1 P: 9	R: 0 E: 0 K: 0 S: 2	H: 0 LOB: 0 BB: 1 P: 6	R: 0 E: 0 K: 1 S: 5	H: 0 LOB: 0 BB: 0 P: 5	R: 0 E: 0 K: 1 S: 5	H: 0 LOB: 0 BB: 0 P: 5	R: 0 E: 0 K: 0 S: 3	H: 0 LOB: 0 BB: 0 P: 3	1B: 0 2B: 0 3B: 0 HR: 0	SF: 0 SAC: 1 DP: 2 HBP: 0	WP: 1 PA: 31 PB: 0 CS: 0						
<b>PITCHER</b>	IP	WLS	BF	H	R	ER	SO	BB	IBB	HBP	BLK	WP	HR	S	P	ERA	WHIP										
Dean Chance, R ERA: 2.46 (1, 1)	9.0	W	31	0	1	1	8	5	0	0	0	1	0	42	62	1.00	0.556										

Minnesota Twins @ Cleveland Indians  
Cleveland Municipal Stadium, Cleveland, OH  
Fri Aug 25 1967, 7:05 PM EDT  
Att: 10,519 - Unknown

AB 25  
R 1  
H 0  
RBI 0  
BB 5  
SO 8  
LOB 13





Batter	1	2	3	4	5	6	7	8	9	AB	R	H	RBI	BB	SO	LOB	TOP					
Rod Carew, L OBP: 0.338, SLG: 0.405 (1, 4)	4-3			4-3		4-3		G5-4-3		4	0	0	0	0	0	3						
Ted Uhlhaender, L OBP: 0.276, SLG: 0.384 (1, 8)	4-3			6-3			F9		5-3 1B	4	1	1	0	0	0	0						
Cesar Tovar, R OBP: 0.337, SLG: 0.371 (1, 5) (7, 6)	4-3			K					5-3	4	0	1	0	0	1	1						
Tony Oliva, L OBP: 0.322, SLG: 0.447 (1, 9)		K			3-1				F7	4	0	1	0	0	1	1						
Harmon Killebrew, R OBP: 0.406, SLG: 0.540 (1, 3)		K								4	0	2	1	0	1	2						
Sandy Valdespino, L OBP: 0.213, SLG: 0.229 (1, 7)			6-3		G1-6-3				4-3	4	0	0	0	0	0	2						
Russ Nixon, L OBP: 0.311, SLG: 0.308 Dave Boswell, R OBP: 0.262, SLG: 0.328 Jerry Zimmerman, R OBP: 0.253, SLG: 0.185 (1, 2) (6, PR) (8, 2)				F7						3	0	2	0	0	0	0						
Jackie Hernandez, R OBP: 0.120, SLG: 0.120 Frank Kostro, R OBP: 0.348, SLG: 0.286 Zolo Versalles, R OBP: 0.283, SLG: 0.288 Rich Rollins, R OBP: 0.314, SLG: 0.336 (1, 6) (6, PH) (6, 6) (7, 5)				4-3						1	0	0	0	0	0	0						
Jim Kaat, L OBP: 0.253, SLG: 0.288 Jim Ollom, R OBP: 0.200, SLG: 0.200 Rich Reese, L OBP: 0.261, SLG: 0.345 Jim Roland, R (8, 1) (8, 1)				F8						2	0	0	0	0	0	2						
<b>Inning Stats</b>	R: 0 E: 0 K: 0 S: 3	H: 0 LOB: 0 BB: 0 P: 3	R: 0 E: 0 K: 2 S: 7	H: 0 LOB: 0 BB: 0 P: 7	R: 0 E: 0 K: 0 S: 3	H: 0 LOB: 0 BB: 0 P: 3	R: 0 E: 0 K: 1 S: 5	H: 0 LOB: 0 BB: 0 P: 5	R: 0 E: 0 K: 0 S: 4	H: 1 LOB: 0 BB: 0 P: 3	R: 0 E: 0 K: 0 S: 4	H: 2 LOB: 1 BB: 0 P: 4	R: 0 E: 0 K: 0 S: 4	H: 2 LOB: 1 BB: 0 P: 4	R: 1 E: 1 K: 0 S: 4	H: 2 LOB: 2 BB: 1 P: 8	R: 1 E: 0 K: 0 S: 5	H: 2 LOB: 1 BB: 0 P: 5	1B: 9 2B: 0 3B: 0 HR: 0	SF: 0 SAC: 0 DP: 4 HBP: 0	WP: 0 PB: 0 SB: 0 CS: 0	PA: 33
<b>PITCHER</b> Steve Hargan, R ERA: 2.45 (1, 1)	IP: 9.0 WLS: W BF: 33 H: 9 R: 2 ER: 1 SO: 3 BB: 1 IBB: 0 HBP: 0 BLK: 0 WP: 0 HR: 0 S: 38 P: 42 ERA: 1.00 WHIP: 1.111															<b>PITCHER</b>						

Minnesota Twins @ Cleveland Indians  
Cleveland Municipal Stadium, Cleveland, OH  
Sat Aug 26 1967, 3:33 AM EDT  
Att: 9,291 - Unknown

AB 32  
R 2  
H 9  
RBI 1  
BB 1  
SO 3  
LOB 11



Batter	1	2	3	4	5	6	7	8	9	AB	R	H	RBI	BB	SO	LOB	BOTTOM			
Chuck Hinton, R OBP: 0.328, SLG: 0.382 (1, 9)	K			F9		1B				4	1	2	0	0	1	0				
Leon Wagner, L OBP: 0.320, SLG: 0.410 Vern Fuller, R OBP: 0.269, SLG: 0.352 (1, 7) (8, 4)	K			HR		1B				4	2	2	0	0	1	1				
Max Alvis, R OBP: 0.310, SLG: 0.411 (1, 5)	L3			HR		1B				4	1	2	3	0	0	1				
Tony Horton, R OBP: 0.323, SLG: 0.404 (1, 3)		F7		HR		G4-6-3			F6	3	0	0	0	1	0	2				
Don Demeter, R OBP: 0.266, SLG: 0.390 (1, 8)		F6		G5-4-3		3B			5-3	4	1	1	1	0	0	1				
Chico Salmon, R OBP: 0.283, SLG: 0.333 (1, 4) (8, 7)		6-3			6-3				F3	4	0	1	1	0	0	0				
Larry Brown, R OBP: 0.312, SLG: 0.319 (1, 6)			6-3			4-3				2	0	1	0	1	0	0				
Duke Sims, L OBP: 0.287, SLG: 0.354 (1, 2)			F5		4-3					3	0	0	0	0	1	3				
Steve Hargan, R OBP: 0.222, SLG: 0.220 (1, 1)			K		K				K	3	0	0	0	0	3	1				
<b>Inning Stats</b>	R: 0 E: 0 K: 2 S: 7	H: 0 LOB: 0 BB: 0 P: 7	R: 0 E: 0 K: 0 S: 3	H: 0 LOB: 0 BB: 0 P: 3	R: 0 E: 0 K: 1 S: 5	H: 0 LOB: 0 BB: 0 P: 5	R: 2 E: 0 K: 0 S: 4	H: 2 LOB: 0 BB: 1 P: 8	R: 0 E: 0 K: 1 S: 6	H: 1 LOB: 1 BB: 0 P: 6	R: 3 E: 0 K: 1 S: 9	H: 5 LOB: 2 BB: 1 P: 13	R: 0 E: 0 K: 1 S: 6	H: 1 LOB: 0 BB: 0 P: 6	R: 0 E: 0 K: 0 S: 3	H: 0 LOB: 0 BB: 0 P: 3	1B: 7 2B: 0 3B: 1 HR: 1	SF: 0 SAC: 0 DP: 2 HBP: 0	WP: 0 PB: 0 SB: 1 CS: 0	PA: 33
<b>PITCHER</b> Jim Kaat, L ERA: 3.55 Jim Ollom, L ERA: 5.5 Jim Roland, L ERA: 3.03 (1, 1) (6, 1) (8, 1)	IP: 5.2 WLS: L BF: 24 H: 8 R: 5 ER: 5 SO: 4 BB: 1 IBB: 0 HBP: 0 BLK: 0 WP: 0 HR: 1 S: 31 P: 35 ERA: 7.94 WHIP: 1.588															<b>PITCHER</b>				

Minnesota Twins @ Cleveland Indians  
Cleveland Municipal Stadium, Cleveland, OH  
Sat Aug 26 1967, 3:33 AM EDT  
Att: 9,291 - Unknown

AB 31  
R 5  
H 9  
RBI 5  
BB 2  
SO 6  
LOB 9





Batter	1	2	3	4	5	6	7	8	9	AB	R	H	RBI	BB	SO	LOB	TOP										
<b>Ted Uhlhaender, L</b> OBP: 0.275, SLG: 0.381 (1,8)	F7			4-3		4-3		F6		5	0	1	2	0	0	2	<b>Minnesota Twins @ Cleveland Indians</b> Cleveland Municipal Stadium, Cleveland, OH Sun Aug 27 1967, 3:33 AM EDT Att: 8,711 - Unknown <a href="http://livebaseballscorecards.com">livebaseballscorecards.com</a>										
<b>Cesar Tovar, R</b> OBP: 0.336, SLG: 0.373 (1,6) (6,5)	6-3	F9			F7		WP	6-3		5	1	1	0	0	0	1											
<b>Tony Oliva, L</b> OBP: 0.325, SLG: 0.448 (1,9)	FC6-4			G3	4-3		4-3	BB	3-1	4	0	2	0	0	0	0											
<b>Harmon Killebrew, R</b> OBP: 0.404, SLG: 0.535 (1,3)	FC6-4		G3		K		3-H	4-3	BB	4	0	0	0	1	1	2											
<b>Rich Rollins, R</b> OBP: 0.314, SLG: 0.346 (1,5)																											
<b>Jackie Hernandez, R</b> OBP: 0.190, SLG: 0.190 (6,6)		K	F2							3	1	1	1	0	1	1											
<b>Russ Nixon, L</b> OBP: 0.309, SLG: 0.306 (7,PH)										0	0	0	0	0	0	0											
<b>Zoilo Versalles, R</b> OBP: 0.263, SLG: 0.288 (7,6)										1	0	0	0	0	1	2											
<b>Sandy Valdespino, L</b> OBP: 0.215, SLG: 0.230 (1,7)		BB	F8							1	0	0	0	0	0	0											
<b>Rod Carew, L</b> OBP: 0.344, SLG: 0.418 (1,4)		2B								4	1	1	0	0	1	3											
<b>Hank Izkquierdo, R</b> OBP: 0.350, SLG: 0.421 (1,2)		1B								2	2	2	1	2	0	0											
<b>Jim Merritt, L</b> OBP: 0.227, SLG: 0.200 (1,1)		1B								4	1	1	1	0	0	4											
<b>Inning Stats</b>	R: 0 E: 0 K: 0 S: 4	H: 1 LOB: 1 BB: 0 P: 4	R: 3 E: 0 K: 2 S: 10	H: 3 LOB: 1 BB: 1 P: 14	R: 0 E: 0 K: 0 S: 4	H: 1 LOB: 1 BB: 0 P: 4	R: 1 E: 0 K: 1 S: 5	H: 1 LOB: 0 BB: 0 P: 5	R: 0 E: 0 K: 1 S: 5	H: 0 LOB: 0 BB: 0 P: 5	R: 1 E: 0 K: 1 S: 7	H: 2 LOB: 2 BB: 1 P: 11	R: 1 E: 0 K: 1 S: 6	H: 1 LOB: 3 BB: 2 P: 15	R: 0 E: 0 K: 1 S: 5	H: 0 LOB: 0 BB: 0 P: 3	R: 0 E: 0 K: 0 S: 3	H: 0 LOB: 0 BB: 0 P: 3	1B: 4 2B: 2 3B: 1 HR: 2	SF: 0 SAC: 0 DP: 0 HBP: 1	WP: 1 PB: 0 SB: 0 CS: 0	PA: 41					
<b>PITCHER</b>	IP	WLS	BF	H	R	ER	SO	BB	IBB	HBP	BLK	WP	HR	S	P	ERA	WHIP										
<b>Luis Tiant, R</b> ERA: 3.16 (1,1)	4.0	L	19	6	4	4	2	1	0	0	0	0	1	22	26	9.00	1.750										
<b>Orlando Pena, R</b> ERA: 2.5 (5,1)	1.0		3	0	0	0	1	0	0	0	0	0	0	5	5	0.00	0.000										
<b>Bob Allen, L</b> ERA: 3.28 (6,1)	1.0		9	3	2	2	1	2	0	1	0	1	1	8	17	18.00	5.000										
<b>George Culver, R</b> ERA: 4.48 (7,1)	1.0		4	0	0	0	1	0	1	0	0	0	0	5	9	0.00	0.000										
<b>John O'Donoghue, L</b> ERA: 3.41 (8,1)	2.0		6	0	0	0	1	0	0	0	0	0	0	8	8	0.00	0.000										
Batter	1	2	3	4	5	6	7	8	9	AB	R	H	RBI	BB	SO	LOB	BOTTOM										
<b>Chuck Hinton, R</b> OBP: 0.327, SLG: 0.379 (1,9)	K		5-3			FC4-6		K		3	0	0	0	1	2	0	<b>Minnesota Twins @ Cleveland Indians</b> Cleveland Municipal Stadium, Cleveland, OH Sun Aug 27 1967, 3:33 AM EDT Att: 8,711 - Unknown <a href="http://livebaseballscorecards.com">livebaseballscorecards.com</a>										
<b>Leon Wagner, L</b> OBP: 0.316, SLG: 0.405 (1,7)	K			3-1		FC4-6		F9		4	0	0	0	0	1	1											
<b>Max Alvis, R</b> OBP: 0.310, SLG: 0.410 (1,5)	K					G5-4-3		6-3		4	0	1	0	0	1	1											
<b>Tony Horton, R</b> OBP: 0.322, SLG: 0.405 (1,3)		F3			K		WP	5-3		4	1	1	0	0	1	1											
<b>Don Demeter, R</b> OBP: 0.272, SLG: 0.393 (1,8)					F6			F6		4	1	2	0	0	0	2											
<b>Joe Azcue, R</b> OBP: 0.324, SLG: 0.472 (1,2)		F8						F8		4	1	1	2	0	1	1											
<b>Chico Salmon, R</b> OBP: 0.282, SLG: 0.331 (1,4)					K					4	0	1	0	0	2	1											
<b>Larry Brown, R</b> OBP: 0.311, SLG: 0.321 (1,6)					F6			F8		4	0	1	0	0	0	1											
<b>Luis Tiant, R</b> OBP: 0.273, SLG: 0.365 (1,1)										1	0	0	0	0	0	0											
<b>Orlando Pena, R</b> OBP: 0.279, SLG: 0.279 (5,PH)										0	0	0	0	0	0	0											
<b>Pedro Gonzalez, R</b> OBP: 0.279, SLG: 0.279 (5,PH)										1	0	0	0	0	0	1											
<b>Bob Allen, L</b> OBP: 0.279, SLG: 0.279 (6,1)										0	0	0	0	0	0	0											
<b>George Culver, R</b> OBP: 0.309, SLG: 0.333 (7,1)										0	0	0	0	0	0	0											
<b>Vern Fuller, R</b> OBP: 0.266, SLG: 0.302 (7,PH)										1	0	0	0	0	0	2											
<b>John O'Donoghue, R</b> OBP: 0.190, SLG: 0.176 (8,1)										0	0	0	0	0	0	0											
<b>Inning Stats</b>	R: 0 E: 0 K: 3 S: 9	H: 0 LOB: 0 BB: 0 P: 9	R: 0 E: 0 K: 1 S: 6	H: 1 LOB: 1 BB: 0 P: 6	R: 0 E: 0 K: 0 S: 3	H: 0 LOB: 0 BB: 0 P: 3	R: 0 E: 0 K: 1 S: 6	H: 1 LOB: 1 BB: 0 P: 6	R: 0 E: 0 K: 2 S: 8	H: 0 LOB: 1 BB: 0 P: 8	R: 0 E: 0 K: 0 S: 2	H: 0 LOB: 0 BB: 1 P: 6	R: 1 E: 0 K: 0 S: 6	H: 3 LOB: 2 BB: 0 P: 6	R: 0 E: 0 K: 1 S: 5	H: 0 LOB: 0 BB: 0 P: 5	R: 2 E: 0 K: 0 S: 5	H: 2 LOB: 0 BB: 0 P: 5	1B: 4 2B: 2 3B: 0 HR: 1	SF: 0 SAC: 0 DP: 1 HBP: 0	WP: 3 PB: 0 SB: 0 CS: 0	PA: 35					
<b>PITCHER</b>	IP	WLS	BF	H	R	ER	SO	BB	IBB	HBP	BLK	WP	HR	S	P	ERA	WHIP										
<b>Jim Merritt, L</b> ERA: 2.27 (1,1)	9.0	W	35	7	3	3	8	1	0	0	0	3	1	50	54	3.00	0.889										



Batter	1	2	3	4	5	6	7	8	9	10	11	AB	R	H	RBI	BB	SO	LOB	TOP	
<b>Chuck Hinton, R</b> <small>OBP: 0.326, SLG: 0.385</small> (1, 9) X (3, 4) (6, 8) 												5	1	1	2	0	1	2		
<b>Vic Davallio, L</b> <small>OBP: 0.299, SLG: 0.369</small> (1, 8) X <b>Chico Salmon, R</b> <small>OBP: 0.279, SLG: 0.327</small> (6, 4) X 												3	0	0	0	0	1	0		
<b>Leon Wagner, L</b> <small>OBP: 0.315, SLG: 0.403</small> (1, 7) X 												5	1	1	0	0	0	0		
<b>Tony Horton, R</b> <small>OBP: 0.327, SLG: 0.426</small> (1, 3) X 												5	3	3	2	0	1	0		
<b>Max Alvis, R</b> <small>OBP: 0.310, SLG: 0.416</small> (1, 5) X 												5	1	2	3	0	1	0		
<b>Duke Sims, L</b> <small>OBP: 0.299, SLG: 0.359</small> (1, 2) X 												5	1	1	0	0	2	1		
<b>Vern Fuller, R</b> <small>OBP: 0.266, SLG: 0.347</small> (1, 4) X <b>Lee Mave, L</b> <small>OBP: 0.307, SLG: 0.433</small> (3, 9) X 												1	0	0	0	0	0	0		
<b>Larry Brown, R</b> <small>OBP: 0.313, SLG: 0.324</small> (1, 6) X 												3	0	1	1	1	1	1		
<b>Sam McDowell, L</b> <small>OBP: 0.306, SLG: 0.300</small> (1, 1) X <b>Jim King, L</b> <small>OBP: 0.275, SLG: 0.300</small> (8, 1) X <b>George Culver, R</b> <small>OBP: 0.275, SLG: 0.256</small> (8, 1) X <b>Stan Williams, R</b> <small>OBP: 0.261, SLG: 0.261</small> (8, 1) X <b>Luis Tiant, R</b> <small>OBP: 0.314, SLG: 0.286</small> (11, 1) X 												1	0	0	0	0	0	0		
<b>Inning Stats</b> R: 0 H: 0 E: 0 K: 1 S: 5 LOB: 0 BB: 0 P: 5 R: 0 H: 0 E: 0 K: 0 S: 3 LOB: 0 BB: 0 P: 3 R: 0 H: 0 E: 0 K: 0 S: 3 LOB: 0 BB: 0 P: 3 R: 0 H: 0 E: 0 K: 0 S: 3 LOB: 0 BB: 0 P: 3 R: 2 H: 3 E: 0 K: 1 S: 8 LOB: 1 BB: 0 P: 8 R: 0 H: 0 E: 0 K: 3 S: 5 LOB: 0 BB: 0 P: 5 R: 0 H: 0 E: 0 K: 3 S: 9 LOB: 0 BB: 0 P: 9 R: 0 H: 0 E: 0 K: 0 S: 2 LOB: 2 BB: 1 P: 7 R: 2 H: 3 E: 0 K: 1 S: 7 LOB: 0 BB: 0 P: 7 R: 2 H: 2 E: 0 K: 2 S: 9 LOB: 0 BB: 0 P: 9 R: 2 H: 2 E: 0 K: 1 S: 7 LOB: 0 BB: 0 P: 7 1B: 3 SF: 0 2B: 3 SAC: 0 3B: 1 DP: 1 HR: 3 HBP: 1 WP: 0 PA: 44 PB: 0 SB: 0 CS: 2																				
<b>PITCHER</b> <b>Blue Moon Odum, R</b> <small>ERA: 4.58</small> (1, 1) IP: 7.1 WLS: 26 BF: 3 H: 3 R: 2 ER: 2 SO: 6 BB: 1 IBB: 0 HBP: 0 BLK: 0 WP: 0 HR: 1 S: 37 P: 41 ERA: 4.58 WHIP: 0.545 <b>Tony Pierce, L</b> <small>ERA: 3.36</small> (8, 1) 0.1 2 0 0 0 0 0 0 0 0 0 0 1 2 0.00 0.000 <b>Lew Krausse, R</b> <small>ERA: 4.21</small> (8, 1) 0.1 0 0 0 0 0 0 0 0 0 0 0 0 0 0.00 0.000 <b>Diego Segui, R</b> <small>ERA: 3.02</small> (9, 1) 2.0 10 5 4 4 3 0 0 0 0 0 1 16 16 18.00 2.500 <b>Jack Aker, R</b> <small>ERA: 4.27</small> (11, 1) 1.0 L 5 2 2 2 1 0 0 0 0 0 0 1 7 7 18.00 2.000																				
Batter	1	2	3	4	5	6	7	8	9	10	11	AB	R	H	RBI	BB	SO	LOB	BOTTOM	
<b>Bert Campaneris, R</b> <small>OBP: 0.296, SLG: 0.322</small> (1, 6) X 												6	1	2	1	0	0	2		
<b>John Donaldson, L</b> <small>OBP: 0.369, SLG: 0.359</small> (1, 4) X 												5	1	1	2	1	1	3		
<b>Mike Hershberger, R</b> <small>OBP: 0.345, SLG: 0.342</small> (1, 9) H 												5	1	1	0	0	0	1		
<b>Danny Cater, R</b> <small>OBP: 0.307, SLG: 0.336</small> (1, 3) X 												5	0	1	0	1	2	1		
<b>Joe Nosseck, R</b> <small>OBP: 0.224, SLG: 0.255</small> (1, 8) X 												3	2	2	1	2	0	1		
<b>Jim Geagar, L</b> <small>OBP: 0.338, SLG: 0.347</small> (1, 7) X 												5	0	1	1	1	4	3		
<b>Phil Roof, R</b> <small>OBP: 0.281, SLG: 0.356</small> (1, 2) X <b>Rick Monday, L</b> <small>OBP: 0.319, SLG: 0.426</small> (11, PH) X 												5	1	1	0	0	3	3		
<b>Ted Kubiak, S</b> <small>OBP: 0.210, SLG: 0.211</small> (1, 5) X 												6	0	2	2	0	1	1		
<b>Blue Moon Odum, R</b> <small>ERA: 4.58</small> (1, 1) IP: 7.1 WLS: 26 BF: 3 H: 3 R: 2 ER: 2 SO: 6 BB: 1 IBB: 0 HBP: 0 BLK: 0 WP: 0 HR: 1 S: 37 P: 41 ERA: 4.58 WHIP: 0.545 <b>Tony Pierce, L</b> <small>ERA: 3.36</small> (8, 1) 0.1 2 0 0 0 0 0 0 0 0 0 0 1 2 0.00 0.000 <b>Lew Krausse, R</b> <small>ERA: 4.21</small> (8, PH) 0.1 0 0 0 0 0 0 0 0 0 0 0 0 0 0.00 0.000 <b>Diego Segui, R</b> <small>ERA: 3.02</small> (9, 1) 2.0 10 5 4 4 3 0 0 0 0 0 1 16 16 18.00 2.500 <b>Jack Aker, R</b> <small>ERA: 4.27</small> (11, PH) 1.0 L 5 2 2 2 1 0 0 0 0 0 0 1 7 7 18.00 2.000																				
<b>Inning Stats</b> R: 0 H: 0 E: 0 K: 1 S: 5 LOB: 1 BB: 6 P: 6 R: 1 H: 1 E: 0 K: 1 S: 6 LOB: 1 BB: 10 P: 10 R: 2 H: 2 E: 0 K: 1 S: 7 LOB: 2 BB: 15 P: 15 R: 0 H: 1 E: 0 K: 0 S: 4 LOB: 1 BB: 4 P: 4 R: 0 H: 1 E: 0 K: 0 S: 4 LOB: 1 BB: 4 P: 4 R: 0 H: 1 E: 0 K: 1 S: 6 LOB: 1 BB: 6 P: 6 R: 0 H: 1 E: 0 K: 3 S: 5 LOB: 1 BB: 0 P: 5 R: 1 H: 2 E: 0 K: 1 S: 7 LOB: 2 BB: 11 P: 11 R: 0 H: 0 E: 0 K: 2 S: 7 LOB: 1 BB: 11 P: 11 R: 2 H: 3 E: 0 K: 2 S: 10 LOB: 1 BB: 10 P: 10 R: 1 H: 2 E: 0 K: 2 S: 9 LOB: 2 BB: 13 P: 13 1B: 8 SF: 1 2B: 6 SAC: 0 3B: 0 DP: 0 HR: 0 HBP: 1 WP: 1 PA: 54 PB: 0 SB: 0 CS: 1																				
<b>PITCHER</b> <b>Sam McDowell, L</b> <small>ERA: 3.68</small> (3, 1) 1.1 5 1 0 0 1 0 0 0 0 0 0 0 0 0.00 0.750 <b>Orlando Pena, R</b> <small>ERA: 2.75</small> (5, 1) 3.0 12 3 0 0 2 0 0 0 0 1 0 0 16 0.00 1.000 <b>George Culver, R</b> <small>ERA: 4.27</small> (8, 1) 3.1 W 19 6 4 4 6 3 0 0 0 0 0 0 28 40 10.80 2.700 <b>Luis Tiant, R</b> <small>ERA: 3.14</small> (11, 1) 0.2 S 3 1 0 0 1 0 0 0 0 0 0 0 5 5 0.00 1.500																				

Cleveland Indians @ Kansas City Athletics  
 Municipal Stadium, Kansas City, MO  
 Mon Aug 28 1967, 8:05 PM EDT  
 Att: 3,933 - Unknown


AB	41
R	8
H	10
RBI	8
BB	1
SO	10
LOB	7

WP	0	PA	44
PB	0		
SB	0		
CS	2		

Cleveland Indians @ Kansas City Athletics  
 Municipal Stadium, Kansas City, MO  
 Mon Aug 28 1967, 8:05 PM EDT  
 Att: 3,933 - Unknown

AB	46
R	7
H	14
RBI	7
BB	6
SO	12
LOB	20

WP	1	PA	54
PB	0		
SB	0		
CS	1		






Batter	1	2	3	4	5	6	7	8	9	10	AB	R	H	RBI	BB	SO	LOB									
Vic Davallio, L OBP: 0.297, SLG: 0.376 (1, 8)	F8		1B FC8-2		FC6-4 1B			4-3		1B FC4	6	1	4	2	2	0	0									
Chuck Hinton, R OBP: 0.328, SLG: 0.386 (1, 9)	K		1B		FC6-4 1B			FC6-4 1B		1B FC4	6	0	3	0	0	1	3									
Leon Wagner, L OBP: 0.217, SLG: 0.405 Chico Salmon, R OBP: 0.276, SLG: 0.324 (1, 7) (7, 4)	K		FC8-2		1B 2B			K		FC4	3	2	1	0	1	1	2									
Tony Horton, R OBP: 0.333, SLG: 0.432 (1, 3)		4-3 1B 2B		G5-6-3 1B		1B 2B		E5 1B		FC6-4	5	2	3	0	1	0	2									
Max Alvis, R OBP: 0.313, SLG: 0.417 (1, 5)	K		F3		FC4-6 1B			4-3 1B		F5	6	2	3	2	0	1	5									
Duke Sims, L OBP: 0.283, SLG: 0.354 (1, 2)	4-3		G5-6-3		FC4-6 1B			4-3		F5	6	0	1	1	0	0	8									
Vern Fuller, R OBP: 0.273, SLG: 0.361 Lee Maye, L OBP: 0.308, SLG: 0.432 (1, 4) (7, PH) (7, 7)			4-3		FC4-6 1B			FC4-2 1B		F5	3	1	2	1	0	0	2									
Larry Brown, R OBP: 0.314, SLG: 0.324 (1, 6)	4-3		4-3		FC4-2 1B			1B		K	5	1	2	2	0	1	3									
Sonny Siebert, R OBP: 0.294, SLG: 0.444 John O'Donoghue, L OBP: 0.282, SLG: 0.375 George Culver, R OBP: 0.333, SLG: 0.333 Bob Allen, L OBP: 0.288, SLG: 0.372 Fred Whitfield, L OBP: 0.298, SLG: 0.372 Stan Williams, R OBP: 0.278, SLG: 0.425 Jim Roof, R OBP: 0.278, SLG: 0.236 Luis Tiant, R OBP: 0.273, SLG: 0.365 (1, 11) (6, 1) (6, 1) (6, 1) (7, PH) (7, 1) (10, PH) (10, 1)			4-3		F3			FC4-2 1B		K	3	0	0	0	0	0	3									
<b>Inning Stats</b>	R: 0 E: 0 K: 2 S: 7	H: 0 LOB: 0 BB: 0 P: 7	R: 1 E: 0 K: 1 S: 7	H: 2 LOB: 1 BB: 0 P: 7	R: 0 E: 0 K: 0 S: 4	H: 2 LOB: 1 BB: 0 P: 4	R: 0 E: 0 K: 0 S: 3	H: 1 LOB: 0 BB: 0 P: 3	R: 1 E: 0 K: 0 S: 5	H: 2 LOB: 1 BB: 0 P: 5	R: 4 E: 0 K: 0 S: 9	H: 6 LOB: 2 BB: 0 P: 9	R: 2 E: 1 K: 1 S: 7	H: 2 LOB: 2 BB: 2 P: 15	R: 0 E: 0 K: 1 S: 6	H: 1 LOB: 1 BB: 0 P: 6	R: 0 E: 0 K: 1 S: 6	H: 1 LOB: 1 BB: 0 P: 6	R: 1 E: 1 K: 0 S: 6	H: 2 LOB: 3 BB: 1 P: 10	1B: 16 2B: 4 3B: 0 HR: 0	SF: 0 SAC: 0 DP: 2 HBP: 0	WP: 0 PA: 51 PB: 0 SB: 0 CS: 0			
<b>PITCHER</b>	IP WLS BF H R ER SO BB IBB HBP BLK WP HR S P ERA WHIP	5.0 1.0 0.1 1.2 2.0	24 5 4 7 11	11 2 1 2 3	6 0 0 0 1	6 0 0 0 1	3 0 0 0 0	0 0 0 0 0	0 0 0 0 0	0 0 0 0 0	30 5 3 7 14	30 5 7 14 16	10.80 0.00 0.00 0.00 4.50	2.200 2.000 6.000 1.200 1.500												

**TOP**

**Cleveland Indians @ Kansas City Athletics**  
Municipal Stadium, Kansas City, MO  
Tue Aug 29 1967, 8:05 PM EDT  
Att: 4,326 - Unknown

AB	48
R	9
H	19
RBI	9
BB	3
SO	6
LOB	33

livebaseballscorecards.com



Batter	1	2	3	4	5	6	7	8	9	10	AB	R	H	RBI	BB	SO	LOB								
Bert Campaneris, R OBP: 0.299, SLG: 0.336 (1, 6)	SF8 3B		6-3		K	1B 3B		FC		FC3-6 1B	6	3	3	2	0	1	1								
John Donaldson, L OBP: 0.360, SLG: 0.368 (1, 4)	SF8		3B		4-3	2B 1B		FC		E3	5	1	2	3	0	0	1								
Mike Hershberger, R OBP: 0.342, SLG: 0.341 (1, 9)	6-3		6-3		6-3	2B		K		L4-5	6	0	1	1	0	1	4								
Ray Webster, L OBP: 0.327, SLG: 0.401 (1, 3)	E4				F8 1B	1B		4-3			5	0	2	0	0	0	2								
Danny Cater, R OBP: 0.307, SLG: 0.336 Rick Mondav, L OBP: 0.317, SLG: 0.424 (1, 7) (7, PH) (8, 8)	F9				F8 1B	F8		K		K	3	0	1	0	0	0	2								
Jim Gosger, L OBP: 0.332, SLG: 0.341 (1, 8) (8, 7)		F5			F8	E6 1B		F8		1-3	5	1	0	0	0	0	3								
Ted Kubiak, S OBP: 0.254, SLG: 0.220 (1, 5)	4-3				BB	1B BB		BB		1B	2	1	1	0	3	0	0								
Ken Suarez, R OBP: 0.349, SLG: 0.412 Tim Talton, L OBP: 0.353, SLG: 0.356 (1, 2) (6, PH) (7, 2)	K				K	1B BB		F9		F2	2	0	0	0	0	2	3								
Jim Nash, R OBP: 0.247, SLG: 0.100 Bill Stafford, R OBP: 0.289, SLG: 0.289 Dick Green, R OBP: 0.289, SLG: 0.289 Tony Pierce, R OBP: 0.288, SLG: 0.372 Lew Krausse, R OBP: 0.278, SLG: 0.236 Joe Niese, R OBP: 0.254, SLG: 0.254 Phil Roof, R OBP: 0.283, SLG: 0.365 (1, 11) (6, 1) (6, PH) (7, 1) (7, 1) (8, PH) (8, 1) (10, PH)			K		K	3B 1B		K		FC3-6 BB	2	0	0	0	0	2	3								
<b>Inning Stats</b>	R: 1 E: 1 K: 0 S: 5	H: 1 LOB: 1 BB: 5 P: 5	R: 0 E: 0 K: 1 S: 5	H: 0 LOB: 0 BB: 0 P: 5	R: 0 E: 0 K: 1 S: 6	H: 1 LOB: 1 BB: 0 P: 6	R: 0 E: 0 K: 2 S: 9	H: 2 LOB: 3 BB: 1 P: 13	R: 0 E: 0 K: 1 S: 5	H: 0 LOB: 0 BB: 0 P: 5	R: 6 E: 1 K: 0 S: 8	H: 5 LOB: 1 BB: 2 P: 16	R: 0 E: 0 K: 1 S: 5	H: 0 LOB: 1 BB: 1 P: 9	R: 1 E: 0 K: 2 S: 9	H: 1 LOB: 1 BB: 0 P: 9	R: 0 E: 0 K: 1 S: 6	H: 1 LOB: 1 BB: 0 P: 6	R: 0 E: 1 K: 0 S: 3	H: 0 LOB: 1 BB: 1 P: 7	1B: 6 2B: 2 3B: 4 HR: 0	SF: 1 SAC: 0 DP: 1 HBP: 0	WP: 0 PA: 48 PB: 0 SB: 3 CS: 0		
<b>PITCHER</b>	IP WLS BF H R ER SO BB IBB HBP BLK WP HR S P ERA WHIP	5.1 0.1 0.0 0.0	25 1 0 2	4 0 1 1	4 0 0 0	4 0 0 0	0 0 0 0	0 0 0 0	0 0 0 0	0 0 0 0	33 4 2 2	41 4 2 3	1.69 0.00 0.00 0.00	1.312 3.000 0.000 6.000											

**BOTTOM**

**Cleveland Indians @ Kansas City Athletics**  
Municipal Stadium, Kansas City, MO  
Tue Aug 29 1967, 8:05 PM EDT  
Att: 4,326 - Unknown

AB	42
R	8
H	11
RBI	8
BB	5
SO	9
LOB	21

livebaseballscorecards.com










Batter	1	2	3	4	5	6	7	8	9	10	11	12	AB	R	H	RBI	BB	SO	LOB	TOP				
Vic Davallio, L (1.8) OBP: 0.298, SLG: 0.377	4-3		FC4-6			F7		F6		F5			5	0	0	0	0	0	3					
Chuck Hinton, R (1.9) OBP: 0.330, SLG: 0.384	F4		5-3					5-3				FC3-6 1B	4	0	1	0	1	0	1					
Leon Wagner, L (1.7) OBP: 0.318, SLG: 0.400	K					F4				3-1		FC3-6	5	0	1	0	0	1	2					
Tony Horton, R (1.3) OBP: 0.332, SLG: 0.437						5-3				F5		F7	5	0	0	0	0	1	3					
Max Alvis, R (1.5) OBP: 0.311, SLG: 0.414						F6				F2		K	5	0	1	0	0	1	2					
Joe Azcue, R (1.2) OBP: 0.321, SLG: 0.463						F8				F8		K	5	0	1	0	0	1	2					
Vern Fuller, R (1.4) OBP: 0.273, SLG: 0.357													3	0	0	0	0	2	2					
Pedro Gonzalez, R (10, PH) OBP: 0.277, SLG: 0.277						K				SH1-3 HBP		4-3 WP 1B	1	0	1	0	0	0	0					
Larry Brown, R (1.6) OBP: 0.314, SLG: 0.323						E6 FC4-6				SH1-3		4-3	4	0	0	0	0	0	2					
Luis Tiant, R (1.1) OBP: 0.259, SLG: 0.345													3	0	0	0	0	2	1					
Chico Salmon, R (10, PH) OBP: 0.283, SLG: 0.322													0	0	0	0	1	0	0					
George Culver, R (10, PH) OBP: 0.333, SLG: 0.333													0	0	0	0	0	0	0					
Fred Whitfield, L (12, PH) OBP: 0.288, SLG: 0.371													1	0	0	0	0	1	1					
Bob Allen, L (12.1) OBP: 0.371, SLG: 0.485													0	0	0	0	0	0	0					
<b>Inning Stats</b>	R: 0 E: 0 K: 1 S: 5	H: 0 LOB: 0 BB: 5	R: 0 E: 0 K: 2 S: 8	H: 1 LOB: 1 BB: 0 P: 8	R: 0 E: 1 K: 1 S: 6	H: 0 LOB: 1 BB: 0 P: 6	R: 0 E: 0 K: 0 S: 4	H: 1 LOB: 1 BB: 0 P: 4	R: 0 E: 0 K: 1 S: 5	H: 0 LOB: 0 BB: 5	R: 0 E: 0 K: 0 S: 3	H: 1 LOB: 1 BB: 0 P: 7	R: 0 E: 0 K: 0 S: 3	H: 0 LOB: 0 BB: 0 P: 5	R: 0 E: 0 K: 0 S: 3	H: 0 LOB: 2 BB: 1 P: 8	R: 0 E: 0 K: 1 S: 6	H: 1 LOB: 1 BB: 0 P: 6	R: 0 E: 0 K: 2 S: 8	H: 1 LOB: 1 BB: 0 P: 8	1B: 4 2B: 1 3B: 0 HR: 0	SF: 0 SAC: 1 DP: 0 HBP: 1	WP: 1 PB: 0 SB: 0 CS: 0	PA: 45
<b>PITCHER</b>	IP WLS BF H R ER SO BB IBB HBP BLK WP HR S P ERA WHIP	IP WLS BF H R ER SO BB IBB HBP BLK WP HR S P ERA WHIP																			IP WLS BF H R ER SO BB IBB HBP BLK WP HR S P ERA WHIP			
George Brunet, L (1.1) ERA: 3.25	11.0	41	4	0	0	2	0	0	0	0	0	0	1	0	8	8	0.00	1.000						
Minnie Rojas, R (12.1) ERA: 2.45	1.0	W	4	1	0	0	2	0	0	0	0	0	1	0	8	8	0.00	1.000						

Cleveland Indians @ California Angels  
Anaheim Stadium, Anaheim, CA  
Sat Sep 02 1967, 10:05 PM EDT  
Alt. 15,153 - Unknown

AB 41  
R 0  
H 5  
RBI 0  
BB 2  
SO 9  
LOB 19



Batter	1	2	3	4	5	6	7	8	9	10	11	12	AB	R	H	RBI	BB	SO	LOB	BOTTOM				
Aurelio Rodriguez, R (1.5) OBP: 0.333, SLG: 0.375	K		K			1B		K			4-3		5	0	1	0	0	3	0					
Jim Fregosi, R (1.6) OBP: 0.352, SLG: 0.396	F3					F7		F4			F9		4	0	0	0	1	0	1					
Jimmie Hall, L (1.8) OBP: 0.316, SLG: 0.424	F8									F8			4	0	1	0	0	0	1					
Woodie Held, R (12, PH) OBP: 0.303, SLG: 0.341												FC1-6 BB	0	0	0	0	1	0	0					
Don Mincher, L (1.3) OBP: 0.371, SLG: 0.485													4	1	0	0	1	0	2					
Rick Reichardt, R (1.7) OBP: 0.306, SLG: 0.373													4	1	0	0	1	0	2					
Bubba Morton, R (1.9) OBP: 0.369, SLG: 0.414													5	0	1	0	0	1	5					
Buck Rodgers, S (1.2) OBP: 0.272, SLG: 0.291													5	0	1	1	0	0	1					
Bobby Knoop, R (1.4) OBP: 0.312, SLG: 0.363													4	0	0	0	0	1	0					
George Brunet, R (1.1) ERA: 3.25	9.0	32	3	0	0	7	2	0	0	0	0	0	3	0	0	0	2	0						
Roger Repoz, L (11, PH) OBP: 0.326, SLG: 0.406	2.0	6	0	0	0	1	0	0	0	0	0	0	0	0	8	8	0.00	3.000						
Minnie Rojas, R (12.1) OBP: 0.133, SLG: 0.071	0.2	L	4	1	1	1	1	1	0	0	0	0	0	0	5	9	13.50	3.000						
<b>Inning Stats</b>	R: 0 E: 0 K: 1 S: 5	H: 0 LOB: 0 BB: 0	R: 0 E: 0 K: 0 S: 4	H: 1 LOB: 1 BB: 0 P: 4	R: 0 E: 0 K: 2 S: 7	H: 0 LOB: 0 BB: 0 P: 7	R: 0 E: 0 K: 0 S: 3	H: 0 LOB: 1 BB: 1 P: 7	R: 0 E: 0 K: 1 S: 5	H: 0 LOB: 0 BB: 0 P: 5	R: 0 E: 0 K: 0 S: 3	H: 0 LOB: 0 BB: 0 P: 3	R: 0 E: 0 K: 1 S: 5	H: 0 LOB: 0 BB: 0 P: 5	R: 0 E: 0 K: 0 S: 3	H: 0 LOB: 0 BB: 0 P: 3	R: 0 E: 0 K: 1 S: 6	H: 1 LOB: 1 BB: 0 P: 6	R: 1 E: 0 K: 1 S: 5	H: 1 LOB: 1 BB: 1 P: 9	1B: 3 2B: 0 3B: 1 HR: 0	SF: 0 SAC: 0 DP: 0 HBP: 0	WP: 0 PB: 0 SB: 0 CS: 0	PA: 42
<b>PITCHER</b>	IP WLS BF H R ER SO BB IBB HBP BLK WP HR S P ERA WHIP	IP WLS BF H R ER SO BB IBB HBP BLK WP HR S P ERA WHIP																			IP WLS BF H R ER SO BB IBB HBP BLK WP HR S P ERA WHIP			
Luis Tiant, R (1.1) ERA: 3.25	9.0	32	3	0	0	7	2	0	0	0	0	0	3	0	0	0	2	0						
George Culver, R (10, PH) OBP: 0.326, SLG: 0.406	2.0	6	0	0	0	1	0	0	0	0	0	0	0	0	8	8	0.00	3.000						
Bob Allen, L (12.1) ERA: 3.4	0.2	L	4	1	1	1	1	1	0	0	0	0	0	0	5	9	13.50	3.000						

Cleveland Indians @ California Angels  
Anaheim Stadium, Anaheim, CA  
Sat Sep 02 1967, 10:05 PM EDT  
Alt. 15,153 - Unknown

AB 39  
R 1  
H 4  
RBI 1  
BB 3  
SO 9  
LOB 11









Batter	1	2	3	4	5	6	7	8	9	AB	R	H	RBI	BB	SO	LOB	TOP			
Chuck Hinton, R OBP: 0.326, SLG: 0.380	0-0 6-3		0-0 6-3		0-0 FC5-4			0-0 F4		4	0	0	0	0	0	1	<b>Cleveland Indians @ Minnesota Twins</b> Metropolitan Stadium, Bloomington, MI Mon Sep 04 1967, 8:05 PM EDT Unknown			
Leon Wagner, L OBP: 0.321, SLG: 0.406	0-0 2B			0-0 1B		0-0 2B		0-0 5-3		4	1	3	0	0	0	0				
Max Alvis, R OBP: 0.312, SLG: 0.410	0-0 1-3			0-0 F8		0-0 6-3		0-3 K		4	0	0	0	0	1	3				
Tony Horton, R OBP: 0.330, SLG: 0.432	0-0 4-3			0-0 1B		0-0 F8			0-0 F8	4	0	1	0	0	0	1				
Joe Azcue, R OBP: 0.324, SLG: 0.468		0-0 1B		0-3 K		0-0 2B			0-0 5-3	4	0	2	0	0	1	2				
Chico Salmon, R OBP: 0.277, SLG: 0.314		0-0 FC6-4		0-0 F8		0-0 6-3			0-0 F4	4	0	0	0	0	0	4				
Pedro Gonzalez, R OBP: 0.268, SLG: 0.268		0-0 G4-6-3			0-3 K					3	0	0	0	0	1	1				
Larry Brown, R OBP: 0.315, SLG: 0.320			0-0 F9		4-0 BB				0-0 1-3	2	0	0	0	1	0	0				
Steve Hargan, R OBP: 0.214, SLG: 0.212			0-3 K		0-0 FC1-6				0-3 K	2	0	0	0	0	1	1				
Bob Allen, L George Culver, R Vern Fuller, R Orlando Pena, R					0-0 FC5-4					0	0	0	0	0	0	0				
<b>Inning Stats</b>	R: 0 E: 0 K: 0 S: 4	H: 1 LOB: 1 BB: 0 P: 4	R: 0 E: 0 K: 0 S: 3	H: 1 LOB: 0 BB: 0 P: 3	R: 0 E: 0 K: 1 S: 5	H: 0 LOB: 0 BB: 0 P: 5	R: 0 E: 0 K: 1 S: 7	H: 2 LOB: 2 BB: 0 P: 7	R: 0 E: 0 K: 1 S: 5	H: 0 LOB: 1 BB: 1 P: 9	R: 1 E: 0 K: 0 S: 5	H: 2 LOB: 1 BB: 0 P: 5	R: 0 E: 0 K: 1 S: 5	H: 0 LOB: 0 BB: 0 P: 5	R: 0 E: 0 K: 0 S: 3	H: 0 LOB: 0 BB: 0 P: 3	1B: 3 2B: 3 3B: 0 HR: 0	SF: 0 SAC: 0 DP: 1 HBP: 0	WP: 1 PB: 0 SB: 0 CS: 0	PA: 33
<b>PITCHER</b> Jim Merritt, L ERA: 2.39	IP: 9.0 WLS: W BF: 33 H: 6 R: 1 ER: 1 SO: 5 BB: 1 IBB: 0 HBP: 0 BLK: 0 WP: 1 HR: 0 S: 42 P: 46 ERA: 1.00 WHIP: 0.778																			

Batter	1	2	3	4	5	6	7	8	9	AB	R	H	RBI	BB	SO	LOB	BOTTOM			
Ted Uhlhaender, L OBP: 0.282, SLG: 0.388	0-0 4-3		0-0 3B			0-0 G3		0-0 HR		4	1	2	0	0	0	0	<b>Cleveland Indians @ Minnesota Twins</b> Metropolitan Stadium, Bloomington, MI Mon Sep 04 1967, 8:05 PM EDT Unknown			
Rod Carew, L OBP: 0.344, SLG: 0.415	0-3 K		0-0 F9			0-0 1B		0-3 K		4	1	1	0	0	2	2				
Harmon Killebrew, R OBP: 0.400, SLG: 0.524	0-0 5-3			0-0 5-3		4-0 1B		0-0 HR		3	1	1	2	1	0	0				
Tony Oliva, L OBP: 0.327, SLG: 0.439		0-0 3-1		0-0 F8		0-0 1B		0-0 1B		4	0	2	1	0	0	0				
Bob Allison, R Sandy Valdespino, L		0-0 1B		0-0 F7		0-0 4-3		0-3 K		4	1	1	0	0	1	2				
Cesar Tovar, R OBP: 0.335, SLG: 0.374		0-0 1B			0-0 F8				0-0 F9	3	0	1	1	0	0	0				
Earl Batley, R OBP: 0.270, SLG: 0.225		0-0 F2			0-3 K				0-0 5-3	3	0	0	0	0	1	1				
Zoilo Versalles, R OBP: 0.258, SLG: 0.283			0-0 6-3			0-0 E5			0-0 5-3	3	0	0	0	0	0	0				
Jim Merritt, L OBP: 0.211, SLG: 0.185			0-0 F8			0-0 F9			0-3 K	3	0	0	0	0	1	1				
<b>Inning Stats</b>	R: 0 E: 0 K: 1 S: 5	H: 0 LOB: 0 BB: 0 P: 5	R: 1 E: 0 K: 0 S: 4	H: 2 LOB: 0 BB: 0 P: 4	R: 0 E: 0 K: 0 S: 3	H: 0 LOB: 0 BB: 0 P: 3	R: 0 E: 0 K: 1 S: 6	H: 0 LOB: 1 BB: 0 P: 6	R: 1 E: 0 K: 0 S: 4	H: 2 LOB: 1 BB: 1 P: 8	R: 0 E: 0 K: 0 S: 3	H: 0 LOB: 0 BB: 0 P: 3	R: 2 E: 0 K: 3 S: 12	H: 3 LOB: 1 BB: 0 P: 12	R: 0 E: 0 K: 0 S: 12	H: 0 LOB: 0 BB: 0 P: 12		1B: 3 2B: 2 3B: 2 HR: 1	SF: 0 SAC: 0 DP: 0 HBP: 0	WP: 0 PB: 0 SB: 0 CS: 1
<b>PITCHER</b> Steve Hargan, R Bob Allen, L George Culver, R Orlando Pena, R	IP: 5.1 WLS: L BF: 21 H: 4 R: 2 ER: 2 SO: 2 BB: 1 IBB: 0 HBP: 0 BLK: 0 WP: 0 HR: 0 S: 24 P: 28 ERA: 3.38	0.1	1	0	0	0	0	0	0	0	0	1	1	0.00	3.000	0.000	9.00	1.500		











Batter	1	2	3	4	5	6	7	8	9	AB	R	H	RBI	BB	SO	LOB	TOP																					
Vic Davallo, L (1, 8) OBP: 0.301, SLG: 0.384	F6								K	5	0	3	0	0	1	0																						
Chuck Hinton, R (1, 9) OBP: 0.324, SLG: 0.374	F7									4	0	0	0	0	3	6																						
Leon Wagner, L (1, 7) OBP: 0.322, SLG: 0.402 Chico Salmon, R (9, 7) OBP: 0.276, SLG: 0.311	4-3									3	1	1	0	1	0	0																						
Tony Horton, R (1, 3) OBP: 0.328, SLG: 0.426		F7								4	0	0	0	0	3																							
Max Alvis, R (1, 5) OBP: 0.313, SLG: 0.415										4	1	2	0	0	1	0																						
Joe Azcue, R (1, 2) OBP: 0.325, SLG: 0.471										3	1	1	1	1	1	1																						
Vern Fuller, R (1, 4) OBP: 0.276, SLG: 0.361										4	0	1	0	0	1	3																						
Larry Brown, R (1, 6) OBP: 0.313, SLG: 0.315										3	0	0	0	1	1	2																						
Luis Tiant, R (1, 1) OBP: 0.258, SLG: 0.339										4	0	1	2	0	1	2																						
<b>Inning Stats</b>	R: 0 E: 0 K: 0 S: 3	H: 0 LOB: 0 BB: 0 P: 3	R: 0 E: 0 K: 1 S: 5	H: 1 LOB: 0 BB: 0 P: 5	R: 0 E: 0 K: 2 S: 9	H: 2 LOB: 2 BB: 0 P: 9	R: 3 E: 1 K: 1 S: 9	H: 4 LOB: 3 BB: 2 P: 17	R: 0 E: 0 K: 0 S: 3	H: 0 LOB: 0 BB: 0 P: 3	R: 0 E: 0 K: 1 S: 5	H: 0 LOB: 1 BB: 1 P: 9	R: 0 E: 0 K: 1 S: 6	H: 2 LOB: 1 BB: 0 P: 6	R: 0 E: 0 K: 2 S: 7	H: 0 LOB: 0 BB: 0 P: 7	R: 0 E: 0 K: 1 S: 5	H: 0 LOB: 0 BB: 0 P: 5	1B: 7 2B: 2 3B: 0 HR: 0	SF: 0 SAC: 0 DP: 1 HBP: 0	WP: 0 PB: 0 SB: 0 CS: 1	PA: 37																
<b>PITCHER</b>	IP	WLS	BF	H	R	ER	SO	BB	IBB	HBP	BLK	WP	HR	S	P	ERA	WHIP	<b>PITCHER</b>				IP	WLS	BF	H	R	ER	SO	BB	IBB	HBP	BLK	WP	HR	S	P	ERA	WHIP
Dave Boswell, R (1, 1) ERA: 3.01	7.0	L	31	9	3	3	6	2	1	0	0	0	0	40	52	3.86	1.571																					
Al Worthington, R (8, 1) ERA: 3.0	2.0		6	0	0	0	3	0	0	0	0	0	0	12	12	0.00	0.000																					

Cleveland Indians @ Minnesota Twins  
Metropolitan Stadium, Bloomington, MI  
Wed Sep 06 1967, 4:33 AM EDT  
Att: 9,098 - Unknown

AB	34
R	3
H	9
RBI	3
BB	3
SO	9
LOB	17



Batter	1	2	3	4	5	6	7	8	9	AB	R	H	RBI	BB	SO	LOB	BOTTOM																					
Ted Uhlhaender, L (1, 8) OBP: 0.280, SLG: 0.394	F9									4	0	1	0	0	0	0																						
Cesar Tovar, R (1, 5) OBP: 0.333, SLG: 0.371	F3									4	1	2	0	0	0	1																						
Harmon Killebrew, R (1, 3) OBP: 0.400, SLG: 0.521										3	0	1	0	1	1	1																						
Tony Oliva, L (1, 9) OBP: 0.325, SLG: 0.433										4	1	0	0	0	3																							
Bob Allison, R (1, 7) OBP: 0.356, SLG: 0.462										3	0	0	0	1	1	0																						
Rod Carew, L (1, 4) OBP: 0.347, SLG: 0.414										4	0	2	2	0	0	0																						
Russ Nixon, L (1, 2) OBP: 0.318, SLG: 0.321 Rich Rollins, R (9, PH) OBP: 0.311, SLG: 0.344										3	0	0	0	0	3																							
Jackie Hernandez, R (1, 6) OBP: 0.115, SLG: 0.115 Graig Nettles, L (5, PH) OBP: 0.273, SLG: 0.283 Frank Kostro, R (9, PH) OBP: 0.385, SLG: 0.333 Pat Kelly, L (9, PR) OBP: 0.385, SLG: 0.333										1	0	0	0	0	0	1																						
Dave Boswell, R (1, 1) OBP: 0.265, SLG: 0.338 Rich Reese, L (7, PH) OBP: 0.273, SLG: 0.378 Al Worthington, R (8, 1) OBP: 0.311, SLG: 0.344 Carroll Hardy, R (9, PH) OBP: 0.500, SLG: 0.500										2	0	0	0	0	1	0																						
<b>Inning Stats</b>	R: 0 E: 0 K: 0 S: 4	H: 1 LOB: 1 BB: 0 P: 4	R: 0 E: 0 K: 1 S: 6	H: 1 LOB: 1 BB: 0 P: 6	R: 0 E: 0 K: 2 S: 8	H: 1 LOB: 1 BB: 0 P: 8	R: 0 E: 0 K: 0 S: 3	H: 0 LOB: 0 BB: 0 P: 3	R: 0 E: 0 K: 0 S: 3	H: 0 LOB: 0 BB: 0 P: 3	R: 2 E: 0 K: 0 S: 5	H: 2 LOB: 2 BB: 2 P: 13	R: 0 E: 0 K: 0 S: 4	H: 1 LOB: 1 BB: 0 P: 4	R: 0 E: 0 K: 2 S: 3	H: 0 LOB: 0 BB: 0 P: 3	R: 0 E: 0 K: 2 S: 8	H: 1 LOB: 1 BB: 0 P: 8	1B: 7 2B: 0 3B: 0 HR: 0	SF: 0 SAC: 0 DP: 0 HBP: 0	WP: 0 PB: 0 SB: 0 CS: 0	PA: 36																
<b>PITCHER</b>	IP	WLS	BF	H	R	ER	SO	BB	IBB	HBP	BLK	WP	HR	S	P	ERA	WHIP	<b>PITCHER</b>				IP	WLS	BF	H	R	ER	SO	BB	IBB	HBP	BLK	WP	HR	S	P	ERA	WHIP
Luis Tiant, R (1, 1) ERA: 2.91	9.0	W	36	7	2	2	5	2	0	0	0	0	0	44	52	2.00	1.000																					

Cleveland Indians @ Minnesota Twins  
Metropolitan Stadium, Bloomington, MI  
Wed Sep 06 1967, 4:33 AM EDT  
Att: 9,098 - Unknown

AB	34
R	2
H	7
RBI	2
BB	2
SO	5
LOB	10





Batter	1	2	3	4	5	6	7	8	9	AB	R	H	RBI	BB	SO	LOB	TOP					
Bert Campaneris, R OBP: 0.295, SLG: 0.328	0-0 1B FC2	0-0 1B			4-0 FC6-4 BB	0-0 5-3			0-0 F7	4	0	2	0	1	0	3	<b>Kansas City Athletics @ Cleveland Indians</b> Cleveland Municipal Stadium, Cleveland, OH Fri Sep 08 1967, 7:05 PM EDT Att: 4,998 - Unknown <a href="http://livebaseballscorecards.com">livebaseballscorecards.com</a>					
John Donaldson, L OBP: 0.347, SLG: 0.348	0-3 K	0-0 G3			0-0 F7		0-0 4-3		0-0 F8	5	0	0	0	0	1	4						
Mike Hershberger, R OBP: 0.331, SLG: 0.334	0-0 BB FC2 BB		0-0 6-3		0-0 FC6-4		0-0 F4			4	1	1	0	0	0	1						
Ray Webster, L OBP: 0.325, SLG: 0.425	0-0 FC2 BB BB		0-0 5-3			0-0 3-1		0-3 K		4	0	0	0	0	1	2						
Jim Gosger, L OBP: 0.346, SLG: 0.351	4-0 BB BB		0-3 K		4-0 1B E BB			0-0 G3		2	1	0	0	2	1	0						
Danny Cater, R OBP: 0.313, SLG: 0.336	4-0 BB BB		0-3 K		0-0 1B E BB			0-0 5-3		3	1	1	1	1	1	0						
Sal Bando, R OBP: 0.275, SLG: 0.164	0-0 FC6-4		0-3 K		0-0 E5 1B			0-0 5-3		4	0	0	0	0	1	4						
Ken Suarez, R OBP: 0.357, SLG: 0.431		0-0 F8		0-0 F3		0-0 1B			0-0 1B	4	0	2	1	0	0	0						
Blue Moon Odom, R OBP: 0.321, SLG: 0.333	0-3 K				0-3 K			0-0 F7		1	0	0	0	0	1	0						
Bill Stafford, R								0-0 F7		1	0	0	0	0	1	0						
Tim Talton, L OBP: 0.356, SLG: 0.385										1	0	0	0	0	0	2						
Jack Aker, R OBP: 0.125, SLG: 0.125										0	0	0	0	0	0	0						
Joe Nossak, R OBP: 0.224, SLG: 0.258										1	0	0	0	0	0	1						
<b>Inning Stats</b>	R: 1 E: 0 K: 1 S: 7	H: 2 LOB: 3 BB: 2 P: 15	R: 0 E: 0 K: 1 S: 6	H: 1 LOB: 0 BB: 0 P: 6	R: 0 E: 0 K: 1 S: 5	H: 0 LOB: 0 BB: 0 P: 5	R: 0 E: 0 K: 2 S: 7	H: 0 LOB: 0 BB: 0 P: 7	R: 0 E: 0 K: 1 S: 5	H: 0 LOB: 1 BB: 1 P: 9	R: 2 E: 1 K: 0 S: 6	H: 2 LOB: 2 BB: 1 P: 10	R: 0 E: 0 K: 0 S: 5	H: 0 LOB: 0 BB: 0 P: 5	R: 0 E: 0 K: 0 S: 3	H: 0 LOB: 0 BB: 0 P: 3	R: 0 E: 0 K: 0 S: 4	H: 1 LOB: 1 BB: 0 P: 4	1B: 6 2B: 0 3B: 0 HR: 0	SF: 0 SAC: 0 DP: 0 HBP: 0	WP: 0 PB: 0 SB: 1 CS: 0	PA: 38
<b>PITCHER</b> Sonny Siebert, R ERA: 2.57	IP: 9.0 WLS: W BF: 38 H: 6 R: 3 ER: 2 SO: 7 BB: 4 IBB: 0 HBP: 0 BLK: 0 WP: 0 HR: 0 S: 48 P: 64 ERA: 2.00 WHIP: 1.111															<b>PITCHER</b>	IP: 9.0 WLS: W BF: 38 H: 6 R: 3 ER: 2 SO: 7 BB: 4 IBB: 0 HBP: 0 BLK: 0 WP: 0 HR: 0 S: 48 P: 64 ERA: 2.00 WHIP: 1.111					

Batter	1	2	3	4	5	6	7	8	9	AB	R	H	RBI	BB	SO	LOB	BOTTOM			
Vic Davalillo, L OBP: 0.304, SLG: 0.384	4-0 E BB HR	0-0 5-3		0-0 F6			0-0 G5-4-3 1B			3	1	1	0	1	0	0	<b>Kansas City Athletics @ Cleveland Indians</b> Cleveland Municipal Stadium, Cleveland, OH Fri Sep 08 1967, 7:05 PM EDT Att: 4,998 - Unknown <a href="http://livebaseballscorecards.com">livebaseballscorecards.com</a>			
Larry Brown, R OBP: 0.313, SLG: 0.313	4-0 HR BB	0-0 4-3		0-3 K		0-0 G5-4-3				3	1	0	0	1	1	1				
Richie Scheinblum, S OBP: 0.332, SLG: 0.438	0-0 E1 HR		0-0 F6		0-0 F8			0-0 4-3		4	1	0	0	0	0	2				
Tony Horton, R OBP: 0.311, SLG: 0.412	0-0 HR		0-0 1B 1B		0-3 K		0-0 G5-4-3 HBP			3	2	2	4	0	1	0				
Max Alvis, R OBP: 0.311, SLG: 0.412	0-0 F6		0-0 F4		0-3 K		0-0 G5-4-3			4	0	0	0	0	1	2				
Jose Vidal, R OBP: 0.316, SLG: 0.188	4-0 BB		0-0 1B 1B		0-0 6-3					2	1	1	0	1	0	0				
Gus Gil, R OBP: 0.184, SLG: 0.158	0-0 F6		0-0 1B		0-3 K					3	0	1	2	0	1	1				
Ray Fosse, R	0-0 6-3		0-0 5-3		0-0 6-3					3	0	0	0	0	0	2				
Sonny Siebert, R OBP: 0.167, SLG: 0.381		0-0 1-3		0-3 K					0-0 1-3	3	0	0	0	0	1	0				
<b>Inning Stats</b>	R: 4 E: 1 K: 0 S: 5	H: 1 LOB: 1 BB: 3 P: 17	R: 0 E: 0 K: 0 S: 3	H: 0 LOB: 0 BB: 0 P: 3	R: 2 E: 0 K: 0 S: 6	H: 3 LOB: 1 BB: 0 P: 6	R: 0 E: 0 K: 2 S: 7	H: 0 LOB: 0 BB: 0 P: 7	R: 0 E: 0 K: 1 S: 5	H: 0 LOB: 0 BB: 0 P: 5	R: 0 E: 0 K: 0 S: 3	H: 1 LOB: 0 BB: 0 P: 3	R: 0 E: 0 K: 0 S: 2	H: 0 LOB: 0 BB: 0 P: 3	R: 0 E: 0 K: 0 S: 2	H: 0 LOB: 0 BB: 0 P: 3		1B: 4 2B: 0 3B: 0 HR: 1	SF: 0 SAC: 0 DP: 2 HBP: 1	WP: 0 PB: 0 SB: 0 CS: 0
<b>PITCHER</b> Blue Moon Odom, R ERA: 5.06	IP: 3.0 WLS: L BF: 17 H: 4 R: 6 ER: 5 SO: 0 BB: 3 IBB: 0 HBP: 0 BLK: 0 WP: 0 HR: 1 S: 14 P: 26 ERA: 15.00 WHIP: 2.333															<b>PITCHER</b>	IP: 3.0 WLS: L BF: 17 H: 4 R: 6 ER: 5 SO: 0 BB: 3 IBB: 0 HBP: 0 BLK: 0 WP: 0 HR: 1 S: 14 P: 26 ERA: 15.00 WHIP: 2.333			
Bill Stafford, R ERA: 1.54	2.0 6 0 0 0 4 0 0 0 0 0 0 14 14 0.00 0.000															<b>PITCHER</b>	IP: 2.0 WLS: L BF: 6 H: 0 R: 0 ER: 0 SO: 4 BB: 0 IBB: 0 HBP: 0 BLK: 0 WP: 0 HR: 0 S: 14 P: 14 ERA: 0.00 WHIP: 0.000			
Jack Aker, R ERA: 4.21	3.0 9 1 0 0 1 0 0 1 0 0 0 10 11 0.00 0.333															<b>PITCHER</b>	IP: 3.0 WLS: L BF: 9 H: 1 R: 0 ER: 0 SO: 1 BB: 0 IBB: 0 HBP: 0 BLK: 0 WP: 0 HR: 0 S: 10 P: 11 ERA: 0.00 WHIP: 0.333			



Batter	1	2	3	4	5	6	7	8	9	AB	R	H	RBI	BB	SO	LOB	TOP		
<b>Bert Campaneris, R</b> OBP: 0.295, SLG: 0.328 (1, 6)										4	0	1	0	0	2	4	<b>Kansas City Athletics @ Cleveland Indians</b> Cleveland Municipal Stadium, Cleveland, OH Sat Sep 09 1967, 3:33 AM EDT Att: 2,658 - Unknown <a href="http://livebaseballscorecards.com">livebaseballscorecards.com</a>		
<b>John Donaldson, L</b> OBP: 0.352, SLG: 0.360 (1, 4)										4	1	3	0	0	0	0			
<b>Mike Hershberger, R</b> OBP: 0.333, SLG: 0.336 (1, 9)										4	2	2	1	0	1	1			
<b>Ray Webster, L</b> OBP: 0.327, SLG: 0.436 (1, 3)										4	1	2	3	0	0	1			
<b>Jim Gosger, L</b> OBP: 0.346, SLG: 0.351 (1, 8)										3	0	1	0	0	1	1			
<b>Danny Cater, R</b> OBP: 0.311, SLG: 0.334 (1, 7)										3	1	0	0	0	0	1			
<b>Sal Bando, R</b> OBP: 0.277, SLG: 0.171 (1, 5)										3	1	1	0	0	0	0			
<b>Ken Suarez, R</b> OBP: 0.370, SLG: 0.424 (1, 2)										1	0	0	0	2	1	1			
<b>Jim Nash, R</b> OBP: 0.147, SLG: 0.109 <b>Lew Krausse, R</b> OBP: 0.171, SLG: 0.250 (6, 1)										3	0	1	1	0	2	3			
<b>Inning Stats</b>	R: 1 E: 0 K: 1 S: 7	H: 3 LOB: 1 BB: 0 P: 7	R: 0 E: 0 K: 2 S: 8	H: 1 LOB: 2 BB: 1 P: 12	R: 4 E: 1 K: 1 S: 10	H: 4 LOB: 2 BB: 1 P: 14	R: 0 E: 0 K: 0 S: 3	H: 0 LOB: 0 BB: 0 P: 3	R: 1 E: 1 K: 2 S: 9	H: 1 LOB: 1 BB: 0 P: 9	R: 0 E: 0 K: 1 S: 6	H: 2 LOB: 1 BB: 0 P: 6							
<b>PITCHER</b>	IP	WLS	BF	H	R	ER	SO	BB	IBB	HBP	BLK	WP	HR	S	P	ERA	WHIP		
<b>Stan Williams, R</b> ERA: 3.27 (1, 1)	2.2	L	18	8	5	4	3	1	1	0	0	0	1	22	30	13.50	3.375		
<b>George Culver, R</b> ERA: 3.93 (3, 1)	2.1		9	1	1	0	3	0	0	0	0	0	0	15	15	0.00	0.429		
<b>Bob Allen, L</b> ERA: 3.24 (6, 1)	1.0		4	2	0	0	1	0	0	0	0	0	0	6	6	0.00	2.000		

Batter	1	2	3	4	5	6	7	8	9	AB	R	H	RBI	BB	SO	LOB	BOTTOM		
<b>Vic Davallilo, L</b> OBP: 0.304, SLG: 0.383 (1, 8)										3	0	1	0	0	0	0	<b>Kansas City Athletics @ Cleveland Indians</b> Cleveland Municipal Stadium, Cleveland, OH Sat Sep 09 1967, 3:33 AM EDT Att: 2,658 - Unknown <a href="http://livebaseballscorecards.com">livebaseballscorecards.com</a>		
<b>Larry Brown, R</b> OBP: 0.315, SLG: 0.314 (1, 6)										2	1	1	0	1	0	1			
<b>Richie Scheinblum, S</b> OBP: 0.286, SLG: 0.429 (1, 9)										3	0	2	1	0	1	1			
<b>Tony Horton, R</b> OBP: 0.330, SLG: 0.434 (1, 3)										3	0	0	0	0	0	4			
<b>Max Alvis, R</b> OBP: 0.310, SLG: 0.410 (1, 5)										3	0	0	0	0	1	2			
<b>Jose Vidal, R</b> OBP: 0.286, SLG: 0.167 (1, 7)										2	0	0	0	0	0	0			
<b>Gus Gil, R</b> OBP: 0.200, SLG: 0.158 (1, 4)										0	0	0	0	2	0	0			
<b>Ray Fosse, R</b> (1, 2)										2	0	0	0	0	1	2			
<b>Stan Williams, R</b> OBP: 0.105, SLG: 0.105 <b>George Culver, R</b> OBP: 0.333, SLG: 0.333 <b>Willie Smith, L</b> OBP: 0.267, SLG: 0.333 <b>Bob Allen, L</b> (6, 1)										1	0	0	0	0	1	1			
<b>Inning Stats</b>	R: 0 E: 0 K: 1 S: 7	H: 2 LOB: 2 BB: 0 P: 7	R: 0 E: 0 K: 2 S: 7	H: 0 LOB: 1 BB: 1 P: 11	R: 0 E: 0 K: 1 S: 6	H: 1 LOB: 1 BB: 0 P: 6	R: 0 E: 0 K: 0 S: 3	H: 0 LOB: 1 BB: 1 P: 7	R: 1 E: 0 K: 1 S: 6	H: 1 LOB: 1 BB: 1 P: 10	R: 0 E: 0 K: 0 S: 0	H: 0 LOB: 0 BB: 0 P: 0							
<b>PITCHER</b>	IP	WLS	BF	H	R	ER	SO	BB	IBB	HBP	BLK	WP	HR	S	P	ERA	WHIP		
<b>Jim Nash, R</b> ERA: 3.87 (1, 1)	5.0	W	22	4	1	1	5	3	0	0	0	0	0	29	41	1.80	1.400		
<b>Lew Krausse, R</b> ERA: 4.22 (6, 1)	0.0	S	1	0	0	0	0	0	0	0	0	0	0	0	0	∞	∞		



Batter	1	2	3	4	5	6	7	8	9	AB	R	H	RBI	BB	SO	LOB	TOP					
Bert Campaneris, R OBP: 0.293, SLG: 0.326 (1, 6)										4	0	0	0	0	0	1						
John Donaldson, L OBP: 0.346, SLG: 0.355 (1, 4)										4	0	0	0	0	1	1						
Mike Hershberger, R OBP: 0.330, SLG: 0.333 (1, 9)										4	0	0	0	0	0	0						
Danny Cater, R OBP: 0.311, SLG: 0.333 (7, 3)										4	0	1	0	0	2	0						
Ray Webster, L OBP: 0.326, SLG: 0.433 Joe Nossek, R OBP: 0.222, SLG: 0.256 (7, PH) (7, 8)										2	0	0	0	0	2	0						
Sal Bando, R OBP: 0.279, SLG: 0.192 (1, 5)										3	0	1	0	0	0	1						
Jim Gosger, L OBP: 0.343, SLG: 0.347 (7, 7)										3	0	0	0	0	0	2						
Phil Roof, R OBP: 0.280, SLG: 0.350 (1, 2)										3	0	1	0	0	1	0						
Tony Pierce, R Ken Suarez, R OBP: 0.365, SLG: 0.417 Jack Aker, R OBP: 0.125, SLG: 0.125 (8, PH) (8, 1)										1	0	0	0	0	1	1						
<b>Inning Stats</b>	R: 0 E: 0 K: 0 S: 3	H: 0 LOB: 0 BB: 0 P: 3	R: 0 E: 0 K: 1 S: 6	H: 1 LOB: 1 BB: 0 P: 6	R: 0 E: 1 K: 0 S: 4	H: 0 LOB: 1 BB: 0 P: 4	R: 0 E: 0 K: 2 S: 7	H: 0 LOB: 0 BB: 0 P: 7	R: 0 E: 0 K: 1 S: 6	H: 1 LOB: 1 BB: 0 P: 6	R: 0 E: 0 K: 1 S: 5	H: 0 LOB: 0 BB: 0 P: 5	R: 0 E: 0 K: 1 S: 4	H: 1 LOB: 1 BB: 0 P: 4	R: 0 E: 0 K: 1 S: 5	H: 0 LOB: 0 BB: 0 P: 5	R: 0 E: 0 K: 1 S: 5	H: 0 LOB: 0 BB: 0 P: 5	1B: 2 2B: 1 3B: 0 HR: 0	SF: 0 SAC: 1 DP: 0 HBP: 0	WP: 0 PB: 0 CS: 0	PA: 31
<b>PITCHER</b> John O'Donoghue, L ERA: 3.23 (1, 1)	IP: 9.0 WLS: W BF: 31 H: 3 R: 0 ER: 0 SO: 7 BB: 0 IBB: 0 HBP: 0 BLK: 0 WP: 0 HR: 0 S: 45 P: 45 ERA: 0.00 WHIP: 0.333															<b>PITCHER</b> John O'Donoghue, L ERA: 3.23 (1, 1)	IP: 9.0 WLS: W BF: 31 H: 3 R: 0 ER: 0 SO: 7 BB: 0 IBB: 0 HBP: 0 BLK: 0 WP: 0 HR: 0 S: 45 P: 45 ERA: 0.00 WHIP: 0.333					

Kansas City Athletics @ Cleveland Indians  
Cleveland Municipal Stadium, Cleveland, OH  
Sun Sep 10 1967, 3:33 AM EDT  
Unknown

AB	30
R	0
H	3
RBI	0
BB	0
SO	7
LOB	7



Batter	1	2	3	4	5	6	7	8	9	AB	R	H	RBI	BB	SO	LOB	BOTTOM			
Chuck Hinton, R OBP: 0.321, SLG: 0.371 (9, 7)										4	0	0	0	0	0	2				
Leon Wagner, L OBP: 0.323, SLG: 0.402 Vic Davaillo, L OBP: 0.304, SLG: 0.383 (1, 7) (9, 8)										3	1	1	0	1	0	0				
Max Alvis, R OBP: 0.309, SLG: 0.408 (1, 5)										3	0	0	0	0	1	1				
Tony Horton, R OBP: 0.331, SLG: 0.433 (1, 3)										3	0	1	0	1	0	0				
Joe Azcue, R OBP: 0.321, SLG: 0.466 (1, 2)										3	0	0	0	0	0	3				
Richie Scheinblum, S OBP: 0.300, SLG: 0.333 (1, 9)										2	0	0	0	1	1	1				
Vern Fuller, R OBP: 0.283, SLG: 0.367 (1, 4)										3	0	2	1	0	0	1				
Larry Brown, R OBP: 0.313, SLG: 0.312 (1, 6)										2	0	0	0	0	0	3				
John O'Donoghue, R OBP: 0.154, SLG: 0.189 (1, 1)										3	0	1	0	0	2	1				
<b>Inning Stats</b>	R: 0 E: 0 K: 0 S: 3	H: 0 LOB: 0 BB: 0 P: 3	R: 0 E: 0 K: 0 S: 4	H: 1 LOB: 1 BB: 0 P: 4	R: 0 E: 0 K: 1 S: 5	H: 0 LOB: 0 BB: 0 P: 5	R: 1 E: 0 K: 0 S: 5	H: 2 LOB: 2 BB: 0 P: 13	R: 0 E: 0 K: 0 S: 3	H: 1 LOB: 1 BB: 1 P: 7	R: 0 E: 0 K: 1 S: 5	H: 0 LOB: 0 BB: 0 P: 5	R: 0 E: 0 K: 1 S: 6	H: 1 LOB: 1 BB: 0 P: 6	R: 0 E: 0 K: 1 S: 5	H: 0 LOB: 0 BB: 0 P: 5	1B: 5 2B: 0 3B: 0 HR: 0	SF: 0 SAC: 2 DP: 1 HBP: 0	WP: 0 PB: 0 CS: 0	PA: 31
<b>PITCHER</b> Tony Pierce, L ERA: 3.01 Jack Aker, R ERA: 4.16 (1, 1) (8, 1)	IP: 7.0 WLS: L BF: 28 H: 5 R: 1 ER: 1 SO: 3 BB: 3 IBB: 0 HBP: 0 BLK: 0 WP: 0 HR: 0 S: 31 P: 43 ERA: 1.29 WHIP: 1.143															<b>PITCHER</b> John O'Donoghue, R ERA: 3.23 (1, 1)	IP: 1.0 WLS: L BF: 3 H: 0 R: 0 ER: 0 SO: 1 BB: 0 IBB: 0 HBP: 0 BLK: 0 WP: 0 HR: 0 S: 5 P: 5 ERA: 0.00 WHIP: 0.000			

Kansas City Athletics @ Cleveland Indians  
Cleveland Municipal Stadium, Cleveland, OH  
Sun Sep 10 1967, 3:33 AM EDT  
Unknown

AB	26
R	1
H	5
RBI	1
BB	3
SO	4
LOB	12





Batter	1	2	3	4	5	6	7	8	9	AB	R	H	RBI	BB	SO	LOB	TOP								
<b>Bert Campaneris, R</b> OBP: 0.292, SLG: 0.324 (1, 6)	1-3	K		FC6-4			S 1B	F9		5	1	1	0	0	1	3	<b>Kansas City Athletics @ Cleveland Indians</b> Cleveland Municipal Stadium, Cleveland, OH Sun Sep 10 1967, 3:38 AM EDT Att: 7,821 - Unknown <a href="http://livebaseballscorecards.com">livebaseballscorecards.com</a>								
<b>John Donaldson, L</b> OBP: 0.352, SLG: 0.358 (1, 4)	2B	BB			F7		K	WP E	2B	3	1	1	0	2	1	1									
<b>Mike Hershberger, R</b> OBP: 0.331, SLG: 0.334 (1, 9)	1-3				K		1B	E1 WP		4	1	1	0	1	1	3									
<b>Ray Webster, L</b> OBP: 0.324, SLG: 0.429 (1, 3)	L1				F9		1B	F9		5	0	1	1	0	0	3									
<b>Jim Gosger, L</b> OBP: 0.338, SLG: 0.342 (1, 8) (7, 7)	6-3				F9		F5	F2		5	0	0	0	0	0	4									
<b>Danny Cater, R</b> OBP: 0.314, SLG: 0.339 (7, PR)					6-3		SH5-3	1B		3	1	2	0	1	0	0									
<b>Joe Nosssek, R</b> OBP: 0.221, SLG: 0.255 (7, 8)		BB FC1-2					3B	1B		1	0	0	0	0	0	0									
<b>Sal Bando, R</b> OBP: 0.300, SLG: 0.211 (1, 5)		FC1-2 PB			6-3		SH5-3	1B		3	1	2	2	1	0	0									
<b>Ken Suarez, R</b> OBP: 0.380, SLG: 0.413 (1, 2)		PB FC1-2			K			K		3	0	1	0	2	2	3									
<b>Chuck Dobson, R</b> OBP: 0.188, SLG: 0.188 (1, 1)		1-2 2-3					BB			5	0	1	0	0	2	6									
<b>Lew Krausse, R</b> OBP: 0.171, SLG: 0.250 (9, 1)	FC1-2	PB			FC6-4		K		6-3	0	0	0	0	0	0	0									
<b>Inning Stats</b>	R: 0 E: 0 K: 0 S: 4	H: 1 LOB: 2 BB: 1 P: 8	R: 1 E: 0 K: 1 S: 7	H: 2 LOB: 3 BB: 2 P: 15	R: 0 E: 0 K: 0 S: 3	H: 0 LOB: 0 BB: 0 P: 3	R: 0 E: 0 K: 1 S: 6	H: 1 LOB: 1 BB: 0 P: 6	R: 0 E: 0 K: 1 S: 5	H: 0 LOB: 0 BB: 0 P: 5	R: 1 E: 0 K: 1 S: 6	H: 1 LOB: 1 BB: 1 P: 10	R: 2 E: 0 K: 2 S: 10	H: 3 LOB: 3 BB: 2 P: 18	R: 1 E: 1 K: 0 S: 5	H: 1 LOB: 1 BB: 0 P: 5	R: 0 E: 0 K: 1 S: 6	H: 1 LOB: 2 BB: 1 P: 10	1B: 7 2B: 2 3B: 1 HR: 0	SF: 0 SAC: 1 DP: 0 HBP: 0	WP: 2 PB: 1 SB: 2 CS: 0	PA: 45			
<b>PITCHER</b>	IP	WLS	BF	H	R	ER	SO	BB	IBB	HBP	BLK	WP	HR	S	P	ERA	WHIP								
<b>Steve Bailey, R</b> ERA: 3.85 (1, 1)	6.1	L	31	7	4	4	5	5	0	0	0	0	0	36	56	5.68	1.895								
<b>Bob Allen, L</b> ERA: 3.2 (7, 1)	0.2		4	1	0	0	1	0	1	0	0	0	0	5	9	0.00	1.500								
<b>Bobby Tiefenauer, R</b> ERA: (8, 1)	2.0		10	2	1	0	1	1	0	0	0	2	0	11	15	0.00	1.500								
<b>Batter</b>	<b>1</b>	<b>2</b>	<b>3</b>	<b>4</b>	<b>5</b>	<b>6</b>	<b>7</b>	<b>8</b>	<b>9</b>	<b>AB</b>	<b>R</b>	<b>H</b>	<b>RBI</b>	<b>BB</b>	<b>SO</b>	<b>LOB</b>	<b>BOTTOM</b>								
<b>Vic Davallilo, L</b> OBP: 0.307, SLG: 0.385 (1, 8)	F7						1-3			4	0	2	0	0	0	2	<b>Kansas City Athletics @ Cleveland Indians</b> Cleveland Municipal Stadium, Cleveland, OH Sun Sep 10 1967, 3:38 AM EDT Att: 7,821 - Unknown <a href="http://livebaseballscorecards.com">livebaseballscorecards.com</a>								
<b>Richie Scheinblum, S</b> OBP: 0.296, SLG: 0.385 (1, 9)								F7		4	0	1	0	0	0	2									
<b>Jose Vidal, R</b> OBP: 0.240, SLG: 0.136 (1, 7)								K		4	0	0	0	0	4	2									
<b>Tony Horton, R</b> OBP: 0.331, SLG: 0.431 (1, 3)	5-3							F6		4	0	1	0	0	0	1									
<b>Max Alvis, R</b> OBP: 0.307, SLG: 0.405 (1, 5)								F5		4	0	0	0	0	0	1									
<b>Vern Fuller, R</b> OBP: 0.287, SLG: 0.366 (1, 4)								HR	BB	3	1	1	0	1	0	1									
<b>Larry Brown, R</b> OBP: 0.312, SLG: 0.311 (1, 6)								K		2	0	0	0	0	0	2									
<b>Lee Mays, L</b> OBP: 0.318, SLG: 0.435 (7, PH)										1	0	1	0	0	0	0									
<b>Bobby Tiefenauer, R</b> OBP: 0.322, SLG: 0.401 (8, PH)										0	0	0	0	0	0	0									
<b>Leon Wagner, L</b> OBP: 0.322, SLG: 0.401 (8, PH)										1	0	0	0	0	1	1									
<b>Ray Fosse, R</b> (1, 2)										2	0	0	0	0	1	1									
<b>Willie Smith, L</b> OBP: 0.313, SLG: 0.375 (7, PH)										1	0	1	0	0	0	0									
<b>Duke Sims, L</b> OBP: 0.288, SLG: 0.377 (8, 2)										1	1	1	2	0	0	0									
<b>Steve Bailey, R</b> (1, 1)										2	0	0	0	0	1	0									
<b>Bob Allen, L</b> (7, 1)										0	0	0	0	0	0	0									
<b>Fred Whitfield, L</b> OBP: 0.290, SLG: 0.368 (7, PH)										1	0	0	0	0	1	2									
<b>Chico Salmon, R</b> OBP: 0.274, SLG: 0.310 (8, 6)										1	0	0	0	0	0	0									
<b>Inning Stats</b>	R: 0 E: 0 K: 1 S: 6	H: 1 LOB: 1 BB: 0 P: 6	R: 0 E: 0 K: 0 S: 4	H: 1 LOB: 1 BB: 0 P: 4	R: 0 E: 0 K: 2 S: 8	H: 1 LOB: 1 BB: 0 P: 8	R: 0 E: 0 K: 0 S: 4	H: 1 LOB: 1 BB: 0 P: 4	R: 0 E: 0 K: 1 S: 6	H: 0 LOB: 0 BB: 0 P: 5	R: 0 E: 0 K: 1 S: 5	H: 2 LOB: 2 BB: 0 P: 7	R: 0 E: 0 K: 1 S: 5	H: 0 LOB: 0 BB: 0 P: 5	R: 2 E: 0 K: 1 S: 6	H: 1 LOB: 0 BB: 1 P: 10	1B: 6 2B: 1 3B: 0 HR: 1	SF: 0 SAC: 0 DP: 0 HBP: 0	WP: 1 PB: 0 SB: 0 CS: 0	PA: 36					
<b>PITCHER</b>	IP	WLS	BF	H	R	ER	SO	BB	IBB	HBP	BLK	WP	HR	S	P	ERA	WHIP								
<b>Chuck Dobson, R</b> ERA: 3.85 (1, 1)	8.2		35	8	2	2	8	1	0	0	0	0	0	50	54	2.08	1.038								
<b>Lew Krausse, R</b> ERA: 4.21 (9, 1)	0.1	S	1	0	0	0	0	0	0	0	0	0	0	1	1	0.00	0.000								



Batter	1	2	3	4	5	6	7	8	9	AB	R	H	RBI	BB	SO	LOB	TOP								
Chuck Hinton, R OBP: 0.320, SLG: 0.373 (1, 9)	F8		6-3		FC6-4			1B	F9	5	1	1	1	0	0	3	<b>Cleveland Indians @ Chicago White Sox</b> Comiskey Park, Chicago, IL Tue Sep 12 1967, 8:05 PM EDT Unknown								
Leon Wagner, L OBP: 0.322, SLG: 0.400 Vic Davallilo, L OBP: 0.307, SLG: 0.385 (8, 8)	K				F2			4-3		4	0	1	0	0	1	2									
Max Alvis, R OBP: 0.306, SLG: 0.404 (1, 5)	4-3		K					1B		4	0	1	1	0	1	1									
Tony Horton, R OBP: 0.330, SLG: 0.429 (1, 3)		F7			F9			K		4	0	1	0	0	1	1									
Joe Azcue, R OBP: 0.316, SLG: 0.458 (1, 2)		6-3			F9			F8		4	0	0	0	0	0	2									
Jose Vidal, R OBP: 0.276, SLG: 0.125 (8, 7)		BB			F7				SH	2	1	0	0	2	0	1									
Vern Fuller, R OBP: 0.293, SLG: 0.368 (1, 4)		BB			BB			SH		2	2	1	0	1	1	0									
Larry Brown, R OBP: 0.312, SLG: 0.313 (1, 6)					K			K		4	0	1	2	0	3	3									
Sam McDowell, L OBP: 0.211, SLG: 0.257 George Culver, R OBP: 0.250, SLG: 0.250 Bob Allen, L (8, 1) Lee Maye, L OBP: 0.317, SLG: 0.434 Orlando Pena, R (9, 1)	1-3				FC6-4			K		2	0	1	0	0	0	1									
<b>Inning Stats</b>	R: 0 E: 0 K: 1 S: 5	H: 0 LOB: 0 BB: 0 P: 5	R: 2 E: 0 K: 0 S: 4	H: 1 LOB: 1 BB: 2 P: 12	R: 0 E: 0 K: 1 S: 5	H: 1 LOB: 1 BB: 0 P: 5	R: 0 E: 0 K: 0 S: 3	H: 0 LOB: 0 BB: 0 P: 3	R: 1 E: 0 K: 1 S: 7	H: 2 LOB: 1 BB: 0 P: 7	R: 0 E: 0 K: 0 S: 4	H: 1 LOB: 1 BB: 0 P: 4	R: 0 E: 0 K: 3 S: 9	H: 0 LOB: 0 BB: 0 P: 9	R: 1 E: 0 K: 1 S: 7	H: 2 LOB: 1 BB: 0 P: 7		R: 0 E: 1 K: 1 S: 6	H: 0 LOB: 2 BB: 1 P: 10	1B: 5 2B: 2 3B: 1 HR: 0	SF: 0 SAC: 1 DP: 1 HBP: 0	WP: 0 PB: 0 CS: 2	PA: 37		
<b>PITCHER</b>	IP	WLS	BF	H	R	ER	SO	BB	IBB	HBP	BLK	WP	HR	S	P	ERA	WHIP								
Steve Jones, L ERA: 3.8 (1, 1)	2.0	L	9	1	2	2	1	2	0	0	0	0	0	9	17	9.00	1.500								
Bruce Howard, R ERA: 3.43 (3, 1)	3.0		11	3	1	1	2	0	0	0	0	0	0	15	15	3.00	1.000								
Wilbur Wood, L ERA: 2.56 (6, 1)	1.0		4	1	0	0	0	0	0	0	0	0	0	4	4	0.00	1.000								
Bob Locker, R ERA: 2.24 (7, 1)	2.0		8	2	1	1	4	0	0	0	0	0	0	16	16	4.50	1.000								
Hoyt Wilhelm, R ERA: 1.09 (9, 1)	1.0		5	0	0	0	1	1	0	0	0	0	0	6	10	0.00	1.000								

Batter	1	2	3	4	5	6	7	8	9	AB	R	H	RBI	BB	SO	LOB	BOTTOM								
Walt Williams, R OBP: 0.293, SLG: 0.358 (1, 7)	6-3		F7			5-3	1-3		4-3	5	0	0	0	0	0	2	<b>Cleveland Indians @ Chicago White Sox</b> Comiskey Park, Chicago, IL Tue Sep 12 1967, 8:05 PM EDT Unknown								
Don Buford, S OBP: 0.320, SLG: 0.315 (1, 4)	K		F3			FC6-4		6-3		3	1	0	0	1	1	2									
Tommie Agee, R OBP: 0.311, SLG: 0.375 (1, 8)	K2-3				G5-4-3	FC6-4		1B		1	1	0	0	2	1	0									
Ken Boyer, R OBP: 0.327, SLG: 0.373 Sandy Alomar Sr., S OBP: 0.088, SLG: 0.088 Bill Voss, L OBP: 0.083, SLG: 0.083 (9, 9)	F8				G5-4-3	FC6-4		1B		4	1	1	0	0	0	3									
Pete Ward, L OBP: 0.351, SLG: 0.407 (9, 5)					4-3	1B		1B		2	0	1	1	2	0	0									
Rocky Colavito, R OBP: 0.333, SLG: 0.346 Buddy Bradford, R OBP: 0.167, SLG: 0.091 (6, FR)	G5-4-3				6-3			K		3	0	1	1	0	0	1									
Tom McCraw, L OBP: 0.286, SLG: 0.361 (8, PH)						1B				1	0	0	0	0	1	2									
Duane Josephson, R OBP: 0.295, SLG: 0.333 Smoky Burgess, L OBP: 0.288, SLG: 0.264 Bob Locker, S (7, 1)	G5-4-3				6-3			K		2	0	0	0	0	0	0									
Wayne Causey, L OBP: 0.306, SLG: 0.304 Hoyt Wilhelm, R OBP: 0.077, SLG: 0.077 (9, 1)						L6		K		1	0	0	0	0	1	2									
Ron Hansen, R OBP: 0.317, SLG: 0.310 (1, 6)									F8	4	0	2	0	0	0	0									
<b>Inning Stats</b>	R: 0 E: 0 K: 2 S: 7	H: 0 LOB: 0 BB: 0 P: 7	R: 0 E: 0 K: 0 S: 2	H: 0 LOB: 0 BB: 1 P: 6	R: 0 E: 0 K: 0 S: 5	H: 2 LOB: 2 BB: 0 P: 5	R: 0 E: 0 K: 0 S: 2	H: 0 LOB: 0 BB: 1 P: 6	R: 0 E: 0 K: 1 S: 6	H: 1 LOB: 1 BB: 0 P: 6	R: 2 E: 0 K: 0 S: 4	H: 1 LOB: 2 BB: 3 P: 16	R: 0 E: 0 K: 1 S: 5	H: 0 LOB: 0 BB: 0 P: 5	R: 1 E: 0 K: 2 S: 9	H: 2 LOB: 2 BB: 0 P: 10	R: 0 E: 0 K: 1 S: 5	H: 0 LOB: 0 BB: 0 P: 5	1B: 6 2B: 0 3B: 0 HR: 0	SF: 0 SAC: 0 DP: 2 HBP: 1	WP: 1 PB: 2 CS: 0	PA: 37			
<b>PITCHER</b>	IP	WLS	BF	H	R	ER	SO	BB	IBB	HBP	BLK	WP	HR	S	P	ERA	WHIP								
Sam McDowell, L ERA: 3.84 (1, 1)	5.2	W	23	3	2	2	3	5	0	0	0	0	0	24	44	3.18	1.412								
George Culver, R ERA: 3.96 (6, 1)	1.2		9	3	1	1	1	0	0	1	0	1	0	10	11	5.40	1.800								
Bob Allen, L ERA: 3.16 (8, 1)	0.2		2	0	0	0	2	0	0	0	0	0	0	6	6	0.00	0.000								
Orlando Pena, R ERA: 3.14 (9, 1)	1.0	S	3	0	0	0	1	0	0	0	0	0	0	5	5	0.00	0.000								













Batter	1	2	3	4	5	6	7	8	9	10	AB	R	H	RBI	BB	SO	LOB	TOP
Vic Davallo, L OBP: 0.309, SLG: 0.386 (1, 8)	F5		G4-6-3			CS 1B			S 1B		4	0	2	0	0	0	1	<b>Cleveland Indians @ Chicago White Sox</b> Comiskey Park, Chicago, IL Thu Sep 14, 1967, 8:05 PM EDT Att: 4,314 - Unknown  <b>AB 32</b> <b>R 0</b> <b>H 5</b> <b>RBI 0</b> <b>BB 0</b> <b>SO 2</b> <b>LOB 6</b> 
Rchie Scheinblum, S OBP: 0.278, SLG: 0.353 (1, 9)	1-3			4-3		CS	SH1-4 1B		K		4	0	1	0	0	1		
Chuck Hinton, R OBP: 0.318, SLG: 0.369 (1, 7)	6-3			F9			SH1-4		F3		3	0	0	0	0	1		
Tony Horton, R OBP: 0.327, SLG: 0.424 (1, 3)		6-3		F5						K	4	0	0	0	0	1		
Max Alvis, R OBP: 0.302, SLG: 0.401 (1, 5)		F2			F7					5-3	4	0	0	0	0	1		
Duke Sims, L OBP: 0.292, SLG: 0.378 (1, 2)					4-3			G3		4-3	4	0	1	0	0	0		
Vern Fuller, R OBP: 0.302, SLG: 0.384 (1, 4)					6-3					6-3	3	0	0	0	0	1		
Larry Brown, R OBP: 0.307, SLG: 0.307 (1, 6)				F4						6-3	3	0	0	0	0	0		
Steve Hargan, R OBP: 0.214, SLG: 0.212 (1, 1)						F6					0	0	0	0	0	0		
Jim King, L OBP: 0.271, SLG: 0.232 (3, PH)						F7				4-3	1	0	1	0	0	0		
Stan Williams, R OBP: 0.100, SLG: 0.100 (3, 1)											1	0	0	0	0	0		
Lee Maye, L OBP: 0.318, SLG: 0.434 (9, PH)											1	0	0	0	0	0		
Orlando Pena, R (9, 1)											0	0	0	0	0	0		
<b>Inning Stats</b>	R: 0 E: 0 K: 0 S: 3	H: 0 LOB: 0 BB: 0 P: 3	R: 0 E: 0 K: 0 S: 4	H: 1 LOB: 1 BB: 0 P: 4	R: 0 E: 0 K: 0 S: 3	H: 1 LOB: 0 BB: 0 P: 3	R: 0 E: 0 K: 0 S: 3	H: 0 LOB: 0 BB: 0 P: 3	R: 0 E: 0 K: 0 S: 4	H: 1 LOB: 1 BB: 0 P: 4	R: 0 E: 0 K: 1 S: 6	H: 0 LOB: 0 BB: 0 P: 3	R: 0 E: 0 K: 1 S: 5	H: 0 LOB: 0 BB: 0 P: 5	1B: 5 2B: 0 3B: 0 HR: 0	SF: 0 SAC: 1 DP: 1 HBP: 0	WP: 0 PB: 0 SB: 1 CS: 1	PA: 34
<b>PITCHER</b> Cisco Carlos, R ERA: 0.81 (1, 1)	IP: 10.0 W: 7 L: 3 BF: 33 H: 5 R: 0 ER: 0 SO: 2 BB: 0 IBB: 0 HBP: 0 BLK: 0 WP: 0 HR: 0 S: 37 P: 37 ERA: 0.00 WHIP: 0.500																	

Batter	1	2	3	4	5	6	7	8	9	10	AB	R	H	RBI	BB	SO	LOB	BOTTOM		
Ken Berry, R OBP: 0.307, SLG: 0.325 (1, 8)	5-3					4-3				K	3	0	0	0	1	1	0	<b>Cleveland Indians @ Chicago White Sox</b> Comiskey Park, Chicago, IL Thu Sep 14, 1967, 8:05 PM EDT Att: 4,314 - Unknown  <b>AB 35</b> <b>R 4</b> <b>H 6</b> <b>RBI 4</b> <b>BB 3</b> <b>SO 5</b> <b>LOB 10</b> 		
Ken Boyer, R OBP: 0.318, SLG: 0.361 (10, PH)			1B BB							K	1	0	0	0	0	1	3			
Don Buford, S OBP: 0.321, SLG: 0.324 (1, 5)	E3					4-3				G1	5	1	2	4	0	0	0			
Wayne Causey, L OBP: 0.301, SLG: 0.296 (1, 4)	F9				5-3						3	0	0	0	1	0	3			
Pete Ward, L OBP: 0.343, SLG: 0.403 (1, 7)	F4					F7				F9	4	0	0	0	0	0	3			
Tom McCraw, L OBP: 0.285, SLG: 0.356 (1, 3)		F8				F7				F9	4	0	0	0	0	0	0			
Rocky Colavito, R OBP: 0.326, SLG: 0.337 (1, 9)		F7				F4				K	4	0	0	0	0	1	0			
Ron Hansen, R OBP: 0.317, SLG: 0.312 (1, 6)																				
Tommie Agee, R OBP: 0.308, SLG: 0.371 (10, PR)																				
Duane Josephson, R OBP: 0.289, SLG: 0.325 (1, 2)						6-3				F8	4	1	1	0	0	0	1			
Cisco Carlos, R OBP: 0.083, SLG: 0.083 (1, 1)											3	0	0	0	0	2	0			
Smoky Burgess, L ERA: 2.89 (10, PH)											0	0	0	0	1	0	0			
Joe Horlen, R OBP: 0.167, SLG: 0.159 (10, PR)										K	0	1	0	0	0	0	0			
<b>Inning Stats</b>	R: 0 E: 2 K: 0 S: 4	H: 0 LOB: 2 BB: 0 P: 4	R: 0 E: 0 K: 0 S: 3	H: 1 LOB: 1 BB: 0 P: 3	R: 0 E: 0 K: 0 S: 3	H: 0 LOB: 0 BB: 0 P: 3	R: 0 E: 0 K: 0 S: 3	H: 0 LOB: 1 BB: 1 P: 7	R: 0 E: 0 K: 2 S: 7	H: 1 LOB: 1 BB: 0 P: 6	R: 0 E: 0 K: 0 S: 3	H: 0 LOB: 0 BB: 0 P: 3	R: 0 E: 0 K: 1 S: 7	H: 0 LOB: 0 BB: 0 P: 3	R: 4 E: 0 K: 1 S: 7	H: 3 LOB: 1 BB: 1 P: 11	1B: 5 2B: 0 3B: 0 HR: 1	SF: 0 SAC: 0 DP: 0 HBP: 0	WP: 0 PB: 0 SB: 2 CS: 0	PA: 38
<b>PITCHER</b> Steve Hargan, R ERA: 2.57 (1, 1)	IP: 2.0 W: 1 L: 0 BF: 7 H: 1 R: 0 ER: 0 SO: 0 BB: 1 IBB: 0 HBP: 0 BLK: 0 WP: 0 HR: 0 S: 7 P: 7 ERA: 0.00 WHIP: 0.500																			
Stan Williams, R ERA: 2.89 (3, 1)	IP: 6.0 W: 2 L: 0 BF: 22 H: 2 R: 0 ER: 0 SO: 4 BB: 2 IBB: 0 HBP: 0 BLK: 0 WP: 0 HR: 0 S: 28 P: 36 ERA: 0.00 WHIP: 0.667																			
Orlando Pena, R ERA: 3.39 (9, 1)	IP: 1.2 W: 0 L: 1 BF: 9 H: 3 R: 4 ER: 4 SO: 1 BB: 1 IBB: 0 HBP: 0 BLK: 0 WP: 0 HR: 1 S: 10 P: 14 ERA: 21.60 WHIP: 1.800																			



Batter	1	2	3	4	5	6	7	8	9	AB	R	H	RBI	BB	SO	LOB	TOP		
Chuck Hinton, R OBP: 0.316, SLG: 0.366 (1, 8)											4	0	0	0	0	2	4		
Lee Mays, L OBP: 0.317, SLG: 0.433 (9, PH)											1	0	0	0	0	0	1		
Richie Scheinblum, S OBP: 0.273, SLG: 0.300 (1, 9)											3	0	0	0	1	1	4		
Leon Wagner, L OBP: 0.318, SLG: 0.392 (1, 7)											3	0	1	1	1	1	3		
Tony Horton, R OBP: 0.326, SLG: 0.422 (1, 3)											4	0	1	0	0	1	2		
Max Alvis, R OBP: 0.302, SLG: 0.402 (1, 5)											4	0	1	0	0	0	2		
Joe Azzue, R OBP: 0.318, SLG: 0.456 (6, 4)											3	0	0	0	0	2	3		
Gus Gil, R OBP: 0.200, SLG: 0.158 (6, PH)											0	0	0	0	0	0	0		
Vic Davallilo, L OBP: 0.308, SLG: 0.385 (6, 8)											1	0	0	0	0	0	0		
Vern Fuller, R OBP: 0.290, SLG: 0.380 (6, PH)											2	0	0	0	0	1	1		
Duke Sims, L OBP: 0.294, SLG: 0.379 (6, 2)											2	0	1	0	0	1	2		
Larry Brown, R OBP: 0.308, SLG: 0.305 (1, 6)											2	0	0	0	2	0	2		
John O'Donoghue, R OBP: 0.171, SLG: 0.184 (5, 1)											1	1	0	0	1	0	1		
Bob Allen, L OBP: 0.283, SLG: 0.118 (7, PH)											0	0	0	0	0	0	0		
Jose Vidal, R OBP: 0.294, SLG: 0.353 (7, 1)											0	0	0	0	0	0	0		
Bobby Tiefenauer, R OBP: 0.294, SLG: 0.353 (9, PH)											1	0	0	0	0	1	1		
Willie Smith, L OBP: 0.294, SLG: 0.353 (9, PH)											1	0	0	0	0	1	1		
<b>Inning Stats</b>	R: 0 E: 0 K: 2 S: 7	H: 0 LOB: 1 BB: 1 P: 11	R: 0 E: 0 K: 2 S: 8	H: 1 LOB: 1 BB: 0 P: 8	R: 1 E: 0 K: 0 S: 4	H: 1 LOB: 0 BB: 1 P: 8	R: 0 E: 0 K: 0 S: 3	H: 0 LOB: 0 BB: 0 P: 3	R: 0 E: 0 K: 2 S: 7	H: 1 LOB: 2 BB: 1 P: 11	R: 0 E: 0 K: 1 S: 5	H: 0 LOB: 0 BB: 2 P: 13	R: 0 E: 0 K: 0 S: 3	H: 0 LOB: 0 BB: 0 P: 3	R: 0 E: 0 K: 1 S: 6	H: 1 LOB: 1 BB: 0 P: 6	1B: 3 2B: 1 3B: 0 HR: 0	SF: 0 SAC: 0 DP: 0 HBP: 0	WP: 0 PA: 37 CS: 0
<b>PITCHER</b>	IP WLS BF H R ER SO BB IBB HBP BLK WP HR S P ERA WHIP	IP WLS BF H R ER SO BB IBB HBP BLK WP HR S P ERA WHIP	IP WLS BF H R ER SO BB IBB HBP BLK WP HR S P ERA WHIP	IP WLS BF H R ER SO BB IBB HBP BLK WP HR S P ERA WHIP	IP WLS BF H R ER SO BB IBB HBP BLK WP HR S P ERA WHIP	IP WLS BF H R ER SO BB IBB HBP BLK WP HR S P ERA WHIP	IP WLS BF H R ER SO BB IBB HBP BLK WP HR S P ERA WHIP	IP WLS BF H R ER SO BB IBB HBP BLK WP HR S P ERA WHIP	IP WLS BF H R ER SO BB IBB HBP BLK WP HR S P ERA WHIP	IP WLS BF H R ER SO BB IBB HBP BLK WP HR S P ERA WHIP	IP WLS BF H R ER SO BB IBB HBP BLK WP HR S P ERA WHIP	IP WLS BF H R ER SO BB IBB HBP BLK WP HR S P ERA WHIP	IP WLS BF H R ER SO BB IBB HBP BLK WP HR S P ERA WHIP	IP WLS BF H R ER SO BB IBB HBP BLK WP HR S P ERA WHIP	IP WLS BF H R ER SO BB IBB HBP BLK WP HR S P ERA WHIP	IP WLS BF H R ER SO BB IBB HBP BLK WP HR S P ERA WHIP	IP WLS BF H R ER SO BB IBB HBP BLK WP HR S P ERA WHIP	IP WLS BF H R ER SO BB IBB HBP BLK WP HR S P ERA WHIP	IP WLS BF H R ER SO BB IBB HBP BLK WP HR S P ERA WHIP
Steve Barber, L ERA: 3.71 (1, 1)	6.0 W 27 3 1 1 8 6 0 0 0 0 0 0 37 61 1.50 1.500	3.0 S 10 1 0 0 2 0 0 0 0 0 0 0 14 14 0.00 0.333																	
Doolley Womack, R ERA: 2.63 (7, 1)																			

Cleveland Indians @ New York Yankees  
Yankee Stadium, Bronx, NY  
Fri Sep 15 1967, 7:05 PM EDT  
Att: 7,605 - Unknown

AB 31  
R 1  
H 4  
RBI 1  
BB 6  
SO 10  
LOB 26




Batter	1	2	3	4	5	6	7	8	9	AB	R	H	RBI	BB	SO	LOB	BOTTOM		
Horace Clarke, S OBP: 0.322, SLG: 0.311 (1, 4)											4	3	3	1	0	0	0		
Jerry Kenney, L OBP: 0.471, SLG: 0.538 (1, 6)											3	0	2	1	0	0	0		
Mickey Mantle, S OBP: 0.403, SLG: 0.462 (1, 3)											4	0	3	2	0	0	0		
Steve Whitaker, L OBP: 0.290, SLG: 0.375 (1, 8)											4	0	1	0	0	0	3		
Frank Fernandez, R OBP: 0.143, SLG: 0.143 (1, 2)											4	0	0	0	0	1	3		
Roy White, S OBP: 0.289, SLG: 0.280 (1, 7)											3	1	1	0	0	0	0		
Mike Hegan, L OBP: 0.250, SLG: 0.198 (1, 9)											2	0	0	0	0	0	0		
John Kennedy, R OBP: 0.273, SLG: 0.241 (1, 5)											3	1	1	1	0	0	0		
Steve Barber, L OBP: 0.173, SLG: 0.184 (1, 1)											2	0	0	0	0	1	1		
Doolley Womack, L OBP: 0.250, SLG: 0.250 (7, 1)											1	0	0	0	0	0	0		
<b>Inning Stats</b>	R: 1 E: 0 K: 0 S: 5	H: 3 LOB: 1 BB: 0 P: 5	R: 0 E: 0 K: 0 S: 3	H: 0 LOB: 0 BB: 0 P: 3	R: 0 E: 0 K: 0 S: 3	H: 0 LOB: 0 BB: 0 P: 3	R: 0 E: 0 K: 0 S: 3	H: 1 LOB: 0 BB: 0 P: 3	R: 3 E: 0 K: 1 S: 10	H: 5 LOB: 2 BB: 0 P: 10	R: 0 E: 0 K: 0 S: 3	H: 0 LOB: 0 BB: 0 P: 3	R: 1 E: 0 K: 0 S: 4	H: 2 LOB: 1 BB: 0 P: 4	R: 0 E: 0 K: 1 S: 5	H: 0 LOB: 0 BB: 0 P: 5	1B: 10 2B: 2 3B: 0 HR: 0	SF: 0 SAC: 2 DP: 2 HBP: 0	WP: 0 PA: 32 CS: 0
<b>PITCHER</b>	IP WLS BF H R ER SO BB IBB HBP BLK WP HR S P ERA WHIP	IP WLS BF H R ER SO BB IBB HBP BLK WP HR S P ERA WHIP	IP WLS BF H R ER SO BB IBB HBP BLK WP HR S P ERA WHIP	IP WLS BF H R ER SO BB IBB HBP BLK WP HR S P ERA WHIP	IP WLS BF H R ER SO BB IBB HBP BLK WP HR S P ERA WHIP	IP WLS BF H R ER SO BB IBB HBP BLK WP HR S P ERA WHIP	IP WLS BF H R ER SO BB IBB HBP BLK WP HR S P ERA WHIP	IP WLS BF H R ER SO BB IBB HBP BLK WP HR S P ERA WHIP	IP WLS BF H R ER SO BB IBB HBP BLK WP HR S P ERA WHIP	IP WLS BF H R ER SO BB IBB HBP BLK WP HR S P ERA WHIP	IP WLS BF H R ER SO BB IBB HBP BLK WP HR S P ERA WHIP	IP WLS BF H R ER SO BB IBB HBP BLK WP HR S P ERA WHIP	IP WLS BF H R ER SO BB IBB HBP BLK WP HR S P ERA WHIP	IP WLS BF H R ER SO BB IBB HBP BLK WP HR S P ERA WHIP	IP WLS BF H R ER SO BB IBB HBP BLK WP HR S P ERA WHIP	IP WLS BF H R ER SO BB IBB HBP BLK WP HR S P ERA WHIP	IP WLS BF H R ER SO BB IBB HBP BLK WP HR S P ERA WHIP	IP WLS BF H R ER SO BB IBB HBP BLK WP HR S P ERA WHIP	IP WLS BF H R ER SO BB IBB HBP BLK WP HR S P ERA WHIP
John O'Donoghue, L ERA: 3.4 (5, 1)	1.1 L 4 0 0 0 0 0 0 0 0 0 0 4 4 0.00 0.000	2.0 7 2 1 1 1 0 0 0 0 0 0 0 9 9 4.50 1.000																	
Bob Allen, L ERA: 3.08 (7, 1)																			
Bobby Tiefenauer, R ERA: 1.42 (7, 1)																			

Cleveland Indians @ New York Yankees  
Yankee Stadium, Bronx, NY  
Fri Sep 15 1967, 7:05 PM EDT  
Att: 7,605 - Unknown

AB 30  
R 5  
H 11  
RBI 5  
BB 0  
SO 2  
LOB 7





Batter	1	2	3	4	5	6	7	8	9	AB	R	H	RBI	BB	SO	LOB	TOP										
<b>Chuck Hinton, R</b> OBP: 0.315, SLG: 0.364 (1, 8)	0-3 K		0-3 K			0-0 F7		1-0 SH1-4 1B HBP		3	1	0	0	0	2	0	<b>Cleveland Indians @ New York Yankees</b> Yankee Stadium, Bronx, NY Sat Sep 16 1967, 7:05 PM EDT Att: 6,224 - Unknown										
<b>Leon Wagner, L</b> OBP: 0.317, SLG: 0.389 <b>Vic Davallio, L</b> OBP: 0.308, SLG: 0.385 (8, FR)	0-0 F8		0-0 1-3			0-0 5-3		1-0 SH1-4 1B HBP		3	0	0	0	0	0	0											
<b>Max Alvis, R</b> OBP: 0.302, SLG: 0.401 (1, 5)	0-3 K			4-0 1B G5-4-3 BB		0-0 4-3		0-0 SH1-4		2	1	0	0	1	1	0											
<b>Tony Horton, R</b> OBP: 0.331, SLG: 0.424 (1, 3)		0-0 F9		0-0 G5-4-3 1B		0-0 FC4 1B		4-0 1B		3	0	2	0	1	0	0											
<b>Joe Azcue, R</b> OBP: 0.321, SLG: 0.456 (1, 2)		0-0 1B		0-0 G5-4-3		0-0 FC4 1B		0-0 1B		4	2	2	1	0	0	2											
<b>Richie Scheinblum, S</b> OBP: 0.346, SLG: 0.375 (1, 9)		0-0 1B		0-0 CS		0-0 HR		0-0 L4		4	1	3	1	0	0	2											
<b>Vern Fuller, R</b> OBP: 0.308, SLG: 0.403 (1, 4)		0-0 1B		0-0 CS		0-0 P2-3 1B		0-0 6-3		4	1	3	3	0	0	0											
<b>Larry Brown, R</b> OBP: 0.306, SLG: 0.303 (1, 6)		0-0 G6-4-3		0-0 P2-3		0-0 1-3		0-0 F5		4	0	0	0	0	0	3											
<b>Sam McDowell, L</b> OBP: 0.200, SLG: 0.244 (1, 1)			0-0 F8		0-0 3-1		0-3 K		0-0 F4		4	0	0	0	0	1											
<b>Inning Stats</b>	R: 0 E: 0 K: 2 S: 7	H: 0 LOB: 0 BB: 0 P: 7	R: 1 E: 0 K: 0 S: 5	H: 3 LOB: 1 BB: 0 P: 5	R: 0 E: 0 K: 1 S: 5	H: 2 LOB: 0 BB: 1 P: 7	R: 0 E: 0 K: 0 S: 3	H: 1 LOB: 0 BB: 0 P: 3	R: 0 E: 0 K: 0 S: 3	H: 0 LOB: 0 BB: 0 P: 3	R: 3 E: 1 K: 1 S: 8	H: 3 LOB: 0 BB: 0 P: 8	R: 1 E: 0 K: 0 S: 3	H: 1 LOB: 2 BB: 1 P: 9	R: 0 E: 0 K: 0 S: 3	H: 0 LOB: 0 BB: 0 P: 3			1B: 9 2B: 1 3B: 0 HR: 1	SF: 0 SAC: 1 DP: 3 HBP: 2	WP: 1 PB: 0 CS: 0	PA: 37					
<b>PITCHER</b>	IP	WLS	BF	H	R	ER	SO	BB	IBB	HBP	BLK	WP	HR	S	P	ERA	WHIP										
<b>Fritz Peterson, L</b> ERA: 3.52 (1, 1)	6.0	L	21	6	2	2	3	1	0	0	0	0	0	26	30	3.00	1.167										
<b>Joe Verbanic, R</b> ERA: 2.71 (7, 1)	1.0		6	3	3	2	1	0	0	0	0	1	1	8	8	18.00	3.000										
<b>Dale Roberts, L</b> ERA: 9.0 (8, 1)	1.0		6	1	1	1	0	0	1	2	0	0	0	3	9	9.00	1.000										
<b>Thad Tillotson, R</b> ERA: 4.1 (9, 1)	1.0		3	0	0	0	0	0	0	0	0	0	0	3	3	0.00	0.000										

Batter	1	2	3	4	5	6	7	8	9	AB	R	H	RBI	BB	SO	LOB	BOTTOM										
<b>Horace Clarke, S</b> OBP: 0.320, SLG: 0.309 (1, 4)	0-0 4-3		0-0 L4			0-3 K			0-0 6-3	4	0	0	0	0	1	1	<b>Cleveland Indians @ New York Yankees</b> Yankee Stadium, Bronx, NY Sat Sep 16 1967, 7:05 PM EDT Att: 6,224 - Unknown										
<b>Jerry Kenney, L</b> OBP: 0.428, SLG: 0.438 (1, 6)	0-3 K			0-0 F5		0-3 K		4-0 BB		3	0	0	0	1	2	0											
<b>Mickey Mantle, S</b> OBP: 0.402, SLG: 0.460 (1, 3)	0-3 K			0-0 6-3		0-0 1B		0-0 F5		4	0	1	0	0	1	1											
<b>Roy White, S</b> OBP: 0.274, SLG: 0.281 (1, 7)		4-0 PB SF7 BB		0-0 S 1B		0-0 F8		0-3 K		3	1	1	0	1	1	2											
<b>Frank Fernandez, R</b> OBP: 0.100, SLG: 0.111 (1, 9)		0-0 SF7		0-3 K		0-3 K				2	0	0	1	0	2	2											
<b>Steve Whitaker, L</b> OBP: 0.288, SLG: 0.372 (1, 8)		0-0 4-3			0-3 K		0-0 F8			3	0	0	0	0	1	1											
<b>Bob Tillman, R</b> OBP: 0.281, SLG: 0.315 (1, 2)		0-0 F9			0-3 K			0-0 F8		3	0	0	0	0	1	0											
<b>John Kennedy, R</b> OBP: 0.274, SLG: 0.243 (1, 5)			0-0 L4 SH1-4 1B		0-0 5-3			0-3 K		3	0	1	0	0	1	0											
<b>Fritz Peterson, S</b> OBP: 0.235, SLG: 0.174 (5, PH) <b>Charley Smith, R</b> OBP: 0.278, SLG: 0.342 (7, 1) <b>Joe Verdugo, R</b> OBP: 0.111, SLG: 0.167 (8, 1) <b>Dale Roberts, R</b> (8, PH) <b>Bill Robinson, R</b> OBP: 0.302, SLG: 0.285 (9, 1) <b>Thad Tillotson, R</b> OBP: 0.107, SLG: 0.003 (9, 1)			0-0 SH1-4			0-0 F6		0-3 K		0	0	0	0	0	0	0											
<b>Inning Stats</b>	R: 0 E: 0 K: 2 S: 7	H: 0 LOB: 0 BB: 0 P: 7	R: 1 E: 0 K: 0 S: 3	H: 0 LOB: 1 BB: 1 P: 7	R: 0 E: 0 K: 0 S: 3	H: 1 LOB: 0 BB: 0 P: 3	R: 0 E: 0 K: 1 S: 6	H: 1 LOB: 1 BB: 0 P: 6	R: 0 E: 0 K: 2 S: 7	H: 0 LOB: 0 BB: 0 P: 7	R: 0 E: 0 K: 1 S: 6	H: 1 LOB: 1 BB: 0 P: 6	R: 0 E: 0 K: 2 S: 7	H: 0 LOB: 0 BB: 0 P: 7	R: 0 E: 0 K: 1 S: 5	H: 0 LOB: 1 BB: 1 P: 9		1B: 3 2B: 1 3B: 0 HR: 0	SF: 1 SAC: 1 DP: 1 HBP: 0	WP: 0 PB: 2 CS: 0	PA: 31						
<b>PITCHER</b>	IP	WLS	BF	H	R	ER	SO	BB	IBB	HBP	BLK	WP	HR	S	P	ERA	WHIP										
<b>Sam McDowell, L</b> ERA: 3.69 (1, 1)	9.0	W	31	3	1	0	11	2	0	0	0	0	0	51	59	0.00	0.556										







Batter	1	2	3	4	5	6	7	8	9	AB	R	H	RBI	BB	SO	LOB	TOP			
<b>Fred Valentine, S</b> (1, 9) OBP: 0.333, SLG: 0.350	F6		1B		F3			F9		4	0	1	0	0	0	0	<b>Washington Senators @ Cleveland Indians</b> Cleveland Municipal Stadium, Cleveland, OH Tue Sep 19 1967, 7:05 PM EDT Att: 3,816 - Unknown <a href="http://livebaseballscorecards.com">livebaseballscorecards.com</a>			
<b>Hank Allen, R</b> (1, 8) OBP: 0.280, SLG: 0.329	5-3				F2			L6		4	0	1	0	0	0	0				
<b>Frank Howard, R</b> (1, 7) OBP: 0.336, SLG: 0.512	BB		F8		1-3			6-3		3	0	0	0	1	0	2				
<b>Mike Epstein, L</b> (1, 3) OBP: 0.329, SLG: 0.373	F9				F9			F9		4	0	1	0	0	0	1				
<b>Frank Coggins, S</b> (1, 4) OBP: 0.387, SLG: 0.533	K		G6-4-3		G6-4-3					4	0	2	0	0	1	1				
<b>Ken McMullen, R</b> (1, 5) OBP: 0.299, SLG: 0.387	F4							F9		4	0	2	0	0	0	1				
<b>Paul Casanova, R</b> (1, 2) OBP: 0.274, SLG: 0.337	F2				6-3			G6-3		3	0	0	0	0	0	3				
<b>Tim Cullen, R</b> (1, 6) OBP: 0.304, SLG: 0.263					F4			F8		2	0	0	0	0	1	0				
<b>Dick Nen, L</b> (7, PH) OBP: 0.283, SLG: 0.341			K							1	0	0	0	0	0	1				
<b>Ed Brinkman, R</b> (7, 6) OBP: 0.251, SLG: 0.244										0	0	0	0	0	0	0				
<b>Phil Ortega, R</b> (1, 1) OBP: 0.136, SLG: 0.066					5-3					2	0	0	0	0	1	0				
<b>Ed Stroud, L</b> (8, PH) OBP: 0.291, SLG: 0.271			K							1	0	0	0	0	1	0				
<b>Casey Cox, R</b> (8, 1)										0	0	0	0	0	0	0				
<b>Inning Stats</b>	R: 0 E: 0 K: 0 S: 3	H: 0 LOB: 1 BB: 1 P: 7	R: 0 E: 0 K: 1 S: 5	H: 0 LOB: 0 BB: 0 P: 5	R: 0 E: 0 K: 2 S: 9	H: 2 LOB: 2 BB: 0 P: 9	R: 0 E: 0 K: 0 S: 4	H: 2 LOB: 1 BB: 0 P: 4	R: 0 E: 0 K: 0 S: 3	H: 0 LOB: 0 BB: 0 P: 3	R: 0 E: 0 K: 0 S: 4	H: 2 LOB: 1 BB: 0 P: 4	R: 0 E: 0 K: 1 S: 5	H: 0 LOB: 0 BB: 0 P: 5	R: 0 E: 0 K: 0 S: 4	H: 1 LOB: 1 BB: 0 P: 4	1B: 6 2B: 1 3B: 0 HR: 0	SF: 0 SAC: 0 DP: 2 HBP: 0	WP: 0 PB: 0 SB: 0 CS: 0	PA: 33
<b>PITCHER</b> <b>Sonny Siebert, R</b> (1, 1) ERA: 2.28	IP: 9.0 WLS: W BF: 33 H: 7 R: 0 ER: 0 SO: 4 BB: 1 IBB: 0 HBP: 0 BLK: 0 WP: 0 HR: 0 S: 40 P: 44 ERA: 0.00 WHIP: 0.889															<b>PITCHER</b>				

Batter	1	2	3	4	5	6	7	8	9	AB	R	H	RBI	BB	SO	LOB	BOTTOM			
<b>Vic Davallilo, L</b> (1, 8) OBP: 0.315, SLG: 0.396	G3		6-3		S		F6			4	1	2	0	0	0	0	<b>Washington Senators @ Cleveland Indians</b> Cleveland Municipal Stadium, Cleveland, OH Tue Sep 19 1967, 7:05 PM EDT Att: 3,816 - Unknown <a href="http://livebaseballscorecards.com">livebaseballscorecards.com</a>			
<b>Richie Scheinblum, S</b> (1, 9) OBP: 0.371, SLG: 0.452	G3		3-4-1		SF8					3	0	1	1	0	0	1				
<b>Tony Horton, R</b> (1, 3) OBP: 0.327, SLG: 0.420	FC5-2-5		6-3		K			4-3		4	0	0	0	0	1	2				
<b>Willie Smith, L</b> (1, 7) OBP: 0.269, SLG: 0.280	FC5-4				F4			4-3		3	0	0	0	1	1	1				
<b>Max Alvis, R</b> (1, 5) OBP: 0.301, SLG: 0.404	FC5-4				HR			F7		4	1	1	1	0	0	3				
<b>Joe Azcue, R</b> (1, 2) OBP: 0.316, SLG: 0.448			F9		3-1			F8		3	0	0	0	0	0	0				
<b>Vern Fuller, R</b> (1, 4) OBP: 0.304, SLG: 0.393			L5		HBP			L4		2	0	0	0	1	0	0				
<b>Larry Brown, R</b> (1, 6) OBP: 0.308, SLG: 0.304					HBP			F5		2	0	1	0	0	0	0				
<b>Sonny Siebert, R</b> (1, 1) OBP: 0.143, SLG: 0.327			K		4-3			F8		3	0	0	0	0	1	3				
<b>Inning Stats</b>	R: 0 E: 0 K: 0 S: 4	H: 1 LOB: 2 BB: 1 P: 8	R: 0 E: 0 K: 1 S: 6	H: 1 LOB: 0 BB: 0 P: 6	R: 0 E: 0 K: 0 S: 3	H: 0 LOB: 0 BB: 0 P: 3	R: 1 E: 0 K: 0 S: 4	H: 1 LOB: 2 BB: 1 P: 9	R: 1 E: 0 K: 2 S: 8	H: 1 LOB: 0 BB: 0 P: 8	R: 0 E: 0 K: 0 S: 3	H: 0 LOB: 0 BB: 0 P: 3	R: 0 E: 0 K: 0 S: 3	H: 0 LOB: 0 BB: 0 P: 3	R: 0 E: 0 K: 0 S: 4	H: 1 LOB: 1 BB: 0 P: 4		1B: 1 2B: 2 3B: 1 HR: 1	SF: 1 SAC: 0 DP: 0 HBP: 1	WP: 0 PB: 0 SB: 1 CS: 0
<b>PITCHER</b> <b>Phil Ortega, R</b> (1, 1) ERA: 3.08	IP: 7.0 WLS: L BF: 28 H: 4 R: 2 ER: 2 SO: 3 BB: 2 IBB: 0 HBP: 1 BLK: 0 WP: 0 HR: 1 S: 31 P: 40 ERA: 2.57 WHIP: 0.857															<b>PITCHER</b>				
<b>Casey Cox, R</b> (8, 1) ERA: 2.82	IP: 1.0 WLS: L BF: 4 H: 1 R: 0 ER: 0 SO: 0 BB: 0 IBB: 0 HBP: 0 BLK: 0 WP: 0 HR: 0 S: 4 P: 4 ERA: 0.00 WHIP: 1.000															<b>PITCHER</b>				















Batter	1	2	3	4	5	6	7	8	9	AB	R	H	RBI	BB	SO	LOB	TOP					
<b>Tommie Agee, R</b> OBP: 0.307, SLG: 0.375 (1, 8)	F7	CS 1B		6-3		K		5-3		5	0	1	1	0	1	2						
<b>Don Buford, S</b> OBP: 0.329, SLG: 0.326 (1, 5)	2B	CS	2B		SH5-3 BB	F5			F8	5	3	3	0	0	0	0						
<b>Pete Ward, L</b> OBP: 0.338, SLG: 0.397 (1, 7)										2	2	2	1	1	0	0						
<b>Buddy Bradford, R</b> OBP: 0.125, SLG: 0.067 (5, PR) (5, 9)	2B		1B		SH5-3 BB	K			K	2	1	0	0	0	2	0						
<b>Ken Boyer, R</b> OBP: 0.318, SLG: 0.364 (1, 3)			K		SH5-3				K	4	0	1	2	0	3	1						
<b>Wayne Causey, L</b> OBP: 0.300, SLG: 0.289 (1, 4)	F8		F8		2B			F6		3	1	0	0	1	0	2						
<b>Rocky Colavito, R</b> OBP: 0.320, SLG: 0.337 (1, 9)					IBB					3	0	2	4	0	0	1						
<b>Ken Berry, R</b> OBP: 0.307, SLG: 0.329 (5, PR) (5, 7)	4-3		1B					F6		1	0	0	0	0	0	0						
<b>Duane Josephson, R</b> OBP: 0.276, SLG: 0.307 (1, 2)		F5		K		F2			CS 1B	4	0	1	0	0	1	2						
<b>Ron Hansen, R</b> OBP: 0.322, SLG: 0.327 (1, 6)		K		G3 BB		FC6-4 BB			SH2-4 BB	1	0	0	0	3	1	0						
<b>Joe Horlen, R</b> OBP: 0.183, SLG: 0.177 (1, 1)		E4 PB 1B		G3		FC6-4			SH2-4	3	1	0	0	0	0	3						
<b>Inning Stats</b>	R: 2 E: 0 K: 0 S: 6	H: 3 LOB: 1 BB: 0 P: 6	R: 1 E: 1 K: 1 S: 6	H: 1 LOB: 0 BB: 0 P: 6	R: 2 E: 0 K: 1 S: 7	H: 3 LOB: 1 BB: 0 P: 7	R: 0 E: 0 K: 1 S: 5	H: 0 LOB: 1 BB: 1 P: 9	R: 3 E: 0 K: 0 S: 5	H: 2 LOB: 2 BB: 3 P: 17	R: 0 E: 0 K: 2 S: 7	H: 0 LOB: 0 BB: 0 P: 7	R: 0 E: 0 K: 1 S: 5	H: 0 LOB: 0 BB: 0 P: 5	R: 0 E: 0 K: 0 S: 3	H: 1 LOB: 1 BB: 1 P: 7	R: 0 E: 0 K: 2 S: 7	H: 0 LOB: 0 BB: 0 P: 7	1B: 6 2B: 4 3B: 0 HR: 0	SF: 0 SAC: 2 DP: 0 HBP: 0	WP: 0 PB: 1 SB: 0 CS: 2	PA: 41
<b>PITCHER</b>	IP	WLS	BF	H	R	ER	SO	BB	IBB	HBP	BLK	WP	HR	S	P	ERA	WHIP					
<b>Sonny Siebert, R</b> ERA: 2.45 (1, 1)	3.0	L	15	7	5	4	2	0	0	0	0	0	0	19	19	12.00	2.333					
<b>Steve Bailey, R</b> ERA: 4.1 (4, 1)	2.0		12	2	3	3	1	3	1	0	0	0	0	10	26	13.50	2.500					
<b>Bobby Tiefenauer, R</b> ERA: 0.98 (6, 1)	3.0		10	1	0	0	3	1	0	0	0	0	0	15	19	0.00	0.667					
<b>John O'Donoghue, L</b> ERA: 3.38 (9, 1)	1.0		3	0	0	0	2	0	0	0	0	0	0	7	7	0.00	0.000					

Chicago White Sox @ Cleveland Indians  
Cleveland Municipal Stadium, Cleveland, OH  
Sat Sep 23 1967, 3:33 AM EDT  
Att: 4,343 - Unknown

AB	33
R	8
H	10
RBI	8
BB	5
SO	8
LOB	11



Batter	1	2	3	4	5	6	7	8	9	AB	R	H	RBI	BB	SO	LOB	BOTTOM					
<b>Vic Davallo, L</b> OBP: 0.314, SLG: 0.391 (1, 8)	L6-3 1B		F7			4-3			F7	4	0	1	0	0	0	0						
<b>Richie Scheinblum, S</b> OBP: 0.321, SLG: 0.340 (1, 9)	L6-3			4-3		K			G3	4	0	0	0	0	1	1						
<b>Lee Maye, L</b> OBP: 0.320, SLG: 0.446 (1, 7)					F8				F9	3	0	0	0	0	1	0						
<b>Tony Horton, R</b> OBP: 0.323, SLG: 0.426 (1, 3)										3	0	1	0	0	0	0						
<b>John O'Donoghue, R</b> OBP: 0.171, SLG: 0.184 (9, 1)			FC5-4 1B		6-3				4-3	0	0	0	0	0	0	0						
<b>Max Alvis, R</b> OBP: 0.304, SLG: 0.410 (1, 5)		F4				P2-4 G3 1B			5-3	3	0	1	0	0	0	1						
<b>Joe Azcue, R</b> OBP: 0.308, SLG: 0.430 (1, 2)										2	0	0	0	0	1	2						
<b>Bobby Tiefenauer, R</b> OBP: 0.250, SLG: 0.259 (6, PH) (8, PH) (9, 3)		K				G3			G3	0	0	0	0	0	0	0						
<b>Vern Fuller, R</b> OBP: 0.304, SLG: 0.379 (1, 4)										1	0	0	0	1	0	1						
<b>Leon Wagner, L</b> OBP: 0.318, SLG: 0.387 (6, PH)		FC5-4								1	0	0	0	0	1	0						
<b>Gus Gil, R</b> OBP: 0.198, SLG: 0.156 (9, 4)										0	0	0	0	0	0	0						
<b>Larry Brown, R</b> OBP: 0.307, SLG: 0.311 (1, 6)				6-3		P2-4			F7	3	0	0	0	0	2							
<b>Sonny Siebert, R</b> OBP: 0.143, SLG: 0.327 (1, 1)										0	0	0	0	0	0	0						
<b>Jim King, L</b> OBP: 0.273, SLG: 0.235 (3, PH)				G3						1	0	0	0	0	0	0						
<b>Steve Bailey, R</b> OBP: 0.307, SLG: 0.329 (4, 1)										0	0	0	0	0	0	0						
<b>Ray Fosse, R</b> OBP: 0.307, SLG: 0.311 (6, 2)										2	0	0	0	0	0	0						
<b>Inning Stats</b>	R: 0 E: 0 K: 1 S: 5	H: 1 LOB: 0 BB: 0 P: 5	R: 0 E: 0 K: 1 S: 6	H: 1 LOB: 1 BB: 0 P: 6	R: 0 E: 0 K: 0 S: 3	H: 0 LOB: 0 BB: 0 P: 3	R: 0 E: 0 K: 0 S: 3	H: 0 LOB: 0 BB: 0 P: 3	R: 0 E: 0 K: 1 S: 5	H: 1 LOB: 1 BB: 1 P: 7	R: 0 E: 0 K: 1 S: 5	H: 0 LOB: 0 BB: 0 P: 5	R: 0 E: 0 K: 0 S: 3	H: 0 LOB: 0 BB: 0 P: 3	R: 0 E: 0 K: 1 S: 5	H: 0 LOB: 0 BB: 0 P: 5	R: 0 E: 0 K: 0 S: 3	H: 0 LOB: 0 BB: 0 P: 3	1B: 3 2B: 2 3B: 0 HR: 0	SF: 0 SAC: 0 DP: 2 HBP: 0	WP: 0 PB: 0 SB: 0 CS: 0	PA: 29
<b>PITCHER</b>	IP	WLS	BF	H	R	ER	SO	BB	IBB	HBP	BLK	WP	HR	S	P	ERA	WHIP					
<b>Joe Horlen, R</b> ERA: 2.04 (1, 1)	9.0	W	29	3	0	0	4	1	0	0	0	0	0	36	40	0.00	0.444					

Chicago White Sox @ Cleveland Indians  
Cleveland Municipal Stadium, Cleveland, OH  
Sat Sep 23 1967, 3:33 AM EDT  
Att: 4,343 - Unknown

AB	28
R	0
H	3
RBI	0
BB	1
SO	4
LOB	7





Batter	1	2	3	4	5	6	7	8	9	AB	R	H	RBI	BB	SO	LOB	TOP			
Tommie Agee, R OBP: 0.309, SLG: 0.377 (1, 8)										3	1	1	0	2	0	0	<b>Chicago White Sox @ Cleveland Indians</b> Cleveland Municipal Stadium, Cleveland, OH Sun Sep 24 1967, 3:33 AM EDT Att: 5,909 - Unknown			
Don Buford, S OBP: 0.328, SLG: 0.325 (1, 4)										5	0	1	2	0	0	4				
Pete Ward, L OBP: 0.335, SLG: 0.394 (1, 3)										4	0	0	0	0	1	3				
Ken Boyer, R OBP: 0.320, SLG: 0.375 (1, 5)										4	1	2	1	0	1	1				
Rocky Colavito, R OBP: 0.320, SLG: 0.336 Buddy Bradford, R OBP: 0.125, SLG: 0.067 (8, 9)										4	0	1	0	0	0	1				
Duane Josephson, R OBP: 0.270, SLG: 0.301 (1, 2)										4	0	0	0	0	1	3				
Ken Berry, R OBP: 0.310, SLG: 0.331 (1, 7)										3	1	2	0	1	0	0				
Ron Hansen, R OBP: 0.323, SLG: 0.329 (1, 6)										4	0	2	0	0	0	1				
Cisco Carlos, R OBP: 0.063, SLG: 0.063 Don McMahon, R OBP: 0.154, SLG: 0.154 Gary Peters, L OBP: 0.220, SLG: 0.299 Bob Locker, S (8, 1)										2	0	0	0	0	0	4				
<b>Inning Stats</b>	R: 1 E: 0 K: 1 S: 8	H: 3 LOB: 2 BB: 0 P: 8	R: 1 E: 0 K: 1 S: 7	H: 2 LOB: 2 BB: 1 P: 11	R: 1 E: 0 K: 0 S: 5	H: 2 LOB: 2 BB: 1 P: 9	R: 0 E: 0 K: 0 S: 3	H: 0 LOB: 0 BB: 0 P: 3	R: 0 E: 0 K: 1 S: 5	H: 0 LOB: 0 BB: 0 P: 5	R: 0 E: 0 K: 0 S: 3	H: 0 LOB: 0 BB: 0 P: 3	R: 0 E: 0 K: 0 S: 3	H: 1 LOB: 0 BB: 0 P: 3	R: 0 E: 0 K: 1 S: 6	H: 1 LOB: 2 BB: 1 P: 10	1B: 7 2B: 1 3B: 0 HR: 1	SF: 0 SAC: 0 DP: 1 HBP: 0	WP: 0 PB: 0 SB: 0 CS: 0	PA: 38
<b>PITCHER</b>	IP WLS BF H R ER SO BB IBB HBP BLK WP HR S P ERA WHIP																			
Sam McDowell, L ERA: 3.81 George Culver, R ERA: 3.96 Orlando Pena, R ERA: 3.43 Bobby Tiefenauer, R ERA: 0.79 Stan Williams, R ERA: 2.78	(1, 1) (3, 1) (4, 1) (7, 1) (9, 1)	2.2 0.1 3.0 2.0 1.0	L 2 9 6 5	16 1 9 1 1	6 1 0 1 0	3 0 0 0 0	3 2 0 0 1	2 0 2 0 0	0 0 0 0 0	0 0 0 0 1	1 0 13 6 6	18 2 13 6 10	26 2 13 6 10	10.12 0.00 0.00 0.00 0.00	3.000 3.000 0.000 0.500 2.000					

Batter	1	2	3	4	5	6	7	8	9	AB	R	H	RBI	BB	SO	LOB	BOTTOM			
Vic Davallo, L OBP: 0.314, SLG: 0.389 (1, 8)										4	0	1	0	0	0	2	<b>Chicago White Sox @ Cleveland Indians</b> Cleveland Municipal Stadium, Cleveland, OH Sun Sep 24 1967, 3:33 AM EDT Att: 5,909 - Unknown			
Chuck Hinton, R OBP: 0.310, SLG: 0.357 (1, 7)									4	0	0	0	0	0	1					
Max Alvis, R OBP: 0.304, SLG: 0.409 (1, 5)									4	0	1	0	0	2	0					
Fred Whitfield, L OBP: 0.290, SLG: 0.362 (1, 3)									4	0	0	0	0	0	2					
Richie Scheinblum, S OBP: 0.321, SLG: 0.360 (1, 9)									3	1	1	0	0	0	0					
Joe Azcue, R OBP: 0.308, SLG: 0.432 (1, 2)									3	0	1	1	0	0	0					
Pedro Gonzalez, R OBP: 0.273, SLG: 0.273 Lee Mays, L OBP: 0.320, SLG: 0.446 Tony Horton, R OBP: 0.322, SLG: 0.425 Gus Gil, R OBP: 0.198, SLG: 0.156 (8, PH) (8, PH) (9, 4)									2	0	1	0	0	0	0					
Larry Brown, R OBP: 0.308, SLG: 0.311 Chico Salmon, R OBP: 0.284, SLG: 0.309 (1, 1) (3, 1) (3, PH) (4, 1) (5, PH) (7, 1) (8, PH) (9, 1)									0	0	0	0	0	0	0					
<b>Inning Stats</b>	R: 0 E: 0 K: 1 S: 5	H: 0 LOB: 0 BB: 0 P: 5	R: 0 E: 0 K: 0 S: 3	H: 0 LOB: 0 BB: 0 P: 3	R: 0 E: 0 K: 0 S: 3	H: 1 LOB: 1 BB: 1 P: 7	R: 0 E: 0 K: 0 S: 3	H: 0 LOB: 0 BB: 0 P: 3	R: 0 E: 0 K: 0 S: 3	H: 0 LOB: 0 BB: 0 P: 3	R: 0 E: 0 K: 1 S: 5	H: 0 LOB: 0 BB: 0 P: 5	R: 0 E: 0 K: 0 S: 7	H: 2 LOB: 1 BB: 0 P: 7	R: 0 E: 0 K: 0 S: 4	H: 2 LOB: 1 BB: 0 P: 4		1B: 3 2B: 2 3B: 0 HR: 0	SF: 0 SAC: 0 DP: 2 HBP: 0	WP: 0 PB: 0 SB: 0 CS: 0
<b>PITCHER</b>	IP WLS BF H R ER SO BB IBB HBP BLK WP HR S P ERA WHIP																			
Cisco Carlos, R ERA: 0.89 Don McMahon, R ERA: 2.14 Gary Peters, L ERA: 2.25 Bob Locker, R ERA: 2.16	(1, 1) (3, 1) (8, 1) (8, 1)	2.0 5.0 0.1 1.2	W L S	16 6 2	2 1 0 2	1 1 0 0	1 1 0 1	1 1 0 0	0 0 0 0	0 0 0 0	0 0 1 8	18 18 1 8	1.80 0.00 0.00 1.200	0.400 0.000 0.000						



Batter	1	2	3	4	5	6	7	8	9	AB	R	H	RBI	BB	SO	LOB	TOP
Vic Davallo, L (1.8) OBP: 0.310, SLG: 0.384	0-0 4-3		0-0 F9		0-0 F8		0-0 6-3			4	0	0	0	0	0	1	<b>Cleveland Indians @ Boston Red Sox</b> Fenway Park, Boston, MA Tue Sep 26 1967, 3:33 AM EDT Att: 16,652 - Unknown
Chuck Hinton, R (1.7) OBP: 0.310, SLG: 0.363	0-3 K		0-0 F8			0-0 HR		0-0 F3		4	1	1	1	0	1	1	
Max Alvis, R (1.5) OBP: 0.303, SLG: 0.408	0-0 5-3		0-0 E8 1B			0-0 F7		0-3 K		4	0	1	0	0	1	0	
Tony Horton, R (1.3) OBP: 0.324, SLG: 0.426		0-0 1B	0-0 F7			0-0 1B		0-0 5-3		0	2	0	0	0	0	0	
Chico Salmon, R (1.6) OBP: 0.288, SLG: 0.333		0-0 3-1 1-H 6-3 2B		0-0 6-3		0-0 1-H HR		0-0 E6 4-3 4-3 PO		4	2	2	3	0	0	0	
Richie Scheinblum, S (1.9) OBP: 0.300, SLG: 0.333		0-0 3-1		0-3 K		0-0 G3		0-0 4-3		4	0	0	0	0	1	2	
Joe Azcue, R (1.2) OBP: 0.304, SLG: 0.426		0-0 6-3		0-0 F9		0-0 1-3		0-0 4-3		4	0	0	1	0	0	1	
Pedro Gonzalez, R (1.4) OBP: 0.274, SLG: 0.274		0-0 3-H		0-0 F3			0-0 F7		4-0 PO IBB	3	0	1	0	0	0	0	
Lee Mays, L (9. PH) OBP: 0.322, SLG: 0.446		0-0 CS 1B		0-0 K						0	0	0	0	1	0	0	
Gus Gil, R (9.4) OBP: 0.198, SLG: 0.156		0-0 CS 1B		0-0 E 1B						0	0	0	0	0	0	0	
Luis Tiant, R (1.1) OBP: 0.270, SLG: 0.338		0-0 1-2		0-0 K				0-0 F8		3	1	1	0	0	1	0	
<b>Inning Stats</b>	R: 0 E: 0 K: 1 S: 5	H: 0 LOB: 0 BB: 0 P: 5	R: 2 E: 0 K: 0 S: 5	H: 3 LOB: 0 BB: 0 P: 5	R: 1 E: 1 K: 0 S: 5	H: 2 LOB: 1 BB: 0 P: 5	R: 0 E: 0 K: 1 S: 5	H: 0 LOB: 0 BB: 0 P: 5	R: 0 E: 0 K: 0 S: 3	H: 0 LOB: 0 BB: 0 P: 3	R: 0 E: 0 K: 1 S: 5	H: 0 LOB: 0 BB: 0 P: 5	R: 0 E: 0 K: 0 S: 3	H: 0 LOB: 0 BB: 1 P: 7	1B: 5 2B: 1 3B: 0 HR: 2	SF: 0 SAC: 0 DP: 0 HBP: 0	WP: 0 PA: 37 PB: 0 SB: 0 CS: 1
<b>PITCHER</b>	IP WLS BF H R ER SO BB IBB HBP BLK WP HR S P ERA WHIP	IP WLS BF H R ER SO BB IBB HBP BLK WP HR S P ERA WHIP															
Gary Bell, R (1.1) ERA: 3.28	4.0 L	16 5 3 2 2	5 3 3 1	3 3 3 1	2 2 1 0	0 0 0 0	0 0 0 0	0 0 0 0	0 0 2 11	11 11 13.50 1.500							
Jose Santiago, R (5.1) ERA: 3.64	2.0	9 3 3 1	3 3 3 1	3 3 3 1	1 0 0 0	0 0 0 0	0 0 0 0	0 0 0 0	0 0 3 3	3 3 0.00 0.000							
Lee Stange, R (7.1) ERA: 2.76	1.0	3 0 0 0	0 0 0 0	0 0 0 0	0 0 0 0	0 0 0 0	0 0 0 0	0 0 0 0	0 0 1 11	11 11 0.00 0.000							
Gary Waslewski, R (8.1) ERA: 3.21	2.0	7 0 0 0	0 0 0 1	0 0 0 1	0 0 0 0	0 0 0 0	0 0 0 0	0 0 0 0	0 0 8 12	12 12 0.00 0.000							

AB 30  
R 6  
H 6  
RBI 5  
BB 1  
SO 4  
LOB 5

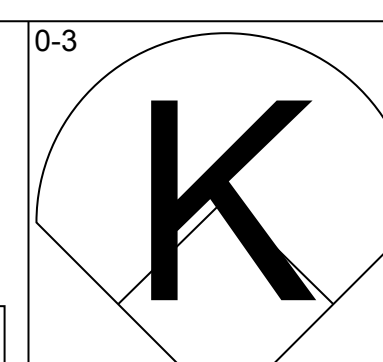
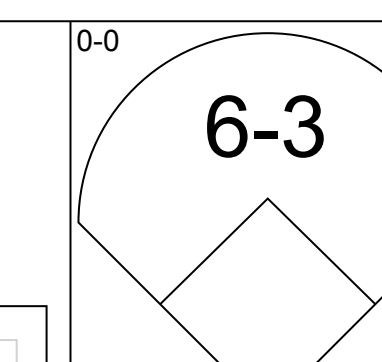
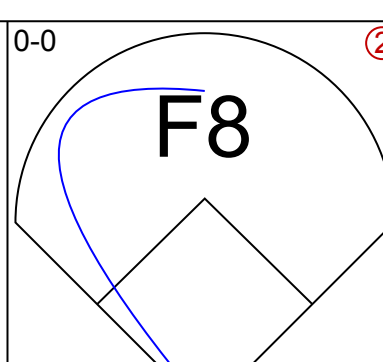
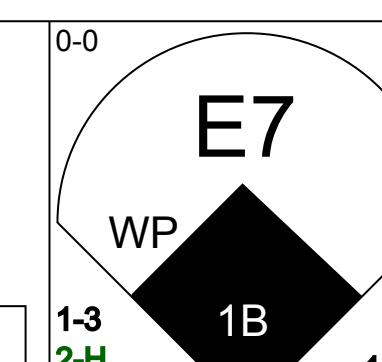
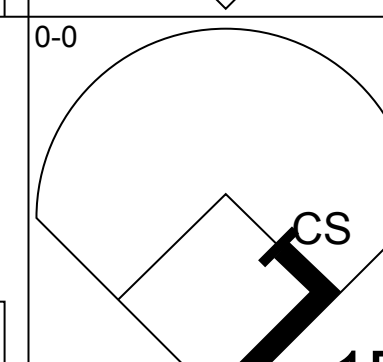
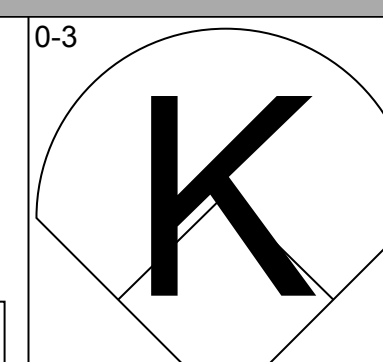
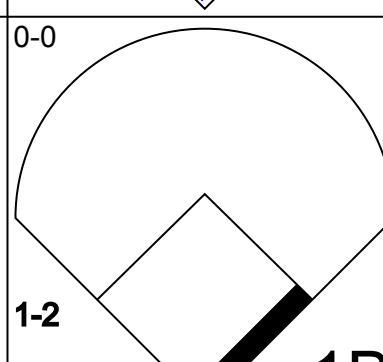
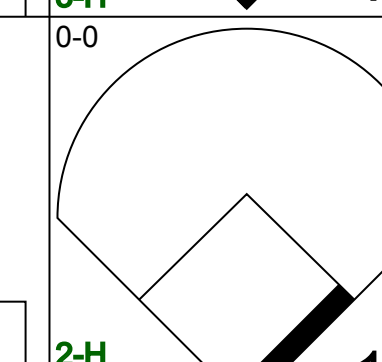
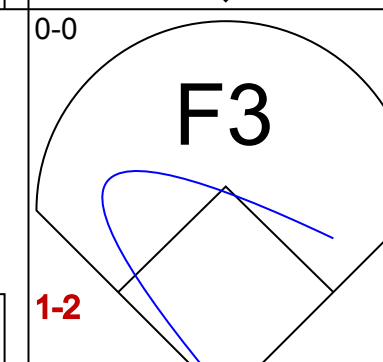
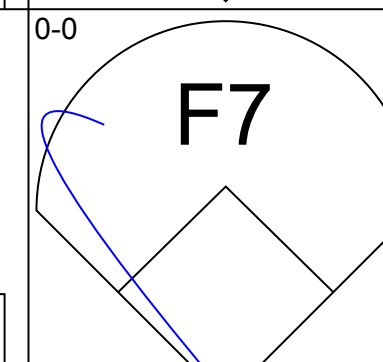
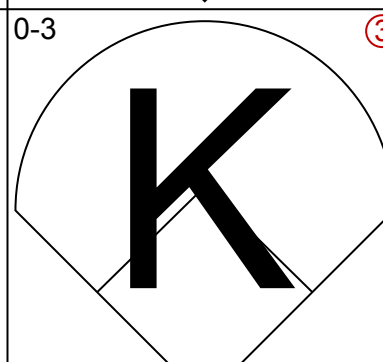
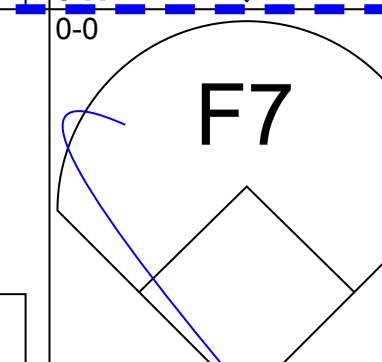
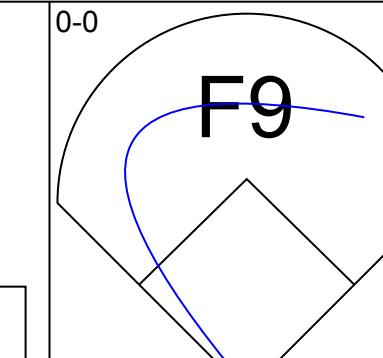
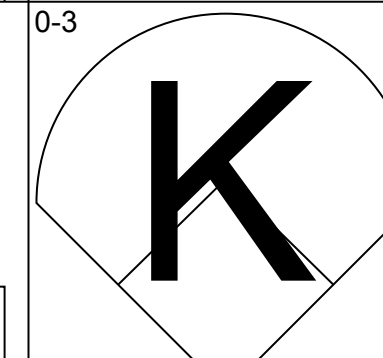
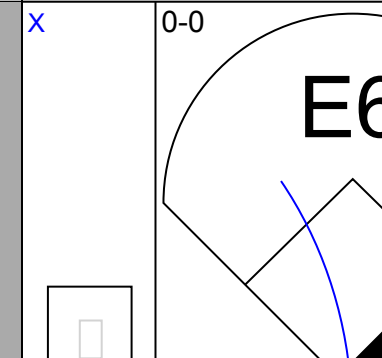
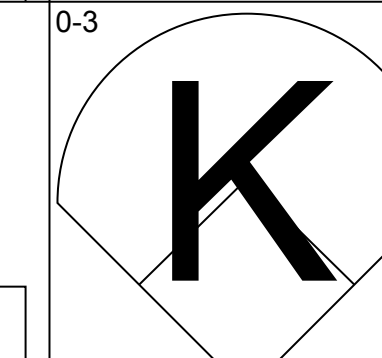
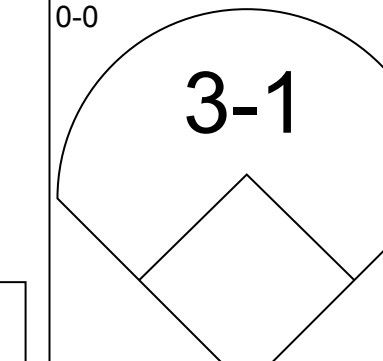
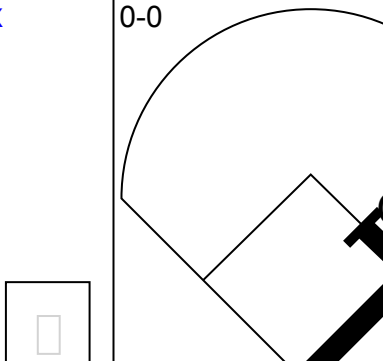
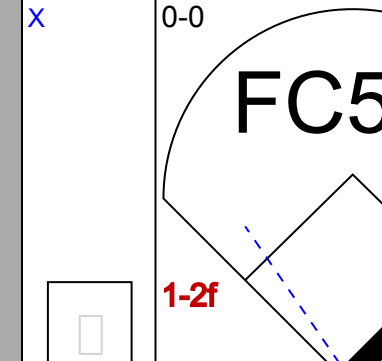
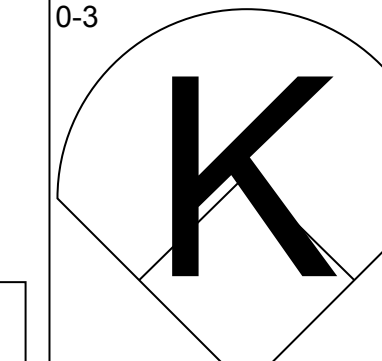
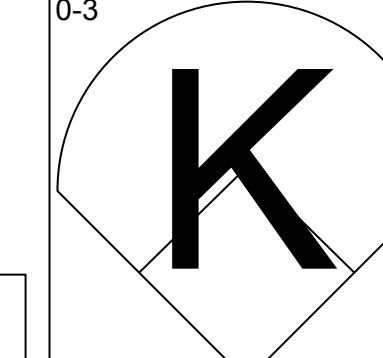
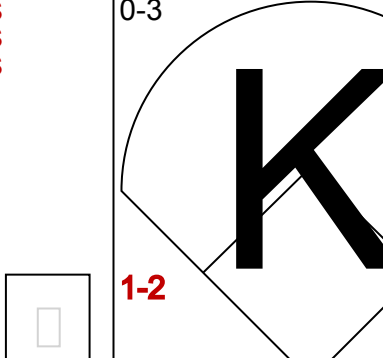
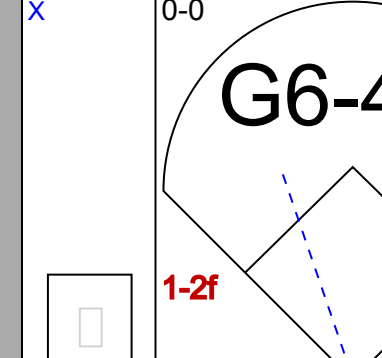
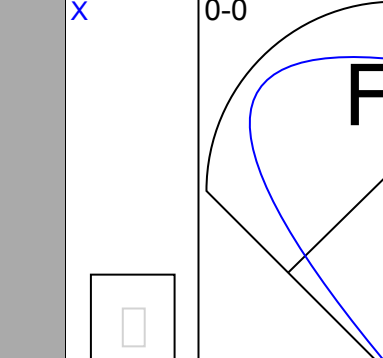
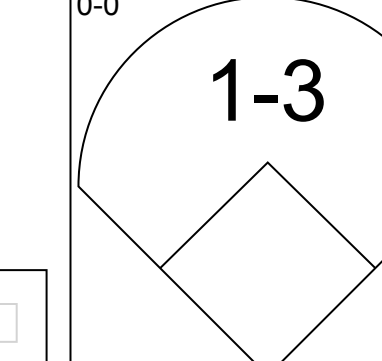
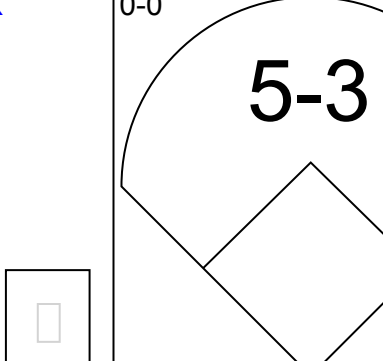
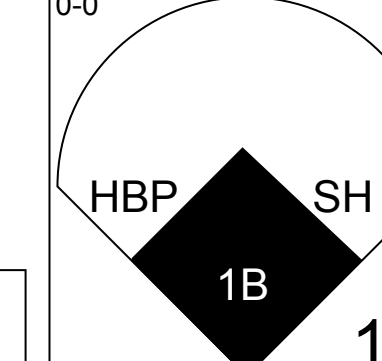
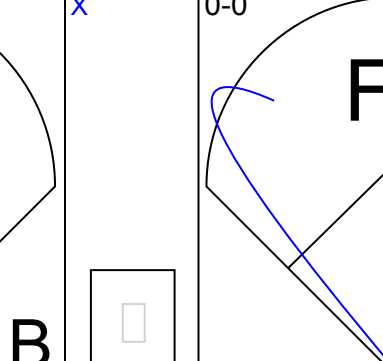
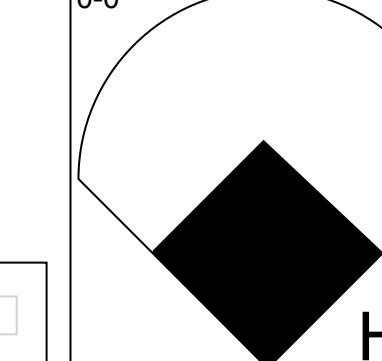
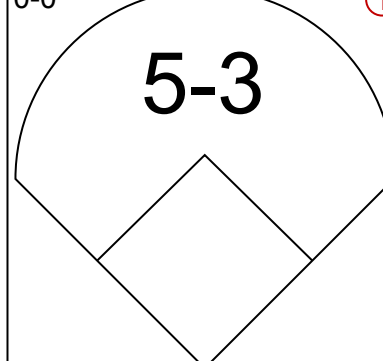
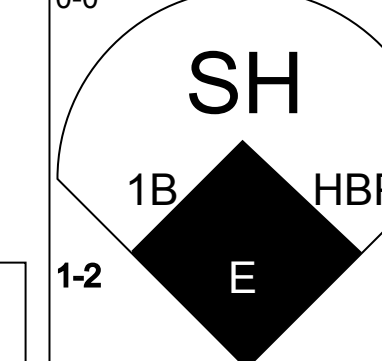
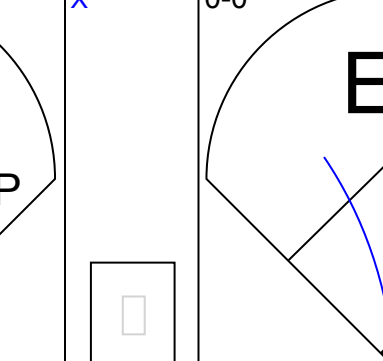
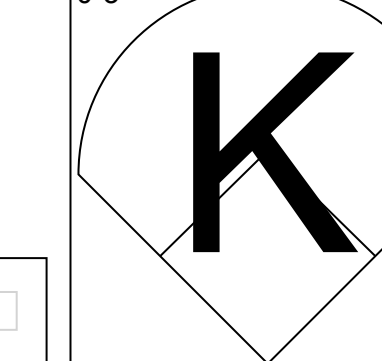
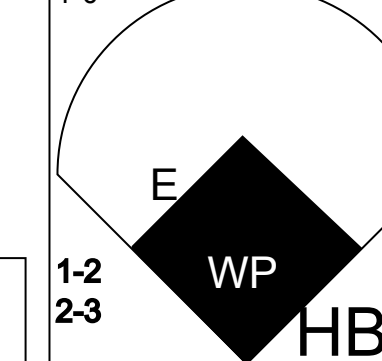
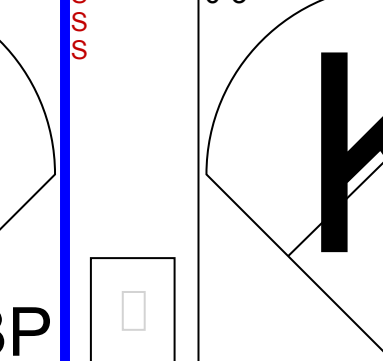


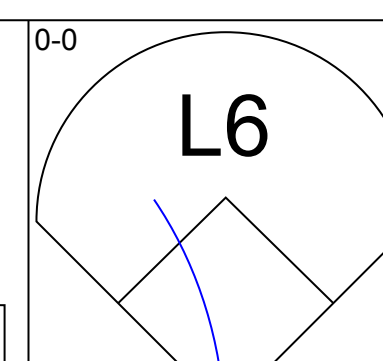
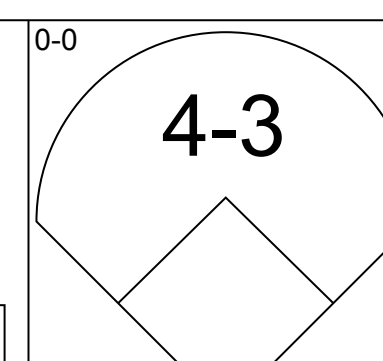
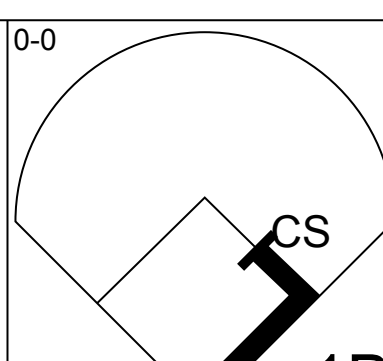
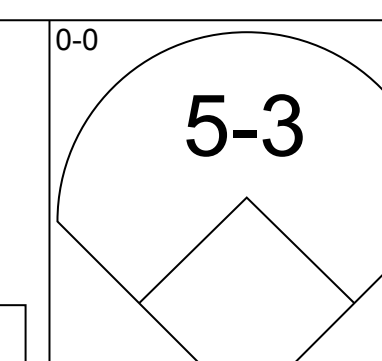
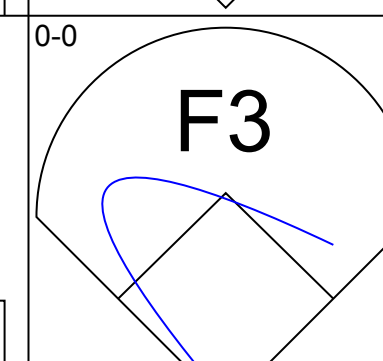
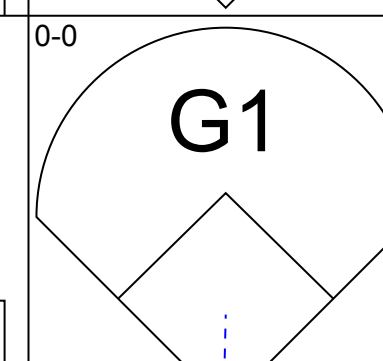
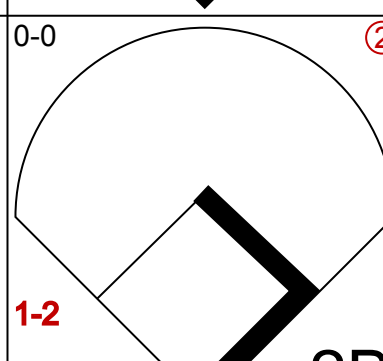
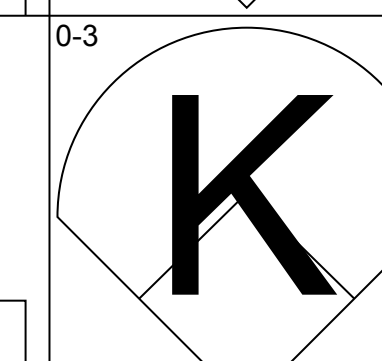
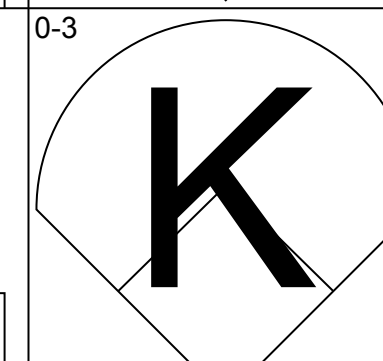
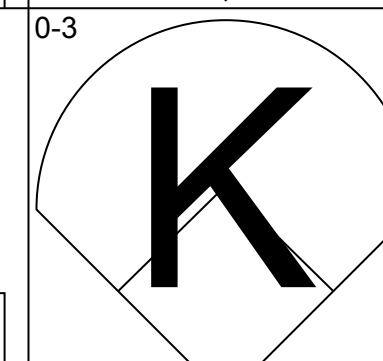
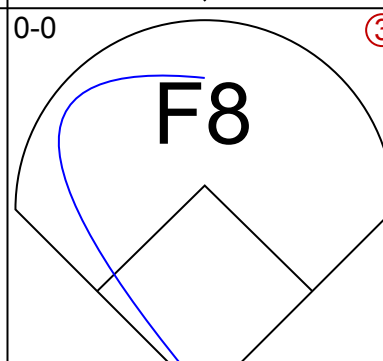
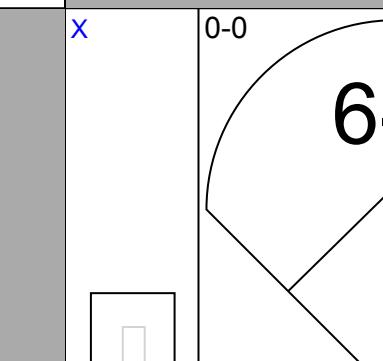
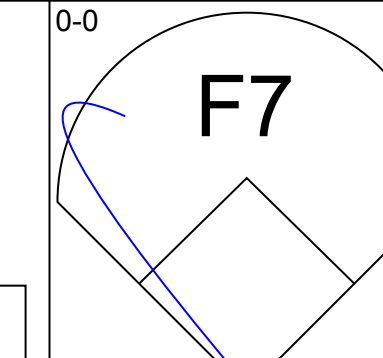
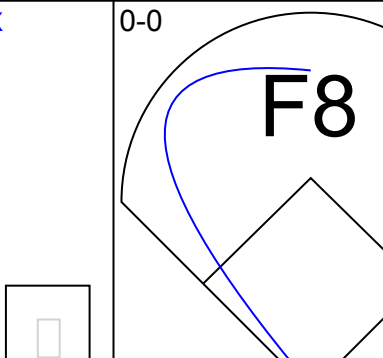
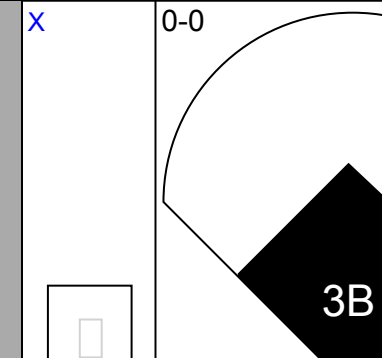
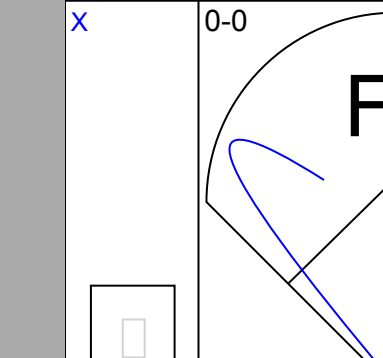
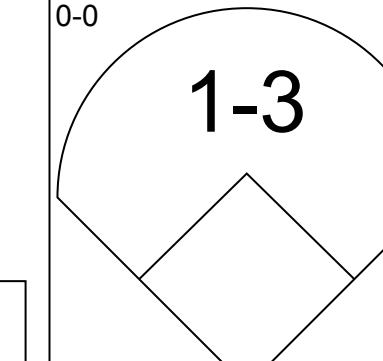
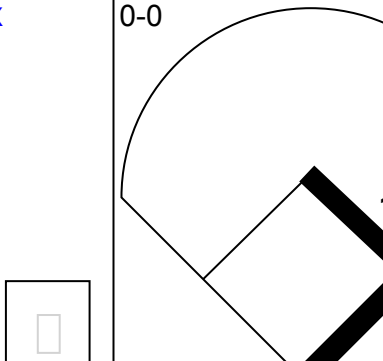
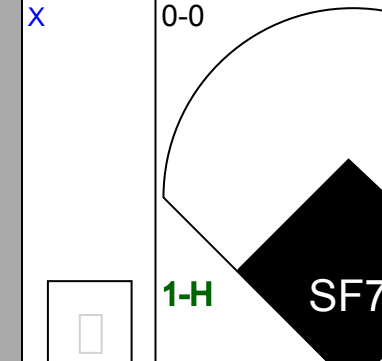
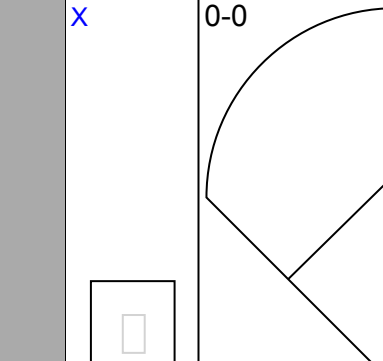
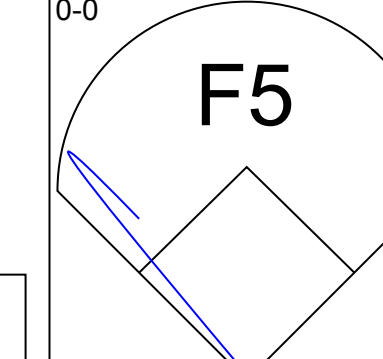
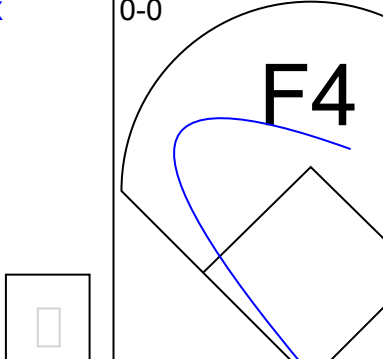
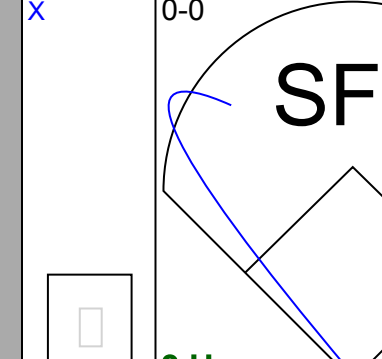
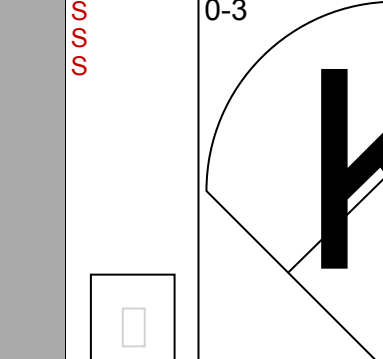
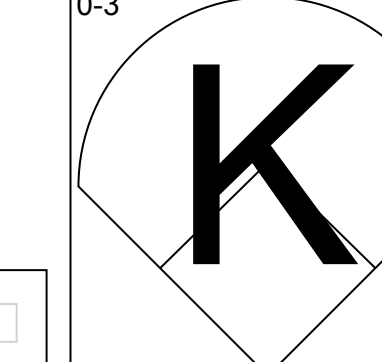
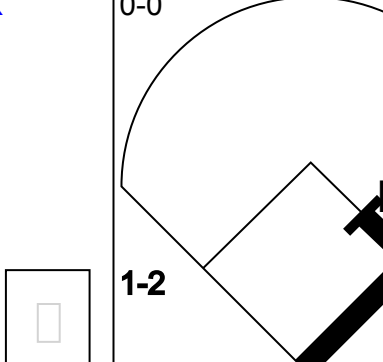
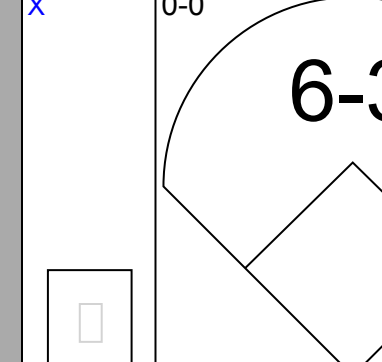
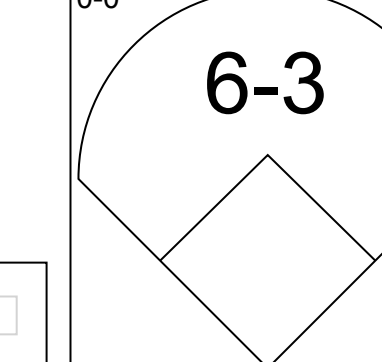
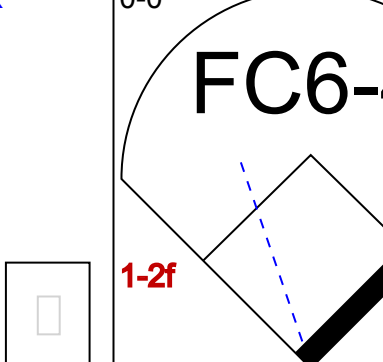
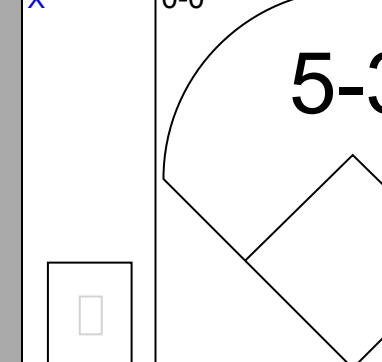
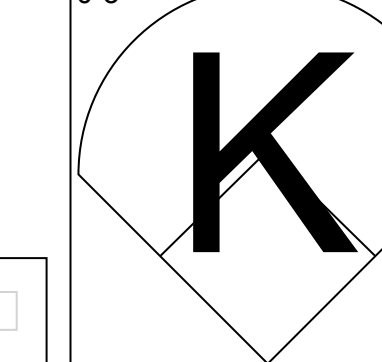
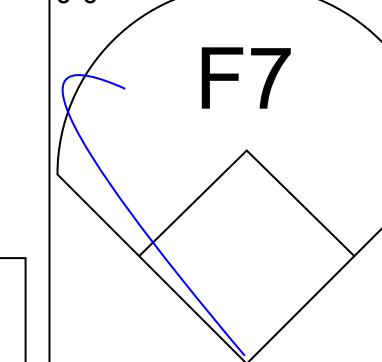
Batter	1	2	3	4	5	6	7	8	9	AB	R	H	RBI	BB	SO	LOB	BOTTOM				
Jose Tartabull, L (1.9) OBP: 0.292, SLG: 0.250	4-0 E BB		0-0 F4		0-0 F9		0-0 1B HR 1B		0-0 F8	4	1	1	0	1	0	0	<b>Cleveland Indians @ Boston Red Sox</b> Fenway Park, Boston, MA Tue Sep 26 1967, 3:33 AM EDT Att: 16,652 - Unknown				
Jerry Adair, R (1.4) OBP: 0.299, SLG: 0.336	0-3 K		0-3 K		0-3 K		0-0 1-2 HR 1B		0-0 F8	5	1	1	0	0	3	1					
Carl Yastrzemski, L (1.7) OBP: 0.412, SLG: 0.613	4-0 1-2 IBB		0-0 3-1		0-0 2B		0-0 1-H 2-H HR			3	1	2	3	1	0	0					
George Scott, R (1.3) OBP: 0.375, SLG: 0.466	0-3 K			0-0 6-3		0-0 F3		0-0 F5		4	0	0	0	0	1	3					
Reggie Smith, S (1.8) OBP: 0.317, SLG: 0.392	0-3 K			0-0 G3		0-0 1-3		0-0 F2		4	0	0	0	0	1	2					
Dalton Jones, L (1.5) OBP: 0.327, SLG: 0.407		0-0 F3		0-0 1B 1B		0-0 F8		0-0 4-3		4	0	1	0	0	0	0					
Rico Petrocelli, R (1.6) OBP: 0.330, SLG: 0.425		0-3 K		0-0 1-3 1B		0-0 2B		0-0 F3		4	0	2	0	0	1	0					
Elston Howard, R (1.2) OBP: 0.234, SLG: 0.246		0-0 2B		4-0 1-2 BB		0-0 1-3		0-0 F3		3	0	1	0	1	0	1					
Gary Bell, R (1.1) OBP: 0.184, SLG: 0.205		0-0 F5		0-3 K				0-0 F5		1	0	0	0	0	0	1					
Norm Siebern, L (4. PH) OBP: 0.317, SLG: 0.250										1	0	0	0	0	0	1					
Joe Santiago, R (5.1) OBP: 0.299, SLG: 0.336										0	0	0	0	0	0	0					
Lee Stange, R (7.1) OBP: 0.299, SLG: 0.336										0	0	0	0	0	0	0					
Joe Foy, R (7. PH) OBP: 0.184, SLG: 0.205										0	0	0	0	0	0	0					
Gary Waslewski, R (8.1) OBP: 0.330, SLG: 0.425										0	0	0	0	0	0	0					
Mike Andrews, R (9. PH) OBP: 0.184, SLG: 0.205										1	0	0	0	0	0	1					
<b>Inning Stats</b>	R: 0 E: 1 K: 3 S: 9	H: 0 LOB: 2 BB: 2 P: 17	R: 0 E: 0 K: 1 S: 6	H: 1 LOB: 1 BB: 0 P: 6	R: 0 E: 0 K: 1 S: 5	H: 0 LOB: 0 BB: 0 P: 5	R: 0 E: 0 K: 1 S: 7	H: 2 LOB: 3 BB: 1 P: 11	R: 0 E: 0 K: 1 S: 6	H: 1 LOB: 1 BB: 0 P: 6	R: 0 E: 0 K: 0 S: 4	H: 1 LOB: 1 BB: 0 P: 4	R: 3 E: 0 K: 0 S: 6	H: 3 LOB: 0 BB: 0 P: 6	R: 0 E: 0 K: 0 S: 3	H: 0 LOB: 0 BB: 0 P: 3	R: 0 E: 0 K: 1 S: 5	H: 0 LOB: 0 BB: 0 P: 5	1B: 4 2B: 3 3B: 0 HR: 1	SF: 0 SAC: 0 DP: 0 HBP: 0	WP: 0 PA: 38 PB: 0 SB: 0 CS: 0
<b>PITCHER</b>	IP WLS BF H R ER SO BB IBB HBP BLK WP HR S P ERA WHIP	IP WLS BF H R ER SO BB IBB HBP BLK WP HR S P ERA WHIP																			
Luis Tiant, R (1.1) ERA: 2.74	9.0 W	38 8 3 3 8	8 3 3 8	3 3 3 8	2 1 0 0	0 0 0 0	0 1 51 63	3.00 1.111													

AB 35  
R 3  
H 8  
RBI 3  
BB 3  
SO 8  
LOB 11




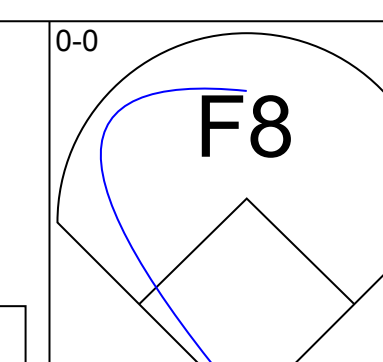
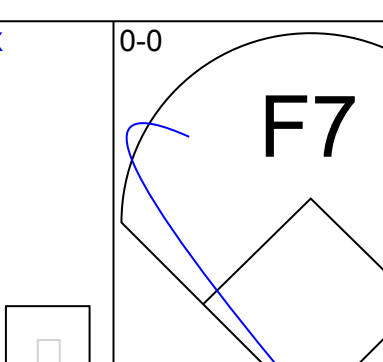
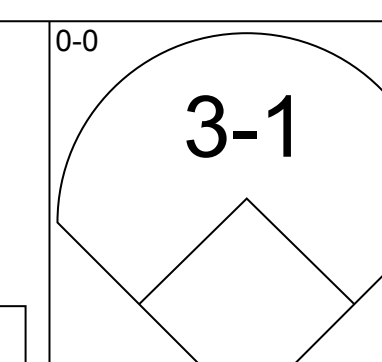
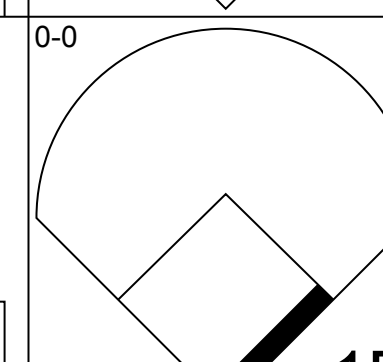
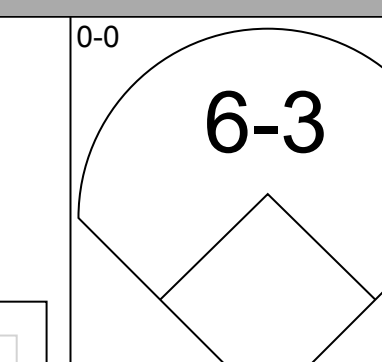
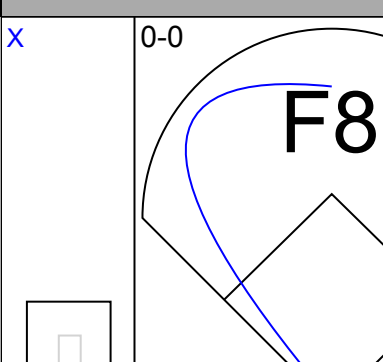
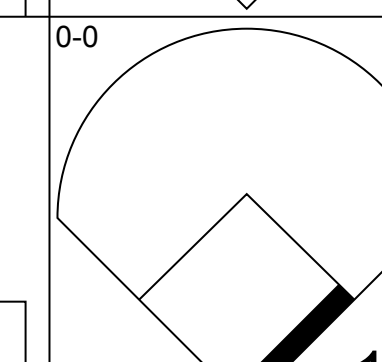
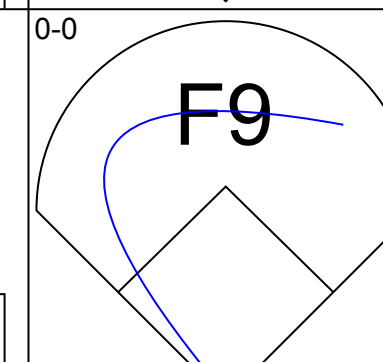
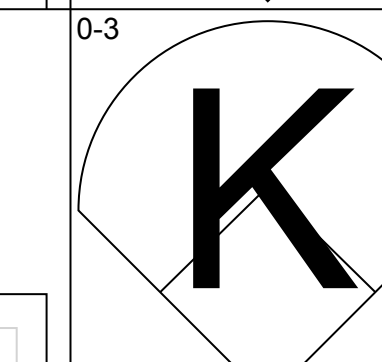
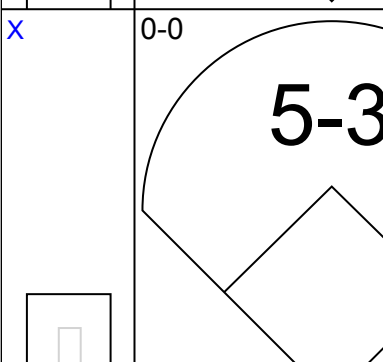
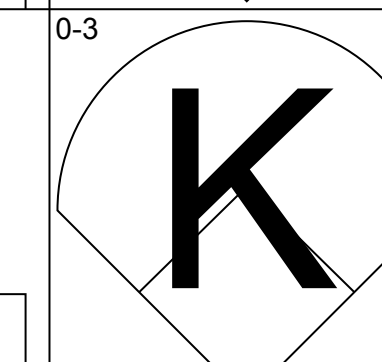
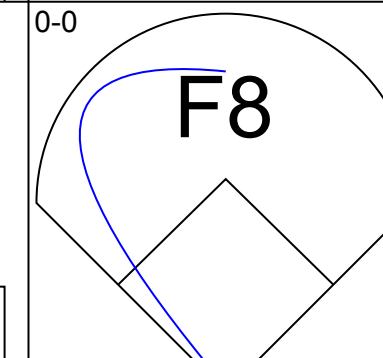
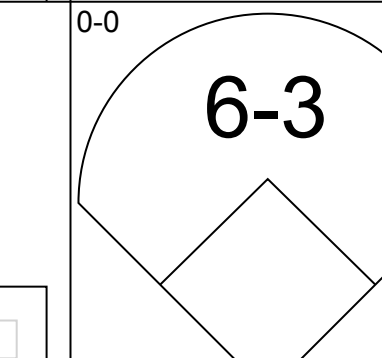
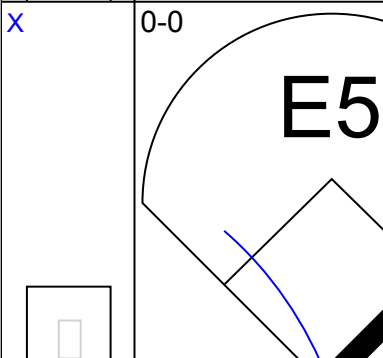
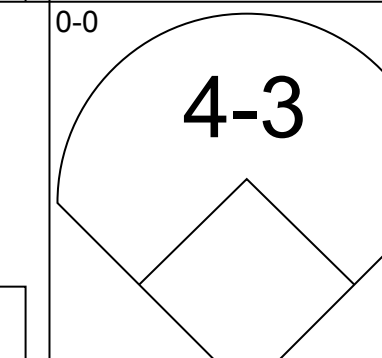
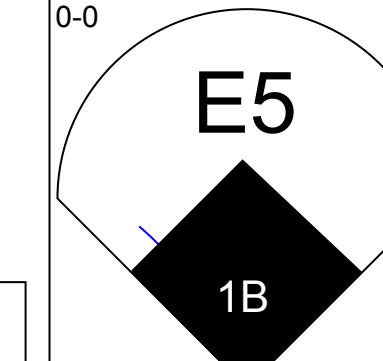
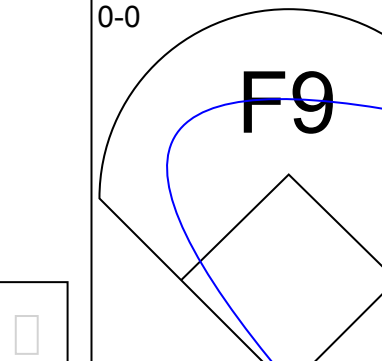
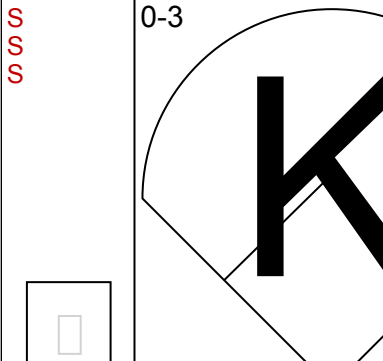
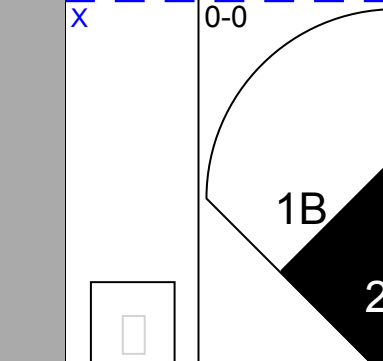
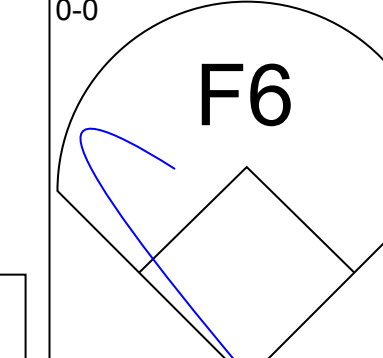
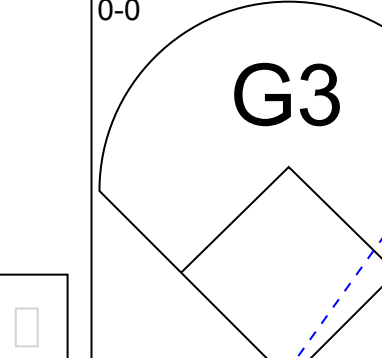
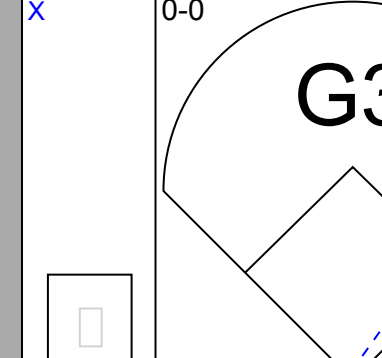
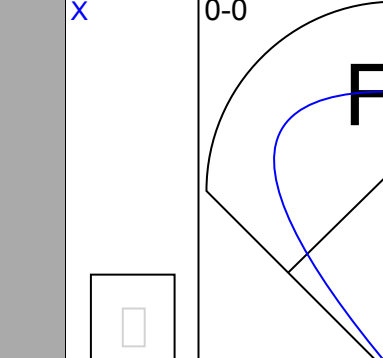
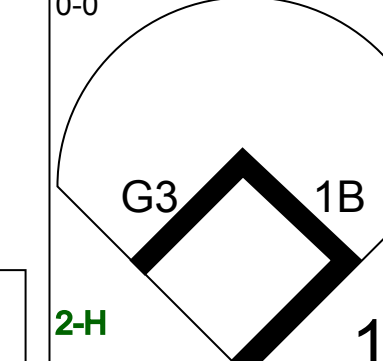
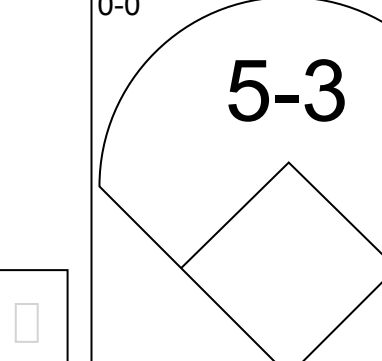
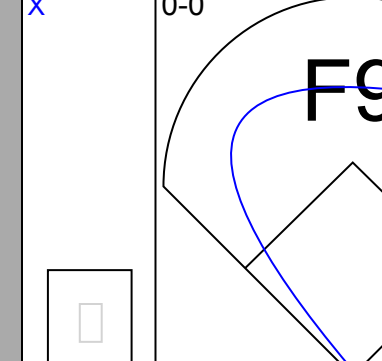
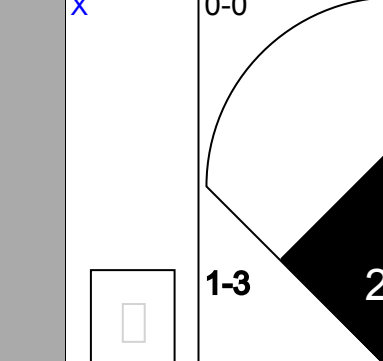
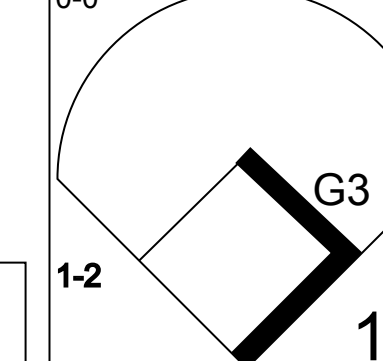
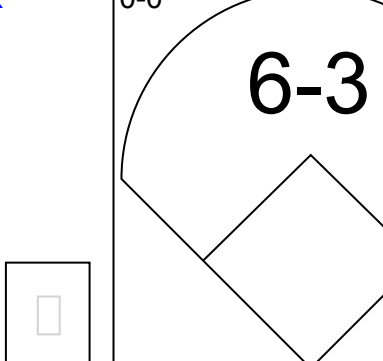
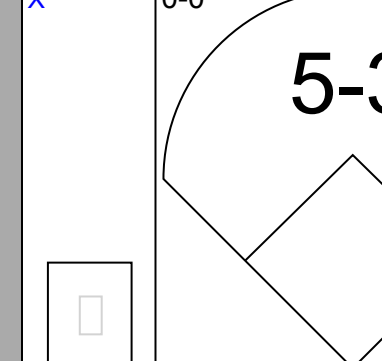
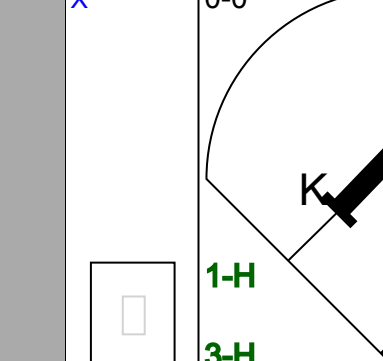
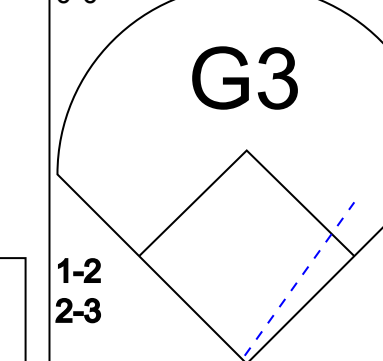
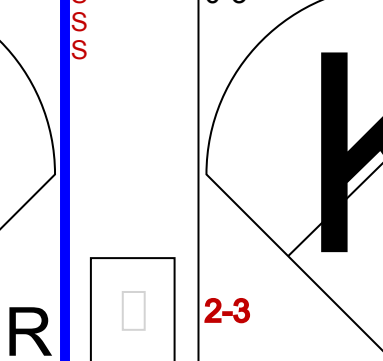
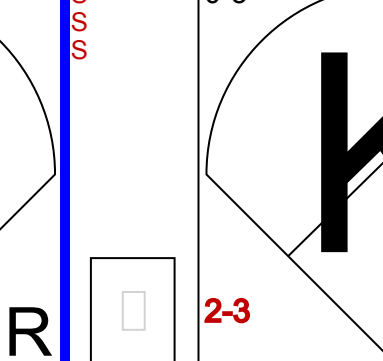
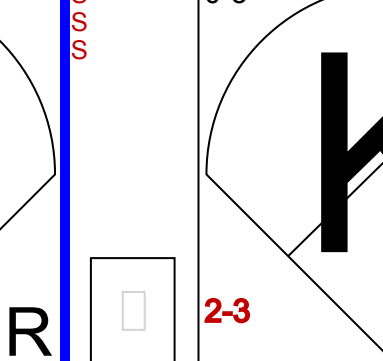
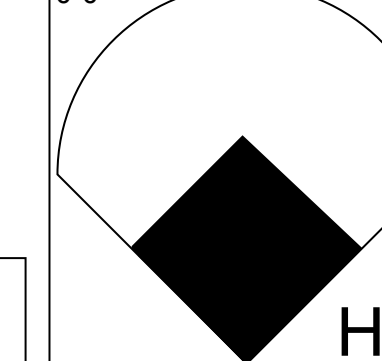
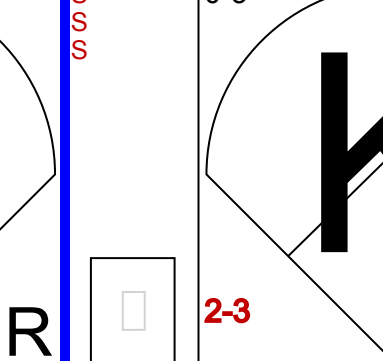


Batter	1	2	3	4	5	6	7	8	9	AB	R	H	RBI	BB	SO	LOB	TOP			
Mark Belanger, R (1, 6) OBP: 0.219, SLG: 0.211								 WP 1B		4	1	1	1	0	1	1	<b>Baltimore Orioles @ Cleveland Indians</b> Cleveland Municipal Stadium, Cleveland, OH Sat Sep 30 1967, 3:33 AM EDT Att: 2,323 - Unknown			
Curt Blefary, L (1, 3) OBP: 0.336, SLG: 0.416	 1B									4	0	3	1	0	1	0				
Paul Blair, R (1, 8) OBP: 0.356, SLG: 0.449										4	0	0	0	0	1	4				
Frank Robinson, R (1, 9) OBP: 0.403, SLG: 0.576							 FC5-4			4	0	0	0	0	2	1				
Curt Motton, R (1, 7) OBP: 0.282, SLG: 0.344					 1B		 G6-4-3			4	0	1	0	0	1	2				
Davey Johnson, R (1, 5) OBP: 0.326, SLG: 0.377											4	0	0	0	0	2				
Mickey McGuire, R (1, 4) OBP: 0.154, SLG: 0.154								 SH 1B			4	1	1	0	0	0				
Larry Haney, R (1, 2) OBP: 0.289, SLG: 0.381								 1B HBP E			3	2	1	1	0	0				
Gene Brabender, R (1, 1) OBP: 0.161, SLG: 0.071								 WP HBP			1	0	0	0	1	1				
Sam Bowers, R (8, PH) OBP: 0.252, SLG: 0.311										0	1	0	0	0	0	0				
Eddie Watt, R (8, 1) OBP: 0.250, SLG: 0.318										1	0	0	0	0	1	1				
<b>Inning Stats</b>	R: 0 E: 0 K: 1 S: 5	H: 1 LOB: 0 BB: 0 P: 5	R: 0 E: 0 K: 1 S: 5	H: 0 LOB: 0 BB: 0 P: 5	R: 1 E: 0 K: 2 S: 6	H: 1 LOB: 0 BB: 0 P: 6	R: 0 E: 0 K: 2 S: 7	H: 0 LOB: 0 BB: 0 P: 7	R: 0 E: 0 K: 1 S: 5	H: 1 LOB: 0 BB: 0 P: 5	R: 0 E: 1 K: 0 S: 3	H: 0 LOB: 0 BB: 0 P: 3	R: 4 E: 2 K: 2 S: 11	H: 3 LOB: 1 BB: 0 P: 12	R: 0 E: 1 K: 1 S: 6	H: 0 LOB: 1 BB: 0 P: 6	1B: 6 2B: 0 3B: 0 HR: 1	SF: 0 SAC: 1 DP: 1 HBP: 1	WP: 1 PB: 0 SB: 0 CS: 2	PA: 36
<b>PITCHER</b>	IP	WLS	BF	H	R	ER	SO	BB	IBB	HBP	BLK	WP	HR	S	P	ERA	WHIP			
Sam McDowell, L (1, 1) ERA: 3.85	7.0	L	29	7	5	4	7	1	0	1	0	1	1	41	46	5.14	1.143			
Stan Williams, R (8, 1) ERA: 2.52	1.0		3	0	0	0	2	0	0	0	0	0	0	7	7	0.00	0.000			
Steve Bailey, R (9, 1) ERA: 4.04	1.0		4	0	0	0	1	0	0	0	0	0	0	6	6	0.00	0.000			

Batter	1	2	3	4	5	6	7	8	9	AB	R	H	RBI	BB	SO	LOB	BOTTOM			
Vic Davallilo, L (1, 8) OBP: 0.308, SLG: 0.380						 1B				4	0	1	0	0	0	0	<b>Baltimore Orioles @ Cleveland Indians</b> Cleveland Municipal Stadium, Cleveland, OH Sat Sep 30 1967, 3:33 AM EDT Att: 2,323 - Unknown			
Willie Smith, L (1, 7) OBP: 0.242, SLG: 0.281										4	0	1	0	0	1	0				
Max Alvis, R (1, 5) OBP: 0.303, SLG: 0.406											4	0	0	0	0	2				
Tony Horton, R (1, 3) OBP: 0.322, SLG: 0.422							 1B				4	1	1	0	0	0				
Richie Scheinblum, S (1, 9) OBP: 0.353, SLG: 0.435					 1B		 3B				4	1	3	1	0	0				
Chico Salmon, R (1, 4) OBP: 0.283, SLG: 0.328											3	0	0	1	0	1				
Ray Fosse, R (1, 2) OBP: 0.077, SLG: 0.077					 1B					3	0	1	0	0	1	0				
Gordy Lund, R (1, 6) OBP: 0.250, SLG: 0.375										3	0	0	0	0	0	2				
Sam McDowell, L (1, 1) OBP: 0.190, SLG: 0.232										2	0	0	0	0	1	0				
Stan Williams, R (8, 1) OBP: 0.091, SLG: 0.091										0	0	0	0	0	0	0				
Lee Mays, L (8, PH) OBP: 0.321, SLG: 0.444										1	0	0	0	0	0	0				
Steve Bailey, R (9, 1) ERA: 2.26										0	0	0	0	0	0	0				
<b>Inning Stats</b>	R: 0 E: 0 K: 1 S: 5	H: 0 LOB: 0 BB: 0 P: 5	R: 0 E: 0 K: 0 S: 3	H: 0 LOB: 0 BB: 0 P: 3	R: 0 E: 0 K: 2 S: 7	H: 0 LOB: 0 BB: 0 P: 7	R: 0 E: 0 K: 1 S: 5	H: 0 LOB: 0 BB: 0 P: 5	R: 0 E: 0 K: 0 S: 4	H: 2 LOB: 2 BB: 0 P: 4	R: 2 E: 0 K: 0 S: 5	H: 2 LOB: 0 BB: 0 P: 5	R: 0 E: 0 K: 1 S: 5	H: 0 LOB: 0 BB: 0 P: 5	R: 0 E: 0 K: 1 S: 6	H: 1 LOB: 1 BB: 0 P: 6	1B: 5 2B: 1 3B: 1 HR: 0	SF: 1 SAC: 0 DP: 0 HBP: 0	WP: 0 PB: 0 SB: 0 CS: 1	PA: 33
<b>PITCHER</b>	IP	WLS	BF	H	R	ER	SO	BB	IBB	HBP	BLK	WP	HR	S	P	ERA	WHIP			
Gene Brabender, R (1, 1) ERA: 3.35	7.0	W	26	6	2	2	4	0	0	0	0	0	0	34	34	2.57	0.857			
Eddie Watt, R (8, 1) ERA: 2.26	2.0	S	7	1	0	0	2	0	0	0	0	0	0	11	11	0.00	0.500			



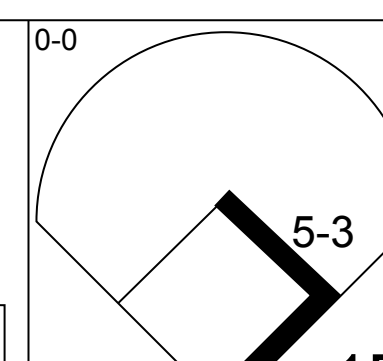
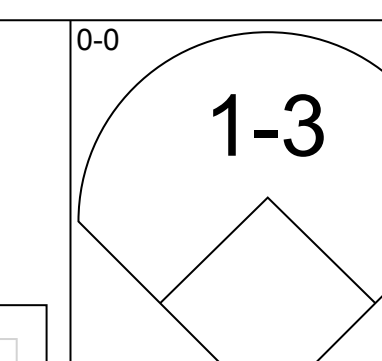
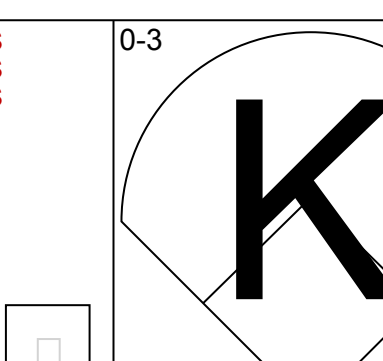
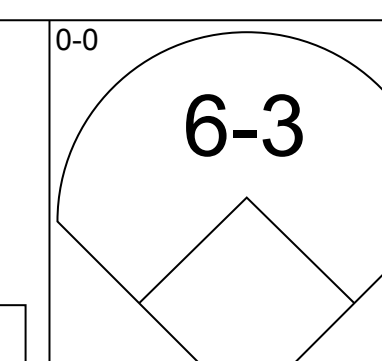
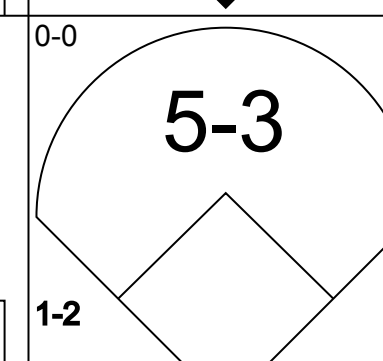
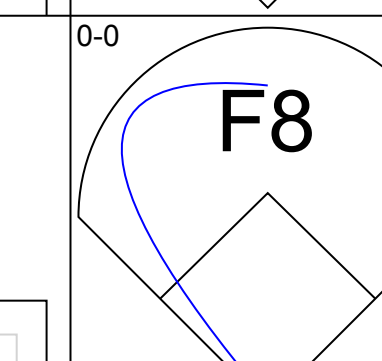
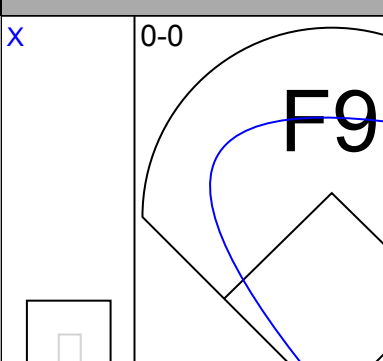
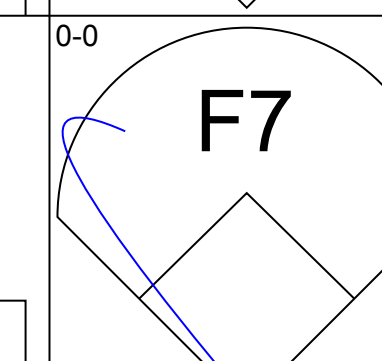
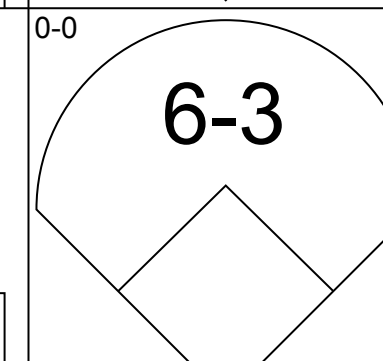
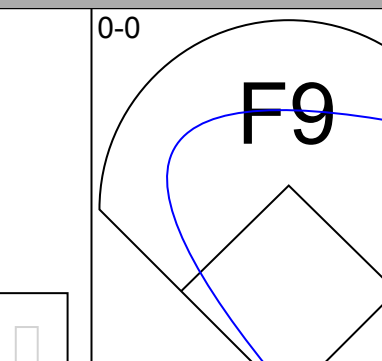
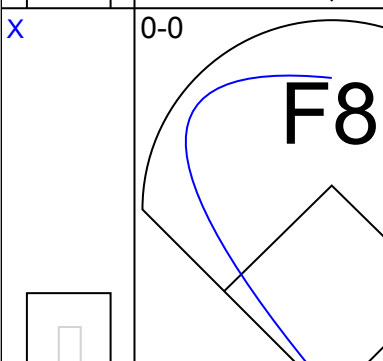
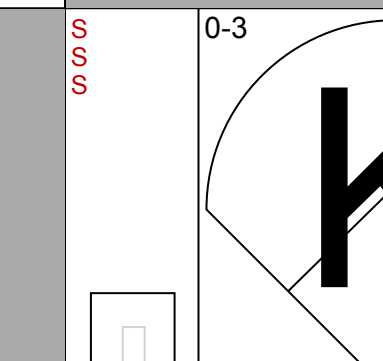
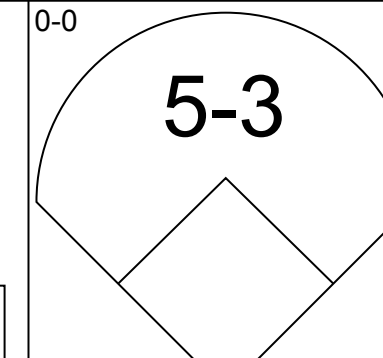
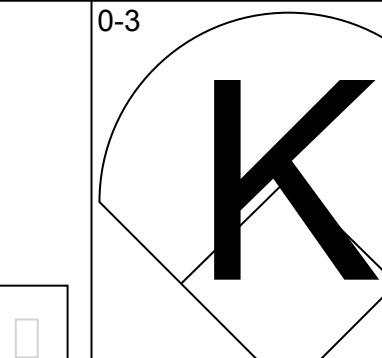
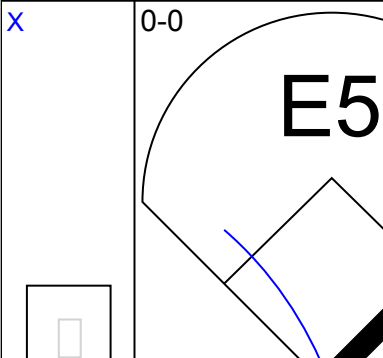
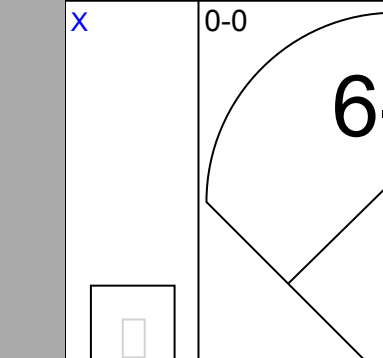
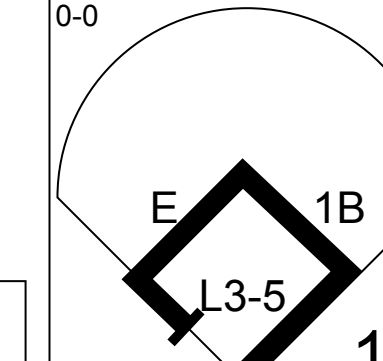
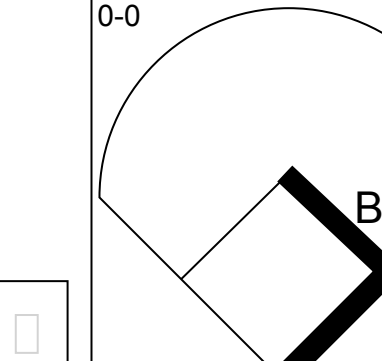
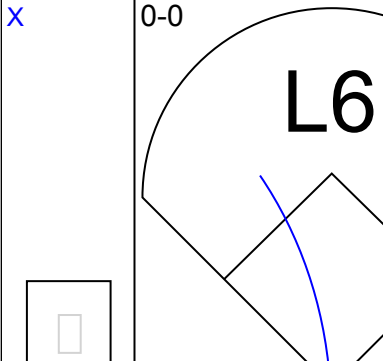
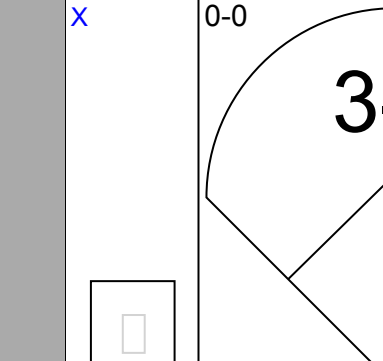
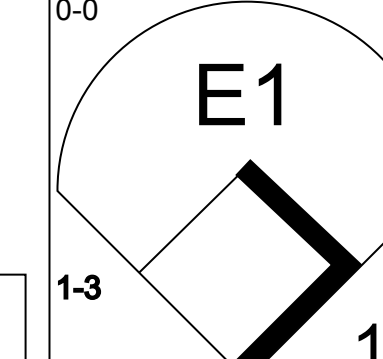
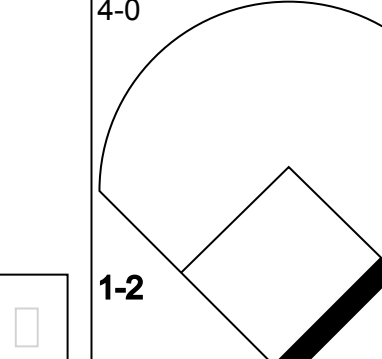
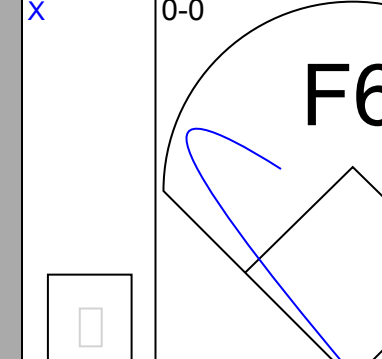
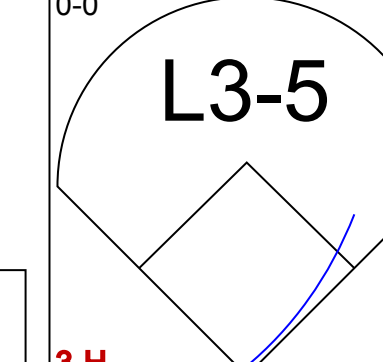
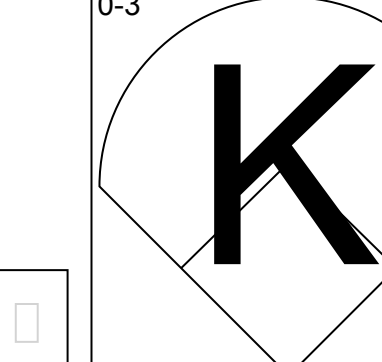
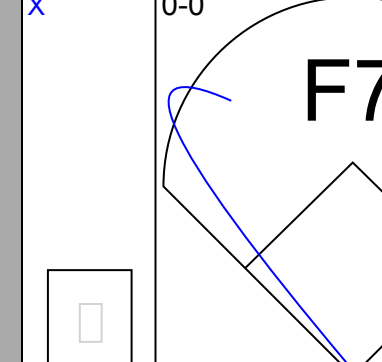
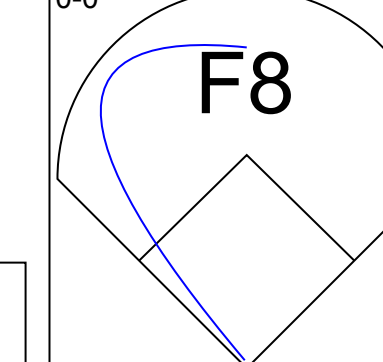
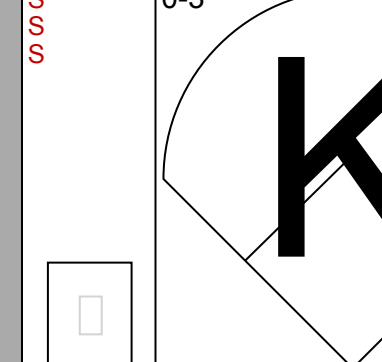
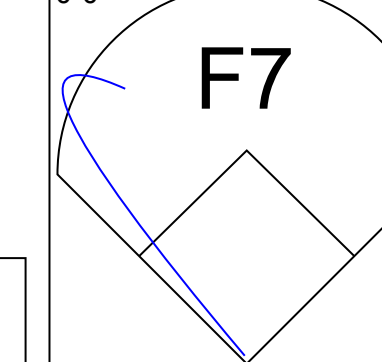
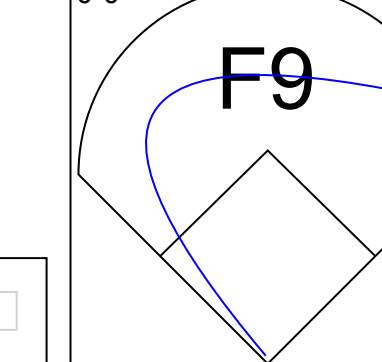
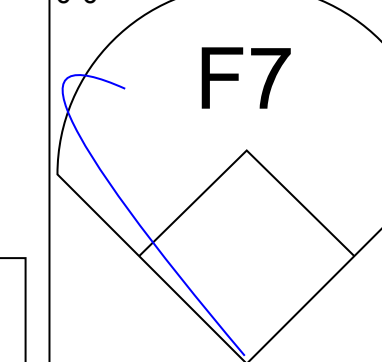
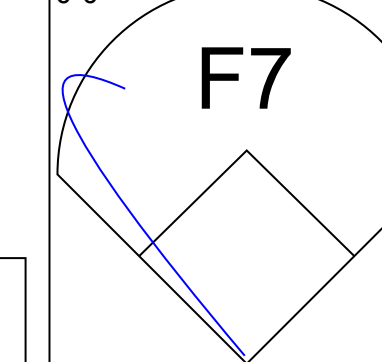


Batter	1	2	3	4	5	6	7	8	9	AB	R	H	RBI	BB	SO	LOB	TOP								
<b>Curt Blefary, L</b> OBP: 0.337, SLG: 0.413 (1, 3)										4	0	0	0	0	1	2									
<b>Mark Belanger, R</b> OBP: 0.224, SLG: 0.217 (1, 6)										4	0	2	0	0	0	0									
<b>Paul Blair, R</b> OBP: 0.353, SLG: 0.446 (1, 8)										4	0	0	0	0	2	2									
<b>Curt Motton, R</b> OBP: 0.267, SLG: 0.323 (1, 7)										4	0	0	0	0	0	2									
<b>Davey Johnson, R</b> OBP: 0.325, SLG: 0.376 (1, 5)											4	2	1	0	0	1	1								
<b>Dave May, L</b> OBP: 0.286, SLG: 0.306 (1, 9)											4	0	0	0	0	0	2								
<b>Mickey McGuire, R</b> OBP: 0.235, SLG: 0.235 (1, 4)											4	1	2	1	0	0	0								
<b>Larry Haney, R</b> OBP: 0.294, SLG: 0.390 (1, 2)											4	0	2	2	0	0	0								
<b>Marcelino Lopez, R</b> OBP: 0.250, SLG: 0.143 (1, 1)											2	0	0	0	0	0	2								
<b>Sam Bowers, R</b> OBP: 0.258, SLG: 0.342 (8, PH)											1	1	1	1	0	0	0								
<b>Dave Leonhard, R</b> OBP: 0.267, SLG: 0.323 (8, 1)											1	0	0	0	0	1	1								
<b>Inning Stats</b>	R: 0 E: 0 K: 1 S: 6	H: 1 LOB: 1 BB: 0 P: 6	R: 1 E: 1 K: 0 S: 6	H: 2 LOB: 2 BB: 0 P: 6	R: 0 E: 0 K: 1 S: 5	H: 0 LOB: 0 BB: 0 P: 5	R: 0 E: 0 K: 0 S: 3	H: 0 LOB: 0 BB: 0 P: 3	R: 0 E: 0 K: 0 S: 3	H: 0 LOB: 0 BB: 0 P: 3	R: 0 E: 1 K: 0 S: 6	H: 0 LOB: 1 BB: 0 P: 6	R: 0 E: 0 K: 0 S: 3	H: 0 LOB: 0 BB: 0 P: 3	R: 1 E: 0 K: 1 S: 7	H: 2 LOB: 1 BB: 0 P: 7	R: 2 E: 0 K: 1 S: 7	H: 3 LOB: 0 BB: 0 P: 7	1B: 6 2B: 1 3B: 0 HR: 1	SF: 0 SAC: 0 DP: 0 HBP: 0	WP: 0 PB: 0 SB: 0 CS: 0	PA: 36			
<b>PITCHER</b>	IP	WLS	BF	H	R	ER	SO	BB	IBB	HBP	BLK	WP	HR	S	P	ERA	WHIP								
<b>John O'Donoghue, L</b> ERA: 3.24 (1, 1)	8.0	L	31	5	2	1	4	0	0	0	0	0	1	39	39	1.12	0.625								
<b>Orlando Pena, R</b> ERA: 3.59 (9, 1)	1.0	S	5	3	2	2	1	0	0	0	0	0	0	7	7	18.00	3.000								

Baltimore Orioles @ Cleveland Indians  
Cleveland Municipal Stadium, Cleveland, OH  
Sun Oct 01 1967, 3:33 AM EDT  
Att: 15,552 - Unknown

AB 36  
R 4  
H 8  
RBI 4  
BB 0  
SO 5  
LOB 12



Batter	1	2	3	4	5	6	7	8	9	AB	R	H	RBI	BB	SO	LOB	BOTTOM								
<b>Vic Davallilo, L</b> OBP: 0.307, SLG: 0.379 (1, 8)										4	0	1	0	0	1	0									
<b>Chuck Hinton, R</b> OBP: 0.305, SLG: 0.356 (1, 7)										4	0	0	0	0	0	1									
<b>Max Alvis, R</b> OBP: 0.301, SLG: 0.403 (1, 5)											4	0	0	0	0	1	1								
<b>Tony Horton, R</b> OBP: 0.319, SLG: 0.418 (1, 3)											4	0	0	0	0	1	1								
<b>Richie Scheinblum, S</b> OBP: 0.361, SLG: 0.439 (1, 9)											4	0	2	0	0	0	1								
<b>Chico Salmon, R</b> OBP: 0.288, SLG: 0.330 (1, 6)										2	0	1	0	1	0	0									
<b>Vern Fuller, R</b> OBP: 0.300, SLG: 0.374 (1, 4)										3	0	0	0	0	1	4									
<b>Ray Fosse, R</b> OBP: 0.063, SLG: 0.063 (1, 2)										3	0	0	0	0	1	1									
<b>John O'Donoghue, R</b> OBP: 0.163, SLG: 0.175 (1, 1)											2	0	0	0	0	1	0								
<b>Lee Maye, L</b> OBP: 0.320, SLG: 0.443 (8, PH)											1	0	0	0	0	0	0								
<b>Orlando Pena, R</b> ERA: 3.14 (9, 1)											0	0	0	0	0	0	0								
<b>Inning Stats</b>	R: 0 E: 0 K: 0 S: 4	H: 1 LOB: 1 BB: 0 P: 4	R: 0 E: 1 K: 0 S: 4	H: 2 LOB: 1 BB: 0 P: 4	R: 0 E: 0 K: 0 S: 3	H: 0 LOB: 0 BB: 0 P: 3	R: 0 E: 0 K: 2 S: 8	H: 1 LOB: 2 BB: 1 P: 12	R: 0 E: 0 K: 2 S: 7	H: 0 LOB: 0 BB: 0 P: 7	R: 0 E: 1 K: 0 S: 4	H: 0 LOB: 1 BB: 0 P: 4	R: 0 E: 0 K: 1 S: 5	H: 0 LOB: 0 BB: 0 P: 5	R: 0 E: 0 K: 0 S: 3	H: 0 LOB: 0 BB: 0 P: 3	R: 0 E: 0 K: 1 S: 5	H: 0 LOB: 0 BB: 0 P: 5	1B: 4 2B: 1 3B: 0 HR: 0	SF: 0 SAC: 0 DP: 1 HBP: 0	WP: 0 PB: 0 SB: 0 CS: 0	PA: 32			
<b>PITCHER</b>	IP	WLS	BF	H	R	ER	SO	BB	IBB	HBP	BLK	WP	HR	S	P	ERA	WHIP								
<b>Marcelino Lopez, L</b> ERA: 4.73 (1, 1)	7.0	W	26	4	0	0	0	1	0	0	0	0	0	35	39	0.00	0.714								
<b>Dave Leonhard, R</b> ERA: 3.14 (8, 1)	2.0	S	6	0	0	0	1	0	0	0	0	0	0	8	8	0.00	0.000								

Baltimore Orioles @ Cleveland Indians  
Cleveland Municipal Stadium, Cleveland, OH  
Sun Oct 01 1967, 3:33 AM EDT  
Att: 15,552 - Unknown

AB 31  
R 0  
H 4  
RBI 0  
BB 1  
SO 6  
LOB 9

