Cleveland Indians - 1968

Cleveland Indians @ Chicago White Sox

Comiskey Park, Chicago, IL

Wed Apr 10 1968, 4:33 AM EST

Att. 7,756 - Unknown

TOP

livebaseballscorecards.com

Batter	1	2	3	4	5	6	7	8	9	AB	R	H	RBI	BB	SO	LOB
Tommy Harper, R (1, 7)	5-3		6-3		K	F8		K		5	0	0	0	0	2	3
Vern Fuller, R (1, 4) OBP: 0.400, SLG: 1.000	6-3		2-H 2B		2-H 3B		F3	6-3		5	1	2	2	0	0	0
Jose Cardenal, R (1, 8) OBP: 0.600, SLG: 1.200	2B		F7		3-H 3B		HR 1B	4-3		5	2	3	1	0	0	1
Duke Sims, L (1, 2) OBP: 0.600, SLG: 2.000	G3			L3	BB 3B		1-H HR		HR	4	3	2	3	1	0	1
Tony Horton, R (1, 3) OBP: 0.400, SLG: 0.800		K		1B	1-H 3-H 3B		E5 2B		F4	5	0	2	2	0	1	0
Vic Davalillo, L (1, 9) OBP: 0.200, SLG: 0.400		4-3		F9	4-3		1-3 2B		G3	5	0	1	0	0	0	2
Max Alvis, R (1, 5) OBP: 0.200, SLG: 0.800		F8		F9		F4	F6		HR	5	1	1	1	0	0	3
Larry Brown, R (1, 6) OBP: 0.800, SLG: 0.667			BB SH1-4 2B		SH3-4 3B 1B	SH3 1B	IBB		F8	3	2	2	0	2	0	0
Sonny Siebert, R (1, 1)			SH1-4 1-2		SH3-4 1-2	SH3 1-2	F3			1	0	0	0	0	0	3

	AB	R	H	RBI	BB	SO	LOB
TOP	38	9	13	9	3	3	13

Inning Stats	1	2	3	4	5	6	7	8	9
	R: 0 E: 0 K: 0 S: 4	H: 1 LOB: 1 BB: 0 P: 4	R: 0 E: 0 K: 1 S: 5	H: 0 LOB: 0 BB: 0 P: 5	R: 1 E: 0 K: 0 S: 4	H: 1 LOB: 1 BB: 1 P: 8	R: 0 E: 0 K: 0 S: 4	H: 1 LOB: 1 BB: 0 P: 4	R: 4 E: 0 K: 1 S: 9	H: 4 LOB: 1 BB: 1 P: 13	R: 0 E: 0 K: 0 S: 4	H: 1 LOB: 1 BB: 0 P: 4	R: 2 E: 1 K: 0 S: 7	H: 3 LOB: 3 BB: 1 P: 11	R: 0 E: 0 K: 1 S: 5	H: 0 LOB: 0 BB: 0 P: 5	R: 2 E: 0 K: 0 S: 5	H: 2 LOB: 0 BB: 0 P: 5

	1B	SF	WP	PA	44
	2B: 3	SAC: 3	PB: 0		
	3B: 3	DP: 0	SB: 0		
	HR: 3	HBP: 0	CS: 0		

PITCHER	IP	WLS	BF	H	R	ER	SO	BB	IBB	HBP	BLK	WP	HR	S	P	ERA	WHIP
Joe Horlen, R (1, 1) ERA: 9.0	5.0	L	24	7	5	5	2	2	0	0	0	0	0	26	34	9.00	1.800
Don McMahon, R (6, 1) ERA: 9.0	2.0		12	4	2	2	0	0	1	0	0	0	1	11	15	9.00	2.000
Wilbur Wood, L (8, 1) ERA:	1.0		3	0	0	0	1	0	0	0	0	0	0	5	5	0.00	0.000
Bob Priddy, R (9, 1) ERA: 18.0	1.0		5	2	2	2	0	0	0	0	0	0	2	5	5	18.00	2.000

PITCHER	IP	WLS	BF	H	R	ER	SO	BB	IBB	HBP	BLK	WP	HR	S	P	ERA	WHIP

Batter	1	2	3	4	5	6	7	8	9	AB	R	H	RBI	BB	SO	LOB
Luis Aparicio, R (1, 6)	5-3			1-3		K		6-3		4	0	0	0	0	1	0
Tom McCraw, L (1, 3)	F9			S, BB		PB, BB			4-3	2	0	0	0	2	0	0
Tommy Davis, R (1, 7)	K			F8 (1-2)		4-3 (1-2)			5-3	4	0	0	0	0	1	2
Pete Ward, L (1, 9)		K		BB		F5			6-3	3	0	0	0	1	1	1
Ken Boyer, R (1, 5) OBP: 0.333, SLG: 0.333		5-3		K			G5-4-3, 1B			3	0	1	0	0	1	2
Duane Josephson, R (1, 2) OBP: 0.333, SLG: 0.333		F8			1B		G5-4-3 (1-2f)			3	0	1	0	0	0	1
Ken Berry, R (1, 8)			F8		F7		5-3			3	0	0	0	0	0	1
Tim Cullen, R (1, 4)			F3		K			K		2	0	0	0	0	1	1
Don McMahon, R (6, 1)										0	0	0	0	0	0	0
Wilbur Wood, R (8, 1)										0	0	0	0	0	0	0
Walt Williams, R (8, PH)										1	0	0	0	0	1	0
Bob Priddy, R (9, 1)										0	0	0	0	0	0	0
Joe Horlen, R (1, 1)			G3		F5			4-3		1	0	0	0	0	0	0
Wayne Causey, L (5, PH)										2	0	0	0	0	0	1
(6, 4)																
Inning Stats	R: 0 E: 0 K: 1 S: 5 H: 0 LOB: 0 BB: 0 P: 5	R: 0 E: 0 K: 1 S: 5 H: 0 LOB: 0 BB: 0 P: 5	R: 0 E: 0 K: 0 S: 3 H: 0 LOB: 0 BB: 0 P: 3	R: 0 E: 0 K: 1 S: 5 H: 0 LOB: 2 BB: 2 P: 13	R: 0 E: 0 K: 1 S: 6 H: 1 LOB: 1 BB: 0 P: 6	R: 0 E: 0 K: 1 S: 5 H: 0 LOB: 1 BB: 1 P: 9	R: 0 E: 0 K: 0 S: 3 H: 1 LOB: 0 BB: 0 P: 3	R: 0 E: 0 K: 1 S: 5 H: 0 LOB: 0 BB: 0 P: 5	R: 0 E: 0 K: 0 S: 3 H: 0 LOB: 0 BB: 0 P: 3	1B: 2 2B: 0 3B: 0 HR: 0	SF: 0 SAC: 0 DP: 1 HBP: 0						

PITCHER		IP	WLS	BF	H	R	ER	SO	BB	IBB	HBP	BLK	WP	HR	S	P	ERA	WHIP
Sonny Siebert, R	(1, 1)	9.0	W	31	2	0	0	6	3	0	0	0	0	0	40	52	0.00	0.556
ERA:																		

PITCHER	IP	WLS	BF	H	R	ER	SO	BB	IBB	HBP	BLK	WP	HR	S	P	ERA	WHIP

BOTTOM

Cleveland Indians @ Chicago White Sox

Comiskey Park, Chicago, IL

Wed Apr 10 1968, 4:33 AM EST

Att. 7,756 - Unknown

livebaseballscorecards.com

AB	28
R	0
H	2
RBI	0
BB	3
SO	6
LOB	9

Tom Cullen, R	(1, 4)	0.0	L	3	0	0	0	0	0	0	0	0	0	0	0	0	0.00	0.000
Don McMahon, R	(6, 1)	1.0	L	3	0	0	0	1	0	0	0	0	0	0	0	11	0.00	0.000
Wilbur Wood, R	(8, 1)	1.0	L	3	0	0	0	1	0	0	0	0	0	0	0	12	0.00	0.000
Walt Williams, R	(8, PH)																	
Bob Priddy, R	(9, 1)	1.0	L	3	0	0	0	1	0	0	0	0	0	0	0	11	0.00	0.000
ERA:																		

Joe Horlen, R	(1, 1)	6.0	L	25	2	0	0	5	3	0	0	0	0	0	0	0	0.00	0.833
Wayne Causey, L	(5, PH)																	
	(6, 4)	2.0	L	6	0	0	0	1	0	0	0	0	0	0	0	0	0.00	0.000
ERA:																		

1B: 2	SF: 0	WP: 0	PA: 31
2B: 0	SAC: 0	PB: 1	
3B: 0	DP: 1	SB: 1	
HR: 0	HBP: 0	CS: 0	

California Angels @ Cleveland Indians

Cleveland Municipal Stadium, Cleveland, OH

Thu Apr 11 1968, 3:33 AM EST

Att. 29,241 - Unknown

TOP

livebaseballscorecards.com

Batter	1	2	3	4	5	6	7	8	9	AB	R	H	RBI	BB	SO	LOB
Paul Schaal, R (1, 5) OBP: 0.444, SLG: 0.429	B B B B 4-0 HBP BB	x 0-0 ③ F3		x 0-0 1-3 2-H 1B 2B		x 0-0 K2-6-2 1B		B B B B 4-0 FC6-4 BB		3	1	2	1	2	0	1
Jim Fregosi, R (1, 6) OBP: 0.333, SLG: 0.500	S S S 0-3 ① K		x 0-0 2B	4-0 1B IBB		S S S 0-3 ② ③ K2-6-2 1-2f		x 0-0 ① F3		4	0	1	0	1	2	3
Rick Reichardt, R (1, 7) OBP: 0.250, SLG: 0.143	H 1-0 1-2 HBP	S S S 0-3 ① K	x 0-0 1-3 2-H 3-H 1B			S S S 0-3 ① K	x 0-0 ② FC6-4 1-2f			4	0	1	2	0	2	2
Chuck Hinton, R (1, 8) OBP: 0.222, SLG: 0.556 (3, 3)	S S S 0-3 ② K	S S S 0-3 ② K	x 0-0 ② F5			x 0-0 HR	x 0-0 ③ L6			5	1	1	1	0	2	6
Don Mincher, L (1, 3) OBP: 0.333, SLG: 0.200 Roger Repoz, L (3, PR) OBP: 0.500, SLG: 0.400 (3, 8)	S S S 0-3 ③ K	H 1-0 HBP	x 0-0 ③ F3			x 0-0 5-3 1B 1B	B B B B 4-0 1B SF9 BB			1 2	0 2	0 1	0 0	0 1	1 0	2 2
Bubba Morton, R (1, 9) OBP: 0.400, SLG: 0.600		x 0-0 SH1-3 3B 2B	x 0-0 ③ F9		x 0-0 ① 5-3	x 0-0 ② 5-3 1-2			x 0-0 1-3 1B	5	1	2	0	0	0	3
Buck Rodgers, S (1, 2) OBP: 0.286, SLG: 0.167		x 0-0 ① SH1-3 2-3		B B B B 4-0 FC1-5 BB BB	S S S 0-3 ② K	x 0-0 PB BB 2-H 1B			S S S 0-3 ① K	3	0	1	1	1	2	2
Bobby Knoop, R (1, 4) OBP: 0.429, SLG: 0.750		x 0-0 3-H 3B		B B B B 4-0 FC1-5 1-2 2B BB	x 0-0 ③ F7		B B B B 4-0 1-2 BB		x 0-0 ② SF9 3-H	2	1	1	2	2	0	0
Rickey Clark, R (1, 1) Jack Hamilton, R (4, 1) Jay Johnstone, L (6, PH) Bobby Locke, R (6, 1) Minnie Rojas, R (8, 1)	S S S 0-3 ② K	x 0-0 ① FC1-5 2B 1-2 2-3f 1B		x 0-0 ① F8	x 0-0 ③ F4 2-3		S S S 0-3 ③ K			2 0 1 1 1	1 0 0 0 0	0 0 0 0 0	0 0 0 0 0	1 0 0 0 0	3 0 0 2 1	3 0 0 0 1

	AB	34
	R	7
	H	10
	RBI	7
	BB	7
	SO	11
	LOB	27

Inning Stats	1	2	3	4	5	6	7	8	9	1B: 5	SF: 1	WP: 0	PA: 45
R:	0	1	0	3	0	0	2	0	1	2B: 4	SAC: 1	PB: 1	
E:	0	0	0	0	0	0	0	0	0	3B: 1	DP: 1	SB: 0	
K:	3	1	2	0	1	1	1	0	2	HR: 1	HBP: 2	CS: 0	
S:	9	7	8	5	5	5	8	3	8				
LOB:	2	1	2	2	0	1	1	1	1				
BB:	1	0	0	3	0	0	1	1	1				
P:	14	7	9	17	5	5	12	7	12				
H:	0	2	1	2	0	1	3	0	1				

PITCHER		IP	WLS	BF	H	R	ER	SO	BB	IBB	HBP	BLK	WP	HR	S	P	ERA	WHIP
Sam McDowell, L	(1, 1)	3.1		19	4	4	4	6	3	0	2	0	0	0	26	40	10.80	2.100
ERA: 10.8																		
Luis Tiant, R	(4, 1)	3.1	L	15	5	2	2	3	0	1	0	0	0	1	20	24	5.40	1.500
ERA: 5.4																		
Eddie Fisher, R	(7, 1)	0.1		2	0	0	0	0	1	0	0	0	0	0	1	5	0.00	3.000
ERA:																		
Stan Williams, R	(8, 1)	2.0		9	1	1	1	2	2	0	0	0	0	0	11	19	4.50	1.500
ERA: 4.5																		

PITCHER	IP	WLS	BF	H	R	ER	SO	BB	IBB	HBP	BLK	WP	HR	S	P	ERA	WHIP

BOTTOM

California Angels @ Cleveland Indians

Cleveland Municipal Stadium, Cleveland, OH

Thu Apr 11 1968, 3:33 AM EST

Att. 29,241 - Unknown

livebaseballscorecards.com

Batter	1	2	3	4	5	6	7	8	9	AB	R	H	RBI	BB	SO	LOB
Tommy Harper, R (1, 7) OBP: 0.200, SLG: 0.333	S S S 0-3 K ①		B B B B 4-0 1B BB		x 0-0 SF8 3B		x 0-0 F8 ②		x 0-0 F7 ③	4	1	1	0	1	1	1
Vern Fuller, R (1, 4) OBP: 0.333, SLG: 0.750	S S S 0-3 K ②		x 0-0 1-2 2-H 1B		x 0-0 SF8 ① 3-H		x 0-0 F4 ③			3	0	1	2	0	1	0
Jose Cardenal, R (1, 8) OBP: 0.444, SLG: 0.778	x 0-0 F9 ③		x 0-0 1-3 ③		x 0-0 S 1B			S S S 0-3 K ①		4	0	1	0	0	1	2
Duke Sims, L (1, 2) OBP: 0.556, SLG: 1.286 Davey Nelson, R (8, PR) Ken Suarez, R (9, 2)		S S S 0-3 K ①		B B B B 4-0 1B 1B BB	S S S 0-3 K ② 1-2			x 0-0 WP 1B		3 0 0	1 0 0	1 0 0	0 0 0	1 0 0	2 0 0	1 0 0
Tony Horton, R (1, 3) OBP: 0.333, SLG: 0.556		x 0-0 6-3 ②		x 0-0 1B 1-2 PB 1B	x 0-0 L9 ③			S S S 0-3 K ② 1-2		4	1	1	0	0	1	2
Vic Davalillo, L (1, 9) OBP: 0.222, SLG: 0.333		x 0-0 4-3 ③		x 0-0 PB S SH5-3 1-3 2-H 1B		x 0-0 F3 ①		x 0-0 F8 ③		4	1	1	1	0	0	2
Max Alvis, R (1, 5) OBP: 0.222, SLG: 0.556			x 0-0 6-3 ①	x 0-0 F4 ① 1-3 3-H		x 0-0 E6 G1-4-3			x 0-0 FC6-4 1B	4	0	1	0	0	0	1
Larry Brown, R (1, 6) OBP: 0.714, SLG: 0.500 Leon Wagner, L (9, PH)			B B B B 4-0 SH2-3 1B BB	x 0-0 SH5-3 ② 3-H		x 0-0 G1-4-3 ② ③ 1-2f			x 0-0 FC6-4 ① 1-2f	1 1	1 0	0 0	1 0	1 0	0 0	1 1
Sam McDowell, L (1, 1) Luis Tiant, R (4, 1) Eddie Fisher, R (7, 1) Lee Maye, L (7, PH) Stan Williams, R (8, 1) Willie Smith, L (9, PH)			x 0-0 SH2-3 ② 1-2	x 0-0 1-3 ③			x 0-0 4-3 ①		x 0-0 F5 ②	0 1 0 1 0 1	0 0 0 0 0 0	0 0 0 0 0 0	0 0 0 0 0 0	0 0 0 0 0 0	0 0 0 0 0 0	0 0 0 0 0 0
Inning Stats	R: 0 E: 0 K: 2 S: 7 H: 0 LOB: 0 BB: 0 P: 7	R: 0 E: 0 K: 1 S: 5 H: 0 LOB: 0 BB: 0 P: 5	R: 1 E: 0 K: 0 S: 4 H: 1 LOB: 2 BB: 2 P: 12	R: 3 E: 0 K: 0 S: 5 H: 2 LOB: 0 BB: 1 P: 9	R: 1 E: 0 K: 1 S: 7 H: 2 LOB: 1 BB: 0 P: 7	R: 0 E: 1 K: 0 S: 3 H: 0 LOB: 0 BB: 0 P: 3	R: 0 E: 0 K: 0 S: 3 H: 0 LOB: 0 BB: 0 P: 3	R: 0 E: 0 K: 2 S: 8 H: 1 LOB: 2 BB: 0 P: 8	R: 0 E: 0 K: 0 S: 4 H: 1 LOB: 1 BB: 0 P: 4	1B: 6 2B: 0 3B: 1 HR: 0	SF: 1 SAC: 2 DP: 1 HBP: 0						

	AB	31
	R	5
	H	7
	RBI	4
	BB	3
	SO	6
	LOB	12

WP: 1 PB: 1 SB: 2 CS: 0 PA: 37

PITCHER		IP	WLS	BF	H	R	ER	SO	BB	IBB	HBP	BLK	WP	HR	S	P	ERA	WHIP
Rickey Clark, R ERA: 9.0	(1, 1)	3.0		15	3	4	3	3	3	0	0	0	0	0	18	30	9.00	2.000
Jack Hamilton, R ERA: 4.5	(4, 1)	2.0		8	2	1	1	1	0	0	0	0	0	0	10	10	4.50	1.000
Bobby Locke, R ERA:	(6, 1)	2.2	W	9	1	0	0	2	0	0	0	0	1	0	13	13	0.00	0.375
Minnie Rojas, R ERA:	(8, 1)	1.1	S	5	1	0	0	0	0	0	0	0	0	0	5	5	0.00	0.750

PITCHER	IP	WLS	BF	H	R	ER	SO	BB	IBB	HBP	BLK	WP	HR	S	P	ERA	WHIP

Batter	1	2	3	4	5	6	7	8	9	AB	R	H	RBI	BB	SO	LOB
Mike Andrews, R (1, 4) OBP: 0.385, SLG: 0.273	1-3		G4-3 1-2f			SH3-4 1-2		WP 1B		3	0	1	0	0	0	1
Dalton Jones, L (1, 5) OBP: 0.071, SLG: 0.071	F2			G3		4-3 2-3		F8 1-2		4	0	0	0	0	0	2
Carl Yastrzemski, L (1, 7) OBP: 0.357, SLG: 1.000	4-3			BB		HR 3-H		BB		2	1	1	2	2	0	0
Reggie Smith, S (1, 8) OBP: 0.308, SLG: 0.364		G6-4-3 BB		K		4-3		4-3		3	0	0	0	1	1	3
George Scott, R (1, 3) OBP: 0.250, SLG: 0.182		G6-4-3 1-2f		5-3			F4		F9	4	0	0	0	0	0	2
Joe Lahoud, L (1, 9) OBP: 0.583, SLG: 0.714		G3			4-1		F8		BB 1B CS BB	3	0	0	0	1	0	0
Rico Petrocelli, R (1, 6) OBP: 0.583, SLG: 1.182			HR		F8		FC6 BB		BB 1-2 1B	3	1	2	1	1	0	0
Elston Howard, R (1, 2) OBP: 0.250, SLG: 0.100			F9		4-3		FC6 1-2f		1-2 2-3 BB	3	0	0	0	1	0	1
Gary Waslewski, R (1, 1) OBP: 0.500, SLG: 0.333 Lee Stange, R (9, 1)			G4-3 1B			4-3 SH3-4 HR BB		F8	K 3-H	3 0	1 0	1 0	0 0	1 0	1 0	3 0
Inning Stats	R: 0 E: 0 K: 0 S: 3 H: 0 LOB: 0 BB: 0 P: 3	R: 0 E: 0 K: 0 S: 2 H: 0 LOB: 0 BB: 1 P: 6	R: 1 E: 0 K: 0 S: 4 H: 2 LOB: 0 BB: 0 P: 4	R: 0 E: 0 K: 1 S: 5 H: 0 LOB: 1 BB: 1 P: 9	R: 0 E: 0 K: 0 S: 3 H: 0 LOB: 0 BB: 0 P: 3	R: 2 E: 0 K: 0 S: 4 H: 1 LOB: 0 BB: 1 P: 8	R: 0 E: 0 K: 0 S: 3 H: 0 LOB: 1 BB: 1 P: 7	R: 0 E: 0 K: 0 S: 4 H: 1 LOB: 2 BB: 1 P: 8	R: 0 E: 0 K: 1 S: 5 H: 1 LOB: 2 BB: 2 P: 13	1B: 3 2B: 0 3B: 0 HR: 2 SF: 0 SAC: 1 DP: 2 HBP: 0						

PITCHER		IP	WLS	BF	H	R	ER	SO	BB	IBB	HBP	BLK	WP	HR	S	P	ERA	WHIP
Steve Hargan, R ERA: 3.86	(1, 1)	7.0	L	26	3	3	3	1	4	0	0	0	0	2	24	40	3.86	1.000
Darrell Sutherland, R ERA:	(8, 1)	0.2		3	1	0	0	0	0	0	0	0	1	0	3	3	0.00	1.500
Eddie Fisher, R ERA:	(8, 1)	0.1		2	0	0	0	0	1	0	0	0	0	0	1	5	0.00	3.000
Stan Williams, R ERA: 3.0	(9, 1)	1.0		5	1	0	0	1	2	0	0	0	0	0	5	13	0.00	3.000

PITCHER	IP	WLS	BF	H	R	ER	SO	BB	IBB	HBP	BLK	WP	HR	S	P	ERA	WHIP

TOP

Boston Red Sox @ Cleveland Indians

Cleveland Municipal Stadium, Cleveland, OH

Sat Apr 13 1968, 3:33 AM EST
Att. 6,816 - Overcast - 76 F

livebaseballscorecards.com

AB	28
R	3
H	5
RBI	3
BB	7
SO	2
LOB	12

WP: 1	PA: 36					
PB: 0						
SB: 0						
CS: 1						

Boston Red Sox @ Cleveland Indians

Cleveland Municipal Stadium, Cleveland, OH

Sat Apr 13 1968, 3:33 AM EST

Att. 6,816 - Overcast - 76 F

livebaseballscorecards.com

BOTTOM

Batter	1	2	3	4	5	6	7	8	9	AB	R	H	RBI	BB	SO	LOB
Tommy Harper, R (1, 7) OBP: 0.214, SLG: 0.385	4-3		P5			2B		6-3		4	0	1	0	0	0	1
Vern Fuller, R (1, 4) OBP: 0.231, SLG: 0.500	L7			K		K		6-3		4	0	0	0	0	2	1
Jose Cardenal, R (1, 8) OBP: 0.462, SLG: 0.692	CS 1B			5-3		F4			1B	4	0	2	0	0	0	1
Duke Sims, L (1, 2) OBP: 0.385, SLG: 0.818	CS 1-2	F7		4-3		3-1			K	4	0	0	0	0	1	2
Tony Horton, R (1, 3) OBP: 0.231, SLG: 0.385		F7			1-4-3		6-3		F8	4	0	0	0	0	0	1
Vic Davalillo, L (1, 9) OBP: 0.231, SLG: 0.308		CS 1B			F7		L8		F2	4	0	1	0	0	0	1
Max Alvis, R (1, 5) OBP: 0.333, SLG: 0.833		CS 1-2	1-3		HBP 1B		HR			3	1	2	1	0	0	0
Larry Brown, R (1, 6) OBP: 0.700, SLG: 0.667			2B		FC6-4 HBP 1-2		K			2	0	1	0	0	1	0
Steve Hargan, R (1, 1)			F3		FC6-4 1-2f			6-3		2	0	0	0	0	0	3
Darrell Sutherland, R (8, 1)										0	0	0	0	0	0	0
Eddie Fisher, R (8, 1)										0	0	0	0	0	0	0
Lee Maye, L (8, PH)										1	0	0	0	0	0	0
Stan Williams, R (9, 1)										0	0	0	0	0	0	0
Inning Stats	R: 0 E: 0 K: 0 S: 3 H: 1 LOB: 0 BB: 0 P: 3	R: 0 E: 0 K: 0 S: 3 H: 1 LOB: 0 BB: 0 P: 3	R: 0 E: 0 K: 0 S: 4 H: 1 LOB: 1 BB: 0 P: 4	R: 0 E: 0 K: 1 S: 5 H: 0 LOB: 0 BB: 0 P: 5	R: 0 E: 0 K: 0 S: 4 H: 1 LOB: 2 BB: 0 P: 5	R: 0 E: 0 K: 1 S: 6 H: 1 LOB: 1 BB: 0 P: 6	R: 1 E: 0 K: 1 S: 6 H: 1 LOB: 0 BB: 0 P: 6	R: 0 E: 0 K: 0 S: 3 H: 0 LOB: 0 BB: 0 P: 3	R: 0 E: 0 K: 1 S: 6 H: 1 LOB: 1 BB: 0 P: 6	1B: 4 2B: 2 3B: 0 HR: 1	SF: 0 SAC: 0 DP: 0 HBP: 1			WP: 0 PB: 0 SB: 0 CS: 2		PA: 35	

	AB	32
	R	1
	H	7
	RBI	1
	BB	0
	SO	4
	LOB	10

PITCHER		IP	WLS	BF	H	R	ER	SO	BB	IBB	HBP	BLK	WP	HR	S	P	ERA	WHIP
Gary Waslewski, R ERA: 1.13	(1, 1)	8.0	W	30	7	1	1	3	0	0	1	0	0	1	35	36	1.12	0.875
Lee Stange, R ERA:	(9, 1)	1.0	S	3	0	0	0	1	0	0	0	0	0	0	5	5	0.00	0.000

PITCHER	IP	WLS	BF	H	R	ER	SO	BB	IBB	HBP	BLK	WP	HR	S	P	ERA	WHIP

Batter	1	2	3	4	5	6	7	8	9	AB	R	H	RBI	BB	SO	LOB
Mike Andrews, R (1, 4) OBP: 0.333, SLG: 0.250	5-3	F4			1-3		FC3-6, 1B	4-3		5	0	1	0	0	0	1
Dalton Jones, L (1, 5) OBP: 0.105, SLG: 0.105	1-3		G3		4-3		FC3-6; BB, 1B, SF8; 1-2f		G4-6-3, 1B	5	1	1	0	0	0	1
Carl Yastrzemski, L (1, 7) OBP: 0.421, SLG: 0.867	BB		1-3		E, BB		BB, 1B; 1-2		F7	3	0	1	0	2	0	1
Reggie Smith, S (1, 8) OBP: 0.278, SLG: 0.267	4-1		K		3-1; 1-2		BB; 1-2, 2-3		G4-6-3; 1-2f	4	0	0	0	1	1	3
George Scott, R (1, 3) OBP: 0.250, SLG: 0.154		HR, BB, HBP		K		K	SF8; 3-H			2	1	0	1	0	2	0
Joe Lahoud, L (1, 9) OBP: 0.438, SLG: 0.455		K		F6		K	F8			4	0	0	0	0	2	3
Rico Petrocelli, R (1, 6) OBP: 0.667, SLG: 1.231		HR, BB; 1-2		2B		1B		F8		2	1	2	0	1	0	0
Jerry Adair, R (6, PR)										1	0	0	0	0	0	0
(6, 6)																
Elston Howard, R (1, 2) OBP: 0.375, SLG: 0.462		HR; 1-H, 2-H		IBB		1B; 1-2		1-3		3	1	2	3	1	0	0
Jerry Stephenson, L (1, 1)		K		K		F8		1B		2	0	0	0	0	2	2
Norm Siebern, L (6, PH)										1	0	0	0	0	0	2
Gary Bell, R (6, 1)										0	0	0	0	0	0	0
Ken Harrelson, R (8, PH) OBP: 1.000, SLG: 1.000										1	0	1	0	0	0	0
John Wyatt, R (8, 1)										0	0	0	0	0	0	0
Inning Stats	R: 0 E: 0 K: 0 S: 3 H: 0 LOB: 1 BB: 1 P: 7	R: 3 E: 0 K: 2 S: 8 H: 1 LOB: 0 BB: 1 P: 13	R: 0 E: 0 K: 1 S: 5 H: 0 LOB: 0 BB: 0 P: 5	R: 0 E: 0 K: 2 S: 8 H: 1 LOB: 2 BB: 1 P: 12	R: 0 E: 1 K: 0 S: 3 H: 0 LOB: 1 BB: 1 P: 7	R: 0 E: 0 K: 2 S: 9 H: 2 LOB: 2 BB: 0 P: 9	R: 1 E: 0 K: 0 S: 5 H: 2 LOB: 2 BB: 1 P: 9	R: 0 E: 0 K: 0 S: 4 H: 1 LOB: 1 BB: 0 P: 4	R: 0 E: 0 K: 0 S: 3 H: 1 LOB: 0 BB: 0 P: 3	1B: 6 2B: 1 3B: 0 HR: 1 SF: 1 SAC: 0 DP: 1 HBP: 1						

PITCHER		IP	WLS	BF	H	R	ER	SO	BB	IBB	HBP	BLK	WP	HR	S	P	ERA	WHIP
Sonny Siebert, R ERA: 2.35	(1, 1)	6.1	W	30	6	4	4	7	3	1	1	0	0	1	39	56	5.68	1.421
Eddie Fisher, R ERA:	(7, 1)	2.2	S	10	2	0	0	0	1	0	0	0	0	0	9	13	0.00	1.125

PITCHER	IP	WLS	BF	H	R	ER	SO	BB	IBB	HBP	BLK	WP	HR	S	P	ERA	WHIP

TOP

Boston Red Sox @ Cleveland Indians

Cleveland Municipal Stadium, Cleveland, OH

Sun Apr 14 1968, 3:33 AM EST

Att. 6,025 - Cloudy

livebaseballscorecards.com

AB	33
R	4
H	8
RBI	4
BB	5
SO	7
LOB	13

WP: 0 PB: 0 SB: 0 CS: 0 PA: 40

BOTTOM

Boston Red Sox @ Cleveland Indians

Cleveland Municipal Stadium, Cleveland, OH

Sun Apr 14 1968, 3:33 AM EST

Att. 6,025 - Cloudy

livebaseballscorecards.com

Batter	1	2	3	4	5	6	7	8	9	AB	R	H	RBI	BB	SO	LOB
Tommy Harper, R (1, 7) OBP: 0.222, SLG: 0.313	BBBB 4-0 FC1-4 BB	x 0-0 ③ FC6-4 1-2f			x 0-0 ① 6-3	SSS 0-3 ② K				3	0	0	0	1	1	1
Vern Fuller, R (1, 4) OBP: 0.235, SLG: 0.438	x 0-0 ① F8		x 0-0 ① 6-3		x 0-0 BB E FC5-2 1B	x 0-0 ③ L7				4	0	1	0	0	0	1
Jose Cardenal, R (1, 8) OBP: 0.412, SLG: 0.563	x 0-0 ② FC1-4 S 1-2f		BBBB 4-0 CS BB		x 0-0 E4 FC5-2 BB 1-2 3B		SSS 0-3 ① K			3	1	0	0	1	1	2
Duke Sims, L (1, 2) OBP: 0.412, SLG: 0.929	x 0-0 ③ F7 1-2		x 0-0 ② 1-2 HR		BBBB 4-0 FC5-2 1-2 2-3 3B BB		x 0-0 ② 4-3			3	2	1	1	1	0	1
Tony Horton, R (1, 3) OBP: 0.176, SLG: 0.294		x 0-0 ① 1-3	x 0-0 ③ 5-3		x 0-0 ② FC5-2 3B 1-2 2-3 3-Hf		x 0-0 ③ F8			4	1	0	0	0	0	3
Vic Davalillo, L (1, 9) OBP: 0.294, SLG: 0.647		x 0-0 E4 S 1B		x 0-0 ① 4-3	x 0-0 1-H 2-H 3-H 3B			x 0-0 HR		4	2	2	4	0	0	0
Max Alvis, R (1, 5) OBP: 0.438, SLG: 0.786		x 0-0 6-3 1-H 1B 1B		BBBB 4-0 6-3 BB	BBBB 4-0 BB			x 0-0 ① L1		2	1	1	1	2	0	0
Larry Brown, R (1, 6) OBP: 0.500, SLG: 0.400		x 0-0 ② 6-3 1-2		x 0-0 ② 6-3 1-2	x 0-0 ③ 4-3			x 0-0 ② 5-3		4	0	0	0	0	0	4
Sonny Siebert, R (1, 1) OBP: 0.250, SLG: 0.250 Eddie Fisher, R (7, 1)		x 0-0 FC6-4 2-H 1B		SSS 0-3 ③ K		x 0-0 ① F8		SSS 0-3 ③ K		3 1	0 0	1 0	1 0	0 0	1 1	1 0
Inning Stats	R: 0 E: 0 K: 0 S: 3 H: 0 LOB: 1 BB: 1 P: 7	R: 2 E: 1 K: 0 S: 6 H: 2 LOB: 1 BB: 0 P: 6	R: 1 E: 0 K: 0 S: 3 H: 1 LOB: 0 BB: 1 P: 7	R: 0 E: 0 K: 1 S: 5 H: 0 LOB: 1 BB: 1 P: 9	R: 3 E: 1 K: 0 S: 6 H: 2 LOB: 2 BB: 2 P: 14	R: 0 E: 0 K: 1 S: 5 H: 0 LOB: 0 BB: 0 P: 5	R: 0 E: 0 K: 1 S: 5 H: 0 LOB: 0 BB: 0 P: 5	R: 1 E: 0 K: 1 S: 6 H: 1 LOB: 0 BB: 0 P: 6		1B: 3 2B: 0 3B: 1 HR: 2	SF: 0 SAC: 0 DP: 0 HBP: 0					

	AB	31
	R	7
	H	6
	RBI	7
	BB	5
	SO	4
	LOB	13

WP: 0 PB: 0 SB: 3 CS: 1 PA: 36

PITCHER		IP	WLS	BF	H	R	ER	SO	BB	IBB	HBP	BLK	WP	HR	S	P	ERA	WHIP
Jerry Stephenson, R ERA: 1.8	(1, 1)	5.0	L	26	5	6	1	1	5	0	0	0	0	1	23	43	1.80	2.000
Gary Bell, R ERA:	(6, 1)	2.0		6	0	0	0	2	0	0	0	0	0	0	10	10	0.00	0.000
John Wyatt, R ERA: 9.0	(8, 1)	1.0		4	1	1	1	1	0	0	0	0	0	1	6	6	9.00	1.000

PITCHER	IP	WLS	BF	H	R	ER	SO	BB	IBB	HBP	BLK	WP	HR	S	P	ERA	WHIP

Batter	1	2	3	4	5	6	7	8	9	AB	R	H	RBI	BB	SO	LOB
Luis Aparicio, R (1, 6) OBP: 0.111, SLG: 0.111	S S S 0-3 ① K		x 0-0 ③ F4			S S S 0-3 ② K			S S S 0-3 ① K	4	0	0	0	0	3	1
Russ Snyder, L (1, 9) OBP: 0.143, SLG: 0.143	S S S 0-3 ② K			S S S 0-3 ① K		x 0-0 ③ 4-3			x 0-0 ② 4-3	4	0	0	0	0	2	1
Pete Ward, L (1, 5) OBP: 0.556, SLG: 0.615	B B B B 4-0 BB			x 0-0 K2-4-2 1B			x 0-0 HR		x 0-0 BB 1B	3	1	3	1	1	0	0
Tommy Davis, R (1, 7) OBP: 0.176, SLG: 0.313 Buddy Bradford, R (7, 7) OBP: 0.500, SLG: 1.250 Ken Boyer, R (9, PH) OBP: 0.333, SLG: 0.250 Sandy Alomar Sr., S (9, PR)	x 0-0 ③ 5-3			S S S 0-3 ②③ K2-4-2 1-2f			x 0-0 ① F4		B B B B 4-0 1-2 BB	3 0 0 0	0 0 0 0	0 0 0 0	0 0 1 0	0 0 0 0	1 0 0 0	2 0 0 0
Tom McCraw, L (1, 3) OBP: 0.333, SLG: 0.200		x 0-0 ① F6			x 0-0 ① F4		x 0-0 ② 4-3		x 0-0 ③ 4-3	4	0	0	0	0	0	2
Ken Berry, R (1, 8) OBP: 0.231, SLG: 0.167		x 0-0 ② 5-3			S S S 0-3 ② K		x 0-0 ③ 5-3			3	0	0	0	0	1	0
Tim Cullen, R (1, 4) OBP: 0.300, SLG: 0.222 Walt Williams, R (8, PH) Don McMahon, R (8, 1) Bob Priddy, R (8, 1)		x 0-0 ③ F8			x 0-0 ③ F9			x 0-0 ① F9		2 1 0 0	0 0 0 0	0 0 0 0	0 0 0 0	0 0 0 0	0 0 0 0	0 0 0 0
Jerry McNertney, R (1, 2) OBP: 0.500, SLG: 0.500 Wayne Causey, L (8, PH) (8, 4)			S S S 0-3 ① K			x 0-0 SH3-4 1B		x 0-0 ② F9		2 1	0 0	1 0	0 0	0 0	1 0	0 0
Joe Horlen, R (1, 1) Wilbur Wood, R (7, 1) Buddy Booker, L (8, PH) (8, 2)			x 0-0 ② 1-6-3			x 0-0 ① SH3-4 1-2		S S S 0-3 ③ K		1 0 1	0 0 0	0 0 0	0 0 0	0 0 0	0 0 1	0 0 0
Inning Stats	R: 0 H: 0 E: 0 LOB: 1 K: 2 BB: 1 S: 7 P: 11	R: 0 H: 0 E: 0 LOB: 0 K: 0 BB: 0 S: 3 P: 3	R: 0 H: 0 E: 0 LOB: 0 K: 1 BB: 0 S: 5 P: 5	R: 0 H: 1 E: 0 LOB: 1 K: 2 BB: 0 S: 7 P: 7	R: 0 H: 0 E: 0 LOB: 0 K: 1 BB: 0 S: 5 P: 5	R: 0 H: 1 E: 0 LOB: 1 K: 1 BB: 0 S: 6 P: 6	R: 1 H: 1 E: 0 LOB: 0 K: 0 BB: 0 S: 4 P: 4	R: 0 H: 0 E: 0 LOB: 0 K: 1 BB: 0 S: 5 P: 5	R: 0 H: 1 E: 0 LOB: 2 K: 1 BB: 1 S: 6 P: 10	1B: 3 SF: 0 2B: 1 SAC: 1 3B: 0 DP: 1 HR: 1 HBP: 0						WP: 0 PA: 32 PB: 0 SB: 0 CS: 0

PITCHER	IP	WLS	BF	H	R	ER	SO	BB	IBB	HBP	BLK	WP	HR	S	P	ERA	WHIP
Luis Tiant, R (1, 1) ERA: 2.19	9.0	W	32	4	1	1	9	2	0	0	0	0	1	48	56	1.00	0.667

PITCHER	IP	WLS	BF	H	R	ER	SO	BB	IBB	HBP	BLK	WP	HR	S	P	ERA	WHIP

TOP

Chicago White Sox @ Cleveland Indians

Cleveland Municipal Stadium, Cleveland, OH

Tue Apr 16 1968, 3:33 AM EST
Att. 5,108 - Unknown

livebaseballscorecards.com

AB	29
R	1
H	4
RBI	1
BB	2
SO	9
LOB	6

BOTTOM

Chicago White Sox @ Cleveland Indians

Cleveland Municipal Stadium, Cleveland, OH

Tue Apr 16 1968, 3:33 AM EST

Att. 5,108 - Unknown

livebaseballscorecards.com

Batter	1	2	3	4	5	6	7	8	9	AB	R	H	RBI	BB	SO	LOB
Tommy Harper, R (1, 7) OBP: 0.182, SLG: 0.250	5-3		K			F7	5-3			4	0	0	0	0	1	1
Vern Fuller, R (1, 4) OBP: 0.250, SLG: 0.421	E S 1B		K			5-3		6-3		3	0	1	0	0	1	0
Chico Salmon, R (7, 4)										1	0	0	0	0	0	0
Jose Cardenal, R (1, 8) OBP: 0.333, SLG: 0.450	5-3 1-2			F4		6-3		K		4	0	0	0	0	1	1
Duke Sims, L (1, 2) OBP: 0.476, SLG: 0.875	E4 2-3			CS HBP			HR 1B	HBP 1B BB		2	1	1	0	1	0	1
Tony Horton, R (1, 3) OBP: 0.238, SLG: 0.476	F6			F8 1-2			1-H HR	1-2 HBP 1B		4	1	2	2	0	0	3
Vic Davalillo, L (1, 9) OBP: 0.333, SLG: 0.700		4-3			1-6-3		CS 3B	1-2 2-3 HBP		3	0	1	0	0	0	0
Jose Vidal, R (8, PR)										0	0	0	0	0	0	0
(9, 9)																
Max Alvis, R (1, 5) OBP: 0.450, SLG: 0.706		BBB 4-0 G1-4-3 BB			1B		F7 3-H	F6		3	0	1	0	1	0	4
Larry Brown, R (1, 6) OBP: 0.471, SLG: 0.385		G1-4-3 1-2f			F6		2B 1B			3	1	1	0	0	0	2
Luis Tiant, R (1, 1) OBP: 0.250, SLG: 0.500			6-3		F7		1-H 2B			3	0	1	1	0	0	1
Inning Stats	R: 0 E: 1 K: 0 S: 5 H: 1 LOB: 2 BB: 0 P: 5	R: 0 E: 0 K: 0 S: 2 H: 0 LOB: 0 BB: 1 P: 6	R: 0 E: 0 K: 2 S: 7 H: 0 LOB: 0 BB: 0 P: 7	R: 0 E: 0 K: 0 S: 2 H: 0 LOB: 0 BB: 0 P: 3	R: 0 E: 0 K: 0 S: 4 H: 1 LOB: 1 BB: 0 P: 4	R: 0 E: 0 K: 0 S: 3 H: 0 LOB: 0 BB: 0 P: 3	R: 3 E: 0 K: 0 S: 7 H: 5 LOB: 1 BB: 0 P: 7	R: 0 E: 0 K: 1 S: 6 H: 1 LOB: 3 BB: 1 P: 11		1B: 5 2B: 1 3B: 1 HR: 1	SF: 0 SAC: 0 DP: 1 HBP: 2					

PITCHER		IP	WLS	BF	H	R	ER	SO	BB	IBB	HBP	BLK	WP	HR	S	P	ERA	WHIP
Joe Horlen, R ERA: 6.17	(1, 1)	6.2	L	27	7	3	3	2	1	0	1	0	0	1	29	34	4.05	1.200
Wilbur Wood, L ERA:	(7, 1)	0.1		1	0	0	0	0	0	0	0	0	0	0	1	1	0.00	0.000
Don McMahon, R ERA: 6.0	(8, 1)	0.2		4	1	0	0	1	1	0	0	0	0	0	5	9	0.00	3.000
Bob Priddy, R ERA: 13.5	(8, 1)	0.1		2	0	0	0	0	0	0	1	0	0	0	1	2	0.00	0.000

PITCHER	IP	WLS	BF	H	R	ER	SO	BB	IBB	HBP	BLK	WP	HR	S	P	ERA	WHIP

AB	30
R	3
H	8
RBI	3
BB	2
SO	3
LOB	13

WP: 0 PB: 0 SB: 1 CS: 2 PA: 34

Cleveland Indians @ Detroit Tigers

Tiger Stadium, Detroit, MI

Wed Apr 17 1968, 3:33 AM EST

Att. 9,970 - Unknown

livebaseballscorecards.com

Batter	1	2	3	4	5	6	7	8	9	10	AB	R	H	RBI	BB	SO	LOB
Chico Salmon, R (1, 4)	P6		K		F8		F3			SH3-4 1-2	4	0	0	0	0	1	1
Jose Cardenal, R (1, 8) OBP: 0.385, SLG: 0.458	6-3		S 1B			BB S 1B	K			CS 1B 2-H	4	1	2	1	1	1	0
Lee Maye, L (1, 9) OBP: 0.167, SLG: 0.333			K 1-2			L3 1-2		1-3		F8 1-2	4	0	1	0	0	1	2
Jose Vidal, R (10, PH)	2B										1	0	0	0	0	0	1
(10, 9)																	
Duke Sims, L (1, 2) OBP: 0.440, SLG: 0.750	K			K		FC3-6 1B 2-H 1B		K			4	1	1	1	0	3	1
Tony Horton, R (1, 3) OBP: 0.240, SLG: 0.440		L5		F8		1-2 FC3-6 1B		6-3			4	0	1	0	0	0	0
Leon Wagner, L (1, 7)		4-3		3-1		FC3-6 1B 1-2f 2-3			F2		3	0	0	0	0	0	2
Tommy Harper, R (6, 7) OBP: 0.174, SLG: 0.238											1	0	0	0	0	0	0
Max Alvis, R (1, 5) OBP: 0.500, SLG: 0.750		BB			2B	1B 1-3 3-H			1-3		3	0	2	1	1	0	0
Larry Brown, R (1, 6) OBP: 0.381, SLG: 0.294		P4			4-3	K			L8		4	0	0	0	0	1	4
Sam McDowell, L (1, 1)			K		K		K			S SH3-4 1B 1B	3	0	0	0	0	3	1
Willie Smith, L (10, PH) OBP: 0.500, SLG: 0.500											1	0	1	0	0	0	0
Davey Nelson, R (10, PR)											0	1	0	0	0	0	0
Eddie Fisher, R (10, 1)											0	0	0	0	0	0	0

	AB	36
	R	3
	H	8
	RBI	3
	BB	2
	SO	10
	LOB	12

Inning Stats	1	2	3	4	5	6	7	8	9	10
	R: 0 E: 0 K: 1 S: 6	H: 1 LOB: 1 BB: 0 P: 6	R: 0 E: 0 K: 0 S: 3	H: 0 LOB: 1 BB: 1 P: 7	R: 0 E: 0 K: 3 S: 10	H: 1 LOB: 1 BB: 0 P: 10	R: 0 E: 0 K: 1 S: 5	H: 0 LOB: 0 BB: 0 P: 5	R: 0 E: 0 K: 1 S: 6	H: 1 LOB: 1 BB: 0 P: 6
	R: 2 E: 0 K: 1 S: 8	H: 3 LOB: 2 BB: 1 P: 12	R: 0 E: 0 K: 2 S: 7	H: 0 LOB: 0 BB: 0 P: 7	R: 0 E: 0 K: 1 S: 5	H: 0 LOB: 0 BB: 0 P: 5	R: 0 E: 0 K: 0 S: 3	H: 0 LOB: 0 BB: 0 P: 3	R: 1 E: 0 K: 0 S: 4	H: 2 LOB: 1 BB: 0 P: 4

1B: 6 2B: 2 3B: 0 HR: 0 SF: 0 SAC: 1 DP: 0 HBP: 0

WP: 0 PB: 0 SB: 3 CS: 1 PA: 39

PITCHER		IP	WLS	BF	H	R	ER	SO	BB	IBB	HBP	BLK	WP	HR	S	P	ERA	WHIP
Denny McLain, R	(1, 1)	7.0		29	6	2	2	9	2	0	0	0	0	0	45	53	2.57	1.143
ERA: 3.21																		
Pat Dobson, R	(8, 1)	2.0		6	0	0	0	1	0	0	0	0	0	0	8	8	0.00	0.000
ERA: 1.5																		
Fred Lasher, R	(10, 1)	0.1		3	2	1	1	0	0	0	0	0	0	0	3	3	27.00	6.000
ERA: 5.4																		
Jon Warden, L	(10, 1)	0.2	W	1	0	0	0	0	0	0	0	0	0	0	1	1	0.00	0.000
ERA:																		

PITCHER		IP	WLS	BF	H	R	ER	SO	BB	IBB	HBP	BLK	WP	HR	S	P	ERA	WHIP

Batter	1	2	3	4	5	6	7	8	9	10	AB	R	H	RBI	BB	SO	LOB
Mickey Stanley, R (1, 3) OBP: 0.400, SLG: 0.500	0-0 1B		S S S 0-3 K		0-0 1-2 3-H 1B		0-0 F8			0-0 F7	5	0	2	1	0	1	1
Dick McAuliffe, L (1, 4) OBP: 0.400, SLG: 0.391	0-0 F5		S S S 0-3 K		0-0 G3 2-3			0-0 4-3		0-0 F8	5	0	0	0	0	1	3
Al Kaline, R (1, 9) OBP: 0.357, SLG: 0.217	S S S 0-3 K			B B B B 4-0 WP BB		0-0 L2		0-0 L9		B B B B 4-0 HR BB	3	1	0	0	2	1	1
Willie Horton, R (1, 7) OBP: 0.464, SLG: 0.696	S S S 0-3 K			0-0 P4 1-2		0-0 4-3		0-0 F5		0-0 1-H HR	5	1	1	2	0	1	2
Bill Freehan, R (1, 2) OBP: 0.654, SLG: 0.722		0-0 5-3		0-0 F9		B B B B 4-0 BB			0-0 SH1 1B		3	1	1	0	1	0	1
Don Wert, R (1, 5) OBP: 0.280, SLG: 0.333		0-0 1B		0-0 5-3		S S S 0-3 K			0-0 SH1 1-2		3	0	1	0	0	1	2
Jim Northrup, L (1, 8) OBP: 0.240, SLG: 0.136		S S S 0-3 K			0-0 4-3		0-0 1B		S S S 0-3 K		4	0	1	0	0	2	2
Ray Oyler, R (1, 6) OBP: 0.150, SLG: 0.059 Jim Price, R (9, PH) OBP: 0.500, SLG: 0.500 Fred Lasher, R (10, 1) Jon Warden, S (10, 1)		S S S 0-3 K			0-0 E7 1B 1B		S S S 0-3 K		0-0 2-H 1B		3 1 0 0	1 0 0 0	0 1 0 0	0 1 0 0	0 0 0 0	2 0 0 0	2 0 0 0
Denny McLain, R (1, 1) OBP: 0.250, SLG: 0.250 Eddie Mathews, L (7, PH) Pat Dobson, R (8, 1) Dick Tracewski, R (9, PH) (10, 6)			S S S 0-3 K		0-0 G3 1B 1-3 1B		S S S 0-3 K		0-0 6-3		2 1 0 1	0 0 0 0	1 0 0 0	0 1 0 0	0 1 0 0	1 0 0 0	0 1 0 1
Inning Stats	R: 0 H: 1 E: 0 LOB: 1 K: 2 BB: 0 S: 8 P: 8	R: 0 H: 1 E: 0 LOB: 1 K: 2 BB: 0 S: 8 P: 8	R: 0 H: 0 E: 0 LOB: 0 K: 3 BB: 0 S: 9 P: 9	R: 0 H: 0 E: 0 LOB: 1 K: 0 BB: 1 S: 3 P: 7	R: 1 H: 2 E: 1 LOB: 2 K: 0 BB: 0 S: 5 P: 5	R: 0 H: 0 E: 0 LOB: 1 K: 1 BB: 1 S: 5 P: 9	R: 0 H: 1 E: 0 LOB: 1 K: 2 BB: 0 S: 8 P: 8	R: 0 H: 0 E: 0 LOB: 0 K: 0 BB: 0 S: 3 P: 3	R: 1 H: 2 E: 0 LOB: 1 K: 1 BB: 0 S: 7 P: 7	R: 2 H: 1 E: 0 LOB: 0 K: 0 BB: 1 S: 3 P: 7	1B: 7 2B: 0 3B: 0 HR: 1	SF: 0 SAC: 1 DP: 0 HBP: 0	WP: 1 PB: 0 SB: 0 CS: 0	PA: 40			

PITCHER		IP	WLS	BF	H	R	ER	SO	BB	IBB	HBP	BLK	WP	HR	S	P	ERA	WHIP
Sam McDowell, L ERA: 3.65	(1, 1)	9.0		36	7	2	1	11	2	0	0	0	1	0	56	64	1.00	1.000
Eddie Fisher, R ERA: 4.5	(10, 1)	0.2	L	4	1	2	2	0	1	0	0	0	0	1	3	7	27.00	3.000

PITCHER	IP	WLS	BF	H	R	ER	SO	BB	IBB	HBP	BLK	WP	HR	S	P	ERA	WHIP

BOTTOM

Cleveland Indians @ Detroit Tigers

Tiger Stadium, Detroit, MI

Wed Apr 17 1968, 3:33 AM EST
Att. 9,970 - Unknown

livebaseballscorecards.com

AB	36
R	4
H	8
RBI	4
BB	3
SO	11
LOB	16

Cleveland Indians @ Detroit Tigers

Tiger Stadium, Detroit, MI

Thu Apr 18 1968, 3:33 AM EST

Att. 9,753 - Unknown

TOP

Batter	1	2	3	4	5	6	7	8	9	AB	R	H	RBI	BB	SO	LOB
Chico Salmon, R (1, 4) (4, 5) OBP: 0.111, SLG: 0.111	6-3		E6 6-3 S		F3		FC6-4 1-2 1B			4	0	1	0	0	0	0
Jose Cardenal, R (1, 8) OBP: 0.367, SLG: 0.429	F7 1B		6-3 1-3		F7		FC6-4 1-2f			4	0	1	0	0	0	3
Leon Wagner, L (1, 7)	F7 1-2		4-3		F8			4-3		4	0	0	0	0	0	2
Duke Sims, L (1, 2) OBP: 0.379, SLG: 0.625	6-3			F3	P3			4-3		4	0	0	0	0	0	1
Tony Horton, R (1, 3) OBP: 0.310, SLG: 0.517		3-1 2B		S 1B 1B	P6			1B		4	0	3	0	0	0	0
Vic Davalillo, L (1, 9) OBP: 0.320, SLG: 0.625		3-1 2-3		S 1-2 1B	F2			F8		4	0	1	0	0	0	2
Max Alvis, R (1, 5) OBP: 0.462, SLG: 0.682		F5	S S S K 1-2 2-3				F7		F5	2	0	0	0	0	1	3
Davey Nelson, R (4, 4)										2	0	0	0	0	0	0
Larry Brown, R (1, 6) OBP: 0.360, SLG: 0.250		L9		FC6 IBB			S S S K		S S S K	3	0	0	0	1	2	1
Steve Hargan, R (1, 1)			F8	FC6 1-2f			1B 1B		S S S K	2	0	0	0	0	0	3
Hal Kurtz, R (5, 1)										0	0	0	0	0	0	0
Lee Maye, L (7, PH) OBP: 0.286, SLG: 0.429										1	0	1	0	0	0	0
Darrell Sutherland, R (7, 1)										0	0	0	0	0	0	0
Eddie Fisher, R (7, 1)										0	0	0	0	0	0	0
Tommy Gramly, R (8, 1)										0	0	0	0	0	0	0
Jose Vidal, R (9, PH)										1	0	0	0	0	1	0

	AB	35
	R	0
	H	7
	RBI	0
	BB	1
	SO	4
	LOB	15

livebaseballscorecards.com

Inning Stats	1	2	3	4	5	6	7	8	9	1B: 6	SF: 0	WP: 0	PA: 36
R:	0	0	0	0	0	0	0	0	0	2B: 1	SAC: 0	PB: 0	
E:	0	0	0	0	0	0	0	0	0	3B: 0	DP: 0	SB: 3	
K:	0	0	1	1	0	0	1	0	2	HR: 0	HBP: 0	CS: 0	
S:	4	4	4	7	3	3	7	4	7				
H:	1	1	0	2	0	0	2	1	0				
LOB:	1	1	1	3	0	0	2	1	0				
BB:	0	0	0	1	0	0	0	0	0				
P:	4	4	4	11	3	3	7	4	7				

PITCHER		IP	WLS	BF	H	R	ER	SO	BB	IBB	HBP	BLK	WP	HR	S	P	ERA	WHIP
Joe Sparma, R (1, 1) ERA: 0.68		9.0	W	36	7	0	0	4	0	1	0	0	0	0	43	47	0.00	0.778

PITCHER	IP	WLS	BF	H	R	ER	SO	BB	IBB	HBP	BLK	WP	HR	S	P	ERA	WHIP

Cleveland Indians @ Detroit Tigers

Tiger Stadium, Detroit, MI

Thu Apr 18 1968, 3:33 AM EST

Att. 9,753 - Unknown

livebaseballscorecards.com

BOTTOM

Batter	1	2	3	4	5	6	7	8	9	AB	R	H	RBI	BB	SO	LOB
Dick McAuliffe, L (1, 4) OBP: 0.429, SLG: 0.500	P4		4-3		HR		L9 S 1B BB	1-2 2-3 IBB		3	2	1	1	2	0	0
Don Wert, R (1, 5) OBP: 0.300, SLG: 0.345	K		1B		CS 1B		K 1-2	F3		5	0	2	0	0	2	4
Al Kaline, R (1, 9) OBP: 0.333, SLG: 0.321	K		K		1-2 HR		L9 2-3	L8		5	1	1	1	0	2	5
Willie Horton, R (1, 7) OBP: 0.469, SLG: 0.778		HR		F9	F8		BB 3-H 1B			4	1	2	2	0	0	0
Norm Cash, L (1, 3) OBP: 0.429, SLG: 0.200		FC5-4 BB		S 1B 1B	4-3		1-2 BB			2	1	1	0	2	0	0
Bill Freehan, R (1, 2) OBP: 0.600, SLG: 0.619		FC5-4 1-2f		1B 1-2 BB		F9	K			3	0	0	0	1	1	3
Jim Northrup, L (1, 8) OBP: 0.241, SLG: 0.154		P6		6-3 1-3 2-H 1B		4-3		4-3		4	0	1	1	0	0	1
Ray Oyler, R (1, 6) OBP: 0.167, SLG: 0.095		1-3		6-3 1-2		E7		WP SH 1B		4	0	1	0	0	0	3
Dick Tracewski, R (8, PR) (9, 6)										0	0	0	0	0	0	0
Joe Sparma, R (1, 1) OBP: 0.200, SLG: 0.200			F9	K		4-3		SH IBB 1-2		3	0	0	0	0	1	3
Inning Stats	R: 0 E: 0 K: 2 S: 7 H: 0 LOB: 0 BB: 0 P: 7	R: 1 E: 0 K: 0 S: 4 H: 1 LOB: 1 BB: 1 P: 8	R: 0 E: 0 K: 1 S: 6 H: 1 LOB: 1 BB: 0 P: 6	R: 1 E: 0 K: 1 S: 7 H: 2 LOB: 2 BB: 1 P: 11	R: 2 E: 0 K: 0 S: 5 H: 3 LOB: 0 BB: 0 P: 5	R: 0 E: 1 K: 0 S: 4 H: 0 LOB: 1 BB: 0 P: 4	R: 1 E: 0 K: 2 S: 8 H: 1 LOB: 2 BB: 2 P: 16	R: 0 E: 0 K: 0 S: 5 H: 1 LOB: 3 BB: 1 P: 9		1B: 6 2B: 0 3B: 0 HR: 3	SF: 0 SAC: 1 DP: 0 HBP: 0						

	AB	33
	R	5
	H	9
	RBI	5
	BB	5
	SO	6
	LOB	19

WP: 1 PB: 0 SB: 2 CS: 1 PA: 39

PITCHER		IP	WLS	BF	H	R	ER	SO	BB	IBB	HBP	BLK	WP	HR	S	P	ERA	WHIP
Steve Hargan, R ERA: 5.56	(1, 1)	4.1	L	21	7	4	4	4	2	0	0	0	0	3	27	35	8.31	2.077
Hal Kurtz, R ERA:	(5, 1)	1.2		6	0	0	0	0	0	0	0	0	0	0	6	6	0.00	0.000
Darrell Sutherland, R ERA: 6.75	(7, 1)	0.2		5	1	1	1	1	2	0	0	0	0	0	5	13	13.50	4.500
Eddie Fisher, R ERA: 4.15	(7, 1)	0.1		1	0	0	0	1	0	0	0	0	0	0	3	3	0.00	0.000
Tommy Gramly, R ERA:	(8, 1)	1.0		6	1	0	0	0	0	1	0	0	1	0	5	9	0.00	1.000

PITCHER		IP	WLS	BF	H	R	ER	SO	BB	IBB	HBP	BLK	WP	HR	S	P	ERA	WHIP

Batter	1	2	3	4	5	6	7	8	9	AB	R	H	RBI	BB	SO	LOB
Tommy Harper, R (1, 7) OBP: 0.154, SLG: 0.208	S S S 0-3 ① K	x 0-0 ③ FC6-4 1-2f			S S S 0-3 ① K2-3			x 0-0 ① 4-3		3	0	0	0	0	2	2
Lee Maye, L (8, PH) OBP: 0.250, SLG: 0.375										1	0	0	0	0	0	0
(8, 7)																
Chico Salmon, R (1, 4) OBP: 0.083, SLG: 0.083	S S S 0-3 ② K		S S S 0-3 ① K		x 0-0 ② 6-3			x 0-0 ② 4-3		3	0	0	0	0	2	0
Leon Wagner, L (8, PH)										1	0	0	0	0	0	0
Davey Nelson, R (8, 4)										0	0	0	0	0	0	0
Jose Cardenal, R (1, 8) OBP: 0.353, SLG: 0.438	S S S 0-3 ③ K		x 0-0 ② 5-3		x 0-0 ③ 5-3			x 0-0 2B		4	0	1	0	0	1	0
Duke Sims, L (1, 2) OBP: 0.424, SLG: 0.615		B B B 4-0 HR BB	x 0-0 1B			H 1-0 FC1-4 HBP		x 0-0 ③ G3		2	1	1	0	1	0	1
Tony Horton, R (1, 3) OBP: 0.303, SLG: 0.576		x 0-0 1-H HR	x 0-0 ③ F5			x 0-0 ① FC1-4 G4-6-3 1-2f			x 0-0 ① 6-3	4	1	1	2	0	0	2
Vic Davalillo, L (1, 9) OBP: 0.310, SLG: 0.571		x 0-0 5-3 1B		x 0-0 ① F8		x 0-0 ② ③ G4-6-3 1-2f			x 0-0 ② 4-3	4	0	1	0	0	0	1
Max Alvis, R (1, 5) OBP: 0.433, SLG: 0.654		x 0-0 ① 5-3 1-2		x 0-0 ② 5-3			x 0-0 ① 5-3		x 0-0 2B	4	0	1	0	0	0	1
Larry Brown, R (1, 6) OBP: 0.345, SLG: 0.250		x 0-0 ② F2		x 0-0 1B			x 0-0 ② 1-3		x 0-0 ③ 1-3	4	0	1	0	0	0	2
Sonny Siebert, R (1, 1) OBP: 0.333, SLG: 0.200		H 1-0 FC6-4 HBP	x 0-0 ③ 4-3				S S S 0-3 ③ K			1	0	0	0	0	0	1
Hal Kurtz, R (5, 1)										0	0	0	0	0	0	0
Jose Vidal, R (7, PH)										1	0	0	0	0	1	0
Darrell Sutherland, R (7, 1)										0	0	0	0	0	0	0
Inning Stats	R: 0 H: 0 E: 0 LOB: 0 K: 3 BB: 0 S: 9 P: 9	R: 2 H: 2 E: 0 LOB: 2 K: 0 BB: 1 S: 5 P: 10	R: 0 H: 1 E: 0 LOB: 1 K: 1 BB: 0 S: 6 P: 6	R: 0 H: 1 E: 0 LOB: 1 K: 0 BB: 0 S: 4 P: 4	R: 0 H: 0 E: 0 LOB: 0 K: 1 BB: 0 S: 5 P: 5	R: 0 H: 0 E: 0 LOB: 0 K: 0 BB: 0 S: 2 P: 3	R: 0 H: 0 E: 0 LOB: 0 K: 1 BB: 0 S: 5 P: 5	R: 0 H: 1 E: 0 LOB: 1 K: 0 BB: 0 S: 4 P: 4	R: 0 H: 1 E: 0 LOB: 1 K: 0 BB: 0 S: 4 P: 4	1B: 3 SF: 0 2B: 2 SAC: 0 3B: 0 DP: 1 HR: 1 HBP: 2						

PITCHER	IP	WLS	BF	H	R	ER	SO	BB	IBB	HBP	BLK	WP	HR	S	P	ERA	WHIP
Gary Waslewski, R (1, 1) ERA: 1.59	9.0	W	35	6	2	2	6	1	0	2	0	0	1	44	50	2.00	0.778

PITCHER	IP	WLS	BF	H	R	ER	SO	BB	IBB	HBP	BLK	WP	HR	S	P	ERA	WHIP

TOP

Cleveland Indians @ Boston Red Sox

Fenway Park, Boston, MA

Fri Apr 19 1968, 3:33 AM EST

Att. 34,863 - Sunny - 68 F

livebaseballscorecards.com

AB	32
R	2
H	6
RBI	2
BB	1
SO	6
LOB	10

PA: 35

WP: 0
PB: 0
SB: 0
CS: 0

Batter	1	2	3	4	5	6	7	8	9	AB	R	H	RBI	BB	SO	LOB
Mike Andrews, R (1, 4) OBP: 0.441, SLG: 0.500	S S S 0-3 ① K		x 0-0 ① 5-3		x 0-0 SH1-3 2B 2B	H 1-0 2B 2B HBP	x 0-0 ② 6-3 2-H			4	2	1	1	0	1	0
Joe Foy, R (1, 5) OBP: 0.500, SLG: 0.571	S S S 0-3 ② K		B B B B 4-0 2B BB		x 0-0 ① SH1-3 2-3	x 0-0 2B 1-3 2B	x 0-0 ③ F3			3	2	1	0	1	1	0
Carl Yastrzemski, L (1, 7) OBP: 0.500, SLG: 0.852	x 0-0 E5 1B		x 0-0 4-3 1-H 2B		x 0-0 S 1B 2B 3-H	I I I I 4-0 2B IBB		x 0-0 ① L9		4	1	3	2	1	0	0
Reggie Smith, S (1, 8) OBP: 0.355, SLG: 0.292 Jerry Adair, R (7, 6) OBP: 0.500, SLG: 0.500	H 1-0 HBP		x 0-0 ② 4-3 2-3		B B B B 4-0 1B S WP BB	x 0-0 1-3 2-H 3-H 2B		x 0-0 1B 1B 1B		2 1	1 1	1 1	2 1	1 0	0 0	1 0
George Scott, R (1, 3) OBP: 0.182, SLG: 0.107	S S S 0-3 ③ K2-3		x 0-0 ③ 1-3		S S S 0-3 ② K 1-2 2-3	x 0-0 ② 6-3		x 0-0 FC4-6 1B 1-2 1B		5	0	1	0	0	2	7
Joe Lahoud, L (1, 9) OBP: 0.424, SLG: 0.423		x 0-0 ① F7		x 0-0 ① F8	x 0-0 WP 2-3 3-H 1B	B B B B 4-0 BB		x 0-0 FC4-6 1-2 2-H 1B		4	0	2	2	1	0	0
Rico Petrocelli, R (1, 6) OBP: 0.548, SLG: 0.880 Jose Tartabull, L (7, 8) OBP: 0.200, SLG: 0.200		x 0-0 HR	B B B B 4-0 FC5-4 BB	B B B B 4-0 1-2 3-H BB	x 0-0 ③ L8			x 0-0 ② FC4-6 IBB 1-2f 2-3		2 1	1 0	1 0	1 0	2 0	0 0	3 2
Gene Oliver, R (1, 2) OBP: 0.222, SLG: 0.125		x 0-0 ② 6-3	x 0-0 ② FC5-4 1-2f	x 0-0 ③ 1-3			x 0-0 WP WP 6-3 1B	I I I I 4-0 1-2 IBB		4	1	1	0	1	0	3
Gary Waslewski, R (1, 1) OBP: 0.222, SLG: 0.125		S S S 0-3 ③ K	S S S 0-3 ③ K		x 0-0 ① 5-3	S S S 0-3 ① K 1-2	x 0-0 ③ 6-3			5	0	0	0	0	3	5
Inning Stats	R: 0 E: 1 K: 3 S: 10 H: 1 LOB: 2 BB: 0 P: 11	R: 1 E: 0 K: 1 S: 6 H: 1 LOB: 0 BB: 0 P: 6	R: 1 E: 0 K: 0 S: 4 H: 1 LOB: 1 BB: 1 P: 8	R: 0 E: 0 K: 1 S: 5 H: 0 LOB: 1 BB: 1 P: 9	R: 3 E: 0 K: 1 S: 8 H: 3 LOB: 2 BB: 2 P: 16	R: 2 E: 0 K: 0 S: 5 H: 2 LOB: 3 BB: 2 P: 14	R: 1 E: 0 K: 1 S: 6 H: 1 LOB: 0 BB: 0 P: 6	R: 1 E: 0 K: 0 S: 6 H: 3 LOB: 3 BB: 1 P: 10		1B: 6 2B: 5 3B: 0 HR: 1	SF: 0 SAC: 1 DP: 0 HBP: 2					

PITCHER		IP	WLS	BF	H	R	ER	SO	BB	IBB	HBP	BLK	WP	HR	S	P	ERA	WHIP
Sonny Siebert, R ERA: 4.12	(1, 1)	4.1	L	22	5	5	5	5	3	0	1	0	0	1	28	41	10.38	1.846
Hal Kurtz, R ERA: 5.4	(5, 1)	1.2		12	3	2	2	1	2	1	1	0	1	0	10	23	10.80	3.000
Darrell Sutherland, R ERA: 8.1	(7, 1)	2.0		11	4	2	2	1	0	1	0	0	2	0	12	16	9.00	2.000

PITCHER	IP	WLS	BF	H	R	ER	SO	BB	IBB	HBP	BLK	WP	HR	S	P	ERA	WHIP

BOTTOM

Cleveland Indians @ Boston Red Sox

Fenway Park, Boston, MA

Fri Apr 19 1968, 3:33 AM EST

Att. 34,863 - Sunny - 68 F

livebaseballscorecards.com

AB	35
R	9
H	12
RBI	8
BB	7
SO	7
LOB	21

WP: 3 PA: 45
PB: 0
SB: 2
CS: 0

Cleveland Indians @ Boston Red Sox

Fenway Park, Boston, MA

Sat Apr 20 1968, 3:33 AM EST

Att. 28,955 - Unknown

livebaseballscorecards.com

Batter	1	2	3	4	5	6	7	8	9	AB	R	H	RBI	BB	SO	LOB
Davey Nelson, R (1, 4) OBP: 0.333, SLG: 0.200	4-0 BBBB 5-3 S CS BB		0-0 F7 1B		0-0 ① FC1-5 G4-3-6 1-2 2-3f		0-0 ③ 6-3		0-3 SSS ③ K	3	0	1	0	1	0	3
Tommy Harper, R (9, PH) OBP: 0.148, SLG: 0.200										1	0	0	0	0	1	0
Vic Davalillo, L (1, 9) OBP: 0.303, SLG: 0.531	0-0 5-3 1B 1-2		0-0 ② ③ F7 1-2		0-0 ② ③ G4-3-6 1-2f			0-3 SSS ① K		4	0	1	0	0	1	3
Jose Cardenal, R (1, 8) OBP: 0.342, SLG: 0.417	0-0 ① 5-3 1-2 2-3			0-0 ① F8		0-0 ① F3		0-0 E 1B		4	0	1	0	0	0	2
Duke Sims, L (1, 2) OBP: 0.405, SLG: 0.600	0-0 ② F7			0-0 WP SF7 2B		0-0 ② F2		0-0 ② F8		4	1	1	0	0	0	3
Tony Horton, R (1, 3) OBP: 0.351, SLG: 0.559	0-0 ③ CS 3-H	4-0 BBBB FC5-4 BB		4-0 BBBB FC6-4 2-3 BB		4-0 BBBB BB		0-0 E5 1-2		1	0	0	0	3	0	1
Willie Smith, L (1, 7) OBP: 0.167, SLG: 0.200		0-3 SSS ① K		0-0 ② SF7 3-H		0-0 SSS ③ K		0-0 SSS ③ K		3	0	0	1	0	3	4
Max Alvis, R (1, 5) OBP: 0.412, SLG: 0.700	0-0 ② FC5-4 WP 1-2f		0-0 ③ FC6-4 1-2f				0-3 SSS ① K		0-0 HR	4	1	1	1	0	1	2
Larry Brown, R (1, 6) OBP: 0.364, SLG: 0.231	0-0 ③ F8 1-2			4-0 BBBB FC1-5 BB BB			4-0 BBBB BB		0-0 ① 5-3	2	0	0	0	2	0	1
Luis Tiant, R (1, 1) OBP: 0.200, SLG: 0.400		0-3 SSS ① K		4-0 BBBB FC1-5 1-2 BB			0-0 ② F7		0-0 ② 5-3	1	0	0	0	0	1	0
Leon Wagner, L (5, PH)										0	0	0	0	1	0	0
Stan Williams, R (5, 1)										0	0	0	0	0	0	0
Lee Maye, L (7, PH) OBP: 0.222, SLG: 0.333										1	0	0	0	0	0	1
Eddie Fisher, R (7, 1)										0	0	0	0	0	0	0
Joe Azcue, R (9, PH)										1	0	0	0	0	0	0
Inning Stats	R: 0 E: 0 K: 0 S: 3 H: 1 LOB: 1 BB: 1 P: 7	R: 0 E: 0 K: 1 S: 5 H: 0 LOB: 1 BB: 1 P: 9	R: 0 E: 0 K: 1 S: 5 H: 1 LOB: 0 BB: 0 P: 5	R: 1 E: 0 K: 0 S: 4 H: 1 LOB: 1 BB: 1 P: 8	R: 0 E: 0 K: 0 S: 2 H: 0 LOB: 1 BB: 2 P: 10	R: 0 E: 0 K: 1 S: 5 H: 0 LOB: 1 BB: 1 P: 9	R: 0 E: 0 K: 1 S: 5 H: 0 LOB: 1 BB: 1 P: 9	R: 0 E: 1 K: 2 S: 9 H: 1 LOB: 2 BB: 0 P: 9	R: 1 E: 0 K: 1 S: 6 H: 1 LOB: 0 BB: 0 P: 6	1B: 3 2B: 1 3B: 0 HR: 1 SF: 1 SAC: 0 DP: 1 HBP: 0							

TOP	
AB	29
R	2
H	5
RBI	2
BB	7
SO	7
LOB	20

WP: 2 PB: 0 SB: 1 CS: 1 PA: 38

PITCHER	IP	WLS	BF	H	R	ER	SO	BB	IBB	HBP	BLK	WP	HR	S	P	ERA	WHIP
Jerry Stephenson, R (1, 1) ERA: 1.93	9.0	W	37	5	2	2	7	7	0	0	0	2	1	44	72	2.00	1.333

PITCHER	IP	WLS	BF	H	R	ER	SO	BB	IBB	HBP	BLK	WP	HR	S	P	ERA	WHIP

Batter	1	2	3	4	5	6	7	8	9	AB	R	H	RBI	BB	SO	LOB
Mike Andrews, R (1, 4) OBP: 0.447, SLG: 0.531	F8 CS 2B			HR BB 1B	F8 ②		4-3 ③			4	1	2	0	0	0	2
Joe Foy, R (1, 5) OBP: 0.429, SLG: 0.400	K ①			HR BB 1-2	F7 ③			F4 ①		3	1	0	0	1	1	2
Carl Yastrzemski, L (1, 7) OBP: 0.450, SLG: 0.742	F8 ② 2-3			F8 ①		F5 ①		G3 ②		4	0	0	0	0	0	3
Reggie Smith, S (1, 8) OBP: 0.371, SLG: 0.464	CS ③ 3-H	F8 ①		HR 1-H 2-H		2B		4-3 ③		4	1	2	3	0	0	0
George Scott, R (1, 3) OBP: 0.194, SLG: 0.100		F9 ②		BB		K ②				2	0	0	0	1	1	1
Joe Lahoud, L (1, 9) OBP: 0.389, SLG: 0.379		K ③		K ②		5-3 ③				3	0	0	0	0	2	2
Rico Petrocelli, R (1, 6) OBP: 0.500, SLG: 0.786		F6 ①		F8 ③			K ①			3	0	0	0	0	1	1
Gene Oliver, R (1, 2) OBP: 0.250, SLG: 0.100		5-3 ②			5-3 ①		HBP			2	0	0	0	0	0	0
Jerry Stephenson, L (1, 1) OBP: 0.200, SLG: 0.200		K ③			1B		F3 ②			3	0	1	0	0	1	1
Inning Stats	R: 0 E: 0 K: 1 S: 5 / H: 1 LOB: 0 BB: 0 P: 5	R: 0 E: 0 K: 1 S: 5 / H: 0 LOB: 0 BB: 0 P: 5	R: 0 E: 0 K: 1 S: 5 / H: 0 LOB: 0 BB: 0 P: 5	R: 3 E: 0 K: 1 S: 7 / H: 2 LOB: 1 BB: 2 P: 15	R: 0 E: 0 K: 0 S: 4 / H: 1 LOB: 1 BB: 0 P: 4	R: 0 E: 0 K: 1 S: 6 / H: 1 LOB: 1 BB: 0 P: 6	R: 0 E: 0 K: 1 S: 5 / H: 0 LOB: 1 BB: 0 P: 6	R: 0 E: 0 K: 0 S: 3 / H: 0 LOB: 0 BB: 0 P: 3		1B: 2 2B: 2 3B: 0 HR: 1	SF: 0 SAC: 0 DP: 0 HBP: 1					

PITCHER		IP	WLS	BF	H	R	ER	SO	BB	IBB	HBP	BLK	WP	HR	S	P	ERA	WHIP
Luis Tiant, R ERA: 3.31	(1, 1)	4.0	L	16	3	3	3	4	2	0	0	0	0	1	22	30	6.75	1.250
Stan Williams, R ERA: 1.8	(5, 1)	2.0		8	2	0	0	1	0	0	0	0	0	0	10	10	0.00	1.000
Eddie Fisher, R ERA: 2.84	(7, 1)	2.0		7	0	0	0	1	0	0	1	0	0	0	8	9	0.00	0.000

PITCHER	IP	WLS	BF	H	R	ER	SO	BB	IBB	HBP	BLK	WP	HR	S	P	ERA	WHIP

BOTTOM

Cleveland Indians @ Boston Red Sox

Fenway Park, Boston, MA

Sat Apr 20 1968, 3:33 AM EST

Att. 28,955 - Unknown

livebaseballscorecards.com

AB	28
R	3
H	5
RBI	3
BB	2
SO	6
LOB	12

Cleveland Indians @ Boston Red Sox

Fenway Park, Boston, MA

Sun Apr 21 1968, 3:33 AM EST

Att. 19,814 - Unknown

TOP

livebaseballscorecards.com

Batter	1	2	3	4	5	6	7	8	9	AB	R	H	RBI	BB	SO	LOB
Davey Nelson, R (1, 4) OBP: 0.182, SLG: 0.100	4-1	FC6-4 S 1-2f		G3		K		F8		5	0	0	0	0	1	3
Max Alvis, R (1, 5) OBP: 0.436, SLG: 0.667	K	BB 1-2		WP S 1B HBP		K		1-2 2-3 1B		3	1	1	0	1	2	0
Jose Cardenal, R (1, 8) OBP: 0.349, SLG: 0.385	S 1B BB	K		WP 1B BB 1-2		K		F8		3	2	0	0	2	2	5
Duke Sims, L (1, 2) OBP: 0.429, SLG: 0.667	BB 1B BB 1-3	HR	1B IBB 1-2 2-3			4-3	L9			3	2	1	1	2	0	0
Tony Horton, R (1, 3) OBP: 0.357, SLG: 0.526	1B BB 1-2	K	1B 1-2 2-H 3-H			F4	F4			4	0	1	2	1	1	0
Vic Davalillo, L (1, 9) OBP: 0.342, SLG: 0.541	1B 1-2 2-H 3-H	1B	F7			F7			2B 1B	5	1	3	2	0	0	2
Tommy Harper, R (1, 7) OBP: 0.219, SLG: 0.300	K	S 1B		E5 G6-4-3				1B 1B	1-3 1B 2B	5	1	3	0	0	1	2
Larry Brown, R (1, 6) OBP: 0.342, SLG: 0.226		5-3	6-3 1-2	G6-4-3 1-2f				F8	FC6-4 2-H 3-H 1B	5	0	1	2	0	0	3
Sam McDowell, L (1, 1) OBP: 0.250, SLG: 0.250		FC6-4 1B		F4	F6			1B 1-2 1B	FC6-4 1-2f	5	0	2	0	0	0	1
Inning Stats	R: 2 E: 0 K: 2 S: 8 H: 1 LOB: 2 BB: 3 P: 20	R: 0 E: 0 K: 1 S: 6 H: 1 LOB: 2 BB: 1 P: 10	R: 1 E: 0 K: 1 S: 7 H: 3 LOB: 1 BB: 0 P: 7	R: 2 E: 0 K: 0 S: 4 H: 1 LOB: 2 BB: 2 P: 13	R: 0 E: 1 K: 0 S: 3 H: 0 LOB: 0 BB: 0 P: 3	R: 0 E: 0 K: 3 S: 9 H: 0 LOB: 0 BB: 0 P: 9	R: 0 E: 0 K: 0 S: 3 H: 0 LOB: 0 BB: 0 P: 3	R: 0 E: 0 K: 0 S: 6 H: 3 LOB: 3 BB: 0 P: 6	R: 2 E: 0 K: 0 S: 6 H: 3 LOB: 1 BB: 0 P: 6	1B: 10 2B: 1 3B: 0 HR: 1 SF: 0 SAC: 0 DP: 1 HBP: 1							

	AB	38
	R	7
	H	12
	RBI	7
	BB	6
	SO	7
	LOB	16

WP: 1 PB: 0 SB: 5 CS: 0 PA: 45

PITCHER		IP	WLS	BF	H	R	ER	SO	BB	IBB	HBP	BLK	WP	HR	S	P	ERA	WHIP
Ray Culp, R ERA: 15.95	(1, 1)	3.2	L	21	5	5	5	4	5	0	1	0	0	1	23	44	12.27	2.727
Lee Stange, R ERA: 2.7	(4, 1)	0.1		3	1	0	0	0	0	1	0	0	1	0	2	6	0.00	3.000
Gary Bell, R ERA:	(5, 1)	2.0		6	0	0	0	3	0	0	0	0	0	0	12	12	0.00	0.000
Sparky Lyle, L ERA: 3.6	(7, 1)	3.0		15	6	2	2	0	0	0	0	0	0	0	15	15	6.00	2.000

PITCHER	IP	WLS	BF	H	R	ER	SO	BB	IBB	HBP	BLK	WP	HR	S	P	ERA	WHIP

Cleveland Indians @ Boston Red Sox

Fenway Park, Boston, MA

Sun Apr 21 1968, 3:33 AM EST

Att. 19,814 - Unknown

livebaseballscorecards.com

BOTTOM

Batter	1	2	3	4	5	6	7	8	9	AB	R	H	RBI	BB	SO	LOB
Mike Andrews, R (1, 4) OBP: 0.405, SLG: 0.472	6-3		F5		F3		1-3			4	0	0	0	0	0	2
Joe Foy, R (1, 5) OBP: 0.500, SLG: 0.462	4-3 1B		2-3 1B		BB		5-3			3	0	2	0	1	0	1
Carl Yastrzemski, L (1, 7) OBP: 0.409, SLG: 0.657	4-3		K		K			4-3		4	0	0	0	0	2	4
Reggie Smith, S (1, 8) OBP: 0.385, SLG: 0.469	F7			E6 BB BB K		FC5-4 1B		1B		4	0	2	0	0	0	1
Ken Harrelson, R (1, 9) OBP: 0.400, SLG: 0.250		F9		BB BB		FC5-4		F7		3	0	0	0	1	0	2
George Scott, R (1, 3) OBP: 0.200, SLG: 0.091		K		BB		K		F4		3	0	0	0	1	2	2
Rico Petrocelli, R (1, 6) OBP: 0.472, SLG: 0.733		F8		K		K			F8	2	0	0	0	0	1	3
Gary Bell, R (5, 1)										0	0	0	0	0	0	0
Dalton Jones, L (6, PH) OBP: 0.071, SLG: 0.071										1	0	0	0	0	1	1
Sparky Lyle, L (7, 1)										0	0	0	0	0	0	0
Jose Tartabull, L (9, PH) OBP: 0.167, SLG: 0.167										1	0	0	0	0	0	0
Gene Oliver, R (1, 2) OBP: 0.250, SLG: 0.077			1B WP BB	K			K		K	3	0	0	0	1	3	2
Ray Culp, R (1, 1)			K		1-3		PB 1B		F7	1	0	0	0	0	1	1
Lee Stange, R (4, 1)										0	0	0	0	0	0	0
Jerry Adair, R (5, 6) OBP: 0.400, SLG: 0.400										3	0	1	0	0	0	0

	AB	32
	R	0
	H	5
	RBI	0
	BB	4
	SO	10
	LOB	19

Inning Stats	1	2	3	4	5	6	7	8	9
	R: 0 H: 1 E: 0 LOB: 1 K: 0 BB: 0 S: 4 P: 4	R: 0 H: 0 E: 0 LOB: 0 K: 1 BB: 0 S: 5 P: 5	R: 0 H: 1 E: 0 LOB: 2 K: 2 BB: 1 S: 8 P: 12	R: 0 H: 0 E: 1 LOB: 2 K: 2 BB: 2 S: 7 P: 15	R: 0 H: 0 E: 0 LOB: 1 K: 1 BB: 1 S: 5 P: 9	R: 0 H: 1 E: 0 LOB: 1 K: 2 BB: 0 S: 8 P: 8	R: 0 H: 1 E: 0 LOB: 1 K: 1 BB: 0 S: 6 P: 6	R: 0 H: 1 E: 0 LOB: 1 K: 0 BB: 0 S: 4 P: 4	R: 0 H: 0 E: 0 LOB: 0 K: 1 BB: 0 S: 5 P: 5

	1B	5	SF	0	WP	1	PA	36
	2B	0	SAC	0	PB	1		
	3B	0	DP	0	SB	0		
	HR	0	HBP	0	CS	0		

PITCHER		IP	WLS	BF	H	R	ER	SO	BB	IBB	HBP	BLK	WP	HR	S	P	ERA	WHIP
Sam McDowell, L ERA: 2.11	(1, 1)	9.0	W	36	5	0	0	10	4	0	0	0	1	0	52	68	0.00	1.000

PITCHER	IP	WLS	BF	H	R	ER	SO	BB	IBB	HBP	BLK	WP	HR	S	P	ERA	WHIP

Batter	1	2	3	4	5	6	7	8	9	AB	R	H	RBI	BB	SO	LOB
Dick McAuliffe, L (1, 4) OBP: 0.407, SLG: 0.439	P3		PO 2-3	P4			BBB 4-0 FC4-6 BB		G3	3	0	0	0	1	0	0
Don Wert, R (1, 5) OBP: 0.273, SLG: 0.286	L4			SSS 0-3 K			0-0 FC4-6 L6-3 1-2f			3	0	0	0	0	1	1
Al Kaline, R (1, 9) OBP: 0.327, SLG: 0.310	L6-3			SSS 0-3 K			0-0 L6-3 1-2			3	0	0	0	0	1	1
Willie Horton, R (1, 7) OBP: 0.391, SLG: 0.564 Mickey Stanley, R (7, 8) OBP: 0.407, SLG: 0.500		SSS 0-3 K			0-0 F8			BBB 4-0 G3 BB		2 0	0 0	0 0	0 0	0 1	1 0	0 0
Norm Cash, L (1, 3) OBP: 0.333, SLG: 0.143		0-0 F9			0-0 4-3			0-0 G3 1-2		3	0	0	0	0	0	1
Bill Freehan, R (1, 2) OBP: 0.489, SLG: 0.526		SSS 0-3 K			0-0 P3			0-0 F8		3	0	0	0	0	1	1
Jim Northrup, L (1, 8) OBP: 0.295, SLG: 0.189 (7, 7)			0-0 FC6-4 1B			0-0 F8		SSS 0-3 K		3	0	1	0	0	1	1
Ray Oyler, R (1, 6) OBP: 0.205, SLG: 0.171 Tom Matchick, L (9, PH)			0-0 FC6-4 PO SH1-4 1-2f			0-0 P6			SSS 0-3 K	2 1	0 0	0 0	0 0	0 0	0 1	1 0
Joe Sparma, R (1, 1) OBP: 0.167, SLG: 0.167 Gates Brown, L (9, PH) OBP: 0.667, SLG: 1.667			0-0 SH1-4 1-2			SSS 0-3 K			0-0 P4	1 1	0 0	0 0	0 0	0 0	1 0	0 0
Inning Stats	R: 0 E: 0 K: 0 S: 3 H: 0 LOB: 0 BB: 0 P: 3	R: 0 E: 0 K: 2 S: 7 H: 0 LOB: 0 BB: 0 P: 7	R: 0 E: 0 K: 0 S: 3 H: 1 LOB: 0 BB: 0 P: 3	R: 0 E: 0 K: 2 S: 7 H: 0 LOB: 0 BB: 0 P: 7	R: 0 E: 0 K: 0 S: 3 H: 0 LOB: 0 BB: 0 P: 3	R: 0 E: 0 K: 1 S: 5 H: 0 LOB: 0 BB: 0 P: 5	R: 0 E: 0 K: 0 S: 2 H: 0 LOB: 0 BB: 1 P: 6	R: 0 E: 0 K: 1 S: 5 H: 0 LOB: 1 BB: 1 P: 9	R: 0 E: 0 K: 1 S: 5 H: 0 LOB: 0 BB: 0 P: 5	1B: 1 2B: 0 3B: 0 HR: 0	SF: 0 SAC: 1 DP: 1 HBP: 0					

PITCHER	IP	WLS	BF	H	R	ER	SO	BB	IBB	HBP	BLK	WP	HR	S	P	ERA	WHIP
Steve Hargan, R (1, 1) ERA: 3.1	9.0	W	28	1	0	0	7	2	0	0	0	0	0	40	48	0.00	0.333

PITCHER	IP	WLS	BF	H	R	ER	SO	BB	IBB	HBP	BLK	WP	HR	S	P	ERA	WHIP

TOP

Detroit Tigers @ Cleveland Indians

Cleveland Municipal Stadium, Cleveland, OH

Wed Apr 24 1968, 6:05 PM EST

Att. 4,636 - Unknown

livebaseballscorecards.com

AB	25
R	0
H	1
RBI	0
BB	2
SO	7
LOB	6

WP: 0 PA: 29
PB: 0
SB: 0
CS: 0

BOTTOM

Detroit Tigers @ Cleveland Indians

Cleveland Municipal Stadium, Cleveland, OH

Wed Apr 24 1968, 6:05 PM EST

Att. 4,636 - Unknown

livebaseballscorecards.com

Batter	1	2	3	4	5	6	7	8	9	AB	R	H	RBI	BB	SO	LOB
Davey Nelson, R (1, 4) OBP: 0.286, SLG: 0.231 Leon Wagner, L (7, PH) OBP: 0.182, SLG: 0.100 Chico Salmon, R (7, PR) (8, 4) OBP: 0.083, SLG: 0.083	CS 1B		1B 1B		F7		5-3 S 1B 3-H			3	0	2	0	0	0	0
										1	0	1	1	0	0	0
										0	0	0	0	0	0	0
Max Alvis, R (1, 5) OBP: 0.442, SLG: 0.649	F2 1-2		1B 1-2		4-3 1B		5-3 1-3f			4	0	2	0	0	0	2
Jose Cardenal, R (1, 8) OBP: 0.319, SLG: 0.349	P6		L7		4-3 1-2			F8		4	0	0	0	0	0	3
Duke Sims, L (1, 2) OBP: 0.413, SLG: 0.611		K	4-3		L9			BB		3	0	0	0	1	1	3
Tony Horton, R (1, 3) OBP: 0.348, SLG: 0.488		E BB		L5		4-3		F8		3	1	0	0	1	0	1
Vic Davalillo, L (1, 9) OBP: 0.310, SLG: 0.488		E4 1-H		1-3		4-3		4-3		4	0	0	0	0	0	1
Tommy Harper, R (1, 7) OBP: 0.229, SLG: 0.281		K		1B BB		L6				2	0	0	0	1	1	1
Larry Brown, R (1, 6) OBP: 0.341, SLG: 0.235		F7		1-2 1B			5-3			3	0	1	0	0	0	1
Steve Hargan, R (1, 1) OBP: 0.143, SLG: 0.429			6-3	K			1B 3B			3	1	1	0	0	1	2
Inning Stats	R: 0 H: 1 E: 0 LOB: 0 K: 0 BB: 0 S: 3 P: 3	R: 1 H: 0 E: 1 LOB: 1 K: 2 BB: 1 S: 8 P: 12	R: 0 H: 2 E: 0 LOB: 2 K: 0 BB: 0 S: 5 P: 5	R: 0 H: 1 E: 0 LOB: 2 K: 1 BB: 1 S: 6 P: 10	R: 0 H: 1 E: 0 LOB: 1 K: 0 BB: 0 S: 4 P: 4	R: 0 H: 0 E: 0 LOB: 0 K: 0 BB: 0 S: 3 P: 3	R: 1 H: 2 E: 0 LOB: 1 K: 0 BB: 0 S: 4 P: 4	R: 0 H: 0 E: 0 LOB: 1 K: 0 BB: 1 S: 3 P: 7		1B: 6 SF: 0 2B: 1 SAC: 0 3B: 1 DP: 1 HR: 0 HBP: 0						

PITCHER	IP	WLS	BF	H	R	ER	SO	BB	IBB	HBP	BLK	WP	HR	S	P	ERA	WHIP
Joe Sparma, R (1, 1) ERA: 0.84	8.0	L	33	7	2	1	3	3	0	0	0	0	0	36	48	1.12	1.250

PITCHER	IP	WLS	BF	H	R	ER	SO	BB	IBB	HBP	BLK	WP	HR	S	P	ERA	WHIP

AB	30
R	2
H	7
RBI	1
BB	3
SO	3
LOB	14

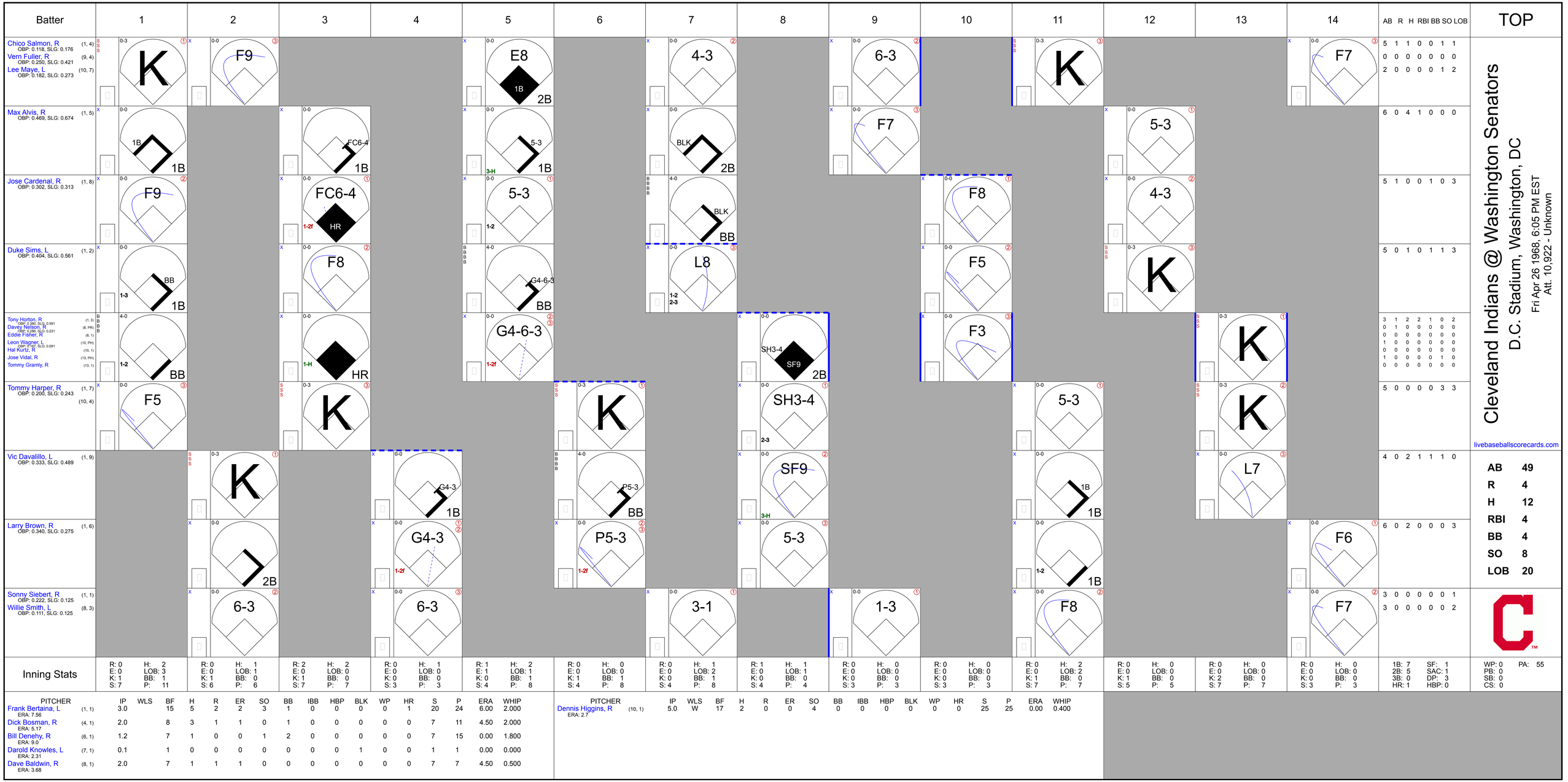
Batter
1
2
3
4
5
6
7
8
9
10
11
12
13
14
AB R H RBI BB SO LOB
TOP
Chico Salmon, R (1, 4)
OBP: 0.118, SLG: 0.176
Vern Fuller, R (9, 4)
OBP: 0.250, SLG: 0.421
Lee Maye, L (10, 7)
OBP: 0.182, SLG: 0.273
K
F9
E8
1B
2B
4-3
6-3
K
F7
5 1 1 0 0 1 1
0 0 0 0 0 0 0
2 0 0 0 0 1 2
Max Alvis, R (1, 5)
OBP: 0.469, SLG: 0.674
1B
FC6-4
1B
5-3
1B
BLK
2B
F7
5-3
6 0 4 1 0 0 0
Jose Cardenal, R (1, 8)
OBP: 0.302, SLG: 0.313
F9
FC6-4
HR
5-3
BLK
BB
F8
4-3
5 1 0 0 1 0 3
Duke Sims, L (1, 2)
OBP: 0.404, SLG: 0.561
BB
1B
F8
G4-6-3
BB
L8
F5
K
5 0 1 0 1 1 3
Tony Horton, R (1, 3)
OBP: 0.360, SLG: 0.591
Davey Nelson, R (8, PR)
OBP: 0.286, SLG: 0.231
Eddie Fisher, R (8, 1)
Leon Wagner, L (10, PH)
OBP: 0.167, SLG: 0.091
Hal Kurtz, R (10, 1)
Jose Vidal, R (13, PH)
Tommy Gramly, R (13, 1)
BB
HR
G4-6-3
SH3-4
SF9
2B
F3
K
3 1 2 2 1 0 2
0 1 0 0 0 0 0
0 0 0 0 0 0 0
1 0 0 0 0 0 0
0 0 0 0 0 0 0
1 0 0 0 0 1 0
0 0 0 0 0 0 0
Tommy Harper, R (1, 7)
OBP: 0.200, SLG: 0.243
(10, 4)
F5
K
K
SH3-4
5-3
K
5 0 0 0 0 3 3
Vic Davalillo, L (1, 9)
OBP: 0.333, SLG: 0.489
K
G4-3
1B
P5-3
BB
SF9
1B
L7
4 0 2 1 1 1 0
Larry Brown, R (1, 6)
OBP: 0.340, SLG: 0.275
2B
G4-3
P5-3
5-3
1B
F6
6 0 2 0 0 0 3
Sonny Siebert, R (1, 1)
OBP: 0.222, SLG: 0.125
Willie Smith, L (8, 3)
OBP: 0.111, SLG: 0.125
6-3
6-3
3-1
1-3
F8
F7
3 0 0 0 0 0 1
3 0 0 0 0 0 2
Cleveland Indians @ Washington Senators
D.C. Stadium, Washington, DC
Fri Apr 26 1968, 6:05 PM EST
Att. 10,922 - Unknown
livebaseballscorecards.com
AB 49
R 4
H 12
RBI 4
BB 4
SO 8
LOB 20
Inning Stats
R: 0 H: 2 E: 0 LOB: 3 K: 1 BB: 1 S: 7 P: 11
R: 0 H: 1 E: 0 LOB: 1 K: 1 BB: 0 S: 6 P: 6
R: 2 H: 2 E: 0 LOB: 0 K: 1 BB: 0 S: 7 P: 7
R: 0 H: 1 E: 0 LOB: 0 K: 0 BB: 0 S: 3 P: 3
R: 1 H: 2 E: 1 LOB: 1 K: 0 BB: 1 S: 4 P: 8
R: 0 H: 0 E: 0 LOB: 0 K: 1 BB: 1 S: 4 P: 8
R: 0 H: 1 E: 0 LOB: 2 K: 0 BB: 1 S: 4 P: 8
R: 1 H: 1 E: 0 LOB: 1 K: 0 BB: 0 S: 4 P: 4
R: 0 H: 0 E: 0 LOB: 0 K: 0 BB: 0 S: 3 P: 3
R: 0 H: 0 E: 0 LOB: 0 K: 0 BB: 0 S: 3 P: 3
R: 0 H: 2 E: 0 LOB: 2 K: 1 BB: 0 S: 7 P: 7
R: 0 H: 0 E: 0 LOB: 0 K: 1 BB: 0 S: 5 P: 5
R: 0 H: 0 E: 0 LOB: 0 K: 2 BB: 0 S: 7 P: 7
R: 0 H: 0 E: 0 LOB: 0 K: 0 BB: 0 S: 3 P: 3
1B: 7 SF: 1 2B: 5 SAC: 1 3B: 0 DP: 3 HR: 1 HBP: 0
WP: 0 PA: 55 PB: 0 SB: 0 CS: 0
PITCHER IP WLS BF H R ER SO BB IBB HBP BLK WP HR S P ERA WHIP
Frank Bertaina, L (1, 1) ERA: 7.56 3.0 15 5 2 2 3 1 0 0 0 0 1 20 24 6.00 2.000
Dick Bosman, R (4, 1) ERA: 5.17 2.0 8 3 1 1 0 1 0 0 0 0 0 7 11 4.50 2.000
Bill Denehy, R (6, 1) ERA: 9.0 1.2 7 1 0 0 1 2 0 0 0 0 0 7 15 0.00 1.800
Darold Knowles, L (7, 1) ERA: 2.31 0.1 1 0 0 0 0 0 0 0 0 1 0 0 1 1 0.00 0.000
Dave Baldwin, R (8, 1) ERA: 3.68 2.0 7 1 1 1 0 0 0 0 0 0 0 0 7 7 4.50 0.500
PITCHER IP WLS BF H R ER SO BB IBB HBP BLK WP HR S P ERA WHIP
Dennis Higgins, R (10, 1) ERA: 2.7 5.0 W 17 2 0 0 4 0 0 0 0 0 0 0 25 25 0.00 0.400

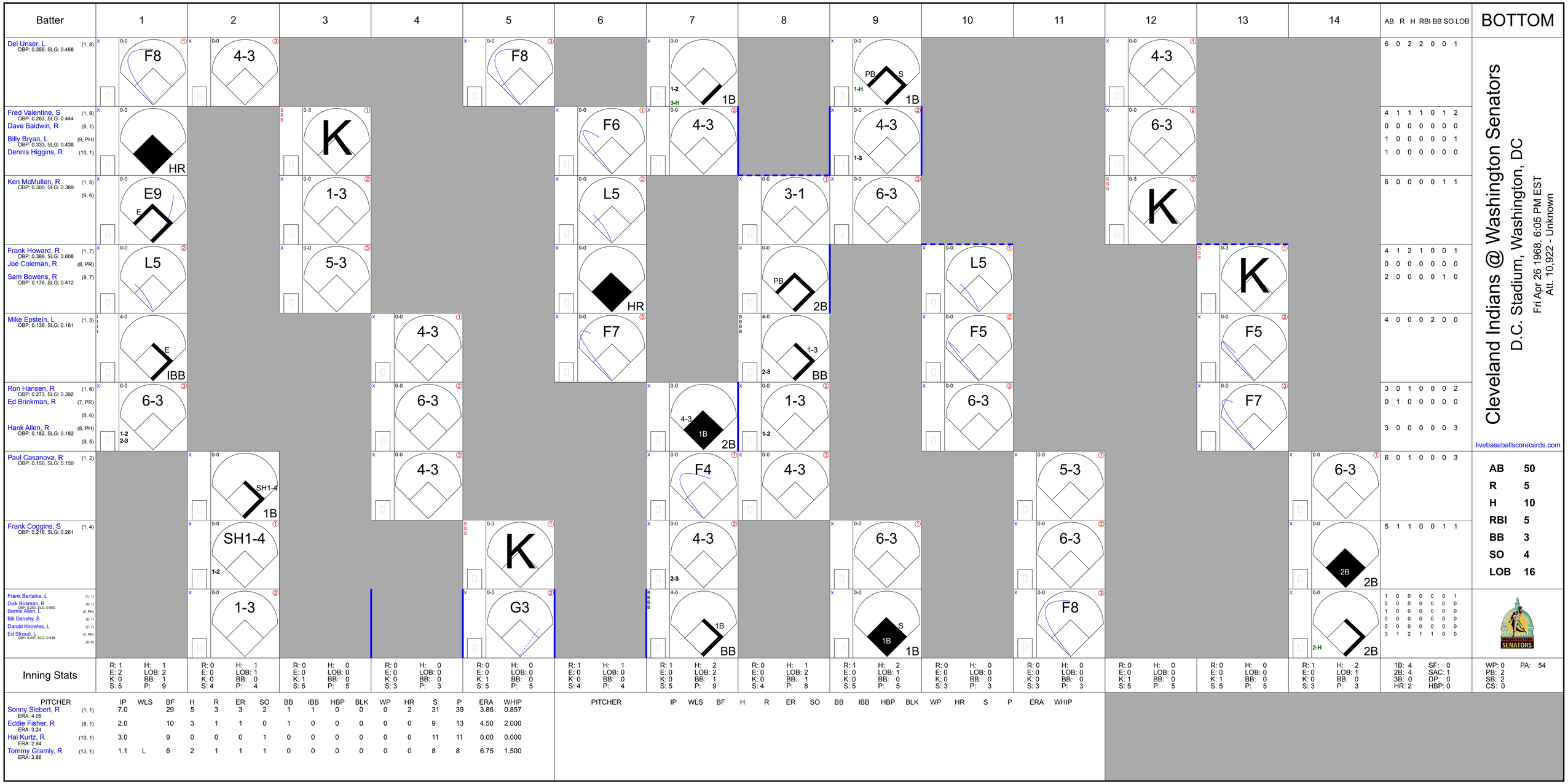
Batter
1
2
3
4
5
6
7
8
9
10
11
12
13
14
AB R H RBI BB SO LOB
BOTTOM
Del Unser, L (1, 8) OBP: 0.355, SLG: 0.458
F8
4-3
F8
1-2
3-H
1B
PB
S
1-H
1B
4-3
6-3
Fred Valentine, S (1, 9) OBP: 0.263, SLG: 0.444
Dave Baldwin, R (8, 1)
Billy Bryan, L (9, PH) OBP: 0.333, SLG: 0.438
Dennis Higgins, R (10, 1)
HR
K
F6
4-3
4-3
1-3
6-3
Ken McMullen, R (1, 5) OBP: 0.300, SLG: 0.389
(9, 6)
E9
E
1-3
L5
3-1
6-3
K
Frank Howard, R (1, 7) OBP: 0.386, SLG: 0.608
Joe Coleman, R (8, PR)
Sam Bowens, R (9, 7) OBP: 0.176, SLG: 0.412
L5
5-3
HR
PB
2B
L5
K
Mike Epstein, L (1, 3) OBP: 0.136, SLG: 0.161
E
IBB
4-3
F7
1-3
BB
F5
F5
Ron Hansen, R (1, 6) OBP: 0.273, SLG: 0.392
Ed Brinkman, R (7, PR)
(8, 6)
Hank Allen, R (8, PH) OBP: 0.182, SLG: 0.182
(9, 5)
6-3
1-2
2-3
6-3
4-3
1B
2B
1-3
1-2
6-3
F7
Paul Casanova, R (1, 2) OBP: 0.150, SLG: 0.150
SH1-4
1B
4-3
F4
4-3
5-3
6-3
Frank Coggins, S (1, 4) OBP: 0.216, SLG: 0.261
SH1-4
1-2
K
4-3
2-3
6-3
6-3
2B
2B
Frank Bertaina, L (1, 1)
Dick Bosman, R (4, 1) OBP: 0.250, SLG: 0.500
Bernie Allen, L (5, PH)
Bill Denehy, S (6, 1)
Darold Knowles, L (7, 1)
Ed Stroud, L (7, PH) OBP: 0.407, SLG: 0.538
(8, 9)
1-3
G3
4-3
1B
BB
6-3
S
1B
1B
F8
2-H
2B
Inning Stats
R: 1 H: 1 E: 2 LOB: 2 K: 0 BB: 1 S: 5 P: 9
R: 0 H: 1 E: 0 LOB: 1 K: 4 BB: 0 S: 4 P: 4
R: 0 H: 0 E: 0 LOB: 0 K: 1 BB: 0 S: 5 P: 5
R: 0 H: 0 E: 0 LOB: 0 K: 0 BB: 0 S: 3 P: 3
R: 0 H: 0 E: 0 LOB: 0 K: 1 BB: 0 S: 5 P: 5
R: 1 H: 1 E: 0 LOB: 0 K: 0 BB: 0 S: 4 P: 4
R: 1 H: 2 E: 0 LOB: 2 K: 0 BB: 1 S: 5 P: 9
R: 0 H: 1 E: 0 LOB: 2 K: 0 BB: 1 S: 4 P: 8
R: 1 H: 2 E: 0 LOB: 1 K: 0 BB: 0 S: 5 P: 5
R: 0 H: 0 E: 0 LOB: 0 K: 0 BB: 0 S: 3 P: 3
R: 0 H: 0 E: 0 LOB: 0 K: 0 BB: 0 S: 3 P: 3
R: 0 H: 0 E: 0 LOB: 0 K: 1 BB: 0 S: 5 P: 5
R: 0 H: 0 E: 0 LOB: 0 K: 1 BB: 0 S: 5 P: 5
R: 1 H: 2 E: 0 LOB: 1 K: 0 BB: 0 S: 3 P: 3
1B: 4 2B: 4 3B: 0 HR: 2
SF: 0 SAC: 1 DP: 0 HBP: 0
WP: 0 PB: 2 SB: 2 CS: 0
PA: 54
Cleveland Indians @ Washington Senators
D.C. Stadium, Washington, DC
Fri Apr 26 1968, 6:05 PM EST
Att. 10,922 - Unknown
livebaseballscorecards.com
AB 50
R 5
H 10
RBI 5
BB 3
SO 4
LOB 16
WASHINGTON SENATORS
PITCHER IP WLS BF H R ER SO BB IBB HBP BLK WP HR S P ERA WHIP
Sonny Siebert, R (1, 1) ERA: 4.05 7.0 29 5 3 3 2 1 1 0 0 0 0 2 31 39 3.86 0.857
Eddie Fisher, R (8, 1) ERA: 3.24 2.0 10 3 1 1 0 1 0 0 0 0 0 0 9 13 4.50 2.000
Hal Kurtz, R (10, 1) ERA: 2.84 3.0 9 0 0 0 1 0 0 0 0 0 0 0 11 11 0.00 0.000
Tommy Gramly, R (13, 1) ERA: 3.86 1.1 L 6 2 1 1 1 0 0 0 0 0 0 0 8 8 6.75 1.500
PITCHER IP WLS BF H R ER SO BB IBB HBP BLK WP HR S P ERA WHIP

Cleveland Indians @ Washington Senators

D.C. Stadium, Washington, DC

Sat Apr 27 1968, 3:33 AM EST

Att. 2,284 - Unknown

TOP

livebaseballscorecards.com

Batter	1	2	3	4	5	6	7	8	9	AB	R	H	RBI	BB	SO	LOB
Chico Salmon, R (1, 4) OBP: 0.100, SLG: 0.150	6-3		6-3			L5				4	0	0	0	0	0	3
Max Alvis, R (1, 5) OBP: 0.442, SLG: 0.630	6-3			F8			K			3	0	0	0	0	1	0
Jose Cardenal, R (1, 8) OBP: 0.286, SLG: 0.294	F7			F7			K			3	0	0	0	0	1	0
Duke Sims, L (1, 2) OBP: 0.400, SLG: 0.614		3-1		3-1			HR			3	1	1	1	0	0	0
Tony Horton, R (1, 3) OBP: 0.358, SLG: 0.553		L5			5-3		F7			3	0	0	0	0	0	0
Vic Davalillo, L (1, 9) OBP: 0.314, SLG: 0.458		K			G1			L5		3	0	0	0	0	1	0
Tommy Harper, R (1, 7) OBP: 0.214, SLG: 0.256			FC6-4 1B		F7			1-3		2	0	1	0	0	0	0
Leon Wagner, L (8, PH) OBP: 0.154, SLG: 0.083										1	0	0	0	0	0	0
Larry Brown, R (1, 6) OBP: 0.327, SLG: 0.262			FC6-4 SH1-3 1-2f			1-3		1B BB		2	0	0	0	0	0	1
Willie Smith, L (8, PH) OBP: 0.200, SLG: 0.125										0	0	0	0	1	0	0
Davey Nelson, R (8, PR) OBP: 0.286, SLG: 0.231										0	0	0	0	0	0	0
Sam McDowell, L (1, 1) OBP: 0.222, SLG: 0.222			SH1-3 1-2			F6		1-3 1B		1	0	0	0	0	0	0
Tommy Gramly, R (7, 1)										0	0	0	0	0	0	0
Lee Maye, L (8, PH) OBP: 0.250, SLG: 0.333										1	0	1	0	0	0	0
Inning Stats	R: 0 E: 0 K: 0 S: 3 H: 0 LOB: 0 BB: 0 P: 3	R: 0 E: 0 K: 1 S: 5 H: 0 LOB: 0 BB: 0 P: 5	R: 0 E: 0 K: 0 S: 4 H: 1 LOB: 1 BB: 0 P: 4	R: 0 E: 0 K: 0 S: 3 H: 0 LOB: 0 BB: 0 P: 3	R: 0 E: 0 K: 0 S: 3 H: 0 LOB: 0 BB: 0 P: 3	R: 0 E: 0 K: 0 S: 3 H: 0 LOB: 0 BB: 0 P: 3	R: 1 E: 0 K: 2 S: 8 H: 1 LOB: 0 BB: 0 P: 8	R: 0 E: 0 K: 0 S: 3 H: 1 LOB: 2 BB: 1 P: 7		1B: 2 2B: 0 3B: 0 HR: 1 SF: 0 SAC: 1 DP: 0 HBP: 0						

	AB	26
	R	1
	H	3
	RBI	1
	BB	1
	SO	3
	LOB	4

PITCHER		IP	WLS	BF	H	R	ER	SO	BB	IBB	HBP	BLK	WP	HR	S	P	ERA	WHIP
Camilo Pascual, R ERA: 0.86	(1, 1)	7.2	W	27	3	1	1	3	1	0	0	0	0	1	32	36	1.17	0.522
Dave Baldwin, R ERA: 3.68	(8, 1)	0.0	S	1	0	0	0	0	0	0	0	0	0	0	0	0	∞	∞

PITCHER		IP	WLS	BF	H	R	ER	SO	BB	IBB	HBP	BLK	WP	HR	S	P	ERA	WHIP

Batter	1	2	3	4	5	6	7	8	9	AB	R	H	RBI	BB	SO	LOB
Del Unser, L (1, 8) OBP: 0.348, SLG: 0.444	0-0 1-3 3B 1B		0-3 K ①		0-0 4-3 ②		0-0 G3 ①			4	1	1	0	0	1	0
Ken McMullen, R (1, 5) OBP: 0.281, SLG: 0.362	0-0 1-3 ① 1-2		0-0 F8 ②		0-0 F8 ③		0-0 5-3 ②			4	0	0	0	0	0	1
Frank Howard, R (1, 7) OBP: 0.410, SLG: 0.667 Ed Stroud, L (7, PR) OBP: 0.407, SLG: 0.538 (8, 7)	0-0 2-H 3B		0-0 6-3 ③			0-0 BB SF9 2B	4-0 CS IBB			3 0	1 0	2 0	1 0	1 0	0 0	0 0
Cap Peterson, R (1, 9) OBP: 0.429, SLG: 0.200	0-0 4-3 ②			0-0 6-3 ①		4-0 SF9 BB BB	0-0 CS ③ 1-2			2	0	0	0	1	0	1
Ron Hansen, R (1, 6) OBP: 0.310, SLG: 0.392	B B B B 4-0 BB			B B B B 4-0 1B BB		B B B B 4-0 SF9 1-2 2-3 BB				0	0	0	0	3	0	0
Paul Casanova, R (1, 2) OBP: 0.174, SLG: 0.182	S S S 0-3 K ③			0-0 1-2 1B		0-0 SF9 ① 1-2 2-3 3-H				2	0	1	1	0	1	2
Mike Epstein, L (1, 3) OBP: 0.129, SLG: 0.153		S S S 0-3 K2-3 ①		S S S 0-3 K ②		S S S 0-3 K ②				3	0	0	0	0	3	4
Frank Coggins, S (1, 4) OBP: 0.208, SLG: 0.250 Sam Bowens, R (6, PH) OBP: 0.222, SLG: 0.412 Bernie Allen, L (7, 4)		S S S 0-3 K ②		0-0 1-3 ③		B B B B 4-0 BB				2 0 0	0 0 0	0 0 0	0 0 0	1 0 0	2 0 0	2 0 0
Camilo Pascual, R (1, 1) OBP: 0.100, SLG: 0.100 Dave Baldwin, R (8, 1)		0-0 4-3 ③			0-0 G3 ①	0-0 F8 ③				3 0	0 0	0 0	0 0	0 0	0 0	3 0
Inning Stats	R: 1 H: 2 E: 0 LOB: 2 K: 1 BB: 1 S: 7 P: 11	R: 0 H: 0 E: 0 LOB: 0 K: 2 BB: 0 S: 7 P: 7	R: 0 H: 0 E: 0 LOB: 0 K: 1 BB: 0 S: 5 P: 5	R: 0 H: 1 E: 0 LOB: 2 K: 1 BB: 1 S: 6 P: 10	R: 0 H: 0 E: 0 LOB: 0 K: 0 BB: 0 S: 3 P: 3	R: 1 H: 1 E: 0 LOB: 3 K: 1 BB: 3 S: 6 P: 18	R: 0 H: 0 E: 0 LOB: 1 K: 0 BB: 1 S: 2 P: 6			1B: 2 SF: 1 2B: 1 SAC: 0 3B: 1 DP: 0 HR: 0 HBP: 0						

PITCHER		IP	WLS	BF	H	R	ER	SO	BB	IBB	HBP	BLK	WP	HR	S	P	ERA	WHIP
Sam McDowell, L ERA: 2.3	(1, 1)	6.0	L	27	4	2	2	6	5	0	0	0	0	0	34	54	3.00	1.500
Tommy Gramly, R ERA: 2.7	(7, 1)	1.0		3	0	0	0	0	0	1	0	0	0	0	2	6	0.00	0.000

PITCHER	IP	WLS	BF	H	R	ER	SO	BB	IBB	HBP	BLK	WP	HR	S	P	ERA	WHIP

BOTTOM

Cleveland Indians @ Washington Senators

D.C. Stadium, Washington, DC

Sat Apr 27 1968, 3:33 AM EST

Att. 2,284 - Unknown

livebaseballscorecards.com

AB	23
R	2
H	4
RBI	2
BB	6
SO	6
LOB	13

WP: 0 PA: 31
PB: 0
SB: 0
CS: 1

Batter	1	2	3	4	5	6	7	8	9	AB	R	H	RBI	BB	SO	LOB
Lee Maye, L (1, 7) OBP: 0.188, SLG: 0.250	F7		5-3 (1-2)			G3		F5		4	0	0	0	0	0	3
Max Alvis, R (1, 5) OBP: 0.411, SLG: 0.580	F3		F7			K		K		4	0	0	0	0	2	3
Jose Cardenal, R (1, 8) OBP: 0.267, SLG: 0.273	F7			K		F9			F5	4	0	0	0	0	1	0
Duke Sims, L (1, 2) OBP: 0.390, SLG: 0.574		P4		BB (G5-4-3)			F5		G1	3	0	0	0	1	0	0
Tony Horton, R (1, 3) OBP: 0.351, SLG: 0.529		4-3		G5-4-3 (1-2f)			K		1B	4	0	1	0	0	1	1
Jose Vidal, R (9, PR)										0	0	0	0	0	0	0
Vic Davalillo, L (1, 9) OBP: 0.309, SLG: 0.431		BB (WP)			F9		F5		P6	3	0	0	0	1	0	1
Chico Salmon, R (1, 4) OBP: 0.174, SLG: 0.227		5-3 (1-2)			2B			BB (FC3-5, E)		2	0	1	0	1	0	1
Larry Brown, R (1, 6) OBP: 0.314, SLG: 0.250			F7		P6			E4 (FC3-5, 1-2)		2	0	0	0	0	0	1
Leon Wagner, L (8, PH) OBP: 0.143, SLG: 0.077										1	0	0	0	0	0	1
Davey Nelson, R (8, PR) OBP: 0.286, SLG: 0.231										0	0	0	0	0	0	0
(8, 6)																
Stan Williams, R (1, 1)			BB (5-3)		K			FC3-5 (1-2, 2-3f)		1	0	0	0	1	1	1
Willie Smith, L (8, PH) OBP: 0.182, SLG: 0.111										1	0	0	0	0	0	2
Eddie Fisher, R (8, 1)										0	0	0	0	0	0	0
Inning Stats	R: 0 E: 0 K: 0 S: 3 / H: 0 LOB: 0 BB: 0 P: 3	R: 0 E: 0 K: 0 S: 3 / H: 0 LOB: 1 BB: 1 P: 7	R: 0 E: 0 K: 0 S: 3 / H: 0 LOB: 1 BB: 1 P: 7	R: 0 E: 0 K: 1 S: 4 / H: 0 LOB: 0 BB: 1 P: 8	R: 0 E: 0 K: 1 S: 6 / H: 1 LOB: 1 BB: 0 P: 6	R: 0 E: 0 K: 1 S: 5 / H: 0 LOB: 0 BB: 0 P: 5	R: 0 E: 0 K: 1 S: 5 / H: 0 LOB: 0 BB: 0 P: 5	R: 0 E: 1 K: 1 S: 6 / H: 0 LOB: 2 BB: 1 P: 10	R: 0 E: 0 K: 0 S: 4 / H: 1 LOB: 1 BB: 0 P: 4	1B: 1 2B: 1 3B: 0 HR: 0	SF: 0 SAC: 0 DP: 1 HBP: 0					

TOP

Cleveland Indians @ Washington Senators

D.C. Stadium, Washington, DC

Sun Apr 28 1968, 3:33 AM EDT

Unknown

livebaseballscorecards.com

AB	29
R	0
H	2
RBI	0
BB	4
SO	5
LOB	14

PITCHER		IP	WLS	BF	H	R	ER	SO	BB	IBB	HBP	BLK	WP	HR	S	P	ERA	WHIP
Phil Ortega, R ERA: 3.76	(1, 1)	9.0	W	33	2	0	0	5	4	0	0	0	1	0	39	55	0.00	0.667

PITCHER	IP	WLS	BF	H	R	ER	SO	BB	IBB	HBP	BLK	WP	HR	S	P	ERA	WHIP

BOTTOM

Cleveland Indians @ Washington Senators

D.C. Stadium, Washington, DC

Sun Apr 28 1968, 3:33 AM EDT

Unknown

livebaseballscorecards.com

Batter	1	2	3	4	5	6	7	8	9	AB	R	H	RBI	BB	SO	LOB
Del Unser, L (1, 8) OBP: 0.348, SLG: 0.439	G3		SH1-3 1-2	F7			FC4-6 1B			3	0	1	0	0	0	1
Ed Stroud, L (1, 9) OBP: 0.387, SLG: 0.483	1B BB		F5		5-3		FC4-6 S 1-2f			3	0	0	0	1	0	2
Frank Howard, R (1, 7) OBP: 0.415, SLG: 0.649	1B 1-2		BB E IBB		F9		K			3	0	1	0	1	1	1
Hank Allen, R (8, 7) OBP: 0.182, SLG: 0.182										0	0	0	0	0	0	0
Ken McMullen, R (1, 5) OBP: 0.294, SLG: 0.371	F5		E2 BB 1B 1-2 2-H		1B		F7 1-2			4	0	2	0	0	0	3
Mike Epstein, L (1, 3) OBP: 0.136, SLG: 0.145	P6		BB 1-2 2-3		F9			F7		3	0	0	0	1	0	3
Ron Hansen, R (1, 6) OBP: 0.290, SLG: 0.364		P6	F8			K		K		4	0	0	0	0	2	3
Paul Casanova, R (1, 2) OBP: 0.148, SLG: 0.154		4-3		6-3		P5		6-3		4	0	0	0	0	0	0
Frank Coggins, S (1, 4) OBP: 0.214, SLG: 0.255		6-3		K		1B				3	0	1	0	0	1	0
Phil Ortega, R (1, 1) OBP: 0.333, SLG: 0.250			1B SH1-3 E 1B	BB		F9				2	1	1	0	1	0	1
Inning Stats	R: 0 E: 0 K: 0 S: 4 H: 1 LOB: 2 BB: 1 P: 8	R: 0 E: 0 K: 0 S: 3 H: 0 LOB: 0 BB: 0 P: 3	R: 1 E: 1 K: 0 S: 5 H: 2 LOB: 3 BB: 2 P: 13	R: 0 E: 0 K: 1 S: 5 H: 0 LOB: 1 BB: 1 P: 9	R: 0 E: 0 K: 0 S: 4 H: 1 LOB: 1 BB: 0 P: 4	R: 0 E: 0 K: 1 S: 6 H: 1 LOB: 1 BB: 0 P: 6	R: 0 E: 0 K: 1 S: 6 H: 1 LOB: 1 BB: 0 P: 6	R: 0 E: 0 K: 1 S: 5 H: 0 LOB: 0 BB: 0 P: 5		1B: 6 2B: 0 3B: 0 HR: 0 SF: 0 SAC: 1 DP: 0 HBP: 0						

	AB	29
	R	1
	H	6
	RBI	0
	BB	4
	SO	4
	LOB	14

WP: 0 PB: 0 SB: 1 CS: 0 PA: 34

PITCHER		IP	WLS	BF	H	R	ER	SO	BB	IBB	HBP	BLK	WP	HR	S	P	ERA	WHIP
Stan Williams, R ERA: 0.75	(1, 1)	7.0	L	31	6	1	0	3	3	1	0	0	0	0	33	49	0.00	1.286
Eddie Fisher, R ERA: 2.89	(8, 1)	1.0		3	0	0	0	1	0	0	0	0	0	0	5	5	0.00	0.000

PITCHER	IP	WLS	BF	H	R	ER	SO	BB	IBB	HBP	BLK	WP	HR	S	P	ERA	WHIP

Cleveland Indians @ Washington Senators

D.C. Stadium, Washington, DC

Sun Apr 28 1968, 3:38 AM EDT

Att. 23,739 - Unknown

TOP

livebaseballscorecards.com

Batter	1	2	3	4	5	6	7	8	9	AB	R	H	RBI	BB	SO	LOB
Chico Salmon, R (1, 4) OBP: 0.148, SLG: 0.192	F7		F8			6-3		1-3		4	0	0	0	0	0	0
Max Alvis, R (1, 5) OBP: 0.417, SLG: 0.574	FC6-4 1B		L1			F8		CS 1B		4	0	2	0	0	0	0
Jose Cardenal, R (1, 8) OBP: 0.250, SLG: 0.254	F8			6-3		1-3		F8 1-2		4	0	0	0	0	0	2
Tony Horton, R (1, 3) OBP: 0.377, SLG: 0.618	FC6-4 1-2f			E4 1B			1B 1B 2B		HR	4	2	3	1	0	0	1
Jose Vidal, R (1, 9) OBP: 0.143, SLG: 0.143		F9		K			2-3 1B		6-3	3	0	1	0	0	1	1
Vic Davalillo, L (8, 9) OBP: 0.304, SLG: 0.423										1	0	0	0	0	0	0
Joe Azcue, R (1, 2)		BBBB 4-0 BB		L1			SSS 0-3 K		6-3	3	0	0	0	1	1	3
Tommy Harper, R (1, 7) OBP: 0.217, SLG: 0.256		F7	F7				1-2 3-H 1B		5-3	4	0	1	1	0	0	1
Larry Brown, R (1, 6) OBP: 0.296, SLG: 0.234		F9	6-3				F5			3	0	0	0	0	0	3
Luis Tiant, R (1, 1) OBP: 0.125, SLG: 0.250			5-3			P6	F9			3	0	0	0	0	0	2
Inning Stats	R: 0 E: 0 K: 0 S: 4 H: 1 LOB: 1 BB: 0 P: 4	R: 0 E: 0 K: 0 S: 3 H: 0 LOB: 1 BB: 1 P: 7	R: 0 E: 0 K: 0 S: 3 H: 0 LOB: 0 BB: 0 P: 3	R: 0 E: 1 K: 1 S: 6 H: 1 LOB: 1 BB: 0 P: 6	R: 0 E: 0 K: 0 S: 3 H: 0 LOB: 0 BB: 0 P: 3	R: 0 E: 0 K: 0 S: 3 H: 0 LOB: 0 BB: 0 P: 3	R: 1 E: 0 K: 1 S: 8 H: 3 LOB: 2 BB: 0 P: 8	R: 0 E: 0 K: 0 S: 3 H: 1 LOB: 0 BB: 0 P: 3	R: 1 E: 0 K: 0 S: 4 H: 1 LOB: 0 BB: 0 P: 4	1B: 5 2B: 1 3B: 0 HR: 1	SF: 0 SAC: 0 DP: 0 HBP: 0						

AB	33
R	2
H	7
RBI	2
BB	1
SO	2
LOB	13

WP: 0 PB: 0 SB: 0 CS: 1 PA: 34

PITCHER		IP	WLS	BF	H	R	ER	SO	BB	IBB	HBP	BLK	WP	HR	S	P	ERA	WHIP
Barry Moore, L ERA: 1.46	(1, 1)	8.0	L	30	6	1	1	2	1	0	0	0	0	0	33	37	1.12	0.875
Dave Baldwin, R ERA: 4.32	(9, 1)	1.0		4	1	1	1	0	0	0	0	0	0	1	4	4	9.00	1.000

PITCHER	IP	WLS	BF	H	R	ER	SO	BB	IBB	HBP	BLK	WP	HR	S	P	ERA	WHIP

BOTTOM

Cleveland Indians @ Washington Senators

D.C. Stadium, Washington, DC

Sun Apr 28 1968, 3:38 AM EDT

Att. 23,739 - Unknown

livebaseballscorecards.com

Batter	1	2	3	4	5	6	7	8	9	AB	R	H	RBI	BB	SO	LOB
Del Unser, L (1, 8) OBP: 0.342, SLG: 0.429	CS 1B		4-3			4-3		F9		4	0	1	0	0	0	0
Ed Stroud, L (1, 9) OBP: 0.343, SLG: 0.424	F9 1-2		G3			4-3			K	4	0	0	0	0	1	1
Frank Howard, R (1, 7) OBP: 0.391, SLG: 0.607	F5			K		F8			K	4	0	0	0	0	2	0
Ken McMullen, R (1, 5) OBP: 0.292, SLG: 0.364		6-3		5-3 1B			F8		K	4	0	1	0	0	1	0
Mike Epstein, L (1, 3) OBP: 0.145, SLG: 0.141		BB HBP		5-3 1-2			E8			2	0	0	0	0	0	1
Ron Hansen, R (1, 6) OBP: 0.292, SLG: 0.351		BBB 1-2 BB		K			5-3			2	0	0	0	1	1	2
Paul Casanova, R (1, 2) OBP: 0.133, SLG: 0.138		P4			K2-3		F9			3	0	0	0	0	1	3
Frank Coggins, S (1, 4) OBP: 0.207, SLG: 0.245		G3			1-3			1-3		2	0	0	0	0	0	2
Fred Valentine, S (8, PH) OBP: 0.250, SLG: 0.421										1	0	0	0	0	0	0
Bernie Allen, L (9, 4)										0	0	0	0	0	0	0
Barry Moore, L (1, 1)			F7		K			F9		2	0	0	0	0	1	0
Billy Bryan, L (8, PH) OBP: 0.324, SLG: 0.424										1	0	0	0	0	0	0
Dave Baldwin, R (9, 1)										0	0	0	0	0	0	0
Inning Stats	R: 0 E: 0 K: 0 S: 3 H: 1 LOB: 0 BB: 0 P: 3	R: 0 E: 0 K: 0 S: 3 H: 0 LOB: 2 BB: 1 P: 8	R: 0 E: 0 K: 0 S: 3 H: 0 LOB: 0 BB: 0 P: 3	R: 0 E: 0 K: 2 S: 8 H: 1 LOB: 1 BB: 0 P: 8	R: 0 E: 0 K: 2 S: 7 H: 0 LOB: 0 BB: 0 P: 7	R: 0 E: 0 K: 0 S: 3 H: 0 LOB: 0 BB: 0 P: 3	R: 0 E: 1 K: 0 S: 4 H: 0 LOB: 1 BB: 0 P: 4	R: 0 E: 0 K: 0 S: 3 H: 0 LOB: 0 BB: 0 P: 3	R: 0 E: 0 K: 3 S: 9 H: 0 LOB: 0 BB: 0 P: 9	1B: 2 2B: 0 3B: 0 HR: 0 SF: 0 SAC: 0 DP: 0 HBP: 1						

AB	29
R	0
H	2
RBI	0
BB	1
SO	7
LOB	9

WP: 0 PA: 31
PB: 0
SB: 0
CS: 1

PITCHER	IP	WLS	BF	H	R	ER	SO	BB	IBB	HBP	BLK	WP	HR	S	P	ERA	WHIP
Luis Tiant, R (1, 1) ERA: 2.13	9.0	W	31	2	0	0	7	1	0	1	0	0	0	43	48	0.00	0.333

PITCHER	IP	WLS	BF	H	R	ER	SO	BB	IBB	HBP	BLK	WP	HR	S	P	ERA	WHIP

California Angels @ Cleveland Indians

Cleveland Municipal Stadium, Cleveland, OH

Mon Apr 29 1968, 7:05 PM EDT

Att. 4,430 - Unknown

TOP

livebaseballscorecards.com

Batter	1	2	3	4	5	6	7	8	9	AB	R	H	RBI	BB	SO	LOB
Paul Schaal, R (1, 5) OBP: 0.324, SLG: 0.295	F7		F8			F9		BB, CS		3	0	0	0	1	0	0
Jim Fregosi, R (1, 6) OBP: 0.373, SLG: 0.391	6-3		F7			K		6-3		4	0	0	0	0	1	1
Roger Repoz, L (1, 9) OBP: 0.353, SLG: 0.583	F8			BB, CS			1B, BB, 1B	4-3		3	1	1	0	1	0	0
Don Mincher, L (1, 3) OBP: 0.286, SLG: 0.217		L5		F7			BB, 1B, 1B		SH1-4, 1B	3	1	1	0	1	0	1
Jay Johnstone, L (1, 8) OBP: 0.333, SLG: 0.222		F8		F4			FC6-4, 1B		SH1-4	3	1	1	0	0	0	0
Rick Reichardt, R (1, 7) OBP: 0.328, SLG: 0.491 Woodie Held, R (7, 4) OBP: 0.250, SLG: 0.143	1B				F3		FC6-4, 1B		BB, 1B	3 0	0 0	2 0	2 0	0 1	0 0	0 0
Buck Rodgers, S (1, 2) OBP: 0.313, SLG: 0.305	1B				4-3		K		1B	4	0	2	0	0	1	2
Bobby Knoop, R (1, 4) OBP: 0.298, SLG: 0.333 Jimmie Hall, L (7, PH) OBP: 0.327, SLG: 0.293 (7, 7) Chuck Hinton, R (8, 7) OBP: 0.239, SLG: 0.326	K				F4		FC6-4		F3	2 1 1	0 0 0	0 0 0	0 1 0	0 0 0	1 0 0	2 1 2
Jim McGlothlin, R (1, 1) Clyde Wright, R (7, 1) Jack Hamilton, R (8, 1) OBP: 0.200, SLG: 0.200			5-3			K	F4			3 0 0	0 0 0	0 0 0	0 0 0	0 0 0	1 0 0	1 0 0
Inning Stats	R: 0 E: 0 K: 0 S: 3 H: 0 LOB: 0 BB: 0 P: 3	R: 0 E: 0 K: 1 S: 7 H: 2 LOB: 2 BB: 0 P: 7	R: 0 E: 0 K: 0 S: 3 H: 0 LOB: 0 BB: 0 P: 3	R: 0 E: 0 K: 0 S: 2 H: 0 LOB: 0 BB: 1 P: 6	R: 0 E: 0 K: 0 S: 3 H: 0 LOB: 0 BB: 0 P: 3	R: 0 E: 0 K: 2 S: 7 H: 0 LOB: 0 BB: 0 P: 7	R: 3 E: 0 K: 1 S: 8 H: 3 LOB: 1 BB: 1 P: 12	R: 0 E: 0 K: 0 S: 2 H: 0 LOB: 0 BB: 1 P: 6	R: 0 E: 0 K: 0 S: 4 H: 2 LOB: 2 BB: 1 P: 8	1B: 7 2B: 0 3B: 0 HR: 0 SF: 0 SAC: 1 DP: 0 HBP: 0						

	AB	30
	R	3
	H	7
	RBI	3
	BB	4
	SO	4
	LOB	10

WP: 0 PA: 35
PB: 0
SB: 0
CS: 2

PITCHER		IP	WLS	BF	H	R	ER	SO	BB	IBB	HBP	BLK	WP	HR	S	P	ERA	WHIP
Steve Hargan, R ERA: 3.29	(1, 1)	7.0	L	27	5	3	3	4	2	0	0	0	0	0	33	41	3.86	1.000
Eddie Fisher, R ERA: 2.61	(8, 1)	1.0		3	0	0	0	0	1	0	0	0	0	0	2	6	0.00	1.000
Billy Rohr, L ERA:	(9, 1)	0.1		2	1	0	0	0	0	0	0	0	0	0	2	2	0.00	3.000
Hal Kurtz, R ERA: 2.57	(9, 1)	0.2		3	1	0	0	0	1	0	0	0	0	0	2	6	0.00	3.000

PITCHER	IP	WLS	BF	H	R	ER	SO	BB	IBB	HBP	BLK	WP	HR	S	P	ERA	WHIP

BOTTOM

California Angels @ Cleveland Indians

Cleveland Municipal Stadium, Cleveland, OH

Mon Apr 29 1968, 7:05 PM EDT

Att. 4,430 - Unknown

Batter	1	2	3	4	5	6	7	8	9	AB	R	H	RBI	BB	SO	LOB
Jose Cardenal, R (1, 8) OBP: 0.265, SLG: 0.258	E6 G6-3		BB			3-1 1B	F4			3	1	1	0	1	0	1
Lee Maye, L (1, 7) OBP: 0.158, SLG: 0.211	G6-3 1-2f		G3			3-1 1-2		K		3	0	0	0	0	0	3
Jose Vidal, R (8, PH) OBP: 0.125, SLG: 0.125										1	0	0	0	0	1	0
Billy Rohr, L (9, 1)										0	0	0	0	0	0	0
Hal Kurtz, R (9, 1)										0	0	0	0	0	0	0
Max Alvis, R (1, 5) OBP: 0.438, SLG: 0.579	BB			F2		2-H 1B		F7 BB 1B		3	0	2	1	1	0	0
Duke Sims, L (1, 2) OBP: 0.387, SLG: 0.551	4-3			1-3		FC5-4 BB		FC6-4 1-2 BB		2	0	0	0	1	0	1
Eddie Fisher, R (8, 1)										0	0	0	0	0	0	0
Tommy Harper, R (8, PH) OBP: 0.234, SLG: 0.256										0	0	0	0	1	0	0
(9, 7)																
Tony Horton, R (1, 3) OBP: 0.354, SLG: 0.576		F9		5-3		FC5-4 1-2f		F7 2-3		4	0	0	0	0	0	4
Vic Davalillo, L (1, 9) OBP: 0.300, SLG: 0.411		F6	5-3			S 2B 1B		FC6-4 1-2f		4	1	1	0	0	0	2
Chico Salmon, R (1, 4) OBP: 0.129, SLG: 0.167		5-3	5-3				K 1-2		6-3	4	0	0	0	0	1	1
Larry Brown, R (1, 6) OBP: 0.286, SLG: 0.224			5-3		K			2-H 2B	1-3	2	0	0	0	0	1	0
Leon Wagner, L (7, PH) OBP: 0.200, SLG: 0.214										1	0	1	1	0	0	0
Davey Nelson, R (7, PR) OBP: 0.267, SLG: 0.214										1	0	0	0	0	0	0
(8, 6)																
Steve Hargan, R (1, 1) OBP: 0.111, SLG: 0.333			6-3			1-3	F9		F5	2	0	0	0	0	0	0
Willie Smith, L (7, PH) OBP: 0.182, SLG: 0.111										0	0	0	0	0	0	0
Joe Azcue, R (7, PH)										2	0	0	0	0	0	1
(8, 2)																
Inning Stats	R: 0 E: 1 K: 0 S: 3 H: 0 LOB: 1 BB: 1 P: 7	R: 0 E: 0 K: 0 S: 3 H: 0 LOB: 0 BB: 0 P: 3	R: 0 E: 0 K: 0 S: 3 H: 0 LOB: 1 BB: 1 P: 7	R: 0 E: 0 K: 0 S: 3 H: 0 LOB: 0 BB: 0 P: 3	R: 0 E: 0 K: 1 S: 5 H: 0 LOB: 0 BB: 0 P: 5	R: 1 E: 0 K: 0 S: 5 H: 2 LOB: 2 BB: 1 P: 9	R: 1 E: 0 K: 1 S: 7 H: 2 LOB: 1 BB: 0 P: 7	R: 0 E: 0 K: 1 S: 6 H: 1 LOB: 2 BB: 1 P: 10	R: 0 E: 0 K: 0 S: 3 H: 0 LOB: 0 BB: 0 P: 3	1B: 4 2B: 1 3B: 0 HR: 0 SF: 0 SAC: 0 DP: 1 HBP: 0						

PITCHER	IP	WLS	BF	H	R	ER	SO	BB	IBB	HBP	BLK	WP	HR	S	P	ERA	WHIP
Jim McGlothlin, R (1, 1) ERA: 3.44	6.1	W	26	4	2	2	2	3	0	0	0	0	0	27	39	2.84	1.105
Clyde Wright, L (7, 1) ERA: 1.93	1.0		5	1	0	0	1	1	0	0	0	0	0	6	10	0.00	2.000
Jack Hamilton, R (8, 1) ERA: 3.38	1.2	S	5	0	0	0	0	0	0	0	0	0	0	5	5	0.00	0.000

PITCHER	IP	WLS	BF	H	R	ER	SO	BB	IBB	HBP	BLK	WP	HR	S	P	ERA	WHIP

AB	32
R	2
H	5
RBI	2
BB	4
SO	3
LOB	13

WP: 0	PB: 0	SB: 1	CS: 0
PA: 36			

livebaseballscorecards.com

California Angels @ Cleveland Indians

Cleveland Municipal Stadium, Cleveland, OH

Tue Apr 30 1968, 7:05 PM EDT

Att. 3,638 - Unknown

TOP

livebaseballscorecards.com

Batter	1	2	3	4	5	6	7	8	9	AB	R	H	RBI	BB	SO	LOB
Paul Schaal, R (1, 5) OBP: 0.333, SLG: 0.308	6-3		G3, BB, 1B 1-2		6-3		5-3, 1B		SH1-4 2-3	4	0	2	0	0	0	0
Jim Fregosi, R (1, 6) OBP: 0.388, SLG: 0.379	BB		G3, BB 1-2 2-3		K		5-3 1-2		FC4-6, BB	2	0	0	0	3	1	1
Roger Repoz, L (1, 9) OBP: 0.333, SLG: 0.547 Bubba Morton, R (9, PH) OBP: 0.231, SLG: 0.250 (9, 9)	K		G3 1-2 2-3 3-H			K	1-3		FC4-6 1-2f 3-H	4 1	0 0	0 0	1 1	0 0	2 0	4 1
Don Mincher, L (1, 3) OBP: 0.273, SLG: 0.185	6-3		IBB			F8		F7	F8	4	0	0	0	1	0	2
Jimmie Hall, L (1, 7) OBP: 0.321, SLG: 0.311 Chuck Hinton, R (8, 7) OBP: 0.239, SLG: 0.326		K	F6			E, 2B		K		4 0	1 0	1 0	0 0	0 0	2 0	3 0
Jay Johnstone, L (1, 8) OBP: 0.320, SLG: 0.318		F2		1-3		E4, S, E 2-H		1B, 3B		4	2	1	0	0	0	0
Buck Rodgers, S (1, 2) OBP: 0.309, SLG: 0.302		K		K		E3, FC6 1-H		1B 3-H		4	0	1	1	0	2	0
Bobby Knoop, R (1, 4) OBP: 0.275, SLG: 0.302			K	F7		FC6 1-2f		F8		4	0	0	0	0	1	2
George Brunet, R (1, 1) OBP: 0.364, SLG: 0.364 Minnie Rojas, R (9, 1) Clyde Wright, R (9, 1)			BB, 1B, G3, 1B		K		K		E6, SH1-4, FC4-6, 1B	4 0 0	2 0 0	2 0 0	0 0 0	0 0 0	2 0 0	0 0 0

	AB	35
	R	5
	H	7
	RBI	3
	BB	4
	SO	10
	LOB	13

Inning Stats	1	2	3	4	5	6	7	8	9	1B: 5	SF: 0	WP: 0	PA: 40
	R: 0 E: 0 K: 1 S: 5 H: 0 LOB: 1 BB: 1 P: 9	R: 0 E: 0 K: 2 S: 7 H: 0 LOB: 0 BB: 0 P: 7	R: 1 E: 0 K: 1 S: 7 H: 2 LOB: 3 BB: 2 P: 15	R: 0 E: 0 K: 1 S: 5 H: 0 LOB: 0 BB: 0 P: 5	R: 0 E: 0 K: 2 S: 7 H: 0 LOB: 0 BB: 0 P: 7	R: 2 E: 2 K: 1 S: 8 H: 1 LOB: 1 BB: 0 P: 8	R: 0 E: 0 K: 1 S: 6 H: 1 LOB: 1 BB: 0 P: 6	R: 1 E: 0 K: 1 S: 7 H: 2 LOB: 1 BB: 0 P: 7	R: 1 E: 1 K: 0 S: 4 H: 1 LOB: 1 BB: 1 P: 8	2B: 1	SAC: 1	PB: 0	
										3B: 1	DP: 0	SB: 1	
										HR: 0	HBP: 0	CS: 0	

PITCHER		IP	WLS	BF	H	R	ER	SO	BB	IBB	HBP	BLK	WP	HR	S	P	ERA	WHIP
Sonny Siebert, R ERA: 3.63	(1, 1)	8.0	L	35	6	4	2	10	2	1	0	0	0	0	52	64	2.25	1.000
Eddie Fisher, R ERA: 2.53	(9, 1)	0.1		3	1	1	0	0	1	0	0	0	0	0	2	6	0.00	6.000
Billy Rohr, L ERA:	(9, 1)	0.2		2	0	0	0	0	0	0	0	0	0	0	2	2	0.00	0.000

PITCHER	IP	WLS	BF	H	R	ER	SO	BB	IBB	HBP	BLK	WP	HR	S	P	ERA	WHIP

Batter	1	2	3	4	5	6	7	8	9	AB	R	H	RBI	BB	SO	LOB
Jose Cardenal, R (1, 8) OBP: 0.278, SLG: 0.273	1B SF7 1B		1B			F6			6-3	4	1	2	0	0	0	0
Chico Salmon, R (1, 4) OBP: 0.200, SLG: 0.235	E SF7 1-3 1B		3-1			G5-4-3 1B			1B WP SF7 1B	4	1	3	0	0	0	0
Max Alvis, R (1, 5) OBP: 0.426, SLG: 0.567	SF7 1-2 3-H			F8		G5-4-3 1-2f			WP 1B 1-3 1B	3	0	1	1	0	0	1
Tony Horton, R (1, 3) OBP: 0.333, SLG: 0.548	E6 G4-3 2-3			F7			F4		SF7 3-H	3	0	0	1	0	0	1
Joe Azcue, R (1, 2) OBP: 0.200, SLG: 0.444 Leon Wagner, L (9, PH) OBP: 0.250, SLG: 0.267 Davey Nelson, R (9, PR) OBP: 0.267, SLG: 0.214	G4-3 1-2f			HR			F9		WP 1-2 1B	3 1 0	1 0 0	1 1 0	1 0 0	0 0 0	0 0 0	2 0 0
Tommy Harper, R (1, 7) OBP: 0.240, SLG: 0.261 Willie Smith, L (9, PH) OBP: 0.167, SLG: 0.100 Ken Suarez, R (9, PH)		K		PO 1B			F2		K 1-2 2-3	3 0 1	0 0 0	1 0 0	0 0 0	0 0 0	1 0 1	0 0 2
Vic Davalillo, L (1, 9) OBP: 0.286, SLG: 0.390		F7		PO 1-2	K			F7		3	0	0	0	0	1	0
Larry Brown, R (1, 6) OBP: 0.271, SLG: 0.212		K			K			4-3		3	0	0	0	0	2	0
Sonny Siebert, R (1, 1) OBP: 0.182, SLG: 0.100 Jose Vidal, R (8, PH) OBP: 0.111, SLG: 0.111 Eddie Fisher, R (9, 1) Billy Rohr, L (9, 1)			F8		5-3			F3		2 1 0 0	0 0 0 0	0 0 0 0	0 0 0 0	0 0 0 0	0 0 0 0	0 0 0 0
Inning Stats	R: 1 E: 1 K: 0 S: 5 H: 2 LOB: 1 BB: 0 P: 5	R: 0 E: 0 K: 2 S: 7 H: 0 LOB: 0 BB: 0 P: 7	R: 0 E: 0 K: 0 S: 3 H: 1 LOB: 0 BB: 0 P: 3	R: 1 E: 0 K: 0 S: 4 H: 2 LOB: 0 BB: 0 P: 4	R: 0 E: 0 K: 2 S: 7 H: 0 LOB: 0 BB: 0 P: 7	R: 0 E: 0 K: 0 S: 3 H: 1 LOB: 0 BB: 0 P: 3	R: 0 E: 0 K: 0 S: 3 H: 0 LOB: 0 BB: 0 P: 3	R: 0 E: 0 K: 1 S: 3 H: 0 LOB: 0 BB: 0 P: 3	R: 1 E: 0 K: 1 S: 8 H: 3 LOB: 3 BB: 0 P: 8	1B: 8 2B: 0 3B: 0 HR: 1	SF: 2 SAC: 0 DP: 2 HBP: 0						

PITCHER	IP	WLS	BF	H	R	ER	SO	BB	IBB	HBP	BLK	WP	HR	S	P	ERA	WHIP
George Brunet, L (1, 1) ERA: 2.81	8.1	W	30	8	3	3	4	0	0	0	0	1	1	38	38	3.24	0.960
Minnie Rojas, R (9, 1) ERA: 3.72	0.1		2	1	0	0	0	0	0	0	0	0	0	2	2	0.00	3.000
Clyde Wright, L (9, 1) ERA: 1.88	0.1	S	1	0	0	0	1	0	0	0	0	1	0	3	3	0.00	0.000

PITCHER	IP	WLS	BF	H	R	ER	SO	BB	IBB	HBP	BLK	WP	HR	S	P	ERA	WHIP

BOTTOM

California Angels @ Cleveland Indians

Cleveland Municipal Stadium, Cleveland, OH

Tue Apr 30 1968, 7:05 PM EDT

Att. 3,638 - Unknown

livebaseballscorecards.com

AB	31
R	3
H	9
RBI	3
BB	0
SO	5
LOB	6

PA: 34

Batter	1	2	3	4	5	6	7	8	9	AB	R	H	RBI	BB	SO	LOB
Ted Kubiak, S (1, 6) OBP: 0.286, SLG: 0.231	H 1-0 1B HBP		x 0-0 ① 5-3		x 0-0 ③ F9			x 0-0 ③ F9		3	0	0	0	0	0	0
Reggie Jackson, L (1, 9) OBP: 0.383, SLG: 0.569	S S S 0-3 ① K		x 0-0 E 3B			S S S 0-3 ① K			S S S 0-3 ① K	4	1	1	0	0	3	1
Sal Bando, R (1, 5) OBP: 0.222, SLG: 0.276	S S S 0-3 ② K		x 0-0 ② F9 3-H			S S S 0-3 ② K			x 0-0 ② F7	4	0	0	0	0	2	1
Danny Cater, R (1, 3) OBP: 0.313, SLG: 0.256	x 0-0 1-2 1B		S S S 0-3 ③ K			x 0-0 ③ 6-3			S S S 0-3 ③ K	4	0	1	0	0	2	0
John Donaldson, L (1, 4) OBP: 0.226, SLG: 0.211	S S S 0-3 ③ K			S S S 0-3 ① K			S S S 0-3 ① K			3	0	0	0	0	3	2
Mike Hershberger, R (1, 7) OBP: 0.148, SLG: 0.083		x 0-0 FC5-4 1B		S S S 0-3 ② K			x 0-0 ② 4-3			3	0	1	0	0	1	0
Rene Lachemann, R (1, 2) OBP: 0.128, SLG: 0.132		x 0-0 ① FC5-4 1-2f		x 0-0 ③ F8			S S S 0-3 ③ K			3	0	0	0	0	1	1
Rick Monday, L (1, 8) OBP: 0.298, SLG: 0.389		S S S 0-3 ② K			x 0-0 ① F2			S S S 0-3 ① K		3	0	0	0	0	2	1
Blue Moon Odom, R (1, 1) OBP: 0.300, SLG: 0.300 Bert Campaneris, R (8, PH) OBP: 0.349, SLG: 0.296 Ed Sprague, R (8, 1)		S S S 0-3 ③ K			S S S 0-3 ② K			x 0-0 ② F4		2 1 0	0 0 0	0 0 0	0 0 0	0 0 0	2 0 0	1 0 0
Inning Stats	R: 0 E: 0 K: 3 S: 10 H: 1 LOB: 2 BB: 0 P: 11	R: 0 E: 0 K: 2 S: 8 H: 1 LOB: 1 BB: 0 P: 8	R: 1 E: 1 K: 1 S: 6 H: 1 LOB: 0 BB: 0 P: 6	R: 0 E: 0 K: 2 S: 7 H: 0 LOB: 0 BB: 0 P: 7	R: 0 E: 0 K: 1 S: 5 H: 0 LOB: 0 BB: 0 P: 5	R: 0 E: 0 K: 2 S: 7 H: 0 LOB: 0 BB: 0 P: 7	R: 0 E: 0 K: 2 S: 7 H: 0 LOB: 0 BB: 0 P: 7	R: 0 E: 0 K: 1 S: 5 H: 0 LOB: 0 BB: 0 P: 5	R: 0 E: 0 K: 2 S: 7 H: 0 LOB: 0 BB: 0 P: 7	1B: 2 2B: 0 3B: 1 HR: 0	SF: 0 SAC: 0 DP: 0 HBP: 1						

PITCHER	IP	WLS	BF	H	R	ER	SO	BB	IBB	HBP	BLK	WP	HR	S	P	ERA	WHIP
Sam McDowell, L (1, 1) ERA: 1.73	9.0	W	31	3	1	0	16	0	0	1	0	0	0	62	63	0.00	0.333

PITCHER	IP	WLS	BF	H	R	ER	SO	BB	IBB	HBP	BLK	WP	HR	S	P	ERA	WHIP

TOP

Oakland Athletics @ Cleveland Indians

Cleveland Municipal Stadium, Cleveland, OH

Wed May 01 1968, 7:05 PM EDT

Att. 3,864 - Unknown

livebaseballscorecards.com

AB	30
R	1
H	3
RBI	0
BB	0
SO	16
LOB	7

WP: 0 PB: 0 SB: 0 CS: 0 PA: 31

Batter	1	2	3	4	5	6	7	8	9	AB	R	H	RBI	BB	SO	LOB
Jose Cardenal, R (1, 8) OBP: 0.276, SLG: 0.271	1-6-3			F9		1-2 FC6-4-6 1B		G3		4	0	1	0	0	0	0
Vic Davalillo, L (1, 9) OBP: 0.269, SLG: 0.365	4-3			1-3		FC6-4-6 1-2f		F7		4	0	0	0	0	0	2
Max Alvis, R (1, 5) OBP: 0.408, SLG: 0.540	F9			K		6-3				3	0	0	0	0	1	2
Leon Wagner, L (1, 7) OBP: 0.211, SLG: 0.222		3-1			F3		K			3	0	0	0	0	1	0
Tommy Harper, R (8, 7) OBP: 0.240, SLG: 0.261										0	0	0	0	0	0	0
Tony Horton, R (1, 3) OBP: 0.333, SLG: 0.538		6-3			6-3		1B PB 1B			3	1	1	0	0	0	0
Duke Sims, L (1, 2) OBP: 0.385, SLG: 0.538		3-1			K		1-3 PB 1B			3	1	1	0	0	1	0
Chico Salmon, R (1, 4) OBP: 0.237, SLG: 0.270			F4			6-3 S 1B	1-H 3-H K 1B			3	1	2	1	0	0	0
Larry Brown, R (1, 6) OBP: 0.258, SLG: 0.200			6-3			1-3 6-3	1-2 K			3	0	0	0	0	1	2
Sam McDowell, L (1, 1) OBP: 0.250, SLG: 0.250			6-3			3-H 1B		F2		3	0	1	1	0	0	0
Inning Stats	R: 0 E: 0 K: 0 S: 3 H: 0 LOB: 0 BB: 0 P: 3	R: 0 E: 0 K: 0 S: 3 H: 0 LOB: 0 BB: 0 P: 3	R: 0 E: 0 K: 0 S: 3 H: 0 LOB: 0 BB: 0 P: 3	R: 0 E: 0 K: 1 S: 5 H: 0 LOB: 0 BB: 0 P: 5	R: 0 E: 0 K: 1 S: 5 H: 0 LOB: 0 BB: 0 P: 5	R: 1 E: 0 K: 0 S: 6 H: 3 LOB: 2 BB: 0 P: 6	R: 2 E: 0 K: 2 S: 9 H: 3 LOB: 0 BB: 0 P: 9	R: 0 E: 0 K: 0 S: 3 H: 0 LOB: 0 BB: 0 P: 3		1B: 6 2B: 0 3B: 0 HR: 0 SF: 0 SAC: 0 DP: 0 HBP: 0						

PITCHER		IP	WLS	BF	H	R	ER	SO	BB	IBB	HBP	BLK	WP	HR	S	P	ERA	WHIP
Blue Moon Odom, R ERA: 3.41	(1, 1)	7.0	L	26	6	3	2	4	0	0	0	0	0	0	34	34	2.57	0.857
Ed Sprague, R ERA: 2.0	(8, 1)	1.0		3	0	0	0	0	0	0	0	0	0	0	3	3	0.00	0.000

PITCHER	IP	WLS	BF	H	R	ER	SO	BB	IBB	HBP	BLK	WP	HR	S	P	ERA	WHIP

BOTTOM

Oakland Athletics @ Cleveland Indians

Cleveland Municipal Stadium, Cleveland, OH

Wed May 01 1968, 7:05 PM EDT

Att. 3,864 - Unknown

livebaseballscorecards.com

AB	29
R	3
H	6
RBI	2
BB	0
SO	4
LOB	6

WP: 0 PA: 29
PB: 1
SB: 1
CS: 0

Minnesota Twins @ Cleveland Indians

Cleveland Municipal Stadium, Cleveland, OH

Fri May 03 1968, 7:05 PM EDT
Att. 5,106 - Unknown - 50 F

livebaseballscorecards.com

TOP

Batter	1	2	3	4	5	6	7	8	9	AB	R	H	RBI	BB	SO	LOB
Cesar Tovar, R (1, 5) (8, 4) OBP: 0.326, SLG: 0.410	F6		BB 1B			1B G3-6		6-3		3	0	1	0	1	0	0
Rod Carew, L (1, 4) OBP: 0.375, SLG: 0.423	F9		1B 1-2			G3-6 1-2f			F7	3	0	1	0	0	0	1
Ron Clark, R (8, 5) OBP: 0.429, SLG: 0.571										1	0	0	0	0	0	0
Tony Oliva, L (1, 9) OBP: 0.299, SLG: 0.321	5-3			G3		K			K	4	0	0	0	0	2	0
Harmon Killebrew, R (1, 3) OBP: 0.376, SLG: 0.644		F8		K			BB FC1-6		4-3	3	0	0	0	1	1	0
Bob Allison, R (1, 7) OBP: 0.394, SLG: 0.547		BB		1B			K			2	0	1	0	1	1	1
Ted Uhlaender, L (1, 8) OBP: 0.338, SLG: 0.539		F8		K			FC1-6 1-2f			3	0	0	0	0	1	3
Jackie Hernandez, R (1, 6) OBP: 0.278, SLG: 0.343		K			F6		5-3			3	0	0	0	0	1	2
John Roseboro, L (1, 2) OBP: 0.224, SLG: 0.221			K		4-3			F9		3	0	0	0	0	1	0
Jim Perry, S (1, 1) OBP: 0.167, SLG: 0.364			K		K			F7		1	0	0	0	0	1	0
Bob Miller, R (4, 1)										0	0	0	0	0	0	0
Jim Holt, L (5, PH)										1	0	0	0	0	1	0
Jim Kaat, L (5, 1)										0	0	0	0	0	0	0
Rich Reese, L (8, PH) OBP: 0.333, SLG: 0.500										1	0	0	0	0	0	0
Jim Roland, R (8, 1)										0	0	0	0	0	0	0
Inning Stats	R: 0 E: 0 K: 0 S: 3 H: 0 LOB: 0 BB: 0 P: 3	R: 0 E: 0 K: 1 S: 5 H: 0 LOB: 1 BB: 1 P: 9	R: 0 E: 0 K: 2 S: 7 H: 1 LOB: 1 BB: 1 P: 11	R: 0 E: 0 K: 2 S: 8 H: 1 LOB: 1 BB: 0 P: 8	R: 0 E: 0 K: 1 S: 5 H: 0 LOB: 0 BB: 0 P: 5	R: 0 E: 0 K: 1 S: 5 H: 1 LOB: 0 BB: 0 P: 5	R: 0 E: 0 K: 1 S: 5 H: 0 LOB: 1 BB: 1 P: 9	R: 0 E: 0 K: 0 S: 3 H: 0 LOB: 0 BB: 0 P: 3	R: 0 E: 0 K: 1 S: 5 H: 0 LOB: 0 BB: 0 P: 5	1B: 3 2B: 0 3B: 0 HR: 0	SF: 0 SAC: 0 DP: 1 HBP: 0						

AB	28
R	0
H	3
RBI	0
BB	3
SO	9
LOB	7

WP: 0 PB: 0 SB: 0 CS: 0 PA: 31

PITCHER	IP	WLS	BF	H	R	ER	SO	BB	IBB	HBP	BLK	WP	HR	S	P	ERA	WHIP
Luis Tiant, R (1, 1) ERA: 1.57	9.0	W	31	3	0	0	9	3	0	0	0	0	0	46	58	0.00	0.667

PITCHER	IP	WLS	BF	H	R	ER	SO	BB	IBB	HBP	BLK	WP	HR	S	P	ERA	WHIP

Batter	1	2	3	4	5	6	7	8	9	AB	R	H	RBI	BB	SO	LOB
Jose Cardenal, R (1, 8) OBP: 0.263, SLG: 0.257	5-3		F7		4-3			K		4	0	0	0	0	1	0
Vic Davalillo, L (1, 9) OBP: 0.282, SLG: 0.373	F7			F8	1B			E WP 1B		4	1	2	0	0	0	0
Max Alvis, R (1, 5) OBP: 0.400, SLG: 0.537	K			1B 2B		6-3		F7 1-H		4	1	1	0	0	1	0
Leon Wagner, L (1, 7) OBP: 0.238, SLG: 0.211		F9		BBBB 1B 1B BB		F8				1	1	0	0	1	0	0
Tommy Harper, R (6, 7) OBP: 0.235, SLG: 0.255										1	0	0	0	0	0	0
Tony Horton, R (1, 3) OBP: 0.347, SLG: 0.544		G4-6-3 1B		1B 1-2 2-H 1B		K				3	0	2	1	0	1	0
Joe Azcue, R (1, 2) OBP: 0.231, SLG: 0.417		G4-6-3 1-2f		1-2 2-H 1B			5-3			3	0	1	1	0	0	1
Chico Salmon, R (1, 4) OBP: 0.220, SLG: 0.250			6-3	F2			K			3	0	0	0	0	1	2
Larry Brown, R (1, 6) OBP: 0.262, SLG: 0.259			HR	F2			4-3			3	1	1	1	0	0	2
Luis Tiant, R (1, 1) OBP: 0.091, SLG: 0.182			6-3		K			1-3		3	0	0	0	0	1	0
Inning Stats	R: 0 H: 0 E: 0 LOB: 0 K: 1 BB: 0 S: 5 P: 5	R: 0 H: 1 E: 0 LOB: 0 K: 0 BB: 0 S: 3 P: 3	R: 1 H: 1 E: 0 LOB: 0 K: 0 BB: 0 S: 4 P: 4	R: 2 H: 3 E: 0 LOB: 2 K: 0 BB: 1 S: 6 P: 10	R: 0 H: 1 E: 0 LOB: 1 K: 1 BB: 0 S: 5 P: 5	R: 0 H: 0 E: 0 LOB: 0 K: 1 BB: 0 S: 5 P: 5	R: 0 H: 0 E: 0 LOB: 0 K: 1 BB: 0 S: 5 P: 5	R: 1 H: 1 E: 1 LOB: 0 K: 1 BB: 0 S: 6 P: 6		1B: 5 SF: 0 2B: 1 SAC: 0 3B: 0 DP: 1 HR: 1 HBP: 0						

BOTTOM

Minnesota Twins @ Cleveland Indians

Cleveland Municipal Stadium, Cleveland, OH

Fri May 03 1968, 7:05 PM EDT

Att. 5,106 - Unknown - 50 F

livebaseballscorecards.com

AB	29
R	4
H	7
RBI	3
BB	1
SO	5
LOB	5

PITCHER		IP	WLS	BF	H	R	ER	SO	BB	IBB	HBP	BLK	WP	HR	S	P	ERA	WHIP
Jim Perry, R ERA: 2.14	(1, 1)	3.1	L	15	5	3	3	1	1	0	0	0	0	1	16	20	8.10	1.800
Bob Miller, R ERA: 3.38	(4, 1)	0.2		2	0	0	0	0	0	0	0	0	0	0	2	2	0.00	0.000
Jim Kaat, L ERA:	(5, 1)	3.0		9	1	0	0	3	0	0	0	0	0	0	15	15	0.00	0.333
Jim Roland, L ERA:	(8, 1)	1.0		4	1	1	0	1	0	0	0	0	1	0	6	6	0.00	1.000

PITCHER	IP	WLS	BF	H	R	ER	SO	BB	IBB	HBP	BLK	WP	HR	S	P	ERA	WHIP

Batter	1	2	3	4	5	6	7	8	9	AB	R	H	RBI	BB	SO	LOB
Cesar Tovar, R (1, 4) OBP: 0.315, SLG: 0.395	x 0-0 ① L6		x 0-0 ② F7		x 0-0 ③ 6-3			x 0-0 ② 6-3		3	0	0	0	0	0	1
Frank Quilici, R (6, 4)										1	0	0	0	0	0	0
Ted Uhlaender, L (1, 8) OBP: 0.321, SLG: 0.513	x 0-0 ② 3-1		x 0-0 ③ 4-3			x 0-0 ① 3-1		S S S 0-3 ③ K		4	0	0	0	0	1	0
Tony Oliva, L (1, 9) OBP: 0.297, SLG: 0.309	B B B 4-0 BB			x 0-0 ① 4-3		x 0-0 ② F8			S S S 0-3 ① K	3	0	0	0	1	1	0
Harmon Killebrew, R (1, 3) OBP: 0.371, SLG: 0.623	S S S 0-3 ③ K			x 0-0 FC5-4 1B		S S S 0-3 ③ K			x 0-0 ② L6	4	0	1	0	0	2	1
Bob Allison, R (1, 7) OBP: 0.400, SLG: 0.552		S S S 0-3 ① K		x 0-0 ② FC5-4 FC6-4 1-2f			B B B B 4-0 S BB		x 0-0 2B	3	0	1	0	1	1	1
Ron Clark, R (1, 5) OBP: 0.455, SLG: 0.500		x 0-0 FC4-6 1B		x 0-0 ③ FC6-4 1-2f			S S S 0-3 ① K 1-2		B B B B 4-0 BB	3	0	1	0	1	1	2
Jackie Hernandez, R (1, 6) OBP: 0.267, SLG: 0.329		x 0-0 ② FC4-6 1-2f			x 0-0 E6		x 0-0 ② 6-3		x 0-0 ③ F8	3	0	0	0	0	0	2
John Roseboro, L (9, PH) OBP: 0.221, SLG: 0.217										1	0	0	0	0	0	2
Jerry Zimmerman, R (1, 2)		S S S 0-3 ③ K			S S S 0-3 ① K		x 0-0 ③ 6-3			2	0	0	0	0	2	2
Rich Reese, L (7, PH) OBP: 0.308, SLG: 0.455										1	0	0	0	0	0	1
Bruce Look, L (7, 2)										0	0	0	0	0	0	0
Dave Boswell, R (1, 1) OBP: 0.231, SLG: 0.500			x 0-0 ① F8		S S S 0-3 ② K			S S S 0-3 ① K		2	0	0	0	0	1	1
Frank Kostro, R (8, PH)										1	0	0	0	0	1	0
Ron Perranoski, L (8, 1)										0	0	0	0	0	0	0
Inning Stats	R: 0 E: 0 K: 1 S: 5 H: 0 LOB: 1 BB: 1 P: 9	R: 0 E: 0 K: 2 S: 8 H: 1 LOB: 1 BB: 0 P: 8	R: 0 E: 0 K: 0 S: 3 H: 0 LOB: 0 BB: 0 P: 3	R: 0 E: 0 K: 0 S: 4 H: 1 LOB: 1 BB: 0 P: 4	R: 0 E: 1 K: 2 S: 8 H: 0 LOB: 1 BB: 0 P: 8	R: 0 E: 0 K: 1 S: 5 H: 0 LOB: 0 BB: 0 P: 5	R: 0 E: 0 K: 1 S: 5 H: 0 LOB: 1 BB: 1 P: 9	R: 0 E: 0 K: 2 S: 7 H: 0 LOB: 0 BB: 0 P: 7	R: 0 E: 0 K: 1 S: 6 H: 1 LOB: 2 BB: 1 P: 10	1B: 2 2B: 1 3B: 0 HR: 0	SF: 0 SAC: 0 DP: 0 HBP: 0						

PITCHER		IP	WLS	BF	H	R	ER	SO	BB	IBB	HBP	BLK	WP	HR	S	P	ERA	WHIP
Steve Hargan, R (1, 1) ERA: 2.48		9.0	W	34	3	0	0	10	3	0	0	0	0	0	51	63	0.00	0.667

PITCHER	IP	WLS	BF	H	R	ER	SO	BB	IBB	HBP	BLK	WP	HR	S	P	ERA	WHIP

TOP

Minnesota Twins @ Cleveland Indians

Cleveland Municipal Stadium, Cleveland, OH

Sat May 04 1968, 3:33 AM EDT
Att. 4,420 - Unknown - 49 F

livebaseballscorecards.com

AB	31
R	0
H	3
RBI	0
BB	3
SO	10
LOB	13

1B: 2	SF: 0	WP: 0	PA: 34
2B: 1	SAC: 0	PB: 0	
3B: 0	DP: 0	SB: 1	
HR: 0	HBP: 0	CS: 0	

Minnesota Twins @ Cleveland Indians

Cleveland Municipal Stadium, Cleveland, OH

Sat May 04 1968, 3:33 AM EDT

Att. 4,420 - Unknown - 49 F

livebaseballscorecards.com

BOTTOM

Batter	1	2	3	4	5	6	7	8	9	AB	R	H	RBI	BB	SO	LOB
Jose Cardenal, R (1, 8) OBP: 0.262, SLG: 0.247	F7		F9			4-3	FC6			3	1	0	0	1	0	2
Vic Davalillo, L (1, 9) OBP: 0.280, SLG: 0.366	CS 1B			F7		4-3	F7			4	0	1	0	0	0	2
Max Alvis, R (1, 5) OBP: 0.392, SLG: 0.514	K			BB		F7		F8		3	0	0	0	1	1	2
Leon Wagner, L (1, 7) OBP: 0.250, SLG: 0.190		F7		F8		1B BB		5-3		2	1	0	0	1	0	1
Tommy Harper, R (7, 7) OBP: 0.231, SLG: 0.250										1	0	0	0	0	0	0
Tony Horton, R (1, 3) OBP: 0.354, SLG: 0.535		5-3		BB		1B 1B		F7		3	0	1	1	1	0	0
Duke Sims, L (1, 2) OBP: 0.397, SLG: 0.545		1B		G3		FC5-4 1B				3	0	2	1	0	0	2
Chico Salmon, R (1, 4) OBP: 0.205, SLG: 0.233		5-3			F2	FC5-4				3	0	0	0	0	0	3
Larry Brown, R (1, 6) OBP: 0.279, SLG: 0.254			FC1-6 BB		K		FC1-6			1	0	0	0	2	1	0
Steve Hargan, R (1, 1) OBP: 0.083, SLG: 0.250			FC1-6 CS		F9		FC1-6 FC6			3	0	0	0	0	0	2
Inning Stats	R: 0 H: 1 E: 0 LOB: 0 K: 1 BB: 0 S: 5 P: 5	R: 0 H: 1 E: 0 LOB: 1 K: 0 BB: 0 S: 4 P: 4	R: 0 H: 0 E: 0 LOB: 0 K: 0 BB: 1 S: 2 P: 6	R: 0 H: 0 E: 0 LOB: 2 K: 0 BB: 2 S: 3 P: 11	R: 0 H: 0 E: 0 LOB: 2 K: 1 BB: 0 S: 5 P: 5	R: 2 H: 2 E: 0 LOB: 2 K: 0 BB: 2 S: 5 P: 13	R: 0 H: 0 E: 0 LOB: 1 K: 0 BB: 1 S: 3 P: 7	R: 0 H: 0 E: 0 LOB: 0 K: 0 BB: 0 S: 3 P: 3		1B: 4 SF: 0 2B: 0 SAC: 0 3B: 0 DP: 0 HR: 0 HBP: 0						

PITCHER		IP	WLS	BF	H	R	ER	SO	BB	IBB	HBP	BLK	WP	HR	S	P	ERA	WHIP
Dave Boswell, R ERA: 3.38	(1, 1)	7.0	L	29	4	2	2	2	6	0	0	0	0	0	27	51	2.57	1.429
Ron Perranoski, L ERA: 2.16	(8, 1)	1.0		3	0	0	0	0	0	0	0	0	0	0	3	3	0.00	0.000

PITCHER	IP	WLS	BF	H	R	ER	SO	BB	IBB	HBP	BLK	WP	HR	S	P	ERA	WHIP

AB	26
R	2
H	4
RBI	2
BB	6
SO	2
LOB	14

WP: 0 PA: 32
PB: 0
SB: 0
CS: 2

Minnesota Twins @ Cleveland Indians

Cleveland Municipal Stadium, Cleveland, OH

Sun May 05 1968, 3:33 AM EDT

Att. 7,888 - Unknown - 47 F

TOP

livebaseballscorecards.com

Batter	1	2	3	4	5	6	7	8	9	AB	R	H	RBI	BB	SO	LOB
Ted Uhlaender, L (1, 8) OBP: 0.307, SLG: 0.488	F9		F2			L3		F7		4	0	0	0	0	0	1
Tony Oliva, L (1, 9) OBP: 0.295, SLG: 0.318	4-3			F7		1-3		2B		4	0	1	0	0	0	0
Harmon Killebrew, R (1, 3) OBP: 0.376, SLG: 0.608	6-3			BB		6-3		IBB		2	0	0	0	2	0	0
Bob Allison, R (1, 7) OBP: 0.405, SLG: 0.536		G6-4-3 BB		K			BB	K		2	1	0	0	2	2	3
John Roseboro, L (1, 2) OBP: 0.222, SLG: 0.208		F5		F2			SH1-4 1B 1-2 BB	F5		3	0	0	0	1	0	4
Ron Clark, R (1, 5) (7, 4) OBP: 0.467, SLG: 0.462		G6-4-3 1-2f			E BB		SH1-4 1-2 2-H 1B		K	3	0	1	1	1	1	1
Jackie Hernandez, R (1, 6) OBP: 0.260, SLG: 0.319			K		F3 1-3		SH1-4 1-2 2-3		6-3	2	0	0	0	0	1	1
Frank Kostro, R (9, PH)										1	0	0	0	0	0	0
Frank Quilici, R (1, 4)			K		K		6-3		K	2	0	0	0	0	2	1
Rich Rollins, R (7, PH) (7, 5) OBP: 0.083, SLG: 0.083										2	0	0	0	0	1	2
Jim Merritt, L (1, 1) OBP: 0.263, SLG: 0.067			BB		K		F8			1	0	0	0	1	1	1
Rich Reese, L (7, PH) OBP: 0.286, SLG: 0.417										1	0	0	0	0	0	2
Al Worthington, R (7, 1)										0	0	0	0	0	0	0

	AB	R	H	RBI	BB	SO	LOB
	27	1	2	1	7	8	16

Inning Stats	1	2	3	4	5	6	7	8	9
R	0	0	0	0	0	0	1	0	0
E	0	0	0	0	1	0	0	0	0
K	0	0	2	1	2	0	0	1	2
S	3	2	7	5	7	3	4	6	7
H	0	0	0	0	1	0	1	1	0
LOB	0	0	1	0	1	0	2	2	0
BB	0	1	1	1	1	0	2	1	0
P	3	6	11	9	11	3	12	10	7

	1B	SF	WP	PA
	1	0	0	35
	2B	SAC	PB	
	1	1	0	
	3B	DP	SB	
	0	1	1	
	HR	HBP	CS	
	0	0	0	

PITCHER		IP	WLS	BF	H	R	ER	SO	BB	IBB	HBP	BLK	WP	HR	S	P	ERA	WHIP
Sonny Siebert, R ERA: 3.24	(1, 1)	7.0	W	27	1	1	1	5	6	0	0	0	0	0	31	55	1.29	1.000
Stan Williams, R ERA: 0.64	(8, 1)	2.0	S	8	1	0	0	3	0	1	0	0	0	0	13	17	0.00	0.500

PITCHER	IP	WLS	BF	H	R	ER	SO	BB	IBB	HBP	BLK	WP	HR	S	P	ERA	WHIP

Batter	1	2	3	4	5	6	7	8	9	AB	R	H	RBI	BB	SO	LOB
Jose Cardenal, R (1, 8) OBP: 0.261, SLG: 0.247	K		F8		K		1B CS 1B 1-3			4	0	1	0	0	2	2
Chico Salmon, R (1, 4) OBP: 0.191, SLG: 0.217	F7		4-3		F4		CS 1B 1-3 3-H			3	0	0	0	0	0	2
Leon Wagner, L (7, PH) OBP: 0.280, SLG: 0.227										1	0	1	1	0	0	0
Davey Nelson, R (7, PR) OBP: 0.267, SLG: 0.214 (8, 4)										0	0	0	0	0	0	0
Max Alvis, R (1, 5) OBP: 0.410, SLG: 0.514	BB			1-3		1B 1B	BB FC4 1-2 3-H			2	0	1	0	2	0	0
Tony Horton, R (1, 3) OBP: 0.337, SLG: 0.507	5-3			6-3		F9	FC4 1-2f			4	0	0	0	0	0	4
Joe Azcue, R (1, 2) OBP: 0.235, SLG: 0.375		6-3		F3		1B 1-2		K		4	0	1	0	0	1	0
Tommy Harper, R (1, 7) OBP: 0.214, SLG: 0.231		6-3	K		F3			K		4	0	0	0	0	2	2
Vic Davalillo, L (1, 9) OBP: 0.291, SLG: 0.373		FC6-4 1B	BB 1B			G3		6-3		4	1	2	0	0	0	2
Larry Brown, R (1, 6) OBP: 0.282, SLG: 0.246		FC6-4 1-2f			1B BB 1-2		K			2	0	0	0	1	1	1
Sonny Siebert, R (1, 1) OBP: 0.286, SLG: 0.231			F6				1B 1B 1B 1-2 2-H			3	1	2	1	0	0	0
Stan Williams, R (8, 1)										0	0	0	0	0	0	0
Inning Stats	R: 0 E: 0 K: 1 S: 5 H: 0 LOB: 1 BB: 1 P: 9	R: 0 E: 0 K: 0 S: 4 H: 1 LOB: 1 BB: 0 P: 4	R: 0 E: 0 K: 0 S: 3 H: 0 LOB: 0 BB: 0 P: 3	R: 0 E: 0 K: 0 S: 3 H: 0 LOB: 0 BB: 0 P: 3	R: 1 E: 0 K: 2 S: 9 H: 2 LOB: 2 BB: 1 P: 13	R: 0 E: 0 K: 0 S: 5 H: 2 LOB: 2 BB: 0 P: 5	R: 1 E: 0 K: 1 S: 7 H: 3 LOB: 2 BB: 1 P: 11	R: 0 E: 0 K: 2 S: 7 H: 0 LOB: 0 BB: 0 P: 7		1B: 8 2B: 0 3B: 0 HR: 0	SF: 0 SAC: 0 DP: 0 HBP: 0						

PITCHER		IP	WLS	BF	H	R	ER	SO	BB	IBB	HBP	BLK	WP	HR	S	P	ERA	WHIP
Jim Merritt, L ERA: 1.76	(1, 1)	6.0		25	5	1	1	3	2	0	0	0	0	0	29	37	1.50	1.167
Al Worthington, R ERA: 1.88	(7, 1)	2.0	L	9	3	1	1	3	1	0	0	0	0	0	14	18	4.50	2.000

PITCHER	IP	WLS	BF	H	R	ER	SO	BB	IBB	HBP	BLK	WP	HR	S	P	ERA	WHIP

BOTTOM

Minnesota Twins @ Cleveland Indians

Cleveland Municipal Stadium, Cleveland, OH

Sun May 05 1968, 3:33 AM EDT

Att. 7,888 - Unknown - 47 F

livebaseballscorecards.com

AB	31
R	2
H	8
RBI	2
BB	3
SO	6
LOB	13

1B: 8	SF: 0	WP: 0	PA: 34
2B: 0	SAC: 0	PB: 0	
3B: 0	DP: 0	SB: 0	
HR: 0	HBP: 0	CS: 2	

Batter	1	2	3	4	5	6	7	8	9	AB	R	H	RBI	BB	SO	LOB
Jose Cardenal, R (1, 8) OBP: 0.261, SLG: 0.247	F9		FC5 1B 1B	4-3 1-2 2-3			6-3			4	0	1	0	0	0	2
Vic Davalillo, L (1, 7) (8, 9) OBP: 0.289, SLG: 0.367	K		1-2 1B	4-3			L8			4	0	1	0	0	1	2
Max Alvis, R (1, 5) OBP: 0.391, SLG: 0.487	K		FC5 2-3f		F7			6-3		4	0	0	0	0	1	2
Leon Wagner, L (1, 9) OBP: 0.276, SLG: 0.269 Tommy Harper, R (8, 7) OBP: 0.214, SLG: 0.231		5-3		1B 1B 2B	4-3			4-3		4 0	1 0	1 0	0 0	0 0	0 0	0 0
Tony Horton, R (1, 3) OBP: 0.345, SLG: 0.500		B B B B 4-0 FC4-6 BB		1B 1B 2-3 1B	S S S 0-3 K			4-3		3	1	1	0	1	1	0
Duke Sims, L (1, 2) OBP: 0.389, SLG: 0.525		F4		BB 1B 1-3 3-H 1B		S S S 0-3 K			S S S 0-3 K	4	1	1	1	0	2	1
Chico Salmon, R (1, 4) OBP: 0.176, SLG: 0.200		FC4-6 1-2f		F4		4-3			5-3	4	0	0	0	0	0	3
Larry Brown, R (1, 6) OBP: 0.280, SLG: 0.234			6-3 B B B B 4-0 4-3 1B 1-2 BB		S S S 0-3 K				S S S 0-3 K	3	0	0	0	1	2	0
Sam McDowell, L (1, 1) OBP: 0.267, SLG: 0.267			S S S 0-3 K	4-3 1-2 2-H 3-H 1B			4-3			3	0	1	2	0	1	0

TOP

Cleveland Indians @ New York Yankees

Yankee Stadium, Bronx, NY

Mon May 06 1968, 7:05 PM EDT

Att. 6,237 - Unknown - 57 F

livebaseballscorecards.com

AB	33
R	3
H	6
RBI	3
BB	2
SO	8
LOB	10

Inning Stats	1	2	3	4	5	6	7	8	9	1B	SF	WP	PA
	R: 0 E: 0 K: 2 S: 7	R: 0 E: 0 K: 0 S: 3	R: 0 E: 0 K: 1 S: 7	R: 3 E: 0 K: 0 S: 7	R: 0 E: 0 K: 1 S: 5	R: 0 E: 0 K: 2 S: 7	R: 0 E: 0 K: 0 S: 3	R: 0 E: 0 K: 0 S: 3	R: 0 E: 0 K: 2 S: 7	5	0	0	35
	H: 0 LOB: 0 BB: 0 P: 7	H: 0 LOB: 1 BB: 1 P: 7	H: 2 LOB: 2 BB: 0 P: 7	H: 4 LOB: 2 BB: 1 P: 11	H: 0 LOB: 0 BB: 0 P: 5	H: 0 LOB: 0 BB: 0 P: 7	H: 0 LOB: 0 BB: 0 P: 3	H: 0 LOB: 0 BB: 0 P: 3	H: 0 LOB: 0 BB: 0 P: 7	2B: 1 3B: 0 HR: 0	SAC: 0 DP: 0 HBP: 0	PB: 0 SB: 0 CS: 0	

PITCHER		IP	WLS	BF	H	R	ER	SO	BB	IBB	HBP	BLK	WP	HR	S	P	ERA	WHIP
Mel Stottlemyre, R ERA: 2.4	(1, 1)	8.0	L	32	6	3	3	6	2	0	0	0	0	0	42	50	3.38	1.000
Joe Verbanic, R ERA:	(9, 1)	1.0		3	0	0	0	2	0	0	0	0	0	0	7	7	0.00	0.000

PITCHER		IP	WLS	BF	H	R	ER	SO	BB	IBB	HBP	BLK	WP	HR	S	P	ERA	WHIP

Batter	1	2	3	4	5	6	7	8	9	AB	R	H	RBI	BB	SO	LOB
Horace Clarke, S (1, 4) OBP: 0.239, SLG: 0.221	5-3		K2-6-2 1B		B5-3			F8		4	0	1	0	0	0	1
Roy White, S (1, 8) OBP: 0.378, SLG: 0.431	HR 1B		K2-6-2 1-2f			F4		K		4	1	1	0	0	2	2
Mickey Mantle, S (1, 3) OBP: 0.400, SLG: 0.449	1-H HR		6-3			K		FC5-4 1-2f		4	1	1	2	0	1	1
Andy Kosco, R (1, 9) OBP: 0.361, SLG: 0.500	BB			F7		1B			BB BB 1B	3	0	2	0	1	0	0
Tom Tresh, S (1, 7) OBP: 0.284, SLG: 0.208	K			K		1-3			F2	4	0	0	0	0	2	3
Bobby Cox, R (1, 5) OBP: 0.250, SLG: 0.154	K			1B			K		BB 1-2	3	0	1	0	1	2	1
Jake Gibbs, L (1, 2) OBP: 0.282, SLG: 0.194 Frank Fernandez, R (9, PH) OBP: 0.385, SLG: 0.316		G3		K			K		BB 1-2 2-3	3 0	0 0	0 0	0 0	0 1	2 0	1 0
Gene Michael, S (1, 6) OBP: 0.175, SLG: 0.230 Bill Robinson, R (7, PH) OBP: 0.286, SLG: 0.258 Ruben Amaro, R (8, 6) OBP: 0.313, SLG: 0.286 Mike Ferraro, R (9, PH) OBP: 0.161, SLG: 0.145		K			K		K		F4	2 1 0 1	0 0 0 0	0 0 0 0	0 0 0 0	0 0 0 0	2 1 0 0	0 0 0 3
Mel Stottlemyre, R (1, 1) OBP: 0.133, SLG: 0.143 Dick Howser, R (8, PH) OBP: 0.268, SLG: 0.118 Joe Verbanic, R (9, 1) Steve Whitaker, L (9, PH) OBP: 0.238, SLG: 0.189		K			K			FC5-4 1B	F8	2 1 0 1	0 0 0 0	0 1 0 0	0 0 0 0	0 0 0 0	2 0 0 0	0 0 0 3
Inning Stats	R: 2 E: 0 K: 2 S: 9 H: 2 LOB: 1 BB: 1 P: 13	R: 0 E: 0 K: 2 S: 7 H: 0 LOB: 0 BB: 0 P: 7	R: 0 E: 0 K: 1 S: 5 H: 1 LOB: 0 BB: 0 P: 5	R: 0 E: 0 K: 2 S: 8 H: 1 LOB: 1 BB: 0 P: 8	R: 0 E: 0 K: 2 S: 7 H: 0 LOB: 0 BB: 0 P: 7	R: 0 E: 0 K: 1 S: 6 H: 1 LOB: 1 BB: 0 P: 6	R: 0 E: 0 K: 3 S: 9 H: 0 LOB: 0 BB: 0 P: 9	R: 0 E: 0 K: 1 S: 6 H: 1 LOB: 1 BB: 0 P: 6	R: 0 E: 0 K: 0 S: 4 H: 1 LOB: 3 BB: 2 P: 12	1B: 6 2B: 1 3B: 0 HR: 1	SF: 0 SAC: 0 DP: 1 HBP: 0						

PITCHER	IP	WLS	BF	H	R	ER	SO	BB	IBB	HBP	BLK	WP	HR	S	P	ERA	WHIP
Sam McDowell, L (1, 1) ERA: 1.79	9.0	W	36	7	2	2	14	3	0	0	0	0	1	61	73	2.00	1.111

PITCHER	IP	WLS	BF	H	R	ER	SO	BB	IBB	HBP	BLK	WP	HR	S	P	ERA	WHIP

BOTTOM

Cleveland Indians @ New York Yankees

Yankee Stadium, Bronx, NY

Mon May 06 1968, 7:05 PM EDT

Att. 6,237 - Unknown - 57 F

livebaseballscorecards.com

AB	33
R	2
H	7
RBI	2
BB	3
SO	14
LOB	15

Cleveland Indians @ New York Yankees

Yankee Stadium, Bronx, NY

Tue May 07 1968, 7:05 PM EDT

Att. 6,630 - Unknown - 63 F

TOP

livebaseballscorecards.com

Batter	1	2	3	4	5	6	7	8	9	AB	R	H	RBI	BB	SO	LOB
Jose Cardenal, R (1, 8) OBP: 0.258, SLG: 0.278	1-3	F8		6-3		2-H IHR	K			5	1	1	2	0	1	4
Chico Salmon, R (1, 4) OBP: 0.196, SLG: 0.218	1B 2B 1B	F8			F7	F9		FC1-4 1B		5	1	2	0	0	0	1
Max Alvis, R (1, 5) OBP: 0.402, SLG: 0.506	FC 2B 1B 1-3		CS 1B		F6		2B 2B	FC1-4 FC5-4 1-2f		5	2	3	0	0	0	1
Leon Wagner, L (1, 9) OBP: 0.281, SLG: 0.250	FC 2B 1-2		L9		BB BB B B B B		2B 1B BB B B B B	F9		2	0	0	0	1	0	3
Tommy Harper, R (6, 7) OBP: 0.224, SLG: 0.226										1	1	0	0	1	0	1
Tony Horton, R (1, 3) OBP: 0.348, SLG: 0.500	1-3 2-H 3-H 2B		K		1-2 BB B B B B		K	FC5-4 1-2f		4	0	1	2	1	2	4
Vic Davalillo, L (1, 7) (6, 9) OBP: 0.284, SLG: 0.357	F9		CS 1-2	1B 6-3 1B	4-3		L7		K	5	1	1	0	0	1	6
Joe Azcue, R (1, 2) OBP: 0.273, SLG: 0.429	F8			1-3 6-3 1B		5-3	1-3 2-H 1B 2B		5-3	5	1	2	1	0	0	2
Larry Brown, R (1, 6) OBP: 0.288, SLG: 0.235		F6		1-2 3-H 6-3		IHR SH3-4 1B	1B IBB		K	4	1	1	1	1	1	1
Luis Tiant, R (1, 1) OBP: 0.214, SLG: 0.286		1B		K		1-2 SH3-4	1-2 2-H 3-H 1B			3	0	2	2	0	1	1
Inning Stats	R: 2 E: 0 K: 0 S: 7 H: 3 LOB: 2 BB: 0 P: 7	R: 0 E: 0 K: 0 S: 4 H: 1 LOB: 1 BB: 0 P: 4	R: 0 E: 0 K: 1 S: 5 H: 1 LOB: 0 BB: 0 P: 5	R: 1 E: 0 K: 1 S: 7 H: 2 LOB: 1 BB: 0 P: 7	R: 0 E: 0 K: 0 S: 3 H: 0 LOB: 2 BB: 2 P: 11	R: 2 E: 0 K: 0 S: 5 H: 2 LOB: 0 BB: 0 P: 5	R: 3 E: 0 K: 2 S: 10 H: 3 LOB: 2 BB: 2 P: 18	R: 0 E: 0 K: 0 S: 4 H: 1 LOB: 1 BB: 0 P: 4	R: 0 E: 0 K: 2 S: 7 H: 0 LOB: 0 BB: 0 P: 7	1B: 9 2B: 3 3B: 0 HR: 1 SF: 0 SAC: 1 DP: 0 HBP: 0						

	AB	39
	R	8
	H	13
	RBI	8
	BB	4
	SO	6
	LOB	24

WP: 0 PB: 0 SB: 0 CS: 1 PA: 45

PITCHER		IP	WLS	BF	H	R	ER	SO	BB	IBB	HBP	BLK	WP	HR	S	P	ERA	WHIP
Jim Bouton, R ERA: 5.27	(1, 1)	4.2	L	23	7	3	3	2	2	0	0	0	0	0	25	33	5.79	1.929
Dooley Womack, R ERA: 4.61	(5, 1)	0.1		1	0	0	0	0	0	0	0	0	0	0	1	1	0.00	0.000
Fritz Peterson, L ERA: 4.71	(6, 1)	3.0		17	6	5	5	2	1	1	0	0	0	0	19	27	15.00	2.333
Steve Hamilton, L ERA: 3.86	(9, 1)	1.0		3	0	0	0	2	0	0	0	0	0	0	7	7	0.00	0.000

PITCHER	IP	WLS	BF	H	R	ER	SO	BB	IBB	HBP	BLK	WP	HR	S	P	ERA	WHIP

Batter	1	2	3	4	5	6	7	8	9	AB	R	H	RBI	BB	SO	LOB
Horace Clarke, S (1, 4) OBP: 0.240, SLG: 0.222	G3		L9			1B		G3 1-2		4	0	1	0	0	0	1
Roy White, S (1, 8) OBP: 0.372, SLG: 0.413	F4		F5			F4		HBP		3	0	0	0	0	0	1
Mickey Mantle, S (1, 3) OBP: 0.394, SLG: 0.431 Ruben Amaro, R (9, 3) OBP: 0.313, SLG: 0.286	FC6-4 BB			F2		K		K		3 0	0 0	0 0	0 0	1 0	2 0	3 0
Andy Kosco, R (1, 9) OBP: 0.325, SLG: 0.447	FC6-4 1-2f			F6		F8		F4		4	0	0	0	0	0	4
Tom Tresh, S (1, 7) OBP: 0.283, SLG: 0.224		4-3		2B			K		4-3	4	0	1	0	0	1	0
Jake Gibbs, L (1, 2) OBP: 0.280, SLG: 0.185		HBP		K			K		K	3	0	0	0	0	3	1
Bobby Cox, R (1, 5) OBP: 0.271, SLG: 0.186		F7			F6		FC4-6 1B		1B	4	0	2	0	0	0	1
Gene Michael, S (1, 6) OBP: 0.179, SLG: 0.231		K			K		FC4-6 1-2f		1B 1-2	4	0	1	0	0	2	2
Jim Bouton, R (1, 1) Dooley Womack, L (5, 1) Bill Robinson, R (5, PH) OBP: 0.282, SLG: 0.254 Fritz Peterson, S (6, 1) Dick Howser, R (8, PH) OBP: 0.286, SLG: 0.118 Steve Hamilton, L (9, 1) Steve Whitaker, L (9, PH) OBP: 0.233, SLG: 0.184			K		K			BB	4-3	1 0 1 0 0 0 1	0 0 0 0 0 0 0	0 0 0 0 0 0 0	0 0 0 0 1 0 0	0 0 0 0 0 0 0	1 0 1 0 0 0 0	0 0 0 0 0 0 2
Inning Stats	R: 0 E: 0 K: 0 S: 3 H: 0 LOB: 1 BB: 1 P: 7	R: 0 E: 0 K: 1 S: 5 H: 0 LOB: 1 BB: 0 P: 6	R: 0 E: 0 K: 1 S: 5 H: 0 LOB: 0 BB: 0 P: 5	R: 0 E: 0 K: 1 S: 6 H: 1 LOB: 1 BB: 0 P: 6	R: 0 E: 0 K: 2 S: 7 H: 0 LOB: 0 BB: 0 P: 7	R: 0 E: 0 K: 1 S: 6 H: 1 LOB: 1 BB: 0 P: 6	R: 0 E: 0 K: 2 S: 8 H: 1 LOB: 1 BB: 0 P: 8	R: 0 E: 0 K: 1 S: 5 H: 0 LOB: 2 BB: 1 P: 10	R: 0 E: 0 K: 1 S: 7 H: 2 LOB: 2 BB: 0 P: 7	1B: 4 2B: 1 3B: 0 HR: 0	SF: 0 SAC: 0 DP: 0 HBP: 2			WP: 0 PB: 0 SB: 0 CS: 0	PA: 36		

PITCHER	IP	WLS	BF	H	R	ER	SO	BB	IBB	HBP	BLK	WP	HR	S	P	ERA	WHIP
Luis Tiant, R (1, 1) ERA: 1.25	9.0	W	36	5	0	0	10	2	0	2	0	0	0	52	62	0.00	0.778

PITCHER	IP	WLS	BF	H	R	ER	SO	BB	IBB	HBP	BLK	WP	HR	S	P	ERA	WHIP

BOTTOM

Cleveland Indians @ New York Yankees

Yankee Stadium, Bronx, NY

Tue May 07 1968, 7:05 PM EDT

Att. 6,630 - Unknown - 63 F

livebaseballscorecards.com

AB	32
R	0
H	5
RBI	0
BB	2
SO	10
LOB	15

Batter	1	2	3	4	5	6	7	8	9	AB	R	H	RBI	BB	SO	LOB
Jose Cardenal, R (1, 8) OBP: 0.257, SLG: 0.277	1-3 1B 1-3-6-5-4 1B		F4			F8			1-3 1-2	4	1	1	0	0	0	1
Chico Salmon, R (1, 4) OBP: 0.217, SLG: 0.224	1-3-6-5-4 1-3 1-2 1B			F9			BBBB 5-3 BB		F3	3	0	1	0	1	0	1
Max Alvis, R (1, 5) OBP: 0.389, SLG: 0.488	1-3 1-2 2-3			F3			F7			3	0	0	0	0	0	3
Leon Wagner, L (1, 9) OBP: 0.257, SLG: 0.226	1-3-6-5-4 2-3f 3-H			F5			5-3 1-2			3	0	0	1	0	0	2
Tony Horton, R (1, 3) OBP: 0.340, SLG: 0.488 Willie Smith, L (5, 3) OBP: 0.154, SLG: 0.091		4-3			4-3		L6			2 1	0 0	0 0	0 0	0 0	0 0	0 1
Duke Sims, L (1, 2) OBP: 0.387, SLG: 0.508 Davey Nelson, R (8, PR) OBP: 0.267, SLG: 0.214 Ken Suarez, R (8, 2)		4-3			F7			BBBB 4-0 L1-3 BB		2 0 0	0 0 0	0 0 0	0 0 0	1 0 0	0 0 0	0 0 0
Vic Davalillo, L (1, 7) OBP: 0.275, SLG: 0.345		4-3			L7			L1-3 1-2		3	0	0	0	0	0	1
Larry Brown, R (1, 6) OBP: 0.277, SLG: 0.225			F8			5-3		6-3		3	0	0	0	0	0	1
Steve Hargan, R (1, 1) OBP: 0.077, SLG: 0.231 Lee Maye, L (6, PH) OBP: 0.150, SLG: 0.200 Stan Williams, R (6, 1) Billy Rohr, L (7, 1) Joe Azcue, R (9, PH) OBP: 0.304, SLG: 0.455 Tommy Harper, R (9, PR) OBP: 0.224, SLG: 0.226 Eddie Fisher, R (9, 1)			5-3			L6			CS 1B	1 1 0 0 1 0 0	0 0 0 0 0 0 0	0 0 0 0 1 0 0	0 0 0 0 0 0 0	0 0 0 0 0 0 0	0 0 0 0 0 0 0	0 0 0 0 0 0 0
Inning Stats	R: 1 H: 2 E: 0 LOB: 0 K: 0 BB: 0 S: 4 P: 4	R: 0 H: 0 E: 0 LOB: 0 K: 0 BB: 0 S: 3 P: 3	R: 0 H: 0 E: 0 LOB: 0 K: 0 BB: 0 S: 3 P: 3	R: 0 H: 0 E: 0 LOB: 0 K: 0 BB: 0 S: 3 P: 3	R: 0 H: 0 E: 0 LOB: 0 K: 0 BB: 0 S: 3 P: 3	R: 0 H: 0 E: 0 LOB: 0 K: 0 BB: 0 S: 3 P: 3	R: 0 H: 0 E: 0 LOB: 1 K: 0 BB: 1 S: 3 P: 7	R: 0 H: 0 E: 0 LOB: 1 K: 0 BB: 1 S: 2 P: 6	R: 0 H: 1 E: 0 LOB: 1 K: 0 BB: 0 S: 3 P: 3	1B: 3 SF: 0 2B: 2 SAC: 0 3B: 0 DP: 2 HR: 0 HBP: 0						

TOP

Cleveland Indians @ New York Yankees

Yankee Stadium, Bronx, NY

Wed May 08 1968, 3:33 AM EDT

Att. 4,436 - Unknown - 63 F

livebaseballscorecards.com

AB	27
R	1
H	3
RBI	1
BB	2
SO	0
LOB	10

PITCHER		IP	WLS	BF	H	R	ER	SO	BB	IBB	HBP	BLK	WP	HR	S	P	ERA	WHIP
Bill Monbouquette, R ERA: 1.15	(1, 1)	7.0		23	2	1	1	0	1	0	0	0	0	0	22	26	1.29	0.429
Joe Verbanic, R ERA:	(8, 1)	2.0	W	6	1	0	0	0	1	0	0	0	0	0	5	9	0.00	1.000

PITCHER	IP	WLS	BF	H	R	ER	SO	BB	IBB	HBP	BLK	WP	HR	S	P	ERA	WHIP

Batter	1	2	3	4	5	6	7	8	9	AB	R	H	RBI	BB	SO	LOB
Horace Clarke, S (1, 4) OBP: 0.253, SLG: 0.237	F7		1B		F8			6-3 1B		4	0	2	0	0	0	2
Roy White, S (1, 8) OBP: 0.356, SLG: 0.392	K		4-3			G3		6-3 1-2f		4	0	0	0	0	1	2
Mickey Mantle, S (1, 3) OBP: 0.388, SLG: 0.413	FC5-4 BB			F6		F2		F7		3	0	0	0	1	0	0
Andy Kosco, R (1, 9) OBP: 0.318, SLG: 0.452	FC5-4 1-2f			F7		L8			1B 2B	4	1	1	0	0	0	1
Tom Tresh, S (1, 7) OBP: 0.281, SLG: 0.225		F6		4-3			SH1-4 2B 1B		F7	4	1	1	0	0	0	1
Jake Gibbs, L (1, 2) OBP: 0.282, SLG: 0.191		F3			K		SH1-4 1-2		2-H 1B	3	0	1	1	0	1	0
Bobby Cox, R (1, 5) OBP: 0.294, SLG: 0.222		K			BB		4-3 2-H 2B			2	0	1	1	1	1	0
Gene Michael, S (1, 6) OBP: 0.188, SLG: 0.239			K		1B 1-2 1B		4-3 2-3			2	0	1	0	0	1	0
Ruben Amaro, R (5, PR) OBP: 0.313, SLG: 0.286 (6, 6)										0	0	0	0	0	0	0
Joe Pepitone, L (7, PH) OBP: 0.111, SLG: 0.111										1	0	0	0	0	0	1
Joe Verbanic, R (8, 1)										0	0	0	0	0	0	0
Bill Monbouquette, R (1, 1) OBP: 0.214, SLG: 0.154			1-3		1-3 2-3 1B		F7			2	0	1	0	0	0	0
Dick Howser, R (7, PH) OBP: 0.279, SLG: 0.114 (8, 6)										1	0	0	0	0	0	1
Inning Stats	R: 0 H: 0 E: 0 LOB: 1 K: 1 BB: 1 S: 5 P: 9	R: 0 H: 0 E: 0 LOB: 0 K: 1 BB: 0 S: 5 P: 5	R: 0 H: 1 E: 0 LOB: 1 K: 1 BB: 0 S: 6 P: 6	R: 0 H: 0 E: 0 LOB: 0 K: 0 BB: 0 S: 3 P: 3	R: 0 H: 2 E: 0 LOB: 2 K: 1 BB: 1 S: 6 P: 10	R: 0 H: 0 E: 0 LOB: 0 K: 0 BB: 0 S: 3 P: 3	R: 1 H: 2 E: 0 LOB: 1 K: 0 BB: 0 S: 5 P: 5	R: 0 H: 1 E: 0 LOB: 0 K: 0 BB: 0 S: 3 P: 3	R: 1 H: 2 E: 0 LOB: 1 K: 0 BB: 0 S: 3 P: 3	1B: 6 SF: 0 2B: 3 SAC: 1 3B: 0 DP: 1 HR: 0 HBP: 0						WP: 0 PA: 33 PB: 0 SB: 0 CS: 0	

BOTTOM

Cleveland Indians @ New York Yankees

Yankee Stadium, Bronx, NY

Wed May 08 1968, 3:33 AM EDT

Att. 4,436 - Unknown - 63 F

livebaseballscorecards.com

AB	30
R	2
H	8
RBI	2
BB	2
SO	4
LOB	8

PITCHER		IP	WLS	BF	H	R	ER	SO	BB	IBB	HBP	BLK	WP	HR	S	P	ERA	WHIP
Steve Hargan, R ERA: 2.18	(1, 1)	5.0		19	3	0	0	4	2	0	0	0	0	0	25	33	0.00	1.000
Stan Williams, R ERA: 1.17	(6, 1)	1.1		6	2	1	1	0	0	0	0	0	0	0	6	6	6.75	1.500
Billy Rohr, L ERA:	(7, 1)	1.2		5	1	0	0	0	0	0	0	0	0	0	5	5	0.00	0.600
Eddie Fisher, R ERA: 3.27	(9, 1)	0.1	L	3	2	1	1	0	0	0	0	0	0	0	3	3	27.00	6.000

PITCHER	IP	WLS	BF	H	R	ER	SO	BB	IBB	HBP	BLK	WP	HR	S	P	ERA	WHIP

Batter	1	2	3	4	5	6	7	8	9	AB	R	H	RBI	BB	SO	LOB
Jose Cardenal, R (1, 8) OBP: 0.264, SLG: 0.276	BBBB 4-0 E S 1B BB	x 0-0 ② F2		x 0-0 E6 FC5-4		x 0-0 1B		x 0-0 ③ F8		4	1	1	0	1	0	1
Chico Salmon, R (1, 4) OBP: 0.231, SLG: 0.238	x 0-0 ① F4 1-3	x 0-0 CS 2-H 1B		SSS 0-3 ① K		SSS 0-3 ③ K			x 0-0 1B 2B 1B	5	1	2	1	0	2	3
Max Alvis, R (1, 5) OBP: 0.400, SLG: 0.506	SSS 0-3 ② K	0-0 ③ CS 1-2	x 0-0 1B 2B	SSS 0-3 ② K			x 0-0 WP 2B 1B		x 0-0 1-3 2B 1B	5	3	3	0	0	2	2
Leon Wagner, L (1, 7) OBP: 0.278, SLG: 0.226 Tommy Harper, R (3, PH) OBP: 0.242, SLG: 0.281 (3, 7)	BBBB 4-0 1B HR BB		x 0-0 ① F9	x 0-0 ③ FC5-4 1-2f			x 0-0 WP 1-H 2B		x 0-0 FC1-6 2-H 3-H 2B	0 4	1 0	0 2	0 3	1 0	0 0	0 2
Tony Horton, R (1, 3) OBP: 0.354, SLG: 0.483	x 0-0 1-2 HR 3-H 1B	BBBB 4-0 1B HR BB			x 0-0 ① F6		SSS 0-3 ① K 2-3		BBBB 4-0 FC1-6 BB	3	2	1	1	2	1	1
Vic Davalillo, L (1, 9) OBP: 0.281, SLG: 0.380	x 0-0 1-H 2-H HR	x 0-0 1-2 2-H HR 1B			x 0-0 ② G3		x 0-0 ② F8		x 0-0 ① FC1-6 G4-3 1-2f 2-3	5	2	2	4	0	0	3
Joe Azcue, R (1, 2) OBP: 0.286, SLG: 0.519	x 0-0 ③ F6	x 0-0 1-H 2-H HR			SSS 0-3 ③ K		x 0-0 ③ 6-3		x 0-0 ② ③ G4-3 1-2f	5	1	1	3	0	1	3
Larry Brown, R (1, 6) OBP: 0.276, SLG: 0.216		H 1-0 WP 1B HBP	x 0-0 ② 5-3			x 0-0 ① L7		x 0-0 ① F8		3	1	0	0	0	0	0
Sonny Siebert, R (1, 1) OBP: 0.222, SLG: 0.176		SSS 0-3 ① K 1-2	SSS 0-3 ③ K			x 0-0 ② 4-3		SSS 0-3 ② K		4	0	0	0	0	3	1
Inning Stats	R: 4 E: 0 K: 1 S: 7 H: 2 LOB: 0 BB: 2 P: 15	R: 1 E: 0 K: 1 S: 5 H: 1 LOB: 0 BB: 0 P: 6	R: 4 E: 0 K: 1 S: 8 H: 3 LOB: 0 BB: 1 P: 12	R: 0 E: 1 K: 2 S: 8 H: 0 LOB: 1 BB: 0 P: 8	R: 0 E: 0 K: 1 S: 5 H: 0 LOB: 0 BB: 0 P: 5	R: 0 E: 0 K: 1 S: 6 H: 1 LOB: 1 BB: 0 P: 6	R: 1 E: 0 K: 1 S: 7 H: 2 LOB: 1 BB: 0 P: 7	R: 0 E: 0 K: 1 S: 5 H: 0 LOB: 0 BB: 0 P: 5	R: 2 E: 0 K: 0 S: 5 H: 3 LOB: 1 BB: 1 P: 9	1B: 7 2B: 3 3B: 0 HR: 2 SF: 0 SAC: 0 DP: 1 HBP: 1						

TOP

Cleveland Indians @ Baltimore Orioles

Memorial Stadium, Baltimore, MD

Fri May 10 1968, 7:05 PM EDT

Att. 10,964 - Unknown

livebaseballscorecards.com

AB	38
R	12
H	12
RBI	12
BB	4
SO	9
LOB	16

WP: 4 PA: 44
PB: 0
SB: 1
CS: 1

PITCHER		IP	WLS	BF	H	R	ER	SO	BB	IBB	HBP	BLK	WP	HR	S	P	ERA	WHIP
Jim Hardin, R ERA: 3.18	(1, 1)	2.0	L	11	3	5	5	2	2	0	1	0	1	1	12	21	22.50	2.500
John O'Donoghue, L ERA: 5.4	(3, 1)	1.0		7	3	4	4	1	1	0	0	0	0	1	8	12	36.00	4.000
Bruce Howard, R ERA: 3.48	(4, 1)	2.0		7	0	0	0	3	0	0	0	0	0	0	13	13	0.00	0.000
Roger Nelson, R ERA: 2.08	(6, 1)	2.0		9	3	1	1	2	0	0	0	0	2	0	13	13	4.50	1.500
Pete Richert, L ERA: 6.43	(8, 1)	2.0		9	3	2	2	1	1	0	0	0	0	0	10	14	9.00	2.000

PITCHER	IP	WLS	BF	H	R	ER	SO	BB	IBB	HBP	BLK	WP	HR	S	P	ERA	WHIP

Batter	1	2	3	4	5	6	7	8	9	AB	R	H	RBI	BB	SO	LOB
Paul Blair, R (1, 8) OBP: 0.287, SLG: 0.330	B B B B 4-0 BB BB		S S S 0-3 ② K			x 0-0 ① F8		x 0-0 G5-4-3 1B		3	0	1	0	1	1	0
Curt Motton, R (1, 7) OBP: 0.333, SLG: 0.299	B B B B 4-0 1-2 BB		S S S 0-3 ③ K			x 0-0 1B		x 0-0 ②③ G5-4-3 1-2f		3	0	1	0	1	1	1
Curt Blefary, L (1, 2) OBP: 0.343, SLG: 0.351	x 0-0 ① F5			x 0-0 ① F5		x 0-0 ② F6			x 0-0 ① 6-3	4	0	0	0	0	0	3
Brooks Robinson, R (1, 5) OBP: 0.311, SLG: 0.394 Pete Richert, L (8, 1) Frank Robinson, R (9, PH) OBP: 0.389, SLG: 0.333	x 0-0 ② L8			x 0-0 ② F8		x 0-0 ③ F5			x 0-0 L3-6 2B	3 0 1	0 0 0	0 0 1	0 0 0	0 0 0	0 0 0	3 0 0
Boog Powell, L (1, 3) OBP: 0.352, SLG: 0.440	x 0-0 ③ F9			x 0-0 ③ G3			x 0-0 ① F2		x 0-0 ②③ L3-6 2-3	4	0	0	0	0	0	3
Davey Johnson, R (1, 4) OBP: 0.364, SLG: 0.402		S S S 0-3 ① K			x 0-0 ① F8		x 0-0 ② F9			3	0	0	0	0	1	0
Dave May, L (1, 9) OBP: 0.279, SLG: 0.222		x 0-0 ② F8			S S S 0-3 ② K		B B B B 4-0 BB			2	0	0	0	1	1	0
Mark Belanger, R (1, 6) OBP: 0.241, SLG: 0.316		S S S 0-3 ③ K			B B B B 4-0 BB		x 0-0 ③ F9			2	0	0	0	1	1	1
Jim Hardin, R (1, 1) OBP: 0.154, SLG: 0.308 John O'Donoghue, R (3, 1) Chico Fernandez, R (3, PH) OBP: 0.333, SLG: 0.333 Bruce Howard, S (4, 1) OBP: 0.200, SLG: 0.400 Elrod Hendricks, L (5, PH) OBP: 0.400, SLG: 0.250 Roger Nelson, R (6, 1) Don Buford, S (8, 5) OBP: 0.286, SLG: 0.263			x 0-0 ① 6-3		S S S 0-3 ③ K			x 0-0 ① F2		0 0 1 0 1 0 1 0 1	0 0 0 0 0 0 0 0 0	0 0 0 0 0 0 0 0 0	0 0 0 0 0 0 1 0 0	0 0 0 0 0 0 1 0 0	0 0 0 0 0 0 1 0 0	0 0 0 0 0 0 1 0 0
Inning Stats	R: 0 E: 0 K: 0 S: 3 H: 0 LOB: 2 BB: 2 P: 11	R: 0 E: 0 K: 2 S: 7 H: 0 LOB: 0 BB: 0 P: 7	R: 0 E: 0 K: 2 S: 7 H: 0 LOB: 0 BB: 0 P: 7	R: 0 E: 0 K: 0 S: 3 H: 0 LOB: 0 BB: 0 P: 3	R: 0 E: 0 K: 2 S: 7 H: 0 LOB: 1 BB: 1 P: 11	R: 0 E: 0 K: 0 S: 4 H: 1 LOB: 1 BB: 0 P: 4	R: 0 E: 0 K: 0 S: 3 H: 0 LOB: 1 BB: 1 P: 7	R: 0 E: 0 K: 0 S: 3 H: 1 LOB: 0 BB: 0 P: 3	R: 0 E: 0 K: 0 S: 3 H: 1 LOB: 0 BB: 0 P: 3	1B: 2 2B: 2 3B: 0 HR: 0 SF: 0 SAC: 0 DP: 2 HBP: 0						

PITCHER		IP	WLS	BF	H	R	ER	SO	BB	IBB	HBP	BLK	WP	HR	S	P	ERA	WHIP
Sonny Siebert, R ERA: 2.66	(1, 1)	9.0	W	32	3	0	0	6	4	0	0	0	0	0	40	56	0.00	0.778

PITCHER	IP	WLS	BF	H	R	ER	SO	BB	IBB	HBP	BLK	WP	HR	S	P	ERA	WHIP

BOTTOM

Cleveland Indians @ Baltimore Orioles

Memorial Stadium, Baltimore, MD

Fri May 10 1968, 7:05 PM EDT

Att. 10,964 - Unknown

livebaseballscorecards.com

AB	28
R	0
H	3
RBI	0
BB	4
SO	6
LOB	12

WP: 0 PA: 32
PB: 0
SB: 0
CS: 0

Cleveland Indians @ Baltimore Orioles

Memorial Stadium, Baltimore, MD

Sat May 11 1968, 3:33 AM EDT

Att. 6,511 - Unknown

livebaseballscorecards.com

Batter	1	2	3	4	5	6	7	8	9	AB	R	H	RBI	BB	SO	LOB
Chico Salmon, R (1, 4) OBP: 0.217, SLG: 0.224	6-3		5-3		6-3			1-3		4	0	0	0	0	0	0
Vic Davalillo, L (1, 9) OBP: 0.290, SLG: 0.385	CS 1B		6-3		CS 1B			K		4	0	2	0	0	1	0
Max Alvis, R (1, 5) OBP: 0.394, SLG: 0.516	1-2 3B		6-3		CS 1-2	F7		F7		4	0	1	0	0	0	0
Leon Wagner, L (1, 7) OBP: 0.308, SLG: 0.294 Jose Cardenal, R (6, PR) OBP: 0.262, SLG: 0.273 (6, 8)	K			WP 4-3 2B 1B		6-3 2B			F9	3 1	1 0	2 0	0 0	0 0	1 0	1 0
Tony Horton, R (1, 3) OBP: 0.340, SLG: 0.462		6-3		4-3 1-2		6-3 2-3			E4 1B	4	1	0	0	0	0	2
Duke Sims, L (1, 2) OBP: 0.405, SLG: 0.524		HR BB		2-H 2B		4-3			1B IBB	2	1	1	1	2	0	2
Tommy Harper, R (1, 8) OBP: 0.242, SLG: 0.328 (6, 7)		1-H HR		5-3			K		K	4	1	1	2	0	2	3
Larry Brown, R (1, 6) OBP: 0.278, SLG: 0.221 Lee Maye, L (9, PH) OBP: 0.190, SLG: 0.238 Davey Nelson, R (9, PR) OBP: 0.267, SLG: 0.214 (9, 6)		6-3		6-3			B1-6-4 1B		1-3 2-H 1B	3 1 0	0 0 0	1 1 0	0 1 0	0 0 0	0 0 0	1 0 0
Sam McDowell, L (1, 1) OBP: 0.211, SLG: 0.211		F6			G3			B1-6-4 1-2f	B1-3	4	0	0	0	0	0	3
Inning Stats	R: 0 H: 2 E: 0 LOB: 1 K: 1 BB: 0 S: 6 P: 6	R: 2 H: 1 E: 0 LOB: 0 K: 0 BB: 1 S: 4 P: 8	R: 0 H: 0 E: 0 LOB: 0 K: 0 BB: 0 S: 3 P: 3	R: 1 H: 2 E: 0 LOB: 1 K: 0 BB: 0 S: 5 P: 5	R: 0 H: 1 E: 0 LOB: 0 K: 0 BB: 0 S: 3 P: 3	R: 0 H: 1 E: 0 LOB: 2 K: 0 BB: 0 S: 4 P: 4	R: 0 H: 1 E: 0 LOB: 0 K: 1 BB: 0 S: 5 P: 5	R: 0 H: 0 E: 0 LOB: 0 K: 1 BB: 0 S: 5 P: 5	R: 1 H: 1 E: 1 LOB: 2 K: 1 BB: 1 S: 7 P: 11	1B: 5 SF: 0 2B: 2 SAC: 0 3B: 1 DP: 1 HR: 1 HBP: 0						

TOP	
AB	34
R	4
H	9
RBI	4
BB	2
SO	4
LOB	12

WP: 1 PA: 37
PB: 0
SB: 0
CS: 2

PITCHER		IP	WLS	BF	H	R	ER	SO	BB	IBB	HBP	BLK	WP	HR	S	P	ERA	WHIP
Gene Brabender, R ERA: 2.66	(1, 1)	4.0		17	5	3	3	1	1	0	0	0	1	1	18	22	6.75	1.500
Moe Drabowsky, R ERA:	(5, 1)	3.0		10	3	0	0	1	0	0	0	0	0	0	12	12	0.00	1.000
Eddie Watt, R ERA: 1.8	(8, 1)	2.0	L	9	1	1	0	2	0	1	0	0	0	0	12	16	0.00	0.500

PITCHER	IP	WLS	BF	H	R	ER	SO	BB	IBB	HBP	BLK	WP	HR	S	P	ERA	WHIP

Cleveland Indians @ Baltimore Orioles

Memorial Stadium, Baltimore, MD

Sat May 11 1968, 3:33 AM EDT

Att. 6,511 - Unknown

BOTTOM

livebaseballscorecards.com

Batter	1	2	3	4	5	6	7	8	9	AB	R	H	RBI	BB	SO	LOB
Curt Blefary, L (1, 9) OBP: 0.327, SLG: 0.333	K		1-3		F9		F8		L9	5	0	0	0	0	1	2
Paul Blair, R (1, 8) OBP: 0.274, SLG: 0.314	F2		L7		F8			6-3	K	5	0	0	0	0	1	1
Curt Motton, R (1, 7) OBP: 0.341, SLG: 0.310	1B		K		L5			2B 1B 1B		4	1	2	0	0	1	0
Brooks Robinson, R (1, 5) OBP: 0.318, SLG: 0.418	F8			4-3 2B		F9		1B SF8 1-3 2B		4	1	2	0	0	0	1
Boog Powell, L (1, 3) OBP: 0.349, SLG: 0.432		K		4-3 2-3		F5		2-3 3-H 1B		4	0	1	1	0	1	1
Davey Johnson, R (1, 4) OBP: 0.369, SLG: 0.404		E7 1B 1B		BB BB		K		SF8 3-H		2	1	1	1	1	1	0
Andy Etchebarren, R (1, 2) OBP: 0.404, SLG: 0.610		2-H 1B		K			L3 HBP	K		3	0	1	1	0	2	3
Mark Belanger, R (1, 6) OBP: 0.241, SLG: 0.304		F4		1-2 BB			L3 1-2		K	3	0	0	0	1	1	2
Gene Brabender, R (1, 1) OBP: 0.375, SLG: 0.714 Frank Robinson, R (4, PH) OBP: 0.378, SLG: 0.323 Moe Drabowsky, R (5, 1) Don Buford, S (7, PH) OBP: 0.318, SLG: 0.263 Eddie Watt, R (8, 1) Larry Haney, R (9, PH) OBP: 1.000, SLG: 1.000 Dave May, L (9, PR) OBP: 0.279, SLG: 0.222		K		K				BB	1B	1 1 0 0 0 1 0	0 0 0 0 0 0 0	0 0 0 0 0 0 0	0 0 0 0 0 0 0	0 0 0 1 0 0 0	1 1 0 0 0 0 0	1 3 0 0 0 0 0
Inning Stats	R: 0 E: 0 K: 1 S: 6 H: 1 LOB: 1 BB: 0 P: 6	R: 1 E: 1 K: 2 S: 9 H: 2 LOB: 1 BB: 0 P: 9	R: 0 E: 0 K: 1 S: 5 H: 0 LOB: 0 BB: 0 P: 5	R: 0 E: 0 K: 2 S: 8 H: 1 LOB: 3 BB: 2 P: 16	R: 0 E: 0 K: 0 S: 3 H: 0 LOB: 0 BB: 0 P: 3	R: 0 E: 0 K: 1 S: 5 H: 0 LOB: 0 BB: 0 P: 5	R: 0 E: 0 K: 0 S: 2 H: 0 LOB: 1 BB: 1 P: 7	R: 2 E: 0 K: 1 S: 8 H: 3 LOB: 1 BB: 0 P: 8	R: 0 E: 0 K: 2 S: 8 H: 1 LOB: 1 BB: 0 P: 8	1B: 6 2B: 3 3B: 0 HR: 0	SF: 1 SAC: 0 DP: 1 HBP: 1		WP: 0 PB: 0 SB: 0 CS: 0		PA: 38		

	AB	33
	R	3
	H	8
	RBI	3
	BB	3
	SO	10
	LOB	14

PITCHER	IP	WLS	BF	H	R	ER	SO	BB	IBB	HBP	BLK	WP	HR	S	P	ERA	WHIP
Sam McDowell, L (1, 1) ERA: 1.82	9.0	W	38	8	3	2	10	3	0	1	0	0	0	54	67	2.00	1.222

PITCHER	IP	WLS	BF	H	R	ER	SO	BB	IBB	HBP	BLK	WP	HR	S	P	ERA	WHIP

Cleveland Indians @ Baltimore Orioles

Memorial Stadium, Baltimore, MD

Sun May 12 1968, 3:33 AM EDT

Unknown

livebaseballscorecards.com

Batter	1	2	3	4	5	6	7	8	9	AB	R	H	RBI	BB	SO	LOB
Jose Cardenal, R (1, 8) OBP: 0.270, SLG: 0.282	G5-4-3 1B		CS 1B			6-3		F6		4	0	2	0	0	0	0
Chico Salmon, R (1, 4) OBP: 0.233, SLG: 0.217	G5-4-3 1-2f		F8 1-2			3-1 1B BB		FC6-4 BB		2	1	0	0	2	0	2
Max Alvis, R (1, 5) OBP: 0.389, SLG: 0.515	K			2B		3-1 1-2		FC6-4 1-2f		4	0	1	0	0	1	2
Tony Horton, R (1, 3) OBP: 0.346, SLG: 0.457		2B BB		F5		1B 2-H			F7	3	0	1	1	1	0	1
Vic Davalillo, L (1, 9) OBP: 0.288, SLG: 0.380		F4		K			4-3		SH3 BB E 1B	4	1	1	0	0	1	2
Joe Azcue, R (1, 2) OBP: 0.250, SLG: 0.452		F8		F9			4-3		E1 SH3 BB 1-2	4	0	0	0	0	0	3
Tommy Harper, R (1, 7) OBP: 0.271, SLG: 0.349		2B 1-3			F7		BB		SH3 BB 1-2 2-3	2	0	1	0	2	0	0
Larry Brown, R (1, 6) OBP: 0.269, SLG: 0.213 Leon Wagner, L (9, PH) OBP: 0.308, SLG: 0.294 Davey Nelson, R (9, PH) OBP: 0.267, SLG: 0.214 (9, 6)		F8			K		K		SH3 1-2 2-3 3-H	3 0 0	0 0 0	0 0 0	0 0 1	0 0 0	2 0 0	3 0 0
Luis Tiant, R (1, 1) OBP: 0.167, SLG: 0.222			F8		5-3			F9	F8	4	0	0	0	0	0	2
Inning Stats	R: 0 E: 0 K: 1 S: 5 H: 1 LOB: 0 BB: 0 P: 5	R: 0 E: 0 K: 0 S: 4 H: 1 LOB: 2 BB: 1 P: 8	R: 0 E: 0 K: 0 S: 3 H: 1 LOB: 0 BB: 0 P: 3	R: 0 E: 0 K: 1 S: 6 H: 1 LOB: 1 BB: 0 P: 6	R: 0 E: 0 K: 1 S: 5 H: 0 LOB: 0 BB: 0 P: 5	R: 1 E: 0 K: 0 S: 3 H: 1 LOB: 1 BB: 1 P: 7	R: 0 E: 0 K: 1 S: 5 H: 0 LOB: 1 BB: 1 P: 9	R: 0 E: 0 K: 0 S: 3 H: 0 LOB: 1 BB: 1 P: 7	R: 1 E: 1 K: 0 S: 5 H: 1 LOB: 2 BB: 1 P: 9	1B: 4 2B: 2 3B: 0 HR: 0 SF: 0 SAC: 1 DP: 1 HBP: 0	WP: 0 PB: 0 SB: 0 CS: 1 PA: 36					

TOP	
AB	30
R	2
H	6
RBI	2
BB	5
SO	4
LOB	15

PITCHER		IP	WLS	BF	H	R	ER	SO	BB	IBB	HBP	BLK	WP	HR	S	P	ERA	WHIP
Tom Phoebus, R ERA: 1.78	(1, 1)	8.0	L	30	5	1	1	4	4	0	0	0	0	0	34	50	1.12	1.125
Eddie Watt, R ERA: 1.76	(9, 1)	0.1		4	1	1	0	0	1	0	0	0	0	0	3	7	0.00	6.000
Pete Richert, L ERA: 5.87	(9, 1)	0.2		2	0	0	0	0	0	0	0	0	0	0	2	2	0.00	0.000

PITCHER		IP	WLS	BF	H	R	ER	SO	BB	IBB	HBP	BLK	WP	HR	S	P	ERA	WHIP

Batter	1	2	3	4	5	6	7	8	9	AB	R	H	RBI	BB	SO	LOB
Paul Blair, R (1, 8) OBP: 0.264, SLG: 0.302	F2		K			F8			F9	4	0	0	0	0	1	0
Curt Blefary, L (1, 2) OBP: 0.333, SLG: 0.333	G3			K			FC1-6 BB		FC6-4 1B	3	0	1	0	1	1	0
Brooks Robinson, R (1, 5) OBP: 0.315, SLG: 0.412	1B			6-3			FC1-6 1B 1-2f		F6	4	0	1	0	0	0	2
Frank Robinson, R (1, 7) OBP: 0.341, SLG: 0.286	K			K			F5		FC6-4 1-2f	4	0	0	0	0	2	3
Boog Powell, L (1, 3) OBP: 0.348, SLG: 0.429		K			6-3		1B			3	0	1	0	0	1	0
Davey Johnson, R (1, 4) OBP: 0.368, SLG: 0.402		3-1			CS 1B		K			3	0	1	0	0	1	2
Dave May, L (1, 9) OBP: 0.266, SLG: 0.211		1-3			F5 1-2			F9		3	0	0	0	0	0	1
Mark Belanger, R (1, 6) OBP: 0.233, SLG: 0.293			K			B1-3		K		3	0	0	0	0	2	0
Tom Phoebus, R (1, 1) OBP: 0.158, SLG: 0.158			1-3			F8		K		2	0	0	0	0	0	0
Don Buford, S (8, PH) OBP: 0.304, SLG: 0.250										1	0	0	0	0	1	0
Eddie Watt, R (9, 1)										0	0	0	0	0	0	0
Pete Richert, L (9, 1)										0	0	0	0	0	0	0
Inning Stats	R: 0 E: 0 K: 1 S: 6 H: 1 LOB: 1 BB: 0 P: 6	R: 0 E: 0 K: 1 S: 5 H: 0 LOB: 0 BB: 0 P: 5	R: 0 E: 0 K: 2 S: 7 H: 0 LOB: 0 BB: 0 P: 7	R: 0 E: 0 K: 2 S: 7 H: 0 LOB: 0 BB: 0 P: 7	R: 0 E: 0 K: 0 S: 3 H: 1 LOB: 0 BB: 0 P: 3	R: 0 E: 0 K: 0 S: 3 H: 0 LOB: 0 BB: 0 P: 3	R: 0 E: 0 K: 1 S: 6 H: 1 LOB: 2 BB: 1 P: 10	R: 0 E: 0 K: 2 S: 7 H: 0 LOB: 0 BB: 0 P: 7	R: 0 E: 0 K: 0 S: 4 H: 1 LOB: 1 BB: 0 P: 4	1B: 4 2B: 0 3B: 0 HR: 0 SF: 0 SAC: 0 DP: 0 HBP: 0						

PITCHER	IP	WLS	BF	H	R	ER	SO	BB	IBB	HBP	BLK	WP	HR	S	P	ERA	WHIP
Luis Tiant, R (1, 1) ERA: 1.03	9.0	W	31	4	0	0	9	1	0	0	0	0	0	48	52	0.00	0.556

PITCHER	IP	WLS	BF	H	R	ER	SO	BB	IBB	HBP	BLK	WP	HR	S	P	ERA	WHIP

BOTTOM

Cleveland Indians @ Baltimore Orioles

Memorial Stadium, Baltimore, MD

Sun May 12 1968, 3:33 AM EDT

Unknown

livebaseballscorecards.com

AB	30
R	0
H	4
RBI	0
BB	1
SO	9
LOB	8

WP: 0 PA: 31
PB: 0
SB: 0
CS: 1

Batter	1	2	3	4	5	6	7	8	9	AB	R	H	RBI	BB	SO	LOB
Jose Cardenal, R (1, 8) OBP: 0.267, SLG: 0.287	S S S 0-3 ① K		x 0-0 ② 4-3		x 0-0 1-H 2-H 2B		x 0-0 ② F3		x 0-0 ③ F4	5	0	1	2	0	1	1
Chico Salmon, R (1, 4) OBP: 0.221, SLG: 0.205	x 0-0 ② F9		x 0-0 ③ 6-3		x 0-0 ② F6		S S S 0-3 ③ K			4	0	0	0	0	1	1
Max Alvis, R (1, 5) OBP: 0.384, SLG: 0.515	x 0-0 ③ 5-3			x 0-0 ① 6-3	x 0-0 ③ F4			x 0-0 1B 2B		4	1	1	0	0	0	1
Duke Sims, L (1, 2) OBP: 0.398, SLG: 0.507		x 0-0 ① F9		x 0-0 ② 6-3		x 0-0 ① F5		x 0-0 G6-4-3 2-H 1B		4	0	1	1	0	0	0
Tony Horton, R (1, 3) OBP: 0.342, SLG: 0.443		B B B B 4-0 1B BB		x 0-0 ③ F6		x 0-0 ② 5-3		x 0-0 ① ② G6-4-3 1-2f		3	0	0	0	1	0	1
Vic Davalillo, L (1, 9) OBP: 0.296, SLG: 0.385		x 0-0 1-2 1B			x 0-0 ① 4-3	x 0-0 1B 1B		x 0-0 ③ 5-3		4	0	2	0	0	0	0
Tommy Harper, R (1, 7) OBP: 0.284, SLG: 0.358		S S S 0-3 ② K			x 0-0 1B 1B 1B	x 0-0 1-2 FC6-4 1B			x 0-0 ① F9	4	1	2	0	0	1	2
Larry Brown, R (1, 6) OBP: 0.268, SLG: 0.214		x 0-0 ③ F4			x 0-0 WP 1B 1-3 2B 1B	x 0-0 ③ FC6-4 1-2f			x 0-0 ② 4-3	4	1	1	0	0	0	4
Stan Williams, R (1, 1) OBP: 0.500, SLG: 0.250			x 0-0 ① F8		x 0-0 WP 1-2 2B 3-H 1B		S S S 0-3 ① K		B B B B 4-0 BB	3	1	1	1	1	1	0
Inning Stats	R: 0 E: 0 K: 1 S: 5 H: 0 LOB: 0 BB: 0 P: 5	R: 0 E: 0 K: 1 S: 6 H: 1 LOB: 2 BB: 1 P: 10	R: 0 E: 0 K: 0 S: 3 H: 0 LOB: 0 BB: 0 P: 3	R: 0 E: 0 K: 0 S: 3 H: 0 LOB: 0 BB: 0 P: 3	R: 3 E: 0 K: 0 S: 7 H: 4 LOB: 1 BB: 0 P: 7	R: 0 E: 0 K: 0 S: 5 H: 2 LOB: 2 BB: 0 P: 5	R: 0 E: 0 K: 2 S: 7 H: 0 LOB: 0 BB: 0 P: 7	R: 1 E: 0 K: 0 S: 4 H: 2 LOB: 0 BB: 0 P: 4	R: 0 E: 0 K: 0 S: 3 H: 0 LOB: 1 BB: 1 P: 7	1B: 7 2B: 2 3B: 0 HR: 0	SF: 0 SAC: 0 DP: 1 HBP: 0						

PITCHER	IP	WLS	BF	H	R	ER	SO	BB	IBB	HBP	BLK	WP	HR	S	P	ERA	WHIP
Dave Leonhard, R (1, 1) ERA: 2.67	5.0	L	21	5	3	3	2	1	0	0	0	1	0	24	28	5.40	1.200
John O'Donoghue, L (6, 1) ERA: 4.66	3.0		12	4	1	1	2	0	0	0	0	0	0	16	16	3.00	1.333
Bruce Howard, R (9, 1) ERA: 3.32	1.0		4	0	0	0	0	1	0	0	0	0	0	3	7	0.00	1.000

PITCHER	IP	WLS	BF	H	R	ER	SO	BB	IBB	HBP	BLK	WP	HR	S	P	ERA	WHIP

TOP

Cleveland Indians @ Baltimore Orioles

Memorial Stadium, Baltimore, MD

Sun May 12 1968, 7:05 PM EDT

Att. 18,982 - Unknown

livebaseballscorecards.com

AB	35
R	4
H	9
RBI	4
BB	2
SO	4
LOB	10

Batter	1	2	3	4	5	6	7	8	9	AB	R	H	RBI	BB	SO	LOB
Paul Blair, R (1, 8) OBP: 0.254, SLG: 0.291	S S S 0-3 K ①		x 0-0 FC6 1-2f ②			x 0-0 F8 ①		x 0-0 F8 ②		4	0	0	0	0	1	1
Curt Motton, R (1, 7) OBP: 0.348, SLG: 0.311	S S S 0-3 K ②		B B B B 4-0 BB			x 0-0 E8 4-3 1B		S S S 0-3 K ③		3	0	1	0	1	2	0
Curt Blefary, L (1, 2) OBP: 0.322, SLG: 0.321	x 0-0 F2 ③		x 0-0 3-1 ③			x 0-0 4-3 2-3 ②			x 0-0 F6 ①	4	0	0	0	0	0	3
Brooks Robinson, R (1, 5) OBP: 0.322, SLG: 0.443		x 0-0 1B		x 0-0 4-3 ①		x 0-0 F8 ③			x 0-0 HR	4	1	2	1	0	0	1
Boog Powell, L (1, 3) OBP: 0.345, SLG: 0.422		x 0-0 F4 ①		x 0-0 G3 ②			x 0-0 FC3-6 1B		x 0-0 6-3 ②	4	0	1	0	0	0	1
Davey Johnson, R (1, 4) OBP: 0.364, SLG: 0.396		x 0-0 F4 ②		x 0-0 F4 ③			x 0-0 F9 ①		x 0-0 1B	4	0	1	0	0	0	2
Dave May, L (1, 9) OBP: 0.250, SLG: 0.197		x 0-0 F8 ③			x 0-0 5-3 ①		x 0-0 FC3-6 1-2f 1B ②		x 0-0 4-3 ③	4	0	0	0	0	0	3
Mark Belanger, R (1, 6) OBP: 0.237, SLG: 0.294			S S S 0-3 K ①		x 0-0 F8 ②		x 0-0 2-H 1B ③			3	0	1	0	0	1	0
Dave Leonhard, R (1, 1)			B B B B 4-0 FC6 BB		x 0-0 G3 ③			x 0-0 1-3 ①		0	0	0	0	1	0	0
Elrod Hendricks, L (5, PH) OBP: 0.364, SLG: 0.222										1	0	0	0	0	0	0
John O'Donoghue, R (6, 1)										0	0	0	0	0	0	0
Don Buford, S (8, PH) OBP: 0.292, SLG: 0.238										1	0	0	0	0	0	0
Bruce Howard, S (9, 1) OBP: 0.200, SLG: 0.400										0	0	0	0	0	0	0
Inning Stats	R: 0 E: 0 K: 2 S: 7 H: 0 LOB: 0 BB: 0 P: 7	R: 0 E: 0 K: 0 S: 4 H: 1 LOB: 1 BB: 0 P: 4	R: 0 E: 1 K: 1 S: 5 H: 0 LOB: 2 BB: 2 P: 13	R: 0 E: 0 K: 0 S: 3 H: 0 LOB: 0 BB: 0 P: 3	R: 0 E: 0 K: 0 S: 3 H: 0 LOB: 0 BB: 0 P: 3	R: 0 E: 1 K: 0 S: 4 H: 1 LOB: 1 BB: 0 P: 4	R: 0 E: 1 K: 0 S: 4 H: 2 LOB: 2 BB: 0 P: 4	R: 0 E: 0 K: 1 S: 5 H: 0 LOB: 0 BB: 0 P: 5	R: 1 E: 0 K: 0 S: 5 H: 2 LOB: 1 BB: 0 P: 5	1B: 5 2B: 0 3B: 0 HR: 1		SF: 0 SAC: 0 DP: 0 HBP: 0		WP: 0 PB: 0 SB: 0 CS: 0	PA: 34		

PITCHER	IP	WLS	BF	H	R	ER	SO	BB	IBB	HBP	BLK	WP	HR	S	P	ERA	WHIP
Stan Williams, R (1, 1) ERA: 1.11	9.0	W	34	6	1	1	4	2	0	0	0	0	1	40	48	1.00	0.889

PITCHER	IP	WLS	BF	H	R	ER	SO	BB	IBB	HBP	BLK	WP	HR	S	P	ERA	WHIP

BOTTOM

Cleveland Indians @ Baltimore Orioles

Memorial Stadium, Baltimore, MD

Sun May 12 1968, 7:05 PM EDT

Att. 18,982 - Unknown

livebaseballscorecards.com

AB	32
R	1
H	6
RBI	1
BB	2
SO	4
LOB	11

New York Yankees @ Cleveland Indians

Cleveland Municipal Stadium, Cleveland, OH

Tue May 14 1968, 7:05 PM EDT

Att. 7,290 - Cloudy - 58 F

TOP

livebaseballscorecards.com

Batter	1	2	3	4	5	6	7	8	9	AB	R	H	RBI	BB	SO	LOB
Horace Clarke, S (1, 4) OBP: 0.220, SLG: 0.198	F6	F6		F7			BB		6-3	4	0	0	0	1	0	3
Roy White, S (1, 8) OBP: 0.345, SLG: 0.424	2B FC4 1B	F9		L7			K		1B	5	1	2	0	0	1	4
Mickey Mantle, S (1, 3) OBP: 0.366, SLG: 0.379	FC4 1-3 2B		F2		4-3		G5-4-3 1-2 BB		F8	4	0	1	0	1	0	1
Andy Kosco, R (1, 9) OBP: 0.317, SLG: 0.508	FC4 HBP 2-3 3-H		F9		HR		G5-4-3 1-2f			4	1	1	2	0	0	3
Tom Tresh, S (1, 7) OBP: 0.287, SLG: 0.222	F5		BB		G3			F8		3	0	0	0	1	0	2
Bobby Cox, R (1, 5) OBP: 0.304, SLG: 0.233	1-2 HBP		F9		K			1B		3	0	1	0	0	1	1
Jake Gibbs, L (1, 2) OBP: 0.283, SLG: 0.200	4-3			BB F8		CS 1B		L9		3	0	1	0	1	0	4
Gene Michael, S (1, 6) OBP: 0.171, SLG: 0.213		F9		F8 1-2		F4 1-2		F7		3	0	0	0	0	0	2
Joe Pepitone, L (8, PH) OBP: 0.294, SLG: 0.375										1	0	0	0	0	0	1
Ruben Amaro, R (8, 6) OBP: 0.278, SLG: 0.250										0	0	0	0	0	0	0
Al Downing, R (1, 1)		1B		BB		K			F3	0	0	0	0	0	0	0
Charley Smith, R (2, PH) OBP: 0.500, SLG: 0.500										1	0	1	0	0	0	0
Jim Bouton, R (2, 1)										1	0	0	0	1	1	0
Joe Verbanic, R (7, 1)										0	0	0	0	0	0	0
Steve Hamilton, L (7, 1)										0	0	0	0	0	0	0
Dick Howser, R (9, PH) OBP: 0.261, SLG: 0.105										1	0	0	0	0	0	0
Inning Stats	R: 1 E: 0 K: 0 S: 6 H: 2 LOB: 3 BB: 0 P: 7	R: 0 E: 0 K: 0 S: 4 H: 1 LOB: 1 BB: 0 P: 4	R: 0 E: 0 K: 0 S: 3 H: 0 LOB: 1 BB: 1 P: 7	R: 0 E: 0 K: 0 S: 3 H: 0 LOB: 2 BB: 2 P: 11	R: 1 E: 0 K: 1 S: 6 H: 1 LOB: 0 BB: 0 P: 6	R: 0 E: 0 K: 1 S: 5 H: 1 LOB: 0 BB: 0 P: 5	R: 0 E: 0 K: 1 S: 4 H: 0 LOB: 1 BB: 2 P: 12	R: 0 E: 0 K: 0 S: 4 H: 1 LOB: 1 BB: 0 P: 4	R: 0 E: 0 K: 0 S: 4 H: 1 LOB: 1 BB: 0 P: 4	1B: 5 2B: 1 3B: 0 HR: 1	SF: 0 SAC: 0 DP: 1 HBP: 1						

	AB	33
	R	2
	H	7
	RBI	2
	BB	5
	SO	3
	LOB	21

WP: 0 PB: 0 SB: 0 CS: 1 PA: 39

PITCHER		IP	WLS	BF	H	R	ER	SO	BB	IBB	HBP	BLK	WP	HR	S	P	ERA	WHIP
Steve Hargan, R ERA: 2.28	(1, 1)	6.0		27	5	2	2	2	3	0	1	0	0	1	27	40	3.00	1.333
Billy Rohr, L ERA:	(7, 1)	0.1		3	0	0	0	1	2	0	0	0	0	0	3	11	0.00	6.000
Eddie Fisher, R ERA: 2.63	(7, 1)	2.2	W	9	2	0	0	0	0	0	0	0	0	0	9	9	0.00	0.750

PITCHER		IP	WLS	BF	H	R	ER	SO	BB	IBB	HBP	BLK	WP	HR	S	P	ERA	WHIP

Batter	1	2	3	4	5	6	7	8	9	AB	R	H	RBI	BB	SO	LOB
Jose Cardenal, R (1, 8) OBP: 0.273, SLG: 0.286	5-3		6-3		L1-3		BB	CS		4	1	1	1	1	0	1
Chico Salmon, R (1, 4) OBP: 0.247, SLG: 0.260	1B		F7		3B		E IBB	CS		4	1	3	1	0	0	0
Max Alvis, R (1, 5) OBP: 0.397, SLG: 0.519	1B		1B		F8		E			3	0	2	0	1	0	1
Tony Horton, R (1, 3) OBP: 0.330, SLG: 0.426	F2		K			1-3	E6			4	0	0	1	0	1	5
Joe Azcue, R (1, 2) OBP: 0.286, SLG: 0.455 Tommy Gramly, R (6, PR) Duke Sims, L (7, 2) OBP: 0.393, SLG: 0.500	1B			F4		BB	K			2 0 1	0 0 0	1 0 0	1 0 0	1 0 0	0 0 1	0 0 3
Tommy Harper, R (1, 7) OBP: 0.276, SLG: 0.348 Leon Wagner, L (6, PH) OBP: 0.300, SLG: 0.286 Billy Rohr, L (7, 1) Eddie Fisher, R (7, 1)	K			5-3		F8	5-3			2 1 0 1	0 0 0 0	0 0 0 0	0 0 0 0	0 0 0 0	1 0 0 0	2 1 0 3
Vic Davalillo, L (1, 9) OBP: 0.304, SLG: 0.389		3-1		1B		4-3		SH2-3 1B		4	1	2	0	0	0	1
Larry Brown, R (1, 6) OBP: 0.270, SLG: 0.218		6-3		4-3			E6 L9 1B	SH2-3		3	1	1	0	0	0	1
Steve Hargan, R (1, 1) OBP: 0.133, SLG: 0.267 Lee Maye, L (7, 7) OBP: 0.174, SLG: 0.217		1-3			L1-3		L9	L7		2 2	0 0	1 0	0 0	0 0	0 0	0 2
Inning Stats	R: 1 H: 3 E: 0 LOB: 2 K: 1 BB: 0 S: 8 P: 8	R: 0 H: 0 E: 0 LOB: 0 K: 0 BB: 0 S: 3 P: 3	R: 0 H: 1 E: 0 LOB: 1 K: 1 BB: 0 S: 6 P: 6	R: 0 H: 1 E: 0 LOB: 1 K: 0 BB: 0 S: 4 P: 4	R: 0 H: 2 E: 0 LOB: 1 K: 0 BB: 0 S: 4 P: 4	R: 0 H: 0 E: 0 LOB: 1 K: 0 BB: 1 S: 3 P: 7	R: 2 H: 2 E: 2 LOB: 3 K: 1 BB: 2 S: 8 P: 16	R: 1 H: 2 E: 0 LOB: 0 K: 0 BB: 0 S: 4 P: 4		1B: 10 SF: 0 2B: 1 SAC: 1 3B: 1 DP: 1 HR: 0 HBP: 0						

PITCHER		IP	WLS	BF	H	R	ER	SO	BB	IBB	HBP	BLK	WP	HR	S	P	ERA	WHIP
Al Downing, L ERA: 8.38	(1, 1)	1.0		6	3	1	1	1	0	0	0	0	0	0	8	8	9.00	3.000
Jim Bouton, R ERA: 3.68	(2, 1)	5.1		21	5	1	1	1	1	0	0	0	0	0	22	26	1.69	1.125
Joe Verbanic, R ERA: 1.26	(7, 1)	0.0	L	4	1	1	1	0	1	1	0	0	0	0	2	10	∞	∞
Steve Hamilton, L ERA: 3.38	(7, 1)	1.2		6	2	1	1	1	0	0	0	0	0	0	8	8	5.40	1.200

PITCHER	IP	WLS	BF	H	R	ER	SO	BB	IBB	HBP	BLK	WP	HR	S	P	ERA	WHIP

BOTTOM

New York Yankees @ Cleveland Indians

Cleveland Municipal Stadium, Cleveland, OH

Tue May 14 1968, 7:05 PM EDT
Att. 7,290 - Cloudy - 58 F

livebaseballscorecards.com

AB	33
R	4
H	11
RBI	4
BB	3
SO	3
LOB	20

Batter	1	2	3	4	5	6	7	8	9	AB	R	H	RBI	BB	SO	LOB
Horace Clarke, S (1, 4) OBP: 0.212, SLG: 0.190	F5	4-3		6-3			F2			4	0	0	0	0	0	4
Roy White, S (1, 8) OBP: 0.342, SLG: 0.417	BB, 1B 1B		4-3		6-3		FC9-6 1-2f 2B			4	2	1	0	0	0	1
Joe Pepitone, L (1, 3) OBP: 0.429, SLG: 0.500	1B 1-2 BB		S 1B		BB		1-H 2B			2	0	2	1	2	0	0
Andy Kosco, R (1, 9) OBP: 0.313, SLG: 0.492	1-2 2-H 1B		K 1-2		K		L6			4	0	1	1	0	2	3
Steve Whitaker, L (1, 7) OBP: 0.196, SLG: 0.152	F8		K		4-3			F9		4	0	0	0	0	1	4
Bobby Cox, R (1, 5) OBP: 0.301, SLG: 0.234	K			5-3		F3		1B		4	0	1	0	0	1	2
Jake Gibbs, L (1, 2) OBP: 0.292, SLG: 0.214		1B		E 1B		F6		4-3		4	0	2	0	0	0	0
Ruben Amaro, R (1, 6) OBP: 0.238, SLG: 0.211		K		E4 1-2		6-3				3	0	0	0	0	1	2
Stan Bahnsen, R (1, 1) OBP: 0.250, SLG: 0.143		K		K						2	0	0	0	0	2	3
Dick Howser, R (7, PH) OBP: 0.277, SLG: 0.128										1	0	1	0	0	0	0
Dooley Womack, L (7, 1)							FC9-6 1B			0	0	0	0	0	0	0
Inning Stats	R: 1 H: 2 E: 0 LOB: 2 K: 1 BB: 1 S: 7 P: 11	R: 0 H: 1 E: 0 LOB: 1 K: 2 BB: 0 S: 8 P: 8	R: 0 H: 1 E: 0 LOB: 1 K: 2 BB: 0 S: 8 P: 8	R: 0 H: 1 E: 1 LOB: 2 K: 1 BB: 0 S: 7 P: 7	R: 0 H: 0 E: 0 LOB: 1 K: 1 BB: 1 S: 5 P: 9	R: 0 H: 0 E: 0 LOB: 0 K: 0 BB: 0 S: 3 P: 3	R: 1 H: 2 E: 0 LOB: 1 K: 0 BB: 0 S: 5 P: 5	R: 0 H: 1 E: 0 LOB: 0 K: 0 BB: 0 S: 3 P: 3		1B: 7 SF: 0 2B: 1 SAC: 0 3B: 0 DP: 0 HR: 0 HBP: 0						

TOP

New York Yankees @ Cleveland Indians

Cleveland Municipal Stadium, Cleveland, OH

Wed May 15 1968, 3:33 AM EDT
Att. 5,476 - Unknown - 77 F

livebaseballscorecards.com

AB	32
R	2
H	8
RBI	2
BB	2
SO	7
LOB	19

WP: 0 PA: 34
PB: 0
SB: 1
CS: 0

PITCHER	IP	WLS	BF	H	R	ER	SO	BB	IBB	HBP	BLK	WP	HR	S	P	ERA	WHIP
Sonny Siebert, R (1, 1) ERA: 2.61	8.0		34	8	2	2	7	2	0	0	0	0	0	46	54	2.25	1.250

PITCHER	IP	WLS	BF	H	R	ER	SO	BB	IBB	HBP	BLK	WP	HR	S	P	ERA	WHIP

Batter	1	2	3	4	5	6	7	8	9	AB	R	H	RBI	BB	SO	LOB
Jose Cardenal, R (1, 8) OBP: 0.274, SLG: 0.296	x 0-0 ① L7		x 0-0 ① L9		x 0-0 4-3 CS 2B 2-H					3	0	1	1	0	0	0
Chico Salmon, R (1, 4) OBP: 0.250, SLG: 0.275	x 0-0 2B		x 0-0 ② 6-3		x 0-0 ② 4-3 2-3					3	0	1	0	0	0	2
Max Alvis, R (1, 5) OBP: 0.387, SLG: 0.505	S S S 0-3 ② K		S S S 0-3 ③ K		0-0 ③ CS 3-H	x 0-0 ① 5-3				3	0	0	0	0	2	1
Lee Maye, L (1, 7) OBP: 0.192, SLG: 0.200 Tommy Harper, R (7, 7) OBP: 0.276, SLG: 0.348	B B B B 4-0 BB			x 0-0 ① L9		x 0-0 E6 2B				2 0	1 0	0 0	0 0	1 0	0 0	0 0
Tony Horton, R (1, 3) OBP: 0.331, SLG: 0.433	x 0-0 ③ F6			x 0-0 ② L8		x 0-0 ② 1-H 2B				3	0	1	1	0	0	2
Vic Davalillo, L (1, 9) OBP: 0.304, SLG: 0.387		x 0-0 ① 6-3		x 0-0 1B		x 0-0 ③ F6				3	0	1	0	0	0	0
Duke Sims, L (1, 2) OBP: 0.379, SLG: 0.479		x 0-0 ② L8		x 0-0 ③ 6-3			x 0-0 ① 4-3			3	0	0	0	0	0	1
Larry Brown, R (1, 6) OBP: 0.277, SLG: 0.227 Willie Smith, L (5, PH) OBP: 0.214, SLG: 0.167 Davey Nelson, R (5, PR) OBP: 0.250, SLG: 0.200 (6, 6)		x 0-0 1B			x 0-0 SH1-4 2B 1B		x 0-0 ② 4-3			1 1 1	0 0 1	1 1 0	0 0 0	0 0 0	0 0 0	0 0 0
Sonny Siebert, R (1, 1) OBP: 0.200, SLG: 0.158		x 0-0 ③ L9			x 0-0 ① SH1-4 1-2		S S S 0-3 ③ K			2	0	0	0	0	1	1
Inning Stats	R: 0 E: 0 K: 1 S: 6 H: 1 LOB: 2 BB: 1 P: 10	R: 0 E: 0 K: 0 S: 4 H: 1 LOB: 1 BB: 0 P: 4	R: 0 E: 0 K: 1 S: 5 H: 0 LOB: 0 BB: 0 P: 5	R: 0 E: 0 K: 0 S: 4 H: 1 LOB: 1 BB: 0 P: 4	R: 1 E: 0 K: 0 S: 4 H: 2 LOB: 1 BB: 0 P: 4	R: 1 E: 1 K: 0 S: 4 H: 1 LOB: 0 BB: 0 P: 4	R: 0 E: 0 K: 1 S: 5 H: 0 LOB: 0 BB: 0 P: 5			1B: 3 2B: 3 3B: 0 HR: 0	SF: 0 SAC: 1 DP: 0 HBP: 0					

BOTTOM

New York Yankees @ Cleveland Indians

Cleveland Municipal Stadium, Cleveland, OH

Wed May 15 1968, 3:33 AM EDT

Att. 5,476 - Unknown - 77 F

livebaseballscorecards.com

AB	25
R	2
H	6
RBI	2
BB	1
SO	3
LOB	7

WP: 0 PB: 0 SB: 0 CS: 1 PA: 28

PITCHER		IP	WLS	BF	H	R	ER	SO	BB	IBB	HBP	BLK	WP	HR	S	P	ERA	WHIP
Stan Bahnsen, R ERA: 2.13	(1, 1)	6.0		24	6	2	1	2	1	0	0	0	0	0	27	31	1.50	1.167
Dooley Womack, R ERA: 4.6	(7, 1)	1.0		3	0	0	0	1	0	0	0	0	0	0	5	5	0.00	0.000

PITCHER	IP	WLS	BF	H	R	ER	SO	BB	IBB	HBP	BLK	WP	HR	S	P	ERA	WHIP

Batter	1	2	3	4	5	6	7	8	9	AB	R	H	RBI	BB	SO	LOB
Del Unser, L (1, 8) OBP: 0.313, SLG: 0.354	K2-4-2 1B		F9		4-3		4-3		G3 1-3	5	0	1	0	0	0	1
Sam Bowens, R (1, 9) OBP: 0.263, SLG: 0.321	K2-4-2 1-2f		HR 1B		HR BB		BB			2	2	1	0	2	1	1
Frank Howard, R (1, 3) OBP: 0.392, SLG: 0.783	FC5-4 BB		1-H HR		1-H HR		K			3	2	2	4	1	1	1
Ken McMullen, R (1, 5) OBP: 0.312, SLG: 0.453	FC5-4 1-2f		5-3		G6-4-3 BB			F7		3	0	0	0	1	0	1
Cap Peterson, R (1, 7) OBP: 0.222, SLG: 0.125		P4		E 5-3 BB	G6-4-3 1-2f			G3		3	0	0	0	1	0	1
Ron Hansen, R (1, 6) OBP: 0.286, SLG: 0.333		P4		K		G1-4-3 1B		L8		4	0	1	0	0	1	1
Paul Casanova, R (1, 2) OBP: 0.114, SLG: 0.116		1B		5-3 1-2		G1-4-3 1-2f			F2	4	0	1	0	0	0	2
Frank Coggins, S (1, 4) OBP: 0.231, SLG: 0.279		K		E3 2-3		F8			F7	4	0	0	0	0	1	2
Barry Moore, L (1, 1)			6-3	1-3			K		PB WP 1B	2	0	0	0	0	0	2
Dennis Higgins, R (6, 1) OBP: 0.167, SLG: 0.167										2	0	1	0	0	1	0
Inning Stats	R: 0 E: 0 K: 1 S: 5 H: 1 LOB: 1 BB: 1 P: 9	R: 0 E: 0 K: 1 S: 6 H: 1 LOB: 1 BB: 0 P: 6	R: 2 E: 0 K: 0 S: 5 H: 2 LOB: 0 BB: 0 P: 5	R: 0 E: 1 K: 1 S: 6 H: 0 LOB: 2 BB: 1 P: 10	R: 2 E: 0 K: 0 S: 3 H: 1 LOB: 0 BB: 2 P: 11	R: 0 E: 0 K: 0 S: 3 H: 1 LOB: 0 BB: 0 P: 3	R: 0 E: 0 K: 2 S: 7 H: 0 LOB: 1 BB: 1 P: 11	R: 0 E: 0 K: 0 S: 3 H: 0 LOB: 0 BB: 0 P: 3	R: 0 E: 0 K: 0 S: 4 H: 1 LOB: 1 BB: 0 P: 4	1B: 5 2B: 1 3B: 0 HR: 2 SF: 0 SAC: 0 DP: 3 HBP: 0						

PITCHER	IP	WLS	BF	H	R	ER	SO	BB	IBB	HBP	BLK	WP	HR	S	P	ERA	WHIP
Sam McDowell, L (1, 1) ERA: 2.17	8.0	L	33	6	4	4	5	5	0	0	0	0	2	38	58	4.50	1.375
Eddie Fisher, R (9, 1) ERA: 2.45	1.0		4	1	0	0	0	0	0	0	0	1	0	4	4	0.00	1.000

PITCHER	IP	WLS	BF	H	R	ER	SO	BB	IBB	HBP	BLK	WP	HR	S	P	ERA	WHIP

TOP

Washington Senators @ Cleveland Indians

Cleveland Municipal Stadium, Cleveland, OH

Thu May 16 1968, 7:05 PM EDT

Att. 5,447 - Unknown

livebaseballscorecards.com

AB	32
R	4
H	7
RBI	4
BB	5
SO	5
LOB	12

WP: 1 PB: 1 SB: 0 CS: 0 PA: 37

BOTTOM

Washington Senators @ Cleveland Indians

Cleveland Municipal Stadium, Cleveland, OH

Thu May 16 1968, 7:05 PM EDT

Att. 5,447 - Unknown

livebaseballscorecards.com

Batter	1	2	3	4	5	6	7	8	9	AB	R	H	RBI	BB	SO	LOB
Jose Cardenal, R (1, 8) OBP: 0.266, SLG: 0.286	4-3		G6-4-3 1-2f			G3		4-3		4	0	0	0	0	0	2
Vic Davalillo, L (1, 9) OBP: 0.294, SLG: 0.374	5-3			1-3		5-3			F8	4	0	0	0	0	0	0
Max Alvis, R (1, 5) OBP: 0.382, SLG: 0.495	P4			K 1B		K			F8	4	0	1	0	0	1	0
Tony Horton, R (1, 3) OBP: 0.320, SLG: 0.417		5-3		K			6-3		K	4	0	0	0	0	2	1
Tommy Harper, R (1, 7) OBP: 0.269, SLG: 0.338		F7		P5			2B			2	0	0	0	0	0	1
Lee Maye, L (7, PH) (8, 7) OBP: 0.222, SLG: 0.269										1	0	1	0	0	0	0
Chico Salmon, R (1, 4) OBP: 0.241, SLG: 0.265		F7			6-3		P5			3	0	0	0	0	0	1
Duke Sims, L (1, 2) OBP: 0.378, SLG: 0.473			E 1B		K		P6			3	0	1	0	0	1	1
Larry Brown, R (1, 6) OBP: 0.282, SLG: 0.267			F9		IHR			4-3		2	1	1	1	0	0	1
Willie Smith, L (8, PH) OBP: 0.200, SLG: 0.154										1	0	0	0	0	0	0
Eddie Fisher, R (9, 1)										0	0	0	0	0	0	0
Sam McDowell, L (1, 1) OBP: 0.190, SLG: 0.190			E4 G6-4-3 1-2		K			6-3		2	0	0	0	0	1	1
Leon Wagner, L (8, PH) OBP: 0.293, SLG: 0.278										1	0	0	0	0	0	0
Davey Nelson, R (9, 6) OBP: 0.250, SLG: 0.200										0	0	0	0	0	0	0
Inning Stats	R: 0 E: 0 K: 0 S: 3 H: 0 LOB: 0 BB: 0 P: 3	R: 0 E: 0 K: 0 S: 3 H: 0 LOB: 0 BB: 0 P: 3	R: 0 E: 1 K: 0 S: 4 H: 1 LOB: 1 BB: 0 P: 4	R: 0 E: 0 K: 1 S: 6 H: 1 LOB: 1 BB: 0 P: 6	R: 1 E: 0 K: 2 S: 8 H: 1 LOB: 0 BB: 0 P: 8	R: 0 E: 0 K: 1 S: 5 H: 0 LOB: 0 BB: 0 P: 5	R: 0 E: 0 K: 0 S: 4 H: 1 LOB: 1 BB: 0 P: 4	R: 0 E: 0 K: 0 S: 3 H: 0 LOB: 0 BB: 0 P: 3	R: 0 E: 0 K: 1 S: 5 H: 0 LOB: 0 BB: 0 P: 5	1B: 2 2B: 1 3B: 0 HR: 1 SF: 0 SAC: 0 DP: 1 HBP: 0	WP: 0 PB: 0 SB: 0 CS: 0 PA: 31					

PITCHER	IP	WLS	BF	H	R	ER	SO	BB	IBB	HBP	BLK	WP	HR	S	P	ERA	WHIP
Barry Moore, L (1, 1) ERA: 4.03	5.0	W	18	3	1	1	3	0	0	0	0	0	0	24	24	1.80	0.600
Dennis Higgins, R (6, 1) ERA: 3.52	4.0	S	13	1	0	0	2	0	0	0	0	0	0	17	17	0.00	0.250

PITCHER	IP	WLS	BF	H	R	ER	SO	BB	IBB	HBP	BLK	WP	HR	S	P	ERA	WHIP

AB	31
R	1
H	4
RBI	1
BB	0
SO	5
LOB	8

Baltimore Orioles @ Cleveland Indians

Cleveland Municipal Stadium, Cleveland, OH

Fri May 17 1968, 7:05 PM EDT

Att. 14,125 - Unknown

TOP

livebaseballscorecards.com

Batter	1	2	3	4	5	6	7	8	9	AB	R	H	RBI	BB	SO	LOB
Paul Blair, R (1, 8) OBP: 0.246, SLG: 0.287	K		5-3		K		G4-6-3 1B		6-3	5	0	1	0	0	2	3
Davey Johnson, R (1, 4) OBP: 0.371, SLG: 0.406	G1-6-3 1B			CS BB		K	G4-6-3 1-2f		4-3	4	0	1	0	1	1	1
Curt Blefary, L (1, 9) OBP: 0.326, SLG: 0.308	G1-6-3 1-2f			K		WP E HR BB		G3	G3	4	1	0	0	1	1	2
Frank Robinson, R (1, 7) OBP: 0.370, SLG: 0.295		F4		K 1-2		FC4 WP HR 1-2		S HR BB		3	2	0	0	1	1	2
Boog Powell, L (1, 3) OBP: 0.344, SLG: 0.455		BB			BB 1B BB	1-H 2-H HR		F7 1-2		2	1	1	3	2	0	1
Brooks Robinson, R (1, 5) OBP: 0.331, SLG: 0.426		K			BB 1-2 1B	F4		HR IBB		3	1	1	0	1	1	1
Elrod Hendricks, L (1, 2) OBP: 0.353, SLG: 0.429 Curt Motton, R (8, PH) OBP: 0.363, SLG: 0.408 Andy Etchebarren, R (8, 2) OBP: 0.396, SLG: 0.595		K			F4	BB		1-H 2-H HR		2 1 0	0 1 0	0 1 0	0 3 0	1 0 0	1 0 0	3 0 0
Mark Belanger, R (1, 6) OBP: 0.231, SLG: 0.266			K		1-2 2-3 BB	F7		H 1-0 HBP		2	0	0	0	1	1	1
Gene Brabender, R (1, 1) OBP: 0.250, SLG: 0.455			K		F6		F6	K		4	0	0	0	0	2	4
Inning Stats	R: 0 E: 0 K: 1 S: 5 H: 1 LOB: 0 BB: 0 P: 5	R: 0 E: 0 K: 2 S: 7 H: 0 LOB: 1 BB: 1 P: 11	R: 0 E: 0 K: 2 S: 7 H: 0 LOB: 0 BB: 0 P: 7	R: 0 E: 0 K: 2 S: 6 H: 0 LOB: 1 BB: 1 P: 10	R: 0 E: 0 K: 1 S: 6 H: 1 LOB: 3 BB: 2 P: 14	R: 3 E: 1 K: 1 S: 7 H: 1 LOB: 1 BB: 2 P: 15	R: 0 E: 0 K: 0 S: 3 H: 1 LOB: 0 BB: 0 P: 3	R: 3 E: 0 K: 1 S: 6 H: 1 LOB: 1 BB: 2 P: 15	R: 0 E: 0 K: 0 S: 3 H: 0 LOB: 0 BB: 0 P: 3	1B: 3 2B: 1 3B: 0 HR: 2 SF: 0 SAC: 0 DP: 3 HBP: 1						

	AB	30
	R	6
	H	5
	RBI	6
	BB	8
	SO	10
	LOB	18

WP: 1 PB: 0 SB: 1 CS: 1 PA: 39

PITCHER		IP	WLS	BF	H	R	ER	SO	BB	IBB	HBP	BLK	WP	HR	S	P	ERA	WHIP
Luis Tiant, R ERA: 1.21	(1, 1)	7.0	L	29	4	3	2	9	6	0	0	0	1	1	41	65	2.57	1.429
Billy Rohr, L ERA: 4.91	(8, 1)	0.2		4	0	2	2	0	1	1	0	0	0	0	2	10	27.00	1.500
Hal Kurtz, R ERA: 3.24	(8, 1)	1.1		6	1	1	1	1	0	0	1	0	0	1	7	8	6.75	0.750

PITCHER		IP	WLS	BF	H	R	ER	SO	BB	IBB	HBP	BLK	WP	HR	S	P	ERA	WHIP

Baltimore Orioles @ Cleveland Indians

Cleveland Municipal Stadium, Cleveland, OH

Fri May 17 1968, 7:05 PM EDT

Att. 14,125 - Unknown

livebaseballscorecards.com

BOTTOM

Batter	1	2	3	4	5	6	7	8	9	AB	R	H	RBI	BB	SO	LOB
Jose Cardenal, R (1, 8) OBP: 0.265, SLG: 0.285	F8		CS, 1B			K		6-3		4	0	1	0	0	1	0
Chico Salmon, R (1, 4) OBP: 0.231, SLG: 0.253	6-3		CS 1-2	5-3		5-3		F2		4	0	0	0	0	0	0
Max Alvis, R (1, 5) OBP: 0.370, SLG: 0.478	5-3			5-3		F5		K		4	0	0	0	0	1	0
Tony Horton, R (1, 3) OBP: 0.317, SLG: 0.411		G3		6-3			FC4-6, 1B		6-3	4	0	1	0	0	0	0
Vic Davalillo, L (1, 9) OBP: 0.293, SLG: 0.370		6-3			1-3		K		G6-4-3, 1B	4	0	1	0	0	1	1
Joe Azcue, R (1, 2) OBP: 0.270, SLG: 0.429 Willie Smith, L (7, PH) OBP: 0.188, SLG: 0.143 Billy Rohr, L (8, 1) Hal Kurtz, R (8, 1) Ken Suarez, R (9, PH)		F6			E7		FC4-6 1B 2B 1-2f		G6-4-3 1-2f	2 1 0 0 1	0 1 0 0 0	0 0 0 0 0	0 1 0 0 0	0 0 0 0 0	0 0 0 0 0	0 1 0 0 1
Tommy Harper, R (1, 7) OBP: 0.263, SLG: 0.329 Duke Sims, L (7, PH) OBP: 0.385, SLG: 0.480 (8, 2)			5-3		F3		2B 1-3 1B			2 1	0 0	0 1	0 0	0 0	0 0	1 0
Larry Brown, R (1, 6) OBP: 0.295, SLG: 0.308 Leon Wagner, L (7, PH) OBP: 0.310, SLG: 0.324 Davey Nelson, R (7, PR) OBP: 0.250, SLG: 0.200 (8, 6)			HR		IBB		1-3 3-H 2B			1 1 0	1 0 0	1 1 0	1 0 0	1 0 0	0 0 0	0 0 0
Luis Tiant, R (1, 1) OBP: 0.150, SLG: 0.200 Lee Maye, L (7, PH) OBP: 0.214, SLG: 0.259 Jose Vidal, R (8, 7) OBP: 0.111, SLG: 0.111			K		5-3		5-3			2 1 0	0 0 0	0 0 0	0 0 0	0 0 0	1 0 0	2 2 0
Inning Stats	R: 0 E: 0 K: 0 S: 3 H: 0 LOB: 0 BB: 0 P: 3	R: 0 E: 0 K: 0 S: 3 H: 0 LOB: 0 BB: 0 P: 3	R: 1 E: 0 K: 1 S: 6 H: 2 LOB: 0 BB: 0 P: 6	R: 0 E: 0 K: 0 S: 3 H: 0 LOB: 0 BB: 0 P: 3	R: 0 E: 1 K: 0 S: 4 H: 0 LOB: 2 BB: 1 P: 8	R: 0 E: 0 K: 1 S: 5 H: 0 LOB: 0 BB: 0 P: 5	R: 1 E: 0 K: 1 S: 8 H: 3 LOB: 2 BB: 0 P: 8	R: 0 E: 0 K: 1 S: 5 H: 0 LOB: 0 BB: 0 P: 5	R: 0 E: 0 K: 0 S: 3 H: 1 LOB: 0 BB: 0 P: 3	1B: 4 2B: 1 3B: 0 HR: 1 SF: 0 SAC: 0 DP: 1 HBP: 0			WP: 0 PB: 0 SB: 0 CS: 1	PA: 34		

	AB	32
	R	2
	H	6
	RBI	2
	BB	1
	SO	4
	LOB	8

PITCHER	IP	WLS	BF	H	R	ER	SO	BB	IBB	HBP	BLK	WP	HR	S	P	ERA	WHIP
Gene Brabender, R (1, 1) ERA: 2.48	9.0	W	33	6	2	2	4	0	1	0	0	0	1	40	44	2.00	0.667

PITCHER	IP	WLS	BF	H	R	ER	SO	BB	IBB	HBP	BLK	WP	HR	S	P	ERA	WHIP

Batter	1	2	3	4	5	6	7	8	9	10	AB	R	H	RBI	BB	SO	LOB
Paul Blair, R (1, 8) OBP: 0.238, SLG: 0.278	K			K		K			F3		4	0	0	0	0	3	0
Davey Johnson, R (1, 4) OBP: 0.359, SLG: 0.391	K			6-3			K		4-3		4	0	0	0	0	2	0
Curt Blefary, L (1, 9) OBP: 0.317, SLG: 0.298	L4			K			4-3		K		4	0	0	0	0	2	0
Frank Robinson, R (1, 7) OBP: 0.345, SLG: 0.271		6-3			K		E5 1B			K	4	0	0	0	0	2	0
Boog Powell, L (1, 3) OBP: 0.341, SLG: 0.448		F7			G3		1-2 1B			4-3	4	0	1	0	0	0	0
Brooks Robinson, R (1, 5) OBP: 0.328, SLG: 0.420		5-3			1B		F9			F9	4	0	1	0	0	0	2
Elrod Hendricks, L (1, 2) OBP: 0.300, SLG: 0.353			F5		L9			K			3	0	0	0	0	1	1
Mark Belanger, R (1, 6) OBP: 0.224, SLG: 0.258			4-3			K		F8			3	0	0	0	0	1	0
Tom Phoebus, R (1, 1) OBP: 0.136, SLG: 0.136			6-3			F9		K			3	0	0	0	0	1	0
Inning Stats	R: 0 H: 0 E: 0 LOB: 0 K: 2 BB: 0 S: 7 P: 7	R: 0 H: 0 E: 0 LOB: 0 K: 0 BB: 0 S: 3 P: 3	R: 0 H: 0 E: 0 LOB: 0 K: 0 BB: 0 S: 3 P: 3	R: 0 H: 0 E: 0 LOB: 0 K: 2 BB: 0 S: 7 P: 7	R: 0 H: 1 E: 0 LOB: 1 K: 1 BB: 0 S: 6 P: 6	R: 0 H: 0 E: 0 LOB: 0 K: 2 BB: 0 S: 7 P: 7	R: 0 H: 1 E: 1 LOB: 2 K: 1 BB: 0 S: 7 P: 7	R: 0 H: 0 E: 0 LOB: 0 K: 2 BB: 0 S: 7 P: 7	R: 0 H: 0 E: 0 LOB: 0 K: 1 BB: 0 S: 5 P: 5	R: 0 H: 0 E: 0 LOB: 0 K: 1 BB: 0 S: 5 P: 5	1B: 2 SF: 0 2B: 0 SAC: 0 3B: 0 DP: 0 HR: 0 HBP: 0						

PITCHER	IP	WLS	BF	H	R	ER	SO	BB	IBB	HBP	BLK	WP	HR	S	P	ERA	WHIP
Stan Williams, R (1, 1) ERA: 0.79	10.0	W	33	2	0	0	12	0	0	0	0	0	0	57	57	0.00	0.200

PITCHER	IP	WLS	BF	H	R	ER	SO	BB	IBB	HBP	BLK	WP	HR	S	P	ERA	WHIP

TOP

Baltimore Orioles @ Cleveland Indians

Cleveland Municipal Stadium, Cleveland, OH

Sat May 18 1968, 3:33 AM EDT

Att. 5,394 - Unknown

livebaseballscorecards.com

AB	33
R	0
H	2
RBI	0
BB	0
SO	12
LOB	3

Batter	1	2	3	4	5	6	7	8	9	10	AB	R	H	RBI	BB	SO	LOB
Jose Cardenal, R (1, 8) OBP: 0.257, SLG: 0.276	1-3		F3			F5		FC5-4 1-2f			4	0	0	0	0	0	2
Vic Davalillo, L (1, 9) OBP: 0.291, SLG: 0.366	4-3			L6		E6 S			E4 SH1-3 G3-2-4 1B		4	0	1	0	0	0	0
Max Alvis, R (1, 5) OBP: 0.362, SLG: 0.466	5-3			G3		F2 1-2			SH1-3 2-3		3	0	0	0	0	0	1
Duke Sims, L (1, 2) OBP: 0.400, SLG: 0.494		K		2B			BB CS		IBB		2	0	1	0	2	1	0
Tony Horton, R (1, 3) OBP: 0.315, SLG: 0.400		K		G3			F8 1-2		IBB 1-2		3	0	0	0	1	1	2
Tommy Harper, R (1, 7) OBP: 0.253, SLG: 0.316 Leon Wagner, L (9, PH) OBP: 0.302, SLG: 0.316 Jose Vidal, R (10, 7) OBP: 0.111, SLG: 0.111		6-3		5-3			K2-3		G3-2-4 3-Hf		3 1 0	0 0 0	0 0 0	0 0 0	0 0 0	1 0 0	0 3 0
Chico Salmon, R (1, 4) OBP: 0.232, SLG: 0.244			BB S	F3				F9		5-3	3	0	0	0	1	0	0
Larry Brown, R (1, 6) OBP: 0.287, SLG: 0.298 Willie Smith, L (10, PH) OBP: 0.235, SLG: 0.267 Davey Nelson, R (10, PR) OBP: 0.250, SLG: 0.200			K 1-2	F8				B1-3		1B 2B	3 1 0	0 0 0	0 1 0	0 0 0	0 0 0	1 0 0	1 0 0
Stan Williams, R (1, 1) OBP: 0.500, SLG: 0.375			K			5-3		FC5-4 1B		1B 2-H	4	0	2	1	0	1	1
Inning Stats	R: 0 H: 0 E: 0 LOB: 0 K: 0 BB: 0 S: 3 P: 3	R: 0 H: 0 E: 0 LOB: 0 K: 2 BB: 0 S: 7 P: 7	R: 0 H: 0 E: 0 LOB: 1 K: 2 BB: 1 S: 7 P: 11	R: 0 H: 1 E: 0 LOB: 1 K: 0 BB: 0 S: 4 P: 4	R: 0 H: 0 E: 0 LOB: 0 K: 0 BB: 0 S: 3 P: 3	R: 0 H: 0 E: 1 LOB: 1 K: 0 BB: 0 S: 4 P: 4	R: 0 H: 0 E: 0 LOB: 0 K: 1 BB: 1 S: 4 P: 8	R: 0 H: 1 E: 0 LOB: 1 K: 0 BB: 0 S: 4 P: 4	R: 0 H: 1 E: 1 LOB: 2 K: 0 BB: 2 S: 3 P: 11	R: 1 H: 2 E: 0 LOB: 2 K: 0 BB: 0 S: 3 P: 3	1B: 3 SF: 0 2B: 2 SAC: 1 3B: 0 DP: 1 HR: 0 HBP: 0						WP: 0 PA: 36 PB: 0 SB: 2 CS: 1

PITCHER	IP	WLS	BF	H	R	ER	SO	BB	IBB	HBP	BLK	WP	HR	S	P	ERA	WHIP
Tom Phoebus, R (1, 1) ERA: 1.66	9.1	L	36	5	1	1	5	2	2	0	0	0	0	42	58	0.96	0.750

PITCHER	IP	WLS	BF	H	R	ER	SO	BB	IBB	HBP	BLK	WP	HR	S	P	ERA	WHIP

BOTTOM

Baltimore Orioles @ Cleveland Indians

Cleveland Municipal Stadium, Cleveland, OH

Sat May 18 1968, 3:33 AM EDT
Att. 5,394 - Unknown

livebaseballscorecards.com

AB	31
R	1
H	5
RBI	1
BB	4
SO	5
LOB	10

Baltimore Orioles @ Cleveland Indians

Cleveland Municipal Stadium, Cleveland, OH

Sun May 19 1968, 3:33 AM EDT

Unknown

TOP

livebaseballscorecards.com

Batter	1	2	3	4	5	6	7	8	9	AB	R	H	RBI	BB	SO	LOB
Curt Blefary, L (1, 9) OBP: 0.313, SLG: 0.295	F9		1B BB	FC4-6 1B HR 1-2f 2-3		4-3			F8	5	2	1	0	0	0	3
Davey Johnson, R (1, 4) OBP: 0.368, SLG: 0.395	6-3		1B 1B BB 1-2	HR 1B 1-2 3-H			G5-4-3 1B		F9	4	1	2	1	1	0	1
Frank Robinson, R (1, 7) OBP: 0.355, SLG: 0.346	F4		1B 1-2 2-H 1B	HR 1-H 2-H			G5-4-3 1-2f			4	1	2	4	0	0	1
Boog Powell, L (1, 3) OBP: 0.338, SLG: 0.442		6-3	1B 1-2 2-3	3-1			4-3			4	0	1	0	0	0	0
Brooks Robinson, R (1, 5) OBP: 0.326, SLG: 0.415		1B	K		5-3			K		4	0	1	0	0	2	3
Elrod Hendricks, L (1, 2) OBP: 0.292, SLG: 0.300		K	F2		F7			G6-4-3 BB		3	0	0	0	1	1	4
Paul Blair, R (1, 8) OBP: 0.239, SLG: 0.271		4-3		FC4-6 G3 1B BB	6-3			G6-4-3 1-2f		3	1	0	0	1	0	2
Mark Belanger, R (1, 6) OBP: 0.218, SLG: 0.250			K	G3 1-2		G3			2B	3	0	0	0	0	1	1
Don Buford, S (9, PH) OBP: 0.320, SLG: 0.318										1	0	1	0	0	0	0
Dave Leonhard, R (1, 1)										0	0	0	0	0	0	0
Bruce Howard, S (2, 1) OBP: 0.429, SLG: 1.000										1	1	1	1	1	0	0
John O'Donoghue, R (4, 1)										1	0	0	0	0	1	0
Moe Drabowsky, R (6, 1)										0	0	0	0	0	0	0
Curt Motton, R (9, PH) OBP: 0.359, SLG: 0.403			HR	FC4-6 BB		K			K	1	0	0	0	0	1	1

	AB	34
	R	6
	H	9
	RBI	6
	BB	4
	SO	6
	LOB	16

Inning Stats	1	2	3	4	5	6	7	8	9	1B: 6	SF: 0	WP: 0	PA: 38
R:	0	0	2	4	0	0	0	0	0	2B: 1	SAC: 0	PB: 0	
E:	0	0	0	0	0	0	0	0	0	3B: 0	DP: 2	SB: 0	
K:	0	1	2	0	0	1	0	1	1	HR: 2	HBP: 0	CS: 0	
S:	3	6	11	5	3	5	3	4	6				
H:	0	1	4	2	0	0	1	0	1				
LOB:	0	1	3	0	0	0	0	0	1				
BB:	0	0	1	2	0	0	0	1	0				
P:	3	6	15	13	3	5	3	8	6				

PITCHER		IP	WLS	BF	H	R	ER	SO	BB	IBB	HBP	BLK	WP	HR	S	P	ERA	WHIP
Steve Hargan, R ERA: 2.88	(1, 1)	9.0	W	38	9	6	6	6	4	0	0	0	0	2	46	62	6.00	1.444

PITCHER	IP	WLS	BF	H	R	ER	SO	BB	IBB	HBP	BLK	WP	HR	S	P	ERA	WHIP

Batter	1	2	3	4	5	6	7	8	9	AB	R	H	RBI	BB	SO	LOB
Chico Salmon, R (1, 4) OBP: 0.240, SLG: 0.253	HR 1B 1B	5-3 1-2	F3		1-3 1B		F3			5	1	2	0	0	0	3
Lee Maye, L (1, 7) OBP: 0.290, SLG: 0.367	HR 1-2 1B	2-H 2B		BB HBP 1B	F9		5-3			3	1	3	1	0	0	0
Joe Azcue, R (5, PH) OBP: 0.263, SLG: 0.417										1	0	0	0	0	0	2
Jose Vidal, R (6, 7) OBP: 0.100, SLG: 0.100										1	0	0	0	0	0	0
Max Alvis, R (1, 5) OBP: 0.356, SLG: 0.463	F7	1-3		K		F7 1B 2B	5-3			5	1	1	0	0	1	4
Duke Sims, L (1, 2) OBP: 0.420, SLG: 0.550	1-H 2-H HR		2B SF9 BB	BB 1-2 HBP		F5		1B 2B		3	3	2	3	1	0	1
Tony Horton, R (1, 3) OBP: 0.326, SLG: 0.407	6-3		SF9 1-3 1B 2B	G6-4-3 1-2 2-3 BB		F7 2-3		1B E BB		3	2	1	0	2	0	1
Vic Davalillo, L (1, 9) OBP: 0.287, SLG: 0.360	4-3		K	G6-4-3 1-2f		1B E BB		S 1-3 2-H 1B		2	0	0	0	0	1	2
Tommy Harper, R (4, PH) OBP: 0.267, SLG: 0.321 (5, 9)										2	1	1	1	1	0	3
Jose Cardenal, R (1, 8) OBP: 0.262, SLG: 0.282		1B FC6-4 1B	SF9 2-3 3-H		5-3	E4 WP 1-H 3-H 1B		5-3 1-3 3-H		4	1	2	2	0	0	1
Larry Brown, R (1, 6) OBP: 0.310, SLG: 0.316		FC6-4 1-3 1B	WP 3-H 1B		1B 1B	1-2 BB		K		4	0	3	1	1	1	1
Steve Hargan, R (1, 1) OBP: 0.150, SLG: 0.211		FC6-4 5-3 1-2f 2B 3-H	1-2 BB		K	L5		K		4	1	0	1	1	2	5
Inning Stats	R: 3 E: 1 K: 0 S: 6 H: 3 LOB: 0 BB: 0 P: 6	R: 2 E: 0 K: 0 S: 6 H: 3 LOB: 1 BB: 0 P: 6	R: 2 E: 0 K: 1 S: 7 H: 2 LOB: 2 BB: 2 P: 15	R: 0 E: 0 K: 1 S: 5 H: 1 LOB: 2 BB: 1 P: 10	R: 0 E: 0 K: 1 S: 7 H: 2 LOB: 2 BB: 0 P: 7	R: 2 E: 1 K: 0 S: 5 H: 2 LOB: 2 BB: 2 P: 13	R: 0 E: 0 K: 0 S: 3 H: 0 LOB: 0 BB: 0 P: 3	R: 2 E: 0 K: 2 S: 9 H: 2 LOB: 1 BB: 1 P: 13								

PITCHER		IP	WLS	BF	H	R	ER	SO	BB	IBB	HBP	BLK	WP	HR	S	P	ERA	WHIP
Dave Leonhard, R ERA: 3.77	(1, 1)	1.2	L	11	6	5	4	0	0	0	0	0	0	1	11	11	21.60	3.600
Bruce Howard, R ERA: 3.86	(2, 1)	1.2		12	3	2	2	2	3	0	1	0	1	0	12	25	10.80	3.600
John O'Donoghue, L ERA: 4.63	(4, 1)	2.0		8	3	1	1	1	0	0	0	0	0	0	10	10	4.50	1.500
Moe Drabowsky, R ERA: 1.13	(6, 1)	2.2		14	3	3	2	2	3	0	0	0	1	0	15	27	6.75	2.250

PITCHER	IP	WLS	BF	H	R	ER	SO	BB	IBB	HBP	BLK	WP	HR	S	P	ERA	WHIP

BOTTOM

Baltimore Orioles @ Cleveland Indians

Cleveland Municipal Stadium, Cleveland, OH

Sun May 19 1968, 3:33 AM EDT

Unknown

livebaseballscorecards.com

AB	37
R	11
H	15
RBI	9
BB	6
SO	5
LOB	23

1B: 10	SF: 1	WP: 2	PA: 45
2B: 4	SAC: 0	PB: 0	
3B: 0	DP: 1	SB: 2	
HR: 1	HBP: 1	CS: 0	

Batter	1	2	3	4	5	6	7	8	9	AB	R	H	RBI	BB	SO	LOB
Dave May, L (1, 8) OBP: 0.234, SLG: 0.214	x 0-0 ① L1		x 0-0 ② F5 1-2 2-3		x 0-0 ③ F8			x 0-0 ② G3		4	0	0	0	0	0	2
Davey Johnson, R (1, 4) (7, 6) OBP: 0.365, SLG: 0.385	x 0-0 ② 5-3		B B B B 4-0 BB			S S S 0-3 ① K		x 0-0 ③ 5-3		3	0	0	0	1	1	0
Frank Robinson, R (1, 7) OBP: 0.333, SLG: 0.321	x 0-0 ③ 1-3		S S S 0-3 ③ K			x 0-0 ② 6-3			x 0-0 ① 5-3	4	0	0	0	0	1	3
Boog Powell, L (1, 3) OBP: 0.329, SLG: 0.427		x 0-0 ① 4-3		x 0-0 ① 4-3		x 0-0 ③ F6			x 0-0 ② F8	4	0	0	0	0	0	0
Brooks Robinson, R (1, 5) OBP: 0.317, SLG: 0.402		x 0-0 ② F8		x 0-0 ② F8			x 0-0 ① 4-3		x 0-0 ③ F8	4	0	0	0	0	0	0
Curt Blefary, L (1, 9) OBP: 0.320, SLG: 0.305		x 0-0 ③ F6		H 1-0 FC4 HBP			x 0-0 5-3 2B			2	0	1	0	0	0	0
Andy Etchebarren, R (1, 2) OBP: 0.392, SLG: 0.568			B B B B 4-0 WP BB BB	x 0-0 ③ FC4 1-2f			x 0-0 ② 5-3 2-3			2	0	0	0	1	0	2
Mark Belanger, R (1, 6) OBP: 0.214, SLG: 0.245 Don Buford, S (7, PH) (7, 4) OBP: 0.308, SLG: 0.304			S S S 0-3 ① K		S S S 0-3 ① K		S S S 0-3 ③ K			2	0	0	0	0	2	1
										1	0	0	0	0	1	1
Dave McNally, R (1, 1) Curt Motton, R (8, PH) OBP: 0.355, SLG: 0.397 Eddie Watt, R (8, 1)			B B B B 4-0 WP 1-2 BB		x 0-0 ② 6-3			S S S 0-3 ① K		1	0	0	0	1	0	0
										1	0	0	0	0	1	0
										0	0	0	0	0	0	0
Inning Stats	R: 0 E: 0 K: 0 S: 3 H: 0 LOB: 0 BB: 0 P: 3	R: 0 E: 0 K: 0 S: 3 H: 0 LOB: 0 BB: 0 P: 3	R: 0 E: 0 K: 2 S: 7 H: 0 LOB: 3 BB: 3 P: 19	R: 0 E: 0 K: 0 S: 3 H: 0 LOB: 1 BB: 0 P: 4	R: 0 E: 0 K: 1 S: 5 H: 0 LOB: 0 BB: 0 P: 5	R: 0 E: 0 K: 1 S: 5 H: 0 LOB: 0 BB: 0 P: 5	R: 0 E: 0 K: 1 S: 6 H: 1 LOB: 1 BB: 0 P: 6	R: 0 E: 0 K: 1 S: 5 H: 0 LOB: 0 BB: 0 P: 5	R: 0 E: 0 K: 0 S: 3 H: 0 LOB: 0 BB: 0 P: 3	1B: 0 2B: 1 3B: 0 HR: 0	SF: 0 SAC: 0 DP: 0 HBP: 1			WP: 1 PB: 0 SB: 0 CS: 0	PA: 32		

TOP

Baltimore Orioles @ Cleveland Indians

Cleveland Municipal Stadium, Cleveland, OH

Sun May 19 1968, 3:38 AM EDT

Att. 15,363 - Unknown

livebaseballscorecards.com

AB	28
R	0
H	1
RBI	0
BB	3
SO	6
LOB	9

PITCHER	IP	WLS	BF	H	R	ER	SO	BB	IBB	HBP	BLK	WP	HR	S	P	ERA	WHIP
Sonny Siebert, R (1, 1) ERA: 2.26	9.0	W	32	1	0	0	6	3	0	1	0	1	0	40	53	0.00	0.444

PITCHER	IP	WLS	BF	H	R	ER	SO	BB	IBB	HBP	BLK	WP	HR	S	P	ERA	WHIP

Batter	1	2	3	4	5	6	7	8	9	AB	R	H	RBI	BB	SO	LOB
Jose Cardenal, R (1, 8) OBP: 0.269, SLG: 0.289	G6-4-3 1B		K		1B			F8		4	0	2	0	0	1	0
Chico Salmon, R (1, 4) OBP: 0.250, SLG: 0.283	G6-4-3 1-2f		2B		L6			2B		4	1	2	0	0	0	2
Max Alvis, R (1, 5) OBP: 0.353, SLG: 0.457	1B		5-3			F9		4-3		4	0	1	0	0	0	2
Tony Horton, R (1, 3) OBP: 0.324, SLG: 0.410	5-3			5-3		K		2-H 2B		4	0	1	1	0	1	1
Joe Azcue, R (1, 2) OBP: 0.286, SLG: 0.410		1B		K		BB		6-3		3	0	1	0	1	1	1
Tommy Harper, R (1, 7) OBP: 0.270, SLG: 0.358		K		HR		F9				3	1	1	1	0	1	2
Vic Davalillo, L (1, 9) OBP: 0.280, SLG: 0.352		K		F8			F8			3	0	0	0	0	1	1
Larry Brown, R (1, 6) OBP: 0.302, SLG: 0.307		G3			F8		K			3	0	0	0	0	1	1
Sonny Siebert, R (1, 1) OBP: 0.174, SLG: 0.136			K		K		K			3	0	0	0	0	3	0
Inning Stats	R: 0 H: 2 E: 0 LOB: 1 K: 0 BB: 0 S: 4 P: 4	R: 0 H: 1 E: 0 LOB: 1 K: 2 BB: 0 S: 8 P: 8	R: 0 H: 1 E: 0 LOB: 1 K: 2 BB: 0 S: 8 P: 8	R: 1 H: 1 E: 0 LOB: 0 K: 1 BB: 0 S: 6 P: 6	R: 0 H: 1 E: 0 LOB: 1 K: 1 BB: 0 S: 6 P: 6	R: 0 H: 0 E: 0 LOB: 1 K: 1 BB: 1 S: 5 P: 9	R: 0 H: 0 E: 0 LOB: 0 K: 2 BB: 0 S: 7 P: 7	R: 1 H: 2 E: 0 LOB: 1 K: 0 BB: 0 S: 5 P: 5		1B: 4 SF: 0 2B: 3 SAC: 0 3B: 0 DP: 1 HR: 1 HBP: 0						

BOTTOM

Baltimore Orioles @ Cleveland Indians

Cleveland Municipal Stadium, Cleveland, OH

Sun May 19 1968, 3:38 AM EDT

Att. 15,363 - Unknown

livebaseballscorecards.com

AB	31
R	2
H	8
RBI	2
BB	1
SO	9
LOB	10

PITCHER		IP	WLS	BF	H	R	ER	SO	BB	IBB	HBP	BLK	WP	HR	S	P	ERA	WHIP
Dave McNally, L ERA: 2.0	(1, 1)	7.0	L	27	6	1	1	9	1	0	0	0	0	1	44	48	1.29	1.000
Eddie Watt, R ERA: 2.33	(8, 1)	1.0		5	2	1	1	0	0	0	0	0	0	0	5	5	9.00	2.000

PITCHER	IP	WLS	BF	H	R	ER	SO	BB	IBB	HBP	BLK	WP	HR	S	P	ERA	WHIP

Batter	1	2	3	4	5	6	7	8	9	10	11	AB	R	H	RBI	BB	SO	LOB
Chico Salmon, R (1, 4) OBP: 0.248, SLG: 0.288	4-3		L8			L8-3 1-2			F7		4-3	5	0	1	0	0	0	1
Lee Maye, L (1, 7) Tommy Harper, R (9, PR) OBP: 0.270, SLG: 0.358 (9, 7)	4-3 2-3			F7			K		2B			4 0	0 0	1 0	0 0	0 0	1 0	1 0
Max Alvis, R (1, 5) OBP: 0.350, SLG: 0.446	K			K2-3			4-0 S BB		K			3	0	0	0	1	3	2
Duke Sims, L (1, 2) OBP: 0.404, SLG: 0.524	K			K			F8 1-2			L9		4	0	0	0	0	2	2
Tony Horton, R (1, 3) OBP: 0.315, SLG: 0.397		F9			L9		6-3			5-3		4	0	0	0	0	0	1
Vic Davalillo, L (1, 9) OBP: 0.272, SLG: 0.341		3-1			F9			L7		F7		4	0	0	0	0	0	0
Jose Cardenal, R (1, 8) OBP: 0.268, SLG: 0.309		F7			6-3			F5			0-0 HR	4	1	1	1	0	0	0
Larry Brown, R (1, 6) OBP: 0.292, SLG: 0.295			F5			L6		6-3			F7	4	0	0	0	0	0	0
Sam McDowell, L (1, 1) OBP: 0.200, SLG: 0.200			G3			L8-3 1B			K		F7	4	0	1	0	0	1	0
Inning Stats	R: 0 E: 0 K: 2 S: 8	H: 1 LOB: 1 BB: 0 P: 8	R: 0 E: 0 K: 0 S: 3	H: 0 LOB: 0 BB: 0 P: 3	R: 0 E: 0 K: 0 S: 3	H: 0 LOB: 0 BB: 0 P: 3	R: 0 E: 0 K: 2 S: 7	H: 0 LOB: 0 BB: 0 P: 7	R: 0 E: 0 K: 0 S: 3	H: 0 LOB: 0 BB: 0 P: 3	R: 0 E: 0 K: 0 S: 3	H: 0 LOB: 0 BB: 0 P: 3	R: 0 E: 0 K: 0 S: 3	H: 1 LOB: 0 BB: 0 P: 3	R: 0 E: 0 K: 1 S: 5	H: 0 LOB: 1 BB: 1 P: 9	R: 0 E: 0 K: 0 S: 3	H: 0 LOB: 0 BB: 0 P: 3	R: 0 E: 0 K: 2 S: 8	H: 1 LOB: 1 BB: 0 P: 8	R: 0 E: 0 K: 0 S: 3	H: 0 LOB: 0 BB: 0 P: 3	R: 1 E: 0 K: 0 S: 4	H: 1 LOB: 0 BB: 0 P: 4	1B: 1 2B: 3 3B: 0 HR: 1	SF: 0 SAC: 0 DP: 1 HBP: 0	WP: 0 PB: 0 SB: 1 CS: 0	PA: 37

PITCHER	IP	WLS	BF	H	R	ER	SO	BB	IBB	HBP	BLK	WP	HR	S	P	ERA	WHIP
Chuck Dobson, R (1, 1) ERA: 2.11	11.0	L	37	4	1	1	7	1	0	0	0	0	1	50	54	0.82	0.455

PITCHER	IP	WLS	BF	H	R	ER	SO	BB	IBB	HBP	BLK	WP	HR	S	P	ERA	WHIP

TOP

Cleveland Indians @ Oakland Athletics

Oakland-Alameda County Coliseum, Oakland, CA

Tue May 21 1968, 7:05 PM PDT

Unknown

livebaseballscorecards.com

AB	36
R	1
H	4
RBI	1
BB	1
SO	7
LOB	7

Batter	1	2	3	4	5	6	7	8	9	10	11	AB	R	H	RBI	BB	SO	LOB
Bert Campaneris, R (1, 6) OBP: 0.335, SLG: 0.340	F7		K			1-4-3-6 1-2f		F7			G4-6-3 1-2f	5	0	0	0	0	1	4
John Donaldson, L (1, 4) OBP: 0.250, SLG: 0.188	K			G4-6-3 BB			SH3-4 1B		K			3	0	1	0	1	2	0
Sal Bando, R (1, 5) OBP: 0.270, SLG: 0.329	K			K			SH3-4 1-2		5-3			3	0	0	0	0	2	1
Danny Cater, R (1, 7) OBP: 0.338, SLG: 0.348 (8, 3)		F6		G4-6-3 1-2f			K		F8			4	0	0	0	0	1	2
Jim Pagliaroni, R (1, 2) OBP: 0.354, SLG: 0.338		4-3			K		BB			K		3	0	0	0	1	2	0
Ray Webster, L (1, 3) OBP: 0.233, SLG: 0.344		K			F5		F6			L9		2	0	0	0	0	1	0
Joe Rudi, R (7, PH) OBP: 0.297, SLG: 0.344												1	0	0	0	0	0	2
Mike Hershberger, R (8, 7) OBP: 0.114, SLG: 0.063												1	0	0	0	0	0	0
Jim Gosger, L (1, 8) OBP: 0.179, SLG: 0.111			K		5-3			FC1-6 1B		1-3		4	0	1	0	0	1	0
Reggie Jackson, L (1, 9) OBP: 0.289, SLG: 0.394			K			4-3		FC1-6 FC 1-2f			K	4	0	0	0	0	2	1
Chuck Dobson, R (1, 1) OBP: 0.273, SLG: 0.318			2B			4-3-6 1B		FC 1-3			G4-6-3 BB	3	0	2	0	0	0	1
Dick Green, R (11, PH) OBP: 0.462, SLG: 0.300												0	0	0	0	1	0	0
Inning Stats	R: 0 E: 0 K: 2 S: 7 / H: 0 LOB: 0 BB: 0 P: 7	R: 0 E: 0 K: 1 S: 5 / H: 0 LOB: 0 BB: 0 P: 5	R: 0 E: 0 K: 3 S: 10 / H: 1 LOB: 1 BB: 0 P: 10	R: 0 E: 0 K: 1 S: 4 / H: 0 LOB: 0 BB: 1 P: 8	R: 0 E: 0 K: 1 S: 5 / H: 0 LOB: 0 BB: 0 P: 5	R: 0 E: 0 K: 0 S: 3 / H: 1 LOB: 0 BB: 0 P: 3	R: 0 E: 0 K: 1 S: 6 / H: 1 LOB: 2 BB: 1 P: 10	R: 0 E: 1 K: 0 S: 4 / H: 1 LOB: 1 BB: 0 P: 4	R: 0 E: 0 K: 1 S: 5 / H: 0 LOB: 0 BB: 0 P: 5	R: 0 E: 0 K: 1 S: 5 / H: 0 LOB: 0 BB: 0 P: 5	R: 0 E: 0 K: 1 S: 4 / H: 0 LOB: 0 BB: 1 P: 8	1B: 3 2B: 2 3B: 0 HR: 0	SF: 0 SAC: 2 DP: 3 HBP: 0					

PITCHER	IP	WLS	BF	H	R	ER	SO	BB	IBB	HBP	BLK	WP	HR	S	P	ERA	WHIP
Sam McDowell, L (1, 1) ERA: 1.84	11.0	W	37	4	0	0	12	3	0	0	0	0	0	58	70	0.00	0.636

PITCHER	IP	WLS	BF	H	R	ER	SO	BB	IBB	HBP	BLK	WP	HR	S	P	ERA	WHIP

BOTTOM

Cleveland Indians @ Oakland Athletics

Oakland-Alameda County Coliseum, Oakland, CA

Tue May 21 1968, 7:05 PM PDT

Unknown

livebaseballscorecards.com

AB	33
R	0
H	4
RBI	0
BB	3
SO	12
LOB	11

WP: 0 PB: 0 SB: 0 CS: 0 PA: 37

Batter	1	2	3	4	5	6	7	8	9	AB	R	H	RBI	BB	SO	LOB
Chico Salmon, R (1, 4) OBP: 0.248, SLG: 0.287	FC6-4 1B		F9		6-3		6-3			4	0	1	0	0	0	0
Vic Davalillo, L (1, 9) OBP: 0.264, SLG: 0.331	FC6-4 S 1-2f		6-3		F7		4-3			4	0	0	0	0	0	1
Max Alvis, R (1, 5) OBP: 0.354, SLG: 0.444	6-3 1-2		WP 1B		BBBB BB		4-3			3	0	1	0	1	0	1
Lee Maye, L (1, 7) OBP: 0.256, SLG: 0.342	F8		G3 1-2		4-3			1-3		4	0	0	0	0	0	3
Tony Horton, R (1, 3) OBP: 0.306, SLG: 0.385		F5		6-3		F8		F7		4	0	0	0	0	0	0
Joe Azcue, R (1, 2) OBP: 0.326, SLG: 0.429 Tommy Harper, R (8, PR) OBP: 0.270, SLG: 0.358 Ken Suarez, R (8, 2)		BBBB 1B BB		SSS K		1-3 1B 1B		CS 1B		3 0 0	0 0 0	2 0 0	0 0 0	1 0 0	1 0 0	0 0 0
Jose Cardenal, R (1, 8) OBP: 0.281, SLG: 0.322		1-3 1B		BB 1B		1-3 1-2 1B		CS 1-2	SSS K	4	0	3	0	0	1	0
Larry Brown, R (1, 6) OBP: 0.295, SLG: 0.292 Leon Wagner, L (6, PH) OBP: 0.295, SLG: 0.308 Davey Nelson, R (6, 6) OBP: 0.250, SLG: 0.200 Duke Sims, L (9, PH) OBP: 0.410, SLG: 0.524 Tommy Gramly, R (9, PR)		1-3		BBBB 1-2 BB		1-3 1-2 2-3			BBBB G4-6-3 BB	1 1 0 0 0	0 0 0 0 0	0 0 0 0 0	0 0 0 0 0	1 0 0 1 0	0 0 0 0 0	2 2 0 0 0
Luis Tiant, R (1, 1) OBP: 0.130, SLG: 0.174 Willie Smith, L (9, PH) OBP: 0.222, SLG: 0.250		1-3		F9		6-3			G4-6-3 1-2f	3 1	0 0	0 0	0 0	0 0	0 0	6 1
Inning Stats	R: 0 H: 1 E: 0 LOB: 1 K: 0 BB: 0 S: 4 P: 4	R: 0 H: 1 E: 0 LOB: 2 K: 0 BB: 1 S: 4 P: 8	R: 0 H: 1 E: 0 LOB: 1 K: 0 BB: 0 S: 4 P: 4	R: 0 H: 1 E: 0 LOB: 2 K: 1 BB: 1 S: 6 P: 10	R: 0 H: 0 E: 0 LOB: 1 K: 0 BB: 1 S: 3 P: 7	R: 0 H: 2 E: 0 LOB: 2 K: 0 BB: 0 S: 5 P: 5	R: 0 H: 0 E: 0 LOB: 0 K: 0 BB: 0 S: 3 P: 3	R: 0 H: 1 E: 0 LOB: 1 K: 0 BB: 0 S: 3 P: 3	R: 0 H: 0 E: 0 LOB: 1 K: 1 BB: 1 S: 4 P: 8	1B: 7 SF: 0 2B: 0 SAC: 0 3B: 0 DP: 1 HR: 0 HBP: 0						

PITCHER	IP	WLS	BF	H	R	ER	SO	BB	IBB	HBP	BLK	WP	HR	S	P	ERA	WHIP
Blue Moon Odom, R (1, 1) ERA: 2.44	9.0	W	36	7	0	0	2	4	0	0	0	1	0	36	52	0.00	1.222

PITCHER	IP	WLS	BF	H	R	ER	SO	BB	IBB	HBP	BLK	WP	HR	S	P	ERA	WHIP

Cleveland Indians @ Oakland Athletics

Oakland-Alameda County Coliseum, Oakland, CA

Tue May 21 1968, 7:05 PM PDT

Att. 8,342 - Unknown

TOP

livebaseballscorecards.com

AB	32
R	0
H	7
RBI	0
BB	4
SO	2
LOB	16

WP: 1 PA: 37
PB: 0
SB: 1
CS: 1

Batter	1	2	3	4	5	6	7	8	9	AB	R	H	RBI	BB	SO	LOB
Bert Campaneris, R (1, 6) OBP: 0.333, SLG: 0.345	4-3		F8		F5			1B E 2B		4	1	1	0	0	0	1
John Donaldson, L (1, 4) OBP: 0.267, SLG: 0.202	BB G6-4-3			1B 1B		CS 1B		K		3	1	2	0	1	1	1
Sal Bando, R (1, 5) OBP: 0.269, SLG: 0.327	G6-4-3 1-2f			F4		F1 1-2		E 1B 2-3		4	0	1	0	0	0	3
Ray Webster, L (1, 3) OBP: 0.233, SLG: 0.336		F5		F6		BB FC6-4		E5 1-2 3-H		3	0	0	0	1	0	2
Danny Cater, R (1, 7) OBP: 0.333, SLG: 0.342		F3		1B 1-2		FC6-4 1-2f		K		4	0	1	0	0	1	3
Jim Gosger, L (1, 8) OBP: 0.190, SLG: 0.128		F7		1B 1-2 2-H			F8			3	0	1	1	0	0	0
Rene Lachemann, R (1, 2) OBP: 0.170, SLG: 0.157			1B	K			6-3			3	0	1	0	0	1	2
Reggie Jackson, L (1, 9) OBP: 0.284, SLG: 0.386			F9		F7		K			3	0	0	0	0	1	1
Blue Moon Odom, R (1, 1) OBP: 0.200, SLG: 0.200			K		G3			1-3		3	0	0	0	0	1	1
Inning Stats	R: 0 H: 0 E: 0 LOB: 0 K: 0 BB: 1 S: 2 P: 6	R: 0 H: 0 E: 0 LOB: 0 K: 0 BB: 0 S: 3 P: 3	R: 0 H: 1 E: 0 LOB: 1 K: 1 BB: 0 S: 6 P: 6	R: 1 H: 3 E: 0 LOB: 2 K: 1 BB: 0 S: 8 P: 8	R: 0 H: 0 E: 0 LOB: 0 K: 0 BB: 0 S: 3 P: 3	R: 0 H: 1 E: 0 LOB: 1 K: 0 BB: 1 S: 3 P: 7	R: 0 H: 0 E: 0 LOB: 0 K: 1 BB: 0 S: 5 P: 5	R: 1 H: 2 E: 1 LOB: 2 K: 2 BB: 0 S: 10 P: 10		1B: 6 SF: 0 2B: 1 SAC: 0 3B: 0 DP: 1 HR: 0 HBP: 0						

PITCHER		IP	WLS	BF	H	R	ER	SO	BB	IBB	HBP	BLK	WP	HR	S	P	ERA	WHIP
Luis Tiant, R ERA: 1.2	(1, 1)	8.0	L	32	7	2	1	5	2	0	0	0	0	0	40	48	1.12	1.125

PITCHER	IP	WLS	BF	H	R	ER	SO	BB	IBB	HBP	BLK	WP	HR	S	P	ERA	WHIP

BOTTOM

Cleveland Indians @ Oakland Athletics

Oakland-Alameda County Coliseum, Oakland, CA

Tue May 21 1968, 7:05 PM PDT

Att. 8,342 - Unknown

livebaseballscorecards.com

AB	30
R	2
H	7
RBI	1
BB	2
SO	5
LOB	14

Batter	1	2	3	4	5	6	7	8	9	AB	R	H	RBI	BB	SO	LOB
Chico Salmon, R (1, 4) OBP: 0.248, SLG: 0.286	F9		F8			F4			1B	4	0	1	0	0	0	0
Lee Maye, L (1, 7) OBP: 0.279, SLG: 0.357	FC5-4 1B			1B		1-3			F7	4	0	2	0	0	0	1
Tony Horton, R (1, 3) OBP: 0.298, SLG: 0.373	FC5-4 1-2f			F4		F8			K	4	0	0	0	0	1	3
Duke Sims, L (1, 2) OBP: 0.394, SLG: 0.500	K			K			G3		K	4	0	0	0	0	3	3
Vic Davalillo, L (1, 9) OBP: 0.259, SLG: 0.324		F7		K			F7			3	0	0	0	0	1	1
Max Alvis, R (1, 5) OBP: 0.353, SLG: 0.441		9-3 1B			K2-3		F7			3	0	1	0	0	1	0
Jose Cardenal, R (1, 8) OBP: 0.276, SLG: 0.315		9-3 1-2f			1-3			F9		3	0	0	0	0	0	1
Larry Brown, R (1, 6) OBP: 0.298, SLG: 0.296			F9		1B			K		2	0	1	0	0	0	0
Leon Wagner, L (8, PH) OBP: 0.289, SLG: 0.300										1	0	0	0	0	1	0
Davey Nelson, R (8, 6) OBP: 0.250, SLG: 0.200										0	0	0	0	0	0	0
Stan Williams, R (1, 1) OBP: 0.417, SLG: 0.300			K		K			K		2	0	0	0	0	2	1
Willie Smith, L (8, PH) OBP: 0.211, SLG: 0.235										1	0	0	0	0	1	0
Billy Rohr, L (8, 1)										0	0	0	0	0	0	0
Inning Stats	R: 0 E: 0 K: 1 S: 6 H: 1 LOB: 1 BB: 0 P: 6	R: 0 E: 0 K: 0 S: 3 H: 1 LOB: 0 BB: 0 P: 3	R: 0 E: 0 K: 1 S: 5 H: 0 LOB: 0 BB: 0 P: 5	R: 0 E: 0 K: 2 S: 8 H: 1 LOB: 1 BB: 0 P: 8	R: 0 E: 0 K: 2 S: 8 H: 1 LOB: 1 BB: 0 P: 8	R: 0 E: 0 K: 0 S: 3 H: 0 LOB: 0 BB: 0 P: 3	R: 0 E: 0 K: 0 S: 3 H: 0 LOB: 0 BB: 0 P: 3	R: 0 E: 0 K: 2 S: 7 H: 0 LOB: 0 BB: 0 P: 7	R: 0 E: 0 K: 2 S: 8 H: 1 LOB: 1 BB: 0 P: 8	1B: 5 2B: 1 3B: 0 HR: 0	SF: 0 SAC: 0 DP: 1 HBP: 0					

TOP

Cleveland Indians @ Oakland Athletics

Oakland-Alameda County Coliseum, Oakland, CA

Wed May 22 1968, 7:05 PM PDT

Att. 4,246 - Unknown

livebaseballscorecards.com

AB	31
R	0
H	5
RBI	0
BB	0
SO	10
LOB	10

PITCHER		IP	WLS	BF	H	R	ER	SO	BB	IBB	HBP	BLK	WP	HR	S	P	ERA	WHIP
Jim Nash, R ERA: 1.94	(1, 1)	9.0	W	31	5	0	0	10	0	0	0	0	0	0	51	51	0.00	0.556

PITCHER	IP	WLS	BF	H	R	ER	SO	BB	IBB	HBP	BLK	WP	HR	S	P	ERA	WHIP

BOTTOM

Cleveland Indians @ Oakland Athletics

Oakland-Alameda County Coliseum, Oakland, CA

Wed May 22 1968, 7:05 PM PDT

Att. 4,246 - Unknown

livebaseballscorecards.com

Batter	1	2	3	4	5	6	7	8	9	AB	R	H	RBI	BB	SO	LOB
Bert Campaneris, R (1, 6) OBP: 0.327, SLG: 0.338	F9		SH BB FC 1-2		6-3		G3			3	0	0	0	0	0	0
John Donaldson, L (1, 4) OBP: 0.258, SLG: 0.194	K		FC BB 1-2 2-3		F7			1-3		4	0	0	0	0	1	2
Sal Bando, R (1, 5) OBP: 0.275, SLG: 0.327	BB		F9		F8			CS 1B		3	0	1	0	1	0	3
Floyd Robinson, L (1, 7) OBP: 0.296, SLG: 0.400 Mike Hershberger, R (7, 7) OBP: 0.111, SLG: 0.061	F9		BB 1-2 2-3 3-H			5-3		F7 1-2		2 1	0 0	0 0	1 0	1 0	0 0	1 1
Ray Webster, L (1, 3) OBP: 0.228, SLG: 0.328		F7	3-1			F6				3	0	0	0	0	0	3
Jim Pagliaroni, R (1, 2) OBP: 0.354, SLG: 0.338		K		K		1B				3	0	1	0	0	2	0
Jim Gosger, L (1, 8) OBP: 0.178, SLG: 0.119		K		K		F6				3	0	0	0	0	2	1
Reggie Jackson, L (1, 9) OBP: 0.285, SLG: 0.385			FC5-4 1B	K			F8			3	0	1	0	0	1	0
Jim Nash, R (1, 1) OBP: 0.067, SLG: 0.267			FC5-4 FC SH BB 1-2f		HR		K			3	2	1	1	0	1	1
Inning Stats	R: 0 E: 0 K: 1 S: 5 H: 0 LOB: 1 BB: 1 P: 9	R: 0 E: 0 K: 2 S: 7 H: 0 LOB: 0 BB: 0 P: 7	R: 1 E: 1 K: 0 S: 6 H: 1 LOB: 3 BB: 1 P: 10	R: 0 E: 0 K: 3 S: 9 H: 0 LOB: 0 BB: 0 P: 9	R: 1 E: 0 K: 0 S: 4 H: 1 LOB: 0 BB: 0 P: 4	R: 0 E: 0 K: 0 S: 4 H: 1 LOB: 1 BB: 0 P: 4	R: 0 E: 0 K: 1 S: 5 H: 0 LOB: 0 BB: 0 P: 5	R: 0 E: 0 K: 0 S: 3 H: 1 LOB: 0 BB: 0 P: 3		1B: 3 2B: 0 3B: 0 HR: 1 SF: 0 SAC: 1 DP: 0 HBP: 0						

	AB	28
	R	2
	H	4
	RBI	2
	BB	2
	SO	7
	LOB	12

WP: 0 PA: 31
PB: 0
SB: 0
CS: 1

PITCHER		IP	WLS	BF	H	R	ER	SO	BB	IBB	HBP	BLK	WP	HR	S	P	ERA	WHIP
Stan Williams, R ERA: 0.87	(1, 1)	7.0	L	28	3	2	1	7	2	0	0	0	0	1	40	48	1.29	0.714
Billy Rohr, L ERA: 3.86	(8, 1)	1.0		3	1	0	0	0	0	0	0	0	0	0	3	3	0.00	1.000

PITCHER		IP	WLS	BF	H	R	ER	SO	BB	IBB	HBP	BLK	WP	HR	S	P	ERA	WHIP

Cleveland Indians @ California Angels

Anaheim Stadium, Anaheim, CA

Thu May 23 1968, 10:05 PM EDT

Att. 7,892 - Unknown

TOP

livebaseballscorecards.com

Batter	1	2	3	4	5	6	7	8	9	AB	R	H	RBI	BB	SO	LOB
Chico Salmon, R (1, 4) OBP: 0.256, SLG: 0.293	S S S 0-3 ① K	x 0-0 FC6-4 1-2 1B		x 0-0 ① SH1-4 1-2		x 0-0 CS 1B		x 0-0 ② 6-3		4	0	2	0	0	1	0
Vic Davalillo, L (1, 9) (7, 8) OBP: 0.264, SLG: 0.322	x 0-0 FC3-6 1B	x 0-0 ③ FC6-4 1-2f		B B B B 4-0 FC6 BB		x 0-0 ②③ 4-3 1-2		x 0-0 ③ L7		4	0	1	0	1	0	3
Lee Maye, L (1, 7) Tommy Harper, R (4, PH) (4, 7) OBP: 0.267, SLG: 0.341 OBP: 0.283, SLG: 0.417	x 0-0 ② FC3-6 1-2f		x 0-0 ① 4-3	x 0-0 ② F6			x 0-0 HR		x 0-0 HR 2B	2 3	0 2	0 2	0 1	0 0	0 0	1 2
Duke Sims, L (1, 2) OBP: 0.386, SLG: 0.484	x 0-0 ③ F8		x 0-0 ② F2	x 0-0 ③ FC6 1-2f			x 0-0 G3 1B SF9 1B		x 0-0 ① F8	5	1	1	0	0	0	4
Jose Cardenal, R (1, 8) Jose Vidal, R (7, 9) OBP: 0.294, SLG: 0.360 OBP: 0.182, SLG: 0.455		x 0-0 ① 1B	x 0-0 HR 2B		x 0-0 HR		x 0-0 G3 1-2 1B		x 0-0 2-H HR	4 1	2 1	4 1	1 2	0 0	0 0	0 0
Max Alvis, R (1, 5) OBP: 0.355, SLG: 0.461		x 0-0 5-3 1B 1B 1B	x 0-0 2-H HR		x 0-0 ① L6		x 0-0 ① G3 1-2 2-3		x 0-0 ② 6-3	5	2	2	2	0	0	2
Tony Horton, R (1, 3) OBP: 0.314, SLG: 0.384		x 0-0 5-3 1-2 1B 1B	x 0-0 1B		x 0-0 G5-4-3 1B		4-0 SF9 IBB		x 0-0 ③ 6-3	4	1	3	0	1	0	0
Larry Brown, R (1, 6) OBP: 0.289, SLG: 0.288		x 0-0 ② 5-3 1-2 2-3	x 0-0 ③ L7		x 0-0 ②③ G5-4-3 1-2f		x 0-0 ②③ SF9 1-2 3-H			3	0	0	1	0	0	4
Sonny Siebert, R (1, 1) OBP: 0.222, SLG: 0.192		x 0-0 1B 2-H 3-H 1B		x 0-0 SH1-4 1B		x 0-0 ① 6-3		x 0-0 ① F8		4	0	2	2	0	0	0
Inning Stats	R: 0 H: 1 E: 0 LOB: 1 K: 1 BB: 0 S: 6 P: 6	R: 2 H: 5 E: 0 LOB: 2 K: 0 BB: 0 S: 7 P: 7	R: 2 H: 3 E: 0 LOB: 1 K: 0 BB: 0 S: 6 P: 6	R: 0 H: 1 E: 0 LOB: 2 K: 0 BB: 1 S: 4 P: 8	R: 1 H: 2 E: 0 LOB: 0 K: 0 BB: 0 S: 4 P: 4	R: 0 H: 1 E: 0 LOB: 0 K: 0 BB: 0 S: 3 P: 3	R: 2 H: 3 E: 0 LOB: 2 K: 0 BB: 1 S: 5 P: 9	R: 0 H: 0 E: 0 LOB: 0 K: 0 BB: 0 S: 3 P: 3	R: 2 H: 2 E: 0 LOB: 0 K: 0 BB: 0 S: 5 P: 5	1B: 12 SF: 1 2B: 2 SAC: 1 3B: 0 DP: 1 HR: 4 HBP: 0							

	AB	39
	R	9
	H	18
	RBI	9
	BB	2
	SO	1
	LOB	16

WP: 0 PA: 43
PB: 0
SB: 0
CS: 1

PITCHER		IP	WLS	BF	H	R	ER	SO	BB	IBB	HBP	BLK	WP	HR	S	P	ERA	WHIP
Sammy Ellis, R ERA: 3.91	(1, 1)	1.2	L	10	6	2	2	1	0	0	0	0	0	0	12	12	10.80	3.600
Tom Burgmeier, L ERA: 6.53	(2, 1)	1.1		7	3	2	2	0	0	0	0	0	0	1	7	7	13.50	2.250
Jim Weaver, L ERA: 2.35	(4, 1)	2.0		9	3	1	1	0	1	0	0	0	0	1	8	12	4.50	2.000
Marty Pattin, R ERA:	(6, 1)	1.0		3	1	0	0	0	0	0	0	0	0	0	3	3	0.00	1.000
Clyde Wright, L ERA: 3.83	(7, 1)	3.0		14	5	4	4	0	0	1	0	0	0	2	13	17	12.00	1.667

PITCHER	IP	WLS	BF	H	R	ER	SO	BB	IBB	HBP	BLK	WP	HR	S	P	ERA	WHIP

Cleveland Indians @ California Angels

Anaheim Stadium, Anaheim, CA

Thu May 23 1968, 10:05 PM EDT

Att. 7,892 - Unknown

BOTTOM

Batter	1	2	3	4	5	6	7	8	9	AB	R	H	RBI	BB	SO	LOB
Paul Schaal, R (1, 5) OBP: 0.296, SLG: 0.273	K		F8		FC4 3-1 BB 1-2f 3-H		F2		K	5	0	0	1	0	2	1
Jim Fregosi, R (1, 6) OBP: 0.389, SLG: 0.424	1-3		E E BB		3-1 1-2 BB		1B			2	1	1	0	2	0	0
Roger Repoz, L (1, 8) OBP: 0.329, SLG: 0.471	1B BB		E8 1-H 1B		3-1 1-2 2-3		L7			3	0	1	0	1	0	3
Don Mincher, L (1, 3) OBP: 0.354, SLG: 0.319	1-2 1B		6-3		FC6 IBB		G3			3	0	1	0	1	0	2
Rick Reichardt, R (1, 7) OBP: 0.311, SLG: 0.420	5-3			K	FC6 1-2f			F2		4	0	0	0	0	1	5
Jimmie Hall, L (1, 9) OBP: 0.268, SLG: 0.253		F9		K		2B		F8		4	0	1	0	0	1	0
Buck Rodgers, S (1, 2) OBP: 0.276, SLG: 0.274		G1-6-3 1B		F2		F7		F3		4	0	1	0	0	0	1
Bobby Knoop, R (1, 4) OBP: 0.288, SLG: 0.288		G1-6-3 1-2f			1B FC4 1B	K			6-3	4	1	1	0	0	1	2
Sammy Ellis, L (1, 1) OBP: 0.133, SLG: 0.067 Tom Burgmeier, L (2, 1) Woodie Held, R (3, PH) OBP: 0.267, SLG: 0.154 Jim Weaver, L (4, 1) Ed Kirkpatrick, L (5, PH) OBP: 0.400, SLG: 0.538 Marty Pattin, R (6, 1) Tom Satriano, L (6, PH) OBP: 0.400, SLG: 0.441 Clyde Wright, R (7, 1) OBP: 0.364, SLG: 0.400 Bubba Morton, R (9, PH) OBP: 0.278, SLG: 0.389			F5		FC4 1-3 1B			F9		0 0 0 0 0 0 0 0 0 0 0 0 0 0 1 0 0 0 0 0 0 0 0 0 0 0 0 0 1 0 1 0 0 0 0 0 0 0 0 0 0 0 1 0 0 0 0 1 1 0 0 0 0 0 0 0 1 0 0 0 0 0 0						
Inning Stats	R: 0 H: 1 E: 0 LOB: 2 K: 1 BB: 1 S: 6 P: 10	R: 0 H: 1 E: 0 LOB: 0 K: 0 BB: 0 S: 3 P: 3	R: 1 H: 1 E: 1 LOB: 1 K: 0 BB: 1 S: 4 P: 8	R: 0 H: 0 E: 0 LOB: 0 K: 2 BB: 0 S: 7 P: 7	R: 1 H: 2 E: 0 LOB: 3 K: 0 BB: 2 S: 5 P: 13	R: 0 H: 1 E: 0 LOB: 1 K: 2 BB: 0 S: 8 P: 8	R: 0 H: 1 E: 0 LOB: 1 K: 0 BB: 0 S: 4 P: 4	R: 0 H: 0 E: 0 LOB: 0 K: 0 BB: 0 S: 3 P: 3	R: 0 H: 0 E: 0 LOB: 0 K: 1 BB: 0 S: 5 P: 5	1B: 6 2B: 1 3B: 0 HR: 0	SF: 0 SAC: 0 DP: 1 HBP: 0			WP: 0 PB: 0 SB: 0 CS: 0	PA: 37		

livebaseballscorecards.com

AB	33
R	2
H	7
RBI	1
BB	4
SO	6
LOB	15

PITCHER		IP	WLS	BF	H	R	ER	SO	BB	IBB	HBP	BLK	WP	HR	S	P	ERA	WHIP
Sonny Siebert, R ERA: 2.11	(1, 1)	9.0	W	37	7	2	1	6	3	1	0	0	0	0	45	61	1.00	1.111

PITCHER	IP	WLS	BF	H	R	ER	SO	BB	IBB	HBP	BLK	WP	HR	S	P	ERA	WHIP

Cleveland Indians @ California Angels

Anaheim Stadium, Anaheim, CA

Fri May 24 1968, 10:05 PM EDT

Att. 12,610 - Unknown

TOP

livebaseballscorecards.com

Batter	1	2	3	4	5	6	7	8	9	AB	R	H	RBI	BB	SO	LOB
Chico Salmon, R (1, 4) OBP: 0.248, SLG: 0.283	5-3		F8			5-3			5-3	4	0	0	0	0	0	1
Tommy Harper, R (1, 7) OBP: 0.281, SLG: 0.402	F6			K			F8		6-3 BB	3	0	0	0	1	1	0
Jose Vidal, R (1, 9) OBP: 0.133, SLG: 0.333	K			5-3			F3		6-3 1-2	4	0	0	0	0	1	1
Joe Azcue, R (1, 2) OBP: 0.320, SLG: 0.400		L1		K			F4		BB	3	0	0	0	1	1	0
Vic Davalillo, L (9, PR) OBP: 0.264, SLG: 0.322										0	0	0	0	0	0	0
Jose Cardenal, R (1, 8) OBP: 0.293, SLG: 0.357		4-3			G4-6-3 1B			F9	F3	4	0	1	0	0	0	2
Max Alvis, R (1, 5) OBP: 0.348, SLG: 0.451		4-3			G4-6-3 1-2f			F3		3	0	0	0	0	0	1
Tony Horton, R (1, 3) OBP: 0.314, SLG: 0.390			F7		5-3			1B 2B		3	1	1	0	0	0	0
Larry Brown, R (1, 6) OBP: 0.290, SLG: 0.289			F8			5-3		2-H 1B		3	0	1	1	0	0	0
Davey Nelson, R (8, PR) OBP: 0.250, SLG: 0.200										0	0	0	0	0	0	0
(8, 6)																
Steve Hargan, R (1, 1) OBP: 0.182, SLG: 0.238			1B			6-3		F8		2	0	1	0	0	0	0
Vern Fuller, R (8, PH) OBP: 0.238, SLG: 0.400										1	0	0	0	0	0	1
Eddie Fisher, R (8, 1)										0	0	0	0	0	0	0
Billy Rohr, L (8, 1)										0	0	0	0	0	0	0
Inning Stats	R: 0 E: 0 K: 1 S: 5 H: 0 LOB: 0 BB: 0 P: 5	R: 0 E: 0 K: 0 S: 3 H: 0 LOB: 0 BB: 0 P: 3	R: 0 E: 0 K: 0 S: 4 H: 1 LOB: 1 BB: 0 P: 4	R: 0 E: 0 K: 2 S: 7 H: 0 LOB: 0 BB: 0 P: 7	R: 0 E: 0 K: 0 S: 3 H: 1 LOB: 0 BB: 0 P: 3	R: 0 E: 0 K: 0 S: 3 H: 0 LOB: 0 BB: 0 P: 3	R: 0 E: 0 K: 0 S: 3 H: 0 LOB: 0 BB: 0 P: 3	R: 1 E: 0 K: 0 S: 5 H: 2 LOB: 1 BB: 0 P: 5	R: 0 E: 0 K: 0 S: 3 H: 0 LOB: 2 BB: 2 P: 11	1B: 3 2B: 1 3B: 0 HR: 0	SF: 0 SAC: 0 DP: 1 HBP: 0						

PITCHER	IP	WLS	BF	H	R	ER	SO	BB	IBB	HBP	BLK	WP	HR	S	P	ERA	WHIP
George Brunet, L (1, 1) ERA: 2.19	9.0	W	32	4	1	1	3	2	0	0	0	0	0	36	44	1.00	0.667

PITCHER	IP	WLS	BF	H	R	ER	SO	BB	IBB	HBP	BLK	WP	HR	S	P	ERA	WHIP

AB	30
R	1
H	4
RBI	1
BB	2
SO	3
LOB	6

1B: 3 2B: 1 3B: 0 HR: 0 SF: 0 SAC: 0 DP: 1 HBP: 0

WP: 0 PB: 0 SB: 0 CS: 0 PA: 32

Batter	1	2	3	4	5	6	7	8	9	AB	R	H	RBI	BB	SO	LOB
Paul Schaal, R (1, 5) OBP: 0.301, SLG: 0.279	CS 1B		G6-4-3 1B 1-2		1-3			E6 SH3-4		4	0	2	0	0	0	0
Jim Fregosi, R (1, 6) OBP: 0.381, SLG: 0.415	F2 1-2		G6-4-3 1-2f			5-3		SH3-4 1-2		3	0	0	0	0	0	3
Roger Repoz, L (1, 8) OBP: 0.333, SLG: 0.468	3-1			1B 1B		BBBB 4-0 CS BB		SSS 0-3 K		3	1	1	0	1	1	1
Don Mincher, L (1, 3) OBP: 0.359, SLG: 0.327		FC6-4 1B		1-3 1B		F9 1-2		SSS 0-3 K		4	0	2	0	0	1	2
Rick Reichardt, R (1, 7) OBP: 0.312, SLG: 0.418		FC6-4 FC6-4 1-2f		FC4-6 3-H 1B			F6			3	0	1	1	0	0	1
Jimmie Hall, L (1, 9) OBP: 0.270, SLG: 0.247		SSS 0-3 K		FC4-6 1-2f			BBBB 4-0 1B BB			2	0	0	0	1	1	2
Chuck Hinton, R (7, PR) (8, 9) OBP: 0.200, SLG: 0.318										0	1	0	0	0	0	0
Buck Rodgers, S (1, 2) OBP: 0.278, SLG: 0.275		FC6-4 1-2f		F5			1B CS 1B 1-3			3	0	1	0	0	0	2
Bobby Knoop, R (1, 4) OBP: 0.289, SLG: 0.289			F9		F8		CS 1B 1-3 3-H			3	0	1	1	0	0	0
George Brunet, R (1, 1) OBP: 0.261, SLG: 0.227			BBBB 4-0 1B BB		F8		SSS 0-3 K 1-3 3-H			2	0	0	0	1	1	2
Inning Stats	R: 0 E: 0 K: 0 S: 3 H: 1 LOB: 0 BB: 0 P: 3	R: 0 E: 0 K: 1 S: 6 H: 1 LOB: 1 BB: 0 P: 6	R: 0 E: 0 K: 0 S: 3 H: 1 LOB: 1 BB: 1 P: 7	R: 1 E: 0 K: 0 S: 5 H: 3 LOB: 1 BB: 0 P: 5	R: 0 E: 0 K: 0 S: 3 H: 0 LOB: 0 BB: 0 P: 3	R: 0 E: 0 K: 0 S: 2 H: 0 LOB: 0 BB: 1 P: 6	R: 1 E: 0 K: 1 S: 6 H: 2 LOB: 2 BB: 1 P: 10	R: 0 E: 1 K: 2 S: 8 H: 0 LOB: 1 BB: 0 P: 8		1B: 8 2B: 0 3B: 0 HR: 0	SF: 0 SAC: 1 DP: 1 HBP: 0					

BOTTOM

Cleveland Indians @ California Angels

Anaheim Stadium, Anaheim, CA

Fri May 24 1968, 10:05 PM EDT

Att. 12,610 - Unknown

livebaseballscorecards.com

AB	27
R	2
H	8
RBI	2
BB	3
SO	4
LOB	13

WP: 0 PB: 0 SB: 0 CS: 4 PA: 31

PITCHER		IP	WLS	BF	H	R	ER	SO	BB	IBB	HBP	BLK	WP	HR	S	P	ERA	WHIP
Steve Hargan, R ERA: 2.84	(1, 1)	7.0	L	27	8	2	2	2	3	0	0	0	0	0	28	40	2.57	1.571
Eddie Fisher, R ERA: 2.4	(8, 1)	0.1		2	0	0	0	0	0	0	0	0	0	0	2	2	0.00	0.000
Billy Rohr, L ERA: 3.38	(8, 1)	0.2		2	0	0	0	2	0	0	0	0	0	0	6	6	0.00	0.000

PITCHER		IP	WLS	BF	H	R	ER	SO	BB	IBB	HBP	BLK	WP	HR	S	P	ERA	WHIP

Batter	1	2	3	4	5	6	7	8	9	AB	R	H	RBI	BB	SO	LOB
Chico Salmon, R (1, 4) OBP: 0.248, SLG: 0.282	F9		1-3			E HBP 1B	K			4	1	1	0	0	1	0
Vic Davalillo, L (1, 9) OBP: 0.263, SLG: 0.327	E8 2B		F8			F5		F6		4	0	1	0	0	0	1
Lee Maye, L (1, 7) OBP: 0.265, SLG: 0.333	4-3		5-3			F9		G3-6-3 1B		4	0	1	0	0	0	2
Duke Sims, L (1, 2) OBP: 0.390, SLG: 0.474	BBBB FC6-4 BB			F7		1B E HBP 1-2		G3-6-3 1-2f		2	0	0	0	1	0	1
Jose Cardenal, R (1, 8) OBP: 0.286, SLG: 0.348	FC6-4 1-2f			F9		E4 1B 1-2 2-3			6-3	4	0	0	0	0	0	4
Max Alvis, R (1, 5) OBP: 0.346, SLG: 0.446		6-3		K		FC5-4 1B 1-2 2-3 3-H			F4	4	0	1	1	0	1	0
Tony Horton, R (1, 3) OBP: 0.313, SLG: 0.382		BBBB BB			1-3	FC5-4 1-2f			5-3	3	0	0	0	1	0	3
Larry Brown, R (1, 6) OBP: 0.284, SLG: 0.282		F7			F7		5-3			3	0	0	0	0	0	1
Sam McDowell, L (1, 1) OBP: 0.185, SLG: 0.185		G3			K		G3			2	0	0	0	0	1	1
Leon Wagner, L (7, PH) OBP: 0.283, SLG: 0.293										1	0	0	0	0	0	0
Hal Kurtz, R (7, 1)										0	0	0	0	0	0	0
Inning Stats	R: 0 E: 1 K: 0 S: 4 H: 1 LOB: 2 BB: 1 P: 8	R: 0 E: 0 K: 0 S: 3 H: 0 LOB: 1 BB: 1 P: 7	R: 0 E: 0 K: 0 S: 3 H: 0 LOB: 0 BB: 0 P: 3	R: 0 E: 0 K: 1 S: 5 H: 0 LOB: 0 BB: 0 P: 5	R: 0 E: 0 K: 1 S: 5 H: 0 LOB: 0 BB: 0 P: 5	R: 1 E: 1 K: 0 S: 6 H: 2 LOB: 3 BB: 0 P: 7	R: 0 E: 0 K: 1 S: 5 H: 0 LOB: 0 BB: 0 P: 5	R: 0 E: 0 K: 0 S: 3 H: 1 LOB: 0 BB: 0 P: 3	R: 0 E: 0 K: 0 S: 3 H: 0 LOB: 0 BB: 0 P: 3	1B: 3 2B: 1 3B: 0 HR: 0 SF: 0 SAC: 0 DP: 1 HBP: 1						

PITCHER	IP	WLS	BF	H	R	ER	SO	BB	IBB	HBP	BLK	WP	HR	S	P	ERA	WHIP
Jim McGlothlin, R (1, 1) ERA: 3.07	9.0	W	34	4	1	0	3	2	0	1	0	0	0	37	46	0.00	0.667

PITCHER	IP	WLS	BF	H	R	ER	SO	BB	IBB	HBP	BLK	WP	HR	S	P	ERA	WHIP

TOP

Cleveland Indians @ California Angels

Anaheim Stadium, Anaheim, CA

Sat May 25 1968, 10:05 PM EDT

Att. 16,024 - Unknown

livebaseballscorecards.com

AB	31
R	1
H	4
RBI	1
BB	2
SO	3
LOB	13

PA: 34

WP: 0
PB: 0
SB: 0
CS: 0

Batter	1	2	3	4	5	6	7	8	9	AB	R	H	RBI	BB	SO	LOB
Paul Schaal, R (1, 5) OBP: 0.303, SLG: 0.274	B B B B 4-0 CS BB BB		S S S 0-3 ② K		B B B B 4-0 SH1-4 CI HR BB	x 0-0 ② 6-3 2-3		x 0-0 ③ F8		3	1	0	0	2	1	2
Jim Fregosi, R (1, 6) OBP: 0.387, SLG: 0.416	B B B B 4-0 1-2 BB		S S S 0-3 ③ K		S 0-1 CI SH1-4 1-2 HR	x 0-0 1B 3-H 1B				2	1	1	1	1	1	1
Rick Reichardt, R (1, 7) OBP: 0.312, SLG: 0.416	S S S 0-3 ① ② K 2-3			x 0-0 ① F7	x 0-0 ① SH1-4 1-2 2-3	x 0-0 FC6-4 1-2 1B				3	0	1	0	0	1	2
Bubba Morton, R (1, 9) OBP: 0.268, SLG: 0.278 Roger Repoz, L (8, 8) OBP: 0.333, SLG: 0.468	x 0-0 ③ 4-3			x 0-0 E S 1B 1B	S S S 0-3 ② K	x 0-0 ③ FC6-4 1-2f				4 0	1 0	1 0	0 0	0 0	1 0	5 0
Chuck Hinton, R (1, 3) OBP: 0.202, SLG: 0.348		S S S 0-3 ① K	S S S 0-3 ② K 1-3	x 0-0 2-H 3-H HR		x 0-0 ① F9				4	1	1	3	0	2	1
Bobby Trevino, R (1, 8) OBP: 0.200, SLG: 0.200 (8, 9)		S S S 0-3 ② K	x 0-0 IBB PB 3-H 1B	x 0-0 E6		S S S 0-3 ② K				4	0	1	1	0	2	0
Tom Satriano, L (1, 2) OBP: 0.390, SLG: 0.405		S S S 0-3 ③ K	B B B 4-0 IBB 1-2 BB	S S S 0-3 ③ K		x 0-0 ③ 4-3				3	0	0	0	1	2	1
Bobby Knoop, R (1, 4) OBP: 0.295, SLG: 0.291		x 0-0 ① 5-3	I I I I 4-0 1-2 2-3 IBB		x 0-0 6-3 SH1 1B 1B	x 0-0 ① 3-1				3	1	1	0	1	0	0
Jim McGlothlin, R (1, 1) OBP: 0.143, SLG: 0.143		x 0-0 1B	x 0-0 ③ F8		x 0-0 ① SH1 1-2	x 0-0 ② F8				3	0	1	0	0	0	3
Inning Stats	R: 0 H: 0 E: 0 LOB: 1 K: 1 BB: 2 S: 4 P: 12	R: 0 H: 0 E: 0 LOB: 0 K: 3 BB: 0 S: 9 P: 9	R: 0 H: 1 E: 0 LOB: 1 K: 2 BB: 0 S: 8 P: 8	R: 1 H: 2 E: 0 LOB: 3 K: 1 BB: 2 S: 7 P: 15	R: 3 H: 1 E: 2 LOB: 1 K: 2 BB: 1 S: 10 P: 14	R: 1 H: 3 E: 0 LOB: 2 K: 0 BB: 0 S: 6 P: 6	R: 0 H: 0 E: 0 LOB: 0 K: 1 BB: 0 S: 5 P: 5	R: 0 H: 0 E: 0 LOB: 0 K: 0 BB: 0 S: 3 P: 3		1B: 6 SF: 0 2B: 0 SAC: 2 3B: 0 DP: 0 HR: 1 HBP: 0				WP: 0 PA: 37 PB: 1 SB: 1 CS: 1		

PITCHER		IP	WLS	BF	H	R	ER	SO	BB	IBB	HBP	BLK	WP	HR	S	P	ERA	WHIP
Sam McDowell, L ERA: 1.82	(1, 1)	6.0	L	31	7	5	1	9	4	1	0	0	0	1	44	64	1.50	1.833
Hal Kurtz, R ERA: 2.61	(7, 1)	2.0		6	0	0	0	1	0	0	0	0	0	0	8	8	0.00	0.000

PITCHER	IP	WLS	BF	H	R	ER	SO	BB	IBB	HBP	BLK	WP	HR	S	P	ERA	WHIP

BOTTOM

Cleveland Indians @ California Angels

Anaheim Stadium, Anaheim, CA

Sat May 25 1968, 10:05 PM EDT

Att. 16,024 - Unknown

livebaseballscorecards.com

AB	29
R	5
H	7
RBI	5
BB	5
SO	10
LOB	15

Cleveland Indians @ California Angels

Anaheim Stadium, Anaheim, CA

Sun May 26 1968, 6:33 AM EDT

Att. 32,002 - Unknown

TOP

livebaseballscorecards.com

Batter	1	2	3	4	5	6	7	8	9	AB	R	H	RBI	BB	SO	LOB
Chico Salmon, R (1, 4) OBP: 0.254, SLG: 0.287	0-0 CS 1B		0-0 F7		0-0 5-3		0-0 CS 1B		0-0 5-3	5	0	2	0	0	0	0
Vic Davalillo, L (1, 9) OBP: 0.263, SLG: 0.325	0-0 F5 1-2		0-0 F8		0-0 F5		0-0 CS 1B 1-2			4	0	1	0	0	0	1
Lee Maye, L (1, 7) OBP: 0.250, SLG: 0.314 Tommy Harper, R (7, PH) OBP: 0.278, SLG: 0.398 (7, 7)	0-0 4-3		0-0 F8		SSS 0-3 K		0-0 CS 1-2	0-0 F9		3 1	0 0	0 0	0 0	0 0	1 0	0 0
Joe Azcue, R (1, 2) OBP: 0.296, SLG: 0.367		0-0 F9		0-0 E5 BB BB		0-0 L5		SSS 0-3 K		4	0	0	0	0	1	0
Jose Cardenal, R (1, 8) OBP: 0.297, SLG: 0.350		0-0 F9		BBBB 4-0 BB 1-2 BB		BBBB 4-0 S HR BB		0-0 1B 1B		2	2	1	0	2	0	0
Tony Horton, R (1, 3) OBP: 0.317, SLG: 0.385	0-0 1B 3B 1B		0-0 F7		0-0 F9 1-2			0-0 1B 1-2 1B		4	1	2	0	0	0	3
Max Alvis, R (1, 5) OBP: 0.355, SLG: 0.474	0-0 3B 1-2 1B		0-0 F5		0-0 2-H HR			0-0 1-3 1B 2-H		4	2	3	3	0	0	2
Larry Brown, R (1, 6) OBP: 0.290, SLG: 0.300	0-0 1-H 3B 2-H		BBBB 4-0 1-2 BB 2-3		0-0 F9				0-0 1-3	3	0	1	2	1	0	0
Luis Tiant, R (1, 1) OBP: 0.111, SLG: 0.148	0-0 4-3		SSS 0-3 K				0-0 F7		0-0 1-3	4	0	0	0	0	1	4

	AB	34
	R	5
	H	10
	RBI	5
	BB	3
	SO	3
	LOB	10

Inning Stats	1	2	3	4	5	6	7	8	9
	R: 0 E: 0 K: 0 S: 3	H: 1 LOB: 0 BB: 0 P: 3	R: 2 E: 0 K: 0 S: 6	H: 3 LOB: 1 BB: 0 P: 6	R: 0 E: 0 K: 0 S: 3	H: 0 LOB: 0 BB: 0 P: 3	R: 0 E: 1 K: 1 S: 6	H: 0 LOB: 3 BB: 2 P: 14	R: 0 E: 0 K: 1 S: 5	H: 0 LOB: 0 BB: 0 P: 5
	R: 2 E: 0 K: 0 S: 4	H: 1 LOB: 0 BB: 1 P: 8	R: 0 E: 0 K: 0 S: 3	H: 2 LOB: 0 BB: 0 P: 3	R: 1 E: 0 K: 1 S: 7	H: 3 LOB: 2 BB: 0 P: 7	R: 0 E: 0 K: 0 S: 3	H: 0 LOB: 0 BB: 0 P: 3	1B: 8 2B: 0 3B: 1 HR: 1	SF: 0 SAC: 0 DP: 0 HBP: 0

	WP: 0	PA: 38
	PB: 0	
	SB: 1	
	CS: 3	

PITCHER		IP	WLS	BF	H	R	ER	SO	BB	IBB	HBP	BLK	WP	HR	S	P	ERA	WHIP
Marty Pattin, R ERA: 2.77	(1, 1)	6.0	L	26	5	4	4	2	3	0	0	0	0	1	27	39	6.00	1.333
Clyde Wright, L ERA: 3.89	(7, 1)	1.2		7	4	1	1	1	0	0	0	0	0	0	9	9	5.40	2.400
Minnie Rojas, R ERA: 5.04	(8, 1)	1.1		4	1	0	0	0	0	0	0	0	0	0	4	4	0.00	0.750

PITCHER	IP	WLS	BF	H	R	ER	SO	BB	IBB	HBP	BLK	WP	HR	S	P	ERA	WHIP

Batter	1	2	3	4	5	6	7	8	9	AB	R	H	RBI	BB	SO	LOB
Paul Schaal, R (1, 5) OBP: 0.302, SLG: 0.292	F8		K			HR		F8		4	1	1	1	0	1	0
Jim Fregosi, R (1, 6) OBP: 0.377, SLG: 0.404	F8			6-3		K		F6		4	0	0	0	0	1	0
Roger Repoz, L (1, 8) OBP: 0.324, SLG: 0.453	K			K			K	F8		4	0	0	0	0	3	0
Don Mincher, L (1, 3) OBP: 0.347, SLG: 0.314		F8		F9			K		K	4	0	0	0	0	2	0
Rick Reichardt, R (1, 7) OBP: 0.310, SLG: 0.411		1-3			K		BB, BB, 1B		F2	4	0	1	0	0	1	0
Ed Kirkpatrick, L (1, 9) OBP: 0.389, SLG: 0.500 (8, 2) Minnie Rojas, R (8, 1) Woodie Held, R (9, PH) OBP: 0.200, SLG: 0.148		BB			K		BB 1-2		K	1 0 1	0 0 0	0 0 0	0 0 0	2 0 0	1 0 1	0 0 0
Buck Rodgers, S (1, 2) OBP: 0.273, SLG: 0.270 Jimmie Hall, L (7, PH) OBP: 0.277, SLG: 0.247 (8, 9)		4-3			G1		BB 1-2 2-3			2 0	0 0	0 0	0 0	0 1	0 0	1 0
Bobby Knoop, R (1, 4) OBP: 0.299, SLG: 0.294 Tom Satriano, L (7, PH) OBP: 0.381, SLG: 0.395 (8, 4) (8, 2)			B2-6-4 1B			K	K			2 1	0 0	1 0	0 0	0 0	1 1	0 3
Marty Pattin, R (1, 1) Bubba Morton, R (6, PH) OBP: 0.262, SLG: 0.270 Clyde Wright, R (7, 1) OBP: 0.364, SLG: 0.400 Chuck Hinton, R (8, 4) OBP: 0.211, SLG: 0.389			B2-6-4 1-2f			F9		HR		1 1 0 1	0 0 0 1	0 0 0 1	0 0 0 1	0 0 0 0	0 0 0 0	1 0 0 0
Inning Stats	R: 0 E: 0 K: 1 S: 5 H: 0 LOB: 0 BB: 0 P: 5	R: 0 E: 0 K: 0 S: 3 H: 0 LOB: 1 BB: 1 P: 7	R: 0 E: 0 K: 1 S: 5 H: 1 LOB: 0 BB: 0 P: 5	R: 0 E: 0 K: 1 S: 5 H: 0 LOB: 0 BB: 0 P: 5	R: 0 E: 0 K: 2 S: 7 H: 0 LOB: 0 BB: 0 P: 7	R: 1 E: 0 K: 2 S: 8 H: 1 LOB: 0 BB: 0 P: 8	R: 0 E: 0 K: 3 S: 10 H: 1 LOB: 3 BB: 2 P: 18	R: 1 E: 0 K: 0 S: 4 H: 1 LOB: 0 BB: 0 P: 4	R: 0 E: 0 K: 2 S: 7 H: 0 LOB: 0 BB: 0 P: 7	1B: 2 2B: 0 3B: 0 HR: 2	SF: 0 SAC: 0 DP: 1 HBP: 0					

PITCHER		IP	WLS	BF	H	R	ER	SO	BB	IBB	HBP	BLK	WP	HR	S	P	ERA	WHIP
Luis Tiant, R ERA: 1.3	(1, 1)	9.0	W	33	4	2	2	12	3	0	0	0	0	2	54	66	2.00	0.778

PITCHER	IP	WLS	BF	H	R	ER	SO	BB	IBB	HBP	BLK	WP	HR	S	P	ERA	WHIP

BOTTOM

Cleveland Indians @ California Angels

Anaheim Stadium, Anaheim, CA

Sun May 26 1968, 6:33 AM EDT

Att. 32,002 - Unknown

livebaseballscorecards.com

AB	30
R	2
H	4
RBI	2
BB	3
SO	12
LOB	5

Cleveland Indians @ Minnesota Twins

Metropolitan Stadium, Bloomington , MI

Mon May 27 1968, 8:05 PM EDT

Att. 7,206 - Unknown - 56 F

livebaseballscorecards.com

Batter	1	2	3	4	5	6	7	8	9	AB	R	H	RBI	BB	SO	LOB
Lee Maye, L (1, 7) OBP: 0.250, SLG: 0.309	FC6-4 1B		1-4-3		4-3		6-3			4	0	1	0	0	0	1
Tommy Harper, R (8, 7) OBP: 0.278, SLG: 0.398										0	0	0	0	0	0	0
Chico Salmon, R (1, 4) OBP: 0.254, SLG: 0.286	F9		1-3			5-3		FC6-4 1B		4	0	1	0	0	0	1
Jose Cardenal, R (1, 8) OBP: 0.295, SLG: 0.348	FC6-4 S 1-2f			S 1B 1B		1-3		F7		4	1	1	0	0	0	2
Duke Sims, L (1, 2) OBP: 0.385, SLG: 0.465	K 1-2			FC6-4 1-H 1B		K		K		4	0	1	1	0	3	2
Tony Horton, R (1, 3) OBP: 0.322, SLG: 0.408		3B		K			SH3-4 1B 2B	FC6-4 1-2f		4	1	2	0	0	1	2
Max Alvis, R (1, 5) OBP: 0.349, SLG: 0.465		G3		FC6-4 S 1-2f			SH3-4 2-3		E5 SH1-4	3	0	0	0	0	0	2
Vic Davalillo, L (1, 9) OBP: 0.258, SLG: 0.318		G3		K 1-2			K		SH1-4 2-3	3	0	0	0	0	2	3
Larry Brown, R (1, 6) OBP: 0.289, SLG: 0.293		F5			F8		S 1B IBB		F9	3	1	0	0	1	0	2
Stan Williams, R (1, 1) OBP: 0.400, SLG: 0.308			K		K		1-H 3-H 1B		K	3	0	1	2	0	2	0
Mike Paul, L (7, 1)										1	0	0	0	0	1	1

Inning Stats	1	2	3	4	5	6	7	8	9	AB	R	H	RBI	BB	SO	LOB
	R: 0 E: 0 K: 1 S: 6	R: 0 E: 0 K: 0 S: 4	R: 0 E: 0 K: 1 S: 5	R: 1 E: 0 K: 2 S: 9	R: 0 E: 0 K: 1 S: 5	R: 0 E: 0 K: 1 S: 5	R: 2 E: 0 K: 1 S: 7	R: 0 E: 0 K: 1 S: 6	R: 0 E: 1 K: 1 S: 6	1B: 5 2B: 1 3B: 1 HR: 0	SF: 0 SAC: 2 DP: 0 HBP: 0	WP: 0 PB: 0 SB: 4 CS: 0	PA: 36		

PITCHER		IP	WLS	BF	H	R	ER	SO	BB	IBB	HBP	BLK	WP	HR	S	P	ERA	WHIP
Dean Chance, R ERA: 2.81	(1, 1)	7.0	L	28	6	3	3	7	0	1	0	0	0	0	41	45	3.86	0.857
Ron Perranoski, L ERA: 1.3	(8, 1)	2.0		8	1	0	0	2	0	0	0	0	0	0	12	12	0.00	0.500

PITCHER	IP	WLS	BF	H	R	ER	SO	BB	IBB	HBP	BLK	WP	HR	S	P	ERA	WHIP

BOTTOM

Cleveland Indians @ Minnesota Twins

Metropolitan Stadium, Bloomington , MI

Mon May 27 1968, 8:05 PM EDT

Att. 7,206 - Unknown - 56 F

livebaseballscorecards.com

Batter	1	2	3	4	5	6	7	8	9	AB	R	H	RBI	BB	SO	LOB
John Roseboro, L (1, 2) OBP: 0.290, SLG: 0.248 Frank Kostro, R (7, PH) OBP: 0.200, SLG: 0.308 Ron Perranoski, L (8, 1)	6-3		K			1B	K			3	0	1	0	0	1	1
										1	0	0	0	0	1	2
										0	0	0	0	0	0	0
Rod Carew, L (1, 4) OBP: 0.333, SLG: 0.397	9-5		F8			S	6-3			4	0	2	0	0	0	3
Rich Reese, L (1, 7) OBP: 0.224, SLG: 0.311	9-5 2-3f			L9		F5 1-2		4-3		4	0	0	0	0	0	3
Harmon Killebrew, R (1, 3) OBP: 0.376, SLG: 0.500		G4-6-3 HBP		6-3		K		K		3	0	0	0	0	2	2
Tony Oliva, L (1, 9) OBP: 0.293, SLG: 0.350		F5		E5		IBB		1B		3	0	1	0	1	0	1
Rich Rollins, R (1, 5) OBP: 0.267, SLG: 0.404 Jackie Hernandez, R (4, 6) OBP: 0.235, SLG: 0.271	G4-6-3 1-2f			K		F7		F8		1	0	0	0	0	0	1
										3	0	0	0	0	1	5
Cesar Tovar, R (1, 6) OBP: 0.302, SLG: 0.331 (4, 5)		1B E HBP		F9		2B	1B	F7		3	1	1	0	0	0	0
Ted Uhlaender, L (1, 8) OBP: 0.318, SLG: 0.436		S 1-2		K2-3		F7		K		4	0	1	0	0	2	1
Dean Chance, R (1, 1) OBP: 0.074, SLG: 0.038 Bob Allison, R (7, PH) OBP: 0.336, SLG: 0.422 Jerry Zimmerman, R (8, 2) OBP: 0.294, SLG: 0.267 Ron Clark, R (9, PH) OBP: 0.367, SLG: 0.346		K 1-2 2-H		K		2B 1-3		K		2	0	0	0	0	2	1
										1	0	1	0	0	0	0
										0	0	0	0	0	0	0
										1	0	0	0	0	1	0
Inning Stats	R: 0 H: 1 E: 0 LOB: 0 K: 0 BB: 0 S: 3 P: 3	R: 0 H: 0 E: 0 LOB: 0 K: 0 BB: 0 S: 2 P: 3	R: 1 H: 1 E: 0 LOB: 1 K: 2 BB: 0 S: 8 P: 9	R: 0 H: 0 E: 1 LOB: 1 K: 1 BB: 0 S: 6 P: 6	R: 0 H: 0 E: 0 LOB: 0 K: 2 BB: 0 S: 7 P: 7	R: 0 H: 2 E: 0 LOB: 3 K: 1 BB: 1 S: 7 P: 11	R: 0 H: 2 E: 0 LOB: 2 K: 1 BB: 0 S: 7 P: 7	R: 0 H: 1 E: 0 LOB: 1 K: 1 BB: 0 S: 6 P: 6	R: 0 H: 0 E: 0 LOB: 0 K: 2 BB: 0 S: 7 P: 7	1B: 5 SF: 0 2B: 3 SAC: 0 3B: 0 DP: 2 HR: 0 HBP: 2						WP: 0 PA: 36 PB: 0 SB: 2 CS: 0	

	AB	33
	R	1
	H	7
	RBI	0
	BB	1
	SO	10
	LOB	20

PITCHER		IP	WLS	BF	H	R	ER	SO	BB	IBB	HBP	BLK	WP	HR	S	P	ERA	WHIP
Stan Williams, R	(1, 1)	6.1	W	27	6	1	0	6	0	1	2	0	0	0	36	42	0.00	0.947
ERA: 0.76																		
Mike Paul, L	(7, 1)	2.2	S	9	1	0	0	4	0	0	0	0	0	0	17	17	0.00	0.375
ERA:																		

PITCHER	IP	WLS	BF	H	R	ER	SO	BB	IBB	HBP	BLK	WP	HR	S	P	ERA	WHIP

Batter	1	2	3	4	5	6	7	8	9	AB	R	H	RBI	BB	SO	LOB
Lee Maye, L (1, 7) OBP: 0.283, SLG: 0.339	FC2-6 1B		1B			1B		F8		4	0	3	0	0	0	0
Chico Salmon, R (1, 4) OBP: 0.246, SLG: 0.277	FC2-6 S 2B 1-2f		F8			K		E5 FC6		4	1	0	0	0	1	3
Jose Cardenal, R (1, 8) OBP: 0.289, SLG: 0.339	K 1-2		F9			F4		FC6 1B 1-2f		4	0	0	0	0	1	4
Tony Horton, R (1, 3) OBP: 0.331, SLG: 0.423	2B 2-H			4-3		1B 1-3		1B 1-2		4	0	3	1	0	0	0
Joe Azcue, R (1, 2) OBP: 0.286, SLG: 0.353 Willie Smith, L (6, PH) OBP: 0.200, SLG: 0.222 Ken Suarez, R (6, 2) Tommy Harper, R (8, PH) OBP: 0.278, SLG: 0.398 Duke Sims, L (8, PH) OBP: 0.382, SLG: 0.460	K			F3		4-3		L9		2 1 0 0 1	0 0 0 0 0	0 0 0 0 0	0 0 0 0 0	0 0 0 0 0	1 0 0 0 0	1 2 0 0 2
Vic Davalillo, L (1, 9) OBP: 0.252, SLG: 0.310		K		4-3			L9		L9	4	0	0	0	0	1	0
Max Alvis, R (1, 5) OBP: 0.341, SLG: 0.453		L8			F7		F6		K	4	0	0	0	0	1	0
Larry Brown, R (1, 6) OBP: 0.288, SLG: 0.291		6-3			F6		1B		F8	4	0	1	0	0	0	0
Sonny Siebert, R (1, 1) OBP: 0.207, SLG: 0.179 Leon Wagner, L (7, PH) OBP: 0.277, SLG: 0.286 Billy Rohr, L (7, 1)			K		K		K			2 1 0	0 0 0	0 0 0	0 0 0	0 0 0	2 1 0	0 1 0
Inning Stats	R: 1 H: 2 E: 0 LOB: 1 K: 2 BB: 0 S: 9 P: 9	R: 0 H: 0 E: 0 LOB: 0 K: 1 BB: 0 S: 5 P: 5	R: 0 H: 1 E: 0 LOB: 1 K: 1 BB: 0 S: 6 P: 6	R: 0 H: 0 E: 0 LOB: 0 K: 0 BB: 0 S: 3 P: 3	R: 0 H: 0 E: 0 LOB: 0 K: 1 BB: 0 S: 5 P: 5	R: 0 H: 2 E: 0 LOB: 2 K: 1 BB: 0 S: 7 P: 7	R: 0 H: 1 E: 0 LOB: 1 K: 1 BB: 0 S: 6 P: 6	R: 0 H: 1 E: 1 LOB: 2 K: 0 BB: 0 S: 5 P: 5	R: 0 H: 0 E: 0 LOB: 0 K: 1 BB: 0 S: 5 P: 5	1B: 6 SF: 0 2B: 1 SAC: 0 3B: 0 DP: 0 HR: 0 HBP: 0						

PITCHER	IP	WLS	BF	H	R	ER	SO	BB	IBB	HBP	BLK	WP	HR	S	P	ERA	WHIP
Jim Perry, R (1, 1) ERA: 2.36	7.2	W	31	7	1	1	7	0	0	0	0	0	0	45	45	1.17	0.913
Al Worthington, R (8, 1) ERA: 1.01	1.1	S	4	0	0	0	1	0	0	0	0	0	0	6	6	0.00	0.000

PITCHER	IP	WLS	BF	H	R	ER	SO	BB	IBB	HBP	BLK	WP	HR	S	P	ERA	WHIP

TOP

Cleveland Indians @ Minnesota Twins

Metropolitan Stadium, Bloomington , MI

Tue May 28 1968, 8:05 PM EDT

Att. 10,109 - Unknown - 60 F

livebaseballscorecards.com

AB	35
R	1
H	7
RBI	1
BB	0
SO	8
LOB	13

WP: 0 PA: 35
PB: 0
SB: 1
CS: 0

Cleveland Indians @ Minnesota Twins

Metropolitan Stadium, Bloomington , MI

Tue May 28 1968, 8:05 PM EDT

Att. 10,109 - Unknown - 60 F

BOTTOM

livebaseballscorecards.com

Batter	1	2	3	4	5	6	7	8	9	AB	R	H	RBI	BB	SO	LOB
John Roseboro, L (1, 2) OBP: 0.289, SLG: 0.256	0-0 1B 2B	0-0 ③ L9			0-0 ② F3		S S S 0-3 ③ K			4	1	1	0	0	1	0
Rod Carew, L (1, 4) OBP: 0.331, SLG: 0.394	0-0 S BB 2B 2-H 1B		0-0 ① 6-3		S S S 0-3 ③ K			0-0 ① 5-3		4	1	1	1	0	1	0
Harmon Killebrew, R (1, 3) OBP: 0.379, SLG: 0.493	B B B B 4-0 2B SF8 1-2 BB		0-0 ② 4-3			B B B B 4-0 4-3 BB		0-0 E7 F9		2	1	0	0	2	0	0
Tony Oliva, L (1, 9) OBP: 0.292, SLG: 0.354	0-0 SF8 1-3 2-H 2B		0-0 E4			0-0 ① F9		0-0 ② F9 2-3		4	0	1	1	0	0	2
Ted Uhlaender, L (1, 8) OBP: 0.311, SLG: 0.425	0-0 ① F9		0-0 ③ F5			0-0 ② 4-3 1-2		0-0 ③ F9		4	0	0	0	0	0	5
Rich Reese, L (1, 7) OBP: 0.231, SLG: 0.304	0-0 ② SF8 2-3 3-H			0-0 ① 3-1		4-0 FC6 IBB				1	0	0	1	1	0	0
Cesar Tovar, R (1, 5) OBP: 0.297, SLG: 0.325	0-0 ③ 1-3			0-0 ② 4-3		0-0 ③ FC6 1-2f				3	0	0	0	0	0	3
Jackie Hernandez, R (1, 6) OBP: 0.229, SLG: 0.263		S S S 0-3 ① K		S S S 0-3 ③ K2-3			0-0 ① F8			3	0	0	0	0	2	0
Jim Perry, S (1, 1) OBP: 0.174, SLG: 0.409		S S S 0-3 ② K			0-0 ① F2		0-0 ② 1-3			3	0	0	0	0	1	0
Al Worthington, R (8, 1)										0	0	0	0	0	0	0

	AB	28
	R	3
	H	3
	RBI	3
	BB	3
	SO	5
	LOB	10

Inning Stats	1	2	3	4	5	6	7	8	9
	R: 3 H: 3 E: 0 LOB: 1 K: 0 BB: 1 S: 6 P: 10	R: 0 H: 0 E: 0 LOB: 0 K: 2 BB: 0 S: 7 P: 7	R: 0 H: 0 E: 1 LOB: 1 K: 0 BB: 0 S: 4 P: 4	R: 0 H: 0 E: 0 LOB: 0 K: 1 BB: 0 S: 5 P: 5	R: 0 H: 0 E: 0 LOB: 0 K: 1 BB: 0 S: 5 P: 5	R: 0 H: 0 E: 0 LOB: 2 K: 0 BB: 2 S: 3 P: 11	R: 0 H: 0 E: 0 LOB: 0 K: 1 BB: 0 S: 5 P: 5	R: 0 H: 0 E: 1 LOB: 1 K: 0 BB: 0 S: 4 P: 4	

1B: 1 SF: 1
2B: 2 SAC: 0
3B: 0 DP: 0
HR: 0 HBP: 0

WP: 0 PA: 32
PB: 0
SB: 1
CS: 0

PITCHER		IP	WLS	BF	H	R	ER	SO	BB	IBB	HBP	BLK	WP	HR	S	P	ERA	WHIP
Sonny Siebert, R ERA: 2.29	(1, 1)	6.0	L	25	3	3	3	4	2	1	0	0	0	0	30	42	4.50	0.833
Billy Rohr, L ERA: 2.45	(7, 1)	2.0		7	0	0	0	1	0	0	0	0	0	0	9	9	0.00	0.000

PITCHER	IP	WLS	BF	H	R	ER	SO	BB	IBB	HBP	BLK	WP	HR	S	P	ERA	WHIP

Cleveland Indians @ Minnesota Twins

Metropolitan Stadium, Bloomington , MI

Wed May 29 1968, 8:05 PM EDT

Att. 11,417 - Unknown - 62 F

TOP

livebaseballscorecards.com

Batter	1	2	3	4	5	6	7	8	9	AB	R	H	RBI	BB	SO	LOB
Lee Maye, L (1, 7) OBP: 0.281, SLG: 0.323	B B B B 4-0 BB		S S S 0-3 ③ K			x 0-0 ② F6		x 0-0 ② F6		3	0	0	0	1	1	3
Chico Salmon, R (1, 4) OBP: 0.241, SLG: 0.271 Tommy Harper, R (8, PH) OBP: 0.276, SLG: 0.393 Mike Paul, L (8, 1)	S S S 0-3 ① K			x 0-0 ① F8		x 0-0 ③ F4		S S S 0-3 ③ K		3 1 0	0 0 0	0 0 0	0 0 0	0 0 0	1 1 0	2 2 0
Jose Cardenal, R (1, 8) OBP: 0.288, SLG: 0.343	x 0-0 ② L7			x 0-0 ② F2			x 0-0 S 2B		S S S 0-3 ① K	4	0	1	0	0	1	1
Tony Horton, R (1, 3) OBP: 0.324, SLG: 0.413	S S S 0-3 ③ K			x 0-0 ③ 4-3			x 0-0 ① 5-3 2-3		x 0-0 ② 5-3	4	0	0	0	0	1	2
Duke Sims, L (1, 2) OBP: 0.370, SLG: 0.442		x 0-0 ① F8			S S S 0-3 ① K		S S S 0-3 ② K		S S S 0-3 ③ K	4	0	0	0	0	3	1
Vic Davalillo, L (1, 9) OBP: 0.247, SLG: 0.304		x 0-0 ② F8			x 0-0 ② L9		x 0-0 ③ F5			3	0	0	0	0	0	1
Max Alvis, R (1, 5) OBP: 0.341, SLG: 0.451		x 0-0 ③ G3			x 0-0 ③ L7			x 0-0 E9 1B		3	0	1	0	0	0	0
Larry Brown, R (1, 6) OBP: 0.284, SLG: 0.287 Willie Smith, L (8, PH) OBP: 0.190, SLG: 0.211 Vern Fuller, R (8, 4) OBP: 0.238, SLG: 0.400			x 0-0 ① 5-3			x 0-0 ① 5-3		S S S 0-3 ① K		2 1 0	0 0 0	0 0 0	0 0 0	0 1 0	0 1 0	0 1 0
Steve Hargan, R (1, 1) OBP: 0.208, SLG: 0.261 Leon Wagner, L (8, PH) OBP: 0.292, SLG: 0.286 Davey Nelson, R (8, PR) OBP: 0.250, SLG: 0.200 (8, 6)			S S S 0-3 ② K			x 0-0 1B		B B B 4-0 BB		2 0 0	0 0 0	1 0 0	0 0 0	0 1 0	1 0 0	0 0 0
Inning Stats	R: 0 H: 0 E: 0 LOB: 1 K: 2 BB: 1 S: 7 P: 11	R: 0 H: 0 E: 0 LOB: 0 K: 0 BB: 0 S: 3 P: 3	R: 0 H: 0 E: 0 LOB: 0 K: 2 BB: 0 S: 7 P: 7	R: 0 H: 0 E: 0 LOB: 0 K: 0 BB: 0 S: 3 P: 3	R: 0 H: 0 E: 0 LOB: 0 K: 1 BB: 0 S: 5 P: 5	R: 0 H: 1 E: 0 LOB: 1 K: 0 BB: 0 S: 4 P: 4	R: 0 H: 1 E: 0 LOB: 1 K: 1 BB: 0 S: 6 P: 6	R: 0 H: 1 E: 1 LOB: 2 K: 2 BB: 1 S: 8 P: 12	R: 0 H: 0 E: 0 LOB: 0 K: 2 BB: 0 S: 7 P: 7	1B: 2 SF: 0 2B: 1 SAC: 0 3B: 0 DP: 0 HR: 0 HBP: 0				WP: 0 PA: 32 PB: 0 SB: 1 CS: 0		

	AB	30
	R	0
	H	3
	RBI	0
	BB	2
	SO	10
	LOB	13

PITCHER	IP	WLS	BF	H	R	ER	SO	BB	IBB	HBP	BLK	WP	HR	S	P	ERA	WHIP
Dave Boswell, R (1, 1) ERA: 3.07	9.0	W	32	3	0	0	10	2	0	0	0	0	0	50	58	0.00	0.556

PITCHER	IP	WLS	BF	H	R	ER	SO	BB	IBB	HBP	BLK	WP	HR	S	P	ERA	WHIP

Batter	1	2	3	4	5	6	7	8	9	AB	R	H	RBI	BB	SO	LOB
John Roseboro, L (1, 2) OBP: 0.281, SLG: 0.248	S S S 0-3 ① K		x 0-0 ③ 4-3		x 0-0 ③ 6-3			x 0-0 ① F9		4	0	0	0	0	1	1
Rod Carew, L (1, 4) OBP: 0.329, SLG: 0.396	x 0-0 ② 1-3			x 0-0 ① 4-3		x 0-0 ① 4-3		x 0-0 2B		4	0	1	0	0	0	0
Harmon Killebrew, R (1, 3) OBP: 0.381, SLG: 0.490	x 0-0 ③ F3			x 0-0 ② L8		x 0-0 1B		4-0 IBB		3	0	1	0	1	0	0
Tony Oliva, L (1, 9) OBP: 0.297, SLG: 0.353		H 1-0 HBP		x 0-0 1B		x 0-0 ② F2		x 0-0 ② F8		3	0	1	0	0	0	3
Ted Uhlaender, L (1, 8) OBP: 0.303, SLG: 0.414		x 0-0 ① F4		x 0-0 ③ F4		x 0-0 ③ F6		x 0-0 ③ F5		4	0	0	0	0	0	5
Rich Reese, L (1, 7) OBP: 0.218, SLG: 0.286		x 0-0 ② F9			x 0-0 ① 4-3		x 0-0 ① 4-3			3	0	0	0	0	0	1
Cesar Tovar, R (1, 5) OBP: 0.297, SLG: 0.325		x 0-0 ③ F5			x 0-0 1B S SF3 1B		x 0-0 ② F8			3	1	1	0	0	0	1
Jackie Hernandez, R (1, 6) OBP: 0.241, SLG: 0.275			x 0-0 ① F9		x 0-0 1-3 1B		x 0-0 1B			3	0	2	0	0	0	0
Dave Boswell, R (1, 1) OBP: 0.238, SLG: 0.421			x 0-0 ② F2		x 0-0 ② SF3 3-H		x 0-0 ③ F5			2	0	0	1	0	0	1
Inning Stats	R: 0 H: 0 E: 0 LOB: 0 K: 1 BB: 0 S: 5 P: 5	R: 0 H: 0 E: 0 LOB: 1 K: 0 BB: 0 S: 3 P: 4	R: 0 H: 0 E: 0 LOB: 0 K: 0 BB: 0 S: 3 P: 3	R: 0 H: 1 E: 0 LOB: 1 K: 0 BB: 0 S: 4 P: 4	R: 1 H: 2 E: 0 LOB: 1 K: 0 BB: 0 S: 5 P: 5	R: 0 H: 1 E: 0 LOB: 1 K: 0 BB: 0 S: 4 P: 4	R: 0 H: 1 E: 0 LOB: 1 K: 0 BB: 0 S: 4 P: 4	R: 0 H: 1 E: 0 LOB: 2 K: 0 BB: 1 S: 4 P: 8		1B: 5 SF: 1 2B: 1 SAC: 0 3B: 0 DP: 0 HR: 0 HBP: 1						WP: 0 PA: 32 PB: 0 SB: 1 CS: 0	

BOTTOM

Cleveland Indians @ Minnesota Twins

Metropolitan Stadium, Bloomington , MI

Wed May 29 1968, 8:05 PM EDT

Att. 11,417 - Unknown - 62 F

livebaseballscorecards.com

AB	29
R	1
H	6
RBI	1
BB	1
SO	1
LOB	12

PITCHER		IP	WLS	BF	H	R	ER	SO	BB	IBB	HBP	BLK	WP	HR	S	P	ERA	WHIP
Steve Hargan, R ERA: 2.69	(1, 1)	7.0	L	27	5	1	1	1	0	0	1	0	0	0	28	29	1.29	0.714
Mike Paul, L ERA:	(8, 1)	1.0		5	1	0	0	0	0	1	0	0	0	0	4	8	0.00	1.000

PITCHER		IP	WLS	BF	H	R	ER	SO	BB	IBB	HBP	BLK	WP	HR	S	P	ERA	WHIP

Batter	1	2	3	4	5	6	7	8	9	AB	R	H	RBI	BB	SO	LOB
Larry Brown, R (1, 6) OBP: 0.281, SLG: 0.291	SH1-3 1B 2B	4-3		FC4-6 BB 1-2f 2-3			5-3		6-3	5	1	1	0	0	0	3
Max Alvis, R (1, 5) OBP: 0.344, SLG: 0.448	SH1-3 2-3		K S S S	FC6-4 BB B B B B 1-2			1-3		FC6-4 1B	3	0	1	0	1	1	0
Jose Cardenal, R (1, 8) OBP: 0.291, SLG: 0.341	4-3		HR 1B	FC6-4 1-2f			HBP H		FC6-4 1-2f	4	1	1	0	0	0	5
Tony Horton, R (1, 3) OBP: 0.328, SLG: 0.433	1B 1B 3-H		HR 1-H		E6 G6-4-3		1-3			4	1	2	3	0	0	1
Joe Azcue, R (1, 2) OBP: 0.283, SLG: 0.345	1B 1-3		5-3		G6-4-3 1-2f			5-3		4	0	1	0	0	0	1
Vern Fuller, R (1, 4) OBP: 0.200, SLG: 0.333	F9		6-3		F7			6-3		4	0	0	0	0	0	2
Tommy Harper, R (1, 7) OBP: 0.275, SLG: 0.387		5-3		6-3		F9		FC6-4 1B		4	0	1	0	0	0	0
Jose Vidal, R (1, 9) OBP: 0.211, SLG: 0.333		BB		FC4-6 HBP 1B		K S S S		FC6-4 1-2f		3	0	1	0	1	1	1
Vic Davalillo, L (8, 9) OBP: 0.247, SLG: 0.304										0	0	0	0	0	0	0
Sam McDowell, L (1, 1) OBP: 0.194, SLG: 0.167		K S S S		FC4-6 HBP 1-2 H		G3			K S S S	3	0	0	0	0	2	1
Inning Stats	R: 1 E: 0 K: 0 S: 6 H: 3 LOB: 2 BB: 0 P: 6	R: 0 E: 0 K: 1 S: 5 H: 0 LOB: 1 BB: 1 P: 9	R: 2 E: 0 K: 1 S: 7 H: 2 LOB: 0 BB: 0 P: 7	R: 0 E: 0 K: 0 S: 4 H: 1 LOB: 3 BB: 1 P: 9	R: 0 E: 1 K: 0 S: 3 H: 0 LOB: 0 BB: 0 P: 3	R: 0 E: 0 K: 1 S: 5 H: 0 LOB: 0 BB: 0 P: 5	R: 0 E: 0 K: 0 S: 3 H: 0 LOB: 1 BB: 0 P: 4	R: 0 E: 0 K: 0 S: 4 H: 1 LOB: 1 BB: 0 P: 4	R: 0 E: 0 K: 1 S: 6 H: 1 LOB: 1 BB: 0 P: 6	1B: 6 2B: 1 3B: 0 HR: 1 SF: 0 SAC: 1 DP: 1 HBP: 2						

TOP

Cleveland Indians @ Minnesota Twins

Metropolitan Stadium, Bloomington , MI

Thu May 30 1968, 4:33 AM EDT

Att. 25,843 - Unknown - 65 F

livebaseballscorecards.com

AB	34
R	3
H	8
RBI	3
BB	2
SO	4
LOB	14

PITCHER		IP	WLS	BF	H	R	ER	SO	BB	IBB	HBP	BLK	WP	HR	S	P	ERA	WHIP
Jim Kaat, L ERA: 2.18	(1, 1)	8.0	L	35	7	3	3	3	2	0	2	0	0	1	37	47	3.38	1.125
Bob Miller, R ERA: 5.23	(9, 1)	1.0		4	1	0	0	1	0	0	0	0	0	0	6	6	0.00	1.000

PITCHER	IP	WLS	BF	H	R	ER	SO	BB	IBB	HBP	BLK	WP	HR	S	P	ERA	WHIP

BOTTOM

Cleveland Indians @ Minnesota Twins

Metropolitan Stadium, Bloomington , MI

Thu May 30 1968, 4:33 AM EDT

Att. 25,843 - Unknown - 65 F

Batter	1	2	3	4	5	6	7	8	9	AB	R	H	RBI	BB	SO	LOB
Cesar Tovar, R (1, 5) (8, 6) OBP: 0.302, SLG: 0.335	PB 1B 2B		5-3		1B			5-3		4	1	2	0	0	0	0
Rod Carew, L (1, 4) OBP: 0.327, SLG: 0.393	S 1B 2-H		F8		6-3			6-3		4	0	1	1	0	0	1
Harmon Killebrew, R (1, 3) OBP: 0.373, SLG: 0.477	K 1-2		F8			F7			K	4	0	0	0	0	2	1
Bob Allison, R (1, 7) OBP: 0.341, SLG: 0.414	BB			BB		F9			L7	2	0	0	0	2	0	0
Tony Oliva, L (1, 9) OBP: 0.296, SLG: 0.351	K			K		4-3			1B	4	0	1	0	0	2	3
Ted Uhlaender, L (1, 8) OBP: 0.298, SLG: 0.406	1-3			K			F6		F8	3	0	0	0	0	1	3
Frank Kostro, R (9, PH) OBP: 0.188, SLG: 0.286										1	0	0	0	0	0	1
Jackie Hernandez, R (1, 6) OBP: 0.236, SLG: 0.269		K		K			K			2	0	0	0	0	2	1
Ron Clark, R (7, PH) OBP: 0.355, SLG: 0.333 (8, 5)										1	0	0	0	0	1	0
Jerry Zimmerman, R (1, 2) OBP: 0.263, SLG: 0.235		K			1-3		F5			2	0	0	0	0	1	0
Frank Quilici, R (7, PH)										1	0	0	0	0	0	0
Bruce Look, L (8, 2) OBP: 0.286, SLG: 0.167										0	0	0	0	0	0	0
Jim Kaat, L (1, 1) OBP: 0.100, SLG: 0.100		4-3			K			F6		2	0	0	0	0	1	0
Rich Rollins, R (8, PH) OBP: 0.262, SLG: 0.397										1	0	0	0	0	0	0
Bob Miller, R (9, 1)										0	0	0	0	0	0	0
Inning Stats	R: 1 H: 2 E: 0 LOB: 2 K: 2 BB: 1 S: 9 P: 13	R: 0 H: 0 E: 0 LOB: 0 K: 2 BB: 0 S: 7 P: 7	R: 0 H: 0 E: 0 LOB: 0 K: 0 BB: 0 S: 3 P: 3	R: 0 H: 0 E: 0 LOB: 1 K: 3 BB: 1 S: 9 P: 13	R: 0 H: 1 E: 0 LOB: 1 K: 1 BB: 0 S: 6 P: 6	R: 0 H: 0 E: 0 LOB: 0 K: 0 BB: 0 S: 3 P: 3	R: 0 H: 0 E: 0 LOB: 0 K: 1 BB: 0 S: 5 P: 5	R: 0 H: 0 E: 0 LOB: 0 K: 0 BB: 0 S: 3 P: 3	R: 0 H: 1 E: 0 LOB: 1 K: 1 BB: 0 S: 6 P: 6	1B: 3 SF: 0 2B: 1 SAC: 0 3B: 0 DP: 0 HR: 0 HBP: 0						

livebaseballscorecards.com

AB	31
R	1
H	4
RBI	1
BB	2
SO	10
LOB	10

WP: 0 PA: 33
PB: 1
SB: 1
CS: 0

PITCHER		IP	WLS	BF	H	R	ER	SO	BB	IBB	HBP	BLK	WP	HR	S	P	ERA	WHIP
Sam McDowell, L ERA: 1.73	(1, 1)	9.0	W	33	4	1	1	10	2	0	0	0	0	0	51	59	1.00	0.667

PITCHER	IP	WLS	BF	H	R	ER	SO	BB	IBB	HBP	BLK	WP	HR	S	P	ERA	WHIP

Washington Senators @ Cleveland Indians

Cleveland Municipal Stadium, Cleveland, OH

Fri May 31 1968, 7:05 PM EDT

Att. 12,463 - Unknown

TOP

livebaseballscorecards.com

Batter	1	2	3	4	5	6	7	8	9	AB	R	H	RBI	BB	SO	LOB
Del Unser, L (1, 8) OBP: 0.290, SLG: 0.308	6-3			G3		6-3		4-3 2-3		4	0	0	0	0	0	1
Ed Stroud, L (1, 7) OBP: 0.295, SLG: 0.489	F8			L9		F7		G3 3-H		4	0	0	1	0	0	0
Frank Howard, R (1, 3) OBP: 0.400, SLG: 0.757	K			E 2B		P6		5-3		4	1	1	0	0	1	0
Ken McMullen, R (1, 5) OBP: 0.315, SLG: 0.457		K		E7 2-H			5-3		F9	4	0	0	0	0	1	0
Bernie Allen, L (1, 4) OBP: 0.404, SLG: 0.545		F8		6-3			FC6-4 1B		F8 1B 1B	4	0	2	0	0	0	1
Fred Valentine, S (1, 9) OBP: 0.241, SLG: 0.329		1-3			4-3		FC6-4 1-2f		1-2 1B	4	0	1	0	0	0	1
Ron Hansen, R (1, 6) OBP: 0.268, SLG: 0.301			G5-4-3 1B		K		F8		F8 2-3	4	0	1	0	0	1	3
Paul Casanova, R (1, 2) OBP: 0.130, SLG: 0.140			G5-4-3 1-2f		1B			2B 2B	F8	4	1	2	0	0	0	3
Phil Ortega, R (1, 1) OBP: 0.263, SLG: 0.278			K		5-3			4-3 G3 2-H 2B		1	0	0	0	0	1	0
Dennis Higgins, R (4, 1) OBP: 0.125, SLG: 0.125										1	0	0	0	0	0	1
Cap Peterson, R (8, PH) OBP: 0.250, SLG: 0.186										1	1	1	1	0	0	0
Dave Baldwin, R (8, 1)										0	0	0	0	0	0	0

	AB	35
	R	3
	H	8
	RBI	2
	BB	0
	SO	4
	LOB	10

Inning Stats	1	2	3	4	5	6	7	8	9	1B: 5	SF: 0	WP: 0	PA: 35
	R: 0 E: 0 K: 1 S: 5	R: 0 E: 0 K: 1 S: 5	R: 0 E: 0 K: 1 S: 5	R: 1 E: 1 K: 0 S: 5	R: 0 E: 0 K: 1 S: 6	R: 0 E: 0 K: 0 S: 3	R: 0 E: 0 K: 0 S: 4	R: 2 E: 0 K: 0 S: 5	R: 0 E: 0 K: 0 S: 5	2B: 3 3B: 0 HR: 0	SAC: 0 DP: 1 HBP: 0	PB: 0 SB: 0 CS: 0	
	H: 0 LOB: 0 BB: 0 P: 5	H: 0 LOB: 0 BB: 0 P: 5	H: 1 LOB: 0 BB: 0 P: 5	H: 1 LOB: 1 BB: 0 P: 5	H: 1 LOB: 1 BB: 0 P: 6	H: 0 LOB: 0 BB: 0 P: 3	H: 1 LOB: 1 BB: 0 P: 4	H: 2 LOB: 0 BB: 0 P: 5	H: 2 LOB: 2 BB: 0 P: 5				

PITCHER	IP	WLS	BF	H	R	ER	SO	BB	IBB	HBP	BLK	WP	HR	S	P	ERA	WHIP
Luis Tiant, R (1, 1) ERA: 1.37	9.0	W	35	8	3	2	4	0	0	0	0	0	0	43	43	2.00	0.889

PITCHER	IP	WLS	BF	H	R	ER	SO	BB	IBB	HBP	BLK	WP	HR	S	P	ERA	WHIP

Batter	1	2	3	4	5	6	7	8	9	AB	R	H	RBI	BB	SO	LOB
Larry Brown, R (1, 6) OBP: 0.280, SLG: 0.287	F8		BBB BLK 1B BB	P5			SF7 3-H			2	1	0	1	1	0	2
Lee Maye, L (1, 7) OBP: 0.284, SLG: 0.369	HR		F5		F8		HR 2-H			3	1	1	1	0	0	1
Tommy Harper, R (6, 7) OBP: 0.282, SLG: 0.426										1	1	1	2	0	0	0
Jose Cardenal, R (1, 8) OBP: 0.285, SLG: 0.333	F9		SSS K 1-2		6-3		SSS K			4	0	0	0	0	2	1
Tony Horton, R (1, 3) OBP: 0.332, SLG: 0.452	HR		S 1B 2-H 1B		SSS K		6-3			4	2	2	2	0	1	0
Joe Azcue, R (1, 2) OBP: 0.281, SLG: 0.339	5-3		1-H 1B			F7		P6		4	0	1	1	0	0	0
Max Alvis, R (1, 5) OBP: 0.342, SLG: 0.440		6-3		BBB 2B BB		P4		1-3		3	0	0	0	1	0	0
Vic Davalillo, L (1, 9) OBP: 0.253, SLG: 0.321		SF9 3B		SSS K		F7		1B 1B		4	1	2	0	0	1	1
Vern Fuller, R (1, 4) OBP: 0.276, SLG: 0.444		SF9 3-H		1-3 2B			SH SF7 1B	1-2 1B		3	1	3	1	0	0	0
Luis Tiant, R (1, 1) OBP: 0.100, SLG: 0.133		L6		F5			SH 1-3 HR	F9		3	1	0	0	0	0	4
Inning Stats	R: 2 H: 2 E: 0 LOB: 0 K: 0 BB: 0 S: 5 P: 5	R: 1 H: 1 E: 0 LOB: 0 K: 0 BB: 0 S: 4 P: 4	R: 2 H: 2 E: 0 LOB: 1 K: 1 BB: 1 S: 6 P: 10	R: 0 H: 1 E: 0 LOB: 2 K: 1 BB: 1 S: 6 P: 10	R: 0 H: 0 E: 0 LOB: 0 K: 1 BB: 0 S: 5 P: 5	R: 0 H: 0 E: 0 LOB: 0 K: 0 BB: 0 S: 3 P: 3	R: 3 H: 2 E: 1 LOB: 0 K: 1 BB: 0 S: 8 P: 8	R: 0 H: 2 E: 0 LOB: 2 K: 0 BB: 0 S: 5 P: 5		1B: 5 SF: 2 2B: 1 SAC: 1 3B: 1 DP: 0 HR: 3 HBP: 0						

PITCHER		IP	WLS	BF	H	R	ER	SO	BB	IBB	HBP	BLK	WP	HR	S	P	ERA	WHIP
Phil Ortega, R ERA: 4.5	(1, 1)	3.0	L	14	5	5	5	1	1	0	0	1	0	2	15	19	15.00	2.000
Dennis Higgins, R ERA: 3.35	(4, 1)	4.0		17	3	3	2	3	1	0	0	0	0	1	22	26	4.50	1.000
Dave Baldwin, R ERA: 3.1	(8, 1)	1.0		5	2	0	0	0	0	0	0	0	0	0	5	5	0.00	2.000

PITCHER	IP	WLS	BF	H	R	ER	SO	BB	IBB	HBP	BLK	WP	HR	S	P	ERA	WHIP

BOTTOM

Washington Senators @ Cleveland Indians

Cleveland Municipal Stadium, Cleveland, OH

Fri May 31 1968, 7:05 PM EDT

Att. 12,463 - Unknown

livebaseballscorecards.com

AB	31
R	8
H	10
RBI	8
BB	2
SO	4
LOB	9

Washington Senators @ Cleveland Indians

Cleveland Municipal Stadium, Cleveland, OH

Sat Jun 01 1968, 3:33 AM EDT

Att. 5,614 - Unknown

TOP

livebaseballscorecards.com

Batter	1	2	3	4	5	6	7	8	9	AB	R	H	RBI	BB	SO	LOB
Del Unser, L (1, 8) OBP: 0.283, SLG: 0.299	F9		L7		1-3	4-3			F8	5	0	0	0	0	0	1
Ed Stroud, L (1, 7) OBP: 0.290, SLG: 0.474	1B FC6-4 1B		K		K		K		K	5	1	1	0	0	4	0
Frank Howard, R (1, 3) OBP: 0.407, SLG: 0.775	FC6-4 BB 1-3 1B		6-3			HR	1B			4	1	3	1	0	0	0
Ken McMullen, R (1, 5) OBP: 0.320, SLG: 0.474	BBBB FC6-4 1-2 BB			HR		F2	P4			3	1	1	1	1	0	1
Bernie Allen, L (1, 4) OBP: 0.392, SLG: 0.521	FC6-4 FC6 1-2f 2-3 3-H			4-3		2B 1B	F9			4	1	1	1	0	0	3
Fred Valentine, S (1, 9) OBP: 0.241, SLG: 0.325	FC6 1-2f			F5		F8		G1-6-3 1B		4	0	1	0	0	0	3
Paul Casanova, R (1, 2) OBP: 0.143, SLG: 0.162		K		1B		1-H 3B 2B		G1-6-3 1-2f		4	1	2	1	0	1	1
Ed Brinkman, R (1, 6) OBP: 0.115, SLG: 0.080		K		F8		BBBB 3B BB		6-3		3	1	0	0	1	1	1
Dick Bosman, R (1, 1) OBP: 0.250, SLG: 0.273		F9			F9	1-H 2-H 3B			4-3	2	0	0	0	0	0	0
Darold Knowles, L (5, 1) OBP: 0.250, SLG: 0.750										2	0	1	2	0	0	0

	AB	36
	R	6
	H	10
	RBI	6
	BB	2
	SO	6
	LOB	10

Inning Stats	1	2	3	4	5	6	7	8	9
	R: 1 E: 0 K: 0 S: 5 H: 2 LOB: 2 BB: 1 P: 9	R: 0 E: 0 K: 2 S: 7 H: 0 LOB: 0 BB: 0 P: 7	R: 0 E: 0 K: 1 S: 5 H: 0 LOB: 0 BB: 0 P: 5	R: 1 E: 0 K: 0 S: 5 H: 2 LOB: 1 BB: 0 P: 5	R: 0 E: 0 K: 1 S: 5 H: 0 LOB: 0 BB: 0 P: 5	R: 4 E: 0 K: 0 S: 7 H: 4 LOB: 1 BB: 1 P: 11	R: 0 E: 0 K: 1 S: 6 H: 1 LOB: 1 BB: 0 P: 6	R: 0 E: 0 K: 0 S: 3 H: 1 LOB: 0 BB: 0 P: 3	R: 0 E: 0 K: 1 S: 5 H: 0 LOB: 0 BB: 0 P: 5

1B: 6 SF: 0 WP: 0 PA: 38
2B: 1 SAC: 0 PB: 0
3B: 1 DP: 1 SB: 0
HR: 2 HBP: 0 CS: 0

PITCHER		IP	WLS	BF	H	R	ER	SO	BB	IBB	HBP	BLK	WP	HR	S	P	ERA	WHIP
Stan Williams, R ERA: 1.52	(1, 1)	5.2	L	25	7	5	5	4	1	0	0	0	0	2	32	36	7.94	1.412
Eddie Fisher, R ERA: 2.76	(6, 1)	1.1		7	2	1	1	1	1	0	0	0	0	0	8	12	6.75	2.250
Willie Smith, L ERA:	(8, 1)	2.0		6	1	0	0	1	0	0	0	0	0	0	8	8	0.00	0.500

PITCHER	IP	WLS	BF	H	R	ER	SO	BB	IBB	HBP	BLK	WP	HR	S	P	ERA	WHIP

Batter	1	2	3	4	5	6	7	8	9	AB	R	H	RBI	BB	SO	LOB
Larry Brown, R (1, 6) OBP: 0.278, SLG: 0.284	6-3		6-3		1-2 2-3 1B		FC6-4 1-2f		F9	5	0	1	0	0	0	3
Lee Maye, L (1, 7) OBP: 0.275, SLG: 0.358	F8			P6	K			F8		2	0	0	0	0	0	0
Tommy Harper, R (5, PH) OBP: 0.276, SLG: 0.417 (6, 7)										2	0	0	0	0	1	3
Jose Cardenal, R (1, 8) OBP: 0.279, SLG: 0.326	6-3			1-3	1-3			6-3		4	0	0	0	0	0	3
Tony Horton, R (1, 3) OBP: 0.335, SLG: 0.465		5-3		2B		3-1		1B 2B		4	1	2	0	0	0	0
Max Alvis, R (1, 5) OBP: 0.340, SLG: 0.436		6-3		4-3		F8		2-H 1B		4	0	1	1	0	0	1
Vic Davalillo, L (1, 9) OBP: 0.256, SLG: 0.323		6-3			1B FC5-4 1B	K		F7		2	1	1	0	0	0	0
Jose Vidal, R (6, PH) OBP: 0.190, SLG: 0.300 (7, 9)										2	0	0	0	0	1	1
Duke Sims, L (1, 2) OBP: 0.382, SLG: 0.449			6-3 5-3 1B		1-3 FC5-4 1B		BBB FC1-4 BB		4-3	3	0	2	0	1	0	0
Vern Fuller, R (1, 4) OBP: 0.267, SLG: 0.429			5-3 1-2		FC5-4 1B 1B 1-2f 3-H		FC1-4 FC6-4 1-2f		2-3 1B	1	0	0	0	0	0	1
Leon Wagner, L (5, PH) OBP: 0.286, SLG: 0.279										1	0	0	1	0	0	1
Chico Salmon, R (5, PR) OBP: 0.245, SLG: 0.275 (6, 4)										2	0	1	0	0	0	1
Stan Williams, R (1, 1) OBP: 0.412, SLG: 0.333			6-3 2-3		1B 1-2 1B		SSS K		2-3 1-2	2	0	1	0	0	0	1
Eddie Fisher, R (6, 1)										0	0	0	0	0	0	0
Joe Azcue, R (7, PH) OBP: 0.277, SLG: 0.333										1	0	0	0	0	1	1
Willie Smith, L (8, 1) OBP: 0.190, SLG: 0.211										0	0	0	0	0	0	0
Ken Suarez, R (9, PH)										1	0	0	0	0	0	1
Inning Stats	R: 0 E: 0 K: 0 S: 3 H: 0 LOB: 0 BB: 0 P: 3	R: 0 E: 0 K: 0 S: 3 H: 0 LOB: 0 BB: 0 P: 3	R: 0 E: 0 K: 0 S: 4 H: 1 LOB: 1 BB: 0 P: 4	R: 0 E: 0 K: 0 S: 4 H: 1 LOB: 1 BB: 0 P: 4	R: 1 E: 0 K: 1 S: 9 H: 4 LOB: 3 BB: 0 P: 9	R: 0 E: 0 K: 1 S: 5 H: 0 LOB: 0 BB: 0 P: 5	R: 0 E: 0 K: 1 S: 5 H: 0 LOB: 1 BB: 1 P: 9	R: 1 E: 0 K: 0 S: 5 H: 2 LOB: 1 BB: 0 P: 5	R: 0 E: 0 K: 0 S: 4 H: 1 LOB: 1 BB: 0 P: 4	1B: 7 2B: 2 3B: 0 HR: 0 SF: 0 SAC: 0 DP: 0 HBP: 0						

PITCHER	IP	WLS	BF	H	R	ER	SO	BB	IBB	HBP	BLK	WP	HR	S	P	ERA	WHIP
Dick Bosman, R (1, 1) ERA: 4.56	4.1		19	6	1	1	0	0	0	0	0	0	0	19	19	2.08	1.385
Darold Knowles, L (5, 1) ERA: 2.36	4.2	W	18	3	1	1	3	1	0	0	0	0	0	23	27	1.93	0.857

PITCHER	IP	WLS	BF	H	R	ER	SO	BB	IBB	HBP	BLK	WP	HR	S	P	ERA	WHIP

BOTTOM

Washington Senators @ Cleveland Indians

Cleveland Municipal Stadium, Cleveland, OH

Sat Jun 01 1968, 3:33 AM EDT

Att. 5,614 - Unknown

livebaseballscorecards.com

AB	36
R	2
H	9
RBI	2
BB	1
SO	3
LOB	17

PA: 37

Washington Senators @ Cleveland Indians

Cleveland Municipal Stadium, Cleveland, OH

Sun Jun 02 1968, 3:33 AM EDT

Unknown

livebaseballscorecards.com

Batter	1	2	3	4	5	6	7	8	9	AB	R	H	RBI	BB	SO	LOB
Del Unser, L (1, 8) OBP: 0.291, SLG: 0.307	F8		E FC1 1B	G6-3 1B; 1-2 2-H 3-H			FC3-6 1B; 1-2		F7	5	0	3	2	0	0	1
Ed Stroud, L (1, 7) OBP: 0.286, SLG: 0.455	1-3		FC1 BB; 1-3	G6-3; 1-2f			FC3-6; 1-2f 2-3		B B B B 1B 1B BB	4	1	0	0	1	0	5
Frank Howard, R (1, 3) OBP: 0.412, SLG: 0.767	HBP		S S S K		B B B FC5-4 BB		P5		1B; 1-3 3-H	3	0	1	1	1	1	4
Ken McMullen, R (1, 5) OBP: 0.322, SLG: 0.468	P6		B B B 1-2 BB		FC5-4 G4-6-3; 1-2f		L6		1-2 3-H	4	0	1	1	1	0	4
Bernie Allen, L (1, 4) OBP: 0.357, SLG: 0.472		G3	4-3		G4-6-3; 1-2f			L3	F7	5	0	0	0	0	0	6
Fred Valentine, S (1, 9) OBP: 0.253, SLG: 0.333		4-3		FC 1B 1B		G4-6-3 1B		F7		4	1	2	0	0	0	0
Paul Casanova, R (1, 2) OBP: 0.147, SLG: 0.165		F7		E 1B; 1-2 1B		P6		5-3		4	1	1	0	0	0	1
Ron Hansen, R (1, 6) OBP: 0.273, SLG: 0.331			HR	FC 1B; 1-2 2-3		G4-6-3; 1-2f			F8 1B 2B	4	2	2	1	0	0	3
Frank Bertaina, L (1, 1) OBP: 0.250, SLG: 0.182			S S S K	F2				B B B FC3-6 1B BB	F8; 2-3	0	0	0	0	0	0	0
Bob Humphreys, R (2, 1) OBP: 0.667, SLG: 0.667										1	0	0	0	0	1	0
Sam Bowens, R (4, PH) OBP: 0.250, SLG: 0.349										1	0	0	0	0	0	3
Phil Ortega, R (4, 1) OBP: 0.300, SLG: 0.278										0	0	0	0	1	0	0
Cap Peterson, R (9, PH) OBP: 0.245, SLG: 0.182										1	0	0	0	0	0	1

TOP	
AB	36
R	5
H	10
RBI	5
BB	4
SO	2
LOB	28

Inning Stats	1	2	3	4	5	6	7	8	9
R	0	0	1	2	0	0	0	0	2
E	0	0	1	1	0	0	0	0	0
K	0	0	2	0	0	0	0	0	0
S	3	3	10	6	2	3	4	3	6
H	0	0	2	3	0	1	1	0	3
LOB	1	0	3	1	0	0	2	2	2
BB	0	0	1	0	1	0	1	0	1
P	4	3	14	6	6	3	8	3	10

1B	8	
2B	1	
3B	0	
HR	1	
SF	0	
SAC	0	
DP	3	
HBP	1	
WP	0	
PB	0	
SB	0	
CS	0	
PA	41	

PITCHER		IP	WLS	BF	H	R	ER	SO	BB	IBB	HBP	BLK	WP	HR	S	P	ERA	WHIP
Steve Hargan, R (1, 1) ERA: 2.85		8.2	W	40	10	5	4	2	4	0	1	0	0	1	39	56	4.15	1.615
Billy Rohr, L (9, 1) ERA: 2.35		0.1	S	1	0	0	0	0	0	0	0	0	0	0	1	1	0.00	0.000

PITCHER	IP	WLS	BF	H	R	ER	SO	BB	IBB	HBP	BLK	WP	HR	S	P	ERA	WHIP

Batter	1	2	3	4	5	6	7	8	9	AB	R	H	RBI	BB	SO	LOB
Larry Brown, R (1, 6) OBP: 0.293, SLG: 0.301	F7 1B	1B E 1B	F9 ②		1B	FC6-4 1B				5	2	4	0	0	0	0
Jose Cardenal, R (1, 8) OBP: 0.282, SG: 0.324	F7 ① 1-2	S E 1-3 1B	BBBB FC6-4 BB		P3 ①		F3 ①			4	1	1	0	1	0	3
Max Alvis, R (1, 5) OBP: 0.342, SLG: 0.429	BBBB 1B HR BB	BBBB E 1-2 BB	FC6-4 ③ 1-2f		L7 ②		FC6-4 1-2f			3	2	0	0	2	0	3
Tony Horton, R (1, 3) OBP: 0.327, SLG: 0.452	SSS K ②	E6 1-H 2-H 3-H 1B		6-3 ①	P3 ③		SSS K ③			5	1	0	0	0	2	4
Joe Azcue, R (1, 2) OBP: 0.329, SLG: 0.385	HR 1-3 2-H 1B	E 1B 2-H 1B		1B 1B 1B		BB 1B		WP BB 1B		5	2	5	2	0	0	0
Chico Salmon, R (1, 7) OBP: 0.263, SLG: 0.308	HR 2-H 3-H	E 1-2 1B		1B 1-3 1B		BBBB 4-0 1-2 BB		P6 ① 1B		4	1	3	3	1	0	1
Tommy Harper, R (1, 9) OBP: 0.282, SLG: 0.410	SSS K ③	E6 1-2 2-3		1B ② 1-3 3-H 1B		SSS K ①		BBBB WP 1-2 BB		4	1	1	1	1	2	4
Vern Fuller, R (1, 4) OBP: 0.286, SLG: 0.406	6-3 ① F7 ③			2-H 1B	P4 ②			G6-4-3 1-2 2-3 BB		4	0	1	1	1	0	5
Steve Hargan, R (1, 1) OBP: 0.172, SLG: 0.214 Billy Rohr, L (9, 1)	SSS K ②	L6 ①	5-3 ③		SSS K ③			G6-4-3 ②③ 1-2f		5 0	0 0	0 0	0 0	0 0	2 0	6 0
Inning Stats	R: 4 H: 3 E: 0 LOB: 0 K: 2 BB: 1 S: 10 P: 14	R: 4 H: 4 E: 2 LOB: 3 K: 1 BB: 1 S: 11 P: 15	R: 0 H: 0 E: 0 LOB: 1 K: 0 BB: 1 S: 3 P: 7	R: 2 H: 4 E: 0 LOB: 1 K: 0 BB: 0 S: 6 P: 6	R: 0 H: 1 E: 0 LOB: 1 K: 0 BB: 0 S: 4 P: 4	R: 0 H: 1 E: 0 LOB: 2 K: 2 BB: 1 S: 8 P: 12	R: 0 H: 1 E: 0 LOB: 1 K: 1 BB: 0 S: 6 P: 6	R: 0 H: 1 E: 0 LOB: 2 K: 0 BB: 2 S: 3 P: 11		1B: 14 SF: 0 2B: 0 SAC: 0 3B: 0 DP: 1 HR: 1 HBP: 0						

PITCHER		IP	WLS	BF	H	R	ER	SO	BB	IBB	HBP	BLK	WP	HR	S	P	ERA	WHIP
Frank Bertaina, L ERA: 6.63	(1, 1)	1.2	L	15	7	8	4	3	2	0	0	0	0	1	19	27	21.60	5.400
Bob Humphreys, R ERA: 4.43	(2, 1)	1.1		6	0	0	0	0	1	0	0	0	0	0	5	9	0.00	0.750
Phil Ortega, R ERA: 4.43	(4, 1)	5.0		24	8	2	2	3	3	0	0	0	1	0	27	39	3.60	2.200

PITCHER	IP	WLS	BF	H	R	ER	SO	BB	IBB	HBP	BLK	WP	HR	S	P	ERA	WHIP

BOTTOM

Washington Senators @ Cleveland Indians

Cleveland Municipal Stadium, Cleveland, OH

Sun Jun 02 1968, 3:33 AM EDT

Unknown

livebaseballscorecards.com

AB	39
R	10
H	15
RBI	7
BB	6
SO	6
LOB	26

1B: 14 SF: 0
2B: 0 SAC: 0
3B: 0 DP: 1
HR: 1 HBP: 0

WP: 1 PA: 45
PB: 0
SB: 1
CS: 0

Batter	1	2	3	4	5	6	7	8	9	AB	R	H	RBI	BB	SO	LOB
Del Unser, L (1, 8) OBP: 0.293, SLG: 0.316	F7			WP, 1B, 2B	SF8 3-H		P6	1B, 1B		4	2	2	1	0	0	0
Ed Stroud, L (1, 7) OBP: 0.291, SLG: 0.453	K			G6-4-3 2-H, 1B	4-3		F5	1B, 6-3 1-2, 2-H, 1B		5	1	2	2	0	1	2
Frank Howard, R (1, 3) OBP: 0.412, SLG: 0.756	6-3			G6-4-3 1-2f		5-3	BB	6-3 1-3, 2-H, 1B		4	1	1	1	1	0	1
Ken McMullen, R (1, 5) OBP: 0.324, SLG: 0.463		G4-6-3 BB		P6		S, E, 1B	F6	6-3 1-2, 3-H		4	1	1	1	1	0	2
Bernie Allen, L (1, 4) OBP: 0.377, SLG: 0.483		K			BB, FC5-2, 1B	E6 4-3, 1-H, 1B		E4 HR, 2-H, 1B		5	1	3	2	0	1	1
Fred Valentine, S (1, 9) OBP: 0.271, SLG: 0.341		G4-6-3 1-2f			FC5-2, BB 1-2, 1B	4-3 BB		E1 HR, 1-3, 1B P5		4	2	2	0	1	0	2
Billy Bryan, L (1, 2) OBP: 0.329, SLG: 0.385		F9			1B, FC5-2 1-2, 2-3, SF8 BB	4-3 1-2, 2-3		1-H, 3-H HR	F9	4	2	1	3	1	0	2
Ed Brinkman, R (1, 6) OBP: 0.161, SLG: 0.071		K			FC5-2 1-2, 2-3, 3-Hf, 1B		IBB	SH3 1B BB	P2	3	1	0	0	2	1	3
Jim Hannan, R (1, 1) OBP: 0.333, SLG: 0.333		K			1-2, 2-3, 3-H, 1B	4-3		SH3 1-2	K	4	0	1	1	0	2	3
Inning Stats	R: 0 E: 0 K: 1 S: 5 H: 0 LOB: 0 BB: 0 P: 5	R: 0 E: 0 K: 1 S: 4 H: 0 LOB: 0 BB: 1 P: 8	R: 0 E: 0 K: 2 S: 7 H: 0 LOB: 0 BB: 0 P: 7	R: 1 E: 0 K: 0 S: 4 H: 2 LOB: 0 BB: 0 P: 4	R: 2 E: 0 K: 0 S: 6 H: 3 LOB: 2 BB: 1 P: 10	R: 1 E: 1 K: 0 S: 5 H: 2 LOB: 3 BB: 2 P: 13	R: 0 E: 0 K: 0 S: 3 H: 0 LOB: 1 BB: 1 P: 7	R: 7 E: 2 K: 0 S: 10 H: 6 LOB: 1 BB: 1 P: 14	R: 0 E: 0 K: 1 S: 5 H: 0 LOB: 0 BB: 0 P: 5	1B: 11 2B: 1 3B: 0 HR: 1 SF: 1 SAC: 1 DP: 2 HBP: 0							

PITCHER		IP	WLS	BF	H	R	ER	SO	BB	IBB	HBP	BLK	WP	HR	S	P	ERA	WHIP
Sonny Siebert, R ERA: 2.56	(1, 1)	5.1	L	24	7	4	4	4	3	0	0	0	1	0	29	41	6.75	1.875
Billy Rohr, L ERA: 5.59	(6, 1)	2.0		14	4	6	4	0	2	1	0	0	0	1	11	23	18.00	3.000
Eddie Fisher, R ERA: 2.5	(8, 1)	1.2		7	2	1	0	1	0	0	0	0	0	0	9	9	0.00	1.200

PITCHER	IP	WLS	BF	H	R	ER	SO	BB	IBB	HBP	BLK	WP	HR	S	P	ERA	WHIP

TOP

Washington Senators @ Cleveland Indians

Cleveland Municipal Stadium, Cleveland, OH

Sun Jun 02 1968, 3:38 AM EDT
Att. 49,952 - Unknown

livebaseballscorecards.com

AB	37
R	11
H	13
RBI	11
BB	6
SO	5
LOB	16

WP: 1	PA: 45		
PB: 0			
SB: 1			
CS: 0			

BOTTOM

Washington Senators @ Cleveland Indians

Cleveland Municipal Stadium, Cleveland, OH

Sun Jun 02 1968, 3:38 AM EDT

Att. 49,952 - Unknown

livebaseballscorecards.com

Batter	1	2	3	4	5	6	7	8	9	AB	R	H	RBI	BB	SO	LOB
Larry Brown, R (1, 6) OBP: 0.294, SLG: 0.309	HR 2B		P2			F8			K	3	1	1	0	0	0	0
Willie Smith, L (9, PH) OBP: 0.182, SLG: 0.200										1	0	0	0	0	1	0
Lee Maye, L (1, 7) OBP: 0.288, SLG: 0.437	2-H HR		F8			F7			1B 3B	4	2	2	2	0	0	0
Max Alvis, R (1, 5) OBP: 0.340, SLG: 0.425	P4			K			1-3		3-H 1B	4	0	1	1	0	1	0
Tony Horton, R (1, 3) OBP: 0.320, SLG: 0.442	F7			5-3			5-3		6-3	4	0	0	0	0	0	1
Duke Sims, L (1, 2) OBP: 0.373, SLG: 0.436	F8			L8			3-1			3	0	0	0	0	0	0
Eddie Fisher, R (8, 1)										0	0	0	0	0	0	0
Jose Cardenal, R (1, 8) OBP: 0.278, SLG: 0.319		4-3			F7			F7		3	0	0	0	0	0	0
Jose Vidal, R (9, 9) OBP: 0.190, SLG: 0.300										0	0	0	0	0	0	0
Vic Davalillo, L (1, 9) OBP: 0.251, SLG: 0.318		K			K2-3			6-3		3	0	0	0	0	2	0
(9, 8)																
Vern Fuller, R (1, 4) OBP: 0.270, SLG: 0.382		K			P5			4-3		2	0	0	0	0	1	0
Billy Rohr, L (6, 1)										0	0	0	0	0	0	0
Joe Azcue, R (8, 2) OBP: 0.324, SLG: 0.379										1	0	0	0	0	0	0
Ken Suarez, R (9, 2)										0	0	0	0	0	0	0
Sonny Siebert, R (1, 1) OBP: 0.200, SLG: 0.172			K			6-3			4-3	1	0	0	0	0	1	0
Chico Salmon, R (6, 4) OBP: 0.261, SLG: 0.306										1	0	0	0	0	0	0
Leon Wagner, L (9, PH) OBP: 0.280, SLG: 0.273										1	0	0	0	0	0	0

Inning Stats	1	2	3	4	5	6	7	8	9
	R: 2 H: 2 E: 0 LOB: 0 K: 0 BB: 0 S: 5 P: 5	R: 0 H: 0 E: 0 LOB: 0 K: 2 BB: 0 S: 7 P: 7	R: 0 H: 0 E: 0 LOB: 0 K: 1 BB: 0 S: 5 P: 5	R: 0 H: 0 E: 0 LOB: 0 K: 1 BB: 0 S: 5 P: 5	R: 0 H: 0 E: 0 LOB: 0 K: 1 BB: 0 S: 5 P: 5	R: 0 H: 0 E: 0 LOB: 0 K: 0 BB: 0 S: 3 P: 3	R: 0 H: 0 E: 0 LOB: 0 K: 0 BB: 0 S: 3 P: 3	R: 0 H: 0 E: 0 LOB: 0 K: 0 BB: 0 S: 3 P: 3	R: 1 H: 2 E: 0 LOB: 1 K: 1 BB: 0 S: 7 P: 7

AB	31
R	3
H	4
RBI	3
BB	0
SO	6
LOB	1

1B: 1 SF: 0
2B: 1 SAC: 0
3B: 1 DP: 0
HR: 1 HBP: 0

WP: 0 PA: 31
PB: 0
SB: 0
CS: 0

PITCHER	IP	WLS	BF	H	R	ER	SO	BB	IBB	HBP	BLK	WP	HR	S	P	ERA	WHIP
Jim Hannan, R (1, 1) ERA: 5.06	9.0	W	31	4	3	3	6	0	0	0	0	0	1	43	43	3.00	0.444

PITCHER	IP	WLS	BF	H	R	ER	SO	BB	IBB	HBP	BLK	WP	HR	S	P	ERA	WHIP

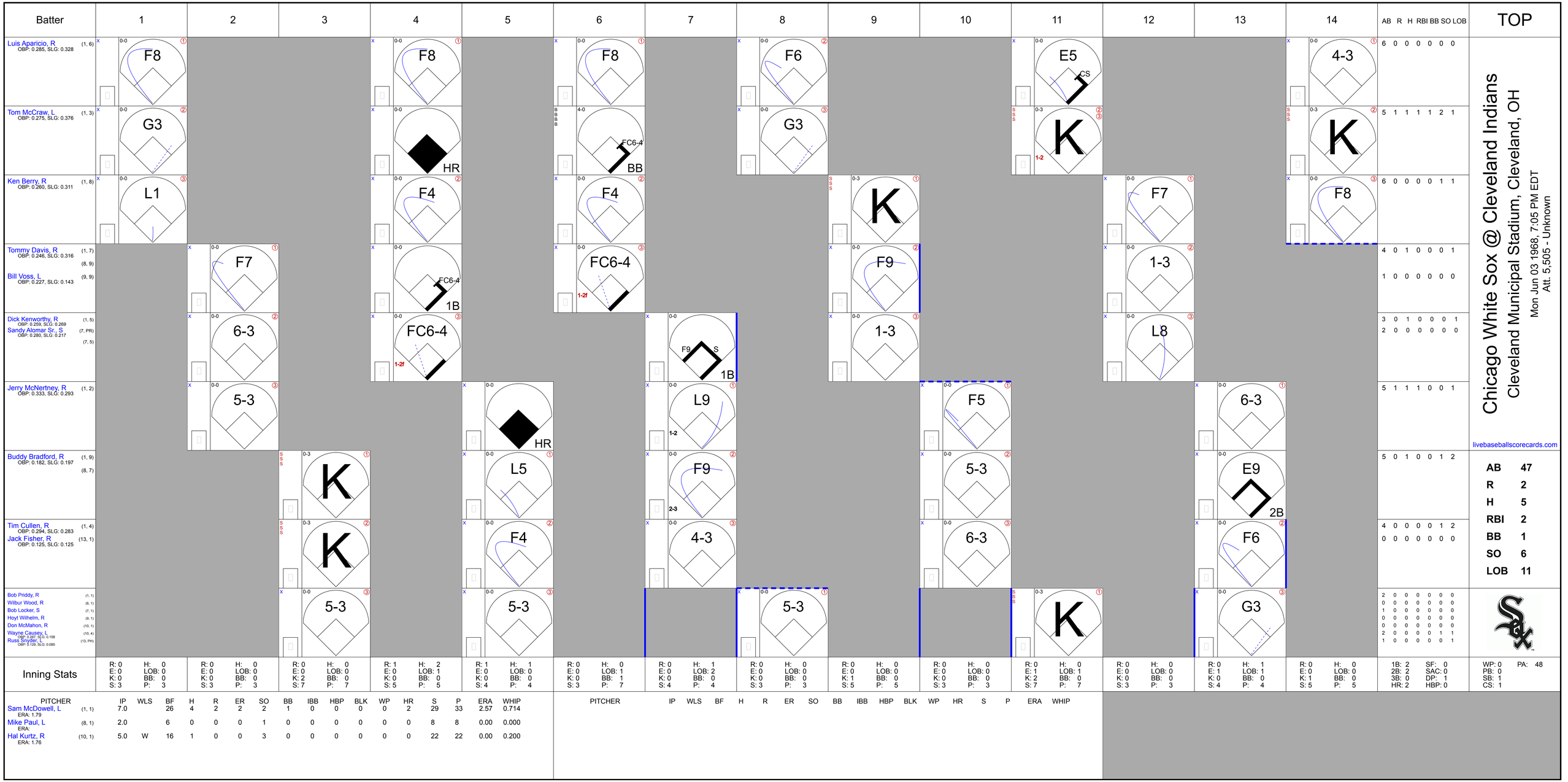
Batter
1
2
3
4
5
6
7
8
9
10
11
12
13
14
AB R H RBI BB SO LOB
TOP
Luis Aparicio, R (1, 6) OBP: 0.285, SLG: 0.328
F8
G3
L1
F8
HR
F4
FC6-4 1B
FC6-4 1-2f
F8
FC6-4 BB
F4
FC6-4 1-2f
F6
G3
K
F9
1-3
L8
F5
5-3
6-3
E9 2B
F6
G3
E5 CS
K 1-2
4-3
K
F8
6 0 0 0 0 0 0
5 1 1 1 1 2 1
6 0 0 0 0 1 1
Tommy Davis, R (1, 7) OBP: 0.246, SLG: 0.316 (8, 9)
Bill Voss, L (9, 9) OBP: 0.227, SLG: 0.143
F7
6-3
5-3
F7
1-3
4 0 1 0 0 0 1
1 0 0 0 0 0 0
Dick Kenworthy, R (1, 5) OBP: 0.259, SLG: 0.269
Sandy Alomar Sr., S (7, PR) (7, 5) OBP: 0.280, SLG: 0.217
F9 S 1B
L9 1-2
F9 2-3
4-3
3 0 1 0 0 0 1
2 0 0 0 0 0 0
Jerry McNertney, R (1, 2) OBP: 0.333, SLG: 0.293
HR
L5
F4
5-3
5 1 1 1 0 0 1
Buddy Bradford, R (1, 9) OBP: 0.182, SLG: 0.197 (8, 7)
K
5 0 1 0 0 1 2
Tim Cullen, R (1, 4) OBP: 0.294, SLG: 0.283
Jack Fisher, R (13, 1) OBP: 0.125, SLG: 0.125
K
5-3
4 0 0 0 0 1 2
0 0 0 0 0 0 0
Bob Priddy, R (1, 1)
Wilbur Wood, R (6, 1)
Bob Locker, S (7, 1)
Hoyt Wilhelm, R (9, 1)
Don McMahon, R (10, 1)
Wayne Causey, L (10, 4) OBP: 0.297, SLG: 0.158
Russ Snyder, L (13, PH) OBP: 0.129, SLG: 0.085
5-3
5-3
5-3
K
G3
2 0 0 0 0 0 0
0 0 0 0 0 0 0
1 0 0 0 0 0 0
0 0 0 0 0 0 0
0 0 0 0 0 0 0
2 0 0 0 0 1 1
1 0 0 0 0 0 1
Chicago White Sox @ Cleveland Indians
Cleveland Municipal Stadium, Cleveland, OH
Mon Jun 03 1968, 7:05 PM EDT
Att. 5,505 - Unknown
livebaseballscorecards.com
AB 47
R 2
H 5
RBI 2
BB 1
SO 6
LOB 11
Inning Stats
R: 0 E: 0 K: 0 S: 3
H: 0 LOB: 0 BB: 0 P: 3
R: 0 E: 0 K: 0 S: 3
H: 0 LOB: 0 BB: 0 P: 3
R: 0 E: 0 K: 2 S: 7
H: 0 LOB: 0 BB: 0 P: 7
R: 1 E: 0 K: 0 S: 5
H: 2 LOB: 1 BB: 0 P: 5
R: 1 E: 0 K: 0 S: 4
H: 1 LOB: 0 BB: 0 P: 4
R: 0 E: 0 K: 0 S: 3
H: 0 LOB: 1 BB: 1 P: 7
R: 0 E: 0 K: 0 S: 4
H: 1 LOB: 2 BB: 0 P: 4
R: 0 E: 0 K: 0 S: 3
H: 0 LOB: 0 BB: 0 P: 3
R: 0 E: 0 K: 1 S: 5
H: 0 LOB: 0 BB: 0 P: 5
R: 0 E: 0 K: 0 S: 3
H: 0 LOB: 0 BB: 0 P: 3
R: 0 E: 1 K: 2 S: 7
H: 0 LOB: 1 BB: 0 P: 7
R: 0 E: 0 K: 0 S: 3
H: 0 LOB: 0 BB: 0 P: 3
R: 0 E: 1 K: 0 S: 4
H: 1 LOB: 1 BB: 0 P: 4
R: 0 E: 0 K: 1 S: 5
H: 0 LOB: 0 BB: 0 P: 5
1B: 2 2B: 2 3B: 0 HR: 2
SF: 0 SAC: 0 DP: 1 HBP: 0
WP: 0 PB: 0 SB: 1 CS: 1
PA: 48
PITCHER IP WLS BF H R ER SO BB IBB HBP BLK WP HR S P ERA WHIP
Sam McDowell, L (1, 1) ERA: 1.79 7.0 26 4 2 2 2 1 0 0 0 0 0 2 29 33 2.57 0.714
Mike Paul, L (8, 1) ERA: 2.0 6 0 0 0 1 0 0 0 0 0 0 0 8 8 0.00 0.000
Hal Kurtz, R (10, 1) ERA: 1.76 5.0 W 16 1 0 0 3 0 0 0 0 0 0 22 22 0.00 0.200
PITCHER IP WLS BF H R ER SO BB IBB HBP BLK WP HR S P ERA WHIP

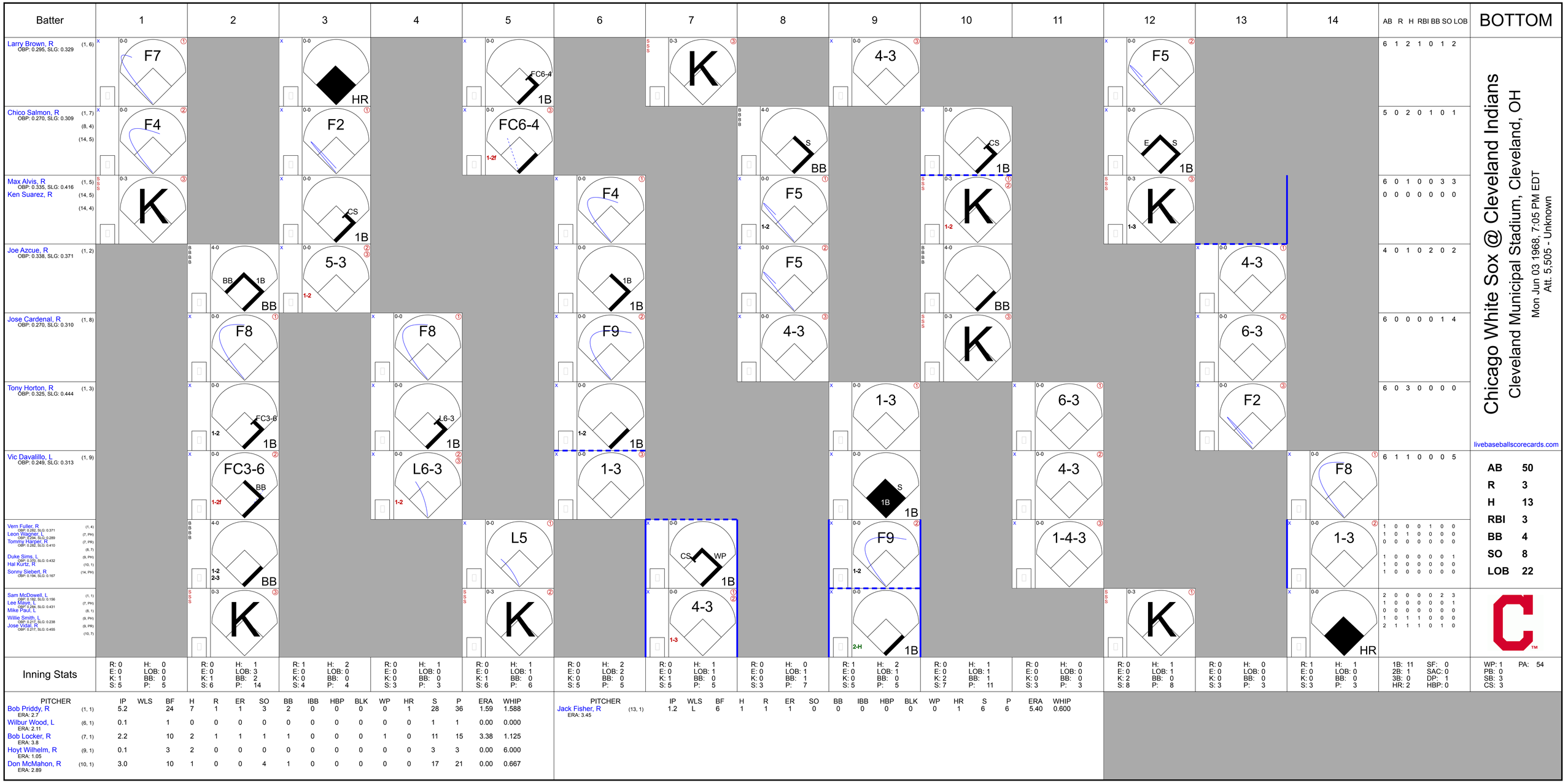
Batter
1
2
3
4
5
6
7
8
9
10
11
12
13
14
AB R H RBI BB SO LOB
BOTTOM
Larry Brown, R (1, 6) OBP: 0.295, SLG: 0.329
F7
HR
FC6-4
1B
K
4-3
F5
6 1 2 1 0 1 2
Chico Salmon, R (1, 7) (8, 4) (14, 5) OBP: 0.270, SLG: 0.309
F4
F2
FC6-4
1-2f
S
BB
CS
1B
E
S
1B
5 0 2 0 1 0 1
Max Alvis, R (1, 5) OBP: 0.335, SLG: 0.416
Ken Suarez, R (14, 5) (14, 4)
K
CS
1B
F4
F5
K
1-2
K
1-3
6 0 1 0 0 3 3
0 0 0 0 0 0 0
Joe Azcue, R (1, 2) OBP: 0.338, SLG: 0.371
BB
1B
BB
5-3
1-2
F4
1B
1B
F5
BB
4-3
6-3
4 0 1 0 2 0 2
Jose Cardenal, R (1, 8) OBP: 0.270, SLG: 0.310
F8
F8
F9
4-3
K
6-3
6 0 0 0 0 1 4
Tony Horton, R (1, 3) OBP: 0.325, SLG: 0.444
FC3-6
1-2
1B
L6-3
1B
1-2
1B
1-3
1-3
6-3
F2
6 0 3 0 0 0 0
Vic Davalillo, L (1, 9) OBP: 0.249, SLG: 0.313
FC3-6
BB
1-2f
L6-3
1-2
1-3
S
1B
1B
4-3
F8
6 1 1 0 0 0 5
Vern Fuller, R (1, 4) OBP: 0.282, SLG: 0.371
Leon Wagner, L (7, PH) OBP: 0.294, SLG: 0.289
Tommy Harper, R (7, PR) OBP: 0.262, SLG: 0.410
(8, 7)
Duke Sims, L (9, PH) OBP: 0.370, SLG: 0.432
Hal Kurtz, R (10, 1)
Sonny Siebert, R (14, PH) OBP: 0.194, SLG: 0.167
BB
1-2
2-3
BB
L5
CS
WP
1B
F9
1-2
1-4-3
1-3
1 0 0 0 1 0 0
1 0 1 0 0 0 0
0 0 0 0 0 0 0
1 0 0 0 0 0 1
1 0 0 0 0 0 0
1 0 0 0 0 0 0
Sam McDowell, L (1, 1) OBP: 0.162, SLG: 0.156
Lee Maye, L (7, PH) OBP: 0.264, SLG: 0.431
Mike Paul, L (8, 1)
Willie Smith, L (9, PH) OBP: 0.217, SLG: 0.238
Jose Vidal, R (9, PR) OBP: 0.217, SLG: 0.455
(10, 7)
K
K
4-3
1-3
F9
2-H
1B
K
HR
2 0 0 0 0 2 3
1 0 0 0 0 0 1
0 0 0 0 0 0 0
1 0 1 1 0 0 0
2 1 1 1 0 1 0
Inning Stats
R: 0 E: 0 K: 1 S: 5
H: 0 LOB: 0 BB: 0 P: 5
R: 0 E: 0 K: 1 S: 6
H: 1 LOB: 3 BB: 2 P: 14
R: 1 E: 0 K: 0 S: 4
H: 2 LOB: 0 BB: 0 P: 4
R: 0 E: 0 K: 0 S: 3
H: 1 LOB: 0 BB: 0 P: 3
R: 0 E: 0 K: 1 S: 6
H: 1 LOB: 0 BB: 0 P: 6
R: 0 E: 0 K: 0 S: 5
H: 2 LOB: 2 BB: 0 P: 5
R: 0 E: 0 K: 1 S: 5
H: 1 LOB: 1 BB: 0 P: 5
R: 0 E: 0 K: 0 S: 3
H: 0 LOB: 1 BB: 1 P: 7
R: 1 E: 0 K: 0 S: 5
H: 2 LOB: 1 BB: 0 P: 5
R: 0 E: 0 K: 2 S: 7
H: 1 LOB: 1 BB: 1 P: 11
R: 0 E: 0 K: 0 S: 3
H: 0 LOB: 0 BB: 0 P: 3
R: 0 E: 0 K: 2 S: 8
H: 1 LOB: 1 BB: 0 P: 8
R: 0 E: 0 K: 0 S: 3
H: 0 LOB: 0 BB: 0 P: 3
R: 1 E: 0 K: 0 S: 3
H: 1 LOB: 0 BB: 0 P: 3
1B: 11 2B: 1 3B: 0 HR: 2
SF: 0 SAC: 0 DP: 1 HBP: 0
WP: 1 PB: 0 SB: 3 CS: 3
PA: 54
PITCHER IP WLS BF H R ER SO BB IBB HBP BLK WP HR S P ERA WHIP
Bob Priddy, R (1, 1) ERA: 2.7 5.2 24 7 1 1 3 2 0 0 0 0 0 1 28 36 1.59 1.588
Wilbur Wood, L (6, 1) ERA: 2.11 0.1 1 0 0 0 0 0 0 0 0 0 0 1 1 0.00 0.000
Bob Locker, R (7, 1) ERA: 3.8 2.2 10 2 1 1 1 1 0 0 0 0 1 0 11 15 3.38 1.125
Hoyt Wilhelm, R (9, 1) ERA: 1.05 0.1 3 2 0 0 0 0 0 0 0 0 0 0 3 3 0.00 6.000
Don McMahon, R (10, 1) ERA: 2.89 3.0 10 1 0 0 4 1 0 0 0 0 0 0 17 21 0.00 0.667
PITCHER IP WLS BF H R ER SO BB IBB HBP BLK WP HR S P ERA WHIP
Jack Fisher, R (13, 1) ERA: 3.45 1.2 L 6 1 1 1 0 0 0 0 0 0 0 1 6 6 5.40 0.600
Chicago White Sox @ Cleveland Indians
Cleveland Municipal Stadium, Cleveland, OH
Mon Jun 03 1968, 7:05 PM EDT
Att. 5,505 - Unknown
livebaseballscorecards.com
AB 50
R 3
H 13
RBI 3
BB 4
SO 8
LOB 22

Batter	1	2	3	4	5	6	7	8	9	AB	R	H	RBI	BB	SO	LOB
Sandy Alomar Sr., S (1, 6) (8, 5) OBP: 0.259, SLG: 0.200	5-3		SH1-4 1-2		SH3-4 1-2		4-3			2	0	0	0	0	0	0
Bill Voss, L (1, 9) OBP: 0.228, SLG: 0.147	K		2-H 1B		K			F5		4	0	1	1	0	2	1
Pete Ward, L (1, 5) OBP: 0.398, SLG: 0.464	F9		BB		IBB			5-3 2B		2	0	1	0	2	0	0
Ken Berry, R (8, 8) OBP: 0.260, SLG: 0.311										0	0	0	0	0	0	0
Tommy Davis, R (1, 7) OBP: 0.246, SLG: 0.308		1B BB	F5		F8			5-3 2-3f		3	0	0	0	1	0	5
Luis Aparicio, R (8, 6) OBP: 0.285, SLG: 0.328										0	0	0	0	0	0	0
Tom McCraw, L (1, 3) OBP: 0.274, SLG: 0.379		F9	F9			L1			WP 2B	4	0	1	0	0	0	3
Duane Josephson, R (1, 2) OBP: 0.271, SLG: 0.295		F2		K		F4			K 2-3	3	0	0	0	0	1	1
Wayne Causey, L (9, PH) OBP: 0.267, SLG: 0.158										1	0	0	0	0	1	1
Buddy Bradford, R (1, 8) OBP: 0.186, SLG: 0.200		1-3 1B		K2-3		F8			K	4	0	1	0	0	2	1
(8, 7)																
Tim Cullen, R (1, 4) OBP: 0.287, SLG: 0.275		F6		F4			F6		BB	3	0	0	0	0	0	2
Russ Snyder, L (9, PH) OBP: 0.143, SLG: 0.085										0	0	0	0	1	0	0
Gary Peters, L (1, 1) OBP: 0.308, SLG: 0.412			SH1-4 1B BB		SH3-4 BB		3-1		L9	2	1	0	0	2	0	2
Inning Stats	R: 0 H: 0 E: 0 LOB: 0 K: 1 BB: 0 S: 5 P: 5	R: 0 H: 1 E: 0 LOB: 2 K: 0 BB: 1 S: 4 P: 8	R: 1 H: 1 E: 0 LOB: 2 K: 0 BB: 2 S: 4 P: 12	R: 0 H: 0 E: 0 LOB: 0 K: 2 BB: 0 S: 7 P: 7	R: 0 H: 0 E: 0 LOB: 2 K: 1 BB: 2 S: 5 P: 13	R: 0 H: 0 E: 0 LOB: 0 K: 0 BB: 0 S: 3 P: 3	R: 0 H: 0 E: 0 LOB: 0 K: 0 BB: 0 S: 3 P: 3	R: 0 H: 1 E: 0 LOB: 0 K: 0 BB: 0 S: 3 P: 3	R: 0 H: 1 E: 0 LOB: 2 K: 2 BB: 1 S: 8 P: 12	1B: 2 SF: 0 2B: 3 SAC: 2 3B: 0 DP: 1 HR: 0 HBP: 0						

PITCHER	IP	WLS	BF	H	R	ER	SO	BB	IBB	HBP	BLK	WP	HR	S	P	ERA	WHIP
Luis Tiant, R (1, 1) ERA: 1.34	9.0	W	36	4	1	1	6	5	1	0	0	1	0	42	66	1.00	1.000

PITCHER	IP	WLS	BF	H	R	ER	SO	BB	IBB	HBP	BLK	WP	HR	S	P	ERA	WHIP

TOP

Chicago White Sox @ Cleveland Indians

Cleveland Municipal Stadium, Cleveland, OH

Tue Jun 04 1968, 7:05 PM EDT

Att. 7,215 - Unknown

livebaseballscorecards.com

AB	28
R	1
H	4
RBI	1
BB	6
SO	6
LOB	16

WP: 1	PA: 36				
PB: 0					
SB: 0					
CS: 0					

Batter	1	2	3	4	5	6	7	8	9	AB	R	H	RBI	BB	SO	LOB
Larry Brown, R (1, 6) OBP: 0.289, SLG: 0.323	F9		F7			F9		SF7 3-H		3	0	0	1	0	0	1
Tommy Harper, R (1, 9) OBP: 0.281, SLG: 0.404	F4 1B		4-3			4-3		F5		4	0	1	0	0	0	2
Joe Azcue, R (1, 2) OBP: 0.321, SLG: 0.351	F4 1-2		6-3				L8	F3		4	0	0	0	0	0	3
Tony Horton, R (1, 3) OBP: 0.325, SLG: 0.442		6-3	5-3				F8 1B			3	0	1	0	0	0	0
Jose Cardenal, R (1, 8) OBP: 0.266, SLG: 0.305		F8			1-3		F8 1-2			3	0	0	0	0	0	1
Chico Salmon, R (1, 5) OBP: 0.278, SLG: 0.316		L1			1B			1B 1B		3	1	2	0	0	0	0
Jose Vidal, R (1, 7) OBP: 0.231, SLG: 0.440			F3		F8			1B SF7 1B 1-2		3	1	1	0	0	0	1
Vern Fuller, R (1, 4) OBP: 0.310, SLG: 0.395			FC1-6 1B		K			1B 1-2 2-H		3	0	2	1	0	1	1
Luis Tiant, R (1, 1) OBP: 0.121, SLG: 0.152			FC1-6 1-2f			K		1B 1-2 2-3		3	0	1	0	0	1	1
Inning Stats	R: 0 E: 0 K: 0 S: 3 H: 1 LOB: 0 BB: 0 P: 3	R: 0 E: 0 K: 0 S: 3 H: 0 LOB: 0 BB: 0 P: 3	R: 0 E: 0 K: 0 S: 4 H: 1 LOB: 1 BB: 0 P: 4	R: 0 E: 0 K: 0 S: 3 H: 0 LOB: 0 BB: 0 P: 3	R: 0 E: 0 K: 1 S: 6 H: 1 LOB: 1 BB: 0 P: 6	R: 0 E: 0 K: 1 S: 5 H: 0 LOB: 0 BB: 0 P: 5	R: 0 E: 0 K: 0 S: 3 H: 1 LOB: 1 BB: 0 P: 3	R: 2 E: 0 K: 0 S: 7 H: 4 LOB: 2 BB: 0 P: 7		1B: 8 2B: 0 3B: 0 HR: 0	SF: 1 SAC: 0 DP: 0 HBP: 0					

PITCHER	IP	WLS	BF	H	R	ER	SO	BB	IBB	HBP	BLK	WP	HR	S	P	ERA	WHIP
Gary Peters, L (1, 1) ERA: 3.4	8.0	L	30	8	2	2	2	0	0	0	0	0	0	34	34	2.25	1.000

PITCHER	IP	WLS	BF	H	R	ER	SO	BB	IBB	HBP	BLK	WP	HR	S	P	ERA	WHIP

BOTTOM

Chicago White Sox @ Cleveland Indians

Cleveland Municipal Stadium, Cleveland, OH

Tue Jun 04 1968, 7:05 PM EDT

Att. 7,215 - Unknown

livebaseballscorecards.com

AB	29
R	2
H	8
RBI	2
BB	0
SO	2
LOB	10

1B: 8	SF: 1	WP: 0	PA: 30
2B: 0	SAC: 0	PB: 0	
3B: 0	DP: 0	SB: 0	
HR: 0	HBP: 0	CS: 0	

Chicago White Sox @ Cleveland Indians

Cleveland Municipal Stadium, Cleveland, OH

Wed Jun 05 1968, 7:05 PM EDT

Att. 7,280 - Unknown

TOP

livebaseballscorecards.com

Batter	1	2	3	4	5	6	7	8	9	AB	R	H	RBI	BB	SO	LOB
Buddy Bradford, R (1, 8) OBP: 0.176, SLG: 0.188	6-3		K			F8		6-3		4	0	0	0	0	1	1
Sandy Alomar Sr., S (1, 6) OBP: 0.290, SLG: 0.241	4-3 1B			FC4-6 1B		6-3		K		4	0	2	0	0	1	1
Bill Voss, L (1, 9) OBP: 0.220, SLG: 0.142	4-3 1-2			FC4-6 1B 1-2f		1-3			F6	4	0	0	0	0	0	2
Pete Ward, L (1, 5) OBP: 0.394, SLG: 0.458	K			F4			F8		WP 1B	4	0	1	0	0	1	2
Bob Priddy, R (9, PR)										0	0	0	0	0	0	0
Tom McCraw, L (1, 3) OBP: 0.274, SLG: 0.376		G3		1-3 1B			F9		F9 1-2	4	0	1	0	0	0	1
Tommy Davis, R (1, 7) OBP: 0.248, SLG: 0.309		5-3		F8			1B		K	3	0	1	0	0	0	2
Bob Locker, S (7, 1)										0	0	0	0	0	0	0
Ken Berry, R (9, PH) OBP: 0.259, SLG: 0.309										1	0	0	0	0	1	2
Tim Cullen, R (1, 4) OBP: 0.282, SLG: 0.270		4-3			5-3		F3			2	0	0	0	0	0	0
Wayne Causey, L (7, PH) OBP: 0.261, SLG: 0.154										1	0	0	0	0	0	1
(7, 4)																
Jerry McNertney, R (1, 2) OBP: 0.320, SLG: 0.279			F7		F8			2B		2	0	0	0	0	0	0
Duane Josephson, R (8, PH) OBP: 0.277, SLG: 0.308										1	0	1	0	0	0	0
(8, 2)																
Cisco Carlos, R (1, 1)			K		6-3				F9	2	0	0	0	0	1	0
Russ Snyder, L (7, 7) OBP: 0.141, SLG: 0.083										1	0	0	0	0	0	1

	AB	33
	R	0
	H	6
	RBI	0
	BB	0
	SO	5
	LOB	13

Inning Stats																																		
	R: 0	H: 1		R: 0	H: 0		R: 0	H: 0		R: 0	H: 2		R: 0	H: 0		R: 0	H: 0		R: 0	H: 1		R: 0	H: 1		R: 0	H: 1		1B: 5	SF: 0		WP: 1	PA: 33		
	E: 0	LOB: 1		E: 0	LOB: 0		E: 0	LOB: 0		E: 0	LOB: 2		E: 0	LOB: 0		E: 0	LOB: 0		E: 0	LOB: 1		E: 0	LOB: 1		E: 0	LOB: 2		2B: 1	SAC: 0		PB: 0			
	K: 1	BB: 0		K: 0	BB: 0		K: 2	BB: 0		K: 0	BB: 0		K: 0	BB: 0		K: 0	BB: 0		K: 0	BB: 1		K: 1	BB: 0		K: 1	BB: 0		3B: 0	DP: 0		SB: 0			
	S: 6	P: 6		S: 3	P: 3		S: 7	P: 7		S: 5	P: 5		S: 3	P: 3		S: 3	P: 3		S: 4	P: 4		S: 6	P: 6		S: 6	P: 6		HR: 0	HBP: 0		CS: 0			

PITCHER		IP	WLS	BF	H	R	ER	SO	BB	IBB	HBP	BLK	WP	HR	S	P	ERA	WHIP
Stan Williams, R ERA: 1.31	(1, 1)	8.1	W	31	6	0	0	4	0	0	0	0	0	0	39	39	0.00	0.720
Mike Paul, L ERA:	(9, 1)	0.1		1	0	0	0	0	0	0	0	0	1	0	1	1	0.00	0.000
Hal Kurtz, R ERA: 1.72	(9, 1)	0.1	S	1	0	0	0	1	0	0	0	0	0	0	3	3	0.00	0.000

PITCHER	IP	WLS	BF	H	R	ER	SO	BB	IBB	HBP	BLK	WP	HR	S	P	ERA	WHIP

Batter	1	2	3	4	5	6	7	8	9	AB	R	H	RBI	BB	SO	LOB
Larry Brown, R (1, 6) OBP: 0.293, SLG: 0.323	F6		HBP		1-3		FC2-6, 1B			3	0	1	0	0	0	0
Tommy Harper, R (1, 9) OBP: 0.271, SLG: 0.389	K		K		K		FC2-6, G4-6-3, 1-2f			4	0	0	0	0	3	2
Lee Maye, L (1, 7) OBP: 0.282, SLG: 0.421	G3		F7		FC5-4, 1B		G4-6-3, 1-2f			4	0	1	0	0	0	2
Jose Vidal, R (8, 7) OBP: 0.231, SLG: 0.440										0	0	0	0	0	0	0
Tony Horton, R (1, 3) OBP: 0.319, SLG: 0.433		L6		5-3	FC5-4, 1-2f			6-3		4	0	0	0	0	0	1
Duke Sims, L (1, 2) OBP: 0.374, SLG: 0.439		E 1B, 2B		1-3, 1B, BB		F8		3-1		3	1	1	0	1	0	0
Chico Salmon, R (1, 5) OBP: 0.277, SLG: 0.314		E5, 1B, 2-3		1-3, 1B, 1-2		G3		F5		4	0	1	0	0	0	1
Jose Cardenal, R (1, 8) OBP: 0.272, SLG: 0.310		G6-4-3, 1B, 1-2, 3-H		1-3, 1-2, 2-3		1B, 1B				3	0	2	1	0	0	2
Vern Fuller, R (1, 4) OBP: 0.333, SLG: 0.400		G6-4-3, 1-2f		IBB		1-2, 1B				2	0	1	0	1	0	2
Stan Williams, R (1, 1) OBP: 0.350, SLG: 0.278			K	K		F8				3	0	0	0	0	2	5
Mike Paul, L (9, 1)										0	0	0	0	0	0	0
Hal Kurtz, R (9, 1)										0	0	0	0	0	0	0
Inning Stats	R: 0, E: 0, K: 1, S: 5 H: 0, LOB: 0, BB: 0, P: 5	R: 1, E: 1, K: 0, S: 5 H: 2, LOB: 1, BB: 0, P: 5	R: 0, E: 0, K: 2, S: 7 H: 0, LOB: 1, BB: 0, P: 8	R: 0, E: 0, K: 1, S: 6 H: 1, LOB: 3, BB: 2, P: 14	R: 0, E: 0, K: 1, S: 6 H: 1, LOB: 1, BB: 0, P: 6	R: 0, E: 0, K: 0, S: 5 H: 2, LOB: 2, BB: 0, P: 5	R: 0, E: 0, K: 0, S: 3 H: 1, LOB: 0, BB: 0, P: 3	R: 0, E: 0, K: 0, S: 3 H: 0, LOB: 0, BB: 0, P: 3		1B: 6, 2B: 1, 3B: 0, HR: 0 SF: 0, SAC: 0, DP: 2, HBP: 1						WP: 0, PB: 0, SB: 0, CS: 0 PA: 33

PITCHER		IP	WLS	BF	H	R	ER	SO	BB	IBB	HBP	BLK	WP	HR	S	P	ERA	WHIP
Cisco Carlos, R ERA: 2.78	(1, 1)	6.0	L	27	6	1	1	5	1	1	1	0	0	0	34	43	1.50	1.167
Bob Locker, R ERA: 3.47	(7, 1)	2.0		6	1	0	0	0	0	0	0	0	0	0	6	6	0.00	0.500

PITCHER	IP	WLS	BF	H	R	ER	SO	BB	IBB	HBP	BLK	WP	HR	S	P	ERA	WHIP

BOTTOM

Chicago White Sox @ Cleveland Indians

Cleveland Municipal Stadium, Cleveland, OH

Wed Jun 05 1968, 7:05 PM EDT

Att. 7,280 - Unknown

livebaseballscorecards.com

AB	30
R	1
H	7
RBI	1
BB	2
SO	5
LOB	15

Chicago White Sox @ Cleveland Indians

Cleveland Municipal Stadium, Cleveland, OH

Thu Jun 06 1968, 7:05 PM EDT

Att. 15,439 - Unknown

TOP

livebaseballscorecards.com

Batter	1	2	3	4	5	6	7	8	9	10	11	AB	R	H	RBI	BB	SO	LOB
Sandy Alomar Sr., S (1, 6) (8, 4) OBP: 0.286, SLG: 0.242	K		3-H 1B			SH1-4 1-2		F9 2-3		F7		4	0	1	1	0	1	3
Wayne Causey, L (1, 4) OBP: 0.245, SLG: 0.143	4-3		G3			F6		FC6-4 1-2f			F8	3	0	0	0	0	0	2
Tim Cullen, R (6, 4) OBP: 0.282, SLG: 0.270												0	0	0	0	0	0	0
Luis Aparicio, R (8, PH) (8, 6) OBP: 0.282, SLG: 0.325												2	0	0	0	0	0	2
Pete Ward, L (1, 5) OBP: 0.389, SLG: 0.450	3-1			K		F7			G4-6-3 1B		4-1	5	0	1	0	0	1	1
Tom McCraw, L (1, 3) OBP: 0.272, SLG: 0.371		CS 1B		F7			6-3		G4-6-3 1-2f		4-3	5	0	1	0	0	0	1
Russ Snyder, L (1, 9) (7, 7) OBP: 0.147, SLG: 0.109		F7 1-2		F8			F8		2B			4	0	1	0	0	0	1
Tommy Davis, R (1, 7) OBP: 0.242, SLG: 0.302		6-3	F9				F8		F5			3	0	0	0	0	0	0
Wilbur Wood, R (7, 1)												0	0	0	0	0	0	0
Gary Peters, L (9, PH) OBP: 0.300, SLG: 0.400												1	0	0	0	0	0	1
Hoyt Wilhelm, R (9, 1)												0	0	0	0	0	0	0
Don McMahon, R (9, 1)												0	0	0	0	0	0	0
Duane Josephson, R (1, 2) OBP: 0.276, SLG: 0.306			6-3	4-3				F9 S 1B		F9		4	0	1	0	0	0	0
Buddy Bradford, R (1, 8) OBP: 0.192, SLG: 0.208			3-1 1B 2B	F8				K 1-2		S BB		3	1	1	0	1	1	1
Jack Fisher, R (1, 1) OBP: 0.200, SLG: 0.200			3-1 2-3			SH1-4 1B				F8 1-2		2	0	1	0	0	0	1
Bob Locker, S (7, 1)												0	0	0	0	0	0	0
Bill Voss, L (7, 9) OBP: 0.225, SLG: 0.140								FC6-4 HBP				1	0	0	0	0	0	1
Inning Stats	R: 0 E: 0 K: 1 S: 5 / H: 0 LOB: 0 BB: 0 P: 5	R: 0 E: 0 K: 0 S: 3 / H: 1 LOB: 0 BB: 0 P: 3	R: 1 E: 0 K: 0 S: 5 / H: 2 LOB: 1 BB: 0 P: 5	R: 0 E: 0 K: 1 S: 5 / H: 0 LOB: 0 BB: 0 P: 5	R: 0 E: 0 K: 0 S: 3 / H: 0 LOB: 0 BB: 0 P: 3	R: 0 E: 0 K: 0 S: 4 / H: 1 LOB: 1 BB: 0 P: 4	R: 0 E: 0 K: 0 S: 3 / H: 0 LOB: 0 BB: 0 P: 3	R: 0 E: 0 K: 1 S: 6 / H: 1 LOB: 2 BB: 0 P: 7	R: 0 E: 0 K: 0 S: 4 / H: 2 LOB: 1 BB: 0 P: 4	R: 0 E: 0 K: 0 S: 3 / H: 0 LOB: 1 BB: 1 P: 7	R: 0 E: 0 K: 0 S: 3 / H: 0 LOB: 0 BB: 0 P: 3							

	AB	37
	R	1
	H	7
	RBI	1
	BB	1
	SO	3
	LOB	14

	1B: 5	SF: 0	WP: 0	PA: 40
	2B: 2	SAC: 1	PB: 0	
	3B: 0	DP: 1	SB: 2	
	HR: 0	HBP: 1	CS: 1	

PITCHER		IP	WLS	BF	H	R	ER	SO	BB	IBB	HBP	BLK	WP	HR	S	P	ERA	WHIP
Sonny Siebert, R ERA: 2.39	(1, 1)	10.0		37	7	1	1	3	1	0	1	0	0	0	41	46	0.90	0.800
Billy Rohr, L ERA: 5.06	(11, 1)	1.0	W	3	0	0	0	0	0	0	0	0	0	0	3	3	0.00	0.000

PITCHER	IP	WLS	BF	H	R	ER	SO	BB	IBB	HBP	BLK	WP	HR	S	P	ERA	WHIP

Batter	1	2	3	4	5	6	7	8	9	10	11	AB	R	H	RBI	BB	SO	LOB
Larry Brown, R (1, 6) OBP: 0.296, SLG: 0.327	1-3		FC6-4 (1-2f)			E 2B		4-3		FC4-6 IBB		4	1	1	0	1	0	1
Chico Salmon, R (1, 5) OBP: 0.269, SLG: 0.305 (8, 4)	G3			1-3		5-3		F7		F7		5	0	0	0	0	0	3
Lee Maye, L (1, 7) OBP: 0.289, SLG: 0.420 (10, 9)	F8			4-3		E7 (2-H) 1B			1B 9-2 1B	FC4-6 (1-2f)		5	0	2	1	0	0	2
Joe Azcue, R (1, 2) OBP: 0.337, SLG: 0.367		G6-3 1B		1B		F7			9-2 IBB (1-3) 1B	F5		5	0	3	0	0	0	3
Tony Horton, R (1, 3) OBP: 0.319, SLG: 0.429		G6-3 (1-2f)		4-3			BBB 4-3 S BB		9-2 (1-2) IBB		BBB SH3-4 1B BB	2	0	0	0	1	0	2
Jose Vidal, R (7, PR) OBP: 0.231, SLG: 0.440 (8, 9)												0	0	0	0	0	0	0
Duke Sims, L (9, PH) OBP: 0.383, SLG: 0.439 (10, 7)												0	1	0	0	2	0	0
Jose Cardenal, R (1, 8) OBP: 0.267, SLG: 0.304		4-3			5-3		4-3 (1-3)		9-2 (1-2 2-3 3-Hf)		SH3-4 (1-2)	4	0	0	0	0	0	4
Tommy Harper, R (1, 9) OBP: 0.267, SLG: 0.382			F8		5-3		G5-4-3 IBB		HBP		1B IBB	2	0	0	0	0	0	0
Willie Smith, L (7, PH) OBP: 0.308, SLG: 0.238 (8, 3)												0	0	0	0	2	0	0
Vern Fuller, R (1, 4) OBP: 0.319, SLG: 0.381			SSS K		6-3		G5-4-3 (1-2f)		F2		F3	2	0	0	0	0	1	0
Leon Wagner, L (7, PH) OBP: 0.294, SLG: 0.289												0	0	0	0	0	0	0
Max Alvis, R (7, PH) OBP: 0.330, SLG: 0.410 (8, 5)												3	0	0	0	0	0	7
Sonny Siebert, R (1, 1) OBP: 0.229, SLG: 0.212			BBBB 4-0 FC6-4 BB			6-3		6-3		2B	1-2 (2-H) 1B	3	0	1	0	1	0	0
Hal Kurtz, R (10, PR)												0	0	0	0	0	0	0
Billy Rohr, L (11, 1)												0	0	0	0	0	0	0
Vic Davalillo, L (11, PH) OBP: 0.253, SLG: 0.316												1	0	1	1	0	0	0
Inning Stats	R: 0 E: 0 K: 0 S: 3 H: 0 LOB: 0 BB: 0 P: 3	R: 0 E: 0 K: 0 S: 3 H: 1 LOB: 0 BB: 0 P: 3	R: 0 E: 0 K: 1 S: 5 H: 0 LOB: 1 BB: 1 P: 9	R: 0 E: 0 K: 0 S: 4 H: 1 LOB: 1 BB: 0 P: 4	R: 0 E: 0 K: 0 S: 3 H: 0 LOB: 0 BB: 0 P: 3	R: 1 E: 1 K: 0 S: 5 H: 2 LOB: 1 BB: 0 P: 5	R: 0 E: 0 K: 0 S: 2 H: 0 LOB: 2 BB: 2 P: 10	R: 0 E: 0 K: 0 S: 3 H: 0 LOB: 0 BB: 0 P: 3	R: 0 E: 0 K: 0 S: 4 H: 2 LOB: 3 BB: 1 P: 9	R: 0 E: 0 K: 0 S: 4 H: 1 LOB: 2 BB: 1 P: 8	R: 1 E: 0 K: 0 S: 3 H: 1 LOB: 2 BB: 2 P: 11	1B: 6 2B: 3 3B: 0 HR: 0 SF: 0 SAC: 1 DP: 3 HBP: 1						

PITCHER		IP	WLS	BF	H	R	ER	SO	BB	IBB	HBP	BLK	WP	HR	S	P	ERA	WHIP
Jack Fisher, R ERA: 3.13	(1, 1)	6.0		23	4	1	1	1	2	0	0	0	0	0	23	31	1.50	1.000
Bob Locker, R ERA: 3.42	(7, 1)	0.1		2	0	0	0	0	0	1	0	0	0	0	1	5	0.00	0.000
Wilbur Wood, L ERA: 2.03	(7, 1)	1.2		4	0	0	0	0	0	0	0	0	0	0	4	4	0.00	0.000
Hoyt Wilhelm, R ERA: 1.05	(9, 1)	0.0		2	2	0	0	0	0	0	0	0	0	0	2	2	∞	∞
Don McMahon, R ERA: 2.95	(9, 1)	2.2	L	14	2	1	1	0	1	3	1	0	0	0	9	26	3.38	1.125

PITCHER	IP	WLS	BF	H	R	ER	SO	BB	IBB	HBP	BLK	WP	HR	S	P	ERA	WHIP

Chicago White Sox @ Cleveland Indians

Cleveland Municipal Stadium, Cleveland, OH

Thu Jun 06 1968, 7:05 PM EDT

Att. 15,439 - Unknown

BOTTOM

livebaseballscorecards.com

AB	36
R	2
H	8
RBI	2
BB	7
SO	1
LOB	22

WP: 0 PA: 45
PB: 0
SB: 1
CS: 0

Batter	1	2	3	4	5	6	7	8	9	AB	R	H	RBI	BB	SO	LOB
Larry Brown, R (1, 6) OBP: 0.290, SLG: 0.320	L9		L7		E5 FC5 BB 2-H	P4			SH3-4 1-2	4	1	0	0	0	0	2
Jose Cardenal, R (1, 8) OBP: 0.274, SLG: 0.305	S BB 1B BB		K		BB FC5 BB		G3		1B G1-2-4 1B	3	1	1	0	2	1	1
Tony Horton, R (1, 3) OBP: 0.326, SLG: 0.430	1B 1-2 BB		F9		F9		E5 3-1 1B		1-3 2-H 1B	4	0	2	1	1	0	3
Stan Williams, R (9, 1) OBP: 0.350, SLG: 0.278										0	0	0	0	0	0	0
Mike Paul, L (9, 1)										0	1	0	0	1	0	0
Lee Maye, L (9, 3) OBP: 0.289, SLG: 0.420										0	0	0	0	0	0	0
Joe Azcue, R (1, 2) OBP: 0.352, SLG: 0.366	1-3 2-H 1B			BB	FC5 BB 1-2 2-3		3-1 1-2		IBB	3	0	1	1	2	0	3
Max Alvis, R (1, 5) OBP: 0.327, SLG: 0.401	F9			F8	1-2 2-3 3-H BB		E5 2-3		G1-2-4 3-Hf	4	0	0	1	1	0	6
Chico Salmon, R (1, 7) OBP: 0.266, SLG: 0.301		1-3		F8	K			K		2	0	0	0	0	0	1
Willie Smith, L (5, PH) OBP: 0.296, SLG: 0.227										1	0	0	0	0	1	3
Jose Vidal, R (5, 7) OBP: 0.222, SLG: 0.423										1	0	0	0	0	1	0
Tommy Harper, R (1, 9) OBP: 0.258, SLG: 0.368		5-3		5-3		F8		K		4	0	0	0	0	1	1
Vern Fuller, R (1, 4) OBP: 0.314, SLG: 0.370		6-3			E SH3-4 1B	6-3		K		4	1	1	0	0	1	0
Steve Hargan, R (1, 1) OBP: 0.226, SLG: 0.267			1B		SH3-4 1-2	1B			BB SH3-4 1B	2	0	2	0	0	0	0
Hal Kurtz, R (7, 1)										0	0	0	0	0	0	0
Mike Paul, L (7, 1)										0	1	0	0	1	0	0
(9, 3)																
Inning Stats	R: 1 E: 0 K: 0 S: 3 H: 1 LOB: 1 BB: 2 P: 11	R: 0 E: 0 K: 0 S: 3 H: 0 LOB: 0 BB: 0 P: 3	R: 0 E: 0 K: 1 S: 6 H: 1 LOB: 1 BB: 0 P: 6	R: 0 E: 0 K: 0 S: 3 H: 0 LOB: 1 BB: 1 P: 7	R: 2 E: 1 K: 1 S: 8 H: 1 LOB: 3 BB: 2 P: 16	R: 0 E: 0 K: 0 S: 4 H: 1 LOB: 1 BB: 0 P: 4	R: 0 E: 1 K: 0 S: 4 H: 1 LOB: 2 BB: 0 P: 4	R: 0 E: 0 K: 3 S: 9 H: 0 LOB: 0 BB: 0 P: 9	R: 1 E: 0 K: 0 S: 4 H: 2 LOB: 2 BB: 2 P: 12	1B: 7 2B: 0 3B: 0 HR: 0 SF: 0 SAC: 2 DP: 1 HBP: 0						

TOP

Cleveland Indians @ Detroit Tigers

Tiger Stadium, Detroit, MI

Fri Jun 07 1968, 7:05 PM EDT

Att. 31,646 - Unknown

livebaseballscorecards.com

AB	32
R	4
H	7
RBI	3
BB	7
SO	5
LOB	20

WP: 0 PB: 0 SB: 1 CS: 0 PA: 41

PITCHER		IP	WLS	BF	H	R	ER	SO	BB	IBB	HBP	BLK	WP	HR	S	P	ERA	WHIP
John Hiller, L ERA: 1.39	(1, 1)	4.2		23	3	3	1	1	5	0	0	0	0	0	20	40	1.93	1.714
Pat Dobson, R ERA: 1.67	(5, 1)	0.1		1	0	0	0	1	0	0	0	0	0	0	3	3	0.00	0.000
Dennis Ribant, R ERA: 2.7	(6, 1)	2.0		8	2	0	0	0	0	0	0	0	0	0	8	8	0.00	1.000
Fred Lasher, R ERA: 2.53	(8, 1)	2.0	W	9	2	1	1	3	1	1	0	0	0	0	13	21	4.50	1.500

PITCHER	IP	WLS	BF	H	R	ER	SO	BB	IBB	HBP	BLK	WP	HR	S	P	ERA	WHIP

Cleveland Indians @ Detroit Tigers

Tiger Stadium, Detroit, MI

Fri Jun 07 1968, 7:05 PM EDT

Att. 31,646 - Unknown

livebaseballscorecards.com

BOTTOM

Batter	1	2	3	4	5	6	7	8	9	AB	R	H	RBI	BB	SO	LOB
Dick McAuliffe, L (1, 4) OBP: 0.319, SLG: 0.391	3-1		3-1			G4-6-3 1B	K		E3 3B 1-2	5	1	1	0	0	1	3
Mickey Stanley, R (1, 8) OBP: 0.295, SLG: 0.371	5-3		4-3			G4-6-3 1-2f		K	3B 1-H 2-H	5	0	1	2	0	1	1
Jim Northrup, L (1, 9) OBP: 0.346, SLG: 0.425	BB		4-3			F9		F8		3	0	0	0	1	0	0
Norm Cash, L (1, 3) OBP: 0.286, SLG: 0.398	F9			BB G5-4-3			HR	HR		3	2	2	2	1	0	1
Willie Horton, R (1, 7) OBP: 0.356, SLG: 0.623		E3 FC6-4		G5-4-3 1-2f			HR	IBB		3	1	1	1	1	0	1
Don Wert, R (1, 5) OBP: 0.270, SLG: 0.364		FC6-4 1-2f		F9			BB HBP	K		3	0	0	0	1	1	2
Tom Matchick, L (1, 6) OBP: 0.275, SLG: 0.255		IBB			F9		1-2 HBP		K	2	0	0	0	1	1	0
Jim Price, R (1, 2) OBP: 0.200, SLG: 0.143 Gates Brown, L (7, PH) OBP: 0.571, SLG: 0.833 Fred Lasher, R (8, 1) OBP: 0.333, SLG: 0.333 Dick Tracewski, R (9, PH) OBP: 0.240, SLG: 0.186		F8			G6-3 BB		K		6-3	1 1 0 1	0 0 0 0	0 0 0 0	0 0 0 0	1 1 0 0	0 1 0 0	2 2 0 0
John Hiller, R (1, 1) OBP: 0.125, SLG: 0.125 Pat Dobson, R (5, 1) OBP: 0.333, SLG: 0.200 Wayne Comer, R (5, PH) OBP: 0.143, SLG: 0.143 Dennis Ribant, R (6, 1) OBP: 1.000, SLG: 1.000 Bill Freehan, R (7, PH) OBP: 0.357, SLG: 0.489 (8, 2)	K			G6-3 1-2f			K		E 3B 1B	1 0 1 0 2	0 0 0 0 1	0 0 0 0 1	0 0 0 0 1	0 0 0 0 0	1 0 0 0 2	2 0 1 0 2
Inning Stats	R: 0 E: 0 K: 0 S: 3 H: 0 LOB: 1 BB: 1 P: 7	R: 0 E: 2 K: 1 S: 6 H: 0 LOB: 2 BB: 1 P: 10	R: 0 E: 0 K: 0 S: 3 H: 0 LOB: 0 BB: 0 P: 3	R: 0 E: 0 K: 0 S: 2 H: 0 LOB: 0 BB: 1 P: 6	R: 0 E: 0 K: 0 S: 2 H: 0 LOB: 0 BB: 1 P: 6	R: 0 E: 0 K: 0 S: 3 H: 1 LOB: 0 BB: 0 P: 3	R: 2 E: 0 K: 3 S: 11 H: 2 LOB: 2 BB: 1 P: 16	R: 1 E: 0 K: 2 S: 8 H: 1 LOB: 1 BB: 1 P: 12	R: 2 E: 1 K: 1 S: 7 H: 2 LOB: 1 BB: 0 P: 7	1B: 2 2B: 0 3B: 1 HR: 3	SF: 0 SAC: 0 DP: 3 HBP: 1						

	AB	31
	R	5
	H	6
	RBI	5
	BB	6
	SO	7
	LOB	17

WP: 0 PB: 0 SB: 0 CS: 0 PA: 38

PITCHER		IP	WLS	BF	H	R	ER	SO	BB	IBB	HBP	BLK	WP	HR	S	P	ERA	WHIP
Steve Hargan, R ERA: 2.86	(1, 1)	6.0		24	3	2	2	1	4	1	0	0	0	2	21	41	3.00	1.167
Hal Kurtz, R ERA: 1.72	(7, 1)	0.0		1	0	0	0	0	0	0	1	0	0	0	0	1	∞	∞
Mike Paul, L ERA: 1.04	(7, 1)	2.2	L	12	2	3	1	6	0	1	0	0	0	1	23	27	3.38	0.750
Stan Williams, R ERA: 1.31	(9, 1)	0.0		1	1	0	0	0	0	0	0	0	0	0	1	1	∞	∞
Mike Paul, L ERA: 1.04	(9, 1)	2.2	L	12	2	3	1	6	0	1	0	0	0	1	23	27	3.38	0.750

PITCHER	IP	WLS	BF	H	R	ER	SO	BB	IBB	HBP	BLK	WP	HR	S	P	ERA	WHIP

Cleveland Indians @ Detroit Tigers

Tiger Stadium, Detroit, MI

Sat Jun 08 1968, 7:05 PM EDT

Att. 28,100 - Unknown

TOP

livebaseballscorecards.com

Batter	1	2	3	4	5	6	7	8	9	AB	R	H	RBI	BB	SO	LOB
Max Alvis, R (1, 5) OBP: 0.326, SLG: 0.398	F8		5-3			1B		K		4	0	1	0	0	1	0
Larry Brown, R (1, 6) OBP: 0.289, SLG: 0.318	F5			FC4-6 1B		P6		F7		4	0	1	0	0	0	1
Tony Horton, R (1, 3) OBP: 0.329, SLG: 0.446	HR			K		K			5-3 1B	4	1	2	1	0	2	2
Joe Azcue, R (1, 2) OBP: 0.347, SLG: 0.360	F8			FC4-6 1B 1-2		F2			5-3 1-2	4	0	1	0	0	0	2
Jose Cardenal, R (1, 8) OBP: 0.270, SLG: 0.299		F2		FC4-6 S 1-2f 2-3			F7		F9	4	0	0	0	0	0	3
Chico Salmon, R (1, 7) OBP: 0.266, SLG: 0.306		P4		F9 1-2			CS 2B		K	4	0	1	0	0	1	3
Vern Fuller, R (1, 4) OBP: 0.315, SLG: 0.367		K			K		2-3 1B			3	0	1	0	0	2	0
Jose Vidal, R (1, 9) OBP: 0.200, SLG: 0.379			5-3		K		K			3	0	0	0	0	2	1
Sam McDowell, L (1, 1) OBP: 0.171, SLG: 0.147			K		L6			K		2	0	0	0	0	1	0
Leon Wagner, L (8, PH) OBP: 0.288, SLG: 0.283										1	0	0	0	0	1	0
Billy Rohr, L (8, 1)										0	0	0	0	0	0	0
Inning Stats	R: 1 E: 0 K: 0 S: 4 H: 1 LOB: 0 BB: 0 P: 4	R: 0 E: 0 K: 1 S: 5 H: 0 LOB: 0 BB: 0 P: 5	R: 0 E: 0 K: 1 S: 5 H: 0 LOB: 0 BB: 0 P: 5	R: 0 E: 0 K: 1 S: 7 H: 2 LOB: 2 BB: 0 P: 7	R: 0 E: 0 K: 2 S: 7 H: 0 LOB: 0 BB: 0 P: 7	R: 0 E: 0 K: 1 S: 6 H: 1 LOB: 1 BB: 0 P: 6	R: 0 E: 0 K: 1 S: 6 H: 2 LOB: 1 BB: 0 P: 6	R: 0 E: 0 K: 2 S: 7 H: 0 LOB: 0 BB: 0 P: 7	R: 0 E: 0 K: 1 S: 6 H: 1 LOB: 1 BB: 0 P: 6	1B: 5 2B: 1 3B: 0 HR: 1 SF: 0 SAC: 0 DP: 0 HBP: 0	WP: 0 PB: 0 SB: 1 CS: 1 PA: 33					

PITCHER		IP	WLS	BF	H	R	ER	SO	BB	IBB	HBP	BLK	WP	HR	S	P	ERA	WHIP
Mickey Lolich, L ERA: 3.0	(1, 1)	9.0	W	33	7	1	1	10	0	0	0	0	0	1	53	53	1.00	0.778

PITCHER	IP	WLS	BF	H	R	ER	SO	BB	IBB	HBP	BLK	WP	HR	S	P	ERA	WHIP

AB	33
R	1
H	7
RBI	1
BB	0
SO	10
LOB	12

Batter	1	2	3	4	5	6	7	8	9	AB	R	H	RBI	BB	SO	LOB
Dick McAuliffe, L (1, 4) OBP: 0.323, SLG: 0.404	FC 3B		K			BB 1B		F8		4	1	2	0	0	1	0
Dick Tracewski, R (1, 6) OBP: 0.241, SLG: 0.174	K		6-3			4-0 L3 BB		5-3		3	0	0	0	1	1	1
Ray Oyler, R (9, 6) OBP: 0.207, SLG: 0.211						1-2				0	0	0	0	0	0	0
Jim Northrup, L (1, 9) OBP: 0.340, SLG: 0.416	FC BB 1B 3-H		G3			K		4-3		4	1	0	1	0	1	2
Bill Freehan, R (1, 3) OBP: 0.357, SLG: 0.484	4-0 1B BB 1-2			F8		L3 1-2				2	0	0	0	1	0	2
Willie Horton, R (1, 7) OBP: 0.356, SLG: 0.618	F8 1B 1-2 2-H			F8			P4			3	0	1	1	0	0	0
Don Wert, R (1, 5) OBP: 0.266, SLG: 0.358	F8 1-2			5-3			F9			3	0	0	0	0	0	2
Mickey Stanley, R (1, 8) OBP: 0.306, SLG: 0.378			4-0 G1-6-3 BB		0-0 G5-4-3 1B		2B 1B			2	1	2	0	1	0	0
Jim Price, R (1, 2) OBP: 0.208, SLG: 0.178			P4		G5-4-3 1-2f		1-H 2B			3	0	1	1	0	0	2
Mickey Lolich, S (1, 1) OBP: 0.296, SLG: 0.136			G1-6-3 1-2f		G3		F8			3	0	0	0	0	0	2
Inning Stats	R: 2 E: 0 K: 1 S: 7 H: 2 LOB: 1 BB: 1 P: 11		R: 0 E: 0 K: 0 S: 2 H: 0 LOB: 0 BB: 1 P: 6	R: 0 E: 0 K: 1 S: 5 H: 0 LOB: 0 BB: 0 P: 5	R: 0 E: 0 K: 0 S: 3 H: 0 LOB: 0 BB: 0 P: 3	R: 0 E: 0 K: 0 S: 3 H: 1 LOB: 0 BB: 0 P: 3	R: 0 E: 0 K: 1 S: 5 H: 1 LOB: 1 BB: 1 P: 9	R: 1 E: 0 K: 0 S: 5 H: 2 LOB: 1 BB: 0 P: 5	R: 0 E: 0 K: 0 S: 3 H: 0 LOB: 0 BB: 0 P: 3	1B: 4 2B: 3 3B: 1 HR: 0	SF: 0 SAC: 0 DP: 4 HBP: 0			WP: 0 PB: 0 SB: 0 CS: 0	PA: 30		

PITCHER		IP	WLS	BF	H	R	ER	SO	BB	IBB	HBP	BLK	WP	HR	S	P	ERA	WHIP
Sam McDowell, L ERA: 1.93	(1, 1)	7.0	L	27	6	3	3	3	3	0	0	0	0	0	30	42	3.86	1.286
Billy Rohr, L ERA: 4.63	(8, 1)	1.0		3	0	0	0	0	0	0	0	0	0	0	3	3	0.00	0.000

PITCHER	IP	WLS	BF	H	R	ER	SO	BB	IBB	HBP	BLK	WP	HR	S	P	ERA	WHIP

BOTTOM

Cleveland Indians @ Detroit Tigers

Tiger Stadium, Detroit, MI

Sat Jun 08 1968, 7:05 PM EDT

Att. 28,100 - Unknown

livebaseballscorecards.com

AB	27
R	3
H	6
RBI	3
BB	3
SO	3
LOB	11

Batter	1	2	3	4	5	6	7	8	9	AB	R	H	RBI	BB	SO	LOB
Larry Brown, R (1, 6) OBP: 0.284, SLG: 0.311	S S S 0-3 ① K			x 0-0 ① 5-3		x 0-0 ② F9			x 0-0 ① F8	4	0	0	0	0	1	0
Jose Cardenal, R (1, 8) OBP: 0.269, SLG: 0.298	x 0-0 ② 5-3			S S S 0-3 ② K		x 0-0 ③ 5-3			x 0-0 G4-3 1B	4	0	1	0	0	1	0
Lee Maye, L (1, 9) OBP: 0.279, SLG: 0.405	x 0-0 ③ 4-3			x 0-0 ③ F9			x 0-0 ① F7		x 0-0 ② ③ G4-3 1-2f	3	0	0	0	0	0	0
Jose Vidal, R (7, 9) OBP: 0.200, SLG: 0.379										0	0	0	0	0	0	0
Leon Wagner, L (9, PH) OBP: 0.283, SLG: 0.277										1	0	0	0	0	0	1
Chico Salmon, R (9, 9) OBP: 0.266, SLG: 0.306										0	0	0	0	0	0	0
Tony Horton, R (1, 3) OBP: 0.325, SLG: 0.440		x 0-0 ① 6-3			x 0-0 ① 5-3		x 0-0 ② 6-3			3	0	0	0	0	0	0
Duke Sims, L (1, 7) OBP: 0.389, SLG: 0.479		x 0-0 ② P6			x 0-0 1B 2B		x 0-0 HR			3	2	2	1	0	0	0
Tommy Harper, R (7, 7) OBP: 0.258, SLG: 0.368										0	0	0	0	0	0	0
Joe Azcue, R (1, 2) OBP: 0.347, SLG: 0.360		x 0-0 ③ F9			x 0-0 2-H FC5-4 1B		x 0-0 ③ P6			3	0	1	1	0	0	0
Max Alvis, R (1, 5) OBP: 0.321, SLG: 0.392			x 0-0 ① 6-3		x 0-0 ② FC5-4 1-2f			x 0-0 ① P6		3	0	0	0	0	0	1
Vern Fuller, R (1, 4) OBP: 0.298, SLG: 0.346			S S S 0-3 ② K		S S S 0-3 ③ K			x 0-0 ② F8		3	0	0	0	0	2	1
Luis Tiant, R (1, 1) OBP: 0.111, SLG: 0.139			x 0-0 ③ 5-3			x 0-0 ① F2		x 0-0 ③ F6		3	0	0	0	0	0	0
Inning Stats	R: 0 H: 0 E: 0 LOB: 0 K: 1 BB: 0 S: 5 P: 5	R: 0 H: 0 E: 0 LOB: 0 K: 0 BB: 0 S: 3 P: 3	R: 0 H: 0 E: 0 LOB: 0 K: 1 BB: 0 S: 5 P: 5	R: 0 H: 0 E: 0 LOB: 0 K: 1 BB: 0 S: 5 P: 5	R: 1 H: 2 E: 0 LOB: 1 K: 1 BB: 0 S: 7 P: 7	R: 0 H: 0 E: 0 LOB: 0 K: 0 BB: 0 S: 3 P: 3	R: 1 H: 1 E: 0 LOB: 0 K: 0 BB: 0 S: 4 P: 4	R: 0 H: 0 E: 0 LOB: 0 K: 0 BB: 0 S: 3 P: 3	R: 0 H: 1 E: 0 LOB: 0 K: 0 BB: 0 S: 3 P: 3	1B: 2 SF: 0 2B: 1 SAC: 0 3B: 0 DP: 1 HR: 1 HBP: 0						

Cleveland Indians @ Detroit Tigers

Tiger Stadium, Detroit, MI

Sun Jun 09 1968, 4:33 AM EDT

Att. 52,938 - Unknown

TOP

livebaseballscorecards.com

AB	30
R	2
H	4
RBI	2
BB	0
SO	4
LOB	3

WP: 0 PA: 30
PB: 0
SB: 0
CS: 0

PITCHER		IP	WLS	BF	H	R	ER	SO	BB	IBB	HBP	BLK	WP	HR	S	P	ERA	WHIP
Denny McLain, R ERA: 2.19	(1, 1)	8.0	L	27	3	2	2	4	0	0	0	0	0	1	35	35	2.25	0.375
Pat Dobson, R ERA: 1.61	(9, 1)	1.0		3	1	0	0	0	0	0	0	0	0	0	3	3	0.00	1.000

PITCHER	IP	WLS	BF	H	R	ER	SO	BB	IBB	HBP	BLK	WP	HR	S	P	ERA	WHIP

Cleveland Indians @ Detroit Tigers

Tiger Stadium, Detroit, MI

Sun Jun 09 1968, 4:33 AM EDT

Att. 52,938 - Unknown

BOTTOM

Batter	1	2	3	4	5	6	7	8	9	AB	R	H	RBI	BB	SO	LOB
Dick McAuliffe, L (1, 4) OBP: 0.321, SLG: 0.401	F8		1B			K		K		4	0	1	0	0	2	1
Mickey Stanley, R (1, 8) OBP: 0.305, SLG: 0.375	6-3		F9			1B			F2	4	0	1	0	0	0	1
Jim Northrup, L (1, 9) OBP: 0.338, SLG: 0.412	1B			G3		L6			F8	4	0	1	0	0	0	1
Norm Cash, L (1, 3) OBP: 0.277, SLG: 0.385	2-3			P4			K		P4	4	0	0	0	0	1	1
Willie Horton, R (1, 7) OBP: 0.351, SLG: 0.607		K		5-3			F8			3	0	0	0	0	1	0
Bill Freehan, R (1, 2) OBP: 0.352, SLG: 0.476		F8			F7		F7			3	0	0	0	0	0	0
Don Wert, R (1, 5) OBP: 0.262, SLG: 0.353		K			F9			F8		3	0	0	0	0	1	0
Ray Oyler, R (1, 6) OBP: 0.204, SLG: 0.208			K		F7			F9		2	0	0	0	0	1	0
Jim Price, R (8, PH) OBP: 0.204, SLG: 0.174										1	0	0	0	0	0	0
Dick Tracewski, R (9, 6) OBP: 0.241, SLG: 0.174										0	0	0	0	0	0	0
Denny McLain, R (1, 1) OBP: 0.143, SLG: 0.143			6-3			P3		2B		2	0	0	0	0	0	0
Gates Brown, L (8, PH) OBP: 0.591, SLG: 0.895										1	0	1	0	0	0	0
Pat Dobson, R (9, 1) OBP: 0.333, SLG: 0.200										0	0	0	0	0	0	0
Inning Stats	R: 0 E: 0 K: 0 S: 4 H: 1 LOB: 1 BB: 0 P: 4	R: 0 E: 0 K: 2 S: 7 H: 0 LOB: 0 BB: 0 P: 7	R: 0 E: 0 K: 1 S: 6 H: 1 LOB: 1 BB: 0 P: 6	R: 0 E: 0 K: 0 S: 3 H: 0 LOB: 0 BB: 0 P: 3	R: 0 E: 0 K: 0 S: 3 H: 0 LOB: 0 BB: 0 P: 3	R: 0 E: 0 K: 1 S: 6 H: 1 LOB: 1 BB: 0 P: 6	R: 0 E: 0 K: 1 S: 5 H: 0 LOB: 0 BB: 0 P: 5	R: 0 E: 0 K: 1 S: 6 H: 1 LOB: 1 BB: 0 P: 6	R: 0 E: 0 K: 0 S: 3 H: 0 LOB: 0 BB: 0 P: 3	1B: 3 2B: 1 3B: 0 HR: 0 SF: 0 SAC: 0 DP: 0 HBP: 0						

PITCHER		IP	WLS	BF	H	R	ER	SO	BB	IBB	HBP	BLK	WP	HR	S	P	ERA	WHIP
Luis Tiant, R ERA: 1.22	(1, 1)	9.0	W	31	4	0	0	6	0	0	0	0	0	0	43	43	0.00	0.444

PITCHER	IP	WLS	BF	H	R	ER	SO	BB	IBB	HBP	BLK	WP	HR	S	P	ERA	WHIP

AB	31
R	0
H	4
RBI	0
BB	0
SO	6
LOB	4

WP: 0 PA: 31
PB: 0
SB: 0
CS: 0

livebaseballscorecards.com

Oakland Athletics @ Cleveland Indians

Cleveland Municipal Stadium, Cleveland, OH

Mon Jun 10 1968, 7:05 PM EDT

Att. 6,374 - Unknown

livebaseballscorecards.com

Batter	1	2	3	4	5	6	7	8	9	AB	R	H	RBI	BB	SO	LOB
Bert Campaneris, R (1, 6) OBP: 0.317, SLG: 0.321	BBBB 4-0 BB		x 0-0 S 1B			x 0-0 ① F9	x 0-0 1-3 2-H 1B			3	0	2	1	1	0	0
John Donaldson, L (1, 4) OBP: 0.252, SLG: 0.210 Mike Hershberger, R (7, PH) OBP: 0.271, SLG: 0.270 Jack Aker, R (7, 1) OBP: 0.250, SLG: 0.250 Tony Pierce, R (8, 1)	x 0-0 ① F8		BBBB 4-0 1-2 BB			x 0-0 1B	x 4-0 IBB			2 0 0 0	0 0 0 0	1 0 0 0	0 0 0 0	1 1 0 0	0 0 0 0	1 0 0 0
Rick Monday, L (1, 8) OBP: 0.348, SLG: 0.449	x 0-0 ② F9		SSS 0-3 ③ K			x 0-0 ② F5	x 0-0 ③ 6-3			4	0	0	0	0	1	7
Floyd Robinson, L (1, 7) OBP: 0.293, SLG: 0.364	x 0-0 ③ F9			x 0-0 ① 6-3		x 0-0 ③ F9		SSS 0-3 ① K		4	0	0	0	0	1	2
Sal Bando, R (1, 5) OBP: 0.294, SLG: 0.343		x 0-0 G5-4-3 1B		x 0-0 ② 5-3			BBBB 4-0 4-3 4-3 1B BB	x 0-0 ② 6-3		3	1	1	0	1	0	0
Ray Webster, L (1, 3) OBP: 0.235, SLG: 0.333		x 0-0 ① F7		x 0-0 ③ 4-3			x 0-0 ① 4-3 1-2	x 0-0 ③ F7		4	0	0	0	0	0	2
Dave Duncan, R (1, 2)		x 0-0 ②③ G5-4-3 1-2f			x 0-0 ① F7		x 0-0 ② 4-3 2-3		x 0-0 ① 6-3	4	0	0	0	0	0	2
Reggie Jackson, L (1, 9) OBP: 0.306, SLG: 0.389			x 0-0 ① F6		x 0-0 ② 4-3		x 0-0 BB 1B 3-H 1B		x 0-0 ② F5	4	1	1	1	0	0	0
Lew Krausse, R (1, 1) OBP: 0.227, SLG: 0.158 Jim Gosger, L (5, PH) OBP: 0.181, SLG: 0.119 Ed Sprague, R (5, 1) Danny Cater, R (7, PH) OBP: 0.333, SLG: 0.331 (7, 4)			x 0-0 ② L6		x 0-0 ③ F6		BBBB 4-0 1B 1-2 BB		SSS 0-3 ③ K	1 1 0 1	0 0 0 0	0 0 0 0	0 0 0 1	0 0 0 1	0 0 0 0	0 0 0 0
Inning Stats	R: 0 E: 0 K: 0 S: 3 H: 0 LOB: 1 BB: 1 P: 7	R: 0 E: 0 K: 0 S: 3 H: 1 LOB: 0 BB: 0 P: 3	R: 0 E: 0 K: 1 S: 6 H: 1 LOB: 2 BB: 1 P: 10	R: 0 E: 0 K: 0 S: 3 H: 0 LOB: 0 BB: 0 P: 3	R: 0 E: 0 K: 0 S: 3 H: 0 LOB: 0 BB: 0 P: 3	R: 0 E: 0 K: 0 S: 4 H: 1 LOB: 1 BB: 0 P: 4	R: 2 E: 0 K: 0 S: 5 H: 2 LOB: 3 BB: 3 P: 17	R: 0 E: 0 K: 1 S: 5 H: 0 LOB: 0 BB: 0 P: 5	R: 0 E: 0 K: 1 S: 5 H: 0 LOB: 0 BB: 0 P: 5	1B: 5 2B: 0 3B: 0 HR: 0 SF: 0 SAC: 0 DP: 1 HBP: 0						

TOP

AB	31
R	2
H	5
RBI	2
BB	5
SO	3
LOB	14

WP: 0 PA: 36
PB: 0
SB: 1
CS: 0

PITCHER		IP	WLS	BF	H	R	ER	SO	BB	IBB	HBP	BLK	WP	HR	S	P	ERA	WHIP
Stan Williams, R ERA: 1.45	(1, 1)	6.2	W	28	5	2	2	1	4	0	0	0	0	0	26	42	2.70	1.350
Mike Paul, L ERA: 0.82	(7, 1)	2.1	S	8	0	0	0	2	0	1	0	0	0	0	11	15	0.00	0.000

PITCHER		IP	WLS	BF	H	R	ER	SO	BB	IBB	HBP	BLK	WP	HR	S	P	ERA	WHIP

BOTTOM

Oakland Athletics @ Cleveland Indians

Cleveland Municipal Stadium, Cleveland, OH

Mon Jun 10 1968, 7:05 PM EDT

Att. 6,374 - Unknown

livebaseballscorecards.com

Batter	1	2	3	4	5	6	7	8	9	AB	R	H	RBI	BB	SO	LOB
Jose Cardenal, R (1, 8) OBP: 0.273, SLG: 0.302	0-0 1B SF7 1B	0-3 K			0-0 F9			0-0 SH3 2B 1B		4	2	2	0	0	1	0
Larry Brown, R (1, 6) OBP: 0.284, SLG: 0.311	0-0 1-3 3B 1B		0-0 F8			0-3 K		0-0 SH3 1-2		3	1	1	0	0	1	0
Tony Horton, R (1, 3) OBP: 0.323, SLG: 0.443	0-0 SF7 3-H		0-0 F8			0-0 1-3		0-0 E 2-H 2B		3	1	1	2	0	0	0
Lee Maye, L (1, 7) OBP: 0.281, SLG: 0.425 Tommy Harper, R (7, 7) OBP: 0.264, SLG: 0.368 (8, 9)	0-0 1-H 1B 3B		0-0 G3			0-0 4-3		4-0 E FC4-2 BB		3 0	1 0	1 0	1 0	0 1	0 0	0 0
Duke Sims, L (1, 2) OBP: 0.401, SLG: 0.496 Joe Azcue, R (8, PH) OBP: 0.343, SLG: 0.356 (9, 2)	0-0 3-H 1B			4-0 G6-4-3 BB			0-0 1B 2B	0-0 E5 1-3 2-H 2B		2 1	1 1	2 0	1 0	1 0	0 0	0 1
Chico Salmon, R (1, 9) OBP: 0.263, SLG: 0.302 Leon Wagner, L (7, PH) OBP: 0.278, SLG: 0.271 Jose Vidal, R (8, 7) OBP: 0.194, SLG: 0.367	0-0 F4			0-0 G6-4-3 1-2f			0-0 F8	0-0 FC4-2 2B 3-H		2 1 1	0 0 0	0 0 0	0 0 0	0 0 0	0 0 0	2 1 2
Max Alvis, R (1, 5) OBP: 0.324, SLG: 0.399	0-0 1-3			0-0 2-3			0-0 CS 2-H 1B	0-0 1-3 2-H 2B		4	0	2	2	0	0	1
Vern Fuller, R (1, 4) OBP: 0.311, SLG: 0.345		0-0 F8			0-3 K		0-0 FC6-4 1-2 1B	4-0 IBB		3	0	1	0	1	1	0
Stan Williams, R (1, 1) OBP: 0.318, SLG: 0.250 Mike Paul, L (7, 1)		0-3 K			0-3 K		0-0 FC6-4 1-2f	0-3 K		2 2	0 0	0 0	0 0	0 0	2 1	0 4
Inning Stats	R: 3 E: 0 K: 0 S: 7 H: 4 LOB: 1 BB: 0 P: 7	R: 0 E: 0 K: 2 S: 7 H: 0 LOB: 0 BB: 0 P: 7	R: 0 E: 0 K: 0 S: 3 H: 0 LOB: 0 BB: 0 P: 3	R: 0 E: 0 K: 0 S: 2 H: 0 LOB: 0 BB: 1 P: 6	R: 0 E: 0 K: 2 S: 7 H: 0 LOB: 0 BB: 0 P: 7	R: 0 E: 0 K: 1 S: 5 H: 0 LOB: 0 BB: 0 P: 5	R: 1 E: 0 K: 0 S: 5 H: 3 LOB: 1 BB: 0 P: 5	R: 3 E: 1 K: 1 S: 9 H: 3 LOB: 3 BB: 2 P: 17		1B: 6 2B: 3 3B: 1 HR: 0	SF: 1 SAC: 1 DP: 1 HBP: 0			WP: 0 PB: 0 SB: 0 CS: 1	PA: 36		

	AB	31
	R	7
	H	10
	RBI	6
	BB	3
	SO	6
	LOB	11

PITCHER		IP	WLS	BF	H	R	ER	SO	BB	IBB	HBP	BLK	WP	HR	S	P	ERA	WHIP
Lew Krausse, R ERA: 3.2	(1, 1)	4.0	L	16	4	3	3	2	1	0	0	0	0	0	19	23	6.75	1.250
Ed Sprague, R ERA: 1.37	(5, 1)	2.0		6	0	0	0	3	0	0	0	0	0	0	12	12	0.00	0.000
Jack Aker, R ERA: 4.08	(7, 1)	1.1		9	5	4	2	0	1	0	0	0	0	0	8	12	13.50	4.500
Tony Pierce, L ERA: 4.01	(8, 1)	0.2		5	1	0	0	1	0	1	0	0	0	0	6	10	0.00	1.500

PITCHER		IP	WLS	BF	H	R	ER	SO	BB	IBB	HBP	BLK	WP	HR	S	P	ERA	WHIP

Oakland Athletics @ Cleveland Indians

Cleveland Municipal Stadium, Cleveland, OH

Tue Jun 11 1968, 7:05 PM EDT

Att. 6,858 - Unknown

TOP

livebaseballscorecards.com

Batter	1	2	3	4	5	6	7	8	9	AB	R	H	RBI	BB	SO	LOB
Bert Campaneris, R (1, 6) OBP: 0.313, SLG: 0.317	K		F9		5-3-5 1-2f					3	0	0	0	0	1	1
John Donaldson, L (1, 4) OBP: 0.259, SLG: 0.240	E 1B		1-3			HR				3	1	2	1	0	0	0
Rick Monday, L (1, 8) OBP: 0.355, SLG: 0.445	K 1-2		BB			8-6-3 BB				1	0	0	0	2	1	1
Floyd Robinson, L (1, 7) OBP: 0.279, SLG: 0.345	3-1		5-3			8-6-3 1-2f				3	0	0	0	0	0	3
Sal Bando, R (1, 5) OBP: 0.294, SLG: 0.343		1B SF9 1B		F3		3-1				3	1	1	0	0	0	0
Ray Webster, L (1, 3) OBP: 0.238, SLG: 0.336		FC6 1-3 1B		K						2	0	1	0	0	1	0
Dave Duncan, R (1, 2)		SF9 3-H		K						1	0	0	1	0	1	0
Reggie Jackson, L (1, 9) OBP: 0.308, SLG: 0.387		K			5-3-5 BB					1	0	0	0	1	1	1
Chuck Dobson, R (1, 1) OBP: 0.258, SLG: 0.323		FC6 1-2f			K					2	0	0	0	0	1	2
Inning Stats	R: 0 E: 1 K: 2 S: 8 H: 1 LOB: 1 BB: 0 P: 8	R: 1 E: 0 K: 1 S: 7 H: 2 LOB: 1 BB: 0 P: 7	R: 0 E: 0 K: 0 S: 3 H: 0 LOB: 1 BB: 1 P: 7	R: 0 E: 0 K: 2 S: 7 H: 0 LOB: 0 BB: 0 P: 7	R: 0 E: 0 K: 1 S: 4 H: 0 LOB: 0 BB: 1 P: 8	R: 1 E: 0 K: 0 S: 3 H: 1 LOB: 0 BB: 1 P: 7				1B: 3 2B: 2 3B: 0 HR: 1	SF: 1 SAC: 0 DP: 2 HBP: 0						

	AB	19
	R	2
	H	4
	RBI	2
	BB	3
	SO	6
	LOB	8

WP: 0 PA: 23
PB: 0
SB: 0
CS: 0

PITCHER	IP	WLS	BF	H	R	ER	SO	BB	IBB	HBP	BLK	WP	HR	S	P	ERA	WHIP
Sonny Siebert, R (1, 1) ERA: 2.42	6.0	L	23	4	2	2	6	3	0	0	0	0	1	32	44	3.00	1.167

PITCHER	IP	WLS	BF	H	R	ER	SO	BB	IBB	HBP	BLK	WP	HR	S	P	ERA	WHIP

Batter	1	2	3	4	5	6	7	8	9	AB	R	H	RBI	BB	SO	LOB
Jose Cardenal, R (1, 8) OBP: 0.278, SLG: 0.307	G6-4-3 1B		F9 ②		FC4-6 1B					3	0	2	0	0	0	0
Larry Brown, R (1, 6) OBP: 0.285, SLG: 0.308	G6-4-3 ①② 1-2f		BBBB 4-0 BB		FC4-6 ③ 1-2f					2	0	0	0	1	0	2
Tony Horton, R (1, 3) OBP: 0.323, SLG: 0.441	1B		SSS 0-3 ③ K			F5 ①				3	0	1	0	0	1	1
Lee Maye, L (1, 7) OBP: 0.293, SLG: 0.444	F6 ③			PB 2B		E 1B				3	0	2	0	0	0	1
Duke Sims, L (1, 9) OBP: 0.400, SLG: 0.488		BBBB 4-0 L1-3 BB		F5 ① 2-3		E9 1-2				2	0	0	0	1	0	2
Joe Azcue, R (1, 2) OBP: 0.337, SLG: 0.348		L1-3 ①② 1-2		4-3 ②						2	0	0	0	0	0	2
Max Alvis, R (1, 5) OBP: 0.326, SLG: 0.397		BBBB 4-0 FC6-4 BB		F8 ③						1	0	0	0	1	0	1
Vern Fuller, R (1, 4) OBP: 0.306, SLG: 0.339		FC6-4 ③ 1-2f			1-3 ①					1	0	0	0	0	0	1
Willie Smith, L (5, PH) OBP: 0.286, SLG: 0.217										1	0	0	0	0	0	0
Chico Salmon, R (6, 4) OBP: 0.263, SLG: 0.302										0	0	0	0	0	0	0
Sonny Siebert, R (1, 1) OBP: 0.216, SLG: 0.200			F4 ①		SSS 0-3 ② K					2	0	0	0	0	1	0
Inning Stats	R: 0 E: 0 K: 0 S: 4 H: 2 LOB: 1 BB: 0 P: 4	R: 0 E: 0 K: 0 S: 2 H: 0 LOB: 1 BB: 2 P: 10	R: 0 E: 0 K: 1 S: 5 H: 0 LOB: 1 BB: 1 P: 9	R: 0 E: 0 K: 0 S: 4 H: 1 LOB: 1 BB: 0 P: 4	R: 0 E: 0 K: 1 S: 6 H: 1 LOB: 1 BB: 0 P: 6	R: 0 E: 1 K: 0 S: 3 H: 1 LOB: 2 BB: 0 P: 3				1B: 4 2B: 2 3B: 0 HR: 0 SF: 0 SAC: 0 DP: 2 HBP: 0						

PITCHER	IP	WLS	BF	H	R	ER	SO	BB	IBB	HBP	BLK	WP	HR	S	P	ERA	WHIP
Chuck Dobson, R (1, 1) ERA: 2.58	5.1	W	23	5	0	0	2	3	0	0	0	0	0	24	36	0.00	1.500

PITCHER	IP	WLS	BF	H	R	ER	SO	BB	IBB	HBP	BLK	WP	HR	S	P	ERA	WHIP

BOTTOM

Oakland Athletics @ Cleveland Indians

Cleveland Municipal Stadium, Cleveland, OH

Tue Jun 11 1968, 7:05 PM EDT

Att. 6,858 - Unknown

livebaseballscorecards.com

AB	20
R	0
H	5
RBI	0
BB	3
SO	2
LOB	10

WP: 0 PA: 23
PB: 1
SB: 0
CS: 0

Batter	1	2	3	4	5	6	7	8	9	AB	R	H	RBI	BB	SO	LOB
Bert Campaneris, R (1, 6) OBP: 0.312, SLG: 0.316	0-0 1B 6-3 SF9 1B	0-0 F5		0-0 4-3			0-0 6-3			4	1	1	0	0	0	0
John Donaldson, L (1, 4) OBP: 0.259, SLG: 0.240	0-0 6-3 1-2		0-0 1B SF9 1B	0-0 1-3			0-3 K S S S			4	1	1	0	0	1	1
Rick Monday, L (1, 8) OBP: 0.359, SLG: 0.447	0-0 BB 2B 1B 2-3		0-0 FC3-6 1-3 1B		0-0 1-3		0-3 K S S S			4	1	2	0	0	1	0
Floyd Robinson, L (1, 7) OBP: 0.266, SLG: 0.339 Mike Hershberger, R (7, 7) OBP: 0.268, SLG: 0.266	0-0 SF9 3-H		0-0 SF9 3-H		0-0 6-3			0-0 1-3		1 1	0 0	0 0	2 0	0 0	0 0	0 0
Sal Bando, R (1, 5) OBP: 0.294, SLG: 0.338	B B B B 4-0 1-2 2B BB		0-0 F8		0-0 6-3			0-0 F9		3	1	0	0	1	0	1
Ray Webster, L (1, 3) OBP: 0.239, SLG: 0.340	0-0 1-H 2-H 2B		0-0 FC3-6 1-2f			0-0 6-3		0-0 F6		4	0	1	2	0	0	1
Dave Duncan, R (1, 2) OBP: 0.100, SLG: 0.444	S S S 0-3 K			0-0 F8		0-0 HR			0-0 F3	4	1	1	1	0	1	1
Reggie Jackson, L (1, 9) OBP: 0.307, SLG: 0.400		S S S 0-3 K		0-0 HR		0-0 F7			0-0 6-3	4	1	1	1	0	1	0
Blue Moon Odom, R (1, 1) OBP: 0.250, SLG: 0.333		S S S 0-3 K		0-0 HR		S S S 0-3 K			0-0 L9	4	1	1	1	0	2	0
Inning Stats	R: 3 E: 0 K: 1 S: 8 H: 3 LOB: 1 BB: 1 P: 12	R: 0 E: 0 K: 2 S: 7 H: 0 LOB: 0 BB: 0 P: 7	R: 1 E: 0 K: 0 S: 5 H: 2 LOB: 1 BB: 0 P: 5	R: 2 E: 0 K: 0 S: 5 H: 2 LOB: 0 BB: 0 P: 5	R: 0 E: 0 K: 0 S: 3 H: 0 LOB: 0 BB: 0 P: 3	R: 1 E: 0 K: 1 S: 6 H: 1 LOB: 0 BB: 0 P: 6	R: 0 E: 0 K: 2 S: 7 H: 0 LOB: 0 BB: 0 P: 7	R: 0 E: 0 K: 0 S: 3 H: 0 LOB: 0 BB: 0 P: 3	R: 0 E: 0 K: 0 S: 3 H: 0 LOB: 0 BB: 0 P: 3	1B: 4 2B: 1 3B: 0 HR: 3	SF: 2 SAC: 0 DP: 0 HBP: 0						

TOP

Oakland Athletics @ Cleveland Indians

Cleveland Municipal Stadium, Cleveland, OH

Wed Jun 12 1968, 7:05 PM EDT

Att. 6,838 - Unknown

livebaseballscorecards.com

AB	33
R	7
H	8
RBI	7
BB	1
SO	6
LOB	4

| Inning Stats | | | | | |

Oakland Athletics @ Cleveland Indians

Cleveland Municipal Stadium, Cleveland, OH

Wed Jun 12 1968, 7:05 PM EDT

Att. 6,838 - Unknown

livebaseballscorecards.com

BOTTOM

Batter	1	2	3	4	5	6	7	8	9	AB	R	H	RBI	BB	SO	LOB
Jose Cardenal, R (1, 8) OBP: 0.278, SLG: 0.306	L9		5-3			K		1B		4	0	1	0	0	1	0
Larry Brown, R (1, 6) OBP: 0.289, SLG: 0.312	1B		4-3			BB, 1B		F7		4	0	2	0	0	0	1
Tony Horton, R (1, 3) OBP: 0.326, SLG: 0.442	F7			4-3		BB 1-2		WP, E 1-2		4	0	2	0	0	0	1
Lee Maye, L (1, 7) OBP: 0.292, SLG: 0.430	K			K		G3-6-3, BB 1-2 2-3		E4, WP 1-2		3	0	0	0	1	2	2
Duke Sims, L (1, 9) OBP: 0.390, SLG: 0.472		G3		K		G3-6-3 1-2f		4-3 1-2 2-3		4	0	0	0	0	1	5
Joe Azcue, R (1, 2) OBP: 0.324, SLG: 0.333		5-3			4-3		F8		5-3	4	0	0	0	0	0	0
Max Alvis, R (1, 5) OBP: 0.329, SLG: 0.399		FC6 1B			1B		F8		F8	4	0	2	0	0	0	0
Vern Fuller, R (1, 4) OBP: 0.303, SLG: 0.322		FC6 1-2f			F5		FC6, BB		F7	3	0	0	0	1	0	2
Steve Hargan, R (1, 1) OBP: 0.226, SLG: 0.267			K		G3		FC6 1-2f			0	0	0	0	0	0	0
Leon Wagner, L (3, PH) OBP: 0.273, SLG: 0.265										1	0	0	0	0	1	0
Billy Rohr, L (4, 1)										1	0	0	0	0	0	1
Eddie Fisher, R (7, 1)										1	0	0	0	0	0	1

	AB	33
	R	0
	H	7
	RBI	0
	BB	2
	SO	5
	LOB	13

Inning Stats	1	2	3	4	5	6	7	8	9
	R: 0 E: 0 K: 1 S: 6	R: 0 E: 0 K: 0 S: 4	R: 0 E: 0 K: 1 S: 5	R: 0 E: 0 K: 2 S: 7	R: 0 E: 0 K: 0 S: 4	R: 0 E: 0 K: 1 S: 6	R: 0 E: 0 K: 0 S: 3	R: 0 E: 1 K: 0 S: 5	R: 0 E: 0 K: 0 S: 3
	H: 1 LOB: 1 BB: 0 P: 6	H: 1 LOB: 1 BB: 0 P: 4	H: 0 LOB: 0 BB: 0 P: 5	H: 0 LOB: 0 BB: 0 P: 7	H: 1 LOB: 1 BB: 0 P: 4	H: 2 LOB: 2 BB: 1 P: 10	H: 0 LOB: 1 BB: 1 P: 7	H: 2 LOB: 2 BB: 0 P: 5	H: 0 LOB: 0 BB: 0 P: 3

	1B: 7	SF: 0	WP: 1	PA: 35
	2B: 0	SAC: 0	PB: 0	
	3B: 0	DP: 1	SB: 0	
	HR: 0	HBP: 0	CS: 0	

PITCHER	IP	WLS	BF	H	R	ER	SO	BB	IBB	HBP	BLK	WP	HR	S	P	ERA	WHIP
Blue Moon Odom, R (1, 1) ERA: 1.72	9.0	W	35	7	0	0	5	2	0	0	0	1	0	43	51	0.00	1.000

PITCHER	IP	WLS	BF	H	R	ER	SO	BB	IBB	HBP	BLK	WP	HR	S	P	ERA	WHIP

Batter	1	2	3	4	5	6	7	8	9	10	11	AB	R	H	RBI	BB	SO	LOB
Bert Campaneris, R (1, 6) OBP: 0.313, SLG: 0.314	K			5-3		L5		IBB			CS 1B	4	0	1	0	1	1	0
John Donaldson, L (1, 4) OBP: 0.251, SLG: 0.232	G3			1-6-3		K		K			4-3	5	0	0	0	0	2	3
Danny Cater, R (1, 3) OBP: 0.329, SLG: 0.325	F9			6-3			F6		F9		2B 1B	5	1	1	0	0	0	0
Sal Bando, R (1, 5) OBP: 0.296, SLG: 0.341		5-3			E BB		F8		K		BB 2B	4	0	1	1	1	1	0
Joe Rudi, R (1, 7) OBP: 0.292, SLG: 0.308 Jim Gosger, L (11, 7) OBP: 0.181, SLG: 0.119		5-3			E1		1B		BB		BB IBB	3 0	0 0	1 0	0 0	2 0	0 0	1 0
Rick Monday, L (1, 8) OBP: 0.360, SLG: 0.437		CS BB			K		K		K		BB	3	0	0	0	2	3	4
Dave Duncan, R (1, 2) OBP: 0.154, SLG: 0.417 Blue Moon Odom, R (8, PR) OBP: 0.250, SLG: 0.333 Phil Roof, R (8, 2) OBP: 0.083, SLG: 0.083		CS	K		K			SH1-4 1B		F6	K	3 0 2	0 0 0	1 0 0	0 0 0	0 0 1	2 0 3	2 0 3
Reggie Jackson, L (1, 9) OBP: 0.302, SLG: 0.394			F8		F8			SH1-4		K		3	0	0	0	0	1	2
Jim Nash, R (1, 1) OBP: 0.071, SLG: 0.179 Mike Hershberger, R (8, PH) OBP: 0.264, SLG: 0.262 Paul Lindblad, L (8, 1) OBP: 0.400, SLG: 0.400 Floyd Robinson, L (10, PH) OBP: 0.262, SLG: 0.333 Ed Sprague, R (10, 1)			K			K		K			1-3	2 1 0 1 0	0 0 0 0 0	0 0 0 0 0	0 0 0 0 0	0 1 0 0 0	2 0 0 0 0	0 2 0 0 0
Inning Stats	R: 0 E: 0 K: 1 S: 5 H: 0 LOB: 0 BB: 0 P: 5	R: 0 E: 0 K: 0 S: 2 H: 0 LOB: 0 BB: 1 P: 6	R: 0 E: 0 K: 2 S: 7 H: 0 LOB: 0 BB: 0 P: 7	R: 0 E: 0 K: 0 S: 3 H: 0 LOB: 0 BB: 0 P: 3	R: 0 E: 1 K: 2 S: 8 H: 0 LOB: 2 BB: 1 P: 12	R: 0 E: 0 K: 2 S: 7 H: 0 LOB: 0 BB: 0 P: 7	R: 0 E: 0 K: 1 S: 6 H: 1 LOB: 1 BB: 0 P: 6	R: 0 E: 0 K: 2 S: 8 H: 1 LOB: 2 BB: 1 P: 12	R: 0 E: 0 K: 2 S: 7 H: 0 LOB: 1 BB: 1 P: 11	R: 0 E: 0 K: 1 S: 5 H: 0 LOB: 0 BB: 0 P: 5	R: 1 E: 0 K: 1 S: 7 H: 3 LOB: 3 BB: 2 P: 15	1B: 4 2B: 1 3B: 0 HR: 0 SF: 0 SAC: 1 DP: 0 HBP: 0						

PITCHER	IP	WLS	BF	H	R	ER	SO	BB	IBB	HBP	BLK	WP	HR	S	P	ERA	WHIP
Sam McDowell, L (1, 1) ERA: 1.83	11.0	L	43	5	1	1	14	4	2	0	0	0	0	65	89	0.82	0.818

PITCHER	IP	WLS	BF	H	R	ER	SO	BB	IBB	HBP	BLK	WP	HR	S	P	ERA	WHIP

TOP

Oakland Athletics @ Cleveland Indians

Cleveland Municipal Stadium, Cleveland, OH

Thu Jun 13 1968, 3:33 AM EDT

Att. 4,323 - Unknown

livebaseballscorecards.com

AB	36
R	1
H	5
RBI	1
BB	6
SO	14
LOB	17

WP: 0	PB: 0	SB: 0	CS: 2
PA: 44			

Batter	1	2	3	4	5	6	7	8	9	10	11	AB	R	H	RBI	BB	SO	LOB
Jose Cardenal, R (1, 8) OBP: 0.272, SLG: 0.299	K		K		L9		F8		4-3			5	0	0	0	0	2	0
Larry Brown, R (1, 6) OBP: 0.287, SLG: 0.314	6-3		2B		F5		F7			K		5	0	1	0	0	1	0
Tony Horton, R (1, 3) OBP: 0.332, SLG: 0.452	1B BB		5-3		2B		2B			K		4	0	2	0	1	1	1
Lee Maye, L (1, 7) OBP: 0.303, SLG: 0.438 Davey Nelson, R (6, PR) OBP: 0.250, SLG: 0.200 Jose Vidal, R (7, 7) OBP: 0.194, SLG: 0.367 Willie Smith, L (7, PH) OBP: 0.276, SLG: 0.208 Chico Salmon, R (8, 7) OBP: 0.261, SLG: 0.301 Ken Suarez, R (11, 7)	1-3 1B		F5			E S 1B	F8			F6		3 0 0 1 1 0	0 0 0 0 0 0	2 0 0 0 0 0	0 0 0 0 0 0	0 0 0 0 0 0	0 0 0 0 0 0	1 0 0 1 0 0
Duke Sims, L (1, 2) OBP: 0.377, SLG: 0.454	F3		K			F4 1-3		K			6-3	5	0	0	0	0	2	3
Max Alvis, R (1, 5) OBP: 0.330, SLG: 0.396		F7		2B 1B		HBP IBB		K			1-6-3	4	0	1	0	1	1	0
Tommy Harper, R (1, 9) OBP: 0.260, SLG: 0.362 Vic Davalillo, L (6, PH) OBP: 0.254, SLG: 0.317 (7, 9)	E6 S		F8			K		F9			HBP 1B	2 3	0 0	0 1	0 0	0 0	0 1	1 2
Vern Fuller, R (1, 4) OBP: 0.324, SLG: 0.339	F8 1-2		2B			1-2 HBP			K		1-2 HBP	3	0	1	0	0	1	1
Sam McDowell, L (1, 1) OBP: 0.154, SLG: 0.132 Joe Azcue, R (11, PH) OBP: 0.321, SLG: 0.330	K		F2			K			K		4-3	4 1	0 0	0 0	0 0	0 0	3 0	6 2
Inning Stats	R: 0 E: 0 K: 1 S: 6 H: 1 LOB: 2 BB: 1 P: 10	R: 0 E: 1 K: 1 S: 6 H: 0 LOB: 1 BB: 0 P: 6	R: 0 E: 0 K: 1 S: 6 H: 1 LOB: 1 BB: 0 P: 6	R: 0 E: 0 K: 1 S: 7 H: 2 LOB: 2 BB: 0 P: 7	R: 0 E: 0 K: 0 S: 3 H: 1 LOB: 1 BB: 0 P: 3	R: 0 E: 0 K: 2 S: 8 H: 1 LOB: 3 BB: 1 P: 13	R: 0 E: 0 K: 0 S: 4 H: 1 LOB: 1 BB: 0 P: 4	R: 0 E: 0 K: 2 S: 7 H: 0 LOB: 0 BB: 0 P: 7	R: 0 E: 0 K: 2 S: 7 H: 0 LOB: 0 BB: 0 P: 7	R: 0 E: 0 K: 2 S: 7 H: 0 LOB: 0 BB: 0 P: 7	R: 0 E: 0 K: 0 S: 4 H: 1 LOB: 2 BB: 0 P: 5	1B: 4 2B: 4 3B: 0 HR: 0 SF: 0 SAC: 0 DP: 0 HBP: 2						

PITCHER		IP	WLS	BF	H	R	ER	SO	BB	IBB	HBP	BLK	WP	HR	S	P	ERA	WHIP
Jim Nash, R ERA: 1.48	(1, 1)	7.0		31	7	0	0	6	1	1	1	0	0	0	40	49	0.00	1.143
Paul Lindblad, L ERA: 1.34	(8, 1)	2.0		6	0	0	0	4	0	0	0	0	0	0	14	14	0.00	0.000
Ed Sprague, R ERA: 1.27	(10, 1)	2.0	W	8	1	0	0	2	0	0	1	0	0	0	11	12	0.00	0.500

PITCHER	IP	WLS	BF	H	R	ER	SO	BB	IBB	HBP	BLK	WP	HR	S	P	ERA	WHIP

BOTTOM

Oakland Athletics @ Cleveland Indians

Cleveland Municipal Stadium, Cleveland, OH

Thu Jun 13 1968, 3:33 AM EDT

Att. 4,323 - Unknown

livebaseballscorecards.com

AB	41
R	0
H	8
RBI	0
BB	2
SO	12
LOB	18

WP: 0 PB: 0 SB: 2 CS: 0 PA: 45

Boston Red Sox @ Cleveland Indians

Cleveland Municipal Stadium, Cleveland, OH

Fri Jun 14 1968, 7:05 PM EDT

Att. 21,771 - Unknown

TOP

livebaseballscorecards.com

Batter	1	2	3	4	5	6	7	8	9	AB	R	H	RBI	BB	SO	LOB
Joe Foy, R (1, 5) OBP: 0.352, SLG: 0.326	S S S 0-3 ① K	x 0-0 ③ L7		S S S 0-3 ② K		x 0-0 E8 IBB HR		S S S 0-3 ① K	x 0-0 ③ G3	6	1	0	0	0	3	7
Joe Lahoud, L (1, 9) OBP: 0.351, SLG: 0.283	B B B B 4-0 FC1-4 BB		B B B B 4-0 BB	S S S 0-3 ③ K		x 0-0 ② F3		x 0-0 ② F8		3	0	0	0	2	1	4
Carl Yastrzemski, L (1, 7) OBP: 0.459, SLG: 0.546	x 0-0 ② F5		S S S 0-3 ① K		B B B B 4-0 HR BB	1-2 4-0 HR IBB		x 0-0 HR 1B		3	3	1	0	2	1	2
Ken Harrelson, R (1, 3) OBP: 0.376, SLG: 0.607 George Scott, R (8, 3) OBP: 0.227, SLG: 0.236	x 0-0 ③ FC1-4 1-2f		S S S 0-3 ② K		x 0-0 1-H HR	x 0-0 1-H 2-H HR		x 0-0 1-H HR		5 0	3 0	3 0	7 0	0 0	1 0	2 0
Reggie Smith, S (1, 8) OBP: 0.355, SLG: 0.399		B B B B 4-0 2B BB	x 0-0 ③ F9		x 0-0 FC5-4 1B	x 0-0 ③ L9		x 0-0 1B		4	0	2	0	1	0	1
Rico Petrocelli, R (1, 6) OBP: 0.288, SLG: 0.374		x 0-0 1-3 2B		B B B B 4-0 1B 1B BB	x 0-0 ① FC5-4 1-2f		x 0-0 SH5-3 1B	S S S 0-3 ③ K2-3		4	0	2	0	1	1	2
Elston Howard, R (1, 2) OBP: 0.328, SLG: 0.314		S S S 0-3 ① K		S S S 0-3 ① K	S S S 0-3 ② K		x 0-0 ① SH5-3 1-2		x 0-0 ① G3	4	0	0	0	0	3	4
Mike Andrews, R (1, 4) OBP: 0.335, SLG: 0.323		I I I I 4-0 IBB		x 0-0 1-2 1B	S S S 0-3 ③ K		x 0-0 ② F7		x 0-0 1B	4	0	2	0	1	1	2
Dick Ellsworth, L (1, 1) OBP: 0.100, SLG: 0.069		S S S 0-3 ② K		x 0-0 1-2 2-3 1B		x 0-0 ① F7	x 0-0 ③ 5-3		S S S 0-3 ② K	5	0	1	0	0	2	5

	AB	38
	R	7
	H	11
	RBI	7
	BB	7
	SO	13
	LOB	29

Inning Stats																		
	R: 0	H: 0	R: 0	H: 1	R: 0	H: 0	R: 0	H: 2	R: 2	H: 2	R: 3	H: 1	R: 0	H: 1	R: 2	H: 3	R: 0	H: 1
	E: 0	LOB: 1	E: 0	LOB: 3	E: 0	LOB: 1	E: 0	LOB: 3	E: 0	LOB: 1	E: 1	LOB: 0	E: 0	LOB: 1	E: 0	LOB: 1	E: 0	LOB: 1
	K: 1	BB: 1	K: 2	BB: 2	K: 2	BB: 1	K: 3	BB: 1	K: 2	BB: 1	K: 0	BB: 1	K: 0	BB: 0	K: 2	BB: 0	K: 1	BB: 0
	S: 5	P: 9	S: 8	P: 16	S: 7	P: 11	S: 11	P: 15	S: 9	P: 13	S: 5	P: 9	S: 4	P: 4	S: 10	P: 10	S: 6	P: 6

	1B: 7	SF: 0
	2B: 1	SAC: 1
	3B: 0	DP: 0
	HR: 3	HBP: 0

	WP: 0	PA: 46
	PB: 0	
	SB: 0	
	CS: 0	

PITCHER		IP	WLS	BF	H	R	ER	SO	BB	IBB	HBP	BLK	WP	HR	S	P	ERA	WHIP
Luis Tiant, R ERA: 1.32	(1, 1)	6.0	L	32	6	5	2	10	5	2	0	0	0	2	45	73	3.00	1.833
Eddie Fisher, R ERA: 2.74	(7, 1)	2.0		10	4	2	2	2	0	0	0	0	0	1	14	14	9.00	2.000
Hal Kurtz, R ERA: 1.62	(9, 1)	1.0		4	1	0	0	1	0	0	0	0	0	0	6	6	0.00	1.000

PITCHER	IP	WLS	BF	H	R	ER	SO	BB	IBB	HBP	BLK	WP	HR	S	P	ERA	WHIP

Batter	1	2	3	4	5	6	7	8	9	AB	R	H	RBI	BB	SO	LOB
Jose Cardenal, R (1, 8) OBP: 0.276, SLG: 0.315	3-1 1-3 2B 1B		6-3			HR		F8		4	2	2	1	0	0	0
Larry Brown, R (1, 6) OBP: 0.282, SLG: 0.308	1-3 1-2		6-3			6-3		5-3		4	0	0	0	0	0	1
Tony Horton, R (1, 3) OBP: 0.327, SLG: 0.444	3-1 2-3			4-3		5-3			5-3	4	0	0	0	0	0	1
Joe Azcue, R (1, 2) OBP: 0.327, SLG: 0.347	2B 3-H			F4		FC5-4 1B			F6	4	0	2	1	0	0	0
Max Alvis, R (1, 5) OBP: 0.325, SLG: 0.389	K			F8		FC5-4 1-2f			F6	4	0	0	0	0	1	2
Tommy Harper, R (1, 9) OBP: 0.254, SLG: 0.353		F3			F2		F9			3	0	0	0	0	0	0
Jose Vidal, R (1, 7) OBP: 0.206, SLG: 0.364		K			5-3 1B		6-3			3	0	1	0	0	1	0
Vern Fuller, R (1, 4) OBP: 0.311, SLG: 0.323		K			5-3 1-2		F8			3	0	0	0	0	1	1
Luis Tiant, R (1, 1) OBP: 0.105, SLG: 0.132			1-3		K2-3			1-3		2	0	0	0	0	1	1
Eddie Fisher, R (7, 1)										0	0	0	0	0	0	0
Duke Sims, L (8, PH) OBP: 0.375, SLG: 0.450										1	0	0	0	0	0	0
Hal Kurtz, R (9, 1)										0	0	0	0	0	0	0
Inning Stats	R: 1 H: 2 E: 0 LOB: 1 K: 1 BB: 0 S: 7 P: 7	R: 0 H: 0 E: 0 LOB: 0 K: 2 BB: 0 S: 7 P: 7	R: 0 H: 0 E: 0 LOB: 0 K: 0 BB: 0 S: 3 P: 3	R: 0 H: 0 E: 0 LOB: 0 K: 0 BB: 0 S: 3 P: 3	R: 0 H: 1 E: 0 LOB: 1 K: 1 BB: 0 S: 6 P: 6	R: 1 H: 2 E: 0 LOB: 1 K: 0 BB: 0 S: 5 P: 5	R: 0 H: 0 E: 0 LOB: 0 K: 0 BB: 0 S: 3 P: 3	R: 0 H: 0 E: 0 LOB: 0 K: 0 BB: 0 S: 3 P: 3	R: 0 H: 0 E: 0 LOB: 0 K: 0 BB: 0 S: 3 P: 3	1B: 3 SF: 0 2B: 1 SAC: 0 3B: 0 DP: 0 HR: 1 HBP: 0						

PITCHER	IP	WLS	BF	H	R	ER	SO	BB	IBB	HBP	BLK	WP	HR	S	P	ERA	WHIP
Dick Ellsworth, L (1, 1) ERA: 4.03	9.0	W	32	5	2	2	4	0	0	0	0	0	1	40	40	2.00	0.556

PITCHER	IP	WLS	BF	H	R	ER	SO	BB	IBB	HBP	BLK	WP	HR	S	P	ERA	WHIP

BOTTOM

Boston Red Sox @ Cleveland Indians

Cleveland Municipal Stadium, Cleveland, OH

Fri Jun 14 1968, 7:05 PM EDT

Att. 21,771 - Unknown

livebaseballscorecards.com

AB	32
R	2
H	5
RBI	2
BB	0
SO	4
LOB	6

WP: 0 PA: 32
PB: 0
SB: 0
CS: 0

Boston Red Sox @ Cleveland Indians

Cleveland Municipal Stadium, Cleveland, OH

Sat Jun 15 1968, 3:33 AM EDT

Att. 10,193 - Unknown

TOP

livebaseballscorecards.com

Batter	1	2	3	4	5	6	7	8	9	AB	R	H	RBI	BB	SO	LOB
Joe Foy, R (1, 5) OBP: 0.354, SLG: 0.326	B B B B 4-0 1B S BB		x 0-0 ① SH1 1-2		x 0-0 ① L7	x 0-0 ① 1-2 2-H 1B		x 0-0 ② F2		3	0	1	1	1	0	0
Joe Lahoud, L (1, 9) OBP: 0.371, SLG: 0.286	x 0-0 1-3 1B		B B B B 4-0 FC6-4 1B 1B BB		S S S 0-3 ② K	x 0-0 ③ 5-3		B B B B 4-0 HR BB		3	2	1	0	2	1	2
Carl Yastrzemski, L (1, 7) OBP: 0.462, SLG: 0.562	S S S 0-3 ① K		x 0-0 FC6-4 1-2 2-H 1B		x 0-0 ③ F6		x 0-0 F8 1B 1B 1B	x 0-0 1-H HR		5	2	3	3	0	1	2
Ken Harrelson, R (1, 3) OBP: 0.376, SLG: 0.600	x 0-0 ② F3		x 0-0 ② FC6-4 1B 1-2f 2-3			x 0-0 HR 1B	x 0-0 1B 1-2 1B	x 0-0 ③ 5-3		5	1	2	0	0	0	4
Reggie Smith, S (1, 8) OBP: 0.356, SLG: 0.396	S S S 0-3 ③ K		x 0-0 1-2 3-H 1B			x 0-0 ① F9	S S S 0-3 ① K		B B B B 4-0 F7 3-1 PB BB	4	1	1	1	1	2	5
Rico Petrocelli, R (1, 6) OBP: 0.286, SLG: 0.386		x 0-0 ① F7	x 0-0 ③ F8			x 0-0 1-H HR	x 0-0 ② F8 2-3		x 0-0 1-2 3-1	5	1	1	2	0	0	5
Mike Andrews, R (1, 4) OBP: 0.337, SLG: 0.325		x 0-0 ② F2		x 0-0 ① F4		x 0-0 1B 1B 1B	x 0-0 1-2 3-H 1B		x 0-0 ② F7 2-3	5	1	2	1	0	0	1
Russ Gibson, R (1, 2) OBP: 0.161, SLG: 0.250		x 0-0 ③ F4		S S S 0-3 ② K		x 0-0 ② F4	x 0-0 ③ F9		x 0-0 ③ L4 3-H	5	0	0	0	0	1	3
Ray Culp, R (1, 1) OBP: 0.125, SLG: 0.067			B B B B 4-0 SH1 1B BB	S S S 0-3 ③ K		x 0-0 1B 1-2 1B		x 0-0 ① F8		2	1	1	0	1	1	0
Bill Landis, L (6, 1)										0	0	0	0	0	0	0
Gary Waslewski, R (6, 1) OBP: 0.095, SLG: 0.050										1	0	0	0	0	0	0
Inning Stats	R: 0 E: 0 K: 2 S: 8 H: 1 LOB: 2 BB: 1 P: 12	R: 0 E: 0 K: 0 S: 3 H: 0 LOB: 0 BB: 0 P: 3	R: 2 E: 0 K: 0 S: 5 H: 2 LOB: 2 BB: 2 P: 13	R: 0 E: 0 K: 2 S: 7 H: 0 LOB: 0 BB: 0 P: 7	R: 0 E: 0 K: 1 S: 5 H: 0 LOB: 0 BB: 0 P: 5	R: 3 E: 0 K: 0 S: 8 H: 5 LOB: 2 BB: 0 P: 8	R: 1 E: 0 K: 1 S: 8 H: 3 LOB: 2 BB: 0 P: 8	R: 2 E: 0 K: 0 S: 4 H: 1 LOB: 0 BB: 1 P: 8	R: 1 E: 0 K: 0 S: 3 H: 0 LOB: 0 BB: 1 P: 7	1B: 10 2B: 0 3B: 0 HR: 2 SF: 0 SAC: 1 DP: 0 HBP: 0	WP: 0 PB: 1 SB: 1 CS: 0 PA: 44					

	AB	38
	R	9
	H	12
	RBI	8
	BB	5
	SO	6
	LOB	22

PITCHER		IP	WLS	BF	H	R	ER	SO	BB	IBB	HBP	BLK	WP	HR	S	P	ERA	WHIP
Stan Williams, R ERA: 1.83	(1, 1)	5.1	L	24	5	4	4	5	3	0	0	0	0	1	31	43	6.75	1.500
Hal Kurtz, R ERA: 2.08	(6, 1)	0.2		5	3	1	1	0	0	0	0	0	0	0	5	5	13.50	4.500
Mike Paul, L ERA: 2.77	(7, 1)	2.0		11	4	3	3	1	1	0	0	0	0	1	12	16	13.50	2.500
Eddie Fisher, R ERA: 2.63	(9, 1)	1.0		4	0	1	0	0	1	0	0	0	0	0	3	7	0.00	1.000

PITCHER	IP	WLS	BF	H	R	ER	SO	BB	IBB	HBP	BLK	WP	HR	S	P	ERA	WHIP

BOTTOM

Batter	1	2	3	4	5	6	7	8	9	AB	R	H	RBI	BB	SO	LOB
Jose Cardenal, R (1, 8) OBP: 0.274, SLG: 0.310	B B B B 4-0 S 1B BB		S S S 0-3 ① K		x 0-0 ① F7	S S S 0-3 ③ K			S S S 0-3 ② K	4	1	0	0	1	3	4
Larry Brown, R (1, 6) OBP: 0.280, SLG: 0.305	S S S 0-3 ① K 1-2		x 0-0 ② 6-3		S S S 0-3 ②③ K2-4-2 1-2f		x 0-0 ① 5-3		x 0-0 1B	5	0	1	0	0	2	2
Russ Snyder, L (1, 9) OBP: 0.185, SLG: 0.218	x 0-0 PB 2-H 1B		x 0-0 ③ G3			x 0-0 FC6-4 2B 2B	x 0-0 ② 5-3		x 0-0 ③ F9	5	1	2	1	0	0	1
Lee Maye, L (1, 7) OBP: 0.311, SLG: 0.434	S S S 0-3 ② K 1-2			x 0-0 BB 1B		B B B B 4-0 FC6-4 BB	x 0-0 ③ 4-3			3	0	1	0	1	1	1
Tony Horton, R (1, 3) OBP: 0.321, SLG: 0.437	x 0-0 ③ F6			x 0-0 ① F6		x 0-0 ① FC6-4 2B 1-2f 2-3 BB		x 0-0 ① 6-3		4	1	0	0	0	0	4
Duke Sims, L (1, 2) OBP: 0.384, SLG: 0.463		x 0-0 ① F8		B B B B 4-0 1-2 BB		x 0-0 BB 1-3 3-H 2B		x 0-0 E4 1B		3	0	2	1	1	0	0
Max Alvis, R (1, 5) OBP: 0.320, SLG: 0.382		S S S 0-3 ② K		x 0-0 ② F8		x 0-0 ② F5		x 0-0 ② F4		4	0	0	0	0	1	5
Vern Fuller, R (1, 4) OBP: 0.316, SLG: 0.318 Joe Azcue, R (6, PH) OBP: 0.333, SLG: 0.347 Davey Nelson, R (6, PR) OBP: 0.235, SLG: 0.188 (7, 4)	B B B B 4-0 BB		S S S 0-3 ③ K			B B B B 4-0 BB		x 0-0 ③ F7		1 0 1	0 0 0	0 0 0	0 0 0	1 1 0	1 0 0	2 0 1
Stan Williams, R (1, 1) OBP: 0.333, SLG: 0.273 Hal Kurtz, R (6, 1) Willie Smith, L (6, PH) OBP: 0.276, SLG: 0.208 Tommy Harper, R (6, PH) OBP: 0.260, SLG: 0.353 Mike Paul, L (7, 1) Eddie Fisher, R (9, 1) Jose Vidal, R (9, PH) OBP: 0.200, SLG: 0.353	x 0-0 ③ 5-3				x 0-0 K2-4-2 1B	B B B B 4-0 1-2 2-3 3-H BB			x 0-0 ① F7	2 0 0 0 0 0 0 1	0 0 0 0 0 0 0 0	1 0 0 0 1 0 0 0	0 0 0 0 0 0 0 0	0 0 0 0 0 0 0 0	0 0 0 0 0 0 0 0	1 0 0 0 0 0 0 0
Inning Stats	R: 1 H: 1 E: 0 LOB: 1 K: 2 BB: 1 S: 8 P: 12	R: 0 H: 0 E: 0 LOB: 1 K: 1 BB: 1 S: 5 P: 9	R: 0 H: 0 E: 0 LOB: 0 K: 1 BB: 0 S: 5 P: 5	R: 0 H: 1 E: 0 LOB: 2 K: 1 BB: 1 S: 6 P: 10	R: 0 H: 1 E: 0 LOB: 1 K: 1 BB: 0 S: 5 P: 5	R: 2 H: 2 E: 0 LOB: 3 K: 1 BB: 3 S: 7 P: 19	R: 0 H: 0 E: 0 LOB: 0 K: 0 BB: 0 S: 3 P: 3	R: 0 H: 1 E: 1 LOB: 1 K: 0 BB: 0 S: 4 P: 4	R: 0 H: 1 E: 0 LOB: 1 K: 1 BB: 0 S: 6 P: 6	1B: 5 SF: 0 2B: 3 SAC: 0 3B: 0 DP: 1 HR: 0 HBP: 0						

PITCHER		IP	WLS	BF	H	R	ER	SO	BB	IBB	HBP	BLK	WP	HR	S	P	ERA	WHIP
Ray Culp, R ERA: 4.5	(1, 1)	5.2	W	26	5	3	3	6	5	0	0	0	0	0	33	53	4.76	1.765
Bill Landis, L ERA: 2.6	(6, 1)	0.0		1	0	0	0	0	1	0	0	0	0	0	0	4	∞	∞
Gary Waslewski, R ERA: 3.15	(6, 1)	3.1	S	12	2	0	0	2	0	0	0	0	0	0	16	16	0.00	0.600

PITCHER	IP	WLS	BF	H	R	ER	SO	BB	IBB	HBP	BLK	WP	HR	S	P	ERA	WHIP

Boston Red Sox @ Cleveland Indians

Cleveland Municipal Stadium, Cleveland, OH

Sat Jun 15 1968, 3:33 AM EDT

Att. 10,193 - Unknown

livebaseballscorecards.com

AB	33
R	3
H	7
RBI	3
BB	6
SO	8
LOB	21

WP: 0 PA: 39
PB: 1
SB: 1
CS: 0

Boston Red Sox @ Cleveland Indians

Cleveland Municipal Stadium, Cleveland, OH

Sun Jun 16 1968, 3:33 AM EDT

Att. 23,227 - Unknown

livebaseballscorecards.com

Batter	1	2	3	4	5	6	7	8	9	AB	R	H	RBI	BB	SO	LOB
Joe Foy, R (1, 5) OBP: 0.350, SLG: 0.321	S S S 0-3 ① K		x 0-0 ③ F8			x 0-0 ① G3		x 0-0 ① SH1-4 1-2		3	0	0	0	0	1	0
Joe Lahoud, L (1, 9) OBP: 0.354, SLG: 0.269	x 0-0 ② 5-3			x 0-0 ① G3		S S S 0-3 ② K		B B B B 4-0 HR BB		3	0	0	0	0	1	0
George Scott, R (8, PH) OBP: 0.231, SLG: 0.236 (8, 3)										0	1	0	0	1	0	0
Carl Yastrzemski, L (1, 7) OBP: 0.458, SLG: 0.554	B B B B 4-0 BB			x 0-0 ② F6		x 0-0 ③ 4-3		S S S 0-3 ② K		3	0	0	0	1	1	2
Ken Harrelson, R (1, 3) OBP: 0.379, SLG: 0.614 (8, 9)	x 0-0 ③ 5-3			B B B B 4-0 1B BB			x 0-0 ① 6-3	x 0-0 1-H 2-H HR		3	1	1	3	1	0	1
Reggie Smith, S (1, 8) OBP: 0.363, SLG: 0.400		x 0-0 CS 1B		x 0-0 1-3 1B			B B B B 4-0 HR BB	x 0-0 ③ 5-3		3	1	2	0	1	0	0
Rico Petrocelli, R (1, 6) OBP: 0.285, SLG: 0.399		S S S 0-3 ① ② K 1-2		x 0-0 ③ 1-3			x 0-0 1-H HR		x 0-0 ① 5-3	4	1	1	2	0	1	3
Mike Andrews, R (1, 4) OBP: 0.330, SLG: 0.318		x 0-0 ③ F3			x 0-0 ① 1-4-3		x 0-0 ② F7		x 0-0 ② 6-3	4	0	0	0	0	0	0
Elston Howard, R (1, 2) OBP: 0.325, SLG: 0.306			S S S 0-3 ① K		S S S 0-3 ② K		x 0-0 ③ F9		B B B B 4-0 BB	3	0	0	0	1	2	0
Jim Lonborg, R (1, 1) Bill Landis, L (6, 1) Jerry Adair, R (8, PH) OBP: 0.289, SLG: 0.279 Lee Stange, R (8, 1) OBP: 0.300, SLG: 0.222			S S S 0-3 ② K		x 0-0 ③ L6			B B B B 4-0 SH1-4 HR BB	x 0-0 ③ 4-3	2	0	0	0	0	1	0
										0	0	0	0	0	0	0
										0	1	0	0	1	0	0
										1	0	0	0	0	0	1
Inning Stats	R: 0 E: 0 K: 1 S: 5 H: 0 LOB: 1 BB: 1 P: 9	R: 0 E: 0 K: 1 S: 5 H: 1 LOB: 0 BB: 0 P: 5	R: 0 E: 0 K: 2 S: 7 H: 0 LOB: 0 BB: 0 P: 7	R: 0 E: 0 K: 0 S: 4 H: 1 LOB: 2 BB: 1 P: 8	R: 0 E: 0 K: 1 S: 5 H: 0 LOB: 0 BB: 0 P: 5	R: 0 E: 0 K: 1 S: 5 H: 0 LOB: 0 BB: 0 P: 5	R: 2 E: 0 K: 0 S: 4 H: 1 LOB: 0 BB: 1 P: 8	R: 3 E: 0 K: 1 S: 6 H: 1 LOB: 0 BB: 2 P: 14	R: 0 E: 0 K: 0 S: 3 H: 0 LOB: 1 BB: 1 P: 7	1B: 2 2B: 0 3B: 0 HR: 2		SF: 0 SAC: 1 DP: 0 HBP: 0				

TOP	
AB	29
R	5
H	4
RBI	5
BB	6
SO	7
LOB	7

WP: 0 PB: 0 SB: 0 CS: 1 PA: 36

PITCHER		IP	WLS	BF	H	R	ER	SO	BB	IBB	HBP	BLK	WP	HR	S	P	ERA	WHIP
Sonny Siebert, R ERA: 2.43	(1, 1)	7.0		26	3	2	2	6	3	0	0	0	0	1	35	47	2.57	0.857
Mike Paul, L ERA: 4.5	(8, 1)	1.0	L	6	1	3	3	1	2	0	0	0	0	1	6	14	27.00	3.000
Hal Kurtz, R ERA: 1.96	(9, 1)	1.0		4	0	0	0	0	1	0	0	0	0	0	3	7	0.00	1.000

PITCHER	IP	WLS	BF	H	R	ER	SO	BB	IBB	HBP	BLK	WP	HR	S	P	ERA	WHIP

BOTTOM

Boston Red Sox @ Cleveland Indians

Cleveland Municipal Stadium, Cleveland, OH

Sun Jun 16 1968, 3:33 AM EDT

Att. 23,227 - Unknown

livebaseballscorecards.com

Batter	1	2	3	4	5	6	7	8	9	AB	R	H	RBI	BB	SO	LOB
Russ Snyder, L (1, 9) OBP: 0.200, SLG: 0.216	BBBB 4-0 BB 1B SF7 BB	BBB 4-0 1B 1-2 BB			x 0-0 ① F2		SSS 0-3 ① K 1-2	x 0-0 ③ 6-3		1	1	0	0	2	0	0
Vern Fuller, R (7, 4) OBP: 0.308, SLG: 0.309										2	0	0	0	0	1	2
Billy Harris, L (1, 4) OBP: 0.667, SLG: 0.667	x 0-0 BB 1-2 1B	x 0-0 1-2 2-3 1B			SSS 0-3 ② K		BBBB 4-0 1B BB		SSS 0-3 ① K	3	0	2	0	0	1	0
Tommy Harper, R (7, 9) OBP: 0.263, SLG: 0.350										1	0	0	0	1	1	0
Jimmie Hall, L (1, 8) OBP: 0.310, SLG: 0.266	BBBB 4-0 1-2 2-3 BB	SSS 0-3 ③ K			x 0-0 1B		x 0-0 ② F8		SSS 0-3 ② K	2	0	1	0	1	1	3
Jose Cardenal, R (7, 8) OBP: 0.272, SLG: 0.307										2	0	0	0	0	1	2
Lee Maye, L (1, 7) OBP: 0.302, SLG: 0.426	x 0-0 ① SF7 3-H		x 0-0 ① 4-3		x 0-0 ③ 6-3		x 0-0 1-3 2-H 1B		SSS 0-3 ③ K	2	0	0	1	0	0	1
Joe Azcue, R (7, PH) (8, 2) OBP: 0.336, SLG: 0.350										2	0	1	1	0	1	0
Duke Sims, L (1, 2) OBP: 0.381, SLG: 0.453	x 0-0 ② F9		x 0-0 ② F8			BBBB 4-0 FC4-6 BB	SSS 0-3 ③ K			3	0	0	0	1	1	4
Mike Paul, L (8, 1)										0	0	0	0	0	0	0
Hal Kurtz, R (9, 1)										0	0	0	0	0	0	0
Willie Smith, L (1, 3) OBP: 0.258, SLG: 0.192	x 0-0 ③ F2		x 0-0 ③ G3			x 0-0 ① FC4-6 FC5-4 1-2f		x 0-0 1B SF8 2B		2	0	0	0	0	0	2
Tony Horton, R (6, PH) (7, 3) OBP: 0.323, SLG: 0.442										2	1	1	0	0	0	1
Larry Brown, R (1, 6) OBP: 0.288, SLG: 0.307		BBB 4-0 1B BB BB		H 1-0 G5-4-3 HBP		x 0-0 ② F2		x 0-0 2-3 1B		2	0	1	0	1	0	1
Max Alvis, R (1, 5) OBP: 0.314, SLG: 0.377		SSS 0-3 ① K		x 0-0 ① ② G5-4-3 1-2f		x 0-0 ③ FC5-4 1-2f		x 0-0 ① SF8 3-H		3	0	0	1	0	1	3
Sonny Siebert, R (1, 1) OBP: 0.205, SLG: 0.189		SSS 0-3 ② K		x 0-0 ③ 4-3			BBBB 4-0 S 1B BB	x 0-0 ② F7		2	0	0	0	0	1	1
Jose Vidal, R (7, PH) (8, 7) OBP: 0.216, SLG: 0.343										1	1	0	0	1	0	1
Inning Stats	R: 1 H: 1 E: 0 LOB: 2 K: 0 BB: 2 S: 4 P: 12	R: 0 H: 1 E: 0 LOB: 3 K: 3 BB: 2 S: 10 P: 18	R: 0 H: 0 E: 0 LOB: 0 K: 0 BB: 0 S: 3 P: 3	R: 0 H: 0 E: 0 LOB: 0 K: 0 BB: 0 S: 2 P: 3	R: 0 H: 1 E: 0 LOB: 1 K: 1 BB: 0 S: 6 P: 6	R: 0 H: 0 E: 0 LOB: 1 K: 0 BB: 1 S: 3 P: 7	R: 1 H: 1 E: 0 LOB: 2 K: 2 BB: 2 S: 8 P: 16	R: 1 H: 2 E: 0 LOB: 1 K: 0 BB: 0 S: 5 P: 5	R: 0 H: 0 E: 0 LOB: 0 K: 3 BB: 0 S: 9 P: 9	1B: 5 SF: 2 2B: 1 SAC: 0 3B: 0 DP: 1 HR: 0 HBP: 1							

	AB	30
	R	3
	H	6
	RBI	3
	BB	7
	SO	9
	LOB	21

PITCHER		IP	WLS	BF	H	R	ER	SO	BB	IBB	HBP	BLK	WP	HR	S	P	ERA	WHIP
Jim Lonborg, R (1, 1) ERA: 2.89		5.0		22	3	1	1	4	4	0	1	0	0	0	25	42	1.80	1.400
Bill Landis, L (6, 1) ERA: 2.79		2.0	W	10	1	1	1	2	3	0	0	0	0	0	11	23	4.50	2.000
Lee Stange, R (8, 1) ERA: 4.34		2.0	S	8	2	1	1	3	0	0	0	0	0	0	14	14	4.50	1.000

PITCHER	IP	WLS	BF	H	R	ER	SO	BB	IBB	HBP	BLK	WP	HR	S	P	ERA	WHIP

Batter	1	2	3	4	5	6	7	8	9	AB	R	H	RBI	BB	SO	LOB
Russ Snyder, L (1, 9) OBP: 0.230, SLG: 0.264	S S S 0-3 ① K		x 0-0 2B		B B B 4-0 2B BB		x 0-0 3B		B B B 4-0 BB	3	0	2	0	2	1	0
Jose Cardenal, R (9, PR) OBP: 0.272, SLG: 0.307										0	0	0	0	0	0	0
Billy Harris, L (1, 5) OBP: 0.375, SLG: 0.500	x 0-0 ② 4-3		x 0-0 ② F8		x 0-0 1-3 2B		x 0-0 ③ F5		S S S 0-3 ② K	5	0	1	0	0	1	4
Lee Maye, L (1, 7) OBP: 0.297, SLG: 0.415	x 0-0 1B		x 0-0 ③ 3-1		x 0-0 ③ L6			x 0-0 ① 4-3	x 0-0 ③ G3	5	0	1	0	0	0	5
Jimmie Hall, L (1, 8) OBP: 0.309, SLG: 0.260	x 0-0 ③ 1-3			B B B 4-0 FC5-4 BB		x 0-0 ① F4		x 0-0 ② 6-3		3	0	0	0	1	0	1
Duke Sims, L (1, 2) OBP: 0.390, SLG: 0.457		x 0-0 1B	S S S 0-3 ① K		B B B 4-0 BB			x 0-0 FC6-4 1B		3	0	2	0	1	1	1
Tony Horton, R (1, 3) OBP: 0.318, SLG: 0.434		S S S 0-3 ① K		x 0-0 ② FC5-4 1-2f		S S S 0-3 ② K		x 0-0 ③ FC6-4 1-2f		4	0	0	0	0	2	4
Larry Brown, R (1, 6) OBP: 0.283, SLG: 0.301		x 0-0 ② F9		x 0-0 ③ F7		x 0-0 ③ F8			x 0-0 ① F6	4	0	0	0	0	0	3
Vern Fuller, R (1, 4) OBP: 0.296, SLG: 0.296		x 0-0 ③ F9			x 0-0 ① 5-3		x 0-0 ① F8		x 0-0 E5 2B	3	0	0	0	0	0	1
Joe Azcue, R (9, PH) OBP: 0.333, SLG: 0.346										1	1	0	0	0	0	0
Steve Hargan, R (1, 1) OBP: 0.206, SLG: 0.242			x 0-0 ① 5-3		x 0-0 ② L7		x 0-0 ② 2-3		x 0-0 1-H 2B	3	0	0	0	0	0	0
Willie Smith, L (9, PH) OBP: 0.281, SLG: 0.259										1	0	1	1	0	0	0
Davey Nelson, R (9, PR) OBP: 0.235, SLG: 0.188										0	0	0	0	0	0	0
Inning Stats	R: 0 H: 1 E: 0 LOB: 1 K: 1 BB: 0 S: 6 P: 6	R: 0 H: 1 E: 0 LOB: 1 K: 1 BB: 0 S: 6 P: 6	R: 0 H: 1 E: 0 LOB: 1 K: 0 BB: 0 S: 4 P: 4	R: 0 H: 0 E: 0 LOB: 1 K: 1 BB: 1 S: 5 P: 9	R: 0 H: 1 E: 0 LOB: 2 K: 0 BB: 1 S: 4 P: 8	R: 0 H: 0 E: 0 LOB: 1 K: 1 BB: 1 S: 5 P: 9	R: 0 H: 1 E: 0 LOB: 1 K: 0 BB: 0 S: 4 P: 4	R: 0 H: 1 E: 0 LOB: 1 K: 0 BB: 0 S: 4 P: 4	R: 1 H: 1 E: 1 LOB: 2 K: 1 BB: 1 S: 7 P: 11	1B: 3 SF: 0 2B: 3 SAC: 0 3B: 1 DP: 0 HR: 0 HBP: 0						

TOP

Cleveland Indians @ Chicago White Sox

Milwaukee County Stadium, Milwaukee, WI

Mon Jun 17 1968, 8:05 PM EDT

Att. 28,081 - Unknown

livebaseballscorecards.com

AB	35
R	1
H	7
RBI	1
BB	4
SO	5
LOB	19

WP: 0 PA: 39
PB: 0
SB: 0
CS: 0

PITCHER		IP	WLS	BF	H	R	ER	SO	BB	IBB	HBP	BLK	WP	HR	S	P	ERA	WHIP
Jack Fisher, R ERA: 2.56	(1, 1)	8.1	W	36	7	1	0	4	3	0	0	0	0	0	41	53	0.00	1.200
Bob Locker, R ERA: 3.38	(9, 1)	0.2	S	3	0	0	0	1	1	0	0	0	0	0	4	8	0.00	1.500

PITCHER	IP	WLS	BF	H	R	ER	SO	BB	IBB	HBP	BLK	WP	HR	S	P	ERA	WHIP

Batter	1	2	3	4	5	6	7	8	9	AB	R	H	RBI	BB	SO	LOB
Luis Aparicio, R (1, 6) OBP: 0.282, SLG: 0.320	F3		6-3			SH5-3 1B	6-3			4	0	1	0	0	0	3
Tom McCraw, L (1, 3) OBP: 0.288, SLG: 0.401	F8			F4		SH5-3 1-2		L8		3	0	0	0	0	0	0
Tommy Davis, R (1, 7) OBP: 0.239, SLG: 0.298	K			4-3		F3		1-4-3		4	0	0	0	0	1	1
Leon Wagner, L (1, 9) OBP: 0.319, SLG: 0.271		CS 1B		BB		G3		F9		2	0	1	0	1	0	1
Duane Josephson, R (8, 2) OBP: 0.278, SLG: 0.327										1	0	0	0	0	0	0
Pete Ward, L (1, 5) OBP: 0.390, SLG: 0.423		F7 1-2		F4			1B SH5-4 3B BB			2	0	0	0	1	0	2
Sandy Alomar Sr., S (7, PR) OBP: 0.256, SLG: 0.268										0	1	0	0	0	0	0
(8, 5)																
Ken Berry, R (1, 8) OBP: 0.275, SLG: 0.339		6-3			FC6-4 1B		SH5-4 1-2			2	0	1	0	0	0	0
Wayne Causey, L (1, 4) OBP: 0.281, SLG: 0.204			2B		FC6-4 1-2f		3B 1B 2-3			3	0	2	0	0	0	1
Buddy Bradford, R (7, PR) OBP: 0.196, SLG: 0.244										0	1	0	0	0	0	0
(8, 9)																
Jerry McNertney, R (1, 2) OBP: 0.302, SLG: 0.261			5-3		F7		3B 1-H 3-H			2	0	0	0	0	0	2
Bill Voss, L (7, PH) OBP: 0.241, SLG: 0.172										1	0	1	2	0	0	0
Tim Cullen, R (8, 4) OBP: 0.283, SLG: 0.272										0	0	0	0	0	0	0
Jack Fisher, R (1, 1) OBP: 0.154, SLG: 0.154			5-3		F8		K			3	0	0	0	0	1	4
Bob Locker, S (9, 1)										0	0	0	0	0	0	0
Inning Stats	R: 0 E: 0 K: 1 S: 5 H: 0 LOB: 0 BB: 0 P: 5	R: 0 E: 0 K: 0 S: 3 H: 1 LOB: 0 BB: 0 P: 3	R: 0 E: 0 K: 0 S: 4 H: 1 LOB: 1 BB: 0 P: 4	R: 0 E: 0 K: 0 S: 3 H: 0 LOB: 1 BB: 1 P: 7	R: 0 E: 0 K: 0 S: 4 H: 1 LOB: 1 BB: 0 P: 4	R: 0 E: 0 K: 0 S: 4 H: 1 LOB: 1 BB: 0 P: 4	R: 2 E: 0 K: 1 S: 7 H: 2 LOB: 2 BB: 1 P: 11	R: 0 E: 0 K: 0 S: 3 H: 0 LOB: 0 BB: 0 P: 3							

PITCHER	IP	WLS	BF	H	R	ER	SO	BB	IBB	HBP	BLK	WP	HR	S	P	ERA	WHIP
Steve Hargan, R (1, 1) ERA: 3.09	8.0	L	31	6	2	2	2	2	0	0	0	0	0	33	41	2.25	1.000

PITCHER	IP	WLS	BF	H	R	ER	SO	BB	IBB	HBP	BLK	WP	HR	S	P	ERA	WHIP

BOTTOM

Cleveland Indians @ Chicago White Sox

Milwaukee County Stadium, Milwaukee, WI

Mon Jun 17 1968, 8:05 PM EDT

Att. 28,081 - Unknown

livebaseballscorecards.com

AB	27
R	2
H	6
RBI	2
BB	2
SO	2
LOB	14

1B: 4	SF: 0	WP: 0	PA: 31
2B: 1	SAC: 2	PB: 0	
3B: 1	DP: 0	SB: 0	
HR: 0	HBP: 0	CS: 1	

Batter	1	2	3	4	5	6	7	8	9	AB	R	H	RBI	BB	SO	LOB
Max Alvis, R (1, 5) OBP: 0.316, SLG: 0.377	F7		K		2-3 1B	1-2 2-H 3-H 1B		K		5	0	2	2	0	2	0
Larry Brown, R (1, 6) OBP: 0.282, SLG: 0.303	F8		2B		F9	5-3			F9	5	0	1	0	0	0	4
Tony Horton, R (1, 3) OBP: 0.319, SLG: 0.431	1B		6-3			WP 1B 1B BB	F9		F2	4	1	1	0	1	0	1
Joe Azcue, R (1, 2) OBP: 0.331, SLG: 0.343	F9			5-3		1B WP BB 1-2 1B	6-3		FC4-3 1B	4	1	1	0	0	0	1
Duke Sims, L (8, 2) OBP: 0.393, SLG: 0.461				F7 1B		BB 1B 1-2 2-3 IBB	E S 1B		FC4-3 1-2f	1	0	1	0	0	0	0
Jose Cardenal, R (1, 8) OBP: 0.278, SLG: 0.310		5-3								4	1	2	0	1	0	1
Tommy Harper, R (1, 9) OBP: 0.263, SLG: 0.355		2B		F7 1-2		F6	E5 1-3			4	0	1	0	0	0	5
Jose Vidal, R (1, 7) OBP: 0.225, SLG: 0.342		F9			1-3	BB 1B 1-2 2-3 3-H 1B	F8			3	1	1	1	0	0	1
Jimmie Hall, L (7, PH) OBP: 0.307, SLG: 0.258 (7, 7)										1	0	0	0	0	0	2
Vern Fuller, R (1, 4) OBP: 0.306, SLG: 0.288		2-3			1B SH2-4 BB	1B 1-2 2-3 3-H BB		6-3		2	0	0	1	2	0	1
Sam McDowell, L (1, 1) OBP: 0.143, SLG: 0.122			F6		SH2-4 1-2	K		K		3	0	0	0	0	2	3
Stan Williams, R (9, 1) OBP: 0.333, SLG: 0.273										0	0	0	0	0	0	0
Inning Stats	R: 0 E: 0 K: 0 S: 4 H: 1 LOB: 1 BB: 0 P: 4	R: 0 E: 0 K: 0 S: 4 H: 1 LOB: 1 BB: 0 P: 4	R: 0 E: 0 K: 1 S: 6 H: 1 LOB: 1 BB: 0 P: 6	R: 0 E: 0 K: 0 S: 3 H: 1 LOB: 1 BB: 0 P: 3	R: 0 E: 0 K: 0 S: 4 H: 1 LOB: 2 BB: 1 P: 8	R: 4 E: 0 K: 1 S: 8 H: 3 LOB: 2 BB: 3 P: 20	R: 0 E: 1 K: 0 S: 5 H: 1 LOB: 2 BB: 0 P: 5	R: 0 E: 0 K: 2 S: 7 H: 0 LOB: 0 BB: 0 P: 7	R: 0 E: 0 K: 0 S: 4 H: 1 LOB: 1 BB: 0 P: 4	1B: 8 2B: 2 3B: 0 HR: 0	SF: 0 SAC: 1 DP: 0 HBP: 0						

PITCHER	IP	WLS	BF	H	R	ER	SO	BB	IBB	HBP	BLK	WP	HR	S	P	ERA	WHIP
Gary Peters, L (1, 1) ERA: 3.46	5.1	L	26	7	4	4	1	3	1	0	0	1	0	24	40	6.75	1.875
Hoyt Wilhelm, R (6, 1) ERA: 1.52	1.2		8	2	0	0	1	0	0	0	0	0	0	10	10	0.00	1.200
Don McMahon, R (8, 1) ERA: 2.67	1.0		3	0	0	0	2	0	0	0	0	0	0	7	7	0.00	0.000
Wilbur Wood, L (9, 1) ERA: 1.84	1.0		4	1	0	0	0	0	0	0	0	0	0	4	4	0.00	1.000

PITCHER	IP	WLS	BF	H	R	ER	SO	BB	IBB	HBP	BLK	WP	HR	S	P	ERA	WHIP

TOP

Cleveland Indians @ Chicago White Sox

Comiskey Park, Chicago, IL

Tue Jun 18 1968, 8:05 PM EDT

Att. 7,635 - Unknown

livebaseballscorecards.com

AB	36
R	4
H	10
RBI	4
BB	4
SO	4
LOB	19

WP: 1	PA: 41		
PB: 0			
SB: 1			
CS: 0			

Batter	1	2	3	4	5	6	7	8	9	AB	R	H	RBI	BB	SO	LOB
Luis Aparicio, R (1, 6) OBP: 0.280, SLG: 0.318	F3		F9		1B		F8		1-3	5	0	1	0	0	0	1
Tom McCraw, L (1, 3) OBP: 0.281, SLG: 0.392	K		K		3-1		E6		F4	5	0	0	0	0	2	2
Tommy Davis, R (1, 7) OBP: 0.232, SLG: 0.288	3-1			G3		F7	F9		6-3	5	0	0	0	0	0	2
Duane Josephson, R (1, 2) OBP: 0.290, SLG: 0.331 Jerry McNertney, R (8, PH) OBP: 0.315, SLG: 0.261 (9, 2)		1B		FC5-4 E	HBP	1B		1-3 1B 1B	BB	1 0	0 1	1 0	0 0	1 1	0 0	0 0
Ken Berry, R (1, 8) OBP: 0.275, SLG: 0.337		F4		E5 FC5-4 1-2		F4		1B 1-3 1-2 1B		4	0	1	0	0	0	3
Dick Kenworthy, R (1, 5) OBP: 0.325, SLG: 0.297		1-3 1B		FC5-4 1-2f 2-3		1-2 1B		F9		4	0	2	0	0	0	4
Buddy Bradford, R (1, 9) OBP: 0.190, SLG: 0.237 Pete Ward, L (8, PH) OBP: 0.388, SLG: 0.420 (9, 9)	K		K		K		K	1-3 1-2 2-3		3 1	0 0	0 0	0 0	0 0	3 0	6 2
Sandy Alomar Sr., S (1, 4) OBP: 0.261, SLG: 0.256 Wayne Causey, L (8, PH) OBP: 0.293, SLG: 0.220 (9, 4)	4-3				F2		E WP BB	1B 2-3 3-H		2 1	0 0	0 1	0 1	1 0	0 0	2 0
Gary Peters, L (1, 1) OBP: 0.271, SLG: 0.349 Hoyt Wilhelm, R (6, 1) Leon Wagner, L (7, PH) OBP: 0.314, SLG: 0.267 Don McMahon, R (8, 1) OBP: 0.500, SLG: 0.500 Bill Voss, L (8, PH) OBP: 0.239, SLG: 0.171 Wilbur Wood, R (9, 1)			3-1		F9		K 1-2	K		2 0 1 0 1 0	0 0 0 0 0 0	0 0 0 0 0 0	0 0 0 0 0 0	0 0 1 0 0 0	0 0 0 0 1 0	0 0 1 0 2 0
Inning Stats	R: 0 E: 0 K: 1 S: 5 H: 0 LOB: 0 BB: 0 P: 5	R: 0 E: 0 K: 1 S: 7 H: 2 LOB: 2 BB: 0 P: 7	R: 0 E: 0 K: 1 S: 5 H: 0 LOB: 0 BB: 0 P: 5	R: 0 E: 1 K: 1 S: 6 H: 0 LOB: 2 BB: 1 P: 10	R: 0 E: 0 K: 0 S: 4 H: 1 LOB: 1 BB: 0 P: 4	R: 0 E: 0 K: 1 S: 6 H: 1 LOB: 2 BB: 0 P: 7	R: 0 E: 1 K: 1 S: 6 H: 0 LOB: 2 BB: 1 P: 10	R: 1 E: 0 K: 1 S: 7 H: 2 LOB: 2 BB: 1 P: 11	R: 0 E: 0 K: 0 S: 3 H: 0 LOB: 0 BB: 0 P: 3	1B: 6 2B: 0 3B: 0 HR: 0	SF: 0 SAC: 0 DP: 0 HBP: 1		WP: 1 PB: 0 SB: 0 CS: 0	PA: 39		

PITCHER		IP	WLS	BF	H	R	ER	SO	BB	IBB	HBP	BLK	WP	HR	S	P	ERA	WHIP
Sam McDowell, L ERA: 1.78	(1, 1)	8.0	W	36	6	1	1	7	3	0	1	0	1	0	46	59	1.12	1.125
Stan Williams, R ERA: 1.81	(9, 1)	1.0	S	3	0	0	0	0	0	0	0	0	0	0	3	3	0.00	0.000

PITCHER	IP	WLS	BF	H	R	ER	SO	BB	IBB	HBP	BLK	WP	HR	S	P	ERA	WHIP

BOTTOM

Cleveland Indians @ Chicago White Sox

Comiskey Park, Chicago, IL

Tue Jun 18 1968, 8:05 PM EDT

Att. 7,635 - Unknown

livebaseballscorecards.com

AB	35
R	1
H	6
RBI	1
BB	3
SO	7
LOB	25

Batter	1	2	3	4	5	6	7	8	9	AB	R	H	RBI	BB	SO	LOB
Russ Snyder, L (1, 9) OBP: 0.248, SLG: 0.281	x 0-0 SH1-3 1B		x 0-0 ① 4-3		x 0-0 1B		x 0-0 1B 1-2 3-H 1B		x 0-0 ③ 4-3	5	0	3	1	0	0	0
Billy Harris, L (1, 5) (7, 4) OBP: 0.364, SLG: 0.400	x 0-0 ① SH1-3 1-2		B B B B 4-0 BB		x 0-0 ③ F6		x 0-0 ① F7			2	0	0	0	1	0	3
Tony Horton, R (1, 3) OBP: 0.318, SLG: 0.428	x 0-0 ② 5-3		S S S 0-3 ② K			x 0-0 ① F8	x 0-0 G6-4-3 1-2 2-H 1B			4	0	1	1	0	1	2
Jimmie Hall, L (1, 8) OBP: 0.301, SLG: 0.252 Jose Cardenal, R (7, PH) (7, 8) OBP: 0.277, SLG: 0.309	x 0-0 ③ F3		x 0-0 ③ F9			x 0-0 ② F8	x 0-0 ② ③ G6-4-3 1-2f			3	0	0	0	0	0	2
										1	0	0	0	0	0	2
Lee Maye, L (1, 7) OBP: 0.298, SLG: 0.407 Tommy Harper, R (8, PH) (8, 7) OBP: 0.261, SLG: 0.352		x 0-0 ① F8		S S S 0-3 ① K		B B B B 4-0 WP 2B BB		x 0-0 ① F7		2	1	0	0	1	1	0
										1	0	0	0	0	0	0
Duke Sims, L (1, 2) OBP: 0.390, SLG: 0.462		x 0-0 ② F6		x 0-0 ② F9		x 0-0 1-H 2B		x 0-0 ② 4-3		4	0	1	1	0	0	0
Larry Brown, R (1, 6) OBP: 0.281, SLG: 0.302		x 0-0 BB 1B		x 0-0 ③ 5-3		x 0-0 ③ 5-3		x 0-0 ③ 6-3		4	0	1	0	0	0	1
Vern Fuller, R (1, 4) OBP: 0.310, SLG: 0.284 Willie Smith, L (7, PH) OBP: 0.273, SLG: 0.250 Davey Nelson, R (7, PR) OBP: 0.235, SLG: 0.188 Max Alvis, R (7, 5) OBP: 0.315, SLG: 0.376		B B B B 4-0 1-2 BB		S S S 0-3 ① K			x 0-0 E6 SH 1B		x 0-0 ① 4-3	1	0	0	0	1	1	0
										1	0	0	0	0	0	0
										0	1	0	0	0	0	0
										1	0	0	0	0	0	0
Luis Tiant, R (1, 1) OBP: 0.098, SLG: 0.122		x 0-0 ③ 6-3			x 0-0 ② 4-3		x 0-0 SH 1B 1B 2-3		x 0-0 ② F7	3	1	0	0	0	0	2
Inning Stats	R: 0 E: 0 K: 0 S: 4 H: 1 LOB: 1 BB: 0 P: 4	R: 0 E: 0 K: 0 S: 4 H: 1 LOB: 2 BB: 1 P: 8	R: 0 E: 0 K: 1 S: 5 H: 0 LOB: 1 BB: 1 P: 9	R: 0 E: 0 K: 1 S: 5 H: 0 LOB: 0 BB: 0 P: 5	R: 0 E: 0 K: 1 S: 6 H: 1 LOB: 1 BB: 0 P: 6	R: 1 E: 0 K: 0 S: 4 H: 1 LOB: 1 BB: 1 P: 8	R: 2 E: 1 K: 0 S: 6 H: 2 LOB: 1 BB: 0 P: 6	R: 0 E: 0 K: 0 S: 3 H: 0 LOB: 0 BB: 0 P: 3	R: 0 E: 0 K: 0 S: 3 H: 0 LOB: 0 BB: 0 P: 3	1B: 5 2B: 1 3B: 0 HR: 0	SF: 0 SAC: 2 DP: 1 HBP: 0						

TOP

Cleveland Indians @ Chicago White Sox

Comiskey Park, Chicago, IL

Wed Jun 19 1968, 8:05 PM EDT

Att. 8,643 - Unknown

livebaseballscorecards.com

AB	32
R	3
H	6
RBI	3
BB	3
SO	3
LOB	12

		WP: 1	PA: 37
		PB: 0	
		SB: 0	
		CS: 0	

PITCHER		IP	WLS	BF	H	R	ER	SO	BB	IBB	HBP	BLK	WP	HR	S	P	ERA	WHIP
Bob Priddy, R ERA: 2.81	(1, 1)	5.2		24	4	1	1	3	3	0	0	0	1	0	27	39	1.59	1.235
Bob Locker, R ERA: 3.6	(6, 1)	0.2	L	6	2	2	1	0	0	0	0	0	0	0	6	6	13.50	3.000
Wilbur Wood, L ERA: 1.76	(7, 1)	2.2		7	0	0	0	0	0	0	0	0	0	0	7	7	0.00	0.000

PITCHER	IP	WLS	BF	H	R	ER	SO	BB	IBB	HBP	BLK	WP	HR	S	P	ERA	WHIP

Batter	1	2	3	4	5	6	7	8	9	AB	R	H	RBI	BB	SO	LOB
Luis Aparicio, R (1, 6) OBP: 0.276, SLG: 0.312	F3		6-3		F7			4-3 1-2		4	0	0	0	0	0	1
Wayne Causey, L (1, 4) OBP: 0.274, SLG: 0.204	4-3		F4			F7		K		4	0	0	0	0	1	2
Tom McCraw, L (1, 3) OBP: 0.277, SLG: 0.384	F3			F9		F7			4-3	4	0	0	0	0	0	0
Leon Wagner, L (1, 9) OBP: 0.315, SLG: 0.258 Wilbur Wood, R (7, 1) Tommy Davis, R (9, PH) OBP: 0.230, SLG: 0.287		3-1		BBBB 4-0 FC4-6 BB		G3			F2	2 0 1	0 0 0	0 0 0	0 0 0	1 0 0	0 0 0	0 0 0
Pete Ward, L (1, 7) OBP: 0.385, SLG: 0.417		F9		FC4-6 FC6-4 1-2f			F7		1B	4	0	1	0	0	0	1
Dick Kenworthy, R (1, 5) OBP: 0.318, SLG: 0.293		BB 1B		FC6-4 1-2f			K		K	4	0	1	0	0	2	2
Ken Berry, R (1, 8) OBP: 0.276, SLG: 0.333		BBBB 4-0 1-2 BB			L7		K			2	0	0	0	1	1	0
Jerry McNertney, R (1, 2) OBP: 0.316, SLG: 0.250 Buddy Bradford, R (8, PR) OBP: 0.190, SLG: 0.237 Duane Josephson, R (9, 2) OBP: 0.290, SLG: 0.331		F8			F7			BBBB 4-0 4-3 BB		2 0 0	0 0 0	0 0 0	0 0 0	1 0 0	0 0 0	2 0 0
Bob Priddy, R (1, 1) OBP: 0.143, SLG: 0.571 Bob Locker, S (6, 1) Bill Voss, L (7, 9) OBP: 0.237, SLG: 0.169			K		HR			K		2 0 1	1 0 0	1 0 0	1 0 0	0 0 1	1 0 1	0 0 1
Inning Stats	R: 0 E: 0 K: 0 S: 3 H: 0 LOB: 0 BB: 0 P: 3	R: 0 E: 0 K: 0 S: 4 H: 1 LOB: 2 BB: 1 P: 8	R: 0 E: 0 K: 1 S: 5 H: 0 LOB: 0 BB: 0 P: 5	R: 0 E: 0 K: 0 S: 3 H: 0 LOB: 1 BB: 1 P: 7	R: 1 E: 0 K: 0 S: 4 H: 1 LOB: 0 BB: 0 P: 4	R: 0 E: 0 K: 0 S: 3 H: 0 LOB: 0 BB: 0 P: 3	R: 0 E: 0 K: 2 S: 7 H: 0 LOB: 0 BB: 0 P: 7	R: 0 E: 0 K: 2 S: 7 H: 0 LOB: 2 BB: 1 P: 11	R: 0 E: 0 K: 1 S: 6 H: 1 LOB: 1 BB: 0 P: 6	1B: 2 2B: 0 3B: 0 HR: 1	SF: 0 SAC: 0 DP: 0 HBP: 0			WP: 0 PB: 0 SB: 0 CS: 0	PA: 33		

PITCHER	IP	WLS	BF	H	R	ER	SO	BB	IBB	HBP	BLK	WP	HR	S	P	ERA	WHIP
Luis Tiant, R (1, 1) ERA: 1.29	9.0	W	33	3	1	1	6	3	0	0	0	0	1	42	54	1.00	0.667

PITCHER	IP	WLS	BF	H	R	ER	SO	BB	IBB	HBP	BLK	WP	HR	S	P	ERA	WHIP

BOTTOM

Cleveland Indians @ Chicago White Sox

Comiskey Park, Chicago, IL

Wed Jun 19 1968, 8:05 PM EDT

Att. 8,643 - Unknown

livebaseballscorecards.com

AB	30
R	1
H	3
RBI	1
BB	3
SO	6
LOB	9

Batter	1	2	3	4	5	6	7	8	9	AB	R	H	RBI	BB	SO	LOB
Max Alvis, R (1, 5) OBP: 0.310, SLG: 0.369	E3 G5-4-3	K			K			F3		4	0	0	0	0	2	1
Larry Brown, R (1, 6) OBP: 0.276, SLG: 0.297	G5-4-3 1-2f		L5			6-3		G3		4	0	0	0	0	0	2
Jose Cardenal, R (1, 8) OBP: 0.280, SLG: 0.312	1B 2B 1B		F9			K			2B 1B	4	2	2	0	0	1	0
Tony Horton, R (1, 3) OBP: 0.321, SLG: 0.433	2B 2B 1B 1-2		5-3			6-3			1-H 2B	4	1	2	1	0	0	0
Tommy Harper, R (1, 7) OBP: 0.261, SLG: 0.357	2B 2B 1-3 2-H			F2			K		6-3	4	1	1	1	0	1	1
Duke Sims, L (1, 2) OBP: 0.389, SLG: 0.466	2B 2-H 3-H			5-3			G3		6-3	3	0	1	2	0	0	0
Joe Azcue, R (9, PH) OBP: 0.328, SLG: 0.339										1	0	0	0	0	0	1
Jose Vidal, R (1, 9) OBP: 0.205, SLG: 0.310	F4			6-3			K		6-3	4	0	0	0	0	1	2
Vern Fuller, R (1, 4) OBP: 0.311, SLG: 0.276		K			K			FC5-6 HBP		2	0	0	0	0	2	0
Stan Williams, R (1, 1) OBP: 0.308, SLG: 0.250		F8			K			FC5-6 1-2f		2	0	0	0	0	1	0
Mike Paul, L (6, 1)										1	0	0	0	0	0	1
Hal Kurtz, R (8, 1)										0	0	0	0	0	0	0
Inning Stats	R: 3 H: 4 E: 1 LOB: 1 K: 0 BB: 0 S: 7 P: 7	R: 0 H: 0 E: 0 LOB: 0 K: 2 BB: 0 S: 7 P: 7	R: 0 H: 0 E: 0 LOB: 0 K: 0 BB: 0 S: 3 P: 3	R: 0 H: 0 E: 0 LOB: 0 K: 0 BB: 0 S: 3 P: 3	R: 0 H: 0 E: 0 LOB: 0 K: 3 BB: 0 S: 9 P: 9	R: 0 H: 0 E: 0 LOB: 0 K: 1 BB: 0 S: 5 P: 5	R: 0 H: 0 E: 0 LOB: 0 K: 2 BB: 0 S: 7 P: 7	R: 0 H: 0 E: 0 LOB: 1 K: 0 BB: 0 S: 3 P: 4	R: 1 H: 2 E: 0 LOB: 1 K: 0 BB: 0 S: 5 P: 5	1B: 3 SF: 0 2B: 3 SAC: 0 3B: 0 DP: 1 HR: 0 HBP: 1						

PITCHER		IP	WLS	BF	H	R	ER	SO	BB	IBB	HBP	BLK	WP	HR	S	P	ERA	WHIP
Tommy John, L ERA: 1.69	(1, 1)	8.0	W	31	6	4	4	8	0	0	1	0	0	0	46	47	4.50	0.750
Wilbur Wood, L ERA: 1.73	(9, 1)	1.0	S	3	0	0	0	0	0	0	0	0	0	0	3	3	0.00	0.000

PITCHER	IP	WLS	BF	H	R	ER	SO	BB	IBB	HBP	BLK	WP	HR	S	P	ERA	WHIP

TOP

Cleveland Indians @ Chicago White Sox

Comiskey Park, Chicago, IL

Thu Jun 20 1968, 8:05 PM EDT

Att. 3,174 - Unknown

livebaseballscorecards.com

AB	33
R	4
H	6
RBI	4
BB	0
SO	8
LOB	8

WP: 0 PA: 34
PB: 0
SB: 0
CS: 0

Batter	1	2	3	4	5	6	7	8	9	AB	R	H	RBI	BB	SO	LOB
Luis Aparicio, R (1, 6) OBP: 0.275, SLG: 0.307	5-3		G6-4-3 1-2f		4-3			SH1-3 S HR BB F3		4	1	0	0	1	0	4
Wayne Causey, L (1, 4) OBP: 0.262, SLG: 0.193 Sandy Alomar Sr., S (9, 5) OBP: 0.261, SLG: 0.256	6-3			4-3		E3 2B 4-3		SH1-3 1-3		3 0	1 0	0 0	0 0	0 0	0 0	0 0
Leon Wagner, L (1, 9) OBP: 0.338, SLG: 0.348 Tim Cullen, R (9, 4) OBP: 0.283, SLG: 0.272	F4			S 1B 1B		4-3 1-3 2B		HR 3-H		4 0	2 0	3 0	2 0	0 0	0 0	0 0
Pete Ward, L (1, 5) OBP: 0.378, SLG: 0.408 Bill Voss, L (9, 9) OBP: 0.237, SLG: 0.169		F7		K 1-2		4-3 2-3 3-H		K		4 0	0 0	0 0	1 0	0 0	2 0	2 0
Tom McCraw, L (1, 3) OBP: 0.280, SLG: 0.388		F7		1B BB		K		1B 2B		3	1	1	0	1	1	1
Tommy Davis, R (1, 7) OBP: 0.237, SLG: 0.292 Buddy Bradford, R (8, PR) OBP: 0.190, SLG: 0.237 (9, 7)		F7		1-3 2-H 1B		F3		2B 2-H 1B		4 0	0 1	2 0	2 0	0 0	0 0	1 0
Ken Berry, R (1, 8) OBP: 0.275, SLG: 0.337			6-3	K		F8		2B 1-H		4	1	1	1	0	1	2
Jerry McNertney, R (1, 2) OBP: 0.328, SLG: 0.240			1B HBP		F4	F7		2B IBB		2	1	0	0	1	0	0
Tommy John, R (1, 1) OBP: 0.188, SLG: 0.313 Wilbur Wood, R (9, 1)			G6-4-3 1-2 1B		L4	F8		2B 1-H 2-H		4 0	0 0	2 0	2 0	0 0	0 0	0 0
Inning Stats	R: 0 E: 0 K: 0 S: 3 H: 0 LOB: 0 BB: 0 P: 3	R: 0 E: 0 K: 0 S: 3 H: 0 LOB: 0 BB: 0 P: 3	R: 0 E: 0 K: 0 S: 3 H: 1 LOB: 1 BB: 0 P: 4	R: 1 E: 0 K: 2 S: 9 H: 2 LOB: 2 BB: 1 P: 13	R: 0 E: 0 K: 0 S: 3 H: 0 LOB: 0 BB: 0 P: 3	R: 1 E: 1 K: 1 S: 7 H: 1 LOB: 1 BB: 0 P: 7	R: 0 E: 0 K: 0 S: 3 H: 0 LOB: 0 BB: 0 P: 3	R: 6 E: 0 K: 1 S: 10 H: 5 LOB: 2 BB: 2 P: 18		1B: 4 2B: 4 3B: 0 HR: 1 SF: 0 SAC: 1 DP: 1 HBP: 1					

PITCHER		IP	WLS	BF	H	R	ER	SO	BB	IBB	HBP	BLK	WP	HR	S	P	ERA	WHIP
Stan Williams, R ERA: 1.81	(1, 1)	5.0		21	4	2	1	2	1	0	1	0	0	0	23	28	1.80	1.000
Mike Paul, L ERA: 5.4	(6, 1)	2.2	L	11	2	3	3	2	1	0	0	0	0	1	14	18	10.12	1.125
Hal Kurtz, R ERA: 3.38	(8, 1)	0.1		5	3	3	3	0	0	1	0	0	0	0	4	8	81.00	9.000

PITCHER	IP	WLS	BF	H	R	ER	SO	BB	IBB	HBP	BLK	WP	HR	S	P	ERA	WHIP

BOTTOM

Cleveland Indians @ Chicago White Sox

Comiskey Park, Chicago, IL

Thu Jun 20 1968, 8:05 PM EDT

Att. 3,174 - Unknown

livebaseballscorecards.com

AB	32
R	8
H	9
RBI	8
BB	3
SO	4
LOB	10

Batter	1	2	3	4	5	6	7	8	9	10	11	12	13	AB	R	H	RBI	BB	SO	LOB
Dick McAuliffe, L (1, 4) OBP: 0.327, SLG: 0.413	K		G4-6-3 BB		1-3 2B 2-H		4-3			K			F8	5	0	1	1	1	2	0
Mickey Stanley, R (1, 8) OBP: 0.309, SLG: 0.373	K		G4-6-3 1-2f		1-3 2-3			5-3		K			2B 1B	6	1	1	0	0	2	2
Jim Northrup, L (1, 9) OBP: 0.308, SLG: 0.367	K		F8		G3			F9			4-3		1-H 2B	6	0	1	1	0	1	1
Bill Freehan, R (1, 2) OBP: 0.365, SLG: 0.454		BB 1B 1B HBP		BB	F5			BB			P3		5-3	3	1	0	0	2	0	2
Willie Horton, R (1, 7) OBP: 0.353, SLG: 0.584		1B BB 1-2 G5-2-3 1B		P6		K		F8			K		P3	6	0	1	0	0	2	3
Norm Cash, L (1, 3) OBP: 0.279, SLG: 0.367		G5-2-3 1B 1-2 2-3 BB		1-2 BB		K			K			CS BB		2	0	0	0	3	2	0
Don Wert, R (1, 5) OBP: 0.279, SLG: 0.355		G5-2-3 1B 1-2 2-3 3-H		F9		6-3			F2			K 1-2		5	0	1	1	0	1	3
Ray Oyler, R (1, 6) OBP: 0.225, SLG: 0.221		G5-2-3 1-2 2-3 3-Hf		F7			F7		K			FC6-4 1B		5	0	1	0	0	1	5
Mickey Lolich, S (1, 1) OBP: 0.257, SLG: 0.167		F9			2B 2B		K			K		FC6-4 1-2f		3	1	1	0	0	1	2
Wayne Comer, R (10, PH) OBP: 0.167, SLG: 0.333														1	0	0	0	0	1	0
Pat Dobson, R (10, 1) OBP: 0.273, SLG: 0.200														1	0	0	0	0	0	1
Inning Stats	R: 0 E: 0 K: 3 S: 9 H: 0 LOB: 0 BB: 0 P: 9	R: 1 E: 0 K: 0 S: 4 H: 2 LOB: 2 BB: 1 P: 9	R: 0 E: 0 K: 0 S: 2 H: 0 LOB: 0 BB: 1 P: 6	R: 0 E: 0 K: 0 S: 3 H: 0 LOB: 2 BB: 2 P: 11	R: 1 E: 0 K: 0 S: 5 H: 2 LOB: 1 BB: 0 P: 5	R: 0 E: 0 K: 2 S: 7 H: 0 LOB: 0 BB: 0 P: 7	R: 0 E: 0 K: 1 S: 5 H: 0 LOB: 0 BB: 0 P: 5	R: 0 E: 0 K: 0 S: 3 H: 0 LOB: 1 BB: 1 P: 7	R: 0 E: 0 K: 2 S: 7 H: 0 LOB: 0 BB: 0 P: 7	R: 0 E: 0 K: 3 S: 9 H: 0 LOB: 0 BB: 0 P: 9	R: 0 E: 0 K: 1 S: 5 H: 0 LOB: 0 BB: 0 P: 5	R: 0 E: 0 K: 1 S: 5 H: 1 LOB: 1 BB: 1 P: 9	R: 1 E: 0 K: 0 S: 5 H: 2 LOB: 1 BB: 0 P: 5	1B: 4 2B: 4 3B: 0 HR: 0	SF: 0 SAC: 0 DP: 3 HBP: 1	WP: 0 PB: 0 SB: 0 CS: 1	PA: 50			

PITCHER		IP	WLS	BF	H	R	ER	SO	BB	IBB	HBP	BLK	WP	HR	S	P	ERA	WHIP
Sonny Siebert, R ERA: 2.42	(1, 1)	8.0		32	4	2	2	6	5	0	1	0	0	0	38	59	2.25	1.125
Mike Paul, L ERA: 4.82	(9, 1)	2.0		6	0	0	0	5	0	0	0	0	0	0	16	16	0.00	0.000
Eddie Fisher, R ERA: 2.67	(11, 1)	3.0	W	12	3	1	1	2	1	0	0	0	0	0	15	19	3.00	1.333

PITCHER	IP	WLS	BF	H	R	ER	SO	BB	IBB	HBP	BLK	WP	HR	S	P	ERA	WHIP

TOP

Detroit Tigers @ Cleveland Indians

Cleveland Municipal Stadium, Cleveland, OH

Fri Jun 21 1968, 7:05 PM EDT

Att. 20,341 - Unknown

livebaseballscorecards.com

AB	43
R	3
H	7
RBI	3
BB	6
SO	13
LOB	19

BOTTOM

Batter	1	2	3	4	5	6	7	8	9	10	11	12	13	AB	R	H	RBI	BB	SO	LOB
Max Alvis, R (1, 5) OBP: 0.307, SLG: 0.364	1B SF8 1B	P6			F8			F9		F7			K	6	1	1	0	0	1	2
Larry Brown, R (1, 6) OBP: 0.279, SLG: 0.296	1-3 1B	1-3	4-3		5-3						BBBB 1-3 CS S BB		FC6-4 1B	4	0	1	0	1	0	0
Davey Nelson, R (11, PR) OBP: 0.235, SLG: 0.188 (12, 6)														0	0	0	0	0	0	0
Duke Sims, L (13, PH) OBP: 0.392, SLG: 0.470														1	0	1	0	0	0	0
Jose Cardenal, R (1, 8) OBP: 0.278, SLG: 0.310	SF8 3-H	G3				F8			2B 1B		1-3 1-3		FC6-4 HR 1-2f	5	2	1	1	0	0	2
Tony Horton, R (1, 3) OBP: 0.321, SLG: 0.440	P6	P4				F8			L4		IBB IBB		HR 1-H	5	1	1	2	1	0	2
Joe Azcue, R (1, 2) OBP: 0.323, SLG: 0.327	4-3			6-3			L6		F7		IBB 1-2			4	0	0	0	1	0	2
Tommy Harper, R (1, 7) OBP: 0.265, SLG: 0.366		6-3		F7			1B		2B 1-H		K 3-H			5	0	2	1	0	1	3
Jose Vidal, R (1, 9) OBP: 0.204, SLG: 0.298		S 1B		K2-3			F8		F7			6-3		5	0	1	0	0	1	2
Vern Fuller, R (1, 4) OBP: 0.301, SLG: 0.266		E5 1-2			K		5-3			F9		K		3	0	0	0	0	1	2
Jimmie Hall, L (10, PH) OBP: 0.299, SLG: 0.250														1	0	0	0	0	0	0
Billy Harris, L (11, 4) OBP: 0.333, SLG: 0.364														1	0	0	0	0	1	0
Sonny Siebert, R (1, 1) OBP: 0.195, SLG: 0.179		F9			6-3			K			K		K	2	0	0	0	0	0	2
Lee Maye, L (8, PH) OBP: 0.296, SLG: 0.404														1	0	0	0	0	1	0
Mike Paul, L (9, 1)														0	0	0	0	0	0	0
Willie Smith, L (10, PH) OBP: 0.265, SLG: 0.241														1	0	0	0	0	1	0
Eddie Fisher, R (11, 1)														1	0	0	0	0	1	0
Inning Stats	R: 1 H: 2 E: 0 LOB: 1 K: 0 BB: 0 S: 5 P: 5	R: 0 H: 1 E: 1 LOB: 2 K: 0 BB: 0 S: 5 P: 5	R: 0 H: 0 E: 0 LOB: 0 K: 0 BB: 0 S: 3 P: 3	R: 0 H: 0 E: 0 LOB: 0 K: 1 BB: 0 S: 5 P: 5	R: 0 H: 0 E: 0 LOB: 0 K: 1 BB: 0 S: 5 P: 5	R: 0 H: 0 E: 0 LOB: 0 K: 0 BB: 0 S: 3 P: 3	R: 0 H: 1 E: 0 LOB: 1 K: 0 BB: 0 S: 4 P: 4	R: 0 H: 0 E: 0 LOB: 0 K: 1 BB: 0 S: 5 P: 5	R: 1 H: 2 E: 0 LOB: 1 K: 0 BB: 0 S: 5 P: 5	R: 0 H: 0 E: 0 LOB: 0 K: 1 BB: 0 S: 5 P: 5	R: 0 H: 0 E: 0 LOB: 2 K: 1 BB: 3 S: 4 P: 16	R: 0 H: 0 E: 0 LOB: 0 K: 2 BB: 0 S: 7 P: 7	R: 2 H: 2 E: 0 LOB: 0 K: 1 BB: 0 S: 6 P: 6	1B: 6 SF: 1 2B: 1 SAC: 0 3B: 0 DP: 0 HR: 1 HBP: 0						WP: 0 PA: 49 PB: 0 SB: 2 CS: 1

PITCHER		IP	WLS	BF	H	R	ER	SO	BB	IBB	HBP	BLK	WP	HR	S	P	ERA	WHIP
Mickey Lolich, L ERA: 2.73	(1, 1)	9.0		34	6	2	2	3	0	0	0	0	0	0	40	40	2.00	0.667
Pat Dobson, R ERA: 1.53	(10, 1)	3.2	L	15	2	2	2	5	1	2	0	0	0	1	22	34	4.91	0.818

PITCHER	IP	WLS	BF	H	R	ER	SO	BB	IBB	HBP	BLK	WP	HR	S	P	ERA	WHIP

Detroit Tigers @ Cleveland Indians

Cleveland Municipal Stadium, Cleveland, OH

Fri Jun 21 1968, 7:05 PM EDT

Att. 20,341 - Unknown

livebaseballscorecards.com

AB	45
R	4
H	8
RBI	4
BB	3
SO	8
LOB	17

Batter	1	2	3	4	5	6	7	8	9	AB	R	H	RBI	BB	SO	LOB
Dick McAuliffe, L (1, 4) OBP: 0.326, SLG: 0.408	S S S 0-3 ① K		x 0-0 ② 4-3			x 0-0 ① 2-3		B B B 4-0 G6-4-3 1-2 BB		3	0	0	0	1	1	1
Mickey Stanley, R (1, 8) OBP: 0.308, SLG: 0.375	x 0-0 4-3 2B		x 0-0 ③ F8			x 0-0 ② F9		x 0-0 ② ③ G6-4-3 1-2f		4	0	1	0	0	0	3
Jim Northrup, L (1, 9) OBP: 0.307, SLG: 0.363	x 0-0 ② 4-3 2-3			x 0-0 ① L1		B B B B 4-0 BB			x 0-0 ① 6-3	3	0	0	0	1	0	1
Norm Cash, L (1, 3) OBP: 0.278, SLG: 0.371	S S S 0-3 ③ K			x 0-0 ② G3		x 0-0 ③ P5			x 0-0 2B	4	0	1	0	0	1	2
Willie Horton, R (1, 7) OBP: 0.355, SLG: 0.580		S S S 0-3 ① K		x 0-0 1B			B B B B 4-0 L5-3 BB		S S S 0-3 ② K	3	0	1	0	1	2	1
Bill Freehan, R (1, 2) OBP: 0.360, SLG: 0.446		S S S 0-3 ② K		x 0-0 ③ F7			x 0-0 ① P3		x 0-0 ③ 3-1	4	0	0	0	0	1	3
Don Wert, R (1, 5) OBP: 0.276, SLG: 0.350		x 0-0 ③ 1-3			x 0-0 ① F9		x 0-0 ② ③ L5-3 1-2			3	0	0	0	0	0	1
Ray Oyler, R (1, 6) Tom Matchick, L (8, PH) OBP: 0.254, SLG: 0.238 (8, 6)			x 0-0 E 1B		x 0-0 ② L7			x 0-0 ① F5		2 1	0 0	1 0	0 0	0 0	0 0	0 0
Earl Wilson, R (1, 1) Lenny Green, L (8, PH) OBP: 0.500, SLG: 0.500 Fred Lasher, R (8, 1) OBP: 0.333, SLG: 0.333			x 0-0 ① F2 1-3		x 0-0 ③ 5-3			x 0-0 BB 1B		2 1 0	0 0 0	0 1 0	0 0 0	0 0 0	0 0 0	1 0 0
Inning Stats	R: 0 H: 1 E: 0 LOB: 1 K: 2 BB: 0 S: 8 P: 8	R: 0 H: 0 E: 0 LOB: 0 K: 2 BB: 0 S: 7 P: 7	R: 0 H: 1 E: 1 LOB: 1 K: 0 BB: 0 S: 4 P: 4	R: 0 H: 1 E: 0 LOB: 1 K: 0 BB: 0 S: 4 P: 4	R: 0 H: 0 E: 0 LOB: 0 K: 0 BB: 0 S: 3 P: 3	R: 0 H: 0 E: 0 LOB: 1 K: 0 BB: 1 S: 3 P: 7	R: 0 H: 0 E: 0 LOB: 0 K: 0 BB: 1 S: 2 P: 6	R: 0 H: 1 E: 0 LOB: 1 K: 0 BB: 1 S: 3 P: 7	R: 0 H: 1 E: 0 LOB: 1 K: 1 BB: 0 S: 6 P: 6	1B: 3 SF: 0 2B: 3 SAC: 0 3B: 0 DP: 2 HR: 0 HBP: 0						WP: 0 PA: 33 PB: 0 SB: 0 CS: 0	

TOP

Detroit Tigers @ Cleveland Indians

Cleveland Municipal Stadium, Cleveland, OH

Sat Jun 22 1968, 3:33 AM EDT

Att. 11,433 - Unknown

livebaseballscorecards.com

AB	30
R	0
H	5
RBI	0
BB	3
SO	5
LOB	13

PITCHER		IP	WLS	BF	H	R	ER	SO	BB	IBB	HBP	BLK	WP	HR	S	P	ERA	WHIP
Steve Hargan, R ERA: 2.87	(1, 1)	7.1	W	28	4	0	0	4	3	0	0	0	0	0	33	45	0.00	0.955
Hal Kurtz, R ERA: 3.26	(8, 1)	0.2		1	0	0	0	0	0	0	0	0	0	0	1	1	0.00	0.000
Billy Rohr, L ERA: 5.4	(9, 1)	0.1		2	1	0	0	0	0	0	0	0	0	0	2	2	0.00	3.000
Stan Williams, R ERA: 1.79	(9, 1)	0.2	S	2	0	0	0	1	0	0	0	0	0	0	4	4	0.00	0.000

PITCHER	IP	WLS	BF	H	R	ER	SO	BB	IBB	HBP	BLK	WP	HR	S	P	ERA	WHIP

Batter	1	2	3	4	5	6	7	8	9	AB	R	H	RBI	BB	SO	LOB
Russ Snyder, L (1, 9) OBP: 0.239, SLG: 0.270	1-3		4-3	F9			1-3 1-2f			4	0	0	0	0	0	1
Larry Brown, R (1, 6) OBP: 0.275, SLG: 0.291	F9		F9		6-3		F8			4	0	0	0	0	0	0
Lee Maye, L (1, 7) OBP: 0.305, SLG: 0.411	E6		E9 1B		G6-4-3 1B			4-3		3	0	2	0	0	0	0
Jose Cardenal, R (5, PR) (6, 8) OBP: 0.277, SLG: 0.309										1	0	0	0	0	0	0
Tony Horton, R (1, 3) OBP: 0.320, SLG: 0.435	F9		BB		G6-4-3 1-2f			K		3	0	0	0	1	1	2
Jimmie Hall, L (1, 8) (6, 7) OBP: 0.297, SLG: 0.250		K	L9			3-1		CS 1B		4	0	1	0	0	1	2
Tommy Harper, R (8, PR) (9, 7) OBP: 0.265, SLG: 0.366										0	0	0	0	0	0	0
Duke Sims, L (1, 2) OBP: 0.391, SLG: 0.467		1B 1B		K		4-3		CS 1-2		3	0	1	0	0	1	0
Billy Harris, L (1, 4) OBP: 0.400, SLG: 0.385		1-2 1B		HR BB		E6				2	1	1	0	1	0	0
Max Alvis, R (1, 5) OBP: 0.307, SLG: 0.376		F2		1-H HR		5-3				3	1	1	2	0	0	3
Steve Hargan, R (1, 1) OBP: 0.216, SLG: 0.250		F7		K			1-3 1B			3	0	1	0	0	1	2
Hal Kurtz, R (8, 1)										0	0	0	0	0	0	0
Billy Rohr, L (9, 1)										0	0	0	0	0	0	0
Stan Williams, R (9, 1) OBP: 0.308, SLG: 0.250										0	0	0	0	0	0	0
Inning Stats	R: 0 E: 1 K: 0 S: 4 H: 0 LOB: 1 BB: 0 P: 4	R: 0 E: 0 K: 1 S: 7 H: 2 LOB: 2 BB: 0 P: 7	R: 0 E: 1 K: 0 S: 4 H: 1 LOB: 2 BB: 1 P: 8	R: 2 E: 0 K: 2 S: 8 H: 1 LOB: 0 BB: 1 P: 12	R: 0 E: 0 K: 0 S: 3 H: 1 LOB: 1 BB: 0 P: 3	R: 0 E: 1 K: 0 S: 4 H: 0 LOB: 1 BB: 0 P: 4	R: 0 E: 0 K: 0 S: 3 H: 1 LOB: 0 BB: 0 P: 3	R: 0 E: 0 K: 1 S: 5 H: 1 LOB: 1 BB: 0 P: 5		1B: 6 2B: 1 3B: 0 HR: 1	SF: 0 SAC: 0 DP: 2 HBP: 0						

PITCHER		IP	WLS	BF	H	R	ER	SO	BB	IBB	HBP	BLK	WP	HR	S	P	ERA	WHIP
Earl Wilson, R ERA: 2.91	(1, 1)	7.0	L	29	6	2	2	3	2	0	0	0	0	1	33	41	2.57	1.143
Fred Lasher, R ERA: 2.78	(8, 1)	1.0		3	1	0	0	1	0	0	0	0	0	0	5	5	0.00	1.000

PITCHER	IP	WLS	BF	H	R	ER	SO	BB	IBB	HBP	BLK	WP	HR	S	P	ERA	WHIP

BOTTOM

Detroit Tigers @ Cleveland Indians

Cleveland Municipal Stadium, Cleveland, OH

Sat Jun 22 1968, 3:33 AM EDT

Att. 11,433 - Unknown

livebaseballscorecards.com

AB	30
R	2
H	7
RBI	2
BB	2
SO	4
LOB	10

Batter	1	2	3	4	5	6	7	8	9	AB	R	H	RBI	BB	SO	LOB
Dick McAuliffe, L (1, 4) OBP: 0.325, SLG: 0.403	F8		K			BB, FC6		6-3		3	0	0	0	1	1	1
Mickey Stanley, R (1, 8) OBP: 0.303, SLG: 0.369	6-3		K			P3			6-3	4	0	0	0	0	1	2
Gates Brown, L (1, 7) OBP: 0.467, SLG: 0.667	4-3			L6		F8			K	4	0	0	0	0	1	1
Jim Northrup, L (1, 9) OBP: 0.302, SLG: 0.357		P6		F5		FC6 (1-2f)			F2	4	0	0	0	0	0	1
Norm Cash, L (1, 3) OBP: 0.279, SLG: 0.366		BB		K			K			2	0	0	0	1	2	0
Bill Freehan, R (1, 2) OBP: 0.356, SLG: 0.440		F8			F8		K			3	0	0	0	0	1	1
Tom Matchick, L (1, 6) OBP: 0.257, SLG: 0.242		K			1B		K			3	0	1	0	0	2	1
Don Wert, R (1, 5) OBP: 0.280, SLG: 0.358			4-3, 2B		K			G4-6-3, 1B		3	0	2	0	0	1	1
John Hiller, R (1, 1) OBP: 0.100, SLG: 0.100										0	0	0	0	0	0	0
Dennis Ribant, R (1, 1) OBP: 0.500, SLG: 0.333										2	0	0	0	0	0	2
Lenny Green, L (8, PH) OBP: 0.333, SLG: 0.333			4-3 2-3		F2			G4-6-3 1-2f		1	0	0	0	0	0	1
John Wyatt, R (8, 1)										0	0	0	0	0	0	0
Inning Stats	R: 0 E: 0 K: 0 S: 3 H: 0 LOB: 0 BB: 0 P: 3	R: 0 E: 0 K: 1 S: 5 H: 0 LOB: 1 BB: 1 P: 9	R: 0 E: 0 K: 2 S: 8 H: 1 LOB: 1 BB: 0 P: 8	R: 0 E: 0 K: 1 S: 5 H: 0 LOB: 0 BB: 0 P: 5	R: 0 E: 0 K: 1 S: 6 H: 1 LOB: 1 BB: 0 P: 6	R: 0 E: 0 K: 0 S: 3 H: 0 LOB: 1 BB: 1 P: 7	R: 0 E: 0 K: 3 S: 9 H: 0 LOB: 0 BB: 0 P: 9	R: 0 E: 0 K: 0 S: 3 H: 1 LOB: 0 BB: 0 P: 3	R: 0 E: 0 K: 1 S: 5 H: 0 LOB: 0 BB: 0 P: 5	1B: 2 2B: 1 3B: 0 HR: 0 SF: 0 SAC: 0 DP: 1 HBP: 0						

PITCHER	IP	WLS	BF	H	R	ER	SO	BB	IBB	HBP	BLK	WP	HR	S	P	ERA	WHIP
Luis Tiant, R (1, 1) ERA: 1.2	9.0	W	31	3	0	0	9	2	0	0	0	0	0	47	55	0.00	0.556

PITCHER	IP	WLS	BF	H	R	ER	SO	BB	IBB	HBP	BLK	WP	HR	S	P	ERA	WHIP

TOP

Detroit Tigers @ Cleveland Indians

Cleveland Municipal Stadium, Cleveland, OH

Sun Jun 23 1968, 3:33 AM EDT

Unknown

livebaseballscorecards.com

AB	29
R	0
H	3
RBI	0
BB	2
SO	9
LOB	11

WP: 0 PA: 31
PB: 0
SB: 0
CS: 0

BOTTOM

Detroit Tigers @ Cleveland Indians

Cleveland Municipal Stadium, Cleveland, OH

Sun Jun 23 1968, 3:33 AM EDT

Unknown

livebaseballscorecards.com

Batter	1	2	3	4	5	6	7	8	9	AB	R	H	RBI	BB	SO	LOB
Max Alvis, R (1, 5) OBP: 0.310, SLG: 0.376	BBBB 4-0 1B 1B BB	x 0-0 BB BB 1B	x 0-0 ③ FC1-5 2-3f			x 0-0 ③ 6-3				3	1	1	0	1	0	2
Larry Brown, R (1, 6) OBP: 0.278, SLG: 0.291	x 0-0 4-3 1B 1-2 2B 1B	BBBB 4-0 BB 1-2 BB		x 0-0 ① F8			x 0-0 ① F8			3	1	1	0	1	0	0
Jose Cardenal, R (1, 8) OBP: 0.280, SLG: 0.309	x 0-0 4-3 1-2 2-H 2B 1B	BBBB 4-0 1-2 2-3 BB		x 0-0 ② P6			SSS 0-3 ② K			3	1	1	1	1	1	0
Tony Horton, R (1, 3) OBP: 0.319, SLG: 0.432	x 0-0 ① 4-3 1-2 2-3	x 0-0 ② F3		x 0-0 ③ F9			x 0-0 1B			4	0	1	0	0	0	5
Joe Azcue, R (1, 2) OBP: 0.320, SLG: 0.333	x 0-0 2-H 3-H 2B	x 0-0 ③ P3			x 0-0 ① F9		x 0-0 ③ 4-3			4	0	1	2	0	0	4
Tommy Harper, R (1, 7) OBP: 0.265, SLG: 0.366 Jimmie Hall, L (1, PH) OBP: 0.296, SLG: 0.245 (2, 7)	4-0 FC4-6 IBB		x 0-0 ① L8		x 0-0 ② 6-3			x 0-0 ① 4-3		0 3	0 0	0 0	0 0	0 1	0 0	0 0
Jose Vidal, R (1, 9) OBP: 0.204, SLG: 0.298 Russ Snyder, L (1, PH) OBP: 0.239, SLG: 0.269 (2, 9)	x 0-0 ② FC4-6 1-2f		x 0-0 E6 FC1-5 1B		x 0-0 ③ 4-3			x 0-0 ② G3		0 4	0 0	0 1	0 0	0 0	0 0	0 2
Vern Fuller, R (1, 4) OBP: 0.299, SLG: 0.256	x 0-0 ③ F8		BBBB 4-0 FC6-4 BB			x 0-0 ① F7		x 0-0 ③ F7		3	0	0	0	1	0	2
Luis Tiant, R (1, 1) OBP: 0.091, SLG: 0.114		x 0-0 ① 4-3	x 0-0 ② FC6-4 1-2f			x 0-0 ② P4				3	0	0	0	0	0	2

Inning Stats						
	R: 3 H: 3 E: 0 LOB: 2 K: 0 BB: 2 S: 6 P: 14	R: 0 H: 1 E: 0 LOB: 3 K: 0 BB: 2 S: 4 P: 12	R: 0 H: 1 E: 1 LOB: 2 K: 0 BB: 1 S: 4 P: 8	R: 0 H: 0 E: 0 LOB: 0 K: 0 BB: 0 S: 3 P: 3	R: 0 H: 0 E: 0 LOB: 0 K: 0 BB: 0 S: 3 P: 3	R: 0 H: 0 E: 0 LOB: 0 K: 0 BB: 0 S: 3 P: 3	R: 0 H: 1 E: 0 LOB: 1 K: 1 BB: 0 S: 6 P: 6	R: 0 H: 0 E: 0 LOB: 0 K: 0 BB: 0 S: 3 P: 3		1B: 5 SF: 0 2B: 1 SAC: 0 3B: 0 DP: 0 HR: 0 HBP: 0	WP: 0 PA: 35 PB: 0 SB: 0 CS: 0

PITCHER		IP	WLS	BF	H	R	ER	SO	BB	IBB	HBP	BLK	WP	HR	S	P	ERA	WHIP
John Hiller, L ERA: 1.88	(1, 1)	0.1	L	5	3	3	3	0	1	0	0	0	0	0	4	8	81.00	12.000
Dennis Ribant, R ERA: 1.53	(1, 1)	6.2		27	3	0	0	1	3	1	0	0	0	0	25	41	0.00	0.900
John Wyatt, R ERA: 2.95	(8, 1)	1.0		3	0	0	0	0	0	0	0	0	0	0	3	3	0.00	0.000

PITCHER	IP	WLS	BF	H	R	ER	SO	BB	IBB	HBP	BLK	WP	HR	S	P	ERA	WHIP

AB	30
R	3
H	6
RBI	3
BB	5
SO	1
LOB	17

Batter	1	2	3	4	5	6	7	8	9	AB	R	H	RBI	BB	SO	LOB
Mickey Stanley, R (1, 8) OBP: 0.301, SLG: 0.363	F2		L8		E6 HR 1-2		BBB S BB		F9	4	1	0	0	1	0	2
Dick Tracewski, R (1, 4) (6, 6) OBP: 0.267, SLG: 0.269	4-3 1B		G3		1-H 2-H HR		P4 1-2		FC6-4 1-2f	5	1	2	3	0	0	2
Don Wert, R (1, 5) OBP: 0.276, SLG: 0.352	4-3 1-2		P4		F7		L5			4	0	0	0	0	0	2
Bill Freehan, R (1, 3) OBP: 0.354, SLG: 0.435	F8			SSS K		H 2B 1B HBP	L7			3	1	0	0	0	1	2
Willie Horton, R (1, 7) OBP: 0.354, SLG: 0.572		BBBB E BB		L7		F7		P3		3	0	0	0	1	0	1
Jim Price, R (1, 2) OBP: 0.233, SLG: 0.197		F7		P4		1B 1-3 2B		F8		4	0	1	0	0	0	1
Wayne Comer, R (1, 9) OBP: 0.143, SLG: 0.286		E5 1-3			6-3	4-0 1B IBB		F7		2	0	0	0	0	0	1
Lenny Green, L (6, PH) OBP: 0.500, SLG: 0.333										0	0	0	0	1	0	0
Jim Northrup, L (6, 9) OBP: 0.301, SLG: 0.356										1	0	0	0	0	0	0
Ray Oyler, R (1, 6) OBP: 0.232, SLG: 0.223		SSS K			BBBB E HR BB	4-3 1B 1-2 2-3 3-H			BBBB FC1-6 BB	1	1	0	0	1	1	2
Dick McAuliffe, L (6, PH) (6, 4) OBP: 0.330, SLG: 0.406										1	0	1	1	1	0	0
Joe Sparma, R (1, 1) OBP: 0.053, SLG: 0.053		SSS K			SSS K	4-3 1-2f			FC1-6 FC6-4 1-2f	3	0	0	0	0	2	6
Pat Dobson, R (8, 1) OBP: 0.250, SLG: 0.182										1	0	0	0	0	0	1

TOP

Detroit Tigers @ Cleveland Indians

Cleveland Municipal Stadium, Cleveland, OH

Sun Jun 23 1968, 3:38 AM EDT

Att. 44,245 - Unknown

livebaseballscorecards.com

AB	32
R	4
H	4
RBI	4
BB	5
SO	4
LOB	20

Inning Stats	1	2	3	4	5	6	7	8	9
	R: 0 E: 0 K: 0 S: 4	H: 1 LOB: 1 BB: 0 P: 4	R: 0 E: 1 K: 2 S: 8	H: 0 LOB: 2 BB: 1 P: 12	R: 0 E: 0 K: 0 S: 3	H: 0 LOB: 0 BB: 0 P: 3	R: 0 E: 0 K: 1 S: 5	H: 0 LOB: 0 BB: 0 P: 5	R: 3 E: 1 K: 1 S: 7	H: 1 LOB: 0 BB: 1 P: 11	R: 1 E: 0 K: 0 S: 4	H: 2 LOB: 2 BB: 1 P: 9	R: 0 E: 0 K: 0 S: 3	H: 0 LOB: 1 BB: 1 P: 7	R: 0 E: 0 K: 0 S: 3	H: 0 LOB: 0 BB: 0 P: 3	R: 0 E: 0 K: 0 S: 3	H: 0 LOB: 1 BB: 1 P: 7

1B: 2	SF: 0	WP: 0	PA: 38
2B: 2	SAC: 0	PB: 0	
3B: 0	DP: 1	SB: 1	
HR: 1	HBP: 1	CS: 0	

PITCHER	IP	WLS	BF	H	R	ER	SO	BB	IBB	HBP	BLK	WP	HR	S	P	ERA	WHIP
Sam McDowell, L (1, 1) ERA: 1.78	5.1	L	24	3	4	1	4	2	0	1	0	0	1	29	38	1.69	0.938
Hal Kurtz, R (6, 1) ERA: 3.26	0.0		1	0	0	0	0	0	1	0	0	0	0	0	4	∞	∞
Billy Rohr, L (6, 1) ERA: 4.86	1.2		6	1	0	0	0	1	0	0	0	0	0	5	9	0.00	1.200
Eddie Fisher, R (8, 1) ERA: 2.48	2.0		7	0	0	0	0	1	0	0	0	0	0	6	10	0.00	0.500

PITCHER	IP	WLS	BF	H	R	ER	SO	BB	IBB	HBP	BLK	WP	HR	S	P	ERA	WHIP

Detroit Tigers @ Cleveland Indians

Cleveland Municipal Stadium, Cleveland, OH

Sun Jun 23 1968, 3:38 AM EDT

Att. 44,245 - Unknown

BOTTOM

Batter	1	2	3	4	5	6	7	8	9	AB	R	H	RBI	BB	SO	LOB
Billy Harris, L (1, 4) (6, 6) OBP: 0.368, SLG: 0.313	K		BB		K		G6-3			3	0	0	0	1	2	3
Larry Brown, R (1, 6) OBP: 0.276, SLG: 0.289	5-3		K		K			1B		2	0	0	0	0	1	1
Willie Smith, L (5, PH) OBP: 0.257, SLG: 0.233										1	0	0	0	0	1	2
Vern Fuller, R (6, 4) OBP: 0.306, SLG: 0.265										1	0	1	0	0	0	0
Russ Snyder, L (1, 9) OBP: 0.256, SLG: 0.280	1B		P5			FC6-4 BB		G4-6-3 1B		3	0	2	0	1	0	1
Tony Horton, R (1, 3) OBP: 0.316, SLG: 0.427	K			F9		FC6-4		P3		3	1	0	0	0	1	2
Joe Azcue, R (7, 2) OBP: 0.318, SLG: 0.331						SF8				1	0	0	0	0	0	2
Jimmie Hall, L (1, 7) OBP: 0.295, SLG: 0.245		L5		F9		FC6		G4-6-3		4	0	1	0	0	0	2
Duke Sims, L (1, 2) (7, 3) OBP: 0.383, SLG: 0.458		6-3		4-3		SF8			F8	3	0	0	1	0	0	0
Tommy Harper, R (1, 8) OBP: 0.278, SLG: 0.375		BB			2B	FC6			BB	2	0	1	0	2	0	1
Max Alvis, R (1, 5) OBP: 0.309, SLG: 0.373		1-3			5-3		G6-3 1B		L7	4	0	1	0	0	0	3
Sam McDowell, L (1, 1) OBP: 0.159, SLG: 0.119			P6		BB		F5		6-3	1	0	0	0	1	0	0
Hal Kurtz, R (6, 1)										0	0	0	0	0	0	0
Billy Rohr, L (6, 1)										0	0	0	0	0	0	0
Lee Maye, L (7, PH) OBP: 0.303, SLG: 0.407										1	0	0	0	0	0	1
Eddie Fisher, R (8, 1)										0	0	0	0	0	0	0
Jose Vidal, R (9, PH) OBP: 0.200, SLG: 0.292										1	0	0	0	0	0	1
Inning Stats	R: 0 E: 0 K: 2 S: 8 H: 1 LOB: 1 BB: 0 P: 8	R: 0 E: 0 K: 0 S: 3 H: 0 LOB: 1 BB: 1 P: 7	R: 0 E: 0 K: 1 S: 5 H: 0 LOB: 1 BB: 1 P: 9	R: 0 E: 0 K: 0 S: 3 H: 0 LOB: 0 BB: 0 P: 3	R: 0 E: 0 K: 2 S: 8 H: 1 LOB: 2 BB: 1 P: 12	R: 1 E: 0 K: 0 S: 4 H: 1 LOB: 1 BB: 1 P: 8	R: 0 E: 0 K: 0 S: 3 H: 1 LOB: 0 BB: 0 P: 3	R: 0 E: 0 K: 0 S: 4 H: 2 LOB: 1 BB: 0 P: 4	R: 0 E: 0 K: 0 S: 3 H: 0 LOB: 1 BB: 1 P: 7	1B: 5 2B: 1 3B: 0 HR: 0	SF: 1 SAC: 0 DP: 2 HBP: 0					

livebaseballscorecards.com

AB	30
R	1
H	6
RBI	1
BB	5
SO	5
LOB	19

WP: 0 PB: 0 SB: 1 CS: 0 PA: 36

PITCHER		IP	WLS	BF	H	R	ER	SO	BB	IBB	HBP	BLK	WP	HR	S	P	ERA	WHIP
Joe Sparma, R ERA: 3.54	(1, 1)	7.0	W	30	6	1	1	5	4	0	0	0	0	0	36	52	1.29	1.429
Pat Dobson, R ERA: 1.47	(8, 1)	2.0	S	6	0	0	0	0	1	0	0	0	0	0	5	9	0.00	0.500

Batter	1	2	3	4	5	6	7	8	9	AB	R	H	RBI	BB	SO	LOB
Dick McAuliffe, L (1, 4) OBP: 0.330, SLG: 0.402	BBBB 4-0 SH3-4 BB 1B BB	x 0-0 E8		x 0-0 ② 6-3	x 0-0 ② 4-3 1-2 3-H	x 0-0 ② G4-3 2-H 1B		x 0-0 ③ 3-1		5	1	1	2	1	0	2
Dick Tracewski, R (1, 6) OBP: 0.273, SLG: 0.263 (6, 5)	BBBB 4-0 SH3-4 1-2 1B BB	x 0-0 ② 6-3		x 0-0 ③ P6	x 0-0 2-H 1B	x 0-0 ②③ G4-3 1-2f			x 0-0 ① F8	5	1	1	1	1	0	3
Mickey Stanley, R (1, 8) OBP: 0.303, SLG: 0.361	x 0-0 ① SH3-4 1-2 2-3	SSS 0-3 ③ K			BBBB 4-0 2B HR BB x 0-0 ③ 6-3		x 0-0 1B		x 0-0 ② F7	4	1	1	0	1	1	2
Bill Freehan, R (1, 3) OBP: 0.357, SLG: 0.438	x 0-0 BB IBB 2-H 3-H 1B		x 0-0 ① F8		x 0-0 1-3 HR 2B	H 1-0 2B HR HBP	x 0-0 ① P4		x 0-0 ③ F8	5	2	2	2	0	0	1
Willie Horton, R (1, 7) OBP: 0.364, SLG: 0.579 Wayne Comer, R (6, PR) OBP: 0.133, SLG: 0.267 (6, 7)	IIII 4-0 BB 1-2 IBB		BBBB 4-0 FC5-4 BB		IIII 4-0 HR IBB	x 0-0 1-3 HR 2B	x 0-0 ② F8			1 1	1 1	1 0	0 0	3 0	0 0	0 1
Don Wert, R (1, 5) OBP: 0.279, SLG: 0.350 Ray Oyler, R (6, PR) OBP: 0.230, SLG: 0.222 (6, 6)	BBBB 4-0 1-2 2-3 BB	x 0-0 ② FC5-4 1-2f			SSS 0-3 ① K	H 1-0 HR HBP	x 0-0 ③ F9			2 1	0 1	0 0	0 0	1 0	1 0	4 1
Jim Northrup, L (1, 9) OBP: 0.307, SLG: 0.381	SSS 0-3 ② K	SSS 0-3 ③ K			x 0-0 1-H 2-H 3-H HR	x 0-0 1-H 2-H 3-H HR		BBBB 4-0 BB		4	2	2	8	1	2	4
Jim Price, R (1, 2) OBP: 0.256, SLG: 0.271	x 0-0 ③ 4-3			x 0-0 HR	x 0-0 1B 4-3 2B	BBBB 4-0 4-3 1B BB		x 0-0 ① P6		4	3	2	1	1	0	4
Denny McLain, R (1, 1) OBP: 0.152, SLG: 0.152		SSS 0-3 ① K		SSS 0-3 ① K	x 0-0 2-3 4-3 1B 1B	x 0-0 ① 4-3 1-2		x 0-0 ② F8		5	1	1	0	0	2	3
Inning Stats	R: 2 E: 0 K: 1 S: 6 H: 1 LOB: 3 BB: 4 P: 22	R: 0 E: 1 K: 2 S: 8 H: 0 LOB: 1 BB: 0 P: 8	R: 0 E: 0 K: 1 S: 5 H: 0 LOB: 1 BB: 1 P: 9	R: 1 E: 0 K: 1 S: 6 H: 1 LOB: 0 BB: 0 P: 6	R: 6 E: 0 K: 1 S: 10 H: 5 LOB: 1 BB: 2 P: 18	R: 5 E: 0 K: 0 S: 5 H: 3 LOB: 2 BB: 1 P: 11	R: 0 E: 0 K: 0 S: 4 H: 1 LOB: 1 BB: 0 P: 4	R: 0 E: 0 K: 0 S: 3 H: 0 LOB: 1 BB: 1 P: 7	R: 0 E: 0 K: 0 S: 3 H: 0 LOB: 0 BB: 0 P: 3	1B: 5 2B: 3 3B: 0 HR: 3	SF: 0 SAC: 1 DP: 1 HBP: 2					

TOP

Detroit Tigers @ Cleveland Indians

Cleveland Municipal Stadium, Cleveland, OH

Mon Jun 24 1968, 7:05 PM EDT

Att. 12,808 - Unknown

livebaseballscorecards.com

AB	37
R	14
H	11
RBI	14
BB	9
SO	6
LOB	25

WP: 0 PB: 0 SB: 0 CS: 0 PA: 49

PITCHER		IP	WLS	BF	H	R	ER	SO	BB	IBB	HBP	BLK	WP	HR	S	P	ERA	WHIP
Mike Paul, L ERA: 5.56	(1, 1)	4.0	L	21	2	4	4	5	5	1	0	0	0	1	25	49	9.00	1.750
Eddie Fisher, R ERA: 3.99	(5, 1)	0.1		6	4	3	3	1	0	1	0	0	0	1	7	11	81.00	12.000
Hal Kurtz, R ERA: 4.5	(5, 1)	0.2		6	2	5	5	0	0	0	2	0	0	0	4	6	67.50	3.000
Billy Rohr, L ERA: 5.6	(6, 1)	1.0		5	2	2	2	0	1	0	0	0	0	1	4	8	18.00	3.000
Willie Smith, L ERA:	(7, 1)	3.0		11	1	0	0	0	1	0	0	0	0	0	10	14	0.00	0.667

PITCHER	IP	WLS	BF	H	R	ER	SO	BB	IBB	HBP	BLK	WP	HR	S	P	ERA	WHIP

Batter	1	2	3	4	5	6	7	8	9	AB	R	H	RBI	BB	SO	LOB
Billy Harris, L (1, 4) (8, 5) OBP: 0.348, SLG: 0.400	K		1-3		K			SF8 3B		4	1	1	0	0	2	0
Russ Snyder, L (1, 9) OBP: 0.248, SLG: 0.273	F7		K			F9		SF8 3-H		3	0	0	1	0	1	0
Jimmie Hall, L (1, 8) OBP: 0.294, SLG: 0.252	1B 2B			5-3		F8		K		4	1	1	0	0	1	0
Lee Maye, L (1, 7) OBP: 0.311, SLG: 0.422	2-H 1B			1B 2B		4-3		1B 1B		3	1	2	1	0	0	0
Ken Suarez, R (7, 2) OBP: 0.333, SLG: 0.333										1	0	1	0	0	0	0
Duke Sims, L (1, 2) (7, 3) OBP: 0.385, SLG: 0.459	P3			2-H 1B			4-3	1-2 1B		4	0	2	1	0	0	1
Willie Smith, L (1, 3) (7, 1) OBP: 0.231, SLG: 0.206		4-3		F8			G3	K		4	0	0	0	0	1	3
Larry Brown, R (1, 6) OBP: 0.275, SLG: 0.292		F8		5-3			1B 2B		6-3	4	0	1	0	0	0	1
Max Alvis, R (1, 5) OBP: 0.309, SLG: 0.373		5-3			K		2-3 1B		K	3	0	1	0	0	1	0
Davey Nelson, R (8, 4) OBP: 0.222, SLG: 0.176										1	0	0	0	0	1	0
Mike Paul, L (1, 1)			4-3		K		F3		P3	1	0	0	0	0	0	0
Eddie Fisher, R (5, 1)										0	0	0	0	0	0	0
Hal Kurtz, R (5, 1)										1	0	0	0	0	1	0
Billy Rohr, L (6, 1)										0	0	0	0	0	0	0
Tommy Harper, R (7, 7) OBP: 0.275, SLG: 0.370										2	0	0	0	0	0	2
Inning Stats	R: 1 E: 0 K: 1 S: 7 H: 2 LOB: 1 BB: 0 P: 7	R: 0 E: 0 K: 0 S: 3 H: 0 LOB: 0 BB: 0 P: 3	R: 0 E: 0 K: 1 S: 5 H: 0 LOB: 0 BB: 0 P: 5	R: 1 E: 0 K: 0 S: 5 H: 2 LOB: 1 BB: 0 P: 5	R: 0 E: 0 K: 3 S: 9 H: 0 LOB: 0 BB: 0 P: 9	R: 0 E: 0 K: 0 S: 3 H: 0 LOB: 0 BB: 0 P: 3	R: 0 E: 0 K: 0 S: 5 H: 2 LOB: 2 BB: 0 P: 5	R: 1 E: 0 K: 2 S: 10 H: 3 LOB: 2 BB: 0 P: 10	R: 0 E: 0 K: 1 S: 5 H: 0 LOB: 0 BB: 0 P: 5	1B: 5 2B: 3 3B: 1 HR: 0	SF: 1 SAC: 0 DP: 0 HBP: 0						

PITCHER	IP	WLS	BF	H	R	ER	SO	BB	IBB	HBP	BLK	WP	HR	S	P	ERA	WHIP
Denny McLain, R (1, 1) ERA: 2.05	9.0	W	36	9	3	3	8	0	0	0	0	0	0	52	52	3.00	1.000

PITCHER	IP	WLS	BF	H	R	ER	SO	BB	IBB	HBP	BLK	WP	HR	S	P	ERA	WHIP

BOTTOM

Detroit Tigers @ Cleveland Indians

Cleveland Municipal Stadium, Cleveland, OH

Mon Jun 24 1968, 7:05 PM EDT

Att. 12,808 - Unknown

AB	35
R	3
H	9
RBI	3
BB	0
SO	8
LOB	7

livebaseballscorecards.com

Cleveland Indians @ Washington Senators

D.C. Stadium, Washington, DC

Tue Jun 25 1968, 7:05 PM EDT

Att. 4,319 - Unknown

TOP

livebaseballscorecards.com

Batter	1	2	3	4	5	6	7	8	9	AB	R	H	RBI	BB	SO	LOB
Russ Snyder, L (1, 9) OBP: 0.252, SLG: 0.270	S S S 0-3 ① K	x 0-0 ② 6-3 2-3		B B B B 4-0 WP 1-2 BB		x 0-0 ① 4-3		x 0-0 SH3-4 1B 1B	x 0-0 ③ FC6-4 1-2f	5	1	1	0	1	1	2
Larry Brown, R (1, 6) OBP: 0.275, SLG: 0.292	x 0-0 1B 2B 1B	x 0-0 ③ 6-3		x 0-0 ② F6		x 0-0 ② F8		x 0-0 ① SH3-4 1-2		4	1	1	0	0	0	3
Jimmie Hall, L (1, 8) OBP: 0.297, SLG: 0.255	x 0-0 2B 1-3 PB 1B	x 0-0 ① 1-4-3	x 0-0 ③ F5 1-2 2-3			x 0-0 PB 1B		x 0-0 ② 6-3		2	1	1	0	0	0	0
Jose Cardenal, R (4, PH) (4, 8) OBP: 0.281, SLG: 0.309										3	0	1	0	0	0	3
Lee Maye, L (1, 7) OBP: 0.315, SLG: 0.432	x 0-0 PB 1-3 1B 3-H 2B	x 0-0 ② F9			B B B 4-0 1B BB	x 0-0 ③ F6 1-2		x 0-0 WP 1B 2-H 1B		2	1	1	1	0	0	0
Tommy Harper, R (4, 7) OBP: 0.282, SLG: 0.371										2	1	1	1	1	0	1
Duke Sims, L (1, 2) OBP: 0.391, SLG: 0.463	x 0-0 2-H 3-H 1B	x 0-0 1B			x 0-0 ① F9		x 0-0 E3 FC6-4 1B	x 0-0 1-H 1B		5	0	3	2	0	0	1
Willie Smith, L (1, 3) OBP: 0.227, SLG: 0.205	x 0-0 ② F8	x 0-0 ③ 4-3			x 0-0 BB 1-3 1B		x 0-0 ① F4	S S S 0-3 ③ K		5	0	1	0	0	1	4
Max Alvis, R (1, 5) OBP: 0.311, SLG: 0.371	S S S 0-3 ③ K			S S S 0-3 ① K	B B B 4-0 1-2 BB		x 0-0 FC6-4 1-2 1B		x 0-0 ① 6-3	4	0	1	0	1	2	1
Billy Harris, L (1, 4) OBP: 0.357, SLG: 0.440		x 0-0 6-3 SH3-4 1B		x 0-0 WP 1B 2B	S S S 0-3 ② K		x 0-0 ② FC6-4 S 1-2f 2-3	S S S 0-3 ② K		5	1	2	0	0	2	5
Sonny Siebert, R (1, 1) OBP: 0.205, SLG: 0.190		x 0-0 ① SH3-4 1-2		x 0-0 WP WP 2-H 1B	x 0-0 ③ F3		x 0-0 ③ F6 1-2		x 0-0 FC6-4 1B	3	0	1	1	0	0	5
Stan Williams, R (8, 1) OBP: 0.333, SLG: 0.280										1	0	1	0	0	0	0

| | | | | | | | | | |

Batter	1	2	3	4	5	6	7	8	9	AB	R	H	RBI	BB	SO	LOB
Ed Stroud, L (1, 9) OBP: 0.281, SLG: 0.426	S S S 0-3 ① K		x 0-0 ③ 1-3			x 0-0 ① F7	x 0-0 ③ L8			4	0	0	0	0	1	2
Bernie Allen, L (1, 5) OBP: 0.310, SLG: 0.374	x 0-0 ② F9			x 0-0 ① F7		x 0-0 ② 1-3		S S S 0-3 ① K		4	0	0	0	0	1	0
Frank Howard, R (1, 7) OBP: 0.362, SLG: 0.644 (5, 3)	B B B B 4-0 BB			x 0-0 ② L6		B B B B 4-0 FC6-4 BB		S S S 0-3 ② K		2	0	0	0	2	1	0
Mike Epstein, L (1, 3) OBP: 0.274, SLG: 0.250 Sam Bowens, R (4, PR) (5, 7) OBP: 0.255, SLG: 0.353	x 0-0 ③ F7			H 1-0 BB HBP		x 0-0 ③ FC6-4 1-2f		S S S 0-3 ③ K		1 2	0 0	0 0	0 0	0 0	0 1	1 1
Billy Bryan, L (1, 2) OBP: 0.347, SLG: 0.390		S S S 0-3 ① K		B B B B 4-0 1-2 BB			x 0-0 ① F6		x 0-0 1B	3	0	1	0	1	1	0
Frank Coggins, S (1, 4) OBP: 0.210, SLG: 0.230		x 0-0 ② 4-3		x 0-0 ③ 4-3			x 0-0 ② 3-1		x 0-0 ① F8	4	0	0	0	0	0	3
Ron Hansen, R (1, 6) OBP: 0.276, SLG: 0.337		x 0-0 ③ 5-3			x 0-0 ① F9		x 0-0 1B 2B		S S S 0-3 ② K	4	1	1	0	0	1	1
Del Unser, L (1, 8) OBP: 0.278, SLG: 0.295			x 0-0 ① F7		x 0-0 ② G3		x 0-0 1B 2-H 1B		x 0-0 ③ F8	4	0	1	1	0	0	1
Joe Coleman, R (1, 1) OBP: 0.250, SLG: 0.310 Frank Bertaina, L (4, 1) OBP: 0.214, SLG: 0.154 Cap Peterson, R (5, PH) OBP: 0.267, SLG: 0.197 Bob Humphreys, R (6, 1) OBP: 0.667, SLG: 0.667 Ken McMullen, R (7, PH) OBP: 0.319, SLG: 0.398 Dave Baldwin, R (8, 1) Darold Knowles, L (8, 1) OBP: 0.250, SLG: 0.750			S S S 0-3 ② K		x 0-0 ③ 1-3		x 0-0 1-3 1B			1 0 1 0 1 0 0	0 0 0 0 0 0 0	0 0 0 0 1 0 0	0 0 0 0 0 0 0	1 0 0 0 0 0 0	0 0 0 0 0 0 0	0 0 0 0 0 0 0
Inning Stats	R: 0 H: 0 E: 0 LOB: 1 K: 1 BB: 1 S: 5 P: 9	R: 0 H: 0 E: 0 LOB: 0 K: 1 BB: 0 S: 5 P: 5	R: 0 H: 0 E: 0 LOB: 0 K: 1 BB: 0 S: 5 P: 5	R: 0 H: 0 E: 0 LOB: 2 K: 0 BB: 1 S: 3 P: 8	R: 0 H: 0 E: 0 LOB: 0 K: 0 BB: 0 S: 3 P: 3	R: 0 H: 0 E: 0 LOB: 1 K: 0 BB: 1 S: 3 P: 7	R: 1 H: 3 E: 0 LOB: 2 K: 0 BB: 0 S: 6 P: 6	R: 0 H: 0 E: 0 LOB: 0 K: 3 BB: 0 S: 9 P: 9	R: 0 H: 1 E: 0 LOB: 1 K: 1 BB: 0 S: 6 P: 6	1B: 3 SF: 0 2B: 1 SAC: 0 3B: 0 DP: 0 HR: 0 HBP: 1						

PITCHER		IP	WLS	BF	H	R	ER	SO	BB	IBB	HBP	BLK	WP	HR	S	P	ERA	WHIP
Sonny Siebert, R ERA: 2.36	(1, 1)	7.0	W	28	3	1	1	3	3	0	1	0	0	0	30	43	1.29	0.857
Stan Williams, R ERA: 1.75	(8, 1)	2.0	S	7	1	0	0	4	0	0	0	0	0	0	15	15	0.00	0.500

PITCHER	IP	WLS	BF	H	R	ER	SO	BB	IBB	HBP	BLK	WP	HR	S	P	ERA	WHIP

BOTTOM

Cleveland Indians @ Washington Senators

D.C. Stadium, Washington, DC

Tue Jun 25 1968, 7:05 PM EDT

Att. 4,319 - Unknown

livebaseballscorecards.com

AB	31
R	1
H	4
RBI	1
BB	3
SO	7
LOB	9

Batter	1	2	3	4	5	6	7	8	9	AB	R	H	RBI	BB	SO	LOB
Russ Snyder, L (1, 9) OBP: 0.260, SLG: 0.271	4-3		FC5-4 2-H 3-H 1B		BB			F5		3	0	1	2	1	0	0
Larry Brown, R (1, 6) OBP: 0.271, SLG: 0.287	1-3		FC5-4 1-2f		F5			K		4	0	0	0	0	1	2
Jimmie Hall, L (1, 8) OBP: 0.290, SLG: 0.248	4-3		F9			F7			F7	4	0	0	0	0	0	1
Lee Maye, L (1, 7) OBP: 0.320, SLG: 0.430		BB G4-6-3		1B		F7			F9	3	0	1	0	1	0	0
Duke Sims, L (1, 2) OBP: 0.383, SLG: 0.452		G4-6-3 1-2f		F8		F8			K	4	0	0	0	0	1	2
Willie Smith, L (1, 3) OBP: 0.213, SLG: 0.190		K		K			F9			3	0	0	0	0	2	1
Max Alvis, R (1, 5) OBP: 0.311, SLG: 0.371			2B 1B 1B	F5			F6			3	1	1	0	0	0	1
Billy Harris, L (1, 4) OBP: 0.355, SLG: 0.464			1-3 1B 2B		F9		F8			3	1	1	0	0	0	0
Steve Hargan, R (1, 1) OBP: 0.214, SLG: 0.250			F5		5-3			F7		0	0	0	0	0	0	0
Billy Rohr, L (2, 1)										0	0	0	0	0	0	0
Jose Vidal, R (3, PH) OBP: 0.196, SLG: 0.286										1	0	0	0	0	0	2
Eddie Fisher, R (3, 1)										1	0	0	0	0	0	0
Jose Cardenal, R (8, PH) OBP: 0.280, SLG: 0.308										1	0	0	0	0	0	0
Hal Kurtz, R (8, 1)										0	0	0	0	0	0	0
Inning Stats	R: 0 E: 0 K: 0 S: 3 H: 0 LOB: 0 BB: 0 P: 3	R: 0 E: 0 K: 1 S: 4 H: 0 LOB: 0 BB: 1 P: 8	R: 2 E: 0 K: 0 S: 6 H: 3 LOB: 1 BB: 0 P: 6	R: 0 E: 0 K: 1 S: 6 H: 1 LOB: 1 BB: 0 P: 6	R: 0 E: 0 K: 0 S: 3 H: 0 LOB: 1 BB: 1 P: 7	R: 0 E: 0 K: 0 S: 3 H: 0 LOB: 0 BB: 0 P: 3	R: 0 E: 0 K: 0 S: 3 H: 0 LOB: 0 BB: 0 P: 3	R: 0 E: 0 K: 1 S: 5 H: 0 LOB: 0 BB: 0 P: 5	R: 0 E: 0 K: 1 S: 5 H: 0 LOB: 0 BB: 0 P: 5	1B: 3 2B: 1 3B: 0 HR: 0 SF: 0 SAC: 0 DP: 1 HBP: 0						

PITCHER	IP	WLS	BF	H	R	ER	SO	BB	IBB	HBP	BLK	WP	HR	S	P	ERA	WHIP
Camilo Pascual, R (1, 1) ERA: 2.45	9.0	W	32	4	2	2	4	2	0	0	0	0	0	38	46	2.00	0.667

PITCHER	IP	WLS	BF	H	R	ER	SO	BB	IBB	HBP	BLK	WP	HR	S	P	ERA	WHIP

TOP

Cleveland Indians @ Washington Senators

D.C. Stadium, Washington, DC

Wed Jun 26 1968, 7:05 PM EDT

Att. 4,846 - Unknown

livebaseballscorecards.com

AB	30
R	2
H	4
RBI	2
BB	2
SO	4
LOB	9

WP: 0 PA: 32
PB: 0
SB: 0
CS: 0

BOTTOM

Cleveland Indians @ Washington Senators

D.C. Stadium, Washington, DC

Wed Jun 26 1968, 7:05 PM EDT

Att. 4,846 - Unknown

livebaseballscorecards.com

Batter	1	2	3	4	5	6	7	8	9	AB	R	H	RBI	BB	SO	LOB
Ed Stroud, L (1, 9) OBP: 0.284, SLG: 0.422	4-3	1B 3B 1B 1-3	BBBB 1B BB		F8			G1-6-3 1-2f		4	1	1	0	1	0	1
Frank Coggins, S (1, 4) OBP: 0.224, SLG: 0.245	1B 1B 1B	1B 3B 1B 1-3 3-H	G5-4-3 1-2 1B			4-3				4	2	3	1	0	0	0
Bernie Allen, L (1, 5) OBP: 0.316, SLG: 0.394	HBP 1B 1-3 1B	1B 3B 1-H 3-H	F2			4-3				4	2	2	2	0	0	2
Frank Howard, R (1, 7) OBP: 0.361, SLG: 0.638	K	WP 1B SF9 1B 3-H	G5-4-3 1-2f			6-3				4	1	1	1	0	1	4
Mike Epstein, L (1, 3) OBP: 0.279, SLG: 0.252 Gary Holman, L (8, 3)	1B HBP 1-2	WP 1B 1-2		F8			F5			3 0	1 0	1 0	0 0	0 0	0 0	0 0
Jim French, L (1, 2) OBP: 0.500, SLG: 0.333	1B 1-2 2-H 3-H	BBBB 1B BB 1-2 2-3		F4			F5			3	0	1	2	1	0	0
Ron Hansen, R (1, 6) OBP: 0.271, SLG: 0.332 Ed Brinkman, R (8, 6) OBP: 0.191, SLG: 0.116	F9	SF9 3-H		5-3			F8			3 0	0 0	0 0	1 0	0 0	0 0	2 0
Del Unser, L (1, 8) OBP: 0.281, SLG: 0.298	1B 1B	1-3 2-H 1B			F9			6-3		4	1	2	1	0	0	0
Camilo Pascual, R (1, 1) OBP: 0.172, SLG: 0.172	K	2-3			4-3			G1-6-3 1B		4	0	1	0	0	1	3
Inning Stats	R: 2 E: 0 K: 1 S: 8 H: 3 LOB: 2 BB: 0 P: 9	R: 6 E: 0 K: 1 S: 12 H: 7 LOB: 2 BB: 1 P: 16	R: 0 E: 0 K: 0 S: 3 H: 1 LOB: 1 BB: 1 P: 7	R: 0 E: 0 K: 0 S: 3 H: 0 LOB: 0 BB: 0 P: 3	R: 0 E: 0 K: 0 S: 3 H: 0 LOB: 0 BB: 0 P: 3	R: 0 E: 0 K: 0 S: 3 H: 0 LOB: 0 BB: 0 P: 3	R: 0 E: 0 K: 0 S: 3 H: 0 LOB: 0 BB: 0 P: 3	R: 0 E: 0 K: 0 S: 3 H: 1 LOB: 0 BB: 0 P: 3		1B: 11 2B: 0 3B: 1 HR: 0	SF: 1 SAC: 0 DP: 2 HBP: 1					

	AB	33
	R	8
	H	12
	RBI	8
	BB	2
	SO	2
	LOB	12

WP: 1 PB: 0 SB: 0 CS: 0 PA: 37

PITCHER		IP	WLS	BF	H	R	ER	SO	BB	IBB	HBP	BLK	WP	HR	S	P	ERA	WHIP
Steve Hargan, R ERA: 3.27	(1, 1)	1.1	L	11	6	5	5	2	0	0	1	0	0	0	14	15	33.75	4.500
Billy Rohr, L ERA: 6.87	(2, 1)	0.2		7	4	3	3	0	1	0	0	0	1	0	6	10	40.50	7.500
Eddie Fisher, R ERA: 3.41	(3, 1)	5.0		16	1	0	0	0	1	0	0	0	0	0	15	19	0.00	0.400
Hal Kurtz, R ERA: 4.29	(8, 1)	1.0		3	1	0	0	0	0	0	0	0	0	0	3	3	0.00	1.000

PITCHER	IP	WLS	BF	H	R	ER	SO	BB	IBB	HBP	BLK	WP	HR	S	P	ERA	WHIP

Batter	1	2	3	4	5	6	7	8	9	AB	R	H	RBI	BB	SO	LOB
Max Alvis, R (1, 5) OBP: 0.309, SLG: 0.368	1-3	FC6-4 1-2f			K	FC6 FC4-6 1-2f 2-3			BB FC4-6	2	0	0	0	0	0	1
Vern Fuller, R (3, 4) OBP: 0.307, SLG: 0.259										2	0	0	0	1	1	2
Russ Snyder, L (1, 9) OBP: 0.265, SLG: 0.270	E 1B 1B		E BB		1-3	FC4-6 1-2f			FC4-6 PB 1B 1-2f 4-3	4	2	1	0	1	0	3
Jimmie Hall, L (1, 7) OBP: 0.293, SLG: 0.259	E8 1B 1-2		F8		2B		F9		PB 1B 1-2	5	0	2	0	0	0	2
Joe Azcue, R (1, 2) OBP: 0.323, SLG: 0.331			E5 1-2		BB		L6		4-3 1-2 2-H	3	0	1	1	1	0	1
Vicente Romo, R (7, 1)										0	0	0	0	0	0	0
Stan Williams, R (8, 1) OBP: 0.333, SLG: 0.280										0	0	0	0	0	0	0
Davey Nelson, R (9, PH) OBP: 0.211, SLG: 0.167	1-3 2-H 1B				3-1		K		G3	1	0	0	1	0	0	1
Duke Sims, L (1, 3) OBP: 0.374, SLG: 0.439	K	K	F9			1B WP 1B 1B		F6		4	1	1	0	0	1	4
Jose Cardenal, R (1, 8) OBP: 0.279, SLG: 0.307	K									4	0	1	0	0	2	1
Billy Harris, L (1, 4) OBP: 0.343, SLG: 0.469		E5 FC1-4		K	K 1-2			2B		4	0	1	0	0	2	1
Larry Brown, R (3, 5)																
Sam McDowell, L (1, 6) OBP: 0.271, SLG: 0.286		FC1-4 FC6-4 1-2f		F9		FC6 1B 2-3 1B		F8		4	0	1	0	0	0	2
Hal Kurtz, R (1, 1) OBP: 0.156, SLG: 0.116										1	0	0	0	0	1	1
Jose Vidal, R (3, 1)										1	0	0	0	0	0	0
Eddie Fisher, R (6, PH) OBP: 0.212, SLG: 0.300										1	0	1	1	0	0	0
Ken Suarez, R (6, 1)										0	0	0	0	0	0	0
(7, 2) OBP: 0.250, SLG: 0.250		K	6-3			FC6 1-2 3-H 1B		K		1	0	0	0	0	1	1
Inning Stats	R: 1 E: 1 K: 2 S: 10 H: 2 LOB: 2 BB: 0 P: 10	R: 0 E: 1 K: 1 S: 6 H: 0 LOB: 1 BB: 0 P: 6	R: 0 E: 1 K: 1 S: 6 H: 0 LOB: 2 BB: 1 P: 10	R: 0 E: 0 K: 1 S: 5 H: 0 LOB: 0 BB: 0 P: 5	R: 0 E: 0 K: 1 S: 6 H: 1 LOB: 2 BB: 1 P: 10	R: 1 E: 0 K: 1 S: 8 H: 3 LOB: 2 BB: 0 P: 8	R: 0 E: 0 K: 1 S: 5 H: 0 LOB: 0 BB: 0 P: 5	R: 0 E: 0 K: 1 S: 6 H: 1 LOB: 1 BB: 0 P: 6	R: 1 E: 0 K: 0 S: 4 H: 1 LOB: 1 BB: 1 P: 8	1B: 6 2B: 2 3B: 0 HR: 0 SF: 0 SAC: 0 DP: 0 HBP: 0						

PITCHER		IP	WLS	BF	H	R	ER	SO	BB	IBB	HBP	BLK	WP	HR	S	P	ERA	WHIP
Jose Santiago, R ERA: 2.18	(1, 1)	5.0	W	23	3	1	0	6	2	0	0	0	0	0	33	41	0.00	1.000
Gary Waslewski, R ERA: 3.42	(6, 1)	3.0		13	4	1	1	3	0	0	0	0	1	0	19	19	3.00	1.333
Sparky Lyle, L ERA: 3.08	(9, 1)	1.0	S	5	1	1	0	0	1	0	0	0	0	0	4	8	0.00	2.000

PITCHER	IP	WLS	BF	H	R	ER	SO	BB	IBB	HBP	BLK	WP	HR	S	P	ERA	WHIP

TOP

Cleveland Indians @ Boston Red Sox

Fenway Park, Boston, MA

Thu Jun 27 1968, 7:05 PM EDT

Att. 21,062 - Overcast - 60 F

livebaseballscorecards.com

AB	38
R	3
H	8
RBI	3
BB	3
SO	9
LOB	26

WP: 1	PA: 41		
PB: 1			
SB: 0			
CS: 0			

Cleveland Indians @ Boston Red Sox

Fenway Park, Boston, MA

Thu Jun 27 1968, 7:05 PM EDT

Att. 21,062 - Overcast - 60 F

livebaseballscorecards.com

BOTTOM

Batter	1	2	3	4	5	6	7	8	9	AB	R	H	RBI	BB	SO	LOB
Joe Foy, R (1, 5) OBP: 0.350, SLG: 0.311	E 1B BB	4-3 1B	F2	K	6-3					4	1	2	0	1	1	0
Jerry Adair, R (1, 4) (6, 6) OBP: 0.250, SLG: 0.241	E6 1B K	4-3 1-2	1B 1B	6-3						5	2	1	0	0	1	4
Carl Yastrzemski, L (1, 7) OBP: 0.458, SLG: 0.519 Joe Lahoud, L (7, PH) OBP: 0.326, SLG: 0.237 (8, 7)	K 1B E 1B	4-3 IBB	1B 1-2	F8	K					3 1	1 0	2 0	0 0	1 0	1 1	2 0
Ken Harrelson, R (1, 9) OBP: 0.389, SLG: 0.594	E 1B 1-3 2-H 1B	K	F7		1B 1-2 2-H 1B			2B		5	1	3	2	0	1	3
Reggie Smith, S (1, 8) OBP: 0.357, SLG: 0.395	E6 BB 1B 1-2 WP 3-H	F6		E 2B	L6			F8		5	2	1	0	0	0	5
Rico Petrocelli, R (1, 6) OBP: 0.281, SLG: 0.368 Gary Waslewski, R (6, 1) OBP: 0.091, SLG: 0.048 Norm Siebern, L (8, PH) OBP: 0.045, SLG: 0.045 Sparky Lyle, L (9, 1)	WP BB 1B 1-2 2-H 1B	E 1-2 1B	6-3	F8				F7		4 0 1 0	1 0 0 0	2 0 0 0	1 0 0 0	0 0 0 0	0 0 1 0	3 0 1 0
George Scott, R (1, 3) OBP: 0.237, SLG: 0.239	K	E3 1-2 2-H	E5 2-H 1B		K			F9		5	0	1	0	0	2	4
Russ Gibson, R (1, 2) OBP: 0.216, SLG: 0.296	WP 1-2 2-3 1B BB	4-3	F8		F4					3	1	0	0	1	0	3
Jose Santiago, R (1, 1) OBP: 0.209, SLG: 0.220 Dalton Jones, L (6, 4) OBP: 0.173, SLG: 0.147	BB 1-H 2-H 3-H 1B	F2	F4		6-3					3 1	0 0	1 0	2 0	0 0	0 0	1 0
Inning Stats	R: 6 E: 2 K: 3 S: 15 H: 4 LOB: 2 BB: 2 P: 23	R: 1 E: 1 K: 1 S: 8 H: 2 LOB: 2 BB: 0 P: 8	R: 0 E: 0 K: 0 S: 4 H: 1 LOB: 2 BB: 1 P: 8	R: 1 E: 1 K: 0 S: 5 H: 2 LOB: 1 BB: 0 P: 5	R: 1 E: 0 K: 0 S: 6 H: 3 LOB: 2 BB: 0 P: 6	R: 0 E: 0 K: 1 S: 5 H: 0 LOB: 0 BB: 0 P: 5	R: 0 E: 0 K: 2 S: 7 H: 0 LOB: 0 BB: 0 P: 7	R: 0 E: 0 K: 0 S: 4 H: 1 LOB: 1 BB: 0 P: 4		1B: 11 2B: 2 3B: 0 HR: 0 SF: 0 SAC: 0 DP: 0 HBP: 0				WP: 1 PB: 0 SB: 0 CS: 0 PA: 43		

	AB	40
	R	9
	H	13
	RBI	5
	BB	3
	SO	7
	LOB	26

PITCHER		IP	WLS	BF	H	R	ER	SO	BB	IBB	HBP	BLK	WP	HR	S	P	ERA	WHIP
Sam McDowell, L ERA: 1.74	(1, 1)	2.1	L	19	7	7	0	4	2	0	0	0	1	0	25	33	0.00	3.857
Hal Kurtz, R ERA: 4.56	(3, 1)	2.2		14	5	2	2	0	0	1	0	0	0	0	13	17	6.75	1.875
Eddie Fisher, R ERA: 3.31	(6, 1)	1.0		3	0	0	0	1	0	0	0	0	0	0	5	5	0.00	0.000
Vicente Romo, R ERA:	(7, 1)	1.0		3	0	0	0	2	0	0	0	0	0	0	7	7	0.00	0.000
Stan Williams, R ERA: 1.73	(8, 1)	1.0		4	1	0	0	0	0	0	0	0	0	0	4	4	0.00	1.000

PITCHER	IP	WLS	BF	H	R	ER	SO	BB	IBB	HBP	BLK	WP	HR	S	P	ERA	WHIP

Cleveland Indians @ Boston Red Sox

Fenway Park, Boston, MA

Sat Jun 29 1968, 3:33 AM EDT

Att. 22,263 - Cloudy - 83 F

TOP

livebaseballscorecards.com

Batter	1	2	3	4	5	6	7	8	9	AB	R	H	RBI	BB	SO	LOB
Russ Snyder, L (1, 9) OBP: 0.273, SLG: 0.280	F6		2-H 1B		2-H 1B		1-H 3-H HR		WP SF9 2B	3	0	2	2	0	0	0
Tommy Harper, R (7, PH) OBP: 0.291, SLG: 0.408 (7, 9)	K		BB		F7		G5-4-3 1B		SF9 WP BB	3	0	1	0	2	1	1
Jimmie Hall, L (1, 7) OBP: 0.288, SLG: 0.255	4-3		F7			G3	G5-4-3 1-2f		SF9 1-3 2-H	3	0	0	0	0	0	2
Lou Johnson, R (7, PH) OBP: 0.286, SLG: 0.354 (7, 7)										1	0	0	1	0	0	1
Joe Azcue, R (1, 2) OBP: 0.326, SLG: 0.341		G3-6-3 1B		F7		F8		4-3 2B	K	5	1	2	0	0	1	1
Duke Sims, L (1, 3) OBP: 0.367, SLG: 0.429		G3-6-3 1-2f		K		F8		4-3 2-3		4	0	0	0	0	1	2
Jose Cardenal, R (1, 8) OBP: 0.282, SLG: 0.321		F8		6-3			1B 3B	5-3 3-H 2B		4	1	2	1	0	0	0
Billy Harris, L (1, 4) OBP: 0.359, SLG: 0.472			SH1-4 1B 1B		K		1B HR 3-H 1B	5-3 2-3		4	2	2	1	0	1	1
Larry Brown, R (1, 6) OBP: 0.274, SLG: 0.290			F9		SH3-4 1B 1B		HR 1-3 1B	6-3		4	2	2	0	0	0	2
Luis Tiant, R (1, 1) OBP: 0.087, SLG: 0.109			SH1-4 1-2		SH3-4 1-2		F7		K	2	0	0	0	0	1	2
Inning Stats	R: 0 E: 0 K: 1 S: 5 H: 0 LOB: 0 BB: 0 P: 5	R: 0 E: 0 K: 0 S: 3 H: 1 LOB: 0 BB: 0 P: 3	R: 1 E: 0 K: 0 S: 5 H: 2 LOB: 2 BB: 1 P: 9	R: 0 E: 0 K: 1 S: 5 H: 0 LOB: 0 BB: 0 P: 5	R: 1 E: 0 K: 1 S: 7 H: 2 LOB: 1 BB: 0 P: 7	R: 0 E: 0 K: 0 S: 3 H: 0 LOB: 0 BB: 0 P: 3	R: 4 E: 0 K: 0 S: 7 H: 5 LOB: 0 BB: 0 P: 7	R: 1 E: 0 K: 0 S: 5 H: 2 LOB: 1 BB: 0 P: 5	R: 1 E: 0 K: 2 S: 8 H: 1 LOB: 1 BB: 1 P: 12	1B: 8 2B: 3 3B: 1 HR: 1	SF: 1 SAC: 2 DP: 2 HBP: 0						

	AB	35
	R	8
	H	13
	RBI	8
	BB	2
	SO	5
	LOB	12

	WP: 1	PA: 40
	PB: 0	
	SB: 0	
	CS: 0	

PITCHER		IP	WLS	BF	H	R	ER	SO	BB	IBB	HBP	BLK	WP	HR	S	P	ERA	WHIP
Gary Bell, R ERA: 2.64	(1, 1)	6.1	L	27	8	5	5	3	1	0	0	0	0	0	32	36	7.11	1.421
Sparky Lyle, L ERA: 3.54	(7, 1)	1.2		8	4	2	2	0	0	0	0	0	0	1	8	8	10.80	2.400
Juan Pizarro, L ERA: 3.75	(9, 1)	1.0		5	1	1	1	2	1	0	0	0	1	0	8	12	9.00	2.000

PITCHER	IP	WLS	BF	H	R	ER	SO	BB	IBB	HBP	BLK	WP	HR	S	P	ERA	WHIP

Batter	1	2	3	4	5	6	7	8	9	AB	R	H	RBI	BB	SO	LOB
Joe Foy, R (1, 5) OBP: 0.348, SLG: 0.309	F8		F4 1-2		G4-3 1-3 1B			6-3		4	0	1	0	0	0	1
Jerry Adair, R (1, 4) OBP: 0.234, SLG: 0.226	K		5-3		G4-3 1-2f			K		4	0	0	0	0	2	3
Carl Yastrzemski, L (1, 7) OBP: 0.455, SLG: 0.513	K		BB			K			F5	3	0	0	0	1	2	0
Ken Harrelson, R (1, 9) OBP: 0.382, SLG: 0.583		6-3	K			K			K	4	0	0	0	0	3	2
Reggie Smith, S (1, 8) OBP: 0.359, SLG: 0.394		1B 1B	K			4-3			2B BB	3	1	1	0	1	1	0
Rico Petrocelli, R (1, 6) OBP: 0.281, SLG: 0.371		K	6-3				K		2B 1-H	4	0	1	1	0	2	1
George Scott, R (1, 3) OBP: 0.237, SLG: 0.239		K 1-3 1B	F8				F3		5-3	4	0	1	0	0	0	1
Elston Howard, R (1, 2) OBP: 0.314, SLG: 0.321		K			1B 1B		6-3			3	0	1	0	0	1	2
Gary Bell, R (1, 1) OBP: 0.269, SLG: 0.346			WP 1B		K			K		2	0	1	0	0	1	1
Sparky Lyle, L (7, 1)										0	0	0	0	0	0	0
Dalton Jones, L (8, PH) OBP: 0.172, SLG: 0.146										1	0	0	0	0	1	0
Juan Pizarro, L (9, 1)										0	0	0	0	0	0	0
Inning Stats	R: 0 E: 0 K: 2 S: 7 H: 0 LOB: 0 BB: 0 P: 7	R: 0 E: 0 K: 2 S: 9 H: 2 LOB: 2 BB: 0 P: 9	R: 0 E: 0 K: 1 S: 6 H: 1 LOB: 2 BB: 1 P: 10	R: 0 E: 0 K: 1 S: 5 H: 0 LOB: 0 BB: 0 P: 5	R: 0 E: 0 K: 1 S: 6 H: 2 LOB: 1 BB: 0 P: 6	R: 0 E: 0 K: 2 S: 7 H: 0 LOB: 0 BB: 0 P: 7	R: 0 E: 0 K: 1 S: 5 H: 0 LOB: 0 BB: 0 P: 5	R: 0 E: 0 K: 2 S: 7 H: 0 LOB: 0 BB: 0 P: 7	R: 1 E: 0 K: 1 S: 6 H: 1 LOB: 1 BB: 1 P: 10	1B: 5 2B: 1 3B: 0 HR: 0 SF: 0 SAC: 0 DP: 1 HBP: 0						

PITCHER	IP	WLS	BF	H	R	ER	SO	BB	IBB	HBP	BLK	WP	HR	S	P	ERA	WHIP
Luis Tiant, R (1, 1) ERA: 1.19	9.0	W	34	6	1	1	13	2	0	0	0	1	0	58	66	1.00	0.889

PITCHER	IP	WLS	BF	H	R	ER	SO	BB	IBB	HBP	BLK	WP	HR	S	P	ERA	WHIP

BOTTOM

Cleveland Indians @ Boston Red Sox

Fenway Park, Boston, MA

Sat Jun 29 1968, 3:33 AM EDT

Att. 22,263 - Cloudy - 83 F

livebaseballscorecards.com

AB	32
R	1
H	6
RBI	1
BB	2
SO	13
LOB	11

WP: 1 PA: 34
PB: 0
SB: 0
CS: 0

Cleveland Indians @ Boston Red Sox

Fenway Park, Boston, MA

Sat Jun 29 1968, 7:05 PM EDT

Att. 25,078 - Unknown - 80 F

livebaseballscorecards.com

TOP

Batter	1	2	3	4	5	6	7	8	9	AB	R	H	RBI	BB	SO	LOB
Russ Snyder, L (1, 9) OBP: 0.273, SLG: 0.279	1-3		FC6-4 1B		2-3 1-2		F8		5-3	4	0	1	0	0	0	1
Tommy Harper, R (9, PH) OBP: 0.289, SLG: 0.406 (9, 9)										1	0	0	0	0	0	0
Max Alvis, R (1, 5) OBP: 0.315, SLG: 0.369	K		FC6-4 1-2f		WP BB BB		E SF8 2B		K2-3	4	1	1	0	1	2	1
Lou Johnson, R (1, 7) OBP: 0.286, SLG: 0.367	HR			E6 4-3 1B	F3		E5 S 2-3			4	2	1	1	0	0	3
Joe Azcue, R (1, 2) OBP: 0.324, SLG: 0.336	F8			4-3 1-2	WP 1-2 2-3		SF8 1-2 3-H			2	0	0	1	1	0	1
Duke Sims, L (1, 3) OBP: 0.369, SLG: 0.425		G3		1B IBB	1B IBB 1-2 2-3 3-H		F7			2	0	0	0	2	0	1
Jose Cardenal, R (1, 8) OBP: 0.285, SLG: 0.324		CS S 1B		1-2 2-H 1B	F9			F5		4	0	2	1	0	0	3
Billy Harris, L (1, 4) OBP: 0.326, SLG: 0.425		F7 1-3		F7		F7		F7		4	0	0	0	0	0	3
Larry Brown, R (1, 6) OBP: 0.274, SLG: 0.289			F7	K		1B		6-3		4	0	1	0	0	1	2
Sonny Siebert, R (1, 1) OBP: 0.208, SLG: 0.196			F6		BB 2-3 WP 1B	4-3			K	4	1	1	0	0	1	0
Inning Stats	R: 1 E: 0 K: 1 S: 6 H: 1 LOB: 0 BB: 0 P: 6	R: 0 E: 0 K: 0 S: 3 H: 1 LOB: 0 BB: 0 P: 3	R: 0 E: 0 K: 0 S: 4 H: 1 LOB: 1 BB: 0 P: 4	R: 1 E: 1 K: 1 S: 7 H: 1 LOB: 2 BB: 1 P: 11	R: 1 E: 0 K: 0 S: 4 H: 1 LOB: 3 BB: 3 P: 16	R: 0 E: 0 K: 0 S: 3 H: 1 LOB: 0 BB: 0 P: 3	R: 1 E: 1 K: 0 S: 5 H: 1 LOB: 1 BB: 0 P: 5	R: 0 E: 0 K: 0 S: 3 H: 0 LOB: 0 BB: 0 P: 3	R: 0 E: 0 K: 2 S: 7 H: 0 LOB: 0 BB: 0 P: 7	1B: 5 2B: 1 3B: 0 HR: 1 SF: 1 SAC: 0 DP: 0 HBP: 0	WP: 1 PB: 0 SB: 2 CS: 1 PA: 38					

	AB	33
	R	4
	H	7
	RBI	3
	BB	4
	SO	4
	LOB	15

PITCHER		IP	WLS	BF	H	R	ER	SO	BB	IBB	HBP	BLK	WP	HR	S	P	ERA	WHIP
Ray Culp, R ERA: 4.54	(1, 1)	4.2	L	22	5	3	2	2	2	1	0	0	0	1	23	35	3.86	1.500
Juan Pizarro, L ERA: 3.65	(5, 1)	0.1		2	0	0	0	0	1	0	0	0	1	0	1	5	0.00	3.000
Lee Stange, R ERA: 4.61	(6, 1)	3.0		11	2	1	0	0	0	0	0	0	0	0	11	11	0.00	0.667
Bill Landis, L ERA: 3.38	(9, 1)	1.0		3	0	0	0	2	0	0	0	0	0	0	7	7	0.00	0.000

PITCHER	IP	WLS	BF	H	R	ER	SO	BB	IBB	HBP	BLK	WP	HR	S	P	ERA	WHIP

Cleveland Indians @ Boston Red Sox

Fenway Park, Boston, MA

Sat Jun 29 1968, 7:05 PM EDT

Att. 25,078 - Unknown - 80 F

BOTTOM

livebaseballscorecards.com

Batter	1	2	3	4	5	6	7	8	9	AB	R	H	RBI	BB	SO	LOB
Joe Foy, R (1, 5) OBP: 0.351, SLG: 0.313	1-3		F8		2-3 1B			1B		4	0	2	0	0	0	0
Mike Andrews, R (1, 4) Lee Stange, R (6, 1) Joe Lahoud, L (8, PH) Bill Landis, L (9, 1) OBP: 0.329, SLG: 0.308 OBP: 0.273, SLG: 0.200 OBP: 0.323, SLG: 0.234	5-3			BBBB 4-3 WP 1B BB	F8			SSS K		2 0 1 0	1 0 0 0	0 0 0 0	0 0 0 0	1 0 0 0	0 0 1 0	2 0 1 0
Carl Yastrzemski, L (1, 7) OBP: 0.452, SLG: 0.506	BBBB WP BB			4-3 1-3		4-3		SSS K		3	0	0	0	1	1	2
Ken Harrelson, R (1, 9) OBP: 0.376, SLG: 0.571	L6 1-2			SSS K		5-3			F8	4	0	0	0	0	1	2
Reggie Smith, S (1, 8) OBP: 0.357, SLG: 0.392		4-3		3-H 1B		F8			F4	4	0	1	1	0	0	0
Rico Petrocelli, R (1, 6) OBP: 0.280, SLG: 0.369		F9		F8			FC5-4 1B		F6	4	0	1	0	0	0	1
George Scott, R (1, 3) OBP: 0.234, SLG: 0.236		F7			5-3		1-2f FC5-4 G6-3			3	0	0	0	0	0	1
Russ Gibson, R (1, 2) OBP: 0.208, SLG: 0.284			F6		4-3		1-2f G6-3			3	0	0	0	0	0	1
Ray Culp, R (1, 1) Juan Pizarro, L (5, 1) Dalton Jones, L (5, PH) (6, 4) OBP: 0.136, SLG: 0.050 OBP: 0.178, SLG: 0.163			SSS K		1B 2B			F5		1 0 2	0 0 0	0 0 1	0 0 0	1 0 0	0 0 0	0 0 0

	AB	31
	R	1
	H	5
	RBI	1
	BB	2
	SO	4
	LOB	10

Inning Stats										
	R: 0 H: 0 E: 0 LOB: 1 K: 0 BB: 1 S: 3 P: 7	R: 0 H: 0 E: 0 LOB: 0 K: 0 BB: 0 S: 3 P: 3	R: 0 H: 0 E: 0 LOB: 0 K: 1 BB: 0 S: 5 P: 5	R: 1 H: 1 E: 0 LOB: 1 K: 1 BB: 1 S: 6 P: 10	R: 0 H: 2 E: 0 LOB: 2 K: 0 BB: 0 S: 5 P: 5	R: 0 H: 0 E: 0 LOB: 0 K: 0 BB: 0 S: 3 P: 3	R: 0 H: 1 E: 0 LOB: 0 K: 0 BB: 0 S: 3 P: 3	R: 0 H: 1 E: 0 LOB: 1 K: 2 BB: 0 S: 8 P: 8	R: 0 H: 0 E: 0 LOB: 0 K: 0 BB: 0 S: 3 P: 3	1B: 4 SF: 0 2B: 1 SAC: 0 3B: 0 DP: 1 HR: 0 HBP: 0	WP: 2 PA: 33 PB: 0 SB: 0 CS: 0

PITCHER	IP	WLS	BF	H	R	ER	SO	BB	IBB	HBP	BLK	WP	HR	S	P	ERA	WHIP
Sonny Siebert, R (1, 1) ERA: 2.27	9.0	W	33	5	1	1	4	2	0	0	0	2	0	39	47	1.00	0.778

PITCHER	IP	WLS	BF	H	R	ER	SO	BB	IBB	HBP	BLK	WP	HR	S	P	ERA	WHIP

Batter	1	2	3	4	5	6	7	8	9	10	AB	R	H	RBI	BB	SO	LOB
Max Alvis, R (1, 5) OBP: 0.310, SLG: 0.363	K		F7		F2		K		4-3		5	0	0	0	0	2	1
Jimmie Hall, L (1, 9) OBP: 0.289, SLG: 0.251	F7		F8		1B IBB		BB S			BB FC3-6	2	0	0	0	1	0	0
Tommy Harper, R (7, PH) (7, 9) OBP: 0.298, SLG: 0.406										BB	0	0	0	0	2	0	0
Lou Johnson, R (1, 7) OBP: 0.284, SLG: 0.363	F2		6-3		1-2 2-H 1B		K 1-2			FC3-6 BB 1-2f HR	5	1	1	1	0	1	2
Joe Azcue, R (1, 2) OBP: 0.320, SLG: 0.326		E5 1B E		F8	F8			F9		HR BB 1-2	4	2	0	0	1	0	2
Duke Sims, L (1, 3) OBP: 0.384, SLG: 0.451		FC4-6 1B 1-2		BB		1B		BB		HR 1-H 2-H	3	1	3	3	2	0	0
Jose Cardenal, R (1, 8) OBP: 0.284, SLG: 0.325		FC4-6 1B 1B 1-2f 2-H		F7		F6		K		1B 2B	5	2	1	0	0	1	4
Billy Harris, L (1, 4) OBP: 0.333, SLG: 0.429						K		F9		FC6-4 1B 2-H	2	0	1	1	0	0	1
Vern Fuller, R (6, PH) (6, 4) OBP: 0.308, SLG: 0.261		1B 1-H		F8							3	0	1	1	0	1	2
Larry Brown, R (1, 6) OBP: 0.272, SLG: 0.287		F4			WP 1B 1B	F6			F8	FC6-4 1-2f	5	1	1	0	0	0	3
Steve Hargan, R (1, 1) OBP: 0.216, SLG: 0.250		6-3			F3 1-2		K		K	K	0	0	0	0	0	0	0
Vicente Romo, R (1, 1)											3	0	0	0	0	1	2
Stan Williams, R (8, 1) OBP: 0.310, SLG: 0.259											2	0	0	0	0	2	1
Inning Stats	R: 0 E: 0 K: 1 S: 5 / H: 0 LOB: 0 BB: 0 P: 5	R: 2 E: 2 K: 0 S: 6 / H: 2 LOB: 1 BB: 0 P: 6	R: 0 E: 0 K: 0 S: 3 / H: 0 LOB: 0 BB: 0 P: 3	R: 0 E: 0 K: 0 S: 3 / H: 0 LOB: 1 BB: 1 P: 7	R: 1 E: 0 K: 0 S: 5 / H: 2 LOB: 2 BB: 1 P: 9	R: 0 E: 0 K: 1 S: 6 / H: 1 LOB: 1 BB: 0 P: 6	R: 0 E: 0 K: 3 S: 9 / H: 0 LOB: 1 BB: 1 P: 13	R: 0 E: 0 K: 1 S: 5 / H: 0 LOB: 1 BB: 1 P: 9	R: 0 E: 0 K: 1 S: 5 / H: 0 LOB: 0 BB: 0 P: 5	R: 4 E: 0 K: 1 S: 8 / H: 3 LOB: 1 BB: 2 P: 16	1B: 6 2B: 1 3B: 0 HR: 1	SF: 0 SAC: 0 DP: 0 HBP: 0					

TOP

Cleveland Indians @ Boston Red Sox

Fenway Park, Boston, MA

Sun Jun 30 1968, 3:33 AM EDT

Att. 27,289 - Unknown - 92 F

livebaseballscorecards.com

AB	39
R	7
H	8
RBI	6
BB	6
SO	8
LOB	18

WP: 1 PB: 0 SB: 1 CS: 0 PA: 45

PITCHER		IP	WLS	BF	H	R	ER	SO	BB	IBB	HBP	BLK	WP	HR	S	P	ERA	WHIP
Gary Waslewski, R ERA: 3.31	(1, 1)	5.0		22	4	3	1	1	1	1	0	0	1	0	22	30	1.80	1.000
Bill Landis, L ERA: 3.16	(6, 1)	2.0		8	1	0	0	4	1	0	0	0	0	0	15	19	0.00	1.000
Lee Stange, R ERA: 4.45	(8, 1)	2.0		7	0	0	0	2	1	0	0	0	0	0	10	14	0.00	0.500
Jerry Stephenson, R ERA: 5.32	(10, 1)	0.0	L	1	0	1	1	0	1	0	0	0	0	0	0	4	∞	∞
Sparky Lyle, L ERA: 4.45	(10, 1)	0.1		4	2	2	2	0	1	0	0	0	0	1	3	7	54.00	9.000

PITCHER		IP	WLS	BF	H	R	ER	SO	BB	IBB	HBP	BLK	WP	HR	S	P	ERA	WHIP
Darrell Brandon, R ERA: 4.76	(10, 1)	0.2		3	1	1	1	1	0	0	0	0	0	0	5	5	13.50	1.500

Cleveland Indians @ Boston Red Sox

Fenway Park, Boston, MA

Sun Jun 30 1968, 3:33 AM EDT

Att. 27,289 - Unknown - 92 F

livebaseballscorecards.com

BOTTOM

Batter	1	2	3	4	5	6	7	8	9	10	AB	R	H	RBI	BB	SO	LOB
Joe Foy, R (1, 5) OBP: 0.348, SLG: 0.307	2-3	K			1-6-3		FC6-4 BB		SH1 1-2	FC5-4 1-2f	4	0	0	0	1	1	2
Mike Andrews, R (1, 4) OBP: 0.332, SLG: 0.305 Lee Stange, R (8, 1) OBP: 0.273, SLG: 0.200 Jerry Adair, R (9, PH) OBP: 0.231, SLG: 0.222 (10, 4)	BB BB 1B BB		F8		BB		FC6-4 1-2f		F8		2 0 1	1 0 0	0 0 0	0 0 0	2 0 0	0 0 0	1 0 2
Carl Yastrzemski, L (1, 7) OBP: 0.448, SLG: 0.498	BB 1-2 1B BB		F7		K		F8		K		4	1	0	0	1	2	4
Ken Harrelson, R (1, 9) OBP: 0.380, SLG: 0.589	1B 1-2 2-3 BB		F7		F6			HR		4-3 6-3 2B	4	2	2	1	1	0	1
Reggie Smith, S (1, 8) OBP: 0.361, SLG: 0.400	1-2 2-H 3-H 1B			5-3 2B		F2		SH3 1B		4-3 2-3	5	0	3	2	0	0	1
Rico Petrocelli, R (1, 6) OBP: 0.280, SLG: 0.367	K			K		1B		SH3 1-2		6-3 3-H	4	0	1	1	0	2	3
George Scott, R (1, 3) OBP: 0.232, SLG: 0.234 Dalton Jones, L (6, PH) OBP: 0.183, SLG: 0.168 (7, 3) (8, 4) (10, 3)	5-3			5-3 2-3		F7		F9		1B 1B 1B	2 3	0 1	0 1	0 0	0 0	0 0	3 2
Elston Howard, R (1, 2) OBP: 0.317, SLG: 0.319		F7		FC5-4 IBB		K		6-3		1B 1-3 1B	4	0	1	0	1	1	2
Gary Waslewski, R (1, 1) OBP: 0.000, SLG: 0.000 Bill Landis, L (6, 1) Norm Siebern, L (7, PH) OBP: 0.000, SLG: 0.000 (8, 3) Jose Santiago, R (9, PH) OBP: 0.000, SLG: 0.000 Jerry Stephenson, L (10, 1) OBP: 0.000, SLG: 0.000 Sparky Lyle, L (10, 1) Darrell Brandon, R (10, 1) Joe Lahoud, L (10, PH) OBP: 0.000, SLG: 0.250		F3		FC5-4 1-2f			F8		SH1 1B	FC5-4 1-2 3-H 1B	2 0 2 0 0 0 0 1	0 0 0 0 0 0 0 0	0 0 1 0 0 0 0 1	0 0 0 0 0 0 0 0	0 0 0 0 0 0 0 1	0 0 0 0 0 0 0 0	2 0 0 0 0 0 0 0
Inning Stats	R: 2 H: 1 E: 0 LOB: 2 K: 1 BB: 3 S: 6 P: 18	R: 0 H: 0 E: 0 LOB: 0 K: 1 BB: 0 S: 5 P: 5	R: 0 H: 0 E: 0 LOB: 0 K: 0 BB: 0 S: 3 P: 3	R: 0 H: 1 E: 0 LOB: 2 K: 1 BB: 1 S: 6 P: 10	R: 0 H: 0 E: 0 LOB: 1 K: 1 BB: 1 S: 5 P: 9	R: 0 H: 1 E: 0 LOB: 1 K: 1 BB: 0 S: 6 P: 6	R: 0 H: 0 E: 0 LOB: 1 K: 0 BB: 1 S: 3 P: 7	R: 1 H: 2 E: 0 LOB: 1 K: 0 BB: 0 S: 5 P: 5	R: 0 H: 1 E: 0 LOB: 2 K: 1 BB: 0 S: 6 P: 6	R: 2 H: 4 E: 0 LOB: 2 K: 0 BB: 0 S: 7 P: 7	1B: 7 SF: 0 2B: 2 SAC: 2 3B: 0 DP: 0 HR: 1 HBP: 0						

	AB	38
	R	5
	H	10
	RBI	5
	BB	6
	SO	6
	LOB	23

WP: 0 PA: 46
PB: 0
SB: 0
CS: 0

PITCHER		IP	WLS	BF	H	R	ER	SO	BB	IBB	HBP	BLK	WP	HR	S	P	ERA	WHIP
Steve Hargan, R ERA: 3.43	(1, 1)	0.1		5	1	2	2	0	3	0	0	0	0	0	2	14	54.00	12.000
Vicente Romo, R ERA:	(1, 1)	6.2		25	2	0	0	5	2	1	0	0	0	0	32	44	0.00	0.600
Stan Williams, R ERA: 1.98	(8, 1)	3.0	W	16	7	3	3	1	0	0	0	0	0	1	18	18	9.00	2.333

PITCHER	IP	WLS	BF	H	R	ER	SO	BB	IBB	HBP	BLK	WP	HR	S	P	ERA	WHIP

Minnesota Twins @ Cleveland Indians

Cleveland Municipal Stadium, Cleveland, OH

Mon Jul 01 1968, 7:05 PM EDT

Att. 12,795 - Unknown

TOP

livebaseballscorecards.com

Batter	1	2	3	4	5	6	7	8	9	AB	R	H	RBI	BB	SO	LOB
Cesar Tovar, R (1, 5) OBP: 0.307, SLG: 0.345	G3 2B		FC5-4 E 1-2f		K			K		4	0	1	0	0	2	1
Ted Uhlaender, L (1, 8) OBP: 0.320, SLG: 0.425	G3 2-3		E4 1-2			3-1		E4 WP 1B		4	1	0	0	0	0	2
Harmon Killebrew, R (1, 3) OBP: 0.357, SLG: 0.414	K		5-3			K		1B 2-3 BB		3	0	0	0	1	2	3
Tony Oliva, L (1, 9) OBP: 0.330, SLG: 0.470	F7			K		K		1-2 3-H 1B		4	0	1	1	0	2	1
Bob Allison, R (1, 7) OBP: 0.317, SLG: 0.399		K		F5			6-3	F4		4	0	0	0	0	1	2
Frank Quilici, R (1, 6) OBP: 0.410, SLG: 0.519		K		BB			6-3 BB	1-3		2	0	0	0	2	1	2
Rod Carew, L (1, 4) OBP: 0.316, SLG: 0.355		F6		F5			6-3 1-2 BB		4-3 1B	3	0	1	0	1	0	1
Jerry Zimmerman, R (1, 2) OBP: 0.267, SLG: 0.192 Rich Rollins, R (7, PH) OBP: 0.265, SLG: 0.361 Bruce Look, L (7, 2) OBP: 0.373, SLG: 0.318			FC1-6 BB		K		6-3 1-2 2-3		4-3 1-2	1 1 1	0 0 0	0 0 0	0 0 0	1 0 0	1 0 0	0 2 1
Dave Boswell, R (1, 1) OBP: 0.235, SLG: 0.375 Jim Perry, S (6, 1) OBP: 0.200, SLG: 0.417 Frank Kostro, R (7, PH) OBP: 0.214, SLG: 0.269 Jim Roland, R (7, 1) Rich Reese, L (9, PH) OBP: 0.237, SLG: 0.279			FC1-6 FC5-4 1-2f		K		K		F3	2 0 1 0 1	0 0 0 0 0	0 0 0 0 0	0 0 0 0 0	1 0 1 0 0	1 0 2 0 0	1 0 2 0 0

Inning Stats																					
	R: 0	H: 1	R: 0	H: 0	R: 0	H: 0	R: 0	H: 0	R: 0	H: 0	R: 0	H: 0	R: 0	H: 0	R: 1	H: 1	R: 0	H: 1	1B: 2	SF: 0	WP: 1	PA: 36
	E: 0	LOB: 1	E: 0	LOB: 0	E: 1	LOB: 2	E: 0	LOB: 1	E: 0	LOB: 0	E: 0	LOB: 2	E: 0	LOB: 2	E: 1	LOB: 2	E: 0	LOB: 0	2B: 1	SAC: 0	PB: 0	
	K: 1	BB: 0	K: 2	BB: 0	K: 0	BB: 1	K: 1	BB: 1	K: 3	BB: 0	K: 2	BB: 0	K: 1	BB: 2	K: 1	BB: 1	K: 0	BB: 0	3B: 0	DP: 0	SB: 0	
	S: 6	P: 6	S: 7	P: 7	S: 4	P: 8	S: 5	P: 9	S: 9	P: 9	S: 7	P: 7	S: 5	P: 13	S: 7	P: 11	S: 3	P: 3	HR: 0	HBP: 0	CS: 0	

PITCHER	IP	WLS	BF	H	R	ER	SO	BB	IBB	HBP	BLK	WP	HR	S	P	ERA	WHIP
Sam McDowell, L (1, 1) ERA: 1.65	7.1	W	31	2	1	0	11	5	0	0	0	1	0	48	68	0.00	0.955
Stan Williams, R (8, 1) ERA: 1.94	1.2	S	5	1	0	0	0	0	0	0	0	0	0	5	5	0.00	0.600

PITCHER	IP	WLS	BF	H	R	ER	SO	BB	IBB	HBP	BLK	WP	HR	S	P	ERA	WHIP

AB	31
R	1
H	3
RBI	1
BB	5
SO	11
LOB	18

Batter	1	2	3	4	5	6	7	8	9	AB	R	H	RBI	BB	SO	LOB
Russ Snyder, L (1, 9) OBP: 0.284, SLG: 0.299	F4	1-2 3-H 1B		4-3		1-2 2-H HBP 1B		WP 2B		5	0	3	2	0	0	1
Max Alvis, R (1, 5) OBP: 0.308, SLG: 0.357	F8	F7			K	1-2 2-3 HBP		2-3 F4		4	0	0	0	0	1	3
Lou Johnson, R (1, 7) OBP: 0.288, SLG: 0.393 Tommy Harper, R (9, 7) OBP: 0.298, SLG: 0.406	HR		HR		F8	F9				4 0	2 0	2 0	2 0	0 0	0 0	3 0
Joe Azcue, R (1, 2) OBP: 0.325, SLG: 0.326	BB		K		1B		E6 G3-6-3			3	0	1	0	1	1	0
Duke Sims, L (1, 3) OBP: 0.377, SLG: 0.441	K		K		F9		G3-6-3 1-2f			4	0	0	0	0	2	3
Jose Cardenal, R (1, 8) OBP: 0.287, SLG: 0.325		1B 1B 1B	3-1			6-3	BB			3	1	1	0	1	0	0
Billy Harris, L (1, 4) OBP: 0.327, SLG: 0.413		F9		F6		1B 1B 1B	6-3			4	1	1	0	0	0	2
Larry Brown, R (1, 6) OBP: 0.276, SLG: 0.288		F8		FC2-6 BB		HBP 1-2 1B		F7		3	0	1	0	1	0	1
Sam McDowell, L (1, 1) OBP: 0.167, SLG: 0.130 Stan Williams, R (8, 1) OBP: 0.300, SLG: 0.250		1B 1-3 1B		FC2-6 1-2f		F4		K		3 1	0 0	1 0	0 0	0 0	0 1	3 0
Inning Stats	R: 1 E: 0 K: 1 S: 6 H: 1 LOB: 1 BB: 1 P: 10	R: 1 E: 0 K: 0 S: 6 H: 3 LOB: 2 BB: 0 P: 6	R: 1 E: 0 K: 2 S: 8 H: 1 LOB: 0 BB: 0 P: 8	R: 0 E: 0 K: 0 S: 3 H: 0 LOB: 1 BB: 1 P: 7	R: 0 E: 0 K: 1 S: 6 H: 1 LOB: 1 BB: 0 P: 6	R: 1 E: 0 K: 0 S: 6 H: 3 LOB: 3 BB: 0 P: 7	R: 0 E: 1 K: 0 S: 3 H: 0 LOB: 1 BB: 1 P: 7	R: 0 E: 0 K: 1 S: 6 H: 1 LOB: 1 BB: 0 P: 6		1B: 7 2B: 1 3B: 0 HR: 2 SF: 0 SAC: 0 DP: 1 HBP: 1						

PITCHER	IP	WLS	BF	H	R	ER	SO	BB	IBB	HBP	BLK	WP	HR	S	P	ERA	WHIP
Dave Boswell, R (1, 1) ERA: 3.05	5.2	L	28	9	4	4	4	2	0	0	0	0	2	34	42	6.35	1.941
Jim Perry, R (6, 1) ERA: 2.43	0.1		2	0	0	0	0	0	0	1	0	0	0	1	2	0.00	0.000
Jim Roland, L (7, 1) ERA: 2.81	2.0		8	1	0	0	1	1	0	0	0	1	0	9	13	0.00	1.000

PITCHER	IP	WLS	BF	H	R	ER	SO	BB	IBB	HBP	BLK	WP	HR	S	P	ERA	WHIP

BOTTOM

Minnesota Twins @ Cleveland Indians

Cleveland Municipal Stadium, Cleveland, OH

Mon Jul 01 1968, 7:05 PM EDT

Att. 12,795 - Unknown

livebaseballscorecards.com

AB	34
R	4
H	10
RBI	4
BB	3
SO	5
LOB	16

WP: 1 PA: 38
PB: 0
SB: 0
CS: 0

Batter	1	2	3	4	5	6	7	8	9	AB	R	H	RBI	BB	SO	LOB
Cesar Tovar, R (1, 5) OBP: 0.305, SLG: 0.343	6-3	FC6 1-2f		1B 1B 3-H 1B		F8			5-3	5	1	1	1	0	0	2
Jim Holt, L (1, 7) OBP: 0.250, SLG: 0.258	K		F7	1-H 1B		K			3B BB	4	1	1	1	1	2	0
Ted Uhlaender, L (1, 8) OBP: 0.321, SLG: 0.435	2B		4-3	K			F7		1-H 3B	5	0	2	1	0	1	1
Tony Oliva, L (1, 9) OBP: 0.334, SLG: 0.468	IBB		F8	1B SF7 1B			F5		BB	3	1	1	0	2	0	0
Rich Reese, L (1, 3) OBP: 0.247, SLG: 0.301	3-1			2B 2B	FC6-4 1-3 1B		K		6-3	5	1	2	0	0	1	4
Frank Quilici, R (1, 4) OBP: 0.385, SLG: 0.491		F9		K	SF7 3-H			K		3	0	0	1	0	2	1
John Roseboro, L (1, 2) OBP: 0.274, SLG: 0.243		1B BB		2B BB	FC6-4 1-2f			3-1		2	1	0	0	2	0	1
Jackie Hernandez, R (1, 6) OBP: 0.219, SLG: 0.228		FC6 1-2 1B		F9 1-H 2-H 1B 2B	F4			G3		4	1	2	2	0	0	1
Jim Kaat, L (1, 1) OBP: 0.125, SLG: 0.125		F5		F9 2-3		4-3			4-1	4	0	0	0	0	0	3
Inning Stats	R: 0 E: 0 K: 1 S: 6 H: 1 LOB: 2 BB: 1 P: 10	R: 0 E: 0 K: 0 S: 4 H: 1 LOB: 2 BB: 1 P: 8	R: 0 E: 0 K: 0 S: 3 H: 0 LOB: 0 BB: 0 P: 3	R: 4 E: 0 K: 2 S: 11 H: 4 LOB: 1 BB: 1 P: 15	R: 1 E: 0 K: 0 S: 5 H: 2 LOB: 1 BB: 0 P: 5	R: 0 E: 0 K: 1 S: 5 H: 0 LOB: 0 BB: 0 P: 5	R: 0 E: 0 K: 1 S: 5 H: 0 LOB: 0 BB: 0 P: 5	R: 0 E: 0 K: 1 S: 5 H: 0 LOB: 0 BB: 0 P: 5	R: 1 E: 0 K: 0 S: 4 H: 1 LOB: 2 BB: 2 P: 12	1B: 5 2B: 3 3B: 1 HR: 0 SF: 1 SAC: 0 DP: 0 HBP: 0						

TOP

Minnesota Twins @ Cleveland Indians

Cleveland Municipal Stadium, Cleveland, OH

Tue Jul 02 1968, 7:05 PM EDT

Att. 9,488 - Unknown

livebaseballscorecards.com

AB	35
R	6
H	9
RBI	6
BB	5
SO	6
LOB	13

WP: 0 PB: 0 SB: 0 CS: 0 PA: 41

PITCHER		IP	WLS	BF	H	R	ER	SO	BB	IBB	HBP	BLK	WP	HR	S	P	ERA	WHIP
Steve Hargan, R ERA: 3.72	(1, 1)	4.0	L	23	8	5	5	3	2	1	0	0	0	0	26	38	11.25	2.500
Hal Kurtz, R ERA: 4.38	(5, 1)	1.0		3	0	0	0	0	0	0	0	0	0	0	3	3	0.00	0.000
Eddie Fisher, R ERA: 3.13	(6, 1)	2.0		6	0	0	0	2	0	0	0	0	0	0	10	10	0.00	0.000
Vicente Romo, R ERA:	(8, 1)	1.0		3	0	0	0	1	0	0	0	0	0	0	5	5	0.00	0.000
Stan Williams, R ERA: 2.02	(9, 1)	1.0		6	1	1	1	0	2	0	0	0	0	0	4	12	9.00	3.000

PITCHER	IP	WLS	BF	H	R	ER	SO	BB	IBB	HBP	BLK	WP	HR	S	P	ERA	WHIP

Batter	1	2	3	4	5	6	7	8	9	AB	R	H	RBI	BB	SO	LOB
Larry Brown, R (1, 6) OBP: 0.275, SLG: 0.287	4-3 BB 1B		5-3		K2-3		4-3			4	0	1	0	0	1	2
Max Alvis, R (1, 5) OBP: 0.304, SLG: 0.352	K		F6			F9		F7		4	0	0	0	0	1	1
Lou Johnson, R (1, 7) OBP: 0.291, SLG: 0.392	4-3 1-2 BB		G3			FC6-4 1B		4-3		3	0	1	0	1	0	0
Joe Azcue, R (1, 2) OBP: 0.323, SLG: 0.324	4-3 1-2 2-3			5-3		FC6-4 1-2f		1B 1B		4	0	1	0	0	0	3
Jose Cardenal, R (1, 8) OBP: 0.286, SLG: 0.324	F9			5-3		F9		FC6-4 1-2 1B		4	0	1	0	0	0	3
Tommy Harper, R (1, 9) OBP: 0.303, SLG: 0.408		F7		1B			BB 1B	FC6-4 1-2f		4	0	2	0	0	0	2
Jose Vidal, R (1, 3) OBP: 0.196, SLG: 0.278		F9		F9			F9		1-3	4	0	0	0	0	0	2
Vern Fuller, R (1, 4) OBP: 0.306, SLG: 0.261		1B			G3		K		F7	4	0	1	0	0	1	1
Steve Hargan, R (1, 1) OBP: 0.211, SLG: 0.243 Hal Kurtz, R (5, 1) Davey Nelson, R (5, PH) OBP: 0.200, SLG: 0.158 Eddie Fisher, R (6, 1) Russ Snyder, L (7, PH) OBP: 0.289, SLG: 0.299 Vicente Romo, R (8, 1) Stan Williams, R (9, 1) OBP: 0.300, SLG: 0.250 Ken Suarez, R (9, PH) OBP: 0.200, SLG: 0.200	K				6-3		BB 1B		K	1 0 1 0 0 0 0 0 1	0 0 0 0 0 0 0 0 0	0 0 0 0 0 1 0 0 0	0 0 0 0 0 0 0 0 0	0 0 0 0 0 0 0 0 0	1 0 0 0 0 0 0 0 1	1 0 0 0 0 0 0 0 0
Inning Stats	R: 0 H: 1 E: 0 LOB: 2 K: 1 BB: 1 S: 6 P: 10	R: 0 H: 1 E: 0 LOB: 1 K: 1 BB: 0 S: 6 P: 6	R: 0 H: 0 E: 0 LOB: 0 K: 0 BB: 0 S: 3 P: 3	R: 0 H: 1 E: 0 LOB: 1 K: 0 BB: 0 S: 4 P: 4	R: 0 H: 0 E: 0 LOB: 0 K: 1 BB: 0 S: 5 P: 5	R: 0 H: 1 E: 0 LOB: 1 K: 0 BB: 0 S: 4 P: 4	R: 0 H: 1 E: 0 LOB: 2 K: 1 BB: 1 S: 6 P: 10	R: 0 H: 2 E: 0 LOB: 2 K: 0 BB: 0 S: 5 P: 5	R: 0 H: 0 E: 0 LOB: 0 K: 1 BB: 0 S: 5 P: 5	1B: 7 2B: 0 3B: 0 HR: 0	SF: 0 SAC: 0 DP: 0 HBP: 0					

PITCHER	IP	WLS	BF	H	R	ER	SO	BB	IBB	HBP	BLK	WP	HR	S	P	ERA	WHIP
Jim Kaat, L (1, 1) ERA: 2.13	9.0	W	36	7	0	0	5	2	0	0	0	0	0	44	52	0.00	1.000

PITCHER	IP	WLS	BF	H	R	ER	SO	BB	IBB	HBP	BLK	WP	HR	S	P	ERA	WHIP

BOTTOM

Minnesota Twins @ Cleveland Indians

Cleveland Municipal Stadium, Cleveland, OH

Tue Jul 02 1968, 7:05 PM EDT

Att. 9,488 - Unknown

livebaseballscorecards.com

AB	34
R	0
H	7
RBI	0
BB	2
SO	5
LOB	15

WP: 0	PA: 36		
PB: 0			
SB: 0			
CS: 0			

Batter	1	2	3	4	5	6	7	8	9	10	AB	R	H	RBI	BB	SO	LOB
Cesar Tovar, R (1, 5) (10, 6) OBP: 0.305, SLG: 0.345	F9		K			2B			F9		4	0	1	0	0	1	0
Jim Holt, L (1, 7) OBP: 0.257, SLG: 0.265	F7		1B			K			K		3	0	1	0	0	1	0
Harmon Killebrew, R (9, PH) OBP: 0.356, SLG: 0.412											1	0	0	0	0	1	0
Bob Allison, R (9, 7) OBP: 0.317, SLG: 0.399											0	0	0	0	0	0	0
Ted Uhlaender, L (1, 8) OBP: 0.320, SLG: 0.433	K		F7			F7			1B		4	0	1	0	0	1	1
Tony Oliva, L (1, 9) OBP: 0.330, SLG: 0.462		4-3	K	K			F8		F9		4	0	0	0	0	1	1
Rich Reese, L (1, 3) OBP: 0.247, SLG: 0.312		K	K	K			F8			SH 2B	4	0	1	0	0	2	0
Frank Quilici, R (1, 4) OBP: 0.382, SLG: 0.483		1B 1B		F9			K			SH 2-3	3	0	1	0	0	1	0
John Roseboro, L (1, 2) OBP: 0.274, SLG: 0.243		1-3 1B			K			K		K	4	0	1	0	0	3	2
Jackie Hernandez, R (1, 6) OBP: 0.215, SLG: 0.224		K			K			K		K	3	0	0	0	0	3	2
Rich Rollins, R (10, PH) OBP: 0.263, SLG: 0.358											1	0	0	0	0	1	2
Ron Clark, R (10, 5) OBP: 0.245, SLG: 0.208											0	0	0	0	0	0	0
Jim Merritt, L (1, 1) OBP: 0.227, SLG: 0.200			K		K			K		K	4	0	0	0	0	4	2
Inning Stats	R: 0 E: 0 K: 1 S: 5 H: 0 LOB: 0 BB: 0 P: 5	R: 0 E: 0 K: 2 S: 9 H: 2 LOB: 2 BB: 0 P: 9	R: 0 E: 0 K: 2 S: 8 H: 1 LOB: 1 BB: 0 P: 8	R: 0 E: 0 K: 2 S: 7 H: 0 LOB: 0 BB: 0 P: 7	R: 0 E: 0 K: 3 S: 9 H: 0 LOB: 0 BB: 0 P: 9	R: 0 E: 0 K: 1 S: 5 H: 1 LOB: 0 BB: 0 P: 5	R: 0 E: 0 K: 1 S: 5 H: 0 LOB: 0 BB: 0 P: 5	R: 0 E: 0 K: 3 S: 9 H: 0 LOB: 0 BB: 0 P: 9	R: 0 E: 0 K: 1 S: 6 H: 1 LOB: 1 BB: 0 P: 6	R: 0 E: 0 K: 3 S: 11 H: 1 LOB: 2 BB: 0 P: 11	1B: 4 2B: 2 3B: 0 HR: 0	SF: 0 SAC: 1 DP: 0 HBP: 0					

PITCHER	IP	WLS	BF	H	R	ER	SO	BB	IBB	HBP	BLK	WP	HR	S	P	ERA	WHIP
Luis Tiant, R (1, 1) ERA: 1.11	10.0	W	36	6	0	0	19	0	0	0	0	0	0	74	74	0.00	0.600

PITCHER	IP	WLS	BF	H	R	ER	SO	BB	IBB	HBP	BLK	WP	HR	S	P	ERA	WHIP

TOP

Minnesota Twins @ Cleveland Indians

Cleveland Municipal Stadium, Cleveland, OH

Wed Jul 03 1968, 7:05 PM EDT

Att. 21,135 - Unknown

livebaseballscorecards.com

AB	35
R	0
H	6
RBI	0
BB	0
SO	19
LOB	10

1B: 4 2B: 2 3B: 0 HR: 0 SF: 0 SAC: 1 DP: 0 HBP: 0

WP: 0 PB: 0 SB: 0 CS: 0 PA: 36

Minnesota Twins @ Cleveland Indians

Cleveland Municipal Stadium, Cleveland, OH

Wed Jul 03 1968, 7:05 PM EDT
Att. 21,135 - Unknown

livebaseballscorecards.com

Batter	1	2	3	4	5	6	7	8	9	10	AB	R	H	RBI	BB	SO	LOB
Max Alvis, R (1, 5) OBP: 0.300, SLG: 0.347	6-3		5-3			F8			K		4	0	0	0	0	1	0
Larry Brown, R (1, 6) OBP: 0.275, SLG: 0.284	5-3			F7			BB		5-3		3	0	0	0	1	0	0
Lou Johnson, R (1, 7) OBP: 0.290, SLG: 0.389	F5			F9			K			E6 1B	4	1	1	0	0	1	1
Joe Azcue, R (1, 2) OBP: 0.327, SLG: 0.329		6-3		5-3			1B			1B	4	0	2	1	0	0	0
Jose Cardenal, R (1, 8) OBP: 0.283, SLG: 0.321		5-3			K		K				3	0	0	0	0	2	1
Duke Sims, L (1, 3) OBP: 0.376, SLG: 0.439		1B		F9				K			3	0	1	0	0	1	0
Tommy Harper, R (1, 9) OBP: 0.298, SLG: 0.400		K		K				F8			3	0	0	0	0	2	1
Vern Fuller, R (1, 4) OBP: 0.297, SLG: 0.253			F8			5-3		F7			3	0	0	0	0	0	0
Luis Tiant, R (1, 1) OBP: 0.082, SLG: 0.102			5-3			5-3			F5		3	0	0	0	0	0	0
Inning Stats	R: 0 H: 0 E: 0 LOB: 0 K: 0 BB: 0 S: 3 P: 3	R: 0 H: 1 E: 0 LOB: 1 K: 1 BB: 0 S: 6 P: 6	R: 0 H: 0 E: 0 LOB: 0 K: 0 BB: 0 S: 3 P: 3	R: 0 H: 0 E: 0 LOB: 0 K: 0 BB: 0 S: 3 P: 3	R: 0 H: 0 E: 0 LOB: 0 K: 2 BB: 0 S: 7 P: 7	R: 0 H: 0 E: 0 LOB: 0 K: 0 BB: 0 S: 3 P: 3	R: 0 H: 1 E: 0 LOB: 1 K: 2 BB: 1 S: 7 P: 11	R: 0 H: 0 E: 0 LOB: 0 K: 1 BB: 0 S: 5 P: 5	R: 0 H: 0 E: 0 LOB: 0 K: 1 BB: 0 S: 5 P: 5	R: 1 H: 2 E: 1 LOB: 1 K: 0 BB: 0 S: 2 P: 2	1B: 4 SF: 0 2B: 0 SAC: 0 3B: 0 DP: 0 HR: 0 HBP: 0						

PITCHER	IP	WLS	BF	H	R	ER	SO	BB	IBB	HBP	BLK	WP	HR	S	P	ERA	WHIP
Jim Merritt, L (1, 1) ERA: 2.84	9.0	L	31	4	1	0	7	1	0	0	0	0	0	44	48	0.00	0.556

PITCHER	IP	WLS	BF	H	R	ER	SO	BB	IBB	HBP	BLK	WP	HR	S	P	ERA	WHIP

BOTTOM

AB	30
R	1
H	4
RBI	1
BB	1
SO	7
LOB	3

WP: 0 PA: 31
PB: 0
SB: 0
CS: 0

Minnesota Twins @ Cleveland Indians

Cleveland Municipal Stadium, Cleveland, OH

Thu Jul 04 1968, 3:33 AM EDT

Att. 11,847 - Unknown

TOP

livebaseballscorecards.com

Batter	1	2	3	4	5	6	7	8	9	AB	R	H	RBI	BB	SO	LOB
Ted Uhlaender, L (1, 8) OBP: 0.316, SLG: 0.427	5-3		K		F9		F9			4	0	0	0	0	1	0
Cesar Tovar, R (1, 5) OBP: 0.307, SLG: 0.348	K BB		1B 2B		1-3			F2		3	1	1	0	1	0	0
Tony Oliva, L (1, 9) OBP: 0.332, SLG: 0.469	K 1-2		6-3 2-H 1B		3B			F5		4	0	2	1	0	1	1
Harmon Killebrew, R (1, 3) OBP: 0.355, SLG: 0.407		F3	6-3 1-2		K			FC6-4 BB		3	0	0	0	1	1	2
Bob Allison, R (1, 7) OBP: 0.316, SLG: 0.396		2B 1B	F7			K		FC6-4 1-2f		4	1	1	0	0	1	2
Frank Quilici, R (1, 4) OBP: 0.389, SLG: 0.492		1-H 1B 2B		K		F7			FC5-4 BB	3	1	1	1	1	1	0
John Roseboro, L (1, 2) OBP: 0.273, SLG: 0.249		5-3		4-3 2B		F9			F7	4	0	1	0	0	0	2
Jackie Hernandez, R (1, 6) OBP: 0.217, SLG: 0.225 Rod Carew, L (9, PH) OBP: 0.314, SLG: 0.354		2-H 1B		4-3 2-3			6-3		FC5-4 1-2f	3 1	0 0	1 0	1 0	0 0	0 0	1 1
Dean Chance, R (1, 1) OBP: 0.104, SLG: 0.065 Ron Perranoski, L (8, 1) Al Worthington, R (8, 1) Rich Reese, L (9, PH) OBP: 0.244, SLG: 0.308		1-3		K			K		G3	3 0 0 1	0 0 0 0	0 0 0 0	0 0 0 0	0 0 0 0	2 0 0 0	2 0 0 1

Inning Stats										
	R: 0 H: 0 E: 0 LOB: 0 K: 1 BB: 1 S: 4 P: 8	R: 2 H: 3 E: 0 LOB: 1 K: 0 BB: 0 S: 6 P: 6	R: 1 H: 2 E: 0 LOB: 1 K: 1 BB: 0 S: 7 P: 7	R: 0 H: 1 E: 0 LOB: 1 K: 2 BB: 0 S: 8 P: 8	R: 0 H: 1 E: 0 LOB: 1 K: 1 BB: 0 S: 6 P: 6	R: 0 H: 0 E: 0 LOB: 0 K: 1 BB: 0 S: 5 P: 5	R: 0 H: 0 E: 0 LOB: 0 K: 1 BB: 0 S: 5 P: 5	R: 0 H: 0 E: 0 LOB: 1 K: 0 BB: 1 S: 3 P: 7	R: 0 H: 0 E: 0 LOB: 1 K: 0 BB: 1 S: 3 P: 7	1B: 3 SF: 0 2B: 3 SAC: 0 3B: 1 DP: 0 HR: 0 HBP: 0	WP: 0 PA: 36 PB: 0 SB: 0 CS: 0

	AB	33
	R	3
	H	7
	RBI	3
	BB	3
	SO	7
	LOB	12

PITCHER		IP	WLS	BF	H	R	ER	SO	BB	IBB	HBP	BLK	WP	HR	S	P	ERA	WHIP
Mike Paul, L ERA: 6.12	(1, 1)	2.1		12	5	3	3	2	1	0	0	0	0	0	15	19	11.57	2.571
Hal Kurtz, R ERA: 4.26	(3, 1)	0.2		2	0	0	0	0	0	0	0	0	0	0	2	2	0.00	0.000
Vicente Romo, R ERA:	(4, 1)	5.0	W	18	2	0	0	5	1	0	0	0	0	0	27	31	0.00	0.600
Stan Williams, R ERA: 2.0	(9, 1)	1.0	S	4	0	0	0	0	1	0	0	0	0	0	3	7	0.00	1.000

PITCHER	IP	WLS	BF	H	R	ER	SO	BB	IBB	HBP	BLK	WP	HR	S	P	ERA	WHIP

BOTTOM

Minnesota Twins @ Cleveland Indians

Cleveland Municipal Stadium, Cleveland, OH

Thu Jul 04 1968, 3:33 AM EDT

Att. 11,847 - Unknown

livebaseballscorecards.com

Batter	1	2	3	4	5	6	7	8	9	AB	R	H	RBI	BB	SO	LOB
Russ Snyder, L (1, 8) (9, 9) OBP: 0.288, SLG: 0.297	6-3		4-3		F8			WP WP 2B 1B 1-2 3-H		4	1	1	1	0	0	1
Jimmie Hall, L (1, 9) OBP: 0.284, SLG: 0.247	F6			F7		4-3		K		3	0	0	0	0	0	0
Max Alvis, R (8, PH) (9, 5) OBP: 0.299, SLG: 0.346										1	0	0	0	0	1	2
Lou Johnson, R (1, 7) OBP: 0.294, SLG: 0.386	BB			4-3		1-4-3		WP 2B 1-2 2-3 IBB		2	1	0	0	2	0	0
Joe Azcue, R (1, 2) OBP: 0.325, SLG: 0.333	K 1-3			6-3		6-3		2B 1-H 2-H 3-H		4	0	1	2	0	1	1
Duke Sims, L (1, 3) OBP: 0.378, SLG: 0.438		F9			2B 1B		F5	FC3-6 IBB		3	1	1	0	1	0	0
Billy Harris, L (1, 5) (9, 4) OBP: 0.321, SLG: 0.420		F7			1B 2B 1-3		K	FC3-6 1-2f		4	1	1	0	0	1	2
Larry Brown, R (1, 6) OBP: 0.271, SLG: 0.280		5-3			F9		6-3	5-3		4	0	0	0	0	0	4
Vern Fuller, R (1, 4) OBP: 0.307, SLG: 0.265			6-3		SH1-4 2-H 3-H			1B 1B		3	0	2	2	0	0	0
Davey Nelson, R (8, PR) OBP: 0.200, SLG: 0.158					1B			1B		0	1	0	0	0	0	0
Stan Williams, R (9, 1) OBP: 0.300, SLG: 0.250										0	0	0	0	0	0	0
Mike Paul, L (1, 1)			6-3		SH1-4			WP 1B WP 1-3		0	0	0	0	0	0	0
Hal Kurtz, R (3, 1)					1-2			1B		0	0	0	0	0	0	0
Tommy Harper, R (3, PH) OBP: 0.296, SLG: 0.397										1	0	0	0	0	0	0
Vicente Romo, R (4, 1)										0	0	0	0	0	0	0
Lee Maye, L (8, PH) OBP: 0.326, SLG: 0.434										1	0	1	0	0	0	0
Jose Cardenal, R (8, PR) OBP: 0.283, SLG: 0.321			6-3		SH1-4			WP 1B WP 1-3		0	1	0	0	0	0	0
(9, 8)					1-2			1B								
Inning Stats	R: 0 H: 0 E: 0 LOB: 1 K: 1 BB: 1 S: 5 P: 9	R: 0 H: 0 E: 0 LOB: 0 K: 0 BB: 0 S: 3 P: 3	R: 0 H: 0 E: 0 LOB: 0 K: 0 BB: 0 S: 3 P: 3	R: 0 H: 0 E: 0 LOB: 0 K: 0 BB: 0 S: 3 P: 3	R: 2 H: 3 E: 0 LOB: 1 K: 0 BB: 0 S: 6 P: 6	R: 0 H: 0 E: 0 LOB: 0 K: 0 BB: 0 S: 3 P: 3	R: 0 H: 0 E: 0 LOB: 0 K: 1 BB: 0 S: 5 P: 5	R: 4 H: 4 E: 0 LOB: 2 K: 1 BB: 2 S: 9 P: 17		1B: 5 SF: 0 2B: 2 SAC: 1 3B: 0 DP: 0 HR: 0 HBP: 0						

AB	30
R	6
H	7
RBI	5
BB	3
SO	3
LOB	10

WP: 3 PA: 34
PB: 0
SB: 1
CS: 0

PITCHER		IP	WLS	BF	H	R	ER	SO	BB	IBB	HBP	BLK	WP	HR	S	P	ERA	WHIP
Dean Chance, R ERA: 2.69	(1, 1)	7.0	L	28	6	5	5	2	1	0	0	0	1	0	31	35	6.43	1.000
Ron Perranoski, L ERA: 2.79	(8, 1)	0.1		2	0	0	0	1	0	1	0	0	1	0	3	7	0.00	0.000
Al Worthington, R ERA: 1.87	(8, 1)	0.2		4	1	1	1	0	0	1	0	0	1	0	3	7	13.50	1.500

PITCHER	IP	WLS	BF	H	R	ER	SO	BB	IBB	HBP	BLK	WP	HR	S	P	ERA	WHIP

California Angels @ Cleveland Indians

Cleveland Municipal Stadium, Cleveland, OH

Fri Jul 05 1968, 7:05 PM EDT

Att. 11,592 - Unknown

TOP

livebaseballscorecards.com

Batter	1	2	3	4	5	6	7	8	9	AB	R	H	RBI	BB	SO	LOB
Vic Davalillo, L (1, 9) OBP: 0.246, SLG: 0.318	3B		G3 S 9-2 1B		3-1			4-3		4	0	2	0	0	0	1
Jim Fregosi, R (1, 6) OBP: 0.357, SLG: 0.452	F4		G3 1-3			5-3			3-1	4	0	0	0	0	0	2
Don Mincher, L (1, 3) OBP: 0.310, SLG: 0.366	K		9-2 3-Hf			F9			HR	4	1	1	1	0	1	2
Roger Repoz, L (1, 8) OBP: 0.323, SLG: 0.399	F7			3-1		G3			BB 1B	4	0	1	0	0	0	1
Ed Kirkpatrick, L (1, 7) OBP: 0.368, SLG: 0.333		6-3 BB		4-3			FC3-6 1B		F9	3	0	1	0	1	0	1
Tom Satriano, L (1, 2) OBP: 0.333, SLG: 0.365 Tom Burgmeier, L (9, PR)		K		F7			FC3-6 G5-4-3 1-2f		FC6-4 BB 1-2	3 0	0 0	0 0	0 0	1 0	1 0	2 0
Bobby Knoop, R (1, 4) OBP: 0.286, SLG: 0.319		6-3 1-2			K		G5-4-3 1-2f		FC6-4 1-2f	4	0	0	0	0	1	4
Aurelio Rodriguez, R (1, 5) OBP: 0.205, SLG: 0.179 Chuck Hinton, R (8, PH) OBP: 0.228, SLG: 0.327 (8, 5)		IBB			F5			6-3		1 1	0 0	0 0	0 0	1 0	0 0	0 0
Rickey Clark, R (1, 1) OBP: 0.087, SLG: 0.087 Bobby Trevino, R (5, PH) OBP: 0.263, SLG: 0.270 Clyde Wright, R (5, 1) OBP: 0.250, SLG: 0.267 Sammy Ellis, L (7, 1) OBP: 0.086, SLG: 0.059 Bubba Morton, R (8, PH) OBP: 0.330, SLG: 0.295 Marty Pattin, R (8, 1)		2-1			E3			F9		1 1 0 0 1 0	0 0 0 0 0 0	0 0 0 0 0 0	0 0 0 0 0 0	0 0 0 0 0 0	0 0 0 0 0 0	2 0 0 0 0 0
Inning Stats	R: 0 E: 0 K: 1 S: 6 H: 1 LOB: 1 BB: 0 P: 6	R: 0 E: 0 K: 1 S: 5 H: 0 LOB: 2 BB: 2 P: 13	R: 0 E: 0 K: 0 S: 3 H: 1 LOB: 0 BB: 0 P: 3	R: 0 E: 0 K: 0 S: 3 H: 0 LOB: 0 BB: 0 P: 3	R: 0 E: 1 K: 1 S: 6 H: 0 LOB: 1 BB: 0 P: 6	R: 0 E: 0 K: 0 S: 3 H: 0 LOB: 0 BB: 0 P: 3	R: 0 E: 0 K: 0 S: 3 H: 1 LOB: 0 BB: 0 P: 3	R: 0 E: 0 K: 0 S: 3 H: 0 LOB: 0 BB: 0 P: 3	R: 1 E: 0 K: 0 S: 5 H: 2 LOB: 2 BB: 1 P: 9	1B: 3 2B: 1 3B: 1 HR: 1 SF: 0 SAC: 0 DP: 2 HBP: 0						

AB	31
R	1
H	5
RBI	1
BB	3
SO	3
LOB	15

WP: 0 PB: 0 SB: 1 CS: 0 — PA: 34

PITCHER		IP	WLS	BF	H	R	ER	SO	BB	IBB	HBP	BLK	WP	HR	S	P	ERA	WHIP
Sonny Siebert, R ERA: 2.19	(1, 1)	8.2	W	33	5	1	1	3	2	1	0	0	0	1	36	48	1.04	0.808
Stan Williams, R ERA: 1.99	(9, 1)	0.1	S	1	0	0	0	0	0	0	0	0	0	0	1	1	0.00	0.000

PITCHER	IP	WLS	BF	H	R	ER	SO	BB	IBB	HBP	BLK	WP	HR	S	P	ERA	WHIP

BOTTOM

California Angels @ Cleveland Indians

Cleveland Municipal Stadium, Cleveland, OH

Fri Jul 05 1968, 7:05 PM EDT

Att. 11,592 - Unknown

livebaseballscorecards.com

Batter	1	2	3	4	5	6	7	8	9	AB	R	H	RBI	BB	SO	LOB
Russ Snyder, L (1, 8) OBP: 0.290, SLG: 0.295	6-3		WP, 2B, BB		L5		SH1-3 2-3	6-3		1	1	0	0	1	0	0
Jose Cardenal, R (5, PH) (6, 8) OBP: 0.282, SLG: 0.319										2	0	0	0	0	0	1
Jimmie Hall, L (1, 9) OBP: 0.286, SLG: 0.256	5-3		1-H, 2B		6-3		K			2	0	1	1	0	0	0
Tommy Harper, R (5, PH) (6, 9) OBP: 0.292, SLG: 0.392										2	0	0	0	0	1	1
Lou Johnson, R (1, 7) OBP: 0.293, SLG: 0.388	2B		K		K		F9			4	0	1	0	0	2	2
Joe Azcue, R (1, 2) OBP: 0.329, SLG: 0.338	5-3			1-3		FC5, 1B, 1B		PB, BB, 1B, 1B		4	1	2	0	0	0	1
Duke Sims, L (1, 3) OBP: 0.380, SLG: 0.433		F8		4-3, S, 1B, BB		F3		PB, 1-2, 1B, BB		2	2	0	0	2	0	1
Billy Harris, L (1, 5) OBP: 0.309, SLG: 0.404		4-3		4-3 1-3		F8		1B, 1-2, 2-3, SF7, BB		2	0	0	0	0	0	1
Max Alvis, R (6, PH) (7, 5) OBP: 0.301, SLG: 0.345										1	1	0	0	1	0	1
Larry Brown, R (1, 6) OBP: 0.277, SLG: 0.287		5-3		BB, 3-H, 1B		1-2, 1B		E, 1-3, 2-H, 3-H, 1B		4	0	3	3	0	0	0
Vern Fuller, R (1, 4) OBP: 0.305, SLG: 0.260			5-3	1-2, BB		FC5, 2-3f		SF7, 3-H		2	0	0	1	1	0	2
Sonny Siebert, R (1, 1) OBP: 0.212, SLG: 0.220			6-3	F4			SH1-3, 2B	L4, 2-3		4	0	1	0	0	0	3
Stan Williams, R (9, 1) OBP: 0.300, SLG: 0.250										0	0	0	0	0	0	0
Inning Stats	R: 0 H: 1 E: 0 LOB: 1 K: 0 BB: 0 S: 4 P: 4	R: 0 H: 0 E: 0 LOB: 0 K: 0 BB: 0 S: 3 P: 3	R: 1 H: 1 E: 0 LOB: 1 K: 1 BB: 1 S: 6 P: 10	R: 1 H: 1 E: 0 LOB: 2 K: 0 BB: 2 S: 4 P: 12	R: 0 H: 0 E: 0 LOB: 0 K: 1 BB: 0 S: 5 P: 5	R: 0 H: 2 E: 0 LOB: 2 K: 0 BB: 0 S: 5 P: 5	R: 0 H: 1 E: 0 LOB: 1 K: 1 BB: 0 S: 6 P: 6	R: 3 H: 2 E: 1 LOB: 1 K: 0 BB: 2 S: 5 P: 13		1B: 5 SF: 1 2B: 3 SAC: 1 3B: 0 DP: 0 HR: 0 HBP: 0						

	AB	30
	R	5
	H	8
	RBI	5
	BB	5
	SO	3
	LOB	13

WP: 1 PA: 37
PB: 1
SB: 1
CS: 0

PITCHER		IP	WLS	BF	H	R	ER	SO	BB	IBB	HBP	BLK	WP	HR	S	P	ERA	WHIP
Rickey Clark, R ERA: 3.27	(1, 1)	4.0	L	18	3	2	2	1	3	0	0	0	1	0	17	29	4.50	1.500
Clyde Wright, L ERA: 4.41	(5, 1)	2.1		10	3	0	0	1	0	0	0	0	0	0	12	12	0.00	1.286
Sammy Ellis, R ERA: 3.66	(7, 1)	0.2		2	0	0	0	1	0	0	0	0	0	0	4	4	0.00	0.000
Marty Pattin, R ERA: 4.91	(8, 1)	1.0		7	2	3	3	0	2	0	0	0	0	0	5	13	27.00	4.000

PITCHER	IP	WLS	BF	H	R	ER	SO	BB	IBB	HBP	BLK	WP	HR	S	P	ERA	WHIP

California Angels @ Cleveland Indians

Cleveland Municipal Stadium, Cleveland, OH

Sat Jul 06 1968, 3:33 AM EDT

Att. 11,300 - Unknown

TOP

livebaseballscorecards.com

Batter	1	2	3	4	5	6	7	8	9	AB	R	H	RBI	BB	SO	LOB
Bobby Trevino, R (1, 8) OBP: 0.262, SLG: 0.250	F7			BB		K		K 2-3 3-H		3	0	0	0	1	2	1
Roger Repoz, L (8, 9) OBP: 0.323, SLG: 0.399										0	0	0	0	0	0	0
Jim Fregosi, R (1, 6) OBP: 0.356, SLG: 0.450	F4			K 1-2			5-3		SH5-3 1B	4	0	1	0	0	1	1
Bubba Morton, R (1, 9) OBP: 0.319, SLG: 0.284	K			F9			5-3		SH5-3 1-2	3	0	0	0	0	1	1
Vic Davalillo, L (8, 8) OBP: 0.246, SLG: 0.318										0	0	0	0	0	0	0
Rick Reichardt, R (1, 7) OBP: 0.319, SLG: 0.392		K		K			K		F7	4	0	0	0	0	4	2
Chuck Hinton, R (1, 3) OBP: 0.222, SLG: 0.318		F8			K			F8	F7	4	0	0	0	0	1	1
Bobby Knoop, R (1, 4) OBP: 0.283, SLG: 0.315		K			K			E3 BB 1B		3	1	0	0	0	2	0
Tom Satriano, L (1, 2) OBP: 0.333, SLG: 0.360			K		K			SH5-4 PB 1-2 BB		2	1	0	0	1	2	0
Aurelio Rodriguez, R (1, 5) OBP: 0.224, SLG: 0.200		F5				G1-6-3 1B		PB SH5-4 1-2 2-H 1B		3	0	2	1	0	0	0
George Brunet, R (1, 1) OBP: 0.200, SLG: 0.152		K				G1-6-3 1-2f		SH5-4 1-2 2-3		2	0	0	0	0	1	1
Inning Stats	R: 0 E: 0 K: 1 S: 5 H: 0 LOB: 0 BB: 0 P: 5	R: 0 E: 0 K: 2 S: 7 H: 0 LOB: 0 BB: 0 P: 7	R: 0 E: 0 K: 2 S: 7 H: 0 LOB: 0 BB: 0 P: 7	R: 0 E: 0 K: 2 S: 7 H: 0 LOB: 1 BB: 1 P: 11	R: 0 E: 0 K: 3 S: 9 H: 0 LOB: 0 BB: 0 P: 9	R: 0 E: 0 K: 1 S: 5 H: 1 LOB: 0 BB: 0 P: 5	R: 0 E: 0 K: 1 S: 5 H: 0 LOB: 0 BB: 0 P: 5	R: 2 E: 1 K: 1 S: 7 H: 1 LOB: 1 BB: 1 P: 11	R: 0 E: 0 K: 1 S: 6 H: 1 LOB: 1 BB: 0 P: 6	1B: 3 2B: 0 3B: 0 HR: 0 SF: 0 SAC: 2 DP: 1 HBP: 0						

	AB	28
	R	2
	H	3
	RBI	1
	BB	2
	SO	14
	LOB	7

WP: 0 PB: 2 SB: 0 CS: 0 PA: 32

PITCHER	IP	WLS	BF	H	R	ER	SO	BB	IBB	HBP	BLK	WP	HR	S	P	ERA	WHIP
Sam McDowell, L (1, 1) ERA: 1.55	9.0	L	32	3	2	0	14	2	0	0	0	0	0	58	66	0.00	0.556

PITCHER	IP	WLS	BF	H	R	ER	SO	BB	IBB	HBP	BLK	WP	HR	S	P	ERA	WHIP

Batter	1	2	3	4	5	6	7	8	9	AB	R	H	RBI	BB	SO	LOB
Max Alvis, R (1, 5) OBP: 0.300, SLG: 0.341	K			BB		K			3-1	3	0	0	0	1	2	0
Duke Sims, L (1, 3) OBP: 0.382, SLG: 0.431	BB			G6-4-3			4-3		F9	3	0	1	0	1	0	0
Lou Johnson, R (1, 7) OBP: 0.290, SLG: 0.383	G5-4-3			F2			6-3			3	0	0	0	0	0	3
Joe Azcue, R (1, 2) OBP: 0.329, SLG: 0.338		F6		G6-4-3			FC6-4			3	0	1	0	0	0	2
Jose Cardenal, R (1, 8) OBP: 0.282, SLG: 0.319		K			L5-3		FC6-4			3	0	1	0	0	1	1
Tommy Harper, R (1, 9) OBP: 0.287, SLG: 0.385		K			L5-3			F8		3	0	0	0	0	1	1
Larry Brown, R (1, 6) OBP: 0.281, SLG: 0.291			G4-3		5-3			G5-4-3		3	0	2	0	0	0	0
Vern Fuller, R (1, 4) OBP: 0.298, SLG: 0.252			G4-3			F3		G5-4-3		3	0	0	0	0	0	2
Sam McDowell, L (1, 1) OBP: 0.160, SLG: 0.125			5-3			F9			1-3	2	0	0	0	0	0	0
Chico Salmon, R (9, PH) OBP: 0.260, SLG: 0.299										1	0	0	0	0	0	0
Inning Stats	R: 0 E: 0 K: 1 S: 4 H: 0 LOB: 0 BB: 1 P: 8	R: 0 E: 0 K: 2 S: 7 H: 0 LOB: 0 BB: 0 P: 7	R: 0 E: 0 K: 0 S: 3 H: 1 LOB: 0 BB: 0 P: 3	R: 0 E: 0 K: 0 S: 3 H: 1 LOB: 1 BB: 1 P: 7	R: 0 E: 0 K: 0 S: 3 H: 1 LOB: 0 BB: 0 P: 3	R: 0 E: 0 K: 1 S: 5 H: 0 LOB: 0 BB: 0 P: 5	R: 0 E: 0 K: 0 S: 4 H: 1 LOB: 1 BB: 0 P: 4	R: 0 E: 0 K: 0 S: 3 H: 1 LOB: 0 BB: 0 P: 3	R: 0 E: 0 K: 0 S: 3 H: 0 LOB: 0 BB: 0 P: 3	1B: 5 2B: 1 3B: 0 HR: 0	SF: 0 SAC: 0 DP: 5 HBP: 0						

PITCHER	IP	WLS	BF	H	R	ER	SO	BB	IBB	HBP	BLK	WP	HR	S	P	ERA	WHIP
George Brunet, L (1, 1) ERA: 2.9	9.0	W	29	5	0	0	4	2	0	0	0	0	0	35	43	0.00	0.778

PITCHER	IP	WLS	BF	H	R	ER	SO	BB	IBB	HBP	BLK	WP	HR	S	P	ERA	WHIP

BOTTOM

California Angels @ Cleveland Indians

Cleveland Municipal Stadium, Cleveland, OH

Sat Jul 06 1968, 3:33 AM EDT

Att. 11,300 - Unknown

livebaseballscorecards.com

AB	27
R	0
H	5
RBI	0
BB	2
SO	4
LOB	9

PA: 29

Batter	1	2	3	4	5	6	7	8	9	AB	R	H	RBI	BB	SO	LOB
Vic Davalillo, L (1, 8) OBP: 0.246, SLG: 0.317	0-0 FC4-6, 1B / 1B		0-0 F8		0-0 P2-3 / 1-2f		0-0 6-3			4	1	1	0	0	0	4
Jim Fregosi, R (1, 6) OBP: 0.352, SLG: 0.444	0-0 F9		0-3 K		0-3 K			0-0 6-3		4	0	0	0	0	2	2
Woodie Held, R (8, 6) OBP: 0.222, SLG: 0.128										0	0	0	0	0	0	0
Don Mincher, L (1, 3) OBP: 0.313, SLG: 0.366	0-0 1-3, FC4-6, 1B		0-3 K			0-0 F9		4-0 BB		3	0	1	0	1	1	1
Roger Repoz, L (1, 9) OBP: 0.318, SLG: 0.392	0-0 FC4-6 / 1-2f, 3-H			0-0 G3		0-3 K		0-3 K		4	0	0	1	0	2	2
Ed Kirkpatrick, L (1, 7) OBP: 0.344, SLG: 0.308	0-0 F9			0-0 F9		0-0 3-1		0-0 3-1		4	0	0	0	0	0	2
Tom Satriano, L (1, 2) OBP: 0.325, SLG: 0.350		0-3 K		0-0 4-1			0-0 3-1		0-0 1-3	4	0	0	0	0	1	0
Bobby Knoop, R (1, 4) OBP: 0.286, SLG: 0.318		0-3 K			0-0 2B / 1B, 1B		0-0 BB, 1B		0-3 K	4	1	2	0	0	2	0
Aurelio Rodriguez, R (1, 5) OBP: 0.238, SLG: 0.219		0-3 K			0-0 1-3, 1B / 2B		4-0 1-2, BB		0-3 K	3	1	1	0	1	2	0
Jim McGlothlin, R (1, 1) OBP: 0.128, SLG: 0.128										1	0	1	0	0	0	0
Bubba Morton, R (5, PH) OBP: 0.326, SLG: 0.293										1	0	1	2	0	0	0
Andy Messersmith, R (5, 1)										0	0	0	0	0	0	0
Chuck Hinton, R (7, PH) OBP: 0.221, SLG: 0.316										1	0	0	0	0	0	2
Clyde Wright, R (7, 1) OBP: 0.250, SLG: 0.267										0	0	0	0	0	0	0
Larry Sherry, R (7, 1)			0-0 1B		0-0 P2-3 / 2-H, 3-H, 1B		0-0 F8			0	0	0	0	0	0	0

TOP

California Angels @ Cleveland Indians

Cleveland Municipal Stadium, Cleveland, OH

Sun Jul 07 1968, 3:33 AM EDT

Unknown

livebaseballscorecards.com

AB	33
R	3
H	7
RBI	3
BB	2
SO	10
LOB	13

Inning Stats	1	2	3	4	5	6	7	8	9
	R: 1 E: 0 K: 0 S: 5	R: 0 E: 0 K: 3 S: 9	R: 0 E: 0 K: 2 S: 8	R: 0 E: 0 K: 0 S: 3	R: 2 E: 0 K: 1 S: 7	R: 0 E: 0 K: 1 S: 5	R: 0 E: 0 K: 0 S: 4	R: 0 E: 0 K: 1 S: 5	R: 0 E: 0 K: 2 S: 7
	H: 2 LOB: 1 BB: 0 P: 5	H: 0 LOB: 0 BB: 0 P: 9	H: 1 LOB: 1 BB: 0 P: 8	H: 0 LOB: 0 BB: 0 P: 3	H: 3 LOB: 0 BB: 0 P: 7	H: 0 LOB: 0 BB: 0 P: 5	H: 1 LOB: 2 BB: 1 P: 8	H: 0 LOB: 1 BB: 1 P: 9	H: 0 LOB: 0 BB: 0 P: 7

| | | | | | | | | | |

BOTTOM

California Angels @ Cleveland Indians

Cleveland Municipal Stadium, Cleveland, OH

Sun Jul 07 1968, 3:33 AM EDT

Unknown

livebaseballscorecards.com

Batter	1	2	3	4	5	6	7	8	9	AB	R	H	RBI	BB	SO	LOB
Jose Cardenal, R (1, 8) OBP: 0.290, SLG: 0.328	1B 4-1 1B 1B	7-2 3-Hf			HBP 1B SF9 BB		SH SF7 2B	1B 1B		4	3	3	0	1	0	1
Russ Snyder, L (1, 9) OBP: 0.296, SLG: 0.301	4-1 1-2	F8			SF9 HBP 1-2 1B		SH 4-3 1B 2-3	1-3 1B		4	1	2	0	0	0	1
Lou Johnson, R (1, 7) OBP: 0.292, SLG: 0.382	1B HR 2-3 1B	6-3			SF9 1-2 2-3 HBP		SF7 3-H	5-3		3	1	1	1	0	0	1
Joe Azcue, R (1, 2) OBP: 0.328, SLG: 0.338	HR 1-2 3-H 1B	F8			SF9 1-2 2-3 3-H		4-3 1-2			3	1	1	2	0	0	1
Duke Sims, L (1, 3) OBP: 0.388, SLG: 0.450	HR 1-H 2-H			F9	IBB		1B 1B 2-H 1B			3	2	2	4	1	0	0
Billy Harris, L (1, 5) OBP: 0.304, SLG: 0.396 Max Alvis, R (4, 5) OBP: 0.299, SLG: 0.340 Lee Maye, L (5, PH) OBP: 0.323, SLG: 0.431 Chico Salmon, R (6, 5) OBP: 0.264, SLG: 0.303	K			K	K		1B 1-2 1B			1 1 1 1	0 0 0 0	0 0 0 1	0 0 0 3	0 0 0 0	1 1 1 0	0 0 3 0
Larry Brown, R (1, 6) OBP: 0.284, SLG: 0.294	F6			1B	6-3		1B 1-2 2-H			4	0	2	1	0	0	0
Vern Fuller, R (1, 4) OBP: 0.296, SLG: 0.262		SH6-1 7-2 2B		G3	F2		F6			4	0	1	0	0	0	3
Luis Tiant, R (1, 1) OBP: 0.078, SLG: 0.098 Vicente Romo, R (7, 1)		SH6-1 2-3			K		K	F9		2 1	0 0	0 0	0 0	0 0	2 0	0 0
Inning Stats	R: 4 H: 4 E: 0 LOB: 0 K: 1 BB: 0 S: 9 P: 9	R: 0 H: 1 E: 0 LOB: 0 K: 0 BB: 0 S: 3 P: 3	R: 0 H: 0 E: 0 LOB: 0 K: 0 BB: 0 S: 3 P: 3	R: 0 H: 1 E: 0 LOB: 1 K: 1 BB: 0 S: 6 P: 6	R: 1 H: 1 E: 0 LOB: 3 K: 2 BB: 2 S: 8 P: 17	R: 0 H: 0 E: 0 LOB: 0 K: 1 BB: 0 S: 5 P: 5	R: 3 H: 4 E: 0 LOB: 2 K: 0 BB: 0 S: 8 P: 8	R: 0 H: 2 E: 0 LOB: 1 K: 0 BB: 0 S: 4 P: 4		1B: 10 SF: 2 2B: 3 SAC: 2 3B: 0 DP: 1 HR: 1 HBP: 1						

AB	32
R	8
H	13
RBI	8
BB	2
SO	5
LOB	10

WP: 0 PA: 39
PB: 0
SB: 0
CS: 0

PITCHER		IP	WLS	BF	H	R	ER	SO	BB	IBB	HBP	BLK	WP	HR	S	P	ERA	WHIP
Jim McGlothlin, R ERA: 3.19	(1, 1)	4.0	L	17	6	4	4	2	0	0	0	0	0	1	21	21	9.00	1.500
Andy Messersmith, R ERA: 4.91	(5, 1)	2.0		10	1	1	1	3	1	1	1	0	0	0	13	22	4.50	1.000
Clyde Wright, L ERA: 4.78	(7, 1)	0.2		5	2	3	3	0	0	0	0	0	0	0	5	5	40.50	3.000
Larry Sherry, R ERA: 6.0	(7, 1)	1.1		7	4	0	0	0	0	0	0	0	0	0	7	7	0.00	3.000

PITCHER	IP	WLS	BF	H	R	ER	SO	BB	IBB	HBP	BLK	WP	HR	S	P	ERA	WHIP

California Angels @ Cleveland Indians

Cleveland Municipal Stadium, Cleveland, OH

Sun Jul 07 1968, 3:38 AM EDT

Att. 37,529 - Unknown

TOP

livebaseballscorecards.com

Batter	1	2	3	4	5	6	7	8	9	AB	R	H	RBI	BB	SO	LOB
Vic Davalillo, L (1, 8) OBP: 0.257, SLG: 0.333	0-0 1B 2B	0-0 E3 CS 2-H		0-0 WP 2-H 1B			0-0 1B 2B		0-0 1-3 1B 1B	5	3	4	1	0	0	0
Jim Fregosi, R (1, 6) OBP: 0.355, SLG: 0.443	BBBB 4-0 1B FC3-2-5 BB	0-0 ③ CS 1-2	BBBB 4-0 1B FC3-2-5 BB	SSS 0-3 ③ K 1-2			0-0 HR 2-H 1B		SSS 0-3 ① K	3	1	1	1	2	2	3
Don Mincher, L (1, 3) OBP: 0.318, SLG: 0.384	0-0 ① F7		0-0 FC3-2-5 SF7 1-3 1B		0-0 ① F8		0-0 1-H HR		0-0 1B 2-H 3-H 1B	5	2	3	4	0	0	2
Roger Repoz, L (1, 9) OBP: 0.316, SLG: 0.388	0-0 FC3-2-5 1-3 2-H 1B		0-0 ① FC3-2-5 SF7 1-3 3-H		0-0 ② F9		0-0 ② G3		0-0 ② F6	5	0	1	1	0	0	3
Ed Kirkpatrick, L (1, 7) OBP: 0.328, SLG: 0.296 Sammy Ellis, L (5, 1) OBP: 0.083, SLG: 0.057 Rickey Clark, R (8, 1) OBP: 0.125, SLG: 0.125 Andy Messersmith, R (9, 1) Tom Burgmeier, L (9, 1)	0-0 ② FC3-2-5 1-2 3-H		0-0 ② SF7 1-2 3-H		SSS 0-3 ③ K		0-0 ③ 1-3		0-0 1-2 1B	2 1 1 0 0	0 0 0 0 0	0 0 1 0 0	1 0 0 0 0	0 0 0 0 0	1 0 0 0 0	2 0 0 0 0
Tom Satriano, L (1, 2) OBP: 0.315, SLG: 0.338	0-0 ③ F6		0-0 ③ 3-1			SSS 0-3 ① K		0-0 ① 4-3	0-0 ③ F5	5	0	0	0	0	1	5
Bobby Knoop, R (1, 4) OBP: 0.286, SLG: 0.317		SSS 0-3 ① K		X 0-0 SH1-3 1B 1B		X 0-0 ② 5-3		X 0-0 ② 6-3		4	1	1	0	0	1	0
Aurelio Rodriguez, R (1, 5) OBP: 0.238, SLG: 0.221	X 0-0 SH1-3 E 1B			SSS 0-3 ① K		X 0-0 ③ F4		SSS 0-3 ③ K		4	1	1	0	0	2	1
Tom Murphy, R (1, 1) Chuck Hinton, R (5, 7) OBP: 0.224, SLG: 0.314	X 0-0 ② SH1-3 1-2		X 0-0 ② SH1-3 1-2			X 0-0 ① F8			BBBB 4-0 1B 1B BB	0 1	0 1	0 1	0 0	0 0	0 1	0 0
Inning Stats	R: 1 H: 2 E: 0 LOB: 2 K: 0 BB: 1 S: 5 P: 9	R: 1 H: 1 E: 1 LOB: 0 K: 1 BB: 0 S: 6 P: 6	R: 1 H: 1 E: 0 LOB: 1 K: 0 BB: 1 S: 4 P: 8	R: 1 H: 2 E: 0 LOB: 1 K: 2 BB: 0 S: 9 P: 9	R: 0 H: 0 E: 0 LOB: 0 K: 1 BB: 0 S: 5 P: 5	R: 0 H: 0 E: 0 LOB: 0 K: 1 BB: 0 S: 5 P: 5	R: 3 H: 3 E: 0 LOB: 0 K: 0 BB: 0 S: 6 P: 6	R: 0 H: 0 E: 0 LOB: 0 K: 1 BB: 0 S: 5 P: 5	R: 2 H: 3 E: 0 LOB: 2 K: 1 BB: 1 S: 8 P: 12	1B: 9 SF: 1 2B: 2 SAC: 2 3B: 0 DP: 0 HR: 1 HBP: 0						WP: 1 PA: 43 PB: 0 SB: 0 CS: 1	

	AB	36
	R	9
	H	12
	RBI	8
	BB	3
	SO	7
	LOB	16

PITCHER	IP	WLS	BF	H	R	ER	SO	BB	IBB	HBP	BLK	WP	HR	S	P	ERA	WHIP
Steve Hargan, R (1, 1) ERA: 3.86	3.0	L	16	5	4	3	1	2	0	0	0	0	0	16	24	9.00	2.333
Hal Kurtz, R (4, 1) ERA: 4.1	1.0		4	1	0	0	2	0	0	0	0	1	0	8	8	0.00	1.000
Mike Paul, L (5, 1) ERA: 5.67	2.0		6	0	0	0	2	0	0	0	0	0	0	10	10	0.00	0.000
Eddie Fisher, R (7, 1) ERA: 3.66	2.0		9	3	3	3	1	0	0	0	0	0	1	11	11	13.50	1.500
Stan Williams, R (9, 1) ERA: 2.17	1.0		7	3	2	2	1	1	0	0	0	0	0	8	12	18.00	4.000

PITCHER	IP	WLS	BF	H	R	ER	SO	BB	IBB	HBP	BLK	WP	HR	S	P	ERA	WHIP

BOTTOM

Batter	1	2	3	4	5	6	7	8	9	AB	R	H	RBI	BB	SO	LOB
Jose Cardenal, R (1, 8) OBP: 0.294, SLG: 0.341	S S S 0-3 K	x 0-0 1-3 1B		S S S 0-3 K		x 0-0 F8 1-2 2-3		x 0-0 1-3 1B 2B	x 0-0 1-H 2-H 3-H 2-1 3B	6	1	3	3	0	2	4
Russ Snyder, L (1, 9) OBP: 0.305, SLG: 0.306	x 0-0 BB 1B 1B	x 0-0 F7		x 0-0 1-2 2-3 1B		x 0-0 F9		B B B B 4-0 1B WP BB	0-0 2-1 3-H	4	2	2	0	1	0	4
Jimmie Hall, L (1, 7) OBP: 0.284, SLG: 0.254	x 0-0 F8		S S S 0-3 K	x 0-0 G3			x 0-0 F8	x 0-0 1-3 2-H 3-H 1B		5	0	1	2	0	1	4
Joe Azcue, R (1, 2) OBP: 0.335, SLG: 0.342 Stan Williams, R (9, 1) OBP: 0.300, SLG: 0.250	B B B B 4-0 1B 1-2 BB		x 0-0 FC4-6 1B		x 0-0 4-3		x 0-0 1-3 1B	x 0-0 F9 3-H		4 0	0 0	2 0	0 0	1 0	0 0	1 0
Duke Sims, L (1, 3) OBP: 0.389, SLG: 0.449	x 0-0 FC6 1-3 2-H 1B		x 0-0 F4		x 0-0 5-3		x 0-0 1-3 1-2		x 0-0 BB 1B 3B 1B	5	1	2	1	0	0	2
Chico Salmon, R (1, 5) OBP: 0.262, SLG: 0.300	x 0-0 FC6 1-2f		x 0-0 FC4-6 1-2f		x 0-0 F7		x 0-0 F2		x 0-0 BB 1-2 3B 1B	5	1	1	0	0	0	4
Larry Brown, R (1, 6) OBP: 0.286, SLG: 0.296		x 0-0 CS 1B		S S S 0-3 K		x 0-0 WP BB 1B		x 0-0 5-3	S S S 0-3 K	5	0	2	0	0	2	2
Vern Fuller, R (1, 4) OBP: 0.308, SLG: 0.270		x 0-0 1B 1-2 1B		x 0-0 1B 1B 1B		S S S 0-3 K		B B B B 4-0 2B 1B BB	x 0-0 F8	4	1	2	0	1	1	3
Steve Hargan, R (1, 1) OBP: 0.205, SLG: 0.237 Hal Kurtz, R (4, 1) Lee Maye, L (4, PH) OBP: 0.328, SLG: 0.435 Mike Paul, L (5, 1) Tommy Harper, R (6, PH) OBP: 0.291, SLG: 0.385 Eddie Fisher, R (7, 1) Max Alvis, R (8, PH) OBP: 0.298, SLG: 0.339 Ken Suarez, R (9, 2) OBP: 0.333, SLG: 0.200		S S S 0-3 K		x 0-0 1-2 1B		B B B B 4-0 1-2 WP BB		S S S 0-3 K	4-0 1-2 2-3 3B BB	1 0 1 0 0 0 0 1 0	0 0 0 0 0 0 0 1 1	0 0 1 0 0 1 0 0 0	0 0 0 0 0 0 0 1 0	1 0 0 0 0 0 0 1 0	1 0 0 0 0 0 0 1 0	1 0 0 0 0 0 0 1 0
Inning Stats	R: 1 H: 2 E: 0 LOB: 2 K: 1 BB: 1 S: 7 P: 11	R: 0 H: 3 E: 0 LOB: 2 K: 1 BB: 0 S: 7 P: 7	R: 0 H: 1 E: 0 LOB: 1 K: 1 BB: 0 S: 6 P: 6	R: 0 H: 3 E: 0 LOB: 3 K: 2 BB: 0 S: 10 P: 10	R: 0 H: 0 E: 0 LOB: 0 K: 0 BB: 0 S: 3 P: 3	R: 0 H: 1 E: 0 LOB: 2 K: 1 BB: 1 S: 6 P: 10	R: 0 H: 1 E: 0 LOB: 1 K: 0 BB: 0 S: 4 P: 4	R: 3 H: 2 E: 0 LOB: 1 K: 1 BB: 2 S: 7 P: 15	R: 3 H: 3 E: 0 LOB: 1 K: 1 BB: 1 S: 7 P: 11	1B: 14 SF: 0 2B: 1 SAC: 0 3B: 1 DP: 0 HR: 0 HBP: 0						

PITCHER		IP	WLS	BF	H	R	ER	SO	BB	IBB	HBP	BLK	WP	HR	S	P	ERA	WHIP
Tom Murphy, R ERA: 2.33	(1, 1)	4.0		21	9	1	1	5	1	0	0	0	0	0	30	34	2.25	2.500
Sammy Ellis, R ERA: 3.79	(5, 1)	3.2	W	18	4	3	3	2	3	0	0	0	1	0	19	31	7.36	1.909
Rickey Clark, R ERA: 3.58	(8, 1)	1.0		6	2	3	3	1	1	0	0	0	1	0	7	11	27.00	3.000
Andy Messersmith, R ERA: 4.91	(9, 1)	0.0		1	1	0	0	0	0	0	0	0	0	0	1	1	∞	∞
Tom Burgmeier, L ERA: 4.93	(9, 1)	0.1	S	1	0	0	0	0	0	0	0	0	0	0	0	0	0.00	0.000

PITCHER	IP	WLS	BF	H	R	ER	SO	BB	IBB	HBP	BLK	WP	HR	S	P	ERA	WHIP

California Angels @ Cleveland Indians

Cleveland Municipal Stadium, Cleveland, OH

Sun Jul 07 1968, 3:38 AM EDT

Att. 37,529 - Unknown

livebaseballscorecards.com

AB	41
R	7
H	16
RBI	6
BB	5
SO	8
LOB	26

WP: 2 PA: 46
PB: 0
SB: 0
CS: 1

Batter	1	2	3	4	5	6	7	8	9	AB	R	H	RBI	BB	SO	LOB
Jose Cardenal, R (1, 8) OBP: 0.293, SLG: 0.340	SSS 0-3 ① K		x 0-0 ① F8			x 0-0 ① SH5-3 2B 1B	x 0-0 ③ F5			4	1	1	0	0	1	2
Russ Snyder, L (1, 9) OBP: 0.299, SLG: 0.300	SSS 0-3 ② K		x 0-0 ②③ G6-3 1-2f			x 0-0 ① SH5-3 1-2		SSS 0-3 ① K		3	0	0	0	0	2	1
Jimmie Hall, L (1, 7) OBP: 0.284, SLG: 0.260	x 0-0 ③ 6-3			SSS 0-3 ① K		x 0-0 ② 2-H 2B		x 0-0 ② G3		4	0	1	1	0	1	0
Joe Azcue, R (1, 2) OBP: 0.328, SLG: 0.333		x 0-0 ① 6-3		SSS 0-3 ② K		x 0-0 ③ 5-3		x 0-0 ③ F8		4	0	0	0	0	1	0
Duke Sims, L (1, 3) OBP: 0.390, SLG: 0.444		BBBB 4-0 5-3 E BB		BBBB 4-0 BB			SSS 0-3 ① K		x 0-0 ① F5	2	0	0	0	2	1	0
Max Alvis, R (1, 5) OBP: 0.298, SLG: 0.338		x 0-0 E5 5-3 1-2		x 0-0 ③ L4			x 0-0 HR 1B		x 0-0 E9	4	1	1	0	0	0	2
Larry Brown, R (1, 6) OBP: 0.285, SLG: 0.305		x 0-0 ② 5-3 1-2 2-3			x 0-0 ① 6-3		x 0-0 1-H HR		x 0-0 ② F9	4	1	1	2	0	0	3
Vern Fuller, R (1, 4) OBP: 0.301, SLG: 0.263 Lee Maye, L (9, PH) OBP: 0.326, SLG: 0.432		x 0-0 ③ F9			x 0-0 ② 5-3		x 0-0 ② F9		x 0-0 ③ F7	3	0	0	0	0	0	2
										1	0	0	0	0	0	1
Sonny Siebert, R (1, 1) OBP: 0.226, SLG: 0.220 Tommy Harper, R (5, PH) OBP: 0.290, SLG: 0.382 Mike Paul, L (5, 1) OBP: 0.286, SLG: 0.167			H 1-0 G6-3 HBP		x 0-0 ③ F9		x 0-0 1B			0	0	0	0	0	0	0
										1	0	0	0	0	0	0
										1	0	1	0	0	0	0
Inning Stats	R: 0 E: 0 K: 2 S: 7 H: 0 LOB: 0 BB: 0 P: 7	R: 0 E: 1 K: 0 S: 4 H: 0 LOB: 2 BB: 1 P: 8	R: 0 E: 0 K: 0 S: 2 H: 0 LOB: 0 BB: 0 P: 3	R: 0 E: 0 K: 2 S: 7 H: 0 LOB: 1 BB: 1 P: 11	R: 0 E: 0 K: 0 S: 3 H: 0 LOB: 0 BB: 0 P: 3	R: 1 E: 0 K: 0 S: 4 H: 2 LOB: 0 BB: 0 P: 4	R: 2 E: 0 K: 1 S: 8 H: 3 LOB: 1 BB: 0 P: 8	R: 0 E: 0 K: 1 S: 5 H: 0 LOB: 0 BB: 0 P: 5	R: 0 E: 1 K: 0 S: 4 H: 0 LOB: 1 BB: 0 P: 4	1B: 3 2B: 1 3B: 0 HR: 1	SF: 0 SAC: 1 DP: 1 HBP: 1						

PITCHER	IP	WLS	BF	H	R	ER	SO	BB	IBB	HBP	BLK	WP	HR	S	P	ERA	WHIP
Chuck Dobson, R (1, 1) ERA: 2.42	9.0	W	35	5	3	3	6	2	0	1	0	0	1	44	53	3.00	0.778

PITCHER	IP	WLS	BF	H	R	ER	SO	BB	IBB	HBP	BLK	WP	HR	S	P	ERA	WHIP

TOP

Cleveland Indians @ Oakland Athletics

Oakland-Alameda County Coliseum, Oakland, CA

Thu Jul 11 1968, 7:05 PM PDT

Att. 6,202 - Unknown

livebaseballscorecards.com

AB	31
R	3
H	5
RBI	3
BB	2
SO	6
LOB	11

WP: 0 PB: 0 SB: 0 CS: 0 PA: 35

Batter	1	2	3	4	5	6	7	8	9	AB	R	H	RBI	BB	SO	LOB
John Donaldson, L (1, 4) OBP: 0.311, SLG: 0.280	SH2-3 1B		K	1-2 BB			1B			3	0	2	0	1	1	0
Bert Campaneris, R (1, 6) OBP: 0.296, SLG: 0.303	SH2-3 1-2		L4	F8			F9			3	0	0	0	0	0	4
Rick Monday, L (1, 8) OBP: 0.404, SLG: 0.432	K			FC4-6 1B 2B	K		1-3			4	1	1	0	0	2	2
Sal Bando, R (1, 5) OBP: 0.300, SLG: 0.357	HBP			FC4-6 BB	F8			6-3		2	0	0	0	1	0	0
Reggie Jackson, L (1, 9) OBP: 0.342, SLG: 0.438	K			FC4-6 IBB 1B 1-2f 2-3	F7			HR		4	2	1	1	0	1	4
Floyd Robinson, L (1, 7) OBP: 0.291, SLG: 0.370 Joe Rudi, R (6, 7) OBP: 0.230, SLG: 0.221 Jim Gosger, L (9, 7) OBP: 0.211, SLG: 0.159		3-1	K			5-3		F6		2 2 0	0 0 0	0 0 0	0 0 0	0 0 0	1 0 0	2 0 0
Danny Cater, R (1, 3) OBP: 0.332, SLG: 0.360		4-3		1B 1B 1-2 IBB		L6		K		3	1	0	0	1	1	0
Dave Duncan, R (1, 2) OBP: 0.258, SLG: 0.266		K		1B 1B 1-2 2-H 3-H		F6				3	0	1	2	0	1	0
Chuck Dobson, R (1, 1) OBP: 0.196, SLG: 0.239			F8	BB 1B 1-3 2-H			K			3	0	1	1	0	1	0
Inning Stats	R: 0 H: 1 E: 0 LOB: 2 K: 2 BB: 0 S: 8 P: 9	R: 0 H: 0 E: 0 LOB: 0 K: 1 BB: 0 S: 5 P: 5	R: 0 H: 0 E: 0 LOB: 0 K: 1 BB: 0 S: 5 P: 5	R: 3 H: 3 E: 0 LOB: 3 K: 1 BB: 3 S: 8 P: 20	R: 0 H: 0 E: 0 LOB: 0 K: 1 BB: 0 S: 5 P: 5	R: 0 H: 0 E: 0 LOB: 0 K: 0 BB: 0 S: 3 P: 3	R: 0 H: 1 E: 0 LOB: 1 K: 1 BB: 0 S: 6 P: 6	R: 1 H: 1 E: 0 LOB: 0 K: 1 BB: 0 S: 6 P: 6		1B: 4 SF: 0 2B: 1 SAC: 1 3B: 0 DP: 0 HR: 1 HBP: 1						

PITCHER		IP	WLS	BF	H	R	ER	SO	BB	IBB	HBP	BLK	WP	HR	S	P	ERA	WHIP
Sonny Siebert, R ERA: 2.32	(1, 1)	4.0		20	4	3	3	5	2	1	1	0	0	0	26	39	6.75	1.500
Mike Paul, L ERA: 5.23	(5, 1)	4.0	L	14	2	1	1	3	0	0	0	0	0	1	20	20	2.25	0.500

PITCHER	IP	WLS	BF	H	R	ER	SO	BB	IBB	HBP	BLK	WP	HR	S	P	ERA	WHIP

BOTTOM

Cleveland Indians @ Oakland Athletics

Oakland-Alameda County Coliseum, Oakland, CA

Thu Jul 11 1968, 7:05 PM PDT

Att. 6,202 - Unknown

livebaseballscorecards.com

AB	29
R	4
H	6
RBI	4
BB	3
SO	8
LOB	12

Batter	1	2	3	4	5	6	7	8	9	AB	R	H	RBI	BB	SO	LOB
Russ Snyder, L (1, 9) OBP: 0.302, SLG: 0.323	F6	F9 1-2 2-3			L6		HR		1B 1B	5	2	2	1	0	0	2
Jose Cardenal, R (1, 8) OBP: 0.298, SLG: 0.350	FC5-4 1B	K			CS 3B		E6 CS		1B 1-3	5	0	3	0	0	1	2
Jimmie Hall, L (1, 7) OBP: 0.288, SLG: 0.281	FC5-4 1-2f		G3 SH1-3 1B		F5 3-H		1-2 HR		K	4	1	2	1	0	0	2
Tommy Harper, R (9, PH) (9, 7) OBP: 0.288, SLG: 0.380										1	0	0	0	0	1	2
Joe Azcue, R (1, 2) OBP: 0.326, SLG: 0.331	4-3		SH1-3 1-2			5-3	E4		1B 1-2 3-H	4	0	1	1	0	0	1
Duke Sims, L (1, 3) OBP: 0.391, SLG: 0.441		SH2-3 1B 1B	G3 2-3			BB 1B	4-1		F2	4	1	1	0	1	0	4
Chico Salmon, R (1, 5) OBP: 0.262, SLG: 0.299		SH2-3 1-2	G1			1-3 1B		F9	F9	4	0	1	0	0	0	3
Larry Brown, R (1, 6) OBP: 0.291, SLG: 0.309		1B 1B 2-H 1B		F5		IBB		WP E 1B		3	2	2	1	1	0	0
Vern Fuller, R (1, 4) OBP: 0.307, SLG: 0.271		PB 1B 2-3 1B		4-3		F7		E7 CS 1-H 1B		4	0	2	1	0	0	2
Sam McDowell, L (1, 1) OBP: 0.167, SLG: 0.135		PB 1-2 3-H 1B		G3			K	K 2-3		4	0	1	1	0	2	1
Vicente Romo, R (9, 1)										0	0	0	0	0	0	0
Inning Stats	R: 0 E: 0 K: 0 S: 4 H: 1 LOB: 1 BB: 0 P: 4	R: 2 E: 0 K: 1 S: 9 H: 4 LOB: 2 BB: 0 P: 9	R: 0 E: 0 K: 0 S: 4 H: 1 LOB: 1 BB: 0 P: 4	R: 0 E: 0 K: 0 S: 3 H: 0 LOB: 0 BB: 0 P: 3	R: 0 E: 0 K: 0 S: 3 H: 1 LOB: 0 BB: 0 P: 3	R: 0 E: 0 K: 0 S: 3 H: 1 LOB: 2 BB: 2 P: 11	R: 2 E: 2 K: 1 S: 8 H: 2 LOB: 1 BB: 0 P: 8	R: 1 E: 1 K: 1 S: 6 H: 2 LOB: 0 BB: 0 P: 6	R: 1 E: 0 K: 1 S: 8 H: 3 LOB: 2 BB: 0 P: 8	1B: 12 2B: 0 3B: 1 HR: 2 SF: 0 SAC: 2 DP: 0 HBP: 0						

TOP

Cleveland Indians @ Oakland Athletics

Oakland-Alameda County Coliseum, Oakland, CA

Fri Jul 12 1968, 7:05 PM PDT

Att. 8,177 - Unknown

livebaseballscorecards.com

AB	38
R	6
H	15
RBI	6
BB	2
SO	4
LOB	19

PA: 42

WP: 1
PB: 1
SB: 0
CS: 3

PITCHER		IP	WLS	BF	H	R	ER	SO	BB	IBB	HBP	BLK	WP	HR	S	P	ERA	WHIP
Catfish Hunter, R ERA: 4.07	(1, 1)	6.2	L	30	10	4	4	2	1	1	0	0	0	2	32	40	5.40	1.650
Ed Sprague, R ERA: 2.01	(7, 1)	0.1		2	0	0	0	0	0	0	0	0	0	0	2	2	0.00	0.000
Diego Segui, R ERA: 2.51	(8, 1)	1.0		6	4	2	2	1	0	0	0	0	1	0	8	8	18.00	4.000
Paul Lindblad, L ERA: 1.58	(9, 1)	1.0		4	1	0	0	1	0	0	0	0	0	0	6	6	0.00	1.000

PITCHER	IP	WLS	BF	H	R	ER	SO	BB	IBB	HBP	BLK	WP	HR	S	P	ERA	WHIP

Batter	1	2	3	4	5	6	7	8	9	AB	R	H	RBI	BB	SO	LOB
John Donaldson, L (1, 4) OBP: 0.307, SLG: 0.276	S S S 0-3 K ①		S S S 0-3 K ②		x 0-0 4-3 ③			S S S 0-3 K ①		4	0	0	0	0	3	3
Bert Campaneris, R (1, 6) OBP: 0.293, SLG: 0.299	S S S 0-3 K ②		x 0-0 5-3 ③			S S S 0-3 K ①		x 0-0 E6		4	0	0	0	0	2	1
Danny Cater, R (1, 3) OBP: 0.332, SLG: 0.360	S S S 0-3 K ③			S S S 0-3 K ①		x 0-0 F7 ②		S S S 0-3 K ②		0	0	0	0	0	0	0
Ray Webster, L (1, PH) (2, 3) OBP: 0.254, SLG: 0.315										4	0	0	0	0	3	1
Sal Bando, R (1, 5) OBP: 0.297, SLG: 0.353		S S S 0-3 K ①		x 0-0 5-3 ②		S S S 0-3 K ③		x 0-0 5-3 ③		4	0	0	0	0	2	1
Reggie Jackson, L (1, 9) OBP: 0.340, SLG: 0.439		S S S 0-3 K ②		S S S 0-3 K ③			x 0-0 2B 2B		S S S 0-3 K ①	4	1	1	0	0	3	0
Joe Rudi, R (1, 7) OBP: 0.246, SLG: 0.241		x 0-0 6-3 ③			x 0-0 SH 1B		x 0-0 4-3 2-H 6-3 2B		B B B B B 4-0 BB	3	1	2	1	1	0	0
Rick Monday, L (1, 8) OBP: 0.403, SLG: 0.429			B B B B 4-0 2B 6-3 BB		x 0-0 SH 1-3		x 0-0 4-3 ① 2-3		x 0-0 F5 ②	2	1	0	0	1	0	2
Dave Duncan, R (1, 2) OBP: 0.269, SLG: 0.280			x 0-0 6-3 1-3 2B		S S S 0-3 K ①		x 0-0 6-3 ② 3-H		B B B B B 4-0 1-2 BB	3	0	1	1	1	1	2
Catfish Hunter, R (1, 1) OBP: 0.295, SLG: 0.432 Ed Sprague, R (7, 1) Dick Green, R (7, PH) OBP: 0.471, SLG: 0.308 Diego Segui, R (8, 1) Paul Lindblad, L (9, 1) OBP: 0.375, SLG: 0.500 Floyd Robinson, L (9, PH) OBP: 0.288, SLG: 0.365			x 0-0 6-3 ① 2-3 3-H		S S S 0-3 K ②		x 0-0 F7 ③		x 0-0 F7 ③	2 0 1 0 0 1	0 0 0 0 0 0	0 0 0 0 0 0	1 0 0 0 0 0	0 0 0 0 0 0	1 0 0 0 0 0	3 0 0 0 0 2
Inning Stats	R: 0 H: 0 E: 0 LOB: 0 K: 3 BB: 0 S: 9 P: 9	R: 0 H: 0 E: 0 LOB: 0 K: 2 BB: 0 S: 7 P: 7	R: 1 H: 1 E: 0 LOB: 1 K: 1 BB: 1 S: 6 P: 10	R: 0 H: 0 E: 0 LOB: 0 K: 2 BB: 0 S: 7 P: 7	R: 0 H: 1 E: 1 LOB: 2 K: 2 BB: 0 S: 9 P: 9	R: 0 H: 0 E: 0 LOB: 0 K: 2 BB: 0 S: 7 P: 7	R: 2 H: 2 E: 0 LOB: 0 K: 0 BB: 0 S: 5 P: 5	R: 0 H: 0 E: 1 LOB: 1 K: 2 BB: 0 S: 8 P: 8	R: 0 H: 0 E: 0 LOB: 2 K: 1 BB: 2 S: 5 P: 13	1B: 1 SF: 0 2B: 3 SAC: 1 3B: 0 DP: 0 HR: 0 HBP: 0					WP: 0 PA: 36 PB: 0 SB: 0 CS: 0	

PITCHER		IP	WLS	BF	H	R	ER	SO	BB	IBB	HBP	BLK	WP	HR	S	P	ERA	WHIP
Sam McDowell, L ERA: 1.64	(1, 1)	8.2	W	35	4	3	3	15	3	0	0	0	0	0	62	74	3.12	0.808
Vicente Romo, R ERA:	(9, 1)	0.1	S	1	0	0	0	0	0	0	0	0	0	0	1	1	0.00	0.000

PITCHER	IP	WLS	BF	H	R	ER	SO	BB	IBB	HBP	BLK	WP	HR	S	P	ERA	WHIP

BOTTOM

Cleveland Indians @ Oakland Athletics

Oakland-Alameda County Coliseum, Oakland, CA

Fri Jul 12 1968, 7:05 PM PDT

Att. 8,177 - Unknown

livebaseballscorecards.com

AB	32
R	3
H	4
RBI	3
BB	3
SO	15
LOB	15

Cleveland Indians @ Oakland Athletics

Oakland-Alameda County Coliseum, Oakland, CA

Sat Jul 13 1968, 3:33 AM PDT

Att. 12,145 - Unknown

TOP

livebaseballscorecards.com

Batter	1	2	3	4	5	6	7	8	9	AB	R	H	RBI	BB	SO	LOB
Russ Snyder, L (1, 9) OBP: 0.305, SLG: 0.325	0-0 1B G1-6-3 1B 1B		0-0 5-3 1B 1B	0-0 ② F7			0-0 ① F7		0-0 ③ 4-3	5	2	2	0	0	0	2
Jose Cardenal, R (1, 8) OBP: 0.297, SLG: 0.349	0-0 G1-6-3 1B 1B 1-2		0-0 ① 5-3 1-2	0-0 ③ F6			0-0 ② 5-3			4	1	1	0	0	0	3
Lee Maye, L (1, 7) OBP: 0.331, SLG: 0.434	0-0 G1-6-3 1-2 2-3 1B		0-0 IBB 2-H 1B		0-0 ① F9		0-0 ③ F8			4	0	2	1	0	0	0
Tommy Harper, R (7, 7) OBP: 0.288, SLG: 0.380										0	0	0	0	0	0	0
Duke Sims, L (1, 3) (8, 2) OBP: 0.388, SLG: 0.437	0-0 ① ② G1-6-3 1-2f 2-3 3-H		0-0 ② F9		0-0 FC6-4 1B			0-0 ① 4-3		4	0	1	0	0	0	3
Joe Azcue, R (1, 2) OBP: 0.335, SLG: 0.337	0-0 3-H 1B		4-0 FC5-4 1-2 IBB		S S S 0-3 ② K			0-0 S 1B		3	0	2	1	1	1	1
Davey Nelson, R (8, PR) (8, 4) OBP: 0.200, SLG: 0.158										0	0	0	0	0	0	0
Chico Salmon, R (1, 5) (8, 3) OBP: 0.256, SLG: 0.293	S S S 0-3 ③ K		0-0 ③ FC5-4 1-2f		0-0 ③ FC6-4 1-2f			0-0 ② 5-3 1-2		4	0	0	0	0	1	5
Larry Brown, R (1, 6) OBP: 0.293, SLG: 0.309		0-0 G6-4-3 1B		B B B B 4-0 SH BB		0-0 ① F5		0-0 ③ 4-3		3	0	1	0	1	0	2
Vern Fuller, R (1, 4) (8, 5) OBP: 0.298, SLG: 0.262		0-0 ① ② G6-4-3 1-2f		S S S 0-3 ① K		0-0 ② 5-3			0-0 ① 6-3	4	0	0	0	0	1	2
Steve Hargan, R (1, 1) OBP: 0.200, SLG: 0.231		S S S 0-3 ③ K2-3		0-0 SH 1-2		0-0 ③ F8			0-0 ② 4-3	1	0	0	0	0	1	0
Vicente Romo, R (3, 1)										1	0	0	0	0	0	0
Mike Paul, L (7, 1) OBP: 0.286, SLG: 0.167										0	0	0	0	0	0	0
Billy Harris, L (9, PH) OBP: 0.298, SLG: 0.389										1	0	0	0	0	0	0

Inning Stats	1	2	3	4	5	6	7	8	9
	R: 2 E: 0 K: 1 S: 8 H: 4 LOB: 1 BB: 0 P: 8	R: 0 E: 0 K: 1 S: 5 H: 1 LOB: 0 BB: 0 P: 5	R: 1 E: 0 K: 0 S: 5 H: 2 LOB: 2 BB: 1 P: 9	R: 0 E: 0 K: 1 S: 6 H: 0 LOB: 2 BB: 1 P: 10	R: 0 E: 0 K: 1 S: 6 H: 1 LOB: 1 BB: 0 P: 6	R: 0 E: 0 K: 0 S: 3 H: 0 LOB: 0 BB: 0 P: 3	R: 0 E: 0 K: 0 S: 3 H: 0 LOB: 0 BB: 0 P: 3	R: 0 E: 0 K: 0 S: 4 H: 1 LOB: 2 BB: 0 P: 4	R: 0 E: 0 K: 0 S: 3 H: 0 LOB: 0 BB: 0 P: 3

AB	34
R	3
H	9
RBI	2
BB	2
SO	4
LOB	18

1B: 9 SF: 0
2B: 0 SAC: 1
3B: 0 DP: 2
HR: 0 HBP: 0

WP: 0 PA: 37
PB: 0
SB: 1
CS: 0

PITCHER		IP	WLS	BF	H	R	ER	SO	BB	IBB	HBP	BLK	WP	HR	S	P	ERA	WHIP
Lew Krausse, R ERA: 2.85	(1, 1)	7.0	W	30	8	3	3	4	1	1	0	0	0	0	36	44	3.86	1.286
Jack Aker, R ERA: 3.23	(8, 1)	2.0	S	7	1	0	0	0	0	0	0	0	0	0	7	7	0.00	0.500

PITCHER	IP	WLS	BF	H	R	ER	SO	BB	IBB	HBP	BLK	WP	HR	S	P	ERA	WHIP

BOTTOM

Cleveland Indians @ Oakland Athletics

Oakland-Alameda County Coliseum, Oakland, CA

Sat Jul 13 1968, 3:33 AM PDT

Att. 12,145 - Unknown

livebaseballscorecards.com

Batter	1	2	3	4	5	6	7	8	9	AB	R	H	RBI	BB	SO	LOB
John Donaldson, L (1, 4) OBP: 0.313, SLG: 0.285	BBBB 4-0 FC4-6 BB		X 0-0 FC5-4 1B		X 0-0 ① F5		X 0-0 3B 2B			3	0	2	0	1	0	0
Blue Moon Odom, R (7, PR) OBP: 0.205, SLG: 0.263										0	1	0	0	0	0	0
Jack Aker, R (8, 1) OBP: 0.200, SLG: 0.200										0	0	0	0	0	0	0
Bert Campaneris, R (1, 6) OBP: 0.293, SLG: 0.305	X 0-0 ① FC4-6 G1-6-3 1-2f		X 0-0 ② FC5-4 WP 1-2f		SSS 0-3 ② K		X 0-0 1B 3B 2-H			4	1	1	1	0	1	2
Rick Monday, L (1, 8) OBP: 0.408, SLG: 0.432	X 0-0 ②③ G1-6-3 1-2f		BBBB 4-0 FC6-4 BB 1-2		X 0-0 1B		X 0-0 1B 3-H			3	0	2	1	1	0	1
Sal Bando, R (1, 5) OBP: 0.296, SLG: 0.358		X 0-0 1B 3B	X 0-0 ③ FC6-4 1-2f		X 0-0 ③ 1-3		X 0-0 ③ F8			4	1	1	0	0	0	5
Reggie Jackson, L (1, 9) OBP: 0.345, SLG: 0.448		X 0-0 FC3-6 1B 3-H		X 0-0 SF9 3B		X 0-0 ① 4-3		H 1-0 HBP		3	1	2	1	0	0	0
Danny Cater, R (1, 3) OBP: 0.326, SLG: 0.353		X 0-0 ① FC3-6 E S 1-2f		X 0-0 ① 1-3		X 0-0 ② F3		SSS 0-3 ① K		4	0	0	0	0	1	3
Jim Gosger, L (1, 7) OBP: 0.202, SLG: 0.153	SSS 0-3 ② K 1-3			X 0-0 ② SF9 3-H		SSS 0-3 ③ K		SSS 0-3 ② K		3	0	0	1	0	3	2
Dave Duncan, R (1, 2) OBP: 0.268, SLG: 0.271	SSS 0-3 ③ K			H 1-0 HBP			X 0-0 ① 6-3	X 0-0 ③ F9		3	0	0	0	0	1	2
Lew Krausse, R (1, 1) OBP: 0.231, SLG: 0.222			SSS 0-3 ① K	SSS 0-3 ③ K			X 0-0 ② F8			2	0	0	0	0	2	1
Floyd Robinson, L (7, PH) OBP: 0.284, SLG: 0.360										1	0	0	0	0	0	0
Dick Green, R (8, 4) OBP: 0.471, SLG: 0.308										0	0	0	0	0	0	0
Inning Stats	R: 0 H: 0 E: 0 LOB: 0 K: 0 BB: 1 S: 2 P: 6	R: 1 H: 2 E: 0 LOB: 1 K: 2 BB: 0 S: 9 P: 9	R: 0 H: 1 E: 0 LOB: 2 K: 1 BB: 1 S: 6 P: 10	R: 1 H: 1 E: 0 LOB: 1 K: 1 BB: 0 S: 6 P: 7	R: 0 H: 1 E: 0 LOB: 1 K: 1 BB: 0 S: 6 P: 6	R: 0 H: 0 E: 0 LOB: 0 K: 1 BB: 0 S: 5 P: 5	R: 2 H: 3 E: 0 LOB: 2 K: 0 BB: 0 S: 6 P: 6	R: 0 H: 0 E: 0 LOB: 1 K: 2 BB: 0 S: 7 P: 8		1B: 4 SF: 1 2B: 1 SAC: 0 3B: 3 DP: 1 HR: 0 HBP: 2						

AB	30
R	4
H	8
RBI	4
BB	2
SO	8
LOB	16

WP: 1 PA: 35
PB: 0
SB: 1
CS: 0

PITCHER		IP	WLS	BF	H	R	ER	SO	BB	IBB	HBP	BLK	WP	HR	S	P	ERA	WHIP
Steve Hargan, R ERA: 3.85	(1, 1)	2.2		12	3	1	1	3	2	0	0	0	1	0	16	24	3.38	1.875
Vicente Romo, R ERA: 1.25	(3, 1)	4.0	L	17	4	3	3	3	0	0	1	0	0	0	22	23	6.75	1.000
Mike Paul, L ERA: 5.01	(7, 1)	1.1		6	1	0	0	2	0	0	1	0	0	0	9	10	0.00	0.750

PITCHER		IP	WLS	BF	H	R	ER	SO	BB	IBB	HBP	BLK	WP	HR	S	P	ERA	WHIP

Batter	1	2	3	4	5	6	7	8	9	AB	R	H	RBI	BB	SO	LOB
Davey Nelson, R (1, 4) OBP: 0.280, SLG: 0.250	S S S 0-3 ① K		x 0-0 BB 1B 1B 1B	x 0-0 1-2 2-H 1B		x 0-0 E6 1-3 3-H 1B		x 0-0 ① 4-3		5	1	3	2	0	1	0
Larry Brown, R (1, 6) OBP: 0.295, SLG: 0.308	B B B B 4-0 FC6-4 BB		x 0-0 ② 1-2 BB 1B 1B	x 0-0 ② ③ G5-3 2-3f		x 0-0 ② 4-3		x 0-0 ② F4		4	1	1	0	1	0	4
Lou Johnson, R (1, 7) OBP: 0.290, SLG: 0.376	x 0-0 ② F2		B B B B 4-0 1B 1-2 2-3 SF7 BB		x 0-0 ① 5-3	x 0-0 ③ 6-3		x 0-0 ③ 4-3		4	1	0	0	1	0	3
Joe Azcue, R (1, 2) OBP: 0.337, SLG: 0.345	x 0-0 ③ FC6-4 1-2f		x 0-0 FC4-6 1-3 2-H 3-H 1B		x 0-0 2B		x 0-0 ① 5-3		x 0-0 ① F6	5	0	2	2	0	0	1
Jose Cardenal, R (1, 8) OBP: 0.299, SLG: 0.352		x 0-0 ① F7	x 0-0 ② SF7 3-H		x 0-0 ② F7		B B B B 4-0 FC6-4 BB		x 0-0 1B 2B	3	1	1	1	1	0	1
Chico Salmon, R (1, 3) OBP: 0.260, SLG: 0.295		x 0-0 1B	x 0-0 ③ FC4-6 1-2f		x 0-0 ③ 6-3		x 0-0 ② FC6-4 BB 1B 1-2f		x 0-0 FC6-4 2-H 1B	5	0	2	1	0	0	3
Tommy Harper, R (1, 9) OBP: 0.291, SLG: 0.380		S S S 0-3 ② K	S S S 0-3 ① K			x 0-0 1B 1B 1B x 0-0 BB 1-2 1B		x 0-0 ② FC6-4 1-2f		5	1	2	0	0	2	2
Vern Fuller, R (1, 5) OBP: 0.308, SLG: 0.270		x 0-0 ③ 6-3		x 0-0 E 1B 1B		x 0-0 FC6-4 1-3 1B B B B B 4-0 1-2 2-3 BB		x 0-0 ③ F9		4	1	2	0	1	0	2
Luis Tiant, R (1, 1) OBP: 0.074, SLG: 0.093			x 0-0 ① F7	x 0-0 E3 G5-3 1B 1-2		x 0-0 ① FC6-4 E 1B 1-2f x 0-0 ③ L8				3	0	0	0	0	0	3
Lee Maye, L (7, PH) OBP: 0.331, SLG: 0.434										0	0	0	0	0	0	0
Tony Horton, R (7, PH) OBP: 0.315, SLG: 0.426										1	0	0	0	0	0	3
Stan Williams, R (7, 1) OBP: 0.300, SLG: 0.250										0	0	0	0	0	0	0
Inning Stats	R: 0 E: 0 K: 1 S: 5 H: 0 LOB: 1 BB: 1 P: 9	R: 0 E: 0 K: 1 S: 6 H: 1 LOB: 1 BB: 0 P: 6	R: 3 E: 0 K: 0 S: 6 H: 3 LOB: 1 BB: 1 P: 10	R: 1 E: 1 K: 1 S: 7 H: 2 LOB: 1 BB: 0 P: 7	R: 0 E: 0 K: 0 S: 4 H: 1 LOB: 1 BB: 0 P: 4	R: 1 E: 1 K: 0 S: 6 H: 3 LOB: 2 BB: 0 P: 6	R: 0 E: 0 K: 0 S: 4 H: 1 LOB: 3 BB: 2 P: 12	R: 0 E: 0 K: 0 S: 3 H: 0 LOB: 0 BB: 0 P: 3	R: 1 E: 0 K: 0 S: 5 H: 2 LOB: 1 BB: 0 P: 5	1B: 11 2B: 2 3B: 0 HR: 0 SF: 1 SAC: 0 DP: 1 HBP: 0						

TOP

Cleveland Indians @ Minnesota Twins

Metropolitan Stadium, Bloomington , MI

Sun Jul 14 1968, 4:33 AM EDT
Att. 23,051 - Unknown - 71 F

livebaseballscorecards.com

AB	39
R	6
H	13
RBI	6
BB	4
SO	3
LOB	22

PITCHER		IP	WLS	BF	H	R	ER	SO	BB	IBB	HBP	BLK	WP	HR	S	P	ERA	WHIP
Jim Merritt, L ERA: 3.25	(1, 1)	3.1	L	19	6	4	3	3	2	0	0	0	0	0	23	31	8.10	2.400
Bob Miller, R ERA: 3.86	(4, 1)	3.1		16	5	1	1	0	2	0	0	0	0	0	14	22	2.70	2.100
Ron Perranoski, L ERA: 2.59	(7, 1)	1.1		4	0	0	0	0	0	0	0	0	0	0	4	4	0.00	0.000
Al Worthington, R ERA: 1.75	(9, 1)	1.0		5	2	1	1	0	0	0	0	0	0	0	5	5	9.00	2.000

PITCHER	IP	WLS	BF	H	R	ER	SO	BB	IBB	HBP	BLK	WP	HR	S	P	ERA	WHIP

BOTTOM

Cleveland Indians @ Minnesota Twins

Metropolitan Stadium, Bloomington , MI

Sun Jul 14 1968, 4:33 AM EDT
Att. 23,051 - Unknown - 71 F

Batter	1	2	3	4	5	6	7	8	9	AB	R	H	RBI	BB	SO	LOB
Cesar Tovar, R (1, 5) OBP: 0.309, SLG: 0.364	F7		5-3			SH1-3, 1B		F4		4	1	1	0	0	0	0
Ted Uhlaender, L (1, 8) OBP: 0.305, SLG: 0.401	6-3			F5		SH1-3		L6		3	0	0	0	0	0	0
Tony Oliva, L (1, 9) OBP: 0.342, SLG: 0.480	G3			F7		CS, 1B			1B, 1B, HBP	3	0	1	1	0	0	0
Bob Allison, R (1, 7) OBP: 0.307, SLG: 0.380		K		F8	K				F2	4	0	0	0	0	2	2
Rich Reese, L (1, 3) OBP: 0.250, SLG: 0.301		2B			K		2B		L9	4	0	2	0	0	1	1
Frank Quilici, R (1, 4) OBP: 0.356, SLG: 0.429		5-3			5-3		F2		1-H, 1B	4	0	1	0	0	0	2
Rick Renick, R (1, 6) OBP: 0.250, SLG: 0.400		K			HR		K			2	1	0	0	1	2	2
John Roseboro, L (1, 2) OBP: 0.277, SLG: 0.262			K		1-H, HR		G3			3	1	1	2	0	1	1
Jim Merritt, L (1, 1) OBP: 0.234, SLG: 0.209			4-3		K			K		1	0	0	0	0	0	0
Bob Miller, R (4, 1)										1	0	0	0	0	1	0
Ron Perranoski, L (7, 1)										0	0	0	0	0	0	0
Jim Holt, L (8, PH) OBP: 0.256, SLG: 0.263										1	0	0	0	0	1	0
Al Worthington, R (9, 1)										0	0	0	0	0	0	0
Inning Stats	R: 0 E: 0 K: 0 S: 3 H: 0 LOB: 0 BB: 0 P: 3	R: 0 E: 0 K: 2 S: 8 H: 1 LOB: 1 BB: 0 P: 8	R: 0 E: 0 K: 1 S: 5 H: 0 LOB: 0 BB: 0 P: 5	R: 0 E: 0 K: 0 S: 3 H: 0 LOB: 0 BB: 0 P: 3	R: 2 E: 0 K: 2 S: 8 H: 1 LOB: 0 BB: 1 P: 12	R: 1 E: 0 K: 1 S: 6 H: 2 LOB: 1 BB: 0 P: 6	R: 0 E: 0 K: 1 S: 6 H: 1 LOB: 1 BB: 0 P: 6	R: 0 E: 0 K: 1 S: 5 H: 0 LOB: 0 BB: 0 P: 5	R: 0 E: 0 K: 0 S: 3 H: 1 LOB: 2 BB: 0 P: 4	1B: 3 2B: 3 3B: 0 HR: 1 SF: 0 SAC: 1 DP: 1 HBP: 1							WP: 0 PB: 0 SB: 0 CS: 1 PA: 33

livebaseballscorecards.com

AB	30
R	3
H	6
RBI	3
BB	1
SO	8
LOB	8

PITCHER		IP	WLS	BF	H	R	ER	SO	BB	IBB	HBP	BLK	WP	HR	S	P	ERA	WHIP
Luis Tiant, R ERA: 1.36	(1, 1)	6.0	W	22	4	3	3	6	1	0	0	0	0	1	33	37	4.50	0.833
Stan Williams, R ERA: 2.1	(7, 1)	3.0	S	11	2	0	0	2	0	0	1	0	0	0	14	15	0.00	0.667

PITCHER	IP	WLS	BF	H	R	ER	SO	BB	IBB	HBP	BLK	WP	HR	S	P	ERA	WHIP

Cleveland Indians @ Minnesota Twins

Metropolitan Stadium, Bloomington , MI

Mon Jul 15 1968, 4:33 AM EDT

Att. 8,659 - Unknown - 86 F

TOP

livebaseballscorecards.com

Batter	1	2	3	4	5	6	7	8	9	AB	R	H	RBI	BB	SO	LOB
Russ Snyder, L (1, 9) OBP: 0.313, SLG: 0.333	0-0 1B	0-0 2-3 1B		0-0 ① G3		0-0 ③ 4-3			0-0 1B	5	1	3	0	0	0	0
Lou Johnson, R (9, PR) OBP: 0.290, SLG: 0.376										0	0	0	0	0	0	0
(9, 7)																
Jose Cardenal, R (1, 8) OBP: 0.297, SLG: 0.350	0-0 1B 1-2 1B	0-0 ③ 5-3		0-0 ② L8			0-0 ① 4-3		0-0 ② F9	5	0	1	0	0	0	3
Lee Maye, L (1, 7) OBP: 0.343, SLG: 0.444	0-3 ① K		0-0 HR	0-0 1B			0-0 1B		0-0 ③ 5-3	4	1	3	0	0	1	2
Tommy Harper, R (7, PR) OBP: 0.290, SLG: 0.378										1	0	0	0	0	0	1
(7, 7)																
(9, 9)																
Duke Sims, L (1, 3) OBP: 0.386, SLG: 0.447	0-0 ② F6		0-0 1-H HR	0-0 ③ L3			0-0 ② F3			4	1	1	2	0	0	4
Joe Azcue, R (1, 2) OBP: 0.335, SLG: 0.343	0-0 ③ 1-3 2-H 1B		0-3 ① K		0-0 ① 5-3		0-0 ③ F7			4	0	1	1	0	1	1
Vern Fuller, R (1, 5) OBP: 0.307, SLG: 0.269		0-0 SH3-4 2B 1B	0-0 ② L5		0-0 ② 5-3			0-0 ① F8		4	1	1	0	0	0	0
Davey Nelson, R (1, 4) OBP: 0.286, SLG: 0.259		0-0 ① SH3-4 1-2	0-0 1B		0-0 ③ F7			0-0 ② 4-3		3	0	1	0	0	0	0
Larry Brown, R (1, 6) OBP: 0.294, SLG: 0.307		0-0 ② F7	0-0 FC6-4 1-3 1B			0-0 ① F8		S S S 0-3 ③ K		4	0	1	0	0	1	1
Sonny Siebert, R (1, 1) OBP: 0.232, SLG: 0.245		0-0 1B 2-H 2B	0-0 ③ FC6-4 1-2f			0-0 ② 6-3			S S S 0-3 ① K	3	0	1	1	0	0	2
Mike Paul, L (8, 1) OBP: 0.250, SLG: 0.143										1	0	0	0	0	1	0
Stan Williams, R (9, 1) OBP: 0.300, SLG: 0.250										0	0	0	0	0	0	0
Inning Stats	R: 1 E: 0 K: 1 S: 7 H: 3 LOB: 2 BB: 0 P: 7	R: 1 E: 0 K: 0 S: 6 H: 3 LOB: 2 BB: 0 P: 6	R: 2 E: 0 K: 1 S: 9 H: 4 LOB: 2 BB: 0 P: 9	R: 0 E: 0 K: 0 S: 4 H: 1 LOB: 1 BB: 0 P: 4	R: 0 E: 0 K: 0 S: 3 H: 0 LOB: 0 BB: 0 P: 3	R: 0 E: 0 K: 0 S: 3 H: 0 LOB: 0 BB: 0 P: 3	R: 0 E: 0 K: 0 S: 4 H: 1 LOB: 1 BB: 0 P: 4	R: 0 E: 0 K: 1 S: 5 H: 0 LOB: 0 BB: 0 P: 5	R: 0 E: 0 K: 1 S: 6 H: 1 LOB: 1 BB: 0 P: 6	1B: 11 2B: 1 3B: 0 HR: 1 SF: 0 SAC: 1 DP: 0 HBP: 0	WP: 0 PB: 0 SB: 0 CS: 0 PA: 39					

	AB	38
	R	4
	H	13
	RBI	4
	BB	0
	SO	4
	LOB	14

PITCHER		IP	WLS	BF	H	R	ER	SO	BB	IBB	HBP	BLK	WP	HR	S	P	ERA	WHIP
Jim Perry, R ERA: 3.1	(1, 1)	2.2	L	17	10	4	4	2	0	0	0	0	0	1	21	21	13.50	3.750
Dave Boswell, R ERA: 3.23	(3, 1)	0.1		1	0	0	0	0	0	0	0	0	0	0	1	1	0.00	0.000
Jim Roland, L ERA: 2.56	(4, 1)	2.0		7	1	0	0	0	0	0	0	0	0	0	7	7	0.00	0.500
Bob Miller, R ERA: 3.48	(6, 1)	3.0		10	1	0	0	1	0	0	0	0	0	0	12	12	0.00	0.333
Jim Merritt, L ERA: 3.23	(9, 1)	1.0		4	1	0	0	1	0	0	0	0	0	0	6	6	0.00	1.000

PITCHER	IP	WLS	BF	H	R	ER	SO	BB	IBB	HBP	BLK	WP	HR	S	P	ERA	WHIP

Cleveland Indians @ Minnesota Twins

Metropolitan Stadium, Bloomington , MI

Mon Jul 15 1968, 4:33 AM EDT

Att. 8,659 - Unknown - 86 F

livebaseballscorecards.com

BOTTOM

Batter	1	2	3	4	5	6	7	8	9	AB	R	H	RBI	BB	SO	LOB
Cesar Tovar, R (1, 7) OBP: 0.307, SLG: 0.361	L8		F4		1B 1-2 2-H			F4 1-2	F8	5	0	1	1	0	0	4
Frank Quilici, R (1, 5) OBP: 0.352, SLG: 0.421	BB 1B			L7	F7			F8		4	0	1	0	0	0	3
Rod Carew, L (1, 4) OBP: 0.333, SLG: 0.369	G4-6-3 1-2 BB			G3 1B		6-3		2-H 1B		3	0	2	1	1	0	0
Tony Oliva, L (1, 9) OBP: 0.338, SLG: 0.474	G4-6-3 1-2f			G3 1-2		6-3		K		4	0	0	0	0	1	4
Rich Reese, L (1, 3) OBP: 0.243, SLG: 0.292 Ron Clark, R (9, PH) OBP: 0.237, SLG: 0.189		3-1		4-3		F7			FC1-5 1B BB	3 0	0 0	0 0	0 0	0 1	0 0	1 0
Ted Uhlaender, L (1, 8) OBP: 0.307, SLG: 0.402	4-3		WP 1B	1B		F7			6-3 FC1-5 1-2 1B	4	1	2	0	0	0	0
Rick Renick, R (1, 6) OBP: 0.200, SLG: 0.316 Jackie Hernandez, R (9, PR) OBP: 0.215, SLG: 0.223	K		K 1-2		K			FC1-5 6-3 1-2 2-3f		4 0	0 0	0 0	0 0	0 0	3 0	3 0
John Roseboro, L (1, 2) OBP: 0.276, SLG: 0.258		F8	1B BB			F7			6-3 1-2 2-3	3	0	0	0	1	0	2
Jim Perry, S (1, 1) OBP: 0.143, SLG: 0.400 Dave Boswell, R (3, 1) OBP: 0.000, SLG: 0.071 Jim Holt, L (3, PH) OBP: 0.200, SLG: 0.256 Jim Roland, R (4, 1) OBP: 0.000, SLG: 0.000 Rich Rollins, R (5, PH) OBP: 0.235, SLG: 0.304 Bob Miller, R (6, 1) OBP: 0.000, SLG: 0.000 Frank Kostro, R (8, PH) OBP: 0.400, SLG: 0.200 Jim Merritt, L (9, 1) OBP: 0.000, SLG: 0.000 Bob Allison, R (9, PH) OBP: 0.364, SLG: 0.364		4-3		K				E6 WP 1B	BB	0 0 1 0 0 0 1 0 1 0 0	0 0 0 0 0 0 0 0 1 0 0	0 0 0 0 0 0 1 0 0 0 0	0 0 0 0 0 0 0 0 0 0 0	0 0 0 0 0 0 0 0 0 0 1	0 0 0 0 0 0 1 0 0 0 0	0 0 0 0 0 2 0 0 0 0 0
Inning Stats	R: 0 E: 0 K: 0 S: 3 H: 1 LOB: 1 BB: 1 P: 7	R: 0 E: 0 K: 1 S: 5 H: 0 LOB: 0 BB: 0 P: 5	R: 0 E: 0 K: 0 S: 3 H: 0 LOB: 0 BB: 0 P: 3	R: 0 E: 0 K: 0 S: 4 H: 1 LOB: 1 BB: 0 P: 4	R: 1 E: 0 K: 2 S: 9 H: 2 LOB: 2 BB: 1 P: 13	R: 0 E: 0 K: 0 S: 3 H: 0 LOB: 0 BB: 0 P: 3	R: 0 E: 0 K: 1 S: 5 H: 0 LOB: 0 BB: 0 P: 5	R: 1 E: 1 K: 1 S: 7 H: 1 LOB: 1 BB: 0 P: 7	R: 0 E: 0 K: 0 S: 4 H: 1 LOB: 3 BB: 2 P: 12	1B: 6 2B: 0 3B: 0 HR: 0	SF: 0 SAC: 0 DP: 1 HBP: 0			WP: 2 PB: 0 SB: 0 CS: 0	PA: 37		

PITCHER		IP	WLS	BF	H	R	ER	SO	BB	IBB	HBP	BLK	WP	HR	S	P	ERA	WHIP
Sonny Siebert, R ERA: 2.26	(1, 1)	7.2	W	30	5	2	1	4	2	0	0	0	2	0	36	44	1.17	0.913
Mike Paul, L ERA: 4.96	(8, 1)	0.1		3	1	0	0	1	1	0	0	0	0	0	4	8	0.00	6.000
Stan Williams, R ERA: 2.08	(9, 1)	1.0	S	4	0	0	0	0	1	0	0	0	0	0	3	7	0.00	1.000

PITCHER	IP	WLS	BF	H	R	ER	SO	BB	IBB	HBP	BLK	WP	HR	S	P	ERA	WHIP

AB	33
R	2
H	6
RBI	2
BB	4
SO	5
LOB	19

Batter	1	2	3	4	5	6	7	8	9	10	AB	R	H	RBI	BB	SO	LOB
Russ Snyder, L (1, 9) OBP: 0.306, SLG: 0.325	F8		F8			F7		F8		G3	4	0	0	0	0	0	1
Tony Horton, R (10, PH) OBP: 0.314, SLG: 0.424											1	0	0	0	0	0	2
(10, 3)																	
Jose Cardenal, R (1, 8) OBP: 0.297, SLG: 0.348	G3 S 1B 1B		F8			F7			6-3		4	1	1	0	0	0	0
Lee Maye, L (1, 7) OBP: 0.333, SLG: 0.431	G3 1-3			5-3		F9			4-3		4	0	0	0	0	0	1
Chico Salmon, R (10, 5) OBP: 0.260, SLG: 0.295											0	0	0	0	0	0	0
Duke Sims, L (1, 3) OBP: 0.388, SLG: 0.446	1B 3-H			BB			F8		4-3		3	0	1	1	1	0	0
(10, 2)																	
Joe Azcue, R (1, 2) OBP: 0.333, SLG: 0.346	K			F8			L5			SH5-4 1B 2B	4	0	1	0	0	1	2
Tommy Harper, R (10, PR) OBP: 0.290, SLG: 0.378											0	1	0	0	0	0	0
(10, 9)																	
Vern Fuller, R (1, 5) OBP: 0.301, SLG: 0.263		K		6-3			6-3			SH5-4 2-3	3	0	0	0	0	1	1
(10, 4)																	
Davey Nelson, R (1, 4) OBP: 0.258, SLG: 0.233		K			4-3			4-3		1B IBB	3	0	0	0	0	1	0
Lou Johnson, R (10, PH) OBP: 0.293, SLG: 0.376											0	0	0	0	1	0	0
(10, 7)																	
Larry Brown, R (1, 6) OBP: 0.297, SLG: 0.310		L6			6-3			4-3 1B		1-2 3-H 1B	4	0	2	1	0	0	0
Sam McDowell, L (1, 1) OBP: 0.161, SLG: 0.130			K		K			4-3 1-2		K	2	0	0	0	0	2	0
Billy Harris, L (8, PH) OBP: 0.293, SLG: 0.382											1	0	0	0	0	0	1
Stan Williams, R (8, 1) OBP: 0.290, SLG: 0.241											1	0	0	0	0	1	2
Inning Stats	R: 1 E: 0 K: 1 S: 7 H: 2 LOB: 1 BB: 0 P: 7	R: 0 E: 0 K: 2 S: 7 H: 0 LOB: 0 BB: 0 P: 7	R: 0 E: 0 K: 1 S: 5 H: 0 LOB: 0 BB: 0 P: 5	R: 0 E: 0 K: 0 S: 3 H: 0 LOB: 1 BB: 1 P: 7	R: 0 E: 0 K: 1 S: 5 H: 0 LOB: 0 BB: 0 P: 5	R: 0 E: 0 K: 0 S: 3 H: 0 LOB: 0 BB: 0 P: 3	R: 0 E: 0 K: 0 S: 3 H: 0 LOB: 0 BB: 0 P: 3	R: 0 E: 0 K: 0 S: 4 H: 1 LOB: 1 BB: 0 P: 4	R: 0 E: 0 K: 0 S: 3 H: 0 LOB: 0 BB: 0 P: 3	R: 1 E: 0 K: 1 S: 7 H: 2 LOB: 2 BB: 1 P: 11	1B: 4 2B: 1 3B: 0 HR: 0 SF: 0 SAC: 1 DP: 0 HBP: 0	WP: 0 PB: 0 SB: 1 CS: 0	PA: 37				

PITCHER		IP	WLS	BF	H	R	ER	SO	BB	IBB	HBP	BLK	WP	HR	S	P	ERA	WHIP
Tom Murphy, R ERA: 2.1	(1, 1)	9.0		31	3	1	1	5	1	0	0	0	0	0	40	44	1.00	0.444
Bobby Locke, R ERA: 4.85	(10, 1)	0.1	L	3	1	1	1	0	0	1	0	0	0	0	2	6	27.00	3.000
Marty Pattin, R ERA: 4.7	(10, 1)	0.1		2	1	0	0	1	0	0	0	0	0	0	4	4	0.00	3.000
Clyde Wright, L ERA: 4.82	(10, 1)	0.1		1	0	0	0	0	0	0	0	0	0	0	1	1	0.00	0.000

PITCHER	IP	WLS	BF	H	R	ER	SO	BB	IBB	HBP	BLK	WP	HR	S	P	ERA	WHIP

TOP

Cleveland Indians @ California Angels

Anaheim Stadium, Anaheim, CA

Tue Jul 16 1968, 10:05 PM EDT

Att. 11,358 - Unknown

livebaseballscorecards.com

AB	34
R	2
H	5
RBI	2
BB	2
SO	6
LOB	10

Cleveland Indians @ California Angels

Anaheim Stadium, Anaheim, CA

Tue Jul 16 1968, 10:05 PM EDT

Att. 11,358 - Unknown

livebaseballscorecards.com

Batter	1	2	3	4	5	6	7	8	9	10	AB	R	H	RBI	BB	SO	LOB
Vic Davalillo, L (1, 8) OBP: 0.259, SLG: 0.348	E3 G6-3		6-3		1B 1B 1B		F2		G6-4-3 1-2 1B		5	1	2	0	0	0	0
Jim Fregosi, R (1, 6) OBP: 0.349, SLG: 0.439	G6-3 1-2f		5-3 1B		L8 1B 1-3 1B		FC6-4 1B		G6-4-3 1-2f		5	0	3	0	0	0	3
Bubba Morton, R (1, 9) OBP: 0.317, SLG: 0.287	5-3		5-3 1-2		1-2 3-H 1B		F8			F6	4	0	1	1	0	0	2
Tom Satriano, L (10, 2) OBP: 0.311, SLG: 0.327											1	0	0	0	0	0	0
Chuck Hinton, R (1, 3) OBP: 0.223, SLG: 0.321		BBBB PB HBP BB	F4		L8 2-3		FC6-4 1-2f			F9	3	0	0	0	1	0	4
Don Mincher, L (10, PH) OBP: 0.313, SLG: 0.398											1	0	0	0	0	0	0
Rick Reichardt, R (1, 7) OBP: 0.323, SLG: 0.394		H PB 1-2 HBP		F6		6-3		1-6-3		BBBB BB	3	0	0	0	1	0	0
Bobby Knoop, R (1, 4) OBP: 0.286, SLG: 0.312		SSS K 1-2 2-3		6-3		F6		SSS K		1-3	5	0	0	0	0	2	3
Aurelio Rodriguez, R (1, 5) OBP: 0.253, SLG: 0.276		IBB		1B		2B		F4			3	0	2	0	1	0	0
Buck Rodgers, S (1, 2) OBP: 0.256, SLG: 0.243		SSS K		F7		IBB			F6		2	0	0	0	1	1	4
Roger Repoz, L (9, PH) OBP: 0.306, SLG: 0.375											1	0	0	0	0	0	0
Bobby Locke, R (10, 1)											0	0	0	0	0	0	0
Marty Pattin, R (10, 1)											0	0	0	0	0	0	0
Clyde Wright, R (10, 1) OBP: 0.294, SLG: 0.313											0	0	0	0	0	0	0
Tom Murphy, R (1, 1)		6-3			SSS K	F8			1B 1B		3	0	0	0	0	1	5
Ed Kirkpatrick, L (9, PH) OBP: 0.343, SLG: 0.305											1	0	1	0	0	0	0
(10, 9)																	

BOTTOM

	AB	37
	R	1
	H	9
	RBI	1
	BB	4
	SO	4
	LOB	21

Inning Stats																																
	R: 0	H: 0	E: 1	LOB: 0	K: 0	BB: 0	S: 3	P: 3	R: 0	H: 0	E: 0	LOB: 3	K: 2	BB: 2	S: 7	P: 16	R: 0	H: 1	E: 0	LOB: 1	K: 0	BB: 0	S: 4	P: 4	R: 0	H: 1	E: 0	LOB: 1	K: 0	BB: 0	S: 4	P: 4
	R: 1	H: 3	E: 0	LOB: 1	K: 1	BB: 0	S: 7	P: 7	R: 0	H: 1	E: 0	LOB: 2	K: 0	BB: 1	S: 4	P: 8	R: 0	H: 1	E: 0	LOB: 1	K: 0	BB: 0	S: 4	P: 4	R: 0	H: 0	E: 0	LOB: 0	K: 1	BB: 0	S: 5	P: 5
	R: 0	H: 2	E: 0	LOB: 1	K: 0	BB: 0	S: 4	P: 4	R: 0	H: 0	E: 0	LOB: 1	K: 0	BB: 1	S: 3	P: 7	1B: 8	SF: 0	2B: 2	SAC: 0	3B: 0	DP: 3	HR: 0	HBP: 1	WP: 0	PA: 42	PB: 1	SB: 0	CS: 0			

PITCHER	IP	WLS	BF	H	R	ER	SO	BB	IBB	HBP	BLK	WP	HR	S	P	ERA	WHIP
Sam McDowell, L (1, 1) ERA: 1.62	7.0		31	7	1	1	3	1	2	1	0	0	0	33	46	1.29	1.143
Stan Williams, R (8, 1) ERA: 2.01	3.0	W	11	2	0	0	1	1	0	0	0	0	0	12	16	0.00	1.000

PITCHER	IP	WLS	BF	H	R	ER	SO	BB	IBB	HBP	BLK	WP	HR	S	P	ERA	WHIP

Cleveland Indians @ California Angels

Anaheim Stadium, Anaheim, CA

Wed Jul 17 1968, 10:05 PM EDT

Att. 13,117 - Unknown

livebaseballscorecards.com

TOP

Batter	1	2	3	4	5	6	7	8	9	AB	R	H	RBI	BB	SO	LOB
Russ Snyder, L (1, 9) OBP: 0.304, SLG: 0.318	1-3	FC4-6 PO 1-2f		6-3		5-3			BBBB G5-4-3 BB	4	0	0	0	1	0	3
Lou Johnson, R (9, 7) OBP: 0.293, SLG: 0.376										0	0	0	0	0	0	0
Jose Cardenal, R (1, 8) OBP: 0.298, SLG: 0.352	1B 2B	PO 1-2	F8		FC4-6 1B		K		G5-4-3 1-2f	5	1	2	0	0	1	1
Lee Maye, L (1, 7) OBP: 0.324, SLG: 0.418	K		4-3		FC4-6 G3 1-2f		F5		K	4	0	0	0	0	1	2
Vicente Romo, R (7, 1)										1	0	0	0	0	1	0
Duke Sims, L (1, 3) OBP: 0.386, SLG: 0.442	1B WP 2-H 1B		K		G3 1-2		K			4	0	1	1	0	2	1
Joe Azcue, R (1, 2) OBP: 0.346, SLG: 0.356	BB 1-3 1B			1B PB 1B 1B	IBB			1-3 SH2-4 1B 1B		3	2	3	0	1	0	0
Vern Fuller, R (1, 5) OBP: 0.301, SLG: 0.259	BBBB BB 1-2			F8 1-2	F8			SH2-4 1-2		2	0	0	0	1	0	3
Davey Nelson, R (1, 4) OBP: 0.257, SLG: 0.235	F4			S 1B 2-3 1B		K		1-3 2-3		4	1	1	0	0	1	4
Larry Brown, R (1, 6) OBP: 0.302, SLG: 0.315		5-3		1-H 3-H 1B		1B		FC4-6 3-H 1B		4	0	3	3	0	0	0
Steve Hargan, R (1, 1) OBP: 0.209, SLG: 0.238		FC4-6 1B		K		K		FC4-6 1-2f		3	0	1	0	0	2	2
Tommy Harper, R (7, 7) OBP: 0.288, SLG: 0.376										1	0	0	0	0	0	1
(9, 9)																
Inning Stats	R: 1 E: 0 K: 1 S: 8 H: 3 LOB: 3 BB: 1 P: 12	R: 0 E: 0 K: 0 S: 3 H: 1 LOB: 0 BB: 0 P: 3	R: 0 E: 0 K: 1 S: 5 H: 0 LOB: 0 BB: 0 P: 5	R: 2 E: 0 K: 1 S: 8 H: 3 LOB: 1 BB: 0 P: 8	R: 0 E: 0 K: 0 S: 4 H: 1 LOB: 2 BB: 1 P: 8	R: 0 E: 0 K: 2 S: 8 H: 1 LOB: 1 BB: 0 P: 8	R: 0 E: 0 K: 2 S: 7 H: 0 LOB: 0 BB: 0 P: 7	R: 1 E: 0 K: 0 S: 5 H: 2 LOB: 1 BB: 0 P: 5	R: 0 E: 0 K: 1 S: 4 H: 0 LOB: 0 BB: 1 P: 8							

	AB	35
	R	4
	H	11
	RBI	4
	BB	3
	SO	8
	LOB	17

	1B: 10	SF: 0	WP: 1	PA: 40
	2B: 1	SAC: 1	PB: 1	
	3B: 0	DP: 1	SB: 1	
	HR: 0	HBP: 0	CS: 0	

PITCHER		IP	WLS	BF	H	R	ER	SO	BB	IBB	HBP	BLK	WP	HR	S	P	ERA	WHIP
Rickey Clark, R ERA: 3.62	(1, 1)	4.0	L	19	7	3	2	3	1	0	0	0	1	0	24	28	4.50	2.000
Andy Messersmith, R ERA: 3.38	(5, 1)	3.0		12	2	0	0	4	0	1	0	0	0	0	19	23	0.00	0.667
Jim McGlothlin, R ERA: 3.42	(8, 1)	2.0		8	2	1	1	1	1	0	0	0	0	0	9	13	4.50	1.500

PITCHER	IP	WLS	BF	H	R	ER	SO	BB	IBB	HBP	BLK	WP	HR	S	P	ERA	WHIP

Cleveland Indians @ California Angels

Anaheim Stadium, Anaheim, CA

Wed Jul 17 1968, 10:05 PM EDT

Att. 13,117 - Unknown

BOTTOM

Batter	1	2	3	4	5	6	7	8	9	AB	R	H	RBI	BB	SO	LOB
Vic Davalillo, L (1, 8) OBP: 0.257, SLG: 0.345	4-3		6-3		F7		SH1-3 (1-2)			3	0	0	0	0	0	0
Jim McGlothlin, R (8, 1) OBP: 0.125, SLG: 0.125										0	0	0	0	0	0	0
Jim Fregosi, R (1, 6) OBP: 0.350, SLG: 0.438	BB, 1B		5-3		BBBB, G3-6-3, BB		F8			3	0	1	0	1	0	1
Don Mincher, L (1, 3)	BBBB, 1-2, BB		F7		G3-6-3 (1-2f)		G3			3	0	0	0	1	0	2
Ed Kirkpatrick, L (1, 9) OBP: 0.338, SLG: 0.290	SSS, K			BBBB, BB, 2B, BB		SSS, K		SSS, K		3	1	0	0	1	3	2
Rick Reichardt, R (1, 7) OBP: 0.322, SLG: 0.390	F9			L9		BBBB, G3, BB		6-3		3	0	0	0	1	0	3
Tom Satriano, L (1, 2) (7, 4) OBP: 0.310, SLG: 0.321		4-3		BBBB, 1-2, 2B, BB		G3 (1-2)		6-3		3	1	0	0	1	0	1
Aurelio Rodriguez, R (1, 5) OBP: 0.273, SLG: 0.300		1B		4-3, 1-H, 2-H, 2B		BBBB, BB			4-3	3	0	2	2	1	0	0
Woodie Held, R (1, 4) OBP: 0.200, SLG: 0.114		SSS, K		4-3, 2-3		4-1			L6	2	0	0	0	0	1	2
Roger Repoz, L (6, PH) OBP: 0.305, SLG: 0.373										1	0	0	0	0	0	2
Buck Rodgers, S (7, 2) OBP: 0.255, SLG: 0.242										1	0	0	0	0	0	0
Rickey Clark, R (1, 1) OBP: 0.120, SLG: 0.120	SSS, K		5-3		BBBB, SH1-3, BB				F9	1	0	0	0	0	1	1
Orlando McFarlane, R (4, PH)										1	0	0	0	0	0	1
Andy Messersmith, R (5, 1)										0	0	0	0	0	0	0
Chuck Hinton, R (7, PH) OBP: 0.226, SLG: 0.320										1	0	0	0	1	0	0
(8, 8)																

Inning Stats	1	2	3	4	5	6	7	8	9
	R: 0 H: 1 E: 0 LOB: 2 K: 1 BB: 1 S: 6 P: 10	R: 0 H: 1 E: 0 LOB: 1 K: 2 BB: 0 S: 8 P: 8	R: 0 H: 0 E: 0 LOB: 0 K: 0 BB: 0 S: 3 P: 3	R: 2 H: 1 E: 0 LOB: 1 K: 0 BB: 2 S: 4 P: 12	R: 0 H: 0 E: 0 LOB: 0 K: 0 BB: 1 S: 2 P: 6	R: 0 H: 0 E: 0 LOB: 2 K: 1 BB: 2 S: 5 P: 13	R: 0 H: 0 E: 0 LOB: 1 K: 0 BB: 1 S: 3 P: 7	R: 0 H: 0 E: 0 LOB: 0 K: 1 BB: 0 S: 5 P: 5	R: 0 H: 0 E: 0 LOB: 0 K: 0 BB: 0 S: 3 P: 3

PITCHER		IP	WLS	BF	H	R	ER	SO	BB	IBB	HBP	BLK	WP	HR	S	P	ERA	WHIP
Steve Hargan, R ERA: 3.8	(1, 1)	6.0	W	26	3	2	2	4	6	0	0	0	0	0	28	52	3.00	1.500
Vicente Romo, R ERA: 1.09	(7, 1)	3.0	S	10	0	0	0	1	1	0	0	0	0	0	11	15	0.00	0.333

PITCHER	IP	WLS	BF	H	R	ER	SO	BB	IBB	HBP	BLK	WP	HR	S	P	ERA	WHIP

1B: 2	SF: 0	WP: 0	PA: 36
2B: 1	SAC: 1	PB: 0	
3B: 0	DP: 1	SB: 0	
HR: 0	HBP: 0	CS: 0	

AB	28
R	2
H	3
RBI	2
BB	7
SO	5
LOB	15

livebaseballscorecards.com

Cleveland Indians @ New York Yankees

Yankee Stadium, Bronx, NY

Sat Jul 20 1968, 3:33 AM EDT

Att. 38,224 - Unknown - 82 F

livebaseballscorecards.com

TOP

Batter	1	2	3	4	5	6	7	8	9	AB	R	H	RBI	BB	SO	LOB
Davey Nelson, R (1, 4) OBP: 0.325, SLG: 0.289	0-0 G3 S SF8 1B		0-0 B1-3 1B		BBB 4-0 5-3 BB			0-0 ① F9	0-0 S 2-3 1B	4	1	3	0	1	0	0
Larry Brown, R (1, 6) OBP: 0.298, SLG: 0.311	0-0 ① G3 1-3		SSS 0-3 ① K		0-0 ①② 5-3 1-2			0-0 ② F2	0-0 ③ 5-3 1-2	5	0	0	0	0	1	6
Lou Johnson, R (1, 9) OBP: 0.292, SLG: 0.380	0-0 ② SF8 3-H		0-0 ② B1-3 1-2		0-0 ③ F8			0-0 1B 2B		3	1	1	1	0	0	1
Joe Azcue, R (1, 2) OBP: 0.349, SLG: 0.359	0-0 ③ 4-3		0-0 ③ F9			0-0 G1-6-3 1B		0-0 2-H 1B		4	0	2	1	0	0	1
Jose Cardenal, R (1, 8) OBP: 0.298, SLG: 0.351		0-0 S 1B		0-0 ① 5-3		0-0 ① F4		0-0 ③ F6		4	0	1	0	0	0	2
Tony Horton, R (1, 3) OBP: 0.314, SLG: 0.423 Lee Maye, L (9, PH) OBP: 0.329, SLG: 0.430 Chico Salmon, R (9, PR) OBP: 0.260, SLG: 0.295 (9, 3)		SSS 0-3 ① K		0-0 FC5-4 1B		0-0 ②③ G1-6-3 1-2f			0-0 4-3 1B 2B	3 1 0	0 0 1	1 1 0	0 0 0	0 0 0	1 0 0	2 0 0
Tommy Harper, R (1, 7) OBP: 0.282, SLG: 0.367		0-0 ② L8 1-2		0-0 ② FC5-4 FC5 1B 1-2f			0-0 ① F2		0-0 ① 4-3 2-3	4	0	0	0	0	0	3
Vern Fuller, R (1, 5) OBP: 0.313, SLG: 0.268	BBB 4-0 BB		0-0 1-2 1B				SSS 0-3 ② K		0-0 1B SH3-4 3-H 1B	3	0	2	1	1	1	0
Luis Tiant, R (1, 1) OBP: 0.070, SLG: 0.088		0-0 ③ F8		0-0 ③ FC5 2-3f			0-0 ③ 5-3		0-0 ② SH3-4 1-2	3	0	0	0	0	0	4

Inning Stats	R: 1 E: 0 K: 0 S: 4	H: 1 LOB: 0 BB: 0 P: 4	R: 0 E: 0 K: 1 S: 6	H: 1 LOB: 2 BB: 1 P: 10	R: 0 E: 0 K: 1 S: 6	H: 1 LOB: 1 BB: 0 P: 6	R: 0 E: 0 K: 0 S: 5	H: 2 LOB: 2 BB: 0 P: 5	R: 0 E: 0 K: 0 S: 2	H: 0 LOB: 0 BB: 1 P: 6	R: 0 E: 0 K: 0 S: 3	H: 1 LOB: 0 BB: 0 P: 3	R: 0 E: 0 K: 1 S: 5	H: 0 LOB: 0 BB: 0 P: 5	R: 1 E: 0 K: 0 S: 5	H: 2 LOB: 1 BB: 0 P: 5	R: 1 E: 0 K: 0 S: 6	H: 3 LOB: 2 BB: 0 P: 6	1B: 9 2B: 2 3B: 0 HR: 0	SF: 1 SAC: 1 DP: 1 HBP: 0	WP: 0 PB: 0 SB: 3 CS: 0	PA: 38

PITCHER		IP	WLS	BF	H	R	ER	SO	BB	IBB	HBP	BLK	WP	HR	S	P	ERA	WHIP
Fritz Peterson, L ERA: 3.12	(1, 1)	8.0	L	32	8	2	2	3	2	0	0	0	0	0	36	44	2.25	1.250
Dooley Womack, R ERA: 4.54	(9, 1)	1.0		6	3	1	1	0	0	0	0	0	0	0	6	6	9.00	3.000

PITCHER	IP	WLS	BF	H	R	ER	SO	BB	IBB	HBP	BLK	WP	HR	S	P	ERA	WHIP

AB	34
R	3
H	11
RBI	3
BB	2
SO	3
LOB	19

Batter	1	2	3	4	5	6	7	8	9	AB	R	H	RBI	BB	SO	LOB
Horace Clarke, S (1, 4) OBP: 0.245, SLG: 0.259	3-1		F7			F7			6-3	4	0	0	0	0	0	0
Roy White, S (1, 7) OBP: 0.337, SLG: 0.412	6-3			F8		F6			1B	4	0	1	0	0	0	0
Mickey Mantle, S (1, 3) OBP: 0.404, SLG: 0.415	F5			4-3			G1-6-3, 1B		K	4	0	1	0	0	1	1
Joe Pepitone, L (1, 8) OBP: 0.324, SLG: 0.494		F9		F3			G1-6-3, 1-2f		4-3	4	0	0	0	0	0	2
Andy Kosco, R (1, 9) OBP: 0.265, SLG: 0.365		K			F8		K			3	0	0	0	0	2	0
Tom Tresh, S (1, 6) OBP: 0.294, SLG: 0.319		BB			BB			F8		1	0	0	0	2	0	0
Jake Gibbs, L (1, 2) OBP: 0.282, SLG: 0.272		F8			F3			5-3, 1B		3	0	1	0	0	0	2
Charley Smith, R (1, 5) OBP: 0.429, SLG: 0.538			K		F2			5-3, 1-2		3	0	0	0	0	1	2
Fritz Peterson, S (1, 1) OBP: 0.100, SLG: 0.167			K			F2		L8		2	0	0	0	0	1	0
Rocky Colavito, R (8, PH) OBP: 0.291, SLG: 0.331										1	0	0	0	0	0	1
Dooley Womack, L (9, 1)										0	0	0	0	0	0	0
Inning Stats	R: 0 E: 0 K: 0 S: 3 H: 0 LOB: 0 BB: 0 P: 3	R: 0 E: 0 K: 1 S: 5 H: 0 LOB: 1 BB: 1 P: 9	R: 0 E: 0 K: 2 S: 7 H: 0 LOB: 0 BB: 0 P: 7	R: 0 E: 0 K: 0 S: 3 H: 0 LOB: 0 BB: 0 P: 3	R: 0 E: 0 K: 0 S: 3 H: 0 LOB: 1 BB: 1 P: 7	R: 0 E: 0 K: 0 S: 3 H: 0 LOB: 0 BB: 0 P: 3	R: 0 E: 0 K: 1 S: 5 H: 1 LOB: 0 BB: 0 P: 5	R: 0 E: 0 K: 0 S: 4 H: 1 LOB: 1 BB: 0 P: 4	R: 0 E: 0 K: 1 S: 6 H: 1 LOB: 1 BB: 0 P: 6	1B: 3 2B: 0 3B: 0 HR: 0 SF: 0 SAC: 0 DP: 1 HBP: 0	WP: 0 PB: 0 SB: 0 CS: 0 PA: 31					

PITCHER	IP	WLS	BF	H	R	ER	SO	BB	IBB	HBP	BLK	WP	HR	S	P	ERA	WHIP
Luis Tiant, R (1, 1) ERA: 1.29	9.0	W	31	3	0	0	5	2	0	0	0	0	0	39	47	0.00	0.556

PITCHER	IP	WLS	BF	H	R	ER	SO	BB	IBB	HBP	BLK	WP	HR	S	P	ERA	WHIP

BOTTOM

Cleveland Indians @ New York Yankees

Yankee Stadium, Bronx, NY

Sat Jul 20 1968, 3:33 AM EDT
Att. 38,224 - Unknown - 82 F

livebaseballscorecards.com

AB	29
R	0
H	3
RBI	0
BB	2
SO	5
LOB	8

Batter	1	2	3	4	5	6	7	8	9	AB	R	H	RBI	BB	SO	LOB
Jose Cardenal, R (1, 8) OBP: 0.300, SLG: 0.355	6-3		2B		E4, 1-2, 3-H, 1B		FC6-4, S, 1-2f, 2-H			4	0	2	2	0	0	1
Russ Snyder, L (1, 7) (8, 9) OBP: 0.303, SLG: 0.316	BB, 1B		G3		K		K, 1-2			4	0	1	0	0	2	4
Lee Maye, L (1, 9) OBP: 0.327, SLG: 0.421 Chico Salmon, R (8, 3) OBP: 0.260, SLG: 0.295	G4-6-3, 1-2, BB			4-3	E4, 1-H, 2-H			4-3		3 0	0 0	0 0	0 0	1 0	0 0	1 0
Duke Sims, L (1, 3) OBP: 0.380, SLG: 0.435 Tommy Harper, R (8, 7) OBP: 0.282, SLG: 0.367	G4-6-3, 1-2f			L8		6-3		K		4 0	0 0	0 0	0 0	0 0	1 0	2 0
Joe Azcue, R (1, 2) OBP: 0.343, SLG: 0.352		F7		K		5-3		L7		4	0	0	0	0	1	0
Vern Fuller, R (1, 5) OBP: 0.311, SLG: 0.268		E6, G4-6-3			E9, 1B, 1B, 1B	F4			F8	4	1	1	0	0	0	0
Davey Nelson, R (1, 4) OBP: 0.341, SLG: 0.293		G4-6-3, 1-2f			1B, 1B, 2-3, 1B		FC6-4, 6-3, BB		F9	3	2	1	0	1	0	1
Larry Brown, R (1, 6) OBP: 0.294, SLG: 0.307			6-3		L5		6-3, 1-2		K	4	0	0	0	0	1	3
Sam McDowell, L (1, 1) OBP: 0.172, SLG: 0.143 Vicente Romo, R (6, 1) OBP: 0.143, SLG: 0.143			K		E, 1B, 1-3, 3-H, 1B		FC6-4, 1B			2 1	1 0	1 1	1 0	0 0	1 0	0 0
Inning Stats	R: 0 E: 0 K: 0 S: 3 H: 1 LOB: 1 BB: 1 P: 7	R: 0 E: 1 K: 0 S: 3 H: 0 LOB: 0 BB: 0 P: 3	R: 0 E: 0 K: 1 S: 6 H: 1 LOB: 1 BB: 0 P: 6	R: 0 E: 0 K: 1 S: 5 H: 0 LOB: 0 BB: 0 P: 5	R: 3 E: 2 K: 1 S: 9 H: 4 LOB: 1 BB: 0 P: 9	R: 0 E: 0 K: 0 S: 3 H: 0 LOB: 0 BB: 0 P: 3	R: 1 E: 0 K: 1 S: 6 H: 1 LOB: 1 BB: 1 P: 10	R: 0 E: 0 K: 1 S: 5 H: 0 LOB: 0 BB: 0 P: 5	R: 0 E: 0 K: 1 S: 5 H: 0 LOB: 0 BB: 0 P: 5	1B: 6 2B: 1 3B: 0 HR: 0 SF: 0 SAC: 0 DP: 2 HBP: 0						

TOP

Cleveland Indians @ New York Yankees

Yankee Stadium, Bronx, NY

Sun Jul 21 1968, 3:33 AM EDT

Unknown - 84 F

livebaseballscorecards.com

AB	33
R	4
H	7
RBI	3
BB	2
SO	6
LOB	12

PITCHER		IP	WLS	BF	H	R	ER	SO	BB	IBB	HBP	BLK	WP	HR	S	P	ERA	WHIP
Mel Stottlemyre, R ERA: 2.38	(1, 1)	7.0	L	29	7	4	3	4	2	0	0	0	0	0	35	43	3.86	1.286
Steve Hamilton, L ERA: 2.77	(8, 1)	1.0		3	0	0	0	1	0	0	0	0	0	0	5	5	0.00	0.000
Fred Talbot, R ERA: 3.32	(9, 1)	1.0		3	0	0	0	1	0	0	0	0	0	0	5	5	0.00	0.000

PITCHER	IP	WLS	BF	H	R	ER	SO	BB	IBB	HBP	BLK	WP	HR	S	P	ERA	WHIP

BOTTOM

Cleveland Indians @ New York Yankees

Yankee Stadium, Bronx, NY

Sun Jul 21 1968, 3:33 AM EDT

Unknown - 84 F

Batter	1	2	3	4	5	6	7	8	9	AB	R	H	RBI	BB	SO	LOB
Dick Howser, R (1, 4) OBP: 0.327, SLG: 0.159	H 1-0 FC3-6 1B HBP		x 0-0 ① 5-3		x 0-0 ② 5-3		x 0-0 ② 4-3 2-3		B B B B 4-0 BB	3	0	0	0	1	0	1
Roy White, S (1, 7) OBP: 0.338, SLG: 0.408	x 0-0 ① L7		B B B B 4-0 S BB		x 0-0 ③ L6		B B B B 4-0 BB		x 0-0 ① F5	3	0	0	0	2	0	2
Rocky Colavito, R (1, 9) OBP: 0.295, SLG: 0.333	x 0-0 FC3-6 1-2 1B		x 0-0 ② F2			x 0-0 E 1B 1B	S S S 0-3 ③ K		x 0-0 ② F2	5	1	2	0	0	1	4
Joe Pepitone, L (1, 8) OBP: 0.321, SLG: 0.483	x 0-0 ② FC3-6 FC5-4 1-2f 2-3		B B B B 4-0 1-2 BB			x 0-0 ① F9		x 0-0 ① F9	x 0-0 ③ F5	4	0	0	0	1	0	4
Andy Kosco, R (1, 3) OBP: 0.265, SLG: 0.363	x 0-0 ③ FC5-4 1-2f		S S S 0-3 ③ K			x 0-0 E5 1B 1-2		x 0-0 BB WP 1B		4	0	1	0	0	1	5
Tom Tresh, S (1, 6) OBP: 0.296, SLG: 0.319		x 0-0 ① 5-3		S S S 0-3 ① K		x 0-0 G6-4-3 1-2 2-H 1B		B B B B 4-0 BB 1-2 BB		3	0	1	1	1	1	0
Charley Smith, R (1, 5) OBP: 0.375, SLG: 0.467		S S S 0-3 ② K		x 0-0 ② F6		x 0-0 ② ③ G6-4-3 1-2f		x 0-0 ② L6		4	0	0	0	0	1	4
Ellie Rodriguez, R (1, 2) OBP: 0.261, SLG: 0.150 Mickey Mantle, S (8, PH) OBP: 0.406, SLG: 0.415 Jake Gibbs, L (9, 2) OBP: 0.282, SLG: 0.272		B B B B 4-0 BB		S S S 0-3 ③ K			S S S 0-3 ① K	B B B B 4-0 1-2 2-3 BB		2	0	0	0	1	2	0
										0	0	0	0	1	0	0
										0	0	0	0	0	0	0
Mel Stottlemyre, R (1, 1) OBP: 0.258, SLG: 0.214 Bill Robinson, R (7, PH) OBP: 0.242, SLG: 0.309 Steve Hamilton, L (8, 1) Horace Clarke, S (8, PH) OBP: 0.244, SLG: 0.258 Fred Talbot, R (9, 1) OBP: 0.154, SLG: 0.385		S S S 0-3 ③ K			x 0-0 ① F9		x 0-0 4-3 2B	x 0-0 ③ F5		2	0	0	0	0	1	1
										1	0	1	0	0	0	0
										0	0	0	0	0	0	0
										1	0	0	0	0	0	3
										0	0	0	0	0	0	0
Inning Stats	R: 0 E: 0 K: 0 S: 4 H: 1 LOB: 2 BB: 0 P: 5	R: 0 E: 0 K: 2 S: 7 H: 0 LOB: 1 BB: 1 P: 11	R: 0 E: 0 K: 1 S: 5 H: 0 LOB: 2 BB: 2 P: 13	R: 0 E: 0 K: 2 S: 7 H: 0 LOB: 0 BB: 0 P: 7	R: 0 E: 0 K: 0 S: 3 H: 0 LOB: 0 BB: 0 P: 3	R: 1 E: 1 K: 0 S: 5 H: 2 LOB: 1 BB: 0 P: 5	R: 0 E: 0 K: 2 S: 8 H: 1 LOB: 2 BB: 1 P: 12	R: 0 E: 0 K: 0 S: 4 H: 1 LOB: 3 BB: 2 P: 12	R: 0 E: 0 K: 0 S: 3 H: 0 LOB: 1 BB: 1 P: 7	1B: 4 2B: 1 3B: 0 HR: 0	SF: 0 SAC: 0 DP: 1 HBP: 1					

PITCHER	IP	WLS	BF	H	R	ER	SO	BB	IBB	HBP	BLK	WP	HR	S	P	ERA	WHIP
Sam McDowell, L (1, 1) ERA: 1.62	5.1	W	24	3	1	1	5	3	0	1	0	0	0	30	43	1.69	1.125
Vicente Romo, R (6, 1) ERA: 0.95	3.2	S	16	2	0	0	2	4	0	0	0	1	0	16	32	0.00	1.636

PITCHER	IP	WLS	BF	H	R	ER	SO	BB	IBB	HBP	BLK	WP	HR	S	P	ERA	WHIP

livebaseballscorecards.com

AB	32
R	1
H	5
RBI	1
BB	7
SO	7
LOB	24

WP: 1 PA: 40
PB: 0
SB: 1
CS: 0

Cleveland Indians @ New York Yankees

Yankee Stadium, Bronx, NY

Sun Jul 21 1968, 3:38 AM EDT

Att. 27,896 - Unknown - 89 F

livebaseballscorecards.com

TOP

Batter	1	2	3	4	5	6	7	8	9	AB	R	H	RBI	BB	SO	LOB
Davey Nelson, R (1, 4) OBP: 0.327, SLG: 0.267	F9		BB		FC4-6 1B 1-2f 2-3 3-H		L9		K	4	0	0	1	1	1	2
Larry Brown, R (1, 6) OBP: 0.299, SLG: 0.317	2B		L9		1B 1-2 3-H		6-3		1B 2B	5	1	3	1	0	0	1
Lou Johnson, R (1, 9) OBP: 0.290, SLG: 0.376	F9			K	K		F8		1B 2-H	5	0	1	1	0	2	3
Joe Azcue, R (1, 2) OBP: 0.345, SLG: 0.355 Ken Suarez, R (8, 2) OBP: 0.333, SLG: 0.200 Duke Sims, L (9, PH) OBP: 0.379, SLG: 0.433	6-3			K	FC1-5 E 1B			1B 1B	3-1	4 0 1	0 0 0	2 0 0	0 0 0	0 0 0	1 0 0	1 0 1
Jose Cardenal, R (1, 8) OBP: 0.297, SLG: 0.351		5-3		6-3		E1 S FC1-5 1B 1-2		F8		4	1	0	0	0	0	2
Tony Horton, R (1, 3) OBP: 0.316, SLG: 0.424		6-3			CI 1B FC4-6 1B	FC1-5 1B 1-2 2-3f		1B		4	1	2	0	0	0	2
Tommy Harper, R (1, 7) OBP: 0.281, SLG: 0.364		L9			FC4-6 CI 1B 1-2	K		F9		4	1	1	0	0	1	4
Vern Fuller, R (1, 5) OBP: 0.310, SLG: 0.267			K		F9	1B 1-2 2-H		K		4	0	1	1	0	2	4
Steve Hargan, R (1, 1) OBP: 0.000, SLG: 0.333 Mike Paul, L (3, 1) OBP: 0.250, SLG: 0.143 Richie Scheinblum, S (5, PH) Eddie Fisher, R (6, 1) Chico Salmon, R (6, PH) OBP: 0.000, SLG: 0.000 Lee Maye, L (6, PH) OBP: 0.286, SLG: 0.429 Hal Kurtz, R (6, 1) Vicente Romo, R (6, 1) OBP: 0.143, SLG: 0.143 Lou Klimchock, L (9, PH)			6-3		CI FC4-6 1-2 2-3	4-3			1-3	1 0 0 0 0 1 0 0 1	0 0 0 0 0 0 0 0 0	0 0 0 0 0 2 0 0 0	0 0 0 0 0 0 0 0 0	0 0 0 0 0 0 0 0 0	0 0 0 0 0 0 0 0 0	0 0 0 0 0 0 0 0 0
Inning Stats	R: 0 H: 1 E: 0 LOB: 1 K: 0 BB: 0 S: 4 P: 4	R: 0 H: 0 E: 0 LOB: 0 K: 0 BB: 0 S: 3 P: 3	R: 0 H: 0 E: 0 LOB: 1 K: 1 BB: 1 S: 5 P: 9	R: 0 H: 0 E: 0 LOB: 0 K: 2 BB: 0 S: 7 P: 7	R: 2 H: 3 E: 1 LOB: 2 K: 1 BB: 0 S: 9 P: 9	R: 1 H: 2 E: 1 LOB: 2 K: 1 BB: 0 S: 8 P: 8	R: 0 H: 0 E: 0 LOB: 0 K: 0 BB: 0 S: 3 P: 3	R: 0 H: 2 E: 0 LOB: 2 K: 1 BB: 0 S: 7 P: 7	R: 1 H: 2 E: 0 LOB: 1 K: 1 BB: 0 S: 7 P: 7	1B: 8 SF: 0 2B: 2 SAC: 0 3B: 0 DP: 0 HR: 0 HBP: 0						

AB	38
R	4
H	10
RBI	4
BB	1
SO	7
LOB	22

WP: 0 PB: 0 SB: 1 CS: 0 PA: 40

PITCHER		IP	WLS	BF	H	R	ER	SO	BB	IBB	HBP	BLK	WP	HR	S	P	ERA	WHIP
Steve Barber, L ERA: 1.73	(1, 1)	5.2	W	26	6	3	0	5	1	0	0	0	0	0	35	39	0.00	1.235
Lindy McDaniel, R ERA: 6.26	(6, 1)	3.1	S	14	4	1	1	2	0	0	0	0	0	0	18	18	2.70	1.200

PITCHER	IP	WLS	BF	H	R	ER	SO	BB	IBB	HBP	BLK	WP	HR	S	P	ERA	WHIP

BOTTOM

Cleveland Indians @ New York Yankees

Yankee Stadium, Bronx, NY

Sun Jul 21 1968, 3:38 AM EDT

Att. 27,896 - Unknown - 89 F

livebaseballscorecards.com

Batter	1	2	3	4	5	6	7	8	9	AB	R	H	RBI	BB	SO	LOB
Horace Clarke, S (1, 4) OBP: 0.246, SLG: 0.260	BB BB BB 1B		WP 4-3 BB 1B	F9 ①		F7 ①		3-1 ①		5	2	2	0	0	0	4
Roy White, S (1, 7) OBP: 0.341, SLG: 0.405	BB BB 1-2 BB		F8 ①	F8 ②		1B 1B 1-2 2-3 3-H BB		BB		2	1	0	1	3	0	2
Mickey Mantle, S (1, 3) OBP: 0.406, SLG: 0.412	BB 1-2 2-3 BB		4-3 ② 1-2	K ③		WP 1B 1-3 2-H 3-H 1B		L4 ②		4	0	1	2	1	1	3
Joe Pepitone, L (1, 8) OBP: 0.323, SLG: 0.477	F2 ①		BB WP BB IBB		L8 ①	WP 1-2 3-H 1B		4-3 ③		4	1	1	1	1	0	4
Tom Tresh, S (1, 6) OBP: 0.299, SLG: 0.317	G6-4-3 1-2 2-3 3-H BB		BB BB BLK 1-2 2-3 IBB		F7 ②	F6 ② 1-2 2-3				2	1	0	1	2	0	2
Bill Robinson, R (1, 9) OBP: 0.243, SLG: 0.303	G6-4-3 ② ③ 1-2f		BLK BB 1-2 2-3 3-H BB		G3 ③	6-3 ③				3	0	0	1	1	0	5
Jake Gibbs, L (1, 2) OBP: 0.286, SLG: 0.272		L9 ①	BLK 1-2 2-3 3-H BB			SH BB BB 1B	F9 ①			3	1	1	1	1	0	0
Dick Howser, R (1, 5) OBP: 0.324, SLG: 0.153		F8 ②	K ③ 1-2 2-3 3-H			BB SH 1-2 1B BB	F3 ②			3	1	0	0	1	1	2
Steve Barber, L (1, 1) Lindy McDaniel, R (6, 1)		1-3 ③		E9		SH BB 1-2 2-3 1B	K ③			2 1	0 1	0 0	0 0	0 0	0 1	0 0
Inning Stats	R: 1 E: 0 K: 0 S: 3 H: 1 LOB: 2 BB: 3 P: 15	R: 0 E: 0 K: 0 S: 3 H: 0 LOB: 0 BB: 0 P: 3	R: 3 E: 0 K: 1 S: 6 H: 1 LOB: 2 BB: 4 P: 22	R: 0 E: 1 K: 1 S: 6 H: 0 LOB: 1 BB: 0 P: 6	R: 0 E: 0 K: 0 S: 3 H: 0 LOB: 0 BB: 0 P: 3	R: 4 E: 1 K: 0 S: 7 H: 3 LOB: 2 BB: 2 P: 15	R: 0 E: 0 K: 1 S: 5 H: 0 LOB: 0 BB: 0 P: 5	R: 0 E: 0 K: 0 S: 3 H: 0 LOB: 1 BB: 1 P: 7		1B: 5 2B: 0 3B: 0 HR: 0	SF: 0 SAC: 1 DP: 1 HBP: 0					

	AB	29
	R	8
	H	5
	RBI	7
	BB	10
	SO	3
	LOB	22

WP: 2 PB: 0 SB: 0 CS: 0 PA: 40

PITCHER		IP	WLS	BF	H	R	ER	SO	BB	IBB	HBP	BLK	WP	HR	S	P	ERA	WHIP
Steve Hargan, R ERA: 4.01	(1, 1)	2.2	L	15	2	4	4	0	4	2	0	0	1	0	9	33	13.50	2.250
Mike Paul, L ERA: 4.76	(3, 1)	1.1		6	0	0	0	2	1	0	0	1	0	0	9	13	0.00	0.750
Eddie Fisher, R ERA: 3.57	(5, 1)	1.0		3	0	0	0	0	0	0	0	0	0	0	3	3	0.00	0.000
Hal Kurtz, R ERA: 5.06	(6, 1)	0.1		5	1	4	3	0	2	0	0	0	0	0	3	11	81.00	9.000
Vicente Romo, R ERA: 0.87	(6, 1)	2.2		11	2	0	0	1	1	0	0	0	1	0	12	16	0.00	1.125

PITCHER	IP	WLS	BF	H	R	ER	SO	BB	IBB	HBP	BLK	WP	HR	S	P	ERA	WHIP

Cleveland Indians @ Baltimore Orioles

Memorial Stadium, Baltimore, MD

Mon Jul 22 1968, 7:05 PM EDT

Att. 21,045 - Unknown

TOP

livebaseballscorecards.com

Batter	1	2	3	4	5	6	7	8	9	AB	R	H	RBI	BB	SO	LOB
Russ Snyder, L (1, 9) OBP: 0.305, SLG: 0.311	K	F6			4-3 HR		4-3		BB	3	1	0	0	2	1	0
Tommy Harper, R (9, 9) OBP: 0.281, SLG: 0.364					BB					0	0	0	0	0	0	0
Jose Cardenal, R (1, 8) OBP: 0.296, SLG: 0.349	2B 1B		E6 S G3 E		4-3 1-2		E3 PB WP 1B		P5	5	3	1	0	0	0	2
Lee Maye, L (1, 7) OBP: 0.321, SLG: 0.412	F9		F7				K 1-3		F7	2	0	0	0	0	0	2
Lou Johnson, R (5, PH) OBP: 0.291, SLG: 0.387 (5, 7)					2-H HR					3	1	1	2	0	1	2
Duke Sims, L (1, 3) OBP: 0.379, SLG: 0.436	1-H 2B	G3 1-2			F7		PB 3-H 1B			3	0	1	1	0	0	1
Tony Horton, R (7, PH) OBP: 0.319, SLG: 0.426 (7, 3)										1	0	1	1	0	0	0
Joe Azcue, R (1, 2) OBP: 0.344, SLG: 0.353	5-3	5-3 2-H				SH1-3 1B	F8 1-2			4	0	1	0	0	0	2
Vern Fuller, R (1, 5) OBP: 0.314, SLG: 0.275		3B 2B		CS BB		P4		4-3		3	1	1	0	1	0	1
Davey Nelson, R (1, 4) OBP: 0.327, SLG: 0.313		G5-4-3 2-H 3B		K 1-2		SH1-3 1-2		L4		3	1	1	1	0	1	1
Larry Brown, R (1, 6) OBP: 0.301, SLG: 0.315		G5-4-3 BB		6-3		FC6-4 IBB		6-3		2	0	0	0	2	0	0
Sonny Siebert, R (1, 1) OBP: 0.220, SLG: 0.232		G5-4-3 1-2f 3-H			K	FC6-4 1-2f			K	3	0	0	0	0	1	3
Mike Paul, L (7, 1) OBP: 0.250, SLG: 0.143										0	0	0	0	0	0	0
Eddie Fisher, R (7, 1)										1	0	0	0	0	1	0

Inning Stats	1	2	3	4	5	6	7	8	9
	R: 1 H: 2 E: 0 LOB: 1 K: 1 BB: 0 S: 7 P: 7	R: 2 H: 2 E: 0 LOB: 0 K: 0 BB: 1 S: 4 P: 8	R: 1 H: 0 E: 1 LOB: 0 K: 0 BB: 0 S: 4 P: 4	R: 0 H: 0 E: 0 LOB: 0 K: 1 BB: 1 S: 4 P: 8	R: 2 H: 1 E: 0 LOB: 0 K: 1 BB: 1 S: 6 P: 10	R: 0 H: 1 E: 0 LOB: 2 K: 0 BB: 1 S: 4 P: 8	R: 1 H: 1 E: 1 LOB: 1 K: 1 BB: 0 S: 7 P: 7	R: 0 H: 0 E: 0 LOB: 0 K: 0 BB: 0 S: 3 P: 3	R: 0 H: 0 E: 0 LOB: 1 K: 1 BB: 1 S: 5 P: 9

AB	33	
R	7	
H	7	
RBI	5	
BB	5	
SO	5	
LOB	14	

1B: 3	SF: 0	WP: 1	PA: 39
2B: 3	SAC: 1	PB: 2	
3B: 1	DP: 2	SB: 1	
HR: 1	HBP: 0	CS: 1	

PITCHER		IP	WLS	BF	H	R	ER	SO	BB	IBB	HBP	BLK	WP	HR	S	P	ERA	WHIP
Mike Adamson, R ERA: 9.0	(1, 1)	3.0	L	15	4	4	3	1	2	0	0	0	0	0	15	23	9.00	2.000
John O'Donoghue, L ERA: 5.31	(4, 1)	3.0		12	2	2	2	2	1	1	0	0	0	1	14	22	6.00	1.000
John Morris, L ERA:	(7, 1)	2.0		8	1	1	0	1	0	0	0	0	1	0	10	10	0.00	0.500
Eddie Watt, R ERA: 2.36	(9, 1)	1.0		4	0	0	0	1	1	0	0	0	0	0	5	9	0.00	1.000

PITCHER		IP	WLS	BF	H	R	ER	SO	BB	IBB	HBP	BLK	WP	HR	S	P	ERA	WHIP

Batter	1	2	3	4	5	6	7	8	9	AB	R	H	RBI	BB	SO	LOB
Don Buford, S (1, 8) (8, 4) OBP: 0.361, SLG: 0.456	HR		BB	G3			1B	1B		4	2	3	1	1	0	0
Mark Belanger, R (1, 6) OBP: 0.226, SLG: 0.225	4-3 BB 1B		1-2 FC6-4 1B	F8			P5	P6		3	0	2	0	0	0	0
Dave May, L (7, PH) (8, 8) OBP: 0.232, SLG: 0.182										2	0	0	0	0	0	3
Frank Robinson, R (1, 9) OBP: 0.374, SLG: 0.425	L8		1-2f 2-3 FC6-4 2B SF9	F8			BB 1-2 BB		BB 3-1 BB	3	1	0	0	2	0	3
Boog Powell, L (1, 3) OBP: 0.352, SLG: 0.429	BB 4-3 1-2 BB		1-3 3-H SF9 2B	2B BB			K		P3	3	0	1	1	2	1	3
Curt Blefary, L (1, 7) (7, 2) OBP: 0.300, SLG: 0.319	4-3 1-2 2-3		IBB	1-3 2B			1-2 2-3 BB		1-2 3-1	3	0	1	0	2	0	3
Brooks Robinson, R (1, 5) OBP: 0.302, SLG: 0.402	F9		2-3 3-H SF9	1-3			F9		1-3	4	0	0	1	0	0	8
Davey Johnson, R (1, 4) (8, 6) OBP: 0.345, SLG: 0.387		5-3 K	K		1-3 K			6-3 1B		4	0	0	0	0	1	2
Larry Haney, R (1, 2) OBP: 0.333, SLG: 0.500		5-3 K		K K	G3 F8			1B 1B		2	0	0	0	0	1	0
Fred Valentine, S (6, PH) (7, 7) OBP: 0.301, SLG: 0.383										2	0	1	0	0	0	0
Mike Adamson, R (1, 1)										1	0	0	0	0	1	0
John O'Donoghue, R (4, 1)										1	0	0	0	0	1	0
Paul Blair, R (6, PH) OBP: 0.266, SLG: 0.269										1	0	0	0	0	0	0
John Morris, R (7, 1)										0	0	0	0	0	0	0
Elrod Hendricks, L (8, PH) OBP: 0.371, SLG: 0.642										1	0	0	0	0	1	1
Eddie Watt, R (9, 1)	K			K	F8			K		0	0	0	0	0	0	0
Inning Stats	R: 1 E: 0 K: 0 S: 5 H: 2 LOB: 2 BB: 1 P: 9	R: 0 E: 0 K: 1 S: 5 H: 0 LOB: 0 BB: 0 P: 5	R: 2 E: 0 K: 1 S: 7 H: 2 LOB: 2 BB: 2 P: 15	R: 0 E: 0 K: 2 S: 7 H: 0 LOB: 0 BB: 0 P: 7	R: 0 E: 0 K: 0 S: 4 H: 1 LOB: 2 BB: 1 P: 8	R: 0 E: 0 K: 0 S: 3 H: 0 LOB: 0 BB: 0 P: 3	R: 0 E: 0 K: 1 S: 6 H: 1 LOB: 3 BB: 2 P: 14	R: 0 E: 0 K: 1 S: 7 H: 2 LOB: 2 BB: 0 P: 7	R: 0 E: 0 K: 0 S: 3 H: 0 LOB: 1 BB: 1 P: 7	1B: 5 2B: 2 3B: 0 HR: 1 SF: 1 SAC: 0 DP: 0 HBP: 0						

PITCHER		IP	WLS	BF	H	R	ER	SO	BB	IBB	HBP	BLK	WP	HR	S	P	ERA	WHIP
Sonny Siebert, R ERA: 2.34	(1, 1)	6.1	W	30	6	3	3	4	4	1	0	0	0	1	33	53	4.26	1.579
Mike Paul, L ERA: 4.72	(7, 1)	0.1		2	0	0	0	1	1	0	0	0	0	0	3	7	0.00	3.000
Eddie Fisher, R ERA: 3.38	(7, 1)	2.1	S	10	2	0	0	1	1	0	0	0	0	0	11	15	0.00	1.286

PITCHER	IP	WLS	BF	H	R	ER	SO	BB	IBB	HBP	BLK	WP	HR	S	P	ERA	WHIP

BOTTOM

Cleveland Indians @ Baltimore Orioles

Memorial Stadium, Baltimore, MD

Mon Jul 22 1968, 7:05 PM EDT

Att. 21,045 - Unknown

livebaseballscorecards.com

AB	34
R	3
H	8
RBI	3
BB	7
SO	6
LOB	23

WP: 0 PA: 42
PB: 0
SB: 0
CS: 0

Cleveland Indians @ Baltimore Orioles

Memorial Stadium, Baltimore, MD

Tue Jul 23 1968, 7:05 PM EDT

Att. 13,039 - Unknown

TOP

livebaseballscorecards.com

Batter	1	2	3	4	5	6	7	8	9	AB	R	H	RBI	BB	SO	LOB
Russ Snyder, L (1, 9) OBP: 0.312, SLG: 0.330	F2 2B 2B		F5		HR 2B		F7		3-1 1B	5	2	3	0	0	0	0
Jose Cardenal, R (1, 8) OBP: 0.294, SLG: 0.356	F2 2-3		F9		2-H HR		K		P3	5	1	1	2	0	1	2
Lou Johnson, R (1, 7) OBP: 0.293, SLG: 0.395	4-3 3-H 2B			1B 2B	E5 4-3			5-3	3-1 1-2	5	1	2	1	0	0	1
Duke Sims, L (1, 2) (5, 3) OBP: 0.379, SLG: 0.433	4-3 2-3			FC6-4 2-H 1B	4-3 1-2			E 1B 1B BB	6-3	4	1	1	1	1	0	3
Tony Horton, R (1, 3) OBP: 0.316, SLG: 0.422 Mike Paul, L (5, 1) OBP: 0.250, SLG: 0.143 Lee Maye, L (8, PH) OBP: 0.318, SLG: 0.409 Eddie Fisher, R (8, 1)	F9			FC6-4 1-2f 1B	F9			F8		3 0 1 0	0 0 0 0	0 0 0 0	0 0 0 0	0 0 0 0	0 0 0 0	3 0 1 0
Vern Fuller, R (1, 5) (8, 4) OBP: 0.318, SLG: 0.281		K		1-2 1B		F7		E9 1-3 1B		4	0	2	0	0	1	0
Davey Nelson, R (1, 4) OBP: 0.309, SLG: 0.294 Jimmie Hall, L (8, PH) OBP: 0.291, SLG: 0.285 Chico Salmon, R (8, PR) OBP: 0.260, SLG: 0.295 (8, 5)		K		F8		6-3		1-2 3-H 1B		3 1 0	0 0 0	0 1 0	0 1 0	0 0 0	1 0 0	2 0 0
Larry Brown, R (1, 6) OBP: 0.298, SLG: 0.312	5-3			F7		F8		P6		4	0	0	0	0	0	4
Stan Williams, R (1, 1) OBP: 0.273, SLG: 0.226 Joe Azcue, R (5, 2) OBP: 0.345, SLG: 0.369			K		F8		K		HR	2 2	0 1	0 1	0 1	0 0	1 1	0 0

	AB	39
	R	6
	H	11
	RBI	6
	BB	1
	SO	5
	LOB	16

Inning Stats	1	2	3	4	5	6	7	8	9
	R: 1 E: 0 K: 0 S: 5	R: 0 E: 0 K: 2 S: 7	R: 0 E: 0 K: 1 S: 5	R: 1 E: 0 K: 0 S: 6	R: 2 E: 1 K: 0 S: 6	R: 0 E: 0 K: 0 S: 3	R: 0 E: 0 K: 2 S: 7	R: 1 E: 1 K: 0 S: 5	R: 1 E: 0 K: 0 S: 5
	H: 2 LOB: 1 BB: 0 P: 5	H: 0 LOB: 0 BB: 0 P: 7	H: 0 LOB: 0 BB: 0 P: 5	H: 3 LOB: 2 BB: 0 P: 6	H: 2 LOB: 1 BB: 0 P: 6	H: 0 LOB: 0 BB: 0 P: 3	H: 0 LOB: 0 BB: 0 P: 7	H: 2 LOB: 2 BB: 1 P: 9	H: 2 LOB: 1 BB: 0 P: 5

| | | |

Cleveland Indians @ Baltimore Orioles

Memorial Stadium, Baltimore, MD

Tue Jul 23 1968, 7:05 PM EDT

Att. 13,039 - Unknown

livebaseballscorecards.com

BOTTOM

Batter	1	2	3	4	5	6	7	8	9	AB	R	H	RBI	BB	SO	LOB
Don Buford, S (1, 8) OBP: 0.369, SLG: 0.460	0-0 S 2B 1B		BBBB 4-0 9-1-5-4-6 S BB		0-0 S HR 1B		0-0 ① 6-3			3	2	2	0	1	0	0
Paul Blair, R (8, 8) OBP: 0.266, SLG: 0.269										0	0	0	0	0	0	0
Mark Belanger, R (1, 6) OBP: 0.226, SLG: 0.225	SSS 0-3 ① K 1-2		0-0 9-1-5-4-6 1-2 1B		SSS 0-3 ② K 1-2		0-0 ② 4-3			4	0	1	0	0	2	2
Frank Robinson, R (1, 9) OBP: 0.372, SLG: 0.419	SSS 0-3 ② K		0-0 ① ② 9-1-5-4-6 1-2 2-3f		H 1-0 HR HBP		SSS 0-3 ③ K			3	1	0	0	0	2	3
Boog Powell, L (1, 3) OBP: 0.356, SLG: 0.443	0-0 HR 2-H 2B		BBBB 4-0 FC6-4 BB		0-0 1-H 2-H HR			0-0 ① F8		3	2	2	4	1	0	0
Brooks Robinson, R (1, 5) OBP: 0.304, SLG: 0.412	0-0 2-H HR		0-0 ③ FC6-4 1-2f		0-0 E5			0-0 1B 3B 1B		4	2	2	2	0	0	2
Curt Blefary, L (1, 7) OBP: 0.300, SLG: 0.318	0-0 ③ 4-3			0-0 ① F9	SSS 0-3 ③ K			0-0 1-2 3B 1B		4	1	1	0	0	1	1
Davey Johnson, R (1, 4) OBP: 0.344, SLG: 0.392		SSS 0-3 ① K		0-0 ② 5-3		0-0 ① F7		0-0 1-H 2-H 3B		4	0	1	2	0	1	0
Andy Etchebarren, R (1, 2) OBP: 0.328, SLG: 0.429		SSS 0-3 ② K		0-0 ③ 6-3		0-0 G1-6-4 1B		SSS 0-3 ② K		4	0	1	0	0	2	1
Wally Bunker, R (1, 1) OBP: 0.273, SLG: 0.111	SSS 0-3 ③ K				0-0 ① F9	0-0 ② ③ G1-6-4 1-2f		0-0 ③ 5-3		1	0	0	0	0	1	0
John Morris, R (5, 1)										0	0	0	0	0	0	0
Dave May, L (5, PH) OBP: 0.230, SLG: 0.180										1	0	0	0	0	0	0
Gene Brabender, R (6, 1) OBP: 0.154, SLG: 0.280										1	0	0	0	0	0	1
Moe Drabowsky, R (8, 1) OBP: 0.400, SLG: 0.400										1	0	0	0	0	0	1
Inning Stats	R: 3 H: 3 E: 0 LOB: 0 K: 2 BB: 0 S: 10 P: 10		R: 0 H: 0 E: 0 LOB: 0 K: 3 BB: 0 S: 9 P: 9	R: 0 H: 1 E: 0 LOB: 2 K: 0 BB: 2 S: 3 P: 11	R: 0 H: 0 E: 0 LOB: 0 K: 0 BB: 0 S: 3 P: 3	R: 3 H: 2 E: 1 LOB: 1 K: 2 BB: 0 S: 10 P: 11	R: 0 H: 1 E: 0 LOB: 0 K: 0 BB: 0 S: 3 P: 3	R: 0 H: 0 E: 0 LOB: 0 K: 1 BB: 0 S: 5 P: 5	R: 2 H: 3 E: 0 LOB: 1 K: 1 BB: 0 S: 8 P: 8						

	AB	
1B:	6	SF: 0
2B:	2	SAC: 0
3B:	1	DP: 2
HR:	2	HBP: 1

WP:	0
PB:	0
SB:	3
CS:	0
PA:	36

	AB	33
	R	8
	H	10
	RBI	8
	BB	2
	SO	9
	LOB	11

PITCHER		IP	WLS	BF	H	R	ER	SO	BB	IBB	HBP	BLK	WP	HR	S	P	ERA	WHIP
Stan Williams, R ERA: 2.45	(1, 1)	4.2	L	23	6	6	6	6	2	0	1	0	0	2	32	41	11.57	1.714
Mike Paul, L ERA: 4.42	(5, 1)	2.1		7	1	0	0	2	0	0	0	0	0	0	11	11	0.00	0.429
Eddie Fisher, R ERA: 3.71	(8, 1)	1.0		6	3	2	2	1	0	0	0	0	0	0	8	8	18.00	3.000

PITCHER	IP	WLS	BF	H	R	ER	SO	BB	IBB	HBP	BLK	WP	HR	S	P	ERA	WHIP

Cleveland Indians @ Baltimore Orioles

Memorial Stadium, Baltimore, MD

Wed Jul 24 1968, 7:05 PM EDT

Att. 15,768 - Unknown

livebaseballscorecards.com

Batter	1	2	3	4	5	6	7	8	9	AB	R	H	RBI	BB	SO	LOB
Davey Nelson, R (1, 4) OBP: 0.305, SLG: 0.291	1B		6-3			1-3		5-3		4	0	1	0	0	0	0
Larry Brown, R (1, 6) OBP: 0.297, SLG: 0.311	F7 1-1		F7			HBP 1B		F2		4	0	1	0	0	0	1
Lou Johnson, R (1, 7) OBP: 0.296, SLG: 0.395	F5			G4-6-3 1B		1-0 1-2 HBP			4-3	3	0	1	0	0	0	1
Joe Azcue, R (1, 2) OBP: 0.339, SLG: 0.362	F9			G4-6-3 1-2f		F8			6-3	4	0	0	0	0	0	4
Jose Cardenal, R (1, 8) OBP: 0.294, SLG: 0.357		F8		5-3			K		CS 2B	4	0	1	0	0	1	0
Chico Salmon, R (1, 3) OBP: 0.256, SLG: 0.291		F8			F8		F9		CS 2-3	3	0	0	0	0	0	0
Tommy Harper, R (1, 9) OBP: 0.287, SLG: 0.381		2B			6-3		2B			3	0	2	0	0	0	0
Vern Fuller, R (1, 5) OBP: 0.313, SLG: 0.276		5-3			6-3		4-3			3	0	0	0	0	0	2
Luis Tiant, R (1, 1) OBP: 0.068, SLG: 0.085			F8			K		K		2	0	0	0	0	1	0
Tony Horton, R (8, PH) OBP: 0.315, SLG: 0.420										1	0	0	0	0	1	0
Vicente Romo, R (8, 1) OBP: 0.143, SLG: 0.143										0	0	0	0	0	0	0
Inning Stats	R: 0 E: 0 K: 0 S: 4 H: 1 LOB: 1 BB: 0 P: 4	R: 0 E: 0 K: 0 S: 4 H: 1 LOB: 1 BB: 0 P: 4	R: 0 E: 0 K: 0 S: 3 H: 0 LOB: 0 BB: 0 P: 3	R: 0 E: 0 K: 0 S: 3 H: 1 LOB: 0 BB: 0 P: 3	R: 0 E: 0 K: 0 S: 3 H: 0 LOB: 0 BB: 0 P: 3	R: 0 E: 0 K: 1 S: 6 H: 1 LOB: 2 BB: 0 P: 7	R: 0 E: 0 K: 1 S: 6 H: 1 LOB: 1 BB: 0 P: 6	R: 0 E: 0 K: 1 S: 5 H: 0 LOB: 0 BB: 0 P: 5	R: 0 E: 0 K: 0 S: 3 H: 1 LOB: 0 BB: 0 P: 3	1B: 3 2B: 3 3B: 0 HR: 0 SF: 0 SAC: 0 DP: 1 HBP: 1						

PITCHER	IP	WLS	BF	H	R	ER	SO	BB	IBB	HBP	BLK	WP	HR	S	P	ERA	WHIP
Dave McNally, L (1, 1) ERA: 1.95	9.0	W	32	6	0	0	3	0	0	1	0	0	0	37	38	0.00	0.667

PITCHER	IP	WLS	BF	H	R	ER	SO	BB	IBB	HBP	BLK	WP	HR	S	P	ERA	WHIP

TOP

AB	31
R	0
H	6
RBI	0
BB	0
SO	3
LOB	8

WP: 0 PA: 33
PB: 0
SB: 0
CS: 2

Batter	1	2	3	4	5	6	7	8	9	AB	R	H	RBI	BB	SO	LOB
Don Buford, S (1, 8) OBP: 0.366, SLG: 0.467	0-0 2B 3B		0-0 P6 ①		0-0 6-3 ③			0-3 K ①		4	1	1	0	0	1	0
Paul Blair, R (9, 8) OBP: 0.266, SLG: 0.269										0	0	0	0	0	0	0
Mark Belanger, R (1, 6) OBP: 0.230, SLG: 0.226	0-3 K ①		0-0 G6-4-3 1B			0-0 G3 ①		4-0 1B BB		3	0	1	0	1	1	1
Frank Robinson, R (1, 9) OBP: 0.370, SLG: 0.414	0-3 K ②		0-0 G6-4-3 ②③ 1-2f			4-0 2-3 BB		0-0 F9 ②		3	0	0	0	1	1	3
Boog Powell, L (1, 3) OBP: 0.358, SLG: 0.447	0-0 2B 3-H			0-3 K ①		0-0 2-3 ② 1-2		0-0 FC6-4 1B 1-3		4	0	2	1	0	1	1
Brooks Robinson, R (1, 5) OBP: 0.301, SLG: 0.407	0-0 P4 ③			0-0 6-3 ②		0-0 5-3 ③		0-0 FC6-4 ③ 1-2f		4	0	0	0	0	0	4
Davey Johnson, R (1, 4) OBP: 0.343, SLG: 0.398		0-0 F8 ①		0-0 3B			0-0 P6 ①			3	0	1	0	0	0	0
Curt Blefary, L (1, 7) OBP: 0.303, SLG: 0.320		1-0 FC6-4 HBP		0-3 K ③			0-0 FC5-4 1B			2	0	1	0	0	1	1
Andy Etchebarren, R (1, 2) OBP: 0.326, SLG: 0.426		0-0 FC6-4 ② FC6-4 1-2f			0-3 K ①		0-0 FC5-4 ② 1-2f			1	0	0	0	0	0	1
Larry Haney, R (5, 2) OBP: 0.286, SLG: 0.429										2	0	0	0	0	1	1
Dave McNally, R (1, 1) OBP: 0.100, SLG: 0.087		0-0 FC6-4 ③ 1-2f			0-0 F2 ②		0-3 K ③			3	0	0	0	0	1	2
Inning Stats	R: 1 H: 2 E: 0 LOB: 1 K: 2 BB: 0 S: 9 P: 9	R: 0 H: 0 E: 0 LOB: 1 K: 0 BB: 0 S: 3 P: 4	R: 0 H: 1 E: 0 LOB: 0 K: 0 BB: 0 S: 3 P: 3	R: 0 H: 1 E: 0 LOB: 1 K: 2 BB: 0 S: 8 P: 8	R: 0 H: 0 E: 0 LOB: 0 K: 1 BB: 0 S: 5 P: 5	R: 0 H: 0 E: 0 LOB: 1 K: 0 BB: 1 S: 3 P: 7	R: 0 H: 1 E: 0 LOB: 1 K: 1 BB: 0 S: 6 P: 6	R: 0 H: 1 E: 0 LOB: 2 K: 1 BB: 1 S: 6 P: 10		1B: 3 SF: 0 2B: 1 SAC: 0 3B: 2 DP: 1 HR: 0 HBP: 1						

PITCHER		IP	WLS	BF	H	R	ER	SO	BB	IBB	HBP	BLK	WP	HR	S	P	ERA	WHIP
Luis Tiant, R ERA: 1.29	(1, 1)	7.0	L	27	5	1	1	6	1	0	1	0	0	0	37	42	1.29	0.857
Vicente Romo, R ERA: 0.84	(8, 1)	1.0		5	1	0	0	1	1	0	0	0	0	0	6	10	0.00	2.000

PITCHER	IP	WLS	BF	H	R	ER	SO	BB	IBB	HBP	BLK	WP	HR	S	P	ERA	WHIP

BOTTOM

Cleveland Indians @ Baltimore Orioles

Memorial Stadium, Baltimore, MD

Wed Jul 24 1968, 7:05 PM EDT

Att. 15,768 - Unknown

livebaseballscorecards.com

AB	29
R	1
H	6
RBI	1
BB	2
SO	7
LOB	14

Batter	1	2	3	4	5	6	7	8	9	AB	R	H	RBI	BB	SO	LOB
Horace Clarke, S (1, 4) OBP: 0.251, SLG: 0.265	F6		6-3			F2		WP E 1B 2-3 1B		4	1	1	0	0	0	0
Roy White, S (1, 7) OBP: 0.351, SLG: 0.413	2B 2B		BBBB FC6-4 BB			1B		E1 WP 1B 1-2 3-H		3	2	2	1	1	0	1
Mickey Mantle, S (1, 3) OBP: 0.405, SLG: 0.402	K		FC6-4 1-2f			F2		F6		4	0	0	0	0	1	5
Joe Pepitone, L (1, 8) OBP: 0.318, SLG: 0.466	2-H 2B			K		L5		FC5-4 1-H 2-H 1B		4	0	2	3	0	1	1
Andy Kosco, R (1, 9) OBP: 0.259, SLG: 0.355 Bill Robinson, R (7, 9) OBP: 0.241, SLG: 0.301	F8			K			L7	FC5-4 1-2f		3 1	0 0	0 0	0 0	0 0	1 0	1 1
Tom Tresh, S (1, 6) OBP: 0.303, SLG: 0.337		K		F6			F8		F8	4	0	0	0	0	1	0
Frank Fernandez, R (1, 2) OBP: 0.299, SLG: 0.338		K			K		F2		1B 2B	4	1	1	0	0	2	0
Bobby Cox, R (1, 5) OBP: 0.299, SLG: 0.317		K			K			1B SH3-4 E 1B	G4-3 2-H 1B	4	1	2	1	0	2	0
Mel Stottlemyre, R (1, 1) OBP: 0.246, SLG: 0.203			K		K			SH3-4 1-2	G4-3 1-2f	3	0	0	0	0	2	1
Inning Stats	R: 1 E: 0 K: 1 S: 7 H: 2 LOB: 1 BB: 0 P: 7	R: 0 E: 0 K: 3 S: 9 H: 0 LOB: 0 BB: 0 P: 9	R: 0 E: 0 K: 1 S: 5 H: 0 LOB: 1 BB: 1 P: 9	R: 0 E: 0 K: 2 S: 7 H: 0 LOB: 0 BB: 0 P: 7	R: 0 E: 0 K: 3 S: 9 H: 0 LOB: 0 BB: 0 P: 9	R: 0 E: 0 K: 0 S: 4 H: 1 LOB: 1 BB: 0 P: 4	R: 0 E: 0 K: 0 S: 3 H: 0 LOB: 0 BB: 0 P: 3	R: 3 E: 1 K: 0 S: 7 H: 3 LOB: 1 BB: 0 P: 7	R: 1 E: 0 K: 0 S: 4 H: 2 LOB: 0 BB: 0 P: 4	1B: 5 2B: 3 3B: 0 HR: 0 SF: 0 SAC: 1 DP: 1 HBP: 0						

PITCHER		IP	WLS	BF	H	R	ER	SO	BB	IBB	HBP	BLK	WP	HR	S	P	ERA	WHIP
Sam McDowell, L ERA: 1.65	(1, 1)	8.0	L	32	6	4	2	10	1	0	0	0	1	0	51	55	2.25	0.875
Hal Kurtz, R ERA: 5.2	(9, 1)	1.0		4	2	1	1	0	0	0	0	0	0	0	4	4	9.00	2.000

PITCHER	IP	WLS	BF	H	R	ER	SO	BB	IBB	HBP	BLK	WP	HR	S	P	ERA	WHIP

TOP

New York Yankees @ Cleveland Indians

Cleveland Municipal Stadium, Cleveland, OH

Fri Jul 26 1968, 7:05 PM EDT
Att. 28,765 - Unknown - 77 F

livebaseballscorecards.com

AB	34
R	5
H	8
RBI	5
BB	1
SO	10
LOB	10

WP: 1 PA: 36
PB: 0
SB: 0
CS: 0

BOTTOM

New York Yankees @ Cleveland Indians

Cleveland Municipal Stadium, Cleveland, OH

Fri Jul 26 1968, 7:05 PM EDT

Att. 28,765 - Unknown - 77 F

livebaseballscorecards.com

Batter	1	2	3	4	5	6	7	8	9	AB	R	H	RBI	BB	SO	LOB
Russ Snyder, L (1, 9) OBP: 0.311, SLG: 0.328	4-3		6-3		4-3			1B		4	0	1	0	0	0	0
Jose Cardenal, R (1, 8) OBP: 0.293, SLG: 0.356	F8		1B			1-3		1-3		4	0	1	0	0	0	1
Lou Johnson, R (1, 7) OBP: 0.296, SLG: 0.395	6-3		4-3			L9			F7	0	0	0	0	0	0	0
Lee Maye, L (1, PH) (2, 7) OBP: 0.311, SLG: 0.399										4	0	0	0	0	0	1
Duke Sims, L (1, 3) OBP: 0.377, SLG: 0.430		4-3		F5		F8			FC3-6 1B	4	0	1	0	0	0	0
Joe Azcue, R (1, 2) OBP: 0.342, SLG: 0.364		1B 1B		FC6 1B			K2-3		FC3-6 1-2f	4	0	2	0	0	1	1
Vern Fuller, R (1, 5) (9, 6) OBP: 0.311, SLG: 0.275		1-2 1B		F7			6-3		K	4	0	1	0	0	1	2
Davey Nelson, R (1, 4) OBP: 0.306, SLG: 0.293		F2		FC6 1-2f			CS 1B			3	0	1	0	0	0	3
Larry Brown, R (1, 6) OBP: 0.296, SLG: 0.309		F8			K		CS 1-2	4-3		2	0	0	0	0	1	2
Richie Scheinblum, S (8, PH)										1	0	0	0	0	0	0
Hal Kurtz, R (9, 1)										0	0	0	0	0	0	0
Sam McDowell, L (1, 1) OBP: 0.167, SLG: 0.138			G3		1-3			F8		2	0	0	0	0	0	0
Lou Klimchock, L (8, PH) (9, 5)										1	0	0	0	0	0	0

Inning Stats	1	2	3	4	5	6	7	8	9
	R: 0 H: 0 E: 0 LOB: 0 K: 0 BB: 0 S: 3 P: 3	R: 0 H: 2 E: 0 LOB: 2 K: 0 BB: 0 S: 5 P: 5	R: 0 H: 1 E: 0 LOB: 1 K: 0 BB: 0 S: 4 P: 4	R: 0 H: 1 E: 0 LOB: 1 K: 0 BB: 0 S: 4 P: 4	R: 0 H: 0 E: 0 LOB: 0 K: 1 BB: 0 S: 5 P: 5	R: 0 H: 0 E: 0 LOB: 0 K: 0 BB: 0 S: 3 P: 3	R: 0 H: 1 E: 0 LOB: 0 K: 1 BB: 0 S: 5 P: 5	R: 0 H: 1 E: 0 LOB: 1 K: 0 BB: 0 S: 4 P: 4	R: 0 H: 1 E: 1 LOB: 1 K: 1 BB: 0 S: 6 P: 6

	AB	33
	R	0
	H	7
	RBI	0
	BB	0
	SO	3
	LOB	10

1B: 7 SF: 0
2B: 0 SAC: 0
3B: 0 DP: 0
HR: 0 HBP: 0

WP: 0 PA: 34
PB: 0
SB: 0
CS: 1

PITCHER	IP	WLS	BF	H	R	ER	SO	BB	IBB	HBP	BLK	WP	HR	S	P	ERA	WHIP
Mel Stottlemyre, R (1, 1) ERA: 2.26	9.0	W	33	7	0	0	3	0	0	0	0	0	0	39	39	0.00	0.778

PITCHER	IP	WLS	BF	H	R	ER	SO	BB	IBB	HBP	BLK	WP	HR	S	P	ERA	WHIP

New York Yankees @ Cleveland Indians

Cleveland Municipal Stadium, Cleveland, OH

Sat Jul 27 1968, 3:33 AM EDT

Att. 14,784 - Overcast

TOP

livebaseballscorecards.com

Batter	1	2	3	4	5	6	7	8	9	AB	R	H	RBI	BB	SO	LOB
Horace Clarke, S (1, 4) OBP: 0.254, SLG: 0.267	K	1B		E4 BB 1B		1-3		WP 1B		5	1	2	0	0	1	0
Roy White, S (1, 7) OBP: 0.354, SLG: 0.412	BB HR 1B BB	1-3 1B		1B 1B 1-2 BB		G3		K 1-2		3	2	1	0	2	1	1
Mickey Mantle, S (1, 3) OBP: 0.408, SLG: 0.405	BB HR 1-2 1B		FC4-6 1B	1B 1-3 2-H 1B		G3			F8	5	1	3	1	0	0	0
Joe Pepitone, L (1, 8) OBP: 0.319, SLG: 0.461	HR 1-2 2-3 BB		FC4-6 E 1-2f	1B 1-3 3-H 1B			4-3		4-3	4	1	1	1	1	0	1
Andy Kosco, R (1, 9) OBP: 0.259, SLG: 0.353 Bill Robinson, R (7, PR) OBP: 0.240, SLG: 0.299 (7, 9)	K	E6 1-2		F8			FC4-6 1B		K	4 1	0 0	1 0	0 0	0 0	1 1	6 0
Tom Tresh, S (1, 6) OBP: 0.305, SLG: 0.349	HR 1-H 2-H 3-H	F2			S 1-4 1B		K			4	1	2	4	0	1	3
Jake Gibbs, L (1, 2) OBP: 0.285, SLG: 0.277	6-3	F2			1-4 1-2		FC4-6 1-2f			4	0	0	0	0	0	4
Bobby Cox, R (1, 5) OBP: 0.295, SLG: 0.312		F5		6-3	K 2-3			6-3		4	0	0	0	0	1	1
Steve Barber, L (1, 1) Lindy McDaniel, R (8, 1)		K		K	F7			K		4 0	0 0	0 0	0 0	0 0	3 0	1 0
Inning Stats	R: 4 E: 0 K: 2 S: 9 H: 2 LOB: 0 BB: 2 P: 17	R: 0 E: 0 K: 1 S: 6 H: 2 LOB: 2 BB: 0 P: 6	R: 0 E: 1 K: 0 S: 5 H: 1 LOB: 2 BB: 0 P: 5	R: 2 E: 1 K: 1 S: 8 H: 2 LOB: 2 BB: 1 P: 12	R: 0 E: 0 K: 1 S: 6 H: 1 LOB: 1 BB: 0 P: 6	R: 0 E: 0 K: 0 S: 3 H: 0 LOB: 0 BB: 0 P: 3	R: 0 E: 0 K: 1 S: 6 H: 1 LOB: 1 BB: 0 P: 6	R: 0 E: 0 K: 2 S: 8 H: 1 LOB: 1 BB: 0 P: 8	R: 0 E: 0 K: 1 S: 5 H: 0 LOB: 0 BB: 0 P: 5	1B: 9 2B: 0 3B: 0 HR: 1	SF: 0 SAC: 0 DP: 0 HBP: 0						

	AB	38
	R	6
	H	10
	RBI	6
	BB	3
	SO	9
	LOB	17

WP: 1 PB: 0 SB: 1 CS: 0 PA: 41

PITCHER		IP	WLS	BF	H	R	ER	SO	BB	IBB	HBP	BLK	WP	HR	S	P	ERA	WHIP
Sonny Siebert, R ERA: 2.5	(1, 1)	4.0	L	23	7	6	4	4	3	0	0	0	0	1	28	40	9.00	2.500
Eddie Fisher, R ERA: 3.55	(5, 1)	2.0		7	1	0	0	1	0	0	0	0	0	0	9	9	0.00	0.500
Hal Kurtz, R ERA: 4.85	(7, 1)	2.0		8	2	0	0	3	0	0	0	0	1	0	14	14	0.00	1.000
Mike Paul, L ERA: 4.3	(9, 1)	1.0		3	0	0	0	1	0	0	0	0	0	0	5	5	0.00	0.000

PITCHER	IP	WLS	BF	H	R	ER	SO	BB	IBB	HBP	BLK	WP	HR	S	P	ERA	WHIP

BOTTOM

New York Yankees @ Cleveland Indians

Cleveland Municipal Stadium, Cleveland, OH

Sat Jul 27 1968, 3:33 AM EDT

Att. 14,784 - Overcast

livebaseballscorecards.com

Batter	1	2	3	4	5	6	7	8	9	AB	R	H	RBI	BB	SO	LOB
Davey Nelson, R (1, 4) OBP: 0.313, SLG: 0.288	BBBB 4-0 E E BB		x 0-0 ① B3	SSS 0-3 ③ K		x 0-0 ③ F6		x 0-0 ② F7		1	0	0	0	1	0	0
Tony Horton, R (4, PH) OBP: 0.314, SLG: 0.419										1	0	0	0	0	1	3
Eddie Fisher, R (5, 1)										0	0	0	0	0	0	0
Russ Snyder, L (6, PH) OBP: 0.310, SLG: 0.326										1	0	0	0	0	0	1
Hal Kurtz, R (7, 1)										0	0	0	0	0	0	0
Jimmie Hall, L (8, PH) OBP: 0.290, SLG: 0.283										1	0	0	0	0	0	2
Mike Paul, L (9, 1) OBP: 0.250, SLG: 0.143										0	0	0	0	0	0	0
Larry Brown, R (1, 6) OBP: 0.297, SLG: 0.311	SSS 0-3 ① K		x 0-0 ② 6-3		BBBB 4-0 WP 2B BB		x 0-0 2B	x 0-0 ③ 5-3		4	1	1	0	1	1	3
Lou Johnson, R (1, 7) OBP: 0.296, SLG: 0.395	x 0-0 E4 L6-4 E 1-2		x 0-0 ③ 4-3		SSS 0-3 ① K		SSS 0-3 ① K		x 0-0 ① 4-3	0	0	0	0	0	0	0
Duke Sims, L (1, 3) OBP: 0.371, SLG: 0.421										5	0	0	0	0	2	3
Joe Azcue, R (1, 2) OBP: 0.339, SLG: 0.361	x 0-0 E1 1-2 2-3			x 0-0 ① G3	x 0-0 ② 5-3 1-2		x 0-0 ② 5-3		x 0-0 1B	5	0	1	0	0	0	4
Jose Cardenal, R (1, 8) OBP: 0.292, SLG: 0.357	x 0-0 ② ③ L6-4 2-3			x 0-0 ② F9	x 0-0 2-H 2B		x 0-0 ③ F4		x 0-0 ② F8	5	0	1	1	0	0	5
Chico Salmon, R (1, 3) OBP: 0.260, SLG: 0.313		x 0-0 ① 5-3		x 0-0 HR	SSS 0-3 ③ K			x 0-0 1B 1B 2B	x 0-0 ③ F2	5	2	2	1	0	1	2
(1, 7)																
(5, 5)																
Tommy Harper, R (1, 9) OBP: 0.293, SLG: 0.382	BBBB 4-0 BB		x 0-0 1B 1B		x 0-0 G3			x 0-0 1B 2-3 1B		2	0	1	0	1	0	0
Lee Maye, L (8, PH) OBP: 0.315, SLG: 0.403										1	0	1	0	0	0	0
(9, 9)																
Vern Fuller, R (1, 5) OBP: 0.321, SLG: 0.287	x 0-0 ② F9		x 0-0 BB 1-3 1B		x 0-0 1B		x 0-0 1B 3-H		4	0	3	1	0	0	1
(5, 4)																
Sonny Siebert, R (1, 1) OBP: 0.217, SLG: 0.228	SSS 0-3 ③ K		BBBB 4-0 1-2 BB		x 0-0 ② F7		SSS 0-3 ① K		1	0	0	0	0	1	1
Richie Scheinblum, S (4, PH)									2	0	0	0	1	1	3
(5, 7)																
Inning Stats	R: 0 E: 2 K: 1 S: 6 H: 0 LOB: 2 BB: 1 P: 10	R: 0 E: 0 K: 1 S: 5 H: 0 LOB: 1 BB: 1 P: 9	R: 0 E: 0 K: 0 S: 3 H: 0 LOB: 0 BB: 0 P: 3	R: 1 E: 0 K: 1 S: 8 H: 3 LOB: 3 BB: 1 P: 12	R: 1 E: 0 K: 2 S: 8 H: 1 LOB: 1 BB: 1 P: 12	R: 0 E: 0 K: 0 S: 4 H: 1 LOB: 1 BB: 0 P: 4	R: 0 E: 0 K: 1 S: 6 H: 1 LOB: 1 BB: 0 P: 6	R: 1 E: 0 K: 1 S: 8 H: 3 LOB: 2 BB: 0 P: 8	R: 0 E: 0 K: 0 S: 4 H: 1 LOB: 1 BB: 0 P: 4	1B: 6 2B: 4 3B: 0 HR: 1	SF: 0 SAC: 0 DP: 1 HBP: 0						

	AB	38
	R	3
	H	10
	RBI	3
	BB	4
	SO	7
	LOB	28

PITCHER		IP	WLS	BF	H	R	ER	SO	BB	IBB	HBP	BLK	WP	HR	S	P	ERA	WHIP
Steve Barber, L ERA: 1.92	(1, 1)	7.0	W	33	7	3	3	6	4	0	0	0	1	1	41	57	3.86	1.571
Lindy McDaniel, R ERA: 5.83	(8, 1)	2.0	S	9	3	0	0	1	0	0	0	0	0	0	11	11	0.00	1.500

PITCHER	IP	WLS	BF	H	R	ER	SO	BB	IBB	HBP	BLK	WP	HR	S	P	ERA	WHIP

Batter	1	2	3	4	5	6	7	8	9	AB	R	H	RBI	BB	SO	LOB
Horace Clarke, S (1, 4) OBP: 0.254, SLG: 0.267	0-0 1B		0-0 6-3 ①		0-0 1-6-3 ①			0-0 F7 ①		4	0	1	0	0	0	0
Roy White, S (1, 7) OBP: 0.353, SLG: 0.409	0-0 F8 ①		BBBB 4-0 BB		0-0 F2 ②			0-0 F7 ②		3	0	0	0	1	0	1
Mickey Mantle, S (1, 3) OBP: 0.403, SLG: 0.399	SSS 0-3 K ②		0-0 F9 ②		SSS 0-3 K ③			SSS 0-3 K ③		4	0	0	0	0	3	2
Joe Pepitone, L (1, 8) OBP: 0.314, SLG: 0.452	0-0 F8 ③		0-0 L9 ③			0-0 4-3 ①			0-0 L7 ①	4	0	0	0	0	0	2
Tom Tresh, S (1, 6) OBP: 0.307, SLG: 0.349		BBBB 4-0 CS BB		0-0 E 1B 1B		0-0 B1-3 ②			SSS 0-3 K ②	3	1	1	0	1	1	0
Andy Kosco, R (1, 9) OBP: 0.255, SLG: 0.349		0-0 F8 ①		SSS 0-3 K ①		0-0 F3 ③			SSS 0-3 K ③	4	0	0	0	0	2	2
Jake Gibbs, L (1, 2) OBP: 0.289, SLG: 0.286		0-0 1-2 1B 2B ②		0-0 E9 1-H 1B			SSS 0-3 K ①			3	1	2	0	0	1	0
Bobby Cox, R (1, 5) OBP: 0.295, SLG: 0.312		0-0 2-H 1B		0-0 L8 ②			0-0 F4 ②			3	0	1	1	0	0	1
Fritz Peterson, S (1, 1) OBP: 0.094, SLG: 0.156 Rocky Colavito, R (7, PH) OBP: 0.303, SLG: 0.346 Steve Hamilton, L (7, 1)		SSS 0-3 K ③		SSS 0-3 K ③			SSS 0-3 K ③			2	0	0	0	0	2	2
										1	0	0	0	0	1	0
										0	0	0	0	0	0	0

TOP

New York Yankees @ Cleveland Indians

Cleveland Municipal Stadium, Cleveland, OH

Sun Jul 28 1968, 3:33 AM EDT

Unknown - 72 F

livebaseballscorecards.com

AB	31
R	2
H	5
RBI	1
BB	2
SO	10
LOB	10

Inning Stats	1	2	3	4	5	6	7	8	9
	R: 0 E: 0 K: 1 S: 6	H: 1 LOB: 1 BB: 0 P: 6	R: 1 E: 0 K: 1 S: 6	H: 2 LOB: 1 BB: 1 P: 10	R: 0 E: 0 K: 0 S: 3	H: 0 LOB: 1 BB: 1 P: 7	R: 1 E: 1 K: 2 S: 9	H: 2 LOB: 1 BB: 0 P: 9	R: 0 E: 0 K: 1 S: 5	H: 0 LOB: 0 BB: 0 P: 5
	R: 0 E: 0 K: 0 S: 3	H: 0 LOB: 0 BB: 0 P: 3	R: 0 E: 0 K: 2 S: 7	H: 0 LOB: 0 BB: 0 P: 7	R: 0 E: 0 K: 1 S: 5	H: 0 LOB: 0 BB: 0 P: 5	R: 0 E: 0 K: 2 S: 7	H: 0 LOB: 0 BB: 0 P: 7	1B: 4 2B: 1 3B: 0 HR: 0	SF: 0 SAC: 0 DP: 0 HBP: 0

WP: 0 PB: 0 SB: 0 CS: 1 PA: 33

PITCHER	IP	WLS	BF	H	R	ER	SO	BB	IBB	HBP	BLK	WP	HR	S	P	ERA	WHIP
Luis Tiant, R (1, 1) ERA: 1.32	9.0	W	33	5	2	2	10	2	0	0	0	0	0	51	59	2.00	0.778

PITCHER	IP	WLS	BF	H	R	ER	SO	BB	IBB	HBP	BLK	WP	HR	S	P	ERA	WHIP

Batter	1	2	3	4	5	6	7	8	9	AB	R	H	RBI	BB	SO	LOB
Tommy Harper, R (1, 9) OBP: 0.292, SLG: 0.396	S S S 0-3 K ①		x 0-0 G6-4-3 ② ③ 1-2f			x 0-0 HR		x 0-0 F4 ③		4	1	1	1	0	1	1
Davey Nelson, R (1, 4) OBP: 0.299, SLG: 0.274	x 0-0 1-3 ②			S S S 0-3 K ①		x 0-0 F8 ②				3	0	0	0	0	1	0
Jose Cardenal, R (1, 8) OBP: 0.293, SLG: 0.356	x 0-0 5-3 ③			S S S 0-3 K ②		x 0-0 FC4-6 1B				3	0	1	0	0	1	0
Joe Azcue, R (1, 2) OBP: 0.339, SLG: 0.374		x 0-0 6-3 ①		x 0-0 HR		x 0-0 FC4-6 ③ 1-2f				3	1	1	1	0	0	1
Lou Johnson, R (1, 7) OBP: 0.296, SLG: 0.405		x 0-0 HR		x 0-0 F2 ③			x 0-0 6-3 ①			3	1	1	1	0	0	0
Chico Salmon, R (1, 3) OBP: 0.261, SLG: 0.314		x 0-0 1-4-3 ②			S S S 0-3 K ①		x 0-0 6-3-5 1B			3	0	1	0	0	1	0
Vern Fuller, R (1, 5) OBP: 0.316, SLG: 0.281		x 0-0 F7 ③			S S S 0-3 K ②		x 0-0 6-3-5 ② ③ 1-2f			3	0	0	0	0	1	1
Larry Brown, R (1, 6) OBP: 0.295, SLG: 0.309			x 0-0 5-3 ①		x 0-0 5-3 ③			x 0-0 L4 ①		3	0	0	0	0	0	0
Luis Tiant, R (1, 1) OBP: 0.081, SLG: 0.097			x 0-0 G6-4-3 1B			x 0-0 F8 ①		x 0-0 4-3 ②		3	0	1	0	0	0	0
Inning Stats	R: 0 E: 0 K: 1 S: 5 H: 0 LOB: 0 BB: 0 P: 5	R: 1 E: 0 K: 0 S: 4 H: 1 LOB: 0 BB: 0 P: 4	R: 0 E: 0 K: 0 S: 3 H: 1 LOB: 0 BB: 0 P: 3	R: 1 E: 0 K: 2 S: 8 H: 1 LOB: 0 BB: 0 P: 8	R: 0 E: 0 K: 2 S: 7 H: 0 LOB: 0 BB: 0 P: 7	R: 1 E: 0 K: 0 S: 5 H: 2 LOB: 1 BB: 0 P: 5	R: 0 E: 0 K: 0 S: 3 H: 1 LOB: 0 BB: 0 P: 3	R: 0 E: 0 K: 0 S: 3 H: 0 LOB: 0 BB: 0 P: 3		1B: 3 2B: 1 3B: 0 HR: 3	SF: 0 SAC: 0 DP: 2 HBP: 0					

PITCHER		IP	WLS	BF	H	R	ER	SO	BB	IBB	HBP	BLK	WP	HR	S	P	ERA	WHIP
Fritz Peterson, L ERA: 3.19	(1, 1)	6.0	L	22	5	3	3	5	0	0	0	0	0	3	32	32	4.50	0.833
Steve Hamilton, L ERA: 2.57	(7, 1)	2.0		6	1	0	0	0	0	0	0	0	0	0	6	6	0.00	0.500

PITCHER	IP	WLS	BF	H	R	ER	SO	BB	IBB	HBP	BLK	WP	HR	S	P	ERA	WHIP

BOTTOM

New York Yankees @ Cleveland Indians

Cleveland Municipal Stadium, Cleveland, OH

Sun Jul 28 1968, 3:33 AM EDT

Unknown - 72 F

livebaseballscorecards.com

AB	28
R	3
H	6
RBI	3
BB	0
SO	5
LOB	3

Batter	1	2	3	4	5	6	7	8	9	AB	R	H	RBI	BB	SO	LOB
Horace Clarke, S (1, 4) OBP: 0.256, SLG: 0.269	F5		1B 1B		K		CS 1B		G4-6-3 1-2f	5	0	2	0	0	1	1
Roy White, S (1, 7) OBP: 0.357, SLG: 0.414	2B		G4-6-3 1-2 1B		HBP		K 1-2			3	0	2	0	0	1	1
Tom Tresh, S (1, 6) OBP: 0.304, SLG: 0.344	F5		G4-6-3 1-2f		F7			F8		4	0	0	0	0	0	4
Joe Pepitone, L (1, 8) OBP: 0.317, SLG: 0.468	F8			HR		F4		2B 1B		4	1	2	1	0	0	1
Rocky Colavito, R (1, 9) OBP: 0.309, SLG: 0.359		K		1B		K		1-3 2B		4	0	2	0	0	2	0
Andy Kosco, R (1, 3) OBP: 0.255, SLG: 0.350		K		F8		2B		F7		4	0	1	0	0	1	3
Bobby Cox, R (1, 5) OBP: 0.298, SLG: 0.312		1B		F4		IBB		L7		3	0	1	0	1	0	3
Frank Fernandez, R (1, 2) OBP: 0.289, SLG: 0.324		K		K		K			F7	3	0	0	0	0	3	4
Jake Gibbs, L (9, PH) OBP: 0.288, SLG: 0.285										1	0	0	0	0	0	0
Stan Bahnsen, R (1, 1) OBP: 0.140, SLG: 0.065			F5		K		1-3		G4-6-3 BB	3	0	0	0	0	1	0
Dooley Womack, L (7, 1)										0	0	0	0	0	0	0
Mickey Mantle, S (9, PH) OBP: 0.405, SLG: 0.399										0	0	0	0	1	0	0
Gene Michael, S (9, PR) OBP: 0.206, SLG: 0.234										0	0	0	0	0	0	0
Inning Stats	R: 0 E: 0 K: 0 S: 4 H: 1 LOB: 1 BB: 0 P: 4	R: 0 E: 0 K: 3 S: 10 H: 1 LOB: 1 BB: 0 P: 10	R: 0 E: 0 K: 0 S: 4 H: 2 LOB: 0 BB: 0 P: 4	R: 1 E: 0 K: 1 S: 7 H: 2 LOB: 1 BB: 0 P: 7	R: 0 E: 0 K: 2 S: 7 H: 0 LOB: 1 BB: 0 P: 8	R: 0 E: 0 K: 2 S: 8 H: 1 LOB: 2 BB: 1 P: 12	R: 0 E: 0 K: 1 S: 5 H: 1 LOB: 0 BB: 0 P: 5	R: 0 E: 0 K: 5 S: 5 H: 2 LOB: 2 BB: 0 P: 5	R: 0 E: 0 K: 0 S: 2 H: 0 LOB: 1 BB: 1 P: 6	1B: 6 2B: 3 3B: 0 HR: 1	SF: 0 SAC: 0 DP: 2 HBP: 1						

TOP

New York Yankees @ Cleveland Indians

Cleveland Municipal Stadium, Cleveland, OH

Sun Jul 28 1968, 3:38 AM EDT
Att. 37,793 - Unknown - 73 F

livebaseballscorecards.com

AB	34
R	1
H	10
RBI	1
BB	2
SO	9
LOB	17

WP: 0 PB: 0 SB: 0 CS: 1 PA: 37

PITCHER	IP	WLS	BF	H	R	ER	SO	BB	IBB	HBP	BLK	WP	HR	S	P	ERA	WHIP
Stan Williams, R (1, 1) ERA: 2.33	9.0	W	37	10	1	1	9	1	1	1	0	0	1	52	61	1.00	1.222

PITCHER	IP	WLS	BF	H	R	ER	SO	BB	IBB	HBP	BLK	WP	HR	S	P	ERA	WHIP

BOTTOM

New York Yankees @ Cleveland Indians

Cleveland Municipal Stadium, Cleveland, OH

Sun Jul 28 1968, 3:38 AM EDT

Att. 37,793 - Unknown - 73 F

livebaseballscorecards.com

Batter	1	2	3	4	5	6	7	8	9	AB	R	H	RBI	BB	SO	LOB
Russ Snyder, L (1, 9) OBP: 0.318, SLG: 0.328	BBBB 4-0 G5-4-3 BB		BBBB 4-0 1B BB		x 0-0 ② F8		x 0-0 3B 1B			2	1	1	0	2	0	1
Davey Nelson, R (1, 4) OBP: 0.310, SLG: 0.318	SSS 0-3 ① K		x 0-0 1-2 1B		x 0-0 ③ 4-3		x 0-0 1-H 3B			4	0	2	1	0	1	2
Lou Johnson, R (1, 7) OBP: 0.296, SLG: 0.403 Tommy Harper, R (8, 7) OBP: 0.292, SLG: 0.396	x 0-0 ②③ G5-4-3 1-2f		x 0-0 ② F8			x 0-0 S 1B 1B	x 0-0 ② 6-3			4 0	1 0	1 0	0 0	0 0	0 0	4 0
Duke Sims, L (1, 2) OBP: 0.369, SLG: 0.430		x 0-0 HR	SSS 0-3 ③ K			x 0-0 ① F8	x 0-0 ③ 4-3			4	1	1	1	0	1	4
Jose Cardenal, R (1, 8) OBP: 0.290, SLG: 0.353		x 0-0 ① 6-3		x 0-0 ① 5-3		SSS 0-3 ② K		x 0-0 ① L5		4	0	0	0	0	1	1
Chico Salmon, R (1, 3) OBP: 0.270, SLG: 0.319		BBBB 4-0 BB		x 0-0 ② F8		x 0-0 1-H 1B		x 0-0 CS 1B		3	0	2	1	1	0	0
Vern Fuller, R (1, 5) OBP: 0.314, SLG: 0.276		x 0-0 ② F5		x 0-0 ③ L6		x 0-0 ③ F4		BBBB 4-0 ② 1-2 BB		3	0	0	0	1	0	2
Larry Brown, R (1, 6) OBP: 0.297, SLG: 0.317		SSS 0-3 ③ K			BBBB 4-0 SH3-4 BB		x 0-0 HR	x 0-0 ③ L5		3	1	1	1	1	1	2
Stan Williams, R (1, 1) OBP: 0.257, SLG: 0.212			x 0-0 ① 5-3		x 0-0 ① SH3-4 1-2		SSS 0-3 ① K			2	0	0	0	0	1	0
Inning Stats	R: 0 H: 0 E: 0 LOB: 0 K: 1 BB: 1 S: 4 P: 8	R: 1 H: 1 E: 0 LOB: 1 K: 1 BB: 1 S: 6 P: 10	R: 0 H: 1 E: 0 LOB: 2 K: 1 BB: 1 S: 6 P: 10	R: 0 H: 0 E: 0 LOB: 0 K: 0 BB: 0 S: 3 P: 3	R: 0 H: 0 E: 0 LOB: 1 K: 0 BB: 1 S: 3 P: 7	R: 1 H: 2 E: 0 LOB: 1 K: 1 BB: 0 S: 7 P: 7	R: 2 H: 3 E: 0 LOB: 1 K: 1 BB: 0 S: 8 P: 8	R: 0 H: 1 E: 0 LOB: 1 K: 0 BB: 1 S: 3 P: 7		1B: 5 SF: 0 2B: 0 SAC: 1 3B: 1 DP: 1 HR: 2 HBP: 0				WP: 0 PA: 35 PB: 0 SB: 1 CS: 1		

	AB	29
	R	4
	H	8
	RBI	4
	BB	5
	SO	5
	LOB	16

PITCHER	IP	WLS	BF	H	R	ER	SO	BB	IBB	HBP	BLK	WP	HR	S	P	ERA	WHIP
Stan Bahnsen, R (1, 1) ERA: 2.16	6.1	L	29	7	4	4	5	4	0	0	0	0	2	35	51	5.68	1.737
Dooley Womack, R (7, 1) ERA: 4.21	1.2		6	1	0	0	0	1	0	0	0	0	0	5	9	0.00	1.200

PITCHER	IP	WLS	BF	H	R	ER	SO	BB	IBB	HBP	BLK	WP	HR	S	P	ERA	WHIP

Washington Senators @ Cleveland Indians

Cleveland Municipal Stadium, Cleveland, OH

Mon Jul 29 1968, 7:05 PM EDT

Att. 5,807 - Unknown

TOP

livebaseballscorecards.com

Batter	1	2	3	4	5	6	7	8	9	AB	R	H	RBI	BB	SO	LOB
Del Unser, L (1, 8) OBP: 0.301, SLG: 0.297	K	1B 1-2 2-H			F7	S 1B			F8	5	0	2	0	0	1	1
Gary Holman, L (1, 9) (9, 3) OBP: 0.395, SLG: 0.385	1B 1B		F9		E8 E 1-3 SF7 1B	K 1-2			G4-6-3 BB	4	1	2	0	1	1	1
Mike Epstein, L (1, 3) OBP: 0.300, SLG: 0.307 Hank Allen, R (9, 9) OBP: 0.303, SLG: 0.394	K		G3		E BB		F2		G4-6-3 1-2f	4 0	0 0	0 0	0 0	1 0	1 0	2 0
Frank Howard, R (1, 7) OBP: 0.341, SLG: 0.581	1B 1-2		K		E5 1-2 2-3 3-H		HR			4	1	2	2	0	1	2
Ken McMullen, R (1, 5) OBP: 0.343, SLG: 0.409	K			BB	SF7 3-H		6-3			2	0	0	1	1	1	2
Bernie Allen, L (1, 4) OBP: 0.293, SLG: 0.336		F7		F9	L5		F5			4	0	0	0	0	0	3
Paul Casanova, R (1, 2) OBP: 0.200, SLG: 0.221		6-3		F9		5-3		K		4	0	0	0	0	1	1
Ron Hansen, R (1, 6) OBP: 0.281, SLG: 0.311		BB 1B BB	K			HR		F8		3	1	1	1	1	1	1
Jim Hannan, R (1, 1) OBP: 0.160, SLG: 0.087		1B 1-2 BB			E 1B E BB	K		K		2	1	0	0	2	2	0

Inning Stats									
	R: 0 E: 0 K: 3 S: 11	H: 2 LOB: 2 BB: 0 P: 11	R: 0 E: 0 K: 0 S: 3	H: 1 LOB: 2 BB: 2 P: 11	R: 0 E: 0 K: 1 S: 5	H: 0 LOB: 0 BB: 0 P: 5	R: 0 E: 0 K: 1 S: 5	H: 0 LOB: 1 BB: 1 P: 9
	R: 2 E: 2 K: 0 S: 5	H: 1 LOB: 2 BB: 2 P: 13	R: 1 E: 0 K: 2 S: 9	H: 2 LOB: 1 BB: 0 P: 9	R: 1 E: 0 K: 0 S: 4	H: 1 LOB: 0 BB: 0 P: 4	R: 0 E: 0 K: 2 S: 7	H: 0 LOB: 0 BB: 0 P: 7
	R: 0 E: 0 K: 0 S: 2	H: 0 LOB: 0 BB: 1 P: 6	1B: 5 2B: 0 3B: 0 HR: 2	SF: 1 SAC: 0 DP: 1 HBP: 0	WP: 0 PB: 0 SB: 1 CS: 0	PA: 39		

PITCHER	IP	WLS	BF	H	R	ER	SO	BB	IBB	HBP	BLK	WP	HR	S	P	ERA	WHIP
Steve Hargan, R (1, 1) ERA: 3.93	5.0		24	4	2	1	5	5	0	0	0	0	0	29	49	1.80	1.800
Vicente Romo, R (6, 1) ERA: 1.25	4.0	L	15	3	2	2	4	1	0	0	0	0	2	22	26	4.50	1.000

PITCHER	IP	WLS	BF	H	R	ER	SO	BB	IBB	HBP	BLK	WP	HR	S	P	ERA	WHIP

AB	32
R	4
H	7
RBI	4
BB	6
SO	9
LOB	13

Batter	1	2	3	4	5	6	7	8	9	AB	R	H	RBI	BB	SO	LOB
Lee Maye, L (1, 7) OBP: 0.319, SLG: 0.411	4-3		2B		F6 1-2		FC6-4 1B			4	0	2	0	0	0	1
Jose Cardenal, R (1, 8) OBP: 0.289, SLG: 0.350	F8		6-3		BB BB 1B		FC6-4 G6-3 1-2f			3	0	0	0	1	0	2
Russ Snyder, L (1, 9) OBP: 0.317, SLG: 0.327	G3		6-3		BB 1-2 2-H 1B		G6-3 1-2f			4	0	1	1	0	0	2
Duke Sims, L (1, 3) OBP: 0.371, SLG: 0.429		FC5-4 1B		4-3	BB 1-2 2-3			F6		3	0	1	0	1	0	0
Joe Azcue, R (1, 2) OBP: 0.333, SLG: 0.367		FC5-4 WP HBP 1-2f		F8	4-3			K		4	0	0	0	0	1	4
Vern Fuller, R (1, 5) OBP: 0.318, SLG: 0.277		WP 1-2 HBP		F2		S 1B		5-3		3	0	1	0	0	0	0
Davey Nelson, R (1, 4) OBP: 0.311, SLG: 0.319 Lou Klimchock, L (9, PH)		K 1-2 2-3			BLK 1B 1B	6-3 1-2			G3	3 1	1 0	1 0	0 0	0 0	1 0	3 0
Larry Brown, R (1, 6) OBP: 0.294, SLG: 0.315 Chico Salmon, R (9, PH) OBP: 0.269, SLG: 0.317		1-3			F8 1-2	1-3			4-3	3 1	0 0	0 0	0 0	0 0	0 0	4 0
Steve Hargan, R (1, 1) OBP: 0.200, SLG: 0.227 Jimmie Hall, L (5, PH) OBP: 0.293, SLG: 0.287 Vicente Romo, R (6, 1) OBP: 0.125, SLG: 0.125 Tony Horton, R (9, PH) OBP: 0.313, SLG: 0.417			K		BLK 1B 2-H 1B	F7			6-3	1 1 1 1	0 1 0 0	0 1 0 0	0 1 0 0	1 0 0 0	0 0 0 0	0 0 1 0
Inning Stats	R: 0 E: 0 K: 0 S: 3 H: 0 LOB: 0 BB: 0 P: 3	R: 0 E: 0 K: 1 S: 6 H: 1 LOB: 2 BB: 0 P: 7	R: 0 E: 0 K: 1 S: 6 H: 1 LOB: 1 BB: 0 P: 6	R: 0 E: 0 K: 0 S: 3 H: 0 LOB: 0 BB: 0 P: 3	R: 2 E: 0 K: 0 S: 6 H: 3 LOB: 3 BB: 2 P: 14	R: 0 E: 0 K: 0 S: 4 H: 1 LOB: 1 BB: 0 P: 4	R: 0 E: 0 K: 0 S: 3 H: 1 LOB: 0 BB: 0 P: 3	R: 0 E: 0 K: 1 S: 5 H: 0 LOB: 0 BB: 0 P: 5	R: 0 E: 0 K: 0 S: 3 H: 0 LOB: 0 BB: 0 P: 3	1B: 6 2B: 1 3B: 0 HR: 0	SF: 0 SAC: 0 DP: 1 HBP: 1					

PITCHER	IP	WLS	BF	H	R	ER	SO	BB	IBB	HBP	BLK	WP	HR	S	P	ERA	WHIP
Jim Hannan, R (1, 1) ERA: 3.13	9.0	W	36	7	2	2	3	2	0	1	2	1	0	39	48	2.00	1.000

PITCHER	IP	WLS	BF	H	R	ER	SO	BB	IBB	HBP	BLK	WP	HR	S	P	ERA	WHIP

BOTTOM

Washington Senators @ Cleveland Indians

Cleveland Municipal Stadium, Cleveland, OH

Mon Jul 29 1968, 7:05 PM EDT

Att. 5,807 - Unknown

livebaseballscorecards.com

AB	33
R	2
H	7
RBI	2
BB	2
SO	3
LOB	17

Washington Senators @ Cleveland Indians

Cleveland Municipal Stadium, Cleveland, OH

Tue Jul 30 1968, 7:05 PM EDT

Att. 5,937 - Unknown

TOP

livebaseballscorecards.com

Batter	1	2	3	4	5	6	7	8	9	AB	R	H	RBI	BB	SO	LOB
Del Unser, L (1, 8) OBP: 0.300, SLG: 0.296	F7		K		1B		FC6-4 1-2f		F8	5	0	1	0	0	1	1
Hank Allen, R (1, 4) OBP: 0.270, SLG: 0.351	L6		F9		K		F3			4	0	0	0	0	1	2
Brant Alyea, R (1, 7) (4, 9) OBP: 0.200, SLG: 0.111	F7		F8		F7			K		4	0	0	0	0	1	1
Frank Howard, R (1, 3) (4, 7) OBP: 0.347, SLG: 0.592		HR		1B BB		FC6-4 1B		FC5 BB 1B		3	1	3	1	1	0	0
Ken McMullen, R (1, 5) OBP: 0.342, SLG: 0.406		4-3		F9		FC6-4 FC5-4 1-2f		1-2 BB		3	0	0	0	1	0	2
Gary Holman, L (1, 9) (4, 3) OBP: 0.383, SLG: 0.357		E BB		K		K		K		3	0	0	0	1	3	4
Paul Casanova, R (1, 2) OBP: 0.201, SLG: 0.221		E1 1-2		1-2 1B		FC5-4 1-2f		FC5 2-3f		4	0	1	0	0	0	4
Ron Hansen, R (1, 6) OBP: 0.277, SLG: 0.306		K		K			K		K	4	0	0	0	0	4	4
Bruce Howard, S (1, 1) OBP: 0.125, SLG: 0.261		F3			F2		FC6-4 1B		F9	2	0	0	0	0	0	2
Bill Haywood, R (5, 1)										0	0	0	0	0	0	0
Mike Epstein, L (7, PH) OBP: 0.303, SLG: 0.310										1	0	1	0	0	0	0
Bob Humphreys, R (7, 1) OBP: 0.667, SLG: 0.667										0	0	0	0	0	0	0
Cap Peterson, R (9, PH) OBP: 0.297, SLG: 0.303										1	0	0	0	0	0	0
Inning Stats	R: 0 E: 0 K: 0 S: 3 H: 0 LOB: 0 BB: 0 P: 3	R: 1 E: 1 K: 1 S: 7 H: 1 LOB: 2 BB: 1 P: 11	R: 0 E: 0 K: 1 S: 5 H: 0 LOB: 0 BB: 0 P: 5	R: 0 E: 0 K: 2 S: 8 H: 1 LOB: 2 BB: 1 P: 12	R: 0 E: 0 K: 1 S: 6 H: 1 LOB: 1 BB: 0 P: 6	R: 0 E: 0 K: 1 S: 6 H: 1 LOB: 1 BB: 0 P: 6	R: 0 E: 0 K: 1 S: 6 H: 1 LOB: 1 BB: 0 P: 6	R: 0 E: 0 K: 2 S: 8 H: 1 LOB: 2 BB: 1 P: 12	R: 0 E: 0 K: 1 S: 5 H: 0 LOB: 0 BB: 0 P: 5	1B: 5 2B: 0 3B: 0 HR: 1	SF: 0 SAC: 0 DP: 0 HBP: 0						

	AB	34
	R	1
	H	6
	RBI	1
	BB	3
	SO	10
	LOB	20

WP: 0 PB: 0 SB: 0 CS: 0 PA: 37

PITCHER	IP	WLS	BF	H	R	ER	SO	BB	IBB	HBP	BLK	WP	HR	S	P	ERA	WHIP
Sam McDowell, L (1, 1) ERA: 1.63	8.0	W	34	6	1	1	9	3	0	0	0	0	1	49	61	1.12	1.125
Mike Paul, L (9, 1) ERA: 4.19	1.0	S	3	0	0	0	1	0	0	0	0	0	0	5	5	0.00	0.000

PITCHER	IP	WLS	BF	H	R	ER	SO	BB	IBB	HBP	BLK	WP	HR	S	P	ERA	WHIP

Batter	1	2	3	4	5	6	7	8	9	AB	R	H	RBI	BB	SO	LOB
Davey Nelson, R (1, 4) OBP: 0.316, SLG: 0.338	x 0-0 6 BB 1B		x 0-0 ③ F3		x 0-0 PB 1-3 2B 3-H 2B	S S S 0-3 ① K		x 0-0 ① F2		5	1	2	1	0	1	2
Russ Snyder, L (1, 9) (7, 7) (8, 9) OBP: 0.327, SLG: 0.328	B B B B 4-0 6 1-2 BB			x 0-0 1B 2B 1B	B B B 4-0 PB 2B BB	x 0-0 ② F8		B B B B 4-0 BB		2	2	1	0	3	0	1
Joe Azcue, R (1, 2) OBP: 0.329, SLG: 0.362 Ken Suarez, R (6, 2) OBP: 0.250, SLG: 0.143	x 0-0 ① ② ③ 6 1-2f 2-3f			x 0-0 ① L4	S S S 0-3 ① K 1-2 2-3 3-H	x 0-0 ③ FC6-4 1-2f		x 0-0 ② F4		3 2	0 0	0 0	0 0	0 0	1 0	5 2
Duke Sims, L (1, 3) OBP: 0.375, SLG: 0.428		x 0-0 ① F7		x 0-0 B B B 1-3 2B 1B	B B B 4-0 2B BB		B B B B 4-0 E BB	x 0-0 ③ F3		3	3	1	0	2	0	1
Jose Cardenal, R (1, 8) OBP: 0.291, SLG: 0.357 Richie Scheinblum, S (8, 7)		x 0-0 ② 6-3		S S S 0-3 ② K	x 0-0 1-H 2-H 3-H 1B 2B		x 0-0 E6 1-H SF9 2B			4 0	2 0	2 0	4 0	0 0	1 0	2 0
Lee Maye, L (1, 7) OBP: 0.325, SLG: 0.422 Tommy Harper, R (7, 9) OBP: 0.291, SLG: 0.396 (8, 8)		x 0-0 ③ F4		x 0-0 1B 1-H 3-H 2B	x 0-0 FC6-4 2-H 1B		x 0-0 ① SF9 3-H			3 0	0 0	2 0	3 1	0 0	0 0	0 0
Vern Fuller, R (1, 5) OBP: 0.327, SLG: 0.284			B B B 4-0 SH3-4 BB	x 0-0 ③ 2-3 1B	x 0-0 ② FC6-4 1-2f		x 0-0 1B			3	0	2	0	1	0	1
Larry Brown, R (1, 6) OBP: 0.294, SLG: 0.317			x 0-0 ① F8		x 0-0 1B 2B 2B S S S 0-3 ③ K		x 0-0 ② F7			4	1	1	0	0	1	3
Sam McDowell, L (1, 1) OBP: 0.190, SLG: 0.150 Mike Paul, L (9, 1) OBP: 0.250, SLG: 0.143			x 0-0 ② SH3-4 1-2		x 0-0 2B 2-3 PB 1B	B B B B 4-0 FC6-4 BB	S S S 0-3 ③ K			2 0	1 0	1 0	0 0	1 0	1 0	1 0
Inning Stats	R: 0 E: 0 K: 0 S: 2 H: 1 LOB: 0 BB: 1 P: 6	R: 0 E: 0 K: 0 S: 3 H: 0 LOB: 0 BB: 0 P: 3	R: 0 E: 0 K: 0 S: 3 H: 0 LOB: 1 BB: 1 P: 7	R: 2 E: 0 K: 1 S: 8 H: 4 LOB: 2 BB: 0 P: 8	R: 6 E: 0 K: 2 S: 12 H: 5 LOB: 1 BB: 2 P: 20	R: 0 E: 0 K: 1 S: 5 H: 0 LOB: 1 BB: 1 P: 9	R: 2 E: 1 K: 1 S: 7 H: 2 LOB: 1 BB: 1 P: 11	R: 0 E: 0 K: 0 S: 3 H: 0 LOB: 1 BB: 1 P: 7		1B: 7 2B: 5 3B: 1 HR: 0	SF: 1 SAC: 1 DP: 0 HBP: 0					

BOTTOM

Washington Senators @ Cleveland Indians

Cleveland Municipal Stadium, Cleveland, OH

Tue Jul 30 1968, 7:05 PM EDT

Att. 5,937 - Unknown

livebaseballscorecards.com

AB	31
R	10
H	12
RBI	9
BB	7
SO	5
LOB	18

PITCHER		IP	WLS	BF	H	R	ER	SO	BB	IBB	HBP	BLK	WP	HR	S	P	ERA	WHIP
Bruce Howard, R ERA: 4.66	(1, 1)	4.0	L	19	8	5	5	1	2	0	0	0	0	0	19	27	11.25	2.500
Bill Haywood, R ERA: 9.0	(5, 1)	2.0		11	2	3	3	3	3	0	0	0	0	0	14	26	13.50	2.500
Bob Humphreys, R ERA: 4.18	(7, 1)	2.0		10	2	2	2	1	2	0	0	0	0	0	10	18	9.00	2.000

PITCHER	IP	WLS	BF	H	R	ER	SO	BB	IBB	HBP	BLK	WP	HR	S	P	ERA	WHIP

Batter	1	2	3	4	5	6	7	8	9	AB	R	H	RBI	BB	SO	LOB
Don Buford, S (1, 8) OBP: 0.351, SLG: 0.454	P6		SF8 1-2 3-H		CS 1B		F7		6-3	3	0	1	1	0	0	0
Paul Blair, R (8, 8) OBP: 0.273, SLG: 0.288										1	0	0	0	0	0	2
Mark Belanger, R (1, 6) OBP: 0.242, SLG: 0.244	P3		2-3 1B		CS 1-2	6-3	F7			4	0	1	0	0	0	0
Frank Robinson, R (1, 9) OBP: 0.381, SLG: 0.430	F2		F7			HR 1B	F7			4	1	1	0	0	0	2
Dave May, L (9, 9) OBP: 0.248, SLG: 0.185										0	0	0	0	0	0	0
Boog Powell, L (1, 3) OBP: 0.358, SLG: 0.452		3-1		F8		F5		4-3		4	0	0	0	0	0	1
Elrod Hendricks, L (1, 2) OBP: 0.342, SLG: 0.609		F9		1B		1-H HR			BB 1B SF7 1B	3	1	2	2	0	0	0
Larry Haney, R (6, 2) OBP: 0.316, SLG: 0.421										1	1	1	0	0	0	0
Brooks Robinson, R (1, 5) OBP: 0.296, SLG: 0.395		5-3		F9		1B			F7	4	0	1	0	0	0	2
Davey Johnson, R (1, 4) OBP: 0.336, SLG: 0.392			F3 SSS	K		F9			BB 1-2 1B	4	0	1	0	0	1	2
Curt Blefary, L (1, 7) OBP: 0.304, SLG: 0.311			BBBB 1B SF8 BB		F8		3-1		BBBB 1-2 2-3 BB	2	1	0	0	2	0	0
Tom Phoebus, R (1, 1) OBP: 0.164, SLG: 0.151			1-3 1B SF8 1B		SSS K		SSS K		3-H SF7	3	0	1	0	0	2	0
Gene Brabender, R (8, 1) OBP: 0.148, SLG: 0.280										0	0	0	1	0	0	0
Inning Stats	R: 0 E: 0 K: 0 S: 3 H: 0 LOB: 0 BB: 0 P: 3	R: 0 E: 0 K: 0 S: 3 H: 0 LOB: 0 BB: 0 P: 3	R: 1 E: 0 K: 0 S: 5 H: 2 LOB: 2 BB: 1 P: 9	R: 0 E: 0 K: 1 S: 6 H: 1 LOB: 1 BB: 0 P: 6	R: 0 E: 0 K: 1 S: 5 H: 1 LOB: 0 BB: 0 P: 5	R: 2 E: 0 K: 0 S: 6 H: 3 LOB: 1 BB: 0 P: 6	R: 0 E: 0 K: 1 S: 5 H: 0 LOB: 0 BB: 0 P: 5	R: 0 E: 0 K: 0 S: 3 H: 0 LOB: 0 BB: 0 P: 3	R: 1 E: 0 K: 0 S: 5 H: 2 LOB: 2 BB: 1 P: 9	1B: 8 2B: 0 3B: 0 HR: 1 SF: 2 SAC: 0 DP: 0 HBP: 0	WP: 0 PB: 0 SB: 0 CS: 1 PA: 38					

PITCHER		IP	WLS	BF	H	R	ER	SO	BB	IBB	HBP	BLK	WP	HR	S	P	ERA	WHIP
Sonny Siebert, R ERA: 2.59	(1, 1)	8.1	L	34	9	4	4	3	1	0	0	0	0	1	39	43	4.32	1.200
Mike Paul, L ERA: 4.19	(9, 1)	0.0		1	0	0	0	0	1	0	0	0	0	0	0	4	∞	∞
Vicente Romo, R ERA: 1.23	(9, 1)	0.2		2	0	0	0	0	0	0	0	0	0	0	2	2	0.00	0.000

PITCHER	IP	WLS	BF	H	R	ER	SO	BB	IBB	HBP	BLK	WP	HR	S	P	ERA	WHIP

TOP

Baltimore Orioles @ Cleveland Indians

Cleveland Municipal Stadium, Cleveland, OH

Wed Jul 31 1968, 7:05 PM EDT

Att. 10,703 - Unknown

livebaseballscorecards.com

AB	33
R	4
H	9
RBI	4
BB	2
SO	3
LOB	9

Baltimore Orioles @ Cleveland Indians

Cleveland Municipal Stadium, Cleveland, OH

Wed Jul 31 1968, 7:05 PM EDT

Att. 10,703 - Unknown

livebaseballscorecards.com

Batter	1	2	3	4	5	6	7	8	9	AB	R	H	RBI	BB	SO	LOB
Davey Nelson, R (1, 4) OBP: 0.313, SLG: 0.333	K		G1-6-3 1B		4-3			K		4	0	1	0	0	2	0
Russ Snyder, L (1, 9) OBP: 0.326, SLG: 0.327	5-3		G1-6-3 1-2f		4-3			S 1B		4	0	1	0	0	0	1
Joe Azcue, R (1, 2) OBP: 0.328, SLG: 0.361	K			F2		6-3		1-2 S 1B		4	0	1	0	0	1	0
Duke Sims, L (1, 3) OBP: 0.377, SLG: 0.429		PB 1B 1B		P3		BB S		K 1-2 2-3		2	1	1	0	1	0	0
Tommy Harper, R (6, PR) OBP: 0.291, SLG: 0.396										0	0	0	0	0	0	0
Chico Salmon, R (7, 3) OBP: 0.269, SLG: 0.317										0	0	0	0	0	0	0
Jimmie Hall, L (8, PH) OBP: 0.292, SLG: 0.286										1	0	0	0	0	1	2
Lou Klimchock, L (9, 3)										0	0	0	0	0	0	0
Jose Cardenal, R (1, 8) OBP: 0.291, SLG: 0.354		4-1 1-2		BB E S S		K 1-2		6-3		3	1	0	0	1	1	4
Lee Maye, L (1, 7) OBP: 0.329, SLG: 0.421		2-H 1B		BB 1-H		3-1			4-3	3	0	1	1	1	0	2
Vern Fuller, R (1, 5) OBP: 0.327, SLG: 0.281		K		1-2 BB			5-3		6-3	2	0	0	0	1	1	1
Tony Horton, R (9, PH) OBP: 0.311, SLG: 0.416										1	0	0	0	0	0	0
Larry Brown, R (1, 6) OBP: 0.292, SLG: 0.314		5-3		4-3			5-3		1B	3	0	0	0	0	0	3
Lou Johnson, R (9, PH) OBP: 0.298, SLG: 0.405										1	0	1	0	0	0	0
Sonny Siebert, R (1, 1) OBP: 0.206, SLG: 0.217			4-3		K		5-3		F8	3	0	0	0	0	1	0
Mike Paul, L (9, 1) OBP: 0.250, SLG: 0.143										0	0	0	0	0	0	0
Vicente Romo, R (9, 1) OBP: 0.125, SLG: 0.125										0	0	0	0	0	0	0
Richie Scheinblum, S (9, PH)										1	0	0	0	0	0	1

Inning Stats	1	2	3	4	5	6	7	8	9
	R: 0 E: 0 K: 2 S: 7	H: 0 LOB: 0 BB: 0 P: 7	R: 1 E: 0 K: 1 S: 7	H: 2 LOB: 1 BB: 0 P: 7	R: 0 E: 0 K: 0 S: 3	H: 1 LOB: 0 BB: 0 P: 3	R: 1 E: 0 K: 0 S: 3	H: 0 LOB: 2 BB: 3 P: 15	R: 0 E: 0 K: 1 S: 5	H: 0 LOB: 0 BB: 0 P: 5	R: 0 E: 0 K: 1 S: 5	H: 0 LOB: 2 BB: 1 P: 9	R: 0 E: 0 K: 0 S: 3	H: 0 LOB: 0 BB: 0 P: 3	R: 0 E: 0 K: 2 S: 9	H: 2 LOB: 2 BB: 0 P: 9	R: 0 E: 0 K: 0 S: 4	H: 1 LOB: 1 BB: 0 P: 4

1B: 6	SF: 0	WP: 0
2B: 0	SAC: 0	PB: 1
3B: 0	DP: 1	SB: 5
HR: 0	HBP: 0	CS: 0

PA: 36

	AB	32
	R	2
	H	6
	RBI	1
	BB	4
	SO	7
	LOB	14

PITCHER		IP	WLS	BF	H	R	ER	SO	BB	IBB	HBP	BLK	WP	HR	S	P	ERA	WHIP
Tom Phoebus, R ERA: 2.15	(1, 1)	7.1	W	30	5	2	1	6	4	0	0	0	0	0	38	54	1.23	1.227
Gene Brabender, R ERA: 3.57	(8, 1)	1.2	S	6	1	0	0	1	0	0	0	0	0	0	8	8	0.00	0.600

PITCHER	IP	WLS	BF	H	R	ER	SO	BB	IBB	HBP	BLK	WP	HR	S	P	ERA	WHIP

Baltimore Orioles @ Cleveland Indians

Cleveland Municipal Stadium, Cleveland, OH

Thu Aug 01 1968, 7:05 PM EDT

Att. 12,208 - Unknown

TOP

livebaseballscorecards.com

Batter	1	2	3	4	5	6	7	8	9	AB	R	H	RBI	BB	SO	LOB
Don Buford, S (1, 8) OBP: 0.352, SLG: 0.450	F6		FC4-6 1-2f		6-3			1B	IBB	4	0	1	0	1	0	1
Paul Blair, R (9, 8) OBP: 0.273, SLG: 0.288										0	0	0	0	0	0	0
Mark Belanger, R (1, 6) OBP: 0.239, SLG: 0.240	K		4-3			6-3		K	F4	5	0	0	0	0	2	4
Frank Robinson, R (1, 9) OBP: 0.382, SLG: 0.429	K			E 1B		K			2B 1B BB	3	1	1	0	1	2	0
Dave May, L (9, 9) OBP: 0.248, SLG: 0.185										0	0	0	0	0	0	0
Boog Powell, L (1, 3) OBP: 0.360, SLG: 0.454		FC6-4 BB		F8 1-2		K			1-3 1B 2B	3	1	1	0	1	1	1
Elrod Hendricks, L (1, 2) OBP: 0.338, SLG: 0.588		FC6-4 1-2f		G3			3-1		2-H 3-H 2B 1B	4	1	1	2	0	0	2
Andy Etchebarren, R (9, 2) OBP: 0.306, SLG: 0.399										0	0	0	0	0	0	0
Brooks Robinson, R (1, 5) OBP: 0.295, SLG: 0.396		F4		F7			F2		F9 1-H SF7 2B	4	1	1	1	0	0	2
Davey Johnson, R (1, 4) OBP: 0.332, SLG: 0.388		F7			F8		6-3		F9 2-3	4	0	0	0	0	0	2
Curt Blefary, L (1, 7) OBP: 0.306, SLG: 0.321			L4		HR			F5	S IBB	3	1	1	1	1	0	0
Dave McNally, R (1, 1) OBP: 0.123, SLG: 0.115			FC4-6 1B		K			5-3	SF7 1-2 3-H	3	0	1	1	0	1	0
Inning Stats	R: 0 E: 0 K: 2 S: 7 H: 0 LOB: 0 BB: 0 P: 7	R: 0 E: 0 K: 0 S: 3 H: 0 LOB: 1 BB: 1 P: 7	R: 0 E: 0 K: 0 S: 4 H: 1 LOB: 1 BB: 0 P: 4	R: 0 E: 1 K: 0 S: 4 H: 1 LOB: 1 BB: 0 P: 4	R: 1 E: 0 K: 1 S: 6 H: 1 LOB: 0 BB: 0 P: 6	R: 0 E: 0 K: 2 S: 7 H: 0 LOB: 0 BB: 0 P: 7	R: 0 E: 0 K: 0 S: 3 H: 0 LOB: 0 BB: 0 P: 3	R: 0 E: 0 K: 1 S: 6 H: 1 LOB: 1 BB: 0 P: 6	R: 4 E: 0 K: 0 S: 6 H: 3 LOB: 2 BB: 3 P: 18	1B: 4 2B: 2 3B: 0 HR: 1 SF: 1 SAC: 0 DP: 0 HBP: 0	WP: 0 PB: 0 SB: 1 CS: 0 PA: 38					

AB	33
R	5
H	7
RBI	5
BB	4
SO	6
LOB	12

PITCHER		IP	WLS	BF	H	R	ER	SO	BB	IBB	HBP	BLK	WP	HR	S	P	ERA	WHIP
Luis Tiant, R ERA: 1.5	(1, 1)	8.0	L	33	7	5	5	6	2	0	0	0	0	1	43	51	5.62	1.125
Vicente Romo, R ERA: 1.19	(9, 1)	1.0		5	0	0	0	0	0	2	0	0	0	0	3	11	0.00	0.000

PITCHER	IP	WLS	BF	H	R	ER	SO	BB	IBB	HBP	BLK	WP	HR	S	P	ERA	WHIP

Baltimore Orioles @ Cleveland Indians

Cleveland Municipal Stadium, Cleveland, OH

Thu Aug 01 1968, 7:05 PM EDT

Att. 12,208 - Unknown

livebaseballscorecards.com

BOTTOM

Batter	1	2	3	4	5	6	7	8	9	AB	R	H	RBI	BB	SO	LOB
Davey Nelson, R (1, 4) OBP: 0.322, SLG: 0.333	BBBB 4-0 F8 1B BB		x 0-0 S 1B		x 0-0 ③ FC6-4 1-2f			x 0-0 ① F8		3	1	1	0	1	0	1
Jose Cardenal, R (1, 8) OBP: 0.288, SLG: 0.350	x 0-0 ① F8 1-2		x 0-0 ② F3 1-2			x 0-0 ① 6-3		x 0-0 ② F9		4	0	0	0	0	0	2
Lou Johnson, R (1, 7) OBP: 0.301, SLG: 0.407	x 0-0 2-H 1B		x 0-0 ③ F6			x 0-0 ② F4		x 0-0 1B 1B		4	0	2	1	0	0	1
Joe Azcue, R (1, 2) OBP: 0.331, SLG: 0.363	x 0-0 ② F7			x 0-0 ① F8		x 0-0 FC5-4 1B		x 0-0 1-3 1B		4	0	2	0	0	0	1
Tony Horton, R (1, 3) OBP: 0.307, SLG: 0.410	x 0-0 ③ F8			x 0-0 ② 6-3		x 0-0 ③ FC5-4 1-2f		x 0-0 ③ F8		4	0	0	0	0	0	4
Tommy Harper, R (1, 9) OBP: 0.295, SLG: 0.395		BBBB 4-0 CS BB		x 0-0 ③ 6-3			x 0-0 SH1-4 1B		x 0-0 ① F8	3	0	1	0	1	0	0
Vern Fuller, R (1, 5) OBP: 0.327, SLG: 0.278	SSS 0-3 ① ② K 1-2			BBBB 4-0 FC2-6 BB			x 0-0 ① SH1-4 1-2		x 0-0 ② F7	2	0	0	0	1	1	1
Larry Brown, R (1, 6) OBP: 0.289, SLG: 0.311		x 0-0 ③ F8			x 0-0 ① F4		SSS 0-3 ② K		x 0-0 ③ 5-3	4	0	0	0	0	1	2
Luis Tiant, R (1, 1) OBP: 0.077, SLG: 0.092 Vicente Romo, R (9, 1) OBP: 0.125, SLG: 0.125			x 0-0 ① 6-3		x 0-0 ② FC2-6 FC6-4 1-2f		x 0-0 ③ F4			3 0	0 0	0 0	0 0	0 0	0 0	2 0
Inning Stats	R: 1 H: 1 E: 0 LOB: 1 K: 0 BB: 1 S: 4 P: 8	R: 0 H: 0 E: 0 LOB: 0 K: 1 BB: 1 S: 4 P: 8	R: 0 H: 1 E: 0 LOB: 1 K: 0 BB: 0 S: 4 P: 4	R: 0 H: 0 E: 0 LOB: 0 K: 0 BB: 0 S: 3 P: 3	R: 0 H: 0 E: 0 LOB: 1 K: 0 BB: 1 S: 3 P: 7	R: 0 H: 1 E: 0 LOB: 1 K: 0 BB: 0 S: 4 P: 4	R: 0 H: 1 E: 0 LOB: 1 K: 1 BB: 0 S: 6 P: 6	R: 0 H: 2 E: 0 LOB: 2 K: 0 BB: 0 S: 5 P: 5	R: 0 H: 0 E: 0 LOB: 0 K: 0 BB: 0 S: 3 P: 3	1B: 6 SF: 0 2B: 1 SAC: 1 3B: 0 DP: 1 HR: 0 HBP: 0						WP: 0 PA: 35 PB: 0 SB: 1 CS: 1	

PITCHER		IP	WLS	BF	H	R	ER	SO	BB	IBB	HBP	BLK	WP	HR	S	P	ERA	WHIP
Dave McNally, L ERA: 1.85	(1, 1)	9.0	W	35	6	1	1	2	3	0	0	0	0	0	36	48	1.00	1.000

PITCHER	IP	WLS	BF	H	R	ER	SO	BB	IBB	HBP	BLK	WP	HR	S	P	ERA	WHIP

AB	31
R	1
H	6
RBI	1
BB	3
SO	2
LOB	14

Oakland Athletics @ Cleveland Indians

Cleveland Municipal Stadium, Cleveland, OH

Fri Aug 02 1968, 7:05 PM EDT

Att. 11,865 - Unknown

TOP

livebaseballscorecards.com

Batter	1	2	3	4	5	6	7	8	9	AB	R	H	RBI	BB	SO	LOB
Bert Campaneris, R (1, 6) OBP: 0.311, SLG: 0.326	F9		F9			E S 1B 1B		BBBB 4-0 3B BB		3	2	1	0	1	0	0
Ted Kubiak, S (1, 4) OBP: 0.343, SLG: 0.378	F8		6-3			BBBB 4-0 1B SF8 1-3 BB		0-0 1-H 3B		3	1	1	1	1	0	0
Rick Monday, L (1, 8) OBP: 0.398, SLG: 0.431	SSS 0-3 K			F9		0-0 1-3 3-H 1B		0-0 6-3		4	0	1	1	0	1	1
Sal Bando, R (1, 5) OBP: 0.332, SLG: 0.378		H 1-0 1B 1B HBP		0-0 FC6-5 S 1B		4-0 G1-6-3 IBB		0-0 F6		2	1	1	0	1	0	1
Mike Hershberger, R (1, 9) OBP: 0.322, SLG: 0.392		0-0 F8		0-0 FC6-5 S 1-3		0-0 SF8 3-H		BBBB 4-0 FC6 BB		2	0	0	1	1	0	2
Danny Cater, R (1, 3) OBP: 0.326, SLG: 0.357		0-0 F5 1-3 1B		0-0 F3 1-2		0-0 G1-6-3 1-2f		0-0 FC6 1-2f		4	1	1	0	0	0	5
Jim Gosger, L (1, 7) OBP: 0.211, SLG: 0.162		0-0 F5 1-2			0-0 F6		0-0 L8		0-0 3-1	4	0	0	0	0	0	2
Dave Duncan, R (1, 2) OBP: 0.241, SLG: 0.265		0-0 2-H 3-H 1B			SSS 0-3 K		SSS 0-3 K		0-0 1-3	4	0	1	2	0	2	0
Jim Nash, R (1, 1) OBP: 0.073, SLG: 0.182 Lew Krausse, R (8, 1) OBP: 0.233, SLG: 0.205			SSS 0-3 K		SSS 0-3 K		SSS 0-3 K		0-0 F3	3 1	0 0	0 0	0 0	0 0	3 0	0 0

	AB	30
	R	5
	H	6
	RBI	5
	BB	4
	SO	6
	LOB	11

Inning Stats										
	R: 0	H: 0	R: 2	H: 2	R: 0	H: 0	R: 0	H: 1	R: 0	H: 0
	E: 0	LOB: 0	E: 0	LOB: 3	E: 0	LOB: 0	E: 0	LOB: 1	E: 0	LOB: 0
	K: 1	BB: 0	K: 0	BB: 0	K: 1	BB: 0	K: 0	BB: 0	K: 2	BB: 0
	S: 5	P: 5	S: 4	P: 5	S: 5	P: 5	S: 4	P: 4	S: 7	P: 7

Inning Stats										
	R: 2	H: 2	R: 0	H: 0	R: 1	H: 1	R: 0	H: 0	1B: 5	SF: 1
	E: 0	LOB: 1	E: 0	LOB: 2	E: 0	LOB: 2	E: 0	LOB: 0	2B: 0	SAC: 0
	K: 0	BB: 2	K: 2	BB: 0	K: 0	BB: 2	K: 0	BB: 0	3B: 1	DP: 1
	S: 4	P: 12	S: 7	P: 7	S: 4	P: 12	S: 3	P: 3	HR: 0	HBP: 1

	WP: 0	PA: 36
	PB: 0	
	SB: 3	
	CS: 0	

PITCHER		IP	WLS	BF	H	R	ER	SO	BB	IBB	HBP	BLK	WP	HR	S	P	ERA	WHIP
Stan Williams, R ERA: 2.5	(1, 1)	7.0	L	27	5	4	4	6	1	1	1	0	0	0	36	45	5.14	0.857
Eddie Fisher, R ERA: 3.59	(8, 1)	2.0		9	1	1	1	0	2	0	0	0	0	0	7	15	4.50	1.500

PITCHER	IP	WLS	BF	H	R	ER	SO	BB	IBB	HBP	BLK	WP	HR	S	P	ERA	WHIP

BOTTOM

Oakland Athletics @ Cleveland Indians

Cleveland Municipal Stadium, Cleveland, OH

Fri Aug 02 1968, 7:05 PM EDT

Att. 11,865 - Unknown

livebaseballscorecards.com

Batter	1	2	3	4	5	6	7	8	9	AB	R	H	RBI	BB	SO	LOB
Davey Nelson, R (1, 4) (8, 6) OBP: 0.319, SLG: 0.345	F9	SF9 2-3 3-H			4-3			1B 2B		3	0	1	1	0	0	0
Russ Snyder, L (1, 9) OBP: 0.320, SLG: 0.320	F2	F9			4-3			F6		4	0	0	0	0	0	3
Lou Johnson, R (1, 7) OBP: 0.303, SLG: 0.408	1B 1B		5-3		5-3			G3-6-3 2-3 1B		4	0	2	0	0	0	0
Duke Sims, L (1, 2) OBP: 0.376, SLG: 0.426	1-3 1B		F9			K		G3-6-3 1-2f		4	0	1	0	0	1	2
Tony Horton, R (1, 3) OBP: 0.307, SLG: 0.408	F6		5-3			1B			F9	4	0	1	0	0	0	2
Chico Salmon, R (1, 5) OBP: 0.273, SLG: 0.321		BB 1B SF9 1B		WP 1B		K			K	4	1	2	0	0	2	0
Jose Cardenal, R (1, 8) OBP: 0.288, SLG: 0.349		K		F3 1-2			G6-3 1B		L6	4	0	1	0	0	1	2
Larry Brown, R (1, 6) OBP: 0.290, SLG: 0.312		SF9 BB 1-2 1B		6-3			G6-3 1-2f			2	0	1	0	0	0	1
Lee Maye, L (7, PH) OBP: 0.328, SLG: 0.418										1	0	0	0	0	0	1
Eddie Fisher, R (8, 1)										0	0	0	0	0	0	0
Stan Williams, R (1, 1) OBP: 0.270, SLG: 0.206		1-2 2-3 BB		F4			F6			1	0	0	0	1	0	1
Lou Klimchock, L (7, PH) (8, 4)										1	0	0	0	0	0	0

	AB	32
	R	1
	H	9
	RBI	1
	BB	1
	SO	4
	LOB	12

Inning Stats	1	2	3	4	5	6	7	8	9
	R: 0 E: 0 K: 0 S: 5	H: 2 LOB: 2 BB: 0 P: 5	R: 1 E: 0 K: 1 S: 7	H: 2 LOB: 2 BB: 1 P: 11	R: 0 E: 0 K: 0 S: 3	H: 0 LOB: 0 BB: 0 P: 3	R: 0 E: 0 K: 0 S: 4	H: 1 LOB: 1 BB: 0 P: 4	R: 0 E: 0 K: 0 S: 3	H: 0 LOB: 0 BB: 0 P: 3
	R: 0 E: 0 K: 2 S: 7	H: 1 LOB: 0 BB: 0 P: 7	R: 0 E: 0 K: 0 S: 3	H: 1 LOB: 0 BB: 0 P: 3	R: 0 E: 0 K: 0 S: 4	H: 2 LOB: 1 BB: 0 P: 4	R: 0 E: 0 K: 1 S: 5	H: 0 LOB: 0 BB: 0 P: 5		

	1B: 8	SF: 1	WP: 1	PA: 34
	2B: 1	SAC: 0	PB: 0	
	3B: 0	DP: 2	SB: 0	
	HR: 0	HBP: 0	CS: 0	

PITCHER		IP	WLS	BF	H	R	ER	SO	BB	IBB	HBP	BLK	WP	HR	S	P	ERA	WHIP
Jim Nash, R ERA: 1.98	(1, 1)	7.0	W	28	8	1	1	3	1	0	0	0	1	0	33	37	1.29	1.286
Lew Krausse, R ERA: 2.97	(8, 1)	2.0	S	6	1	0	0	1	0	0	0	0	0	0	8	8	0.00	0.500

PITCHER		IP	WLS	BF	H	R	ER	SO	BB	IBB	HBP	BLK	WP	HR	S	P	ERA	WHIP

Batter	1	2	3	4	5	6	7	8	9	AB	R	H	RBI	BB	SO	LOB
Bert Campaneris, R (1, 6) OBP: 0.311, SLG: 0.324	x 0-0 ① G3			x 0-0 ① F8		BBBB 4-0 SH2-4 1-2 BB		x 0-0 ① F8		3	0	0	0	1	0	0
Ted Kubiak, S (1, 4) OBP: 0.333, SLG: 0.366	x 0-0 ② F9			SSS 0-3 ② K		x 0-0 ① SH2-4 1-2 2-3		x 0-0 ② L6		3	0	0	0	0	1	0
Danny Cater, R (1, 3) OBP: 0.322, SLG: 0.352	x 0-0 ③ 5-3			x 0-0 ③ F9		x 0-0 ② F4		x 0-0 ③ F3		4	0	0	0	0	0	2
Sal Bando, R (1, 5) OBP: 0.329, SLG: 0.374		SSS 0-3 ① K			x 0-0 ① F7	SSS 0-3 ③ K			x 0-0 ① 6-3	4	0	0	0	0	2	2
Mike Hershberger, R (1, 9) OBP: 0.327, SLG: 0.391		x 0-0 ② L7			BBBB 4-0 FC5-4 BB		x 0-0 1B 1B		x 0-0 ② 6-3	3	0	1	0	1	0	0
Joe Rudi, R (1, 7) OBP: 0.233, SLG: 0.238		x 0-0 ③ F7			x 0-0 ② FC5-4 S 1-2f		x 0-0 ① F9		x 0-0 ③ 5-3	4	0	0	0	0	0	2
Rick Monday, L (1, 8) OBP: 0.398, SLG: 0.430			SSS 0-3 ① K		SSS 0-3 ③ K 1-2		x 0-0 1-2 1B			3	0	1	0	0	2	1
Dave Duncan, R (1, 2) OBP: 0.242, SLG: 0.287			x 0-0 ② 5-3			x 0-0 HR	x 0-0 ② F7			3	1	1	1	0	0	2
Blue Moon Odom, R (1, 1) OBP: 0.200, SLG: 0.241 Warren Bogle, L (5, 1) Dick Green, R (6, PH) OBP: 0.447, SLG: 0.316 Diego Segui, R (6, 1) John Donaldson, L (7, PH) OBP: 0.308, SLG: 0.281 Jack Aker, R (7, 1) OBP: 0.200, SLG: 0.200			SSS 0-3 ③ K			x 0-0 SH2-4 BB 1B	x 0-0 ③ F7			1 0 1 0 1 0	0 0 0 0 0 0	0 0 1 0 0 0	0 0 0 0 0 0	1 0 0 0 0 0	0 0 0 0 2 0	0 0 0 0 0 0
Inning Stats	R: 0 E: 0 K: 0 S: 3 H: 0 LOB: 0 BB: 0 P: 3	R: 0 E: 0 K: 1 S: 5 H: 0 LOB: 0 BB: 0 P: 5	R: 0 E: 0 K: 2 S: 7 H: 0 LOB: 0 BB: 0 P: 7	R: 0 E: 0 K: 1 S: 5 H: 0 LOB: 0 BB: 0 P: 5	R: 0 E: 0 K: 1 S: 5 H: 0 LOB: 1 BB: 1 P: 9	R: 1 E: 0 K: 1 S: 7 H: 2 LOB: 2 BB: 1 P: 11	R: 0 E: 0 K: 0 S: 5 H: 2 LOB: 2 BB: 0 P: 5	R: 0 E: 0 K: 0 S: 3 H: 0 LOB: 0 BB: 0 P: 3	R: 0 E: 0 K: 0 S: 3 H: 0 LOB: 0 BB: 0 P: 3	1B: 3 2B: 0 3B: 0 HR: 1	SF: 0 SAC: 1 DP: 0 HBP: 0						

PITCHER	IP	WLS	BF	H	R	ER	SO	BB	IBB	HBP	BLK	WP	HR	S	P	ERA	WHIP
Sam McDowell, L (1, 1) ERA: 1.62	6.1	W	25	4	1	1	6	2	0	0	0	0	1	35	43	1.42	0.947
Vicente Romo, R (7, 1) ERA: 1.12	2.2	S	8	0	0	0	0	0	0	0	0	0	0	8	8	0.00	0.000

PITCHER	IP	WLS	BF	H	R	ER	SO	BB	IBB	HBP	BLK	WP	HR	S	P	ERA	WHIP

TOP

Oakland Athletics @ Cleveland Indians

Cleveland Municipal Stadium, Cleveland, OH

Sat Aug 03 1968, 3:33 AM EDT
Att. 7,292 - Unknown

livebaseballscorecards.com

AB	30
R	1
H	4
RBI	1
BB	2
SO	6
LOB	11

WP: 0 PB: 0 SB: 1 CS: 0 PA: 33

BOTTOM

Oakland Athletics @ Cleveland Indians

Cleveland Municipal Stadium, Cleveland, OH

Sat Aug 03 1968, 3:33 AM EDT

Att. 7,292 - Unknown

livebaseballscorecards.com

Batter	1	2	3	4	5	6	7	8	9	AB	R	H	RBI	BB	SO	LOB
Jose Cardenal, R (1, 8) OBP: 0.285, SLG: 0.346	6-3		6-3		FC; BB; 1B; 1-2 2-3		F9			4	1	0	0	0	0	2
Billy Harris, L (1, 4) OBP: 0.306, SLG: 0.379	K		L9		BB; 1B; 1-2 2-3 3-H		FC5-4; 1B			3	0	1	1	1	1	0
Lou Johnson, R (1, 9) OBP: 0.303, SLG: 0.406	K		4-3		G6-4-3; 1B; 1-3 2-H 3-H		FC5-4; 1-2f			4	0	1	2	0	1	1
Jimmie Hall, L (1, 7) OBP: 0.294, SLG: 0.288 Tommy Harper, R (5, PH) (6, 7) OBP: 0.292, SLG: 0.390		WP; 1B; 1B		K	G6-4-3; 1-2f		K			2 2	0 0	1 0	0 0	0 0	1 1	0 3
Tony Horton, R (1, 3) OBP: 0.309, SLG: 0.419		WP; 1-2; 1B		K		HR		4-3		4	1	2	1	0	1	0
Joe Azcue, R (1, 2) OBP: 0.330, SLG: 0.361		5-3; 1-2 2-3		6-3		L6		G5-4-3; 1B		4	0	1	0	0	0	2
Chico Salmon, R (1, 5) OBP: 0.268, SLG: 0.315		5-3			E4; FC; WP; BB	K		G5-4-3; 1-2f		4	1	0	0	0	1	3
Larry Brown, R (1, 6) OBP: 0.295, SLG: 0.316		IBB			BB; FC; 1B; 1-2	2B				1	1	1	0	2	0	0
Sam McDowell, L (1, 1) OBP: 0.182, SLG: 0.143 Vicente Romo, R (7, 1) OBP: 0.125, SLG: 0.125		4-3			K	K2-3				3 0	0 0	0 0	0 0	0 0	2 0	6 0
Inning Stats	R: 0 E: 0 K: 2 S: 7 H: 0 LOB: 0 BB: 0 P: 7	R: 0 E: 0 K: 0 S: 5 H: 2 LOB: 3 BB: 1 P: 9	R: 0 E: 0 K: 0 S: 3 H: 0 LOB: 0 BB: 0 P: 3	R: 0 E: 0 K: 2 S: 7 H: 0 LOB: 0 BB: 0 P: 7	R: 3 E: 1 K: 1 S: 7 H: 1 LOB: 1 BB: 2 P: 15	R: 1 E: 0 K: 2 S: 9 H: 2 LOB: 1 BB: 0 P: 9	R: 0 E: 0 K: 1 S: 6 H: 1 LOB: 1 BB: 0 P: 6	R: 0 E: 0 K: 0 S: 3 H: 1 LOB: 0 BB: 0 P: 3		1B: 5 2B: 1 3B: 0 HR: 1	SF: 0 SAC: 0 DP: 2 HBP: 0					

	AB	31
	R	4
	H	7
	RBI	4
	BB	3
	SO	8
	LOB	17

WP: 2 PB: 0 SB: 0 CS: 0 PA: 34

PITCHER		IP	WLS	BF	H	R	ER	SO	BB	IBB	HBP	BLK	WP	HR	S	P	ERA	WHIP
Blue Moon Odom, R ERA: 2.46	(1, 1)	4.1	L	21	3	3	2	5	2	1	0	0	2	0	28	40	4.15	1.154
Warren Bogle, L ERA:	(5, 1)	0.2		1	0	0	0	0	0	0	0	0	0	0	1	1	0.00	0.000
Diego Segui, R ERA: 3.18	(6, 1)	1.0		5	2	1	1	2	0	0	0	0	0	1	9	9	9.00	2.000
Jack Aker, R ERA: 3.43	(7, 1)	2.0		7	2	0	0	1	0	0	0	0	0	0	9	9	0.00	1.000

PITCHER	IP	WLS	BF	H	R	ER	SO	BB	IBB	HBP	BLK	WP	HR	S	P	ERA	WHIP

Oakland Athletics @ Cleveland Indians

Cleveland Municipal Stadium, Cleveland, OH

Sun Aug 04 1968, 3:33 AM EDT

Unknown

livebaseballscorecards.com

TOP

Batter	1	2	3	4	5	6	7	8	9	AB	R	H	RBI	BB	SO	LOB
Bert Campaneris, R (1, 6) OBP: 0.312, SLG: 0.330	K		3B			6-3	1B 2-3 3-H			4	0	2	1	0	1	0
Ted Kubiak, S (1, 4) OBP: 0.321, SLG: 0.351	F8		K			F7		4-3		4	0	0	0	0	1	1
Rick Monday, L (1, 8) OBP: 0.393, SLG: 0.424	L8			K			K	5-3		4	0	0	0	0	2	0
Sal Bando, R (1, 5) OBP: 0.333, SLG: 0.381		E 3B		F7			2B 1B BB	BB		3	2	2	0	1	0	0
Mike Hershberger, R (1, 9) OBP: 0.325, SLG: 0.382		6-3		4-3			2B 2B 2B 1-2 BB	F3		3	1	0	0	1	0	2
Danny Cater, R (1, 3) OBP: 0.327, SLG: 0.361		E6 CS 3-H			8-4 1B		2B 2B 1-3 2-H		1B 9-2 1B	4	1	3	2	0	0	0
Jim Gosger, L (1, 7) OBP: 0.220, SLG: 0.167		F2 1-2			K		2B 1B IBB		FC4-6 1-3 1B	3	1	1	0	1	1	2
Dave Duncan, R (1, 2) OBP: 0.240, SLG: 0.283 John Donaldson, L (7, PH) OBP: 0.311, SLG: 0.286 Phil Roof, R (7, 2) OBP: 0.152, SLG: 0.217			K		8-4 1-2f		1B 2B 1-3 2-H 3-H		FC4-6 1-2f	2 1 1	0 0 0	0 1 0	0 2 0	0 0 0	1 0 0	1 0 2
Chuck Dobson, R (1, 1) OBP: 0.185, SLG: 0.222 Lew Krausse, R (6, 1) OBP: 0.222, SLG: 0.195			4-3			K	K		9-2 3-Hf	2 2	0 0	0 0	0 0	0 0	1 1	0 4
Inning Stats	R: 0 E: 0 K: 1 S: 5 H: 0 LOB: 0 BB: 0 P: 5	R: 1 E: 1 K: 0 S: 4 H: 1 LOB: 0 BB: 0 P: 4	R: 0 E: 0 K: 2 S: 8 H: 1 LOB: 1 BB: 0 P: 8	R: 0 E: 0 K: 1 S: 5 H: 0 LOB: 0 BB: 0 P: 5	R: 0 E: 0 K: 1 S: 5 H: 1 LOB: 0 BB: 0 P: 5	R: 0 E: 0 K: 1 S: 5 H: 0 LOB: 0 BB: 0 P: 5	R: 4 E: 0 K: 2 S: 10 H: 4 LOB: 3 BB: 2 P: 18	R: 0 E: 0 K: 0 S: 3 H: 0 LOB: 1 BB: 1 P: 7	R: 0 E: 0 K: 0 S: 4 H: 2 LOB: 1 BB: 0 P: 4	1B: 5 2B: 4 3B: 2 HR: 0 SF: 0 SAC: 0 DP: 2 HBP: 0						

AB	33
R	5
H	9
RBI	5
BB	3
SO	8
LOB	12

WP: 0 PA: 36
PB: 0
SB: 0
CS: 1

PITCHER		IP	WLS	BF	H	R	ER	SO	BB	IBB	HBP	BLK	WP	HR	S	P	ERA	WHIP
Sonny Siebert, R ERA: 2.74	(1, 1)	6.1	L	26	6	5	5	7	1	1	0	0	0	0	38	46	7.11	1.105
Eddie Fisher, R ERA: 3.54	(7, 1)	0.2		2	1	0	0	1	0	0	0	0	0	0	4	4	0.00	1.500
Hal Kurtz, R ERA: 4.55	(8, 1)	2.0		8	2	0	0	0	1	0	0	0	0	0	7	11	0.00	1.500

PITCHER		IP	WLS	BF	H	R	ER	SO	BB	IBB	HBP	BLK	WP	HR	S	P	ERA	WHIP

BOTTOM

Oakland Athletics @ Cleveland Indians
Cleveland Municipal Stadium, Cleveland, OH
Sun Aug 04 1968, 3:33 AM EDT
Unknown

livebaseballscorecards.com

Batter	1	2	3	4	5	6	7	8	9	AB	R	H	RBI	BB	SO	LOB
Jose Cardenal, R (1, 8) OBP: 0.285, SLG: 0.345	1-3		F7		F9			1B		4	0	1	0	0	0	2
Billy Harris, L (1, 4) OBP: 0.288, SLG: 0.355	4-3		4-3			F7		F8		4	0	0	0	0	0	1
Lou Johnson, R (1, 9) OBP: 0.302, SLG: 0.404	F8			F8		E BB G1-2-3 1B		SSS K		4	0	1	0	0	1	1
Jimmie Hall, L (1, 7) OBP: 0.293, SLG: 0.284		F8		SSS K		BBBB E 1-2 BB		SSS K		3	0	0	0	1	2	1
Tony Horton, R (1, 3) OBP: 0.308, SLG: 0.420		1-3		L7		E6 1-2 2-3			6-3 2B	4	0	1	0	0	0	2
Joe Azcue, R (1, 2) OBP: 0.332, SLG: 0.363		WP 1B			SH1-4 1B	G1-2-3 3-Hf			6-3 2-3	4	0	2	0	0	0	4
Chico Salmon, R (1, 5) OBP: 0.270, SLG: 0.313 Russ Snyder, L (9, PH) OBP: 0.319, SLG: 0.319	H 1-2 HBP				SH1-4 1-2		SSS K		SSS K	1 1	0 0	0 0	0 0	0 0	1 1	0 1
Larry Brown, R (1, 6) OBP: 0.295, SLG: 0.315 Lee Maye, L (9, PH) OBP: 0.326, SLG: 0.416	F3				BBBB BB		F8		4-3	2 1	0 0	0 0	0 0	1 0	0 0	2 1
Sonny Siebert, R (1, 1) OBP: 0.200, SLG: 0.210 Eddie Fisher, R (7, 1) Lou Klimchock, L (7, PH) Hal Kurtz, R (8, 1)			F9		SSS K		1-3			2 0 1 0	0 0 0 0	0 0 0 0	0 0 0 0	0 0 0 0	1 0 0 0	2 0 0 0
Inning Stats	R: 0 H: 0 E: 0 LOB: 0 K: 0 BB: 0 S: 3 P: 3	R: 0 H: 1 E: 0 LOB: 2 K: 0 BB: 0 S: 4 P: 5	R: 0 H: 0 E: 0 LOB: 0 K: 0 BB: 0 S: 3 P: 3	R: 0 H: 0 E: 0 LOB: 0 K: 1 BB: 0 S: 5 P: 5	R: 0 H: 1 E: 0 LOB: 2 K: 1 BB: 1 S: 6 P: 10	R: 0 H: 1 E: 1 LOB: 2 K: 0 BB: 1 S: 4 P: 8	R: 0 H: 0 E: 0 LOB: 0 K: 1 BB: 0 S: 5 P: 5	R: 0 H: 1 E: 0 LOB: 1 K: 2 BB: 0 S: 8 P: 8	R: 0 H: 1 E: 0 LOB: 1 K: 1 BB: 0 S: 6 P: 6	1B: 4 SF: 0 2B: 1 SAC: 1 3B: 0 DP: 1 HR: 0 HBP: 1						

PITCHER	IP	WLS	BF	H	R	ER	SO	BB	IBB	HBP	BLK	WP	HR	S	P	ERA	WHIP
Chuck Dobson, R (1, 1) ERA: 2.61	5.1	W	23	3	0	0	2	2	0	1	0	1	0	24	33	0.00	0.938
Lew Krausse, R (6, 1) ERA: 2.88	3.2	S	12	2	0	0	4	0	0	0	0	0	0	20	20	0.00	0.545

PITCHER	IP	WLS	BF	H	R	ER	SO	BB	IBB	HBP	BLK	WP	HR	S	P	ERA	WHIP

AB	31
R	0
H	5
RBI	0
BB	2
SO	6
LOB	17

WP: 1 PA: 35
PB: 0
SB: 0
CS: 0

Oakland Athletics @ Cleveland Indians

Cleveland Municipal Stadium, Cleveland, OH

Sun Aug 04 1968, 3:38 AM EDT

Att. 16,186 - Unknown

TOP

livebaseballscorecards.com

Batter	1	2	3	4	5	6	7	8	9	AB	R	H	RBI	BB	SO	LOB
Bert Campaneris, R (1, 6) OBP: 0.315, SLG: 0.333	F9		2-H 1B		3-H FC4-6 1B		1-2f 2-3 FC1-6		3-H 1B	5	0	3	3	0	0	2
Ted Kubiak, S (1, 4) OBP: 0.306, SLG: 0.333	3-1		4-3		1-2f FC4-6		F7		1-3	5	0	0	0	0	0	5
Rick Monday, L (1, 8) OBP: 0.392, SLG: 0.425	4-3			F9 1B 2B		4-3		4-3		4	1	1	0	0	0	0
Sal Bando, R (1, 5) OBP: 0.334, SLG: 0.381		F3		2-3 F9		1B		BBB 4-0 BB		3	0	1	0	1	0	1
Mike Hershberger, R (1, 9) OBP: 0.323, SLG: 0.379		6-3		3-H CS 1B		F6		SSS 0-3 K		4	0	1	1	0	1	2
Danny Cater, R (1, 3) OBP: 0.323, SLG: 0.356		L8		1-2 F8		SSS K		F4		4	0	0	0	0	1	3
Jim Pagliaroni, R (1, 2) OBP: 0.345, SLG: 0.328			SSS K		BBB PB 4-3 1B BB		F9		SSS K	3	1	0	0	1	2	0
Jim Gosger, L (1, 7) OBP: 0.235, SLG: 0.187			SH3 1B 1B		1-2 4-3		BBB FC1-6 1B BB		4-3 1B 2B	3	2	2	0	1	0	1
Catfish Hunter, R (1, 1) OBP: 0.263, SLG: 0.368			1-2 SH3		2-3 F7		1-2 FC1-6 1B		2-3 4-3	0	0	0	0	0	0	0
Warren Bogle, L (4, 1)										0	0	0	0	0	0	0
Diego Segui, R (4, 1)										0	0	0	0	0	0	0
Dick Green, R (5, PH) OBP: 0.438, SLG: 0.308										1	0	0	0	0	0	1
Ed Sprague, R (5, 1)										0	0	0	0	0	0	0
Joe Rudi, R (7, PH) OBP: 0.238, SLG: 0.243										1	0	1	0	0	0	0
Jack Aker, R (7, 1) OBP: 0.200, SLG: 0.200										0	0	0	0	0	0	0
John Donaldson, L (9, PH) OBP: 0.310, SLG: 0.285										1	0	0	0	0	0	1
Inning Stats	R: 0 E: 0 K: 0 S: 3 H: 0 LOB: 0 BB: 0 P: 3	R: 0 E: 0 K: 0 S: 3 H: 0 LOB: 0 BB: 0 P: 3	R: 1 E: 0 K: 1 S: 7 H: 2 LOB: 0 BB: 0 P: 7	R: 1 E: 0 K: 0 S: 4 H: 2 LOB: 0 BB: 0 P: 4	R: 1 E: 0 K: 0 S: 4 H: 1 LOB: 1 BB: 1 P: 8	R: 0 E: 0 K: 1 S: 6 H: 1 LOB: 1 BB: 0 P: 6	R: 0 E: 0 K: 0 S: 4 H: 1 LOB: 2 BB: 1 P: 8	R: 0 E: 0 K: 1 S: 5 H: 0 LOB: 1 BB: 1 P: 9	R: 1 E: 0 K: 1 S: 7 H: 2 LOB: 1 BB: 0 P: 7	1B: 7 2B: 2 3B: 0 HR: 0	SF: 0 SAC: 1 DP: 0 HBP: 0						

AB	34
R	4
H	9
RBI	4
BB	3
SO	4
LOB	16

WP: 0 PB: 1 SB: 0 CS: 1 PA: 38

PITCHER		IP	WLS	BF	H	R	ER	SO	BB	IBB	HBP	BLK	WP	HR	S	P	ERA	WHIP
Steve Hargan, R ERA: 3.92	(1, 1)	5.0	W	20	5	3	2	1	1	0	0	0	0	0	21	25	3.60	1.200
Vicente Romo, R ERA: 1.22	(6, 1)	4.0	S	18	4	1	1	3	2	0	0	0	0	0	22	30	2.25	1.500

PITCHER	IP	WLS	BF	H	R	ER	SO	BB	IBB	HBP	BLK	WP	HR	S	P	ERA	WHIP

Batter	1	2	3	4	5	6	7	8	9	AB	R	H	RBI	BB	SO	LOB
Russ Snyder, L (1, 8) OBP: 0.331, SLG: 0.338	0-0 1B 2B		0-0 2B 1B	0-0 1-3 2-H 2B 2B	4-0 BBB FC4 BB			0-0 ② 4-3		3	2	3	1	1	0	0
Jose Cardenal, R (5, PR) (6, 8) OBP: 0.284, SLG: 0.344										1	0	0	0	0	0	0
Lee Maye, L (1, 7) OBP: 0.333, SLG: 0.429	0-0 ① 2-H 1B		0-0 ① 1-H 2B 2B	0-0 S 2-H 3-H 1B 2B	0-0 ③ FC4 1-2f			0-0 ③ 6-3		2	1	2	1	0	0	0
Tommy Harper, R (4, PH) (5, 7) OBP: 0.292, SLG: 0.395										3	1	1	2	0	0	1
Lou Johnson, R (1, 9) OBP: 0.301, SLG: 0.401	SSS 0-3 ② K		0-0 ② F7	0-0 S 2-H 1B 1B		0-0 ① 1-3				4	1	1	1	0	1	1
Duke Sims, L (1, 2) OBP: 0.375, SLG: 0.423	0-0 E3 E 1B		4-0 2B IBB	SSS 0-3 ① K 1-2		0-0 ② 5-3				2	0	0	0	1	1	1
Joe Azcue, R (6, 2) OBP: 0.331, SLG: 0.362										1	0	0	0	0	0	0
Tony Horton, R (1, 3) OBP: 0.314, SLG: 0.428	0-0 1-2 1B		0-0 1-3 2-H 2B	0-0 2-H FC3-6 1B		0-0 ③ 4-3				4	0	3	2	0	0	0
Lou Klimchock, L (1, 5) OBP: 0.222, SLG: 0.125	0-0 ③ F8 2-3		4-0 IBB	0-0 ② FC3-6 1-2f			0-0 FC2-6 1B			3	0	1	0	1	0	3
Vern Fuller, R (8, 5) OBP: 0.327, SLG: 0.278										0	0	0	0	0	0	0
Chico Salmon, R (1, 6) OBP: 0.265, SLG: 0.308		SSS 0-3 ① K	0-0 ③ F3	0-0 ③ F9			0-0 ① FC2-6 G1-6-3 1-2f			4	0	0	0	0	1	5
Billy Harris, L (1, 4) OBP: 0.286, SLG: 0.338		SSS 0-3 ② K		BBBB 4-0 1B 2B BB	0-0 ① 1-3		0-0 ②③ G1-6-3 1-2f			3	1	0	0	1	1	1
Steve Hargan, R (1, 1) OBP: 0.213, SLG: 0.239		0-0 ③ 1-3		0-0 2B 1-2 2B 1B	0-0 ② 6-3			0-0 ① 5-3		2	1	1	0	0	0	0
Jimmie Hall, L (5, PH) OBP: 0.292, SLG: 0.282										1	0	0	0	0	0	0
Vicente Romo, R (6, 1) OBP: 0.111, SLG: 0.111										1	0	0	0	0	0	0
Inning Stats	R: 1 E: 2 K: 1 S: 8 H: 3 LOB: 2 BB: 0 P: 8	R: 0 E: 0 K: 2 S: 7 H: 0 LOB: 0 BB: 0 P: 7	R: 1 E: 0 K: 0 S: 5 H: 3 LOB: 3 BB: 2 P: 13	R: 5 E: 0 K: 1 S: 10 H: 5 LOB: 1 BB: 1 P: 14	R: 0 E: 0 K: 0 S: 3 H: 0 LOB: 1 BB: 1 P: 7	R: 0 E: 0 K: 0 S: 3 H: 0 LOB: 0 BB: 0 P: 3	R: 0 E: 0 K: 0 S: 3 H: 1 LOB: 0 BB: 0 P: 3	R: 0 E: 0 K: 0 S: 3 H: 0 LOB: 0 BB: 0 P: 3		1B: 7 2B: 5 3B: 0 HR: 0 SF: 0 SAC: 0 DP: 1 HBP: 0						

PITCHER		IP	WLS	BF	H	R	ER	SO	BB	IBB	HBP	BLK	WP	HR	S	P	ERA	WHIP
Catfish Hunter, R ERA: 3.78	(1, 1)	3.0	L	19	8	5	5	3	1	2	0	0	0	0	22	34	15.00	3.000
Warren Bogle, L ERA: 10.8	(4, 1)	0.1		3	2	1	1	1	0	0	0	0	0	0	5	5	27.00	6.000
Diego Segui, R ERA: 3.13	(4, 1)	0.2		3	1	1	1	0	0	0	0	0	0	0	3	3	13.50	1.500
Ed Sprague, R ERA: 3.04	(5, 1)	2.0		7	0	0	0	0	1	0	0	0	0	0	6	10	0.00	0.500
Jack Aker, R ERA: 3.27	(7, 1)	2.0		6	1	0	0	0	0	0	0	0	0	0	6	6	0.00	0.500

PITCHER	IP	WLS	BF	H	R	ER	SO	BB	IBB	HBP	BLK	WP	HR	S	P	ERA	WHIP

BOTTOM

Oakland Athletics @ Cleveland Indians

Cleveland Municipal Stadium, Cleveland, OH

Sun Aug 04 1968, 3:38 AM EDT

Att. 16,186 - Unknown

livebaseballscorecards.com

AB	34
R	7
H	12
RBI	7
BB	4
SO	4
LOB	12

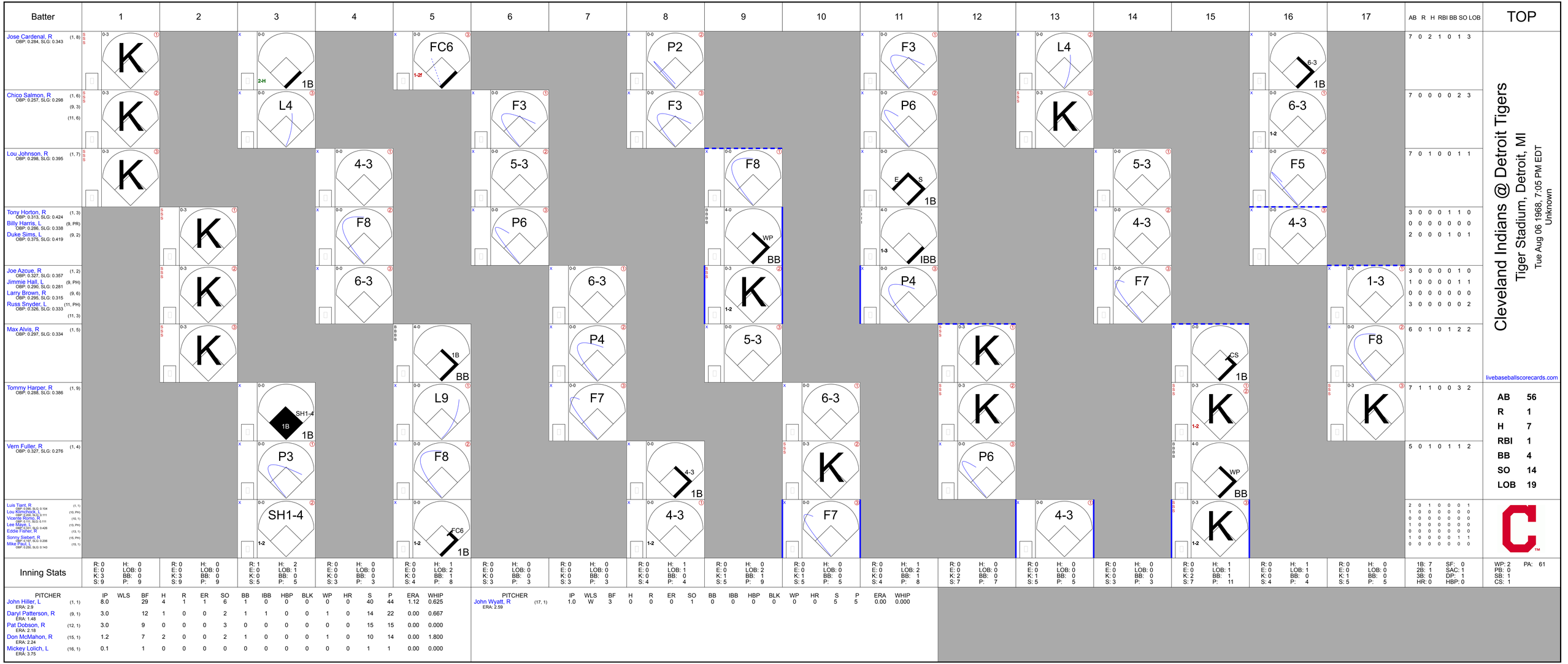
Batter
1
2
3
4
5
6
7
8
9
10
11
12
13
14
15
16
17
AB R H RBI BB SO LOB
TOP
Jose Cardenal, R (1, 8) OBP: 0.284, SLG: 0.343
Chico Salmon, R (1, 6) (9, 3) (11, 6) OBP: 0.257, SLG: 0.298
Lou Johnson, R (1, 7) OBP: 0.298, SLG: 0.395
Tony Horton, R (1, 3) OBP: 0.313, SLG: 0.424
Billy Harris, L (9, PR) OBP: 0.286, SLG: 0.338
Duke Sims, L (9, 2) OBP: 0.375, SLG: 0.419
Joe Azcue, R (1, 2) OBP: 0.327, SLG: 0.357
Jimmie Hall, L (9, PH) OBP: 0.290, SLG: 0.281
Larry Brown, R (9, 6) OBP: 0.295, SLG: 0.315
Russ Snyder, L (11, PH) (11, 3) OBP: 0.326, SLG: 0.333
Max Alvis, R (1, 5) OBP: 0.297, SLG: 0.334
Tommy Harper, R (1, 9) OBP: 0.288, SLG: 0.386
Vern Fuller, R (1, 4) OBP: 0.327, SLG: 0.276
Luis Tiant, R (1, 1) OBP: 0.090, SLG: 0.104
Lou Klimchock, L (10, PH) OBP: 0.111, SLG: 0.111
Vicente Romo, R (10, 1) OBP: 0.111, SLG: 0.111
Lee Maye, L (13, PH) OBP: 0.231, SLG: 0.426
Eddie Fisher, R (13, 1)
Sonny Siebert, R (15, PH) OBP: 0.200, SLG: 0.206
Mike Paul, L (15, 1) OBP: 0.200, SLG: 0.143
Cleveland Indians @ Detroit Tigers
Tiger Stadium, Detroit, MI
Tue Aug 06 1968, 7:05 PM EDT
Unknown
livebaseballscorecards.com
AB 56
R 1
H 7
RBI 1
BB 4
SO 14
LOB 19
Inning Stats
PITCHER IP WLS BF H R ER SO BB IBB HBP BLK WP HR S P ERA WHIP
John Hiller, L (1, 1) ERA: 2.9 8.0 29 4 1 1 6 1 0 0 0 0 0 0 40 44 1.12 0.625
Daryl Patterson, R (9, 1) ERA: 1.48 3.0 12 1 0 0 2 1 1 0 0 1 0 14 22 0.00 0.667
Pat Dobson, R (12, 1) ERA: 2.18 3.0 9 0 0 0 3 0 0 0 0 0 0 15 15 0.00 0.000
Don McMahon, R (15, 1) ERA: 2.24 1.2 7 2 0 0 2 1 0 0 0 1 0 10 14 0.00 1.800
Mickey Lolich, L (16, 1) ERA: 3.75 0.1 1 0 0 0 0 0 0 0 0 0 0 1 1 0.00 0.000
PITCHER IP WLS BF H R ER SO BB IBB HBP BLK WP HR S P ERA WHIP
John Wyatt, R (17, 1) ERA: 2.59 1.0 W 3 0 0 0 1 0 0 0 0 0 0 5 5 0.00 0.000
1B: 7 SF: 0
2B: 1 SAC: 1
3B: 0 DP: 1
HR: 0 HBP: 0
WP: 2 PA: 61
PB: 0
SB: 1
CS: 1

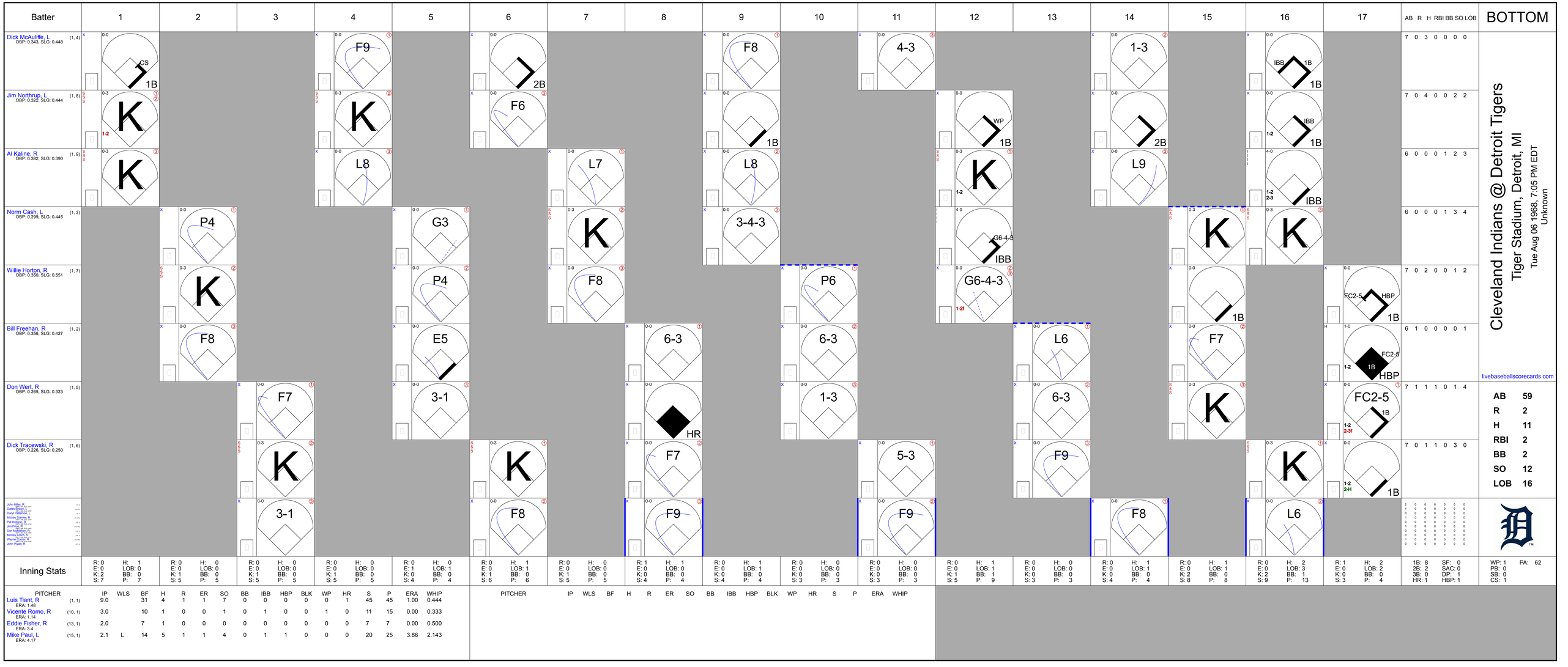
Batter
1
2
3
4
5
6
7
8
9
10
11
12
13
14
15
16
17
AB R H RBI BB SO LOB
BOTTOM
Dick McAuliffe, L (1, 4) OBP: 0.343, SLG: 0.448
Jim Northrup, L (1, 8) OBP: 0.322, SLG: 0.444
Al Kaline, R (1, 9) OBP: 0.382, SLG: 0.390
Norm Cash, L (1, 3) OBP: 0.299, SLG: 0.445
Willie Horton, R (1, 7) OBP: 0.350, SLG: 0.551
Bill Freehan, R (1, 2) OBP: 0.356, SLG: 0.427
Don Wert, R (1, 5) OBP: 0.265, SLG: 0.323
Dick Tracewski, R (1, 6) OBP: 0.226, SLG: 0.250
Cleveland Indians @ Detroit Tigers
Tiger Stadium, Detroit, MI
Tue Aug 06 1968, 7:05 PM EDT
Unknown
livebaseballscorecards.com
AB 59
R 2
H 11
RBI 2
BB 2
SO 12
LOB 16
Inning Stats
PITCHER IP WLS BF H R ER SO BB IBB HBP BLK WP HR S P ERA WHIP
Luis Tiant, R (1, 1) ERA: 1.48 9.0 31 4 1 1 7 0 0 0 0 0 1 45 45 1.00 0.444
Vicente Romo, R (10, 1) ERA: 1.14 3.0 10 1 0 0 1 0 1 0 0 1 0 11 15 0.00 0.333
Eddie Fisher, R (13, 1) ERA: 3.4 2.0 7 1 0 0 0 0 0 0 0 0 0 7 7 0.00 0.500
Mike Paul, L (15, 1) ERA: 4.17 2.1 L 14 5 1 1 4 0 1 1 0 0 0 20 25 3.86 2.143
1B: 8 2B: 2 3B: 0 HR: 1
SF: 0 SAC: 0 DP: 1 HBP: 1
WP: 1 PB: 0 SB: 0 CS: 1
PA: 62

Cleveland Indians @ Detroit Tigers

Tiger Stadium, Detroit, MI

Tue Aug 06 1968, Postponed
Att. 48,413 - Unknown

TOP

livebaseballscorecards.com

Batter	1	2	3	4	5	6	7	8	9	AB	R	H	RBI	BB	SO	LOB
Russ Snyder, L (1, 8) OBP: 0.329, SLG: 0.336	G4-6-3 1B		5-3		4-3		1-2 1B			4	0	2	0	0	0	1
Lee Maye, L (1, 7) OBP: 0.330, SLG: 0.422	G4-6-3 1-2f			FC5-4 1B	F8		6-3			4	0	1	0	0	0	3
Lou Johnson, R (1, 9) OBP: 0.294, SLG: 0.390	P6			FC5-4 HBP BB 1B 1-2f		5-3		6-3		4	1	0	0	0	0	1
Duke Sims, L (1, 2) OBP: 0.377, SLG: 0.419		F9		BBB HBP 1B 1-2 BB		1B		P6		3	1	1	0	1	0	0
Tony Horton, R (1, 3) OBP: 0.312, SLG: 0.420		L6		H 1B 1-2 2-3 HBP		F7		SSS K		3	0	0	0	0	1	1
Lou Klimchock, L (1, 5) OBP: 0.231, SLG: 0.167 Eddie Fisher, R (6, 1) Jose Cardenal, R (9, PH) OBP: 0.286, SLG: 0.345		F3		1-2 2-H 3-H 1B		P4			G4-6-3 1B	3 0 1	0 0 0	1 0 1	2 0 0	0 0 0	0 0 0	1 0 0
Billy Harris, L (1, 4) OBP: 0.296, SLG: 0.348 Joe Azcue, R (4, PH) OBP: 0.326, SLG: 0.356 Vern Fuller, R (4, 4) OBP: 0.324, SLG: 0.273			FC4-6 1B	F3			P4		F9	1 1 2	0 0 0	1 0 0	0 0 0	0 0 0	0 0 0	0 2 1
Larry Brown, R (1, 6) OBP: 0.293, SLG: 0.312 Jimmie Hall, L (9, PH) OBP: 0.289, SLG: 0.279			F5	5-3			SSS K		G4-6-3 1-2f	3 1	0 0	0 0	0 0	0 0	1 0	3 1
Stan Williams, R (1, 1) OBP: 0.256, SLG: 0.194 Chico Salmon, R (6, 5) OBP: 0.261, SLG: 0.301			FC4-6 1-2f		5-3		1B			2 1	0 0	0 1	0 0	0 0	0 0	1 0

	AB	R	H	RBI	BB	SO	LOB
	33	2	8	2	1	2	15

Inning Stats	1	2	3	4	5	6	7	8	9	1B	SF	WP	PA
R	0	0	0	2	0	0	0	0	0	8	0	0	35
E	0	0	0	0	0	0	0	0	0	2B 0	SAC 0	PB 0	
K	0	0	0	0	0	1	1	1	0	3B 0	DP 2	SB 0	
S	3	3	4	5	3	4	7	5	3	HR 0	HBP 1	CS 0	
H	1	0	1	2	0	1	2	0	1				
LOB	0	0	1	2	0	1	2	0	0				
BB	0	0	0	1	0	0	0	0	0				
P	3	3	4	10	3	4	7	5	3				

PITCHER	IP	WLS	BF	H	R	ER	SO	BB	IBB	HBP	BLK	WP	HR	S	P	ERA	WHIP
Joe Sparma, R (1, 1) ERA: 4.14	3.1		15	4	2	2	0	1	0	1	0	0	0	13	18	5.40	1.500
Mickey Lolich, L (4, 1) ERA: 3.68	2.2	W	9	1	0	0	0	0	0	0	0	0	0	9	9	0.00	0.375
John Wyatt, R (7, 1) ERA: 2.42	3.0	S	11	3	0	0	2	0	0	0	0	0	0	15	15	0.00	1.000

PITCHER	IP	WLS	BF	H	R	ER	SO	BB	IBB	HBP	BLK	WP	HR	S	P	ERA	WHIP

Cleveland Indians @ Detroit Tigers

Tiger Stadium, Detroit, MI

Tue Aug 06 1968, Postponed
Att. 48,413 - Unknown

livebaseballscorecards.com

Batter	1	2	3	4	5	6	7	8	9	AB	R	H	RBI	BB	SO	LOB
Dick McAuliffe, L (1, 4) OBP: 0.343, SLG: 0.446	K		1-3		BB, 1B	FC1-2 2-H 3-H				4	0	1	0	0	1	1
Mickey Stanley, R (1, 8) OBP: 0.298, SLG: 0.369	K		1B		BB 1-2	4-3				3	0	1	0	1	1	1
Jim Northrup, L (1, 9) OBP: 0.322, SLG: 0.442	1B		F8		K		K2-3			4	0	1	0	0	2	3
Gates Brown, L (1, 7) OBP: 0.451, SLG: 0.587 John Wyatt, R (7, 1)	4-3		K			1B 1B 2B	K			3 1	1 0	1 0	0 0	0 0	1 1	2 0
Norm Cash, L (1, 3) OBP: 0.301, SLG: 0.458		HR		P4		BB, 1B FC1-2 2-3	G3			4	1	2	1	0	0	0
Don Wert, R (1, 5) OBP: 0.265, SLG: 0.322		K		F7		FC1-2, BB 2B 1-2 3-H		F7		4	1	1	1	0	1	0
Jim Price, R (1, 2) OBP: 0.253, SLG: 0.256 Bill Freehan, R (6, PH) OBP: 0.357, SLG: 0.426 (7, 2)	F8		K			FC1-2 2B 1-2 2-3		F8		2 1	0 1	0 1	0 0	0 1	1 0	0 0
Dick Tracewski, R (1, 6) OBP: 0.227, SLG: 0.250	1B				F7	FC1-2 2B WP 1-2 2-3 3-H		E5 S		4	1	1	0	0	0	3
Joe Sparma, R (1, 1) OBP: 0.113, SLG: 0.115 Mickey Lolich, S (4, 1) OBP: 0.184, SLG: 0.114 Al Kaline, R (6, PH) OBP: 0.383, SLG: 0.395 (7, 7)	K				F7	WP FC1-2 1-3 2-H 3-H		F5 1-2		1 1 2	0 0 0	0 0 1	0 0 2	0 0 0	1 0 0	1 0 1
Inning Stats	R: 0 E: 0 K: 2 S: 8 H: 1 LOB: 1 BB: 0 P: 8	R: 1 E: 0 K: 2 S: 9 H: 2 LOB: 1 BB: 0 P: 9	R: 0 E: 0 K: 1 S: 6 H: 1 LOB: 1 BB: 0 P: 6	R: 0 E: 0 K: 1 S: 5 H: 0 LOB: 0 BB: 0 P: 5	R: 0 E: 0 K: 1 S: 6 H: 1 LOB: 2 BB: 1 P: 10	R: 4 E: 0 K: 0 S: 7 H: 4 LOB: 1 BB: 1 P: 11	R: 0 E: 0 K: 2 S: 7 H: 0 LOB: 0 BB: 0 P: 7	R: 0 E: 1 K: 0 S: 4 H: 0 LOB: 1 BB: 0 P: 4		1B: 6 2B: 2 3B: 0 HR: 1	SF: 0 SAC: 0 DP: 0 HBP: 0					

PITCHER	IP	WLS	BF	H	R	ER	SO	BB	IBB	HBP	BLK	WP	HR	S	P	ERA	WHIP
Stan Williams, R (1, 1) ERA: 2.75	5.1	L	27	9	5	5	7	2	0	0	0	0	1	39	47	8.44	2.062
Eddie Fisher, R (6, 1) ERA: 3.23	2.2		9	0	0	0	2	0	0	0	0	1	0	13	13	0.00	0.000

PITCHER	IP	WLS	BF	H	R	ER	SO	BB	IBB	HBP	BLK	WP	HR	S	P	ERA	WHIP

AB	34
R	5
H	9
RBI	4
BB	2
SO	9
LOB	12

WP: 1 PA: 36
PB: 0
SB: 1
CS: 0

Cleveland Indians @ Detroit Tigers

Tiger Stadium, Detroit, MI

Wed Aug 07 1968, 7:05 PM EDT

Att. 30,402 - Unknown

TOP

livebaseballscorecards.com

Batter	1	2	3	4	5	6	7	8	9	AB	R	H	RBI	BB	SO	LOB
Jose Cardenal, R (1, 8) OBP: 0.291, SLG: 0.348	L9		S 1B		BBB 5-3 BB		FC4-6 1B 1-2 2-H		1-2 1B	4	0	3	1	1	0	0
Russ Snyder, L (1, 9) OBP: 0.323, SLG: 0.329	SSS K		F7 1-3		5-3 1-2 2-3		FC4-6 1-2f 2-3		SSS K	5	0	0	0	0	2	7
Lee Maye, L (1, 7) OBP: 0.328, SLG: 0.418	1B		F7		G3		F5			4	0	1	0	0	0	5
Mike Paul, L (7, 1) OBP: 0.250, SLG: 0.143										0	0	0	0	0	0	0
Tony Horton, R (1, 3) OBP: 0.309, SLG: 0.414	F4		5-3			P5		6-3		4	0	0	0	0	0	2
Duke Sims, L (1, 2) OBP: 0.375, SLG: 0.414		BBBB 1B BB		SSS K		4-3		SSS K		3	0	0	0	1	2	0
Chico Salmon, R (1, 5) OBP: 0.260, SLG: 0.300		P4		G4-3 1B		6-3		5-3		4	0	1	0	0	0	1
Vern Fuller, R (8, 4) OBP: 0.324, SLG: 0.273										0	0	0	0	0	0	0
Billy Harris, L (1, 4) OBP: 0.307, SLG: 0.357		1-2 1B		G4-3 1-2f			1B 1B 1B		4-3	4	1	2	0	0	0	1
(8, 5)																
Larry Brown, R (1, 6) OBP: 0.295, SLG: 0.317		F8			5-3 2B		FC4-6 1B 1-2		5-3	4	0	2	0	0	0	2
Sam McDowell, L (1, 1) OBP: 0.182, SLG: 0.143		5-3			6-3		P2		BBBB 1B BB	0	0	0	0	0	0	0
Eddie Fisher, R (1, 1)										1	0	0	0	0	0	2
Lou Klimchock, L (5, PH) OBP: 0.214, SLG: 0.154										1	0	0	0	0	0	1
Hal Kurtz, R (5, 1)										0	0	0	0	0	0	0
Jimmie Hall, L (7, PH) OBP: 0.291, SLG: 0.278										1	0	0	0	1	0	2
(7, 7)																

	AB	35
	R	1
	H	9
	RBI	1
	BB	3
	SO	4
	LOB	23

Inning Stats										
	R: 0	H: 1	R: 0	H: 1	R: 0	H: 1	R: 0	H: 1	R: 0	H: 1
	E: 0	LOB: 1	E: 0	LOB: 2	E: 0	LOB: 1	E: 0	LOB: 0	E: 0	LOB: 2
	K: 1	BB: 0	K: 0	BB: 1	K: 0	BB: 0	K: 1	BB: 0	K: 0	BB: 1
	S: 6	P: 6	S: 4	P: 8	S: 4	P: 4	S: 5	P: 5	S: 4	P: 8

Inning Stats										
	R: 0	H: 0	R: 1	H: 3	R: 0	H: 0	R: 0	H: 1	1B: 8	SF: 0
	E: 0	LOB: 0	E: 0	LOB: 2	E: 0	LOB: 0	E: 0	LOB: 2	2B: 1	SAC: 0
	K: 0	BB: 0	K: 0	BB: 0	K: 1	BB: 0	K: 1	BB: 1	3B: 0	DP: 1
	S: 3	P: 3	S: 6	P: 6	S: 5	P: 5	S: 6	P: 10	HR: 0	HBP: 0

	WP: 0	PA: 38
	PB: 0	
	SB: 2	
	CS: 0	

PITCHER		IP	WLS	BF	H	R	ER	SO	BB	IBB	HBP	BLK	WP	HR	S	P	ERA	WHIP
Earl Wilson, R ERA: 2.97	(1, 1)	6.0	W	25	6	1	1	2	2	0	0	0	0	0	27	35	1.50	1.333
Daryl Patterson, R ERA: 1.38	(7, 1)	3.0	S	13	3	0	0	2	1	0	0	0	0	0	16	20	0.00	1.333

PITCHER	IP	WLS	BF	H	R	ER	SO	BB	IBB	HBP	BLK	WP	HR	S	P	ERA	WHIP

Cleveland Indians @ Detroit Tigers

Tiger Stadium, Detroit, MI

Wed Aug 07 1968, 7:05 PM EDT

Att. 30,402 - Unknown

livebaseballscorecards.com

BOTTOM

Batter	1	2	3	4	5	6	7	8	9	AB	R	H	RBI	BB	SO	LOB
Mickey Stanley, R (1, 8) OBP: 0.302, SLG: 0.371	0-0 BB 1B 1B	0-0 1B			0-0 ① 4-3		BBBB 4-0 BB			3	1	2	0	1	0	0
Dick Tracewski, R (1, 6) OBP: 0.228, SLG: 0.244	BBBB 4-0 1B 1-2 2B BB	0-0 ③ F8			0-0 ② F7		SSS 0-3 ② K			3	1	0	0	1	1	2
Al Kaline, R (1, 9) OBP: 0.384, SLG: 0.397	0-0 1-2 2-H 2B 1B		0-0 ① L6-3		0-0 PB 1B		0-0 ③ L8			4	1	2	1	0	0	1
Bill Freehan, R (1, 3) OBP: 0.356, SLG: 0.427	0-0 1-H 2-H 2B		0-0 ② 5-3		0-0 ③ F7 1-2			0-0 ① F7		4	0	1	2	0	0	1
Willie Horton, R (1, 7) OBP: 0.352, SLG: 0.559	0-0 ① 1-3		0-0 1B			SSS 0-3 ① K2-3		0-0 HR		4	1	2	1	0	1	1
Don Wert, R (1, 5) OBP: 0.265, SLG: 0.319	0-0 ② 6-3		0-0 ③ 4-3			0-0 ② 4-3		BBBB 4-0 HR BB		3	1	0	0	1	0	2
Jim Price, R (1, 2) OBP: 0.252, SLG: 0.255	SSS 0-3 ③ K			0-0 ① P4		0-0 1B		0-0 ② P3		4	0	1	0	0	1	2
Dave Campbell, R (1, 4) OBP: 0.125, SLG: 0.500		0-0 ① P5		0-0 ② 6-3		0-0 ③ F7		0-0 1-H HR		4	1	1	2	0	0	1
Dick McAuliffe, L (9, 4) OBP: 0.343, SLG: 0.446										0	0	0	0	0	0	0
Earl Wilson, R (1, 1) OBP: 0.200, SLG: 0.383		SSS 0-3 ② K		0-0 ③ 5-3			SSS 0-3 ① K	SSS 0-3 ③ K		2	0	0	0	0	1	0
Daryl Patterson, L (7, 1)										2	0	0	0	0	2	0
Inning Stats	R: 3 E: 0 K: 1 S: 8 H: 3 LOB: 1 BB: 1 P: 12	R: 0 E: 0 K: 1 S: 6 H: 1 LOB: 1 BB: 0 P: 6	R: 0 E: 0 K: 0 S: 4 H: 1 LOB: 1 BB: 0 P: 4	R: 0 E: 0 K: 0 S: 3 H: 0 LOB: 0 BB: 0 P: 3	R: 0 E: 0 K: 0 S: 4 H: 1 LOB: 1 BB: 0 P: 4	R: 0 E: 0 K: 1 S: 6 H: 1 LOB: 1 BB: 0 P: 6	R: 0 E: 0 K: 2 S: 7 H: 0 LOB: 1 BB: 1 P: 11	R: 3 E: 0 K: 1 S: 7 H: 2 LOB: 0 BB: 1 P: 11		1B: 6 2B: 1 3B: 0 HR: 2 SF: 0 SAC: 0 DP: 0 HBP: 0						

	AB	33
	R	6
	H	9
	RBI	6
	BB	3
	SO	6
	LOB	10

WP: 0 PB: 1 SB: 0 CS: 0 PA: 36

PITCHER		IP	WLS	BF	H	R	ER	SO	BB	IBB	HBP	BLK	WP	HR	S	P	ERA	WHIP
Sam McDowell, L ERA: 1.72	(1, 1)	0.0	L	2	1	2	2	0	1	0	0	0	0	0	1	5	∞	∞
Eddie Fisher, R ERA: 3.16	(1, 1)	4.0		16	4	1	1	2	0	0	0	0	0	0	20	20	2.25	1.000
Hal Kurtz, R ERA: 4.28	(5, 1)	2.0		8	2	0	0	1	0	0	0	0	0	0	10	10	0.00	1.000
Mike Paul, L ERA: 4.6	(7, 1)	2.0		10	2	3	3	3	2	0	0	0	0	2	14	22	13.50	2.000

PITCHER		IP	WLS	BF	H	R	ER	SO	BB	IBB	HBP	BLK	WP	HR	S	P	ERA	WHIP

Batter	1	2	3	4	5	6	7	8	9	AB	R	H	RBI	BB	SO	LOB
Jose Cardenal, R (1, 8) OBP: 0.296, SLG: 0.353	0-0 ① 1B		0-0 ② 6-3		BBB 4-0 4-3 S BB			0-0 FC5 2B		3	0	2	0	1	0	0
Russ Snyder, L (1, 9) OBP: 0.321, SLG: 0.327	0-0 ② 6-3		0-0 1B		0-0 ② 4-3 1-3			0-0 ① F8		4	0	1	0	0	0	2
Jimmie Hall, L (1, 7) OBP: 0.286, SLG: 0.272	SSS 0-3 ③ K		0-0 ③ F8		0-0 ③ P5			0-0 ② 6-3		4	0	0	0	0	1	3
Tony Horton, R (1, 3) OBP: 0.314, SLG: 0.420		0-0 1B 1B		0-0 3-1 SF9 2B		0-0 ① L9		BBBB 4-0 BB		3	1	2	0	1	0	0
Joe Azcue, R (1, 2) OBP: 0.325, SLG: 0.354		0-0 1-2 1B		0-0 ① 3-1 2-3		0-0 ② F3		0-0 ③ FC5 2-3f		4	0	1	0	0	0	3
Billy Harris, L (1, 4) OBP: 0.308, SLG: 0.347 Max Alvis, R (9, PH) OBP: 0.296, SLG: 0.333		0-0 ① F2		BBBB 4-0 FC5-4 BB		0-0 ③ F5			0-0 ① 5-3	2 1	0 0	0 0	0 0	1 0	0 0	2 0
Lou Klimchock, L (1, 5) OBP: 0.176, SLG: 0.133 Lou Johnson, R (9, PH) OBP: 0.293, SLG: 0.389		0-0 ② L9		0-0 ② SF9 3-H			0-0 ① F8		0-0 ② F8	2 1	0 0	0 0	1 0	0 0	0 0	2 0
Larry Brown, R (1, 6) OBP: 0.293, SLG: 0.314 Chico Salmon, R (9, PH) OBP: 0.263, SLG: 0.300		0-0 ③ P4		0-0 ③ FC5-4 1-2f			0-0 ② L6		H 1-0 HBP	3 0	0 0	0 0	0 0	0 0	0 0	3 0
Sonny Siebert, R (1, 1) OBP: 0.194, SLG: 0.203 Tommy Harper, R (5, PH) OBP: 0.286, SLG: 0.384 Hal Kurtz, R (5, 1) Lee Maye, L (9, PH) OBP: 0.326, SLG: 0.416			0-0 ① 1-3		SSS 0-3 ① K		0-0 ③ 3-1		0-0 ③ F9	1 1 1 1	0 0 0 0	0 0 0 0	0 0 0 0	0 1 0 0	0 0 0 0	0 0 0 1
Inning Stats	R: 0 H: 1 E: 0 LOB: 0 K: 1 BB: 0 S: 5 P: 5	R: 0 H: 2 E: 0 LOB: 2 K: 0 BB: 0 S: 5 P: 5	R: 0 H: 1 E: 0 LOB: 0 K: 0 BB: 0 S: 4 P: 4	R: 1 H: 1 E: 0 LOB: 1 K: 0 BB: 1 S: 4 P: 8	R: 0 H: 0 E: 0 LOB: 1 K: 1 BB: 1 S: 5 P: 9	R: 0 H: 0 E: 0 LOB: 0 K: 0 BB: 0 S: 3 P: 3	R: 0 H: 0 E: 0 LOB: 0 K: 0 BB: 0 S: 3 P: 3	R: 0 H: 1 E: 0 LOB: 2 K: 0 BB: 1 S: 4 P: 8	R: 0 H: 0 E: 0 LOB: 1 K: 0 BB: 0 S: 3 P: 4	1B: 4 SF: 1 2B: 2 SAC: 0 3B: 0 DP: 0 HR: 0 HBP: 1						WP: 0 PA: 36 PB: 0 SB: 1 CS: 0

TOP

Cleveland Indians @ Detroit Tigers

Tiger Stadium, Detroit, MI

Thu Aug 08 1968, 7:05 PM EDT

Att. 23,904 - Unknown

livebaseballscorecards.com

AB	31
R	1
H	6
RBI	1
BB	3
SO	2
LOB	16

PITCHER		IP	WLS	BF	H	R	ER	SO	BB	IBB	HBP	BLK	WP	HR	S	P	ERA	WHIP
Denny McLain, R ERA: 1.9	(1, 1)	9.0	W	36	6	1	1	2	3	0	1	0	0	0	36	49	1.00	1.000

PITCHER	IP	WLS	BF	H	R	ER	SO	BB	IBB	HBP	BLK	WP	HR	S	P	ERA	WHIP

Batter	1	2	3	4	5	6	7	8	9	AB	R	H	RBI	BB	SO	LOB
Dick McAuliffe, L (1, 4) OBP: 0.343, SLG: 0.448 Dave Campbell, R (7, PR) OBP: 0.125, SLG: 0.500 (8, 4)	4-3		1B 1B 2-H 1B	4-3		4-3	6-3 2-H 2B			5 0	1 0	2 0	2 0	0 0	0 0	1 0
Jim Northrup, L (1, 8) OBP: 0.322, SLG: 0.440 (7, 9)	F9		1B SF9 1-3 1B	4-3		F7 B B B B	6-3 BB			4	1	1	0	1	0	1
Al Kaline, R (1, 9) OBP: 0.386, SLG: 0.399 Mickey Stanley, R (7, 8) OBP: 0.302, SLG: 0.370	L7		SF9 IBB HR 1-3 3-H 1B	1B 2-H 1B		L8	6-3 1-2 2-3			4 1	1 0	2 0	2 0	0 0	0 0	0 2
Norm Cash, L (1, 3) OBP: 0.310, SLG: 0.461		S S S K	4-0 HR 1-2 IBB	FC6-4 1-3 1B			2B 1B 1B IBB			3	2	2	0	2	1	0
Willie Horton, R (1, 7) OBP: 0.351, SLG: 0.560 Wayne Comer, R (7, PR) OBP: 0.143, SLG: 0.154 (8, 7)		1-3	SF9 2-3 3-H	FC6-4 1-2f			1-3 1B 2B L6			3 1	0 1	1 0	1 0	0 0	0 0	2 3
Bill Freehan, R (1, 2) OBP: 0.361, SLG: 0.444	B B B B BB		1-H 3-H HR	5-3			1B E IBB		HR	3	3	2	4	2	0	0
Don Wert, R (1, 5) OBP: 0.266, SLG: 0.321	S S S K		1B	E5 6-3			E 1-2 2-H 3-H 5-3 1B		6-3	5	1	2	2	0	1	1
Dick Tracewski, R (1, 6) OBP: 0.233, SLG: 0.250		1B SH1-4 1B S S S K		6-3 1-2			E5 1-3 2-H 5-3 2B		G6-4-3 1B	5	2	2	0	0	1	3
Denny McLain, R (1, 1) OBP: 0.160, SLG: 0.173			SH1-4 1-2	1B 2B	S S S K		5-3 1-2 3-H		G6-4-3 1-2f	4	1	1	1	0	1	4
Inning Stats	R: 0 H: 0 E: 0 LOB: 0 K: 0 BB: 0 S: 3 P: 3	R: 0 H: 0 E: 0 LOB: 1 K: 2 BB: 1 S: 7 P: 11	R: 6 H: 6 E: 0 LOB: 1 K: 1 BB: 1 S: 11 P: 15	R: 1 H: 3 E: 0 LOB: 2 K: 0 BB: 0 S: 6 P: 6	R: 0 H: 0 E: 1 LOB: 1 K: 1 BB: 0 S: 6 P: 6	R: 0 H: 0 E: 0 LOB: 0 K: 0 BB: 0 S: 3 P: 3	R: 5 H: 4 E: 1 LOB: 3 K: 0 BB: 3 S: 8 P: 20	R: 1 H: 2 E: 0 LOB: 0 K: 0 BB: 0 S: 4 P: 4		1B: 10 SF: 1 2B: 3 SAC: 1 3B: 0 DP: 1 HR: 2 HBP: 0						

PITCHER		IP	WLS	BF	H	R	ER	SO	BB	IBB	HBP	BLK	WP	HR	S	P	ERA	WHIP
Sonny Siebert, R ERA: 3.03	(1, 1)	4.0	L	23	9	7	7	3	1	1	0	0	0	1	27	35	15.75	2.500
Hal Kurtz, R ERA: 5.02	(5, 1)	4.0		22	6	6	5	1	1	2	0	0	0	1	21	33	11.25	1.750

PITCHER	IP	WLS	BF	H	R	ER	SO	BB	IBB	HBP	BLK	WP	HR	S	P	ERA	WHIP

Cleveland Indians @ Detroit Tigers

Tiger Stadium, Detroit, MI

Thu Aug 08 1968, 7:05 PM EDT

Att. 23,904 - Unknown

BOTTOM

livebaseballscorecards.com

AB	38
R	13
H	15
RBI	12
BB	5
SO	4
LOB	17

Cleveland Indians @ Chicago White Sox

Comiskey Park, Chicago, IL

Fri Aug 09 1968, 8:05 PM EDT

Att. 9,553 - Unknown

TOP

livebaseballscorecards.com

Batter	1	2	3	4	5	6	7	8	9	AB	R	H	RBI	BB	SO	LOB
Jose Cardenal, R (1, 8) OBP: 0.295, SLG: 0.352	1-3		1-3			G3		FC5-4 1B 1-2		4	0	1	0	0	0	0
Joe Azcue, R (1, 2) OBP: 0.325, SLG: 0.354	1-3		1B			1-3		F9		3	0	1	0	0	0	0
Jimmie Hall, L (8, PH) OBP: 0.284, SLG: 0.271										1	0	0	0	0	0	2
Vicente Romo, R (8, 1) OBP: 0.111, SLG: 0.111										0	0	0	0	0	0	0
Lou Johnson, R (1, 7) OBP: 0.293, SLG: 0.385	BB		4-3			6-3		FC5-4 1-2f		3	0	0	0	1	0	3
Tony Horton, R (1, 3) OBP: 0.310, SLG: 0.415	1-3			1-3			6-3	6-3		4	0	0	0	0	0	3
Max Alvis, R (1, 5) OBP: 0.294, SLG: 0.330		E5 SH1-3		F8			K		4-3	3	0	0	0	0	1	0
Billy Harris, L (9, PH) OBP: 0.304, SLG: 0.342										1	0	0	0	0	0	0
Chico Salmon, R (1, 6) OBP: 0.264, SLG: 0.298		SH1-3 1-2		6-3			BB 1B		1-3	2	0	0	0	1	0	0
Tommy Harper, R (1, 9) OBP: 0.295, SLG: 0.388		BB G1-6-3			6-3		1B 1-3		S 1B	3	0	2	0	1	0	0
Vern Fuller, R (1, 4) OBP: 0.320, SLG: 0.268		G1-6-3 1-2f			5-3		5-3		BB 1-2	3	0	0	0	0	0	4
Russ Snyder, L (9, PH) OBP: 0.324, SLG: 0.327										0	0	0	0	1	0	0
Steve Hargan, R (1, 1) OBP: 0.204, SLG: 0.229			K		6-3			HBP 1B	F4	2	0	0	0	0	1	0
Lee Maye, L (8, PH) OBP: 0.330, SLG: 0.416										0	0	0	0	0	0	0
Hal Kurtz, R (8, PR)										0	0	0	0	0	0	0
Duke Sims, L (8, 2) OBP: 0.374, SLG: 0.412										1	0	0	0	0	0	2

	AB	30
	R	0
	H	4
	RBI	0
	BB	4
	SO	2
	LOB	14

Inning Stats	1	2	3	4	5	6	7	8	9
	R: 0 E: 0 K: 0 S: 3	R: 0 E: 1 K: 0 S: 3	R: 0 E: 0 K: 1 S: 6	R: 0 E: 0 K: 0 S: 3	R: 0 E: 0 K: 0 S: 3	R: 0 E: 0 K: 0 S: 3	R: 0 E: 0 K: 1 S: 6	R: 0 E: 0 K: 0 S: 4	R: 0 E: 0 K: 0 S: 4
	H: 0 LOB: 1 BB: 1 P: 7	H: 0 LOB: 1 BB: 1 P: 7	H: 1 LOB: 1 BB: 0 P: 6	H: 0 LOB: 0 BB: 0 P: 3	H: 0 LOB: 0 BB: 0 P: 3	H: 0 LOB: 0 BB: 0 P: 3	H: 1 LOB: 2 BB: 1 P: 10	H: 1 LOB: 2 BB: 0 P: 5	H: 1 LOB: 2 BB: 1 P: 8

	1B: 4	SF: 0	WP: 0	PA: 36
	2B: 0	SAC: 1	PB: 0	
	3B: 0	DP: 1	SB: 1	
	HR: 0	HBP: 1	CS: 0	

PITCHER		IP	WLS	BF	H	R	ER	SO	BB	IBB	HBP	BLK	WP	HR	S	P	ERA	WHIP
Tommy John, L ERA: 1.94	(1, 1)	7.0	W	28	3	0	0	2	3	0	1	0	0	0	28	41	0.00	0.857
Bob Locker, R ERA: 2.29	(8, 1)	1.2		6	1	0	0	0	0	0	0	0	0	0	6	6	0.00	0.600
Hoyt Wilhelm, R ERA: 1.58	(9, 1)	0.1	S	2	0	0	0	0	1	0	0	0	0	0	1	5	0.00	3.000

PITCHER		IP	WLS	BF	H	R	ER	SO	BB	IBB	HBP	BLK	WP	HR	S	P	ERA	WHIP

Batter	1	2	3	4	5	6	7	8	9	AB	R	H	RBI	BB	SO	LOB
Walt Williams, R (1, 9) OBP: 0.211, SLG: 0.214	4-3		F8		2B			K		3	0	1	1	0	0	0
Woodie Held, R (8, 9) OBP: 0.265, SLG: 0.183										1	0	0	0	0	1	0
Luis Aparicio, R (1, 6) OBP: 0.305, SLG: 0.348	1-3		F9		F4			1B		4	0	1	0	0	0	1
Tom McCraw, L (1, 3) OBP: 0.296, SLG: 0.381	1B			BB		F7		F8		3	0	1	0	1	0	1
Tommy Davis, R (1, 7) OBP: 0.287, SLG: 0.350	1B			F2		F3				3	0	1	0	0	0	1
Duane Josephson, R (1, 2) OBP: 0.281, SLG: 0.346	6-3			1-3		6-3				3	0	0	0	0	0	3
Dick Kenworthy, R (1, 5) OBP: 0.265, SLG: 0.257		G3		F9			4-3			3	0	0	0	0	0	1
Sandy Alomar Sr., S (1, 4) OBP: 0.311, SLG: 0.293		4-3			1-3		K			3	0	0	0	0	1	0
Ken Berry, R (1, 8) OBP: 0.288, SLG: 0.343		F2			G1		F7			3	0	0	0	0	0	0
Tommy John, R (1, 1) OBP: 0.204, SLG: 0.278			G3		E8 2B 1B			K		2	1	1	0	0	0	0
Bob Locker, S (8, 1)										1	0	0	0	0	1	0
Hoyt Wilhelm, R (9, 1)										0	0	0	0	0	0	0
Inning Stats	R: 0 E: 0 K: 0 S: 5 H: 2 LOB: 2 BB: 0 P: 5	R: 0 E: 0 K: 0 S: 3 H: 0 LOB: 0 BB: 0 P: 3	R: 0 E: 0 K: 0 S: 3 H: 0 LOB: 0 BB: 0 P: 3	R: 0 E: 0 K: 0 S: 3 H: 0 LOB: 1 BB: 1 P: 7	R: 1 E: 1 K: 0 S: 5 H: 2 LOB: 1 BB: 0 P: 5	R: 0 E: 0 K: 0 S: 3 H: 0 LOB: 0 BB: 0 P: 3	R: 0 E: 0 K: 1 S: 5 H: 0 LOB: 0 BB: 0 P: 5	R: 0 E: 0 K: 2 S: 8 H: 1 LOB: 1 BB: 0 P: 8		1B: 4 2B: 1 3B: 0 HR: 0	SF: 0 SAC: 0 DP: 0 HBP: 0					

PITCHER	IP	WLS	BF	H	R	ER	SO	BB	IBB	HBP	BLK	WP	HR	S	P	ERA	WHIP
Steve Hargan, R (1, 1) ERA: 3.72	7.0	L	26	4	1	0	1	1	0	0	0	0	0	27	31	0.00	0.714
Vicente Romo, R (8, 1) ERA: 1.12	1.0		4	1	0	0	2	0	0	0	0	0	0	8	8	0.00	1.000

PITCHER	IP	WLS	BF	H	R	ER	SO	BB	IBB	HBP	BLK	WP	HR	S	P	ERA	WHIP

BOTTOM

Cleveland Indians @ Chicago White Sox

Comiskey Park, Chicago, IL

Fri Aug 09 1968, 8:05 PM EDT

Att. 9,553 - Unknown

livebaseballscorecards.com

AB	29
R	1
H	5
RBI	1
BB	1
SO	3
LOB	7

Batter	1	2	3	4	5	6	7	8	9	AB	R	H	RBI	BB	SO	LOB
Jose Cardenal, R (1, 8) OBP: 0.296, SLG: 0.355	SH2-3 1B		1-3			E 1B 2B	FC6-4 2-3		6-3	5	1	2	0	0	0	2
Tommy Harper, R (1, 9) OBP: 0.291, SLG: 0.382	SH2-3 1-2		F8			4-3	6-3			3	0	0	0	0	0	2
Lou Johnson, R (1, 7) OBP: 0.289, SLG: 0.380	6-3			1-3		E2 1B 1B 2-3		F7		4	1	0	0	0	0	2
Tony Horton, R (1, 3) OBP: 0.309, SLG: 0.413	F9			F8		1B SF8 1B 1-2 3-H		F7		4	1	1	1	0	0	1
Joe Azcue, R (1, 2) OBP: 0.324, SLG: 0.352		E6 5-3		6-3		1-3 2-H		E4		4	0	1	1	0	0	0
Chico Salmon, R (1, 6) OBP: 0.260, SLG: 0.294		5-3 1-2			1-3	SF8 3-H		F7		3	0	0	1	0	0	2
Max Alvis, R (1, 5) OBP: 0.296, SLG: 0.332		F7			FC5-4 1B	F7			FC6-5 S 1B	4	0	2	0	0	0	2
Davey Nelson, R (1, 4) OBP: 0.316, SLG: 0.333		F2			FC5-4 1-2f		B B B B FC6-4 S BB		S S S K 1-2	3	0	0	0	1	1	3
Luis Tiant, R (1, 1) OBP: 0.085, SLG: 0.099			5-3		F9		F2 1-2		FC6-5 2-3	4	0	0	0	0	0	3
Inning Stats	R: 0 H: 1 E: 0 LOB: 1 K: 0 BB: 0 S: 4 P: 4	R: 0 H: 0 E: 1 LOB: 1 K: 0 BB: 0 S: 4 P: 4	R: 0 H: 0 E: 0 LOB: 0 K: 0 BB: 0 S: 3 P: 3	R: 0 H: 0 E: 0 LOB: 0 K: 0 BB: 0 S: 3 P: 3	R: 0 H: 1 E: 0 LOB: 1 K: 0 BB: 0 S: 4 P: 4	R: 3 H: 3 E: 1 LOB: 1 K: 0 BB: 0 S: 7 P: 7	R: 0 H: 0 E: 0 LOB: 1 K: 0 BB: 1 S: 3 P: 7	R: 0 H: 0 E: 1 LOB: 1 K: 0 BB: 0 S: 4 P: 4	R: 0 H: 1 E: 0 LOB: 1 K: 1 BB: 0 S: 6 P: 6	1B: 5 SF: 1 2B: 1 SAC: 1 3B: 0 DP: 0 HR: 0 HBP: 0						

TOP

Cleveland Indians @ Chicago White Sox

Comiskey Park, Chicago, IL

Sat Aug 10 1968, 4:33 AM EDT

Att. 4,192 - Unknown

livebaseballscorecards.com

AB	34
R	3
H	6
RBI	3
BB	1
SO	1
LOB	17

WP: 0 PA: 37
PB: 0
SB: 2
CS: 0

PITCHER		IP	WLS	BF	H	R	ER	SO	BB	IBB	HBP	BLK	WP	HR	S	P	ERA	WHIP
Wilbur Wood, L ERA: 1.76	(1, 1)	6.0	L	26	5	3	1	0	1	0	0	0	0	0	25	29	1.50	1.000
Bob Locker, R ERA: 2.25	(7, 1)	1.0		3	0	0	0	0	0	0	0	0	0	0	3	3	0.00	0.000
Hoyt Wilhelm, R ERA: 1.53	(8, 1)	2.0		8	1	0	0	1	0	0	0	0	0	0	10	10	0.00	0.500

PITCHER	IP	WLS	BF	H	R	ER	SO	BB	IBB	HBP	BLK	WP	HR	S	P	ERA	WHIP

Cleveland Indians @ Chicago White Sox

Comiskey Park, Chicago, IL

Sat Aug 10 1968, 4:33 AM EDT

Att. 4,192 - Unknown

BOTTOM

livebaseballscorecards.com

Batter	1	2	3	4	5	6	7	8	9	AB	R	H	RBI	BB	SO	LOB
Walt Williams, R (1, 9) OBP: 0.230, SLG: 0.250	F8	5-3			FC6-4 1B 1-2		2B 1-3			4	0	2	0	0	0	0
Luis Aparicio, R (1, 6) OBP: 0.305, SLG: 0.347	1B 1B 1B		K		FC6-4 1-2f		F9			4	1	1	0	0	1	5
Tommy Davis, R (1, 7) OBP: 0.287, SLG: 0.349	1B E 1B 1-2		5-3		F2			6-3		4	1	1	0	0	0	2
Duane Josephson, R (1, 2) OBP: 0.281, SLG: 0.344	E8 1-H 2-H		K			F4		6-3		4	0	1	1	0	1	0
Dick Kenworthy, R (1, 5) OBP: 0.256, SLG: 0.248	K			F2		5-3		K		4	0	0	0	0	2	1
Gail Hopkins, L (1, 3) OBP: 0.296, SLG: 0.174	BB			F6		F4			F2	3	0	0	0	1	0	0
Sandy Alomar Sr., S (1, 4) OBP: 0.306, SLG: 0.288 Woodie Held, R (9, PH) OBP: 0.262, SLG: 0.181	K			4-3			K		K	3 1	0 0	0 0	0 0	0 0	2 1	2 0
Ken Berry, R (1, 8) OBP: 0.285, SLG: 0.339		F9			K		K		F7	4	0	0	0	0	2	0
Wilbur Wood, R (1, 1) OBP: 0.167, SLG: 0.063 Bob Locker, S (7, 1) Gary Peters, L (7, PH) OBP: 0.293, SLG: 0.333 Joe Horlen, R (7, PR) OBP: 0.065, SLG: 0.044 Hoyt Wilhelm, R (8, 1)		K			BB 1B		BB 2B			1 0 0 0 0	0 0 0 0 0	0 0 0 0 0	0 0 0 0 0	1 0 1 0 0	1 0 0 0 0	0 0 0 0 0
Inning Stats	R: 2 E: 1 K: 2 S: 10 H: 3 LOB: 2 BB: 1 P: 14	R: 0 E: 0 K: 1 S: 5 H: 0 LOB: 0 BB: 0 P: 5	R: 0 E: 0 K: 2 S: 7 H: 0 LOB: 0 BB: 0 P: 7	R: 0 E: 0 K: 0 S: 3 H: 0 LOB: 0 BB: 0 P: 3	R: 0 E: 0 K: 1 S: 6 H: 1 LOB: 2 BB: 1 P: 10	R: 0 E: 0 K: 0 S: 3 H: 0 LOB: 0 BB: 0 P: 3	R: 0 E: 0 K: 2 S: 8 H: 1 LOB: 3 BB: 1 P: 12	R: 0 E: 0 K: 1 S: 5 H: 0 LOB: 0 BB: 0 P: 5	R: 0 E: 0 K: 1 S: 5 H: 0 LOB: 0 BB: 0 P: 5	1B: 4 2B: 1 3B: 0 HR: 0 SF: 0 SAC: 0 DP: 0 HBP: 0						

	AB	32
	R	2
	H	5
	RBI	1
	BB	3
	SO	10
	LOB	10

WP: 0 PB: 0 SB: 0 CS: 0 PA: 35

PITCHER	IP	WLS	BF	H	R	ER	SO	BB	IBB	HBP	BLK	WP	HR	S	P	ERA	WHIP
Luis Tiant, R (1, 1) ERA: 1.46	9.0	W	35	5	2	1	10	3	0	0	0	0	0	52	64	1.00	0.889

PITCHER	IP	WLS	BF	H	R	ER	SO	BB	IBB	HBP	BLK	WP	HR	S	P	ERA	WHIP

Batter	1	2	3	4	5	6	7	8	9	AB	R	H	RBI	BB	SO	LOB
Jose Cardenal, R (1, 8) OBP: 0.297, SLG: 0.354	x 0-0 CS 1B	BBB 4-0 1B 1B 1-2 2-3 BB		x 0-0 4-3 ①		x 0-0 F2 ②		x 0-0 6-3 ②		4	1	1	0	1	0	2
Davey Nelson, R (1, 4) OBP: 0.323, SLG: 0.333	BBBB 4-0 1B ① 1-2 BB	x 0-0 1B 1-3 2-H 3-H 1B		BBB 4-0 FC6-4 BB		x 0-0 L6 ③		x 0-0 E7 1B 3-H 1B		0	0	0	0	1	0	0
Russ Snyder, L (2, PH) OBP: 0.327, SLG: 0.330										1	0	1	2	0	0	0
Vern Fuller, R (2, 4) OBP: 0.324, SLG: 0.271										2	1	1	1	1	0	1
Lee Maye, L (1, 9) OBP: 0.337, SLG: 0.421	x 0-0 1-2 1B	x 0-0 1-2 3-H 1B		x 0-0 F8 ②			x 0-0 F8 ①	x 0-0 FC6-4 2-H 1B		5	0	3	2	0	0	1
Tommy Harper, R (8, PR) OBP: 0.291, SLG: 0.382										0	0	0	0	0	0	0
(8, 9)																
Tony Horton, R (1, 3) OBP: 0.305, SLG: 0.406	SSS 0-3 K ②	x 0-0 F2 ③		x 0-0 FC6-4 ③ 1-2f			x 0-0 E5	x 0-0 FC6-4 1-2f		5	0	0	0	0	1	6
Duke Sims, L (1, 2) OBP: 0.374, SLG: 0.410	x 0-0 F5 ③		H 1-0 2-3 FC HBP		x 0-0 G6-4-3 1B		x 0-0 F8 ②		SSS 0-3 K ①	4	0	1	0	0	1	3
Jimmie Hall, L (1, 7) OBP: 0.279, SLG: 0.266		x 0-0 F2 ①	x 0-0 FC 2-3 1-2		x 0-0 F9 ①		x 0-0 F7 ③		x 0-0 6-3 ②	4	0	0	0	0	0	3
Lou Johnson, R (9, PH) OBP: 0.288, SLG: 0.379										1	0	0	0	0	0	0
(9, 7)																
Max Alvis, R (1, 5) OBP: 0.295, SLG: 0.328		BBB 4-0 BB 1B 1B BB	x 0-0 F9 ①	x 0-0 G6-4-3 ② ③ 1-2f				x 0-0 E3 3B	x 0-0 5-3 ③	4	2	0	0	1	0	3
Larry Brown, R (1, 6) OBP: 0.295, SLG: 0.321		x 0-0 BB 1-2 1B 1B	x 0-0 2-3 ② 1-2 2-3			x 0-0 F6 ①		x 0-0 E 1-H 3B		4	2	2	1	0	0	2
Stan Williams, R (1, 1) OBP: 0.256, SLG: 0.225		SSS 0-3 K ②	SSS 0-3 K ③			x 0-0 2B		x 0-0 F2 ①		4	0	1	0	0	2	5
Inning Stats	R: 0 H: 2 E: 0 LOB: 2 K: 1 BB: 1 S: 6 P: 10	R: 3 H: 3 E: 0 LOB: 2 K: 1 BB: 2 S: 8 P: 16	R: 0 H: 0 E: 0 LOB: 2 K: 1 BB: 0 S: 6 P: 7	R: 0 H: 0 E: 0 LOB: 1 K: 0 BB: 1 S: 3 P: 7	R: 0 H: 1 E: 0 LOB: 0 K: 0 BB: 0 S: 3 P: 3	R: 0 H: 1 E: 0 LOB: 1 K: 0 BB: 0 S: 4 P: 4	R: 0 H: 0 E: 1 LOB: 1 K: 0 BB: 0 S: 4 P: 4	R: 3 H: 3 E: 2 LOB: 1 K: 0 BB: 0 S: 7 P: 7	R: 0 H: 0 E: 0 LOB: 0 K: 1 BB: 0 S: 5 P: 5	1B: 8 SF: 0 2B: 1 SAC: 0 3B: 1 DP: 1 HR: 0 HBP: 1						

TOP

Cleveland Indians @ Chicago White Sox

Comiskey Park, Chicago, IL

Sun Aug 11 1968, 4:33 AM EDT

Unknown

livebaseballscorecards.com

AB	38
R	6
H	10
RBI	6
BB	4
SO	4
LOB	26

WP: 0 PA: 43
PB: 0
SB: 0
CS: 1

PITCHER		IP	WLS	BF	H	R	ER	SO	BB	IBB	HBP	BLK	WP	HR	S	P	ERA	WHIP
Bob Priddy, R ERA: 3.06	(1, 1)	2.0	L	13	5	3	3	2	3	0	0	0	0	0	14	26	13.50	4.000
Dennis Ribant, R ERA: 4.85	(3, 1)	3.0		12	1	0	0	1	1	0	1	0	0	0	12	17	0.00	0.667
Cisco Carlos, R ERA: 3.87	(6, 1)	2.0		8	1	0	0	0	0	0	0	0	0	0	8	8	0.00	0.500
Gary Peters, L ERA: 3.49	(8, 1)	2.0		10	3	3	0	1	0	0	0	0	0	0	12	12	0.00	1.500

PITCHER		IP	WLS	BF	H	R	ER	SO	BB	IBB	HBP	BLK	WP	HR	S	P	ERA	WHIP

Batter	1	2	3	4	5	6	7	8	9	AB	R	H	RBI	BB	SO	LOB
Walt Williams, R (1, 9) OBP: 0.231, SLG: 0.238	S S S 0-3 K ①		H 1-0 HBP		x 0-0 F4 ②		x 0-0 1-3 ③			3	0	0	0	0	1	1
Luis Aparicio, R (1, 6) OBP: 0.302, SLG: 0.344	S S S 0-3 K ②		x 0-0 F8 ③		x 0-0 F5 ③			x 0-0 4-3 ①		4	0	0	0	0	1	2
Tommy Davis, R (1, 3) OBP: 0.284, SLG: 0.345	S S S 0-3 K ③			x 0-0 1-3 ①		x 0-0 5-3 ①		x 0-0 6-3 ②		4	0	0	0	0	1	0
Leon Wagner, L (1, 7) OBP: 0.344, SLG: 0.330		x 0-0 G3 ①		B B B B 4-0 HBP BB		S S S 0-3 K ②		x 0-0 4-3 ③		3	0	0	0	1	1	0
Duane Josephson, R (1, 2) OBP: 0.287, SLG: 0.348		x 0-0 FC4-6 1B		H 1-0 1-2 HBP		x 0-0 1B			x 0-0 5-3 ①	3	0	2	0	0	0	0
Ron Hansen, R (1, 5) OBP: 0.280, SLG: 0.317		x 0-0 F9 ②		x 0-0 F8 ②		x 0-0 F6 ③			x 0-0 5-3 ②	4	0	0	0	0	0	4
Ken Berry, R (1, 8) OBP: 0.282, SLG: 0.335		x 0-0 FC4-6 1-2f ③		x 0-0 F9 ③			x 0-0 F8 ①		x 0-0 F8 ③	4	0	0	0	0	0	3
Sandy Alomar Sr., S (1, 4) OBP: 0.307, SLG: 0.289			x 0-0 F4 ①		x 0-0 1B		x 0-0 4-3 ②			3	0	1	0	0	0	0
Bob Priddy, R (1, 1) OBP: 0.091, SLG: 0.190 Dennis Ribant, R (3, 1) OBP: 0.250, SLG: 0.143 Dick Kenworthy, R (5, PH) OBP: 0.254, SLG: 0.246 Cisco Carlos, R (6, 1) OBP: 0.130, SLG: 0.048 Gary Peters, L (7, PH) OBP: 0.305, SLG: 0.404 (8, 1)			x 0-0 F8 ②		x 0-0 F7 ①		x 0-0 HR			0 0 0 0 0 0 0 1 0 0 0 0 0 0 1 0 0 0 0 0 1 0 0 0 0 0 0 0 1 1 1 1 0 0 0						
Inning Stats	R: 0 H: 0 E: 0 LOB: 0 K: 3 BB: 0 S: 9 P: 9	R: 0 H: 1 E: 0 LOB: 1 K: 0 BB: 0 S: 4 P: 4	R: 0 H: 0 E: 0 LOB: 1 K: 0 BB: 0 S: 3 P: 4	R: 0 H: 0 E: 0 LOB: 2 K: 0 BB: 1 S: 3 P: 8	R: 0 H: 1 E: 0 LOB: 1 K: 0 BB: 0 S: 4 P: 4	R: 0 H: 1 E: 0 LOB: 1 K: 1 BB: 0 S: 6 P: 6	R: 1 H: 1 E: 0 LOB: 0 K: 0 BB: 0 S: 4 P: 4	R: 0 H: 0 E: 0 LOB: 0 K: 0 BB: 0 S: 3 P: 3	R: 0 H: 0 E: 0 LOB: 0 K: 0 BB: 0 S: 3 P: 3	1B: 3 SF: 0 2B: 0 SAC: 0 3B: 0 DP: 0 HR: 1 HBP: 2						

PITCHER	IP	WLS	BF	H	R	ER	SO	BB	IBB	HBP	BLK	WP	HR	S	P	ERA	WHIP
Stan Williams, R (1, 1) ERA: 2.63	9.0	W	34	4	1	1	4	1	0	2	0	0	1	39	45	1.00	0.556

PITCHER	IP	WLS	BF	H	R	ER	SO	BB	IBB	HBP	BLK	WP	HR	S	P	ERA	WHIP

BOTTOM

Cleveland Indians @ Chicago White Sox

Comiskey Park, Chicago, IL

Sun Aug 11 1968, 4:33 AM EDT

Unknown

livebaseballscorecards.com

AB	31
R	1
H	4
RBI	1
BB	1
SO	4
LOB	11

1B: 3	SF: 0	WP: 0	PA: 34
2B: 0	SAC: 0	PB: 0	
3B: 0	DP: 0	SB: 0	
HR: 1	HBP: 2	CS: 0	

Batter	1	2	3	4	5	6	7	8	9	AB	R	H	RBI	BB	SO	LOB
Jose Cardenal, R (1, 8) OBP: 0.299, SLG: 0.353	0-0 6-3		BBB 4-0 S BB		0-0 6-3	SSS 0-3 K			0-0 8-5 S 1B	4	0	1	0	1	1	3
Davey Nelson, R (1, 4) OBP: 0.330, SLG: 0.341	0-0 7-4 1B		SSS 0-3 K 1-2		BBB 4-0 BB		0-0 F5		0-0 8-5 1-3f	1	0	1	0	0	0	0
Jimmie Hall, L (3, PH) OBP: 0.278, SLG: 0.264										1	0	0	0	0	1	1
Vern Fuller, R (3, 4) OBP: 0.326, SLG: 0.269										1	0	0	0	1	0	0
Lee Maye, L (9, PH) OBP: 0.335, SLG: 0.418										1	0	0	0	0	0	1
Billy Harris, L (9, 4) OBP: 0.304, SLG: 0.342										0	0	0	0	0	0	0
Lou Johnson, R (1, 7) OBP: 0.287, SLG: 0.374	0-0 7-4 1-2f		0-0 5-3		0-0 F5		0-0 6-3		BBBB 4-0 CS BB	4	0	0	0	1	0	3
Joe Azcue, R (1, 2) OBP: 0.326, SLG: 0.352		0-0 1B SF9 1B	BBBB 4-0 BB		0-0 F9		0-0 F9		0-0 CS 1-2	3	1	1	0	1	0	1
Tony Horton, R (1, 3) OBP: 0.307, SLG: 0.407		0-0 SF9 1-3 PB 1B	0-0 F9			0-0 CS 1B		0-0 6-3		4	1	2	0	0	0	2
Tommy Harper, R (1, 9) OBP: 0.286, SLG: 0.377		0-0 SF9 2-3 3-H		0-0 6-3		SSS 0-3 K 1-2		0-0 5-3		3	0	0	1	0	1	1
Max Alvis, R (1, 5) OBP: 0.300, SLG: 0.334		0-0 6-3 3-H		H 1-0 1-3 HBP		0-0 BB BB 1B		0-0 FC5 2B		3	0	2	0	0	0	0
Larry Brown, R (1, 6) OBP: 0.299, SLG: 0.322		0-0 1B		0-0 1-3 1-2		BBBB 4-0 1-2 BB		IIII 4-0 IBB		2	0	1	0	2	0	1
Sam McDowell, L (1, 1) OBP: 0.179, SLG: 0.141		SSS 0-3 K		SSS 0-3 K		BBBB 4-0 1-2 2-3 BB		0-0 FC5 2-3f		1	0	0	0	0	1	1
Eddie Fisher, R (3, 1)										2	0	0	0	1	1	3
Inning Stats	R: 0 H: 1 E: 0 LOB: 0 K: 0 BB: 0 S: 3 P: 3	R: 2 H: 3 E: 0 LOB: 1 K: 1 BB: 0 S: 8 P: 8	R: 0 H: 0 E: 0 LOB: 2 K: 1 BB: 2 S: 5 P: 13	R: 0 H: 0 E: 0 LOB: 1 K: 1 BB: 0 S: 5 P: 6	R: 0 H: 0 E: 0 LOB: 1 K: 0 BB: 1 S: 3 P: 7	R: 0 H: 2 E: 0 LOB: 3 K: 2 BB: 2 S: 8 P: 16	R: 0 H: 0 E: 0 LOB: 0 K: 0 BB: 0 S: 3 P: 3	R: 0 H: 1 E: 0 LOB: 2 K: 0 BB: 1 S: 4 P: 8	R: 0 H: 1 E: 0 LOB: 0 K: 0 BB: 1 S: 2 P: 6	1B: 7 SF: 1 2B: 4 SAC: 0 3B: 0 DP: 3 HR: 0 HBP: 1						

TOP

Cleveland Indians @ Chicago White Sox

Comiskey Park, Chicago, IL

Sun Aug 11 1968, 4:38 AM EDT

Att. 10,369 - Unknown

livebaseballscorecards.com

AB	30
R	2
H	8
RBI	1
BB	7
SO	5
LOB	17

PITCHER		IP	WLS	BF	H	R	ER	SO	BB	IBB	HBP	BLK	WP	HR	S	P	ERA	WHIP
Danny Lazar, L ERA: 3.6	(1, 1)	2.0	L	10	4	2	2	1	1	0	0	0	0	0	11	15	9.00	2.500
Dennis Ribant, R ERA: 4.32	(3, 1)	3.2		17	2	0	0	3	4	0	1	0	0	0	18	35	0.00	1.636
Hoyt Wilhelm, R ERA: 1.5	(6, 1)	1.1		4	0	0	0	1	0	0	0	0	0	0	6	6	0.00	0.000
Bob Locker, R ERA: 2.18	(8, 1)	2.0		8	2	0	0	0	1	1	0	0	0	0	6	14	0.00	1.500

PITCHER	IP	WLS	BF	H	R	ER	SO	BB	IBB	HBP	BLK	WP	HR	S	P	ERA	WHIP

WP: 0	PB: 1	SB: 2	CS: 2
PA: 40			

Cleveland Indians @ Chicago White Sox

Comiskey Park, Chicago, IL

Sun Aug 11 1968, 4:38 AM EDT

Att. 10,369 - Unknown

livebaseballscorecards.com

BOTTOM

Batter	1	2	3	4	5	6	7	8	9	AB	R	H	RBI	BB	SO	LOB
Walt Williams, R (1, 7) (9, 9) OBP: 0.214, SLG: 0.221	F8	F9		1-3			F2		6-3	5	0	0	0	0	0	3
Luis Aparicio, R (1, 6) OBP: 0.306, SLG: 0.348	8-3 1B		1B SH3-4 1B		F8		1B			4	0	3	0	0	0	0
Woodie Held, R (1, 9) (9, 8) OBP: 0.264, SLG: 0.176	8-3 1-2f		SH3-4 1-2		HBP		F6			2	0	0	0	0	0	2
Tommy Davis, R (1, 3) OBP: 0.286, SLG: 0.347		6-3	BB 1B 2-3		F8			SH1-4 1B		4	0	2	0	0	0	1
Ron Hansen, R (1, 5) OBP: 0.284, SLG: 0.316		B B B B E BB BB BB	B B B B 1-2 BB		F8			SH1-4 1-2		1	1	0	0	2	0	1
Ken Berry, R (1, 8) OBP: 0.283, SLG: 0.333 Leon Wagner, L (8, PH) OBP: 0.343, SLG: 0.328 (9, 7)		B B B B BB E 1-2 BB	F3			6-3		G3		2 1	0 0	0 0	0 0	1 0	0 0	3 1
Jerry McNertney, R (1, 2) OBP: 0.322, SLG: 0.294 Duane Josephson, R (8, PH) OBP: 0.286, SLG: 0.346 (9, 2)		E6 BB 1-2 2-3	F8		S S S K			F7		3 1	0 0	0 0	0 0	0 0	1 0	5 1
Sandy Alomar Sr., S (1, 4) OBP: 0.301, SLG: 0.283		S S S K		F8		5-3			S S S K	4	0	0	0	0	2	3
Danny Lazar, L (1, 1) Dennis Ribant, R (3, 1) OBP: 0.222, SLG: 0.125 Hoyt Wilhelm, R (6, 1) Gail Hopkins, L (7, PH) OBP: 0.286, SLG: 0.167 Bob Locker, S (8, 1) Gary Peters, L (9, PH) OBP: 0.300, SLG: 0.396		B B B B 1-2 2-3 3-H BB		F8			4-3		F8	0 1 0 1 0 0 1	0 0 0 0 0 0 0	0 0 0 0 0 0 0	1 0 0 0 0 0 0	1 0 0 0 0 0 0	0 0 0 0 0 0 0	0 0 0 0 0 0 0
Inning Stats	R: 0 E: 0 K: 0 S: 3 H: 1 LOB: 0 BB: 0 P: 3	R: 1 E: 1 K: 1 S: 6 H: 0 LOB: 3 BB: 3 P: 18	R: 0 E: 0 K: 0 S: 5 H: 2 LOB: 3 BB: 1 P: 9	R: 0 E: 0 K: 0 S: 3 H: 0 LOB: 0 BB: 0 P: 3	R: 0 E: 0 K: 0 S: 3 H: 0 LOB: 1 BB: 0 P: 4	R: 0 E: 0 K: 1 S: 5 H: 0 LOB: 0 BB: 0 P: 5	R: 0 E: 0 K: 0 S: 4 H: 1 LOB: 1 BB: 0 P: 4	R: 0 E: 0 K: 0 S: 4 H: 1 LOB: 1 BB: 0 P: 4	R: 0 E: 0 K: 1 S: 5 H: 0 LOB: 0 BB: 0 P: 5							

PITCHER		IP	WLS	BF	H	R	ER	SO	BB	IBB	HBP	BLK	WP	HR	S	P	ERA	WHIP	PITCHER	IP	WLS	BF	H	R	ER	SO	BB	IBB	HBP	BLK	WP	HR	S	P	ERA	WHIP
Sam McDowell, L ERA: 1.7	(1, 1)	2.1		14	3	1	0	1	4	0	0	0	0	0	12	28	0.00	3.000																	
Eddie Fisher, R ERA: 2.83	(3, 1)	6.2	W	23	2	0	0	2	0	0	1	0	0	0	26	27	0.00	0.300																	

AB	30
R	1
H	5
RBI	1
BB	4
SO	3
LOB	20

1B: 5	SF: 0	WP: 0	PA: 37
2B: 1	SAC: 2	PB: 0	
3B: 0	DP: 1	SB: 0	
HR: 0	HBP: 1	CS: 0	

Detroit Tigers @ Cleveland Indians

Cleveland Municipal Stadium, Cleveland, OH

Mon Aug 12 1968, 7:05 PM EDT

Att. 15,919 - Unknown

TOP

livebaseballscorecards.com

Batter	1	2	3	4	5	6	7	8	9	AB	R	H	RBI	BB	SO	LOB
Dick McAuliffe, L (1, 4) OBP: 0.349, SLG: 0.444	F5		F9		IBB		BB		BB	2	1	0	0	3	0	0
Mickey Stanley, R (1, 8) OBP: 0.306, SLG: 0.381	F7		G3		SF9 2-3 3-H		SF8 3-H		E SF9-3 1B 1-2 2-3 1B	3	1	1	2	0	0	0
Jim Northrup, L (1, 9) OBP: 0.311, SLG: 0.423	E5			6-3	P6		4-3		E8 SF9-3 1-3 2-H 3-H 1B	5	0	1	2	0	0	3
Norm Cash, L (1, 3) OBP: 0.316, SLG: 0.483	F8			G3		HR		G3	SF9-3 1-2 3-H	4	1	1	2	0	0	1
Willie Horton, R (1, 7) OBP: 0.347, SLG: 0.545		F8 2B		BB		L9		CS 1B 1B		3	0	2	0	1	0	0
Bill Freehan, R (1, 2) OBP: 0.355, SLG: 0.441		F8 2-3		F8		5-3		1-2 1B		4	0	1	0	0	0	2
Don Wert, R (1, 5) OBP: 0.265, SLG: 0.319		K2-3			SH5-4 1B SF9 BB	L9		6-3 2-3		3	1	0	0	1	1	3
Dick Tracewski, R (1, 6) OBP: 0.246, SLG: 0.262		4-3			SF9 SH5-4 1-2 1B		WP SH3-4 SF8 BB		F8	3	1	1	0	1	0	1
Denny McLain, R (1, 1) OBP: 0.157, SLG: 0.169			6-3		SH5-4 1-2 2-3		SH3-4 1-2		E6 1B BB 1B	2	1	0	0	0	0	0

Inning Stats	R: 0 E: 1 K: 0 S: 4	H: 0 LOB: 1 BB: 0 P: 4	R: 0 E: 0 K: 1 S: 6	H: 1 LOB: 1 BB: 0 P: 6	R: 0 E: 0 K: 0 S: 3	H: 0 LOB: 0 BB: 0 P: 3	R: 0 E: 0 K: 0 S: 3	H: 0 LOB: 1 BB: 1 P: 7	R: 1 E: 0 K: 0 S: 4	H: 1 LOB: 2 BB: 2 P: 12	R: 1 E: 0 K: 0 S: 4	H: 1 LOB: 0 BB: 0 P: 4	R: 1 E: 0 K: 0 S: 3	H: 0 LOB: 1 BB: 2 P: 11	R: 0 E: 0 K: 0 S: 4	H: 2 LOB: 1 BB: 0 P: 4	R: 3 E: 2 K: 0 S: 5	H: 2 LOB: 0 BB: 1 P: 9	1B: 5 2B: 2 3B: 0 HR: 1	SF: 3 SAC: 2 DP: 1 HBP: 0	WP: 1 PB: 0 SB: 0 CS: 1	PA: 40

	AB	29
	R	6
	H	7
	RBI	6
	BB	6
	SO	1
	LOB	10

PITCHER		IP	WLS	BF	H	R	ER	SO	BB	IBB	HBP	BLK	WP	HR	S	P	ERA	WHIP
Vicente Romo, R ERA: 1.33	(1, 1)	6.0	L	25	3	2	2	1	2	1	0	0	0	1	24	36	3.00	0.833
Hal Kurtz, R ERA: 5.21	(7, 1)	0.1		2	0	1	1	0	1	0	0	0	0	0	1	5	27.00	3.000
Mike Paul, L ERA: 4.6	(7, 1)	0.0		1	0	0	0	0	1	0	0	0	1	0	0	4	∞	∞
Eddie Fisher, R ERA: 2.8	(7, 1)	0.2		2	0	0	0	0	0	0	0	0	0	0	2	2	0.00	0.000
Steve Hargan, R ERA: 3.73	(8, 1)	2.0		10	4	3	1	0	1	0	0	0	0	0	9	13	4.50	2.500

PITCHER		IP	WLS	BF	H	R	ER	SO	BB	IBB	HBP	BLK	WP	HR	S	P	ERA	WHIP

BOTTOM

Batter	1	2	3	4	5	6	7	8	9	AB	R	H	RBI	BB	SO	LOB
Jose Cardenal, R (1, 8) OBP: 0.296, SLG: 0.350	6-3		F8			4-3		FC4 1-2f		4	0	0	0	0	0	2
Russ Snyder, L (1, 9) OBP: 0.326, SLG: 0.326	F8			6-3		F9			BBBB HR	3	1	0	0	1	0	0
Lee Maye, L (1, 7) OBP: 0.328, SLG: 0.410	E6			F8			F5		F8	4	0	0	0	0	0	1
Tony Horton, R (1, 3) OBP: 0.309, SLG: 0.426	K			HR			L9		1-H HR	4	2	2	3	0	1	1
Joe Azcue, R (1, 2) OBP: 0.323, SLG: 0.348		K		P6			1-3		P5	3	0	0	0	0	1	0
Steve Hargan, R (8, 1) OBP: 0.204, SLG: 0.229										0	0	0	0	0	0	0
Chico Salmon, R (9, PH) OBP: 0.259, SLG: 0.293										1	0	0	0	0	0	0
Billy Harris, L (1, 4) OBP: 0.301, SLG: 0.338		F9			K			1B	K	4	0	1	0	0	2	0
Max Alvis, R (1, 5) OBP: 0.300, SLG: 0.334		6-3			G6-4-3 1B			F9		3	0	1	0	0	0	1
Larry Brown, R (1, 6) OBP: 0.298, SLG: 0.321			F3		G6-4-3 1-2f			FC4 1-3 1B		2	0	0	0	0	0	1
Jimmie Hall, L (8, PH) OBP: 0.281, SLG: 0.268										1	0	1	0	0	0	0
Vern Fuller, R (9, 6) OBP: 0.326, SLG: 0.269										0	0	0	0	0	0	0
Vicente Romo, R (1, 1) OBP: 0.100, SLG: 0.100			K			P6		P4		1	0	0	0	0	1	0
Lou Johnson, R (6, PH) OBP: 0.286, SLG: 0.373										1	0	0	0	0	0	0
Hal Kurtz, R (7, 1)										0	0	0	0	0	0	0
Mike Paul, L (7, 1) OBP: 0.250, SLG: 0.143										0	0	0	0	0	0	0
Eddie Fisher, R (7, 1)										0	0	0	0	0	0	0
Duke Sims, L (8, 2) OBP: 0.373, SLG: 0.409										1	0	0	0	0	0	2
Inning Stats	R: 0 E: 1 K: 1 S: 6 H: 0 LOB: 1 BB: 0 P: 6	R: 0 E: 0 K: 1 S: 5 H: 0 LOB: 0 BB: 0 P: 5	R: 0 E: 0 K: 1 S: 5 H: 0 LOB: 0 BB: 0 P: 5	R: 1 E: 0 K: 0 S: 4 H: 1 LOB: 0 BB: 0 P: 4	R: 0 E: 0 K: 1 S: 5 H: 1 LOB: 0 BB: 0 P: 5	R: 0 E: 0 K: 0 S: 3 H: 0 LOB: 0 BB: 0 P: 3	R: 0 E: 0 K: 0 S: 3 H: 0 LOB: 0 BB: 0 P: 3	R: 0 E: 0 K: 0 S: 5 H: 2 LOB: 2 BB: 0 P: 5	R: 2 E: 0 K: 1 S: 6 H: 1 LOB: 0 BB: 1 P: 10	1B: 3 2B: 0 3B: 0 HR: 2	SF: 0 SAC: 0 DP: 1 HBP: 0						

PITCHER	IP	WLS	BF	H	R	ER	SO	BB	IBB	HBP	BLK	WP	HR	S	P	ERA	WHIP
Denny McLain, R (1, 1) ERA: 1.94	9.0	W	33	5	3	3	5	1	0	0	0	0	2	42	46	3.00	0.667

PITCHER	IP	WLS	BF	H	R	ER	SO	BB	IBB	HBP	BLK	WP	HR	S	P	ERA	WHIP

Detroit Tigers @ Cleveland Indians

Cleveland Municipal Stadium, Cleveland, OH

Mon Aug 12 1968, 7:05 PM EDT

Att. 15,919 - Unknown

livebaseballscorecards.com

AB	32
R	3
H	5
RBI	3
BB	1
SO	5
LOB	8

WP: 0	PB: 0	SB: 0	CS: 0
PA: 33			

Batter	1	2	3	4	5	6	7	8	9	AB	R	H	RBI	BB	SO	LOB
Dick McAuliffe, L (1, 4) OBP: 0.346, SLG: 0.440	SSS 0-3 ① K		x 0-0 ② F6			x 0-0 ① F7		x 0-0 ② F9 2-3		4	0	0	0	0	1	1
Mickey Stanley, R (1, 8) OBP: 0.306, SLG: 0.385 Ray Oyler, R (8, 6) OBP: 0.235, SLG: 0.208	x 0-0 3B		SSS 0-3 ③ K			SSS 0-3 ② K		x 0-0 ③ F9		4	0	1	0	0	2	1
										0	0	0	0	0	0	0
Jim Northrup, L (1, 9) OBP: 0.308, SLG: 0.419 (8, 8)	SSS 0-3 ② K			x 0-0 ① P6		x 0-0 ③ 4-3			x 0-0 ① F8	4	0	0	0	0	1	1
Norm Cash, L (1, 3) OBP: 0.315, SLG: 0.479	x 0-0 ③ F7			x 0-0 ② G3			x 0-0 G6-4-3 1B		x 0-0 ② F7	4	0	1	0	0	0	1
Willie Horton, R (1, 7) OBP: 0.346, SLG: 0.541		BBBB 4-0 BB		SSS 0-3 ③ K			x 0-0 ①② G6-4-3 1-2f		x 0-0 ③ 5-3	3	0	0	0	1	1	1
Bill Freehan, R (1, 2) OBP: 0.355, SLG: 0.438		x 0-0 ① F7			x 0-0 ① P6		BBBB 4-0 FC4-6 BB			2	0	0	0	1	0	1
Don Wert, R (1, 5) OBP: 0.265, SLG: 0.318		x 0-0 ② F8			BBBB 4-0 BB		x 0-0 ③ FC4-6 1-2f			2	0	0	0	1	0	2
Dick Tracewski, R (1, 6) OBP: 0.243, SLG: 0.258 Al Kaline, R (8, PH) OBP: 0.378, SLG: 0.388 (8, 9)	SSS 0-3 ③ K				SSS 0-3 ② K			x 0-0 F9 4-3 1B		2	0	0	0	0	2	2
										1	0	1	0	0	0	0
Pat Dobson, R (1, 1) OBP: 0.158, SLG: 0.111 Gates Brown, L (8, PH) OBP: 0.475, SLG: 0.698 John Hiller, R (8, 1) OBP: 0.063, SLG: 0.063 Don McMahon, R (8, 1) OBP: 0.200, SLG: 0.200			SSS 0-3 ① K		x 0-0 ③ 4-3			x 0-0 ① 4-3 1-2		2	0	0	0	0	1	1
										1	0	0	0	0	0	1
										0	0	0	0	0	0	0
										0	0	0	0	0	0	0
Inning Stats	R: 0 H: 1 E: 0 LOB: 1 K: 2 BB: 0 S: 8 P: 8	R: 0 H: 0 E: 0 LOB: 1 K: 1 BB: 1 S: 5 P: 9	R: 0 H: 0 E: 0 LOB: 0 K: 2 BB: 0 S: 7 P: 7	R: 0 H: 0 E: 0 LOB: 0 K: 1 BB: 0 S: 5 P: 5	R: 0 H: 0 E: 0 LOB: 1 K: 1 BB: 1 S: 5 P: 9	R: 0 H: 0 E: 0 LOB: 0 K: 1 BB: 0 S: 5 P: 5	R: 0 H: 1 E: 0 LOB: 1 K: 0 BB: 1 S: 3 P: 7	R: 0 H: 1 E: 0 LOB: 1 K: 0 BB: 0 S: 4 P: 4	R: 0 H: 0 E: 0 LOB: 0 K: 0 BB: 0 S: 3 P: 3	1B: 2 SF: 0 2B: 0 SAC: 0 3B: 1 DP: 1 HR: 0 HBP: 0						

TOP

Detroit Tigers @ Cleveland Indians

Cleveland Municipal Stadium, Cleveland, OH

Tue Aug 13 1968, 7:05 PM EDT

Att. 16,319 - Unknown

livebaseballscorecards.com

AB	29
R	0
H	3
RBI	0
BB	3
SO	8
LOB	12

WP: 0 PB: 0 SB: 0 CS: 0 PA: 32

PITCHER		IP	WLS	BF	H	R	ER	SO	BB	IBB	HBP	BLK	WP	HR	S	P	ERA	WHIP
Sonny Siebert, R ERA: 2.89	(1, 1)	9.0	W	32	3	0	0	8	3	0	0	0	0	0	45	57	0.00	0.667

PITCHER	IP	WLS	BF	H	R	ER	SO	BB	IBB	HBP	BLK	WP	HR	S	P	ERA	WHIP

Batter	1	2	3	4	5	6	7	8	9	AB	R	H	RBI	BB	SO	LOB
Russ Snyder, L (1, 8) (8, 7) OBP: 0.321, SLG: 0.321	4-3	4-3			K			6-3		4	0	0	0	0	1	3
Lee Maye, L (1, 9) OBP: 0.323, SLG: 0.403	F7		3-1		F8			3B		3	0	0	0	0	0	0
Tommy Harper, R (8, 9) OBP: 0.289, SLG: 0.389										1	0	1	0	0	0	0
Jimmie Hall, L (1, 7) OBP: 0.282, SLG: 0.269	F9		1B			F9		6-3		3	0	1	0	0	0	0
Jose Cardenal, R (8, 8) OBP: 0.295, SLG: 0.349										1	0	0	0	0	0	1
Tony Horton, R (1, 3) OBP: 0.310, SLG: 0.426		2B 1B 1B	K			4-3				3	1	1	0	0	1	1
Duke Sims, L (1, 2) OBP: 0.373, SLG: 0.411		1B 1-3 2B	K			G3				3	0	1	0	0	1	1
Billy Harris, L (1, 4) OBP: 0.291, SLG: 0.325		1-3		5-3			F7			3	0	0	0	0	0	2
Max Alvis, R (1, 5) OBP: 0.301, SLG: 0.332		1B IBB		5-3			F5			2	0	0	0	1	0	0
Larry Brown, R (1, 6) OBP: 0.298, SLG: 0.321		1-2 2-3 3-H 1B		F8			5-3			3	0	1	1	0	0	0
Sonny Siebert, R (1, 1) OBP: 0.186, SLG: 0.194		K			K			K		3	0	0	0	0	3	3
Inning Stats	R: 0 E: 0 K: 0 S: 3 H: 0 LOB: 0 BB: 0 P: 3	R: 1 E: 0 K: 1 S: 8 H: 3 LOB: 3 BB: 1 P: 12	R: 0 E: 0 K: 2 S: 8 H: 1 LOB: 1 BB: 0 P: 8	R: 0 E: 0 K: 0 S: 3 H: 0 LOB: 0 BB: 0 P: 3	R: 0 E: 0 K: 2 S: 7 H: 0 LOB: 0 BB: 0 P: 7	R: 0 E: 0 K: 0 S: 3 H: 0 LOB: 0 BB: 0 P: 3	R: 0 E: 0 K: 0 S: 3 H: 0 LOB: 0 BB: 0 P: 3	R: 0 E: 0 K: 1 S: 6 H: 1 LOB: 1 BB: 0 P: 6		1B: 3 2B: 1 3B: 1 HR: 0	SF: 0 SAC: 0 DP: 0 HBP: 0					

PITCHER	IP	WLS	BF	H	R	ER	SO	BB	IBB	HBP	BLK	WP	HR	S	P	ERA	WHIP
Pat Dobson, R (1, 1) ERA: 2.23	7.0	L	26	4	1	1	5	0	1	0	0	0	0	35	39	1.29	0.571
John Hiller, L (8, 1) ERA: 2.85	0.2		3	1	0	0	1	0	0	0	0	0	0	5	5	0.00	1.500
Don McMahon, R (8, 1) ERA: 2.08	0.1		1	0	0	0	0	0	0	0	0	0	0	1	1	0.00	0.000

PITCHER	IP	WLS	BF	H	R	ER	SO	BB	IBB	HBP	BLK	WP	HR	S	P	ERA	WHIP

BOTTOM

Detroit Tigers @ Cleveland Indians

Cleveland Municipal Stadium, Cleveland, OH

Tue Aug 13 1968, 7:05 PM EDT

Att. 16,319 - Unknown

livebaseballscorecards.com

AB	29
R	1
H	5
RBI	1
BB	1
SO	6
LOB	11

Detroit Tigers @ Cleveland Indians

Cleveland Municipal Stadium, Cleveland, OH

Wed Aug 14 1968, 7:05 PM EDT

Att. 17,312 - Unknown

TOP

livebaseballscorecards.com

Batter	1	2	3	4	5	6	7	8	9	AB	R	H	RBI	BB	SO	LOB
Dick McAuliffe, L (1, 4) OBP: 0.343, SLG: 0.436	K		K			4-3		6-3		4	0	0	0	0	2	0
Mickey Stanley, R (1, 8) OBP: 0.303, SLG: 0.381	4-3			K		6-3		K		4	0	0	0	0	2	0
Al Kaline, R (1, 9) OBP: 0.379, SLG: 0.394	K			FC4-6 1B		1B 2B		K		4	1	2	0	0	2	0
Gates Brown, L (1, 7) OBP: 0.468, SLG: 0.679		4-3		FC4-6 1B 1-2f		3B 2-H 1B			K2-3	3	1	1	1	0	0	1
Wayne Comer, R (6, 7) OBP: 0.156, SLG: 0.267										1	0	0	0	0	1	0
Norm Cash, L (1, 3) OBP: 0.318, SLG: 0.487		F7		FC5-4 1B 1-2		3B 1-H			F8	4	0	2	1	0	0	0
Bill Freehan, R (1, 2) OBP: 0.354, SLG: 0.444		HR		FC5-4 1-2f		K			K	4	1	1	1	0	2	3
Tom Matchick, L (1, 6) OBP: 0.257, SLG: 0.333		3-1	K				K			3	0	0	0	0	2	0
Ray Oyler, R (9, 6) OBP: 0.235, SLG: 0.208										0	0	0	0	0	0	0
Don Wert, R (1, 5) OBP: 0.266, SLG: 0.318			F8		2-4 1B		P3			3	0	1	0	0	0	0
Joe Sparma, R (1, 1) OBP: 0.109, SLG: 0.111					2-4 1-2f		K			1	0	0	0	0	1	0
Mickey Lolich, S (4, 1) OBP: 0.173, SLG: 0.106			K							2	0	0	0	0	1	1

AB	33
R	3
H	7
RBI	3
BB	0
SO	13
LOB	5

Inning Stats	1	2	3	4	5	6	7	8	9
	R: 0 E: 0 K: 2 S: 7	H: 0 LOB: 0 BB: 0 P: 7	R: 1 E: 0 K: 0 S: 4	H: 1 LOB: 0 BB: 0 P: 4	R: 0 E: 0 K: 2 S: 7	H: 0 LOB: 0 BB: 0 P: 7	R: 0 E: 0 K: 1 S: 7	H: 2 LOB: 2 BB: 0 P: 7	R: 0 E: 0 K: 1 S: 5	H: 1 LOB: 0 BB: 0 P: 5	R: 2 E: 0 K: 1 S: 8	H: 3 LOB: 1 BB: 0 P: 8	R: 0 E: 0 K: 2 S: 7	H: 0 LOB: 0 BB: 0 P: 7	R: 0 E: 0 K: 2 S: 7	H: 0 LOB: 0 BB: 0 P: 7	R: 0 E: 0 K: 2 S: 7	H: 0 LOB: 0 BB: 0 P: 7

1B: 4 2B: 2 3B: 1 HR: 1 SF: 0 SAC: 0 DP: 1 HBP: 0

WP: 0 PB: 0 SB: 0 CS: 0 PA: 33

PITCHER	IP	WLS	BF	H	R	ER	SO	BB	IBB	HBP	BLK	WP	HR	S	P	ERA	WHIP
Luis Tiant, R (1, 1) ERA: 1.54	7.0	L	27	7	3	3	9	0	0	0	0	0	1	45	45	3.86	1.000
Horacio Pina, R (8, 1) ERA:	2.0		6	0	0	0	4	0	0	0	0	0	0	14	14	0.00	0.000

PITCHER	IP	WLS	BF	H	R	ER	SO	BB	IBB	HBP	BLK	WP	HR	S	P	ERA	WHIP

BOTTOM

Batter	1	2	3	4	5	6	7	8	9	AB	R	H	RBI	BB	SO	LOB
Russ Snyder, L (1, 8) OBP: 0.315, SLG: 0.314	S S S 0-3 ① K		X 0-0 ② FC3-6 BB 1-2f		S S S 0-3 ② K		S S S 0-3 ② K		X 0-0 ③ F8	5	0	0	0	0	3	1
Lee Maye, L (1, 9) OBP: 0.332, SLG: 0.404	B B B B 4-0 FC1-6 BB		B B B B 4-0 1-2 BB		X 0-0 FC5 BB 1B		S S S 0-3 ③ K			2	0	1	0	2	1	0
Jimmie Hall, L (1, 7) OBP: 0.280, SLG: 0.266 Lou Johnson, R (5, PH) OBP: 0.290, SLG: 0.373 (6, 7)	X 0-0 ② FC1-6 1-2f		X 0-0 ③ 5-3		B B B B 4-0 1-2 BB			H 1-0 G4-6-3 HBP		2 0	0 0	0 0	0 0	0 1	0 0	3 0
Tony Horton, R (1, 3) OBP: 0.306, SLG: 0.421	X 0-0 ③ L9			S S S 0-3 ① K	X 0-0 ③ FC5 2-3f			X 0-0 ① ② G4-6-3 1-2f		4	0	0	0	0	1	4
Joe Azcue, R (1, 2) OBP: 0.325, SLG: 0.351		X 0-0 ① 6-3		X 0-0 BB 1B		X 0-0 ① L9		X 0-0 BB 1B		4	0	2	0	0	0	0
Max Alvis, R (1, 5) OBP: 0.306, SLG: 0.333		X 0-0 K2-4-2 1B		B B B B 4-0 1-2 BB		X 0-0 ② F8		B B B B 4-0 1-2 BB		2	0	1	0	2	0	0
Billy Harris, L (1, 4) OBP: 0.287, SLG: 0.321 Chico Salmon, R (4, PH) OBP: 0.258, SLG: 0.292 Vern Fuller, R (5, 4) OBP: 0.327, SLG: 0.272	S S S 0-3 ② ③ K2-4-2 1-2f			S S S 0-3 ② K		X 0-0 1B		X 0-0 ③ F8		1 1 2	0 0 0	0 0 1	0 0 0	0 0 0	1 1 0	1 2 2
Larry Brown, R (1, 6) OBP: 0.298, SLG: 0.320			X 0-0 FC3-6 1B	X 0-0 ③ 6-3		X 0-0 ③ P6			X 0-0 ① P4	4	0	1	0	0	0	3
Luis Tiant, R (1, 1) OBP: 0.082, SLG: 0.096 Tommy Harper, R (7, PH) OBP: 0.288, SLG: 0.388 Horacio Pina, R (8, 1) Jose Cardenal, R (9, PH) OBP: 0.295, SLG: 0.348			S S S 0-3 ① K		X 0-0 ① 6-3		S S S 0-3 ① K		X 0-0 ② 4-3	2 1 0 1	0 0 0 0	0 0 0 0	0 0 0 0	1 1 0 0	1 0 0 0	1 0 0 0
Inning Stats	R: 0 H: 0 E: 0 LOB: 1 K: 1 BB: 1 S: 5 P: 9	R: 0 H: 1 E: 0 LOB: 1 K: 1 BB: 0 S: 5 P: 5	R: 0 H: 1 E: 0 LOB: 2 K: 1 BB: 1 S: 6 P: 10	R: 0 H: 1 E: 0 LOB: 2 K: 2 BB: 1 S: 8 P: 12	R: 0 H: 1 E: 0 LOB: 2 K: 1 BB: 1 S: 6 P: 10	R: 0 H: 1 E: 0 LOB: 1 K: 0 BB: 0 S: 4 P: 4	R: 0 H: 0 E: 0 LOB: 0 K: 3 BB: 0 S: 9 P: 9	R: 0 H: 1 E: 0 LOB: 2 K: 0 BB: 1 S: 3 P: 8	R: 0 H: 0 E: 0 LOB: 0 K: 0 BB: 0 S: 3 P: 3	1B: 6 2B: 1 3B: 0 HR: 0	SF: 0 SAC: 0 DP: 2 HBP: 1			WP: 0 PB: 0 SB: 0 CS: 0	PA: 37		

PITCHER	IP	WLS	BF	H	R	ER	SO	BB	IBB	HBP	BLK	WP	HR	S	P	ERA	WHIP
Joe Sparma, R (1, 1) ERA: 3.98	3.1		15	3	0	0	4	3	0	0	0	0	0	20	32	0.00	1.800
Mickey Lolich, L (4, 1) ERA: 3.4	5.2	W	22	3	0	0	5	2	0	1	0	0	0	29	38	0.00	0.882

PITCHER	IP	WLS	BF	H	R	ER	SO	BB	IBB	HBP	BLK	WP	HR	S	P	ERA	WHIP

Detroit Tigers @ Cleveland Indians

Cleveland Municipal Stadium, Cleveland, OH

Wed Aug 14 1968, 7:05 PM EDT

Att. 17,312 - Unknown

livebaseballscorecards.com

AB	31
R	0
H	6
RBI	0
BB	5
SO	9
LOB	17

Batter	1	2	3	4	5	6	7	8	9	10	11	12	AB	R	H	RBI	BB	SO	LOB
Luis Aparicio, R (1, 6) OBP: 0.311, SLG: 0.348	6-3		F8			F4		L7		F7		1B	6	0	1	0	0	0	1
Tom McCraw, L (1, 3) OBP: 0.298, SLG: 0.384	K		K			K			G3		S 1B	F8	6	0	1	0	0	3	2
Tommy Davis, R (1, 7) OBP: 0.280, SLG: 0.334	1-3		F7			1B			HR 1B		F6		4	0	2	0	0	0	0
Bob Priddy, R (9, PR) OBP: 0.091, SLG: 0.190													0	1	0	0	0	0	0
Woodie Held, R (9, 7) OBP: 0.250, SLG: 0.165													1	0	0	0	0	0	1
Duane Josephson, R (1, 2) OBP: 0.284, SLG: 0.349		1B BB E BB		K		F9			F7		F8		4	1	0	0	1	1	3
Ron Hansen, R (1, 5) OBP: 0.286, SLG: 0.314		E 1B 1-2 BB		F3			F3		HR 1-H		FC4 IBB		1	0	0	0	1	0	0
Pete Ward, L (7, PH) OBP: 0.353, SLG: 0.370													2	1	1	2	1	0	0
(7, 5)																			
Ken Berry, R (1, 8) OBP: 0.288, SLG: 0.343		E 1-2 2-3 1B		6-3			F3		K2-3		FC4 1-2f		5	0	1	0	0	1	3
Buddy Bradford, R (1, 9) OBP: 0.256, SLG: 0.308		F9			6-3		5-3			F8		2B	5	0	1	0	0	0	3
Sandy Alomar Sr., S (1, 4) OBP: 0.297, SLG: 0.276		E4 G6-4-3 1-2 2-3 3-H			L9			F7		F8		F9	5	0	0	1	0	0	2
Jack Fisher, R (1, 1) OBP: 0.171, SLG: 0.176		G6-4-3 1-2f			K			K				1B	2	0	0	0	0	1	3
Bob Locker, S (6, 1)													0	0	0	0	0	0	0
Leon Wagner, L (8, PH) OBP: 0.347, SLG: 0.335													1	0	0	0	0	1	0
Wilbur Wood, R (8, 1) OBP: 0.231, SLG: 0.118													1	0	1	0	0	0	0
Walt Williams, R (12, PH) OBP: 0.214, SLG: 0.244													1	0	1	0	0	0	0
Hoyt Wilhelm, R (12, 1)													0	0	0	0	0	0	0
Inning Stats	R: 0 E: 0 K: 1 S: 5 H: 0 LOB: 0 BB: 0 P: 5	R: 1 E: 1 K: 0 S: 4 H: 1 LOB: 2 BB: 2 P: 12	R: 0 E: 0 K: 1 S: 5 H: 0 LOB: 0 BB: 0 P: 5	R: 0 E: 0 K: 1 S: 5 H: 0 LOB: 0 BB: 0 P: 5	R: 0 E: 0 K: 1 S: 5 H: 0 LOB: 0 BB: 0 P: 5	R: 0 E: 0 K: 1 S: 6 H: 1 LOB: 1 BB: 0 P: 6	R: 0 E: 0 K: 0 S: 3 H: 0 LOB: 0 BB: 0 P: 3	R: 0 E: 0 K: 1 S: 5 H: 0 LOB: 0 BB: 0 P: 5	R: 2 E: 0 K: 1 S: 7 H: 2 LOB: 1 BB: 0 P: 7	R: 0 E: 0 K: 0 S: 4 H: 1 LOB: 1 BB: 0 P: 4	R: 0 E: 0 K: 0 S: 4 H: 1 LOB: 2 BB: 1 P: 8	R: 0 E: 0 K: 0 S: 5 H: 3 LOB: 2 BB: 0 P: 5	1B: 7 2B: 1 3B: 0 HR: 1	SF: 0 SAC: 0 DP: 1 HBP: 0		WP: 0 PB: 0 SB: 1 CS: 0	PA: 47	

PITCHER		IP	WLS	BF	H	R	ER	SO	BB	IBB	HBP	BLK	WP	HR	S	P	ERA	WHIP
Sam McDowell, L ERA: 1.69	(1, 1)	6.0		22	2	1	1	5	2	0	0	0	0	0	30	38	1.50	0.667
Vicente Romo, R ERA: 1.57	(7, 1)	3.0		11	2	2	2	2	0	0	0	0	0	1	15	15	6.00	0.667
Eddie Fisher, R ERA: 2.67	(10, 1)	3.0	W	14	5	0	0	0	0	1	0	0	0	0	13	17	0.00	1.667

PITCHER	IP	WLS	BF	H	R	ER	SO	BB	IBB	HBP	BLK	WP	HR	S	P	ERA	WHIP

TOP

Chicago White Sox @ Cleveland Indians

Cleveland Municipal Stadium, Cleveland, OH

Fri Aug 16 1968, 7:05 PM EDT

Att. 8,519 - Unknown

livebaseballscorecards.com

AB	44
R	3
H	9
RBI	3
BB	3
SO	7
LOB	18

Batter	1	2	3	4	5	6	7	8	9	10	11	12	AB	R	H	RBI	BB	SO	LOB
Jose Cardenal, R (1, 8) OBP: 0.297, SLG: 0.349	CS 1B		1-3			1B 2B 1B	K			5-3		1B IBB	5	1	2	0	1	1	1
Lou Johnson, R (1, 9) OBP: 0.291, SLG: 0.372	K			K		1-2 2B 1B		G3		F9		1-2 2-3 3-H 1B	6	1	2	1	0	2	1
Lee Maye, L (1, 7) OBP: 0.330, SLG: 0.406	K 1-2			2B		K		F7		F7			4	0	1	0	0	2	3
Tommy Harper, R (9, 7) OBP: 0.286, SLG: 0.386													1	0	0	0	0	0	0
Tony Horton, R (1, 3) OBP: 0.307, SLG: 0.423		F4		5-3		1-H 2-H E 2B		1B			F6		5	1	2	2	0	0	1
Joe Azcue, R (1, 2) OBP: 0.327, SLG: 0.349		1B		5-3		BBBB E BB		L9			F3		4	0	1	0	1	0	2
Max Alvis, R (1, 5) OBP: 0.301, SLG: 0.328		K	6-3			6-3 1-2 2-H			F6		1-3		5	0	0	0	0	1	2
Billy Harris, L (1, 4) OBP: 0.278, SLG: 0.310		4-3	3-1				1-4-3		F2			SH1-4 S 1B 1B	3	0	0	0	0	0	1
Vern Fuller, R (9, PH) OBP: 0.329, SLG: 0.274													2	0	1	0	0	0	0
(10, 4)													0	1	0	0	0	0	0
Davey Nelson, R (12, PR) OBP: 0.330, SLG: 0.341																			
Larry Brown, R (1, 6) OBP: 0.299, SLG: 0.321			5-3			5-3	6-3		1B			1B SH1-4 1-2 1B	5	0	2	0	0	0	0
Sam McDowell, L (1, 1) OBP: 0.176, SLG: 0.138			F7			F6	1B		5-3			SH1-4 1-2 2-3	1	0	0	0	0	0	0
Jimmie Hall, L (6, PH) OBP: 0.278, SLG: 0.265													1	0	0	0	0	0	0
Vicente Romo, R (7, 1) OBP: 0.182, SLG: 0.182													1	0	1	0	0	0	0
Chico Salmon, R (9, PH) OBP: 0.257, SLG: 0.290													1	0	0	0	0	0	1
Eddie Fisher, R (10, 1)													0	0	0	0	0	0	0
Russ Snyder, L (12, PH) OBP: 0.315, SLG: 0.314													0	0	0	0	0	0	0
Inning Stats	R: 0 E: 0 K: 2 S: 7 H: 1 LOB: 1 BB: 0 P: 7	R: 0 E: 0 K: 1 S: 6 H: 1 LOB: 1 BB: 0 P: 6	R: 0 E: 0 K: 0 S: 3 H: 0 LOB: 0 BB: 0 P: 3	R: 0 E: 0 K: 1 S: 6 H: 1 LOB: 1 BB: 0 P: 6	R: 0 E: 0 K: 0 S: 3 H: 0 LOB: 0 BB: 0 P: 3	R: 3 E: 1 K: 1 S: 8 H: 3 LOB: 1 BB: 1 P: 12	R: 0 E: 0 K: 1 S: 6 H: 1 LOB: 1 BB: 0 P: 6	R: 0 E: 0 K: 0 S: 4 H: 1 LOB: 1 BB: 0 P: 4	R: 0 E: 0 K: 0 S: 4 H: 1 LOB: 1 BB: 0 P: 4	R: 0 E: 0 K: 0 S: 3 H: 0 LOB: 0 BB: 0 P: 3	R: 0 E: 0 K: 0 S: 3 H: 0 LOB: 0 BB: 0 P: 3	R: 1 E: 0 K: 0 S: 4 H: 3 LOB: 3 BB: 1 P: 8							

PITCHER		IP	WLS	BF	H	R	ER	SO	BB	IBB	HBP	BLK	WP	HR	S	P	ERA	WHIP
Jack Fisher, R ERA: 2.84	(1, 1)	5.2		23	6	3	2	5	1	0	0	0	0	0	32	36	3.18	1.235
Bob Locker, R ERA: 2.13	(6, 1)	1.1		5	1	0	0	1	0	0	0	0	0	0	7	7	0.00	0.750
Wilbur Wood, L ERA: 1.84	(8, 1)	4.0		14	2	0	0	0	0	0	0	0	0	0	14	14	0.00	0.500
Hoyt Wilhelm, R ERA: 1.57	(12, 1)	0.1	L	5	3	1	1	0	0	1	0	0	0	0	4	8	27.00	9.000

PITCHER	IP	WLS	BF	H	R	ER	SO	BB	IBB	HBP	BLK	WP	HR	S	P	ERA	WHIP

BOTTOM

Chicago White Sox @ Cleveland Indians

Cleveland Municipal Stadium, Cleveland, OH

Fri Aug 16 1968, 7:05 PM EDT

Att. 8,519 - Unknown

livebaseballscorecards.com

AB	44
R	4
H	12
RBI	3
BB	2
SO	6
LOB	12

1B: 10	SF: 0	WP: 0	PA: 47
2B: 3	SAC: 1	PB: 0	
3B: 0	DP: 1	SB: 1	
HR: 0	HBP: 0	CS: 1	

Chicago White Sox @ Cleveland Indians

Cleveland Municipal Stadium, Cleveland, OH

Sat Aug 17 1968, 3:33 AM EDT

Att. 9,976 - Unknown

livebaseballscorecards.com

TOP

Batter	1	2	3	4	5	6	7	8	9	AB	R	H	RBI	BB	SO	LOB
Luis Aparicio, R (1, 6) OBP: 0.313, SLG: 0.350	1B		4-3		FC7-5 1-2 BB			E6 G6-4-3 1B F8		4	1	2	0	1	0	2
Sandy Alomar Sr., S (1, 4) OBP: 0.303, SLG: 0.284	1-2 1B		S 1B		FC7-5 1-2 2-3f			G6-4-3 E HR 1-2 1B	E3 CS	5	1	3	0	0	0	2
Pete Ward, L (1, 5) OBP: 0.351, SLG: 0.365 Dick Kenworthy, R (9, PR) OBP: 0.250, SLG: 0.241	K		F4 1-2		L9			E6 G6-4-3 1-2 2-3	HBP 1-2 BB	4 0	0 0	0 0	0 0	1 0	1 0	7 0
Tommy Davis, R (1, 7) OBP: 0.276, SLG: 0.330	F8		K			F7		G6-4-3 1-2f 2-3 3-H	F9	5	0	0	0	0	1	6
Tom McCraw, L (1, 3) OBP: 0.301, SLG: 0.393	K			G6-4-3 1B		3-1		HR 3-H	HBP 1-2	4	1	2	2	0	1	2
Ken Berry, R (1, 8) OBP: 0.287, SLG: 0.341		F8		G6-4-3 1-2f		6-3		1B 1B 1B	1-3	5	1	1	0	0	0	3
Buddy Bradford, R (1, 9) OBP: 0.261, SLG: 0.308		BB		F4			K	1B 1-2 1B		3	1	1	0	1	1	0
Jerry McNertney, R (1, 2) OBP: 0.314, SLG: 0.286 Duane Josephson, R (7, PH) OBP: 0.285, SLG: 0.350 (7, 2)		K			F8		4-3	1B 1-3 2-H 1B		2 2	0 0	0 1	0 1	0 0	1 0	1 0
Bob Priddy, R (1, 1) OBP: 0.667, SLG: 0.182 Dennis Ribant, R (3, 1) OBP: 0.000, SLG: 0.111 Walt Williams, R (5, PH) OBP: 0.000, SLG: 0.294 Danny Lazar, L (6, 1) Gary Peters, L (7, PH) OBP: 0.000, SLG: 0.000 Cisco Carlos, R (7, 1) OBP: 0.000, SLG: 0.040 Leon Wagner, L (8, PH) OBP: 0.247, SLG: 0.338 Ron Hansen, R (8, PH) OBP: 0.268, SLG: 0.317 Joe Horlen, R (8, PR) OBP: 0.000, SLG: 0.043 Bob Locker, S (8, 1)		K			HBP		K	1B		1 0 0 0 1 0 0 0 1 0 0	0 0 0 0 0 0 0 0 0 0 0	0 0 0 0 0 0 0 0 1 0 0	0 0 0 0 0 0 0 0 0 0 0	1 0 0 0 0 0 0 0 0 0 0	1 0 0 0 1 0 0 0 0 0 0	1 0 0 0 0 0 0 0 0 0 0
Inning Stats	R: 0 E: 0 K: 2 S: 9 H: 2 LOB: 2 BB: 0 P: 9	R: 0 E: 0 K: 2 S: 7 H: 0 LOB: 1 BB: 1 P: 11	R: 0 E: 0 K: 1 S: 6 H: 1 LOB: 1 BB: 0 P: 6	R: 0 E: 0 K: 0 S: 3 H: 1 LOB: 0 BB: 0 P: 3	R: 0 E: 0 K: 0 S: 3 H: 0 LOB: 2 BB: 1 P: 8	R: 0 E: 0 K: 0 S: 3 H: 0 LOB: 0 BB: 0 P: 3	R: 0 E: 0 K: 2 S: 7 H: 0 LOB: 0 BB: 0 P: 7	R: 5 E: 1 K: 0 S: 10 H: 7 LOB: 2 BB: 0 P: 10	R: 0 E: 1 K: 0 S: 3 H: 0 LOB: 2 BB: 1 P: 8	1B: 10 2B: 0 3B: 0 HR: 1	SF: 0 SAC: 0 DP: 2 HBP: 2		WP: 0 PB: 0 SB: 1 CS: 1	PA: 42			

	AB	37
	R	5
	H	11
	RBI	4
	BB	3
	SO	7
	LOB	24

PITCHER		IP	WLS	BF	H	R	ER	SO	BB	IBB	HBP	BLK	WP	HR	S	P	ERA	WHIP
Stan Williams, R ERA: 2.49	(1, 1)	7.2	W	33	8	4	0	7	2	0	1	0	0	1	44	53	0.00	1.304
Eddie Fisher, R ERA: 2.67	(8, 1)	0.0		2	2	0	0	0	0	0	0	0	0	0	2	2	∞	∞
Mike Paul, L ERA: 4.6	(8, 1)	0.0		1	1	1	0	0	0	0	0	0	0	0	1	1	∞	∞
Vicente Romo, R ERA: 1.55	(8, 1)	0.2		3	0	0	0	0	1	0	0	0	0	0	2	6	0.00	1.500
Horacio Pina, R ERA:	(9, 1)	0.2	S	3	0	0	0	0	0	0	1	0	0	0	2	3	0.00	0.000

PITCHER	IP	WLS	BF	H	R	ER	SO	BB	IBB	HBP	BLK	WP	HR	S	P	ERA	WHIP

Batter	1	2	3	4	5	6	7	8	9	AB	R	H	RBI	BB	SO	LOB
Jose Cardenal, R (1, 8) OBP: 0.298, SLG: 0.349	E7 1B 1B		4-3 S 1B 1B	F9 ②		5-3 ③		SSS K ②		5	2	2	0	0	1	1
Lou Johnson, R (1, 9) OBP: 0.290, SLG: 0.372	F6 ① 1B		F8 ① 1-2 1B	1-H 2B			5-3 ① 1B	6-3 ③ 1B		5	0	1	1	0	0	2
Lee Maye, L (1, 7) OBP: 0.333, SLG: 0.423 Tommy Harper, R (8, 7) OBP: 0.286, SLG: 0.386	2-H 1B		4-3 ② 2-3	3-1 ③			HR			4 0	1 0	2 0	2 0	0 0	0 0	2 0
Tony Horton, R (1, 3) OBP: 0.310, SLG: 0.424	SSS K ②		PB 2B 3-H 1B		G3 ① 1B		1B 1B 1B			4	2	2	1	0	1	1
Duke Sims, L (1, 2) OBP: 0.377, SLG: 0.423	F3 ③		1B 1-H 2B		F7 2B		1B 1-3 1B			4	0	3	1	0	0	1
Vern Fuller, R (1, 5) OBP: 0.336, SLG: 0.284		SH2-3 1B	2-3 1B		F7 ② 2-3		FC6-4 1-3 3-H 1B			4	0	3	1	0	0	1
Davey Nelson, R (1, 4) OBP: 0.320, SLG: 0.330		SH2-3 ① 1-2	F8 ③		L9 ③		SSS K ②			3	0	0	0	0	1	5
Larry Brown, R (1, 6) OBP: 0.296, SLG: 0.318		SSS K ②		4-3 ①		5-3 ①	FC6-4 ③ 1-2f			4	0	0	0	0	1	3
Stan Williams, R (1, 1) OBP: 0.261, SLG: 0.214 Eddie Fisher, R (8, 1) Mike Paul, L (8, 1) OBP: 0.250, SLG: 0.143 Vicente Romo, R (8, 1) OBP: 0.167, SLG: 0.167 Horacio Pina, R (9, 1)		SSS K ③		BBBB 2B BB		SSS K ②		1-3 ①		2 0 0 1 0	1 0 0 0 0	0 0 0 0 0	0 0 0 0 0	1 0 0 0 0	2 0 0 0 0	1 0 0 0 0
Inning Stats	R: 1 E: 1 K: 1 S: 7 H: 2 LOB: 1 BB: 0 P: 7	R: 0 E: 0 K: 2 S: 8 H: 1 LOB: 1 BB: 0 P: 8	R: 2 E: 0 K: 0 S: 7 H: 4 LOB: 2 BB: 0 P: 7	R: 1 E: 0 K: 0 S: 4 H: 1 LOB: 1 BB: 1 P: 8	R: 0 E: 0 K: 0 S: 4 H: 1 LOB: 1 BB: 0 P: 4	R: 0 E: 0 K: 1 S: 5 H: 0 LOB: 0 BB: 0 P: 5	R: 2 E: 0 K: 1 S: 9 H: 4 LOB: 2 BB: 0 P: 9	R: 0 E: 0 K: 1 S: 5 H: 0 LOB: 0 BB: 0 P: 5		1B: 9 2B: 3 3B: 0 HR: 1 SF: 0 SAC: 1 DP: 0 HBP: 0						

PITCHER		IP	WLS	BF	H	R	ER	SO	BB	IBB	HBP	BLK	WP	HR	S	P	ERA	WHIP
Bob Priddy, R ERA: 3.5	(1, 1)	2.2	L	15	7	3	2	3	0	0	0	0	0	0	21	21	6.75	2.625
Dennis Ribant, R ERA: 4.06	(3, 1)	1.1		6	1	1	1	0	1	0	0	0	0	0	5	9	6.75	1.500
Danny Lazar, L ERA: 3.0	(5, 1)	2.0		7	1	0	0	1	0	0	0	0	0	0	9	9	0.00	0.500
Cisco Carlos, R ERA: 4.02	(7, 1)	1.0		7	4	2	2	1	0	0	0	0	0	1	9	9	18.00	4.000
Bob Locker, R ERA: 2.1	(8, 1)	1.0		3	0	0	0	1	0	0	0	0	0	0	5	5	0.00	0.000

PITCHER	IP	WLS	BF	H	R	ER	SO	BB	IBB	HBP	BLK	WP	HR	S	P	ERA	WHIP

BOTTOM

Chicago White Sox @ Cleveland Indians

Cleveland Municipal Stadium, Cleveland, OH

Sat Aug 17 1968, 3:33 AM EDT

Att. 9,976 - Unknown

livebaseballscorecards.com

AB	36
R	6
H	13
RBI	6
BB	1
SO	6
LOB	17

WP: 0	PB: 1	SB: 1	CS: 0
PA: 38			

Batter	1	2	3	4	5	6	7	8	9	AB	R	H	RBI	BB	SO	LOB
Luis Aparicio, R (1, 6) OBP: 0.310, SLG: 0.346	6-3		4-3		F7		3-1		F8	5	0	0	0	0	0	0
Sandy Alomar Sr., S (1, 4) OBP: 0.301, SLG: 0.282	K			K		1-3		HR, SH1-4	G1	5	1	1	0	0	2	0
Pete Ward, L (1, 5) OBP: 0.354, SLG: 0.366	1B			BB, 1B, 1B		F4		SH1-4, 1-2		2	1	1	0	1	0	0
Ron Hansen, R (8, 5) OBP: 0.288, SLG: 0.317										0	0	0	0	0	0	0
Duane Josephson, R (1, 2) OBP: 0.290, SLG: 0.364	6-3			1B, 1-2, 1B		1B, BB, 1B		2-H, HR		4	1	3	2	0	0	1
Tom McCraw, L (1, 3) OBP: 0.305, SLG: 0.398		F7		1-3, 2-H, 1B		1-2, BB		WP, SF8, 2B		3	1	2	1	1	0	0
Tommy Davis, R (1, 7) OBP: 0.278, SLG: 0.330		F4		F3		1-2, 2-3, 1B		WP, WP, BB		3	0	1	0	1	0	2
Buddy Bradford, R (1, 9) OBP: 0.256, SLG: 0.302		F4		F2		5-3		SF8, 1-2, 2-H		3	0	0	1	0	0	5
Ken Berry, R (1, 8) OBP: 0.284, SLG: 0.338			K		5-3		K	5-3, 2-3		4	0	0	0	0	2	1
Tommy John, R (1, 1) OBP: 0.197, SLG: 0.262			K		F2		K2-3		6-3	4	0	0	0	0	2	0
Inning Stats	R: 0 E: 0 K: 1 S: 6 H: 1 LOB: 1 BB: 0 P: 6	R: 0 E: 0 K: 0 S: 3 H: 0 LOB: 0 BB: 0 P: 3	R: 0 E: 0 K: 2 S: 7 H: 0 LOB: 0 BB: 0 P: 7	R: 1 E: 0 K: 1 S: 7 H: 2 LOB: 2 BB: 1 P: 11	R: 0 E: 0 K: 0 S: 3 H: 0 LOB: 0 BB: 0 P: 3	R: 0 E: 0 K: 0 S: 5 H: 2 LOB: 3 BB: 1 P: 9	R: 0 E: 0 K: 2 S: 7 H: 0 LOB: 0 BB: 0 P: 7	R: 3 E: 0 K: 0 S: 6 H: 3 LOB: 1 BB: 1 P: 10	R: 0 E: 0 K: 0 S: 3 H: 0 LOB: 0 BB: 0 P: 3	1B: 6 2B: 1 3B: 0 HR: 1 SF: 1 SAC: 1 DP: 0 HBP: 0						

PITCHER	IP	WLS	BF	H	R	ER	SO	BB	IBB	HBP	BLK	WP	HR	S	P	ERA	WHIP
Sonny Siebert, R (1, 1) ERA: 2.96	7.1	L	33	8	4	4	6	3	0	0	0	0	1	42	54	4.91	1.500
Eddie Fisher, R (8, 1) ERA: 2.61	1.2		5	0	0	0	0	0	0	0	0	2	0	5	5	0.00	0.000

PITCHER	IP	WLS	BF	H	R	ER	SO	BB	IBB	HBP	BLK	WP	HR	S	P	ERA	WHIP

TOP

Chicago White Sox @ Cleveland Indians

Cleveland Municipal Stadium, Cleveland, OH

Sun Aug 18 1968, 3:33 AM EDT

Unknown

livebaseballscorecards.com

AB	33
R	4
H	8
RBI	4
BB	3
SO	6
LOB	9

WP: 2 PA: 38
PB: 0
SB: 0
CS: 0

Batter	1	2	3	4	5	6	7	8	9	AB	R	H	RBI	BB	SO	LOB
Jose Cardenal, R (1, 8) OBP: 0.296, SLG: 0.346	F8		FC5-4 1-2f		F9		F8			4	0	0	0	0	0	1
Davey Nelson, R (1, 4) OBP: 0.327, SLG: 0.337	K			S 1B 1B	1B 1B			6-3		4	1	2	0	0	1	0
Lou Johnson, R (1, 7) OBP: 0.292, SLG: 0.377	F8			K 1-2	1B 1-2			F9 E 2B		4	1	2	0	0	1	1
Tony Horton, R (1, 3) OBP: 0.309, SLG: 0.422		6-3		FC6-4 BB 2-H 1B	1-3			F9 2-3		4	0	1	1	0	0	3
Joe Azcue, R (1, 2) OBP: 0.326, SLG: 0.345		6-3		FC6-4 1-2 BB		6-3		E3 FC6-4 3-H		3	0	0	0	1	0	0
Max Alvis, R (1, 5) OBP: 0.298, SLG: 0.324		K		FC6-4 HBP 1-2f 2-3		6-3		FC6-4 1-2f		4	0	0	0	0	1	3
Tommy Harper, R (1, 9) OBP: 0.286, SLG: 0.380			F8	HBP 1-2		6-3			1-3	3	0	0	0	0	0	0
Larry Brown, R (1, 6) OBP: 0.294, SLG: 0.315 Vern Fuller, R (9, PH) OBP: 0.335, SLG: 0.282			5-3	6-3			1-3		F7	3 1	0 0	0 0	0 0	0 0	0 0	3 0
Sonny Siebert, R (1, 1) OBP: 0.192, SLG: 0.200 Eddie Fisher, R (8, 1) Chico Salmon, R (9, PH) OBP: 0.256, SLG: 0.289			FC5-4 1B		F3		K		F4	3 0 1	0 0 0	1 0 0	0 0 0	0 0 0	1 0 0	0 0 0
Inning Stats	R: 0 H: 0 E: 0 LOB: 0 K: 1 BB: 0 S: 5 P: 5	R: 0 H: 0 E: 0 LOB: 0 K: 1 BB: 0 S: 5 P: 5	R: 0 H: 1 E: 0 LOB: 1 K: 0 BB: 0 S: 4 P: 4	R: 1 H: 2 E: 0 LOB: 3 K: 1 BB: 1 S: 7 P: 12	R: 0 H: 2 E: 0 LOB: 2 K: 0 BB: 0 S: 5 P: 5	R: 0 H: 0 E: 0 LOB: 0 K: 0 BB: 0 S: 3 P: 3	R: 0 H: 0 E: 0 LOB: 0 K: 1 BB: 0 S: 5 P: 5	R: 1 H: 1 E: 1 LOB: 1 K: 0 BB: 0 S: 5 P: 5	R: 0 H: 0 E: 0 LOB: 0 K: 0 BB: 0 S: 3 P: 3	1B: 5 SF: 0 2B: 1 SAC: 0 3B: 0 DP: 0 HR: 0 HBP: 1						WP: 0 PA: 36 PB: 0 SB: 1 CS: 0	

PITCHER	IP	WLS	BF	H	R	ER	SO	BB	IBB	HBP	BLK	WP	HR	S	P	ERA	WHIP
Tommy John, L (1, 1) ERA: 1.95	9.0	W	36	6	2	1	4	1	0	1	0	0	0	42	47	1.00	0.778

PITCHER	IP	WLS	BF	H	R	ER	SO	BB	IBB	HBP	BLK	WP	HR	S	P	ERA	WHIP

BOTTOM

Chicago White Sox @ Cleveland Indians

Cleveland Municipal Stadium, Cleveland, OH

Sun Aug 18 1968, 3:33 AM EDT

Unknown

livebaseballscorecards.com

AB	34
R	2
H	6
RBI	1
BB	1
SO	4
LOB	11

Batter	1	2	3	4	5	6	7	8	9	AB	R	H	RBI	BB	SO	LOB
Luis Aparicio, R (1, 6) OBP: 0.311, SLG: 0.349	F8		F3		1B PB 2B		E 1B		G5-4-3 1-2f	5	1	2	0	0	0	2
Sandy Alomar Sr., S (1, 4) OBP: 0.303, SLG: 0.289	G3		K		WP PB 3B 1B 2-3		F8 1-3		HR 2B	5	2	2	0	0	1	2
Pete Ward, L (1, 5) OBP: 0.353, SLG: 0.363	BB			F4	K 1-3 3-H		K		HR 2-H	2	0	0	0	1	1	1
Ron Hansen, R (6, 5) OBP: 0.289, SLG: 0.327									BB	2	1	1	2	0	1	1
Tom McCraw, L (1, 3) OBP: 0.309, SLG: 0.403	F4			1B 1B HBP	L1-5 3-H		4-3			3	1	1	1	1	0	2
Tommy Davis, R (1, 7) OBP: 0.280, SLG: 0.336		6-3		1B 2B 1-3	L1-5 3-H			SF7	5-3	5	2	2	0	0	0	2
Ken Berry, R (1, 8) OBP: 0.286, SLG: 0.343		6-3		2B 1-3 3-H		6-3		SF7 3-H		3	1	2	2	0	0	0
Buddy Bradford, R (1, 9) OBP: 0.255, SLG: 0.307		F9		5-3 1-H 3-H		6-3 2-3		F8		4	0	1	2	0	0	1
Jerry McNertney, R (1, 2) OBP: 0.304, SLG: 0.275			F4	5-3 2-3		K		F7		4	0	0	0	0	1	2
Joe Horlen, R (1, 1) OBP: 0.096, SLG: 0.078			1B	K		F6			G5-4-3 1B	4	0	2	0	0	1	2

TOP

Chicago White Sox @ Cleveland Indians

Cleveland Municipal Stadium, Cleveland, OH

Sun Aug 18 1968, 3:38 AM EDT
Att. 12,178 - Unknown

livebaseballscorecards.com

	AB	37
	R	8
	H	13
	RBI	7
	BB	2
	SO	5
	LOB	15

Inning Stats	1	2	3	4	5	6	7	8	9
	R: 0 E: 0 K: 0 S: 3	H: 0 LOB: 1 BB: 1 P: 7	R: 0 E: 0 K: 0 S: 3	H: 0 LOB: 0 BB: 0 P: 3	R: 0 E: 0 K: 1 S: 6	H: 1 LOB: 0 BB: 0 P: 6	R: 3 E: 0 K: 1 S: 8	H: 3 LOB: 1 BB: 0 P: 9	R: 2 E: 0 K: 1 S: 7	H: 3 LOB: 0 BB: 0 P: 7
	R: 0 E: 0 K: 1 S: 6	H: 1 LOB: 1 BB: 0 P: 6	R: 0 E: 1 K: 1 S: 6	H: 1 LOB: 1 BB: 0 P: 6	R: 1 E: 0 K: 0 S: 4	H: 1 LOB: 0 BB: 0 P: 4	R: 2 E: 0 K: 0 S: 5	H: 3 LOB: 1 BB: 1 P: 9	1B: 6 2B: 5 3B: 2 HR: 1	SF: 1 SAC: 0 DP: 2 HBP: 1	WP: 1 PB: 1 SB: 0 CS: 0	PA: 41

PITCHER		IP	WLS	BF	H	R	ER	SO	BB	IBB	HBP	BLK	WP	HR	S	P	ERA	WHIP
Steve Hargan, R ERA: 3.87	(1, 1)	4.0	L	19	5	4	4	2	1	0	1	0	0	0	21	26	9.00	1.500
Eddie Fisher, R ERA: 2.7	(5, 1)	1.0		4	2	1	1	1	0	0	0	0	1	0	6	6	9.00	2.000
Mike Paul, L ERA: 4.79	(6, 1)	4.0		18	6	3	3	2	1	0	0	0	0	1	21	25	6.75	1.750

PITCHER	IP	WLS	BF	H	R	ER	SO	BB	IBB	HBP	BLK	WP	HR	S	P	ERA	WHIP

Batter	1	2	3	4	5	6	7	8	9	AB	R	H	RBI	BB	SO	LOB
Jose Cardenal, R (1, 8) OBP: 0.300, SLG: 0.347	BBBB 4-0 WP S SF BB		BBBB 4-0 FC4-6 1B BB		x 0-0 1B			x 0-0 ① 5-3		2	1	1	0	2	0	0
Davey Nelson, R (1, 6) OBP: 0.324, SLG: 0.337	x 0-0 SF CS 1-H		x 0-0 FC4-6 1-2 1B		x 0-0 ③ L8			x 0-0 ② 4-3		3	0	1	1	0	0	1
Lee Maye, L (1, 9) OBP: 0.332, SLG: 0.420	SSS 0-3 ① ② K 1-2		x 0-0 ② FC4-6 1-2f 2-3			x 0-0 ① 3-1		x 0-0 FC6-4 1B		4	0	1	0	0	1	3
Tony Horton, R (1, 3) OBP: 0.308, SLG: 0.423	x 0-0 2B		x 0-0 ③ F9			x 0-0 ② F7		x 0-0 ③ FC6-4 1-2f		4	0	1	0	0	0	3
Duke Sims, L (1, 2) OBP: 0.376, SLG: 0.419	SSS 0-3 ③ K			x 0-0 ① L4		BBBB 4-0 BB			x 0-0 ① 6-3	3	0	0	0	1	1	1
Jimmie Hall, L (1, 7) OBP: 0.282, SLG: 0.269		x 0-0 K 1B		x 0-0 ② F8		x 0-0 ③ 4-3			x 0-0 G4-6-3 1B	4	0	2	0	0	0	1
Billy Harris, L (1, 5) OBP: 0.266, SLG: 0.295		SSS 0-3 ① ② K 1-2		x 0-0 ③ 4-3			x 0-0 ① 4-3		x 0-0 ② ③ G4-6-3 1-2f	4	0	0	0	0	1	2
Vern Fuller, R (1, 4) OBP: 0.331, SLG: 0.278		x 0-0 ③ F8			SSS 0-3 ① K		x 0-0 ② 6-3			3	0	0	0	0	1	0
Steve Hargan, R (1, 1) OBP: 0.200, SLG: 0.224 Eddie Fisher, R (5, 1) Lou Johnson, R (5, PH) OBP: 0.291, SLG: 0.376 Mike Paul, L (6, 1) OBP: 0.222, SLG: 0.125			SSS 0-3 ① K		x 0-0 ② F7		x 0-0 ③ 6-3			1 0 1 1	0 0 0 0	0 0 0 0	0 0 0 0	0 0 0 0	1 0 0 0	0 0 0 0
Inning Stats	R: 1 H: 1 E: 1 LOB: 1 K: 2 BB: 1 S: 8 P: 12	R: 0 H: 1 E: 0 LOB: 0 K: 1 BB: 0 S: 5 P: 5	R: 0 H: 1 E: 0 LOB: 2 K: 1 BB: 1 S: 6 P: 10	R: 0 H: 0 E: 0 LOB: 0 K: 0 BB: 0 S: 3 P: 3	R: 0 H: 1 E: 0 LOB: 1 K: 1 BB: 0 S: 6 P: 6	R: 0 H: 0 E: 0 LOB: 1 K: 0 BB: 1 S: 3 P: 7	R: 0 H: 0 E: 0 LOB: 0 K: 0 BB: 0 S: 3 P: 3	R: 0 H: 1 E: 0 LOB: 1 K: 0 BB: 0 S: 4 P: 4	R: 0 H: 1 E: 0 LOB: 0 K: 0 BB: 0 S: 3 P: 3	1B: 5 SF: 1 2B: 1 SAC: 0 3B: 0 DP: 1 HR: 0 HBP: 0						

PITCHER	IP	WLS	BF	H	R	ER	SO	BB	IBB	HBP	BLK	WP	HR	S	P	ERA	WHIP
Joe Horlen, R (1, 1) ERA: 2.72	9.0	W	34	6	1	1	5	3	0	0	0	1	0	41	53	1.00	1.000

PITCHER	IP	WLS	BF	H	R	ER	SO	BB	IBB	HBP	BLK	WP	HR	S	P	ERA	WHIP

BOTTOM

Chicago White Sox @ Cleveland Indians

Cleveland Municipal Stadium, Cleveland, OH

Sun Aug 18 1968, 3:38 AM EDT

Att. 12,178 - Unknown

livebaseballscorecards.com

AB	30
R	1
H	6
RBI	1
BB	3
SO	5
LOB	11

Batter	1	2	3	4	5	6	7	8	9	AB	R	H	RBI	BB	SO	LOB
Mike Andrews, R (1, 4) OBP: 0.389, SLG: 0.377	3B	5-3		6-3			F6 ①			4	0	1	0	0	0	1
Dalton Jones, L (1, 3) OBP: 0.272, SLG: 0.333	K ①		2B 2B		4-3 ①		4-1 ②			4	1	1	0	0	1	1
Carl Yastrzemski, L (1, 7) OBP: 0.416, SLG: 0.450	F6 ②		2-H 2B		BB 1B		4-1 ③			4	0	2	1	0	0	1
Ken Harrelson, R (1, 9) OBP: 0.368, SLG: 0.580	K ③		F9 ①		F8 ②			K ①		4	0	0	0	0	2	3
Rico Petrocelli, R (1, 6) OBP: 0.297, SLG: 0.387		1B BB	K ②		1-2 BB			K ②		2	1	0	0	2	2	1
Reggie Smith, S (1, 8) OBP: 0.335, SLG: 0.402		K ①	BB		4-3 ③			3-1 ③		3	0	0	0	1	1	3
Joe Foy, R (1, 5) OBP: 0.340, SLG: 0.327		1B 1-2 FC5-4 BB	F3 ③			F4 ①			K ①	3	1	0	0	1	1	2
Elston Howard, R (1, 2) OBP: 0.328, SLG: 0.341		FC5-4 1-3 2-H 1B		6-3 ①		K ②			1-3 ②	4	0	1	1	0	1	0
Dave Morehead, R (1, 1)		FC5-4 1-2f 3-H		K ②		5-3 ③			K ③	4	0	0	1	0	2	1
Inning Stats	R: 0 E: 0 K: 2 S: 8 H: 1 LOB: 1 BB: 0 P: 8	R: 2 E: 0 K: 1 S: 6 H: 1 LOB: 1 BB: 2 P: 14	R: 1 E: 0 K: 1 S: 7 H: 2 LOB: 2 BB: 1 P: 11	R: 0 E: 0 K: 1 S: 5 H: 0 LOB: 0 BB: 0 P: 5	R: 0 E: 0 K: 0 S: 4 H: 1 LOB: 2 BB: 1 P: 8	R: 0 E: 0 K: 1 S: 5 H: 0 LOB: 0 BB: 0 P: 5	R: 0 E: 0 K: 0 S: 3 H: 0 LOB: 0 BB: 0 P: 3	R: 0 E: 0 K: 2 S: 7 H: 0 LOB: 0 BB: 0 P: 7	R: 0 E: 0 K: 2 S: 7 H: 0 LOB: 0 BB: 0 P: 7	1B: 2 2B: 2 3B: 1 HR: 0 SF: 0 SAC: 0 DP: 0 HBP: 0						

PITCHER	IP	WLS	BF	H	R	ER	SO	BB	IBB	HBP	BLK	WP	HR	S	P	ERA	WHIP
Luis Tiant, R (1, 1) ERA: 1.62	6.0	L	27	5	3	3	6	4	0	0	0	0	0	35	51	4.50	1.500
Vicente Romo, R (7, 1) ERA: 1.48	3.0		9	0	0	0	4	0	0	0	0	0	0	17	17	0.00	0.000

PITCHER	IP	WLS	BF	H	R	ER	SO	BB	IBB	HBP	BLK	WP	HR	S	P	ERA	WHIP

TOP

Boston Red Sox @ Cleveland Indians

Cleveland Municipal Stadium, Cleveland, OH

Mon Aug 19 1968, 7:05 PM EDT
Att. 6,020 - Unknown

livebaseballscorecards.com

AB	32
R	3
H	5
RBI	3
BB	4
SO	10
LOB	13

WP: 0 PA: 36
PB: 0
SB: 0
CS: 0

BOTTOM

Boston Red Sox @ Cleveland Indians

Cleveland Municipal Stadium, Cleveland, OH

Mon Aug 19 1968, 7:05 PM EDT

Att. 6,020 - Unknown

Batter	1	2	3	4	5	6	7	8	9	AB	R	H	RBI	BB	SO	LOB
Jose Cardenal, R (1, 8) OBP: 0.299, SLG: 0.345	F8		BB, S			6-3		K		3	0	0	0	1	1	0
Davey Nelson, R (1, 4) OBP: 0.321, SLG: 0.343	F9		K, 1-2			2B			4-3	4	0	1	0	0	1	1
Russ Snyder, L (1, 9) OBP: 0.315, SLG: 0.311	4-3			BB, G1-4-3		F7			F8	2	0	0	0	1	0	1
Vicente Romo, R (7, 1) OBP: 0.167, SLG: 0.167										0	0	0	0	0	0	0
Duke Sims, L (9, PH) OBP: 0.375, SLG: 0.417										1	0	0	0	0	0	0
Tony Horton, R (1, 3) OBP: 0.305, SLG: 0.418		5-3		G1-4-3, 1-2f			F9		F5	4	0	0	0	0	0	1
Lou Johnson, R (1, 7) OBP: 0.294, SLG: 0.378 (7, 9)		1B, 1B		4-3			1B			3	0	2	0	0	0	0
Joe Azcue, R (1, 2) OBP: 0.326, SLG: 0.345		G4-6-3, 1-2, 1B			6-3		K			3	0	1	0	0	1	1
Max Alvis, R (1, 5) OBP: 0.296, SLG: 0.321		G4-6-3, 1-2f			L8		F7			3	0	0	0	0	0	3
Larry Brown, R (1, 6) OBP: 0.295, SLG: 0.315			BB, G4-3		F5			F5		1	0	0	0	1	0	0
Lee Maye, L (8, PH) OBP: 0.330, SLG: 0.417										1	0	0	0	0	0	0
Vern Fuller, R (9, 6) OBP: 0.331, SLG: 0.278										0	0	0	0	0	0	0
Luis Tiant, R (1, 1) OBP: 0.081, SLG: 0.095			G4-3, 1-2f			4-3		F9		1	0	0	0	0	0	1
Jimmie Hall, L (6, PH) OBP: 0.280, SLG: 0.267 (7, 7)										2	0	0	0	0	0	0
Inning Stats	R: 0 E: 0 K: 0 S: 3 H: 0 LOB: 0 BB: 0 P: 3	R: 0 E: 0 K: 0 S: 4 H: 2 LOB: 1 BB: 0 P: 4	R: 0 E: 0 K: 1 S: 4 H: 0 LOB: 1 BB: 2 P: 12	R: 0 E: 0 K: 0 S: 2 H: 0 LOB: 0 BB: 1 P: 6	R: 0 E: 0 K: 0 S: 3 H: 0 LOB: 0 BB: 0 P: 3	R: 0 E: 0 K: 0 S: 4 H: 1 LOB: 1 BB: 0 P: 4	R: 0 E: 0 K: 1 S: 6 H: 1 LOB: 1 BB: 0 P: 6	R: 0 E: 0 K: 1 S: 5 H: 0 LOB: 0 BB: 0 P: 5	R: 0 E: 0 K: 0 S: 3 H: 0 LOB: 0 BB: 0 P: 3	1B: 3 2B: 1 3B: 0 HR: 0 SF: 0 SAC: 0 DP: 3 HBP: 0						

livebaseballscorecards.com

AB	28
R	0
H	4
RBI	0
BB	3
SO	3
LOB	8

WP: 0 PB: 0 SB: 1 CS: 0 PA: 31

PITCHER	IP	WLS	BF	H	R	ER	SO	BB	IBB	HBP	BLK	WP	HR	S	P	ERA	WHIP
Dave Morehead, R (1, 1) ERA: 2.12	9.0	W	31	4	0	0	3	3	0	0	0	0	0	34	46	0.00	0.778

PITCHER	IP	WLS	BF	H	R	ER	SO	BB	IBB	HBP	BLK	WP	HR	S	P	ERA	WHIP

Batter	1	2	3	4	5	6	7	8	9	AB	R	H	RBI	BB	SO	LOB
Mike Andrews, R (1, 4) OBP: 0.388, SLG: 0.374	F8			F6		BBBB PO BB			6-3	3	0	0	0	1	0	0
Joe Foy, R (1, 5) OBP: 0.341, SLG: 0.328	5-3			L4-3 1B		PO 1-2	G4-6-3 1B		F9	4	0	2	0	0	0	0
Carl Yastrzemski, L (1, 7) OBP: 0.413, SLG: 0.446	K			L4-3 1-2			F8		4-3	4	0	0	0	0	1	2
Ken Harrelson, R (1, 9) OBP: 0.366, SLG: 0.575		5-3			L6		G4-6-3 1-2f			3	0	0	0	0	0	1
Rico Petrocelli, R (1, 6) OBP: 0.297, SLG: 0.385 Jose Tartabull, L (8, PR) OBP: 0.297, SLG: 0.315 Jerry Adair, R (8, 6) OBP: 0.270, SLG: 0.283		K			5-3			BBBB 1B BB		2 0 0	0 0 0	0 0 0	0 0 0	1 0 0	1 0 0	0 0 0
Reggie Smith, S (1, 8) OBP: 0.333, SLG: 0.399		F9			4-3			K		3	0	0	0	0	1	1
George Scott, R (1, 3) OBP: 0.249, SLG: 0.259			K			HR		K		3	1	1	1	0	2	1
Elston Howard, R (1, 2) OBP: 0.329, SLG: 0.341			5-3			K		1-2 1B		3	0	1	0	0	1	0
Gary Bell, R (1, 1) OBP: 0.216, SLG: 0.280			L6			F3		K		3	0	0	0	0	1	2

TOP

Boston Red Sox @ Cleveland Indians

Cleveland Municipal Stadium, Cleveland, OH

Tue Aug 20 1968, 7:05 PM EDT
Att. 6,075 - Unknown

livebaseballscorecards.com

AB	28
R	1
H	4
RBI	1
BB	2
SO	7
LOB	7

Inning Stats	1	2	3	4	5	6	7	8	9
	R: 0 E: 0 K: 1 S: 5	R: 0 E: 0 K: 1 S: 5	R: 0 E: 0 K: 1 S: 5	R: 0 E: 0 K: 0 S: 3	R: 0 E: 0 K: 0 S: 3	R: 1 E: 0 K: 1 S: 5	R: 0 E: 0 K: 0 S: 3	R: 0 E: 0 K: 3 S: 10	R: 0 E: 0 K: 0 S: 3
	H: 0 LOB: 0 BB: 0 P: 5	H: 0 LOB: 0 BB: 0 P: 5	H: 0 LOB: 0 BB: 0 P: 5	H: 1 LOB: 0 BB: 0 P: 3	H: 0 LOB: 0 BB: 0 P: 3	H: 1 LOB: 0 BB: 1 P: 9	H: 1 LOB: 0 BB: 0 P: 3	H: 1 LOB: 2 BB: 1 P: 14	H: 0 LOB: 0 BB: 0 P: 3

1B: 3 SF: 0
2B: 1 SAC: 0
3B: 0 DP: 2
HR: 1 HBP: 0

WP: 0 PA: 31
PB: 0
SB: 0
CS: 0

PITCHER	IP	WLS	BF	H	R	ER	SO	BB	IBB	HBP	BLK	WP	HR	S	P	ERA	WHIP
Sam McDowell, L (1, 1) ERA: 1.66	9.0	W	30	4	1	1	7	2	0	0	0	0	1	42	50	1.00	0.667

PITCHER	IP	WLS	BF	H	R	ER	SO	BB	IBB	HBP	BLK	WP	HR	S	P	ERA	WHIP

Boston Red Sox @ Cleveland Indians

Cleveland Municipal Stadium, Cleveland, OH

Tue Aug 20 1968, 7:05 PM EDT

Att. 6,075 - Unknown

livebaseballscorecards.com

BOTTOM

Batter	1	2	3	4	5	6	7	8	9	AB	R	H	RBI	BB	SO	LOB
Jose Cardenal, R (1, 8) OBP: 0.299, SLG: 0.348	F7		F8		5-3			1B 3B		4	1	1	0	0	0	0
Davey Nelson, R (1, 4) OBP: 0.313, SLG: 0.333	F8		G3			1-3		CS 1B 3-H		3	0	0	0	0	0	0
Russ Snyder, L (8, PH) OBP: 0.317, SLG: 0.314										1	0	1	1	0	0	0
Tommy Harper, R (8, PR) OBP: 0.286, SLG: 0.380										0	0	0	0	0	0	0
(9, 9)																
Lee Maye, L (1, 7) OBP: 0.342, SLG: 0.433	FC6-4 1B		2B			E6 1B		1-2 1B		4	0	4	0	0	0	0
Vern Fuller, R (9, 4) OBP: 0.331, SLG: 0.278										0	0	0	0	0	0	0
Lou Johnson, R (1, 9) OBP: 0.291, SLG: 0.374	FC6-4 1-2f		F8			5-3		G3		4	0	0	0	0	0	4
(9, 7)																
Duke Sims, L (1, 3) OBP: 0.371, SLG: 0.413		F9		4-3		F9				3	0	0	0	0	0	1
Joe Azcue, R (1, 2) OBP: 0.322, SLG: 0.342		E6 1B SF7		F9			4-3			3	1	0	0	0	0	0
Chico Salmon, R (1, 6) OBP: 0.257, SLG: 0.290		SF7 1-3 1B		1-3			K			3	0	1	0	0	1	0
Max Alvis, R (1, 5) OBP: 0.293, SLG: 0.320		SF7 1-2 3-H			K		6-3			2	0	0	1	0	1	0
Sam McDowell, L (1, 1) OBP: 0.169, SLG: 0.132		1-3			K			K		3	0	0	0	0	2	1
Inning Stats	R: 0 E: 0 K: 0 S: 4 H: 1 LOB: 1 BB: 0 P: 4	R: 1 E: 1 K: 0 S: 5 H: 1 LOB: 1 BB: 0 P: 5	R: 0 E: 0 K: 0 S: 4 H: 1 LOB: 1 BB: 0 P: 4	R: 0 E: 0 K: 0 S: 3 H: 0 LOB: 0 BB: 0 P: 3	R: 0 E: 0 K: 2 S: 7 H: 0 LOB: 0 BB: 0 P: 7	R: 0 E: 1 K: 0 S: 4 H: 1 LOB: 1 BB: 0 P: 4	R: 0 E: 0 K: 1 S: 5 H: 0 LOB: 0 BB: 0 P: 5	R: 1 E: 0 K: 1 S: 7 H: 3 LOB: 1 BB: 0 P: 7		1B: 5 2B: 1 3B: 1 HR: 0 SF: 1 SAC: 0 DP: 0 HBP: 0						

PITCHER	IP	WLS	BF	H	R	ER	SO	BB	IBB	HBP	BLK	WP	HR	S	P	ERA	WHIP
Gary Bell, R (1, 1) ERA: 3.19	8.0	L	31	7	2	1	4	0	0	0	0	0	0	39	39	1.12	0.875

PITCHER	IP	WLS	BF	H	R	ER	SO	BB	IBB	HBP	BLK	WP	HR	S	P	ERA	WHIP

AB	30
R	2
H	7
RBI	2
BB	0
SO	4
LOB	6

WP: 0 PA: 31
PB: 0
SB: 0
CS: 1

Batter	1	2	3	4	5	6	7	8	9	AB	R	H	RBI	BB	SO	LOB
Mike Andrews, R (1, 4) OBP: 0.384, SLG: 0.370	F9		K		1-3			E5 FC3-6 1-2		4	0	0	0	0	1	2
Dalton Jones, L (1, 3) OBP: 0.272, SLG: 0.332	F9			PB 1B 1B		F6		FC3-6 1B 1-2f 2-3		4	1	1	0	0	0	2
Carl Yastrzemski, L (1, 7) OBP: 0.416, SLG: 0.446 Russ Gibson, R (8, 2) OBP: 0.240, SLG: 0.295	BB			1B 1-2 BB		4-3		1B 1-2 3-H		2 0	0 0	1 0	1 0	2 0	0 0	0 0
Ken Harrelson, R (1, 9) OBP: 0.363, SLG: 0.570 Gary Waslewski, R (8, 1) OBP: 0.077, SLG: 0.040	K			K		F6		F8		4 0	0 0	0 0	0 0	0 0	2 0	5 0
Reggie Smith, S (1, 8) OBP: 0.336, SLG: 0.402		CS 1B		CS 1B 1-3 2-H			F8		FC5-4 1B	4	0	3	1	0	0	0
Joe Foy, R (1, 5) OBP: 0.338, SLG: 0.325		L9 1-2		F4 1-2			K		F9	4	0	0	0	0	1	4
Jerry Adair, R (1, 6) OBP: 0.269, SLG: 0.282		6-3			SH1-4 1B		F8		FC5-4 1B 1-2f	4	0	1	0	0	0	1
Elston Howard, R (1, 2) OBP: 0.325, SLG: 0.337 Jose Tartabull, L (8, PH) OBP: 0.307, SLG: 0.326 (8, 7)			K	K				FC3-6 E 1B 1B	1-2 1B	2 2	0 1	0 2	0 0	0 0	2 0	1 0
Jim Lonborg, R (1, 1) OBP: 0.400, SLG: 0.650 Bill Landis, L (5, 1) Floyd Robinson, L (8, PH) OBP: 0.275, SLG: 0.333 (8, 9)			5-3	SH1-4 1-2				K	L4	1 0 2	0 0 0	0 0 0	0 0 0	0 0 0	0 0 1	0 0 3
Inning Stats	R: 0 E: 0 K: 1 S: 5 H: 0 LOB: 1 BB: 1 P: 9	R: 0 E: 0 K: 0 S: 3 H: 1 LOB: 0 BB: 0 P: 3	R: 0 E: 0 K: 2 S: 7 H: 0 LOB: 0 BB: 0 P: 7	R: 1 E: 0 K: 1 S: 6 H: 2 LOB: 1 BB: 1 P: 10	R: 0 E: 0 K: 1 S: 6 H: 1 LOB: 1 BB: 0 P: 6	R: 0 E: 0 K: 0 S: 3 H: 0 LOB: 0 BB: 0 P: 3	R: 0 E: 0 K: 1 S: 5 H: 0 LOB: 0 BB: 0 P: 5	R: 1 E: 1 K: 1 S: 8 H: 2 LOB: 2 BB: 0 P: 8	R: 0 E: 0 K: 0 S: 5 H: 2 LOB: 2 BB: 0 P: 5	1B: 8 2B: 0 3B: 0 HR: 0	SF: 0 SAC: 1 DP: 0 HBP: 0					

PITCHER	IP	WLS	BF	H	R	ER	SO	BB	IBB	HBP	BLK	WP	HR	S	P	ERA	WHIP
Horacio Pina, R (1, 1) ERA: 0.79	8.2	W	35	8	2	1	7	2	0	0	0	0	0	47	55	1.04	1.154
Vicente Romo, R (9, 1) ERA: 1.47	0.1	S	1	0	0	0	0	0	0	0	0	0	0	1	1	0.00	0.000

PITCHER	IP	WLS	BF	H	R	ER	SO	BB	IBB	HBP	BLK	WP	HR	S	P	ERA	WHIP

TOP

Boston Red Sox @ Cleveland Indians

Cleveland Municipal Stadium, Cleveland, OH

Wed Aug 21 1968, 7:05 PM EDT
Att. 8,991 - Cloudy

livebaseballscorecards.com

AB	33
R	2
H	8
RBI	2
BB	2
SO	7
LOB	18

WP: 0 PB: 1 SB: 0 CS: 2 PA: 36

Batter	1	2	3	4	5	6	7	8	9	AB	R	H	RBI	BB	SO	LOB
Jose Cardenal, R (1, 8) OBP: 0.300, SLG: 0.347	F4		6-3		3B 1-2 BB	BB				2	1	0	0	2	0	0
Davey Nelson, R (1, 4) OBP: 0.311, SLG: 0.349	F9			6-3	1B 1-H 2-H 3B	K				4	1	1	2	0	1	1
Lee Maye, L (1, 7) OBP: 0.347, SLG: 0.434 Tommy Harper, R (6, 9) OBP: 0.285, SLG: 0.379	1B			4-3	1B 1B 1B BB		K			2 1	1 0	1 0	0 0	1 0	0 1	0 0
Lou Johnson, R (1, 9) OBP: 0.291, SLG: 0.372 (6, 7)	F5			6-3	1B 1B 1-2 3-H 1B		F6			4	1	1	1	0	0	1
Duke Sims, L (1, 3) OBP: 0.372, SLG: 0.414 Tony Horton, R (5, PH) OBP: 0.306, SLG: 0.419 (6, 3)		K	HR 1B WP 1B				F4			2 2	1 1	1 1	0 0	0 0	1 0	0 0
Joe Azcue, R (1, 2) OBP: 0.322, SLG: 0.340	4-3		F5 WP 1B					5-3		4	0	1	2	0	0	1
Chico Salmon, R (1, 6) OBP: 0.261, SLG: 0.302	L6		HR K					G5-4-3 BB		3	1	1	2	1	1	1
Max Alvis, R (1, 5) OBP: 0.293, SLG: 0.317		F8			BB 3B HBP	F2		G5-4-3 1-2f		3	1	0	0	0	0	1
Horacio Pina, R (1, 1) Vicente Romo, R (9, 1) OBP: 0.167, SLG: 0.167		4-3			K	K				3 0	0 0	0 0	0 0	0 0	2 0	1 0
Inning Stats	R: 0 E: 0 K: 0 S: 4 H: 1 LOB: 1 BB: 0 P: 4	R: 0 E: 0 K: 1 S: 5 H: 0 LOB: 0 BB: 0 P: 5	R: 0 E: 0 K: 0 S: 3 H: 0 LOB: 0 BB: 0 P: 3	R: 0 E: 0 K: 0 S: 3 H: 0 LOB: 0 BB: 0 P: 3	R: 8 E: 0 K: 2 S: 13 H: 6 LOB: 1 BB: 2 P: 22	R: 0 E: 0 K: 2 S: 7 H: 0 LOB: 1 BB: 1 P: 11	R: 0 E: 0 K: 1 S: 5 H: 0 LOB: 0 BB: 0 P: 5	R: 0 E: 0 K: 0 S: 2 H: 0 LOB: 0 BB: 1 P: 6		1B: 5 2B: 0 3B: 1 HR: 1 SF: 0 SAC: 0 DP: 1 HBP: 1						

PITCHER		IP	WLS	BF	H	R	ER	SO	BB	IBB	HBP	BLK	WP	HR	S	P	ERA	WHIP
Jim Lonborg, R ERA: 4.56	(1, 1)	4.2	L	22	5	7	7	2	2	0	1	0	0	1	23	32	13.50	1.500
Bill Landis, L ERA: 3.54	(5, 1)	2.1		10	2	1	1	4	1	0	0	0	1	0	17	21	3.86	1.286
Gary Waslewski, R ERA: 3.75	(8, 1)	1.0		3	0	0	0	0	1	0	0	0	0	0	2	6	0.00	1.000

PITCHER	IP	WLS	BF	H	R	ER	SO	BB	IBB	HBP	BLK	WP	HR	S	P	ERA	WHIP

BOTTOM

Boston Red Sox @ Cleveland Indians

Cleveland Municipal Stadium, Cleveland, OH

Wed Aug 21 1968, 7:05 PM EDT

Att. 8,991 - Cloudy

livebaseballscorecards.com

AB	30
R	8
H	7
RBI	7
BB	4
SO	6
LOB	6

WP: 2 PA: 35
PB: 0
SB: 0
CS: 0

Boston Red Sox @ Cleveland Indians

Cleveland Municipal Stadium, Cleveland, OH

Thu Aug 22 1968, 7:05 PM EDT

Att. 6,049 - Unknown

TOP

livebaseballscorecards.com

Batter	1	2	3	4	5	6	7	8	9	AB	R	H	RBI	BB	SO	LOB
Mike Andrews, R (1, 4) OBP: 0.383, SLG: 0.367	F9		F3			K			4-3 BB	3	0	0	0	1	1	0
Dalton Jones, L (1, 3) OBP: 0.268, SLG: 0.327	5-3			4-3		F7			4-3 1-2	4	0	0	0	0	0	1
Carl Yastrzemski, L (1, 7) OBP: 0.418, SLG: 0.448	1B			K			FC5-4 1B		G1-6-3 BB	3	0	2	0	1	1	0
Ken Harrelson, R (1, 9) OBP: 0.360, SLG: 0.564	F9			E3			FC5-4 8-3 1-2f		G1-6-3 1-2f	4	0	0	0	0	0	4
Reggie Smith, S (1, 8) OBP: 0.334, SLG: 0.400		G3		F2			8-3 1-2f			3	0	0	0	0	0	2
Joe Foy, R (1, 5) OBP: 0.336, SLG: 0.323		F6			6-3			F9		3	0	0	0	0	0	0
Jerry Adair, R (1, 6) OBP: 0.270, SLG: 0.303		L4			K			HR		3	1	1	1	0	1	0
Elston Howard, R (1, 2) OBP: 0.321, SLG: 0.332			6-3		K			6-3		3	0	0	0	0	1	0
Ray Culp, R (1, 1) OBP: 0.137, SLG: 0.122			1-3			F8		4-3		1	0	0	0	0	0	0
Jose Tartabull, L (6, PH) OBP: 0.305, SLG: 0.323										1	0	0	0	0	0	0
Jerry Stephenson, L (6, 1) OBP: 0.389, SLG: 0.353										0	0	0	0	0	0	0
Floyd Robinson, L (8, PH) OBP: 0.272, SLG: 0.329										1	0	0	0	0	0	0
Lee Stange, R (8, 1) OBP: 0.200, SLG: 0.143										0	0	0	0	0	0	0
Inning Stats	R: 0 E: 0 K: 0 S: 4 H: 1 LOB: 1 BB: 0 P: 4	R: 0 E: 0 K: 0 S: 3 H: 0 LOB: 0 BB: 0 P: 3	R: 0 E: 0 K: 0 S: 3 H: 0 LOB: 0 BB: 0 P: 3	R: 0 E: 1 K: 1 S: 6 H: 0 LOB: 1 BB: 0 P: 6	R: 0 E: 0 K: 2 S: 7 H: 0 LOB: 0 BB: 0 P: 7	R: 0 E: 0 K: 1 S: 5 H: 0 LOB: 0 BB: 0 P: 5	R: 0 E: 0 K: 0 S: 3 H: 1 LOB: 0 BB: 0 P: 3	R: 1 E: 0 K: 0 S: 4 H: 1 LOB: 0 BB: 0 P: 4	R: 0 E: 0 K: 0 S: 2 H: 0 LOB: 1 BB: 2 P: 10	1B: 2 2B: 1 3B: 0 HR: 1	SF: 0 SAC: 0 DP: 2 HBP: 0						

AB	29
R	1
H	3
RBI	1
BB	2
SO	4
LOB	7

WP: 0 PB: 0 SB: 0 CS: 0 PA: 31

PITCHER	IP	WLS	BF	H	R	ER	SO	BB	IBB	HBP	BLK	WP	HR	S	P	ERA	WHIP
Stan Williams, R (1, 1) ERA: 2.42	8.0	W	28	3	1	1	4	1	0	0	0	0	1	35	39	1.12	0.500
Vicente Romo, R (9, 1) ERA: 1.44	1.0	S	3	0	0	0	0	1	0	0	0	0	0	2	6	0.00	1.000

PITCHER	IP	WLS	BF	H	R	ER	SO	BB	IBB	HBP	BLK	WP	HR	S	P	ERA	WHIP

Batter	1	2	3	4	5	6	7	8	9	AB	R	H	RBI	BB	SO	LOB
Jose Cardenal, R (1, 8) OBP: 0.300, SLG: 0.346	L7	E, 1-H, 1B			F8		FC6, 1-2f			4	0	1	1	0	0	1
Davey Nelson, R (1, 4) OBP: 0.317, SLG: 0.348	S, 1B	1-3, 2-3			BBBB, BB			5-3		3	0	1	0	1	0	1
Lee Maye, L (1, 7) OBP: 0.341, SLG: 0.426 Tommy Harper, R (9, 9) OBP: 0.285, SLG: 0.379	F6, 1-2		F9		4-3			F2		4 0	0 0	0 0	0 0	0 0	0 0	2 0
Lou Johnson, R (1, 9) (9, 7) OBP: 0.290, SLG: 0.371	K		F8			K		S, 1B		4	0	1	0	0	2	1
Tony Horton, R (1, 3) OBP: 0.303, SLG: 0.414		F7	F9			K		K, 1-2		4	0	0	0	0	2	1
Duke Sims, L (1, 2) OBP: 0.375, SLG: 0.412		BBBB, PB, HBP, E, BB		BBBB, 4-3, BB		F6				1	1	0	0	2	0	0
Chico Salmon, R (1, 6) OBP: 0.265, SLG: 0.301		H, 1-2, PB, E, HBP	4-3, 1-2f				BBBB, FC6, BB			1	1	0	0	1	0	1
Max Alvis, R (1, 5) OBP: 0.291, SLG: 0.314 Vern Fuller, R (8, 5) OBP: 0.331, SLG: 0.278	K, 1-2, 2-3		F5				K			3 0	0 0	0 0	0 0	0 0	2 0	3 0
Stan Williams, R (1, 1) OBP: 0.245, SLG: 0.200 Vicente Romo, R (9, 1) OBP: 0.167, SLG: 0.167	E5, WP, 1B, 2-H, 3-H				K		K			3 0	1 0	0 0	0 0	0 0	2 0	1 0
Inning Stats	R: 0 E: 0 K: 1 S: 6 H: 1 LOB: 1 BB: 0 P: 6	R: 3 E: 2 K: 1 S: 7 H: 1 LOB: 1 BB: 1 P: 12	R: 0 E: 0 K: 0 S: 3 H: 0 LOB: 0 BB: 0 P: 3	R: 0 E: 0 K: 0 S: 2 H: 0 LOB: 0 BB: 1 P: 6	R: 0 E: 0 K: 1 S: 5 H: 0 LOB: 1 BB: 1 P: 9	R: 0 E: 0 K: 2 S: 7 H: 0 LOB: 0 BB: 0 P: 7	R: 0 E: 0 K: 2 S: 7 H: 0 LOB: 1 BB: 1 P: 11	R: 0 E: 0 K: 1 S: 6 H: 1 LOB: 1 BB: 0 P: 6		1B: 3 2B: 1 3B: 0 HR: 0 SF: 0 SAC: 0 DP: 1 HBP: 1					WP: 1 PB: 1 SB: 2 CS: 0 PA: 32	

PITCHER	IP	WLS	BF	H	R	ER	SO	BB	IBB	HBP	BLK	WP	HR	S	P	ERA	WHIP
Ray Culp, R (1, 1) ERA: 3.72	5.0	L	21	2	3	0	3	3	0	1	0	1	0	23	36	0.00	1.000
Jerry Stephenson, R (6, 1) ERA: 5.43	2.0		7	0	0	0	4	1	0	0	0	0	0	14	18	0.00	0.500
Lee Stange, R (8, 1) ERA: 4.53	1.0		4	1	0	0	1	0	0	0	0	0	0	6	6	0.00	1.000

PITCHER	IP	WLS	BF	H	R	ER	SO	BB	IBB	HBP	BLK	WP	HR	S	P	ERA	WHIP

BOTTOM

Boston Red Sox @ Cleveland Indians

Cleveland Municipal Stadium, Cleveland, OH

Thu Aug 22 1968, 7:05 PM EDT

Att. 6,049 - Unknown

livebaseballscorecards.com

AB	27
R	3
H	3
RBI	1
BB	4
SO	8
LOB	11

Cleveland Indians @ Washington Senators

D.C. Stadium, Washington, DC

Fri Aug 23 1968, 7:05 PM EDT

Att. 5,951 - Unknown

TOP

livebaseballscorecards.com

Batter	1	2	3	4	5	6	7	8	9	AB	R	H	RBI	BB	SO	LOB
Jose Cardenal, R (1, 8) OBP: 0.302, SLG: 0.346	SH5-3 1B 1B		1-3		K		BB 1-2		1B 2B	3	1	1	0	1	1	0
Tommy Harper, R (7, 8) OBP: 0.288, SLG: 0.386										1	1	1	0	0	0	0
Davey Nelson, R (1, 4) OBP: 0.315, SLG: 0.342	SH5-3 1-2		K		F8		SF9 3-H		1B S BB	2	1	0	1	1	1	0
Lee Maye, L (1, 7) OBP: 0.342, SLG: 0.423	1B 2-H		BB			5-3	F8		F6	4	0	1	1	1	0	4
Russ Snyder, L (9, 7) OBP: 0.317, SLG: 0.314										0	0	0	0	0	0	0
Lou Johnson, R (1, 9) OBP: 0.292, SLG: 0.371	F6		F8			BB 1B		F8	E 1-3 2-H 1B	5	0	2	1	0	0	2
Duke Sims, L (1, 2) OBP: 0.372, SLG: 0.407	G3			K		G5-4-3 1-2 BB		3-1	4-3 1-3 3-H	4	0	0	0	1	1	2
Tony Horton, R (1, 3) OBP: 0.304, SLG: 0.412		5-3		BB		G5-4-3 1-2f		1B 2B 1B	K	4	1	1	0	1	1	3
Chico Salmon, R (1, 6) OBP: 0.265, SLG: 0.300		K		F7			5-3	1-2 2B 1B		4	1	1	0	0	1	1
Max Alvis, R (1, 5) OBP: 0.295, SLG: 0.325		2B		F3			SH SF9 1B	WP 1-H 2-H 2B		4	1	3	2	0	0	1
Mike Paul, L (1, 1) OBP: 0.182, SLG: 0.100		K			F7		SH BB 1-3	6-3 2-3		2	0	0	0	0	1	1
Eddie Fisher, R (7, 1)										1	0	0	0	0	0	1

	AB	34
	R	6
	H	10
	RBI	5
	BB	5
	SO	6
	LOB	15

Inning Stats										
	R: 1	H: 2	R: 0	H: 1	R: 0	H: 0	R: 0	H: 0	R: 0	H: 0
	E: 0	LOB: 1	E: 0	LOB: 1	E: 0	LOB: 1	E: 0	LOB: 1	E: 0	LOB: 0
	K: 0	BB: 0	K: 2	BB: 0	K: 1	BB: 1	K: 1	BB: 1	K: 1	BB: 0
	S: 5	P: 5	S: 8	P: 8	S: 5	P: 9	S: 5	P: 9	S: 5	P: 5

Inning Stats										
	R: 0	H: 1	R: 1	H: 1	R: 2	H: 3	R: 2	H: 2	1B: 7	SF: 1
	E: 0	LOB: 1	E: 1	LOB: 2	E: 0	LOB: 1	E: 0	LOB: 1	2B: 3	SAC: 2
	K: 0	BB: 1	K: 0	BB: 1	K: 0	BB: 0	K: 1	BB: 1	3B: 0	DP: 1
	S: 3	P: 7	S: 5	P: 9	S: 6	P: 6	S: 7	P: 11	HR: 0	HBP: 0

	WP: 1	PA: 42
	PB: 0	
	SB: 1	
	CS: 0	

PITCHER		IP	WLS	BF	H	R	ER	SO	BB	IBB	HBP	BLK	WP	HR	S	P	ERA	WHIP
Camilo Pascual, R ERA: 2.73	(1, 1)	7.2	L	34	7	4	3	5	4	0	0	0	0	0	40	56	3.52	1.435
Dennis Higgins, R ERA: 3.76	(8, 1)	0.1		2	1	0	0	0	0	0	0	0	1	0	2	2	0.00	3.000
Bob Humphreys, R ERA: 4.05	(9, 1)	0.1		4	2	2	2	0	1	0	0	0	0	0	3	7	54.00	9.000
Frank Bertaina, L ERA: 5.79	(9, 1)	0.1		1	0	0	0	0	0	0	0	0	0	0	1	1	0.00	0.000
Dave Baldwin, R ERA: 4.0	(9, 1)	0.1		1	0	0	0	1	0	0	0	0	0	0	3	3	0.00	0.000

PITCHER	IP	WLS	BF	H	R	ER	SO	BB	IBB	HBP	BLK	WP	HR	S	P	ERA	WHIP

Batter	1	2	3	4	5	6	7	8	9	AB	R	H	RBI	BB	SO	LOB
Del Unser, L (1, 8) OBP: 0.296, SLG: 0.291	6-3		4-3			F2		K2-3		4	0	0	0	0	1	0
Cap Peterson, R (1, 9) OBP: 0.271, SLG: 0.290	BB (G5-4-3)		F9			F7			6-3	3	0	0	0	1	0	0
Ken McMullen, R (1, 5) (9, 6) OBP: 0.328, SLG: 0.395	G5-4-3 (1-2f)			K			F8		G3	4	0	0	0	0	1	1
Frank Howard, R (1, 3) OBP: 0.336, SLG: 0.567		4-3		6-3			BB (1B)		HR	3	1	1	1	1	0	0
Brant Alyea, R (1, 7) OBP: 0.347, SLG: 0.489		1B 2B		F9			1-2 1B		K	4	1	2	0	0	1	0
Paul Casanova, R (1, 2) OBP: 0.200, SLG: 0.257		K			G4-6-3 1B		L9			2	0	1	0	0	1	1
Mike Epstein, L (7, PH) OBP: 0.326, SLG: 0.340										1	0	0	0	0	0	2
Jim French, L (8, 2) OBP: 0.294, SLG: 0.284										0	0	0	0	0	0	0
Tim Cullen, R (1, 4) OBP: 0.280, SLG: 0.293	2-H 1B				K		F2			2	0	1	1	0	1	1
Bernie Allen, L (7, PH) (8, 4) OBP: 0.290, SLG: 0.315										1	0	0	0	0	0	2
Ed Brinkman, R (1, 6) OBP: 0.243, SLG: 0.177		F9			G4-6-3 (1-2f)			F7		2	0	0	0	0	0	2
Hank Allen, R (8, PH) (9, 5) OBP: 0.257, SLG: 0.310										1	0	0	0	0	0	0
Camilo Pascual, R (1, 1) OBP: 0.185, SLG: 0.185			K			K		K		2	0	0	0	0	2	0
Dennis Higgins, R (8, 1) OBP: 0.154, SLG: 0.154										0	0	0	0	0	0	0
Ed Stroud, L (8, PH) OBP: 0.301, SLG: 0.415										1	0	0	0	0	1	0
Bob Humphreys, R (9, 1) OBP: 0.500, SLG: 0.500										0	0	0	0	0	0	0
Frank Bertaina, L (9, 1) OBP: 0.185, SLG: 0.154										0	0	0	0	0	0	0
Dave Baldwin, R (9, 1)										0	0	0	0	0	0	0
Inning Stats	R: 0 H: 0 E: 0 LOB: 0 K: 0 BB: 1 S: 2 P: 6	R: 1 H: 2 E: 0 LOB: 1 K: 1 BB: 0 S: 7 P: 7	R: 0 H: 0 E: 0 LOB: 0 K: 1 BB: 0 S: 5 P: 5	R: 0 H: 0 E: 0 LOB: 0 K: 1 BB: 0 S: 5 P: 5	R: 0 H: 1 E: 0 LOB: 0 K: 1 BB: 0 S: 5 P: 5	R: 0 H: 0 E: 0 LOB: 0 K: 1 BB: 0 S: 5 P: 5	R: 0 H: 1 E: 0 LOB: 2 K: 0 BB: 1 S: 4 P: 8	R: 0 H: 0 E: 0 LOB: 0 K: 2 BB: 0 S: 7 P: 7	R: 1 H: 1 E: 0 LOB: 0 K: 1 BB: 0 S: 6 P: 6	1B: 3 SF: 0 2B: 1 SAC: 0 3B: 0 DP: 2 HR: 1 HBP: 0						

PITCHER		IP	WLS	BF	H	R	ER	SO	BB	IBB	HBP	BLK	WP	HR	S	P	ERA	WHIP
Mike Paul, L ERA: 4.39	(1, 1)	6.1	W	23	4	1	1	5	2	0	0	0	0	0	31	39	1.42	0.947
Eddie Fisher, R ERA: 2.72	(7, 1)	2.2	S	9	1	1	1	3	0	0	0	0	0	1	15	15	3.38	0.375

PITCHER	IP	WLS	BF	H	R	ER	SO	BB	IBB	HBP	BLK	WP	HR	S	P	ERA	WHIP

BOTTOM

Cleveland Indians @ Washington Senators

D.C. Stadium, Washington, DC

Fri Aug 23 1968, 7:05 PM EDT

Att. 5,951 - Unknown

livebaseballscorecards.com

AB	30
R	2
H	5
RBI	2
BB	2
SO	8
LOB	9

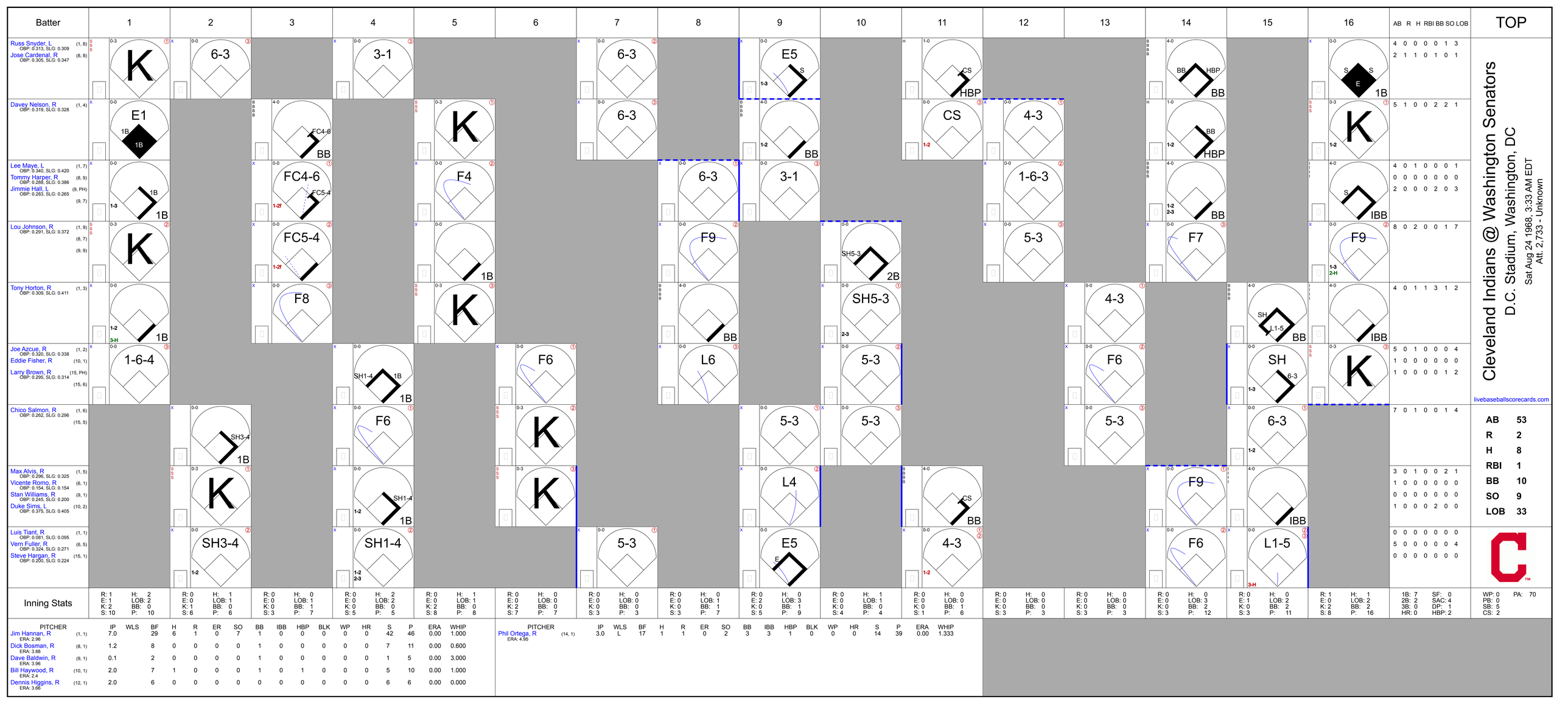
Batter
1
2
3
4
5
6
7
8
9
10
11
12
13
14
15
16
AB R H RBI BB SO LOB
TOP
Russ Snyder, L (1, 8) OBP: 0.313, SLG: 0.309
Jose Cardenal, R (8, 8) OBP: 0.305, SLG: 0.347
Davey Nelson, R (1, 4) OBP: 0.319, SLG: 0.328
Lee Maye, L (1, 7) OBP: 0.340, SLG: 0.420
Tommy Harper, R (8, 9) OBP: 0.288, SLG: 0.386
Jimmie Hall, L (9, PH) (9, 7) OBP: 0.283, SLG: 0.265
Lou Johnson, R (1, 9) (8, 7) (9, 9) OBP: 0.291, SLG: 0.372
Tony Horton, R (1, 3) OBP: 0.309, SLG: 0.411
Joe Azcue, R (1, 2) OBP: 0.320, SLG: 0.338
Eddie Fisher, R (10, 1)
Larry Brown, R (15, PH) (15, 6) OBP: 0.295, SLG: 0.314
Chico Salmon, R (1, 6) (15, 5) OBP: 0.262, SLG: 0.296
Max Alvis, R (1, 5) OBP: 0.296, SLG: 0.325
Vicente Romo, R (6, 1) OBP: 0.154, SLG: 0.154
Stan Williams, R (9, 1) OBP: 0.245, SLG: 0.200
Duke Sims, L (10, 2) OBP: 0.375, SLG: 0.405
Luis Tiant, R (1, 1) OBP: 0.081, SLG: 0.095
Vern Fuller, R (6, 5) OBP: 0.324, SLG: 0.271
Steve Hargan, R (15, 1) OBP: 0.200, SLG: 0.224
Inning Stats
PITCHER IP WLS BF H R ER SO BB IBB HBP BLK WP HR S P ERA WHIP
Jim Hannan, R (1, 1) ERA: 2.96 7.0 29 6 1 0 7 1 0 0 0 0 0 0 42 46 0.00 1.000
Dick Bosman, R (8, 1) ERA: 3.88 1.2 8 0 0 0 0 1 0 0 0 0 0 0 7 11 0.00 0.600
Dave Baldwin, R (9, 1) ERA: 3.96 0.1 2 0 0 0 0 1 0 0 0 0 0 0 1 5 0.00 3.000
Bill Haywood, R (10, 1) ERA: 2.4 2.0 7 1 0 0 0 1 0 1 0 0 0 0 5 10 0.00 1.000
Dennis Higgins, R (12, 1) ERA: 3.68 2.0 6 0 0 0 0 0 0 0 0 0 0 0 6 6 0.00 0.000
PITCHER IP WLS BF H R ER SO BB IBB HBP BLK WP HR S P ERA WHIP
Phil Ortega, R (14, 1) ERA: 4.95 3.0 L 17 1 1 0 2 3 3 1 0 0 0 0 14 39 0.00 1.333
Cleveland Indians @ Washington Senators
D.C. Stadium, Washington, DC
Sat Aug 24 1968, 3:33 AM EDT
Att. 2,733 - Unknown
livebaseballscorecards.com
AB 53
R 2
H 8
RBI 1
BB 10
SO 9
LOB 33
1B: 7 SF: 0
2B: 2 SAC: 4
3B: 0 DP: 1
HR: 0 HBP: 2
WP: 0 PA: 70
PB: 0
SB: 5
CS: 2

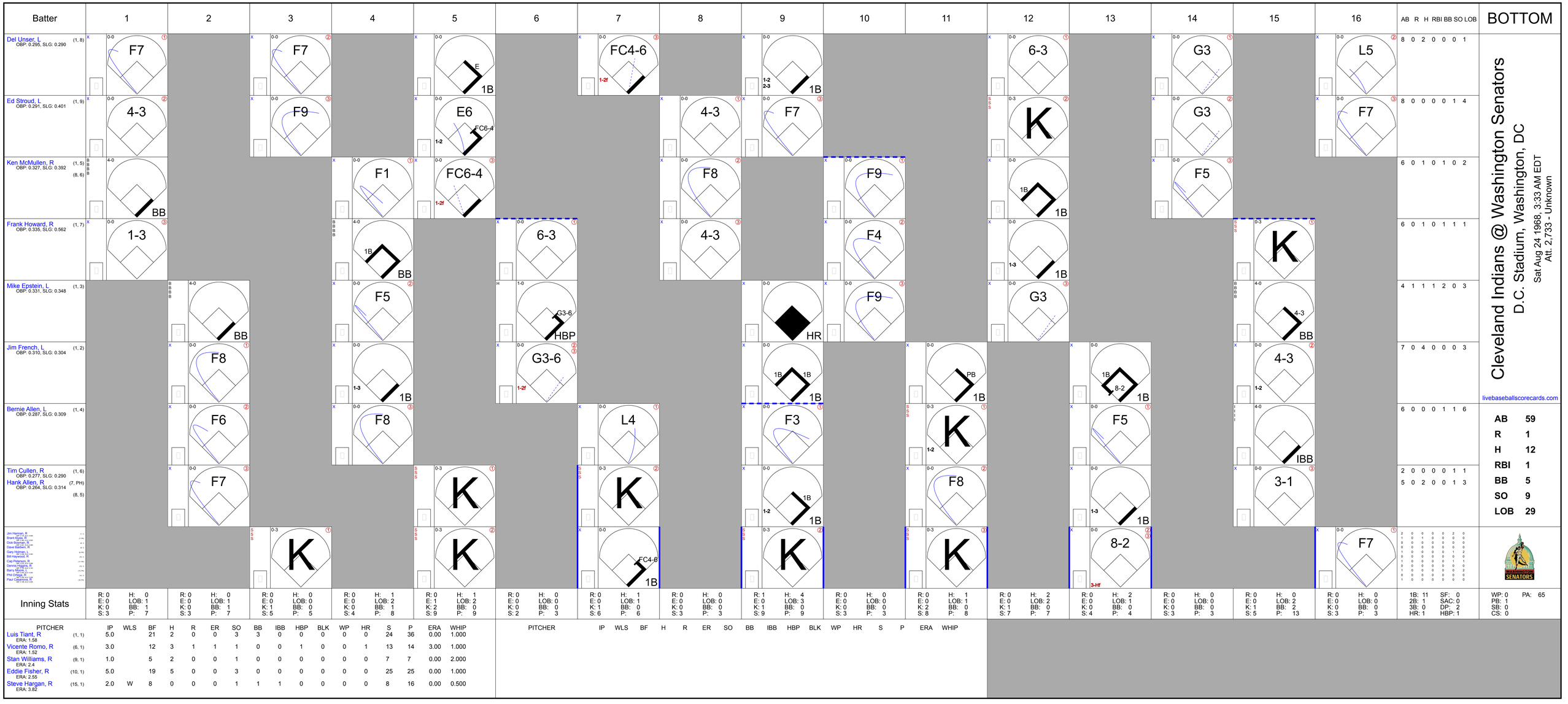

Cleveland Indians @ Washington Senators

D.C. Stadium, Washington, DC

Sat Aug 24 1968, 3:33 AM EDT
Att. 2,733 - Unknown

livebaseballscorecards.com

Batter	1	2	3	4	5	6	7	8	9	10	11	12	13	14	15	16	AB	R	H	RBI	BB	SO	LOB
Del Unser, L (1, 8) OBP: 0.295, SLG: 0.290	F7		F7		E 1B		FC4-6 1-2f		1-2 2-3 1B			6-3		G3		L5	8	0	2	0	0	0	1
Ed Stroud, L (1, 9) OBP: 0.291, SLG: 0.401	4-3		F9		E6 FC6-4 1-2			4-3	F7			K		G3		F7	8	0	0	0	0	1	4
Ken McMullen, R (1, 5) (8, 6) OBP: 0.327, SLG: 0.392	BB			F1	FC6-4 1-2f			F8		F9		1B 1B		F5			6	0	1	0	1	0	2
Frank Howard, R (1, 7) OBP: 0.335, SLG: 0.562	1-3			1B BB		6-3		4-3		F4		1-3 1B			K		6	0	1	0	1	1	1
Mike Epstein, L (1, 3) OBP: 0.331, SLG: 0.348		BB		F5		G3-6 HBP			HR	F9		G3			4-3 BB		4	1	1	1	2	0	3
Jim French, L (1, 2) OBP: 0.310, SLG: 0.304		F8		1-3 1B		G3-6 1-2f			1B 1B 1B		PB 1B		1B 8-2 1B		4-3 1-2		7	0	4	0	0	0	3
Bernie Allen, L (1, 4) OBP: 0.287, SLG: 0.309		F6		F8			L4		F3		K 1-2		F5		IBB		6	0	0	0	1	1	6
Tim Cullen, R (1, 6) OBP: 0.277, SLG: 0.290		F7			K		K		1B 1-2 1B		F8		1-3 1B		3-1		2	0	0	0	0	1	1
Hank Allen, R (7, PH) (8, 5) OBP: 0.264, SLG: 0.314			K		K		FC4-6 1B		K		K		8-2 3-Hf			F7	5	0	2	0	0	1	3
Jim Hannan, R (2, 1) Brant Alyea, R (2, PH) Dick Bosman, R (2, 1) Dave Baldwin, R (2, 1) Gary Holman, L (2, PH) Bill Haywood, R (2, 1) Cap Peterson, R (2, PH) Dennis Higgins, R (2, 1) Barry Moore, L (2, PH) Phil Ortega, R (2, 1) Paul Casanova, R (2, PH)			K		K				K		K												

Inning Stats	1	2	3	4	5	6	7	8	9	10	11	12	13	14	15	16	AB	R	H	RBI	BB	SO	LOB
	R: 0 H: 0 E: 0 LOB: 1 K: 0 BB: 1 S: 3 P: 7	R: 0 H: 0 E: 0 LOB: 1 K: 0 BB: 1 S: 3 P: 7	R: 0 H: 0 E: 0 LOB: 0 K: 1 BB: 0 S: 5 P: 5	R: 0 H: 1 E: 0 LOB: 2 K: 0 BB: 1 S: 4 P: 8	R: 0 H: 1 E: 1 LOB: 2 K: 2 BB: 0 S: 9 P: 9	R: 0 H: 0 E: 0 LOB: 0 K: 0 BB: 0 S: 2 P: 3	R: 0 H: 1 E: 0 LOB: 1 K: 1 BB: 0 S: 6 P: 6	R: 0 H: 0 E: 0 LOB: 0 K: 0 BB: 0 S: 3 P: 3	R: 1 H: 4 E: 0 LOB: 3 K: 1 BB: 0 S: 9 P: 9	R: 0 H: 0 E: 0 LOB: 0 K: 0 BB: 0 S: 3 P: 3	R: 0 H: 1 E: 0 LOB: 1 K: 2 BB: 0 S: 8 P: 8	R: 0 H: 2 E: 0 LOB: 2 K: 1 BB: 0 S: 7 P: 7	R: 0 H: 2 E: 0 LOB: 1 K: 0 BB: 0 S: 4 P: 4	R: 0 H: 0 E: 0 LOB: 0 K: 0 BB: 0 S: 3 P: 3	R: 0 H: 0 E: 0 LOB: 2 K: 1 BB: 2 S: 5 P: 13	R: 0 H: 0 E: 0 LOB: 0 K: 0 BB: 0 S: 3 P: 3	1B: 11 SF: 0 2B: 1 SAC: 0 3B: 0 DP: 2 HR: 1 HBP: 1	WP: 0 PA: 65 PB: 1 SB: 0 CS: 0

PITCHER	IP	WLS	BF	H	R	ER	SO	BB	IBB	HBP	BLK	WP	HR	S	P	ERA	WHIP
Luis Tiant, R (1, 1) ERA: 1.58	5.0		21	2	0	0	3	3	0	0	0	0	0	24	36	0.00	1.000
Vicente Romo, R (6, 1) ERA: 1.52	3.0		12	3	1	1	1	0	0	1	0	0	1	13	14	3.00	1.000
Stan Williams, R (9, 1) ERA: 2.4	1.0		5	2	0	0	1	0	0	0	0	0	0	7	7	0.00	2.000
Eddie Fisher, R (10, 1) ERA: 2.55	5.0		19	5	0	0	3	0	0	0	0	0	0	25	25	0.00	1.000
Steve Hargan, R (15, 1) ERA: 3.82	2.0	W	8	0	0	0	1	1	1	0	0	0	0	8	16	0.00	0.500

PITCHER	IP	WLS	BF	H	R	ER	SO	BB	IBB	HBP	BLK	WP	HR	S	P	ERA	WHIP

AB	59
R	1
H	12
RBI	1
BB	5
SO	9
LOB	29

Batter	1	2	3	4	5	6	7	8	9	AB	R	H	RBI	BB	SO	LOB
Jose Cardenal, R (1, 8) OBP: 0.310, SLG: 0.362	HR		1B		BB	F7		HR		4	2	3	2	1	0	2
Davey Nelson, R (1, 4) OBP: 0.319, SLG: 0.328	1B		K		F3	1B		K		3	0	1	0	0	1	3
Jimmie Hall, L (6, PH) OBP: 0.286, SLG: 0.268										1	0	1	1	0	0	0
Vern Fuller, R (6, 4) OBP: 0.322, SLG: 0.270										1	0	0	0	0	1	0
Lou Johnson, R (1, 7) OBP: 0.290, SLG: 0.369	FC5-4 1B		F7		E5 2B 1B	F6		4-3		5	1	1	0	0	0	5
Tony Horton, R (1, 3) OBP: 0.310, SLG: 0.421	FC5-4 BB		F9		1B 2B		3-1	HR		5	2	2	2	0	0	2
Joe Azcue, R (1, 2) OBP: 0.327, SLG: 0.341	BB			WP 1B	1B		1B 1B BB	G3		3	1	2	2	2	0	0
Vicente Romo, R (8, 1) OBP: 0.154, SLG: 0.154										0	0	0	0	0	0	0
Chico Salmon, R (1, 6) OBP: 0.259, SLG: 0.293	F6			F8	F3		1-3 1B PB 1B		1B	3	0	0	0	0	0	4
Lee Maye, L (7, PH) OBP: 0.343, SLG: 0.422										1	1	1	0	0	0	0
Larry Brown, R (7, 6) OBP: 0.296, SLG: 0.316										1	0	1	0	0	0	0
Tommy Harper, R (1, 9) OBP: 0.286, SLG: 0.382		K		F7	5-3 PB 1-3 1B				K	5	0	1	1	0	2	2
Max Alvis, R (1, 5) OBP: 0.294, SLG: 0.326		K		F3	1B 2B		1-3		F9	5	1	1	0	0	1	4
Sam McDowell, L (1, 1) OBP: 0.189, SLG: 0.155		K			E BB 2B 1B	1B 1B	F6		F5	3	1	2	0	0	1	0
Eddie Fisher, R (6, 1)										0	0	0	0	0	0	0
Russ Snyder, L (7, PH) OBP: 0.312, SLG: 0.308										1	0	0	0	0	0	1
Steve Hargan, R (7, 1) OBP: 0.200, SLG: 0.224										0	0	0	0	0	0	0
Mike Paul, L (7, 1) OBP: 0.182, SLG: 0.100										0	0	0	0	0	0	0
Duke Sims, L (8, 2) OBP: 0.374, SLG: 0.404										1	0	0	0	0	0	1

TOP

Cleveland Indians @ Washington Senators

D.C. Stadium, Washington, DC

Sun Aug 25 1968, 3:33 AM EDT

Att. 4,467 - Unknown

livebaseballscorecards.com

AB	42
R	9
H	16
RBI	8
BB	3
SO	6
LOB	24

Inning Stats	1	2	3	4	5	6	7	8	9
	R: 1 E: 0 K: 0 S: 5	R: 0 E: 0 K: 3 S: 9	R: 0 E: 0 K: 1 S: 6	R: 0 E: 0 K: 0 S: 4	R: 3 E: 1 K: 0 S: 6	R: 1 E: 0 K: 0 S: 6	R: 2 E: 0 K: 0 S: 5	R: 2 E: 0 K: 1 S: 7	R: 0 E: 0 K: 1 S: 6
	H: 3 LOB: 2 BB: 1 P: 9	H: 0 LOB: 0 BB: 0 P: 9	H: 1 LOB: 1 BB: 0 P: 6	H: 1 LOB: 1 BB: 0 P: 4	H: 3 LOB: 1 BB: 1 P: 10	H: 3 LOB: 2 BB: 0 P: 6	H: 2 LOB: 1 BB: 1 P: 9	H: 2 LOB: 0 BB: 0 P: 7	H: 1 LOB: 1 BB: 0 P: 6

| | | | | | | | | | |

Batter	1	2	3	4	5	6	7	8	9	AB	R	H	RBI	BB	SO	LOB
Del Unser, L (1, 8) OBP: 0.298, SLG: 0.293	0-0 BB E 1B		0-0 G1-6-3 1B	4-3		0-0 PB HR 1B 1-2	L1			5	2	3	0	0	0	3
Ken McMullen, R (1, 5) OBP: 0.332, SLG: 0.409	BBBB 4-0 FC6-4 BB 1-2		0-0 G1-6-3 1-2f		0-0 HR	0-0 HR 1-H 2-H		0-0 CS 1B		4	2	3	4	1	0	1
Cap Peterson, R (1, 9) OBP: 0.263, SLG: 0.280	0-0 FC6-4 1-4-3 IBB 1-2f 2-H		SSS 0-3 K		0-0 F9	SSS 0-3 K		0-0 F4 1-2		5	0	0	0	0	2	2
Frank Howard, R (1, 3) OBP: 0.340, SLG: 0.563	III 4-0 1-4-3 IBB 1-2			BBBB 4-0 1B BB 1B	0-0 5-3		0-0 FC5-4 1B	0-0 WP 1B		3	1	2	0	2	0	0
Brant Alyea, R (1, 7) OBP: 0.345, SLG: 0.472	0-0 1-4-3 1-2 2-3			SSS 0-3 K	0-0 1B		0-0 FC5-4 2B 1-2f 3B	0-0 F3 1-2		5	1	1	0	0	1	5
Hank Allen, R (1, 4) OBP: 0.265, SLG: 0.315 Bernie Allen, L (7, PH) OBP: 0.289, SLG: 0.314 (8, 4)	0-0 F7			0-0 1B 1-2 1B	0-0 F9		0-0 3B 1-3 2B			3 1	1 1	1 1	0 0	0 0	0 0	3 0
Paul Casanova, R (1, 2) OBP: 0.204, SLG: 0.257		0-0 6-3		0-0 SH5-3 1B 1-3 2-H 1B		0-0 F4	4-0 3B IBB			3	1	1	1	1	0	0
Ed Brinkman, R (1, 6) OBP: 0.245, SLG: 0.181 Mike Epstein, L (7, PH) OBP: 0.330, SLG: 0.347 Dave Baldwin, R (8, 1) Dennis Higgins, R (9, 1) OBP: 0.154, SLG: 0.154		0-0 4-3		0-0 SH5-3 1-2 3-H 1B		0-0 5-3	SSS 0-3 K			3 1 0 0	0 0 0 0	1 0 0 0	1 0 0 0	0 0 0 0	0 1 0 0	0 3 0 0
Barry Moore, L (1, 1) OBP: 0.188, SLG: 0.188 Bill Haywood, R (6, 1) Gary Holman, L (6, PH) OBP: 0.357, SLG: 0.311 Bob Humphreys, R (7, 1) OBP: 0.500, SLG: 0.500 Tim Cullen, R (7, PH) OBP: 0.281, SLG: 0.303 (8, 6)		SSS 0-3 K		0-0 SH5-3 1-2 2-3		PB 1B HR 1B	0-0 1-H 2-H 3-H 3B			1 0 1 0 1	0 0 1 0 0	0 0 1 0 1	0 0 3 0 0	1 0 0 0 0	0 0 0 0 0	0 0 0 0 0
Inning Stats	R: 1 E: 1 K: 0 S: 4 H: 1 LOB: 2 BB: 2 P: 12	R: 0 E: 0 K: 1 S: 5 H: 0 LOB: 0 BB: 0 P: 5	R: 0 E: 0 K: 1 S: 5 H: 1 LOB: 0 BB: 0 P: 5	R: 2 E: 0 K: 1 S: 8 H: 3 LOB: 2 BB: 1 P: 12	R: 1 E: 0 K: 0 S: 5 H: 2 LOB: 1 BB: 0 P: 5	R: 3 E: 0 K: 1 S: 8 H: 3 LOB: 0 BB: 0 P: 8	R: 3 E: 0 K: 1 S: 8 H: 3 LOB: 1 BB: 1 P: 12	R: 0 E: 0 K: 0 S: 4 H: 2 LOB: 1 BB: 0 P: 4		1B: 11 2B: 1 3B: 1 HR: 2	SF: 0 SAC: 1 DP: 1 HBP: 0			WP: 1 PB: 1 SB: 0 CS: 1		PA: 41

PITCHER		IP	WLS	BF	H	R	ER	SO	BB	IBB	HBP	BLK	WP	HR	S	P	ERA	WHIP
Sam McDowell, L ERA: 1.87	(1, 1)	5.2		28	9	6	6	3	2	1	0	0	0	1	31	43	9.53	1.941
Eddie Fisher, R ERA: 2.65	(6, 1)	0.1		2	1	1	1	1	0	0	0	0	0	1	4	4	27.00	3.000
Steve Hargan, R ERA: 4.0	(7, 1)	0.1	L	4	2	3	3	0	0	1	0	0	0	0	3	7	81.00	6.000
Mike Paul, L ERA: 4.33	(7, 1)	0.2		3	1	0	0	1	0	0	0	0	0	0	5	5	0.00	1.500
Vicente Romo, R ERA: 1.49	(8, 1)	1.0		4	2	0	0	0	0	0	0	0	1	0	4	4	0.00	2.000

PITCHER	IP	WLS	BF	H	R	ER	SO	BB	IBB	HBP	BLK	WP	HR	S	P	ERA	WHIP

BOTTOM

Cleveland Indians @ Washington Senators

D.C. Stadium, Washington, DC

Sun Aug 25 1968, 3:33 AM EDT

Att. 4,467 - Unknown

livebaseballscorecards.com

AB	36
R	10
H	15
RBI	9
BB	4
SO	5
LOB	17

Batter	1	2	3	4	5	6	7	8	9	AB	R	H	RBI	BB	SO	LOB
Jose Cardenal, R (1, 8) OBP: 0.307, SLG: 0.359	6-3		F7			K		6-3		4	0	0	0	0	1	0
Davey Nelson, R (1, 4) OBP: 0.312, SLG: 0.320	F9			F9		6-3			K	3	0	0	0	0	0	0
Duke Sims, L (9, PH) OBP: 0.373, SLG: 0.403										1	0	0	0	0	1	0
Lee Maye, L (1, 7) OBP: 0.337, SLG: 0.415	G3			K		F8			F8	4	0	0	0	0	1	0
Tony Horton, R (1, 3) OBP: 0.307, SLG: 0.417		F8		E5			F8		F7	4	0	0	0	0	0	0
Lou Johnson, R (1, 9) OBP: 0.290, SLG: 0.369		1B 1B		F8			K			3	0	1	0	0	1	1
Joe Azcue, R (1, 2) OBP: 0.327, SLG: 0.341		G6-4-3 1-3 1B			K		E5			3	0	1	0	0	1	0
Larry Brown, R (1, 6) OBP: 0.295, SLG: 0.314		G6-4-3 1-2f			F9		K			2	0	0	0	0	0	2
Jimmie Hall, L (7, PH) OBP: 0.285, SLG: 0.267										1	0	0	0	0	1	1
Chico Salmon, R (7, 6) OBP: 0.259, SLG: 0.293										0	0	0	0	0	0	0
Max Alvis, R (1, 5) OBP: 0.295, SLG: 0.326			K		1B			F7		3	0	1	0	0	1	0
Horacio Pina, R (1, 1)			K		K			F8		2	0	0	0	0	2	1
Russ Snyder, L (8, PH) OBP: 0.310, SLG: 0.306										1	0	0	0	0	0	0
Mike Paul, L (8, 1) OBP: 0.182, SLG: 0.100										0	0	0	0	0	0	0
Inning Stats	R: 0 E: 0 K: 0 S: 3 H: 0 LOB: 0 BB: 0 P: 3	R: 0 E: 0 K: 0 S: 4 H: 2 LOB: 1 BB: 0 P: 4	R: 0 E: 0 K: 2 S: 7 H: 0 LOB: 0 BB: 0 P: 7	R: 0 E: 1 K: 1 S: 6 H: 0 LOB: 1 BB: 0 P: 6	R: 0 E: 0 K: 2 S: 8 H: 1 LOB: 1 BB: 0 P: 8	R: 0 E: 0 K: 1 S: 5 H: 0 LOB: 0 BB: 0 P: 5	R: 0 E: 1 K: 2 S: 8 H: 0 LOB: 1 BB: 0 P: 8	R: 0 E: 0 K: 0 S: 3 H: 0 LOB: 0 BB: 0 P: 3	R: 0 E: 0 K: 1 S: 5 H: 0 LOB: 0 BB: 0 P: 5	1B: 3 2B: 0 3B: 0 HR: 0 SF: 0 SAC: 0 DP: 1 HBP: 0						

PITCHER	IP	WLS	BF	H	R	ER	SO	BB	IBB	HBP	BLK	WP	HR	S	P	ERA	WHIP
Jim Lonborg, R (1, 1) ERA: 3.9	9.0	W	31	3	0	0	9	0	0	0	0	0	0	49	49	0.00	0.333

PITCHER	IP	WLS	BF	H	R	ER	SO	BB	IBB	HBP	BLK	WP	HR	S	P	ERA	WHIP

TOP

Cleveland Indians @ Boston Red Sox

Fenway Park, Boston, MA

Mon Aug 26 1968, 7:05 PM EDT

Att. 30,926 - Unknown - 80 F

livebaseballscorecards.com

AB	31
R	0
H	3
RBI	0
BB	0
SO	9
LOB	5

WP: 0 PB: 0 SB: 0 CS: 0 PA: 31

Batter	1	2	3	4	5	6	7	8	9	AB	R	H	RBI	BB	SO	LOB
Mike Andrews, R (1, 4) OBP: 0.380, SLG: 0.363	x 0-0 1B 2B 2B		x 0-0 ② F8			x 0-0 ① 4-3		B B B B 4-0 S E BB		3	2	1	0	1	0	0
Dalton Jones, L (1, 5) OBP: 0.270, SLG: 0.337	x 0-0 2B 2-3 1B		x 0-0 ③ 4-3			x 0-0 ② 4-3		S S S 0-3 ① K 1-2		4	1	1	0	0	1	1
Carl Yastrzemski, L (1, 3) (8, 7) OBP: 0.420, SLG: 0.459	x 0-0 ① 1-H 3-H 2B			x 0-0 ① G3		B B B B 4-0 BB BB		x 0-0 ② F8 2-H		3	0	1	2	1	0	0
Ken Harrelson, R (1, 9) OBP: 0.357, SLG: 0.549	B B B B 4-0 CS BB			x 0-0 ② F9		B B B B 4-0 1-2 BB		B B B B 4-0 BB		1	0	0	0	3	0	0
Reggie Smith, S (1, 8) OBP: 0.333, SLG: 0.406	S S S 0-3 ② ③ K 1-2			S S S 0-3 ③ K		x 0-0 ③ 4-3		x 0-0 ③ F6		4	0	0	0	0	2	4
Floyd Robinson, L (1, 7) OBP: 0.283, SLG: 0.330 George Scott, R (8, 3) OBP: 0.245, SLG: 0.253		x 0-0 G1-6-3 1B			x 0-0 ① F9		x 0-0 ① F8			3 0	0 0	1 0	0 0	0 0	0 0	0 0
Jerry Adair, R (1, 6) OBP: 0.257, SLG: 0.282		x 0-0 ① ② G1-6-3 1-2f			x 0-0 ② 5-3		x 0-0 ② 4-3			3	0	0	0	0	0	1
Russ Gibson, R (1, 2) OBP: 0.243, SLG: 0.303		S S S 0-3 ③ K			x 0-0 2B		x 0-0 1B			3	0	2	0	0	1	0
Jim Lonborg, R (1, 1) OBP: 0.348, SLG: 0.565			x 0-0 ① 4-3		S S S 0-3 ③ K		S S S 0-3 ③ K			3	0	0	0	0	2	2
Inning Stats	R: 2 H: 3 E: 0 LOB: 1 K: 1 BB: 1 S: 6 P: 10	R: 0 H: 1 E: 0 LOB: 0 K: 1 BB: 0 S: 5 P: 5	R: 0 H: 0 E: 0 LOB: 0 K: 0 BB: 0 S: 3 P: 3	R: 0 H: 0 E: 0 LOB: 0 K: 1 BB: 0 S: 5 P: 5	R: 0 H: 1 E: 0 LOB: 1 K: 1 BB: 0 S: 6 P: 6	R: 0 H: 0 E: 0 LOB: 2 K: 0 BB: 2 S: 3 P: 11	R: 0 H: 1 E: 0 LOB: 1 K: 1 BB: 0 S: 6 P: 6	R: 1 H: 0 E: 1 LOB: 1 K: 1 BB: 2 S: 5 P: 13		1B: 3 SF: 0 2B: 4 SAC: 0 3B: 0 DP: 2 HR: 0 HBP: 0						

PITCHER		IP	WLS	BF	H	R	ER	SO	BB	IBB	HBP	BLK	WP	HR	S	P	ERA	WHIP
Horacio Pina, R ERA: 1.47	(1, 1)	7.0	L	27	6	2	2	5	3	0	0	0	0	0	34	46	2.57	1.286
Mike Paul, L ERA: 4.25	(8, 1)	1.0		5	0	1	0	1	2	0	0	0	0	0	5	13	0.00	2.000

PITCHER	IP	WLS	BF	H	R	ER	SO	BB	IBB	HBP	BLK	WP	HR	S	P	ERA	WHIP

BOTTOM

Cleveland Indians @ Boston Red Sox

Fenway Park, Boston, MA

Mon Aug 26 1968, 7:05 PM EDT

Att. 30,926 - Unknown - 80 F

livebaseballscorecards.com

AB	27
R	3
H	6
RBI	2
BB	5
SO	6
LOB	8

WP: 0 PA: 32
PB: 0
SB: 1
CS: 1

Batter	1	2	3	4	5	6	7	8	9	AB	R	H	RBI	BB	SO	LOB
Jose Cardenal, R (1, 8) OBP: 0.305, SLG: 0.356	K			K		FC6-4 CS 1-2f			F6	4	0	0	0	0	2	1
Davey Nelson, R (1, 4) OBP: 0.306, SLG: 0.313	F8			F9		5-3 1-2			K	3	0	0	0	0	0	1
Jimmie Hall, L (9, PH) OBP: 0.284, SLG: 0.265										1	0	0	0	0	1	0
Lee Maye, L (1, 7) OBP: 0.336, SLG: 0.412	4-3			3-1			PB 1B		F7	4	0	1	0	0	0	0
Tony Horton, R (1, 3) OBP: 0.305, SLG: 0.413		1-3			5-3		F7 1-2			3	0	0	0	0	0	1
Duke Sims, L (1, 2) OBP: 0.372, SLG: 0.405		4-3			1B 2B		F5			3	1	1	0	0	0	1
Lou Johnson, R (1, 9) OBP: 0.288, SLG: 0.366		F5			4-3		K			3	0	0	0	0	1	2
Larry Brown, R (1, 6) OBP: 0.295, SLG: 0.314			F5		2-H 1B			F8		3	0	1	1	0	0	0
Max Alvis, R (1, 5) OBP: 0.293, SLG: 0.323			K		K			K		3	0	0	0	0	3	1
Stan Williams, R (1, 1) OBP: 0.240, SLG: 0.196			K			FC6-4 1B		F2		1	0	0	0	0	1	0
Russ Snyder, L (6, PH) OBP: 0.313, SLG: 0.309										1	0	1	0	0	0	0
Steve Hargan, R (6, 1) OBP: 0.200, SLG: 0.224										0	0	0	0	0	0	0
Joe Azcue, R (8, PH) OBP: 0.326, SLG: 0.340										1	0	0	0	0	0	0
Eddie Fisher, R (8, 1)										0	0	0	0	0	0	0
Inning Stats	R: 0 E: 0 K: 1 S: 5 H: 0 LOB: 0 BB: 0 P: 5	R: 0 E: 0 K: 0 S: 3 H: 0 LOB: 0 BB: 0 P: 3	R: 0 E: 0 K: 2 S: 7 H: 0 LOB: 0 BB: 0 P: 7	R: 0 E: 0 K: 1 S: 5 H: 0 LOB: 0 BB: 0 P: 5	R: 1 E: 0 K: 1 S: 7 H: 2 LOB: 1 BB: 0 P: 7	R: 0 E: 0 K: 0 S: 3 H: 1 LOB: 0 BB: 0 P: 3	R: 0 E: 0 K: 1 S: 6 H: 1 LOB: 1 BB: 0 P: 6	R: 0 E: 0 K: 1 S: 5 H: 0 LOB: 0 BB: 0 P: 5	R: 0 E: 0 K: 1 S: 5 H: 0 LOB: 0 BB: 0 P: 5	1B: 3 2B: 1 3B: 0 HR: 0	SF: 0 SAC: 0 DP: 0 HBP: 0						

TOP

Cleveland Indians @ Boston Red Sox

Fenway Park, Boston, MA

Tue Aug 27 1968, 3:33 AM EDT

Att. 29,018 - Unknown - 74 F

livebaseballscorecards.com

AB	30
R	1
H	4
RBI	1
BB	0
SO	8
LOB	7

WP: 0 PB: 1 SB: 0 CS: 1 PA: 30

PITCHER	IP	WLS	BF	H	R	ER	SO	BB	IBB	HBP	BLK	WP	HR	S	P	ERA	WHIP
Ray Culp, R (1, 1) ERA: 3.56	9.0	W	30	4	1	1	8	0	0	0	0	0	0	46	46	1.00	0.444

PITCHER	IP	WLS	BF	H	R	ER	SO	BB	IBB	HBP	BLK	WP	HR	S	P	ERA	WHIP

Batter	1	2	3	4	5	6	7	8	9	AB	R	H	RBI	BB	SO	LOB
Mike Andrews, R (1, 4) OBP: 0.380, SLG: 0.365	S S S 0-3 K ①		x 0-0 1B 1B 2B	S S S 0-3 K ①		B B B B 4-0 2-3 BB	x 0-0 F3 ③			4	1	1	0	1	2	3
Dalton Jones, L (1, 5) OBP: 0.272, SLG: 0.338	x 0-0 4-3 ②		x 0-0 1B IBB 1B 2-3 1B	x 0-0 L7 ②		x 0-0 F8 ③		x 0-0 1B 1B		5	1	2	0	0	0	3
Carl Yastrzemski, L (1, 3) OBP: 0.420, SLG: 0.459	x 0-0 4-3 ③		S S S 0-3 K ①	S S S 0-3 K ③			x 0-0 S E 1B	x 0-0 G4-6-3 1-2 1B		5	1	2	0	0	2	3
Ken Harrelson, R (1, 9) OBP: 0.356, SLG: 0.544		x 0-0 6-3 ①	I I I 4-0 1B 1B 1-2 IBB		S S S 0-3 K ①		S S S 0-3 K ① 1-2	x 0-0 F9 ①		4	1	0	0	1	2	3
Reggie Smith, S (1, 8) OBP: 0.336, SLG: 0.406		x 0-0 E 1B	x 0-0 1B E 1B 1-2 2-3 3-H		x 0-0 4-3 ②		I I I I 4-0 E 1B IBB	x 0-0 G4-6-3 ② ③ 1-2f		4	2	2	1	1	0	2
Floyd Robinson, L (1, 7) OBP: 0.282, SLG: 0.326		x 0-0 E3 1-3	x 0-0 S 1-3 2-H 3-H 1B		x 0-0 F7 ③		x 0-0 E6 1B SF9 1-2 2-H			4	1	1	2	0	0	2
Jerry Adair, R (1, 6) OBP: 0.263, SLG: 0.283		I I I I 4-0 IBB	S S S 0-3 K ② 1-3 3-H			x 0-0 G3 ①	x 0-0 1B 1-3 2-H 1B			3	0	1	1	1	1	1
Russ Gibson, R (1, 2) OBP: 0.244, SLG: 0.304		S S S 0-3 K ②	x 0-0 F8 ③			x 0-0 WP SH1-4 1B	x 0-0 SF9 ② 3-H			3	0	1	1	0	1	4
Ray Culp, R (1, 1) OBP: 0.167, SLG: 0.154		S S S 0-3 K ③		x 0-0 1B		x 0-0 SH1-4 ② 1-2	x 0-0 1-2 1B			3	0	2	0	0	1	3
Inning Stats	R: 0 H: 0 E: 0 LOB: 0 K: 1 BB: 0 S: 5 P: 5	R: 0 H: 1 E: 1 LOB: 3 K: 2 BB: 1 S: 9 P: 13	R: 4 H: 4 E: 0 LOB: 1 K: 2 BB: 1 S: 11 P: 15	R: 0 H: 1 E: 0 LOB: 1 K: 2 BB: 0 S: 8 P: 8	R: 0 H: 0 E: 0 LOB: 0 K: 1 BB: 0 S: 5 P: 5	R: 0 H: 1 E: 0 LOB: 2 K: 0 BB: 1 S: 4 P: 8	R: 3 H: 3 E: 1 LOB: 2 K: 1 BB: 1 S: 9 P: 13	R: 0 H: 2 E: 0 LOB: 1 K: 0 BB: 0 S: 4 P: 4		1B: 11 SF: 1 2B: 1 SAC: 1 3B: 0 DP: 1 HR: 0 HBP: 0						

PITCHER		IP	WLS	BF	H	R	ER	SO	BB	IBB	HBP	BLK	WP	HR	S	P	ERA	WHIP
Stan Williams, R ERA: 2.5	(1, 1)	5.0	L	24	6	4	3	8	0	2	0	0	0	0	38	46	5.40	1.200
Steve Hargan, R ERA: 4.06	(6, 1)	2.0		13	4	3	2	1	1	1	0	0	1	0	13	21	9.00	2.500
Eddie Fisher, R ERA: 2.62	(8, 1)	1.0		4	2	0	0	0	0	0	0	0	0	0	4	4	0.00	2.000

PITCHER	IP	WLS	BF	H	R	ER	SO	BB	IBB	HBP	BLK	WP	HR	S	P	ERA	WHIP

BOTTOM

Cleveland Indians @ Boston Red Sox

Fenway Park, Boston, MA

Tue Aug 27 1968, 3:33 AM EDT
Att. 29,018 - Unknown - 74 F

livebaseballscorecards.com

AB	35
R	7
H	12
RBI	5
BB	4
SO	9
LOB	24

Batter	1	2	3	4	5	6	7	8	9	AB	R	H	RBI	BB	SO	LOB
Cesar Tovar, R (1, 8) OBP: 0.325, SLG: 0.365	F9		CS 1B			BBBB 4-0 1B G3 BB		E6 E S		3	1	1	0	1	0	0
Rich Reese, L (1, 3) OBP: 0.306, SLG: 0.357	SSS 0-3 K		0-0 CS 1-2	4-3		0-0 G3 1-3 1B		0-0 F5		4	0	1	0	0	1	1
Rod Carew, L (1, 4) OBP: 0.326, SLG: 0.367	BBBB 4-0 FC6-4 BB			0-0 6-3		0-0 G3 1-2 3-H		SSS 0-3 K 1-3		3	0	0	1	1	1	2
Tony Oliva, L (1, 9) OBP: 0.357, SLG: 0.478	0-0 FC6-4 1-2f			0-0 F7		4-0 IBB			0-0 F4	3	0	0	0	1	0	1
Bob Allison, R (1, 7) OBP: 0.337, SLG: 0.457		0-0 L6			0-0 HR	0-0 6-3			0-0 F4	4	1	1	1	0	0	2
Ron Clark, R (1, 5) (7, 6) OBP: 0.270, SLG: 0.259		0-0 F7			SSS 0-3 K		0-0 F8		0-0 F4	4	0	0	0	0	1	0
Bruce Look, L (1, 2) OBP: 0.366, SLG: 0.314		0-0 F8			SSS 0-3 K		SSS 0-3 K			3	0	0	0	0	2	0
Rick Renick, R (1, 6) OBP: 0.238, SLG: 0.347			SSS 0-3 K		0-0 4-3		0-0 F7			2	0	0	0	0	1	0
Jim Holt, L (7, PH) OBP: 0.242, SLG: 0.261										1	0	0	0	0	0	0
Frank Quilici, R (7, 5) OBP: 0.305, SLG: 0.332										0	0	0	0	0	0	0
Dave Boswell, R (1, 1) OBP: 0.232, SLG: 0.352			SSS 0-3 K			0-0 F7		SSS 0-3 K		2	0	0	0	0	1	0
John Roseboro, L (8, PH) OBP: 0.298, SLG: 0.315										1	0	0	0	0	1	0
Bob Miller, R (8, 1) OBP: 0.143, SLG: 0.143										0	0	0	0	0	0	0
Inning Stats	R: 0 E: 0 K: 1 S: 5 / H: 0 LOB: 1 BB: 1 P: 9	R: 0 E: 0 K: 0 S: 3 / H: 0 LOB: 0 BB: 0 P: 3	R: 0 E: 0 K: 2 S: 7 / H: 1 LOB: 0 BB: 0 P: 7	R: 0 E: 0 K: 0 S: 3 / H: 0 LOB: 0 BB: 0 P: 3	R: 1 E: 0 K: 2 S: 8 / H: 1 LOB: 0 BB: 0 P: 8	R: 1 E: 0 K: 0 S: 4 / H: 1 LOB: 2 BB: 2 P: 12	R: 0 E: 0 K: 1 S: 5 / H: 0 LOB: 0 BB: 0 P: 5	R: 0 E: 1 K: 2 S: 8 / H: 0 LOB: 1 BB: 0 P: 8	R: 0 E: 0 K: 0 S: 3 / H: 0 LOB: 0 BB: 0 P: 3	1B: 2 2B: 0 3B: 0 HR: 1 / SF: 0 SAC: 0 DP: 0 HBP: 0							

TOP

Minnesota Twins @ Cleveland Indians

Cleveland Municipal Stadium, Cleveland, OH

Wed Aug 28 1968, 7:05 PM EDT

Att. 5,635 - Unknown - 65 F

livebaseballscorecards.com

AB	30
R	2
H	3
RBI	2
BB	3
SO	8
LOB	6

WP: 0 PB: 0 SB: 1 CS: 1 PA: 34

PITCHER		IP	WLS	BF	H	R	ER	SO	BB	IBB	HBP	BLK	WP	HR	S	P	ERA	WHIP
Luis Tiant, R ERA: 1.59	(1, 1)	5.0		17	2	1	1	5	1	0	0	0	0	1	26	30	1.80	0.600
Vicente Romo, R ERA: 1.54	(6, 1)	4.0	W	16	1	1	1	3	1	1	0	0	0	0	20	28	2.25	0.500

PITCHER	IP	WLS	BF	H	R	ER	SO	BB	IBB	HBP	BLK	WP	HR	S	P	ERA	WHIP

BOTTOM

Minnesota Twins @ Cleveland Indians

Cleveland Municipal Stadium, Cleveland, OH

Wed Aug 28 1968, 7:05 PM EDT

Att. 5,635 - Unknown - 65 F

livebaseballscorecards.com

Batter	1	2	3	4	5	6	7	8	9	AB	R	H	RBI	BB	SO	LOB
Jose Cardenal, R (1, 8) OBP: 0.307, SLG: 0.358	F5		K	1-2 2-H 1B		2-H 1B				4	0	2	2	0	1	0
Davey Nelson, R (1, 4) OBP: 0.297, SLG: 0.303	6-3		K	K		F8				4	0	0	0	0	2	3
Lee Maye, L (1, 7) OBP: 0.335, SLG: 0.409 Tommy Harper, R (9, 7) OBP: 0.286, SLG: 0.382	E9 BB 1B		K 2B		5-3		F4			4 0	1 0	1 0	0 0	0 0	1 0	0 0
Tony Horton, R (1, 3) OBP: 0.309, SLG: 0.416	BB HBP		1-H 2B		WP 5-3 BB		F8			2	0	1	1	1	0	0
Joe Azcue, R (1, 2) OBP: 0.326, SLG: 0.338 Duke Sims, L (7, PH) OBP: 0.371, SLG: 0.404 (8, 2)	1-2 2-3 BB		6-3		1-2 5-3		K			2 1	0 0	0 0	0 0	1 0	0 1	2 0
Lou Johnson, R (1, 9) OBP: 0.285, SLG: 0.362	F3			F3	F6 2-3			F3		4	0	0	0	0	0	4
Max Alvis, R (1, 5) OBP: 0.292, SLG: 0.321		5-3		1B 1B BB		K		5-3		3	1	0	0	1	1	0
Larry Brown, R (1, 6) OBP: 0.299, SLG: 0.315		K		1B 1-2 1B		SH1-4 1B BB		BB		2	1	1	0	2	1	0
Luis Tiant, R (1, 1) OBP: 0.079, SLG: 0.092 Vicente Romo, R (6, 1) OBP: 0.143, SLG: 0.143		F8		K		SH1-4 1-2		6-3		2 1	0 0	0 0	0 0	0 0	1 0	2 1

	AB	29
	R	3
	H	5
	RBI	3
	BB	5
	SO	8
	LOB	12

Inning Stats	1	2	3	4	5	6	7	8	9
	R: 0 E: 1 K: 0 S: 4	H: 1 LOB: 3 BB: 1 P: 9	R: 0 E: 0 K: 1 S: 5	H: 0 LOB: 0 BB: 0 P: 5	R: 1 E: 0 K: 3 S: 11	H: 1 LOB: 1 BB: 0 P: 11	R: 1 E: 0 K: 2 S: 9	H: 2 LOB: 2 BB: 1 P: 13	R: 0 E: 0 K: 0 S: 3	H: 0 LOB: 1 BB: 1 P: 7
	R: 1 E: 0 K: 1 S: 6	H: 1 LOB: 1 BB: 1 P: 10	R: 0 E: 0 K: 1 S: 5	H: 0 LOB: 0 BB: 0 P: 5	R: 0 E: 0 K: 0 S: 3	H: 0 LOB: 1 BB: 1 P: 7				

	1B: 4	SF: 0	WP: 1	PA: 36
	2B: 1	SAC: 1	PB: 1	
	3B: 0	DP: 0	SB: 0	
	HR: 0	HBP: 1	CS: 0	

PITCHER		IP	WLS	BF	H	R	ER	SO	BB	IBB	HBP	BLK	WP	HR	S	P	ERA	WHIP
Dave Boswell, R ERA: 2.94	(1, 1)	7.0	L	32	5	3	2	8	4	0	1	0	1	0	43	60	2.57	1.286
Bob Miller, R ERA: 3.05	(8, 1)	1.0		4	0	0	0	0	1	0	0	0	0	0	3	7	0.00	1.000

PITCHER	IP	WLS	BF	H	R	ER	SO	BB	IBB	HBP	BLK	WP	HR	S	P	ERA	WHIP

Batter	1	2	3	4	5	6	7	8	9	AB	R	H	RBI	BB	SO	LOB
Cesar Tovar, R (1, 8) OBP: 0.322, SLG: 0.361	4-3		K		F7		F7		F8	5	0	0	0	0	1	2
Rod Carew, L (1, 4) OBP: 0.324, SLG: 0.363	BB 1B 1B		K		K		K		K	4	1	0	0	1	4	2
Tony Oliva, L (1, 9) OBP: 0.358, SLG: 0.479	1B 1-2		F7		K			F6	2B 1-3	5	0	2	0	0	1	0
Bob Allison, R (1, 3) OBP: 0.340, SLG: 0.465	F5			HBP 1B	F3			HR	IBB	4	1	2	1	1	0	2
Rich Reese, L (9, 3) OBP: 0.306, SLG: 0.357										0	0	0	0	0	0	0
Rich Rollins, R (1, 5) OBP: 0.292, SLG: 0.335	1B 1-2 2-H			HBP 1B 1-2	F8			S 1B 1B	F7	4	0	3	1	0	0	0
Ted Uhlaender, L (8, PR) OBP: 0.324, SLG: 0.389										0	1	0	0	0	0	0
Frank Quilici, R (8, 5) OBP: 0.304, SLG: 0.330										1	0	0	0	0	0	3
Frank Kostro, R (1, 7) OBP: 0.217, SLG: 0.262	F4			F9		3B		5-3 1-2		4	0	1	0	0	0	5
John Roseboro, L (1, 2) OBP: 0.301, SLG: 0.315		K		1-2 2-3 HBP		F8		2-H 1B		3	0	1	1	0	1	1
Ron Clark, R (1, 6) OBP: 0.270, SLG: 0.254		5-3	K				FC1-6 HBP	F3		3	0	0	0	0	1	4
Jim Kaat, L (1, 1) OBP: 0.162, SLG: 0.194		K	F7				FC1-6 1-2f		2B 1B	4	0	1	0	0	1	4
Inning Stats	R: 1 H: 2 E: 0 LOB: 2 K: 0 BB: 1 S: 5 P: 9	R: 0 H: 0 E: 0 LOB: 0 K: 2 BB: 0 S: 7 P: 7	R: 0 H: 0 E: 0 LOB: 0 K: 2 BB: 0 S: 7 P: 7	R: 0 H: 2 E: 0 LOB: 3 K: 1 BB: 0 S: 7 P: 8	R: 0 H: 0 E: 0 LOB: 0 K: 2 BB: 0 S: 7 P: 7	R: 0 H: 1 E: 0 LOB: 1 K: 0 BB: 0 S: 4 P: 4	R: 0 H: 0 E: 0 LOB: 1 K: 1 BB: 0 S: 5 P: 6	R: 2 H: 3 E: 0 LOB: 1 K: 0 BB: 0 S: 6 P: 6	R: 0 H: 2 E: 0 LOB: 3 K: 1 BB: 1 S: 7 P: 11	1B: 7 SF: 0 2B: 1 SAC: 0 3B: 1 DP: 0 HR: 1 HBP: 2						WP: 0 PA: 41 PB: 0 SB: 1 CS: 0	

PITCHER		IP	WLS	BF	H	R	ER	SO	BB	IBB	HBP	BLK	WP	HR	S	P	ERA	WHIP
Mike Paul, L ERA: 4.19	(1, 1)	7.1	L	32	7	3	3	8	1	0	2	0	0	1	45	51	3.68	1.091
Eddie Fisher, R ERA: 2.57	(8, 1)	1.2		9	3	0	0	1	0	1	0	0	0	0	10	14	0.00	1.800

PITCHER		IP	WLS	BF	H	R	ER	SO	BB	IBB	HBP	BLK	WP	HR	S	P	ERA	WHIP

TOP

Minnesota Twins @ Cleveland Indians

Cleveland Municipal Stadium, Cleveland, OH

Thu Aug 29 1968, 3:33 AM EDT
Att. 8,382 - Unknown - 71 F

livebaseballscorecards.com

AB	37
R	3
H	10
RBI	3
BB	2
SO	9
LOB	23

Minnesota Twins @ Cleveland Indians

Cleveland Municipal Stadium, Cleveland, OH

Thu Aug 29 1968, 3:33 AM EDT

Att. 8,382 - Unknown - 71 F

BOTTOM

Batter	1	2	3	4	5	6	7	8	9	AB	R	H	RBI	BB	SO	LOB
Jose Cardenal, R (1, 8) OBP: 0.306, SLG: 0.357	F7		F9		S 1B			L9		4	0	1	0	0	0	0
Davey Nelson, R (1, 4) OBP: 0.291, SLG: 0.296	K		6-3		1-3 1-2			5-3		3	0	0	0	0	1	1
Chico Salmon, R (8, PH) OBP: 0.258, SLG: 0.292										1	0	0	0	0	0	0
Vern Fuller, R (9, 4) OBP: 0.322, SLG: 0.270										0	0	0	0	0	0	0
Lou Johnson, R (1, 7) OBP: 0.285, SLG: 0.361	F8		F8			K		WP 2B 1B		4	1	1	0	0	1	0
Tony Horton, R (1, 3) OBP: 0.308, SLG: 0.417		5-3		K		6-3		1-H 2B		4	0	1	1	0	1	0
Joe Azcue, R (1, 2) OBP: 0.328, SLG: 0.338		E BB 1B		BB		G1		K		3	1	1	0	1	1	1
Tommy Harper, R (1, 9) OBP: 0.289, SLG: 0.381		E 1-2 BB		K			CS 1B		L8	3	0	1	0	1	1	1
Max Alvis, R (1, 5) OBP: 0.289, SLG: 0.317		K		K			F9 1-2		F8	4	0	0	0	0	2	4
Larry Brown, R (1, 6) OBP: 0.299, SLG: 0.314		E6 1-3 2-H			F7		1B		F5	4	0	1	0	0	0	1
Mike Paul, L (1, 1) OBP: 0.143, SLG: 0.077		K			K		K			3	0	0	0	0	3	3
Eddie Fisher, R (8, 1)										0	0	0	0	0	0	0
Inning Stats	R: 0 E: 0 K: 1 S: 5 H: 0 LOB: 0 BB: 0 P: 5	R: 1 E: 1 K: 2 S: 9 H: 1 LOB: 2 BB: 1 P: 13	R: 0 E: 0 K: 0 S: 3 H: 0 LOB: 0 BB: 0 P: 3	R: 0 E: 0 K: 3 S: 9 H: 0 LOB: 1 BB: 1 P: 13	R: 0 E: 0 K: 1 S: 6 H: 1 LOB: 1 BB: 0 P: 6	R: 0 E: 0 K: 1 S: 5 H: 0 LOB: 0 BB: 0 P: 5	R: 0 E: 0 K: 1 S: 6 H: 2 LOB: 1 BB: 0 P: 6	R: 1 E: 0 K: 1 S: 7 H: 2 LOB: 1 BB: 0 P: 7	R: 0 E: 0 K: 0 S: 3 H: 0 LOB: 0 BB: 0 P: 3	1B: 5 2B: 1 3B: 0 HR: 0 SF: 0 SAC: 0 DP: 0 HBP: 0							

livebaseballscorecards.com

	AB	33
	R	2
	H	6
	RBI	1
	BB	2
	SO	10
	LOB	11

WP: 1 PB: 0 SB: 1 CS: 1 PA: 35

PITCHER	IP	WLS	BF	H	R	ER	SO	BB	IBB	HBP	BLK	WP	HR	S	P	ERA	WHIP
Jim Kaat, L (1, 1) ERA: 2.81	9.0	W	35	6	2	1	10	2	0	0	0	1	0	53	61	1.00	0.889

PITCHER	IP	WLS	BF	H	R	ER	SO	BB	IBB	HBP	BLK	WP	HR	S	P	ERA	WHIP

Batter	1	2	3	4	5	6	7	8	9	AB	R	H	RBI	BB	SO	LOB
Dick Howser, R (1, 4) OBP: 0.320, SLG: 0.161	SSS 0-3 ① K		BBBB 4-0 1B 1B FC6-4 BB		x 0-0 ① F8		BBBB 4-0 E 1-2 BB		x 0-0 ③ 6-3	3	1	0	0	2	1	1
Bill Robinson, R (1, 8) OBP: 0.285, SLG: 0.368	x 0-0 ② 5-3		x 0-0 FC6-4 1B 1-2 1B		x 0-0 ② 6-3		x 0-0 E6 1-2 2-3			4	0	1	0	0	0	2
Tom Tresh, S (1, 6) OBP: 0.304, SLG: 0.320	H 1-0 E WP HBP		x 0-0 FC6-4 1-2 2-3 1B		x 0-0 ③ F8		x 0-0 ③ F9			3	0	1	0	0	0	3
Roy White, S (1, 7) OBP: 0.340, SLG: 0.401	x 0-0 E6 1-3		x 0-0 ① FC6-4 1-2f 2-3 3-H			SSS 0-3 ① K		x 0-0 ① 4-3		4	0	0	1	0	1	3
Andy Kosco, R (1, 3) OBP: 0.263, SLG: 0.363	x 0-0 ③ F3		SSS 0-3 ② K			x 0-0 ② F8		x 0-0 ② F7		4	0	0	0	0	1	4
Rocky Colavito, R (1, 9) OBP: 0.302, SLG: 0.335		x 0-0 ① F9	x 0-0 ③ 5-3			x 0-0 ③ 6-3		SSS 0-3 ③ K		4	0	0	0	0	1	2
Frank Fernandez, R (1, 2) OBP: 0.324, SLG: 0.333		x 0-0 FC5-4 1B		BBBB 4-0 G6-4-3 BB			SSS 0-3 ① K		SSS 0-3 ① K	3	0	1	0	1	2	0
Bobby Cox, R (1, 5) OBP: 0.299, SLG: 0.319		x 0-0 ② FC5-4 1-2f		x 0-0 ① ② G6-4-3 1-2f			x 0-0 E BB 1B		x 0-0 SH3 1B	4	0	2	0	0	0	2
Fritz Peterson, S (1, 1) OBP: 0.106, SLG: 0.174		SSS 0-3 ③ K		x 0-0 ③ 6-3			x 0-0 ② F2		x 0-0 ② SH3 1-2	3	0	0	0	0	1	2
Inning Stats	R: 0 H: 0 E: 1 LOB: 2 K: 1 BB: 0 S: 6 P: 7	R: 0 H: 1 E: 0 LOB: 1 K: 1 BB: 0 S: 6 P: 6	R: 1 H: 2 E: 0 LOB: 2 K: 1 BB: 1 S: 7 P: 11	R: 0 H: 0 E: 0 LOB: 0 K: 0 BB: 1 S: 2 P: 6	R: 0 H: 0 E: 0 LOB: 0 K: 0 BB: 0 S: 3 P: 3	R: 0 H: 0 E: 0 LOB: 0 K: 1 BB: 0 S: 5 P: 5	R: 0 H: 1 E: 1 LOB: 3 K: 1 BB: 1 S: 7 P: 11	R: 0 H: 0 E: 0 LOB: 0 K: 1 BB: 0 S: 5 P: 5	R: 0 H: 1 E: 0 LOB: 1 K: 1 BB: 0 S: 6 P: 6	1B: 5 SF: 0 2B: 0 SAC: 1 3B: 0 DP: 1 HR: 0 HBP: 1						

TOP

New York Yankees @ Cleveland Indians

Cleveland Municipal Stadium, Cleveland, OH

Fri Aug 30 1968, 7:05 PM EDT

Unknown - 70 F

livebaseballscorecards.com

AB	32
R	1
H	5
RBI	1
BB	3
SO	7
LOB	19

WP: 1 PA: 37
PB: 0
SB: 0
CS: 0

PITCHER	IP	WLS	BF	H	R	ER	SO	BB	IBB	HBP	BLK	WP	HR	S	P	ERA	WHIP
Sam McDowell, L (1, 1) ERA: 1.84	9.0	L	37	5	1	1	7	3	0	1	0	1	0	47	60	1.00	0.889

PITCHER	IP	WLS	BF	H	R	ER	SO	BB	IBB	HBP	BLK	WP	HR	S	P	ERA	WHIP

Batter	1	2	3	4	5	6	7	8	9	AB	R	H	RBI	BB	SO	LOB
Larry Brown, R (1, 6) OBP: 0.298, SLG: 0.314	FC5-4 1B			5-3		6-3			F6	4	0	1	0	0	0	1
Davey Nelson, R (1, 4) OBP: 0.288, SLG: 0.292	K			B1-3			4-3		FC6-4 1B	2	0	0	0	0	1	1
Lee Maye, L (7, PH) OBP: 0.333, SLG: 0.408										1	0	0	0	0	0	0
Vern Fuller, R (8, 4) OBP: 0.325, SLG: 0.274										1	0	1	0	0	0	0
Jose Cardenal, R (1, 8) OBP: 0.306, SLG: 0.356	FC5-4 PO 1-2f			F3			1B		FC6-4 1-2f	4	0	1	0	0	0	2
Tony Horton, R (1, 3) OBP: 0.306, SLG: 0.414	PO 1-2	K			F4		F8			3	0	0	0	0	1	1
Lou Johnson, R (1, 9) OBP: 0.283, SLG: 0.358		K			5-3		K			3	0	0	0	0	2	1
Tommy Harper, R (1, 7) OBP: 0.286, SLG: 0.376		F4			F8			5-3		3	0	0	0	0	0	0
Max Alvis, R (1, 5) OBP: 0.290, SLG: 0.317			6-3			SH1-3 1B		L8		3	0	1	0	0	0	0
Ken Suarez, R (1, 2) OBP: 0.182, SLG: 0.100			F7			L8		K		3	0	0	0	0	1	1
Sam McDowell, L (1, 1) OBP: 0.187, SLG: 0.153			K			SH1-3 1-2			F3	1	0	0	0	0	1	0
Joe Azcue, R (9, PH) OBP: 0.327, SLG: 0.337										1	0	0	0	0	0	0
Inning Stats	R: 0 E: 0 K: 1 S: 5 H: 1 LOB: 0 BB: 0 P: 5	R: 0 E: 0 K: 2 S: 7 H: 0 LOB: 0 BB: 0 P: 7	R: 0 E: 0 K: 1 S: 5 H: 0 LOB: 0 BB: 0 P: 5	R: 0 E: 0 K: 0 S: 3 H: 0 LOB: 0 BB: 0 P: 3	R: 0 E: 0 K: 0 S: 3 H: 0 LOB: 0 BB: 0 P: 3	R: 0 E: 0 K: 0 S: 4 H: 1 LOB: 1 BB: 0 P: 4	R: 0 E: 0 K: 1 S: 6 H: 1 LOB: 1 BB: 0 P: 6	R: 0 E: 0 K: 1 S: 5 H: 0 LOB: 0 BB: 0 P: 5	R: 0 E: 0 K: 0 S: 4 H: 1 LOB: 1 BB: 0 P: 4	1B: 4 2B: 0 3B: 0 HR: 0	SF: 0 SAC: 1 DP: 0 HBP: 0						

PITCHER	IP	WLS	BF	H	R	ER	SO	BB	IBB	HBP	BLK	WP	HR	S	P	ERA	WHIP
Fritz Peterson, L (1, 1) ERA: 2.9	9.0	W	30	4	0	0	6	0	0	0	0	0	0	42	42	0.00	0.444

PITCHER	IP	WLS	BF	H	R	ER	SO	BB	IBB	HBP	BLK	WP	HR	S	P	ERA	WHIP

WP: 0 PB: 0 SB: 0 CS: 0 PA: 31

New York Yankees @ Cleveland Indians

Cleveland Municipal Stadium, Cleveland, OH

Fri Aug 30 1968, 7:05 PM EDT

Unknown - 70 F

BOTTOM

livebaseballscorecards.com

AB	29
R	0
H	4
RBI	0
BB	0
SO	6
LOB	7

Batter	1	2	3	4	5	6	7	8	9	10	AB	R	H	RBI	BB	SO	LOB
Horace Clarke, S (1, 4) OBP: 0.250, SLG: 0.251	4-3		1B SF9 1B		E5 1B		F8		1-3 FC3-2-5 1B		5	1	2	0	0	0	0
Jake Gibbs, L (1, 2) OBP: 0.279, SLG: 0.285	F6		SF9 1-3 1B		1-3 1B		4-3		FC3-2-5 1-2 3-H		5	0	2	0	0	0	2
Mickey Mantle, S (1, 3) OBP: 0.384, SLG: 0.389	BBBB 4-0 BB		SF9 1-2 3-H		F6			SSS 0-3 K	4-3		3	0	0	1	1	1	4
Roy White, S (1, 7) OBP: 0.341, SLG: 0.402	F8		BBBB 4-0 BB		F8			1-3		BB 2B	4	0	1	0	1	0	3
Joe Pepitone, L (1, 8) OBP: 0.301, SLG: 0.403		G5-4-3 1B	F3			4-3		PB S WP 1B		F7	5	1	2	0	0	0	3
Bill Robinson, R (1, 9) OBP: 0.291, SLG: 0.374		G5-4-3 1-2f		5-3		S 1B		1-H 2B		BBBB 4-0 BB	4	0	2	0	1	0	1
Charley Smith, R (1, 5) OBP: 0.286, SLG: 0.322		1B 2B		SSS 0-3 K		5-3 1-2		6-3		F3	5	0	1	0	0	1	4
Gene Michael, S (1, 6) OBP: 0.227, SLG: 0.262 Tom Tresh, S (10, PH) OBP: 0.305, SLG: 0.320 (10, 6)		2-H 1B		6-3		SSS 0-3 K			1B S FC3-2-5 1B	BBBB 4-0 1-2 2-3 BB	4 0	0 0	2 0	0 0	0 1	1 0	1 0
Al Downing, R (1, 1) OBP: 0.167, SLG: 0.091 Lindy McDaniel, R (8, 1) Steve Hamilton, L (9, 1) Rocky Colavito, R (10, PH) OBP: 0.300, SLG: 0.333 Dooley Womack, L (10, 1) OBP: 0.250, SLG: 0.250			SSS 0-3 K		SSS 0-3 K		SSS 0-3 K		B1	F7	3 1 0 1 0	0 0 0 0 0	0 0 0 0 0	0 0 0 0 0	0 0 0 0 0	3 0 0 0 0	0 1 0 3 0
Inning Stats	R: 0 E: 0 K: 0 S: 3 H: 0 LOB: 1 BB: 1 P: 7	R: 0 E: 0 K: 0 S: 4 H: 3 LOB: 2 BB: 0 P: 4	R: 1 E: 0 K: 1 S: 7 H: 2 LOB: 2 BB: 1 P: 11	R: 0 E: 0 K: 1 S: 5 H: 0 LOB: 0 BB: 0 P: 5	R: 0 E: 1 K: 1 S: 7 H: 1 LOB: 2 BB: 0 P: 7	R: 0 E: 0 K: 1 S: 6 H: 1 LOB: 1 BB: 0 P: 6	R: 0 E: 0 K: 1 S: 5 H: 0 LOB: 0 BB: 0 P: 5	R: 1 E: 0 K: 1 S: 7 H: 2 LOB: 1 BB: 0 P: 7	R: 0 E: 0 K: 0 S: 5 H: 2 LOB: 2 BB: 0 P: 5	R: 0 E: 0 K: 0 S: 4 H: 1 LOB: 3 BB: 2 P: 12	1B: 9 2B: 3 3B: 0 HR: 0	SF: 1 SAC: 0 DP: 1 HBP: 0						

PITCHER	IP	WLS	BF	H	R	ER	SO	BB	IBB	HBP	BLK	WP	HR	S	P	ERA	WHIP
Horacio Pina, R (1, 1) ERA: 1.54	5.0		22	6	1	1	3	2	0	0	0	0	0	26	34	1.80	1.600
Eddie Fisher, R (6, 1) ERA: 2.55	4.0		17	5	1	1	3	0	0	0	0	1	0	23	23	2.25	1.250
Vicente Romo, R (10, 1) ERA: 1.51	1.0	W	6	1	0	0	0	2	0	0	0	0	0	4	12	0.00	3.000

PITCHER	IP	WLS	BF	H	R	ER	SO	BB	IBB	HBP	BLK	WP	HR	S	P	ERA	WHIP

TOP

New York Yankees @ Cleveland Indians

Cleveland Municipal Stadium, Cleveland, OH

Fri Aug 30 1968, 7:05 PM EDT
Att. 10,229 - Unknown - 68 F

livebaseballscorecards.com

AB	40
R	2
H	12
RBI	1
BB	4
SO	6
LOB	22

WP: 1	PA: 45		
PB: 1			
SB: 3			
CS: 0			

Batter	1	2	3	4	5	6	7	8	9	10	AB	R	H	RBI	BB	SO	LOB
Russ Snyder, L (1, 9) OBP: 0.311, SLG: 0.307	4-3		F2		K			K 1B	1-2 2-3 3-H 1B		5	0	1	1	0	2	3
Chico Salmon, R (1, 6) OBP: 0.259, SLG: 0.289 Jimmie Hall, L (8, PH) OBP: 0.287, SLG: 0.269 Davey Nelson, R (8, PR) OBP: 0.288, SLG: 0.292 Larry Brown, R (9, 6) OBP: 0.297, SLG: 0.313	F4			K		FC1-5 E BB		E 1B	1-5 3-Hf		2 1 0 1	0 0 0 0	0 1 0 0	0 0 0 0	1 0 0 0	1 0 0 0	0 0 0 3
Lee Maye, L (1, 7) OBP: 0.327, SLG: 0.399	4-3			F9		FC4 1-2 FC1-5		F8	F9		5	0	0	0	0	0	4
Tony Horton, R (1, 3) OBP: 0.305, SLG: 0.411		F8		F8		FC1-5 1-2 2-3f G6-4-3		E5 1-3		WP SH3-4 FC6 1B	5	1	1	0	0	0	3
Joe Azcue, R (1, 2) OBP: 0.329, SLG: 0.340		K			6-3 1B 2B	G6-4-3 1-2f		IBB		SH3-4 1-2	3	1	1	0	1	1	2
Jose Cardenal, R (1, 8) OBP: 0.305, SLG: 0.353		F8			6-3 2-3		F5	F7		FC6 WP IBB	4	0	0	0	1	0	4
Vern Fuller, R (1, 4) OBP: 0.321, SLG: 0.270 Billy Harris, L (9, PH) OBP: 0.274, SLG: 0.295 Tommy Harper, R (9, PR) OBP: 0.289, SLG: 0.376 (10, 4)			F6		K		K	1B 1B BB		1-2 2-3 IBB	3 0 0	0 0 1	0 0 0	0 0 0	0 1 1	2 0 0	1 0 0
Max Alvis, R (1, 5) OBP: 0.296, SLG: 0.318			SH1-4 BB		1B IBB		BB	1B BB 1-3 1-5 1B		FC6 1-2 2-3 3-H	2	0	1	1	3	0	2
Horacio Pina, R (1, 1) Lou Johnson, R (5, PH) OBP: 0.284, SLG: 0.360 Eddie Fisher, R (6, 1) Duke Sims, L (9, PH) OBP: 0.373, SLG: 0.404 Vicente Romo, R (10, 1) OBP: 0.143, SLG: 0.143			SH1-4 1-2		1-3 3-H 1B		4-3		1B 1-2 BB		0 1 1 0 0	0 0 0 0 0	0 1 0 0 0	0 1 0 0 0	0 0 0 1 0	0 0 0 0 0	0 0 1 0 0
Inning Stats	R: 0 H: 0 E: 0 LOB: 0 K: 0 BB: 0 S: 3 P: 3	R: 0 H: 0 E: 0 LOB: 0 K: 1 BB: 0 S: 5 P: 5	R: 0 H: 0 E: 0 LOB: 1 K: 0 BB: 1 S: 3 P: 7	R: 0 H: 0 E: 0 LOB: 0 K: 1 BB: 0 S: 5 P: 5	R: 1 H: 2 E: 0 LOB: 2 K: 2 BB: 1 S: 9 P: 13	R: 0 H: 0 E: 1 LOB: 1 K: 0 BB: 1 S: 3 P: 7	R: 0 H: 0 E: 0 LOB: 1 K: 1 BB: 1 S: 5 P: 9	R: 0 H: 1 E: 1 LOB: 3 K: 1 BB: 1 S: 7 P: 11	R: 1 H: 2 E: 0 LOB: 2 K: 0 BB: 2 S: 4 P: 12	R: 1 H: 1 E: 0 LOB: 3 K: 0 BB: 2 S: 3 P: 11	1B: 5 SF: 0 2B: 2 SAC: 2 3B: 0 DP: 2 HR: 0 HBP: 0						

PITCHER		IP	WLS	BF	H	R	ER	SO	BB	IBB	HBP	BLK	WP	HR	S	P	ERA	WHIP
Al Downing, L ERA: 4.02	(1, 1)	7.0		27	2	1	1	5	3	1	0	0	0	0	33	49	1.29	0.714
Lindy McDaniel, R ERA: 3.55	(8, 1)	1.0		9	2	1	1	1	2	1	0	0	0	0	8	20	9.00	4.000
Steve Hamilton, L ERA: 2.2	(9, 1)	1.0		3	1	0	0	0	0	0	0	0	0	0	3	3	0.00	1.000
Dooley Womack, R ERA: 3.27	(10, 1)	0.1	L	5	1	1	1	0	0	2	0	0	1	0	3	11	27.00	3.000

PITCHER	IP	WLS	BF	H	R	ER	SO	BB	IBB	HBP	BLK	WP	HR	S	P	ERA	WHIP

BOTTOM

New York Yankees @ Cleveland Indians

Cleveland Municipal Stadium, Cleveland, OH

Fri Aug 30 1968, 7:05 PM EDT
Att. 10,229 - Unknown - 68 F

livebaseballscorecards.com

AB	33
R	3
H	6
RBI	3
BB	9
SO	6
LOB	23

WP: 1 PA: 44
PB: 0
SB: 0
CS: 0

Batter	1	2	3	4	5	6	7	8	9	AB	R	H	RBI	BB	SO	LOB
Horace Clarke, S (1, 4) OBP: 0.252, SLG: 0.253	4-3		F8		1B			SH1-3		4	1	2	0	0	0	0
Jake Gibbs, L (1, 2) OBP: 0.282, SLG: 0.286	BB		K		1-3			SH1-3		2	0	1	0	1	1	0
Mickey Mantle, S (1, 3) OBP: 0.385, SLG: 0.390 Gene Michael, S (8, PR) OBP: 0.227, SLG: 0.262 Ruben Amaro, R (8, 3) OBP: 0.292, SLG: 0.154	F5			HR	F8			L5-3		4 0 0	1 0 0	2 0 0	1 0 0	0 0 0	0 0 0	3 0 0
Roy White, S (1, 7) OBP: 0.342, SLG: 0.409	F9			HR		F6		L5-3		4	1	2	2	0	0	2
Joe Pepitone, L (1, 8) OBP: 0.301, SLG: 0.401		E1		L9-3		K			G3	4	0	1	0	0	1	1
Tom Tresh, S (1, 6) OBP: 0.303, SLG: 0.317		F8		F6		F6			F9	4	0	0	0	0	0	3
Bill Robinson, R (1, 9) OBP: 0.287, SLG: 0.368		5-3		L9-3			K2-3		F7	4	0	0	0	0	1	2
Bobby Cox, R (1, 5) OBP: 0.297, SLG: 0.317		F9			K		5-3			3	0	0	0	0	1	1
Stan Bahnsen, R (1, 1) OBP: 0.114, SLG: 0.062			K		K		F7			3	0	0	0	0	2	0
Inning Stats	R: 0 E: 0 K: 0 S: 3 H: 0 LOB: 1 BB: 1 P: 7	R: 0 E: 1 K: 0 S: 4 H: 0 LOB: 1 BB: 0 P: 4	R: 0 E: 0 K: 2 S: 7 H: 0 LOB: 0 BB: 0 P: 7	R: 2 E: 0 K: 0 S: 5 H: 3 LOB: 0 BB: 0 P: 5	R: 0 E: 0 K: 2 S: 9 H: 2 LOB: 2 BB: 0 P: 9	R: 0 E: 0 K: 1 S: 5 H: 1 LOB: 0 BB: 0 P: 5	R: 0 E: 0 K: 1 S: 5 H: 0 LOB: 0 BB: 0 P: 5	R: 1 E: 0 K: 0 S: 4 H: 2 LOB: 1 BB: 0 P: 4	R: 0 E: 0 K: 0 S: 3 H: 0 LOB: 0 BB: 0 P: 3	1B: 7 2B: 2 3B: 0 HR: 1 SF: 0 SAC: 1 DP: 2 HBP: 0						

PITCHER		IP	WLS	BF	H	R	ER	SO	BB	IBB	HBP	BLK	WP	HR	S	P	ERA	WHIP
Stan Williams, R ERA: 2.53	(1, 1)	5.0	L	21	5	2	2	4	1	0	0	0	0	1	28	32	3.60	1.200
Eddie Fisher, R ERA: 2.57	(6, 1)	3.0		10	3	1	1	2	0	0	0	0	0	0	14	14	3.00	1.000
Vicente Romo, R ERA: 1.49	(9, 1)	1.0		3	0	0	0	0	0	0	0	0	0	0	3	3	0.00	0.000

PITCHER	IP	WLS	BF	H	R	ER	SO	BB	IBB	HBP	BLK	WP	HR	S	P	ERA	WHIP

TOP

New York Yankees @ Cleveland Indians

Cleveland Municipal Stadium, Cleveland, OH

Sat Aug 31 1968, 7:05 PM EDT
Att. 7,581 - Unknown - 72 F

livebaseballscorecards.com

AB	32
R	3
H	8
RBI	3
BB	1
SO	6
LOB	12

WP: 0 PA: 34
PB: 0
SB: 0
CS: 0

BOTTOM

New York Yankees @ Cleveland Indians

Cleveland Municipal Stadium, Cleveland, OH

Sat Aug 31 1968, 7:05 PM EDT

Att. 7,581 - Unknown - 72 F

livebaseballscorecards.com

Batter	1	2	3	4	5	6	7	8	9	AB	R	H	RBI	BB	SO	LOB
Jose Cardenal, R (1, 8) OBP: 0.303, SLG: 0.350	F8		1-3			F9		FC5-4 1-3 S 1-2f 3-H		4	0	0	1	0	0	1
Russ Snyder, L (1, 9) OBP: 0.307, SLG: 0.302	F4			1-3		6-3		1-3 1-3		4	0	0	0	0	0	1
Lee Maye, L (1, 7) OBP: 0.322, SLG: 0.393	E3			F7		L8		F5		4	0	0	0	0	0	1
Tony Horton, R (1, 3) OBP: 0.302, SLG: 0.407	4-3			F9			F6		K	4	0	0	0	0	1	1
Duke Sims, L (1, 2) OBP: 0.372, SLG: 0.405		3-1			K		2B		F5	4	0	1	0	0	1	0
Max Alvis, R (1, 5) OBP: 0.293, SLG: 0.315		K			4-3		L9		F9	4	0	0	0	0	1	1
Larry Brown, R (1, 6) OBP: 0.298, SLG: 0.313		6-3			E 1B		F7			3	0	1	0	0	0	1
Vern Fuller, R (1, 4) OBP: 0.319, SLG: 0.267			K		E6 1-2			1B FC5-4 2B		2	0	0	0	0	1	1
Joe Azcue, R (8, PH) OBP: 0.331, SLG: 0.345										1	1	1	0	0	0	0
Billy Harris, L (9, 4) OBP: 0.274, SLG: 0.295										0	0	0	0	0	0	0
Stan Williams, R (1, 1) OBP: 0.235, SLG: 0.191			K		K			FC5-4 2-3 1B		1	0	0	0	0	1	0
Jimmie Hall, L (5, PH) OBP: 0.286, SLG: 0.268										1	0	0	0	0	1	2
Eddie Fisher, R (6, 1)										0	0	0	0	0	0	0
Lou Johnson, R (8, PH) OBP: 0.286, SLG: 0.361										1	0	1	0	0	0	0
Vicente Romo, R (9, 1) OBP: 0.143, SLG: 0.143										0	0	0	0	0	0	0
Inning Stats	R: 0 E: 1 K: 0 S: 4 H: 0 LOB: 1 BB: 0 P: 4	R: 0 E: 0 K: 1 S: 5 H: 0 LOB: 0 BB: 0 P: 5	R: 0 E: 0 K: 2 S: 7 H: 0 LOB: 0 BB: 0 P: 7	R: 0 E: 0 K: 0 S: 3 H: 0 LOB: 0 BB: 0 P: 3	R: 0 E: 1 K: 2 S: 9 H: 1 LOB: 2 BB: 0 P: 9	R: 0 E: 0 K: 0 S: 3 H: 0 LOB: 0 BB: 0 P: 3	R: 0 E: 0 K: 0 S: 4 H: 1 LOB: 1 BB: 0 P: 4	R: 1 E: 0 K: 0 S: 5 H: 2 LOB: 1 BB: 0 P: 5	R: 0 E: 0 K: 1 S: 5 H: 0 LOB: 0 BB: 0 P: 5	1B: 2 2B: 2 3B: 0 HR: 0	SF: 0 SAC: 0 DP: 0 HBP: 0						

	AB	33
	R	1
	H	4
	RBI	1
	BB	0
	SO	6
	LOB	9

WP: 0 PB: 0 SB: 1 CS: 0 PA: 33

PITCHER	IP	WLS	BF	H	R	ER	SO	BB	IBB	HBP	BLK	WP	HR	S	P	ERA	WHIP
Stan Bahnsen, R (1, 1) ERA: 1.9	9.0	W	33	4	1	1	6	0	0	0	0	0	0	45	45	1.00	0.444

PITCHER	IP	WLS	BF	H	R	ER	SO	BB	IBB	HBP	BLK	WP	HR	S	P	ERA	WHIP

Batter	1	2	3	4	5	6	7	8	9	AB	R	H	RBI	BB	SO	LOB
Horace Clarke, S (1, 4) OBP: 0.250, SLG: 0.251	4-3		F9			G3	F8			4	0	0	0	0	0	1
Jake Gibbs, L (1, 2) OBP: 0.279, SLG: 0.283	4-3		F9			F2	K			4	0	0	0	0	1	1
Mickey Mantle, S (1, 3) OBP: 0.383, SLG: 0.387	F8			L9		2B BB	K			3	1	0	0	1	1	0
Ruben Amaro, R (7, 3) OBP: 0.292, SLG: 0.154										0	0	0	0	0	0	0
Roy White, S (1, 7) OBP: 0.343, SLG: 0.410		F6		2-6 BB		1B 2B		F9		3	1	1	1	1	0	0
Joe Pepitone, L (1, 8) OBP: 0.300, SLG: 0.397		F4		F3		1B IBB		4-3		3	1	0	0	1	0	1
Tom Tresh, S (1, 6) OBP: 0.304, SLG: 0.318		F9		2-6	5-3 1B	1B 1B		L1		4	1	2	1	0	0	0
Bill Robinson, R (1, 9) OBP: 0.293, SLG: 0.376			WP 1B 2B		5-3 1B	1B HBP			L9-3 1B	3	1	2	0	0	0	1
Bobby Cox, R (1, 5) OBP: 0.299, SLG: 0.319			SH1-4 1B		F9	FC6 1B			L9-3	4	0	2	3	0	0	2
Joe Verbanic, R (1, 1) OBP: 0.136, SLG: 0.095			SH1-4		F4	FC6			F7	3	0	0	0	0	0	3
Inning Stats	R: 0 E: 0 K: 0 S: 3 H: 0 LOB: 0 BB: 0 P: 3	R: 0 E: 0 K: 0 S: 3 H: 0 LOB: 0 BB: 0 P: 3	R: 1 E: 0 K: 0 S: 5 H: 2 LOB: 0 BB: 0 P: 5	R: 0 E: 0 K: 0 S: 2 H: 0 LOB: 1 BB: 1 P: 6	R: 0 E: 0 K: 0 S: 4 H: 1 LOB: 1 BB: 0 P: 4	R: 4 E: 0 K: 0 S: 6 H: 3 LOB: 2 BB: 2 P: 15	R: 0 E: 0 K: 2 S: 7 H: 0 LOB: 0 BB: 0 P: 7	R: 0 E: 0 K: 0 S: 3 H: 0 LOB: 0 BB: 0 P: 3	R: 0 E: 0 K: 0 S: 3 H: 1 LOB: 0 BB: 0 P: 3	1B: 5 2B: 3 3B: 0 HR: 0	SF: 0 SAC: 1 DP: 1 HBP: 1			WP: 1 PB: 0 SB: 0 CS: 0	PA: 36		

TOP

New York Yankees @ Cleveland Indians

Cleveland Municipal Stadium, Cleveland, OH

Sun Sep 01 1968, 3:33 AM EDT
Att. 7,479 - Unknown - 63 F

livebaseballscorecards.com

AB	31
R	5
H	7
RBI	5
BB	3
SO	2
LOB	9

PITCHER		IP	WLS	BF	H	R	ER	SO	BB	IBB	HBP	BLK	WP	HR	S	P	ERA	WHIP
Steve Hargan, R ERA: 4.2	(1, 1)	5.2	L	25	5	5	5	0	2	1	0	0	1	0	21	33	7.94	1.235
Mike Hedlund, R ERA:	(6, 1)	0.1		3	1	0	0	0	0	0	1	0	0	0	2	3	0.00	3.000
Rob Gardner, L ERA:	(7, 1)	1.0		3	0	0	0	2	0	0	0	0	0	0	7	7	0.00	0.000
Eddie Fisher, R ERA: 2.51	(8, 1)	2.0		6	1	0	0	0	0	0	0	0	0	0	6	6	0.00	0.500

PITCHER	IP	WLS	BF	H	R	ER	SO	BB	IBB	HBP	BLK	WP	HR	S	P	ERA	WHIP

Batter	1	2	3	4	5	6	7	8	9	AB	R	H	RBI	BB	SO	LOB
Russ Snyder, L (1, 9) OBP: 0.306, SLG: 0.302	6-3		1B		L3		F9			4	0	1	0	0	0	3
Larry Brown, R (1, 6) OBP: 0.300, SLG: 0.316	1-3		FC6			G3	F4			3	1	2	0	0	0	0
Jimmie Hall, L (7, PH) OBP: 0.285, SLG: 0.266										1	0	0	0	0	0	2
Eddie Fisher, R (8, 1)										0	0	0	0	0	0	0
Lee Maye, L (1, 7) OBP: 0.317, SLG: 0.386	F7		FC6			G3		4-3		4	0	0	0	0	0	3
Joe Azcue, R (1, 2) OBP: 0.327, SLG: 0.341		F4		5-3		F4		6-3		4	0	0	0	0	0	1
Duke Sims, L (1, 3) OBP: 0.373, SLG: 0.406		G3		FC5-4				F9		4	0	2	1	0	0	0
Jose Cardenal, R (1, 8) OBP: 0.304, SLG: 0.350		BB		FC5-4		F7			FC4-6	3	0	1	0	1	0	2
Billy Harris, L (1, 5) OBP: 0.263, SLG: 0.283		K		4-3			6-3		FC4-6	4	0	0	0	0	1	3
Vern Fuller, R (1, 4) OBP: 0.321, SLG: 0.276			K2-3		FC1-5		1B		L7	4	0	2	0	0	1	1
Steve Hargan, R (1, 1) OBP: 0.192, SLG: 0.216			5-3		FC1-5		1-2		FC5-4	2	0	0	0	0	0	1
Mike Hedlund, R (6, 1)										0	0	0	0	0	0	0
Rob Gardner, R (7, 1)										0	0	0	0	0	0	0
Max Alvis, R (7, PH) OBP: 0.295, SLG: 0.317										1	0	1	0	0	0	0
Chico Salmon, R (8, 6) OBP: 0.258, SLG: 0.288										1	0	0	0	0	0	1
Inning Stats	R: 0 E: 0 K: 0 S: 3 H: 0 LOB: 0 BB: 0 P: 3	R: 0 E: 0 K: 1 S: 5 H: 0 LOB: 1 BB: 1 P: 9	R: 0 E: 0 K: 1 S: 7 H: 2 LOB: 2 BB: 0 P: 7	R: 0 E: 0 K: 0 S: 4 H: 1 LOB: 1 BB: 0 P: 4	R: 0 E: 0 K: 0 S: 3 H: 1 LOB: 0 BB: 0 P: 3	R: 1 E: 0 K: 0 S: 5 H: 2 LOB: 1 BB: 0 P: 5	R: 0 E: 0 K: 0 S: 5 H: 2 LOB: 2 BB: 0 P: 5	R: 0 E: 0 K: 0 S: 3 H: 0 LOB: 0 BB: 0 P: 3	R: 0 E: 0 K: 0 S: 4 H: 1 LOB: 1 BB: 0 P: 4	1B: 8 2B: 2 3B: 0 HR: 0	SF: 0 SAC: 0 DP: 1 HBP: 0			WP: 0 PB: 0 SB: 0 CS: 0	PA: 36		

PITCHER	IP	WLS	BF	H	R	ER	SO	BB	IBB	HBP	BLK	WP	HR	S	P	ERA	WHIP
Joe Verbanic, R (1, 1) ERA: 2.82	9.0	W	36	9	1	1	2	1	0	0	0	0	0	39	43	1.00	1.111

PITCHER	IP	WLS	BF	H	R	ER	SO	BB	IBB	HBP	BLK	WP	HR	S	P	ERA	WHIP

BOTTOM

New York Yankees @ Cleveland Indians

Cleveland Municipal Stadium, Cleveland, OH

Sun Sep 01 1968, 3:33 AM EDT

Att. 7,479 - Unknown - 63 F

livebaseballscorecards.com

AB	35
R	1
H	9
RBI	1
BB	1
SO	2
LOB	17

Batter	1	2	3	4	5	6	7	8	9	AB	R	H	RBI	BB	SO	LOB
Lee Maye, L (1, 7) OBP: 0.311, SLG: 0.379	SSS 0-3 ① K		x 0-0 ① FC5-4 5-3 1-2f		x 0-0 ③ 5-3		x 0-0 ② FC1-6 1B 1-2f		x 0-0 ② 1-3	5	0	0	0	0	1	2
Chico Salmon, R (9, 7) OBP: 0.258, SLG: 0.288										0	0	0	0	0	0	0
Larry Brown, R (1, 6) OBP: 0.301, SLG: 0.319	x 0-0 ② 5-3		x 0-0 ② 5-3 1-2			x 0-0 E3 1B 1B	x 0-0 1-3 1B		x 0-0 E 2B	5	2	2	0	0	0	1
Jose Cardenal, R (1, 8) OBP: 0.307, SLG: 0.353	x 0-0 CS 1B		x 0-0 ③ F4			x 0-0 L8 1B 1-3 1B	x 0-0 ③ F8		x 0-0 E7 2-H 1B	5	0	3	1	0	0	3
Tony Horton, R (1, 3) OBP: 0.306, SLG: 0.408	0-0 ③ CS 1-2	BBB 4-0 1B 5-3 FC6-4 BB		x 0-0 ① 6-3		x 0-0 S 1-2 3-H 1B		x 0-0 1B 6-3 1B	x 0-0 ③ F7	4	2	2	1	1	0	1
Joe Azcue, R (1, 2) OBP: 0.327, SLG: 0.340		x 0-0 ① 5-3 1-2		x 0-0 1B		x 0-0 ① L8 2-3		x 0-0 ① F2		4	0	1	0	0	0	4
Tommy Harper, R (1, 9) OBP: 0.292, SLG: 0.378		x 0-0 FC6-4 2-3 1B		x 0-0 ② F5		SSS 0-3 ② K 1-2		x 0-0 6-3 1-3 1B		4	0	2	0	0	1	3
Max Alvis, R (1, 5) OBP: 0.292, SLG: 0.313		x 0-0 ② FC6-4 1-2f 3-H		SSS 0-3 ③ K		x 0-0 ③ 4-3		x 0-0 ② 6-3 1-2 3-H		4	0	0	2	0	1	5
Vern Fuller, R (1, 4) OBP: 0.316, SLG: 0.271		SSS 0-3 ③ K			x 0-0 ① 5-3		x 0-0 ① F8	SSS 0-3 ③ K		4	0	0	0	0	2	2
Mike Paul, L (1, 1) OBP: 0.222, SLG: 0.176			x 0-0 FC5-4 1B		SSS 0-3 ② K		x 0-0 FC1-6 1B		SSS 0-3 ① K	4	0	2	0	0	2	0
Eddie Fisher, R (9, 1)										0	0	0	0	0	0	0
Inning Stats	R: 0 E: 0 K: 1 S: 5 H: 1 LOB: 0 BB: 0 P: 5	R: 1 E: 0 K: 1 S: 6 H: 1 LOB: 1 BB: 1 P: 10	R: 0 E: 0 K: 0 S: 4 H: 1 LOB: 1 BB: 0 P: 4	R: 0 E: 0 K: 1 S: 6 H: 1 LOB: 1 BB: 0 P: 6	R: 0 E: 0 K: 1 S: 5 H: 0 LOB: 0 BB: 0 P: 5	R: 1 E: 1 K: 1 S: 8 H: 2 LOB: 2 BB: 0 P: 8	R: 0 E: 0 K: 0 S: 5 H: 2 LOB: 2 BB: 0 P: 5	R: 1 E: 0 K: 1 S: 7 H: 2 LOB: 1 BB: 0 P: 7	R: 1 E: 1 K: 1 S: 7 H: 2 LOB: 1 BB: 0 P: 7	1B: 11 2B: 1 3B: 0 HR: 0	SF: 0 SAC: 0 DP: 0 HBP: 0						

TOP

Cleveland Indians @ California Angels

Anaheim Stadium, Anaheim, CA

Mon Sep 02 1968, 10:05 PM EDT

Att. 12,996 - Unknown

livebaseballscorecards.com

AB	39
R	4
H	12
RBI	4
BB	1
SO	7
LOB	21

PITCHER		IP	WLS	BF	H	R	ER	SO	BB	IBB	HBP	BLK	WP	HR	S	P	ERA	WHIP
George Brunet, L ERA: 2.67	(1, 1)	7.1	L	33	10	3	2	5	1	0	0	0	0	0	42	46	2.46	1.500
Andy Messersmith, R ERA: 1.86	(8, 1)	0.2		2	0	0	0	1	0	0	0	0	0	0	4	4	0.00	0.000
Tom Burgmeier, L ERA: 4.72	(9, 1)	1.0		5	2	1	1	1	0	0	0	0	0	0	7	7	9.00	2.000

PITCHER	IP	WLS	BF	H	R	ER	SO	BB	IBB	HBP	BLK	WP	HR	S	P	ERA	WHIP

WP: 0	PB: 0	SB: 1	CS: 1	PA: 41													

Cleveland Indians @ California Angels

Anaheim Stadium, Anaheim, CA

Mon Sep 02 1968, 10:05 PM EDT

Att. 12,996 - Unknown

BOTTOM

Batter	1	2	3	4	5	6	7	8	9	AB	R	H	RBI	BB	SO	LOB
Vic Davalillo, L (1, 8) OBP: 0.302, SLG: 0.366	BBBB 4-0 CS BB		x 0-0 ② F8			x 0-0 ① F6		BBBB 4-0 BB		2	0	0	0	2	0	1
Jim Fregosi, R (1, 6) OBP: 0.323, SLG: 0.379	SSS 0-3 ①② K 1-2		x 0-0 ③ F9			x 0-0 ② F8		x 0-0 ③ F4		4	0	0	0	0	1	3
Rick Reichardt, R (1, 7) OBP: 0.327, SLG: 0.416 Ed Kirkpatrick, L (6, PR) OBP: 0.322, SLG: 0.265 (7, 7) Aurelio Rodriguez, R (9, PH) OBP: 0.311, SLG: 0.363	x 0-0 ③ 6-3			BBBB 4-0 BB		x 0-0 2B			x 0-0 1B 1B 1B	2 0 1	0 0 1	1 0 1	0 0 1	1 0 0	0 0 0	0 0 0
Bubba Morton, R (1, 9) OBP: 0.341, SLG: 0.322		x 0-0 ① F9		x 0-0 ① F9		x 0-0 ③ F8			x 0-0 1B SF9 1-2 1B	4	1	1	0	0	0	2
Bobby Knoop, R (1, 4) OBP: 0.308, SLG: 0.336		x 0-0 ② 6-3		SSS 0-3 ② K			x 0-0 ① F8		x 0-0 5-3 1-3 2-H 1B	4	0	1	1	0	1	1
Chuck Hinton, R (1, 3) OBP: 0.254, SLG: 0.333 Don Mincher, L (9, PH) OBP: 0.312, SLG: 0.372		BBBB 4-0 BB		x 0-0 ③ F2			x 0-0 ② 6-3		x 0-0 ① SF9 3-H	2 0	0 0	0 0	0 1	1 0	0 0	1 0
Tom Egan, R (1, 2) OBP: 0.194, SLG: 0.172 Andy Messersmith, R (8, 1) Tom Burgmeier, L (9, 1) Roger Repoz, L (9, PH) OBP: 0.305, SLG: 0.368	SSS 0-3 ③ K				SSS 0-3 ① K		SSS 0-3 ③ K		x 0-0 ② 5-3 1-2	3 0 0 1	0 0 0 0	0 0 0 0	0 0 0 0	3 0 0 0	1 0 0 0	1 0 0 1
Chuck Cottier, R (1, 5) OBP: 0.185, SLG: 0.283 Buck Rodgers, S (9, PH) OBP: 0.235, SLG: 0.219			x 0-0 2B		x 0-0 ② 5-3			x 0-0 ① F7	x 0-0 ③ 4-3	3 1	0 0	1 0	0 0	0 0	0 0	0 1
George Brunet, R (1, 1) OBP: 0.130, SLG: 0.091 Tom Satriano, L (8, 2) OBP: 0.342, SLG: 0.369			x 0-0 ① F1		SSS 0-3 ③ K			SSS 0-3 ② K		2 1	0 0	0 0	0 0	0 0	1 1	1 0
Inning Stats	R: 0 H: 0 E: 0 LOB: 0 K: 1 BB: 1 S: 4 P: 8	R: 0 H: 0 E: 0 LOB: 1 K: 1 BB: 1 S: 5 P: 9	R: 0 H: 1 E: 0 LOB: 1 K: 0 BB: 0 S: 4 P: 4	R: 0 H: 0 E: 0 LOB: 1 K: 1 BB: 1 S: 5 P: 9	R: 0 H: 0 E: 0 LOB: 0 K: 2 BB: 0 S: 7 P: 7	R: 0 H: 1 E: 0 LOB: 1 K: 0 BB: 0 S: 4 P: 4	R: 0 H: 0 E: 0 LOB: 0 K: 1 BB: 0 S: 5 P: 5	R: 0 H: 0 E: 0 LOB: 1 K: 1 BB: 1 S: 5 P: 9	R: 2 H: 3 E: 0 LOB: 1 K: 0 BB: 0 S: 6 P: 6	1B: 3 SF: 1 2B: 2 SAC: 0 3B: 0 DP: 0 HR: 0 HBP: 0						WP: 0 PA: 35 PB: 0 SB: 0 CS: 1	

	AB	30
	R	2
	H	5
	RBI	2
	BB	4
	SO	7
	LOB	12

livebaseballscorecards.com

PITCHER		IP	WLS	BF	H	R	ER	SO	BB	IBB	HBP	BLK	WP	HR	S	P	ERA	WHIP
Mike Paul, L ERA: 3.97	(1, 1)	8.0	W	32	5	2	2	7	4	0	0	0	0	0	42	58	2.25	1.125
Eddie Fisher, R ERA: 2.48	(9, 1)	1.0	S	3	0	0	0	0	0	0	0	0	0	0	3	3	0.00	0.000

PITCHER	IP	WLS	BF	H	R	ER	SO	BB	IBB	HBP	BLK	WP	HR	S	P	ERA	WHIP

Batter	1	2	3	4	5	6	7	8	9	AB	R	H	RBI	BB	SO	LOB
Lee Maye, L (1, 7) OBP: 0.313, SLG: 0.391	HR		1B 2-4 1-4-3 1-2		F8 ①		F8 ②		E4 HR 3-H	5	3	2	1	0	0	1
Chico Salmon, R (9, 7) OBP: 0.258, SLG: 0.288										0	0	0	0	0	0	0
Russ Snyder, L (1, 9) OBP: 0.307, SLG: 0.315	6-3 ①		2-4 ① 1-2 2-3		F6 ②		1B 2-H		HR 1-H	5	1	2	3	0	0	2
Tommy Harper, R (9, 9) OBP: 0.292, SLG: 0.378							1B			0	0	0	0	0	0	0
Jose Cardenal, R (1, 8) OBP: 0.307, SLG: 0.353	K ②		1-4-3 2-3 3-H		K ③		CS ③ 1-3		F9 ②	5	0	2	1	0	2	0
Tony Horton, R (1, 3) OBP: 0.307, SLG: 0.407	K ③		1-4-3 ② 1-2 3-H			HBP	CS ③ 1-2	1B	6-3 ③	4	0	1	1	0	1	1
Duke Sims, L (1, 2) OBP: 0.369, SLG: 0.401		K ①	K ③			F5 ①		F9 ①		4	0	0	0	0	2	3
Max Alvis, R (1, 5) OBP: 0.294, SLG: 0.313		FC3-6 BB		G4-6-3 1B		L7 ②		K ②		3	0	1	0	1	1	2
Larry Brown, R (1, 6) OBP: 0.299, SLG: 0.316		FC3-6 ② 1-2f		G4-6-3 ①② 1-2f		4-3 ③		F9 ③		4	0	0	0	0	0	4
Vern Fuller, R (1, 4) OBP: 0.323, SLG: 0.293		K ③		3B			SH3-4 1B		SH5-4 E 2B	4	2	3	0	0	1	1
Sam McDowell, L (1, 1) OBP: 0.195, SLG: 0.162			2-4 1B 1B	4-3 ③			SH3-4 ① 1-2		SH5-4 ① 2-3	2	1	1	0	0	0	1
Vicente Romo, R (8, 1) OBP: 0.143, SLG: 0.143			1B							0	0	0	0	0	0	0
Inning Stats	R: 1 E: 0 K: 2 S: 8 H: 1 LOB: 0 BB: 0 P: 8	R: 0 E: 0 K: 2 S: 7 H: 0 LOB: 1 BB: 1 P: 11	R: 2 E: 0 K: 1 S: 8 H: 3 LOB: 1 BB: 0 P: 8	R: 0 E: 0 K: 0 S: 4 H: 2 LOB: 1 BB: 0 P: 4	R: 0 E: 0 K: 1 S: 5 H: 0 LOB: 0 BB: 0 P: 5	R: 0 E: 0 K: 0 S: 3 H: 0 LOB: 1 BB: 0 P: 4	R: 1 E: 0 K: 0 S: 5 H: 3 LOB: 1 BB: 0 P: 5	R: 0 E: 0 K: 1 S: 6 H: 1 LOB: 1 BB: 0 P: 6	R: 3 E: 1 K: 0 S: 6 H: 2 LOB: 0 BB: 0 P: 6	1B: 8 2B: 1 3B: 1 HR: 2 SF: 0 SAC: 2 DP: 1 HBP: 1	WP: 0 PB: 0 SB: 0 CS: 1 PA: 41					

TOP

Cleveland Indians @ California Angels

Anaheim Stadium, Anaheim, CA

Tue Sep 03 1968, 10:05 PM EDT

Att. 7,560 - Unknown

livebaseballscorecards.com

AB	36
R	7
H	12
RBI	6
BB	1
SO	7
LOB	15

PITCHER		IP	WLS	BF	H	R	ER	SO	BB	IBB	HBP	BLK	WP	HR	S	P	ERA	WHIP
Jim McGlothlin, R ERA: 3.43	(1, 1)	6.2	L	30	9	4	4	6	1	0	1	0	0	1	40	45	5.40	1.500
Marty Pattin, R ERA: 3.49	(7, 1)	1.1		4	1	0	0	1	0	0	0	0	0	0	6	6	0.00	0.750
Sammy Ellis, R ERA: 4.38	(9, 1)	1.0		6	2	3	2	0	0	0	0	0	0	1	6	6	18.00	2.000

PITCHER	IP	WLS	BF	H	R	ER	SO	BB	IBB	HBP	BLK	WP	HR	S	P	ERA	WHIP

Batter	1	2	3	4	5	6	7	8	9	AB	R	H	RBI	BB	SO	LOB
Vic Davalillo, L (1, 8) OBP: 0.301, SLG: 0.363	F5			G3	BB			K	F8	4	0	0	0	1	1	2
Jim Fregosi, R (1, 6) OBP: 0.324, SLG: 0.381	6-3			E4	F8			1B		4	2	2	0	0	0	2
Rick Reichardt, R (1, 7) OBP: 0.328, SLG: 0.416	K			K		L1-3		1B		4	0	2	1	0	2	1
Clyde Wright, R (8, PR) OBP: 0.281, SLG: 0.300										0	0	0	0	0	0	0
Tom Burgmeier, L (9, 7)										0	0	0	0	0	0	0
Bubba Morton, R (1, 9) OBP: 0.341, SLG: 0.322		K		1B		L1-3				3	0	1	0	0	1	1
Roger Repoz, L (8, PH) OBP: 0.307, SLG: 0.370								FC6-4		1	0	1	0	0	0	0
(9, 9)								1B								
Bobby Knoop, R (1, 4) OBP: 0.307, SLG: 0.335		F9		1B		F8		FC6-4		4	0	1	1	0	0	2
Chuck Hinton, R (1, 3) OBP: 0.254, SLG: 0.332		6-3		K			G1-6-3	1B	K	4	0	1	0	0	2	2
Tom Satriano, L (1, 2) OBP: 0.340, SLG: 0.367			4-3		BB		G1-6-3		4-3	4	0	1	0	0	0	1
Chuck Cottier, R (1, 5) OBP: 0.175, SLG: 0.268			3-1		L8		K		1B	3	0	0	0	0	1	1
Ed Kirkpatrick, L (9, PH) OBP: 0.326, SLG: 0.265									BB	0	0	0	0	1	0	0
Jim McGlothlin, R (1, 1) OBP: 0.131, SLG: 0.150			K		F2			6-3		2	0	0	0	0	1	1
Marty Pattin, R (7, 1) OBP: 0.125, SLG: 0.125										0	0	0	0	0	0	0
Aurelio Rodriguez, R (8, PH) OBP: 0.309, SLG: 0.361										1	0	0	0	0	0	0
Sammy Ellis, L (9, 1) OBP: 0.089, SLG: 0.047										0	0	0	0	0	0	0
Don Mincher, L (9, PH) OBP: 0.314, SLG: 0.373									1B	1	0	1	0	0	0	0
Inning Stats	R: 0 E: 0 K: 1 S: 5 H: 0 LOB: 0 BB: 0 P: 5	R: 0 E: 0 K: 1 S: 5 H: 0 LOB: 0 BB: 0 P: 5	R: 0 E: 0 K: 1 S: 5 H: 0 LOB: 0 BB: 0 P: 5	R: 1 E: 1 K: 2 S: 10 H: 3 LOB: 2 BB: 0 P: 10	R: 0 E: 0 K: 0 S: 4 H: 1 LOB: 2 BB: 1 P: 8	R: 0 E: 0 K: 0 S: 3 H: 1 LOB: 0 BB: 0 P: 3	R: 0 E: 0 K: 1 S: 5 H: 1 LOB: 0 BB: 0 P: 5	R: 1 E: 0 K: 1 S: 8 H: 3 LOB: 2 BB: 0 P: 8	R: 0 E: 0 K: 1 S: 6 H: 1 LOB: 2 BB: 1 P: 10	1B: 9 2B: 2 3B: 0 HR: 0 SF: 0 SAC: 0 DP: 2 HBP: 0						

PITCHER	IP	WLS	BF	H	R	ER	SO	BB	IBB	HBP	BLK	WP	HR	S	P	ERA	WHIP
Sam McDowell, L (1, 1) ERA: 1.85	7.2	W	29	7	2	2	7	1	0	0	0	0	0	42	46	2.35	1.043
Vicente Romo, R (8, 1) ERA: 1.47	1.1	S	8	3	0	0	1	1	0	0	0	0	0	9	13	0.00	3.000

PITCHER	IP	WLS	BF	H	R	ER	SO	BB	IBB	HBP	BLK	WP	HR	S	P	ERA	WHIP

BOTTOM

Cleveland Indians @ California Angels

Anaheim Stadium, Anaheim, CA

Tue Sep 03 1968, 10:05 PM EDT

Att. 7,560 - Unknown

livebaseballscorecards.com

AB	35
R	2
H	10
RBI	2
BB	2
SO	8
LOB	13

WP: 0 PB: 0 SB: 0 CS: 0 PA: 37

Batter	1	2	3	4	5	6	7	8	9	AB	R	H	RBI	BB	SO	LOB
Lee Maye, L (1, 7) OBP: 0.320, SLG: 0.395	6-3 BB 1B 1B	FC1-6 2-H 3-H 1B		F8 1B 1-2 1B		F8 ①		4-3 ②	BB	5	1	3	2	1	0	1
Chico Salmon, R (9, 7) OBP: 0.258, SLG: 0.288										0	0	0	0	0	0	0
Russ Snyder, L (1, 9) OBP: 0.311, SLG: 0.320	B B B B 6-3 1-2 1B BB	FC1-6 PB ② 1-2f		1-2 2-H 1B		4-3 ② 2-3		1B 1B 2B	S S S K ③	5	2	2	1	1	1	4
Jose Cardenal, R (1, 8) OBP: 0.307, SLG: 0.352	S S S K ①	6-3 ③ 1-2		F8 ② 2-3		FC5-4 3-H 1B		B B B B 1B 1B BB		4	0	1	1	0	1	5
Tommy Harper, R (6, 8) OBP: 0.295, SLG: 0.378										0	1	0	0	1	0	0
Tony Horton, R (1, 3) OBP: 0.308, SLG: 0.409	6-3 ② 1-2 2-3		2B	F7 ③		FC5-4 1-2f		1-2 2-3 1B 1B		5	0	2	0	0	0	5
Joe Azcue, R (1, 2) OBP: 0.328, SLG: 0.341	FC6-4 2-H 3-H 1B	1-3 ①	S S S K ①		L7 ①	1B 1-2 2-H 3-H 1B		5	0	2	4	0	1	1
Max Alvis, R (1, 5) OBP: 0.295, SLG: 0.315	FC6-4 ③ 1-2f	L8 ②	S S S K ②		1B	1-2 2-H 1B		5	0	2	0	0	1	2		
Larry Brown, R (1, 6) OBP: 0.300, SLG: 0.315	1B 1B 1B	5-3 ③	6-3 ③		F7 ②	B B B B SH2-4 BB		4	1	1	0	1	0	2		
Vern Fuller, R (1, 4) OBP: 0.328, SLG: 0.303	F7 1-3 1B 1B	1B 1B 1B		SH 2B	L5 ③	S S S K ①		5	3	3	0	0	1	2		
Luis Tiant, R (1, 1) OBP: 0.077, SLG: 0.090	F7 ① 1-2	S S S K ①		SH 4-3 2-H 1B	5-3 ①	SH2-4 ② 1-2		2	1	0	0	0	1	3		
Sonny Siebert, R (6, 1) OBP: 0.192, SLG: 0.200								0	0	0	0	0	0	0		
Rob Gardner, R (6, 1)								0	0	0	0	0	0	0		
Horacio Pina, R (6, 1)								1	0	0	0	0	0	0		
Vicente Romo, R (9, 1) OBP: 0.143, SLG: 0.143								0	0	0	0	0	0	0		
Inning Stats	R: 2 E: 0 K: 1 S: 7 H: 2 LOB: 1 BB: 1 P: 11	R: 2 E: 0 K: 0 S: 6 H: 3 LOB: 1 BB: 0 P: 6	R: 0 E: 0 K: 0 S: 4 H: 1 LOB: 1 BB: 0 P: 4	R: 1 E: 0 K: 1 S: 8 H: 3 LOB: 2 BB: 0 P: 8	R: 0 E: 0 K: 2 S: 7 H: 0 LOB: 0 BB: 0 P: 7	R: 2 E: 1 K: 0 S: 6 H: 2 LOB: 1 BB: 0 P: 6	R: 0 E: 0 K: 0 S: 4 H: 1 LOB: 1 BB: 0 P: 4	R: 2 E: 0 K: 0 S: 6 H: 4 LOB: 3 BB: 1 P: 10	R: 0 E: 0 K: 2 S: 7 H: 0 LOB: 2 BB: 2 P: 15	1B: 13 2B: 3 3B: 0 HR: 0 SF: 0 SAC: 2 DP: 0 HBP: 0						

TOP

Cleveland Indians @ California Angels

Anaheim Stadium, Anaheim, CA

Wed Sep 04 1968, 10:05 PM EDT

Att. 7,369 - Unknown

livebaseballscorecards.com

AB	41
R	9
H	16
RBI	8
BB	4
SO	6
LOB	25

WP: 0 PB: 1 SB: 0 CS: 0 PA: 47

PITCHER		IP	WLS	BF	H	R	ER	SO	BB	IBB	HBP	BLK	WP	HR	S	P	ERA	WHIP
Bill Harrelson, R ERA: 4.06	(1, 1)	1.1	L	10	5	4	4	1	1	0	0	0	0	0	11	15	27.00	4.500
Clyde Wright, L ERA: 4.02	(2, 1)	2.0		10	4	1	1	1	0	0	0	0	0	0	12	12	4.50	2.000
Marty Pattin, R ERA: 3.39	(4, 1)	1.2		5	0	0	0	2	0	0	0	0	0	0	9	9	0.00	0.000
Bobby Locke, R ERA: 6.34	(6, 1)	1.0		6	2	2	1	0	0	0	0	0	0	0	6	6	9.00	2.000
Tom Burgmeier, L ERA: 4.86	(7, 1)	2.0		11	5	2	2	0	1	0	0	0	0	0	10	14	9.00	3.000
Dennis Bennett, L ERA: 2.55	(9, 1)	1.0		5	0	0	0	2	2	0	0	0	0	0	7	15	0.00	2.000

BOTTOM

Batter	1	2	3	4	5	6	7	8	9	AB	R	H	RBI	BB	SO	LOB
Ed Kirkpatrick, L (1, 9) OBP: 0.320, SLG: 0.260	6-3		K		F3	BB 1-2 2-3 3-H		G3		3	0	0	0	0	1	1
Tom Egan, R (6, PH) OBP: 0.194, SLG: 0.172										0	0	0	0	0	0	0
Buck Rodgers, S (6, PH) OBP: 0.237, SLG: 0.218 (7, 2)										1	0	0	1	1	0	0
Jim Fregosi, R (1, 6) OBP: 0.323, SLG: 0.378	F7			L8		F8 4-3			BB 1B BB	4	1	0	0	1	0	3
Don Mincher, L (1, 3) OBP: 0.310, SLG: 0.368	F5			F9		F6	4-3		K	4	0	0	0	0	0	0
Jim McGlothlin, R (9, PH) OBP: 0.131, SLG: 0.150										1	0	0	0	0	1	1
Rick Reichardt, R (1, 7) OBP: 0.333, SLG: 0.418		6-3		1B BB		HR 1B	BB 1B		1B 1-2 BB	3	1	2	0	2	0	0
Roger Repoz, L (1, 8) OBP: 0.308, SLG: 0.379		F6		1-2 1B		1-H HR	F4		F6	5	1	2	2	0	0	3
Tom Satriano, L (1, 2) OBP: 0.348, SLG: 0.371 (7, 5)		BB		L9		2B 1B 1B	1-2 BB		FC5-4 1-2 2-H 1B	3	1	2	1	2	0	2
Bobby Knoop, R (1, 4) OBP: 0.306, SLG: 0.336	F9				4-3	1B 1-3 BB 2B	K		FC5-4 1-2f	5	1	1	0	0	1	5
Aurelio Rodriguez, R (1, 5) OBP: 0.309, SLG: 0.357			F7		F8	BB 1B BB		F9		2	0	0	0	1	0	0
Chuck Cottier, R (6, PR) OBP: 0.175, SLG: 0.268										0	0	0	0	0	0	0
Tom Burgmeier, L (7, 1)										0	0	0	0	0	0	0
Winston Llenas, R (8, PH) OBP: 0.200, SLG: 0.162										1	0	0	0	0	0	0
Dennis Bennett, L (9, 1) OBP: 0.100, SLG: 0.100										0	0	0	0	0	0	0
Bill Harrelson, S (1, 1) OBP: 0.111, SLG: 0.111										0	0	0	0	0	0	0
Clyde Wright, R (2, 1) OBP: 0.273, SLG: 0.290										1	0	0	0	0	1	0
Marty Pattin, R (4, 1) OBP: 0.125, SLG: 0.125										0	0	0	0	0	0	0
Chuck Hinton, R (5, PH) OBP: 0.256, SLG: 0.332										0	0	0	0	1	0	0
Bobby Locke, R (6, 1)										0	0	0	0	0	0	0
Vic Davalillo, L (6, PH) OBP: 0.301, SLG: 0.363										0	0	0	0	0	0	0
Bubba Morton, R (6, PH) OBP: 0.343, SLG: 0.325 (7, 9)										2	0	1	1	0	0	0
Inning Stats	R: 0 E: 0 K: 0 S: 3 H: 0 LOB: 0 BB: 0 P: 3	R: 0 E: 0 K: 0 S: 3 H: 0 LOB: 1 BB: 1 P: 7	R: 0 E: 0 K: 2 S: 7 H: 0 LOB: 0 BB: 0 P: 7	R: 0 E: 0 K: 0 S: 4 H: 1 LOB: 2 BB: 1 P: 8	R: 0 E: 0 K: 0 S: 3 H: 0 LOB: 1 BB: 1 P: 7	R: 4 E: 0 K: 0 S: 8 H: 5 LOB: 3 BB: 2 P: 16	R: 0 E: 0 K: 1 S: 6 H: 1 LOB: 2 BB: 1 P: 10	R: 0 E: 0 K: 0 S: 3 H: 0 LOB: 0 BB: 0 P: 3	R: 1 E: 0 K: 1 S: 6 H: 1 LOB: 2 BB: 2 P: 14	1B: 6 2B: 1 3B: 0 HR: 1 SF: 0 SAC: 0 DP: 0 HBP: 0	WP: 0 PB: 0 SB: 0 CS: 0 PA: 43					

PITCHER		IP	WLS	BF	H	R	ER	SO	BB	IBB	HBP	BLK	WP	HR	S	P	ERA	WHIP
Luis Tiant, R ERA: 1.7	(1, 1)	5.2	W	25	5	4	4	2	3	0	0	0	0	1	26	38	6.35	1.412
Sonny Siebert, R ERA: 2.96	(6, 1)	0.0		1	0	0	0	0	1	0	0	0	0	0	0	4	∞	∞
Rob Gardner, L ERA:	(6, 1)	0.0		1	1	0	0	0	0	0	0	0	0	0	1	1	∞	∞
Horacio Pina, R ERA: 1.73	(6, 1)	2.2		13	1	1	1	2	4	0	0	0	0	0	13	29	3.38	1.875
Vicente Romo, R ERA: 1.45	(9, 1)	0.2	S	3	1	0	0	0	0	0	0	0	0	0	3	3	0.00	1.500

PITCHER	IP	WLS	BF	H	R	ER	SO	BB	IBB	HBP	BLK	WP	HR	S	P	ERA	WHIP

Cleveland Indians @ California Angels

Anaheim Stadium, Anaheim, CA

Wed Sep 04 1968, 10:05 PM EDT

Att. 7,369 - Unknown

livebaseballscorecards.com

AB	35
R	5
H	8
RBI	5
BB	8
SO	4
LOB	15

Batter	1	2	3	4	5	6	7	8	9	AB	R	H	RBI	BB	SO	LOB
Lee Maye, L (1, 7) OBP: 0.325, SLG: 0.399	x 0-0 FC4-6 1B		x 0-0 1B			x 0-0 ① F9		x 0-0 G4-3-6-3 1B	x 0-0 ③ 6-3	5	0	3	0	0	0	2
Russ Snyder, L (1, 9) OBP: 0.307, SLG: 0.315	x 0-0 ① FC4-6 1-2f		S S S 0-3 ② K			x 0-0 ② 4-3		x 0-0 ①② G4-3-6-3 1-2f		4	0	0	0	0	1	3
Jose Cardenal, R (1, 8) OBP: 0.307, SLG: 0.350	x 0-0 ② F3		x 0-0 ③ 5-3			B B B B 4-0 BB		x 0-0 E6 1B		3	0	0	0	1	0	2
Tony Horton, R (1, 3) OBP: 0.307, SLG: 0.408	x 0-0 ③ F8			x 0-0 ① F7		x 0-0 ③ 5-3		x 0-0 1-2 1B		4	0	1	0	0	0	2
Duke Sims, L (1, 2) OBP: 0.365, SLG: 0.396		S S S 0-3 ① K		x 0-0 ② F8			x 0-0 ① 4-3	S S S 0-3 ③ K		4	0	0	0	0	2	2
Max Alvis, R (1, 5) OBP: 0.295, SLG: 0.312		B B B B 4-0 BB		S S S 0-3 ③ K			x 0-0 ② F7		S S S 0-3 ① K2-3	3	0	0	0	1	2	0
Larry Brown, R (1, 6) OBP: 0.301, SLG: 0.317		S S S 0-3 ② K			x 0-0 ① 1-3		x 0-0 BB 1B		x 0-0 BB 1B	4	0	2	0	0	1	1
Vern Fuller, R (1, 4) OBP: 0.326, SLG: 0.301 Jimmie Hall, L (7, PH) OBP: 0.287, SLG: 0.266 Eddie Fisher, R (7, 1) Horacio Pina, R (7, 1) Mike Hedlund, R (8, 1) Vicente Romo, R (8, 1) OBP: 0.143, SLG: 0.143 Joe Azcue, R (9, PH) OBP: 0.327, SLG: 0.340		x 0-0 ③ 6-3			x 0-0 ② 1-3		B B B B 4-0 1-2 BB		x 0-0 ② F9	2 0 0 0 0 0 1	0 0 0 0 0 0 0	0 0 0 0 0 0 0	0 1 0 0 0 0 0	0 0 0 0 0 0 0	0 0 0 0 0 0 0	1 0 0 0 0 0 1
Stan Williams, R (1, 1) OBP: 0.226, SLG: 0.184 Billy Harris, L (7, PH) OBP: 0.267, SLG: 0.280 (7, 4)		S S S 0-3 ① K			x 0-0 ③ 5-3		S S S 0-3 ③ K		B B B B 4-0 1-2 BB	2 1	0 0	0 0	0 1	0 1	1 1	0 2
Inning Stats	R: 0 H: 1 E: 0 LOB: 1 K: 0 BB: 0 S: 4 P: 4	R: 0 H: 0 E: 0 LOB: 1 K: 2 BB: 1 S: 7 P: 11	R: 0 H: 1 E: 0 LOB: 1 K: 2 BB: 0 S: 8 P: 8	R: 0 H: 0 E: 0 LOB: 0 K: 1 BB: 0 S: 5 P: 5	R: 0 H: 0 E: 0 LOB: 0 K: 0 BB: 0 S: 3 P: 3	R: 0 H: 0 E: 0 LOB: 1 K: 0 BB: 1 S: 3 P: 7	R: 0 H: 1 E: 0 LOB: 2 K: 1 BB: 1 S: 6 P: 10	R: 0 H: 2 E: 1 LOB: 2 K: 1 BB: 0 S: 7 P: 7	R: 0 H: 1 E: 0 LOB: 2 K: 1 BB: 1 S: 6 P: 10	1B: 6 SF: 0 2B: 0 SAC: 0 3B: 0 DP: 1 HR: 0 HBP: 0						

TOP

Cleveland Indians @ Oakland Athletics

Oakland-Alameda County Coliseum, Oakland, CA

Fri Sep 06 1968, 7:05 PM PDT

Att. 4,710 - Unknown

livebaseballscorecards.com

AB	33
R	0
H	6
RBI	0
BB	4
SO	8
LOB	16

WP: 0 PA: 37
PB: 0
SB: 0
CS: 0

PITCHER	IP	WLS	BF	H	R	ER	SO	BB	IBB	HBP	BLK	WP	HR	S	P	ERA	WHIP
Blue Moon Odom, R (1, 1) ERA: 2.65	9.0	W	37	6	0	0	8	4	0	0	0	0	0	49	65	0.00	1.111

PITCHER	IP	WLS	BF	H	R	ER	SO	BB	IBB	HBP	BLK	WP	HR	S	P	ERA	WHIP

BOTTOM

Cleveland Indians @ Oakland Athletics

Oakland-Alameda County Coliseum, Oakland, CA

Fri Sep 06 1968, 7:05 PM PDT

Att. 4,710 - Unknown

livebaseballscorecards.com

Batter	1	2	3	4	5	6	7	8	9	AB	R	H	RBI	BB	SO	LOB
Bert Campaneris, R (1, 6) OBP: 0.332, SLG: 0.361	0-0 CS 1B		0-0 ① 1-3		0-0 ② F4		0-0 ① FC4-6 S 1B 1-2f	0-0 BB 1B 1B 1-2 2-H		5	1	2	1	0	0	3
Rick Monday, L (1, 8) OBP: 0.368, SLG: 0.400	0-0 ①② F7 1-2		0-3 ② K		0-0 2B		0-3 ② K 1-2	0-0 BB 1B 1-2 2-3		5	0	2	0	0	2	4
Danny Cater, R (1, 3) OBP: 0.332, SLG: 0.370	0-0 ③ F9		B B B 4-0 2B BB		0-0 ③ F3		0-0 E 1B 1B 2-H 3-H	B B B 4-0 G4-6-3 1-2 2-3 3-H BB		3	1	1	3	2	0	1
Sal Bando, R (1, 5) OBP: 0.327, SLG: 0.376		0-0 BB 1B 1B	0-0 1-3 2B			0-0 ① F9	0-0 IBB 1B 1-H	0-0 ②③ G4-6-3 1-2f		5	1	3	1	0	0	3
Reggie Jackson, L (1, 9) OBP: 0.319, SLG: 0.464		B B B 4-0 1B FC5-2 BB 1-2	S S S 0-3 ③ K			S S S 0-3 ② K	4-0 IBB 1-2			2	0	0	0	2	2	2
Joe Keough, L (1, 7) OBP: 0.293, SLG: 0.364		0-0 FC5-2 1B 1-3 2-H		0-0 ① F8		0-0 ③ 4-3	S S S 0-3 ③ K			4	0	1	1	0	1	2
Dick Green, R (1, 4) OBP: 0.355, SLG: 0.379		0-0 ① FC5-2 1-2 3-H		0-0 ② 6-3			0-0 HR	0-0 1B FC 1B		4	1	2	1	0	0	2
Dave Duncan, R (1, 2) OBP: 0.268, SLG: 0.319		S S S 0-3 ② K		0-0 ③ 1-3			0-0 1B 1B 2B	0-0 FC 1B 1B 1-3		3	0	1	0	0	1	2
Allan Lewis, S (7, PR) OBP: 0.500, SLG: 0.333										0	1	0	0	0	0	0
Phil Roof, R (8, 2) OBP: 0.212, SLG: 0.234										1	1	1	0	0	0	0
Blue Moon Odom, R (1, 1) OBP: 0.280, SLG: 0.265		0-0 ③ F9			S S S 0-3 ① K		0-0 FC4-6 2-3 1B	0-0 ① FC 1B 1B BB 1-2 3-H		4	1	1	0	0	1	4
Inning Stats	R: 0 E: 0 K: 0 S: 3 H: 1 LOB: 0 BB: 0 P: 3	R: 1 E: 0 K: 1 S: 7 H: 2 LOB: 2 BB: 1 P: 11	R: 0 E: 0 K: 2 S: 8 H: 1 LOB: 2 BB: 1 P: 12	R: 0 E: 0 K: 0 S: 3 H: 0 LOB: 0 BB: 0 P: 3	R: 0 E: 0 K: 1 S: 6 H: 1 LOB: 1 BB: 0 P: 6	R: 0 E: 0 K: 1 S: 5 H: 0 LOB: 0 BB: 0 P: 5	R: 4 E: 1 K: 2 S: 12 H: 5 LOB: 2 BB: 1 P: 16	R: 2 E: 0 K: 0 S: 6 H: 4 LOB: 2 BB: 1 P: 10		1B: 10 2B: 3 3B: 0 HR: 1		SF: 0 SAC: 0 DP: 1 HBP: 0			WP: 0 PB: 0 SB: 1 CS: 1	PA: 40	

	AB	36
	R	7
	H	14
	RBI	7
	BB	4
	SO	7
	LOB	23

PITCHER		IP	WLS	BF	H	R	ER	SO	BB	IBB	HBP	BLK	WP	HR	S	P	ERA	WHIP
Stan Williams, R ERA: 2.49	(1, 1)	6.0	L	24	5	1	1	5	2	0	0	0	0	0	32	40	1.50	1.167
Eddie Fisher, R ERA: 2.76	(7, 1)	0.2		7	5	4	3	1	0	0	0	0	0	1	9	9	40.50	7.500
Horacio Pina, R ERA: 1.71	(7, 1)	0.1		2	0	0	0	1	0	1	0	0	0	0	3	7	0.00	0.000
Mike Hedlund, R ERA: 27.0	(8, 1)	0.1		6	4	2	2	0	1	0	0	0	0	0	5	9	54.00	15.000
Vicente Romo, R ERA: 1.44	(8, 1)	0.2		1	0	0	0	0	0	0	0	0	0	0	1	1	0.00	0.000

PITCHER		IP	WLS	BF	H	R	ER	SO	BB	IBB	HBP	BLK	WP	HR	S	P	ERA	WHIP

Cleveland Indians @ Oakland Athletics

Oakland-Alameda County Coliseum, Oakland, CA

Sat Sep 07 1968, 7:05 PM PDT
Att. 7,050 - Unknown

livebaseballscorecards.com

Batter	1	2	3	4	5	6	7	8	9	AB	R	H	RBI	BB	SO	LOB
Lee Maye, L (1, 9) OBP: 0.324, SLG: 0.396	F7		1B 1B		5-3			K 1-2		4	0	1	0	0	1	1
Russ Snyder, L (1, 8) OBP: 0.306, SLG: 0.314	4-3		1-2 1B			6-3		FC1-6-5 CS 2-3		4	0	1	0	0	0	2
Davey Nelson, R (8, PR) OBP: 0.288, SLG: 0.292										0	0	0	0	0	0	0
Horacio Pina, R (8, 1)										0	0	0	0	0	0	0
Rob Gardner, R (8, 1)										0	0	0	0	0	0	0
Vicente Romo, R (8, 1) OBP: 0.143, SLG: 0.143										0	0	0	0	0	0	0
Jimmie Hall, L (1, 7) OBP: 0.287, SLG: 0.266	1B		F7			K		CS 1-2	F9	4	0	1	0	0	1	2
Tony Horton, R (1, 3) OBP: 0.305, SLG: 0.404	F3		L5			K			4-3	4	0	0	0	0	1	3
Duke Sims, L (1, 2) OBP: 0.364, SLG: 0.393		G1-4-3 BB		F8			K		F9	3	0	0	0	1	1	0
Max Alvis, R (1, 5) OBP: 0.293, SLG: 0.310		G1-4-3 1-2f		F7			K			3	0	0	0	0	1	1
Larry Brown, R (1, 6) OBP: 0.303, SLG: 0.319		FC6-4 1B		6-3			1B			3	0	2	0	0	0	0
Vern Fuller, R (1, 4) OBP: 0.322, SLG: 0.297		FC6-4 1-2f			K		K			3	0	0	0	0	2	2
Sam McDowell, L (1, 1) OBP: 0.190, SLG: 0.158			1-3		K			FC1-6-5 S 1B		2	0	0	0	0	1	0
Joe Azcue, R (8, PH) OBP: 0.329, SLG: 0.342										1	0	1	0	0	0	0
Tommy Harper, R (8, PR) OBP: 0.295, SLG: 0.378										0	0	0	0	0	0	0
(8, 8)																

Inning Stats	1	2	3	4	5	6	7	8	9	
	R: 0 H: 1 E: 0 LOB: 1 K: 0 BB: 0 S: 4 P: 4	R: 0 H: 1 E: 0 LOB: 1 K: 0 BB: 1 S: 3 P: 7	R: 0 H: 2 E: 0 LOB: 2 K: 0 BB: 0 S: 5 P: 5	R: 0 H: 0 E: 0 LOB: 0 K: 0 BB: 0 S: 3 P: 3	R: 0 H: 0 E: 0 LOB: 0 K: 2 BB: 0 S: 7 P: 7	R: 0 H: 0 E: 0 LOB: 0 K: 2 BB: 0 S: 7 P: 7	R: 0 H: 1 E: 0 LOB: 1 K: 3 BB: 0 S: 10 P: 10	R: 0 H: 1 E: 0 LOB: 1 K: 1 BB: 0 S: 5 P: 5	R: 0 H: 0 E: 0 LOB: 0 K: 0 BB: 0 S: 3 P: 3	1B: 6 SF: 0 2B: 0 SAC: 0 3B: 0 DP: 1 HR: 0 HBP: 0

WP: 0 PA: 33
PB: 0
SB: 1
CS: 1

PITCHER	IP	WLS	BF	H	R	ER	SO	BB	IBB	HBP	BLK	WP	HR	S	P	ERA	WHIP
Jim Nash, R (1, 1) ERA: 2.29	9.0	W	32	6	0	0	8	1	0	0	0	0	0	47	51	0.00	0.778

PITCHER	IP	WLS	BF	H	R	ER	SO	BB	IBB	HBP	BLK	WP	HR	S	P	ERA	WHIP

BOTTOM

Cleveland Indians @ Oakland Athletics

Oakland-Alameda County Coliseum, Oakland, CA

Sat Sep 07 1968, 7:05 PM PDT

Att. 7,050 - Unknown

livebaseballscorecards.com

Batter	1	2	3	4	5	6	7	8	9	AB	R	H	RBI	BB	SO	LOB
Bert Campaneris, R (1, 6) OBP: 0.333, SLG: 0.361	F7 1B		F8			F3	IBB			3	0	1	0	1	0	0
Rick Monday, L (1, 8) OBP: 0.367, SLG: 0.399	F7 1-2			FC4-6 1B		F7	F8			4	0	1	0	0	0	4
Danny Cater, R (1, 3) OBP: 0.333, SLG: 0.381	F8			F7		HR		1B FC4-2 2B		4	1	2	1	0	0	1
Sal Bando, R (1, 5) OBP: 0.328, SLG: 0.376		K		FC4-6 1-2f		1B		FC4-2 1B SF9 BB		3	1	1	0	1	1	1
Mike Hershberger, R (1, 9) OBP: 0.320, SLG: 0.375 (9, 7)		S BB		5-3		F8		FC4-2 1-2 2-3 1B		3	0	1	0	1	0	2
Dick Green, R (1, 4) OBP: 0.346, SLG: 0.368		K 1-2			6-3		K	FC4-2 1-2 2-3 3-Hf		4	0	0	0	0	2	4
Joe Rudi, R (1, 7) OBP: 0.228, SLG: 0.233 Allan Lewis, S (7, PR) OBP: 0.500, SLG: 0.333 Jim Gosger, L (8, 7) OBP: 0.244, SLG: 0.193 Reggie Jackson, L (8, PH) (9, 9) OBP: 0.318, SLG: 0.464		K			F7		S BB 1B	SF9 3-H		3 0 0 0	0 0 0 0	1 0 0 1	0 0 0 0	0 0 0 0	1 0 0 0	1 0 0 0
Dave Duncan, R (1, 2) OBP: 0.272, SLG: 0.316			F7		BB		S 1-2 BB	F7		2	0	0	0	2	0	2
Jim Nash, R (1, 1) OBP: 0.075, SLG: 0.152			K		K		K 1-2 2-3			3	0	0	0	0	3	3

Inning Stats									
	R: 0 H: 1 E: 0 LOB: 0 K: 0 BB: 0 S: 3 P: 3	R: 0 H: 0 E: 0 LOB: 1 K: 3 BB: 1 S: 9 P: 13	R: 0 H: 0 E: 0 LOB: 0 K: 1 BB: 0 S: 5 P: 5	R: 0 H: 1 E: 0 LOB: 1 K: 0 BB: 0 S: 4 P: 4	R: 0 H: 0 E: 0 LOB: 1 K: 1 BB: 1 S: 5 P: 9	R: 1 H: 2 E: 0 LOB: 1 K: 0 BB: 0 S: 5 P: 5	R: 0 H: 1 E: 0 LOB: 3 K: 2 BB: 2 S: 8 P: 16	R: 1 H: 2 E: 0 LOB: 2 K: 0 BB: 1 S: 5 P: 9	

AB	29	
R	2	
H	7	
RBI	2	
BB	5	
SO	7	
LOB	18	

1B: 5	SF: 1	WP: 0	PA: 35
2B: 1	SAC: 0	PB: 0	
3B: 0	DP: 0	SB: 3	
HR: 1	HBP: 0	CS: 0	

PITCHER		IP	WLS	BF	H	R	ER	SO	BB	IBB	HBP	BLK	WP	HR	S	P	ERA	WHIP
Sam McDowell, L ERA: 1.84	(1, 1)	7.0	L	29	5	1	1	7	3	1	0	0	0	1	39	55	1.29	1.143
Horacio Pina, R ERA: 2.03	(8, 1)	0.1		4	2	1	1	0	1	0	0	0	0	0	3	7	27.00	9.000
Rob Gardner, L ERA:	(8, 1)	0.1		1	0	0	0	0	0	0	0	0	0	0	1	1	0.00	0.000
Vicente Romo, R ERA: 1.43	(8, 1)	0.1		1	0	0	0	0	0	0	0	0	0	0	1	1	0.00	0.000

PITCHER		IP	WLS	BF	H	R	ER	SO	BB	IBB	HBP	BLK	WP	HR	S	P	ERA	WHIP

Cleveland Indians @ Oakland Athletics

Oakland-Alameda County Coliseum, Oakland, CA

Sun Sep 08 1968, 3:33 AM PDT

Att. 13,381 - Unknown

TOP

livebaseballscorecards.com

Batter	1	2	3	4	5	6	7	8	9	AB	R	H	RBI	BB	SO	LOB
Lee Maye, L (1, 7) OBP: 0.323, SLG: 0.392	S S S 0-3 ① K		x 0-0 ③ F4		B B B B 4-0 BB BB			x 0-0 ① F9		3	0	0	0	1	1	1
Russ Snyder, L (1, 9) OBP: 0.309, SLG: 0.314	x 0-0 ② F5			x 0-0 2B 1B 1B	B B B B 4-0 1-2 BB			x 0-0 ② F5		3	1	1	0	1	0	0
Jose Cardenal, R (1, 8) OBP: 0.304, SLG: 0.348	x 0-0 ③ 5-3			x 0-0 ① F8	x 0-0 ③ F3			x 0-0 ③ 5-3		4	0	0	0	0	0	3
Joe Azcue, R (1, 2) OBP: 0.328, SLG: 0.343		x 0-0 ① F7		x 0-0 1B 1-3 2B		x 0-0 ① F8			x 0-0 ① F8	4	0	1	0	0	0	0
Duke Sims, L (1, 3) OBP: 0.363, SLG: 0.391		x 0-0 ② F8		x 0-0 2-3 3-H 1B		x 0-0 ② 3-1			x 0-0 ② 4-3	4	0	1	1	0	0	0
Max Alvis, R (1, 5) OBP: 0.292, SLG: 0.317		S S S 0-3 ③ K		S S S 0-3 ② K		x 0-0 ③ F8			x 0-0 HR	4	1	1	1	0	2	2
Larry Brown, R (1, 6) OBP: 0.303, SLG: 0.321			x 0-0 2B	x 0-0 ③ F3			x 0-0 ① F6		x 0-0 ③ 6-3	4	0	1	0	0	0	2
Vern Fuller, R (1, 4) OBP: 0.319, SLG: 0.293			S S S 0-3 ① K		x 0-0 ① 5-3		x 0-0 ② F7			3	0	0	0	0	1	1
Mike Paul, L (1, 1) OBP: 0.200, SLG: 0.158			x 0-0 ② 1-3		S S S 0-3 ② K		x 0-0 ③ 5-3			2	0	0	0	0	1	1
Eddie Fisher, R (5, 1)										0	0	0	0	0	0	0
Lou Piniella, R (7, PH)										1	0	0	0	0	0	0
Rob Gardner, R (7, 1)										0	0	0	0	0	0	0
Mike Hedlund, R (8, 1)										0	0	0	0	0	0	0

	AB	32
	R	2
	H	5
	RBI	2
	BB	2
	SO	5
	LOB	10

Inning Stats										
	R: 0 E: 0 K: 1 S: 5	H: 0 LOB: 0 BB: 0 P: 5	R: 0 E: 0 K: 1 S: 5	H: 0 LOB: 0 BB: 0 P: 5	R: 0 E: 0 K: 1 S: 6	H: 1 LOB: 1 BB: 0 P: 6	R: 1 E: 0 K: 1 S: 8	H: 3 LOB: 2 BB: 0 P: 8	R: 0 E: 0 K: 1 S: 5	H: 0 LOB: 2 BB: 2 P: 13
	R: 0 E: 0 K: 0 S: 3	H: 0 LOB: 0 BB: 0 P: 3	R: 0 E: 0 K: 0 S: 3	H: 0 LOB: 0 BB: 0 P: 3	R: 0 E: 0 K: 0 S: 3	H: 0 LOB: 0 BB: 0 P: 3	R: 1 E: 0 K: 0 S: 4	H: 1 LOB: 0 BB: 0 P: 4	1B: 2 2B: 2 3B: 0 HR: 1	SF: 0 SAC: 0 DP: 0 HBP: 0
	WP: 0 PB: 0 SB: 0 CS: 0	PA: 34								

PITCHER	IP	WLS	BF	H	R	ER	SO	BB	IBB	HBP	BLK	WP	HR	S	P	ERA	WHIP
Catfish Hunter, R (1, 1) ERA: 3.51	9.0	W	34	5	2	2	5	2	0	0	0	0	1	42	50	2.00	0.778

PITCHER	IP	WLS	BF	H	R	ER	SO	BB	IBB	HBP	BLK	WP	HR	S	P	ERA	WHIP

BOTTOM

Batter	1	2	3	4	5	6	7	8	9	AB	R	H	RBI	BB	SO	LOB
Bert Campaneris, R (1, 6) OBP: 0.335, SLG: 0.370	x 0-0 S 1B 2B	x 0-0 2B		x 0-0 ③ 6-3		x 0-0 1B 3B	BBB 4-0 BB			4	2	3	0	0	0	0
John Donaldson, L (7, PH) OBP: 0.307, SLG: 0.275 (8, 6)										0	0	0	0	1	0	0
Rick Monday, L (1, 8) OBP: 0.367, SLG: 0.397	H 1-0 1B SF3 2-3 HBP	SSS 0-3 ③ K			x 0-0 ① F9	x 0-0 SSS 3-H 1B	SSS 0-3 ③ K			4	1	1	1	0	2	4
Danny Cater, R (1, 3) OBP: 0.338, SLG: 0.388	x 0-0 F9 1B 1-3 3-H 1B		x 0-0 1B 1B		x 0-0 S 2B 1B	x 0-0 ① F8		x 0-0 2B 2B		5	3	4	1	0	0	1
Sal Bando, R (1, 5) OBP: 0.327, SLG: 0.377	x 0-0 ① SF3 3-H		x 0-0 ① F7		SSS 0-3 ② K 1-2	x 0-0 ② F2		x 0-0 2-H 1B 2B		4	1	1	2	0	1	3
Mike Hershberger, R (1, 7) OBP: 0.326, SLG: 0.382	x 0-0 ② F9 1-2		x 0-0 FC5-4 1-2 1B		x 0-0 1B 2B 2-H 2B	x 0-0 ③ F9		BBBB 4-0 1B BB		4	1	2	1	1	0	2
Reggie Jackson, L (1, 9) OBP: 0.319, SLG: 0.463	x 0-0 2-H 1B		SSS 0-3 ② K		x 0-0 2B 2-3 1B		SSS 0-3 ① K	x 0-0 ① F4		5	1	2	1	0	2	4
Dick Green, R (1, 4) OBP: 0.348, SLG: 0.376	x 0-0 ③ F9		x 0-0 ③ FC5-4 1-2f		x 0-0 1B 1-H 3-H 2B		x 0-0 E 1B	x 0-0 ② F8		5	1	2	2	0	0	5
Dave Duncan, R (1, 2) OBP: 0.279, SLG: 0.323		x 0-0 ① F4		x 0-0 ① F5	x 0-0 2-H 1B		x 0-0 E8 1-3 1B	x 0-0 FC6-4 1-2 2-H 1B		5	0	3	2	0	0	0
Catfish Hunter, R (1, 1) OBP: 0.230, SLG: 0.311		SSS 0-3 ② K		x 0-0 ② F2	x 0-0 ③ 5-3		SSS 0-3 ② K	x 0-0 ③ FC6-4 1-2f		5	0	0	0	0	2	5
Inning Stats	R: 3 E: 0 K: 0 S: 6 H: 3 LOB: 1 BB: 0 P: 7	R: 0 E: 0 K: 2 S: 8 H: 1 LOB: 1 BB: 0 P: 8	R: 0 E: 0 K: 1 S: 7 H: 2 LOB: 2 BB: 0 P: 7	R: 0 E: 0 K: 0 S: 3 H: 0 LOB: 0 BB: 0 P: 3	R: 4 E: 0 K: 1 S: 10 H: 5 LOB: 1 BB: 0 P: 10	R: 1 E: 0 K: 0 S: 5 H: 2 LOB: 1 BB: 0 P: 5	R: 0 E: 1 K: 3 S: 11 H: 2 LOB: 3 BB: 1 P: 15	R: 2 E: 0 K: 0 S: 6 H: 3 LOB: 2 BB: 1 P: 10		1B: 11 2B: 6 3B: 1 HR: 0	SF: 1 SAC: 0 DP: 0 HBP: 1					

PITCHER		IP	WLS	BF	H	R	ER	SO	BB	IBB	HBP	BLK	WP	HR	S	P	ERA	WHIP
Mike Paul, L ERA: 4.56	(1, 1)	4.2	L	25	10	7	7	4	0	0	1	0	0	0	32	33	13.50	2.143
Eddie Fisher, R ERA: 2.82	(5, 1)	1.1		7	3	1	1	0	0	0	0	0	0	0	7	7	6.75	2.250
Rob Gardner, L ERA: 7.71	(7, 1)	1.0		8	4	2	2	3	1	0	0	0	0	0	13	17	18.00	5.000
Mike Hedlund, R ERA: 10.8	(8, 1)	1.0		5	1	0	0	0	1	0	0	0	0	0	4	8	0.00	2.000

PITCHER	IP	WLS	BF	H	R	ER	SO	BB	IBB	HBP	BLK	WP	HR	S	P	ERA	WHIP

Cleveland Indians @ Oakland Athletics

Oakland-Alameda County Coliseum, Oakland, CA

Sun Sep 08 1968, 3:33 AM PDT

Att. 13,381 - Unknown

livebaseballscorecards.com

AB	41
R	10
H	18
RBI	10
BB	2
SO	7
LOB	24

WP: 0 PA: 45
PB: 0
SB: 2
CS: 0

Cleveland Indians @ Minnesota Twins

Metropolitan Stadium, Bloomington , MI

Mon Sep 09 1968, 8:05 PM EDT

Att. 7,042 - Unknown - 63 F

TOP

livebaseballscorecards.com

Batter	1	2	3	4	5	6	7	8	9	AB	R	H	RBI	BB	SO	LOB
Jose Cardenal, R (1, 8) OBP: 0.307, SLG: 0.354	K		K		6-3 3B 1-H		BB 1B		1B 1B	5	2	3	1	0	2	1
Davey Nelson, R (1, 4) OBP: 0.291, SLG: 0.291	5-3		F4		6-3 3-H		1B S BB 1-2		3-1 1B FC1-2 1B 1-2	4	0	1	1	1	0	1
Richie Scheinblum, S (1, 9) OBP: 0.300, SLG: 0.222	K			F3	1B		E5 1B 1-2		FC1-2 3-1 E 1B 1-2 2-H	5	1	2	1	0	1	1
Joe Azcue, R (1, 2) OBP: 0.329, SLG: 0.344		K		1B	F9		L4-3 1B 1-2 2-3		3-1 1-2 2-3	5	0	2	0	0	1	3
Tony Horton, R (1, 3) OBP: 0.306, SLG: 0.402		K		E 1B 1-3		F9	L4-3 1-2		E FC1-2 HBP IBB	4	1	1	0	1	1	3
Lou Piniella, R (1, 7) Jimmie Hall, L (6, PH) OBP: 0.290, SLG: 0.266 Tommy Harper, R (6, PR) OBP: 0.292, SLG: 0.375 (6, 7)	1-3		E5 1-3			5-3 1B BB		F8	FC1-2 HBP E 1-2 2-3 3-Hf	2 0 2	0 0 0	0 0 0	0 0 0	0 1 0	0 0 0	1 0 3
Max Alvis, R (1, 5) OBP: 0.293, SLG: 0.320		2B 2B	5-3			5-3 1-2		6-3	E6 HBP 1-2 2-3 3-H	5	1	2	0	0	0	4
Larry Brown, R (1, 6) OBP: 0.306, SLG: 0.323 Eddie Leon, R (9, PR) (9, 6)	WP 2B 2-H		K			5-3 1-2 2-3		BB	1-0 HBP 1-2 2-3 3-H	3 0	0 0	1 0	2 0	1 0	1 0	2 0
Luis Tiant, R (1, 1) OBP: 0.084, SLG: 0.096	4-3 2-3				3B 1B	6-3		F7	6-3	5	1	1	0	0	0	8

	AB	40
	R	6
	H	13
	RBI	5
	BB	4
	SO	6
	LOB	27

Inning Stats																		
	R: 0	H: 0	R: 0	H: 0	R: 1	H: 2	R: 0	H: 2	R: 2	H: 3	R: 0	H: 1	R: 0	H: 2	R: 0	H: 0	R: 3	H: 3
	E: 0	LOB: 0	E: 0	LOB: 0	E: 0	LOB: 1	E: 1	LOB: 2	E: 0	LOB: 3	E: 0	LOB: 3	E: 1	LOB: 2	E: 0	LOB: 1	E: 1	LOB: 3
	K: 2	BB: 0	K: 2	BB: 0	K: 1	BB: 0	K: 0	BB: 0	K: 1	BB: 0	K: 0	BB: 1	K: 0	BB: 1	K: 0	BB: 1	K: 0	BB: 1
	S: 7	P: 7	S: 7	P: 7	S: 7	P: 7	S: 5	P: 5	S: 8	P: 8	S: 4	P: 8	S: 4	P: 8	S: 3	P: 7	S: 7	P: 12

PITCHER		IP	WLS	BF	H	R	ER	SO	BB	IBB	HBP	BLK	WP	HR	S	P	ERA	WHIP	PITCHER	IP	WLS	BF	H	R	ER	SO	BB	IBB	HBP	BLK	WP	HR	S	P	ERA	WHIP
Jim Merritt, L ERA: 3.33	(1, 1)	5.0	L	22	7	3	3	6	0	0	0	0	1	0	34	34	5.40	1.400																		
Dave Boswell, R ERA: 3.08	(6, 1)	3.0		14	3	0	0	0	3	0	0	0	0	0	11	23	0.00	2.000																		
Bob Miller, R ERA: 3.13	(9, 1)	1.0		9	3	3	1	0	0	1	1	0	0	0	7	12	9.00	3.000																		

1B: 10	SF: 0	WP: 1	PA: 45
2B: 3	SAC: 0	PB: 0	
3B: 1	DP: 1	SB: 1	
HR: 0	HBP: 1	CS: 0	

Cleveland Indians @ Minnesota Twins

Metropolitan Stadium, Bloomington , MI

Mon Sep 09 1968, 8:05 PM EDT

Att. 7,042 - Unknown - 63 F

livebaseballscorecards.com

BOTTOM

Batter	1	2	3	4	5	6	7	8	9	AB	R	H	RBI	BB	SO	LOB
Jim Holt, L (1, 8) OBP: 0.232, SLG: 0.250	K		6-3		K			FC6-4 (5-3) 1-2f		4	0	0	0	0	2	3
Rod Carew, L (1, 4) OBP: 0.319, SLG: 0.354	K			K		1B		5-3 1-2		4	0	1	0	0	2	1
Graig Nettles, L (1, 9) OBP: 0.318, SLG: 1.045	HR			K		K		F9		4	1	1	1	0	2	2
Bob Allison, R (1, 3) OBP: 0.328, SLG: 0.449	K			3B		K			K	4	0	1	0	0	3	1
Rich Rollins, R (1, 5) OBP: 0.291, SLG: 0.363		5-3		K		K			2B 1B	4	0	1	0	0	2	2
Frank Kostro, R (1, 7) OBP: 0.239, SLG: 0.277		K			K		F3		1-3 2B	4	0	1	0	0	2	0
Ron Clark, R (1, 6) OBP: 0.257, SLG: 0.244		F7			F6		F4		F5	4	0	0	0	0	0	2
Bruce Look, L (1, 2) OBP: 0.345, SLG: 0.277			F2		BB BB		K		K	3	0	0	0	1	2	2
Jim Merritt, L (1, 1) OBP: 0.205, SLG: 0.176			K		1-2 BB			FC6-4 BB		1	0	0	0	0	1	0
Harmon Killebrew, R (5, PH) OBP: 0.346, SLG: 0.402										0	0	0	0	1	0	0
Ron Keller, R (5, PR)										0	0	0	0	0	0	0
Dave Boswell, R (6, 1) OBP: 0.228, SLG: 0.345										0	0	0	0	0	0	0
John Roseboro, L (8, PH) OBP: 0.296, SLG: 0.301										0	0	0	0	1	0	0
Bob Miller, R (9, 1) OBP: 0.143, SLG: 0.143										0	0	0	0	0	0	0

Inning Stats	1	2	3	4	5	6	7	8	9
R	1	0	0	0	0	0	0	0	0
H	1	0	0	1	0	1	0	0	2
E	0	0	0	0	0	0	0	0	0
LOB	0	0	0	1	2	1	0	1	2
K	3	1	0	3	2	3	1	0	2
BB	0	0	0	0	0	0	0	1	0
S	10	5	5	10	7	10	5	3	9
P	10	5	5	10	15	10	5	7	9

	1B	SF	PA
	2	0	35
	1	0	
	1	0	
	1	0	
	0	0	
	1	0	
	0	0	
	1	0	
	0	0	
	1	0	
	0	0	
	0	0	
	0

Batter	1	2	3	4	5	6	7	8	9	AB	R	H	RBI	BB	SO	LOB
Jose Cardenal, R (1, 8) OBP: 0.308, SLG: 0.354	6-3	2-H 1B		5-3			1-3 FC1-5 1-2 1B		S S S K	5	0	2	1	0	1	1
Davey Nelson, R (1, 4) OBP: 0.288, SLG: 0.283	6-3	F9			B B B S 1B BB		FC1-5 1-3 1-2 2-3f		1-3	4	1	0	0	1	0	4
Richie Scheinblum, S (1, 9) OBP: 0.429, SLG: 0.500	2B		E 2B		B B B G5-4-3 1B 1-2 BB		1-3 1-2 2-3			3	1	2	0	1	0	2
Joe Azcue, R (1, 2) OBP: 0.328, SLG: 0.343	4-3		F8		G5-4-3 1-2 2-H 1B		F8			4	0	1	1	0	0	4
Tony Horton, R (1, 3) OBP: 0.307, SLG: 0.415		HR	E2 2-H 3B		G5-4-3 1-2f 2-3f			6-3		4	2	2	2	0	0	2
Max Alvis, R (1, 5) OBP: 0.291, SLG: 0.317		F7	S S S K			F4		6-3		4	0	0	0	0	1	0
Chico Salmon, R (1, 7) OBP: 0.258, SLG: 0.288		E SH1 1B	5-3			F3		5-3		4	1	1	0	0	0	0
Larry Brown, R (1, 6) OBP: 0.305, SLG: 0.323		E6 SH1 1-3 1B		5-3		F4			SH3-4 1B	4	1	1	0	0	0	1
Stan Williams, R (1, 1) OBP: 0.236, SLG: 0.196		SH1 1-2 3-H		F8			FC1-5 1B 1B		SH3-4 1-2	2	0	1	1	0	0	0
Inning Stats	R: 0 H: 1 E: 0 LOB: 1 K: 0 BB: 0 S: 4 P: 4	R: 3 H: 3 E: 1 LOB: 1 K: 0 BB: 0 S: 7 P: 7	R: 2 H: 2 E: 1 LOB: 0 K: 1 BB: 0 S: 7 P: 7	R: 0 H: 0 E: 0 LOB: 0 K: 0 BB: 0 S: 3 P: 3	R: 1 H: 1 E: 0 LOB: 0 K: 0 BB: 2 S: 2 P: 10	R: 0 H: 0 E: 0 LOB: 0 K: 0 BB: 0 S: 3 P: 3	R: 0 H: 2 E: 0 LOB: 2 K: 0 BB: 0 S: 5 P: 5	R: 0 H: 0 E: 0 LOB: 0 K: 0 BB: 0 S: 3 P: 3	R: 0 H: 1 E: 0 LOB: 1 K: 1 BB: 0 S: 6 P: 6	1B: 6 SF: 0 2B: 2 SAC: 2 3B: 2 DP: 0 HR: 1 HBP: 0						

TOP

Cleveland Indians @ Minnesota Twins

Metropolitan Stadium, Bloomington , MI

Tue Sep 10 1968, 8:05 PM EDT

Att. 13,456 - Unknown - 68 F

livebaseballscorecards.com

AB	34
R	6
H	10
RBI	5
BB	2
SO	2
LOB	14

WP: 0 PA: 38
PB: 0
SB: 1
CS: 0

PITCHER		IP	WLS	BF	H	R	ER	SO	BB	IBB	HBP	BLK	WP	HR	S	P	ERA	WHIP
Jim Kaat, L ERA: 3.02	(1, 1)	2.1	L	14	6	5	2	0	0	0	0	0	0	1	14	14	7.71	2.571
Danny Morris, R ERA:	(3, 1)	1.2		5	0	0	0	1	0	0	0	0	0	0	7	7	0.00	0.000
Ron Keller, R ERA: 3.75	(5, 1)	0.0		3	1	1	1	0	2	0	0	0	0	0	1	9	∞	∞
Bob Miller, R ERA: 2.98	(5, 1)	3.0		9	2	0	0	0	0	0	0	0	0	0	9	9	0.00	0.667
Ron Perranoski, L ERA: 3.16	(8, 1)	2.0		7	1	0	0	1	0	0	0	0	0	0	9	9	0.00	0.500

PITCHER	IP	WLS	BF	H	R	ER	SO	BB	IBB	HBP	BLK	WP	HR	S	P	ERA	WHIP

BOTTOM

Cleveland Indians @ Minnesota Twins

Metropolitan Stadium, Bloomington , MI

Tue Sep 10 1968, 8:05 PM EDT

Att. 13,456 - Unknown - 68 F

livebaseballscorecards.com

Batter	1	2	3	4	5	6	7	8	9	AB	R	H	RBI	BB	SO	LOB
Cesar Tovar, R (1, 8) OBP: 0.327, SLG: 0.375	L8 2B		1B		5-3 ①			6-3 ①		4	0	2	0	0	0	0
Rod Carew, L (1, 4) OBP: 0.318, SLG: 0.351	K ①		G3 ③		6-3 ②			1B BB		3	0	0	0	1	1	2
Graig Nettles, L (1, 9) OBP: 0.308, SLG: 0.923	L8 ② 2-3			2B 1B 1B	4-3 ③			K ②		4	1	1	0	0	1	2
Bob Allison, R (1, 3) OBP: 0.328, SLG: 0.447	6-3 ③			F6 ①		F6 ①		1-2 1B		4	0	1	0	0	0	2
John Roseboro, L (1, 2) OBP: 0.296, SLG: 0.303		F6 ①		1-3 1B 2B		F7 ②		F4 ③		4	1	1	0	0	0	2
Rich Rollins, R (1, 5) OBP: 0.290, SLG: 0.360		6-3 ②		FC6-4 E 2-H 3-H 1B		6-3 ③			F9 ①	4	0	1	2	0	0	0
Frank Kostro, R (1, 7) OBP: 0.239, SLG: 0.287		K ③		E5 FC6-4 1-2			K ①		2B	4	0	1	0	0	2	1
Ron Clark, R (1, 6) OBP: 0.252, SLG: 0.239			F5 ①	FC6-4 ② 1-2f 2-3			F9 ②		F8 ②	4	0	0	0	0	0	3
Jim Kaat, L (1, 1) OBP: 0.176, SLG: 0.194			6-3 ②	K ③			K ③		5-3 ③	0	0	0	0	0	0	0
Danny Morris, R (3, 1)										1	0	0	0	0	0	0
Harmon Killebrew, R (4, PH) OBP: 0.347, SLG: 0.400										1	0	0	0	0	1	2
Ron Keller, R (5, 1)										0	0	0	0	0	0	0
Bob Miller, R (5, 1) OBP: 0.143, SLG: 0.143										0	0	0	0	0	0	0
Bruce Look, L (7, PH) OBP: 0.342, SLG: 0.275										1	0	0	0	0	1	0
Ron Perranoski, L (8, 1)										0	0	0	0	0	0	0
George Mitterwald, R (9, PH)										1	0	0	0	0	0	1
Inning Stats	R: 0 E: 0 K: 1 S: 6 / H: 1 LOB: 1 BB: 0 P: 6	R: 0 E: 0 K: 1 S: 5 / H: 0 LOB: 0 BB: 0 P: 5	R: 0 E: 0 K: 0 S: 4 / H: 1 LOB: 1 BB: 0 P: 4	R: 2 E: 1 K: 1 S: 9 / H: 3 LOB: 2 BB: 0 P: 9	R: 0 E: 0 K: 0 S: 3 / H: 0 LOB: 0 BB: 0 P: 3	R: 0 E: 0 K: 0 S: 3 / H: 0 LOB: 0 BB: 0 P: 3	R: 0 E: 0 K: 2 S: 7 / H: 0 LOB: 0 BB: 0 P: 7	R: 0 E: 0 K: 1 S: 6 / H: 1 LOB: 2 BB: 1 P: 10	R: 0 E: 0 K: 0 S: 4 / H: 1 LOB: 1 BB: 0 P: 4	1B: 4 2B: 3 3B: 0 HR: 0	SF: 0 SAC: 0 DP: 0 HBP: 0						

	AB	35
	R	2
	H	7
	RBI	2
	BB	1
	SO	6
	LOB	15

WP: 0 PB: 0 SB: 0 CS: 0 PA: 36

PITCHER	IP	WLS	BF	H	R	ER	SO	BB	IBB	HBP	BLK	WP	HR	S	P	ERA	WHIP
Stan Williams, R (1, 1) ERA: 2.47	9.0	W	36	7	2	2	6	1	0	0	0	0	0	47	51	2.00	0.889

PITCHER	IP	WLS	BF	H	R	ER	SO	BB	IBB	HBP	BLK	WP	HR	S	P	ERA	WHIP

Batter	1	2	3	4	5	6	7	8	9	10	11	12	AB	R	H	RBI	BB	SO	LOB
Jose Cardenal, R (1, 8) OBP: 0.308, SLG: 0.353	1-3		1B 1B		K			F9		6-3 2-3		BB G6-4-3 1-2 2-3	5	0	1	0	1	1	3
Davey Nelson, R (1, 4) OBP: 0.289, SLG: 0.284 Russ Nagelson, L (8, PH) Vern Fuller, R (8, 4) OBP: 0.318, SLG: 0.292 Russ Snyder, L (12, PH) OBP: 0.308, SLG: 0.313 Horacio Pina, R (12, 1)	5-3		1B 1-3			1-3		K			5-3	G6-4-3 1-2f	3 1 1 1 0	0 0 0 0 0	1 0 0 0 0	0 0 0 0 0	0 1 0 0 0	0 0 0 0 0	0 0 0 3 0
Richie Scheinblum, S (1, 9) OBP: 0.368, SLG: 0.375	HBP		3-1			G3			F8		F8		4	0	0	0	0	0	1
Lee Maye, L (1, 7) OBP: 0.322, SLG: 0.390 Joe Azcue, R (11, PH) OBP: 0.330, SLG: 0.343 Lou Piniella, R (11, PR) Ray Fosse, R (11, 2)	K			F9		1B			F2			BB	4 0 0 0	0 0 0 0	1 0 0 0	0 0 0 0	0 1 0 0	1 0 0 0	1 0 0 0
Tony Horton, R (1, 3) OBP: 0.308, SLG: 0.417		2B		F6		F9			1B 1B 1B		4-3		5	0	2	0	0	0	2
Duke Sims, L (1, 2) OBP: 0.362, SLG: 0.389 Chico Salmon, R (11, 7) OBP: 0.257, SLG: 0.287 (12, 4)	F6			F6			G3		1-H 1B			E6 1B 1B	4 1	0 1	1 0	0 0	0 0	1 0	1 0
Max Alvis, R (1, 5) OBP: 0.290, SLG: 0.316	K				F8		F3			F4		BB 1B 1-2	5	0	1	0	0	1	1
Larry Brown, R (1, 6) OBP: 0.307, SLG: 0.328 Tommy Harper, R (10, PR) OBP: 0.292, SLG: 0.375 Vicente Romo, R (10, 1) OBP: 0.143, SLG: 0.143 Lou Johnson, R (12, PH) OBP: 0.288, SLG: 0.363 (12, 7)	4-3				3B		F7			WP 4-3		BB 1-2 2-H	4 0 0 1	0 0 0 0	2 0 0 1	0 0 0 1	0 0 0 0	0 0 0 0	1 0 0 0
Sam McDowell, L (1, 1) OBP: 0.183, SLG: 0.152 Jimmie Hall, L (10, PH) OBP: 0.288, SLG: 0.265 Eddie Leon, R (10, 6)		G2		K				F1		4-3 1-2		K	3 1 1	0 0 0	0 0 0	0 0 0	0 0 1	1 0 2	1 1 2
Inning Stats	R: 0 E: 0 K: 1 S: 5 / H: 0 LOB: 1 BB: 0 P: 6	R: 0 E: 0 K: 1 S: 6 / H: 1 LOB: 1 BB: 0 P: 6	R: 0 E: 0 K: 0 S: 4 / H: 2 LOB: 1 BB: 0 P: 4	R: 0 E: 0 K: 0 S: 3 / H: 0 LOB: 0 BB: 0 P: 3	R: 0 E: 0 K: 2 S: 8 / H: 1 LOB: 1 BB: 0 P: 8	R: 0 E: 0 K: 0 S: 4 / H: 1 LOB: 1 BB: 0 P: 4	R: 0 E: 0 K: 0 S: 3 / H: 0 LOB: 0 BB: 0 P: 3	R: 0 E: 0 K: 1 S: 5 / H: 0 LOB: 0 BB: 0 P: 5	R: 0 E: 0 K: 0 S: 4 / H: 2 LOB: 2 BB: 0 P: 4	R: 0 E: 0 K: 0 S: 4 / H: 1 LOB: 2 BB: 0 P: 4	R: 0 E: 0 K: 0 S: 3 / H: 0 LOB: 1 BB: 1 P: 7	R: 1 E: 1 K: 1 S: 7 / H: 2 LOB: 2 BB: 1 P: 11	1B: 8 2B: 1 3B: 1 HR: 0	SF: 0 SAC: 0 DP: 1 HBP: 1	WP: 1 PB: 0 SB: 0 CS: 0	PA: 47			

PITCHER		IP	WLS	BF	H	R	ER	SO	BB	IBB	HBP	BLK	WP	HR	S	P	ERA	WHIP
Jim Perry, R ERA: 2.33	(1, 1)	10.0		37	8	0	0	5	0	0	1	0	1	0	46	47	0.00	0.800
Ron Perranoski, L ERA: 3.11	(11, 1)	1.1	L	9	2	1	0	1	2	0	0	0	0	0	9	17	0.00	3.000
Al Worthington, R ERA: 2.84	(12, 1)	0.2		1	0	0	0	0	0	0	0	0	0	0	1	1	0.00	0.000

PITCHER	IP	WLS	BF	H	R	ER	SO	BB	IBB	HBP	BLK	WP	HR	S	P	ERA	WHIP

TOP

Cleveland Indians @ Minnesota Twins

Metropolitan Stadium, Bloomington , MI

Wed Sep 11 1968, 8:05 PM EDT

Att. 7,547 - Unknown - 68 F

livebaseballscorecards.com

AB	44
R	1
H	10
RBI	1
BB	2
SO	6
LOB	17

Batter	1	2	3	4	5	6	7	8	9	10	11	12	AB	R	H	RBI	BB	SO	LOB
Cesar Tovar, R (1, 8) OBP: 0.327, SLG: 0.374	6-3		SH3 1-2		CS 1B		F2			6-3			4	0	1	0	0	0	3
Rod Carew, L (1, 4) OBP: 0.314, SLG: 0.347	1-3		FC6 2-3		CS 1-2	F7		L6			K		5	0	0	0	0	1	1
Harmon Killebrew, R (1, 5) OBP: 0.346, SLG: 0.397 Ron Clark, R (7, 5) OBP: 0.250, SLG: 0.236	BB		K			K		K			F7		2 2	0 0	0 0	0 0	1 0	2 1	1 0
Bob Allison, R (1, 3) OBP: 0.326, SLG: 0.449	F6			F7		F7		F4			3B		5	0	1	0	0	0	1
Frank Kostro, R (1, 9) OBP: 0.237, SLG: 0.283		K		F4			E8 BB 1B		F9		F9		5	0	1	0	0	1	1
George Mitterwald, R (1, 2) OBP: 0.167, SLG: 0.167		6-3		1B			K		K			4-3	5	0	1	0	0	2	1
Pat Kelly, L (1, 7) OBP: 0.400, SLG: 0.500		2B		F6			HBP		F8			F7	4	0	1	0	0	0	1
Jackie Hernandez, R (1, 6) OBP: 0.216, SLG: 0.219 Rich Reese, L (12, PH) OBP: 0.311, SLG: 0.358 Ted Uhlaender, L (12, PR) OBP: 0.324, SLG: 0.389		5-3			L6		BB			F9		1B	3 1 0	0 0 0	0 1 0	0 0 0	1 0 0	0 0 0	1 0 0
Jim Perry, S (1, 1) OBP: 0.182, SLG: 0.310 John Roseboro, L (10, PH) OBP: 0.295, SLG: 0.302 Ron Perranoski, L (11, 1) Al Worthington, R (12, 1) Bruce Look, L (12, PH) OBP: 0.339, SLG: 0.272			FC6 SH3 BB		K		K			K		G3	2 1 0 0 1	0 0 0 0 0	0 0 0 0 0	0 0 0 0 0	1 0 0 0 0	2 1 0 0 1	3 0 0 0 1
Inning Stats	R: 0 H: 0 E: 0 LOB: 1 K: 0 BB: 1 S: 3 P: 7	R: 0 H: 1 E: 0 LOB: 1 K: 1 BB: 0 S: 6 P: 6	R: 0 H: 0 E: 0 LOB: 1 K: 1 BB: 1 S: 5 P: 9	R: 0 H: 1 E: 0 LOB: 1 K: 0 BB: 0 S: 4 P: 4	R: 0 H: 1 E: 0 LOB: 0 K: 1 BB: 0 S: 5 P: 5	R: 0 H: 0 E: 0 LOB: 0 K: 1 BB: 0 S: 5 P: 5	R: 0 H: 1 E: 1 LOB: 3 K: 2 BB: 1 S: 8 P: 13	R: 0 H: 0 E: 0 LOB: 0 K: 1 BB: 0 S: 5 P: 5	R: 0 H: 0 E: 0 LOB: 0 K: 1 BB: 0 S: 5 P: 5	R: 0 H: 0 E: 0 LOB: 0 K: 1 BB: 0 S: 5 P: 5	R: 0 H: 1 E: 0 LOB: 1 K: 1 BB: 0 S: 6 P: 6	R: 0 H: 1 E: 0 LOB: 1 K: 0 BB: 0 S: 4 P: 4	1B: 4 2B: 1 3B: 1 HR: 0	SF: 0 SAC: 1 DP: 0 HBP: 1	WP: 0 PB: 0 SB: 0 CS: 1	PA: 46		

PITCHER		IP	WLS	BF	H	R	ER	SO	BB	IBB	HBP	BLK	WP	HR	S	P	ERA	WHIP
Sam McDowell, L ERA: 1.77	(1, 1)	9.0		34	4	0	0	8	3	0	1	0	0	0	46	59	0.00	0.778
Vicente Romo, R ERA: 1.4	(10, 1)	2.0	W	7	1	0	0	2	0	0	0	0	0	0	11	11	0.00	0.500
Horacio Pina, R ERA: 1.95	(12, 1)	1.0	S	4	1	0	0	0	0	0	0	0	0	0	4	4	0.00	1.000

PITCHER	IP	WLS	BF	H	R	ER	SO	BB	IBB	HBP	BLK	WP	HR	S	P	ERA	WHIP

BOTTOM

Cleveland Indians @ Minnesota Twins

Metropolitan Stadium, Bloomington , MI

Wed Sep 11 1968, 8:05 PM EDT

Att. 7,547 - Unknown - 68 F

livebaseballscorecards.com

AB	40
R	0
H	6
RBI	0
BB	3
SO	10
LOB	14

Batter	1	2	3	4	5	6	7	8	9	AB	R	H	RBI	BB	SO	LOB
Don Buford, S (1, 7) OBP: 0.364, SLG: 0.439	B B B B 4-0 E BB		x 0-0 ② G3			x 0-0 ② 5-3		x 0-0 ③ F4		3	1	0	0	1	0	1
Mark Belanger, R (1, 6) OBP: 0.268, SLG: 0.247	x 0-0 E8 WP 1-H		x 0-0 ③ 6-3			x 0-0 ③ F6			x 0-0 ① F6	4	1	0	0	0	0	0
Frank Robinson, R (1, 9) OBP: 0.387, SLG: 0.442	x 0-0 ① F9 3-H			x 0-0 ① F7			x 0-0 4-3 1B		x 0-0 1B	4	0	2	0	0	0	0
Elrod Hendricks, L (1, 2) OBP: 0.308, SLG: 0.433	x 0-0 ② 4-3			x 0-0 ② F5			x 0-0 ① 4-3 1-2		S S S 0-3 ② K	4	0	0	0	0	1	2
Brooks Robinson, R (1, 5) OBP: 0.301, SLG: 0.398	x 0-0 ③ F8			x 0-0 ③ F8			x 0-0 ② F8		x 0-0 ③ F7	4	0	0	0	0	0	2
Curt Blefary, L (1, 3) OBP: 0.298, SLG: 0.322		B B B B 4-0 G1-6-3 BB			x 0-0 G1-6-3 1B		x 0-0 ③ 3-1			2	0	1	0	1	0	1
Davey Johnson, R (1, 4) OBP: 0.315, SLG: 0.364		x 0-0 ① F9			x 0-0 ① ② G1-6-3 1-2f			x 0-0 ① F3		3	0	0	0	0	0	2
Dave May, L (1, 8) OBP: 0.272, SLG: 0.252 Paul Blair, R (5, PH) OBP: 0.276, SLG: 0.324 (5, 8)		x 0-0 ② ③ G1-6-3 1-2f			x 0-0 ③ F5			B B B B 4-0 BB		1 0 0 0 0 0 1 1 0 0 0 1 0 0						
Gene Brabender, R (1, 1) OBP: 0.108, SLG: 0.200 Wally Bunker, R (3, 1) OBP: 0.200, SLG: 0.111 Chico Fernandez, R (6, PH) OBP: 0.158, SLG: 0.111 John O'Donoghue, R (6, 1) Dave Leonhard, R (6, 1) OBP: 0.161, SLG: 0.133 Fred Valentine, S (8, PH) OBP: 0.274, SLG: 0.340 Eddie Watt, R (8, 1)			S S S 0-3 ① K			x 0-0 ① L5		S S S 0-3 ② K		1 0 0 0 0 1 0 0 0 0 0 0 0 0 1 0 0 0 0 0 0 0 0 0 0 0 0 0 0 0 0 0 0 0 0 1 0 0 0 0 1 1 0 0 0 0 0 0 0						
Inning Stats	R: 2 E: 1 K: 0 S: 4 H: 0 LOB: 0 BB: 1 P: 8	R: 0 E: 0 K: 0 S: 2 H: 0 LOB: 0 BB: 1 P: 6	R: 0 E: 0 K: 1 S: 5 H: 0 LOB: 0 BB: 0 P: 5	R: 0 E: 0 K: 0 S: 3 H: 0 LOB: 0 BB: 0 P: 3	R: 0 E: 0 K: 0 S: 3 H: 1 LOB: 0 BB: 0 P: 3	R: 0 E: 0 K: 0 S: 3 H: 0 LOB: 0 BB: 0 P: 3	R: 0 E: 0 K: 0 S: 4 H: 1 LOB: 1 BB: 0 P: 4	R: 0 E: 0 K: 1 S: 5 H: 0 LOB: 1 BB: 1 P: 9	R: 0 E: 0 K: 1 S: 6 H: 1 LOB: 1 BB: 0 P: 6	1B: 3 2B: 0 3B: 0 HR: 0 SF: 0 SAC: 0 DP: 2 HBP: 0						

TOP

Baltimore Orioles @ Cleveland Indians

Cleveland Municipal Stadium, Cleveland, OH

Fri Sep 13 1968, 7:05 PM EDT

Att. 6,591 - Unknown

livebaseballscorecards.com

AB	29
R	2
H	3
RBI	0
BB	3
SO	3
LOB	10

PITCHER		IP	WLS	BF	H	R	ER	SO	BB	IBB	HBP	BLK	WP	HR	S	P	ERA	WHIP
Sonny Siebert, R ERA: 2.92	(1, 1)	3.0		11	0	2	0	1	2	0	0	0	1	0	11	19	0.00	0.667
Mike Paul, L ERA: 4.22	(4, 1)	6.0	W	21	3	0	0	2	1	0	0	0	0	0	24	28	0.00	0.667

PITCHER	IP	WLS	BF	H	R	ER	SO	BB	IBB	HBP	BLK	WP	HR	S	P	ERA	WHIP

Baltimore Orioles @ Cleveland Indians

Cleveland Municipal Stadium, Cleveland, OH

Fri Sep 13 1968, 7:05 PM EDT

Att. 6,591 - Unknown

BOTTOM

Batter	1	2	3	4	5	6	7	8	9	AB	R	H	RBI	BB	SO	LOB
Russ Snyder, L (1, 8) OBP: 0.306, SLG: 0.311	F6		L9	F5		2B 1B		6-3		5	1	1	0	0	0	1
Davey Nelson, R (1, 4) OBP: 0.304, SLG: 0.320	4-3 1B		SF9 1B	5-3		E 2B		1B 3B		5	3	4	2	0	0	0
Richie Scheinblum, S (1, 9) OBP: 0.375, SLG: 0.400	4-3		SF9	1B 1B		6-3		1B		4	0	2	2	0	0	2
Lee Maye, L (1, 7) OBP: 0.326, SLG: 0.393	F7		1B E 2B 1B	1B		E8 1B		F2		3	1	2	1	0	0	1
Tommy Harper, R (6, 7) OBP: 0.294, SLG: 0.376										2	0	1	1	0	0	1
Tony Horton, R (1, 3) OBP: 0.307, SLG: 0.414		FC5-4 BB 1B	E5 1B 2B	K		F8		5-3		5	1	1	0	0	1	5
Duke Sims, L (1, 2) OBP: 0.363, SLG: 0.389		FC5-4 BB	2B 1B		4-3	F3				3	1	1	0	1	0	1
Max Alvis, R (1, 5) OBP: 0.289, SLG: 0.317		FC5-4 G6-4-3	1B 2B	K			F8			4	1	1	3	0	1	2
Larry Brown, R (1, 6) OBP: 0.307, SLG: 0.328		G6-4-3	1B	5-3			F3			4	0	1	1	0	0	2
Sonny Siebert, R (1, 1) OBP: 0.192, SLG: 0.200			1B SF9 BB			1B 2B 1B	K			0	0	0	0	0	0	0
Russ Nagelson, L (3, PH)										0	0	0	0	1	0	0
Lou Piniella, R (3, PR)										1	1	0	0	0	0	2
Mike Paul, L (4, 1) OBP: 0.227, SLG: 0.190			4-3							2	1	1	0	0	1	0
Inning Stats	R: 0 H: 1 E: 0 LOB: 1 K: 0 BB: 0 S: 4 P: 4	R: 0 H: 1 E: 0 LOB: 1 K: 0 BB: 1 S: 3 P: 7	R: 6 H: 5 E: 1 LOB: 2 K: 0 BB: 1 S: 9 P: 13	R: 0 H: 2 E: 0 LOB: 2 K: 1 BB: 0 S: 7 P: 7	R: 0 H: 0 E: 0 LOB: 0 K: 1 BB: 0 S: 5 P: 5	R: 3 H: 4 E: 1 LOB: 1 K: 0 BB: 0 S: 7 P: 7	R: 0 H: 0 E: 0 LOB: 0 K: 1 BB: 0 S: 5 P: 5	R: 1 H: 2 E: 0 LOB: 1 K: 0 BB: 0 S: 5 P: 5		1B: 12 SF: 1 2B: 2 SAC: 0 3B: 1 DP: 1 HR: 0 HBP: 0						

livebaseballscorecards.com

	AB	R	H	RBI	BB	SO	LOB
	38	10	15	10	2	3	17

PITCHER		IP	WLS	BF	H	R	ER	SO	BB	IBB	HBP	BLK	WP	HR	S	P	ERA	WHIP
Gene Brabender, R ERA: 3.43	(1, 1)	2.2	L	14	4	4	2	0	2	0	0	0	0	0	12	20	6.75	2.250
Wally Bunker, R ERA: 2.48	(3, 1)	2.1		12	5	2	0	2	0	0	0	0	0	0	16	16	0.00	2.143
John O'Donoghue, L ERA: 6.14	(6, 1)	0.1		5	4	3	3	0	0	0	0	0	0	0	5	5	81.00	12.000
Dave Leonhard, R ERA: 3.21	(6, 1)	1.2		5	0	0	0	1	0	0	0	0	0	0	7	7	0.00	0.000
Eddie Watt, R ERA: 2.42	(8, 1)	1.0		5	2	1	1	0	0	0	0	0	0	0	5	5	9.00	2.000

PITCHER	IP	WLS	BF	H	R	ER	SO	BB	IBB	HBP	BLK	WP	HR	S	P	ERA	WHIP

Baltimore Orioles @ Cleveland Indians

Cleveland Municipal Stadium, Cleveland, OH

Sat Sep 14 1968, 3:33 AM EDT

Att. 6,395 - Unknown

livebaseballscorecards.com

TOP

Batter	1	2	3	4	5	6	7	8	9	AB	R	H	RBI	BB	SO	LOB
Don Buford, S (1, 7) OBP: 0.365, SLG: 0.439	F9		S 2-3 1B		SF9 3-H			BBB 4-0 CS BB		2	0	1	1	1	0	0
Paul Blair, R (8, 8) OBP: 0.276, SLG: 0.324										0	0	0	0	0	0	0
Merv Rettenmund, R (1, 8) OBP: 0.451, SLG: 0.526	SSS 0-3 K		0-0 SF8 1-2 3-H		0-0 1-3			SSS 0-3 K 1-2		3	0	0	1	0	2	1
(8, 9)																
Curt Blefary, L (1, 3) OBP: 0.297, SLG: 0.329	0-0 HR		0-0 F8			0-0 F8			0-0 F8	4	1	1	1	0	0	1
Frank Robinson, R (1, 9) OBP: 0.388, SLG: 0.448	0-0 F8			0-0 HR		0-0 5-3			BBB 4-0 1B SF8 BB	3	2	1	1	1	0	0
(8, 7)																
Elrod Hendricks, L (1, 2) OBP: 0.306, SLG: 0.429		0-0 F5		0-0 G3		0-0 3-1			0-0 1-3 1B	4	0	1	0	0	0	0
Larry Haney, R (9, 2) OBP: 0.241, SLG: 0.337										0	0	0	0	0	0	0
Brooks Robinson, R (1, 5) OBP: 0.299, SLG: 0.396		0-0 F9		0-0 5-3			0-0 F9		0-0 SF8 3-H	3	0	0	1	0	0	0
Davey Johnson, R (1, 4) OBP: 0.313, SLG: 0.361		0-0 F9		0-0 6-3			0-0 F9		SSS 0-3 K	4	0	0	0	0	1	1
Mark Belanger, R (1, 6) OBP: 0.270, SLG: 0.251			BBBB 4-0 1B SH3-4 SF8 BB		0-0 PB SF9 2B		0-0 F4			2	2	1	0	1	0	0
Roger Nelson, R (1, 1)			0-0 SH3-4 1-2		SSS 0-3 K 2-3			SSS 0-3 K		1	0	0	0	0	1	1
Moe Drabowsky, R (7, 1) OBP: 0.286, SLG: 0.286										1	0	0	0	0	1	0
Eddie Watt, R (8, 1)										0	0	0	0	0	0	0

	AB	R	H	RBI	BB	SO	LOB
	27	5	5	5	3	5	4

Inning Stats	1	2	3	4	5	6	7	8	9
	R: 1 E: 0 K: 1 S: 6	R: 0 E: 0 K: 0 S: 3	R: 1 E: 0 K: 0 S: 4	R: 1 E: 0 K: 0 S: 4	R: 1 E: 0 K: 1 S: 6	R: 0 E: 0 K: 0 S: 3	R: 0 E: 0 K: 0 S: 3	R: 0 E: 0 K: 2 S: 6	R: 1 E: 0 K: 1 S: 6
	H: 1 LOB: 0 BB: 0 P: 6	H: 0 LOB: 0 BB: 0 P: 3	H: 1 LOB: 1 BB: 1 P: 8	H: 1 LOB: 0 BB: 0 P: 4	H: 1 LOB: 0 BB: 0 P: 6	H: 0 LOB: 0 BB: 0 P: 3	H: 0 LOB: 0 BB: 0 P: 3	H: 0 LOB: 0 BB: 1 P: 10	H: 1 LOB: 1 BB: 1 P: 10

	1B	SF	WP	PA
	2	3	0	34
	2B	SAC	PB	
	1	1	1	
	3B	DP	SB	
	0	0	1	
	HR	HBP	CS	
	2	0	1	

PITCHER		IP	WLS	BF	H	R	ER	SO	BB	IBB	HBP	BLK	WP	HR	S	P	ERA	WHIP
Steve Bailey, R ERA: 6.0	(1, 1)	3.0	L	12	2	2	2	1	1	0	0	0	0	1	13	17	6.00	1.000
Eddie Fisher, R ERA: 2.85	(4, 1)	2.0		8	2	2	1	1	0	0	0	0	0	1	10	10	4.50	1.000
Horacio Pina, R ERA: 1.82	(6, 1)	2.0		6	0	0	0	0	0	0	0	0	0	0	6	6	0.00	0.000
Vicente Romo, R ERA: 1.47	(8, 1)	2.0		8	1	1	1	3	2	0	0	0	0	0	12	20	4.50	1.500

PITCHER		IP	WLS	BF	H	R	ER	SO	BB	IBB	HBP	BLK	WP	HR	S	P	ERA	WHIP

BOTTOM

Baltimore Orioles @ Cleveland Indians

Cleveland Municipal Stadium, Cleveland, OH

Sat Sep 14 1968, 3:33 AM EDT

Att. 6,395 - Unknown

livebaseballscorecards.com

Batter	1	2	3	4	5	6	7	8	9	AB	R	H	RBI	BB	SO	LOB
Russ Snyder, L (1, 8) OBP: 0.309, SLG: 0.321	0-0: 6-3 3B		0-0: 6-3		SSS 0-3: K		0-0: 1B 1-3 2-H 3-H			4	1	2	2	0	1	2
Davey Nelson, R (1, 4) OBP: 0.305, SLG: 0.316	0-0: 6-3 3-H		0-0: 6-3			BBBB 4-0: BB G4-6-3	SSS 0-3: K			2	0	0	1	1	0	0
Joe Azcue, R (7, PH) OBP: 0.329, SLG: 0.342										1	0	0	0	0	1	2
Vicente Romo, R (8, 1) OBP: 0.143, SLG: 0.143										0	0	0	0	0	0	0
Richie Scheinblum, S (1, 9) OBP: 0.357, SLG: 0.348	SSS 0-3: K			0-0: F5		0-0: G4-6-3 1-2f		BBBB 4-0: 1B BB		3	0	0	0	1	1	1
Lee Maye, L (1, 7) OBP: 0.328, SLG: 0.392	BBBB 4-0: BB			0-0: 4-3		0-0: F9		0-0: 1-3 1B		3	0	1	0	1	0	0
Tony Horton, R (1, 3) OBP: 0.305, SLG: 0.411	SSS 0-3: K			0-0: 5-3			0-0: F5	0-0: 6-3		4	0	0	0	0	1	2
Duke Sims, L (1, 2) OBP: 0.362, SLG: 0.390		0-0: 6-3			SSS 0-3: K		0-0: HBP 1B 2B	SSS 0-3: K		4	1	1	0	0	2	1
Max Alvis, R (1, 5) OBP: 0.289, SLG: 0.315		SSS 0-3: K			0-0: F2		BBBB 4-0: HBP 1B BB		0-0: 4-3	3	1	0	0	1	1	0
Larry Brown, R (1, 6) OBP: 0.307, SLG: 0.327		SSS 0-3: K			BBBB 4-0: 1B BB		SSS 0-3: K		0-0: 1-3	1	0	0	0	1	1	0
Jimmie Hall, L (7, PH) OBP: 0.287, SLG: 0.264										1	0	0	0	0	1	2
Vern Fuller, R (8, 4) OBP: 0.316, SLG: 0.291										1	0	0	0	0	0	0
Steve Bailey, R (1, 1)			SSS 0-3: K		0-0: 1-2 1B		H 1-0: 1B 1-2 2-3 HBP		0-0: F9	0	0	0	0	0	0	0
Russ Nagelson, L (3, PH)										1	0	0	0	0	1	0
Eddie Fisher, R (4, 1)										0	0	0	0	0	0	0
Billy Harris, L (5, PH) OBP: 0.275, SLG: 0.287										1	0	1	0	0	0	0
Horacio Pina, R (6, 1)										0	0	0	0	0	0	0
Lou Johnson, R (7, PH) OBP: 0.290, SLG: 0.363										0	0	0	0	0	0	0
Eddie Leon, R (8, 6)										0	0	0	0	0	0	0
Chico Salmon, R (9, PH) OBP: 0.256, SLG: 0.286										1	0	0	0	0	0	0
Inning Stats	R: 1 H: 1 E: 0 LOB: 1 K: 2 BB: 1 S: 8 P: 12	R: 0 H: 0 E: 0 LOB: 0 K: 2 BB: 0 S: 7 P: 7	R: 0 H: 0 E: 0 LOB: 0 K: 1 BB: 0 S: 5 P: 5	R: 0 H: 0 E: 0 LOB: 0 K: 0 BB: 0 S: 3 P: 3	R: 0 H: 1 E: 0 LOB: 2 K: 2 BB: 1 S: 8 P: 12	R: 0 H: 0 E: 0 LOB: 0 K: 0 BB: 1 S: 2 P: 6	R: 2 H: 2 E: 0 LOB: 2 K: 2 BB: 1 S: 9 P: 14	R: 0 H: 1 E: 0 LOB: 1 K: 1 BB: 1 S: 5 P: 9	R: 0 H: 0 E: 0 LOB: 0 K: 0 BB: 0 S: 3 P: 3	1B: 3 SF: 0 2B: 1 SAC: 0 3B: 1 DP: 1 HR: 0 HBP: 1						

AB	30
R	3
H	5
RBI	3
BB	5
SO	10
LOB	10

WP: 0 PA: 36
PB: 0
SB: 0
CS: 0

PITCHER		IP	WLS	BF	H	R	ER	SO	BB	IBB	HBP	BLK	WP	HR	S	P	ERA	WHIP
Roger Nelson, R ERA: 2.52	(1, 1)	6.1	W	25	3	3	3	7	4	0	0	0	0	0	35	51	4.26	1.105
Moe Drabowsky, R ERA: 2.01	(7, 1)	1.0		6	2	0	0	2	1	0	1	0	0	0	8	13	0.00	3.000
Eddie Watt, R ERA: 2.37	(8, 1)	1.2	S	5	0	0	0	1	0	0	0	0	0	0	7	7	0.00	0.000

PITCHER	IP	WLS	BF	H	R	ER	SO	BB	IBB	HBP	BLK	WP	HR	S	P	ERA	WHIP

Batter	1	2	3	4	5	6	7	8	9	AB	R	H	RBI	BB	SO	LOB
Don Buford, S (1, 4) OBP: 0.364, SLG: 0.438	F2		K			F9		1-2 1B		4	0	1	0	0	1	0
Paul Blair, R (1, 8) OBP: 0.279, SLG: 0.324	FC6-4 BB		F6			1-3			G3 1B	3	0	1	0	1	0	0
Frank Robinson, R (1, 7) OBP: 0.385, SLG: 0.444	FC6-4 1-2f			6-3		6-3			K	4	0	0	0	0	1	2
Elrod Hendricks, L (1, 2) OBP: 0.299, SLG: 0.418	K			F5			4-3		G3 1-2	4	0	0	0	0	1	2
Brooks Robinson, R (1, 5) OBP: 0.297, SLG: 0.393		F8		1-3			F7		1-3	4	0	0	0	0	0	1
Curt Blefary, L (1, 3) OBP: 0.295, SLG: 0.326		F7			F7		3-1			3	0	0	0	0	0	0
Merv Rettenmund, R (1, 9) OBP: 0.463, SLG: 0.561		2B			1B			F8		3	0	2	0	0	0	0
Mark Belanger, R (1, 6) OBP: 0.269, SLG: 0.249		K			F4			K		2	0	0	0	0	1	2
Dave May, L (8, PH) OBP: 0.270, SLG: 0.250										1	0	0	0	0	1	0
Davey Johnson, R (8, 6) OBP: 0.313, SLG: 0.361										0	0	0	0	0	0	0
Jim Hardin, R (1, 1) OBP: 0.086, SLG: 0.123			K		6-3			BB 1B		2	0	0	0	0	1	1
Boog Powell, L (8, PH) OBP: 0.334, SLG: 0.410										0	0	0	0	1	0	0
Chico Fernandez, R (8, PR) OBP: 0.158, SLG: 0.111										0	0	0	0	0	0	0
Dave Leonhard, R (8, 1) OBP: 0.161, SLG: 0.133										0	0	0	0	0	0	0
Inning Stats	R: 0 E: 0 K: 1 S: 5	R: 0 E: 0 K: 1 S: 6	R: 0 E: 0 K: 2 S: 7	R: 0 E: 0 K: 0 S: 3	R: 0 E: 0 K: 0 S: 4	R: 0 E: 0 K: 0 S: 3	R: 0 E: 0 K: 0 S: 3	R: 0 E: 0 K: 1 S: 5	R: 0 E: 0 K: 1 S: 6							
	H: 0 LOB: 1 BB: 1 P: 9	H: 1 LOB: 1 BB: 0 P: 6	H: 0 LOB: 0 BB: 0 P: 7	H: 0 LOB: 0 BB: 0 P: 3	H: 1 LOB: 1 BB: 0 P: 4	H: 0 LOB: 0 BB: 0 P: 3	H: 0 LOB: 0 BB: 0 P: 3	H: 1 LOB: 1 BB: 1 P: 9	H: 1 LOB: 1 BB: 0 P: 6							

PITCHER		IP	WLS	BF	H	R	ER	SO	BB	IBB	HBP	BLK	WP	HR	S	P	ERA	WHIP
Stan Williams, R ERA: 2.35	(1, 1)	9.0	W	32	4	0	0	6	2	0	0	0	0	0	42	50	0.00	0.667

PITCHER	IP	WLS	BF	H	R	ER	SO	BB	IBB	HBP	BLK	WP	HR	S	P	ERA	WHIP

TOP

Baltimore Orioles @ Cleveland Indians

Cleveland Municipal Stadium, Cleveland, OH

Sun Sep 15 1968, 3:33 AM EDT

Att. 6,076 - Unknown

livebaseballscorecards.com

AB	30
R	0
H	4
RBI	0
BB	2
SO	6
LOB	8

1B: 3	SF: 0	WP: 0	PA: 32
2B: 1	SAC: 0	PB: 0	
3B: 0	DP: 0	SB: 0	
HR: 0	HBP: 0	CS: 0	

Batter	1	2	3	4	5	6	7	8	9	AB	R	H	RBI	BB	SO	LOB
Russ Snyder, L (1, 8) OBP: 0.308, SLG: 0.320	F7		F8			L1		BLK 1B		4	0	1	0	0	0	0
(7, 7)																
Tommy Harper, R (8, PR) OBP: 0.294, SLG: 0.376										0	0	0	0	0	0	0
(9, 7)																
Davey Nelson, R (1, 4) OBP: 0.309, SLG: 0.321	L4			1B FC6-4 1B		S 1B		K 1-2		4	1	2	0	0	1	1
Richie Scheinblum, S (1, 9) OBP: 0.375, SLG: 0.370	1B			FC6-4 1-3 1B		F8 1-2		F7		4	0	2	0	0	0	3
Lee Maye, L (1, 7) OBP: 0.325, SLG: 0.388	K			FC6-4 1-3 1-2f 3-H		F7				3	0	0	1	0	1	3
Jose Cardenal, R (7, 8) OBP: 0.308, SLG: 0.353										0	0	0	0	0	0	0
Tony Horton, R (1, 3) OBP: 0.303, SLG: 0.408		5-3		1-3 1-2			F5			3	0	0	0	0	0	1
Duke Sims, L (1, 2) OBP: 0.359, SLG: 0.387		K		F8			F4			3	0	0	0	0	1	1
Max Alvis, R (1, 5) OBP: 0.289, SLG: 0.322		F4			5-3		HR			3	1	1	1	0	0	0
Larry Brown, R (1, 6) OBP: 0.306, SLG: 0.325			F9		F8		6-3			3	0	0	0	0	0	0
Stan Williams, R (1, 1) OBP: 0.224, SLG: 0.185			K		K				F9	3	0	0	0	0	2	0
Inning Stats	R: 0 E: 0 K: 1 S: 6 H: 1 LOB: 1 BB: 0 P: 6	R: 0 E: 0 K: 1 S: 5 H: 0 LOB: 0 BB: 0 P: 5	R: 0 E: 0 K: 1 S: 5 H: 0 LOB: 0 BB: 0 P: 5	R: 1 E: 0 K: 0 S: 5 H: 2 LOB: 1 BB: 0 P: 5	R: 0 E: 0 K: 1 S: 5 H: 0 LOB: 0 BB: 0 P: 5	R: 0 E: 0 K: 0 S: 4 H: 1 LOB: 1 BB: 0 P: 4	R: 1 E: 0 K: 0 S: 4 H: 1 LOB: 0 BB: 0 P: 4	R: 0 E: 0 K: 1 S: 6 H: 1 LOB: 2 BB: 0 P: 6		1B: 5 2B: 0 3B: 0 HR: 1	SF: 0 SAC: 0 DP: 0 HBP: 0						

BOTTOM

Baltimore Orioles @ Cleveland Indians

Cleveland Municipal Stadium, Cleveland, OH

Sun Sep 15 1968, 3:33 AM EDT

Att. 6,076 - Unknown

livebaseballscorecards.com

AB	30
R	2
H	6
RBI	2
BB	0
SO	5
LOB	9

WP: 0 PB: 0 SB: 1 CS: 0 PA: 30

PITCHER		IP	WLS	BF	H	R	ER	SO	BB	IBB	HBP	BLK	WP	HR	S	P	ERA	WHIP
Jim Hardin, R ERA: 2.46	(1, 1)	7.0	L	26	5	2	2	4	0	0	0	0	0	1	34	34	2.57	0.714
Dave Leonhard, R ERA: 3.18	(8, 1)	1.0		4	1	0	0	1	0	0	0	1	0	0	6	6	0.00	1.000

PITCHER	IP	WLS	BF	H	R	ER	SO	BB	IBB	HBP	BLK	WP	HR	S	P	ERA	WHIP

Washington Senators @ Cleveland Indians

Cleveland Municipal Stadium, Cleveland, OH

Tue Sep 17 1968, 7:05 PM EDT

Att. 4,772 - Unknown

TOP

livebaseballscorecards.com

Batter	1	2	3	4	5	6	7	8	9	AB	R	H	RBI	BB	SO	LOB
Del Unser, L (1, 8) OBP: 0.282, SLG: 0.276	S S S 0-3 ① K		x 0-0 ② 2B 3-H 1B		x 0-0 ② F7			x 0-0 ① 6-3	B B B B 4-0 FC6-4 1-2 BB	4	1	1	1	1	1	0
Cap Peterson, R (1, 7) OBP: 0.260, SLG: 0.272	x 0-0 ② F9		x 0-0 1-H 2B		x 0-0 1B			x 0-0 BB 2B 1B	S S S 0-3 ② K	5	1	3	1	0	1	2
Ken McMullen, R (1, 5) OBP: 0.318, SLG: 0.387	x 0-0 ③ 6-3		S S S 0-3 ② K		x 0-0 ③ F7			B B B B 4-0 1-2 2B BB	x 0-0 ③ FC6-4 1-2f	4	1	0	0	1	1	4
Frank Howard, R (1, 3) OBP: 0.338, SLG: 0.559 Frank Coggins, S (8, PR) OBP: 0.215, SLG: 0.222 (8, 4)		B B B B 4-0 BB	I I I I 4-0 IBB			x 0-0 ① F9		x 0-0 1-H 2-H 2B		2 0	0 0	1 0	2 0	2 0	0 0	0 0
Brant Alyea, R (1, 9) OBP: 0.308, SLG: 0.443		S S S 0-3 ① K	x 0-0 ③ 5-3			x 0-0 ② F9		B B B B 4-0 BB		3	0	0	0	1	1	3
Paul Casanova, R (1, 2) OBP: 0.197, SLG: 0.245 Jim French, L (8, PH) OBP: 0.295, SLG: 0.272 (8, 2)		S S S 0-3 ② K		x 0-0 ① 6-3		S S S 0-3 ③ K		x 0-0 ② F2		3 1	0 0	0 0	0 0	0 0	2 0	1 2
Tim Cullen, R (1, 4) OBP: 0.298, SLG: 0.329 Gary Holman, L (8, PH) OBP: 0.348, SLG: 0.354 (8, 3)		x 0-0 ③ G3		x 0-0 ② 6-3			x 0-0 ① 4-3	x 0-0 ③ F8		3 1	0 0	0 0	0 0	0 0	0 0	1 2
Ed Brinkman, R (1, 6) OBP: 0.263, SLG: 0.204			x 0-0 SH5-4 BLK 1B 1B	x 0-0 ③ 6-3			S S S 0-3 ② K		B B B B 4-0 BB BB	3	1	1	0	1	1	0
Barry Moore, L (1, 1) OBP: 0.107, SLG: 0.111 Bob Humphreys, R (8, 1) OBP: 0.400, SLG: 0.400			x 0-0 ① SH5-4 1-3		S S S 0-3 ① K		S S S 0-3 ③ K		S S S 0-3 ① K	2 1	0 0	0 0	0 0	0 0	2 1	0 1
Inning Stats	R: 0 E: 0 K: 1 S: 5 H: 0 LOB: 0 BB: 0 P: 5	R: 0 E: 0 K: 2 S: 7 H: 0 LOB: 1 BB: 1 P: 11	R: 2 E: 0 K: 1 S: 8 H: 3 LOB: 2 BB: 1 P: 12	R: 0 E: 0 K: 0 S: 3 H: 0 LOB: 0 BB: 0 P: 3	R: 0 E: 0 K: 1 S: 6 H: 1 LOB: 1 BB: 0 P: 6	R: 0 E: 0 K: 1 S: 5 H: 0 LOB: 0 BB: 0 P: 5	R: 0 E: 0 K: 2 S: 7 H: 0 LOB: 0 BB: 0 P: 7	R: 2 E: 0 K: 0 S: 5 H: 2 LOB: 2 BB: 2 P: 13	R: 0 E: 0 K: 2 S: 7 H: 0 LOB: 2 BB: 2 P: 15	1B: 4 2B: 2 3B: 0 HR: 0 SF: 0 SAC: 1 DP: 0 HBP: 0						

	AB	32
	R	4
	H	6
	RBI	4
	BB	6
	SO	10
	LOB	16

WP: 0 PB: 0 SB: 0 CS: 0 PA: 39

PITCHER		IP	WLS	BF	H	R	ER	SO	BB	IBB	HBP	BLK	WP	HR	S	P	ERA	WHIP
Sam McDowell, L ERA: 1.86	(1, 1)	7.1	L	32	6	4	4	8	3	1	0	1	0	0	44	60	4.91	1.227
Horacio Pina, R ERA: 1.76	(8, 1)	1.0		5	0	0	0	1	2	0	0	0	0	0	5	13	0.00	2.000
Vicente Romo, R ERA: 1.46	(9, 1)	0.2		2	0	0	0	1	0	0	0	0	0	0	4	4	0.00	0.000

PITCHER	IP	WLS	BF	H	R	ER	SO	BB	IBB	HBP	BLK	WP	HR	S	P	ERA	WHIP

BOTTOM

Washington Senators @ Cleveland Indians

Cleveland Municipal Stadium, Cleveland, OH

Tue Sep 17 1968, 7:05 PM EDT

Att. 4,772 - Unknown

livebaseballscorecards.com

Batter	1	2	3	4	5	6	7	8	9	AB	R	H	RBI	BB	SO	LOB
Jose Cardenal, R (1, 8) OBP: 0.309, SLG: 0.354	5-3		SF7 E 1-2 1B		S 1B 1B			5-3		4	1	2	0	0	0	0
Davey Nelson, R (1, 4) OBP: 0.308, SLG: 0.319	6-3		E4 1-2 2-3		S 1-H 1B			S S S K		4	0	1	1	0	1	2
Richie Scheinblum, S (1, 9) OBP: 0.361, SLG: 0.400	F5		SF7 2-3 3-H		5-3 1-2			2B		3	0	1	1	0	0	1
Lou Johnson, R (1, 7) OBP: 0.287, SLG: 0.359		F8	F9			F8		F4		4	0	0	0	0	0	3
Tony Horton, R (1, 3) OBP: 0.302, SLG: 0.407		4-3		5-3		G5-4-3 1B			5-3	4	0	1	0	0	0	0
Joe Azcue, R (1, 2) OBP: 0.328, SLG: 0.341		1B		F8		G5-4-3 1-2f			F5	4	0	1	0	0	0	1
Max Alvis, R (1, 5) OBP: 0.289, SLG: 0.326		F9		6-3			FC2 3B		6-3	4	0	1	0	0	0	1
Larry Brown, R (1, 6) OBP: 0.306, SLG: 0.325			FC1-6 1B		F9		4-3			3	0	1	0	0	0	1
Sam McDowell, L (1, 1) OBP: 0.176, SLG: 0.146			FC1-6 E 1B SF7 1-2f		S S S K		FC2 3-H			3	1	0	0	0	1	2
Horacio Pina, R (8, 1)										0	0	0	0	0	0	0
Vicente Romo, R (9, 1) OBP: 0.143, SLG: 0.143										0	0	0	0	0	0	0
Inning Stats	R: 0 H: 0 E: 0 LOB: 0 K: 0 BB: 0 S: 3 P: 3	R: 0 H: 1 E: 0 LOB: 1 K: 0 BB: 0 S: 4 P: 4	R: 1 H: 2 E: 1 LOB: 2 K: 0 BB: 0 S: 6 P: 6	R: 0 H: 0 E: 0 LOB: 0 K: 0 BB: 0 S: 3 P: 3	R: 1 H: 2 E: 0 LOB: 1 K: 1 BB: 0 S: 7 P: 7	R: 0 H: 1 E: 0 LOB: 0 K: 0 BB: 0 S: 3 P: 3	R: 0 H: 1 E: 0 LOB: 0 K: 0 BB: 0 S: 3 P: 3	R: 0 H: 1 E: 0 LOB: 1 K: 1 BB: 0 S: 6 P: 6	R: 0 H: 0 E: 0 LOB: 0 K: 0 BB: 0 S: 3 P: 3	1B: 6 SF: 1 2B: 2 SAC: 0 3B: 1 DP: 2 HR: 0 HBP: 0						

	AB	33
	R	2
	H	8
	RBI	2
	BB	0
	SO	2
	LOB	11

PITCHER	IP	WLS	BF	H	R	ER	SO	BB	IBB	HBP	BLK	WP	HR	S	P	ERA	WHIP
Barry Moore, L (1, 1) ERA: 3.3	7.2	W	30	8	2	1	2	0	0	0	0	0	0	34	34	1.17	1.043
Bob Humphreys, R (8, 1) ERA: 3.63	1.1	S	4	0	0	0	0	0	0	0	0	0	0	4	4	0.00	0.000

PITCHER	IP	WLS	BF	H	R	ER	SO	BB	IBB	HBP	BLK	WP	HR	S	P	ERA	WHIP

Batter	1	2	3	4	5	6	7	8	9	AB	R	H	RBI	BB	SO	LOB
Jay Johnstone, L (1, 9) OBP: 0.333, SLG: 0.344	S S S 0-3 ① K	B B B 4-0 BB		S S S 0-3 ③ K		S S S 0-3 ① K		x 0-0 ③ F4		4	0	0	0	1	3	3
Jarvis Tatum, R (1, 8) OBP: 0.179, SLG: 0.205	S S S 0-3 ② K	x 0-0 ③ 4-3			x 0-0 ① 6-3	S S S 0-3 ② K			x 0-0 G6-4-3 1B	3	0	0	0	0	1	2
Roger Repoz, L (6, PH) OBP: 0.309, SLG: 0.375 (6, 8)										2	0	1	0	0	1	2
Jim Fregosi, R (1, 6) OBP: 0.324, SLG: 0.378	x 0-0 3B		x 0-0 FC1-4 1B		x 0-0 1B 1B	B B B B 4-0 1-2 2-3 BB			x 0-0 ① F9	4	0	3	0	1	0	1
Rick Reichardt, R (1, 7) OBP: 0.323, SLG: 0.412	x 0-0 ③ 6-3		x 0-0 ① FC1-4 4-3 1-2f		S S S 0-3 ② K	S S S 0-3 ③ K			x 0-0 ② ③ G6-4-3 1-2f	5	0	0	0	0	2	7
Jim Spencer, L (1, 3) OBP: 0.298, SLG: 0.279		H 1-0 1B SF8 HBP	x 0-0 ② 4-3 1-2		x 0-0 1B 1-2 1B		x 0-0 ① F4			3	1	1	0	0	0	1
Tom Satriano, L (1, 2) OBP: 0.341, SLG: 0.374		x 0-0 1-3 2B 1B	x 0-0 ③ 6-3		x 0-0 1-2 2-3 1B		x 0-0 ② F7			4	1	2	0	0	0	1
Bobby Knoop, R (1, 4) OBP: 0.303, SLG: 0.328		x 0-0 ① SF8 3-H		x 0-0 ① 5-3	S S S 0-3 ③ K		x 0-0 ③ 6-3			3	0	0	1	0	1	3
Aurelio Rodriguez, R (1, 5) OBP: 0.308, SLG: 0.327		x 0-0 ② F2		B B B B 4-0 BB		B B B B 4-0 BB 1B BB		x 0-0 ① 1-3		2	0	0	0	2	0	1
Andy Messersmith, R (1, 1) OBP: 0.111, SLG: 0.167	x 0-0 1-H 2B			S S S 0-3 ② K		x 0-0 1-2 BB 1B		S S S 0-3 ② K		3	0	2	1	0	1	1
George Brunet, R (7, 1) OBP: 0.122, SLG: 0.085										1	0	0	0	0	1	0
Inning Stats	R: 0 E: 0 K: 2 S: 8 H: 1 LOB: 1 BB: 0 P: 8	R: 2 E: 0 K: 0 S: 5 H: 2 LOB: 2 BB: 1 P: 10	R: 0 E: 0 K: 0 S: 4 H: 1 LOB: 1 BB: 0 P: 4	R: 0 E: 0 K: 2 S: 7 H: 0 LOB: 1 BB: 1 P: 11	R: 0 E: 0 K: 2 S: 10 H: 3 LOB: 3 BB: 0 P: 10	R: 0 E: 0 K: 3 S: 10 H: 1 LOB: 3 BB: 2 P: 18	R: 0 E: 0 K: 0 S: 3 H: 0 LOB: 0 BB: 0 P: 3	R: 0 E: 0 K: 1 S: 5 H: 0 LOB: 0 BB: 0 P: 5	R: 0 E: 0 K: 0 S: 3 H: 1 LOB: 0 BB: 0 P: 3	1B: 7 2B: 1 3B: 1 HR: 0		SF: 1 SAC: 0 DP: 1 HBP: 1				

TOP

California Angels @ Cleveland Indians

Cleveland Municipal Stadium, Cleveland, OH

Sat Sep 21 1968, 3:33 AM EDT

Att. 3,945 - Unknown

livebaseballscorecards.com

AB	34
R	2
H	9
RBI	2
BB	4
SO	10
LOB	22

WP: 0 PA: 40
PB: 0
SB: 0
CS: 0

PITCHER		IP	WLS	BF	H	R	ER	SO	BB	IBB	HBP	BLK	WP	HR	S	P	ERA	WHIP
Sonny Siebert, R ERA: 2.98	(1, 1)	2.0		11	3	2	2	2	1	0	1	0	0	0	13	18	9.00	2.000
Sam McDowell, L ERA: 1.84	(3, 1)	2.0		8	1	0	0	2	1	0	0	0	0	0	11	15	0.00	1.000
Luis Tiant, R ERA: 1.66	(5, 1)	2.0		12	4	0	0	5	2	0	0	0	0	0	20	28	0.00	3.000
Mike Paul, L ERA: 4.12	(7, 1)	2.0	W	6	0	0	0	1	0	0	0	0	0	0	8	8	0.00	0.000
Vicente Romo, R ERA: 1.44	(9, 1)	1.0	S	3	1	0	0	0	0	0	0	0	0	0	3	3	0.00	1.000

PITCHER	IP	WLS	BF	H	R	ER	SO	BB	IBB	HBP	BLK	WP	HR	S	P	ERA	WHIP

California Angels @ Cleveland Indians

Cleveland Municipal Stadium, Cleveland, OH

Sat Sep 21 1968, 3:33 AM EDT

Att. 3,945 - Unknown

livebaseballscorecards.com

BOTTOM

Batter	1	2	3	4	5	6	7	8	9	AB	R	H	RBI	BB	SO	LOB
Jose Cardenal, R (1, 8) OBP: 0.309, SLG: 0.355	SH SF8 2B	K		K			L7			4	1	1	0	0	2	4
Davey Nelson, R (1, 4) OBP: 0.303, SLG: 0.313	SH S 2-3		6-3		K		5-3			3	0	0	0	0	1	0
Richie Scheinblum, S (1, 9) OBP: 0.350, SLG: 0.375	SF8 1-2 3-H		BB		F6		G3			2	0	0	1	1	0	0
Lee Maye, L (1, 7) OBP: 0.321, SLG: 0.383 Vicente Romo, R (9, 1) OBP: 0.143, SLG: 0.143	F7	L8			F3			4-3		4 0	0 0	0 0	0 0	0 0	0 0	2 0
Tony Horton, R (1, 3) OBP: 0.302, SLG: 0.404	6-3	F7				5-3		2B SF9 BB		3	1	0	0	1	0	2
Duke Sims, L (1, 2) OBP: 0.363, SLG: 0.397		FC1-5 1B 1B		G3		BB 2B		SF9 1-3 WP 2B		4	1	3	0	0	0	0
Max Alvis, R (1, 5) OBP: 0.295, SLG: 0.329		FC1-5 1-2 1B		1B BB		BB 1B		SF9 IBB		2	0	2	0	2	0	0
Larry Brown, R (1, 6) OBP: 0.305, SLG: 0.324 Jimmie Hall, L (4, PH) OBP: 0.286, SLG: 0.263 Luis Tiant, R (5, 1) OBP: 0.094, SLG: 0.096 Joe Azcue, R (6, PH) OBP: 0.330, SLG: 0.341 Tommy Harper, R (6, PR) OBP: 0.294, SLG: 0.376 Mike Paul, L (7, 1) OBP: 0.227, SLG: 0.190 Lou Piniella, R (8, PH) (9, 7)	FC1-5 1-2 2-3f			K		G6-3 1-2 2-3 BB		SF9 1-2 2-3 3-H		1 1 0 0 0 0 0	0 0 0 0 0 0 0	0 0 0 0 0 0 1	0 0 0 0 1 0 0	0 0 0 0 0 0 0	0 1 0 0 0 0 0	2 1 0 0 0 0 0
Sonny Siebert, R (1, 1) OBP: 0.192, SLG: 0.200 Russ Snyder, L (2, PH) OBP: 0.307, SLG: 0.319 Sam McDowell, L (3, 1) OBP: 0.176, SLG: 0.146 Lou Johnson, R (4, PH) OBP: 0.288, SLG: 0.361 Eddie Leon, R (5, 6) OBP: 0.254, SLG: 0.284 Chico Salmon, R (6, PH) (7, 6)	F3			1-3 1B		G6-3 1-2f		F8 3-H		0 1 0 1 0 2	0 0 0 0 0 0	0 0 0 1 0 4	0 0 0 0 0 0	0 0 0 0 0 0	0 2 0 0 0 4	0 2 0 0 0 0
Inning Stats	R: 1 H: 1 E: 0 LOB: 1 K: 0 BB: 0 S: 5 P: 5	R: 0 H: 2 E: 0 LOB: 2 K: 1 BB: 0 S: 7 P: 7	R: 0 H: 0 E: 0 LOB: 1 K: 0 BB: 1 S: 3 P: 7	R: 0 H: 1 E: 0 LOB: 2 K: 2 BB: 1 S: 8 P: 12	R: 0 H: 0 E: 0 LOB: 0 K: 1 BB: 0 S: 5 P: 5	R: 0 H: 2 E: 0 LOB: 3 K: 0 BB: 1 S: 4 P: 8	R: 0 H: 0 E: 0 LOB: 0 K: 0 BB: 0 S: 3 P: 3	R: 2 H: 1 E: 0 LOB: 1 K: 0 BB: 2 S: 4 P: 12		1B: 4 SF: 2 2B: 3 SAC: 1 3B: 0 DP: 1 HR: 0 HBP: 0						

PITCHER		IP	WLS	BF	H	R	ER	SO	BB	IBB	HBP	BLK	WP	HR	S	P	ERA	WHIP
Andy Messersmith, R ERA: 1.91	(1, 1)	6.0		27	6	1	1	4	3	0	0	0	0	0	32	44	1.50	1.500
George Brunet, L ERA: 2.87	(7, 1)	2.0	L	9	1	2	2	0	1	1	0	0	1	0	7	15	9.00	1.000

PITCHER	IP	WLS	BF	H	R	ER	SO	BB	IBB	HBP	BLK	WP	HR	S	P	ERA	WHIP

AB	28
R	3
H	7
RBI	2
BB	5
SO	4
LOB	17

WP: 1 PA: 36
PB: 0
SB: 1
CS: 0

Batter	1	2	3	4	5	6	7	8	9	AB	R	H	RBI	BB	SO	LOB
Vic Davalillo, L (1, 9) OBP: 0.300, SLG: 0.354	4-3		1-3			1B		4-3		4	0	1	0	0	0	1
Jay Johnstone, L (1, 7) OBP: 0.330, SLG: 0.340	6-3			F5		1-3		F3		4	0	1	0	0	0	0
Jim Fregosi, R (1, 6) OBP: 0.322, SLG: 0.375	K			K		K		F9		4	0	0	0	0	3	2
Roger Repoz, L (1, 8) OBP: 0.309, SLG: 0.373		4-3		1B		F4			F9	4	0	1	0	0	0	2
Tom Satriano, L (1, 2) OBP: 0.341, SLG: 0.373		G3		F8			2B 1B		E BB	3	0	1	0	0	0	1
Jarvis Tatum, R (7, PR) OBP: 0.179, SLG: 0.205										0	1	0	0	0	0	0
Buck Rodgers, S (7, 2) OBP: 0.244, SLG: 0.225										0	0	0	0	1	0	0
Clyde Wright, R (9, PR) OBP: 0.263, SLG: 0.278										0	0	0	0	0	0	0
Bobby Knoop, R (1, 4) OBP: 0.301, SLG: 0.326		F7			K		F9		F8	4	0	0	0	0	1	2
Jim Spencer, L (1, 3) OBP: 0.294, SLG: 0.261	1-3				G4-3		F8		E4 1-2	3	0	0	0	1	0	2
Chuck Cottier, R (1, 5) OBP: 0.215, SLG: 0.286										2	0	1	0	0	0	1
Rick Reichardt, R (7, PH) OBP: 0.325, SLG: 0.416										1	0	1	1	0	0	0
Aurelio Rodriguez, R (7, 5) OBP: 0.308, SLG: 0.327										0	0	0	0	0	0	0
Bubba Morton, R (9, PH) OBP: 0.344, SLG: 0.329			1B		G4-3 1-2f		1-H 2B		F4	1	0	0	0	0	0	2
Dennis Bennett, L (1, 1) OBP: 0.077, SLG: 0.077			K			4-3	K			1	0	0	0	0	1	1
Marty Pattin, R (3, 1) OBP: 0.100, SLG: 0.100										1	0	0	0	0	0	0
Ed Kirkpatrick, L (7, PH) OBP: 0.323, SLG: 0.264										1	0	0	0	0	1	2
Steve Kealey, R (7, 1)										0	0	0	0	0	0	0
Inning Stats	R: 0 E: 0 K: 1 S: 5 H: 0 LOB: 0 BB: 0 P: 5	R: 0 E: 0 K: 0 S: 3 H: 0 LOB: 0 BB: 0 P: 3	R: 0 E: 0 K: 1 S: 6 H: 1 LOB: 1 BB: 0 P: 6	R: 0 E: 0 K: 1 S: 6 H: 1 LOB: 1 BB: 0 P: 6	R: 0 E: 0 K: 1 S: 4 H: 0 LOB: 0 BB: 1 P: 8	R: 0 E: 0 K: 1 S: 7 H: 2 LOB: 2 BB: 0 P: 7	R: 1 E: 0 K: 1 S: 7 H: 2 LOB: 2 BB: 0 P: 7	R: 0 E: 0 K: 0 S: 3 H: 0 LOB: 0 BB: 0 P: 3	R: 0 E: 1 K: 0 S: 4 H: 0 LOB: 2 BB: 1 P: 8	1B: 5 2B: 1 3B: 0 HR: 0 SF: 0 SAC: 0 DP: 1 HBP: 0	WP: 0 PB: 0 SB: 0 CS: 0 PA: 35					

PITCHER		IP	WLS	BF	H	R	ER	SO	BB	IBB	HBP	BLK	WP	HR	S	P	ERA	WHIP
Stan Williams, R ERA: 2.31	(1, 1)	7.0		27	6	1	1	6	1	0	0	0	0	0	38	42	1.29	1.000
Vicente Romo, R ERA: 1.41	(8, 1)	2.0	W	8	0	0	0	0	1	0	0	0	0	0	7	11	0.00	0.500

PITCHER	IP	WLS	BF	H	R	ER	SO	BB	IBB	HBP	BLK	WP	HR	S	P	ERA	WHIP

TOP

California Angels @ Cleveland Indians

Cleveland Municipal Stadium, Cleveland, OH

Sun Sep 22 1968, 3:33 AM EDT

Att. 9,200 - Unknown

livebaseballscorecards.com

AB	33
R	1
H	6
RBI	1
BB	2
SO	6
LOB	16

Batter	1	2	3	4	5	6	7	8	9	AB	R	H	RBI	BB	SO	LOB
Jose Cardenal, R (1, 8) OBP: 0.307, SLG: 0.352	S S S 0-3 K ①		x 0-0 F4 ①		x 0-0 F9 ②		x 0-0 F6 ③			4	0	0	0	0	1	3
Davey Nelson, R (1, 4) OBP: 0.296, SLG: 0.306	x 0-0 F7 ②		x 0-0 FC6-4 WP ② 1-2f 2-3		x 0-0 1-3 ③			x 0-0 1-3 ①		4	0	0	0	0	0	2
Richie Scheinblum, S (1, 9) (9, 7) OBP: 0.341, SLG: 0.343	x 0-0 F4 ③		B B B 4-0 BB 1-2			x 0-0 G3 ①		S S S 0-3 K ②		3	0	0	0	1	1	0
Tony Horton, R (1, 3) OBP: 0.303, SLG: 0.411 Tommy Harper, R (8, PR) (9, 9) OBP: 0.294, SLG: 0.376		x 0-0 F9 ①	x 0-0 F5 ③			x 0-0 HR		x 0-0 S E 1B		4 0	1 1	2 0	1 0	0 0	0 0	3 0
Lou Johnson, R (1, 7) OBP: 0.288, SLG: 0.360 Chico Salmon, R (9, 3) OBP: 0.254, SLG: 0.284		x 0-0 F4 ②		S S S 0-3 K ①		x 0-0 F8 ②		x 0-0 E7 1-H 1B		4 0	0 0	1 0	1 0	0 0	1 0	0 0
Duke Sims, L (1, 2) OBP: 0.365, SLG: 0.394		B B B 4-0 BB		S S S 0-3 K ②		x 0-0 L9 ③		I I I 4-0 IBB		2	0	0	0	2	1	0
Max Alvis, R (1, 5) OBP: 0.295, SLG: 0.327		x 0-0 F5 ③		B B B 4-0 BB			x 0-0 5-3 ①	x 0-0 F9 ③		3	0	0	0	1	0	3
Larry Brown, R (1, 6) OBP: 0.306, SLG: 0.324 Russ Nagelson, L (7, PH) Eddie Leon, R (7, PR) (8, 6)			B B B B 4-0 FC6-4 SH BB	x 0-0 4-3 ③			B B B B 4-0 BB			1 0 0	0 0 0	0 0 0	0 0 0	1 1 0	0 0 0	1 0 0
Stan Williams, R (1, 1) OBP: 0.220, SLG: 0.182 Jimmie Hall, L (7, PH) OBP: 0.285, SLG: 0.262 Vicente Romo, R (8, 1) OBP: 0.143, SLG: 0.143			x 0-0 SH FC6-4 1-2		x 0-0 F8 ①		S S S 0-3 K ②			1 1 0	0 0 0	0 0 0	0 0 0	0 1 0	0 1 0	0 1 0
Inning Stats	R: 0 H: 0 E: 0 LOB: 0 K: 1 BB: 0 S: 5 P: 5	R: 0 H: 0 E: 0 LOB: 1 K: 0 BB: 1 S: 3 P: 7	R: 0 H: 0 E: 1 LOB: 3 K: 0 BB: 2 S: 4 P: 12	R: 0 H: 0 E: 0 LOB: 1 K: 2 BB: 1 S: 7 P: 11	R: 0 H: 0 E: 0 LOB: 0 K: 0 BB: 0 S: 3 P: 3	R: 1 H: 1 E: 0 LOB: 0 K: 0 BB: 0 S: 4 P: 4	R: 0 H: 0 E: 0 LOB: 1 K: 1 BB: 1 S: 5 P: 9	R: 1 H: 2 E: 1 LOB: 2 K: 1 BB: 1 S: 7 P: 11		1B: 2 SF: 0 2B: 0 SAC: 1 3B: 0 DP: 0 HR: 1 HBP: 0						WP: 1 PA: 34 PB: 0 SB: 1 CS: 0	

PITCHER		IP	WLS	BF	H	R	ER	SO	BB	IBB	HBP	BLK	WP	HR	S	P	ERA	WHIP
Dennis Bennett, L ERA: 3.21	(1, 1)	2.0		7	0	0	0	1	1	0	0	0	0	0	8	12	0.00	0.500
Marty Pattin, R ERA: 3.11	(3, 1)	4.0		17	1	1	1	2	3	0	0	0	1	1	18	30	2.25	1.000
Steve Kealey, R ERA: 4.05	(7, 1)	2.0	L	10	2	1	1	2	1	1	0	0	0	0	12	20	4.50	1.500

PITCHER	IP	WLS	BF	H	R	ER	SO	BB	IBB	HBP	BLK	WP	HR	S	P	ERA	WHIP

BOTTOM

California Angels @ Cleveland Indians

Cleveland Municipal Stadium, Cleveland, OH

Sun Sep 22 1968, 3:33 AM EDT

Att. 9,200 - Unknown

livebaseballscorecards.com

AB	27
R	2
H	3
RBI	2
BB	6
SO	5
LOB	13

Batter	1	2	3	4	5	6	7	8	9	AB	R	H	RBI	BB	SO	LOB
Jose Cardenal, R (1, 8) OBP: 0.307, SLG: 0.352	6-3			FC6-5-S 1B	6-3			5-3		4	0	1	0	0	0	3
Davey Nelson, R (1, 4) OBP: 0.290, SLG: 0.299	5-3			FC6-5-6 1-3		L7			2-3	4	0	0	0	0	0	1
Richie Scheinblum, S (1, 7) OBP: 0.313, SLG: 0.308	F8			K		K			G3	4	0	0	0	0	2	1
Lee Maye, L (1, 9) OBP: 0.316, SLG: 0.378		4-3		6-3		4-3			4-3	4	0	0	0	0	0	1
Tony Horton, R (1, 3) OBP: 0.302, SLG: 0.409		6-3			5-3		6-3			3	0	0	0	0	0	0
Duke Sims, L (1, 2) OBP: 0.364, SLG: 0.397		F8			E4 1B 1B SF7		2B			3	1	1	0	0	0	0
Max Alvis, R (1, 5) OBP: 0.295, SLG: 0.327			5-3		SF7 1B 1-2 1B		F6			3	0	1	0	0	0	0
Larry Brown, R (1, 6) OBP: 0.305, SLG: 0.323 Russ Nagelson, L (5, PH) OBP: 0.600, SLG: 0.333 Eddie Leon, R (5, PR) (5, 6) Joe Azcue, R (8, PH) OBP: 0.329, SLG: 0.340 Vern Fuller, R (8, 6) OBP: 0.316, SLG: 0.291			K		SF7 1-2 2-3 1B			L9		1 1 0 1 0	0 0 0 0 0	0 1 0 0 0	0 0 0 0 0	1 0 0 0 0	0 0 0 0 0	0 0 0 0 0
Sam McDowell, L (1, 1) OBP: 0.172, SLG: 0.145 Horacio Pina, R (7, 1) Russ Snyder, L (8, PH) OBP: 0.306, SLG: 0.318 Vicente Romo, R (8, 1) OBP: 0.143, SLG: 0.143			K		SF7 1-2 2-3 3-H			4-3		1 0 1 0	0 0 0 0	0 0 0 0	1 0 0 0	0 0 0 0	1 0 0 0	0 0 0 0
Inning Stats	R: 0 E: 0 K: 0 S: 3 H: 0 LOB: 0 BB: 0 P: 3	R: 0 E: 0 K: 0 S: 3 H: 0 LOB: 0 BB: 0 P: 3	R: 0 E: 0 K: 2 S: 7 H: 0 LOB: 0 BB: 0 P: 7	R: 0 E: 0 K: 1 S: 6 H: 1 LOB: 1 BB: 0 P: 6	R: 1 E: 1 K: 0 S: 6 H: 2 LOB: 3 BB: 0 P: 6	R: 0 E: 0 K: 1 S: 5 H: 0 LOB: 0 BB: 0 P: 5	R: 0 E: 0 K: 0 S: 3 H: 1 LOB: 0 BB: 0 P: 3	R: 0 E: 0 K: 0 S: 3 H: 0 LOB: 0 BB: 0 P: 3	R: 0 E: 0 K: 0 S: 3 H: 0 LOB: 0 BB: 0 P: 3	1B: 3 2B: 1 3B: 0 HR: 0 SF: 1 SAC: 0 DP: 0 HBP: 0						

PITCHER	IP	WLS	BF	H	R	ER	SO	BB	IBB	HBP	BLK	WP	HR	S	P	ERA	WHIP
Mel Stottlemyre, R (1, 1) ERA: 2.44	9.0	W	31	4	1	0	4	0	0	0	0	0	0	39	39	0.00	0.444

PITCHER	IP	WLS	BF	H	R	ER	SO	BB	IBB	HBP	BLK	WP	HR	S	P	ERA	WHIP

TOP

Cleveland Indians @ New York Yankees

Yankee Stadium, Bronx, NY

Tue Sep 24 1968, 7:05 PM EDT

Unknown - 79 F

livebaseballscorecards.com

AB	30
R	1
H	4
RBI	1
BB	0
SO	4
LOB	6

PA: 31

WP: 0
PB: 0
SB: 1
CS: 0

Batter	1	2	3	4	5	6	7	8	9	AB	R	H	RBI	BB	SO	LOB
Horace Clarke, S (1, 4) OBP: 0.258, SLG: 0.254	BB		FC5-4 BB		G6-4-3 1-2f 2-3		K 1-2			2	0	0	0	2	1	4
Tom Tresh, S (1, 6) OBP: 0.304, SLG: 0.313	F7		FC5-4 CS 1-2f			G6-4-3 1B		4-3		4	0	1	0	0	0	2
Mickey Mantle, S (1, 3) OBP: 0.386, SLG: 0.403	L9		F7			G6-4-3 1-2f		K		4	0	0	0	0	1	3
Roy White, S (1, 7) OBP: 0.355, SLG: 0.423	5-3		CS 1-2	6-3		BB		1B 1B BB		2	1	0	0	2	0	1
Bill Robinson, R (1, 8) OBP: 0.299, SLG: 0.386		5-3 HR 1B		F7		K		1B 1B 1-3 1B		4	2	2	0	0	1	1
Andy Kosco, R (1, 9) OBP: 0.264, SLG: 0.366		5-3 1-2		F7			F5	1B 1-H 3-H 1B		4	0	1	2	0	0	1
Frank Fernandez, R (1, 2) OBP: 0.341, SLG: 0.382		HR 2-H			FC4-6 BB		E5 2B 1B	K		3	2	1	2	1	1	1
Bobby Cox, R (1, 5) OBP: 0.299, SLG: 0.310		F4			FC4-6 S BB 1-2f		1B 1-3 2B			3	0	1	0	0	0	1
Mel Stottlemyre, R (1, 1) OBP: 0.214, SLG: 0.180		6-3			G6-4-3 1-2 BB		CS 2-3 3-H 1B			2	0	1	1	1	0	0
Inning Stats	R: 0 E: 0 K: 0 S: 3 H: 0 LOB: 1 BB: 1 P: 7	R: 2 E: 0 K: 0 S: 5 H: 2 LOB: 0 BB: 0 P: 5	R: 0 E: 0 K: 0 S: 2 H: 0 LOB: 0 BB: 1 P: 6	R: 0 E: 0 K: 0 S: 3 H: 0 LOB: 0 BB: 0 P: 3	R: 0 E: 0 K: 0 S: 2 H: 0 LOB: 1 BB: 2 P: 10	R: 0 E: 0 K: 1 S: 5 H: 1 LOB: 1 BB: 1 P: 9	R: 1 E: 1 K: 1 S: 7 H: 2 LOB: 2 BB: 0 P: 7	R: 2 E: 0 K: 2 S: 9 H: 2 LOB: 1 BB: 1 P: 13		1B: 5 2B: 2 3B: 0 HR: 1 SF: 0 SAC: 0 DP: 3 HBP: 0						

BOTTOM

Cleveland Indians @ New York Yankees

Yankee Stadium, Bronx, NY

Tue Sep 24 1968, 7:05 PM EDT

Unknown - 79 F

livebaseballscorecards.com

AB	28
R	5
H	7
RBI	5
BB	6
SO	4
LOB	14

PITCHER		IP	WLS	BF	H	R	ER	SO	BB	IBB	HBP	BLK	WP	HR	S	P	ERA	WHIP
Sam McDowell, L ERA: 1.87	(1, 1)	6.1	L	27	5	3	2	1	5	0	0	0	0	1	24	44	2.84	1.579
Horacio Pina, R ERA: 1.72	(7, 1)	0.2		1	0	0	0	1	0	0	0	0	0	0	3	3	0.00	0.000
Vicente Romo, R ERA: 1.61	(8, 1)	1.0		6	2	2	2	2	1	0	0	0	0	0	9	13	18.00	3.000

PITCHER	IP	WLS	BF	H	R	ER	SO	BB	IBB	HBP	BLK	WP	HR	S	P	ERA	WHIP

Cleveland Indians @ New York Yankees

Yankee Stadium, Bronx, NY

Tue Sep 24 1968, 7:05 PM EDT

Att. 13,453 - Overcast - 74 F

livebaseballscorecards.com

TOP

Batter	1	2	3	4	5	6	7	8	9	AB	R	H	RBI	BB	SO	LOB
Jose Cardenal, R (1, 8) OBP: 0.306, SLG: 0.354	F9		L8		6-3			E9 3B		4	1	1	0	0	0	0
Davey Nelson, R (1, 4) OBP: 0.289, SLG: 0.298	G5-4-3 1B		6-3			L6		K		4	0	1	0	0	1	0
Richie Scheinblum, S (1, 7) OBP: 0.288, SLG: 0.279 Tommy Harper, R (9, 7) OBP: 0.294, SLG: 0.376	G5-4-3 1-2f			F4		K			4-3	4 0	0 0	0 0	0 0	0 0	1 0	1 0
Tony Horton, R (1, 3) OBP: 0.301, SLG: 0.409		F3		F4		F7			1B 2B	4	1	1	0	0	0	0
Joe Azcue, R (1, 2) OBP: 0.328, SLG: 0.339		F8		F9			4-3		G5-4-3 1B 2-H	4	0	1	1	0	0	0
Lou Johnson, R (1, 9) OBP: 0.292, SLG: 0.371		1B 3B			3B 2B		G4-6-3 1B		G5-4-3 1-2f	4	2	3	0	0	0	1
Max Alvis, R (1, 5) OBP: 0.297, SLG: 0.334		1B 3-H			SF8 3B 2-H		G4-6-3 1-2f			3	1	2	2	0	0	1
Larry Brown, R (1, 6) OBP: 0.304, SLG: 0.322		5-3			SF8 3-H			1-3		2	0	0	1	0	0	1
Mike Paul, L (1, 1) OBP: 0.200, SLG: 0.167 Vicente Romo, R (9, 1) OBP: 0.143, SLG: 0.143			K		6-3			K		3 0	0 0	0 0	0 0	0 0	2 0	0 0
Inning Stats	R: 0 H: 1 E: 0 LOB: 0 K: 0 BB: 0 S: 3 P: 3	R: 1 H: 2 E: 0 LOB: 1 K: 0 BB: 0 S: 5 P: 5	R: 0 H: 0 E: 0 LOB: 0 K: 1 BB: 0 S: 5 P: 5	R: 0 H: 0 E: 0 LOB: 0 K: 0 BB: 0 S: 3 P: 3	R: 2 H: 2 E: 0 LOB: 0 K: 0 BB: 0 S: 5 P: 5	R: 0 H: 0 E: 0 LOB: 0 K: 1 BB: 0 S: 5 P: 5	R: 0 H: 1 E: 0 LOB: 0 K: 0 BB: 0 S: 3 P: 3	R: 1 H: 1 E: 1 LOB: 0 K: 2 BB: 0 S: 8 P: 8	R: 1 H: 2 E: 0 LOB: 0 K: 0 BB: 0 S: 4 P: 4	1B: 4 SF: 1 2B: 2 SAC: 0 3B: 3 DP: 3 HR: 0 HBP: 0						

	AB	32
	R	5
	H	9
	RBI	4
	BB	0
	SO	4
	LOB	4

WP: 0 PA: 33
PB: 0
SB: 0
CS: 0

PITCHER		IP	WLS	BF	H	R	ER	SO	BB	IBB	HBP	BLK	WP	HR	S	P	ERA	WHIP
Fritz Peterson, L ERA: 2.66	(1, 1)	8.0	L	29	7	4	3	4	0	0	0	0	0	0	37	37	3.38	0.875
Lindy McDaniel, R ERA: 3.53	(9, 1)	1.0		4	2	1	1	0	0	0	0	0	0	0	4	4	9.00	2.000

PITCHER		IP	WLS	BF	H	R	ER	SO	BB	IBB	HBP	BLK	WP	HR	S	P	ERA	WHIP

Batter	1	2	3	4	5	6	7	8	9	AB	R	H	RBI	BB	SO	LOB
Horace Clarke, S (1, 4) OBP: 0.256, SLG: 0.253	4-3		F4		1-3			F8		4	0	0	0	0	0	0
Tom Tresh, S (1, 6) OBP: 0.305, SLG: 0.313	BB		1B			6-3		L5		3	0	1	0	1	0	0
Bill Robinson, R (1, 8) OBP: 0.295, SLG: 0.381	L6		F7			F2			6-3	4	0	0	0	0	0	2
Roy White, S (1, 7) OBP: 0.353, SLG: 0.420	5-3			L7		5-3			6-3	4	0	0	0	0	0	1
Andy Kosco, R (1, 3) OBP: 0.264, SLG: 0.367		F2		L7			F5		2B	4	1	1	0	0	0	0
Rocky Colavito, R (1, 9) OBP: 0.315, SLG: 0.378		HR		BB			L6		2-H 2B	3	1	2	2	1	0	0
Bobby Cox, R (1, 5) OBP: 0.299, SLG: 0.309		K		K			FC5-4 1B		6-3	4	0	1	0	0	2	2
Jake Gibbs, L (1, 2) OBP: 0.275, SLG: 0.283		K			K		FC5-4 1-2f			2	0	0	0	0	2	0
Mickey Mantle, S (7, PH) OBP: 0.385, SLG: 0.402										1	0	0	0	0	0	1
Frank Fernandez, R (8, 2) OBP: 0.341, SLG: 0.382										0	0	0	0	0	0	0
Fritz Peterson, S (1, 1) OBP: 0.108, SLG: 0.129			K		F8			F7		2	0	0	0	0	1	0
Dick Howser, R (8, PH) OBP: 0.319, SLG: 0.181										1	0	0	0	0	0	0
Lindy McDaniel, R (9, 1)										0	0	0	0	0	0	0
Inning Stats	R: 0 E: 0 K: 0 S: 3 H: 0 LOB: 1 BB: 1 P: 7	R: 1 E: 0 K: 2 S: 8 H: 1 LOB: 0 BB: 0 P: 8	R: 0 E: 0 K: 1 S: 6 H: 1 LOB: 1 BB: 0 P: 6	R: 0 E: 0 K: 1 S: 5 H: 0 LOB: 1 BB: 1 P: 9	R: 0 E: 0 K: 1 S: 5 H: 0 LOB: 0 BB: 0 P: 5	R: 0 E: 0 K: 0 S: 3 H: 0 LOB: 0 BB: 0 P: 3	R: 0 E: 0 K: 0 S: 4 H: 1 LOB: 1 BB: 0 P: 4	R: 0 E: 0 K: 0 S: 3 H: 0 LOB: 0 BB: 0 P: 3	R: 1 E: 0 K: 0 S: 5 H: 2 LOB: 1 BB: 0 P: 5	1B: 2 2B: 2 3B: 0 HR: 1 SF: 0 SAC: 0 DP: 0 HBP: 0						

PITCHER		IP	WLS	BF	H	R	ER	SO	BB	IBB	HBP	BLK	WP	HR	S	P	ERA	WHIP
Mike Paul, L ERA: 3.93	(1, 1)	8.2	W	33	5	2	2	5	2	0	0	0	0	1	41	49	2.08	0.808
Vicente Romo, R ERA: 1.6	(9, 1)	0.1	S	1	0	0	0	0	0	0	0	0	0	0	1	1	0.00	0.000

PITCHER	IP	WLS	BF	H	R	ER	SO	BB	IBB	HBP	BLK	WP	HR	S	P	ERA	WHIP

BOTTOM

Cleveland Indians @ New York Yankees

Yankee Stadium, Bronx, NY

Tue Sep 24 1968, 7:05 PM EDT
Att. 13,453 - Overcast - 74 F

livebaseballscorecards.com

AB	32
R	2
H	5
RBI	2
BB	2
SO	5
LOB	6

Batter	1	2	3	4	5	6	7	8	9	AB	R	H	RBI	BB	SO	LOB
Jose Cardenal, R (1, 8) OBP: 0.307, SLG: 0.357	F6		F7 2B; BB 1B		6-3		3B 2B		6-3	5	2	2	0	0	0	0
Davey Nelson, R (1, 4) OBP: 0.297, SLG: 0.313	6-3		BBB; 2B 1-2 BB		SSS; K		2-H 3B		S E 1B	4	1	2	1	1	1	0
Richie Scheinblum, S (1, 7) OBP: 0.286, SLG: 0.298 Tommy Harper, R (7, 7) OBP: 0.293, SLG: 0.374	2B		F7 2-3		F7		L4		SSS; K 1-H	4 1	0 0	1 0	0 0	0 0	0 1	3 0
Duke Sims, L (1, 3) OBP: 0.367, SLG: 0.401 Chico Salmon, R (9, PR) OBP: 0.254, SLG: 0.284 (9, 3)	SSS; K		1-3 3-H 2B			1B 1B	G3		BBBB; FC4-6 BB	4 0	0 0	2 0	1 0	1 0	1 0	2 0
Joe Azcue, R (1, 2) OBP: 0.332, SLG: 0.343		WP 1B	F7			FC5-4 1-2 1B		CS 1B	FC4-6 1-2f	5	0	3	0	0	0	3
Lou Johnson, R (1, 9) OBP: 0.292, SLG: 0.368		F2		F2		F3		BBBB; G3 1-2 BB		3	0	0	0	1	0	3
Max Alvis, R (1, 5) OBP: 0.295, SLG: 0.331		SSS; K		F4		SSS; K		G3 1-2		4	0	0	0	0	2	4
Larry Brown, R (1, 6) OBP: 0.305, SLG: 0.322		6-3 1-2		1B		FC5-4 1-2f		IBB		3	0	1	0	1	0	3
Luis Tiant, R (1, 1) OBP: 0.080, SLG: 0.092			F6	F5			F8	5-3		4	0	0	0	0	0	3
Inning Stats	R: 0 E: 0 K: 1 S: 6 / H: 1 LOB: 1 BB: 0 P: 6	R: 0 E: 0 K: 1 S: 6 / H: 1 LOB: 1 BB: 0 P: 6	R: 1 E: 0 K: 0 S: 5 / H: 2 LOB: 2 BB: 1 P: 9	R: 0 E: 0 K: 0 S: 4 / H: 1 LOB: 1 BB: 0 P: 4	R: 0 E: 0 K: 1 S: 5 / H: 0 LOB: 0 BB: 0 P: 5	R: 0 E: 0 K: 1 S: 7 / H: 2 LOB: 2 BB: 0 P: 7	R: 1 E: 0 K: 0 S: 5 / H: 2 LOB: 1 BB: 0 P: 5	R: 0 E: 0 K: 0 S: 3 / H: 1 LOB: 2 BB: 2 P: 11	R: 1 E: 0 K: 1 S: 6 / H: 1 LOB: 1 BB: 1 P: 10	1B: 7 2B: 3 3B: 1 HR: 0	SF: 0 SAC: 0 DP: 0 HBP: 0						

TOP

Cleveland Indians @ New York Yankees

Yankee Stadium, Bronx, NY

Wed Sep 25 1968, 3:33 AM EDT

Att. 5,723 - Unknown - 85 F

livebaseballscorecards.com

AB	37
R	3
H	11
RBI	2
BB	4
SO	5
LOB	21

WP: 1	PA: 41
PB: 0	
SB: 1	
CS: 1	

PITCHER		IP	WLS	BF	H	R	ER	SO	BB	IBB	HBP	BLK	WP	HR	S	P	ERA	WHIP
Stan Bahnsen, R ERA: 2.01	(1, 1)	8.0	L	36	10	2	2	4	2	1	0	0	1	0	41	53	2.25	1.500
Dooley Womack, R ERA: 3.21	(9, 1)	1.0		5	1	1	0	1	1	0	0	0	0	0	6	10	0.00	2.000

PITCHER	IP	WLS	BF	H	R	ER	SO	BB	IBB	HBP	BLK	WP	HR	S	P	ERA	WHIP

Batter	1	2	3	4	5	6	7	8	9	AB	R	H	RBI	BB	SO	LOB
Horace Clarke, S (1, 4) OBP: 0.254, SLG: 0.251	K		4-3			2-3			F8	4	0	0	0	0	1	0
Jake Gibbs, L (1, 2) OBP: 0.273, SLG: 0.280	6-3			K			L4		K	4	0	0	0	0	2	0
Mickey Mantle, S (1, 3) OBP: 0.386, SLG: 0.401	1B			K			K		BB	3	0	1	0	1	2	0
Roy White, S (1, 7) OBP: 0.350, SLG: 0.417	F7			F9			E3 BB		F5	4	0	0	0	0	0	2
Joe Pepitone, L (1, 8) OBP: 0.308, SLG: 0.394		K			F2		BB 1-2			2	0	0	0	1	1	0
Tom Tresh, S (1, 6) OBP: 0.303, SLG: 0.311		K			K		K			3	0	0	0	0	3	2
Bill Robinson, R (1, 9) OBP: 0.293, SLG: 0.378		K			F3			F7		3	0	0	0	0	1	0
Bobby Cox, R (1, 5) OBP: 0.297, SLG: 0.307			F7			F7		F8		3	0	0	0	0	0	0
Stan Bahnsen, R (1, 1) OBP: 0.119, SLG: 0.052			6-3			K		F8		2	0	0	0	0	1	0
Rocky Colavito, R (8, PH) OBP: 0.313, SLG: 0.376										1	0	0	0	0	0	0
Dooley Womack, L (9, 1) OBP: 0.200, SLG: 0.200										0	0	0	0	0	0	0
Inning Stats	R: 0 E: 0 K: 1 S: 6 H: 1 LOB: 1 BB: 0 P: 6	R: 0 E: 0 K: 3 S: 9 H: 0 LOB: 0 BB: 0 P: 9	R: 0 E: 0 K: 0 S: 3 H: 0 LOB: 0 BB: 0 P: 3	R: 0 E: 0 K: 2 S: 7 H: 0 LOB: 0 BB: 0 P: 7	R: 0 E: 0 K: 1 S: 5 H: 0 LOB: 0 BB: 0 P: 5	R: 0 E: 0 K: 1 S: 5 H: 0 LOB: 0 BB: 0 P: 5	R: 0 E: 1 K: 2 S: 8 H: 0 LOB: 2 BB: 1 P: 12	R: 0 E: 0 K: 0 S: 3 H: 0 LOB: 0 BB: 0 P: 3	R: 0 E: 0 K: 1 S: 5 H: 0 LOB: 1 BB: 1 P: 9	1B: 1 2B: 0 3B: 0 HR: 0 SF: 0 SAC: 0 DP: 0 HBP: 0	WP: 0 PB: 0 SB: 0 CS: 0 PA: 31					

PITCHER	IP	WLS	BF	H	R	ER	SO	BB	IBB	HBP	BLK	WP	HR	S	P	ERA	WHIP
Luis Tiant, R (1, 1) ERA: 1.6	9.0	W	31	1	0	0	11	2	0	0	0	0	0	51	59	0.00	0.333

PITCHER	IP	WLS	BF	H	R	ER	SO	BB	IBB	HBP	BLK	WP	HR	S	P	ERA	WHIP

BOTTOM

Cleveland Indians @ New York Yankees

Yankee Stadium, Bronx, NY

Wed Sep 25 1968, 3:33 AM EDT

Att. 5,723 - Unknown - 85 F

livebaseballscorecards.com

AB	29
R	0
H	1
RBI	0
BB	2
SO	11
LOB	4

Batter	1	2	3	4	5	6	7	8	9	AB	R	H	RBI	BB	SO	LOB
Jose Cardenal, R (1, 8) OBP: 0.305, SLG: 0.354	6-3		L5		5-3			K		4	0	0	0	0	1	0
Tommy Harper, R (8, 8) OBP: 0.293, SLG: 0.374										0	0	0	0	0	0	0
Davey Nelson, R (1, 4) OBP: 0.296, SLG: 0.308	6-3		K			5-3		BB		3	0	0	0	1	1	0
Vern Fuller, R (8, 4) OBP: 0.316, SLG: 0.291										0	0	0	0	0	0	0
Richie Scheinblum, S (1, 9) OBP: 0.283, SLG: 0.314	2B		K			F3		F8		4	1	1	0	0	1	1
Tony Horton, R (1, 3) OBP: 0.303, SLG: 0.412	2-H 2B			K		K			FC5-4 1B	4	0	2	1	0	2	0
Joe Azcue, R (1, 2) OBP: 0.331, SLG: 0.342	F8			FC6-4 1B			L9		F4	4	0	1	0	0	0	2
Lou Johnson, R (1, 7) OBP: 0.294, SLG: 0.375		FC5-4 2B		FC6-4 1-2f FC5-4			2B		F8	4	0	2	0	0	0	2
Max Alvis, R (1, 5) OBP: 0.292, SLG: 0.328		K		FC5-4 1-2f			F7		FC5-4 1-2f	4	0	0	0	0	1	4
Larry Brown, R (1, 6) OBP: 0.303, SLG: 0.320		FC5-4 2-3			F8		5-3			3	0	0	0	0	0	2
Steve Hargan, R (7, 1) OBP: 0.192, SLG: 0.216										0	0	0	0	0	0	0
Stan Williams, R (1, 1) OBP: 0.217, SLG: 0.179		K			4-3			6-3		1	0	0	0	0	1	1
Rob Gardner, R (4, 1)										0	0	0	0	0	0	0
Eddie Fisher, R (4, 1)										0	0	0	0	0	0	0
Lou Piniella, R (5, PH)										1	0	0	0	0	0	0
Steve Bailey, R (5, 1)										0	0	0	0	0	0	0
Chico Salmon, R (7, 6) OBP: 0.253, SLG: 0.283										1	0	0	0	0	0	0
Inning Stats	R: 1 H: 2 E: 0 LOB: 1 K: 0 BB: 0 S: 5 P: 5	R: 0 H: 1 E: 0 LOB: 1 K: 2 BB: 0 S: 8 P: 8	R: 0 H: 0 E: 0 LOB: 0 K: 2 BB: 0 S: 7 P: 7	R: 0 H: 1 E: 0 LOB: 1 K: 1 BB: 0 S: 6 P: 6	R: 0 H: 0 E: 0 LOB: 0 K: 0 BB: 0 S: 3 P: 3	R: 0 H: 0 E: 0 LOB: 0 K: 1 BB: 0 S: 5 P: 5	R: 0 H: 1 E: 0 LOB: 1 K: 0 BB: 0 S: 4 P: 4	R: 0 H: 0 E: 0 LOB: 1 K: 1 BB: 1 S: 5 P: 9	R: 0 H: 1 E: 0 LOB: 1 K: 0 BB: 0 S: 4 P: 4	1B: 2 SF: 0 2B: 4 SAC: 0 3B: 0 DP: 0 HR: 0 HBP: 0						

PITCHER	IP	WLS	BF	H	R	ER	SO	BB	IBB	HBP	BLK	WP	HR	S	P	ERA	WHIP
Dave McNally, L (1, 1) ERA: 1.95	9.0	W	34	6	1	1	7	1	0	0	0	0	0	47	51	1.00	0.778

PITCHER	IP	WLS	BF	H	R	ER	SO	BB	IBB	HBP	BLK	WP	HR	S	P	ERA	WHIP

TOP

Cleveland Indians @ Baltimore Orioles

Memorial Stadium, Baltimore, MD

Thu Sep 26 1968, 7:05 PM EDT

Att. 2,567 - Unknown

livebaseballscorecards.com

AB	33
R	1
H	6
RBI	1
BB	1
SO	7
LOB	12

WP: 0	PA: 34
PB: 0	
SB: 0	
CS: 0	

Batter	1	2	3	4	5	6	7	8	9	AB	R	H	RBI	BB	SO	LOB
Don Buford, S (1, 4) OBP: 0.370, SLG: 0.441	x 0-0 L8 1B 2B	x 0-0 ③ 4-3		BBBB 4-0 PB 1B 1-2 2-3 BB		x 0-0 ① 6-3 2-H		BBBB 4-0 1B BB		3	2	1	0	2	0	1
Mike Fiore, L (1, 3) OBP: 0.222, SLG: 0.067	x 0-0 ① L8 2-3		x 0-0 ① L4	SSS 0-3 ② K 1-2 2-3 3-H		x 0-0 ② F6		x 0-0 BB 1-3 1B		5	0	1	0	0	1	3
Brooks Robinson, R (1, 5) OBP: 0.305, SLG: 0.417	x 0-0 3-H 1B		x 0-0 F9 2B	x 0-0 2-H 3-H 1B		BBBB 4-0 BB		BBBB 4-0 1-2 BB		3	0	3	3	2	0	0
Elrod Hendricks, L (1, 2) OBP: 0.285, SLG: 0.380	x 0-0 ② F7		x 0-0 ② F9 2-3	x 0-0 ③ F8		x 0-0 ③ 4-3		x 0-0 ③ F5		5	0	0	0	0	0	7
Merv Rettenmund, R (1, 8) OBP: 0.457, SLG: 0.475	x 0-0 ③ 6-3		SSS 0-3 ③ K		x 0-0 4-3 1B		x 0-0 ① 5-3			4	0	1	0	0	1	2
Curt Motton, R (1, 7) OBP: 0.301, SLG: 0.346		BBBB 4-0 1B SF9 BB		x 0-0 1B 1B 1B	x 0-0 ① F6		SSS 0-3 ② K			3	2	1	0	1	1	1
Dave May, L (1, 9) OBP: 0.288, SLG: 0.268		x 0-0 1-3 1B		x 0-0 BB 1B 1-3 PB 1B	x 0-0 ② 4-3 1-2		x 0-0 ③ 3-1			4	1	2	0	0	0	1
Bobby Floyd, R (1, 6)		x 0-0 ① SF9 3-H		SSS 0-3 ① K	x 0-0 ③ F4			x 0-0 ① 4-3		3	0	0	1	0	1	3
Dave McNally, R (1, 1) OBP: 0.208, SLG: 0.244		SSS 0-3 ② K		x 0-0 PB BB 1-2 1B 3-H 1B		x 0-0 WP PB 2B		x 0-0 ② F5		4	2	2	1	0	1	1
Inning Stats	R: 1 E: 0 K: 0 S: 5 H: 2 LOB: 1 BB: 0 P: 5	R: 1 E: 0 K: 1 S: 6 H: 1 LOB: 1 BB: 1 P: 10	R: 0 E: 0 K: 1 S: 6 H: 1 LOB: 1 BB: 0 P: 6	R: 4 E: 0 K: 2 S: 11 H: 4 LOB: 1 BB: 1 P: 15	R: 0 E: 0 K: 0 S: 4 H: 1 LOB: 1 BB: 0 P: 4	R: 1 E: 0 K: 0 S: 4 H: 1 LOB: 1 BB: 1 P: 8	R: 0 E: 0 K: 1 S: 5 H: 0 LOB: 0 BB: 0 P: 5	R: 0 E: 0 K: 0 S: 4 H: 1 LOB: 3 BB: 2 P: 12		1B: 8 2B: 3 3B: 0 HR: 0 SF: 1 SAC: 0 DP: 0 HBP: 0						

BOTTOM

Cleveland Indians @ Baltimore Orioles

Memorial Stadium, Baltimore, MD

Thu Sep 26 1968, 7:05 PM EDT

Att. 2,567 - Unknown

livebaseballscorecards.com

AB	34
R	7
H	11
RBI	5
BB	5
SO	5
LOB	19

PITCHER		IP	WLS	BF	H	R	ER	SO	BB	IBB	HBP	BLK	WP	HR	S	P	ERA	WHIP
Stan Williams, R ERA: 2.5	(1, 1)	3.1	L	18	7	5	5	3	1	0	0	0	0	0	23	27	13.50	2.400
Rob Gardner, L ERA: 6.75	(4, 1)	0.1		2	0	0	0	1	1	0	0	0	0	0	3	7	0.00	3.000
Eddie Fisher, R ERA: 2.84	(4, 1)	0.1		2	1	1	0	0	0	0	0	0	0	0	2	2	0.00	3.000
Steve Bailey, R ERA: 3.6	(5, 1)	2.0		9	2	1	0	0	1	0	0	0	1	0	8	12	0.00	1.500
Steve Hargan, R ERA: 4.15	(7, 1)	2.0		9	1	0	0	1	2	0	0	0	0	0	9	17	0.00	1.500

PITCHER	IP	WLS	BF	H	R	ER	SO	BB	IBB	HBP	BLK	WP	HR	S	P	ERA	WHIP

Batter	1	2	3	4	5	6	7	8	9	AB	R	H	RBI	BB	SO	LOB
Jose Cardenal, R (1, 8) OBP: 0.305, SLG: 0.353	K		B1-3 1B		E5 1-2		K			4	0	1	0	0	2	2
Davey Nelson, R (1, 4) OBP: 0.295, SLG: 0.307	S 1B		B1-3 1-2		K			K		4	0	1	0	0	2	3
Lou Johnson, R (1, 7) OBP: 0.294, SLG: 0.376	K 1-2			1B 1B 2B	F5			F9		4	1	1	0	0	1	3
Duke Sims, L (1, 2) OBP: 0.366, SLG: 0.399	3-1			1B 2-3 1B		F9		F6		4	0	1	0	0	0	1
Tony Horton, R (1, 3) OBP: 0.302, SLG: 0.411		K		G5-4-3 1-2 3-H 1B		F9			K	4	0	1	1	0	2	0
Richie Scheinblum, S (1, 9) OBP: 0.281, SLG: 0.309		4-3		F6		F7			S E 1B	4	0	1	0	0	0	2
Tommy Harper, R (9, PR) OBP: 0.293, SLG: 0.374 (9, 9)										0	1	0	0	0	0	0
Max Alvis, R (1, 5) OBP: 0.292, SLG: 0.327		S 1B		G5-4-3 1-2f			K		F4 1-H	4	0	1	0	0	1	2
Larry Brown, R (1, 6) OBP: 0.301, SLG: 0.317		F7 1-2			F7		F4		F7	4	0	0	0	0	0	2
Sam McDowell, L (1, 1) OBP: 0.189, SLG: 0.153			B2		E 1B		BB			2	0	1	0	1	0	0
Inning Stats	R: 0 E: 0 K: 2 S: 8 H: 1 LOB: 1 BB: 0 P: 8	R: 0 E: 0 K: 1 S: 6 H: 1 LOB: 1 BB: 0 P: 6	R: 0 E: 0 K: 0 S: 3 H: 1 LOB: 0 BB: 0 P: 3	R: 1 E: 0 K: 0 S: 5 H: 3 LOB: 1 BB: 0 P: 5	R: 0 E: 1 K: 1 S: 7 H: 1 LOB: 2 BB: 0 P: 7	R: 0 E: 0 K: 0 S: 3 H: 0 LOB: 0 BB: 0 P: 3	R: 0 E: 0 K: 2 S: 7 H: 0 LOB: 1 BB: 1 P: 11	R: 0 E: 0 K: 1 S: 5 H: 0 LOB: 0 BB: 0 P: 5	R: 1 E: 0 K: 1 S: 6 H: 1 LOB: 1 BB: 0 P: 6	1B: 7 2B: 1 3B: 0 HR: 0	SF: 0 SAC: 0 DP: 1 HBP: 0						

PITCHER	IP	WLS	BF	H	R	ER	SO	BB	IBB	HBP	BLK	WP	HR	S	P	ERA	WHIP
Roger Nelson, R (1, 1) ERA: 2.41	8.0	L	31	7	1	1	7	1	0	0	0	0	0	44	48	1.12	1.000
Moe Drabowsky, R (9, 1) ERA: 1.91	1.0		4	1	1	0	1	0	0	0	0	0	0	6	6	0.00	1.000

PITCHER	IP	WLS	BF	H	R	ER	SO	BB	IBB	HBP	BLK	WP	HR	S	P	ERA	WHIP

TOP

Cleveland Indians @ Baltimore Orioles

Memorial Stadium, Baltimore, MD

Fri Sep 27 1968, 7:05 PM EDT

Att. 7,528 - Unknown

livebaseballscorecards.com

AB	34
R	2
H	8
RBI	1
BB	1
SO	8
LOB	15

Cleveland Indians @ Baltimore Orioles

Memorial Stadium, Baltimore, MD

Fri Sep 27 1968, 7:05 PM EDT

Att. 7,528 - Unknown

livebaseballscorecards.com

BOTTOM

Batter	1	2	3	4	5	6	7	8	9	AB	R	H	RBI	BB	SO	LOB
Don Buford, S (1, 4) OBP: 0.367, SLG: 0.437	K			K		4-3		4-3		4	0	0	0	0	2	3
Mike Fiore, L (1, 3) OBP: 0.273, SLG: 0.059	F8			BB			G4-6-3 BB		1-3	2	0	0	0	2	0	0
Brooks Robinson, R (1, 5) OBP: 0.304, SLG: 0.416	5-3			F8			L5		1B	1	0	0	0	0	0	0
Paul Blair, R (2, 5) OBP: 0.277, SLG: 0.318										3	0	1	0	0	0	2
Elrod Hendricks, L (1, 2) OBP: 0.279, SLG: 0.372		K		K			G4-6-3 1-2f		4-3	4	0	0	0	0	2	2
Merv Rettenmund, R (1, 8) OBP: 0.452, SLG: 0.469		K			K			1B		3	0	1	0	0	2	0
Curt Motton, R (1, 7) OBP: 0.298, SLG: 0.341		K			6-3			F7		3	0	0	0	0	1	1
Dave May, L (1, 9) OBP: 0.289, SLG: 0.270			4-3		K			1-3 1B		3	0	1	0	0	1	0
Bobby Floyd, R (1, 6) OBP: 0.100, SLG: 0.222			F4			K2-6-5-4-2 2B		K		3	0	1	0	0	1	2
Roger Nelson, R (1, 1) OBP: 0.167, SLG: 0.063			K			K2-6-5-4-2 2-2		IBB		2	0	0	0	0	2	1
Frank Robinson, R (8, PH) OBP: 0.390, SLG: 0.444										0	0	0	0	1	0	0
Moe Drabowsky, R (9, 1) OBP: 0.286, SLG: 0.286										0	0	0	0	0	0	0

	AB	28
	R	0
	H	4
	RBI	0
	BB	3
	SO	11
	LOB	11

Inning Stats	1	2	3	4	5	6	7	8	9
	R: 0 E: 0 K: 1 S: 5	R: 0 E: 0 K: 3 S: 9	R: 0 E: 0 K: 1 S: 5	R: 0 E: 0 K: 2 S: 7	R: 0 E: 0 K: 2 S: 7	R: 0 E: 0 K: 1 S: 5	R: 0 E: 0 K: 0 S: 2	R: 0 E: 0 K: 1 S: 7	R: 0 E: 0 K: 0 S: 3
	H: 0 LOB: 0 BB: 0 P: 5	H: 0 LOB: 0 BB: 0 P: 9	H: 0 LOB: 0 BB: 0 P: 5	H: 0 LOB: 1 BB: 1 P: 11	H: 0 LOB: 0 BB: 0 P: 7	H: 1 LOB: 0 BB: 0 P: 5	H: 0 LOB: 0 BB: 1 P: 6	H: 2 LOB: 3 BB: 1 P: 11	H: 1 LOB: 0 BB: 0 P: 3

	1B: 3	SF: 0	WP: 0	PA: 31
	2B: 2	SAC: 0	PB: 0	
	3B: 0	DP: 2	SB: 0	
	HR: 0	HBP: 0	CS: 0	

PITCHER	IP	WLS	BF	H	R	ER	SO	BB	IBB	HBP	BLK	WP	HR	S	P	ERA	WHIP
Sam McDowell, L (1, 1) ERA: 1.81	9.0	W	31	4	0	0	11	2	1	0	0	0	0	50	62	0.00	0.667

PITCHER	IP	WLS	BF	H	R	ER	SO	BB	IBB	HBP	BLK	WP	HR	S	P	ERA	WHIP