Cleveland Indians - 1969

Batter	1	2	3	4	5	6	7	8	9	AB	R	H	RBI	BB	SO	LOB
Jose Cardenal, R (1, 8)	5-3		F7			5-3			K	4	0	0	0	0	1	0
Larry Brown, R (1, 6) OBP: 0.250, SLG: 1.000	HR		6-3			4-3			K	4	1	1	1	0	1	0
Richie Scheinblum, S (1, 9)	F7		6-3			L4			L9	4	0	0	0	0	0	0
Tony Horton, R (1, 3)	5-3			K			K			3	0	0	0	0	2	0
Jimmie Hall, L (1, 7)		BB		F7			4-3			2	1	0	0	1	0	0
Joe Azcue, R (1, 2) OBP: 0.333, SLG: 0.333		FC6-4		1-6-3			5-3			3	0	1	0	0	0	0
Zoilo Versalles, R (1, 5) OBP: 0.333, SLG: 0.500		SF8			E8			K2-3		2	0	1	1	0	1	0
Vern Fuller, R (1, 4)		F7			6-3			P6		3	0	0	0	0	0	2
Luis Tiant, R (1, 1)		FC6-4			FC5-3			P4		2	0	0	0	0	0	2
Jack Hamilton, R (6, 1)										0	0	0	0	0	0	0
Russ Snyder, L (8, PH)										1	0	0	0	0	0	0
Horacio Pina, R (8, 1)										0	0	0	0	0	0	0
Inning Stats	R: 1 E: 0 K: 0 S: 4 H: 1 LOB: 0 BB: 0 P: 4	R: 1 E: 0 K: 0 S: 4 H: 1 LOB: 1 BB: 1 P: 8	R: 0 E: 0 K: 0 S: 3 H: 0 LOB: 0 BB: 0 P: 3	R: 0 E: 0 K: 1 S: 5 H: 0 LOB: 0 BB: 0 P: 5	R: 0 E: 1 K: 0 S: 3 H: 1 LOB: 0 BB: 0 P: 3	R: 0 E: 0 K: 0 S: 3 H: 0 LOB: 0 BB: 0 P: 3	R: 0 E: 0 K: 1 S: 5 H: 0 LOB: 0 BB: 0 P: 5	R: 0 E: 0 K: 1 S: 5 H: 0 LOB: 0 BB: 0 P: 5	R: 0 E: 0 K: 2 S: 7 H: 0 LOB: 0 BB: 0 P: 7	1B: 2 2B: 1 3B: 0 HR: 1 SF: 1 SAC: 0 DP: 1 HBP: 0						

PITCHER	IP	WLS	BF	H	R	ER	SO	BB	IBB	HBP	BLK	WP	HR	S	P	ERA	WHIP
Denny McLain, R (1, 1) ERA: 2.0	9.0	W	30	3	2	2	5	1	0	0	0	0	1	39	43	2.00	0.444

PITCHER	IP	WLS	BF	H	R	ER	SO	BB	IBB	HBP	BLK	WP	HR	S	P	ERA	WHIP

TOP

Cleveland Indians @ Detroit Tigers

Tiger Stadium, Detroit, MI

Tue Apr 08 1969, 3:33 AM EST

Att. 53,572 - Unknown - 68 F

livebaseballscorecards.com

AB	28
R	2
H	3
RBI	2
BB	1
SO	5
LOB	4

Cleveland Indians @ Detroit Tigers

Tiger Stadium, Detroit, MI

Tue Apr 08 1969, 3:33 AM EST

Att. 53,572 - Unknown - 68 F

BOTTOM

Batter	1	2	3	4	5	6	7	8	9	AB	R	H	RBI	BB	SO	LOB
Dick McAuliffe, L (1, 4) OBP: 0.600, SLG: 0.667	2B		BB		HR	K		4-3		3	2	1	0	2	1	2
Mickey Stanley, R (1, 6) OBP: 0.400, SLG: 0.600	2B		1B		K	G6-4-3		6-3		5	1	2	0	0	1	3
Dick Tracewski, R (9, 6)										0	0	0	0	0	0	0
Al Kaline, R (1, 9) OBP: 0.600, SLG: 1.250	K		L8		HR		1B	BB		4	2	2	2	1	1	4
Norm Cash, L (1, 3) OBP: 0.800, SLG: 1.000	P4		2B		BB		1B	BB		3	0	2	2	2	0	2
Willie Horton, R (1, 7) OBP: 0.200, SLG: 0.200	K		K		5-3		BB	K		5	0	1	0	0	3	6
Jim Northrup, L (1, 8)		1-3	P5		P4		F5			4	0	0	0	0	0	5
Bill Freehan, R (1, 2) OBP: 0.500, SLG: 0.333		BB	K			1B	P5			3	1	1	0	1	1	3
Don Wert, R (1, 5) OBP: 0.500, SLG: 0.333		L7	F5			1B	BB			3	0	1	1	1	0	1
Denny McLain, R (1, 1) OBP: 0.250, SLG: 0.250		K	4-3			G6-4-3	F9			4	0	1	1	0	1	4
Inning Stats	R: 0 E: 0 K: 2 S: 9 H: 2 LOB: 2 BB: 0 P: 9	R: 0 E: 0 K: 1 S: 5 H: 0 LOB: 1 BB: 1 P: 9	R: 2 E: 0 K: 1 S: 7 H: 2 LOB: 1 BB: 1 P: 11	R: 0 E: 0 K: 1 S: 5 H: 0 LOB: 0 BB: 0 P: 5	R: 2 E: 0 K: 1 S: 6 H: 1 LOB: 1 BB: 2 P: 14	R: 1 E: 0 K: 1 S: 7 H: 3 LOB: 1 BB: 0 P: 7	R: 1 E: 0 K: 0 S: 6 H: 3 LOB: 3 BB: 1 P: 10	R: 0 E: 0 K: 1 S: 5 H: 0 LOB: 2 BB: 2 P: 13		1B: 7 2B: 3 3B: 0 HR: 1 SF: 0 SAC: 0 DP: 1 HBP: 0						

livebaseballscorecards.com

	AB	34
	R	6
	H	11
	RBI	6
	BB	7
	SO	8
	LOB	30

WP: 0 PB: 0 SB: 0 CS: 0 PA: 41

PITCHER		IP	WLS	BF	H	R	ER	SO	BB	IBB	HBP	BLK	WP	HR	S	P	ERA	WHIP
Luis Tiant, R ERA: 9.0	(1, 1)	5.0	L	27	8	5	5	6	4	0	0	0	0	1	35	51	9.00	2.400
Jack Hamilton, R ERA: 4.5	(6, 1)	2.0		9	3	1	1	1	1	0	0	0	0	0	10	14	4.50	2.000
Horacio Pina, R ERA:	(8, 1)	1.0		5	0	0	0	1	2	0	0	0	0	0	5	13	0.00	2.000

PITCHER	IP	WLS	BF	H	R	ER	SO	BB	IBB	HBP	BLK	WP	HR	S	P	ERA	WHIP

Batter	1	2	3	4	5	6	7	8	9	AB	R	H	RBI	BB	SO	LOB
Jose Cardenal, R (1, 8) OBP: 0.125, SLG: 0.250	E7 SF9 2B		F7			K		6-3		4	1	1	0	0	1	0
Larry Brown, R (1, 6) OBP: 0.250, SLG: 0.571	6-3			K		BB		P4		3	0	0	0	1	1	1
Richie Scheinblum, S (1, 9)	SF9 3-H			P3		K		P4		3	0	0	1	0	1	1
Tony Horton, R (1, 3) OBP: 0.143, SLG: 0.571	K			HR			P6		F2	4	1	1	1	0	1	0
Chuck Hinton, R (1, 7) OBP: 0.250, SLG: 0.250		F3		K			1B SF8 BB 1B		P3	4	1	1	0	0	1	0
Joe Azcue, R (1, 2) OBP: 0.571, SLG: 0.500		G6-4-3 1B			G5-4-3 1B		1-2 BB 1B		5-3	3	0	2	0	1	0	0
Zoilo Versalles, R (1, 5) OBP: 0.333, SLG: 0.400		G6-4-3 1-2f			G5-4-3 1-2f		1-2 2-3 1B			3	0	1	0	0	0	2
Vern Fuller, R (1, 4)			L9		K		SF8 3-H			2	0	0	1	0	1	0
Sam McDowell, L (1, 1) Russ Snyder, L (6, PH) Horacio Pina, R (6, 1) Larry Burchart, R (6, 1) Max Alvis, R (7, PH) Jack Hamilton, R (7, 1) Mike Paul, L (8, 1)			K			5-3	5-3			1 1 0 0 1 0 0	0 0 0 0 0 0 0	0 0 0 0 0 0 0	0 0 0 0 0 0 0	1 0 0 0 0 0 0	0 0 0 0 2 0 0	0 0 0 0 0 0 0
Inning Stats	R: 1 E: 1 K: 1 S: 6 H: 1 LOB: 0 BB: 0 P: 6	R: 0 E: 0 K: 0 S: 3 H: 1 LOB: 0 BB: 0 P: 3	R: 0 E: 0 K: 1 S: 5 H: 0 LOB: 0 BB: 0 P: 5	R: 1 E: 0 K: 2 S: 8 H: 1 LOB: 0 BB: 0 P: 8	R: 0 E: 0 K: 1 S: 5 H: 1 LOB: 0 BB: 0 P: 5	R: 0 E: 0 K: 2 S: 7 H: 0 LOB: 1 BB: 1 P: 11	R: 1 E: 0 K: 0 S: 5 H: 2 LOB: 2 BB: 1 P: 9	R: 0 E: 0 K: 0 S: 3 H: 0 LOB: 0 BB: 0 P: 3	R: 0 E: 0 K: 0 S: 3 H: 0 LOB: 0 BB: 0 P: 3	1B: 4 2B: 1 3B: 0 HR: 1	SF: 2 SAC: 0 DP: 2 HBP: 0					

TOP

Cleveland Indians @ Detroit Tigers

Tiger Stadium, Detroit, MI

Thu Apr 10 1969, 3:33 AM EST

Att. 14,665 - Unknown

livebaseballscorecards.com

AB	29
R	3
H	6
RBI	3
BB	2
SO	7
LOB	6

PITCHER		IP	W/L/S	BF	H	R	ER	SO	BB	IBB	HBP	BLK	WP	HR	S	P	ERA	WHIP
Mickey Lolich, L ERA: 2.0	(1, 1)	9.0	W	33	6	3	2	7	2	0	0	0	0	1	45	53	2.00	0.889

PITCHER		IP	W/L/S	BF	H	R	ER	SO	BB	IBB	HBP	BLK	WP	HR	S	P	ERA	WHIP

Batter	1	2	3	4	5	6	7	8	9	AB	R	H	RBI	BB	SO	LOB
Dick McAuliffe, L (1, 4) OBP: 0.700, SLG: 1.000	BBBB 4-0 FC6-4 BB	x 0-0 1-H 3B			x 0-0 BB FC HR 1B	x 0-0 L6-4-3 1-2 2-H 1B		x 0-0 ② F5		4	1	3	2	1	0	0
Mickey Stanley, R (1, 3) OBP: 0.300, SLG: 0.700	x 0-0 ① FC6-4 1-2f E	x 0-0 ③ 6-3			x 0-0 FC BB 1-2 HR	x 0-0 ① F9		x 0-0 HR		5	3	1	1	0	0	5
Al Kaline, R (1, 9) OBP: 0.600, SLG: 1.000	x 0-0 E6 1-H 1B 2B		x 0-0 G4-3 1B		SSS 0-3 ① K	x 0-0 ②③ L6-4-3 1-2		x 0-0 HR 1B		5	2	3	1	0	1	4
Willie Horton, R (1, 7) OBP: 0.400, SLG: 0.667	x 0-0 3-H 1B		SSS 0-3 ① K		BBBB 4-0 1-2 2-3 HR BB		x 0-0 ① 5-3	x 0-0 1-H HR		4	2	2	3	1	1	1
Bill Freehan, R (1, 2) OBP: 0.556, SLG: 1.375	SSS 0-3 ② K		x 0-0 ②③ G4-3 1-2f		x 0-0 1-H 2-H 3-H HR		x 0-0 HR	x 0-0 2B		5	2	3	5	0	1	2
Don Wert, R (1, 5) OBP: 0.333, SLG: 0.250	x 0-0 ③ L7			SSS 0-3 ① K	x 0-0 ② F9		x 0-0 BB 1B	SSS 0-3 ③ K		5	0	1	0	0	2	2
Jim Northrup, L (1, 8)		x 0-0 ① F8		x 0-0 ② 4-3	x 0-0 ③ P5		BBBB 4-0 G5-4-3 1-2 BB			3	0	0	0	1	0	0
Dick Tracewski, R (1, 6)		x 0-0 ② 4-3		BBBB 4-0 BB		BBBB 4-0 WP 1B BB	x 0-0 ②③ G5-4-3 1-2f			2	1	0	0	2	0	2
Mickey Lolich, S (1, 1)		BBBB 4-0 3B BB		SSS 0-3 ③ K		BBBB 4-0 1B 1-2 BB		SSS 0-3 ① K		2	1	0	0	2	2	1
Inning Stats	R: 2 E: 1 K: 1 S: 7 H: 2 LOB: 1 BB: 1 P: 11	R: 1 E: 0 K: 0 S: 4 H: 1 LOB: 1 BB: 1 P: 8	R: 0 E: 0 K: 1 S: 5 H: 1 LOB: 0 BB: 0 P: 5	R: 0 E: 0 K: 2 S: 7 H: 0 LOB: 1 BB: 1 P: 11	R: 4 E: 0 K: 1 S: 8 H: 2 LOB: 0 BB: 1 P: 12	R: 1 E: 0 K: 0 S: 3 H: 1 LOB: 1 BB: 2 P: 11	R: 1 E: 0 K: 0 S: 4 H: 2 LOB: 1 BB: 1 P: 8	R: 3 E: 0 K: 2 S: 11 H: 4 LOB: 1 BB: 0 P: 11		1B: 6 2B: 2 3B: 1 HR: 4	SF: 0 SAC: 0 DP: 3 HBP: 0					

PITCHER		IP	WLS	BF	H	R	ER	SO	BB	IBB	HBP	BLK	WP	HR	S	P	ERA	WHIP
Sam McDowell, L ERA: 10.8	(1, 1)	5.0	L	25	6	7	6	5	4	0	0	0	0	1	31	47	10.80	2.000
Horacio Pina, R ERA: 9.0	(6, 1)	0.0		3	1	1	1	0	2	0	0	0	1	0	1	9	∞	∞
Larry Burchart, R ERA:	(6, 1)	1.0		2	0	0	0	0	0	0	0	0	0	0	2	2	0.00	0.000
Jack Hamilton, R ERA: 6.0	(7, 1)	1.0		5	2	1	1	0	1	0	0	0	0	1	4	8	9.00	3.000
Mike Paul, L ERA: 27.0	(8, 1)	1.0		7	4	3	3	2	0	0	0	0	0	2	11	11	27.00	4.000

PITCHER	IP	WLS	BF	H	R	ER	SO	BB	IBB	HBP	BLK	WP	HR	S	P	ERA	WHIP

BOTTOM

Cleveland Indians @ Detroit Tigers

Tiger Stadium, Detroit, MI

Thu Apr 10 1969, 3:33 AM EST

Att. 14,665 - Unknown

livebaseballscorecards.com

AB	35
R	12
H	13
RBI	12
BB	7
SO	7
LOB	17

WP: 1 PA: 42
PB: 0
SB: 0
CS: 0

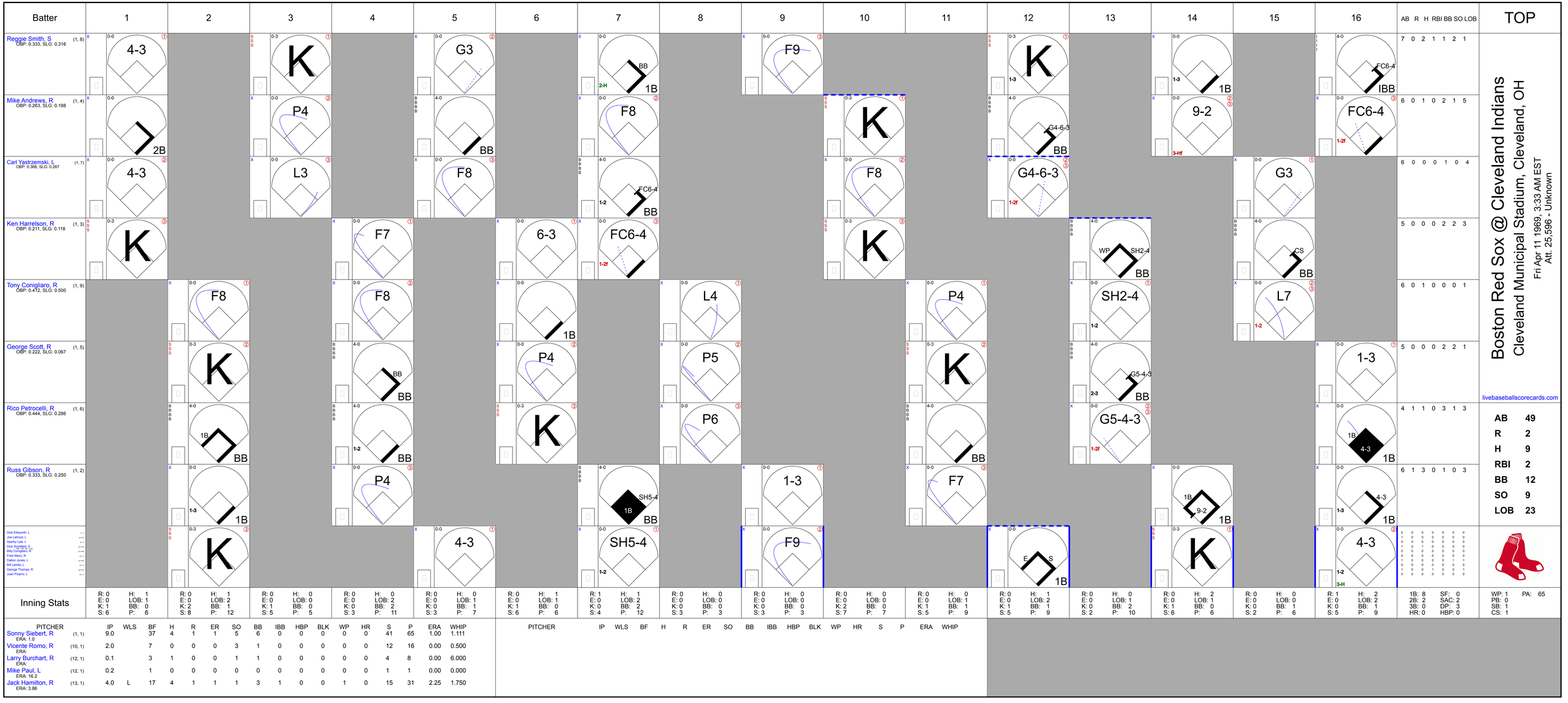
Batter
1
2
3
4
5
6
7
8
9
10
11
12
13
14
15
16
AB R H RBI BB SO LOB
TOP
Reggie Smith, S (1, 8) OBP: 0.333, SLG: 0.316
4-3
K
G3
BB
1B
F9
K
G4-6-3
BB
FC6-4
IBB
7 0 2 1 1 2 1
Mike Andrews, R (1, 4) OBP: 0.263, SLG: 0.188
2B
P4
F8
BB
K
G4-6-3
BB
9-2
FC6-4
6 0 1 0 2 1 5
Carl Yastrzemski, L (1, 7) OBP: 0.368, SLG: 0.267
4-3
L3
F8
FC6-4
BB
F8
G4-6-3
G3
6 0 0 0 1 0 4
Ken Harrelson, R (1, 3) OBP: 0.211, SLG: 0.118
K
F7
6-3
FC6-4
K
WP
SH2-4
BB
CS
BB
5 0 0 0 2 2 3
Tony Conigliaro, R (1, 9) OBP: 0.412, SLG: 0.500
F8
F8
1B
L4
P4
SH2-4
L7
6 0 1 0 0 0 1
George Scott, R (1, 5) OBP: 0.222, SLG: 0.067
K
BB
P4
P5
K
G5-4-3
BB
1-3
5 0 0 0 2 2 1
Rico Petrocelli, R (1, 6) OBP: 0.444, SLG: 0.286
1B
BB
BB
P6
BB
G5-4-3
4-3
4 1 1 0 3 1 3
Russ Gibson, R (1, 2) OBP: 0.333, SLG: 0.250
1B
P4
SH5-4
BB
1-3
F7
9-2
4-3
6 1 3 0 1 0 3
Dick Ellsworth, L
Joe Lahoud, L
Sparky Lyle, L
Dick Schofield, S
Billy Conigliaro, RF
Fred Wenz, R
Dalton Jones, L
Bill Landis, L
George Thomas, R
Juan Pizarro, L
K
4-3
SH5-4
F9
E 5
1B
K
4-3
Inning Stats
R: 0 E: 0 K: 1 S: 6 H: 1 LOB: 1 BB: 0 P: 6
R: 0 E: 0 K: 2 S: 8 H: 1 LOB: 2 BB: 1 P: 12
R: 0 E: 0 K: 1 S: 5 H: 0 LOB: 0 BB: 0 P: 5
R: 0 E: 0 K: 0 S: 3 H: 0 LOB: 2 BB: 2 P: 11
R: 0 E: 0 K: 0 S: 3 H: 0 LOB: 1 BB: 1 P: 7
R: 0 E: 0 K: 1 S: 6 H: 1 LOB: 1 BB: 0 P: 6
R: 1 E: 0 K: 0 S: 4 H: 1 LOB: 2 BB: 2 P: 12
R: 0 E: 0 K: 0 S: 3 H: 0 LOB: 0 BB: 0 P: 3
R: 0 E: 0 K: 0 S: 3 H: 0 LOB: 0 BB: 0 P: 3
R: 0 E: 0 K: 2 S: 7 H: 0 LOB: 0 BB: 0 P: 7
R: 0 E: 0 K: 1 S: 5 H: 0 LOB: 1 BB: 1 P: 9
R: 0 E: 0 K: 1 S: 5 H: 1 LOB: 2 BB: 1 P: 9
R: 0 E: 0 K: 0 S: 2 H: 0 LOB: 1 BB: 2 P: 10
R: 0 E: 0 K: 1 S: 6 H: 2 LOB: 1 BB: 0 P: 6
R: 0 E: 0 K: 0 S: 2 H: 0 LOB: 0 BB: 1 P: 6
R: 1 E: 0 K: 0 S: 5 H: 2 LOB: 2 BB: 1 P: 9
1B: 8 2B: 2 3B: 0 HR: 0
SF: 0 SAC: 2 DP: 3 HBP: 0
WP: 1 PB: 0 SB: 1 CS: 1
PA: 65
PITCHER IP WLS BF H R ER SO BB IBB HBP BLK WP HR S P ERA WHIP
Sonny Siebert, R (1, 1) ERA: 1.0 9.0 37 4 1 1 5 6 0 0 0 0 0 41 65 1.00 1.111
Vicente Romo, R (10, 1) ERA: 2.0 7 0 0 0 3 1 0 0 0 0 0 0 12 16 0.00 0.500
Larry Burchart, R (12, 1) ERA: 0.1 3 1 0 0 1 1 0 0 0 0 0 0 4 8 0.00 6.000
Mike Paul, L (12, 1) ERA: 16.2 0.2 1 0 0 0 0 0 0 0 0 0 0 1 1 0.00 0.000
Jack Hamilton, R (13, 1) ERA: 3.86 4.0 L 17 4 1 1 1 3 1 0 0 1 0 15 31 2.25 1.750
PITCHER IP WLS BF H R ER SO BB IBB HBP BLK WP HR S P ERA WHIP
Boston Red Sox @ Cleveland Indians
Cleveland Municipal Stadium, Cleveland, OH
Fri Apr 11 1969, 3:33 AM EST
Att. 25,596 - Unknown
livebaseballscorecards.com
AB 49
R 2
H 9
RBI 2
BB 12
SO 9
LOB 23

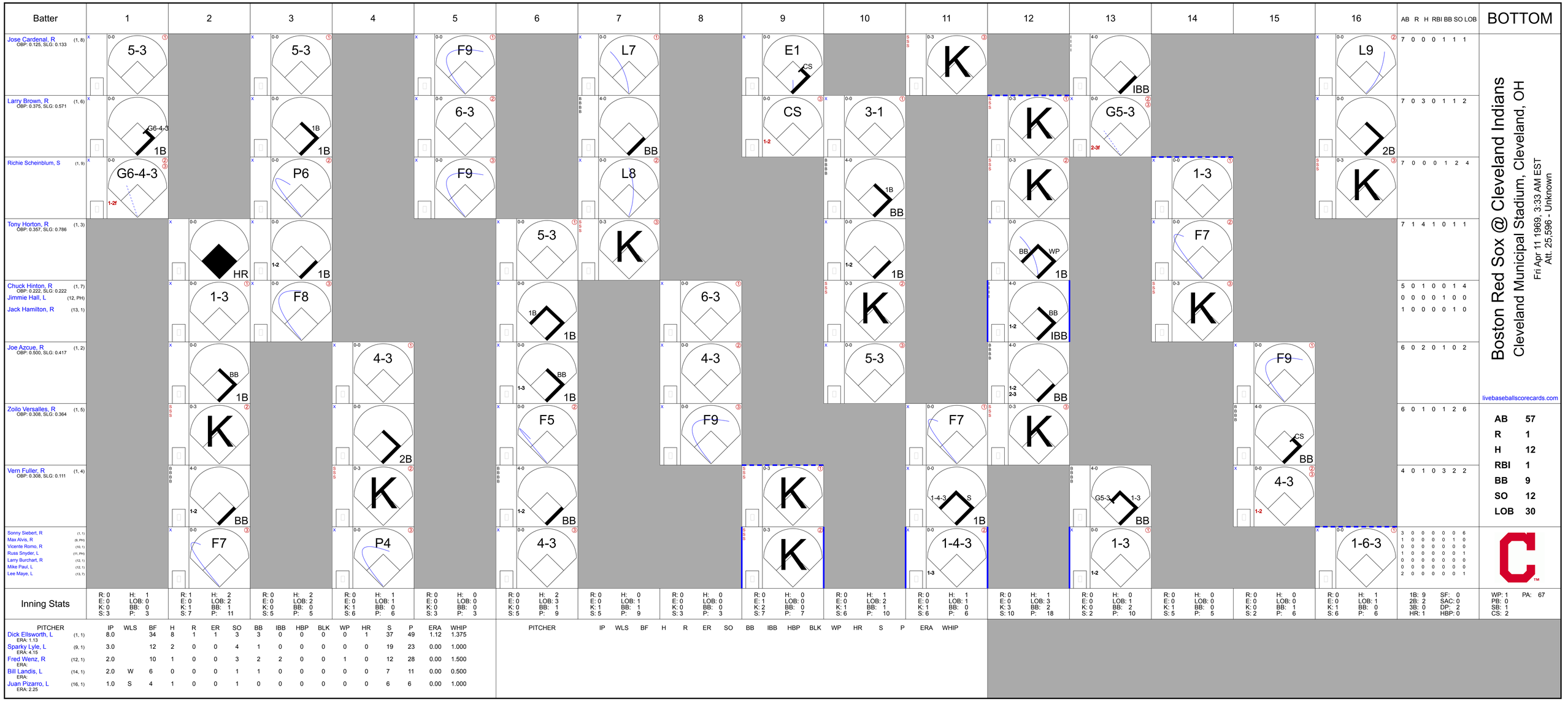
Batter
1
2
3
4
5
6
7
8
9
10
11
12
13
14
15
16
AB R H RBI BB SO LOB
BOTTOM
Jose Cardenal, R (1, 8) OBP: 0.125, SLG: 0.133
5-3
G6-4-3
1B
F9
L7
E1
CS
K
IBB
L9
7 0 0 0 1 1 1
Larry Brown, R (1, 6) OBP: 0.375, SLG: 0.571
6-3
BB
CS
3-1
G5-3
2B
7 0 3 0 1 1 2
Richie Scheinblum, S (1, 9)
G6-4-3
P6
F9
L8
1-3
7 0 0 0 1 2 4
Tony Horton, R (1, 3) OBP: 0.357, SLG: 0.786
HR
F7
WP
7 1 4 1 0 1 1
Chuck Hinton, R (1, 7) OBP: 0.222, SLG: 0.222
1-3
F8
6-3
5 0 1 0 0 1 4
Jimmie Hall, L (12, PH)
0 0 0 0 1 0 0
Jack Hamilton, R (13, 1)
1 0 0 0 0 1 0
Joe Azcue, R (1, 2) OBP: 0.500, SLG: 0.417
4-3
5-3
6 0 2 0 1 0 2
Zoilo Versalles, R (1, 5) OBP: 0.308, SLG: 0.364
F5
F9
F7
6 0 1 0 1 2 6
Vern Fuller, R (1, 4) OBP: 0.308, SLG: 0.111
1-4-3
4 0 1 0 3 2 2
Sonny Siebert, R (1, 1)
Max Alvis, R (9, PH)
Vicente Romo, R (10, 1)
Russ Snyder, L (11, PH)
Larry Burchart, R (12, 1)
Mike Paul, L (12, 1)
Lee Maye, L (13, 7)
P4
3 0 0 0 0 0 6
1 0 0 0 0 1 0
0 0 0 0 0 0 0
1 0 0 0 0 0 1
0 0 0 0 0 0 0
0 0 0 0 0 0 0
2 0 0 0 0 0 1
Boston Red Sox @ Cleveland Indians
Cleveland Municipal Stadium, Cleveland, OH
Fri Apr 11 1969, 3:33 AM EST
Att. 25,596 - Unknown
livebaseballscorecards.com
AB 57
R 1
H 12
RBI 1
BB 9
SO 12
LOB 30
Inning Stats
R: 0 E: 0 K: 0 S: 3 H: 1 LOB: 0 BB: 0 P: 3
R: 1 E: 0 K: 1 S: 7 H: 2 LOB: 2 BB: 1 P: 11
R: 0 E: 0 K: 0 S: 5 H: 2 LOB: 2 BB: 0 P: 5
R: 0 E: 0 K: 1 S: 6 H: 1 LOB: 1 BB: 0 P: 6
R: 0 E: 0 K: 0 S: 3 H: 0 LOB: 0 BB: 0 P: 3
R: 0 E: 0 K: 1 S: 5 H: 2 LOB: 3 BB: 1 P: 9
R: 0 E: 0 K: 1 S: 5 H: 0 LOB: 1 BB: 1 P: 9
R: 0 E: 0 K: 0 S: 3 H: 0 LOB: 0 BB: 0 P: 3
R: 0 E: 1 K: 2 S: 7 H: 0 LOB: 0 BB: 0 P: 7
R: 0 E: 0 K: 1 S: 6 H: 1 LOB: 2 BB: 1 P: 10
R: 0 E: 0 K: 1 S: 6 H: 1 LOB: 1 BB: 0 P: 6
R: 0 E: 0 K: 3 S: 10 H: 1 LOB: 3 BB: 2 P: 18
R: 0 E: 0 K: 0 S: 2 H: 0 LOB: 1 BB: 2 P: 10
R: 0 E: 0 K: 1 S: 5 H: 0 LOB: 0 BB: 0 P: 5
R: 0 E: 0 K: 0 S: 2 H: 0 LOB: 0 BB: 1 P: 6
R: 0 E: 0 K: 1 S: 6 H: 1 LOB: 1 BB: 0 P: 6
1B: 9 2B: 2 3B: 0 HR: 1
SF: 0 SAC: 0 DP: 2 HBP: 0
WP: 1 PB: 0 SB: 1 CS: 2
PA: 67
PITCHER IP WLS BF H R ER SO BB IBB HBP BLK WP HR S P ERA WHIP
Dick Ellsworth, L (1, 1) ERA: 1.13 8.0 34 8 1 1 3 3 0 0 0 0 1 37 49 1.12 1.375
Sparky Lyle, L (9, 1) ERA: 4.15 3.0 12 2 0 0 4 1 0 0 0 0 0 19 23 0.00 1.000
Fred Wenz, R (12, 1) ERA: 2.0 10 1 0 0 3 2 2 0 0 1 0 12 28 0.00 1.500
Bill Landis, L (14, 1) ERA: 2.0 W 6 0 0 0 1 1 0 0 0 0 0 7 11 0.00 0.500
Juan Pizarro, L (16, 1) ERA: 2.25 1.0 S 4 1 0 0 1 0 0 0 0 0 0 6 6 0.00 1.000

Boston Red Sox @ Cleveland Indians

Cleveland Municipal Stadium, Cleveland, OH

Sat Apr 12 1969, 3:33 AM EST

Att. 4,516 - Unknown

TOP

livebaseballscorecards.com

Batter	1	2	3	4	5	6	7	8	9	AB	R	H	RBI	BB	SO	LOB
Reggie Smith, S (1, 8) OBP: 0.269, SLG: 0.250	S S S 0-3 ① K		x 0-0 ① F8	x 0-0 ① F7		x 0-0 ③ F9		x 0-0 ② F9		5	0	0	0	0	1	4
Mike Andrews, R (1, 4) OBP: 0.333, SLG: 0.300	x 0-0 ② 5-3		x 0-0 HR 1B	x 0-0 ② SF8 3-H			x 0-0 FC1-5 BB 1B	x 0-0 1B		4	1	3	1	0	0	0
Carl Yastrzemski, L (1, 7) OBP: 0.333, SLG: 0.211	S S S 0-3 ③ K		x 0-0 ② F3	x 0-0 ③ F8			B B B B 4-0 BB FC1-5 1-2 BB BB	S S S 0-3 ③ K		4	1	0	0	1	2	4
Ken Harrelson, R (1, 3) OBP: 0.250, SLG: 0.364		x 0-0 PB SF8 2B	x 0-0 1-H HR		S S S 0-3 ① K		x 0-0 ① FC1-5 BB BB 1-2 2-3f		x 0-0 ① F7	5	2	2	2	0	1	2
Tony Conigliaro, R (1, 9) OBP: 0.500, SLG: 0.467		H 1-0 SF8 PB HBP	B B B B 4-0 BB		x 0-0 ② 6-3		B B B B 4-0 BB 1-2 2-3 BB		B B B B 4-0 1B BB	1	0	0	0	3	0	0
George Scott, R (1, 5) OBP: 0.263, SLG: 0.067 Dalton Jones, L (2, PR) (2, 5) OBP: 0.333, SLG: 0.250		H 1-0 1-2 2-3 HBP	S S S 0-3 ③ K		x 0-0 ③ 4-3		B B B B 4-0 1-2 2-3 3-H BB		x 0-0 1-3 G5-4-3 1B	0 3	0 0	0 1	0 1	0 1	0 1	0 1
Rico Petrocelli, R (1, 6) OBP: 0.435, SLG: 0.368		S S S 0-3 ① K	x 0-0 1B SF8 2B	x 0-0 FC1-6 1B		x 0-0 ② P7		x 0-0 ② ③ G5-4-3 1-2f		5	1	2	0	0	1	8
Russ Gibson, R (1, 2) OBP: 0.318, SLG: 0.263		x 0-0 ② SF8 2-3 3-H	x 0-0 BB 2-3 1B	x 0-0 ① F8		S S S 0-3 ③ K				3	0	1	1	0	1	4
Ken Brett, L (1, 1) Bill Landis, L (5, 1)		x 0-0 ③ F8	B B B B 4-0 1-2 BB	x 0-0 ② FC1-6 1-2f			S S S 0-3 ① K			1 2	0 0	0 0	0 0	1 0	0 1	2 1
Inning Stats	R: 0 H: 0 E: 0 LOB: 0 K: 2 BB: 0 S: 7 P: 7	R: 1 H: 1 E: 0 LOB: 2 K: 1 BB: 0 S: 6 P: 8	R: 2 H: 2 E: 0 LOB: 1 K: 1 BB: 1 S: 7 P: 11	R: 1 H: 2 E: 0 LOB: 2 K: 0 BB: 1 S: 5 P: 9	R: 0 H: 0 E: 0 LOB: 0 K: 1 BB: 0 S: 5 P: 5	R: 0 H: 1 E: 0 LOB: 1 K: 0 BB: 0 S: 4 P: 4	R: 1 H: 1 E: 0 LOB: 3 K: 1 BB: 3 S: 6 P: 18	R: 0 H: 1 E: 0 LOB: 1 K: 2 BB: 0 S: 8 P: 8	R: 0 H: 1 E: 0 LOB: 1 K: 0 BB: 1 S: 3 P: 7	1B: 6 SF: 2 2B: 2 SAC: 0 3B: 0 DP: 1 HR: 1 HBP: 2						

	AB	33
	R	5
	H	9
	RBI	5
	BB	6
	SO	8
	LOB	26

WP: 0 PA: 43
PB: 1
SB: 0
CS: 0

PITCHER		IP	WLS	BF	H	R	ER	SO	BB	IBB	HBP	BLK	WP	HR	S	P	ERA	WHIP
Stan Williams, R ERA: 7.2	(1, 1)	5.0	L	24	5	4	4	5	2	0	2	0	0	1	30	40	7.20	1.400
Horacio Pina, R ERA: 9.0	(6, 1)	1.0		6	2	1	1	0	1	0	0	0	0	0	5	9	9.00	3.000
Larry Burchart, R ERA:	(7, 1)	1.0		5	0	0	0	1	2	0	0	0	0	0	5	13	0.00	2.000
Mike Paul, L ERA: 7.36	(8, 1)	2.0		8	2	0	0	2	1	0	0	0	0	0	11	15	0.00	1.500

PITCHER	IP	WLS	BF	H	R	ER	SO	BB	IBB	HBP	BLK	WP	HR	S	P	ERA	WHIP

BOTTOM

Boston Red Sox @ Cleveland Indians

Cleveland Municipal Stadium, Cleveland, OH

Sat Apr 12 1969, 3:33 AM EST

Att. 4,516 - Unknown

livebaseballscorecards.com

Batter	1	2	3	4	5	6	7	8	9	AB	R	H	RBI	BB	SO	LOB
Larry Brown, R (1, 6) OBP: 0.400, SLG: 0.529	x 0-0 ① 6-3		x 0-0 ③ F8		B B B B 4-0 WP 1-2 BB			x 0-0 1B		3	0	1	0	1	0	0
Jimmie Hall, L (1, 7)	x 0-0 ② F8			S S S 0-3 ① K	S S S 0-3 ② K			S S S 0-3 ① K		4	0	0	0	0	3	4
Jose Cardenal, R (1, 8) OBP: 0.150, SLG: 0.111	B B B B 4-0 BB			x 0-0 ② 4-3	S S S 0-3 ③ K 1-2 2-3 3-H			x 0-0 ② L5		3	0	0	0	1	1	3
Tony Horton, R (1, 3) OBP: 0.278, SLG: 0.611	S S S 0-3 ③ K			x 0-0 ③ 6-3		S S S 0-3 ① K		x 0-0 ③ F8		4	0	0	0	0	2	2
Ray Fosse, R (1, 2)		S S S 0-3 ① K			H 1-0 BB 1B HBP	x 0-0 ② P6			B B B B 4-0 WP BB	2	1	0	0	1	1	0
Richie Scheinblum, S (1, 9)		x 0-0 ② P6			B B B B 4-0 1B 1B 1-2 BB	x 0-0 ③ P4			x 0-0 ① L6 1-2	3	1	0	0	1	0	1
Zoilo Versalles, R (1, 5) OBP: 0.235, SLG: 0.267		x 0-0 ③ F3			x 0-0 ① F7		S S S 0-3 ① K		S S S 0-3 ② K	4	0	0	0	0	2	3
Vern Fuller, R (1, 4) OBP: 0.294, SLG: 0.154			x 0-0 ① 5-3		x 0-0 1B WP 1-3 2-H 1B		x 0-0 ② 5-3		x 0-0 ③ 6-3	4	1	1	1	0	0	1
Stan Williams, R (1, 1)			S S S 0-3 ② K		x 0-0 WP BB 1-3 3-H 1B		S S S 0-3 ③ K			1	0	0	0	0	1	0
Chuck Hinton, R (5, PH) OBP: 0.300, SLG: 0.300										1	0	1	1	0	0	0
Horacio Pina, R (6, 1)										0	0	0	0	0	0	0
Larry Burchart, R (7, 1)										0	0	0	0	0	0	0
Max Alvis, R (7, PH)										1	0	0	0	0	1	0
Mike Paul, L (8, 1)										0	0	0	0	0	0	0
Inning Stats	R: 0 E: 0 K: 1 S: 5 H: 0 LOB: 1 BB: 1 P: 9	R: 0 E: 0 K: 1 S: 5 H: 0 LOB: 0 BB: 0 P: 5	R: 0 E: 0 K: 1 S: 5 H: 0 LOB: 0 BB: 0 P: 5	R: 0 E: 0 K: 1 S: 5 H: 0 LOB: 0 BB: 0 P: 5	R: 3 E: 0 K: 2 S: 9 H: 2 LOB: 2 BB: 2 P: 18	R: 0 E: 0 K: 1 S: 5 H: 0 LOB: 0 BB: 0 P: 5	R: 0 E: 0 K: 2 S: 7 H: 0 LOB: 0 BB: 0 P: 7	R: 0 E: 0 K: 1 S: 6 H: 1 LOB: 1 BB: 0 P: 6	R: 0 E: 0 K: 1 S: 5 H: 0 LOB: 1 BB: 1 P: 9	1B: 3 2B: 0 3B: 0 HR: 0	SF: 0 SAC: 0 DP: 0 HBP: 1						

	AB	30
	R	3
	H	3
	RBI	2
	BB	4
	SO	11
	LOB	14

PITCHER		IP	WLS	BF	H	R	ER	SO	BB	IBB	HBP	BLK	WP	HR	S	P	ERA	WHIP
Ken Brett, L	(1, 1)	4.1		18	2	3	3	4	2	0	1	0	0	0	23	32	6.23	0.923
ERA: 6.23																		
Bill Landis, L	(5, 1)	4.2	W	17	1	0	0	7	2	0	0	0	2	0	29	37	0.00	0.643
ERA:																		

PITCHER	IP	WLS	BF	H	R	ER	SO	BB	IBB	HBP	BLK	WP	HR	S	P	ERA	WHIP

Batter	1	2	3	4	5	6	7	8	9	AB	R	H	RBI	BB	SO	LOB
Reggie Smith, S (1, 8) OBP: 0.258, SLG: 0.345	F3		1-3		HR		4-3		F7	5	1	1	1	0	0	3
Mike Andrews, R (1, 4) OBP: 0.357, SLG: 0.273	K		BB		BB		F4			2	0	0	0	2	1	1
Carl Yastrzemski, L (1, 7) OBP: 0.321, SLG: 0.217	3-1		G3		F8			CS 1B		4	0	1	0	0	0	2
Ken Harrelson, R (1, 3) OBP: 0.250, SLG: 0.320		BB BB		F9	K			K 1-2		3	0	0	0	1	2	2
Tony Conigliaro, R (1, 9) OBP: 0.423, SLG: 0.368		K		F4		K		F3		4	0	0	0	0	2	1
Dalton Jones, L (1, 5) OBP: 0.500, SLG: 0.429		FC5-4 1-2 BB		HR 1B		L6			2B 1B	3	1	2	0	1	0	0
Rico Petrocelli, R (1, 6) OBP: 0.444, SLG: 0.565		P7		1-H HR		6-3			1-3 2B	4	1	2	2	0	0	2
Russ Gibson, R (1, 2) OBP: 0.308, SLG: 0.261		FC5-4 1-2f		K			SH1 1B		1-3	4	0	1	0	0	1	4
Lee Stange, R (1, 1)			K		K		SH1 1-2		K	3	0	0	0	0	3	2
Inning Stats	R: 0 E: 0 K: 1 S: 5 H: 0 LOB: 0 BB: 0 P: 5	R: 0 E: 0 K: 1 S: 5 H: 0 LOB: 2 BB: 2 P: 13	R: 0 E: 0 K: 1 S: 5 H: 0 LOB: 1 BB: 1 P: 9	R: 2 E: 0 K: 1 S: 7 H: 2 LOB: 0 BB: 0 P: 7	R: 1 E: 0 K: 2 S: 8 H: 1 LOB: 1 BB: 1 P: 12	R: 0 E: 0 K: 1 S: 5 H: 0 LOB: 0 BB: 0 P: 5	R: 0 E: 0 K: 0 S: 4 H: 1 LOB: 1 BB: 0 P: 4	R: 0 E: 0 K: 1 S: 5 H: 1 LOB: 0 BB: 0 P: 5	R: 0 E: 0 K: 1 S: 7 H: 2 LOB: 2 BB: 0 P: 7	1B: 4 2B: 2 3B: 0 HR: 2 SF: 0 SAC: 1 DP: 1 HBP: 0							

PITCHER		IP	WLS	BF	H	R	ER	SO	BB	IBB	HBP	BLK	WP	HR	S	P	ERA	WHIP
Luis Tiant, R ERA: 5.14	(1, 1)	9.0	L	37	7	3	3	9	4	0	0	0	0	2	51	67	3.00	1.222

PITCHER	IP	WLS	BF	H	R	ER	SO	BB	IBB	HBP	BLK	WP	HR	S	P	ERA	WHIP

TOP

Boston Red Sox @ Cleveland Indians

Cleveland Municipal Stadium, Cleveland, OH

Sun Apr 13 1969, 3:33 AM EST
Att. 7,555 - Unknown

livebaseballscorecards.com

AB	32
R	3
H	7
RBI	3
BB	4
SO	9
LOB	17

WP: 0	PA: 37				
PB: 0					
SB: 0					
CS: 1					

Batter	1	2	3	4	5	6	7	8	9	AB	R	H	RBI	BB	SO	LOB
Russ Snyder, L (1, 9) OBP: 0.286, SLG: 0.286	1B	F9			FC3-5		3-1			4	1	2	0	0	0	2
Larry Brown, R (1, 6) OBP: 0.375, SLG: 0.476	1B		6-3		FC3-5			F8		4	0	1	0	0	0	2
Lee Maye, L (1, 7) OBP: 0.167, SLG: 0.167	G1-6-3		F8		P4			P6		4	0	1	1	0	0	2
Tony Horton, R (1, 3) OBP: 0.273, SLG: 0.524	F5		BB		F9			6-3		3	0	0	0	1	0	4
Jimmie Hall, L (1, 8)	G1-6-3		F8			F3			F7	4	0	0	0	0	0	3
Joe Azcue, R (1, 2) OBP: 0.444, SLG: 0.375		6-3		G6-4-3		5-3			4-3	4	0	1	0	0	0	0
Max Alvis, R (1, 5)		F7		G6-4-3		F7			L5	4	0	0	0	0	0	1
Vern Fuller, R (1, 4) OBP: 0.300, SLG: 0.188		1B		1-3			K			3	0	1	0	0	1	0
Luis Tiant, R (1, 1) OBP: 0.400, SLG: 0.400		1B			FC3-5		6-3			3	0	2	0	0	0	0
Inning Stats	R: 1 H: 3 E: 0 LOB: 1 K: 0 BB: 0 S: 5 P: 5	R: 0 H: 2 E: 0 LOB: 2 K: 0 BB: 0 S: 5 P: 5	R: 0 H: 0 E: 0 LOB: 1 K: 0 BB: 1 S: 3 P: 7	R: 0 H: 1 E: 0 LOB: 0 K: 0 BB: 0 S: 3 P: 3	R: 0 H: 2 E: 0 LOB: 2 K: 0 BB: 0 S: 5 P: 5	R: 0 H: 0 E: 0 LOB: 0 K: 0 BB: 0 S: 3 P: 3	R: 0 H: 0 E: 0 LOB: 0 K: 1 BB: 0 S: 5 P: 5	R: 0 H: 0 E: 0 LOB: 0 K: 0 BB: 0 S: 3 P: 3	R: 0 H: 0 E: 0 LOB: 0 K: 0 BB: 0 S: 3 P: 3							

PITCHER	IP	WLS	BF	H	R	ER	SO	BB	IBB	HBP	BLK	WP	HR	S	P	ERA	WHIP
Lee Stange, R (1, 1) ERA: 1.23	9.0	W	34	8	1	1	1	1	0	0	0	0	0	35	39	1.00	1.000

PITCHER	IP	WLS	BF	H	R	ER	SO	BB	IBB	HBP	BLK	WP	HR	S	P	ERA	WHIP

BOTTOM

Boston Red Sox @ Cleveland Indians

Cleveland Municipal Stadium, Cleveland, OH

Sun Apr 13 1969, 3:33 AM EST

Att. 7,555 - Unknown

livebaseballscorecards.com

AB	33
R	1
H	8
RBI	1
BB	1
SO	1
LOB	14

1B: 8	SF: 0	WP: 0	PA: 34
2B: 0	SAC: 0	PB: 0	
3B: 0	DP: 2	SB: 0	
HR: 0	HBP: 0	CS: 0	

Batter	1	2	3	4	5	6	7	8	9	10	AB	R	H	RBI	BB	SO	LOB
Dick Tracewski, R (1, 4)	BBBB 4-0 L5-3 BB	x 0-0 ③ FC6-4 1-2f			BBBB 4-0 S 1B BB		x 0-0 ① F8		x 0-0 ① FC1-6 6-3 1-2f		3	1	0	0	2	0	3
Mickey Stanley, R (1, 6) OBP: 0.321, SLG: 0.462	x 0-0 ① L9		x 0-0 ① 4-3		x 0-0 L2-3 1B 1-H		x 0-0 ② 5-3		x 0-0 ② 6-3 1-2		5	0	1	1	0	0	2
Al Kaline, R (1, 9) OBP: 0.357, SLG: 0.615	x 0-0 ② L5-3 1-2		x 0-0 L4-6 2B		x 0-0 ② L2-3 1-2		SSS 0-3 ③ K		IBB 4-0 IBB		4	0	1	0	1	1	2
Norm Cash, L (1, 3) OBP: 0.429, SLG: 0.353	SSS 0-3 ③ K		x 0-0 ②③ L4-6 2-3		SSS 0-3 ③ K			SSS 0-3 ① K	x 0-0 ③ F7		4	0	0	0	0	3	3
Dave Campbell, R (8, 3)											1	0	0	0	0	0	2
Willie Horton, R (1, 7) OBP: 0.259, SLG: 0.500		x 0-0 HR		x 0-0 ① 6-3		SSS 0-3 ① K		x 0-0 1B 1B		x 0-0 ① F9	5	1	2	1	0	1	0
Bill Freehan, R (1, 2) OBP: 0.462, SLG: 0.714		BBBB 4-0 1B BB		BBBB 4-0 BB		x 0-0 ② 4-3		x 0-0 ② F3		x 0-0 FC6-4 1B	3	0	1	0	2	0	1
Jim Northrup, L (1, 8) OBP: 0.400, SLG: 0.381		x 0-0 FC6-4 1-3 1B		SSS 0-3 ② K		x 0-0 2B		x 0-0 S 1-3 1B		x 0-0 ② F7	5	0	3	0	0	1	2
Don Wert, R (1, 5) OBP: 0.269, SLG: 0.136		SSS 0-3 ① K		x 0-0 ③ P6		4-0 IBB		SSS 0-3 ③ K 1-2		x 0-0 ③ FC6-4 1-2f	4	0	0	0	1	2	6
Earl Wilson, R (1, 1) OBP: 0.167, SLG: 0.167		SSS 0-3 ② K			SSS 0-3 ① K	x 0-0 ③ F8			x 0-0 FC1-6 1B		3	0	0	0	0	2	4
Don McMahon, R (7, 1)											0	0	0	0	0	0	0
Gates Brown, L (9, PH) OBP: 0.333, SLG: 0.333											1	0	1	0	0	0	0
Pat Dobson, R (9, 1)											0	0	0	0	0	0	0
Inning Stats	R: 0 E: 0 K: 1 S: 5 H: 0 LOB: 1 BB: 1 P: 9	R: 1 E: 0 K: 2 S: 9 H: 2 LOB: 2 BB: 1 P: 13	R: 0 E: 0 K: 0 S: 3 H: 1 LOB: 0 BB: 0 P: 3	R: 0 E: 0 K: 1 S: 5 H: 0 LOB: 1 BB: 1 P: 9	R: 1 E: 0 K: 2 S: 8 H: 1 LOB: 1 BB: 1 P: 12	R: 0 E: 0 K: 1 S: 6 H: 1 LOB: 2 BB: 1 P: 10	R: 0 E: 0 K: 1 S: 5 H: 0 LOB: 0 BB: 0 P: 5	R: 0 E: 0 K: 2 S: 9 H: 2 LOB: 2 BB: 0 P: 9	R: 0 E: 0 K: 0 S: 4 H: 1 LOB: 2 BB: 1 P: 8	R: 0 E: 0 K: 0 S: 4 H: 1 LOB: 1 BB: 0 P: 4	1B: 6 2B: 3 3B: 0 HR: 1	SF: 0 SAC: 0 DP: 1 HBP: 0						

PITCHER	IP	WLS	BF	H	R	ER	SO	BB	IBB	HBP	BLK	WP	HR	S	P	ERA	WHIP
Sam McDowell, L (1, 1) ERA: 6.55	6.0		27	5	2	2	7	4	1	0	0	0	1	36	56	3.00	1.500
Vicente Romo, R (7, 1) ERA:	4.0	W	17	4	0	0	3	0	1	0	0	0	0	22	26	0.00	1.000

PITCHER	IP	WLS	BF	H	R	ER	SO	BB	IBB	HBP	BLK	WP	HR	S	P	ERA	WHIP

TOP

Detroit Tigers @ Cleveland Indians

Cleveland Municipal Stadium, Cleveland, OH

Tue Apr 15 1969, 3:33 AM EST

Att. 2,321 - Unknown

livebaseballscorecards.com

AB	38
R	2
H	9
RBI	2
BB	6
SO	10
LOB	25

1B: 6	SF: 0	WP: 0	PA: 44
2B: 3	SAC: 0	PB: 0	
3B: 0	DP: 1	SB: 2	
HR: 1	HBP: 0	CS: 0	

Detroit Tigers @ Cleveland Indians

Cleveland Municipal Stadium, Cleveland, OH

Tue Apr 15 1969, 3:33 AM EST
Att. 2,321 - Unknown

livebaseballscorecards.com

BOTTOM

Batter	1	2	3	4	5	6	7	8	9	10	AB	R	H	RBI	BB	SO	LOB
Jose Cardenal, R (1, 8) OBP: 0.192, SLG: 0.136	L9		G6-4-3 1-2f		BB BB		S 5-3 BB 1B	K		SF9 3-H	4	1	1	1	1	1	2
Larry Brown, R (1, 6) OBP: 0.448, SLG: 0.583	3B		6-3		1-2 2-3 BB		BB 5-3 1-2 BB	1-2 1B			3	0	2	0	2	0	0
Russ Snyder, L (1, 9) OBP: 0.250, SLG: 0.250	K			S 1B	1-3		K 2-3	G3			5	0	1	0	0	2	8
Tony Horton, R (1, 3) OBP: 0.222, SLG: 0.423	L8			K 1-2		5-3	5-3 1-2 3-H		6-3		5	0	0	1	0	1	3
Lee Maye, L (1, 7) OBP: 0.273, SLG: 0.300		4-3		F7		HBP 2B	BB IBB		4-3		4	0	1	0	1	0	1
Joe Azcue, R (1, 2) OBP: 0.478, SLG: 0.526		HR		F8		HBP BB	1-2 2-3 BB		K		3	1	1	1	2	1	1
Zoilo Versalles, R (1, 5) OBP: 0.182, SLG: 0.200 (7, 4)		L9			6-3	K	K			P4	5	0	0	0	0	2	5
Vern Fuller, R (1, 4) OBP: 0.318, SLG: 0.222		P6			BB 4-3 1B	1-2 2-3 HBP		F5		1B SF9 1B	2	0	1	0	0	0	0
Duke Sims, L (6, PH)											0	0	0	0	0	0	0
Max Alvis, R (7, 5) OBP: 0.111, SLG: 0.111											2	1	1	0	0	0	0
Sam McDowell, L (1, 1) OBP: 0.333, SLG: 0.333			G6-4-3 1B		4-3 1-2	G3		1B 1B		1-3 1B	2	0	1	0	0	0	1
Richie Scheinblum, S (6, PH)											1	0	0	0	0	0	3
Vicente Romo, R (7, 1) OBP: 1.000, SLG: 1.000											1	0	1	0	0	0	0
Cap Peterson, R (10, PH) OBP: 1.000, SLG: 1.000											1	0	1	0	0	0	0

Inning Stats	1	2	3	4	5	6	7	8	9	10
	R: 0 E: 0 K: 1 S: 6	R: 1 E: 0 K: 0 S: 4	R: 0 E: 0 K: 0 S: 3	R: 0 E: 0 K: 1 S: 6	R: 0 E: 0 K: 0 S: 4	R: 0 E: 0 K: 1 S: 6	R: 1 E: 0 K: 2 S: 8	R: 0 E: 0 K: 1 S: 7	R: 0 E: 0 K: 1 S: 5	R: 1 E: 0 K: 0 S: 4
	H: 1 LOB: 1 BB: 0 P: 6	H: 1 LOB: 0 BB: 0 P: 4	H: 1 LOB: 0 BB: 0 P: 3	H: 1 LOB: 1 BB: 0 P: 6	H: 1 LOB: 3 BB: 2 P: 12	H: 1 LOB: 3 BB: 1 P: 11	H: 1 LOB: 3 BB: 3 P: 20	H: 2 LOB: 2 BB: 0 P: 7	H: 0 LOB: 0 BB: 0 P: 5	H: 2 LOB: 1 BB: 0 P: 4

	AB	R	H	RBI	BB	SO	LOB
AB	38						
R	3						
H	11						
RBI	3						
BB	6						
SO	7						
LOB	24						

	1B	SF: 1	WP: 0	PA: 46
	2B: 1	SAC: 0	PB: 0	
	3B: 1	DP: 1	SB: 2	
	HR: 1	HBP: 1	CS: 0	

PITCHER		IP	WLS	BF	H	R	ER	SO	BB	IBB	HBP	BLK	WP	HR	S	P	ERA	WHIP
Earl Wilson, R ERA: 2.03	(1, 1)	6.0		27	6	1	1	3	3	0	1	0	0	1	29	42	1.50	1.500
Don McMahon, R ERA: 4.5	(7, 1)	2.0		12	3	1	1	3	2	1	0	0	0	0	15	27	4.50	2.500
Pat Dobson, R ERA: 5.4	(9, 1)	1.2	L	7	2	1	1	1	0	0	0	0	0	0	9	9	5.40	1.200

PITCHER	IP	WLS	BF	H	R	ER	SO	BB	IBB	HBP	BLK	WP	HR	S	P	ERA	WHIP

Batter	1	2	3	4	5	6	7	8	9	AB	R	H	RBI	BB	SO	LOB
Dick McAuliffe, L (1, 4) OBP: 0.448, SLG: 0.478	FC4-6 1B		P5	F9			G4-3 1-2f		1B 1-3 SF9 2B	5	1	2	0	0	0	3
Mickey Stanley, R (1, 6) OBP: 0.303, SLG: 0.419	FC4-6 1-2f		F7		1-3		6-3		BB 2-3 3-H 1B	5	0	1	1	0	0	1
Al Kaline, R (1, 9) OBP: 0.303, SLG: 0.533	L9			L8	L5			L4	SF9 3-H	4	0	0	1	0	0	1
Norm Cash, L (1, 3) OBP: 0.538, SLG: 0.579	BB			1B 2B 1B	HR			HR B B B B	BB 1-2	2	3	2	1	3	0	0
Willie Horton, R (1, 7) OBP: 0.250, SLG: 0.452	1-3			1-2 2B 1B	5-3			S S S K	P4	5	1	1	0	0	1	5
Jim Northrup, L (1, 8) OBP: 0.414, SLG: 0.560		F7		1-H 2-H 1B 2B		F7		1-H HR		4	2	2	4	0	0	0
Bill Freehan, R (1, 2) OBP: 0.433, SLG: 0.625		L7		B B B B 1B BB		P4		6-3		3	0	0	0	1	0	0
Don Wert, R (1, 5) OBP: 0.233, SLG: 0.115		S S S K		F9		F9			5-3	4	0	0	0	0	1	2
Denny McLain, R (1, 1) OBP: 0.400, SLG: 0.400			F8	1-3 2-H 1B			G4-3 1B		2B 1B 1B	4	1	3	1	0	0	0
Inning Stats	R: 0 E: 1 K: 0 S: 4 H: 1 LOB: 2 BB: 1 P: 8	R: 0 E: 0 K: 1 S: 5 H: 0 LOB: 0 BB: 0 P: 5	R: 0 E: 0 K: 0 S: 3 H: 0 LOB: 0 BB: 0 P: 3	R: 3 E: 0 K: 0 S: 7 H: 4 LOB: 2 BB: 1 P: 11	R: 1 E: 0 K: 0 S: 4 H: 1 LOB: 0 BB: 0 P: 4	R: 0 E: 0 K: 0 S: 3 H: 0 LOB: 0 BB: 0 P: 3	R: 0 E: 0 K: 0 S: 3 H: 1 LOB: 0 BB: 0 P: 3	R: 2 E: 0 K: 1 S: 6 H: 1 LOB: 0 BB: 1 P: 10	R: 2 E: 0 K: 0 S: 6 H: 3 LOB: 2 BB: 1 P: 10	1B: 7 2B: 2 3B: 0 HR: 2 SF: 1 SAC: 0 DP: 1 HBP: 0							

PITCHER		IP	WLS	BF	H	R	ER	SO	BB	IBB	HBP	BLK	WP	HR	S	P	ERA	WHIP
Sonny Siebert, R ERA: 3.21	(1, 1)	5.0	L	23	6	4	4	1	2	0	0	0	0	1	23	31	7.20	1.600
Jack Hamilton, R ERA: 3.0	(6, 1)	2.0		6	1	0	0	0	0	0	0	0	0	0	6	6	0.00	0.500
Larry Burchart, R ERA: 8.31	(8, 1)	2.0		12	4	4	4	1	2	0	0	0	0	1	12	20	18.00	3.000

PITCHER	IP	WLS	BF	H	R	ER	SO	BB	IBB	HBP	BLK	WP	HR	S	P	ERA	WHIP

TOP

Detroit Tigers @ Cleveland Indians

Cleveland Municipal Stadium, Cleveland, OH

Wed Apr 16 1969, 6:05 PM EST

Att. 6,536 - Unknown

livebaseballscorecards.com

AB	36
R	8
H	11
RBI	8
BB	4
SO	2
LOB	12

WP: 0	PA: 41
PB: 0	
SB: 0	
CS: 0	

Batter	1	2	3	4	5	6	7	8	9	AB	R	H	RBI	BB	SO	LOB
Jose Cardenal, R (1, 8) OBP: 0.194, SLG: 0.259	F8		F7		HR		K		FC6-4 1-2f	5	1	1	1	0	1	1
Larry Brown, R (1, 6) OBP: 0.424, SLG: 0.536	F8		L9		5-3		1B			4	0	1	0	0	0	0
Russ Snyder, L (1, 9) OBP: 0.313, SLG: 0.267	BB		1B		L3		P4			3	0	1	0	1	0	1
Tony Horton, R (1, 3) OBP: 0.226, SLG: 0.433	6-3		6-3			1B 2B		F3		4	1	1	0	0	0	2
Lee Maye, L (1, 7) OBP: 0.267, SLG: 0.286		4-3		1B		F7		F5		4	0	1	0	0	0	1
Joe Azcue, R (1, 2) OBP: 0.407, SLG: 0.435		K		K		F7		L9		4	0	0	0	0	2	2
Zoilo Versalles, R (1, 5) OBP: 0.231, SLG: 0.292		1B 2B		K		2-H 1B			F7	4	0	2	1	0	1	1
Vern Fuller, R (1, 4) OBP: 0.346, SLG: 0.238		1B BB		K		F3			FC6-4 1B	3	0	1	0	1	1	2
Sonny Siebert, R (1, 1) OBP: 0.250, SLG: 0.250		1-2 2-H 1B			L9		L4		F5	1	0	1	0	0	0	0
Richie Scheinblum, S (5, PH)										1	0	0	0	0	0	0
Jack Hamilton, R (6, 1)										0	0	0	0	0	0	0
Max Alvis, R (7, PH) OBP: 0.100, SLG: 0.100										1	0	0	0	0	0	0
Larry Burchart, R (8, 1)										0	0	0	0	0	0	0
Cap Peterson, R (9, PH) OBP: 0.500, SLG: 0.500										1	0	0	0	0	0	1
Inning Stats	R: 0 E: 0 K: 0 S: 3 H: 0 LOB: 1 BB: 1 P: 7	R: 0 E: 0 K: 1 S: 6 H: 2 LOB: 2 BB: 1 P: 10	R: 0 E: 0 K: 0 S: 4 H: 1 LOB: 1 BB: 0 P: 4	R: 0 E: 0 K: 3 S: 10 H: 1 LOB: 1 BB: 0 P: 10	R: 1 E: 0 K: 0 S: 4 H: 1 LOB: 0 BB: 0 P: 4	R: 1 E: 0 K: 0 S: 5 H: 2 LOB: 1 BB: 0 P: 5	R: 0 E: 0 K: 1 S: 6 H: 1 LOB: 1 BB: 0 P: 6	R: 0 E: 0 K: 0 S: 3 H: 0 LOB: 0 BB: 0 P: 3	R: 0 E: 0 K: 0 S: 4 H: 1 LOB: 1 BB: 0 P: 4	1B: 6 2B: 2 3B: 0 HR: 1	SF: 0 SAC: 0 DP: 0 HBP: 0			WP: 0 PB: 0 SB: 0 CS: 0	PA: 37		

PITCHER	IP	WLS	BF	H	R	ER	SO	BB	IBB	HBP	BLK	WP	HR	S	P	ERA	WHIP
Denny McLain, R (1, 1) ERA: 2.67	9.0	W	37	9	2	2	5	2	0	0	0	0	1	45	53	2.00	1.222

PITCHER	IP	WLS	BF	H	R	ER	SO	BB	IBB	HBP	BLK	WP	HR	S	P	ERA	WHIP

BOTTOM

Detroit Tigers @ Cleveland Indians

Cleveland Municipal Stadium, Cleveland, OH

Wed Apr 16 1969, 6:05 PM EST

Att. 6,536 - Unknown

livebaseballscorecards.com

AB	35
R	2
H	9
RBI	2
BB	2
SO	5
LOB	11

Detroit Tigers @ Cleveland Indians

Cleveland Municipal Stadium, Cleveland, OH

Thu Apr 17 1969, 3:33 AM EST

Att. 2,284 - Unknown

livebaseballscorecards.com

Batter	1	2	3	4	5	6	7	8	9	AB	R	H	RBI	BB	SO	LOB
Dick McAuliffe, L (1, 4) OBP: 0.471, SLG: 0.462	G5-4-3 1B		K		K		SH3-4 BB		SH SF8 1-2 BB	3	1	1	0	2	2	3
Mickey Stanley, R (1, 6) OBP: 0.333, SLG: 0.441	G5-4-3 1-2f			FC6-4 1B	1-3 3-H 1B		SH3-4 1-2		SH SF8 1B 1-3 2-H	3	1	2	1	0	0	1
Al Kaline, R (1, 9) OBP: 0.263, SLG: 0.471	F2			FC6-4 4-1 2B 1-2f	L8		L4		SF8 1-2 3-H	4	1	0	1	0	0	4
Norm Cash, L (1, 3) OBP: 0.548, SLG: 0.565		4-3		4-1 1-2		HR 1B	BB		1B 2-H 1B	4	1	2	1	1	0	1
Willie Horton, R (1, 7) OBP: 0.270, SLG: 0.556		P6		2B 2-H		1-H HR	L7		L6	5	1	2	3	0	0	3
Jim Northrup, L (1, 8) OBP: 0.382, SLG: 0.500		G3		F7		3-1		L6	FC6-4 1-2 1B	5	0	1	0	0	0	1
Bill Freehan, R (1, 2) OBP: 0.457, SLG: 0.577			SH3-4 BB		1B 1B HBP		BB	K	FC6-4 1-2f	2	1	0	0	2	1	2
Don Wert, R (1, 5) OBP: 0.235, SLG: 0.133			K		1B 1-3 1B		F9	6-3		4	0	1	0	0	1	2
Mickey Lolich, S (1, 1)			SH3-4 1-2		K		1-3		BB SH 1B	2	0	0	0	0	1	3
Gates Brown, L (9, PH) OBP: 0.500, SLG: 0.500										1	1	1	0	0	0	0
Pat Dobson, R (9, 1)										0	0	0	0	0	0	0
Mike Kilkenny, R (9, 1)										0	0	0	0	0	0	0
Don McMahon, R (9, 1)										0	0	0	0	0	0	0
Inning Stats	R: 0 E: 0 K: 0 S: 3 H: 1 LOB: 0 BB: 0 P: 3	R: 0 E: 0 K: 0 S: 3 H: 0 LOB: 0 BB: 0 P: 3	R: 0 E: 0 K: 2 S: 7 H: 0 LOB: 1 BB: 1 P: 11	R: 1 E: 0 K: 0 S: 5 H: 2 LOB: 1 BB: 0 P: 5	R: 1 E: 0 K: 2 S: 9 H: 2 LOB: 2 BB: 0 P: 10	R: 2 E: 0 K: 0 S: 5 H: 2 LOB: 1 BB: 1 P: 9	R: 0 E: 0 K: 0 S: 3 H: 0 LOB: 2 BB: 2 P: 11	R: 0 E: 0 K: 1 S: 5 H: 0 LOB: 0 BB: 0 P: 5	R: 3 E: 1 K: 0 S: 7 H: 3 LOB: 2 BB: 1 P: 11	1B: 8 2B: 1 3B: 0 HR: 1 SF: 1 SAC: 3 DP: 1 HBP: 1						

AB	33
R	7
H	10
RBI	6
BB	5
SO	5
LOB	20

WP: 0 PB: 0 SB: 0 CS: 0 PA: 43

PITCHER		IP	WLS	BF	H	R	ER	SO	BB	IBB	HBP	BLK	WP	HR	S	P	ERA	WHIP
Stan Williams, R ERA: 6.97	(1, 1)	5.1		25	7	4	4	4	2	0	1	0	0	1	30	39	6.75	1.688
Jack Hamilton, R ERA: 2.53	(6, 1)	1.2		7	0	0	0	0	2	0	0	0	0	0	5	13	0.00	1.200
Vicente Romo, R ERA: 2.25	(8, 1)	2.0	L	11	3	3	2	1	1	0	0	0	0	0	12	16	9.00	2.000

PITCHER	IP	WLS	BF	H	R	ER	SO	BB	IBB	HBP	BLK	WP	HR	S	P	ERA	WHIP

BOTTOM

Detroit Tigers @ Cleveland Indians

Cleveland Municipal Stadium, Cleveland, OH

Thu Apr 17 1969, 3:33 AM EST

Att. 2,284 - Unknown

livebaseballscorecards.com

Batter	1	2	3	4	5	6	7	8	9	AB	R	H	RBI	BB	SO	LOB
Jose Cardenal, R (1, 8) OBP: 0.194, SLG: 0.226	K			BB	5-3		P4		5-3	4	1	0	0	1	1	0
Larry Brown, R (1, 6) OBP: 0.421, SLG: 0.500	5-3			E4		BB	1B		F8	4	2	1	0	1	0	1
Cap Peterson, R (1, 7) OBP: 0.500, SLG: 0.500	L3			1B		BB	2B		HR	2	0	1	0	0	0	0
Chuck Hinton, R (4, PR) (5, 7) OBP: 0.462, SLG: 0.500										2	2	2	1	1	0	0
Tony Horton, R (1, 3) OBP: 0.306, SLG: 0.588		6-3		2B		1B	IBB		HR	4	1	3	4	1	0	0
Ray Fosse, R (1, 2)		6-3		5-3		F3	K		BB	4	0	0	0	0	1	8
Duke Sims, L (9, PH)										0	0	0	0	1	0	0
Richie Scheinblum, S (1, 9)		K		FC5-2		FC1-2		F7	6-3	2	0	0	0	0	1	3
Max Alvis, R (6, PH) (7, 5) OBP: 0.077, SLG: 0.077						HBP				3	0	0	0	0	0	4
Zoilo Versalles, R (1, 5) (7, 4) OBP: 0.267, SLG: 0.296		G6-4-3		P5		HBP		K		3	0	1	1	0	1	2
Vern Fuller, R (1, 4) OBP: 0.321, SLG: 0.217		G6-4-3			K	4-3		1B		2	0	0	0	0	1	1
Joe Azcue, R (6, PH) OBP: 0.393, SLG: 0.417										1	0	0	0	0	0	3
Russ Snyder, L (7, 9) OBP: 0.353, SLG: 0.313										1	0	1	0	0	0	0
Stan Williams, R (1, 1)					K		4-3	1-3		2	0	0	0	0	2	0
Jack Hamilton, R (6, 1)										0	0	0	0	0	0	0
Davey Nelson, R (7, PH)										1	0	0	0	0	0	0
Vicente Romo, R (8, 1) OBP: 0.500, SLG: 0.500										1	0	0	0	0	0	1
Inning Stats	R: 0 E: 0 K: 1 S: 5 H: 0 LOB: 0 BB: 0 P: 5	R: 0 E: 0 K: 1 S: 5 H: 0 LOB: 0 BB: 0 P: 5	R: 0 E: 0 K: 1 S: 5 H: 1 LOB: 0 BB: 0 P: 5	R: 2 E: 1 K: 0 S: 6 H: 2 LOB: 2 BB: 1 P: 10	R: 0 E: 0 K: 2 S: 7 H: 0 LOB: 0 BB: 0 P: 7	R: 1 E: 0 K: 0 S: 4 H: 1 LOB: 3 BB: 2 P: 13	R: 1 E: 0 K: 1 S: 7 H: 2 LOB: 2 BB: 1 P: 11	R: 0 E: 0 K: 1 S: 6 H: 1 LOB: 1 BB: 0 P: 6	R: 2 E: 0 K: 0 S: 5 H: 2 LOB: 1 BB: 1 P: 9	1B: 6 2B: 2 3B: 0 HR: 1 SF: 0 SAC: 0 DP: 1 HBP: 1	WP: 0 PB: 0 SB: 0 CS: 0 PA: 42					

	AB	36
	R	6
	H	9
	RBI	6
	BB	5
	SO	7
	LOB	23

PITCHER		IP	WLS	BF	H	R	ER	SO	BB	IBB	HBP	BLK	WP	HR	S	P	ERA	WHIP
Mickey Lolich, L ERA: 2.79	(1, 1)	8.0	W	36	7	4	3	7	3	1	1	0	0	0	45	62	3.38	1.250
Pat Dobson, R ERA: 11.57	(9, 1)	0.2		4	2	2	2	0	0	0	0	0	0	1	4	4	27.00	3.000
Mike Kilkenny, L ERA:	(9, 1)	0.0		1	0	0	0	0	1	0	0	0	0	0	0	4	∞	∞
Don McMahon, R ERA: 3.86	(9, 1)	0.1	S	1	0	0	0	0	0	0	0	0	0	0	1	1	0.00	0.000

PITCHER	IP	WLS	BF	H	R	ER	SO	BB	IBB	HBP	BLK	WP	HR	S	P	ERA	WHIP

Cleveland Indians @ Boston Red Sox

Fenway Park, Boston, MA

Fri Apr 18 1969, 3:33 AM EST

Att. 7,232 - Unknown

TOP

livebaseballscorecards.com

Batter	1	2	3	4	5	6	7	8	9	AB	R	H	RBI	BB	SO	LOB
Russ Snyder, L (1, 9) OBP: 0.364, SLG: 0.476	0-0 1B SF7 1B		0-0 4-3	0-0 F5			0-0 HR		0-3 K	5	2	2	1	0	1	2
Larry Brown, R (1, 6) OBP: 0.442, SLG: 0.486	0-0 1B 1-3 1B		4-0 G5-4-3 BB		0-3 K		0-0 P6		4-0 1B 2B BB	3	1	1	0	2	1	0
Jose Cardenal, R (1, 8) OBP: 0.220, SLG: 0.343	0-0 SF7 3-H		0-0 G5-4-3 1-2f		0-0 HR		0-0 5-3		0-0 S 2B 1-3 1B	4	2	2	2	0	0	1
Tony Horton, R (1, 3) OBP: 0.341, SLG: 0.641	0-0 1-3 1B			0-0 1B 1B 2B	0-0 P5		0-0 F8		0-0 1-H 3-H 2B	5	1	3	2	0	0	0
Duke Sims, L (1, 2) OBP: 0.857, SLG: 0.500	4-0 G6-4-3 IBB			4-0 1B 1B SF7 BB	0-0 3-1			0-0 FC5-4 E 1B	4-0 BB	2	1	1	0	3	0	0
Chuck Hinton, R (1, 7) OBP: 0.389, SLG: 0.412	0-0 G6-4-3 1-2f			0-0 1B 1-2 2-3 1B		0-0 6-3		0-0 E1 FC5-4 1-2	0-0 F9	5	0	1	0	0	0	6
Zoilo Versalles, R (1, 4) OBP: 0.265, SLG: 0.290		0-3 K		0-0 1-2 2-3 3-H 1B		0-3 K		0-0 FC5-4 1-2 2-3		4	0	1	1	0	2	2
Max Alvis, R (1, 5) OBP: 0.118, SLG: 0.125		0-0 P5		0-0 SF7 3-H		0-0 1B		0-0 F8		3	0	1	1	0	0	1
Luis Tiant, R (1, 1) OBP: 0.250, SLG: 0.250		0-3 K		0-3 K		0-3 K			0-0 F9	3	0	0	0	0	3	3
Larry Burchart, R (6, 1)										0	0	0	0	0	0	0
Mike Paul, L (7, 1)										0	0	0	0	0	0	0
Lee Maye, L (9, PH) OBP: 0.250, SLG: 0.267										1	0	0	0	0	0	0

	AB	35
	R	7
	H	12
	RBI	7
	BB	5
	SO	7
	LOB	15

Inning Stats										
	R: 1	H: 3	R: 0	H: 0	R: 0	H: 0	R: 2	H: 3	R: 1	H: 1
	E: 0	LOB: 2	E: 0	LOB: 0	E: 0	LOB: 0	E: 0	LOB: 2	E: 0	LOB: 0
	K: 0	BB: 1	K: 2	BB: 0	K: 0	BB: 1	K: 1	BB: 1	K: 1	BB: 0
	S: 5	P: 9	S: 7	P: 7	S: 2	P: 6	S: 8	P: 12	S: 6	P: 6

Inning Stats										
	R: 0	H: 1	R: 1	H: 1	R: 0	H: 1	R: 2	H: 2	1B: 8	SF: 2
	E: 0	LOB: 0	E: 0	LOB: 0	E: 1	LOB: 1	E: 0	LOB: 2	2B: 2	SAC: 0
	K: 2	BB: 0	K: 0	BB: 0	K: 0	BB: 0	K: 1	BB: 2	3B: 0	DP: 3
	S: 8	P: 8	S: 4	P: 4	S: 4	P: 4	S: 7	P: 15	HR: 2	HBP: 0

PITCHER		IP	WLS	BF	H	R	ER	SO	BB	IBB	HBP	BLK	WP	HR	S	P	ERA	WHIP
Ray Culp, R	(1, 1)	8.2	W	41	12	7	7	7	4	1	0	0	0	2	50	70	7.27	1.846
ERA: 3.81																		
Bill Landis, L	(9, 1)	0.1	S	1	0	0	0	0	0	0	0	0	0	0	1	1	0.00	0.000
ERA: 3.86																		

PITCHER	IP	WLS	BF	H	R	ER	SO	BB	IBB	HBP	BLK	WP	HR	S	P	ERA	WHIP

WP: 0	PA: 42		
PB: 0			
SB: 1			
CS: 0			

Batter	1	2	3	4	5	6	7	8	9	AB	R	H	RBI	BB	SO	LOB
Reggie Smith, S (1, 8) OBP: 0.300, SLG: 0.468 Billy Conigliaro, R (7, 8) OBP: 0.455, SLG: 1.364	S S S 0-3 K ① 1-3 2B	x 0-0 2B		x 0-0 3-1 ③		x 0-0 HR 2B 2-H	x 0-0 FC6 FC3-6 1-2 2-3			4 1	1 0	2 0	1 0	0 0	1 0	0 2
Mike Andrews, R (1, 4) OBP: 0.423, SLG: 0.425	x 0-0 2B	B B B B 4-0 BB			B B B B 4-0 HR BB	x 0-0 ② 6-3	x 0-0 ② FC3-6 1-2f 2-3 3-H			3	1	1	1	2	0	3
Carl Yastrzemski, L (1, 7) OBP: 0.314, SLG: 0.286 Joe Lahoud, L (8, 7)	B B B B 4-0 BB	x 0-0 P6 ③			S S S 0-3 K ①	x 0-0 HR 2-H	x 0-0 ③ 4-3			4 0	1 0	1 0	2 0	1 0	1 0	6 0
Ken Harrelson, R (1, 3) OBP: 0.275, SLG: 0.435	x 0-0 L7 ②		x 0-0 5-3 ①		x 0-0 HR 1-H	x 0-0 HR		x 0-0 6-3 ①		5	2	2	3	0	0	2
Tony Conigliaro, R (1, 9) OBP: 0.421, SLG: 0.500 George Thomas, R (9, 9)	x 0-0 6-3 ③		x 0-0 HR		x 0-0 2-3 ②	x 0-0 2B		B B B B 4-0 BB		4 0	1 0	2 0	1 0	1 0	0 0	2 0
George Scott, R (1, 5) OBP: 0.275, SLG: 0.361		x 0-0 F8 ① S S S	x 0-3 K ②		x 0-0 6-3 ③	x 0-0 3-1 ③		S S S 0-3 K ②		5	0	0	0	0	2	2
Rico Petrocelli, R (1, 6) OBP: 0.457, SLG: 0.775 Dick Schofield, S (7, 6) OBP: 0.500, SLG: 0.333		x 0-0 HR	x 0-0 5-3 ③			x 0-0 ① 6-3	B B B B 4-0 FC6 1B FC3-6 BB	x 0-0 6-3 ③		3 1	1 1	1 0	1 0	0 1	0 0	0 1
Jerry Moses, R (1, 2) OBP: 0.500, SLG: 0.643		x 0-0 2B 1B		x 0-0 F9 ①		x 0-0 2B	x 0-0 FC3-6 FC6 1-2 1B			4	1	3	0	0	0	0
Ray Culp, R (1, 1) OBP: 0.273, SLG: 0.545 Bill Landis, L (9, 1)		x 0-0 F9 ②		S S S 0-3 K ②		x 0-0 2B 2-H 2B	x 0-0 P4 ①			4 0	1 0	1 0	1 0	0 0	1 0	3 0
Inning Stats	R: 0 E: 0 K: 1 S: 6 H: 1 LOB: 2 BB: 1 P: 10	R: 1 E: 0 K: 0 S: 6 H: 3 LOB: 3 BB: 1 P: 10	R: 1 E: 0 K: 1 S: 6 H: 1 LOB: 0 BB: 0 P: 6	R: 0 E: 0 K: 1 S: 5 H: 0 LOB: 0 BB: 0 P: 5	R: 2 E: 0 K: 1 S: 6 H: 1 LOB: 0 BB: 1 P: 10	R: 5 E: 0 K: 0 S: 9 H: 6 LOB: 1 BB: 0 P: 9	R: 1 E: 1 K: 0 S: 5 H: 1 LOB: 2 BB: 1 P: 9	R: 0 E: 0 K: 1 S: 5 H: 0 LOB: 1 BB: 1 P: 9		1B: 2 2B: 6 3B: 0 HR: 5 SF: 0 SAC: 0 DP: 0 HBP: 0						

PITCHER		IP	WLS	BF	H	R	ER	SO	BB	IBB	HBP	BLK	WP	HR	S	P	ERA	WHIP
Luis Tiant, R ERA: 7.78	(1, 1)	5.2	L	31	11	9	9	4	3	0	0	0	0	5	36	48	14.29	2.471
Larry Burchart, R ERA: 6.75	(6, 1)	1.0		7	2	1	0	0	1	0	0	0	0	0	6	10	0.00	3.000
Mike Paul, L ERA: 5.4	(7, 1)	1.1		5	0	0	0	1	1	0	0	0	0	0	6	10	0.00	0.750

PITCHER	IP	WLS	BF	H	R	ER	SO	BB	IBB	HBP	BLK	WP	HR	S	P	ERA	WHIP

BOTTOM

Cleveland Indians @ Boston Red Sox

Fenway Park, Boston, MA

Fri Apr 18 1969, 3:33 AM EST

Att. 7,232 - Unknown

livebaseballscorecards.com

AB	38
R	10
H	13
RBI	10
BB	5
SO	5
LOB	21

WP: 0 PA: 43
PB: 0
SB: 0
CS: 0

Batter	1	2	3	4	5	6	7	8	9	AB	R	H	RBI	BB	SO	LOB
Davey Nelson, R (1, 4) OBP: 0.167, SLG: 0.167	0-0 E BLK 1B	0-0 6-3 ①		0-3 K ②			0-0 1-3 ①		0-0 G4-6-3 ①② 1-2f	5	1	1	0	0	1	1
Larry Brown, R (1, 6) OBP: 0.438, SLG: 0.462	0-0 E4 2B 1B 1-H	0-3 K ②		0-0 F9 ③			4-0 WP 5-3 1B BB		0-0 6-3 ③	4	2	1	1	1	1	0
Jose Cardenal, R (1, 8) OBP: 0.200, SLG: 0.308	0-3 K ①	0-0 6-3 ③			0-0 6-3 ①		0-0 5-3 ② 1-2			4	0	0	0	0	1	2
Tony Horton, R (1, 3) OBP: 0.356, SLG: 0.619	4-0 2B BB BB		0-0 6-3 ①		0-0 P3 ②		0-0 ② 1B 2-H			3	1	1	1	1	0	0
Chuck Hinton, R (1, 7) OBP: 0.409, SLG: 0.450	0-0 BB 2B 1-3 2-H		1-0 F9 BB HBP		0-0 4-3 ③		0-3 K ③			3	0	1	1	0	1	1
Zoilo Versalles, R (1, 5) OBP: 0.289, SLG: 0.273	4-0 BB BB		4-0 BB 1-2			0-3 K ①		0-0 1-4-3 ①		2	0	0	0	2	1	0
Duke Sims, L (1, 2) OBP: 0.727, SLG: 0.400	4-0 BB 1-2 2-3 3-H		0-0 F9 ② 2-3			0-0 4-3 1B		0-3 K ②		3	0	1	1	1	1	2
Richie Scheinblum, S (1, 9)	0-3 K ②		0-0 L9 ③			0-0 4-3 ② 1-2		0-0 G3 ③		4	0	0	0	0	1	6
Steve Hargan, R (1, 1) Mike Paul, L (2, 1) Lee Maye, L (4, PH) OBP: 0.235, SLG: 0.250 Jack Hamilton, R (4, 1) Russ Snyder, L (9, PH) OBP: 0.391, SLG: 0.476	0-3 K ③			0-3 K ①		0-0 F8 ③			4-0 G4-6-3 BB	1	0	0	0	0	1	3
										0	0	0	0	0	0	0
										1	0	0	0	0	1	0
										1	0	0	0	0	0	1
										0	0	0	0	1	0	0
Inning Stats	R: 3 E: 1 K: 3 S: 12 H: 3 LOB: 3 BB: 3 P: 24	R: 0 E: 0 K: 1 S: 5 H: 0 LOB: 0 BB: 0 P: 5	R: 0 E: 0 K: 0 S: 3 H: 0 LOB: 2 BB: 1 P: 8	R: 0 E: 0 K: 2 S: 7 H: 0 LOB: 0 BB: 0 P: 7	R: 0 E: 0 K: 0 S: 3 H: 0 LOB: 0 BB: 0 P: 3	R: 0 E: 0 K: 1 S: 6 H: 1 LOB: 1 BB: 0 P: 6	R: 1 E: 0 K: 1 S: 6 H: 1 LOB: 1 BB: 1 P: 10	R: 0 E: 0 K: 1 S: 5 H: 0 LOB: 0 BB: 0 P: 5	R: 0 E: 0 K: 0 S: 2 H: 0 LOB: 0 BB: 1 P: 6	1B: 4 2B: 1 3B: 0 HR: 0	SF: 0 SAC: 0 DP: 1 HBP: 1						

PITCHER	IP	WLS	BF	H	R	ER	SO	BB	IBB	HBP	BLK	WP	HR	S	P	ERA	WHIP
Ken Brett, L (1, 1) ERA: 12.91	0.1		7	3	3	3	1	3	0	0	1	0	0	6	18	81.00	18.000
Ray Jarvis, R (1, 1) ERA: 2.03	8.2	W	31	2	1	1	8	3	0	1	0	1	0	43	56	1.04	0.577

PITCHER	IP	WLS	BF	H	R	ER	SO	BB	IBB	HBP	BLK	WP	HR	S	P	ERA	WHIP

TOP

Cleveland Indians @ Boston Red Sox

Fenway Park, Boston, MA

Sun Apr 20 1969, 3:33 AM EST

Att. 29,074 - Unknown

livebaseballscorecards.com

AB	31
R	4
H	5
RBI	4
BB	6
SO	9
LOB	16

Cleveland Indians @ Boston Red Sox

Fenway Park, Boston, MA

Sun Apr 20 1969, 3:33 AM EST

Att. 29,074 - Unknown

livebaseballscorecards.com

BOTTOM

Batter	1	2	3	4	5	6	7	8	9	AB	R	H	RBI	BB	SO	LOB
Billy Conigliaro, R (1, 8) OBP: 0.500, SLG: 1.143	5-3	2B BB	BB		P4		1B 1B 1-2			3	1	1	0	2	0	0
Mike Andrews, R (1, 4) OBP: 0.421, SLG: 0.409	K	P4	5-3		BB		1B 1-3 2-H			4	0	1	1	1	1	4
Carl Yastrzemski, L (1, 7) OBP: 0.321, SLG: 0.340	F8	2B 1-H		1B 2B	P6		P6			5	1	2	1	0	0	3
Dalton Jones, L (1, 3) OBP: 0.471, SLG: 0.333		1B 1B BB HBP FC5-4		P6		4-3		5-3		3	1	0	0	1	0	1
Tony Conigliaro, R (1, 9) OBP: 0.419, SLG: 0.486		1B BB HR 1B 1-3		WP G3 2-H 1B		4-3		6-3		5	1	2	1	0	0	2
George Thomas, R (9, 9)		FC5-4 1-2								0	0	0	0	0	0	0
George Scott, R (1, 5) OBP: 0.311, SLG: 0.425		1B HR BB 1-2	3B	G3 1-2		F8		BB 2B 1B		4	2	2	0	1	0	1
Rico Petrocelli, R (1, 6) OBP: 0.510, SLG: 0.780		HR 1B 1-2 2-3 3-H	S BB	WP IBB			1B 1B BB	2B BB 1-2		1	2	1	1	4	0	0
Jerry Moses, R (1, 2) OBP: 0.474, SLG: 0.789		HR 1-H 2-H 3-H	K	K 1-2 2-3			P4	2B 1-3 2-H		5	1	2	5	0	2	5
Ken Brett, L (1, 1)		K	K 1-2		K		K	K		0	0	0	0	0	0	0
Ray Jarvis, R (1, 1)										5	0	0	0	0	5	5
Inning Stats	R: 0 H: 0 E: 0 LOB: 0 K: 1 BB: 0 S: 5 P: 5	R: 6 H: 4 E: 0 LOB: 2 K: 1 BB: 3 S: 9 P: 22	R: 0 H: 1 E: 0 LOB: 3 K: 2 BB: 2 S: 8 P: 16	R: 1 H: 2 E: 0 LOB: 2 K: 1 BB: 1 S: 7 P: 11	R: 0 H: 0 E: 0 LOB: 1 K: 1 BB: 1 S: 5 P: 9	R: 0 H: 0 E: 0 LOB: 0 K: 0 BB: 0 S: 3 P: 3	R: 1 H: 2 E: 0 LOB: 2 K: 1 BB: 1 S: 7 P: 11	R: 1 H: 2 E: 0 LOB: 2 K: 1 BB: 1 S: 7 P: 11		1B: 6 SF: 0 2B: 3 SAC: 0 3B: 1 DP: 0 HR: 1 HBP: 1						

	AB	35
	R	9
	H	11
	RBI	9
	BB	9
	SO	8
	LOB	21

WP: 1 PA: 45
PB: 0
SB: 1
CS: 0

PITCHER		IP	WLS	BF	H	R	ER	SO	BB	IBB	HBP	BLK	WP	HR	S	P	ERA	WHIP
Steve Hargan, R ERA: 40.5	(1, 1)	1.1	L	10	3	6	6	2	3	0	0	0	0	1	11	23	40.50	4.500
Mike Paul, L ERA: 4.05	(2, 1)	1.2		10	2	0	0	2	2	0	1	0	0	0	11	20	0.00	2.400
Jack Hamilton, R ERA: 3.45	(4, 1)	5.0		25	6	3	3	4	3	1	0	0	1	0	29	45	5.40	1.800

PITCHER		IP	WLS	BF	H	R	ER	SO	BB	IBB	HBP	BLK	WP	HR	S	P	ERA	WHIP

Batter	1	2	3	4	5	6	7	8	9	AB	R	H	RBI	BB	SO	LOB
Russ Snyder, L (1, 9) OBP: 0.370, SLG: 0.440	S S S 0-3 ① K	S S S 0-3 ③ K			x 0-0 ② P6			x 0-0 1B 1B		4	0	1	0	0	2	2
Larry Brown, R (1, 6) OBP: 0.423, SLG: 0.442	x 0-0 ② G3		x 0-0 ① F9		x 0-0 ③ F8			x 0-0 1-2 FC6-4 1B		4	0	1	0	0	0	0
Lee Maye, L (1, 7) OBP: 0.286, SLG: 0.222	B B B B 4-0 1B BB		B B B B 4-0 G6-4-3 BB			x 0-0 ① F9		x 0-0 ② F7		2	0	0	0	2	0	2
Tony Horton, R (1, 3) OBP: 0.347, SLG: 0.587	x 0-0 1-2 1B		x 0-0 ② ③ G6-4-3 1-2f			x 0-0 ② F8		x 0-0 ③ FC6-4 1-2f		4	0	1	0	0	0	3
Duke Sims, L (1, 2) OBP: 0.533, SLG: 0.222	x 0-0 ③ 1-3			x 0-0 ① G3		x 0-0 ③ L6			x 0-0 ① F9	4	0	0	0	0	0	2
Jose Cardenal, R (1, 8) OBP: 0.204, SLG: 0.286		B B B B 4-0 S BB		x 0-0 ② 5-3			x 0-0 ① 5-3		x 0-0 ② F3	3	0	0	0	1	0	0
Zoilo Versalles, R (1, 5) OBP: 0.310, SLG: 0.278 (7, 4)		x 0-0 1-2 E6		x 0-0 FC6-4 1B			x 0-0 ② 6-3	B B B B 4-0 BB		3	0	1	0	1	0	1
Vern Fuller, R (1, 4) OBP: 0.290, SLG: 0.192 Steve Hargan, R (7, 1) Richie Scheinblum, S (9, PH)	S S S 0-3 ① K			x 0-0 ③ FC6-4 1-2f			x 0-0 ③ 6-3	S S S 0-3 ③ K		3 0 1	0 0 0	0 0 0	0 0 0	1 0 1	1 0 1	3 0 1
Sam McDowell, L (1, 1) OBP: 0.200, SLG: 0.200 Chuck Hinton, R (7, 5) OBP: 0.391, SLG: 0.429	S S S 0-3 ② K				x 0-0 ① 4-3			x 0-0 ① 6-3		2 1	0 0	0 0	0 0	1 0	2 0	2 0
Inning Stats	R: 0 E: 0 K: 1 S: 6 H: 1 LOB: 2 BB: 1 P: 10	R: 0 E: 1 K: 3 S: 10 H: 0 LOB: 2 BB: 1 P: 14	R: 0 E: 0 K: 0 S: 2 H: 0 LOB: 0 BB: 1 P: 6	R: 0 E: 0 K: 0 S: 4 H: 1 LOB: 1 BB: 0 P: 4	R: 0 E: 0 K: 0 S: 3 H: 0 LOB: 0 BB: 0 P: 3	R: 0 E: 0 K: 0 S: 3 H: 0 LOB: 0 BB: 0 P: 3	R: 0 E: 0 K: 0 S: 3 H: 0 LOB: 0 BB: 0 P: 3	R: 0 E: 0 K: 0 S: 5 H: 2 LOB: 2 BB: 0 P: 5	R: 0 E: 0 K: 1 S: 5 H: 0 LOB: 1 BB: 1 P: 9	1B: 4 2B: 0 3B: 0 HR: 0	SF: 0 SAC: 0 DP: 1 HBP: 0						

PITCHER		IP	WLS	BF	H	R	ER	SO	BB	IBB	HBP	BLK	WP	HR	S	P	ERA	WHIP
Jim Palmer, R ERA: 1.69	(1, 1)	9.0	W	35	4	0	0	5	4	0	0	0	0	0	41	57	0.00	0.889

PITCHER	IP	WLS	BF	H	R	ER	SO	BB	IBB	HBP	BLK	WP	HR	S	P	ERA	WHIP

TOP

Cleveland Indians @ Baltimore Orioles

Memorial Stadium, Baltimore, MD

Mon Apr 21 1969, 6:05 PM EST
Att. 3,176 - Unknown

livebaseballscorecards.com

AB	31
R	0
H	4
RBI	0
BB	4
SO	5
LOB	16

WP: 0 PA: 35
PB: 0
SB: 1
CS: 0

Cleveland Indians @ Baltimore Orioles

Memorial Stadium, Baltimore, MD

Mon Apr 21 1969, 6:05 PM EST

Att. 3,176 - Unknown

livebaseballscorecards.com

BOTTOM

Batter	1	2	3	4	5	6	7	8	9	AB	R	H	RBI	BB	SO	LOB
Don Buford, S (1, 7) OBP: 0.456, SLG: 0.510	5-3			BB, E	CS, 1B		HR, BB	BB, E, 1B		3	3	2	0	2	0	0
Paul Blair, R (1, 8) Merv Rettenmund, R (7, 8) OBP: 0.526, SLG: 1.000	P6			P6	CS	G1	1-H, 2-H, HR	F3		3 2	0 1	0 1	0 3	0 0	0 0	1 1
Frank Robinson, R (1, 9) OBP: 0.500, SLG: 0.852 Dave May, L (8, 9) OBP: 0.111, SLG: 0.222	P5			E, 1-2, 2B, BB		1B, SF8, 1B	2B, BB, 1B	K		3 1	3 0	2 0	0 0	1 0	0 1	0 1
Boog Powell, L (1, 3) OBP: 0.394, SLG: 0.269		F7		E3, 1-3, 2-H, 2B		BB, 1-3, 1B	BB, 1-3, 2B	E, 1-2, BB		4	2	2	0	1	0	1
Brooks Robinson, R (1, 5) OBP: 0.309, SLG: 0.316		6-3		2-H, 3-H, 2B		FC6-4, 1-2, BB	BB, 1B, IBB	E6, FC4, 1-3, 2-H		3	1	1	2	2	0	1
Davey Johnson, R (1, 4) OBP: 0.369, SLG: 0.382		F7		G4-6-3, BB		SF8, 3-H	1B, 1-2, 2-3, 3-H, BB	FC4, 1-2f		2	0	0	2	2	0	2
Andy Etchebarren, R (1, 2) OBP: 0.345, SLG: 0.240			K	G4-6-3, 1-2f		FC6-4, 1-2f	1-2, 2-H, 3-H, 1B			4	0	1	2	0	1	4
Mark Belanger, R (1, 6) OBP: 0.381, SLG: 0.365			G3		2-3		SH1-4, HR, BB F7			3	1	0	0	1	0	2
Jim Palmer, R (1, 1)			F8		6-3		SH1-4, 1-2 K			3	0	0	0	0	1	2
Inning Stats	R: 0 E: 0 K: 0 S: 3 H: 0 LOB: 0 BB: 0 P: 3	R: 0 E: 0 K: 0 S: 3 H: 0 LOB: 0 BB: 0 P: 3	R: 0 E: 0 K: 1 S: 5 H: 0 LOB: 0 BB: 0 P: 5	R: 3 E: 1 K: 0 S: 4 H: 1 LOB: 1 BB: 3 P: 16	R: 0 E: 0 K: 0 S: 3 H: 1 LOB: 0 BB: 0 P: 3	R: 1 E: 0 K: 0 S: 5 H: 2 LOB: 2 BB: 1 P: 9	R: 6 E: 0 K: 1 S: 9 H: 4 LOB: 2 BB: 4 P: 25	R: 1 E: 1 K: 1 S: 7 H: 1 LOB: 2 BB: 1 P: 11		1B: 6 2B: 2 3B: 0 HR: 1 SF: 1 SAC: 1 DP: 1 HBP: 0						

	AB	31
	R	11
	H	9
	RBI	9
	BB	9
	SO	3
	LOB	15

PITCHER		IP	WLS	BF	H	R	ER	SO	BB	IBB	HBP	BLK	WP	HR	S	P	ERA	WHIP
Sam McDowell, L ERA: 5.29	(1, 1)	6.0	L	25	4	4	2	1	4	0	0	0	0	0	23	39	3.00	1.333
Steve Hargan, R ERA: 32.4	(7, 1)	2.0		17	5	7	6	2	4	1	0	0	0	1	16	36	27.00	4.500

PITCHER	IP	WLS	BF	H	R	ER	SO	BB	IBB	HBP	BLK	WP	HR	S	P	ERA	WHIP

Batter	1	2	3	4	5	6	7	8	9	AB	R	H	RBI	BB	SO	LOB
Russ Snyder, L (1, 9) OBP: 0.387, SLG: 0.407	BBBB 4-0 PB S E BB		x 0-0 ③ P4			x 0-0 ① 4-3		BBBB 4-0 1-2 BB BB		2	1	0	0	2	0	0
Larry Brown, R (1, 6) OBP: 0.429, SLG: 0.500	x 0-0 E6 FC4-6 1-H			x 0-0 HR		x 0-0 ② 5-3		BBBB 4-0 1-2 2-3 BB		3	1	1	2	1	0	0
Lee Maye, L (1, 7) OBP: 0.250, SLG: 0.190 Max Alvis, R (8, PH) OBP: 0.111, SLG: 0.118 Mike Paul, L (8, 1)	x 0-0 ① FC4-6 G6-4-3 1-2f			x 0-0 ① 4-3		x 0-0 ③ 3-1		x 0-0 ③ G3		3 1 0	0 0 0	0 0 0	0 0 0	0 0 0	0 0 0	1 3 0
Tony Horton, R (1, 3) OBP: 0.321, SLG: 0.540	x 0-0 ② ③ G6-4-3 1-2f			x 0-0 ② P6			x 0-0 ① 5-3		x 0-0 ① 4-3	4	0	0	0	0	0	1
Duke Sims, L (1, 2) OBP: 0.444, SLG: 0.167 Richie Scheinblum, S (9, PH)		SSS 0-3 ① K		SSS 0-3 ③ K			x 0-0 ② F3		SSS 0-3 ② K	3 1	0 0	0 0	0 0	0 0	2 1	0 0
Jose Cardenal, R (1, 8) OBP: 0.208, SLG: 0.283		x 0-0 ② 6-3			x 0-0 1-3 1B		x 0-0 ③ L7		x 0-0 ③ F8	4	0	1	0	0	0	0
Chuck Hinton, R (1, 5) OBP: 0.385, SLG: 0.417 (8, 7)		x 0-0 ③ 3-1			x 0-0 ① ② 1-3 1-2			x 0-0 G6-4-3 1B		3	0	1	0	0	0	1
Vern Fuller, R (1, 4) OBP: 0.294, SLG: 0.179			x 0-0 ① 5-3		BBBB 4-0 BB			x 0-0 ① ② G6-4-3 1-2f		2	0	0	0	1	0	1
Stan Williams, R (1, 1) Cap Peterson, R (8, PH) OBP: 0.600, SLG: 0.500 Zoilo Versalles, R (8, 5) OBP: 0.310, SLG: 0.278			SSS 0-3 ② K		x 0-0 ③ 1-3			BBBB 4-0 BB BB BB		2 0 0	0 0 0	0 0 0	0 0 0	0 1 0	1 0 0	1 0 0
Inning Stats	R: 1 E: 1 K: 0 S: 3 H: 0 LOB: 0 BB: 1 P: 7	R: 0 E: 0 K: 1 S: 5 H: 0 LOB: 0 BB: 0 P: 5	R: 0 E: 0 K: 1 S: 5 H: 0 LOB: 0 BB: 0 P: 5	R: 1 E: 0 K: 1 S: 6 H: 1 LOB: 0 BB: 0 P: 6	R: 0 E: 0 K: 0 S: 3 H: 1 LOB: 1 BB: 1 P: 7	R: 0 E: 0 K: 0 S: 3 H: 0 LOB: 0 BB: 0 P: 3	R: 0 E: 0 K: 0 S: 3 H: 0 LOB: 0 BB: 0 P: 3	R: 0 E: 0 K: 0 S: 3 H: 1 LOB: 3 BB: 3 P: 15	R: 0 E: 0 K: 1 S: 5 H: 0 LOB: 0 BB: 0 P: 5	1B: 2 2B: 0 3B: 0 HR: 1	SF: 0 SAC: 0 DP: 2 HBP: 0					

TOP

Cleveland Indians @ Baltimore Orioles

Memorial Stadium, Baltimore, MD

Tue Apr 22 1969, 6:05 PM EST

Att. 2,337 - Unknown

livebaseballscorecards.com

AB	28
R	2
H	3
RBI	2
BB	5
SO	4
LOB	8

WP: 0 PB: 1 SB: 1 CS: 0 PA: 33

PITCHER		IP	WLS	BF	H	R	ER	SO	BB	IBB	HBP	BLK	WP	HR	S	P	ERA	WHIP
Tom Phoebus, R ERA: 0.35	(1, 1)	7.2	W	29	3	2	1	3	5	0	0	0	0	1	30	50	1.17	1.043
Pete Richert, L ERA: 1.5	(8, 1)	1.1	S	4	0	0	0	1	0	0	0	0	0	0	6	6	0.00	0.000

PITCHER	IP	WLS	BF	H	R	ER	SO	BB	IBB	HBP	BLK	WP	HR	S	P	ERA	WHIP

Cleveland Indians @ Baltimore Orioles

Memorial Stadium, Baltimore, MD

Tue Apr 22 1969, 6:05 PM EST

Att. 2,337 - Unknown

livebaseballscorecards.com

BOTTOM

Batter	1	2	3	4	5	6	7	8	9	AB	R	H	RBI	BB	SO	LOB
Don Buford, S (1, 7) OBP: 0.444, SLG: 0.481	F8	BB		P4		F8				3	0	0	0	1	0	1
Merv Rettenmund, R (1, 8) OBP: 0.522, SLG: 0.882	K	BB		L8			1B			3	0	1	0	1	1	0
Frank Robinson, R (1, 9) OBP: 0.486, SLG: 0.810	1B	F2			F9		F5			4	0	1	0	0	0	4
Boog Powell, L (1, 3) OBP: 0.386, SLG: 0.321	G3		4-3		HR		F5			4	1	1	1	0	0	2
Brooks Robinson, R (1, 5) OBP: 0.319, SLG: 0.344		BB 1B 2B	E6 2B		5-3		1-H 1B			4	1	2	0	0	0	0
Elrod Hendricks, L (1, 2) OBP: 0.439, SLG: 0.500		1B BB G4-6-3 HBP	F9		P4			K		3	1	0	0	0	1	1
Davey Johnson, R (1, 4) OBP: 0.377, SLG: 0.397		G4-6-3 1B BB	1-3 2B			6-3		P6		3	0	1	0	1	0	0
Mark Belanger, R (1, 6) OBP: 0.388, SLG: 0.375		G4-6-3 1B	6-3			1-3		1B		4	0	2	1	0	0	2
Tom Phoebus, R (1, 1) OBP: 0.444, SLG: 0.375 Pete Richert, L (8, 1)		G4-6-3		K		1B		K		3 1	0 0	1 0	0 0	0 0	1 1	2 1
Inning Stats	R: 0 E: 0 K: 1 S: 6 H: 1 LOB: 1 BB: 0 P: 6	R: 2 E: 0 K: 0 S: 4 H: 2 LOB: 3 BB: 3 P: 17	R: 0 E: 1 K: 0 S: 5 H: 1 LOB: 2 BB: 0 P: 5	R: 0 E: 0 K: 1 S: 5 H: 0 LOB: 0 BB: 0 P: 5	R: 1 E: 0 K: 0 S: 4 H: 1 LOB: 0 BB: 0 P: 4	R: 0 E: 0 K: 0 S: 4 H: 1 LOB: 1 BB: 0 P: 4	R: 0 E: 0 K: 0 S: 4 H: 2 LOB: 2 BB: 0 P: 4	R: 0 E: 0 K: 2 S: 8 H: 1 LOB: 1 BB: 0 P: 8		1B: 6 2B: 2 3B: 0 HR: 1 SF: 0 SAC: 0 DP: 1 HBP: 1				WP: 0 PB: 0 SB: 0 CS: 0 PA: 36		

	AB	32
	R	3
	H	9
	RBI	2
	BB	3
	SO	4
	LOB	13

PITCHER		IP	WLS	BF	H	R	ER	SO	BB	IBB	HBP	BLK	WP	HR	S	P	ERA	WHIP
Stan Williams, R ERA: 5.71	(1, 1)	7.0	L	32	8	3	3	2	3	0	1	0	0	1	32	45	3.86	1.571
Mike Paul, L ERA: 3.52	(8, 1)	1.0		4	1	0	0	2	0	0	0	0	0	0	8	8	0.00	1.000

PITCHER	IP	WLS	BF	H	R	ER	SO	BB	IBB	HBP	BLK	WP	HR	S	P	ERA	WHIP

New York Yankees @ Cleveland Indians

Cleveland Municipal Stadium, Cleveland, OH

Thu Apr 24 1969, 6:05 PM EST

Att. 6,990 - Unknown - 50 F

TOP

livebaseballscorecards.com

Batter	1	2	3	4	5	6	7	8	9	AB	R	H	RBI	BB	SO	LOB
Horace Clarke, S (1, 4) OBP: 0.379, SLG: 0.339	1-3		4-3 2-3	G5-4-3 1-2f		2B IBB	1-2 BB			3	1	0	0	2	0	3
Jerry Kenney, L (1, 8) OBP: 0.323, SLG: 0.379	F7		F7		E HR 1B	WP HR 1-H 2-H 3-H 2B	K			3	1	1	0	0	0	1
Dick Simpson, R (5, 8) OBP: 0.400, SLG: 0.500										2	1	1	3	0	1	2
Bobby Murcer, L (1, 5) OBP: 0.364, SLG: 0.694	F8			BB BB BB 1B	1-H HR	2-H HR		4-3		5	3	3	4	0	0	0
Roy White, S (1, 7) OBP: 0.435, SLG: 0.442		5-3		BB BB 1B 1-2 BB	K 2B	1B		F8		4	1	2	0	1	0	0
Joe Pepitone, L (1, 3) OBP: 0.302, SLG: 0.629		3B		F8	K 2-3	P6		3-1		5	0	1	0	0	1	4
Jimmie Hall, L (1, 9) OBP: 0.359, SLG: 0.324		K		BB 1B 1-2 2-3 BB	1-3	4-3			4-3	4	1	0	0	1	1	2
Tom Tresh, S (1, 6) OBP: 0.262, SLG: 0.167		K		1B 1B 1-2 2-3 3-H BB		SH5-3 BB 2B 1B	4-3		F7	4	2	1	1	1	1	1
Jake Gibbs, L (1, 2) OBP: 0.311, SLG: 0.310			6-3	1B 1-3 2-H 3-H 1B		SH5-3 2B 1-2 BB	G3		K	4	1	1	2	1	1	0
Fritz Peterson, S (1, 1) OBP: 0.364, SLG: 0.333			4-3 2B	G5-4-3 1-2 3-H 1B		SH5-3 1-2 2-3	K BB			3	0	2	1	0	1	0
Inning Stats	R: 0 E: 0 K: 0 S: 3 H: 0 LOB: 0 BB: 0 P: 3	R: 0 E: 0 K: 2 S: 8 H: 1 LOB: 1 BB: 0 P: 8	R: 0 E: 0 K: 0 S: 4 H: 1 LOB: 1 BB: 0 P: 4	R: 4 E: 0 K: 0 S: 5 H: 3 LOB: 1 BB: 3 P: 17	R: 2 E: 1 K: 1 S: 7 H: 3 LOB: 0 BB: 0 P: 7	R: 5 E: 0 K: 0 S: 7 H: 4 LOB: 1 BB: 2 P: 15	R: 0 E: 0 K: 2 S: 8 H: 0 LOB: 2 BB: 1 P: 12	R: 0 E: 0 K: 0 S: 3 H: 0 LOB: 0 BB: 0 P: 3	R: 0 E: 0 K: 1 S: 5 H: 0 LOB: 0 BB: 0 P: 5	1B: 6 2B: 3 3B: 1 HR: 2 SF: 0 SAC: 1 DP: 1 HBP: 0						

	AB	37
	R	11
	H	12
	RBI	11
	BB	6
	SO	6
	LOB	13

WP: 1 PB: 1 SB: 0 CS: 0 PA: 44

PITCHER		IP	WLS	BF	H	R	ER	SO	BB	IBB	HBP	BLK	WP	HR	S	P	ERA	WHIP
Luis Tiant, R ERA: 8.75	(1, 1)	4.0	L	21	7	6	6	2	3	0	0	0	0	1	22	34	13.50	2.500
Juan Pizarro, L ERA: 9.0	(5, 1)	2.0		12	5	5	5	1	1	1	0	0	1	1	12	20	22.50	3.000
Horacio Pina, R ERA: 6.0	(7, 1)	1.0		5	0	0	0	2	1	0	0	0	0	0	8	12	0.00	1.000
Steve Hargan, R ERA: 20.25	(8, 1)	2.0		6	0	0	0	1	0	0	0	0	0	0	8	8	0.00	0.000

PITCHER	IP	WLS	BF	H	R	ER	SO	BB	IBB	HBP	BLK	WP	HR	S	P	ERA	WHIP

BOTTOM

Batter	1	2	3	4	5	6	7	8	9	AB	R	H	RBI	BB	SO	LOB
Davey Nelson, R (1, 4) OBP: 0.125, SLG: 0.125	6-3		E1 SH1-3 FC5-2 2-H		P4		K			2	0	0	0	0	0	0
Vern Fuller, R (4, 4) OBP: 0.278, SLG: 0.167										2	0	0	0	0	1	0
Larry Brown, R (1, 6) OBP: 0.407, SLG: 0.469	5-3		SH1-3 2-3		4-3			K		3	0	0	0	0	1	0
Chuck Hinton, R (1, 7) OBP: 0.367, SLG: 0.464	K		FC5-2 FC6-4 3-H			K		6-3 3B		4	1	1	0	0	2	1
Ken Harrelson, R (1, 9) OBP: 0.291, SLG: 0.480		1B 3B	FC6-4 1-2f			1B 1B		6-3 3-H		4	1	2	1	0	0	1
Cap Peterson, R (9, 9) OBP: 0.600, SLG: 0.500										0	0	0	0	0	0	0
Tony Horton, R (1, 3) OBP: 0.316, SLG: 0.519		3-H 1B		F8		K		G3		4	0	1	1	0	1	1
Jose Cardenal, R (1, 8) OBP: 0.211, SLG: 0.280		K		4-3		1-3 1B			F7	4	0	1	0	0	1	1
Duke Sims, L (1, 2) OBP: 0.409, SLG: 0.133		K		BB		G3			1-3	3	0	0	0	1	1	3
Max Alvis, R (1, 5) OBP: 0.091, SLG: 0.095		F7		F7			5-3		L9	4	0	0	0	0	0	2
Luis Tiant, R (1, 1) OBP: 0.333, SLG: 0.444			E 2B		4-3		5-3			1	1	1	0	0	0	0
Juan Pizarro, L (5, 1) OBP: 0.250, SLG: 0.250										1	0	0	0	0	0	0
Horacio Pina, R (7, 1)										0	0	0	0	0	0	0
Richie Scheinblum, S (7, PH)										1	0	0	0	0	0	0
Steve Hargan, R (8, 1)										0	0	0	0	0	0	0
Inning Stats	R: 0 E: 0 K: 1 S: 5 H: 0 LOB: 0 BB: 0 P: 5	R: 1 E: 0 K: 2 S: 9 H: 2 LOB: 1 BB: 0 P: 9	R: 1 E: 1 K: 0 S: 5 H: 1 LOB: 1 BB: 0 P: 5	R: 0 E: 0 K: 0 S: 3 H: 0 LOB: 1 BB: 1 P: 7	R: 0 E: 0 K: 0 S: 3 H: 0 LOB: 0 BB: 0 P: 3	R: 0 E: 0 K: 2 S: 9 H: 2 LOB: 2 BB: 0 P: 9	R: 0 E: 0 K: 1 S: 5 H: 0 LOB: 0 BB: 0 P: 5	R: 1 E: 0 K: 1 S: 6 H: 1 LOB: 0 BB: 0 P: 6	R: 0 E: 0 K: 0 S: 3 H: 0 LOB: 0 BB: 0 P: 3	1B: 3 2B: 1 3B: 2 HR: 0	SF: 0 SAC: 1 DP: 0 HBP: 0					

PITCHER	IP	WLS	BF	H	R	ER	SO	BB	IBB	HBP	BLK	WP	HR	S	P	ERA	WHIP
Fritz Peterson, L (1, 1) ERA: 3.77	9.0	W	35	6	3	2	7	1	0	0	0	0	0	48	52	2.00	0.778

PITCHER	IP	WLS	BF	H	R	ER	SO	BB	IBB	HBP	BLK	WP	HR	S	P	ERA	WHIP

New York Yankees @ Cleveland Indians

Cleveland Municipal Stadium, Cleveland, OH

Thu Apr 24 1969, 6:05 PM EST

Att. 6,990 - Unknown - 50 F

livebaseballscorecards.com

AB	33
R	3
H	6
RBI	2
BB	1
SO	7
LOB	9

Washington Senators @ Cleveland Indians

Cleveland Municipal Stadium, Cleveland, OH

Fri Apr 25 1969, 6:05 PM EST

Att. 6,867 - Unknown

TOP

livebaseballscorecards.com

Batter	1	2	3	4	5	6	7	8	9	AB	R	H	RBI	BB	SO	LOB
Del Unser, L (1, 8) OBP: 0.309, SLG: 0.278	K	F7		BB		BB	K		F7	4	1	0	0	2	2	4
Ed Brinkman, R (1, 6) OBP: 0.286, SLG: 0.319	E 1B		HR 1B	F8		E 1B	BB		K	5	3	3	0	1	1	4
Frank Howard, R (1, 3) OBP: 0.346, SLG: 0.600	F8		HR		K	E9 FC6-4 1B	1B 1B		5-3	5	1	3	4	0	1	1
Gary Holman, L (7, PR) (7, 3)										1	0	0	0	0	0	2
Hank Allen, R (1, 9) OBP: 0.421, SLG: 0.500	E7 1B		F9		6-3	FC6-4 S G3 HR	1B			5	1	2	1	0	0	1
Ken McMullen, R (1, 5) OBP: 0.260, SLG: 0.338	IBB		F3		2B 2B	G3		F8		4	1	1	0	1	0	1
Brant Alyea, R (1, 7) OBP: 0.520, SLG: 0.722	5-3		K		2B 2B	HR		G1-6-3 BB		4	2	2	3	1	1	3
Tim Cullen, R (1, 4) OBP: 0.278, SLG: 0.265		F9		5-3 1B	2B 2B	K		G1-6-3		5	0	2	1	0	1	1
Paul Casanova, R (1, 2) OBP: 0.240, SLG: 0.388		F8		5-3	FC5-4 IBB		6-3		SH 1B	4	0	1	0	1	0	1
Jim Hannan, R (1, 1) OBP: 0.375, SLG: 0.375		1B		F8	FC5-4		BB 1B BB		SH	3	0	1	0	0	0	3
Dick Bosman, R (5, 1)										0	1	0	0	1	0	0
Inning Stats	R: 0 E: 1 K: 1 S: 7 H: 2 LOB: 3 BB: 1 P: 11	R: 0 E: 0 K: 0 S: 4 H: 1 LOB: 1 BB: 0 P: 4	R: 2 E: 0 K: 1 S: 7 H: 2 LOB: 0 BB: 0 P: 7	R: 0 E: 0 K: 0 S: 4 H: 1 LOB: 2 BB: 1 P: 8	R: 2 E: 0 K: 1 S: 8 H: 3 LOB: 2 BB: 1 P: 12	R: 4 E: 1 K: 1 S: 8 H: 3 LOB: 0 BB: 1 P: 12	R: 2 E: 0 K: 1 S: 6 H: 2 LOB: 2 BB: 2 P: 14	R: 0 E: 0 K: 0 S: 2 H: 0 LOB: 0 BB: 1 P: 6	R: 0 E: 1 K: 1 S: 7 H: 1 LOB: 2 BB: 0 P: 7	1B: 10 2B: 3 3B: 0 HR: 2 SF: 0 SAC: 1 DP: 1 HBP: 0							

	AB	40
	R	10
	H	15
	RBI	9
	BB	7
	SO	6
	LOB	21

WP: 0 PB: 0 SB: 1 CS: 0 PA: 48

PITCHER		IP	WLS	BF	H	R	ER	SO	BB	IBB	HBP	BLK	WP	HR	S	P	ERA	WHIP
Dick Ellsworth, L ERA: 4.76	(1, 1)	5.0	L	27	9	4	4	3	1	2	0	0	0	1	30	42	7.20	2.000
Horacio Pina, R ERA: 15.43	(6, 1)	1.2		11	3	6	6	2	3	0	0	0	0	1	12	24	32.40	3.600
Jack Hamilton, R ERA: 3.38	(7, 1)	0.1		2	2	0	0	0	0	0	0	0	0	0	2	2	0.00	6.000
Steve Hargan, R ERA: 14.73	(8, 1)	2.0		8	1	0	0	1	1	0	0	0	0	0	9	13	0.00	1.000

PITCHER	IP	WLS	BF	H	R	ER	SO	BB	IBB	HBP	BLK	WP	HR	S	P	ERA	WHIP

BOTTOM

Washington Senators @ Cleveland Indians

Cleveland Municipal Stadium, Cleveland, OH

Fri Apr 25 1969, 6:05 PM EST

Att. 6,867 - Unknown

livebaseballscorecards.com

Batter	1	2	3	4	5	6	7	8	9	AB	R	H	RBI	BB	SO	LOB
Jose Cardenal, R (1, 8) OBP: 0.242, SLG: 0.327	5-3		P4		1-3 2B		FC6 1B		BB 1B	5	0	3	0	0	0	1
Larry Brown, R (1, 6) OBP: 0.375, SLG: 0.426	F9			F8	F2		FC6 BB 1-2f		P4	5	0	0	0	0	0	5
Russ Snyder, L (1, 7) OBP: 0.400, SLG: 0.400	L8			E9 HR 1B	F9		BBBB 1-2 BB		BBBB 1-2 2-3 BB	3	1	1	0	1	0	2
Steve Hargan, R (8, 1)										0	0	0	0	0	0	0
Cap Peterson, R (9, PH) OBP: 0.667, SLG: 0.500										0	0	0	0	1	0	0
Ken Harrelson, R (1, 9) OBP: 0.283, SLG: 0.509		P6		2-H HR		F8	5-3		SSS K	5	1	1	2	0	1	5
Tony Horton, R (1, 3) OBP: 0.311, SLG: 0.500		5-3		F8		1B 1B		F8		4	0	1	0	0	0	0
Duke Sims, L (1, 2) OBP: 0.385, SLG: 0.316		SSS K		HR		P5		F7		4	1	1	1	0	1	1
Max Alvis, R (1, 5) OBP: 0.154, SLG: 0.160			FC6-4 1B	SSS K		FC5 1-2 1B		5-3		4	0	2	0	0	1	0
Zoilo Versalles, R (1, 4) OBP: 0.326, SLG: 0.308			FC6-4 4-3 1-2f		BBBB FC4-6 BB	FC5 1-2f			BB 2B	3	0	1	0	1	0	3
Dick Ellsworth, L (1, 1)			4-3 1-2		FC4-6 2B 1-2f		F7		SSS K	1	0	0	0	0	0	1
Lee Maye, L (5, PH) OBP: 0.240, SLG: 0.182										1	0	0	0	0	0	1
Horacio Piña, R (6, 1)										0	0	0	0	0	0	0
Jack Hamilton, R (7, 1)										0	0	0	0	0	0	0
Richie Scheinblum, S (7, PH)										2	0	0	0	0	1	1
(8, 7)																

Inning Stats						
	R: 0	H: 0	R: 0	H: 0	R: 0	H: 1
	E: 0	LOB: 0	E: 0	LOB: 0	E: 0	LOB: 1
	K: 0	BB: 0	K: 1	BB: 0	K: 0	BB: 0
	S: 3	P: 3	S: 5	P: 5	S: 4	P: 4

R: 3	H: 3	R: 0	H: 1	R: 0	H: 2	
E: 1	LOB: 0	E: 0	LOB: 2	E: 0	LOB: 2	
K: 1	BB: 0	K: 0	BB: 1	K: 0	BB: 0	
S: 8	P: 8	S: 4	P: 8	S: 5	P: 5	

R: 0	H: 1	R: 0	H: 0	R: 0	H: 2	
E: 0	LOB: 2	E: 0	LOB: 0	E: 0	LOB: 3	
K: 0	BB: 0	K: 0	BB: 0	K: 2	BB: 1	
S: 4	P: 8	S: 3	P: 3	S: 9	P: 13	

1B: 6	SF: 0	WP: 0	PA: 40		
2B: 2	SAC: 0	PB: 0			
3B: 0	DP: 0	SB: 0			
HR: 2	HBP: 0	CS: 0			

AB	37
R	3
H	10
RBI	3
BB	3
SO	4
LOB	20

PITCHER		IP	WLS	BF	H	R	ER	SO	BB	IBB	HBP	BLK	WP	HR	S	P	ERA	WHIP
Jim Hannan, R ERA: 3.98	(1, 1)	4.1		19	5	3	3	2	1	0	0	0	0	2	22	26	6.23	1.385
Dick Bosman, R ERA: 3.71	(5, 1)	4.2	W	21	5	0	0	2	2	0	0	0	0	0	23	31	0.00	1.500

PITCHER		IP	WLS	BF	H	R	ER	SO	BB	IBB	HBP	BLK	WP	HR	S	P	ERA	WHIP

Washington Senators @ Cleveland Indians

Cleveland Municipal Stadium, Cleveland, OH

Sat Apr 26 1969, 3:33 AM EST

Att. 4,628 - Unknown

TOP

livebaseballscorecards.com

Batter	1	2	3	4	5	6	7	8	9	AB	R	H	RBI	BB	SO	LOB
Del Unser, L (1, 8) OBP: 0.291, SLG: 0.263	4-3		K	F7		1-3	SF7-2-5 2-3 3-H			4	0	0	1	0	1	2
Ed Brinkman, R (1, 6) OBP: 0.280, SLG: 0.338	F6		L6	FC6 1-2f		4-3		PB 3B		5	1	1	0	0	0	2
Frank Howard, R (1, 3) OBP: 0.373, SLG: 0.603 Gary Holman, L (8, 3)	2B HBP		1B BB		2B 1B	1B		1-3 3-H		3 0	1 0	2 0	0 0	1 0	0 0	0 0
Hank Allen, R (1, 9) OBP: 0.442, SLG: 0.535 Ed Stroud, L (8, 9) OBP: 0.293, SLG: 0.222	1-3 2B		1-3 1B		1-2 2B 1B	6-3		K		5 0	1 0	3 0	0 0	0 0	1 0	1 0
Ken McMullen, R (1, 5) OBP: 0.282, SLG: 0.362	IBB		K		1-H 2-H 1B 2B		1B BB 1B	K		4	2	2	2	1	2	2
Brant Alyea, R (1, 7) OBP: 0.500, SLG: 0.619	K			1B SF8 BB	1B SF8 BB		F8		6-3	3	2	0	0	2	1	4
Tim Cullen, R (1, 4) OBP: 0.305, SLG: 0.296		6-3		1-3 WP 1B	1-3 2-H CS 1B		BB BB SF7-2-5 1-3 1B		4-3	5	1	3	1	0	0	0
Paul Casanova, R (1, 2) OBP: 0.255, SLG: 0.380		K		3-H SF8	3-H SF8		SF7-2-5 BB 1-2 BB		BB	1	0	0	2	2	1	0
Barry Moore, L (1, 1) OBP: 0.571, SLG: 0.400 Casey Cox, R (1, 1)		K		FC6 1-2 BB	K 1-2		1-2 2-3 3-H BB		K	0 3	0 0	0 0	0 1	0 2	0 3	0 2
Inning Stats	R: 0 E: 0 K: 1 S: 6 H: 1 LOB: 3 BB: 1 P: 11	R: 0 E: 0 K: 2 S: 7 H: 0 LOB: 0 BB: 0 P: 7	R: 0 E: 0 K: 2 S: 8 H: 1 LOB: 2 BB: 1 P: 12	R: 1 E: 0 K: 0 S: 4 H: 1 LOB: 2 BB: 2 P: 12	R: 4 E: 0 K: 1 S: 8 H: 4 LOB: 1 BB: 1 P: 12	R: 0 E: 0 K: 0 S: 4 H: 1 LOB: 1 BB: 0 P: 4	R: 2 E: 0 K: 0 S: 4 H: 2 LOB: 1 BB: 2 P: 12	R: 1 E: 0 K: 2 S: 8 H: 1 LOB: 0 BB: 0 P: 8	R: 0 E: 0 K: 1 S: 5 H: 0 LOB: 1 BB: 1 P: 9	1B: 8 2B: 4 3B: 1 HR: 0 SF: 3 SAC: 0 DP: 2 HBP: 1	WP: 1 PB: 1 SB: 0 CS: 1 PA: 45					

	AB	33
	R	8
	H	11
	RBI	7
	BB	8
	SO	9
	LOB	13

PITCHER	IP	WLS	BF	H	R	ER	SO	BB	IBB	HBP	BLK	WP	HR	S	P	ERA	WHIP
Sam McDowell, L (1, 1) ERA: 6.0	4.0	L	23	6	4	4	5	3	1	1	0	1	0	28	45	9.00	2.250
Horacio Pina, R (5, 1) ERA: 14.29	1.0		4	1	1	1	1	1	0	0	0	0	0	5	9	9.00	2.000
Jack Hamilton, R (6, 1) ERA: 4.15	1.1		9	3	2	2	0	2	0	0	0	0	0	7	15	13.50	3.750
Juan Pizarro, L (7, 1) ERA: 8.49	0.2		1	0	0	0	0	0	0	0	0	0	0	1	1	0.00	0.000
Gary Kroll, R (8, 1) ERA:	2.0		8	1	1	0	3	1	0	0	0	0	0	13	17	0.00	1.000

PITCHER	IP	WLS	BF	H	R	ER	SO	BB	IBB	HBP	BLK	WP	HR	S	P	ERA	WHIP

BOTTOM

Washington Senators @ Cleveland Indians

Cleveland Municipal Stadium, Cleveland, OH

Sat Apr 26 1969, 3:33 AM EST

Att. 4,628 - Unknown

livebaseballscorecards.com

Batter	1	2	3	4	5	6	7	8	9	AB	R	H	RBI	BB	SO	LOB
Jose Cardenal, R (1, 8) OBP: 0.227, SLG: 0.305	5-3		5-3		F7			F9		4	0	0	0	0	0	1
Larry Brown, R (1, 6) OBP: 0.382, SLG: 0.421	BB BB BB BB		F8			G6-4-3 1B		F2		3	1	1	0	1	0	0
Cap Peterson, R (1, 7) (8, 5) OBP: 0.600, SLG: 0.429	BB BB 1-2 G1-2-3 BB		6-3			G6-4-3 1-2f			1B 1B	3	0	1	0	1	0	1
Ken Harrelson, R (1, 9) OBP: 0.281, SLG: 0.483	BB 1-2 2-3 BB			P4		F8			F9	3	0	0	0	1	0	1
Tony Horton, R (1, 3) OBP: 0.308, SLG: 0.475	1-2 2-3 3-H BB			K			F2		K	3	0	0	1	1	2	1
Max Alvis, R (1, 5) OBP: 0.138, SLG: 0.143	G1-2-3 3-Hf			5-3			K		1-2 1B	3	0	0	0	0	1	3
Gary Kroll, R (8, 1)										0	0	0	0	0	0	0
Russ Snyder, L (9, PH) OBP: 0.417, SLG: 0.419										1	0	1	0	0	0	0
Duke Sims, L (1, 2) (8, 7) OBP: 0.400, SLG: 0.348			K		1B		1B		4-3	4	0	2	0	0	1	2
Zoilo Versalles, R (1, 4) OBP: 0.327, SLG: 0.333			P4		4-3 2B		F9			3	0	1	0	0	0	1
Sam McDowell, L (1, 1) OBP: 0.167, SLG: 0.167			P4		4-3 2-3			F8		1	0	0	0	0	0	0
Horacio Pina, R (5, 1)										0	0	0	0	0	0	0
Lee Maye, L (5, PH) OBP: 0.231, SLG: 0.174										1	0	0	0	0	0	1
Jack Hamilton, R (6, 1)										0	0	0	0	0	0	0
Juan Pizarro, L (7, 1) OBP: 0.250, SLG: 0.250										0	0	0	0	0	0	0
Ray Fosse, R (8, 2)										1	0	0	0	0	0	0
Inning Stats	R: 1 E: 0 K: 0 S: 2 H: 0 LOB: 2 BB: 4 P: 18		R: 0 E: 0 K: 1 S: 5 H: 0 LOB: 0 BB: 0 P: 5	R: 0 E: 0 K: 0 S: 3 H: 0 LOB: 0 BB: 0 P: 3	R: 0 E: 0 K: 1 S: 5 H: 0 LOB: 0 BB: 0 P: 5	R: 0 E: 0 K: 0 S: 4 H: 2 LOB: 1 BB: 0 P: 4	R: 0 E: 0 K: 0 S: 3 H: 1 LOB: 0 BB: 0 P: 3	R: 0 E: 0 K: 1 S: 6 H: 1 LOB: 1 BB: 0 P: 6	R: 0 E: 0 K: 0 S: 3 H: 0 LOB: 0 BB: 0 P: 3	R: 0 E: 0 K: 1 S: 7 H: 2 LOB: 2 BB: 0 P: 7	1B: 5 2B: 1 3B: 0 HR: 0	SF: 0 SAC: 0 DP: 2 HBP: 0					

	AB	30
	R	1
	H	6
	RBI	1
	BB	4
	SO	4
	LOB	11

PITCHER		IP	WLS	BF	H	R	ER	SO	BB	IBB	HBP	BLK	WP	HR	S	P	ERA	WHIP
Barry Moore, L ERA: 1.69	(1, 1)	0.1		5	0	1	1	0	4	0	0	0	0	0	1	17	27.00	12.000
Casey Cox, R ERA: 2.65	(1, 1)	8.2	W	29	6	0	0	4	0	0	0	0	0	0	37	37	0.00	0.692

PITCHER	IP	WLS	BF	H	R	ER	SO	BB	IBB	HBP	BLK	WP	HR	S	P	ERA	WHIP

Washington Senators @ Cleveland Indians

Cleveland Municipal Stadium, Cleveland, OH

Sun Apr 27 1969, 3:33 AM EDT

Att. 8,660 - Unknown

TOP

livebaseballscorecards.com

Batter	1	2	3	4	5	6	7	8	9	AB	R	H	RBI	BB	SO	LOB
Del Unser, L (1, 8) OBP: 0.278, SLG: 0.250	F7		F8	1-3			E8			4	0	0	0	0	0	1
Ed Brinkman, R (1, 6) OBP: 0.279, SLG: 0.333	6-3			2B 1B 1B	F7		6-3			4	1	1	0	0	0	1
Frank Howard, R (1, 7) (8, 3) OBP: 0.356, SLG: 0.571	6-3			K	K			F8		4	0	0	0	0	2	1
Mike Epstein, L (1, 3) OBP: 0.333, SLG: 0.477 Ed Stroud, L (8, 9) OBP: 0.293, SLG: 0.222		F8		1-3 1B 2B	K			K		4 0	1 0	1 0	0 0	0 0	2 0	0 0
Hank Allen, R (1, 9) (8, 7) OBP: 0.426, SLG: 0.500		P4		1B 1B BB		F7		6-3		3	0	0	0	1	0	0
Ken McMullen, R (1, 5) OBP: 0.280, SLG: 0.356		P6		1-H 2-H 3-H 1B		5-3			6-3	4	1	1	2	0	0	0
Bernie Allen, L (1, 4) OBP: 0.440, SLG: 0.545 Tim Cullen, R (9, 4) OBP: 0.305, SLG: 0.296			5-3	BB HR 2-H 1B		F9			3-1	4 0	1 0	1 0	1 0	0 0	0 0	0 0
Jim French, L (1, 2) OBP: 0.200, SLG: 0.063			SH1-3 BB	1-2 HR BB			F9		4-3	2	1	0	0	2	0	0
Frank Bertaina, L (1, 1) OBP: 0.333, SLG: 1.000 Dave Baldwin, R (4, 1) Dennis Higgins, R (7, 1)			SH1-3 1-2	1-H 2-H HR			K			1 1 0	1 0 0	1 0 0	3 0 0	0 1 0	0 0 0	0 0 0

	AB	31
	R	6
	H	5
	RBI	6
	BB	3
	SO	5
	LOB	3

Inning Stats	1	2	3	4	5	6	7	8	9
	R: 0 E: 0 K: 0 S: 3	H: 0 LOB: 0 BB: 0 P: 3	R: 0 E: 0 K: 0 S: 3	H: 0 LOB: 0 BB: 0 P: 3	R: 0 E: 0 K: 3 S: 3	H: 0 LOB: 0 BB: 0 P: 3	R: 0 E: 1 K: 1 S: 6	H: 0 LOB: 1 BB: 0 P: 6	R: 0 E: 0 K: 0 S: 3	H: 0 LOB: 0 BB: 0 P: 3
	R: 0 E: 0 K: 0 S: 3	H: 0 LOB: 0 BB: 0 P: 3	R: 0 E: 0 K: 0 S: 3	H: 0 LOB: 1 BB: 1 P: 7	R: 6 E: 0 K: 1 S: 9	H: 5 LOB: 0 BB: 2 P: 17	R: 0 E: 0 K: 2 S: 7	H: 0 LOB: 0 BB: 0 P: 7	R: 0 E: 0 K: 1 S: 5	H: 0 LOB: 0 BB: 0 P: 5

	1B: 3	SF: 0
	2B: 1	SAC: 1
	3B: 0	DP: 0
	HR: 1	HBP: 0

	WP: 0	PA: 35
	PB: 0	
	SB: 0	
	CS: 0	

PITCHER		IP	WLS	BF	H	R	ER	SO	BB	IBB	HBP	BLK	WP	HR	S	P	ERA	WHIP
Stan Williams, R ERA: 6.29	(1, 1)	7.0	L	29	5	6	6	4	3	0	0	0	0	1	34	46	7.71	1.143
Jack Hamilton, R ERA: 3.72	(8, 1)	2.0		6	0	0	0	1	0	0	0	0	0	0	8	8	0.00	0.000

PITCHER	IP	WLS	BF	H	R	ER	SO	BB	IBB	HBP	BLK	WP	HR	S	P	ERA	WHIP

BOTTOM

Washington Senators @ Cleveland Indians

Cleveland Municipal Stadium, Cleveland, OH

Sun Apr 27 1969, 3:33 AM EDT

Att. 8,660 - Unknown

livebaseballscorecards.com

Batter	1	2	3	4	5	6	7	8	9	AB	R	H	RBI	BB	SO	LOB
Max Alvis, R (1, 5) OBP: 0.206, SLG: 0.219	0-0 1-3 1B 2B	0-0 P4 2-3		0-0 F7			BBBB 4-0 FC5 S BB		0-0 FC6-4 1B	4	1	2	0	1	0	1
Larry Brown, R (1, 6) OBP: 0.384, SLG: 0.419	0-0 1-3 2-3		0-0 CS 1B		0-0 1B		0-0 F2 1-2		0-0 FC6-4 1-2f	5	0	2	0	0	0	3
Cap Peterson, R (1, 7) OBP: 0.583, SLG: 0.444 Russ Snyder, L (5, PH) (6, 7) OBP: 0.421, SLG: 0.406 Jack Hamilton, R (8, 1)	0-0 5-3 3-H 1B		SSS 0-3 K		0-0 F8		BBBB 4-0 BB			2 1 0	0 0 0	1 0 0	1 0 0	0 1 0	1 0 0	1 1 0
Ken Harrelson, R (1, 9) OBP: 0.265, SLG: 0.452 (9, 3)	0-0 5-3 1-2		0-0 F8		SSS 0-3 K		0-0 FC5 2-3f			4	0	0	0	0	1	5
Tony Horton, R (1, 3) OBP: 0.304, SLG: 0.462 Richie Scheinblum, S (8, PR) (9, 9)	0-0 5-3	0-0 CS 1-2		0-0 E8 1B	0-0 4-3			0-0 CS 1B		4 0	1 0	1 0	0 0	0 0	0 0	2 0
Jose Cardenal, R (1, 8) OBP: 0.229, SLG: 0.302		0-0 F9		0-0 HR 2-H 1B		0-0 4-3		SSS 0-3 K 1-2		4	1	1	1	0	1	1
Duke Sims, L (1, 2) OBP: 0.382, SLG: 0.444		0-0 HR		0-0 F7		0-0 G3		SSS 0-3 K		4	1	1	1	0	1	2
Zoilo Versalles, R (1, 4) OBP: 0.340, SLG: 0.435		0-0 WP 2B		0-0 1-H HR		SSS 0-3 K			0-0 5-3	4	1	2	2	0	1	0
Stan Williams, R (1, 1) Lee Maye, L (7, PH) (8, 7) OBP: 0.214, SLG: 0.160	SSS 0-3 K			0-0 4-3			0-0 4-3		SSS 0-3 K	2 2	0 0	0 0	0 0	0 0	1 1	1 0
Inning Stats	R: 1 E: 0 K: 0 S: 5 H: 2 LOB: 1 BB: 0 P: 5	R: 1 E: 0 K: 1 S: 7 H: 2 LOB: 1 BB: 0 P: 7	R: 0 E: 0 K: 1 S: 5 H: 1 LOB: 0 BB: 0 P: 5	R: 3 E: 1 K: 0 S: 6 H: 2 LOB: 0 BB: 0 P: 6	R: 0 E: 0 K: 1 S: 6 H: 1 LOB: 1 BB: 0 P: 6	R: 0 E: 0 K: 1 S: 5 H: 0 LOB: 0 BB: 0 P: 5	R: 0 E: 0 K: 0 S: 3 H: 0 LOB: 2 BB: 2 P: 11	R: 0 E: 0 K: 2 S: 7 H: 1 LOB: 1 BB: 0 P: 7	R: 0 E: 0 K: 1 S: 6 H: 1 LOB: 1 BB: 0 P: 6	1B: 6 2B: 3 3B: 0 HR: 2	SF: 0 SAC: 0 DP: 1 HBP: 0						

	AB	36
	R	5
	H	10
	RBI	5
	BB	2
	SO	7
	LOB	17

WP: 1 PB: 0 SB: 1 CS: 2 PA: 39

PITCHER		IP	WLS	BF	H	R	ER	SO	BB	IBB	HBP	BLK	WP	HR	S	P	ERA	WHIP
Frank Bertaina, L ERA: 5.82	(1, 1)	3.1		17	7	5	4	2	0	0	0	0	1	2	21	21	10.80	2.100
Dave Baldwin, R ERA:	(4, 1)	3.1	W	12	1	0	0	2	1	0	0	0	0	0	15	19	0.00	0.600
Dennis Higgins, R ERA: 2.3	(7, 1)	2.1	S	9	2	0	0	3	1	0	0	0	0	0	14	18	0.00	1.286

PITCHER	IP	WLS	BF	H	R	ER	SO	BB	IBB	HBP	BLK	WP	HR	S	P	ERA	WHIP

Batter	1	2	3	4	5	6	7	8	9	AB	R	H	RBI	BB	SO	LOB
Max Alvis, R (1, 5) OBP: 0.231, SLG: 0.222	BBBB 4-0 G4-3 BB		x 0-0 ① L8	x 0-0 1B 3-H 1B			x 0-0 ① P6		x 0-0 ① G4-3	4	0	1	1	1	0	0
Larry Brown, R (1, 6) OBP: 0.385, SLG: 0.433	x 0-0 ① F5		x 0-0 E5 BB 1B FC5	x 0-0 ③ 1-3 1B			x 0-0 1B SF7 2B		x 0-0 ② G6-3	5	2	2	0	0	0	1
Russ Snyder, L (1, 7) OBP: 0.419, SLG: 0.405	x 0-0 ② G4-3 1-2		x 0-0 FC5 BB 1-2 1B		x 0-0 ① L8		x 0-0 2-3 1B		x 0-0 ③ G3-1	5	0	2	0	0	0	1
Ken Harrelson, R (1, 9) OBP: 0.264, SLG: 0.438	SSS 0-3 ③ K		BBBB 4-0 FC5 1-2 2-3 BB		SSS 0-3 ② K		x 0-0 ② SF7 3-H			2	0	0	1	1	2	1
Tony Horton, R (1, 3) OBP: 0.288, SLG: 0.435		x 0-0 ① F2	x 0-0 ② FC5 1-2 2-3f 3-H		x 0-0 ③ F8		x 0-0 ③ F2			4	0	0	1	0	0	3
Jose Cardenal, R (1, 8) OBP: 0.230, SLG: 0.288		SSS 0-3 ② K	x 0-0 ③ F9			BBBB 4-0 BB		x 0-0 ① L7		3	0	0	0	1	1	2
Duke Sims, L (1, 2) OBP: 0.395, SLG: 0.467		BBBB 4-0 BB BB		x 0-0 ① F3		SSS 0-3 ① K		x 0-0 2B		3	0	1	0	1	1	1
Zoilo Versalles, R (1, 4) OBP: 0.351, SLG: 0.417		BBBB 4-0 1-2 BB		BBBB 4-0 WP S 1B BB		x 0-0 ② F8		x 0-0 ② P6		2	1	0	0	2	0	2
Sam McDowell, L (1, 1) OBP: 0.100, SLG: 0.100		SSS 0-3 ③ K		SSS 0-3 ② K2-3 1-3		SSS 0-3 ③ K		x 0-0 ③ G3-1		4	0	0	0	0	3	5
Inning Stats	R: 0 H: 0 E: 0 LOB: 1 K: 1 BB: 1 S: 5 P: 9	R: 0 H: 0 E: 0 LOB: 2 K: 2 BB: 2 S: 7 P: 15	R: 1 H: 1 E: 1 LOB: 2 K: 0 BB: 1 S: 5 P: 9	R: 1 H: 2 E: 0 LOB: 2 K: 1 BB: 1 S: 6 P: 10	R: 0 H: 0 E: 0 LOB: 0 K: 1 BB: 0 S: 5 P: 5	R: 0 H: 0 E: 0 LOB: 1 K: 2 BB: 1 S: 7 P: 11	R: 1 H: 2 E: 0 LOB: 1 K: 0 BB: 0 S: 5 P: 5	R: 0 H: 1 E: 0 LOB: 1 K: 0 BB: 0 S: 4 P: 4	R: 0 H: 0 E: 0 LOB: 0 K: 0 BB: 0 S: 3 P: 3	1B: 4 SF: 1 2B: 2 SAC: 0 3B: 0 DP: 0 HR: 0 HBP: 0						WP: 1 PA: 39 PB: 0 SB: 1 CS: 0	

PITCHER		IP	WLS	BF	H	R	ER	SO	BB	IBB	HBP	BLK	WP	HR	S	P	ERA	WHIP
Bill Burbach, R ERA: 2.25	(1, 1)	7.0	L	32	5	3	2	7	6	0	0	0	1	0	40	64	2.57	1.571
Al Downing, L ERA: 6.75	(8, 1)	2.0		7	1	0	0	0	0	0	0	0	0	0	7	7	0.00	0.500

PITCHER	IP	WLS	BF	H	R	ER	SO	BB	IBB	HBP	BLK	WP	HR	S	P	ERA	WHIP

TOP

Cleveland Indians @ New York Yankees

Yankee Stadium, Bronx, NY

Wed Apr 30 1969, 7:05 PM EDT

Att. 7,860 - Unknown - 58 F

livebaseballscorecards.com

AB	32
R	3
H	6
RBI	3
BB	6
SO	7
LOB	16

BOTTOM

Cleveland Indians @ New York Yankees

Yankee Stadium, Bronx, NY

Wed Apr 30 1969, 7:05 PM EDT

Att. 7,860 - Unknown - 58 F

livebaseballscorecards.com

Batter	1	2	3	4	5	6	7	8	9	AB	R	H	RBI	BB	SO	LOB
Horace Clarke, S (1, 4) OBP: 0.392, SLG: 0.369	S S S 0-3 K ①		x 0-0 FC6-4 ② 1-2f 2-3			x 0-0 BB 1B		S S S 0-3 K ①		4	0	1	0	0	2	2
Jerry Kenney, L (1, 8) OBP: 0.275, SLG: 0.294	B B B B 4-0 CS BB		S S S 0-3 K ③			x 0-0 F7 ①		x 0-0 G4-3 ②		3	0	0	0	1	1	3
Bobby Murcer, L (1, 5) OBP: 0.347, SLG: 0.596	S S S 0-3 K ② ③ 1-2			B B B B 4-0 G5-4-3 BB		x 0-0 F8 ②		S S S 0-3 K ③		3	0	0	0	1	2	2
Frank Fernandez, R (1, 2) OBP: 0.400, SLG: 0.625		B B B B 4-0 CS BB		x 0-0 F7 ①		B B B B 4-0 1-2 BB			x 0-0 G5-3 ①	2	0	0	0	2	0	1
Bill Robinson, R (1, 9) OBP: 0.182, SLG: 0.128		S S S 0-3 K ①		x 0-0 G5-4-3 ② ③ 1-2f		x 0-0 F3 ③			x 0-0 WP 2B	4	0	1	0	0	1	4
Dick Simpson, R (1, 7) OBP: 0.333, SLG: 0.286		S S S 0-3 ② ③ K 1-2			S S S 0-3 K ①		S S S 0-3 K ①		B B B B 4-0 WP BB	3	0	0	0	1	3	1
Tom Tresh, S (1, 6) OBP: 0.269, SLG: 0.250			x 0-0 F7 ①		S S S 0-3 K ②		x 0-0 1B		x 0-0 G5-3 ② 1-2 2-3	4	0	1	0	0	1	2
Len Boehmer, R (1, 3)			B B B B 4-0 FC6-4 SH BB		B B B B 4-0 BB		x 0-0 F8 ②		x 0-0 F7 ③	2	0	0	0	2	0	3
Bill Burbach, R (1, 1) OBP: 0.125, SLG: 0.125 Bobby Cox, R (7, PH) Al Downing, R (8, 1)			x 0-0 SH FC6-4 1-2		S S S 0-3 K ③		S S S 0-3 K ③			1 1 0	0 0 0	0 0 0	0 0 0	0 0 0	1 1 0	1 1 0

	AB	27
	R	0
	H	3
	RBI	0
	BB	7
	SO	12
	LOB	20

Inning Stats										
	R: 0 H: 0 E: 0 LOB: 1 K: 2 BB: 1 S: 6 P: 10	R: 0 H: 0 E: 0 LOB: 0 K: 2 BB: 1 S: 6 P: 10	R: 0 H: 0 E: 1 LOB: 2 K: 1 BB: 1 S: 6 P: 10	R: 0 H: 0 E: 0 LOB: 0 K: 0 BB: 1 S: 2 P: 6	R: 0 H: 0 E: 0 LOB: 1 K: 3 BB: 1 S: 9 P: 13	R: 0 H: 1 E: 0 LOB: 2 K: 0 BB: 1 S: 4 P: 8	R: 0 H: 1 E: 0 LOB: 1 K: 2 BB: 0 S: 8 P: 8	R: 0 H: 0 E: 0 LOB: 0 K: 2 BB: 0 S: 7 P: 7	R: 0 H: 1 E: 0 LOB: 2 K: 0 BB: 1 S: 4 P: 8	1B: 2 SF: 0 2B: 2 SAC: 1 3B: 0 DP: 2 HR: 0 HBP: 0	WP: 1 PA: 35 PB: 0 SB: 0 CS: 2

PITCHER	IP	WLS	BF	H	R	ER	SO	BB	IBB	HBP	BLK	WP	HR	S	P	ERA	WHIP
Sam McDowell, L (1, 1) ERA: 4.2	9.0	W	35	3	0	0	12	7	0	0	0	1	0	52	80	0.00	1.111

PITCHER	IP	WLS	BF	H	R	ER	SO	BB	IBB	HBP	BLK	WP	HR	S	P	ERA	WHIP

Cleveland Indians @ New York Yankees

Yankee Stadium, Bronx, NY

Thu May 01 1969, 3:33 AM EDT

Att. 7,170 - Cloudy - 62 F

livebaseballscorecards.com

Batter	1	2	3	4	5	6	7	8	9	AB	R	H	RBI	BB	SO	LOB
Max Alvis, R (1, 5) OBP: 0.233, SLG: 0.250	G5-3			K			2B	G5-3		4	1	1	0	0	1	0
Larry Brown, R (1, 6) OBP: 0.402, SLG: 0.443	K			G4-6-3 BB			E S 1B		E7 WP SF7 1B	3	2	2	1	1	1	0
Russ Snyder, L (1, 7) OBP: 0.413, SLG: 0.385	K			G4-6-3 1-2f			E BB		G5-3 2-3	2	0	0	0	1	1	1
Chuck Hinton, R (9, PH) (9, 7) OBP: 0.355, SLG: 0.448										1	0	0	0	0	0	1
Ken Harrelson, R (1, 9) OBP: 0.263, SLG: 0.418		F7			F7		P6		HR S BB	3	1	0	0	1	0	2
Tony Horton, R (1, 3) OBP: 0.273, SLG: 0.417		G6-3			K		F7		SF7 3-H	3	0	0	1	0	1	2
Jose Cardenal, R (1, 8) OBP: 0.231, SLG: 0.275		P6			P6		E5 1-3 2-H		HR 1-2 IBB	3	1	0	0	1	0	1
Duke Sims, L (1, 2) OBP: 0.381, SLG: 0.529			G4-3			F8 K			HR 1-H 2-H	4	1	1	3	0	1	2
Zoilo Versalles, R (1, 4) OBP: 0.328, SLG: 0.385			F9			P3		L9	G6-3	4	0	0	0	0	0	0
Dick Ellsworth, L (1, 1)			G6-3			F7		K		3	0	0	0	0	1	0
Stan Williams, R (8, 1)										0	0	0	0	0	0	0
Mike Paul, L (8, 1)										0	0	0	0	0	0	0

TOP

AB	30
R	6
H	4
RBI	5
BB	4
SO	6
LOB	9

Inning Stats	1	2	3	4	5	6	7	8	9
	R: 0 E: 0 K: 2 S: 7	H: 0 LOB: 0 BB: 0 P: 7	R: 0 E: 0 K: 0 S: 3	H: 0 LOB: 0 BB: 0 P: 3	R: 0 E: 0 K: 0 S: 3	H: 0 LOB: 0 BB: 0 P: 3	R: 0 E: 0 K: 1 S: 4	H: 0 LOB: 0 BB: 1 P: 8	R: 0 E: 0 K: 1 S: 5	H: 0 LOB: 0 BB: 0 P: 5
	R: 0 E: 0 K: 0 S: 3	H: 0 LOB: 0 BB: 0 P: 3	R: 2 E: 1 K: 1 S: 8	H: 2 LOB: 2 BB: 1 P: 12	R: 0 E: 0 K: 1 S: 5	H: 0 LOB: 0 BB: 0 P: 5	R: 4 E: 1 K: 0 S: 5	H: 2 LOB: 0 BB: 2 P: 13	1B: 2 2B: 1 3B: 0 HR: 1	SF: 1 SAC: 0 DP: 1 HBP: 0	WP: 1 PB: 0 SB: 2 CS: 0	PA: 35

PITCHER		IP	WLS	BF	H	R	ER	SO	BB	IBB	HBP	BLK	WP	HR	S	P	ERA	WHIP
Stan Bahnsen, R ERA: 5.23	(1, 1)	6.2		24	2	2	1	4	2	0	0	0	0	0	30	38	1.35	0.600
Lindy McDaniel, R ERA: 6.17	(7, 1)	1.1		4	0	0	0	2	0	0	0	0	0	0	8	8	0.00	0.000
Steve Hamilton, L ERA: 9.0	(9, 1)	1.0	L	7	2	4	4	0	1	1	0	0	1	1	5	13	36.00	3.000

PITCHER	IP	WLS	BF	H	R	ER	SO	BB	IBB	HBP	BLK	WP	HR	S	P	ERA	WHIP

Cleveland Indians @ New York Yankees

Yankee Stadium, Bronx, NY

Thu May 01 1969, 3:33 AM EDT

Att. 7,170 - Cloudy - 62 F

livebaseballscorecards.com

BOTTOM

Batter	1	2	3	4	5	6	7	8	9	AB	R	H	RBI	BB	SO	LOB
Horace Clarke, S (1, 4) OBP: 0.382, SLG: 0.360	F8		G5-3		G6-3		S, 1B		G5-3	5	1	1	0	0	0	0
Jerry Kenney, L (1, 8) OBP: 0.271, SLG: 0.281	G3		F9		B1-3		B1		BB	4	0	0	0	1	0	1
Bobby Murcer, L (1, 5) OBP: 0.350, SLG: 0.585	1B		1B		G4-3		P4		F8	5	0	2	0	0	0	2
Roy White, S (1, 7) OBP: 0.451, SLG: 0.439	1-2, 1B		F9			G4-3	1-H, CS, 1B		1-2, BB	4	0	2	1	1	0	1
Joe Pepitone, L (1, 3) OBP: 0.310, SLG: 0.646	G3-1			G1-3		2B, G6-3, BB	1-2, CS	K	K	4	1	0	0	1	2	4
Frank Fernandez, R (1, 2) OBP: 0.458, SLG: 0.667		G2-3, BB		F8		G6-3, 1-3, 2B		WP, BB		2	0	1	0	2	0	0
Tom Tresh, S (1, 6) OBP: 0.296, SLG: 0.258		F8		E8, 1B		G6-3, IBB		1-2, BB		2	0	1	0	2	0	1
Bill Robinson, R (1, 9) OBP: 0.191, SLG: 0.122		G2-3, 1-2		IBB		G6-3, 1-2, 2-3, 3-H		K		2	0	0	1	1	0	3
Jimmie Hall, L (8, PH), (9, 9) OBP: 0.333, SLG: 0.385										1	0	0	0	0	1	2
Stan Bahnsen, R (1, 1)		K		F9		G5-3		F7		3	0	0	0	0	1	5
Lindy McDaniel, R (7, 1)										0	0	0	0	0	0	0
Len Boehmer, R (8, PH)										1	0	0	0	0	0	2
Steve Hamilton, L (9, 1)										0	0	0	0	0	0	0
Inning Stats	R: 0, E: 0, K: 0, S: 5; H: 2, LOB: 2, BB: 0, P: 5	R: 0, E: 0, K: 1, S: 5; H: 0, LOB: 1, BB: 1, P: 9	R: 0, E: 0, K: 0, S: 4; H: 1, LOB: 1, BB: 0, P: 4	R: 0, E: 1, K: 0, S: 4; H: 1, LOB: 2, BB: 1, P: 8	R: 0, E: 0, K: 0, S: 3; H: 0, LOB: 0, BB: 0, P: 3	R: 1, E: 0, K: 0, S: 4; H: 1, LOB: 2, BB: 2, P: 12	R: 1, E: 0, K: 0, S: 4; H: 2, LOB: 0, BB: 0, P: 4	R: 0, E: 0, K: 2, S: 7; H: 0, LOB: 2, BB: 2, P: 15	R: 0, E: 0, K: 1, S: 5; H: 0, LOB: 2, BB: 2, P: 13							

AB	33
R	2
H	7
RBI	2
BB	8
SO	4
LOB	21

1B: 6 SF: 0 WP: 1 PA: 42
2B: 1 SAC: 0 PB: 0
3B: 0 DP: 0 SB: 1
HR: 0 HBP: 0 CS: 1

PITCHER		IP	WLS	BF	H	R	ER	SO	BB	IBB	HBP	BLK	WP	HR	S	P	ERA	WHIP
Dick Ellsworth, L ERA: 4.07	(1, 1)	7.1		33	7	2	2	2	3	2	0	0	0	0	32	52	2.46	1.364
Stan Williams, R ERA: 6.29	(8, 1)	0.0		1	0	0	0	0	1	0	0	0	1	0	0	4	∞	∞
Mike Paul, L ERA: 2.89	(8, 1)	1.2	W	7	0	0	0	2	2	0	0	0	0	0	9	17	0.00	1.200

PITCHER	IP	WLS	BF	H	R	ER	SO	BB	IBB	HBP	BLK	WP	HR	S	P	ERA	WHIP

Cleveland Indians @ Washington Senators

Robert F. Kennedy Memorial Stadium, Washington, DC

Fri May 02 1969, 7:05 PM EDT

Att. 13,649 - Unknown

TOP

livebaseballscorecards.com

Batter	1	2	3	4	5	6	7	8	9	AB	R	H	RBI	BB	SO	LOB
Max Alvis, R (1, 5) OBP: 0.213, SLG: 0.227	F2			P5		G5-3			G6-3	4	0	0	0	0	0	0
Larry Brown, R (1, 6) (8, 4) OBP: 0.395, SLG: 0.425	F8			BB			G1-3		F7	3	0	0	0	1	0	0
Russ Snyder, L (1, 7) OBP: 0.380, SLG: 0.349	G6-3			K			G3-1		F9	4	0	0	0	0	1	1
Ken Harrelson, R (1, 9) OBP: 0.266, SLG: 0.406		K		F8			BB			2	0	0	0	1	1	1
Tony Horton, R (1, 3) OBP: 0.275, SLG: 0.413		G6-3 1B			K		K			3	0	1	0	0	2	1
Jose Cardenal, R (1, 8) OBP: 0.222, SLG: 0.264		G6-3 1-2f			G5-3			P6		3	0	0	0	0	0	1
Duke Sims, L (1, 2) OBP: 0.356, SLG: 0.486			K		G3-1			P6		3	0	0	0	0	1	0
Zoilo Versalles, R (1, 4) OBP: 0.317, SLG: 0.370 Richie Scheinblum, S (8, PH) Jack Heidemann, R (8, 6)		P4				G1-3		BB		2 0 0	0 0 0	0 0 0	0 0 0	0 1 0	0 0 0	0 0 0
Luis Tiant, R (1, 1) OBP: 0.300, SLG: 0.400 Cap Peterson, R (6, PH) OBP: 0.538, SLG: 0.400 Horacio Pina, R (6, 1) Lee Maye, L (8, PH) OBP: 0.207, SLG: 0.154 Gary Kroll, R (8, 1) Juan Pizarro, L (8, 1) OBP: 0.250, SLG: 0.250		K				K		P4		1 1 0 1 0 0	0 0 0 0 0 0	0 0 0 0 0 0	0 0 0 0 0 0	1 1 0 0 0 0	0 0 0 0 0 0	0 0 0 1 0 0

	AB	27
	R	0
	H	1
	RBI	0
	BB	3
	SO	7
	LOB	5

Inning Stats	1	2	3	4	5	6	7	8	9
	R: 0 H: 0 E: 0 LOB: 0 K: 0 BB: 0 S: 3 P: 3	R: 0 H: 1 E: 0 LOB: 0 K: 1 BB: 0 S: 5 P: 5	R: 0 H: 0 E: 0 LOB: 0 K: 2 BB: 0 S: 7 P: 7	R: 0 H: 0 E: 0 LOB: 1 K: 1 BB: 1 S: 5 P: 9	R: 0 H: 0 E: 0 LOB: 0 K: 1 BB: 0 S: 5 P: 5	R: 0 H: 0 E: 0 LOB: 0 K: 1 BB: 0 S: 5 P: 5	R: 0 H: 0 E: 0 LOB: 1 K: 1 BB: 1 S: 5 P: 9	R: 0 H: 0 E: 0 LOB: 1 K: 0 BB: 1 S: 3 P: 7	R: 0 H: 0 E: 0 LOB: 0 K: 0 BB: 0 S: 3 P: 3

1B: 1	SF: 0	WP: 0	PA: 30
2B: 0	SAC: 0	PB: 0	
3B: 0	DP: 1	SB: 0	
HR: 0	HBP: 0	CS: 0	

PITCHER	IP	WLS	BF	H	R	ER	SO	BB	IBB	HBP	BLK	WP	HR	S	P	ERA	WHIP
Dick Bosman, R (1, 1) ERA: 2.1	9.0	W	30	1	0	0	7	3	0	0	0	0	0	41	53	0.00	0.444

PITCHER	IP	WLS	BF	H	R	ER	SO	BB	IBB	HBP	BLK	WP	HR	S	P	ERA	WHIP

Batter	1	2	3	4	5	6	7	8	9	AB	R	H	RBI	BB	SO	LOB
Del Unser, L (1, 8) OBP: 0.316, SLG: 0.277	G5-4-3 1B BB		F9 F8			K		FC6-4 BB		3	0	0	1	2	1	2
Ed Stroud, L (1, 9) OBP: 0.275, SLG: 0.217	G5-4-3 1B		F7		G4-3 1B		F8	FC6-4		5	1	2	0	0	0	3
Frank Howard, R (1, 3) OBP: 0.346, SLG: 0.564	G5-4-3		F2		G4-3		G5-3			4	0	0	0	0	0	3
Hank Allen, R (1, 7) OBP: 0.382, SLG: 0.470	F7			G4-3	S 1B		K			4	0	1	1	0	1	1
Ken McMullen, R (1, 5) OBP: 0.333, SLG: 0.409		1B SF9 BB		FC3-6 1B	F9			1B BB		2	2	1	0	2	0	1
Bernie Allen, L (1, 4) OBP: 0.429, SLG: 0.486 Tim Cullen, R (9, 4) OBP: 0.305, SLG: 0.296		CS 1B		FC3-6 HBP 1B 1B	IBB			K		3 0	1 0	1 0	0 0	1 0	1 0	2 0
Ed Brinkman, R (1, 6) OBP: 0.315, SLG: 0.343		SF9		HBP 1B	G5-3			BB BB 1B		3	1	2	1	0	0	2
Paul Casanova, R (1, 2) OBP: 0.271, SLG: 0.339		BB		1B HBP		K		BB		1	0	0	0	2	1	0
Dick Bosman, R (1, 1) OBP: 0.167, SLG: 0.091		P4				K		K		4	0	1	2	0	2	4
Inning Stats	R: 0 E: 0 K: 0 S: 3 H: 1 LOB: 1 BB: 1 P: 7	R: 1 E: 0 K: 0 S: 3 H: 1 LOB: 1 BB: 2 P: 11	R: 0 E: 0 K: 0 S: 3 H: 0 LOB: 0 BB: 0 P: 3	R: 2 E: 0 K: 0 S: 6 H: 3 LOB: 2 BB: 0 P: 7	R: 1 E: 0 K: 0 S: 5 H: 2 LOB: 2 BB: 1 P: 9	R: 0 E: 0 K: 3 S: 9 H: 0 LOB: 0 BB: 0 P: 9	R: 0 E: 0 K: 1 S: 5 H: 0 LOB: 0 BB: 0 P: 5	R: 1 E: 0 K: 2 S: 8 H: 1 LOB: 3 BB: 3 P: 20		1B: 8 2B: 0 3B: 0 HR: 0	SF: 1 SAC: 0 DP: 1 HBP: 1					

PITCHER		IP	WLS	BF	H	R	ER	SO	BB	IBB	HBP	BLK	WP	HR	S	P	ERA	WHIP
Luis Tiant, R ERA: 8.48	(1, 1)	5.0	L	25	7	4	4	0	3	1	1	0	0	0	20	37	7.20	2.000
Horacio Pina, R ERA: 10.57	(6, 1)	2.0		6	0	0	0	4	0	0	0	0	0	0	14	14	0.00	0.000
Gary Kroll, R ERA: 3.38	(8, 1)	0.2		5	1	1	1	2	2	0	0	0	0	0	7	15	13.50	4.500
Juan Pizarro, L ERA: 8.25	(8, 1)	0.1		2	0	0	0	0	1	0	0	0	0	0	1	5	0.00	3.000

PITCHER	IP	WLS	BF	H	R	ER	SO	BB	IBB	HBP	BLK	WP	HR	S	P	ERA	WHIP

BOTTOM

Cleveland Indians @ Washington Senators

Robert F. Kennedy Memorial Stadium, Washington, DC

Fri May 02 1969, 7:05 PM EDT

Att. 13,649 - Unknown

livebaseballscorecards.com

AB	29
R	5
H	8
RBI	5
BB	7
SO	6
LOB	18

Batter	1	2	3	4	5	6	7	8	9	AB	R	H	RBI	BB	SO	LOB
Max Alvis, R (1, 5) OBP: 0.196, SLG: 0.208	S S S 0-3 ① K		x 0-0 ③ F7		x 0-0 ③ P4			S S S 0-3 ① K		4	0	0	0	0	2	2
Larry Brown, R (1, 4) (5, 6) OBP: 0.389, SLG: 0.408	B B B B 4-0 WP BB			x 0-0 ① G5-3		x 0-0 ① G4-3		x 0-0 ② F7		3	0	0	0	1	0	0
Ken Harrelson, R (1, 9) OBP: 0.265, SLG: 0.389	x 0-0 ② F9 1-2			S S S 0-3 ② K		B B B B 4-0 1B BB		S S S 0-3 ③ K		3	0	0	0	1	2	1
Duke Sims, L (1, 2) OBP: 0.367, SLG: 0.561	x 0-0 ③ G4-3			x 0-0 HR		x 0-0 G5-4-3 1-3 1B			x 0-0 ① F8	4	1	2	1	0	0	1
Tony Horton, R (1, 3) OBP: 0.274, SLG: 0.405		x 0-0 ① L5		x 0-0 ③ G5-3		x 0-0 ② ③ G5-4-3 1-2f			x 0-0 1B	4	0	1	0	0	0	2
Jose Cardenal, R (1, 8) OBP: 0.235, SLG: 0.276		x 0-0 ② F8			x 0-0 G3 S 1B		x 0-0 1B		x 0-0 ② F2	4	0	2	0	0	0	1
Richie Scheinblum, S (1, 7)		S S S 0-3 ③ K			B B B B 4-0 G3 1-2 BB		x 0-0 ① F8		x 0-0 ③ G3-1	3	0	0	0	1	1	2
Jack Heidemann, R (1, 6) Lee Maye, L (5, PH) OBP: 0.200, SLG: 0.148 Horacio Pina, R (5, 1) Cap Peterson, R (7, PH) OBP: 0.500, SLG: 0.364 Gary Kroll, R (7, 1) Juan Pizarro, L (7, 1) OBP: 0.250, SLG: 0.250		S S S 0-3 ① K		x 0-0 ① G3 1-2 2-3		x 0-0 ② L5				1 1 0 1 0 0	0 0 0 0 0 0	0 0 0 0 0 0	0 0 0 0 0 0	1 0 0 0 0 0	0 2 0 1 0 0	0 0 0 1 0 0
Steve Hargan, R (1, 1) Chuck Hinton, R (3, PH) OBP: 0.344, SLG: 0.433 Jack Hamilton, R (3, 1) Russ Snyder, L (5, PH) OBP: 0.373, SLG: 0.341 Vern Fuller, R (5, 4) OBP: 0.270, SLG: 0.161		S S S 0-3 ② K		S S S 0-3 ② K		S S S 0-3 ③ K				0 1 0 1 1	0 0 0 0 0	0 0 0 1 1	0 0 0 2 1	0 1 0 0 1	0 0 0 0 0	0 0 0 2 0
Inning Stats	R: 0 E: 0 K: 1 S: 5 H: 0 LOB: 1 BB: 1 P: 9	R: 0 E: 0 K: 1 S: 5 H: 0 LOB: 0 BB: 0 P: 5	R: 0 E: 0 K: 2 S: 7 H: 0 LOB: 0 BB: 0 P: 7	R: 1 E: 0 K: 1 S: 6 H: 1 LOB: 0 BB: 0 P: 6	R: 0 E: 0 K: 1 S: 6 H: 1 LOB: 2 BB: 1 P: 10	R: 0 E: 0 K: 0 S: 3 H: 1 LOB: 1 BB: 1 P: 7	R: 0 E: 0 K: 1 S: 6 H: 1 LOB: 1 BB: 0 P: 6	R: 0 E: 0 K: 2 S: 7 H: 0 LOB: 0 BB: 0 P: 7	R: 0 E: 0 K: 0 S: 4 H: 1 LOB: 1 BB: 0 P: 4	1B: 4 2B: 0 3B: 0 HR: 1	SF: 0 SAC: 0 DP: 1 HBP: 0			WP: 1 PB: 0 SB: 1 CS: 0	PA: 34	

PITCHER		IP	WLS	BF	H	R	ER	SO	BB	IBB	HBP	BLK	WP	HR	S	P	ERA	WHIP
Camilo Pascual, R ERA: 5.1	(1, 1)	5.1	W	22	3	1	1	6	3	0	0	0	1	1	31	43	1.69	1.125
Dave Baldwin, R ERA:	(6, 1)	3.2	S	12	2	0	0	3	0	0	0	0	0	0	18	18	0.00	0.545

PITCHER	IP	WLS	BF	H	R	ER	SO	BB	IBB	HBP	BLK	WP	HR	S	P	ERA	WHIP

TOP

Cleveland Indians @ Washington Senators

Robert F. Kennedy Memorial Stadium, Washington, DC

Sat May 03 1969, 3:33 AM EDT
Att. 12,728 - Unknown

livebaseballscorecards.com

AB	31
R	1
H	5
RBI	1
BB	3
SO	9
LOB	15

Cleveland Indians @ Washington Senators

Robert F. Kennedy Memorial Stadium, Washington, DC

Sat May 03 1969, 3:33 AM EDT

Att. 12,728 - Unknown

BOTTOM

livebaseballscorecards.com

Batter	1	2	3	4	5	6	7	8	9	AB	R	H	RBI	BB	SO	LOB
Del Unser, L (1, 8) OBP: 0.314, SLG: 0.269	BBBB 4-0 3B BB	x 0-0 F7 ③ 1-2			x 0-0 F7 ②		x 0-0 E4 2B 1-2 2-3			3	1	0	0	1	0	3
Ed Brinkman, R (1, 6) OBP: 0.313, SLG: 0.359	x 0-0 BLK 1-H 3B		x 0-0 G4-3 ①		x 0-0 G5-3 ③		x 0-0 F8 ②			4	1	1	1	0	0	3
Frank Howard, R (1, 7) OBP: 0.351, SLG: 0.571 Ed Stroud, L (7, PR) OBP: 0.275, SLG: 0.217 (8, 9)	x 0-0 G6-3 ① 3-H		x 0-0 1B			SSS 0-3 K ①	x 0-0 1-3 2-H 3-H 2B			4 0	0 0	2 0	2 0	0 0	1 0	0 0
Mike Epstein, L (1, 3) OBP: 0.343, SLG: 0.482	x 0-0 G5-3 ②		x 0-0 P4 ②			x 0-0 HR SSS	0-3 K ③			4	1	1	1	0	1	4
Hank Allen, R (1, 9) (8, 7) OBP: 0.375, SLG: 0.457	x 0-0 G1-4-3 ③		x 0-0 L7 ③			x 0-0 G3 ②		x 0-0 PB 1B		4	0	1	0	0	0	1
Ken McMullen, R (1, 5) OBP: 0.321, SLG: 0.391		x 0-0 G4-3 ①		x 0-0 G6-3 ①		x 0-0 G6-3 ③		x 0-0 G5-3 ① 1-2		4	0	0	0	0	0	1
Bernie Allen, L (1, 4) OBP: 0.444, SLG: 0.486 Tim Cullen, R (7, PR) OBP: 0.300, SLG: 0.291 (8, 4)		x 0-0 G2-3 1B 1B		x 0-0 G4-3 ②			BBBB 4-0 FC1-5 BB BB	SSS 0-3 K ②		2 1	1 0	1 0	0 0	1 1	0 1	0 1
Paul Casanova, R (1, 2) OBP: 0.284, SLG: 0.328		x 0-0 G2-3 ② 1-2		SSS 0-3 K ③			BBBBB 4-0 E FC1-5 1-2 2B BB	IIII 4-0 IBB		2	1	0	0	2	1	1
Camilo Pascual, R (1, 1) OBP: 0.200, SLG: 0.200 Dave Baldwin, R (6, 1)		x 0-0 PB 2-H 1B			SSS 0-3 K ①		x 0-0 FC1-5 E 1-2 2-3f 2B ①	SSS 0-3 K ③		2 2	0 1	1 0	1 0	0 0	1 1	0 4
Inning Stats	R: 2 E: 0 K: 0 S: 4 H: 1 LOB: 0 BB: 1 P: 8	R: 1 E: 0 K: 0 S: 5 H: 2 LOB: 1 BB: 0 P: 5	R: 0 E: 0 K: 0 S: 4 H: 1 LOB: 1 BB: 0 P: 4	R: 0 E: 0 K: 1 S: 5 H: 0 LOB: 0 BB: 0 P: 5	R: 0 E: 0 K: 1 S: 5 H: 0 LOB: 0 BB: 0 P: 5	R: 1 E: 0 K: 1 S: 6 H: 1 LOB: 0 BB: 0 P: 6	R: 2 E: 1 K: 1 S: 7 H: 1 LOB: 3 BB: 2 P: 15	R: 0 E: 0 K: 2 S: 8 H: 1 LOB: 2 BB: 1 P: 12		1B: 4 2B: 1 3B: 1 HR: 1	SF: 0 SAC: 0 DP: 0 HBP: 0					

	AB	32
	R	6
	H	7
	RBI	5
	BB	4
	SO	6
	LOB	18

WP: 0 PB: 2 SB: 0 CS: 0 PA: 36

PITCHER		IP	WLS	BF	H	R	ER	SO	BB	IBB	HBP	BLK	WP	HR	S	P	ERA	WHIP
Steve Hargan, R ERA: 14.46	(1, 1)	2.0	L	10	3	3	3	0	1	0	0	1	0	0	9	13	13.50	2.000
Jack Hamilton, R ERA: 3.38	(3, 1)	2.0		7	1	0	0	1	0	0	0	0	0	0	9	9	0.00	0.500
Horacio Pina, R ERA: 9.31	(5, 1)	2.0		7	1	1	1	2	0	0	0	0	0	1	11	11	4.50	0.500
Gary Kroll, R ERA: 3.38	(7, 1)	0.0		2	0	2	0	0	2	0	0	0	0	0	0	8	∞	∞
Juan Pizarro, L ERA: 7.07	(7, 1)	2.0		10	2	0	0	3	0	1	0	0	0	0	15	19	0.00	1.000

PITCHER		IP	WLS	BF	H	R	ER	SO	BB	IBB	HBP	BLK	WP	HR	S	P	ERA	WHIP

Batter	1	2	3	4	5	6	7	8	9	AB	R	H	RBI	BB	SO	LOB
Max Alvis, R (1, 5) OBP: 0.196, SLG: 0.208	L5		E4 G3-6-3 1-2		1B 2-3		F7		K	5	0	1	0	0	1	2
Larry Brown, R (1, 4) (8, 6) OBP: 0.383, SLG: 0.392	P1		G3-6-3 1-2f		G5-3		BB		K	3	0	0	0	1	0	4
Cap Peterson, R (9, PH) OBP: 0.467, SLG: 0.333										1	0	0	0	0	1	0
Ken Harrelson, R (1, 9) OBP: 0.253, SLG: 0.368	F5			F8		K	G5-3 2-3f			4	0	0	0	0	1	2
Duke Sims, L (1, 2) OBP: 0.396, SLG: 0.636		K		HR		BB 1B 1B		BB E		3	2	2	1	1	1	0
Tony Horton, R (1, 3) OBP: 0.284, SLG: 0.410		K		CS 1B		1-2 BB 1B		K		4	1	2	0	0	2	1
Russ Snyder, L (1, 8) OBP: 0.389, SLG: 0.348		1B		F5 1-2		1-2 2-3 1B BB		K		2	0	1	0	1	0	1
Jack Hamilton, R (6, 1)										0	0	0	0	0	0	0
Lee Maye, L (8, PH) OBP: 0.194, SLG: 0.143										1	0	0	0	0	1	1
Horacio Pina, R (8, 1)										0	0	0	0	0	0	0
Juan Pizarro, L (8, 1) OBP: 0.250, SLG: 0.250										0	0	0	0	0	0	0
Richie Scheinblum, S (1, 7) OBP: 0.143, SLG: 0.054		G4-3			1B SH1-4 1B	1-3 2-H 3-H 1B		E3 FC4-6 1-2		4	0	2	2	0	0	2
Jack Heidemann, R (1, 6)			HBP		F8	K		FC4-6 1-2f		2	0	0	0	0	1	2
Chuck Hinton, R (8, PH) OBP: 0.333, SLG: 0.419										1	0	0	0	0	0	2
Vern Fuller, R (8, 4) OBP: 0.270, SLG: 0.161										0	0	0	0	0	0	0
Stan Williams, R (1, 1)			K		SH1-4 1-2		G5-3 2B		L1	1	0	0	0	0	1	1
Jose Cardenal, R (6, 8) OBP: 0.241, SLG: 0.295										2	0	1	0	0	0	0
Inning Stats	R: 0 E: 0 K: 0 S: 3 H: 0 LOB: 0 BB: 0 P: 3	R: 0 E: 0 K: 2 S: 8 H: 1 LOB: 1 BB: 0 P: 8	R: 0 E: 1 K: 1 S: 5 H: 0 LOB: 1 BB: 0 P: 6	R: 1 E: 0 K: 0 S: 4 H: 2 LOB: 0 BB: 0 P: 4	R: 0 E: 0 K: 0 S: 5 H: 2 LOB: 2 BB: 0 P: 5	R: 2 E: 0 K: 2 S: 9 H: 3 LOB: 1 BB: 1 P: 13	R: 0 E: 0 K: 0 S: 3 H: 1 LOB: 1 BB: 1 P: 7	R: 0 E: 1 K: 2 S: 8 H: 0 LOB: 2 BB: 1 P: 12	R: 0 E: 0 K: 2 S: 7 H: 0 LOB: 0 BB: 0 P: 7	1B: 7 2B: 1 3B: 0 HR: 1 SF: 0 SAC: 1 DP: 2 HBP: 1							

TOP

Cleveland Indians @ Washington Senators

Robert F. Kennedy Memorial Stadium, Washington, DC

Sun May 04 1969, 3:33 AM EDT

Att. 24,411 - Unknown

livebaseballscorecards.com

AB	33
R	3
H	9
RBI	3
BB	3
SO	9
LOB	18

WP: 0 PB: 0 SB: 0 CS: 1 PA: 38

PITCHER		IP	WLS	BF	H	R	ER	SO	BB	IBB	HBP	BLK	WP	HR	S	P	ERA	WHIP
Joe Coleman, R ERA: 3.67	(1, 1)	5.1		24	7	3	3	4	1	0	1	0	0	1	30	35	5.06	1.500
Dennis Higgins, R ERA: 1.69	(6, 1)	3.2	W	14	2	0	0	5	2	0	0	0	0	0	22	30	0.00	1.091

PITCHER	IP	WLS	BF	H	R	ER	SO	BB	IBB	HBP	BLK	WP	HR	S	P	ERA	WHIP

Batter	1	2	3	4	5	6	7	8	9	AB	R	H	RBI	BB	SO	LOB
Del Unser, L (1, 8) OBP: 0.311, SLG: 0.271	F7		SF7 3-H		P6		1B 1-3			3	0	1	1	0	0	0
Ed Brinkman, R (1, 6) OBP: 0.319, SLG: 0.358	G4-3		BB 1-2			G1-3	1B 1-2 3-H			3	0	1	1	1	0	0
Frank Howard, R (1, 7) (9, 3) OBP: 0.348, SLG: 0.588	F9		F2			HR	P3			4	1	1	1	0	0	4
Mike Epstein, L (1, 3) OBP: 0.366, SLG: 0.542		F7		BB		HR		F9 S 1B		3	1	2	1	1	0	0
Ed Stroud, L (8, PR) OBP: 0.275, SLG: 0.217 (9, 9)										0	0	0	0	0	0	0
Hank Allen, R (1, 9) OBP: 0.355, SLG: 0.432 (9, 7)		L7		L7		G6-3		F8 1-2		4	0	0	0	0	0	2
Ken McMullen, R (1, 5) OBP: 0.309, SLG: 0.375		G6-3		F8		G6-3		F9 2-3		4	0	0	0	0	0	3
Bernie Allen, L (1, 4) OBP: 0.438, SLG: 0.462			1B SF7 BB	F8			G4-3	IBB		2	1	0	0	1	0	1
Tim Cullen, R (8, PH) OBP: 0.311, SLG: 0.291 (9, 4)										0	0	0	0	1	0	0
Jim French, L (1, 2) OBP: 0.308, SLG: 0.105			BB 1-3 1B		F9		1B 1B BB	IBB 1-2		2	1	1	0	1	0	0
Brant Alyea, R (8, PH) OBP: 0.500, SLG: 0.591										0	0	0	0	1	0	0
Paul Casanova, R (9, 2) OBP: 0.284, SLG: 0.328										0	0	0	0	0	0	0
Joe Coleman, R (1, 1) OBP: 0.143, SLG: 0.077			K		K		K	K		2	0	0	0	0	2	2
Dennis Higgins, R (6, 1)										2	0	0	0	0	2	4
Inning Stats	R: 0 E: 0 K: 0 S: 3 H: 0 LOB: 0 BB: 0 P: 3	R: 0 E: 0 K: 0 S: 3 H: 0 LOB: 0 BB: 0 P: 3	R: 1 E: 0 K: 1 S: 6 H: 1 LOB: 2 BB: 2 P: 14	R: 0 E: 0 K: 0 S: 3 H: 0 LOB: 1 BB: 1 P: 7	R: 0 E: 0 K: 1 S: 5 H: 0 LOB: 0 BB: 0 P: 5	R: 2 E: 0 K: 0 S: 5 H: 2 LOB: 0 BB: 0 P: 5	R: 1 E: 0 K: 1 S: 7 H: 2 LOB: 2 BB: 1 P: 11	R: 0 E: 0 K: 1 S: 6 H: 1 LOB: 3 BB: 2 P: 14		1B: 4 2B: 0 3B: 0 HR: 2 SF: 1 SAC: 0 DP: 0 HBP: 0						

PITCHER		IP	WLS	BF	H	R	ER	SO	BB	IBB	HBP	BLK	WP	HR	S	P	ERA	WHIP
Stan Williams, R ERA: 5.76	(1, 1)	5.1		21	2	2	2	2	3	0	0	0	0	1	22	34	3.38	0.938
Jack Hamilton, R ERA: 3.91	(6, 1)	1.2	L	9	3	2	2	1	1	0	0	0	0	1	10	14	10.80	2.400
Horacio Pina, R ERA: 8.71	(8, 1)	0.2		3	1	0	0	0	0	0	0	0	0	0	3	3	0.00	1.500
Juan Pizarro, L ERA: 6.91	(8, 1)	0.1		3	0	0	0	1	0	2	0	0	0	0	3	11	0.00	0.000

PITCHER	IP	WLS	BF	H	R	ER	SO	BB	IBB	HBP	BLK	WP	HR	S	P	ERA	WHIP

BOTTOM

Cleveland Indians @ Washington Senators

Robert F. Kennedy Memorial Stadium, Washington, DC

Sun May 04 1969, 3:33 AM EDT

Att. 24,411 - Unknown

livebaseballscorecards.com

AB	29
R	4
H	6
RBI	4
BB	6
SO	4
LOB	16

Batter	1	2	3	4	5	6	7	8	9	AB	R	H	RBI	BB	SO	LOB
Cesar Tovar, R (1, 5) OBP: 0.263, SLG: 0.321	G5-4-3 1B			F3			SH3-4 1B		P4	4	0	2	0	0	0	0
Leo Cardenas, R (1, 6) OBP: 0.366, SLG: 0.462	K			1-3			SH3-4 1-2			2	0	0	0	0	1	1
Harmon Killebrew, R (1, 3) OBP: 0.462, SLG: 0.544	G5-4-3 1-2f			P4			F8			3	0	0	0	0	0	2
Bob Allison, R (1, 7) OBP: 0.344, SLG: 0.519		K			L7		F7			3	0	0	0	0	1	1
Tony Oliva, L (1, 9) OBP: 0.376, SLG: 0.439		P5			K			P6		3	0	0	0	0	1	0
George Mitterwald, R (1, 2) OBP: 0.326, SLG: 0.442		K			P4			K		3	0	0	0	0	2	0
Frank Quilici, R (1, 4) OBP: 0.235, SLG: 0.188			FC4-6 1B			F7		3-1		3	0	1	0	0	0	0
Ted Uhlaender, L (1, 8) OBP: 0.381, SLG: 0.368			FC4-6 CS 1-2f			6-3			6-3	3	0	0	0	0	0	1
Dave Boswell, R (1, 1) OBP: 0.133, SLG: 0.267			K 1-2			1-3			F3	2	0	0	0	0	1	1
Graig Nettles, L (9, PH) OBP: 0.352, SLG: 0.531										1	0	0	0	0	0	0
Inning Stats	R: 0 E: 0 K: 1 S: 5 H: 1 LOB: 0 BB: 0 P: 5	R: 0 E: 0 K: 2 S: 7 H: 0 LOB: 0 BB: 0 P: 7	R: 0 E: 0 K: 1 S: 5 H: 1 LOB: 0 BB: 0 P: 5	R: 0 E: 0 K: 0 S: 3 H: 0 LOB: 0 BB: 0 P: 3	R: 0 E: 0 K: 1 S: 5 H: 0 LOB: 0 BB: 0 P: 5	R: 0 E: 0 K: 0 S: 3 H: 0 LOB: 0 BB: 0 P: 3	R: 0 E: 0 K: 0 S: 4 H: 1 LOB: 1 BB: 0 P: 4	R: 0 E: 0 K: 1 S: 5 H: 0 LOB: 0 BB: 0 P: 5	R: 0 E: 0 K: 0 S: 3 H: 0 LOB: 0 BB: 0 P: 3	1B: 3 2B: 0 3B: 0 HR: 0	SF: 0 SAC: 1 DP: 1 HBP: 0						

TOP

Minnesota Twins @ Cleveland Indians

Cleveland Municipal Stadium, Cleveland, OH

Tue May 06 1969, 7:05 PM EDT
Att. 5,464 - Unknown - 76 F

livebaseballscorecards.com

AB	27
R	0
H	3
RBI	0
BB	0
SO	6
LOB	6

WP: 0 PB: 0 SB: 0 CS: 1 PA: 28

PITCHER	IP	WLS	BF	H	R	ER	SO	BB	IBB	HBP	BLK	WP	HR	S	P	ERA	WHIP
Sam McDowell, L (1, 1) ERA: 3.23	9.0	W	28	3	0	0	6	0	0	0	0	0	0	40	40	0.00	0.333

PITCHER	IP	WLS	BF	H	R	ER	SO	BB	IBB	HBP	BLK	WP	HR	S	P	ERA	WHIP

Batter	1	2	3	4	5	6	7	8	9	AB	R	H	RBI	BB	SO	LOB
Jose Cardenal, R (1, 8) OBP: 0.231, SLG: 0.280	F7		5-3			6-3		F9		4	0	0	0	0	0	2
Richie Scheinblum, S (1, 7) OBP: 0.152, SLG: 0.073	L4		K			FC6-4, 1B		G3-6-3, 1-2f		4	0	1	0	0	1	2
Ken Harrelson, R (1, 9) OBP: 0.256, SLG: 0.367	P6			CS, 1B		FC6-4, 1-2f				3	0	1	0	0	0	1
Duke Sims, L (1, 2) OBP: 0.375, SLG: 0.596		4-3		K, 1-2			G3			3	0	0	0	0	1	1
Tony Horton, R (1, 3) OBP: 0.286, SLG: 0.442		L8		K			HR			3	1	1	1	0	1	0
Max Alvis, R (1, 5) OBP: 0.203, SLG: 0.200		BB			P5		F5			2	0	0	0	1	0	0
Larry Brown, R (1, 6) OBP: 0.381, SLG: 0.390		L8			5-3		1B			3	0	1	0	0	0	1
Vern Fuller, R (1, 4) OBP: 0.250, SLG: 0.147			E5, SH1-4		F7		F3			3	0	0	0	0	0	1
Sam McDowell, L (1, 1) OBP: 0.167, SLG: 0.167			SH1-4, 1-2			1-3		G3-6-3, 1B		2	0	1	0	0	0	0
Inning Stats	R: 0 E: 0 K: 0 S: 3 H: 0 LOB: 0 BB: 0 P: 3	R: 0 E: 0 K: 0 S: 3 H: 0 LOB: 1 BB: 1 P: 7	R: 0 E: 1 K: 1 S: 6 H: 0 LOB: 1 BB: 0 P: 6	R: 0 E: 0 K: 2 S: 7 H: 1 LOB: 0 BB: 0 P: 7	R: 0 E: 0 K: 0 S: 3 H: 0 LOB: 0 BB: 0 P: 3	R: 0 E: 0 K: 0 S: 4 H: 1 LOB: 1 BB: 0 P: 4	R: 1 E: 0 K: 0 S: 5 H: 2 LOB: 1 BB: 0 P: 5	R: 0 E: 0 K: 0 S: 3 H: 1 LOB: 0 BB: 0 P: 3		1B: 4 2B: 0 3B: 0 HR: 1 SF: 0 SAC: 1 DP: 1 HBP: 0						

PITCHER	IP	WLS	BF	H	R	ER	SO	BB	IBB	HBP	BLK	WP	HR	S	P	ERA	WHIP
Dave Boswell, R (1, 1) ERA: 3.05	8.0	L	29	5	1	1	3	1	0	0	0	0	1	34	38	1.12	0.750

PITCHER	IP	WLS	BF	H	R	ER	SO	BB	IBB	HBP	BLK	WP	HR	S	P	ERA	WHIP

BOTTOM

Minnesota Twins @ Cleveland Indians

Cleveland Municipal Stadium, Cleveland, OH

Tue May 06 1969, 7:05 PM EDT

Att. 5,464 - Unknown - 76 F

livebaseballscorecards.com

AB	27
R	1
H	5
RBI	1
BB	1
SO	3
LOB	8

Batter	1	2	3	4	5	6	7	8	9	AB	R	H	RBI	BB	SO	LOB
Ted Uhlaender, L (1, 8) OBP: 0.373, SLG: 0.359	P4	3-1			FC1-6 3-1 S 1-2f 1B	1B 1-2 2-H 3-H 1B		3-1		5	2	1	2	0	0	2
Rod Carew, L (1, 4) OBP: 0.416, SLG: 0.547	K		5-3		3-1 1-3	1B 1-3 2-H 1B		BB BB 1B		5	0	2	1	0	1	1
Tony Oliva, L (1, 9) OBP: 0.386, SLG: 0.441	4-3		K		HR 3-H 1B	1-2 3-H 1B		BB 1-2 BB		4	1	2	2	1	1	0
Harmon Killebrew, R (1, 5) OBP: 0.468, SLG: 0.614 Frank Quilici, R (8, PR) OBP: 0.235, SLG: 0.188 (8, 5)		HR	6-3		HR 1-H	K		BB 1-2 2-3 BB		4 0	2 0	2 0	3 0	1 0	1 0	2 0
Charlie Manuel, L (1, 7) OBP: 0.483, SLG: 0.609 Cesar Tovar, R (7, 7) OBP: 0.259, SLG: 0.316	BB E 2B BB			FC5-4 1B	F9	K		6-3		3 1	1 0	1 0	0 0	1 0	1 0	2 3
Rich Reese, L (1, 3) OBP: 0.290, SLG: 0.448		K		F9		BB 1B 2B	F7		G3	5	1	1	0	0	1	2
Leo Cardenas, R (1, 6) OBP: 0.358, SLG: 0.442		F2		FC5-4 1-2f		BB 1B BB	K		6-3	4	1	0	0	1	1	2
John Roseboro, L (1, 2) OBP: 0.404, SLG: 0.420		E4 1-2 2B		P6		1B 1-2 2-3 1B BB	K		G3	4	2	0	0	1	1	2
Jim Kaat, L (1, 1) OBP: 0.214, SLG: 0.286		1-H 2-H 2B			FC1-6 1B	K			F9	4	0	2	2	0	1	3
Inning Stats	R: 0 E: 0 K: 1 S: 5 H: 0 LOB: 0 BB: 0 P: 5	R: 3 E: 1 K: 1 S: 8 H: 2 LOB: 1 BB: 1 P: 12	R: 0 E: 0 K: 1 S: 5 H: 0 LOB: 0 BB: 0 P: 5	R: 0 E: 0 K: 0 S: 4 H: 1 LOB: 1 BB: 0 P: 4	R: 3 E: 0 K: 0 S: 6 H: 3 LOB: 0 BB: 0 P: 6	R: 4 E: 0 K: 3 S: 13 H: 4 LOB: 2 BB: 2 P: 21	R: 0 E: 0 K: 2 S: 7 H: 0 LOB: 0 BB: 0 P: 7	R: 0 E: 0 K: 0 S: 4 H: 1 LOB: 3 BB: 2 P: 12	R: 0 E: 0 K: 0 S: 3 H: 0 LOB: 0 BB: 0 P: 3	1B: 7 2B: 2 3B: 0 HR: 2 SF: 0 SAC: 0 DP: 0 HBP: 0						

PITCHER		IP	WLS	BF	H	R	ER	SO	BB	IBB	HBP	BLK	WP	HR	S	P	ERA	WHIP
Luis Tiant, R ERA: 8.29	(1, 1)	5.0	L	23	6	6	4	3	1	0	0	0	0	2	28	32	7.20	1.400
Mike Paul, L ERA: 6.52	(6, 1)	0.1		7	4	4	4	1	2	0	0	0	0	0	7	15	108.00	18.000
Stan Williams, R ERA: 5.46	(6, 1)	1.2		5	0	0	0	4	0	0	0	0	0	0	13	13	0.00	0.000
Juan Pizarro, L ERA: 6.46	(8, 1)	1.0		6	1	0	0	0	2	0	0	0	0	0	4	12	0.00	3.000
Gary Kroll, R ERA: 2.45	(9, 1)	1.0		3	0	0	0	0	0	0	0	0	0	0	3	3	0.00	0.000

PITCHER	IP	WLS	BF	H	R	ER	SO	BB	IBB	HBP	BLK	WP	HR	S	P	ERA	WHIP

TOP

Minnesota Twins @ Cleveland Indians

Cleveland Municipal Stadium, Cleveland, OH

Wed May 07 1969, 7:05 PM EDT

Att. 4,579 - Cloudy - 72 F

livebaseballscorecards.com

AB	39
R	10
H	11
RBI	10
BB	5
SO	8
LOB	19

WP: 0 PA: 44
PB: 0
SB: 1
CS: 0

Minnesota Twins @ Cleveland Indians

Cleveland Municipal Stadium, Cleveland, OH

Wed May 07 1969, 7:05 PM EDT

Att. 4,579 - Cloudy - 72 F

livebaseballscorecards.com

BOTTOM

Batter	1	2	3	4	5	6	7	8	9	AB	R	H	RBI	BB	SO	LOB
Jose Cardenal, R (1, 8) OBP: 0.242, SLG: 0.326	G6-4-3 1B		6-3		1-H HR		G6-4-3 1-2f			4	1	2	2	0	0	1
Richie Scheinblum, S (1, 7) OBP: 0.160, SLG: 0.089	G6-4-3 1-2f			FC5-4 1B	F9		6-3			4	0	1	0	0	0	1
Duke Sims, L (1, 2) OBP: 0.368, SLG: 0.583	K			FC5-4 FC6-4 1B 1-2f WP	BBB BB			G6-4-3 1B		1	0	0	0	0	1	0
Ray Fosse, R (4, PH) OBP: 0.333, SLG: 0.111 (5, 2)										2	1	1	0	1	0	1
Ken Harrelson, R (1, 9) OBP: 0.255, SLG: 0.361		E5 F9 PB		FC6-4 1-2 1B	F2			G6-4-3 1-2f		4	0	1	0	0	0	2
Gary Kroll, R (9, 1)										0	0	0	0	0	0	0
Tony Horton, R (1, 3) OBP: 0.274, SLG: 0.422		F9 1-3		FC6-4 1-2f WP 2-3		5-3		5-3		4	0	0	0	0	0	3
Max Alvis, R (1, 5) OBP: 0.206, SLG: 0.190		K		BBB BB 1-2 3-H		6-3			E6	3	0	0	0	1	1	1
Larry Brown, R (1, 6) OBP: 0.376, SLG: 0.384		K		P4		1B			F3	4	0	1	0	0	1	4
Vern Fuller, R (1, 4) OBP: 0.227, SLG: 0.132			F8		6-3	L7			5-3	4	0	0	0	0	0	2
Luis Tiant, R (1, 1) OBP: 0.273, SLG: 0.364			6-3		HR 1B		G6-4-3 1B		F7	1	0	0	0	0	0	0
Cap Peterson, R (5, PH) OBP: 0.500, SLG: 0.385										1	1	1	0	0	0	0
Mike Paul, L (6, 1)										0	0	0	0	0	0	0
Stan Williams, R (6, 1)										0	0	0	0	0	0	0
Zoilo Versalles, R (7, PH) OBP: 0.328, SLG: 0.382										1	0	1	0	0	0	0
Juan Pizarro, L (8, 1) OBP: 0.250, SLG: 0.250										0	0	0	0	0	0	0
Chuck Hinton, R (9, 9) OBP: 0.324, SLG: 0.406										1	0	0	0	0	0	1

Inning Stats	1	2	3	4	5	6	7	8	9
	R: 0 H: 1 E: 0 LOB: 0 K: 1 BB: 0 S: 5 P: 5	R: 0 H: 0 E: 1 LOB: 1 K: 2 BB: 0 S: 8 P: 8	R: 0 H: 0 E: 0 LOB: 0 K: 0 BB: 0 S: 3 P: 3	R: 1 H: 2 E: 0 LOB: 2 K: 0 BB: 1 S: 5 P: 9	R: 2 H: 2 E: 0 LOB: 1 K: 0 BB: 1 S: 5 P: 9	R: 0 H: 1 E: 0 LOB: 1 K: 0 BB: 0 S: 4 P: 4	R: 0 H: 1 E: 0 LOB: 0 K: 0 BB: 0 S: 3 P: 3	R: 0 H: 1 E: 0 LOB: 0 K: 0 BB: 0 S: 3 P: 3	R: 0 H: 0 E: 1 LOB: 1 K: 0 BB: 0 S: 4 P: 4

	AB	34
	R	3
	H	8
	RBI	2
	BB	2
	SO	3
	LOB	16

	1B: 7	SF: 0	WP: 1	PA: 36
	2B: 0	SAC: 0	PB: 1	
	3B: 0	DP: 3	SB: 0	
	HR: 1	HBP: 0	CS: 0	

PITCHER		IP	WLS	BF	H	R	ER	SO	BB	IBB	HBP	BLK	WP	HR	S	P	ERA	WHIP
Jim Kaat, L ERA: 3.13	(1, 1)	9.0	W	36	8	3	3	3	2	0	0	0	1	1	40	48	3.00	1.111

PITCHER	IP	WLS	BF	H	R	ER	SO	BB	IBB	HBP	BLK	WP	HR	S	P	ERA	WHIP

Chicago White Sox @ Cleveland Indians

Cleveland Municipal Stadium, Cleveland, OH

Sat May 10 1969, 3:33 AM EDT

Att. 4,201 - Unknown

livebaseballscorecards.com

TOP

Batter	1	2	3	4	5	6	7	8	9	AB	R	H	RBI	BB	SO	LOB
Sandy Alomar Sr., S (1, 4) OBP: 0.250, SLG: 0.208	5-3		1B 4-3 1B		SH1-4 1B 1-2 1B		F8		K BB	4	2	2	0	1	0	0
Luis Aparicio, R (1, 6) OBP: 0.362, SLG: 0.395	6-3		4-3 1-3 1B		SH1-4 1-2 2-3		G4-6-3 1B		K 1-2	4	0	2	0	0	1	1
Carlos May, L (1, 7) OBP: 0.368, SLG: 0.615	6-3		4-3 1-2 3-H		WP 2-H 3-H 1B		G4-6-3 1-2f		6-3	5	0	1	3	0	0	2
Bill Melton, R (1, 5) OBP: 0.368, SLG: 0.547		E 2B	F5		K 1-3			E7 1B		4	1	2	0	0	1	2
Duane Josephson, R (1, 2) OBP: 0.290, SLG: 0.274		E5 IBB 2-3	3-1		BB			F2		3	0	0	0	1	0	3
Don Pavletich, R (1, 3) OBP: 0.189, SLG: 0.294 Ron Hansen, R (4, 3) OBP: 0.344, SLG: 0.414 Buddy Bradford, R (8, PR) OBP: 0.407, SLG: 0.565 (8, 9)		K		F9	F5			4-3 2-H 1B		2	0	0	0	0	1	2
										2	0	1	1	0	0	2
										0	0	0	0	0	0	0
Walt Williams, R (1, 9) OBP: 0.190, SLG: 0.238 Gail Hopkins, L (8, PH) OBP: 0.323, SLG: 0.302 (8, 3)		K		F8	F3			4-3 1-2		3	0	0	0	0	1	2
										1	0	0	0	0	0	1
Ken Berry, R (1, 8) OBP: 0.238, SLG: 0.135		1-2 IBB		F6	1-3			IBB		2	0	0	0	2	0	0
Tommy John, R (1, 1) OBP: 0.105, SLG: 0.105 Bob Locker, S (8, 1)		6-3			SH1-4 1B 1B		K	5-3		4	1	1	0	0	1	5
										0	0	0	0	0	0	0
Inning Stats	R: 0 E: 0 K: 0 S: 3 H: 0 LOB: 0 BB: 0 P: 3	R: 0 E: 1 K: 2 S: 9 H: 1 LOB: 3 BB: 1 P: 13	R: 1 E: 0 K: 0 S: 5 H: 2 LOB: 1 BB: 0 P: 5	R: 0 E: 0 K: 0 S: 3 H: 0 LOB: 0 BB: 0 P: 3	R: 2 E: 0 K: 1 S: 8 H: 3 LOB: 2 BB: 1 P: 12	R: 0 E: 0 K: 1 S: 5 H: 0 LOB: 0 BB: 0 P: 5	R: 0 E: 0 K: 0 S: 3 H: 1 LOB: 0 BB: 0 P: 3	R: 1 E: 1 K: 0 S: 5 H: 2 LOB: 2 BB: 1 P: 9	R: 0 E: 0 K: 1 S: 4 H: 0 LOB: 0 BB: 1 P: 8	1B: 8 2B: 1 3B: 0 HR: 0	SF: 0 SAC: 1 DP: 1 HBP: 0						

	AB	34
	R	4
	H	9
	RBI	4
	BB	4
	SO	5
	LOB	20

	WP: 2	PA: 39
	PB: 0	
	SB: 0	
	CS: 0	

PITCHER		IP	WLS	BF	H	R	ER	SO	BB	IBB	HBP	BLK	WP	HR	S	P	ERA	WHIP
Sam McDowell, L ERA: 3.33	(1, 1)	7.0	L	30	7	3	3	4	1	1	0	0	1	0	36	44	3.86	1.143
Jack Hamilton, R ERA: 4.18	(8, 1)	0.2		5	2	1	1	0	0	1	0	0	0	0	4	8	13.50	3.000
Horacio Pina, R ERA: 7.71	(8, 1)	1.1		4	0	0	0	1	1	0	0	0	0	0	5	9	0.00	0.750

PITCHER	IP	WLS	BF	H	R	ER	SO	BB	IBB	HBP	BLK	WP	HR	S	P	ERA	WHIP

Batter	1	2	3	4	5	6	7	8	9	AB	R	H	RBI	BB	SO	LOB
Max Alvis, R (1, 5) OBP: 0.224, SLG: 0.197	F6		G4-6-3 1-2f			BBBB 4-0 FC6-4 BB		0-0 FC6-4 1B		3	0	1	0	1	0	1
Larry Brown, R (1, 6) OBP: 0.371, SLG: 0.378	0-0 FC1-6 1B		F3			0-0 FC6-4 1-2f		0-0 FC6-4 2B 1-2f		4	0	1	0	0	0	2
Jose Cardenal, R (1, 8) OBP: 0.232, SLG: 0.311	0-0 FC1-6 1-2f			F8		SSS 0-3 K		0-0 F8		4	0	0	0	0	1	3
Ken Harrelson, R (1, 9) OBP: 0.265, SLG: 0.372	0-0 F9			BBBB 4-0 1B BB		0-0 F8		0-0 1B 2B 1-3		3	0	1	0	1	0	2
Tony Horton, R (1, 3) OBP: 0.273, SLG: 0.415		0-0 4-3		0-0 9-4-3 1-2			0-0 F8	0-0 1-3		4	0	1	0	0	0	2
Chuck Hinton, R (1, 7) OBP: 0.314, SLG: 0.394 Richie Scheinblum, S (4, 7) OBP: 0.170, SLG: 0.104		0-0 6-3		0-0 9-4-3 1-2f			0-0 FC5 1B		0-0 F7	1 3	0 0	0 1	0 0	0 0	0 0	0 2
Duke Sims, L (1, 2) OBP: 0.379, SLG: 0.592 Ray Fosse, R (5, 2) OBP: 0.333, SLG: 0.167		0-0 1B			0-0 5-3		0-0 FC5 1-2		SSS 0-3 K	1 3	0 0	1 1	0 0	0 0	0 1	0 0
Vern Fuller, R (1, 4) OBP: 0.217, SLG: 0.125 Zoilo Versalles, R (7, PH) OBP: 0.323, SLG: 0.375 (8, 4) Russ Snyder, L (9, PH) OBP: 0.382, SLG: 0.340		SSS 0-3 K			0-0 4-3		0-0 FC5 1-2 2-3f		SSS 0-3 K	2 1 1	0 0 0	0 0 0	0 0 0	1 0 0	1 0 1	1 2 0
Sam McDowell, L (1, 1) OBP: 0.214, SLG: 0.214 Cap Peterson, R (7, PH) OBP: 0.471, SLG: 0.357 Jack Hamilton, R (8, 1) Horacio Pina, R (8, 1)			0-0 G4-6-3 1B		0-0 4-3		0-0 L4			2 1 0 0	0 0 0 0	1 0 0 0	0 0 0 0	0 0 0 0	0 0 0 0	0 2 0 0
Inning Stats	R: 0 H: 1 E: 0 LOB: 1 K: 0 BB: 0 S: 4 P: 4	R: 0 H: 1 E: 0 LOB: 1 K: 1 BB: 0 S: 6 P: 6	R: 0 H: 1 E: 0 LOB: 0 K: 0 BB: 0 S: 3 P: 3	R: 0 H: 1 E: 0 LOB: 1 K: 0 BB: 1 S: 3 P: 7	R: 0 H: 0 E: 0 LOB: 0 K: 0 BB: 0 S: 3 P: 3	R: 0 H: 0 E: 0 LOB: 1 K: 1 BB: 1 S: 5 P: 9	R: 0 H: 2 E: 0 LOB: 2 K: 0 BB: 0 S: 5 P: 5	R: 0 H: 2 E: 0 LOB: 2 K: 0 BB: 0 S: 5 P: 5	R: 0 H: 0 E: 0 LOB: 0 K: 2 BB: 0 S: 7 P: 7	1B: 7 2B: 2 3B: 0 HR: 0	SF: 0 SAC: 0 DP: 2 HBP: 0				WP: 0 PB: 0 SB: 0 CS: 0	PA: 35	

PITCHER		IP	WLS	BF	H	R	ER	SO	BB	IBB	HBP	BLK	WP	HR	S	P	ERA	WHIP
Tommy John, L ERA: 2.26	(1, 1)	7.2	W	31	8	0	0	2	2	0	0	0	0	0	33	41	0.00	1.304
Bob Locker, R ERA: 4.76	(8, 1)	1.1	S	4	0	0	0	2	0	0	0	0	0	0	8	8	0.00	0.000

PITCHER	IP	WLS	BF	H	R	ER	SO	BB	IBB	HBP	BLK	WP	HR	S	P	ERA	WHIP

BOTTOM

Chicago White Sox @ Cleveland Indians

Cleveland Municipal Stadium, Cleveland, OH

Sat May 10 1969, 3:33 AM EDT

Att. 4,201 - Unknown

livebaseballscorecards.com

AB	33
R	0
H	8
RBI	0
BB	2
SO	4
LOB	17

Chicago White Sox @ Cleveland Indians

Cleveland Municipal Stadium, Cleveland, OH

Sun May 11 1969, 3:33 AM EDT

Att. 7,328 - Unknown

TOP

livebaseballscorecards.com

Batter	1	2	3	4	5	6	7	8	9	AB	R	H	RBI	BB	SO	LOB
Sandy Alomar Sr., S (1, 4) OBP: 0.263, SLG: 0.245	1-3	6-3			HR 1B		K 1-2	E4 1-H 2-H 3-H 2B		5	1	2	3	0	1	2
Luis Aparicio, R (1, 6) OBP: 0.364, SLG: 0.381	2B BB		F8		F9		BB	L6		3	1	0	0	2	0	2
Carlos May, L (1, 7) OBP: 0.370, SLG: 0.651	1-H 2B		4-3		1-H HR		F8		K	5	1	2	3	0	1	1
Pete Ward, L (1, 3) OBP: 0.314, SLG: 0.341 Ron Hansen, R (8, PH) (8, 3) OBP: 0.324, SLG: 0.387	BB		F7		BB			K	K	1 2	0 0	0 0	0 0	2 0	0 2	0 0
Bill Melton, R (1, 5) OBP: 0.359, SLG: 0.525	F8			F8	F7			1B WP 1B	F2	5	1	1	0	0	0	3
Duane Josephson, R (1, 2) OBP: 0.288, SLG: 0.273	F2			L7		K		WP BB E 1-3 1B		4	1	1	0	0	1	2
Walt Williams, R (1, 9) OBP: 0.240, SLG: 0.217		5-3		BB		F4		WP E 1-2 BB		2	1	0	0	2	0	0
Ken Berry, R (1, 8) OBP: 0.239, SLG: 0.125		SH1-4 BB		F8		F8		L5 1-2 2-3 3-H		3	0	0	0	1	0	3
Sammy Ellis, L (1, 1)		SH1-4 1-2			K		CS BB	E BB		1	0	0	0	0	1	0
Wilbur Wood, R (5, 1)										0	0	0	0	0	0	0
Gail Hopkins, L (7, PH) OBP: 0.333, SLG: 0.302										0	0	0	0	1	0	0
Buddy Bradford, R (7, PR) OBP: 0.407, SLG: 0.565										0	0	0	0	0	0	0
Bob Locker, S (7, 1)										0	0	0	0	0	0	0
Ed Herrmann, L (8, PH)										0	1	0	0	1	0	0
Dan Osinski, R (8, 1)										0	0	0	0	0	0	0
Inning Stats	R: 1 E: 0 K: 0 S: 4 H: 1 LOB: 2 BB: 2 P: 12	R: 0 E: 0 K: 0 S: 3 H: 0 LOB: 1 BB: 1 P: 7	R: 0 E: 0 K: 0 S: 3 H: 0 LOB: 0 BB: 0 P: 3	R: 0 E: 0 K: 0 S: 3 H: 0 LOB: 1 BB: 1 P: 7	R: 2 E: 0 K: 1 S: 7 H: 2 LOB: 1 BB: 1 P: 11	R: 0 E: 0 K: 1 S: 5 H: 0 LOB: 0 BB: 0 P: 5	R: 0 E: 0 K: 1 S: 4 H: 0 LOB: 1 BB: 2 P: 12	R: 4 E: 1 K: 1 S: 8 H: 3 LOB: 1 BB: 2 P: 16	R: 0 E: 0 K: 2 S: 7 H: 0 LOB: 0 BB: 0 P: 7	1B: 3 2B: 2 3B: 0 HR: 1 SF: 0 SAC: 1 DP: 0 HBP: 0						

TOP	
AB	31
R	7
H	6
RBI	6
BB	9
SO	6
LOB	13

WP: 1 PB: 0 SB: 0 CS: 1 PA: 41

PITCHER		IP	WLS	BF	H	R	ER	SO	BB	IBB	HBP	BLK	WP	HR	S	P	ERA	WHIP
Luis Tiant, R ERA: 7.71	(1, 1)	6.0		27	3	3	3	2	6	0	0	0	0	1	25	49	4.50	1.500
Juan Pizarro, L ERA: 6.06	(7, 1)	1.0		3	0	0	0	1	1	0	0	0	0	0	4	8	0.00	1.000
Stan Williams, R ERA: 6.4	(8, 1)	1.0	L	8	3	4	4	1	2	0	0	0	1	0	8	16	36.00	5.000
Mike Paul, L ERA: 5.91	(9, 1)	1.0		3	0	0	0	2	0	0	0	0	0	0	7	7	0.00	0.000

PITCHER	IP	WLS	BF	H	R	ER	SO	BB	IBB	HBP	BLK	WP	HR	S	P	ERA	WHIP

Batter	1	2	3	4	5	6	7	8	9	AB	R	H	RBI	BB	SO	LOB
Zoilo Versalles, R (1, 6) (9, 4) OBP: 0.314, SLG: 0.350	F8	1B 1-2 BB		F7		6-3 1-2		5-3		4	0	0	0	1	0	1
Jose Cardenal, R (1, 8) (9, 5) OBP: 0.260, SLG: 0.337	BB 1B 1B	FC6-4 1-3 2-H 1B		K		PB 2-H 1B			FC5-4 1B	5	0	4	2	0	1	0
Ken Harrelson, R (1, 7) OBP: 0.272, SLG: 0.374	BB 1-2 1B	FC6-4 1-2f			1B 1B	F8 1-2			K	5	1	2	0	0	1	4
Tony Horton, R (1, 3) OBP: 0.279, SLG: 0.424	K		G1 1B 2B		1B 1-3 1B		6-3		FC5-4 1-2f	5	1	2	0	0	1	3
Richie Scheinblum, S (1, 9) OBP: 0.172, SLG: 0.096	FC6-4 1-2 2-3 BB		G1 2-3		F6		F7		F9	4	0	0	0	1	0	4
Max Alvis, R (1, 5) (9, 6) OBP: 0.225, SLG: 0.200	FC6-4 1-2f		K		1-3 3-H 1B		F9			4	0	1	1	0	1	4
Ray Fosse, R (1, 2) OBP: 0.368, SLG: 0.250		F8	FC6-4 3-H 1B		L9			1B G4-6-3 1B		4	1	2	1	0	0	1
Vern Fuller, R (1, 4) OBP: 0.224, SLG: 0.119		F7	FC6-4 1-2f			6-3 1B BB		G4-6-3 1-3 1B		2	1	0	0	1	0	1
Lee Maye, L (8, PH) OBP: 0.219, SLG: 0.172										1	0	1	0	0	0	0
Mike Paul, L (9, 1)										0	0	0	0	0	0	0
Luis Tiant, R (1, 1) OBP: 0.286, SLG: 0.357		BB 1B 1B		K		K		G4-6-3 1-2f 3-H		3	1	1	0	0	2	1
Juan Pizarro, L (7, 1) OBP: 0.250, SLG: 0.250										0	0	0	0	0	0	0
Stan Williams, R (8, 1)										0	0	0	0	0	0	0
Russ Snyder, L (8, PH) (9, 8) OBP: 0.375, SLG: 0.333										1	0	0	0	0	0	1
Inning Stats	R: 0 E: 0 K: 1 S: 7 H: 2 LOB: 3 BB: 1 P: 11	R: 1 E: 0 K: 0 S: 5 H: 2 LOB: 2 BB: 1 P: 9	R: 1 E: 0 K: 1 S: 7 H: 2 LOB: 1 BB: 0 P: 7	R: 0 E: 0 K: 2 S: 7 H: 0 LOB: 0 BB: 0 P: 7	R: 1 E: 0 K: 0 S: 5 H: 3 LOB: 1 BB: 0 P: 5	R: 1 E: 0 K: 1 S: 6 H: 1 LOB: 1 BB: 1 P: 10	R: 0 E: 0 K: 0 S: 3 H: 0 LOB: 0 BB: 0 P: 3	R: 1 E: 0 K: 0 S: 4 H: 2 LOB: 0 BB: 0 P: 4	R: 0 E: 0 K: 1 S: 6 H: 1 LOB: 1 BB: 0 P: 6	1B: 12 2B: 1 3B: 0 HR: 0	SF: 0 SAC: 0 DP: 1 HBP: 0						

PITCHER		IP	WLS	BF	H	R	ER	SO	BB	IBB	HBP	BLK	WP	HR	S	P	ERA	WHIP
Sammy Ellis, R ERA: 6.23	(1, 1)	4.2		24	9	3	3	4	2	0	0	0	0	0	30	38	5.79	2.357
Wilbur Wood, L ERA: 2.41	(5, 1)	1.1		6	1	1	1	1	1	0	0	0	0	0	7	11	6.75	1.500
Bob Locker, R ERA: 4.38	(7, 1)	1.0	W	3	0	0	0	0	0	0	0	0	0	0	3	3	0.00	0.000
Dan Osinski, R ERA: 2.57	(8, 1)	2.0	S	8	3	1	1	1	0	0	0	0	0	0	10	10	4.50	1.500

PITCHER	IP	WLS	BF	H	R	ER	SO	BB	IBB	HBP	BLK	WP	HR	S	P	ERA	WHIP

BOTTOM

Chicago White Sox @ Cleveland Indians

Cleveland Municipal Stadium, Cleveland, OH

Sun May 11 1969, 3:33 AM EDT

Att. 7,328 - Unknown

livebaseballscorecards.com

AB	38
R	5
H	13
RBI	4
BB	3
SO	6
LOB	20

Cleveland Indians @ Kansas City Royals

Municipal Stadium, Kansas City, MO

Tue May 13 1969, 8:05 PM EDT

Att. 11,500 - Unknown - 76 F

livebaseballscorecards.com

TOP

Batter	1	2	3	4	5	6	7	8	9	AB	R	H	RBI	BB	SO	LOB
Zoilo Versalles, R (1, 4) OBP: 0.355, SLG: 0.375	BBBB 4-0 FC6-5 4-3 BB	SSS 0-3 ② K			x 0-0 2B 1B 4-0 1-2 2-3 BB		x 0-0 1-3 1B		x 0-0 BB 1B	4	1	3	0	2	1	2
Jose Cardenal, R (1, 8) OBP: 0.264, SLG: 0.340	x 0-0 ① 4-3 1-2	x 0-0 ③ F2			x 0-0 1-H 1B 2B x 0-0 ③ 5-3		x 0-0 ② 6-3		BBBB 4-0 1-2 BB	5	1	1	1	1	0	8
Ken Harrelson, R (1, 9) OBP: 0.266, SLG: 0.361 Russ Snyder, L (9, 9) OBP: 0.375, SLG: 0.333	x 0-0 ② FC6-5 1B 2-3	x 0-0 ① F9			x 0-0 2-H HR 1B	x 0-0 ① 5-3	x 0-0 ③ L7		x 0-0 ③ L7	6 0	2 0	1 0	1 0	0 0	0 0	5 0
Tony Horton, R (1, 3) OBP: 0.303, SLG: 0.495	x 0-0 2-H 1B	x 0-0 ② F9			x 0-0 1-H HR	BBBB 4-0 1B BB		x 0-0 HR		4	2	3	4	1	0	0
Richie Scheinblum, S (1, 7) OBP: 0.175, SLG: 0.089	x 0-0 ③ L7	x 0-0 ③ 4-3			BBBB 4-0 1B 1B BB	x 0-0 ② F7		x 0-0 ① P6		4	1	0	0	1	0	2
Ray Fosse, R (1, 2) OBP: 0.375, SLG: 0.333		x 0-0 1B 1B 2B		SSS 0-3 ① K	x 0-0 ① F8	x 0-0 FC6-4 1-2 1B		x 0-0 ② 6-3		5	1	2	0	0	1	1
Larry Brown, R (1, 6) OBP: 0.364, SLG: 0.368		x 0-0 ① 6-3		x 0-0 ② P6	x 0-0 BB 1B 1-2 1B	x 0-0 ③ FC6-4 1-2f		x 0-0 ③ 6-3		5	0	1	0	0	0	3
Max Alvis, R (1, 5) OBP: 0.250, SLG: 0.229		x 0-0 1B 2-3 1B		x 0-0 1B	x 0-0 BB 1-2 2-H 1B		SSS 0-3 ① K		x 0-0 ① 5-3	5	0	3	1	0	1	0
Dick Ellsworth, L (1, 1) OBP: 0.100, SLG: 0.100 Stan Williams, R (6, 1) OBP: 0.100, SLG: 0.100 Juan Pizarro, L (9, 1) OBP: 0.250, SLG: 0.250		x 0-0 1-2 1B 3-H		SSS 0-3 ③ K	SSS 0-3 ② K		x 0-0 1B 1B		SSS 0-3 ② K	3 2 0	0 0 0	1 1 0	1 0 0	0 0 0	2 1 0	3 0 0
Inning Stats	R: 1 E: 0 K: 0 S: 4 H: 1 LOB: 1 BB: 1 P: 8	R: 1 E: 0 K: 1 S: 8 H: 3 LOB: 2 BB: 0 P: 8	R: 0 E: 0 K: 0 S: 3 H: 0 LOB: 0 BB: 0 P: 3	R: 0 E: 0 K: 2 S: 8 H: 1 LOB: 1 BB: 0 P: 8	R: 5 E: 0 K: 1 S: 11 H: 6 LOB: 3 BB: 2 P: 19	R: 0 E: 0 K: 0 S: 4 H: 1 LOB: 2 BB: 1 P: 8	R: 0 E: 0 K: 1 S: 7 H: 2 LOB: 2 BB: 0 P: 7	R: 1 E: 0 K: 0 S: 4 H: 1 LOB: 0 BB: 0 P: 4	R: 0 E: 0 K: 1 S: 6 H: 1 LOB: 2 BB: 1 P: 10	1B: 12 2B: 2 3B: 0 HR: 2 SF: 0 SAC: 0 DP: 0 HBP: 0						

AB	43
R	8
H	16
RBI	8
BB	5
SO	6
LOB	24

WP: 0 PA: 48
PB: 0
SB: 0
CS: 0

PITCHER		IP	WLS	BF	H	R	ER	SO	BB	IBB	HBP	BLK	WP	HR	S	P	ERA	WHIP
Jim Rooker, L ERA: 6.48	(1, 1)	4.0	L	20	7	4	4	3	1	0	0	0	0	0	25	29	9.00	2.000
Dave Morehead, R ERA: 7.36	(5, 1)	0.0		3	2	2	2	0	1	0	0	0	0	1	2	6	∞	∞
Tom Burgmeier, L ERA: 3.52	(5, 1)	1.0		6	2	1	1	1	1	0	0	0	0	0	7	11	9.00	3.000
Dave Wickersham, R ERA: 2.78	(6, 1)	2.0		10	3	0	0	1	1	0	0	0	0	0	11	15	0.00	2.000
Steve Jones, L ERA: 2.36	(8, 1)	2.0		9	2	1	1	1	1	0	0	0	0	1	10	14	4.50	1.500

PITCHER	IP	WLS	BF	H	R	ER	SO	BB	IBB	HBP	BLK	WP	HR	S	P	ERA	WHIP

Batter	1	2	3	4	5	6	7	8	9	AB	R	H	RBI	BB	SO	LOB
Jackie Hernandez, R (1, 6) OBP: 0.269, SLG: 0.276	P4		F3		1-H 2-H HR		4-3			4	1	1	3	0	0	0
Jerry Adair, R (1, 4) OBP: 0.337, SLG: 0.318	6-3			1-3	6-3			4-3		4	0	0	0	0	0	0
Lou Piniella, R (1, 7) OBP: 0.313, SLG: 0.486	L7			2B 1B	F8			4-3		4	1	1	0	0	0	0
Joe Foy, R (1, 5) OBP: 0.352, SLG: 0.351		BBBB S BB		L9	P6			5-3		3	0	0	0	1	0	1
Hawk Taylor, R (1, 9) OBP: 0.409, SLG: 0.818		P4 1-2		1-H 2B 2B		SSS K			5-3	4	1	1	1	0	1	1
Chuck Harrison, R (1, 3) OBP: 0.333, SLG: 0.354		L9		2-H 2B		P4			L7	4	0	1	1	0	0	1
Bob Oliver, R (1, 8) OBP: 0.333, SLG: 0.455		6-3		L9		F8			BBBB 2B BB	3	1	0	0	1	0	2
Ellie Rodriguez, R (1, 2) OBP: 0.293, SLG: 0.250 Ed Kirkpatrick, L (7, PH) OBP: 0.212, SLG: 0.286 (8, 2)			G6-4-3 1B		1B HR 1B		SSS K		1-H 2B	2 2	1 0	2 1	0 1	0 1	0 0	0 0
Jim Rooker, R (1, 1) Dave Morehead, R (6, 1) Tom Burgmeier, L (6, 1) Juan Rios, R (5, PH) OBP: 0.000, SLG: 0.000 Dave Wickersham, R (6, 1) Mike Fiore, L (7, PH) OBP: 0.417, SLG: 0.308 Steve Jones, L (8, 1) OBP: 0.000, SLG: 0.125 Pat Kelly, L (9, PH) OBP: 0.250, SLG: 0.273 Jim Campanis, R (9, PH) OBP: 0.214, SLG: 0.250			G6-4-3 1-2f		1-2 HR 1B		SSS K		F8	1 0 0 1 0 1 0 0 1	0 0 0 1 0 0 0 0 0	0 0 0 1 0 0 0 0 0	0 0 0 0 0 0 1 0 0	0 0 0 0 0 0 0 0 0	0 0 0 0 0 0 0 0 0	1 0 0 0 0 0 0 0 1	0 0 0 0 0 0 0 0 0
Inning Stats	R: 0 E: 0 K: 0 S: 3 H: 0 LOB: 0 BB: 0 P: 3	R: 0 E: 0 K: 0 S: 3 H: 0 LOB: 1 BB: 1 P: 7	R: 0 E: 0 K: 0 S: 3 H: 1 LOB: 0 BB: 0 P: 3	R: 2 E: 0 K: 0 S: 6 H: 3 LOB: 1 BB: 0 P: 6	R: 3 E: 0 K: 0 S: 6 H: 3 LOB: 0 BB: 0 P: 6	R: 0 E: 0 K: 1 S: 5 H: 0 LOB: 0 BB: 0 P: 5	R: 0 E: 0 K: 2 S: 7 H: 0 LOB: 0 BB: 0 P: 7	R: 0 E: 0 K: 0 S: 3 H: 0 LOB: 0 BB: 0 P: 3	R: 1 E: 0 K: 0 S: 4 H: 1 LOB: 1 BB: 1 P: 8	1B: 4 2B: 3 3B: 0 HR: 1 SF: 0 SAC: 0 DP: 1 HBP: 0				WP: 0 PB: 0 SB: 1 CS: 0	PA: 36	

PITCHER		IP	WLS	BF	H	R	ER	SO	BB	IBB	HBP	BLK	WP	HR	S	P	ERA	WHIP
Dick Ellsworth, L ERA: 4.91	(1, 1)	5.0	W	22	7	5	5	0	1	0	0	0	0	1	21	25	9.00	1.600
Stan Williams, R ERA: 6.0	(6, 1)	3.2		13	1	1	1	3	1	0	0	0	0	0	18	22	2.46	0.545
Juan Pizarro, L ERA: 5.94	(9, 1)	0.1	S	1	0	0	0	0	0	0	0	0	0	0	1	1	0.00	0.000

PITCHER	IP	WLS	BF	H	R	ER	SO	BB	IBB	HBP	BLK	WP	HR	S	P	ERA	WHIP

BOTTOM

Cleveland Indians @ Kansas City Royals

Municipal Stadium, Kansas City, MO

Tue May 13 1969, 8:05 PM EDT
Att. 11,500 - Unknown - 76 F

livebaseballscorecards.com

AB	34
R	6
H	8
RBI	6
BB	2
SO	3
LOB	7

Batter	1	2	3	4	5	6	7	8	9	10	11	AB	R	H	RBI	BB	SO	LOB
Zoilo Versalles, R (1, 4) OBP: 0.358, SLG: 0.391	E9 F9 1B		4-3 PB 2B		FC6-4 1B		L9			F2		5	2	2	0	0	0	0
Jose Cardenal, R (1, 8) OBP: 0.261, SLG: 0.333	F9 2-3		4-3 2-3		FC6-4 FC6-4 1-2f			F8			S S E 1B	5	1	1	0	0	0	3
Ken Harrelson, R (1, 9) OBP: 0.254, SLG: 0.343 Russ Snyder, L (11, 9) OBP: 0.375, SLG: 0.333	5-3		F9 3-H		FC6-4 1-2f			F7			F7 1-2	5 0	0 0	0 0	0 0	0 0	0 0	3 0
Tony Horton, R (1, 3) OBP: 0.307, SLG: 0.500	3-H 1B				4-3			S S S K			6-3 2-H	5	0	2	1	0	1	1
Richie Scheinblum, S (1, 7) OBP: 0.162, SLG: 0.082	4-3		L8			F5			F7		5-3	5	0	0	0	0	0	2
Ray Fosse, R (1, 2) OBP: 0.321, SLG: 0.280		F7		S S S K		P5			S S S K			4	0	0	0	0	2	0
Larry Brown, R (1, 6) OBP: 0.351, SLG: 0.354		5-3		6-3		F7			F2			4	0	0	0	0	0	0
Max Alvis, R (1, 5) OBP: 0.275, SLG: 0.257		FC6-4 1B		1B			G1-6-3 1B			6-3		4	0	3	0	0	0	0
Sam McDowell, L (1, 1) OBP: 0.176, SLG: 0.176 Stan Williams, R (8, 1) OBP: 0.100, SLG: 0.100 Lee Maye, L (10, PH) OBP: 0.212, SLG: 0.167 Horacio Pina, R (10, 1) Juan Pizarro, L (11, 1) OBP: 0.250, SLG: 0.250 Jack Hamilton, R (11, 1)	FC6-4 1-2f		4-3				G1-6-3 1-2f			L9		3 0 1 0 0 0	0 0 0 0 0 0	0 0 0 0 0 0	0 0 0 0 0 0	0 0 0 0 0 0	0 0 0 0 0 0	3 0 0 0 0 0
Inning Stats	R: 1 E: 1 K: 0 S: 5 H: 1 LOB: 1 BB: 0 P: 5	R: 0 E: 0 K: 0 S: 4 H: 1 LOB: 1 BB: 0 P: 4	R: 1 E: 0 K: 0 S: 5 H: 2 LOB: 1 BB: 0 P: 5	R: 0 E: 0 K: 1 S: 6 H: 1 LOB: 1 BB: 0 P: 6	R: 0 E: 0 K: 0 S: 4 H: 1 LOB: 1 BB: 0 P: 4	R: 0 E: 0 K: 0 S: 3 H: 0 LOB: 0 BB: 0 P: 3	R: 0 E: 0 K: 0 S: 3 H: 1 LOB: 0 BB: 0 P: 3	R: 0 E: 0 K: 1 S: 5 H: 0 LOB: 0 BB: 0 P: 5	R: 0 E: 0 K: 1 S: 5 H: 0 LOB: 0 BB: 0 P: 5	R: 0 E: 0 K: 0 S: 3 H: 0 LOB: 0 BB: 0 P: 3	R: 1 E: 1 K: 0 S: 4 H: 1 LOB: 0 BB: 0 P: 4	1B: 6 2B: 2 3B: 0 HR: 0 SF: 0 SAC: 0 DP: 1 HBP: 0						

PITCHER		IP	WLS	BF	H	R	ER	SO	BB	IBB	HBP	BLK	WP	HR	S	P	ERA	WHIP
Dick Drago, R ERA: 2.39	(1, 1)	8.0		31	7	2	1	2	0	0	0	0	0	0	35	35	1.12	0.875
Moe Drabowsky, R ERA: 1.27	(9, 1)	3.0	L	10	1	1	0	1	0	0	0	0	0	0	12	12	0.00	0.333

PITCHER	IP	WLS	BF	H	R	ER	SO	BB	IBB	HBP	BLK	WP	HR	S	P	ERA	WHIP

TOP

Cleveland Indians @ Kansas City Royals

Municipal Stadium, Kansas City, MO

Wed May 14 1969, 8:05 PM EDT

Att. 11,977 - Unknown - 74 F

livebaseballscorecards.com

AB	41
R	3
H	8
RBI	1
BB	0
SO	3
LOB	12

WP: 0	PA: 41		
PB: 1			
SB: 2			
CS: 0			

Batter	1	2	3	4	5	6	7	8	9	10	11	AB	R	H	RBI	BB	SO	LOB
Jackie Hernandez, R (1, 6) OBP: 0.296, SLG: 0.297	CS 1B		F8			G1-4-3 1B		1B SF7 1B 1-2		BBBB CS BB		4	1	3	0	1	0	0
Jerry Adair, R (1, 4) OBP: 0.333, SLG: 0.315 Tom Burgmeier, L (8, PR) Joe Keough, L (9, 9) OBP: 0.176, SLG: 0.157	SSS K		6-3			G1-4-3 1-2f		SF7 BB 1B 1-3 2-H		F8 1-2		4 0 1	0 0 0	1 0 0	1 0 0	0 0 0	1 0 0	2 0 1
Lou Piniella, R (1, 7) OBP: 0.325, SLG: 0.505	1-2 3B		L4			P6		BBBB SF7 BB 1-2			HBP 1B	4	0	2	0	1	0	0
Joe Foy, R (1, 5) OBP: 0.346, SLG: 0.342	L8			K			L9	SF7 1-2 2-3 3-H			S HBP 1-2	3	0	0	1	0	1	1
Hawk Taylor, R (1, 9) OBP: 0.346, SLG: 0.692 Moe Drabowsky, R (9, 1) Mike Fiore, L (11, PH) OBP: 0.417, SLG: 0.358 Jim Campanis, R (11, PH) OBP: 0.208, SLG: 0.244		6-3		6-3			K	F5			P5 1-2	4 0 0 1	0 0 0 0	0 0 0 0	0 0 0 0	0 0 0 0	1 0 0 0	3 0 0 1
Chuck Harrison, R (1, 3) OBP: 0.351, SLG: 0.353		BBBB G3 BB		K			1B		G3		BBBB BB	3	0	1	0	2	1	0
Bob Oliver, R (1, 8) OBP: 0.318, SLG: 0.432 Ed Kirkpatrick, L (11, PH) OBP: 0.208, SLG: 0.280		G3 1-2			K		K		5-3		F8	4 1	0 0	0 0	0 0	0 0	2 0	2 2
Ellie Rodriguez, R (1, 2) OBP: 0.290, SLG: 0.236		IIII IBB			K			1-3	K			3	0	0	0	1	2	0
Dick Drago, R (1, 1) Juan Rios, R (8, PH) OBP: 0.366, SLG: 0.278 (9, 4)		K			K			1B 1B		6-3		2 2	0 1	0 1	0 0	0 0	2 0	2 0
Inning Stats	R: 0 H: 2 E: 0 LOB: 1 K: 1 BB: 0 S: 6 P: 6	R: 0 H: 0 E: 0 LOB: 2 K: 1 BB: 2 S: 5 P: 13	R: 0 H: 0 E: 0 LOB: 0 K: 0 BB: 0 S: 3 P: 3	R: 0 H: 0 E: 0 LOB: 0 K: 2 BB: 0 S: 7 P: 7	R: 0 H: 0 E: 0 LOB: 0 K: 3 BB: 0 S: 9 P: 9	R: 0 H: 1 E: 0 LOB: 0 K: 0 BB: 0 S: 3 P: 3	R: 0 H: 1 E: 0 LOB: 1 K: 2 BB: 0 S: 8 P: 8	R: 2 H: 3 E: 0 LOB: 3 K: 0 BB: 1 S: 6 P: 10	R: 0 H: 0 E: 0 LOB: 0 K: 1 BB: 0 S: 5 P: 5	R: 0 H: 0 E: 0 LOB: 0 K: 0 BB: 1 S: 2 P: 6	R: 0 H: 1 E: 0 LOB: 2 K: 0 BB: 1 S: 3 P: 8	1B: 7 SF: 1 2B: 0 SAC: 0 3B: 1 DP: 1 HR: 0 HBP: 1						

PITCHER	IP	WLS	BF	H	R	ER	SO	BB	IBB	HBP	BLK	WP	HR	S	P	ERA	WHIP
Sam McDowell, L (1, 1) ERA: 3.21	7.1		29	7	2	2	9	1	1	0	0	0	0	45	53	2.46	1.091
Stan Williams, R (8, 1) ERA: 5.73	1.2		6	0	0	0	1	1	0	0	0	0	0	7	11	0.00	0.600
Horacio Pina, R (10, 1) ERA: 6.92	1.1	W	5	1	0	0	0	1	0	1	0	0	0	3	8	0.00	1.500
Juan Pizarro, L (11, 1) ERA: 5.82	0.1		1	0	0	0	0	0	0	0	0	0	0	1	1	0.00	0.000
Jack Hamilton, R (11, 1) ERA: 4.13	0.1	S	2	0	0	0	0	1	0	0	0	0	0	1	5	0.00	3.000

PITCHER	IP	WLS	BF	H	R	ER	SO	BB	IBB	HBP	BLK	WP	HR	S	P	ERA	WHIP

BOTTOM

Cleveland Indians @ Kansas City Royals

Municipal Stadium, Kansas City, MO

Wed May 14 1969, 8:05 PM EDT

Att. 11,977 - Unknown - 74 F

livebaseballscorecards.com

AB	36
R	2
H	8
RBI	2
BB	5
SO	10
LOB	14

WP: 0	PA: 43		
PB: 0			
SB: 1			
CS: 2			

Cleveland Indians @ Kansas City Royals

Municipal Stadium, Kansas City, MO

Thu May 15 1969, 8:05 PM EDT

Att. 9,121 - Unknown - 70 F

TOP

livebaseballscorecards.com

Batter	1	2	3	4	5	6	7	8	9	AB	R	H	RBI	BB	SO	LOB
Zoilo Versalles, R (1, 4) OBP: 0.353, SLG: 0.411	1-3		L8			6-3 3B	L5 3-3			4	1	1	0	0	0	3
Jose Cardenal, R (1, 8) OBP: 0.252, SLG: 0.321	K		F7			6-3 3-H		4-3		4	0	0	1	0	1	0
Ken Harrelson, R (1, 9) OBP: 0.254, SLG: 0.333	1B BB			F8		F8		5-3		3	0	0	0	1	0	0
Tony Horton, R (1, 3) OBP: 0.305, SLG: 0.491	1-2 1B			K		K		1-3		4	0	1	0	0	2	0
Lee Maye, L (1, 7) OBP: 0.216, SLG: 0.176	K			K			FC5-4 1B		4-3	4	0	1	0	0	2	2
Ray Fosse, R (1, 2) OBP: 0.281, SLG: 0.241		K			K		FC5-4 1B 1-2f		K	4	1	0	0	0	3	1
Larry Brown, R (1, 6) OBP: 0.356, SLG: 0.359		F7			S 1B		1B 1-2 L5 1B		F2	4	0	2	0	0	0	0
Max Alvis, R (1, 5) OBP: 0.277, SLG: 0.260		3-1			K 1-2		BB 1-3 2-H 1B			3	0	1	1	0	1	1
Luis Tiant, R (1, 1) OBP: 0.250, SLG: 0.313			6-3		F7		BB 1-2			2	0	0	0	0	0	1
Gary Kroll, R (5, 1)										0	0	0	0	0	0	0
Richie Scheinblum, S (7, PH) OBP: 0.174, SLG: 0.082										0	0	0	0	1	0	0
Jack Hamilton, R (7, 1)										0	0	0	0	0	0	0
Inning Stats	R: 0 E: 0 K: 2 S: 8 H: 1 LOB: 2 BB: 1 P: 12	R: 0 E: 0 K: 1 S: 5 H: 0 LOB: 0 BB: 0 P: 5	R: 0 E: 0 K: 0 S: 3 H: 0 LOB: 0 BB: 0 P: 3	R: 0 E: 0 K: 2 S: 7 H: 0 LOB: 0 BB: 0 P: 7	R: 0 E: 0 K: 2 S: 8 H: 1 LOB: 1 BB: 0 P: 8	R: 1 E: 0 K: 1 S: 6 H: 1 LOB: 0 BB: 0 P: 6	R: 1 E: 0 K: 0 S: 5 H: 3 LOB: 2 BB: 1 P: 9	R: 0 E: 0 K: 0 S: 3 H: 0 LOB: 0 BB: 0 P: 3	R: 0 E: 0 K: 1 S: 5 H: 0 LOB: 0 BB: 0 P: 5	1B: 5 2B: 1 3B: 1 HR: 0 SF: 0 SAC: 0 DP: 1 HBP: 0						

	AB	32
	R	2
	H	6
	RBI	2
	BB	2
	SO	9
	LOB	8

WP: 0 PB: 0 SB: 1 CS: 0 PA: 34

PITCHER		IP	WLS	BF	H	R	ER	SO	BB	IBB	HBP	BLK	WP	HR	S	P	ERA	WHIP
Mike Hedlund, R ERA: 3.14	(1, 1)	6.1	W	27	6	2	2	8	2	0	0	0	0	0	41	49	2.84	1.263
Moe Drabowsky, R ERA: 1.13	(7, 1)	2.2	S	7	0	0	0	1	0	0	0	0	0	0	9	9	0.00	0.000

PITCHER	IP	WLS	BF	H	R	ER	SO	BB	IBB	HBP	BLK	WP	HR	S	P	ERA	WHIP

Batter	1	2	3	4	5	6	7	8	9	AB	R	H	RBI	BB	SO	LOB
Jackie Hernandez, R (1, 6) OBP: 0.311, SLG: 0.305	BBBB 4-0 S BB		x 0-0 SH5-3 1B		x 0-0 ① L9	x 0-0 ② F3		x 0-0 S 1B		4	0	2	0	1	0	0
Pat Kelly, L (1, 8) OBP: 0.303, SLG: 0.265	SSS 0-3 ① K 1-2		x 0-0 ① SH5-3 1-2		BBBB 4-0 FC6-4 1B HR BB	BBBB 4-0 S BB		SSS 0-3 ② K 1-2		2	1	0	0	2	2	2
Mike Fiore, L (1, 7) OBP: 0.404, SLG: 0.347	x 0-0 ② L9		x 0-0 ② F2		x 0-0 FC6-4 1-2 1B	SSS 0-3 ③ K 1-2		x 0-0 ③ 4-3		5	0	1	0	0	1	4
Joe Foy, R (1, 5) OBP: 0.343, SLG: 0.339	x 0-0 ③ F7		x 0-0 ③ L9		x 0-0 ② FC6-4 1-2f 2-3 HR		x 0-0 E S SF8 1B			4	2	1	0	0	0	4
Ed Kirkpatrick, L (1, 9) OBP: 0.246, SLG: 0.353		BBBB 4-0 1B BB		BBBB 4-0 CS BB	x 0-0 1-H 3-H HR		x 0-0 ① SF8 1-H			1	1	1	4	2	0	0
Chuck Harrison, R (1, 3) OBP: 0.359, SLG: 0.352		x 0-0 ① F7	x 0-0 ① P4	H 1-0 1B HBP			x 0-0 1B			3	0	1	0	0	0	2
Jerry Adair, R (1, 4) OBP: 0.340, SLG: 0.323		x 0-0 1-2 1B	x 0-0 ② E6 1-2 2B	x 0-0 1-3 1B			SSS 0-3 ② K			4	1	2	0	0	1	2
Jim Campanis, R (1, 2) OBP: 0.212, SLG: 0.265		x 0-0 ② F7	x 0-0 1-H 2B	SSS 0-3 ③ K			x 0-0 ③ F8			4	0	1	1	0	1	5
Mike Hedlund, R (1, 1) OBP: 0.200, SLG: 0.200 Moe Drabowsky, R (7, 1)		SSS 0-3 ③ K	x 0-0 ③ F7			x 0-0 ① P6		SSS 0-3 ① K		3 1	0 0	0 0	0 0	0 0	1 1	3 0
Inning Stats	R: 0 H: 0 E: 0 LOB: 1 K: 1 BB: 1 S: 5 P: 9	R: 0 H: 1 E: 0 LOB: 2 K: 1 BB: 1 S: 6 P: 10	R: 0 H: 1 E: 0 LOB: 1 K: 0 BB: 0 S: 4 P: 4	R: 1 H: 1 E: 1 LOB: 1 K: 0 BB: 1 S: 4 P: 8	R: 3 H: 3 E: 0 LOB: 2 K: 1 BB: 1 S: 8 P: 13	R: 0 H: 0 E: 0 LOB: 1 K: 1 BB: 1 S: 5 P: 9	R: 1 H: 2 E: 0 LOB: 1 K: 1 BB: 0 S: 7 P: 7	R: 0 H: 1 E: 0 LOB: 1 K: 2 BB: 0 S: 8 P: 8		1B: 7 SF: 1 2B: 1 SAC: 1 3B: 0 DP: 0 HR: 1 HBP: 1				WP: 0 PA: 39 PB: 0 SB: 4 CS: 1		

PITCHER		IP	WLS	BF	H	R	ER	SO	BB	IBB	HBP	BLK	WP	HR	S	P	ERA	WHIP
Luis Tiant, R ERA: 7.51	(1, 1)	4.2	L	24	5	4	3	2	4	0	1	0	0	1	23	40	5.79	1.929
Gary Kroll, R ERA: 1.8	(5, 1)	1.1		6	1	0	0	2	1	0	0	0	0	0	9	13	0.00	1.500
Jack Hamilton, R ERA: 3.81	(7, 1)	2.0		9	3	1	0	3	0	0	0	0	0	0	15	15	0.00	1.500

PITCHER	IP	WLS	BF	H	R	ER	SO	BB	IBB	HBP	BLK	WP	HR	S	P	ERA	WHIP

BOTTOM

Cleveland Indians @ Kansas City Royals

Municipal Stadium, Kansas City, MO

Thu May 15 1969, 8:05 PM EDT

Att. 9,121 - Unknown - 70 F

livebaseballscorecards.com

AB	31
R	5
H	9
RBI	5
BB	5
SO	7
LOB	22

Batter	1	2	3	4	5	6	7	8	9	AB	R	H	RBI	BB	SO	LOB
Bert Campaneris, R (1, 6) OBP: 0.225, SLG: 0.242	5-3			F2		S 2B		4-3		4	0	1	0	0	0	0
Tommie Reynolds, R (1, 7) OBP: 0.333, SLG: 0.350	6-3			F7		F6 2-3		3-1		4	0	0	0	0	0	1
Joe Nossek, R (9, 7)										0	0	0	0	0	0	0
Reggie Jackson, L (1, 9) OBP: 0.419, SLG: 0.667	K			K		F9		F8		4	0	0	0	0	2	1
Sal Bando, R (1, 5) OBP: 0.377, SLG: 0.518		F7			K		K		F2	4	0	0	0	0	2	0
Danny Cater, R (1, 3) OBP: 0.351, SLG: 0.438		L6			K		HR 1B		HR	4	2	2	1	0	1	0
Dick Green, R (1, 4) OBP: 0.359, SLG: 0.504		K			BB		1-H HR		S 1B	3	1	2	2	1	1	0
Rick Monday, L (1, 8) OBP: 0.375, SLG: 0.442			K		BB 1-2		S 1B		K 1-2	3	0	1	0	1	2	1
Jim Pagliaroni, R (1, 2) OBP: 0.303, SLG: 0.296			F4		K		K		K	2	0	0	0	0	1	2
Phil Roof, R (7, PH) OBP: 0.240, SLG: 0.200										2	0	0	0	0	2	2
(7, 2)																
Blue Moon Odom, R (1, 1) OBP: 0.292, SLG: 0.435			K			K	5-3			3	0	0	0	0	2	1

TOP

Oakland Athletics @ Cleveland Indians

Cleveland Municipal Stadium, Cleveland, OH

Fri May 16 1969, 7:05 PM EDT
Att. 7,572 - Unknown

livebaseballscorecards.com

AB	33
R	3
H	6
RBI	3
BB	2
SO	13
LOB	8

Inning Stats	1	2	3	4	5	6	7	8	9
	R: 0 E: 0 K: 1 S: 5	H: 0 LOB: 0 BB: 0 P: 5	R: 0 E: 0 K: 1 S: 5	H: 0 LOB: 0 BB: 0 P: 5	R: 0 E: 0 K: 2 S: 7	H: 0 LOB: 0 BB: 0 P: 7	R: 0 E: 0 K: 1 S: 5	H: 0 LOB: 0 BB: 0 P: 5	R: 0 E: 0 K: 3 S: 9	H: 0 LOB: 2 BB: 2 P: 17
	R: 0 E: 0 K: 1 S: 6	H: 1 LOB: 1 BB: 0 P: 6	R: 2 E: 0 K: 2 S: 10	H: 3 LOB: 1 BB: 0 P: 10	R: 0 E: 0 K: 0 S: 3	H: 0 LOB: 0 BB: 0 P: 3	R: 1 E: 0 K: 2 S: 9	H: 2 LOB: 1 BB: 0 P: 9		

1B: 3	SF: 0
2B: 1	SAC: 0
3B: 0	DP: 0
HR: 2	HBP: 0

WP: 0	PA: 35
PB: 0	
SB: 3	
CS: 0	

PITCHER		IP	WLS	BF	H	R	ER	SO	BB	IBB	HBP	BLK	WP	HR	S	P	ERA	WHIP
Mike Paul, L ERA: 4.58	(1, 1)	7.0	L	27	4	2	2	11	2	0	0	0	0	1	47	55	2.57	0.857
Stan Williams, R ERA: 5.67	(8, 1)	2.0		8	2	1	1	2	0	0	0	0	0	1	12	12	4.50	1.000

PITCHER	IP	WLS	BF	H	R	ER	SO	BB	IBB	HBP	BLK	WP	HR	S	P	ERA	WHIP

BOTTOM

Oakland Athletics @ Cleveland Indians

Cleveland Municipal Stadium, Cleveland, OH

Fri May 16 1969, 7:05 PM EDT

Att. 7,572 - Unknown

livebaseballscorecards.com

Batter	1	2	3	4	5	6	7	8	9	AB	R	H	RBI	BB	SO	LOB
Zoilo Versalles, R (1, 4) OBP: 0.337, SLG: 0.390	6-3		K		6-3		F7			4	0	0	0	0	1	2
Jose Cardenal, R (1, 8) OBP: 0.252, SLG: 0.313	6-3		1-3			5-3 WP 7-2 BB	F7			3	0	0	0	1	0	2
Ken Harrelson, R (1, 9) OBP: 0.264, SLG: 0.330 Chuck Hinton, R (6, PR) OBP: 0.314, SLG: 0.394 Russ Snyder, L (7, 9) OBP: 0.386, SLG: 0.347	FC6-4 BB		6-3			5-3 1-2 BB		G1-4-3 1B		1 0 1	0 0 0	0 0 1	0 0 0	2 0 0	0 0 0	0 0 0
Tony Horton, R (1, 3) OBP: 0.295, SLG: 0.474	FC6-4 1-2f			5-3		5-3 1-2 2-3		G1-4-3 1-2f		4	0	0	0	0	0	4
Lee Maye, L (1, 7) OBP: 0.244, SLG: 0.189		4-3		1B		IBB		4-3		3	0	1	0	1	0	0
Ray Fosse, R (1, 2) OBP: 0.278, SLG: 0.242		E 1B		F7		7-2 3-Hf			6-3	4	0	1	0	0	0	4
Larry Brown, R (1, 6) OBP: 0.361, SLG: 0.358		E8 1-3 1B		F9			FC5-4 BB		3-1	3	0	1	0	1	0	1
Max Alvis, R (1, 5) OBP: 0.287, SLG: 0.272		K			G5-6-3 1B		FC5-4 1B 1-2f		1B	4	0	2	0	0	1	3
Mike Paul, L (1, 1) Richie Scheinblum, S (7, PH) OBP: 0.186, SLG: 0.097 Stan Williams, R (8, 1) OBP: 0.100, SLG: 0.100 Cap Peterson, R (9, PH) OBP: 0.444, SLG: 0.333		5-3			G5-6-3 1-2f		1-2 1B		F3	2 1 0 1	0 0 0 0	0 1 0 0	0 0 0 0	0 0 0 0	0 0 0 0	3 0 0 1
Inning Stats	R: 0 H: 0 E: 0 LOB: 1 K: 0 BB: 1 S: 3 P: 7	R: 0 H: 2 E: 1 LOB: 2 K: 1 BB: 0 S: 7 P: 7	R: 0 H: 0 E: 0 LOB: 0 K: 1 BB: 0 S: 5 P: 5	R: 0 H: 1 E: 0 LOB: 1 K: 0 BB: 0 S: 4 P: 4	R: 0 H: 1 E: 0 LOB: 0 K: 0 BB: 0 S: 3 P: 3	R: 0 H: 0 E: 0 LOB: 2 K: 0 BB: 3 S: 2 P: 14	R: 0 H: 1 E: 0 LOB: 2 K: 0 BB: 1 S: 4 P: 8	R: 0 H: 1 E: 0 LOB: 0 K: 0 BB: 0 S: 3 P: 3	R: 0 H: 1 E: 0 LOB: 1 K: 0 BB: 0 S: 4 P: 4	1B: 7 SF: 0 2B: 1 SAC: 0 3B: 0 DP: 3 HR: 0 HBP: 0				WP: 1 PA: 36 PB: 0 SB: 0 CS: 0			

	AB	31
	R	0
	H	7
	RBI	0
	BB	5
	SO	2
	LOB	20

PITCHER	IP	WLS	BF	H	R	ER	SO	BB	IBB	HBP	BLK	WP	HR	S	P	ERA	WHIP
Blue Moon Odom, R (1, 1) ERA: 2.31	9.0	W	36	7	0	0	2	4	1	0	0	1	0	35	55	0.00	1.222

PITCHER	IP	WLS	BF	H	R	ER	SO	BB	IBB	HBP	BLK	WP	HR	S	P	ERA	WHIP

Oakland Athletics @ Cleveland Indians

Cleveland Municipal Stadium, Cleveland, OH

Sat May 17 1969, 3:33 AM EDT

Att. 5,162 - Unknown

TOP

livebaseballscorecards.com

Batter	1	2	3	4	5	6	7	8	9	AB	R	H	RBI	BB	SO	LOB
Bert Campaneris, R (1, 6) OBP: 0.217, SLG: 0.234	6-3		L6	5-3			F7		F9	5	0	0	0	0	0	1
Tommie Reynolds, R (1, 7) OBP: 0.336, SLG: 0.356	1B 2B		4-3	6-3			BB		1-3	4	1	1	0	1	0	1
Reggie Jackson, L (1, 9) OBP: 0.414, SLG: 0.650	K		FC6-4 1B		L6		F4			4	0	1	0	0	1	2
Sal Bando, R (1, 5) OBP: 0.373, SLG: 0.508	2-H 1B		FC6-4 1-2f		F4		F4			4	0	1	1	0	0	2
Danny Cater, R (1, 3) OBP: 0.355, SLG: 0.439	F7			BB 1B 1B	5-3			G6-4-3 1B		4	1	2	0	0	0	1
Dick Green, R (1, 4) OBP: 0.363, SLG: 0.500		F9		1B 2B BB 1-2		FC1-5 1B		G6-4-3 1-2f		3	1	1	0	1	0	1
Rick Monday, L (1, 8) OBP: 0.397, SLG: 0.454		1B HBP		2B 1B 1-3 2-H		FC1-5 1-2 1B		BB		2	1	2	1	1	0	0
Dave Duncan, R (1, 2) OBP: 0.184, SLG: 0.159		G6-3 1-2 1B		1-H 3-H 2B		FC1-5 1-3 1-2 2-3f		K		4	0	2	2	0	1	3
Catfish Hunter, R (1, 1) OBP: 0.250, SLG: 0.350 Jose Tartabull, L (9, PH)		G6-3 1-2f		K		1-3 1-2f			G3	3 1	0 0	0 0	0 0	0 0	1 0	5 0
Inning Stats	R: 1 H: 2 E: 0 LOB: 1 K: 1 BB: 0 S: 7 P: 7	R: 0 H: 1 E: 0 LOB: 1 K: 0 BB: 0 S: 3 P: 4	R: 0 H: 1 E: 0 LOB: 1 K: 0 BB: 0 S: 4 P: 4	R: 3 H: 3 E: 0 LOB: 1 K: 1 BB: 1 S: 8 P: 12	R: 0 H: 0 E: 0 LOB: 0 K: 0 BB: 0 S: 3 P: 3	R: 0 H: 2 E: 0 LOB: 1 K: 0 BB: 0 S: 4 P: 4	R: 0 H: 0 E: 0 LOB: 1 K: 0 BB: 1 S: 3 P: 7	R: 0 H: 1 E: 0 LOB: 1 K: 1 BB: 1 S: 5 P: 9	R: 0 H: 0 E: 0 LOB: 0 K: 0 BB: 0 S: 3 P: 3	1B: 8 SF: 0 2B: 3 SAC: 0 3B: 0 DP: 3 HR: 0 HBP: 1				WP: 0 PA: 38 PB: 0 SB: 0 CS: 0		

	AB	34
	R	4
	H	10
	RBI	4
	BB	3
	SO	3
	LOB	16

PITCHER	IP	WLS	BF	H	R	ER	SO	BB	IBB	HBP	BLK	WP	HR	S	P	ERA	WHIP
Dick Ellsworth, L (1, 1) ERA: 5.57	3.0		16	6	4	4	1	1	0	1	0	0	0	16	21	12.00	2.333
Jack Hamilton, R (4, 1) ERA: 3.67	1.0		4	1	0	0	1	0	0	0	0	0	0	6	6	0.00	1.000
Stan Williams, R (5, 1) ERA: 5.04	5.0	W	18	3	0	0	1	2	0	0	0	0	0	18	26	0.00	1.000

PITCHER	IP	WLS	BF	H	R	ER	SO	BB	IBB	HBP	BLK	WP	HR	S	P	ERA	WHIP

Batter	1	2	3	4	5	6	7	8	9	AB	R	H	RBI	BB	SO	LOB
Zoilo Versalles, R (1, 4) OBP: 0.333, SLG: 0.400	0-0 1B WP 2B	0-3 K		0-0 SF8 2-3 3-H			0-0 F8			3	1	1	1	0	1	2
Jose Cardenal, R (1, 8) OBP: 0.252, SLG: 0.310	0-0 WP S HR 2-3 1B	0-0 G5-3 2-3f		0-0 F9			0-0 5-3			4	1	1	0	0	0	3
Ken Harrelson, R (1, 9) (9, 3) OBP: 0.264, SLG: 0.321	BBBB 4-0 HR 1-3 3-H BB		0-0 F9		0-0 F9			0-0 F8		3	1	0	0	1	0	0
Tony Horton, R (1, 3) OBP: 0.310, SLG: 0.504 Chuck Hinton, R (8, PR) OBP: 0.314, SLG: 0.394 Russ Snyder, L (9, 9) OBP: 0.386, SLG: 0.347	0-0 1-H 3-H HR		BBBB 4-0 BB		0-0 F9			0-0 G4-6-3 1B		3 0 0	1 0 0	2 0 0	3 0 0	1 0 0	0 0 0	0 0 0
Lee Maye, L (1, 7) OBP: 0.222, SLG: 0.171	0-0 F9		0-0 F8		0-0 4-3			0-0 G4-6-3 1-2f		4	0	0	0	0	0	2
Ray Fosse, R (1, 2) OBP: 0.256, SLG: 0.222	SSS 0-3 K		0-0 F2			SSS 0-3 K				3	0	0	0	0	2	1
Larry Brown, R (1, 6) OBP: 0.352, SLG: 0.349	0-0 L7			0-0 F4		0-0 F7				3	0	0	0	0	0	0
Max Alvis, R (1, 5) OBP: 0.300, SLG: 0.289		0-0 G5-3 2B		BBBB 4-0 2B SF8 BB		0-0 L6				2	1	1	0	1	0	0
Dick Ellsworth, L (1, 1) OBP: 0.182, SLG: 0.100 Jack Hamilton, R (4, 1) Richie Scheinblum, S (4, PH) OBP: 0.197, SLG: 0.127 Stan Williams, R (5, 1) OBP: 0.091, SLG: 0.091		BBBB 4-0 BB		0-0 SF8 1-3 2B			SSS 0-3 K			0 0 1 1	0 0 0 0	0 0 1 0	0 0 0 0	1 0 0 0	0 0 0 1	0 0 0 0
Inning Stats	R: 4 E: 0 K: 1 S: 8 H: 3 LOB: 0 BB: 1 P: 12	R: 0 E: 0 K: 1 S: 5 H: 1 LOB: 1 BB: 1 P: 9	R: 0 E: 0 K: 0 S: 3 H: 0 LOB: 1 BB: 1 P: 7	R: 1 E: 0 K: 0 S: 4 H: 1 LOB: 1 BB: 1 P: 8	R: 0 E: 0 K: 0 S: 3 H: 0 LOB: 0 BB: 0 P: 3	R: 0 E: 0 K: 1 S: 5 H: 0 LOB: 0 BB: 0 P: 5	R: 0 E: 0 K: 1 S: 5 H: 0 LOB: 0 BB: 0 P: 5	R: 0 E: 0 K: 0 S: 3 H: 1 LOB: 1 BB: 0 P: 3		1B: 2 2B: 3 3B: 0 HR: 1	SF: 1 SAC: 0 DP: 2 HBP: 0				WP: 1 PB: 0 SB: 1 CS: 0	PA: 32	

PITCHER	IP	WLS	BF	H	R	ER	SO	BB	IBB	HBP	BLK	WP	HR	S	P	ERA	WHIP
Catfish Hunter, R (1, 1) ERA: 3.64	8.0	L	32	6	5	5	4	4	0	0	0	1	1	36	52	5.62	1.250

PITCHER	IP	WLS	BF	H	R	ER	SO	BB	IBB	HBP	BLK	WP	HR	S	P	ERA	WHIP

BOTTOM

Oakland Athletics @ Cleveland Indians

Cleveland Municipal Stadium, Cleveland, OH

Sat May 17 1969, 3:33 AM EDT

Att. 5,162 - Unknown

livebaseballscorecards.com

AB	27
R	5
H	6
RBI	4
BB	4
SO	4
LOB	8

Batter	1	2	3	4	5	6	7	8	9	AB	R	H	RBI	BB	SO	LOB
Jackie Hernandez, R (1, 6) OBP: 0.308, SLG: 0.291	F9		FC4 1-2f			6-3			6-3	4	0	0	0	0	0	1
Jerry Adair, R (1, 4) OBP: 0.325, SLG: 0.308	F3			K			P4		L7	4	0	0	0	0	1	0
Lou Piniella, R (1, 7) OBP: 0.311, SLG: 0.496	K			K			HR			3	1	1	1	0	2	0
Joe Foy, R (1, 5) OBP: 0.327, SLG: 0.333		F9		4-3			6-3			3	0	0	0	0	0	0
Chuck Harrison, R (1, 3) OBP: 0.312, SLG: 0.294		F7			1-3		F9			3	0	0	0	0	0	0
Bob Oliver, R (1, 8) OBP: 0.295, SLG: 0.398		K			6-3			K		3	0	0	0	0	2	0
Ed Kirkpatrick, L (1, 9) OBP: 0.250, SLG: 0.354			FC4 1B		4-3			F7		3	0	1	0	0	0	0
Jim Campanis, R (1, 2) OBP: 0.197, SLG: 0.241			F9			5-3		P5		3	0	0	0	0	0	1
Mike Hedlund, R (1, 1) OBP: 0.167, SLG: 0.167			K			K			6-3	2	0	0	0	0	2	1
Dave Wickersham, R (6, 1)										0	0	0	0	0	0	0
Juan Rios, R (9, PH) OBP: 0.340, SLG: 0.262										1	0	0	0	0	0	0
Inning Stats	R: 0 E: 0 K: 1 S: 5 H: 0 LOB: 0 BB: 0 P: 5	R: 0 E: 0 K: 1 S: 5 H: 0 LOB: 0 BB: 0 P: 5	R: 0 E: 0 K: 1 S: 6 H: 1 LOB: 1 BB: 0 P: 6	R: 0 E: 0 K: 2 S: 7 H: 0 LOB: 0 BB: 0 P: 7	R: 0 E: 0 K: 0 S: 3 H: 0 LOB: 0 BB: 0 P: 3	R: 0 E: 0 K: 1 S: 5 H: 0 LOB: 0 BB: 0 P: 5	R: 1 E: 0 K: 0 S: 4 H: 1 LOB: 0 BB: 0 P: 4	R: 0 E: 0 K: 1 S: 5 H: 0 LOB: 0 BB: 0 P: 5	R: 0 E: 0 K: 0 S: 3 H: 0 LOB: 0 BB: 0 P: 3	1B: 1 2B: 0 3B: 0 HR: 1	SF: 0 SAC: 0 DP: 0 HBP: 0						

PITCHER	IP	WLS	BF	H	R	ER	SO	BB	IBB	HBP	BLK	WP	HR	S	P	ERA	WHIP
Sam McDowell, L (1, 1) ERA: 2.89	9.0	W	29	2	1	1	7	0	0	0	0	0	1	43	43	1.00	0.222

PITCHER	IP	WLS	BF	H	R	ER	SO	BB	IBB	HBP	BLK	WP	HR	S	P	ERA	WHIP

TOP

Kansas City Royals @ Cleveland Indians

Cleveland Municipal Stadium, Cleveland, OH

Tue May 20 1969, 7:05 PM EDT

Att. 3,622 - Unknown

livebaseballscorecards.com

AB	29
R	1
H	2
RBI	1
BB	0
SO	7
LOB	3

WP: 0 PB: 0 SB: 0 CS: 0 PA: 29

Batter	1	2	3	4	5	6	7	8	9	AB	R	H	RBI	BB	SO	LOB
Zoilo Versalles, R (1, 4) OBP: 0.320, SLG: 0.381	F8		K		6-3		G3			4	0	0	0	0	1	0
Vern Fuller, R (8, 4) OBP: 0.224, SLG: 0.119										0	0	0	0	0	0	0
Jose Cardenal, R (1, 8) OBP: 0.260, SLG: 0.342	5-3		1B			HR	F8			4	1	2	1	0	0	0
Ken Harrelson, R (1, 9) OBP: 0.256, SLG: 0.310	6-3			L7		F5	F3			4	0	0	0	0	0	0
(9, 3)																
Tony Horton, R (1, 3) OBP: 0.308, SLG: 0.496		1B 2B 1B		K		K		5-3		4	1	1	0	0	2	0
Russ Snyder, L (9, 9) OBP: 0.386, SLG: 0.347										0	0	0	0	0	0	0
Lee Maye, L (1, 7) OBP: 0.245, SLG: 0.200		K		BB 1B		1B 2B 1B		4-3		4	1	2	0	0	1	1
Larry Brown, R (1, 6) OBP: 0.364, SLG: 0.357		1-3 2B 1B		BBB 1-2 BB		1-2 2B 1B		P4		3	1	2	0	1	0	0
Ray Fosse, R (1, 2) OBP: 0.262, SLG: 0.256		F5		L8		E 1-H 2-H 2B				3	0	1	2	0	0	4
Max Alvis, R (1, 5) OBP: 0.301, SLG: 0.302		1-H 3-H 2B			P4	E6 FC6-4 2-3				3	0	1	1	0	0	1
Sam McDowell, L (1, 1) OBP: 0.150, SLG: 0.150			F2		4-3	FC6-4 1-2f				3	0	0	0	0	0	2
Inning Stats	R: 0 E: 0 K: 0 S: 3 H: 0 LOB: 0 BB: 0 P: 3	R: 1 E: 0 K: 1 S: 7 H: 3 LOB: 2 BB: 0 P: 7	R: 0 E: 0 K: 1 S: 5 H: 1 LOB: 1 BB: 0 P: 5	R: 0 E: 0 K: 1 S: 6 H: 1 LOB: 2 BB: 1 P: 10	R: 0 E: 0 K: 0 S: 3 H: 0 LOB: 0 BB: 0 P: 3	R: 3 E: 1 K: 1 S: 10 H: 4 LOB: 2 BB: 0 P: 10	R: 0 E: 0 K: 0 S: 3 H: 0 LOB: 0 BB: 0 P: 3	R: 0 E: 0 K: 0 S: 3 H: 0 LOB: 0 BB: 0 P: 3		1B: 6 2B: 2 3B: 0 HR: 1	SF: 0 SAC: 0 DP: 0 HBP: 0						

PITCHER	IP	WLS	BF	H	R	ER	SO	BB	IBB	HBP	BLK	WP	HR	S	P	ERA	WHIP
Mike Hedlund, R (1, 1) ERA: 3.67	5.2	L	25	9	4	4	4	1	0	0	0	0	1	32	36	6.35	1.765
Dave Wickersham, R (6, 1) ERA: 2.39	2.1		8	0	0	0	0	0	0	0	0	0	0	8	8	0.00	0.000

PITCHER	IP	WLS	BF	H	R	ER	SO	BB	IBB	HBP	BLK	WP	HR	S	P	ERA	WHIP

BOTTOM

Kansas City Royals @ Cleveland Indians

Cleveland Municipal Stadium, Cleveland, OH

Tue May 20 1969, 7:05 PM EDT

Att. 3,622 - Unknown

livebaseballscorecards.com

AB	32
R	4
H	9
RBI	4
BB	1
SO	4
LOB	8

Batter	1	2	3	4	5	6	7	8	9	AB	R	H	RBI	BB	SO	LOB
Jackie Hernandez, R (1, 6) OBP: 0.315, SLG: 0.292	B B B B 4-0 CS BB		x 0-0 S 1B			x 0-0 ① 6-3		x 0-0 ② P6		3	0	1	0	1	0	0
Jerry Adair, R (1, 4) OBP: 0.322, SLG: 0.333	x 0-0 ① 1-2 HR		x 0-0 ② F9 1-2			x 0-0 ② P6		x 0-0 ③ F8		4	1	1	1	0	0	1
Lou Piniella, R (1, 7) OBP: 0.301, SLG: 0.480	S S S 0-3 ② K		S S S 0-3 ③ K			x 0-0 ③ F8			x 0-0 ① 6-3	4	0	0	0	0	2	1
Joe Foy, R (1, 5) OBP: 0.331, SLG: 0.338	x 0-0 BLK 1B			x 0-0 ① F8			x 0-0 ① F8		x 0-0 HR 1B	4	1	2	0	0	0	0
Chuck Harrison, R (1, 3) OBP: 0.309, SLG: 0.326	x 0-0 ③ F7 1-2			x 0-0 ② 6-3			x 0-0 HR		x 0-0 ② F9	4	1	1	1	0	0	2
Bob Oliver, R (1, 8) OBP: 0.303, SLG: 0.435		x 0-0 ① P6		x 0-0 ③ 4-3			x 0-0 1B		x 0-0 1-H HR	4	1	2	2	0	0	0
Ed Kirkpatrick, L (1, 9) OBP: 0.237, SLG: 0.333		S S S 0-3 ② K			x 0-0 ① G3		x 0-0 ② F9		x 0-0 ③ F7	4	0	0	0	0	1	1
Ellie Rodriguez, R (1, 2) OBP: 0.294, SLG: 0.220		x 0-0 ③ 1-6-3			B B B B 4-0 CS BB		x 0-0 ③ P6			2	0	0	0	1	0	1
Roger Nelson, R (1, 1) OBP: 0.190, SLG: 0.150			x 0-0 ① L5		x 0-0 ② ③ 6-3 1-2			x 0-0 ① 5-3		3	0	0	0	0	0	1
Inning Stats	R: 1 H: 2 E: 0 LOB: 1 K: 1 BB: 1 S: 6 P: 10	R: 0 H: 0 E: 0 LOB: 0 K: 1 BB: 0 S: 5 P: 5	R: 0 H: 1 E: 0 LOB: 1 K: 1 BB: 0 S: 6 P: 6	R: 0 H: 0 E: 0 LOB: 0 K: 0 BB: 0 S: 3 P: 3	R: 0 H: 0 E: 0 LOB: 0 K: 0 BB: 1 S: 2 P: 6	R: 0 H: 0 E: 0 LOB: 0 K: 0 BB: 0 S: 3 P: 3	R: 1 H: 2 E: 0 LOB: 1 K: 0 BB: 0 S: 5 P: 5	R: 0 H: 0 E: 0 LOB: 0 K: 0 BB: 0 S: 3 P: 3	R: 2 H: 2 E: 0 LOB: 0 K: 0 BB: 0 S: 5 P: 5	1B: 4 SF: 0 2B: 0 SAC: 0 3B: 0 DP: 0 HR: 3 HBP: 0						WP: 0 PA: 34 PB: 0 SB: 1 CS: 2	

PITCHER		IP	WLS	BF	H	R	ER	SO	BB	IBB	HBP	BLK	WP	HR	S	P	ERA	WHIP
Mike Paul, L ERA: 4.01	(1, 1)	7.0	L	26	5	2	2	3	2	0	0	1	0	2	30	38	2.57	1.000
Stan Williams, R ERA: 5.21	(8, 1)	2.0		8	2	2	2	0	0	0	0	0	0	1	8	8	9.00	1.000

PITCHER	IP	WLS	BF	H	R	ER	SO	BB	IBB	HBP	BLK	WP	HR	S	P	ERA	WHIP

TOP

Kansas City Royals @ Cleveland Indians

Cleveland Municipal Stadium, Cleveland, OH

Wed May 21 1969, 7:05 PM EDT
Att. 3,817 - Unknown - 54 F

livebaseballscorecards.com

AB	32
R	4
H	7
RBI	4
BB	2
SO	3
LOB	7

Kansas City Royals @ Cleveland Indians

Cleveland Municipal Stadium, Cleveland, OH

Wed May 21 1969, 7:05 PM EDT

Att. 3,817 - Unknown - 54 F

livebaseballscorecards.com

BOTTOM

Batter	1	2	3	4	5	6	7	8	9	AB	R	H	RBI	BB	SO	LOB
Zoilo Versalles, R (1, 4) OBP: 0.317, SLG: 0.375	G6-4-3 1B		L7		4-3			F7		4	0	1	0	0	0	2
Jose Cardenal, R (1, 8) OBP: 0.259, SLG: 0.339	G6-4-3 1-2f		F8			K		G5-4-3 1B		4	0	1	0	0	1	1
Ken Harrelson, R (1, 9) OBP: 0.248, SLG: 0.299	E6			K		K		G5-4-3 1-2f		4	0	0	0	0	2	1
Tony Horton, R (1, 3) OBP: 0.299, SLG: 0.480	F8			6-3		6-3			P6	4	0	0	0	0	0	1
Lee Maye, L (1, 7) OBP: 0.245, SLG: 0.204		L8		P6			1B 1B		4-3	4	0	1	0	0	0	0
Larry Brown, R (1, 6) OBP: 0.368, SLG: 0.362		1B			1B FC5-6-5 1B		K		1-3	4	0	2	0	0	1	1
Ray Fosse, R (1, 2) OBP: 0.244, SLG: 0.238		K			F8		P6			3	0	0	0	0	1	3
Max Alvis, R (1, 5) OBP: 0.313, SLG: 0.315		F8			FC5-6-5 1-3 1B		1-2 1B			3	0	2	0	0	0	1
Mike Paul, L (1, 1)			6-3		FC5-6-5 1-3 3-H		P6			2	0	0	0	0	0	2
Richie Scheinblum, S (7, PH) OBP: 0.194, SLG: 0.125										1	0	0	0	0	0	2
Stan Williams, R (8, 1) OBP: 0.091, SLG: 0.091										0	0	0	0	0	0	0
Inning Stats	R: 0 E: 1 K: 0 S: 4 H: 1 LOB: 1 BB: 0 P: 4	R: 0 E: 0 K: 1 S: 6 H: 1 LOB: 1 BB: 0 P: 6	R: 0 E: 0 K: 0 S: 3 H: 0 LOB: 0 BB: 0 P: 3	R: 0 E: 0 K: 1 S: 5 H: 0 LOB: 0 BB: 0 P: 5	R: 0 E: 0 K: 0 S: 5 H: 2 LOB: 2 BB: 0 P: 5	R: 0 E: 0 K: 2 S: 7 H: 0 LOB: 0 BB: 0 P: 7	R: 0 E: 0 K: 1 S: 7 H: 2 LOB: 2 BB: 0 P: 7	R: 0 E: 0 K: 0 S: 3 H: 1 LOB: 0 BB: 0 P: 3	R: 0 E: 0 K: 0 S: 3 H: 0 LOB: 0 BB: 0 P: 3	1B: 7 2B: 0 3B: 0 HR: 0 SF: 0 SAC: 0 DP: 2 HBP: 0						

	AB	33
	R	0
	H	7
	RBI	0
	BB	0
	SO	5
	LOB	14

PITCHER	IP	WLS	BF	H	R	ER	SO	BB	IBB	HBP	BLK	WP	HR	S	P	ERA	WHIP
Roger Nelson, R (1, 1) ERA: 2.95	9.0	W	33	7	0	0	5	0	0	0	0	0	0	43	43	0.00	0.778

PITCHER	IP	WLS	BF	H	R	ER	SO	BB	IBB	HBP	BLK	WP	HR	S	P	ERA	WHIP

Kansas City Royals @ Cleveland Indians

Cleveland Municipal Stadium, Cleveland, OH

Thu May 22 1969, 7:05 PM EDT

Att. 3,148 - Unknown - 51 F

livebaseballscorecards.com

TOP

Batter	1	2	3	4	5	6	7	8	9	AB	R	H	RBI	BB	SO	LOB
Jackie Hernandez, R (1, 6) OBP: 0.313, SLG: 0.284	5-3		6-3		6-3		BB		K	3	0	0	0	1	0	0
Hawk Taylor, R (9, PH) OBP: 0.321, SLG: 0.643										1	0	0	0	0	1	0
Pat Kelly, L (1, 8) OBP: 0.306, SLG: 0.312	S 1B		G3			WP 3B	L8			4	1	2	0	0	0	1
Dave Wickersham, R (7, 1)										0	0	0	0	0	0	0
Mike Fiore, L (1, 3) OBP: 0.387, SLG: 0.329	L9			E4 FC5 1B		K		F8		4	0	0	0	0	1	2
Joe Foy, R (1, 5) OBP: 0.323, SLG: 0.329	4-3 1-2			K		4-3 3-H		6-3		4	0	0	0	0	1	2
Ed Kirkpatrick, L (1, 2) OBP: 0.250, SLG: 0.342		F7		L8		1B 1B		E 1B		4	0	2	0	0	0	1
Jerry Adair, R (1, 4) OBP: 0.328, SLG: 0.339		4-3		1-2 1B		FC3-6 1-2 1B		E4 1-3		4	0	2	0	0	0	1
Joe Keough, L (1, 9) OBP: 0.195, SLG: 0.160		BB		FC5 2-3f		FC3-6 1-2f		6-3		3	0	0	0	1	0	6
Bob Oliver, R (1, 7) OBP: 0.291, SLG: 0.417 (7, 8)		F9			L8		F7		K	4	0	0	0	0	1	1
Dick Drago, R (1, 1)			1-3		6-3		6-3		G1	2	0	0	0	0	0	0
Lou Piniella, R (7, PH) OBP: 0.297, SLG: 0.472 (7, 7)										2	0	0	0	0	0	0

	AB	35
	R	1
	H	6
	RBI	0
	BB	2
	SO	4
	LOB	14

Inning Stats										
	R: 0	H: 1	R: 0	H: 0	R: 0	H: 0	R: 0	H: 1	R: 0	H: 0
	E: 0	LOB: 1	E: 0	LOB: 1	E: 0	LOB: 0	E: 1	LOB: 2	E: 0	LOB: 0
	K: 0	BB: 0	K: 0	BB: 1	K: 0	BB: 0	K: 1	BB: 0	K: 0	BB: 0
	S: 4	P: 4	S: 3	P: 7	S: 3	P: 3	S: 7	P: 7	S: 3	P: 3

	R: 1	H: 3	R: 0	H: 0	R: 0	H: 1	R: 0	H: 0	1B: 5	SF: 0	WP: 1	PA: 37
	E: 0	LOB: 2	E: 0	LOB: 1	E: 1	LOB: 2	E: 0	LOB: 1	2B: 0	SAC: 0	PB: 0	
	K: 1	BB: 0	K: 0	BB: 1	K: 2	BB: 0	K: 0	BB: 0	3B: 1	DP: 0	SB: 1	
	S: 8	P: 8	S: 3	P: 7	S: 7	P: 7	S: 5	P: 5	HR: 0	HBP: 0	CS: 0	

PITCHER		IP	WLS	BF	H	R	ER	SO	BB	IBB	HBP	BLK	WP	HR	S	P	ERA	WHIP
Horacio Pina, R ERA: 5.3	(1, 1)	5.2	W	24	5	1	1	2	1	0	0	0	1	0	27	31	1.59	1.059
Stan Williams, R ERA: 4.86	(6, 1)	3.1	S	13	1	0	0	2	1	0	0	0	0	0	16	20	0.00	0.600

PITCHER	IP	WLS	BF	H	R	ER	SO	BB	IBB	HBP	BLK	WP	HR	S	P	ERA	WHIP

BOTTOM

Kansas City Royals @ Cleveland Indians

Cleveland Municipal Stadium, Cleveland, OH

Thu May 22 1969, 7:05 PM EDT

Att. 3,148 - Unknown - 51 F

livebaseballscorecards.com

Batter	1	2	3	4	5	6	7	8	9	AB	R	H	RBI	BB	SO	LOB
Zoilo Versalles, R (1, 4) OBP: 0.324, SLG: 0.391	FC6-4 1B	FC3-6 HBP 1B BB; 1-2f 2-3		5-3		2B				4	1	2	0	0	0	2
Jose Cardenal, R (1, 8) OBP: 0.259, SLG: 0.336	FC6-4 F8 1B; 1-2f	BB HBP 1B; 1-2 3-H		K		4-3				4	0	1	1	0	1	2
Lee Maye, L (1, 7) OBP: 0.263, SLG: 0.212	FC4 1B; 1-2	BB HBP; 1-2 2-3		F7			L9			3	0	1	0	0	0	0
Ken Harrelson, R (1, 9) (8, 3) OBP: 0.248, SLG: 0.292	F8; 2-3	BBB BB; 1-2 2-3 3-H			L1-3		5-3			3	0	0	1	1	0	2
Tony Horton, R (1, 3) OBP: 0.290, SLG: 0.466 Russ Snyder, L (8, 9) OBP: 0.386, SLG: 0.347	FC4; 1-2f	K			P5		K			4 0	0 0	0 0	0 0	0 0	2 0	5 0
Max Alvis, R (1, 5) OBP: 0.330, SLG: 0.333		1B 1B 1B	1B		FC5-4 1B			6-3		4	1	3	0	0	0	0
Larry Brown, R (1, 6) OBP: 0.365, SLG: 0.358		FC3-6 1B 1B; 1-3 1B	P1		FC5-4; 1-2f			K		4	1	1	0	0	1	2
Ray Fosse, R (1, 2) OBP: 0.245, SLG: 0.304		K	F8			6-3		HR		4	1	1	1	0	1	3
Horacio Pina, R (1, 1) OBP: 0.500, SLG: 0.500 Stan Williams, R (6, 1) OBP: 0.077, SLG: 0.077		FC3-6; 1-2 3-H	K			1-3		K		2 2	0 0	1 0	1 0	0 0	1 1	1 0
Inning Stats	R: 0 E: 0 K: 0 S: 5 H: 2 LOB: 2 BB: 0 P: 5	R: 3 E: 0 K: 2 S: 11 H: 4 LOB: 3 BB: 1 P: 16	R: 0 E: 0 K: 1 S: 6 H: 1 LOB: 1 BB: 0 P: 6	R: 0 E: 0 K: 1 S: 5 H: 0 LOB: 0 BB: 0 P: 5	R: 0 E: 0 K: 0 S: 4 H: 1 LOB: 1 BB: 0 P: 4	R: 0 E: 0 K: 0 S: 4 H: 1 LOB: 1 BB: 0 P: 4	R: 0 E: 0 K: 1 S: 5 H: 0 LOB: 0 BB: 0 P: 5	R: 1 E: 0 K: 2 S: 8 H: 1 LOB: 0 BB: 0 P: 8		1B: 8 2B: 1 3B: 0 HR: 1	SF: 0 SAC: 0 DP: 0 HBP: 1			WP: 0 PB: 0 SB: 0 CS: 0	PA: 36		

PITCHER	IP	WLS	BF	H	R	ER	SO	BB	IBB	HBP	BLK	WP	HR	S	P	ERA	WHIP
Dick Drago, R (1, 1) ERA: 3.18	6.0	L	29	9	3	3	4	1	0	1	0	0	0	35	40	4.50	1.667
Dave Wickersham, R (7, 1) ERA: 2.54	2.0		7	1	1	1	3	0	0	0	0	0	1	13	13	4.50	0.500

PITCHER	IP	WLS	BF	H	R	ER	SO	BB	IBB	HBP	BLK	WP	HR	S	P	ERA	WHIP

AB	34
R	4
H	10
RBI	4
BB	1
SO	7
LOB	17

Seattle Pilots @ Cleveland Indians

Cleveland Municipal Stadium, Cleveland, OH

Fri May 23 1969, 7:05 PM EDT

Att. 5,633 - Unknown

TOP

livebaseballscorecards.com

Batter	1	2	3	4	5	6	7	8	9	AB	R	H	RBI	BB	SO	LOB
Tommy Harper, R (1, 4) OBP: 0.412, SLG: 0.389	F7		S 2B		6-3			E6 FC6-4		4	0	1	0	0	0	0
Dick Simpson, R (1, 8) OBP: 0.389, SLG: 0.357	E6 1B E		BBBB 4-0 S BB		F7			FC6-4 1-2f		3	1	0	0	1	0	1
Tommy Davis, R (1, 7) OBP: 0.237, SLG: 0.287	F3		F8 1-2 2-3		5-3			F8		4	0	0	0	0	0	4
Wayne Comer, R (1, 9) OBP: 0.371, SLG: 0.456	E9 1-H 1B		F8			6-3		F7		4	0	1	0	0	0	3
Don Mincher, L (1, 3) OBP: 0.381, SLG: 0.465	1-3		G3			SSS K			F9	4	0	0	0	0	1	3
Jerry McNertney, R (1, 2) OBP: 0.296, SLG: 0.351		F9		F8		P4			F8	4	0	0	0	0	0	0
Gus Gil, R (1, 5) OBP: 0.340, SLG: 0.304		1B		5-3			L5		6-3	4	0	1	0	0	0	0
Ray Oyler, R (1, 6) OBP: 0.316, SLG: 0.289		SSS K		2B			5-3			3	0	1	0	0	1	1
Mike Marshall, R (1, 1) OBP: 0.280, SLG: 0.375		G3		5-3			SSS K			2	0	0	0	0	0	2
Jim Bouton, R (4, 1)										0	0	0	0	0	0	0
Steve Whitaker, L (7, PH) OBP: 0.317, SLG: 0.333										1	0	0	0	0	1	0
Darrell Brandon, R (7, 1)										0	0	0	0	0	0	0

	AB	33
	R	1
	H	4
	RBI	0
	BB	1
	SO	3
	LOB	14

Inning Stats	1	2	3	4	5	6	7	8	9
	R: 1 E: 2 K: 0 S: 5	H: 1 LOB: 1 BB: 0 P: 5	R: 0 E: 0 K: 1 S: 6	H: 1 LOB: 1 BB: 0 P: 6	R: 0 E: 0 K: 0 S: 4	H: 1 LOB: 2 BB: 1 P: 8	R: 0 E: 0 K: 0 S: 4	H: 1 LOB: 1 BB: 0 P: 4	R: 0 E: 0 K: 0 S: 3	H: 0 LOB: 0 BB: 0 P: 3	R: 0 E: 0 K: 1 S: 5	H: 0 LOB: 0 BB: 0 P: 5	R: 0 E: 0 K: 1 S: 5	H: 0 LOB: 0 BB: 0 P: 5	R: 0 E: 1 K: 0 S: 4	H: 0 LOB: 1 BB: 0 P: 4	R: 0 E: 0 K: 0 S: 3	H: 0 LOB: 0 BB: 0 P: 3

	1B: 2	SF: 0	WP: 0	PA: 34
	2B: 2	SAC: 0	PB: 0	
	3B: 0	DP: 0	SB: 2	
	HR: 0	HBP: 0	CS: 0	

PITCHER	IP	WLS	BF	H	R	ER	SO	BB	IBB	HBP	BLK	WP	HR	S	P	ERA	WHIP
Dick Ellsworth, L (1, 1) ERA: 4.35	9.0	W	34	4	1	0	3	1	0	0	0	0	0	39	43	0.00	0.556

PITCHER	IP	WLS	BF	H	R	ER	SO	BB	IBB	HBP	BLK	WP	HR	S	P	ERA	WHIP

BOTTOM

Seattle Pilots @ Cleveland Indians

Cleveland Municipal Stadium, Cleveland, OH

Fri May 23 1969, 7:05 PM EDT

Att. 5,633 - Unknown

livebaseballscorecards.com

Batter	1	2	3	4	5	6	7	8	9	AB	R	H	RBI	BB	SO	LOB
Zoilo Versalles, R (1, 4) OBP: 0.349, SLG: 0.404 Russ Snyder, L (7, PH) OBP: 0.379, SLG: 0.340 (8, 9)	1B		1B	BB		BB	F8			2 1	2 0	2 0	1 0	2 0	0 0	0 3
Jose Cardenal, R (1, 8) OBP: 0.264, SLG: 0.353	1B 1-2 FC5-2		1B 1-H SF9	G1-2-3 3-Hf		P4		K		5	1	2	1	0	1	4
Lee Maye, L (1, 7) OBP: 0.258, SLG: 0.214	FC6-4 FC5-2 1-3 2-H 1B		SF9 3-H		G3	F9		F9		4	0	1	2	0	0	1
Ken Harrelson, R (1, 9) OBP: 0.262, SLG: 0.303 Chuck Hinton, R (7, PR) OBP: 0.314, SLG: 0.394 Vern Fuller, R (8, 4) OBP: 0.220, SLG: 0.116	FC5-2 FC6-4 1-2 3-H		HBP		E 1B 2B		WP 1B BB	6-3		2 0 1	1 1 0	1 0 0	0 0 0	1 0 0	0 0 0	2 0 0
Tony Horton, R (1, 3) OBP: 0.289, SLG: 0.459	FC6-4 1-2f 2-3		F8		E1 1B E 2-3		2B 1-H 1B			4	1	1	1	0	0	4
Max Alvis, R (1, 5) OBP: 0.327, SLG: 0.330		5-3		2B BB 1B	K		F5			4	1	1	0	0	1	3
Larry Brown, R (1, 6) OBP: 0.376, SLG: 0.387		F7		BB 1-3 G1-2-3 2B	E9 1-H 3-H 1B		1-3 2B			4	0	3	1	0	0	0
Ray Fosse, R (1, 2) OBP: 0.264, SLG: 0.292		6-3		BB	K		IBB			2	0	0	0	2	1	1
Dick Ellsworth, L (1, 1) OBP: 0.133, SLG: 0.071			F6	K		G3	K			4	0	0	0	0	2	6
Inning Stats	R: 1 E: 0 K: 0 S: 5 H: 3 LOB: 1 BB: 0 P: 5	R: 0 E: 0 K: 0 S: 3 H: 0 LOB: 0 BB: 0 P: 3	R: 2 E: 0 K: 0 S: 5 H: 2 LOB: 1 BB: 0 P: 6	R: 1 E: 0 K: 1 S: 6 H: 2 LOB: 2 BB: 2 P: 14	R: 2 E: 2 K: 2 S: 10 H: 2 LOB: 1 BB: 0 P: 10	R: 0 E: 0 K: 0 S: 3 H: 0 LOB: 1 BB: 1 P: 7	R: 1 E: 0 K: 1 S: 7 H: 2 LOB: 3 BB: 2 P: 15	R: 0 E: 0 K: 1 S: 5 H: 0 LOB: 0 BB: 0 P: 5		1B: 7 2B: 3 3B: 1 HR: 0 SF: 1 SAC: 0 DP: 1 HBP: 1				WP: 1 PB: 0 SB: 1 CS: 0 PA: 40		

	AB	33
	R	7
	H	11
	RBI	6
	BB	5
	SO	5
	LOB	24

PITCHER		IP	WLS	BF	H	R	ER	SO	BB	IBB	HBP	BLK	WP	HR	S	P	ERA	WHIP
Mike Marshall, R ERA: 3.75	(1, 1)	3.1	L	19	7	4	4	1	2	0	1	0	0	0	18	27	10.80	2.700
Jim Bouton, R ERA: 4.5	(4, 1)	2.2		11	2	2	1	2	1	0	0	0	0	0	14	18	3.38	1.125
Darrell Brandon, R ERA: 8.4	(7, 1)	2.0		10	2	1	1	2	1	1	0	0	1	0	12	20	4.50	1.500

PITCHER	IP	WLS	BF	H	R	ER	SO	BB	IBB	HBP	BLK	WP	HR	S	P	ERA	WHIP

Seattle Pilots @ Cleveland Indians

Cleveland Municipal Stadium, Cleveland, OH

Sat May 24 1969, 3:33 AM EDT

Att. 7,094 - Unknown

TOP

livebaseballscorecards.com

Batter	1	2	3	4	5	6	7	8	9	AB	R	H	RBI	BB	SO	LOB
Tommy Harper, R (1, 4) OBP: 0.418, SLG: 0.392	K	1B S 1B		P4	1-2 2-H 3-H 1B			BBB 4-0 G5-4-3 BB		4	1	2	2	1	1	0
Dick Simpson, R (1, 8) OBP: 0.391, SLG: 0.421	1B 1B 1B	F7		2B	FC5 2-3f			G5-4-3 1-2f		5	1	2	0	0	0	4
Tommy Davis, R (1, 7) OBP: 0.243, SLG: 0.291	1B 1B 1-3 1B	S 1B 1-3 1B		SSS K		F5		5-3		5	2	2	0	0	1	1
Wayne Comer, R (1, 9) OBP: 0.388, SLG: 0.457	1B 6-3 1-2 3-H 1B	BBB 1B 1-3 3-H BB			BBB G6-4-3 BB 1B BB	BBB BLK BB			P4	2	2	1	1	3	0	0
Mike Hegan, L (1, 3) OBP: 0.457, SLG: 0.477	PB WP 1-3 2-H 1B	1-2 3-H 1B			BBB G6-4-3 1-2 BB	SSS K 1-2			P6	4	0	2	2	1	1	1
Larry Haney, R (1, 2) OBP: 0.382, SLG: 0.490	6-3 1-2 3-H	CS 1B			G6-4-3 1-2f 2-3	L7			F9	5	0	1	1	0	0	4
Gus Gil, R (1, 5) OBP: 0.352, SLG: 0.306	BBB 4-0 2-3 BB	SSS K 1-2			WP 1B 1B 3-H 1B		F7			3	1	1	1	1	1	1
Ray Oyler, R (1, 6) OBP: 0.314, SLG: 0.287	SSS K	F7			WP 1B 1-2 1B		F7			4	1	1	0	0	1	2
Steve Barber, L (1, 1)		SSS K		SSS K	FC5 1B 1-2 2-3 IBB		6-3			2	0	0	0	0	2	0
Don Mincher, L (5, PH) OBP: 0.385, SLG: 0.465										0	0	0	0	1	0	0
Fred Talbot, R (5, 1)										1	0	0	0	0	0	0

AB	35
R	8
H	12
RBI	7
BB	7
SO	7
LOB	13

Inning Stats	1	2	3	4	5	6	7	8	9
	R: 3 E: 0 K: 2 S: 11	H: 4 LOB: 2 BB: 1 P: 15	R: 2 E: 0 K: 1 S: 7	H: 3 LOB: 2 BB: 1 P: 11	R: 0 E: 0 K: 1 S: 5	H: 1 LOB: 0 BB: 0 P: 5	R: 0 E: 0 K: 2 S: 8	H: 1 LOB: 1 BB: 0 P: 8	R: 3 E: 0 K: 0 S: 5	H: 3 LOB: 2 BB: 3 P: 17	R: 0 E: 0 K: 1 S: 5	H: 0 LOB: 1 BB: 1 P: 9	R: 0 E: 0 K: 0 S: 3	H: 0 LOB: 0 BB: 0 P: 3	R: 0 E: 0 K: 0 S: 2	H: 0 LOB: 0 BB: 1 P: 6	R: 0 E: 0 K: 0 S: 3	H: 0 LOB: 0 BB: 0 P: 3

1B: 11	SF: 0	WP: 2	PA: 42
2B: 2	SAC: 0	PB: 1	
3B: 0	DP: 3	SB: 3	
HR: 0	HBP: 0	CS: 1	

PITCHER		IP	WLS	BF	H	R	ER	SO	BB	IBB	HBP	BLK	WP	HR	S	P	ERA	WHIP
Sam McDowell, L ERA: 3.52	(1, 1)	1.2	L	13	6	5	5	3	2	0	0	0	1	0	17	25	27.00	4.800
Luis Tiant, R ERA: 7.29	(2, 1)	1.1		4	2	0	0	1	0	0	0	0	0	0	6	6	0.00	1.500
Steve Hargan, R ERA: 13.94	(4, 1)	1.0		6	1	2	2	2	2	0	0	0	0	0	8	16	18.00	3.000
Jack Hamilton, R ERA: 4.18	(5, 1)	1.0		6	3	1	1	0	0	1	0	0	1	0	5	9	9.00	3.000
Gary Kroll, R ERA: 1.29	(6, 1)	2.0		7	0	0	0	1	1	0	0	1	0	0	8	12	0.00	0.500

PITCHER		IP	WLS	BF	H	R	ER	SO	BB	IBB	HBP	BLK	WP	HR	S	P	ERA	WHIP
Juan Pizarro, L ERA: 5.21	(8, 1)	2.0		6	0	0	0	0	1	0	0	0	0	0	5	9	0.00	0.500

Seattle Pilots @ Cleveland Indians

Cleveland Municipal Stadium, Cleveland, OH

Sat May 24 1969, 3:33 AM EDT

Att. 7,094 - Unknown

livebaseballscorecards.com

BOTTOM

Batter	1	2	3	4	5	6	7	8	9	AB	R	H	RBI	BB	SO	LOB
Zoilo Versalles, R (1, 4) OBP: 0.345, SLG: 0.398	6-3		K		F5			FC5, 1B 1B		4	0	1	0	0	1	1
Jose Cardenal, R (1, 8) OBP: 0.264, SLG: 0.350	6-3		FC6-4 1-2 1B		F7			K		4	0	1	0	0	1	1
Larry Brown, R (1, 6) OBP: 0.379, SLG: 0.391	1B		FC6-4 1B 1-2f 2-3			F8		1-2 1B		4	0	2	0	0	0	2
Ken Harrelson, R (1, 9) OBP: 0.262, SLG: 0.302	K		1-2 1B 3-H			K		P4		4	0	1	1	0	2	3
Tony Horton, R (1, 3) OBP: 0.295, SLG: 0.478		HR	F3			BB		FC5 2-3f		3	1	1	1	1	0	4
Max Alvis, R (1, 5) OBP: 0.315, SLG: 0.317		F8		P3		F7			5-3	4	0	0	0	0	0	1
Richie Scheinblum, S (1, 7) OBP: 0.211, SLG: 0.147		G5-4-3 1B		K2-3			F7		G6-3 1B	4	0	2	0	0	1	0
Ray Fosse, R (1, 2) OBP: 0.250, SLG: 0.275 Lee Maye, L (9, PH) OBP: 0.254, SLG: 0.211	G5-4-3 1-2f			6-3			F8		G6-3 1-2f	3 1	0 0	0 0	0 0	0 0	0 0	1 1
Sam McDowell, L (1, 1) OBP: 0.182, SLG: 0.190 Luis Tiant, P (2, 1) OBP: 0.000, SLG: 0.313 Russ Snyder, L (3, PH) OBP: 0.000, SLG: 0.000 Steve Hargan, R (4, 1) Jack Hamilton, R (5, 1) Cap Peterson, R (5, PH) OBP: 0.421, SLG: 0.313 Gary Kroll, R (6, 1) Duke Sims, L (7, PH) OBP: 0.375, SLG: 0.500 Juan Pizarro, L (8, 1) OBP: 0.000, SLG: 0.250			FC6-4 1B 1B		6-3		K			0 0 1 0 0 0 1 0 0 1 0	0 0 1 0 0 0 0 0 0 0 0	0 0 1 0 0 0 0 0 0 0 0	0 0 0 0 0 0 0 0 0 1 0	0 0 0 0 0 0 0 0 0 0 0	0 0 0 0 0 0 0 0 0 1 0	0 0 0 0 0 0 0 0 0 0 0
Inning Stats	R: 0 E: 0 K: 1 S: 6 H: 1 LOB: 1 BB: 0 P: 6	R: 1 E: 0 K: 0 S: 4 H: 2 LOB: 0 BB: 0 P: 4	R: 1 E: 0 K: 1 S: 8 H: 3 LOB: 2 BB: 0 P: 8	R: 0 E: 0 K: 1 S: 5 H: 0 LOB: 0 BB: 0 P: 5	R: 0 E: 0 K: 0 S: 3 H: 0 LOB: 0 BB: 0 P: 3	R: 0 E: 0 K: 1 S: 5 H: 0 LOB: 1 BB: 1 P: 9	R: 0 E: 0 K: 1 S: 5 H: 0 LOB: 0 BB: 0 P: 5	R: 0 E: 0 K: 1 S: 7 H: 2 LOB: 2 BB: 0 P: 7	R: 0 E: 0 K: 0 S: 3 H: 1 LOB: 0 BB: 0 P: 3	1B: 8 2B: 0 3B: 0 HR: 1	SF: 0 SAC: 0 DP: 2 HBP: 0		WP: 0 PB: 0 SB: 0 CS: 0	PA: 35			

	AB	34
	R	2
	H	9
	RBI	2
	BB	1
	SO	6
	LOB	14

PITCHER		IP	WLS	BF	H	R	ER	SO	BB	IBB	HBP	BLK	WP	HR	S	P	ERA	WHIP
Steve Barber, L ERA: 6.23	(1, 1)	4.0		17	6	2	2	3	0	0	0	0	0	1	23	23	4.50	1.500
Fred Talbot, R ERA: 3.63	(5, 1)	5.0	W	18	3	0	0	3	1	0	0	0	0	0	23	27	0.00	0.800

PITCHER	IP	WLS	BF	H	R	ER	SO	BB	IBB	HBP	BLK	WP	HR	S	P	ERA	WHIP

Batter	1	2	3	4	5	6	7	8	9	AB	R	H	RBI	BB	SO	LOB
Tommy Harper, R (1, 4) OBP: 0.428, SLG: 0.404	BBBB 4-0 S BB		x 0-0 S 1B 1B		x 0-0 2B		x 0-0 ① L7	BBBB 4-0 1-2 2-3 3-H BB		3	1	2	1	2	0	0
Dick Simpson, R (1, 8) OBP: 0.357, SLG: 0.348	x 0-0 ① F7 1-2		SSS 0-3 ① K 1-3		BBBB 4-0 BB		x 0-0 ② P5	SSS 0-3 ③ K		4	0	0	0	1	2	5
Tommy Davis, R (1, 7) OBP: 0.248, SLG: 0.295 Jim Gosger, L (9, 9) OBP: 0.214, SLG: 0.260	x 0-0 ② 6-3		x 0-0 S 3-H 1B		SSS 0-3 ① K		SSS 0-3 ③ K		x 0-0 1B	5 0	0 0	2 0	1 0	0 0	2 0	3 0
Wayne Comer, R (1, 9) OBP: 0.381, SLG: 0.440 (9, 7)	x 0-0 ③ 6-3		x 0-0 ② P4 1-2		x 0-0 ② F3			BBBB 4-0 1B 1B BB	SSS 0-3 ① K	4	1	0	0	1	1	5
Mike Hegan, L (1, 3) OBP: 0.448, SLG: 0.465		x 0-0 ① 1-3	SSS 0-3 ③ K		x 0-0 ③ F7			x 0-0 FC4-6 1B 1-2 BB 1B	x 0-0 ② F7	5	1	1	0	0	1	4
Jerry McNertney, R (1, 2) OBP: 0.298, SLG: 0.350 Merritt Ranew, L (8, PH) OBP: 0.538, SLG: 0.455 Larry Haney, R (8, 2) OBP: 0.375, SLG: 0.480		x 0-0 ② 5-3		x 0-0 PB 1B		x 0-0 ① F7		x 0-0 1-2 2-H FC4-6 1B	x 0-0 ③ F7	3 1 1	0 0 0	1 1 0	0 1 0	0 0 0	0 0 0	0 0 1
Gus Gil, R (1, 5) OBP: 0.362, SLG: 0.308		BBBB 4-0 BB BB	SSS 0-3 ① K		x 0-0 1B			x 0-0 ① FC4-6 BB IBB 1-2f 2-3		3	0	1	0	1	1	3
Ray Oyler, R (1, 6) OBP: 0.314, SLG: 0.281 Don Mincher, L (8, PH) OBP: 0.389, SLG: 0.465 John Kennedy, R (8, 6) OBP: 0.362, SLG: 0.350		BBBB 4-0 1-2 BB	x 0-0 ② 6-3 1-2		SSS 0-3 ② K			4-0 BB 1-2 IBB		2 0 0	0 0 0	0 0 0	0 0 0	1 1 0	1 0 0	2 0 0
Marty Pattin, R (1, 1) OBP: 0.250, SLG: 0.250 Diego Segui, R (7, 1) OBP: 0.182, SLG: 0.100 Steve Whitaker, L (8, PH) OBP: 0.310, SLG: 0.324 Jim Bouton, R (8, 1) John O'Donoghue, R (8, 1) Gary Bell, R (8, 1) OBP: 0.333, SLG: 0.385		x 0-0 ③ P5	SSS 0-3 ③ K		x 0-0 ③ 1-3			SSS 0-3 ② K		3 0 1 0 0 0	0 0 0 0 0 0	0 0 0 0 0 0	0 0 0 0 0 0	0 0 0 0 0 0	1 0 1 0 0 0	4 0 3 0 0 0
Inning Stats	R: 0 H: 0 E: 0 LOB: 1 K: 0 BB: 1 S: 3 P: 7	R: 0 H: 0 E: 0 LOB: 2 K: 0 BB: 2 S: 3 P: 11	R: 1 H: 2 E: 0 LOB: 1 K: 2 BB: 0 S: 9 P: 9	R: 0 H: 1 E: 0 LOB: 1 K: 2 BB: 0 S: 8 P: 8	R: 0 H: 1 E: 0 LOB: 2 K: 1 BB: 1 S: 6 P: 10	R: 0 H: 1 E: 0 LOB: 1 K: 1 BB: 0 S: 6 P: 6	R: 0 H: 0 E: 0 LOB: 0 K: 1 BB: 0 S: 5 P: 5	R: 2 H: 2 E: 0 LOB: 3 K: 2 BB: 3 S: 9 P: 21	R: 0 H: 1 E: 0 LOB: 1 K: 1 BB: 0 S: 6 P: 6	1B: 7 SF: 0 2B: 1 SAC: 0 3B: 0 DP: 0 HR: 0 HBP: 0						

PITCHER	IP	WLS	BF	H	R	ER	SO	BB	IBB	HBP	BLK	WP	HR	S	P	ERA	WHIP
Mike Paul, L (1, 1) ERA: 3.77	4.0		19	4	1	1	4	3	0	0	0	0	0	24	36	2.25	1.750
Stan Williams, R (5, 1) ERA: 4.77	4.2	L	22	4	2	2	6	3	1	0	0	0	0	30	46	3.86	1.500
Juan Pizarro, L (5, 1) ERA: 5.12	0.1		1	0	0	0	0	0	0	0	0	0	0	1	1	0.00	0.000
Stan Williams, R (6, 1) ERA: 4.77	4.2	L	22	4	2	2	6	3	1	0	0	0	0	30	46	3.86	1.500

PITCHER	IP	WLS	BF	H	R	ER	SO	BB	IBB	HBP	BLK	WP	HR	S	P	ERA	WHIP

TOP

Seattle Pilots @ Cleveland Indians

Cleveland Municipal Stadium, Cleveland, OH

Sun May 25 1969, 3:33 AM EDT

Att. 10,558 - Unknown

livebaseballscorecards.com

AB	35
R	3
H	8
RBI	3
BB	7
SO	10
LOB	30

WP: 0 PA: 42
PB: 1
SB: 4
CS: 0

Batter	1	2	3	4	5	6	7	8	9	AB	R	H	RBI	BB	SO	LOB
Zoilo Versalles, R (1, 5) (5, 4) OBP: 0.342, SLG: 0.392	FC6-4 1B		K			F8	CS 3-H	4-3		4	0	1	0	0	1	1
Jose Cardenal, R (1, 8) (6, 5) OBP: 0.270, SLG: 0.357	F8		P4			HR 2B		BBBB 1B BB		3	1	1	0	1	0	2
Lee Maye, L (1, 7) OBP: 0.258, SLG: 0.267	P4			G3		2-H HR		1-3 1B		3	1	1	2	0	0	1
Cap Peterson, R (8, PH) OBP: 0.450, SLG: 0.353										1	0	1	0	0	0	0
Chuck Hinton, R (8, PR) (9, 7) OBP: 0.314, SLG: 0.394										0	0	0	0	0	0	0
Ken Harrelson, R (1, 9) OBP: 0.255, SLG: 0.292	FC6-4 1-2f			F7		5-3		F5		4	0	0	0	0	0	3
Tony Horton, R (1, 3) OBP: 0.287, SLG: 0.465		5-3		L9		K		F7		4	0	0	0	0	1	2
Larry Brown, R (1, 6) OBP: 0.376, SLG: 0.382		F2			5-3		K		BBBB FC4-6 BB	3	0	0	0	1	1	0
Vern Fuller, R (1, 4) OBP: 0.216, SLG: 0.114		K			K BB 1B		1B CS 1B		FC4-6 1-2f	1	0	0	0	0	1	0
Juan Pizarro, L (5, 1) OBP: 0.250, SLG: 0.250										0	0	0	0	0	0	0
Russ Snyder, L (5, PH) (6, 8) OBP: 0.403, SLG: 0.370										3	0	2	0	0	0	1
Ray Fosse, R (1, 2) OBP: 0.288, SLG: 0.302			SH2-4 1B		BBBB K 1-2 BB		1-3 1B		F8	2	0	2	0	1	0	0
Richie Scheinblum, S (9, PH) OBP: 0.208, SLG: 0.145										1	0	0	0	0	0	1
Mike Paul, L (1, 1)										0	0	0	0	0	0	0
Stan Williams, R (5, 1) (5, 5) (6, 1) OBP: 0.067, SLG: 0.067			SH2-4 1-2		K 1-2 2-3		K		4-3	2	0	0	0	0	2	4
Duke Sims, L (9, PH) OBP: 0.367, SLG: 0.569										1	0	0	0	0	0	1
Inning Stats	R: 0 E: 0 K: 0 S: 4 H: 1 LOB: 1 BB: 0 P: 4	R: 0 E: 0 K: 1 S: 5 H: 0 LOB: 0 BB: 0 P: 5	R: 0 E: 0 K: 1 S: 6 H: 1 LOB: 1 BB: 0 P: 6	R: 0 E: 0 K: 0 S: 3 H: 0 LOB: 0 BB: 0 P: 3	R: 0 E: 0 K: 1 S: 5 H: 1 LOB: 1 BB: 1 P: 9	R: 2 E: 0 K: 1 S: 7 H: 2 LOB: 0 BB: 0 P: 7	R: 0 E: 0 K: 2 S: 8 H: 2 LOB: 1 BB: 0 P: 8	R: 0 E: 0 K: 0 S: 4 H: 1 LOB: 2 BB: 1 P: 8	R: 0 E: 0 K: 0 S: 3 H: 0 LOB: 1 BB: 1 P: 7	1B: 6 2B: 1 3B: 0 HR: 1	SF: 0 SAC: 1 DP: 0 HBP: 0						

PITCHER		IP	WLS	BF	H	R	ER	SO	BB	IBB	HBP	BLK	WP	HR	S	P	ERA	WHIP
Marty Pattin, R ERA: 4.26	(1, 1)	6.1		26	7	2	2	5	1	0	0	0	0	1	35	39	2.84	1.263
Diego Segui, R ERA: 2.66	(7, 1)	0.2	W	1	0	0	0	1	0	0	0	0	0	0	3	3	0.00	0.000
Jim Bouton, R ERA: 4.43	(8, 1)	0.1		2	0	0	0	0	1	0	0	0	0	0	1	5	0.00	3.000
John O'Donoghue, L ERA: 2.45	(8, 1)	0.0		1	1	0	0	0	0	0	0	0	0	0	1	1	∞	∞
Gary Bell, R ERA: 4.44	(8, 1)	1.2	S	6	0	0	0	0	1	0	0	0	0	0	5	9	0.00	0.600

PITCHER	IP	WLS	BF	H	R	ER	SO	BB	IBB	HBP	BLK	WP	HR	S	P	ERA	WHIP

BOTTOM

Seattle Pilots @ Cleveland Indians

Cleveland Municipal Stadium, Cleveland, OH

Sun May 25 1969, 3:33 AM EDT

Att. 10,558 - Unknown

livebaseballscorecards.com

AB	32
R	2
H	8
RBI	2
BB	3
SO	6
LOB	16

WP: 0	PA: 37		
PB: 0			
SB: 0			
CS: 1			

Batter	1	2	3	4	5	6	7	8	9	AB	R	H	RBI	BB	SO	LOB
Jose Cardenal, R (1, 8) OBP: 0.269, SLG: 0.350	BBBB 4-0 S BB		x 0-0 ① 4-3		x 0-0 ① F8		x 0-0 ② 6-3			3	0	0	0	1	0	1
Larry Brown, R (1, 6) OBP: 0.373, SLG: 0.378	SSS 0-3 ① K 1-2		x 0-0 E6 WP		x 0-0 ② 1-3 1B		x 0-0 ③ 5-3			4	0	1	0	0	1	1
Lee Maye, L (1, 7) OBP: 0.257, SLG: 0.266	x 0-0 ② F9		x 0-0 ② F7 1-2		x 0-0 3-H 1B			SSS 0-3 ① K		4	0	1	1	0	1	2
Tony Horton, R (1, 3) OBP: 0.292, SLG: 0.458	BBBB 4-0 BB		BBBB 4-0 BB		x 0-0 ③ F6			x 0-0 E6 PB 1-3		2	0	0	0	2	0	1
Duke Sims, L (1, 2) OBP: 0.359, SLG: 0.545	x 0-0 ③ F8		x 0-0 ③ G3			x 0-0 FC6-4 1B		x 0-0 ② 1-3 1-2		4	0	1	0	0	0	5
Ken Harrelson, R (1, 9) OBP: 0.255, SLG: 0.299		x 0-0 ① 6-3		x 0-0 L4-6 2B		x 0-0 ① F7		SSS 0-3 ③ K 2-3		4	0	1	0	0	1	2
Lou Klimchock, L (1, 4) OBP: 0.250, SLG: 0.250		x 0-0 K BB 1B		x 0-0 ①② L4-6 2-3		x 0-0 ② FC6-4 1-2f			x 0-0 ① F5	4	0	1	0	0	0	2
Zoilo Versalles, R (1, 5) OBP: 0.339, SLG: 0.381	BBBB 4-0 1-2 BB			x 0-0 ③ 4-3		x 0-0 ③ 4-3			x 0-0 ② F8	3	0	0	0	1	0	1
Sam McDowell, L (1, 1) OBP: 0.174, SLG: 0.174 Cap Peterson, R (9, PH) OBP: 0.429, SLG: 0.333		SSS 0-3 ②③ K 2-3			x 0-0 1B 1B 1B		x 0-0 ① 6-3		SSS 0-3 ③ K	3 1	1 0	1 0	0 0	0 0	1 1	2 0
Inning Stats	R: 0 H: 0 E: 0 LOB: 2 K: 1 BB: 2 S: 5 P: 13	R: 0 H: 1 E: 0 LOB: 1 K: 1 BB: 1 S: 5 P: 9	R: 0 H: 0 E: 1 LOB: 2 K: 0 BB: 1 S: 4 P: 8	R: 0 H: 1 E: 0 LOB: 0 K: 0 BB: 0 S: 3 P: 3	R: 1 H: 3 E: 0 LOB: 1 K: 0 BB: 0 S: 5 P: 5	R: 0 H: 1 E: 0 LOB: 1 K: 0 BB: 0 S: 4 P: 4	R: 0 H: 0 E: 0 LOB: 0 K: 0 BB: 0 S: 3 P: 3	R: 0 H: 0 E: 1 LOB: 1 K: 2 BB: 0 S: 8 P: 8	R: 0 H: 0 E: 0 LOB: 0 K: 1 BB: 0 S: 5 P: 5	1B: 5 SF: 0 2B: 2 SAC: 0 3B: 0 DP: 1 HR: 0 HBP: 0						

PITCHER		IP	WLS	BF	H	R	ER	SO	BB	IBB	HBP	BLK	WP	HR	S	P	ERA	WHIP
Jim McGlothlin, R ERA: 2.18	(1, 1)	7.0	W	29	6	1	1	2	4	0	0	0	1	0	29	45	1.29	1.429
Hoyt Wilhelm, R ERA: 2.48	(8, 1)	2.0	S	7	0	0	0	3	0	0	0	0	0	0	13	13	0.00	0.000

PITCHER	IP	WLS	BF	H	R	ER	SO	BB	IBB	HBP	BLK	WP	HR	S	P	ERA	WHIP

TOP

Cleveland Indians @ California Angels

Anaheim Stadium, Anaheim, CA

Tue May 27 1969, 10:05 PM EDT

Att. 6,508 - Unknown

livebaseballscorecards.com

AB	32
R	1
H	6
RBI	1
BB	4
SO	5
LOB	17

Batter	1	2	3	4	5	6	7	8	9	AB	R	H	RBI	BB	SO	LOB
Sandy Alomar Sr., S (1, 4) OBP: 0.271, SLG: 0.240	1-3		FC4-6 5-3 1-2f			5-3		F6		4	0	0	0	0	0	1
Aurelio Rodriguez, R (1, 5) OBP: 0.287, SLG: 0.324	K		5-3 1-2			G1-6-3 1B		6-3		4	0	1	0	0	1	1
Jim Fregosi, R (1, 6) OBP: 0.351, SLG: 0.399	F7		6-3			G1-6-3 1-2f		1B		4	0	1	0	0	0	2
Rick Reichardt, R (1, 3) (8, 7) OBP: 0.359, SLG: 0.375		F8		1-3			BB 1B 1B	F9		4	1	1	0	0	0	1
Bubba Morton, R (1, 9) OBP: 0.457, SLG: 0.607 Ruben Amaro, R (8, 3) OBP: 0.263, SLG: 0.222		2B 2B		K			1B 1-2 BB			2 0	1 0	1 0	0 0	1 0	1 0	0 0
Lou Johnson, R (1, 7) (8, 9) OBP: 0.298, SLG: 0.280		2-H 2B		K			1-3 2-H 1B			3	0	2	2	0	1	0
Jay Johnstone, L (1, 8) OBP: 0.253, SLG: 0.356		F6			F3		F2			3	0	0	0	0	0	3
Tom Egan, R (1, 2) OBP: 0.203, SLG: 0.145		K			K		K			3	0	0	0	0	3	3
Jim McGlothlin, R (1, 1) OBP: 0.125, SLG: 0.067 Dick Stuart, R (7, PH) OBP: 0.204, SLG: 0.255 Hoyt Wilhelm, R (8, 1)			FC4-6 1B		K		K			2 1 0	0 0 0	1 0 0	0 0 0	0 0 0	1 1 0	0 2 0
Inning Stats	R: 0 E: 0 K: 1 S: 5 H: 0 LOB: 0 BB: 0 P: 5	R: 1 E: 0 K: 1 S: 7 H: 2 LOB: 1 BB: 0 P: 7	R: 0 E: 0 K: 0 S: 4 H: 1 LOB: 1 BB: 0 P: 4	R: 0 E: 0 K: 2 S: 7 H: 0 LOB: 0 BB: 0 P: 7	R: 0 E: 0 K: 2 S: 7 H: 0 LOB: 0 BB: 0 P: 7	R: 0 E: 0 K: 0 S: 3 H: 1 LOB: 0 BB: 0 P: 3	R: 1 E: 0 K: 2 S: 9 H: 2 LOB: 2 BB: 1 P: 13	R: 0 E: 0 K: 0 S: 4 H: 1 LOB: 1 BB: 0 P: 4		1B: 5 2B: 2 3B: 0 HR: 0	SF: 0 SAC: 0 DP: 1 HBP: 0					

PITCHER	IP	WLS	BF	H	R	ER	SO	BB	IBB	HBP	BLK	WP	HR	S	P	ERA	WHIP
Sam McDowell, L (1, 1) ERA: 3.38	8.0	L	31	7	2	2	8	1	0	0	0	0	0	46	50	2.25	1.000

PITCHER	IP	WLS	BF	H	R	ER	SO	BB	IBB	HBP	BLK	WP	HR	S	P	ERA	WHIP

BOTTOM

Cleveland Indians @ California Angels

Anaheim Stadium, Anaheim, CA

Tue May 27 1969, 10:05 PM EDT

Att. 6,508 - Unknown

livebaseballscorecards.com

AB	30
R	2
H	7
RBI	2
BB	1
SO	8
LOB	13

1B: 5	SF: 0	WP: 0	PA: 31
2B: 2	SAC: 0	PB: 0	
3B: 0	DP: 1	SB: 0	
HR: 0	HBP: 0	CS: 0	

Batter	1	2	3	4	5	6	7	8	9	AB	R	H	RBI	BB	SO	LOB
Jose Cardenal, R (1, 8) OBP: 0.269, SLG: 0.354	4-3	6-3			2B			6-3		4	0	1	0	0	0	0
Zoilo Versalles, R (1, 6) OBP: 0.336, SLG: 0.376	1B		K			K			K	4	1	1	0	0	3	0
Lee Maye, L (1, 7) Cap Peterson, R (9, PH) Russ Snyder, L (9, 7) OBP: 0.260, SLG: 0.269 OBP: 0.409, SLG: 0.316 OBP: 0.403, SLG: 0.370	HR 1-3		F4			F4			K	3 1 0	1 0 0	1 0 0	0 0 0	0 0 0	0 1 0	0 0 0
Tony Horton, R (1, 3) OBP: 0.291, SLG: 0.453	HR 1-2 3-H		K			F8			F7	4	1	1	1	0	1	0
Duke Sims, L (1, 2) OBP: 0.358, SLG: 0.586	HR 1-H 2-H			3-1			K			3	1	1	3	0	1	0
Ken Harrelson, R (1, 9) OBP: 0.250, SLG: 0.292	K			5-3			K			3	0	0	0	0	2	0
Lou Klimchock, L (1, 4) OBP: 0.143, SLG: 0.143	G3			F9			F7			3	0	0	0	0	0	0
Vern Fuller, R (1, 5) OBP: 0.204, SLG: 0.106		F9			F9			6-3		3	0	0	0	0	0	0
Dick Ellsworth, L (1, 1) Stan Williams, R (8, 1) OBP: 0.111, SLG: 0.059 OBP: 0.067, SLG: 0.067		1-3			2-3			6-3		3 0	0 0	0 0	0 0	0 0	0 0	0 0
Inning Stats	R: 4 E: 0 K: 1 S: 9 H: 4 LOB: 0 BB: 0 P: 9	R: 0 E: 0 K: 0 S: 3 H: 0 LOB: 0 BB: 0 P: 3	R: 0 E: 0 K: 2 S: 7 H: 0 LOB: 0 BB: 0 P: 7	R: 0 E: 0 K: 0 S: 3 H: 0 LOB: 0 BB: 0 P: 3	R: 0 E: 0 K: 0 S: 3 H: 1 LOB: 1 BB: 0 P: 3	R: 0 E: 0 K: 1 S: 5 H: 0 LOB: 0 BB: 0 P: 5	R: 0 E: 0 K: 2 S: 7 H: 0 LOB: 0 BB: 0 P: 7	R: 0 E: 0 K: 0 S: 3 H: 0 LOB: 0 BB: 0 P: 3	R: 0 E: 0 K: 2 S: 7 H: 0 LOB: 0 BB: 0 P: 7	1B: 3 2B: 1 3B: 0 HR: 1	SF: 0 SAC: 0 DP: 0 HBP: 0			WP: 0 PB: 0 SB: 0 CS: 0	PA: 31		

PITCHER	IP	WLS	BF	H	R	ER	SO	BB	IBB	HBP	BLK	WP	HR	S	P	ERA	WHIP
Tom Murphy, R (1, 1) ERA: 4.31	6.0		22	5	4	4	4	0	0	0	0	0	1	30	30	6.00	0.833
Ken Tatum, R (7, 1) ERA:	1.0		3	0	0	0	2	0	0	0	0	0	0	7	7	0.00	0.000
Rudy May, L (8, 1) ERA: 4.53	2.0	W	6	0	0	0	2	0	0	0	0	0	0	10	10	0.00	0.000

PITCHER	IP	WLS	BF	H	R	ER	SO	BB	IBB	HBP	BLK	WP	HR	S	P	ERA	WHIP

TOP

Cleveland Indians @ California Angels

Anaheim Stadium, Anaheim, CA

Wed May 28 1969, 10:05 PM EDT

Att. 10,238 - Unknown

livebaseballscorecards.com

AB	31
R	4
H	5
RBI	4
BB	0
SO	8
LOB	0

Cleveland Indians @ California Angels

Anaheim Stadium, Anaheim, CA

Wed May 28 1969, 10:05 PM EDT

Att. 10,238 - Unknown

livebaseballscorecards.com

BOTTOM

Batter	1	2	3	4	5	6	7	8	9	AB	R	H	RBI	BB	SO	LOB
Sandy Alomar Sr., S (1, 4) OBP: 0.268, SLG: 0.238	4-3		F4			1B 2B 1B 1-2	4-3		SSS K 1-2 2-3	5	1	1	0	0	1	4
Jay Johnstone, L (1, 8) OBP: 0.252, SLG: 0.351	1-3			F5		SSS K		3-1	2-3 3-H 1B	5	0	1	1	0	1	2
Jim Fregosi, R (1, 6) OBP: 0.355, SLG: 0.397	F7			BBBB 1B BB		2B E 1B 1-2 2-H		6-3		3	1	1	1	1	0	0
Rick Reichardt, R (1, 3) (9, 7) OBP: 0.363, SLG: 0.379		6-3		G6-4-3 1-2 1B		F4		2B 1B		4	1	2	0	0	0	2
Bubba Morton, R (1, 9) OBP: 0.462, SLG: 0.656		F3		G6-4-3 1-2f		E7 1-H 2-H 2B		1-H 2B		4	0	2	1	0	0	2
Lou Johnson, R (1, 7) OBP: 0.284, SLG: 0.266 Ruben Amaro, R (9, 3) OBP: 0.263, SLG: 0.222	F4				6-3	F7		F4		4 0	0 0	0 0	0 0	0 0	0 0	2 0
Aurelio Rodriguez, R (1, 5) OBP: 0.292, SLG: 0.329			6-3		5-3		SH3-4 1B		S SH1-4 1B	4	1	2	0	0	0	0
Tom Satriano, L (1, 2) OBP: 0.396, SLG: 0.359			F8		G3		SH3-4 1-2		SH1-4 1-2	2	0	0	0	0	0	0
Tom Murphy, R (1, 1) OBP: 0.180, SLG: 0.190 Bill Voss, L (6, PH) OBP: 0.250, SLG: 0.234 Ken Tatum, R (7, 1) Jim Spencer, L (7, PH) Rudy May, L (8, 1) OBP: 0.143, SLG: 0.077 Vic Davalillo, L (9, PH) OBP: 0.231, SLG: 0.197			1B			1B 1B 1B	F8		1B S IBB	1 1 0 1 0 0	0 1 0 0 0 0	1 1 0 0 0 0	0 0 0 0 0 0	0 0 0 0 0 0	0 0 0 0 0 0	0 0 0 1 0 0
Inning Stats	R: 0 E: 0 K: 0 S: 3 H: 0 LOB: 0 BB: 0 P: 3	R: 0 E: 0 K: 0 S: 3 H: 0 LOB: 0 BB: 0 P: 3	R: 0 E: 0 K: 0 S: 4 H: 1 LOB: 1 BB: 0 P: 4	R: 0 E: 0 K: 0 S: 3 H: 1 LOB: 1 BB: 1 P: 7	R: 0 E: 0 K: 0 S: 3 H: 0 LOB: 0 BB: 0 P: 3	R: 3 E: 1 K: 1 S: 9 H: 4 LOB: 1 BB: 0 P: 9	R: 0 E: 0 K: 0 S: 4 H: 1 LOB: 1 BB: 0 P: 4	R: 1 E: 0 K: 0 S: 5 H: 2 LOB: 1 BB: 0 P: 5	R: 1 E: 0 K: 1 S: 6 H: 2 LOB: 2 BB: 1 P: 10	1B: 9 2B: 2 3B: 0 HR: 0	SF: 0 SAC: 2 DP: 1 HBP: 0					

	AB	34
	R	5
	H	11
	RBI	3
	BB	2
	SO	2
	LOB	13

WP: 0 PB: 0 SB: 2 CS: 0 PA: 38

PITCHER		IP	WLS	BF	H	R	ER	SO	BB	IBB	HBP	BLK	WP	HR	S	P	ERA	WHIP
Dick Ellsworth, L ERA: 4.22	(1, 1)	7.2		32	9	4	3	1	1	0	0	0	0	0	33	37	3.52	1.304
Stan Williams, R ERA: 4.85	(8, 1)	1.0	L	6	2	1	1	1	0	1	0	0	0	0	7	11	9.00	2.000

PITCHER	IP	WLS	BF	H	R	ER	SO	BB	IBB	HBP	BLK	WP	HR	S	P	ERA	WHIP

Cleveland Indians @ Oakland Athletics

Oakland-Alameda County Coliseum, Oakland, CA

Fri May 30 1969, 3:33 AM PDT

Unknown

TOP

livebaseballscorecards.com

Batter	1	2	3	4	5	6	7	8	9	AB	R	H	RBI	BB	SO	LOB
Jose Cardenal, R (1, 8) OBP: 0.273, SLG: 0.375	WP E 1B 1B HR			F3		5-3		5-3		5	2	2	4	0	0	0
Lee Maye, L (1, 7) OBP: 0.289, SLG: 0.300				1-3 1B		6-3		4-3		3	1	3	1	0	0	0
Russ Snyder, L (4, PR) OBP: 0.391, SLG: 0.357	HBP E 1-H FC6-4 1B									2	0	0	0	0	0	0
(4, 7)																
(8, 9)	PB 1B															
Ken Harrelson, R (1, 9) OBP: 0.255, SLG: 0.291	E6			1-3		HBP		1B		4	1	1	0	0	0	3
Richie Scheinblum, S (8, PR) OBP: 0.208, SLG: 0.145	FC6-4 HBP E 1-2			1-2						0	0	0	0	0	0	0
(8, 7)	6-3 1-2															
Duke Sims, L (1, 2) OBP: 0.361, SLG: 0.557	FC6-4 1-2 2-3 HBP	4-3		BB		F9		F7		3	0	0	0	1	0	2
Tony Horton, R (1, 3) OBP: 0.282, SLG: 0.438	FC6-4 E 1B 1-2f 2-3 3-H	1-3		F8			F7		4-3	5	1	0	1	0	0	4
Max Alvis, R (1, 5) OBP: 0.301, SLG: 0.302	E4 BB 1B HR 1-2 3-H	F6			F8		F3		K	5	1	0	1	0	1	1
Larry Brown, R (1, 6) OBP: 0.380, SLG: 0.414	BB HR 1-2 2-H 1B		5-3		1B 2B		HR		F8	5	2	3	2	0	0	0
Zoilo Versalles, R (1, 4) OBP: 0.331, SLG: 0.369	F9		5-3		G5-4-3 2-3 1B		HBP			2	0	0	0	0	0	2
Vern Fuller, R (3, 4) OBP: 0.232, SLG: 0.125										1	0	1	0	0	0	0
Luis Tiant, R (1, 1) OBP: 0.250, SLG: 0.263	BBB		G3		G5-4-3 1-2f		6-3			3	1	0	0	1	0	3
Horacio Pina, R (8, 1) OBP: 0.500, SLG: 0.500	1-2 2-3 HR BB									0	0	0	0	0	0	0
Inning Stats	R: 8 E: 3 K: 0 S: 10 H: 5 LOB: 1 BB: 1 P: 15	R: 0 E: 0 K: 0 S: 3 H: 0 LOB: 0 BB: 0 P: 3	R: 0 E: 0 K: 0 S: 3 H: 0 LOB: 0 BB: 0 P: 3	R: 0 E: 0 K: 0 S: 4 H: 1 LOB: 2 BB: 1 P: 8	R: 0 E: 0 K: 0 S: 4 H: 2 LOB: 1 BB: 0 P: 4	R: 0 E: 0 K: 0 S: 3 H: 0 LOB: 1 BB: 0 P: 4	R: 1 E: 0 K: 0 S: 4 H: 1 LOB: 1 BB: 0 P: 5	R: 0 E: 0 K: 0 S: 4 H: 1 LOB: 1 BB: 0 P: 4	R: 0 E: 0 K: 1 S: 5 H: 0 LOB: 0 BB: 0 P: 5	1B: 7 2B: 1 3B: 0 HR: 2	SF: 0 SAC: 0 DP: 1 HBP: 3						

	AB	38
	R	9
	H	10
	RBI	9
	BB	2
	SO	1
	LOB	15

WP: 1 PB: 1 SB: 0 CS: 0 PA: 43

PITCHER		IP	WLS	BF	H	R	ER	SO	BB	IBB	HBP	BLK	WP	HR	S	P	ERA	WHIP
Rollie Fingers, R ERA: 3.31	(1, 1)	0.1	L	7	3	6	3	0	0	0	1	0	1	0	6	7	81.00	9.000
Ed Sprague, R ERA: 3.32	(1, 1)	4.2		20	5	2	0	0	2	0	0	0	0	1	18	26	0.00	1.500
Jim Roland, L ERA: 3.48	(6, 1)	2.0		9	1	1	1	0	0	0	2	0	0	1	7	9	4.50	0.500
Paul Lindblad, L ERA: 2.3	(8, 1)	2.0		7	1	0	0	1	0	0	0	0	0	0	9	9	0.00	0.500

PITCHER		IP	WLS	BF	H	R	ER	SO	BB	IBB	HBP	BLK	WP	HR	S	P	ERA	WHIP

Cleveland Indians @ Oakland Athletics

Oakland-Alameda County Coliseum, Oakland, CA

Fri May 30 1969, 3:33 AM PDT

Unknown

livebaseballscorecards.com

BOTTOM

Batter	1	2	3	4	5	6	7	8	9	AB	R	H	RBI	BB	SO	LOB
Ted Kubiak, S (1, 6) OBP: 0.385, SLG: 0.364	K			E SF8 4-3 1B	K		1B		F9	5	1	2	0	0	2	2
John Donaldson, L (1, 4) OBP: 0.167, SLG: 0.091	K			4-3 1-2		BB 1B 1B	F7			4	0	1	0	0	1	2
Reggie Jackson, L (1, 9) OBP: 0.368, SLG: 0.583	F8			E HBP		F3	K			3	0	0	0	0	1	2
Sal Bando, R (1, 5) OBP: 0.406, SLG: 0.520		F2		E5 1-2 2-3		BB 1-2 1B		FC6-4 BB		3	0	1	0	1	0	2
Danny Cater, R (1, 3) OBP: 0.335, SLG: 0.419		6-3		SF8 3-H		F7		FC6-4 G1-6-3 1-2f		3	0	0	1	0	0	3
Rick Monday, L (1, 8) OBP: 0.377, SLG: 0.403		4-3		K		BB 1-2 2-3		G1-6-3 1-2f		3	0	0	0	1	1	3
Gene Tenace, R (1, 2) OBP: 0.250, SLG: 0.143			G6-4-3 1B	K	F8				FC4-6 HBP	3	0	1	0	0	1	3
Mike Hershberger, R (1, 7) OBP: 0.259, SLG: 0.263			F6	K			F8		F4	4	0	0	0	0	1	2
Rollie Fingers, R (1, 1) OBP: 0.250, SLG: 0.250			G6-4-3 1-2f	BB			HR		FC4-6 1-2f	0	0	0	0	0	0	0
Ed Sprague, R (1, 1) OBP: 0.333, SLG: 0.667										1	0	0	0	0	0	1
Jose Tartabull, L (5, PH)										0	0	0	0	1	0	0
Jim Roland, R (6, 1)										0	0	0	0	0	0	0
Tommie Reynolds, R (7, PH) OBP: 0.350, SLG: 0.372										1	1	1	1	0	0	0
Paul Lindblad, L (8, 1) OBP: 1.000, SLG: 1.000										0	0	0	0	0	0	0
Dick Green, R (9, PH) OBP: 0.363, SLG: 0.477										1	0	0	0	0	0	1
Inning Stats	R: 0 E: 0 K: 2 S: 7 H: 0 LOB: 0 BB: 0 P: 7	R: 0 E: 0 K: 0 S: 3 H: 0 LOB: 0 BB: 0 P: 3	R: 0 E: 0 K: 0 S: 3 H: 1 LOB: 0 BB: 0 P: 3	R: 1 E: 1 K: 1 S: 7 H: 1 LOB: 2 BB: 0 P: 8	R: 0 E: 0 K: 3 S: 9 H: 0 LOB: 1 BB: 1 P: 13	R: 0 E: 0 K: 0 S: 5 H: 2 LOB: 3 BB: 1 P: 9	R: 1 E: 0 K: 1 S: 7 H: 2 LOB: 1 BB: 0 P: 7	R: 0 E: 0 K: 0 S: 2 H: 0 LOB: 0 BB: 1 P: 6	R: 0 E: 0 K: 0 S: 3 H: 0 LOB: 1 BB: 0 P: 4	1B: 5 2B: 0 3B: 0 HR: 1	SF: 1 SAC: 0 DP: 2 HBP: 2						

PITCHER		IP	WLS	BF	H	R	ER	SO	BB	IBB	HBP	BLK	WP	HR	S	P	ERA	WHIP
Luis Tiant, R ERA: 6.49	(1, 1)	7.0	W	30	6	2	1	7	2	0	1	0	0	1	41	50	1.29	1.143
Horacio Pina, R ERA: 4.79	(8, 1)	2.0	S	7	0	0	0	0	1	0	1	0	0	0	5	10	0.00	0.500

PITCHER	IP	WLS	BF	H	R	ER	SO	BB	IBB	HBP	BLK	WP	HR	S	P	ERA	WHIP

AB	31
R	2
H	6
RBI	2
BB	3
SO	7
LOB	21

WP: 0 PB: 0 SB: 0 CS: 0 PA: 37

Cleveland Indians @ Oakland Athletics

Oakland-Alameda County Coliseum, Oakland, CA

Fri May 30 1969, 3:38 AM PDT

Att. 13,995 - Unknown

TOP

livebaseballscorecards.com

Batter	1	2	3	4	5	6	7	8	9	AB	R	H	RBI	BB	SO	LOB
Jose Cardenal, R (1, 8) OBP: 0.272, SLG: 0.372	K		3-1 1B			F7		FC4-6 1B		4	0	1	0	0	1	2
Lee Maye, L (1, 7) OBP: 0.300, SLG: 0.311	6-3 1B		3-1			4-3		1B		4	0	2	1	0	0	2
Ken Harrelson, R (1, 3) OBP: 0.248, SLG: 0.283	6-3		F8			K		K		4	0	0	0	0	2	5
Duke Sims, L (1, 2) OBP: 0.342, SLG: 0.523	K			K			K		K	4	0	0	0	0	4	1
Russ Snyder, L (1, 9) OBP: 0.382, SLG: 0.350		F4		1-3			K		E 1B	4	0	1	0	0	1	0
Lou Klimchock, L (1, 5) OBP: 0.182, SLG: 0.182		4-3		G3			F9		E 1B	4	0	1	0	0	0	0
Larry Brown, R (1, 6) OBP: 0.377, SLG: 0.410		F9			F2			FC4-6 BB 1B	F3	4	1	1	0	0	0	2
Vern Fuller, R (1, 4) OBP: 0.254, SLG: 0.140 Zoilo Versalles, R (9, PH) OBP: 0.328, SLG: 0.366			3-1 1B 1B		F4			FC4-6 BB	E6	2 1	0 0	1 0	0 0	1 0	0 0	0 2
Mike Paul, L (1, 1) Gary Kroll, R (5, 1) Stan Williams, R (6, 1) OBP: 0.067, SLG: 0.067 Jack Hamilton, R (7, 1) Richie Scheinblum, S (8, PH) OBP: 0.205, SLG: 0.143 Juan Pizarro, L (8, 1) OBP: 0.250, SLG: 0.250 Tony Horton, R (9, PH) OBP: 0.280, SLG: 0.435			F7		K			K	K	2 0 0 0 1 0 1	0 0 0 0 0 0 0	0 0 0 0 0 0 0	0 0 0 0 0 0 0	0 0 0 0 0 0 0	1 0 0 0 1 0 0	1 0 0 0 2 0 3
Inning Stats	R: 0 E: 0 K: 2 S: 8 H: 1 LOB: 1 BB: 0 P: 8	R: 0 E: 0 K: 0 S: 3 H: 0 LOB: 0 BB: 0 P: 3	R: 0 E: 0 K: 0 S: 5 H: 2 LOB: 2 BB: 0 P: 5	R: 0 E: 0 K: 1 S: 5 H: 0 LOB: 0 BB: 0 P: 5	R: 0 E: 0 K: 1 S: 5 H: 0 LOB: 0 BB: 0 P: 5	R: 0 E: 0 K: 1 S: 5 H: 0 LOB: 0 BB: 0 P: 5	R: 0 E: 0 K: 2 S: 7 H: 0 LOB: 0 BB: 0 P: 7	R: 1 E: 0 K: 2 S: 9 H: 2 LOB: 2 BB: 1 P: 13	R: 0 E: 1 K: 2 S: 10 H: 2 LOB: 3 BB: 0 P: 10	1B: 7 2B: 0 3B: 0 HR: 0	SF: 0 SAC: 0 DP: 0 HBP: 0						

	AB	35
	R	1
	H	7
	RBI	1
	BB	1
	SO	11
	LOB	20

WP: 0 PB: 0 SB: 0 CS: 0 PA: 36

PITCHER		IP	WLS	BF	H	R	ER	SO	BB	IBB	HBP	BLK	WP	HR	S	P	ERA	WHIP
George Lauzerique, R ERA: 1.0	(1, 1)	9.0	W	36	7	1	1	11	1	0	0	0	0	0	57	61	1.00	0.889

PITCHER	IP	WLS	BF	H	R	ER	SO	BB	IBB	HBP	BLK	WP	HR	S	P	ERA	WHIP

BOTTOM

Cleveland Indians @ Oakland Athletics

Oakland-Alameda County Coliseum, Oakland, CA

Fri May 30 1969, 3:38 AM PDT

Att. 13,995 - Unknown

livebaseballscorecards.com

Batter	1	2	3	4	5	6	7	8	9	AB	R	H	RBI	BB	SO	LOB
Bert Campaneris, R (1, 6) OBP: 0.249, SLG: 0.259	S S S 0-3 K ①	x 0-0 1B 1-2 3-H 1B		x 0-0 1B		x 0-0 1-H HR		x 0-0 F6 ②		5	1	3	3	0	1	0
Tommie Reynolds, R (1, 7) OBP: 0.345, SLG: 0.365	x 0-0 6-3 ②	x 0-0 1-2 2-3 1B		x 0-0 6-3 ③		x 0-0 4-3 ②		x 0-0 F2 ③		5	0	1	0	0	0	1
Reggie Jackson, L (1, 9) OBP: 0.377, SLG: 0.632	x 0-0 HR	x 0-0 6-3 ③			x 0-0 1B 1B	x 0-0 HR				4	2	3	2	0	0	3
Sal Bando, R (1, 5) OBP: 0.418, SLG: 0.527	x 0-0 1B		B B B B 4-0 G5-4-3 BB		x 0-0 1-2 1B	H 1-0 HBP				2	0	2	0	1	0	0
Danny Cater, R (1, 3) OBP: 0.328, SLG: 0.409	x 0-0 F8 ③		x 0-0 ① ② G5-4-3 1-2f		x 0-0 F6 ①	x 0-0 F9 ③				4	0	0	0	0	0	5
Dick Green, R (1, 4) OBP: 0.366, SLG: 0.474		B B B B 4-0 1B SH5-3 1B BB	x 0-0 1B		S S S 0-3 K ②		x 0-0 F4 ①			3	1	1	0	1	1	2
Rick Monday, L (1, 8) OBP: 0.370, SLG: 0.394		x 0-0 SH5-3 ① 1-2	x 0-0 F2 ③		S S S 0-3 K ③		x 0-0 5-3 ②			3	0	0	0	0	1	3
Phil Roof, R (1, 2) OBP: 0.243, SLG: 0.203		S S S 0-3 K ②		x 0-0 F7 ①		x 0-0 F5 ①	x 0-0 F7 ③			4	0	0	0	0	1	1
George Lauzerique, R (1, 1) OBP: 0.500, SLG: 0.500		x 0-0 1B 1B 2-3 1B		x 0-0 F8 ②		x 0-0 HR 1B		x 0-0 F9 ①		4	1	2	0	0	0	0
Inning Stats	R: 1 E: 0 K: 1 S: 7 H: 2 LOB: 1 BB: 0 P: 7	R: 1 E: 0 K: 1 S: 8 H: 3 LOB: 3 BB: 1 P: 12	R: 0 E: 0 K: 0 S: 3 H: 1 LOB: 1 BB: 1 P: 7	R: 0 E: 0 K: 0 S: 4 H: 1 LOB: 1 BB: 0 P: 4	R: 0 E: 0 K: 2 S: 9 H: 2 LOB: 2 BB: 0 P: 9	R: 3 E: 0 K: 0 S: 6 H: 3 LOB: 1 BB: 0 P: 7	R: 0 E: 0 K: 0 S: 3 H: 0 LOB: 0 BB: 0 P: 3	R: 0 E: 0 K: 0 S: 3 H: 0 LOB: 0 BB: 0 P: 3		1B: 9 2B: 0 3B: 0 HR: 3	SF: 0 SAC: 1 DP: 1 HBP: 1					

	AB	34
	R	5
	H	12
	RBI	5
	BB	2
	SO	4
	LOB	15

WP: 0 PB: 0 SB: 0 CS: 0 PA: 38

PITCHER		IP	WLS	BF	H	R	ER	SO	BB	IBB	HBP	BLK	WP	HR	S	P	ERA	WHIP
Mike Paul, L ERA: 3.86	(1, 1)	4.0	L	22	9	2	2	2	2	0	0	0	0	1	24	32	4.50	2.750
Gary Kroll, R ERA: 1.13	(5, 1)	1.0		3	0	0	0	2	0	0	0	0	0	0	7	7	0.00	0.000
Stan Williams, R ERA: 5.24	(6, 1)	1.0		7	3	3	3	0	0	0	1	0	0	2	6	7	27.00	3.000
Jack Hamilton, R ERA: 4.03	(7, 1)	1.0		3	0	0	0	0	0	0	0	0	0	0	3	3	0.00	0.000
Juan Pizarro, L ERA: 4.87	(8, 1)	1.0		3	0	0	0	0	0	0	0	0	0	0	3	3	0.00	0.000

PITCHER	IP	WLS	BF	H	R	ER	SO	BB	IBB	HBP	BLK	WP	HR	S	P	ERA	WHIP

Batter	1	2	3	4	5	6	7	8	9	AB	R	H	RBI	BB	SO	LOB
Jose Cardenal, R (1, 8) OBP: 0.270, SLG: 0.363	BBBB 4-0 S 2B BB	x 0-0 ② FC5-2 3-H		SSS 0-3 ③ K		x 0-0 ③ F7		SSS 0-3 ③ K		4	1	0	0	1	2	5
Russ Snyder, L (1, 7) OBP: 0.370, SLG: 0.338	x 0-0 ① 6-3 1-2	x 0-0 ③ G3			x 0-0 ① 4-3		x 0-0 ① 3-1		x 0-0 1B 1B 1B	5	1	1	0	0	0	3
Ken Harrelson, R (1, 9) OBP: 0.265, SLG: 0.315 Chuck Hinton, R (9, PR) OBP: 0.314, SLG: 0.394 (9, 9)	x 0-0 1B 2-H 2B		x 0-0 ① F8		BBBB 4-0 BB BB		x 0-0 3B		x 0-0 1B SF7 1-2 1B	4	1	3	1	1	0	0
										0	1	0	0	0	0	0
Duke Sims, L (1, 2) OBP: 0.358, SLG: 0.515	x 0-0 ② L5		BBBB 4-0 FC6-4 BB		BBBB 4-0 1-2 BB		x 0-0 ② F5		x 0-0 BB 1-3 2-H 1B	3	0	1	1	2	0	2
Tony Horton, R (1, 3) OBP: 0.278, SLG: 0.430	x 0-0 2-H 1B		x 0-0 ② FC6-4 PB 1-2f		SSS 0-3 ② K		x 0-0 ③ L5		x 0-0 ① SF7 3-H	4	0	1	2	0	1	4
Max Alvis, R (1, 5) OBP: 0.298, SLG: 0.299 Vern Fuller, R (1, 4) OBP: 0.254, SLG: 0.148	x 0-0 ③ 4-3		SSS 0-3 ③ K 1-2		x 0-0 ③ L5			x 0-0 E 1B 1B	x 0-0 ② F3	1	0	0	0	0	0	1
										4	1	1	0	0	1	4
Larry Brown, R (1, 6) OBP: 0.383, SLG: 0.408		BBBB 4-0 SH5-4 1B FC5-2 BB		x 0-0 ① 1-3		x 0-0 S 1B		x 0-0 ① 5-3 1-2	BBBB 4-0 1-2 BB	3	0	1	0	2	0	1
Zoilo Versalles, R (1, 4) OBP: 0.338, SLG: 0.371 (1, 5)		x 0-0 SH5-4 1-2 1B		BBBB 4-0 FC2-6 BB		SSS 0-3 ① K 1-2		x 0-0 BLK 2-H 1B	SSS 0-3 ③ K	4	0	2	1	1	2	3
Sam McDowell, L (1, 1) OBP: 0.154, SLG: 0.154 Stan Williams, R (9, 1) OBP: 0.067, SLG: 0.067 Juan Pizarro, L (9, 1) OBP: 0.250, SLG: 0.250		x 0-0 ① SH5-4 1-2 2-3		x 0-0 ② FC2-6 1-2f		x 0-0 ② G3		SSS 0-3 ② K 2-3		3	0	0	0	0	1	3
										0	0	0	0	0	0	0
										0	0	0	0	0	0	0
Inning Stats	R: 2 E: 0 K: 0 S: 5 H: 2 LOB: 1 BB: 1 P: 9	R: 0 E: 0 K: 0 S: 4 H: 1 LOB: 2 BB: 1 P: 8	R: 0 E: 0 K: 1 S: 5 H: 0 LOB: 1 BB: 1 P: 9	R: 0 E: 0 K: 1 S: 5 H: 0 LOB: 1 BB: 1 P: 9	R: 0 E: 0 K: 1 S: 5 H: 0 LOB: 2 BB: 2 P: 13	R: 0 E: 0 K: 1 S: 6 H: 1 LOB: 1 BB: 0 P: 6	R: 0 E: 0 K: 0 S: 4 H: 1 LOB: 1 BB: 0 P: 4	R: 1 E: 1 K: 2 S: 9 H: 2 LOB: 1 BB: 0 P: 9	R: 2 E: 0 K: 1 S: 8 H: 3 LOB: 2 BB: 1 P: 12	1B: 8 2B: 1 3B: 1 HR: 0 SF: 1 SAC: 1 DP: 0 HBP: 0						

TOP

Cleveland Indians @ Oakland Athletics

Oakland-Alameda County Coliseum, Oakland, CA

Sat May 31 1969, 3:33 AM PDT
Att. 29,477 - Unknown

livebaseballscorecards.com

AB	35
R	5
H	10
RBI	5
BB	7
SO	7
LOB	26

PITCHER		IP	WLS	BF	H	R	ER	SO	BB	IBB	HBP	BLK	WP	HR	S	P	ERA	WHIP
Jim Nash, R ERA: 3.13	(1, 1)	1.0	L	8	3	2	2	0	2	0	0	0	0	0	6	14	18.00	5.000
Rollie Fingers, R ERA: 2.95	(2, 1)	7.0		29	4	1	1	6	4	0	0	1	0	0	37	53	1.29	1.143
Paul Lindblad, L ERA: 3.45	(9, 1)	0.0		3	3	2	2	0	0	0	0	0	0	0	3	3	∞	∞
Lew Krausse, R ERA: 5.06	(9, 1)	1.0		4	0	0	0	1	1	0	0	0	0	0	5	9	0.00	1.000

PITCHER	IP	WLS	BF	H	R	ER	SO	BB	IBB	HBP	BLK	WP	HR	S	P	ERA	WHIP

WP: 0 PB: 1 SB: 2 CS: 0 PA: 44

Batter	1	2	3	4	5	6	7	8	9	AB	R	H	RBI	BB	SO	LOB
Bert Campaneris, R (1, 6) OBP: 0.254, SLG: 0.277	6-3			G4-6-3 BB			E4 1B		HR	3	2	1	1	1	0	0
Tommie Reynolds, R (1, 7) OBP: 0.342, SLG: 0.362	4-3			G4-6-3 1-2f			K		HBP BLK 1B	4	0	1	0	0	1	2
Reggie Jackson, L (1, 8) OBP: 0.374, SLG: 0.619	K			6-3			F7		HBP BB 1-2	3	0	0	0	1	1	1
Sal Bando, R (1, 5) OBP: 0.415, SLG: 0.519		K			F4		1B 2-H		K	4	0	1	1	0	2	2
Danny Cater, R (1, 3) OBP: 0.326, SLG: 0.402		G1-6-3 BB			6-3		F3		F8	3	0	0	0	1	0	3
Dick Green, R (1, 4) OBP: 0.369, SLG: 0.471		G1-6-3 1-2f			6-3			1B	HBP 1-2 2-3	3	0	1	0	0	0	1
Mike Hershberger, R (1, 9) OBP: 0.250, SLG: 0.253			F8			F2		F8	4-3	3	0	0	0	0	0	1
Rick Monday, L (9, PH) OBP: 0.368, SLG: 0.391										1	0	0	0	0	0	3
Gene Tenace, R (1, 2) OBP: 0.182, SLG: 0.100			F7			5-3		K		3	0	0	0	0	1	1
Jim Nash, R (1, 1) OBP: 0.211, SLG: 0.278			5-3			6-3		K		0	0	0	0	0	0	0
Rollie Fingers, R (2, 1) OBP: 0.214, SLG: 0.214										2	0	0	0	0	0	0
Dave Duncan, R (8, PH) OBP: 0.161, SLG: 0.137										1	0	0	0	0	1	1
Paul Lindblad, L (9, 1) OBP: 1.000, SLG: 1.000										0	0	0	0	0	0	0
Lew Krausse, R (9, 1)										0	0	0	0	0	0	0
Inning Stats	R: 0 E: 0 K: 1 S: 5 H: 0 LOB: 0 BB: 0 P: 5	R: 0 E: 0 K: 1 S: 4 H: 0 LOB: 0 BB: 1 P: 8	R: 0 E: 0 K: 0 S: 3 H: 0 LOB: 0 BB: 0 P: 3	R: 0 E: 0 K: 0 S: 2 H: 0 LOB: 0 BB: 1 P: 6	R: 0 E: 0 K: 0 S: 3 H: 0 LOB: 0 BB: 0 P: 3	R: 0 E: 0 K: 0 S: 3 H: 0 LOB: 0 BB: 0 P: 3	R: 1 E: 1 K: 1 S: 7 H: 1 LOB: 1 BB: 0 P: 7	R: 0 E: 0 K: 2 S: 8 H: 1 LOB: 1 BB: 0 P: 8	R: 1 E: 0 K: 1 S: 7 H: 2 LOB: 3 BB: 1 P: 12	1B: 3 2B: 0 3B: 0 HR: 1	SF: 0 SAC: 0 DP: 2 HBP: 1						

PITCHER		IP	WLS	BF	H	R	ER	SO	BB	IBB	HBP	BLK	WP	HR	S	P	ERA	WHIP
Sam McDowell, L ERA: 3.15	(1, 1)	8.0	W	30	4	2	1	5	3	0	0	1	0	1	37	49	1.12	0.875
Stan Williams, R ERA: 5.18	(9, 1)	0.2		3	0	0	0	1	0	0	1	0	0	0	4	5	0.00	0.000
Juan Pizarro, L ERA: 4.79	(9, 1)	0.1	S	1	0	0	0	0	0	0	0	0	0	0	1	1	0.00	0.000

PITCHER	IP	WLS	BF	H	R	ER	SO	BB	IBB	HBP	BLK	WP	HR	S	P	ERA	WHIP

BOTTOM

Cleveland Indians @ Oakland Athletics

Oakland-Alameda County Coliseum, Oakland, CA

Sat May 31 1969, 3:33 AM PDT

Att. 29,477 - Unknown

livebaseballscorecards.com

AB	30
R	2
H	4
RBI	2
BB	3
SO	6
LOB	15

WP: 0	PB: 0	SB: 0	CS: 0	PA: 34														

Batter	1	2	3	4	5	6	7	8	9	AB	R	H	RBI	BB	SO	LOB
Jose Cardenal, R (1, 8) OBP: 0.264, SLG: 0.354	5-3	K			F9		F8			4	0	0	0	0	1	2
Lee Maye, L (1, 7) OBP: 0.289, SLG: 0.299	F8	F9			K			FC6-4 BB		3	0	0	0	0	1	2
Steve Hargan, R (5, 1)										0	0	0	0	0	0	0
Russ Snyder, L (8, PH) (8, 9) OBP: 0.378, SLG: 0.338										0	0	0	0	1	0	0
Ken Harrelson, R (1, 9) OBP: 0.264, SLG: 0.309	1B 1B BB		K		6-3			F8		3	1	0	0	1	1	2
Ray Fosse, R (8, 2) OBP: 0.288, SLG: 0.302										0	0	0	0	0	0	0
Duke Sims, L (1, 2) OBP: 0.353, SLG: 0.500	BB 1B 1-2 1B		F8			F8		F8		4	0	1	0	0	0	1
(8, 3)																
Tony Horton, R (1, 3) OBP: 0.277, SLG: 0.426	BB 1-2 2-H 1B		5-3			6-3		FC6-4 1-2f		4	0	1	1	0	0	1
Gary Kroll, R (8, 1)										0	0	0	0	0	0	0
Lou Klimchock, L (1, 4) OBP: 0.333, SLG: 0.357	BB 1-2 2-3			F8		2B			1B	3	0	2	0	1	0	0
Larry Brown, R (1, 6) OBP: 0.374, SLG: 0.397	F7			F9		F9			K	4	0	0	0	0	1	5
Zoilo Versalles, R (1, 5) OBP: 0.336, SLG: 0.367		F7		K			G4-6-3 1B		F8	4	0	1	0	0	1	1
Dick Ellsworth, L (1, 1) OBP: 0.158, SLG: 0.111		1B			1B		G4-6-3 1-2f		G3	1	0	1	0	0	0	0
Jack Hamilton, R (4, 1)										0	0	0	0	0	0	0
Richie Scheinblum, S (5, PH) (5, 7) OBP: 0.210, SLG: 0.151										3	0	1	0	0	0	2
Inning Stats	R: 1 E: 0 K: 0 S: 5 H: 2 LOB: 3 BB: 2 P: 13	R: 0 E: 0 K: 1 S: 6 H: 1 LOB: 1 BB: 0 P: 6	R: 0 E: 0 K: 1 S: 5 H: 0 LOB: 0 BB: 0 P: 5	R: 0 E: 0 K: 1 S: 5 H: 0 LOB: 0 BB: 0 P: 5	R: 0 E: 0 K: 1 S: 6 H: 1 LOB: 1 BB: 0 P: 6	R: 0 E: 0 K: 0 S: 4 H: 1 LOB: 1 BB: 0 P: 4	R: 0 E: 0 K: 0 S: 3 H: 1 LOB: 0 BB: 0 P: 3	R: 0 E: 0 K: 0 S: 3 H: 0 LOB: 1 BB: 1 P: 7	R: 0 E: 0 K: 1 S: 6 H: 1 LOB: 1 BB: 0 P: 6	1B: 6 2B: 1 3B: 0 HR: 0	SF: 0 SAC: 0 DP: 1 HBP: 0					

TOP

Cleveland Indians @ Oakland Athletics

Oakland-Alameda County Coliseum, Oakland, CA

Sun Jun 01 1969, 3:33 AM PDT

Att. 9,699 - Unknown

livebaseballscorecards.com

AB	33
R	1
H	7
RBI	1
BB	3
SO	5
LOB	16

PITCHER		IP	W/L/S	BF	H	R	ER	SO	BB	IBB	HBP	BLK	WP	HR	S	P	ERA	WHIP
Chuck Dobson, R ERA: 3.18	(1, 1)	9.0	W	36	7	1	1	5	3	0	0	0	0	0	43	55	1.00	1.111

PITCHER		IP	W/L/S	BF	H	R	ER	SO	BB	IBB	HBP	BLK	WP	HR	S	P	ERA	WHIP

Batter	1	2	3	4	5	6	7	8	9	AB	R	H	RBI	BB	SO	LOB
Bert Campaneris, R (1, 6) OBP: 0.259, SLG: 0.278	F7		SH5-3 1-2	G4-6-3 1B WP 1-2 2-3 3-H BB	K		S HR 1B			3	2	1	0	1	1	2
Tommie Reynolds, R (1, 7) OBP: 0.351, SLG: 0.361	4-3		F7	G4-6-3 1-2 2-H 3-H 1B	HBP 1-2 2-3 BB		HR 1-2 BB			3	1	1	2	2	0	1
Reggie Jackson, L (1, 8) OBP: 0.381, SLG: 0.636	1B 1B		E6 2-3	G4-6-3 1-2f 2-3	HBP 1-2 2-3 3-H		HR 1-H 2-H			4	1	2	4	0	0	3
Sal Bando, R (1, 5) OBP: 0.415, SLG: 0.513	1B 1-2		K	E 1B 3-H BB	4-3		6-3			4	1	1	0	1	1	5
Danny Cater, R (1, 3) OBP: 0.328, SLG: 0.402	F8			1B 1B E5 1-H 1B	5-3			5-3		5	1	2	0	0	0	2
Dick Green, R (1, 4) OBP: 0.365, SLG: 0.463		F7		1B 1B 1-2 1B 4-3	F5			F4		5	1	1	0	0	0	1
Mike Hershberger, R (1, 9) OBP: 0.258, SLG: 0.253		4-3		1B 1B WP 1-2 2-H 1B	K	F9		BB		4	1	1	1	1	1	0
Phil Roof, R (1, 2) OBP: 0.253, SLG: 0.206		6-3		WP 1B 1B 1-2 2-3 1B	BB HBP BB		F5	K		4	2	1	0	1	1	1
Chuck Dobson, R (1, 1) OBP: 0.231, SLG: 0.200			E SH5-3 1B	WP 1B 1-2 2-3 3-H 1B	HBP BB 1-2 BB		F9			3	1	2	1	1	0	0
Inning Stats	R: 0 E: 0 K: 0 S: 5 H: 2 LOB: 2 BB: 0 P: 5	R: 0 E: 0 K: 0 S: 3 H: 0 LOB: 0 BB: 0 P: 3	R: 0 E: 1 K: 1 S: 7 H: 1 LOB: 2 BB: 0 P: 7	R: 7 E: 1 K: 0 S: 9 H: 7 LOB: 1 BB: 2 P: 17	R: 1 E: 0 K: 2 S: 7 H: 0 LOB: 3 BB: 3 P: 20	R: 0 E: 0 K: 0 S: 3 H: 0 LOB: 0 BB: 0 P: 3	R: 3 E: 0 K: 0 S: 5 H: 2 LOB: 0 BB: 1 P: 9	R: 0 E: 0 K: 1 S: 5 H: 0 LOB: 1 BB: 1 P: 9		1B: 11 2B: 0 3B: 0 HR: 1 SF: 0 SAC: 1 DP: 1 HBP: 1				WP: 2 PB: 0 SB: 1 CS: 0 PA: 44		

PITCHER		IP	WLS	BF	H	R	ER	SO	BB	IBB	HBP	BLK	WP	HR	S	P	ERA	WHIP
Dick Ellsworth, L ERA: 4.85	(1, 1)	3.0	L	18	8	5	5	1	0	0	0	0	0	0	20	20	15.00	2.667
Jack Hamilton, R ERA: 4.2	(4, 1)	1.0		6	2	2	1	0	2	0	0	0	2	0	4	12	9.00	4.000
Steve Hargan, R ERA: 13.5	(5, 1)	3.0		16	2	4	4	2	4	0	1	0	0	1	15	32	12.00	2.000
Gary Kroll, R ERA: 1.0	(8, 1)	1.0		4	0	0	0	1	1	0	0	0	0	0	5	9	0.00	1.000

PITCHER	IP	WLS	BF	H	R	ER	SO	BB	IBB	HBP	BLK	WP	HR	S	P	ERA	WHIP

BOTTOM

Cleveland Indians @ Oakland Athletics

Oakland-Alameda County Coliseum, Oakland, CA

Sun Jun 01 1969, 3:33 AM PDT

Att. 9,699 - Unknown

livebaseballscorecards.com

AB	35
R	11
H	12
RBI	8
BB	7
SO	4
LOB	15

Batter	1	2	3	4	5	6	7	8	9	AB	R	H	RBI	BB	SO	LOB
Jose Cardenal, R (1, 5) OBP: 0.264, SLG: 0.351	x 0-0 G6-4-3 1B		x 0-0 ②③ G4-6-3 1-2f		x 0-0 ③ P4		x 0-0 ② P4			4	0	1	0	0	0	5
Larry Brown, R (1, 6) OBP: 0.366, SLG: 0.387	x 0-0 ①② G6-4-3 1-2f			x 0-0 ① 5-3		x 0-0 ① 6-3	x 0-0 ③ FC6-4 1-2f			4	0	0	0	0	0	2
Ken Harrelson, R (1, 7) OBP: 0.270, SLG: 0.333	x 0-0 ③ F9			x 0-0 ② F9		x 0-0 WP 1B		x 0-0 HR		4	1	2	1	0	0	0
Tony Horton, R (1, 3) OBP: 0.271, SLG: 0.416		SSS 0-3 ① K		SSS 0-3 ③ K		SSS 0-3 ② K 1-3		x 0-0 ① 5-3		4	0	0	0	0	3	1
Cap Peterson, R (1, 9) OBP: 0.423, SLG: 0.318		SSS 0-3 ② K			x 0-0 G5-4-3 1B	BBBB 4-0 HBP BB		x 0-0 ② 5-3		3	0	1	0	1	1	0
Zoilo Versalles, R (1, 4) OBP: 0.333, SLG: 0.358		SSS 0-3 ③ K			x 0-0 ①② G5-4-3 1-2f	H 1-0 1-2 HBP		SSS 0-3 ③ K		3	0	0	0	0	2	1
Duke Sims, L (1, 2) OBP: 0.360, SLG: 0.486			BBBB 4-0 FC6-4 BB		BBBB 4-0 PB 1B BB	x 0-0 ③ P6			SSS 0-3 ① K	2	1	0	0	2	1	3
Richie Scheinblum, S (1, 8) OBP: 0.212, SLG: 0.156			x 0-0 ① FC6-4 1B 1-2f		x 0-0 BB 1B 1-H		x 0-0 E4 FC6-4		x 0-0 ② F5	4	0	1	1	0	0	1
Horacio Pina, R (1, 1) OBP: 0.500, SLG: 0.500 Chuck Hinton, R (3, PH) OBP: 0.333, SLG: 0.412 Mike Paul, L (3, 1) Lou Klimchock, L (5, PH) OBP: 0.375, SLG: 0.357 Juan Pizarro, L (5, 1) OBP: 0.250, SLG: 0.250 Russ Snyder, L (7, PH) OBP: 0.373, SLG: 0.333 Gary Kroll, R (7, 1) Lee Maye, L (9, PH) OBP: 0.286, SLG: 0.295			x 0-0 G4-6-3 1-2 1B		BBBB 4-0 1-2 BB		x 0-0 F7		x 0-0 F8	0 1 0 0 0 1 0 1	0 0 0 0 0 0 0 0	0 1 0 0 1 0 1 0	0 0 0 0 0 0 0 0	0 0 0 0 0 0 0 0	0 0 0 0 0 0 0 0	0 0 0 0 0 1 0 0
Inning Stats	R: 0 E: 0 K: 0 S: 3 H: 1 LOB: 0 BB: 0 P: 3	R: 0 E: 0 K: 3 S: 9 H: 0 LOB: 0 BB: 0 P: 9	R: 0 E: 0 K: 0 S: 3 H: 1 LOB: 1 BB: 1 P: 7	R: 0 E: 0 K: 1 S: 5 H: 0 LOB: 0 BB: 0 P: 5	R: 1 E: 0 K: 0 S: 4 H: 2 LOB: 2 BB: 2 P: 12	R: 0 E: 0 K: 1 S: 6 H: 1 LOB: 3 BB: 1 P: 11	R: 0 E: 1 K: 0 S: 4 H: 0 LOB: 1 BB: 0 P: 4	R: 1 E: 0 K: 1 S: 6 H: 1 LOB: 0 BB: 0 P: 6	R: 0 E: 0 K: 1 S: 5 H: 0 LOB: 0 BB: 0 P: 5	1B: 5 2B: 0 3B: 0 HR: 1	SF: 0 SAC: 0 DP: 3 HBP: 1						

PITCHER		IP	W/L/S	BF	H	R	ER	SO	BB	IBB	HBP	BLK	WP	HR	S	P	ERA	WHIP
Steve Barber, L ERA: 4.84	(1, 1)	5.0	W	19	4	1	0	4	3	0	0	0	0	0	24	36	0.00	1.400
Jim Bouton, R ERA: 3.86	(6, 1)	4.0	S	17	2	1	1	3	1	0	1	0	1	1	21	26	2.25	0.750

PITCHER	IP	W/L/S	BF	H	R	ER	SO	BB	IBB	HBP	BLK	WP	HR	S	P	ERA	WHIP

TOP

Cleveland Indians @ Seattle Pilots

Sicks Stadium, Boston, MA

Mon Jun 02 1969, 10:05 PM EDT

Att. 9,044 - Unknown

livebaseballscorecards.com

AB	31
R	2
H	6
RBI	2
BB	4
SO	7
LOB	14

WP: 2 PA: 36
PB: 1
SB: 0
CS: 0

Batter	1	2	3	4	5	6	7	8	9	AB	R	H	RBI	BB	SO	LOB
Tommy Harper, R (1, 4) OBP: 0.435, SLG: 0.416	5-3	SH5-3 1-2		K			P6			3	0	0	0	0	1	0
Mike Hegan, L (1, 9) OBP: 0.450, SLG: 0.537	2B BB BB	HR 2-H			HR		BB 1B			3	3	3	3	1	0	0
Wayne Comer, R (1, 8) OBP: 0.388, SLG: 0.470	2B WP 1-2 BB	K			F8		BB 1-2			2	1	0	0	2	1	0
Don Mincher, L (1, 3) OBP: 0.390, SLG: 0.486	WP 1B 1-3 2-H 2B		P4		CS HBP		F9			3	1	1	1	0	0	2
Steve Whitaker, L (1, 7) OBP: 0.392, SLG: 0.512	2-H 3-H 1B		HR		K 1-2			S 1B 1B		4	2	3	2	0	1	1
Rich Rollins, R (1, 5) OBP: 0.294, SLG: 0.323	K		P3			F2		G3 1-H 1B		4	0	1	1	0	1	1
Jerry McNertney, R (1, 2) OBP: 0.301, SLG: 0.434	K		F7			G4-6-3 1B		G3 1-2		4	0	1	0	0	1	2
Ray Oyler, R (1, 6) OBP: 0.310, SLG: 0.318		5-3		K		G4-6-3 1-2f		F7		4	0	0	0	0	1	2
Steve Barber, L (1, 1) OBP: 0.333, SLG: 0.333 Jim Bouton, R (6, 1)		SH5-3 HR 1B		K			K	K		2 2	1 0	1 0	0 0	0 0	1 2	0 1
Inning Stats	R: 3 E: 0 K: 2 S: 9 H: 2 LOB: 1 BB: 2 P: 17	R: 2 E: 0 K: 1 S: 7 H: 2 LOB: 0 BB: 0 P: 7	R: 1 E: 0 K: 0 S: 4 H: 1 LOB: 0 BB: 0 P: 4	R: 0 E: 0 K: 3 S: 9 H: 0 LOB: 0 BB: 0 P: 9	R: 1 E: 0 K: 1 S: 5 H: 1 LOB: 1 BB: 0 P: 6	R: 0 E: 0 K: 0 S: 3 H: 1 LOB: 0 BB: 0 P: 3	R: 0 E: 0 K: 1 S: 6 H: 1 LOB: 2 BB: 1 P: 10	R: 1 E: 0 K: 1 S: 7 H: 2 LOB: 1 BB: 0 P: 7		1B: 6 2B: 2 3B: 0 HR: 3 SF: 0 SAC: 1 DP: 2 HBP: 1						

PITCHER		IP	WLS	BF	H	R	ER	SO	BB	IBB	HBP	BLK	WP	HR	S	P	ERA	WHIP
Horacio Pina, R ERA: 6.35	(1, 1)	2.0	L	12	4	5	5	3	2	0	0	0	1	1	16	24	22.50	3.000
Mike Paul, L ERA: 3.89	(3, 1)	2.0		7	1	1	1	3	0	0	0	0	0	1	13	13	4.50	0.500
Juan Pizarro, L ERA: 4.76	(5, 1)	2.0		7	2	1	1	1	0	0	1	0	0	1	8	9	4.50	1.000
Gary Kroll, R ERA: 1.64	(7, 1)	2.0		10	3	1	1	2	1	0	0	0	0	0	13	17	4.50	2.000

PITCHER	IP	WLS	BF	H	R	ER	SO	BB	IBB	HBP	BLK	WP	HR	S	P	ERA	WHIP

BOTTOM

Cleveland Indians @ Seattle Pilots

Sicks Stadium, Boston, MA

Mon Jun 02 1969, 10:05 PM EDT

Att. 9,044 - Unknown

livebaseballscorecards.com

AB	31
R	8
H	10
RBI	7
BB	3
SO	9
LOB	9

PA: 36

WP: 1
PB: 0
SB: 1
CS: 1

Cleveland Indians @ Seattle Pilots

Sicks Stadium, Boston, MA

Tue Jun 03 1969, 10:05 PM EDT

Att. 8,634 - Unknown

TOP

livebaseballscorecards.com

Batter	1	2	3	4	5	6	7	8	9	AB	R	H	RBI	BB	SO	LOB
Jose Cardenal, R (1, 8) OBP: 0.263, SLG: 0.349	F7		6-3		F8			S 1B		4	0	1	0	0	0	1
Lee Maye, L (1, 9) OBP: 0.284, SLG: 0.284	G3			K	F8			BB		3	0	0	0	1	1	0
Chuck Hinton, R (9, 9) OBP: 0.333, SLG: 0.412										0	0	0	0	0	0	0
Ken Harrelson, R (1, 7) OBP: 0.269, SLG: 0.344	G3			6-3		1B 3B		F7		4	1	1	0	0	0	2
Duke Sims, L (1, 2) OBP: 0.370, SLG: 0.532		F7		HR		3-H 1B		F8		3	1	2	2	0	0	0
Ray Fosse, R (6, 2) OBP: 0.283, SLG: 0.296										1	0	0	0	0	0	2
Tony Horton, R (1, 3) OBP: 0.271, SLG: 0.408		K		HBP		F8		P4		3	0	0	0	0	1	3
Lou Klimchock, L (1, 4) OBP: 0.350, SLG: 0.500		HR		F8		P6			P6	4	1	1	1	0	0	2
Vern Fuller, R (9, 4) OBP: 0.254, SLG: 0.148										0	0	0	0	0	0	0
Larry Brown, R (1, 6) OBP: 0.363, SLG: 0.380		6-3			P4		6-3		G5-4-3 HBP	3	0	0	0	0	0	0
Max Alvis, R (1, 5) OBP: 0.288, SLG: 0.288			5-3		6-3		F7		G5-4-3	4	0	0	0	0	0	1
Luis Tiant, R (1, 1) OBP: 0.261, SLG: 0.273			K		1B		K			3	0	1	0	0	2	0
Juan Pizarro, L (9, 1) OBP: 0.250, SLG: 0.250										0	0	0	0	0	0	0
Stan Williams, R (9, 1) OBP: 0.067, SLG: 0.067										0	0	0	0	0	0	0

Inning Stats	1	2	3	4	5	6	7	8	9
	R: 0 E: 0 K: 0 S: 3	H: 0 LOB: 0 BB: 0 P: 3	R: 1 E: 0 K: 1 S: 6	H: 1 LOB: 0 BB: 0 P: 6	R: 0 E: 0 K: 1 S: 5	H: 0 LOB: 0 BB: 0 P: 5	R: 1 E: 0 K: 1 S: 6	H: 1 LOB: 1 BB: 0 P: 7	R: 0 E: 0 K: 0 S: 4	H: 1 LOB: 1 BB: 0 P: 4	R: 1 E: 0 K: 0 S: 5	H: 2 LOB: 1 BB: 0 P: 5	R: 0 E: 0 K: 1 S: 5	H: 0 LOB: 0 BB: 0 P: 5	R: 0 E: 0 K: 0 S: 4	H: 1 LOB: 2 BB: 1 P: 8	R: 0 E: 0 K: 0 S: 2	H: 0 LOB: 0 BB: 0 P: 3

| | | | | | | | | | |

Cleveland Indians @ Seattle Pilots

Sicks Stadium, Boston, MA

Tue Jun 03 1969, 10:05 PM EDT

Att. 8,634 - Unknown

BOTTOM

Batter	1	2	3	4	5	6	7	8	9	AB	R	H	RBI	BB	SO	LOB
Tommy Harper, R (1, 4) OBP: 0.431, SLG: 0.409	F9		BB			5-3		P4		3	0	0	0	1	0	0
Mike Hegan, L (1, 9) OBP: 0.445, SLG: 0.529	K		K			1B		K		4	0	1	0	0	3	2
Wayne Comer, R (1, 8) OBP: 0.378, SLG: 0.456	5-3			K		P5		P1		4	0	0	0	0	1	1
Don Mincher, L (1, 3) OBP: 0.387, SLG: 0.480 Jim Gosger, L (9, PR) OBP: 0.203, SLG: 0.245		K		P4		K			1B	4 0	0 0	1 0	0 0	0 0	2 0	1 0
Steve Whitaker, L (1, 7) OBP: 0.389, SLG: 0.500 Dick Simpson, R (9, PH) OBP: 0.297, SLG: 0.258		F8		G3			BB 1B		K	3 1	0 0	1 0	0 0	0 0	0 1	0 1
Rich Rollins, R (1, 5) OBP: 0.286, SLG: 0.313		P6			F8		P6		K	4	0	0	0	0	1	2
Jerry McNertney, R (1, 2) OBP: 0.299, SLG: 0.422			FC1-6 BB		K		P4		F8	3	0	0	0	1	1	2
Ray Oyler, R (1, 6) OBP: 0.313, SLG: 0.349 Merritt Ranew, L (7, PH) OBP: 0.500, SLG: 0.357 John Kennedy, R (7, PR) OBP: 0.354, SLG: 0.341 (8, 6)			F2		HR		BB			2 0 0	1 0 0	1 0 0	1 0 0	0 1 0	0 0 0	1 0 0
Marty Pattin, R (1, 1) OBP: 0.219, SLG: 0.219 Tommy Davis, R (7, PH) OBP: 0.246, SLG: 0.299 Diego Segui, R (8, 1) OBP: 0.182, SLG: 0.100			FC1-6 BB		K		1-3			2 1 0	0 0 0	0 0 0	0 0 0	0 0 0	1 0 0	1 2 0
Inning Stats	R: 0 E: 0 K: 1 S: 5 H: 0 LOB: 0 BB: 0 P: 5	R: 0 E: 0 K: 1 S: 5 H: 0 LOB: 0 BB: 0 P: 5	R: 0 E: 0 K: 1 S: 5 H: 0 LOB: 2 BB: 2 P: 13	R: 0 E: 0 K: 1 S: 5 H: 0 LOB: 0 BB: 0 P: 5	R: 1 E: 0 K: 2 S: 8 H: 1 LOB: 0 BB: 0 P: 8	R: 0 E: 0 K: 1 S: 6 H: 1 LOB: 1 BB: 0 P: 6	R: 0 E: 0 K: 0 S: 4 H: 1 LOB: 2 BB: 1 P: 8	R: 0 E: 0 K: 1 S: 5 H: 0 LOB: 0 BB: 0 P: 5	R: 0 E: 0 K: 2 S: 8 H: 1 LOB: 1 BB: 0 P: 8	1B: 3 2B: 0 3B: 0 HR: 1	SF: 0 SAC: 0 DP: 0 HBP: 0			WP: 0 PB: 0 SB: 0 CS: 0	PA: 34		

livebaseballscorecards.com

	AB	31
	R	1
	H	4
	RBI	1
	BB	3
	SO	10
	LOB	13

PITCHER		IP	WLS	BF	H	R	ER	SO	BB	IBB	HBP	BLK	WP	HR	S	P	ERA	WHIP
Luis Tiant, R ERA: 5.79	(1, 1)	8.0	W	31	4	1	1	8	3	0	0	0	0	1	44	56	1.12	0.875
Juan Pizarro, L ERA: 4.7	(9, 1)	0.1		1	0	0	0	1	0	0	0	0	0	0	3	3	0.00	0.000
Stan Williams, R ERA: 5.12	(9, 1)	0.2	S	2	0	0	0	1	0	0	0	0	0	0	4	4	0.00	0.000

PITCHER	IP	WLS	BF	H	R	ER	SO	BB	IBB	HBP	BLK	WP	HR	S	P	ERA	WHIP

Cleveland Indians @ Seattle Pilots

Sicks Stadium, Boston, MA

Wed Jun 04 1969, 10:05 PM EDT

Att. 9,540 - Unknown

TOP

livebaseballscorecards.com

Batter	1	2	3	4	5	6	7	8	9	AB	R	H	RBI	BB	SO	LOB
Jose Cardenal, R (1, 8) OBP: 0.272, SLG: 0.349	0-0 G1-4-3 1B		4-0 BB BB 2B BB 1-2	0-0 E4 1-3		4-0 E 1B BB	0-3 K			3	2	1	0	2	1	3
Larry Brown, R (1, 6) OBP: 0.359, SLG: 0.370	0-0 G1-4-3 1-2f		4-0 BB 2B BB 1-2 2-3	0-0 5-3		0-0 FC 1B S FC4 1-3 3-H	0-0 4-3			4	2	0	0	1	0	6
Ken Harrelson, R (1, 7) OBP: 0.278, SLG: 0.348	0-0 G3		4-0 2B 1B BB 1-2 2-3 3-H	0-3 K		0-0 FC4 1B 1-3 3-H		0-0 G6-4-3 1B		4	1	2	2	1	1	2
Lee Maye, L (1, 9) OBP: 0.290, SLG: 0.314		0-3 K	0-0 1B 2B 1-3 2-H 3-H		0-0 2B	0-0 FC4 WP 1-2f 3-H		0-3 K		5	1	2	3	0	2	2
Tony Horton, R (1, 3) OBP: 0.269, SLG: 0.402		0-0 P3	0-0 FC5-4 1B 2-H 3-H		0-0 1-3	0-0 5-3 1-2		0-0 G6-4-3 1-2f		5	0	1	2	0	0	3
Lou Klimchock, L (1, 4) OBP: 0.375, SLG: 0.545 Vern Fuller, R (7, 4) OBP: 0.266, SLG: 0.218	0-0 1B		0-3 K		0-3 K		0-0 E9 1B 2B		0-0 HR	4 1	1 1	2 1	0 1	0 0	2 0	2 0
Max Alvis, R (1, 5) OBP: 0.285, SLG: 0.284	0-0 F2		0-0 FC5-4 1-2f		0-0 5-3		0-0 1B 1B 3-H		0-0 P6	5	0	1	1	0	0	3
Ray Fosse, R (1, 2) OBP: 0.277, SLG: 0.305			0-3 K	0-0 P5		0-0 SH3-4 E 2B	0-3 K		0-0 6-3	5	1	1	0	0	2	1
Sam McDowell, L (1, 1) OBP: 0.241, SLG: 0.241 Stan Williams, R (7, 1) OBP: 0.063, SLG: 0.063			0-0 BB BB BB 1B	0-0 E 1B		0-0 SH3-4 2-3	0-0 1B 1B 1-3		0-3 K	3 1	1 0	3 0	0 0	0 0	0 1	0 0
Inning Stats	R: 0 E: 0 K: 0 S: 3 H: 1 LOB: 0 BB: 0 P: 3	R: 0 E: 0 K: 1 S: 6 H: 1 LOB: 1 BB: 0 P: 6	R: 5 E: 0 K: 2 S: 10 H: 3 LOB: 1 BB: 3 P: 22	R: 0 E: 1 K: 1 S: 7 H: 1 LOB: 2 BB: 0 P: 7	R: 0 E: 0 K: 1 S: 6 H: 1 LOB: 1 BB: 0 P: 6	R: 3 E: 1 K: 0 S: 6 H: 2 LOB: 1 BB: 1 P: 10	R: 1 E: 1 K: 2 S: 10 H: 3 LOB: 2 BB: 0 P: 10	R: 0 E: 0 K: 1 S: 5 H: 1 LOB: 0 BB: 0 P: 5	R: 1 E: 0 K: 1 S: 6 H: 1 LOB: 0 BB: 0 P: 6	1B: 9 2B: 4 3B: 0 HR: 1 SF: 0 SAC: 1 DP: 2 HBP: 0							

	AB	40
	R	10
	H	14
	RBI	9
	BB	4
	SO	9
	LOB	22

WP: 1 PB: 0 SB: 1 CS: 0 PA: 45

PITCHER		IP	WLS	BF	H	R	ER	SO	BB	IBB	HBP	BLK	WP	HR	S	P	ERA	WHIP
Mike Marshall, R ERA: 4.29	(1, 1)	2.1	L	11	3	3	3	2	2	0	0	0	0	0	13	21	11.57	2.143
Fred Talbot, R ERA: 4.84	(3, 1)	0.0		3	2	2	2	0	1	0	0	0	0	0	2	6	∞	∞
John Gelnar, R ERA:	(3, 1)	2.2		11	2	0	0	3	0	0	0	0	0	0	17	17	0.00	0.750
Jim Bouton, R ERA: 4.33	(6, 1)	1.1		11	5	4	2	1	1	0	0	0	1	0	12	16	13.50	4.500
John O'Donoghue, L ERA: 2.08	(7, 1)	2.2		9	2	1	1	3	0	0	0	0	0	1	15	15	3.38	0.750

PITCHER	IP	WLS	BF	H	R	ER	SO	BB	IBB	HBP	BLK	WP	HR	S	P	ERA	WHIP

Batter	1	2	3	4	5	6	7	8	9	AB	R	H	RBI	BB	SO	LOB
Tommy Harper, R (1, 4) OBP: 0.430, SLG: 0.402	F8		K		E S 2B 2-H BB		E6 WP 1-2		G6-4-3 1-2 BB	3	1	0	0	2	1	2
Dick Simpson, R (1, 8) OBP: 0.310, SLG: 0.306	K			K	2B 1-H		1B 1-2 2-3		G6-4-3 1-2f 2-3	5	0	2	1	0	2	2
Tommy Davis, R (1, 7) OBP: 0.238, SLG: 0.292	1-3			F9	5-3		SF9 3-H		P3	4	0	0	1	0	0	2
Wayne Comer, R (1, 9) OBP: 0.381, SLG: 0.460		G6-3 BB		E6 E S 1B		2B	K			3	1	1	0	1	1	2
Don Mincher, L (1, 3) OBP: 0.384, SLG: 0.474		G6-3 1-2f		1B 1-H		K		G3		4	0	1	1	0	1	2
Rich Rollins, R (1, 5) OBP: 0.285, SLG: 0.311		1-6-3		5-3		5-3		1B		4	0	1	0	0	0	2
Larry Haney, R (1, 2) OBP: 0.328, SLG: 0.414 Merritt Ranew, L (8, PH) OBP: 0.474, SLG: 0.333 (9, 2)			K	K	K	K2-3		K		3 1	0 0	0 0	0 0	0 0	3 1	1 1
John Kennedy, R (1, 6) OBP: 0.365, SLG: 0.341			K	S BB BB			WP E SF9 1B	K		3	2	1	0	1	2	1
Mike Marshall, R (1, 1) OBP: 0.308, SLG: 0.375 Fred Talbot, R (3, 1) John Gelnar, R (3, 1) Gus Gil, R (5, PH) OBP: 0.343, SLG: 0.274 Jim Bouton, R (6, 1) John O'Donoghue, R (7, 1) Steve Whitaker, L (9, PH) OBP: 0.400, SLG: 0.500			BB		K 1-2		K		G6-4-3 BB	0 0 0 1 0 1 0	0 0 0 0 0 0 0	0 0 0 0 0 0 0	0 0 0 0 0 0 0	0 0 1 0 0 1 0	0 0 0 1 0 0 0	0 0 0 1 0 1 0
Inning Stats	R: 0 E: 0 K: 1 S: 5 H: 0 LOB: 0 BB: 0 P: 5	R: 0 E: 0 K: 0 S: 2 H: 0 LOB: 0 BB: 1 P: 6	R: 0 E: 0 K: 3 S: 9 H: 0 LOB: 1 BB: 1 P: 13	R: 1 E: 1 K: 1 S: 7 H: 1 LOB: 1 BB: 0 P: 7	R: 2 E: 0 K: 2 S: 8 H: 1 LOB: 1 BB: 2 P: 16	R: 0 E: 0 K: 2 S: 8 H: 1 LOB: 1 BB: 0 P: 8	R: 1 E: 1 K: 2 S: 10 H: 2 LOB: 2 BB: 0 P: 10	R: 0 E: 0 K: 2 S: 8 H: 1 LOB: 1 BB: 0 P: 8	R: 0 E: 0 K: 0 S: 2 H: 0 LOB: 1 BB: 2 P: 10	1B: 4 2B: 2 3B: 0 HR: 0	SF: 1 SAC: 0 DP: 2 HBP: 0			WP: 1 PB: 0 SB: 3 CS: 0	PA: 39		

PITCHER		IP	WLS	BF	H	R	ER	SO	BB	IBB	HBP	BLK	WP	HR	S	P	ERA	WHIP
Sam McDowell, L ERA: 3.13	(1, 1)	6.1	W	28	4	4	2	10	4	0	0	0	0	0	44	60	2.84	1.263
Stan Williams, R ERA: 4.9	(7, 1)	2.2	S	11	2	0	0	3	2	0	0	0	1	0	15	23	0.00	1.500

PITCHER	IP	WLS	BF	H	R	ER	SO	BB	IBB	HBP	BLK	WP	HR	S	P	ERA	WHIP

BOTTOM

Cleveland Indians @ Seattle Pilots

Sicks Stadium, Boston, MA

Wed Jun 04 1969, 10:05 PM EDT

Att. 9,540 - Unknown

livebaseballscorecards.com

AB	32
R	4
H	6
RBI	3
BB	6
SO	13
LOB	17

Batter	1	2	3	4	5	6	7	8	9	AB	R	H	RBI	BB	SO	LOB
Sandy Alomar Sr., S (1, 4) OBP: 0.292, SLG: 0.294	1-3		FC3-6 BB 1-2f 2-3 3-H	F9			F3		G6-4-3 1-2f	5	0	0	1	0	0	4
Jay Johnstone, L (1, 8) OBP: 0.269, SLG: 0.363	F9 1B		BBBB 4-0 1-2 BB		CS 1B		PB 2B		3-1	4	0	3	0	1	0	0
Jim Fregosi, R (1, 6) OBP: 0.355, SLG: 0.383	F9 1-2		SSS 0-3 K		F2 1-2		BBBB 4-0 2-3 BB			3	0	0	0	1	1	5
Roger Repoz, L (1, 9) OBP: 0.295, SLG: 0.311		F9	F8		F9		SSS 0-3 K			4	0	0	0	0	1	5
Bill Voss, L (1, 7) OBP: 0.271, SLG: 0.258		F7		3B 1B		4-3	F7			4	1	1	0	0	0	2
Aurelio Rodriguez, R (1, 5) OBP: 0.303, SLG: 0.366		SSS 0-3 K		1-H 1B 3B		BB 1B		F8		4	1	2	1	0	1	0
Jim Spencer, L (1, 3) OBP: 0.350, SLG: 0.333			HBP BB FC3-6 1B	6-3		BBBB 4-0 1-2 BB		SSS 0-3 K		3	1	1	0	1	1	1
Tom Satriano, L (1, 2) OBP: 0.371, SLG: 0.309			BBBB 4-0 FC3-6 HBP 1-2 BB	F4		F7		4-3		3	0	0	0	1	0	3
Jim McGlothlin, R (1, 1) OBP: 0.167, SLG: 0.118			H			SSS 0-3 K			BBBB 4-0 G6-4-3 BB	0	0	0	0	0	0	0
Lou Johnson, R (3, PH) OBP: 0.286, SLG: 0.259			1-0 FC3-6							0	0	0	0	0	0	0
Bob Priddy, R (3, 1)			1-2 2-3 HBP							0	0	0	0	0	0	0
Bubba Morton, R (4, PH) OBP: 0.385, SLG: 0.511										1	0	1	1	0	0	0
Eddie Fisher, R (4, 1)				3-H 1B						0	0	0	0	0	0	0
Jim Hicks, R (6, PH) OBP: 0.286, SLG: 0.388										1	0	0	0	0	1	2
Pedro Borbon, R (6, 1)										0	0	0	0	0	0	0
Ruben Amaro, R (9, PH) OBP: 0.318, SLG: 0.250										0	0	0	0	1	0	0
Inning Stats	R: 0 E: 0 K: 0 S: 3 H: 1 LOB: 0 BB: 0 P: 3	R: 0 E: 0 K: 1 S: 5 H: 0 LOB: 0 BB: 0 P: 5	R: 1 E: 0 K: 1 S: 6 H: 1 LOB: 3 BB: 2 P: 15	R: 2 E: 0 K: 0 S: 6 H: 3 LOB: 1 BB: 0 P: 6	R: 0 E: 0 K: 0 S: 3 H: 1 LOB: 0 BB: 0 P: 3	R: 0 E: 0 K: 1 S: 6 H: 1 LOB: 2 BB: 1 P: 10	R: 0 E: 0 K: 1 S: 6 H: 1 LOB: 2 BB: 1 P: 10	R: 0 E: 0 K: 1 S: 5 H: 0 LOB: 0 BB: 0 P: 5	R: 0 E: 0 K: 0 S: 2 H: 0 LOB: 0 BB: 1 P: 6	1B: 6 2B: 1 3B: 1 HR: 0	SF: 0 SAC: 0 DP: 1 HBP: 1						

TOP

California Angels @ Cleveland Indians

Cleveland Municipal Stadium, Cleveland, OH

Fri Jun 06 1969, 7:05 PM EDT

Att. 8,259 - Unknown

livebaseballscorecards.com

AB	32
R	3
H	8
RBI	3
BB	5
SO	5
LOB	22

PITCHER		IP	WLS	BF	H	R	ER	SO	BB	IBB	HBP	BLK	WP	HR	S	P	ERA	WHIP
Horacio Pina, R ERA: 6.12	(1, 1)	2.1		11	2	1	1	1	2	0	1	0	0	0	10	19	3.86	1.714
Juan Pizarro, L ERA: 4.25	(3, 1)	6.2	W	27	6	2	2	4	3	0	0	0	0	0	32	44	2.70	1.350

PITCHER	IP	WLS	BF	H	R	ER	SO	BB	IBB	HBP	BLK	WP	HR	S	P	ERA	WHIP

BOTTOM

California Angels @ Cleveland Indians

Cleveland Municipal Stadium, Cleveland, OH

Fri Jun 06 1969, 7:05 PM EDT

Att. 8,259 - Unknown

livebaseballscorecards.com

Batter	1	2	3	4	5	6	7	8	9	AB	R	H	RBI	BB	SO	LOB
Russ Snyder, L (1, 8) OBP: 0.367, SLG: 0.319	F7	F7			F8		BBBB FC6-4 BB			3	0	0	0	1	0	0
Larry Brown, R (1, 6) OBP: 0.362, SLG: 0.373	2B BB 1B	F7			PB HR 1B		FC6-4 G5-4-3 1-2f			4	2	2	0	0	0	1
Ken Harrelson, R (1, 9) OBP: 0.283, SLG: 0.365	BBBB 2B HR 1-2 BB	F1			1-H HR		G5-4-3 1-2f			3	2	1	2	1	0	1
Lee Maye, L (1, 7) OBP: 0.299, SLG: 0.326	HR 1-3 2-H 2B	BBBB BB			SSS K			5-3		3	1	1	1	1	1	0
Vern Fuller, R (9, 4) OBP: 0.266, SLG: 0.218										0	0	0	0	0	0	0
Tony Horton, R (1, 3) OBP: 0.279, SLG: 0.441	2-H 3-H HR	F7			HR			H 2B HBP		3	3	2	4	0	0	1
Lou Klimchock, L (1, 4) OBP: 0.393, SLG: 0.577	G1-4-3 1B		F8	F6						4	0	2	1	0	0	0
Chuck Hinton, R (8, PR) OBP: 0.333, SLG: 0.412								1-H 2B		0	0	0	0	0	0	0
(9, 7)																
Max Alvis, R (1, 5) OBP: 0.276, SLG: 0.275	G1-4-3 1-2f		L6		5-3			SSS K		4	0	0	0	0	1	2
Ray Fosse, R (1, 2) OBP: 0.275, SLG: 0.302		F2	1B		1-3			F9		4	0	1	0	0	0	1
Horacio Pina, R (1, 1) OBP: 0.333, SLG: 0.333		4-3	4-3		4-3					1	0	0	0	0	0	0
Juan Pizarro, L (3, 1) OBP: 0.167, SLG: 0.167										2	0	0	0	0	0	1
Inning Stats	R: 4 E: 0 K: 0 S: 6 H: 4 LOB: 0 BB: 1 P: 10	R: 0 E: 0 K: 0 S: 3 H: 0 LOB: 0 BB: 0 P: 3	R: 0 E: 0 K: 0 S: 3 H: 0 LOB: 1 BB: 1 P: 7	R: 0 E: 0 K: 0 S: 4 H: 1 LOB: 1 BB: 0 P: 4	R: 3 E: 0 K: 1 S: 8 H: 3 LOB: 0 BB: 0 P: 8	R: 0 E: 0 K: 0 S: 3 H: 0 LOB: 0 BB: 0 P: 3	R: 0 E: 0 K: 0 S: 2 H: 0 LOB: 0 BB: 1 P: 6	R: 1 E: 0 K: 1 S: 6 H: 1 LOB: 1 BB: 0 P: 7		1B: 4 2B: 2 3B: 0 HR: 3 SF: 0 SAC: 0 DP: 2 HBP: 1						

	AB	31
	R	8
	H	9
	RBI	8
	BB	3
	SO	2
	LOB	7

WP: 0 PB: 1 SB: 0 CS: 0 PA: 35

PITCHER		IP	WLS	BF	H	R	ER	SO	BB	IBB	HBP	BLK	WP	HR	S	P	ERA	WHIP
Jim McGlothlin, R ERA: 2.8	(1, 1)	2.0	L	10	4	4	4	0	1	0	0	0	0	1	9	13	18.00	2.500
Bob Priddy, R ERA: 2.91	(3, 1)	1.0		4	0	0	0	0	1	0	0	0	0	0	3	7	0.00	1.000
Eddie Fisher, R ERA: 4.46	(4, 1)	2.0		10	4	3	3	1	0	0	0	0	0	2	12	12	13.50	2.000
Pedro Borbon, R ERA: 5.87	(6, 1)	3.0		11	1	1	1	1	1	0	1	0	0	0	11	16	3.00	0.667

PITCHER	IP	WLS	BF	H	R	ER	SO	BB	IBB	HBP	BLK	WP	HR	S	P	ERA	WHIP

California Angels @ Cleveland Indians

Cleveland Municipal Stadium, Cleveland, OH

Sat Jun 07 1969, 3:33 AM EDT

Att. 7,334 - Unknown

TOP

livebaseballscorecards.com

Batter	1	2	3	4	5	6	7	8	9	AB	R	H	RBI	BB	SO	LOB
Sandy Alomar Sr., S (1, 4) OBP: 0.284, SLG: 0.286	S S S 0-3 ① K		x 0-0 ② F8		x 0-0 ③ 4-3			x 0-0 ② L3		4	0	0	0	0	1	1
Jay Johnstone, L (1, 8) OBP: 0.269, SLG: 0.356	x 0-0 ② F6		x 0-0 ③ G3			x 0-0 ① F9		B B B B 4-0 BB		3	0	0	0	1	0	0
Jim Fregosi, R (1, 6) OBP: 0.357, SLG: 0.388	x 0-0 2B			x 0-0 ① F7		S S S 0-3 ② K		B B B B 4-0 1-2 BB		3	0	1	0	1	1	0
Roger Repoz, L (1, 3) OBP: 0.284, SLG: 0.298	x 0-0 ③ 3-1			S S S 0-3 ② K		S S S 0-3 ③ K		x 0-0 ③ 4-3		4	0	0	0	0	2	3
Bubba Morton, R (1, 9) OBP: 0.375, SLG: 0.479		x 0-0 ① F9		B B B B 4-0 BB			x 0-0 ① F9		x 0-0 ① F7	3	0	0	0	1	0	0
Bill Voss, L (1, 7) OBP: 0.284, SLG: 0.262		B B B B 4-0 BB		x 0-0 ③ 3-1			x 0-0 1B		x 0-0 ② 4-3	3	0	1	0	1	0	1
Aurelio Rodriguez, R (1, 5) OBP: 0.296, SLG: 0.358		S S S 0-3 ② K			S S S 0-3 ① K		x 0-0 ② F6		x 0-0 ③ 5-3	4	0	0	0	0	2	2
Tom Satriano, L (1, 2) OBP: 0.361, SLG: 0.300		S S S 0-3 ③ K			S S S 0-3 ② K		x 0-0 ③ F6			3	0	0	0	0	2	2
Tom Murphy, R (1, 1) OBP: 0.192, SLG: 0.160			x 0-0 ① 5-3		B B B B 4-0 BB			x 0-0 ① F4		1	0	0	0	1	0	0
Bob Priddy, R (7, 1)										0	0	0	0	0	0	0
Jim Spencer, L (8, PH) OBP: 0.333, SLG: 0.316										1	0	0	0	0	0	0
Greg Washburn, R (8, 1)										0	0	0	0	0	0	0

	AB	29
	R	0
	H	2
	RBI	0
	BB	5
	SO	8
	LOB	9

Inning Stats	1	2	3	4	5	6	7	8	9
	R: 0 E: 0 K: 1 S: 6	H: 1 LOB: 1 BB: 0 P: 6	R: 0 E: 0 K: 2 S: 7	H: 0 LOB: 1 BB: 1 P: 11	R: 0 E: 0 K: 0 S: 3	H: 0 LOB: 0 BB: 0 P: 3	R: 0 E: 0 K: 1 S: 5	H: 0 LOB: 1 BB: 1 P: 9	R: 0 E: 0 K: 2 S: 7	H: 0 LOB: 1 BB: 1 P: 11	R: 0 E: 0 K: 2 S: 7	H: 0 LOB: 0 BB: 0 P: 7	R: 0 E: 0 K: 0 S: 4	H: 1 LOB: 1 BB: 0 P: 4	R: 0 E: 0 K: 0 S: 3	H: 0 LOB: 2 BB: 2 P: 11	R: 0 E: 0 K: 0 S: 3	H: 0 LOB: 0 BB: 0 P: 3

	1B: 1	SF: 0	WP: 0	PA: 34
	2B: 1	SAC: 0	PB: 0	
	3B: 0	DP: 0	SB: 0	
	HR: 0	HBP: 0	CS: 0	

PITCHER	IP	WLS	BF	H	R	ER	SO	BB	IBB	HBP	BLK	WP	HR	S	P	ERA	WHIP
Luis Tiant, R (1, 1) ERA: 5.04	9.0	W	34	2	0	0	8	5	0	0	0	0	0	45	65	0.00	0.778

PITCHER	IP	WLS	BF	H	R	ER	SO	BB	IBB	HBP	BLK	WP	HR	S	P	ERA	WHIP

Batter	1	2	3	4	5	6	7	8	9	AB	R	H	RBI	BB	SO	LOB
Russ Snyder, L (1, 8) OBP: 0.386, SLG: 0.356	HR, SH1-3, 1B		1-3		CS, 3-H, 1B		1B, 1-H, 2-H, 2B			4	2	3	3	0	0	0
Larry Brown, R (1, 6) OBP: 0.361, SLG: 0.373	SH1-3, 1-2		F4		F4, 1-2		1B, 2-H			3	0	1	1	0	0	1
Ken Harrelson, R (1, 9) OBP: 0.277, SLG: 0.357	K		F6			K	F8			4	0	0	0	0	2	2
Lee Maye, L (1, 7) OBP: 0.297, SLG: 0.315	HR, BB			4-3		K		K		3	1	0	0	1	2	0
Chuck Hinton, R (9, 7) OBP: 0.333, SLG: 0.412										0	0	0	0	0	0	0
Tony Horton, R (1, 3) OBP: 0.278, SLG: 0.453	HR, 1-H, 2-H			F8		4-3		F2		4	1	1	3	0	0	0
Lou Klimchock, L (1, 4) OBP: 0.387, SLG: 0.586	4-3			2B			6-3	1B		3	0	1	0	0	0	0
Vern Fuller, R (8, 4) OBP: 0.277, SLG: 0.232										1	0	1	0	0	0	0
Max Alvis, R (1, 5) OBP: 0.282, SLG: 0.282		F5		4-3			1B, 2B, 1B	1-2, 1B		4	1	2	0	0	0	1
Ray Fosse, R (1, 2) OBP: 0.274, SLG: 0.299		5-3			F9		1B, 2B, 1-2	3-1		4	1	1	0	0	0	2
Luis Tiant, R (1, 1) OBP: 0.269, SLG: 0.360		1-4-3			1B, 3B		F5			3	1	1	0	0	0	2
Inning Stats	R: 3 E: 0 K: 1 S: 7 H: 2 LOB: 0 BB: 1 P: 11	R: 0 E: 0 K: 0 S: 3 H: 0 LOB: 0 BB: 0 P: 3	R: 0 E: 0 K: 0 S: 3 H: 0 LOB: 0 BB: 0 P: 3	R: 0 E: 0 K: 0 S: 4 H: 1 LOB: 1 BB: 0 P: 4	R: 1 E: 0 K: 0 S: 4 H: 2 LOB: 0 BB: 0 P: 4	R: 0 E: 0 K: 2 S: 7 H: 0 LOB: 0 BB: 0 P: 7	R: 3 E: 0 K: 0 S: 7 H: 4 LOB: 1 BB: 0 P: 7	R: 0 E: 0 K: 1 S: 7 H: 2 LOB: 2 BB: 0 P: 7		1B: 7 2B: 2 3B: 1 HR: 1	SF: 0 SAC: 1 DP: 0 HBP: 0						

PITCHER		IP	WLS	BF	H	R	ER	SO	BB	IBB	HBP	BLK	WP	HR	S	P	ERA	WHIP
Tom Murphy, R ERA: 4.35	(1, 1)	6.1	L	26	7	6	6	3	1	0	0	0	0	1	31	35	8.53	1.263
Bob Priddy, R ERA: 3.22	(7, 1)	0.2		4	2	1	1	0	0	0	0	0	0	0	4	4	13.50	3.000
Greg Washburn, R ERA:	(8, 1)	1.0		5	2	0	0	1	0	0	0	0	0	0	7	7	0.00	2.000

PITCHER	IP	WLS	BF	H	R	ER	SO	BB	IBB	HBP	BLK	WP	HR	S	P	ERA	WHIP

BOTTOM

California Angels @ Cleveland Indians

Cleveland Municipal Stadium, Cleveland, OH

Sat Jun 07 1969, 3:33 AM EDT

Att. 7,334 - Unknown

livebaseballscorecards.com

AB	33
R	7
H	11
RBI	7
BB	1
SO	4
LOB	8

WP: 0	PB: 0	SB: 0	CS: 1
PA: 35			

California Angels @ Cleveland Indians

Cleveland Municipal Stadium, Cleveland, OH

Sun Jun 08 1969, 3:33 AM EDT

Unknown

TOP

livebaseballscorecards.com

Batter	1	2	3	4	5	6	7	8	9	AB	R	H	RBI	BB	SO	LOB
Sandy Alomar Sr., S (1, 4) OBP: 0.276, SLG: 0.278	L4			4-3		FC4-6 1-2f 2-3		F7		4	0	0	0	0	0	3
Jay Johnstone, L (1, 8) OBP: 0.263, SLG: 0.348	4-3			K		F8			4-3	4	0	0	0	0	1	2
Jim Fregosi, R (1, 6) OBP: 0.351, SLG: 0.379	K			F6		K			4-3	4	0	0	0	0	2	3
Bubba Morton, R (1, 9) OBP: 0.383, SLG: 0.460		F3		4-3			BB G5-4-3		BB	2	0	0	0	2	0	1
Jim Hicks, R (1, 3) OBP: 0.267, SLG: 0.358		K			F3		K		F3	4	0	0	0	0	2	2
Aurelio Rodriguez, R (1, 5) OBP: 0.292, SLG: 0.352		F7			F8		G5-4-3 1-2f			3	0	0	0	0	0	1
Lou Johnson, R (1, 7) OBP: 0.277, SLG: 0.250			F7		5-3			G3		3	0	0	0	0	0	0
Tom Egan, R (1, 2) OBP: 0.212, SLG: 0.149			K			BB FC4-6 1B		1B		2	0	1	0	1	1	0
George Brunet, R (1, 1)			K					K		1	0	0	0	0	1	0
Jim Spencer, L (6, PH) OBP: 0.364, SLG: 0.350										1	0	1	0	0	0	0
Ken Tatum, R (6, 1)										0	0	0	0	0	0	0
Winston Llenas, R (8, PH)										1	0	0	0	0	1	1
Eddie Fisher, R (8, 1)						FC4-6 1-2 1B				0	0	0	0	0	0	0

	AB	29
	R	0
	H	2
	RBI	0
	BB	3
	SO	8
	LOB	13

Inning Stats	1	2	3	4	5	6	7	8	9
	R: 0 E: 0 K: 1 S: 5	H: 0 LOB: 0 BB: 0 P: 5	R: 0 E: 0 K: 1 S: 5	H: 0 LOB: 0 BB: 0 P: 5	R: 0 E: 0 K: 2 S: 7	H: 0 LOB: 0 BB: 0 P: 7	R: 0 E: 0 K: 1 S: 6	H: 0 LOB: 1 BB: 0 P: 6	R: 0 E: 0 K: 0 S: 3	H: 0 LOB: 0 BB: 0 P: 3
	R: 0 E: 0 K: 1 S: 6	H: 1 LOB: 2 BB: 1 P: 10	R: 0 E: 0 K: 1 S: 4	H: 0 LOB: 0 BB: 1 P: 8	R: 0 E: 0 K: 1 S: 6	H: 1 LOB: 1 BB: 0 P: 6	R: 0 E: 0 K: 0 S: 3	H: 0 LOB: 1 BB: 1 P: 7	1B: 2 2B: 0 3B: 0 HR: 0	SF: 0 SAC: 0 DP: 1 HBP: 0

	WP: 0	PA: 32
	PB: 1	
	SB: 0	
	CS: 0	

PITCHER	IP	WLS	BF	H	R	ER	SO	BB	IBB	HBP	BLK	WP	HR	S	P	ERA	WHIP
Sam McDowell, L (1, 1) ERA: 2.83	9.0	W	32	2	0	0	8	3	0	0	0	0	0	45	57	0.00	0.556

PITCHER	IP	WLS	BF	H	R	ER	SO	BB	IBB	HBP	BLK	WP	HR	S	P	ERA	WHIP

BOTTOM

California Angels @ Cleveland Indians

Cleveland Municipal Stadium, Cleveland, OH

Sun Jun 08 1969, 3:33 AM EDT

Unknown

livebaseballscorecards.com

Batter	1	2	3	4	5	6	7	8	9	AB	R	H	RBI	BB	SO	LOB
Russ Snyder, L (1, 8) OBP: 0.368, SLG: 0.338	F7		F8		F8		F7			4	0	0	0	0	0	0
Larry Brown, R (1, 6) OBP: 0.374, SLG: 0.387	HR 1B		1B			2B 1B		G5-4-3 1B		4	2	4	0	0	0	0
Ken Harrelson, R (1, 9) OBP: 0.281, SLG: 0.383	1-H HR		SSS K			WP 1-H 2B		F8		4	1	2	3	0	1	2
Tony Horton, R (1, 3) OBP: 0.278, SLG: 0.446	F7			F3		BBBB 4-0 FC6-4 2-3 BB		G5-4-3 1-2f		3	0	0	0	1	0	1
Chuck Hinton, R (1, 7) OBP: 0.333, SLG: 0.405	F8			1B 1B		F4				3	0	1	0	0	0	2
Zoilo Versalles, R (1, 4) OBP: 0.336, SLG: 0.360		F3		G6-4-3 1-2 1B		F7				2	0	1	0	0	0	0
Lee Maye, L (6, PH) OBP: 0.294, SLG: 0.312										1	0	0	0	0	0	2
Vern Fuller, R (7, 4) OBP: 0.277, SLG: 0.232										0	0	0	0	0	0	0
Max Alvis, R (1, 5) OBP: 0.276, SLG: 0.276		F8		G6-4-3 1-2f		FC6-4 1-2f				3	0	0	0	0	0	4
Ray Fosse, R (1, 2) OBP: 0.263, SLG: 0.286		SSS K			F7		E4 B1-6-3			3	0	0	0	0	1	0
Sam McDowell, L (1, 1) OBP: 0.219, SLG: 0.219			4-3		2-3		B1-6-3 1-2f			3	0	0	0	0	0	1
Inning Stats	R: 2 H: 2 E: 0 LOB: 0 K: 0 BB: 0 S: 5 P: 5	R: 0 H: 0 E: 0 LOB: 0 K: 1 BB: 0 S: 5 P: 5	R: 0 H: 1 E: 0 LOB: 1 K: 1 BB: 0 S: 6 P: 6	R: 0 H: 2 E: 0 LOB: 1 K: 0 BB: 0 S: 4 P: 4	R: 0 H: 0 E: 0 LOB: 0 K: 0 BB: 0 S: 3 P: 3	R: 1 H: 2 E: 0 LOB: 2 K: 0 BB: 1 S: 5 P: 9	R: 0 H: 0 E: 1 LOB: 0 K: 0 BB: 0 S: 3 P: 3	R: 0 H: 1 E: 0 LOB: 0 K: 0 BB: 0 S: 3 P: 3		1B: 6 SF: 0 2B: 1 SAC: 0 3B: 0 DP: 3 HR: 1 HBP: 0						

AB	30
R	3
H	8
RBI	3
BB	1
SO	2
LOB	12

WP: 1 PA: 31
PB: 0
SB: 0
CS: 0

PITCHER		IP	WLS	BF	H	R	ER	SO	BB	IBB	HBP	BLK	WP	HR	S	P	ERA	WHIP
George Brunet, L ERA: 4.59	(1, 1)	5.0	L	19	5	2	2	2	0	0	0	0	0	1	23	23	3.60	1.000
Ken Tatum, R ERA: 1.35	(6, 1)	2.0		9	2	1	1	0	1	0	0	0	1	0	8	12	4.50	1.500
Eddie Fisher, R ERA: 4.33	(8, 1)	1.0		3	1	0	0	0	0	0	0	0	0	0	3	3	0.00	1.000

PITCHER	IP	WLS	BF	H	R	ER	SO	BB	IBB	HBP	BLK	WP	HR	S	P	ERA	WHIP

California Angels @ Cleveland Indians

Cleveland Municipal Stadium, Cleveland, OH

Sun Jun 08 1969, 3:38 AM EDT

Att. 8,677 - Unknown

livebaseballscorecards.com

Batter	1	2	3	4	5	6	7	8	9	AB	R	H	RBI	BB	SO	LOB
Sandy Alomar Sr., S (1, 4) OBP: 0.269, SLG: 0.270	0-0 ① 5-3			0-0 ① F6	0-0 ③ F2			0-0 ① 1-3		4	0	0	0	0	0	1
Jay Johnstone, L (1, 8) OBP: 0.258, SLG: 0.341	0-0 ② F6			0-0 ② 4-3		0-0 ① 6-3		0-0 ② F9		4	0	0	0	0	0	0
Jim Fregosi, R (1, 6) OBP: 0.353, SLG: 0.375	0-0 ③ F2			0-3 ③ K		4-0 S BB		4-0 BB S BB		2	0	0	0	2	1	0
Bubba Morton, R (1, 9) OBP: 0.387, SLG: 0.451 Bill Voss, L (6, PH) OBP: 0.303, SLG: 0.262 (6, 9)		0-3 ① K			4-0 BB 2B BB	4-0 FC6-4 1-2 BB		4-0 BB 1-2 BB		1 0	1 0	0 0	0 0	1 2	1 0	0 0
Jim Hicks, R (1, 3) OBP: 0.290, SLG: 0.358 Jim Spencer, L (6, PH) OBP: 0.375, SLG: 0.333 (6, 3)		4-0 CS BB			4-0 2B 1-2 SF8 BB	0-3 ② K		4-0 FC6-4 1-2 2-3 BB		0 1	1 0	0 0	0 0	2 1	0 1	0 2
Aurelio Rodriguez, R (1, 5) OBP: 0.291, SLG: 0.355		0-0 ②③ F5 1-2			0-0 1-3 E 2-H 2B	0-0 ③ FC6-4 1-2f		0-0 ③ FC6-4 1-2f		4	1	1	1	0	0	6
Lou Johnson, R (1, 7) OBP: 0.278, SLG: 0.244 Roger Repoz, L (8, 7) OBP: 0.282, SLG: 0.295			0-0 ① F6		4-0 IBB		0-3 ① K		0-3 ① K	2 1	0 0	0 0	0 0	1 0	1 1	0 0
Tom Egan, R (1, 2) OBP: 0.213, SLG: 0.145		4-0 CS BB			0-0 ① SF8 2-H 3-H		0-3 ② K		0-0 ② F8	2	0	0	1	1	1	0
Jim McGlothlin, R (1, 1) OBP: 0.143, SLG: 0.100 Hoyt Wilhelm, R (8, 1)		0-3 ②③ K 1-2			0-3 ② K		0-0 ③ F6		0-0 ③ G3	3 1	0 0	0 0	0 0	0 0	2 0	2 0

Inning Stats										
	R: 0 H: 0 E: 0 LOB: 0 K: 0 BB: 0 S: 3 P: 3	R: 0 H: 0 E: 0 LOB: 0 K: 1 BB: 1 S: 4 P: 8	R: 0 H: 0 E: 0 LOB: 1 K: 1 BB: 1 S: 4 P: 8	R: 0 H: 0 E: 0 LOB: 0 K: 1 BB: 0 S: 5 P: 5	R: 3 H: 1 E: 1 LOB: 1 K: 1 BB: 3 S: 6 P: 18	R: 0 H: 0 E: 0 LOB: 2 K: 1 BB: 2 S: 5 P: 13	R: 0 H: 0 E: 0 LOB: 0 K: 2 BB: 0 S: 7 P: 7	R: 0 H: 0 E: 0 LOB: 3 K: 0 BB: 3 S: 3 P: 15	R: 0 H: 0 E: 0 LOB: 0 K: 1 BB: 0 S: 5 P: 5	1B: 0 SF: 1 2B: 2 SAC: 0 3B: 0 DP: 1 HR: 0 HBP: 0

TOP	
AB	25
R	3
H	1
RBI	2
BB	10
SO	8
LOB	11

WP: 0 PA: 36
PB: 0
SB: 2
CS: 2

PITCHER		IP	WLS	BF	H	R	ER	SO	BB	IBB	HBP	BLK	WP	HR	S	P	ERA	WHIP
Mike Paul, L ERA: 3.86	(1, 1)	5.0	L	19	1	3	2	4	4	1	0	0	0	0	22	42	3.60	1.000
Gary Kroll, R ERA: 1.38	(6, 1)	2.0		8	0	0	0	3	2	0	0	0	0	0	12	20	0.00	1.000
Jack Hamilton, R ERA: 4.11	(8, 1)	0.2		5	0	0	0	0	3	0	0	0	0	0	2	14	0.00	4.500
Stan Williams, R ERA: 4.79	(8, 1)	1.1		4	0	0	0	1	0	0	0	0	0	0	6	6	0.00	0.000

PITCHER	IP	WLS	BF	H	R	ER	SO	BB	IBB	HBP	BLK	WP	HR	S	P	ERA	WHIP

BOTTOM

California Angels @ Cleveland Indians

Cleveland Municipal Stadium, Cleveland, OH

Sun Jun 08 1969, 3:38 AM EDT

Att. 8,677 - Unknown

livebaseballscorecards.com

Batter	1	2	3	4	5	6	7	8	9	AB	R	H	RBI	BB	SO	LOB
Russ Snyder, L (1, 8) OBP: 0.359, SLG: 0.341	1-3		2B		G3		F8		3-1 2-3 3-H	5	0	1	1	0	0	2
Larry Brown, R (1, 6) OBP: 0.365, SLG: 0.376	F8		5-3		K			6-3	5-3	5	0	0	0	0	1	3
Ken Harrelson, R (1, 9) OBP: 0.286, SLG: 0.379	BB WP 1B		6-3			BB CS S		K		2	0	0	0	2	1	1
Lee Maye, L (1, 7) OBP: 0.302, SLG: 0.320	1-2 WP 1B			F3		K 1-2		1B		4	0	2	0	0	1	1
Tony Horton, R (1, 3) OBP: 0.277, SLG: 0.439	F8 1-2 2-3			5-3		BB 1B 2-3		F4		3	0	0	0	1	0	3
Lou Klimchock, L (1, 4) OBP: 0.429, SLG: 0.594		F8		FC4 BB		1-3 1B			1B PB 1B	3	1	2	0	1	0	0
Zoilo Versalles, R (1, 5) OBP: 0.333, SLG: 0.357		6-3		FC4 1-2f		F3			PB PB 3-1 1-3 1B	4	1	1	0	0	0	3
Ray Fosse, R (1, 2) OBP: 0.263, SLG: 0.284		5-3			K2-3		F2		3-1 PB 1-2 3-H 1B	4	0	1	0	0	1	0
Mike Paul, L (1, 1)			5-3		G3 1B		5-3		1-3 1-2 2-3	1	0	0	0	0	0	0
Richie Scheinblum, S (5, PH) OBP: 0.221, SLG: 0.167										1	0	1	0	0	0	0
Gary Kroll, R (6, 1)										0	0	0	0	0	0	0
Max Alvis, R (7, PH) OBP: 0.274, SLG: 0.273										1	0	0	0	0	0	0
Jack Hamilton, R (8, 1)										0	0	0	0	0	0	0
Stan Williams, R (8, 1) OBP: 0.063, SLG: 0.063										0	0	0	0	0	0	0
Duke Sims, L (9, PH) OBP: 0.366, SLG: 0.526										1	0	0	0	0	0	2
Inning Stats	R: 0 E: 0 K: 0 S: 4 H: 1 LOB: 2 BB: 1 P: 8	R: 0 E: 0 K: 0 S: 3 H: 0 LOB: 0 BB: 0 P: 3	R: 0 E: 0 K: 0 S: 4 H: 1 LOB: 1 BB: 0 P: 4	R: 0 E: 0 K: 0 S: 3 H: 0 LOB: 1 BB: 1 P: 7	R: 0 E: 0 K: 2 S: 8 H: 1 LOB: 1 BB: 0 P: 8	R: 0 E: 0 K: 1 S: 5 H: 1 LOB: 2 BB: 2 P: 13	R: 0 E: 0 K: 0 S: 3 H: 0 LOB: 0 BB: 0 P: 3	R: 0 E: 0 K: 1 S: 6 H: 1 LOB: 1 BB: 0 P: 6	R: 2 E: 0 K: 0 S: 6 H: 3 LOB: 1 BB: 0 P: 6	1B: 7 2B: 1 3B: 0 HR: 0	SF: 0 SAC: 0 DP: 0 HBP: 0						

	AB	34
	R	2
	H	8
	RBI	1
	BB	4
	SO	4
	LOB	15

WP: 1 PB: 2 SB: 1 CS: 1 PA: 38

PITCHER		IP	WLS	BF	H	R	ER	SO	BB	IBB	HBP	BLK	WP	HR	S	P	ERA	WHIP
Jim McGlothlin, R ERA: 2.52	(1, 1)	7.0	W	28	4	0	0	3	4	0	0	0	1	0	30	46	0.00	1.143
Hoyt Wilhelm, R ERA: 2.57	(8, 1)	2.0	S	10	4	2	2	1	0	0	0	0	0	0	12	12	9.00	2.000

PITCHER	IP	WLS	BF	H	R	ER	SO	BB	IBB	HBP	BLK	WP	HR	S	P	ERA	WHIP

Cleveland Indians @ Chicago White Sox

Comiskey Park, Chicago, IL

Mon Jun 09 1969, 8:05 PM EDT

Att. 5,088 - Unknown

TOP

livebaseballscorecards.com

Batter	1	2	3	4	5	6	7	8	9	AB	R	H	RBI	BB	SO	LOB
Zoilo Versalles, R (1, 4) OBP: 0.329, SLG: 0.358	0-0 1B 2B	0-0 E4 1-2		S S S 0-3 ① K		x 0-0 ② F2		x 0-0 ① F4		5	1	1	0	0	1	1
Larry Brown, R (1, 6) OBP: 0.361, SLG: 0.372	S S S 0-3 ① K	x 0-0 ③ 5-3		x 0-0 FC6-4 1B		x 0-0 L4		S S S 0-3 ② K2-3		5	0	1	0	0	2	3
Ken Harrelson, R (1, 9) OBP: 0.284, SLG: 0.370	B B B B 4-0 S 1B FC6-4 BB		x 0-0 ① 1-3	x 0-0 ② F9			x 0-0 ① F6		x 0-0 ③ 1-3	4	1	0	0	1	0	1
Tony Horton, R (1, 3) OBP: 0.282, SLG: 0.440	x 0-0 FC6-4 1-2 2-H 1B		x 0-0 BB E 1B 1B	x 0-0 ③ FC6-4 1-2f			x 0-0 ② F6			4	1	2	1	0	0	1
Chuck Hinton, R (1, 8) (8, 7) OBP: 0.302, SLG: 0.366	x 0-0 ② FC6-4 FC4-6 1-2f 2-H		x 0-0 E5 BB 1-2 1B		x 0-0 ① 6-3		x 0-0 ③ F7			4	1	0	1	0	0	2
Cap Peterson, R (1, 7) OBP: 0.433, SLG: 0.292 Russ Snyder, L (8, 8) OBP: 0.359, SLG: 0.341	x 0-0 ③ FC4-6 1-2f		B B B B 4-0 1B 1-2 2-3 BB		B B B B 4-0 BB			x 0-0 ① L3		2 0	0 0	0 0	0 0	2 0	0 0	1 0
Max Alvis, R (1, 5) OBP: 0.288, SLG: 0.311		x 0-0 G5-4-3 1B	x 0-0 1-3 2-H 3-H 1B		x 0-0 ② F7			x 0-0 HR		4	1	3	3	0	0	1
Ray Fosse, R (1, 2) OBP: 0.250, SLG: 0.269		x 0-0 ① ② G5-4-3 1-2f	x 0-0 ② F9		x 0-0 ③ F9			x 0-0 ② F4		4	0	0	0	0	0	4
Steve Hargan, R (1, 1) OBP: 0.250, SLG: 0.250 Juan Pizarro, L (7, 1) OBP: 0.143, SLG: 0.143		x 0-0 E 1B	x 0-0 ③ 5-3			x 0-0 ① 6-3		x 0-0 ③ 4-3		3 1	0 0	1 0	0 0	0 0	0 0	2 0
Inning Stats	R: 2 E: 0 K: 1 S: 7 H: 2 LOB: 1 BB: 1 P: 11	R: 0 E: 1 K: 0 S: 5 H: 2 LOB: 2 BB: 0 P: 5	R: 2 E: 1 K: 0 S: 6 H: 2 LOB: 2 BB: 1 P: 10	R: 0 E: 0 K: 1 S: 6 H: 1 LOB: 1 BB: 0 P: 6	R: 0 E: 0 K: 0 S: 3 H: 0 LOB: 1 BB: 1 P: 7	R: 0 E: 0 K: 0 S: 3 H: 0 LOB: 0 BB: 0 P: 3	R: 0 E: 0 K: 0 S: 3 H: 0 LOB: 0 BB: 0 P: 3	R: 1 E: 0 K: 0 S: 4 H: 1 LOB: 0 BB: 0 P: 4	R: 0 E: 0 K: 1 S: 5 H: 0 LOB: 0 BB: 0 P: 5	1B: 6 2B: 1 3B: 0 HR: 1 SF: 0 SAC: 0 DP: 1 HBP: 0							

	AB	36
	R	5
	H	8
	RBI	5
	BB	3
	SO	3
	LOB	16

WP: 0 PB: 0 SB: 1 CS: 0 PA: 39

PITCHER		IP	WLS	BF	H	R	ER	SO	BB	IBB	HBP	BLK	WP	HR	S	P	ERA	WHIP
Tommy John, L ERA: 3.21	(1, 1)	5.0	L	26	7	4	3	2	3	0	0	0	0	0	27	39	5.40	2.000
Dan Osinski, R ERA: 1.54	(6, 1)	2.0		6	0	0	0	0	0	0	0	0	0	0	6	6	0.00	0.000
Wilbur Wood, L ERA: 3.13	(8, 1)	2.0		7	1	1	1	1	0	0	0	0	0	1	9	9	4.50	0.500

PITCHER		IP	WLS	BF	H	R	ER	SO	BB	IBB	HBP	BLK	WP	HR	S	P	ERA	WHIP

BOTTOM

Cleveland Indians @ Chicago White Sox

Comiskey Park, Chicago, IL

Mon Jun 09 1969, 8:05 PM EDT

Att. 5,088 - Unknown

livebaseballscorecards.com

Batter	1	2	3	4	5	6	7	8	9	AB	R	H	RBI	BB	SO	LOB
Tom McCraw, L (1, 8) OBP: 0.227, SLG: 0.056 Woodie Held, R (7, PH) OBP: 0.308, SLG: 0.406 (8, 8)	BBBB 4-0 G4-6-3 BB		x 0-0 ① F8		x 0-0 ②③ L4-3 1-2		x 0-0 ③ F3			2	0	0	0	1	0	3
										1	0	0	0	0	0	1
Luis Aparicio, R (1, 6) OBP: 0.336, SLG: 0.346	x 0-0 ① F2		x 0-0 ② F9			x 0-0 ① 5-3		x 0-0 ① F8		4	0	0	0	0	0	2
Carlos May, L (1, 7) OBP: 0.378, SLG: 0.518	x 0-0 ②③ G4-6-3 1-2f		x 0-0 ③ 4-3			x 0-0 ② F7		x 0-0 ② 1-3		4	0	0	0	0	0	2
Pete Ward, L (1, 3) OBP: 0.358, SLG: 0.386		x 0-0 ① 4-3		x 0-0 ① F8		x 0-0 1B		x 0-0 ③ 4-3		4	0	1	0	0	0	0
Ed Herrmann, L (1, 2) OBP: 0.333, SLG: 0.407		BBBB 4-0 1B BB		x 0-0 ② F9		x 0-0 ③ F9			x 0-0 ① L4	3	0	0	0	1	0	1
Bill Melton, R (1, 5) OBP: 0.310, SLG: 0.440		x 0-0 ② F3		SSS 0-3 ③ K			x 0-0 ① F7		SSS 0-3 ② K	4	0	0	0	0	2	1
Bobby Knoop, R (1, 4) OBP: 0.324, SLG: 0.370		x 0-0 1-2 1B			BBBB 4-0 E BB		BBBB 4-0 2B G3 BB		SSS 0-3 ③ K	2	1	1	0	2	1	0
Walt Williams, R (1, 9) OBP: 0.333, SLG: 0.376		x 0-0 ③ 4-3			x 0-0 E4 L4-3 1-3		x 0-0 G3 1-3 2B			3	0	1	0	0	0	3
Tommy John, R (1, 1) OBP: 0.152, SLG: 0.097			BBBB 4-0 BB		x 0-0 ① F3		x 0-0 ② G3 2-3 3-H			0	0	0	0	1	0	0
Ron Hansen, R (5, PH) OBP: 0.232, SLG: 0.264										1	0	0	0	0	0	2
Dan Osinski, R (6, 1)										0	0	0	0	0	0	0
Gail Hopkins, L (7, PH) OBP: 0.394, SLG: 0.386										1	0	0	1	0	0	1
Wilbur Wood, R (8, 1)										0	0	0	0	0	0	0

	AB	29
	R	1
	H	3
	RBI	1
	BB	5
	SO	3
	LOB	16

Inning Stats	1	2	3	4	5	6	7	8	9
	R: 0 H: 0 E: 0 LOB: 0 K: 0 BB: 1 S: 2 P: 6	R: 0 H: 1 E: 0 LOB: 2 K: 0 BB: 1 S: 4 P: 8	R: 0 H: 0 E: 0 LOB: 1 K: 0 BB: 1 S: 3 P: 7	R: 0 H: 0 E: 0 LOB: 0 K: 1 BB: 0 S: 5 P: 5	R: 0 H: 0 E: 1 LOB: 1 K: 0 BB: 1 S: 3 P: 7	R: 0 H: 1 E: 0 LOB: 1 K: 0 BB: 0 S: 4 P: 4	R: 1 H: 1 E: 0 LOB: 1 K: 0 BB: 1 S: 4 P: 8	R: 0 H: 0 E: 0 LOB: 0 K: 0 BB: 0 S: 3 P: 3	R: 0 H: 0 E: 0 LOB: 0 K: 2 BB: 0 S: 7 P: 7

	1B: 2	SF: 0	WP: 0	PA: 34
	2B: 2	SAC: 0	PB: 0	
	3B: 0	DP: 2	SB: 0	
	HR: 0	HBP: 0	CS: 0	

PITCHER		IP	WLS	BF	H	R	ER	SO	BB	IBB	HBP	BLK	WP	HR	S	P	ERA	WHIP
Steve Hargan, R ERA: 9.45	(1, 1)	6.2	W	27	3	1	1	1	5	0	0	0	0	0	24	44	1.35	1.200
Juan Pizarro, L ERA: 3.94	(7, 1)	2.1	S	7	0	0	0	2	0	0	0	0	0	0	11	11	0.00	0.000

PITCHER	IP	WLS	BF	H	R	ER	SO	BB	IBB	HBP	BLK	WP	HR	S	P	ERA	WHIP

Cleveland Indians @ Chicago White Sox

Comiskey Park, Chicago, IL

Tue Jun 10 1969, 8:05 PM EDT

Att. 6,055 - Unknown

TOP

livebaseballscorecards.com

Batter	1	2	3	4	5	6	7	8	9	AB	R	H	RBI	BB	SO	LOB
Russ Snyder, L (1, 8) OBP: 0.344, SLG: 0.326 Zoilo Versalles, R (9, PH) OBP: 0.333, SLG: 0.358	S S S 0-3 ① K		x 0-0 ① F9		x 0-0 ① 4-3	x 0-0 ③ FC6 1-2f			B B B B 4-0 3-1 BB	4 0 0 0 0 1 2 0 0 0 0 1 0 0						
Larry Brown, R (1, 6) OBP: 0.362, SLG: 0.372	x 0-0 WP 2B 1B		x 0-0 ② F5		x 0-0 1B		S S S 0-3 ① K		x 0-0 ① 3-1 1-2	5 1 2 0 0 1 1						
Ken Harrelson, R (1, 9) OBP: 0.286, SLG: 0.368	B B B B 4-0 2B 1-3 BB		x 0-0 ③ F7		x 0-0 ② F7		x 0-0 1B PB 1B		x 0-0 ② F3	4 1 1 0 1 0 2						
Lee Maye, L (1, 7) OBP: 0.312, SLG: 0.333 Cap Peterson, R (7, PH) OBP: 0.438, SLG: 0.308 (7, 7)	x 0-0 1-3 3-H 2B			B B B B 4-0 HR BB	x 0-0 ③ F6		x 0-0 PB 1-3 1B 1B		x 0-0 ③ F5	2 1 1 1 1 0 1 2 0 1 0 0 0 1						
Tony Horton, R (1, 3) OBP: 0.290, SLG: 0.477	x 0-0 ② F3			x 0-0 1-H HR		x 0-0 HR	x 0-0 ② 1-H 3-H 1B			4 2 3 3 0 0 2						
Lou Klimchock, L (1, 4) OBP: 0.421, SLG: 0.571 Vern Fuller, R (6, PR) (6, 4) OBP: 0.273, SLG: 0.228	x 0-0 ③ 4-3			x 0-0 ① 6-3		x 0-0 1B 1B	x 0-0 ③ F5			3 0 1 0 0 0 2 1 0 0 0 0 0 1						
Max Alvis, R (1, 5) OBP: 0.287, SLG: 0.309		x 0-0 ① 5-3		x 0-0 ② F8		x 0-0 1-2 FC6 1B		x 0-0 ① F8		4 0 1 0 0 0 0						
Ray Fosse, R (1, 2) OBP: 0.250, SLG: 0.259		x 0-0 ② F7		B B B B 4-0 BB		x 0-0 ① F2		x 0-0 ② F8		3 0 0 0 1 0 2						
Stan Williams, R (1, 1) OBP: 0.059, SLG: 0.059 Mike Paul, L (3, 1) Jack Hamilton, R (6, 1) Dick Ellsworth, L (6, 1) OBP: 0.158, SLG: 0.111 Gary Kroll, R (6, 1) Chuck Hinton, R (8, PH) OBP: 0.295, SLG: 0.357 Horacio Pina, R (8, 1) OBP: 0.333, SLG: 0.333		S S S 0-3 ③ K		S S S 0-3 ③ K		S S S 0-3 ② K		S S S 0-3 ③ K		1 0 0 0 0 1 0 2 0 0 0 0 2 3 0 0 0 0 0 0 0 0 0 0 0 0 0 0 0 0 0 0 0 0 0 1 0 0 0 0 1 0 0 0 0 0 0 0 0						
Inning Stats	R: 1 H: 2 E: 0 LOB: 2 K: 1 BB: 1 S: 7 P: 11	R: 0 H: 0 E: 0 LOB: 0 K: 1 BB: 0 S: 5 P: 5	R: 0 H: 0 E: 0 LOB: 0 K: 0 BB: 0 S: 3 P: 3	R: 2 H: 1 E: 0 LOB: 1 K: 1 BB: 2 S: 6 P: 14	R: 0 H: 1 E: 0 LOB: 1 K: 0 BB: 0 S: 4 P: 4	R: 1 H: 3 E: 0 LOB: 2 K: 1 BB: 0 S: 8 P: 8	R: 1 H: 3 E: 0 LOB: 1 K: 1 BB: 0 S: 7 P: 7	R: 0 H: 0 E: 0 LOB: 0 K: 1 BB: 0 S: 5 P: 5	R: 0 H: 0 E: 0 LOB: 1 K: 0 BB: 1 S: 3 P: 7	1B: 7 SF: 0 2B: 1 SAC: 0 3B: 0 DP: 0 HR: 2 HBP: 0				WP: 2 PA: 40 PB: 1 SB: 0 CS: 0		

	AB	36
	R	5
	H	10
	RBI	4
	BB	4
	SO	6
	LOB	17

PITCHER		IP	WLS	BF	H	R	ER	SO	BB	IBB	HBP	BLK	WP	HR	S	P	ERA	WHIP
Gary Bell, R ERA: 4.88	(1, 1)	5.0		25	7	4	4	3	3	0	0	0	1	2	28	40	7.20	2.000
Cisco Carlos, R ERA: 3.93	(6, 1)	1.0	W	3	0	0	0	1	0	0	0	0	0	0	5	5	0.00	0.000
Wilbur Wood, L ERA: 3.12	(7, 1)	3.0	S	12	3	1	1	2	1	0	0	0	0	0	15	19	3.00	1.333

PITCHER	IP	WLS	BF	H	R	ER	SO	BB	IBB	HBP	BLK	WP	HR	S	P	ERA	WHIP

BOTTOM

Cleveland Indians @ Chicago White Sox

Comiskey Park, Chicago, IL

Tue Jun 10 1969, 8:05 PM EDT

Att. 6,055 - Unknown

livebaseballscorecards.com

Batter	1	2	3	4	5	6	7	8	9	AB	R	H	RBI	BB	SO	LOB
Tom McCraw, L (1, 8) (7, 3) OBP: 0.296, SLG: 0.227	1B 2B	4-3			F6	BB		SH1-3 2B		4	1	2	0	1	0	0
Luis Aparicio, R (1, 6) OBP: 0.344, SLG: 0.359	S 1B 2-H		CS 1B 1B		2B	F4		SH1-3 2-3		4	0	3	1	0	0	2
Bobby Knoop, R (1, 4) OBP: 0.315, SLG: 0.358	K 1-2		K		1-3		K	K		5	0	0	0	0	4	4
Gail Hopkins, L (1, 3) OBP: 0.402, SLG: 0.388	K		1B 1-2			BB 1B BB	HR 2B	K		2	1	1	0	1	1	1
Ken Berry, R (7, 8) OBP: 0.283, SLG: 0.281										2	1	1	0	0	1	1
Pete Ward, L (1, 5) OBP: 0.345, SLG: 0.370	K		K 2-3			F2	4-3			4	0	0	0	0	2	5
Bill Melton, R (8, 5) OBP: 0.310, SLG: 0.440										0	0	0	0	0	0	0
Ed Herrmann, L (1, 2) OBP: 0.359, SLG: 0.474		BB 1B 1B		K		1B 2B BB	2-H HR			3	3	2	2	1	1	0
Buddy Bradford, R (1, 9) OBP: 0.344, SLG: 0.427		1B G6-4-3 1-2 BB		6-3		1-3 2-H 2B 1B	2B BB			2	3	1	1	2	0	0
Carlos May, L (1, 7) OBP: 0.386, SLG: 0.535		G6-4-3 1-3 2-H 1B		F8		1-H 3-H 2B	1-H 2B			4	0	3	4	0	0	0
Gary Bell, R (1, 1) OBP: 0.278, SLG: 0.313		G6-4-3 1-2f 3-H			K	F7	F8			2	0	0	0	0	1	1
Cisco Carlos, R (6, 1)										0	0	0	0	0	0	0
Walt Williams, R (6, PH) OBP: 0.331, SLG: 0.373										1	0	0	0	0	0	1
Wilbur Wood, R (7, 1)										1	0	0	0	0	0	1

Inning Stats	1	2	3	4	5	6	7	8	9
	R: 1 E: 0 K: 3 S: 11	H: 2 LOB: 1 BB: 0 P: 11	R: 2 E: 0 K: 0 S: 4	H: 2 LOB: 0 BB: 1 P: 8	R: 0 E: 0 K: 2 S: 8	H: 2 LOB: 1 BB: 0 P: 8	R: 0 E: 0 K: 1 S: 5	H: 0 LOB: 0 BB: 0 P: 5	R: 0 E: 0 K: 1 S: 6	H: 1 LOB: 1 BB: 0 P: 6	R: 3 E: 0 K: 0 S: 5	H: 2 LOB: 2 BB: 3 P: 17	R: 3 E: 0 K: 1 S: 8	H: 3 LOB: 1 BB: 1 P: 12	R: 0 E: 0 K: 2 S: 8	H: 1 LOB: 1 BB: 0 P: 8

| | | | | | | | | | |

Cleveland Indians @ Chicago White Sox

Milwaukee County Stadium, Milwaukee, WI

Wed Jun 11 1969, 8:05 PM EDT

Att. 15,715 - Unknown

TOP

livebaseballscorecards.com

Batter	1	2	3	4	5	6	7	8	9	AB	R	H	RBI	BB	SO	LOB
Russ Snyder, L (1, 8) OBP: 0.360, SLG: 0.356	G3		G3 1B		G6-4-3 1-3 1B		1B 3-H 2B		F6	4	1	3	1	0	0	0
Chuck Hinton, R (9, PH) OBP: 0.289, SLG: 0.349										1	0	0	0	0	0	0
Larry Brown, R (1, 6) OBP: 0.360, SLG: 0.366	5-3		G3 1-2		K		1B BB		G3	3	0	0	0	1	1	3
Richie Scheinblum, S (9, PH) OBP: 0.218, SLG: 0.165										1	0	0	0	0	0	0
Ken Harrelson, R (1, 9) OBP: 0.295, SLG: 0.372	FC5-4 1B		FC5-4 BB		G6-4-3 1-2f		1-2 2-H 1B			3	0	2	1	1	0	2
Tony Horton, R (1, 3) OBP: 0.285, SLG: 0.467	FC5-4 1-2f		FC5-4 1-2f			K	K			4	0	0	0	0	2	5
Lee Maye, L (1, 7) OBP: 0.313, SLG: 0.333		5-3 S SF7 1B		4-3		F7		G5-4-3 1B		3	1	1	0	0	0	0
Jose Cardenal, R (8, PH) OBP: 0.276, SLG: 0.352										1	0	1	0	0	0	0
Zoilo Versalles, R (1, 4) OBP: 0.331, SLG: 0.350		5-3 1-3		BB		K		G5-4-3 1-2f		3	0	0	0	1	1	2
Max Alvis, R (1, 5) OBP: 0.288, SLG: 0.307		SF7 3-H		F7						1	1	0	1	1	0	1
Vern Fuller, R (7, 4) OBP: 0.284, SLG: 0.259							4-3 SH1-4 2B BB	2B		1	0	1	0	0	0	0
Ken Suarez, R (1, 2)		6-3		4-3			SH1-4 1-2	1-3		3	0	0	0	0	0	2
Luis Tiant, R (1, 1) OBP: 0.276, SLG: 0.357			6-3		1B 1B		4-3 2-3		F7	3	0	1	0	0	0	1
Stan Williams, R (7, 1) OBP: 0.059, SLG: 0.059										0	0	0	0	0	0	0
Juan Pizarro, L (7, 1) OBP: 0.143, SLG: 0.143										0	0	0	0	0	0	0
Horacio Pina, R (8, 1) OBP: 0.333, SLG: 0.333										0	0	0	0	0	0	0
Cap Peterson, R (9, PH) OBP: 0.424, SLG: 0.296										1	0	0	0	0	0	0
Inning Stats	R: 0 E: 0 K: 0 S: 4 H: 1 LOB: 1 BB: 0 P: 4	R: 1 E: 0 K: 0 S: 4 H: 1 LOB: 0 BB: 0 P: 4	R: 0 E: 0 K: 0 S: 4 H: 1 LOB: 2 BB: 1 P: 8	R: 0 E: 0 K: 0 S: 3 H: 0 LOB: 1 BB: 1 P: 7	R: 0 E: 0 K: 1 S: 6 H: 2 LOB: 1 BB: 0 P: 6	R: 0 E: 0 K: 2 S: 7 H: 0 LOB: 0 BB: 0 P: 7	R: 2 E: 0 K: 1 S: 7 H: 2 LOB: 2 BB: 2 P: 15	R: 0 E: 0 K: 0 S: 4 H: 2 LOB: 1 BB: 0 P: 4	R: 0 E: 0 K: 0 S: 3 H: 0 LOB: 0 BB: 0 P: 3	1B: 7 2B: 2 3B: 0 HR: 0	SF: 1 SAC: 1 DP: 2 HBP: 0						

AB	32
R	3
H	9
RBI	3
BB	4
SO	4
LOB	16

WP: 0 PB: 0 SB: 1 CS: 0 PA: 38

PITCHER		IP	WLS	BF	H	R	ER	SO	BB	IBB	HBP	BLK	WP	HR	S	P	ERA	WHIP
Joe Horlen, R ERA: 3.8	(1, 1)	6.2		30	7	3	3	3	4	0	0	0	0	0	32	48	4.05	1.650
Dan Osinski, R ERA: 1.52	(7, 1)	0.1	W	1	0	0	0	1	0	0	0	0	0	0	3	3	0.00	0.000
Wilbur Wood, L ERA: 2.98	(8, 1)	2.0	S	7	2	0	0	0	0	0	0	0	0	0	7	7	0.00	1.000

PITCHER	IP	WLS	BF	H	R	ER	SO	BB	IBB	HBP	BLK	WP	HR	S	P	ERA	WHIP

Batter	1	2	3	4	5	6	7	8	9	AB	R	H	RBI	BB	SO	LOB
Tom McCraw, L (1, 8) OBP: 0.323, SLG: 0.240 (8, 3)	G1-6-3 1B		F5			4-3	BB IBB 1-2			3	0	1	0	1	0	1
Luis Aparicio, R (1, 6) OBP: 0.342, SLG: 0.354	F7		F6			F6	BB 1-2 2-3			3	0	0	0	1	0	2
Carlos May, L (1, 7) OBP: 0.378, SLG: 0.523	G1-6-3 1-2f			4-3		F9	K			4	0	0	0	0	1	4
Pete Ward, L (1, 5) OBP: 0.336, SLG: 0.358 Bill Melton, R (8, 5) OBP: 0.309, SLG: 0.438		4-3		F8			E4 FC1-5 E	K		3 1	0 0	0 0	0 0	0 0	0 1	0 0
Gail Hopkins, L (1, 3) OBP: 0.400, SLG: 0.420 Ken Berry, R (8, 8) OBP: 0.290, SLG: 0.281		F3		HR			E3 FC1-5 1B 1-2	1B WP BB		3 0	2 0	1 0	1 0	0 1	0 0	1 0
Ed Herrmann, L (1, 2) OBP: 0.368, SLG: 0.467		FC6-4 BB		F5			FC1-5 1B 1B 1-2 2-3f	IBB 1-3	1B	3	1	1	0	1	0	2
Bobby Knoop, R (1, 4) OBP: 0.313, SLG: 0.355		FC6-4 1-2f			K		1B SF7 1-2 2-H	K		4	1	1	1	0	2	3
Buddy Bradford, R (1, 9) OBP: 0.356, SLG: 0.434			1B		K		BB IBB 1-3 2-H	IBB 1-2		3	0	2	1	1	1	0
Joe Horlen, R (1, 1) OBP: 0.222, SLG: 0.259 Dan Osinski, R (7, 1) Duane Josephson, R (7, PH) OBP: 0.260, SLG: 0.273 Wilbur Wood, R (8, 1)			F7	F7			SF7 3-H	B2		2 0 0 1	0 0 0 0	0 0 0 0	0 0 1 0	0 0 0 0	0 0 0 0	1 0 0 3
Inning Stats	R: 0 E: 0 K: 0 S: 3 H: 1 LOB: 0 BB: 0 P: 3	R: 0 E: 0 K: 0 S: 3 H: 0 LOB: 1 BB: 1 P: 7	R: 0 E: 0 K: 0 S: 4 H: 1 LOB: 1 BB: 0 P: 4	R: 1 E: 0 K: 0 S: 4 H: 1 LOB: 0 BB: 0 P: 4	R: 0 E: 0 K: 2 S: 7 H: 0 LOB: 0 BB: 0 P: 7	R: 0 E: 0 K: 0 S: 3 H: 0 LOB: 0 BB: 0 P: 3	R: 3 E: 2 K: 1 S: 9 H: 2 LOB: 3 BB: 2 P: 17	R: 0 E: 0 K: 2 S: 8 H: 1 LOB: 3 BB: 2 P: 16		1B: 5 2B: 0 3B: 0 HR: 1	SF: 1 SAC: 0 DP: 1 HBP: 0						

PITCHER		IP	WLS	BF	H	R	ER	SO	BB	IBB	HBP	BLK	WP	HR	S	P	ERA	WHIP
Luis Tiant, R ERA: 4.74	(1, 1)	6.1	L	26	5	4	1	2	1	0	0	0	0	1	29	33	1.42	0.947
Stan Williams, R ERA: 5.01	(7, 1)	0.1		3	0	0	0	0	1	1	0	0	0	0	1	9	0.00	3.000
Juan Pizarro, L ERA: 3.86	(7, 1)	0.2		4	1	0	0	2	1	0	0	0	1	0	7	11	0.00	3.000
Horacio Pina, R ERA: 5.74	(8, 1)	0.2		3	0	0	0	1	0	1	0	0	0	0	4	8	0.00	0.000

PITCHER	IP	WLS	BF	H	R	ER	SO	BB	IBB	HBP	BLK	WP	HR	S	P	ERA	WHIP

BOTTOM

Cleveland Indians @ Chicago White Sox

Milwaukee County Stadium, Milwaukee, WI

Wed Jun 11 1969, 8:05 PM EDT

Att. 15,715 - Unknown

livebaseballscorecards.com

AB	30
R	4
H	6
RBI	4
BB	5
SO	5
LOB	17

WP: 1 PB: 0 SB: 0 CS: 0 PA: 36

Cleveland Indians @ Minnesota Twins

Metropolitan Stadium, Bloomington , MI

Fri Jun 13 1969, 8:05 PM EDT

Att. 14,218 - Unknown - 58 F

TOP

livebaseballscorecards.com

Batter	1	2	3	4	5	6	7	8	9	AB	R	H	RBI	BB	SO	LOB
Russ Snyder, L (1, 7) OBP: 0.371, SLG: 0.355	F5		K 1-2			BB BB 1B 1B	IBB		IBB	3	1	1	0	2	1	1
Larry Brown, R (1, 6) OBP: 0.356, SLG: 0.361	P3			5-3		BBBB 1-2 BB 1B BB	F2		SF7 3-H	3	1	0	1	1	0	3
Ken Harrelson, R (1, 9) OBP: 0.293, SLG: 0.365	F7			F9		BBBB 1-2 2-3 1B SF9-3-6-3-4 BB		E2 G6-3	P5	4	1	0	0	1	0	2
Tony Horton, R (1, 3) OBP: 0.284, SLG: 0.463		L9		F9		1-3 2-H 3-H SF9-3-6-3-4 1B		F8		4	0	1	2	0	0	1
Jose Cardenal, R (1, 8) OBP: 0.276, SLG: 0.352		1B			1-3	1-2 3-H SF9-3-6-3-4		G6-3 1-2f		3	0	1	1	0	0	1
Zoilo Versalles, R (1, 5) OBP: 0.329, SLG: 0.348		L9			F6		6-3		1B 1B	4	1	1	0	0	0	1
Davey Nelson, R (1, 4) OBP: 0.182, SLG: 0.182		K			K		FC4-6 1B		SH1-4 1B 1-2 SF7 1B	3	0	1	0	0	2	1
Chuck Hinton, R (7, PR) OBP: 0.289, SLG: 0.349										0	0	0	0	0	0	0
Vern Fuller, R (7, 4) OBP: 0.294, SLG: 0.271										1	1	1	0	0	0	0
Ken Suarez, R (1, 2) OBP: 0.286, SLG: 0.714			K			HR	FC4-6 2B 1-2f		SH1-4 1-2 2-H 1B	4	1	2	2	0	1	1
Sam McDowell, L (1, 1) OBP: 0.257, SLG: 0.286			CS 1B			K	1-3 2B		SH1-4 1-2 2-3	3	0	2	0	0	1	0
Inning Stats	R: 0 E: 0 K: 0 S: 3 H: 0 LOB: 0 BB: 0 P: 3	R: 0 E: 0 K: 1 S: 6 H: 1 LOB: 1 BB: 0 P: 6	R: 0 E: 0 K: 2 S: 7 H: 1 LOB: 1 BB: 0 P: 7	R: 0 E: 0 K: 0 S: 3 H: 0 LOB: 0 BB: 0 P: 3	R: 0 E: 0 K: 1 S: 5 H: 0 LOB: 0 BB: 0 P: 5	R: 4 E: 0 K: 1 S: 7 H: 3 LOB: 0 BB: 2 P: 15	R: 0 E: 0 K: 0 S: 5 H: 2 LOB: 3 BB: 1 P: 9	R: 0 E: 1 K: 0 S: 3 H: 0 LOB: 0 BB: 0 P: 3	R: 2 E: 0 K: 0 S: 6 H: 3 LOB: 2 BB: 1 P: 10	1B: 8 2B: 3 3B: 0 HR: 1 SF: 2 SAC: 1 DP: 3 HBP: 0						

	AB	32
	R	6
	H	10
	RBI	6
	BB	4
	SO	5
	LOB	11

WP: 0 PB: 0 SB: 0 CS: 1 PA: 39

PITCHER		IP	WLS	BF	H	R	ER	SO	BB	IBB	HBP	BLK	WP	HR	S	P	ERA	WHIP
Jim Perry, R ERA: 3.56	(1, 1)	5.1	L	21	4	4	4	5	2	0	0	0	0	1	29	37	6.75	1.125
Al Worthington, R ERA:	(6, 1)	0.2		2	1	0	0	0	0	0	0	0	0	0	2	2	0.00	1.500
Bob Miller, R ERA: 2.81	(7, 1)	2.0		12	5	2	2	0	0	1	0	0	0	0	11	15	9.00	2.500
Jerry Crider, R ERA:	(9, 1)	1.0		4	0	0	0	0	0	1	0	0	0	0	3	7	0.00	0.000

PITCHER	IP	WLS	BF	H	R	ER	SO	BB	IBB	HBP	BLK	WP	HR	S	P	ERA	WHIP

BOTTOM

Cleveland Indians @ Minnesota Twins

Metropolitan Stadium, Bloomington , MI

Fri Jun 13 1969, 8:05 PM EDT

Att. 14,218 - Unknown - 58 F

Batter	1	2	3	4	5	6	7	8	9	AB	R	H	RBI	BB	SO	LOB
Cesar Tovar, R (1, 5) OBP: 0.231, SLG: 0.253	F2		F5		FC6-4 (PB, S) 1-2f 2-3		L6		F9	5	0	0	0	0	0	3
Rod Carew, L (1, 4) OBP: 0.447, SLG: 0.570	FC5-4, HBP, 1B		K		BB (PB) 1-2		K		E6 HR 1-2	4	0	1	0	1	2	1
Frank Quilici, R (9, PR) OBP: 0.167, SLG: 0.135										0	1	0	0	0	0	0
Harmon Killebrew, R (1, 3) OBP: 0.415, SLG: 0.565	FC5-4, HBP 1-2		6-3		F9 1-2 2-3 3-H		F8		HR 1-H 2-H	4	1	1	3	0	0	2
Bob Allison, R (1, 7) OBP: 0.316, SLG: 0.379	FC5-4, S 1-2f 2-3			2B (1B)	IBB			P6	K	4	0	1	0	1	1	3
Tony Oliva, L (1, 9) OBP: 0.379, SLG: 0.444	1-3 1-2			1B 2-3	F8			1B		4	0	2	0	0	0	5
Leo Cardenas, R (1, 6) OBP: 0.339, SLG: 0.386		4-3		K		E4 1-3		K		4	0	0	0	0	2	2
George Mitterwald, R (1, 2) OBP: 0.284, SLG: 0.361		F7		K		1-3 2-3		P4		4	0	0	0	0	1	3
Ted Uhlaender, L (1, 8) OBP: 0.315, SLG: 0.275		E1, 1B			FC6-4, BB (PB) BB	F8			4-3	3	1	1	0	1	0	1
Jim Perry, S (1, 1) OBP: 0.158, SLG: 0.059		F8			FC6-4 1-2 BB	K			E HR 1B	1	0	0	0	1	0	1
Al Worthington, R (6, 1)										0	0	0	0	0	0	0
Graig Nettles, L (6, PH) OBP: 0.333, SLG: 0.418										1	0	0	0	0	1	1
Bob Miller, R (7, 1)										0	0	0	0	0	0	0
Jerry Crider, R (9, 1)										0	0	0	0	0	0	0
Rick Renick, R (9, PH) OBP: 0.258, SLG: 0.259										1	1	1	0	0	0	0
Inning Stats	R: 0 E: 0 K: 0 S: 4 H: 1 LOB: 2 BB: 0 P: 5	R: 0 E: 1 K: 0 S: 4 H: 1 LOB: 1 BB: 0 P: 4	R: 0 E: 0 K: 1 S: 5 H: 0 LOB: 0 BB: 0 P: 5	R: 0 E: 0 K: 2 S: 8 H: 2 LOB: 1 BB: 0 P: 8	R: 1 E: 0 K: 0 S: 3 H: 0 LOB: 3 BB: 4 P: 19	R: 0 E: 1 K: 1 S: 6 H: 0 LOB: 1 BB: 0 P: 6	R: 0 E: 0 K: 1 S: 5 H: 0 LOB: 0 BB: 0 P: 5	R: 0 E: 0 K: 1 S: 6 H: 1 LOB: 1 BB: 0 P: 6	R: 3 E: 1 K: 1 S: 8 H: 2 LOB: 1 BB: 0 P: 8	1B: 5 2B: 1 3B: 0 HR: 1	SF: 0 SAC: 0 DP: 0 HBP: 1					

livebaseballscorecards.com

AB	35
R	4
H	7
RBI	3
BB	4
SO	7
LOB	22

WP: 0 PB: 1 SB: 2 CS: 0 PA: 40

PITCHER	IP	WLS	BF	H	R	ER	SO	BB	IBB	HBP	BLK	WP	HR	S	P	ERA	WHIP
Sam McDowell, L (1, 1) ERA: 2.59	9.0	W	40	7	4	0	7	3	1	1	0	0	1	49	66	0.00	1.111

PITCHER	IP	WLS	BF	H	R	ER	SO	BB	IBB	HBP	BLK	WP	HR	S	P	ERA	WHIP

Batter	1	2	3	4	5	6	7	8	9	AB	R	H	RBI	BB	SO	LOB
Zoilo Versalles, R (1, 4) (7, 5) OBP: 0.335, SLG: 0.349	P4		E 1B	FC5-4 FC6 1-2f 3-H		BB 1-2		BB SH1-4 1B 1B F8		5	2	2	1	1	0	3
Larry Brown, R (1, 6) OBP: 0.353, SLG: 0.357	5-3		E6 BB 1B 1B 1-2	FC6 1-2f		1-3		SH1-4 1-2	1B	5	1	1	0	0	0	4
Ken Harrelson, R (1, 9) OBP: 0.300, SLG: 0.364 Richie Scheinblum, S (9, PH) (9, 9) OBP: 0.216, SLG: 0.163	F8		BB 1B 1-2 2-H		6-3		SH2-4 BB FC4-2 BB	BB 1B IBB	F8	3 1	2 0	1 0	1 0	2 0	0 0	0 1
Tony Horton, R (1, 3) OBP: 0.295, SLG: 0.469		4-3 2B	1B 1-2 2-3 BB		E1 1B		FC4-2 SH2-4 2B 1-2 BB	K	F8	4	1	2	0	2	1	3
Cap Peterson, R (1, 7) OBP: 0.417, SLG: 0.300 Russ Snyder, L (5, PR) (5, 7) OBP: 0.374, SLG: 0.351		4-3 2-3	1-3 2-H 3-H 1B		E1 FC6-4 1-3		SH2-4 1-2 2-3	1B HR 1-2 2-3 BB	4-3	3 1	0 1	1 0	2 0	0 1	0 0	2 1
Jose Cardenal, R (1, 8) OBP: 0.279, SLG: 0.350		K	5-3		FC6-4 1-2f		FC4-2 2B IBB	HR 1-2 2-H 3-H 1B		4	2	1	2	1	1	4
Max Alvis, R (1, 5) OBP: 0.289, SLG: 0.314 Lee Maye, L (7, PH) OBP: 0.313, SLG: 0.333 Chuck Hinton, R (7, PH) OBP: 0.283, SLG: 0.341 Vern Fuller, R (7, 4) OBP: 0.304, SLG: 0.333		K	1B FC5-4 2B			F5	FC4-2 1-2 2-3 3-Hf 2B	HR 1-H 2-H		3 0 1 1	1 0 1 1	1 0 0 1	0 0 0 3	0 0 0 0	1 0 3 0	1 0 0 0
Ken Suarez, R (1, 2) OBP: 0.333, SLG: 0.667			P4	6-3		FC2-6 1B	1-H 2-H 3-H 2B	E6 1B		5	0	2	3	0	0	1
Dick Ellsworth, L (1, 1) OBP: 0.208, SLG: 0.174			4-3	FC5-4 2-3 1B		FC2-6 BB 1-2f	K	1-2 1B		5	0	2	0	0	1	2
Inning Stats	R: 0 H: 0 E: 0 LOB: 0 K: 0 BB: 0 S: 3 P: 3	R: 0 H: 1 E: 0 LOB: 1 K: 2 BB: 0 S: 8 P: 8	R: 3 H: 3 E: 1 LOB: 2 K: 0 BB: 1 S: 7 P: 11	R: 1 H: 2 E: 0 LOB: 1 K: 0 BB: 0 S: 5 P: 5	R: 0 H: 1 E: 1 LOB: 1 K: 0 BB: 0 S: 4 P: 4	R: 0 H: 1 E: 0 LOB: 2 K: 0 BB: 1 S: 4 P: 8	R: 3 H: 1 E: 0 LOB: 1 K: 1 BB: 3 S: 6 P: 18	R: 5 H: 4 E: 1 LOB: 2 K: 1 BB: 2 S: 10 P: 18	R: 0 H: 1 E: 0 LOB: 1 K: 0 BB: 0 S: 4 P: 4	1B: 10 SF: 0 2B: 3 SAC: 2 3B: 0 DP: 0 HR: 1 HBP: 0						

TOP

Cleveland Indians @ Minnesota Twins

Metropolitan Stadium, Bloomington , MI

Sat Jun 14 1969, 4:33 AM EDT

Att. 17,022 - Unknown - 63 F

livebaseballscorecards.com

AB	41
R	12
H	14
RBI	12
BB	7
SO	4
LOB	25

		WP: 0	PA: 50
		PB: 0	
		SB: 0	
		CS: 0	

PITCHER		IP	WLS	BF	H	R	ER	SO	BB	IBB	HBP	BLK	WP	HR	S	P	ERA	WHIP
Jim Kaat, L ERA: 2.42	(1, 1)	6.0	L	29	8	4	1	2	2	0	0	0	0	0	31	39	1.50	1.667
Dick Woodson, R ERA: 4.14	(7, 1)	0.0		2	0	2	2	0	2	0	0	0	0	0	0	8	∞	∞
Danny Morris, R ERA: 27.0	(7, 1)	0.1		2	0	0	0	0	0	1	0	0	0	0	1	5	0.00	0.000
Joe Grzenda, L ERA: 3.81	(7, 1)	0.2		3	1	1	1	1	0	0	0	0	0	0	5	5	13.50	1.500
Jerry Crider, R ERA: 5.14	(8, 1)	0.2		6	2	4	4	1	1	1	0	0	0	0	6	14	54.00	4.500

PITCHER		IP	WLS	BF	H	R	ER	SO	BB	IBB	HBP	BLK	WP	HR	S	P	ERA	WHIP
Al Worthington, R ERA: 3.0	(8, 1)	0.1		4	2	1	1	0	0	0	0	0	0	1	4	4	27.00	6.000
Bob Miller, R ERA: 2.7	(9, 1)	1.0		4	1	0	0	0	0	0	0	0	0	0	4	4	0.00	1.000

BOTTOM

Cleveland Indians @ Minnesota Twins

Metropolitan Stadium, Bloomington , MI

Sat Jun 14 1969, 4:33 AM EDT

Att. 17,022 - Unknown - 63 F

livebaseballscorecards.com

Batter	1	2	3	4	5	6	7	8	9	AB	R	H	RBI	BB	SO	LOB
Rick Renick, R (1, 5) OBP: 0.257, SLG: 0.258	L4-3 1B		FC6 1-2			G6-4-3 1-2f		G5-4-3 1-2f		4	0	1	0	0	0	4
Leo Cardenas, R (1, 6) OBP: 0.338, SLG: 0.384	L4-3 1-2		F7			1B			4-3	4	0	1	0	0	0	3
Harmon Killebrew, R (1, 3) OBP: 0.408, SLG: 0.554	6-3			F8		F7			5-3	4	0	0	0	0	0	1
Tony Oliva, L (1, 9) OBP: 0.373, SLG: 0.436		4-1		4-3			L6		3-1	4	0	0	0	0	0	0
Bob Allison, R (1, 7) OBP: 0.304, SLG: 0.362		F8		F7			6-3			3	0	0	0	0	0	0
George Mitterwald, R (1, 2) OBP: 0.275, SLG: 0.349		K		5-3			P4			3	0	0	0	0	1	0
Frank Quilici, R (1, 4) OBP: 0.175, SLG: 0.145			E 1B	5-3				K		3	0	1	0	0	1	0
Cesar Tovar, R (1, 8) OBP: 0.233, SLG: 0.255			F8	6-3				1B		3	0	1	0	0	0	1
Jim Kaat, L (1, 1) OBP: 0.143, SLG: 0.200 Charlie Manuel, L (8, PH) OBP: 0.286, SLG: 0.419 Dick Woodson, R (7, 1) OBP: 0.176, SLG: 0.267 Danny Morris, R (7, 1) Joe Grzenda, R (7, 1) Jerry Crider, R (8, 1) Al Worthington, R (8, 1) Tom Tischinski, R (8, PH) OBP: 0.333, SLG: 0.333 Bob Miller, R (9, 1)			P4			G6-4-3		G5-4-3 1-2		1 1 0 0 0 0 0 0 0 1 0	0 0 0 0 0 0 0 0 0 0 0	0 1 0 0 0 0 0 0 0 1 0	0 0 0 0 0 0 0 0 0 0 0	0 0 0 0 0 0 0 0 0 0 0	0 0 0 0 0 0 0 0 0 0 0	1 0 0 0 0 0 0 0 0 0 0
Inning Stats	R: 0 E: 0 K: 0 S: 3 H: 1 LOB: 0 BB: 0 P: 3	R: 0 E: 0 K: 1 S: 5 H: 0 LOB: 0 BB: 0 P: 5	R: 0 E: 1 K: 0 S: 5 H: 1 LOB: 2 BB: 0 P: 5	R: 0 E: 0 K: 0 S: 3 H: 0 LOB: 0 BB: 0 P: 3	R: 0 E: 0 K: 0 S: 3 H: 0 LOB: 0 BB: 0 P: 3	R: 0 E: 0 K: 0 S: 4 H: 2 LOB: 1 BB: 0 P: 4	R: 0 E: 0 K: 0 S: 3 H: 0 LOB: 0 BB: 0 P: 3	R: 0 E: 0 K: 1 S: 6 H: 2 LOB: 1 BB: 0 P: 6	R: 0 E: 0 K: 0 S: 3 H: 0 LOB: 0 BB: 0 P: 3	1B: 6 2B: 1 3B: 0 HR: 0 SF: 0 SAC: 0 DP: 3 HBP: 0						

	AB	31
	R	0
	H	6
	RBI	0
	BB	0
	SO	2
	LOB	10

WP: 0 PB: 0 SB: 0 CS: 0 PA: 31

PITCHER	IP	WLS	BF	H	R	ER	SO	BB	IBB	HBP	BLK	WP	HR	S	P	ERA	WHIP
Dick Ellsworth, L (1, 1) ERA: 4.13	9.0	W	31	6	0	0	2	0	0	0	0	0	0	35	35	0.00	0.667

PITCHER	IP	WLS	BF	H	R	ER	SO	BB	IBB	HBP	BLK	WP	HR	S	P	ERA	WHIP

Batter	1	2	3	4	5	6	7	8	9	AB	R	H	RBI	BB	SO	LOB
Russ Snyder, L (1, 8) OBP: 0.369, SLG: 0.347	x 0-0 K 1B		x 0-0 ③ F9		x 0-0 ①② G6-3 1-2f		x 0-0 ②③ 4-3 1-2			4	0	1	0	0	0	3
Larry Brown, R (1, 6) OBP: 0.351, SLG: 0.355	S S S 0-3 ①② K 1-2			x 0-0 E 1B 1B	x 0-0 E3			x 0-0 ① 6-3		4	1	1	0	0	1	1
Ken Harrelson, R (1, 9) OBP: 0.294, SLG: 0.357	S S S 0-3 ③ K			x 0-0 E1 1B FC6 1-3	x 0-0 ③ L7			x 0-0 ② F8		4	1	0	0	0	1	2
Tony Horton, R (1, 3) OBP: 0.298, SLG: 0.469		x 0-0 FC3-6 1B		x 0-0 E 1-3 3-H 1B		S S S 0-3 ① K		x 0-0 L8		4	0	2	1	0	1	0
Lee Maye, L (1, 7) OBP: 0.302, SLG: 0.321		x 0-0 ① FC3-6 G4-6-3 1-2f		x 0-0 FC6 1-2 3-H		x 0-0 ② G3			x 0-0 ① G3	4	0	0	1	0	0	2
Zoilo Versalles, R (1, 4) OBP: 0.335, SLG: 0.345 Richie Scheinblum, S (9, PH) OBP: 0.213, SLG: 0.160		x 0-0 ②③ G4-6-3 1-2f		S S S 0-3 ① K		B B B B 4-0 BB			S S S 0-3 ② K	2 1	0 0	0 0	0 0	1 0	1 0	3 0
Lou Klimchock, L (1, 5) OBP: 0.381, SLG: 0.513			x 0-0 ① F8	S S S 0-3 ② K		x 0-0 ③ F9			S S S 0-3 ③ K	4	0	0	0	0	2	3
Ken Suarez, R (1, 2) OBP: 0.333, SLG: 0.571			B B B B 4-0 FC5-4 BB	x 0-0 ③ 1-3			x 0-0 E4 FC2-6			2	0	0	0	1	0	2
Steve Hargan, R (1, 1) OBP: 0.286, SLG: 0.286 Juan Pizarro, L (7, 1) OBP: 0.143, SLG: 0.143			x 0-0 ② FC5-4 1-2f		x 0-0 G6-3 1B		x 0-0 ① FC2-6 CS 1-2f			3 0	0 0	1 0	0 0	0 0	0 0	2 0

TOP

Cleveland Indians @ Minnesota Twins

Metropolitan Stadium, Bloomington , MI

Sun Jun 15 1969, 4:33 AM EDT

Att. 20,712 - Unknown - 70 F

livebaseballscorecards.com

AB	32
R	2
H	5
RBI	2
BB	2
SO	7
LOB	18

Inning Stats	1	2	3	4	5	6	7	8	9	1B: 5 SF: 0	WP: 0 PA: 34
	R: 0 H: 1	R: 0 H: 1	R: 0 H: 0	R: 2 H: 2	R: 0 H: 1	R: 0 H: 0	R: 0 H: 0	R: 0 H: 0	R: 0 H: 0	2B: 0 SAC: 0	PB: 0
	E: 0 LOB: 0	E: 0 LOB: 0	E: 0 LOB: 1	E: 2 LOB: 2	E: 1 LOB: 1	E: 0 LOB: 1	E: 1 LOB: 0	E: 0 LOB: 0	E: 0 LOB: 0	3B: 0 DP: 2	SB: 0
	K: 2 BB: 0	K: 0 BB: 0	K: 0 BB: 1	K: 2 BB: 0	K: 0 BB: 0	K: 1 BB: 1	K: 0 BB: 0	K: 0 BB: 0	K: 2 BB: 0	HR: 0 HBP: 0	CS: 1
	S: 7 P: 7	S: 3 P: 3	S: 3 P: 7	S: 11 P: 11	S: 4 P: 4	S: 5 P: 9	S: 3 P: 3	S: 3 P: 3	S: 7 P: 7		

PITCHER	IP	WLS	BF	H	R	ER	SO	BB	IBB	HBP	BLK	WP	HR	S	P	ERA	WHIP
Dave Boswell, R (1, 1) ERA: 2.93	9.0	W	34	5	2	1	7	2	0	0	0	0	0	46	54	1.00	0.778

PITCHER	IP	WLS	BF	H	R	ER	SO	BB	IBB	HBP	BLK	WP	HR	S	P	ERA	WHIP

Batter	1	2	3	4	5	6	7	8	9	AB	R	H	RBI	BB	SO	LOB
Ted Uhlaender, L (1, 8) OBP: 0.313, SLG: 0.273	x 0-0 BB 3B 1B	x 0-0 ③ L8		x 0-0 ② L8		x 0-0 ③ F3		x 0-0 ③ 4-3		5	1	1	0	0	0	2
Rod Carew, L (1, 4) OBP: 0.454, SLG: 0.569	BBBB 4-0 1-2 3B BB		x 0-0 ① 4-3	x 0-0 1-2 1B			BBBB 4-0 FC3-6 BB 1B BB			2	2	1	0	2	0	0
Tony Oliva, L (1, 9) OBP: 0.371, SLG: 0.432	x 0-0 ① L8		x 0-0 1-3 BB 1B	SSS 0-3 ③ K			SSS 0-3 ① K			4	0	1	0	0	2	5
Harmon Killebrew, R (1, 5) (9, 3) OBP: 0.414, SLG: 0.563	x 0-0 1-H 2-H 3B		BBBB 4-0 1-2 1-3 BB		x 0-0 ① 4-3		BBBB 4-0 1-2 FC3-6 BB			2	0	1	2	2	0	0
Rich Reese, L (1, 3) OBP: 0.301, SLG: 0.460 Cesar Tovar, R (9, 7) OBP: 0.233, SLG: 0.255	x 0-0 ② P4		x 0-0 ② 1-3 1-2 2-3		x 0-0 E3		x 0-0 ② FC3-6 1B 1-2f 2-3			4 0	0 0	0 0	0 0	0 0	0 0	5 0
Graig Nettles, L (1, 7) OBP: 0.339, SLG: 0.416 Frank Quilici, R (9, 5) OBP: 0.175, SLG: 0.145	x 0-0 ③ 4-3		IIII 4-0 IBB		x 0-0 ② F7		x 0-0 1-2 3-H 1B			3 0	0 0	1 0	1 0	1 0	0 0	2 0
Leo Cardenas, R (1, 6) OBP: 0.332, SLG: 0.377		x 0-0 ① P4	x 0-0 ③ P5		x 0-0 ③ F8		x 0-0 ③ 6-3			4	0	0	0	0	0	6
John Roseboro, L (1, 2) OBP: 0.392, SLG: 0.393		BBBB 4-0 BB		x 0-0 ① F7		x 0-0 ① L9		x 0-0 ① P4		3	0	0	0	1	0	0
Dave Boswell, R (1, 1) OBP: 0.132, SLG: 0.216		SSS 0-3 ② K		BBBB 4-0 1B BB		SSS 0-3 ② K		x 0-0 ② F8		3	0	0	0	1	2	1
Inning Stats	R: 2 E: 0 K: 0 S: 5 H: 2 LOB: 1 BB: 1 P: 9	R: 0 E: 0 K: 1 S: 5 H: 0 LOB: 1 BB: 1 P: 9	R: 0 E: 0 K: 0 S: 4 H: 1 LOB: 3 BB: 2 P: 12	R: 0 E: 0 K: 1 S: 6 H: 1 LOB: 2 BB: 1 P: 10	R: 0 E: 1 K: 0 S: 4 H: 0 LOB: 1 BB: 0 P: 4	R: 0 E: 0 K: 1 S: 5 H: 0 LOB: 0 BB: 0 P: 5	R: 1 E: 0 K: 1 S: 6 H: 1 LOB: 2 BB: 2 P: 14	R: 0 E: 0 K: 0 S: 3 H: 0 LOB: 0 BB: 0 P: 3		1B: 4 2B: 0 3B: 1 HR: 0	SF: 0 SAC: 0 DP: 0 HBP: 0					

PITCHER		IP	WLS	BF	H	R	ER	SO	BB	IBB	HBP	BLK	WP	HR	S	P	ERA	WHIP
Steve Hargan, R ERA: 8.2	(1, 1)	6.1	L	31	4	3	3	4	6	1	0	0	0	0	32	60	4.26	1.579
Juan Pizarro, L ERA: 3.67	(7, 1)	1.2		6	1	0	0	0	0	0	0	0	0	0	6	6	0.00	0.600

PITCHER	IP	WLS	BF	H	R	ER	SO	BB	IBB	HBP	BLK	WP	HR	S	P	ERA	WHIP

BOTTOM

Cleveland Indians @ Minnesota Twins

Metropolitan Stadium, Bloomington , MI

Sun Jun 15 1969, 4:33 AM EDT
Att. 20,712 - Unknown - 70 F

livebaseballscorecards.com

AB	30
R	3
H	5
RBI	3
BB	7
SO	4
LOB	21

WP: 0 PB: 0 SB: 0 CS: 0 PA: 37

Boston Red Sox @ Cleveland Indians

Cleveland Municipal Stadium, Cleveland, OH

Mon Jun 16 1969, 7:05 PM EDT

Att. 7,160 - Unknown

TOP

livebaseballscorecards.com

Batter	1	2	3	4	5	6	7	8	9	AB	R	H	RBI	BB	SO	LOB
Dick Schofield, S (1, 4) OBP: 0.426, SLG: 0.494	B B B B 4-0 HR BB		x 0-0 ① P4	S S S 0-3 ③ K			B B B B 4-0 1B HR BB	x 0-0 1-2 1B		3	2	1	0	2	1	2
Dalton Jones, L (1, 3) OBP: 0.303, SLG: 0.359	x 0-0 ① F8		S S S 0-3 ② K		x 0-0 ① F7		x 0-0 1-3 HR 1B	x 0-0 ③ F7		5	1	1	0	0	1	3
Carl Yastrzemski, L (1, 7) OBP: 0.409, SLG: 0.593 George Thomas, R (9, 7) OBP: 0.359, SLG: 0.417	x 0-0 1-H HR		x 0-0 ③ L8		x 0-0 ② G3-1		S S S 0-3 ① K		x 0-0 ① F8	5 0	1 0	1 0	2 0	0 0	1 0	2 0
Reggie Smith, S (1, 8) OBP: 0.376, SLG: 0.585	x 0-0 ② G3-1			x 0-0 BLK 1B 2B	x 0-0 ③ L4		x 0-0 1-H 3-H HR		x 0-0 HR	5	3	3	4	0	0	0
Rico Petrocelli, R (1, 6) OBP: 0.454, SLG: 0.710	S S S 0-3 ③ K			B B B B 4-0 BLK 1B BB		B B B B 4-0 1B BB	x 0-0 ② P6		S S S 0-3 ② K	3	1	0	0	2	2	0
Joe Lahoud, L (1, 9) OBP: 0.305, SLG: 0.284		x 0-0 1B		S S S 0-3 ① K		S S S 0-3 ① K	x 0-0 ③ F9		x 0-0 1B	5	0	2	0	0	2	3
George Scott, R (1, 5) OBP: 0.300, SLG: 0.338		x 0-0 ① F9		4-0 FC2-5 1B 1-2 2-3 IBB		x 0-0 1-2 1B		x 0-0 ① F9	x 0-0 ③ F7	4	0	1	0	1	0	2
Russ Gibson, R (1, 2) OBP: 0.255, SLG: 0.264		x 0-0 ② F2		x 0-0 FC2-5 1-2 2-H 3-H 1B		x 0-0 ② P3		x 0-0 ② F9		4	0	1	2	0	0	3
Mike Nagy, R (1, 1) OBP: 0.067, SLG: 0.069 Sonny Siebert, R (6, 1) OBP: 0.269, SLG: 0.174 Lee Stange, R (6, 1) OBP: 0.231, SLG: 0.091		S S S 0-3 ③ K		x 0-0 ② FC2-5 1-2 2-3f		x 0-0 ③ P4		x 0-0 1B 1B		3 0 1	0 0 0	0 0 1	0 0 0	0 0 0	1 0 0	5 0 0
Inning Stats	R: 2 E: 0 K: 1 S: 6 H: 1 LOB: 0 BB: 1 P: 10	R: 0 E: 0 K: 1 S: 6 H: 1 LOB: 1 BB: 0 P: 6	R: 0 E: 0 K: 1 S: 5 H: 0 LOB: 0 BB: 0 P: 5	R: 2 E: 0 K: 2 S: 9 H: 2 LOB: 2 BB: 2 P: 17	R: 0 E: 0 K: 0 S: 3 H: 0 LOB: 0 BB: 0 P: 3	R: 0 E: 0 K: 1 S: 6 H: 1 LOB: 2 BB: 1 P: 10	R: 3 E: 0 K: 1 S: 7 H: 2 LOB: 0 BB: 1 P: 11	R: 0 E: 0 K: 0 S: 5 H: 2 LOB: 2 BB: 0 P: 5	R: 1 E: 0 K: 1 S: 7 H: 2 LOB: 1 BB: 0 P: 7	1B: 7 2B: 1 3B: 0 HR: 3	SF: 0 SAC: 0 DP: 0 HBP: 0						

	AB	38
	R	8
	H	11
	RBI	8
	BB	5
	SO	8
	LOB	20

WP: 0 PB: 0 SB: 0 CS: 0 PA: 43

PITCHER		IP	WLS	BF	H	R	ER	SO	BB	IBB	HBP	BLK	WP	HR	S	P	ERA	WHIP
Luis Tiant, R ERA: 4.83	(1, 1)	6.0		27	5	4	4	6	3	1	0	1	0	1	35	51	6.00	1.333
Juan Pizarro, L ERA: 4.21	(7, 1)	2.0	L	11	4	3	3	1	1	0	0	0	0	1	12	16	13.50	2.500
Mike Paul, L ERA: 4.12	(9, 1)	1.0		5	2	1	1	1	0	0	0	0	0	1	7	7	9.00	2.000

PITCHER	IP	WLS	BF	H	R	ER	SO	BB	IBB	HBP	BLK	WP	HR	S	P	ERA	WHIP

BOTTOM

Boston Red Sox @ Cleveland Indians

Cleveland Municipal Stadium, Cleveland, OH

Mon Jun 16 1969, 7:05 PM EDT

Att. 7,160 - Unknown

livebaseballscorecards.com

Batter	1	2	3	4	5	6	7	8	9	AB	R	H	RBI	BB	SO	LOB
Zoilo Versalles, R (1, 4) OBP: 0.329, SLG: 0.338	x 0-0 P4 ①		x 0-0 G6-3 ②		x 0-0 F3 ②	x 0-0 PB 2B 1B 2-H 3-H		x 0-0 G6-3 ② 1-2		3	0	0	0	0	0	1
Lou Klimchock, L (6, PH) OBP: 0.395, SLG: 0.525										1	0	1	2	0	0	0
Chuck Hinton, R (6, PR) OBP: 0.283, SLG: 0.341										0	1	0	0	0	0	0
Vern Fuller, R (7, 4) OBP: 0.300, SLG: 0.328										1	0	0	0	0	0	1
Larry Brown, R (1, 6) OBP: 0.348, SLG: 0.348	x 0-0 F7 ②		x 0-0 G6-3 ③		x 0-0 E5 BB 2-3	B B B B 4-0 2B BB 2-3		x 0-0 F8 ③		4	0	0	0	1	0	2
Ken Harrelson, R (1, 7) OBP: 0.301, SLG: 0.379	S S S 0-3 K ③			x 0-0 HR	B B B 4-0 FC6-4 BB 1-2	x 0-0 2B 1-3 3-H			x 0-0 P4 ①	4	1	2	2	1	1	0
Tony Horton, R (1, 3) OBP: 0.296, SLG: 0.463		x 0-0 G6-3 ①		x 0-0 1B	x 0-0 FC6-4 ③ 1-2f	x 0-0 F2 ③			x 0-0 P4 ②	5	0	1	0	0	0	5
Russ Snyder, L (1, 9) OBP: 0.362, SLG: 0.340		x 0-0 BB 1B		x 0-0 F8 ①		x 0-0 G3-1 ①	x 0-0 F8 ①		x 0-0 F8 ③	5	0	1	0	0	0	1
Jose Cardenal, R (1, 8) OBP: 0.278, SLG: 0.344		B B B 4-0 1-2 BB		x 0-0 F8 ②		x 0-0 E5 S 1B G3-1	x 0-0 F8 ②			3	1	0	0	1	0	1
Max Alvis, R (1, 5) OBP: 0.288, SLG: 0.313		x 0-0 F2 ②		x 0-0 P6 ③		x 0-0 G3-1 BB 1-2 1B	x 0-0 G6-3 ③			4	1	1	0	0	0	3
Ken Suarez, R (1, 2) OBP: 0.421, SLG: 0.588		x 0-0 G5-3 ③			x 0-0 E SH1 1B	B B B B 4-0 G3-1 1-2 1B 2-3 BB		x 0-0 G6-3 1B		3	1	2	0	1	0	2
Luis Tiant, R (1, 1) OBP: 0.267, SLG: 0.345			x 0-0 G4-3 ①		x 0-0 SH1 ① 1-2	x 0-0 G3-1 ② 1-2 2-3 3-H		x 0-0 F9 ①		1	0	0	0	0	0	0
Lee Maye, L (6, PH) OBP: 0.299, SLG: 0.318										1	0	0	1	0	0	2
Juan Pizarro, L (7, 1) OBP: 0.143, SLG: 0.143										0	0	0	0	0	0	0
Richie Scheinblum, S (8, PH) OBP: 0.211, SLG: 0.159										1	0	0	0	0	0	1
Mike Paul, L (9, 1)										0	0	0	0	0	0	0
Inning Stats	R: 0 E: 0 K: 1 S: 5 H: 0 LOB: 0 BB: 0 P: 5	R: 0 E: 0 K: 0 S: 4 H: 1 LOB: 2 BB: 1 P: 8	R: 0 E: 0 K: 0 S: 3 H: 0 LOB: 0 BB: 0 P: 3	R: 1 E: 0 K: 0 S: 5 H: 2 LOB: 1 BB: 0 P: 5	R: 0 E: 1 K: 0 S: 5 H: 1 LOB: 3 BB: 1 P: 9	R: 4 E: 1 K: 0 S: 7 H: 3 LOB: 2 BB: 2 P: 15	R: 0 E: 0 K: 0 S: 3 H: 0 LOB: 0 BB: 0 P: 3	R: 0 E: 0 K: 0 S: 4 H: 1 LOB: 1 BB: 0 P: 4	R: 0 E: 0 K: 0 S: 3 H: 0 LOB: 0 BB: 0 P: 3	1B: 6 2B: 1 3B: 0 HR: 1	SF: 0 SAC: 1 DP: 0 HBP: 0						

	AB	36
	R	5
	H	8
	RBI	5
	BB	4
	SO	1
	LOB	19

WP: 0 PB: 1 SB: 1 CS: 0 PA: 41

PITCHER		IP	WLS	BF	H	R	ER	SO	BB	IBB	HBP	BLK	WP	HR	S	P	ERA	WHIP
Mike Nagy, R ERA: 2.69	(1, 1)	5.1		26	5	4	2	1	3	0	0	0	0	1	25	37	3.38	1.500
Sonny Siebert, R ERA: 4.21	(6, 1)	0.1		4	2	1	0	0	1	0	0	0	0	0	3	7	0.00	9.000
Lee Stange, R ERA: 3.17	(6, 1)	3.1	W	11	1	0	0	0	0	0	0	0	0	0	11	11	0.00	0.300

PITCHER	IP	WLS	BF	H	R	ER	SO	BB	IBB	HBP	BLK	WP	HR	S	P	ERA	WHIP

Batter	1	2	3	4	5	6	7	8	9	AB	R	H	RBI	BB	SO	LOB
Dick Schofield, S (1, 4) OBP: 0.424, SLG: 0.489	L5		1B		E9 SF7 1B		G3		K	5	1	2	0	0	1	1
Dalton Jones, L (1, 3) OBP: 0.302, SLG: 0.358	BB 1B		P5		SF7 3-H		G3			3	0	1	1	0	0	1
Carl Yastrzemski, L (1, 7) OBP: 0.403, SLG: 0.583	F7		F9		G4-3			G3-1		4	0	0	0	0	0	2
Reggie Smith, S (1, 8) OBP: 0.374, SLG: 0.576	1-2 BB		K		G4-1			F7		3	0	0	0	1	1	1
Rico Petrocelli, R (1, 6) OBP: 0.455, SLG: 0.719	K			HR		G5-3		BB		3	1	1	1	1	1	2
Joe Lahoud, L (1, 9) OBP: 0.302, SLG: 0.271		FC5-4 BB		K		F2		K		3	0	0	0	1	2	1
George Scott, R (1, 5) OBP: 0.304, SLG: 0.346		K		2B		K			1B	4	0	2	0	0	2	1
Tom Satriano, L (1, 2) OBP: 0.353, SLG: 0.295		FC5-4 1-2f		F9		G4-3			K	4	0	0	0	0	1	4
Jim Lonborg, R (1, 1) OBP: 0.238, SLG: 0.211 Sparky Lyle, L (8, 1) OBP: 0.500, SLG: 0.333 Tony Conigliaro, R (9, PH) OBP: 0.321, SLG: 0.469		K		K		B1			K	3 0 1	0 0 0	0 0 0	0 0 0	0 0 0	2 0 1	2 0 1
Inning Stats	R: 0 E: 0 K: 1 S: 6 H: 1 LOB: 2 BB: 1 P: 10	R: 0 E: 0 K: 2 S: 7 H: 0 LOB: 1 BB: 1 P: 11	R: 0 E: 0 K: 1 S: 6 H: 1 LOB: 1 BB: 0 P: 6	R: 1 E: 0 K: 2 S: 9 H: 2 LOB: 1 BB: 0 P: 9	R: 1 E: 1 K: 0 S: 4 H: 1 LOB: 0 BB: 0 P: 4	R: 0 E: 0 K: 1 S: 6 H: 0 LOB: 1 BB: 0 P: 6	R: 0 E: 0 K: 0 S: 3 H: 0 LOB: 0 BB: 0 P: 3	R: 0 E: 0 K: 1 S: 5 H: 0 LOB: 1 BB: 1 P: 9	R: 0 E: 0 K: 3 S: 10 H: 1 LOB: 1 BB: 0 P: 10	1B: 4 2B: 1 3B: 0 HR: 1 SF: 1 SAC: 0 DP: 0 HBP: 0						

PITCHER	IP	WLS	BF	H	R	ER	SO	BB	IBB	HBP	BLK	WP	HR	S	P	ERA	WHIP
Stan Williams, R (1, 1) ERA: 4.52	9.0	W	37	6	2	1	11	3	0	0	0	0	1	56	68	1.00	1.000

PITCHER	IP	WLS	BF	H	R	ER	SO	BB	IBB	HBP	BLK	WP	HR	S	P	ERA	WHIP

TOP

Boston Red Sox @ Cleveland Indians

Cleveland Municipal Stadium, Cleveland, OH

Tue Jun 17 1969, 7:05 PM EDT

Att. 7,737 - Unknown

livebaseballscorecards.com

AB	33
R	2
H	6
RBI	2
BB	3
SO	11
LOB	16

Boston Red Sox @ Cleveland Indians

Cleveland Municipal Stadium, Cleveland, OH

Tue Jun 17 1969, 7:05 PM EDT

Att. 7,737 - Unknown

BOTTOM

Batter	1	2	3	4	5	6	7	8	9	AB	R	H	RBI	BB	SO	LOB
Richie Scheinblum, S (1, 9) OBP: 0.213, SLG: 0.163 Davey Nelson, R (8, PR) OBP: 0.182, SLG: 0.182 (9, 7)	G3-1	G4-3			G1			G4-3 WP 1B 1B		4	0	1	0	0	0	2
										0	1	0	0	0	0	0
Larry Brown, R (1, 6) OBP: 0.350, SLG: 0.360	G6-4-3 1B		3B		G6-3			G4-3 1-3		4	0	2	0	0	0	1
Ken Harrelson, R (1, 7) OBP: 0.300, SLG: 0.377 (9, 3)	G6-4-3 1-2f		F6		F8			1B SF8 3-H 1B		4	1	1	1	0	0	2
Tony Horton, R (1, 3) OBP: 0.300, SLG: 0.461 Chuck Hinton, R (8, PR) OBP: 0.283, SLG: 0.341 (9, 8)		BBBB 2B BB	SSS K			F3		1-3 1B		3	1	1	0	1	1	1
										0	0	0	0	0	0	0
Russ Snyder, L (1, 8) OBP: 0.361, SLG: 0.349 Cap Peterson, R (8, PH) OBP: 0.405, SLG: 0.300 (9, 9)		G4-3 1-H 1B 2B	P6			L7		SF8 3-H		3	1	1	1	0	0	1
										0	0	0	1	0	0	0
Zoilo Versalles, R (1, 4) OBP: 0.322, SLG: 0.329		G4-3 2-3		G5-3		SSS K		L4		4	0	0	0	0	1	2
Max Alvis, R (1, 5) OBP: 0.301, SLG: 0.322		BBBB 1B BB		1B			CS 1B			2	0	2	0	1	0	0
Ken Suarez, R (1, 2) OBP: 0.364, SLG: 0.500		SSS K		SSS K			SSS K 1-2			3	0	0	0	0	3	4
Stan Williams, R (1, 1) OBP: 0.100, SLG: 0.100		1-2 3-H 1B		SSS K			P4			3	0	1	1	0	1	1
Inning Stats	R: 0 H: 1 E: 0 LOB: 0 K: 0 BB: 0 S: 3 P: 3	R: 2 H: 2 E: 0 LOB: 2 K: 1 BB: 2 S: 7 P: 15	R: 0 H: 1 E: 0 LOB: 1 K: 1 BB: 0 S: 6 P: 6	R: 0 H: 1 E: 0 LOB: 1 K: 2 BB: 0 S: 8 P: 8	R: 0 H: 0 E: 0 LOB: 0 K: 0 BB: 0 S: 3 P: 3	R: 0 H: 0 E: 0 LOB: 0 K: 1 BB: 0 S: 5 P: 5	R: 0 H: 1 E: 0 LOB: 0 K: 1 BB: 0 S: 5 P: 5	R: 2 H: 3 E: 0 LOB: 1 K: 0 BB: 0 S: 6 P: 6		1B: 7 SF: 1 2B: 1 SAC: 0 3B: 1 DP: 1 HR: 0 HBP: 0						

livebaseballscorecards.com

AB	30
R	4
H	9
RBI	4
BB	2
SO	6
LOB	14

WP: 1 PA: 33
PB: 0
SB: 0
CS: 1

PITCHER		IP	WLS	BF	H	R	ER	SO	BB	IBB	HBP	BLK	WP	HR	S	P	ERA	WHIP
Jim Lonborg, R ERA: 2.72	(1, 1)	7.1	L	31	9	4	4	6	2	0	0	0	1	0	41	49	4.91	1.500
Sparky Lyle, L ERA: 2.45	(8, 1)	0.2		2	0	0	0	0	0	0	0	0	0	0	2	2	0.00	0.000

PITCHER	IP	WLS	BF	H	R	ER	SO	BB	IBB	HBP	BLK	WP	HR	S	P	ERA	WHIP

Boston Red Sox @ Cleveland Indians

Cleveland Municipal Stadium, Cleveland, OH

Wed Jun 18 1969, 7:05 PM EDT

Att. 14,058 - Unknown

TOP

livebaseballscorecards.com

Batter	1	2	3	4	5	6	7	8	9	AB	R	H	RBI	BB	SO	LOB
Dick Schofield, S (1, 4) OBP: 0.427, SLG: 0.489	1B	K			FC1-6 1B			F8		4	0	2	0	0	1	1
Dalton Jones, L (1, 3) OBP: 0.297, SLG: 0.351	F7		P6		FC1-6 G4-6-3 1-2f			F8		4	0	0	0	0	0	2
Carl Yastrzemski, L (1, 7) OBP: 0.397, SLG: 0.572	P6		P4		G4-6-3 1-2f			G3-1		4	0	0	0	0	0	2
Reggie Smith, S (1, 8) OBP: 0.376, SLG: 0.585	1-3 1B		1B 3B			G5-3			F8	4	1	2	0	0	0	0
Rico Petrocelli, R (1, 6) OBP: 0.459, SLG: 0.719	IBB		3-H 1B			F7			E7 FC5-4 1B	3	0	2	1	1	0	0
Tony Conigliaro, R (1, 9) OBP: 0.315, SLG: 0.460	K		F8			G5-3			FC5-4 1B 1B 2-2	4	0	0	0	0	1	5
George Scott, R (1, 5) OBP: 0.303, SLG: 0.344		G5-3		K			G6-3		1-2 1B	4	0	1	0	0	1	0
Russ Gibson, R (1, 2) OBP: 0.261, SLG: 0.271		1B		K			P4		1-2 2-3 1B	4	0	2	0	0	1	0
Ray Jarvis, R (1, 1)		K		K			K		L4	3	0	0	0	0	3	1
George Thomas, R (9, PH) OBP: 0.350, SLG: 0.405										1	0	0	0	0	0	3

	AB	35
	R	1
	H	9
	RBI	1
	BB	1
	SO	7
	LOB	14

Inning Stats																		
	R: 0	H: 2	R: 0	H: 1	R: 1	H: 2	R: 0	H: 0	R: 0	H: 1	R: 0	H: 0	R: 0	H: 0	R: 0	H: 3	1B: 8	SF: 0
	E: 0	LOB: 3	E: 0	LOB: 1	E: 0	LOB: 1	E: 0	LOB: 0	E: 0	LOB: 0	E: 0	LOB: 0	E: 0	LOB: 0	E: 1	LOB: 3	2B: 0	SAC: 0
	K: 1	BB: 1	K: 2	BB: 0	K: 0	BB: 0	K: 3	BB: 0	K: 0	BB: 0	K: 0	BB: 0	K: 1	BB: 0	K: 0	BB: 0	3B: 1	DP: 1
	S: 7	P: 11	S: 8	P: 8	S: 5	P: 5	S: 9	P: 9	S: 3	P: 3	S: 3	P: 3	S: 5	P: 5	S: 6	P: 6	HR: 0	HBP: 0

	WP: 0	PA: 36
	PB: 0	
	SB: 0	
	CS: 0	

PITCHER	IP	WLS	BF	H	R	ER	SO	BB	IBB	HBP	BLK	WP	HR	S	P	ERA	WHIP
Sam McDowell, L (1, 1) ERA: 2.46	9.0	W	36	9	1	1	7	0	1	0	0	0	0	49	53	1.00	1.000

PITCHER	IP	WLS	BF	H	R	ER	SO	BB	IBB	HBP	BLK	WP	HR	S	P	ERA	WHIP

Boston Red Sox @ Cleveland Indians

Cleveland Municipal Stadium, Cleveland, OH

Wed Jun 18 1969, 7:05 PM EDT

Att. 14,058 - Unknown

livebaseballscorecards.com

Batter	1	2	3	4	5	6	7	8	9	AB	R	H	RBI	BB	SO	LOB
Richie Scheinblum, S (1, 7) OBP: 0.216, SLG: 0.159	F7		F8			PB, BB		CI, FC1-6		2	0	0	0	1	0	0
Davey Nelson, R (8, PR) OBP: 0.182, SLG: 0.182										0	0	0	0	0	0	0
Chuck Hinton, R (9, 7) OBP: 0.283, SLG: 0.341										0	0	0	0	0	0	0
Larry Brown, R (1, 6) OBP: 0.344, SLG: 0.353	G4-3			G5-3		L6		FC1-6		4	0	0	0	0	0	3
Ken Harrelson, R (1, 9) OBP: 0.303, SLG: 0.390	HR			G6-4-3, BB		G6-3		G6-3		3	1	1	1	1	0	3
Tony Horton, R (1, 3) OBP: 0.296, SLG: 0.455	F9			G6-4-3			G5-3			3	0	0	0	0	0	1
Russ Snyder, L (1, 8) OBP: 0.361, SLG: 0.349		G4-3			G4-3		1B, FC, 1B			3	1	1	0	0	0	0
Zoilo Versalles, R (1, 4) OBP: 0.322, SLG: 0.329		G4-3			E9, G4-6-3		G5-3, FC, 1B			3	0	1	0	0	0	0
Max Alvis, R (1, 5) OBP: 0.296, SLG: 0.315		F2			G4-6-3		FC			3	0	0	1	0	0	2
Ken Suarez, R (1, 2) OBP: 0.360, SLG: 0.455			G4-3			PB, BB, BB	G5-3			2	0	0	0	1	0	2
Sam McDowell, L (1, 1) OBP: 0.237, SLG: 0.263			K			K		K		3	0	0	0	0	3	1

Inning Stats	1	2	3	4	5	6	7	8	9	AB	R	H	RBI	BB	SO	LOB
	R: 1 E: 0 K: 0 S: 4	H: 1 LOB: 0 BB: 0 P: 4	R: 0 E: 0 K: 0 S: 3	H: 0 LOB: 0 BB: 0 P: 3	R: 0 E: 0 K: 1 S: 5	H: 0 LOB: 0 BB: 0 P: 5	R: 0 E: 0 K: 0 S: 2	H: 0 LOB: 0 BB: 1 P: 6	R: 0 E: 1 K: 0 S: 3	H: 0 LOB: 0 BB: 0 P: 3	R: 0 E: 0 K: 1 S: 5	H: 0 LOB: 2 BB: 2 P: 13	R: 1 E: 0 K: 0 S: 5	H: 2 LOB: 1 BB: 0 P: 5	R: 0 E: 1 K: 1 S: 6	H: 0 LOB: 1 BB: 0 P: 6	1B: 2 2B: 0 3B: 0 HR: 1	SF: 0 SAC: 0 DP: 3 HBP: 0

WP: 0 PB: 1 SB: 0 CS: 0 PA: 30

PITCHER	IP	WLS	BF	H	R	ER	SO	BB	IBB	HBP	BLK	WP	HR	S	P	ERA	WHIP
Ray Jarvis, R (1, 1) ERA: 3.5	8.0	L	30	3	2	2	3	3	0	0	0	0	1	33	45	2.25	0.750

PITCHER	IP	WLS	BF	H	R	ER	SO	BB	IBB	HBP	BLK	WP	HR	S	P	ERA	WHIP

AB	26
R	2
H	3
RBI	2
BB	3
SO	3
LOB	12

Batter	1	2	3	4	5	6	7	8	9	AB	R	H	RBI	BB	SO	LOB
Dick Schofield, S (1, 4) OBP: 0.417, SLG: 0.474	G6-3	E8 1B		F2	F5		F7			5	1	1	0	0	0	2
George Thomas, R (1, 3) OBP: 0.378, SLG: 0.452	HR 1B	2-H 1B		F9			G4-3		2B	5	1	3	1	0	0	1
Carl Yastrzemski, L (1, 7) OBP: 0.394, SLG: 0.577	1-H HR	G3-1			K		G3-1		F5	5	1	1	2	0	1	1
Reggie Smith, S (1, 8) OBP: 0.377, SLG: 0.580	1B 1B 1B		G5-3		F9		1B		G1-3	5	0	2	0	0	0	1
Rico Petrocelli, R (1, 6) OBP: 0.460, SLG: 0.713	L6		CS 1B 1B		BB		G4-3			3	0	1	0	1	0	2
Tony Conigliaro, R (1, 9) OBP: 0.323, SLG: 0.471	1-2 1B		1-2 1B		K			F8 2B		4	0	3	0	0	1	1
George Scott, R (1, 5) OBP: 0.306, SLG: 0.347	1-2 2-3 1B		2-3 K			1B 1B		G2-3		4	0	2	0	0	1	3
Russ Gibson, R (1, 2) OBP: 0.268, SLG: 0.277	L9			SH1-4 1B		1-3 G6-4-3 1B		2-3 F8		4	0	2	0	0	0	4
Ray Culp, R (1, 1) OBP: 0.224, SLG: 0.261		K		1-2 SH1-4		1-2f G6-4-3		K		3	0	0	0	0	2	3
Inning Stats	R: 2 E: 0 K: 0 S: 8 H: 5 LOB: 3 BB: 0 P: 8	R: 1 E: 1 K: 1 S: 6 H: 2 LOB: 0 BB: 0 P: 6	R: 0 E: 0 K: 1 S: 6 H: 2 LOB: 2 BB: 0 P: 6	R: 0 E: 0 K: 0 S: 4 H: 1 LOB: 1 BB: 0 P: 4	R: 0 E: 0 K: 2 S: 7 H: 0 LOB: 1 BB: 1 P: 11	R: 0 E: 0 K: 0 S: 4 H: 2 LOB: 1 BB: 0 P: 4	R: 0 E: 0 K: 0 S: 4 H: 1 LOB: 1 BB: 0 P: 4	R: 0 E: 0 K: 1 S: 6 H: 1 LOB: 1 BB: 0 P: 6	R: 0 E: 0 K: 0 S: 4 H: 1 LOB: 1 BB: 0 P: 4							

TOP

Boston Red Sox @ Cleveland Indians

Cleveland Municipal Stadium, Cleveland, OH

Thu Jun 19 1969, 7:05 PM EDT

Att. 6,009 - Unknown

livebaseballscorecards.com

AB	38
R	3
H	15
RBI	3
BB	1
SO	5
LOB	18

| | | | | | | |

BOTTOM

Batter	1	2	3	4	5	6	7	8	9	AB	R	H	RBI	BB	SO	LOB
Richie Scheinblum, S (1, 7) OBP: 0.208, SLG: 0.152	G3		K			F9			F8	4	0	0	0	0	1	1
Larry Brown, R (1, 6) OBP: 0.339, SLG: 0.347	K			P6			G6-3		F8	4	0	0	0	0	1	0
Ken Harrelson, R (1, 9) OBP: 0.300, SLG: 0.385	G6-3			G6-3			K			3	0	0	0	0	1	0
Mike Paul, L (8, 1)										0	0	0	0	0	0	0
Tony Horton, R (1, 3) OBP: 0.292, SLG: 0.449		F8		G5-3			F8			3	0	0	0	0	0	0
Russ Snyder, L (1, 8) OBP: 0.352, SLG: 0.339		G3			P4			G6-3		3	0	0	0	0	0	0
Zoilo Versalles, R (1, 4) OBP: 0.320, SLG: 0.327		K			G5-4-3 1B			G3		1	0	0	0	0	1	0
Gary Kroll, R (3, 1)										0	0	0	0	0	0	0
Lee Maye, L (5, PH) OBP: 0.305, SLG: 0.324										1	0	1	0	0	0	0
Horacio Pina, R (6, 1) OBP: 0.333, SLG: 0.333										0	0	0	0	0	0	0
Cap Peterson, R (8, 9) OBP: 0.395, SLG: 0.290										1	0	0	0	0	0	0
Max Alvis, R (1, 5) OBP: 0.296, SLG: 0.311			K		G5-4-3 1-2f			BB		2	0	0	0	1	1	1
Ken Suarez, R (1, 2) OBP: 0.333, SLG: 0.417			K			K		K		2	0	0	0	0	2	0
Chuck Hinton, R (8, PH) OBP: 0.277, SLG: 0.333										1	0	0	0	0	1	1
Vern Fuller, R (9, 4) OBP: 0.300, SLG: 0.328										0	0	0	0	0	0	0
Dick Ellsworth, L (1, 1) OBP: 0.208, SLG: 0.174									G4-3	0	0	0	0	0	0	0
Lou Klimchock, L (3, 4) OBP: 0.391, SLG: 0.512			1B			G3				3	0	1	0	0	0	0
(9, 2)																

Inning Stats						
	R: 0 E: 0 K: 1 S: 5	H: 0 LOB: 0 BB: 0 P: 5	R: 0 E: 0 K: 1 S: 5	H: 0 LOB: 0 BB: 0 P: 5	R: 0 E: 0 K: 3 S: 10	H: 1 LOB: 1 BB: 0 P: 10
	R: 0 E: 0 K: 0 S: 3	H: 0 LOB: 0 BB: 0 P: 3	R: 0 E: 0 K: 0 S: 3	H: 1 LOB: 0 BB: 0 P: 3	R: 0 E: 0 K: 1 S: 5	H: 0 LOB: 0 BB: 0 P: 5
	R: 0 E: 0 K: 1 S: 5	H: 0 LOB: 0 BB: 0 P: 5	R: 0 E: 0 K: 1 S: 5	H: 0 LOB: 1 BB: 1 P: 9	R: 0 E: 0 K: 0 S: 3	H: 0 LOB: 0 BB: 0 P: 3

PITCHER	IP	WLS	BF	H	R	ER	SO	BB	IBB	HBP	BLK	WP	HR	S	P	ERA	WHIP
Ray Culp, R (1, 1) ERA: 3.64	9.0	W	29	2	0	0	8	1	0	0	0	0	0	44	48	0.00	0.333

PITCHER	IP	WLS	BF	H	R	ER	SO	BB	IBB	HBP	BLK	WP	HR	S	P	ERA	WHIP

Boston Red Sox @ Cleveland Indians

Cleveland Municipal Stadium, Cleveland, OH

Thu Jun 19 1969, 7:05 PM EDT

Att. 6,009 - Unknown

livebaseballscorecards.com

AB	28
R	0
H	2
RBI	0
BB	1
SO	8
LOB	3

1B: 2	SF: 0	WP: 0	PA: 29
2B: 0	SAC: 0	PB: 0	
3B: 0	DP: 1	SB: 0	
HR: 0	HBP: 0	CS: 0	

Batter	1	2	3	4	5	6	7	8	9	AB	R	H	RBI	BB	SO	LOB
Don Buford, S (1, 4) OBP: 0.394, SLG: 0.412	F5	FC4-6 1-2f			4-3		1B		P4	5	0	1	0	0	0	2
Mark Belanger, R (1, 6) OBP: 0.380, SLG: 0.360	2B BB		K		1B		P4			3	1	1	0	1	1	1
Paul Blair, R (1, 8) OBP: 0.352, SLG: 0.513	P5		K		B1-3		F9			4	0	0	0	0	1	3
Boog Powell, L (1, 3) OBP: 0.402, SLG: 0.561	1-H 2B		FC6-4 1B			PB HBP E 1B		6-3		4	1	3	1	0	0	0
Brooks Robinson, R (1, 5) OBP: 0.298, SLG: 0.411	F9		FC6-4 1-2f			F9		1B		4	0	1	0	0	0	3
Dave May, L (1, 9) OBP: 0.214, SLG: 0.263		F9		L5		E PB 1-2 HBP		P3		3	0	0	0	0	0	1
Merv Rettenmund, R (1, 7) OBP: 0.345, SLG: 0.406		5-3		6-3		L6 1-3 2-H		F8		4	0	0	0	0	0	2
Clay Dalrymple, L (1, 2) OBP: 0.444, SLG: 0.524		1B 1B		F7		F8			F2	4	0	1	0	0	0	1
Tom Phoebus, R (1, 1) OBP: 0.314, SLG: 0.303		FC4-6 1-3 1B			K		5-3		K	2	0	1	0	0	1	0
Dick Hall, R (5, 1) OBP: 0.500, SLG: 0.333										0	0	0	0	0	0	0
Curt Motton, R (7, PH) OBP: 0.167, SLG: 0.118										1	0	0	0	0	0	0
Pete Richert, L (7, 1)										0	0	0	0	0	0	0
Elrod Hendricks, L (9, PH) OBP: 0.301, SLG: 0.305										1	0	0	0	0	1	0
Inning Stats	R: 1 E: 0 K: 0 S: 4 H: 1 LOB: 1 BB: 1 P: 8	R: 0 E: 0 K: 0 S: 5 H: 2 LOB: 2 BB: 0 P: 5	R: 0 E: 0 K: 2 S: 8 H: 1 LOB: 1 BB: 0 P: 8	R: 0 E: 0 K: 0 S: 3 H: 0 LOB: 0 BB: 0 P: 3	R: 0 E: 0 K: 1 S: 6 H: 1 LOB: 1 BB: 0 P: 6	R: 1 E: 1 K: 0 S: 4 H: 1 LOB: 1 BB: 0 P: 5	R: 0 E: 0 K: 0 S: 4 H: 1 LOB: 1 BB: 0 P: 4	R: 0 E: 0 K: 0 S: 4 H: 1 LOB: 1 BB: 0 P: 4	R: 0 E: 0 K: 1 S: 5 H: 0 LOB: 0 BB: 0 P: 5	1B: 7 2B: 1 3B: 0 HR: 0 SF: 0 SAC: 0 DP: 0 HBP: 1						

PITCHER	IP	WLS	BF	H	R	ER	SO	BB	IBB	HBP	BLK	WP	HR	S	P	ERA	WHIP
Luis Tiant, R (1, 1) ERA: 4.45	9.0	W	37	8	2	1	4	1	0	1	0	0	0	43	48	1.00	1.000

PITCHER	IP	WLS	BF	H	R	ER	SO	BB	IBB	HBP	BLK	WP	HR	S	P	ERA	WHIP

TOP

Baltimore Orioles @ Cleveland Indians

Cleveland Municipal Stadium, Cleveland, OH

Fri Jun 20 1969, 7:05 PM EDT

Unknown

livebaseballscorecards.com

AB	35
R	2
H	8
RBI	1
BB	1
SO	4
LOB	13

WP: 0 PB: 1 SB: 0 CS: 0 PA: 37

BOTTOM

Baltimore Orioles @ Cleveland Indians

Cleveland Municipal Stadium, Cleveland, OH

Fri Jun 20 1969, 7:05 PM EDT

Unknown

livebaseballscorecards.com

Batter	1	2	3	4	5	6	7	8	9	AB	R	H	RBI	BB	SO	LOB
Russ Snyder, L (1, 8) OBP: 0.352, SLG: 0.333	BBBB 4-0 FC5-4 1B BB		x 0-0 ② L9	x 0-0 ③ F7		x 0-0 ② F3				2	0	0	0	1	0	0
Jose Cardenal, R (6, 8) OBP: 0.277, SLG: 0.342										1	0	0	0	0	0	1
Larry Brown, R (1, 6) OBP: 0.341, SLG: 0.347	x 0-0 ③ FC5-4 1-2 1B		x 0-0 ③ 6-3		BBBB 4-0 6-3 HR BB	x 0-0 ③ F7				3	1	1	0	1	0	1
Ken Harrelson, R (1, 9) OBP: 0.299, SLG: 0.380	x 0-0 ① FC5-4 S 1-2f 2-3			BBBB 4-0 1B E BB	x 0-0 ① 6-3 1-2		SSS 0-3 ① K			3	1	0	0	1	1	3
Duke Sims, L (1, 2) OBP: 0.361, SLG: 0.549	SSS 0-3 ② K 1-2			x 0-0 ① P5	x 0-0 2-H HR		SSS 0-3 ② K			4	1	1	2	0	2	3
Tony Horton, R (1, 3) OBP: 0.291, SLG: 0.445	x 0-0 ③ 4-3			x 0-0 E 1-3 1B 1B	x 0-0 ② L9		SSS 0-3 ③ K			4	1	1	0	0	1	2
Lou Klimchock, L (1, 5) OBP: 0.388, SLG: 0.500		x 0-0 ① 1-3		x 0-0 E4 1B SH1-4 1-2 3-H	x 0-0 1B 1B			SSS 0-3 ① K		3	1	1	1	0	0	1
Zoilo Versalles, R (6, 5) OBP: 0.319, SLG: 0.325										1	0	0	0	0	1	0
Richie Scheinblum, S (1, 7) OBP: 0.219, SLG: 0.167		x 0-0 ② 4-3		x 0-0 SH1-4 HR 1-3 2-H 1B	x 0-0 ③ 1-3 1B			x 0-0 ② 5-3		4	1	2	1	0	0	0
Vern Fuller, R (1, 4) OBP: 0.288, SLG: 0.313		x 0-0 ③ F3		x 0-0 ② SH1-4 1-2 3-H		x 0-0 ① F8		x 0-0 ③ F8		3	0	0	1	0	0	0
Luis Tiant, R (1, 1) OBP: 0.303, SLG: 0.452			SSS 0-3 ① K	x 0-0 2-H HR		BBBB 4-0 BB				2	1	1	2	1	1	0
Inning Stats	R: 0 H: 1 E: 0 LOB: 2 K: 1 BB: 1 S: 6 P: 10	R: 0 H: 0 E: 0 LOB: 0 K: 0 BB: 0 S: 3 P: 3	R: 0 H: 0 E: 0 LOB: 0 K: 1 BB: 0 S: 5 P: 5	R: 5 H: 3 E: 1 LOB: 0 K: 0 BB: 1 S: 7 P: 11	R: 2 H: 3 E: 0 LOB: 2 K: 0 BB: 1 S: 5 P: 9	R: 0 H: 0 E: 0 LOB: 1 K: 0 BB: 1 S: 3 P: 7	R: 0 H: 0 E: 0 LOB: 0 K: 3 BB: 0 S: 9 P: 9	R: 0 H: 0 E: 0 LOB: 0 K: 1 BB: 0 S: 5 P: 5		1B: 5 SF: 0 2B: 0 SAC: 1 3B: 0 DP: 0 HR: 2 HBP: 0						

AB	30
R	7
H	7
RBI	7
BB	4
SO	6
LOB	11

WP: 0 PA: 35
PB: 0
SB: 1
CS: 0

PITCHER		IP	WLS	BF	H	R	ER	SO	BB	IBB	HBP	BLK	WP	HR	S	P	ERA	WHIP
Tom Phoebus, R ERA: 3.69	(1, 1)	4.1	L	22	5	7	4	2	3	0	0	0	0	2	23	35	8.31	1.846
Dick Hall, R ERA: 1.72	(5, 1)	1.2		7	2	0	0	0	1	0	0	0	0	0	6	10	0.00	1.800
Pete Richert, L ERA: 2.55	(7, 1)	2.0		6	0	0	0	4	0	0	0	0	0	0	14	14	0.00	0.000

PITCHER	IP	WLS	BF	H	R	ER	SO	BB	IBB	HBP	BLK	WP	HR	S	P	ERA	WHIP

Baltimore Orioles @ Cleveland Indians

Cleveland Municipal Stadium, Cleveland, OH

Fri Jun 20 1969, 7:05 PM EDT

Att. 14,962 - Unknown

TOP

livebaseballscorecards.com

Batter	1	2	3	4	5	6	7	8	9	AB	R	H	RBI	BB	SO	LOB
Don Buford, S (1, 7) OBP: 0.395, SLG: 0.427	0-0 1B SF9 1B	0-0 ③ F5			0-0 HR		0-0 ③ 4-3		0-0 ③ F7	4	2	2	1	0	0	2
Mark Belanger, R (7, 6) OBP: 0.379, SLG: 0.358										1	0	0	0	0	0	0
Paul Blair, R (1, 8) OBP: 0.354, SLG: 0.523	0-0 ① F9		0-0 ① F7		0-0 CS 1B			0-0 HR		4	1	2	1	0	0	1
Frank Robinson, R (1, 9) OBP: 0.430, SLG: 0.579	0-0 SF9 1-3 1B		0-0 G4-6-3 1B		S S S 0-3 ② ③ K 1-2			0-0 ① 5-3		4	0	2	0	0	1	1
Boog Powell, L (1, 3) OBP: 0.404, SLG: 0.558	I I I 4-0 IBB		0-0 ② ③ G4-6-3 1-2f			0-0 ① 4-3		0-0 HR 1B		3	1	1	0	1	0	1
Brooks Robinson, R (1, 5) OBP: 0.301, SLG: 0.426	0-0 ② SF9 2-3 3-H			0-0 F9 WP 1B		S S S 0-3 ② K		0-0 1-H HR		3	1	2	3	0	1	0
Davey Johnson, R (1, 4) OBP: 0.333, SLG: 0.374	0-0 ③ 1-3			0-0 ① F9 1-2		0-0 PO 1B		0-0 ② F9		4	0	1	0	0	0	3
Elrod Hendricks, L (1, 2) OBP: 0.307, SLG: 0.305		0-0 G4-6-3 1B		0-0 ② F9 2-3		0-0 ③ PO 1-2	B B B B 4-0 BB	S S S 0-3 ③ K		3	0	1	0	1	1	1
Bobby Floyd, R (1, 6) OBP: 0.227, SLG: 0.238		0-0 ① ② G4-6-3 1-2f		0-0 ③ F4			S S S 0-3 ① K		0-0 ① P5	3	0	0	0	0	1	3
Merv Rettenmund, R (7, 7) OBP: 0.341, SLG: 0.400										1	0	0	0	0	0	0
Marcelino Lopez, R (1, 1) OBP: 0.333, SLG: 0.143		B B B B 4-0 BB			0-0 ① B1		S S S 0-3 ② K		S S S 0-3 ② K	2	0	0	0	1	1	1
Eddie Watt, R (7, 1)										1	0	0	0	0	1	0

	AB	R	H	RBI	BB	SO	LOB
	33	5	11	5	3	6	13

Inning Stats	1	2	3	4	5	6	7	8	9
	R: 1 E: 0 K: 0 S: 5	H: 2 LOB: 2 BB: 1 P: 9	R: 0 E: 0 K: 0 S: 3	H: 1 LOB: 1 BB: 1 P: 7	R: 0 E: 0 K: 0 S: 3	H: 1 LOB: 0 BB: 0 P: 3	R: 0 E: 0 K: 0 S: 4	H: 1 LOB: 1 BB: 0 P: 4	R: 1 E: 0 K: 1 S: 6	H: 2 LOB: 0 BB: 0 P: 6	R: 0 E: 0 K: 1 S: 5	H: 1 LOB: 0 BB: 0 P: 5	R: 0 E: 0 K: 2 S: 7	H: 0 LOB: 1 BB: 1 P: 11	R: 3 E: 0 K: 1 S: 8	H: 3 LOB: 0 BB: 0 P: 8	R: 0 E: 0 K: 1 S: 5	H: 0 LOB: 0 BB: 0 P: 5

	1B	SF	SB	WP	PA
	8	1	0	1	38
	2B	SAC	PB		
	0	0	0		
	3B	DP			
	0	2			
	HR	HBP	CS		
	3	0	1		

PITCHER		IP	WLS	BF	H	R	ER	SO	BB	IBB	HBP	BLK	WP	HR	S	P	ERA	WHIP
Steve Hargan, R ERA: 7.49	(1, 1)	7.1	L	31	10	4	4	4	2	1	0	0	1	2	36	48	4.91	1.636
Gary Kroll, R ERA: 3.0	(8, 1)	0.2		3	1	1	1	1	0	0	0	0	0	1	5	5	13.50	1.500
Larry Burchart, R ERA: 5.68	(9, 1)	1.0		3	0	0	0	1	0	0	0	0	0	0	5	5	0.00	0.000

PITCHER	IP	WLS	BF	H	R	ER	SO	BB	IBB	HBP	BLK	WP	HR	S	P	ERA	WHIP

Baltimore Orioles @ Cleveland Indians

Cleveland Municipal Stadium, Cleveland, OH

Fri Jun 20 1969, 7:05 PM EDT

Att. 14,962 - Unknown

BOTTOM

Batter	1	2	3	4	5	6	7	8	9	AB	R	H	RBI	BB	SO	LOB
Jose Cardenal, R (1, 8) OBP: 0.281, SLG: 0.342	BBBB 4-0 1B BB		x 0-0 ③ F7			x 0-0 ② F8		x 0-0 1B		3	0	1	0	1	0	1
Larry Brown, R (1, 6) OBP: 0.340, SLG: 0.345	x 0-0 ① F6			x 0-0 G5-4-3 1B		SSS 0-3 ③ K		x 0-0 ② F3		4	0	1	0	0	1	4
Ken Harrelson, R (1, 9) OBP: 0.302, SLG: 0.386	x 0-0 G4-3 1-3 1B			x 0-0 ①② G5-4-3 1-2f			x 0-0 WP E 2B	SSS 0-3 ③ K		4	1	2	0	0	1	3
Tony Horton, R (1, 3) OBP: 0.291, SLG: 0.442	x 0-0 ②③ G4-3 1-2f			x 0-0 ③ F3			x 0-0 E6 G6-4-3 2-H 1B		SSS 0-3 ① K	4	0	1	0	0	1	2
Cap Peterson, R (1, 7) OBP: 0.357, SLG: 0.257		x 0-0 ① 6-3			x 0-0 ① P4		x 0-0 ①② G6-4-3 1-2f		SSS 0-3 ② K	4	0	0	0	0	1	1
Zoilo Versalles, R (1, 4) OBP: 0.314, SLG: 0.319 Lou Klimchock, L (9, PH) OBP: 0.380, SLG: 0.489		x 0-0 ② F7			x 0-0 ② F7		x 0-0 E6 FC5-4		x 0-0 ③ 4-3	3 1	0 0	0 0	0 0	0 0	0 0	0 0
Max Alvis, R (1, 5) OBP: 0.291, SLG: 0.305		x 0-0 ③ F6			x 0-0 ③ P6		x 0-0 ③ FC5-4 1-2f			3	0	0	0	0	0	1
Ken Suarez, R (1, 2) OBP: 0.310, SLG: 0.385 Russ Snyder, L (8, PH) OBP: 0.349, SLG: 0.330 Chuck Hinton, R (8, PR) OBP: 0.277, SLG: 0.333 Larry Burchart, R (9, 1)			SSS 0-3 ① K			x 0-0 ① F7		x 0-0 E4 WP		2 1 0 0	0 0 0 0	0 0 0 0	0 0 0 0	0 0 0 0	1 0 0 0	0 0 0 0
Steve Hargan, R (1, 1) OBP: 0.333, SLG: 0.333 Gary Kroll, R (8, 1) Duke Sims, L (8, PH) OBP: 0.357, SLG: 0.542 (9, 2)			x 0-0 ② G3			x 0-0 1B		x 0-0 ① P5 1-2		2 0 1	0 0 0	1 0 0	0 0 0	0 0 0	0 0 1	0 0 1
Inning Stats	R: 0 H: 1 E: 0 LOB: 1 K: 0 BB: 1 S: 3 P: 7	R: 0 H: 0 E: 0 LOB: 0 K: 0 BB: 0 S: 3 P: 3	R: 0 H: 0 E: 0 LOB: 0 K: 1 BB: 0 S: 5 P: 5	R: 0 H: 1 E: 0 LOB: 0 K: 0 BB: 0 S: 3 P: 3	R: 0 H: 0 E: 0 LOB: 0 K: 0 BB: 0 S: 3 P: 3	R: 0 H: 1 E: 0 LOB: 1 K: 1 BB: 0 S: 6 P: 6	R: 1 H: 2 E: 2 LOB: 1 K: 0 BB: 0 S: 5 P: 5	R: 0 H: 1 E: 1 LOB: 2 K: 1 BB: 0 S: 7 P: 7	R: 0 H: 0 E: 0 LOB: 0 K: 2 BB: 0 S: 7 P: 7	1B: 5 SF: 0 2B: 1 SAC: 0 3B: 0 DP: 3 HR: 0 HBP: 0						

livebaseballscorecards.com

AB	32
R	1
H	6
RBI	0
BB	1
SO	5
LOB	13

WP: 2 PA: 33
PB: 0
SB: 0
CS: 0

PITCHER		IP	WLS	BF	H	R	ER	SO	BB	IBB	HBP	BLK	WP	HR	S	P	ERA	WHIP
Marcelino Lopez, L ERA: 0.99	(1, 1)	6.0	W	22	5	1	1	2	1	0	0	0	1	0	25	29	1.50	1.000
Eddie Watt, R ERA: 1.62	(7, 1)	3.0	S	11	1	0	0	3	0	0	0	0	1	0	17	17	0.00	0.333

PITCHER	IP	WLS	BF	H	R	ER	SO	BB	IBB	HBP	BLK	WP	HR	S	P	ERA	WHIP

Batter	1	2	3	4	5	6	7	8	9	AB	R	H	RBI	BB	SO	LOB
Don Buford, S (1, 7) OBP: 0.397, SLG: 0.433	0-0 1B 2B 2B	0-0 FC9-6 1B		0-0 FC3-6 1-2f ②			0-0 G3 1-2 ①			4	1	2	0	0	0	2
Paul Blair, R (1, 8) OBP: 0.356, SLG: 0.521	0-0 2B 4-3 1B 2-3	0-0 FC9-6 1-2f ②		0-0 F3 ③			4-0 BB B B B B			3	1	1	0	1	0	2
Frank Robinson, R (1, 9) OBP: 0.431, SLG: 0.582	0-0 4-3 WP 2B 1-3 3-H	0-0 F2 ③			0-0 1B ①		0-0 L5-4 2-3 ② ③			4	1	2	1	0	0	3
Boog Powell, L (1, 3) OBP: 0.398, SLG: 0.548	0-0 4-3 2-3 3-H ①		0-0 P6 ①		0-0 F8 ②			0-3 K ① S S S		4	0	0	1	0	1	1
Brooks Robinson, R (1, 5) OBP: 0.300, SLG: 0.423	0-0 BB 1B 3-H		0-0 1-3 ②		0-0 1-3 ③			0-0 5-3 ②		4	0	1	0	0	0	0
Davey Johnson, R (1, 4) OBP: 0.332, SLG: 0.369	0-3 K ② S S S		1-0 HBP H			0-3 K ① S S S		0-0 6-3 ③		3	0	0	0	0	2	1
Elrod Hendricks, L (1, 2) OBP: 0.305, SLG: 0.299	4-0 BB 1-2 B B B B		0-0 F8 ③			0-3 K ② S S S			0-0 F9 ①	3	0	0	0	1	1	1
Mark Belanger, R (1, 6) OBP: 0.377, SLG: 0.357	0-0 F3 ③			0-0 FC5-6 1B		0-0 6-3 ③			0-3 K ② S S S	4	0	1	0	0	1	2
Mike Cuellar, L (1, 1) OBP: 0.050, SLG: 0.100		0-0 F2 ①		0-0 FC5-6 FC3-6 1-2f ①			0-0 L5-4 G3 1B		0-3 K ③ S S S	4	0	1	0	0	1	1
Inning Stats	R: 3 E: 0 K: 1 S: 9 H: 4 LOB: 2 BB: 1 P: 13	R: 0 E: 0 K: 0 S: 4 H: 1 LOB: 1 BB: 0 P: 4	R: 0 E: 0 K: 0 S: 3 H: 0 LOB: 1 BB: 0 P: 4	R: 0 E: 0 K: 0 S: 4 H: 1 LOB: 1 BB: 0 P: 4	R: 0 E: 0 K: 0 S: 3 H: 1 LOB: 0 BB: 0 P: 3	R: 0 E: 0 K: 2 S: 7 H: 0 LOB: 0 BB: 0 P: 7	R: 0 E: 0 K: 0 S: 3 H: 1 LOB: 1 BB: 1 P: 7	R: 0 E: 0 K: 1 S: 5 H: 0 LOB: 0 BB: 0 P: 5	R: 0 E: 0 K: 2 S: 7 H: 0 LOB: 0 BB: 0 P: 7	1B: 6 2B: 3 3B: 0 HR: 0 SF: 0 SAC: 0 DP: 1 HBP: 1							WP: 1 PB: 0 SB: 0 CS: 0 PA: 36

PITCHER		IP	WLS	BF	H	R	ER	SO	BB	IBB	HBP	BLK	WP	HR	S	P	ERA	WHIP
Stan Williams, R ERA: 4.52	(1, 1)	6.0	L	26	7	3	3	3	1	0	1	0	1	0	30	35	4.50	1.333
Larry Burchart, R ERA: 4.32	(7, 1)	2.0		7	1	0	0	1	1	0	0	0	0	0	8	12	0.00	1.000
Juan Pizarro, L ERA: 4.1	(9, 1)	1.0		3	0	0	0	2	0	0	0	0	0	0	7	7	0.00	0.000

PITCHER	IP	WLS	BF	H	R	ER	SO	BB	IBB	HBP	BLK	WP	HR	S	P	ERA	WHIP

TOP

Baltimore Orioles @ Cleveland Indians

Cleveland Municipal Stadium, Cleveland, OH

Sat Jun 21 1969, 3:33 AM EDT
Att. 14,503 - Unknown

livebaseballscorecards.com

AB	33
R	3
H	8
RBI	2
BB	2
SO	6
LOB	13

BOTTOM

Baltimore Orioles @ Cleveland Indians

Cleveland Municipal Stadium, Cleveland, OH

Sat Jun 21 1969, 3:33 AM EDT

Att. 14,503 - Unknown

livebaseballscorecards.com

Batter	1	2	3	4	5	6	7	8	9	AB	R	H	RBI	BB	SO	LOB
Jose Cardenal, R (1, 8) OBP: 0.280, SLG: 0.337	K			6-3		4-3 BB		FC6-4 1B WP		3	0	0	0	1	1	2
Larry Brown, R (1, 6) OBP: 0.339, SLG: 0.343	F3			F8		4-3		1B		4	0	1	0	0	0	1
Ken Harrelson, R (1, 9) OBP: 0.297, SLG: 0.379	5-3			5-3		5-3			K	4	0	0	0	0	1	1
Tony Horton, R (1, 3) OBP: 0.294, SLG: 0.441		K			F3		G5-4-3 BB		1B	3	0	1	0	1	1	0
Cap Peterson, R (1, 7) OBP: 0.348, SLG: 0.256		K			1B		G5-4-3		K	4	0	1	0	0	2	2
Duke Sims, L (1, 2) OBP: 0.353, SLG: 0.529		K			FC5-4 1B		K		4-3	4	0	1	0	0	2	1
Max Alvis, R (1, 5) OBP: 0.286, SLG: 0.299			6-3		F8			4-3		3	0	0	0	0	0	2
Vern Fuller, R (1, 4) OBP: 0.289, SLG: 0.303			5-3		FC5-4			FC6-4 BB WP BB		2	1	0	0	1	0	2
Stan Williams, R (1, 1) OBP: 0.095, SLG: 0.095			K			K				1	0	0	0	0	1	0
Russ Snyder, L (6, PH) OBP: 0.346, SLG: 0.328										1	0	0	0	0	1	0
Larry Burchart, R (7, 1)										0	0	0	0	0	0	0
Chuck Hinton, R (8, PH) OBP: 0.292, SLG: 0.333										0	0	0	0	1	0	0
Juan Pizarro, L (9, 1) OBP: 0.143, SLG: 0.143								FC6-4		0	0	0	0	0	0	0

Inning Stats	1	2	3	4	5	6	7	8	9
	R: 0 E: 0 K: 1 S: 5	H: 0 LOB: 0 BB: 0 P: 5	R: 0 E: 0 K: 3 S: 9	H: 0 LOB: 0 BB: 0 P: 9	R: 0 E: 0 K: 1 S: 5	H: 0 LOB: 0 BB: 0 P: 5	R: 0 E: 0 K: 0 S: 3	H: 0 LOB: 0 BB: 0 P: 3	R: 0 E: 0 K: 0 S: 5	H: 2 LOB: 2 BB: 0 P: 5	R: 0 E: 0 K: 1 S: 5	H: 0 LOB: 1 BB: 1 P: 9	R: 0 E: 0 K: 1 S: 4	H: 0 LOB: 0 BB: 1 P: 8	R: 1 E: 0 K: 0 S: 3	H: 1 LOB: 2 BB: 2 P: 11	R: 0 E: 0 K: 2 S: 8	H: 1 LOB: 1 BB: 0 P: 8

1B: 4	SF: 0
2B: 0	SAC: 0
3B: 0	DP: 1
HR: 0	HBP: 0
WP: 1	PA: 33
PB: 0	
SB: 0	
CS: 0	

PITCHER	IP	WLS	BF	H	R	ER	SO	BB	IBB	HBP	BLK	WP	HR	S	P	ERA	WHIP
Mike Cuellar, L (1, 1) ERA: 1.92	9.0	W	33	4	1	1	9	4	0	0	0	1	0	47	63	1.00	0.889

PITCHER	IP	WLS	BF	H	R	ER	SO	BB	IBB	HBP	BLK	WP	HR	S	P	ERA	WHIP

AB	29
R	1
H	4
RBI	0
BB	4
SO	9
LOB	11

Batter	1	2	3	4	5	6	7	8	9	AB	R	H	RBI	BB	SO	LOB
Don Buford, S (1, 7) OBP: 0.393, SLG: 0.430	1-3		6-3		G6-4-3, 1B		SF9, 3-H		F9	4	0	1	1	0	0	1
Paul Blair, R (1, 8) OBP: 0.355, SLG: 0.521	F9		2B		G6-4-3, 1-2f		FC6-4, 1-2f			4	0	1	0	0	0	2
Frank Robinson, R (1, 3) OBP: 0.428, SLG: 0.575	FC4-6, HBP		5-3			6-3		F7		3	0	0	0	0	0	1
Brooks Robinson, R (1, 5) OBP: 0.296, SLG: 0.416	FC4-6, 1-2f			6-3		K		F7		4	0	0	0	0	1	1
Merv Rettenmund, R (1, 9) OBP: 0.337, SLG: 0.392		K		5-3		F9		1B		4	0	1	0	0	1	0
Davey Johnson, R (1, 4) OBP: 0.331, SLG: 0.367		6-3		1B, 1B			K	F4		4	0	1	0	0	1	1
Andy Etchebarren, R (1, 2) OBP: 0.395, SLG: 0.426		1B		1-2, 1B			BB, 1B, 1B		6-3	4	1	3	0	0	0	0
Mark Belanger, R (1, 6) OBP: 0.375, SLG: 0.352		K		F9			1B, 1-2, SF9, BB		E6	3	1	0	0	1	1	3
Jim Hardin, R (1, 1) OBP: 0.261, SLG: 0.333			F5		K		FC6-4, 1-3, 2-H, 1B		K	2	0	0	0	0	1	0
Curt Motton, R (7, PH) OBP: 0.211, SLG: 0.167										1	0	1	1	0	0	0
Dick Hall, R (7, 1) OBP: 0.500, SLG: 0.333										0	0	0	0	0	0	0
Boog Powell, L (9, PH) OBP: 0.396, SLG: 0.545										1	0	0	0	0	1	1
Inning Stats	R: 0 E: 0 K: 0 S: 3 H: 0 LOB: 1 BB: 0 P: 4	R: 0 E: 0 K: 2 S: 8 H: 1 LOB: 1 BB: 0 P: 8	R: 0 E: 0 K: 0 S: 4 H: 1 LOB: 1 BB: 0 P: 4	R: 0 E: 0 K: 0 S: 5 H: 2 LOB: 2 BB: 0 P: 5	R: 0 E: 0 K: 1 S: 5 H: 1 LOB: 0 BB: 0 P: 5	R: 0 E: 0 K: 1 S: 5 H: 0 LOB: 0 BB: 0 P: 5	R: 2 E: 0 K: 1 S: 7 H: 2 LOB: 1 BB: 1 P: 11	R: 0 E: 0 K: 0 S: 4 H: 1 LOB: 1 BB: 0 P: 4	R: 0 E: 1 K: 1 S: 6 H: 0 LOB: 1 BB: 0 P: 6	1B: 7 2B: 1 3B: 0 HR: 0 SF: 1 SAC: 0 DP: 1 HBP: 1	WP: 0 PB: 0 SB: 0 CS: 0 PA: 37					

PITCHER	IP	WLS	BF	H	R	ER	SO	BB	IBB	HBP	BLK	WP	HR	S	P	ERA	WHIP
Sam McDowell, L (1, 1) ERA: 2.43	9.0	W	37	8	2	2	6	1	0	1	0	0	0	47	52	2.00	1.000

PITCHER	IP	WLS	BF	H	R	ER	SO	BB	IBB	HBP	BLK	WP	HR	S	P	ERA	WHIP

TOP

Baltimore Orioles @ Cleveland Indians

Cleveland Municipal Stadium, Cleveland, OH

Sun Jun 22 1969, 3:33 AM EDT

Unknown

livebaseballscorecards.com

AB	34
R	2
H	8
RBI	2
BB	1
SO	6
LOB	10

BOTTOM

Baltimore Orioles @ Cleveland Indians

Cleveland Municipal Stadium, Cleveland, OH

Sun Jun 22 1969, 3:33 AM EDT

Unknown

livebaseballscorecards.com

Batter	1	2	3	4	5	6	7	8	9	AB	R	H	RBI	BB	SO	LOB
Russ Snyder, L (1, 7) OBP: 0.336, SLG: 0.317	4-3	4-3			4-3		F7			4	0	0	0	0	0	2
Larry Brown, R (1, 6) OBP: 0.337, SLG: 0.342	F2		F4		2B 1B		F6			4	0	1	0	0	0	0
Duke Sims, L (1, 2) OBP: 0.358, SLG: 0.549	F8		2B		1-3 2B		F4			4	0	2	0	0	0	0
Tony Horton, R (1, 3) OBP: 0.301, SLG: 0.456		HR	F3		G6-4-3 IBB			P3-1 1B		3	1	2	1	1	0	1
Davey Nelson, R (8, PR) OBP: 0.182, SLG: 0.182 (9, 9)										0	0	0	0	0	0	0
Ken Harrelson, R (1, 9) OBP: 0.297, SLG: 0.377 (9, 3)		6-3 1B	F8		G6-4-3 1-2f			P3-1 1-2f		4	1	1	0	0	0	5
Lou Klimchock, L (1, 4) OBP: 0.358, SLG: 0.460		6-3 1-2		F8		L5		HR		3	0	0	0	0	0	1
Vern Fuller, R (7, 4) OBP: 0.299, SLG: 0.358										1	1	1	1	0	0	0
Jose Cardenal, R (1, 8) OBP: 0.284, SLG: 0.333		F5		1B B1-5 BB		WP BB		F9		2	0	0	0	2	0	2
Max Alvis, R (1, 5) OBP: 0.292, SLG: 0.302		1B IBB		1-3 1B		F3 1-2				2	0	1	0	1	0	1
Sam McDowell, L (1, 1) OBP: 0.244, SLG: 0.268		1-2 2-H 1B		B1-5 3-Hf		4-3				3	0	1	1	0	0	3
Inning Stats	R: 0 E: 0 K: 0 S: 3 H: 0 LOB: 0 BB: 0 P: 3	R: 2 E: 0 K: 0 S: 6 H: 3 LOB: 2 BB: 1 P: 10	R: 0 E: 0 K: 0 S: 4 H: 1 LOB: 1 BB: 0 P: 4	R: 0 E: 0 K: 0 S: 3 H: 1 LOB: 1 BB: 1 P: 7	R: 0 E: 0 K: 0 S: 4 H: 2 LOB: 2 BB: 1 P: 8	R: 0 E: 0 K: 0 S: 3 H: 0 LOB: 1 BB: 1 P: 7	R: 0 E: 0 K: 0 S: 3 H: 0 LOB: 0 BB: 0 P: 3	R: 1 E: 0 K: 0 S: 4 H: 2 LOB: 1 BB: 0 P: 4		1B: 5 2B: 4 3B: 0 HR: 2	SF: 0 SAC: 0 DP: 3 HBP: 0						

	AB	30
	R	3
	H	9
	RBI	3
	BB	4
	SO	0
	LOB	15

WP: 1 PB: 0 SB: 0 CS: 0 PA: 34

PITCHER	IP	WLS	BF	H	R	ER	SO	BB	IBB	HBP	BLK	WP	HR	S	P	ERA	WHIP
Jim Hardin, R (1, 1) ERA: 3.59	6.0		27	7	2	2	0	2	2	0	0	1	1	23	39	3.00	1.500
Dick Hall, R (7, 1) ERA: 1.89	2.0	L	7	2	1	1	0	0	0	0	0	0	1	7	7	4.50	1.000

PITCHER	IP	WLS	BF	H	R	ER	SO	BB	IBB	HBP	BLK	WP	HR	S	P	ERA	WHIP

Batter	1	2	3	4	5	6	7	8	9	AB	R	H	RBI	BB	SO	LOB
Mark Belanger, R (1, 6) OBP: 0.379, SLG: 0.361	6-3		6-3		WP 2B		E 1B 1B	E7 1B 2-H 3-H 1B		5	2	3	1	0	0	0
Paul Blair, R (1, 8) OBP: 0.362, SLG: 0.526	1B		E S 1B		L6 2-3		E8 FC1 1-H 1B	BB 2-H 1B		5	1	4	1	0	0	1
Frank Robinson, R (1, 9) OBP: 0.428, SLG: 0.568 Dave May, L (8, 9) OBP: 0.214, SLG: 0.263	K		F5 1-3		F9		CS HBP	1-2 BB		3 0	0 0	0 0	0 0	1 0	1 0	3 0
Boog Powell, L (1, 3) OBP: 0.389, SLG: 0.534	F5		F8		1-3		FC1 G4-6-3 1-2 3-H	F8		5	0	0	1	0	0	6
Brooks Robinson, R (1, 5) OBP: 0.294, SLG: 0.410		K		FC6-4 BB		F7	G4-6-3 1-2f	6-3		4	0	0	0	1	1	3
Davey Johnson, R (1, 4) OBP: 0.336, SLG: 0.369		2B B1-2-3 1B		K		4-3		FC5-4 1B	BB	4	0	2	0	1	1	1
Curt Motton, R (1, 7) OBP: 0.261, SLG: 0.318 Merv Rettenmund, R (8, 7) OBP: 0.333, SLG: 0.387		1-3 2B		FC6-4 S 1-2f		2B	FC5-4 E SH 1-2f	K		4 1	1 0	2 0	0 0	0 0	0 1	2 1
Andy Etchebarren, R (1, 2) OBP: 0.403, SLG: 0.417		IBB		FC6 1-2 IBB		IBB	E5 SH 1B 1-2	F7		2	1	0	0	3	0	2
Dave Leonhard, R (1, 1)		B1-2-3 3-Hf		FC6 1-2f		F8	SH E 1-3 2-H	F4		4	1	0	0	0	0	8
Inning Stats	R: 0 E: 0 K: 1 S: 6 H: 1 LOB: 1 BB: 0 P: 6	R: 0 E: 0 K: 1 S: 6 H: 2 LOB: 2 BB: 1 P: 10	R: 0 E: 0 K: 0 S: 4 H: 1 LOB: 1 BB: 0 P: 4	R: 0 E: 0 K: 1 S: 5 H: 0 LOB: 2 BB: 2 P: 13	R: 0 E: 0 K: 0 S: 4 H: 1 LOB: 1 BB: 0 P: 4	R: 0 E: 0 K: 0 S: 4 H: 1 LOB: 2 BB: 1 P: 8	R: 2 E: 1 K: 0 S: 4 H: 2 LOB: 0 BB: 0 P: 5	R: 4 E: 3 K: 0 S: 8 H: 3 LOB: 2 BB: 1 P: 12	R: 0 E: 0 K: 1 S: 5 H: 0 LOB: 1 BB: 1 P: 9	1B: 8 2B: 3 3B: 0 HR: 0 SF: 0 SAC: 1 DP: 2 HBP: 1						

TOP

Baltimore Orioles @ Cleveland Indians

Cleveland Municipal Stadium, Cleveland, OH

Sun Jun 22 1969, 3:38 AM EDT

Att. 52,189 - Unknown

livebaseballscorecards.com

AB	37
R	6
H	11
RBI	3
BB	6
SO	4
LOB	27

WP: 1 PB: 0 SB: 2 CS: 1 PA: 45

PITCHER		IP	WLS	BF	H	R	ER	SO	BB	IBB	HBP	BLK	WP	HR	S	P	ERA	WHIP
Mike Paul, L ERA: 3.48	(1, 1)	6.0		27	6	0	0	3	1	3	0	0	1	0	29	45	0.00	1.167
Horacio Pina, R ERA: 5.65	(7, 1)	0.0	L	3	2	2	1	0	0	0	1	0	0	0	2	3	∞	∞
Juan Pizarro, L ERA: 4.06	(7, 1)	0.1		1	0	0	0	0	0	0	0	0	0	0	1	1	0.00	0.000
Larry Burchart, R ERA: 3.6	(7, 1)	1.2		10	3	4	0	0	1	0	0	0	0	0	9	13	0.00	2.400
Gary Kroll, R ERA: 2.84	(9, 1)	1.0		4	0	0	0	1	1	0	0	0	0	0	5	9	0.00	1.000

PITCHER	IP	WLS	BF	H	R	ER	SO	BB	IBB	HBP	BLK	WP	HR	S	P	ERA	WHIP

Baltimore Orioles @ Cleveland Indians

Cleveland Municipal Stadium, Cleveland, OH

Sun Jun 22 1969, 3:38 AM EDT

Att. 52,189 - Unknown

livebaseballscorecards.com

BOTTOM

Batter	1	2	3	4	5	6	7	8	9	AB	R	H	RBI	BB	SO	LOB
Jose Cardenal, R (1, 8) OBP: 0.279, SLG: 0.327	E6 G4-6-3		F4			6-3			6-3	4	0	0	0	0	0	0
Larry Brown, R (1, 6) OBP: 0.332, SLG: 0.336	G4-6-3 1-2f			F8		1-3			F6	4	0	0	0	0	0	1
Duke Sims, L (1, 9) OBP: 0.355, SLG: 0.532	BB			5-3			K		F8	3	0	0	0	1	1	0
Tony Horton, R (1, 3) OBP: 0.302, SLG: 0.455	F9			1B			4-3			3	0	1	0	0	0	1
Ken Harrelson, R (1, 7) OBP: 0.293, SLG: 0.372		F7		L6			4-3			3	0	0	0	0	0	1
Lou Klimchock, L (1, 4) (8, 5) OBP: 0.339, SLG: 0.434		F8			F9			F7		3	0	0	0	0	0	0
Vern Fuller, R (1, 5) (8, 4) OBP: 0.300, SLG: 0.357		K			CS 1B			F9		3	0	1	0	0	1	0
Ken Suarez, R (1, 2) OBP: 0.313, SLG: 0.414			F9		F9 1-2			2B		3	0	1	0	0	0	1
Mike Paul, L (1, 1)			5-3			F4		F5		1	0	0	0	0	0	0
Richie Scheinblum, S (6, PH) OBP: 0.217, SLG: 0.165										1	0	0	0	0	0	0
Horacio Pina, R (7, 1) OBP: 0.333, SLG: 0.333										0	0	0	0	0	0	0
Juan Pizarro, L (7, 1) OBP: 0.143, SLG: 0.143										0	0	0	0	0	0	0
Larry Burchart, R (7, 1)										0	0	0	0	0	0	0
Russ Snyder, L (8, PH) OBP: 0.333, SLG: 0.314										1	0	0	0	0	0	1
Gary Kroll, R (9, 1)										0	0	0	0	0	0	0
Inning Stats	R: 0 E: 1 K: 0 S: 3 H: 0 LOB: 1 BB: 1 P: 7	R: 0 E: 0 K: 1 S: 5 H: 0 LOB: 0 BB: 0 P: 5	R: 0 E: 0 K: 0 S: 3 H: 0 LOB: 0 BB: 0 P: 3	R: 0 E: 0 K: 0 S: 4 H: 1 LOB: 1 BB: 0 P: 4	R: 0 E: 0 K: 0 S: 3 H: 1 LOB: 0 BB: 0 P: 3	R: 0 E: 0 K: 0 S: 3 H: 0 LOB: 0 BB: 0 P: 3	R: 0 E: 0 K: 1 S: 5 H: 0 LOB: 0 BB: 0 P: 5	R: 0 E: 0 K: 0 S: 4 H: 1 LOB: 1 BB: 0 P: 4	R: 0 E: 0 K: 0 S: 3 H: 0 LOB: 0 BB: 0 P: 3	1B: 2 2B: 1 3B: 0 HR: 0	SF: 0 SAC: 0 DP: 1 HBP: 0						

	AB	29
	R	0
	H	3
	RBI	0
	BB	1
	SO	2
	LOB	5

WP: 0 PB: 0 SB: 0 CS: 1 PA: 30

PITCHER		IP	WLS	BF	H	R	ER	SO	BB	IBB	HBP	BLK	WP	HR	S	P	ERA	WHIP
Dave Leonhard, R ERA: 1.49	(1, 1)	9.0	W	30	3	0	0	2	1	0	0	0	0	0	33	37	0.00	0.444

PITCHER	IP	WLS	BF	H	R	ER	SO	BB	IBB	HBP	BLK	WP	HR	S	P	ERA	WHIP

Batter	1	2	3	4	5	6	7	8	9	AB	R	H	RBI	BB	SO	LOB
Jose Cardenal, R (1, 8) OBP: 0.286, SLG: 0.335	G5-3			G4-3 WP 2B	FC5-4 1B		K		BB	4	1	2	0	1	1	0
Larry Brown, R (1, 6) OBP: 0.326, SLG: 0.329	G5-3			G4-3 2-3	FC5-4 1-2f			G6-3	F9	5	0	0	0	0	0	4
Duke Sims, L (1, 2) OBP: 0.360, SLG: 0.526	K			G3-1 1B HR 3-H BB		G4-3		G6-4-3 1B		3	1	1	0	1	1	0
Tony Horton, R (1, 3) OBP: 0.301, SLG: 0.451		G4-3		G3-1 HR 1-2 1B		K		G6-4-3 1-2f		4	1	1	0	0	1	1
Ken Harrelson, R (1, 9) OBP: 0.296, SLG: 0.369		K		G3-1 1-2 2-3		HBP BB			2B SH BB	2	1	0	0	2	1	2
Cap Peterson, R (1, 7) OBP: 0.380, SLG: 0.381 Chuck Hinton, R (9, PR) OBP: 0.292, SLG: 0.333 (9, 7)		L9		HR 2-H 3-H		HBP 1-2			SH SF9 1-3 2B	3 0	1 1	2 0	3 0	0 0	0 0	0 0
Max Alvis, R (1, 5) OBP: 0.286, SLG: 0.294			F7	K		K			K	4	0	0	0	0	3	4
Vern Fuller, R (1, 4) OBP: 0.289, SLG: 0.342			K		K		F9		SH 2-3 3-H	3	0	0	1	0	2	0
Luis Tiant, R (1, 1) OBP: 0.270, SLG: 0.412			K		K		K		SF9 3-H	3	0	0	1	0	3	0
Inning Stats	R: 0 E: 0 K: 1 S: 5 H: 0 LOB: 0 BB: 0 P: 5	R: 0 E: 0 K: 1 S: 5 H: 0 LOB: 0 BB: 0 P: 5	R: 0 E: 0 K: 2 S: 7 H: 0 LOB: 0 BB: 0 P: 7	R: 4 E: 0 K: 1 S: 8 H: 3 LOB: 0 BB: 1 P: 12	R: 0 E: 0 K: 2 S: 8 H: 1 LOB: 1 BB: 0 P: 8	R: 0 E: 0 K: 2 S: 7 H: 0 LOB: 2 BB: 1 P: 12	R: 0 E: 0 K: 2 S: 7 H: 0 LOB: 0 BB: 0 P: 7	R: 0 E: 0 K: 0 S: 3 H: 1 LOB: 0 BB: 0 P: 3	R: 2 E: 1 K: 1 S: 7 H: 1 LOB: 2 BB: 2 P: 15	1B: 3 2B: 2 3B: 0 HR: 1 SF: 1 SAC: 1 DP: 1 HBP: 1						

PITCHER		IP	WLS	BF	H	R	ER	SO	BB	IBB	HBP	BLK	WP	HR	S	P	ERA	WHIP
Ray Culp, R ERA: 3.71	(1, 1)	7.0	L	28	4	4	4	11	2	0	1	0	1	1	47	56	5.14	0.857
Vicente Romo, R ERA: 3.83	(8, 1)	2.0		10	2	2	2	1	2	0	0	0	0	0	10	18	9.00	2.000

PITCHER	IP	WLS	BF	H	R	ER	SO	BB	IBB	HBP	BLK	WP	HR	S	P	ERA	WHIP

TOP

Cleveland Indians @ Boston Red Sox

Fenway Park, Boston, MA

Tue Jun 24 1969, 3:33 AM EDT

Att. 18,447 - Unknown

livebaseballscorecards.com

AB	31
R	6
H	6
RBI	5
BB	4
SO	12
LOB	11

WP: 1	PA: 38		
PB: 0			
SB: 0			
CS: 0			

Batter	1	2	3	4	5	6	7	8	9	AB	R	H	RBI	BB	SO	LOB
Dick Schofield, S (1, 4) OBP: 0.380, SLG: 0.409	S S S 0-3 K ①		x 0-0 G6-3 ①		x 0-0 F5 ③		x 0-0 FC6 ③ 1-2f		x 0-0 G3 ③	5	0	0	0	0	1	2
Dalton Jones, L (1, 3) OBP: 0.288, SLG: 0.340	x 0-0 F5 ②		x 0-0 L9 ②			S S S 0-3 K ①		x 0-0 G3 2B		4	0	1	0	0	1	0
Carl Yastrzemski, L (1, 7) OBP: 0.397, SLG: 0.560	x 0-0 G3 ③		S S S 0-3 K ③			B B B 4-0 BB BB		x 0-0 F3 ①		3	0	0	0	1	1	1
Reggie Smith, S (1, 8) OBP: 0.365, SLG: 0.548		x 0-0 CS 1B		x 0-0 L9 ①		x 0-0 F7 ②		x 0-0 G3 ② 2-3		4	0	1	0	0	0	2
Rico Petrocelli, R (1, 6) OBP: 0.451, SLG: 0.698		S S S 0-3 K ① ② 1-2		x 0-0 G5-3 ②		B B B B 4-0 1-2 BB		S S S 0-3 K ③		3	0	0	0	1	2	2
Tony Conigliaro, R (1, 9) OBP: 0.324, SLG: 0.468		B B B 4-0 2B BB		x 0-0 G6-3 ③		S S S 0-3 K ③			S S S 0-3 K ①	3	1	0	0	1	2	2
George Scott, R (1, 5) OBP: 0.324, SLG: 0.391		x 0-0 1-H 2B			x 0-0 HR		x 0-0 FC6 1B		x 0-0 HR	4	2	4	3	0	0	0
Tom Satriano, L (1, 2) OBP: 0.359, SLG: 0.282		I I I I 4-0 FC5-4 IBB			x 0-0 G3-1 ①		S S S 0-3 K ①		B B B B 4-0 BB	2	0	0	0	2	1	1
Ray Culp, R (1, 1) OBP: 0.216, SLG: 0.250 Joe Lahoud, L (7, PH) OBP: 0.308, SLG: 0.293 Vicente Romo, R (8, 1) OBP: 0.143, SLG: 0.143 Don Lock, R (9, PH) OBP: 0.364, SLG: 0.278		x 0-0 FC5-4 ③ 1-2f			x 0-0 F9 ②		x 0-0 F2 ②		S S S 0-3 K ②	2 1 0 1	0 0 0 0	0 0 0 0	0 0 0 0	0 0 0 1	0 0 0 1	2 1 0 1
Inning Stats	R: 0 E: 0 K: 1 S: 5 H: 0 LOB: 0 BB: 0 P: 5	R: 1 E: 0 K: 1 S: 6 H: 2 LOB: 2 BB: 2 P: 14	R: 0 E: 0 K: 1 S: 5 H: 0 LOB: 0 BB: 0 P: 5	R: 0 E: 0 K: 0 S: 3 H: 0 LOB: 0 BB: 0 P: 3	R: 1 E: 0 K: 0 S: 4 H: 1 LOB: 0 BB: 0 P: 4	R: 0 E: 0 K: 2 S: 7 H: 0 LOB: 2 BB: 2 P: 15	R: 0 E: 0 K: 1 S: 6 H: 1 LOB: 1 BB: 0 P: 6	R: 0 E: 0 K: 1 S: 6 H: 1 LOB: 1 BB: 0 P: 6	R: 1 E: 0 K: 2 S: 8 H: 1 LOB: 1 BB: 1 P: 12	1B: 2 2B: 3 3B: 0 HR: 2	SF: 0 SAC: 0 DP: 1 HBP: 0			WP: 0 PB: 0 SB: 0 CS: 1	PA: 37		

PITCHER		IP	WLS	BF	H	R	ER	SO	BB	IBB	HBP	BLK	WP	HR	S	P	ERA	WHIP
Luis Tiant, R ERA: 4.32	(1, 1)	9.0	W	37	6	3	3	9	4	1	0	0	0	2	50	70	3.00	1.111

PITCHER	IP	WLS	BF	H	R	ER	SO	BB	IBB	HBP	BLK	WP	HR	S	P	ERA	WHIP

BOTTOM

Cleveland Indians @ Boston Red Sox

Fenway Park, Boston, MA

Tue Jun 24 1969, 3:33 AM EDT

Att. 18,447 - Unknown

livebaseballscorecards.com

AB	32
R	3
H	6
RBI	3
BB	5
SO	9
LOB	14

Batter	1	2	3	4	5	6	7	8	9	AB	R	H	RBI	BB	SO	LOB
Jose Cardenal, R (1, 8) OBP: 0.281, SLG: 0.329	P6		G4-3 1-2		G1-3 1-2			G6-3		4	0	0	0	0	0	2
Larry Brown, R (1, 6) OBP: 0.325, SLG: 0.332	F9		E6 1B 2-3		G5-3 2-3			2B		4	0	1	0	0	0	2
Zoilo Versalles, R (1, 5) OBP: 0.317, SLG: 0.323	1B		1-2 3-H 1B			K		K		4	0	2	1	0	2	1
Tony Horton, R (1, 3) OBP: 0.300, SLG: 0.448	F7		G6-3			E 1B		K		4	0	1	0	0	1	4
Chuck Hinton, R (8, 9) OBP: 0.292, SLG: 0.333		K		G1		FC5 G6-4-3 1-2			P6	0	0	0	0	0	0	0
Ken Harrelson, R (1, 9) OBP: 0.292, SLG: 0.363 (8, 3)		G6-3 1B		P6		G6-4-3 1-2f			G5-3	4	0	1	0	0	0	2
Cap Peterson, R (1, 7) OBP: 0.370, SLG: 0.370		G6-3 1-2f		F9			E4 G6-3		F3	2	0	0	0	0	0	1
Vern Fuller, R (1, 4) OBP: 0.282, SLG: 0.333 Russ Snyder, L (7, PH) OBP: 0.331, SLG: 0.311 Larry Burchart, R (7, 1) Juan Pizarro, L (8, 1) OBP: 0.143, SLG: 0.143 Duke Sims, L (9, PH) OBP: 0.357, SLG: 0.520			E 1B G4-3 1B		PB 1B G1-3 1B		G6-3 1-2f			1 0 0 0 1	0 0 0 0 0	0 0 0 0 0	0 0 0 0 0	0 0 0 0 0	0 0 0 0 0	0 0 0 0 0
Ken Suarez, R (1, 2) OBP: 0.343, SLG: 0.438			K		K		K			3	1	2	0	0	0	1
Dick Ellsworth, L (1, 1) OBP: 0.192, SLG: 0.160 Lou Klimchock, L (7, PH) OBP: 0.333, SLG: 0.426 (7, 4)										0 1	0 0	0 0	0 0	0 0	0 1	0 0
Inning Stats	R: 0 E: 0 K: 0 S: 4 H: 1 LOB: 1 BB: 0 P: 4	R: 0 E: 0 K: 1 S: 5 H: 1 LOB: 0 BB: 0 P: 5	R: 1 E: 1 K: 1 S: 8 H: 2 LOB: 2 BB: 0 P: 8	R: 0 E: 0 K: 0 S: 3 H: 0 LOB: 0 BB: 0 P: 3	R: 0 E: 0 K: 1 S: 6 H: 1 LOB: 1 BB: 0 P: 6	R: 0 E: 1 K: 1 S: 6 H: 1 LOB: 1 BB: 0 P: 6	R: 0 E: 1 K: 1 S: 5 H: 0 LOB: 0 BB: 0 P: 5	R: 0 E: 0 K: 2 S: 8 H: 1 LOB: 1 BB: 0 P: 8	R: 0 E: 0 K: 0 S: 3 H: 0 LOB: 0 BB: 0 P: 3	1B: 6 2B: 1 3B: 0 HR: 0	SF: 0 SAC: 0 DP: 3 HBP: 0						

PITCHER	IP	WLS	BF	H	R	ER	SO	BB	IBB	HBP	BLK	WP	HR	S	P	ERA	WHIP
Lee Stange, R (1, 1) ERA: 2.61	9.0	W	34	7	1	0	7	0	0	0	0	0	0	48	48	0.00	0.778

PITCHER	IP	WLS	BF	H	R	ER	SO	BB	IBB	HBP	BLK	WP	HR	S	P	ERA	WHIP

TOP

Cleveland Indians @ Boston Red Sox

Fenway Park, Boston, MA

Tue Jun 24 1969, 7:05 PM EDT

Att. 26,862 - Unknown

livebaseballscorecards.com

AB	32
R	1
H	7
RBI	1
BB	0
SO	5
LOB	14

WP: 0 PB: 1 SB: 0 CS: 0 PA: 34

BOTTOM

Cleveland Indians @ Boston Red Sox

Fenway Park, Boston, MA

Tue Jun 24 1969, 7:05 PM EDT

Att. 26,862 - Unknown

livebaseballscorecards.com

Batter	1	2	3	4	5	6	7	8	9	AB	R	H	RBI	BB	SO	LOB
Syd O'Brien, R (1, 4) OBP: 0.361, SLG: 0.618	HR	G6-3		1B, G3, FC2 1B		1B SF9-2-6 1B		F5		5	2	3	1	0	0	1
George Thomas, R (1, 3) OBP: 0.400, SLG: 0.451 Dalton Jones, L (6, PH) OBP: 0.295, SLG: 0.343 (7, 3)	BBBB 2B SF8 BB	2B FC1-2 1B		G3 1-2		SF9-2-6 1-3 1B		BBBB BB		2 1	1 0	1 1	0 0	1 1	0 0	1 0
Carl Yastrzemski, L (1, 7) OBP: 0.400, SLG: 0.571	SF8 1-3 3B 2B	FC1-2 1-3 2B		FC5 FC2 2-3 1B		SF9-2-6 1-2 3-H		F9		4	1	3	1	0	0	2
Reggie Smith, S (1, 8) OBP: 0.367, SLG: 0.543	BBBB 3B BB	IIII FC5 FC1-2 IBB		FC2 1-2 3-H		G6-3				2	1	0	0	2	0	2
Rico Petrocelli, R (1, 6) OBP: 0.445, SLG: 0.688	SF8 2-3 3-H	FC1-2 1-2 2-3 3-Hf		FC5 2-3f			F7			3	0	0	1	0	0	5
Tony Conigliaro, R (1, 9) OBP: 0.327, SLG: 0.477	1B 1-H 3-H 3B	FC5 2-3f			G1-6-3 1B		SSS K			4	1	2	2	0	1	3
George Scott, R (1, 5) OBP: 0.327, SLG: 0.393	3-H 1B	G4-3			G1-6-3 1-2f		CS 1B			4	0	2	1	0	0	1
Russ Gibson, R (1, 2) OBP: 0.284, SLG: 0.285	P4	G6-3			1B		CS 1-2	SH3-4 1B		4	0	2	0	0	0	1
Lee Stange, R (1, 1) OBP: 0.176, SLG: 0.067	G5-3	SSS K			SSS K			SH3-4 1-2		3	0	0	0	0	2	2
Inning Stats	R: 5 E: 0 K: 0 S: 7 H: 4 LOB: 1 BB: 2 P: 15	R: 0 E: 0 K: 0 S: 5 H: 2 LOB: 3 BB: 1 P: 9	R: 0 E: 0 K: 1 S: 5 H: 0 LOB: 0 BB: 0 P: 5	R: 0 E: 0 K: 0 S: 5 H: 2 LOB: 2 BB: 0 P: 5	R: 0 E: 0 K: 1 S: 6 H: 2 LOB: 1 BB: 0 P: 6	R: 1 E: 0 K: 0 S: 4 H: 2 LOB: 0 BB: 0 P: 4	R: 0 E: 0 K: 1 S: 5 H: 1 LOB: 0 BB: 0 P: 5	R: 0 E: 0 K: 0 S: 4 H: 1 LOB: 2 BB: 1 P: 8		1B: 10 2B: 3 3B: 1 HR: 1	SF: 2 SAC: 1 DP: 2 HBP: 0						

	AB	32
	R	6
	H	14
	RBI	6
	BB	4
	SO	3
	LOB	18

WP: 0 PB: 0 SB: 0 CS: 1 PA: 40

PITCHER		IP	WLS	BF	H	R	ER	SO	BB	IBB	HBP	BLK	WP	HR	S	P	ERA	WHIP
Dick Ellsworth, L ERA: 4.67	(1, 1)	6.0	L	31	12	6	6	2	2	1	0	0	0	1	32	44	9.00	2.333
Larry Burchart, R ERA: 3.09	(7, 1)	1.2		7	2	0	0	1	1	0	0	0	0	0	8	12	0.00	1.800
Juan Pizarro, L ERA: 4.03	(8, 1)	0.1		1	0	0	0	0	0	0	0	0	0	0	1	1	0.00	0.000

PITCHER	IP	WLS	BF	H	R	ER	SO	BB	IBB	HBP	BLK	WP	HR	S	P	ERA	WHIP

Batter	1	2	3	4	5	6	7	8	9	AB	R	H	RBI	BB	SO	LOB
Jose Cardenal, R (1, 8) OBP: 0.285, SLG: 0.343	HR		G6-3 ①		P5 ③			BB S		3	1	1	1	1	0	0
Larry Brown, R (1, 6) OBP: 0.324, SLG: 0.331	1B S		G6-3 ②			G5-3 ①		P4 ③ 1-3		4	0	1	0	0	0	1
Duke Sims, L (1, 2) OBP: 0.345, SLG: 0.500	F3 ① 1-2		K ③			G4-3 ②			F7 ①	4	0	0	0	0	1	1
Tony Horton, R (1, 3) OBP: 0.303, SLG: 0.447	BB			G1-3 ①		G5-3 ③			G1-3 1B	3	0	1	0	1	0	0
Ken Harrelson, R (1, 9) OBP: 0.288, SLG: 0.357	P4 ②			G6-3 ②			K ①		G1-3 ② 1-2	4	0	0	0	0	1	3
Cap Peterson, R (1, 7) OBP: 0.362, SLG: 0.347	G4-3 ③			BB			K ②		K ③	3	0	0	0	1	2	3
Zoilo Versalles, R (1, 4) OBP: 0.313, SLG: 0.318		K ①		F3 ③			G6-3 ③			3	0	0	0	0	1	1
Max Alvis, R (1, 5) OBP: 0.281, SLG: 0.289		G4-3 ②			F7 ①			F7 ①		3	0	0	0	0	0	0
Steve Hargan, R (1, 1) OBP: 0.273, SLG: 0.273		K ③			K ②			F7 ②		2	0	0	0	0	2	0
Lou Klimchock, L (8, PH) OBP: 0.328, SLG: 0.418										1	0	0	0	0	0	0
Juan Pizarro, L (8, 1) OBP: 0.143, SLG: 0.143										0	0	0	0	0	0	0
Gary Kroll, R (8, 1)										0	0	0	0	0	0	0
Inning Stats	R: 1 E: 0 K: 0 S: 5 H: 2 LOB: 2 BB: 1 P: 9	R: 0 E: 0 K: 2 S: 7 H: 0 LOB: 0 BB: 0 P: 7	R: 0 E: 0 K: 1 S: 5 H: 0 LOB: 0 BB: 0 P: 5	R: 0 E: 0 K: 0 S: 3 H: 0 LOB: 1 BB: 1 P: 7	R: 0 E: 0 K: 1 S: 5 H: 0 LOB: 0 BB: 0 P: 5	R: 0 E: 0 K: 0 S: 3 H: 0 LOB: 0 BB: 0 P: 3	R: 0 E: 0 K: 2 S: 7 H: 0 LOB: 0 BB: 0 P: 7	R: 0 E: 0 K: 0 S: 3 H: 0 LOB: 1 BB: 1 P: 7	R: 0 E: 0 K: 1 S: 6 H: 1 LOB: 1 BB: 0 P: 6	1B: 2 2B: 0 3B: 0 HR: 1 SF: 0 SAC: 0 DP: 0 HBP: 0						

PITCHER		IP	WLS	BF	H	R	ER	SO	BB	IBB	HBP	BLK	WP	HR	S	P	ERA	WHIP
Sonny Siebert, R ERA: 3.87	(1, 1)	9.0	W	33	3	1	1	7	3	0	0	0	0	1	44	56	1.00	0.667

PITCHER	IP	WLS	BF	H	R	ER	SO	BB	IBB	HBP	BLK	WP	HR	S	P	ERA	WHIP

TOP

Cleveland Indians @ Boston Red Sox

Fenway Park, Boston, MA

Wed Jun 25 1969, 7:05 PM EDT

Unknown

livebaseballscorecards.com

AB	30
R	1
H	3
RBI	1
BB	3
SO	7
LOB	9

Batter	1	2	3	4	5	6	7	8	9	AB	R	H	RBI	BB	SO	LOB
Dick Schofield, S (1, 4) OBP: 0.368, SLG: 0.395	G4-3		F2		G1-3		G3-1			4	0	0	0	0	0	1
Dalton Jones, L (1, 3) OBP: 0.294, SLG: 0.346	K		2B		B1-3			G4-3		4	1	1	1	0	1	0
Carl Yastrzemski, L (1, 7) OBP: 0.398, SLG: 0.570	G6-3		G1		G1			G4-3		4	0	1	1	0	0	0
Reggie Smith, S (1, 8) OBP: 0.373, SLG: 0.541		BB	BB			G3		BB		1	0	0	0	3	0	0
Rico Petrocelli, R (1, 6) OBP: 0.442, SLG: 0.679		F8	K			P4		BB		3	0	0	0	1	1	3
Tony Conigliaro, R (1, 9) OBP: 0.329, SLG: 0.475		K	1B			G6-3		BB		3	0	1	0	1	1	1
George Scott, R (1, 5) OBP: 0.330, SLG: 0.395		K	G1-6-3 1B				G6-4-3 1B	F9		4	0	2	0	0	1	4
Tom Satriano, L (1, 2) OBP: 0.352, SLG: 0.275			G4-3		K		G6-4-3 1-2f			3	0	0	0	0	1	3
Sonny Siebert, R (1, 1) OBP: 0.310, SLG: 0.385			2B		G1-6-3 1-2f		HR			3	2	2	1	0	0	2
Inning Stats	R: 0 E: 0 K: 1 S: 5 H: 0 LOB: 0 BB: 0 P: 5	R: 0 E: 0 K: 2 S: 7 H: 0 LOB: 1 BB: 1 P: 11	R: 2 E: 0 K: 1 S: 8 H: 3 LOB: 2 BB: 1 P: 12	R: 0 E: 0 K: 1 S: 6 H: 2 LOB: 1 BB: 0 P: 6	R: 0 E: 0 K: 0 S: 3 H: 0 LOB: 0 BB: 0 P: 3	R: 0 E: 0 K: 0 S: 3 H: 0 LOB: 0 BB: 0 P: 3	R: 1 E: 0 K: 0 S: 4 H: 2 LOB: 0 BB: 0 P: 4	R: 0 E: 0 K: 0 S: 3 H: 0 LOB: 3 BB: 3 P: 15		1B: 3 2B: 3 3B: 0 HR: 1 SF: 0 SAC: 0 DP: 2 HBP: 0				WP: 0 PB: 0 SB: 0 CS: 0 PA: 34		

BOTTOM

Cleveland Indians @ Boston Red Sox

Fenway Park, Boston, MA

Wed Jun 25 1969, 7:05 PM EDT

Unknown

livebaseballscorecards.com

AB	29
R	3
H	7
RBI	3
BB	5
SO	5
LOB	14

PITCHER		IP	WLS	BF	H	R	ER	SO	BB	IBB	HBP	BLK	WP	HR	S	P	ERA	WHIP
Steve Hargan, R ERA: 6.86	(1, 1)	7.0	L	28	7	3	3	5	2	0	0	0	0	1	36	44	3.86	1.286
Juan Pizarro, L ERA: 3.96	(8, 1)	0.2		4	0	0	0	0	2	0	0	0	0	0	2	10	0.00	3.000
Gary Kroll, R ERA: 2.79	(8, 1)	0.1		2	0	0	0	0	1	0	0	0	0	0	1	5	0.00	3.000

PITCHER	IP	WLS	BF	H	R	ER	SO	BB	IBB	HBP	BLK	WP	HR	S	P	ERA	WHIP

Cleveland Indians @ Boston Red Sox

Fenway Park, Boston, MA

Wed Jun 25 1969, 7:05 PM EDT

Att. 30,401 - Unknown

TOP

livebaseballscorecards.com

Batter	1	2	3	4	5	6	7	8	9	AB	R	H	RBI	BB	SO	LOB
Jose Cardenal, R (1, 8) OBP: 0.283, SLG: 0.341	F8	P6	SF9 3-H			S E 1B		G5-4-3 1-2f		4	1	1	1	0	0	1
Larry Brown, R (1, 6) OBP: 0.325, SLG: 0.329	1B 2B BB		P5 F2			E8 1-H 1B		F7		4	1	1	1	1	0	2
Duke Sims, L (1, 7) OBP: 0.355, SLG: 0.495	2B 1-3 1B		1B 1B BB BB	G5-4-3 BB BB		K			K	3	1	1	0	2	2	1
Tony Horton, R (1, 3) OBP: 0.308, SLG: 0.451	1-3 3-H 2B		BB 1B 1-2 BB 1B	G5-4-3 1-2 BB		F8			K	4	1	2	1	1	1	1
Ken Harrelson, R (1, 9) OBP: 0.286, SLG: 0.354	K		BB BB 1-2 2-3 BB 1B	G5-4-3 1-2f 2-3		K			G6-3	5	1	1	0	0	2	5
Lou Klimchock, L (1, 5) OBP: 0.350, SLG: 0.418 Max Alvis, R (3, 5) OBP: 0.283, SLG: 0.287	IBB		BB BB 1-2 2-3 3-H BB	K			G6-4-3 BB			0 1	1 0	0 0	1 0	2 1	0 1	0 1
Vern Fuller, R (1, 4) OBP: 0.279, SLG: 0.329 Russ Snyder, L (3, PH) OBP: 0.336, SLG: 0.311 Zoilo Versalles, R (3, 4) OBP: 0.309, SLG: 0.314	K		BB BB 1-2 2-3 3-H SF9 BB		K		F3			1 0 2	0 1 0	0 0 0	0 1 0	0 1 0	1 0 1	3 0 1
Ken Suarez, R (1, 2) OBP: 0.333, SLG: 0.400		F3	BB 1-2 2-3 3-H BB		P6		G6-4-3 1-2f			3	0	0	1	1	0	1
Stan Williams, R (1, 1) OBP: 0.160, SLG: 0.087		G4-3	1-2 2-3 3-H BB		K			G5-4-3 BB		2	0	0	1	2	1	0

AB	29
R	7
H	6
RBI	7
BB	11
SO	9
LOB	16

Inning Stats	1	2	3	4	5	6	7	8	9	1B: 5	SF: 1	WP: 0	PA: 41
R	1	0	5	0	0	1	0	0	0	2B: 1	SAC: 0	PB: 0	
E	0	0	0	0	0	1	0	0	0	3B: 0	DP: 3	SB: 1	
K	2	0	0	1	2	2	2	2	2	HR: 0	HBP: 0	CS: 0	
S	9	3	5	4	7	9	2	2	7				
H	2	0	2	0	0	2	0	0	0				
LOB	3	0	2	1	0	1	0	0	0				
BB	2	0	5	2	0	0	1	1	0				
P	17	3	25	12	7	9	6	6	7				

PITCHER		IP	WLS	BF	H	R	ER	SO	BB	IBB	HBP	BLK	WP	HR	S	P	ERA	WHIP
Mike Nagy, R ERA: 3.19	(1, 1)	2.1	L	16	4	6	6	2	4	1	0	0	0	0	15	35	23.14	3.429
Vicente Romo, R ERA: 3.76	(3, 1)	0.2		4	0	0	0	0	2	0	0	0	0	0	2	10	0.00	3.000
Bill Lee, L ERA: 2.25	(4, 1)	4.0		15	2	1	1	5	3	0	0	0	0	0	22	34	2.25	1.250
Sparky Lyle, L ERA: 2.51	(8, 1)	2.0		6	0	0	0	2	1	0	0	0	0	0	9	13	0.00	0.500

PITCHER	IP	WLS	BF	H	R	ER	SO	BB	IBB	HBP	BLK	WP	HR	S	P	ERA	WHIP

BOTTOM

Cleveland Indians @ Boston Red Sox

Fenway Park, Boston, MA

Wed Jun 25 1969, 7:05 PM EDT

Att. 30,401 - Unknown

livebaseballscorecards.com

Batter	1	2	3	4	5	6	7	8	9	AB	R	H	RBI	BB	SO	LOB
Syd O'Brien, R (1, 4) OBP: 0.375, SLG: 0.711	G3		1-H HR		G6-3			G4-3 2B		4	1	2	2	0	0	0
Dalton Jones, L (1, 3) OBP: 0.293, SLG: 0.344	G3-1		G3-1 G3 1B		G6-3			G4-3 2-3		4	0	1	0	0	0	1
Carl Yastrzemski, L (1, 7) OBP: 0.396, SLG: 0.563	BBBB S BB		G3 1-2		G4-3			F7		3	0	0	0	1	0	2
Reggie Smith, S (1, 8) OBP: 0.368, SLG: 0.531	SSS K 1-2		G3-1 2-3			G3		F7		4	0	0	0	0	1	3
Rico Petrocelli, R (1, 6) OBP: 0.439, SLG: 0.670		BBBB 2B BB	L7			P4			P4	3	1	0	0	1	0	1
Tony Conigliaro, R (1, 9) OBP: 0.328, SLG: 0.476		1-H 2B	SSS K			G1-3			SSS K	4	0	1	1	0	2	0
George Scott, R (1, 5) OBP: 0.325, SLG: 0.389		G5-3	SSS K				SSS K		E3 WP	4	0	0	0	0	2	0
Russ Gibson, R (1, 2) OBP: 0.283, SLG: 0.280		SSS K	H HBP				P5		G6-3 1-2	3	0	0	0	0	1	1
Mike Nagy, R (1, 1) OBP: 0.094, SLG: 0.097			HR 1B	SSS K			SSS K			0	0	0	0	0	0	0
Vicente Romo, R (3, 1) OBP: 0.143, SLG: 0.143										0	0	0	0	0	0	0
Jerry Moses, R (3, PH) OBP: 0.395, SLG: 0.622										1	1	1	0	0	0	0
Bill Lee, L (4, 1)										1	0	0	0	0	1	1
Joe Lahoud, L (7, PH) OBP: 0.304, SLG: 0.289										1	0	0	0	0	1	0
Sparky Lyle, L (8, 1) OBP: 0.400, SLG: 0.250										0	0	0	0	0	0	0

Inning Stats	1	2	3	4	5	6	7	8	9
	R: 0 H: 0 E: 0 LOB: 1 K: 1 BB: 1 S: 5 P: 9	R: 1 H: 1 E: 0 LOB: 0 K: 1 BB: 1 S: 5 P: 9	R: 2 H: 3 E: 0 LOB: 1 K: 0 BB: 0 S: 6 P: 6	R: 0 H: 0 E: 0 LOB: 1 K: 3 BB: 0 S: 9 P: 10	R: 0 H: 0 E: 0 LOB: 0 K: 0 BB: 0 S: 3 P: 3	R: 0 H: 0 E: 0 LOB: 0 K: 0 BB: 0 S: 3 P: 3	R: 0 H: 0 E: 0 LOB: 0 K: 2 BB: 0 S: 7 P: 7	R: 0 H: 1 E: 0 LOB: 1 K: 0 BB: 0 S: 4 P: 4	R: 0 H: 0 E: 1 LOB: 1 K: 1 BB: 0 S: 6 P: 6

1B: 2	SF: 0
2B: 2	SAC: 0
3B: 0	DP: 0
HR: 1	HBP: 1
WP: 1	PA: 35
PB: 0	
SB: 1	
CS: 0	

AB	32
R	3
H	5
RBI	3
BB	2
SO	8
LOB	9

PITCHER	IP	WLS	BF	H	R	ER	SO	BB	IBB	HBP	BLK	WP	HR	S	P	ERA	WHIP
Stan Williams, R (1, 1) ERA: 4.36	9.0	W	35	5	3	3	8	2	0	1	0	1	1	48	57	3.00	0.778

PITCHER	IP	WLS	BF	H	R	ER	SO	BB	IBB	HBP	BLK	WP	HR	S	P	ERA	WHIP

Batter	1	2	3	4	5	6	7	8	9	10	AB	R	H	RBI	BB	SO	LOB
Jose Cardenal, R (1, 8) OBP: 0.278, SLG: 0.333	G4-3	FC6-4 1-2f		G4-3			P6			G6-3	5	0	0	0	0	0	4
Larry Brown, R (1, 6) OBP: 0.319, SLG: 0.323	G5-3		F9		F7		G5-3			K	5	0	0	0	0	1	0
Duke Sims, L (1, 2) OBP: 0.357, SLG: 0.495	K		G3		1B BB			SH2-3 2B		G3	4	0	1	0	1	1	0
Tony Horton, R (1, 3) OBP: 0.309, SLG: 0.450		G5-3	F8		G5-4-3 1-2 1B			SH2-3 2-3			3	0	1	0	0	0	0
Ken Harrelson, R (1, 9) OBP: 0.286, SLG: 0.349		3B BB		K	G5-4-3 1-2f			G6-3			3	1	0	0	1	1	3
Chuck Hinton, R (1, 7) OBP: 0.288, SLG: 0.367		WP 1-H 3B		G6-3		K		G6-3			4	1	1	1	0	1	1
Zoilo Versalles, R (1, 4) OBP: 0.308, SLG: 0.313		G6-3 3-H		S E 1B		G1-3			K		4	1	1	0	0	1	0
Max Alvis, R (1, 5) OBP: 0.288, SLG: 0.284		1B BB		1B 1-H BB		F8			K		2	0	0	0	2	1	0
Horacio Pina, R (1, 1) OBP: 0.600, SLG: 0.600 Russ Snyder, L (7, PH) OBP: 0.333, SLG: 0.309 Mike Paul, L (7, 1) Lou Klimchock, L (9, PH) OBP: 0.344, SLG: 0.411 Larry Burchart, R (9, 1) Juan Pizarro, L (10, 1) OBP: 0.143, SLG: 0.143		FC6-4 1-2 1B		1-3 1B			G3-1		G4-3		2 1 0 1 0 0	0 0 0 0 0 0	2 0 0 0 0 0	0 0 0 0 0 0	0 0 0 0 0 0	0 0 0 0 0 0	0 0 0 0 0 0
Inning Stats	R: 0 E: 0 K: 1 S: 5 H: 0 LOB: 0 BB: 0 P: 5	R: 2 E: 0 K: 0 S: 5 H: 2 LOB: 2 BB: 2 P: 13	R: 0 E: 0 K: 0 S: 3 H: 0 LOB: 0 BB: 0 P: 3	R: 1 E: 0 K: 1 S: 7 H: 2 LOB: 2 BB: 1 P: 11	R: 0 E: 0 K: 0 S: 3 H: 1 LOB: 1 BB: 1 P: 7	R: 0 E: 0 K: 1 S: 5 H: 0 LOB: 0 BB: 0 P: 5	R: 0 E: 0 K: 0 S: 3 H: 0 LOB: 0 BB: 0 P: 3	R: 0 E: 0 K: 0 S: 4 H: 1 LOB: 1 BB: 0 P: 4	R: 0 E: 0 K: 2 S: 7 H: 0 LOB: 0 BB: 0 P: 7	R: 0 E: 0 K: 1 S: 5 H: 0 LOB: 0 BB: 0 P: 5	1B: 4 2B: 1 3B: 1 HR: 0	SF: 0 SAC: 1 DP: 1 HBP: 0		WP: 1 PB: 0 SB: 1 CS: 0	PA: 39		

TOP

Cleveland Indians @ Boston Red Sox

Fenway Park, Boston, MA

Thu Jun 26 1969, 3:33 AM EDT

Att. 25,799 - Unknown

livebaseballscorecards.com

AB	34
R	3
H	6
RBI	1
BB	4
SO	6
LOB	8

PITCHER		IP	WLS	BF	H	R	ER	SO	BB	IBB	HBP	BLK	WP	HR	S	P	ERA	WHIP
Ray Jarvis, R ERA: 3.48	(1, 1)	5.0		23	5	3	3	2	4	0	0	0	1	0	23	39	5.40	1.800
Vicente Romo, R ERA: 3.35	(6, 1)	5.0	W	16	1	0	0	4	0	0	0	0	0	0	24	24	0.00	0.200

PITCHER	IP	WLS	BF	H	R	ER	SO	BB	IBB	HBP	BLK	WP	HR	S	P	ERA	WHIP

Batter	1	2	3	4	5	6	7	8	9	10	AB	R	H	RBI	BB	SO	LOB
Syd O'Brien, R (1, 4) OBP: 0.357, SLG: 0.675 Dick Schofield, S (5, PH) OBP: 0.368, SLG: 0.402 (6, 4)	SSS 0-3 ① K		x 0-0 ② P1		x 0-0 ② F5		SSS 0-3 ② K			x 0-0 1B 2B	2	0	0	0	0	1	1
											3	1	1	0	0	1	3
Dalton Jones, L (1, 3) OBP: 0.295, SLG: 0.352 (9, 5)	x 0-0 ② G4-3		x 0-0 ③ G3		x 0-0 1-H 2-H 3-H 3B		BBB 4-0 BB			x 0-0 ① P5	4	0	1	3	1	0	2
Carl Yastrzemski, L (1, 7) OBP: 0.393, SLG: 0.555 (9, 3)	SSS 0-3 ③ K			x 0-0 ① F8	x 0-0 ③ F9		SSS 0-3 ③ K			BBBB 4-0 1B BB	4	0	0	0	1	2	2
Reggie Smith, S (1, 8) OBP: 0.368, SLG: 0.528		x 0-0 ① L1-3		SSS 0-3 ② K		x 0-0 FC5-4 1B		x 0-0 ① P6		x 0-0 1-2 2-H 1B	5	0	2	1	0	1	0
Rico Petrocelli, R (1, 6) OBP: 0.437, SLG: 0.662		x 0-0 1B		x 0-0 ③ F8		x 0-0 ① FC5-4 HBP 1-2f		x 0-0 ② P6			4	0	1	0	0	0	1
Tony Conigliaro, R (1, 9) OBP: 0.327, SLG: 0.472		x 0-0 ② F9			x 0-0 1B 3B 1B	SSS 0-3 ② K		x 0-0 ③ F7			4	1	1	0	0	1	2
George Scott, R (1, 5) OBP: 0.325, SLG: 0.386 Don Lock, R (9, 7) OBP: 0.348, SLG: 0.263		x 0-0 ③ G5-3			x 0-0 ① P5	H 1-0 FC5-4 1-2 HBP			x 0-0 ① G5-3		2	0	0	0	0	0	2
											1	0	0	0	0	0	0
Russ Gibson, R (1, 2) OBP: 0.288, SLG: 0.280			BBBB 4-0 SH1-4 BB		x 0-0 BB 1-3 3B 1B	x 0-0 ③ FC5-4 1-2f			x 0-0 ② L7		3	1	1	0	1	0	2
Ray Jarvis, R (1, 1) Joe Lahoud, L (5, PH) OBP: 0.312, SLG: 0.289 Vicente Romo, R (6, 1) OBP: 0.111, SLG: 0.111		x 0-0 ① SH1-4 1-2			BBBB 4-0 1-2 3B BB		SSS 0-3 ① K		x 0-0 ③ G1-3		0	0	0	0	0	0	0
											0	1	0	0	1	0	0
											2	0	0	0	0	1	0
Inning Stats	R: 0 H: 0 E: 0 LOB: 0 K: 2 BB: 0 S: 7 P: 7	R: 0 H: 1 E: 0 LOB: 1 K: 0 BB: 0 S: 4 P: 4	R: 0 H: 0 E: 0 LOB: 1 K: 0 BB: 1 S: 3 P: 7	R: 0 H: 0 E: 0 LOB: 0 K: 1 BB: 0 S: 5 P: 5	R: 3 H: 3 E: 0 LOB: 1 K: 0 BB: 1 S: 6 P: 10	R: 0 H: 1 E: 0 LOB: 2 K: 1 BB: 0 S: 6 P: 7	R: 0 H: 0 E: 0 LOB: 1 K: 3 BB: 1 S: 9 P: 13	R: 0 H: 0 E: 0 LOB: 0 K: 0 BB: 0 S: 3 P: 3	R: 0 H: 0 E: 0 LOB: 0 K: 0 BB: 0 S: 3 P: 3	R: 1 H: 2 E: 0 LOB: 2 K: 0 BB: 1 S: 3 P: 7	1B: 5 SF: 0 2B: 1 SAC: 1 3B: 1 DP: 0 HR: 0 HBP: 1						

PITCHER		IP	WLS	BF	H	R	ER	SO	BB	IBB	HBP	BLK	WP	HR	S	P	ERA	WHIP
Horacio Pina, R ERA: 5.45	(1, 1)	6.0		26	5	3	3	4	2	0	1	0	0	0	31	40	4.50	1.167
Mike Paul, L ERA: 3.35	(7, 1)	2.0		7	0	0	0	3	1	0	0	0	0	0	12	16	0.00	0.500
Larry Burchart, R ERA: 3.55	(9, 1)	1.0	L	4	1	1	1	0	0	0	0	0	0	0	4	4	9.00	1.000
Juan Pizarro, L ERA: 3.92	(10, 1)	0.1		3	1	0	0	0	1	0	0	0	0	0	2	6	0.00	6.000

PITCHER	IP	WLS	BF	H	R	ER	SO	BB	IBB	HBP	BLK	WP	HR	S	P	ERA	WHIP

BOTTOM

Cleveland Indians @ Boston Red Sox

Fenway Park, Boston, MA

Thu Jun 26 1969, 3:33 AM EDT

Att. 25,799 - Unknown

livebaseballscorecards.com

AB	34
R	4
H	7
RBI	4
BB	4
SO	7
LOB	15

1B: 5	SF: 0	WP: 0	PA: 40
2B: 1	SAC: 1	PB: 0	
3B: 1	DP: 0	SB: 0	
HR: 0	HBP: 1	CS: 0	

New York Yankees @ Cleveland Indians

Cleveland Municipal Stadium, Cleveland, OH

Fri Jun 27 1969, 7:05 PM EDT

Att. 11,358 - Unknown - 70 F

livebaseballscorecards.com

Batter	1	2	3	4	5	6	7	8	9	AB	R	H	RBI	BB	SO	LOB
Horace Clarke, S (1, 4) OBP: 0.342, SLG: 0.328	5-3		E6		6-3			G6-4-3 1B		4	0	1	0	0	0	0
Ron Woods, R (1, 8) OBP: 0.333, SLG: 0.382	K		F5		K			G6-4-3 1-2f		4	0	0	0	0	2	2
Bobby Cox, R (1, 5) OBP: 0.308, SLG: 0.260	F3		6-3			6-3			K	4	0	0	0	0	1	1
Joe Pepitone, L (1, 3) OBP: 0.265, SLG: 0.478		E 1B 1B		L4		G3			K	4	1	1	0	0	1	0
Bobby Murcer, L (1, 9) OBP: 0.334, SLG: 0.458		E8 1B 1-3 PO 1B		K		K			1B	4	0	2	0	0	2	0
Frank Fernandez, R (1, 2) OBP: 0.354, SLG: 0.363		2-3 3-H 1B		1B BB			K		K	3	0	1	1	1	2	1
Bill Robinson, R (1, 7) OBP: 0.220, SLG: 0.254		F2		1-3 1B			F5			3	0	1	0	0	0	2
Gene Michael, S (1, 6) OBP: 0.362, SLG: 0.352		K		F7			F9			3	0	0	0	0	1	4
Stan Bahnsen, R (1, 1) OBP: 0.129, SLG: 0.100		PO 3-H	K		K			K		2	0	0	0	0	2	0
Lindy McDaniel, R (6, 1)										0	0	0	0	0	0	0
Jack Aker, R (7, 1)										0	0	0	0	0	0	0
Len Boehmer, R (8, PH) OBP: 0.129, SLG: 0.036										1	0	0	0	0	1	0
Al Downing, R (8, 1)										0	0	0	0	0	0	0
Inning Stats	R: 0 E: 0 K: 1 S: 5 H: 0 LOB: 0 BB: 0 P: 5	R: 1 E: 1 K: 1 S: 7 H: 3 LOB: 1 BB: 0 P: 7	R: 0 E: 1 K: 1 S: 6 H: 0 LOB: 1 BB: 0 P: 6	R: 0 E: 0 K: 1 S: 6 H: 1 LOB: 2 BB: 1 P: 10	R: 0 E: 0 K: 2 S: 7 H: 0 LOB: 0 BB: 0 P: 7	R: 0 E: 0 K: 1 S: 5 H: 0 LOB: 0 BB: 0 P: 5	R: 0 E: 0 K: 1 S: 5 H: 0 LOB: 0 BB: 0 P: 5	R: 0 E: 0 K: 1 S: 5 H: 1 LOB: 0 BB: 0 P: 5	R: 0 E: 0 K: 3 S: 10 H: 1 LOB: 1 BB: 0 P: 10	1B: 6 2B: 0 3B: 0 HR: 0 SF: 0 SAC: 0 DP: 1 HBP: 0						

PITCHER	IP	WLS	BF	H	R	ER	SO	BB	IBB	HBP	BLK	WP	HR	S	P	ERA	WHIP
Sam McDowell, L (1, 1) ERA: 2.33	9.0	W	33	6	1	1	12	1	0	0	0	0	0	56	60	1.00	0.778

PITCHER	IP	WLS	BF	H	R	ER	SO	BB	IBB	HBP	BLK	WP	HR	S	P	ERA	WHIP

TOP

AB	32
R	1
H	6
RBI	1
BB	1
SO	12
LOB	10

WP: 0 PA: 34
PB: 0
SB: 0
CS: 0

Batter	1	2	3	4	5	6	7	8	9	AB	R	H	RBI	BB	SO	LOB
Jose Cardenal, R (1, 8) OBP: 0.280, SLG: 0.335	3-1		F6		F8		1B	1B-1B 1-2		5	1	2	0	0	0	0
Larry Brown, R (1, 6) OBP: 0.328, SLG: 0.332	K		1B		1B		1B 1-3 FC4-2	CS 1-3 2-H		5	0	4	1	0	1	0
Duke Sims, L (1, 2) OBP: 0.353, SLG: 0.487	E7		F9		F5		PB FC4-2 1-3 3-H	CS 1-2		4	1	1	1	0	0	2
Tony Horton, R (1, 3) OBP: 0.308, SLG: 0.445	K	6-3				1B WP BB	FC4-2 PB 1-2 3-H			3	1	0	0	1	1	3
Ken Harrelson, R (1, 9) OBP: 0.289, SLG: 0.356		1B-2B		F7		F3	G3-S 1-H 2-H			4	0	2	2	0	0	1
Russ Snyder, L (1, 7) OBP: 0.338, SLG: 0.315		G5-4-3 2-3		1B-2B		L8	G3 1-3			4	1	2	0	0	0	2
Max Alvis, R (1, 5) OBP: 0.287, SLG: 0.283		F3		1-3 2B		K 1-2	6-3			4	0	1	0	0	1	4
Vern Fuller, R (1, 4) OBP: 0.300, SLG: 0.363		G5-4-3 1-2f		1-H 3-H		1-2 2-3		1B-1B		4	1	3	1	0	0	2
Sam McDowell, L (1, 1) OBP: 0.222, SLG: 0.244			B1-3		4-3	K		K		4	0	0	0	0	2	4
Inning Stats	R: 0 E: 1 K: 2 S: 8 H: 0 LOB: 1 BB: 0 P: 8	R: 0 E: 0 K: 0 S: 4 H: 2 LOB: 1 BB: 0 P: 4	R: 0 E: 0 K: 0 S: 4 H: 1 LOB: 1 BB: 0 P: 4	R: 1 E: 0 K: 0 S: 5 H: 3 LOB: 2 BB: 0 P: 5	R: 0 E: 0 K: 0 S: 4 H: 1 LOB: 1 BB: 0 P: 4	R: 0 E: 0 K: 2 S: 9 H: 1 LOB: 3 BB: 1 P: 13	R: 3 E: 0 K: 0 S: 7 H: 4 LOB: 1 BB: 0 P: 7	R: 1 E: 0 K: 1 S: 6 H: 3 LOB: 0 BB: 0 P: 6		1B: 13 2B: 2 3B: 0 HR: 0 SF: 0 SAC: 0 DP: 1 HBP: 0						

PITCHER		IP	WLS	BF	H	R	ER	SO	BB	IBB	HBP	BLK	WP	HR	S	P	ERA	WHIP
Stan Bahnsen, R ERA: 3.85	(1, 1)	5.2		26	8	1	1	3	1	0	0	0	1	0	31	35	1.59	1.588
Lindy McDaniel, R ERA: 4.1	(6, 1)	0.1	L	4	3	3	3	1	0	0	0	0	0	0	6	6	81.00	9.000
Jack Aker, R ERA: 3.86	(7, 1)	1.0		4	1	0	0	0	0	0	0	0	0	0	4	4	0.00	1.000
Al Downing, L ERA: 6.08	(8, 1)	1.0		4	3	1	1	1	0	0	0	0	0	0	6	6	9.00	3.000

PITCHER	IP	WLS	BF	H	R	ER	SO	BB	IBB	HBP	BLK	WP	HR	S	P	ERA	WHIP

BOTTOM

New York Yankees @ Cleveland Indians

Cleveland Municipal Stadium, Cleveland, OH

Fri Jun 27 1969, 7:05 PM EDT
Att. 11,358 - Unknown - 70 F

livebaseballscorecards.com

AB	37
R	5
H	15
RBI	5
BB	1
SO	5
LOB	18

WP: 1	PB: 1	SB: 1	CS: 1
PA: 39			

Batter	1	2	3	4	5	6	7	8	9	AB	R	H	RBI	BB	SO	LOB
Horace Clarke, S (1, 4) OBP: 0.340, SLG: 0.326	F8		FC4-6 1-2f		1B		K		F6	5	0	1	0	0	1	1
Ron Woods, R (1, 8) OBP: 0.349, SLG: 0.378	K2-6-2 1B		F9		F7		BB			3	0	1	0	1	0	2
Bobby Murcer, L (1, 9) OBP: 0.333, SLG: 0.455	K2-6-2 1-2f		K			1B FC6-4 1B	B1-3			4	1	1	0	0	2	3
Joe Pepitone, L (1, 3) OBP: 0.268, SLG: 0.482		F8 FC6-4 2B		F7		FC6-4 1-3 1B		3-1		4	1	2	0	0	0	0
Frank Fernandez, R (1, 2) OBP: 0.368, SLG: 0.383		BB FC6-4		2B		F7		1B		3	0	2	0	1	0	2
Bill Robinson, R (1, 7) OBP: 0.213, SLG: 0.246		F8 2-3		5-3		FC6-4 1-2f 3-H 2B		F6		4	1	0	1	0	0	5
Bobby Cox, R (1, 5) OBP: 0.305, SLG: 0.272		FC6-4 FC5-4 1-2f 3-H		L8		1-H 2B		F3		4	0	1	2	0	0	3
Gene Michael, S (1, 6) OBP: 0.352, SLG: 0.341		FC5-4 1-2f			6-3	6-3			K	4	0	0	0	0	1	2
Bill Burbach, R (1, 1) OBP: 0.154, SLG: 0.160			BB FC4-6		6-3		K		K	0	0	0	0	0	0	0
Ken Johnson, R (1, 1)										0	0	0	0	1	0	0
Billy Cowan, R (5, PH) OBP: 0.227, SLG: 0.171										1	0	0	0	0	0	0
Al Downing, R (5, 1)										0	0	0	0	0	0	0
Tom Shopay, L (7, PH)										1	0	0	0	0	1	0
Steve Hamilton, L (7, 1)										0	0	0	0	0	0	0
Jerry Kenney, L (9, PH) OBP: 0.338, SLG: 0.332										1	0	0	0	0	1	0
Inning Stats	R: 0 E: 0 K: 1 S: 5 H: 1 LOB: 1 BB: 0 P: 5	R: 1 E: 0 K: 0 S: 4 H: 1 LOB: 1 BB: 1 P: 8	R: 0 E: 0 K: 1 S: 5 H: 0 LOB: 1 BB: 1 P: 9	R: 0 E: 0 K: 0 S: 4 H: 1 LOB: 1 BB: 0 P: 4	R: 0 E: 0 K: 0 S: 4 H: 1 LOB: 1 BB: 0 P: 4	R: 2 E: 0 K: 0 S: 6 H: 3 LOB: 1 BB: 0 P: 6	R: 0 E: 0 K: 2 S: 7 H: 0 LOB: 1 BB: 1 P: 11	R: 0 E: 0 K: 0 S: 4 H: 1 LOB: 1 BB: 0 P: 4	R: 0 E: 0 K: 2 S: 7 H: 0 LOB: 0 BB: 0 P: 7	1B: 5 2B: 4 3B: 0 HR: 0 SF: 0 SAC: 0 DP: 1 HBP: 0	WP: 0 PB: 0 SB: 0 CS: 0 PA: 37					

PITCHER		IP	WLS	BF	H	R	ER	SO	BB	IBB	HBP	BLK	WP	HR	S	P	ERA	WHIP
Dick Ellsworth, L ERA: 4.68	(1, 1)	5.2	W	25	7	3	3	2	2	0	0	0	0	0	27	35	4.76	1.588
Stan Williams, R ERA: 4.21	(6, 1)	3.1	S	12	1	0	0	4	1	0	0	0	0	0	19	23	0.00	0.600

PITCHER	IP	WLS	BF	H	R	ER	SO	BB	IBB	HBP	BLK	WP	HR	S	P	ERA	WHIP

TOP

New York Yankees @ Cleveland Indians

Cleveland Municipal Stadium, Cleveland, OH

Sat Jun 28 1969, 3:33 AM EDT
Att. 12,553 - Unknown - 84 F

livebaseballscorecards.com

AB	34
R	3
H	8
RBI	3
BB	3
SO	6
LOB	18

Batter	1	2	3	4	5	6	7	8	9	AB	R	H	RBI	BB	SO	LOB
Jose Cardenal, R (1, 8) OBP: 0.280, SLG: 0.333	F8	5-3	SH 1-2 3-H		1B		F8			4	0	1	1	0	0	1
Larry Brown, R (1, 6) OBP: 0.326, SLG: 0.330	BB 1B 1B	F4	K		K		F8			5	1	1	0	0	2	4
Duke Sims, L (1, 2) OBP: 0.362, SLG: 0.478	1B 1-2 WP BB	FC5-4 BB	K			1B 1B BB		F9		2	1	0	0	3	1	2
Tony Horton, R (1, 3) OBP: 0.309, SLG: 0.444	1B WP 1-3 2-H SF7 1B	FC5-4 1-2f		1-3		1B 1-2 2B 1B		4-3		5	2	2	1	0	0	1
Ken Harrelson, R (1, 9) OBP: 0.294, SLG: 0.358	BB WP 1-3 3-H 1B		1B 1B BB	K	K			S 1B		4	1	2	0	1	2	2
Russ Snyder, L (1, 7) OBP: 0.345, SLG: 0.326	SF7 3-H		1B 1-3 1B			2B 1-2 2-H 1B		4-3 1-2		2	1	2	1	0	0	0
Cap Peterson, R (6, PH) OBP: 0.367, SLG: 0.353 (7, 7)										2	0	1	0	0	0	1
Max Alvis, R (1, 5) OBP: 0.293, SLG: 0.286	BB 1-2 BB		1B SH 1-3 3-H 1B	F7		6 1-3 2-H 2B				2	1	1	1	1	0	1
Zoilo Versalles, R (5, 5) OBP: 0.312, SLG: 0.322										1	0	1	1	0	0	0
Vern Fuller, R (1, 4) OBP: 0.298, SLG: 0.349	1-2 2-3 BB		F9		K	6 2-3	F8			3	0	0	0	1	1	2
Dick Ellsworth, L (1, 1) OBP: 0.207, SLG: 0.179	4-3		SH 1-3 3-H 1B		3-1		1B			3	0	1	1	0	0	3
Stan Williams, R (6, 1) OBP: 0.192, SLG: 0.125										1	0	1	0	0	0	0
Inning Stats	R: 3 E: 0 K: 0 S: 6 H: 3 LOB: 3 BB: 3 P: 18	R: 0 E: 0 K: 0 S: 3 H: 0 LOB: 1 BB: 1 P: 7	R: 3 E: 0 K: 2 S: 11 H: 3 LOB: 2 BB: 1 P: 15	R: 0 E: 0 K: 1 S: 6 H: 1 LOB: 1 BB: 0 P: 6	R: 0 E: 0 K: 2 S: 8 H: 1 LOB: 1 BB: 0 P: 8	R: 1 E: 0 K: 1 S: 6 H: 3 LOB: 2 BB: 1 P: 10	R: 0 E: 0 K: 0 S: 4 H: 1 LOB: 1 BB: 0 P: 4	R: 0 E: 0 K: 0 S: 4 H: 1 LOB: 1 BB: 0 P: 4			1B: 12 2B: 1 3B: 0 HR: 0 SF: 1 SAC: 1 DP: 0 HBP: 0						

PITCHER		IP	WLS	BF	H	R	ER	SO	BB	IBB	HBP	BLK	WP	HR	S	P	ERA	WHIP
Bill Burbach, R ERA: 3.12	(1, 1)	0.2	L	8	3	3	3	0	3	0	0	0	2	0	5	17	40.50	9.000
Ken Johnson, R ERA: 5.23	(1, 1)	3.1		17	4	3	3	3	2	0	0	0	0	0	21	29	8.10	1.800
Al Downing, L ERA: 5.96	(5, 1)	2.0		10	4	1	1	3	1	0	0	0	0	0	14	18	4.50	2.500
Steve Hamilton, L ERA: 3.03	(7, 1)	2.0		8	2	0	0	0	0	0	0	0	0	0	8	8	0.00	1.000

PITCHER	IP	WLS	BF	H	R	ER	SO	BB	IBB	HBP	BLK	WP	HR	S	P	ERA	WHIP

BOTTOM

New York Yankees @ Cleveland Indians

Cleveland Municipal Stadium, Cleveland, OH

Sat Jun 28 1969, 3:33 AM EDT

Att. 12,553 - Unknown - 84 F

livebaseballscorecards.com

AB	34
R	7
H	13
RBI	6
BB	6
SO	6
LOB	17

PA: 42

WP: 2
PB: 0
SB: 1
CS: 0

Batter	1	2	3	4	5	6	7	8	9	AB	R	H	RBI	BB	SO	LOB
Horace Clarke, S (1, 4) OBP: 0.339, SLG: 0.325	F4	4-3			S 1B			6-3		4	0	1	0	0	0	2
Jerry Kenney, L (1, 5) OBP: 0.337, SLG: 0.331	B5-3		F4		K 1-2			1B 1B		4	0	1	0	0	1	1
Bobby Murcer, L (1, 9) OBP: 0.336, SLG: 0.455	1B		K			F8		1-3 1B		4	0	2	0	0	1	0
Joe Pepitone, L (1, 3) OBP: 0.265, SLG: 0.475	G3		F6			F8		F9		4	0	0	0	0	0	3
Jimmie Hall, L (1, 8) OBP: 0.283, SLG: 0.347		2B SH5-3 1B		L7		K			K	4	1	1	0	0	2	0
Tom Shopay, L (1, 7)		K		K			G3		F8	4	0	0	0	0	2	1
Gene Michael, S (1, 6) OBP: 0.356, SLG: 0.354		SH5-3 1-3 2B		K			6-3		1B	4	0	2	0	0	1	0
Jake Gibbs, L (1, 2) OBP: 0.291, SLG: 0.238 Frank Fernandez, R (7, 2) OBP: 0.364, SLG: 0.379		SH5-3 IBB			K		F9		K	2 1	0 0	0 0	0 0	1 0	1 1	0 1
Fritz Peterson, S (1, 1) OBP: 0.174, SLG: 0.075 Bill Robinson, R (8, PH) OBP: 0.212, SLG: 0.244 Lindy McDaniel, R (8, 1)		SH5-3 1-2 2-3 3-H			F2			K		1 1 0	0 0 0	0 0 0	1 0 0	0 0 0	0 1 0	0 0 0
Inning Stats	R: 0 E: 0 K: 0 S: 4 H: 1 LOB: 1 BB: 0 P: 4	R: 1 E: 0 K: 1 S: 7 H: 2 LOB: 2 BB: 1 P: 11	R: 0 E: 0 K: 1 S: 5 H: 0 LOB: 0 BB: 0 P: 5	R: 0 E: 0 K: 2 S: 7 H: 0 LOB: 0 BB: 0 P: 7	R: 0 E: 0 K: 2 S: 8 H: 1 LOB: 1 BB: 0 P: 8	R: 0 E: 0 K: 1 S: 5 H: 0 LOB: 0 BB: 0 P: 5	R: 0 E: 0 K: 0 S: 3 H: 0 LOB: 0 BB: 0 P: 3	R: 0 E: 0 K: 1 S: 7 H: 2 LOB: 2 BB: 0 P: 7	R: 0 E: 0 K: 2 S: 8 H: 1 LOB: 1 BB: 0 P: 8	1B: 6 2B: 1 3B: 0 HR: 0	SF: 0 SAC: 1 DP: 0 HBP: 0						

TOP

New York Yankees @ Cleveland Indians

Cleveland Municipal Stadium, Cleveland, OH

Sun Jun 29 1969, 3:33 AM EDT

Unknown - 71 F

livebaseballscorecards.com

AB	33
R	1
H	7
RBI	1
BB	1
SO	10
LOB	8

WP: 0 PB: 0 SB: 1 CS: 0 PA: 35

PITCHER	IP	WLS	BF	H	R	ER	SO	BB	IBB	HBP	BLK	WP	HR	S	P	ERA	WHIP
Luis Tiant, R (1, 1) ERA: 4.05	9.0	W	35	7	1	1	10	0	1	0	0	0	0	54	58	1.00	0.778

PITCHER	IP	WLS	BF	H	R	ER	SO	BB	IBB	HBP	BLK	WP	HR	S	P	ERA	WHIP

New York Yankees @ Cleveland Indians

Cleveland Municipal Stadium, Cleveland, OH

Sun Jun 29 1969, 3:33 AM EDT

Unknown - 71 F

livebaseballscorecards.com

BOTTOM

Batter	1	2	3	4	5	6	7	8	9	AB	R	H	RBI	BB	SO	LOB
Jose Cardenal, R (1, 8) OBP: 0.276, SLG: 0.329	K	F7			SH3 2-3		4-3			3	0	0	0	0	1	2
Larry Brown, R (1, 6) OBP: 0.325, SLG: 0.330	5-3		1B		SF7 3-H		5-3			3	0	1	1	0	0	0
Duke Sims, L (1, 2) OBP: 0.366, SLG: 0.487	FC6-4 1B		F9		L4			1B 2B		4	1	2	0	0	0	1
Tony Horton, R (1, 3) OBP: 0.312, SLG: 0.445	FC6-4 1-2f		F7			HR 1B		FC5-4 2-H 1B		4	1	2	1	0	0	2
Ken Harrelson, R (1, 9) OBP: 0.293, SLG: 0.368		K	K			1-H HR		FC5-4 6-4-3 1-2f		4	1	1	2	0	2	2
Cap Peterson, R (1, 7) OBP: 0.344, SLG: 0.327		5-3		K		F7		6-4-3 1-2		4	0	0	0	0	1	1
Zoilo Versalles, R (1, 5) OBP: 0.312, SLG: 0.322 Max Alvis, R (7, 5) OBP: 0.292, SLG: 0.284	BB 1B 1B			K		K		4-3		3 1	1 0	1 0	0 0	0 0	2 0	0 1
Vern Fuller, R (1, 4) OBP: 0.299, SLG: 0.341	1B 1-2 BB			K		K				2	0	0	0	1	2	0
Luis Tiant, R (1, 1) OBP: 0.300, SLG: 0.459	1-3 2-H 1B				SH3 SF7 2B		K			3	1	2	1	0	1	0
Inning Stats	R: 0 E: 0 K: 1 S: 6 H: 1 LOB: 1 BB: 0 P: 6	R: 1 E: 0 K: 1 S: 7 H: 2 LOB: 2 BB: 1 P: 11	R: 0 E: 0 K: 1 S: 6 H: 1 LOB: 1 BB: 0 P: 6	R: 0 E: 0 K: 3 S: 9 H: 0 LOB: 0 BB: 0 P: 9	R: 1 E: 0 K: 0 S: 4 H: 1 LOB: 0 BB: 0 P: 4	R: 2 E: 0 K: 2 S: 9 H: 2 LOB: 0 BB: 0 P: 9	R: 0 E: 0 K: 1 S: 5 H: 0 LOB: 0 BB: 0 P: 5	R: 1 E: 0 K: 0 S: 5 H: 2 LOB: 1 BB: 0 P: 5		1B: 6 2B: 2 3B: 0 HR: 1 SF: 1 SAC: 1 DP: 0 HBP: 0						

AB	31
R	5
H	9
RBI	5
BB	1
SO	9
LOB	9

WP: 0 PB: 0 SB: 0 CS: 0 PA: 34

PITCHER		IP	WLS	BF	H	R	ER	SO	BB	IBB	HBP	BLK	WP	HR	S	P	ERA	WHIP
Fritz Peterson, L ERA: 2.84	(1, 1)	7.0	L	29	7	4	4	9	1	0	0	0	0	1	46	50	5.14	1.143
Lindy McDaniel, R ERA: 4.22	(8, 1)	1.0		5	2	1	1	0	0	0	0	0	0	0	5	5	9.00	2.000

PITCHER	IP	WLS	BF	H	R	ER	SO	BB	IBB	HBP	BLK	WP	HR	S	P	ERA	WHIP

Batter	1	2	3	4	5	6	7	8	9	AB	R	H	RBI	BB	SO	LOB
Horace Clarke, S (1, 4) OBP: 0.334, SLG: 0.320	F8		6-3	K		F6			L8	5	0	0	0	0	1	1
Ron Woods, R (1, 8) OBP: 0.375, SLG: 0.359	F4		BB	BB		L9			BB	2	0	0	0	3	0	1
Bobby Murcer, L (1, 9) OBP: 0.337, SLG: 0.452	K		F8	F4			2B 1B		BB	4	1	1	0	1	1	2
Joe Pepitone, L (1, 3) OBP: 0.267, SLG: 0.477		E 1B	F3		F7		CS 2B		F7	1	0	1	0	0	0	0
Len Boehmer, R (3, PH) (3, 3) OBP: 0.143, SLG: 0.094										4	0	1	1	0	0	3
Frank Fernandez, R (1, 2) OBP: 0.382, SLG: 0.418		E8 1B		2B HBP	HR		5-3		BB	3	2	2	1	1	0	1
Bobby Cox, R (1, 5) OBP: 0.300, SLG: 0.279		K		2B	F7		F8		K	5	1	1	0	0	2	6
Bill Robinson, R (1, 7) OBP: 0.213, SLG: 0.238		IBB		F5	K			6-3		3	0	0	0	1	1	2
Gene Michael, S (1, 6) OBP: 0.353, SLG: 0.358		F4		HR 2B		4-3		G3		4	1	1	2	0	0	3
Mike Kekich, R (1, 1) OBP: 0.100, SLG: 0.200		K		HR		BB		2-3		1	0	0	0	0	1	3
Billy Cowan, R (4, PH) OBP: 0.244, SLG: 0.262										1	1	1	2	0	0	0
Bill Burbach, R (4, 1) OBP: 0.179, SLG: 0.154										1	0	0	0	1	0	0
Jack Aker, R (8, 1)										0	0	0	0	0	0	0
Inning Stats	R: 0 H: 0 E: 0 LOB: 0 K: 1 BB: 0 S: 5 P: 5	R: 0 H: 2 E: 1 LOB: 3 K: 2 BB: 1 S: 9 P: 13	R: 0 H: 0 E: 0 LOB: 1 K: 0 BB: 1 S: 3 P: 7	R: 4 H: 3 E: 0 LOB: 1 K: 1 BB: 1 S: 8 P: 13	R: 1 H: 1 E: 0 LOB: 0 K: 1 BB: 0 S: 6 P: 6	R: 0 H: 0 E: 0 LOB: 1 K: 0 BB: 1 S: 3 P: 7	R: 1 H: 2 E: 0 LOB: 0 K: 0 BB: 0 S: 4 P: 4	R: 0 H: 0 E: 0 LOB: 0 K: 0 BB: 0 S: 3 P: 3	R: 0 H: 0 E: 0 LOB: 3 K: 1 BB: 3 S: 5 P: 17	1B: 3 SF: 0 2B: 3 SAC: 0 3B: 0 DP: 0 HR: 2 HBP: 1						

PITCHER		IP	WLS	BF	H	R	ER	SO	BB	IBB	HBP	BLK	WP	HR	S	P	ERA	WHIP
Mike Paul, L ERA: 3.79	(1, 1)	3.1	L	18	5	4	4	3	1	1	1	0	0	1	21	30	10.80	1.800
Horacio Pina, R ERA: 5.35	(4, 1)	0.2		3	0	0	0	1	1	0	0	0	0	0	4	8	0.00	1.500
Ron Law, R ERA: 4.5	(5, 1)	2.0		8	1	1	1	1	1	0	0	0	0	1	9	13	4.50	1.000
Larry Burchart, R ERA: 3.68	(7, 1)	2.0		7	2	1	1	0	0	0	0	0	0	0	7	7	4.50	1.000
Gary Kroll, R ERA: 2.66	(9, 1)	1.0		6	0	0	0	1	3	0	0	0	0	0	5	17	0.00	3.000

PITCHER	IP	WLS	BF	H	R	ER	SO	BB	IBB	HBP	BLK	WP	HR	S	P	ERA	WHIP

TOP

New York Yankees @ Cleveland Indians

Cleveland Municipal Stadium, Cleveland, OH

Sun Jun 29 1969, 3:38 AM EDT
Att. 26,061 - Unknown - 71 F

livebaseballscorecards.com

AB	34
R	6
H	8
RBI	6
BB	7
SO	6
LOB	22

WP: 0	PA: 42		
PB: 0			
SB: 0			
CS: 1			

Batter	1	2	3	4	5	6	7	8	9	AB	R	H	RBI	BB	SO	LOB
Jose Cardenal, R (1, 8) (8, 5) OBP: 0.286, SLG: 0.335	2-3		E 1B 2B	1-2 BB		1-2 BB		1B BB		2	1	1	0	3	0	0
Larry Brown, R (1, 6) OBP: 0.319, SLG: 0.324	L6		E3 FC6-4 1B 2B 2-3	L7		L5-4 2-3		K		5	1	0	0	0	1	7
Cap Peterson, R (1, 7) OBP: 0.362, SLG: 0.350	1B		FC6-4 1-2 3-H 1B	F8			F9	1-2 3-H 1B		5	0	3	2	0	0	2
Tony Horton, R (1, 3) OBP: 0.310, SLG: 0.440	K		FC6-4 2B 1-2f 2-3		1B		F9	F7		5	0	1	0	0	1	5
Ken Harrelson, R (1, 9) OBP: 0.298, SLG: 0.374		S S 1B	1-3 3-H 2B		F7		E BB		6-3	4	0	2	1	1	0	1
Zoilo Versalles, R (1, 5) (8, 4) OBP: 0.309, SLG: 0.315		6-3 1-2	G6-4-3 IBB		K		E5 1-2		L4	4	0	0	0	1	1	3
Vern Fuller, R (1, 4) OBP: 0.290, SLG: 0.330		F2 2-3	G6-4-3 1-2f		F5		K		K	3	0	0	0	0	0	5
Richie Scheinblum, S (7, PH) (8, 8) OBP: 0.213, SLG: 0.162										2	0	0	0	0	2	2
Ken Suarez, R (1, 2) OBP: 0.395, SLG: 0.417		IBB	BB BB			L5-4 BB BB		4-3 WP 1B 1B		1	1	1	0	3	0	0
Mike Paul, L (1, 1) Horacio Pina, R (4, 1) OBP: 0.600, SLG: 0.600 Russ Snyder, L (4, PH) OBP: 0.342, SLG: 0.323 Ron Law, R (5, 1) Lou Klimchock, L (6, PH) OBP: 0.339, SLG: 0.404 Larry Burchart, R (7, 1) Chuck Hinton, R (8, PH) OBP: 0.283, SLG: 0.360 Gary Kroll, R (9, 1)		K		L7		L8		4-3 1-3		1 0 1 0 1 0 1 0	0 0 0 0 0 0 0 0	0 0 0 0 0 0 0 0	0 0 0 0 0 0 0 0	1 0 0 0 0 0 0 0	0 0 0 0 1 0 1 0	2 0 1 0 1 0 0 1
Inning Stats	R: 0 E: 0 K: 1 S: 6 H: 1 LOB: 1 BB: 0 P: 6	R: 0 E: 0 K: 1 S: 6 H: 1 LOB: 2 BB: 1 P: 10	R: 2 E: 1 K: 0 S: 6 H: 3 LOB: 2 BB: 1 P: 10	R: 0 E: 0 K: 0 S: 3 H: 0 LOB: 2 BB: 2 P: 11	R: 0 E: 0 K: 1 S: 6 H: 1 LOB: 1 BB: 0 P: 6	R: 0 E: 0 K: 0 S: 2 H: 0 LOB: 1 BB: 2 P: 10	R: 0 E: 1 K: 1 S: 6 H: 0 LOB: 2 BB: 1 P: 10	R: 1 E: 0 K: 1 S: 7 H: 2 LOB: 2 BB: 1 P: 11	R: 0 E: 0 K: 1 S: 5 H: 0 LOB: 0 BB: 0 P: 5	1B: 6 2B: 3 3B: 0 HR: 0	SF: 0 SAC: 0 DP: 2 HBP: 0					

PITCHER		IP	WLS	BF	H	R	ER	SO	BB	IBB	HBP	BLK	WP	HR	S	P	ERA	WHIP
Mike Kekich, L ERA: 6.1	(1, 1)	3.0		16	5	2	1	2	0	2	0	0	0	0	18	26	3.00	1.667
Bill Burbach, R ERA: 3.07	(4, 1)	4.1	W	21	2	1	1	2	6	0	0	0	1	0	19	43	2.08	1.846
Jack Aker, R ERA: 3.68	(8, 1)	1.2	S	6	1	0	0	2	0	0	0	0	0	0	10	10	0.00	0.600

PITCHER	IP	WLS	BF	H	R	ER	SO	BB	IBB	HBP	BLK	WP	HR	S	P	ERA	WHIP

BOTTOM

New York Yankees @ Cleveland Indians

Cleveland Municipal Stadium, Cleveland, OH

Sun Jun 29 1969, 3:38 AM EDT
Att. 26,061 - Unknown - 71 F

livebaseballscorecards.com

AB	35
R	3
H	8
RBI	3
BB	8
SO	6
LOB	30

WP: 1	PA: 43		
PB: 0			
SB: 2			
CS: 0			

Batter	1	2	3	4	5	6	7	8	9	AB	R	H	RBI	BB	SO	LOB
Del Unser, L (1, 8) OBP: 0.328, SLG: 0.349	4-3		L4		F7		K			4	0	0	0	0	1	0
Lee Maye, L (1, 9) OBP: 0.307, SLG: 0.312	G3		K		F3			F6		3	0	0	0	0	1	0
Hank Allen, R (8, PH) OBP: 0.298, SLG: 0.337 (8, 9)										1	0	0	0	0	0	0
Frank Howard, R (1, 7) OBP: 0.381, SLG: 0.593	1B		HR			6-3		BB 1B		4	1	3	1	0	0	0
Mike Epstein, L (1, 3) OBP: 0.426, SLG: 0.600	F6		F7			HR		F8		4	1	1	1	0	0	2
Ken McMullen, R (1, 5) OBP: 0.329, SLG: 0.372		HR 1B		BB		G3		1-2 BB		2	1	1	0	2	0	0
Bernie Allen, L (1, 4) OBP: 0.347, SLG: 0.411		F8		K		1B		K		3	0	1	0	0	1	2
Brant Alyea, R (8, PH) OBP: 0.385, SLG: 0.596										1	0	0	0	0	1	2
Tim Cullen, R (8, 4) OBP: 0.254, SLG: 0.214										0	0	0	0	0	0	0
Ed Brinkman, R (1, 6) OBP: 0.322, SLG: 0.333		1-H HR		F4		K			1-3	4	1	1	2	0	1	2
Jim French, L (1, 2) OBP: 0.329, SLG: 0.328		F9		F6			F9		G3	4	0	0	0	0	0	1
Casey Cox, R (1, 1)		K			K		K		K	4	0	0	0	0	4	0
Inning Stats	R: 0 E: 0 K: 0 S: 4 H: 1 LOB: 1 BB: 0 P: 4	R: 2 E: 0 K: 1 S: 7 H: 2 LOB: 0 BB: 0 P: 7	R: 1 E: 0 K: 1 S: 6 H: 1 LOB: 0 BB: 0 P: 6	R: 0 E: 0 K: 1 S: 5 H: 0 LOB: 1 BB: 1 P: 9	R: 0 E: 0 K: 1 S: 5 H: 0 LOB: 0 BB: 0 P: 5	R: 1 E: 0 K: 1 S: 7 H: 2 LOB: 1 BB: 0 P: 7	R: 0 E: 0 K: 2 S: 7 H: 0 LOB: 0 BB: 0 P: 7	R: 0 E: 0 K: 1 S: 6 H: 1 LOB: 2 BB: 1 P: 10	R: 0 E: 0 K: 1 S: 5 H: 0 LOB: 0 BB: 0 P: 5	1B: 4 2B: 0 3B: 0 HR: 3	SF: 0 SAC: 0 DP: 0 HBP: 0			WP: 0 PB: 0 SB: 0 CS: 0	PA: 36		

PITCHER		IP	WLS	BF	H	R	ER	SO	BB	IBB	HBP	BLK	WP	HR	S	P	ERA	WHIP
Steve Hargan, R ERA: 6.61	(1, 1)	7.0	L	28	6	4	4	7	1	0	0	0	0	3	41	45	5.14	1.000
Juan Pizarro, L ERA: 3.73	(8, 1)	2.0		8	1	0	0	2	1	0	0	0	0	0	11	15	0.00	1.000

PITCHER	IP	WLS	BF	H	R	ER	SO	BB	IBB	HBP	BLK	WP	HR	S	P	ERA	WHIP

TOP

Washington Senators @ Cleveland Indians

Cleveland Municipal Stadium, Cleveland, OH

Tue Jul 01 1969, 7:05 PM EDT

Unknown

livebaseballscorecards.com

AB	34
R	4
H	7
RBI	4
BB	2
SO	9
LOB	9

BOTTOM

Washington Senators @ Cleveland Indians

Cleveland Municipal Stadium, Cleveland, OH

Tue Jul 01 1969, 7:05 PM EDT

Unknown

livebaseballscorecards.com

Batter	1	2	3	4	5	6	7	8	9	AB	R	H	RBI	BB	SO	LOB
Jose Cardenal, R (1, 8) OBP: 0.281, SLG: 0.328	1-3		F4		F9		F4		FC6-4 (1-2f)	5	0	0	0	0	0	2
Larry Brown, R (1, 6) OBP: 0.317, SLG: 0.319	BB (E, 1B)		F7		K		F7		F8	4	1	0	0	1	1	2
Duke Sims, L (1, 2) OBP: 0.384, SLG: 0.500	E9 (1-H); FC6-4; 1B		FC6-4; 1B			G6-4-3; 1B		BB (1B)		3	0	3	0	1	0	0
Tony Horton, R (1, 3) OBP: 0.306, SLG: 0.434	FC6-4 (1-2f)		FC6-4 (1-2f)			G6-4-3 (1-2f)		F8		4	0	0	0	0	0	4
Ken Harrelson, R (1, 9) OBP: 0.298, SLG: 0.369	K			L6		BB (1B)		K		3	0	0	0	1	2	2
Russ Snyder, L (1, 7) OBP: 0.353, SLG: 0.331		3-1		BB		1-2; 1B		1-2; 1B		3	0	2	0	1	0	0
Lou Klimchock, L (1, 5) OBP: 0.333, SLG: 0.383		E6; FC1-6		5-3 (1-2); BB		L8		F7		3	0	0	0	1	0	4
Vern Fuller, R (1, 4) OBP: 0.284, SLG: 0.322 Max Alvis, R (7, PH) OBP: 0.290, SLG: 0.282 Juan Pizarro, L (8, 1) OBP: 0.143, SLG: 0.143 Richie Scheinblum, S (9, PH) OBP: 0.220, SLG: 0.162		FC1-6 (1-2f)		5-3 (1-2f)			4-3; 1B		BB (FC6-4)	2 1 0 0	0 0 0 0	0 0 0 0	0 0 0 0	0 0 0 1	0 0 0 0	3 0 0 0
Steve Hargan, R (1, 1) OBP: 0.231, SLG: 0.231 Chuck Hinton, R (7, PH) OBP: 0.296, SLG: 0.373 Zoilo Versalles, R (8, 4) OBP: 0.308, SLG: 0.314		K			K		F9; 1B			2 1 1	0 0 0	0 1 0	0 0 0	0 0 0	2 0 0	1 0 1
Inning Stats	R: 1 E: 1 K: 1 S: 6 H: 1 LOB: 1 BB: 1 P: 10	R: 0 E: 1 K: 1 S: 6 H: 0 LOB: 1 BB: 0 P: 6	R: 0 E: 0 K: 0 S: 4 H: 1 LOB: 1 BB: 0 P: 4	R: 0 E: 0 K: 0 S: 2 H: 0 LOB: 1 BB: 2 P: 10	R: 0 E: 0 K: 2 S: 7 H: 0 LOB: 0 BB: 0 P: 7	R: 0 E: 0 K: 0 S: 4 H: 2 LOB: 2 BB: 1 P: 8	R: 0 E: 0 K: 0 S: 4 H: 1 LOB: 1 BB: 0 P: 4	R: 0 E: 0 K: 1 S: 6 H: 1 LOB: 2 BB: 1 P: 10	R: 0 E: 0 K: 0 S: 3 H: 0 LOB: 1 BB: 1 P: 7	1B: 6 2B: 1 3B: 0 HR: 0	SF: 0 SAC: 0 DP: 2 HBP: 0						

	AB	32
	R	1
	H	6
	RBI	0
	BB	6
	SO	5
	LOB	19

WP: 0 PB: 0 SB: 0 CS: 0 PA: 38

PITCHER	IP	WLS	BF	H	R	ER	SO	BB	IBB	HBP	BLK	WP	HR	S	P	ERA	WHIP
Casey Cox, R (1, 1) ERA: 1.9	9.0	W	38	6	1	1	5	6	0	0	0	0	0	42	66	1.00	1.333

PITCHER	IP	WLS	BF	H	R	ER	SO	BB	IBB	HBP	BLK	WP	HR	S	P	ERA	WHIP

Batter	1	2	3	4	5	6	7	8	9	AB	R	H	RBI	BB	SO	LOB
Del Unser, L (1, 8) OBP: 0.329, SLG: 0.350	S S S 0-3 ① K		x 0-0 ① 4-3		x 0-0 G4-6-3 1B		x 0-0 1-3		x 0-0 1-3 1B 1B	5	1	2	0	0	1	0
Lee Maye, L (1, 9) OBP: 0.312, SLG: 0.317 Sam Bowens, R (7, 9) OBP: 0.138, SLG: 0.138	x 0-0 WP 1B 1B		x 0-0 G6-4-3 1B		x 0-0 ① ② G4-6-3 1-2f		x 0-0 ② 4-3		x 0-0 1B 1-2 E 1B 3-H 1B	4 1	1 1	2 1	0 1	0 0	0 0	1 0
Frank Howard, R (1, 7) OBP: 0.387, SLG: 0.608	B B B B 4-0 1B 1-2 SF7 BB		x 0-0 ② ③ G6-4-3 1-2f		x 0-0 HR		x 0-0 2B		x 0-0 E7 8-5 1-H 2-H 1B	4	2	3	2	1	0	1
Mike Epstein, L (1, 3) OBP: 0.421, SLG: 0.590	x 0-0 1-3 2-H 1B			x 0-0 ① 4-3	x 0-0 ③ F5		S S S 0-3 ③ K		x 0-0 ① ② 8-5 2-3f	5	0	1	1	0	1	2
Ken McMullen, R (1, 5) OBP: 0.330, SLG: 0.374	x 0-0 ② SF7 3-H			x 0-0 1B 1B 1B		x 0-0 ① 3-1		x 0-0 FC6-4 1B	x 0-0 ③ 6-3	4	1	2	1	0	0	0
Bernie Allen, L (1, 4) OBP: 0.345, SLG: 0.407	x 0-0 ③ F9			x 0-0 1B 1-3 1B		x 0-0 ② F3		x 0-0 ① L9		4	0	1	0	0	0	2
Ed Brinkman, R (1, 6) OBP: 0.327, SLG: 0.337		x 0-0 K 1B		x 0-0 1-3 3-H 1B		B B B B 4-0 1B BB		x 0-0 ② FC6-4 FC6-4 1-2f		3	0	2	1	1	0	1
Paul Casanova, R (1, 2) OBP: 0.231, SLG: 0.262	S S S 0-3 ① ② K 1-2			S S S 0-3 ② K		x 0-0 FC4-6 1-2 1B		x 0-0 ③ FC6-4 1-2f		4	0	1	0	0	2	4
Barry Moore, L (1, 1) OBP: 0.310, SLG: 0.231 Ed Stroud, L (4, PH) OBP: 0.338, SLG: 0.331 Dave Baldwin, R (4, 1) Hank Allen, R (6, PH) OBP: 0.297, SLG: 0.335 Dennis Higgins, R (6, 1) OBP: 0.125, SLG: 0.125 Brant Alyea, R (9, PH) OBP: 0.390, SLG: 0.596 Darold Knowles, L (9, 1) OBP: 0.143, SLG: 0.143	S S S 0-3 ③ K			x 0-0 ③ F7		x 0-0 ③ FC4-6 1-2f			B B B B 4-0 1B 1B BB	1 1 0 1 0 0 0	0 0 0 0 0 1 0	0 0 0 0 0 0 0	0 0 0 0 0 1 0	1 0 0 0 0 0 0	0 0 0 0 0 0 0	0 2 0 2 0 0 0
Inning Stats	R: 2 E: 0 K: 1 S: 7 H: 2 LOB: 1 BB: 1 P: 11	R: 0 E: 0 K: 2 S: 7 H: 1 LOB: 0 BB: 0 P: 7	R: 0 E: 0 K: 0 S: 3 H: 1 LOB: 0 BB: 0 P: 3	R: 1 E: 0 K: 1 S: 8 H: 3 LOB: 2 BB: 0 P: 8	R: 1 E: 0 K: 0 S: 4 H: 2 LOB: 0 BB: 0 P: 4	R: 0 E: 0 K: 0 S: 4 H: 1 LOB: 2 BB: 1 P: 8	R: 0 E: 0 K: 1 S: 6 H: 1 LOB: 1 BB: 0 P: 6	R: 0 E: 0 K: 0 S: 4 H: 1 LOB: 1 BB: 0 P: 4	R: 3 E: 1 K: 0 S: 5 H: 3 LOB: 0 BB: 1 P: 9	1B: 13 2B: 2 3B: 0 HR: 1 SF: 1 SAC: 0 DP: 3 HBP: 0						

TOP

Washington Senators @ Cleveland Indians

Cleveland Municipal Stadium, Cleveland, OH

Tue Jul 01 1969, 7:05 PM EDT

Att. 7,268 - Unknown

livebaseballscorecards.com

AB	37
R	7
H	15
RBI	6
BB	3
SO	5
LOB	15

WP: 1 PB: 0 SB: 0 CS: 0 PA: 41

PITCHER		IP	WLS	BF	H	R	ER	SO	BB	IBB	HBP	BLK	WP	HR	S	P	ERA	WHIP
Stan Williams, R ERA: 4.36	(1, 1)	5.0		22	9	4	4	4	1	0	0	0	1	1	29	33	7.20	2.000
Ron Law, R ERA: 3.6	(6, 1)	3.0		14	3	1	1	1	2	0	0	0	0	0	14	22	3.00	1.667
Mike Paul, L ERA: 3.95	(9, 1)	0.0	L	1	1	0	0	0	0	0	0	0	0	0	1	1	∞	∞
Horacio Pina, R ERA: 5.45	(9, 1)	1.0		4	2	2	2	0	0	0	0	0	0	0	4	4	18.00	2.000

PITCHER	IP	WLS	BF	H	R	ER	SO	BB	IBB	HBP	BLK	WP	HR	S	P	ERA	WHIP

BOTTOM

Washington Senators @ Cleveland Indians

Cleveland Municipal Stadium, Cleveland, OH

Tue Jul 01 1969, 7:05 PM EDT

Att. 7,268 - Unknown

livebaseballscorecards.com

Batter	1	2	3	4	5	6	7	8	9	AB	R	H	RBI	BB	SO	LOB
Jose Cardenal, R (1, 8) OBP: 0.287, SLG: 0.328	6-3		SH3-4, 1B 1-2 1B	FC6-4 BB			K		FC6-4 BB	3	1	1	0	2	1	0
Larry Brown, R (1, 6) OBP: 0.313, SLG: 0.315	5-3		SH3-4 1-2 2-3	FC6-4 1-2f			K		FC6-4 1-2f	4	0	0	0	0	1	3
Ken Harrelson, R (1, 9) OBP: 0.297, SLG: 0.368	F4		HR 2-H 3-H 1B		5-3		K			4	1	1	2	0	1	0
Tony Horton, R (1, 3) OBP: 0.312, SLG: 0.460		F6	HR 1-H		2B			6-3 3B		4	1	3	2	0	0	0
Cap Peterson, R (1, 7) OBP: 0.366, SLG: 0.344 Russ Snyder, L (5, PH) OBP: 0.349, SLG: 0.326 (6, 7)		4-3 2B BB	F9		F6			6-3 3-H		1 2	1 0	0 0	0 0	1 0	0 0	0 2
Zoilo Versalles, R (1, 4) OBP: 0.308, SLG: 0.319 Lou Klimchock, L (8, PH) OBP: 0.343, SLG: 0.393 Max Alvis, R (9, 5) OBP: 0.290, SLG: 0.282		4-3 1-3 2B	F5		F3			1B		3 1 0	0 0 0	1 1 0	0 0 0	0 0 0	0 0 0	1 0 0
Chuck Hinton, R (1, 5) OBP: 0.276, SLG: 0.345 Vern Fuller, R (9, 4) OBP: 0.284, SLG: 0.322		4-3 2-3 3-H	4-3	F8			K			4 0	0 0	0 0	1 0	0 0	1 0	2 0
Ken Suarez, R (1, 2) OBP: 0.383, SLG: 0.400		K	SH2-4 1B	K					F8	4	0	1	0	0	2	1
Stan Williams, R (1, 1) OBP: 0.222, SLG: 0.125 Ron Law, R (6, 1) Mike Paul, L (9, 1) Horacio Pina, R (9, 1) OBP: 0.600, SLG: 0.600 Richie Scheinblum, S (9, PH) OBP: 0.218, SLG: 0.160			SH3-4, 1B 1B BB	SH2-4 1-2		F4			6-3	0 1 0 0 1	1 0 0 0 0	0 0 0 0 0	0 0 0 0 0	1 0 0 0 0	0 0 0 0 0	0 0 0 0 0
Inning Stats	R: 0 E: 0 K: 0 S: 3 H: 0 LOB: 0 BB: 0 P: 3	R: 1 E: 0 K: 1 S: 6 H: 1 LOB: 1 BB: 1 P: 10	R: 4 E: 0 K: 0 S: 6 H: 3 LOB: 0 BB: 1 P: 10	R: 0 E: 0 K: 0 S: 4 H: 1 LOB: 2 BB: 1 P: 8	R: 0 E: 0 K: 0 S: 4 H: 1 LOB: 1 BB: 0 P: 4	R: 0 E: 0 K: 1 S: 5 H: 0 LOB: 0 BB: 0 P: 5	R: 0 E: 0 K: 3 S: 9 H: 0 LOB: 0 BB: 0 P: 9	R: 0 E: 0 K: 1 S: 6 H: 2 LOB: 1 BB: 0 P: 6	R: 0 E: 0 K: 0 S: 3 H: 0 LOB: 1 BB: 1 P: 7	1B: 4 2B: 2 3B: 1 HR: 1 SF: 0 SAC: 2 DP: 0 HBP: 0						

AB	32
R	5
H	8
RBI	5
BB	4
SO	6
LOB	9

WP: 0 PB: 0 SB: 0 CS: 0 PA: 38

PITCHER		IP	WLS	BF	H	R	ER	SO	BB	IBB	HBP	BLK	WP	HR	S	P	ERA	WHIP
Barry Moore, L ERA: 3.41	(1, 1)	3.0		15	4	5	5	1	2	0	0	0	0	1	15	23	15.00	2.000
Dave Baldwin, R ERA: 2.75	(4, 1)	2.0		9	2	0	0	0	1	0	0	0	0	0	8	12	0.00	1.500
Dennis Higgins, R ERA: 3.21	(6, 1)	3.0	W	10	2	0	0	5	0	0	0	0	0	0	20	20	0.00	0.667
Darold Knowles, L ERA: 1.98	(9, 1)	1.0	S	4	0	0	0	0	1	0	0	0	0	0	3	7	0.00	1.000

PITCHER	IP	WLS	BF	H	R	ER	SO	BB	IBB	HBP	BLK	WP	HR	S	P	ERA	WHIP

Batter	1	2	3	4	5	6	7	8	9	AB	R	H	RBI	BB	SO	LOB
Ed Brinkman, R (1, 6) OBP: 0.326, SLG: 0.334	1-3	K			FC1-6-4 BB 1B 1B 1-2f		F4		CS 1B	5	1	1	0	0	1	2
Hank Allen, R (1, 8) (8, 9) OBP: 0.304, SLG: 0.341	F9		2-3		BB 1B 1-2 1B		S 1B		S 1-2 1B	5	1	3	0	0	0	0
Frank Howard, R (1, 3) OBP: 0.390, SLG: 0.604	HBP		5-3		1B 1-2 2-3 BB		F8 1-2		IBB 1-2	2	0	0	0	2	0	1
Brant Alyea, R (1, 7) OBP: 0.390, SLG: 0.587	F8		1B		G5-4-3 1-2 2-H 3-H 1B		6-3		F7	5	0	2	2	0	0	4
Ken McMullen, R (1, 5) OBP: 0.328, SLG: 0.369		BB 1B BB	F9		G5-4-3 1-2f			F8	4-3	4	1	0	0	1	0	5
Sam Bowens, R (1, 9) OBP: 0.152, SLG: 0.125 Darold Knowles, L (8, 1) OBP: 0.143, SLG: 0.143		1B SF8 1-2 BB		4-3		1-3		F7		3 0	1 0	0 0	0 0	1 0	0 0	0 0
Tim Cullen, R (1, 4) OBP: 0.267, SLG: 0.230		1-3 2-H 1B		K		1B		E 1B		4	1	3	1	0	1	0
Paul Casanova, R (1, 2) OBP: 0.231, SLG: 0.268		SF8 3-H		K		F4		E5 1-H 2B		3	0	1	2	0	1	1
Dick Bosman, R (1, 1) OBP: 0.217, SLG: 0.100 Del Unser, L (8, PH) (8, 8) OBP: 0.328, SLG: 0.349		K			FC1-6-4 BB	F3		F8		2 1	0 0	0 0	0 0	1 0	1 0	2 1
Inning Stats	R: 0 E: 0 K: 0 S: 3 H: 0 LOB: 1 BB: 0 P: 4	R: 2 E: 0 K: 2 S: 8 H: 1 LOB: 1 BB: 2 P: 16	R: 0 E: 0 K: 0 S: 4 H: 1 LOB: 1 BB: 0 P: 4	R: 0 E: 0 K: 2 S: 7 H: 0 LOB: 0 BB: 0 P: 7	R: 2 E: 0 K: 0 S: 4 H: 2 LOB: 1 BB: 2 P: 12	R: 0 E: 0 K: 0 S: 4 H: 1 LOB: 1 BB: 0 P: 4	R: 0 E: 0 K: 0 S: 4 H: 1 LOB: 1 BB: 0 P: 4	R: 1 E: 1 K: 0 S: 5 H: 2 LOB: 1 BB: 0 P: 5	R: 0 E: 0 K: 0 S: 4 H: 2 LOB: 2 BB: 1 P: 8	1B: 9 2B: 1 3B: 0 HR: 0 SF: 1 SAC: 0 DP: 1 HBP: 1						

PITCHER	IP	WLS	BF	H	R	ER	SO	BB	IBB	HBP	BLK	WP	HR	S	P	ERA	WHIP
Sam McDowell, L (1, 1) ERA: 2.47	7.0	L	31	6	4	4	4	4	0	1	0	0	0	34	51	5.14	1.429
Larry Burchart, R (8, 1) ERA: 3.78	2.0		10	4	1	1	0	0	1	0	0	0	0	9	13	4.50	2.000

PITCHER	IP	WLS	BF	H	R	ER	SO	BB	IBB	HBP	BLK	WP	HR	S	P	ERA	WHIP

TOP

Washington Senators @ Cleveland Indians

Cleveland Municipal Stadium, Cleveland, OH

Wed Jul 02 1969, 7:05 PM EDT

Att. 7,162 - Unknown

livebaseballscorecards.com

AB	34
R	5
H	10
RBI	5
BB	5
SO	4
LOB	16

WP: 0 PB: 0 SB: 2 CS: 1 PA: 41

BOTTOM

Washington Senators @ Cleveland Indians

Cleveland Municipal Stadium, Cleveland, OH

Wed Jul 02 1969, 7:05 PM EDT

Att. 7,162 - Unknown

livebaseballscorecards.com

Batter	1	2	3	4	5	6	7	8	9	AB	R	H	RBI	BB	SO	LOB
Russ Snyder, L (1, 8) OBP: 0.346, SLG: 0.324	0-0 1B		0-0 ① F8		0-0 ③ F9			0-0 ① 4-3	0-0 ③ FC6-4 1-2f	4	0	1	0	0	0	0
Chuck Hinton, R (9, PH) OBP: 0.271, SLG: 0.339										1	0	0	0	0	0	2
Larry Brown, R (1, 6) OBP: 0.313, SLG: 0.314	0-0 ① 1-3 1B		0-0 ② F4			0-0 ① 6-3		0-0 ② 5-3		4	0	1	0	0	0	0
Duke Sims, L (1, 2) OBP: 0.387, SLG: 0.492	B B B B 4-0 BB		0-0 ③ F9			0-0 ② 4-3		B B B B 4-0 1B BB		2	0	0	0	2	0	0
Tony Horton, R (1, 3) OBP: 0.314, SLG: 0.471	0-0 ② F7			S S S 0-3 ① K		0-0 HR		0-0 1-2 1B		4	1	2	1	0	1	2
Ken Harrelson, R (1, 9) OBP: 0.293, SLG: 0.362	0-0 ③ F3			S S S 0-3 ② K		0-0 ③ 5-3		0-0 ③ F9		4	0	0	0	0	1	4
Richie Scheinblum, S (1, 7) OBP: 0.228, SLG: 0.192		0-0 ① 4-3		0-0 3B			0-0 G6-4-3 1B		0-0 ① F5	4	0	2	0	0	0	0
Max Alvis, R (1, 5) OBP: 0.284, SLG: 0.276		0-0 ② 6-3		0-0 ③ F6			0-0 ① ② G6-4-3 1-2f		0-0 ② 5-3	4	0	0	0	0	0	2
Vern Fuller, R (1, 4) OBP: 0.302, SLG: 0.362		0-0 2B			0-0 ① 6-3		0-0 2B		0-0 BB 1B	4	0	3	0	0	0	0
Sam McDowell, L (1, 1) OBP: 0.213, SLG: 0.234		0-0 ③ 1-3			0-0 ② G3		0-0 ③ 4-3	B B B B 4-0 1-2 FC6-4 BB		2	0	0	0	0	0	1
Lou Klimchock, L (7, PH) OBP: 0.338, SLG: 0.387										1	0	0	0	0	0	1
Larry Burchart, R (8, 1)										0	0	0	0	0	0	0
Cap Peterson, R (9, PH) OBP: 0.375, SLG: 0.344										0	0	0	0	1	0	0
Inning Stats	R: 0 H: 2 E: 0 LOB: 2 K: 0 BB: 1 S: 4 P: 8	R: 0 H: 1 E: 0 LOB: 1 K: 0 BB: 0 S: 4 P: 4	R: 0 H: 0 E: 0 LOB: 0 K: 0 BB: 0 S: 3 P: 3	R: 0 H: 1 E: 0 LOB: 1 K: 2 BB: 0 S: 8 P: 8	R: 0 H: 0 E: 0 LOB: 0 K: 0 BB: 0 S: 3 P: 3	R: 1 H: 1 E: 0 LOB: 0 K: 0 BB: 0 S: 4 P: 4	R: 0 H: 2 E: 0 LOB: 1 K: 0 BB: 0 S: 4 P: 4	R: 0 H: 1 E: 0 LOB: 2 K: 0 BB: 1 S: 4 P: 8	R: 0 H: 1 E: 0 LOB: 2 K: 0 BB: 1 S: 4 P: 8	1B: 5 SF: 0 2B: 2 SAC: 0 3B: 1 DP: 1 HR: 1 HBP: 0							

PITCHER	IP	WLS	BF	H	R	ER	SO	BB	IBB	HBP	BLK	WP	HR	S	P	ERA	WHIP
Dick Bosman, R (1, 1) ERA: 2.14	7.0	W	27	7	1	1	2	1	0	0	0	0	1	30	34	1.29	1.143
Darold Knowles, L (8, 1) ERA: 1.84	2.0	S	10	2	0	0	0	2	0	0	0	0	0	8	16	0.00	2.000

PITCHER	IP	WLS	BF	H	R	ER	SO	BB	IBB	HBP	BLK	WP	HR	S	P	ERA	WHIP

AB	34
R	1
H	9
RBI	1
BB	3
SO	2
LOB	12

WP: 0 PA: 37
PB: 0
SB: 0
CS: 0

Batter	1	2	3	4	5	6	7	8	9	AB	R	H	RBI	BB	SO	LOB
Del Unser, L (1, 8) OBP: 0.324, SLG: 0.344	x 0-0 ① F7		x 0-0 ① G6-3		x 0-0 ③ P5		x 0-0 ③ F7			4	0	0	0	0	0	1
Lee Maye, L (1, 9) OBP: 0.304, SLG: 0.308	x 0-0 ② F9		x 0-0 ② F7			x 0-0 ① P5		x 0-0 ① F9		4	0	0	0	0	0	0
Frank Howard, R (1, 7) OBP: 0.389, SLG: 0.609	x 0-0 ③ F9		x 0-0 ③ F7			x 0-0 HR		x 0-0 ② F7		4	1	1	1	0	0	0
Sam Bowens, R (8, 7) OBP: 0.152, SLG: 0.125										0	0	0	0	0	0	0
Mike Epstein, L (1, 3) OBP: 0.422, SLG: 0.608		x 0-0 HR		S S S 0-3 ① K		x 0-0 2B		S S S 0-3 ③ K		4	1	2	1	0	2	0
Ken McMullen, R (1, 5) OBP: 0.324, SLG: 0.363		x 0-0 ① F8		S S S 0-3 ② K		S S S 0-3 ② K			x 0-0 ① G6-3	4	0	0	0	0	2	1
Bernie Allen, L (1, 4) OBP: 0.353, SLG: 0.405		B B B B 4-0 1B BB		B B B B 4-0 BB		x 0-0 ③ G4-3			B B B B 4-0 BB	1	0	0	0	3	0	1
Ed Brinkman, R (1, 6) OBP: 0.325, SLG: 0.333		x 0-0 1-2 1B		x 0-0 ③ F7			x 0-0 ① F8		x 0-0 ② P6	4	0	1	0	0	0	2
Jim French, L (1, 2) OBP: 0.325, SLG: 0.311		x 0-0 ② F7			x 0-0 ① G3		B B B B 4-0 BB		x 0-0 ③ F7	3	0	0	0	1	0	3
Camilo Pascual, R (1, 1) OBP: 0.235, SLG: 0.235		x 0-0 ③ G6-3			S S S 0-3 ② K		S S S 0-3 ② K			1	0	0	0	0	0	2
Dave Baldwin, R (3, 1)										1	0	0	0	0	1	0
Ed Stroud, L (7, PH) OBP: 0.336, SLG: 0.328										1	0	0	0	0	1	1
Jim Shellenback, L (7, 1) OBP: 0.222, SLG: 0.222										0	0	0	0	0	0	0
Inning Stats	R: 0 H: 0 E: 0 LOB: 0 K: 0 BB: 0 S: 3 P: 3	R: 1 H: 2 E: 0 LOB: 2 K: 0 BB: 1 S: 5 P: 9	R: 0 H: 0 E: 0 LOB: 0 K: 0 BB: 0 S: 3 P: 3	R: 0 H: 0 E: 0 LOB: 1 K: 2 BB: 1 S: 7 P: 11	R: 0 H: 0 E: 0 LOB: 0 K: 1 BB: 0 S: 5 P: 5	R: 1 H: 2 E: 0 LOB: 1 K: 1 BB: 0 S: 7 P: 7	R: 0 H: 0 E: 0 LOB: 1 K: 1 BB: 1 S: 5 P: 9	R: 0 H: 0 E: 0 LOB: 0 K: 1 BB: 0 S: 5 P: 5	R: 0 H: 0 E: 0 LOB: 1 K: 0 BB: 1 S: 3 P: 7	1B: 1 SF: 0 2B: 1 SAC: 0 3B: 0 DP: 0 HR: 2 HBP: 0						

TOP

Washington Senators @ Cleveland Indians

Cleveland Municipal Stadium, Cleveland, OH

Thu Jul 03 1969, 3:33 AM EDT

Att. 6,525 - Unknown

livebaseballscorecards.com

AB	31
R	2
H	4
RBI	2
BB	4
SO	6
LOB	11

WP: 0 PB: 0 SB: 0 CS: 0 PA: 35

PITCHER	IP	WLS	BF	H	R	ER	SO	BB	IBB	HBP	BLK	WP	HR	S	P	ERA	WHIP
Luis Tiant, R (1, 1) ERA: 3.89	9.0	W	35	4	2	2	6	4	0	0	0	0	2	43	59	2.00	0.889

PITCHER	IP	WLS	BF	H	R	ER	SO	BB	IBB	HBP	BLK	WP	HR	S	P	ERA	WHIP

BOTTOM

Washington Senators @ Cleveland Indians

Cleveland Municipal Stadium, Cleveland, OH

Thu Jul 03 1969, 3:33 AM EDT

Att. 6,525 - Unknown

livebaseballscorecards.com

Batter	1	2	3	4	5	6	7	8	9	AB	R	H	RBI	BB	SO	LOB
Jose Cardenal, R (1, 8) OBP: 0.286, SLG: 0.324	P6		BB, BB, 2B, BB	F8		G6-3				3	1	0	0	1	0	0
Larry Brown, R (1, 6) OBP: 0.312, SLG: 0.313	F8		P4	HBP, 3B, 1B		F7				4	1	1	0	0	0	3
Duke Sims, L (1, 2) OBP: 0.396, SLG: 0.488	BB		BB, 2B, BB	HBP, 3B			K			1	2	0	1	2	1	0
Tony Horton, R (1, 3) OBP: 0.316, SLG: 0.476	K		2B, BB	3B			K			3	1	1	3	1	2	1
Russ Snyder, L (1, 7) OBP: 0.346, SLG: 0.331		G1-3	2B	K			F9			3	0	1	3	0	1	1
Ken Harrelson, R (7, PH) OBP: 0.292, SLG: 0.361										1	0	0	0	0	0	0
Chuck Hinton, R (8, 7) OBP: 0.271, SLG: 0.339										0	0	0	0	0	0	0
Cap Peterson, R (1, 5) OBP: 0.365, SLG: 0.333	K	P6			G3			G4-3		2	0	0	0	0	1	1
Zoilo Versalles, R (5, 5) OBP: 0.310, SLG: 0.317								BB		1	0	0	0	1	0	0
Richie Scheinblum, S (1, 9) OBP: 0.229, SLG: 0.187	K	BB			F8			G4-3		3	0	0	0	1	1	1
Vern Fuller, R (1, 4) OBP: 0.309, SLG: 0.378		1B, BB, 2B G1-3			K			1B		4	1	2	0	0	1	2
Luis Tiant, R (1, 1) OBP: 0.295, SLG: 0.439			BB, BB, BB, 1B	K		P3		G5-3		4	1	1	0	0	1	1
Inning Stats	R: 0 E: 0 K: 1 S: 5 H: 0 LOB: 1 BB: 1 P: 9	R: 0 E: 0 K: 2 S: 7 H: 0 LOB: 0 BB: 0 P: 7	R: 5 E: 0 K: 0 S: 6 H: 3 LOB: 2 BB: 4 P: 22	R: 2 E: 0 K: 2 S: 9 H: 2 LOB: 1 BB: 0 P: 10	R: 0 E: 0 K: 1 S: 5 H: 0 LOB: 0 BB: 0 P: 5	R: 0 E: 0 K: 0 S: 3 H: 0 LOB: 0 BB: 0 P: 3	R: 0 E: 0 K: 2 S: 7 H: 0 LOB: 0 BB: 0 P: 7	R: 0 E: 0 K: 0 S: 3 H: 1 LOB: 1 BB: 1 P: 7		1B: 3 2B: 2 3B: 1 HR: 0 SF: 0 SAC: 0 DP: 1 HBP: 1						

AB	29
R	7
H	6
RBI	7
BB	6
SO	8
LOB	10

WP: 0 PB: 0 SB: 0 CS: 0 PA: 36

PITCHER		IP	WLS	BF	H	R	ER	SO	BB	IBB	HBP	BLK	WP	HR	S	P	ERA	WHIP
Camilo Pascual, R ERA: 6.83	(1, 1)	2.1	L	14	3	5	5	3	4	0	0	0	0	0	16	32	19.29	3.000
Dave Baldwin, R ERA: 2.93	(3, 1)	3.2		15	2	2	2	3	1	0	1	0	0	0	19	24	4.91	0.818
Jim Shellenback, L ERA: 4.14	(7, 1)	2.0		7	1	0	0	2	1	0	0	0	0	0	10	14	0.00	1.000

PITCHER	IP	WLS	BF	H	R	ER	SO	BB	IBB	HBP	BLK	WP	HR	S	P	ERA	WHIP

Batter	1	2	3	4	5	6	7	8	9	AB	R	H	RBI	BB	SO	LOB
Jose Cardenal, R (1, 8) OBP: 0.286, SLG: 0.327	5-3		K		2B 2-H 3-H		5-3			4	0	1	2	0	1	0
Larry Brown, R (1, 6) OBP: 0.314, SLG: 0.313	1B			F8	5-3			G5-4-3 BB		3	0	1	0	1	0	1
Ken Harrelson, R (1, 9) OBP: 0.292, SLG: 0.367	F7			K		HR 3B		G5-4-3 1-2f		4	1	1	0	0	1	2
Tony Horton, R (1, 3) OBP: 0.316, SLG: 0.476	L6			2B		1-3		6-3		4	0	1	0	0	0	2
Chuck Hinton, R (1, 7) OBP: 0.270, SLG: 0.383		E5 G5-4-3		6-3		HR 3-H			L6	4	1	1	2	0	0	1
Zoilo Versalles, R (1, 5) OBP: 0.309, SLG: 0.316		F9			1B 1-3 2B	F8			5-3	4	1	1	0	0	0	1
Vern Fuller, R (1, 4) OBP: 0.307, SLG: 0.373		G5-4-3 1-2f			1-3 1-2 2B 1B	6-3			F9	4	1	1	0	0	0	1
Ken Suarez, R (1, 2) OBP: 0.367, SLG: 0.381			1-3		1-3 1-2 2-3		L4-3 BB			2	0	0	0	0	0	2
Duke Sims, L (7, PH) OBP: 0.400, SLG: 0.488 (7, 2)										0	0	0	0	1	0	0
Dick Ellsworth, L (1, 1) OBP: 0.200, SLG: 0.172			5-3		K2-3	L4-3 1-2				1	0	0	0	0	0	0
Max Alvis, R (5, PH) OBP: 0.283, SLG: 0.275										1	0	0	0	0	1	2
Gary Kroll, R (5, 1)										0	0	0	0	0	0	0
Russ Snyder, L (7, PH) OBP: 0.344, SLG: 0.329										1	0	0	0	0	0	1
Mike Paul, L (7, 1)										0	0	0	0	0	0	0
Inning Stats	R: 0 E: 0 K: 0 S: 4 H: 1 LOB: 1 BB: 0 P: 4	R: 0 E: 1 K: 0 S: 3 H: 0 LOB: 0 BB: 0 P: 3	R: 0 E: 0 K: 1 S: 5 H: 0 LOB: 0 BB: 0 P: 5	R: 0 E: 0 K: 1 S: 6 H: 1 LOB: 1 BB: 0 P: 6	R: 2 E: 0 K: 1 S: 8 H: 3 LOB: 1 BB: 0 P: 8	R: 2 E: 0 K: 0 S: 5 H: 2 LOB: 0 BB: 0 P: 5	R: 0 E: 0 K: 0 S: 2 H: 0 LOB: 0 BB: 1 P: 6	R: 0 E: 0 K: 0 S: 2 H: 0 LOB: 0 BB: 1 P: 6	R: 0 E: 0 K: 0 S: 3 H: 0 LOB: 0 BB: 0 P: 3	1B: 3 2B: 3 3B: 1 HR: 1 SF: 0 SAC: 0 DP: 3 HBP: 0						

PITCHER		IP	WLS	BF	H	R	ER	SO	BB	IBB	HBP	BLK	WP	HR	S	P	ERA	WHIP
Fritz Peterson, L ERA: 2.98	(1, 1)	5.1	W	23	7	4	4	3	0	0	0	0	0	1	29	29	6.75	1.312
Jack Aker, R ERA: 3.19	(6, 1)	3.2	S	11	0	0	0	0	2	0	0	0	0	0	9	17	0.00	0.545

PITCHER	IP	WLS	BF	H	R	ER	SO	BB	IBB	HBP	BLK	WP	HR	S	P	ERA	WHIP

TOP

Cleveland Indians @ New York Yankees

Yankee Stadium, Bronx, NY

Fri Jul 04 1969, 3:33 AM EDT

Unknown - 81 F

livebaseballscorecards.com

AB	32
R	4
H	7
RBI	4
BB	2
SO	3
LOB	13

WP: 0	PA: 34
PB: 0	
SB: 0	
CS: 0	

Batter	1	2	3	4	5	6	7	8	9	AB	R	H	RBI	BB	SO	LOB
Horace Clarke, S (1, 4) OBP: 0.333, SLG: 0.325	F8	FC5-2 2-3		F8		K				4	0	0	0	0	1	5
Ron Woods, R (1, 8) OBP: 0.390, SLG: 0.383	1B	F7		K		F2				4	0	1	0	0	1	5
Bobby Murcer, L (1, 9) OBP: 0.339, SLG: 0.449	F8		G3	1B 1-2 2-H 3-H			K			4	0	1	2	0	1	1
Joe Pepitone, L (1, 3) OBP: 0.266, SLG: 0.466	3-1		4-3	1B 1-3 2-H			G5-4-3			4	0	2	1	0	0	1
Frank Fernandez, R (1, 2) OBP: 0.393, SLG: 0.439		2B 1B BB	BB	K			G5-4-3 1-2f			2	1	0	0	2	1	3
Bill Robinson, R (1, 7) OBP: 0.235, SLG: 0.279		1B 1-3 2B	5-3		1-3			6-3		4	1	1	0	0	0	1
Bobby Cox, R (1, 5) OBP: 0.318, SLG: 0.309		SH5-4 1B IBB		SH 1B 1B	F7			F9		3	1	1	0	1	0	0
Gene Michael, S (1, 6) OBP: 0.372, SLG: 0.406		FC5-2 SH5-4 1-2 2-H 3-H 1B		SH 1B 1-2 1B	K			2B		4	1	3	2	0	1	0
Fritz Peterson, S (1, 1) OBP: 0.174, SLG: 0.075 Jack Aker, R (6, 1)		SH5-4 1-2 2-3		SH 1B 1-2 2-3		F6		K		0 2	1 0	0 0	0 0	0 0	0 1	0 1
Inning Stats	R: 0 E: 0 K: 0 S: 4 H: 1 LOB: 1 BB: 0 P: 4	R: 2 E: 0 K: 0 S: 5 H: 2 LOB: 2 BB: 2 P: 13	R: 0 E: 0 K: 0 S: 3 H: 0 LOB: 1 BB: 1 P: 7	R: 3 E: 0 K: 2 S: 12 H: 4 LOB: 2 BB: 0 P: 12	R: 0 E: 0 K: 1 S: 5 H: 0 LOB: 0 BB: 0 P: 5	R: 0 E: 0 K: 1 S: 5 H: 0 LOB: 0 BB: 0 P: 5	R: 0 E: 0 K: 1 S: 5 H: 1 LOB: 0 BB: 0 P: 5	R: 0 E: 0 K: 1 S: 6 H: 1 LOB: 1 BB: 0 P: 6		1B: 7 2B: 2 3B: 0 HR: 0 SF: 0 SAC: 2 DP: 1 HBP: 0					WP: 0 PB: 0 SB: 0 CS: 0 PA: 36	

PITCHER		IP	WLS	BF	H	R	ER	SO	BB	IBB	HBP	BLK	WP	HR	S	P	ERA	WHIP
Dick Ellsworth, L ERA: 5.01	(1, 1)	4.0	L	23	7	5	5	2	2	1	0	0	0	0	24	36	11.25	2.250
Gary Kroll, R ERA: 2.42	(5, 1)	2.0		6	0	0	0	2	0	0	0	0	0	0	10	10	0.00	0.000
Mike Paul, L ERA: 3.81	(7, 1)	2.0		7	2	0	0	2	0	0	0	0	0	0	11	11	0.00	1.000

PITCHER	IP	WLS	BF	H	R	ER	SO	BB	IBB	HBP	BLK	WP	HR	S	P	ERA	WHIP

BOTTOM

Cleveland Indians @ New York Yankees

Yankee Stadium, Bronx, NY

Fri Jul 04 1969, 3:33 AM EDT

Unknown - 81 F

livebaseballscorecards.com

AB	31
R	5
H	9
RBI	5
BB	3
SO	6
LOB	17

Batter	1	2	3	4	5	6	7	8	9	AB	R	H	RBI	BB	SO	LOB
Jose Cardenal, R (1, 8) OBP: 0.284, SLG: 0.328	F4			L9		F8		1B 2B (1-3)	F6	5	1	1	0	0	0	1
Larry Brown, R (1, 6) OBP: 0.315, SLG: 0.312	L3 1B			F2		5-3		BB 1B IBB (4-0)	1-3	4	0	1	0	1	0	1
Duke Sims, L (1, 2) OBP: 0.403, SLG: 0.484	L3 (1-2)			BB (4-0)			HR 1B	K		3	1	1	0	1	1	4
Tony Horton, R (1, 3) OBP: 0.315, SLG: 0.473		L7		4-3			L7	BB 1B (1-2, 2-H, 3-H)		4	0	1	2	0	0	2
Ken Harrelson, R (1, 9) OBP: 0.298, SLG: 0.378		5-3			5-3 BB (4-0)		1-H HR	BB (1-2, 2-3) (4-0)		2	1	1	2	2	0	0
Russ Snyder, L (1, 7) OBP: 0.337, SLG: 0.322		K			L8		4-3	K		3	0	0	0	0	1	1
Richie Scheinblum, S (8, PH) OBP: 0.227, SLG: 0.185										1	0	0	0	0	1	3
Chuck Hinton, R (8, 7) OBP: 0.270, SLG: 0.383										0	0	0	0	0	0	0
Zoilo Versalles, R (1, 5) OBP: 0.308, SLG: 0.311			F9		5-3 (1-2)		BB (4-0)	F5		3	0	0	0	1	0	4
Vern Fuller, R (1, 4) OBP: 0.305, SLG: 0.377			K		K		F4		SH5-4 2B	4	0	1	0	0	2	2
Juan Pizarro, L (1, 1) OBP: 0.200, SLG: 0.200			K			K		2B 1B 1B	SH5-4 (2-3)	3	1	1	0	0	2	0
Inning Stats	R: 0 E: 0 K: 0 S: 3 H: 1 LOB: 0 BB: 0 P: 3	R: 0 E: 0 K: 1 S: 5 H: 0 LOB: 0 BB: 0 P: 5	R: 0 E: 0 K: 2 S: 7 H: 0 LOB: 0 BB: 0 P: 7	R: 0 E: 0 K: 0 S: 3 H: 0 LOB: 1 BB: 1 P: 7	R: 0 E: 0 K: 1 S: 5 H: 0 LOB: 1 BB: 1 P: 9	R: 0 E: 0 K: 1 S: 5 H: 0 LOB: 0 BB: 0 P: 5	R: 2 E: 0 K: 0 S: 5 H: 2 LOB: 1 BB: 1 P: 9	R: 2 E: 0 K: 2 S: 10 H: 3 LOB: 3 BB: 2 P: 18	R: 0 E: 0 K: 0 S: 4 H: 1 LOB: 1 BB: 0 P: 4	1B: 4 2B: 3 3B: 0 HR: 1 SF: 0 SAC: 1 DP: 1 HBP: 0						

TOP

Cleveland Indians @ New York Yankees

Yankee Stadium, Bronx, NY

Fri Jul 04 1969, 3:38 AM EDT

Att. 17,884 - Unknown - 82 F

livebaseballscorecards.com

AB	32
R	4
H	7
RBI	4
BB	5
SO	7
LOB	18

WP: 0 PB: 0 SB: 0 CS: 0 PA: 38

PITCHER		IP	WLS	BF	H	R	ER	SO	BB	IBB	HBP	BLK	WP	HR	S	P	ERA	WHIP
Bill Burbach, R ERA: 3.22	(1, 1)	7.0	L	28	5	4	4	5	3	0	0	0	0	1	35	47	5.14	1.143
Steve Hamilton, L ERA: 3.12	(8, 1)	1.0		6	1	0	0	2	1	1	0	0	0	0	8	16	0.00	2.000
Mike Kekich, L ERA: 5.98	(9, 1)	1.0		4	1	0	0	0	0	0	0	0	0	0	4	4	0.00	1.000

PITCHER	IP	WLS	BF	H	R	ER	SO	BB	IBB	HBP	BLK	WP	HR	S	P	ERA	WHIP

Batter	1	2	3	4	5	6	7	8	9	AB	R	H	RBI	BB	SO	LOB
Horace Clarke, S (1, 4) OBP: 0.333, SLG: 0.328	5-3			F7		F9 9-2 2B		L3 1-2		3	0	1	0	0	0	0
Len Boehmer, R (7, 4) OBP: 0.139, SLG: 0.091										1	0	0	0	0	0	1
Ron Woods, R (1, 8) OBP: 0.365, SLG: 0.353	4-3			L7		F9 2-3			5-3	4	0	0	0	0	0	1
Bobby Murcer, L (1, 9) OBP: 0.337, SLG: 0.444	F4			F1		9-2 3-Hf			BBBB BB	3	0	0	0	1	0	1
Joe Pepitone, L (1, 3) OBP: 0.269, SLG: 0.466		FC1-4 1B			FC1-5 1B		F6		F9	4	0	2	0	0	0	1
Bill Robinson, R (1, 7) OBP: 0.242, SLG: 0.285		FC1-4 G5-4-3 1-2f			BB FC1-5 SF8 1-2		F7		F9	4	1	2	0	0	0	2
Bobby Cox, R (1, 5) OBP: 0.310, SLG: 0.299		G5-4-3 1-2f			FC1-5 BB 1-2 2-3f		F7 1-2			3	0	0	0	0	0	4
Gene Michael, S (1, 6) OBP: 0.371, SLG: 0.400		SSS K			BBBB BB 1-2 2-3		L5			2	0	0	0	1	1	1
Jake Gibbs, L (1, 2) OBP: 0.287, SLG: 0.236		F9			SF8 3-H			6-3		1	0	0	1	0	0	0
Billy Cowan, R (8, PH) OBP: 0.229, SLG: 0.244										1	0	0	0	0	0	0
Mike Kekich, R (9, 1) OBP: 0.100, SLG: 0.200										0	0	0	0	0	0	0
Bill Burbach, R (1, 1) OBP: 0.167, SLG: 0.143		F9			SSS K			BBBB L3 BB		2	0	0	0	0	1	2
Steve Hamilton, L (8, 1)										0	0	0	0	0	0	0
Frank Fernandez, R (8, PH) OBP: 0.397, SLG: 0.439										0	0	0	0	1	0	0
(9, 2)																
Inning Stats	R: 0 E: 0 K: 0 S: 3 H: 0 LOB: 0 BB: 0 P: 3	R: 0 E: 0 K: 0 S: 3 H: 1 LOB: 0 BB: 0 P: 3	R: 0 E: 0 K: 1 S: 5 H: 0 LOB: 0 BB: 0 P: 5	R: 0 E: 0 K: 0 S: 3 H: 0 LOB: 0 BB: 0 P: 3	R: 1 E: 0 K: 1 S: 7 H: 2 LOB: 2 BB: 1 P: 11	R: 0 E: 0 K: 0 S: 3 H: 1 LOB: 0 BB: 0 P: 3	R: 0 E: 0 K: 0 S: 4 H: 1 LOB: 1 BB: 0 P: 4	R: 0 E: 0 K: 0 S: 2 H: 0 LOB: 0 BB: 1 P: 6	R: 0 E: 0 K: 0 S: 3 H: 0 LOB: 1 BB: 1 P: 7	1B: 4 2B: 3 3B: 0 HR: 0	SF: 1 SAC: 0 DP: 3 HBP: 0					

PITCHER	IP	WLS	BF	H	R	ER	SO	BB	IBB	HBP	BLK	WP	HR	S	P	ERA	WHIP
Juan Pizarro, L (1, 1) ERA: 3.24	9.0	W	32	5	1	1	2	3	0	0	0	0	0	33	45	1.00	0.889

PITCHER	IP	WLS	BF	H	R	ER	SO	BB	IBB	HBP	BLK	WP	HR	S	P	ERA	WHIP

BOTTOM

Cleveland Indians @ New York Yankees

Yankee Stadium, Bronx, NY

Fri Jul 04 1969, 3:38 AM EDT
Att. 17,884 - Unknown - 82 F

livebaseballscorecards.com

AB	28
R	1
H	5
RBI	1
BB	3
SO	2
LOB	13

WP: 0 PA: 32
PB: 0
SB: 0
CS: 0

Cleveland Indians @ New York Yankees

Yankee Stadium, Bronx, NY

Sat Jul 05 1969, 7:05 PM EDT

Att. 11,968 - Overcast - 86 F

TOP

livebaseballscorecards.com

Batter	1	2	3	4	5	6	7	8	9	AB	R	H	RBI	BB	SO	LOB
Jose Cardenal, R (1, 8) OBP: 0.279, SLG: 0.322	F5		F3			5-3		G3 2-3	F2	5	0	0	0	0	0	3
Larry Brown, R (1, 6) OBP: 0.317, SLG: 0.314	4-3 1B		F8			1B 4-3 1B		6-3	B1-3	5	1	2	0	0	0	3
Duke Sims, L (1, 2) OBP: 0.411, SLG: 0.489	4-3 1-2			1B		4-3 1-3 1B		1B IBB		3	0	2	0	1	0	1
Tony Horton, R (1, 3) OBP: 0.314, SLG: 0.470	5-3			S S S K		4-3 1-2 3-H		FC6-4 1-2 3-H 1B		4	0	1	2	0	1	2
Ken Harrelson, R (1, 9) OBP: 0.294, SLG: 0.373		6-3		F9		F7		FC6-4 1-2f		4	0	0	0	0	0	3
Russ Snyder, L (1, 7) OBP: 0.331, SLG: 0.315 Cap Peterson, R (9, PH) OBP: 0.373, SLG: 0.344 Chuck Hinton, R (9, 7) OBP: 0.270, SLG: 0.383		1-3			4-3		F7		1B 2B 1B	3 1 0	0 1 0	0 1 0	0 1 0	0 0 0	0 0 0	0 0 0
Zoilo Versalles, R (1, 4) OBP: 0.311, SLG: 0.315		1B			F6		6-3		2B 1-2 1B	4	0	2	0	0	0	0
Lou Klimchock, L (1, 5) OBP: 0.338, SLG: 0.431 Max Alvis, R (8, 5) OBP: 0.286, SLG: 0.284		3-4-1			HR		F8		FC4 1-3 2-H 2B	3 1	1 0	1 1	1 1	0 0	0 0	1 0
Steve Hargan, R (1, 1) OBP: 0.200, SLG: 0.200 Richie Scheinblum, S (8, PH) OBP: 0.233, SLG: 0.202 Mike Paul, L (8, 1)			F6		1-3			G3 1B 2B	FC4 2-3	2 1 1	0 1 0	0 1 0	0 0 0	0 0 0	0 0 0	0 0 2
Inning Stats	R: 0 E: 0 K: 0 S: 4 H: 1 LOB: 1 BB: 0 P: 4	R: 0 E: 0 K: 0 S: 4 H: 1 LOB: 1 BB: 0 P: 4	R: 0 E: 0 K: 0 S: 3 H: 0 LOB: 0 BB: 0 P: 3	R: 0 E: 0 K: 1 S: 5 H: 1 LOB: 0 BB: 0 P: 5	R: 1 E: 0 K: 0 S: 4 H: 1 LOB: 0 BB: 0 P: 4	R: 1 E: 0 K: 0 S: 5 H: 2 LOB: 1 BB: 0 P: 5	R: 0 E: 0 K: 0 S: 3 H: 0 LOB: 0 BB: 0 P: 3	R: 1 E: 0 K: 0 S: 5 H: 2 LOB: 2 BB: 1 P: 9	R: 1 E: 0 K: 0 S: 6 H: 3 LOB: 2 BB: 0 P: 6	1B: 8 2B: 2 3B: 0 HR: 1 SF: 0 SAC: 0 DP: 0 HBP: 0						

	AB	37
	R	4
	H	11
	RBI	4
	BB	1
	SO	1
	LOB	15

WP: 0 PB: 0 SB: 0 CS: 0 PA: 38

PITCHER		IP	WLS	BF	H	R	ER	SO	BB	IBB	HBP	BLK	WP	HR	S	P	ERA	WHIP
Stan Bahnsen, R ERA: 4.12	(1, 1)	8.0	L	32	8	3	3	1	0	1	0	0	0	1	33	37	3.38	1.000
Steve Hamilton, L ERA: 3.28	(9, 1)	1.0		6	3	1	1	0	0	0	0	0	0	0	6	6	9.00	3.000

PITCHER	IP	WLS	BF	H	R	ER	SO	BB	IBB	HBP	BLK	WP	HR	S	P	ERA	WHIP

BOTTOM

Cleveland Indians @ New York Yankees

Yankee Stadium, Bronx, NY

Sat Jul 05 1969, 7:05 PM EDT

Att. 11,968 - Overcast - 86 F

livebaseballscorecards.com

Batter	1	2	3	4	5	6	7	8	9	AB	R	H	RBI	BB	SO	LOB
Tom Shopay, L (1, 7)	3-1			SF7 3B	K			6-3		3	1	1	0	0	1	1
Billy Cowan, R (8, PH)										1	0	0	0	0	0	0
Steve Hamilton, L (9, 1)										0	0	0	0	0	0	0
Jerry Kenney, L (1, 5)	K			SF7 3-H		4-3		BB		2	0	0	1	1	1	0
Bobby Murcer, L (1, 9)	4-3			G5-3 2B		4-3		F5		4	0	1	0	0	0	1
Joe Pepitone, L (1, 3)		F9		IBB		BB S			1B	2	0	1	0	2	0	0
Ron Woods, R (1, 8)		K		G5-3 2-3f		K 1-2			F6	4	0	0	0	0	2	4
Gene Michael, S (1, 6)		BB CS			SF9 3B		BB G4-6-3		K	2	1	1	0	2	1	1
Bobby Cox, R (1, 4)		CS 1-2	5-3		BB		F8		F3	3	0	0	0	1	0	2
Jake Gibbs, L (1, 2)			L8		SF9 3-H		G4-6-3 1-2f			2	0	0	1	0	0	1
Stan Bahnsen, R (1, 1)			K		L5			F3		2	0	0	0	0	1	1
Bill Robinson, R (8, PH) (9, 7)										1	0	0	0	0	0	0

	AB	26
	R	2
	H	4
	RBI	2
	BB	6
	SO	6
	LOB	11

Inning Stats	1	2	3	4	5	6	7	8	9
	R: 0 H: 0 E: 0 LOB: 0 K: 1 BB: 0 S: 5 P: 5	R: 0 H: 0 E: 0 LOB: 0 K: 1 BB: 1 S: 4 P: 8	R: 0 H: 0 E: 0 LOB: 0 K: 1 BB: 0 S: 5 P: 5	R: 1 H: 2 E: 0 LOB: 1 K: 0 BB: 1 S: 4 P: 8	R: 1 H: 1 E: 0 LOB: 1 K: 1 BB: 1 S: 6 P: 10	R: 0 H: 0 E: 0 LOB: 1 K: 1 BB: 1 S: 5 P: 9	R: 0 H: 0 E: 0 LOB: 0 K: 0 BB: 1 S: 2 P: 6	R: 0 H: 0 E: 0 LOB: 1 K: 0 BB: 1 S: 3 P: 7	R: 0 H: 1 E: 0 LOB: 1 K: 1 BB: 0 S: 6 P: 6

	1B: 1	SF: 2
	2B: 1	SAC: 0
	3B: 2	DP: 2
	HR: 0	HBP: 0

	WP: 0	PA: 35
	PB: 0	
	SB: 1	
	CS: 1	

PITCHER		IP	WLS	BF	H	R	ER	SO	BB	IBB	HBP	BLK	WP	HR	S	P	ERA	WHIP
Steve Hargan, R	(1, 1)	7.0	W	26	3	2	2	5	4	1	0	0	0	0	31	51	2.57	1.000
ERA: 6.09																		
Mike Paul, L	(8, 1)	2.0	S	8	1	0	0	1	1	0	0	0	0	0	9	13	0.00	1.000
ERA: 3.69																		

PITCHER	IP	WLS	BF	H	R	ER	SO	BB	IBB	HBP	BLK	WP	HR	S	P	ERA	WHIP

Batter	1	2	3	4	5	6	7	8	9	AB	R	H	RBI	BB	SO	LOB
Jose Cardenal, R (1, 8) OBP: 0.289, SLG: 0.330	B B B B 4-0 CS BB		x 0-0 S 1B 2-H 1B		x 0-0 1B			x 0-0 5-3 1B		3	1	3	1	1	0	0
Larry Brown, R (1, 6) OBP: 0.316, SLG: 0.313	x 0-0 ① ② F9 1-2		x 0-0 1-H 1B		x 0-0 ③ L9			x 0-0 ① 5-3 1-2		4	0	1	1	0	0	3
Duke Sims, L (1, 2) OBP: 0.407, SLG: 0.481	S S S 0-3 ③ K		x 0-0 ③ F8			x 0-0 G5-3 E 1B		x 0-0 ② F7		4	0	1	0	0	1	2
Tony Horton, R (1, 3) OBP: 0.310, SLG: 0.464		S S S 0-3 ① K		x 0-0 ① L7		x 0-0 E5 G5-3 1-2		x 0-0 5-3		4	0	0	0	0	1	2
Ken Harrelson, R (1, 9) OBP: 0.293, SLG: 0.371		x 0-0 ② 5-3		x 0-0 1B 1B		x 0-0 ① ② G5-3 1-2 2-3f			x 0-0 ① F8	4	0	1	0	0	0	2
Russ Snyder, L (1, 7) OBP: 0.329, SLG: 0.314		x 0-0 ③ 4-3		x 0-0 G5-4-3 1-3 1B		x 0-0 ③ F4			x 0-0 ② 4-3	4	0	1	0	0	0	1
Zoilo Versalles, R (1, 4) OBP: 0.307, SLG: 0.310 Richie Scheinblum, S (9, PH) OBP: 0.231, SLG: 0.200			x 0-0 ① F3	x 0-0 ② ③ G5-4-3 1-2f			x 0-0 ① F4		x 0-0 ③ G3	3 1	0 0	0 0	0 0	0 0	0 0	2 0
Lou Klimchock, L (1, 5) OBP: 0.338, SLG: 0.426			x 0-0 4-3 1B 1B		x 0-0 ① 3-1		x 0-0 ② F7			3	1	1	0	0	0	0
Sam McDowell, L (1, 1) OBP: 0.200, SLG: 0.220			x 0-0 ② 4-3 1-2		x 0-0 ② 1-3		x 0-0 ③ F8			3	0	0	0	0	0	1
Inning Stats	R: 0 H: 0 E: 0 LOB: 0 K: 1 BB: 1 S: 4 P: 8	R: 0 H: 0 E: 0 LOB: 0 K: 1 BB: 0 S: 5 P: 5	R: 2 H: 3 E: 0 LOB: 1 K: 0 BB: 0 S: 6 P: 6	R: 0 H: 2 E: 0 LOB: 1 K: 0 BB: 0 S: 4 P: 4	R: 0 H: 1 E: 0 LOB: 1 K: 0 BB: 0 S: 4 P: 4	R: 0 H: 1 E: 1 LOB: 1 K: 0 BB: 0 S: 4 P: 4	R: 0 H: 0 E: 0 LOB: 0 K: 0 BB: 0 S: 3 P: 3	R: 0 H: 1 E: 0 LOB: 1 K: 0 BB: 0 S: 4 P: 4	R: 0 H: 0 E: 0 LOB: 0 K: 0 BB: 0 S: 3 P: 3	1B: 8 SF: 0 2B: 0 SAC: 0 3B: 0 DP: 2 HR: 0 HBP: 0						WP: 0 PA: 34 PB: 0 SB: 1 CS: 1	

TOP

Cleveland Indians @ New York Yankees

Yankee Stadium, Bronx, NY

Sun Jul 06 1969, 3:33 AM EDT

Att. 14,529 - Unknown - 82 F

livebaseballscorecards.com

AB	33
R	2
H	8
RBI	2
BB	1
SO	2
LOB	13

PITCHER		IP	WLS	BF	H	R	ER	SO	BB	IBB	HBP	BLK	WP	HR	S	P	ERA	WHIP
Mel Stottlemyre, R ERA: 2.44	(1, 1)	9.0	W	34	8	2	2	2	1	0	0	0	0	0	37	41	2.00	1.000

PITCHER	IP	WLS	BF	H	R	ER	SO	BB	IBB	HBP	BLK	WP	HR	S	P	ERA	WHIP

Batter	1	2	3	4	5	6	7	8	9	AB	R	H	RBI	BB	SO	LOB
Jerry Kenney, L (1, 5) OBP: 0.338, SLG: 0.328	6-3		BB, 1B 1B		BB 2B 1B	F8 1-2				4	1	2	0	0	0	1
Ron Woods, R (1, 8) OBP: 0.366, SLG: 0.345	BB 1B		BB 1-2 1B		BBBB 4-0 1-2 2B BB	6-3				3	1	2	0	1	0	0
Bobby Murcer, L (1, 9) OBP: 0.338, SLG: 0.447	BBBB 4-0 1-2 BB		F4		1-H 2-H 1B 2B	F5				3	1	1	2	1	0	2
Joe Pepitone, L (1, 3) OBP: 0.282, SLG: 0.466	F7		BBBB 4-0 FC6-4 1-2 2-3 BB		1-3 2-H 1B	BBBB 4-0 FC5-4 BB				2	0	1	1	2	0	2
Frank Fernandez, R (1, 2) OBP: 0.386, SLG: 0.423	SSS 0-3 K		FC6-4 1-2f		SSS 0-3 K	FC5-4 1-2f				4	0	0	0	0	2	7
Bill Robinson, R (1, 7) OBP: 0.241, SLG: 0.289		SSS 0-3 K		F8	1-3 1-2			4-3 SF7 2B		4	1	1	0	0	1	1
Bobby Cox, R (1, 4) OBP: 0.298, SLG: 0.279		SSS 0-3 K		SSS 0-3 K	1-3			4-3 2-3		4	0	0	0	0	2	2
Gene Michael, S (1, 6) OBP: 0.377, SLG: 0.413		SSS 0-3 K		1B		E6 CS		SF7 3-H		3	0	1	1	0	1	0
Mel Stottlemyre, R (1, 1) OBP: 0.258, SLG: 0.254			SSS 0-3 K	SSS 0-3 K		SSS 0-3 K		SSS 0-3 K		4	0	0	0	0	4	2
Inning Stats	R: 0 E: 0 K: 1 S: 6 H: 1 LOB: 2 BB: 1 P: 10	R: 0 E: 0 K: 3 S: 9 H: 0 LOB: 0 BB: 0 P: 9	R: 0 E: 0 K: 1 S: 7 H: 2 LOB: 3 BB: 1 P: 11	R: 0 E: 0 K: 2 S: 8 H: 1 LOB: 1 BB: 0 P: 8	R: 3 E: 0 K: 1 S: 8 H: 3 LOB: 1 BB: 1 P: 12	R: 0 E: 1 K: 1 S: 5 H: 0 LOB: 0 BB: 0 P: 5	R: 0 E: 0 K: 0 S: 3 H: 0 LOB: 1 BB: 1 P: 7	R: 1 E: 0 K: 1 S: 6 H: 1 LOB: 0 BB: 0 P: 6		1B: 6 2B: 2 3B: 0 HR: 0 SF: 1 SAC: 0 DP: 0 HBP: 0					

PITCHER	IP	WLS	BF	H	R	ER	SO	BB	IBB	HBP	BLK	WP	HR	S	P	ERA	WHIP
Sam McDowell, L (1, 1) ERA: 2.58	8.0	L	36	8	4	4	10	4	0	0	0	0	0	52	68	4.50	1.500

PITCHER	IP	WLS	BF	H	R	ER	SO	BB	IBB	HBP	BLK	WP	HR	S	P	ERA	WHIP

BOTTOM

Cleveland Indians @ New York Yankees

Yankee Stadium, Bronx, NY

Sun Jul 06 1969, 3:33 AM EDT

Att. 14,529 - Unknown - 82 F

livebaseballscorecards.com

AB	31
R	4
H	8
RBI	4
BB	4
SO	10
LOB	17

WP: 0 PB: 0 SB: 0 CS: 1 PA: 36

Cleveland Indians @ Washington Senators

Robert F. Kennedy Memorial Stadium, Washington, DC

Mon Jul 07 1969, 7:05 PM EDT

Att. 9,575 - Unknown

livebaseballscorecards.com

TOP

Batter	1	2	3	4	5	6	7	8	9	AB	R	H	RBI	BB	SO	LOB
Jose Cardenal, R (1, 8) OBP: 0.293, SLG: 0.333	F3 1B		1B FC5-2 1B		5-3			E8		3	0	2	0	0	0	0
Stan Williams, R (5, 1) OBP: 0.222, SLG: 0.125										0	0	0	0	0	0	0
Lou Klimchock, L (8, PH) OBP: 0.333, SLG: 0.420										1	0	0	0	0	0	0
Gary Kroll, R (8, 1)										0	0	0	0	0	0	0
Dick Ellsworth, L (8, 1) OBP: 0.200, SLG: 0.172										0	0	0	0	0	0	0
Larry Brown, R (1, 6) OBP: 0.315, SLG: 0.312	F3 1-2		FC5-2 BB 1-3 1B		S S S K			5-3		4	0	1	0	0	1	1
Cap Peterson, R (1, 7) OBP: 0.372, SLG: 0.333	F9		B B B B FC5-2 1-2 BB			6-3			F9	2	0	0	0	1	0	0
Richie Scheinblum, S (9, PH) OBP: 0.230, SLG: 0.198										1	0	0	0	0	0	0
Tony Horton, R (1, 3) OBP: 0.310, SLG: 0.462		HR 1B	FC5-2 FC6-4 1-2 2-3 3-Hf			F3			6-3	4	1	1	0	0	0	3
Ken Harrelson, R (1, 9) OBP: 0.293, SLG: 0.380	1-H HR		FC6-4 1-2f			F8			F9	4	1	1	2	0	0	3
Zoilo Versalles, R (1, 4) OBP: 0.303, SLG: 0.306		F9		F8			6-3			3	0	0	0	0	0	0
Max Alvis, R (1, 5) OBP: 0.282, SLG: 0.280		F9		4-3			F6			3	0	0	0	0	0	0
Ken Suarez, R (1, 2) OBP: 0.353, SLG: 0.364		5-3		4-3			4-3			2	0	0	0	0	0	0
Duke Sims, L (7, PH) OBP: 0.405, SLG: 0.478										1	0	0	0	0	0	0
										1	0	0	0	0	0	0
Luis Tiant, R (1, 1) OBP: 0.289, SLG: 0.429			6-3		6-3			F8		0	0	0	0	0	0	0
Mike Paul, L (3, 1)										2	0	0	0	0	0	0
Russ Snyder, L (5, PH) OBP: 0.326, SLG: 0.310																
(5, 8)																

Inning Stats	1	2	3	4	5	6	7	8	9
	R: 0 H: 1 E: 0 LOB: 0 K: 0 BB: 0 S: 3 P: 3	R: 2 H: 2 E: 0 LOB: 0 K: 0 BB: 0 S: 5 P: 5	R: 0 H: 2 E: 0 LOB: 3 K: 0 BB: 1 S: 5 P: 9	R: 0 H: 0 E: 0 LOB: 0 K: 0 BB: 0 S: 3 P: 3	R: 0 H: 0 E: 0 LOB: 0 K: 1 BB: 0 S: 5 P: 5	R: 0 H: 0 E: 0 LOB: 0 K: 0 BB: 0 S: 3 P: 3	R: 0 H: 0 E: 0 LOB: 0 K: 0 BB: 0 S: 3 P: 3	R: 0 H: 0 E: 1 LOB: 0 K: 0 BB: 0 S: 3 P: 3	R: 0 H: 0 E: 0 LOB: 0 K: 0 BB: 0 S: 3 P: 3

1B: 4 SF: 0
2B: 0 SAC: 0
3B: 0 DP: 0
HR: 1 HBP: 0

WP: 0 PA: 32
PB: 0
SB: 0
CS: 0

	AB	31
	R	2
	H	5
	RBI	2
	BB	1
	SO	1
	LOB	7

PITCHER		IP	WLS	BF	H	R	ER	SO	BB	IBB	HBP	BLK	WP	HR	S	P	ERA	WHIP
Jim Shellenback, L ERA: 4.89	(1, 1)	2.1		12	5	2	2	0	1	0	0	0	0	1	11	15	7.71	2.571
Casey Cox, R ERA: 1.88	(3, 1)	6.2	W	20	0	0	0	1	0	0	0	0	0	0	22	22	0.00	0.000

PITCHER		IP	WLS	BF	H	R	ER	SO	BB	IBB	HBP	BLK	WP	HR	S	P	ERA	WHIP

Batter	1	2	3	4	5	6	7	8	9	AB	R	H	RBI	BB	SO	LOB
Del Unser, L (1, 8) OBP: 0.329, SLG: 0.340	4-3	1-3		F6		K		3-1		5	0	0	0	0	1	5
Lee Maye, L (1, 9) OBP: 0.300, SLG: 0.306	F6		HR, BB		HR, 2B		F3			3	2	1	0	1	0	0
Frank Howard, R (1, 7) OBP: 0.402, SLG: 0.645	BB		1-H HR		K		HR			3	2	2	3	1	1	1
Sam Bowens, R (8, 7) OBP: 0.200, SLG: 0.158										0	0	0	0	0	0	0
Mike Epstein, L (1, 3) OBP: 0.430, SLG: 0.605	K		F7 BB		2-H HR		F4			3	1	1	2	1	1	1
Ken McMullen, R (1, 5) OBP: 0.322, SLG: 0.359		F7	1-2 F7		K		K			4	0	0	0	0	2	1
Tim Cullen, R (8, 5) OBP: 0.266, SLG: 0.225										0	0	0	0	0	0	0
Bernie Allen, L (1, 4) OBP: 0.356, SLG: 0.410		1B FC5-4 BB	K		4-3			WP BB		2	1	0	0	2	1	0
Ed Brinkman, R (1, 6) OBP: 0.326, SLG: 0.334		FC5-4 BB 1-3 1B		F8		1-3		1-2 K		4	0	1	0	0	1	1
Jim French, L (1, 2) OBP: 0.348, SLG: 0.357		1-2 FC5-4 BB		SH1-3 3B		2B		BB		2	1	2	0	2	0	0
Jim Shellenback, L (1, 1) OBP: 0.200, SLG: 0.200		FC5-4		SH1-3		K		K		1	0	0	1	0	0	2
Casey Cox, R (3, 1)		1-2f 2-3 3-H		3-H						2	0	0	1	0	2	3
Inning Stats	R: 0 E: 0 K: 1 S: 5 H: 0 LOB: 1 BB: 1 P: 9	R: 1 E: 0 K: 0 S: 4 H: 1 LOB: 2 BB: 2 P: 12	R: 2 E: 0 K: 1 S: 5 H: 1 LOB: 0 BB: 2 P: 13	R: 1 E: 0 K: 0 S: 4 H: 1 LOB: 0 BB: 0 P: 4	R: 2 E: 0 K: 2 S: 9 H: 2 LOB: 0 BB: 0 P: 9	R: 0 E: 0 K: 2 S: 8 H: 1 LOB: 1 BB: 0 P: 8	R: 1 E: 0 K: 1 S: 6 H: 1 LOB: 0 BB: 0 P: 6	R: 0 E: 0 K: 2 S: 7 H: 0 LOB: 2 BB: 2 P: 15		1B: 1 2B: 2 3B: 1 HR: 3	SF: 0 SAC: 1 DP: 0 HBP: 0						

PITCHER	IP	WLS	BF	H	R	ER	SO	BB	IBB	HBP	BLK	WP	HR	S	P	ERA	WHIP
Luis Tiant, R (1, 1) ERA: 4.05	2.0	L	13	2	3	3	1	5	0	0	0	0	1	10	30	13.50	3.500
Mike Paul, L (3, 1) ERA: 3.71	2.0		6	1	1	1	1	0	0	0	0	0	0	8	8	4.50	0.500
Stan Williams, R (5, 1) ERA: 4.5	3.0		13	4	3	3	5	0	0	0	0	0	2	23	23	9.00	1.333
Gary Kroll, R (8, 1) ERA: 2.35	0.2		4	0	0	0	2	2	0	0	0	1	0	6	14	0.00	3.000
Dick Ellsworth, L (8, 1) ERA: 4.99	0.1		1	0	0	0	0	0	0	0	0	0	0	1	1	0.00	0.000

PITCHER	IP	WLS	BF	H	R	ER	SO	BB	IBB	HBP	BLK	WP	HR	S	P	ERA	WHIP

BOTTOM

Cleveland Indians @ Washington Senators

Robert F. Kennedy Memorial Stadium, Washington, DC

Mon Jul 07 1969, 7:05 PM EDT

Att. 9,575 - Unknown

livebaseballscorecards.com

AB	29
R	7
H	7
RBI	7
BB	7
SO	9
LOB	14

WP: 1 PB: 0 SB: 0 CS: 0 PA: 37

Cleveland Indians @ Washington Senators

Robert F. Kennedy Memorial Stadium, Washington, DC

Tue Jul 08 1969, 7:05 PM EDT

Att. 11,321 - Unknown

livebaseballscorecards.com

TOP

Batter	1	2	3	4	5	6	7	8	9	AB	R	H	RBI	BB	SO	LOB
Richie Scheinblum, S (1, 7) OBP: 0.236, SLG: 0.216	G3		F7		4-3		1B 2B	BB E 1B		5	1	2	0	0	0	0
Larry Brown, R (1, 6) OBP: 0.319, SLG: 0.317	G3		HR 1B		F8 WP WP 1B		G5-4-3 1B WP 1B 2-H	E5 BB 1-2		5	3	3	1	0	0	1
Duke Sims, L (1, 2) OBP: 0.422, SLG: 0.507	WP BB BB		1-H HR		WP BB 1-2		G5-4-3 1-2 1B	BB 1-2 2-3		2	1	2	2	3	0	0
Tony Horton, R (1, 3) OBP: 0.308, SLG: 0.456	FC6-4 BB 1-2		5-3		F8 2-3		G5-4-3 1-2f 2-3	6-3		4	0	0	0	1	0	7
Ken Harrelson, R (1, 9) OBP: 0.300, SLG: 0.393	FC6-4 1-2f 2-3			1B 1B	1-2 3-H BB		HR 3-H		FC6-4 BB	3	1	2	1	2	0	2
Russ Snyder, L (1, 8) OBP: 0.328, SLG: 0.312 Chuck Hinton, R (5, PH) OBP: 0.273, SLG: 0.371 (5, 8)		K		1-3 1B	F4		S BB		FC6-4 1-2f	2 2	0 0	1 0	0 0	0 1	1 0	0 3
Lou Klimchock, L (1, 5) OBP: 0.316, SLG: 0.397 Max Alvis, R (7, 5) OBP: 0.281, SLG: 0.278	K		F5	6-3	G3 1-2		K	F5	K	4 1	0 0	0 0	0 0	0 0	1 1	3 1
Vern Fuller, R (1, 4) OBP: 0.293, SLG: 0.360	F4		K	4-3	K		K	K	G3	5	0	0	0	0	2	3
Ron Law, R (1, 1) Juan Pizarro, L (3, 1) OBP: 0.200, SLG: 0.200 Cap Peterson, R (4, PH) OBP: 0.367, SLG: 0.328 Mike Paul, L (4, 1) Jose Cardenal, R (6, PH) OBP: 0.292, SLG: 0.332 Horacio Pina, R (6, 1) OBP: 0.500, SLG: 0.500 Dick Ellsworth, L (9, 1) OBP: 0.200, SLG: 0.172 Stan Williams, R (9, 1) OBP: 0.222, SLG: 0.125			4-3	L8	K		K	K		1 0 1 0 1 1 0 0	0 0 0 0 0 0 0 0	0 0 0 0 0 0 0 0	0 0 0 0 0 0 0 0	0 0 0 0 0 1 1 0	0 0 0 0 0 0 0 0	0 0 2 0 0 0 0 0
Inning Stats	R: 0 E: 0 K: 0 S: 3 H: 0 LOB: 2 BB: 2 P: 11	R: 0 E: 0 K: 2 S: 7 H: 0 LOB: 0 BB: 0 P: 7	R: 2 E: 0 K: 0 S: 5 H: 2 LOB: 0 BB: 0 P: 5	R: 0 E: 0 K: 1 S: 7 H: 2 LOB: 2 BB: 0 P: 7	R: 1 E: 0 K: 0 S: 4 H: 1 LOB: 2 BB: 2 P: 12	R: 0 E: 0 K: 1 S: 5 H: 0 LOB: 0 BB: 0 P: 5	R: 3 E: 0 K: 0 S: 6 H: 4 LOB: 1 BB: 1 P: 10	R: 0 E: 1 K: 2 S: 9 H: 1 LOB: 3 BB: 1 P: 13	R: 0 E: 0 K: 1 S: 5 H: 0 LOB: 1 BB: 1 P: 9	1B: 7 2B: 1 3B: 0 HR: 2 SF: 0 SAC: 0 DP: 1 HBP: 0						

	AB	37
	R	6
	H	10
	RBI	4
	BB	7
	SO	7
	LOB	22

WP: 4 PA: 44
PB: 0
SB: 1
CS: 0

PITCHER		IP	WLS	BF	H	R	ER	SO	BB	IBB	HBP	BLK	WP	HR	S	P	ERA	WHIP
Jim Hannan, R ERA: 3.96	(1, 1)	4.2		23	5	3	3	3	4	0	0	0	3	1	25	41	5.79	1.929
Barry Moore, L ERA: 3.27	(5, 1)	0.1		1	0	0	0	0	0	0	0	0	0	0	1	1	0.00	0.000
Bob Humphreys, R ERA: 3.49	(6, 1)	1.0		6	3	3	3	1	0	0	0	0	0	0	8	8	27.00	3.000
Dennis Higgins, R ERA: 3.09	(7, 1)	2.0	L	10	2	0	0	2	2	0	0	0	1	1	12	20	0.00	2.000
Darold Knowles, L ERA: 2.32	(9, 1)	1.0		4	0	0	0	1	1	0	0	0	0	0	5	9	0.00	1.000

PITCHER	IP	WLS	BF	H	R	ER	SO	BB	IBB	HBP	BLK	WP	HR	S	P	ERA	WHIP

Batter	1	2	3	4	5	6	7	8	9	AB	R	H	RBI	BB	SO	LOB
Del Unser, L (1, 8) OBP: 0.330, SLG: 0.344	1B SF8 1B		4-3	4-3		FC3-6 1-2f		1-3 2B		5	1	2	0	0	0	1
Lee Maye, L (1, 9) OBP: 0.308, SLG: 0.321	WP PB 1-3 1B		1B 2B	F4		4-3		F9		2	1	2	0	0	0	0
Brant Alyea, R (4, PH) (5, 9) OBP: 0.387, SLG: 0.574										3	0	0	0	0	0	3
Darold Knowles, L (9, 1) OBP: 0.143, SLG: 0.143										0	0	0	0	0	0	0
Frank Howard, R (1, 7) OBP: 0.405, SLG: 0.643	SF8 3-H		1B 1B IBB	IBB			4-3		BB 1B 1B	1	1	0	1	3	0	0
Hank Allen, R (9, PR) OBP: 0.304, SLG: 0.338										0	0	0	0	0	0	0
Mike Epstein, L (1, 3) OBP: 0.433, SLG: 0.601	FC4-6 1-3 BB		1B 3B 1-3 2-H 1B	F9			BB		K	3	1	1	1	2	1	2
Ken McMullen, R (1, 5) OBP: 0.323, SLG: 0.359	F5		1B 3B 1-3 3-H		5-3		F2		1B 1-H	5	1	2	1	0	0	3
Bernie Allen, L (1, 4) OBP: 0.353, SLG: 0.415	FC4-6 1-2f		3B 1-H 3-H		4-3		F8		F8	5	0	1	2	0	0	5
Ed Brinkman, R (1, 6) OBP: 0.323, SLG: 0.330		F9	L6		5-3			4-3		4	0	0	0	0	0	1
Paul Casanova, R (1, 2) OBP: 0.244, SLG: 0.284		F7	IBB			FC3-6 1B		FC3-6 1B		3	0	2	0	1	0	0
Jim Hannan, R (1, 1) OBP: 0.167, SLG: 0.167 Barry Moore, L (5, 1) OBP: 0.273, SLG: 0.200 Bob Humphreys, R (6, 1) OBP: 0.167, SLG: 0.091 Dennis Higgins, R (7, 1) OBP: 0.111, SLG: 0.111 Ed Stroud, L (8, PH) (9, 9) OBP: 0.340, SLG: 0.358		G3	K			K		FC3-6 2B 1-2f		2	0	0	0	0	1	2
										0	0	0	0	0	0	0
										1	0	0	0	0	1	1
										0	0	0	0	0	0	0
										1	0	0	0	0	0	1
Inning Stats	R: 1 E: 0 K: 0 S: 5 H: 2 LOB: 2 BB: 1 P: 9	R: 0 E: 0 K: 0 S: 3 H: 0 LOB: 0 BB: 0 P: 3	R: 4 E: 0 K: 1 S: 9 H: 4 LOB: 2 BB: 2 P: 17	R: 0 E: 0 K: 0 S: 3 H: 0 LOB: 1 BB: 1 P: 7	R: 0 E: 0 K: 0 S: 3 H: 0 LOB: 0 BB: 0 P: 3	R: 0 E: 0 K: 1 S: 6 H: 1 LOB: 1 BB: 0 P: 6	R: 0 E: 0 K: 0 S: 3 H: 0 LOB: 1 BB: 1 P: 7	R: 0 E: 0 K: 0 S: 5 H: 2 LOB: 2 BB: 0 P: 5	R: 0 E: 0 K: 1 S: 5 H: 1 LOB: 2 BB: 1 P: 9	1B: 7 2B: 2 3B: 1 HR: 0	SF: 1 SAC: 0 DP: 0 HBP: 0					

PITCHER		IP	WLS	BF	H	R	ER	SO	BB	IBB	HBP	BLK	WP	HR	S	P	ERA	WHIP
Ron Law, R ERA: 8.59	(1, 1)	2.1		14	5	5	5	0	1	1	0	0	1	0	12	20	19.29	2.571
Juan Pizarro, L ERA: 3.2	(3, 1)	0.2		4	1	0	0	1	0	1	0	0	0	0	5	9	0.00	1.500
Mike Paul, L ERA: 3.6	(4, 1)	2.0		7	0	0	0	0	0	1	0	0	0	0	6	10	0.00	0.000
Horacio Pina, R ERA: 5.03	(6, 1)	3.0	W	14	3	0	0	1	2	0	0	0	0	0	14	22	0.00	1.667
Dick Ellsworth, L ERA: 4.97	(9, 1)	0.1		1	0	0	0	1	0	0	0	0	0	0	3	3	0.00	0.000

PITCHER		IP	WLS	BF	H	R	ER	SO	BB	IBB	HBP	BLK	WP	HR	S	P	ERA	WHIP
Stan Williams, R ERA: 4.47	(9, 1)	0.2	S	2	1	0	0	0	0	0	0	0	0	0	2	2	0.00	1.500

BOTTOM

Cleveland Indians @ Washington Senators

Robert F. Kennedy Memorial Stadium, Washington, DC

Tue Jul 08 1969, 7:05 PM EDT

Att. 11,321 - Unknown

livebaseballscorecards.com

AB	35
R	5
H	10
RBI	5
BB	6
SO	3
LOB	19

WP: 1	PA: 42			
PB: 1				
SB: 0				
CS: 0				

Batter	1	2	3	4	5	6	7	8	9	AB	R	H	RBI	BB	SO	LOB
Richie Scheinblum, S (1, 7) OBP: 0.244, SLG: 0.218	1B		G1		K			BB G5-4-3		3	0	1	0	1	1	0
Larry Brown, R (1, 6) OBP: 0.318, SLG: 0.316	K		L4-3 1B			6-3		G5-4-3 1-2f		4	0	1	0	0	1	2
Duke Sims, L (1, 2) OBP: 0.418, SLG: 0.500	K		L4-3 1-2			1B		K		4	0	1	0	0	2	2
Tony Horton, R (1, 3) OBP: 0.304, SLG: 0.450	5-3			5-3		K			K	4	0	0	0	0	2	2
Ken Harrelson, R (1, 9) OBP: 0.308, SLG: 0.395		S BB		4-3 BB		1B 1-3			BB	1	0	1	0	3	0	0
Russ Snyder, L (1, 8) OBP: 0.320, SLG: 0.304		K 1-2		4-3 1-2		F6			K	4	0	0	0	0	2	5
Lou Klimchock, L (1, 5) OBP: 0.313, SLG: 0.382 (7, 4)		F4		F9			F7		1-2 BB	3	0	0	0	1	0	2
Vern Fuller, R (1, 4) OBP: 0.296, SLG: 0.357 Jose Cardenal, R (7, PH) OBP: 0.291, SLG: 0.331 Stan Williams, R (7, 1) OBP: 0.222, SLG: 0.125 Chuck Hinton, R (9, PH) OBP: 0.269, SLG: 0.365		BB			5-3		5-3		K	1 1 0 1	0 0 0 0	0 0 0 0	0 0 0 0	1 0 0 0	0 0 0 1	0 0 0 2
Steve Hargan, R (1, 1) OBP: 0.188, SLG: 0.188 Juan Pizarro, L (2, 1) OBP: 0.182, SLG: 0.182 Cap Peterson, R (7, PH) OBP: 0.363, SLG: 0.324 (7, 5)		K			K		6-3			1 1 1	0 0 0	0 0 0	0 0 0	0 1 0	1 0 0	2 0 0
Inning Stats	R: 0 E: 0 K: 2 S: 8 H: 1 LOB: 1 BB: 0 P: 8	R: 0 E: 0 K: 2 S: 7 H: 0 LOB: 2 BB: 2 P: 15	R: 0 E: 0 K: 0 S: 3 H: 1 LOB: 0 BB: 0 P: 3	R: 0 E: 0 K: 0 S: 3 H: 0 LOB: 1 BB: 1 P: 7	R: 0 E: 0 K: 2 S: 7 H: 0 LOB: 0 BB: 0 P: 7	R: 0 E: 0 K: 1 S: 7 H: 2 LOB: 2 BB: 0 P: 7	R: 0 E: 0 K: 0 S: 3 H: 0 LOB: 0 BB: 0 P: 3	R: 0 E: 0 K: 1 S: 4 H: 0 LOB: 0 BB: 1 P: 8	R: 0 E: 0 K: 3 S: 9 H: 0 LOB: 2 BB: 2 P: 17	1B: 4 2B: 1 3B: 0 HR: 0 SF: 0 SAC: 0 DP: 2 HBP: 0						

PITCHER	IP	WLS	BF	H	R	ER	SO	BB	IBB	HBP	BLK	WP	HR	S	P	ERA	WHIP
Joe Coleman, R (1, 1) ERA: 4.11	9.0	W	35	4	0	0	11	6	0	0	0	0	0	51	75	0.00	1.111

PITCHER	IP	WLS	BF	H	R	ER	SO	BB	IBB	HBP	BLK	WP	HR	S	P	ERA	WHIP

TOP

Cleveland Indians @ Washington Senators

Robert F. Kennedy Memorial Stadium, Washington, DC

Wed Jul 09 1969, 7:05 PM EDT

Att. 10,667 - Unknown

livebaseballscorecards.com

AB	29
R	0
H	4
RBI	0
BB	6
SO	11
LOB	17

WP: 0 PA: 35
PB: 0
SB: 1
CS: 0

BOTTOM

Cleveland Indians @ Washington Senators

Robert F. Kennedy Memorial Stadium, Washington, DC

Wed Jul 09 1969, 7:05 PM EDT

Att. 10,667 - Unknown

livebaseballscorecards.com

Batter	1	2	3	4	5	6	7	8	9	AB	R	H	RBI	BB	SO	LOB
Del Unser, L (1, 8) OBP: 0.331, SLG: 0.345	F9	1B 1-2 2-H 1B	1-3			6-3		1B 1B		5	0	2	1	0	0	2
Lee Maye, L (1, 9) OBP: 0.311, SLG: 0.323	1B 2B 1B	F3		F7		4-3		1-3 1B		5	1	2	0	0	0	2
Sam Bowens, R (8, PR) OBP: 0.200, SLG: 0.158 (9, 9)										0	0	0	0	0	0	0
Frank Howard, R (1, 7) OBP: 0.405, SLG: 0.640	2B 1-3 FC4-2 1B	BB 1-3 2-H 1B		F8			6-3	L6		5	0	2	1	0	0	2
Hank Allen, R (9, 7) OBP: 0.304, SLG: 0.338										0	0	0	0	0	0	0
Mike Epstein, L (1, 3) OBP: 0.438, SLG: 0.604	FC4-2 1-3 3-H 2B	BBBB	FC6-4 1-2 BB	SSS K			BBBB 1B BB			2	0	1	1	2	1	0
Ken McMullen, R (1, 5) OBP: 0.319, SLG: 0.355	FC4-2 2-3 3-H	FC6-4 1-2f			F8		F6			4	0	0	0	0	0	6
Bernie Allen, L (1, 4) OBP: 0.355, SLG: 0.416	F8		BB 1B		SSS K		1-3 1B			4	0	2	0	0	1	2
Ed Brinkman, R (1, 6) OBP: 0.325, SLG: 0.332		BB 1B 1B	F6		1B		F8			4	1	2	0	0	0	3
Jim French, L (1, 2) OBP: 0.344, SLG: 0.342		BBBB 1-2 1B 1B BB	F8		3-1			F8		3	1	0	0	1	0	2
Joe Coleman, R (1, 1) OBP: 0.133, SLG: 0.093		SSS K	BBBB 1-2 BB			SSS K		SSS K		3	0	0	0	1	3	2
Inning Stats	R: 1 E: 0 K: 0 S: 6 H: 3 LOB: 2 BB: 0 P: 6	R: 2 E: 0 K: 1 S: 8 H: 3 LOB: 3 BB: 2 P: 16	R: 0 E: 0 K: 0 S: 4 H: 1 LOB: 2 BB: 1 P: 8	R: 0 E: 0 K: 1 S: 5 H: 0 LOB: 0 BB: 0 P: 5	R: 0 E: 0 K: 1 S: 6 H: 1 LOB: 1 BB: 0 P: 6	R: 0 E: 0 K: 1 S: 5 H: 0 LOB: 0 BB: 0 P: 5	R: 0 E: 0 K: 0 S: 4 H: 1 LOB: 2 BB: 1 P: 8	R: 0 E: 0 K: 1 S: 7 H: 2 LOB: 2 BB: 0 P: 7		1B: 10 2B: 1 3B: 0 HR: 0 SF: 0 SAC: 0 DP: 0 HBP: 0						

AB	35
R	3
H	11
RBI	3
BB	4
SO	5
LOB	21

WP: 0 PB: 0 SB: 0 CS: 0 PA: 39

PITCHER		IP	WLS	BF	H	R	ER	SO	BB	IBB	HBP	BLK	WP	HR	S	P	ERA	WHIP
Steve Hargan, R ERA: 6.43	(1, 1)	1.1	L	10	5	3	3	1	1	0	0	0	0	0	11	15	20.25	4.500
Juan Pizarro, L ERA: 2.93	(2, 1)	4.2		19	3	0	0	3	2	0	0	0	0	0	23	31	0.00	1.071
Stan Williams, R ERA: 4.38	(7, 1)	2.0		10	3	0	0	1	1	0	0	0	0	0	11	15	0.00	2.000

PITCHER	IP	WLS	BF	H	R	ER	SO	BB	IBB	HBP	BLK	WP	HR	S	P	ERA	WHIP

Batter	1	2	3	4	5	6	7	8	9	10	11	AB	R	H	RBI	BB	SO	LOB
Jose Cardenal, R (1, 8) OBP: 0.298, SLG: 0.333	5-3		FC5-4 1-2f			S 1B	1B 2-3 1B		BBBB 4-0 1-2 BB		BBBB 4-0 1-3 1-2 1B BB	4	1	2	0	2	0	1
Larry Brown, R (1, 6) OBP: 0.316, SLG: 0.313	L9			F6		F6 1-2	1-2 3-H 1B		F8		1-3 1-2 2-3	6	0	1	1	0	0	5
Duke Sims, L (1, 2) OBP: 0.410, SLG: 0.483	3-1			L9		SSS 0-3 K	G3			F4	1B IBB	5	0	0	0	1	1	3
Tony Horton, R (1, 3) OBP: 0.305, SLG: 0.448		4-3		F5			HR 1B	6-3		SSS 0-3 K	1-3 2-H 3-H 1B	6	1	2	2	0	1	0
Ken Harrelson, R (1, 9) OBP: 0.313, SLG: 0.404	SSS 0-3 K				BBBB 4-0 G3 S SF9 BB		1-H HR	F7		BBBB 4-0 1B BB		3	2	1	2	2	1	0
Richie Scheinblum, S (1, 7) OBP: 0.250, SLG: 0.226	G3				G3 1-3		1B SH5-3 1B	SSS 0-3 K		1-2 1B		5	1	2	0	0	1	1
Lou Klimchock, L (1, 4) OBP: 0.326, SLG: 0.397			FC5-4 1B		SF9 3-H		1B SH5-3 1-3 1B 1B		5-3	6-3		2	1	2	1	0	0	0
Cap Peterson, R (9, PH) OBP: 0.354, SLG: 0.314												2	0	0	0	0	0	2
(9, 5)												0	0	0	0	0	0	0
Vern Fuller, R (11, 4) OBP: 0.296, SLG: 0.357																		
Max Alvis, R (1, 5) OBP: 0.275, SLG: 0.272			F8		F5		F4 1-2		E5 BB		SSS 0-3 K	4	0	0	0	0	0	3
Steve Hargan, R (9, PR) OBP: 0.188, SLG: 0.188												0	0	0	0	0	0	0
Mike Paul, L (9, 1)												0	0	0	0	0	0	0
Russ Snyder, L (11, PH) OBP: 0.318, SLG: 0.302												1	0	0	0	0	1	0
Stan Williams, R (11, 1) OBP: 0.222, SLG: 0.125												0	0	0	0	0	0	0
Dick Ellsworth, L (1, 1) OBP: 0.188, SLG: 0.161			SSS 0-3 K			SSS 0-3 K	SH5-3 1-2 3-H		SSS 0-3 K		1-3 E 1B 1B	2	0	0	1	0	2	1
Horacio Pina, R (7, 1) OBP: 0.500, SLG: 0.500												0	0	0	0	0	0	0
Zoilo Versalles, R (9, PH) OBP: 0.305, SLG: 0.308												2	1	1	0	0	1	1
(9, 4)																		
(11, 5)																		
Inning Stats	R: 0 E: 0 K: 0 S: 3 H: 0 LOB: 0 BB: 0 P: 3	R: 0 E: 0 K: 1 S: 5 H: 0 LOB: 0 BB: 0 P: 5	R: 0 E: 0 K: 1 S: 6 H: 1 LOB: 1 BB: 0 P: 6	R: 0 E: 0 K: 0 S: 3 H: 0 LOB: 0 BB: 0 P: 3	R: 1 E: 0 K: 0 S: 3 H: 0 LOB: 0 BB: 1 P: 7	R: 0 E: 0 K: 2 S: 8 H: 1 LOB: 1 BB: 0 P: 8	R: 4 E: 0 K: 0 S: 9 H: 6 LOB: 2 BB: 0 P: 9	R: 0 E: 0 K: 1 S: 5 H: 0 LOB: 0 BB: 0 P: 5	R: 0 E: 1 K: 1 S: 6 H: 0 LOB: 2 BB: 1 P: 10	R: 0 E: 0 K: 1 S: 6 H: 1 LOB: 2 BB: 1 P: 10	R: 2 E: 0 K: 1 S: 6 H: 2 LOB: 2 BB: 2 P: 14	1B: 10 2B: 0 3B: 0 HR: 1	SF: 1 SAC: 1 DP: 0 HBP: 0		WP: 0 PB: 0 SB: 2 CS: 0	PA: 49			

PITCHER		IP	WLS	BF	H	R	ER	SO	BB	IBB	HBP	BLK	WP	HR	S	P	ERA	WHIP
Denny McLain, R ERA: 2.61	(1, 1)	6.0		25	6	5	5	4	1	0	0	0	0	1	32	36	7.50	1.167
Don McMahon, R ERA: 5.91	(7, 1)	0.2		4	2	0	0	0	0	0	0	0	0	0	4	4	0.00	3.000
Mike Kilkenny, L ERA: 0.44	(7, 1)	3.1		14	1	0	0	3	2	0	0	0	0	0	18	26	0.00	0.900
Tom Timmermann, R ERA: 2.25	(11, 1)	1.0	L	6	2	2	0	1	1	1	0	0	0	0	6	14	0.00	3.000

PITCHER	IP	WLS	BF	H	R	ER	SO	BB	IBB	HBP	BLK	WP	HR	S	P	ERA	WHIP

Cleveland Indians @ Detroit Tigers

Tiger Stadium, Detroit, MI

Thu Jul 10 1969, 7:05 PM EDT

Att. 21,701 - Unknown

TOP

livebaseballscorecards.com

AB	42
R	7
H	11
RBI	7
BB	5
SO	8
LOB	17

Batter	1	2	3	4	5	6	7	8	9	10	11	AB	R	H	RBI	BB	SO	LOB
Dick McAuliffe, L (1, 4) OBP: 0.367, SLG: 0.444	F9		6-3		F8		F5			F9		5	0	0	0	0	0	0
Tom Tresh, S (1, 6) OBP: 0.291, SLG: 0.347	6-3		F8			6-3		F5			K	5	0	0	0	0	1	0
Al Kaline, R (1, 9) OBP: 0.346, SLG: 0.453	L4		L5-3			F2		G6-4-3 BB			F5	4	0	0	0	1	0	0
Bill Freehan, R (1, 3) (8, 2) OBP: 0.343, SLG: 0.402		F8		4-3		6-3		G6-4-3 1-2f			1B	5	0	1	0	0	0	1
Jim Price, R (1, 2) OBP: 0.369, SLG: 0.684		HR		1B			2B BB		6-3		4-3	2	2	2	1	1	0	0
Tom Matchick, L (8, 5) OBP: 0.287, SLG: 0.288												0	0	0	0	0	0	0
Ike Brown, R (9, PH) (10, 5) OBP: 0.278, SLG: 0.300												1	0	0	0	0	0	0
Gates Brown, L (11, PH) OBP: 0.208, SLG: 0.222												1	0	0	0	0	0	1
Mickey Stanley, R (1, 8) OBP: 0.293, SLG: 0.343		E4 G3 1B		F8			1-H HR 2B		6-3			4	2	1	1	0	0	1
Jim Northrup, L (1, 7) OBP: 0.324, SLG: 0.474		G3 1-2		F8			3-1		K			4	0	0	0	0	1	3
Don Wert, R (1, 5) OBP: 0.259, SLG: 0.240					5-3		2-H HR			K		2	0	1	1	0	0	0
Norm Cash, L (7, PH) (8, 3) OBP: 0.356, SLG: 0.451		2-H 1B										2	1	1	2	0	1	0
Denny McLain, R (1, 1) OBP: 0.232, SLG: 0.197		K			5-3		5-3			F7		2	0	0	0	0	1	1
Don McMahon, R (7, 1)												0	0	0	0	0	0	0
Mike Kilkenny, R (7, 1)												1	0	0	0	0	0	0
Willie Horton, R (10, PH) OBP: 0.306, SLG: 0.403												1	0	0	0	0	0	0
Tom Timmermann, R (11, 1)												0	0	0	0	0	0	0
Inning Stats	R: 0 E: 0 K: 0 S: 3 H: 0 LOB: 0 BB: 0 P: 3	R: 2 E: 1 K: 1 S: 8 H: 2 LOB: 1 BB: 0 P: 8	R: 0 E: 0 K: 0 S: 3 H: 0 LOB: 0 BB: 0 P: 3	R: 0 E: 0 K: 0 S: 4 H: 1 LOB: 1 BB: 0 P: 4	R: 0 E: 0 K: 0 S: 3 H: 0 LOB: 0 BB: 0 P: 3	R: 0 E: 0 K: 0 S: 3 H: 0 LOB: 0 BB: 0 P: 3	R: 3 E: 0 K: 0 S: 5 H: 2 LOB: 0 BB: 1 P: 9	R: 0 E: 0 K: 0 S: 2 H: 0 LOB: 0 BB: 1 P: 6	R: 0 E: 0 K: 1 S: 5 H: 0 LOB: 0 BB: 0 P: 5	R: 0 E: 0 K: 1 S: 5 H: 0 LOB: 0 BB: 0 P: 5	R: 0 E: 0 K: 1 S: 6 H: 1 LOB: 1 BB: 0 P: 6	1B: 3 2B: 1 3B: 0 HR: 2 SF: 0 SAC: 0 DP: 1 HBP: 0						

PITCHER		IP	WLS	BF	H	R	ER	SO	BB	IBB	HBP	BLK	WP	HR	S	P	ERA	WHIP
Dick Ellsworth, L ERA: 4.92	(1, 1)	6.1		25	4	4	3	1	1	0	0	0	0	1	26	30	4.26	0.789
Horacio Pina, R ERA: 5.05	(7, 1)	1.2		6	1	1	1	0	1	0	0	0	0	1	5	9	5.40	1.200
Mike Paul, L ERA: 3.49	(9, 1)	2.0	W	6	0	0	0	2	0	0	0	0	0	0	10	10	0.00	0.000
Stan Williams, R ERA: 4.34	(11, 1)	1.0	S	4	1	0	0	1	0	0	0	0	0	0	6	6	0.00	1.000

PITCHER	IP	WLS	BF	H	R	ER	SO	BB	IBB	HBP	BLK	WP	HR	S	P	ERA	WHIP

Cleveland Indians @ Detroit Tigers

Tiger Stadium, Detroit, MI

Thu Jul 10 1969, 7:05 PM EDT

Att. 21,701 - Unknown

BOTTOM

livebaseballscorecards.com

AB	39
R	5
H	6
RBI	5
BB	2
SO	4
LOB	7

WP: 0 PB: 0 SB: 0 CS: 0 PA: 41

Cleveland Indians @ Detroit Tigers

Tiger Stadium, Detroit, MI

Fri Jul 11 1969, 7:05 PM EDT

Att. 28,752 - Unknown

TOP

livebaseballscorecards.com

Batter	1	2	3	4	5	6	7	8	9	AB	R	H	RBI	BB	SO	LOB
Jose Cardenal, R (1, 8) OBP: 0.303, SLG: 0.333	5-3		BB S HR 1B 2-H		L9 BB B B B		E4 1B		WP 1B BB B B B	3	2	1	1	2	0	0
Larry Brown, R (1, 6) OBP: 0.317, SLG: 0.312	5-3		F2 1-2		L9 1-2		1-2 1B		1B 1-2 2-3 BB B B B	4	0	1	0	1	0	2
Duke Sims, L (1, 2) OBP: 0.415, SLG: 0.480	K		BB HR BB B B B		BB B B B		K S S S		FC6-4 1-3 2-H 3-H 1B	3	1	1	2	2	2	2
Tony Horton, R (1, 3) OBP: 0.306, SLG: 0.445		K S S S	HR BB 1-2 2-3 B B B		L9			CS 1B	FC6-4 1-2f	4	1	1	0	1	1	3
Ken Harrelson, R (1, 9) OBP: 0.312, SLG: 0.412		K S S S	HR 1-H 2-H 3-H			5-3		K S S S 1-2		4	1	1	4	0	2	1
Richie Scheinblum, S (1, 7) OBP: 0.243, SLG: 0.219		G3	6-3			K S S S		K S S S		4	0	0	0	0	2	0
Lou Klimchock, L (1, 4) OBP: 0.315, SLG: 0.383 Vern Fuller, R (6, 4) OBP: 0.302, SLG: 0.357			E3 WP 1B SF8	F3		F6			WP SH3-4 1B HBP H	3 0	1 1	0 0	0 0	0 0	0 0	0 0
Zoilo Versalles, R (1, 5) OBP: 0.304, SLG: 0.307			WP 1B 1B 1-2	4-3			F7		K S S S	4	1	1	0	0	1	1
Sam McDowell, L (1, 1) OBP: 0.189, SLG: 0.212			SF8 1-2 2-H	G3			4-3		SH3-4 1-2	2	0	0	1	0	0	0

	AB	31
	R	8
	H	6
	RBI	8
	BB	6
	SO	8
	LOB	9

Inning Stats										
	R: 0	H: 0	R: 0	H: 0	R: 6	H: 3	R: 0	H: 0	R: 0	H: 0
	E: 0	LOB: 0	E: 0	LOB: 0	E: 1	LOB: 0	E: 0	LOB: 0	E: 0	LOB: 1
	K: 1	BB: 0	K: 2	BB: 0	K: 0	BB: 2	K: 0	BB: 0	K: 0	BB: 2
	S: 5	P: 5	S: 7	P: 7	S: 7	P: 15	S: 3	P: 3	S: 2	P: 10

Inning Stats										
	R: 0	H: 0	R: 0	H: 1	R: 0	H: 1	R: 2	H: 1	1B: 5	SF: 1
	E: 0	LOB: 0	E: 1	LOB: 2	E: 0	LOB: 0	E: 0	LOB: 2	2B: 1	SAC: 1
	K: 1	BB: 0	K: 1	BB: 0	K: 2	BB: 0	K: 1	BB: 2	3B: 0	DP: 1
	S: 5	P: 5	S: 7	P: 7	S: 7	P: 7	S: 6	P: 15	HR: 1	HBP: 1

	WP: 2	PA: 40
	PB: 0	
	SB: 1	
	CS: 1	

PITCHER		IP	WLS	BF	H	R	ER	SO	BB	IBB	HBP	BLK	WP	HR	S	P	ERA	WHIP
Joe Sparma, R ERA: 4.52	(1, 1)	2.2	L	13	2	5	2	3	2	0	0	0	1	0	17	25	6.75	1.500
Daryl Patterson, R ERA: 5.0	(3, 1)	2.1		9	1	1	0	0	2	0	0	0	0	1	7	15	0.00	1.286
Don McMahon, R ERA: 5.18	(6, 1)	3.0		11	2	0	0	4	0	0	0	0	0	0	19	19	0.00	0.667
John Hiller, L ERA: 4.37	(9, 1)	1.0		7	1	2	2	1	2	0	1	0	1	0	6	15	18.00	3.000

PITCHER		IP	WLS	BF	H	R	ER	SO	BB	IBB	HBP	BLK	WP	HR	S	P	ERA	WHIP

Cleveland Indians @ Detroit Tigers

Tiger Stadium, Detroit, MI

Fri Jul 11 1969, 7:05 PM EDT

Att. 28,752 - Unknown

BOTTOM

Batter	1	2	3	4	5	6	7	8	9	AB	R	H	RBI	BB	SO	LOB
Mickey Stanley, R (1, 8) OBP: 0.290, SLG: 0.339	6-3		F9		1-3			1-3		4	0	0	0	0	0	0
Tom Tresh, S (1, 6) OBP: 0.291, SLG: 0.345	K		PB FC6-5 1B			E5		K		4	0	1	0	0	2	0
Al Kaline, R (1, 9) OBP: 0.344, SLG: 0.450	WP 1B		FC6-5 FC6-4 1-H			L4			L6-3	4	0	1	0	0	0	2
Bill Freehan, R (1, 3) OBP: 0.339, SLG: 0.396	F7 1-2		FC6-4 1-2f			F9			F8	4	0	0	0	0	0	3
Jim Price, R (1, 2) OBP: 0.362, SLG: 0.705		5-3		F3		6-3			HR	4	1	1	1	0	0	1
Jim Northrup, L (1, 7) OBP: 0.329, SLG: 0.476		K		G5-4-3 1B			G6-4-3 1B		BB	3	0	2	0	1	1	0
Don Wert, R (1, 5) OBP: 0.259, SLG: 0.235		BB BB		G5-4-3 1-2f			G6-4-3 1-2f		5-3	3	0	0	0	1	0	3
Dick Tracewski, R (1, 4) OBP: 0.327, SLG: 0.167		1-2 BB			K		K			2	0	0	0	1	2	0
Joe Sparma, R (1, 1) OBP: 0.160, SLG: 0.125 Daryl Patterson, L (3, 1) Ike Brown, R (5, PH) OBP: 0.273, SLG: 0.294 Don McMahon, R (6, 1) Earl Wilson, R (8, PH) OBP: 0.261, SLG: 0.154 John Hiller, R (9, 1) OBP: 0.286, SLG: 0.231		F6			K			6-3		1 0 1 0 0 1 0	0 0 0 0 0 0 0	0 0 0 0 0 0 0	0 0 0 0 0 0 0	0 0 1 0 0 0 0	0 0 0 0 0 0 0	2 0 0 0 0 0 0
Inning Stats	R: 0 E: 0 K: 1 S: 6 H: 1 LOB: 1 BB: 0 P: 6	R: 0 E: 0 K: 1 S: 5 H: 0 LOB: 2 BB: 2 P: 13	R: 0 E: 0 K: 0 S: 4 H: 1 LOB: 1 BB: 0 P: 4	R: 0 E: 0 K: 0 S: 3 H: 1 LOB: 0 BB: 0 P: 3	R: 0 E: 0 K: 2 S: 7 H: 0 LOB: 0 BB: 0 P: 7	R: 0 E: 1 K: 0 S: 4 H: 0 LOB: 1 BB: 0 P: 4	R: 0 E: 0 K: 1 S: 5 H: 1 LOB: 0 BB: 0 P: 5	R: 0 E: 0 K: 1 S: 5 H: 0 LOB: 0 BB: 0 P: 5	R: 1 E: 0 K: 0 S: 4 H: 1 LOB: 1 BB: 1 P: 8	1B: 4 2B: 0 3B: 0 HR: 1	SF: 0 SAC: 0 DP: 2 HBP: 0			WP: 1 PB: 1 SB: 0 CS: 0	PA: 34		

livebaseballscorecards.com

AB	31
R	1
H	5
RBI	1
BB	3
SO	6
LOB	11

PITCHER		IP	WLS	BF	H	R	ER	SO	BB	IBB	HBP	BLK	WP	HR	S	P	ERA	WHIP
Sam McDowell, L ERA: 2.49	(1, 1)	9.0	W	34	5	1	1	6	3	0	0	0	1	1	43	55	1.00	0.889

PITCHER	IP	WLS	BF	H	R	ER	SO	BB	IBB	HBP	BLK	WP	HR	S	P	ERA	WHIP

Cleveland Indians @ Detroit Tigers

Tiger Stadium, Detroit, MI

Sat Jul 12 1969, 4:33 AM EDT

Att. 15,403 - Unknown

TOP

livebaseballscorecards.com

Batter	1	2	3	4	5	6	7	8	9	AB	R	H	RBI	BB	SO	LOB
Jose Cardenal, R (1, 8) OBP: 0.301, SLG: 0.331	S S S 0-3 ① K		S S S 0-3 ② K			B B B B 4-0 G3-6-3 BB		x 0-0 ① 6-3		2	0	0	0	0	2	0
Richie Scheinblum, S (5, 8) OBP: 0.246, SLG: 0.217										1	0	0	0	1	0	0
Larry Brown, R (1, 6) OBP: 0.318, SLG: 0.313	x 0-0 ② 1B		x 0-0 ③ F7			x 0-0 ① ② G3-6-3 1-2f		x 0-0 ② 1-3		2	0	1	0	0	0	0
Ron Law, R (3, 1)										1	0	0	0	0	0	1
Larry Burchart, R (7, 1)										0	0	0	0	0	0	0
Lou Klimchock, L (8, PH) OBP: 0.311, SLG: 0.378										1	0	0	0	0	0	0
Stan Williams, R (8, 1) OBP: 0.222, SLG: 0.125										0	0	0	0	0	0	0
Duke Sims, L (1, 2) OBP: 0.418, SLG: 0.480	B B B B 4-0 BB			S S S 0-3 ① K		x 0-0 ③ 6-3		x 0-0 ③ F4		0	0	0	0	1	0	0
Ken Suarez, R (2, 2) OBP: 0.333, SLG: 0.340										3	0	0	0	0	1	0
Tony Horton, R (1, 3) OBP: 0.308, SLG: 0.449	S S S 0-3 ③ K			x 0-0 ② 2-3			x 0-0 2B 1B 1B		x 0-0 1-3 1B 2B	4	2	2	0	0	1	1
Ken Harrelson, R (1, 9) OBP: 0.308, SLG: 0.406		x 0-0 ① F7		S S S 0-3 ③ K			x 0-0 ① F8		x 0-0 ① 1-3 2-3	4	0	0	0	0	1	2
Cap Peterson, R (1, 7) OBP: 0.384, SLG: 0.347		B B B B 4-0 BB			B B B B 4-0 FC5-4 BB		x 0-0 1B 1-3 6-3 2B		x 0-0 3-H 1B	2	1	2	1	2	0	0
Chuck Hinton, R (1, 5) OBP: 0.268, SLG: 0.358		S S S 0-3 ② K			x 0-0 ① FC5-4 1-2f		x 0-0 6-3 2-3 3-H 1B		x 0-0 ② F7	4	0	1	1	0	1	3
Zoilo Versalles, R (1, 4) OBP: 0.299, SLG: 0.301		S S S 0-3 ③ K			S S S 0-3 ② K		x 0-0 ② 6-3 1-2 3-H		S S S 0-3 ③ K	4	0	0	1	0	3	4
(3, 6)																
Luis Tiant, R (1, 1) OBP: 0.289, SLG: 0.429			x 0-0 ① F3		x 0-0 ③ F8		S S S 0-3 ③ K			0	0	0	0	0	0	0
Gary Kroll, R (2, 1)										0	0	0	0	0	0	0
Vern Fuller, R (3, PH) OBP: 0.295, SLG: 0.348										3	0	0	0	0	1	2
(3, 4)																

Inning Stats																																	
	R: 0	H: 1		R: 0	H: 0		R: 0	H: 0		R: 0	H: 0		R: 0	H: 0		R: 0	H: 0		R: 2	H: 3		R: 0	H: 0		R: 1	H: 2		1B: 4	SF: 0		WP: 0	PA: 35	
	E: 0	LOB: 1		E: 0	LOB: 1		E: 0	LOB: 0		E: 0	LOB: 0		E: 0	LOB: 0		E: 0	LOB: 0		E: 0	LOB: 1		E: 0	LOB: 0		E: 0	LOB: 1		2B: 2	SAC: 0		PB: 0		
	K: 2	BB: 1		K: 2	BB: 1		K: 1	BB: 0		K: 2	BB: 0		K: 1	BB: 1		K: 0	BB: 1		S: 8	BB: 0		K: 0	BB: 0		K: 1	BB: 0		3B: 0	DP: 1		SB: 0		
	S: 7	P: 11		S: 7	P: 11		S: 5	P: 5		S: 7	P: 7		S: 5	P: 9		S: 2	P: 6			P: 8		S: 3	P: 3		S: 7	P: 7		HR: 0	HBP: 0		CS: 0		

PITCHER		IP	WLS	BF	H	R	ER	SO	BB	IBB	HBP	BLK	WP	HR	S	P	ERA	WHIP
Mickey Lolich, L ERA: 2.87	(1, 1)	9.0	W	35	6	3	3	10	4	0	0	0	0	0	51	67	3.00	1.111

PITCHER	IP	WLS	BF	H	R	ER	SO	BB	IBB	HBP	BLK	WP	HR	S	P	ERA	WHIP

AB	31
R	3
H	6
RBI	3
BB	4
SO	10
LOB	13

Batter	1	2	3	4	5	6	7	8	9	AB	R	H	RBI	BB	SO	LOB
Mickey Stanley, R (1, 8) OBP: 0.291, SLG: 0.338	CS 1B F7		5-3	F8 2-H		1B 2-H		F9		6	0	2	1	0	0	1
Tom Tresh, S (1, 6) OBP: 0.294, SLG: 0.342	BBBB E 1B 1-2 BB	BBBB 1B 1B BB	SSS K		F8 SSS K			5-3		2	2	0	0	2	1	0
Dick Tracewski, R (6, 6) OBP: 0.316, SLG: 0.159										2	0	0	0	0	1	1
Gates Brown, L (1, 7) OBP: 0.241, SLG: 0.255	E3 1-3	1B 1-3 2B 1B	BB 1B 1B		SSS K		BB 1B	4-3		6	3	3	0	0	1	1
Norm Cash, L (1, 3) OBP: 0.367, SLG: 0.457	FC4-6 2-H 3-H 1B	2B 1-2 3-H 1B	BB 1-2 1B		BBBB 1B BB		BBBB FC 1B 1-2 SF7 BB			3	1	3	3	2	0	0
Ike Brown, R (7, PR) OBP: 0.273, SLG: 0.294 (8, 4)										0	1	0	0	0	0	0
Jim Northrup, L (1, 9) OBP: 0.336, SLG: 0.483	FC4-6 HBP 1-2f HR	SF8 1-H 2-H 2B	BBBB 1-2 2-3 BB		1-2 1B		SF7 FC 1-2 2-H 1B			4	2	3	3	1	0	1
Dave Campbell, R (1, 4) OBP: 0.235, SLG: 0.071 (8, 3)	H 1-2 HR HBP	F6 2B	F4		F4		FC SF7 1-2 2-3			4	1	0	0	0	0	8
Jim Price, R (1, 2) OBP: 0.351, SLG: 0.734	1-H 2-H HR	SF8 3-H	5-3		SSS K		SF7 1-2 2-3 3-H			3	1	1	5	0	1	0
Don Wert, R (1, 5) OBP: 0.274, SLG: 0.292	HR	HR	SH5-3 WP 1B		SH2-4 1B 1B		SSS K			5	4	4	2	0	1	3
Mickey Lolich, S (1, 1) OBP: 0.191, SLG: 0.119	E4	SSS K	SH5-3 1-2		SH2-4 1-2		F8			3	0	0	0	0	1	3
Inning Stats	R: 6 E: 2 K: 0 S: 8 H: 4 LOB: 1 BB: 1 P: 13	R: 5 E: 0 K: 1 S: 9 H: 4 LOB: 0 BB: 1 P: 13	R: 0 E: 0 K: 1 S: 7 H: 2 LOB: 3 BB: 1 P: 11	R: 1 E: 0 K: 0 S: 4 H: 1 LOB: 0 BB: 0 P: 4	R: 0 E: 0 K: 1 S: 6 H: 1 LOB: 2 BB: 1 P: 10	R: 1 E: 0 K: 2 S: 9 H: 2 LOB: 1 BB: 0 P: 9	R: 2 E: 0 K: 1 S: 8 H: 2 LOB: 3 BB: 1 P: 12	R: 0 E: 0 K: 0 S: 3 H: 0 LOB: 0 BB: 0 P: 3		1B: 12 2B: 1 3B: 0 HR: 3 SF: 2 SAC: 2 DP: 0 HBP: 1						

BOTTOM

Cleveland Indians @ Detroit Tigers

Tiger Stadium, Detroit, MI

Sat Jul 12 1969, 4:33 AM EDT

Att. 15,403 - Unknown

livebaseballscorecards.com

AB	38
R	15
H	16
RBI	14
BB	5
SO	6
LOB	18

PITCHER		IP	WLS	BF	H	R	ER	SO	BB	IBB	HBP	BLK	WP	HR	S	P	ERA	WHIP
Luis Tiant, R ERA: 4.09	(1, 1)	1.0	L	10	4	6	1	0	1	0	1	0	0	2	8	13	9.00	5.000
Gary Kroll, R ERA: 4.13	(2, 1)	1.0		8	4	5	5	1	1	0	0	0	0	1	9	13	45.00	5.000
Ron Law, R ERA: 7.15	(3, 1)	4.0		21	7	3	2	4	2	0	0	0	1	0	27	35	4.50	2.250
Larry Burchart, R ERA: 4.08	(7, 1)	1.0		6	1	1	1	1	1	0	0	0	0	0	7	11	9.00	2.000
Stan Williams, R ERA: 4.3	(8, 1)	1.0		3	0	0	0	0	0	0	0	0	0	0	3	3	0.00	0.000

PITCHER	IP	WLS	BF	H	R	ER	SO	BB	IBB	HBP	BLK	WP	HR	S	P	ERA	WHIP

Cleveland Indians @ Detroit Tigers

Tiger Stadium, Detroit, MI

Sun Jul 13 1969, 4:33 AM EDT

Unknown

TOP

livebaseballscorecards.com

Batter	1	2	3	4	5	6	7	8	9	AB	R	H	RBI	BB	SO	LOB
Jose Cardenal, R (1, 8) OBP: 0.297, SLG: 0.326	4-3		F2		F6			F7		4	0	0	0	0	0	0
Larry Brown, R (1, 6) OBP: 0.317, SLG: 0.313	F4		1B		K			6-3		4	0	1	0	0	1	0
Duke Sims, L (1, 2) OBP: 0.420, SLG: 0.477	BB 1B BB		K			K		1B		3	0	1	0	1	2	1
Tony Horton, R (1, 3) OBP: 0.308, SLG: 0.447	BB 1-2 1B		F7			F6		5-3		4	0	1	0	0	0	2
Ken Harrelson, R (1, 9) OBP: 0.310, SLG: 0.415	1-2 2-3 BB			HR		6-3			K	3	1	1	1	1	1	0
Lou Klimchock, L (1, 5) OBP: 0.319, SLG: 0.384	F3			4-3			4-3 1B		1B	4	0	2	0	0	0	3
Richie Scheinblum, S (1, 7) OBP: 0.253, SLG: 0.220		F7		G1-4-3 BB			4-3 1-2		G5-3 1-2 1B	3	0	1	0	1	0	1
Vern Fuller, R (1, 4) OBP: 0.286, SLG: 0.336		L5		G1-4-3 1-2f			6-3		G5-3 1-2f	4	0	0	0	0	0	4
Steve Hargan, R (1, 1) OBP: 0.167, SLG: 0.167		5-3			F7		5-3			2	0	0	0	0	0	0
Cap Peterson, R (7, PH) OBP: 0.379, SLG: 0.342										1	0	0	0	0	0	1
Larry Burchart, R (7, 1)										0	0	0	0	0	0	0
Inning Stats	R: 0 E: 0 K: 0 S: 4 H: 1 LOB: 3 BB: 2 P: 12	R: 0 E: 0 K: 0 S: 3 H: 0 LOB: 0 BB: 0 P: 3	R: 0 E: 0 K: 1 S: 6 H: 1 LOB: 1 BB: 0 P: 6	R: 1 E: 0 K: 0 S: 3 H: 1 LOB: 0 BB: 1 P: 7	R: 0 E: 0 K: 1 S: 5 H: 0 LOB: 0 BB: 0 P: 5	R: 0 E: 0 K: 1 S: 5 H: 0 LOB: 0 BB: 0 P: 5	R: 0 E: 0 K: 0 S: 4 H: 1 LOB: 1 BB: 0 P: 4	R: 0 E: 0 K: 0 S: 4 H: 1 LOB: 1 BB: 0 P: 4	R: 0 E: 0 K: 1 S: 6 H: 2 LOB: 1 BB: 0 P: 6	1B: 6 2B: 0 3B: 0 HR: 1 SF: 0 SAC: 0 DP: 2 HBP: 0	WP: 0 PB: 0 SB: 0 CS: 0 PA: 35					

	AB	32
	R	1
	H	7
	RBI	1
	BB	3
	SO	4
	LOB	12

PITCHER	IP	WLS	BF	H	R	ER	SO	BB	IBB	HBP	BLK	WP	HR	S	P	ERA	WHIP
Earl Wilson, R (1, 1) ERA: 3.34	9.0	W	35	7	1	1	4	3	0	0	0	0	1	40	52	1.00	1.111

PITCHER	IP	WLS	BF	H	R	ER	SO	BB	IBB	HBP	BLK	WP	HR	S	P	ERA	WHIP

Batter	1	2	3	4	5	6	7	8	9	AB	R	H	RBI	BB	SO	LOB
Mickey Stanley, R (1, 8) OBP: 0.293, SLG: 0.340	6-3	2-H 1B			HR 1B		5-3			4	1	2	1	0	0	0
Tom Tresh, S (1, 6) OBP: 0.293, SLG: 0.354	4-3	G3			1-H HR		SSS K			4	1	1	2	0	1	1
Dick Tracewski, R (9, 6) OBP: 0.316, SLG: 0.159										0	0	0	0	0	0	0
Al Kaline, R (1, 9) OBP: 0.343, SLG: 0.447	1B 1B	L3			L9		L7			4	1	1	0	0	0	1
Norm Cash, L (1, 3) OBP: 0.366, SLG: 0.454	1-3 BB 1B		4-3		4-3			SSS K		4	1	1	0	0	1	0
Ike Brown, R (9, 4) OBP: 0.273, SLG: 0.294										0	0	0	0	0	0	0
Jim Northrup, L (1, 7) OBP: 0.342, SLG: 0.485	BBBB 1-2 1B 1B BB		L4		1B			1B		3	1	2	0	1	0	0
Jim Price, R (1, 2) OBP: 0.346, SLG: 0.706	1-H 2-H 3-H 1B		F8		F6			F2		4	0	1	3	0	0	2
Dave Campbell, R (1, 4) OBP: 0.190, SLG: 0.056	SSS K			3-1		F2		SSS K		4	0	0	0	0	2	2
(9, 3)																
Don Wert, R (1, 5) OBP: 0.269, SLG: 0.287		E1 SH1 1B		SSS K		SSS K				3	1	0	0	0	2	0
Earl Wilson, R (1, 1) OBP: 0.250, SLG: 0.146		1-2 SH1		F9		5-3				2	0	0	0	0	0	0
Inning Stats	R: 3 H: 3 E: 0 LOB: 1 K: 1 BB: 1 S: 8 P: 12	R: 1 H: 1 E: 1 LOB: 1 K: 0 BB: 0 S: 5 P: 5	R: 0 H: 0 E: 0 LOB: 0 K: 0 BB: 0 S: 3 P: 3	R: 0 H: 0 E: 0 LOB: 0 K: 1 BB: 0 S: 5 P: 5	R: 2 H: 3 E: 0 LOB: 1 K: 0 BB: 0 S: 6 P: 6	R: 0 H: 0 E: 0 LOB: 0 K: 1 BB: 0 S: 5 P: 5	R: 0 H: 0 E: 0 LOB: 0 K: 1 BB: 0 S: 5 P: 5	R: 0 H: 1 E: 0 LOB: 1 K: 2 BB: 0 S: 8 P: 8		1B: 7 SF: 0 2B: 0 SAC: 1 3B: 0 DP: 0 HR: 1 HBP: 0						

BOTTOM

Cleveland Indians @ Detroit Tigers

Tiger Stadium, Detroit, MI

Sun Jul 13 1969, 4:33 AM EDT

Unknown

livebaseballscorecards.com

AB	32
R	6
H	8
RBI	6
BB	1
SO	6
LOB	6

WP: 0 PA: 34
PB: 0
SB: 0
CS: 0

PITCHER		IP	WLS	BF	H	R	ER	SO	BB	IBB	HBP	BLK	WP	HR	S	P	ERA	WHIP
Steve Hargan, R ERA: 6.53	(1, 1)	6.0	L	27	7	6	5	3	1	0	0	0	0	1	32	36	7.50	1.333
Larry Burchart, R ERA: 3.66	(7, 1)	2.0		7	1	0	0	3	0	0	0	0	0	0	13	13	0.00	0.500

PITCHER	IP	WLS	BF	H	R	ER	SO	BB	IBB	HBP	BLK	WP	HR	S	P	ERA	WHIP

Cleveland Indians @ Detroit Tigers

Tiger Stadium, Detroit, MI

Sun Jul 13 1969, 4:38 AM EDT

Att. 34,993 - Unknown

TOP

livebaseballscorecards.com

Batter	1	2	3	4	5	6	7	8	9	AB	R	H	RBI	BB	SO	LOB
Jose Cardenal, R (1, 8) OBP: 0.296, SLG: 0.324	K		5-3		S, E, WP, 1B		K	F8		5	1	1	0	0	2	0
Larry Brown, R (1, 6) OBP: 0.313, SLG: 0.308	5-3		F8		F9, 1-H		F5		F6	5	0	0	0	0	0	0
Duke Sims, L (1, 2) OBP: 0.424, SLG: 0.481	2B		FC6, BB			G3		BB, HR, BB	K	3	1	1	0	2	1	0
Tony Horton, R (1, 3) OBP: 0.309, SLG: 0.453	F7		FC6, 1-2f			HR		1-2, HR, BB	K	4	2	1	1	1	1	2
Ken Harrelson, R (1, 9) OBP: 0.313, SLG: 0.426		K		5-3		1B, FC6-4, 1B		1-H, 2-H, HR		4	2	2	3	0	1	0
Chuck Hinton, R (8, 9) OBP: 0.268, SLG: 0.358										0	0	0	0	0	0	0
Lou Klimchock, L (1, 5) OBP: 0.327, SLG: 0.422		HR		F9		FC6-4, 1-3, 1B		F5		4	1	2	1	0	0	0
Richie Scheinblum, S (1, 7) OBP: 0.253, SLG: 0.215		BB		K		FC6-4, 1B, CS, 1-2f, 3-H		K		3	0	0	1	1	2	1
Vern Fuller, R (1, 4) OBP: 0.292, SLG: 0.341		K	K2-3			1-3, 1B		HR, 1B		4	1	2	0	0	2	1
Luis Tiant, R (1, 1) OBP: 0.286, SLG: 0.478		F7		F4		CS, 3-H	5-3	1-H, HR		4	1	1	2	0	0	1
Horacio Pina, R (8, 1) OBP: 0.500, SLG: 0.500										0	0	0	0	0	0	0
Juan Pizarro, L (9, 1) OBP: 0.182, SLG: 0.182										0	0	0	0	0	0	0
Inning Stats	R: 0 E: 0 K: 1 S: 6 H: 1 LOB: 1 BB: 0 P: 6	R: 1 E: 0 K: 2 S: 8 H: 1 LOB: 1 BB: 1 P: 12	R: 0 E: 0 K: 0 S: 3 H: 0 LOB: 1 BB: 1 P: 7	R: 0 E: 0 K: 1 S: 5 H: 0 LOB: 0 BB: 0 P: 5	R: 1 E: 1 K: 1 S: 6 H: 1 LOB: 0 BB: 0 P: 6	R: 2 E: 0 K: 0 S: 6 H: 4 LOB: 1 BB: 0 P: 6	R: 0 E: 0 K: 1 S: 5 H: 0 LOB: 0 BB: 0 P: 5	R: 5 E: 0 K: 1 S: 8 H: 3 LOB: 0 BB: 2 P: 16	R: 0 E: 0 K: 2 S: 7 H: 0 LOB: 0 BB: 0 P: 7	1B: 5 2B: 1 3B: 0 HR: 4 SF: 0 SAC: 0 DP: 0 HBP: 0						

	AB	36
	R	9
	H	10
	RBI	8
	BB	4
	SO	9
	LOB	5

WP: 1 PB: 0 SB: 1 CS: 1 PA: 41

PITCHER		IP	WLS	BF	H	R	ER	SO	BB	IBB	HBP	BLK	WP	HR	S	P	ERA	WHIP
Pat Dobson, R ERA: 4.02	(1, 1)	5.1	L	24	6	4	3	5	2	0	0	0	1	2	32	40	5.06	1.500
Fred Lasher, R ERA: 2.22	(6, 1)	1.2		5	1	0	0	1	0	0	0	0	0	0	7	7	0.00	0.600
Mike Kilkenny, L ERA: 2.57	(8, 1)	0.2		7	3	5	5	1	2	0	0	0	0	2	7	15	67.50	7.500
Don McMahon, R ERA: 4.91	(8, 1)	1.1		4	0	0	0	2	0	0	0	0	0	0	8	8	0.00	0.000

PITCHER	IP	WLS	BF	H	R	ER	SO	BB	IBB	HBP	BLK	WP	HR	S	P	ERA	WHIP

Batter	1	2	3	4	5	6	7	8	9	AB	R	H	RBI	BB	SO	LOB
Mickey Stanley, R (1, 8) OBP: 0.300, SLG: 0.348	G4-6-3 1B		HBP 1B 2-H		BB		E 2B 1-3		E3 WP HR 3-1	4	2	3	0	1	0	0
Tom Tresh, S (1, 6) OBP: 0.292, SLG: 0.350	F2		F2		F8		E6 1B 2-H 3-H		3-1 1-3	5	0	1	1	0	0	4
Gates Brown, L (1, 7) OBP: 0.241, SLG: 0.241	G4-6-3 1-2f		HBP 1-2		F4		F5		HR 3-H	3	0	0	0	0	0	3
Mike Kilkenny, R (8, 1)										0	0	0	0	0	0	0
Don McMahon, R (8, 1)										0	0	0	0	0	0	0
Dick McAuliffe, L (9, PH) OBP: 0.369, SLG: 0.458										1	1	1	2	0	0	0
Norm Cash, L (1, 3) OBP: 0.366, SLG: 0.451		1B BB	3-1			4-3		BB BB 1B	F4	4	0	1	0	1	0	2
Jim Northrup, L (1, 9) OBP: 0.336, SLG: 0.477 (9, 7)		F5		L8		3-1		F3	F4	5	0	0	0	0	0	2
Jim Price, R (1, 2) OBP: 0.354, SLG: 0.694		1-2 1B		1B		F3		F5		4	0	2	0	0	0	1
Dave Campbell, R (1, 4) OBP: 0.167, SLG: 0.048		K		K			K	BB 1-2		3	0	0	0	0	3	3
Willie Horton, R (8, PH) OBP: 0.309, SLG: 0.403										0	0	0	0	1	0	0
Mickey Lolich, S (8, PR) OBP: 0.191, SLG: 0.119										0	0	0	0	0	0	0
Dick Tracewski, R (9, 4) OBP: 0.316, SLG: 0.159										0	0	0	0	0	0	0
Don Wert, R (1, 5) OBP: 0.269, SLG: 0.281		F9		F9		F3		1-2 2-3 BB		3	0	0	0	1	0	3
Pat Dobson, R (1, 1) OBP: 0.111, SLG: 0.167			1B 2B		F8		2B 1B BB	K		2	0	1	0	0	0	0
Fred Lasher, R (6, 1)										0	0	0	0	0	0	0
Ike Brown, R (7, PH) OBP: 0.286, SLG: 0.294 (8, 7)										0	1	0	0	1	0	0
Al Kaline, R (8, PH) OBP: 0.342, SLG: 0.445 (9, 9)										1	0	0	0	0	1	3
Inning Stats	R: 0 E: 0 K: 0 S: 3 H: 1 LOB: 0 BB: 0 P: 3	R: 0 E: 0 K: 1 S: 6 H: 1 LOB: 2 BB: 1 P: 10	R: 0 E: 0 K: 0 S: 4 H: 2 LOB: 2 BB: 0 P: 5	R: 0 E: 0 K: 1 S: 6 H: 1 LOB: 1 BB: 0 P: 6	R: 0 E: 0 K: 0 S: 3 H: 0 LOB: 1 BB: 1 P: 7	R: 0 E: 0 K: 0 S: 3 H: 0 LOB: 0 BB: 0 P: 3	R: 2 E: 1 K: 1 S: 7 H: 2 LOB: 1 BB: 1 P: 11	R: 0 E: 0 K: 1 S: 6 H: 1 LOB: 3 BB: 2 P: 14	R: 2 E: 1 K: 0 S: 5 H: 1 LOB: 0 BB: 0 P: 5	1B: 6 2B: 2 3B: 0 HR: 1 SF: 0 SAC: 0 DP: 1 HBP: 1						

BOTTOM

Cleveland Indians @ Detroit Tigers

Tiger Stadium, Detroit, MI

Sun Jul 13 1969, 4:38 AM EDT

Att. 34,993 - Unknown

livebaseballscorecards.com

AB	35
R	4
H	9
RBI	3
BB	5
SO	4
LOB	21

WP: 1 PA: 41
PB: 0
SB: 0
CS: 0

PITCHER		IP	WLS	BF	H	R	ER	SO	BB	IBB	HBP	BLK	WP	HR	S	P	ERA	WHIP
Luis Tiant, R ERA: 3.92	(1, 1)	7.2	W	35	8	2	1	3	5	0	1	0	0	0	35	56	1.17	1.696
Horacio Pina, R ERA: 5.18	(8, 1)	0.2		4	1	2	1	1	0	0	0	0	1	1	6	6	13.50	1.500
Juan Pizarro, L ERA: 2.89	(9, 1)	0.2	S	2	0	0	0	0	0	0	0	0	0	0	2	2	0.00	0.000

PITCHER	IP	WLS	BF	H	R	ER	SO	BB	IBB	HBP	BLK	WP	HR	S	P	ERA	WHIP

Batter	1	2	3	4	5	6	7	8	9	AB	R	H	RBI	BB	SO	LOB
Jose Cardenal, R (1, 8) OBP: 0.295, SLG: 0.323	F8		G3 S 1B		5-3			P4		4	0	1	0	0	0	1
Larry Brown, R (1, 6) OBP: 0.315, SLG: 0.319	HR		G3 1-3		2-H 1B			K		4	1	2	1	0	1	1
Russ Snyder, L (1, 7) OBP: 0.322, SLG: 0.307	1B		P6			G1-6-3 1B			F8	4	0	2	0	0	0	1
Tony Horton, R (1, 3) OBP: 0.306, SLG: 0.448	P4		6-3			G1-6-3 1-2f			F7	4	0	0	0	0	0	3
Ken Harrelson, R (1, 9) OBP: 0.312, SLG: 0.424	5-3			5-3		5-3			1B	4	0	1	0	0	0	1
Lou Klimchock, L (1, 4) OBP: 0.314, SLG: 0.404		4-3		4-3			3-1		P4	4	0	0	0	0	0	1
Vern Fuller, R (1, 5) OBP: 0.286, SLG: 0.333		K		K			6-3			3	0	0	0	0	2	0
Ken Suarez, R (1, 2) OBP: 0.351, SLG: 0.360		1B			SH5-4 1B		P6			3	0	2	0	0	0	0
Sam McDowell, L (1, 1) OBP: 0.185, SLG: 0.208		K			SH5-4 1-2			G3		1	0	0	0	0	1	1
Horacio Pina, R (7, 1) OBP: 0.500, SLG: 0.500										0	0	0	0	0	0	0
Richie Scheinblum, S (8, PH) OBP: 0.252, SLG: 0.213										1	0	0	0	0	0	0
Ron Law, R (8, 1)										0	0	0	0	0	0	0

TOP

Cleveland Indians @ Baltimore Orioles

Memorial Stadium, Baltimore, MD

Tue Jul 15 1969, 7:05 PM EDT

Att. 12,027 - Unknown

livebaseballscorecards.com

AB	32
R	1
H	8
RBI	1
BB	0
SO	4
LOB	9

Inning Stats	1	2	3	4	5	6	7	8	9
	R: 1 E: 0 K: 0 S: 5	R: 0 E: 0 K: 2 S: 8	R: 0 E: 0 K: 0 S: 4	R: 0 E: 0 K: 1 S: 5	R: 0 E: 0 K: 0 S: 4	R: 0 E: 0 K: 0 S: 3	R: 0 E: 0 K: 0 S: 3	R: 0 E: 0 K: 1 S: 5	R: 0 E: 0 K: 0 S: 4
	H: 2 LOB: 1 BB: 0 P: 5	H: 1 LOB: 1 BB: 0 P: 8	H: 1 LOB: 1 BB: 0 P: 4	H: 0 LOB: 0 BB: 0 P: 5	H: 2 LOB: 2 BB: 0 P: 4	H: 1 LOB: 0 BB: 0 P: 3	H: 0 LOB: 0 BB: 0 P: 3	H: 0 LOB: 0 BB: 0 P: 5	H: 1 LOB: 1 BB: 0 P: 4

| | | | | | | | | | |

Batter	1	2	3	4	5	6	7	8	9	AB	R	H	RBI	BB	SO	LOB
Don Buford, S (1, 7) OBP: 0.388, SLG: 0.419	F2		F7		BB PB 1B 1B		F8		6-3	5	1	1	0	0	0	1
Paul Blair, R (1, 8) OBP: 0.362, SLG: 0.538	K		P4		6-3 1-2		F7			4	0	0	0	0	1	2
Frank Robinson, R (1, 9) OBP: 0.442, SLG: 0.589	E 1B			4-3 WP 1B 1B	BB 1B IBB		HR BB			2	3	2	0	2	0	0
Boog Powell, L (1, 3) OBP: 0.387, SLG: 0.581	E1 1-2			4-3 1-3	1B 1-2 2-3 BB		1-H HR			3	1	1	2	1	0	2
Brooks Robinson, R (1, 5) OBP: 0.296, SLG: 0.408	F8			BB E 3-H 1B	K		G6-4-3 1B			4	0	2	1	0	1	5
Andy Etchebarren, R (1, 2) OBP: 0.389, SLG: 0.415		G4-6-3 1B		E6 1-2 BB	1-3 2-H 3-H 1B		K			4	0	2	2	0	1	2
Davey Johnson, R (1, 4) OBP: 0.351, SLG: 0.384		K		1-2 2-3 BB	F7		G6-4-3 1-2f			3	0	0	0	1	1	4
Mark Belanger, R (1, 6) OBP: 0.364, SLG: 0.357		G4-6-3 1-2f		P4		1B		5-3		4	0	1	0	0	0	4
Tom Phoebus, R (1, 1) OBP: 0.298, SLG: 0.311			K	F7		K		1-3		4	0	0	0	0	2	4
Inning Stats	R: 0 E: 1 K: 1 S: 7 H: 1 LOB: 2 BB: 0 P: 7	R: 0 E: 0 K: 1 S: 5 H: 1 LOB: 0 BB: 0 P: 5	R: 0 E: 0 K: 1 S: 5 H: 0 LOB: 0 BB: 0 P: 5	R: 1 E: 1 K: 0 S: 6 H: 2 LOB: 3 BB: 1 P: 10	R: 2 E: 0 K: 1 S: 7 H: 2 LOB: 2 BB: 2 P: 15	R: 0 E: 0 K: 1 S: 6 H: 1 LOB: 1 BB: 0 P: 6	R: 2 E: 0 K: 1 S: 6 H: 2 LOB: 0 BB: 1 P: 10	R: 0 E: 0 K: 0 S: 3 H: 0 LOB: 0 BB: 0 P: 3		1B: 8 2B: 0 3B: 0 HR: 1	SF: 0 SAC: 0 DP: 2 HBP: 0						

BOTTOM

Cleveland Indians @ Baltimore Orioles

Memorial Stadium, Baltimore, MD

Tue Jul 15 1969, 7:05 PM EDT

Att. 12,027 - Unknown

livebaseballscorecards.com

AB	33
R	5
H	9
RBI	5
BB	4
SO	6
LOB	24

PITCHER		IP	WLS	BF	H	R	ER	SO	BB	IBB	HBP	BLK	WP	HR	S	P	ERA	WHIP
Sam McDowell, L ERA: 2.68	(1, 1)	6.0	L	31	8	5	5	5	3	1	0	0	1	1	37	53	7.50	1.833
Horacio Pina, R ERA: 5.06	(7, 1)	1.0		3	1	0	0	1	0	0	0	0	0	0	5	5	0.00	1.000
Ron Law, R ERA: 6.57	(8, 1)	1.0		3	0	0	0	0	0	0	0	0	0	0	3	3	0.00	0.000

PITCHER	IP	WLS	BF	H	R	ER	SO	BB	IBB	HBP	BLK	WP	HR	S	P	ERA	WHIP

Batter	1	2	3	4	5	6	7	8	9	AB	R	H	RBI	BB	SO	LOB
Jose Cardenal, R (1, 8) OBP: 0.291, SLG: 0.318	6-3		FC4-6 1-2f		6-3	SF9 2-3 3-H			P6	4	0	0	1	0	0	2
Larry Brown, R (1, 6) OBP: 0.319, SLG: 0.319	1B		6-3			2B 1B BB P3			BB BB	3	1	1	0	2	0	3
Ken Harrelson, R (1, 9) OBP: 0.310, SLG: 0.418	P4			F2		F5	P3		BB	4	0	0	0	1	0	2
Tony Horton, R (1, 3) OBP: 0.304, SLG: 0.447	K			G2		1B 2B 1-3	6-3		P6	5	1	1	0	0	1	3
Cap Peterson, R (1, 7) OBP: 0.370, SLG: 0.325		L5		F7		1B IBB	4-3		1-3	4	1	0	0	1	0	2
Chuck Hinton, R (1, 5) OBP: 0.280, SLG: 0.366 Zoilo Versalles, R (8, 5) OBP: 0.299, SLG: 0.301		5-3			2B 1B	1B E 1B 1-2 2-H 3-H		K		4 0	2 0	2 0	2 0	0 0	1 0	0 0
Vern Fuller, R (1, 4) OBP: 0.285, SLG: 0.331		F2			K	BB E SF9 1-3 2-H 1B		K		4	1	1	1	0	2	1
Ken Suarez, R (1, 2) OBP: 0.361, SLG: 0.389			FC5-6 1B		1-H 2B	E4 SF9 BB 1-2 3-H		E6		4	0	2	2	0	0	1
Dick Ellsworth, L (1, 1) OBP: 0.194, SLG: 0.147 Stan Williams, R (9, 1) OBP: 0.222, SLG: 0.125 Mike Paul, L (9, 1)			FC5-6 FC4-6 1-2f		K	BB 1-2 2-3		K		3 0 0	0 0 0	0 0 0	0 0 0	1 0 0	2 0 0	3 0 0
Inning Stats	R: 0 E: 0 K: 1 S: 6 H: 1 LOB: 1 BB: 0 P: 6	R: 0 E: 0 K: 0 S: 3 H: 0 LOB: 0 BB: 0 P: 3	R: 0 E: 0 K: 0 S: 4 H: 1 LOB: 1 BB: 0 P: 4	R: 0 E: 0 K: 0 S: 3 H: 0 LOB: 0 BB: 0 P: 3	R: 1 E: 0 K: 2 S: 9 H: 2 LOB: 1 BB: 0 P: 9	R: 5 E: 1 K: 0 S: 7 H: 3 LOB: 2 BB: 3 P: 19	R: 0 E: 0 K: 0 S: 3 H: 0 LOB: 0 BB: 0 P: 3	R: 0 E: 1 K: 3 S: 10 H: 0 LOB: 1 BB: 0 P: 10	R: 0 E: 0 K: 0 S: 3 H: 0 LOB: 2 BB: 2 P: 11	1B: 5 2B: 2 3B: 0 HR: 0 SF: 1 SAC: 0 DP: 0 HBP: 0						

PITCHER		IP	WLS	BF	H	R	ER	SO	BB	IBB	HBP	BLK	WP	HR	S	P	ERA	WHIP
Mike Cuellar, L ERA: 2.47	(1, 1)	5.1	L	24	6	5	5	3	1	1	0	0	0	0	28	36	8.44	1.312
Al Severinsen, R ERA: 3.86	(6, 1)	2.2		12	1	1	0	3	1	0	0	0	0	0	17	21	0.00	0.750
Eddie Watt, R ERA: 2.2	(9, 1)	1.0		5	0	0	0	0	2	0	0	0	0	0	3	11	0.00	2.000

PITCHER	IP	WLS	BF	H	R	ER	SO	BB	IBB	HBP	BLK	WP	HR	S	P	ERA	WHIP

TOP

Cleveland Indians @ Baltimore Orioles

Memorial Stadium, Baltimore, MD

Wed Jul 16 1969, 7:05 PM EDT

Unknown

livebaseballscorecards.com

AB	35
R	6
H	7
RBI	6
BB	5
SO	6
LOB	17

PA: 41

WP: 0 PB: 0 SB: 0 CS: 0

Cleveland Indians @ Baltimore Orioles

Memorial Stadium, Baltimore, MD

Wed Jul 16 1969, 7:05 PM EDT

Unknown

livebaseballscorecards.com

BOTTOM

Batter	1	2	3	4	5	6	7	8	9	AB	R	H	RBI	BB	SO	LOB
Don Buford, S (1, 7) OBP: 0.387, SLG: 0.421	WP 2B		G3 2-3			G6-4-3 1-2f		P6	F9	4	0	1	0	0	0	4
Eddie Watt, R (9, 1)										0	0	0	0	0	0	0
Dave May, L (9, PH) OBP: 0.255, SLG: 0.280										0	0	0	0	0	0	0
Merv Rettenmund, R (9, PH) OBP: 0.339, SLG: 0.358										1	0	0	0	0	0	2
Paul Blair, R (1, 8) OBP: 0.358, SLG: 0.532	5-3 2-3		6-3			F7		FC6-4 1-2f		4	0	0	0	0	0	4
Frank Robinson, R (1, 9) OBP: 0.446, SLG: 0.599	BBBB G4-6-3 BB			SSS K			HR		1B 2B 1B	3	2	2	1	1	1	0
Boog Powell, L (1, 3) OBP: 0.386, SLG: 0.575	G4-6-3 1-2f			H 8-1-3 HBP			F3		F7	3	0	0	0	0	0	3
Brooks Robinson, R (1, 5) OBP: 0.296, SLG: 0.406		6-3		8-1-3 1-2f			F3		2B 1B 1-2 1B	4	1	1	0	0	0	1
Andy Etchebarren, R (1, 2) OBP: 0.379, SLG: 0.402		SSS K			6-3		F8		F9	4	0	0	0	0	1	2
Davey Johnson, R (1, 4) OBP: 0.355, SLG: 0.384		BBBB CS BB			BBBB G6-3 BB			1B 2B	1B 2B 1-3 2-H	0	0	0	0	2	0	0
Al Severinsen, R (6, 1)										0	0	0	0	0	0	0
Curt Motton, R (8, PH) OBP: 0.294, SLG: 0.394										2	1	2	1	0	0	0
(9, 7)																
Mark Belanger, R (1, 6) OBP: 0.363, SLG: 0.356	CS 1-2		E5 G3 SH1-4		G6-3 1-2f			F7	BB 2-H 3-H 1B	4	0	1	2	0	0	2
Mike Cuellar, L (1, 1) OBP: 0.078, SLG: 0.137			SH1-4 1-2			BBBB G6-4-3 BB		FC6-4 2-3 1B	BBBB 1-2 BB	0	0	0	0	0	0	0
Chico Salmon, R (6, 4) OBP: 0.412, SLG: 0.393										1	0	1	0	1	0	0
Elrod Hendricks, L (9, PH) OBP: 0.320, SLG: 0.383										0	0	0	0	1	0	0

	AB	30
	R	4
	H	8
	RBI	4
	BB	5
	SO	2
	LOB	18

Inning Stats	1	2	3	4	5	6	7	8	9
	R: 0 H: 1 E: 0 LOB: 1 K: 0 BB: 1 S: 3 P: 7	R: 0 H: 0 E: 0 LOB: 0 K: 1 BB: 1 S: 4 P: 8	R: 0 H: 0 E: 1 LOB: 1 K: 0 BB: 0 S: 4 P: 4	R: 0 H: 0 E: 0 LOB: 0 K: 1 BB: 0 S: 4 P: 5	R: 0 H: 0 E: 0 LOB: 0 K: 0 BB: 1 S: 2 P: 6	R: 0 H: 0 E: 0 LOB: 0 K: 0 BB: 1 S: 2 P: 6	R: 1 H: 1 E: 0 LOB: 0 K: 0 BB: 0 S: 4 P: 4	R: 0 H: 2 E: 0 LOB: 2 K: 0 BB: 0 S: 5 P: 5	R: 3 H: 4 E: 0 LOB: 2 K: 0 BB: 1 S: 7 P: 11

	1B: 4	SF: 0	WP: 1	PA: 38
	2B: 4	SAC: 1	PB: 0	
	3B: 0	DP: 4	SB: 0	
	HR: 1	HBP: 1	CS: 1	

PITCHER		IP	WLS	BF	H	R	ER	SO	BB	IBB	HBP	BLK	WP	HR	S	P	ERA	WHIP
Dick Ellsworth, L ERA: 4.85	(1, 1)	8.2	W	35	8	4	4	2	4	0	1	0	1	1	34	51	4.15	1.385
Stan Williams, R ERA: 4.3	(9, 1)	0.0		1	0	0	0	0	1	0	0	0	0	0	0	4	∞	∞
Mike Paul, L ERA: 3.48	(9, 1)	0.1	S	1	0	0	0	0	0	0	0	0	0	0	1	1	0.00	0.000

PITCHER	IP	WLS	BF	H	R	ER	SO	BB	IBB	HBP	BLK	WP	HR	S	P	ERA	WHIP

Batter	1	2	3	4	5	6	7	8	9	AB	R	H	RBI	BB	SO	LOB
Jose Cardenal, R (1, 8) OBP: 0.290, SLG: 0.316	S S S 0-3 ① K		x 0-0 ① F8		x 0-0 ① FC1-5 1-2 2-3f	x 0-0 ③ L7		x 0-0 2-H 1B		5	0	1	1	0	1	5
Larry Brown, R (1, 5) (8, 6) OBP: 0.315, SLG: 0.315	x 0-0 ② P4		x 0-0 ② F9		x 0-0 ② F8		x 0-0 ① 6-3	x 0-0 ③ F7		5	0	0	0	0	0	4
Russ Snyder, L (1, 7) OBP: 0.319, SLG: 0.304 Davey Nelson, R (9, PR) OBP: 0.182, SLG: 0.182 Stan Williams, R (9, 1) OBP: 0.222, SLG: 0.125	x 0-0 ③ F8		x 0-0 ③ G3		x 0-0 ③ F7		x 0-0 ② F8		x 0-0 G6-4-3 1B	5 0 0	0 0 0	1 0 0	0 0 0	0 0 0	0 0 0	3 0 0
Tony Horton, R (1, 3) OBP: 0.311, SLG: 0.468		x 0-0 ① L3		x 0-0 HR		x 0-0 HR	B B B B 4-0 BB		x 0-0 1-2 G6-4-3 1B	4	2	3	2	1	0	0
Ken Harrelson, R (1, 9) OBP: 0.312, SLG: 0.416		x 0-0 ② L6	B B B B 4-0 CS BB			x 0-0 SH1-4 1B SF7 1B	x 0-0 ③ F7		x 0-0 ① ② G6-4-3 1-2f 2-3	4	1	1	0	1	0	3
Lou Klimchock, L (1, 4) OBP: 0.330, SLG: 0.429 Chuck Hinton, R (9, PH) OBP: 0.289, SLG: 0.366 (9, 7)		x 0-0 1B 1B	x 0-0 ① ② F9 1-2		x 0-0 SH1-4 1-2 1B			x 0-0 2B 2B	4-0 S IBB	4 0	1 0	3 0	0 0	0 1	0 0	1 0
Eddie Leon, R (1, 6) OBP: 0.500, SLG: 0.500 Richie Scheinblum, S (8, PH) OBP: 0.257, SLG: 0.226 Larry Burchart, R (8, 1) Zoilo Versalles, R (9, PH) OBP: 0.298, SLG: 0.300 (9, 5)		x 0-0 1-2 1B	S S S 0-3 ③ K		x 0-0 ① SH1-4 1-2 2-3			x 0-0 2-H 1B 2B	S S S 0-3 ③ K 1-2	2 1 0 1	0 1 0 0	1 1 0 0	0 1 0 0	0 0 0 0	1 0 0 1	0 0 0 2
Ken Suarez, R (1, 2) OBP: 0.369, SLG: 0.386		x 0-0 ③ 6-3			x 0-0 FC1-5 FC1 1B	4-0 IBB		x 0-0 ① P4		3	0	1	0	1	0	3
Juan Pizarro, L (1, 1) OBP: 0.214, SLG: 0.231 Cap Peterson, R (8, PH) OBP: 0.366, SLG: 0.321 Vern Fuller, R (8, 5) OBP: 0.285, SLG: 0.331 (9, 4)			x 0-0 1B		x 0-0 FC1 1-2 FC1-5	x 0-0 ② SF7 3-H		x 0-0 ② F8		2 1 0	0 0 0	1 0 0	1 0 0	0 0 0	0 0 0	1 1 0
Inning Stats	R: 0 E: 0 K: 1 S: 5 H: 0 LOB: 0 BB: 0 P: 5	R: 0 E: 0 K: 0 S: 5 H: 2 LOB: 2 BB: 0 P: 5	R: 0 E: 0 K: 0 S: 4 H: 1 LOB: 1 BB: 0 P: 4	R: 1 E: 0 K: 1 S: 5 H: 1 LOB: 0 BB: 1 P: 9	R: 0 E: 1 K: 0 S: 5 H: 1 LOB: 2 BB: 0 P: 5	R: 2 E: 0 K: 0 S: 6 H: 3 LOB: 2 BB: 1 P: 10	R: 0 E: 0 K: 0 S: 3 H: 0 LOB: 1 BB: 1 P: 7	R: 2 E: 0 K: 0 S: 6 H: 3 LOB: 1 BB: 0 P: 6	R: 0 E: 0 K: 1 S: 6 H: 2 LOB: 3 BB: 1 P: 10	1B: 9 2B: 2 3B: 0 HR: 2 SF: 1 SAC: 1 DP: 1 HBP: 0						

TOP

Cleveland Indians @ Baltimore Orioles

Memorial Stadium, Baltimore, MD

Wed Jul 16 1969, 7:05 PM EDT

Att. 15,753 - Unknown

livebaseballscorecards.com

AB	37
R	5
H	13
RBI	5
BB	4
SO	3
LOB	23

WP: 0 PB: 0 SB: 1 CS: 1 PA: 43

PITCHER		IP	WLS	BF	H	R	ER	SO	BB	IBB	HBP	BLK	WP	HR	S	P	ERA	WHIP
Jim Hardin, R ERA: 3.83	(1, 1)	6.2		31	8	3	3	2	2	1	0	0	0	2	32	44	4.05	1.500
Dick Hall, R ERA: 2.43	(7, 1)	0.1		3	2	2	2	0	0	0	0	0	0	0	3	3	54.00	6.000
Eddie Watt, R ERA: 2.14	(8, 1)	1.0		6	3	0	0	0	0	0	0	0	0	0	6	6	0.00	3.000
Pete Richert, L ERA: 2.41	(9, 1)	1.0	W	3	0	0	0	1	0	1	0	0	0	0	4	8	0.00	0.000

PITCHER	IP	WLS	BF	H	R	ER	SO	BB	IBB	HBP	BLK	WP	HR	S	P	ERA	WHIP

Batter	1	2	3	4	5	6	7	8	9	AB	R	H	RBI	BB	SO	LOB
Mark Belanger, R (1, 6) OBP: 0.361, SLG: 0.355	F2		F9		2B FC4 1B		F8		SH FC6-2 1B 1-2 1B	4	2	1	0	0	0	0
Paul Blair, R (1, 8) OBP: 0.361, SLG: 0.535	P6		6-3		1-3 FC4 2B		E1 HR 1B		1B FC6-2 1-2 2-3 1B	5	2	3	0	0	0	0
Curt Motton, R (1, 7) OBP: 0.333, SLG: 0.472	BB BB		5-3		E BB		3-H HR		FC6-2 1B 1-2 2-3 3-Hf	3	1	1	2	2	0	3
Boog Powell, L (1, 3) OBP: 0.388, SLG: 0.574 Chico Salmon, R (5, PR) (6, 3) OBP: 0.400, SLG: 0.379 Frank Robinson, R (9, PH) OBP: 0.444, SLG: 0.598	1-2 BB			FC6-4 BB	FC4 1-2 2-H 3-H		F8		K	1	0	0	0	2	0	1
										1	0	0	0	0	0	0
										1	0	0	0	0	1	3
Brooks Robinson, R (1, 5) OBP: 0.295, SLG: 0.403	K			F9	P5		K		1-2 2-3 3-H 1B	5	0	1	1	0	2	5
Andy Etchebarren, R (1, 2) OBP: 0.372, SLG: 0.392 Elrod Hendricks, L (8, PH) (9, 2) OBP: 0.319, SLG: 0.381		K		FC6-4 1-2f		1-3		F7		3	0	0	0	0	1	1
										1	0	0	0	0	0	0
Merv Rettenmund, R (1, 9) OBP: 0.345, SLG: 0.404		3B		F8		SF8 3B		1-3		4	1	2	0	0	0	1
Bobby Floyd, R (1, 4) OBP: 0.216, SLG: 0.206		K			P4	SF8 3-H		F7		3	0	0	1	0	1	1
Jim Hardin, R (1, 1) OBP: 0.226, SLG: 0.276 Dick Hall, R (7, 1) OBP: 0.400, SLG: 0.250 Eddie Watt, R (8, 1) Pete Richert, L (9, 1) OBP: 0.250, SLG: 0.250		K			P4	F8			1B SH FC6-2 1B	3	0	0	0	0	1	1
										0	0	0	0	0	0	0
										0	0	0	0	0	0	0
										1	0	1	0	0	0	0
Inning Stats	R: 0 E: 0 K: 1 S: 5 H: 0 LOB: 2 BB: 2 P: 13	R: 0 E: 0 K: 3 S: 10 H: 1 LOB: 1 BB: 0 P: 10	R: 0 E: 0 K: 0 S: 3 H: 0 LOB: 0 BB: 0 P: 3	R: 0 E: 0 K: 0 S: 3 H: 0 LOB: 1 BB: 1 P: 7	R: 2 E: 1 K: 0 S: 6 H: 2 LOB: 2 BB: 1 P: 10	R: 1 E: 0 K: 0 S: 4 H: 1 LOB: 0 BB: 0 P: 4	R: 2 E: 1 K: 1 S: 7 H: 2 LOB: 0 BB: 0 P: 7	R: 0 E: 0 K: 0 S: 3 H: 0 LOB: 0 BB: 0 P: 3	R: 1 E: 1 K: 1 S: 8 H: 3 LOB: 3 BB: 0 P: 8	1B: 5 2B: 1 3B: 2 HR: 1	SF: 1 SAC: 1 DP: 0 HBP: 0						

PITCHER		IP	WLS	BF	H	R	ER	SO	BB	IBB	HBP	BLK	WP	HR	S	P	ERA	WHIP
Juan Pizarro, L ERA: 3.0	(1, 1)	7.0		32	6	5	3	5	4	0	0	0	0	1	38	54	3.86	1.429
Larry Burchart, R ERA: 3.48	(8, 1)	1.0		3	0	0	0	0	0	0	0	0	0	0	3	3	0.00	0.000
Stan Williams, R ERA: 4.27	(9, 1)	0.2	L	6	3	1	0	1	0	0	0	0	0	0	8	8	0.00	4.500

PITCHER	IP	WLS	BF	H	R	ER	SO	BB	IBB	HBP	BLK	WP	HR	S	P	ERA	WHIP

BOTTOM

Cleveland Indians @ Baltimore Orioles

Memorial Stadium, Baltimore, MD

Wed Jul 16 1969, 7:05 PM EDT

Att. 15,753 - Unknown

livebaseballscorecards.com

AB	35
R	6
H	9
RBI	4
BB	4
SO	6
LOB	16

Cleveland Indians @ Baltimore Orioles

Memorial Stadium, Baltimore, MD

Thu Jul 17 1969, 7:05 PM EDT

Att. 9,804 - Unknown

TOP

livebaseballscorecards.com

Batter	1	2	3	4	5	6	7	8	9	AB	R	H	RBI	BB	SO	LOB
Jose Cardenal, R (1, 8) OBP: 0.288, SLG: 0.315	0-0 G5-4-3 1B		0-0 5-3		0-0 5-3		0-0 L8		0-0 FC6-4 1-2f	5	0	1	0	0	0	1
Larry Brown, R (1, 5) OBP: 0.311, SLG: 0.311	0-0 F9			0-0 E6 1B	0-0 5-3			0-0 F7		4	1	0	0	0	0	1
Ken Harrelson, R (1, 9) OBP: 0.311, SLG: 0.413	0-0 G5-4-3 1-2f			0-0 5-3	B B B B 4-0 BB			0-0 F5		3	0	0	0	1	0	2
Tony Horton, R (1, 3) OBP: 0.310, SLG: 0.465		0-0 F9		0-0 P6	S S S 0-3 K2-3			0-0 BB 1B		4	0	1	0	0	1	2
Cap Peterson, R (1, 7) OBP: 0.371, SLG: 0.321		0-0 G3		0-0 1B 2B 2-H 1B		0-0 G3		B B B B 4-0 1-2 BB		3	1	1	1	1	0	0
Duke Sims, L (1, 2) OBP: 0.426, SLG: 0.478		B B B B 4-0 BB		0-0 2B 1-3 1B		0-0 F8		S S S 0-3 K		3	0	1	0	1	1	2
Vern Fuller, R (1, 4) OBP: 0.291, SLG: 0.343		S S S 0-3 K		0-0 1-3 3-H 2B		S S S 0-3 K			0-0 FC6-4 1B	4	0	2	1	0	2	1
Eddie Leon, R (1, 6) OBP: 0.400, SLG: 0.250		0-0 6-3		4-0 IBB			0-0 F9		S S S 0-3 K	2	0	0	0	1	0	0
Chuck Hinton, R (9, PH) OBP: 0.286, SLG: 0.361										1	0	0	0	0	1	1
Steve Hargan, R (1, 1) OBP: 0.143, SLG: 0.143		S S S 0-3 K		0-0 L7			0-0 4-3		0-0 F8	3	0	0	0	0	1	3
Stan Williams, R (7, 1) OBP: 0.222, SLG: 0.125										0	0	0	0	0	0	0
Richie Scheinblum, S (9, PH) OBP: 0.255, SLG: 0.225										1	0	0	0	0	0	1

Inning Stats	1	2	3	4	5	6	7	8	9
	R: 0 H: 1 E: 0 LOB: 0 K: 0 BB: 0 S: 3 P: 3	R: 0 H: 0 E: 0 LOB: 1 K: 1 BB: 1 S: 5 P: 9	R: 0 H: 0 E: 0 LOB: 0 K: 1 BB: 0 S: 5 P: 5	R: 2 H: 3 E: 1 LOB: 3 K: 0 BB: 1 S: 7 P: 11	R: 0 H: 0 E: 0 LOB: 1 K: 1 BB: 1 S: 5 P: 9	R: 0 H: 0 E: 0 LOB: 0 K: 1 BB: 0 S: 5 P: 5	R: 0 H: 0 E: 0 LOB: 0 K: 0 BB: 0 S: 3 P: 3	R: 0 H: 1 E: 0 LOB: 2 K: 1 BB: 1 S: 6 P: 10	R: 0 H: 1 E: 0 LOB: 1 K: 1 BB: 0 S: 6 P: 6

1B: 5	SF: 0	WP: 0 PA: 37
2B: 1	SAC: 0	PB: 0
3B: 0	DP: 1	SB: 0
HR: 0	HBP: 0	CS: 0

AB	33
R	2
H	6
RBI	2
BB	4
SO	6
LOB	14

PITCHER		IP	WLS	BF	H	R	ER	SO	BB	IBB	HBP	BLK	WP	HR	S	P	ERA	WHIP
Dave McNally, L ERA: 2.89	(1, 1)	7.0		28	4	2	0	4	2	1	0	0	0	0	33	45	0.00	0.857
Eddie Watt, R ERA: 2.11	(8, 1)	0.2		4	1	0	0	0	1	0	0	0	0	0	3	7	0.00	3.000
Pete Richert, L ERA: 2.31	(8, 1)	1.1	W	5	1	0	0	2	0	0	0	0	0	0	9	9	0.00	0.750

PITCHER	IP	WLS	BF	H	R	ER	SO	BB	IBB	HBP	BLK	WP	HR	S	P	ERA	WHIP

BOTTOM

Cleveland Indians @ Baltimore Orioles

Memorial Stadium, Baltimore, MD

Thu Jul 17 1969, 7:05 PM EDT

Att. 9,804 - Unknown

Batter	1	2	3	4	5	6	7	8	9	AB	R	H	RBI	BB	SO	LOB
Don Buford, S (1, 7) (8, 4) OBP: 0.385, SLG: 0.418	4-3		F8			E3 5-3 1B	3-1			4	0	1	0	0	0	2
Davey Johnson, R (9, 4) OBP: 0.355, SLG: 0.384										0	0	0	0	0	0	0
Paul Blair, R (1, 8) OBP: 0.360, SLG: 0.532	F8			FC5-4 1B		F9		P4		4	0	1	0	0	0	1
Frank Robinson, R (1, 9) OBP: 0.440, SLG: 0.590	4-3			FC5-4 1B 1-2f		5-3 2-3		F2		4	0	0	0	0	0	2
Boog Powell, L (1, 3) OBP: 0.389, SLG: 0.576		P5		G6-3 1B 1-3		4-3		HR 2B		4	1	2	0	0	0	1
Brooks Robinson, R (1, 5) OBP: 0.299, SLG: 0.415		2B 1B		G6-3 1-2f			SH1-4 1B 6-3 1B	2-H HR		4	2	3	2	0	0	2
Elrod Hendricks, L (1, 2) OBP: 0.322, SLG: 0.389		2B 1-H			K		SH1-4 1B 1-2	F8		4	0	2	0	0	1	0
Mark Belanger, R (1, 6) OBP: 0.362, SLG: 0.354		F9			BB		SH1-4 1-2 2-3			1	0	0	0	1	0	1
Bobby Floyd, R (1, 4) OBP: 0.205, SLG: 0.194			1-3		F9		6-3 3-H			2	0	0	0	0	0	1
Merv Rettenmund, R (7, PH) (8, 7) OBP: 0.342, SLG: 0.400										1	0	0	1	0	0	1
Dave McNally, R (1, 1) OBP: 0.127, SLG: 0.059			F7		K		BB			2	0	0	0	0	1	1
Dave May, L (7, PH) OBP: 0.268, SLG: 0.280										0	0	0	0	1	0	0
Eddie Watt, R (8, 1)										0	0	0	0	0	0	0
Pete Richert, L (8, 1) OBP: 0.250, SLG: 0.250										0	0	0	0	0	0	0
Inning Stats	R: 0 E: 0 K: 0 S: 3 H: 0 LOB: 0 BB: 0 P: 3	R: 0 E: 0 K: 0 S: 4 H: 2 LOB: 1 BB: 0 P: 4	R: 0 E: 0 K: 0 S: 3 H: 0 LOB: 0 BB: 0 P: 3	R: 0 E: 0 K: 0 S: 4 H: 2 LOB: 1 BB: 0 P: 4	R: 0 E: 0 K: 2 S: 7 H: 0 LOB: 1 BB: 1 P: 11	R: 0 E: 1 K: 0 S: 4 H: 1 LOB: 1 BB: 0 P: 4	R: 1 E: 0 K: 0 S: 5 H: 2 LOB: 2 BB: 1 P: 9	R: 2 E: 0 K: 0 S: 5 H: 2 LOB: 0 BB: 0 P: 5		1B: 6 2B: 2 3B: 0 HR: 1	SF: 0 SAC: 1 DP: 1 HBP: 0						

PITCHER		IP	WLS	BF	H	R	ER	SO	BB	IBB	HBP	BLK	WP	HR	S	P	ERA	WHIP
Steve Hargan, R ERA: 6.03	(1, 1)	6.2		27	7	1	1	2	2	0	0	0	0	0	29	37	1.35	1.350
Stan Williams, R ERA: 4.39	(7, 1)	1.1	L	6	2	2	2	0	0	0	0	0	0	1	6	6	13.50	1.500

PITCHER	IP	WLS	BF	H	R	ER	SO	BB	IBB	HBP	BLK	WP	HR	S	P	ERA	WHIP

AB	30
R	3
H	9
RBI	3
BB	2
SO	2
LOB	12

WP: 0 PB: 0 SB: 0 CS: 0 PA: 33

livebaseballscorecards.com

Detroit Tigers @ Cleveland Indians

Cleveland Municipal Stadium, Cleveland, OH

Fri Jul 18 1969, 7:05 PM EDT

Att. 17,615 - Unknown

livebaseballscorecards.com

Batter	1	2	3	4	5	6	7	8	9	AB	R	H	RBI	BB	SO	LOB
Mickey Stanley, R (1, 8) OBP: 0.299, SLG: 0.340	F2		5-3		BB		F8			3	0	0	0	1	0	1
Tom Tresh, S (1, 6) OBP: 0.281, SLG: 0.331	F3		K		6-3			F8		4	0	0	0	0	1	3
Jim Northrup, L (1, 9) OBP: 0.341, SLG: 0.471	4-3			6-3	1B			BB		3	0	1	0	1	0	0
Norm Cash, L (1, 3) OBP: 0.369, SLG: 0.440		BB		F6	1B			HR 1-3		3	1	2	0	1	0	0
Willie Horton, R (1, 7) OBP: 0.308, SLG: 0.424		K		6-3		F8		HR 1-H		4	1	1	2	0	1	2
Bill Freehan, R (1, 2) OBP: 0.343, SLG: 0.404		F4			HR	F9		6-3		4	1	1	1	0	0	2
Don Wert, R (1, 5) OBP: 0.275, SLG: 0.278		F9			SH2-4 BB		3-1 SH1-4 1B		5-3	3	1	1	0	1	0	1
Dick Tracewski, R (9, 5) OBP: 0.322, SLG: 0.174										0	0	0	0	0	0	0
Ike Brown, R (1, 4) OBP: 0.307, SLG: 0.299			SH3-4 BB		K		3-1 1-3		K	3	0	0	0	1	2	2
Denny McLain, R (1, 1) OBP: 0.229, SLG: 0.194			SH3-4 1-2		SH2-4 1-2		SH1-4 3-H		6-3	1	0	0	1	0	0	0
Inning Stats	R: 0 E: 0 K: 0 S: 3 H: 0 LOB: 0 BB: 0 P: 3	R: 0 E: 0 K: 1 S: 5 H: 0 LOB: 1 BB: 1 P: 9	R: 0 E: 0 K: 1 S: 5 H: 0 LOB: 1 BB: 1 P: 9	R: 0 E: 0 K: 0 S: 3 H: 0 LOB: 0 BB: 0 P: 3	R: 1 E: 0 K: 1 S: 6 H: 1 LOB: 2 BB: 2 P: 14	R: 0 E: 0 K: 0 S: 4 H: 2 LOB: 1 BB: 0 P: 4	R: 1 E: 0 K: 0 S: 4 H: 1 LOB: 0 BB: 0 P: 4	R: 2 E: 0 K: 0 S: 4 H: 2 LOB: 0 BB: 1 P: 8	R: 0 E: 0 K: 1 S: 5 H: 0 LOB: 0 BB: 0 P: 5	1B: 4 2B: 0 3B: 0 HR: 2 SF: 0 SAC: 3 DP: 0 HBP: 0	WP: 0 PB: 0 SB: 1 CS: 0 PA: 36					

	AB	28
	R	4
	H	6
	RBI	4
	BB	5
	SO	4
	LOB	11

PITCHER		IP	WLS	BF	H	R	ER	SO	BB	IBB	HBP	BLK	WP	HR	S	P	ERA	WHIP
Luis Tiant, R ERA: 3.95	(1, 1)	8.0	L	33	6	4	4	3	5	0	0	0	0	2	34	54	4.50	1.375
Larry Burchart, R ERA: 3.32	(9, 1)	1.0		3	0	0	0	1	0	0	0	0	0	0	5	5	0.00	0.000

PITCHER	IP	WLS	BF	H	R	ER	SO	BB	IBB	HBP	BLK	WP	HR	S	P	ERA	WHIP

Batter	1	2	3	4	5	6	7	8	9	AB	R	H	RBI	BB	SO	LOB
Jose Cardenal, R (1, 8) OBP: 0.288, SLG: 0.314	FC5-4 1B		G6-3 1-2f			1-3		F7		4	0	1	0	0	0	1
Larry Brown, R (1, 5) OBP: 0.311, SLG: 0.310	F7			F7		G3-6-3 1B			5-3	4	0	1	0	0	0	1
Duke Sims, L (1, 2) OBP: 0.417, SLG: 0.466	F9			F9		G3-6-3 1-2f			F6	4	0	0	0	0	0	2
Tony Horton, R (1, 3) OBP: 0.315, SLG: 0.471	FC5-4 1-2f			1B			FC6-4 1B		2B	4	0	3	0	0	0	1
Ken Harrelson, R (1, 9) OBP: 0.308, SLG: 0.408		F7		K			FC6-4 1-2f		4-3	4	0	0	0	0	1	3
Russ Snyder, L (1, 7) OBP: 0.319, SLG: 0.305		F7			1B		F7			3	0	1	0	0	0	1
Lou Klimchock, L (1, 4) OBP: 0.321, SLG: 0.416		F6			F7		F7			3	0	0	0	0	0	2
Eddie Leon, R (1, 6) OBP: 0.250, SLG: 0.143			F7		F9			F7		3	0	0	0	0	0	1
Luis Tiant, R (1, 1) OBP: 0.294, SLG: 0.479			G6-3 1B		K			F7		2	0	1	0	0	1	1
Richie Scheinblum, S (8, PH) OBP: 0.253, SLG: 0.223										1	0	0	0	0	0	0
Larry Burchart, R (9, 1)										0	0	0	0	0	0	0
Inning Stats	R: 0 H: 1 E: 0 LOB: 1 K: 0 BB: 0 S: 4 P: 4	R: 0 H: 0 E: 0 LOB: 0 K: 0 BB: 0 S: 3 P: 3	R: 0 H: 1 E: 0 LOB: 0 K: 0 BB: 0 S: 3 P: 3	R: 0 H: 1 E: 0 LOB: 1 K: 1 BB: 0 S: 6 P: 6	R: 0 H: 1 E: 0 LOB: 1 K: 1 BB: 0 S: 6 P: 6	R: 0 H: 1 E: 0 LOB: 0 K: 0 BB: 0 S: 3 P: 3	R: 0 H: 1 E: 0 LOB: 1 K: 0 BB: 0 S: 4 P: 4	R: 0 H: 0 E: 0 LOB: 0 K: 0 BB: 0 S: 3 P: 3	R: 0 H: 1 E: 0 LOB: 1 K: 0 BB: 0 S: 4 P: 4	1B: 6 SF: 0 2B: 1 SAC: 0 3B: 0 DP: 2 HR: 0 HBP: 0						

PITCHER	IP	WLS	BF	H	R	ER	SO	BB	IBB	HBP	BLK	WP	HR	S	P	ERA	WHIP
Denny McLain, R (1, 1) ERA: 2.5	9.0	W	32	7	0	0	2	0	0	0	0	0	0	36	36	0.00	0.778

PITCHER	IP	WLS	BF	H	R	ER	SO	BB	IBB	HBP	BLK	WP	HR	S	P	ERA	WHIP

BOTTOM

Detroit Tigers @ Cleveland Indians

Cleveland Municipal Stadium, Cleveland, OH

Fri Jul 18 1969, 7:05 PM EDT

Att. 17,615 - Unknown

livebaseballscorecards.com

AB	32
R	0
H	7
RBI	0
BB	0
SO	2
LOB	13

WP: 0 PA: 32
PB: 0
SB: 0
CS: 0

Detroit Tigers @ Cleveland Indians

Cleveland Municipal Stadium, Cleveland, OH

Sat Jul 19 1969, 3:33 AM EDT

Att. 18,318 - Unknown

TOP

livebaseballscorecards.com

Batter	1	2	3	4	5	6	7	8	9	AB	R	H	RBI	BB	SO	LOB
Mickey Stanley, R (1, 8) OBP: 0.301, SLG: 0.339	5-3		6-3			BB		S 1B	6-3	4	1	1	0	1	0	0
Tom Tresh, S (1, 6) OBP: 0.283, SLG: 0.332	5-3			F7		K		1-H 1B	E 1B	5	2	2	1	0	1	1
Al Kaline, R (1, 9) OBP: 0.340, SLG: 0.436	K			K			HR	4-3 WP SF8 2-H	E6 1-3	5	3	3	1	0	2	0
Bill Freehan, R (1, 3) OBP: 0.343, SLG: 0.415		F8		F8			1-H HR	4-3 1-3	CS 2-H 3-H	5	1	2	4	0	0	1
Willie Horton, R (1, 7) OBP: 0.308, SLG: 0.423		K			F9		3B	SF8 3-H	CS 1-2	3	1	1	0	0	1	0
Jim Northrup, L (8, PH) OBP: 0.342, SLG: 0.471 (8, 7)							1B		BB	0	0	0	1	1	0	0
Jim Price, R (1, 2) OBP: 0.347, SLG: 0.632		E6			F8		K	2B	CS 1-2	4	1	1	0	0	1	1
Don Wert, R (1, 5) OBP: 0.279, SLG: 0.300		L6			6-3		1-H SH1-3 3B	2-H 2B		4	1	2	2	0	0	1
Ike Brown, R (1, 4) OBP: 0.308, SLG: 0.290			K			K	SH1-3 3-H	IBB		2	0	0	1	1	2	0
Dick Tracewski, R (8, 4) OBP: 0.322, SLG: 0.174										0	0	0	0	0	0	0
Pat Dobson, R (1, 1) OBP: 0.105, SLG: 0.158			K			F4	K	K		1	0	0	0	0	1	0
Dave Campbell, R (6, PH) OBP: 0.148, SLG: 0.042										1	0	0	0	0	0	0
Daryl Patterson, L (6, 1)										1	0	0	0	0	1	0
Don McMahon, R (7, 1)										1	0	0	0	0	1	2

	AB	36
	R	10
	H	12
	RBI	10
	BB	3
	SO	10
	LOB	6

Inning Stats	1	2	3	4	5	6	7	8	9
	R: 0 E: 0 K: 1 S: 5	H: 0 LOB: 0 BB: 0 P: 5	R: 0 E: 1 K: 1 S: 6	H: 0 LOB: 1 BB: 0 P: 6	R: 0 E: 0 K: 2 S: 7	H: 0 LOB: 0 BB: 0 P: 7	R: 0 E: 0 K: 1 S: 5	H: 0 LOB: 0 BB: 0 P: 5	R: 0 E: 0 K: 0 S: 3	H: 0 LOB: 0 BB: 0 P: 3
	R: 0 E: 0 K: 2 S: 7	H: 0 LOB: 1 BB: 1 P: 11	R: 4 E: 0 K: 2 S: 11	H: 4 LOB: 0 BB: 0 P: 11	R: 4 E: 0 K: 1 S: 10	H: 5 LOB: 2 BB: 1 P: 14	R: 2 E: 1 K: 0 S: 4	H: 3 LOB: 0 BB: 1 P: 8	1B: 8 2B: 2 3B: 1 HR: 1	SF: 1 SAC: 1 DP: 0 HBP: 0	WP: 1 PB: 0 SB: 1 CS: 2	PA: 42

PITCHER		IP	WLS	BF	H	R	ER	SO	BB	IBB	HBP	BLK	WP	HR	S	P	ERA	WHIP
Sam McDowell, L ERA: 2.78	(1, 1)	7.0		27	4	4	4	9	1	0	0	0	0	1	44	48	5.14	0.714
Larry Burchart, R ERA: 4.57	(8, 1)	0.0	L	3	3	3	3	0	0	0	0	0	0	0	3	3	∞	∞
Horacio Pina, R ERA: 5.02	(8, 1)	0.1		1	0	0	0	0	0	0	0	0	1	0	1	1	0.00	0.000
Mike Paul, L ERA: 3.57	(8, 1)	0.2		5	2	1	1	1	0	1	0	0	0	0	6	10	13.50	3.000
Ron Law, R ERA: 6.75	(9, 1)	1.0		5	3	2	1	0	1	0	0	0	0	0	4	8	9.00	4.000

PITCHER		IP	WLS	BF	H	R	ER	SO	BB	IBB	HBP	BLK	WP	HR	S	P	ERA	WHIP

Detroit Tigers @ Cleveland Indians

Cleveland Municipal Stadium, Cleveland, OH

Sat Jul 19 1969, 3:33 AM EDT

Att. 18,318 - Unknown

livebaseballscorecards.com

BOTTOM

Batter	1	2	3	4	5	6	7	8	9	AB	R	H	RBI	BB	SO	LOB
Jose Cardenal, R (1, 8) OBP: 0.290, SLG: 0.316	6-3		6-3		S 1B		S 1B 2-H			4	0	2	1	0	0	0
Larry Brown, R (1, 5) OBP: 0.308, SLG: 0.307	6-3		F2		F2 1-2		F7 1-2			4	0	0	0	0	0	2
Ken Harrelson, R (1, 9) OBP: 0.307, SLG: 0.415	HR		K		5-3		5-3			4	1	1	1	0	1	2
Tony Horton, R (1, 3) OBP: 0.314, SLG: 0.469	6-3			K		E S 1B		K		4	0	1	0	0	2	0
Duke Sims, L (1, 2) OBP: 0.419, SLG: 0.473		1B 2B		1B 4-3 1B		L9 1-3		F2		4	2	2	0	0	0	1
Lou Klimchock, L (1, 4) OBP: 0.319, SLG: 0.410		F7		4-3 1-3 1B		F8		F7		4	0	1	0	0	0	2
Russ Snyder, L (1, 7) OBP: 0.318, SLG: 0.303		S 1B 2-H		4-3 1-2 3-H		F7			F7	4	0	1	2	0	0	2
Eddie Leon, R (1, 6) OBP: 0.167, SLG: 0.091		K 1-2		F7			E6 4-3 1B		K	4	1	0	0	0	2	2
Sam McDowell, L (1, 1) OBP: 0.179, SLG: 0.200 Richie Scheinblum, S (7, PH) OBP: 0.262, SLG: 0.221 Larry Burchart, R (8, 1) Horacio Pina, R (8, 1) OBP: 0.500, SLG: 0.500 Mike Paul, L (8, 1) Ron Law, R (9, 1) Cap Peterson, R (9, PH) OBP: 0.367, SLG: 0.317		4-3			F7		4-3 1-2		F7	2 1 0 0 0 0 1	0 0 0 0 0 0 0	0 0 0 0 0 0 0	0 0 0 0 0 0 0	0 0 0 0 0 0 0	0 0 0 0 0 0 0	1 1 0 0 0 0 0
Inning Stats	R: 1 H: 1 E: 0 LOB: 0 K: 0 BB: 0 S: 4 P: 4	R: 1 H: 2 E: 0 LOB: 1 K: 1 BB: 0 S: 7 P: 7	R: 0 H: 0 E: 0 LOB: 0 K: 1 BB: 0 S: 5 P: 5	R: 1 H: 2 E: 0 LOB: 1 K: 1 BB: 0 S: 7 P: 7	R: 0 H: 1 E: 0 LOB: 1 K: 0 BB: 0 S: 4 P: 4	R: 0 H: 1 E: 0 LOB: 1 K: 0 BB: 0 S: 4 P: 4	R: 1 H: 1 E: 1 LOB: 1 K: 0 BB: 0 S: 5 P: 5	R: 0 H: 0 E: 0 LOB: 0 K: 1 BB: 0 S: 5 P: 5	R: 0 H: 0 E: 0 LOB: 0 K: 1 BB: 0 S: 5 P: 5	1B: 6 SF: 0 2B: 1 SAC: 0 3B: 0 DP: 0 HR: 1 HBP: 0						WP: 0 PA: 36 PB: 0 SB: 4 CS: 0

	AB	36
	R	4
	H	8
	RBI	4
	BB	0
	SO	5
	LOB	13

PITCHER		IP	WLS	BF	H	R	ER	SO	BB	IBB	HBP	BLK	WP	HR	S	P	ERA	WHIP
Pat Dobson, R ERA: 4.12	(1, 1)	5.0		21	6	3	3	3	0	0	0	0	0	1	27	27	5.40	1.200
Daryl Patterson, R ERA: 3.38	(6, 1)	1.1		7	2	1	0	0	0	0	0	0	0	0	7	7	0.00	1.500
Don McMahon, R ERA: 4.97	(7, 1)	2.2	W	8	0	0	0	2	0	0	0	0	0	0	12	12	0.00	0.000

PITCHER	IP	WLS	BF	H	R	ER	SO	BB	IBB	HBP	BLK	WP	HR	S	P	ERA	WHIP

Detroit Tigers @ Cleveland Indians

Cleveland Municipal Stadium, Cleveland, OH

Sun Jul 20 1969, 3:33 AM EDT

Unknown

TOP

livebaseballscorecards.com

Batter	1	2	3	4	5	6	7	8	9	AB	R	H	RBI	BB	SO	LOB
Mickey Stanley, R (1, 8) OBP: 0.297, SLG: 0.334	F8		F8		K		E5 2B 1-2 2-3		K	5	0	0	0	0	2	2
Tom Tresh, S (1, 6) OBP: 0.292, SLG: 0.342	1B 1B		F9			1B 1B	2B 1-3 2-H 3-H		CS BB	4	0	3	2	1	0	0
Al Kaline, R (1, 9) OBP: 0.343, SLG: 0.438	FC6-4 1B 1-2		FC6-4 1B			FC6-4 1B 1-2	L4		L8 1-2	5	0	3	0	0	0	3
Bill Freehan, R (1, 3) OBP: 0.339, SLG: 0.409	F9		FC6-4 1-2f			F9	1-3			4	0	0	0	0	0	7
Willie Horton, R (1, 7) OBP: 0.307, SLG: 0.432	FC6-4 1-2f			6-3		F7		HR		4	1	1	1	0	0	4
Jim Price, R (1, 2) OBP: 0.343, SLG: 0.611		F7		G5-4-3 BB		FC6-4 1-2f		F4		3	0	0	0	1	0	2
Don Wert, R (1, 5) OBP: 0.288, SLG: 0.315		1B		G5-4-3 1-2f			FC1-5 1B 1B	2B		4	0	3	0	0	0	1
Dick Tracewski, R (1, 4) OBP: 0.317, SLG: 0.180		L6			F9		E FC1-5 2B 1-2 1B	F8		4	1	1	0	0	0	2
Mickey Lolich, S (1, 1) OBP: 0.189, SLG: 0.125		5-3			3-1		FC1-5 E 2B 1-2 2-3f	1-3		2	0	0	0	0	0	1
Ike Brown, R (7, PH) OBP: 0.304, SLG: 0.286										1	1	0	0	0	0	2
Fred Lasher, R (7, 1)										1	0	0	0	0	0	1
Don McMahon, R (9, 1)										0	0	0	0	0	0	0
Inning Stats	R: 0 E: 0 K: 0 S: 5 H: 2 LOB: 2 BB: 0 P: 5	R: 0 E: 0 K: 0 S: 4 H: 1 LOB: 1 BB: 0 P: 4	R: 0 E: 0 K: 0 S: 4 H: 1 LOB: 1 BB: 0 P: 4	R: 0 E: 0 K: 0 S: 2 H: 0 LOB: 0 BB: 1 P: 6	R: 0 E: 0 K: 1 S: 5 H: 0 LOB: 0 BB: 0 P: 5	R: 0 E: 0 K: 0 S: 5 H: 2 LOB: 2 BB: 0 P: 5	R: 2 E: 1 K: 0 S: 7 H: 3 LOB: 2 BB: 0 P: 7	R: 1 E: 0 K: 0 S: 5 H: 2 LOB: 1 BB: 0 P: 5	R: 0 E: 0 K: 1 S: 4 H: 0 LOB: 0 BB: 1 P: 8	1B: 8 2B: 2 3B: 0 HR: 1 SF: 0 SAC: 0 DP: 1 HBP: 0						

AB	37
R	3
H	11
RBI	3
BB	2
SO	2
LOB	25

WP: 0 PB: 0 SB: 0 CS: 1 PA: 39

PITCHER		IP	WLS	BF	H	R	ER	SO	BB	IBB	HBP	BLK	WP	HR	S	P	ERA	WHIP
Dick Ellsworth, L ERA: 4.72	(1, 1)	6.1		29	9	2	2	1	1	0	0	0	0	0	30	34	2.84	1.579
Stan Williams, R ERA: 4.36	(7, 1)	2.2	L	10	2	1	1	1	1	0	0	0	0	1	11	15	3.38	1.125

PITCHER	IP	WLS	BF	H	R	ER	SO	BB	IBB	HBP	BLK	WP	HR	S	P	ERA	WHIP

BOTTOM

Detroit Tigers @ Cleveland Indians

Cleveland Municipal Stadium, Cleveland, OH

Sun Jul 20 1969, 3:33 AM EDT

Unknown

Batter	1	2	3	4	5	6	7	8	9	AB	R	H	RBI	BB	SO	LOB
Jose Cardenal, R (1, 8) OBP: 0.295, SLG: 0.318	BBBB 4-0 2B BB	x 0-0 1B			x 0-0 ① 5-3		x 0-0 ① F6		x 0-0 BB S 1B	4	1	2	0	1	0	0
Larry Brown, R (1, 5) OBP: 0.311, SLG: 0.312 Davey Nelson, R (9, PR) OBP: 0.182, SLG: 0.182	x 0-0 WP 1-H 1B 2B	x 0-0 ② F4			x 0-0 1B 1B		x 0-0 ② 6-3		BBBB 4-0 1-2 BB	4	1	2	1	1	0	1
										0	0	0	0	0	0	0
Ken Harrelson, R (1, 9) OBP: 0.311, SLG: 0.414	x 0-0 ① 1-3 2-3	x 0-0 ③ F5			x 0-0 G4-6-3 1-2 1B		BBBB 4-0 BB		BBBB 4-0 1-2 2-3 BB	3	0	1	0	2	0	2
Tony Horton, R (1, 3) OBP: 0.310, SLG: 0.462	x 0-0 ② 1-3		x 0-0 ① 5-3		x 0-0 ②③ G4-6-3 1-2f		x 0-0 ③ 5-3		SSS 0-3 ③ K	5	0	0	0	0	1	7
Cap Peterson, R (1, 7) OBP: 0.366, SLG: 0.310 Russ Snyder, L (8, PH) OBP: 0.316, SLG: 0.302 (9, 7)	BBBB 4-0 1B BB		x 0-0 ② F8			x 0-0 ① G3		x 0-0 ① 4-3		2	0	0	0	1	0	0
										1	0	0	0	0	0	0
Eddie Leon, R (1, 6) OBP: 0.250, SLG: 0.267	x 0-0 BB 1-3 3-H 1B		SSS 0-3 ③ K			x 0-0 2B		x 0-0 ② 1-3		4	0	2	1	0	1	0
Vern Fuller, R (1, 4) OBP: 0.296, SLG: 0.338	BBBB 4-0 1-2 BB			x 0-0 ① 5-3		4-0 IBB		x 0-0 ③ F4		2	0	0	0	2	0	0
Ken Suarez, R (1, 2) OBP: 0.353, SLG: 0.367 Lou Klimchock, L (9, PH) OBP: 0.316, SLG: 0.406	x 0-0 ③ F6			x 0-0 ② L4		x 0-0 ② F8			x 0-0 ① 1-5-3	3	0	0	0	0	0	5
										1	0	0	0	0	0	0
Dick Ellsworth, L (1, 1) OBP: 0.179, SLG: 0.135 Stan Williams, R (7, 1) OBP: 0.222, SLG: 0.125 Duke Sims, L (9, PH) OBP: 0.417, SLG: 0.470		SSS 0-3 ① K		x 0-0 ③ 5-3		x 0-0 ③ 2-3			x 0-0 ② F4	3	0	0	0	0	1	2
										0	0	0	0	0	0	0
										1	0	0	0	0	0	0
Inning Stats	R: 2 E: 0 K: 0 S: 5 H: 2 LOB: 3 BB: 3 P: 17	R: 0 E: 0 K: 1 S: 6 H: 1 LOB: 1 BB: 0 P: 6	R: 0 E: 0 K: 1 S: 5 H: 0 LOB: 0 BB: 0 P: 5	R: 0 E: 0 K: 0 S: 3 H: 0 LOB: 0 BB: 0 P: 3	R: 0 E: 0 K: 0 S: 4 H: 2 LOB: 1 BB: 0 P: 4	R: 0 E: 0 K: 0 S: 4 H: 1 LOB: 2 BB: 1 P: 8	R: 0 E: 0 K: 0 S: 3 H: 0 LOB: 1 BB: 1 P: 7	R: 0 E: 0 K: 0 S: 3 H: 0 LOB: 0 BB: 0 P: 3	R: 0 E: 0 K: 1 S: 6 H: 1 LOB: 3 BB: 2 P: 14	1B: 5 2B: 2 3B: 0 HR: 0 SF: 0 SAC: 0 DP: 1 HBP: 0						

	AB	33
	R	2
	H	7
	RBI	2
	BB	7
	SO	3
	LOB	17

WP: 1 PB: 0 SB: 1 CS: 0 PA: 40

PITCHER		IP	WLS	BF	H	R	ER	SO	BB	IBB	HBP	BLK	WP	HR	S	P	ERA	WHIP
Mickey Lolich, L ERA: 2.7	(1, 1)	6.0		27	6	2	2	2	3	1	0	0	1	0	27	43	3.00	1.500
Fred Lasher, R ERA: 1.8	(7, 1)	2.2	W	11	1	0	0	0	2	0	0	0	0	0	9	17	0.00	1.125
Don McMahon, R ERA: 4.91	(9, 1)	0.1	S	2	0	0	0	1	1	0	0	0	0	0	3	7	0.00	3.000

PITCHER	IP	WLS	BF	H	R	ER	SO	BB	IBB	HBP	BLK	WP	HR	S	P	ERA	WHIP

livebaseballscorecards.com

Batter	1	2	3	4	5	6	7	8	9	10	AB	R	H	RBI	BB	SO	LOB
Mickey Stanley, R (1, 6) OBP: 0.293, SLG: 0.330	F4	4-3			F4		F8		G3		5	0	0	0	0	0	0
Jim Northrup, L (1, 8) OBP: 0.343, SLG: 0.469	HR, 1B, BB	1B			F8		1-6-3		3-1		4	1	1	0	1	0	0
Al Kaline, R (1, 9) OBP: 0.350, SLG: 0.443	1-2, HR, 1B	L4			1B		2B, 1B		FC5-4, BB		4	2	3	0	1	0	1
Bill Freehan, R (1, 2) OBP: 0.337, SLG: 0.409	F8	F8			F9		1-H, 2B		FC5-4, 1-2f		5	0	1	1	0	0	5
Willie Horton, R (1, 7) OBP: 0.313, SLG: 0.444	1-H, 2-H, HR	F3		F3	IBB		BB, BB, 1B		4	1	2	3	1	0	1		
Norm Cash, L (1, 3) OBP: 0.369, SLG: 0.438	1B	F7	K	F3	BB, 1B		1-2, BB		4	0	1	0	1	1	2		
Ike Brown, R (1, 4) OBP: 0.310, SLG: 0.284	1-3	CS, BB	BB, 1B	6-3	4-3		G6-4-3, BB		4	0	1	0	1	1	3		
Dick Tracewski, R (1, 5) OBP: 0.328, SLG: 0.173 Tom Tresh, S (10, PH) OBP: 0.294, SLG: 0.342 Don Wert, R (10, 5) OBP: 0.288, SLG: 0.315	6-3	1-2, BB	1-2, BB	F9	1-2f, G6-4-3				2	0	0	0	2	0	0		
									0	0	0	0	1	0	0		
									0	0	0	0	0	0	0		
Earl Wilson, R (1, 1) OBP: 0.226, SLG: 0.130 Tom Timmermann, R (6, 1) Gates Brown, L (8, PH) OBP: 0.230, SLG: 0.228 Daryl Patterson, L (8, 1) Don McMahon, R (9, 1) Jim Price, R (10, PH) OBP: 0.340, SLG: 0.604 Joe Sparma, R (10, 1) OBP: 0.154, SLG: 0.120	K	K	K	K	K						3	0	0	0	0	3	3
											0	0	0	0	0	0	0
											1	0	0	0	0	0	0
											0	0	0	0	0	0	0
											0	0	0	0	0	0	0
											1	0	0	0	0	0	3
											0	0	0	0	0	0	0
Inning Stats	R: 3 E: 0 K: 0 S: 6 H: 3 LOB: 1 BB: 1 P: 10	R: 0 E: 0 K: 1 S: 5 H: 0 LOB: 0 BB: 0 P: 5	R: 0 E: 0 K: 0 S: 4 H: 1 LOB: 1 BB: 0 P: 4	R: 0 E: 0 K: 1 S: 4 H: 0 LOB: 1 BB: 2 P: 12	R: 0 E: 0 K: 0 S: 4 H: 1 LOB: 1 BB: 0 P: 4	R: 0 E: 0 K: 2 S: 8 H: 1 LOB: 2 BB: 1 P: 12	R: 1 E: 0 K: 0 S: 5 H: 2 LOB: 2 BB: 1 P: 9	R: 0 E: 0 K: 0 S: 3 H: 0 LOB: 0 BB: 0 P: 3	R: 0 E: 0 K: 0 S: 3 H: 0 LOB: 1 BB: 1 P: 7	R: 0 E: 0 K: 1 S: 5 H: 1 LOB: 2 BB: 2 P: 13	1B: 7 2B: 1 3B: 0 HR: 1 SF: 0 SAC: 0 DP: 1 HBP: 0						

PITCHER		IP	WLS	BF	H	R	ER	SO	BB	IBB	HBP	BLK	WP	HR	S	P	ERA	WHIP
Juan Pizarro, L ERA: 3.21	(1, 1)	7.0		33	8	4	4	4	4	1	0	0	0	0	36	56	5.14	1.714
Ron Law, R ERA: 5.87	(8, 1)	2.0		7	0	0	0	0	1	0	0	0	0	0	6	10	0.00	0.500
Steve Hargan, R ERA: 6.03	(10, 1)	0.0		2	1	0	0	0	1	0	0	0	0	0	1	5	∞	∞
Horacio Pina, R ERA: 4.91	(10, 1)	1.0	W	3	0	0	0	1	1	0	0	0	0	0	4	8	0.00	1.000

PITCHER	IP	WLS	BF	H	R	ER	SO	BB	IBB	HBP	BLK	WP	HR	S	P	ERA	WHIP

TOP

Detroit Tigers @ Cleveland Indians

Cleveland Municipal Stadium, Cleveland, OH

Sun Jul 20 1969, 3:38 AM EDT
Att. 13,512 - Unknown

livebaseballscorecards.com

AB	37
R	4
H	9
RBI	4
BB	8
SO	5
LOB	18

Detroit Tigers @ Cleveland Indians

Cleveland Municipal Stadium, Cleveland, OH

Sun Jul 20 1969, 3:38 AM EDT

Att. 13,512 - Unknown

livebaseballscorecards.com

Batter	1	2	3	4	5	6	7	8	9	10	AB	R	H	RBI	BB	SO	LOB
Jose Cardenal, R (1, 8) OBP: 0.293, SLG: 0.314	5-3		F6			F4	K 1-2			BB 5-3 1B FC8-3-5	4	1	0	0	1	1	1
Russ Snyder, L (1, 7) OBP: 0.313, SLG: 0.299	K			6-3		K		F7		1B FC8-3-5 5-3 1-2	5	0	1	0	0	2	0
Ken Harrelson, R (1, 9) OBP: 0.312, SLG: 0.410	F2			BB 1B WP		HR S		K		5-3 1-2 2-3	3	2	0	0	2	1	2
Tony Horton, R (1, 3) OBP: 0.314, SLG: 0.471		K		1B WP 1-3		HR 1-H		G3		IBB FC8-3-5	4	1	2	2	1	1	0
Duke Sims, L (1, 2) OBP: 0.423, SLG: 0.467		BB		F6 1-2 3-H		FC6 BB			1-3 BB	FC8-3-5 1-2 2-3f 3-H	1	0	0	0	3	0	1
Chuck Hinton, R (9, PR) OBP: 0.282, SLG: 0.356 (10, 5)											1	0	0	1	0	0	2
Lou Klimchock, L (1, 5) OBP: 0.305, SLG: 0.391	F8			1-3		FC6 1-2f			1-3 1-2		4	0	0	0	0	0	4
Ken Suarez, R (10, 2) OBP: 0.353, SLG: 0.367											0	0	0	0	0	0	0
Eddie Leon, R (1, 6) OBP: 0.250, SLG: 0.222	K		5-3				L9		BB 1B		3	0	0	0	1	1	1
Vern Fuller, R (1, 4) OBP: 0.292, SLG: 0.333			4-3		F6		HR		1B 1-3		2	0	0	0	0	0	0
Richie Scheinblum, S (7, PH) OBP: 0.256, SLG: 0.248											1	1	1	1	0	0	0
Ron Law, R (8, 1)											0	0	0	0	0	0	0
Cap Peterson, R (9, PH) OBP: 0.373, SLG: 0.318											1	0	1	0	0	0	0
Steve Hargan, R (10, 1) OBP: 0.143, SLG: 0.143											0	0	0	0	0	0	0
Horacio Pina, R (10, 1) OBP: 0.500, SLG: 0.500											0	0	0	0	0	0	0
Juan Pizarro, L (1, 1) OBP: 0.235, SLG: 0.200			4-3		F7		CS BB		G3		2	0	0	0	1	0	0
Davey Nelson, R (7, PR) OBP: 0.167, SLG: 0.167 (8, 4)											1	0	0	0	0	0	2
Inning Stats	R: 0 H: 0 E: 0 LOB: 0 K: 1 BB: 0 S: 5 P: 5	R: 0 H: 0 E: 0 LOB: 1 K: 2 BB: 1 S: 7 P: 11	R: 0 H: 0 E: 0 LOB: 0 K: 0 BB: 0 S: 3 P: 3	R: 1 H: 1 E: 0 LOB: 1 K: 0 BB: 1 S: 4 P: 8	R: 0 H: 0 E: 0 LOB: 0 K: 0 BB: 0 S: 3 P: 3	R: 2 H: 1 E: 0 LOB: 1 K: 1 BB: 2 S: 6 P: 14	R: 1 H: 1 E: 0 LOB: 1 K: 1 BB: 1 S: 5 P: 9	R: 0 H: 0 E: 0 LOB: 0 K: 1 BB: 0 S: 5 P: 5	R: 0 H: 1 E: 0 LOB: 2 K: 0 BB: 2 S: 3 P: 11	R: 1 H: 1 E: 0 LOB: 3 K: 0 BB: 2 S: 3 P: 11	1B: 3 SF: 0 2B: 0 SAC: 0 3B: 0 DP: 0 HR: 2 HBP: 0						

WP: 1 PA: 41
PB: 0
SB: 1
CS: 1

BOTTOM	
AB	32
R	5
H	5
RBI	4
BB	9
SO	6
LOB	13

PITCHER		IP	WLS	BF	H	R	ER	SO	BB	IBB	HBP	BLK	WP	HR	S	P	ERA	WHIP
Earl Wilson, R ERA: 3.31	(1, 1)	5.2		22	2	3	3	4	3	0	0	0	1	1	27	39	4.76	0.882
Tom Timmermann, R ERA: 2.3	(6, 1)	1.1		6	1	1	1	1	2	0	0	0	0	1	6	14	6.75	2.250
Daryl Patterson, R ERA: 3.0	(8, 1)	1.2		7	1	0	0	1	2	0	0	0	0	0	7	15	0.00	1.800
Don McMahon, R ERA: 4.85	(9, 1)	0.1		1	0	0	0	0	0	0	0	0	0	0	1	1	0.00	0.000
Joe Sparma, R ERA: 4.66	(10, 1)	0.2	L	5	1	1	1	0	1	1	0	0	0	0	3	11	13.50	3.000

PITCHER		IP	WLS	BF	H	R	ER	SO	BB	IBB	HBP	BLK	WP	HR	S	P	ERA	WHIP

TOP

Minnesota Twins @ Cleveland Indians

Cleveland Municipal Stadium, Cleveland, OH

Thu Jul 24 1969, 7:05 PM EDT

Att. 5,636 - Cloudy

livebaseballscorecards.com

Batter	1	2	3	4	5	6	7	8	9	AB	R	H	RBI	BB	SO	LOB
Ted Uhlaender, L (1, 7) OBP: 0.340, SLG: 0.357	2B 1B	F5			1B SF8 1B	SH5-3 1B 1-2 2-H 3-H		K		5	1	3	2	0	1	2
Rod Carew, L (1, 4) OBP: 0.421, SLG: 0.528	F7		G6-4-3 1B		HR 1B 1-3	SH5-3 1-2 2-3			G6-4-3 1B	4	1	3	0	0	0	1
Tony Oliva, L (1, 9) OBP: 0.397, SLG: 0.526	2B 1-3		G6-4-3 1-2f		SF8 3-H	6-3			P5	4	0	1	1	0	0	4
Harmon Killebrew, R (1, 5) OBP: 0.415, SLG: 0.582	K		BB		HR 1-H		4-3		G6-4-3 1-2f	4	1	1	2	1	1	3
Rich Reese, L (1, 3) OBP: 0.353, SLG: 0.531	K		P6		4-3		L1			4	0	0	0	0	1	3
John Roseboro, L (1, 2) OBP: 0.354, SLG: 0.339		S G3 1B		3-1		F7	E3 1B			4	0	1	0	0	0	0
Cesar Tovar, R (1, 8) OBP: 0.302, SLG: 0.371		G3 1-2		F8		1B 3B	2-H 1B			4	1	2	0	0	0	1
Leo Cardenas, R (1, 6) OBP: 0.352, SLG: 0.394		S BB		F8		BB 1B IBB		P6		2	1	0	0	2	0	0
Dave Boswell, R (1, 1) OBP: 0.180, SLG: 0.271 Joe Grzenda, R (4, 1) Charlie Manuel, L (5, PH) OBP: 0.361, SLG: 0.346 Bob Miller, R (5, 1) Ron Perranoski, L (7, 1) OBP: 0.188, SLG: 0.133 Graig Nettles, L (8, PH) OBP: 0.314, SLG: 0.362 Al Worthington, R (8, 1)	K 1-2 2-3				F8	SH5-3 1B BB 1-2		6-3		1 0 1 0 0 1 0	0 0 0 0 0 0 0	0 0 0 0 0 0 0	0 0 0 1 0 0 0	0 0 0 0 0 0 0	1 0 0 0 0 0 0	2 0 0 0 0 0 0

	AB	34
	R	5
	H	11
	RBI	5
	BB	4
	SO	4
	LOB	16

Inning Stats																								
	R: 0	H: 2	R: 0	H: 1	R: 0	H: 1	R: 0	H: 0	R: 3	H: 3	R: 2	H: 2	R: 0	H: 1	R: 0	H: 0	R: 0	H: 1	1B: 8	SF: 1	WP: 0	PA: 40
	E: 0	LOB: 2	E: 0	LOB: 2	E: 0	LOB: 1	E: 0	LOB: 0	E: 0	LOB: 0	E: 0	LOB: 2	E: 1	LOB: 2	E: 0	LOB: 0	E: 0	LOB: 0	2B: 1	SAC: 1	PB: 0	
	K: 2	BB: 0	K: 1	BB: 1	K: 0	BB: 1	K: 0	BB: 0	K: 0	BB: 0	K: 0	BB: 2	K: 0	BB: 0	K: 1	BB: 0	K: 0	BB: 0	3B: 1	DP: 2	SB: 2	
	S: 9	P: 9	S: 6	P: 10	S: 3	P: 7	S: 3	P: 3	S: 6	P: 6	S: 5	P: 13	S: 4	P: 4	S: 5	P: 5	S: 3	P: 3	HR: 1	HBP: 0	CS: 0	

PITCHER		IP	WLS	BF	H	R	ER	SO	BB	IBB	HBP	BLK	WP	HR	S	P	ERA	WHIP
Luis Tiant, R ERA: 4.0	(1, 1)	5.0		23	7	3	3	3	2	0	0	0	0	1	27	35	5.40	1.800
Mike Paul, L ERA: 3.78	(6, 1)	1.0		7	2	2	2	0	1	1	0	0	0	0	5	13	18.00	3.000
Ron Law, R ERA: 4.91	(7, 1)	3.0	W	10	2	0	0	1	0	0	0	0	0	0	12	12	0.00	0.667

PITCHER	IP	WLS	BF	H	R	ER	SO	BB	IBB	HBP	BLK	WP	HR	S	P	ERA	WHIP

BOTTOM

Minnesota Twins @ Cleveland Indians

Cleveland Municipal Stadium, Cleveland, OH

Thu Jul 24 1969, 7:05 PM EDT

Att. 5,636 - Cloudy

livebaseballscorecards.com

Batter	1	2	3	4	5	6	7	8	9	AB	R	H	RBI	BB	SO	LOB
Jose Cardenal, R (1, 8) OBP: 0.292, SLG: 0.313	F7		2B WP 1B	F8		G6-3 1-2f		P4		5	1	1	0	0	0	3
Russ Snyder, L (1, 7) OBP: 0.317, SLG: 0.309	1B 1B		1-3 WP 2B	5-3			K			4	1	2	0	0	1	1
Ken Harrelson, R (1, 9) OBP: 0.314, SLG: 0.429	K		2-H 3-H HR		6-3		HR			4	2	2	2	0	1	1
Tony Horton, R (1, 3) OBP: 0.318, SLG: 0.474	1-2 1B		5-3		FC4-6 1B		3B 1B			4	1	3	0	0	0	0
Duke Sims, L (1, 2) OBP: 0.420, SLG: 0.459	F7		BBBB 6-3 BB		FC4-6 CS 1-2f		K			3	0	0	0	1	1	4
Lou Klimchock, L (1, 5) OBP: 0.311, SLG: 0.412		F9	6-3 1-2		CS 1-2	1B E SF8 1B	1-H 3B			4	1	2	1	0	0	1
Davey Nelson, R (1, 4) OBP: 0.125, SLG: 0.125		P4	K			E4 1B 1-2	1-3			4	0	0	0	0	1	3
Vern Fuller, R (9, 4) OBP: 0.292, SLG: 0.333										0	0	0	0	0	0	0
Eddie Leon, R (1, 6) OBP: 0.292, SLG: 0.238		BBBB BB		6-3		G6-3 1-2 2-3 1B		K		3	0	1	0	1	1	0
Luis Tiant, R (1, 1) OBP: 0.302, SLG: 0.480		5-3		1B		SF8 3-H		P3		2	0	1	0	0	0	1
Mike Paul, L (6, 1)										0	0	0	0	0	0	0
Richie Scheinblum, S (6, PH) OBP: 0.255, SLG: 0.248										0	0	0	1	0	0	0
Ron Law, R (7, 1)										1	0	0	0	0	0	0
Inning Stats	R: 0 E: 0 K: 1 S: 7 H: 2 LOB: 2 BB: 0 P: 7		R: 3 E: 0 K: 1 S: 8 H: 3 LOB: 1 BB: 1 P: 12	R: 0 E: 0 K: 0 S: 4 H: 1 LOB: 1 BB: 0 P: 4	R: 0 E: 0 K: 0 S: 3 H: 1 LOB: 0 BB: 0 P: 3	R: 1 E: 1 K: 0 S: 5 H: 2 LOB: 1 BB: 0 P: 5	R: 2 E: 0 K: 2 S: 10 H: 3 LOB: 1 BB: 0 P: 10	R: 0 E: 0 K: 1 S: 5 H: 0 LOB: 0 BB: 0 P: 5		1B: 8 2B: 1 3B: 1 HR: 2	SF: 1 SAC: 0 DP: 1 HBP: 0					

	AB	34
	R	6
	H	12
	RBI	4
	BB	2
	SO	5
	LOB	14

WP: 2 PB: 0 SB: 0 CS: 1 PA: 38

PITCHER		IP	WLS	BF	H	R	ER	SO	BB	IBB	HBP	BLK	WP	HR	S	P	ERA	WHIP
Dave Boswell, R ERA: 3.22	(1, 1)	3.2		19	6	3	3	2	2	0	0	0	1	1	21	29	7.36	2.182
Joe Grzenda, L ERA: 4.31	(4, 1)	0.1		1	0	0	0	0	0	0	0	0	0	0	1	1	0.00	0.000
Bob Miller, R ERA: 3.04	(5, 1)	2.1	L	11	5	3	2	1	0	0	0	0	0	1	13	13	7.71	2.143
Ron Perranoski, L ERA: 2.02	(7, 1)	0.2		3	1	0	0	1	0	0	0	0	0	0	5	5	0.00	1.500
Al Worthington, R ERA: 3.27	(8, 1)	1.0		3	0	0	0	1	0	0	0	0	0	0	5	5	0.00	0.000

PITCHER	IP	WLS	BF	H	R	ER	SO	BB	IBB	HBP	BLK	WP	HR	S	P	ERA	WHIP

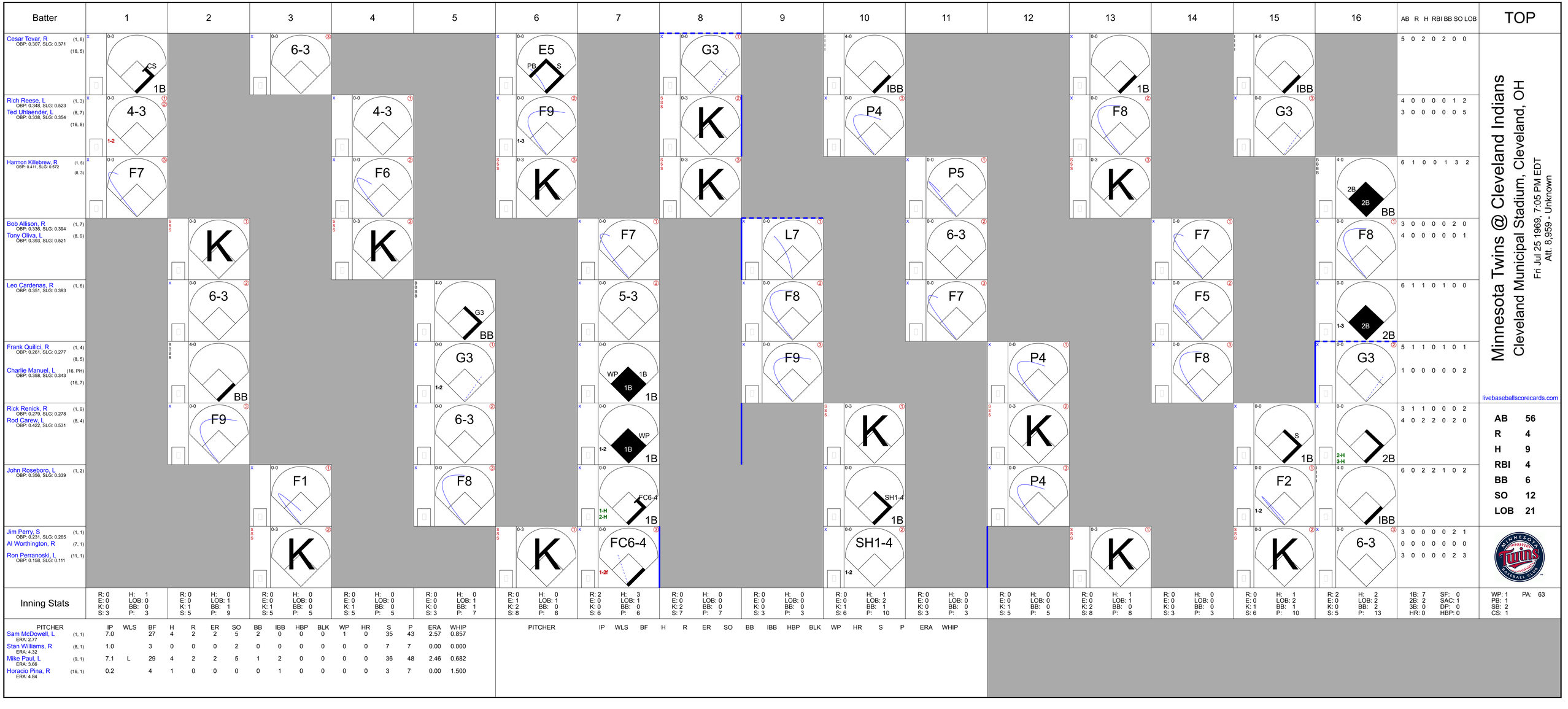
Batter
1
2
3
4
5
6
7
8
9
10
11
12
13
14
15
16
AB R H RBI BB SO LOB
TOP
Cesar Tovar, R (1, 8) OBP: 0.307, SLG: 0.371
(16, 5)
CS 1B
6-3
E5 PB S
G3
IBB
1B
5 0 2 0 2 0 0
Rich Reese, L (1, 3) OBP: 0.348, SLG: 0.523
Ted Uhlaender, L (8, 7) OBP: 0.338, SLG: 0.354
(16, 8)
4-3 1-2
4-3
F9 1-3
K
P4
F8
G3
4 0 0 0 0 1 2
3 0 0 0 0 0 5
Harmon Killebrew, R (1, 5) OBP: 0.411, SLG: 0.572
(8, 3)
F7
F6
K
K
P5
K
2B 2B BB
6 1 0 0 1 3 2
Bob Allison, R (1, 7) OBP: 0.336, SLG: 0.394
Tony Oliva, L (8, 9) OBP: 0.393, SLG: 0.521
K
K
F7
L7
6-3
F7
F8
3 0 0 0 0 2 0
4 0 0 0 0 0 1
Leo Cardenas, R (1, 6) OBP: 0.351, SLG: 0.393
6-3
G3 BB
5-3
F8
F7
F5
1-3 2B 2B
6 1 1 0 1 0 0
Frank Quilici, R (1, 4) OBP: 0.261, SLG: 0.277
(8, 5)
Charlie Manuel, L (16, PH) OBP: 0.358, SLG: 0.343
(16, 7)
BB
G3 1-2
WP 1B 1B
F9
P4
F8
G3 2-H 3-H
5 1 1 0 1 0 1
1 0 0 0 0 0 2
Rick Renick, R (1, 9) OBP: 0.279, SLG: 0.278
Rod Carew, L (8, 4) OBP: 0.422, SLG: 0.531
F9
6-3
WP 1B 1B
K
K
S 1B
2B
3 1 1 0 0 0 2
4 0 2 2 0 2 0
John Roseboro, L (1, 2) OBP: 0.356, SLG: 0.339
F1
F8
FC6-4 1-H 2-H 1B
SH1-4 1B
P4
F2 1-2
IBB
6 0 2 2 1 0 2
Jim Perry, S (1, 1) OBP: 0.231, SLG: 0.265
Al Worthington, R (7, 1)
Ron Perranoski, L (11, 1) OBP: 0.158, SLG: 0.111
K
K
FC6-4 1-2f
SH1-4 1-2
K
K
6-3
3 0 0 0 0 2 1
0 0 0 0 0 0 0
3 0 0 0 0 2 3
Inning Stats
R: 0 H: 1 E: 0 LOB: 0 K: 0 BB: 0 S: 3 P: 3
R: 0 H: 0 E: 0 LOB: 1 K: 1 BB: 1 S: 5 P: 9
R: 0 H: 0 E: 0 LOB: 0 K: 1 BB: 0 S: 5 P: 5
R: 0 H: 0 E: 0 LOB: 0 K: 1 BB: 0 S: 5 P: 5
R: 0 H: 0 E: 0 LOB: 0 K: 0 BB: 0 S: 3 P: 5
R: 0 H: 0 E: 1 LOB: 1 K: 2 BB: 0 S: 8 P: 8
R: 2 H: 3 E: 0 LOB: 1 K: 0 BB: 0 S: 6 P: 6
R: 0 H: 0 E: 0 LOB: 0 K: 2 BB: 0 S: 7 P: 7
R: 0 H: 0 E: 0 LOB: 0 K: 0 BB: 0 S: 3 P: 3
R: 0 H: 1 E: 0 LOB: 2 K: 1 BB: 1 S: 6 P: 10
R: 0 H: 0 E: 0 LOB: 0 K: 0 BB: 0 S: 3 P: 3
R: 0 H: 0 E: 0 LOB: 0 K: 1 BB: 0 S: 5 P: 5
R: 0 H: 1 E: 0 LOB: 1 K: 2 BB: 0 S: 8 P: 8
R: 0 H: 0 E: 0 LOB: 0 K: 0 BB: 0 S: 3 P: 3
R: 0 H: 1 E: 0 LOB: 2 K: 1 BB: 1 S: 6 P: 10
R: 2 H: 2 E: 0 LOB: 2 K: 0 BB: 2 S: 5 P: 13
1B: 7 SF: 0 2B: 2 SAC: 1 3B: 0 DP: 0 HR: 0 HBP: 0
WP: 1 PA: 63 PB: 1 SB: 2 CS: 1
Minnesota Twins @ Cleveland Indians
Cleveland Municipal Stadium, Cleveland, OH
Fri Jul 25 1969, 7:05 PM EDT
Att. 8,959 - Unknown
livebaseballscorecards.com
AB 56
R 4
H 9
RBI 4
BB 6
SO 12
LOB 21
PITCHER IP WLS BF H R ER SO BB IBB HBP BLK WP HR S P ERA WHIP
Sam McDowell, L (1, 1) ERA: 2.77 7.0 27 4 2 2 5 2 0 0 0 1 0 35 43 2.57 0.857
Stan Williams, R (8, 1) ERA: 4.32 1.0 3 0 0 0 2 0 0 0 0 0 0 7 7 0.00 0.000
Mike Paul, L (9, 1) ERA: 3.66 7.1 L 29 4 2 2 5 1 2 0 0 0 0 36 48 2.46 0.682
Horacio Pina, R (16, 1) ERA: 4.84 0.2 4 1 0 0 0 0 1 0 0 0 0 3 7 0.00 1.500
PITCHER IP WLS BF H R ER SO BB IBB HBP BLK WP HR S P ERA WHIP

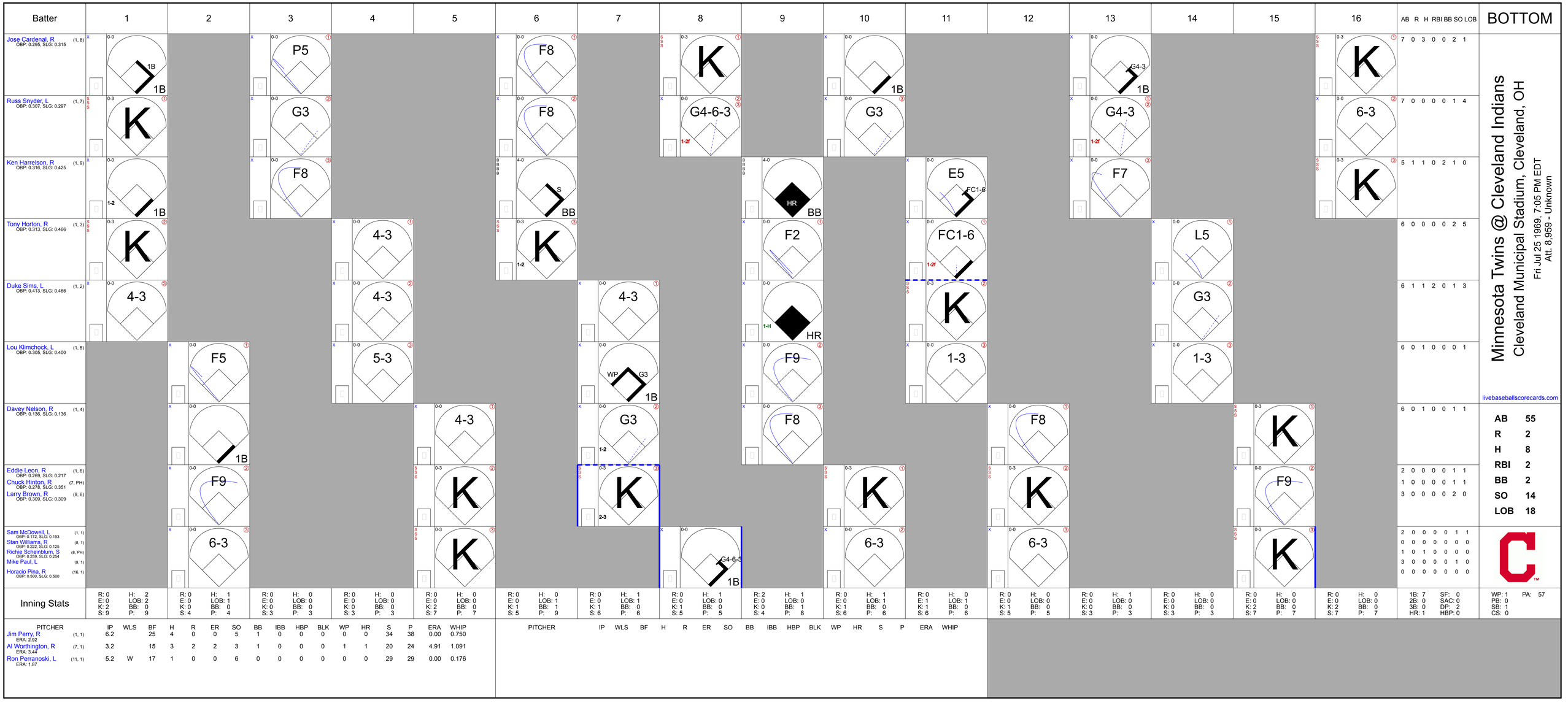
Batter
1
2
3
4
5
6
7
8
9
10
11
12
13
14
15
16
AB R H RBI BB SO LOB
BOTTOM
Jose Cardenal, R (1, 8)
OBP: 0.295, SLG: 0.315
7 0 3 0 0 2 1
Russ Snyder, L (1, 7)
OBP: 0.307, SLG: 0.297
7 0 0 0 0 1 4
Ken Harrelson, R (1, 9)
OBP: 0.316, SLG: 0.425
5 1 1 0 2 1 0
Tony Horton, R (1, 3)
OBP: 0.313, SLG: 0.466
6 0 0 0 0 2 5
Duke Sims, L (1, 2)
OBP: 0.413, SLG: 0.466
6 1 1 2 0 1 3
Lou Klimchock, L (1, 5)
OBP: 0.305, SLG: 0.400
6 0 1 0 0 0 1
Davey Nelson, R (1, 4)
OBP: 0.136, SLG: 0.136
6 0 1 0 0 1 1
Eddie Leon, R (1, 6)
OBP: 0.269, SLG: 0.217
2 0 0 0 0 1 1
Chuck Hinton, R (7, PH)
OBP: 0.278, SLG: 0.351
1 0 0 0 0 1 1
Larry Brown, R (8, 6)
OBP: 0.309, SLG: 0.309
3 0 0 0 0 2 0
Sam McDowell, L (1, 1)
OBP: 0.172, SLG: 0.193
2 0 0 0 0 1 1
Stan Williams, R (8, 1)
OBP: 0.222, SLG: 0.125
0 0 0 0 0 0 0
Richie Scheinblum, S (8, PH)
OBP: 0.259, SLG: 0.254
1 0 1 0 0 0 0
Mike Paul, L (9, 1)
3 0 0 0 0 1 0
Horacio Pina, R (16, 1)
OBP: 0.500, SLG: 0.500
0 0 0 0 0 0 0
Minnesota Twins @ Cleveland Indians
Cleveland Municipal Stadium, Cleveland, OH
Fri Jul 25 1969, 7:05 PM EDT
Att. 8,959 - Unknown
livebaseballscorecards.com
AB 55
R 2
H 8
RBI 2
BB 2
SO 14
LOB 18
Inning Stats
PITCHER IP WLS BF H R ER SO BB IBB HBP BLK WP HR S P ERA WHIP
Jim Perry, R (1, 1) ERA: 2.92 6.2 25 4 0 0 5 1 0 0 0 0 0 34 38 0.00 0.750
Al Worthington, R (7, 1) ERA: 3.44 3.2 15 3 2 2 3 1 0 0 0 1 1 20 24 4.91 1.091
Ron Perranoski, L (11, 1) ERA: 1.87 5.2 W 17 1 0 0 6 0 0 0 0 0 0 29 29 0.00 0.176
1B: 7 SF: 0
2B: 0 SAC: 0
3B: 0 DP: 2
HR: 1 HBP: 0
WP: 1 PA: 57
PB: 0
SB: 1
CS: 0

Minnesota Twins @ Cleveland Indians

Cleveland Municipal Stadium, Cleveland, OH

Sat Jul 26 1969, 3:33 AM EDT

Att. 19,044 - Unknown

TOP

livebaseballscorecards.com

Batter	1	2	3	4	5	6	7	8	9	AB	R	H	RBI	BB	SO	LOB
Cesar Tovar, R (1, 8) OBP: 0.310, SLG: 0.383	K		K		HR (2-H, 3-H)		1B			4	1	2	3	0	2	1
Rod Carew, L (1, 4) OBP: 0.420, SLG: 0.528	G1-4-3, 1B		K		4-3		4-3			4	0	1	0	0	1	2
Harmon Killebrew, R (1, 3) OBP: 0.410, SLG: 0.568	G1-4-3 (1-2f)			6-3		FC4-6, 1B		F8		4	0	1	0	0	0	1
Tony Oliva, L (1, 9) OBP: 0.389, SLG: 0.515		F8		F7		FC4-6, CS (1-2f)		4-3		4	0	0	0	0	0	1
Bob Allison, R (1, 7) OBP: 0.336, SLG: 0.393		K		5-3		E7, 1B (1-2)		F7		3	0	1	0	0	1	0
Graig Nettles, L (8, PH) (8, 7) OBP: 0.312, SLG: 0.360										1	0	0	0	0	0	0
Leo Cardenas, R (1, 6) OBP: 0.353, SLG: 0.392		FC5-4, 1B			1-3	BB			L7	3	0	1	0	1	0	0
Rick Renick, R (1, 5) OBP: 0.266, SLG: 0.263		FC5-4 (1-2f)			E6, 2B, HR	F7			K	3	1	0	0	0	0	3
Rich Reese, L (9, PH) OBP: 0.346, SLG: 0.520										1	0	0	0	0	1	0
John Roseboro, L (1, 2) OBP: 0.354, SLG: 0.335			2-3, BB		K		F3		K	3	0	0	0	1	2	1
Jim Kaat, L (1, 1) OBP: 0.227, SLG: 0.300			2-3 (1-2)		HR (1-3), 2B		F9			3	1	1	0	0	0	1
Bob Miller, R (7, 1)										0	0	0	0	0	0	0
Joe Grzenda, R (8, 1)										0	0	0	0	0	0	0
Jerry Crider, R (8, 1) OBP: 0.333, SLG: 0.667										0	0	0	0	0	0	0

	AB	33
	R	3
	H	7
	RBI	3
	BB	2
	SO	7
	LOB	10

Inning Stats	1	2	3	4	5	6	7	8	9
	R: 0 E: 0 K: 1 S: 5	H: 1 LOB: 0 BB: 0 P: 5	R: 0 E: 0 K: 1 S: 6	H: 1 LOB: 1 BB: 0 P: 6	R: 0 E: 0 K: 2 S: 7	H: 0 LOB: 1 BB: 1 P: 11	R: 0 E: 0 K: 0 S: 3	H: 0 LOB: 0 BB: 0 P: 3	R: 3 E: 1 K: 1 S: 8	H: 2 LOB: 0 BB: 0 P: 8	R: 0 E: 1 K: 0 S: 4	H: 2 LOB: 2 BB: 1 P: 8	R: 0 E: 0 K: 0 S: 4	H: 1 LOB: 1 BB: 0 P: 4	R: 0 E: 0 K: 0 S: 3	H: 0 LOB: 0 BB: 0 P: 3	R: 0 E: 0 K: 2 S: 7	H: 0 LOB: 0 BB: 0 P: 7

1B: 5	SF: 0	WP: 0	PA: 35
2B: 1	SAC: 0	PB: 0	
3B: 0	DP: 1	SB: 0	
HR: 1	HBP: 0	CS: 1	

PITCHER		IP	WLS	BF	H	R	ER	SO	BB	IBB	HBP	BLK	WP	HR	S	P	ERA	WHIP
Dick Ellsworth, L ERA: 4.42	(1, 1)	7.0	W	29	7	3	0	5	2	0	0	0	0	1	37	45	0.00	1.286
Stan Williams, R ERA: 4.25	(8, 1)	2.0	S	6	0	0	0	2	0	0	0	0	0	0	10	10	0.00	0.000

PITCHER	IP	WLS	BF	H	R	ER	SO	BB	IBB	HBP	BLK	WP	HR	S	P	ERA	WHIP

Minnesota Twins @ Cleveland Indians

Cleveland Municipal Stadium, Cleveland, OH

Sat Jul 26 1969, 3:33 AM EDT

Att. 19,044 - Unknown

livebaseballscorecards.com

BOTTOM

Batter	1	2	3	4	5	6	7	8	9	AB	R	H	RBI	BB	SO	LOB
Jose Cardenal, R (1, 8) OBP: 0.299, SLG: 0.329	S, 2B, BB, 1B		BB, HBP, 6-4-3-2, 1B		P6		2-H, HR			4	3	3	2	0	0	0
Davey Nelson, R (1, 4) OBP: 0.192, SLG: 0.125	BBBB, 1-2, BB		H, 1-2, 6-4-3-2, BB, HBP		F9		4-3			2	0	0	0	1	0	0
Ken Harrelson, R (1, 9) OBP: 0.317, SLG: 0.425	BBBB, 2B, 1-2, G5-2-3, 2-3, BB		F9			FC2-5, BB, 1B		SSS, K		3	0	1	0	1	1	2
Tony Horton, R (1, 3) OBP: 0.320, SLG: 0.470	1-3, 3-H, 2B		BBBB, 1-2, 2-3, BB			BBBB, FC2-5, 1-2, BB		BBBB, 1B, 1B, E, BB		1	1	1	1	3	0	0
Cap Peterson, R (1, 7) OBP: 0.371, SLG: 0.310 Russ Snyder, L (8, PH) OBP: 0.307, SLG: 0.297 Chuck Hinton, R (8, PH) OBP: 0.275, SLG: 0.347 (9, 7)	IIII, IBB		6-4-3-2, 2-Hf, 3-H			FC2-5, G1-4-3, 1-2, 2-3f		L9		2 0 1	0 0 0	0 0 0	1 0 0	1 0 0	0 0 0	4 0 1
Larry Brown, R (1, 5) OBP: 0.308, SLG: 0.309	G5-2-3, 3-Hf		F7			G1-4-3, 1-2f		E, E, 1-2, 1B		4	1	1	0	0	0	5
Eddie Leon, R (1, 6) OBP: 0.300, SLG: 0.259		SSS, K	6-3				SH1-3, HR, 1B	E6, 1-H, 2-H, 1B		4	1	2	0	0	1	0
Ken Suarez, R (1, 2) OBP: 0.352, SLG: 0.355		F9	F7				SH1-3, 1-2	S, IBB		2	0	0	0	1	0	0
Dick Ellsworth, L (1, 1) OBP: 0.171, SLG: 0.128 Richie Scheinblum, S (7, PH) OBP: 0.258, SLG: 0.252 Stan Williams, R (8, 1) OBP: 0.214, SLG: 0.120		F7		SSS, K			5-3	SSS, K, 1-2		2 1 1	0 0 0	0 0 0	0 0 0	0 0 0	1 0 1	0 1 2
Inning Stats	R: 1 E: 0 K: 0 S: 3 H: 2 LOB: 2 BB: 3 P: 15	R: 0 E: 0 K: 1 S: 5 H: 0 LOB: 0 BB: 0 P: 5	R: 1 E: 0 K: 0 S: 3 H: 1 LOB: 1 BB: 1 P: 8	R: 0 E: 0 K: 0 S: 3 H: 0 LOB: 0 BB: 0 P: 3	R: 0 E: 0 K: 1 S: 5 H: 0 LOB: 0 BB: 0 P: 5	R: 0 E: 0 K: 0 S: 3 H: 1 LOB: 1 BB: 1 P: 7	R: 2 E: 0 K: 0 S: 5 H: 2 LOB: 0 BB: 0 P: 5	R: 2 E: 1 K: 2 S: 9 H: 2 LOB: 2 BB: 2 P: 17		1B: 6 2B: 2 3B: 0 HR: 1 SF: 0 SAC: 1 DP: 3 HBP: 1						

	AB	27
	R	6
	H	8
	RBI	4
	BB	7
	SO	4
	LOB	15

WP: 0 PB: 0 SB: 2 CS: 0 PA: 36

PITCHER		IP	WLS	BF	H	R	ER	SO	BB	IBB	HBP	BLK	WP	HR	S	P	ERA	WHIP
Jim Kaat, L ERA: 2.92	(1, 1)	6.2		27	5	3	3	2	4	1	1	0	0	0	25	46	4.05	1.350
Bob Miller, R ERA: 3.25	(7, 1)	0.2	L	4	1	2	2	1	1	0	0	0	0	1	5	9	27.00	3.000
Joe Grzenda, L ERA: 4.28	(8, 1)	0.1		4	2	1	0	0	0	1	0	0	0	0	3	7	0.00	6.000
Jerry Crider, R ERA: 4.63	(8, 1)	0.1		1	0	0	0	1	0	0	0	0	0	0	3	3	0.00	0.000

PITCHER	IP	WLS	BF	H	R	ER	SO	BB	IBB	HBP	BLK	WP	HR	S	P	ERA	WHIP

Batter	1	2	3	4	5	6	7	8	9	AB	R	H	RBI	BB	SO	LOB
Cesar Tovar, R (1, 8) (7, 5) (9, 7) OBP: 0.317, SLG: 0.388	BBBB 4-0 S BB		x 0-0 1B SF8 1B		x 0-0 1B		x 0-0 1B 1-2 2B 1B	x 0-0 ② 4-3		4	2	3	0	1	0	0
Rod Carew, L (1, 4) OBP: 0.422, SLG: 0.532	x 0-0 ① F8 1-2		x 0-0 CS 1-3 1B		SSS 0-3 ③ K		x 0-0 2B 1-3 2-H 1B	x 0-0 2B		5	1	3	1	0	1	2
Harmon Killebrew, R (1, 3) OBP: 0.410, SLG: 0.569 Ted Uhlaender, L (7, PR) (7, 8) OBP: 0.337, SLG: 0.353	x 0-0 ② F5		x 0-0 ① F8			BBBB 4-0 BB HR BB	x 0-0 F8 2-H 3-H 2B	x 0-0 ③ 6-3		3 1	1 0	1 0	2 0	1 0	0 0	3 1
Tony Oliva, L (1, 9) OBP: 0.384, SLG: 0.509	x 0-0 ③ 4-3		x 0-0 ② SF8 3-H			x 0-0 ① P5	x 0-0 ① F8 2-3		x 0-0 ① F7	4	0	0	1	0	0	3
Bob Allison, R (1, 7) OBP: 0.348, SLG: 0.389 Charlie Manuel, L (9, PH) OBP: 0.356, SLG: 0.341 Frank Quilici, R (9, 5) OBP: 0.261, SLG: 0.277		x 0-0 ① 6-3	0-0 ③ CS 1-2	BBBB 4-0 G6-4-3 BB		BBBB 4-0 H 1-0 1-2 HR BB HBP HBP			x 0-0 ② F2	1 1 0	1 0 0	0 0 0	0 0 0	2 0 0	0 0 0	0 0 0
Leo Cardenas, R (1, 6) OBP: 0.353, SLG: 0.399		x 0-0 ② 1-3		x 0-0 ① F4		x 0-0 H 1-0 1-H 2-H HR 1-2 HBP			SSS 0-3 ③ K	4	1	1	3	0	1	1
George Mitterwald, R (1, 2) OBP: 0.317, SLG: 0.381 Rich Reese, L (7, PH) (7, 3) OBP: 0.345, SLG: 0.518		x 0-0 E7 1B		x 0-0 ②③ G6-4-3 1-2f		SSS 0-3 ② K SSS	0-3 ② K			3 1	1 0	0 0	0 0	0 0	1 1	1 3
Rick Renick, R (1, 5) OBP: 0.269, SLG: 0.267 John Roseboro, L (7, PH) OBP: 0.353, SLG: 0.333 (7, 2)		x 0-0 2-H 1B			x 0-0 ① P6	SSS 0-3 ③ K	x 0-0 ③ 4-3			3 1	0 0	1 0	1 0	0 0	1 0	0 3
Dave Boswell, R (1, 1) OBP: 0.177, SLG: 0.267 Tom Hall, L (2, 1) OBP: 0.174, SLG: 0.217 Jerry Crider, R (5, 1) OBP: 0.375, SLG: 0.625 Al Worthington, R (8, 1) Ron Perranoski, L (9, 1) OBP: 0.158, SLG: 0.111		x 0-0 ③ 5-3			x 0-0 ② P1		x 0-0 1B 1B 1B	x 0-0 ① 6-3		1 1 2 0 0	0 0 1 0 0	0 0 1 0 0	0 0 0 0 0	0 0 0 0 0	0 0 0 0 0	1 0 0 0 0
Inning Stats	R: 0 E: 0 K: 0 S: 3 H: 0 LOB: 1 BB: 1 P: 7	R: 1 E: 1 K: 0 S: 5 H: 1 LOB: 1 BB: 0 P: 5	R: 1 E: 0 K: 0 S: 4 H: 2 LOB: 0 BB: 0 P: 4	R: 0 E: 0 K: 0 S: 2 H: 0 LOB: 0 BB: 1 P: 6	R: 0 E: 0 K: 1 S: 6 H: 1 LOB: 1 BB: 0 P: 6	R: 3 E: 0 K: 2 S: 8 H: 1 LOB: 0 BB: 2 P: 16	R: 3 E: 0 K: 1 S: 9 H: 4 LOB: 3 BB: 0 P: 11	R: 0 E: 0 K: 0 S: 4 H: 1 LOB: 1 BB: 0 P: 4	R: 0 E: 0 K: 1 S: 5 H: 0 LOB: 0 BB: 0 P: 5	1B: 7 2B: 2 3B: 0 HR: 1	SF: 1 SAC: 0 DP: 1 HBP: 2						

TOP

Minnesota Twins @ Cleveland Indians

Cleveland Municipal Stadium, Cleveland, OH

Sun Jul 27 1969, 3:33 AM EDT

Att. 11,822 - Unknown

livebaseballscorecards.com

AB	35
R	8
H	10
RBI	8
BB	4
SO	5
LOB	18

WP: 0 PB: 0 SB: 1 CS: 1 PA: 43

PITCHER		IP	WLS	BF	H	R	ER	SO	BB	IBB	HBP	BLK	WP	HR	S	P	ERA	WHIP
Juan Pizarro, L ERA: 3.35	(1, 1)	5.1		23	4	4	3	1	4	0	0	0	0	0	21	37	5.06	1.500
Ron Law, R ERA: 6.63	(6, 1)	0.2	L	7	5	4	4	2	0	0	0	0	0	1	11	11	54.00	7.500
Stan Williams, R ERA: 4.17	(7, 1)	2.0		9	1	0	0	1	0	0	2	0	0	0	9	11	0.00	0.500
Horacio Pina, R ERA: 4.73	(9, 1)	1.0		3	0	0	0	1	0	0	0	0	0	0	5	5	0.00	0.000

PITCHER	IP	WLS	BF	H	R	ER	SO	BB	IBB	HBP	BLK	WP	HR	S	P	ERA	WHIP

BOTTOM

Minnesota Twins @ Cleveland Indians

Cleveland Municipal Stadium, Cleveland, OH

Sun Jul 27 1969, 3:33 AM EDT

Att. 11,822 - Unknown

Batter	1	2	3	4	5	6	7	8	9	AB	R	H	RBI	BB	SO	LOB
Jose Cardenal, R (1, 8) (8, 5) OBP: 0.301, SLG: 0.330	E6	1B SF9 1-3 2-H 1B		K		P4		S 1B		5	1	2	1	0	1	0
Davey Nelson, R (1, 4) OBP: 0.226, SLG: 0.172	1-3 1B	SF9 S 1-3 3-H 1B		K		F2		K 1-2		5	1	2	1	0	2	1
Ken Harrelson, R (1, 9) OBP: 0.316, SLG: 0.423	K	SF9 1-3 3-H			1B K 1B		K	K		4	0	1	1	0	3	3
Tony Horton, R (1, 3) OBP: 0.323, SLG: 0.471	K	K2-6-2 3-H 1B			BB S 1-3 1B		BB		K	4	0	2	1	1	2	2
Duke Sims, L (1, 2) OBP: 0.410, SLG: 0.459	FC6-4 BB	K2-6-2 1-2f			K 1-2 3-H		F2		6-3	3	0	0	0	1	2	4
Vern Fuller, R (9, PH) OBP: 0.290, SLG: 0.331										1	0	0	0	0	0	0
Lou Klimchock, L (1, 5) OBP: 0.302, SLG: 0.397	FC6-4 1-2f	K			BB IBB		F8		FC6-4 BB	1	0	0	0	0	0	3
Larry Brown, R (3, PH) (4, 5) OBP: 0.309, SLG: 0.308										1	0	0	0	1	1	0
Frank Baker, L (7, PH) (8, 8)										1	0	0	0	1	0	1
Russ Snyder, L (1, 7) OBP: 0.308, SLG: 0.299	1B 1B	5-3			BB 1-2 2-3			5-3	FC6-4 1-2f	2	1	1	0	0	0	0
Cap Peterson, R (5, PH) OBP: 0.371, SLG: 0.310										0	0	0	0	0	0	0
Richie Scheinblum, S (5, PH) (6, 7) OBP: 0.259, SLG: 0.248										2	0	0	0	1	0	1
Eddie Leon, R (1, 6) OBP: 0.324, SLG: 0.290	1B 1-3 1B	K			F9			HR 1B		4	2	2	0	0	1	3
Juan Pizarro, L (1, 1) OBP: 0.263, SLG: 0.235				F9		F8				2	1	1	1	0	0	0
Ron Law, R (6, 1)										1	0	0	0	0	0	0
Stan Williams, R (7, 1) OBP: 0.214, SLG: 0.120										0	0	0	0	0	0	0
Chuck Hinton, R (8, PH) OBP: 0.284, SLG: 0.395										1	1	1	2	0	0	0
Horacio Pina, R (9, 1) OBP: 0.500, SLG: 0.500	1B 1-2 3-H 1B							HR 1-H		0	0	0	0	0	0	0
Inning Stats	R: 0 E: 1 K: 2 S: 9 H: 1 LOB: 3 BB: 1 P: 13	R: 5 E: 0 K: 1 S: 10 H: 6 LOB: 1 BB: 0 P: 10	R: 0 E: 0 K: 2 S: 7 H: 0 LOB: 0 BB: 0 P: 7	R: 0 E: 0 K: 2 S: 7 H: 0 LOB: 0 BB: 0 P: 7	R: 0 E: 0 K: 1 S: 6 H: 2 LOB: 3 BB: 2 P: 14	R: 0 E: 0 K: 0 S: 3 H: 0 LOB: 0 BB: 0 P: 3	R: 0 E: 0 K: 1 S: 5 H: 0 LOB: 1 BB: 1 P: 9	R: 2 E: 0 K: 2 S: 10 H: 3 LOB: 1 BB: 0 P: 10	R: 0 E: 0 K: 1 S: 5 H: 0 LOB: 1 BB: 1 P: 9	1B: 11 2B: 1 3B: 0 HR: 1	SF: 1 SAC: 0 DP: 1 HBP: 0						

PITCHER		IP	WLS	BF	H	R	ER	SO	BB	IBB	HBP	BLK	WP	HR	S	P	ERA	WHIP
Dave Boswell, R ERA: 3.47	(1, 1)	1.1		13	7	5	5	2	1	0	0	0	0	0	16	20	33.75	6.000
Tom Hall, L ERA: 4.32	(2, 1)	3.1		11	2	0	0	6	0	1	0	0	0	0	22	26	0.00	0.600
Jerry Crider, R ERA: 4.85	(5, 1)	2.2	W	12	2	2	2	1	2	0	0	0	0	1	12	20	6.75	1.500
Al Worthington, R ERA: 3.35	(8, 1)	1.0		4	1	0	0	3	0	0	0	0	0	0	10	10	0.00	1.000
Ron Perranoski, L ERA: 1.85	(9, 1)	0.2	S	3	0	0	0	0	1	0	0	0	0	0	2	6	0.00	1.500

PITCHER	IP	WLS	BF	H	R	ER	SO	BB	IBB	HBP	BLK	WP	HR	S	P	ERA	WHIP

AB	37
R	7
H	12
RBI	7
BB	5
SO	12
LOB	18

WP: 0 PA: 43
PB: 0
SB: 3
CS: 0

livebaseballscorecards.com

Chicago White Sox @ Cleveland Indians

Cleveland Municipal Stadium, Cleveland, OH

Tue Jul 29 1969, 7:05 PM EDT

Unknown

TOP

livebaseballscorecards.com

Batter	1	2	3	4	5	6	7	8	9	10	11	AB	R	H	RBI	BB	SO	LOB
Buddy Bradford, R (1, 8) OBP: 0.359, SLG: 0.431	HR	BB G6-4-3 1-2 3-H		K			K		SH1-4 1B		4-3 1-2	5	1	2	1	1	2	1
Luis Aparicio, R (1, 6) OBP: 0.336, SLG: 0.339	G3 BB 1B	G6-4-3 1-2f			K		F7		SH1-4 1-2		L3-4 2-3	5	0	1	0	0	1	3
Gail Hopkins, L (1, 3) OBP: 0.377, SLG: 0.433	G3 1-2 BB	HR			FC5-6 BB		BB 1B 1B		BB			2	1	2	1	3	0	0
Pete Ward, L (1, 5) OBP: 0.361, SLG: 0.385 Ken Berry, R (9, 7) OBP: 0.259, SLG: 0.288	G3 1-2 2-3	K		FC5-6 1-2f BB			BB 1-2 1B		K			5 0	0 0	1 0	0 0	0 0	2 0	5 0
Carlos May, L (1, 9) OBP: 0.379, SLG: 0.493	G5-4-3 IBB	HBP 1B			BB 1-2		BB 1-2 2-3		K			2	0	1	0	3	1	2
Bill Melton, R (1, 7) OBP: 0.305, SLG: 0.417 (9, 5)	G5-4-3 1-2f	G6-4-3 1-2 HBP			K		F7			F4		4	0	0	0	0	1	8
Ron Hansen, R (1, 4) OBP: 0.297, SLG: 0.336		FC3-6 1B	G6-4-3 1-2f			F8		5-3		5-3		5	0	1	0	0	0	2
Ed Herrmann, L (1, 2) OBP: 0.330, SLG: 0.365		FC3-6 1B 1-2f E		K		G3		L8		F8		5	1	0	0	0	1	1
Tommy John, R (1, 1) OBP: 0.188, SLG: 0.138 Wilbur Wood, R (9, 1) Jack Hamilton, R (9, 1) Walt Williams, R (11, PH) OBP: 0.325, SLG: 0.353 Cisco Carlos, R (11, 1)		E 1-3 1B		K		K		1-3			L3-4 4-3 1B	4 0 0 1 0	0 0 0 0 0	1 0 0 1 0	0 0 0 0 0	0 0 0 0 0	2 0 0 0 0	0 0 0 0 0
Inning Stats	R: 1 E: 0 K: 0 S: 4 H: 2 LOB: 2 BB: 2 P: 12	R: 1 E: 1 K: 0 S: 4 H: 2 LOB: 1 BB: 1 P: 8	R: 1 E: 0 K: 1 S: 6 H: 2 LOB: 1 BB: 0 P: 7	R: 0 E: 0 K: 3 S: 9 H: 0 LOB: 0 BB: 0 P: 9	R: 0 E: 0 K: 2 S: 7 H: 0 LOB: 2 BB: 2 P: 15	R: 0 E: 0 K: 1 S: 5 H: 0 LOB: 0 BB: 0 P: 5	R: 0 E: 0 K: 1 S: 7 H: 2 LOB: 3 BB: 1 P: 11	R: 0 E: 0 K: 0 S: 3 H: 0 LOB: 0 BB: 0 P: 3	R: 0 E: 0 K: 2 S: 8 H: 1 LOB: 2 BB: 1 P: 12	R: 0 E: 0 K: 0 S: 3 H: 0 LOB: 0 BB: 0 P: 3	R: 0 E: 0 K: 0 S: 3 H: 1 LOB: 0 BB: 0 P: 3	1B: 8 2B: 1 3B: 0 HR: 2 SF: 0 SAC: 1 DP: 4 HBP: 1	WP: 0 PB: 0 SB: 0 CS: 0 PA: 47					

PITCHER	IP	WLS	BF	H	R	ER	SO	BB	IBB	HBP	BLK	WP	HR	S	P	ERA	WHIP
Luis Tiant, R (1, 1) ERA: 3.88	9.0		41	9	3	2	10	6	1	1	0	0	2	53	82	2.00	1.667
Ron Law, R (10, 1) ERA: 6.0	2.0	W	6	1	0	0	0	0	0	0	0	0	0	6	6	0.00	0.500

PITCHER	IP	WLS	BF	H	R	ER	SO	BB	IBB	HBP	BLK	WP	HR	S	P	ERA	WHIP

AB	38
R	3
H	10
RBI	2
BB	7
SO	10
LOB	22

Chicago White Sox @ Cleveland Indians

Cleveland Municipal Stadium, Cleveland, OH

Tue Jul 29 1969, 7:05 PM EDT

Unknown

livebaseballscorecards.com

BOTTOM

Batter	1	2	3	4	5	6	7	8	9	10	11	AB	R	H	RBI	BB	SO	LOB
Jose Cardenal, R (1, 8) OBP: 0.302, SLG: 0.331	L8		4-3		3-1		1B		1B 1B 1-2 2-H			5	1	2	1	0	0	2
Davey Nelson, R (1, 4) OBP: 0.250, SLG: 0.206	6-3			5-3		1B SF9	2-3		1B 1-2 2-H			5	1	2	0	0	0	1
Ken Harrelson, R (1, 9) OBP: 0.319, SLG: 0.425	5-3			E4		BB 1-3		F8	1B 1-3 2-H			5	0	3	1	0	0	0
Tony Horton, R (1, 3) OBP: 0.322, SLG: 0.466		5-3		F9		F3		BB	6-3			4	0	0	0	1	0	5
Cap Peterson, R (1, 7) OBP: 0.376, SLG: 0.303		K		FC6-4 BB		FC6-4 1-2 BB		F7		2-3		2	0	0	0	2	1	1
Frank Baker, L (10, PH) (11, 7)												1	0	0	0	0	0	0
Larry Brown, R (1, 5) OBP: 0.306, SLG: 0.305		5-6-3		FC6-4 1-2f		SF9 3-H		K		5-3		4	0	0	1	0	1	3
Eddie Leon, R (1, 6) OBP: 0.359, SLG: 0.314			G6-4-3 BB		G6-4-3 1B 1B	FC6-4 1-2f			1B BB 1B	L9		4	1	2	0	1	0	2
Ken Suarez, R (1, 2) OBP: 0.351, SLG: 0.354			G6-4-3 1-2f		G6-4-3 1-2 1B		G3		F6		HR	3	0	1	0	0	0	1
Chuck Hinton, R (9, PH) OBP: 0.280, SLG: 0.390												1	0	0	0	0	0	1
Duke Sims, L (10, 2) OBP: 0.413, SLG: 0.478												1	1	1	1	0	0	0
Luis Tiant, R (1, 1) OBP: 0.304, SLG: 0.462			HBP		G6-4-3 1-2f 2-3		K		1B 1-2 1B BB			2	0	0	0	0	1	2
Richie Scheinblum, S (9, PH) OBP: 0.264, SLG: 0.248												0	0	0	0	1	0	0
Ron Law, R (10, 1)												0	0	0	0	0	0	0
Inning Stats	R: 0 H: 0 E: 0 LOB: 0 K: 0 BB: 0 S: 3 P: 3	R: 0 H: 0 E: 0 LOB: 0 K: 1 BB: 0 S: 5 P: 5	R: 0 H: 0 E: 0 LOB: 1 K: 0 BB: 1 S: 2 P: 7	R: 0 H: 1 E: 1 LOB: 2 K: 0 BB: 1 S: 4 P: 8	R: 0 H: 2 E: 0 LOB: 1 K: 0 BB: 0 S: 4 P: 4	R: 1 H: 2 E: 0 LOB: 2 K: 0 BB: 1 S: 5 P: 9	R: 0 H: 1 E: 0 LOB: 1 K: 1 BB: 0 S: 6 P: 6	R: 0 H: 0 E: 0 LOB: 1 K: 1 BB: 1 S: 5 P: 9	R: 2 H: 4 E: 0 LOB: 2 K: 0 BB: 1 S: 6 P: 10	R: 0 H: 0 E: 0 LOB: 0 K: 0 BB: 0 S: 3 P: 3	R: 1 H: 1 E: 0 LOB: 0 K: 0 BB: 0 S: 1 P: 1	1B: 10 SF: 1 2B: 0 SAC: 0 3B: 0 DP: 2 HR: 1 HBP: 1						

AB	37
R	4
H	11
RBI	4
BB	5
SO	3
LOB	18

PITCHER		IP	WLS	BF	H	R	ER	SO	BB	IBB	HBP	BLK	WP	HR	S	P	ERA	WHIP
Tommy John, L ERA: 3.51	(1, 1)	8.1		36	7	3	3	3	5	0	1	0	0	0	36	57	3.24	1.440
Wilbur Wood, L ERA: 3.46	(9, 1)	0.1		3	3	0	0	0	0	0	0	0	0	0	3	3	0.00	9.000
Jack Hamilton, R ERA: 4.66	(9, 1)	1.1		4	0	0	0	0	0	0	0	0	0	0	4	4	0.00	0.000
Cisco Carlos, R ERA: 4.35	(11, 1)	0.0	L	1	1	1	1	0	0	0	0	0	0	1	1	1	∞	∞

PITCHER	IP	WLS	BF	H	R	ER	SO	BB	IBB	HBP	BLK	WP	HR	S	P	ERA	WHIP

Chicago White Sox @ Cleveland Indians

Cleveland Municipal Stadium, Cleveland, OH

Tue Jul 29 1969, 7:05 PM EDT

Att. 10,061 - Unknown

TOP

livebaseballscorecards.com

Batter	1	2	3	4	5	6	7	8	9	AB	R	H	RBI	BB	SO	LOB
Buddy Bradford, R (1, 8) OBP: 0.351, SLG: 0.420	6-3	6-3		F9			6-3		K	5	0	0	0	0	1	3
Luis Aparicio, R (1, 6) OBP: 0.339, SLG: 0.345	1B 2B	WP 2-H 1B			L6		F9		1B	5	1	3	1	0	0	1
Gail Hopkins, L (1, 3) OBP: 0.378, SLG: 0.437	2B 2-H 1B	6-3 2-3			K			1B 2B	K	5	2	2	1	0	2	2
Pete Ward, L (1, 5) OBP: 0.354, SLG: 0.376	K		F6		3-1			K		4	0	0	0	0	2	2
Carlos May, L (1, 9) OBP: 0.381, SLG: 0.494	1-H 2B		F7			K		E 1B BB		3	1	1	1	1	1	0
Tom McCraw, L (1, 7) OBP: 0.267, SLG: 0.267	IBB		F9			F6		FC4-6 1-2 2-H 1B		3	0	1	1	1	0	0
Ron Hansen, R (1, 4) OBP: 0.287, SLG: 0.325	K			5-3		5-3		FC4-6 1-2f 2-H		4	0	0	0	0	1	3
Don Pavletich, R (1, 2) OBP: 0.324, SLG: 0.369		SH1-4 1B 1B		WP BB			2B	5-3		3	1	2	0	1	0	1
Gary Peters, L (1, 1) OBP: 0.200, SLG: 0.288		SH1-4 1-2		4-3 1-2			F6		K	1	0	0	0	0	0	1
Dan Osinski, R (6, 1)										0	0	0	0	0	0	0
Walt Williams, R (7, PH) OBP: 0.324, SLG: 0.351										1	0	0	0	0	0	1
Jack Hamilton, R (7, 1)										0	0	0	0	0	0	0
Jerry Nyman, L (7, 1) OBP: 0.077, SLG: 0.154										0	0	0	0	0	0	0
Cisco Carlos, R (7, 1)										0	0	0	0	0	0	0
Bill Melton, R (9, PH) OBP: 0.304, SLG: 0.416										1	0	0	0	0	1	0

	AB	35
	R	5
	H	9
	RBI	4
	BB	3
	SO	8
	LOB	14

Inning Stats																		
	R: 2	H: 3	R: 1	H: 2	R: 0	H: 0	R: 0	H: 0	R: 0	H: 0	R: 0	H: 1	R: 2	H: 2	R: 0	H: 1	1B: 5	SF: 0
	E: 0	LOB: 2	E: 0	LOB: 1	E: 0	LOB: 0	E: 0	LOB: 0	E: 0	LOB: 0	E: 0	LOB: 1	E: 1	LOB: 1	E: 0	LOB: 1	2B: 4	SAC: 1
	K: 2	BB: 1	K: 0	BB: 0	K: 0	BB: 0	K: 1	BB: 0	K: 1	BB: 0	K: 0	BB: 1	K: 1	BB: 1	K: 3	BB: 0	3B: 0	DP: 0
	S: 10	P: 14	S: 5	P: 5	S: 3	P: 3	S: 3	P: 7	S: 5	P: 5	S: 5	P: 5	S: 4	P: 4	S: 7	P: 11	S: 10	P: 10	HR: 0	HBP: 0

	WP: 2	PA: 39
	PB: 0	
	SB: 0	
	CS: 0	

PITCHER		IP	WLS	BF	H	R	ER	SO	BB	IBB	HBP	BLK	WP	HR	S	P	ERA	WHIP
Steve Hargan, R ERA: 6.04	(1, 1)	7.1	W	32	7	5	5	5	2	1	0	0	2	0	39	51	6.14	1.227
Stan Williams, R ERA: 4.11	(8, 1)	1.2	S	7	2	0	0	3	0	0	0	0	0	0	13	13	0.00	1.200

PITCHER		IP	WLS	BF	H	R	ER	SO	BB	IBB	HBP	BLK	WP	HR	S	P	ERA	WHIP

Batter	1	2	3	4	5	6	7	8	9	AB	R	H	RBI	BB	SO	LOB
Jose Cardenal, R (1, 8) OBP: 0.306, SLG: 0.342	BBBB 4-0 BB 1B BB		x 0-0 SF9 3B		x 0-0 ② 6-3		SH5-4 1B 2B FC4-6 1-2↑			4	3	2	0	1	0	1
Davey Nelson, R (1, 4) OBP: 0.250, SLG: 0.216	SSS 0-3 ① K		x 0-0 ① SF9 3-H		x 0-0 1B		x 0-0 ① SH5-4 2-3	x 0-0 ① 6-3		3	0	1	1	0	1	1
Ken Harrelson, R (1, 9) OBP: 0.323, SLG: 0.424	BBBB 4-0 1B 1-2 BB		x 0-0 F7 1B		x 0-0 ③ F3		4-0 1B 2B IBB	SSS 0-3 ② K		3	1	1	0	2	1	1
Tony Horton, R (1, 3) OBP: 0.323, SLG: 0.465	x 0-0 ② F9		x 0-0 ②③ F7 1-2			x 0-0 1B WP 1B 1B	x 0-0 2B 1-3 3-H 1B	x 0-0 ③ L8		5	2	2	1	0	0	3
Cap Peterson, R (1, 7) OBP: 0.384, SLG: 0.308 Frank Baker, L (7, PH) Larry Brown, R (7, PH) OBP: 0.307, SLG: 0.309 (8, 5)	x 0-0 1-2 2-H 1B			BBBB 4-0 BB BB		x 0-0 ① L9 1-2	x 0-0 HR 1-H 3-H 2B			2 0 1	0 0 1	1 0 1	1 0 2	1 0 0	0 0 0	1 0 0
Chuck Hinton, R (1, 5) OBP: 0.291, SLG: 0.388 (8, 7)	SSS 0-3 ③ K			x 0-0 ① L8		x 0-0 1B 2-3 1B	4-0 HR IBB			3	1	1	0	1	1	3
Duke Sims, L (1, 2) OBP: 0.410, SLG: 0.470		x 0-0 ① 4-3		BBBB 4-0 L8-3 1-2 BB		SSS 0-3 ② K	SSS 0-3 ② K			3	0	0	0	1	2	4
Eddie Leon, R (1, 6) OBP: 0.372, SLG: 0.410		x 0-0 ② F9		x 0-0 ②③ L8-3 1-2		x 0-0 1B 1-2 3-H	x 0-0 HR 1-H 2-H			4	1	2	4	0	0	2
Steve Hargan, R (1, 1) OBP: 0.160, SLG: 0.160 Stan Williams, R (8, 1) OBP: 0.214, SLG: 0.120		x 0-0 ③ 1-3			x 0-0 ① L7	x 0-0 ③ 4-3	x 0-0 FC4-6 1B			4 0	0 0	1 0	0 0	0 0	0 0	2 0
Inning Stats	R: 1 H: 1 E: 0 LOB: 2 K: 2 BB: 2 S: 8 P: 16	R: 0 H: 0 E: 0 LOB: 0 K: 0 BB: 0 S: 3 P: 3	R: 1 H: 2 E: 0 LOB: 0 K: 0 BB: 0 S: 4 P: 4	R: 0 H: 0 E: 0 LOB: 1 K: 0 BB: 2 S: 2 P: 10	R: 0 H: 1 E: 0 LOB: 1 K: 0 BB: 0 S: 4 P: 4	R: 1 H: 3 E: 0 LOB: 2 K: 1 BB: 0 S: 8 P: 8	R: 6 H: 5 E: 0 LOB: 1 K: 1 BB: 2 S: 10 P: 18	R: 0 H: 0 E: 0 LOB: 0 K: 1 BB: 0 S: 5 P: 5		1B: 8 SF: 1 2B: 3 SAC: 1 3B: 1 DP: 1 HR: 1 HBP: 0						

PITCHER		IP	WLS	BF	H	R	ER	SO	BB	IBB	HBP	BLK	WP	HR	S	P	ERA	WHIP
Gary Peters, L ERA: 4.42	(1, 1)	5.2		26	7	3	3	3	4	0	0	0	1	0	28	44	4.76	1.941
Dan Osinski, R ERA: 3.45	(6, 1)	0.1		1	0	0	0	0	0	0	0	0	0	0	1	1	0.00	0.000
Jack Hamilton, R ERA: 5.35	(7, 1)	0.1	L	4	2	3	3	0	0	1	0	0	0	0	3	7	81.00	6.000
Jerry Nyman, L ERA: 6.9	(7, 1)	0.1		4	2	3	3	1	0	1	0	0	0	1	5	9	81.00	6.000
Cisco Carlos, R ERA: 4.22	(7, 1)	1.1		5	1	0	0	1	0	0	0	0	0	0	7	7	0.00	0.750

PITCHER	IP	WLS	BF	H	R	ER	SO	BB	IBB	HBP	BLK	WP	HR	S	P	ERA	WHIP

BOTTOM

Chicago White Sox @ Cleveland Indians

Cleveland Municipal Stadium, Cleveland, OH

Tue Jul 29 1969, 7:05 PM EDT

Att. 10,061 - Unknown

livebaseballscorecards.com

AB	32
R	9
H	12
RBI	9
BB	6
SO	5
LOB	18

WP: 1 PA: 40
PB: 0
SB: 0
CS: 0

Batter	1	2	3	4	5	6	7	8	9	AB	R	H	RBI	BB	SO	LOB
Walt Williams, R (1, 7) OBP: 0.325, SLG: 0.350	BBBB 4-0 G1-6-3 BB		x 0-0 ① F7		x 0-0 ① F4	x 0-0 ③ 1-3 2-H 3-H 1B		x 0-0 E6 5-3 2-3		4	0	1	2	1	0	1
Ken Berry, R (8, 7) OBP: 0.259, SLG: 0.288										0	0	0	0	0	0	0
Luis Aparicio, R (1, 6) OBP: 0.342, SLG: 0.347	x 0-0 ① F7		BBBB 4-0 CS BB		x 0-0 CS 1B		x 0-0 1B HR 1B	x 0-0 ② 5-3 1-2 3-H		4	1	2	1	1	0	2
Gail Hopkins, L (1, 3) OBP: 0.375, SLG: 0.432	x 0-0 ②③ G1-6-3 1-2f		x 0-0 ②③ F6 1-2		x 0-0 ②③ F9 1-2		x 0-0 1-3 HR 1B	x 0-0 ③ F4		5	1	1	0	0	0	4
Bill Melton, R (1, 5) OBP: 0.308, SLG: 0.427		x 0-0 1B 1B 1B		x 0-0 ① F8		x 0-0 1B 1B 1B	x 0-0 1-H 3-H HR		SSS 0-3 ① K	5	3	3	3	0	1	0
Carlos May, L (1, 9) OBP: 0.386, SLG: 0.497		x 0-0 1-3 1B 1B		BBBB 4-0 BB 2B BB		x 0-0 BB 1B 1-2 1B 1B	x 0-0 ① F8		x 0-0 E 1B	4	3	3	0	1	0	0
Buddy Bradford, R (1, 8) OBP: 0.348, SLG: 0.411		SSS 0-3 ① K		BBBB 4-0 1-2 2B BB		x 0-0 ① F4	x 0-0 ② 6-3		x 0-0 ② F8	4	1	0	0	1	1	5
Ron Hansen, R (1, 4) OBP: 0.276, SLG: 0.311		SSS 0-3 ② K		SSS 0-3 ② K		x 0-0 ② F3	x 0-0 ③ F8		x 0-0 1-2 E6	5	0	0	0	0	2	7
Don Pavletich, R (1, 2) OBP: 0.338, SLG: 0.387 Chuck Brinkman, R (6, 2) OBP: 0.083, SLG: 0.083	IIII 4-0 1B IBB			x 0-0 1-H 2-H 2B		x 0-0 BB 1B 1-2 2-H 1B		x 0-0 E SH3 5-3 1B	x 0-0 ③ F8	2	1	2	3	1	0	0
										2	1	1	0	0	0	2
Joe Horlen, R (1, 1) OBP: 0.204, SLG: 0.224 Woodie Held, R (6, PH) OBP: 0.302, SLG: 0.395 Dan Osinski, R (6, 1) Wilbur Wood, R (7, 1)		x 0-0 ③ 1-3 2-H 3-H 1B		SSS 0-3 ③ K		BBBB 4-0 1B 1-2 2-3 BB		x 0-0 ① SH3 1-2		2	0	1	2	0	1	1
										0	0	0	0	1	0	0
										0	0	0	0	0	0	0
										0	0	0	0	0	0	0

TOP

Chicago White Sox @ Cleveland Indians

Cleveland Municipal Stadium, Cleveland, OH

Wed Jul 30 1969, 7:05 PM EDT

Att. 8,202 - Unknown

livebaseballscorecards.com

AB	37
R	11
H	14
RBI	11
BB	6
SO	5
LOB	22

Inning Stats	1	2	3	4	5	6	7	8	9
	R: 0 E: 0 K: 0 S: 2	H: 0 LOB: 0 BB: 1 P: 6	R: 2 E: 0 K: 2 S: 9	H: 3 LOB: 3 BB: 1 P: 13	R: 0 E: 0 K: 0 S: 2	H: 0 LOB: 0 BB: 1 P: 6	R: 2 E: 0 K: 2 S: 8	H: 1 LOB: 1 BB: 2 P: 16	R: 0 E: 0 K: 0 S: 3	H: 1 LOB: 0 BB: 0 P: 3
	R: 3 E: 0 K: 0 S: 6	H: 4 LOB: 3 BB: 1 P: 10	R: 3 E: 0 K: 0 S: 6	H: 3 LOB: 0 BB: 0 P: 6	R: 1 E: 1 K: 0 S: 5	H: 1 LOB: 1 BB: 0 P: 5	R: 0 E: 1 K: 1 S: 7	H: 1 LOB: 2 BB: 0 P: 7	1B: 12 2B: 1 3B: 0 HR: 1	SF: 0 SAC: 1 DP: 1 HBP: 0	WP: 0 PB: 0 SB: 0 CS: 2	PA: 44

PITCHER		IP	WLS	BF	H	R	ER	SO	BB	IBB	HBP	BLK	WP	HR	S	P	ERA	WHIP
Sam McDowell, L ERA: 3.03	(1, 1)	6.0	L	28	9	7	7	4	5	1	0	0	0	0	30	54	10.50	2.333
Horacio Pina, R ERA: 5.21	(7, 1)	1.0		6	3	3	3	0	0	0	0	0	0	1	6	6	27.00	3.000
Larry Burchart, R ERA: 4.18	(8, 1)	2.0		10	2	1	0	1	0	0	0	0	0	0	12	12	0.00	1.000

PITCHER	IP	WLS	BF	H	R	ER	SO	BB	IBB	HBP	BLK	WP	HR	S	P	ERA	WHIP

BOTTOM

Chicago White Sox @ Cleveland Indians

Cleveland Municipal Stadium, Cleveland, OH

Wed Jul 30 1969, 7:05 PM EDT

Att. 8,202 - Unknown

livebaseballscorecards.com

Batter	1	2	3	4	5	6	7	8	9	AB	R	H	RBI	BB	SO	LOB
Jose Cardenal, R (1, 8) OBP: 0.305, SLG: 0.340	F7	6-3		5-3		CS 1B			1-3	5	0	1	0	0	0	1
Davey Nelson, R (1, 4) OBP: 0.222, SLG: 0.190	5-3		5-3		6-3	CS 1-2	F9		F9	5	0	0	0	0	0	0
Frank Baker, L (1, 7) OBP: 0.625, SLG: 0.857	6-3		1B 1B		1B 3B		BB 1B		1B 1B	5	2	4	0	0	0	0
Tony Horton, R (1, 3) OBP: 0.323, SLG: 0.464		6-3	1-3 1B		5-3		F9		1-2 1B	5	1	2	0	0	0	2
Ken Harrelson, R (1, 9) OBP: 0.328, SLG: 0.428		1B 2B 1B	2-H 3-H S 1B		3-H S 1B		BBBB 1-2 FC6-4 BB		SSS K	4	1	3	3	1	1	2
Duke Sims, L (1, 2) OBP: 0.414, SLG: 0.471		1-2 2B 1B	SSS 1-2 K		BBB 1-2 BB		FC6-4 1-2f			2	1	1	0	1	1	1
Cap Peterson, R (7, PH) OBP: 0.381, SLG: 0.304										1	0	0	0	0	0	2
Larry Burchart, R (8, 1)										0	0	0	0	0	0	0
Lou Klimchock, L (1, 5) OBP: 0.303, SLG: 0.403		1-H 2-H 1B 2B	SSS K		4-3			L8		3	1	1	2	0	1	3
Chuck Hinton, R (8, PH) OBP: 0.287, SLG: 0.383										1	0	0	0	0	0	0
(9, 5)																
Eddie Leon, R (1, 6) OBP: 0.362, SLG: 0.395		3-H S 1B		6-3		6-3		F3		4	0	1	1	0	0	0
Sam McDowell, L (1, 1) OBP: 0.167, SLG: 0.186		SSS 1-2 K		L1		F7		6-3		2	0	0	0	0	1	1
Russ Snyder, L (6, PH) OBP: 0.307, SLG: 0.298										1	0	0	0	0	0	0
Horacio Pina, R (7, 1) OBP: 0.500, SLG: 0.500										0	0	0	0	0	0	0
Ken Suarez, R (8, 2) OBP: 0.347, SLG: 0.348										1	0	0	0	0	0	0
Inning Stats	R: 0 E: 0 K: 0 S: 3 H: 0 LOB: 0 BB: 0 P: 3	R: 3 E: 0 K: 1 S: 9 H: 4 LOB: 1 BB: 0 P: 9	R: 2 E: 0 K: 2 S: 10 H: 3 LOB: 1 BB: 0 P: 10	R: 0 E: 0 K: 0 S: 3 H: 0 LOB: 0 BB: 0 P: 3	R: 1 E: 0 K: 0 S: 5 H: 2 LOB: 2 BB: 1 P: 9	R: 0 E: 0 K: 0 S: 3 H: 1 LOB: 0 BB: 0 P: 3	R: 0 E: 0 K: 0 S: 4 H: 1 LOB: 2 BB: 1 P: 8	R: 0 E: 0 K: 0 S: 3 H: 0 LOB: 0 BB: 0 P: 3	R: 0 E: 0 K: 1 S: 7 H: 2 LOB: 2 BB: 0 P: 7	1B: 11 2B: 1 3B: 1 HR: 0 SF: 0 SAC: 0 DP: 0 HBP: 0							

AB	39
R	6
H	13
RBI	6
BB	2
SO	4
LOB	12

WP: 0 PB: 0 SB: 3 CS: 1 PA: 42

PITCHER		IP	WLS	BF	H	R	ER	SO	BB	IBB	HBP	BLK	WP	HR	S	P	ERA	WHIP
Joe Horlen, R ERA: 4.23	(1, 1)	5.0	W	25	9	6	6	3	1	0	0	0	0	0	30	34	10.80	2.000
Dan Osinski, R ERA: 3.33	(6, 1)	1.2		7	2	0	0	0	1	0	0	0	0	0	6	10	0.00	1.800
Wilbur Wood, L ERA: 3.36	(7, 1)	2.1	S	9	2	0	0	1	0	0	0	0	0	0	11	11	0.00	0.857

PITCHER	IP	WLS	BF	H	R	ER	SO	BB	IBB	HBP	BLK	WP	HR	S	P	ERA	WHIP

Batter	1	2	3	4	5	6	7	8	9	10	AB	R	H	RBI	BB	SO	LOB
Walt Williams, R (1, 7) OBP: 0.331, SLG: 0.355	FC6-4 1B		CS BB 1B			F9 5-3 1B	F8		6-3		5	0	3	0	0	0	1
Luis Aparicio, R (1, 6) OBP: 0.340, SLG: 0.343	L9		BBBB 1-2 BB			5-3 1-2	G3		6-3		4	0	0	0	1	0	3
Gail Hopkins, L (1, 3) OBP: 0.368, SLG: 0.423	SSS K		2-3 CS	SSS K		2-3 F9		1-3		4-3	5	0	0	0	0	2	2
Bill Melton, R (1, 5) OBP: 0.309, SLG: 0.424	1-2f FC6-4					BBBB BB		BBBB BB 1B		SSS K	3	0	0	0	2	1	1
Carlos May, L (1, 9) OBP: 0.383, SLG: 0.493		SSS K2-3				SSS K		1-2 BB 1B		F8	5	0	1	0	0	2	2
Buddy Bradford, R (1, 8) OBP: 0.351, SLG: 0.413		SSS K			G6-4-3 1B		WP 1B 2B 1B	L6			4	1	2	0	0	1	2
Ron Hansen, R (1, 4) OBP: 0.282, SLG: 0.311		L5			1-2f G6-4-3		1-2 2B 1B	BBBB 1-2 2-3 BB			3	1	1	0	1	0	1
Don Pavletich, R (1, 2) OBP: 0.345, SLG: 0.402 Ken Berry, R (7, PR) OBP: 0.259, SLG: 0.288 Ed Herrmann, L (7, 2) OBP: 0.328, SLG: 0.363			4-3		1B		1-H 2-H 2B	F9			3 0 1	0 0 0	2 0 0	2 0 0	0 0 0	0 0 0	0 0 3
Billy Wynne, L (1, 1) OBP: 0.143, SLG: 0.143 Wilbur Wood, R (7, 1) Woodie Held, R (9, PH) OBP: 0.296, SLG: 0.386 Jack Hamilton, R (9, 1)			SSS K		SSS K		4-3		1-6-3		3 0 1 0	0 0 0 0	0 0 0 0	0 0 0 0	0 0 0 0	2 0 0 0	2 0 0 0
Inning Stats	R: 0 H: 1 E: 0 LOB: 1 K: 1 BB: 0 S: 6 P: 6	R: 0 H: 0 E: 0 LOB: 0 K: 2 BB: 0 S: 7 P: 7	R: 0 H: 1 E: 0 LOB: 1 K: 1 BB: 1 S: 5 P: 9	R: 0 H: 0 E: 0 LOB: 0 K: 1 BB: 0 S: 5 P: 5	R: 0 H: 1 E: 0 LOB: 1 K: 1 BB: 0 S: 6 P: 6	R: 0 H: 1 E: 0 LOB: 2 K: 1 BB: 1 S: 6 P: 10	R: 2 H: 3 E: 0 LOB: 1 K: 0 BB: 0 S: 6 P: 6	R: 0 H: 1 E: 0 LOB: 3 K: 0 BB: 2 S: 4 P: 12	R: 0 H: 0 E: 0 LOB: 0 K: 0 BB: 0 S: 3 P: 3	R: 0 H: 0 E: 0 LOB: 0 K: 1 BB: 0 S: 5 P: 5	1B: 8 2B: 1 3B: 0 HR: 0	SF: 0 SAC: 0 DP: 1 HBP: 0					

PITCHER	IP	WLS	BF	H	R	ER	SO	BB	IBB	HBP	BLK	WP	HR	S	P	ERA	WHIP
Dick Ellsworth, L (1, 1) ERA: 4.34	6.0		26	8	2	2	7	2	0	0	0	1	0	38	46	3.00	1.667
Stan Williams, R (7, 1) ERA: 4.08	1.0		3	0	0	0	0	0	0	0	0	0	0	3	3	0.00	0.000
Juan Pizarro, L (8, 1) ERA: 3.26	2.0		9	1	0	0	0	2	0	0	0	0	0	7	15	0.00	1.500
Mike Paul, L (10, 1) ERA: 3.61	1.0	W	3	0	0	0	1	0	0	0	0	0	0	5	5	0.00	0.000

PITCHER	IP	WLS	BF	H	R	ER	SO	BB	IBB	HBP	BLK	WP	HR	S	P	ERA	WHIP

TOP

Chicago White Sox @ Cleveland Indians

Cleveland Municipal Stadium, Cleveland, OH

Thu Jul 31 1969, 7:05 PM EDT

Att. 4,949 - Unknown

livebaseballscorecards.com

AB	37
R	2
H	9
RBI	2
BB	4
SO	8
LOB	17

WP: 1	PA: 42		
PB: 0			
SB: 0			
CS: 1			

Batter	1	2	3	4	5	6	7	8	9	10	AB	R	H	RBI	BB	SO	LOB
Jose Cardenal, R (1, 8) OBP: 0.307, SLG: 0.343	4-3		BB (4-0, BLK)		2B		5-3 (1-2)		SH1-4 (1-2)		3	0	1	0	1	0	1
Davey Nelson, R (1, 4) OBP: 0.220, SLG: 0.191	F5		F8 (1-2)		3-1		1B (2-3)		6-3 (2-3)		5	0	1	0	0	0	3
Frank Baker, L (1, 7) OBP: 0.636, SLG: 0.900 Cap Peterson, R (7, PH) OBP: 0.374, SLG: 0.298 (8, 7) Mike Paul, L (10, 1)	2B			K		2B 1B	K (3-H)		F3		3 2 0	0 0 0	2 0 0	0 0 0	0 0 0	1 1 0	0 2 0
Tony Horton, R (1, 3) OBP: 0.324, SLG: 0.466	5-3			5-3		1B 2B (1-H)	F3			FC6-4 1B	5	1	2	0	0	0	2
Ken Harrelson, R (1, 9) OBP: 0.329, SLG: 0.427		K		1B 1B		G3 1B (3-H)		K		FC6-4 (1-2f) 1B	5	1	2	1	0	2	1
Duke Sims, L (1, 2) OBP: 0.413, SLG: 0.466		G3		1B (1-3)		G3 (1-2)		K		1B IBB	4	0	1	0	1	1	1
Lou Klimchock, L (1, 5) OBP: 0.304, SLG: 0.397 Chuck Hinton, R (8, PH) OBP: 0.303, SLG: 0.398 (9, 5)		F8		F6		FC6-4 IBB		1B		1B (1-2, 2-H)	2 2	0 0	0 2	0 1	1 0	0 0	2 0
Eddie Leon, R (1, 6) OBP: 0.353, SLG: 0.383			CS 1B		G3	FC6-4 (1-2f)		1-3			4	0	1	0	0	0	3
Dick Ellsworth, L (1, 1) OBP: 0.163, SLG: 0.122 Stan Williams, R (7, 1) OBP: 0.214, SLG: 0.120 Russ Snyder, L (7, PH) OBP: 0.310, SLG: 0.302 Juan Pizarro, L (8, 1) OBP: 0.263, SLG: 0.235 Richie Scheinblum, S (9, PH) OBP: 0.268, SLG: 0.253 (10, 7)			1-3 (1-2)		K		1B PB 5-3		6-3 SH1-4		2 0 1 0 1	0 0 1 0 0	0 0 0 0 1	0 0 0 0 0	0 0 0 0 0	1 0 0 0 0	1 0 0 0 0
Inning Stats	R: 0 E: 0 K: 0 S: 4 H: 1 LOB: 1 BB: 0 P: 4	R: 0 E: 0 K: 1 S: 5 H: 0 LOB: 0 BB: 0 P: 5	R: 0 E: 0 K: 0 S: 3 H: 1 LOB: 1 BB: 1 P: 7	R: 0 E: 0 K: 1 S: 7 H: 2 LOB: 2 BB: 0 P: 7	R: 0 E: 0 K: 1 S: 6 H: 1 LOB: 1 BB: 0 P: 6	R: 1 E: 0 K: 0 S: 5 H: 3 LOB: 2 BB: 1 P: 9	R: 1 E: 0 K: 1 S: 7 H: 2 LOB: 1 BB: 0 P: 7	R: 0 E: 0 K: 2 S: 8 H: 1 LOB: 1 BB: 0 P: 8	R: 0 E: 0 K: 0 S: 4 H: 1 LOB: 1 BB: 0 P: 4	R: 1 E: 1 K: 0 S: 3 H: 2 LOB: 2 BB: 1 P: 7	1B: 11 2B: 3 3B: 0 HR: 0	SF: 0 SAC: 1 DP: 0 HBP: 0					

PITCHER		IP	WLS	BF	H	R	ER	SO	BB	IBB	HBP	BLK	WP	HR	S	P	ERA	WHIP
Billy Wynne, R ERA: 3.94	(1, 1)	6.1		29	10	2	1	3	1	1	0	1	0	0	33	41	1.42	1.737
Wilbur Wood, L ERA: 3.29	(7, 1)	1.2		6	1	0	0	3	0	0	0	0	0	0	12	12	0.00	0.600
Jack Hamilton, R ERA: 5.4	(9, 1)	1.1	L	8	3	1	1	0	0	1	0	0	0	0	7	11	6.75	2.250

PITCHER	IP	WLS	BF	H	R	ER	SO	BB	IBB	HBP	BLK	WP	HR	S	P	ERA	WHIP

BOTTOM

Chicago White Sox @ Cleveland Indians

Cleveland Municipal Stadium, Cleveland, OH

Thu Jul 31 1969, 7:05 PM EDT

Att. 4,949 - Unknown

livebaseballscorecards.com

AB	39
R	3
H	14
RBI	2
BB	3
SO	6
LOB	16

WP: 0 PB: 1 SB: 0 CS: 1 PA: 43

Batter	1	2	3	4	5	6	7	8	9	AB	R	H	RBI	BB	SO	LOB
Jose Cardenal, R (1, 8) OBP: 0.303, SLG: 0.339	1-3		4-3		FC6-4 1-2f			G6-3 1-2f		4	0	0	0	0	0	3
Davey Nelson, R (1, 4) OBP: 0.222, SLG: 0.196	FC6-4 1B		K			K			4-3	4	0	1	0	0	2	0
Frank Baker, L (1, 7) OBP: 0.467, SLG: 0.643	F7			E6 K2-4-2		G3			6-3	4	0	0	0	0	0	1
Tony Horton, R (1, 3) OBP: 0.324, SLG: 0.464	FC6-4 1-2f			K2-4-2 1-2f		6-3			1B	4	0	1	0	0	1	2
Ken Harrelson, R (1, 9) OBP: 0.326, SLG: 0.423		6-3		P4			F6		F3	4	0	0	0	0	0	1
Duke Sims, L (1, 2) OBP: 0.412, SLG: 0.461		F4			1B PB BB		3-1			2	0	0	0	1	0	0
Lou Klimchock, L (1, 5) OBP: 0.304, SLG: 0.395		1B			K 1-2		4-3			3	0	1	0	0	1	1
Eddie Leon, R (1, 6) OBP: 0.370, SLG: 0.400		1-3			FC6-4 2-3 1B			G6-3 1B		3	0	2	0	0	0	1
Gary Boyd, R (1, 1)			F2		F8			F9		0	0	0	0	0	0	0
Mike Paul, L (2, 1)										0	0	0	0	0	0	0
Larry Brown, R (3, PH) OBP: 0.307, SLG: 0.308										1	0	0	0	0	0	0
Ron Law, R (3, 1)										0	0	0	0	0	0	0
Russ Snyder, L (5, PH) OBP: 0.309, SLG: 0.300										1	0	0	0	0	0	2
Larry Burchart, R (5, 1)										0	0	0	0	0	0	0
Richie Scheinblum, S (8, PH) OBP: 0.267, SLG: 0.252										1	0	0	0	0	0	1
Juan Pizarro, L (8, 1) OBP: 0.263, SLG: 0.235										0	0	0	0	0	0	0
Inning Stats	R: 0 E: 0 K: 0 S: 4 H: 1 LOB: 1 BB: 0 P: 4	R: 0 E: 0 K: 0 S: 4 H: 1 LOB: 1 BB: 0 P: 4	R: 0 E: 0 K: 1 S: 5 H: 0 LOB: 0 BB: 0 P: 5	R: 0 E: 1 K: 1 S: 5 H: 0 LOB: 0 BB: 0 P: 5	R: 0 E: 0 K: 1 S: 6 H: 1 LOB: 2 BB: 1 P: 10	R: 0 E: 0 K: 1 S: 5 H: 0 LOB: 0 BB: 0 P: 5	R: 0 E: 0 K: 0 S: 3 H: 0 LOB: 0 BB: 0 P: 3	R: 0 E: 0 K: 0 S: 3 H: 1 LOB: 0 BB: 0 P: 3	R: 0 E: 0 K: 0 S: 4 H: 1 LOB: 1 BB: 0 P: 4	1B: 5 2B: 1 3B: 0 HR: 0 SF: 0 SAC: 0 DP: 2 HBP: 0						

PITCHER	IP	WLS	BF	H	R	ER	SO	BB	IBB	HBP	BLK	WP	HR	S	P	ERA	WHIP
Dick Drago, R (1, 1) ERA: 4.26	9.0	W	32	5	0	0	4	1	0	0	0	0	0	39	43	0.00	0.667

PITCHER	IP	WLS	BF	H	R	ER	SO	BB	IBB	HBP	BLK	WP	HR	S	P	ERA	WHIP

TOP

Cleveland Indians @ Kansas City Royals

Municipal Stadium, Kansas City, MO

Fri Aug 01 1969, 8:05 PM EDT
Att. 9,638 - Unknown - 71 F

livebaseballscorecards.com

AB	31
R	0
H	5
RBI	0
BB	1
SO	4
LOB	12

PA: 32

WP: 0
PB: 1
SB: 0
CS: 0

Cleveland Indians @ Kansas City Royals

Municipal Stadium, Kansas City, MO

Fri Aug 01 1969, 8:05 PM EDT

Att. 9,638 - Unknown - 71 F

BOTTOM

Batter	1	2	3	4	5	6	7	8	9	AB	R	H	RBI	BB	SO	LOB
Joe Keough, L (1, 8) OBP: 0.233, SLG: 0.196	BBBB 4-0 2B SF7 BB	BBBB 4-0 WP 1B BB		x 0-0 ② 1-3 1-2	x 0-0 ② 4-3	x 0-0 1B				3	2	1	0	2	0	1
Paul Schaal, R (1, 5) OBP: 0.392, SLG: 0.346	x 0-0 ① L9	IIII 4-0 1B 1-2 2-3 IBB		x 0-0 2-H 2B	x 0-0 ③ 4-3	x 0-0 ③ 4-3				4	0	1	1	1	0	2
Ed Kirkpatrick, L (1, 9) OBP: 0.307, SLG: 0.367	x 0-0 1-3 2B	x 0-0 1-2 2-H 3-H 1B		x 0-0 ③ 4-3			BBBB 4-0 E 1B BB			3	1	2	2	1	0	1
Lou Piniella, R (1, 7) OBP: 0.327, SLG: 0.449	x 0-0 ② SF7 3-H	x 0-0 ③ F3			x 0-0 ① 5-3		x 0-0 ① F8			3	0	0	1	0	0	3
Buck Martinez, R (1, 2) OBP: 0.300, SLG: 0.427	SSS 0-3 ③ K		x 0-0 ① F9		x 0-0 ② 5-3		x 0-0 E5 1B 1-2			4	0	0	0	0	1	2
Joe Foy, R (1, 3) OBP: 0.344, SLG: 0.339		BBBB 4-0 4-3 BLK 1B BB	x 0-0 CS 1B		BBBB 4-0 1B BB		x 0-0 G5-4-3 1-2 2-H 1B			2	1	2	1	2	0	0
Jerry Adair, R (1, 4) OBP: 0.289, SLG: 0.276		x 0-0 ① 4-3 1-3	x 0-0 ② ③ F8 1-2		x 0-0 FC6-4 1-3 1B		x 0-0 ② ③ G5-4-3 1-2f			4	0	1	0	0	0	4
Jackie Hernandez, R (1, 6) OBP: 0.277, SLG: 0.292		x 0-0 WP SH1 1B 3-H 1B		BBBB 4-0 FC4-6 BB	x 0-0 ③ FC6-4 1-2f			x 0-0 ① 5-3		3	1	1	1	1	0	2
Dick Drago, R (1, 1)		x 0-0 ② SH1 1-2		x 0-0 ① FC4-6 1-3 2B 1-2f		SSS 0-3 ① K		x 0-0 ② F6		3	1	0	0	0	1	1
Inning Stats	R: 1 H: 1 E: 0 LOB: 1 K: 1 BB: 1 S: 6 P: 10	R: 3 H: 2 E: 0 LOB: 2 K: 0 BB: 3 S: 5 P: 17	R: 0 H: 1 E: 0 LOB: 0 K: 0 BB: 0 S: 3 P: 3	R: 1 H: 1 E: 0 LOB: 1 K: 0 BB: 1 S: 4 P: 8	R: 0 H: 1 E: 0 LOB: 2 K: 0 BB: 1 S: 4 P: 8	R: 0 H: 0 E: 0 LOB: 0 K: 1 BB: 0 S: 5 P: 5	R: 1 H: 1 E: 1 LOB: 1 K: 0 BB: 1 S: 4 P: 8	R: 0 H: 1 E: 0 LOB: 1 K: 0 BB: 0 S: 4 P: 4		1B: 6 SF: 1 2B: 2 SAC: 1 3B: 0 DP: 1 HR: 0 HBP: 0						

livebaseballscorecards.com

AB	29
R	6
H	8
RBI	6
BB	7
SO	2
LOB	16

WP: 1 PA: 38
PB: 0
SB: 0
CS: 1

PITCHER		IP	WLS	BF	H	R	ER	SO	BB	IBB	HBP	BLK	WP	HR	S	P	ERA	WHIP
Gary Boyd, R ERA: 21.6	(1, 1)	1.2	L	11	2	4	4	1	3	1	0	1	1	0	9	25	21.60	3.000
Mike Paul, L ERA: 3.59	(2, 1)	0.1		2	1	0	0	0	0	0	0	0	0	0	2	2	0.00	3.000
Ron Law, R ERA: 5.87	(3, 1)	2.0		8	2	1	1	0	1	0	0	0	0	0	7	11	4.50	1.500
Larry Burchart, R ERA: 3.71	(5, 1)	3.0		13	2	1	0	1	2	0	0	0	0	0	13	21	0.00	1.333
Juan Pizarro, L ERA: 3.22	(8, 1)	1.0		4	1	0	0	0	0	0	0	0	0	0	4	4	0.00	1.000

PITCHER	IP	WLS	BF	H	R	ER	SO	BB	IBB	HBP	BLK	WP	HR	S	P	ERA	WHIP

Batter	1	2	3	4	5	6	7	8	9	AB	R	H	RBI	BB	SO	LOB
Jose Cardenal, R (1, 8) OBP: 0.302, SLG: 0.340	F7		G6-4-3 1-2f		4-3 S 2B		F9		F8	5	1	1	0	0	0	2
Davey Nelson, R (1, 4) OBP: 0.220, SLG: 0.196	K			6-3	4-3 2-3		3B 1B 2-3		F9	5	1	1	0	0	1	1
Frank Baker, L (1, 7) OBP: 0.526, SLG: 0.765	FC4-6 BB			2B 1B	4-3 3-H		1-H 3-H 3B			3	1	2	2	1	0	0
Tony Horton, R (1, 3) OBP: 0.321, SLG: 0.459 Sam McDowell, L (7, 1) OBP: 0.167, SLG: 0.186	FC4-6 1-2f			F7	6-3		K			4 0	0 0	0 0	0 0	0 0	1 0	3 0
Ken Harrelson, R (1, 9) (7, 3) OBP: 0.327, SLG: 0.426		5-3		1-H 1B 2B		SH1-3 1B	F4			4	1	2	1	0	0	1
Duke Sims, L (1, 2) OBP: 0.411, SLG: 0.459		L8		2-H 1B		SH1-3 1-2		4-3		3	1	1	1	0	0	0
Lou Klimchock, L (1, 5) OBP: 0.307, SLG: 0.397 Chuck Hinton, R (6, PH) OBP: 0.297, SLG: 0.388 (6, 5) Larry Brown, R (9, 5) OBP: 0.307, SLG: 0.308		K		WP 2-H 1B		4-3	K	K		2 2 0	0 0 0	1 0 0	1 0 0	0 0 0	1 1 0	0 1 0
Eddie Leon, R (1, 6) OBP: 0.362, SLG: 0.377			6-3	FC6-4 2-3 BB			K	F8		3	0	0	0	1	1	1
Stan Williams, R (1, 1) OBP: 0.233, SLG: 0.115 Cap Peterson, R (7, PH) OBP: 0.379, SLG: 0.316 Russ Snyder, L (7, 9) OBP: 0.307, SLG: 0.299			G6-4-3 BB	FC6-4 1-2f		1B 3B 2B			F8	1 1 1	0 1 0	0 1 0	0 0 0	1 0 0	0 0 0	2 0 0
Inning Stats	R: 0 E: 0 K: 1 S: 5 H: 0 LOB: 1 BB: 1 P: 9	R: 0 E: 0 K: 1 S: 5 H: 0 LOB: 0 BB: 0 P: 5	R: 0 E: 0 K: 0 S: 2 H: 0 LOB: 0 BB: 1 P: 6	R: 3 E: 0 K: 0 S: 7 H: 4 LOB: 2 BB: 1 P: 11	R: 1 E: 0 K: 0 S: 4 H: 1 LOB: 0 BB: 0 P: 4	R: 0 E: 0 K: 1 S: 6 H: 1 LOB: 1 BB: 0 P: 6	R: 2 E: 0 K: 1 S: 8 H: 3 LOB: 1 BB: 0 P: 8	R: 0 E: 0 K: 1 S: 5 H: 0 LOB: 0 BB: 0 P: 5	R: 0 E: 0 K: 0 S: 3 H: 0 LOB: 0 BB: 0 P: 3	1B: 5 2B: 3 3B: 1 HR: 0 SF: 0 SAC: 1 DP: 1 HBP: 0						

TOP

Cleveland Indians @ Kansas City Royals

Municipal Stadium, Kansas City, MO

Sat Aug 02 1969, 8:05 PM EDT
Att. 12,503 - Unknown - 83 F

livebaseballscorecards.com

AB	34
R	6
H	9
RBI	5
BB	3
SO	5
LOB	11

WP: 1 PB: 0 SB: 1 CS: 0 PA: 38

PITCHER	IP	WLS	BF	H	R	ER	SO	BB	IBB	HBP	BLK	WP	HR	S	P	ERA	WHIP
Chris Zachary, R (1, 1) ERA: 9.0	4.0		19	5	4	4	2	3	0	0	0	1	0	20	32	9.00	2.000
Tom Burgmeier, L (5, 1) ERA: 3.54	2.1	L	10	3	2	2	1	0	0	0	0	0	0	12	12	7.71	1.286
Moe Drabowsky, R (7, 1) ERA: 2.19	2.2		9	1	0	0	2	0	0	0	0	0	0	13	13	0.00	0.375

PITCHER	IP	WLS	BF	H	R	ER	SO	BB	IBB	HBP	BLK	WP	HR	S	P	ERA	WHIP

Batter	1	2	3	4	5	6	7	8	9	AB	R	H	RBI	BB	SO	LOB
Joe Keough, L (1, 8) OBP: 0.242, SLG: 0.207	F7	1-2 2-H 1B			1-3 1B		K			4	0	2	1	0	1	0
Paul Schaal, R (1, 5) OBP: 0.379, SLG: 0.336	4-3	F9			SF8 3-H		4-3			3	0	0	1	0	0	2
Ed Kirkpatrick, L (1, 9) OBP: 0.301, SLG: 0.359	F6		F5		F9			4-3		4	0	0	0	0	0	1
Lou Piniella, R (1, 7) OBP: 0.326, SLG: 0.445		BBBB S BB E BB	F9		F9			6-3		3	1	0	0	1	0	1
Joe Foy, R (1, 3) OBP: 0.343, SLG: 0.336		BBBB E S 1-2 FC4-6 BB	F8			6-3		K		3	1	0	0	1	1	0
Ellie Rodriguez, R (1, 2) OBP: 0.329, SLG: 0.330 Moe Drabowsky, R (7, 1) OBP: 0.111, SLG: 0.111 Hawk Taylor, R (9, PH) OBP: 0.355, SLG: 0.493		K 1-2 2-3		6-3		1B			F9	3 0 1	0 0 0	1 0 0	0 0 0	0 0 0	1 0 0	2 0 0
Jerry Adair, R (1, 4) OBP: 0.285, SLG: 0.272		E4 FC4-6 2-3 3-H		5-3		F9			F8	4	0	0	0	0	0	2
Jackie Hernandez, R (1, 6) OBP: 0.275, SLG: 0.288		FC4-6 1B 1B 1-2f 3-H		K		F8			K	4	1	0	1	0	2	2
Chris Zachary, L (1, 1) OBP: 1.000, SLG: 1.000 Tom Burgmeier, L (5, 1) OBP: 0.214, SLG: 0.214 Buck Martinez, R (7, 2) OBP: 0.297, SLG: 0.422		1B 1-2 1B			1B SF8 1B		F6			1 1 1	0 1 0	1 1 0	0 0 0	0 0 0	0 0 0	0 0 0
Inning Stats	R: 0 E: 0 K: 0 S: 3 H: 0 LOB: 0 BB: 0 P: 3	R: 3 E: 1 K: 1 S: 8 H: 2 LOB: 2 BB: 2 P: 16	R: 0 E: 0 K: 0 S: 3 H: 0 LOB: 0 BB: 0 P: 3	R: 0 E: 0 K: 1 S: 5 H: 0 LOB: 0 BB: 0 P: 5	R: 1 E: 0 K: 0 S: 5 H: 2 LOB: 1 BB: 0 P: 5	R: 0 E: 0 K: 0 S: 4 H: 1 LOB: 1 BB: 0 P: 4	R: 0 E: 0 K: 1 S: 5 H: 0 LOB: 0 BB: 0 P: 5	R: 0 E: 0 K: 1 S: 5 H: 0 LOB: 0 BB: 0 P: 5	R: 0 E: 0 K: 1 S: 5 H: 0 LOB: 0 BB: 0 P: 5	1B: 5 2B: 0 3B: 0 HR: 0	SF: 1 SAC: 0 DP: 0 HBP: 0				WP: 0 PB: 0 SB: 2 CS: 0	PA: 35	

PITCHER		IP	WLS	BF	H	R	ER	SO	BB	IBB	HBP	BLK	WP	HR	S	P	ERA	WHIP
Stan Williams, R ERA: 3.95	(1, 1)	6.0	W	26	5	4	1	2	2	0	0	0	0	0	28	36	1.50	1.167
Sam McDowell, L ERA: 2.98	(7, 1)	3.0	S	9	0	0	0	3	0	0	0	0	0	0	15	15	0.00	0.000

PITCHER	IP	WLS	BF	H	R	ER	SO	BB	IBB	HBP	BLK	WP	HR	S	P	ERA	WHIP

BOTTOM

Cleveland Indians @ Kansas City Royals

Municipal Stadium, Kansas City, MO

Sat Aug 02 1969, 8:05 PM EDT

Att. 12,503 - Unknown - 83 F

livebaseballscorecards.com

AB	32
R	4
H	5
RBI	3
BB	2
SO	5
LOB	10

Batter	1	2	3	4	5	6	7	8	9	AB	R	H	RBI	BB	SO	LOB
Jose Cardenal, R (1, 8) OBP: 0.302, SLG: 0.339	G5-3		1B			F9		F8		4	0	1	0	0	0	0
Davey Nelson, R (1, 4) OBP: 0.222, SLG: 0.186	G6-3		G1-6-3			E6 CS			BB E	3	0	0	0	1	0	1
Frank Baker, L (1, 7) OBP: 0.478, SLG: 0.762	K			SF9 3B		G1-3 2-3			FC4 1-2	4	1	1	0	0	1	2
Tony Horton, R (1, 3) OBP: 0.320, SLG: 0.457		S 1B		P3			G4-3		L7	4	0	1	0	0	0	3
Ken Harrelson, R (1, 9) OBP: 0.325, SLG: 0.423		F9 1-2		SF9 3-H			F7		L7	3	0	0	1	0	0	3
Duke Sims, L (1, 2) OBP: 0.405, SLG: 0.450		F7		K			G4-3		L8	4	0	0	0	0	1	3
Lou Klimchock, L (1, 5) OBP: 0.308, SLG: 0.418		P6			K			HR		3	1	1	1	0	1	1
Eddie Leon, R (1, 6) OBP: 0.344, SLG: 0.357			F9		G6-3			F9		3	0	0	0	0	0	0
Luis Tiant, R (1, 1) OBP: 0.293, SLG: 0.444			F9		F7			K		2	0	0	0	0	0	0
Richie Scheinblum, S (8, PH) OBP: 0.265, SLG: 0.250										1	0	0	0	0	1	0
Ron Law, R (8, 1)										0	0	0	0	0	0	0
Inning Stats	R: 0 E: 0 K: 1 S: 5 H: 0 LOB: 0 BB: 0 P: 5	R: 0 E: 0 K: 0 S: 4 H: 1 LOB: 1 BB: 0 P: 4	R: 0 E: 0 K: 0 S: 4 H: 1 LOB: 1 BB: 0 P: 4	R: 1 E: 0 K: 1 S: 6 H: 1 LOB: 0 BB: 0 P: 6	R: 0 E: 0 K: 1 S: 5 H: 0 LOB: 0 BB: 0 P: 5	R: 0 E: 1 K: 0 S: 3 H: 0 LOB: 0 BB: 0 P: 3	R: 0 E: 0 K: 0 S: 3 H: 0 LOB: 0 BB: 0 P: 3	R: 1 E: 0 K: 1 S: 6 H: 1 LOB: 0 BB: 0 P: 6	R: 0 E: 1 K: 0 S: 4 H: 0 LOB: 2 BB: 1 P: 8	1B: 2 2B: 0 3B: 1 HR: 1	SF: 1 SAC: 0 DP: 0 HBP: 0					

PITCHER	IP	WLS	BF	H	R	ER	SO	BB	IBB	HBP	BLK	WP	HR	S	P	ERA	WHIP
Wally Bunker, R (1, 1) ERA: 3.29	9.0	W	33	4	2	2	4	1	0	0	0	0	1	40	44	2.00	0.556

PITCHER	IP	WLS	BF	H	R	ER	SO	BB	IBB	HBP	BLK	WP	HR	S	P	ERA	WHIP

TOP

Cleveland Indians @ Kansas City Royals

Municipal Stadium, Kansas City, MO

Sun Aug 03 1969, 4:33 AM EDT
Att. 14,465 - Unknown - 82 F

livebaseballscorecards.com

AB	31
R	2
H	4
RBI	2
BB	1
SO	4
LOB	13

PA: 33

WP: 0 PB: 0 SB: 1 CS: 1

Batter	1	2	3	4	5	6	7	8	9	AB	R	H	RBI	BB	SO	LOB
Joe Keough, L (1, 8) OBP: 0.242, SLG: 0.202	S S S 0-3 ① K		x 0-0 ② F9			B B B B 4-0 HR SH1-4 BB	x 0-0 ② F2			3	1	0	0	1	1	3
Paul Schaal, R (1, 5) OBP: 0.370, SLG: 0.327	x 0-0 ② L5-3		S S S 0-3 ③ K			x 0-0 ① SH1-4 1-2	x 0-0 ③ F5			3	0	0	0	0	1	3
Joe Foy, R (1, 3) OBP: 0.348, SLG: 0.354	B B B B 4-0 S BB			x 0-0 ① F7		x 0-0 2-H HR		x 0-0 3B		3	1	2	2	1	0	0
Ed Kirkpatrick, L (1, 7) OBP: 0.300, SLG: 0.353	x 0-0 ③ F9 1-2			B B B B 4-0 BB		x 0-0 ② L9		x 0-0 ① L3		3	0	0	0	1	0	2
Buck Martinez, R (1, 2) OBP: 0.295, SLG: 0.409		x 0-0 ① G6-3		x 0-0 ② F9		x 0-0 ③ F7		4-0 G4-6-3 IBB		3	0	0	0	1	0	1
Jerry Adair, R (1, 4) OBP: 0.285, SLG: 0.271		x 0-0 ② G5-3		x 0-0 ③ F8			x 0-0 1B 1B 1B	x 0-0 ② ③ G4-6-3 1-2f		4	1	1	0	0	0	3
Bob Oliver, R (1, 9) OBP: 0.282, SLG: 0.398		x 0-0 ③ F8			S S S 0-3 ① K		S S S 0-3 ① K			3	0	0	0	0	2	1
Jackie Hernandez, R (1, 6) OBP: 0.275, SLG: 0.289			x 0-0 ① G4-3		S S S 0-3 ② K		x 0-0 1B 1-3 1B			3	0	1	0	0	1	0
Wally Bunker, R (1, 1) OBP: 0.156, SLG: 0.140			B B B B 4-0 BB		x 0-0 ③ F9		x 0-0 1-2 3-H 1B			2	0	1	1	1	0	0
Inning Stats	R: 0 H: 0 E: 0 LOB: 1 K: 1 BB: 1 S: 5 P: 9	R: 0 H: 0 E: 0 LOB: 0 K: 0 BB: 0 S: 3 P: 3	R: 0 H: 0 E: 0 LOB: 1 K: 1 BB: 1 S: 5 P: 9	R: 0 H: 0 E: 0 LOB: 1 K: 0 BB: 1 S: 3 P: 7	R: 0 H: 0 E: 0 LOB: 0 K: 2 BB: 0 S: 7 P: 7	R: 2 H: 1 E: 0 LOB: 0 K: 0 BB: 1 S: 4 P: 8	R: 1 H: 3 E: 0 LOB: 2 K: 1 BB: 0 S: 8 P: 8	R: 0 H: 1 E: 0 LOB: 1 K: 0 BB: 1 S: 3 P: 7		1B: 3 SF: 0 2B: 0 SAC: 1 3B: 1 DP: 1 HR: 1 HBP: 0						

PITCHER		IP	WLS	BF	H	R	ER	SO	BB	IBB	HBP	BLK	WP	HR	S	P	ERA	WHIP
Luis Tiant, R ERA: 3.88	(1, 1)	7.0	L	29	4	3	3	5	4	0	0	0	0	1	35	51	3.86	1.143
Ron Law, R ERA: 5.63	(8, 1)	1.0		4	1	0	0	0	0	1	0	0	0	0	3	7	0.00	1.000

PITCHER	IP	WLS	BF	H	R	ER	SO	BB	IBB	HBP	BLK	WP	HR	S	P	ERA	WHIP

BOTTOM

Cleveland Indians @ Kansas City Royals

Municipal Stadium, Kansas City, MO

Sun Aug 03 1969, 4:33 AM EDT

Att. 14,465 - Unknown - 82 F

livebaseballscorecards.com

AB	27
R	3
H	5
RBI	3
BB	5
SO	5
LOB	13

Batter	1	2	3	4	5	6	7	8	9	AB	R	H	RBI	BB	SO	LOB
Don Buford, S (1, 7) OBP: 0.390, SLG: 0.431	4-3		F8		B1			F7		4	0	0	0	0	0	1
Dave May, L (1, 9) OBP: 0.262, SLG: 0.246	BB		4-3			K		K		3	0	0	0	1	2	1
Paul Blair, R (1, 8) OBP: 0.354, SLG: 0.530	F7		F7			K			F8	4	0	0	0	0	1	1
Boog Powell, L (1, 3) OBP: 0.390, SLG: 0.586	FC6-4 1-2 BB			G6-4-3 1B		6-3			4-3 2B	3	0	2	0	1	0	0
Brooks Robinson, R (1, 5) OBP: 0.290, SLG: 0.408	FC6-4 1-2f			G6-4-3 1-2f			K		4-3 2-3	4	0	0	0	0	1	4
Davey Johnson, R (1, 4) OBP: 0.367, SLG: 0.388		G3-6 1B		BB			F9		F3	3	0	1	0	1	0	1
Clay Dalrymple, L (1, 2) OBP: 0.380, SLG: 0.439		G3-6 1-2f		F9			G3			3	0	0	0	0	0	2
Chico Salmon, R (1, 6) OBP: 0.372, SLG: 0.333		HBP			F7			K		2	0	0	0	0	1	0
Tom Phoebus, R (1, 1) OBP: 0.263, SLG: 0.273		F9			K			1B		2	0	0	0	0	1	1
Elrod Hendricks, L (8, PH) OBP: 0.308, SLG: 0.361										1	0	1	0	0	0	0
Al Severinsen, R (8, 1)										0	0	0	0	0	0	0
Inning Stats	R: 0 E: 0 K: 0 S: 3 H: 0 LOB: 2 BB: 2 P: 11	R: 0 E: 0 K: 0 S: 3 H: 1 LOB: 1 BB: 0 P: 4	R: 0 E: 0 K: 0 S: 3 H: 0 LOB: 0 BB: 0 P: 3	R: 0 E: 0 K: 0 S: 3 H: 1 LOB: 1 BB: 1 P: 7	R: 0 E: 0 K: 1 S: 5 H: 0 LOB: 0 BB: 0 P: 5	R: 0 E: 0 K: 2 S: 7 H: 0 LOB: 0 BB: 0 P: 7	R: 0 E: 0 K: 1 S: 5 H: 0 LOB: 0 BB: 0 P: 5	R: 0 E: 0 K: 2 S: 8 H: 1 LOB: 1 BB: 0 P: 8	R: 0 E: 0 K: 0 S: 4 H: 1 LOB: 1 BB: 0 P: 4	1B: 3 2B: 1 3B: 0 HR: 0	SF: 0 SAC: 0 DP: 2 HBP: 1					

PITCHER	IP	WLS	BF	H	R	ER	SO	BB	IBB	HBP	BLK	WP	HR	S	P	ERA	WHIP
Steve Hargan, R (1, 1) ERA: 5.4	9.0	W	33	4	0	0	6	3	0	1	0	0	0	41	54	0.00	0.778

PITCHER	IP	WLS	BF	H	R	ER	SO	BB	IBB	HBP	BLK	WP	HR	S	P	ERA	WHIP

TOP

Baltimore Orioles @ Cleveland Indians

Cleveland Municipal Stadium, Cleveland, OH

Mon Aug 04 1969, 7:05 PM EDT

Att. 5,034 - Unknown

livebaseballscorecards.com

AB	29
R	0
H	4
RBI	0
BB	3
SO	6
LOB	11

PA: 33

WP: 0
PB: 0
SB: 0
CS: 0

Batter	1	2	3	4	5	6	7	8	9	AB	R	H	RBI	BB	SO	LOB
Jose Cardenal, R (1, 8) OBP: 0.304, SLG: 0.339	F3		CS 1B			K		BB		3	0	1	0	1	1	0
Davey Nelson, R (1, 4) OBP: 0.209, SLG: 0.175	4-3		CS 1-2	F7		B1-3		6-3		4	0	0	0	0	0	1
Frank Baker, L (1, 7) OBP: 0.500, SLG: 0.875	S 1B			HR		6-3				3	1	2	1	0	0	0
Ken Harrelson, R (1, 3) OBP: 0.327, SLG: 0.431	K 1-2			CS BB			HR			2	1	1	1	1	1	1
Duke Sims, L (1, 2) OBP: 0.400, SLG: 0.443		K		K 1-2			F5			3	0	0	0	0	2	1
Richie Scheinblum, S (1, 9) OBP: 0.260, SLG: 0.245		4-3			4-3		4-3			3	0	0	0	0	0	0
Lou Klimchock, L (1, 5) OBP: 0.308, SLG: 0.416		F2			6-3 1B		F9			3	0	1	0	0	0	0
Eddie Leon, R (1, 6) OBP: 0.328, SLG: 0.339			K		6-3 1-2			F8		3	0	0	0	0	1	1
Steve Hargan, R (1, 1) OBP: 0.143, SLG: 0.143			6-3		B5			K		3	0	0	0	0	1	1
Inning Stats	R: 0 E: 0 K: 1 S: 6 H: 1 LOB: 1 BB: 0 P: 6	R: 0 E: 0 K: 1 S: 5 H: 0 LOB: 0 BB: 0 P: 5	R: 0 E: 0 K: 1 S: 5 H: 1 LOB: 0 BB: 0 P: 5	R: 1 E: 0 K: 1 S: 5 H: 1 LOB: 0 BB: 1 P: 9	R: 0 E: 0 K: 0 S: 4 H: 1 LOB: 1 BB: 0 P: 4	R: 0 E: 0 K: 1 S: 5 H: 0 LOB: 0 BB: 0 P: 5	R: 1 E: 0 K: 0 S: 4 H: 1 LOB: 0 BB: 0 P: 4	R: 0 E: 0 K: 1 S: 5 H: 0 LOB: 1 BB: 1 P: 9		1B: 3 2B: 0 3B: 0 HR: 2 SF: 0 SAC: 0 DP: 0 HBP: 0						

PITCHER		IP	WLS	BF	H	R	ER	SO	BB	IBB	HBP	BLK	WP	HR	S	P	ERA	WHIP
Tom Phoebus, R ERA: 3.33	(1, 1)	7.0	L	25	5	2	2	5	1	0	0	0	0	2	34	38	2.57	0.857
Al Severinsen, R ERA: 2.6	(8, 1)	1.0		4	0	0	0	1	1	0	0	0	0	0	5	9	0.00	1.000

PITCHER	IP	WLS	BF	H	R	ER	SO	BB	IBB	HBP	BLK	WP	HR	S	P	ERA	WHIP

BOTTOM

Baltimore Orioles @ Cleveland Indians

Cleveland Municipal Stadium, Cleveland, OH

Mon Aug 04 1969, 7:05 PM EDT

Att. 5,034 - Unknown

livebaseballscorecards.com

AB	27
R	2
H	5
RBI	2
BB	2
SO	6
LOB	5

Batter	1	2	3	4	5	6	7	8	9	AB	R	H	RBI	BB	SO	LOB
Bert Campaneris, R (1, 6) OBP: 0.300, SLG: 0.312	F9	3-H 1B			F5		6-3	6-3		5	0	1	1	0	0	1
Bob Johnson, R (1, 3) OBP: 0.318, SLG: 0.341	6-3	2B 1B			4-3		F8		L8	4	0	1	0	0	0	0
Jose Tartabull, L (7, 7) OBP: 0.273, SLG: 0.290										1	0	0	0	0	0	0
Reggie Jackson, L (1, 9) OBP: 0.431, SLG: 0.723	3-1	1-3 2B			K		BB		K	4	0	1	0	1	2	0
Sal Bando, R (1, 5) OBP: 0.405, SLG: 0.497		E 2B HBP	K			1B 1B 2B	K		K	4	2	1	0	0	3	1
Danny Cater, R (1, 7) (7, 3) OBP: 0.328, SLG: 0.415		E4 1-2 2B	5-3			2-3 1B		F8 1B 2B		4	2	2	0	0	0	1
Dick Green, R (1, 4) OBP: 0.345, SLG: 0.398		1-H 2-H 1B 2B	K			1-2 3-H 1B		1B SF8 BB		3	2	2	3	1	1	0
Rick Monday, L (1, 8) OBP: 0.377, SLG: 0.419		E 2-H 1B		G4-6-3 BB		F4		F8 2-3		3	1	1	1	1	0	4
Larry Haney, R (1, 2) OBP: 0.292, SLG: 0.345		E1 1-H 1B		G4-6-3 1-2f	K			1-3 3-H 1B		4	1	1	1	0	1	3
Chuck Dobson, R (1, 1) OBP: 0.158, SLG: 0.148		5-3		K		1-3		SF8 3-H		3	0	0	1	0	1	3
Paul Lindblad, L (9, 1) OBP: 0.556, SLG: 0.500										0	0	0	0	0	0	0
Inning Stats	R: 0 E: 0 K: 0 S: 3 H: 0 LOB: 0 BB: 0 P: 3	R: 5 E: 2 K: 0 S: 8 H: 5 LOB: 2 BB: 0 P: 9	R: 0 E: 0 K: 2 S: 7 H: 0 LOB: 0 BB: 0 P: 7	R: 0 E: 0 K: 1 S: 4 H: 0 LOB: 0 BB: 1 P: 8	R: 0 E: 0 K: 1 S: 5 H: 0 LOB: 0 BB: 0 P: 5	R: 1 E: 0 K: 1 S: 8 H: 3 LOB: 2 BB: 0 P: 8	R: 0 E: 0 K: 1 S: 5 H: 0 LOB: 1 BB: 1 P: 9	R: 2 E: 0 K: 0 S: 5 H: 2 LOB: 1 BB: 1 P: 9	R: 0 E: 0 K: 2 S: 7 H: 0 LOB: 0 BB: 0 P: 7	1B: 6 2B: 4 3B: 0 HR: 0	SF: 1 SAC: 0 DP: 1 HBP: 1						

TOP

Oakland Athletics @ Cleveland Indians

Cleveland Municipal Stadium, Cleveland, OH

Tue Aug 05 1969, 7:05 PM EDT

Unknown

livebaseballscorecards.com

AB	35
R	8
H	10
RBI	7
BB	3
SO	8
LOB	13

| | | | | | | | | | |

Batter	1	2	3	4	5	6	7	8	9	AB	R	H	RBI	BB	SO	LOB
Jose Cardenal, R (1, 8) OBP: 0.305, SLG: 0.338	S S S 0-3 K ①	x 0-0 F3 ③			B B B 4-0 1B BB		x 0-0 BB 1B		x 0-0 6-3 ②	4	0	1	0	1	1	3
Davey Nelson, R (1, 4) OBP: 0.250, SLG: 0.209	x 0-0 6-3 ②		x 0-0 1B 1B		x 0-0 1-2 1B		B B B B 4-0 FC6-4 1-2 BB		x 0-0 BB 1B 1B	4	1	3	0	1	0	0
Frank Baker, L (1, 7) OBP: 0.484, SLG: 0.786	x 0-0 4-3 ③		x 0-0 ① 1B 1-2 1B		x 0-0 F5 ②		x 0-0 F7 ②		B B B B 4-0 1B 1-2 2B BB	4	1	1	0	1	0	4
Ken Harrelson, R (1, 9) OBP: 0.330, SLG: 0.432		B B B B 4-0 1B 1B BB	x 0-0 G5-4-3 1-2 1B		x 0-0 F6 ③		x 0-0 FC6-4 ③ 1-2f		x 0-0 2B 1-2 2-H 1B	4	1	2	1	1	0	4
Tony Horton, R (1, 3) OBP: 0.321, SLG: 0.459		x 0-0 BB 1B 1-2 1B	x 0-0 ② G5-4-3 ③ 1-2f			x 0-0 E6 1B		S S S 0-3 K ①	x 0-0 1-3 2-H 2B	5	0	2	1	0	1	2
Duke Sims, L (1, 2) OBP: 0.398, SLG: 0.440		S S S 0-3 K ①		x 0-0 F6 ①		S S S 0-3 K ①		x 0-0 G3 1B	x 0-0 ③ F5	4	0	1	0	0	2	3
Larry Brown, R (9, PH) OBP: 0.306, SLG: 0.307										1	0	0	0	0	0	2
Lou Klimchock, L (1, 5) OBP: 0.313, SLG: 0.418		x 0-0 BB 1-2 2-H 1B		x 0-0 F5 ②		x 0-0 4-3-6 1-2 1B		x 0-0 G3 ② 1-2		4	0	2	1	0	0	1
Eddie Leon, R (1, 6) OBP: 0.324, SLG: 0.323		B B B B 4-0 1-2 2-3 BB		x 0-0 G3 ③		x 0-0 ② ③ 4-3-6 1-2f		x 0-0 F8 ③		3	0	0	0	1	0	3
Dick Ellsworth, L (1, 1) ERA: 3.34, SLG: 0.122 Mike Paul, L (2, 1) Russ Snyder, L (2, PH) OBP: 0.364, SLG: 0.297 Larry Burchart, R (3, 1) Cap Peterson, R (5, PH) OBP: 0.286, SLG: 0.313 Ron Law, R (6, 1) Richie Scheinblum, S (7, PH) OBP: 0.333, SLG: 0.242 Juan Pizarro, L (8, 1) ERA: 3.86, SLG: 0.235 Chuck Hinton, R (9, PH) OBP: 0.263, SLG: 0.394	S S S 0-3 K ②				x 0-0 F9 ①		x 0-0 F8 ①		x 0-0 L8 ①	0	0	0	0	0	0	0 0 3 0 0 0 0 0 0
Inning Stats	R: 0 E: 0 K: 1 S: 5 H: 0 LOB: 0 BB: 0 P: 5	R: 1 E: 0 K: 2 S: 9 H: 2 LOB: 3 BB: 2 P: 17	R: 0 E: 0 K: 0 S: 4 H: 3 LOB: 1 BB: 0 P: 4	R: 0 E: 0 K: 0 S: 3 H: 0 LOB: 0 BB: 0 P: 3	R: 0 E: 0 K: 0 S: 4 H: 1 LOB: 2 BB: 1 P: 8	R: 0 E: 1 K: 1 S: 6 H: 1 LOB: 1 BB: 0 P: 6	R: 0 E: 0 K: 0 S: 4 H: 1 LOB: 2 BB: 1 P: 8	R: 0 E: 0 K: 1 S: 6 H: 1 LOB: 1 BB: 0 P: 6	R: 2 E: 0 K: 0 S: 6 H: 3 LOB: 2 BB: 1 P: 10	1B: 11 2B: 2 3B: 0 HR: 0 SF: 0 SAC: 0 DP: 2 HBP: 0						

PITCHER	IP	WLS	BF	H	R	ER	SO	BB	IBB	HBP	BLK	WP	HR	S	P	ERA	WHIP
Chuck Dobson, R (1, 1) ERA: 3.34	8.2	W	41	12	3	3	5	5	0	0	0	0	0	46	66	3.12	1.962
Paul Lindblad, L (9, 1) ERA: 3.68	0.1	S	1	0	0	0	0	0	0	0	0	0	0	1	1	0.00	0.000

PITCHER	IP	WLS	BF	H	R	ER	SO	BB	IBB	HBP	BLK	WP	HR	S	P	ERA	WHIP

BOTTOM

Oakland Athletics @ Cleveland Indians

Cleveland Municipal Stadium, Cleveland, OH

Tue Aug 05 1969, 7:05 PM EDT

Unknown

livebaseballscorecards.com

AB	37
R	3
H	12
RBI	3
BB	5
SO	5
LOB	25

PA: 42

Oakland Athletics @ Cleveland Indians

Cleveland Municipal Stadium, Cleveland, OH

Tue Aug 05 1969, 7:05 PM EDT

Att. 11,956 - Unknown

TOP

livebaseballscorecards.com

Batter	1	2	3	4	5	6	7	8	9	AB	R	H	RBI	BB	SO	LOB
Ted Kubiak, S (1, 6) OBP: 0.332, SLG: 0.314	S S S 0-3 ① K		S S S 0-3 ② K			x 0-0 ② 1-3 FC4-6 1B		x 0-0 ② F8	x 0-0 ③ 5-3	5	0	1	0	0	2	2
Bob Johnson, R (1, 3) (6, 4) OBP: 0.313, SLG: 0.333	S S S 0-3 ② K		x 0-0 ③ 4-3			x 0-0 ① F3		x 0-0 BB 2B 1B		4	1	1	0	0	1	3
Reggie Jackson, L (1, 9) OBP: 0.430, SLG: 0.717	S S S 0-3 ③ K			S S S 0-3 ① K		x 0-0 ② FC4-6 1-2f 3-H		B B B B 4-0 1-2 2B BB		3	1	0	1	1	2	1
Sal Bando, R (1, 5) OBP: 0.404, SLG: 0.497		x 0-0 ① L6		x 0-0 ② L8		x 0-0 ③ F8		x 0-0 1-H 2-H 2B		4	0	1	2	0	0	1
Danny Cater, R (1, 7) (6, 3) OBP: 0.327, SLG: 0.414		x 0-0 ② F3		x 0-0 ③ F4			x 0-0 G6-4-3 1B	x 0-0 ③ 4-3		4	0	1	0	0	0	1
Dick Green, R (1, 4) OBP: 0.346, SLG: 0.396 Jim Roland, R (6, 1) Bert Campaneris, R (9, PH) OBP: 0.299, SLG: 0.311		B B B B 4-0 BB			S S S 0-3 ① K		x 0-0 ① ② G6-4-3 1-2f		x 0-0 ① 6-3	1 1 1	0 0 0	0 0 0	0 0 0	1 0 0	1 0 0	0 1 0
Rick Monday, L (1, 8) OBP: 0.379, SLG: 0.418		S S S 0-3 ③ K			S S S 0-3 ② K		x 0-0 1B	H 1-0 5-3 1B HBP		3	1	1	0	0	2	1
Dave Duncan, R (1, 2) OBP: 0.213, SLG: 0.118			B B B B 4-0 SH5-4 BB		S S S 0-3 ③ K		x 0-0 ③ F5		x 0-0 ② 5-3 1-2	3	0	0	0	1	1	2
Blue Moon Odom, R (1, 1) OBP: 0.270, SLG: 0.417 Ed Sprague, R (4, 1) OBP: 0.333, SLG: 0.667 Tommie Reynolds, R (6, PH) OBP: 0.342, SLG: 0.322 (6, 7)			x 0-0 ① SH5-4 1-2			x 0-0 E5 1B FC4-6		x 0-0 ① 6-3	x 0-0 2-H 1B	0 0 3	0 0 1	0 0 1	0 0 1	0 0 0	0 0 0	0 0 0

	AB	32
	R	4
	H	6
	RBI	4
	BB	3
	SO	9
	LOB	12

Inning Stats																																
	R: 0	E: 0	K: 3	S: 9	H: 0	LOB: 0	BB: 0	P: 9	R: 0	E: 0	K: 1	S: 5	H: 0	LOB: 1	BB: 1	P: 9	R: 0	E: 0	K: 1	S: 5	H: 0	LOB: 1	BB: 1	P: 9	R: 0	E: 0	K: 1	S: 5	H: 0	LOB: 0	BB: 0	P: 5
	R: 0	E: 0	K: 3	S: 9	H: 0	LOB: 0	BB: 0	P: 9	R: 1	E: 1	K: 0	S: 5	H: 1	LOB: 1	BB: 0	P: 5	R: 0	E: 0	K: 0	S: 4	H: 2	LOB: 1	BB: 0	P: 4	R: 2	E: 0	K: 0	S: 5	H: 2	LOB: 1	BB: 1	P: 9
	R: 1	E: 0	K: 0	S: 4	H: 1	LOB: 1	BB: 0	P: 5	1B: 5	2B: 1	3B: 0	HR: 0	SF: 0	SAC: 1	DP: 1	HBP: 1	WP: 0	PB: 0	SB: 0	CS: 0	PA: 37											

PITCHER		IP	WLS	BF	H	R	ER	SO	BB	IBB	HBP	BLK	WP	HR	S	P	ERA	WHIP
Sam McDowell, L	(1, 1)	9.0	W	37	6	4	3	9	3	0	1	0	0	0	51	64	3.00	1.000
ERA: 2.98																		

PITCHER	IP	WLS	BF	H	R	ER	SO	BB	IBB	HBP	BLK	WP	HR	S	P	ERA	WHIP

BOTTOM

Oakland Athletics @ Cleveland Indians

Cleveland Municipal Stadium, Cleveland, OH

Tue Aug 05 1969, 7:05 PM EDT

Att. 11,956 - Unknown

Batter	1	2	3	4	5	6	7	8	9	AB	R	H	RBI	BB	SO	LOB
Jose Cardenal, R (1, 8) OBP: 0.310, SLG: 0.341	F4		HR 1B	S 1B BB	G1-6-3 1B		FC4-6 1B 1B	F9		5	2	3	0	1	0	2
Davey Nelson, R (1, 4) OBP: 0.260, SLG: 0.222	K		L9	2B 5-3 1-H 3-H 1B	G1-6-3 1-2f		FC4-6 1-2 1B			5	1	2	2	0	1	2
Frank Baker, L (1, 7) OBP: 0.500, SLG: 0.875	F4		1-H HR	5-3 1-3 2B 2B	BB		FC4-6 1-2f 2-3			4	2	2	2	1	0	2
Ken Harrelson, R (1, 9) OBP: 0.330, SLG: 0.429 (5, 3)		F6	BB 1B BB	5-3 2B IBB	5-3		F3			3	2	0	0	2	0	3
Tony Horton, R (1, 3) OBP: 0.323, SLG: 0.459 Russ Snyder, L (5, 9) OBP: 0.308, SLG: 0.299		PB BB 1B	1B 1-2 BB	5-3 1-2 2-3 3-H		BB 1B	G3			2 2	0 0	1 1	1 0	1 0	0 0	2 2
Lou Klimchock, L (1, 5) OBP: 0.335, SLG: 0.438		PB 1-2 BB	FC3-6 1-3 2-H 1B	WP 2-H 3-H 2B 2B		1-2 BB		SH1-3 BB 1B		3	1	3	3	2	0	0
Duke Sims, L (1, 2) OBP: 0.394, SLG: 0.431	K 1-2 2-3		FC3-6 1-2f	WP 2B BB	K			F5		4	1	0	0	1	2	7
Eddie Leon, R (1, 6) OBP: 0.342, SLG: 0.348	K			WP 1B 1B 1-H 2-H 2B	K			SH1-3 1-2 BB		4	1	2	2	1	2	4
Sam McDowell, L (1, 1) OBP: 0.156, SLG: 0.175			F9	K 1-3 L5	K			SH1-3 1-2 2-3		4	0	0	0	0	2	4
Inning Stats	R: 0 E: 0 K: 1 S: 5 H: 0 LOB: 0 BB: 0 P: 5	R: 0 E: 0 K: 2 S: 8 H: 1 LOB: 2 BB: 1 P: 12	R: 3 E: 0 K: 0 S: 6 H: 3 LOB: 2 BB: 2 P: 14	R: 7 E: 0 K: 1 S: 10 H: 5 LOB: 1 BB: 3 P: 22	R: 0 E: 0 K: 0 S: 3 H: 1 LOB: 1 BB: 1 P: 7	R: 0 E: 0 K: 3 S: 10 H: 1 LOB: 2 BB: 1 P: 14	R: 0 E: 0 K: 0 S: 5 H: 2 LOB: 2 BB: 0 P: 5	R: 0 E: 0 K: 0 S: 4 H: 1 LOB: 2 BB: 1 P: 8		1B: 10 2B: 3 3B: 0 HR: 1 SF: 0 SAC: 1 DP: 1 HBP: 0				WP: 2 PB: 1 SB: 2 CS: 0 PA: 46		

livebaseballscorecards.com

	AB	36
	R	10
	H	14
	RBI	10
	BB	9
	SO	7
	LOB	28

PITCHER		IP	WLS	BF	H	R	ER	SO	BB	IBB	HBP	BLK	WP	HR	S	P	ERA	WHIP
Blue Moon Odom, R ERA: 2.74	(1, 1)	3.1	L	21	7	7	7	4	4	0	0	0	1	1	25	41	18.90	3.300
Ed Sprague, R ERA: 4.03	(4, 1)	1.2		10	3	3	3	0	2	1	0	0	1	0	7	19	16.20	3.000
Jim Roland, L ERA: 2.57	(6, 1)	3.0		15	4	0	0	3	2	0	0	0	0	0	19	27	0.00	2.000

PITCHER	IP	WLS	BF	H	R	ER	SO	BB	IBB	HBP	BLK	WP	HR	S	P	ERA	WHIP

Batter	1	2	3	4	5	6	7	8	9	10	11	AB	R	H	RBI	BB	SO	LOB
Bert Campaneris, R (1, 6) OBP: 0.296, SLG: 0.308	F3		F8		F7		F9			CS SH1-3 1B	F4	6	0	1	0	0	0	3
Rick Monday, L (1, 8) OBP: 0.377, SLG: 0.416	K			BB 1B 1B	F9			K		SH1-3 1-2		4	1	1	0	0	2	0
Reggie Jackson, L (1, 9) OBP: 0.429, SLG: 0.711	L4			1B 1B 1-2 BB	4-3			K		1-0 2-3 HBP		3	1	0	0	1	1	0
Sal Bando, R (1, 5) OBP: 0.402, SLG: 0.492		4-0 FC1-6 BB		K		K		F8		F5		4	0	0	0	1	2	3
Danny Cater, R (1, 7) OBP: 0.326, SLG: 0.411 (9, 3)		FC1-6 G4-6-3 1-2f		1B SF7 1B 1-3 2-H	F4	G3			F8 E SF7 1B		F8 BB E 1B	5	1	1	1	0	0	1
Ray Webster, L (1, 3) OBP: 0.385, SLG: 0.341 Bob Johnson, R (9, PH) OBP: 0.327, SLG: 0.348 Blue Moon Odom, R (9, PR) OBP: 0.270, SLG: 0.417 Paul Lindblad, L (9, 1) OBP: 0.556, SLG: 0.500 Tommie Reynolds, R (11, PH) OBP: 0.346, SLG: 0.325 Marcel Lachemann, R (11, 1)		G4-6-3 1-2f		1B IBB								2 1 0 0 1 0	0 0 1 0 1 0	0 1 0 0 1 0	0 0 0 0 0 0	1 0 0 0 0 0	0 0 0 0 0 0	1 0 0 0 0 0
Dick Green, R (1, 4) OBP: 0.349, SLG: 0.399			K 1-2 2-3 3-H 1B				5-3 1B		E7 1-3 1B		F6	5	0	3	1	0	1	1
Dave Duncan, R (1, 2) OBP: 0.207, SLG: 0.115 Ted Kubiak, S (9, PH) OBP: 0.330, SLG: 0.314 Larry Haney, R (9, 2) OBP: 0.298, SLG: 0.345			F8	SF7 3-H			5-3 1-2		SF7 3-H		E BB 1-2	2 0 0	0 0 1	0 0 0	1 1 0	0 0 1	0 0 0	1 0 0
Lew Krausse, R (1, 1) OBP: 0.194, SLG: 0.353 Rollie Fingers, R (7, 1) OBP: 0.250, SLG: 0.250 Jose Tartabull, L (9, PH) OBP: 0.268, SLG: 0.284 (9, 7)			1B	K			K		F8		E9 1-H 2-H	3 0 2	0 0 0	1 0 0	0 0 0	0 0 0	2 0 0	3 0 2
Inning Stats	R: 0 H: 0 E: 0 LOB: 0 K: 1 BB: 0 S: 5 P: 5	R: 0 H: 0 E: 0 LOB: 0 K: 0 BB: 1 S: 2 P: 6	R: 0 H: 1 E: 0 LOB: 1 K: 1 BB: 0 S: 6 P: 6	R: 3 H: 3 E: 0 LOB: 2 K: 2 BB: 2 S: 10 P: 18	R: 0 H: 0 E: 0 LOB: 0 K: 0 BB: 0 S: 3 P: 3	R: 0 H: 0 E: 0 LOB: 0 K: 1 BB: 0 S: 5 P: 5	R: 0 H: 1 E: 0 LOB: 1 K: 1 BB: 0 S: 6 P: 6	R: 0 H: 0 E: 0 LOB: 0 K: 2 BB: 0 S: 7 P: 7	R: 1 H: 2 E: 1 LOB: 2 K: 0 BB: 0 S: 5 P: 5	R: 0 H: 1 E: 0 LOB: 1 K: 0 BB: 0 S: 3 P: 4	R: 2 H: 1 E: 1 LOB: 1 K: 0 BB: 1 S: 5 P: 9	1B: 9 SF: 2 2B: 0 SAC: 1 3B: 0 DP: 1 HR: 0 HBP: 1						

PITCHER	IP	WLS	BF	H	R	ER	SO	BB	IBB	HBP	BLK	WP	HR	S	P	ERA	WHIP
Stan Williams, R (1, 1) ERA: 3.95	7.0		28	5	3	3	6	2	1	0	0	0	0	37	49	3.86	1.000
Mike Paul, L (8, 1) ERA: 3.63	1.1		5	1	1	1	2	0	0	0	0	0	0	9	9	6.75	0.750
Ron Law, R (9, 1) ERA: 5.4	0.2		3	1	0	0	0	0	0	0	0	0	0	3	3	0.00	1.500
Juan Pizarro, L (10, 1) ERA: 3.28	2.0	L	10	2	2	0	0	1	0	1	0	0	0	8	13	0.00	1.500

PITCHER	IP	WLS	BF	H	R	ER	SO	BB	IBB	HBP	BLK	WP	HR	S	P	ERA	WHIP

TOP

Oakland Athletics @ Cleveland Indians

Cleveland Municipal Stadium, Cleveland, OH

Wed Aug 06 1969, 7:05 PM EDT

Att. 6,692 - Unknown

livebaseballscorecards.com

AB	38
R	6
H	9
RBI	4
BB	4
SO	8
LOB	15

Batter	1	2	3	4	5	6	7	8	9	10	11	AB	R	H	RBI	BB	SO	LOB
Jose Cardenal, R (1, 8) OBP: 0.306, SLG: 0.337	F8		6-3			L7	K			F8		5	0	0	0	0	1	0
Davey Nelson, R (1, 4) OBP: 0.256, SLG: 0.211	K		F8			BB		4-3		K		4	0	0	0	1	2	0
Frank Baker, L (1, 7) OBP: 0.463, SLG: 0.784	1B			F7		F8		F7			5-3	5	0	1	0	0	0	1
Ken Harrelson, R (1, 9) (9, 3) OBP: 0.333, SLG: 0.430	BB			F8		F9		FC5-4 BB			2B	3	0	1	0	2	0	1
Tony Horton, R (1, 3) OBP: 0.325, SLG: 0.467	F3			HR			1B HR 1B	FC5-4			F7	4	2	2	1	0	0	3
Chuck Hinton, R (9, 9) OBP: 0.290, SLG: 0.379												1	0	0	0	0	0	1
Lou Klimchock, L (1, 5) OBP: 0.335, SLG: 0.435		F8		F9			HR 1B		5-3		4-3	3	1	1	0	0	0	0
Cap Peterson, R (9, PH) OBP: 0.373, SLG: 0.309												1	0	0	0	0	0	0
Juan Pizarro, L (10, 1) OBP: 0.263, SLG: 0.235												0	0	0	0	0	0	0
Richie Scheinblum, S (11, PH) OBP: 0.257, SLG: 0.242												1	0	0	0	0	0	1
Duke Sims, L (1, 2) OBP: 0.388, SLG: 0.423		K			F9		F8		4-3			4	0	0	0	0	1	2
Eddie Leon, R (1, 6) OBP: 0.325, SLG: 0.329		L6			F8		F9		F4			4	0	0	0	0	0	2
Stan Williams, R (1, 1) OBP: 0.219, SLG: 0.107			K		5-3		HR			F4		2	0	0	0	0	1	0
Russ Snyder, L (7, PH) OBP: 0.311, SLG: 0.317												1	1	1	3	0	0	0
Mike Paul, L (8, 1)												0	0	0	0	0	0	0
Ron Law, R (9, 1)												0	0	0	0	0	0	0
Larry Brown, R (10, 5) OBP: 0.306, SLG: 0.307												0	0	0	0	0	0	0
Vern Fuller, R (10, 5) OBP: 0.288, SLG: 0.329												1	0	0	0	0	0	0
Inning Stats	R: 0 E: 0 K: 1 S: 6 H: 1 LOB: 2 BB: 1 P: 10	R: 0 E: 0 K: 1 S: 5 H: 0 LOB: 0 BB: 0 P: 5	R: 0 E: 0 K: 1 S: 5 H: 0 LOB: 0 BB: 0 P: 5	R: 1 E: 0 K: 0 S: 4 H: 1 LOB: 0 BB: 0 P: 4	R: 0 E: 0 K: 0 S: 3 H: 0 LOB: 0 BB: 0 P: 3	R: 0 E: 0 K: 0 S: 3 H: 0 LOB: 1 BB: 1 P: 7	R: 3 E: 0 K: 1 S: 8 H: 3 LOB: 0 BB: 0 P: 8	R: 0 E: 0 K: 0 S: 3 H: 0 LOB: 1 BB: 1 P: 7	R: 0 E: 0 K: 0 S: 3 H: 0 LOB: 0 BB: 0 P: 3	R: 0 E: 0 K: 1 S: 5 H: 0 LOB: 0 BB: 0 P: 5	R: 0 E: 0 K: 0 S: 4 H: 1 LOB: 1 BB: 0 P: 4						

PITCHER		IP	WLS	BF	H	R	ER	SO	BB	IBB	HBP	BLK	WP	HR	S	P	ERA	WHIP
Lew Krausse, R ERA: 4.17	(1, 1)	6.0		24	4	3	3	3	2	0	0	0	0	1	28	36	4.50	1.000
Rollie Fingers, R ERA: 2.76	(7, 1)	2.0		8	1	1	1	1	1	0	0	0	0	1	9	13	4.50	1.000
Paul Lindblad, L ERA: 3.52	(9, 1)	2.0	W	6	0	0	0	1	0	0	0	0	0	0	8	8	0.00	0.000
Marcel Lachemann, R ERA: 2.05	(11, 1)	1.0	S	4	1	0	0	0	0	0	0	0	0	0	4	4	0.00	1.000

PITCHER	IP	WLS	BF	H	R	ER	SO	BB	IBB	HBP	BLK	WP	HR	S	P	ERA	WHIP

BOTTOM

Oakland Athletics @ Cleveland Indians

Cleveland Municipal Stadium, Cleveland, OH

Wed Aug 06 1969, 7:05 PM EDT

Att. 6,692 - Unknown

livebaseballscorecards.com

AB	39
R	4
H	6
RBI	4
BB	3
SO	5
LOB	11

1B: 3	SF: 0	WP: 0	PA: 42
2B: 1	SAC: 0	PB: 0	
3B: 0	DP: 0	SB: 2	
HR: 2	HBP: 0	CS: 0	

Oakland Athletics @ Cleveland Indians

Cleveland Municipal Stadium, Cleveland, OH

Thu Aug 07 1969, 3:33 AM EDT

Att. 8,429 - Unknown

livebaseballscorecards.com

Batter	1	2	3	4	5	6	7	8	9	AB	R	H	RBI	BB	SO	LOB
Bert Campaneris, R (1, 6) OBP: 0.298, SLG: 0.309	1-3		1B		PB SH1-3 1B		1-3		K	5	1	2	0	0	1	1
Rick Monday, L (1, 8) OBP: 0.373, SLG: 0.411	K		L9		SH1-3 1-2		F6		F5	4	0	0	0	0	1	2
Reggie Jackson, L (1, 9) OBP: 0.428, SLG: 0.705	4-3		F9		PB 1B IBB			3-1		3	1	0	0	1	0	1
Sal Bando, R (1, 5) OBP: 0.407, SLG: 0.498		2B BB		E SF8 1B HBP	1-H 2-H 1B			2B		2	1	2	2	1	0	0
Danny Cater, R (1, 7) (8, 3) OBP: 0.325, SLG: 0.410		F2		SF8 E 1-2 1B	5-3			F6		4	0	1	0	0	0	2
Ray Webster, L (1, 3) OBP: 0.375, SLG: 0.319 Jose Tartabull, L (8, PR) (8, 7) OBP: 0.268, SLG: 0.284		F4		E6 1-2 2-3		G3		BB		3 0	0 0	0 0	0 0	1 0	0 0	3 0
Dick Green, R (1, 4) OBP: 0.348, SLG: 0.402	1-3 2B			SF8 2-3 3-H		5-3		K		3	0	1	1	0	1	2
Dave Duncan, R (1, 2) OBP: 0.208, SLG: 0.122	5-3		K			K			SH5-4 1B	4	0	1	0	0	2	4
George Lauzerique, R (1, 1) OBP: 0.125, SLG: 0.125 Rollie Fingers, R (8, 1) OBP: 0.250, SLG: 0.250			K	F7			K		SH5-4 1-2	3 0	0 0	0 0	0 0	0 0	2 0	2 0
Inning Stats	R: 0 E: 0 K: 1 S: 5 H: 0 LOB: 0 BB: 0 P: 5	R: 0 E: 0 K: 0 S: 4 H: 1 LOB: 2 BB: 1 P: 8	R: 0 E: 0 K: 1 S: 6 H: 1 LOB: 1 BB: 0 P: 6	R: 1 E: 1 K: 1 S: 7 H: 1 LOB: 2 BB: 0 P: 8	R: 2 E: 0 K: 0 S: 4 H: 2 LOB: 0 BB: 1 P: 8	R: 0 E: 0 K: 1 S: 5 H: 0 LOB: 0 BB: 0 P: 5	R: 0 E: 0 K: 1 S: 5 H: 0 LOB: 0 BB: 0 P: 5	R: 0 E: 0 K: 1 S: 6 H: 1 LOB: 2 BB: 1 P: 10	R: 0 E: 0 K: 1 S: 6 H: 1 LOB: 1 BB: 0 P: 6	1B: 5 2B: 2 3B: 0 HR: 0 SF: 1 SAC: 2 DP: 0 HBP: 1						

TOP	
AB	31
R	3
H	7
RBI	3
BB	3
SO	7
LOB	17

WP: 0 PB: 1 SB: 0 CS: 0 PA: 38

PITCHER		IP	WLS	BF	H	R	ER	SO	BB	IBB	HBP	BLK	WP	HR	S	P	ERA	WHIP
Luis Tiant, R ERA: 3.75	(1, 1)	8.0	L	34	6	3	1	6	2	1	1	0	0	0	42	55	1.12	1.000
Ron Law, R ERA: 5.27	(9, 1)	0.2		3	1	0	0	1	0	0	0	0	0	0	5	5	0.00	1.500
Mike Paul, L ERA: 3.62	(9, 1)	0.1		1	0	0	0	0	0	0	0	0	0	0	1	1	0.00	0.000

PITCHER	IP	WLS	BF	H	R	ER	SO	BB	IBB	HBP	BLK	WP	HR	S	P	ERA	WHIP

Oakland Athletics @ Cleveland Indians

Cleveland Municipal Stadium, Cleveland, OH

Thu Aug 07 1969, 3:33 AM EDT

Att. 8,429 - Unknown

livebaseballscorecards.com

BOTTOM

Batter	1	2	3	4	5	6	7	8	9	AB	R	H	RBI	BB	SO	LOB
Jose Cardenal, R (1, 8) OBP: 0.303, SLG: 0.333	F7			F8		F8			1-3	4	0	0	0	0	0	0
Davey Nelson, R (1, 4) OBP: 0.259, SLG: 0.215	K			6-3			1B		F1	3	0	1	0	0	1	0
Russ Snyder, L (9, PH) OBP: 0.309, SLG: 0.316										1	0	0	0	0	0	0
Frank Baker, L (1, 7) OBP: 0.444, SLG: 0.725	4-3			BB, CS			F8		K	3	0	0	0	1	1	1
Ken Harrelson, R (1, 9) OBP: 0.333, SLG: 0.430		6-3		CS, 1-2	4-3		1B, CS, 1-3			3	0	1	0	0	0	0
Tony Horton, R (1, 3) OBP: 0.323, SLG: 0.463		F5			F7		K, 1-2			3	0	0	0	0	1	2
Lou Klimchock, L (1, 5) OBP: 0.335, SLG: 0.430		5-3			BB			F7		2	0	0	0	1	0	0
Duke Sims, L (1, 2) OBP: 0.391, SLG: 0.421			BB, CS		F9			1B, BB		1	0	0	0	2	0	1
Eddie Leon, R (1, 6) OBP: 0.325, SLG: 0.329			F2, 1-2			6-3		G4-6-3, 1B, 1-2		3	0	1	0	0	0	1
Luis Tiant, R (1, 1) OBP: 0.283, SLG: 0.429			F5			K		G4-6-3, 1-2f		2	0	0	0	0	1	0
Richie Scheinblum, S (8, PH) OBP: 0.256, SLG: 0.240										1	0	0	0	0	0	2
Ron Law, R (9, 1)										0	0	0	0	0	0	0
Mike Paul, L (9, 1)										0	0	0	0	0	0	0

	AB	26
	R	0
	H	3
	RBI	0
	BB	4
	SO	4
	LOB	7

Inning Stats	1	2	3	4	5	6	7	8	9
	R: 0 E: 0 K: 1 S: 5	H: 0 LOB: 0 BB: 0 P: 5	R: 0 E: 0 K: 0 S: 3	H: 0 LOB: 0 BB: 0 P: 3	R: 0 E: 0 K: 0 S: 2	H: 0 LOB: 0 BB: 1 P: 6	R: 0 E: 0 K: 0 S: 2	H: 0 LOB: 0 BB: 1 P: 6	R: 0 E: 0 K: 0 S: 3	H: 0 LOB: 1 BB: 1 P: 7
	R: 0 E: 0 K: 1 S: 5	H: 0 LOB: 0 BB: 0 P: 5	R: 0 E: 0 K: 1 S: 6	H: 2 LOB: 1 BB: 0 P: 6	R: 0 E: 0 K: 0 S: 3	H: 1 LOB: 1 BB: 1 P: 7	R: 0 E: 0 K: 1 S: 5	H: 0 LOB: 0 BB: 0 P: 5	

	1B: 3	SF: 0	WP: 0	PA: 31
	2B: 0	SAC: 0	PB: 0	
	3B: 0	DP: 1	SB: 0	
	HR: 0	HBP: 0	CS: 3	

PITCHER	IP	WLS	BF	H	R	ER	SO	BB	IBB	HBP	BLK	WP	HR	S	P	ERA	WHIP
George Lauzerique, R (1, 1) ERA: 3.35	7.1	W	26	3	0	0	3	4	0	0	0	0	0	28	44	0.00	0.955
Rollie Fingers, R (8, 1) ERA: 2.7	1.2	S	4	0	0	0	1	0	0	0	0	0	0	6	6	0.00	0.000

PITCHER	IP	WLS	BF	H	R	ER	SO	BB	IBB	HBP	BLK	WP	HR	S	P	ERA	WHIP

Kansas City Royals @ Cleveland Indians

Cleveland Municipal Stadium, Cleveland, OH

Fri Aug 08 1969, 7:05 PM EDT

Att. 12,132 - Unknown

livebaseballscorecards.com

TOP

Batter	1	2	3	4	5	6	7	8	9	AB	R	H	RBI	BB	SO	LOB
Joe Keough, L (1, 9) OBP: 0.248, SLG: 0.200	BBBB 4-0 G4-3 G6-3 HR BB	x 0-0 ③ L8		x 0-0 ③ F7			BBBB 4-0 2B SF9 BB	x 0-0 ③ L6		3	2	0	0	2	0	2
Paul Schaal, R (1, 5) OBP: 0.354, SLG: 0.318	x 0-0 ① G6-3 1-2		x 0-0 E5 1B		x 0-0 ① G1-3		x 0-0 ① SF9 1-3 2B		x 0-0 ① G4-3	5	0	1	0	0	0	1
Mike Fiore, L (1, 3) OBP: 0.410, SLG: 0.427	x 0-0 ② G4-3 2-3		SSS 0-3 ① K		x 0-0 FC6-4 1B		x 0-0 ① SF9 2-3 3-H		BBBB 4-0 E 1B BB	3	1	1	1	1	1	2
Joe Foy, R (1, 8) OBP: 0.353, SLG: 0.365	x 0-0 3-H HR		x 0-0 1-2 1B		x 0-0 ② FC6-4 1-2f		BBBB 4-0 FC5-4 BB		x 0-0 E1 BB 1B 1-2	4	1	2	2	1	0	2
Ed Kirkpatrick, L (1, 7) Mike Hedlund, R (5, 1) Buck Martinez, R (7, PH) Tom Burgmeier, L (7, 1) OBP: 0.308, SLG: 0.359 OBP: 0.227, SLG: 0.227 OBP: 0.283, SLG: 0.413 OBP: 0.200, SLG: 0.200	BBBB 4-0 2B BB		x 0-0 ② F8		x 0-0 ③ L8		x 0-0 ② F9		x 0-0 ② L7	2 0 1 1	0 0 0 0	0 0 0 0	0 0 0 0	1 0 0 0	0 0 0 0	3 0 2 2
Jerry Adair, R (1, 4) OBP: 0.286, SLG: 0.275	x 0-0 PO 1-3 2B		x 0-0 ③ F9			x 0-0 E5 1B	x 0-0 ③ FC5-4 1-2f		x 0-0 BB 1-2 2-H 1B	5	0	2	1	0	0	4
Ellie Rodriguez, R (1, 2) Bob Oliver, R (9, PR) OBP: 0.335, SLG: 0.327 OBP: 0.282, SLG: 0.396	BBBB 4-0 BB			x 0-0 ① L8		x 0-0 G6-4-3 1-2 1B		BBBB 4-0 G5-4-3 1B BB	BBBB 4-0 1-2 2-3 BB	2 0	0 0	1 0	0 0	3 0	0 0	0 0
Jackie Hernandez, R (1, 6) OBP: 0.275, SLG: 0.296	0-0 ③ PO 2-3	x 0-0 ① F9		x 0-0 1B		SSS 0-3 ① K		x 0-0 G5-4-3 1-2 1B	x 0-0 ③ P5	5	0	2	0	0	1	5
Wally Bunker, R (1, 1) Jim Rooker, R (4, PH) Galen Cisco, R (4, 1) Hawk Taylor, R (5, 7) OBP: 0.152, SLG: 0.136 OBP: 0.267, SLG: 0.621 OBP: 0.333, SLG: 0.455		SSS 0-3 ② K	SSS 0-3 ② K		x 0-0 ② ③ G6-4-3 1-2f			x 0-0 ① ② G5-4-3 1-2f 2-3		1 1 0 2	0 0 0 0	0 0 0 0	0 0 0 0	1 1 0 0	0 1 0 0	0 1 0 4

Inning Stats	R: 2 E: 0 K: 0 S: 4	H: 2 LOB: 2 BB: 3 P: 16	R: 0 E: 0 K: 1 S: 5	H: 0 LOB: 0 BB: 0 P: 5	R: 0 E: 1 K: 1 S: 7	H: 1 LOB: 2 BB: 0 P: 7	R: 0 E: 0 K: 1 S: 6	H: 1 LOB: 1 BB: 0 P: 6	R: 0 E: 0 K: 0 S: 4	H: 1 LOB: 1 BB: 0 P: 4	R: 0 E: 1 K: 1 S: 6	H: 1 LOB: 1 BB: 0 P: 6	R: 1 E: 0 K: 0 S: 4	H: 1 LOB: 2 BB: 2 P: 12	R: 0 E: 0 K: 0 S: 3	H: 1 LOB: 1 BB: 1 P: 7	R: 1 E: 1 K: 0 S: 5	H: 1 LOB: 3 BB: 2 P: 13	1B: 6 2B: 2 3B: 0 HR: 1	SF: 1 SAC: 0 DP: 2 HBP: 0	WP: 0 PB: 0 SB: 0 CS: 0	PA: 45
---	---	---	---	---	---	---	---	---	---	---	---	---	---	---	---	---	---	---	---	---	---	---	---	---

	AB	35
	R	4
	H	9
	RBI	4
	BB	8
	SO	4
	LOB	28

PITCHER		IP	WLS	BF	H	R	ER	SO	BB	IBB	HBP	BLK	WP	HR	S	P	ERA	WHIP
Gary Boyd, R ERA: 23.14	(1, 1)	0.2		6	2	2	2	0	2	0	0	0	0	1	4	12	27.00	6.000
Mike Paul, L ERA: 3.48	(1, 1)	5.2	W	24	5	1	1	4	2	0	0	0	0	0	30	38	1.59	1.235
Stan Williams, R ERA: 3.87	(7, 1)	2.2	S	14	2	1	0	0	4	0	0	0	0	0	10	26	0.00	2.250

PITCHER	IP	WLS	BF	H	R	ER	SO	BB	IBB	HBP	BLK	WP	HR	S	P	ERA	WHIP

BOTTOM

Kansas City Royals @ Cleveland Indians

Cleveland Municipal Stadium, Cleveland, OH

Fri Aug 08 1969, 7:05 PM EDT

Att. 12,132 - Unknown

livebaseballscorecards.com

Batter	1	2	3	4	5	6	7	8	9	AB	R	H	RBI	BB	SO	LOB
Davey Nelson, R (1, 4) OBP: 0.244, SLG: 0.202	G1-3	P4		F7		K		F9		5	0	0	0	0	1	1
Lou Klimchock, L (1, 5) Cap Peterson, R (8, PH) Vern Fuller, R (9, 5) OBP: 0.339, SLG: 0.428 OBP: 0.378, SLG: 0.309 OBP: 0.288, SLG: 0.329	WP 1B 1B	BB		K		P6		BB		3 0 0	1 0 0	1 0 0	0 0 0	1 1 0	1 0 0	0 0 0
Tony Horton, R (1, 3) OBP: 0.321, SLG: 0.460	K 1-2	F9			WP 1B 1B		G1-6-3	G1-3		5	1	1	0	0	1	4
Frank Baker, L (1, 7) OBP: 0.429, SLG: 0.682	BB HR 2-H 1B		P6		K 1-2		F7			4	1	1	1	0	1	1
Ken Harrelson, R (1, 9) OBP: 0.339, SLG: 0.434	HR 1-2 BB		1B 1B		2B 2-H 1B		1B 1B			3	3	3	1	1	0	0
Duke Sims, L (1, 2) OBP: 0.396, SLG: 0.441	HR 1-H 2-H		1B 1-2 1B		K		1-3 1B			4	1	3	3	0	1	1
Russ Snyder, L (1, 8) OBP: 0.317, SLG: 0.333	2B		1-3 2-H 1B		1-H 2B		G5-3			4	0	3	2	0	0	2
Eddie Leon, R (1, 6) OBP: 0.321, SLG: 0.325	K		F8		F8			SH3-4 1B		4	0	1	0	0	1	3
Gary Boyd, R (1, 1) Mike Paul, L (1, 1) Stan Williams, R (7, 1) OBP: 0.219, SLG: 0.107		L6		K		G4-3		SH3-4 1-2		0 3 0	0 0 0	0 0 0	0 0 0	0 0 0	0 1 0	0 0 0
Inning Stats	R: 4 H: 4 E: 0 LOB: 1 K: 2 BB: 1 S: 11 P: 15	R: 0 H: 0 E: 0 LOB: 1 K: 0 BB: 1 S: 3 P: 7	R: 1 H: 3 E: 0 LOB: 1 K: 0 BB: 0 S: 5 P: 5	R: 0 H: 0 E: 0 LOB: 0 K: 2 BB: 0 S: 7 P: 7	R: 2 H: 3 E: 0 LOB: 1 K: 2 BB: 0 S: 10 P: 10	R: 0 H: 0 E: 0 LOB: 0 K: 1 BB: 0 S: 5 P: 5	R: 0 H: 2 E: 0 LOB: 2 K: 0 BB: 0 S: 5 P: 5	R: 0 H: 1 E: 0 LOB: 2 K: 0 BB: 1 S: 4 P: 8		1B: 10 SF: 0 2B: 2 SAC: 1 3B: 0 DP: 0 HR: 1 HBP: 0						

	AB	35
	R	7
	H	13
	RBI	7
	BB	3
	SO	7
	LOB	12

WP: 2 PA: 39
PB: 0
SB: 0
CS: 0

PITCHER	IP	WLS	BF	H	R	ER	SO	BB	IBB	HBP	BLK	WP	HR	S	P	ERA	WHIP
Wally Bunker, R (1, 1) ERA: 3.35	3.0	L	17	7	5	2	2	2	0	0	0	1	1	19	27	6.00	3.000
Galen Cisco, R (4, 1) ERA: 4.02	1.2		8	3	2	2	4	0	0	0	0	1	0	16	16	10.80	1.800
Mike Hedlund, R (5, 1) ERA: 3.69	1.1		4	0	0	0	1	0	0	0	0	0	0	6	6	0.00	0.000
Tom Burgmeier, L (7, 1) ERA: 3.56	2.0		10	3	0	0	0	1	0	0	0	0	0	9	13	0.00	2.000

PITCHER	IP	WLS	BF	H	R	ER	SO	BB	IBB	HBP	BLK	WP	HR	S	P	ERA	WHIP

Batter	1	2	3	4	5	6	7	8	9	AB	R	H	RBI	BB	SO	LOB
Joe Keough, L (1, 9) OBP: 0.247, SLG: 0.200	F7		FC4-6 1-3 1B	F8	FC4-6 1-2f 2-3 3-H			G4-3		5	0	1	1	0	0	3
Paul Schaal, R (1, 5) OBP: 0.349, SLG: 0.308	K		FC4-6 BB 1B 1-2f 3-H	F9	G5-3			1B WP HBP		4	2	0	1	0	1	4
Mike Fiore, L (1, 3) OBP: 0.417, SLG: 0.446	HR		BB 1B 1B 1-2 BB		1B 1B 1B	K		BB WP 1-3 1B		4	3	3	1	1	1	0
Joe Foy, R (1, 8) OBP: 0.356, SLG: 0.367	K		BB 1B 1-2 2-H 1B		1B 1B 1-2 1B	K		BB 1-2 3-H BB		4	2	2	1	1	2	0
Ed Kirkpatrick, L (1, 7) OBP: 0.314, SLG: 0.359		P5	1B 1-2 2-3 BB		BB 1B BB 1-3 2-H 1B	L9		G6-4-3 1-2 2-3 BB		3	1	1	1	2	0	0
Buck Martinez, R (1, 2) OBP: 0.297, SLG: 0.417		G4-6-3 BB	1-3 2-H 3-H 1B		BB BB FC4-6 1-2 3-H 1B		P6	G6-4-3 1-2f		4	1	2	3	1	0	3
Jerry Adair, R (1, 4) OBP: 0.281, SLG: 0.270		G4-6-3 1-2f	G1-3		P3		G6-3		G5-3	5	0	0	0	0	0	5
Jackie Hernandez, R (1, 6) OBP: 0.282, SLG: 0.300			1B FC4-6 BB	SH5-4 2B	FC4-6 BB 1-2 2-3 BB		BB		K	2	1	1	0	3	1	0
Bill Butler, L (1, 1) OBP: 0.136, SLG: 0.073			B5	SH5-4 2-3	FC4-6 1-2 2-3 3-H BB		K		K	3	0	0	1	1	2	2
Inning Stats	R: 1 E: 0 K: 2 S: 8 H: 1 LOB: 0 BB: 0 P: 8	R: 0 E: 0 K: 0 S: 2 H: 0 LOB: 0 BB: 1 P: 6	R: 4 E: 0 K: 0 S: 6 H: 3 LOB: 2 BB: 3 P: 18	R: 0 E: 0 K: 0 S: 4 H: 1 LOB: 1 BB: 0 P: 4	R: 4 E: 0 K: 0 S: 7 H: 4 LOB: 2 BB: 2 P: 15	R: 0 E: 0 K: 2 S: 7 H: 0 LOB: 0 BB: 0 P: 7	R: 0 E: 0 K: 1 S: 5 H: 0 LOB: 1 BB: 1 P: 9	R: 1 E: 0 K: 0 S: 3 H: 1 LOB: 2 BB: 2 P: 12	R: 0 E: 0 K: 2 S: 7 H: 0 LOB: 0 BB: 0 P: 7	1B: 8 2B: 1 3B: 0 HR: 1 SF: 0 SAC: 1 DP: 2 HBP: 1						

TOP

Kansas City Royals @ Cleveland Indians

Cleveland Municipal Stadium, Cleveland, OH

Sat Aug 09 1969, 3:33 AM EDT

Att. 5,075 - Unknown

livebaseballscorecards.com

AB	34
R	10
H	10
RBI	9
BB	9
SO	7
LOB	17

WP: 1	PA: 45
PB: 0	
SB: 0	
CS: 0	

PITCHER		IP	WLS	BF	H	R	ER	SO	BB	IBB	HBP	BLK	WP	HR	S	P	ERA	WHIP
Steve Hargan, R ERA: 6.07	(1, 1)	4.0	L	24	9	9	9	2	4	0	0	0	0	1	24	40	20.25	3.250
Ron Law, R ERA: 5.08	(5, 1)	1.0		5	0	0	0	0	2	0	0	0	0	0	3	11	0.00	2.000
Larry Burchart, R ERA: 3.31	(6, 1)	3.0		13	1	1	1	3	3	0	1	0	1	0	15	28	3.00	1.333
Juan Pizarro, L ERA: 3.24	(9, 1)	1.0		3	0	0	0	2	0	0	0	0	0	0	7	7	0.00	0.000

PITCHER	IP	WLS	BF	H	R	ER	SO	BB	IBB	HBP	BLK	WP	HR	S	P	ERA	WHIP

Kansas City Royals @ Cleveland Indians

Cleveland Municipal Stadium, Cleveland, OH

Sat Aug 09 1969, 3:33 AM EDT

Att. 5,075 - Unknown

livebaseballscorecards.com

BOTTOM

Batter	1	2	3	4	5	6	7	8	9	AB	R	H	RBI	BB	SO	LOB
Davey Nelson, R (1, 4) OBP: 0.245, SLG: 0.195	K		E8 FC6-4 1-3			BB		F2		3	0	0	0	1	1	1
Lou Camilli, S (1, 5)	K		FC6-4 1-2f			P6			G5-3	4	0	0	0	0	1	3
Tony Horton, R (1, 3) OBP: 0.321, SLG: 0.457	L8			F7		K			BB	3	0	0	0	1	1	1
Frank Baker, L (1, 7) OBP: 0.396, SLG: 0.625		K		F8		L7			K	4	0	0	0	0	2	2
Ken Harrelson, R (1, 9) OBP: 0.338, SLG: 0.431		BB CS		F8			P6		G5-3	3	0	0	0	1	0	1
Jose Cardenal, R (1, 8) OBP: 0.301, SLG: 0.331		P4			F9		F7			3	0	0	0	0	0	1
Duke Sims, L (1, 2) OBP: 0.395, SLG: 0.439 Cap Peterson, R (5, PH) OBP: 0.383, SLG: 0.309 Ken Suarez, R (6, 2) OBP: 0.342, SLG: 0.343	CS 1-2		K		BB		L7			1 0 1	0 0 0	0 0 0	0 0 0	1 1 0	0 0 0	0 0 0
Eddie Leon, R (1, 6) OBP: 0.322, SLG: 0.325			E 1B		P3			L8		3	0	1	0	0	0	1
Steve Hargan, R (1, 1) OBP: 0.138, SLG: 0.138 Ron Law, R (5, 1) Chuck Hinton, R (5, PH) OBP: 0.287, SLG: 0.375 Larry Burchart, R (6, 1) Richie Scheinblum, S (8, PH) OBP: 0.254, SLG: 0.239 Juan Pizarro, L (9, 1) OBP: 0.263, SLG: 0.235			K		K			F7		1 0 1 0 1 0	0 0 0 0 0 0	0 0 0 0 0 0	0 0 0 0 0 0	1 0 1 0 0 0	1 0 1 0 0 0	1 0 1 0 0 0
Inning Stats	R: 0 E: 0 K: 2 S: 7 H: 0 LOB: 0 BB: 0 P: 7	R: 0 E: 0 K: 1 S: 4 H: 0 LOB: 0 BB: 1 P: 8	R: 0 E: 1 K: 2 S: 9 H: 1 LOB: 2 BB: 0 P: 9	R: 0 E: 0 K: 0 S: 3 H: 0 LOB: 0 BB: 0 P: 3	R: 0 E: 0 K: 1 S: 5 H: 0 LOB: 2 BB: 1 P: 9	R: 0 E: 0 K: 1 S: 5 H: 0 LOB: 1 BB: 1 P: 9	R: 0 E: 0 K: 0 S: 3 H: 0 LOB: 0 BB: 0 P: 3	R: 0 E: 0 K: 0 S: 3 H: 0 LOB: 0 BB: 0 P: 3	R: 0 E: 0 K: 1 S: 5 H: 0 LOB: 1 BB: 1 P: 9	1B: 1 2B: 0 3B: 0 HR: 0	SF: 0 SAC: 0 DP: 0 HBP: 0						

	AB	28
	R	0
	H	1
	RBI	0
	BB	4
	SO	8
	LOB	12

WP: 0 PB: 0 SB: 0 CS: 1 PA: 33

PITCHER	IP	WLS	BF	H	R	ER	SO	BB	IBB	HBP	BLK	WP	HR	S	P	ERA	WHIP
Bill Butler, L (1, 1) ERA: 3.63	9.0	W	32	1	0	0	8	4	0	0	0	0	0	44	60	0.00	0.556

PITCHER	IP	WLS	BF	H	R	ER	SO	BB	IBB	HBP	BLK	WP	HR	S	P	ERA	WHIP

Batter	1	2	3	4	5	6	7	8	9	AB	R	H	RBI	BB	SO	LOB
Jackie Hernandez, R (1, 6) OBP: 0.280, SLG: 0.298	S S S 0-3 ① K		S S S 0-3 ① K		S S S 0-3 ③ K		X 0-0 ③ F9			3	0	0	0	0	3	0
Galen Cisco, R (5, 1)										0	0	0	0	0	0	0
Chuck Harrison, R (7, PH) OBP: 0.261, SLG: 0.282										1	0	0	0	0	0	0
Moe Drabowsky, R (7, 1) OBP: 0.111, SLG: 0.111										0	0	0	0	0	0	0
Mike Hedlund, R (8, 1) OBP: 0.227, SLG: 0.227										0	0	0	0	0	0	0
Paul Schaal, R (1, 5) OBP: 0.359, SLG: 0.311	B B B B 4-0 FC6-4 BB		B B B B 4-0 BB			X 0-0 1B E 1B		X 0-0 ① F9		2	1	1	0	2	0	0
Mike Fiore, L (1, 3) OBP: 0.414, SLG: 0.441	S S S 0-3 ② K		S S S 0-3 ② K			X 0-0 ① P3		B B B B 4-0 BB		3	0	0	0	1	2	3
Joe Foy, R (1, 8) OBP: 0.355, SLG: 0.366	X 0-0 ③ FC6-4 1-2f		S S S 0-3 ③ K			X 0-0 E 1-3 1B		S S S 0-3 ② K		4	0	1	0	0	2	3
Buck Martinez, R (1, 9) OBP: 0.296, SLG: 0.405		B B B B 4-0 BB BB		X 0-0 ① G6-3		X 0-0 E4 1-2 3-H		S S S 0-3 ③ K		3	0	0	1	1	1	2
Jerry Adair, R (1, 4) OBP: 0.284, SLG: 0.270		B B B B 4-0 1-2 BB		X 0-0 ② F8		X 0-0 ② F8			X 0-0 E8 S 1B	3	0	1	0	1	0	2
Ellie Rodriguez, R (1, 2) OBP: 0.329, SLG: 0.320		S S S 0-3 ① K		X 0-0 ③ F8		X 0-0 ③ P4			X 0-0 ① F7 2-3	4	0	0	0	0	1	5
Bob Oliver, R (1, 7) OBP: 0.278, SLG: 0.391		S S S 0-3 ② K			X 0-0 ① F9		X 0-0 ① G5-3		S S S 0-3 ② K	4	0	0	0	0	2	3
Chris Zachary, L (1, 1) OBP: 0.500, SLG: 0.500		S S S 0-3 ③ K			S S S 0-3 ② K		S S S 0-3 ② K		X 0-0 ③ G6-3	1	0	0	0	0	1	2
Dave Morehead, R (3, 1)										0	0	0	0	0	0	0
Juan Rios, R (5, PH) OBP: 0.267, SLG: 0.281 (5, 6)										3	0	0	0	0	2	1

TOP

Kansas City Royals @ Cleveland Indians

Cleveland Municipal Stadium, Cleveland, OH

Sun Aug 10 1969, 3:33 AM EDT

Att. 9,729 - Sunny - 73 F

livebaseballscorecards.com

	AB	R	H	RBI	BB	SO	LOB
	31	1	3	1	5	14	21

Inning Stats	1	2	3	4	5	6	7	8	9
	R: 0 E: 0 K: 2 S: 7 H: 0 LOB: 1 BB: 1 P: 11	R: 0 E: 0 K: 3 S: 9 H: 0 LOB: 2 BB: 2 P: 17	R: 0 E: 0 K: 3 S: 9 H: 0 LOB: 1 BB: 1 P: 13	R: 0 E: 0 K: 0 S: 3 H: 0 LOB: 0 BB: 0 P: 3	R: 0 E: 0 K: 2 S: 7 H: 0 LOB: 0 BB: 0 P: 7	R: 1 E: 1 K: 0 S: 6 H: 2 LOB: 2 BB: 0 P: 6	R: 0 E: 0 K: 1 S: 5 H: 0 LOB: 0 BB: 0 P: 5	R: 0 E: 0 K: 2 S: 7 H: 0 LOB: 1 BB: 1 P: 11	R: 0 E: 1 K: 1 S: 6 H: 1 LOB: 1 BB: 0 P: 6

	1B: 3	SF: 0	WP: 0	PA: 36
	2B: 0	SAC: 0	PB: 0	
	3B: 0	DP: 0	SB: 1	
	HR: 0	HBP: 0	CS: 0	

PITCHER	IP	WLS	BF	H	R	ER	SO	BB	IBB	HBP	BLK	WP	HR	S	P	ERA	WHIP
Sam McDowell, L (1, 1) ERA: 2.89	9.0	W	36	3	1	1	14	5	0	0	0	0	0	59	79	1.00	0.889

PITCHER	IP	WLS	BF	H	R	ER	SO	BB	IBB	HBP	BLK	WP	HR	S	P	ERA	WHIP

Kansas City Royals @ Cleveland Indians

Cleveland Municipal Stadium, Cleveland, OH

Sun Aug 10 1969, 3:33 AM EDT

Att. 9,729 - Sunny - 73 F

livebaseballscorecards.com

BOTTOM

Batter	1	2	3	4	5	6	7	8	9	AB	R	H	RBI	BB	SO	LOB
Davey Nelson, R (1, 4) OBP: 0.237, SLG: 0.189	G4-3	SH1-3 1-2		K		K				3	0	0	0	0	2	1
Lou Klimchock, L (1, 5) OBP: 0.339, SLG: 0.422	F8	F9-6 2-3		BB WP		G4-3				2	0	0	0	1	0	1
Lou Camilli, S (4, PR) (5, 5)										1	0	0	0	0	0	1
Frank Baker, L (1, 7) OBP: 0.404, SLG: 0.635	1B 2B		HR 1B	G4-3 1-2			G3			4	2	2	0	0	0	1
Tony Horton, R (1, 3) OBP: 0.322, SLG: 0.464	HR 1B 2-H		1-H HR		G6-3		K			4	2	2	3	0	1	0
Ken Harrelson, R (1, 9) OBP: 0.339, SLG: 0.437	BB		HR		P3		G6-3			3	2	1	1	1	0	0
Duke Sims, L (1, 2) OBP: 0.396, SLG: 0.451	HR 1-H 2-H		BB G6-3		F8			K		3	1	1	3	1	1	0
Russ Snyder, L (1, 8) OBP: 0.319, SLG: 0.332	BB		P4			HR		G4-3		1	0	0	0	1	0	1
Jose Cardenal, R (4, 8) OBP: 0.302, SLG: 0.339										2	1	1	1	0	0	0
Eddie Leon, R (1, 6) OBP: 0.319, SLG: 0.321	F9		G6-3 1-2f			SH2-4 1B		K		4	0	1	0	0	1	2
Sam McDowell, L (1, 1) OBP: 0.167, SLG: 0.185		F9-6 SH1-3 1B		G5-3		SH2-4 1-2				2	0	1	0	0	0	0
Inning Stats	R: 4 H: 3 E: 0 LOB: 1 K: 0 BB: 2 S: 6 P: 14	R: 0 H: 1 E: 0 LOB: 0 K: 0 BB: 0 S: 3 P: 3	R: 3 H: 3 E: 0 LOB: 0 K: 0 BB: 1 S: 5 P: 9	R: 0 H: 0 E: 0 LOB: 2 K: 1 BB: 1 S: 5 P: 9	R: 0 H: 0 E: 0 LOB: 0 K: 0 BB: 0 S: 3 P: 3	R: 1 H: 2 E: 0 LOB: 1 K: 1 BB: 0 S: 7 P: 7	R: 0 H: 0 E: 0 LOB: 0 K: 1 BB: 0 S: 5 P: 5	R: 0 H: 0 E: 0 LOB: 0 K: 2 BB: 0 S: 7 P: 7		1B: 4 SF: 0 2B: 2 SAC: 2 3B: 0 DP: 2 HR: 4 HBP: 0						WP: 1 PA: 35 PB: 0 SB: 0 CS: 0

PITCHER		IP	WLS	BF	H	R	ER	SO	BB	IBB	HBP	BLK	WP	HR	S	P	ERA	WHIP
Chris Zachary, R ERA: 11.0	(1, 1)	2.0	L	15	7	7	7	0	3	0	0	0	0	3	12	24	31.50	5.000
Dave Morehead, R ERA: 4.94	(3, 1)	2.0		6	0	0	0	1	1	0	0	0	1	0	7	11	0.00	0.500
Galen Cisco, R ERA: 4.08	(5, 1)	2.0		8	2	1	1	1	0	0	0	0	0	1	10	10	4.50	1.000
Moe Drabowsky, R ERA: 2.23	(7, 1)	1.0		3	0	0	0	1	0	0	0	0	0	0	5	5	0.00	0.000
Mike Hedlund, R ERA: 3.65	(8, 1)	1.0		3	0	0	0	2	0	0	0	0	0	0	7	7	0.00	0.000

PITCHER	IP	WLS	BF	H	R	ER	SO	BB	IBB	HBP	BLK	WP	HR	S	P	ERA	WHIP

AB	29
R	8
H	9
RBI	8
BB	4
SO	5
LOB	7

Seattle Pilots @ Cleveland Indians

Cleveland Municipal Stadium, Cleveland, OH

Mon Aug 11 1969, 7:05 PM EDT

Att. 4,658 - Unknown

TOP

livebaseballscorecards.com

Batter	1	2	3	4	5	6	7	8	9	AB	R	H	RBI	BB	SO	LOB
Tommy Harper, R (1, 5) OBP: 0.359, SLG: 0.322	S S S 0-3 ① K		x 0-0 ② F2	x 0-0 ③ F7		B B B B 4-0 1B BB	x 0-0 ③ F7		S S S 0-3 ② K	5	0	0	0	1	2	6
Steve Hovley, L (1, 9) OBP: 0.370, SLG: 0.436	x 0-0 ② F9		x 0-0 ③ F7		B B B B 4-0 HBP S HR BB	x 0-0 ① 1-2 1B 1B		x 0-0 ① 3-1	x 0-0 ③ 4-3	5	1	1	0	1	0	1
Wayne Comer, R (1, 8) OBP: 0.345, SLG: 0.378	x 0-0 ③ F8			x 0-0 BB 1B 1B	B B B B 4-0 1-2 HBP HR BB	S S S 0-3 ② K		x 0-0 E3 1B G3-2		4	2	1	0	1	1	1
Tommy Davis, R (1, 7) OBP: 0.301, SLG: 0.344		x 0-0 ① F8		B B B B 4-0 BB 1B 1-2 BB BB	H 1-0 1-2 2-3 HR HBP	x 0-0 1-2 1B		x 0-0 1-3 1B		3	2	2	0	1	0	0
Don Mincher, L (1, 3) OBP: 0.362, SLG: 0.454		x 0-0 E 1B		x 0-0 ① P4	x 0-0 1-H 2-H 3-H HR	x 0-0 ③ P6		x 0-0 ② ③ G3-2 3-Hf		5	1	2	4	0	0	6
Jerry McNertney, R (1, 2) OBP: 0.300, SLG: 0.403		x 0-0 ② F5 1-2		x 0-0 BB BB 1-2 2-H 1B	x 0-0 ① 5-3		x 0-0 ① 5-3		S S S 0-3 ① K	5	0	1	1	0	1	1
John Donaldson, L (1, 4) OBP: 0.345, SLG: 0.287	I I I I 4-0 IBB			B B B B 4-0 BB 1-2 2-3 BB	x 0-0 ② 3-1		x 0-0 1B 1B		x 0-0 E 1B 1B 1B	3	1	2	0	2	0	0
Ron Clark, R (1, 6) OBP: 0.283, SLG: 0.268		S S S 0-3 ③ K		x 0-0 ② P3	x 0-0 1B		x 0-0 1-3 1B		x 0-0 E8 1-3 1B 1B	5	1	3	0	0	1	5
Diego Segui, R (1, 1) OBP: 0.185, SLG: 0.120			x 0-0 ① 6-3	B B B B 4-0 1-2 2-3 3-H BB	S S S 0-3 ③ K		S S S 0-3 ② K		x 0-0 2-H 3-H 1B	4	0	1	3	1	2	3

	AB	39
	R	8
	H	13
	RBI	8
	BB	7
	SO	7
	LOB	23

Inning Stats										
	R: 0 E: 0 K: 1 S: 5	H: 0 LOB: 0 BB: 0 P: 5	R: 0 E: 1 K: 1 S: 6	H: 1 LOB: 2 BB: 1 P: 10	R: 0 E: 0 K: 0 S: 3	H: 0 LOB: 0 BB: 0 P: 3	R: 2 E: 0 K: 0 S: 5	H: 2 LOB: 3 BB: 3 P: 17	R: 4 E: 0 K: 1 S: 7	H: 2 LOB: 1 BB: 2 P: 16
	R: 0 E: 0 K: 1 S: 6	H: 2 LOB: 2 BB: 1 P: 10	R: 0 E: 0 K: 1 S: 7	H: 2 LOB: 2 BB: 0 P: 7	R: 0 E: 1 K: 0 S: 4	H: 1 LOB: 1 BB: 0 P: 4	R: 2 E: 1 K: 2 S: 10	H: 3 LOB: 1 BB: 0 P: 10	1B: 12 2B: 0 3B: 0 HR: 1	SF: 0 SAC: 0 DP: 1 HBP: 1
									WP: 0 PB: 0 SB: 1 CS: 0	PA: 47

PITCHER		IP	WLS	BF	H	R	ER	SO	BB	IBB	HBP	BLK	WP	HR	S	P	ERA	WHIP
Luis Tiant, R ERA: 3.87	(1, 1)	4.0	L	21	3	4	4	2	5	1	0	0	0	0	19	43	9.00	2.000
Stan Williams, R ERA: 3.97	(5, 1)	1.0		6	2	2	2	1	0	0	1	0	0	1	7	8	18.00	2.000
Ron Law, R ERA: 4.6	(6, 1)	3.0		14	5	0	0	2	1	0	0	0	0	0	17	21	0.00	2.000
Larry Burchart, R ERA: 3.48	(9, 1)	1.0		6	3	2	1	2	0	0	0	0	0	0	10	10	9.00	3.000

PITCHER	IP	WLS	BF	H	R	ER	SO	BB	IBB	HBP	BLK	WP	HR	S	P	ERA	WHIP

Seattle Pilots @ Cleveland Indians

Cleveland Municipal Stadium, Cleveland, OH

Mon Aug 11 1969, 7:05 PM EDT

Att. 4,658 - Unknown

livebaseballscorecards.com

BOTTOM

Batter	1	2	3	4	5	6	7	8	9	AB	R	H	RBI	BB	SO	LOB
Davey Nelson, R (1, 4) OBP: 0.257, SLG: 0.204	BBBB 4-0 CS BB		x 0-0 2-H 1B		x 0-0 ③ P4			x 0-0 1-2 1B		3	0	2	1	1	0	1
Lou Klimchock, L (1, 5) OBP: 0.331, SLG: 0.411	x 0-0 ①② F5 1-2		x 0-0 ③ P6			x 0-0 ① P6		x 0-0 ② F3		4	0	0	0	0	0	4
Frank Baker, L (1, 7) OBP: 0.410, SLG: 0.679	x 0-0 ③ 2-3			x 0-0 HR		x 0-0 G5-4-3 1B		x 0-0 ③ F9		4	1	2	1	0	0	2
Tony Horton, R (1, 3) OBP: 0.322, SLG: 0.462		x 0-0 ① F8		x 0-0 ① F8		x 0-0 ②③ G5-4-3 1-2f			x 0-0 2-3 1B	4	0	1	0	0	0	1
Ken Harrelson, R (1, 9) OBP: 0.337, SLG: 0.433		x 0-0 ② 6-3		S S S 0-3 ② K			x 0-0 ① L5		x 0-0 ① 2-3 1-2	4	0	0	0	0	1	1
Duke Sims, L (1, 2) OBP: 0.391, SLG: 0.443		x 0-0 ③ F8		S S S 0-3 ③ K			x 0-0 ② F3		x 0-0 ② F2	4	0	0	0	0	1	1
Russ Snyder, L (1, 8) OBP: 0.322, SLG: 0.329			BBBB 4-0 FC6-4 BB	BBBB 4-0 BB			x 0-0 ③ L9		x 0-0 ③ 6-3	2	0	0	0	2	0	1
Eddie Leon, R (1, 6) OBP: 0.309, SLG: 0.310			x 0-0 ① FC6-4 SH1-4 1-2f 1B	S S S 0-3 ① K				x 0-0 ① P4		3	1	0	0	0	1	2
Luis Tiant, R (1, 1) OBP: 0.283, SLG: 0.429 Stan Williams, R (5, 1) OBP: 0.219, SLG: 0.107 Cap Peterson, R (5, PH) OBP: 0.380, SLG: 0.306 Ron Law, R (6, 1) Richie Scheinblum, S (8, PH) OBP: 0.259, SLG: 0.244 Larry Burchart, R (9, 1)			x 0-0 ② SH1-4 1-2	S S S 0-3 ② K				x 0-0 1B 1B		0 0 1 0 1 0	0 0 0 0 0 0	0 0 0 0 1 0	0 0 0 0 0 0	0 0 0 0 0 0	0 0 1 0 0 0	0 0 1 0 0 0
Inning Stats	R: 0 H: 0 E: 0 LOB: 0 K: 0 BB: 1 S: 2 P: 6	R: 0 H: 0 E: 0 LOB: 0 K: 0 BB: 0 S: 3 P: 3	R: 1 H: 1 E: 0 LOB: 1 K: 0 BB: 1 S: 4 P: 8	R: 1 H: 1 E: 0 LOB: 0 K: 2 BB: 0 S: 8 P: 8	R: 0 H: 0 E: 0 LOB: 1 K: 2 BB: 1 S: 7 P: 11	R: 0 H: 1 E: 0 LOB: 0 K: 0 BB: 0 S: 3 P: 3	R: 0 H: 0 E: 0 LOB: 0 K: 0 BB: 0 S: 3 P: 3	R: 0 H: 2 E: 0 LOB: 2 K: 0 BB: 0 S: 5 P: 5	R: 0 H: 1 E: 0 LOB: 1 K: 0 BB: 0 S: 4 P: 4	1B: 5 2B: 0 3B: 0 HR: 1	SF: 0 SAC: 1 DP: 1 HBP: 0			WP: 0 PB: 0 SB: 0 CS: 1	PA: 34		

PITCHER		IP	WLS	BF	H	R	ER	SO	BB	IBB	HBP	BLK	WP	HR	S	P	ERA	WHIP
Diego Segui, R ERA: 3.47	(1, 1)	9.0	W	34	6	2	2	4	3	0	0	0	0	1	39	51	2.00	1.000

PITCHER	IP	WLS	BF	H	R	ER	SO	BB	IBB	HBP	BLK	WP	HR	S	P	ERA	WHIP

Seattle Pilots @ Cleveland Indians

Cleveland Municipal Stadium, Cleveland, OH

Tue Aug 12 1969, 7:05 PM EDT

Att. 8,190 - Unknown

livebaseballscorecards.com

Batter	1	2	3	4	5	6	7	8	9	AB	R	H	RBI	BB	SO	LOB
Tommy Harper, R (1, 5) OBP: 0.355, SLG: 0.317	K		F3		F5		F7	FC6-4 1-2f		5	0	0	0	0	1	1
Dick Simpson, R (1, 8) OBP: 0.292, SLG: 0.379	K			1B		F9 S 1B	1B HBP	P6 1-2		2	0	1	0	0	1	0
Steve Hovley, L (4, PR) (4, 8) OBP: 0.375, SLG: 0.437										2	2	1	0	0	0	1
Wayne Comer, R (1, 9) OBP: 0.344, SLG: 0.375	F9			K 1-3		F7 1-2	BB 1-3 1B		F9	5	0	1	0	0	1	2
Tommy Davis, R (1, 7) OBP: 0.307, SLG: 0.351		1B 1B		S 3-H 1B		F9 2-3	BB 1-2		SF8 2B	4	1	3	1	1	0	1
Greg Goossen, R (1, 3) OBP: 0.469, SLG: 0.590		L4-3 1-3 1B		BB 1-2		1B BB	K		1B 2-3 1B	3	1	2	0	2	1	3
Jim Pagliaroni, R (1, 2) OBP: 0.308, SLG: 0.418		L4-3 1-2		K		1B 1B 1-3 3-H 1B	6-3		SF8 3-H	4	0	1	2	0	1	8
John Donaldson, L (1, 4) OBP: 0.351, SLG: 0.307		K		1-3		1B 1-2 3-H 1B		1B 3B	1-3 1B	5	1	3	1	0	1	4
Ron Clark, R (1, 6) OBP: 0.279, SLG: 0.265			F7		K 1-2 2-3 1B			P5	P4	5	0	1	0	0	1	3
Fred Talbot, R (1, 1) OBP: 0.243, SLG: 0.353			K	P6	6-3			FC6-4 3-H 1B		2	0	0	0	0	1	0
Marty Pattin, R (5, 1) OBP: 0.189, SLG: 0.173										0	0	0	0	0	0	0
Merritt Ranew, L (6, PH) OBP: 0.358, SLG: 0.281										1	0	0	0	0	0	3
Jim Bouton, R (6, 1)										0	0	0	0	0	0	0
Jerry McNertney, R (8, PH) OBP: 0.302, SLG: 0.405										1	0	1	1	0	0	0
John Gelnar, R (8, 1) OBP: 0.118, SLG: 0.063										0	0	0	0	0	0	0

	AB	39
	R	5
	H	14
	RBI	5
	BB	3
	SO	8
	LOB	26

Inning Stats	1	2	3	4	5	6	7	8	9
	R: 0 E: 0 K: 2 S: 7	H: 0 LOB: 0 BB: 0 P: 7	R: 0 E: 0 K: 1 S: 6	H: 2 LOB: 1 BB: 0 P: 6	R: 0 E: 0 K: 1 S: 5	H: 0 LOB: 0 BB: 0 P: 5	R: 1 E: 0 K: 2 S: 9	H: 2 LOB: 3 BB: 1 P: 13	R: 0 E: 0 K: 1 S: 5	H: 0 LOB: 0 BB: 0 P: 5
	R: 2 E: 0 K: 0 S: 7	H: 4 LOB: 3 BB: 1 P: 11	R: 0 E: 0 K: 1 S: 6	H: 1 LOB: 3 BB: 1 P: 11	R: 1 E: 0 K: 0 S: 5	H: 2 LOB: 1 BB: 0 P: 5	R: 1 E: 0 K: 0 S: 6	H: 3 LOB: 2 BB: 0 P: 6		

| | | | | | | | | | |

Seattle Pilots @ Cleveland Indians

Cleveland Municipal Stadium, Cleveland, OH

Tue Aug 12 1969, 7:05 PM EDT

Att. 8,190 - Unknown

livebaseballscorecards.com

BOTTOM

Batter	1	2	3	4	5	6	7	8	9	AB	R	H	RBI	BB	SO	LOB
Davey Nelson, R (1, 4) OBP: 0.255, SLG: 0.204	K		P5		G4-6-3 1B 3B 1B 1-2	5-3		K		5	1	1	0	0	2	0
Lou Klimchock, L (1, 5) Lou Camilli, S (7, 5) OBP: 0.341, SLG: 0.420	FC6 1B		2B 1B		G4-6-3 1B 1-2 2-3	F5				4	1	3	0	0	0	0
										0	0	0	0	0	0	0
Frank Baker, L (1, 7) OBP: 0.415, SLG: 0.683	FC6 BB 1-2f		1-H 2B		G4-6-3 1-2f 2-3 3-H	1B				4	0	2	1	0	0	3
Tony Horton, R (1, 3) OBP: 0.323, SLG: 0.466	BB 1-2		6-3		HR 3B 3-H	4-3				3	1	1	1	1	0	2
Ken Harrelson, R (1, 9) OBP: 0.336, SLG: 0.438	F7			5-3	HR 3-H		K			4	1	1	2	0	1	2
Duke Sims, L (1, 2) OBP: 0.392, SLG: 0.455		K		L6-4 1B BB	HR		K			3	1	1	1	1	2	0
Jose Cardenal, R (1, 8) OBP: 0.304, SLG: 0.339		K		1B 1-2	S BB		1-3			3	0	1	0	1	1	0
Eddie Leon, R (1, 6) OBP: 0.306, SLG: 0.300		F9		L6-4 2-3	FC5-4 IBB 1-2			F8		3	0	0	0	1	0	2
Mike Paul, L (1, 1) Ron Law, R (6, 1) Juan Pizarro, L (8, 1) Stan Williams, R (9, 1) OBP: 0.219, SLG: 0.107			K		1B 1B G4-6-3 BB FC5-4 1-2f			K		2	1	0	0	1	1	2
										0	0	0	0	0	0	0
										1	0	0	0	0	1	0
										0	0	0	0	0	0	0
Inning Stats	R: 0 E: 0 K: 1 S: 6 H: 1 LOB: 2 BB: 1 P: 10	R: 0 E: 0 K: 2 S: 7 H: 0 LOB: 0 BB: 0 P: 7	R: 1 E: 0 K: 1 S: 7 H: 2 LOB: 1 BB: 0 P: 7	R: 0 E: 0 K: 0 S: 3 H: 1 LOB: 1 BB: 1 P: 7	R: 5 E: 0 K: 0 S: 7 H: 5 LOB: 2 BB: 3 P: 19	R: 0 E: 0 K: 0 S: 4 H: 1 LOB: 1 BB: 0 P: 4	R: 0 E: 0 K: 2 S: 7 H: 0 LOB: 0 BB: 0 P: 7	R: 0 E: 0 K: 2 S: 7 H: 0 LOB: 0 BB: 0 P: 7		1B: 6 2B: 2 3B: 1 HR: 2	SF: 0 SAC: 0 DP: 2 HBP: 0						

AB	32
R	6
H	10
RBI	5
BB	5
SO	8
LOB	11

WP: 0 PB: 0 SB: 1 CS: 0 PA: 37

PITCHER		IP	WLS	BF	H	R	ER	SO	BB	IBB	HBP	BLK	WP	HR	S	P	ERA	WHIP
Fred Talbot, R ERA: 3.75	(1, 1)	4.2	L	23	8	5	5	4	3	0	0	0	0	1	28	40	9.64	2.357
Marty Pattin, R ERA: 5.4	(5, 1)	0.1		4	1	1	1	0	1	1	0	0	0	1	2	10	27.00	6.000
Jim Bouton, R ERA: 3.21	(6, 1)	2.0		7	1	0	0	2	0	0	0	0	0	0	11	11	0.00	0.500
John Gelnar, R ERA: 3.76	(8, 1)	1.0		3	0	0	0	2	0	0	0	0	0	0	7	7	0.00	0.000

PITCHER	IP	WLS	BF	H	R	ER	SO	BB	IBB	HBP	BLK	WP	HR	S	P	ERA	WHIP

Batter	1	2	3	4	5	6	7	8	9	AB	R	H	RBI	BB	SO	LOB
Tommy Harper, R (1, 5) OBP: 0.356, SLG: 0.318	6-3		E4 CS S			E 1B	FC6-4 1B 1-2		5-3	5	1	2	0	0	0	0
Steve Hovley, L (1, 9) OBP: 0.376, SLG: 0.429	SH5-3 BB		4-3 1-3			E6 1B 1-2	F7		1B BB	3	2	0	0	2	0	4
Wayne Comer, R (1, 8) OBP: 0.345, SLG: 0.377	SH5-3 1-2			5-3		1B WP 1-2 2-H	K		1B 1-3	4	1	2	1	0	1	2
Tommy Davis, R (1, 7) OBP: 0.308, SLG: 0.352	P4			K		F8 5-3 1-3 2-H	FC6-4 1-2f		FC5-6-4 1-3 3-H	5	0	2	2	0	1	3
Greg Goossen, R (1, 3) OBP: 0.444, SLG: 0.535		E6 G1-6-4-3		6-3		5-3 1-2 3-H		SH1-4 BB	K	4	1	0	0	1	1	3
Jerry McNertney, R (1, 2) OBP: 0.298, SLG: 0.399		G1-6-4-3 1-2f			E5 FC4-6	F8 2-3		SH1-4 1-2	FC5-6-4 1-2f	4	0	0	0	0	0	4
John Donaldson, L (1, 4) OBP: 0.359, SLG: 0.309		BB			FC4-6 1-2f	BB		1B 2-H		2	0	1	1	2	0	1
Ron Clark, R (1, 6) OBP: 0.270, SLG: 0.255		5-3			F8	6-3		F8		4	0	0	0	0	0	5
George Brunet, R (1, 1) OBP: 0.158, SLG: 0.114			6-3		K		1B 1B	F8		4	0	1	0	0	1	2
Inning Stats	R: 0 H: 0 E: 0 LOB: 1 K: 0 BB: 1 S: 3 P: 7	R: 0 H: 0 E: 1 LOB: 1 K: 0 BB: 1 S: 3 P: 7	R: 0 H: 0 E: 1 LOB: 0 K: 0 BB: 0 S: 3 P: 3	R: 0 H: 0 E: 0 LOB: 0 K: 1 BB: 0 S: 5 P: 5	R: 0 H: 0 E: 1 LOB: 1 K: 1 BB: 0 S: 6 P: 6	R: 3 H: 3 E: 1 LOB: 2 K: 0 BB: 1 S: 7 P: 11	R: 0 H: 2 E: 0 LOB: 2 K: 1 BB: 0 S: 7 P: 7	R: 1 H: 1 E: 0 LOB: 1 K: 0 BB: 1 S: 4 P: 8	R: 1 H: 2 E: 0 LOB: 2 K: 1 BB: 1 S: 7 P: 11	1B: 8 SF: 0 2B: 0 SAC: 2 3B: 0 DP: 1 HR: 0 HBP: 0						WP: 1 PA: 42 PB: 0 SB: 1 CS: 1	

PITCHER		IP	WLS	BF	H	R	ER	SO	BB	IBB	HBP	BLK	WP	HR	S	P	ERA	WHIP
Steve Hargan, R ERA: 5.83	(1, 1)	8.1	L	40	8	5	3	3	5	0	0	0	1	0	41	61	3.24	1.560
Ron Law, R ERA: 4.32	(9, 1)	0.2		2	0	0	0	1	0	0	0	0	0	0	4	4	0.00	0.000

PITCHER	IP	WLS	BF	H	R	ER	SO	BB	IBB	HBP	BLK	WP	HR	S	P	ERA	WHIP

TOP

Seattle Pilots @ Cleveland Indians

Cleveland Municipal Stadium, Cleveland, OH

Wed Aug 13 1969, 7:05 PM EDT

Att. 5,494 - Unknown

livebaseballscorecards.com

AB	35
R	5
H	8
RBI	4
BB	5
SO	4
LOB	24

Batter	1	2	3	4	5	6	7	8	9	AB	R	H	RBI	BB	SO	LOB
Davey Nelson, R (1, 4) OBP: 0.255, SLG: 0.198	BBB 4-0 SH1-3 1B BB	x 0-0 ② P5		x 0-0 ③ F3			x 0-0 ① F8			3	1	0	0	1	0	3
Lou Klimchock, L (1, 5) OBP: 0.337, SLG: 0.415 Cap Peterson, R (7, PH) OBP: 0.377, SLG: 0.303 Lou Camilli, S (8, 5)	x 0-0 ① SH1-3 1-2	x 0-0 ③ P3			x 0-0 ① P6		SSS 0-3 ② K			2 1 0	0 0 0	0 0 0	0 0 0	0 1 0	0 1 0	1 1 0
Frank Baker, L (1, 7) OBP: 0.391, SLG: 0.641	x 0-0 ② F2		x 0-0 ① 4-3		SSS 0-3 ② K		x 0-0 ③ G3			4	0	0	0	0	1	2
Tony Horton, R (1, 3) OBP: 0.327, SLG: 0.468	x 0-0 PB 2B 2-H 1B		x 0-0 2B 1B		x 0-0 1B			x 0-0 ① 6-3		4	2	3	1	0	0	0
Ken Harrelson, R (1, 9) OBP: 0.337, SLG: 0.440	III 4-0 2B 1-2 IBB		x 0-0 ② 1-H 2B		x 0-0 ③ F7			x 0-0 ② L6		3	0	1	1	1	0	1
Jose Cardenal, R (1, 8) OBP: 0.304, SLG: 0.341	x 0-0 1-3 2-H 2B		x 0-0 ③ 5-3			x 0-0 ① F7		x 0-0 ③ F8		4	0	1	1	0	0	0
Eddie Leon, R (1, 6) OBP: 0.304, SLG: 0.298	SSS 0-3 ③ K			x 0-0 CS 1B		x 0-0 ② F8			x 0-0 ① F4	4	0	1	0	0	1	2
Ken Suarez, R (1, 2) OBP: 0.342, SLG: 0.343 Richie Scheinblum, S (9, PH) OBP: 0.257, SLG: 0.242		x 0-0 SH1-4 1B		x 0-0 ①② F7 1-2		x 0-0 ③ F8			x 0-0 ② F7	3 1	0 0	1 0	0 0	0 0	0 0	1 0
Steve Hargan, R (1, 1) OBP: 0.194, SLG: 0.194 Ron Law, R (9, 1) Chuck Hinton, R (9, PH) OBP: 0.284, SLG: 0.371		x 0-0 ① SH1-4 1-2		x 0-0 1B			x 0-0 1B		x 0-0 ③ F8	2 0 1	0 0 0	2 0 0	0 0 0	0 0 0	0 0 0	0 0 0
Inning Stats	R: 2 H: 2 E: 0 LOB: 2 K: 1 BB: 2 S: 7 P: 15	R: 0 H: 1 E: 0 LOB: 1 K: 0 BB: 0 S: 4 P: 4	R: 1 H: 2 E: 0 LOB: 0 K: 0 BB: 0 S: 4 P: 4	R: 0 H: 2 E: 0 LOB: 1 K: 0 BB: 0 S: 4 P: 4	R: 0 H: 1 E: 0 LOB: 1 K: 1 BB: 0 S: 6 P: 6	R: 0 H: 0 E: 0 LOB: 0 K: 0 BB: 0 S: 3 P: 3	R: 0 H: 1 E: 0 LOB: 1 K: 1 BB: 0 S: 6 P: 6	R: 0 H: 0 E: 0 LOB: 0 K: 0 BB: 0 S: 3 P: 3	R: 0 H: 0 E: 0 LOB: 0 K: 0 BB: 0 S: 3 P: 3	1B: 7 SF: 0 2B: 2 SAC: 2 3B: 0 DP: 0 HR: 0 HBP: 0						WP: 0 PA: 36 PB: 1 SB: 0 CS: 1	

PITCHER	IP	WLS	BF	H	R	ER	SO	BB	IBB	HBP	BLK	WP	HR	S	P	ERA	WHIP
George Brunet, L (1, 1) ERA: 4.02	9.0	W	36	9	3	3	3	1	1	0	0	0	0	40	48	3.00	1.111

PITCHER	IP	WLS	BF	H	R	ER	SO	BB	IBB	HBP	BLK	WP	HR	S	P	ERA	WHIP

BOTTOM

Seattle Pilots @ Cleveland Indians

Cleveland Municipal Stadium, Cleveland, OH

Wed Aug 13 1969, 7:05 PM EDT

Att. 5,494 - Unknown

livebaseballscorecards.com

AB	32
R	3
H	9
RBI	3
BB	2
SO	3
LOB	11

Batter	1	2	3	4	5	6	7	8	9	10	11	12	AB	R	H	RBI	BB	SO	LOB
Davey Nelson, R (1, 4) OBP: 0.243, SLG: 0.189	6-3			4-3		K		FC2-6 1-2 2-3f			6-3		5	0	0	0	0	1	2
Larry Brown, R (1, 5) OBP: 0.305, SLG: 0.304 (6, 6)	G5-4-3 BB			K		5-3		G5-3 2-3f			6-3		4	0	0	0	1	1	2
Frank Baker, L (1, 7) OBP: 0.375, SLG: 0.612	G5-4-3 1-2f			F8		G3			6-3		1B		3	0	0	0	0	0	1
Chuck Hinton, R (7, 7) OBP: 0.289, SLG: 0.374									5-3		5-3		2	0	1	0	0	0	0
Tony Horton, R (1, 3) OBP: 0.327, SLG: 0.472		K			1B 2B		F9 2B						5	1	2	0	0	1	1
Ken Harrelson, R (1, 9) OBP: 0.336, SLG: 0.437		F5			5-3 2-H 1B		F9 2-3		F7			K2-3	5	0	1	1	0	1	1
Jose Cardenal, R (1, 8) OBP: 0.302, SLG: 0.346		5-3			F8		F4			4-3		HR	5	1	1	1	0	0	2
Eddie Leon, R (1, 6) OBP: 0.298, SLG: 0.292			1-3		5-3 1-2		K			4-3		F4	2	0	0	0	0	0	1
Lou Camilli, S (6, 5)													3	0	0	0	0	1	1
Ken Suarez, R (1, 2) OBP: 0.354, SLG: 0.338			F9		IBB			FC2-6 SH BB		S 1B BB		HBP	1	0	0	0	2	0	0
Duke Sims, L (10, PH) OBP: 0.397, SLG: 0.455 (10, 2)													0	0	0	0	1	0	0
Sam McDowell, L (1, 1) OBP: 0.162, SLG: 0.179			K		F2			SH G5-3 FC2-6 1-2		1-H 1B		K	2	0	0	0	0	1	2
Russ Snyder, L (10, PH) OBP: 0.325, SLG: 0.332													1	0	1	0	0	0	0
Ron Law, R (10, 1)													1	0	0	0	0	1	1
Inning Stats	R: 0 E: 0 K: 0 S: 2 H: 0 LOB: 0 BB: 1 P: 6	R: 0 E: 0 K: 1 S: 5 H: 0 LOB: 0 BB: 0 P: 5	R: 0 E: 0 K: 1 S: 5 H: 0 LOB: 0 BB: 0 P: 5	R: 0 E: 0 K: 1 S: 5 H: 0 LOB: 0 BB: 0 P: 5	R: 1 E: 0 K: 0 S: 5 H: 2 LOB: 2 BB: 1 P: 9	R: 0 E: 0 K: 1 S: 5 H: 0 LOB: 0 BB: 0 P: 5	R: 0 E: 0 K: 1 S: 6 H: 1 LOB: 1 BB: 0 P: 6	R: 0 E: 0 K: 0 S: 3 H: 0 LOB: 1 BB: 1 P: 7	R: 0 E: 0 K: 0 S: 3 H: 0 LOB: 0 BB: 0 P: 3	R: 0 E: 0 K: 0 S: 3 H: 1 LOB: 2 BB: 1 P: 7	R: 0 E: 0 K: 0 S: 4 H: 1 LOB: 1 BB: 0 P: 4	R: 1 E: 0 K: 2 S: 8 H: 1 LOB: 1 BB: 0 P: 9	1B: 3 2B: 2 3B: 0 HR: 1	SF: 0 SAC: 1 DP: 2 HBP: 1	WP: 0 PB: 0 SB: 1 CS: 0	PA: 45	

PITCHER		IP	WLS	BF	H	R	ER	SO	BB	IBB	HBP	BLK	WP	HR	S	P	ERA	WHIP
Rudy May, L ERA: 3.29	(1, 1)	9.0		32	3	1	1	5	2	1	0	0	0	0	39	51	1.00	0.556
Ken Tatum, R ERA: 1.56	(10, 1)	2.0		8	2	0	0	0	1	0	0	0	0	0	7	11	0.00	1.500
Hoyt Wilhelm, R ERA: 3.06	(12, 1)	1.0	L	5	1	1	1	2	0	0	1	0	0	1	8	9	9.00	1.000

PITCHER	IP	WLS	BF	H	R	ER	SO	BB	IBB	HBP	BLK	WP	HR	S	P	ERA	WHIP

Cleveland Indians @ California Angels

Anaheim Stadium, Anaheim, CA

Fri Aug 15 1969, 10:05 PM EDT

Att. 8,671 - Unknown

TOP

livebaseballscorecards.com

AB	39
R	2
H	6
RBI	2
BB	4
SO	7
LOB	14

Batter	1	2	3	4	5	6	7	8	9	10	11	12	AB	R	H	RBI	BB	SO	LOB
Sandy Alomar Sr., S (1, 4) OBP: 0.284, SLG: 0.272	L1-4 4-3 1B		F5			SH1-3 1B 1B	6-3			SH1-4 1B	F8		6	1	3	0	0	0	4
Jim Spencer, L (1, 3) OBP: 0.312, SLG: 0.363	4-3 1-2			K		SH1-3 1-2		2B		SH1-4 1-2		K	4	0	1	0	0	2	1
Rick Reichardt, R (1, 7) OBP: 0.322, SLG: 0.373	L1-4 2-3			5-3		1B 2-H 1B		K		K		4-3	6	0	1	1	0	2	3
Jim Fregosi, R (1, 6) OBP: 0.349, SLG: 0.385		K		6-3		FC6-4 1-2 1B		F7		FC6-4 IBB		4-3	5	0	1	0	1	1	1
Bubba Morton, R (1, 9) OBP: 0.383, SLG: 0.455		K			E 1B	FC6-4 1-2f		K		FC6-4 1-2f			5	0	1	0	0	2	5
Aurelio Rodriguez, R (1, 5) OBP: 0.284, SLG: 0.311		K			F9	6-3			SH5-3 BB		K		4	0	0	0	1	2	3
Jay Johnstone, L (1, 8) OBP: 0.299, SLG: 0.367			F7		E4 1-2		1-3		SH5-3 1-2		G3 BB		3	0	0	0	1	0	1
Joe Azcue, R (1, 2) OBP: 0.290, SLG: 0.259			1B		K		2B		4-3		G3 1-2		5	0	2	0	0	1	4
Rudy May, L (1, 1) OBP: 0.200, SLG: 0.111			K		K		K		K		IBB		3	0	0	0	0	3	4
Winston Llenas, R (9, PH) OBP: 0.250, SLG: 0.267													1	0	0	0	0	1	1
Ken Tatum, R (10, 1) OBP: 0.250, SLG: 0.500													0	0	0	0	0	0	0
Bill Voss, L (11, PH) OBP: 0.311, SLG: 0.313													0	0	0	0	1	0	0
Hoyt Wilhelm, R (12, 1)													0	0	0	0	0	0	0
Inning Stats	R: 0 E: 0 K: 0 S: 3 / H: 1 LOB: 0 BB: 0 P: 3	R: 0 E: 0 K: 3 S: 9 / H: 0 LOB: 0 BB: 0 P: 9	R: 0 E: 0 K: 1 S: 6 / H: 1 LOB: 1 BB: 0 P: 6	R: 0 E: 0 K: 1 S: 5 / H: 0 LOB: 0 BB: 0 P: 5	R: 0 E: 1 K: 2 S: 9 / H: 1 LOB: 2 BB: 0 P: 9	R: 1 E: 0 K: 0 S: 6 / H: 3 LOB: 2 BB: 0 P: 6	R: 0 E: 0 K: 1 S: 6 / H: 1 LOB: 1 BB: 0 P: 6	R: 0 E: 0 K: 2 S: 8 / H: 1 LOB: 1 BB: 0 P: 8	R: 0 E: 0 K: 1 S: 5 / H: 0 LOB: 1 BB: 1 P: 9	R: 0 E: 0 K: 1 S: 6 / H: 1 LOB: 2 BB: 1 P: 10	R: 0 E: 0 K: 1 S: 5 / H: 0 LOB: 2 BB: 2 P: 13	R: 0 E: 0 K: 1 S: 5 / H: 0 LOB: 0 BB: 0 P: 5	1B: 7 2B: 3 3B: 0 HR: 0	SF: 0 SAC: 3 DP: 1 HBP: 0	WP: 0 PB: 0 SB: 0 CS: 0	PA: 49				

PITCHER	IP	WLS	BF	H	R	ER	SO	BB	IBB	HBP	BLK	WP	HR	S	P	ERA	WHIP
Sam McDowell, L (1, 1) ERA: 2.81	9.0		36	8	1	1	11	1	0	0	0	0	0	57	61	1.00	1.000
Ron Law, R (10, 1) ERA: 3.96	3.0	W	13	1	0	0	3	1	2	0	0	0	0	16	28	0.00	0.667

PITCHER	IP	WLS	BF	H	R	ER	SO	BB	IBB	HBP	BLK	WP	HR	S	P	ERA	WHIP

BOTTOM

Cleveland Indians @ California Angels

Anaheim Stadium, Anaheim, CA

Fri Aug 15 1969, 10:05 PM EDT

Att. 8,671 - Unknown

livebaseballscorecards.com

AB	42
R	1
H	9
RBI	1
BB	4
SO	14
LOB	27

Batter	1	2	3	4	5	6	7	8	9	AB	R	H	RBI	BB	SO	LOB
Jose Cardenal, R (1, 8) OBP: 0.300, SLG: 0.343	SSS 0-3 ① K		x 0-0 ③ 6-3		x 0-0 ③ L3			x 0-0 ① 6-3		4	0	0	0	0	1	2
Larry Brown, R (1, 6) OBP: 0.302, SLG: 0.301	x 0-0 ② F3			SSS 0-3 ① K		x 0-0 ① 6-3		x 0-0 ② F5		4	0	0	0	0	1	0
Lou Klimchock, L (1, 5) OBP: 0.341, SLG: 0.413	x 0-0 ③ F8			x 0-0 ② 5-3		BBBB 4-0 BB		x 0-0 1B		3	0	1	0	1	0	0
Tony Horton, R (1, 3) OBP: 0.327, SLG: 0.470 Chuck Hinton, R (8, 9) OBP: 0.289, SLG: 0.374		x 0-0 ① F7		x 0-0 BB 1B		x 0-0 ② L5		SSS 0-3 ③ K		4 0	0 0	1 0	0 0	0 0	1 0	2 0
Ken Harrelson, R (1, 9) (8, 3) OBP: 0.337, SLG: 0.436		SSS 0-3 ② K		BBBB 4-0 1-2 BB		x 0-0 ③ F7			x 0-0 1B 1B	3	0	1	0	1	1	1
Russ Snyder, L (1, 7) OBP: 0.324, SLG: 0.327		x 0-0 ③ F9		SSS 0-3 ③ K			BBBB 4-0 BB		x 0-0 ① F8	3	0	0	0	1	1	3
Davey Nelson, R (1, 4) OBP: 0.252, SLG: 0.193			x 0-0 ① F9		BBBB 4-0 BB		SSS 0-3 ① K		x 0-0 1-3 FC5-4 1B	3	0	1	0	1	1	1
Ken Suarez, R (1, 2) OBP: 0.357, SLG: 0.342 Duke Sims, L (7, PH) (7, 2) OBP: 0.394, SLG: 0.451			x 0-0 1B		x 0-0 ① F6		x 0-0 ② F8		x 0-0 ② F6	2 2	0 0	1 0	0 0	0 0	0 0	1 3
Luis Tiant, R (1, 1) OBP: 0.274, SLG: 0.414 Richie Scheinblum, S (7, PH) OBP: 0.256, SLG: 0.241 Dick Ellsworth, L (7, 1) OBP: 0.163, SLG: 0.122 Cap Peterson, R (9, PH) OBP: 0.374, SLG: 0.300			x 0-0 ② F7		SSS 0-3 ② K		x 0-0 ③ 4-3		x 0-0 ③ FC5-4 1-2f	2 1 0 1	0 0 0 0	0 0 0 0	0 0 0 0	0 0 0 0	1 0 0 0	2 1 0 2
Inning Stats	R: 0 E: 0 K: 1 S: 5 H: 0 LOB: 0 BB: 0 P: 5	R: 0 E: 0 K: 1 S: 5 H: 0 LOB: 0 BB: 0 P: 5	R: 0 E: 0 K: 0 S: 4 H: 1 LOB: 1 BB: 0 P: 4	R: 0 E: 0 K: 2 S: 8 H: 1 LOB: 2 BB: 1 P: 12	R: 0 E: 0 K: 1 S: 5 H: 0 LOB: 1 BB: 1 P: 9	R: 0 E: 0 K: 0 S: 3 H: 0 LOB: 1 BB: 1 P: 7	R: 0 E: 0 K: 1 S: 5 H: 0 LOB: 1 BB: 1 P: 9	R: 0 E: 0 K: 1 S: 6 H: 1 LOB: 1 BB: 0 P: 6	R: 0 E: 0 K: 0 S: 5 H: 2 LOB: 2 BB: 0 P: 5	1B: 5 2B: 0 3B: 0 HR: 0 SF: 0 SAC: 0 DP: 0 HBP: 0						

PITCHER		IP	WLS	BF	H	R	ER	SO	BB	IBB	HBP	BLK	WP	HR	S	P	ERA	WHIP
Andy Messersmith, R ERA: 2.65	(1, 1)	9.0	W	36	5	0	0	7	4	0	0	0	0	0	46	62	0.00	1.000

PITCHER		IP	WLS	BF	H	R	ER	SO	BB	IBB	HBP	BLK	WP	HR	S	P	ERA	WHIP

TOP

Cleveland Indians @ California Angels

Anaheim Stadium, Anaheim, CA

Sat Aug 16 1969, 10:05 PM EDT

Att. 8,368 - Unknown

livebaseballscorecards.com

AB	32
R	0
H	5
RBI	0
BB	4
SO	7
LOB	18

PA: 36

WP: 0
PB: 0
SB: 0
CS: 0

Batter	1	2	3	4	5	6	7	8	9	AB	R	H	RBI	BB	SO	LOB
Sandy Alomar Sr., S (1, 4) OBP: 0.281, SLG: 0.269	4-3		K		4-3			F7		4	0	0	0	0	1	0
Jim Spencer, L (1, 3) OBP: 0.307, SLG: 0.357	F3			F7	G3			F4		4	0	0	0	0	0	0
Jim Fregosi, R (1, 6) OBP: 0.351, SLG: 0.384	F8			1B, 1B, BB		G5-4-3, BB				1	1	0	0	2	0	0
Jay Johnstone, L (1, 8) OBP: 0.302, SLG: 0.375		SF7, 3B		E, 1B		K				3	2	2	0	0	1	1
Rick Reichardt, R (1, 7) OBP: 0.322, SLG: 0.374		SF7		E7, 1B		G5-4-3				2	1	1	2	0	0	1
Bill Voss, L (1, 9) OBP: 0.311, SLG: 0.313		1-3		1B			F8			3	0	1	1	0	0	0
Aurelio Rodriguez, R (1, 5) OBP: 0.284, SLG: 0.312		F8		F8			G4-6-3, 1B			3	0	1	0	0	0	1
Joe Azcue, R (1, 2) OBP: 0.286, SLG: 0.255			5-3	F9			G4-6-3			3	0	0	0	0	0	2
Andy Messersmith, R (1, 1) OBP: 0.220, SLG: 0.185			K		6-3			4-3		3	0	0	0	0	1	0
Inning Stats	R: 0 E: 0 K: 0 S: 3 H: 0 LOB: 0 BB: 0 P: 3	R: 1 E: 0 K: 0 S: 4 H: 1 LOB: 0 BB: 0 P: 4	R: 0 E: 0 K: 2 S: 7 H: 0 LOB: 0 BB: 0 P: 7	R: 3 E: 1 K: 0 S: 6 H: 3 LOB: 1 BB: 1 P: 10	R: 0 E: 0 K: 0 S: 3 H: 0 LOB: 0 BB: 0 P: 3	R: 0 E: 0 K: 1 S: 4 H: 0 LOB: 0 BB: 1 P: 8	R: 0 E: 0 K: 0 S: 3 H: 1 LOB: 0 BB: 0 P: 3	R: 0 E: 0 K: 0 S: 3 H: 0 LOB: 0 BB: 0 P: 3		1B: 4 2B: 0 3B: 1 HR: 0 SF: 1 SAC: 0 DP: 2 HBP: 0						

PITCHER		IP	WLS	BF	H	R	ER	SO	BB	IBB	HBP	BLK	WP	HR	S	P	ERA	WHIP
Luis Tiant, R ERA: 3.89	(1, 1)	6.0	L	23	4	4	3	3	2	0	0	0	0	0	27	35	4.50	1.000
Dick Ellsworth, L ERA: 4.36	(7, 1)	2.0		6	1	0	0	0	0	0	0	0	0	0	6	6	0.00	0.500

PITCHER	IP	WLS	BF	H	R	ER	SO	BB	IBB	HBP	BLK	WP	HR	S	P	ERA	WHIP

BOTTOM

Cleveland Indians @ California Angels

Anaheim Stadium, Anaheim, CA

Sat Aug 16 1969, 10:05 PM EDT

Att. 8,368 - Unknown

livebaseballscorecards.com

AB	26
R	4
H	5
RBI	3
BB	2
SO	3
LOB	5

WP: 0	PA: 29		
PB: 0			
SB: 0			
CS: 0			

Cleveland Indians @ California Angels

Anaheim Stadium, Anaheim, CA

Sun Aug 17 1969, 6:33 AM EDT

Att. 7,073 - Unknown

TOP

livebaseballscorecards.com

Batter	1	2	3	4	5	6	7	8	9	AB	R	H	RBI	BB	SO	LOB
Jose Cardenal, R (1, 5) (7, 8) OBP: 0.301, SLG: 0.342	F7	E S 2B 1B		F8		BBBB 4-0 CS BB			F9 1-2	4	1	1	0	1	0	1
Richie Scheinblum, S (1, 7) OBP: 0.250, SLG: 0.235 Vern Fuller, R (7, 4) OBP: 0.288, SLG: 0.329 Cap Peterson, R (9, PH) OBP: 0.371, SLG: 0.297	4-3	E4 1-3 2B		F8		CS 1-2	F6		4-3	4 0 1	1 0 0	0 0 0	0 0 0	0 0 0	0 0 0	1 0 1
Russ Snyder, L (1, 8) (7, 7) OBP: 0.326, SLG: 0.335	BB WP 2B 1B	1-H 3-H 2B			5-3		2-3			4	1	2	2	0	0	0
Tony Horton, R (1, 3) OBP: 0.330, SLG: 0.471	BBBB 4-0 BB 1-2 2B BB	F8			HR 1B		1B			3	2	2	0	1	0	1
Ken Harrelson, R (1, 9) OBP: 0.339, SLG: 0.443	BBBB 4-0 2B 1-2 2-3 BB		4-3		1-H HR		1-3			3	1	1	2	1	0	1
Duke Sims, L (1, 2) OBP: 0.392, SLG: 0.451	1-3 2-H 3-H 2B		4-3		F8			SSS 0-3 K2-3		4	0	1	2	0	1	0
Lou Klimchock, L (1, 4) OBP: 0.341, SLG: 0.412 Lou Camilli, S (7, 5)	4-3		1B	4-3				SSS 0-3 K		3 1	0 0	1 0	0 0	0 0	0 1	2 0
Larry Brown, R (1, 6) OBP: 0.299, SLG: 0.298		1-3	5-3			F6		5-3		4	0	0	0	0	0	1
Mike Paul, L (1, 1) Stan Williams, R (4, 1) OBP: 0.212, SLG: 0.103 Juan Pizarro, L (8, 1) OBP: 0.250, SLG: 0.222 Chuck Hinton, R (9, PH) OBP: 0.296, SLG: 0.380 Davey Nelson, R (9, PR) OBP: 0.252, SLG: 0.193		6-3		5-3		SSS 0-3 K			F9 1B	2 1 0 1 0	0 0 0 0 0	0 0 0 1 0	0 0 0 0 0	0 1 0 0 0	0 0 0 0 0	0 0 0 0 0

	AB	35
	R	6
	H	9
	RBI	6
	BB	3
	SO	3
	LOB	8

Inning Stats										
	R: 2 E: 0 K: 0 S: 5	H: 2 LOB: 2 BB: 2 P: 13	R: 2 E: 1 K: 0 S: 6	H: 2 LOB: 1 BB: 0 P: 6	R: 0 E: 0 K: 0 S: 4	H: 1 LOB: 1 BB: 0 P: 4	R: 0 E: 0 K: 0 S: 3	H: 0 LOB: 0 BB: 0 P: 3	R: 2 E: 0 K: 0 S: 5	H: 2 LOB: 0 BB: 0 P: 5
	R: 0 E: 0 K: 1 S: 4	H: 0 LOB: 0 BB: 1 P: 8	R: 0 E: 0 K: 0 S: 4	H: 1 LOB: 1 BB: 0 P: 4	R: 0 E: 0 K: 2 S: 7	H: 0 LOB: 0 BB: 0 P: 7	R: 0 E: 0 K: 0 S: 3	H: 1 LOB: 1 BB: 0 P: 3	1B: 6 2B: 2 3B: 0 HR: 1	SF: 0 SAC: 0 DP: 0 HBP: 0

WP: 1 PB: 0 SB: 1 CS: 1 PA: 39

PITCHER		IP	WLS	BF	H	R	ER	SO	BB	IBB	HBP	BLK	WP	HR	S	P	ERA	WHIP
Jim McGlothlin, R ERA: 3.11	(1, 1)	2.0		13	4	4	2	0	2	0	0	0	1	0	11	19	9.00	3.000
Clyde Wright, L ERA: 4.66	(3, 1)	4.0		15	3	2	2	1	1	0	0	0	0	1	16	20	4.50	1.000
Hoyt Wilhelm, R ERA: 2.95	(7, 1)	2.0	W	7	1	0	0	2	0	0	0	0	0	0	11	11	0.00	0.500
Ken Tatum, R ERA: 1.53	(9, 1)	1.0	S	3	1	0	0	0	0	0	0	0	0	0	3	3	0.00	1.000

PITCHER	IP	WLS	BF	H	R	ER	SO	BB	IBB	HBP	BLK	WP	HR	S	P	ERA	WHIP

Batter	1	2	3	4	5	6	7	8	9	AB	R	H	RBI	BB	SO	LOB
Sandy Alomar Sr., S (1, 4) OBP: 0.280, SLG: 0.268	F2		K		F9		5-3	1B		5	0	1	0	0	1	0
Jim Spencer, L (1, 3) OBP: 0.305, SLG: 0.366	K		F9		HR		F5	F7		5	1	1	1	0	1	1
Jim Fregosi, R (1, 6) OBP: 0.351, SLG: 0.381	F4		F9		K		FC5-4 HBP			3	0	0	0	0	1	0
Bubba Morton, R (1, 9) OBP: 0.386, SLG: 0.476 Ken Tatum, R (9, 1) OBP: 0.250, SLG: 0.500		HR		BB 1B BB	K		FC5-4 1-2f			3 0	2 0	1 0	1 0	1 0	1 0	1 0
Rick Reichardt, R (1, 7) OBP: 0.326, SLG: 0.399		HR	K			E 2B		HR		4	2	3	2	0	1	1
Aurelio Rodriguez, R (1, 5) OBP: 0.286, SLG: 0.312		4-3 1B		1B 1-2 BB		E1 2-3		F6		3	0	1	0	1	0	1
Jay Johnstone, L (1, 8) OBP: 0.302, SLG: 0.372		4-3 1-2	K			F6		1B HR BB		3	0	0	0	1	1	5
Joe Azcue, R (1, 2) OBP: 0.290, SLG: 0.259		F8		1-2 2-H 1B		F4		1-3 HR 1B		4	1	2	1	0	0	3
Jim McGlothlin, R (1, 1) OBP: 0.174, SLG: 0.182 Winston Llenas, R (2, PH) OBP: 0.255, SLG: 0.250 Clyde Wright, R (3, 1) OBP: 0.125, SLG: 0.125 Roger Repoz, L (6, PH) OBP: 0.258, SLG: 0.268 Hoyt Wilhelm, R (7, 1) Bill Voss, L (8, PH) OBP: 0.311, SLG: 0.313 Billy Cowan, R (8, PH) OBP: 0.254, SLG: 0.309 (9, 9)	F9		K		F5			2-H 3-H HR		0 1 1 1 0 0 1	0 0 0 0 0 0 1	0 0 0 0 0 0 1	0 0 0 0 0 0 2	0 0 0 0 0 0 0	0 1 2 2 0 0 0	0 1 2 2 0 0 0
Inning Stats	R: 0 E: 0 K: 1 S: 5 H: 0 LOB: 0 BB: 0 P: 5	R: 2 E: 0 K: 0 S: 6 H: 3 LOB: 1 BB: 0 P: 6	R: 0 E: 0 K: 1 S: 5 H: 0 LOB: 0 BB: 0 P: 5	R: 1 E: 0 K: 3 S: 10 H: 1 LOB: 2 BB: 2 P: 18	R: 1 E: 0 K: 2 S: 8 H: 1 LOB: 0 BB: 0 P: 8	R: 0 E: 1 K: 0 S: 5 H: 1 LOB: 2 BB: 0 P: 5	R: 0 E: 0 K: 0 S: 3 H: 0 LOB: 1 BB: 0 P: 4	R: 3 E: 0 K: 0 S: 6 H: 4 LOB: 1 BB: 1 P: 10		1B: 4 2B: 1 3B: 0 HR: 5 SF: 0 SAC: 0 DP: 0 HBP: 1				WP: 0 PB: 0 SB: 0 CS: 0 PA: 38		

PITCHER		IP	WLS	BF	H	R	ER	SO	BB	IBB	HBP	BLK	WP	HR	S	P	ERA	WHIP
Mike Paul, L ERA: 3.71	(1, 1)	3.2		17	4	3	3	4	2	0	0	0	0	2	23	31	7.36	1.636
Stan Williams, R ERA: 4.05	(4, 1)	3.2		18	4	4	4	3	1	0	1	0	0	2	22	27	9.82	1.364
Juan Pizarro, L ERA: 3.47	(8, 1)	0.2	L	3	2	0	0	0	0	0	0	0	0	1	3	3	0.00	3.000

PITCHER	IP	WLS	BF	H	R	ER	SO	BB	IBB	HBP	BLK	WP	HR	S	P	ERA	WHIP

BOTTOM

Cleveland Indians @ California Angels

Anaheim Stadium, Anaheim, CA

Sun Aug 17 1969, 6:33 AM EDT

Att. 7,073 - Unknown

livebaseballscorecards.com

AB	34
R	7
H	10
RBI	7
BB	3
SO	7
LOB	17

Cleveland Indians @ California Angels

Anaheim Stadium, Anaheim, CA

Mon Aug 18 1969, 10:05 PM EDT

Att. 7,282 - Unknown

TOP

livebaseballscorecards.com

Batter	1	2	3	4	5	6	7	8	9	AB	R	H	RBI	BB	SO	LOB
Jose Cardenal, R (1, 8) OBP: 0.303, SLG: 0.346	4-3 4-3 2B		F7			6-3		E S 1B		4	1	2	0	0	0	0
Larry Brown, R (1, 6) OBP: 0.296, SLG: 0.295	4-3 2-3			F9		F9		F9 1-3		4	0	0	0	0	0	2
Russ Snyder, L (1, 7) OBP: 0.325, SLG: 0.333	4-3 3-H			G3		1B			3-1	4	0	1	1	0	0	0
Tony Horton, R (1, 3) OBP: 0.329, SLG: 0.469	F8			1B		F9			4-3	4	0	1	0	0	0	1
Ken Harrelson, R (1, 9) OBP: 0.336, SLG: 0.439		5-3		F9			K		F5	4	0	0	0	0	1	1
Duke Sims, L (1, 2) OBP: 0.391, SLG: 0.448		G4-6-3 HBP			F9		F9			2	0	0	0	0	0	0
Lou Klimchock, L (1, 5) OBP: 0.340, SLG: 0.422		G4-6-3 1-2f			1B 3B		F5			3	0	1	0	0	0	1
Vern Fuller, R (1, 4) OBP: 0.289, SLG: 0.329			5-3		1B 3-H			K		3	0	1	0	0	1	0
Steve Hargan, R (1, 1) OBP: 0.182, SLG: 0.182			F8		F7			F8		2	0	0	0	0	0	1
Richie Scheinblum, S (8, PH) OBP: 0.249, SLG: 0.233										1	0	0	0	0	0	0
Ron Law, R (8, 1)										0	0	0	0	0	0	0
Inning Stats	R: 1 E: 0 K: 0 S: 4 H: 1 LOB: 0 BB: 0 P: 4	R: 0 E: 0 K: 0 S: 2 H: 0 LOB: 0 BB: 0 P: 3	R: 0 E: 0 K: 0 S: 3 H: 0 LOB: 0 BB: 0 P: 3	R: 0 E: 0 K: 0 S: 4 H: 1 LOB: 1 BB: 0 P: 4	R: 0 E: 0 K: 0 S: 4 H: 2 LOB: 1 BB: 0 P: 4	R: 0 E: 0 K: 0 S: 4 H: 1 LOB: 1 BB: 0 P: 4	R: 0 E: 0 K: 1 S: 5 H: 0 LOB: 0 BB: 0 P: 5	R: 0 E: 0 K: 1 S: 6 H: 1 LOB: 1 BB: 0 P: 6	R: 0 E: 0 K: 0 S: 3 H: 0 LOB: 0 BB: 0 P: 3	1B: 4 2B: 1 3B: 1 HR: 0 SF: 0 SAC: 0 DP: 1 HBP: 1						

PITCHER	IP	WLS	BF	H	R	ER	SO	BB	IBB	HBP	BLK	WP	HR	S	P	ERA	WHIP
Tom Murphy, R (1, 1) ERA: 3.82	9.0	W	32	6	1	1	2	0	0	1	0	0	0	35	36	1.00	0.667

PITCHER	IP	WLS	BF	H	R	ER	SO	BB	IBB	HBP	BLK	WP	HR	S	P	ERA	WHIP

AB	31
R	1
H	6
RBI	1
BB	0
SO	2
LOB	6

WP: 0 PB: 0 SB: 1 CS: 0 PA: 32

BOTTOM

Cleveland Indians @ California Angels

Anaheim Stadium, Anaheim, CA

Mon Aug 18 1969, 10:05 PM EDT

Att. 7,282 - Unknown

Batter	1	2	3	4	5	6	7	8	9	AB	R	H	RBI	BB	SO	LOB
Sandy Alomar Sr., S (1, 4) OBP: 0.280, SLG: 0.268	K		F7		4-3		FC4-6 1-3 1B			4	0	1	0	0	1	1
Jim Spencer, L (1, 3) OBP: 0.304, SLG: 0.361	K			F4		SH5-3 6-3 BB	FC4-6 1-2f			3	1	0	0	1	1	2
Jim Fregosi, R (1, 6) OBP: 0.354, SLG: 0.382	5-3			HBP E BB		6-3 SH5-3 1-2 BB		SH1-3 SH FC 1B		2	1	1	0	2	0	0
Jay Johnstone, L (1, 8) OBP: 0.300, SLG: 0.370		F9		E6 HBP 1-2		SH5-3 1-2 2-3		SH FC SH1-3 SF8 1-2		2	1	0	0	0	0	1
Rick Reichardt, R (1, 7) OBP: 0.324, SLG: 0.395		K		K		6-3 2-3 3-H		SH1-3 1-2 2-3		3	0	0	1	0	2	3
Bubba Morton, R (1, 9) OBP: 0.382, SLG: 0.465 Bill Voss, L (8, PR) OBP: 0.311, SLG: 0.313 (9, 9)		6-3		HBP 1-2 2-3		F8		FC WP 2-3 3-H		3 0	0 0	0 0	1 0	0 0	0 0	2 0
Aurelio Rodriguez, R (1, 5) OBP: 0.284, SLG: 0.310			4-3	F9			F4	SF8 3-H		3	0	0	1	0	0	3
Joe Azcue, R (1, 2) OBP: 0.289, SLG: 0.256			F7		F9		F3	IBB 1-2		3	0	0	0	1	0	0
Tom Murphy, R (1, 1) OBP: 0.203, SLG: 0.196			1B		F7		1B 1B	4-3		4	0	2	0	0	0	2
Inning Stats	R: 0 E: 0 K: 2 S: 7 H: 0 LOB: 0 BB: 0 P: 7	R: 0 E: 0 K: 1 S: 5 H: 0 LOB: 0 BB: 0 P: 5	R: 0 E: 0 K: 0 S: 4 H: 1 LOB: 1 BB: 0 P: 4	R: 0 E: 1 K: 1 S: 6 H: 0 LOB: 3 BB: 1 P: 11	R: 0 E: 0 K: 0 S: 3 H: 0 LOB: 0 BB: 0 P: 3	R: 1 E: 0 K: 0 S: 3 H: 0 LOB: 1 BB: 2 P: 11	R: 0 E: 0 K: 0 S: 5 H: 2 LOB: 2 BB: 0 P: 5	R: 2 E: 1 K: 0 S: 6 H: 1 LOB: 2 BB: 1 P: 10		1B: 4 2B: 0 3B: 0 HR: 0 SF: 1 SAC: 3 DP: 0 HBP: 1						

livebaseballscorecards.com

AB	27
R	3
H	4
RBI	3
BB	4
SO	4
LOB	14

PITCHER		IP	WLS	BF	H	R	ER	SO	BB	IBB	HBP	BLK	WP	HR	S	P	ERA	WHIP
Steve Hargan, R ERA: 5.52	(1, 1)	7.0		29	3	1	1	4	3	0	1	0	0	0	33	46	1.29	0.857
Ron Law, R ERA: 3.86	(8, 1)	1.0	L	7	1	2	0	0	0	1	0	0	1	0	6	10	0.00	1.000

PITCHER	IP	WLS	BF	H	R	ER	SO	BB	IBB	HBP	BLK	WP	HR	S	P	ERA	WHIP

Batter	1	2	3	4	5	6	7	8	9	AB	R	H	RBI	BB	SO	LOB
Jose Cardenal, R (1, 8) OBP: 0.300, SLG: 0.343	5-3			6-3		6-3	5-3			4	0	0	0	0	0	2
Duke Sims, L (1, 2) OBP: 0.386, SLG: 0.440	F4			G3		6-3		G3		4	0	0	0	0	0	0
Tony Horton, R (1, 3) OBP: 0.331, SLG: 0.472	F7			6-3		1B		1B 2B		4	1	2	0	0	0	0
Ken Harrelson, R (1, 9) OBP: 0.337, SLG: 0.438		F8			BB: E8	F9		K 1B 2-H		3	0	1	1	1	0	1
Russ Snyder, L (1, 7) OBP: 0.320, SLG: 0.328		K			E8 3-1 1-H		F9	K 2-3		4	1	0	0	0	2	2
Lou Klimchock, L (1, 5) OBP: 0.333, SLG: 0.412 Lou Camilli, S (9, 5)		F8			3-1 2-3		6-3		6-3	4 0	0 0	0 0	0 0	0 0	0 0	1 0
Vern Fuller, R (1, 4) OBP: 0.301, SLG: 0.347			K		BB 3-H 1B		1B 2B		6-3 1B	4	1	3	1	0	1	0
Eddie Leon, R (1, 6) OBP: 0.306, SLG: 0.286		F9			BB 1-2		IBB 1B		K	2	0	0	0	2	1	1
Sam McDowell, L (1, 1) OBP: 0.167, SLG: 0.183			K		K		1B 1-3 2-H		K	4	0	1	1	0	3	3
Inning Stats	R: 0 E: 0 K: 0 S: 3 H: 0 LOB: 0 BB: 0 P: 3	R: 0 E: 0 K: 1 S: 5 H: 0 LOB: 0 BB: 0 P: 5	R: 0 E: 0 K: 2 S: 7 H: 0 LOB: 0 BB: 0 P: 7	R: 0 E: 0 K: 0 S: 3 H: 0 LOB: 0 BB: 0 P: 3	R: 1 E: 1 K: 1 S: 6 H: 1 LOB: 2 BB: 2 P: 14	R: 0 E: 0 K: 0 S: 4 H: 1 LOB: 1 BB: 0 P: 4	R: 1 E: 0 K: 0 S: 5 H: 2 LOB: 2 BB: 1 P: 9	R: 1 E: 0 K: 1 S: 6 H: 2 LOB: 0 BB: 0 P: 6	R: 0 E: 0 K: 2 S: 8 H: 1 LOB: 1 BB: 0 P: 8	1B: 5 2B: 2 3B: 0 HR: 0 SF: 0 SAC: 0 DP: 0 HBP: 0						

Cleveland Indians @ Oakland Athletics

Oakland-Alameda County Coliseum, Oakland, CA

Tue Aug 19 1969, 7:05 PM PDT

Att. 6,351 - Unknown

TOP

livebaseballscorecards.com

AB	33
R	3
H	7
RBI	3
BB	3
SO	7
LOB	10

WP: 0 PB: 0 SB: 0 CS: 0 PA: 36

PITCHER		IP	WLS	BF	H	R	ER	SO	BB	IBB	HBP	BLK	WP	HR	S	P	ERA	WHIP
Chuck Dobson, R ERA: 3.32	(1, 1)	8.0	L	32	6	3	2	5	2	1	0	0	0	0	39	51	2.25	1.000
Jim Nash, R ERA: 3.55	(9, 1)	1.0		4	1	0	0	2	0	0	0	0	0	0	8	8	0.00	1.000

PITCHER	IP	WLS	BF	H	R	ER	SO	BB	IBB	HBP	BLK	WP	HR	S	P	ERA	WHIP

Batter	1	2	3	4	5	6	7	8	9	AB	R	H	RBI	BB	SO	LOB
Bert Campaneris, R (1, 6) OBP: 0.281, SLG: 0.293	K			G3 S 1B		6-3			F4	4	0	1	0	0	1	0
Bob Johnson, R (1, 3) OBP: 0.323, SLG: 0.328	F4			F9 1-2		F7			K	4	0	0	0	0	1	1
Reggie Jackson, L (1, 8) OBP: 0.421, SLG: 0.676	4-3			G3 2-3			4-3			3	0	0	0	0	0	1
Sal Bando, R (1, 5) OBP: 0.393, SLG: 0.465		BB CS		BB			6-3			1	0	0	0	2	0	0
Danny Cater, R (1, 7) OBP: 0.306, SLG: 0.385		F8 1-2		K			F9			3	0	0	0	0	1	3
Dick Green, R (1, 4) OBP: 0.351, SLG: 0.391		K			K			K		3	0	0	0	0	3	0
Tommie Reynolds, R (1, 9) OBP: 0.347, SLG: 0.332			F9		5-3			K		3	0	0	0	0	1	0
Gene Tenace, R (1, 2) OBP: 0.261, SLG: 0.333			F9		K			K		3	0	0	0	0	2	0
Chuck Dobson, R (1, 1) OBP: 0.145, SLG: 0.136			1-3			F5			K	2	0	0	0	0	0	0
Jim Nash, R (9, 1) OBP: 0.167, SLG: 0.207										0	0	0	0	0	0	0
Ted Kubiak, S (9, PH) OBP: 0.335, SLG: 0.317										1	0	0	0	0	1	0
Inning Stats	R: 0 E: 0 K: 1 S: 5 H: 0 LOB: 0 BB: 0 P: 5	R: 0 E: 0 K: 1 S: 4 H: 0 LOB: 0 BB: 1 P: 8	R: 0 E: 0 K: 0 S: 3 H: 0 LOB: 0 BB: 0 P: 3	R: 0 E: 0 K: 1 S: 6 H: 1 LOB: 2 BB: 1 P: 10	R: 0 E: 0 K: 2 S: 7 H: 0 LOB: 0 BB: 0 P: 7	R: 0 E: 0 K: 0 S: 3 H: 0 LOB: 0 BB: 0 P: 3	R: 0 E: 0 K: 0 S: 3 H: 0 LOB: 0 BB: 0 P: 3	R: 0 E: 0 K: 3 S: 9 H: 0 LOB: 0 BB: 0 P: 9	R: 0 E: 0 K: 2 S: 7 H: 0 LOB: 0 BB: 0 P: 7	1B: 1 2B: 0 3B: 0 HR: 0 SF: 0 SAC: 0 DP: 0 HBP: 0						

PITCHER	IP	WLS	BF	H	R	ER	SO	BB	IBB	HBP	BLK	WP	HR	S	P	ERA	WHIP
Sam McDowell, L (1, 1) ERA: 2.7	9.0	W	29	1	0	0	10	2	0	0	0	0	0	47	55	0.00	0.333

PITCHER	IP	WLS	BF	H	R	ER	SO	BB	IBB	HBP	BLK	WP	HR	S	P	ERA	WHIP

BOTTOM

Cleveland Indians @ Oakland Athletics

Oakland-Alameda County Coliseum, Oakland, CA

Tue Aug 19 1969, 7:05 PM PDT

Att. 6,351 - Unknown

livebaseballscorecards.com

AB	27
R	0
H	1
RBI	0
BB	2
SO	10
LOB	5

WP: 0 PA: 29
PB: 0
SB: 1
CS: 1

Batter	1	2	3	4	5	6	7	8	9	AB	R	H	RBI	BB	SO	LOB
Jose Cardenal, R (1, 8) OBP: 0.302, SLG: 0.343	BB 1B		5-3			6-3		BB		3	0	1	0	1	0	0
Duke Sims, L (1, 2) OBP: 0.388, SLG: 0.437	G4-6-3 1-2 BB		G5-4-3 BB			K		F7		2	0	0	0	2	1	1
Tony Horton, R (1, 3) OBP: 0.330, SLG: 0.470	G4-6-3 1-2f		G5-4-3 1-2f			BB 1B		4-3		4	0	1	0	0	0	3
Ken Harrelson, R (1, 9) OBP: 0.338, SLG: 0.436		G1-6-3 BB		4-3		1-2 BB			K	2	0	0	0	2	1	0
Russ Snyder, L (1, 7) OBP: 0.319, SLG: 0.326		G1-6-3 1-2f		F9		5-3			1-3 1B	4	0	1	0	0	0	3
Davey Nelson, R (9, PR) OBP: 0.252, SLG: 0.193										0	0	0	0	0	0	0
Lou Klimchock, L (1, 5) OBP: 0.332, SLG: 0.409		1B 1B 1B		F5			K		1-3 1-2	4	1	1	0	0	1	1
Vern Fuller, R (1, 4) OBP: 0.301, SLG: 0.347					K		F3		K	3	0	1	0	0	1	0
Richie Scheinblum, S (9, PH) OBP: 0.247, SLG: 0.232		1B 1-2 1B								1	0	0	0	0	1	2
Eddie Leon, R (1, 6) OBP: 0.306, SLG: 0.287		1-2 2-H 1B			4-3		K			3	0	1	1	0	1	0
Luis Tiant, R (1, 1) OBP: 0.262, SLG: 0.393		6-3			K			6-3		3	0	0	0	0	1	2
Inning Stats	R: 0 E: 0 K: 0 S: 2 H: 1 LOB: 0 BB: 1 P: 6	R: 1 E: 0 K: 0 S: 5 H: 3 LOB: 2 BB: 1 P: 9	R: 0 E: 0 K: 0 S: 2 H: 0 LOB: 0 BB: 1 P: 6	R: 0 E: 0 K: 0 S: 3 H: 0 LOB: 0 BB: 0 P: 3	R: 0 E: 0 K: 2 S: 7 H: 0 LOB: 0 BB: 0 P: 7	R: 0 E: 0 K: 1 S: 6 H: 1 LOB: 2 BB: 1 P: 10	R: 0 E: 0 K: 2 S: 7 H: 0 LOB: 0 BB: 0 P: 7	R: 0 E: 0 K: 0 S: 3 H: 0 LOB: 1 BB: 1 P: 7	R: 0 E: 0 K: 2 S: 8 H: 1 LOB: 2 BB: 0 P: 8	1B: 6 2B: 0 3B: 0 HR: 0 SF: 0 SAC: 0 DP: 3 HBP: 0						

PITCHER	IP	WLS	BF	H	R	ER	SO	BB	IBB	HBP	BLK	WP	HR	S	P	ERA	WHIP
Blue Moon Odom, R (1, 1) ERA: 2.64	9.0	W	34	6	1	1	7	5	0	0	0	0	0	43	63	1.00	1.222

PITCHER	IP	WLS	BF	H	R	ER	SO	BB	IBB	HBP	BLK	WP	HR	S	P	ERA	WHIP

TOP

Cleveland Indians @ Oakland Athletics

Oakland-Alameda County Coliseum, Oakland, CA

Wed Aug 20 1969, 7:05 PM PDT

Att. 5,471 - Unknown

livebaseballscorecards.com

AB	29
R	1
H	6
RBI	1
BB	5
SO	7
LOB	12

PA: 34

WP: 0
PB: 0
SB: 0
CS: 0

Batter	1	2	3	4	5	6	7	8	9	AB	R	H	RBI	BB	SO	LOB
Bert Campaneris, R (1, 6) OBP: 0.278, SLG: 0.290	6-3		6-3		F6		FC1-6			4	0	0	0	0	0	1
Jose Tartabull, L (1, 8) OBP: 0.270, SLG: 0.293	FC4-6 1B		1B 2B		2B 1B		F7			4	0	3	0	0	0	1
Reggie Jackson, L (1, 9) OBP: 0.421, SLG: 0.676	FC4-6		K		1-3 2B		IBB			3	0	1	0	1	1	2
Sal Bando, R (1, 5) OBP: 0.392, SLG: 0.463	F6		2-3 1B		F3		F9			4	0	1	0	0	0	5
Danny Cater, R (1, 3) OBP: 0.305, SLG: 0.384		6-3	4-3			G6-4-3 1B		6-3		4	0	1	0	0	0	2
Dick Green, R (1, 4) OBP: 0.353, SLG: 0.400		F9		1-3		G6-4-3 1B		HR		4	1	2	1	0	0	0
Tommie Reynolds, R (1, 7) OBP: 0.346, SLG: 0.328		BB 2B		E6 G6-3		G6-4-3		5-3		3	1	0	0	1	0	2
Phil Roof, R (1, 2) OBP: 0.317, SLG: 0.304		1-H 2B		G6-3		5-3		F8		4	0	1	1	0	0	2
Blue Moon Odom, R (1, 1) OBP: 0.296, SLG: 0.500		K			K		FC1-6 1B			3	0	1	0	0	2	1
Inning Stats	R: 0 H: 1 E: 0 LOB: 1 K: 0 BB: 0 S: 4 P: 4	R: 1 H: 1 E: 0 LOB: 1 K: 1 BB: 1 S: 6 P: 10	R: 0 H: 2 E: 0 LOB: 2 K: 1 BB: 0 S: 7 P: 7	R: 0 H: 0 E: 1 LOB: 0 K: 0 BB: 0 S: 3 P: 3	R: 0 H: 2 E: 0 LOB: 2 K: 1 BB: 0 S: 7 P: 7	R: 0 H: 2 E: 0 LOB: 1 K: 0 BB: 0 S: 4 P: 4	R: 0 H: 1 E: 0 LOB: 2 K: 0 BB: 1 S: 4 P: 8	R: 1 H: 1 E: 0 LOB: 0 K: 0 BB: 0 S: 4 P: 4		1B: 6 SF: 0 2B: 3 SAC: 0 3B: 0 DP: 2 HR: 1 HBP: 0						WP: 0 PA: 35 PB: 0 SB: 1 CS: 0

PITCHER	IP	WLS	BF	H	R	ER	SO	BB	IBB	HBP	BLK	WP	HR	S	P	ERA	WHIP
Luis Tiant, R (1, 1) ERA: 3.82	8.0	L	35	10	2	2	3	1	1	0	0	0	1	39	47	2.25	1.375

PITCHER	IP	WLS	BF	H	R	ER	SO	BB	IBB	HBP	BLK	WP	HR	S	P	ERA	WHIP

BOTTOM

Cleveland Indians @ Oakland Athletics

Oakland-Alameda County Coliseum, Oakland, CA

Wed Aug 20 1969, 7:05 PM PDT

Att. 5,471 - Unknown

livebaseballscorecards.com

AB	33
R	2
H	10
RBI	2
BB	2
SO	3
LOB	16

Cleveland Indians @ Seattle Pilots

Sicks Stadium, Boston, MA

Fri Aug 22 1969, 10:05 PM EDT

Att. 6,720 - Unknown - 69 F

TOP

livebaseballscorecards.com

Batter	1	2	3	4	5	6	7	8	9	AB	R	H	RBI	BB	SO	LOB
Jose Cardenal, R (1, 8) OBP: 0.305, SLG: 0.346	HR 1B	FC4-6 1B 1-2 3-H		6-3			FC4-6 1B	G6-4-3 1-2f		5	1	3	1	0	0	1
Lou Klimchock, L (1, 5) Davey Nelson, R (8, PR) OBP: 0.252, SLG: 0.193 Lou Camilli, S (8, 5)	HR 1-H	FC4-6 1-2f			F8		FC4-6 E 1B 1-2f	BB		4 0 0	2 0 0	1 0 0	2 0 0	1 0 0	0 0 0	3 0 0
Russ Snyder, L (1, 7) OBP: 0.317, SLG: 0.321	P6		3-1		HR BB		E6 SF8 1B 1-2	4-3		4	2	0	0	1	0	2
Tony Horton, R (1, 3) OBP: 0.335, SLG: 0.486	K		1B		HR 1-H		1B 1-3 2-H		HR	5	2	4	4	0	1	0
Ken Harrelson, R (1, 9) OBP: 0.335, SLG: 0.432	K		F7		F7		SF8 3-H		K	4	0	0	1	0	2	1
Duke Sims, L (1, 2) OBP: 0.388, SLG: 0.436		F8 1-2	1B		P6		1B 1-2		K	5	0	2	0	0	1	0
Vern Fuller, R (1, 4) OBP: 0.298, SLG: 0.348		1B 2B	K			F8	K		P4	5	1	1	0	0	2	4
Eddie Leon, R (1, 6) OBP: 0.313, SLG: 0.324		1B 1B 2-3		6-3		6-3		HR		4	1	2	1	0	0	0
Steve Hargan, R (1, 1) OBP: 0.167, SLG: 0.167 Juan Pizarro, L (6, 1) OBP: 0.250, SLG: 0.222 Ron Law, R (7, 1) OBP: 0.143, SLG: 0.143 Dick Ellsworth, L (9, 1) OBP: 0.163, SLG: 0.122 Stan Williams, R (9, 1) OBP: 0.212, SLG: 0.103		K		K		F2		G6-4-3 1B		3 0 1 0 0	0 0 0 0 0	0 0 1 0 0	0 0 0 0 0	0 0 0 0 0	2 0 0 0 0	2 0 0 0 0
Inning Stats	R: 2 E: 0 K: 2 S: 9 H: 2 LOB: 0 BB: 0 P: 9	R: 1 E: 0 K: 1 S: 8 H: 3 LOB: 2 BB: 0 P: 8	R: 0 E: 0 K: 1 S: 7 H: 2 LOB: 2 BB: 0 P: 7	R: 0 E: 0 K: 1 S: 5 H: 0 LOB: 0 BB: 0 P: 5	R: 2 E: 0 K: 0 S: 4 H: 1 LOB: 0 BB: 1 P: 8	R: 0 E: 0 K: 0 S: 3 H: 0 LOB: 0 BB: 0 P: 3	R: 2 E: 1 K: 1 S: 9 H: 3 LOB: 2 BB: 0 P: 9	R: 1 E: 0 K: 0 S: 4 H: 2 LOB: 1 BB: 1 P: 8	R: 1 E: 0 K: 2 S: 8 H: 1 LOB: 0 BB: 0 P: 8	1B: 9 2B: 1 3B: 0 HR: 4 SF: 1 SAC: 0 DP: 1 HBP: 0						

	AB	40
	R	9
	H	14
	RBI	9
	BB	2
	SO	8
	LOB	13

WP: 0 PB: 0 SB: 0 CS: 0 PA: 43

PITCHER	IP	WLS	BF	H	R	ER	SO	BB	IBB	HBP	BLK	WP	HR	S	P	ERA	WHIP
Fred Talbot, R (1, 1) ERA: 4.07	5.0	L	24	8	5	5	5	1	0	0	0	0	2	33	37	9.00	1.800
John Gelnar, R (6, 1) ERA: 3.52	2.0		12	5	3	1	1	0	0	0	0	0	1	14	14	4.50	2.500
Bob Locker, R (8, 1) ERA: 3.82	1.0		3	0	0	0	0	1	0	0	0	0	0	2	6	0.00	1.000
Jim Bouton, R (9, 1) ERA: 3.73	1.0		4	1	1	1	2	0	0	0	0	0	1	8	8	9.00	1.000

PITCHER	IP	WLS	BF	H	R	ER	SO	BB	IBB	HBP	BLK	WP	HR	S	P	ERA	WHIP

Cleveland Indians @ Seattle Pilots

Sicks Stadium, Boston, MA

Fri Aug 22 1969, 10:05 PM EDT

Att. 6,720 - Unknown - 69 F

livebaseballscorecards.com

BOTTOM

Batter	1	2	3	4	5	6	7	8	9	AB	R	H	RBI	BB	SO	LOB
Tommy Harper, R (1, 5) OBP: 0.368, SLG: 0.332	0-0 BB 1B G1-2-3 1B	0-3 ③ K		0-0 ③ 4-3		4-0 1-2 BB			0-0 S 1B 1B	4	1	2	0	1	1	1
Steve Hovley, L (1, 9) OBP: 0.345, SLG: 0.390	0-0 G1-2-3 BB 1-2 1B 1B		0-0 ① 6-3		0-0 ① 3-1	0-3 ③ K			4-0 1B 1-3 1B BB	4	2	1	0	1	1	2
Wayne Comer, R (1, 8) OBP: 0.356, SLG: 0.385	4-0 G1-2-3 1-2 2-3 1B BB		4-0 1B SF9 BB		0-0 2B 2B		4-0 FC3-6 BB		0-0 BB 1B 1-2 3-H 1B 1B	2	4	2	1	3	0	0
Tommy Davis, R (1, 7) OBP: 0.314, SLG: 0.361	0-0 ① ② G1-2-3 1-2 2-3 3-Hf		0-0 1-3 1B		0-0 2-H 2B		0-0 ① FC3-6 S 1-2f		0-0 BB 1-2 2-H 1B 1B	5	1	3	2	0	0	4
Don Mincher, L (1, 3) OBP: 0.370, SLG: 0.465	4-0 1B IBB		0-0 ② SF9 3-H		0-3 ② K		0-0 ② 4-3 1-2		4-0 1B 1-2 2-3 BB	2	0	0	1	2	1	2
Jerry McNertney, R (1, 2) OBP: 0.296, SLG: 0.392 Merritt Ranew, L (9, PH) OBP: 0.356, SLG: 0.286	0-0 1-2 2-H 3-H 1B		0-0 ③ 5-3		0-0 ③ F3		0-0 ③ 6-3		0-3 ① K	4	0	1	2	0	0	3
										1	0	0	0	0	1	3
John Donaldson, L (1, 4) OBP: 0.347, SLG: 0.301	0-0 ③ F8			0-0 ① 4-3		0-0 ① 6-3		0-0 ① 6-3	0-0 1-2 2-H 3-H 1B	5	0	1	2	0	0	2
Ray Oyler, R (1, 6) OBP: 0.268, SLG: 0.279 Ron Clark, R (6, PR) OBP: 0.252, SLG: 0.238 (7, 6) Gus Gil, R (9, PH) OBP: 0.272, SLG: 0.250		0-3 ① K		0-0 SH1-4 1B		0-0 FC1-6 1B		0-0 G1-4-3 1B	0-3 ② K	3	0	2	0	0	1	0
										1	0	1	0	0	0	0
										1	0	0	0	0	1	2
Fred Talbot, R (1, 1) OBP: 0.231, SLG: 0.333 John Gelnar, R (6, 1) OBP: 0.111, SLG: 0.059 Bob Locker, S (8, 1) OBP: 0.182, SLG: 0.100 Greg Goossen, R (8, PH) OBP: 0.425, SLG: 0.475 Jim Bouton, R (9, 1) Jim Pagliaroni, R (9, PH) OBP: 0.310, SLG: 0.434		0-0 ② 2-3		0-0 ② SH1-4 1-2		0-0 ② FC1-6 BB 1-2f		0-0 ②③ G1-4-3 1-2f	0-3 ③ K	1	0	0	0	0	0	0
										1	0	0	0	0	0	1
										0	0	0	0	0	0	0
										1	0	0	0	0	0	1
										0	0	0	0	0	0	0
										1	0	0	0	0	1	2
Inning Stats	R: 2 E: 0 K: 0 S: 5 H: 3 LOB: 2 BB: 2 P: 13	R: 0 E: 0 K: 2 S: 7 H: 0 LOB: 0 BB: 0 P: 7	R: 1 E: 0 K: 0 S: 4 H: 1 LOB: 1 BB: 1 P: 8	R: 0 E: 0 K: 0 S: 4 H: 1 LOB: 1 BB: 0 P: 4	R: 1 E: 0 K: 1 S: 7 H: 2 LOB: 1 BB: 0 P: 7	R: 0 E: 0 K: 1 S: 6 H: 1 LOB: 2 BB: 1 P: 10	R: 0 E: 0 K: 0 S: 3 H: 0 LOB: 1 BB: 1 P: 7	R: 0 E: 0 K: 0 S: 3 H: 1 LOB: 0 BB: 0 P: 3	R: 4 E: 0 K: 3 S: 13 H: 4 LOB: 2 BB: 2 P: 21	1B: 11 2B: 2 3B: 0 HR: 0 SF: 1 SAC: 1 DP: 2 HBP: 0						

AB	36
R	8
H	13
RBI	8
BB	7
SO	7
LOB	23

WP: 0 PA: 45
PB: 0
SB: 3
CS: 0

PITCHER		IP	WLS	BF	H	R	ER	SO	BB	IBB	HBP	BLK	WP	HR	S	P	ERA	WHIP
Steve Hargan, R ERA: 5.56	(1, 1)	5.2	W	28	8	4	4	3	3	1	0	0	0	0	30	46	6.35	1.941
Juan Pizarro, L ERA: 3.45	(6, 1)	0.1		1	0	0	0	1	0	0	0	0	0	0	3	3	0.00	0.000
Ron Law, R ERA: 4.58	(7, 1)	2.0		11	4	4	4	0	2	0	0	0	0	0	9	17	18.00	3.000
Dick Ellsworth, L ERA: 4.36	(9, 1)	0.0		1	0	0	0	0	1	0	0	0	0	0	0	4	∞	∞
Stan Williams, R ERA: 4.02	(9, 1)	1.0	S	4	1	0	0	3	0	0	0	0	0	0	10	10	0.00	1.000

PITCHER	IP	WLS	BF	H	R	ER	SO	BB	IBB	HBP	BLK	WP	HR	S	P	ERA	WHIP

Batter	1	2	3	4	5	6	7	8	9	AB	R	H	RBI	BB	SO	LOB
Jose Cardenal, R (1, 8) OBP: 0.310, SLG: 0.352	0-0 1B 2B		0-0 F9 ①	0-0 2-3 1B ②		0-0 WP PB 1B		4-0 S 1B BB		4	2	3	0	1	0	0
Lou Klimchock, L (1, 5) OBP: 0.330, SLG: 0.417	0-0 G3 ①		0-0 6-3 ②	0-0 4-3 ③		0-0 F5 ② 1-2		0-0 F8 ② 1-2		2	0	0	0	0	0	1
Larry Brown, R OBP: 0.295, SLG: 0.294 (4, PH) (4, 5)										2	0	0	0	0	0	2
Russ Snyder, L OBP: 0.315, SLG: 0.319 (8, PH) (8, 7)										1	0	0	0	0	0	1
Frank Baker, L (1, 7) OBP: 0.378, SLG: 0.609	0-0 G6-4-3 2-H 1B		0-3 K ③		0-0 P3 ①	0-3 K 2-3		0-0 PO 2-H 1B		2	0	1	1	0	1	0
Chuck Hinton, R (4, 7) OBP: 0.290, SLG: 0.372										2	0	0	0	0	1	1
Richie Scheinblum, S (8, PH) OBP: 0.251, SLG: 0.236										1	0	1	1	0	0	0
Davey Nelson, R (8, PR) OBP: 0.252, SLG: 0.193										0	0	0	0	0	0	0
Lou Camilli, S (8, 5)										0	0	0	0	0	0	0
Tony Horton, R (1, 3) OBP: 0.335, SLG: 0.491	0-0 G6-4-3 ② ③ 1-2f			0-0 HR	0-0 BB BB FC1-2 1B	0-0 F8 ③		0-0 PO ③ 1-2	0-0 F8 ①	5	1	2	1	0	0	3
Ken Harrelson, R (1, 9) OBP: 0.338, SLG: 0.438		4-0 S WP BB	0-3 K ①	4-0 FC1-2 BB 1-2 BB		0-0 HR	0-0 F3 ②			3	1	1	1	2	1	0
Duke Sims, L (1, 2) OBP: 0.394, SLG: 0.437		4-0 1-3 BB	4-0 BB 1B 2B BB	4-0 FC1-2 1-2 2-3 BB		0-0 1-3 ①	0-0 1B			2	1	1	0	3	0	0
Vern Fuller, R (1, 4) OBP: 0.295, SLG: 0.344	0-0 F9 ①		0-0 BB 1-2 2B 1B	0-0 FC1-2 ② 1-2 2-3 3-Hf		0-3 K ②	0-0 5-3 ③			5	1	1	0	0	1	6
Eddie Leon, R (1, 6) OBP: 0.311, SLG: 0.315	0-3 K ②		4-0 1-2 2-3 2B BB	0-3 K ③		0-0 P6 ③				3	1	0	0	1	2	5
Sam McDowell, L (1, 1) OBP: 0.171, SLG: 0.200	0-0 1-3 ③		0-0 1B 1-H 2-H 3-H 2B		0-3 K ①		0-3 K ①			4	0	1	3	0	2	2

TOP

Cleveland Indians @ Seattle Pilots

Sicks Stadium, Boston, MA

Sat Aug 23 1969, 10:05 PM EDT

Att. 5,469 - Unknown

livebaseballscorecards.com

AB	36
R	7
H	11
RBI	7
BB	7
SO	8
LOB	21

Inning Stats	1	2	3	4	5	6	7	8	9
	R: 1 E: 0 K: 0 S: 4	H: 2 LOB: 0 BB: 0 P: 4	R: 0 E: 0 K: 1 S: 5	H: 0 LOB: 2 BB: 2 P: 13	R: 0 E: 0 K: 1 S: 5	H: 0 LOB: 0 BB: 0 P: 5	R: 4 E: 0 K: 1 S: 8	H: 4 LOB: 1 BB: 2 P: 16	R: 0 E: 0 K: 1 S: 6	H: 1 LOB: 3 BB: 2 P: 14
	R: 0 E: 0 K: 2 S: 9	H: 1 LOB: 2 BB: 0 P: 9	R: 1 E: 0 K: 1 S: 6	H: 1 LOB: 0 BB: 0 P: 6	R: 1 E: 0 K: 1 S: 5	H: 1 LOB: 1 BB: 1 P: 9	R: 0 E: 0 K: 0 S: 4	H: 1 LOB: 1 BB: 0 P: 4		

1B: 7	SF: 0	WP: 2	PA: 44
2B: 2	SAC: 0	PB: 1	
3B: 0	DP: 1	SB: 2	
HR: 2	HBP: 0	CS: 0	

PITCHER		IP	WLS	BF	H	R	ER	SO	BB	IBB	HBP	BLK	WP	HR	S	P	ERA	WHIP
Marty Pattin, R ERA: 5.69	(1, 1)	3.1	L	18	5	5	5	3	4	0	0	0	1	1	20	36	13.50	2.700
John O'Donoghue, L ERA: 2.72	(4, 1)	1.0		6	2	0	0	0	2	0	0	0	0	0	4	12	0.00	4.000
Jim Bouton, R ERA: 3.72	(5, 1)	2.2		11	2	1	1	4	0	0	0	0	1	1	19	19	3.38	0.750
Gene Brabender, R ERA: 4.43	(8, 1)	1.0		4	1	1	1	1	1	0	0	0	0	0	5	9	9.00	2.000
Bob Locker, R ERA: 3.77	(9, 1)	1.0		4	1	0	0	0	0	0	0	0	0	0	4	4	0.00	1.000

PITCHER	IP	WLS	BF	H	R	ER	SO	BB	IBB	HBP	BLK	WP	HR	S	P	ERA	WHIP

Cleveland Indians @ Seattle Pilots

Sicks Stadium, Boston, MA

Sat Aug 23 1969, 10:05 PM EDT

Att. 5,469 - Unknown

livebaseballscorecards.com

Batter	1	2	3	4	5	6	7	8	9	AB	R	H	RBI	BB	SO	LOB
Tommy Harper, R (1, 5) OBP: 0.365, SLG: 0.328	5-3		F9			G3		F3		4	0	0	0	0	0	0
Steve Hovley, L (1, 9) OBP: 0.338, SLG: 0.381	K			G3		6-3		P4		4	0	0	0	0	1	0
Wayne Comer, R (1, 8) OBP: 0.359, SLG: 0.388	K			1B, 2-4-3-2, BB			1B, 2B		G5-4-3, BB	2	1	1	0	2	1	0
Tommy Davis, R (1, 7) OBP: 0.316, SLG: 0.362		F9		1-3, 1B			2-H, HR, 1B		G5-4-3, 1-2f	4	1	2	1	0	0	1
Greg Goossen, R (1, 3) OBP: 0.416, SLG: 0.508		K		F3			1-H, HR		K	4	1	1	2	0	2	2
Jim Pagliaroni, R (1, 2) OBP: 0.311, SLG: 0.441		2B	2-4-3-2, 3-H		F9		F5			3	0	1	0	0	0	0
Gus Gil, R (1, 4) OBP: 0.269, SLG: 0.246		4-3			F8		F8			3	0	0	0	0	0	1
Ray Oyler, R (1, 6) OBP: 0.265, SLG: 0.275			K		K		F9			3	0	0	0	0	2	0
Marty Pattin, R (1, 1) OBP: 0.179, SLG: 0.164			K			K		K		1	0	0	0	0	1	0
John O'Donoghue, R (4, 1)										0	0	0	0	0	0	0
Jim Bouton, R (5, 1)										1	0	0	0	0	1	0
Gene Brabender, R (8, 1) OBP: 0.182, SLG: 0.208										0	0	0	0	0	0	0
Dick Simpson, R (8, PH) OBP: 0.279, SLG: 0.361										1	0	0	0	0	1	0
Bob Locker, S (9, 1) OBP: 0.182, SLG: 0.100										0	0	0	0	0	0	0
Inning Stats	R: 0 E: 0 K: 2 S: 7 H: 0 LOB: 0 BB: 0 P: 7	R: 0 E: 0 K: 1 S: 6 H: 1 LOB: 1 BB: 0 P: 6	R: 0 E: 0 K: 2 S: 7 H: 0 LOB: 0 BB: 0 P: 7	R: 0 E: 0 K: 0 S: 3 H: 1 LOB: 2 BB: 1 P: 7	R: 0 E: 0 K: 1 S: 5 H: 0 LOB: 0 BB: 0 P: 5	R: 0 E: 0 K: 1 S: 5 H: 0 LOB: 0 BB: 0 P: 5	R: 3 E: 0 K: 0 S: 6 H: 3 LOB: 0 BB: 0 P: 6	R: 0 E: 0 K: 1 S: 5 H: 0 LOB: 0 BB: 0 P: 5	R: 0 E: 0 K: 1 S: 4 H: 0 LOB: 0 BB: 1 P: 8	1B: 2 2B: 2 3B: 0 HR: 1 SF: 0 SAC: 0 DP: 1 HBP: 0						

BOTTOM

AB	30
R	3
H	5
RBI	3
BB	2
SO	9
LOB	4

WP: 0 PB: 0 SB: 0 CS: 0 PA: 32

PITCHER	IP	WLS	BF	H	R	ER	SO	BB	IBB	HBP	BLK	WP	HR	S	P	ERA	WHIP
Sam McDowell, L (1, 1) ERA: 2.71	9.0	W	33	5	3	3	9	2	0	0	0	0	1	48	56	3.00	0.778

PITCHER	IP	WLS	BF	H	R	ER	SO	BB	IBB	HBP	BLK	WP	HR	S	P	ERA	WHIP

Cleveland Indians @ Seattle Pilots

Sicks Stadium, Boston, MA

Sun Aug 24 1969, 6:33 AM EDT

Att. 5,900 - Unknown - 70 F

livebaseballscorecards.com

TOP

Batter	1	2	3	4	5	6	7	8	9	AB	R	H	RBI	BB	SO	LOB
Jose Cardenal, R (1, 8) OBP: 0.313, SLG: 0.360	S S S 0-3 ① K	B B B B 4-0 1-2 BB		x 0-0 ① ② G5-4-3 1-2f 3-H			x 0-0 4-3 3B		x 0-0 SH1-4 1B 2B	4	2	2	0	1	1	1
Cap Peterson, R (1, 7) OBP: 0.375, SLG: 0.291 Davey Nelson, R (7, PR) OBP: 0.252, SLG: 0.193 Lou Camilli, S (7, 5)	B B B B 4-0 BB BB	x 0-0 ③ L8		x 0-0 ③ 6-3			B B B B 4-0 4-3 BB		x 0-0 ① SH1-4 2-3	2 0 0	0 0 0	0 0 0	0 0 0	2 0 0	0 0 0	3 0 0
Ken Harrelson, R (1, 9) OBP: 0.340, SLG: 0.439	B B B B 4-0 1-2 BB		x 0-0 G4-6-3 1B		x 0-0 ① 6-3		x 0-0 ② 4-3 1-2 3-H		x 0-0 3B 3-H 1B	4	1	2	2	1	0	1
Tony Horton, R (1, 3) OBP: 0.334, SLG: 0.492	x 0-0 ② F8		x 0-0 ① F5		x 0-0 ② F9		x 0-0 ③ 6-3		x 0-0 1-H K2-5-2 3B	5	0	1	1	0	0	5
Chuck Hinton, R (1, 5) OBP: 0.282, SLG: 0.361 Russ Snyder, L (7, 7) OBP: 0.313, SLG: 0.317	x 0-0 ③ P3		x 0-0 ② ③ G4-6-3 1-2f		x 0-0 ③ F2			x 0-0 ① F9	S S S 0-3 ② ③ K2-5-2 3-3	3 2	0 0	0 0	0 0	0 0	0 1	3 1
Vern Fuller, R (1, 4) OBP: 0.300, SLG: 0.348		S S S 0-3 ① K		x 0-0 2B 1B 1B	x 0-0 L4 1B			x 0-0 E5 S		4	1	2	0	0	1	0
Eddie Leon, R (1, 6) OBP: 0.317, SLG: 0.324		B B B B 4-0 1B BB		x 0-0 1-3 1B 2B	x 0-0 ① F9			x 0-0 ② F9 1-2		3	1	1	0	1	0	2
Ken Suarez, R (1, 2) OBP: 0.375, SLG: 0.347		x 0-0 1-3 BB 1B		B B B B 4-0 1B G5-4-3 BB	x 0-0 ② ③ L4 1-2			I I I I 4-0 IBB		2	1	1	0	2	0	1
Luis Tiant, R (1, 1) OBP: 0.265, SLG: 0.391 Stan Williams, R (7, 1) OBP: 0.206, SLG: 0.100 Mike Paul, L (9, 1) Ron Law, R (9, 1) OBP: 0.143, SLG: 0.143		S S S 0-3 ② K		x 0-0 1-3 2-H 3-H G5-4-3 1B			x 0-0 ① 6-3	x 0-0 ③ 1-3		3 1 0 0	0 0 0 0	1 0 0 0	2 0 0 0	0 0 0 0	1 0 0 0	2 2 0 0

	AB	33
	R	6
	H	10
	RBI	5
	BB	7
	SO	4
	LOB	21

| Inning Stats | | |

Batter	1	2	3	4	5	6	7	8	9	AB	R	H	RBI	BB	SO	LOB
Tommy Harper, R (1, 5) OBP: 0.370, SLG: 0.337	x 0-0 ① L7	x 0-0 1-H 2-H HR		B B B B 4-0 BB		B B B B 4-0 BB		B B B B 4-0 CS BB		2	1	1	3	3	0	0
Steve Hovley, L (1, 9) OBP: 0.335, SLG: 0.373	x 0-0 ② 4-3	x 0-0 ② P6		B B B B 4-0 1-2 2-3 BB		x 0-0 ③ F8		x 0-0 ② ③ 3-1 1-2		4	0	0	0	1	0	3
Wayne Comer, R (1, 8) OBP: 0.362, SLG: 0.396	B B B B 4-0 1B BB	S S S 0-3 ③ K		S S S 0-3 ③ K			B B B B 4-0 7-6-3 BB		x 0-0 HR	3	1	1	1	2	2	3
Tommy Davis, R (1, 7) OBP: 0.316, SLG: 0.362	x 0-0 BB 1-3 1B		x 0-0 ① 5-3		x 0-0 G4-6-3 1B		x 0-0 ① ② 7-6-3 1-2f		x 0-0 ① F2	5	0	2	0	0	0	1
Don Mincher, L (1, 3) OBP: 0.371, SLG: 0.462	B B B B 4-0 1-2 BB		x 0-0 ② G3		x 0-0 ① P4		x 0-0 1B 1B		x 0-0 ② G3	4	0	1	0	1	0	1
John Donaldson, L (1, 4) OBP: 0.348, SLG: 0.304	x 0-0 ③ F8		x 0-0 ③ F7		x 0-0 ② ③ G4-6-3 1-2f		x 0-0 1-2 1B		x 0-0 1B 1B	5	0	2	0	0	0	4
Merritt Ranew, L (1, 2) OBP: 0.338, SLG: 0.269 Jim Pagliaroni, R (9, PH) OBP: 0.317, SLG: 0.447		S S S 0-3 ① K		x 0-0 ① 6-3		x 0-0 ① 3-1 x 0-0 ③ F9			x 0-0 1-2 1B	4 1	0 0	0 1	0 0	0 0	1 0	2 0
Ron Clark, R (1, 6) OBP: 0.261, SLG: 0.242 Greg Goossen, R (8, PH) OBP: 0.423, SLG: 0.563 Ray Oyler, R (9, 6) OBP: 0.265, SLG: 0.275 Dick Simpson, R (9, PH) OBP: 0.275, SLG: 0.355		x 0-0 BB HR 1B		x 0-0 ② F8		B B B B 4-0 SH3-4 BB		x 0-0 HR	x 0-0 ③ P4	2 1 0 1	1 1 0 0	1 1 0 0	0 1 0 0	1 0 0 0	0 0 0 0	0 0 0 2
Steve Barber, L (1, 1) OBP: 0.375, SLG: 0.467 John O'Donoghue, R (4, 1) OBP: 0.100, SLG: 0.200 Bob Locker, S (7, 1) OBP: 0.182, SLG: 0.100 Gus Gil, R (8, PH) OBP: 0.267, SLG: 0.245 Fred Talbot, R (9, 1) OBP: 0.231, SLG: 0.333 George Brunet, R (9, 1) OBP: 0.150, SLG: 0.108		B B B B 4-0 1-2 HR BB		x 0-0 BB 2B		x 0-0 ② SH3-4 1-2		S S S 0-3 ① K		0 1 0 1 0 0	1 0 0 0 0 0	0 1 0 0 0 0	0 0 0 0 0 0	1 0 0 0 0 0	0 0 0 1 0 0	0 0 0 0 0 0
Inning Stats	R: 0 E: 0 K: 0 S: 4 H: 1 LOB: 3 BB: 2 P: 12	R: 3 E: 0 K: 2 S: 9 H: 2 LOB: 0 BB: 1 P: 13	R: 0 E: 0 K: 0 S: 3 H: 0 LOB: 0 BB: 0 P: 3	R: 0 E: 0 K: 1 S: 6 H: 1 LOB: 3 BB: 2 P: 14	R: 0 E: 0 K: 0 S: 3 H: 1 LOB: 0 BB: 0 P: 3	R: 0 E: 0 K: 0 S: 3 H: 0 LOB: 2 BB: 2 P: 11	R: 0 E: 0 K: 0 S: 4 H: 2 LOB: 2 BB: 1 P: 8	R: 1 E: 0 K: 1 S: 5 H: 1 LOB: 0 BB: 1 P: 9	R: 1 E: 0 K: 0 S: 6 H: 3 LOB: 2 BB: 0 P: 6	1B: 7 2B: 2 3B: 0 HR: 3	SF: 0 SAC: 1 DP: 2 HBP: 0					

PITCHER		IP	WLS	BF	H	R	ER	SO	BB	IBB	HBP	BLK	WP	HR	S	P	ERA	WHIP
Luis Tiant, R ERA: 3.83	(1, 1)	6.2		33	7	3	3	3	8	0	0	0	0	1	31	63	4.05	2.250
Stan Williams, R ERA: 4.1	(7, 1)	1.2	W	7	2	2	2	1	1	0	0	0	0	2	8	12	10.80	1.800
Mike Paul, L ERA: 3.69	(9, 1)	0.1		2	1	0	0	0	0	0	0	0	0	0	2	2	0.00	3.000
Ron Law, R ERA: 4.54	(9, 1)	0.1	S	2	1	0	0	0	0	0	0	0	0	0	2	2	0.00	3.000

PITCHER	IP	WLS	BF	H	R	ER	SO	BB	IBB	HBP	BLK	WP	HR	S	P	ERA	WHIP

BOTTOM

Cleveland Indians @ Seattle Pilots

Sicks Stadium, Boston, MA

Sun Aug 24 1969, 6:33 AM EDT

Att. 5,900 - Unknown - 70 F

livebaseballscorecards.com

AB	34
R	5
H	11
RBI	5
BB	9
SO	4
LOB	16

WP: 0 PA: 44
PB: 0
SB: 0
CS: 1

Batter	1	2	3	4	5	6	7	8	9	AB	R	H	RBI	BB	SO	LOB
Sandy Alomar Sr., S (1, 4) OBP: 0.282, SLG: 0.274	4-3	4-3		F5		F8		S 1B		5	0	1	0	0	0	0
Jim Spencer, L (1, 3) OBP: 0.299, SLG: 0.389	K	F6		1-3		F9		F2 1-2		5	0	0	0	0	1	1
Jim Fregosi, R (1, 6) OBP: 0.351, SLG: 0.379	1B 1B 1B	6-3		6-3		K		6-3		5	1	1	0	0	1	1
Jay Johnstone, L (1, 8) OBP: 0.308, SLG: 0.377	1B 1-2 1B 1B		4-3		6-3 BB		K		2B 2B	4	2	2	0	1	1	0
Rick Reichardt, R (1, 7) OBP: 0.324, SLG: 0.390	1-3 2-H 1B 1B		F8	6-3 1-2			F4		2-H 2B	5	1	2	2	0	0	1
Bill Voss, L (1, 9) OBP: 0.315, SLG: 0.326	1B 1B BB		2B 1B	S 2B 1B			HR		F7	4	3	3	1	1	0	1
Aurelio Rodriguez, R (1, 5) OBP: 0.290, SLG: 0.327	1B 1-3 2-H 3-H 1B		1-3 2B	1-H 2B			F8		K	5	0	3	3	0	1	1
Joe Azcue, R (1, 2) OBP: 0.295, SLG: 0.269	1-3 3-H 1B		IBB	IBB				F4	F4	3	0	1	1	2	0	1
Steve Kealey, R (1, 1) Vern Geishert, R (3, 1) Ken Tatum, R (7, 1) OBP: 0.308, SLG: 0.769	K	F9		K				HR		2 1 1	0 0 1	0 0 1	0 0 1	0 0 0	1 1 0	5 2 0
Inning Stats	R: 4 E: 0 K: 2 S: 12 H: 5 LOB: 2 BB: 1 P: 16	R: 0 E: 0 K: 0 S: 3 H: 0 LOB: 0 BB: 0 P: 3	R: 0 E: 0 K: 0 S: 5 H: 2 LOB: 3 BB: 1 P: 9	R: 0 E: 0 K: 0 S: 3 H: 0 LOB: 0 BB: 0 P: 3	R: 1 E: 0 K: 1 S: 6 H: 2 LOB: 2 BB: 2 P: 14	R: 0 E: 0 K: 1 S: 5 H: 0 LOB: 0 BB: 0 P: 5	R: 1 E: 0 K: 1 S: 6 H: 1 LOB: 0 BB: 0 P: 6	R: 1 E: 0 K: 0 S: 5 H: 2 LOB: 1 BB: 0 P: 5	R: 1 E: 0 K: 1 S: 7 H: 2 LOB: 0 BB: 0 P: 7	1B: 8 2B: 4 3B: 0 HR: 2 SF: 0 SAC: 0 DP: 0 HBP: 0	WP: 0 PB: 0 SB: 2 CS: 0 PA: 44					

PITCHER		IP	WLS	BF	H	R	ER	SO	BB	IBB	HBP	BLK	WP	HR	S	P	ERA	WHIP
Steve Hargan, R ERA: 5.71	(1, 1)	5.0	L	27	9	5	5	3	2	2	0	0	0	0	29	45	9.00	2.200
Mike Paul, L ERA: 3.71	(6, 1)	2.0		7	1	1	1	2	0	0	0	0	0	1	11	11	4.50	0.500
Stan Williams, R ERA: 4.17	(8, 1)	2.0		10	4	2	2	1	0	0	0	0	0	1	12	12	9.00	2.000

PITCHER	IP	WLS	BF	H	R	ER	SO	BB	IBB	HBP	BLK	WP	HR	S	P	ERA	WHIP

TOP

California Angels @ Cleveland Indians

Cleveland Municipal Stadium, Cleveland, OH

Tue Aug 26 1969, 7:05 PM EDT

Att. 6,808 - Unknown

livebaseballscorecards.com

AB	40
R	8
H	14
RBI	8
BB	4
SO	6
LOB	13

BOTTOM

California Angels @ Cleveland Indians

Cleveland Municipal Stadium, Cleveland, OH

Tue Aug 26 1969, 7:05 PM EDT

Att. 6,808 - Unknown

livebaseballscorecards.com

Batter	1	2	3	4	5	6	7	8	9	AB	R	H	RBI	BB	SO	LOB
Jose Cardenal, R (1, 8) OBP: 0.316, SLG: 0.365	6-3		1B 1B 1B 1B	PO 1B			K		2B	5	1	3	0	0	1	1
Lou Klimchock, L (1, 5) OBP: 0.332, SLG: 0.432	HR		1B 1B 1-2 1-2	PO 1-2	F9		F7		6-3	5	1	2	1	0	0	2
Frank Baker, L (1, 7) OBP: 0.392, SLG: 0.608	5-3 1B		BB 1B 1-2 2-3 1B		4-3		1B 2-3 1B		F7	5	0	3	0	0	0	1
Tony Horton, R (1, 3) OBP: 0.333, SLG: 0.490	5-3 1-2		F9		6-3		FC5-4 1-2 3-H 1B			4	0	1	1	0	0	4
Ken Harrelson, R (1, 9) OBP: 0.339, SLG: 0.437	K		BB 1-2 2-H 3-H 1B			F4	FC5-4 1-2f			4	0	1	1	0	1	3
Duke Sims, L (1, 2) OBP: 0.393, SLG: 0.431		K	BB 1-2 2-3			K		K		3	0	0	0	1	3	0
Vern Fuller, R (1, 4) OBP: 0.293, SLG: 0.339		K	F8			6-3		1-3		4	0	0	0	0	1	3
Eddie Leon, R (1, 6) OBP: 0.323, SLG: 0.333		2B		G3			BB	L3		3	1	1	0	1	0	0
Steve Hargan, R (1, 1) OBP: 0.158, SLG: 0.158		K		F9			1B 1-H 1B 2B		K	2	0	0	0	0	1	1
Mike Paul, L (6, 1)										0	0	0	0	0	0	0
Richie Scheinblum, S (7, PH) OBP: 0.255, SLG: 0.247										1	1	1	1	0	0	0
Stan Williams, R (8, 1) OBP: 0.206, SLG: 0.100										0	0	0	0	0	0	0
Russ Snyder, L (9, PH) OBP: 0.312, SLG: 0.315										1	0	0	0	0	1	0
Inning Stats	R: 1 E: 0 K: 1 S: 7 H: 2 LOB: 1 BB: 0 P: 7	R: 0 E: 0 K: 3 S: 10 H: 1 LOB: 1 BB: 0 P: 10	R: 1 E: 0 K: 0 S: 6 H: 4 LOB: 3 BB: 1 P: 10	R: 0 E: 0 K: 0 S: 3 H: 1 LOB: 0 BB: 0 P: 3	R: 0 E: 0 K: 0 S: 3 H: 0 LOB: 0 BB: 0 P: 3	R: 0 E: 0 K: 1 S: 5 H: 0 LOB: 0 BB: 0 P: 5	R: 2 E: 0 K: 1 S: 8 H: 3 LOB: 2 BB: 1 P: 12	R: 0 E: 0 K: 1 S: 5 H: 0 LOB: 0 BB: 0 P: 5	R: 0 E: 0 K: 1 S: 6 H: 1 LOB: 1 BB: 0 P: 6	1B: 8 2B: 3 3B: 0 HR: 1	SF: 0 SAC: 0 DP: 0 HBP: 0						

AB	37
R	4
H	12
RBI	4
BB	2
SO	8
LOB	15

WP: 0 PB: 0 SB: 0 CS: 0 PA: 40

PITCHER		IP	WLS	BF	H	R	ER	SO	BB	IBB	HBP	BLK	WP	HR	S	P	ERA	WHIP
Steve Kealey, R ERA: 3.66	(1, 1)	2.2		15	7	2	2	4	1	0	0	0	0	1	22	26	6.75	3.000
Vern Geishert, R ERA: 4.5	(3, 1)	4.0	W	15	3	2	2	2	1	0	0	0	0	0	18	22	4.50	1.000
Ken Tatum, R ERA: 1.37	(7, 1)	2.1	S	9	2	0	0	2	0	0	0	0	0	0	13	13	0.00	0.857

PITCHER		IP	WLS	BF	H	R	ER	SO	BB	IBB	HBP	BLK	WP	HR	S	P	ERA	WHIP

California Angels @ Cleveland Indians

Cleveland Municipal Stadium, Cleveland, OH

Wed Aug 27 1969, 7:05 PM EDT

Att. 9,940 - Unknown

livebaseballscorecards.com

TOP

Batter	1	2	3	4	5	6	7	8	9	10	AB	R	H	RBI	BB	SO	LOB
Sandy Alomar Sr., S (1, 4) OBP: 0.283, SLG: 0.274	F8		F4		F8			BBBB 4-0 G6-4-3 BB		x 0-0 BB 3B 2-3 1B	4	1	1	0	1	0	1
Jay Johnstone, L (1, 8) OBP: 0.307, SLG: 0.378	SSS 0-3 K		x 0-0 2B			SSS 0-3 K		x 0-0 G6-4-3 1-2f		x 0-0 F9	5	0	1	0	0	2	3
Jim Fregosi, R (1, 6) OBP: 0.354, SLG: 0.387	SSS 0-3 K			SSS 0-3 K		x 0-0 G5-4-3 1B			x 0-0 HR	BBBB 4-0 1-2 3B BB	4	2	2	1	1	2	0
Rick Reichardt, R (1, 7) OBP: 0.328, SLG: 0.397	SSS 0-3 K			x 0-0 1B		x 0-0 G5-4-3 1-2f			BBBB 4-0 SH1-4 BB	x 0-0 1-H 2-H 3-H 3B	4	0	2	3	1	1	2
Bubba Morton, R (1, 9) OBP: 0.368, SLG: 0.427 Bill Voss, L (10, PR) (10, 9) OBP: 0.315, SLG: 0.326		x 0-0 F7		x 0-0 F5			x 0-0 F2		x 0-0 SH1-4 1-2	BBBB 4-0 BB	3	0	0	0	1	0	1
											0	0	0	0	0	0	0
Aurelio Rodriquez, R (1, 5) OBP: 0.290, SLG: 0.325		x 0-0 FC6-4 1B		x 0-0 F9			x 0-0 F7		x 0-0 F4	x 0-0 1-3	5	0	1	0	0	0	4
Jim Spencer, L (1, 3) OBP: 0.295, SLG: 0.383		x 0-0 F6			x 0-0 F4		x 0-0 E3		x 0-0 F7		4	0	0	0	0	0	2
Joe Azcue, R (1, 2) OBP: 0.299, SLG: 0.270 Roger Repoz, L (10, PR) OBP: 0.257, SLG: 0.266 Buck Rodgers, S (10, 2) OBP: 0.333, SLG: 0.269		x 0-0 FC6-4 1-2f			BBBB 4-0 FC5-6 BB		x 0-0 F8			x 0-0 1B SH3-4 3B 1B	3	0	1	0	1	0	2
											0	1	0	0	0	0	0
											0	0	0	0	0	0	0
Rudy May, L (1, 1) OBP: 0.167, SLG: 0.091 Billy Cowan, R (8, PH) OBP: 0.240, SLG: 0.295 Hoyt Wilhelm, R (8, 1) Ruben Amaro, R (10, PH) OBP: 0.300, SLG: 0.222 Eddie Fisher, R (10, 1) Ken Tatum, R (10, 1) OBP: 0.308, SLG: 0.769			SSS 0-3 K		x 0-0 FC5-6 1-2f			x 0-0 F5		x 0-0 SH3-4 1-2	2	0	0	0	0	1	1
											1	0	0	0	0	0	0
											0	0	0	0	0	0	0
											0	0	0	0	0	0	0
											0	0	0	0	0	0	0
											0	0	0	0	0	0	0
Inning Stats	R: 0 E: 0 K: 3 S: 10 H: 0 LOB: 1 BB: 0 P: 10	R: 0 E: 0 K: 0 S: 4 H: 1 LOB: 1 BB: 0 P: 4	R: 0 E: 0 K: 1 S: 5 H: 1 LOB: 1 BB: 0 P: 5	R: 0 E: 0 K: 1 S: 6 H: 1 LOB: 1 BB: 0 P: 6	R: 0 E: 0 K: 0 S: 3 H: 0 LOB: 1 BB: 1 P: 7	R: 0 E: 0 K: 1 S: 5 H: 1 LOB: 0 BB: 0 P: 5	R: 0 E: 1 K: 0 S: 4 H: 0 LOB: 1 BB: 0 P: 4	R: 0 E: 0 K: 0 S: 2 H: 0 LOB: 0 BB: 1 P: 6	R: 1 E: 0 K: 0 S: 4 H: 1 LOB: 1 BB: 1 P: 8	R: 3 E: 0 K: 0 S: 6 H: 3 LOB: 2 BB: 2 P: 14							

	AB	35
	R	4
	H	8
	RBI	4
	BB	5
	SO	6
	LOB	16

1B: 5 SF: 0 2B: 1 SAC: 2 3B: 1 DP: 2 HR: 1 HBP: 0

WP: 0 PA: 42 PB: 1 SB: 0 CS: 0

PITCHER		IP	WLS	BF	H	R	ER	SO	BB	IBB	HBP	BLK	WP	HR	S	P	ERA	WHIP
Sam McDowell, L ERA: 2.75	(1, 1)	9.2	L	41	8	4	4	6	5	0	0	0	0	1	48	68	3.72	1.345
Ron Law, R ERA: 4.5	(10, 1)	0.1		1	0	0	0	0	0	0	0	0	0	0	1	1	0.00	0.000

PITCHER		IP	WLS	BF	H	R	ER	SO	BB	IBB	HBP	BLK	WP	HR	S	P	ERA	WHIP

Batter	1	2	3	4	5	6	7	8	9	10	AB	R	H	RBI	BB	SO	LOB
Jose Cardenal, R (1, 8) OBP: 0.315, SLG: 0.362	BB		K			F7			5-3		3	0	0	0	1	1	0
Larry Brown, R (1, 5) Frank Baker, L (9, PH) OBP: 0.388, SLG: 0.600 Chuck Hinton, R (9, PH) OBP: 0.282, SLG: 0.361 Lou Camilli, S (10, 5)	F4			K		5-3			K		3 0 1 0	0 0 0 0	0 0 0 0	0 0 0 0	0 0 1 0	1 0 0 0	1 0 0 0
Ken Harrelson, R (1, 9) OBP: 0.337, SLG: 0.433	K			5-3		F9			6-3		4	0	0	0	0	1	1
Tony Horton, R (1, 3) OBP: 0.333, SLG: 0.488	K			5-3			F9			FC4-6 1B	4	0	1	0	0	1	1
Richie Scheinblum, S (1, 7) OBP: 0.251, SLG: 0.243 Russ Snyder, L (8, 7) OBP: 0.311, SLG: 0.314		5-3			F7		F9			FC4-6 1B 1-2f	3 1	0 0	0 0	0 0	0 0	0 0	0 1
Eddie Leon, R (1, 6) OBP: 0.328, SLG: 0.339		F9			2B 1B		5-3			1-2 1B	4	1	2	0	0	0	
Vern Fuller, R (1, 4) OBP: 0.289, SLG: 0.333 Duke Sims, L (10, PH) OBP: 0.391, SLG: 0.430		F8			F8		F7			K	3 1	0 0	0 0	0 0	0 0	0 1	1 2
Ken Suarez, R (1, 2) OBP: 0.374, SLG: 0.359 Lou Klimchock, L (10, PH) OBP: 0.330, SLG: 0.430			K		1-H 2B		2-3			K	3 1	0 0	1 0	1 0	0 0	1 1	0 2
Sam McDowell, L (1, 1) OBP: 0.165, SLG: 0.192 Ron Law, R (10, 1) OBP: 0.143, SLG: 0.143			1-3		K		K				3 0	0 0	0 0	0 0	0 0	2 0	1 0
Inning Stats	R: 0 E: 0 K: 2 S: 7 / H: 0 LOB: 1 BB: 1 P: 11	R: 0 E: 0 K: 0 S: 3 / H: 0 LOB: 0 BB: 0 P: 3	R: 0 E: 0 K: 2 S: 7 / H: 0 LOB: 0 BB: 0 P: 7	R: 0 E: 0 K: 1 S: 5 / H: 0 LOB: 0 BB: 0 P: 5	R: 1 E: 0 K: 1 S: 7 / H: 2 LOB: 1 BB: 0 P: 7	R: 0 E: 0 K: 0 S: 3 / H: 0 LOB: 0 BB: 0 P: 3	R: 0 E: 0 K: 0 S: 3 / H: 0 LOB: 0 BB: 0 P: 3	R: 0 E: 0 K: 1 S: 5 / H: 0 LOB: 0 BB: 0 P: 5	R: 0 E: 0 K: 1 S: 5 / H: 0 LOB: 0 BB: 0 P: 5	R: 0 E: 0 K: 2 S: 9 / H: 2 LOB: 2 BB: 0 P: 9	1B: 3 2B: 1 3B: 0 HR: 0	SF: 0 SAC: 0 DP: 0 HBP: 0			WP: 0 PB: 0 SB: 0 CS: 0	PA: 35	

PITCHER		IP	WLS	BF	H	R	ER	SO	BB	IBB	HBP	BLK	WP	HR	S	P	ERA	WHIP
Rudy May, L ERA: 3.46	(1, 1)	7.0		24	2	1	1	6	1	0	0	0	0	0	35	39	1.29	0.429
Hoyt Wilhelm, R ERA: 2.75	(8, 1)	2.0	W	6	0	0	0	2	0	0	0	0	0	0	10	10	0.00	0.000
Eddie Fisher, R ERA: 3.96	(10, 1)	0.1		3	2	0	0	0	0	0	0	0	0	0	3	3	0.00	6.000
Ken Tatum, R ERA: 1.36	(10, 1)	0.2	S	2	0	0	0	2	0	0	0	0	0	0	6	6	0.00	0.000

PITCHER	IP	WLS	BF	H	R	ER	SO	BB	IBB	HBP	BLK	WP	HR	S	P	ERA	WHIP

BOTTOM

California Angels @ Cleveland Indians

Cleveland Municipal Stadium, Cleveland, OH

Wed Aug 27 1969, 7:05 PM EDT

Att. 9,940 - Unknown

livebaseballscorecards.com

AB	34
R	1
H	4
RBI	1
BB	1
SO	10
LOB	10

Batter	1	2	3	4	5	6	7	8	9	AB	R	H	RBI	BB	SO	LOB
Jose Cardenal, R (1, 8) OBP: 0.315, SLG: 0.361	F7		F2		S, 1B 3-H		F8			4	0	1	0	0	0	2
Lou Klimchock, L (1, 5) OBP: 0.324, SLG: 0.421	1-3		F6		6-3 1-2			F3		4	0	0	0	0	0	2
Frank Baker, L (1, 7) OBP: 0.369, SLG: 0.570	6-3			4-3		4-3		1-3		4	0	0	0	0	0	0
Tony Horton, R (1, 3) OBP: 0.332, SLG: 0.486		2-3, 1B		G3		4-3		4-3		4	0	1	0	0	0	0
Ken Harrelson, R (1, 9) OBP: 0.336, SLG: 0.432		2-3 1-2		1B		5-3			F9	4	0	1	0	0	0	1
Duke Sims, L (1, 2) OBP: 0.387, SLG: 0.423		4-3		4-3			F5		3-4-1	4	0	0	0	0	0	2
Eddie Leon, R (1, 6) OBP: 0.333, SLG: 0.369		6-3			SH1-3, 1-3, PB, 1B		HR		4-3	4	2	2	1	0	0	1
Vern Fuller, R (1, 4) OBP: 0.284, SLG: 0.328			5-3		1-3 1-2		4-3			3	0	0	0	0	0	1
Luis Tiant, R (1, 1) OBP: 0.286, SLG: 0.409			1B		SH1-3 2-3		1B			2	0	2	0	0	0	0
Inning Stats	R: 0 E: 0 K: 0 S: 3 H: 0 LOB: 0 BB: 0 P: 3	R: 0 E: 0 K: 0 S: 4 H: 1 LOB: 1 BB: 0 P: 4	R: 0 E: 0 K: 0 S: 4 H: 1 LOB: 1 BB: 0 P: 4	R: 0 E: 0 K: 0 S: 4 H: 1 LOB: 1 BB: 0 P: 4	R: 1 E: 0 K: 0 S: 5 H: 2 LOB: 1 BB: 0 P: 5	R: 0 E: 0 K: 0 S: 3 H: 0 LOB: 0 BB: 0 P: 3	R: 1 E: 0 K: 0 S: 5 H: 2 LOB: 1 BB: 0 P: 5	R: 0 E: 0 K: 0 S: 3 H: 0 LOB: 0 BB: 0 P: 3	R: 0 E: 0 K: 0 S: 3 H: 0 LOB: 0 BB: 0 P: 3	1B: 6 2B: 0 3B: 0 HR: 1 SF: 0 SAC: 1 DP: 0 HBP: 0						

PITCHER	IP	WLS	BF	H	R	ER	SO	BB	IBB	HBP	BLK	WP	HR	S	P	ERA	WHIP
Joe Horlen, R (1, 1) ERA: 4.01	9.0	W	34	7	2	2	0	0	0	0	0	0	1	34	34	2.00	0.778

PITCHER	IP	WLS	BF	H	R	ER	SO	BB	IBB	HBP	BLK	WP	HR	S	P	ERA	WHIP

TOP

Cleveland Indians @ Chicago White Sox

Comiskey Park, Chicago, IL

Fri Aug 29 1969, 8:05 PM EDT

Att. 6,209 - Unknown

livebaseballscorecards.com

AB	33
R	2
H	7
RBI	1
BB	0
SO	0
LOB	9

PA: 34

WP: 0
PB: 1
SB: 1
CS: 0

Batter	1	2	3	4	5	6	7	8	9	AB	R	H	RBI	BB	SO	LOB
Walt Williams, R (1, 7) OBP: 0.337, SLG: 0.372	G3	F4			HR 1B		6-3			4	1	1	0	0	0	1
Luis Aparicio, R (1, 6) OBP: 0.347, SLG: 0.364	HR		F3		F7		6-3			4	1	1	1	0	0	1
Tom McCraw, L (1, 3) OBP: 0.296, SLG: 0.321	2B 1B		F5		1-H HR		1B			4	1	3	2	0	0	0
Bill Melton, R (1, 5) OBP: 0.316, SLG: 0.432	F5		2B		G1		F4			4	0	1	0	0	0	2
Ed Herrmann, L (1, 2) OBP: 0.313, SLG: 0.329	1-3 2B		G3			F8		3-1		4	0	1	0	0	0	1
Buddy Bradford, R (1, 9) OBP: 0.345, SLG: 0.414	F8			5-3		2B		HR		4	1	2	1	0	0	2
Bobby Knoop, R (1, 4) OBP: 0.305, SLG: 0.317 Rich Morales, R (7, 4) OBP: 0.250, SLG: 0.209		F8		F9		S S S K		F9		3 1	0 0	0 0	0 0	0 0	1 0	1 0
Ken Berry, R (1, 8) OBP: 0.280, SLG: 0.313		B B B SH3 BB		F8		I I I IBB		5-3		2	0	0	0	2	0	0
Joe Horlen, R (1, 1) OBP: 0.177, SLG: 0.194		SH3 1-2			5-3	S S S K				2	0	0	0	0	1	2
Inning Stats	R: 1 E: 0 K: 0 S: 6 H: 3 LOB: 2 BB: 0 P: 6	R: 0 E: 0 K: 0 S: 3 H: 0 LOB: 1 BB: 1 P: 7	R: 0 E: 0 K: 0 S: 4 H: 1 LOB: 1 BB: 0 P: 4	R: 0 E: 0 K: 0 S: 3 H: 0 LOB: 0 BB: 0 P: 3	R: 2 E: 0 K: 0 S: 5 H: 2 LOB: 0 BB: 0 P: 5	R: 0 E: 0 K: 2 S: 8 H: 1 LOB: 2 BB: 1 P: 12	R: 0 E: 0 K: 0 S: 4 H: 1 LOB: 1 BB: 0 P: 4	R: 1 E: 0 K: 0 S: 4 H: 1 LOB: 0 BB: 0 P: 4		1B: 3 2B: 3 3B: 0 HR: 3	SF: 0 SAC: 1 DP: 0 HBP: 0						

PITCHER	IP	WLS	BF	H	R	ER	SO	BB	IBB	HBP	BLK	WP	HR	S	P	ERA	WHIP
Luis Tiant, R (1, 1) ERA: 3.86	8.0	L	35	9	4	4	2	1	1	0	0	0	3	37	45	4.50	1.250

PITCHER	IP	WLS	BF	H	R	ER	SO	BB	IBB	HBP	BLK	WP	HR	S	P	ERA	WHIP

BOTTOM

Cleveland Indians @ Chicago White Sox

Comiskey Park, Chicago, IL

Fri Aug 29 1969, 8:05 PM EDT

Att. 6,209 - Unknown

livebaseballscorecards.com

AB	32
R	4
H	9
RBI	4
BB	2
SO	2
LOB	10

1B: 3 SF: 0
2B: 3 SAC: 1
3B: 0 DP: 0
HR: 3 HBP: 0

WP: 0 PA: 35
PB: 0
SB: 0
CS: 0

Cleveland Indians @ Chicago White Sox

Comiskey Park, Chicago, IL

Sat Aug 30 1969, 8:05 PM EDT

Att. 3,573 - Unknown

TOP

livebaseballscorecards.com

Batter	1	2	3	4	5	6	7	8	9	AB	R	H	RBI	BB	SO	LOB
Russ Snyder, L (1, 8) OBP: 0.307, SLG: 0.310	S S S 0-3 ① K		x 0-0 ② F2		x 0-0 ① F8		x 0-0 E PB 1B	S S S 0-3 ③ K		3	0	0	0	0	1	3
Jose Cardenal, R (6, 8) OBP: 0.315, SLG: 0.362										2	1	1	0	0	1	1
Lou Klimchock, L (1, 5) OBP: 0.333, SLG: 0.435	x 0-0 1B		x 0-0 1-H 1B		x 0-0 SF8-5 1-3 2-H 2B		x 0-0 E2 PB 1-3 1B		x 0-0 ① 1-3	3	0	3	2	0	0	0
Chuck Hinton, R (7, PH) OBP: 0.288, SLG: 0.367										1	0	1	0	0	0	0
Lou Camilli, S (7, 5)										1	0	0	0	0	0	0
Frank Baker, L (1, 7) OBP: 0.348, SLG: 0.542	S S S 0-3 ② K		x 0-0 ③ L5		x 0-0 ② ③ SF8-5 2-3 3-H		x 0-0 ① F8 2-3 3-H		S S S 0-3 ② K	4	0	0	1	0	2	3
Tony Horton, R (1, 3) OBP: 0.331, SLG: 0.483	S S S 0-3 ③ K			x 0-0 ① F4		x 0-0 ① F6	S S S 0-3 ② K		x 0-0 S 1B	5	0	1	0	0	2	2
Davey Nelson, R (9, PR) OBP: 0.252, SLG: 0.193										0	0	0	0	0	0	0
Cap Peterson, R (9, 9) OBP: 0.375, SLG: 0.291										0	0	0	0	0	0	0
Ken Harrelson, R (1, 9) OBP: 0.339, SLG: 0.430		x 0-0 ① F6		x 0-0 ② F7		B B B B 4-0 1B 1B BB	I I I I 4-0 IBB		B B B B 4-0 1-2 FC6 BB	2	1	0	0	3	0	0
(9, 3)																
Duke Sims, L (1, 2) OBP: 0.387, SLG: 0.420		x 0-0 ② F9		B B B B 4-0 BB		x 0-0 1B 1B 1-2 1B	x 0-0 ③ L4		x 0-0 ③ FC6 1-2f	4	0	1	0	1	0	4
Eddie Leon, R (1, 6) OBP: 0.338, SLG: 0.373		x 0-0 ③ F6		x 0-0 ③ F3		x 0-0 1B 1-2 2-H 1B		x 0-0 1B		4	0	2	1	0	0	1
Vern Fuller, R (1, 4) OBP: 0.289, SLG: 0.328			x 0-0 ① 4-3		B B B B 4-0 1B 2B BB	x 0-0 G4-6-3 1-2 2-3 1B		x 0-0 ① F8		3	1	1	0	1	0	1
Steve Hargan, R (1, 1) OBP: 0.195, SLG: 0.175			B B B B 4-0 1B 1B BB		x 0-0 2B 1-2 SF8-5 1B	x 0-0 ② ③ G4-6-3 1-2f		x 0-0 ② F7		2	2	1	0	1	0	3
Mike Paul, L (7, 1)										0	0	0	0	0	0	0
Ron Law, R (7, 1) OBP: 0.143, SLG: 0.143										0	0	0	0	0	0	0
Richie Scheinblum, S (8, PH) OBP: 0.250, SLG: 0.241										1	0	0	0	0	0	1
Stan Williams, R (8, 1) OBP: 0.206, SLG: 0.100										0	0	0	0	0	0	0
Inning Stats	R: 0 E: 0 K: 3 S: 10 H: 1 LOB: 1 BB: 0 P: 10	R: 0 E: 0 K: 0 S: 3 H: 0 LOB: 0 BB: 0 P: 3	R: 1 E: 0 K: 0 S: 4 H: 1 LOB: 1 BB: 1 P: 8	R: 0 E: 0 K: 0 S: 3 H: 0 LOB: 1 BB: 1 P: 7	R: 2 E: 0 K: 0 S: 4 H: 2 LOB: 0 BB: 1 P: 8	R: 1 E: 0 K: 0 S: 5 H: 3 LOB: 2 BB: 1 P: 9	R: 1 E: 1 K: 1 S: 7 H: 2 LOB: 2 BB: 1 P: 11	R: 0 E: 0 K: 1 S: 6 H: 1 LOB: 1 BB: 0 P: 6	R: 0 E: 0 K: 1 S: 6 H: 1 LOB: 2 BB: 1 P: 10	1B: 10 2B: 2 3B: 0 HR: 0 SF: 1 SAC: 0 DP: 2 HBP: 0	WP: 0 PB: 1 SB: 1 CS: 0 PA: 42					

	AB	35
	R	5
	H	11
	RBI	4
	BB	6
	SO	6
	LOB	19

PITCHER		IP	WLS	BF	H	R	ER	SO	BB	IBB	HBP	BLK	WP	HR	S	P	ERA	WHIP
Paul Edmondson, R ERA: 4.99	(1, 1)	5.0		21	4	3	3	3	3	0	0	0	0	0	24	36	5.40	1.400
Wilbur Wood, L ERA: 3.08	(6, 1)	2.0		12	5	2	1	1	1	1	0	0	0	0	12	20	4.50	3.000
Gary Bell, R ERA: 5.44	(8, 1)	1.0		4	1	0	0	1	0	0	0	0	0	0	6	6	0.00	1.000
Danny Murphy, R ERA:	(9, 1)	1.0	W	5	1	0	0	1	1	0	0	0	0	0	6	10	0.00	2.000

PITCHER		IP	WLS	BF	H	R	ER	SO	BB	IBB	HBP	BLK	WP	HR	S	P	ERA	WHIP

BOTTOM

Cleveland Indians @ Chicago White Sox

Comiskey Park, Chicago, IL

Sat Aug 30 1969, 8:05 PM EDT

Att. 3,573 - Unknown

livebaseballscorecards.com

Batter	1	2	3	4	5	6	7	8	9	AB	R	H	RBI	BB	SO	LOB
Walt Williams, R (1, 7) OBP: 0.344, SLG: 0.381	PB G3 2B 1B		FC1-4 1B		S S S 0-3 ③ K		1-3 2-H 1B 2B		2B 1B	5	3	4	1	0	1	0
Luis Aparicio, R (1, 6) OBP: 0.349, SLG: 0.368	0-0 ① G3 1-2		0-0 ② FC1-4 1-2f			0-0 1B	0-0 2-H 3-H 1B		1-H 1B 2B	5	1	3	3	0	0	2
Tom McCraw, L (1, 3) OBP: 0.299, SLG: 0.325	2-H 2B		0-0 ③ 1-3			0-0 ① F7	0-0 ③ 4-3		1B IBB IBB	4	0	1	1	1	0	3
Bill Melton, R (1, 5) OBP: 0.317, SLG: 0.430	0-0 ② 5-3			0-0 ① 5-6-3		0-0 ② F9		FC1-5 BB 1B	1B 1-2 IBB	4	0	1	0	1	0	2
Ed Herrmann, L (1, 2) OBP: 0.312, SLG: 0.324 Woodie Held, R (8, PR) OBP: 0.297, SLG: 0.328 (9, 8)	0-0 ③ F6			0-0 ② F9		0-0 ③ 4-3		B B B B 4-0 FC1-5 1-2 BB	0-0 1-2 2-3 3-H 1B	3 1	0 0	0 1	0 1	1 0	0 0	2 0
Buddy Bradford, R (1, 9) OBP: 0.348, SLG: 0.417		0-0 ① 4-3		0-0 2B		B B B B 4-0 1B 2B BB		0-0 ① FC1-5 1-2 2-3f		3	1	1	0	1	0	2
Bobby Knoop, R (1, 4) OBP: 0.302, SLG: 0.313		0-0 ② 4-3		0-0 ③ 6-3			0-0 ① F9	0-0 ② F2		4	0	0	0	0	0	4
Ken Berry, R (1, 8) OBP: 0.277, SLG: 0.309 Pete Ward, L (8, PH) OBP: 0.347, SLG: 0.380 Danny Murphy, L (9, 1)		0-0 ③ G3			0-0 ① 3-1		0-0 ② L4	0-0 ③ F7		3 1 0	0 0 0	0 0 0	0 0 0	0 0 0	0 0 0	1 2 0
Paul Edmondson, R (1, 1) OBP: 0.250, SLG: 0.250 Gail Hopkins, L (5, PH) OBP: 0.342, SLG: 0.365 Wilbur Wood, R (6, 1) Ron Hansen, R (7, PH) OBP: 0.309, SLG: 0.338 Gary Bell, R (8, 1) OBP: 0.273, SLG: 0.263 Don Pavletich, R (9, 2) OBP: 0.323, SLG: 0.373			0-0 ① 1-3		0-0 ② 4-3		0-0 2B 1-2 1B 1B		S S S 0-3 ① K	1 1 0 1 0 1	0 0 0 1 0 0	0 0 0 1 0 1	0 0 0 0 0 0	0 0 0 0 0 1	0 0 0 0 0 0	0 0 0 0 0 0
Inning Stats	R: 1 E: 0 K: 0 S: 5 H: 2 LOB: 1 BB: 0 P: 5	R: 0 E: 0 K: 0 S: 3 H: 0 LOB: 0 BB: 0 P: 3	R: 0 E: 0 K: 0 S: 4 H: 1 LOB: 1 BB: 0 P: 4	R: 0 E: 0 K: 0 S: 4 H: 1 LOB: 1 BB: 0 P: 4	R: 0 E: 0 K: 1 S: 5 H: 0 LOB: 0 BB: 0 P: 5	R: 0 E: 0 K: 0 S: 4 H: 1 LOB: 1 BB: 0 P: 4	R: 3 E: 0 K: 0 S: 6 H: 3 LOB: 1 BB: 1 P: 10	R: 0 E: 0 K: 0 S: 4 H: 1 LOB: 2 BB: 1 P: 8	R: 2 E: 0 K: 1 S: 6 H: 3 LOB: 3 BB: 2 P: 14	1B: 8 2B: 4 3B: 0 HR: 0	SF: 0 SAC: 0 DP: 0 HBP: 0						

AB	37
R	6
H	12
RBI	6
BB	4
SO	2
LOB	18

WP: 0 PB: 1 SB: 0 CS: 0 PA: 41

PITCHER		IP	WLS	BF	H	R	ER	SO	BB	IBB	HBP	BLK	WP	HR	S	P	ERA	WHIP
Steve Hargan, R ERA: 5.58	(1, 1)	6.0		24	5	2	2	1	1	0	0	0	0	0	25	29	3.00	1.000
Mike Paul, L ERA: 3.87	(7, 1)	0.2		4	2	0	0	0	0	0	0	0	0	0	4	4	0.00	3.000
Ron Law, R ERA: 4.46	(7, 1)	0.1		2	1	2	2	0	0	0	0	0	0	0	2	2	54.00	3.000
Stan Williams, R ERA: 4.26	(8, 1)	1.1	L	11	4	2	2	1	1	2	0	0	0	0	10	22	13.50	3.750

PITCHER	IP	WLS	BF	H	R	ER	SO	BB	IBB	HBP	BLK	WP	HR	S	P	ERA	WHIP

Batter	1	2	3	4	5	6	7	8	9	AB	R	H	RBI	BB	SO	LOB
Eddie Leon, R (1, 6) OBP: 0.333, SLG: 0.366	S S S 0-3 ① K		x 0-0 HR 1B		x 0-0 ② 6-3		x 0-0 ② 6-3	x 0-0 ②③ F7 2-3		5	1	1	0	0	1	2
Larry Brown, R (1, 5) OBP: 0.292, SLG: 0.291	x 0-0 ② 6-3		x 0-0 ② F8		x 0-0 1B		x 0-0 ③ 4-3		x 0-0 ① 1-3	5	0	1	0	0	0	1
Ken Harrelson, R (1, 9) OBP: 0.341, SLG: 0.437 Russ Snyder, L (9, 9) OBP: 0.307, SLG: 0.310	x 0-0 1B 1B		x 0-0 1-H HR		x 0-0 ③ F9			x 0-0 ① 1-3 B B B B	4-0 CS BB	4	1	2	2	1	0	1
										0	0	0	0	0	0	0
Tony Horton, R (1, 3) OBP: 0.333, SLG: 0.484	x 0-0 1-2 1B		B B B B 4-0 BB			x 0-0 ① 5-3		x 0-0 E 1B 1B	x 0-0 ②③ F9 1-2	4	1	2	0	1	0	1
Jose Cardenal, R (1, 8) OBP: 0.313, SLG: 0.359	x 0-0 ③ F8		x 0-0 ③ 1-4-3			x 0-0 ② 6-3		x 0-0 E4 1B 1B 1-2		4	1	0	0	0	0	4
Richie Scheinblum, S (1, 7) OBP: 0.255, SLG: 0.247		x 0-0 ① 6-3		x 0-0 ① 6-3		x 0-0 1B 1B 1B		x 0-0 BB 1B 1B 1-2 2-H 1B		4	1	2	1	0	0	0
Vern Fuller, R (1, 4) OBP: 0.298, SLG: 0.333		B B B B 4-0 G4-6-3 BB		x 0-0 ② 5-3		x 0-0 1B 1-2 1B		x 0-0 BB 1B 1-2 2-H 1B		3	1	2	1	1	0	0
Ken Suarez, R (1, 2) OBP: 0.379, SLG: 0.358	x 0-0 ②③ G4-6-3 1-2f		x 0-0 ③ 6-3			x 0-0 ③ 1-2 2-H 1B		B B B B 4-0 F7 1B 1-2 2-3 BB		3	0	1	0	1	0	1
Dick Ellsworth, L (1, 1) OBP: 0.156, SLG: 0.219 Stan Williams, R (8, 1) OBP: 0.000, SLG: 0.100 Chuck Hinton, R (7, PH) OBP: 0.286, SLG: 0.364 Larry Burchart, R (7, 1) Cap Peterson, R (8, PH) OBP: 0.275, SLG: 0.291 Frank Baker, L (8, PH) OBP: 0.000, SLG: 0.000 Davey Nelson, R (8, PR) OBP: 0.250, SLG: 0.143 Ron Law, R (8, 1) OBP: 0.143, SLG: 0.143 Juan Pizarro, L (8, 1) OBP: 0.000, SLG: 0.222			S S S 0-3 ① K		x 0-0 ① 4-3		x 0-0 ① F9	x 0-0 1-2 2-H 3-H 1B		2 0 1 0 0 1 0 0 0	0 0 0 0 0 0 0 0 0	0 0 0 0 0 0 0 0 0	0 0 0 0 0 0 0 0 0	0 0 0 0 0 0 0 0 0	1 0 0 0 0 0 0 0 0	0 0 0 0 0 0 0 0 0

TOP

Cleveland Indians @ Chicago White Sox

Comiskey Park, Chicago, IL

Sun Aug 31 1969, 4:33 AM EDT

Att. 7,315 - Unknown

livebaseballscorecards.com

AB	36
R	6
H	12
RBI	6
BB	4
SO	2
LOB	10

Inning Stats	1	2	3	4	5	6	7	8	9	1B: 11	SF: 0	WP: 0	PA: 40
R:	0	0	2	0	0	0	0	4	0	2B: 0	SAC: 0	PB: 0	
E:	0	0	0	0	0	0	0	1	0	3B: 0	DP: 1	SB: 0	
K:	1	0	1	0	0	0	0	0	0	HR: 1	HBP: 0	CS: 1	
S:	7	2	7	3	4	5	3	7	2				
H:	2	0	2	0	1	3	0	4	0				
LOB:	2	0	1	0	1	0	0	2	0				
BB:	0	1	1	0	0	0	0	1	1				
P:	7	6	11	3	4	5	3	11	6				

PITCHER	IP	WLS	BF	H	R	ER	SO	BB	IBB	HBP	BLK	WP	HR	S	P	ERA	WHIP
Tommy John, L (1, 1) ERA: 3.66	7.1		35	11	6	5	2	3	0	0	0	0	1	36	48	6.14	1.909
Dan Osinski, R (8, 1) ERA: 3.65	1.2	W	5	1	0	0	0	1	0	0	0	0	0	4	8	0.00	1.200

PITCHER	IP	WLS	BF	H	R	ER	SO	BB	IBB	HBP	BLK	WP	HR	S	P	ERA	WHIP

BOTTOM

Cleveland Indians @ Chicago White Sox

Comiskey Park, Chicago, IL

Sun Aug 31 1969, 4:33 AM EDT

Att. 7,315 - Unknown

livebaseballscorecards.com

Batter	1	2	3	4	5	6	7	8	9	AB	R	H	RBI	BB	SO	LOB
Walt Williams, R (1, 7) OBP: 0.345, SLG: 0.381	K		4-3		F4		1B		BB, 1B, SF9, 1B	5	1	2	1	0	1	0
Luis Aparicio, R (1, 6) OBP: 0.350, SLG: 0.369	6-3		1-3		S, E, 1B		F9		BB, 1B, 1B	5	1	2	1	0	0	1
Ron Hansen, R (1, 3) Tom McCraw, L (8, 3) OBP: 0.299, SLG: 0.325 Woodie Held, R (9, PH) OBP: 0.307, SLG: 0.328	5-3		HBP		F8		1-5-3		BB, 1B, BB	3 0 0	0 0 0	0 0 0	0 0 0	0 0 1	0 0 0	2 0 0
Bill Melton, R (1, 5) OBP: 0.318, SLG: 0.435		4-3, 1B, 2B	F3			1B, 2B		K	SF9	4	2	2	1	0	1	1
Don Pavletich, R (1, 2) OBP: 0.330, SLG: 0.398		4-3		HR		G6-4-3, 1B		K		5	1	3	3	0	1	1
Buddy Bradford, R (1, 9) OBP: 0.350, SLG: 0.418		K		L4-3, 1B		G6-4-3		WP, 1B		4	0	2	0	0	1	2
Bobby Knoop, R (1, 4) OBP: 0.302, SLG: 0.314 Pete Ward, L (8, PH) OBP: 0.346, SLG: 0.378 Rich Morales, R (9, 4) OBP: 0.250, SLG: 0.209		BB, 1B	F9			F8		6-3		3 1 0	0 0 0	1 0 0	1 0 0	0 0 0	0 0 0	1 1 0
Ken Berry, R (1, 8) OBP: 0.281, SLG: 0.308 Gail Hopkins, L (9, PH) OBP: 0.344, SLG: 0.367		BB	L4-3				SH2-4, 1B, BB		1B, 1B	1 1	1 1	0 1	0 1	2 0	0 0	1 0
Tommy John, R (1, 1) OBP: 0.186, SLG: 0.141 Dan Osinski, R (8, 1) Ed Herrmann, L (9, PH) OBP: 0.310, SLG: 0.323		K			5-3		SH2-4		F7	2 0 1	0 0 0	0 0 0	0 0 0	1 0 0	2 0 1	2 0 1

Inning Stats	1	2	3	4	5	6	7	8	9
	R: 0 E: 0 K: 1 S: 5	R: 1 E: 0 K: 2 S: 9	R: 0 E: 0 K: 0 S: 3	R: 1 E: 0 K: 0 S: 4	R: 0 E: 1 K: 0 S: 4	R: 1 E: 0 K: 0 S: 4	R: 1 E: 0 K: 0 S: 4	R: 0 E: 0 K: 2 S: 8	R: 3 E: 0 K: 0 S: 6
	H: 0 LOB: 0 BB: 0 P: 5	H: 2 LOB: 2 BB: 1 P: 13	H: 0 LOB: 1 BB: 0 P: 4	H: 2 LOB: 0 BB: 0 P: 4	H: 1 LOB: 1 BB: 0 P: 4	H: 2 LOB: 0 BB: 0 P: 4	H: 1 LOB: 1 BB: 1 P: 8	H: 1 LOB: 1 BB: 0 P: 8	H: 4 LOB: 2 BB: 1 P: 10

1B: 10	SF: 1	WP: 1
2B: 3	SAC: 1	PB: 0
3B: 0	DP: 2	SB: 1
HR: 1	HBP: 1	CS: 0

PA: 41

AB	35
R	7
H	13
RBI	7
BB	3
SO	5
LOB	13

PITCHER		IP	WLS	BF	H	R	ER	SO	BB	IBB	HBP	BLK	WP	HR	S	P	ERA	WHIP
Dick Ellsworth, L ERA: 4.4	(1, 1)	5.0		23	7	3	3	3	1	0	1	0	0	1	27	32	5.40	1.600
Stan Williams, R ERA: 4.23	(6, 1)	1.0		2	0	0	0	0	0	0	0	0	0	0	2	2	0.00	0.000
Larry Burchart, R ERA: 3.63	(7, 1)	1.0		5	1	1	1	0	1	0	0	0	0	0	4	8	9.00	2.000
Ron Law, R ERA: 4.97	(8, 1)	1.1	L	8	4	3	3	2	0	0	0	0	1	0	12	12	20.25	3.000
Juan Pizarro, L ERA: 3.44	(9, 1)	0.1		3	1	0	0	0	1	0	0	0	0	0	2	6	0.00	6.000

PITCHER	IP	WLS	BF	H	R	ER	SO	BB	IBB	HBP	BLK	WP	HR	S	P	ERA	WHIP

Batter	1	2	3	4	5	6	7	8	9	AB	R	H	RBI	BB	SO	LOB
Russ Snyder, L (1, 8) OBP: 0.307, SLG: 0.310	S S S 0-3 ① K		0-0 ① 6-3	0-0 2-H 3-H 1B			0-0 1-3		0-0 ① F8	3	0	1	2	0	1	0
Jose Cardenal, R (7, PH) OBP: 0.312, SLG: 0.357 (7, 8)										2	0	0	0	0	0	0
Lou Klimchock, L (1, 5) OBP: 0.338, SLG: 0.443	0-0 E 1B 1B		0-0 1B E 2B	0-0 ② F7			0-0 1B 1B 1B		0-0 ② F9	3	2	2	0	0	0	1
Larry Brown, R (7, PH) OBP: 0.293, SLG: 0.292 (7, 5)										2	1	1	0	0	0	0
Frank Baker, L (1, 7) OBP: 0.355, SLG: 0.540	0-0 E4 1-2 1B		S S S 0-3 ② K	0-0 ③ 4-3			0-0 1B 1-2 1B		B B B B 4-0 1B BB	3	0	1	0	0	1	2
Chuck Hinton, R (7, PH) OBP: 0.299, SLG: 0.370 (7, 7)										1	0	1	0	1	0	0
Tony Horton, R (1, 3) OBP: 0.336, SLG: 0.485	0-0 ② E4 FC5-4 1-2 2-H		0-0 E 2-3 1B		0-0 ① F5		0-0 1-2 2-H 1B		0-0 1-2 1B	5	0	3	1	0	0	1
Ken Harrelson, R (1, 9) OBP: 0.338, SLG: 0.432	0-0 ③ FC5-4 1-2f		0-0 E5 1-2 3-H		S S S 0-3 ② K		0-0 ② F8		0-0 ③ F8	5	0	0	0	0	1	6
Duke Sims, L (1, 2) OBP: 0.386, SLG: 0.419		0-0 G6-4-3 1B	0-0 ③ 4-3		0-0 ③ F8		0-0 ③ G3			3	0	1	0	0	0	2
Cap Peterson, R (7, PH) OBP: 0.372, SLG: 0.288										1	0	0	0	0	0	2
Ken Suarez, R (7, 2) OBP: 0.379, SLG: 0.358										0	0	0	0	0	0	0
Eddie Leon, R (1, 6) OBP: 0.331, SLG: 0.363		0-0 ① ② G6-4-3 1-2f		0-0 SH3 1B 1B		0-0 ① 4-3		0-0 ① 5-3		4	1	1	0	0	0	1
Vern Fuller, R (1, 4) OBP: 0.302, SLG: 0.342		0-0 2B		0-0 SH3 1-2 1B 1B		0-0 ② F4		0-0 ② 4-3		4	1	2	0	0	0	0
Sam McDowell, L (1, 1) OBP: 0.163, SLG: 0.190	S S S 0-3 ③ K			0-0 ① SH3 1-2 2-3		0-0 ③ 4-3		0-0 ③ 6-3		1	0	0	0	0	1	1
Stan Williams, R (3, 1) OBP: 0.200, SLG: 0.097										1	0	0	0	0	0	0
Davey Nelson, R (8, PH) OBP: 0.250, SLG: 0.191										1	0	0	0	0	0	0
Ron Law, R (8, 1) OBP: 0.143, SLG: 0.143										0	0	0	0	0	0	0
Inning Stats	R: 1 H: 2 E: 1 LOB: 1 K: 1 BB: 0 S: 7 P: 7	R: 0 H: 2 E: 0 LOB: 1 K: 1 BB: 0 S: 6 P: 6	R: 1 H: 2 E: 1 LOB: 2 K: 1 BB: 0 S: 8 P: 8	R: 2 H: 3 E: 0 LOB: 1 K: 0 BB: 0 S: 6 P: 6	R: 0 H: 0 E: 0 LOB: 0 K: 1 BB: 0 S: 5 P: 5	R: 0 H: 0 E: 0 LOB: 2 K: 0 BB: 0 S: 3 P: 3	R: 1 H: 3 E: 0 LOB: 2 K: 0 BB: 0 S: 6 P: 6	R: 0 H: 0 E: 0 LOB: 0 K: 0 BB: 0 S: 3 P: 3	R: 0 H: 1 E: 0 LOB: 2 K: 0 BB: 1 S: 4 P: 8	1B: 11 SF: 0 2B: 2 SAC: 1 3B: 0 DP: 1 HR: 0 HBP: 0						

TOP

Cleveland Indians @ Minnesota Twins

Metropolitan Stadium, Bloomington , MI

Mon Sep 01 1969, 4:33 AM EDT

Att. 22,863 - Unknown - 67 F

livebaseballscorecards.com

AB	39
R	5
H	13
RBI	3
BB	1
SO	4
LOB	16

PITCHER		IP	WLS	BF	H	R	ER	SO	BB	IBB	HBP	BLK	WP	HR	S	P	ERA	WHIP	PITCHER	IP	WLS	BF	H	R	ER	SO	BB	IBB	HBP	BLK	WP	HR	S	P	ERA	WHIP
Dean Chance, R ERA: 2.66	(1, 1)	6.0	W	27	9	4	2	4	0	0	0	0	0	0	35	35	3.00	1.500																	
Jim Kaat, L ERA: 3.49	(7, 1)	0.1		3	2	1	1	0	0	0	0	0	0	0	3	3	27.00	6.000																	
Al Worthington, R ERA: 4.84	(7, 1)	0.1		2	1	0	0	0	0	0	0	0	0	0	2	2	0.00	3.000																	
Ron Perranoski, L ERA: 2.08	(7, 1)	2.1	S	9	1	0	0	0	1	0	0	0	0	0	8	12	0.00	0.857																	

™

BOTTOM

Cleveland Indians @ Minnesota Twins

Metropolitan Stadium, Bloomington , MI

Mon Sep 01 1969, 4:33 AM EDT

Att. 22,863 - Unknown - 67 F

livebaseballscorecards.com

Batter	1	2	3	4	5	6	7	8	9	AB	R	H	RBI	BB	SO	LOB
Cesar Tovar, R (1, 4) (9, 8) OBP: 0.321, SLG: 0.387	0-0 1B 3B 2B	0-0 F6 ①		0-0 6-3 ②		0-0 G6-4-3 ②③ 1-2f		0-0 G6-4-3 ②③ 1-2f		5	1	1	0	0	0	5
Tony Oliva, L (1, 9) OBP: 0.366, SLG: 0.500	0-0 BB 3B 1B 2-3	0-0 1B 3B		0-0 6-3 ③			0-0 F8 ①			4	2	2	0	0	0	0
Harmon Killebrew, R (1, 3) OBP: 0.422, SLG: 0.571	B B B B 4-0 3B BB 1-2	0-0 1-3 ②			S S S 0-3 K ①		0-0 1B			3	1	1	0	1	1	1
Bob Allison, R (1, 7) OBP: 0.322, SLG: 0.359 John Roseboro, L (9, 2) OBP: 0.330, SLG: 0.310	0-0 1B 3B 1-H 2-H 3-H	0-0 WP 1B 3-H			S S S 0-3 K ②		S S S 0-3 K ②			4	1	2	4	0	2	1
										0	0	0	0	0	0	0
Leo Cardenas, R (1, 6) OBP: 0.358, SLG: 0.384	0-0 HR 1B 3-H	0-0 F6 ③ 1-2			0-0 1B		0-0 F8 ③			4	1	2	1	0	0	2
Rick Renick, R (1, 5) OBP: 0.327, SLG: 0.361 Frank Quilici, R (9, 5) OBP: 0.237, SLG: 0.248	0-0 HR 1-H		S S S 0-3 K ①		S S S 0-3 K ③			0-0 F7 ①		4	1	1	2	0	2	1
										0	0	0	0	0	0	0
George Mitterwald, R (1, 2) OBP: 0.325, SLG: 0.375 Rod Carew, L (8, PR) (9, 4) OBP: 0.407, SLG: 0.497	S S S 0-3 K ①		0-0 F8 ②			0-0 F6 ①		0-0 BB BB 1B		4	0	1	0	0	1	0
										0	0	0	0	0	0	0
Ted Uhlaender, L (1, 8) (9, 7) OBP: 0.337, SLG: 0.362	0-0 6-3 ②		0-0 F7 ③			0-0 2B		B B B B 4-0 BB 1-2 BB		3	0	1	0	1	0	0
Dean Chance, R (1, 1) OBP: 0.143, SLG: 0.053 Graig Nettles, L (6, PH) OBP: 0.317, SLG: 0.397 Jim Kaat, L (7, 1) OBP: 0.253, SLG: 0.397 Al Worthington, R (7, 1) Ron Perranoski, L (7, 1) OBP: 0.174, SLG: 0.095	S S S 0-3 K ③			S S S 0-3 K ①		B B B B 4-0 G6-4-3 BB		B B B B 4-0 G6-4-3 BB 1-2 2-3		2	0	0	0	0	2	0
										0	0	0	0	1	0	0
										0	0	0	0	0	0	0
										0	0	0	0	0	0	0
										0	0	0	0	1	0	0
Inning Stats	R: 6 E: 0 K: 2 S: 12 H: 5 LOB: 0 BB: 1 P: 16	R: 1 E: 0 K: 0 S: 5 H: 2 LOB: 1 BB: 0 P: 5	R: 0 E: 0 K: 1 S: 5 H: 0 LOB: 0 BB: 0 P: 5	R: 0 E: 0 K: 1 S: 5 H: 0 LOB: 0 BB: 0 P: 5	R: 0 E: 0 K: 3 S: 10 H: 1 LOB: 1 BB: 0 P: 10	R: 0 E: 0 K: 0 S: 3 H: 1 LOB: 1 BB: 1 P: 7	R: 0 E: 0 K: 1 S: 6 H: 1 LOB: 1 BB: 0 P: 6	R: 0 E: 0 K: 0 S: 3 H: 1 LOB: 3 BB: 2 P: 11		1B: 6 2B: 2 3B: 2 HR: 1	SF: 0 SAC: 0 DP: 2 HBP: 0					

	AB	33
	R	7
	H	11
	RBI	7
	BB	4
	SO	8
	LOB	10

WP: 1 PB: 0 SB: 0 CS: 0 PA: 37

PITCHER		IP	WLS	BF	H	R	ER	SO	BB	IBB	HBP	BLK	WP	HR	S	P	ERA	WHIP
Sam McDowell, L ERA: 2.99	(1, 1)	2.0	L	14	7	7	7	2	1	0	0	0	1	1	17	21	31.50	4.000
Stan Williams, R ERA: 4.09	(3, 1)	5.0		18	3	0	0	6	1	0	0	0	0	0	29	33	0.00	0.800
Ron Law, R ERA: 4.85	(8, 1)	1.0		5	1	0	0	0	2	0	0	0	0	0	3	11	0.00	3.000

PITCHER	IP	WLS	BF	H	R	ER	SO	BB	IBB	HBP	BLK	WP	HR	S	P	ERA	WHIP

Cleveland Indians @ Minnesota Twins

Metropolitan Stadium, Bloomington , MI

Tue Sep 02 1969, 8:05 PM EDT

Att. 11,496 - Unknown - 73 F

TOP

livebaseballscorecards.com

Batter	1	2	3	4	5	6	7	8	9	AB	R	H	RBI	BB	SO	LOB
Eddie Leon, R (1, 6) OBP: 0.342, SLG: 0.377	0-0 1-4-3		4-0 G6-4-3 BB		0-0 1-3 2-H 2B		0-0 BB 1B 1-2 1B		0-0 4-3	3	0	2	1	1	0	0
Frank Baker, L (9, PH) OBP: 0.351, SLG: 0.534										1	0	0	0	0	0	0
Larry Brown, R (1, 5) OBP: 0.295, SLG: 0.292	4-0 G3 1B BB		0-0 G6-4-3 1-2f		0-0 5-3		0-0 BB 1-2 2-H 1B			3	0	1	1	1	0	3
Ken Harrelson, R (1, 9) OBP: 0.339, SLG: 0.432	0-0 G3 1-2 1B		0-3 K		0-3 K		4-0 FC6-4 1-2 2-3 BB			3	0	1	0	1	2	2
Tony Horton, R (1, 3) OBP: 0.333, SLG: 0.481	0-0 G3 1-2 2-3			0-0 6-3		0-0 4-3	0-0 FC6-4 1-2f			4	0	0	0	0	0	5
Jose Cardenal, R (1, 8) OBP: 0.309, SLG: 0.354	0-0 F6			0-0 F3		0-0 F8		0-0 F5		4	0	0	0	0	0	2
Richie Scheinblum, S (1, 7) OBP: 0.255, SLG: 0.247		0-0 FC6-4 1B		0-0 G3		0-0 F8		0-0 F8		4	0	1	0	0	0	0
Vern Fuller, R (1, 4) OBP: 0.296, SLG: 0.335		0-3 K			0-0 5-3		0-0 L6	0-0 F7		4	0	0	0	0	1	1
Ken Suarez, R (1, 2) OBP: 0.388, SLG: 0.361		0-3 K			0-0 1B 2B 1B		4-0 1B 1B BB		0-3 K	2	2	1	0	1	1	1
Russ Snyder, L (9, PH) OBP: 0.306, SLG: 0.309										1	0	0	0	0	1	0
Luis Tiant, R (1, 1) OBP: 0.292, SLG: 0.412		0-0 FC6-4 1-2f			0-0 2B 1-2 1B		0-0 L5		0-3 K	2	0	1	0	0	0	1
Phil Hennigan, R (6, 1)										0	0	0	0	0	0	0
Chuck Hinton, R (7, PH) OBP: 0.296, SLG: 0.366										1	0	0	0	0	0	1
Mike Paul, L (7, 1)										0	0	0	0	0	0	0
Lou Klimchock, L (9, PH) OBP: 0.336, SLG: 0.441										1	0	0	0	0	1	0
Inning Stats	R: 0 E: 0 K: 0 S: 4 H: 1 LOB: 2 BB: 1 P: 8	R: 0 E: 0 K: 2 S: 8 H: 1 LOB: 1 BB: 0 P: 8	R: 0 E: 0 K: 1 S: 4 H: 0 LOB: 0 BB: 1 P: 8	R: 0 E: 0 K: 0 S: 3 H: 0 LOB: 0 BB: 0 P: 3	R: 1 E: 0 K: 1 S: 8 H: 3 LOB: 2 BB: 0 P: 8	R: 0 E: 0 K: 0 S: 3 H: 0 LOB: 0 BB: 0 P: 3	R: 1 E: 0 K: 0 S: 5 H: 2 LOB: 3 BB: 2 P: 13	R: 0 E: 0 K: 0 S: 3 H: 0 LOB: 0 BB: 0 P: 3	R: 0 E: 0 K: 2 S: 7 H: 0 LOB: 0 BB: 0 P: 7	1B: 6 2B: 1 3B: 0 HR: 0	SF: 0 SAC: 0 DP: 1 HBP: 0						

AB	33
R	2
H	7
RBI	2
BB	4
SO	6
LOB	16

WP: 0 PB: 0 SB: 0 CS: 0 PA: 37

PITCHER		IP	WLS	BF	H	R	ER	SO	BB	IBB	HBP	BLK	WP	HR	S	P	ERA	WHIP
Tom Hall, L ERA: 3.18	(1, 1)	6.2	W	29	7	2	2	4	3	0	0	0	0	0	34	46	2.70	1.500
Dick Woodson, R ERA: 3.87	(7, 1)	2.1	S	8	0	0	0	2	1	0	0	0	0	0	11	15	0.00	0.429

PITCHER	IP	WLS	BF	H	R	ER	SO	BB	IBB	HBP	BLK	WP	HR	S	P	ERA	WHIP

Cleveland Indians @ Minnesota Twins

Metropolitan Stadium, Bloomington , MI

Tue Sep 02 1969, 8:05 PM EDT

Att. 11,496 - Unknown - 73 F

livebaseballscorecards.com

BOTTOM

Batter	1	2	3	4	5	6	7	8	9	AB	R	H	RBI	BB	SO	LOB
Ted Uhlaender, L (1, 7) OBP: 0.336, SLG: 0.362	4-3		F8		SF7 3-H	2-H 1B				3	0	1	2	0	0	0
Rod Carew, L (1, 4) OBP: 0.405, SLG: 0.495	F7			F8	FC4-6 1-2 2-3 1B	F8				4	0	1	0	0	0	1
Tony Oliva, L (1, 9) OBP: 0.365, SLG: 0.500	5-3			1B 2B	FC4-6 BB 1-2f 2-3 3-H		F7			4	1	1	1	0	0	2
Harmon Killebrew, R (1, 5) OBP: 0.425, SLG: 0.571 Herman Hill, L (7, PR) Frank Quilici, R (8, 5) OBP: 0.237, SLG: 0.248		F8		FC6-4 2-H 1B	B B B B 4-0 1-2 BB		B B B B 4-0 CS BB			2 0 0	0 0 0	1 0 0	1 0 0	2 0 0	0 0 0	0 0 0
Rich Reese, L (1, 3) OBP: 0.366, SLG: 0.534		F3		F9	S S S 0-3 K		S S S 0-3 1-2 K			4	0	0	0	0	2	5
Cesar Tovar, R (1, 8) OBP: 0.323, SLG: 0.388		S 1B		FC6-4 1-2f		1B SF8 1B		F8		4	1	2	0	0	0	1
John Roseboro, L (1, 2) OBP: 0.332, SLG: 0.312		F7 1-2			BB 1B SF7 1B	SH2-4 1-3 1B 1B		S S S 0-3 K		4	2	2	0	0	1	1
Leo Cardenas, R (1, 6) OBP: 0.357, SLG: 0.384			S S S 0-3 K		1B BB 1-2 FC4-6 1B	SF8 3-H		F8		3	1	1	1	0	1	0
Tom Hall, L (1, 1) OBP: 0.231, SLG: 0.194 Dick Woodson, R (7, 1) OBP: 0.143, SLG: 0.077			F4		B B B 4-0 FC4-6 1B 1-2 2-3 BB	SH2-4 1-2				1 0	0 0	0 0	0 0	1 0	0 0	0 0
Inning Stats	R: 0 H: 0 E: 0 LOB: 0 K: 0 BB: 0 S: 3 P: 3	R: 0 H: 1 E: 0 LOB: 1 K: 0 BB: 0 S: 4 P: 4	R: 0 H: 0 E: 0 LOB: 0 K: 1 BB: 0 S: 5 P: 5	R: 1 H: 2 E: 0 LOB: 1 K: 0 BB: 0 S: 5 P: 5	R: 2 H: 3 E: 0 LOB: 3 K: 1 BB: 2 S: 8 P: 16	R: 2 H: 3 E: 0 LOB: 1 K: 0 BB: 0 S: 6 P: 6	R: 0 H: 0 E: 0 LOB: 1 K: 1 BB: 1 S: 4 P: 8	R: 0 H: 0 E: 0 LOB: 0 K: 1 BB: 0 S: 5 P: 5		1B: 8 SF: 2 2B: 1 SAC: 1 3B: 0 DP: 0 HR: 0 HBP: 0						

	AB	29
	R	5
	H	9
	RBI	5
	BB	3
	SO	4
	LOB	10

WP: 0 PA: 35
PB: 0
SB: 1
CS: 1

PITCHER		IP	WLS	BF	H	R	ER	SO	BB	IBB	HBP	BLK	WP	HR	S	P	ERA	WHIP
Luis Tiant, R ERA: 3.97	(1, 1)	5.2	L	28	9	5	5	2	2	0	0	0	0	0	30	38	7.94	1.941
Phil Hennigan, R ERA:	(6, 1)	0.1		1	0	0	0	0	0	0	0	0	0	0	1	1	0.00	0.000
Mike Paul, L ERA: 3.79	(7, 1)	2.0		6	0	0	0	2	1	0	0	0	0	0	9	13	0.00	0.500

PITCHER	IP	WLS	BF	H	R	ER	SO	BB	IBB	HBP	BLK	WP	HR	S	P	ERA	WHIP

Batter	1	2	3	4	5	6	7	8	9	AB	R	H	RBI	BB	SO	LOB
Russ Snyder, L (1, 8) OBP: 0.309, SLG: 0.316	4-3		1-2 2-H 1B			2B		5-3		4	0	2	0	0	0	0
Lou Klimchock, L (1, 5) OBP: 0.330, SLG: 0.433	F8		F8			4-3			F3	4	0	0	0	0	0	3
Frank Baker, L (1, 7) OBP: 0.337, SLG: 0.511	F8			F9		K			4-3	4	0	0	0	0	1	1
Tony Horton, R (1, 3) OBP: 0.331, SLG: 0.477		F6		F8			F9		F2	4	0	0	0	0	0	0
Ken Harrelson, R (1, 9) OBP: 0.339, SLG: 0.437		F3		L6			HR			3	1	1	1	0	0	0
Duke Sims, L (1, 2) OBP: 0.383, SLG: 0.415		F3			F8		K			3	0	0	0	0	1	0
Eddie Leon, R (1, 6) OBP: 0.342, SLG: 0.376			BB 1B 1B		6-3		6-3			3	0	1	0	0	0	0
Vern Fuller, R (1, 4) OBP: 0.297, SLG: 0.332			B B B B 4-0 1B 1-2 BB		5-3			5-3		2	0	0	0	1	0	0
Steve Hargan, R (1, 1) OBP: 0.186, SLG: 0.167			F3			F8		F9		2	0	0	0	0	0	2
Juan Pizarro, L (6, 1) OBP: 0.250, SLG: 0.222										0	0	0	0	0	0	0
Russ Nagelson, L (8, PH)										1	0	0	0	0	0	0
Phil Hennigan, R (8, 1)										0	0	0	0	0	0	0
Mike Paul, L (8, 1)										0	0	0	0	0	0	0
Inning Stats	R: 0 E: 0 K: 0 S: 3 H: 0 LOB: 0 BB: 0 P: 3	R: 0 E: 0 K: 0 S: 3 H: 0 LOB: 0 BB: 0 P: 3	R: 0 E: 0 K: 0 S: 4 H: 2 LOB: 2 BB: 1 P: 8	R: 0 E: 0 K: 0 S: 3 H: 0 LOB: 0 BB: 0 P: 3	R: 0 E: 0 K: 0 S: 3 H: 0 LOB: 0 BB: 0 P: 3	R: 0 E: 0 K: 1 S: 6 H: 1 LOB: 0 BB: 0 P: 6	R: 1 E: 0 K: 1 S: 6 H: 1 LOB: 1 BB: 0 P: 6	R: 0 E: 0 K: 0 S: 3 H: 0 LOB: 0 BB: 0 P: 3	R: 0 E: 0 K: 0 S: 3 H: 0 LOB: 0 BB: 0 P: 3	1B: 2 2B: 1 3B: 0 HR: 1	SF: 0 SAC: 0 DP: 0 HBP: 0						

PITCHER	IP	WLS	BF	H	R	ER	SO	BB	IBB	HBP	BLK	WP	HR	S	P	ERA	WHIP
Dave Boswell, R (1, 1) ERA: 3.29	9.0	W	31	4	1	1	2	1	0	0	0	0	1	34	38	1.00	0.556

PITCHER	IP	WLS	BF	H	R	ER	SO	BB	IBB	HBP	BLK	WP	HR	S	P	ERA	WHIP

TOP

Cleveland Indians @ Minnesota Twins

Metropolitan Stadium, Bloomington , MI

Wed Sep 03 1969, 4:33 AM EDT

Att. 7,012 - Unknown - 79 F

livebaseballscorecards.com

AB	30
R	1
H	4
RBI	1
BB	1
SO	2
LOB	6

WP: 0 PB: 0 SB: 0 CS: 0 PA: 31

BOTTOM

Cleveland Indians @ Minnesota Twins

Metropolitan Stadium, Bloomington , MI

Wed Sep 03 1969, 4:33 AM EDT

Att. 7,012 - Unknown - 79 F

livebaseballscorecards.com

Batter	1	2	3	4	5	6	7	8	9	AB	R	H	RBI	BB	SO	LOB
Ted Uhlaender, L (1, 7) OBP: 0.335, SLG: 0.361	E6 G6-3 1B		1B		F8 ③	F5 ②		SF7 ① 3-H		4	0	1	1	0	0	2
Rod Carew, L (1, 4) OBP: 0.405, SLG: 0.496	G6-3 1-2 1B		G3 ③			1B 2B K		F8 ②		5	1	2	0	0	1	5
Tony Oliva, L (1, 9) OBP: 0.365, SLG: 0.499	G6-3 ① ② 1-2f 2-3			BB 1B		HR 2-H 1B	F8 ①	1-3 ③		5	1	2	1	0	0	4
Harmon Killebrew, R (1, 5) OBP: 0.423, SLG: 0.575 Frank Quilici, R (8, 5) OBP: 0.237, SLG: 0.248	5-3 ③			F6 ①		HR 1-H	6-3 ②			4 0	1 0	1 0	2 0	0 0	0 0	2 0
Rich Reese, L (1, 3) OBP: 0.364, SLG: 0.531		F2 ①		F8 ②		1B BB 1B	F4 ③			4	1	1	0	0	0	1
Cesar Tovar, R (1, 8) OBP: 0.326, SLG: 0.390		CS 1B		B B B 4-0 1-2 BB		F9 ①		1B 1B 1B		3	1	2	0	1	0	1
John Roseboro, L (1, 2) OBP: 0.331, SLG: 0.311 George Mitterwald, R (3, 2) OBP: 0.331, SLG: 0.377	L9 ② ③ 1-2			S S S 0-3 ③ K		B B B 4-0 1B SH 1-2 BB		1B 1B 1-2 SF7 1B		1 2	0 2	0 1	0 0	0 1	0 1	1 2
Leo Cardenas, R (1, 6) OBP: 0.358, SLG: 0.385			S S S 0-3 ① K		6-3 ①	SH 1-3 2-H 1B		1B 1-2 2-3 1B		4	0	2	1	0	1	0
Dave Boswell, R (1, 1) OBP: 0.195, SLG: 0.297			4-3 ②		6-3 ②	SH 1-2 3-H		1-2 2-3 3-H 1B		3	0	1	2	0	0	0
Inning Stats	R: 0 E: 1 K: 0 S: 4 H: 1 LOB: 1 BB: 0 P: 4	R: 0 E: 0 K: 0 S: 3 H: 1 LOB: 0 BB: 0 P: 3	R: 0 E: 0 K: 1 S: 6 H: 1 LOB: 1 BB: 0 P: 6	R: 0 E: 0 K: 1 S: 6 H: 1 LOB: 2 BB: 1 P: 10	R: 0 E: 0 K: 0 S: 3 H: 0 LOB: 0 BB: 0 P: 3	R: 5 E: 0 K: 1 S: 11 H: 5 LOB: 2 BB: 1 P: 15	R: 0 E: 0 K: 0 S: 3 H: 0 LOB: 0 BB: 0 P: 3	R: 2 E: 0 K: 0 S: 7 H: 4 LOB: 2 BB: 0 P: 7		1B: 11 2B: 1 3B: 0 HR: 1 SF: 1 SAC: 1 DP: 1 HBP: 0					

	AB	35
	R	7
	H	13
	RBI	7
	BB	2
	SO	3
	LOB	18

WP: 0 PB: 0 SB: 0 CS: 1 PA: 39

PITCHER		IP	WLS	BF	H	R	ER	SO	BB	IBB	HBP	BLK	WP	HR	S	P	ERA	WHIP
Steve Hargan, R ERA: 5.57	(1, 1)	5.0	L	22	7	3	3	2	1	0	0	0	0	1	25	29	5.40	1.600
Juan Pizarro, L ERA: 3.57	(6, 1)	2.0		10	2	2	2	1	1	0	0	0	0	0	11	15	9.00	1.500
Phil Hennigan, R ERA: 54.0	(8, 1)	0.0		4	4	2	2	0	0	0	0	0	0	0	4	4	∞	∞
Mike Paul, L ERA: 3.75	(8, 1)	1.0		3	0	0	0	0	0	0	0	0	0	0	3	3	0.00	0.000

PITCHER	IP	WLS	BF	H	R	ER	SO	BB	IBB	HBP	BLK	WP	HR	S	P	ERA	WHIP

Batter	1	2	3	4	5	6	7	8	9	AB	R	H	RBI	BB	SO	LOB
Horace Clarke, S (1, 4) OBP: 0.358, SLG: 0.381	F3		F6			1B SF7 2B		F5		4	1	1	0	0	0	0
Gene Michael, S (1, 6) OBP: 0.339, SLG: 0.374	1B 1B		6-3			4-3		5-3		4	0	1	0	0	0	1
Roy White, S (1, 7) OBP: 0.403, SLG: 0.448	1-3 1B			F9		2-4 2-3 1B		1B 2B		4	0	3	0	0	0	0
Frank Fernandez, R (1, 9) OBP: 0.396, SLG: 0.418	K			K		SF7 3-H		1B BB		2	0	0	1	1	2	2
Thurman Munson, R (1, 2) OBP: 0.471, SLG: 0.538	F7			6-3		2-4 1-2	F8	1-2 2-3 1B		4	0	1	0	0	0	2
Joe Pepitone, L (1, 3) OBP: 0.289, SLG: 0.459		L5			4-3		1B 1B	4-3		4	0	1	0	0	0	3
Jerry Kenney, L (1, 5) OBP: 0.324, SLG: 0.300		F8			WP 1B		1-2 1B		F5	4	0	2	0	0	0	0
Ron Woods, R (1, 8) OBP: 0.285, SLG: 0.269		K			G3-6-3 1-2 BB		F6		F8	3	0	0	0	1	1	2
Mel Stottlemyre, R (1, 1) OBP: 0.252, SLG: 0.217			K		G3-6-3 1-2f		K		4-3	4	0	0	0	0	2	4
Inning Stats	R: 0 E: 0 K: 1 S: 7 H: 2 LOB: 2 BB: 0 P: 7	R: 0 E: 0 K: 1 S: 5 H: 0 LOB: 0 BB: 0 P: 5	R: 0 E: 0 K: 1 S: 5 H: 0 LOB: 0 BB: 0 P: 5	R: 0 E: 0 K: 1 S: 5 H: 0 LOB: 0 BB: 0 P: 5	R: 0 E: 0 K: 0 S: 3 H: 1 LOB: 1 BB: 1 P: 7	R: 1 E: 0 K: 0 S: 4 H: 2 LOB: 1 BB: 0 P: 4	R: 0 E: 0 K: 1 S: 7 H: 2 LOB: 2 BB: 0 P: 7	R: 0 E: 0 K: 0 S: 5 H: 2 LOB: 3 BB: 1 P: 9	R: 0 E: 0 K: 0 S: 3 H: 0 LOB: 0 BB: 0 P: 3	1B: 7 2B: 2 3B: 0 HR: 0 SF: 1 SAC: 0 DP: 1 HBP: 0							

PITCHER	IP	WLS	BF	H	R	ER	SO	BB	IBB	HBP	BLK	WP	HR	S	P	ERA	WHIP
Sam McDowell, L (1, 1) ERA: 2.92	9.0	W	37	9	1	1	5	2	0	0	0	1	0	44	52	1.00	1.222

PITCHER	IP	WLS	BF	H	R	ER	SO	BB	IBB	HBP	BLK	WP	HR	S	P	ERA	WHIP

TOP

New York Yankees @ Cleveland Indians

Cleveland Municipal Stadium, Cleveland, OH

Fri Sep 05 1969, 7:05 PM EDT

Unknown - 84 F

livebaseballscorecards.com

AB	33
R	1
H	9
RBI	1
BB	2
SO	5
LOB	14

WP: 1	PA: 36		
PB: 0			
SB: 0			
CS: 0			

Batter	1	2	3	4	5	6	7	8	9	AB	R	H	RBI	BB	SO	LOB
Russ Snyder, L (1, 8) OBP: 0.319, SLG: 0.319	BBBB 4-0 G3 1B BB		BBBB 4-0 G3-6-3-4-6 BB		BBBB 4-0 BB			x 0-0 FC1-6 1B	x 0-0 1-2 3-H 1B	1	1	1	0	3	0	0
Jose Cardenal, R (8, PR) OBP: 0.311, SLG: 0.356 (9, 8)										1	0	1	1	0	0	0
Lou Klimchock, L (1, 4) OBP: 0.325, SLG: 0.425	x 0-0 ① G3 1-2		x 0-0 ①② G3-6-3-4-6 1-2f		x 0-0 ③ 4-3			x 0-0 ① FC1-6 1B 1-2f		4	0	0	0	0	0	5
Davey Nelson, R (8, PR) OBP: 0.250, SLG: 0.191										0	0	0	0	0	0	0
Chuck Hinton, R (9, 9) OBP: 0.296, SLG: 0.366										0	0	0	0	0	0	0
Frank Baker, L (1, 7) OBP: 0.324, SLG: 0.490	x 0-0 ② F3		SSS 0-3 ③ K			x 0-0 ① 1-3		SSS 0-3 ② K		4	0	0	0	0	2	2
Duke Sims, L (1, 2) OBP: 0.390, SLG: 0.423	x 0-0 2-H 1B			x 0-0 G4-6-3 1B		x 0-0 1B		x 0-0 1-2 1B		4	0	4	1	0	0	0
Richie Scheinblum, S (1, 9) OBP: 0.251, SLG: 0.243	x 0-0 ③ G3			x 0-0 ①② G4-6-3 1-2f		x 0-0 ② F7		x 0-0 ③ F3		3	0	0	0	0	0	3
Tony Horton, R (8, PH) OBP: 0.330, SLG: 0.477										1	0	0	0	0	0	2
Vern Fuller, R (9, 4) OBP: 0.297, SLG: 0.332										0	0	0	0	0	0	0
Russ Nagelson, L (1, 3) OBP: 0.400, SLG: 0.400		x 0-0 FC6-4-5 1B 1B		x 0-0 ③ 4-3		x 0-0 ③ 1-3			x 0-0 3-1 SH2-4 1B 1B	4	0	2	0	0	0	1
Steve Hargan, R (9, PR) OBP: 0.186, SLG: 0.167										0	1	0	0	0	0	0
Eddie Leon, R (1, 6) OBP: 0.348, SLG: 0.382		x 0-0 FC6-4-5 1-2 1B			x 0-0 FC1-6 1B		x 0-0 ① F8		x 0-0 ① SH2-4 1-2	3	0	2	0	0	0	0
Lou Camilli, S (1, 5)		x 0-0 ①② FC6-4-5 1-2 2-3			x 0-0 ① FC1-6 SH2-3 1-2f		x 0-0 ② 3-1		x 0-0 ② 3-1 2-3	4	0	0	0	0	0	5
Sam McDowell, L (1, 1) OBP: 0.159, SLG: 0.185		x 0-0 ③ F7			x 0-0 ② SH2-3 1-2		SSS 0-3 ③ K		4-0 1B IBB	2	0	0	0	0	1	1
Ken Harrelson, R (9, PH) OBP: 0.340, SLG: 0.437										0	0	0	0	1	0	0
Inning Stats	R: 1 E: 0 K: 0 S: 4 H: 1 LOB: 1 BB: 1 P: 8	R: 0 E: 0 K: 0 S: 4 H: 2 LOB: 1 BB: 0 P: 4	R: 0 E: 0 K: 1 S: 4 H: 0 LOB: 0 BB: 1 P: 8	R: 0 E: 0 K: 0 S: 3 H: 1 LOB: 0 BB: 0 P: 3	R: 0 E: 0 K: 0 S: 4 H: 1 LOB: 2 BB: 1 P: 8	R: 0 E: 0 K: 0 S: 4 H: 1 LOB: 1 BB: 0 P: 4	R: 0 E: 0 K: 1 S: 5 H: 0 LOB: 0 BB: 0 P: 5	R: 0 E: 0 K: 1 S: 7 H: 2 LOB: 2 BB: 0 P: 7	R: 1 E: 0 K: 0 S: 4 H: 2 LOB: 2 BB: 1 P: 8	1B: 10 2B: 0 3B: 0 HR: 0	SF: 0 SAC: 2 DP: 3 HBP: 0						

PITCHER	IP	WLS	BF	H	R	ER	SO	BB	IBB	HBP	BLK	WP	HR	S	P	ERA	WHIP
Mel Stottlemyre, R (1, 1) ERA: 2.68	8.2	L	37	10	2	2	3	3	1	0	0	0	0	39	55	2.08	1.500

PITCHER	IP	WLS	BF	H	R	ER	SO	BB	IBB	HBP	BLK	WP	HR	S	P	ERA	WHIP

BOTTOM

New York Yankees @ Cleveland Indians

Cleveland Municipal Stadium, Cleveland, OH

Fri Sep 05 1969, 7:05 PM EDT

Unknown - 84 F

livebaseballscorecards.com

AB	31
R	2
H	10
RBI	2
BB	4
SO	3
LOB	19

PA: 37

WP: 0 PB: 0 SB: 0 CS: 0

Batter	1	2	3	4	5	6	7	8	9	AB	R	H	RBI	BB	SO	LOB
Horace Clarke, S (1, 4) OBP: 0.357, SLG: 0.380	L8		K 1B			F8		5-3		4	0	1	0	0	0	0
Gene Michael, S (1, 6) OBP: 0.340, SLG: 0.373	6-3		K 1-2			G4-3 1B		BB 5-3		3	0	1	0	1	1	1
Roy White, S (1, 7) OBP: 0.400, SLG: 0.443	5-3			F7		G4-3 1-2f		5-3 1-2		4	0	0	0	0	0	2
Joe Pepitone, L (1, 3) OBP: 0.289, SLG: 0.457		1B 1B		F8			3-1	K		4	0	1	0	0	1	1
Bobby Murcer, L (1, 8) (7, 9) OBP: 0.313, SLG: 0.447		F8		F6			G3		E G6-3 1B	4	1	1	0	0	0	1
Frank Fernandez, R (1, 9) OBP: 0.399, SLG: 0.437 Ron Woods, R (7, 8) OBP: 0.284, SLG: 0.268		F6			FC1-4 1B		HR		L4 1-2	3 1	1 0	2 0	1 0	0 0	0 0	1 1
Thurman Munson, R (1, 2) OBP: 0.476, SLG: 0.529		1-3 1B			K		1B		G6-3 2-H	4	0	2	1	0	1	1
Jerry Kenney, L (1, 5) OBP: 0.326, SLG: 0.302		F8			F4		1-3 1B		S 1B	4	0	2	0	0	0	3
Fritz Peterson, S (1, 1) OBP: 0.158, SLG: 0.116			F5		FC1-4 1-2f		6-3		5-3 1-2	4	0	0	0	0	0	4
Inning Stats	R: 0 E: 0 K: 0 S: 3	H: 0 LOB: 0 BB: 0 P: 3	R: 0 E: 0 K: 0 S: 5	H: 2 LOB: 2 BB: 0 P: 5	R: 0 E: 0 K: 1 S: 5	H: 1 LOB: 1 BB: 0 P: 5	R: 0 E: 0 K: 0 S: 3	H: 0 LOB: 0 BB: 0 P: 3	R: 0 E: 0 K: 1 S: 6	H: 1 LOB: 1 BB: 0 P: 6	R: 0 E: 0 K: 0 S: 3	H: 1 LOB: 0 BB: 0 P: 3	R: 1 E: 0 K: 0 S: 6	H: 3 LOB: 2 BB: 0 P: 6	R: 0 E: 0 K: 1 S: 5	H: 0 LOB: 1 BB: 1 P: 9	R: 1 E: 1 K: 0 S: 5	H: 2 LOB: 1 BB: 0 P: 5	1B: 9 2B: 0 3B: 0 HR: 1	SF: 0 SAC: 0 DP: 1 HBP: 0	WP: 0 PB: 0 SB: 1 CS: 0	PA: 36

PITCHER	IP	WLS	BF	H	R	ER	SO	BB	IBB	HBP	BLK	WP	HR	S	P	ERA	WHIP
Dick Ellsworth, L (1, 1) ERA: 4.17	9.0	L	36	10	2	1	3	1	0	0	0	0	1	41	45	1.00	1.222

PITCHER	IP	WLS	BF	H	R	ER	SO	BB	IBB	HBP	BLK	WP	HR	S	P	ERA	WHIP

TOP

New York Yankees @ Cleveland Indians

Cleveland Municipal Stadium, Cleveland, OH

Fri Sep 05 1969, 7:05 PM EDT

Att. 9,205 - Unknown

livebaseballscorecards.com

AB	35
R	2
H	10
RBI	2
BB	1
SO	3
LOB	15

Batter	1	2	3	4	5	6	7	8	9	AB	R	H	RBI	BB	SO	LOB
Eddie Leon, R (1, 6) OBP: 0.340, SLG: 0.372	F2			K		K			L6	4	0	0	0	0	2	1
Larry Brown, R (1, 5) OBP: 0.294, SLG: 0.290	E9 G6-4-3			F8			BBBB FC5-4 BB		FC4-6 PO 1-2f	3	0	0	0	1	0	1
Ken Harrelson, R (1, 9) OBP: 0.339, SLG: 0.434	G6-4-3 1-2f			5-3			F7		PO 1-2	3	0	0	0	0	0	2
Tony Horton, R (1, 3) OBP: 0.329, SLG: 0.474		5-3			5-3		FC5-4 1-2f			3	0	0	0	0	0	1
Jose Cardenal, R (1, 8) OBP: 0.309, SLG: 0.353		6-3			K		F8			3	0	0	0	0	1	1
Richie Scheinblum, S (1, 7) OBP: 0.252, SLG: 0.245		K			1B			K		3	0	1	0	0	2	0
Vern Fuller, R (1, 4) OBP: 0.292, SLG: 0.326			4-3		F4			F3		3	0	0	0	0	0	1
Ray Fosse, R (1, 2) OBP: 0.242, SLG: 0.250			6-3			F3		K		3	0	0	0	0	1	0
Dick Ellsworth, L (1, 1) OBP: 0.149, SLG: 0.111 Chuck Hinton, R (9, PH) OBP: 0.303, SLG: 0.373			K			K			FC4-6 1B	2 1	0 0	0 1	0 0	0 0	2 0	0 0
Inning Stats	R: 0 E: 1 K: 0 S: 3 H: 0 LOB: 0 BB: 0 P: 3	R: 0 E: 0 K: 1 S: 5 H: 0 LOB: 0 BB: 0 P: 5	R: 0 E: 0 K: 1 S: 5 H: 0 LOB: 0 BB: 0 P: 5	R: 0 E: 0 K: 1 S: 5 H: 0 LOB: 0 BB: 0 P: 5	R: 0 E: 0 K: 1 S: 6 H: 1 LOB: 1 BB: 0 P: 6	R: 0 E: 0 K: 2 S: 7 H: 0 LOB: 0 BB: 0 P: 7	R: 0 E: 0 K: 0 S: 3 H: 0 LOB: 1 BB: 1 P: 7	R: 0 E: 0 K: 2 S: 7 H: 0 LOB: 0 BB: 0 P: 7	R: 0 E: 0 K: 0 S: 3 H: 1 LOB: 0 BB: 0 P: 3	1B: 2 2B: 0 3B: 0 HR: 0 SF: 0 SAC: 0 DP: 1 HBP: 0				WP: 0 PB: 0 SB: 0 CS: 0	PA: 30	

PITCHER	IP	WLS	BF	H	R	ER	SO	BB	IBB	HBP	BLK	WP	HR	S	P	ERA	WHIP
Fritz Peterson, L (1, 1) ERA: 2.53	9.0	W	29	2	0	0	8	1	0	0	0	0	0	44	48	0.00	0.333

PITCHER	IP	WLS	BF	H	R	ER	SO	BB	IBB	HBP	BLK	WP	HR	S	P	ERA	WHIP

BOTTOM

New York Yankees @ Cleveland Indians

Cleveland Municipal Stadium, Cleveland, OH

Fri Sep 05 1969, 7:05 PM EDT

Att. 9,205 - Unknown

livebaseballscorecards.com

AB	28
R	0
H	2
RBI	0
BB	1
SO	8
LOB	7

New York Yankees @ Cleveland Indians

Cleveland Municipal Stadium, Cleveland, OH

Sat Sep 06 1969, 7:05 PM EDT

Att. 5,176 - Overcast - 85 F

TOP

livebaseballscorecards.com

Batter	1	2	3	4	5	6	7	8	9	AB	R	H	RBI	BB	SO	LOB
Horace Clarke, S (1, 4) OBP: 0.355, SLG: 0.377	6-3		F4			F8		6-3		4	0	0	0	0	0	1
Gene Michael, S (1, 6) OBP: 0.342, SLG: 0.376	1B 2B		5-3			BB		F4		3	1	1	0	1	0	1
Roy White, S (1, 7) OBP: 0.400, SLG: 0.442	G4-6-3 2-H 1B			F2		F9			BB BB BB	3	0	1	1	1	0	1
Joe Pepitone, L (1, 3) OBP: 0.286, SLG: 0.453	G4-6-3 1-2f			F6		F8			F8	4	0	0	0	0	0	3
Bobby Murcer, L (1, 8) (9, 9) OBP: 0.311, SLG: 0.444		F2		F8			F9		F9	4	0	0	0	0	0	1
Frank Fernandez, R (1, 9) OBP: 0.405, SLG: 0.441		5-3			FC5-4		1B		BB 1-2	3	0	2	0	1	0	0
Tom Shopay, L (9, PR) OBP: 0.129, SLG: 0.167					1B				BB	0	0	0	0	0	0	0
Ron Woods, R (9, 8) OBP: 0.284, SLG: 0.268										0	0	0	0	0	0	0
Thurman Munson, R (1, 2) OBP: 0.440, SLG: 0.450		F9			L4		F9		BB 1-2 2-3	3	0	0	0	1	0	2
Jerry Kenney, L (1, 5) OBP: 0.325, SLG: 0.300			SH1-4 BB		FC5-4 1-2f		F8		5-3	3	0	0	0	1	0	5
Stan Bahnsen, R (1, 1) OBP: 0.086, SLG: 0.070			SH1-4 1-2		K			K		2	0	0	0	0	2	1
Jack Aker, R (9, 1) OBP: 0.200, SLG: 0.111										0	0	0	0	0	0	0
Inning Stats	R: 1 E: 0 K: 0 S: 4 H: 2 LOB: 0 BB: 0 P: 4	R: 0 E: 0 K: 0 S: 3 H: 0 LOB: 0 BB: 0 P: 3	R: 0 E: 0 K: 0 S: 3 H: 0 LOB: 1 BB: 1 P: 7	R: 0 E: 0 K: 0 S: 3 H: 0 LOB: 0 BB: 0 P: 3	R: 0 E: 0 K: 1 S: 6 H: 1 LOB: 1 BB: 0 P: 6	R: 0 E: 0 K: 0 S: 3 H: 0 LOB: 1 BB: 1 P: 7	R: 0 E: 0 K: 0 S: 4 H: 1 LOB: 1 BB: 0 P: 4	R: 0 E: 0 K: 1 S: 5 H: 0 LOB: 0 BB: 0 P: 5	R: 0 E: 0 K: 0 S: 3 H: 0 LOB: 3 BB: 3 P: 15	1B: 3 2B: 1 3B: 0 HR: 0	SF: 0 SAC: 1 DP: 1 HBP: 0						

	AB	29
	R	1
	H	4
	RBI	1
	BB	5
	SO	2
	LOB	15

WP: 0 PB: 0 SB: 0 CS: 0 PA: 35

PITCHER		IP	WLS	BF	H	R	ER	SO	BB	IBB	HBP	BLK	WP	HR	S	P	ERA	WHIP
Mike Paul, L ERA: 3.56	(1, 1)	8.0	L	29	4	1	1	2	2	0	0	0	0	0	31	39	1.12	0.750
Juan Pizarro, L ERA: 3.54	(9, 1)	0.2		4	0	0	0	0	2	0	0	0	0	0	2	10	0.00	3.000
Phil Hennigan, R ERA: 27.0	(9, 1)	0.1		2	0	0	0	0	1	0	0	0	0	0	1	5	0.00	3.000

PITCHER	IP	WLS	BF	H	R	ER	SO	BB	IBB	HBP	BLK	WP	HR	S	P	ERA	WHIP

BOTTOM

New York Yankees @ Cleveland Indians

Cleveland Municipal Stadium, Cleveland, OH

Sat Sep 06 1969, 7:05 PM EDT
Att. 5,176 - Overcast - 85 F

livebaseballscorecards.com

Batter	1	2	3	4	5	6	7	8	9	AB	R	H	RBI	BB	SO	LOB
Russ Snyder, L (1, 8) OBP: 0.314, SLG: 0.314	1-3		F7			4-3			F7	4	0	0	0	0	0	0
Lou Klimchock, L (1, 5) OBP: 0.323, SLG: 0.426	F7			F9		5-3			E 2B	4	0	1	0	0	0	0
Davey Nelson, R (9, PR) OBP: 0.250, SLG: 0.191										0	0	0	0	0	0	0
Frank Baker, L (1, 7) OBP: 0.349, SLG: 0.495	FC4-6 BB			2B BB			1B		G5-4-3 2-3 BB	1	0	1	0	3	0	0
Jose Cardenal, R (9, PR) OBP: 0.309, SLG: 0.353										0	0	0	0	0	0	0
Tony Horton, R (1, 3) OBP: 0.328, SLG: 0.474	FC4-6 1-2f			L6-4 1-3 2B			K		G5-4-3 1-2f	4	0	1	0	0	1	5
Ken Harrelson, R (1, 9) OBP: 0.337, SLG: 0.432		K		L6-4 2-3			F6			3	0	0	0	0	1	3
Duke Sims, L (1, 2) OBP: 0.387, SLG: 0.419		4-3			G3		F5			3	0	0	0	0	0	1
Eddie Leon, R (1, 6) OBP: 0.333, SLG: 0.364		4-3			F9			F9		3	0	0	0	0	0	0
Vern Fuller, R (1, 4) OBP: 0.290, SLG: 0.323			F8		4-3			F7		2	0	0	0	0	0	0
Richie Scheinblum, S (8, PH) OBP: 0.251, SLG: 0.243										1	0	0	0	0	0	0
Juan Pizarro, L (9, 1) OBP: 0.250, SLG: 0.222										0	0	0	0	0	0	0
Phil Hennigan, R (9, 1)										0	0	0	0	0	0	0
Mike Paul, L (1, 1)			G2			K		3-1		2	0	0	0	0	1	0
Russ Nagelson, L (8, PH) OBP: 0.333, SLG: 0.333										1	0	0	0	0	0	0
Larry Brown, R (9, 4) OBP: 0.294, SLG: 0.290										0	0	0	0	0	0	0

	AB	28
	R	0
	H	3
	RBI	0
	BB	3
	SO	3
	LOB	9

Inning Stats	1	2	3	4	5	6	7	8	9	1B: 1	SF: 0	WP: 0	PA: 31
R:	0	0	0	0	0	0	0	0	1	2B: 3	SAC: 0	PB: 0	
E:	0	0	0	0	0	0	0	0	0	3B: 0	DP: 2	SB: 0	
K:	0	1	0	0	0	1	1	0	0	HR: 0	HBP: 0	CS: 0	
S:	3	5	3	3	3	5	6	3	3				
H:	0	0	0	1	0	0	1	0	1				
LOB:	1	0	0	1	0	0	1	0	3				
BB:	1	0	0	1	0	0	0	0	1				
P:	7	5	3	7	3	5	6	3	7				

PITCHER		IP	WLS	BF	H	R	ER	SO	BB	IBB	HBP	BLK	WP	HR	S	P	ERA	WHIP
Stan Bahnsen, R ERA: 3.72	(1, 1)	8.1	W	30	3	0	0	3	3	0	0	0	0	0	33	45	0.00	0.720
Jack Aker, R ERA: 3.17	(9, 1)	0.2	S	1	0	0	0	0	0	0	0	0	0	0	1	1	0.00	0.000

PITCHER	IP	WLS	BF	H	R	ER	SO	BB	IBB	HBP	BLK	WP	HR	S	P	ERA	WHIP

New York Yankees @ Cleveland Indians

Cleveland Municipal Stadium, Cleveland, OH

Sun Sep 07 1969, 3:33 AM EDT

Att. 7,741 - Unknown - 74 F

TOP

livebaseballscorecards.com

Batter	1	2	3	4	5	6	7	8	9	AB	R	H	RBI	BB	SO	LOB
Horace Clarke, S (1, 4) OBP: 0.355, SLG: 0.377	4-3	1B 2-H 3-H			G3		F2		FC6 1B	5	0	2	1	0	0	1
Gene Michael, S (1, 6) OBP: 0.340, SLG: 0.373	F9		K		6-3		1B 1-3		FC6 1-2f	5	0	1	0	0	1	1
Roy White, S (1, 7) OBP: 0.403, SLG: 0.446	PB 1B		K		1B		1B 1-2 3-H			4	0	3	1	0	1	0
Joe Pepitone, L (1, 3) OBP: 0.286, SLG: 0.450	F4 1-2		BB		F4		4-3			3	0	0	0	1	0	4
Bobby Murcer, L (1, 8) OBP: 0.311, SLG: 0.441		L8	3-1			F9		BB G6-4-3		3	0	0	0	1	0	1
Frank Fernandez, R (1, 9) OBP: 0.402, SLG: 0.434		BB 2B 4-3		K		5-3		G6-4-3 1-2f		3	1	0	0	1	1	1
Jerry Kenney, L (1, 5) OBP: 0.327, SLG: 0.304		2B 4-3 1-3 1B		1B 4-3 S		6-3		6-3		4	1	2	0	0	0	0
Jake Gibbs, L (1, 2) OBP: 0.297, SLG: 0.290		IBB 4-3 1B		4-3 1-3			K		F4	3	0	0	0	1	1	1
Al Downing, R (1, 1) OBP: 0.097, SLG: 0.097		4-3 1-2 2-3 3-H		F2			BB 1B 1B		4-3	1	0	0	1	0	0	2
Bill Burbach, R (2, 1) OBP: 0.143, SLG: 0.125										1	0	0	0	0	0	1
Jimmie Hall, L (7, PH) OBP: 0.289, SLG: 0.346										0	1	0	0	1	0	0
Lindy McDaniel, R (7, 1)										0	0	0	0	0	0	0
Tom Shopay, L (9, PH) OBP: 0.125, SLG: 0.161										1	0	0	0	0	0	0
Inning Stats	R: 0 E: 0 K: 0 S: 4 H: 1 LOB: 1 BB: 0 P: 4	R: 2 E: 0 K: 0 S: 4 H: 2 LOB: 2 BB: 2 P: 12	R: 0 E: 0 K: 2 S: 7 H: 0 LOB: 1 BB: 1 P: 11	R: 0 E: 0 K: 1 S: 6 H: 1 LOB: 1 BB: 0 P: 6	R: 0 E: 0 K: 0 S: 4 H: 1 LOB: 1 BB: 0 P: 4	R: 0 E: 0 K: 0 S: 3 H: 0 LOB: 0 BB: 0 P: 3	R: 1 E: 0 K: 1 S: 7 H: 2 LOB: 2 BB: 1 P: 11	R: 0 E: 0 K: 0 S: 2 H: 0 LOB: 0 BB: 1 P: 6	R: 0 E: 0 K: 0 S: 4 H: 1 LOB: 1 BB: 0 P: 4	1B: 7 2B: 1 3B: 0 HR: 0 SF: 0 SAC: 0 DP: 1 HBP: 0	WP: 0 PB: 1 SB: 1 CS: 0 PA: 38					

	AB	33
	R	3
	H	8
	RBI	3
	BB	5
	SO	4
	LOB	12

PITCHER	IP	WLS	BF	H	R	ER	SO	BB	IBB	HBP	BLK	WP	HR	S	P	ERA	WHIP
Luis Tiant, R (1, 1) ERA: 3.97	6.2		30	7	3	3	4	3	1	0	0	0	0	34	50	4.05	1.500
Juan Pizarro, L (7, 1) ERA: 3.53	0.1	W	1	0	0	0	0	0	0	0	0	0	0	1	1	0.00	0.000
Stan Williams, R (8, 1) ERA: 4.04	2.0	S	7	1	0	0	0	1	0	0	0	0	0	6	10	0.00	1.000

PITCHER	IP	WLS	BF	H	R	ER	SO	BB	IBB	HBP	BLK	WP	HR	S	P	ERA	WHIP

BOTTOM

New York Yankees @ Cleveland Indians

Cleveland Municipal Stadium, Cleveland, OH

Sun Sep 07 1969, 3:33 AM EDT

Att. 7,741 - Unknown - 74 F

livebaseballscorecards.com

Batter	1	2	3	4	5	6	7	8	9	AB	R	H	RBI	BB	SO	LOB
Eddie Leon, R (1, 6) OBP: 0.341, SLG: 0.368	1B	BB		BB		F4	5-3			4	0	2	2	1	0	2
Larry Brown, R (1, 5) OBP: 0.295, SLG: 0.289	F7	BB		BB		1B	2-3			1	0	0	1	1	0	0
Lou Klimchock, L (4, PH) OBP: 0.328, SLG: 0.427 (5, 5)										2	0	1	0	1	0	2
Ken Harrelson, R (1, 9) OBP: 0.337, SLG: 0.430 (9, 3)	L6	F2		F8		1B		1B 2B	BB	4	1	1	0	1	0	5
Tony Horton, R (1, 3) OBP: 0.330, SLG: 0.475		1B 1B	FC6-4	G3		K		2B SF7	1B	5	1	3	0	0	1	4
Chuck Hinton, R (8, PR) OBP: 0.303, SLG: 0.373 (9, 9)			1B					1-3		0	1	0	0	0	0	0
Jose Cardenal, R (1, 8) OBP: 0.310, SLG: 0.356		SH2-3 1B BB	FC6-4 S		F9	F4		SF7 SF7		5	2	2	1	0	0	3
Ray Fosse, R (1, 2) OBP: 0.250, SLG: 0.261		BB SH2-3 BB	F6		1B		5-3	SF7		4	1	2	2	0	0	1
Richie Scheinblum, S (1, 7) OBP: 0.255, SLG: 0.243		SH2-3			FC6-4		E 1B 5-3	SF7		0	0	0	0	1	0	0
Davey Nelson, R (3, PR) OBP: 0.260, SLG: 0.205 (4, 4)										2	1	2	1	0	0	0
Vern Fuller, R (1, 4) OBP: 0.293, SLG: 0.323		BB BB	3-1		F8	E8 5-3				0	0	0	0	1	0	0
Frank Baker, L (3, PH) OBP: 0.355, SLG: 0.495 (4, 7)		IBB								4	0	2	0	0	0	4
Luis Tiant, R (1, 1) OBP: 0.280, SLG: 0.394		F5		6-3	FC6-4		5-3	K		3	0	0	0	0	0	5
Juan Pizarro, L (7, 1) OBP: 0.250, SLG: 0.222										0	0	0	0	0	0	0
Russ Snyder, L (7, PH) OBP: 0.317, SLG: 0.314										0	0	0	0	1	0	0
Stan Williams, R (8, 1) OBP: 0.194, SLG: 0.094							IBB			1	0	0	0	0	1	1
Inning Stats	R: 0 E: 0 K: 0 S: 3 H: 1 LOB: 0 BB: 0 P: 3	R: 3 E: 0 K: 0 S: 6 H: 3 LOB: 3 BB: 3 P: 18	R: 0 E: 0 K: 0 S: 4 H: 1 LOB: 2 BB: 1 P: 8	R: 0 E: 0 K: 0 S: 4 H: 1 LOB: 2 BB: 1 P: 8	R: 0 E: 0 K: 0 S: 5 H: 2 LOB: 2 BB: 0 P: 5	R: 0 E: 0 K: 1 S: 7 H: 2 LOB: 2 BB: 0 P: 7	R: 1 E: 1 K: 0 S: 5 H: 2 LOB: 2 BB: 1 P: 9	R: 3 E: 0 K: 1 S: 8 H: 3 LOB: 1 BB: 1 P: 12		1B: 14 2B: 1 3B: 0 HR: 0 SF: 2 SAC: 1 DP: 0 HBP: 0				WP: 0 PB: 0 SB: 1 CS: 0 PA: 45		

PITCHER		IP	WLS	BF	H	R	ER	SO	BB	IBB	HBP	BLK	WP	HR	S	P	ERA	WHIP
Al Downing, L ERA: 3.07	(1, 1)	1.2		11	4	3	3	0	2	1	0	0	0	0	8	20	16.20	3.600
Bill Burbach, R ERA: 3.75	(2, 1)	4.1		21	6	0	0	1	2	0	0	0	0	0	21	29	0.00	1.846
Lindy McDaniel, R ERA: 3.66	(7, 1)	2.0	L	13	5	4	4	1	1	1	0	0	0	0	13	21	18.00	3.000

PITCHER	IP	WLS	BF	H	R	ER	SO	BB	IBB	HBP	BLK	WP	HR	S	P	ERA	WHIP

AB	35
R	7
H	15
RBI	7
BB	7
SO	2
LOB	27

Batter	1	2	3	4	5	6	7	8	9	AB	R	H	RBI	BB	SO	LOB
Syd O'Brien, R (1, 5) OBP: 0.313, SLG: 0.472	E6		FC6-4, SF8, 2B		K, 1-2		K		SH2-4, 1-2	4	1	1	0	0	2	1
Mike Andrews, R (1, 4) OBP: 0.390, SLG: 0.456	F3		FC6-4, BB		K			F7	F8	4	0	0	0	1	1	3
Carl Yastrzemski, L (1, 7) OBP: 0.359, SLG: 0.512 Joe Lahoud, L (3, 7) OBP: 0.332, SLG: 0.366	F8		FC6-4, CS, 1-2f, 2-3		F9			K	4-3	2 3	0 0	0 0	0 0	0 0	0 1	3 2
Reggie Smith, S (1, 8) OBP: 0.378, SLG: 0.537	K		SF8, 3-H			BB		1B, 1B, 2B		2	1	1	1	1	1	1
Rico Petrocelli, R (1, 6) OBP: 0.421, SLG: 0.622		HR	CS, 1-2	5-3		G4-6-3, 1-2, BB		1B, 1B, IBB		2	2	1	1	2	0	0
Tony Conigliaro, R (1, 9) OBP: 0.322, SLG: 0.436		1-3		HR		L9		1B, 1-2, 2-3, 1B		4	1	2	1	0	0	2
George Scott, R (1, 3) OBP: 0.333, SLG: 0.387		6-3		F4		G4-6-3, 1-2f		1B, 1-2, 2-H, 3-H, 1B		4	0	1	2	0	0	2
Jerry Moses, R (1, 2) OBP: 0.333, SLG: 0.495		1B		L1			1-3	K		4	0	1	0	0	1	2
Bill Landis, L (1, 1)		5-3			S, BB		K		SH2-4, 1B	1	0	0	0	1	0	1
Sonny Siebert, R (5, 1) OBP: 0.245, SLG: 0.265										2	0	1	0	0	1	0
Inning Stats	R: 0 E: 1 K: 1 S: 6 H: 0 LOB: 1 BB: 0 P: 6	R: 1 E: 0 K: 0 S: 5 H: 2 LOB: 1 BB: 0 P: 5	R: 1 E: 0 K: 0 S: 3 H: 1 LOB: 0 BB: 1 P: 7	R: 1 E: 0 K: 0 S: 4 H: 1 LOB: 0 BB: 0 P: 4	R: 0 E: 0 K: 2 S: 7 H: 0 LOB: 1 BB: 1 P: 11	R: 0 E: 0 K: 0 S: 2 H: 0 LOB: 1 BB: 2 P: 10	R: 0 E: 0 K: 2 S: 7 H: 0 LOB: 0 BB: 0 P: 7	R: 2 E: 0 K: 2 S: 10 H: 3 LOB: 2 BB: 1 P: 14	R: 0 E: 0 K: 0 S: 4 H: 1 LOB: 1 BB: 0 P: 4	1B: 4 2B: 2 3B: 0 HR: 2 SF: 1 SAC: 1 DP: 1 HBP: 0						

PITCHER		IP	WLS	BF	H	R	ER	SO	BB	IBB	HBP	BLK	WP	HR	S	P	ERA	WHIP
Steve Hargan, R ERA: 5.61	(1, 1)	4.0		18	4	3	3	1	2	0	0	0	0	2	18	26	6.75	1.500
Gary Boyd, R ERA: 16.2	(5, 1)	1.0		3	0	0	0	2	0	0	0	0	0	0	7	7	0.00	0.000
Ron Law, R ERA: 4.85	(6, 1)	0.0		2	0	0	0	0	2	0	0	0	0	0	0	8	∞	∞
Phil Hennigan, R ERA: 7.71	(6, 1)	4.0	L	16	4	2	2	4	0	1	0	0	0	0	23	27	4.50	1.000

PITCHER	IP	WLS	BF	H	R	ER	SO	BB	IBB	HBP	BLK	WP	HR	S	P	ERA	WHIP

TOP

Boston Red Sox @ Cleveland Indians

Cleveland Municipal Stadium, Cleveland, OH

Mon Sep 08 1969, 7:05 PM EDT

Att. 3,530 - Unknown

livebaseballscorecards.com

AB	32
R	5
H	8
RBI	5
BB	5
SO	7
LOB	17

WP: 0 PA: 40
PB: 0
SB: 1
CS: 1

BOTTOM

Boston Red Sox @ Cleveland Indians

Cleveland Municipal Stadium, Cleveland, OH

Mon Sep 08 1969, 7:05 PM EDT

Att. 3,530 - Unknown

Batter	1	2	3	4	5	6	7	8	9	AB	R	H	RBI	BB	SO	LOB
Eddie Leon, R (1, 6) OBP: 0.339, SLG: 0.365	F3		F7		1B 1B 2-H 1B		K			4	1	1	1	0	1	0
Davey Nelson, R (1, 4) OBP: 0.260, SLG: 0.207	6-3			G3	1B S 1-3 1B		K			4	0	1	0	0	1	0
Ken Harrelson, R (1, 9) OBP: 0.338, SLG: 0.429	BB			F6	1B 1-2 BB			5-3		2	0	0	0	2	0	0
Tony Horton, R (1, 3) OBP: 0.330, SLG: 0.474	5-3			F8	FC4 1-2 2-3 3-H 1B			F8		4	0	1	1	0	0	1
Jose Cardenal, R (1, 8) OBP: 0.309, SLG: 0.357		K			1B SF9 2B FC4 1-2			F8		4	1	1	0	0	1	3
Ray Fosse, R (1, 2) OBP: 0.253, SLG: 0.264 Frank Baker, L (9, PH) OBP: 0.351, SLG: 0.490	F3				2B SF7 2-3 1B	K	K		K	3 1	1 0	1 0	0 0	0 0	1 1	0 0
Richie Scheinblum, S (1, 7) OBP: 0.251, SLG: 0.241 Duke Sims, L (9, PH) OBP: 0.386, SLG: 0.417	6-3				SF9 3-H	F7			K	2 1	0 0	0 0	1 0	0 0	0 1	0 0
Larry Brown, R (1, 5) OBP: 0.296, SLG: 0.292 Russ Snyder, L (9, PH) OBP: 0.316, SLG: 0.313		5-3			1B 1-3 2B	F4			4-3	3 1	1 0	1 0	0 0	0 0	0 0	0 0
Steve Hargan, R (1, 1) OBP: 0.182, SLG: 0.163 Gary Boyd, R (5, 1) Chuck Hinton, R (5, PH) OBP: 0.300, SLG: 0.373 Ron Law, R (6, 1) OBP: 0.143, SLG: 0.143 Phil Hennigan, R (6, 1)		F8			SF7 3-H		6-3			1 0 0 0 1	0 0 0 0 0	0 0 1 0 0	0 0 0 0 0	0 0 0 0 0	0 0 0 0 0	0 0 0 0 0
Inning Stats	R: 0 E: 0 K: 0 S: 3 H: 0 LOB: 1 BB: 1 P: 7	R: 0 E: 0 K: 1 S: 5 H: 0 LOB: 0 BB: 0 P: 5	R: 0 E: 0 K: 0 S: 3 H: 0 LOB: 0 BB: 0 P: 3	R: 0 E: 0 K: 0 S: 3 H: 0 LOB: 0 BB: 0 P: 3	R: 4 E: 0 K: 0 S: 9 H: 6 LOB: 3 BB: 1 P: 13	R: 0 E: 0 K: 1 S: 5 H: 0 LOB: 0 BB: 0 P: 5	R: 0 E: 0 K: 2 S: 7 H: 0 LOB: 0 BB: 0 P: 7	R: 0 E: 0 K: 0 S: 3 H: 0 LOB: 0 BB: 0 P: 3	R: 0 E: 0 K: 2 S: 7 H: 0 LOB: 0 BB: 0 P: 7	1B: 4 2B: 2 3B: 0 HR: 0	SF: 2 SAC: 0 DP: 0 HBP: 0			WP: 0 PB: 0 SB: 1 CS: 0	PA: 35		

livebaseballscorecards.com

	AB	31
	R	4
	H	6
	RBI	4
	BB	2
	SO	6
	LOB	4

PITCHER		IP	WLS	BF	H	R	ER	SO	BB	IBB	HBP	BLK	WP	HR	S	P	ERA	WHIP
Bill Landis, L ERA: 5.5	(1, 1)	4.2		20	5	4	4	1	1	0	0	0	0	0	21	25	7.71	1.286
Sonny Siebert, R ERA: 3.88	(5, 1)	4.1	W	15	1	0	0	5	1	0	0	0	0	0	24	28	0.00	0.462

PITCHER	IP	WLS	BF	H	R	ER	SO	BB	IBB	HBP	BLK	WP	HR	S	P	ERA	WHIP

Batter	1	2	3	4	5	6	7	8	9	AB	R	H	RBI	BB	SO	LOB
Syd O'Brien, R (1, 5) OBP: 0.310, SLG: 0.465	E6	K			K		1B 1-2 1B		F9	5	2	1	0	0	2	0
Mike Andrews, R (1, 4) OBP: 0.388, SLG: 0.453	1-3 1B		K		F4		F7		L5	5	0	1	0	0	1	2
Carl Yastrzemski, L (1, 7) OBP: 0.357, SLG: 0.510	K		K			F6	1-3 2-H 1B		4-3	5	0	1	1	0	2	1
Reggie Smith, S (1, 8) OBP: 0.381, SLG: 0.541	BB 3-H 2B		1B			K	1-3 3-H 1B			4	0	3	2	0	1	0
Rico Petrocelli, R (1, 6) OBP: 0.422, SLG: 0.620	FC5 BB BB		K			1B	F7			3	0	1	0	1	1	3
Tony Conigliaro, R (1, 9) OBP: 0.323, SLG: 0.435	1-2 2-3 BB			K		1-2 1B		6-3		3	0	1	0	1	1	0
George Scott, R (1, 3) OBP: 0.333, SLG: 0.386	FC5 2-3f			F5		6-3		1B		4	0	1	0	0	0	5
Jerry Moses, R (1, 2) OBP: 0.320, SLG: 0.475		1-3		K			K	F8		4	0	0	0	0	2	1
Vicente Romo, R (1, 1) OBP: 0.148, SLG: 0.185		F4			K		1B 1B	K		4	1	1	0	0	2	1
Inning Stats	R: 1 E: 1 K: 1 S: 7 H: 2 LOB: 3 BB: 2 P: 15	R: 0 E: 0 K: 1 S: 5 H: 0 LOB: 0 BB: 0 P: 5	R: 0 E: 0 K: 3 S: 10 H: 1 LOB: 1 BB: 0 P: 10	R: 0 E: 0 K: 2 S: 7 H: 0 LOB: 0 BB: 0 P: 7	R: 0 E: 0 K: 2 S: 7 H: 0 LOB: 0 BB: 0 P: 7	R: 0 E: 0 K: 1 S: 7 H: 2 LOB: 2 BB: 0 P: 7	R: 2 E: 0 K: 1 S: 9 H: 4 LOB: 2 BB: 0 P: 9	R: 0 E: 0 K: 1 S: 6 H: 1 LOB: 1 BB: 0 P: 6	R: 0 E: 0 K: 0 S: 3 H: 0 LOB: 0 BB: 0 P: 3	1B: 9 2B: 1 3B: 0 HR: 0	SF: 0 SAC: 0 DP: 0 HBP: 0						

TOP

Boston Red Sox @ Cleveland Indians

Cleveland Municipal Stadium, Cleveland, OH

Tue Sep 09 1969, 7:05 PM EDT

Att. 3,237 - Unknown

livebaseballscorecards.com

AB	37
R	3
H	10
RBI	3
BB	2
SO	12
LOB	13

WP: 0 PB: 0 SB: 0 CS: 0 PA: 39

PITCHER		IP	WLS	BF	H	R	ER	SO	BB	IBB	HBP	BLK	WP	HR	S	P	ERA	WHIP
Sam McDowell, L ERA: 2.9	(1, 1)	8.0	L	36	10	3	2	12	2	0	0	0	0	0	58	66	2.25	1.500
Stan Williams, R ERA: 4.01	(9, 1)	1.0		3	0	0	0	0	0	0	0	0	0	0	3	3	0.00	0.000

PITCHER	IP	WLS	BF	H	R	ER	SO	BB	IBB	HBP	BLK	WP	HR	S	P	ERA	WHIP

Boston Red Sox @ Cleveland Indians

Cleveland Municipal Stadium, Cleveland, OH

Tue Sep 09 1969, 7:05 PM EDT

Att. 3,237 - Unknown

livebaseballscorecards.com

Batter	1	2	3	4	5	6	7	8	9	AB	R	H	RBI	BB	SO	LOB
Jose Cardenal, R (1, 8) OBP: 0.311, SLG: 0.360	F7		K			2B		1B		4	0	2	0	0	1	1
Lou Klimchock, L (1, 5) OBP: 0.326, SLG: 0.423	4-3		K			F3		1-3 1B		4	0	1	0	0	1	2
Frank Baker, L (1, 7) OBP: 0.348, SLG: 0.481	1B			K		K		K		4	0	1	0	0	3	3
Tony Horton, R (1, 3) OBP: 0.329, SLG: 0.477	4-3			HR		F8		K		4	1	1	1	0	1	4
Ken Harrelson, R (1, 9) OBP: 0.338, SLG: 0.427		K		K			FC5-4 1B		K	4	0	1	0	0	3	0
Duke Sims, L (1, 2) OBP: 0.381, SLG: 0.411		4-3		F8			F7		F4	4	0	0	0	0	0	1
Eddie Leon, R (1, 6) OBP: 0.331, SLG: 0.356		6-3			L6		K		F4	4	0	0	0	0	1	1
Davey Nelson, R (1, 4) OBP: 0.256, SLG: 0.203			F6		6-3		FC5-4 1-2f			2	0	0	0	0	0	0
Russ Snyder, L (7, PH) OBP: 0.315, SLG: 0.312										1	0	0	0	0	0	1
Vern Fuller, R (8, 4) OBP: 0.293, SLG: 0.323										0	0	0	0	0	0	0
Sam McDowell, L (1, 1) OBP: 0.167, SLG: 0.193			1B		K			F6		2	0	1	0	0	1	0
Richie Scheinblum, S (8, PH) OBP: 0.250, SLG: 0.239										1	0	0	0	0	0	0
Stan Williams, R (9, 1) OBP: 0.194, SLG: 0.094										0	0	0	0	0	0	0

Inning Stats	1	2	3	4	5	6	7	8	9
	R: 0 H: 1 E: 0 LOB: 1 K: 0 BB: 0 S: 4 P: 4	R: 0 H: 0 E: 0 LOB: 0 K: 1 BB: 0 S: 5 P: 5	R: 0 H: 1 E: 0 LOB: 1 K: 2 BB: 0 S: 8 P: 8	R: 1 H: 1 E: 0 LOB: 0 K: 2 BB: 0 S: 8 P: 8	R: 0 H: 0 E: 0 LOB: 0 K: 1 BB: 0 S: 5 P: 5	R: 0 H: 1 E: 0 LOB: 1 K: 1 BB: 0 S: 6 P: 6	R: 0 H: 1 E: 0 LOB: 1 K: 1 BB: 0 S: 6 P: 6	R: 0 H: 2 E: 0 LOB: 2 K: 2 BB: 0 S: 9 P: 9	R: 0 H: 0 E: 0 LOB: 0 K: 1 BB: 0 S: 5 P: 5

1B: 5	SF: 0	WP: 0 PA: 34
2B: 1	SAC: 0	PB: 0
3B: 0	DP: 0	SB: 0
HR: 1	HBP: 0	CS: 0

PITCHER	IP	WLS	BF	H	R	ER	SO	BB	IBB	HBP	BLK	WP	HR	S	P	ERA	WHIP
Vicente Romo, R (1, 1) ERA: 3.48	9.0	W	34	7	1	1	11	0	0	0	0	0	1	56	56	1.00	0.778

PITCHER	IP	WLS	BF	H	R	ER	SO	BB	IBB	HBP	BLK	WP	HR	S	P	ERA	WHIP

AB	34
R	1
H	7
RBI	1
BB	0
SO	11
LOB	13

Detroit Tigers @ Cleveland Indians

Cleveland Municipal Stadium, Cleveland, OH

Wed Sep 10 1969, 7:05 PM EDT

Att. 4,015 - Unknown

TOP

livebaseballscorecards.com

Batter	1	2	3	4	5	6	7	8	9	AB	R	H	RBI	BB	SO	LOB
Mickey Stanley, R (1, 3) OBP: 0.291, SLG: 0.362	5-3		L7	1B 3-H			6-3	FC6-4 1-2f		5	0	1	1	0	0	3
Tom Tresh, S (1, 9) OBP: 0.285, SLG: 0.353	F8		F8	5-3			BB BBBB 4-0		6-3	4	0	0	0	1	0	1
Jim Northrup, L (1, 8) OBP: 0.350, SLG: 0.491	HR		2B		4-3		K SSS 0-3		1B	5	1	3	1	0	1	1
Willie Horton, R (1, 7) OBP: 0.329, SLG: 0.473	G3		IBB 4-0		6-5-3		5-3		F9	4	0	0	0	1	0	2
Don Wert, R (1, 5) OBP: 0.310, SLG: 0.375		F9	F7		5-3			6-3	F8	5	0	0	0	0	0	3
Ike Brown, R (1, 4) OBP: 0.344, SLG: 0.384		F8		1B WP 3B		F3		BB E BBBB 4-0		3	1	1	0	1	0	0
Jim Price, R (1, 2) OBP: 0.302, SLG: 0.450		1B WP		1-3 1-2		2B WP		F6		4	1	2	0	0	0	2
Cesar Gutierrez, R (1, 6) OBP: 0.326, SLG: 0.250		1B 1-2		1-3		F3		E1 BB 1-2		4	0	1	0	0	0	3
Mickey Lolich, S (1, 1) OBP: 0.167, SLG: 0.118		5-3 2-3		3B 1B 2-H		K 2-H SSS 0-3		FC6-4 BB 1-2 2-3 BBBB 4-0		3	1	1	1	1	1	2
Inning Stats	R: 1 H: 1 E: 0 LOB: 0 K: 0 BB: 0 S: 4 P: 4	R: 0 H: 2 E: 0 LOB: 2 K: 0 BB: 0 S: 5 P: 5	R: 0 H: 1 E: 0 LOB: 2 K: 0 BB: 1 S: 4 P: 8	R: 2 H: 3 E: 0 LOB: 1 K: 0 BB: 0 S: 6 P: 6	R: 0 H: 0 E: 0 LOB: 0 K: 0 BB: 0 S: 3 P: 3	R: 1 H: 1 E: 0 LOB: 0 K: 1 BB: 0 S: 6 P: 6	R: 0 H: 0 E: 0 LOB: 1 K: 1 BB: 1 S: 5 P: 9	R: 0 H: 0 E: 1 LOB: 3 K: 0 BB: 2 S: 4 P: 12	R: 0 H: 1 E: 0 LOB: 1 K: 0 BB: 0 S: 4 P: 4	1B: 5 SF: 0 2B: 2 SAC: 0 3B: 1 DP: 0 HR: 1 HBP: 0						

AB	37
R	4
H	9
RBI	3
BB	4
SO	2
LOB	17

WP: 4 PA: 41
PB: 0
SB: 0
CS: 0

PITCHER		IP	WLS	BF	H	R	ER	SO	BB	IBB	HBP	BLK	WP	HR	S	P	ERA	WHIP
Dick Ellsworth, L ERA: 4.25	(1, 1)	4.0	L	20	7	3	3	0	0	1	0	0	2	1	19	23	6.75	1.750
Gary Boyd, R ERA: 11.81	(5, 1)	2.0		7	1	1	1	1	0	0	0	0	1	0	9	9	4.50	0.500
Larry Burchart, R ERA: 3.44	(7, 1)	2.0		10	0	0	0	1	3	0	0	0	0	0	9	21	0.00	1.500
Ron Law, R ERA: 4.74	(9, 1)	1.0		4	1	0	0	0	0	0	0	0	0	0	4	4	0.00	1.000

PITCHER	IP	WLS	BF	H	R	ER	SO	BB	IBB	HBP	BLK	WP	HR	S	P	ERA	WHIP

Detroit Tigers @ Cleveland Indians

Cleveland Municipal Stadium, Cleveland, OH

Wed Sep 10 1969, 7:05 PM EDT

Att. 4,015 - Unknown

livebaseballscorecards.com

BOTTOM

Batter	1	2	3	4	5	6	7	8	9	AB	R	H	RBI	BB	SO	LOB
Richie Scheinblum, S (1, 7) OBP: 0.250, SLG: 0.236	F7			K		F3		BB		3	0	0	0	1	1	0
Larry Brown, R (1, 6) OBP: 0.297, SLG: 0.292	CS BB			FC6-4 1B			5-3	F5		3	0	1	0	1	0	3
Ken Harrelson, R (1, 9) OBP: 0.336, SLG: 0.424	F5 1-2			F7			K		F8	4	0	0	0	0	1	2
Tony Horton, R (1, 3) OBP: 0.327, SLG: 0.474		K		FC6-4 1-2f			K		5-3	4	0	0	0	0	2	1
Jose Cardenal, R (1, 8) OBP: 0.310, SLG: 0.360		4-3			K			1B 1B 1B	K	4	1	1	0	0	2	0
Ray Fosse, R (1, 2) OBP: 0.255, SLG: 0.266		F8			K			BB 1B 1-2 1B		3	0	1	0	0	1	0
Chuck Hinton, R (1, 5) OBP: 0.292, SLG: 0.362			F4		6-3			F8		3	0	0	0	0	0	2
Vern Fuller, R (1, 4) OBP: 0.298, SLG: 0.328			5-3 1B			F8		BB 1-2 2-H 1B		3	0	2	1	0	0	0
Dick Ellsworth, L (1, 1) OBP: 0.146, SLG: 0.109			5-3 1-2			F9		K		1	0	0	0	0	0	1
Gary Boyd, R (5, 1)										0	0	0	0	0	0	0
Cap Peterson, R (6, PH) OBP: 0.369, SLG: 0.286										1	0	0	0	0	0	0
Larry Burchart, R (7, 1)										0	0	0	0	0	0	0
Davey Nelson, R (8, PH) OBP: 0.254, SLG: 0.202										1	0	0	0	0	1	2
Ron Law, R (9, 1) OBP: 0.143, SLG: 0.143										0	0	0	0	0	0	0

Inning Stats	1	2	3	4	5	6	7	8	9
	R: 0 H: 0	R: 0 H: 0	R: 0 H: 1	R: 0 H: 1	R: 0 H: 0	R: 0 H: 0	R: 0 H: 0	R: 1 H: 3	R: 0 H: 0
	E: 0 LOB: 0	E: 0 LOB: 0	E: 0 LOB: 0	E: 0 LOB: 1	E: 0 LOB: 0	E: 0 LOB: 0	E: 0 LOB: 0	E: 0 LOB: 3	E: 0 LOB: 0
	K: 0 BB: 1	K: 1 BB: 0	K: 0 BB: 0	K: 1 BB: 0	K: 2 BB: 0	K: 0 BB: 0	K: 2 BB: 0	K: 1 BB: 1	K: 1 BB: 0
	S: 2 P: 6	S: 5 P: 5	S: 3 P: 3	S: 6 P: 6	S: 7 P: 7	S: 3 P: 3	S: 7 P: 7	S: 8 P: 12	S: 5 P: 5

	AB	R	H	RBI	BB	SO	LOB
	30	1	5	1	2	8	11

	1B	SF	WP	PA
	5	0	0	32
	2B: 0	SAC: 0	PB: 0	
	3B: 0	DP: 0	SB: 0	
	HR: 0	HBP: 0	CS: 1	

PITCHER	IP	WLS	BF	H	R	ER	SO	BB	IBB	HBP	BLK	WP	HR	S	P	ERA	WHIP
Mickey Lolich, L (1, 1) ERA: 3.01	9.0	W	32	5	1	1	8	2	0	0	0	0	0	46	54	1.00	0.778

PITCHER	IP	WLS	BF	H	R	ER	SO	BB	IBB	HBP	BLK	WP	HR	S	P	ERA	WHIP

Batter	1	2	3	4	5	6	7	8	9	AB	R	H	RBI	BB	SO	LOB
Mickey Stanley, R (1, 9) OBP: 0.294, SLG: 0.369	1B		2B G3		2B			K		4	1	3	0	0	1	0
Tom Tresh, S (1, 6) OBP: 0.285, SLG: 0.354	F8		G3 2-3		K			F9		4	0	1	0	0	1	2
Jim Northrup, L (1, 8) OBP: 0.349, SLG: 0.489	1-2 1B		G3 2-3 3-H			F8		F4		4	0	1	1	0	0	1
Norm Cash, L (1, 3) OBP: 0.354, SLG: 0.437	F8		K			SF9 3B			1B	4	1	2	0	0	1	3
Willie Horton, R (1, 7) OBP: 0.329, SLG: 0.472	F4			K		SF9 3-H			1-2 1B	3	0	1	1	0	1	2
Tom Matchick, L (1, 4) OBP: 0.278, SLG: 0.294		F8		1-3-1		4-3			F8	4	0	0	0	0	0	2
Don Wert, R (1, 5) OBP: 0.307, SLG: 0.370		F4		6-3			F9		F8	4	0	0	0	0	0	2
Jim Price, R (1, 2) OBP: 0.295, SLG: 0.439		F9			4-3		L1		4-3	4	0	0	0	0	0	2
Denny McLain, R (1, 1) OBP: 0.190, SLG: 0.168			F4		F9		5-3			2	0	0	0	0	0	0
Gates Brown, L (7, PH) OBP: 0.242, SLG: 0.262										1	0	0	0	0	0	0
Tom Timmermann, R (7, 1) OBP: 0.200, SLG: 0.200										0	0	0	0	0	0	0
Inning Stats	R: 0 E: 0 K: 0 S: 5 H: 2 LOB: 2 BB: 0 P: 5	R: 0 E: 0 K: 0 S: 3 H: 0 LOB: 0 BB: 0 P: 3	R: 1 E: 0 K: 1 S: 7 H: 2 LOB: 1 BB: 0 P: 7	R: 0 E: 0 K: 1 S: 5 H: 0 LOB: 0 BB: 0 P: 5	R: 0 E: 0 K: 1 S: 6 H: 1 LOB: 1 BB: 0 P: 6	R: 1 E: 0 K: 0 S: 4 H: 1 LOB: 0 BB: 0 P: 4	R: 0 E: 0 K: 0 S: 3 H: 0 LOB: 0 BB: 0 P: 3	R: 0 E: 0 K: 1 S: 5 H: 0 LOB: 0 BB: 0 P: 5	R: 0 E: 0 K: 0 S: 5 H: 2 LOB: 2 BB: 0 P: 5	1B: 4 2B: 3 3B: 1 HR: 0	SF: 1 SAC: 0 DP: 0 HBP: 0					

TOP

Detroit Tigers @ Cleveland Indians

Cleveland Municipal Stadium, Cleveland, OH

Thu Sep 11 1969, 7:05 PM EDT

Att. 3,609 - Unknown

livebaseballscorecards.com

AB	34
R	2
H	8
RBI	2
BB	0
SO	4
LOB	14

PITCHER		IP	WLS	BF	H	R	ER	SO	BB	IBB	HBP	BLK	WP	HR	S	P	ERA	WHIP
Luis Tiant, R ERA: 3.89	(1, 1)	9.0	W	35	8	2	2	4	0	0	0	0	0	0	43	43	2.00	0.889

PITCHER	IP	WLS	BF	H	R	ER	SO	BB	IBB	HBP	BLK	WP	HR	S	P	ERA	WHIP

Batter	1	2	3	4	5	6	7	8	9	AB	R	H	RBI	BB	SO	LOB
Jose Cardenal, R (1, 8) OBP: 0.310, SLG: 0.359	F9	F9			K			WP, F7, 1B		4	1	1	0	0	1	1
Frank Baker, L (1, 7) OBP: 0.345, SLG: 0.473	F8		1B, 1B, G6-4-3, 1B		F7			F8		4	1	1	0	0	0	1
Duke Sims, L (1, 2) OBP: 0.380, SLG: 0.409	F2		G6-4-3, 1B, 1-2, 1B		3-1			F7, 1-2		4	0	1	0	0	0	1
Tony Horton, R (1, 3) OBP: 0.328, SLG: 0.474		K	G6-4-3, 1-2, 2-3, 1B			5-3		2-H, 1B		4	0	2	0	0	1	0
Ken Harrelson, R (1, 9) OBP: 0.335, SLG: 0.421		1B, 3B, BB	G6-4-3, 1-2f, 2-3, 3-H			6-3		K		3	1	0	0	1	1	3
Larry Brown, R (1, 5) OBP: 0.297, SLG: 0.292		1-3, 3B, 1B	1-3			F5				3	1	1	0	0	0	1
Vern Fuller, R (1, 4) OBP: 0.299, SLG: 0.338		1-H, 1B, 3-H, 3B	5-3			6-3				3	1	1	2	0	0	0
Eddie Leon, R (1, 6) OBP: 0.326, SLG: 0.349		K	5-3			K				3	0	0	0	0	2	1
Luis Tiant, R (1, 1) OBP: 0.282, SLG: 0.392		3-H, 1B	F8			F3				3	0	1	1	0	0	0
Inning Stats	R: 0 E: 0 K: 0 S: 3 H: 0 LOB: 0 BB: 0 P: 3	R: 3 E: 0 K: 2 S: 10 H: 3 LOB: 1 BB: 1 P: 14	R: 1 E: 0 K: 0 S: 5 H: 3 LOB: 1 BB: 0 P: 5	R: 0 E: 0 K: 0 S: 3 H: 0 LOB: 0 BB: 0 P: 3	R: 0 E: 0 K: 1 S: 5 H: 0 LOB: 0 BB: 0 P: 5	R: 0 E: 0 K: 0 S: 3 H: 0 LOB: 0 BB: 0 P: 3	R: 0 E: 0 K: 1 S: 5 H: 0 LOB: 0 BB: 0 P: 5	R: 1 E: 0 K: 1 S: 7 H: 2 LOB: 1 BB: 0 P: 7		1B: 7 2B: 0 3B: 1 HR: 0 SF: 0 SAC: 0 DP: 1 HBP: 0						

PITCHER	IP	WLS	BF	H	R	ER	SO	BB	IBB	HBP	BLK	WP	HR	S	P	ERA	WHIP
Denny McLain, R (1, 1) ERA: 2.84	6.0	L	24	6	4	4	3	1	0	0	0	0	0	29	33	6.00	1.167
Tom Timmermann, R (7, 1) ERA: 2.09	2.0		8	2	1	1	2	0	0	0	0	1	0	12	12	4.50	1.000

PITCHER	IP	WLS	BF	H	R	ER	SO	BB	IBB	HBP	BLK	WP	HR	S	P	ERA	WHIP

BOTTOM

Detroit Tigers @ Cleveland Indians

Cleveland Municipal Stadium, Cleveland, OH

Thu Sep 11 1969, 7:05 PM EDT

Att. 3,609 - Unknown

livebaseballscorecards.com

AB	31
R	5
H	8
RBI	3
BB	1
SO	5
LOB	8

Batter	1	2	3	4	5	6	7	8	9	AB	R	H	RBI	BB	SO	LOB
Jose Cardenal, R (1, 8) OBP: 0.311, SLG: 0.358	0-0 CS 1B		4-0 BB		0-0 L4-3 1-2		0-0 F3			3	0	1	0	1	0	3
Frank Baker, L (1, 7) OBP: 0.333, SLG: 0.456	0-3 K 1-2		0-0 L9		0-0 1-3			0-0 4-3		4	0	0	0	0	1	4
Duke Sims, L (1, 2) OBP: 0.378, SLG: 0.407	0-3 K			0-3 K		0-0 F9		0-0 1B 1B		4	0	1	0	0	2	0
Tony Horton, R (1, 3) OBP: 0.328, SLG: 0.473		0-0 F6		0-0 F5		0-3 K		0-0 1-2 1B		4	0	1	0	0	1	0
Russ Nagelson, L (1, 9) OBP: 0.556, SLG: 0.500 Ken Harrelson, R (8, PH) OBP: 0.334, SLG: 0.420 (8, 9)		0-0 1B 1B		4-0 FC4-6 BB		0-0 2B 1B		0-0 F8		2 1	1 0	2 0	0 0	1 0	0 0	0 2
Lou Klimchock, L (1, 5) OBP: 0.331, SLG: 0.431 Chuck Hinton, R (8, PH) OBP: 0.289, SLG: 0.358 Larry Burchart, R (8, 1)		0-0 G5-4-3 1-3 1B		0-0 FC4-6 1-2f		0-0 1-H 2B		0-3 K		3 1 0	0 0 0	2 0 0	1 0 0	0 0 0	0 1 0	1 2 0
Eddie Leon, R (1, 6) OBP: 0.324, SLG: 0.347 Larry Brown, R (4, 6) OBP: 0.298, SLG: 0.293		0-0 G5-4-3 1-2f			0-0 HBP 1B 1B	0-0 1-3			0-0 6-3	1 3	0 0	0 1	0 0	0 0	0 0	2 1
Vern Fuller, R (1, 4) OBP: 0.298, SLG: 0.337 (8, 5)			0-0 L6		0-0 HBP 1-2 1B		0-3 K		0-3 K	4	0	1	0	0	2	0
Mike Paul, L (1, 1) Stan Williams, R (4, 1) OBP: 0.216, SLG: 0.094 Russ Snyder, L (7, PH) OBP: 0.314, SLG: 0.310 Gary Boyd, R (7, 1) Davey Nelson, R (8, 4) OBP: 0.252, SLG: 0.200			0-0 6-3		1-0 L4-3 1-2 2-3 HBP		0-0 P7		0-3 K	1 0 1 0 1	0 0 0 0 0	0 0 0 0 1	0 0 0 0 0	0 0 0 0 0	0 0 0 0 1	0 0 0 0 0
Inning Stats	R: 0 H: 1 E: 0 LOB: 0 K: 2 BB: 0 S: 7 P: 7	R: 0 H: 2 E: 0 LOB: 1 K: 0 BB: 0 S: 4 P: 4	R: 0 H: 0 E: 0 LOB: 1 K: 0 BB: 1 S: 3 P: 7	R: 0 H: 0 E: 0 LOB: 1 K: 1 BB: 1 S: 5 P: 9	R: 0 H: 2 E: 0 LOB: 2 K: 0 BB: 0 S: 4 P: 5	R: 1 H: 2 E: 0 LOB: 1 K: 1 BB: 0 S: 7 P: 7	R: 0 H: 0 E: 0 LOB: 0 K: 1 BB: 0 S: 5 P: 5	R: 0 H: 2 E: 0 LOB: 2 K: 1 BB: 0 S: 7 P: 7	R: 0 H: 0 E: 0 LOB: 0 K: 2 BB: 0 S: 7 P: 7	1B: 8 2B: 2 3B: 0 HR: 0	SF: 0 SAC: 0 DP: 2 HBP: 1				WP: 0 PB: 0 SB: 0 CS: 1	PA: 36	

TOP

Cleveland Indians @ Baltimore Orioles

Memorial Stadium, Baltimore, MD

Fri Sep 12 1969, 7:05 PM EDT

Att. 9,454 - Unknown

livebaseballscorecards.com

AB	33
R	1
H	9
RBI	1
BB	2
SO	8
LOB	15

PITCHER		IP	WLS	BF	H	R	ER	SO	BB	IBB	HBP	BLK	WP	HR	S	P	ERA	WHIP
Jim Hardin, R ERA: 3.83	(1, 1)	7.1	W	31	9	1	1	5	2	0	1	0	0	0	38	47	1.23	1.500
Pete Richert, L ERA: 2.28	(8, 1)	1.2	S	5	0	0	0	3	0	0	0	0	0	0	11	11	0.00	0.000

PITCHER	IP	WLS	BF	H	R	ER	SO	BB	IBB	HBP	BLK	WP	HR	S	P	ERA	WHIP

Batter	1	2	3	4	5	6	7	8	9	AB	R	H	RBI	BB	SO	LOB
Don Buford, S (1, 7) OBP: 0.399, SLG: 0.421	2-3		K		6-3		BB			3	0	0	0	1	1	1
Paul Blair, R (1, 8) OBP: 0.340, SLG: 0.499	F7		F7			F2	K			4	0	0	0	0	1	2
Frank Robinson, R (1, 9) OBP: 0.419, SLG: 0.554	F6			K		1B 1B BB		5-3		3	1	0	0	1	1	0
Boog Powell, L (1, 3) OBP: 0.396, SLG: 0.592		K		G3		1-2 1B 1B		4-3		4	1	1	0	0	1	0
Brooks Robinson, R (1, 5) OBP: 0.292, SLG: 0.398		5-3		1B		1-2 2-H 1B 1B		5-3		4	0	2	1	0	0	0
Davey Johnson, R (1, 4) OBP: 0.356, SLG: 0.389		BB		FC4-6 1-2 1B		G5-4-3 1-3 2-H 1B				2	0	2	1	1	0	0
Andy Etchebarren, R (1, 2) OBP: 0.378, SLG: 0.390		K		FC4-6 1-2f		G5-4-3 1-2f				3	0	0	0	0	1	5
Mark Belanger, R (1, 6) OBP: 0.346, SLG: 0.333			S 1B		F9		K			3	0	1	0	0	1	0
Jim Hardin, R (1, 1) OBP: 0.209, SLG: 0.317 Pete Richert, L (8, 1) OBP: 0.125, SLG: 0.125			K 1-2		K		5-3			3 0	0 0	0 0	0 0	0 0	2 0	1 0
Inning Stats	R: 0 E: 0 K: 0 S: 3 H: 0 LOB: 0 BB: 0 P: 3	R: 0 E: 0 K: 2 S: 7 H: 0 LOB: 1 BB: 1 P: 11	R: 0 E: 0 K: 2 S: 8 H: 1 LOB: 1 BB: 0 P: 8	R: 0 E: 0 K: 1 S: 7 H: 2 LOB: 2 BB: 0 P: 7	R: 0 E: 0 K: 1 S: 5 H: 0 LOB: 0 BB: 0 P: 5	R: 2 E: 0 K: 0 S: 5 H: 3 LOB: 1 BB: 1 P: 9	R: 0 E: 0 K: 2 S: 7 H: 0 LOB: 1 BB: 1 P: 11	R: 0 E: 0 K: 0 S: 3 H: 0 LOB: 0 BB: 0 P: 3		1B: 6 2B: 0 3B: 0 HR: 0 SF: 0 SAC: 0 DP: 1 HBP: 0						

PITCHER		IP	WLS	BF	H	R	ER	SO	BB	IBB	HBP	BLK	WP	HR	S	P	ERA	WHIP
Mike Paul, L ERA: 3.45	(1, 1)	3.2		15	3	0	0	5	1	0	0	0	0	0	24	28	0.00	1.091
Stan Williams, R ERA: 4.06	(4, 1)	2.1	L	10	3	2	2	1	1	0	0	0	0	0	11	15	7.71	1.714
Gary Boyd, R ERA: 9.95	(7, 1)	1.0		4	0	0	0	2	1	0	0	0	0	0	7	11	0.00	1.000
Larry Burchart, R ERA: 3.35	(8, 1)	1.0		3	0	0	0	0	0	0	0	0	0	0	3	3	0.00	0.000

PITCHER	IP	WLS	BF	H	R	ER	SO	BB	IBB	HBP	BLK	WP	HR	S	P	ERA	WHIP

BOTTOM

Cleveland Indians @ Baltimore Orioles

Memorial Stadium, Baltimore, MD

Fri Sep 12 1969, 7:05 PM EDT

Att. 9,454 - Unknown

livebaseballscorecards.com

AB	29
R	2
H	6
RBI	2
BB	3
SO	8
LOB	9

Batter	1	2	3	4	5	6	7	8	9	AB	R	H	RBI	BB	SO	LOB
Jose Cardenal, R (1, 8) OBP: 0.312, SLG: 0.358	F7		SF9 3-H		HR 1-2 1B		FC3-6 BB		F6 1-2	3	1	1	1	1	0	1
Frank Baker, L (1, 7) OBP: 0.320, SLG: 0.437	K		G3		F7		FC3-6 1-2f		4-3	5	0	0	0	0	1	5
Duke Sims, L (1, 2) OBP: 0.380, SLG: 0.416	K			HBP BB 1B SF9	HR 1-H 2-H		F8			3	2	1	3	0	1	1
Ken Harrelson, R (1, 3) OBP: 0.332, SLG: 0.417		F6		K	K			5-3		4	0	0	0	0	2	1
Russ Nagelson, L (1, 9) OBP: 0.500, SLG: 0.455 Phil Hennigan, R (5, 1) Russ Snyder, L (8, PH) OBP: 0.316, SLG: 0.313 Juan Pizarro, L (8, 1) OBP: 0.250, SLG: 0.222		K		SF9 BB 1-2 1B	K			FC4-6 1B		3 0 1 0	0 0 0 0	1 0 1 0	0 0 0 0	0 0 0 0	2 0 0 0	0 0 0 0
Lou Klimchock, L (1, 5) OBP: 0.329, SLG: 0.425		4-3		BB 1-2 2-3		F8		FC4-6 1-2f		3	0	0	0	1	0	1
Vern Fuller, R (1, 4) OBP: 0.297, SLG: 0.333			FC5-4 1B SF9 BB	SF9 2-3 3-H		F7		F4		2	1	0	1	1	0	1
Larry Brown, R (1, 6) OBP: 0.299, SLG: 0.293			FC5-4 1-2 1B	F8		4-3			FC1-6 BB	3	0	1	0	1	0	2
Steve Hargan, R (1, 1) OBP: 0.182, SLG: 0.163 Chuck Hinton, R (3, PH) OBP: 0.287, SLG: 0.355 Larry Burchart, R (3, 1) Dick Ellsworth, L (4, 1) OBP: 0.146, SLG: 0.109 Richie Scheinblum, S (5, PH) OBP: 0.251, SLG: 0.237 (5, 9)			FC5-4 1-2f 2-3		HR 1B 1B		F9		FC1-6 PB 1-2f	0 1 0 0 3	0 0 0 0 1	0 0 0 0 1	0 0 0 0 1	0 0 0 0 0	0 0 0 0 0	0 2 0 0 1
Inning Stats	R: 0 E: 0 K: 2 S: 7 H: 0 LOB: 0 BB: 0 P: 7	R: 0 E: 0 K: 1 S: 5 H: 0 LOB: 0 BB: 0 P: 5	R: 1 E: 0 K: 0 S: 4 H: 1 LOB: 1 BB: 1 P: 8	R: 1 E: 0 K: 1 S: 6 H: 1 LOB: 2 BB: 1 P: 11	R: 3 E: 0 K: 2 S: 10 H: 3 LOB: 0 BB: 0 P: 10	R: 0 E: 0 K: 0 S: 3 H: 0 LOB: 0 BB: 0 P: 3	R: 0 E: 0 K: 0 S: 3 H: 0 LOB: 1 BB: 1 P: 7	R: 0 E: 0 K: 0 S: 4 H: 1 LOB: 1 BB: 0 P: 4	R: 0 E: 0 K: 0 S: 3 H: 0 LOB: 1 BB: 1 P: 7	1B: 5 2B: 0 3B: 0 HR: 1 SF: 2 SAC: 0 DP: 0 HBP: 1						

PITCHER		IP	WLS	BF	H	R	ER	SO	BB	IBB	HBP	BLK	WP	HR	S	P	ERA	WHIP
Tom Phoebus, R ERA: 3.48	(1, 1)	5.0	W	23	5	5	5	6	2	0	1	0	0	1	32	41	9.00	1.400
Dave Leonhard, R ERA: 2.45	(6, 1)	4.0	S	15	1	0	0	0	2	0	0	0	0	0	13	21	0.00	0.750

PITCHER	IP	WLS	BF	H	R	ER	SO	BB	IBB	HBP	BLK	WP	HR	S	P	ERA	WHIP

Cleveland Indians @ Baltimore Orioles

Memorial Stadium, Baltimore, MD

Sat Sep 13 1969, 7:05 PM EDT

Att. 20,075 - Unknown

TOP

livebaseballscorecards.com

AB	31
R	5
H	6
RBI	5
BB	4
SO	6
LOB	15

WP: 0 PB: 1 SB: 0 CS: 0 PA: 38

Batter	1	2	3	4	5	6	7	8	9	AB	R	H	RBI	BB	SO	LOB
Mark Belanger, R (1, 6) OBP: 0.351, SLG: 0.341	BBBB 4-0 4-3 BB	x 0-0 2-H 3-H 1B 3B	x 0-0 ③ F4		x 0-0 1B		x 0-0 2-H 1B			4	1	3	3	1	0	0
Dave May, L (1, 9) OBP: 0.299, SLG: 0.361	x 0-0 ① 4-3 1-2	x 0-0 2B 3-H 1B		x 0-0 G4-6-3 1B 1B	x 0-0 ③ F4		BBBB 4-0 BB			4	1	2	1	1	0	2
Paul Blair, R (1, 8) OBP: 0.343, SLG: 0.503	x 0-0 ② F8	x 0-0 1-3 2B		x 0-0 G4-6-3 1-2 1B		x 0-0 WP SF9 2B	x 0-0 ③ F4			5	1	3	0	0	0	3
Boog Powell, L (1, 3) OBP: 0.394, SLG: 0.588 Bobby Floyd, R (5, 4) OBP: 0.237, SLG: 0.225	x 0-0 ③ 6-3	x 0-0 ③ G3		x 0-0 ①② G4-6-3 1-2f 2-3		x 0-0 ① 6-3		x 0-0 ① 5-3		3 2	0 0	0 0	0 0	0 0	0 0	5 1
Brooks Robinson, R (1, 5) OBP: 0.295, SLG: 0.399 Elrod Hendricks, L (7, 3) OBP: 0.337, SLG: 0.389	BBBB 4-0 1B 1B BB	x 0-0 1B SF8 1B		4-0 1B IBB		x 0-0 ② SF9 2-H		BBBB 4-0 BB		1 0	2 0	1 0	1 0	2 1	0 0	0 0
Terry Crowley, L (1, 7) OBP: 0.429, SLG: 0.429	x 0-0 SH1-4 1B 1-2 3B 1B	x 0-0 1-3 HR 1B	x 0-0 1-2 3-H 1B		x 0-0 ③ L6		SSS 0-3 ② K			5	2	3	1	0	1	1
Chico Salmon, R (1, 4) OBP: 0.390, SLG: 0.493 (5, 3) (7, 5)	x 0-0 SH1-4 1-2 2-H 3B 1B	x 0-0 ① SF8 3-H	SSS 0-3 ③ K			x 0-0 SH3-4 1B 1B	x 0-0 ③ F8			4	2	2	2	0	1	3
Clay Dalrymple, L (1, 2) OBP: 0.345, SLG: 0.397	x 0-0 ① F8	x 0-0 1-H HR			SSS 0-3 ① K		x 0-0 ① F8			4	1	1	2	0	1	3
Tom Phoebus, R (1, 1) OBP: 0.247, SLG: 0.243 Don Buford, S (5, PH) OBP: 0.398, SLG: 0.420 Dave Leonhard, R (6, 1) OBP: 0.174, SLG: 0.143	x 0-0 ② SH1-4 1-2 2-3	x 0-0 ② F9			SSS 0-3 ② K		x 0-0 ② SH3-4 1-2			1 1 0	0 0 0	0 0 0	0 0 0	0 1 0	0 0 0	0 0 0
Inning Stats	R: 0 E: 0 K: 0 S: 3 H: 0 LOB: 1 BB: 1 P: 7	R: 4 E: 0 K: 0 S: 8 H: 5 LOB: 2 BB: 1 P: 12	R: 3 E: 0 K: 0 S: 6 H: 3 LOB: 0 BB: 0 P: 6	R: 1 E: 0 K: 1 S: 7 H: 3 LOB: 2 BB: 1 P: 11	R: 0 E: 0 K: 2 S: 8 H: 1 LOB: 1 BB: 0 P: 8	R: 1 E: 0 K: 0 S: 4 H: 1 LOB: 0 BB: 0 P: 4	R: 1 E: 0 K: 0 S: 5 H: 2 LOB: 2 BB: 1 P: 9	R: 0 E: 0 K: 1 S: 5 H: 0 LOB: 1 BB: 1 P: 9		1B: 11 2B: 2 3B: 1 HR: 1 SF: 2 SAC: 2 DP: 1 HBP: 0						

PITCHER		IP	WLS	BF	H	R	ER	SO	BB	IBB	HBP	BLK	WP	HR	S	P	ERA	WHIP
Steve Hargan, R ERA: 5.8	(1, 1)	2.0	L	13	5	4	4	0	2	0	0	0	0	0	11	19	18.00	3.500
Larry Burchart, R ERA: 4.19	(3, 1)	1.0		8	5	4	4	0	0	0	0	0	0	1	8	8	36.00	5.000
Dick Ellsworth, L ERA: 4.21	(4, 1)	1.0		4	1	0	0	1	0	1	0	0	0	0	5	9	0.00	1.000
Phil Hennigan, R ERA: 7.04	(5, 1)	3.0		14	4	2	2	2	1	0	0	0	1	0	17	21	6.00	1.667
Juan Pizarro, L ERA: 3.49	(8, 1)	1.0		4	0	0	0	1	1	0	0	0	0	0	5	9	0.00	1.000

PITCHER	IP	WLS	BF	H	R	ER	SO	BB	IBB	HBP	BLK	WP	HR	S	P	ERA	WHIP

BOTTOM

Cleveland Indians @ Baltimore Orioles

Memorial Stadium, Baltimore, MD

Sat Sep 13 1969, 7:05 PM EDT

Att. 20,075 - Unknown

livebaseballscorecards.com

AB	34
R	10
H	15
RBI	10
BB	5
SO	4
LOB	18

WP: 1 PA: 43
PB: 0
SB: 0
CS: 0

Batter	1	2	3	4	5	6	7	8	9	AB	R	H	RBI	BB	SO	LOB
Jose Cardenal, R (1, 8) OBP: 0.310, SLG: 0.355	1-3		5-3			F4		6-3		4	0	0	0	0	0	0
Frank Baker, L (1, 7) OBP: 0.326, SLG: 0.439	G5-4-3, 1B		F4			HR, 1B		K		4	1	2	0	0	1	0
Ken Harrelson, R (1, 9) OBP: 0.332, SLG: 0.422	G5-4-3 1-2f			F5		1-H, HR		F4		4	1	1	2	0	0	1
Tony Horton, R (1, 3) OBP: 0.327, SLG: 0.473		1B, 2B		4-3		F4			6-3	4	1	1	0	0	0	0
Ray Fosse, R (1, 2) OBP: 0.245, SLG: 0.255		6-3		K		K			K	4	0	0	0	0	3	1
Chuck Hinton, R (1, 5) OBP: 0.294, SLG: 0.369		6-3			K		1B, 2B		FC5, 1B	4	0	2	0	0	1	1
Vern Fuller, R (1, 4) OBP: 0.305, SLG: 0.341		2-H, 1B			E6, FC5-4		G5-4-3, 2-3, 1B		1-2, 1B	4	0	3	1	0	0	0
Larry Brown, R (1, 6) OBP: 0.297, SLG: 0.290		4-3			FC5-4 1-2f		L4		FC5 2-3f	4	0	0	0	0	0	6
Sam McDowell, L (1, 1) OBP: 0.163, SLG: 0.188			1-3		K		G5-4-3 1-2f			2	0	0	0	0	1	1
Juan Pizarro, L (6, 1) OBP: 0.250, SLG: 0.222										0	0	0	0	0	0	0
Cap Peterson, R (7, PH) OBP: 0.366, SLG: 0.283										1	0	0	0	0	0	2
Gary Boyd, R (7, 1)										0	0	0	0	0	0	0
Dick Ellsworth, L (8, 1) OBP: 0.146, SLG: 0.109										0	0	0	0	0	0	0
Inning Stats	R: 0 E: 0 K: 0 S: 3 H: 1 LOB: 0 BB: 0 P: 3	R: 1 E: 0 K: 0 S: 5 H: 2 LOB: 1 BB: 0 P: 5	R: 0 E: 0 K: 0 S: 3 H: 0 LOB: 0 BB: 0 P: 3	R: 0 E: 0 K: 1 S: 5 H: 0 LOB: 0 BB: 0 P: 5	R: 0 E: 1 K: 2 S: 8 H: 0 LOB: 1 BB: 0 P: 8	R: 2 E: 0 K: 1 S: 7 H: 2 LOB: 0 BB: 0 P: 7	R: 0 E: 0 K: 0 S: 4 H: 2 LOB: 1 BB: 0 P: 4	R: 0 E: 0 K: 1 S: 5 H: 0 LOB: 0 BB: 0 P: 5	R: 0 E: 0 K: 1 S: 7 H: 2 LOB: 2 BB: 0 P: 7	1B: 6 2B: 2 3B: 0 HR: 1 SF: 0 SAC: 0 DP: 2 HBP: 0	WP: 0 PB: 0 SB: 0 CS: 0 PA: 35					

PITCHER		IP	WLS	BF	H	R	ER	SO	BB	IBB	HBP	BLK	WP	HR	S	P	ERA	WHIP
Mike Cuellar, L ERA: 2.34	(1, 1)	9.0	W	35	9	3	3	6	0	0	0	0	0	1	47	47	3.00	1.000

PITCHER	IP	WLS	BF	H	R	ER	SO	BB	IBB	HBP	BLK	WP	HR	S	P	ERA	WHIP

Cleveland Indians @ Baltimore Orioles

Memorial Stadium, Baltimore, MD

Sun Sep 14 1969, 3:33 AM EDT

Att. 9,434 - Unknown

TOP

livebaseballscorecards.com

AB	35
R	3
H	9
RBI	3
BB	0
SO	6
LOB	12

Batter	1	2	3	4	5	6	7	8	9	AB	R	H	RBI	BB	SO	LOB
Don Buford, S (1, 5) OBP: 0.398, SLG: 0.418	BBBB 4-0 F7 S BB		x 0-0 ① 1B 1-2 2-H 1B 1B		x 0-0 ① 6-3		x 0-0 ① F8	x 0-0 ③ 6-3		4	1	1	1	1	0	2
Dave May, L (1, 9) OBP: 0.297, SLG: 0.366	SSS 0-3 ① K 1-2		SSS 0-3 ① K		x 0-0 2B		x 0-0 ② 6-3			4	0	1	0	0	2	3
Paul Blair, R (1, 8) OBP: 0.342, SLG: 0.502	x 0-0 ② F7 2-3		x 0-0 1B 1-2 2-3 1B		SSS 0-3 ② K		x 0-0 ③ F7			4	0	1	0	0	1	2
Andy Etchebarren, R (1, 2) OBP: 0.381, SLG: 0.389	SSS 0-3 ③ K		x 0-0 1-2 2-H 3-H 1B		SSS 0-3 ③ K			BBBB 4-0 BB 1B BB		3	1	1	2	1	2	2
Merv Rettenmund, R (1, 7) OBP: 0.335, SLG: 0.394		x 0-0 ① F4 SSS 0-3 ② K	SSS 0-3 ② K			BBBB 4-0 1B E BB		BBBB 4-0 1B 1-2 SF8 BB		2	2	0	0	2	1	2
Chico Salmon, R (1, 6) OBP: 0.383, SLG: 0.479		SSS 0-3 ② K	x 0-0 ③ F4			x 0-0 E7 1-H SF7 1B		x 0-0 ① F5		4	1	1	0	0	1	4
Terry Crowley, L (1, 3) OBP: 0.364, SLG: 0.400		SSS 0-3 ③ K		SSS 0-3 ① K		x 0-0 ① SF7 3-H		x 0-0 SF8 IBB 1-3 2-H 1B		3	0	1	2	0	2	0
Bobby Floyd, R (1, 4) OBP: 0.250, SLG: 0.243			x 0-0 1B 2B	x 0-0 ② 5-3		x 0-0 ② F8		4-0 SF8 1-2 IBB		3	1	1	0	1	0	0
Mike Cuellar, L (1, 1) OBP: 0.093, SLG: 0.147			x 0-0 1B 1B 1B 1B	SSS 0-3 ③ K		x 0-0 ③ F8		x 0-0 ② SF8 1-2 2-3 3-H		3	1	1	1	0	1	0
Inning Stats	R: 0 H: 0 E: 0 LOB: 1 K: 2 BB: 1 S: 7 P: 11	R: 0 H: 0 E: 0 LOB: 0 K: 2 BB: 0 S: 7 P: 7	R: 3 H: 5 E: 0 LOB: 2 K: 2 BB: 0 S: 12 P: 12	R: 0 H: 0 E: 0 LOB: 0 K: 2 BB: 0 S: 7 P: 7	R: 0 H: 1 E: 0 LOB: 1 K: 2 BB: 0 S: 8 P: 8	R: 2 H: 1 E: 1 LOB: 0 K: 0 BB: 1 S: 4 P: 8	R: 0 H: 0 E: 0 LOB: 0 K: 0 BB: 0 S: 3 P: 3	R: 2 H: 1 E: 0 LOB: 2 K: 0 BB: 3 S: 4 P: 16		1B: 6 SF: 2 2B: 2 SAC: 0 3B: 0 DP: 0 HR: 0 HBP: 0						

BOTTOM

Cleveland Indians @ Baltimore Orioles

Memorial Stadium, Baltimore, MD

Sun Sep 14 1969, 3:33 AM EDT

Att. 9,434 - Unknown

livebaseballscorecards.com

AB	30
R	7
H	8
RBI	6
BB	5
SO	10
LOB	15

PITCHER		IP	WLS	BF	H	R	ER	SO	BB	IBB	HBP	BLK	WP	HR	S	P	ERA	WHIP
Sam McDowell, L ERA: 2.94	(1, 1)	5.0	L	24	7	5	3	10	2	0	0	0	0	0	42	50	5.40	1.800
Juan Pizarro, L ERA: 3.45	(6, 1)	1.0		3	0	0	0	0	0	0	0	0	0	0	3	3	0.00	0.000
Gary Boyd, R ERA: 10.57	(7, 1)	1.1		7	1	2	2	0	2	0	0	0	0	0	5	13	13.50	2.250
Dick Ellsworth, L ERA: 4.19	(8, 1)	0.2		3	0	0	0	0	0	1	0	0	0	0	2	6	0.00	0.000

PITCHER	IP	WLS	BF	H	R	ER	SO	BB	IBB	HBP	BLK	WP	HR	S	P	ERA	WHIP

Cleveland Indians @ Boston Red Sox

Fenway Park, Boston, MA

Mon Sep 15 1969, 7:05 PM EDT

Att. 15,829 - Unknown

TOP

livebaseballscorecards.com

Batter	1	2	3	4	5	6	7	8	9	AB	R	H	RBI	BB	SO	LOB
Jose Cardenal, R (1, 8) OBP: 0.309, SLG: 0.355	6-3		5-3			1-3			S 1B 1B	4	1	1	0	0	0	0
Frank Baker, L (1, 7) OBP: 0.324, SLG: 0.433	5-3			G3			4-3		1-H HR 1B	4	1	1	1	0	0	0
Duke Sims, L (1, 2) OBP: 0.378, SLG: 0.424	F7			F9			G3		1-H HR	4	1	1	2	0	0	0
Ken Harrelson, R (1, 9) OBP: 0.333, SLG: 0.420		F4		F7			BB		2B SF8 BB	2	1	0	0	2	0	0
Tony Horton, R (1, 3) OBP: 0.328, SLG: 0.476		2B			G3		F4		1-3 2B	4	0	2	0	0	0	1
Lou Klimchock, L (1, 5) OBP: 0.332, SLG: 0.433		1B			5-3			2B	SF8 3-H	3	0	2	1	0	0	0
Eddie Leon, R (1, 6) OBP: 0.317, SLG: 0.339		1-3			5-3			K K	K K	4	0	0	0	0	2	3
Vern Fuller, R (1, 4) OBP: 0.300, SLG: 0.335			F7			F7		K K	K K	4	0	0	0	0	2	2
Luis Tiant, R (1, 1) OBP: 0.275, SLG: 0.382			F7			6-3		G3		2	0	0	0	0	0	0
Russ Nagelson, L (8, PH) OBP: 0.462, SLG: 0.417										1	0	0	0	0	0	1
Phil Hennigan, R (8, 1)										0	0	0	0	0	0	0

	AB	32
	R	4
	H	7
	RBI	4
	BB	2
	SO	4
	LOB	7

Inning Stats	1	2	3	4	5	6	7	8	9
	R: 0 E: 0 K: 0 S: 3	H: 0 LOB: 0 BB: 0 P: 3	R: 0 E: 0 K: 0 S: 4	H: 2 LOB: 1 BB: 0 P: 4	R: 0 E: 0 K: 0 S: 3	H: 0 LOB: 0 BB: 0 P: 3	R: 0 E: 0 K: 0 S: 3	H: 0 LOB: 0 BB: 0 P: 3	R: 0 E: 0 K: 0 S: 3	H: 0 LOB: 0 BB: 0 P: 3	R: 0 E: 0 K: 0 S: 3	H: 0 LOB: 1 BB: 1 P: 7	R: 0 E: 0 K: 2 S: 8	H: 1 LOB: 1 BB: 0 P: 8	R: 4 E: 0 K: 2 S: 11	H: 4 LOB: 1 BB: 1 P: 15

	1B: 3	SF: 1	WP: 0	PA: 35
	2B: 3	SAC: 0	PB: 0	
	3B: 0	DP: 0	SB: 1	
	HR: 1	HBP: 0	CS: 0	

PITCHER		IP	WLS	BF	H	R	ER	SO	BB	IBB	HBP	BLK	WP	HR	S	P	ERA	WHIP
Lee Stange, R ERA: 3.6	(1, 1)	8.0	L	31	6	4	4	2	2	0	0	0	0	1	33	41	4.50	1.000
Sonny Siebert, R ERA: 3.8	(9, 1)	1.0		4	1	0	0	2	0	0	0	0	0	0	8	8	0.00	1.000

PITCHER	IP	WLS	BF	H	R	ER	SO	BB	IBB	HBP	BLK	WP	HR	S	P	ERA	WHIP

Batter	1	2	3	4	5	6	7	8	9	AB	R	H	RBI	BB	SO	LOB
Syd O'Brien, R (1, 5) OBP: 0.298, SLG: 0.449	6-3		5-3			6-3			F2	4	0	0	0	0	0	0
Mike Andrews, R (1, 4) OBP: 0.389, SLG: 0.461	HR			K			5-3		FC5-4 1B	4	1	2	1	0	1	0
Carl Yastrzemski, L (1, 7) OBP: 0.360, SLG: 0.504	F7			G4-6-3 BB			1B BB		F8	2	0	0	0	2	0	1
Reggie Smith, S (1, 8) OBP: 0.375, SLG: 0.530	K			G4-6-3 1-2f			F9		FC5-4 1-2f	4	0	0	0	0	1	3
Rico Petrocelli, R (1, 6) OBP: 0.417, SLG: 0.614		G6-4-3 BB			K		1-2 1B			2	0	1	0	1	1	0
Tony Conigliaro, R (1, 9) OBP: 0.322, SLG: 0.430		F7			F2		F9			3	0	0	0	0	0	3
George Scott, R (1, 3) OBP: 0.327, SLG: 0.375		G6-4-3 1-2f			6-3			F9		3	0	0	0	0	0	1
Tom Satriano, L (1, 2) OBP: 0.332, SLG: 0.245			K			F8		2-3		3	0	0	0	0	1	0
Lee Stange, R (1, 1) OBP: 0.139, SLG: 0.088 Sonny Siebert, R (9, 1) OBP: 0.245, SLG: 0.265			K			K		K		3 0	0 0	0 0	0 0	0 0	3 0	0 0
Inning Stats	R: 1 E: 0 K: 1 S: 6 H: 1 LOB: 0 BB: 0 P: 6	R: 0 E: 0 K: 0 S: 2 H: 0 LOB: 0 BB: 1 P: 6	R: 0 E: 0 K: 2 S: 7 H: 0 LOB: 0 BB: 0 P: 7	R: 0 E: 0 K: 1 S: 4 H: 0 LOB: 0 BB: 1 P: 8	R: 0 E: 0 K: 1 S: 5 H: 0 LOB: 0 BB: 0 P: 5	R: 0 E: 0 K: 1 S: 5 H: 0 LOB: 0 BB: 0 P: 5	R: 0 E: 0 K: 0 S: 4 H: 1 LOB: 2 BB: 1 P: 8	R: 0 E: 0 K: 1 S: 5 H: 0 LOB: 0 BB: 0 P: 5	R: 0 E: 0 K: 0 S: 4 H: 1 LOB: 1 BB: 0 P: 4	1B: 2 2B: 0 3B: 0 HR: 1 SF: 0 SAC: 0 DP: 2 HBP: 0						

PITCHER		IP	WLS	BF	H	R	ER	SO	BB	IBB	HBP	BLK	WP	HR	S	P	ERA	WHIP
Luis Tiant, R ERA: 3.81	(1, 1)	7.0		24	2	1	1	6	3	0	0	0	0	1	33	45	1.29	0.714
Phil Hennigan, R ERA: 5.59	(8, 1)	2.0	W	7	1	0	0	1	0	0	0	0	0	0	9	9	0.00	0.500

PITCHER	IP	WLS	BF	H	R	ER	SO	BB	IBB	HBP	BLK	WP	HR	S	P	ERA	WHIP

BOTTOM

Cleveland Indians @ Boston Red Sox

Fenway Park, Boston, MA

Mon Sep 15 1969, 7:05 PM EDT

Att. 15,829 - Unknown

livebaseballscorecards.com

AB	28
R	1
H	3
RBI	1
BB	3
SO	7
LOB	8

Cleveland Indians @ Boston Red Sox

Fenway Park, Boston, MA

Tue Sep 16 1969, 7:05 PM EDT

Att. 16,579 - Unknown

TOP

livebaseballscorecards.com

Batter	1	2	3	4	5	6	7	8	9	AB	R	H	RBI	BB	SO	LOB
Jose Cardenal, R (1, 8) OBP: 0.310, SLG: 0.361	F8		HR			F3		HR S 1B	F7	5	2	2	1	0	0	1
Frank Baker, L (1, 7) OBP: 0.321, SLG: 0.435	3-1		F4			1B 2B		K 1-2		4	1	1	0	0	1	1
Duke Sims, L (1, 2) OBP: 0.379, SLG: 0.423	F6			F3		G5-3 WP 2-H 1B		HR IBB		3	1	1	1	1	0	0
Ken Harrelson, R (1, 9) OBP: 0.335, SLG: 0.427		5-3		G6-4-3 1B		BB 1-2		HR 1-H 2-H		3	1	2	3	1	0	0
Tony Horton, R (1, 3) OBP: 0.328, SLG: 0.475		4-3		G6-4-3 1-2f		G5-3 2-3f		G4-6-3 1B		4	0	1	0	0	0	3
Lou Klimchock, L (1, 5) OBP: 0.331, SLG: 0.430		1B			G1		1-3	G4-6-3 1-2f		4	0	1	0	0	0	1
Eddie Leon, R (1, 6) OBP: 0.321, SLG: 0.339		K			BB		1-3 1B		6-3	3	0	1	0	1	1	1
Vern Fuller, R (1, 4) OBP: 0.295, SLG: 0.329			K		F8		1-3 1-2		F3	4	0	0	0	0	1	2
Stan Williams, R (1, 1) OBP: 0.220, SLG: 0.111			K		F3		K		1B	4	0	1	0	0	2	2
Inning Stats	R: 0 E: 0 K: 0 S: 3 H: 0 LOB: 0 BB: 0 P: 3	R: 0 E: 0 K: 1 S: 6 H: 1 LOB: 1 BB: 0 P: 6	R: 1 E: 0 K: 2 S: 8 H: 1 LOB: 0 BB: 0 P: 8	R: 0 E: 0 K: 0 S: 3 H: 1 LOB: 0 BB: 0 P: 3	R: 0 E: 0 K: 0 S: 3 H: 0 LOB: 1 BB: 1 P: 7	R: 1 E: 0 K: 0 S: 4 H: 2 LOB: 1 BB: 1 P: 8	R: 0 E: 0 K: 1 S: 6 H: 1 LOB: 1 BB: 0 P: 6	R: 3 E: 0 K: 1 S: 7 H: 3 LOB: 0 BB: 1 P: 11	R: 0 E: 0 K: 0 S: 4 H: 1 LOB: 1 BB: 0 P: 4	1B: 7 2B: 1 3B: 0 HR: 2	SF: 0 SAC: 0 DP: 3 HBP: 0						

	AB	34
	R	5
	H	10
	RBI	5
	BB	3
	SO	5
	LOB	11

WP: 1 PB: 0 SB: 1 CS: 0 PA: 37

PITCHER	IP	WLS	BF	H	R	ER	SO	BB	IBB	HBP	BLK	WP	HR	S	P	ERA	WHIP
Jim Lonborg, R (1, 1) ERA: 4.51	7.1	L	31	8	5	5	5	2	1	0	0	1	2	38	50	6.14	1.364
Jose Santiago, R (8, 1) ERA: 1.59	1.2		6	2	0	0	0	0	0	0	0	0	0	6	6	0.00	1.200

PITCHER	IP	WLS	BF	H	R	ER	SO	BB	IBB	HBP	BLK	WP	HR	S	P	ERA	WHIP

Batter	1	2	3	4	5	6	7	8	9	AB	R	H	RBI	BB	SO	LOB
Syd O'Brien, R (1, 5) OBP: 0.295, SLG: 0.443	F7		F5		F4			F5		3	0	0	0	0	0	1
Dalton Jones, L (8, PH) (9, 5) OBP: 0.304, SLG: 0.326										1	0	0	0	0	0	0
Mike Andrews, R (1, 4) OBP: 0.385, SLG: 0.456	K		F7			K		6-3		4	0	0	0	0	2	0
Carl Yastrzemski, L (1, 7) OBP: 0.361, SLG: 0.503	BB			6-3		G3-6-3 1B		F9		3	0	1	0	1	0	0
Reggie Smith, S (1, 8) OBP: 0.373, SLG: 0.526	F7			K		G3-6-3 1-2f			4-3	4	0	0	0	0	1	2
Rico Petrocelli, R (1, 6) OBP: 0.416, SLG: 0.617		F8		F8			HR		K	4	1	1	1	0	1	0
Tony Conigliaro, R (1, 9) OBP: 0.321, SLG: 0.431		F8			E 2B		F7		K	4	1	1	0	0	1	0
George Scott, R (1, 3) OBP: 0.327, SLG: 0.375		1B			K		F3			3	0	1	0	0	1	1
Tom Satriano, L (1, 2) OBP: 0.328, SLG: 0.242		K			K		E7			3	0	0	0	0	2	2
Jim Lonborg, R (1, 1) OBP: 0.191, SLG: 0.122			K		E5 2-H		K			3	0	0	0	0	2	1
Jose Santiago, R (8, 1)										0	0	0	0	0	0	0
Inning Stats	R: 0 E: 0 K: 1 S: 5 H: 0 LOB: 1 BB: 1 P: 9	R: 0 E: 0 K: 1 S: 6 H: 1 LOB: 1 BB: 0 P: 6	R: 0 E: 0 K: 1 S: 5 H: 0 LOB: 0 BB: 0 P: 5	R: 0 E: 0 K: 1 S: 5 H: 0 LOB: 0 BB: 0 P: 5	R: 1 E: 1 K: 2 S: 9 H: 1 LOB: 1 BB: 0 P: 9	R: 0 E: 0 K: 1 S: 5 H: 1 LOB: 0 BB: 0 P: 5	R: 1 E: 1 K: 1 S: 7 H: 1 LOB: 1 BB: 0 P: 7	R: 0 E: 0 K: 0 S: 3 H: 0 LOB: 0 BB: 0 P: 3	R: 0 E: 0 K: 2 S: 7 H: 0 LOB: 0 BB: 0 P: 7	1B: 2 2B: 1 3B: 0 HR: 1	SF: 0 SAC: 0 DP: 1 HBP: 0						

PITCHER	IP	WLS	BF	H	R	ER	SO	BB	IBB	HBP	BLK	WP	HR	S	P	ERA	WHIP
Stan Williams, R (1, 1) ERA: 3.9	9.0	W	33	4	2	1	10	1	0	0	0	0	1	52	56	1.00	0.556

PITCHER	IP	WLS	BF	H	R	ER	SO	BB	IBB	HBP	BLK	WP	HR	S	P	ERA	WHIP

BOTTOM

Cleveland Indians @ Boston Red Sox

Fenway Park, Boston, MA

Tue Sep 16 1969, 7:05 PM EDT

Att. 16,579 - Unknown

livebaseballscorecards.com

AB	32
R	2
H	4
RBI	1
BB	1
SO	10
LOB	7

1B: 2 SF: 0
2B: 1 SAC: 0
3B: 0 DP: 1
HR: 1 HBP: 0

WP: 0 PA: 33
PB: 0
SB: 0
CS: 0

Cleveland Indians @ Detroit Tigers

Tiger Stadium, Detroit, MI

Wed Sep 17 1969, 7:05 PM EDT

Att. 8,162 - Unknown

TOP

livebaseballscorecards.com

Batter	1	2	3	4	5	6	7	8	9	AB	R	H	RBI	BB	SO	LOB
Jose Cardenal, R (1, 8) OBP: 0.309, SLG: 0.359	SSS 0-3 ① K			x 0-0 ① 6-3	SSS 0-3 ③ K		x 0-0 1-2 1B		SSS 0-3 ③ K	3	0	0	0	0	2	2
Chuck Hinton, R (5, 8) OBP: 0.298, SLG: 0.372										2	0	1	0	0	1	1
Frank Baker, L (1, 7) OBP: 0.319, SLG: 0.425	SSS 0-3 ② K			BBBB 4-0 BB		x 0-0 ① 4-3	x 0-0 ③ 4-3			3	0	0	0	1	1	2
Ron Law, R (7, 1) OBP: 0.143, SLG: 0.143										0	0	0	0	0	0	0
Larry Brown, R (1, 5) OBP: 0.299, SLG: 0.289	x 0-0 ③ F7			BBBB 4-0 1-2 BB		BBBB 4-0 1B BB		x 0-0 ① F9		2	0	0	0	2	0	0
Ken Harrelson, R (1, 9) OBP: 0.338, SLG: 0.429		BBBB 4-0 G4-6-3 BB		x 0-0 ② F8		x 0-0 1-2 1B		x 0-0 1B		3	0	2	0	1	0	2
Tony Horton, R (1, 3) OBP: 0.326, SLG: 0.472		x 0-0 ①② G4-6-3 1-2f		SSS 0-3 ③ K		SSS 0-3 ② K		SSS 0-3 ② K		4	0	0	0	0	3	6
Ray Fosse, R (1, 2) OBP: 0.236, SLG: 0.245		SSS 0-3 ③ K			SSS 0-3 ① K	SSS 0-3 ③ K		x 0-0 ③ 5-3		4	0	0	0	0	3	3
Eddie Leon, R (1, 6) OBP: 0.314, SLG: 0.331			SSS 0-3 ① K	x 0-0 ② F7			x 0-0 ① F3		x 0-0 ① F9	4	0	0	0	0	1	0
Vern Fuller, R (1, 4) OBP: 0.298, SLG: 0.336		x 0-0 ② F7		x 0-0 2B			SSS 0-3 ② K		x 0-0 1B	4	0	2	0	0	1	0
Gary Boyd, R (1, 1) Dick Ellsworth, L (3, 1) OBP: 0.146, SLG: 0.109 Cap Peterson, R (5, PH) OBP: 0.364, SLG: 0.280 Steve Hargan, R (5, 1) OBP: 0.182, SLG: 0.163 Richie Scheinblum, S (7, PH) (7, 7) OBP: 0.253, SLG: 0.236			SSS 0-3 ③ K	x 0-0 E4			BBBB 4-0 1B BB		x 0-0 ② F3	1 0 1 0 1	0 0 0 0 0	0 0 0 0 1	0 0 0 0 1	1 0 0 0 0	0 0 0 0 1	0 0 1 0 1

Inning Stats	1	2	3	4	5	6	7	8	9
	R: 0 E: 0 K: 2 S: 7	R: 0 E: 0 K: 1 S: 4	R: 0 E: 0 K: 2 S: 7	R: 0 E: 0 K: 1 S: 5	R: 0 E: 1 K: 2 S: 9	R: 0 E: 0 K: 2 S: 8	R: 0 E: 0 K: 1 S: 6	R: 0 E: 0 K: 1 S: 6	R: 0 E: 0 K: 1 S: 6
	H: 0 LOB: 0 BB: 0 P: 7	H: 0 LOB: 0 BB: 1 P: 8	H: 0 LOB: 0 BB: 0 P: 7	H: 0 LOB: 2 BB: 2 P: 13	H: 1 LOB: 2 BB: 0 P: 9	H: 1 LOB: 2 BB: 1 P: 12	H: 1 LOB: 2 BB: 1 P: 10	H: 1 LOB: 1 BB: 0 P: 6	H: 1 LOB: 1 BB: 0 P: 6

AB	32
R	0
H	5
RBI	0
BB	5
SO	13
LOB	18

1B: 4	SF: 0
2B: 1	SAC: 0
3B: 0	DP: 1
HR: 0	HBP: 0

WP: 0	PA: 37
PB: 0	
SB: 0	
CS: 0	

PITCHER	IP	WLS	BF	H	R	ER	SO	BB	IBB	HBP	BLK	WP	HR	S	P	ERA	WHIP
Mike Kilkenny, L (1, 1) ERA: 3.71	9.0	W	37	5	0	0	13	5	0	0	0	0	0	58	78	0.00	1.111

PITCHER	IP	WLS	BF	H	R	ER	SO	BB	IBB	HBP	BLK	WP	HR	S	P	ERA	WHIP

Cleveland Indians @ Detroit Tigers

Tiger Stadium, Detroit, MI

Wed Sep 17 1969, 7:05 PM EDT

Att. 8,162 - Unknown

Batter		1	2	3	4	5	6	7	8	9	AB	R	H	RBI	BB	SO	LOB
Mickey Stanley, R OBP: 0.299, SLG: 0.368	(1, 8)	F6		WP 2B		1-3		FC6 BB	1-2 2-3 3-H BB		3	0	1	1	2	0	0
Tom Tresh, S OBP: 0.287, SLG: 0.353	(1, 6)	2B BB		F5 2-3		1B		FC6 1-2f	F2		4	1	1	0	1	0	5
Jim Northrup, L OBP: 0.354, SLG: 0.514	(1, 9)	1-H WP 2B		BB BB		F8			1B 1B BB		2	2	1	1	2	0	1
Norm Cash, L OBP: 0.359, SLG: 0.439	(1, 3)	3-H BB		1-2 BB		1-4-3			F7		2	0	0	0	2	0	2
Willie Horton, R OBP: 0.332, SLG: 0.471	(1, 7)	F8		F5			CS BB		1-3 1B BB 1B		3	1	1	0	1	0	4
Tom Matchick, L OBP: 0.270, SLG: 0.285	(1, 4)	K		3-1			K 1-2		1-2 BB 1B 3-H BB 1B		4	1	1	1	0	2	5
Bill Freehan, R OBP: 0.343, SLG: 0.412	(1, 2)		K		G6-4-3 BB		F4		1-2 2-3 BB BB 1B		3	0	1	0	1	1	0
Don Wert, R OBP: 0.304, SLG: 0.367	(1, 5)		F8		G6-4-3 1-2f			F6	1-2 2-3 3-H BB BB		3	0	0	1	1	0	1
Mike Kilkenny, R OBP: 0.133, SLG: 0.071	(1, 1)		G3		F8			K	K		4	0	0	0	0	2	3

Inning Stats	1	2	3	4	5	6	7	8	9
	R: 2 H: 1 E: 0 LOB: 1 K: 1 BB: 2 S: 6 P: 14	R: 0 H: 0 E: 0 LOB: 0 K: 1 BB: 0 S: 5 P: 5	R: 0 H: 1 E: 0 LOB: 3 K: 0 BB: 2 S: 4 P: 12	R: 0 H: 0 E: 0 LOB: 0 K: 0 BB: 1 S: 2 P: 6	R: 0 H: 1 E: 0 LOB: 1 K: 0 BB: 0 S: 4 P: 4	R: 0 H: 0 E: 0 LOB: 0 K: 1 BB: 1 S: 4 P: 8	R: 0 H: 0 E: 0 LOB: 1 K: 1 BB: 1 S: 5 P: 9	R: 3 H: 3 E: 0 LOB: 3 K: 1 BB: 3 S: 8 P: 20	

PITCHER		IP	WLS	BF	H	R	ER	SO	BB	IBB	HBP	BLK	WP	HR	S	P	ERA	WHIP
Gary Boyd, R ERA: 9.9	(1, 1)	2.1	L	13	2	2	2	2	4	0	0	0	2	0	13	29	7.71	2.571
Dick Ellsworth, L ERA: 4.14	(3, 1)	1.2		5	0	0	0	0	1	0	0	0	0	0	4	8	0.00	0.600
Steve Hargan, R ERA: 5.71	(5, 1)	2.0		7	1	0	0	1	1	0	0	0	0	0	8	12	0.00	1.000
Ron Law, R ERA: 5.12	(7, 1)	2.0		13	3	3	3	2	4	0	0	0	0	0	13	29	13.50	3.500

PITCHER	IP	WLS	BF	H	R	ER	SO	BB	IBB	HBP	BLK	WP	HR	S	P	ERA	WHIP

BOTTOM

1B: 4	SF: 0
2B: 2	SAC: 0
3B: 0	DP: 1
HR: 0	HBP: 0

WP: 2 PA: 38
PB: 0
SB: 0
CS: 1

livebaseballscorecards.com

AB	28
R	5
H	6
RBI	4
BB	10
SO	5
LOB	21

Cleveland Indians @ Detroit Tigers

Tiger Stadium, Detroit, MI

Thu Sep 18 1969, 4:33 AM EDT

Att. 4,740 - Unknown

TOP

livebaseballscorecards.com

Batter	1	2	3	4	5	6	7	8	9	AB	R	H	RBI	BB	SO	LOB
Jose Cardenal, R (1, 8) OBP: 0.311, SLG: 0.368	HR	L4-3			F7		L6-4 2B		BB 1-2 2-3	4	1	2	1	1	0	1
Frank Baker, L (1, 7) OBP: 0.315, SLG: 0.417	K	L6-3			WP 1B 1B		F8		F5	5	1	1	0	0	1	5
Larry Brown, R (1, 5) OBP: 0.300, SLG: 0.290	1B 2B 1B	F3			WP 1-H 1B		L6-4 2-3		F3	5	1	2	1	0	0	5
Ken Harrelson, R (1, 9) OBP: 0.339, SLG: 0.428	2B HR 1-2 1B		L5-3		FC5-4 1-2 BB			F4		3	1	1	0	1	0	0
Tony Horton, R (1, 3) OBP: 0.325, SLG: 0.472	HR 1-3 2-H 2B		E6 L5-4-3		F4			E4 L3-1		4	1	1	1	0	0	2
Ray Fosse, R (1, 2) OBP: 0.239, SLG: 0.276	HR 2-H 3-H		L5-4-3 1-2		FC5-4 1-2f			L3-1 1-2		3	1	1	3	0	0	3
Duke Sims, L (8, PH) OBP: 0.378, SLG: 0.422 (8, 2)										1	0	0	0	0	0	1
Eddie Leon, R (1, 6) OBP: 0.313, SLG: 0.330	L3			F9		F8			BB 1B 1B	4	0	1	0	0	0	0
Vern Fuller, R (1, 4) OBP: 0.297, SLG: 0.335	K			K		L5-3			BB 1-2 1B	4	0	1	0	0	2	0
Sam McDowell, L (1, 1) OBP: 0.167, SLG: 0.202		2B		K		L1-3			F2	4	0	1	0	0	1	2

	AB	37
	R	6
	H	11
	RBI	6
	BB	2
	SO	4
	LOB	19

Inning Stats										
	R: 5 E: 0 K: 2 S: 12	H: 5 LOB: 0 BB: 0 P: 12	R: 0 E: 0 K: 0 S: 4	H: 1 LOB: 1 BB: 0 P: 4	R: 0 E: 1 K: 0 S: 3	H: 0 LOB: 0 BB: 0 P: 3	R: 0 E: 0 K: 2 S: 7	H: 0 LOB: 0 BB: 0 P: 7	R: 1 E: 0 K: 0 S: 5	H: 2 LOB: 2 BB: 1 P: 9
	R: 0 E: 0 K: 0 S: 3	H: 0 LOB: 0 BB: 0 P: 3	R: 0 E: 0 K: 0 S: 3	H: 1 LOB: 0 BB: 0 P: 3	R: 0 E: 1 K: 0 S: 3	H: 0 LOB: 1 BB: 0 P: 3	R: 0 E: 0 K: 0 S: 5	H: 2 LOB: 3 BB: 1 P: 9	1B: 6 2B: 4 3B: 0 HR: 2	SF: 0 SAC: 0 DP: 2 HBP: 0
	WP: 2 PB: 0 SB: 0 CS: 0	PA: 39								

PITCHER		IP	WLS	BF	H	R	ER	SO	BB	IBB	HBP	BLK	WP	HR	S	P	ERA	WHIP
Mickey Lolich, L ERA: 3.06	(1, 1)	4.1	L	22	8	6	6	4	1	0	0	0	2	2	29	33	12.46	2.077
Gary Taylor, R ERA:	(5, 1)	1.2		5	0	0	0	0	0	0	0	0	0	0	5	5	0.00	0.000
Bob Reed, R ERA: 1.08	(7, 1)	2.0		6	1	0	0	0	0	0	0	0	0	0	6	6	0.00	0.500
Joe Sparma, R ERA: 4.53	(9, 1)	1.0		6	2	0	0	0	1	0	0	0	0	0	5	9	0.00	3.000

PITCHER	IP	WLS	BF	H	R	ER	SO	BB	IBB	HBP	BLK	WP	HR	S	P	ERA	WHIP

Cleveland Indians @ Detroit Tigers

Tiger Stadium, Detroit, MI

Thu Sep 18 1969, 4:33 AM EDT

Att. 4,740 - Unknown

BOTTOM

Batter	1	2	3	4	5	6	7	8	9	AB	R	H	RBI	BB	SO	LOB
Mickey Stanley, R (1, 8) OBP: 0.300, SLG: 0.367	1B		F3		F9		F4	BB		4	1	1	0	1	0	0
Jim Northrup, L (1, 9) OBP: 0.353, SLG: 0.512	K		K		K		1B WP 2B	6-3		2	0	0	0	0	2	1
Dave Campbell, R (4, 4) OBP: 0.195, SLG: 0.135 (9, 3)										3	1	1	0	0	1	3
Al Kaline, R (1, 3) OBP: 0.341, SLG: 0.446 (9, 9)	K		2B		F2		WP 1B		K	5	0	2	0	0	2	1
Willie Horton, R (1, 7) OBP: 0.333, SLG: 0.475	1-H 1B		F6			SF7 3B	K		K	5	1	2	1	0	2	2
Bill Freehan, R (1, 2) OBP: 0.342, SLG: 0.408	K			K		1B HBP	F6		F3	4	0	0	0	0	2	2
Don Wert, R (1, 5) OBP: 0.303, SLG: 0.366		F8		F4		SF7 3-H		FC1-5 1B BB		2	0	0	1	1	0	0
Ike Brown, R (1, 4) (4, 9) (9, 4) OBP: 0.335, SLG: 0.387		HR		1B HBP		K		BB FC1-5 1-2 1B		3	1	2	1	0	1	1
Cesar Gutierrez, R (1, 6) OBP: 0.322, SLG: 0.264		K2-3		1-2 1B		1-2 1B		FC1-5 BB 1-2 2-3f		4	0	2	0	0	1	2
Mickey Lolich, S (1, 1) OBP: 0.167, SLG: 0.122		K		1-3		F7		K		2	0	0	0	0	1	2
Gary Taylor, R (5, 1)										0	0	0	0	0	0	0
Jim Price, R (6, PH) OBP: 0.294, SLG: 0.435										1	0	0	0	0	0	2
Bob Reed, R (7, 1)										0	0	0	0	0	0	0
Wayne Redmond, R (8, PH)										1	0	0	0	0	1	2
Joe Sparma, R (9, 1) OBP: 0.172, SLG: 0.143										0	0	0	0	0	0	0
Inning Stats	R: 1 E: 0 K: 3 S: 11	H: 2 LOB: 1 BB: 0 P: 11	R: 1 E: 0 K: 2 S: 8	H: 1 LOB: 0 BB: 0 P: 8	R: 0 E: 0 K: 1 S: 6	H: 1 LOB: 1 BB: 0 P: 6	R: 0 E: 0 K: 1 S: 6	H: 1 LOB: 2 BB: 0 P: 7	R: 0 E: 0 K: 1 S: 5	H: 0 LOB: 0 BB: 0 P: 5	R: 1 E: 0 K: 1 S: 7	H: 2 LOB: 2 BB: 0 P: 8	R: 1 E: 0 K: 1 S: 7	H: 2 LOB: 1 BB: 0 P: 7	R: 0 E: 0 K: 1 S: 6	H: 1 LOB: 3 BB: 2 P: 14	R: 0 E: 0 K: 2 S: 7	H: 0 LOB: 0 BB: 0 P: 7	1B: 6 2B: 2 3B: 1 HR: 1	SF: 1 SAC: 0 DP: 0 HBP: 2	WP: 1 PB: 0 SB: 0 CS: 0	PA: 41

PITCHER	IP	WLS	BF	H	R	ER	SO	BB	IBB	HBP	BLK	WP	HR	S	P	ERA	WHIP
Sam McDowell, L (1, 1) ERA: 2.98	9.0	W	41	10	4	4	13	2	0	2	0	1	1	63	73	4.00	1.333

PITCHER	IP	WLS	BF	H	R	ER	SO	BB	IBB	HBP	BLK	WP	HR	S	P	ERA	WHIP

livebaseballscorecards.com

AB	36
R	4
H	10
RBI	3
BB	2
SO	13
LOB	18

Batter	1	2	3	4	5	6	7	8	9	10	11	12	AB	R	H	RBI	BB	SO	LOB
Del Unser, L (1, 8) OBP: 0.344, SLG: 0.358	3-1 2B	F7 2-3			G6-4-3 1B		E6 1B		F9		4-3 1-2	F8	7	0	2	0	0	0	6
Lee Maye, L (1, 9) OBP: 0.332, SLG: 0.416	3-1 2-3		K		F9		F9		BB			5-3	5	0	0	0	1	1	3
Frank Howard, R (1, 7) (12, 3) OBP: 0.406, SLG: 0.586	F6		L1		G6-4-3 1-2f		1B 1-2		F2			1B SF7 BB	5	1	1	0	1	0	3
Mike Epstein, L (1, 3) OBP: 0.416, SLG: 0.556 Hank Allen, R (12, 7) OBP: 0.312, SLG: 0.344	F3		BB			1B BB	F7			L4-3 BB		1B 1-3	3 0	2 0	1 0	0 0	3 0	0 0	3 0
Ken McMullen, R (1, 5) OBP: 0.349, SLG: 0.421		1B 1B	F5			F7	F7			K		BB IBB	5	2	1	0	1	1	5
Bernie Allen, L (1, 4) OBP: 0.337, SLG: 0.385 Tim Cullen, R (6, PR) OBP: 0.248, SLG: 0.241 (6, 4)	F7	F2				1B 1-2 BB		F6		L4-3 1-2		SF7 3-H	2 2	0 0	0 0	0 1	1 0	0 0	1 1
Ed Brinkman, R (1, 6) OBP: 0.333, SLG: 0.332	E 1B 1-2	5-3				F7		6-3			6-3	BB IBB 1-3 2-H	6	0	2	1	0	0	2
Jim French, L (1, 2) OBP: 0.355, SLG: 0.310 Dick Smith, R (12, PH) OBP: 0.200, SLG: 0.130 Paul Casanova, R (12, 2) OBP: 0.250, SLG: 0.281		F7		FC4-6		1B 1-3 2-H		F8			4-3	BB 1-2	5 0 0	0 0 0	2 0 0	1 0 0	0 1 0	0 0 0	2 0 0
Dick Bosman, R (1, 1) OBP: 0.169, SLG: 0.102 Ed Stroud, L (11, PH) OBP: 0.352, SLG: 0.387 Darold Knowles, L (11, 1) OBP: 0.267, SLG: 0.083 Dennis Higgins, R (12, 1) OBP: 0.100, SLG: 0.100		1B 1-2 2-H		FC4-6 1-2f		F4			4-3		S BB	BB 1-2 2-3 3-H	4 0 0 0	0 0 0 0	1 0 1 0	1 1 1 0	0 1 1 0	0 0 0 0	3 0 0 0
Inning Stats	R: 0 H: 1 E: 0 LOB: 1 K: 0 BB: 0 S: 4 P: 4	R: 1 H: 3 E: 0 LOB: 2 K: 0 BB: 0 S: 6 P: 6	R: 0 H: 0 E: 0 LOB: 1 K: 1 BB: 1 S: 5 P: 9	R: 0 H: 1 E: 0 LOB: 1 K: 0 BB: 0 S: 4 P: 4	R: 0 H: 1 E: 0 LOB: 0 K: 0 BB: 0 S: 3 P: 3	R: 1 H: 1 E: 0 LOB: 2 K: 0 BB: 2 S: 4 P: 12	R: 0 H: 1 E: 1 LOB: 2 K: 0 BB: 0 S: 5 P: 5	R: 0 H: 0 E: 0 LOB: 0 K: 0 BB: 0 S: 3 P: 3	R: 0 H: 0 E: 0 LOB: 1 K: 0 BB: 1 S: 3 P: 7	R: 0 H: 0 E: 0 LOB: 0 K: 1 BB: 1 S: 4 P: 8	R: 0 H: 0 E: 0 LOB: 1 K: 0 BB: 1 S: 3 P: 7	R: 3 H: 2 E: 0 LOB: 3 K: 0 BB: 4 S: 5 P: 21	1B: 9 SF: 1 2B: 2 SAC: 0 3B: 0 DP: 2 HR: 0 HBP: 0						

PITCHER	IP	WLS	BF	H	R	ER	SO	BB	IBB	HBP	BLK	WP	HR	S	P	ERA	WHIP
Luis Tiant, R (1, 1) ERA: 3.73	10.0		42	8	2	2	2	5	0	0	0	0	0	41	61	1.80	1.300
Steve Hargan, R (11, 1) ERA: 5.84	1.2	L	10	2	3	3	0	2	1	0	0	0	0	7	19	16.20	2.400
Juan Pizarro, L (12, 1) ERA: 3.44	0.1		3	0	0	0	0	1	1	0	0	0	0	1	9	0.00	3.000

PITCHER	IP	WLS	BF	H	R	ER	SO	BB	IBB	HBP	BLK	WP	HR	S	P	ERA	WHIP

TOP

Washington Senators @ Cleveland Indians

Cleveland Municipal Stadium, Cleveland, OH

Sat Sep 20 1969, 3:33 AM EDT

Att. 7,901 - Unknown

livebaseballscorecards.com

AB	44
R	5
H	10
RBI	5
BB	10
SO	2
LOB	29

Batter	1	2	3	4	5	6	7	8	9	10	11	12	AB	R	H	RBI	BB	SO	LOB
Jose Cardenal, R (1, 8) OBP: 0.310, SLG: 0.366	6-3		6-3			F7		S 1B			F8		5	0	1	0	0	0	0
Frank Baker, L (1, 7) OBP: 0.312, SLG: 0.406	BB E BB		6-3			1-3		F6 1-2			F2		4	1	0	0	1	0	1
Duke Sims, L (1, 2) OBP: 0.380, SLG: 0.421 Davey Nelson, R (9, PR) OBP: 0.252, SLG: 0.200 Ken Suarez, R (10, 2) OBP: 0.394, SLG: 0.369	E 6-3 1-2 BB		F8			K			FC6-4 1B		1B		3 0 1	1 0 0	1 0 1	0 0 0	1 0 0	1 0 0	0 0 0
Tony Horton, R (1, 3) OBP: 0.324, SLG: 0.469	E9 6-3 1-3 2-H 1B			G3			F8		FC6-4 CS 1-2f		F4		5	0	1	1	0	0	2
Ken Harrelson, R (1, 9) OBP: 0.338, SLG: 0.428	6-3 2-3 3-H			L5			6-3		K 1-2			1B G4-6-3 2B	5	1	1	1	0	1	2
Lou Klimchock, L (1, 5) OBP: 0.329, SLG: 0.427 Cap Peterson, R (12, PH) OBP: 0.368, SLG: 0.287	F4			F9			1B			4-3		G4-6-3 BB 2-3 1B	4 1	0 0	1 1	0 0	0 0	0 0	1 0
Eddie Leon, R (1, 6) OBP: 0.308, SLG: 0.324 Russ Nagelson, L (10, PH) OBP: 0.429, SLG: 0.385 Steve Hargan, R (11, 1) OBP: 0.182, SLG: 0.163 Juan Pizarro, L (12, 1) OBP: 0.250, SLG: 0.222 Chuck Hinton, R (12, PH) OBP: 0.303, SLG: 0.372		F4	6-3				K			K		G4-6-3 1-2 BB	3 1 0 0 0	0 0 0 0 0	0 0 0 0 0	0 0 0 0 0	1 0 0 0 1	1 0 0 0 0	1 0 0 0 0
Vern Fuller, R (1, 4) OBP: 0.296, SLG: 0.333 Richie Scheinblum, S (12, PH) OBP: 0.252, SLG: 0.235		F2	5-3				6-3		1B			G4-6-3 1-2f 2-3 3-H	4 1	0 0	1 0	0 0	0 0	0 0	0 2
Luis Tiant, R (1, 1) OBP: 0.265, SLG: 0.367 Russ Snyder, L (10, PH) OBP: 0.315, SLG: 0.312 Larry Brown, R (11, 6) OBP: 0.299, SLG: 0.290		K	1-4-3				6-3			4-3		F9	3 1 1	0 0 0	0 0 0	0 0 0	1 0 0	0 1 1	0 0 0
Inning Stats	R: 2 H: 1 E: 1 LOB: 1 K: 0 BB: 2 S: 4 P: 12	R: 0 H: 0 E: 0 LOB: 0 K: 1 BB: 0 S: 5 P: 5	R: 0 H: 0 E: 0 LOB: 0 K: 0 BB: 0 S: 3 P: 3	R: 0 H: 0 E: 0 LOB: 0 K: 0 BB: 0 S: 3 P: 3	R: 0 H: 0 E: 0 LOB: 0 K: 0 BB: 0 S: 3 P: 3	R: 0 H: 0 E: 0 LOB: 0 K: 1 BB: 0 S: 5 P: 5	R: 0 H: 1 E: 0 LOB: 1 K: 1 BB: 0 S: 6 P: 6	R: 0 H: 1 E: 0 LOB: 1 K: 0 BB: 0 S: 4 P: 4	R: 0 H: 1 E: 0 LOB: 1 K: 1 BB: 0 S: 5 P: 5	R: 0 H: 1 E: 0 LOB: 1 K: 1 BB: 0 S: 6 P: 6	R: 0 H: 1 E: 0 LOB: 1 K: 0 BB: 0 S: 4 P: 4	R: 1 H: 2 E: 0 LOB: 1 K: 0 BB: 1 S: 4 P: 8	1B: 7 SF: 0 2B: 1 SAC: 0 3B: 0 DP: 1 HR: 0 HBP: 0				WP: 0 PA: 45 PB: 0 SB: 1 CS: 1		

PITCHER		IP	WLS	BF	H	R	ER	SO	BB	IBB	HBP	BLK	WP	HR	S	P	ERA	WHIP
Dick Bosman, R ERA: 2.18	(1, 1)	10.0		36	5	2	2	5	2	0	0	0	0	0	44	52	1.80	0.700
Darold Knowles, L ERA: 2.29	(11, 1)	1.0	W	7	3	1	1	0	1	0	0	0	0	0	6	10	9.00	4.000
Dennis Higgins, R ERA: 3.53	(12, 1)	1.0	S	2	0	0	0	0	0	0	0	0	0	0	2	2	0.00	0.000

PITCHER	IP	WLS	BF	H	R	ER	SO	BB	IBB	HBP	BLK	WP	HR	S	P	ERA	WHIP

Washington Senators @ Cleveland Indians

Cleveland Municipal Stadium, Cleveland, OH

Sat Sep 20 1969, 3:33 AM EDT

Att. 7,901 - Unknown

BOTTOM

livebaseballscorecards.com

AB	42
R	3
H	8
RBI	2
BB	3
SO	5
LOB	11

Batter	1	2	3	4	5	6	7	8	9	AB	R	H	RBI	BB	SO	LOB
Del Unser, L (1, 8) OBP: 0.345, SLG: 0.359	1B		1B		F6			F7		4	1	2	0	0	0	0
Lee Maye, L (1, 9) OBP: 0.334, SLG: 0.417	1B 1-3 SF8		F2			4-3		G6-4-3		4	1	2	0	0	0	1
Frank Howard, R (1, 7) OBP: 0.403, SLG: 0.582 Hank Allen, R (8, 7) OBP: 0.312, SLG: 0.344	K		K			6-3		G6-4-3 1-2f		4 0	0 0	0 0	0 0	0 0	2 0	4 0
Mike Epstein, L (1, 3) OBP: 0.419, SLG: 0.555	1-3 3-H 1B		F4			BB			SH1-4 1B E BB	2	1	1	1	2	0	1
Ken McMullen, R (1, 5) OBP: 0.349, SLG: 0.420	SF8 3-H			6-3		F7			E SH1-4 1-2 1B	3	0	1	1	0	0	1
Bernie Allen, L (1, 4) OBP: 0.335, SLG: 0.382 Tim Cullen, R (9, PH) OBP: 0.248, SLG: 0.241 (9, 4)	G3			F8			G3		SH1-4 1-2 2-3	3 0	0 0	0 0	0 0	0 0	0 0	1 0
Ed Brinkman, R (1, 6) OBP: 0.332, SLG: 0.331		K		4-3			1B		FC5 G4-6-3 2-3 3-H	4	0	1	0	0	1	1
Jim French, L (1, 2) OBP: 0.354, SLG: 0.311 Ed Stroud, L (9, PH) OBP: 0.351, SLG: 0.385 Paul Casanova, R (9, 2) OBP: 0.250, SLG: 0.281		G4-6-3 1B			4-3		K		G4-6-3 1-2f	3 1 0	0 0 0	1 0 0	0 0 0	0 0 0	1 0 0	1 2 0
Joe Coleman, R (1, 1) OBP: 0.146, SLG: 0.127 Darold Knowles, L (8, 1) OBP: 0.267, SLG: 0.083 Bob Humphreys, R (8, 1) OBP: 0.143, SLG: 0.077 Jan Dukes, L (8, 1) Dennis Higgins, R (9, 1) OBP: 0.100, SLG: 0.100		G4-6-3 1-2f			K		4-3			3 0 0 0 0	0 0 0 0 0	0 0 0 0 0	0 0 0 0 0	1 0 0 0 0	2 0 0 0 0	2 0 0 0 0
Inning Stats	R: 2 H: 3 E: 0 LOB: 1 K: 1 BB: 0 S: 8 P: 8	R: 0 H: 1 E: 0 LOB: 0 K: 1 BB: 0 S: 5 P: 5	R: 0 H: 1 E: 0 LOB: 1 K: 1 BB: 0 S: 6 P: 6	R: 0 H: 0 E: 0 LOB: 0 K: 0 BB: 0 S: 3 P: 3	R: 0 H: 0 E: 0 LOB: 0 K: 1 BB: 0 S: 5 P: 5	R: 0 H: 0 E: 0 LOB: 1 K: 0 BB: 1 S: 3 P: 7	R: 0 H: 1 E: 0 LOB: 1 K: 1 BB: 0 S: 6 P: 6	R: 0 H: 1 E: 0 LOB: 0 K: 0 BB: 0 S: 3 P: 3	R: 1 H: 1 E: 1 LOB: 1 K: 0 BB: 1 S: 4 P: 8	1B: 8 SF: 1 2B: 0 SAC: 1 3B: 0 DP: 3 HR: 0 HBP: 0						

PITCHER		IP	WLS	BF	H	R	ER	SO	BB	IBB	HBP	BLK	WP	HR	S	P	ERA	WHIP
Stan Williams, R ERA: 3.82	(1, 1)	8.0		32	8	3	2	5	2	0	0	0	0	0	40	48	2.25	1.250
Dick Ellsworth, L ERA: 4.13	(9, 1)	0.1		1	0	0	0	0	0	0	0	0	0	0	1	1	0.00	0.000
Phil Hennigan, R ERA: 5.23	(9, 1)	0.2	W	2	0	0	0	0	0	0	0	0	0	0	2	2	0.00	0.000

PITCHER	IP	WLS	BF	H	R	ER	SO	BB	IBB	HBP	BLK	WP	HR	S	P	ERA	WHIP

TOP

Washington Senators @ Cleveland Indians

Cleveland Municipal Stadium, Cleveland, OH

Sun Sep 21 1969, 3:33 AM EDT
Att. 6,137 - Unknown

livebaseballscorecards.com

AB	31
R	3
H	8
RBI	2
BB	2
SO	5
LOB	14

WASHINGTON SENATORS

WP: 0 PA: 35
PB: 0
SB: 0
CS: 0

BOTTOM

Washington Senators @ Cleveland Indians

Cleveland Municipal Stadium, Cleveland, OH

Sun Sep 21 1969, 3:33 AM EDT

Att. 6,137 - Unknown

livebaseballscorecards.com

Batter	1	2	3	4	5	6	7	8	9	AB	R	H	RBI	BB	SO	LOB
Jose Cardenal, R (1, 8) OBP: 0.313, SLG: 0.370	G6-3 1B		8-5 S 1B		FC4-6 1B 1-2f		F7	1-3 2B		5	0	3	0	0	0	1
Frank Baker, L (1, 7) OBP: 0.323, SLG: 0.411 Cap Peterson, R (8, PH) OBP: 0.373, SLG: 0.287 Larry Brown, R (9, 6) OBP: 0.299, SLG: 0.290	G6-3 1-2f		8-5 1-2 BB		BB 1-3 1B		1B	IBB		3 0 0	0 0 0	2 0 0	0 0 0	1 1 0	0 0 0	1 0 0
Duke Sims, L (1, 2) OBP: 0.377, SLG: 0.416	F9		8-5 1-2 2-3f		1-2 BB		K	F8		4	0	0	0	1	1	6
Ken Harrelson, R (1, 9) OBP: 0.339, SLG: 0.426		1B 1B BB	F4		F6		K		SH5-3 S 1B 1B	4	2	1	0	1	1	5
Tony Horton, R (1, 3) OBP: 0.325, SLG: 0.469		SH1-3 1B 1-3 FC1-2 1B		CS BB		6-3		F8	SH5-3 1-3	3	0	1	0	1	0	0
Lou Klimchock, L (1, 5) OBP: 0.338, SLG: 0.436		FC1-2 SH1-3 1-2 3-H 1B		F5 1-2		4-3 1B		HR 2B	1B IBB IBB	4	1	3	1	1	0	1
Eddie Leon, R (1, 6) OBP: 0.305, SLG: 0.321 Russ Snyder, L (8, PH) OBP: 0.315, SLG: 0.312 Chuck Hinton, R (8, PH) OBP: 0.309, SLG: 0.404 (9, 7) Russ Nagelson, L (9, PH) OBP: 0.467, SLG: 0.385		SH1-3 1-2 2-3		F8		4-3 1-2		HR 2-H	1B 1-2 IBB	2 0 1 0	0 0 1 0	0 0 1 0	0 0 2 0	0 0 0 1	0 0 0 0	1 0 0 0
Davey Nelson, R (1, 4) OBP: 0.259, SLG: 0.203 Richie Scheinblum, S (9, PH) OBP: 0.251, SLG: 0.234		FC1-2 FC6-4 2-3 3-H			FC4-6 1B	IBB		6-3	K	3 1	0 0	1 0	0 0	1 0	0 1	2 3
Stan Williams, R (1, 1) OBP: 0.222, SLG: 0.103 Dick Ellsworth, L (9, 1) OBP: 0.146, SLG: 0.109 Phil Hennigan, R (9, 1) Vern Fuller, R (9, PH) OBP: 0.299, SLG: 0.336		FC6-4 1-2f			K	K		2B BB	1-2 2-3 3-H 1B	3 0 0 1	0 0 0 0	0 0 0 1	0 0 0 1	1 0 0 0	2 0 0 0	5 0 0 0
Inning Stats	R: 0 E: 0 K: 0 S: 3 H: 1 LOB: 0 BB: 0 P: 3	R: 1 E: 0 K: 0 S: 5 H: 2 LOB: 2 BB: 1 P: 9	R: 0 E: 0 K: 0 S: 3 H: 1 LOB: 1 BB: 1 P: 7	R: 0 E: 0 K: 0 S: 2 H: 0 LOB: 0 BB: 1 P: 6	R: 0 E: 0 K: 1 S: 7 H: 2 LOB: 3 BB: 1 P: 11	R: 0 E: 0 K: 1 S: 6 H: 1 LOB: 2 BB: 1 P: 10	R: 0 E: 0 K: 2 S: 8 H: 1 LOB: 1 BB: 0 P: 8	R: 2 E: 0 K: 0 S: 6 H: 3 LOB: 3 BB: 2 P: 14	R: 1 E: 0 K: 1 S: 6 H: 2 LOB: 3 BB: 2 P: 14	1B: 10 2B: 3 3B: 0 HR: 1 SF: 0 SAC: 2 DP: 2 HBP: 0						

	AB	34
	R	4
	H	13
	RBI	4
	BB	9
	SO	5
	LOB	25

PITCHER		IP	WLS	BF	H	R	ER	SO	BB	IBB	HBP	BLK	WP	HR	S	P	ERA	WHIP
Joe Coleman, R ERA: 3.49	(1, 1)	7.1		33	9	2	2	4	4	1	0	0	0	0	36	56	2.46	1.773
Darold Knowles, L ERA: 2.4	(8, 1)	0.0		1	1	1	1	0	0	0	0	0	0	1	1	1	∞	∞
Bob Humphreys, R ERA: 2.99	(8, 1)	0.1		3	1	0	0	0	1	0	0	0	0	0	2	6	0.00	6.000
Jan Dukes, L ERA: 3.12	(8, 1)	0.1	L	3	1	1	1	0	0	1	0	0	0	0	2	6	27.00	3.000
Dennis Higgins, R ERA: 3.5	(9, 1)	0.2		5	1	0	0	1	0	2	0	0	0	0	5	13	0.00	1.500

PITCHER	IP	WLS	BF	H	R	ER	SO	BB	IBB	HBP	BLK	WP	HR	S	P	ERA	WHIP

Baltimore Orioles @ Cleveland Indians

Cleveland Municipal Stadium, Cleveland, OH

Tue Sep 23 1969, 7:05 PM EDT

Att. 3,273 - Unknown

TOP

livebaseballscorecards.com

Batter	1	2	3	4	5	6	7	8	9	AB	R	H	RBI	BB	SO	LOB
Don Buford, S (1, 7) OBP: 0.400, SLG: 0.418	4-3			K		1-3			F7	4	0	0	0	0	1	1
Paul Blair, R (1, 8) OBP: 0.339, SLG: 0.499	6-3			F2		F4			K	4	0	0	0	0	1	1
Frank Robinson, R (1, 9) OBP: 0.417, SLG: 0.554	K			HR			4-3		F9	4	1	1	1	0	1	0
Boog Powell, L (1, 3) OBP: 0.389, SLG: 0.575		F5		F9			F8			3	0	0	0	0	0	0
Brooks Robinson, R (1, 5) OBP: 0.296, SLG: 0.393		F9			K		1B			3	0	1	0	0	1	0
Davey Johnson, R (1, 4) OBP: 0.355, SLG: 0.393		K			F4		F6			3	0	0	0	0	1	1
Andy Etchebarren, R (1, 2) OBP: 0.364, SLG: 0.369			6-3		K			6-3		3	0	0	0	0	1	0
Mark Belanger, R (1, 6) OBP: 0.350, SLG: 0.342			F9			F9		6-3		3	0	0	0	0	0	0
Tom Phoebus, R (1, 1) OBP: 0.243, SLG: 0.239			G3					F4		1	0	0	0	0	0	0
Frank Bertaina, L (3, 1) OBP: 0.462, SLG: 0.750										0	0	0	0	0	0	0
Fred Beene, S (4, 1)										0	0	0	0	0	0	0
Merv Rettenmund, R (6, PH) OBP: 0.341, SLG: 0.400										1	0	1	0	0	0	0
Dave Leonhard, R (6, 1) OBP: 0.174, SLG: 0.143						2B				0	0	0	0	0	0	0
Curt Motton, R (8, PH) OBP: 0.394, SLG: 0.585										1	0	0	0	0	0	0
Eddie Watt, R (8, 1)										0	0	0	0	0	0	0
Inning Stats	R: 0 E: 0 K: 1 S: 5 H: 0 LOB: 0 BB: 0 P: 5	R: 0 E: 0 K: 1 S: 5 H: 0 LOB: 0 BB: 0 P: 5	R: 0 E: 0 K: 0 S: 3 H: 0 LOB: 0 BB: 0 P: 3	R: 1 E: 0 K: 1 S: 6 H: 1 LOB: 0 BB: 0 P: 6	R: 0 E: 0 K: 2 S: 7 H: 0 LOB: 0 BB: 0 P: 7	R: 0 E: 0 K: 0 S: 4 H: 1 LOB: 1 BB: 0 P: 4	R: 0 E: 0 K: 0 S: 4 H: 1 LOB: 1 BB: 0 P: 4	R: 0 E: 0 K: 0 S: 3 H: 0 LOB: 0 BB: 0 P: 3	R: 0 E: 0 K: 1 S: 5 H: 0 LOB: 0 BB: 0 P: 5	1B: 1 2B: 1 3B: 0 HR: 1	SF: 0 SAC: 0 DP: 0 HBP: 0						

	AB	30
	R	1
	H	3
	RBI	1
	BB	0
	SO	6
	LOB	3

WP: 0 PB: 0 SB: 0 CS: 0 PA: 30

PITCHER	IP	WLS	BF	H	R	ER	SO	BB	IBB	HBP	BLK	WP	HR	S	P	ERA	WHIP
Sam McDowell, L (1, 1) ERA: 2.91	9.0	W	30	3	1	1	6	0	0	0	0	0	1	42	42	1.00	0.333

PITCHER	IP	WLS	BF	H	R	ER	SO	BB	IBB	HBP	BLK	WP	HR	S	P	ERA	WHIP

BOTTOM

Baltimore Orioles @ Cleveland Indians

Cleveland Municipal Stadium, Cleveland, OH

Tue Sep 23 1969, 7:05 PM EDT

Att. 3,273 - Unknown

livebaseballscorecards.com

Batter	1	2	3	4	5	6	7	8	9	AB	R	H	RBI	BB	SO	LOB
Jose Cardenal, R (1, 8) OBP: 0.314, SLG: 0.371	0-0 WP 1B		0-0 E2 BB BB 1B 1-3	0-0 5-3			0-0 5-3			4	1	2	0	0	0	1
Frank Baker, L (1, 7) OBP: 0.321, SLG: 0.403	0-3 K 1-2		4-0 BB BB BB SF8-3-4-5		0-0 F6		0-3 K			3	1	0	0	1	2	1
Duke Sims, L (1, 2) OBP: 0.373, SLG: 0.410	0-0 F8		0-0 F9		0-0 3-1		0-0 F2			4	0	0	0	0	0	4
Ken Harrelson, R (1, 9) OBP: 0.340, SLG: 0.425	0-3 K		4-0 BB SF8-3-4-5 1-2 2-3 3-H		4-0 FC4 BB			0-0 F9		2	0	0	1	2	1	1
Tony Horton, R (1, 3) OBP: 0.325, SLG: 0.466		0-0 4-3	4-0 BB 1-2 2-3 3-H		0-0 FC4 1-2f			0-3 K		3	0	0	1	1	1	1
Lou Klimchock, L (1, 5) OBP: 0.337, SLG: 0.434 Chuck Hinton, R (3, PH) OBP: 0.306, SLG: 0.404 Larry Brown, R (4, 5) OBP: 0.302, SLG: 0.291		0-0 6-3	0-0 SF8-3-4-5 2-3 3-H			4-0 1-3 BB		0-0 FC6-4 1B		1 0 1	0 0 0	0 0 1	0 1 0	0 0 1	0 0 0	0 0 0
Eddie Leon, R (1, 6) OBP: 0.304, SLG: 0.319		0-0 E8		0-0 6-3 1B		0-0 1-3 1-2		0-0 FC6-4 1-2f		4	0	1	0	0	0	2
Vern Fuller, R (1, 4) OBP: 0.296, SLG: 0.332		0-3 K2-3		0-0 F5		0-0 F9				3	0	0	0	0	1	3
Sam McDowell, L (1, 1) OBP: 0.172, SLG: 0.207			0-0 E 1B BB 1B	0-0 6-3 1-2		0-0 4-1				3	1	1	0	0	0	2

AB	28
R	3
H	5
RBI	3
BB	5
SO	5
LOB	15

Inning Stats	1	2	3	4	5	6	7	8	9
	R: 0 H: 1 E: 0 LOB: 1 K: 2 BB: 0 S: 8 P: 8	R: 0 H: 0 E: 1 LOB: 1 K: 1 BB: 0 S: 6 P: 6	R: 3 H: 2 E: 1 LOB: 1 K: 0 BB: 3 S: 4 P: 16	R: 0 H: 1 E: 0 LOB: 1 K: 0 BB: 0 S: 4 P: 4	R: 0 H: 0 E: 0 LOB: 1 K: 0 BB: 1 S: 3 P: 7	R: 0 H: 0 E: 0 LOB: 1 K: 0 BB: 0 S: 3 P: 7	R: 0 H: 0 E: 0 LOB: 0 K: 1 BB: 0 S: 5 P: 5	R: 0 H: 1 E: 0 LOB: 1 K: 1 BB: 0 S: 6 P: 6	

| | | | |

Batter	1	2	3	4	5	6	7	8	9	10	11	AB	R	H	RBI	BB	SO	LOB
Don Buford, S (1, 7) OBP: 0.398, SLG: 0.415	6-3	F5			K			FC4-6 HBP		F9		4	0	0	0	0	1	3
Paul Blair, R (1, 8) OBP: 0.336, SLG: 0.495	5-3	F4			5-3			FC4-6 S		K		5	0	0	0	0	1	4
Frank Robinson, R (1, 9) OBP: 0.416, SLG: 0.551	K		3-1			BB		5-3			BB	3	1	0	0	2	1	1
Chico Salmon, R (11, 3) OBP: 0.381, SLG: 0.471												0	0	0	0	0	0	0
Boog Powell, L (1, 3) OBP: 0.387, SLG: 0.571		G3	4-3			F9		2-3			1B 2B	5	0	1	0	0	0	2
Merv Rettenmund, R (11, 9) OBP: 0.341, SLG: 0.400												0	0	0	0	0	0	0
Brooks Robinson, R (1, 5) OBP: 0.297, SLG: 0.395		1B 1B 1B	5-3			F4			5-3		2B 1B	5	1	2	1	0	0	1
Bobby Floyd, R (11, 5) OBP: 0.241, SLG: 0.225												0	0	0	0	0	0	0
Davey Johnson, R (1, 4) OBP: 0.354, SLG: 0.391		1B FC 1B		F8		1-3			4-3		6-3	5	1	1	0	0	0	2
Elrod Hendricks, L (1, 2) OBP: 0.332, SLG: 0.388		FC 1B 1B		F3			F6		K		K	5	1	1	1	0	2	1
Mark Belanger, R (1, 6) OBP: 0.347, SLG: 0.339		FC 1B		4-3			F9			F9		4	0	0	1	0	0	1
Mike Cuellar, L (1, 1) OBP: 0.117, SLG: 0.168					G3		K				E S BB	3	0	1	1	0	1	0
Dave May, L (10, PH) OBP: 0.302, SLG: 0.365												0	0	0	0	1	0	0
Dick Hall, R (10, 1) OBP: 0.375, SLG: 0.286												0	0	0	0	0	0	0
Inning Stats	R: 0 H: 0 E: 0 LOB: 0 K: 1 BB: 0 S: 5 P: 5	R: 3 H: 4 E: 0 LOB: 2 K: 0 BB: 0 S: 8 P: 8	R: 0 H: 0 E: 0 LOB: 0 K: 0 BB: 0 S: 3 P: 3	R: 0 H: 0 E: 0 LOB: 0 K: 0 BB: 0 S: 3 P: 3	R: 0 H: 0 E: 0 LOB: 0 K: 1 BB: 0 S: 5 P: 5	R: 0 H: 0 E: 0 LOB: 1 K: 0 BB: 1 S: 3 P: 7	R: 0 H: 0 E: 0 LOB: 0 K: 1 BB: 0 S: 5 P: 5	R: 0 H: 0 E: 0 LOB: 1 K: 0 BB: 0 S: 3 P: 4	R: 0 H: 0 E: 0 LOB: 0 K: 1 BB: 0 S: 5 P: 5	R: 0 H: 0 E: 0 LOB: 0 K: 1 BB: 1 S: 5 P: 9	R: 1 H: 2 E: 0 LOB: 1 K: 1 BB: 1 S: 6 P: 10	1B: 5 SF: 0 2B: 1 SAC: 0 3B: 0 DP: 0 HR: 0 HBP: 1						

PITCHER		IP	WLS	BF	H	R	ER	SO	BB	IBB	HBP	BLK	WP	HR	S	P	ERA	WHIP
Steve Hargan, R ERA: 5.78	(1, 1)	6.0		24	4	3	3	2	1	0	0	0	0	0	27	31	4.50	0.833
Phil Hennigan, R ERA: 3.77	(7, 1)	4.0		14	0	0	0	3	1	0	1	0	0	0	18	23	0.00	0.250
Ron Law, R ERA: 5.32	(11, 1)	0.0	L	1	0	1	1	0	1	0	0	0	0	0	0	4	∞	∞
Dick Ellsworth, L ERA: 4.13	(11, 1)	0.0		1	1	0	0	0	0	0	0	0	0	0	1	1	∞	∞
Larry Burchart, R ERA: 4.08	(11, 1)	1.0		3	1	0	0	1	0	0	0	0	0	0	5	5	0.00	1.000

PITCHER	IP	WLS	BF	H	R	ER	SO	BB	IBB	HBP	BLK	WP	HR	S	P	ERA	WHIP

TOP

Baltimore Orioles @ Cleveland Indians

Cleveland Municipal Stadium, Cleveland, OH

Wed Sep 24 1969, 7:05 PM EDT

Att. 3,297 - Unknown

livebaseballscorecards.com

AB	39
R	4
H	6
RBI	4
BB	3
SO	6
LOB	15

WP: 0 PA: 43
PB: 0
SB: 2
CS: 0

Baltimore Orioles @ Cleveland Indians

Cleveland Municipal Stadium, Cleveland, OH

Wed Sep 24 1969, 7:05 PM EDT

Att. 3,297 - Unknown

livebaseballscorecards.com

Batter	1	2	3	4	5	6	7	8	9	10	11	AB	R	H	RBI	BB	SO	LOB
Jose Cardenal, R (1, 8) OBP: 0.315, SLG: 0.373	1B		F5			2B		6-3		6-3		5	1	2	0	0	0	0
Frank Baker, L (1, 7) OBP: 0.323, SLG: 0.399	K			BB		1B 1B 2-H		K		F5		4	1	1	1	1	2	1
Duke Sims, L (1, 2) OBP: 0.374, SLG: 0.410	F8			F4		1B 1-3		1B			K	5	0	2	0	0	1	2
Ken Harrelson, R (1, 9) OBP: 0.338, SLG: 0.423	F7			F8		1B 1-2 3-H		F8			F2	5	0	1	1	0	0	3
Tony Horton, R (1, 3) OBP: 0.324, SLG: 0.469		F9		F7		K			HR		6-3	5	1	1	1	0	1	3
Lou Klimchock, L (1, 5) OBP: 0.333, SLG: 0.429		1-3	F2			G3			1-4-3			3	0	0	0	0	0	2
Chuck Hinton, R (9, PH) OBP: 0.304, SLG: 0.400												1	0	0	0	0	0	0
Larry Brown, R (10, 5) OBP: 0.302, SLG: 0.291												0	0	0	0	0	0	0
Eddie Leon, R (1, 6) OBP: 0.299, SLG: 0.313		F4	K				3-1		5-3			4	0	0	0	0	1	0
Vern Fuller, R (1, 4) OBP: 0.291, SLG: 0.326			6-3		F9		5-3		1-3			4	0	0	0	0	0	0
Steve Hargan, R (1, 1) OBP: 0.179, SLG: 0.159			6-3			5-3	K			K		1	0	0	0	0	0	0
Cap Peterson, R (6, PH) OBP: 0.370, SLG: 0.284												1	0	0	0	0	0	0
Phil Hennigan, R (7, 1)												1	0	0	0	0	1	0
Russ Snyder, L (10, PH) OBP: 0.314, SLG: 0.311												1	0	0	0	0	1	0
Ron Law, R (11, 1) OBP: 0.143, SLG: 0.143												0	0	0	0	0	0	0
Dick Ellsworth, L (11, 1) OBP: 0.146, SLG: 0.109												0	0	0	0	0	0	0
Larry Burchart, R (11, 1)												0	0	0	0	0	0	0
Inning Stats	R: 0 E: 0 K: 1 S: 6 H: 1 LOB: 1 BB: 0 P: 6	R: 0 E: 0 K: 0 S: 3 H: 0 LOB: 0 BB: 0 P: 3	R: 0 E: 0 K: 0 S: 3 H: 0 LOB: 0 BB: 0 P: 3	R: 0 E: 0 K: 0 S: 3 H: 0 LOB: 1 BB: 1 P: 7	R: 0 E: 0 K: 1 S: 5 H: 0 LOB: 0 BB: 0 P: 5	R: 2 E: 0 K: 1 S: 9 H: 4 LOB: 2 BB: 0 P: 9	R: 0 E: 0 K: 1 S: 5 H: 0 LOB: 0 BB: 0 P: 5	R: 0 E: 0 K: 1 S: 6 H: 1 LOB: 1 BB: 0 P: 6	R: 1 E: 0 K: 0 S: 4 H: 1 LOB: 0 BB: 0 P: 4	R: 0 E: 0 K: 1 S: 5 H: 0 LOB: 0 BB: 0 P: 5	R: 0 E: 0 K: 1 S: 5 H: 0 LOB: 0 BB: 0 P: 5							

AB	40
R	3
H	7
RBI	3
BB	1
SO	7
LOB	11

1B: 5	SF: 0	WP: 0	PA: 41
2B: 1	SAC: 0	PB: 0	
3B: 0	DP: 0	SB: 0	
HR: 1	HBP: 0	CS: 0	

PITCHER		IP	WLS	BF	H	R	ER	SO	BB	IBB	HBP	BLK	WP	HR	S	P	ERA	WHIP
Mike Cuellar, L ERA: 2.36	(1, 1)	9.0		35	7	3	3	5	1	0	0	0	0	1	44	48	3.00	0.889
Dick Hall, R ERA: 1.93	(10, 1)	2.0	W	6	0	0	0	2	0	0	0	0	0	0	10	10	0.00	0.000

PITCHER	IP	WLS	BF	H	R	ER	SO	BB	IBB	HBP	BLK	WP	HR	S	P	ERA	WHIP

Batter	1	2	3	4	5	6	7	8	9	AB	R	H	RBI	BB	SO	LOB
Don Buford, S (1, 7) OBP: 0.398, SLG: 0.415	F9		FC3-5 1B 3-H		1-3 1B		4-3 2-3		S 1B	5	1	2	0	0	0	2
Paul Blair, R (1, 8) OBP: 0.335, SLG: 0.493	F7		E S 1B 2-H		8-2 3-Hf		F9		6-3 1-2	5	0	1	1	0	0	4
Frank Robinson, R (1, 9) OBP: 0.419, SLG: 0.550	F7		BBBB 1-3 BB			BBBB HR BB		E9 E 1B		2	2	1	0	2	0	0
Boog Powell, L (1, 3) OBP: 0.385, SLG: 0.567		F9	4-3			F9		E4 2-H		4	0	0	0	0	0	3
Brooks Robinson, R (1, 5) OBP: 0.300, SLG: 0.396		S 1B		BBBB G6-4-3 BB		F3		H 1-0 L3 HBP		2	0	1	0	1	0	1
Bobby Floyd, R (8, PR) OBP: 0.241, SLG: 0.225 (8, 5)										0	0	0	0	0	0	0
Davey Johnson, R (1, 4) OBP: 0.353, SLG: 0.396		SSS 0-3 K 1-2		G6-4-3 1-2f		HR 1-H		F9		4	1	1	2	0	1	4
Elrod Hendricks, L (1, 2) OBP: 0.331, SLG: 0.384		SSS 0-3 K		BBBB CS BB		3-1		L3 1-2		3	0	0	0	1	1	3
Mark Belanger, R (1, 6) OBP: 0.349, SLG: 0.344		SH2-4 FC3-5 2B	CS 1-2		F7		4-3 2B		5-3	4	0	2	0	0	0	0
Dave McNally, R (1, 1) OBP: 0.160, SLG: 0.141		SH2-4 2-3			BBBB 1B 8-2 BB		F7		F7	2	0	0	0	1	0	1
Inning Stats	R: 0 E: 0 K: 0 S: 3 H: 0 LOB: 0 BB: 0 P: 3	R: 0 E: 0 K: 2 S: 8 H: 1 LOB: 1 BB: 0 P: 8	R: 1 E: 0 K: 0 S: 5 H: 2 LOB: 2 BB: 1 P: 9	R: 0 E: 0 K: 0 S: 1 H: 0 LOB: 0 BB: 2 P: 9	R: 0 E: 0 K: 0 S: 3 H: 1 LOB: 1 BB: 1 P: 7	R: 2 E: 0 K: 0 S: 4 H: 1 LOB: 0 BB: 1 P: 8	R: 0 E: 0 K: 0 S: 4 H: 1 LOB: 1 BB: 0 P: 4	R: 1 E: 2 K: 0 S: 4 H: 1 LOB: 2 BB: 0 P: 5	R: 0 E: 0 K: 0 S: 4 H: 1 LOB: 1 BB: 0 P: 4	1B: 5 2B: 4 3B: 0 HR: 1 SF: 0 SAC: 1 DP: 3 HBP: 1							

PITCHER	IP	WLS	BF	H	R	ER	SO	BB	IBB	HBP	BLK	WP	HR	S	P	ERA	WHIP
Luis Tiant, R (1, 1) ERA: 3.73	7.0	L	29	6	3	3	2	5	0	0	0	0	1	28	48	3.86	1.571
Ron Law, R (8, 1) ERA: 5.1	2.0		9	2	1	0	0	0	0	1	0	0	0	8	9	0.00	1.000

PITCHER	IP	WLS	BF	H	R	ER	SO	BB	IBB	HBP	BLK	WP	HR	S	P	ERA	WHIP

TOP

Baltimore Orioles @ Cleveland Indians

Cleveland Municipal Stadium, Cleveland, OH

Thu Sep 25 1969, 7:05 PM EDT

Att. 3,620 - Unknown

AB	31
R	4
H	8
RBI	3
BB	5
SO	2
LOB	18

livebaseballscorecards.com

WP: 0 PA: 39
PB: 0
SB: 3
CS: 1

Batter	1	2	3	4	5	6	7	8	9	AB	R	H	RBI	BB	SO	LOB
Jose Cardenal, R (1, 8) OBP: 0.314, SLG: 0.372	F8		2-H 1B		G5-4-3 1-2f			F7		4	0	1	1	0	0	2
Frank Baker, L (1, 7) OBP: 0.322, SLG: 0.395	K		1-3			F8		BB 1B		4	0	1	0	0	1	1
Larry Brown, R (1, 5) OBP: 0.301, SLG: 0.289	F8			6-3		F8		FC6-4 1-2 BB		3	0	0	0	1	0	0
Ken Harrelson, R (1, 9) OBP: 0.338, SLG: 0.422		K		F3		1B		K		4	0	1	0	0	2	2
Tony Horton, R (1, 3) OBP: 0.324, SLG: 0.468		1-3		1B		F4		FC6-4 1-2f		4	0	1	0	0	0	3
Ray Fosse, R (1, 2) OBP: 0.231, SLG: 0.266		F8		K			F8		K	4	0	0	0	0	2	1
Eddie Leon, R (1, 6) OBP: 0.298, SLG: 0.312			K		1B		E4		6-3	4	0	1	0	0	1	0
Vern Fuller, R (1, 4) OBP: 0.298, SLG: 0.328			BBBB SH1-4 1B BB		G5-4-3 1-2 1B		F8		BB	2	1	1	0	2	0	1
Luis Tiant, R (1, 1) OBP: 0.262, SLG: 0.363			SH1-4 1-2		K		4-3		K	1	0	0	0	0	1	2
Chuck Hinton, R (7, PH) OBP: 0.302, SLG: 0.397										1	0	0	0	0	0	1
Ron Law, R (8, 1) OBP: 0.143, SLG: 0.143										0	0	0	0	0	0	0
Cap Peterson, R (9, PH) OBP: 0.368, SLG: 0.282										1	0	0	0	0	1	1
Inning Stats	R: 0 H: 0 E: 0 LOB: 0 K: 1 BB: 0 S: 5 P: 5	R: 0 H: 0 E: 0 LOB: 0 K: 1 BB: 0 S: 5 P: 5	R: 1 H: 1 E: 0 LOB: 1 K: 1 BB: 1 S: 6 P: 10	R: 0 H: 1 E: 0 LOB: 1 K: 1 BB: 0 S: 6 P: 6	R: 0 H: 2 E: 0 LOB: 1 K: 1 BB: 0 S: 6 P: 6	R: 0 H: 1 E: 0 LOB: 1 K: 0 BB: 0 S: 4 P: 4	R: 0 H: 0 E: 1 LOB: 1 K: 0 BB: 0 S: 4 P: 4	R: 0 H: 1 E: 0 LOB: 2 K: 1 BB: 1 S: 6 P: 10	R: 0 H: 0 E: 0 LOB: 1 K: 2 BB: 1 S: 7 P: 11	1B: 6 SF: 0 2B: 0 SAC: 1 3B: 0 DP: 1 HR: 0 HBP: 0						

PITCHER	IP	WLS	BF	H	R	ER	SO	BB	IBB	HBP	BLK	WP	HR	S	P	ERA	WHIP
Dave McNally, L (1, 1) ERA: 3.16	9.0	W	36	6	1	1	8	3	0	0	0	0	0	49	61	1.00	1.000

PITCHER	IP	WLS	BF	H	R	ER	SO	BB	IBB	HBP	BLK	WP	HR	S	P	ERA	WHIP

BOTTOM

Baltimore Orioles @ Cleveland Indians

Cleveland Municipal Stadium, Cleveland, OH

Thu Sep 25 1969, 7:05 PM EDT

Att. 3,620 - Unknown

livebaseballscorecards.com

AB	32
R	1
H	6
RBI	1
BB	3
SO	8
LOB	14

WP: 0 PA: 36
PB: 0
SB: 0
CS: 0

Batter	1	2	3	4	5	6	7	8	9	AB	R	H	RBI	BB	SO	LOB
Jose Cardenal, R (1, 8) OBP: 0.314, SLG: 0.372	6-3		K			F3		1B		4	0	1	0	0	1	2
Frank Baker, L (1, 7) OBP: 0.316, SLG: 0.388	K			F9		F5		F6		3	0	0	0	0	1	2
Ron Law, R (6, 1) OBP: 0.143, SLG: 0.143										0	0	0	0	0	0	0
Richie Scheinblum, S (8, PH) OBP: 0.250, SLG: 0.232										1	0	0	0	0	0	1
Gary Boyd, R (8, 1)										0	0	0	0	0	0	0
Duke Sims, L (1, 2) OBP: 0.370, SLG: 0.405	F7			F9		F9		F7		4	0	0	0	0	0	3
Ken Harrelson, R (1, 9) OBP: 0.339, SLG: 0.421		CS 1B		F8			5-3		BB	3	0	1	0	1	0	0
Tony Horton, R (1, 3) OBP: 0.323, SLG: 0.468		F9 1-2			4-3		WP E 2B		F8	4	1	1	0	0	0	2
Lou Klimchock, L (1, 5) OBP: 0.332, SLG: 0.426		1B			F9		F5 2-3		F9	4	0	1	0	0	0	2
Eddie Leon, R (1, 6) OBP: 0.292, SLG: 0.305		K			F8		E5 3-H		K	4	0	0	0	0	2	2
Vern Fuller, R (1, 4) OBP: 0.299, SLG: 0.328			F8			1B	K			3	0	1	0	0	1	1
Stan Williams, R (1, 1) OBP: 0.217, SLG: 0.100			K			1-2 1B		F7		1	0	0	0	0	1	0
Russ Nagelson, L (6, PH) OBP: 0.471, SLG: 0.400										2	0	1	0	0	0	0
(6, 7)																
Inning Stats	R: 0 E: 0 K: 1 S: 5 H: 0 LOB: 0 BB: 0 P: 5	R: 0 E: 0 K: 1 S: 6 H: 2 LOB: 1 BB: 0 P: 6	R: 0 E: 0 K: 2 S: 7 H: 0 LOB: 0 BB: 0 P: 7	R: 0 E: 0 K: 0 S: 3 H: 0 LOB: 0 BB: 0 P: 3	R: 0 E: 0 K: 0 S: 3 H: 0 LOB: 0 BB: 0 P: 3	R: 0 E: 0 K: 0 S: 5 H: 2 LOB: 2 BB: 0 P: 5	R: 1 E: 1 K: 1 S: 7 H: 1 LOB: 1 BB: 0 P: 7	R: 0 E: 0 K: 0 S: 4 H: 1 LOB: 1 BB: 0 P: 4	R: 0 E: 0 K: 1 S: 5 H: 0 LOB: 1 BB: 1 P: 9	1B: 5 2B: 1 3B: 0 HR: 0 SF: 0 SAC: 0 DP: 0 HBP: 0	WP: 1 PB: 0 SB: 0 CS: 1 PA: 34					

PITCHER		IP	WLS	BF	H	R	ER	SO	BB	IBB	HBP	BLK	WP	HR	S	P	ERA	WHIP
Joe Coleman, R ERA: 3.36	(1, 1)	9.0	W	34	6	1	0	6	1	0	0	0	1	0	45	49	0.00	0.778

PITCHER	IP	WLS	BF	H	R	ER	SO	BB	IBB	HBP	BLK	WP	HR	S	P	ERA	WHIP

TOP

Cleveland Indians @ Washington Senators

Robert F. Kennedy Memorial Stadium, Washington, DC

Fri Sep 26 1969, 7:05 PM EDT

Att. 6,727 - Unknown

livebaseballscorecards.com

AB	33
R	1
H	6
RBI	0
BB	1
SO	6
LOB	15

BOTTOM

Cleveland Indians @ Washington Senators

Robert F. Kennedy Memorial Stadium, Washington, DC

Fri Sep 26 1969, 7:05 PM EDT

Att. 6,727 - Unknown

livebaseballscorecards.com

Batter	1	2	3	4	5	6	7	8	9	AB	R	H	RBI	BB	SO	LOB
Del Unser, L (1, 8) OBP: 0.347, SLG: 0.369	F7		2B		HR 1-2 2-3 BB		3-1			3	1	1	0	1	0	0
Lee Maye, L (1, 9) OBP: 0.337, SLG: 0.423	G4-6-3 BB		K		HR 1-H 2-H 3-H		4-3			3	1	1	4	1	1	1
Frank Howard, R (1, 7) OBP: 0.399, SLG: 0.577 Hank Allen, R (9, 7) OBP: 0.312, SLG: 0.344	G4-6-3 1-2f			F7	F7			K		4 0	0 0	0 0	0 0	0 0	1 0	1 0
Mike Epstein, L (1, 3) OBP: 0.417, SLG: 0.549		E7 4-3		F5		F4		F8		4	0	0	0	0	0	0
Ken McMullen, R (1, 5) OBP: 0.352, SLG: 0.435		4-3		K		K		BB		3	0	0	0	1	2	1
Ed Brinkman, R (1, 6) OBP: 0.328, SLG: 0.325		4-3 2-3			K	1B BB		4-3		3	0	0	0	1	1	2
Tim Cullen, R (1, 4) OBP: 0.252, SLG: 0.242		K			BB HR 4-3 BB	1-3 1B				2	1	1	0	1	1	1
Jim French, L (1, 2) OBP: 0.345, SLG: 0.297			4-3		4-3 1-2	F8				3	0	0	0	0	0	3
Joe Coleman, R (1, 1) OBP: 0.153, SLG: 0.123			L4		BB HR BB		K			2	1	0	0	1	1	0
Inning Stats	R: 0 E: 0 K: 0 S: 2 H: 0 LOB: 0 BB: 1 P: 6	R: 0 E: 1 K: 1 S: 6 H: 0 LOB: 1 BB: 0 P: 6	R: 0 E: 0 K: 1 S: 6 H: 1 LOB: 1 BB: 0 P: 6	R: 0 E: 0 K: 1 S: 5 H: 0 LOB: 0 BB: 0 P: 5	R: 4 E: 0 K: 1 S: 6 H: 1 LOB: 0 BB: 3 P: 18	R: 0 E: 0 K: 1 S: 6 H: 1 LOB: 2 BB: 1 P: 10	R: 0 E: 0 K: 1 S: 5 H: 0 LOB: 0 BB: 0 P: 5	R: 0 E: 0 K: 1 S: 5 H: 0 LOB: 1 BB: 1 P: 9		1B: 1 2B: 1 3B: 0 HR: 1 SF: 0 SAC: 0 DP: 1 HBP: 0						

	AB	27
	R	4
	H	3
	RBI	4
	BB	6
	SO	7
	LOB	9

WP: 0 PB: 0 SB: 0 CS: 0 PA: 33

PITCHER		IP	WLS	BF	H	R	ER	SO	BB	IBB	HBP	BLK	WP	HR	S	P	ERA	WHIP
Stan Williams, R ERA: 3.92	(1, 1)	5.0	L	21	2	4	4	4	4	0	0	0	0	1	25	41	7.20	1.200
Ron Law, R ERA: 4.89	(6, 1)	2.0		8	1	0	0	2	1	0	0	0	0	0	11	15	0.00	1.000
Gary Boyd, R ERA: 9.0	(8, 1)	1.0		4	0	0	0	1	1	0	0	0	0	0	5	9	0.00	1.000

PITCHER	IP	WLS	BF	H	R	ER	SO	BB	IBB	HBP	BLK	WP	HR	S	P	ERA	WHIP

Batter	1	2	3	4	5	6	7	8	9	AB	R	H	RBI	BB	SO	LOB
Jose Cardenal, R (1, 8) OBP: 0.313, SLG: 0.371	5-3		FC6-4, SF9, 1B 1B		G6-4-3 1-2f		5-3			4	1	1	0	0	0	1
Larry Brown, R (1, 5) OBP: 0.305, SLG: 0.293	6-3		1-2 FC6-4 1B		FC6-4 1B			5-3 1B		4	0	3	0	0	0	0
Frank Baker, L (1, 7) OBP: 0.320, SLG: 0.387	FC6-4 HBP		1-2f 2-3 FC6-4		1-2f FC6-4			1-2 5-3 1B		3	0	1	0	0	0	3
Ken Harrelson, R (1, 9) OBP: 0.338, SLG: 0.426	1-2f FC6-4		3-H SF9			HR		S S S K		3	1	1	2	0	1	3
Tony Horton, R (1, 3) OBP: 0.323, SLG: 0.467		L6	F9			G4-3 1B		1-2 2-3 5-3		4	0	1	0	0	0	3
Ray Fosse, R (1, 2) OBP: 0.227, SLG: 0.261		E1 1B		4-3		1-2f G4-3		1-3		2	0	0	0	0	0	0
Duke Sims, L (6, PH) OBP: 0.368, SLG: 0.402 (6, 2)										2	0	0	0	0	0	3
Eddie Leon, R (1, 6) OBP: 0.293, SLG: 0.306		1-2 1B		F7		6-3			4-3	3	0	1	0	0	0	0
Russ Snyder, L (9, PH) OBP: 0.313, SLG: 0.309										1	0	0	0	0	0	0
Vern Fuller, R (1, 4) OBP: 0.295, SLG: 0.324		F9		5-3			6-3		4-3	3	0	0	0	0	0	2
Lou Klimchock, L (9, PH) OBP: 0.331, SLG: 0.425										1	0	0	0	0	0	0
Dick Ellsworth, L (1, 1) OBP: 0.160, SLG: 0.125		S S S K			G6-4-3 1B		5-3		4-3	2	0	1	0	0	1	2
Larry Burchart, R (5, 1)										0	0	0	0	0	0	0
Chuck Hinton, R (7, PH) OBP: 0.299, SLG: 0.393										1	0	0	0	0	0	0
Phil Hennigan, R (7, 1)										0	0	0	0	0	0	0
Russ Nagelson, L (9, PH) OBP: 0.444, SLG: 0.375										1	0	0	0	0	0	0
Inning Stats	R: 0 E: 0 K: 0 S: 3 H: 0 LOB: 1 BB: 0 P: 4	R: 0 E: 1 K: 1 S: 7 H: 1 LOB: 2 BB: 0 P: 7	R: 1 E: 0 K: 0 S: 5 H: 2 LOB: 0 BB: 0 P: 5	R: 0 E: 0 K: 0 S: 3 H: 0 LOB: 0 BB: 0 P: 3	R: 0 E: 0 K: 0 S: 4 H: 2 LOB: 1 BB: 0 P: 4	R: 1 E: 0 K: 0 S: 4 H: 2 LOB: 0 BB: 0 P: 4	R: 0 E: 0 K: 0 S: 3 H: 0 LOB: 0 BB: 0 P: 3	R: 0 E: 0 K: 1 S: 7 H: 2 LOB: 2 BB: 0 P: 7	R: 0 E: 0 K: 0 S: 3 H: 0 LOB: 0 BB: 0 P: 3	1B: 8 2B: 0 3B: 0 HR: 1 SF: 1 SAC: 0 DP: 2 HBP: 1						

PITCHER	IP	WLS	BF	H	R	ER	SO	BB	IBB	HBP	BLK	WP	HR	S	P	ERA	WHIP
Barry Moore, L (1, 1) ERA: 4.3	5.0	W	21	5	1	1	1	0	0	1	0	0	0	22	23	1.80	1.000
Cisco Carlos, R (6, 1) ERA: 5.37	0.0		2	2	1	1	0	0	0	0	0	0	1	2	2	∞	∞
Jan Dukes, L (6, 1) ERA: 2.53	2.0		7	2	0	0	0	0	0	0	0	0	0	7	7	0.00	1.000
Bob Humphreys, R (8, 1) ERA: 2.9	2.0	S	6	0	0	0	1	0	0	0	0	0	0	8	8	0.00	0.000

PITCHER	IP	WLS	BF	H	R	ER	SO	BB	IBB	HBP	BLK	WP	HR	S	P	ERA	WHIP

TOP

Cleveland Indians @ Washington Senators

Robert F. Kennedy Memorial Stadium, Washington, DC

Sat Sep 27 1969, 3:33 AM EDT

Att. 10,156 - Unknown

livebaseballscorecards.com

AB	34
R	2
H	9
RBI	2
BB	0
SO	2
LOB	17

WP: 0 PA: 36
PB: 0
SB: 0
CS: 0

Batter	1	2	3	4	5	6	7	8	9	AB	R	H	RBI	BB	SO	LOB
Ed Brinkman, R (1, 6) OBP: 0.328, SLG: 0.328	6-3		L7		SF8 1-H 3-H 3B		L6			4	1	1	2	0	0	0
Tim Cullen, R (1, 4) OBP: 0.248, SLG: 0.239	F8		F9		SF8 3-H			F8		3	0	0	1	0	0	0
Frank Howard, R (1, 7) OBP: 0.401, SLG: 0.578 Hank Allen, R (8, PR) OBP: 0.312, SLG: 0.344 (9, 7)	FC5-4 IBB			F7	1B			G4-6-3 1B		3 0	0 0	2 0	0 0	1 0	0 0	0 0
Ken McMullen, R (1, 5) OBP: 0.349, SLG: 0.432	FC5-4 1-2f			K	L7			G4-6-3 1-2f		4	0	0	0	0	1	3
Mike Epstein, L (1, 3) OBP: 0.416, SLG: 0.546		4-3		HBP		F8				2	0	0	0	0	0	0
Brant Alyea, R (1, 9) OBP: 0.332, SLG: 0.404 Ed Stroud, L (6, PH) OBP: 0.350, SLG: 0.380 (7, 9)	1B			K		K				2 1	0 0	1 0	0 0	0 0	1 1	1 0
Del Unser, L (1, 8) OBP: 0.347, SLG: 0.372	F8				3B	K				3	1	1	0	0	1	1
Paul Casanova, R (1, 2) OBP: 0.248, SLG: 0.278	F9				1-3		F2			3	0	0	0	0	0	2
Barry Moore, L (1, 1) OBP: 0.261, SLG: 0.209 Dick Smith, R (5, PH) OBP: 0.242, SLG: 0.107 Toby Harrah, R (5, PR) Cisco Carlos, R (6, 1) OBP: 0.222, SLG: 0.133 Jan Dukes, L (6, 1) Bob Humphreys, R (8, 1) OBP: 0.143, SLG: 0.077			F5		3B BB		4-3			1 0 0 0 0 1 0	0 0 1 0 0 0 0	0 0 0 0 0 0 0	0 1 0 0 0 0 0	0 0 0 0 0 0 0	0 1 0 0 0 0 0	0 0 0 0 0 0 0
Inning Stats	R: 0 E: 0 K: 0 S: 3 H: 0 LOB: 1 BB: 1 P: 7	R: 0 E: 0 K: 0 S: 4 H: 1 LOB: 1 BB: 0 P: 4	R: 0 E: 0 K: 0 S: 3 H: 0 LOB: 0 BB: 0 P: 3	R: 0 E: 0 K: 2 S: 7 H: 0 LOB: 1 BB: 0 P: 8	R: 3 E: 0 K: 0 S: 6 H: 3 LOB: 1 BB: 1 P: 10	R: 0 E: 0 K: 2 S: 7 H: 0 LOB: 0 BB: 0 P: 7	R: 0 E: 0 K: 0 S: 3 H: 0 LOB: 0 BB: 0 P: 3	R: 0 E: 0 K: 0 S: 3 H: 1 LOB: 1 BB: 0 P: 3		1B: 3 2B: 0 3B: 2 HR: 0	SF: 1 SAC: 0 DP: 1 HBP: 1			WP: 0 PB: 0 SB: 0 CS: 0	PA: 31	

PITCHER		IP	WLS	BF	H	R	ER	SO	BB	IBB	HBP	BLK	WP	HR	S	P	ERA	WHIP
Dick Ellsworth, L ERA: 4.2	(1, 1)	4.1	L	19	3	3	3	2	1	1	1	0	0	0	20	29	6.23	0.923
Larry Burchart, R ERA: 3.92	(5, 1)	1.2		6	1	0	0	2	0	0	0	0	0	0	10	10	0.00	0.600
Phil Hennigan, R ERA: 3.31	(7, 1)	2.0		6	1	0	0	0	0	0	0	0	0	0	6	6	0.00	0.500

PITCHER	IP	WLS	BF	H	R	ER	SO	BB	IBB	HBP	BLK	WP	HR	S	P	ERA	WHIP

BOTTOM

Cleveland Indians @ Washington Senators

Robert F. Kennedy Memorial Stadium, Washington, DC

Sat Sep 27 1969, 3:33 AM EDT

Att. 10,156 - Unknown

livebaseballscorecards.com

AB	27
R	3
H	5
RBI	3
BB	2
SO	4
LOB	7

Batter	1	2	3	4	5	6	7	8	9	10	AB	R	H	RBI	BB	SO	LOB
Jose Cardenal, R (1, 8) OBP: 0.315, SLG: 0.372	FC4-6 1B		F6 2-3		5-3 1-2		1B 1-3		SH1-3 2-3		4	0	2	0	0	0	3
Frank Baker, L (1, 7) OBP: 0.315, SLG: 0.382 Chuck Hinton, R (7, PH) OBP: 0.302, SLG: 0.395 (7, 7)	FC4-6 L5-4 1B 1-2f		6-3		SF7 3-H		1B 1-2		5-3		2 2	0 0	0 1	1 0	0 0	0 0	2 1
Duke Sims, L (1, 2) OBP: 0.373, SLG: 0.415 Cap Peterson, R (7, PH) OBP: 0.355, SLG: 0.282 Ron Law, R (7, 1) OBP: 0.143, SLG: 0.143 Dick Ellsworth, L (7, 1) OBP: 0.160, SLG: 0.125 Vern Fuller, R (9, PH) OBP: 0.294, SLG: 0.323 Stan Williams, R (9, 1) OBP: 0.217, SLG: 0.100	1B 1-2			G1-4-3 BB	HR 2-H		SF7 3-H		F4		2 0 0 0 1	1 0 0 0 0	2 0 0 0 0	2 1 0 0 0	1 0 0 0 0	0 0 0 0 0	0 0 0 0 1
Ken Harrelson, R (1, 9) OBP: 0.336, SLG: 0.422	L5-4 2-3			G1-4-3 1-2f	6-3		K			5-3	5	0	0	0	0	1	5
Tony Horton, R (1, 3) OBP: 0.323, SLG: 0.465		G4-6-3 1B		4-3		F7		6-3		BB	4	0	1	0	1	0	0
Lou Klimchock, L (1, 5) OBP: 0.332, SLG: 0.424		G4-6-3 1-2f			1B 2B 1B	F8		1B		L8	5	1	2	0	0	0	2
Larry Brown, R (1, 4) OBP: 0.304, SLG: 0.292		4-3			2B 1-2 1B	F6		K		F9	5	1	1	0	0	1	2
Eddie Leon, R (1, 6) OBP: 0.296, SLG: 0.311			PB SH1-4 BB		1B SF7 1-H 2-H 2B		F9	4-3			3	1	1	2	1	0	1
Sam McDowell, L (1, 1) OBP: 0.172, SLG: 0.207 Richie Scheinblum, S (5, PH) OBP: 0.253, SLG: 0.236 Steve Hargan, R (5, 1) OBP: 0.178, SLG: 0.159 Russ Nagelson, L (7, PH) OBP: 0.474, SLG: 0.375 Davey Nelson, R (7, PR) OBP: 0.259, SLG: 0.203 Ken Suarez, R (7, 2) OBP: 0.400, SLG: 0.388		SH1-4 1-2			5-3 HR 2-3 1B		1B SF7 BB		SH1-3 2B		0 1 0 0 0 1	0 1 0 0 1 0	0 1 0 0 0 1	0 0 0 0 0 0	0 0 0 1 0 0	0 0 0 0 0 0	0 1 0 0 0 0
Inning Stats	R: 0 E: 0 K: 0 S: 4 H: 2 LOB: 1 BB: 0 P: 4	R: 0 E: 0 K: 0 S: 3 H: 1 LOB: 0 BB: 0 P: 3	R: 0 E: 0 K: 0 S: 3 H: 0 LOB: 1 BB: 1 P: 7	R: 0 E: 0 K: 0 S: 2 H: 0 LOB: 0 BB: 1 P: 6	R: 5 E: 0 K: 0 S: 8 H: 5 LOB: 0 BB: 0 P: 8	R: 0 E: 0 K: 0 S: 3 H: 0 LOB: 0 BB: 0 P: 3	R: 1 E: 0 K: 1 S: 7 H: 2 LOB: 2 BB: 1 P: 11	R: 0 E: 0 K: 1 S: 6 H: 1 LOB: 1 BB: 0 P: 6	R: 0 E: 0 K: 0 S: 4 H: 1 LOB: 1 BB: 0 P: 4	R: 0 E: 0 K: 0 S: 3 H: 0 LOB: 1 BB: 1 P: 7	1B: 9 2B: 3 3B: 0 HR: 1	SF: 2 SAC: 2 DP: 3 HBP: 0	WP: 0 PB: 1 SB: 0 CS: 0	PA: 43				

PITCHER		IP	WLS	BF	H	R	ER	SO	BB	IBB	HBP	BLK	WP	HR	S	P	ERA	WHIP
Jim Hannan, R ERA: 3.64	(1, 1)	4.2		21	8	5	5	0	2	0	0	0	0	1	19	27	9.64	2.143
Dave Baldwin, R ERA: 4.07	(5, 1)	1.1		4	0	0	0	0	0	0	0	0	0	0	4	4	0.00	0.000
Dennis Higgins, R ERA: 3.56	(7, 1)	0.1		3	1	1	1	0	1	0	0	0	0	0	2	6	27.00	6.000
Darold Knowles, L ERA: 2.24	(7, 1)	3.2	W	15	3	0	0	2	1	0	0	0	0	0	18	22	0.00	1.091

PITCHER	IP	WLS	BF	H	R	ER	SO	BB	IBB	HBP	BLK	WP	HR	S	P	ERA	WHIP

TOP

Cleveland Indians @ Washington Senators

Robert F. Kennedy Memorial Stadium, Washington, DC

Sun Sep 28 1969, 3:33 AM EDT
Att. 8,878 - Unknown

livebaseballscorecards.com

AB	35
R	6
H	12
RBI	6
BB	4
SO	2
LOB	17

Batter	1	2	3	4	5	6	7	8	9	10	AB	R	H	RBI	BB	SO	LOB
Ed Brinkman, R (1, 6) OBP: 0.329, SLG: 0.327	F4		FC6-4 SH WP 1B 1-2 2-H	IBB			6-3		F7		4	1	1	1	1	0	0
Tim Cullen, R (1, 4) OBP: 0.252, SLG: 0.244	F3		SH FC6-4 1-2 2-3	F2 1-2 2-H			1B 1B		BB 1B		4	0	2	0	0	0	1
Frank Howard, R (1, 7) OBP: 0.401, SLG: 0.575 Hank Allen, R (9, PR) OBP: 0.312, SLG: 0.344 (10, 7)	6-3		K S S S		5-3		1-3 1B		B B B B 1-2 BB		4 0	0 0	1 0	0 0	1 0	1 0	3 0
Ken McMullen, R (1, 5) OBP: 0.348, SLG: 0.429		B B B B 1B FC6-4 BB	FC6-4 1B WP 1-2f 2-3 3-H		K S S S		K S S S		F8		4	1	0	1	1	2	6
Brant Alyea, R (1, 9) OBP: 0.336, SLG: 0.407 Lee Maye, L (7, PH) OBP: 0.335, SLG: 0.421 (8, 9)		FC6-4 1-3 1B	1-3 3-H 1B		5-3		4-3		F6		3 2	0 0	2 0	0 0	0 0	0 0	0 4
Mike Epstein, L (1, 3) OBP: 0.412, SLG: 0.539	K S S S	K S S S				G3		3-1		F9	5	0	0	0	0	2	4
Del Unser, L (1, 8) OBP: 0.349, SLG: 0.380	FC6-4 CS 1-2f 3-H			E WP 1B		1B	K S S S			HR	5	2	3	2	0	1	1
Paul Casanova, R (1, 2) OBP: 0.251, SLG: 0.279	CS 1-2	B B B B 1B 1B BB		E5 E E 1-3 E		F8		FC4-6 1B			3	2	1	0	1	0	2
Jim Hannan, R (1, 1) OBP: 0.132, SLG: 0.115 Dave Baldwin, R (5, 1) Bernie Allen, L (6, PH) OBP: 0.336, SLG: 0.389 Dennis Higgins, R (7, 1) OBP: 0.100, SLG: 0.100 Darold Knowles, L (7, 1) OBP: 0.250, SLG: 0.077			SH 1B 1-2 FC6-4 1B	K S S S 3-H		6-3		FC4-6 1-2f			2 0 1 0 1	1 0 0 0 0	1 0 0 0 0	0 0 0 0 0	0 0 0 0 0	1 0 1 0 1	1 0 0 0 1
Inning Stats	R: 0 H: 0 E: 0 LOB: 0 K: 0 BB: 0 S: 3 P: 3	R: 1 H: 1 E: 0 LOB: 0 K: 1 BB: 1 S: 5 P: 9	R: 3 H: 3 E: 1 LOB: 2 K: 2 BB: 1 S: 11 P: 15	R: 2 H: 1 E: 1 LOB: 2 K: 1 BB: 1 S: 6 P: 10	R: 0 H: 0 E: 0 LOB: 0 K: 1 BB: 0 S: 5 P: 5	R: 0 H: 1 E: 0 LOB: 1 K: 0 BB: 0 S: 4 P: 4	R: 0 H: 2 E: 0 LOB: 2 K: 1 BB: 0 S: 7 P: 7	R: 0 H: 1 E: 0 LOB: 1 K: 1 BB: 0 S: 6 P: 6	R: 0 H: 1 E: 0 LOB: 2 K: 0 BB: 1 S: 4 P: 8	R: 1 H: 1 E: 0 LOB: 0 K: 0 BB: 0 S: 2 P: 2	1B: 10 SF: 0 2B: 0 SAC: 1 3B: 0 DP: 0 HR: 1 HBP: 0						

PITCHER		IP	WLS	BF	H	R	ER	SO	BB	IBB	HBP	BLK	WP	HR	S	P	ERA	WHIP
Sam McDowell, L ERA: 2.94	(1, 1)	4.0		20	5	6	2	4	2	1	0	0	2	0	25	37	4.50	1.750
Steve Hargan, R ERA: 5.7	(5, 1)	2.0		7	1	0	0	1	0	0	0	0	0	0	9	9	0.00	0.500
Ron Law, R ERA: 4.83	(7, 1)	0.2		4	2	0	0	1	0	0	0	0	0	0	6	6	0.00	3.000
Dick Ellsworth, L ERA: 4.16	(7, 1)	1.1		5	1	0	0	1	0	0	0	0	0	0	7	7	0.00	0.750
Stan Williams, R ERA: 3.94	(9, 1)	1.1	L	7	2	1	1	0	1	0	0	0	0	1	6	10	6.75	2.250

PITCHER	IP	WLS	BF	H	R	ER	SO	BB	IBB	HBP	BLK	WP	HR	S	P	ERA	WHIP

BOTTOM

Cleveland Indians @ Washington Senators

Robert F. Kennedy Memorial Stadium, Washington, DC

Sun Sep 28 1969, 3:33 AM EDT

Att. 8,878 - Unknown

livebaseballscorecards.com

AB	38
R	7
H	11
RBI	4
BB	4
SO	7
LOB	24

WP: 2 PA: 44
PB: 0
SB: 0
CS: 1

Batter	1	2	3	4	5	6	7	8	9	AB	R	H	RBI	BB	SO	LOB
Jose Cardenal, R (1, 8) OBP: 0.313, SLG: 0.369	6-3		F2		1-3			6-3		4	0	0	0	0	0	2
Larry Brown, R (1, 5) OBP: 0.304, SLG: 0.294	6-3		K		F7			2B		4	0	1	0	0	1	2
Frank Baker, L (1, 7) OBP: 0.314, SLG: 0.379	F2			E SF8 1B 1B		F8		G3		4	1	1	0	0	0	1
Ken Harrelson, R (1, 9) OBP: 0.338, SLG: 0.422		BBBB L3 BB		E7 S 1-3 SF8 1B		6-3			BBBB FC6-4 BB	2	1	1	0	2	0	0
Tony Horton, R (1, 3) OBP: 0.323, SLG: 0.465		L3 1-2		SF8 3-H		1B			F5	3	0	1	1	0	0	2
Ray Fosse, R (1, 2) OBP: 0.228, SLG: 0.254		F3		BBBB FC5-4 2-3 BB			F3		L8	3	0	0	0	1	0	1
Eddie Leon, R (1, 6) OBP: 0.296, SLG: 0.311			FC1-5 1B 1B	SF8 3-H			1-3		FC6-4 1-2f	3	0	1	1	0	0	1
Vern Fuller, R (1, 4) OBP: 0.295, SLG: 0.323			FC1-5 1-2 1B	FC5-4 1-2f			6-3			3	0	1	0	0	0	1
Mike Paul, L (1, 1)			FC1-5 1-2 2-3f	SSS K				F8		2	0	0	0	0	1	2
Ron Law, R (6, 1) OBP: 0.143, SLG: 0.143										0	0	0	0	0	0	0
Chuck Hinton, R (8, PH) OBP: 0.300, SLG: 0.392										1	0	0	0	0	0	0
Larry Burchart, R (8, 1)										0	0	0	0	0	0	0
Inning Stats	R: 0 E: 0 K: 0 S: 3 H: 0 LOB: 0 BB: 0 P: 3	R: 0 E: 0 K: 0 S: 2 H: 0 LOB: 0 BB: 1 P: 6	R: 0 E: 0 K: 1 S: 7 H: 2 LOB: 2 BB: 0 P: 7	R: 2 E: 1 K: 0 S: 5 H: 2 LOB: 1 BB: 1 P: 9	R: 0 E: 0 K: 1 S: 5 H: 0 LOB: 0 BB: 0 P: 5	R: 0 E: 0 K: 0 S: 3 H: 1 LOB: 1 BB: 0 P: 3	R: 0 E: 0 K: 0 S: 3 H: 0 LOB: 0 BB: 0 P: 3	R: 0 E: 0 K: 0 S: 4 H: 1 LOB: 1 BB: 0 P: 4	R: 0 E: 0 K: 0 S: 3 H: 0 LOB: 1 BB: 1 P: 7	1B: 5 2B: 2 3B: 0 HR: 0 SF: 2 SAC: 0 DP: 1 HBP: 0						

PITCHER	IP	WLS	BF	H	R	ER	SO	BB	IBB	HBP	BLK	WP	HR	S	P	ERA	WHIP
Al Downing, L (1, 1) ERA: 3.38	9.0	W	34	6	2	1	2	3	0	0	0	0	0	35	47	1.00	1.000

PITCHER	IP	WLS	BF	H	R	ER	SO	BB	IBB	HBP	BLK	WP	HR	S	P	ERA	WHIP

TOP

Cleveland Indians @ New York Yankees

Yankee Stadium, Bronx, NY

Tue Sep 30 1969, 7:05 PM EDT

Att. 5,815 - Unknown - 66 F

livebaseballscorecards.com

AB	29
R	2
H	6
RBI	2
BB	3
SO	2
LOB	12

WP: 0 PA: 34
PB: 0
SB: 1
CS: 0

Batter	1	2	3	4	5	6	7	8	9	AB	R	H	RBI	BB	SO	LOB
Horace Clarke, S (1, 4) OBP: 0.342, SLG: 0.370	6-3	FC6-4 1-2f		1B 1-2 3-H		BB 1B S	E4 1B S 2-3 3-H	2-5 2-3		4	0	1	1	1	0	3
Gene Michael, S (1, 6) OBP: 0.344, SLG: 0.368	BB BB		E 1B	F9		BB 1B 1-2	1B 1-H 3-H			3	1	2	1	2	0	2
Roy White, S (1, 7) OBP: 0.392, SLG: 0.423	G6-4-3 1-2 BB		F8	F7		1B 1-2 2-3	F9			4	0	1	0	1	0	4
Bobby Murcer, L (1, 8) (8, 9) OBP: 0.320, SLG: 0.455	G6-4-3 1-2f	F3			3B BB	K		SH1-3 BB 1B BB		3	2	0	0	2	1	6
Joe Pepitone, L (1, 3) OBP: 0.280, SLG: 0.441		F7	E1 1-H		L8	K		SH1-3 1-2 1B BB		4	1	1	1	1	1	4
Frank Fernandez, R (1, 9) OBP: 0.399, SLG: 0.415 Ron Woods, R (8, 8) OBP: 0.281, SLG: 0.265		1B 1B BB	K		F2	K		SH1-3 1-2 2-3		3 0	1 0	0 0	0 0	1 0	2 0	5 0
Thurman Munson, R (1, 2) OBP: 0.319, SLG: 0.337	1B 1-2 1B		1B 1B 1B		3B 1-H		1-3	2-5 1B IBB		4	1	3	1	1	0	0
Bobby Cox, R (1, 5) OBP: 0.332, SLG: 0.295	FC6-4 1-2 2-H 1B		1B 1-3 1B		IBB	2B E 1B		F4		4	1	3	1	1	0	3
Al Downing, R (1, 1) OBP: 0.174, SLG: 0.159	K		F2	F3		E 1-3 1B 2B		1-2 2-H 3-H 1B		5	1	2	2	0	1	6
Inning Stats	R: 0 E: 0 K: 0 S: 2 H: 0 LOB: 1 BB: 2 P: 10	R: 1 E: 0 K: 1 S: 7 H: 2 LOB: 2 BB: 1 P: 11	R: 1 E: 1 K: 1 S: 7 H: 2 LOB: 1 BB: 0 P: 7	R: 1 E: 0 K: 0 S: 6 H: 3 LOB: 2 BB: 0 P: 6	R: 1 E: 0 K: 0 S: 4 H: 1 LOB: 2 BB: 2 P: 12	R: 0 E: 0 K: 3 S: 10 H: 1 LOB: 3 BB: 2 P: 18	R: 2 E: 1 K: 0 S: 6 H: 3 LOB: 1 BB: 0 P: 6	R: 2 E: 0 K: 0 S: 3 H: 1 LOB: 2 BB: 3 P: 15		1B: 10 2B: 2 3B: 1 HR: 0 SF: 0 SAC: 1 DP: 1 HBP: 0						

PITCHER		IP	WLS	BF	H	R	ER	SO	BB	IBB	HBP	BLK	WP	HR	S	P	ERA	WHIP
Mike Paul, L ERA: 3.61	(1, 1)	5.0	L	27	8	4	4	2	4	1	0	0	0	0	26	46	7.20	2.400
Ron Law, R ERA: 4.99	(6, 1)	2.0		12	4	2	2	3	2	0	0	0	0	0	16	24	9.00	3.000
Larry Burchart, R ERA: 4.25	(8, 1)	1.0		7	1	2	2	0	2	1	0	0	0	0	3	15	18.00	3.000

PITCHER	IP	WLS	BF	H	R	ER	SO	BB	IBB	HBP	BLK	WP	HR	S	P	ERA	WHIP

BOTTOM

Cleveland Indians @ New York Yankees

Yankee Stadium, Bronx, NY

Tue Sep 30 1969, 7:05 PM EDT
Att. 5,815 - Unknown - 66 F

livebaseballscorecards.com

AB	34
R	8
H	13
RBI	7
BB	10
SO	5
LOB	33

WP: 0 PA: 45
PB: 0
SB: 2
CS: 0

Batter	1	2	3	4	5	6	7	8	9	AB	R	H	RBI	BB	SO	LOB
Jose Cardenal, R (1, 8) OBP: 0.314, SLG: 0.373	2B		G4-6-3 1-2f			4-3	2B 1-3			4	0	2	0	0	0	1
Larry Brown, R (1, 5) OBP: 0.304, SLG: 0.294 Russ Nagelson, L (7, PH) OBP: 0.450, SLG: 0.353 Dick Ellsworth, L (7, 1) OBP: 0.160, SLG: 0.125	K			FC5-4 1B		K	6-3			3 1 0	0 0 0	1 0 0	0 0 0	0 0 0	2 0 0	1 2 0
Frank Baker, L (1, 7) OBP: 0.312, SLG: 0.372	K			F7		FC5-4 BB		K		3	0	0	0	1	2	2
Ken Harrelson, R (1, 9) OBP: 0.336, SLG: 0.419	K			K		FC5-4 1-2f		K		4	0	0	0	0	3	3
Tony Horton, R (1, 3) OBP: 0.321, SLG: 0.462		6-3		FC5-4 1-2f			6-3	L5		4	0	0	0	0	0	1
Ray Fosse, R (1, 2) OBP: 0.230, SLG: 0.250 Russ Snyder, L (9, PH) OBP: 0.312, SLG: 0.308		F7			G6-4-3 S BB		F8		1-3	2 1	0 0	0 0	0 0	1 0	0 0	0 0
Eddie Leon, R (1, 6) OBP: 0.300, SLG: 0.310 Lou Klimchock, L (9, PH) OBP: 0.331, SLG: 0.422		4-3			G6-4-3 1-2 BB		WP HR BB		L8	1 1	1 0	0 0	0 0	2 0	0 0	0 0
Vern Fuller, R (1, 4) OBP: 0.295, SLG: 0.335 Duke Sims, L (9, PH) OBP: 0.374, SLG: 0.426			K		G6-4-3 1-2f 2-3		1-H HR		HR	3 1	1 1	1 1	2 1	0 0	1 0	2 0
Luis Tiant, R (1, 1) OBP: 0.267, SLG: 0.358 Chuck Hinton, R (7, PH) OBP: 0.303, SLG: 0.388 (7, 5)			G4-6-3 BB		6-3		2B BB		6-3	1 1	0 0	0 0	0 0	1 1	0 0	1 0
Inning Stats	R: 0 E: 0 K: 3 S: 10 H: 1 LOB: 1 BB: 0 P: 10	R: 0 E: 0 K: 0 S: 3 H: 0 LOB: 0 BB: 0 P: 3	R: 0 E: 0 K: 1 S: 4 H: 0 LOB: 0 BB: 1 P: 8	R: 0 E: 0 K: 1 S: 6 H: 1 LOB: 1 BB: 0 P: 6	R: 0 E: 0 K: 0 S: 2 H: 0 LOB: 1 BB: 2 P: 10	R: 0 E: 0 K: 1 S: 5 H: 0 LOB: 1 BB: 1 P: 9	R: 2 E: 0 K: 0 S: 5 H: 2 LOB: 2 BB: 2 P: 13	R: 0 E: 0 K: 2 S: 7 H: 0 LOB: 0 BB: 0 P: 7	R: 1 E: 0 K: 0 S: 4 H: 1 LOB: 0 BB: 0 P: 4	1B: 1 2B: 2 3B: 0 HR: 2 SF: 0 SAC: 0 DP: 2 HBP: 0						

PITCHER		IP	WLS	BF	H	R	ER	SO	BB	IBB	HBP	BLK	WP	HR	S	P	ERA	WHIP
Mike Kekich, L ERA: 4.54	(1, 1)	6.2	W	28	4	2	2	6	6	0	0	0	1	1	34	58	2.70	1.500
Jack Aker, R ERA: 3.16	(7, 1)	2.1	S	8	1	1	1	2	0	0	0	0	0	1	12	12	3.86	0.429

PITCHER		IP	WLS	BF	H	R	ER	SO	BB	IBB	HBP	BLK	WP	HR	S	P	ERA	WHIP

TOP

Cleveland Indians @ New York Yankees

Yankee Stadium, Bronx, NY

Wed Oct 01 1969, 7:05 PM EDT

Att. 4,904 - Unknown - 65 F

livebaseballscorecards.com

AB	30
R	3
H	5
RBI	3
BB	6
SO	8
LOB	13

WP: 1	PA: 36				
PB: 0					
SB: 1					
CS: 0					

Batter	1	2	3	4	5	6	7	8	9	AB	R	H	RBI	BB	SO	LOB
Horace Clarke, S (1, 4) OBP: 0.341, SLG: 0.368	L8		F5		BB		6-3			3	0	0	0	1	0	2
Gene Michael, S (1, 6) OBP: 0.341, SLG: 0.364	6-3		L5		4-3		4-3			4	0	0	0	0	0	3
Roy White, S (1, 7) OBP: 0.391, SLG: 0.426	F2			F4		1B 3B	1-3			4	1	1	0	0	0	0
Bobby Murcer, L (1, 8) OBP: 0.319, SLG: 0.454 (7, 9)		3-1		1B 1B		F4		K		4	0	1	0	0	1	1
Joe Pepitone, L (1, 3) OBP: 0.284, SLG: 0.442		G6-3 1B		1-3 1B		1B 1B E IBB		4-3		3	1	2	0	1	0	0
Frank Tepedino, L (1, 9) OBP: 0.302, SLG: 0.231 Ron Woods, R (7, 8) OBP: 0.280, SLG: 0.263		G6-3 1-2f		K		E E 1-2 3-H 1B		5-3		3 1	1 0	1 0	1 0	0 0	1 0	3 0
Thurman Munson, R (1, 2) OBP: 0.330, SLG: 0.349			FC1-5 BB 1B	K		E1 SF7 1-H 2-H 1B				3	1	2	0	0	1	2
Bobby Cox, R (1, 5) OBP: 0.332, SLG: 0.293			4-0 FC1-5 BB 1-2		K	SF7 3-H				1	0	0	1	1	1	0
Mike Kekich, R (1, 1) OBP: 0.111, SLG: 0.148 Jack Aker, R (7, 1) OBP: 0.182, SLG: 0.100			FC1-5 1-2 2-3f		F2	F2				3 0	0 0	0 0	0 0	0 0	0 0	2 0
Inning Stats	R: 0 E: 0 K: 0 S: 3 H: 0 LOB: 0 BB: 0 P: 3	R: 0 E: 0 K: 0 S: 3 H: 1 LOB: 0 BB: 0 P: 3	R: 0 E: 0 K: 0 S: 4 H: 1 LOB: 2 BB: 1 P: 8	R: 0 E: 0 K: 2 S: 9 H: 2 LOB: 2 BB: 0 P: 9	R: 0 E: 0 K: 1 S: 5 H: 0 LOB: 1 BB: 1 P: 9	R: 4 E: 1 K: 0 S: 6 H: 3 LOB: 0 BB: 1 P: 10	R: 0 E: 0 K: 0 S: 3 H: 0 LOB: 0 BB: 0 P: 3	R: 0 E: 0 K: 1 S: 5 H: 0 LOB: 0 BB: 0 P: 5		1B: 6 2B: 0 3B: 1 HR: 0	SF: 1 SAC: 0 DP: 1 HBP: 0					

PITCHER		IP	WLS	BF	H	R	ER	SO	BB	IBB	HBP	BLK	WP	HR	S	P	ERA	WHIP
Luis Tiant, R ERA: 3.71	(1, 1)	6.0	L	27	7	4	2	3	2	1	0	0	0	0	30	42	3.00	1.500
Dick Ellsworth, L ERA: 4.1	(7, 1)	2.0		6	0	0	0	1	0	0	0	0	0	0	8	8	0.00	0.000

PITCHER	IP	WLS	BF	H	R	ER	SO	BB	IBB	HBP	BLK	WP	HR	S	P	ERA	WHIP

BOTTOM

Cleveland Indians @ New York Yankees

Yankee Stadium, Bronx, NY

Wed Oct 01 1969, 7:05 PM EDT

Att. 4,904 - Unknown - 65 F

livebaseballscorecards.com

AB	29
R	4
H	7
RBI	2
BB	3
SO	4
LOB	13

WP: 0 PB: 0 SB: 0 CS: 0 PA: 33