

Cleveland Indians - 1969

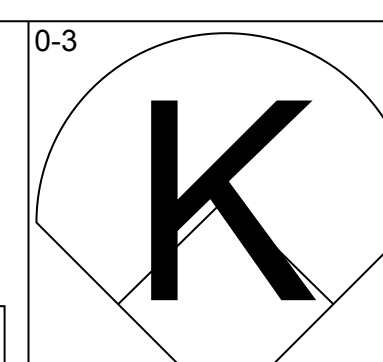
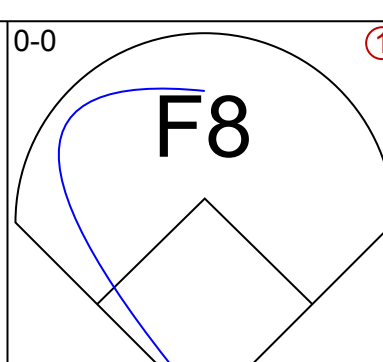
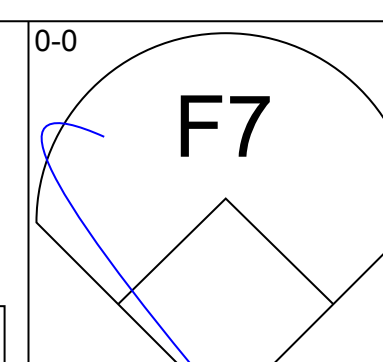
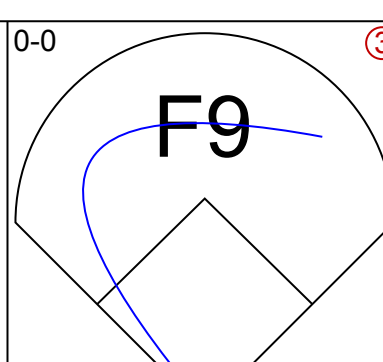
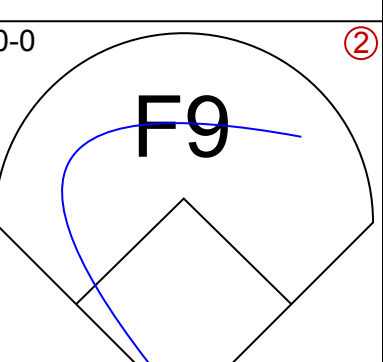
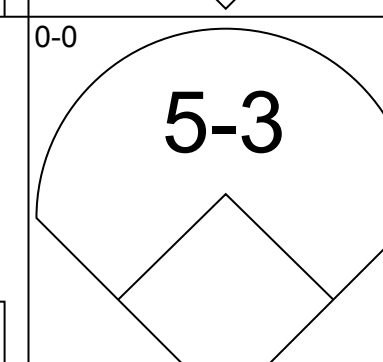
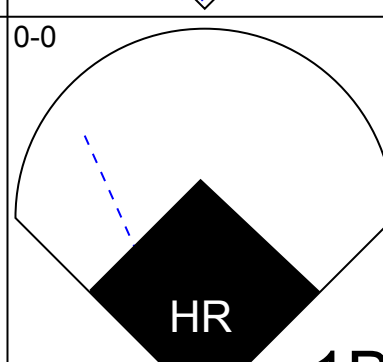
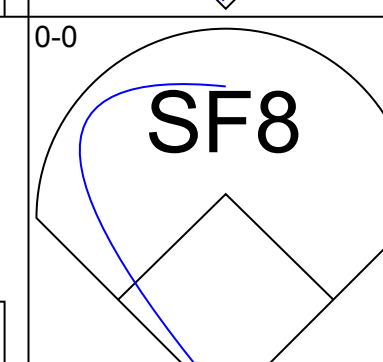
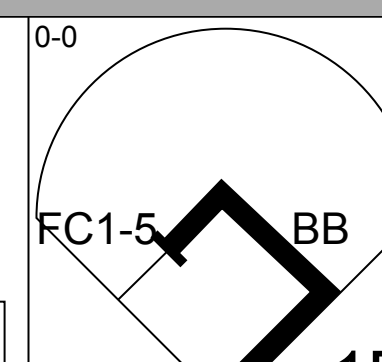
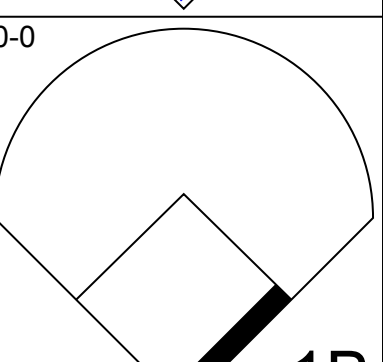
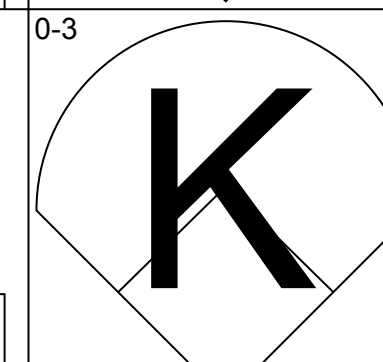
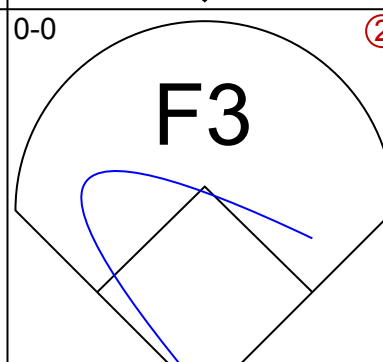
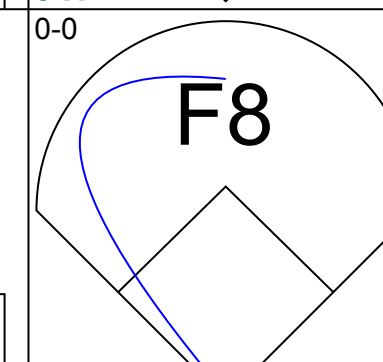
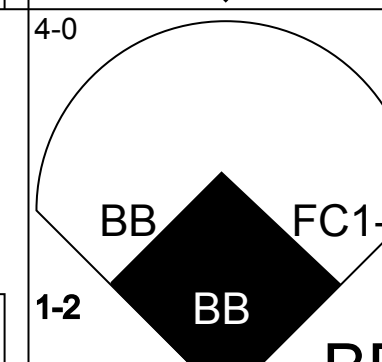
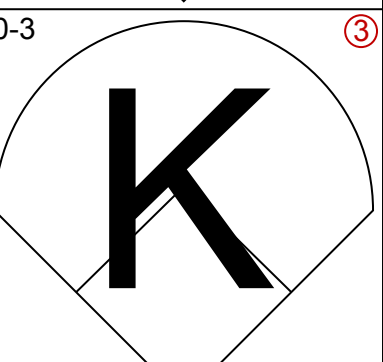
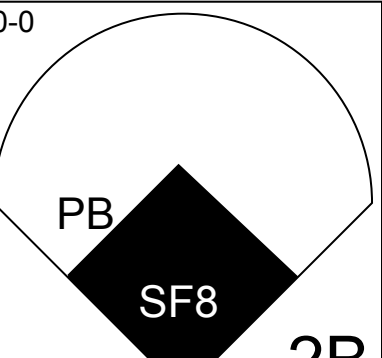
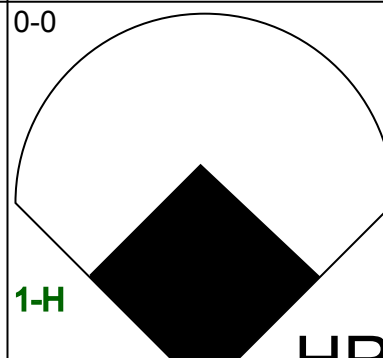
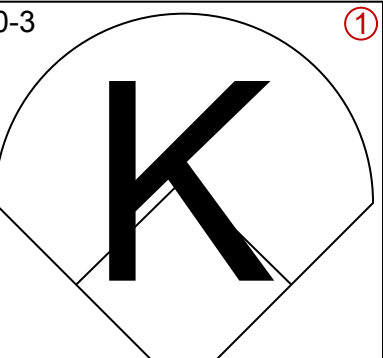
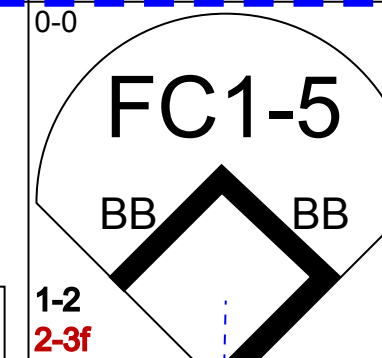
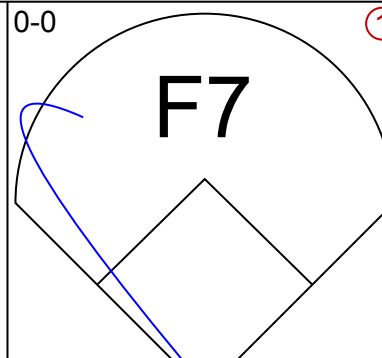
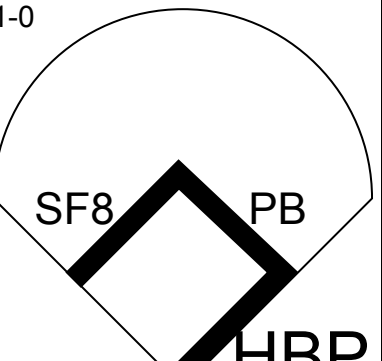
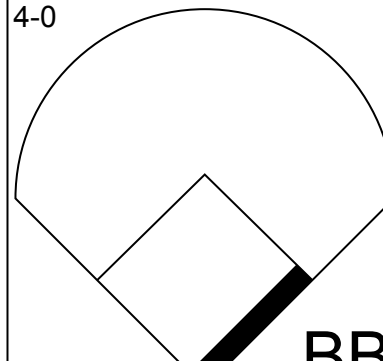

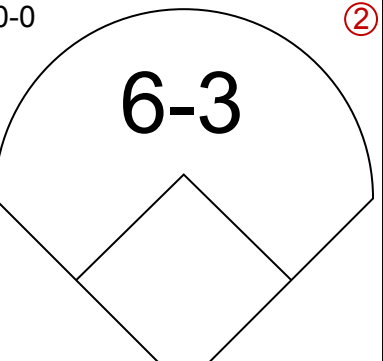
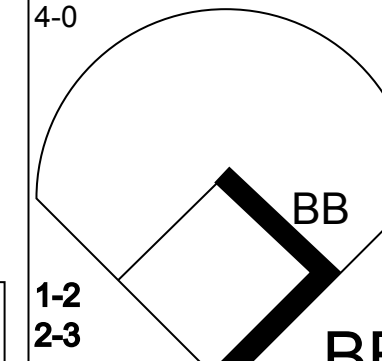
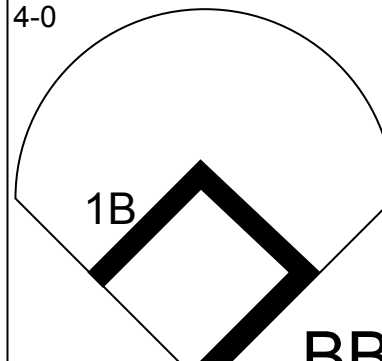
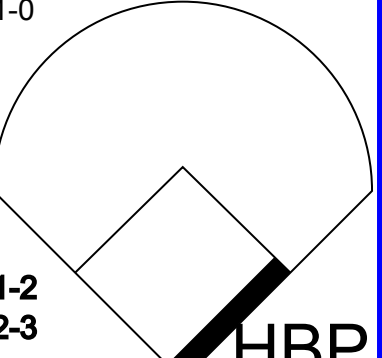
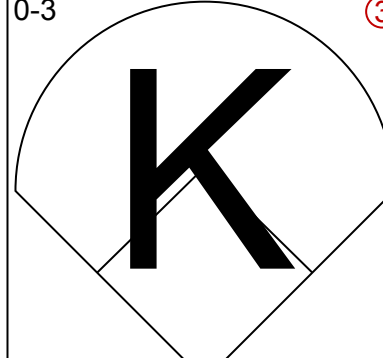
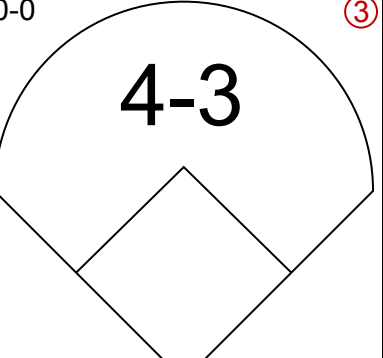
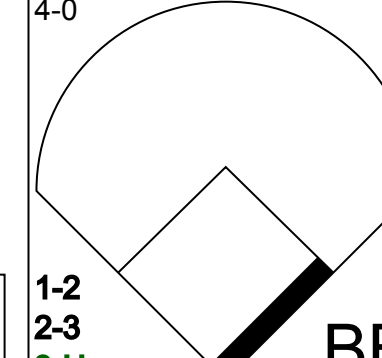
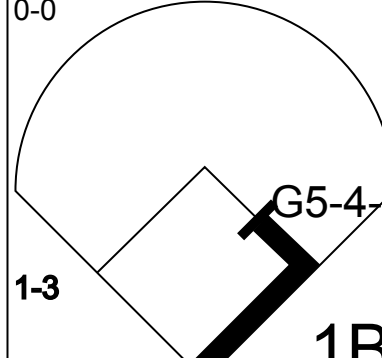
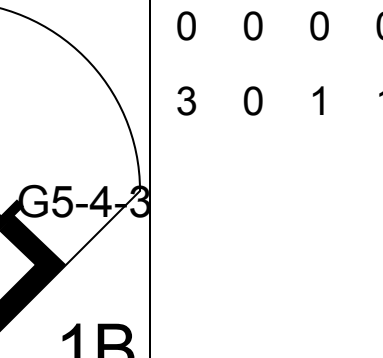
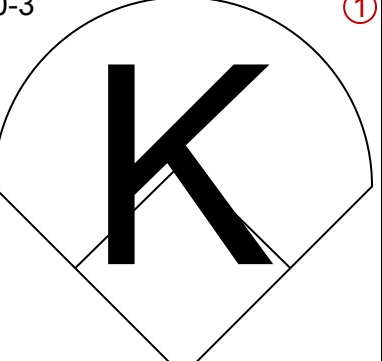
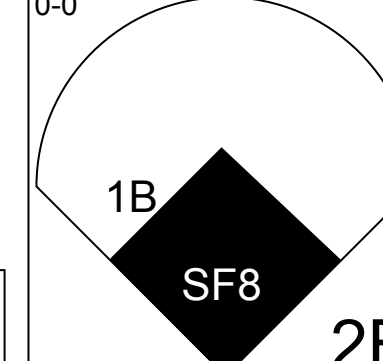

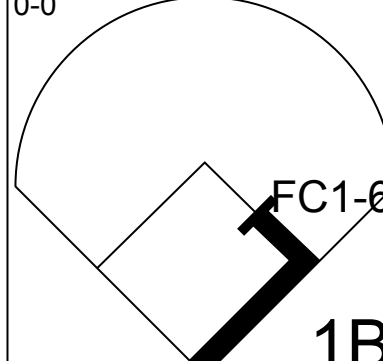
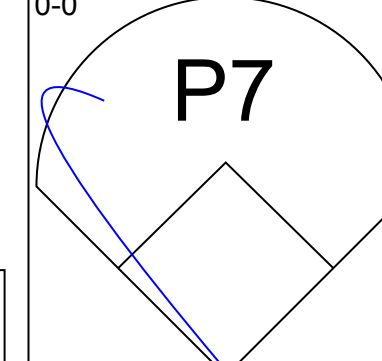

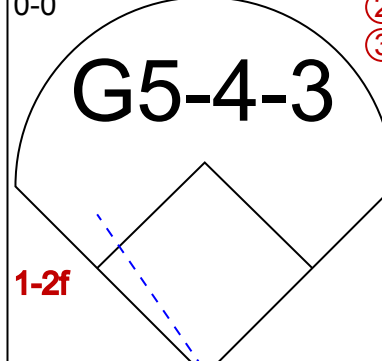
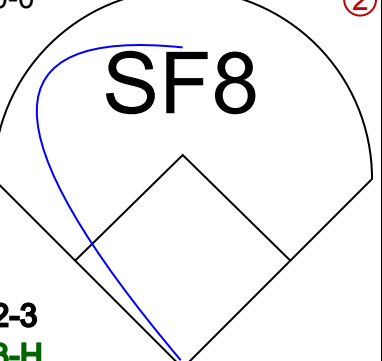
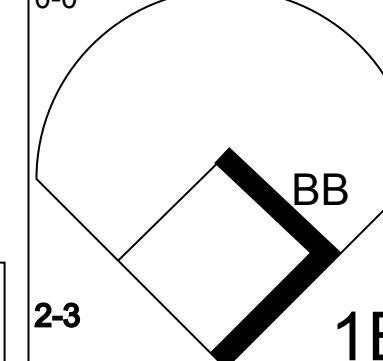

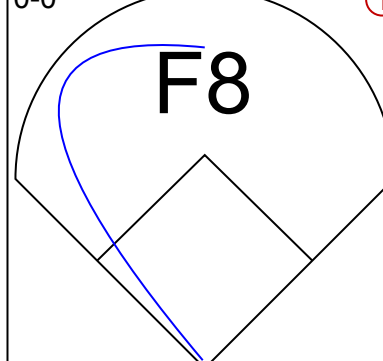
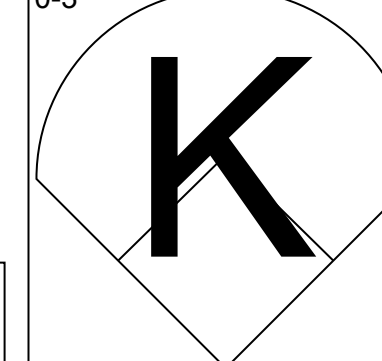
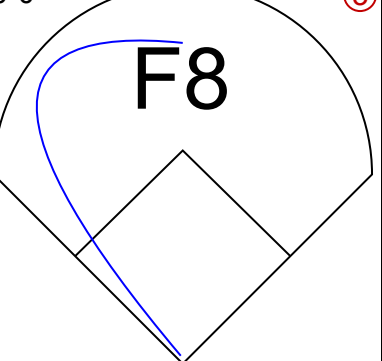

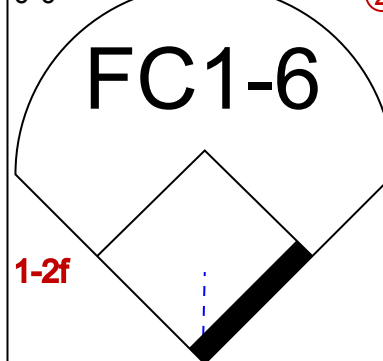
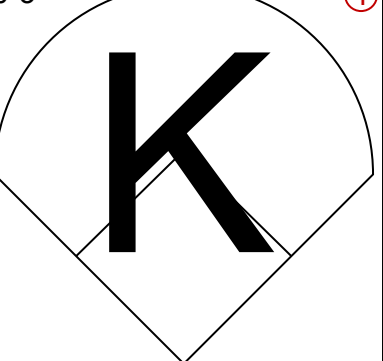
Batter	1	2	3	4	5	6	7	8	9	AB	R	H	RBI	BB	SO	LOB	TOP			
Jose Cardenal, R (1.8)	5-3		F7			5-3			K	4	0	0	0	0	1	0	Cleveland Indians @ Detroit Tigers Tiger Stadium, Detroit, MI Tue Apr 08 1969, 3:33 AM EST Att: 53,572 - Unknown - 68 F			
Larry Brown, R (1.6) OBP: 0.250, SLG: 1.000	HR		6-3			4-3			K	4	1	1	1	0	1	0				
Richie Scheinblum, S (1.9)	F7		6-3			L4			L9	4	0	0	0	0	0	0				
Tony Horton, R (1.3)	5-3					K			K	3	0	0	0	0	2	0				
Jimmie Hall, L (1.7)		1B S SF8 BB				F7			4-3	2	1	0	0	1	0	0				
Joe Azcue, R (1.2) OBP: 0.333, SLG: 0.333						1-6-3			5-3	3	0	1	0	0	0	0				
Zolio Versailles, R (1.5) OBP: 0.333, SLG: 0.500									K2-3	2	0	1	1	0	1	0				
Vern Fuller, R (1.4)									P6	3	0	0	0	0	0	2				
Luis Tiant, R (1.1)									P4	2	0	0	0	0	0	2				
Jack Hamilton, R (6.1)										0	0	0	0	0	0	0				
Russ Snyder, L (8. PH)										1	0	0	0	0	0	0				
Horacio Pina, R (8.1)										0	0	0	0	0	0	0				
Inning Stats	R: 1 E: 0 K: 0 S: 4	H: 1 LOB: 0 BB: 0 P: 4	R: 1 E: 0 K: 0 S: 4	H: 1 LOB: 1 BB: 1 P: 8	R: 0 E: 0 K: 0 S: 3	H: 0 LOB: 0 BB: 0 P: 3	R: 0 E: 0 K: 1 S: 5	H: 0 LOB: 0 BB: 0 P: 5	R: 0 E: 0 K: 0 S: 3	H: 1 LOB: 0 BB: 0 P: 3	R: 0 E: 0 K: 0 S: 3	H: 0 LOB: 0 BB: 0 P: 5	R: 0 E: 0 K: 1 S: 5	H: 0 LOB: 0 BB: 0 P: 5	R: 0 E: 0 K: 2 S: 7	H: 0 LOB: 0 BB: 0 P: 7	1B: 2 2B: 1 3B: 0 HR: 1	SF: 1 SAC: 0 DP: 1 HBP: 0	WP: 0 PB: 0 SB: 1 CS: 0	PA: 30
PITCHER Denny McLain, R (1.1) ERA: 2.0	IP: 9.0 WLS: W BF: 30 H: 3 R: 2 ER: 2 SO: 5 BB: 1 IBB: 0 HBP: 0 BLK: 0 WP: 0 HR: 1 S: 39 P: 43 ERA: 2.00 WHIP: 0.444																			

Batter	1	2	3	4	5	6	7	8	9	AB	R	H	RBI	BB	SO	LOB	BOTTOM			
Dick McAuliffe, L (1.4) OBP: 0.600, SLG: 0.667	2B		L8 1B 2B BB			K			4-3	3	2	1	0	2	1	2	Cleveland Indians @ Detroit Tigers Tiger Stadium, Detroit, MI Tue Apr 08 1969, 3:33 AM EST Att: 53,572 - Unknown - 68 F			
Mickey Stanley, R (1.6) OBP: 0.400, SLG: 0.600	2B					K			6-3	5	1	2	0	0	1	3				
Dick Tracewski, R (9.6)	2-3 2B		L8 1B							0	0	0	0	0	0	0				
Al Kaline, R (1.9) OBP: 0.600, SLG: 1.250	K		L8							4	2	2	2	1	1	4				
Norm Cash, L (1.3) OBP: 0.800, SLG: 1.000	P4									3	0	2	2	2	0	2				
Willie Horton, R (1.7) OBP: 0.200, SLG: 0.200	K									5	0	1	0	0	3	6				
Jim Northrup, L (1.8)										4	0	0	0	0	0	5				
Bill Freehan, R (1.2) OBP: 0.500, SLG: 0.333										3	1	1	0	1	1	3				
Don Wert, R (1.5) OBP: 0.500, SLG: 0.333										3	0	1	1	1	0	1				
Denny McLain, R (1.1) OBP: 0.250, SLG: 0.250										4	0	1	1	0	1	4				
Inning Stats	R: 0 E: 0 K: 2 S: 9	H: 2 LOB: 2 BB: 0 P: 9	R: 0 E: 0 K: 1 S: 5	H: 0 LOB: 1 BB: 1 P: 9	R: 2 E: 0 K: 1 S: 7	H: 2 LOB: 1 BB: 1 P: 11	R: 0 E: 0 K: 1 S: 5	H: 0 LOB: 0 BB: 0 P: 5	R: 2 E: 0 K: 1 S: 6	H: 1 LOB: 1 BB: 2 P: 14	R: 1 E: 0 K: 0 S: 7	H: 3 LOB: 1 BB: 0 P: 7	R: 1 E: 0 K: 0 S: 6	H: 3 LOB: 3 BB: 1 P: 10	R: 0 E: 0 K: 1 S: 5	H: 0 LOB: 2 BB: 2 P: 13	1B: 7 2B: 3 3B: 0 HR: 1	SF: 0 SAC: 0 DP: 1 HBP: 0	WP: 0 PB: 0 SB: 0 CS: 0	PA: 41
PITCHER Luis Tiant, R (1.1) ERA: 9.0	IP: 5.0 WLS: L BF: 27 H: 8 R: 5 ER: 5 SO: 6 BB: 4 IBB: 0 HBP: 0 BLK: 0 WP: 0 HR: 1 S: 35 P: 51 ERA: 9.00 WHIP: 2.400																			
Jack Hamilton, R (6.1) ERA: 4.5	IP: 2.0 WLS: 9 BF: 3 H: 1 R: 1 ER: 1 SO: 1 BB: 1 IBB: 0 HBP: 0 BLK: 0 WP: 0 HR: 0 S: 10 P: 14 ERA: 4.50 WHIP: 2.000																			
Horacio Pina, R (8.1) ERA:	IP: 1.0 WLS: 5 BF: 0 H: 0 R: 0 ER: 0 SO: 1 BB: 2 IBB: 0 HBP: 0 BLK: 0 WP: 0 HR: 0 S: 5 P: 13 ERA: 0.00 WHIP: 2.000																			

Batter	1	2	3	4	5	6	7	8	9	AB	R	H	RBI	BB	SO	LOB	TOP				
Jose Cardenal, R OBP: 0.125, SLG: 0.250 (1, 8)										4	1	1	0	0	1	0	Cleveland Indians @ Detroit Tigers Tiger Stadium, Detroit, MI Thu Apr 10 1969, 3:33 AM EST Att: 14,665 - Unknown				
Larry Brown, R OBP: 0.250, SLG: 0.571 (1, 6)										3	0	0	0	1	1						
Richie Scheinblum, S (1, 9)										3	0	0	1	0	1						
Tony Horton, R OBP: 0.143, SLG: 0.571 (1, 3)										4	1	1	1	0	1						
Chuck Hinton, R OBP: 0.250, SLG: 0.250 (1, 7)										4	1	1	0	0	1						
Joe Azzue, R OBP: 0.571, SLG: 0.500 (1, 2)										3	0	2	0	1	0						
Zolio Versailles, R OBP: 0.333, SLG: 0.400 (1, 5)										3	0	1	0	0	2						
Vern Fuller, R (1, 4)										2	0	0	1	0	1						
Sam McDowell, L Russ Snyder, L Horacio Pina, R Larry Burchart, R Max Alvis, R Jack Hamilton, R Mike Paul, L (1, 1)										1	0	0	0	0	1	0	AB 29 R 3 H 6 RBI 3 BB 2 SO 7 LOB 6				
Inning Stats	R: 1 E: 1 K: 1 S: 6	H: 1 LOB: 0 BB: 0 P: 6	R: 0 E: 0 K: 0 S: 3	H: 1 LOB: 0 BB: 0 P: 3	R: 0 E: 0 K: 1 S: 5	H: 0 LOB: 0 BB: 0 P: 5	R: 1 E: 0 K: 2 S: 8	H: 1 LOB: 0 BB: 0 P: 8	R: 0 E: 0 K: 1 S: 5	H: 1 LOB: 0 BB: 0 P: 5	R: 0 E: 0 K: 2 S: 7	H: 0 LOB: 1 BB: 1 P: 11	R: 1 E: 0 K: 0 S: 5	H: 2 LOB: 2 BB: 1 P: 9	R: 0 E: 0 K: 0 S: 3	H: 0 LOB: 0 BB: 0 P: 3		R: 0 E: 0 K: 0 S: 3	H: 0 LOB: 0 BB: 0 P: 3	1B: 4 2B: 1 3B: 0 HR: 1	SF: 2 SAC: 0 DP: 2 HBP: 0
PITCHER Mickey Lolich, L ERA: 2.0 (1, 1)	IP: 9.0 WLS: W BF: 33 H: 6 R: 3 ER: 2 SO: 7 BB: 2 IBB: 0 HBP: 0 BLK: 0 WP: 0 HR: 1 S: 45 P: 53 ERA: 2.00 WHIP: 0.889															PITCHER					

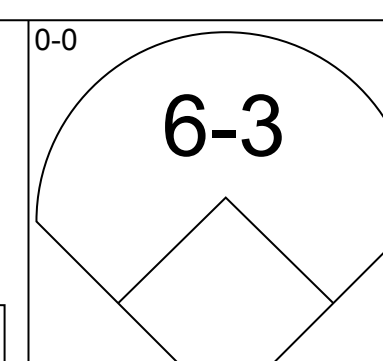
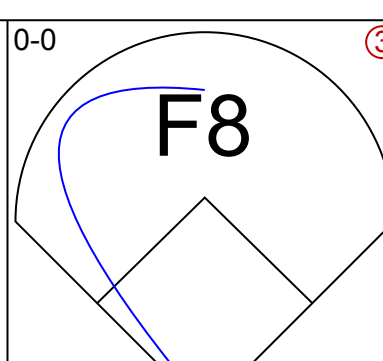
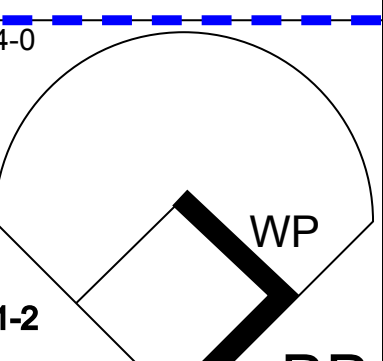
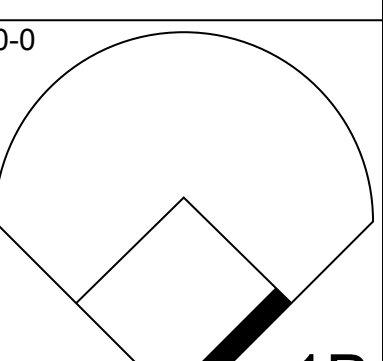
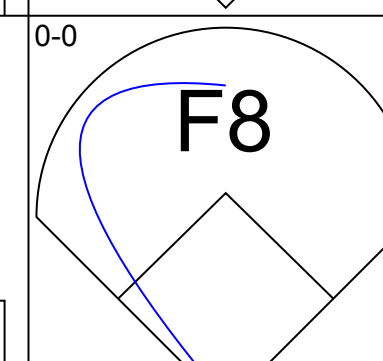
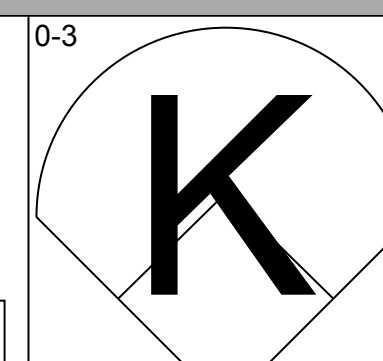
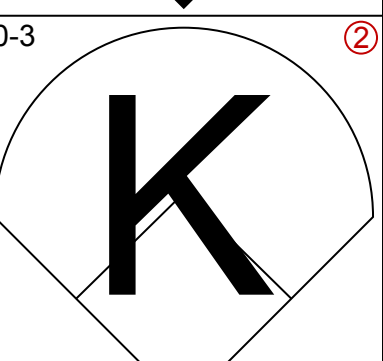
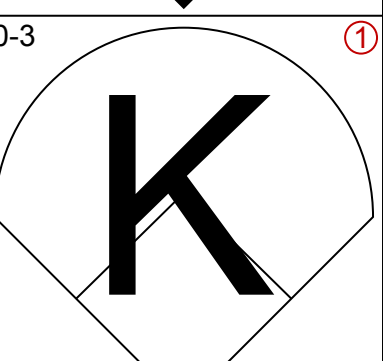

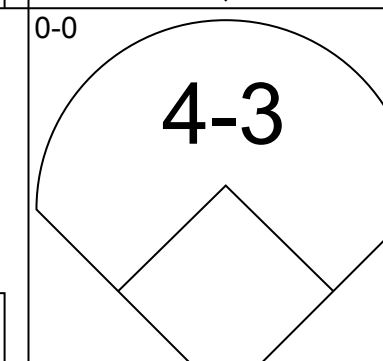
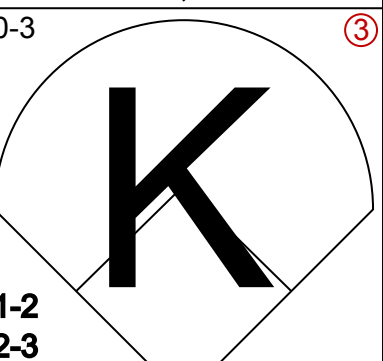
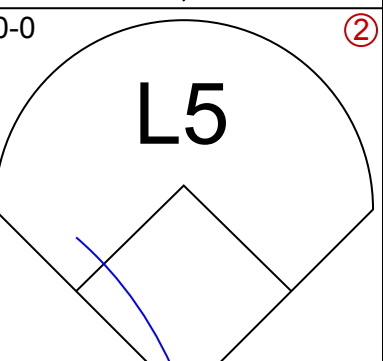
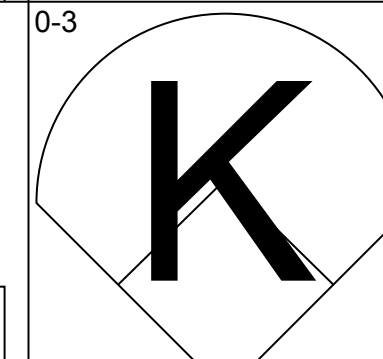
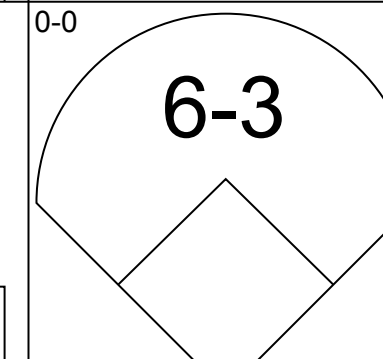
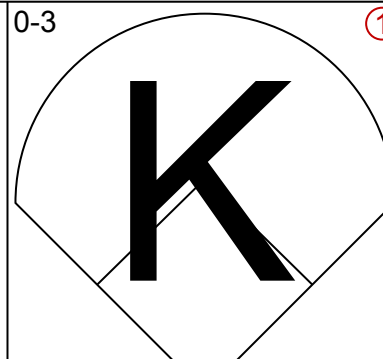
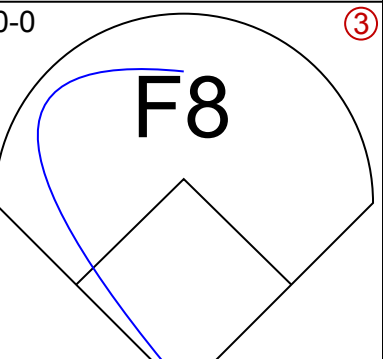
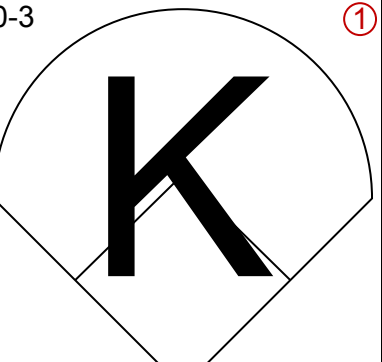
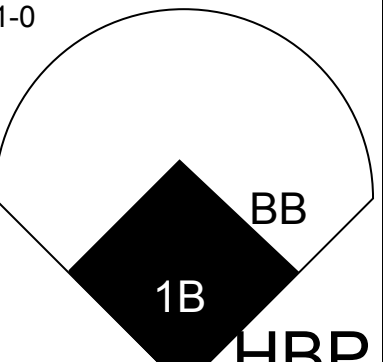
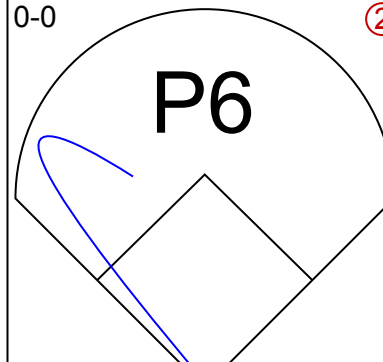
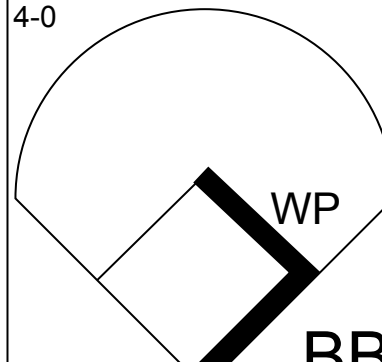
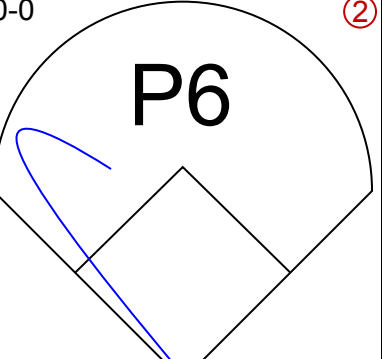
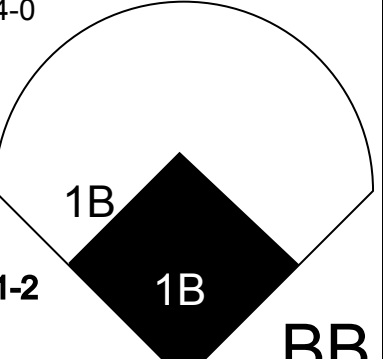
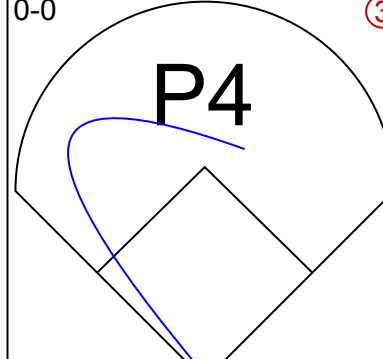
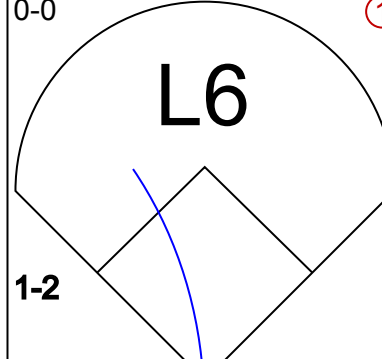
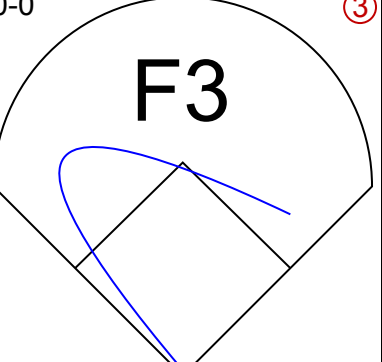
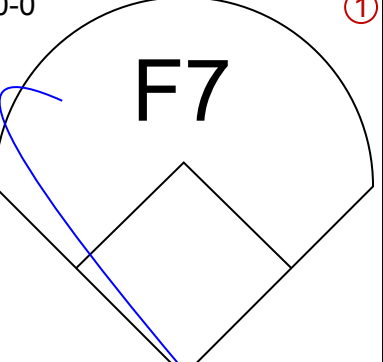
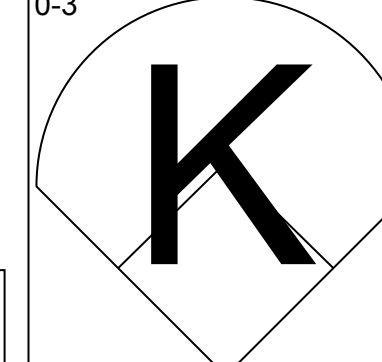
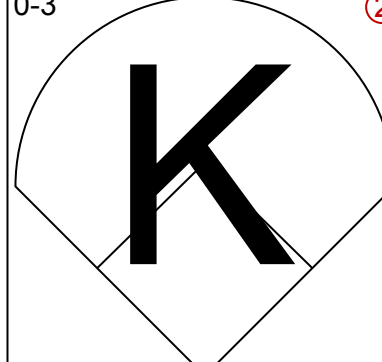
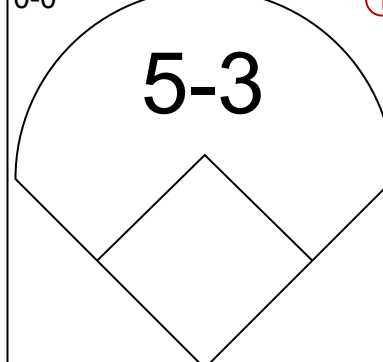
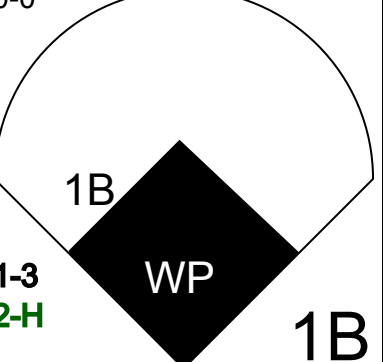
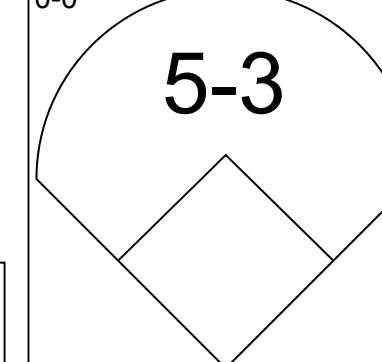
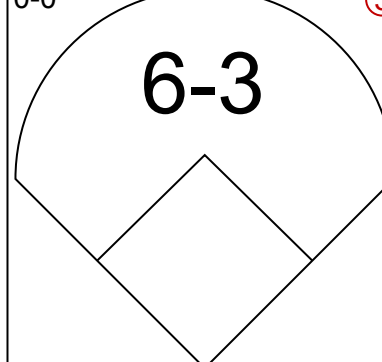
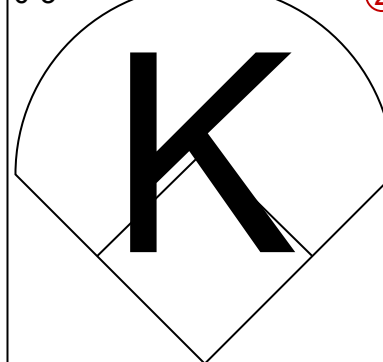
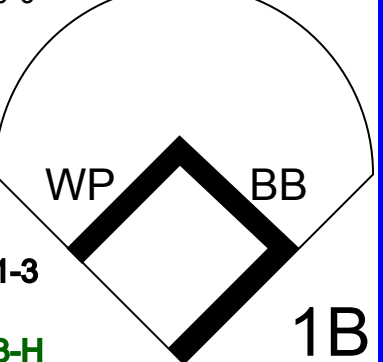
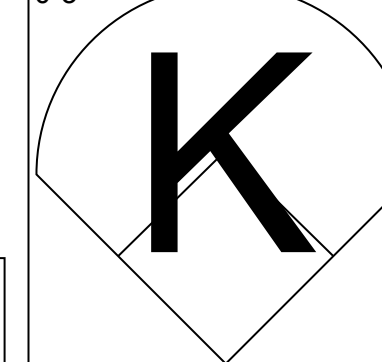
Batter	1	2	3	4	5	6	7	8	9	AB	R	H	RBI	BB	SO	LOB	BOTTOM		
Dick McAuliffe, L OBP: 0.700, SLG: 1.000 (1, 4)										4	1	3	2	1	0	0	Cleveland Indians @ Detroit Tigers Tiger Stadium, Detroit, MI Thu Apr 10 1969, 3:33 AM EST Att: 14,665 - Unknown		
Mickey Stanley, R OBP: 0.300, SLG: 0.700 (1, 3)										5	3	1	1	0	5				
Al Kaline, R OBP: 0.600, SLG: 1.000 (1, 9)										5	2	3	1	0	1				
Willie Horton, R OBP: 0.400, SLG: 0.667 (1, 7)										4	2	2	3	1	1				
Bill Freehan, R OBP: 0.556, SLG: 1.375 (1, 2)										5	2	3	5	0	1				
Don Wert, R OBP: 0.333, SLG: 0.250 (1, 5)										5	0	1	0	0	2				
Jim Northrup, L (1, 8)									3	0	0	0	1	0	0				
Dick Tracewski, R (1, 6)									2	1	0	0	2	0	2				
Mickey Lolich, S (1, 1)										2	1	0	0	2	2	AB 35 R 12 H 13 RBI 12 BB 7 SO 7 LOB 17			
Inning Stats	R: 2 E: 1 K: 1 S: 7	H: 2 LOB: 1 BB: 1 P: 11	R: 1 E: 0 K: 0 S: 4	H: 1 LOB: 1 BB: 1 P: 8	R: 0 E: 0 K: 1 S: 5	H: 1 LOB: 0 BB: 0 P: 5	R: 0 E: 0 K: 2 S: 7	H: 0 LOB: 1 BB: 1 P: 11	R: 4 E: 0 K: 1 S: 8	H: 2 LOB: 0 BB: 1 P: 12	R: 1 E: 0 K: 0 S: 3	H: 1 LOB: 1 BB: 2 P: 11	R: 1 E: 0 K: 0 S: 4	H: 2 LOB: 1 BB: 1 P: 8	R: 3 E: 0 K: 2 S: 11		H: 4 LOB: 1 BB: 0 P: 11	1B: 6 2B: 2 3B: 1 HR: 4	SF: 0 SAC: 0 DP: 3 HBP: 0
PITCHER Sam McDowell, L ERA: 10.8 Horacio Pina, R ERA: 9.0 Larry Burchart, R ERA: Jack Hamilton, R ERA: 6.0 Mike Paul, L ERA: 27.0 (1, 1)	IP: 5.0 WLS: L BF: 25 H: 6 R: 7 ER: 6 SO: 6 BB: 4 IBB: 0 HBP: 0 BLK: 0 WP: 1 HR: 1 S: 31 P: 47 ERA: 10.80 WHIP: 2.000															PITCHER			

Batter	1	2	3	4	5	6	7	8	9	10	11	12	13	14	15	16	AB	R	H	RBI	BB	SO	LOB	TOP
Reggie Smith, S OBP: 0.333, SLG: 0.316	4-3		K		G3		BB 1B		F9			K				FC6-4 IBB	7	0	2	1	1	2	1	
Mike Andrews, R OBP: 0.269, SLG: 0.188			P4				F8			K				9-2			6	0	1	0	2	1	5	
Carl Yastrzemski, L OBP: 0.368, SLG: 0.267	4-3		L3		F8		FC6-4 BB			F8		G4-6-3 BB					6	0	0	0	1	0	4	
Ken Harrelson, R OBP: 0.211, SLG: 0.118	K				F7		6-3			FC6-4 BB							5	0	0	0	2	2	3	
Tony Conigliaro, R OBP: 0.412, SLG: 0.500		F8			F8					L4		P4		SH2-4 BB			6	0	1	0	0	0	1	
George Scott, R OBP: 0.222, SLG: 0.067		K			BB BB		P4			P5		K		SH2-4 BB			5	0	0	0	2	2	1	
Rico Petrocelli, R OBP: 0.444, SLG: 0.286		BB			BB		K			P6				G5-4-3 BB			4	1	1	0	3	1	3	
Russ Gibson, R OBP: 0.333, SLG: 0.250		BB			BB							BB					6	1	3	0	1	0	3	
Jack Elsworth, L ERA: 1.13		BB			BB		SH5-4 BB			1-3		F7					6	1	3	0	1	0	3	
Jack Elsworth, L ERA: 1.13		BB			BB		SH5-4 BB			1-3		F7					6	1	3	0	1	0	3	
Jack Elsworth, L ERA: 1.13		BB			BB		SH5-4 BB			1-3		F7					6	1	3	0	1	0	3	
Jack Elsworth, L ERA: 1.13		BB			BB		SH5-4 BB			1-3		F7					6	1	3	0	1	0	3	
Jack Elsworth, L ERA: 1.13		BB			BB		SH5-4 BB			1-3		F7					6	1	3	0	1	0	3	
Jack Elsworth, L ERA: 1.13		BB			BB		SH5-4 BB			1-3		F7					6	1	3	0	1	0	3	
Jack Elsworth, L ERA: 1.13		BB			BB		SH5-4 BB			1-3		F7					6	1	3	0	1	0	3	
Jack Elsworth, L ERA: 1.13		BB			BB		SH5-4 BB			1-3		F7					6	1	3	0	1	0	3	
Jack Elsworth, L ERA: 1.13		BB			BB		SH5-4 BB			1-3		F7					6	1	3	0	1	0	3	
Jack Elsworth, L ERA: 1.13		BB			BB		SH5-4 BB			1-3		F7					6	1	3	0	1	0	3	
Jack Elsworth, L ERA: 1.13		BB			BB		SH5-4 BB			1-3		F7					6	1	3	0	1	0	3	
Jack Elsworth, L ERA: 1.13		BB			BB		SH5-4 BB			1-3		F7					6	1	3	0	1	0	3	
Jack Elsworth, L ERA: 1.13		BB			BB		SH5-4 BB			1-3		F7					6	1	3	0	1	0	3	
Jack Elsworth, L ERA: 1.13		BB			BB		SH5-4 BB			1-3		F7					6	1	3	0	1	0	3	
Jack Elsworth, L ERA: 1.13		BB			BB		SH5-4 BB			1-3		F7					6	1	3	0	1	0	3	
Jack Elsworth, L ERA: 1.13		BB			BB		SH5-4 BB			1-3		F7					6	1	3	0	1	0	3	
Jack Elsworth, L ERA: 1.13		BB			BB		SH5-4 BB			1-3		F7					6	1	3	0	1	0	3	
Jack Elsworth, L ERA: 1.13		BB			BB		SH5-4 BB			1-3		F7					6	1	3	0	1	0	3	
Jack Elsworth, L ERA: 1.13		BB			BB		SH5-4 BB			1-3		F7					6	1	3	0	1	0	3	
Jack Elsworth, L ERA: 1.13		BB			BB		SH5-4 BB			1-3		F7					6	1	3	0	1	0	3	
Jack Elsworth, L ERA: 1.13		BB			BB		SH5-4 BB			1-3		F7					6	1	3	0	1	0	3	
Jack Elsworth, L ERA: 1.13		BB			BB		SH5-4 BB			1-3		F7					6	1	3	0	1	0	3	
Jack Elsworth, L ERA: 1.13		BB			BB		SH5-4 BB			1-3		F7					6	1	3	0	1	0	3	
Jack Elsworth, L ERA: 1.13		BB			BB		SH5-4 BB			1-3		F7					6	1	3	0	1	0	3	
Jack Elsworth, L ERA: 1.13		BB			BB		SH5-4 BB			1-3		F7					6	1	3	0	1	0	3	
Jack Elsworth, L ERA: 1.13		BB			BB		SH5-4 BB			1-3		F7					6	1	3	0	1	0	3	
Jack Elsworth, L ERA: 1.13		BB			BB		SH5-4 BB			1-3		F7					6	1	3	0	1	0	3	
Jack Elsworth, L ERA: 1.13		BB			BB		SH5-4 BB			1-3		F7					6	1	3	0	1	0	3	
Jack Elsworth, L ERA: 1.13		BB			BB		SH5-4 BB			1-3		F7					6	1	3	0	1	0	3	
Jack Elsworth, L ERA: 1.13		BB			BB		SH5-4 BB			1-3		F7					6	1	3	0	1	0	3	
Jack Elsworth, L ERA: 1.13		BB			BB		SH5-4 BB			1-3		F7					6	1	3	0	1	0	3	
Jack Elsworth, L ERA: 1.13		BB			BB		SH5-4 BB			1-3		F7					6	1	3	0	1	0	3	
Jack Elsworth, L ERA: 1.13		BB			BB		SH5-4 BB			1-3		F7					6	1	3	0	1	0	3	
Jack Elsworth, L ERA: 1.13		BB			BB		SH5-4 BB			1-3		F7					6	1	3	0	1	0	3	
Jack Elsworth, L ERA: 1.13		BB			BB		SH5-4 BB			1-3		F7					6	1	3	0	1	0	3	
Jack Elsworth, L ERA: 1.13		BB			BB		SH5-4 BB			1-3		F7					6	1	3	0	1	0	3	
Jack Elsworth, L ERA: 1.13		BB			BB		SH5-4 BB			1-3		F7					6	1	3	0	1	0	3	
Jack Elsworth, L ERA: 1.13		BB			BB		SH5-4 BB			1-3		F7					6	1	3	0	1	0	3	
Jack Elsworth, L ERA: 1.13		BB			BB		SH5-4 BB			1-3		F7					6	1	3	0	1	0	3	
Jack Elsworth, L ERA: 1.13		BB			BB		SH5-4 BB			1-3		F7					6	1	3	0	1	0	3	
Jack Elsworth, L ERA: 1.13		BB			BB		SH5-4 BB			1-3		F7					6	1	3	0	1	0	3	
Jack Elsworth, L ERA: 1.13		BB			BB		SH5-4 BB			1-3		F7					6	1	3	0	1	0	3	
Jack Elsworth, L ERA: 1.13		BB			BB		SH5-4 BB			1-3		F7					6	1	3	0	1	0	3	
Jack Elsworth, L ERA: 1.13		BB			BB		SH5-4 BB			1-3		F7					6	1	3	0	1	0	3	
Jack Elsworth, L ERA: 1.13		BB			BB		SH5-4 BB			1-3		F7					6	1	3	0	1	0	3	
Jack Elsworth, L ERA: 1.13		BB			BB		SH5-4 BB			1-3		F7					6	1	3	0	1	0	3	
Jack Elsworth, L ERA: 1.13		BB			BB		SH5-4 BB			1-3		F7					6	1	3	0	1	0	3	
Jack Elsworth, L ERA: 1.13		BB			BB		SH5-4 BB			1-3		F7					6	1	3	0	1	0	3	
Jack Elsworth, L ERA: 1.13		BB			BB		SH5-4 BB			1-3		F7					6	1	3	0	1	0	3	
Jack Elsworth, L ERA: 1.13		BB			BB		SH5-4 BB			1-3		F7					6	1	3	0	1	0	3	
Jack Elsworth, L ERA: 1.13		BB			BB		SH5-4 BB			1-3		F7					6	1	3	0	1	0	3	
Jack Elsworth, L ERA: 1.13		BB			BB		SH5-4 BB			1-3		F7					6	1	3	0	1	0	3	
Jack Elsworth, L ERA: 1.13		BB			BB		SH5-4 BB			1-3		F7					6	1	3	0	1	0	3	
Jack Elsworth, L ERA: 1.13		BB			BB		SH5-4 BB			1-3		F7					6	1	3	0	1	0	3	
Jack Elsworth, L ERA: 1.13		BB			BB		SH5-4 BB			1-3		F7					6	1	3	0	1	0	3	
Jack Elsworth, L ERA: 1.13		BB			BB		SH5-4 BB			1-3		F7					6	1	3	0	1	0	3	
Jack Elsworth, L ERA: 1.13		BB			BB		SH5-4 BB			1-3		F7					6	1	3	0	1	0	3	
Jack Elsworth, L ERA: 1.13		BB			BB		SH5-4 BB			1-3		F7					6	1	3	0	1	0	3	
Jack Elsworth, L ERA: 1.13		BB			BB		SH5-4 BB			1-3		F7					6	1	3	0	1	0	3	
Jack Elsworth, L ERA: 1.13		BB			BB		SH5-4 BB																	

Batter	1	2	3	4	5	6	7	8	9	AB	R	H	RBI	BB	SO	LOB	TOP																					
Reggie Smith, S OBP: 0.269, SLG: 0.250 (1, 8)										5	0	0	0	0	1	4	Boston Red Sox @ Cleveland Indians Cleveland Municipal Stadium, Cleveland, OH Sat Apr 12 1969, 3:33 AM EST Att: 4,516 - Unknown																					
Mike Andrews, R OBP: 0.333, SLG: 0.300 (1, 4)										4	1	3	1	0	0	0																						
Carl Yastrzemski, L OBP: 0.333, SLG: 0.211 (1, 7)										4	1	0	0	1	2	4																						
Ken Harrelson, R OBP: 0.250, SLG: 0.364 (1, 3)										5	2	2	2	0	1	2																						
Tony Conigliaro, R OBP: 0.500, SLG: 0.467 (1, 9)										1	0	0	0	3	0	0																						
George Scott, R OBP: 0.283, SLG: 0.067 Dalton Jones, L OBP: 0.333, SLG: 0.250 (2, PR) (2, 5)										0	0	0	0	0	0	0																						
Rico Petrocelli, R OBP: 0.435, SLG: 0.368 (1, 6)										5	1	2	0	0	1	8																						
Russ Gibson, R OBP: 0.318, SLG: 0.263 (1, 2)										3	0	1	1	0	1	4																						
Ken Brett, L Bill Landis, L (5, 1)										1	0	0	0	1	0	2																						
Inning Stats	R: 0 E: 0 K: 2 S: 7	H: 0 LOB: 0 BB: 0 P: 7	R: 1 E: 0 K: 1 S: 6	H: 1 LOB: 2 BB: 0 P: 8	R: 2 E: 0 K: 1 S: 7	H: 2 LOB: 1 BB: 1 P: 11	R: 1 E: 0 K: 0 S: 5	H: 2 LOB: 2 BB: 1 P: 9	R: 0 E: 0 K: 1 S: 5	H: 0 LOB: 0 BB: 0 P: 5	R: 0 E: 0 K: 0 S: 4	H: 1 LOB: 1 BB: 0 P: 4	R: 1 E: 0 K: 1 S: 6	H: 1 LOB: 3 BB: 3 P: 18	R: 0 E: 0 K: 2 S: 8	H: 1 LOB: 1 BB: 1 P: 8	R: 0 E: 0 K: 0 S: 3	H: 1 LOB: 1 BB: 1 P: 7	1B: 6 2B: 2 3B: 0 HR: 1	SF: 2 SAC: 0 DP: 1 HBP: 2	WP: 0 PB: 1 SB: 0 CS: 0	PA: 43																
PITCHER	IP	WLS	BF	H	R	ER	SO	BB	IBB	HBP	BLK	WP	HR	S	P	ERA	WHIP	PITCHER				IP	WLS	BF	H	R	ER	SO	BB	IBB	HBP	BLK	WP	HR	S	P	ERA	WHIP
Stan Williams, R ERA: 7.2 Horacio Pina, R ERA: 9.0 Larry Burchart, R ERA: Mike Paul, L ERA: 7.36	(1, 1)	5.0	L	24	5	4	4	5	2	0	2	0	0	1	30	40	7.20	1.400																				

AB	33
R	5
H	9
RBI	5
BB	6
SO	8
LOB	26



Batter	1	2	3	4	5	6	7	8	9	AB	R	H	RBI	BB	SO	LOB	BOTTOM																					
Larry Brown, R OBP: 0.400, SLG: 0.529 (1, 6)										3	0	1	0	1	0	0	Boston Red Sox @ Cleveland Indians Cleveland Municipal Stadium, Cleveland, OH Sat Apr 12 1969, 3:33 AM EST Att: 4,516 - Unknown																					
Jimmie Hall, L (1, 7)										4	0	0	0	0	3	4																						
Jose Cardenal, R OBP: 0.150, SLG: 0.111 (1, 8)										3	0	0	0	1	1	3																						
Tony Horton, R OBP: 0.278, SLG: 0.611 (1, 3)										4	0	0	0	0	2	2																						
Ray Fosse, R (1, 2)										2	1	0	0	1	1	0																						
Richie Scheinblum, S (1, 9)										3	1	0	0	1	0	1																						
Zolio Versalles, R OBP: 0.235, SLG: 0.267 (1, 5)										4	0	0	0	0	2	3																						
Vern Fuller, R OBP: 0.294, SLG: 0.154 (1, 4)										4	1	1	1	0	0	1																						
Stan Williams, R Chuck Hinton, R Horacio Pina, R Larry Burchart, R Max Alvis, R Mike Paul, L (1, 1) (5, PR) (6, 1) (7, 1) (8, 1)										1	0	0	0	0	1	0																						
Inning Stats	R: 0 E: 0 K: 1 S: 5	H: 0 LOB: 0 BB: 1 P: 9	R: 0 E: 0 K: 1 S: 5	H: 0 LOB: 0 BB: 0 P: 5	R: 0 E: 0 K: 1 S: 5	H: 0 LOB: 0 BB: 0 P: 5	R: 3 E: 0 K: 2 S: 9	H: 2 LOB: 2 BB: 2 P: 18	R: 0 E: 0 K: 1 S: 5	H: 0 LOB: 0 BB: 0 P: 5	R: 0 E: 0 K: 2 S: 7	H: 0 LOB: 0 BB: 0 P: 7	R: 0 E: 0 K: 1 S: 6	H: 1 LOB: 1 BB: 0 P: 6	R: 0 E: 0 K: 1 S: 5	H: 0 LOB: 1 BB: 1 P: 9	1B: 3 2B: 0 3B: 0 HR: 0	SF: 0 SAC: 0 DP: 0 HBP: 1	WP: 2 PB: 0 SB: 0 CS: 0	PA: 35																		
PITCHER	IP	WLS	BF	H	R	ER	SO	BB	IBB	HBP	BLK	WP	HR	S	P	ERA	WHIP	PITCHER				IP	WLS	BF	H	R	ER	SO	BB	IBB	HBP	BLK	WP	HR	S	P	ERA	WHIP
Ken Brett, L ERA: 6.23 Bill Landis, L ERA:	(1, 1)	4.1	W	17	1	0	0	7	2	0	0	0	2	0	29	37	0.00	0.643																				



Batter	1	2	3	4	5	6	7	8	9	AB	R	H	RBI	BB	SO	LOB	TOP					
Reggie Smith, S OBP: 0.258, SLG: 0.345	F3		1-3		HR		4-3		F7	5	1	1	1	0	0	3	Boston Red Sox @ Cleveland Indians Cleveland Municipal Stadium, Cleveland, OH Sun Apr 13 1969, 3:33 AM EST Att: 7,555 - Unknown					
Mike Andrews, R OBP: 0.357, SLG: 0.273	K						F4			2	0	0	0	2	1							
Carl Yastrzemski, L OBP: 0.321, SLG: 0.217	3-1		G3				F8		CS 1B	4	0	1	0	0	0	2						
Ken Harrelson, R OBP: 0.258, SLG: 0.320		BB BB			F9		K		K 1-2	3	0	0	0	1	2	2						
Tony Conigliaro, R OBP: 0.423, SLG: 0.368	K				F4		K		F3	4	0	0	0	0	2	1						
Dalton Jones, L OBP: 0.500, SLG: 0.429		FC5-4 BB			HR 1B		L6		2B 1B	3	1	2	0	1	0	0						
Rico Petrocelli, R OBP: 0.444, SLG: 0.565	P7				HR		6-3		1-3 2B	4	1	2	2	0	0	2						
Russ Gibson, R OBP: 0.308, SLG: 0.261	FC5-4				K				1-3	4	0	1	0	0	1	4						
Lee Stange, R (1, 1)			K				SH1 1B		K	3	0	0	0	0	3	2						
Inning Stats	R: 0 E: 0 K: 1 S: 5	H: 0 LOB: 0 BB: 0 P: 5	R: 0 E: 0 K: 1 S: 5	H: 0 LOB: 2 BB: 2 P: 13	R: 0 E: 0 K: 1 S: 5	H: 0 LOB: 1 BB: 1 P: 9	R: 2 E: 0 K: 1 S: 7	H: 2 LOB: 0 BB: 0 P: 7	R: 1 E: 0 K: 2 S: 8	H: 1 LOB: 1 BB: 1 P: 12	R: 0 E: 0 K: 0 S: 5	H: 0 LOB: 0 BB: 0 P: 5	R: 0 E: 0 K: 0 S: 4	H: 1 LOB: 1 BB: 0 P: 4	R: 0 E: 0 K: 1 S: 5	H: 1 LOB: 0 BB: 0 P: 5	R: 0 E: 0 K: 1 S: 7	H: 2 LOB: 2 BB: 0 P: 7	1B: 4 2B: 2 3B: 0 HR: 2	SF: 0 SAC: 1 DP: 1 HBP: 0	WP: 0 PB: 0 SB: 0 CS: 1	PA: 37
PITCHER Luis Tiant, R ERA: 5.14	IP: 9.0 WLS: L BF: 37	H: 7 R: 3 ER: 3 SO: 9	BB: 4 IBB: 0 HBP: 0 BLK: 0	WP: 0 HR: 2 S: 51 P: 67	ERA: 3.00 WHIP: 1.222																	

Batter	1	2	3	4	5	6	7	8	9	AB	R	H	RBI	BB	SO	LOB	BOTTOM					
Russ Snyder, L OBP: 0.286, SLG: 0.286	1B 1B	F9			FC3-5 1B		3-1			4	1	2	0	0	0	2	Boston Red Sox @ Cleveland Indians Cleveland Municipal Stadium, Cleveland, OH Sun Apr 13 1969, 3:33 AM EST Att: 7,555 - Unknown					
Larry Brown, R OBP: 0.375, SLG: 0.476	1B 1-2		6-3		FC3-5 1-2 2-3f		F8			4	0	1	0	0	0	2						
Lee Maye, L OBP: 0.167, SLG: 0.167	1-2 2-H 1B	G1-6-3	F8		P4		P6			4	0	1	1	0	0	2						
Tony Horton, R OBP: 0.273, SLG: 0.524	F5				F9		F9		6-3	3	0	0	0	1	0	4						
Jimmie Hall, L (1, 8)	G1-6-3 1-2f		F8				F3		F7	4	0	0	0	0	0	3						
Joe Azcue, R OBP: 0.444, SLG: 0.375		6-3			G6-4-3 1B		5-3		4-3	4	0	1	0	0	0	0						
Max Alvis, R (1, 5)	F7				G6-4-3 1-2f		F7		L5	4	0	0	0	0	0	1						
Vern Fuller, R OBP: 0.300, SLG: 0.188		1B 1B			1-3		K			3	0	1	0	0	1	0						
Luis Tiant, R OBP: 0.400, SLG: 0.400		1-2			FC3-5 1B		6-3			3	0	2	0	0	0	0						
Inning Stats	R: 1 E: 0 K: 0 S: 5	H: 3 LOB: 1 BB: 0 P: 5	R: 0 E: 0 K: 0 S: 5	H: 2 LOB: 2 BB: 0 P: 5	R: 0 E: 0 K: 0 S: 3	H: 0 LOB: 1 BB: 1 P: 7	R: 0 E: 0 K: 0 S: 3	H: 1 LOB: 0 BB: 0 P: 3	R: 0 E: 0 K: 0 S: 5	H: 2 LOB: 2 BB: 0 P: 5	R: 0 E: 0 K: 0 S: 3	H: 0 LOB: 0 BB: 0 P: 3	R: 0 E: 0 K: 1 S: 5	H: 0 LOB: 0 BB: 0 P: 5	R: 0 E: 0 K: 0 S: 3	H: 0 LOB: 0 BB: 0 P: 3	R: 0 E: 0 K: 0 S: 3	H: 0 LOB: 0 BB: 0 P: 3	1B: 8 2B: 0 3B: 0 HR: 0	SF: 0 SAC: 0 DP: 2 HBP: 0	WP: 0 PB: 0 SB: 0 CS: 0	PA: 34
PITCHER Lee Stange, R ERA: 1.23	IP: 9.0 WLS: W BF: 34	H: 8 R: 1 ER: 1 SO: 1	BB: 1 IBB: 0 HBP: 0 BLK: 0	WP: 0 HR: 0 S: 35 P: 39	ERA: 1.00 WHIP: 1.000																	

Batter	1	2	3	4	5	6	7	8	9	AB	R	H	RBI	BB	SO	LOB	TOP					
Russ Snyder, L (1, 9) OBP: 0.364, SLG: 0.476										5	2	1	0	1	2		Cleveland Indians @ Boston Red Sox Fenway Park, Boston, MA Fri Apr 18 1969, 3:33 AM EST Att: 7,232 - Unknown					
Larry Brown, R (1, 6) OBP: 0.442, SLG: 0.486										3	1	1	0	2	1	0						
Jose Cardenal, R (1, 8) OBP: 0.220, SLG: 0.343										4	2	2	2	0	0	1						
Tony Horton, R (1, 3) OBP: 0.341, SLG: 0.641										5	1	3	2	0	0	0						
Duke Sims, L (1, 2) OBP: 0.857, SLG: 0.500										2	1	1	0	3	0	0						
Chuck Hinton, R (1, 7) OBP: 0.389, SLG: 0.412										5	0	1	0	0	0	6						
Zolio Versailles, R (1, 4) OBP: 0.265, SLG: 0.290										4	0	1	1	0	2	2						
Max Alvis, R (1, 5) OBP: 0.118, SLG: 0.125										3	0	1	1	0	0	1						
Luis Tiant, R (1, 1) OBP: 0.250, SLG: 0.250										3	0	0	0	0	3	3						
Larry Burchart, R (6, 1) Mike Paul, L (7, 1) Lee Maye, L (9, PH) OBP: 0.250, SLG: 0.267										0	0	0	0	0	0	0						
Inning Stats	R: 1 E: 0 K: 0 S: 5	H: 3 LOB: 2 BB: 1 P: 9	R: 0 E: 0 K: 2 S: 7	H: 0 LOB: 0 BB: 0 P: 7	R: 0 E: 0 K: 0 S: 2	H: 0 LOB: 0 BB: 1 P: 6	R: 2 E: 0 K: 1 S: 8	H: 3 LOB: 2 BB: 1 P: 12	R: 1 E: 0 K: 1 S: 6	H: 1 LOB: 0 BB: 0 P: 6	R: 0 E: 0 K: 2 S: 8	H: 1 LOB: 1 BB: 0 P: 8	R: 1 E: 0 K: 0 S: 4	H: 1 LOB: 0 BB: 0 P: 4	R: 0 E: 1 K: 0 S: 4	H: 1 LOB: 1 BB: 0 P: 4	R: 2 E: 0 K: 1 S: 7	H: 2 LOB: 2 BB: 2 P: 15	1B: 8 2B: 2 3B: 0 HR: 2	SF: 2 SAC: 0 DP: 3 HBP: 0	WP: 0 PB: 0 SB: 1 CS: 0	PA: 42
PITCHER	IP WLS BF H R ER SO BB IBB HBP BLK WP HR S P ERA WHIP																					
Ray Culp, R (1, 1) ERA: 3.81	8.2 W 41 12 7 7 7 4 1 0 0 0 2 50 70 7.27 1.846																					
Bill Landis, L (9, 1) ERA: 3.95	0.1 S 1 0 0 0 0 0 0 0 0 0 0 0 1 1 0.00 0.000																					

AB	35
R	7
H	12
RBI	7
BB	5
SO	7
LOB	15



Batter	1	2	3	4	5	6	7	8	9	AB	R	H	RBI	BB	SO	LOB	BOTTOM			
Reggie Smith, S (1, 8) OBP: 0.300, SLG: 0.468										4	1	2	1	0	1	0	Cleveland Indians @ Boston Red Sox Fenway Park, Boston, MA Fri Apr 18 1969, 3:33 AM EST Att: 7,232 - Unknown			
Billy Conigliaro, R (7, 8) OBP: 0.455, SLG: 1.354										3	1	1	1	2	0	3				
Mike Andrews, R (1, 4) OBP: 0.423, SLG: 0.425										4	1	1	2	1	1	6				
Carl Yastrzemski, L (1, 7) OBP: 0.314, SLG: 0.286										0	0	0	0	0	0	0				
Joe Lahoud, L (8, 7)										0	0	0	0	0	0	0				
Ken Harrelson, R (1, 3) OBP: 0.275, SLG: 0.435										5	2	2	3	0	0	2				
Tony Conigliaro, R (1, 9) OBP: 0.421, SLG: 0.500										4	1	2	1	1	0	2				
George Thomas, R (9, 9)										0	0	0	0	0	0	0				
George Scott, R (1, 5) OBP: 0.275, SLG: 0.361										5	0	0	0	0	2	2				
Rico Petrocelli, R (1, 6) OBP: 0.457, SLG: 0.775										3	1	1	1	0	0	0				
Dick Schofield, S (7, 6) OBP: 0.500, SLG: 0.333										1	1	0	0	1	0	1				
Jerry Moses, R (1, 2) OBP: 0.500, SLG: 0.643										4	1	3	0	0	0	0				
Ray Culp, R (1, 1) OBP: 0.273, SLG: 0.545										4	1	1	1	0	1	3				
Bill Landis, L (9, 1) ERA: 5.4										0	0	0	0	0	0	0				
Inning Stats	R: 0 E: 0 K: 1 S: 6	H: 1 LOB: 2 BB: 1 P: 10	R: 1 E: 0 K: 0 S: 6	H: 3 LOB: 3 BB: 1 P: 10	R: 1 E: 0 K: 1 S: 6	H: 1 LOB: 0 BB: 0 P: 6	R: 0 E: 0 K: 1 S: 5	H: 0 LOB: 0 BB: 0 P: 5	R: 2 E: 0 K: 1 S: 6	H: 1 LOB: 0 BB: 1 P: 10	R: 5 E: 0 K: 0 S: 9	H: 6 LOB: 1 BB: 0 P: 9	R: 1 E: 1 K: 0 S: 5	H: 1 LOB: 2 BB: 1 P: 9	R: 0 E: 0 K: 1 S: 5	H: 0 LOB: 1 BB: 1 P: 9	1B: 2 2B: 6 3B: 0 HR: 5	SF: 0 SAC: 0 DP: 0 HBP: 0	WP: 0 PB: 0 SB: 0 CS: 0	PA: 43
PITCHER	IP WLS BF H R ER SO BB IBB HBP BLK WP HR S P ERA WHIP																			
Luis Tiant, R (1, 1) ERA: 7.78	5.2 L 31 11 9 9 4 3 0 0 0 0 0 5 36 48 14.29 2.471																			
Larry Burchart, R (6, 1) ERA: 6.75	1.0 7 2 1 0 0 1 0 0 0 0 0 0 6 10 0.00 3.000																			
Mike Paul, L (7, 1) ERA: 5.4	1.1 5 0 0 0 0 1 1 0 0 0 0 0 6 10 0.00 0.750																			

AB	38
R	10
H	13
RBI	10
BB	5
SO	5
LOB	21



Batter	1	2	3	4	5	6	7	8	9	AB	R	H	RBI	BB	SO	LOB	TOP																
Davey Nelson, R OBP: 0.167, SLG: 0.167 (1, 4)										5	1	1	0	0	1	1	Cleveland Indians @ Boston Red Sox Fenway Park, Boston, MA Sun Apr 20 1969, 3:33 AM EST Att: 29,074 - Unknown																
Larry Brown, R OBP: 0.438, SLG: 0.462 (1, 6)										4	2	1	1	1	1	0																	
Jose Cardenal, R OBP: 0.200, SLG: 0.308 (1, 8)										4	0	0	0	0	1	2																	
Tony Horton, R OBP: 0.356, SLG: 0.619 (1, 3)										3	1	1	1	1	0	0																	
Chuck Hinton, R OBP: 0.409, SLG: 0.450 (1, 7)										3	0	1	1	0	1	1																	
Zoilo Versalles, R OBP: 0.289, SLG: 0.273 (1, 5)										2	0	0	0	2	1	0																	
Duke Sims, L OBP: 0.727, SLG: 0.400 (1, 2)										3	0	1	1	1	1	2																	
Richie Scheinblum, S (1, 9)										4	0	0	0	0	1	6																	
Steve Hargan, R (1, 1)										1	0	0	0	0	1	3																	
Mike Paul, L (2, 1)										0	0	0	0	0	0	0																	
Lee Maye, L OBP: 0.235, SLG: 0.250 (4, PH)										1	0	0	0	0	1	0																	
Jack Hamilton, R (4, 1)										1	0	0	0	0	0	1																	
Russ Snyder, L OBP: 0.391, SLG: 0.476 (9, PH)										0	0	0	0	1	0	0																	
Inning Stats	R: 3 E: 1 K: 3 S: 12	H: 3 LOB: 3 BB: 3 P: 24	R: 0 E: 0 K: 1 S: 5	H: 0 LOB: 0 BB: 0 P: 5	R: 0 E: 0 K: 0 S: 3	H: 0 LOB: 2 BB: 1 P: 8	R: 0 E: 0 K: 2 S: 7	H: 0 LOB: 0 BB: 0 P: 7	R: 0 E: 0 K: 0 S: 3	H: 1 LOB: 1 BB: 0 P: 6	R: 1 E: 0 K: 1 S: 6	H: 1 LOB: 1 BB: 1 P: 10	R: 0 E: 0 K: 1 S: 5	H: 0 LOB: 0 BB: 0 P: 5	R: 0 E: 0 K: 0 S: 2	H: 0 LOB: 0 BB: 1 P: 6	1B: 4 2B: 1 3B: 0 HR: 0	SF: 0 SAC: 0 DP: 1 HBP: 1	WP: 1 PB: 0 SB: 0 CS: 0	PA: 38													
PITCHER	IP WLS BF H R ER SO BB IBB HBP BLK WP HR S P ERA WHIP																																
Ken Brett, L ERA: 12.91 (1, 1)	0.1	7	3	3	3	1	3	0	0	1	0	0	6	18	81.00	18.000																	
Ray Jarvis, R ERA: 2.03 (1, 1)	8.2	W	31	2	1	1	8	3	0	1	0	1	0	43	56	1.04	0.577																

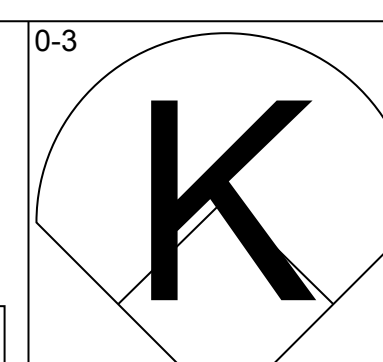
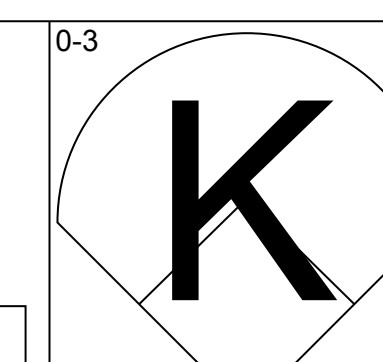
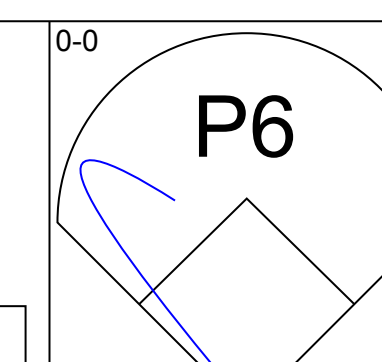
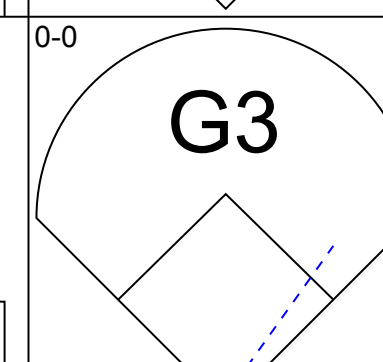
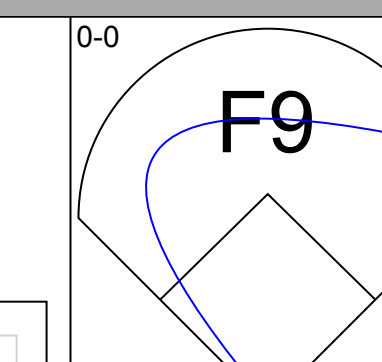
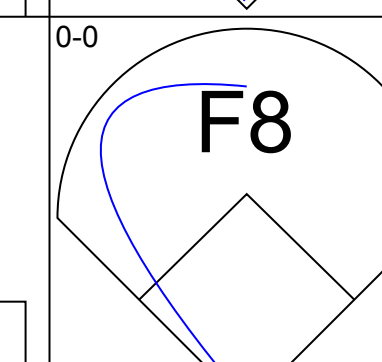
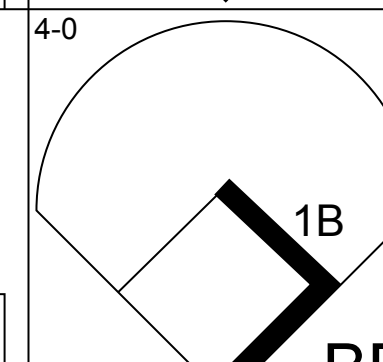
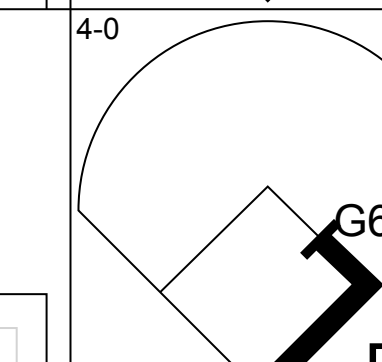

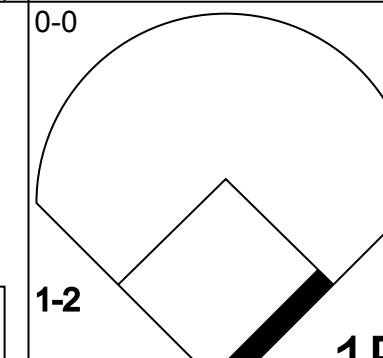
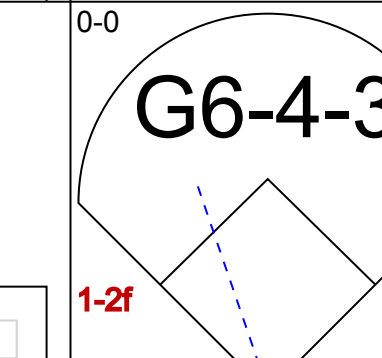

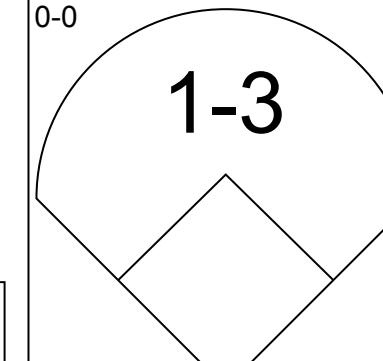
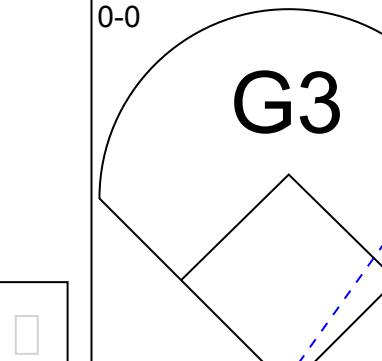

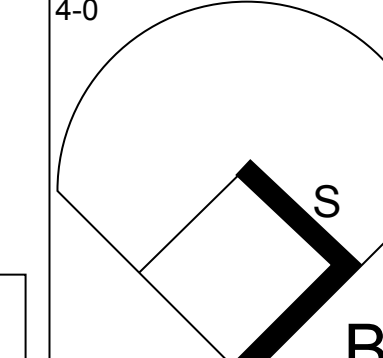
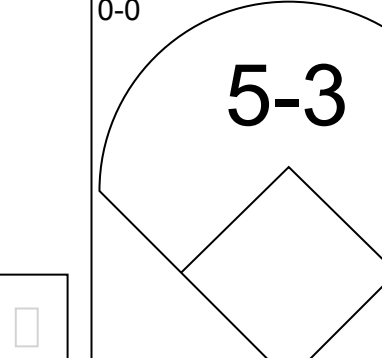

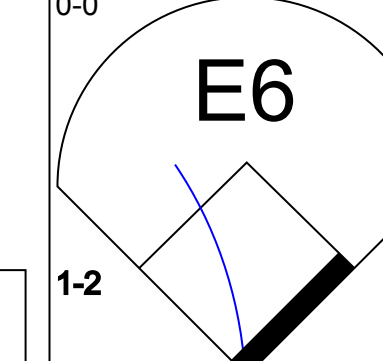
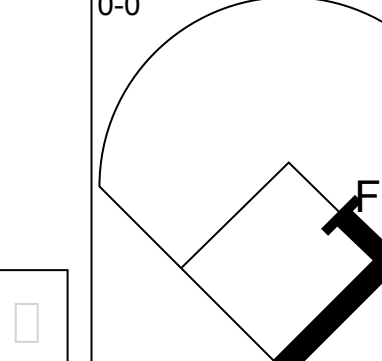

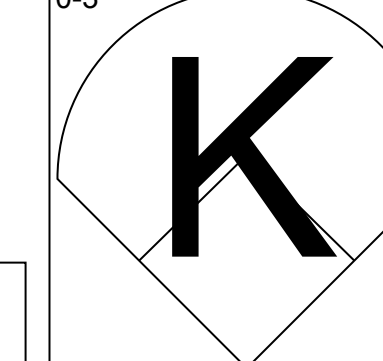
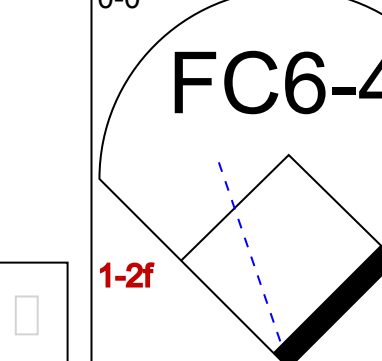

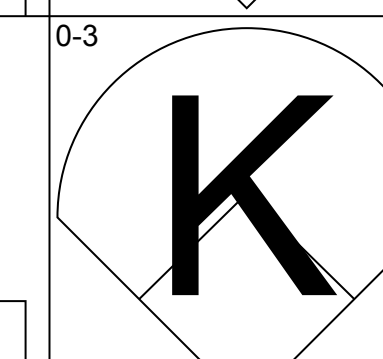
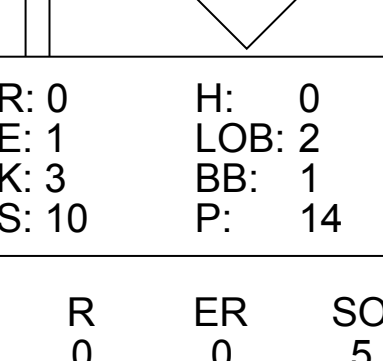


AB	31
R	4
H	5
RBI	4
BB	6
SO	9
LOB	16



Batter	1	2	3	4	5	6	7	8	9	AB	R	H	RBI	BB	SO	LOB	BOTTOM																
Billy Conigliaro, R OBP: 0.500, SLG: 1.143 (1, 8)										3	1	1	0	2	0	0	Cleveland Indians @ Boston Red Sox Fenway Park, Boston, MA Sun Apr 20 1969, 3:33 AM EST Att: 29,074 - Unknown																
Mike Andrews, R OBP: 0.421, SLG: 0.409 (1, 4)										4	0	1	1	1	1	4																	
Carl Yastrzemski, L OBP: 0.321, SLG: 0.340 (1, 7)										5	1	2	1	0	0	3																	
Dalton Jones, L OBP: 0.471, SLG: 0.333 (1, 3)										3	1	0	0	1	0	1																	
Tony Conigliaro, R OBP: 0.419, SLG: 0.486 (1, 9)										5	1	2	1	0	0	2																	
George Thomas, R (9, 9)										0	0	0	0	0	0	0																	
George Scott, R OBP: 0.311, SLG: 0.425 (1, 5)										4	2	2	0	1	0	1																	
Rico Petrocelli, R OBP: 0.510, SLG: 0.780 (1, 6)										1	2	1	1	4	0	0																	
Jerry Moses, R OBP: 0.474, SLG: 0.789 (1, 2)										5	1	2	5	0	2	5																	
Ken Brett, L (1, 1)										0	0	0	0	0	0	0																	
Ray Jarvis, R (1, 1)										5	0	0	0	0	5	5																	
Inning Stats	R: 0 E: 0 K: 1 S: 5	H: 4 LOB: 2 BB: 3 P: 22	R: 0 E: 0 K: 2 S: 8	H: 1 LOB: 3 BB: 2 P: 16	R: 1 E: 0 K: 1 S: 7	H: 2 LOB: 1 BB: 1 P: 11	R: 0 E: 0 K: 0 S: 3	H: 0 LOB: 0 BB: 0 P: 3	R: 1 E: 0 K: 1 S: 7	H: 2 LOB: 2 BB: 1 P: 11	R: 1 E: 0 K: 1 S: 7	H: 2 LOB: 2 BB: 1 P: 11	R: 1 E: 0 K: 1 S: 7	H: 2 LOB: 2 BB: 1 P: 11	1B: 6 2B: 3 3B: 1 HR: 1	SF: 0 SAC: 0 DP: 0 HBP: 1	WP: 1 PB: 0 SB: 1 CS: 0	PA: 45															
PITCHER	IP WLS BF H R ER SO BB IBB HBP BLK WP HR S P ERA WHIP																																
Steve Hargan, R ERA: 40.5 (1, 1)	1.1	L	10	3	6	2	3	0	0	0	0	0	1	11	23	40.50	4.500																
Mike Paul, L ERA: 4.05 (2, 1)	1.2		10	2	0	0	2	2	0	1	0	0	0	11	20	0.00	2.400																
Jack Hamilton, R ERA: 3.45 (4, 1)	5.0		25	6	3	3	4	3	1	0	0	1	0	29	45	5.40	1.800																

AB	35
R	9
H	11
RBI	9
BB	9
SO	8
LOB	21

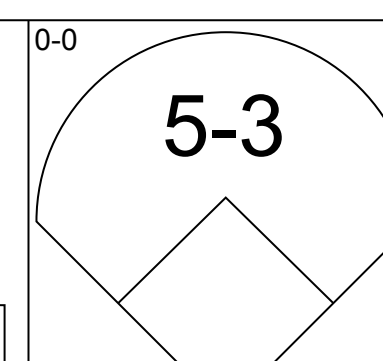
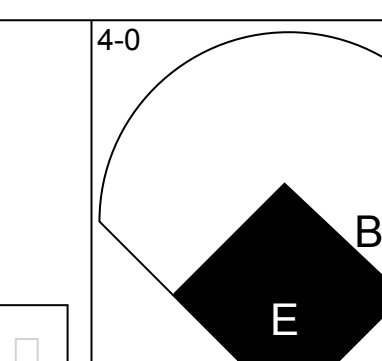
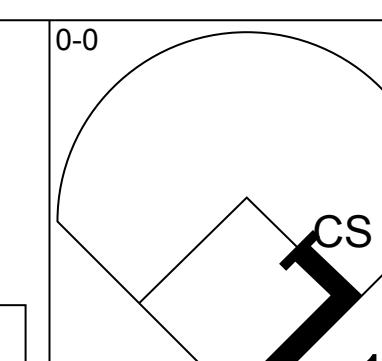
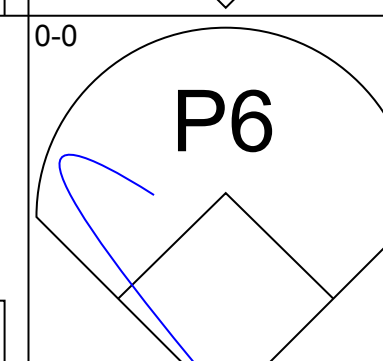
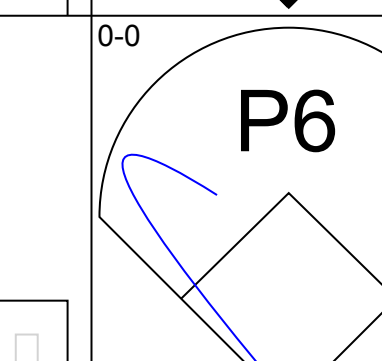
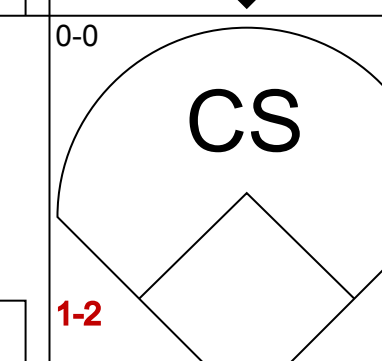
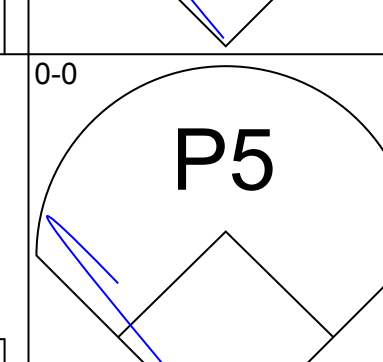
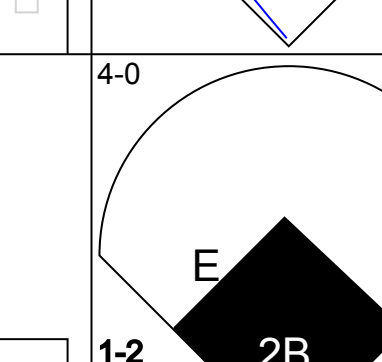
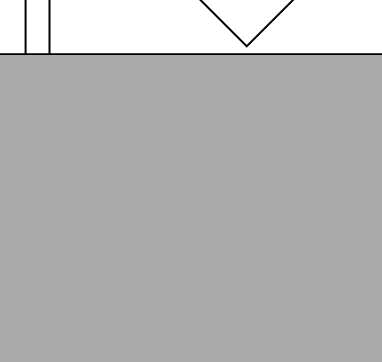
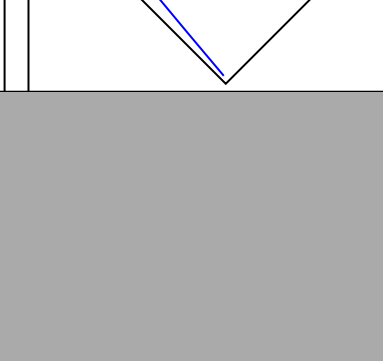
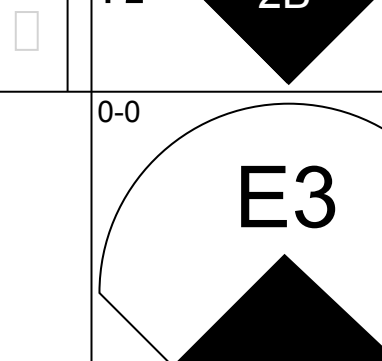


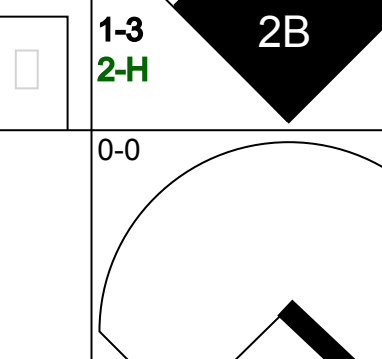

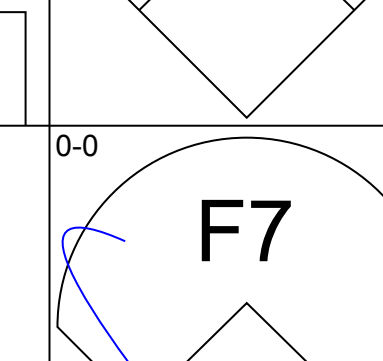
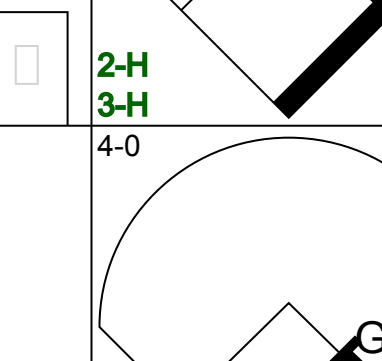

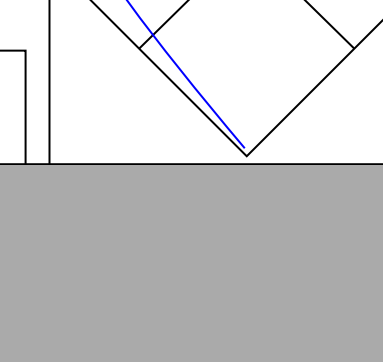
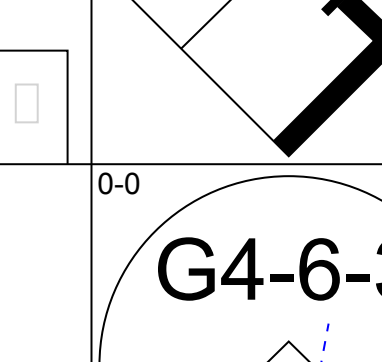


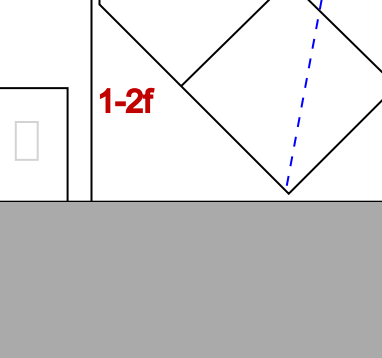
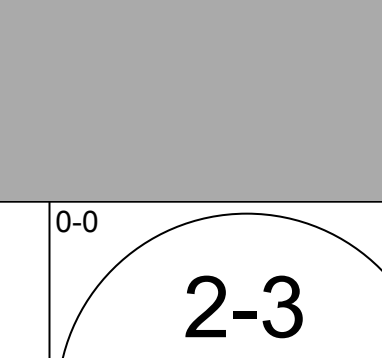
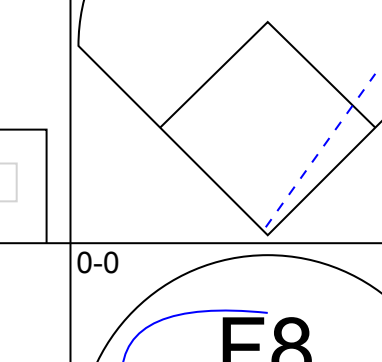

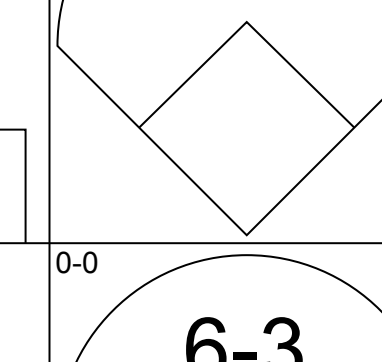
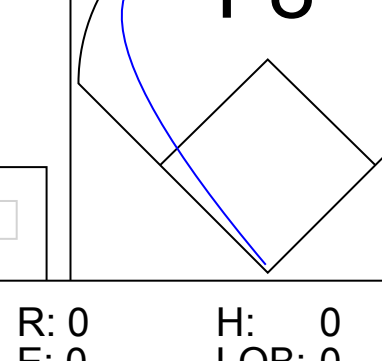
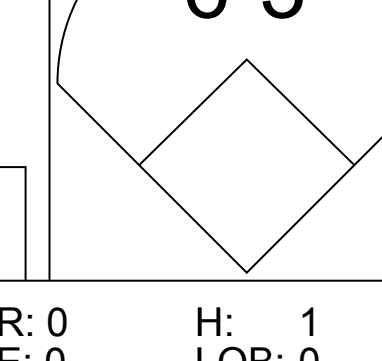
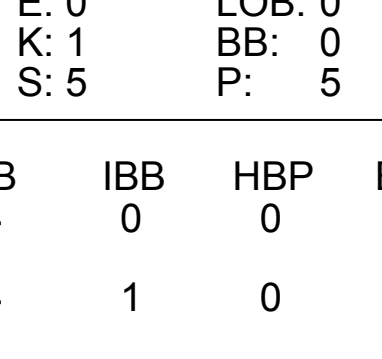
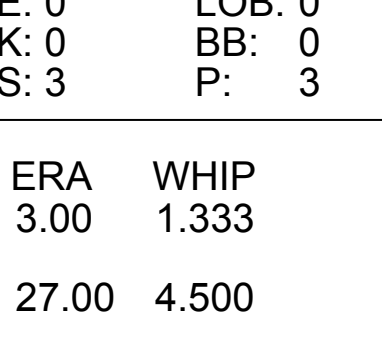


Batter	1	2	3	4	5	6	7	8	9	AB	R	H	RBI	BB	SO	LOB	TOP					
Russ Snyder, L (1, 9) OBP: 0.370, SLG: 0.440																	4 0 1 0 0 2 2					
Lary Brown, R (1, 6) OBP: 0.423, SLG: 0.442																	4 0 1 0 0 0 0					
Lee Mays, L (1, 7) OBP: 0.286, SLG: 0.222																	2 0 0 0 2 0 2					
Tony Horton, R (1, 3) OBP: 0.347, SLG: 0.587																	4 0 1 0 0 0 3					
Duke Sims, L (1, 2) OBP: 0.533, SLG: 0.222																	4 0 0 0 0 0 2					
Jose Cardenal, R (1, 8) OBP: 0.204, SLG: 0.286																	3 0 0 0 1 0 0					
Zolio Versalles, R (1, 5) (7, 4) OBP: 0.310, SLG: 0.278																	3 0 1 0 1 0 1					
Vern Fuller, R (1, 4) OBP: 0.290, SLG: 0.192																	3 0 0 0 0 0 1 3					
Steve Hargan, R (7, 1)																	0 0 0 0 0 0 1 0					
Richie Scheinblum, S (9, PH)																	1 0 0 0 0 0 1 1					
Sam McDowell, L (1, 1) OBP: 0.200, SLG: 0.200																	2 0 0 0 0 1 2					
Chuck Hinton, R (7, 5) OBP: 0.391, SLG: 0.429																	1 0 0 0 0 0 0					
Inning Stats	R: 0 E: 0 K: 1 S: 6	H: 1 LOB: 2 BB: 1 P: 10	R: 0 E: 1 K: 3 S: 10	H: 0 LOB: 2 BB: 1 P: 14	R: 0 E: 0 K: 0 S: 2	H: 0 LOB: 0 BB: 1 P: 6	R: 0 E: 0 K: 0 S: 4	H: 1 LOB: 1 BB: 0 P: 4	R: 0 E: 0 K: 0 S: 3	H: 0 LOB: 0 BB: 0 P: 3	R: 0 E: 0 K: 0 S: 3	H: 0 LOB: 0 BB: 0 P: 3	R: 0 E: 0 K: 0 S: 3	H: 0 LOB: 0 BB: 0 P: 3	R: 0 E: 0 K: 0 S: 5	H: 2 LOB: 2 BB: 0 P: 5	R: 0 E: 0 K: 1 S: 5	H: 0 LOB: 1 BB: 1 P: 9	1B: 4 2B: 0 3B: 0 HR: 0	SF: 0 SAC: 0 DP: 1 HBP: 0	WP: 0 PB: 0 SB: 1 CS: 0	PA: 35
PITCHER Jim Palmer, R (1, 1) ERA: 1.69	IP: 9.0 WLS: W BF: 35 H: 4 R: 0 ER: 0 SO: 5 BB: 4 IBB: 0 HBP: 0 BLK: 0 WP: 0 HR: 0 S: 41 P: 57 ERA: 0.00 WHIP: 0.889															PITCHER						

Cleveland Indians @ Baltimore Orioles
Memorial Stadium, Baltimore, MD
Mon Apr 21 1969, 6:05 PM EST
Att: 3,176 - Unknown

AB 31
R 0
H 4
RBI 0
BB 4
SO 5
LOB 16



Batter	1	2	3	4	5	6	7	8	9	AB	R	H	RBI	BB	SO	LOB	BOTTOM			
Don Buford, S (1, 7) OBP: 0.456, SLG: 0.510																	3 3 2 0 2 0 0			
Paul Blair, R (1, 8) OBP: 0.366, SLG: 0.552																	3 0 0 0 0 0 1			
Merv Rettenmund, R (7, 8) OBP: 0.526, SLG: 1.000																	2 1 1 3 0 0 1			
Frank Robinson, R (1, 9) OBP: 0.500, SLG: 0.852																	3 3 2 0 1 0 0			
Dave May, L (8, 9) OBP: 0.111, SLG: 0.222																	1 0 0 0 0 1 1			
Boog Powell, L (1, 3) OBP: 0.394, SLG: 0.269																	4 2 2 0 1 0 1			
Brooks Robinson, R (1, 5) OBP: 0.309, SLG: 0.316																	3 1 1 2 2 0 1			
Davey Johnson, R (1, 4) OBP: 0.369, SLG: 0.382																	2 0 0 2 2 0 2			
Andy Etchebarren, R (1, 2) OBP: 0.343, SLG: 0.240																	4 0 1 2 0 1 4			
Mark Belanger, R (1, 6) OBP: 0.381, SLG: 0.365																	3 1 0 0 1 0 2			
Jim Palmer, R (1, 1)																	3 0 0 0 0 1 2			
Inning Stats	R: 0 E: 0 K: 0 S: 3	H: 0 LOB: 0 BB: 0 P: 3	R: 0 E: 0 K: 0 S: 3	H: 0 LOB: 0 BB: 0 P: 3	R: 0 E: 0 K: 1 S: 5	H: 0 LOB: 0 BB: 0 P: 5	R: 3 E: 1 K: 0 S: 4	H: 1 LOB: 3 BB: 3 P: 16	R: 0 E: 0 K: 0 S: 3	H: 1 LOB: 0 BB: 0 P: 3	R: 1 E: 0 K: 0 S: 5	H: 2 LOB: 2 BB: 1 P: 9	R: 6 E: 0 K: 1 S: 9	H: 4 LOB: 4 BB: 4 P: 25	R: 1 E: 1 K: 1 S: 7	H: 1 LOB: 2 BB: 1 P: 11	1B: 6 2B: 2 3B: 0 HR: 1	SF: 1 SAC: 1 DP: 1 HBP: 0	WP: 0 PB: 0 SB: 0 CS: 1	PA: 43
PITCHER Sam McDowell, L (1, 1) ERA: 5.29	IP: 6.0 WLS: L BF: 25 H: 4 R: 4 ER: 2 SO: 1 BB: 4 IBB: 0 HBP: 0 BLK: 0 WP: 0 HR: 0 S: 23 P: 39 ERA: 3.00 WHIP: 1.333															PITCHER Steve Hargan, R (7, 1) ERA: 32.4				

Cleveland Indians @ Baltimore Orioles
Memorial Stadium, Baltimore, MD
Mon Apr 21 1969, 6:05 PM EST
Att: 3,176 - Unknown

AB 31
R 11
H 9
RBI 9
BB 9
SO 3
LOB 15



Batter	1	2	3	4	5	6	7	8	9	AB	R	H	RBI	BB	SO	LOB	TOP			
Russ Snyder, L (1,9) OBP: 0.387, SLG: 0.407										2	1	0	0	2	0	0	Cleveland Indians @ Baltimore Orioles Memorial Stadium, Baltimore, MD Tue Apr 22 1969, 6:05 PM EST Att: 2,337 - Unknown			
Larry Brown, R (1,6) OBP: 0.429, SLG: 0.500										3	1	1	2	1	0	0				
Lee Maye, L (1,7) OBP: 0.250, SLG: 0.190										3	0	0	0	0	0	1				
Max Alvis, R (8, PH) OBP: 0.111, SLG: 0.118										1	0	0	0	0	0	3				
Mike Paul, L (8,1)										0	0	0	0	0	0	0				
Tony Horton, R (1,3) OBP: 0.321, SLG: 0.540										4	0	0	0	0	0	1				
Duke Sims, L (1,2) OBP: 0.444, SLG: 0.167										3	0	0	0	0	2	0				
Richie Scheinblum, S (8, PH)										1	0	0	0	0	1	0				
Jose Cardenal, R (1,8) OBP: 0.208, SLG: 0.283										4	0	1	0	0	0	0				
Chuck Hinton, R (1,5) OBP: 0.385, SLG: 0.417										3	0	1	0	0	0	1				
Vern Fuller, R (1,4) OBP: 0.294, SLG: 0.179										2	0	0	0	1	0	1				
Stan Williams, R (1,1)										2	0	0	0	0	1	1				
Cap Peterson, R (8, PH) OBP: 0.600, SLG: 0.500										0	0	0	0	1	0	0				
Zoilo Versalles, R (8,5) OBP: 0.310, SLG: 0.278										0	0	0	0	0	0	0				
Inning Stats	R: 1 E: 1 K: 0 S: 3	H: 0 LOB: 0 BB: 1 P: 7	R: 0 E: 0 K: 1 S: 5	H: 0 LOB: 0 BB: 0 P: 5	R: 0 E: 0 K: 1 S: 5	H: 0 LOB: 0 BB: 0 P: 5	R: 1 E: 0 K: 1 S: 6	H: 1 LOB: 1 BB: 0 P: 6	R: 0 E: 0 K: 0 S: 3	H: 0 LOB: 0 BB: 0 P: 3	R: 0 E: 0 K: 0 S: 3	H: 0 LOB: 0 BB: 0 P: 3	R: 0 E: 0 K: 0 S: 3	H: 1 LOB: 3 BB: 3 P: 15	R: 0 E: 0 K: 1 S: 5	H: 0 LOB: 0 BB: 0 P: 5	1B: 2 2B: 0 3B: 0 HR: 1	SF: 0 SAC: 0 DP: 2 HBP: 0	WP: 0 PB: 1 SB: 1 CS: 0	PA: 33
PITCHER	IP WLS BF H R ER SO BB IBB HBP BLK WP HR S P ERA WHIP																			
Tom Phoebus, R (1,1) ERA: 0.35	7.2 W 29 3 2 1 3 5 0 0 0 0 0 1 30 50 1.17 1.043																			
Pete Richert, L (8,1) ERA: 1.5	1.1 S 4 0 0 0 1 0 0 0 0 0 0 0 6 6 0.00 0.000																			

AB	28
R	2
H	3
RBI	2
BB	5
SO	4
LOB	8



Batter	1	2	3	4	5	6	7	8	9	AB	R	H	RBI	BB	SO	LOB	BOTTOM				
Don Buford, S (1,7) OBP: 0.444, SLG: 0.481										3	0	0	0	1	0	1	Cleveland Indians @ Baltimore Orioles Memorial Stadium, Baltimore, MD Tue Apr 22 1969, 6:05 PM EST Att: 2,337 - Unknown				
Merv Rettenmund, R (1,8) OBP: 0.522, SLG: 0.882										3	0	1	0	1	1	0					
Frank Robinson, R (1,9) OBP: 0.486, SLG: 0.810										4	0	1	0	0	0	4					
Boog Powell, L (1,3) OBP: 0.386, SLG: 0.321										4	1	1	1	0	0	2					
Brooks Robinson, R (1,5) OBP: 0.319, SLG: 0.344										4	1	2	0	0	0	0					
Elrod Hendricks, L (1,2) OBP: 0.438, SLG: 0.500										3	1	0	0	0	1	1					
Davey Johnson, R (1,4) OBP: 0.377, SLG: 0.397										3	0	1	0	1	0	0					
Mark Belanger, R (1,6) OBP: 0.388, SLG: 0.375										4	0	2	1	0	0	2					
Tom Phoebus, R (1,1) OBP: 0.444, SLG: 0.375										3	0	1	0	0	1	2					
Pete Richert, L (8,1) ERA: 3.52										1	0	0	0	0	1	1					
Inning Stats	R: 0 E: 0 K: 1 S: 6	H: 1 LOB: 1 BB: 0 P: 6	R: 2 E: 0 K: 0 S: 4	H: 2 LOB: 3 BB: 3 P: 17	R: 0 E: 0 K: 0 S: 5	H: 1 LOB: 2 BB: 0 P: 5	R: 0 E: 0 K: 1 S: 5	H: 0 LOB: 0 BB: 0 P: 5	R: 1 E: 0 K: 0 S: 4	H: 1 LOB: 0 BB: 0 P: 4	R: 0 E: 0 K: 0 S: 4	H: 1 LOB: 1 BB: 0 P: 4	R: 0 E: 0 K: 0 S: 4	H: 2 LOB: 2 BB: 0 P: 4	R: 0 E: 0 K: 2 S: 8	H: 1 LOB: 1 BB: 0 P: 8		1B: 6 2B: 2 3B: 0 HR: 1	SF: 0 SAC: 0 DP: 1 HBP: 1	WP: 0 PB: 0 SB: 0 CS: 0	PA: 36
PITCHER	IP WLS BF H R ER SO BB IBB HBP BLK WP HR S P ERA WHIP																				
Stan Williams, R (1,1) ERA: 5.71	7.0 L 32 8 3 3 2 3 0 0 0 0 0 0 32 45 3.86 1.571																				
Mike Paul, L (8,1) ERA: 3.52	1.0 4 1 0 0 2 0 0 0 0 0 0 0 8 8 0.00 1.000																				



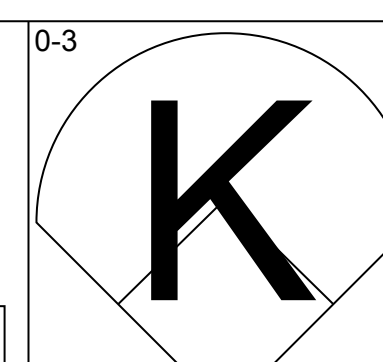
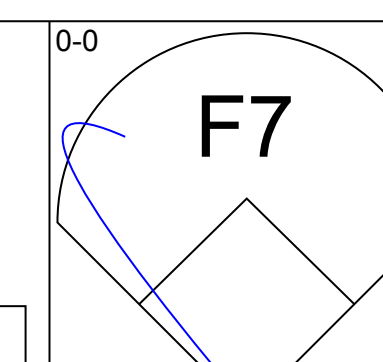
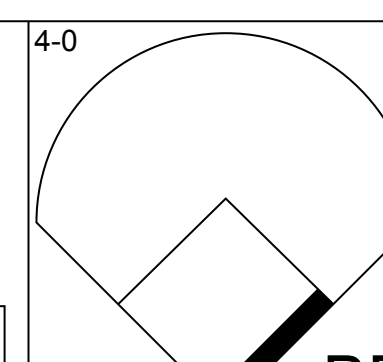
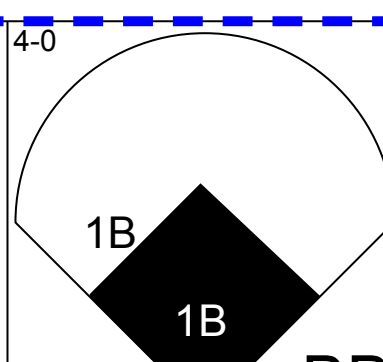
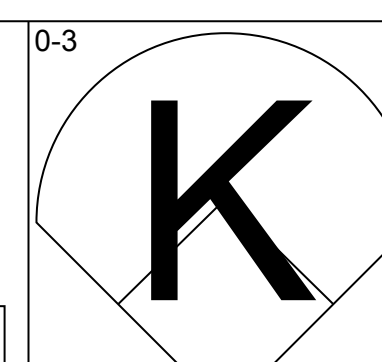
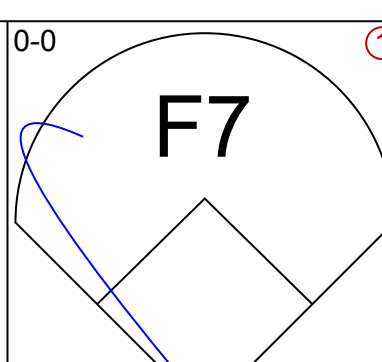
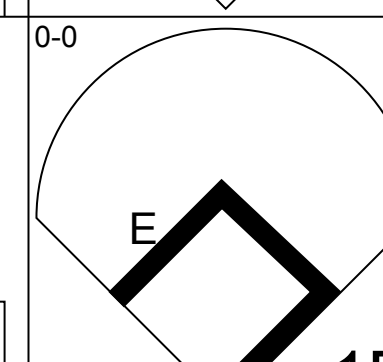
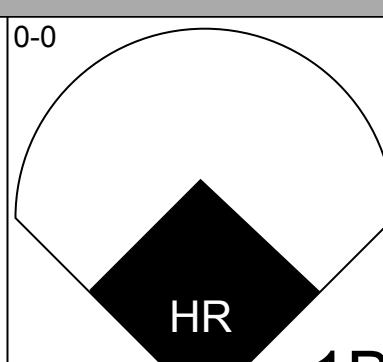
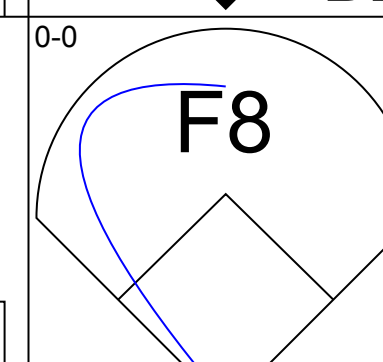
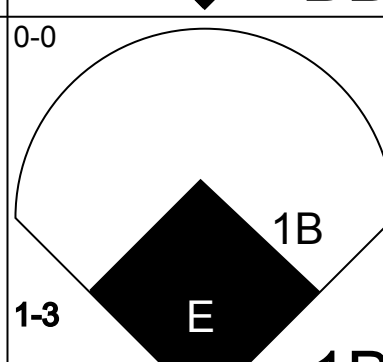
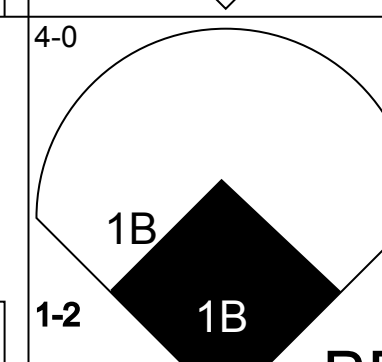
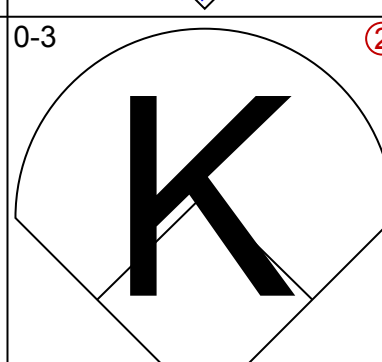
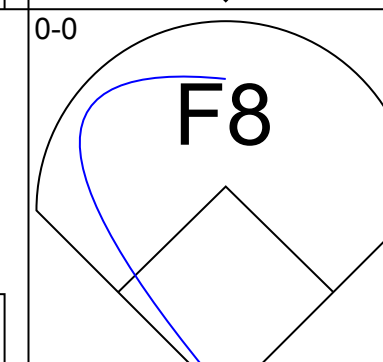
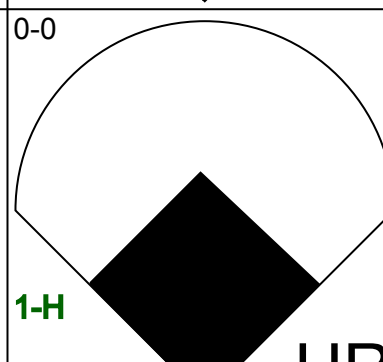
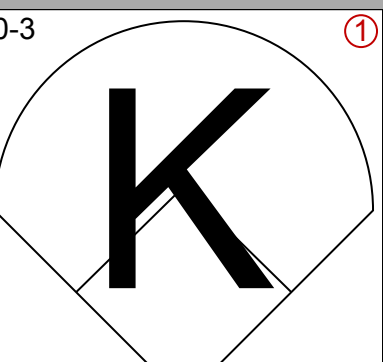
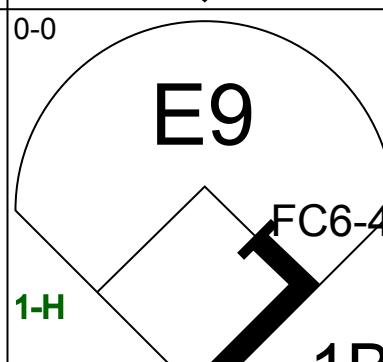
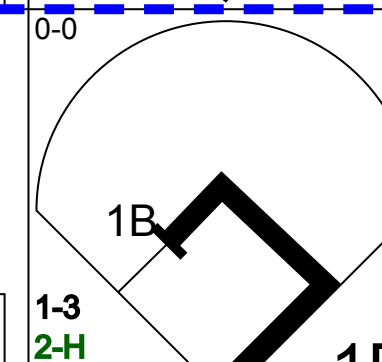
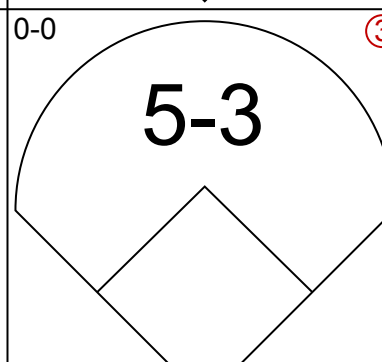
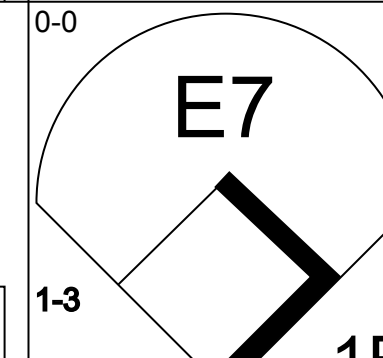
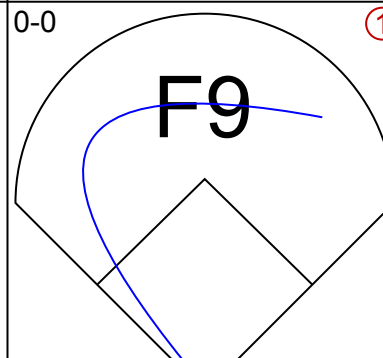
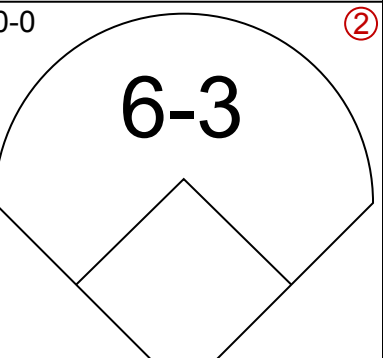
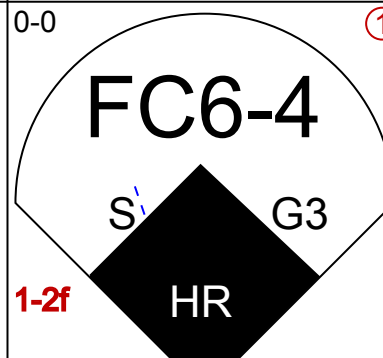
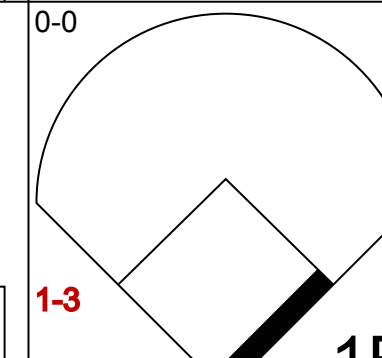
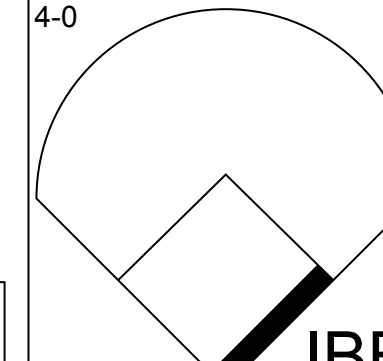
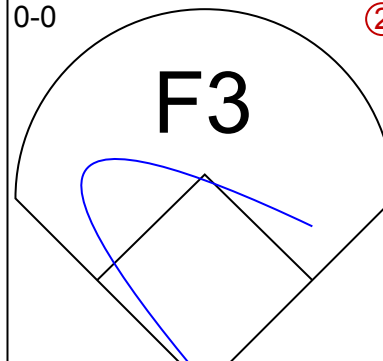
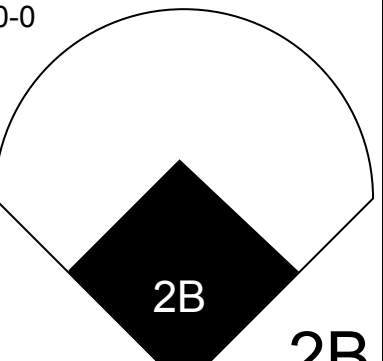
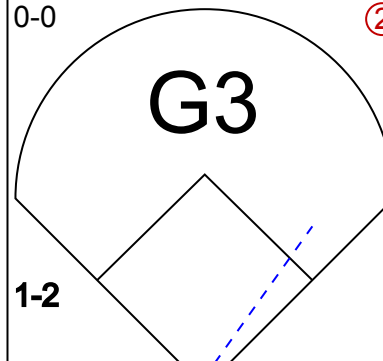

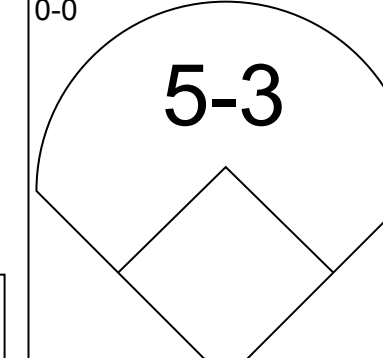
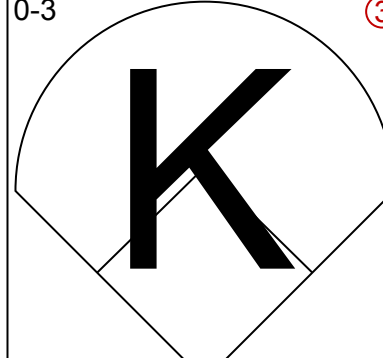
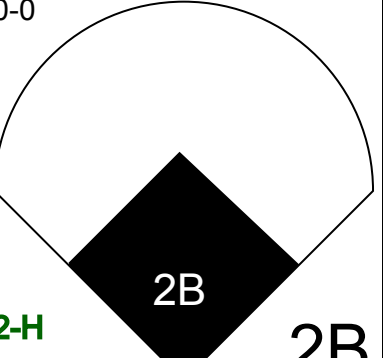
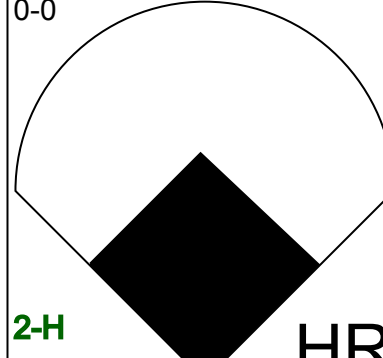

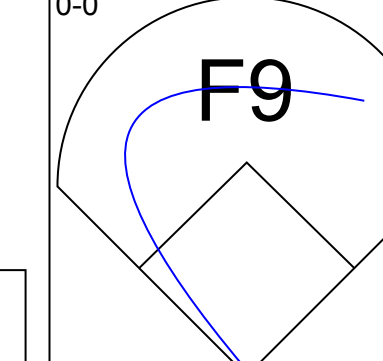
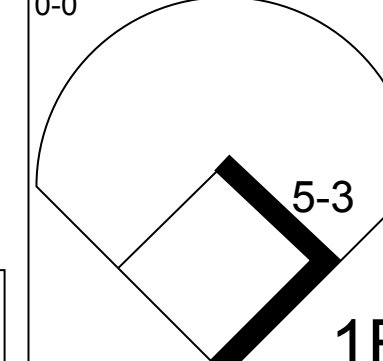
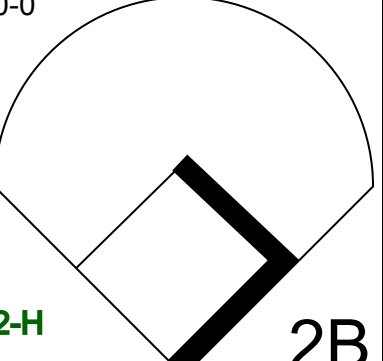
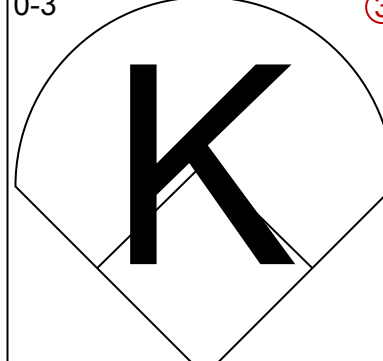

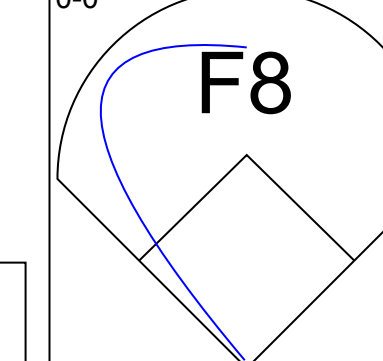
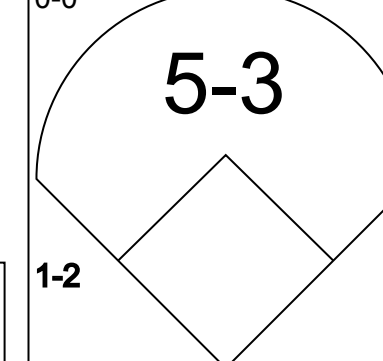
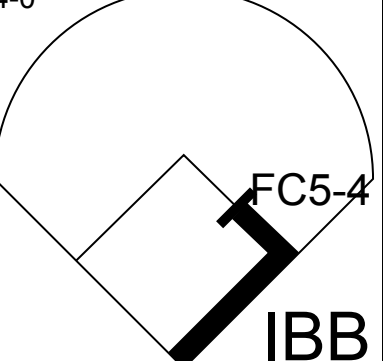
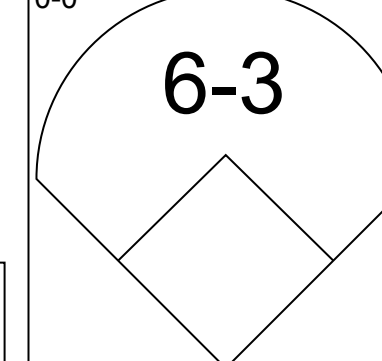
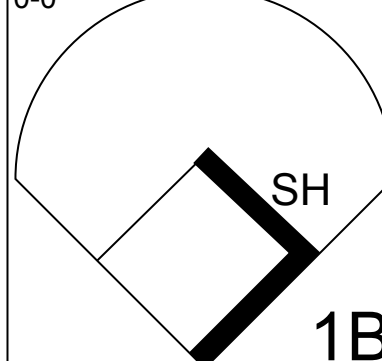
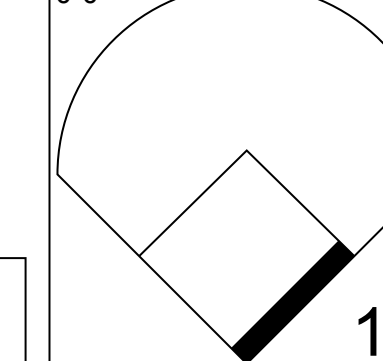
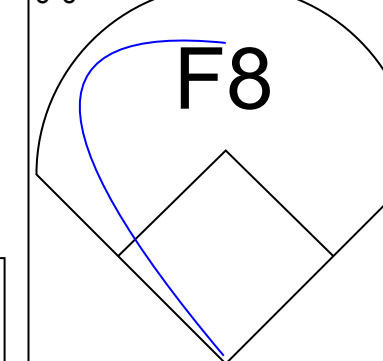
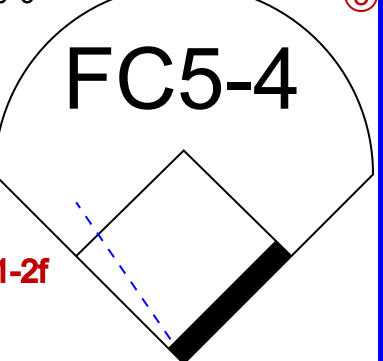
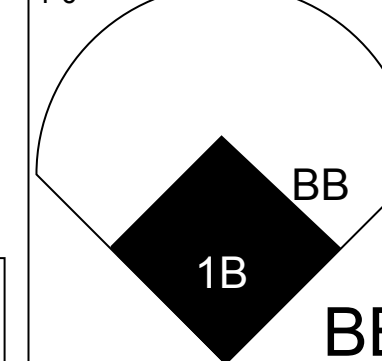
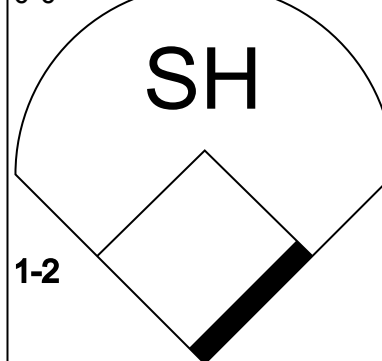
Batter	1	2	3	4	5	6	7	8	9	AB R H RBI BB SO LOB	TOP											
Horace Clarke, S (1.4) OBP: 0.379, SLG: 0.339	1-3		4-3	G5-4-3		2B				3 1 0 0 2 0 3	New York Yankees @ Cleveland Indians Cleveland Municipal Stadium, Cleveland, OH Thu Apr 24 1969, 6:05 PM EST Att. 6,990 - Unknown - 50 F											
Jerry Kenney, L (1.8) Dick Simpson, R (5.8) OBP: 0.323, SLG: 0.379 OBP: 0.400, SLG: 0.500	F7		F7		HR	1B				3 1 1 0 0 0 1 2 1 1 3 0 1 2												
Bobby Murcer, L (1.5) OBP: 0.364, SLG: 0.694	F8				HR	HR				5 3 3 4 0 0 0												
Roy White, S (1.7) OBP: 0.435, SLG: 0.442		5-3								4 1 2 0 1 0 0												
Joe Pepitone, L (1.3) OBP: 0.302, SLG: 0.629										5 0 1 0 0 1 4												
Jimmie Hall, L (1.9) OBP: 0.359, SLG: 0.324										4 1 0 0 1 1 2												
Tom Tresh, S (1.6) OBP: 0.262, SLG: 0.167										4 2 1 1 1 1 1												
Jake Gibbs, L (1.2) OBP: 0.311, SLG: 0.310										4 1 1 2 1 1 0												
Fritz Peterson, S (1.1) OBP: 0.364, SLG: 0.333										3 0 2 1 0 1 0												
Inning Stats	R: 0 E: 0 K: 0 S: 3	H: 0 LOB: 0 BB: 0 P: 3	R: 0 E: 0 K: 2 S: 8	H: 1 LOB: 1 BB: 0 P: 8	R: 0 E: 0 K: 0 S: 4	H: 1 LOB: 1 BB: 0 P: 4	R: 4 E: 0 K: 0 S: 5	H: 3 LOB: 1 BB: 3 P: 17	R: 2 E: 1 K: 1 S: 7	H: 3 LOB: 0 BB: 0 P: 7		R: 5 E: 0 K: 0 S: 7	H: 4 LOB: 1 BB: 2 P: 15	R: 0 E: 0 K: 2 S: 8	H: 0 LOB: 2 BB: 1 P: 12	R: 0 E: 0 K: 0 S: 3	H: 0 LOB: 0 BB: 0 P: 3	R: 0 E: 0 K: 1 S: 5	H: 0 LOB: 0 BB: 0 P: 5	1B: 6 2B: 3 3B: 1 HR: 2	SF: 0 SAC: 1 DP: 1 HBP: 0	WP: 1 PB: 1 SB: 0 CS: 0
PITCHER	IP WLS BF H R ER SO BB IBB HBP BLK WP HR S P ERA WHIP											PITCHER	IP WLS BF H R ER SO BB IBB HBP BLK WP HR S P ERA WHIP									
Luis Tiant, R (1.1) ERA: 8.75	4.0 L 21 7 6 6 2 3 0 0 0 0 1 22 34 13.50 2.500																					
Juan Pizarro, L (5.1) ERA: 9.0	2.0 12 5 5 5 1 1 1 0 0 1 1 12 20 22.50 3.000																					
Horacio Pina, R (7.1) ERA: 6.0	1.0 5 0 0 0 2 1 0 0 0 0 0 8 12 0.00 1.000																					
Steve Hargan, R (8.1) ERA: 20.25	2.0 6 0 0 0 1 0 0 0 0 0 0 8 8 0.00 0.000																					

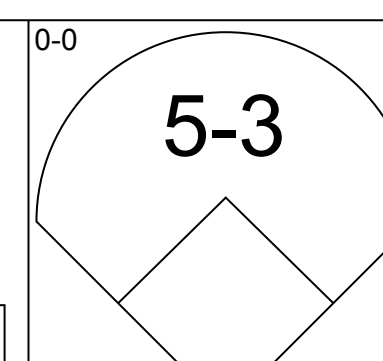
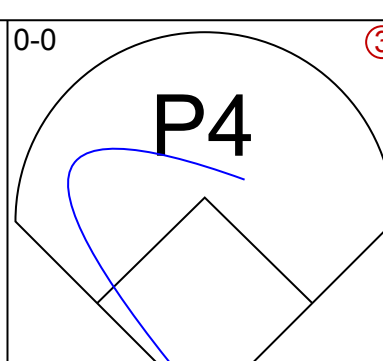
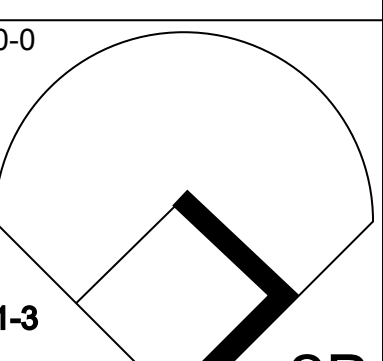
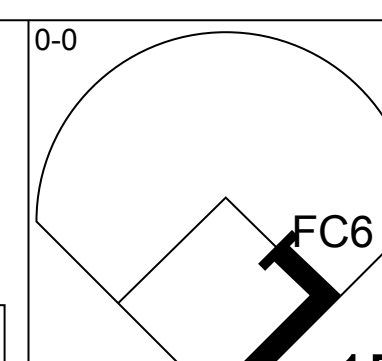
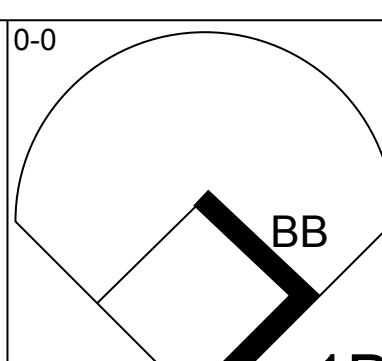
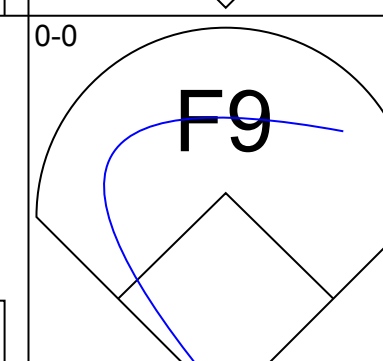
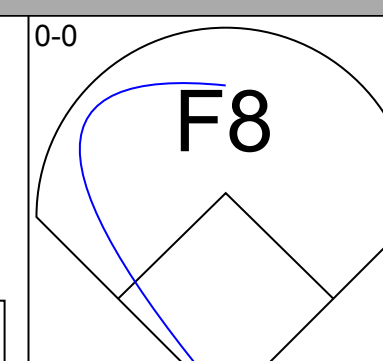
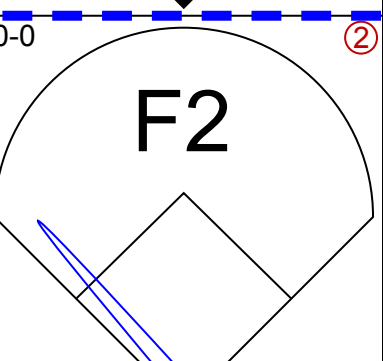
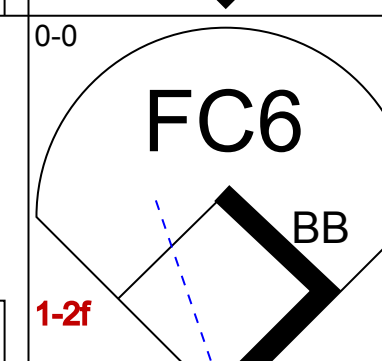
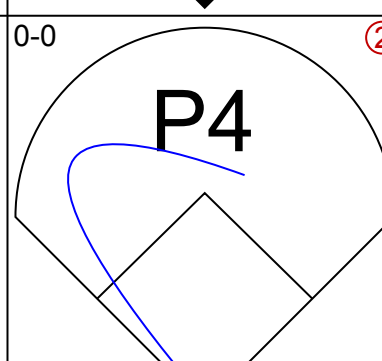
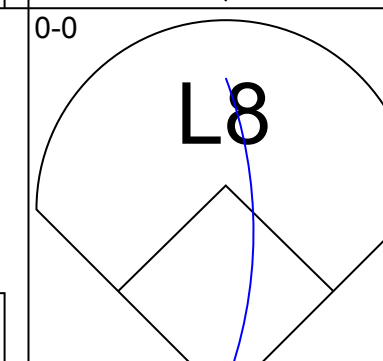
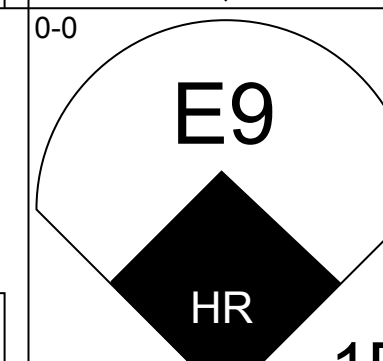
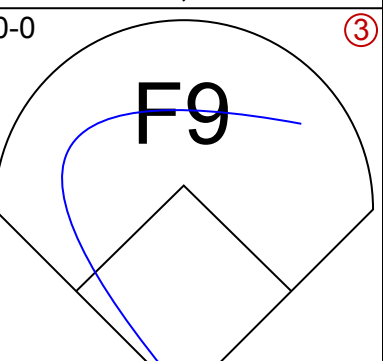
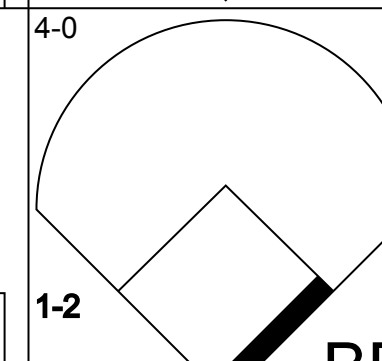
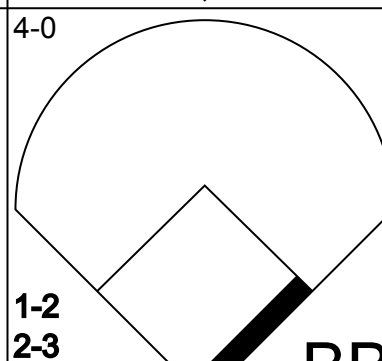
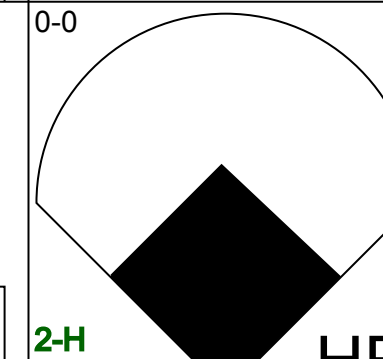
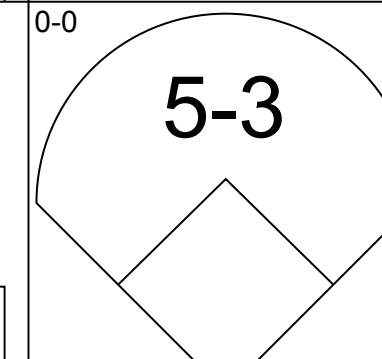
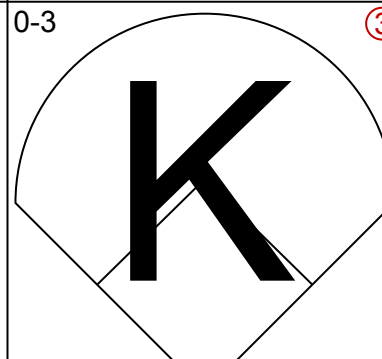
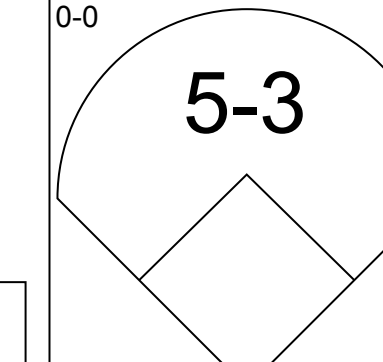
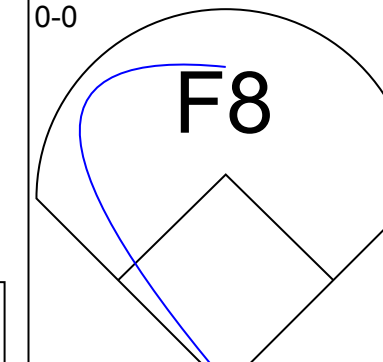
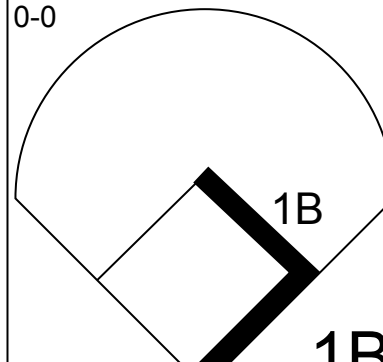


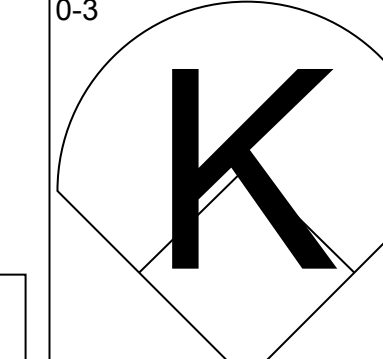
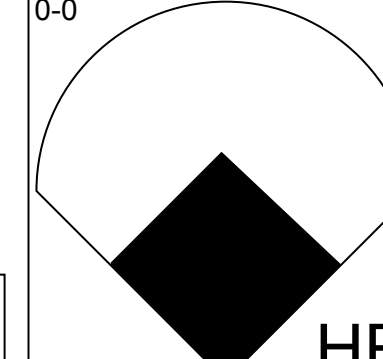
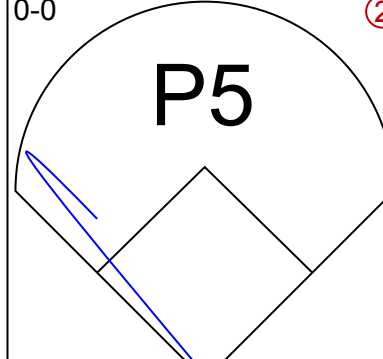


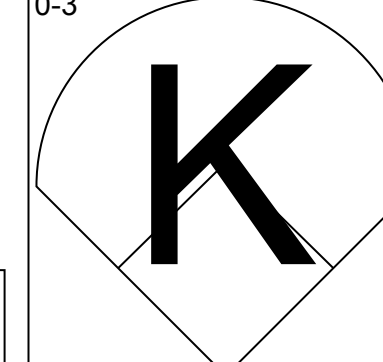
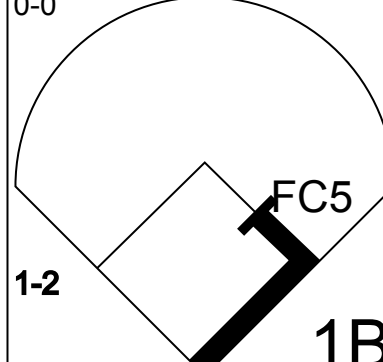


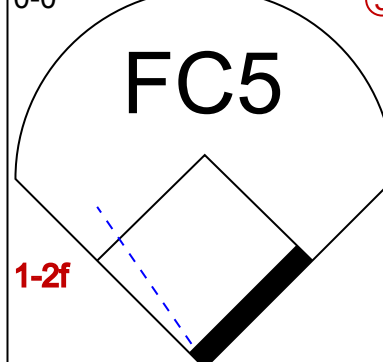
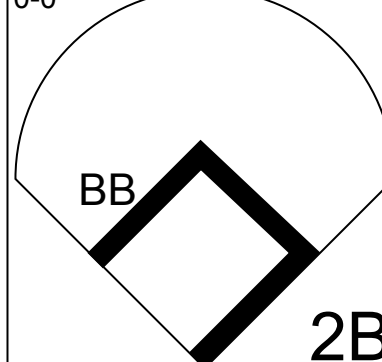
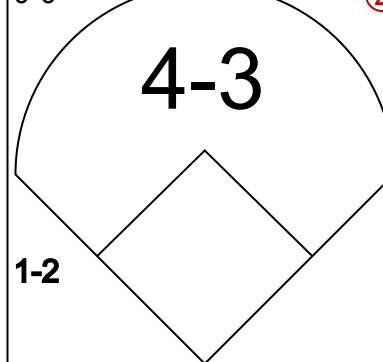
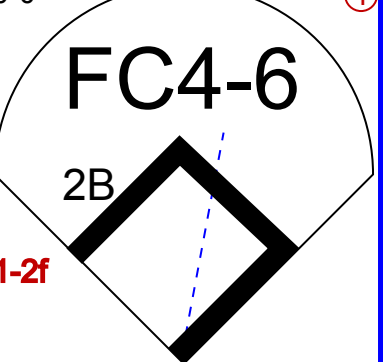


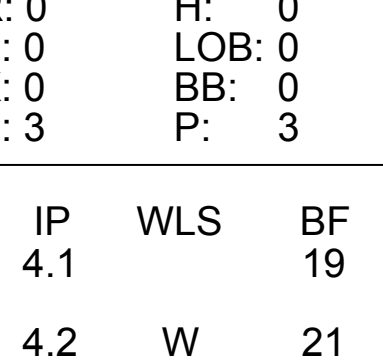
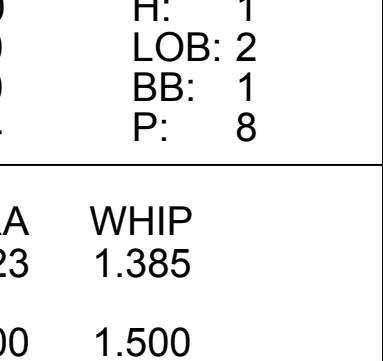
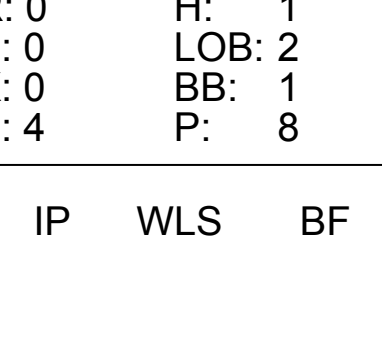
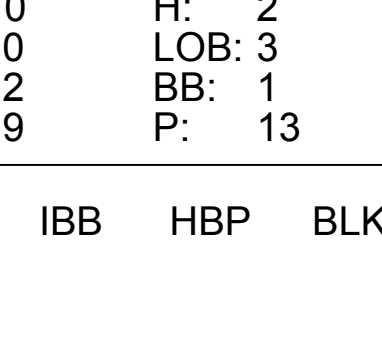
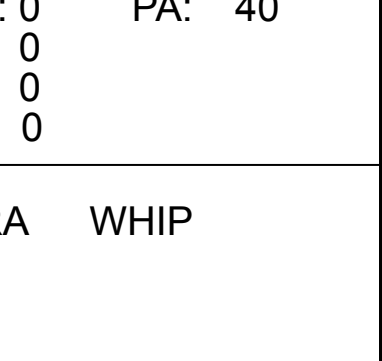
AB	37
R	11
H	12
RBI	11
BB	6
SO	6
LOB	13



Batter	1	2	3	4	5	6	7	8	9	AB R H RBI BB SO LOB	BOTTOM											
Davey Nelson, R (1.4) Vern Fuller, R (4.4) OBP: 0.125, SLG: 0.125 OBP: 0.278, SLG: 0.167	6-3		E1		P4					2 0 0 0 0 0 0 2 0 0 0 0 1 0	New York Yankees @ Cleveland Indians Cleveland Municipal Stadium, Cleveland, OH Thu Apr 24 1969, 6:05 PM EST Att. 6,990 - Unknown - 50 F											
Larry Brown, R (1.6) OBP: 0.407, SLG: 0.469	5-3		SH1-3		4-3					3 0 0 0 0 1 0												
Chuck Hinton, R (1.7) OBP: 0.367, SLG: 0.464										4 1 1 0 0 2 1												
Ken Harrelson, R (1.9) Cap Peterson, R (9.9) OBP: 0.291, SLG: 0.480 OBP: 0.600, SLG: 0.500										4 1 2 1 0 0 1 0 0 0 0 0 0 0												
Tony Horton, R (1.3) OBP: 0.316, SLG: 0.519										4 0 1 1 0 1 1												
Jose Cardenal, R (1.8) OBP: 0.211, SLG: 0.280										4 0 1 0 0 1 1												
Duke Sims, L (1.2) OBP: 0.409, SLG: 0.133										3 0 0 0 1 1 3												
Max Alvis, R (1.5) OBP: 0.091, SLG: 0.095										4 0 0 0 0 0 2												
Luis Tiant, R (1.1) Juan Pizarro, L (5.1) Horacio Pina, R (7.1) Richie Scheinblum, S (7. PH) Steve Hargan, R (8.1) OBP: 0.333, SLG: 0.444 OBP: 0.250, SLG: 0.250										1 1 1 0 0 0 0 1 0 0 0 0 0 0 0 0 0 0 0 0 0 1 0 0 0 0 0 0 0 0 0 0 0 0 0												
Inning Stats	R: 0 E: 0 K: 1 S: 5	H: 0 LOB: 0 BB: 0 P: 5	R: 1 E: 0 K: 2 S: 9	H: 2 LOB: 1 BB: 0 P: 9	R: 1 E: 1 K: 0 S: 5	H: 1 LOB: 1 BB: 0 P: 5	R: 0 E: 0 K: 0 S: 3	H: 0 LOB: 1 BB: 1 P: 7	R: 0 E: 0 K: 0 S: 3	H: 0 LOB: 0 BB: 0 P: 3		R: 0 E: 0 K: 2 S: 9	H: 2 LOB: 2 BB: 0 P: 9	R: 0 E: 0 K: 1 S: 5	H: 0 LOB: 0 BB: 0 P: 5	R: 1 E: 0 K: 1 S: 6	H: 1 LOB: 0 BB: 0 P: 6	R: 0 E: 0 K: 0 S: 3	H: 0 LOB: 0 BB: 0 P: 3	1B: 3 2B: 1 3B: 2 HR: 0	SF: 0 SAC: 1 DP: 0 HBP: 0	WP: 0 PB: 0 SB: 0 CS: 0
PITCHER	IP WLS BF H R ER SO BB IBB HBP BLK WP HR S P ERA WHIP											PITCHER	IP WLS BF H R ER SO BB IBB HBP BLK WP HR S P ERA WHIP									
Fritz Peterson, L (1.1) ERA: 3.77	9.0 W 35 6 3 2 7 1 0 0 0 0 0 48 52 2.00 0.778																					



Batter	1	2	3	4	5	6	7	8	9	AB	R	H	RBI	BB	SO	LOB	TOP					
Del Unser, L OBP: 0.309, SLG: 0.278 (1, 8)										4	1	0	0	2	2	4	Washington Senators @ Cleveland Indians Cleveland Municipal Stadium, Cleveland, OH Fri Apr 25 1969, 6:05 PM EST Att: 6,867 - Unknown livebaseballscorecards.com					
Ed Brinkman, R OBP: 0.286, SLG: 0.319 (1, 6)										5	3	3	0	1	1	4						
Frank Howard, R OBP: 0.346, SLG: 0.600 Gary Holman, L OBP: 0.571, SLG: 0.667 (7, PR) (7, 3)										5	1	3	4	0	1	1						
Hank Allen, R OBP: 0.421, SLG: 0.500 (1, 9)										5	1	2	1	0	0	1						
Ken McMullen, R OBP: 0.260, SLG: 0.338 (1, 5)										4	1	1	0	1	0	1						
Brant Avey, R OBP: 0.520, SLG: 0.722 (1, 7)										4	2	2	3	1	1	3						
Tim Cullen, R OBP: 0.276, SLG: 0.265 (1, 4)										5	0	2	1	0	1	1						
Paul Casanova, R OBP: 0.240, SLG: 0.388 (1, 2)										4	0	1	0	1	0	1						
Jim Hannan, R OBP: 0.375, SLG: 0.375 Dick Bosman, R (5, 1)										3	0	1	0	0	0	3						
Inning Stats	R: 0 E: 1 K: 1 S: 7	H: 2 LOB: 3 BB: 1 P: 11	R: 0 E: 0 K: 0 S: 4	H: 1 LOB: 1 BB: 0 P: 4	R: 2 E: 0 K: 1 S: 7	H: 2 LOB: 0 BB: 0 P: 7	R: 0 E: 0 K: 0 S: 4	H: 1 LOB: 0 BB: 1 P: 8	R: 2 E: 0 K: 1 S: 8	H: 3 LOB: 2 BB: 1 P: 12	R: 4 E: 1 K: 1 S: 8	H: 3 LOB: 0 BB: 1 P: 12	R: 2 E: 0 K: 1 S: 6	H: 2 LOB: 2 BB: 2 P: 14	R: 0 E: 0 K: 0 S: 2	H: 0 LOB: 0 BB: 1 P: 6		R: 0 E: 1 K: 1 S: 7	H: 1 LOB: 2 BB: 0 P: 7	1B: 10 2B: 3 3B: 0 HR: 2	SF: 0 SAC: 1 DP: 1 HBP: 0	WP: 0 PB: 0 SB: 1 CS: 0
PITCHER	IP WLS BF H R ER SO BB IBB HBP BLK WP HR S P ERA WHIP	IP WLS BF H R ER SO BB IBB HBP BLK WP HR S P ERA WHIP																				
Dick Ellsworth, L ERA: 4.76	5.0 L 27 9 4 4 3 1 2 0 0 0 0 1 30 42 7.20 2.000																					
Horacio Pina, R ERA: 15.43	1.2 11 3 6 6 2 3 0 0 0 0 0 1 12 24 32.40 3.600																					
Jack Hamilton, R ERA: 3.38	0.1 2 2 0 0 0 0 0 0 0 0 0 0 0 2 2 0.00 6.000																					
Steve Hargan, R ERA: 14.73	2.0 8 1 0 0 1 1 0 0 0 0 0 0 9 13 0.00 1.000																					

Batter	1	2	3	4	5	6	7	8	9	AB	R	H	RBI	BB	SO	LOB	BOTTOM					
Jose Cardenal, R OBP: 0.242, SLG: 0.327 (1, 8)										5	0	3	0	0	0	1	Washington Senators @ Cleveland Indians Cleveland Municipal Stadium, Cleveland, OH Fri Apr 25 1969, 6:05 PM EST Att: 6,867 - Unknown livebaseballscorecards.com					
Larry Brown, R OBP: 0.375, SLG: 0.426 (1, 6)										5	0	0	0	0	5							
Russ Snyder, L OBP: 0.400, SLG: 0.400 Steve Hargan, R (8, 1)										3	1	1	0	1	0	2						
Cap Peterson, R OBP: 0.667, SLG: 0.500 (9, PH)										0	0	0	0	0	0	0						
Ken Harrelson, R OBP: 0.283, SLG: 0.509 (1, 9)										5	1	1	2	0	1	5						
Tony Horton, R OBP: 0.311, SLG: 0.500 (1, 3)										4	0	1	0	0	0	0						
Duke Sims, L OBP: 0.385, SLG: 0.316 (1, 2)										4	1	1	1	0	1	1						
Max Alvis, R OBP: 0.154, SLG: 0.160 (1, 5)										4	0	2	0	0	1	0						
Zolio Versalles, R OBP: 0.326, SLG: 0.308 (1, 4)										3	0	1	0	1	0	3						
Dick Ellsworth, L Lee Mave, L Horacio Pina, R Jack Hamilton, R Richie Scheinblum, S (1, 1) (5, PH) (8, 1) (7, 1) (8, 7)										1	0	0	0	0	0	1						
Inning Stats	R: 0 E: 0 K: 0 S: 3	H: 0 LOB: 0 BB: 0 P: 3	R: 0 E: 0 K: 1 S: 5	H: 0 LOB: 0 BB: 0 P: 5	R: 0 E: 0 K: 0 S: 4	H: 1 LOB: 1 BB: 0 P: 4	R: 3 E: 1 K: 1 S: 8	H: 3 LOB: 0 BB: 0 P: 8	R: 0 E: 0 K: 0 S: 4	H: 1 LOB: 2 BB: 1 P: 8	R: 0 E: 0 K: 0 S: 5	H: 2 LOB: 2 BB: 0 P: 5	R: 0 E: 0 K: 0 S: 4	H: 1 LOB: 2 BB: 1 P: 8	R: 0 E: 0 K: 0 S: 3	H: 0 LOB: 0 BB: 0 P: 3	R: 0 E: 0 K: 2 S: 9	H: 2 LOB: 3 BB: 1 P: 13	1B: 6 2B: 2 3B: 0 HR: 2	SF: 0 SAC: 0 DP: 0 HBP: 0	WP: 0 PB: 0 SB: 0 CS: 0	PA: 40
PITCHER	IP WLS BF H R ER SO BB IBB HBP BLK WP HR S P ERA WHIP	IP WLS BF H R ER SO BB IBB HBP BLK WP HR S P ERA WHIP																				
Jim Hannan, R ERA: 3.98	4.1 19 5 0 0 2 2 0 0 0 0 0 0 23 31 0.00 1.500																					
Dick Bosman, R ERA: 3.71	4.2 W 21 5 0 0 2 2 0 0 0 0 0 0 23 31 0.00 1.500																					

Batter	1	2	3	4	5	6	7	8	9	AB	R	H	RBI	BB	SO	LOB	TOP								
Del Unser, L OBP: 0.291, SLG: 0.263 (1,8)	4-3		K	F7		1-3	SF7-2-5			4	0	0	1	0	1	2									
Ed Brinkman, R OBP: 0.280, SLG: 0.338 (1,6)	F6		L6	FC6		4-3				5	1	1	0	0	0	2									
Frank Howard, R OBP: 0.373, SLG: 0.603 Gary Holman, L OBP: 0.571, SLG: 0.667 (8,3)	2B		1B					1-3		3	1	2	0	1	0	0									
Hank Allen, R OBP: 0.442, SLG: 0.535 Ed Stroud, L OBP: 0.293, SLG: 0.222 (8,9)										5	1	3	0	0	1	1									
Ken McMullen, R OBP: 0.282, SLG: 0.362 (1,5)			K							4	2	2	2	1	2	2									
Brant Alvea, R OBP: 0.500, SLG: 0.619 (1,7)	K									3	2	0	0	2	1	4									
Tim Cullen, R OBP: 0.305, SLG: 0.296 (1,4)										5	1	3	1	0	0	0									
Paul Casanova, R OBP: 0.255, SLG: 0.380 (1,2)	K									1	0	0	2	2	1	0									
Barry Moore, L OBP: 0.571, SLG: 0.400 Casey Cox, R OBP: 0.293, SLG: 0.222 (1,1)	K									0	0	0	0	0	0	0									
Inning Stats	R: 0 E: 0 K: 1 S: 6	H: 1 LOB: 3 BB: 1 P: 11	R: 0 E: 0 K: 2 S: 7	H: 0 LOB: 0 BB: 0 P: 7	R: 0 E: 0 K: 2 S: 8	H: 1 LOB: 2 BB: 1 P: 12	R: 1 E: 0 K: 0 S: 4	H: 1 LOB: 1 BB: 2 P: 12	R: 4 E: 0 K: 0 S: 8	H: 4 LOB: 1 BB: 1 P: 12	R: 0 E: 0 K: 0 S: 4	H: 1 LOB: 1 BB: 0 P: 4	R: 2 E: 0 K: 0 S: 4	H: 2 LOB: 1 BB: 2 P: 12	R: 1 E: 0 K: 2 S: 8	H: 1 LOB: 1 BB: 0 P: 8	R: 0 E: 0 K: 1 S: 5	H: 0 LOB: 1 BB: 1 P: 9	1B: 8 2B: 4 3B: 1 HR: 0	SF: 3 SAC: 0 DP: 2 HBP: 1	WP: 1 PB: 1 CS: 0 SB: 0	PA: 45			
PITCHER	IP	WLS	BF	H	R	ER	SO	BB	IBB	HBP	BLK	WP	HR	S	P	ERA	WHIP								
Sam McDowell, L ERA: 6.0 (1,1)	4.0	L	23	6	4	4	5	3	1	1	0	1	0	28	45	9.00	2.250								
Horacio Pina, R ERA: 14.28 (5,1)	1.0		4	1	1	1	1	1	0	0	0	0	0	5	9	9.00	2.000								
Jack Hamilton, R ERA: 4.15 (6,1)	1.1		9	3	2	2	0	2	0	0	0	0	0	7	15	13.50	3.750								
Juan Pizarro, L ERA: 8.49 (7,1)	0.2		1	0	0	0	0	0	0	0	0	0	0	1	1	0.00	0.000								
Gary Kroll, R ERA: (8,1)	2.0		8	1	1	0	3	1	0	0	0	0	0	13	17	0.00	1.000								

Washington Senators @ Cleveland Indians
Cleveland Municipal Stadium, Cleveland, OH
Sat Apr 26 1969, 3:33 AM EST
Att: 4,628 - Unknown

AB 33
R 8
H 11
RBI 7
BB 8
SO 9
LOB 13



Batter	1	2	3	4	5	6	7	8	9	AB	R	H	RBI	BB	SO	LOB	BOTTOM								
Jose Cardenal, R OBP: 0.227, SLG: 0.305 (1,8)	5-3		5-3		F7			F9		4	0	0	0	0	0	1									
Larry Brown, R OBP: 0.382, SLG: 0.421 (1,6)	BB		F8					F2		3	1	1	0	1	0	0									
Cap Peterson, R OBP: 0.600, SLG: 0.429 (8,5)	BB		6-3							3	0	1	0	1	0	1									
Ken Harrelson, R OBP: 0.281, SLG: 0.483 (1,9)	BB				P4			F9		3	0	0	0	1	0	1									
Tony Horton, R OBP: 0.308, SLG: 0.475 (1,3)	BB				K			K		3	0	0	1	1	2	1									
Max Alvis, R OBP: 0.138, SLG: 0.143 Gary Kroll, R OBP: 0.417, SLG: 0.419 (8,1)	BB				5-3			K		3	0	0	0	0	1	3									
Russ Snyder, L OBP: 0.417, SLG: 0.419 (9,PH)										1	0	1	0	0	0	0									
Duke Sims, L OBP: 0.400, SLG: 0.348 (8,7)			K							4	0	2	0	0	1	2									
Zolio Versalles, R OBP: 0.327, SLG: 0.333 (1,4)			P4							3	0	1	0	0	0	1									
Sam McDowell, L OBP: 0.167, SLG: 0.167 Horacio Pina, R OBP: 0.225, SLG: 0.174 Lee Maye, L OBP: 0.290, SLG: 0.290 Jack Hamilton, R OBP: 0.571, SLG: 0.667 Juan Pizarro, L OBP: 0.500, SLG: 0.619 Ray Fosse, R OBP: 0.293, SLG: 0.222 (8,2)			P4							1	0	0	0	0	0	0									
Inning Stats	R: 1 E: 0 K: 0 S: 2	H: 0 LOB: 2 BB: 4 P: 18	R: 0 E: 0 K: 1 S: 5	H: 0 LOB: 0 BB: 0 P: 5	R: 0 E: 0 K: 0 S: 3	H: 0 LOB: 0 BB: 0 P: 3	R: 0 E: 0 K: 1 S: 5	H: 0 LOB: 0 BB: 0 P: 5	R: 0 E: 0 K: 0 S: 4	H: 2 LOB: 1 BB: 0 P: 4	R: 0 E: 0 K: 0 S: 3	H: 1 LOB: 0 BB: 0 P: 3	R: 0 E: 0 K: 1 S: 6	H: 1 LOB: 1 BB: 0 P: 6	R: 0 E: 0 K: 0 S: 3	H: 0 LOB: 0 BB: 0 P: 3	R: 0 E: 0 K: 1 S: 7	H: 2 LOB: 2 BB: 0 P: 7	1B: 5 2B: 1 3B: 0 HR: 0	SF: 0 SAC: 0 DP: 2 HBP: 0	WP: 0 PB: 0 CS: 0 SB: 0	PA: 34			
PITCHER	IP	WLS	BF	H	R	ER	SO	BB	IBB	HBP	BLK	WP	HR	S	P	ERA	WHIP								
Barry Moore, L ERA: 1.69 (1,1)	0.1		5	0	1	1	0	4	0	0	0	0	0	1	17	27.00	12.000								
Casey Cox, R ERA: 2.65 (1,1)	8.2	W	29	6	0	0	4	0	0	0	0	0	0	37	37	0.00	0.692								

Washington Senators @ Cleveland Indians
Cleveland Municipal Stadium, Cleveland, OH
Sat Apr 26 1969, 3:33 AM EST
Att: 4,628 - Unknown

AB 30
R 1
H 6
RBI 1
BB 4
SO 4
LOB 11



Batter	1	2	3	4	5	6	7	8	9	AB	R	H	RBI	BB	SO	LOB	TOP				
Del Unser, L OBP: 0.278, SLG: 0.250 (1, 8)	F7		F8	1-3			E8			4	0	0	0	0	0	1					
Ed Brinkman, R OBP: 0.279, SLG: 0.333 (1, 6)	6-3			2B 1B	F7		6-3			4	1	1	0	0	0	1					
Frank Howard, R OBP: 0.356, SLG: 0.571 (1, 7) (8, 3)	6-3			K	K			F8		4	0	0	0	0	2	1					
Mike Epstein, L OBP: 0.333, SLG: 0.477 Ed Stroud, L OBP: 0.293, SLG: 0.222 (1, 3) (8, 9)		F8		1B	K			K		4	1	1	0	0	2	0					
Hank Allen, R OBP: 0.426, SLG: 0.500 (1, 9) (8, 7)	P4			1B BB		F7		6-3		3	0	0	0	1	0	0					
Ken McMullen, R OBP: 0.280, SLG: 0.356 (1, 5)	P6			1B		5-3			6-3	4	1	1	2	0	0	0					
Bernie Allen, L OBP: 0.440, SLG: 0.545 Tim Cullen, R OBP: 0.305, SLG: 0.296 (1, 4) (9, 4)			5-3	HR 1B			F9		3-1	4	1	1	1	0	0	0					
Jim French, L OBP: 0.200, SLG: 0.063 (1, 2)			SH1-3 BB	HR BB			F9		4-3	2	1	0	0	2	0	0					
Frank Bertaina, L OBP: 0.333, SLG: 1.000 Dave Baldwin, R (4, 1) Dennis Higgins, R (7, 1)			SH1-3	HR			K			1	1	1	3	0	0	0					
										1	0	0	0	0	1	0					
										0	0	0	0	0	0	0					
Inning Stats	R: 0 E: 0 K: 0 S: 3	H: 0 LOB: 0 BB: 0 P: 3	R: 0 E: 0 K: 0 S: 3	H: 0 LOB: 0 BB: 0 P: 3	R: 0 E: 0 K: 0 S: 3	H: 0 LOB: 1 BB: 1 P: 7	R: 6 E: 0 K: 1 S: 9	H: 5 LOB: 0 BB: 2 P: 17	R: 0 E: 0 K: 2 S: 7	H: 0 LOB: 0 BB: 0 P: 7	R: 0 E: 0 K: 1 S: 6	H: 0 LOB: 1 BB: 0 P: 6	R: 0 E: 0 K: 1 S: 5	H: 0 LOB: 0 BB: 0 P: 5	R: 0 E: 0 K: 0 S: 3	H: 0 LOB: 0 BB: 0 P: 3	1B: 3 2B: 1 3B: 0 HR: 1	SF: 0 SAC: 1 DP: 0 HBP: 0	WP: 0 PB: 0 SB: 0 CS: 0	PA: 35	
PITCHER	IP WLS BF H R ER SO BB IBB HBP BLK WP HR S P ERA WHIP	IP WLS BF H R ER SO BB IBB HBP BLK WP HR S P ERA WHIP	IP WLS BF H R ER SO BB IBB HBP BLK WP HR S P ERA WHIP	IP WLS BF H R ER SO BB IBB HBP BLK WP HR S P ERA WHIP	IP WLS BF H R ER SO BB IBB HBP BLK WP HR S P ERA WHIP	IP WLS BF H R ER SO BB IBB HBP BLK WP HR S P ERA WHIP	IP WLS BF H R ER SO BB IBB HBP BLK WP HR S P ERA WHIP	IP WLS BF H R ER SO BB IBB HBP BLK WP HR S P ERA WHIP	IP WLS BF H R ER SO BB IBB HBP BLK WP HR S P ERA WHIP	IP WLS BF H R ER SO BB IBB HBP BLK WP HR S P ERA WHIP	IP WLS BF H R ER SO BB IBB HBP BLK WP HR S P ERA WHIP	IP WLS BF H R ER SO BB IBB HBP BLK WP HR S P ERA WHIP	IP WLS BF H R ER SO BB IBB HBP BLK WP HR S P ERA WHIP	IP WLS BF H R ER SO BB IBB HBP BLK WP HR S P ERA WHIP	IP WLS BF H R ER SO BB IBB HBP BLK WP HR S P ERA WHIP	IP WLS BF H R ER SO BB IBB HBP BLK WP HR S P ERA WHIP	IP WLS BF H R ER SO BB IBB HBP BLK WP HR S P ERA WHIP	IP WLS BF H R ER SO BB IBB HBP BLK WP HR S P ERA WHIP	IP WLS BF H R ER SO BB IBB HBP BLK WP HR S P ERA WHIP	IP WLS BF H R ER SO BB IBB HBP BLK WP HR S P ERA WHIP	IP WLS BF H R ER SO BB IBB HBP BLK WP HR S P ERA WHIP

Washington Senators @ Cleveland Indians
Cleveland Municipal Stadium, Cleveland, OH
Sun Apr 27 1969, 3:33 AM EDT
Att: 8,660 - Unknown

AB 31
R 6
H 5
RBI 6
BB 3
SO 5
LOB 3



Batter	1	2	3	4	5	6	7	8	9	AB	R	H	RBI	BB	SO	LOB	BOTTOM				
Max Alvis, R OBP: 0.206, SLG: 0.219 (1, 5)	1-3 1B 2B	P4		F7			FC5 S BB		FC6-4 1B	4	1	2	0	1	0	1					
Larry Brown, R OBP: 0.384, SLG: 0.419 (1, 6)	1-3			CS 1B			F2		FC6-4 1-2	5	0	2	0	0	0	3					
Cap Peterson, R OBP: 0.583, SLG: 0.444 Russ Snyder, L OBP: 0.421, SLG: 0.406 (1, 7) (5, PH) (6, 7) Jack Hamilton, R (8, 1)				K			F8			2	0	1	1	0	1	1					
Ken Harrelson, R OBP: 0.265, SLG: 0.452 (1, 9) (9, 3)	5-3			F8			BB		FC5	4	0	0	0	0	1	5					
Tony Horton, R OBP: 0.304, SLG: 0.462 Richie Scheinblum, S (8, PH) (9, 9)	5-3			CS	E8 1B		4-3		CS 1B	4	1	1	0	0	0	2					
Jose Cardenal, R OBP: 0.229, SLG: 0.302 (1, 8)		F9		HR 1B			4-3		K	4	1	1	1	0	1	1					
Duke Sims, L OBP: 0.382, SLG: 0.444 (1, 2)		HR		F7			G3		K	4	1	1	1	0	1	2					
Zoilo Versalles, R OBP: 0.340, SLG: 0.435 (1, 4)		WP 2B		HR			K		5-3	4	1	2	2	0	1	0					
Stan Williams, R (1, 1) Lee Maye, L OBP: 0.214, SLG: 0.160 (7, PH) (8, 7)				4-3			4-3		K	2	0	0	0	0	1	1					
										2	0	0	0	0	1	0					
										2	0	0	0	0	1	0					
Inning Stats	R: 1 E: 0 K: 0 S: 5	H: 2 LOB: 1 BB: 0 P: 5	R: 1 E: 0 K: 1 S: 7	H: 2 LOB: 1 BB: 0 P: 7	R: 0 E: 0 K: 1 S: 5	H: 1 LOB: 0 BB: 0 P: 5	R: 3 E: 1 K: 0 S: 6	H: 2 LOB: 0 BB: 0 P: 6	R: 0 E: 0 K: 1 S: 6	H: 1 LOB: 1 BB: 0 P: 6	R: 0 E: 0 K: 1 S: 5	H: 0 LOB: 0 BB: 0 P: 5	R: 0 E: 0 K: 2 S: 7	H: 1 LOB: 1 BB: 0 P: 7	R: 0 E: 0 K: 1 S: 6	H: 1 LOB: 1 BB: 0 P: 6	1B: 6 2B: 3 3B: 0 HR: 2	SF: 0 SAC: 0 DP: 1 HBP: 0	WP: 1 PB: 0 SB: 1 CS: 2	PA: 39	
PITCHER	IP WLS BF H R ER SO BB IBB HBP BLK WP HR S P ERA WHIP	IP WLS BF H R ER SO BB IBB HBP BLK WP HR S P ERA WHIP	IP WLS BF H R ER SO BB IBB HBP BLK WP HR S P ERA WHIP	IP WLS BF H R ER SO BB IBB HBP BLK WP HR S P ERA WHIP	IP WLS BF H R ER SO BB IBB HBP BLK WP HR S P ERA WHIP	IP WLS BF H R ER SO BB IBB HBP BLK WP HR S P ERA WHIP	IP WLS BF H R ER SO BB IBB HBP BLK WP HR S P ERA WHIP	IP WLS BF H R ER SO BB IBB HBP BLK WP HR S P ERA WHIP	IP WLS BF H R ER SO BB IBB HBP BLK WP HR S P ERA WHIP	IP WLS BF H R ER SO BB IBB HBP BLK WP HR S P ERA WHIP	IP WLS BF H R ER SO BB IBB HBP BLK WP HR S P ERA WHIP	IP WLS BF H R ER SO BB IBB HBP BLK WP HR S P ERA WHIP	IP WLS BF H R ER SO BB IBB HBP BLK WP HR S P ERA WHIP	IP WLS BF H R ER SO BB IBB HBP BLK WP HR S P ERA WHIP	IP WLS BF H R ER SO BB IBB HBP BLK WP HR S P ERA WHIP	IP WLS BF H R ER SO BB IBB HBP BLK WP HR S P ERA WHIP	IP WLS BF H R ER SO BB IBB HBP BLK WP HR S P ERA WHIP	IP WLS BF H R ER SO BB IBB HBP BLK WP HR S P ERA WHIP	IP WLS BF H R ER SO BB IBB HBP BLK WP HR S P ERA WHIP	IP WLS BF H R ER SO BB IBB HBP BLK WP HR S P ERA WHIP	IP WLS BF H R ER SO BB IBB HBP BLK WP HR S P ERA WHIP

Washington Senators @ Cleveland Indians
Cleveland Municipal Stadium, Cleveland, OH
Sun Apr 27 1969, 3:33 AM EDT
Att: 8,660 - Unknown

AB 36
R 5
H 10
RBI 5
BB 2
SO 7
LOB 17



Batter	1	2	3	4	5	6	7	8	9	AB	R	H	RBI	BB	SO	LOB	TOP										
Max Alvis, R OBP: 0.231, SLG: 0.222 (1, 5)										4	0	1	1	1	1	0	0										
Lary Brown, R OBP: 0.385, SLG: 0.433 (1, 6)										5	2	2	0	0	0	0	1										
Russ Snyder, L OBP: 0.419, SLG: 0.405 (1, 7)										5	0	2	0	0	0	0	1										
Ken Harrelson, R OBP: 0.264, SLG: 0.438 (1, 9)										2	0	0	1	1	2	1											
Tony Horton, R OBP: 0.288, SLG: 0.435 (1, 3)										4	0	0	1	0	0	0	3										
Jose Cardenal, R OBP: 0.230, SLG: 0.288 (1, 8)										3	0	0	0	1	1	2											
Duke Sims, L OBP: 0.395, SLG: 0.467 (1, 2)										3	0	1	0	1	1	1											
Zolio Versalles, R OBP: 0.351, SLG: 0.417 (1, 4)										2	1	0	0	2	0	2											
Sam McDowell, L OBP: 0.100, SLG: 0.100 (1, 1)										4	0	0	0	0	3	5											
Inning Stats	R: 0 E: 0 K: 1 S: 5	H: 0 LOB: 1 BB: 1 P: 9	R: 0 E: 0 K: 2 S: 7	H: 0 LOB: 2 BB: 2 P: 15	R: 1 E: 1 K: 0 S: 5	H: 1 LOB: 2 BB: 1 P: 9	R: 1 E: 0 K: 1 S: 6	H: 2 LOB: 2 BB: 1 P: 10	R: 0 E: 0 K: 1 S: 5	H: 0 LOB: 0 BB: 0 P: 5	R: 0 E: 0 K: 2 S: 7	H: 0 LOB: 1 BB: 1 P: 11	R: 1 E: 0 K: 0 S: 5	H: 2 LOB: 1 BB: 0 P: 5	R: 0 E: 0 K: 0 S: 4	H: 1 LOB: 1 BB: 0 P: 4	R: 0 E: 0 K: 0 S: 3	H: 0 LOB: 0 BB: 0 P: 3	1B: 4 2B: 2 3B: 0 HR: 0	SF: 1 SAC: 0 DP: 0 HBP: 0	WP: 1 PB: 0 SB: 1 CS: 0	PA: 39					
PITCHER	IP	WLS	BF	H	R	ER	SO	BB	IBB	HBP	BLK	WP	HR	S	P	ERA	WHIP										
Bill Burbach, R ERA: 2.25 (1, 1)	7.0	L	32	5	3	2	7	6	0	0	0	1	0	40	64	2.57	1.571										
Al Downing, L ERA: 6.75 (8, 1)	2.0		7	1	0	0	0	0	0	0	0	0	0	7	7	0.00	0.500										

Cleveland Indians @ New York Yankees
 Yankee Stadium, Bronx, NY
 Wed Apr 30 1969, 7:05 PM EDT
 Alt. 7,860 - Unknown - 58 F

livebaseballscorecards.com

AB 32
 R 3
 H 6
 RBI 3
 BB 6
 SO 7
 LOB 16

Batter	1	2	3	4	5	6	7	8	9	AB	R	H	RBI	BB	SO	LOB	BOTTOM										
Horace Clarke, S OBP: 0.392, SLG: 0.369 (1, 4)										4	0	1	0	0	2	2											
Jerry Kenney, L OBP: 0.275, SLG: 0.294 (1, 8)										3	0	0	0	1	1	3											
Bobby Murcer, L OBP: 0.347, SLG: 0.596 (1, 5)										3	0	0	0	1	2	2											
Frank Fernandez, R OBP: 0.400, SLG: 0.625 (1, 2)										2	0	0	0	2	0	1											
Bill Robinson, R OBP: 0.182, SLG: 0.128 (1, 9)										4	0	1	0	0	1	4											
Dick Simpson, R OBP: 0.333, SLG: 0.286 (1, 7)										3	0	0	0	1	3	1											
Tom Tresh, S OBP: 0.269, SLG: 0.250 (1, 6)										4	0	1	0	0	1	2											
Len Boehmer, R (1, 3)										2	0	0	0	2	0	3											
Bill Burbach, R OBP: 0.125, SLG: 0.125 (1, 1)										1	0	0	0	0	1	1											
Bobby Cox, R (7, PH)										1	0	0	0	0	1	1											
Al Downing, R (8, 1)										0	0	0	0	0	0	0											
Inning Stats	R: 0 E: 0 K: 2 S: 6	H: 0 LOB: 1 BB: 1 P: 10	R: 0 E: 0 K: 2 S: 6	H: 0 LOB: 0 BB: 1 P: 10	R: 0 E: 1 K: 1 S: 6	H: 0 LOB: 2 BB: 1 P: 10	R: 0 E: 0 K: 0 S: 2	H: 0 LOB: 0 BB: 1 P: 6	R: 0 E: 0 K: 3 S: 9	H: 0 LOB: 1 BB: 1 P: 13	R: 0 E: 0 K: 0 S: 4	H: 1 LOB: 2 BB: 1 P: 8	R: 0 E: 0 K: 2 S: 8	H: 1 LOB: 1 BB: 0 P: 8	R: 0 E: 0 K: 2 S: 7	H: 0 LOB: 0 BB: 0 P: 7	R: 0 E: 0 K: 0 S: 4	H: 1 LOB: 2 BB: 1 P: 8	1B: 2 2B: 2 3B: 0 HR: 0	SF: 0 SAC: 1 DP: 2 HBP: 0	WP: 1 PB: 0 SB: 0 CS: 2	PA: 35					
PITCHER	IP	WLS	BF	H	R	ER	SO	BB	IBB	HBP	BLK	WP	HR	S	P	ERA	WHIP										
Sam McDowell, L ERA: 4.2 (1, 1)	9.0	W	35	3	0	0	12	7	0	0	0	1	0	52	80	0.00	1.111										

Cleveland Indians @ New York Yankees
 Yankee Stadium, Bronx, NY
 Wed Apr 30 1969, 7:05 PM EDT
 Alt. 7,860 - Unknown - 58 F

livebaseballscorecards.com

AB 27
 R 0
 H 3
 RBI 0
 BB 7
 SO 12
 LOB 20

Batter	1	2	3	4	5	6	7	8	9	AB	R	H	RBI	BB	SO	LOB	TOP			
Max Alvis, R OBP: 0.213, SLG: 0.227 (1, 5)	F2			P5		G5-3			G6-3	4	0	0	0	0	0	0				
Larry Brown, R OBP: 0.395, SLG: 0.425 (1, 6) (8, 4)	F8			BB			G1-3		F7	3	0	0	0	1	0	0				
Russ Snyder, L OBP: 0.380, SLG: 0.349 (1, 7)	G6-3			K			G3-1		F9	4	0	0	0	0	1	1				
Ken Harrelson, R OBP: 0.266, SLG: 0.406 (1, 9)		K		F8						2	0	0	0	1	1	1				
Tony Horton, R OBP: 0.275, SLG: 0.413 (1, 3)		G6-3 1B			K					3	0	1	0	0	2	1				
Jose Cardenal, R OBP: 0.222, SLG: 0.264 (1, 8)	G6-3				G5-3				P6	3	0	0	0	0	0	1				
Duke Sims, L OBP: 0.356, SLG: 0.486 (1, 2)				K		G3-1			P6	3	0	0	0	0	1	0				
Zolp Versailles, R OBP: 0.317, SLG: 0.370 (1, 4) Richie Scheinblum, S (8, PH) Jack Heidemann, R (8, 6)				P4			G1-3			2	0	0	0	0	0	0				
Luis Tiant, R OBP: 0.300, SLG: 0.400 (1, 1) Cap Patterson, R (8, PH) Horacio Pina, R (8, 1) Lee Maye, L OBP: 0.297, SLG: 0.154 Gary Kroll, R (8, 1) Juan Pizarro, L OBP: 0.290, SLG: 0.290 (8, 1)				K			K		P4	1	0	0	0	0	1	0				
Inning Stats	R: 0 E: 0 K: 0 S: 3	H: 0 LOB: 0 BB: 0 P: 3	R: 0 E: 0 K: 1 S: 5	H: 1 LOB: 0 BB: 0 P: 5	R: 0 E: 0 K: 2 S: 7	H: 0 LOB: 0 BB: 0 P: 7	R: 0 E: 0 K: 1 S: 5	H: 0 LOB: 1 BB: 0 P: 9	R: 0 E: 0 K: 1 S: 5	H: 0 LOB: 0 BB: 0 P: 5	R: 0 E: 0 K: 1 S: 5	H: 0 LOB: 1 BB: 1 P: 9	R: 0 E: 0 K: 0 S: 3	H: 0 LOB: 1 BB: 1 P: 7	R: 0 E: 0 K: 0 S: 3	H: 0 LOB: 0 BB: 0 P: 3	1B: 1 2B: 0 3B: 0 HR: 0	SF: 0 SAC: 0 DP: 1 HBP: 0	WP: 0 PB: 0 SB: 0 CS: 0	PA: 30
PITCHER Dick Bosman, R ERA: 2.1 (1, 1)	IP: 9.0 WLS: W BF: 30 H: 1 R: 0 ER: 0 SO: 7 BB: 3 IBB: 0 HBP: 0 BLK: 0 WP: 0 HR: 0 S: 41 P: 53 ERA: 0.00 WHIP: 0.444																			

Cleveland Indians @ Washington Senators
Robert F. Kennedy Memorial Stadium, Washington, DC
Fri May 02 1969, 7:05 PM EDT
Att: 13,649 - Unknown

AB	27
R	0
H	1
RBI	0
BB	3
SO	7
LOB	5

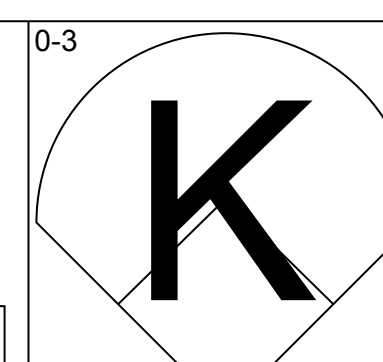
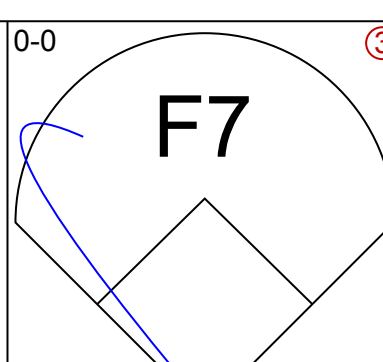
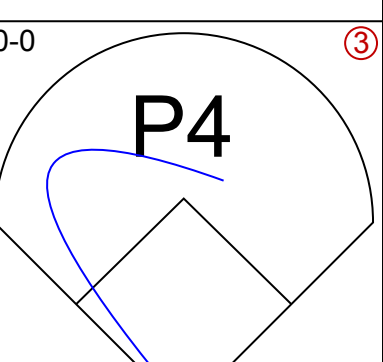
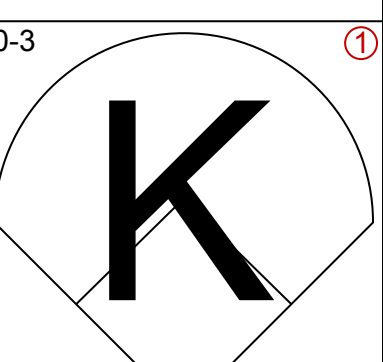
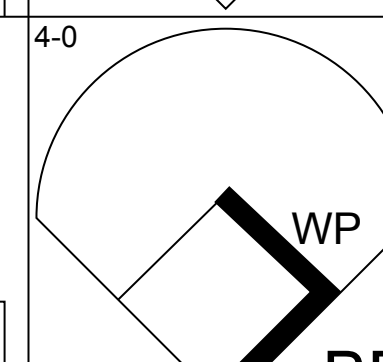
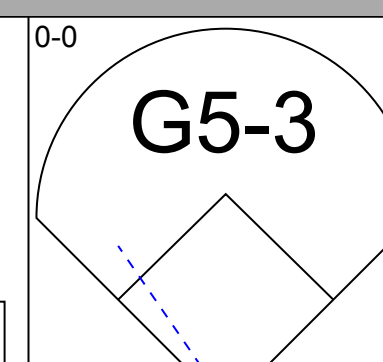
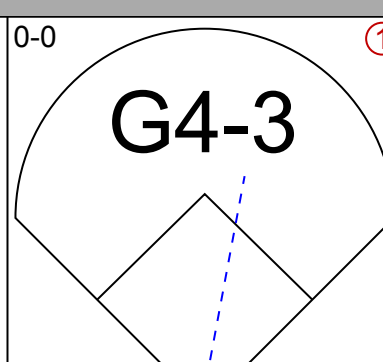
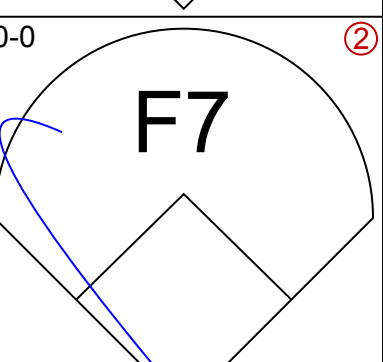
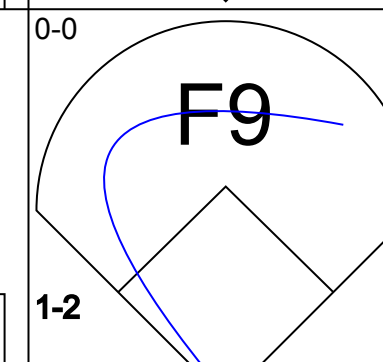
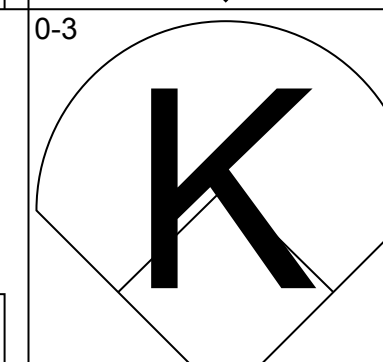
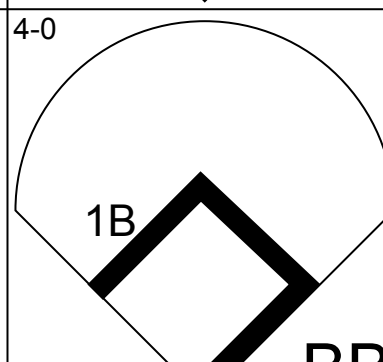
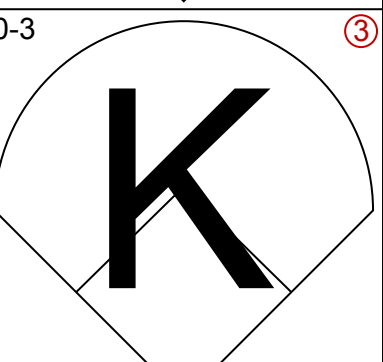
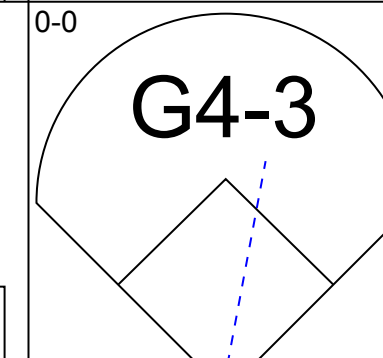
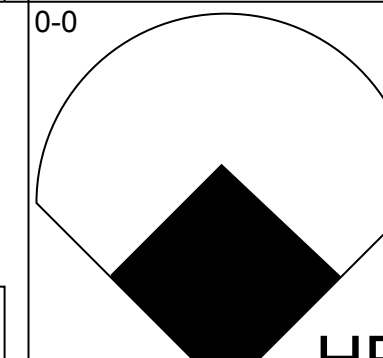
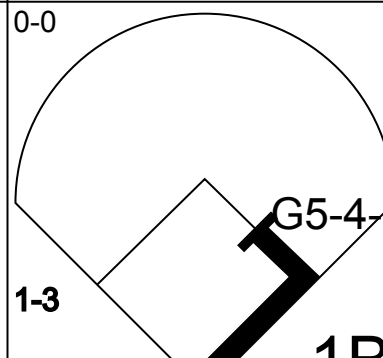
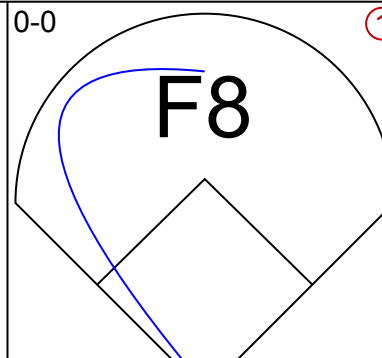
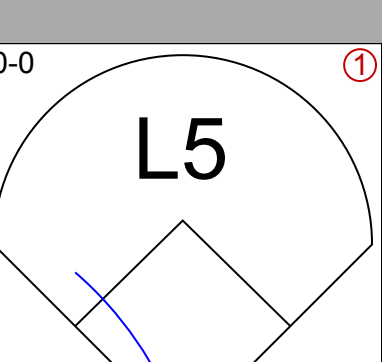
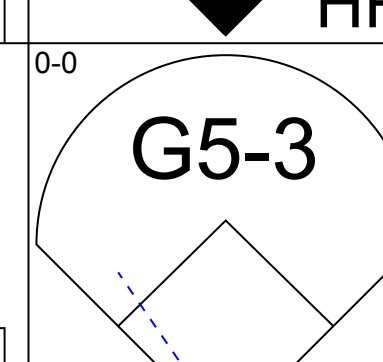
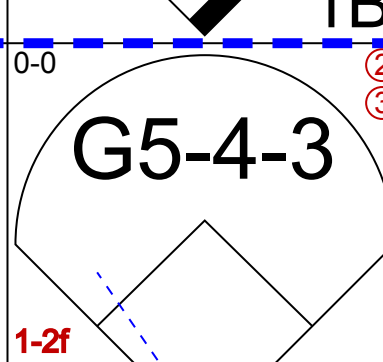
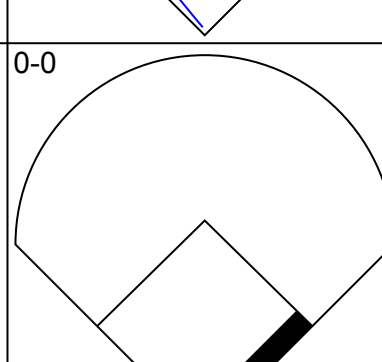
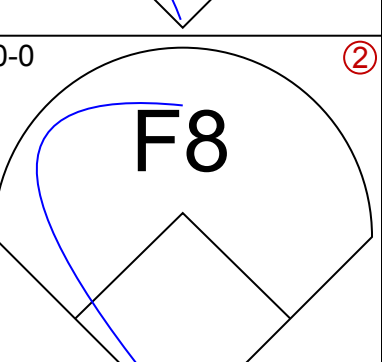
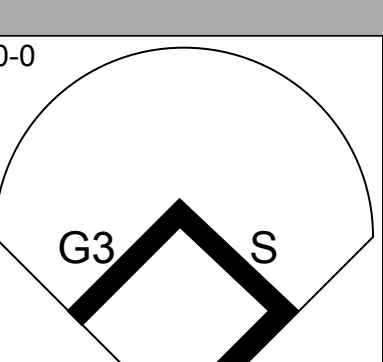
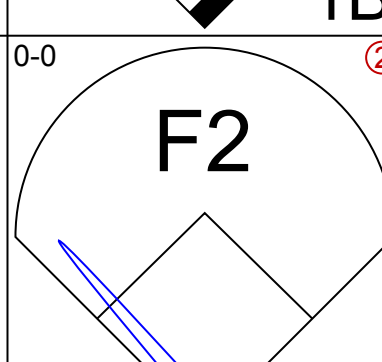
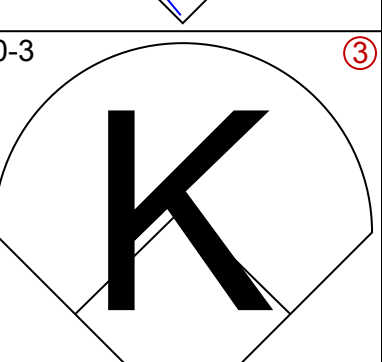
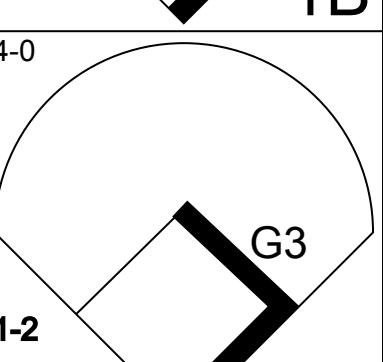
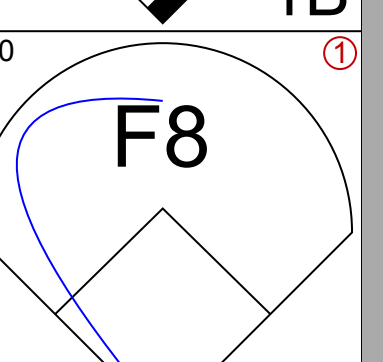
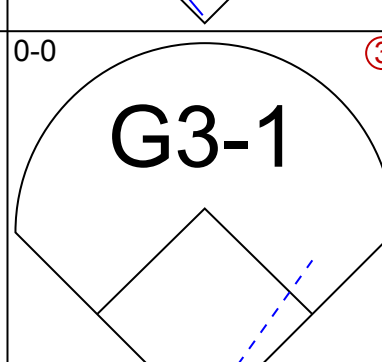
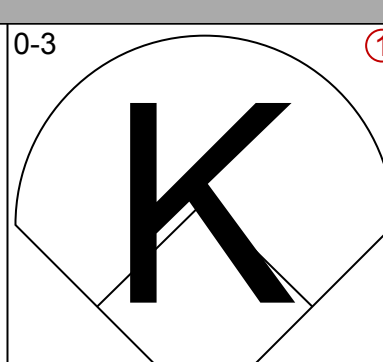
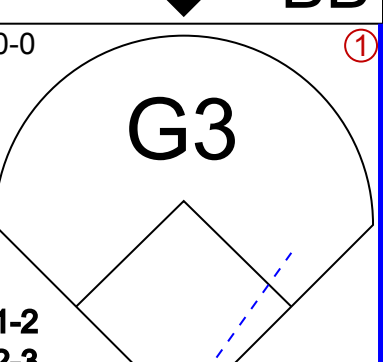
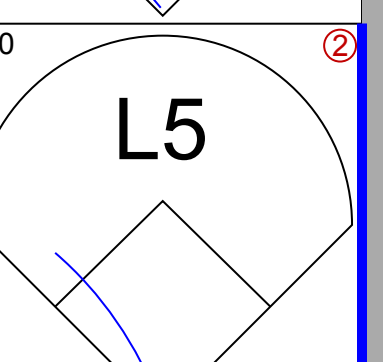
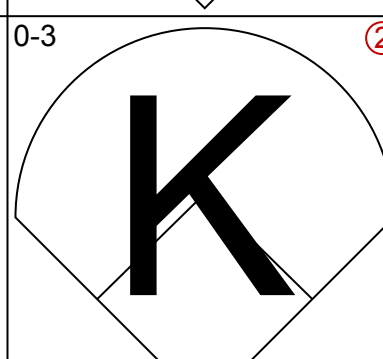
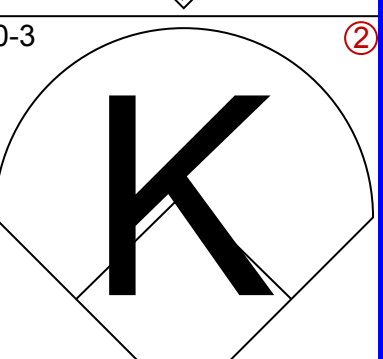
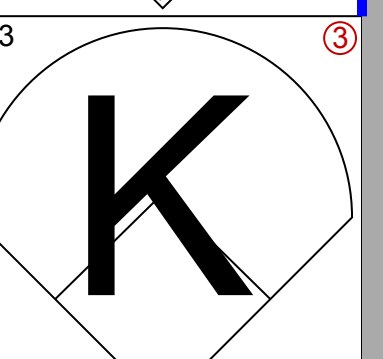
WP: 0	PA: 30
PB: 0	
SB: 0	
CS: 0	

Batter	1	2	3	4	5	6	7	8	9	AB	R	H	RBI	BB	SO	LOB	BOTTOM			
Del Unser, L OBP: 0.316, SLG: 0.277 (1, 8)	G5-4-3 1B BB		F9	F8		K		FC6-4 BB		3	0	0	1	2	1	2				
Ed Stroud, L OBP: 0.275, SLG: 0.217 (1, 9)	G5-4-3 1-2 1B		F7		G4-3 1B		F8	FC6-4 1-2 2-3 3-4		5	1	2	0	0	0	3				
Frank Howard, R OBP: 0.346, SLG: 0.564 (1, 3)	G5-4-3 1-2 2-3		F2		G4-3		G5-3			4	0	0	0	0	0	3				
Hank Allen, R OBP: 0.382, SLG: 0.470 (1, 7)	F7			G4-3			K			4	0	1	1	0	1	1				
Ken McMullen, R OBP: 0.333, SLG: 0.409 (1, 5)		1B SF9 BB		FC3-6 1B	F9			1B BB		2	2	1	0	2	0	1				
Bernie Allen, L OBP: 0.429, SLG: 0.486 (1, 4) Tim Cullen, R OBP: 0.305, SLG: 0.296 (9, 4)				FC3-6 HBP 1B				K		3	1	1	0	1	1	2				
Ed Brinkman, R OBP: 0.315, SLG: 0.343 (1, 6)				1B CS						0	0	0	0	0	0	0				
Paul Casanova, R OBP: 0.271, SLG: 0.339 (1, 2)		SF9		HBP 1B	G5-3			BB BB 1B		3	1	2	1	0	2					
Dick Bosman, R OBP: 0.167, SLG: 0.091 (1, 1)				1B HBP		K		BB BB 1B		1	0	0	0	2	1	0				
Inning Stats	R: 0 E: 0 K: 0 S: 3	H: 1 LOB: 1 BB: 1 P: 7	R: 1 E: 0 K: 0 S: 3	H: 1 LOB: 2 BB: 2 P: 11	R: 0 E: 0 K: 0 S: 3	H: 0 LOB: 0 BB: 0 P: 3	R: 2 E: 0 K: 0 S: 6	H: 3 LOB: 2 BB: 0 P: 7	R: 1 E: 0 K: 0 S: 5	H: 2 LOB: 2 BB: 1 P: 9	R: 0 E: 0 K: 3 S: 9	H: 0 LOB: 0 BB: 0 P: 9	R: 0 E: 0 K: 1 S: 5	H: 0 LOB: 0 BB: 0 P: 5	R: 1 E: 0 K: 2 S: 8	H: 1 LOB: 3 BB: 3 P: 20	1B: 8 2B: 0 3B: 0 HR: 0	SF: 1 SAC: 0 DP: 1 HBP: 1	WP: 0 PB: 0 SB: 1 CS: 1	PA: 38
PITCHER Luis Tiant, R ERA: 8.48 (1, 1) Horacio Pina, R ERA: 10.57 (6, 1) Gary Kroll, R ERA: 3.38 (8, 1) Juan Pizarro, L ERA: 8.25 (8, 1)	IP: 5.0 WLS: L BF: 25 H: 7 R: 4 ER: 4 SO: 4 BB: 0 IBB: 0 HBP: 0 BLK: 0 WP: 0 HR: 0 S: 20 P: 37 ERA: 7.20 WHIP: 2.000																			

Cleveland Indians @ Washington Senators
Robert F. Kennedy Memorial Stadium, Washington, DC
Fri May 02 1969, 7:05 PM EDT
Att: 13,649 - Unknown

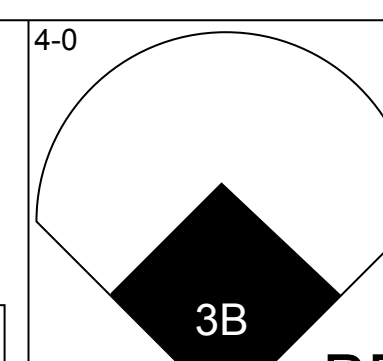
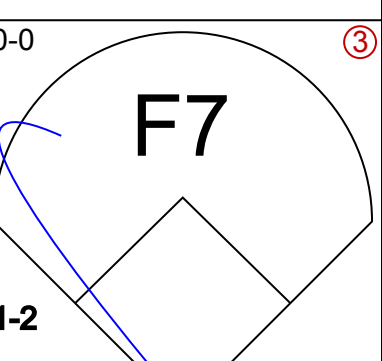
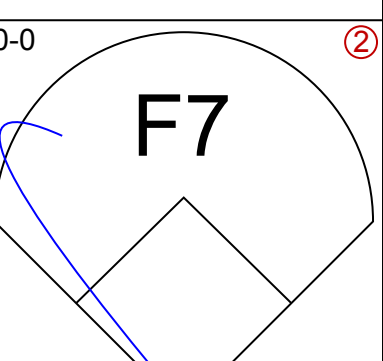
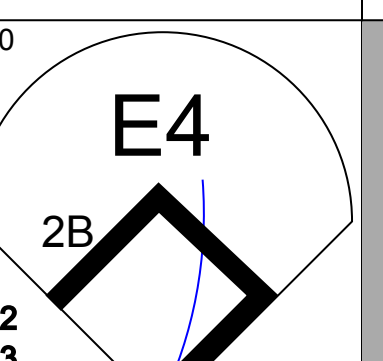
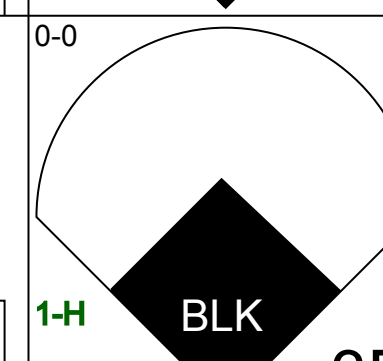
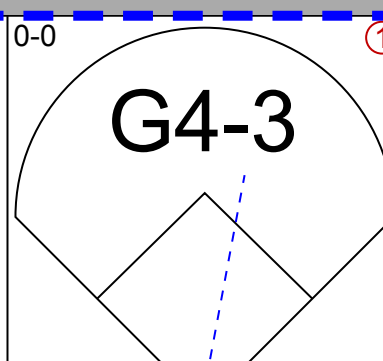
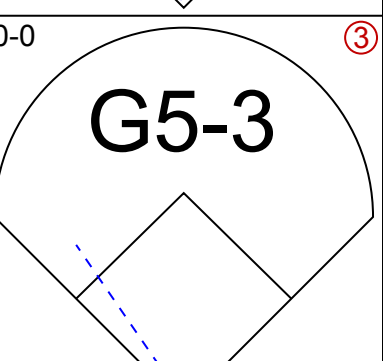
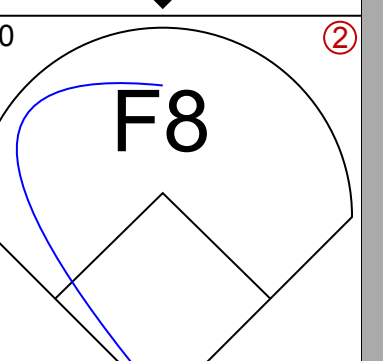
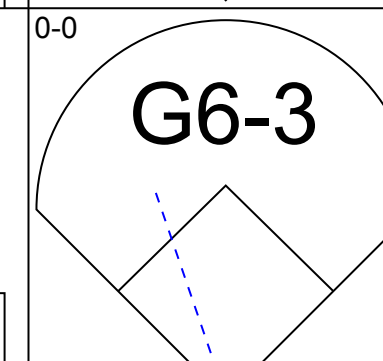
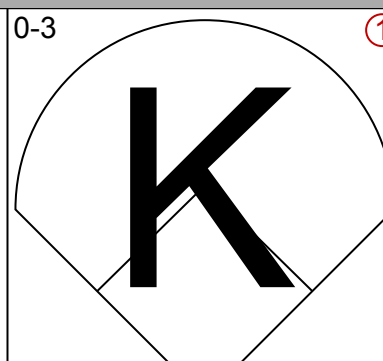
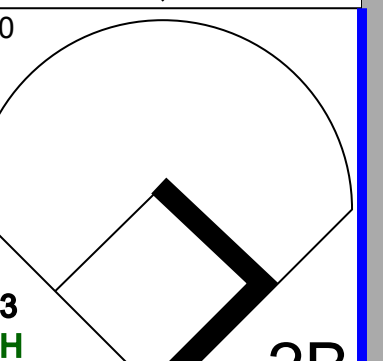
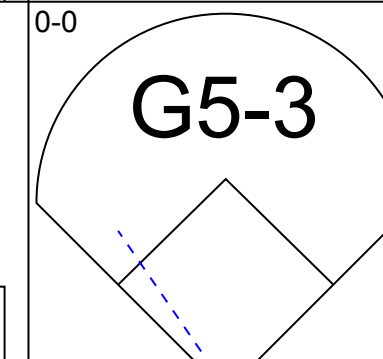
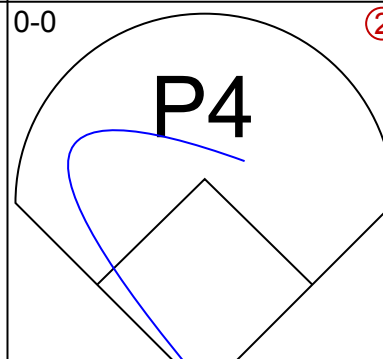

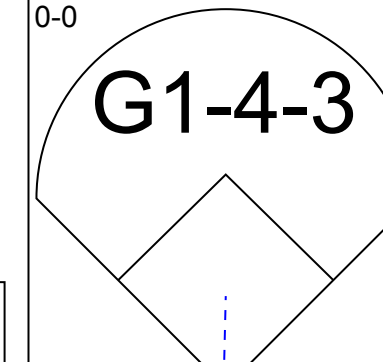
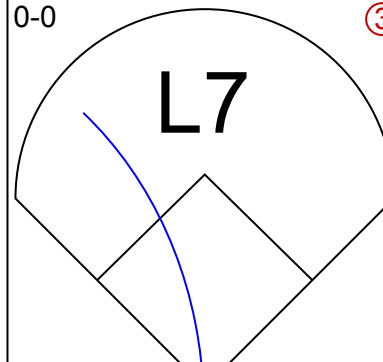
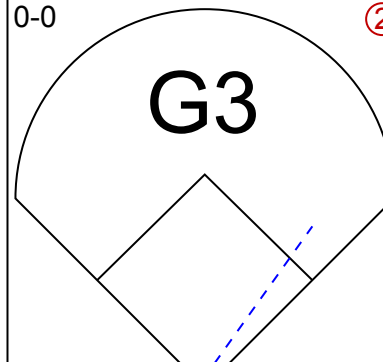
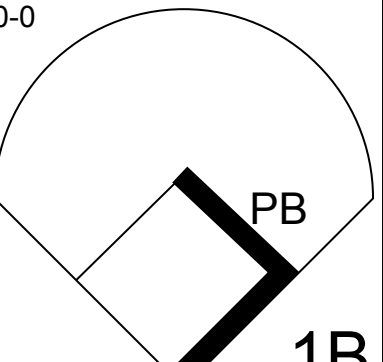
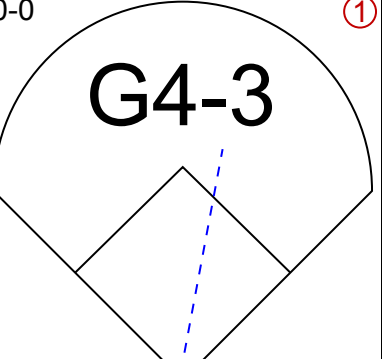
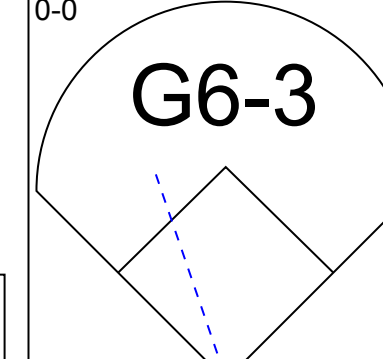
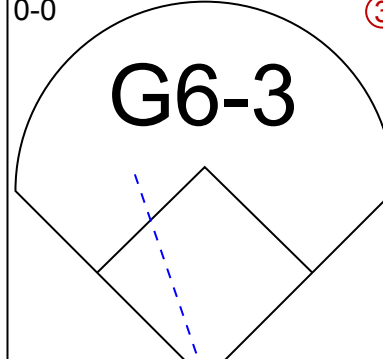
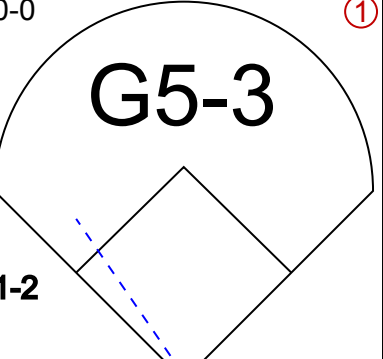
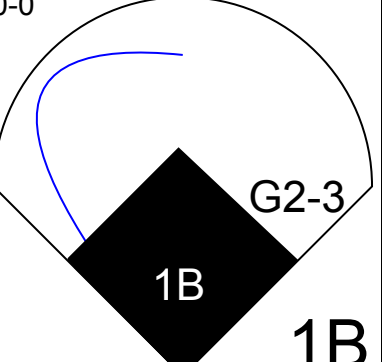
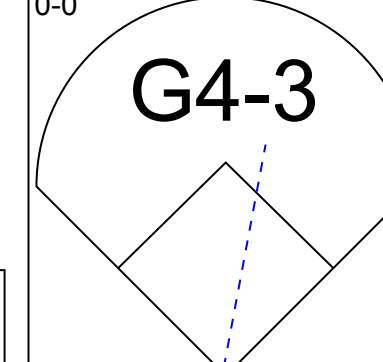
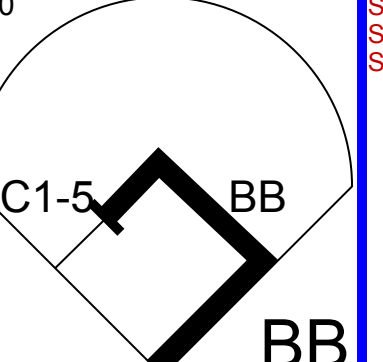
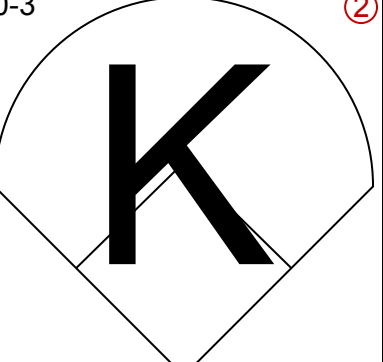
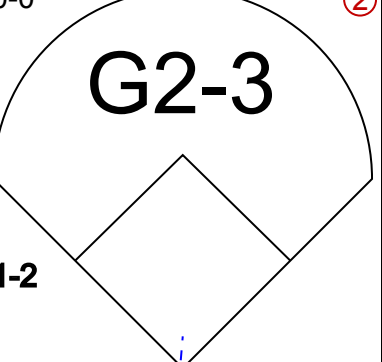
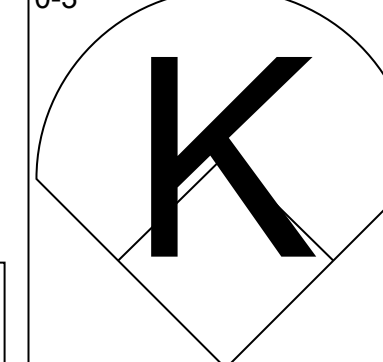
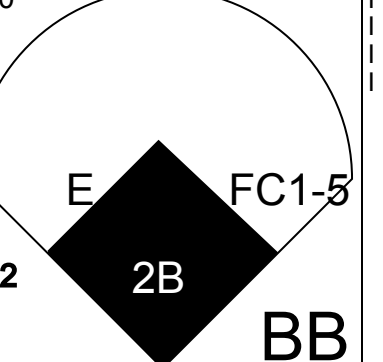
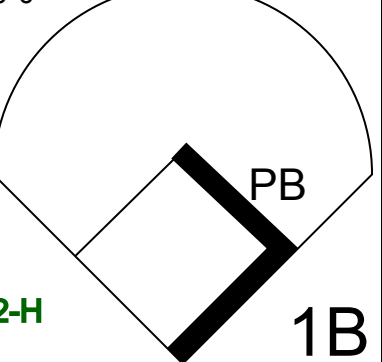
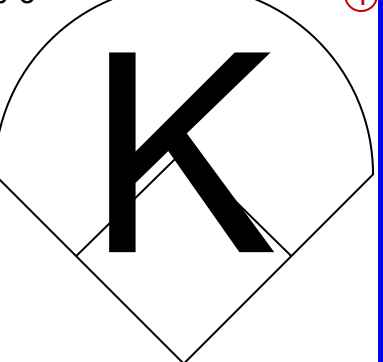
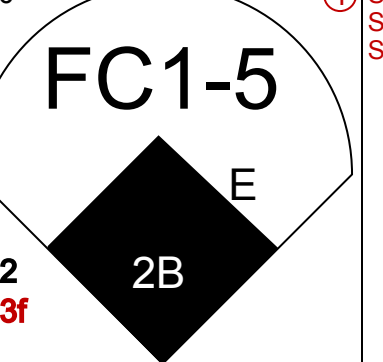
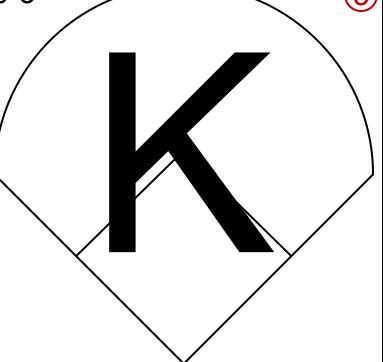
AB	29
R	5
H	8
RBI	5
BB	7
SO	6
LOB	18

WP: 0	PA: 38
PB: 0	
SB: 1	
CS: 1	

Batter	1	2	3	4	5	6	7	8	9	AB	R	H	RBI	BB	SO	LOB	TOP				
Max Alvis, R OBP: 0.196, SLG: 0.208 (1, 5)										4	0	0	0	0	2	2	<p>Cleveland Indians @ Washington Senators Robert F. Kennedy Memorial Stadium, Washington, DC Sat May 03 1969, 3:33 AM EDT Att: 12,728 - Unknown</p>				
Lary Brown, R OBP: 0.389, SLG: 0.408 (1, 4) (5, 6)										3	0	0	0	1	0	0					
Ken Harrelson, R OBP: 0.265, SLG: 0.389 (1, 9)										3	0	0	0	1	2	1					
Duke Sims, L OBP: 0.367, SLG: 0.561 (1, 2)										4	1	2	1	0	0	1					
Tony Horton, R OBP: 0.274, SLG: 0.405 (1, 3)										4	0	1	0	0	0	2					
Jose Cardenal, R OBP: 0.235, SLG: 0.276 (1, 8)										4	0	2	0	0	0	1					
Richie Scheinblum, S (1, 7)										3	0	0	0	1	1	2					
Jack Heidemann, R Lee Mays, L Horacio Pina, R Cap Peterson, R Gary Kroll, R Juan Pizarro, L OBP: 0.250, SLG: 0.250 (1, 6) (5, PH) (5, 1) (7, PH) (7, 1) (7, 1)										1	0	0	0	0	1	0					
Steve Hargan, R Chuck Hinton, R Jack Hamilton, R Russ Snyder, L Vern Fuller, R OBP: 0.344, SLG: 0.433 (3, PH) (3, 1) (5, PH) (5, 4)										0	0	0	0	0	0	0					
Inning Stats	R: 0 E: 0 K: 1 S: 5	H: 0 LOB: 1 BB: 1 P: 9	R: 0 E: 0 K: 1 S: 5	H: 0 LOB: 0 BB: 0 P: 5	R: 0 E: 0 K: 2 S: 7	H: 0 LOB: 0 BB: 0 P: 7	R: 1 E: 0 K: 1 S: 6	H: 1 LOB: 0 BB: 0 P: 6	R: 0 E: 0 K: 1 S: 3	H: 1 LOB: 1 BB: 1 P: 7	R: 0 E: 0 K: 1 S: 6	H: 1 LOB: 1 BB: 0 P: 6	R: 0 E: 0 K: 2 S: 7	H: 0 LOB: 0 BB: 0 P: 7	R: 0 E: 0 K: 0 S: 4	H: 1 LOB: 1 BB: 0 P: 4		1B: 4 2B: 0 3B: 0 HR: 1	SF: 0 SAC: 0 DP: 1 HBP: 0	WP: 1 PB: 0 SB: 1 CS: 0	PA: 34
PITCHER	IP WLS BF H R ER SO BB IBB HBP BLK WP HR S P ERA WHIP	5.1 W 22 3 1 1 6 3 0 0 0 0 1 1 31 43 1.69 1.125	6.1 S 12 2 0 0 3 0 0 0 0 0 0 0 0 18 0.00 0.545	PITCHER																	


AB	31
R	1
H	5
RBI	1
BB	3
SO	9
LOB	15




Batter	1	2	3	4	5	6	7	8	9	AB	R	H	RBI	BB	SO	LOB	BOTTOM						
Del Unser, L OBP: 0.314, SLG: 0.269 (1, 8)										3	1	0	0	1	0	3	<p>Cleveland Indians @ Washington Senators Robert F. Kennedy Memorial Stadium, Washington, DC Sat May 03 1969, 3:33 AM EDT Att: 12,728 - Unknown</p>						
Ed Brinkman, R OBP: 0.313, SLG: 0.359 (1, 6)										4	1	1	1	0	0	3							
Frank Howard, R Ed Stroud, L OBP: 0.351, SLG: 0.571 (7, PR) (8, 9)										4	0	2	2	0	1	0							
Mike Epstein, L OBP: 0.343, SLG: 0.482 (1, 3)										4	1	1	1	0	1	4							
Hank Allen, R OBP: 0.375, SLG: 0.457 (1, 9) (8, 7)										4	0	1	0	0	0	1							
Ken McMullen, R OBP: 0.321, SLG: 0.391 (1, 5)										4	0	0	0	0	0	1							
Bernie Allen, L Tim Cullen, R OBP: 0.444, SLG: 0.486 OBP: 0.300, SLG: 0.291 (7, PR) (8, 4)										2	1	1	0	1	0	0							
Paul Casanova, R OBP: 0.284, SLG: 0.328 (1, 2)										2	1	0	0	2	1	1							
Camilo Pascual, R Dave Baldwin, R OBP: 0.200, SLG: 0.200 (1, 1) (6, 1)										2	0	1	1	0	1	0							
Inning Stats	R: 2 E: 0 K: 0 S: 4	H: 1 LOB: 0 BB: 1 P: 8	R: 1 E: 0 K: 0 S: 5	H: 2 LOB: 1 BB: 0 P: 5	R: 0 E: 0 K: 0 S: 4	H: 1 LOB: 1 BB: 0 P: 4	R: 0 E: 0 K: 1 S: 5	H: 0 LOB: 0 BB: 0 P: 5	R: 1 E: 0 K: 1 S: 6	H: 1 LOB: 3 BB: 2 P: 15	R: 0 E: 0 K: 2 S: 8	H: 1 LOB: 2 BB: 1 P: 12	1B: 4 2B: 1 3B: 1 HR: 1	SF: 0 SAC: 0 DP: 0 HBP: 0	WP: 0 PB: 2 SB: 0 CS: 0	PA: 36							
PITCHER	IP WLS BF H R ER SO BB IBB HBP BLK WP HR S P ERA WHIP	2.0 L 10 1 0 0 1 0 0 0 0 0 0 0 9 9 0.00 0.500	2.0 1 1 1 2 0 0 0 0 0 0 0 0 11 11 4.50 0.500	0.0 2 0 2 0 0 2 0 0 0 0 0 0 8 ∞ ∞	2.0 2 0 0 3 0 0 0 0 0 0 0 15 19 0.00 1.000	PITCHER																	

AB	32
R	6
H	7
RBI	5
BB	4
SO	6
LOB	18



Batter	1	2	3	4	5	6	7	8	9	AB	R	H	RBI	BB	SO	LOB	TOP								
Max Alvis, R OBP: 0.196, SLG: 0.208 (1, 5)	L5		E4				F7		K	5	0	1	0	0	1	2	Cleveland Indians @ Washington Senators Robert F. Kennedy Memorial Stadium, Washington, DC Sun May 04 1969, 3:33 AM EDT Att: 24,411 - Unknown AB 33 R 3 H 9 RBI 3 BB 3 SO 9 LOB 18 								
Lary Brown, R OBP: 0.383, SLG: 0.392 (1, 4)	P1		G3-6-3				G5-3		K	3	0	0	0	1	0	4									
Cap Peterson, R OBP: 0.467, SLG: 0.333 (9, PH)									K	1	0	0	0	0	1	0									
Ken Harrelson, R OBP: 0.253, SLG: 0.368 (1, 9)	F5						G5-3			4	0	0	0	0	1	2									
Duke Sims, L OBP: 0.396, SLG: 0.636 (1, 2)		K								3	2	2	1	1	1	0									
Tony Horton, R OBP: 0.284, SLG: 0.410 (1, 3)	K									4	1	2	0	0	2	1									
Russ Snyder, L OBP: 0.389, SLG: 0.348 Jack Hamilton, R (6, 1)										2	0	1	0	1	0	1									
Lee Mays, L OBP: 0.194, SLG: 0.143 Horacio Pina, R (6, 1)										0	0	0	0	0	0	0									
Juan Pizarro, L OBP: 0.250, SLG: 0.250 (8, 1)										1	0	0	0	0	1	1									
Riche Scheinblum, S OBP: 0.143, SLG: 0.054 (1, 7)										0	0	0	0	0	0	0									
Jack Heidemann, R (1, 6)										4	0	2	2	0	0	2									
Chuck Hinton, R OBP: 0.333, SLG: 0.419 Vern Fuller, R OBP: 0.270, SLG: 0.161 (8, PH)										2	0	0	0	0	1	2									
Stan Williams, R (1, 1)										1	0	0	0	0	1	1									
Jose Cardenal, R OBP: 0.241, SLG: 0.295 (6, 8)										2	0	1	0	0	0	0									
Inning Stats	R: 0 E: 0 K: 0 S: 3	H: 0 LOB: 0 BB: 0 P: 3	R: 0 E: 0 K: 2 S: 8	H: 1 LOB: 1 BB: 0 P: 8	R: 0 E: 1 K: 1 S: 5	H: 0 LOB: 1 BB: 0 P: 6	R: 1 E: 0 K: 0 S: 4	H: 2 LOB: 0 BB: 0 P: 4	R: 0 E: 0 K: 0 S: 5	H: 2 LOB: 2 BB: 0 P: 5	R: 2 E: 0 K: 2 S: 9	H: 3 LOB: 1 BB: 1 P: 13	R: 0 E: 0 K: 0 S: 3	H: 1 LOB: 1 BB: 1 P: 7	R: 0 E: 1 K: 2 S: 8	H: 0 LOB: 2 BB: 1 P: 12		R: 0 E: 0 K: 2 S: 7	H: 0 LOB: 0 BB: 0 P: 7	1B: 7 2B: 1 3B: 0 HR: 1	SF: 0 SAC: 1 DP: 2 HBP: 1	WP: 0 PB: 0 SB: 0 CS: 1	PA: 38		
PITCHER	IP	WLS	BF	H	R	ER	SO	BB	IBB	HBP	BLK	WP	HR	S	P	ERA		WHIP							
Joe Coleman, R ERA: 3.67 (1, 1)	5.1		24	7	3	3	4	1	0	1	0	0	1	30	35	5.06	1.500								
Dennis Higgins, R ERA: 1.69 (6, 1)	3.2	W	14	2	0	0	5	2	0	0	0	0	0	22	30	0.00	1.091								

Batter	1	2	3	4	5	6	7	8	9	AB	R	H	RBI	BB	SO	LOB	BOTTOM									
Del Unser, L OBP: 0.311, SLG: 0.271 (1, 8)	F7		SF7				P6			3	0	1	1	0	0	0	Cleveland Indians @ Washington Senators Robert F. Kennedy Memorial Stadium, Washington, DC Sun May 04 1969, 3:33 AM EDT Att: 24,411 - Unknown AB 29 R 4 H 6 RBI 4 BB 6 SO 4 LOB 16 									
Ed Brinkman, R OBP: 0.319, SLG: 0.358 (1, 6)	G4-3									3	0	1	1	1	0	0										
Frank Howard, R OBP: 0.348, SLG: 0.588 (1, 7)	F9		F2							4	1	1	1	0	0	4										
Mike Epstein, L OBP: 0.366, SLG: 0.542 Ed Stroud, L OBP: 0.275, SLG: 0.217 (8, PR)										3	1	2	1	1	0	0										
Hank Allen, R OBP: 0.355, SLG: 0.432 (9, 7)										0	0	0	0	0	0	0										
Ken McMullen, R OBP: 0.309, SLG: 0.375 (1, 5)										4	0	0	0	0	0	3										
Bernie Allen, L OBP: 0.436, SLG: 0.462 Tim Cullen, R OBP: 0.311, SLG: 0.291 (6, PH)										2	1	0	0	1	0	1										
Jim French, L OBP: 0.308, SLG: 0.105 Brant Alyssa, R OBP: 0.500, SLG: 0.591 Paul Casanova, R OBP: 0.284, SLG: 0.328 (9, 2)										0	0	0	0	1	0	0										
Joe Coleman, R OBP: 0.143, SLG: 0.077 Dennis Higgins, R (6, 1)										0	0	0	0	0	0	0										
Inning Stats	R: 0 E: 0 K: 0 S: 3	H: 0 LOB: 0 BB: 0 P: 3	R: 0 E: 0 K: 0 S: 3	H: 0 LOB: 0 BB: 0 P: 3	R: 1 E: 0 K: 1 S: 6	H: 1 LOB: 2 BB: 2 P: 14	R: 0 E: 0 K: 0 S: 3	H: 0 LOB: 1 BB: 1 P: 7	R: 0 E: 0 K: 0 S: 5	H: 0 LOB: 0 BB: 0 P: 5	R: 2 E: 0 K: 0 S: 5	H: 2 LOB: 0 BB: 0 P: 5	R: 1 E: 0 K: 1 S: 7	H: 2 LOB: 2 BB: 1 P: 11	R: 0 E: 0 K: 1 S: 6	H: 1 LOB: 3 BB: 2 P: 14		1B: 4 2B: 0 3B: 0 HR: 2	SF: 1 SAC: 0 DP: 0 HBP: 0	WP: 0 PB: 0 SB: 1 CS: 0	PA: 36					
PITCHER	IP	WLS	BF	H	R	ER	SO	BB	IBB	HBP	BLK	WP	HR	S	P	ERA		WHIP								
Stan Williams, R ERA: 5.76 (1, 1)	5.1		21	2	2	2	2	3	0	0	0	0	1	22	34	3.38		0.938								
Jack Hamilton, R ERA: 3.91 (6, 1)	1.2	L	9	3	2	2	1	1	0	0	0	0	1	10	14	10.80		2.400								
Horacio Pina, R ERA: 8.71 (8, 1)	0.2		3	1	0	0	0	0	0	0	0	0	0	3	3	0.00		1.500								
Juan Pizarro, L ERA: 6.91 (8, 1)	0.1		3	0	0	0	1	0	2	0	0	0	0	3	11	0.00		0.000								

Batter	1	2	3	4	5	6	7	8	9	AB	R	H	RBI	BB	SO	LOB	TOP					
Cesar Tovar, R (1, 5) OBP: 0.283, SLG: 0.321	G5-4-3 1B			F3			SH3-4 1B		P4	4	0	2	0	0	0	0						
Leo Cardenas, R (1, 6) OBP: 0.366, SLG: 0.462	K			1-3			SH3-4 1-2			2	0	0	0	0	1	1						
Harmon Killebrew, R (1, 3) OBP: 0.462, SLG: 0.544	G5-4-3 1-2			P4			F8			3	0	0	0	0	0	2						
Bob Allison, R (1, 7) OBP: 0.344, SLG: 0.519		K		L7			F7			3	0	0	0	0	1	1						
Tony Oliva, L (1, 9) OBP: 0.376, SLG: 0.439		P5							P6	3	0	0	0	0	1	0						
George Mitterwald, R (1, 2) OBP: 0.359, SLG: 0.442		K							K	3	0	0	0	0	2	0						
Frank Quilici, R (1, 4) OBP: 0.235, SLG: 0.188							F7		3-1	3	0	1	0	0	0	0						
Ted Uhlhaender, L (1, 8) OBP: 0.381, SLG: 0.368							6-3		6-3	3	0	0	0	0	0	1						
Dave Boswell, R (1, 1) OBP: 0.133, SLG: 0.267							1-3			2	0	0	0	0	1	1						
Graig Nettles, L (9, PH) OBP: 0.352, SLG: 0.531									F3	1	0	0	0	0	0	0						
Inning Stats	R: 0 E: 0 K: 1 S: 5	H: 1 LOB: 0 BB: 0 P: 5	R: 0 E: 0 K: 2 S: 7	H: 0 LOB: 0 BB: 0 P: 7	R: 0 E: 0 K: 1 S: 5	H: 1 LOB: 0 BB: 0 P: 5	R: 0 E: 0 K: 0 S: 3	H: 0 LOB: 0 BB: 0 P: 3	R: 0 E: 0 K: 0 S: 5	H: 0 LOB: 0 BB: 0 P: 5	R: 0 E: 0 K: 0 S: 3	H: 0 LOB: 0 BB: 0 P: 3	R: 0 E: 0 K: 1 S: 4	H: 1 LOB: 1 BB: 0 P: 4	R: 0 E: 0 K: 1 S: 5	H: 0 LOB: 0 BB: 0 P: 5	R: 0 E: 0 K: 0 S: 3	H: 0 LOB: 0 BB: 0 P: 3	1B: 3 2B: 0 3B: 0 HR: 0	SF: 0 SAC: 1 DP: 1 HBP: 0	WP: 0 PB: 0 SB: 0 CS: 1	PA: 28
PITCHER Sam McDowell, L (1, 1) ERA: 3.23	IP: 9.0 WLS: W BF: 28 H: 3 R: 0 ER: 0 SO: 6 BB: 0 IBB: 0 HBP: 0 BLK: 0 WP: 0 HR: 0 S: 40 P: 40 ERA: 0.00 WHIP: 0.333															PITCHER						

Minnesota Twins @ Cleveland Indians
Cleveland Municipal Stadium, Cleveland, OH
Tue May 06 1969, 7:05 PM EDT
Att. 5,464 - Unknown - 76 F

AB 27
R 0
H 3
RBI 0
BB 0
SO 6
LOB 6



Batter	1	2	3	4	5	6	7	8	9	AB	R	H	RBI	BB	SO	LOB	BOTTOM					
Jose Cardenal, R (1, 8) OBP: 0.231, SLG: 0.280	F7		5-3			6-3		F9		4	0	0	0	0	0	2						
Richie Scheinblum, S (1, 7) OBP: 0.152, SLG: 0.073	L4		K			FC6-4 1B		G3-6-3 1-2		4	0	1	0	0	1	2						
Ken Harrelson, R (1, 9) OBP: 0.256, SLG: 0.367	P6					FC6-4 1B				3	0	1	0	0	0	1						
Duke Sims, L (1, 2) OBP: 0.375, SLG: 0.596		4-3				K		G3		3	0	0	0	0	1	1						
Tony Horton, R (1, 3) OBP: 0.286, SLG: 0.442		L8				K		HR		3	1	1	1	0	1	0						
Max Alvis, R (1, 5) OBP: 0.203, SLG: 0.200		BB				P5		F5		2	0	0	0	1	0	0						
Larry Brown, R (1, 6) OBP: 0.381, SLG: 0.390		L8				5-3		1B		3	0	1	0	0	0	1						
Vern Fuller, R (1, 4) OBP: 0.250, SLG: 0.147				E5 SH1-4		F7		F3		3	0	0	0	0	0	1						
Sam McDowell, L (1, 1) OBP: 0.167, SLG: 0.167				SH1-4 1-2		1-3		G3-6-3 1B		2	0	1	0	0	0	0						
Inning Stats	R: 0 E: 0 K: 0 S: 3	H: 0 LOB: 0 BB: 1 P: 3	R: 0 E: 0 K: 0 S: 3	H: 0 LOB: 1 BB: 1 P: 7	R: 0 E: 1 K: 1 S: 6	H: 0 LOB: 1 BB: 0 P: 6	R: 0 E: 0 K: 2 S: 7	H: 1 LOB: 0 BB: 0 P: 7	R: 0 E: 0 K: 0 S: 3	H: 0 LOB: 0 BB: 0 P: 3	R: 0 E: 0 K: 0 S: 4	H: 1 LOB: 1 BB: 0 P: 4	R: 1 E: 0 K: 0 S: 5	H: 2 LOB: 1 BB: 0 P: 5	R: 0 E: 0 K: 0 S: 3	H: 1 LOB: 0 BB: 0 P: 3	R: 0 E: 0 K: 0 S: 3	H: 1 LOB: 0 BB: 0 P: 3	1B: 4 2B: 0 3B: 0 HR: 1	SF: 0 SAC: 1 DP: 1 HBP: 0	WP: 0 PB: 0 SB: 0 CS: 1	PA: 29
PITCHER Dave Boswell, R (1, 1) ERA: 3.05	IP: 8.0 WLS: L BF: 29 H: 5 R: 1 ER: 1 SO: 3 BB: 1 IBB: 0 HBP: 0 BLK: 0 WP: 0 HR: 1 S: 34 P: 38 ERA: 1.12 WHIP: 0.750															PITCHER						

Minnesota Twins @ Cleveland Indians
Cleveland Municipal Stadium, Cleveland, OH
Tue May 06 1969, 7:05 PM EDT
Att. 5,464 - Unknown - 76 F

AB 27
R 1
H 5
RBI 1
BB 1
SO 3
LOB 8



Batter	1	2	3	4	5	6	7	8	9	AB	R	H	RBI	BB	SO	LOB	TOP								
Sandy Alomar Sr. S OBP: 0.250, SLG: 0.208	5-3		1B 4-3		SH1-4 1B		F8		BB 4-0	4	2	2	0	1	0	0	Chicago White Sox @ Cleveland Indians Cleveland Municipal Stadium, Cleveland, OH Sat May 10 1969, 3:33 AM EDT Att. 4,201 - Unknown livebaseballscorecards.com								
Luis Aparicio R OBP: 0.362, SLG: 0.395	6-3		4-3 1B		SH1-4		G4-6-3 1B		BB 0-3	4	0	2	0	0	1	1									
Carlos May L OBP: 0.368, SLG: 0.615	6-3		4-3		WP 1B		G4-6-3		BB 0-0	5	0	1	3	0	0	2									
Bill Melton R OBP: 0.368, SLG: 0.547		F 2B	F5		K 1B				E7 1B	4	1	2	0	0	1	2									
Duane Josephson R OBP: 0.290, SLG: 0.274		E5 IBB	3-1		BB 1B				F2	3	0	0	0	1	0	3									
Don Pavletich R OBP: 0.185, SLG: 0.294										2	0	0	0	0	1	2									
Ron Hansen R OBP: 0.344, SLG: 0.414										2	0	1	1	0	0	2									
Buddy Bradford R OBP: 0.407, SLG: 0.565										0	0	0	0	0	0	0									
Walt Williams R OBP: 0.238, SLG: 0.238										3	0	0	0	0	1	2									
Gail Hopkins L OBP: 0.323, SLG: 0.302										1	0	0	0	0	0	1									
Ken Berry R OBP: 0.238, SLG: 0.135										2	0	0	0	2	0	0									
Tommy John R OBP: 0.105, SLG: 0.105										4	1	1	0	0	1	5									
Bob Locker S										0	0	0	0	0	0	0									
Inning Stats	R: 0 E: 0 K: 0 S: 3	H: 0 LOB: 0 BB: 0 P: 3	R: 0 E: 1 K: 2 S: 9	H: 1 LOB: 3 BB: 1 P: 13	R: 1 E: 0 K: 0 S: 5	H: 2 LOB: 1 BB: 0 P: 5	R: 0 E: 0 K: 0 S: 3	H: 0 LOB: 0 BB: 0 P: 3	R: 2 E: 0 K: 1 S: 8	H: 3 LOB: 2 BB: 1 P: 12	R: 0 E: 0 K: 0 S: 5	H: 0 LOB: 0 BB: 0 P: 5	R: 0 E: 0 K: 0 S: 3	H: 1 LOB: 0 BB: 0 P: 3	R: 1 E: 0 K: 0 S: 5	H: 2 LOB: 2 BB: 1 P: 9	R: 0 E: 0 K: 1 S: 4	H: 0 LOB: 0 BB: 1 P: 8	1B: 8 2B: 1 3B: 0 HR: 0	SF: 0 SAC: 1 DP: 1 HBP: 0	WP: 2 PB: 0 SB: 0 CS: 0	PA: 39			
PITCHER	IP	WLS	BF	H	R	ER	SO	BB	IBB	HBP	BLK	WP	HR	S	P	ERA	WHIP								
Sam McDowell L ERA: 3.33	7.0	L	30	7	3	3	4	1	1	0	0	1	0	36	44	3.86	1.143								
Jack Hamilton R ERA: 4.18	0.2		5	2	1	1	0	0	1	0	0	0	0	4	8	13.50	3.000								
Horacio Pina R ERA: 7.71	1.1		4	0	0	0	1	1	0	0	0	0	0	5	9	0.00	0.750								

Batter	1	2	3	4	5	6	7	8	9	AB	R	H	RBI	BB	SO	LOB	BOTTOM								
Max Alvis R OBP: 0.224, SLG: 0.197	F6		G4-6-3 1-2			FC6-4 BB		FC6-4 1B		3	0	1	0	1	0	1	Chicago White Sox @ Cleveland Indians Cleveland Municipal Stadium, Cleveland, OH Sat May 10 1969, 3:33 AM EDT Att. 4,201 - Unknown livebaseballscorecards.com								
Larry Brown R OBP: 0.371, SLG: 0.378	FC1-6 1B		F3			FC6-4 1-2		FC6-4 2B 1-2		4	0	1	0	0	0	2									
Jose Cardenal R OBP: 0.232, SLG: 0.311	FC1-6 1-2					F8		F8		4	0	0	0	0	1	3									
Ken Harrelson R OBP: 0.265, SLG: 0.372	F9					F8 1B		F8 1-3		3	0	1	0	1	0	2									
Tony Horton R OBP: 0.273, SLG: 0.415						F8 1B		1-3 2B		4	0	1	0	0	0	2									
Chuck Hinton R OBP: 0.314, SLG: 0.394										1	0	0	0	0	0	0									
Richie Scheinblum S OBP: 0.170, SLG: 0.104										3	0	1	0	0	0	2									
Duke Sims L OBP: 0.379, SLG: 0.592										1	0	1	0	0	0	0									
Ray Fosse R OBP: 0.333, SLG: 0.167										3	0	1	0	0	1	0									
Vern Fuller R OBP: 0.217, SLG: 0.125										2	0	0	0	0	1	1									
Zoilo Versalles R OBP: 0.323, SLG: 0.375										1	0	0	0	0	0	2									
Russ Snyder L OBP: 0.382, SLG: 0.340										1	0	0	0	0	1	0									
Sam McDowell L OBP: 0.214, SLG: 0.214										2	0	1	0	0	0	0									
Cap Peterson R OBP: 0.471, SLG: 0.357										1	0	0	0	0	0	2									
Jack Hamilton R										0	0	0	0	0	0	0									
Horacio Pina R										0	0	0	0	0	0	0									
Inning Stats	R: 0 E: 0 K: 0 S: 4	H: 1 LOB: 1 BB: 0 P: 4	R: 0 E: 0 K: 1 S: 6	H: 1 LOB: 1 BB: 0 P: 6	R: 0 E: 0 K: 0 S: 3	H: 1 LOB: 0 BB: 0 P: 3	R: 0 E: 0 K: 0 S: 3	H: 1 LOB: 1 BB: 1 P: 7	R: 0 E: 0 K: 0 S: 5	H: 0 LOB: 0 BB: 0 P: 3	R: 0 E: 0 K: 1 S: 5	H: 0 LOB: 1 BB: 1 P: 9	R: 0 E: 0 K: 0 S: 5	H: 2 LOB: 2 BB: 0 P: 5	R: 0 E: 0 K: 0 S: 5	H: 2 LOB: 2 BB: 0 P: 5	R: 0 E: 0 K: 2 S: 7	H: 0 LOB: 0 BB: 0 P: 7	1B: 7 2B: 2 3B: 0 HR: 0	SF: 0 SAC: 0 DP: 2 HBP: 0	WP: 0 PB: 0 SB: 0 CS: 0	PA: 35			
PITCHER	IP	WLS	BF	H	R	ER	SO	BB	IBB	HBP	BLK	WP	HR	S	P	ERA	WHIP								
Tommy John L ERA: 2.26	7.2	W	31	8	0	0	2	0	0	0	0	0	0	33	41	0.00	1.304								
Bob Locker R ERA: 4.76	1.1	S	4	0	0	0	2	0	0	0	0	0	0	8	8	0.00	0.000								

Batter	1	2	3	4	5	6	7	8	9	AB	R	H	RBI	BB	SO	LOB	TOP					
Sandy Alomar Sr. S OBP: 0.263, SLG: 0.245 (1, 4)	0-0 1-3	0-0 6-3															5 1 2 3 0 1 2					
Luis Aparicio R OBP: 0.364, SLG: 0.381 (1, 6)	4-0 2B		0-0 F8														3 1 0 0 2 0 2					
Carlos May L OBP: 0.370, SLG: 0.651 (1, 7)	0-0 1-H		0-0 4-3														5 1 2 3 0 1 1					
Pete Ward L OBP: 0.314, SLG: 0.341 (8, PH)	4-0 BB		0-0 F7														1 0 0 0 2 0 0					
Ron Hansen R OBP: 0.324, SLG: 0.387 (8, 3)	0-0 BB		0-0 F7														2 0 0 0 0 2 0					
Bill Melton R OBP: 0.359, SLG: 0.525 (1, 5)	0-0 F8		0-0 F8														5 1 1 0 0 0 3					
Duane Josephson R OBP: 0.298, SLG: 0.273 (1, 2)	0-0 F2		0-0 L7														4 1 1 0 0 1 2					
Walt Williams R OBP: 0.240, SLG: 0.217 (1, 9)		0-0 5-3															2 1 0 0 2 0 0					
Ken Berry R OBP: 0.239, SLG: 0.125 (1, 8)		4-0 SH1-4															3 0 0 0 1 0 3					
Sammy Ellis L OBP: 0.255, SLG: 0.302 (7, PH)		0-0 SH1-4															1 0 0 0 0 1 0					
Wilbur Wood R OBP: 0.255, SLG: 0.302 (7, PH)		0-0 SH1-4															0 0 0 0 0 0 0					
Gail Hopkins L OBP: 0.255, SLG: 0.302 (7, PH)		0-0 SH1-4															0 0 0 0 0 1 0					
Buddy Bradford R OBP: 0.255, SLG: 0.302 (7, PH)		0-0 SH1-4															0 0 0 0 0 0 0					
Bob Locker R OBP: 0.255, SLG: 0.302 (7, PH)		0-0 SH1-4															0 0 0 0 0 0 0					
Ed Herrmann L OBP: 0.255, SLG: 0.302 (8, PH)		0-0 SH1-4															0 1 0 0 0 1 0					
Dan Osinski R OBP: 0.255, SLG: 0.302 (8, PH)		0-0 SH1-4															0 0 0 0 0 0 0					
Inning Stats	R: 1 E: 0 K: 0 S: 4	H: 1 LOB: 2 BB: 2 P: 12	R: 0 E: 0 K: 0 S: 3	H: 0 LOB: 1 BB: 1 P: 7	R: 0 E: 0 K: 0 S: 3	H: 0 LOB: 0 BB: 0 P: 3	R: 0 E: 0 K: 0 S: 3	H: 0 LOB: 1 BB: 1 P: 7	R: 2 E: 0 K: 1 S: 7	H: 2 LOB: 1 BB: 1 P: 11	R: 0 E: 0 K: 1 S: 5	H: 0 LOB: 1 BB: 0 P: 5	R: 0 E: 0 K: 1 S: 4	H: 0 LOB: 1 BB: 2 P: 12	R: 4 E: 1 K: 1 S: 8	H: 3 LOB: 1 BB: 2 P: 16	R: 0 E: 0 K: 2 S: 7	H: 0 LOB: 0 BB: 0 P: 7	1B: 3 2B: 2 3B: 0 HR: 1	SF: 0 SAC: 1 DP: 0 HBP: 0	WP: 1 PB: 0 CS: 1	PA: 41
PITCHER	IP	WLS	BF	H	R	ER	SO	BB	IBB	HBP	BLK	WP	HR	S	P	ERA	WHIP					
Luis Tiant R ERA: 7.71	(1, 1)	6.0	27	3	3	3	2	6	0	0	0	0	1	25	49	4.50	1.500					
Juan Pizarro L ERA: 8.09	(7, 1)	1.0	3	0	0	0	1	1	0	0	0	0	0	4	8	0.00	1.000					
Stan Williams R ERA: 6.4	(8, 1)	1.0	L	8	3	4	1	2	0	0	0	1	0	8	16	36.00	5.000					
Mike Paul L ERA: 5.91	(9, 1)	1.0	3	0	0	0	2	0	0	0	0	0	0	7	7	0.00	0.000					

Chicago White Sox @ Cleveland Indians
Cleveland Municipal Stadium, Cleveland, OH
Sun May 11, 1969, 3:33 AM EDT
Att: 7,328 - Unknown

AB 31
R 7
H 6
RBI 6
BB 9
SO 6
LOB 13



Batter	1	2	3	4	5	6	7	8	9	AB	R	H	RBI	BB	SO	LOB	BOTTOM					
Zoilo Versalles R OBP: 0.314, SLG: 0.350 (1, 6)	0-0 F8																4 0 0 0 1 0 1					
Jose Cardenal R OBP: 0.280, SLG: 0.337 (1, 8)	0-0 BB																5 0 4 2 0 1 0					
Ken Harrelson R OBP: 0.272, SLG: 0.374 (1, 7)	0-0 1-2																5 1 2 0 0 1 4					
Tony Horton R OBP: 0.279, SLG: 0.424 (1, 3)	0-3 K																5 1 2 0 0 1 3					
Richie Scheinblum S OBP: 0.172, SLG: 0.096 (1, 9)	4-0 FC6-4																4 0 0 0 1 0 4					
Max Alvis R OBP: 0.225, SLG: 0.200 (1, 5)	0-0 FC6-4																4 0 1 1 0 1 4					
Ray Fosse R OBP: 0.368, SLG: 0.250 (1, 2)																	4 1 2 1 0 0 1					
Vern Fuller R OBP: 0.224, SLG: 0.119 (8, PH)																	2 1 0 0 1 0 1					
Lee Maye L OBP: 0.219, SLG: 0.172 (8, PH)																	1 0 1 0 0 0 0					
Mike Paul L OBP: 0.219, SLG: 0.172 (9, 1)																	0 0 0 0 0 0 0					
Luis Tiant R OBP: 0.286, SLG: 0.357 (7, 1)																	3 1 1 0 0 2 1					
Juan Pizarro L OBP: 0.250, SLG: 0.250 (8, 1)																	0 0 0 0 0 0 0					
Stan Williams R OBP: 0.250, SLG: 0.250 (8, 1)																	0 0 0 0 0 0 0					
Russ Snyder L OBP: 0.375, SLG: 0.333 (8, PH)																	1 0 0 0 0 0 1					
Inning Stats	R: 0 E: 0 K: 1 S: 7	H: 2 LOB: 3 BB: 1 P: 11	R: 1 E: 0 K: 0 S: 5	H: 2 LOB: 2 BB: 1 P: 9	R: 1 E: 0 K: 1 S: 7	H: 2 LOB: 1 BB: 0 P: 7	R: 0 E: 0 K: 2 S: 7	H: 0 LOB: 0 BB: 0 P: 7	R: 1 E: 0 K: 0 S: 5	H: 3 LOB: 1 BB: 0 P: 5	R: 1 E: 0 K: 1 S: 6	H: 1 LOB: 1 BB: 1 P: 10	R: 0 E: 0 K: 0 S: 3	H: 0 LOB: 0 BB: 0 P: 3	R: 0 E: 0 K: 0 S: 4	H: 2 LOB: 0 BB: 0 P: 4	R: 0 E: 0 K: 1 S: 6	H: 1 LOB: 1 BB: 0 P: 6	1B: 12 2B: 1 3B: 0 HR: 0	SF: 0 SAC: 0 DP: 1 HBP: 0	WP: 0 PB: 1 CS: 0	PA: 41
PITCHER	IP	WLS	BF	H	R	ER	SO	BB	IBB	HBP	BLK	WP	HR	S	P	ERA	WHIP					
Sammy Ellis R ERA: 6.23	(1, 1)	4.2	24	9	3	3	4	2	0	0	0	0	0	7	11	6.75	1.500					
Wilbur Wood L ERA: 2.41	(5, 1)	1.1	6	1	1	1	1	1	0	0	0	0	0	3	3	0.00	0.000					
Bob Locker R ERA: 4.38	(7, 1)	1.0	W	3	0	0	0	0	0	0	0	0	0	3	3	0.00	0.000					
Dan Osinski R ERA: 2.57	(8, 1)	2.0	S	8	3	1	1	0	0	0	0	0	0	10	10	4.50	1.500					

Chicago White Sox @ Cleveland Indians
Cleveland Municipal Stadium, Cleveland, OH
Sun May 11, 1969, 3:33 AM EDT
Att: 7,328 - Unknown

AB 38
R 5
H 13
RBI 4
BB 3
SO 6
LOB 20



Batter	1	2	3	4	5	6	7	8	9	AB	R	H	RBI	BB	SO	LOB	TOP			
Zoilo Versalles, R OBP: 0.355, SLG: 0.375	4-0 FC6-5 BB	0-3 K							0-0 BB 1B	4	1	3	0	2	1	2	Cleveland Indians @ Kansas City Royals Municipal Stadium, Kansas City, MO Tue May 13 1969, 8:05 PM EDT Att: 11,500 - Unknown - 76 F			
Jose Cardenal, R OBP: 0.294, SLG: 0.340	0-0 4-3	0-0 F2							4-0 BB 1B	5	1	1	1	1	0	8				
Ken Harrelson, R OBP: 0.269, SLG: 0.361 Russ Snyder, L OBP: 0.375, SLG: 0.333	0-0 FC6-5 1B		0-0 F9						0-0 L7	6	2	1	1	0	0	5				
Tony Horton, R OBP: 0.303, SLG: 0.495	0-0 1B		0-0 F9						0-0 HR 1B	4	2	3	4	1	0	0				
Richie Scheinblum, S OBP: 0.175, SLG: 0.089	0-0 L7		0-0 4-3						0-0 P6	4	1	0	0	1	0	2				
Ray Fosse, R OBP: 0.375, SLG: 0.333		0-0 1B 2B		0-3 K					0-0 6-3	5	1	2	0	0	1	1				
Larry Brown, R OBP: 0.364, SLG: 0.368		0-0 6-3		0-0 P6					0-0 6-3	5	0	1	0	0	0	3				
Max Alvis, R OBP: 0.250, SLG: 0.229		0-0 1B 1B		0-0 1B					0-0 5-3	5	0	3	1	0	1	0				
Dick Ellsworth, L OBP: 0.100, SLG: 0.100 Stan Williams, R OBP: 0.100, SLG: 0.100 Juan Pizarro, L OBP: 0.250, SLG: 0.250	0-0 1B	0-0 1B	0-3 K	0-3 K	0-0 1B	0-0 1B	0-0 1B	0-0 1B	0-3 K	3	0	1	1	0	2	3				
Inning Stats	R: 1 E: 0 K: 0 S: 4	H: 1 LOB: 1 BB: 1 P: 8	R: 0 E: 0 K: 1 S: 8	H: 0 LOB: 0 BB: 0 P: 3	R: 0 E: 0 K: 2 S: 8	H: 1 LOB: 1 BB: 0 P: 8	R: 5 E: 0 K: 1 S: 11	H: 6 LOB: 3 BB: 2 P: 19	R: 0 E: 0 K: 0 S: 4	H: 1 LOB: 2 BB: 1 P: 8	R: 0 E: 0 K: 1 S: 7	H: 2 LOB: 2 BB: 0 P: 7	R: 1 E: 0 K: 0 S: 4	H: 1 LOB: 0 BB: 0 P: 4	R: 0 E: 0 K: 1 S: 6	H: 1 LOB: 2 BB: 1 P: 10		1B: 12 2B: 2 3B: 0 HR: 2	SF: 0 SAC: 0 DP: 0 HBP: 0	WP: 0 PB: 0 SB: 0 CS: 0
PITCHER	IP WLS BF H R ER SO	IP WLS BF H R ER SO	IP WLS BF H R ER SO	IP WLS BF H R ER SO	IP WLS BF H R ER SO	IP WLS BF H R ER SO	IP WLS BF H R ER SO	IP WLS BF H R ER SO	IP WLS BF H R ER SO	IP WLS BF H R ER SO	IP WLS BF H R ER SO	IP WLS BF H R ER SO	IP WLS BF H R ER SO	IP WLS BF H R ER SO	IP WLS BF H R ER SO	IP WLS BF H R ER SO	ERA WHIP	ERA WHIP	ERA WHIP	
Jim Rooker, L ERA: 6.48	4.0	20	7	4	4	3	1	0	0	0	0	0	0	0	0	0	0	9.00	2.000	
Dave Morehead, R ERA: 7.39	0.0	3	2	2	2	0	1	0	0	0	0	0	0	0	0	0	0	∞	∞	
Tom Burgmeier, L ERA: 3.52	1.0	6	2	1	1	1	1	0	0	0	0	0	0	0	0	0	0	9.00	3.000	
Dave Wickersham, R ERA: 2.78	2.0	10	3	0	0	1	1	0	0	0	0	0	0	0	0	0	0	0.00	2.000	
Steve Jones, L ERA: 2.39	2.0	9	2	1	1	1	1	0	0	0	0	0	0	0	0	0	0	4.50	1.500	
Batter	1	2	3	4	5	6	7	8	9	AB	R	H	RBI	BB	SO	LOB	BOTTOM			
Jackie Hernandez, R OBP: 0.289, SLG: 0.276	0-0 P4		0-0 F3						0-0 4-3	4	1	1	3	0	0	0	Cleveland Indians @ Kansas City Royals Municipal Stadium, Kansas City, MO Tue May 13 1969, 8:05 PM EDT Att: 11,500 - Unknown - 76 F			
Jerry Adair, R OBP: 0.337, SLG: 0.318	0-0 6-3			0-0 1-3	0-0 6-3				0-0 4-3	4	0	0	0	0	0	0				
Lou Piniella, R OBP: 0.313, SLG: 0.486	0-0 L7			0-0 2B 1B	0-0 F8				0-0 4-3	4	1	1	0	0	0	0				
Joe Foy, R OBP: 0.352, SLG: 0.351		4-0 BB		0-0 L9	0-0 P6				0-0 5-3	3	0	0	0	1	0	1				
Hawk Taylor, R OBP: 0.409, SLG: 0.818	0-0 P4			0-0 2B 2B					0-0 5-3	4	1	1	1	0	1	1				
Chuck Harrison, R OBP: 0.333, SLG: 0.354	0-0 L9			0-0 2B					0-0 L7	4	0	1	1	0	0	1				
Bob Oliver, R OBP: 0.333, SLG: 0.455	0-0 6-3			0-0 L9					0-0 2B BB	3	1	0	0	1	0	2				
Ellie Rodriguez, R OBP: 0.293, SLG: 0.250 Ed Kirkpatrick, L OBP: 0.212, SLG: 0.286			0-0 1B		0-0 HR 1B				0-0 2B	2	1	2	0	0	0	0				
Jim Rooker, R Dave Morehead, R Tom Burgmeier, L Juan Pizarro, L Dave Wickersham, R Mike Fingers, L Steve Garvey, R Pat Kelly, L Steve Carlton, R			0-0 1B		0-0 HR 1B				0-0 F8	1	0	0	0	0	0	0				
Inning Stats	R: 0 E: 0 K: 0 S: 3	H: 0 LOB: 0 BB: 0 P: 3	R: 0 E: 0 K: 0 S: 3	H: 1 LOB: 1 BB: 0 P: 3	R: 2 E: 0 K: 0 S: 6	H: 3 LOB: 1 BB: 0 P: 6	R: 3 E: 0 K: 0 S: 6	H: 3 LOB: 0 BB: 0 P: 6	R: 0 E: 0 K: 1 S: 5	H: 0 LOB: 0 BB: 0 P: 5	R: 0 E: 0 K: 2 S: 7	H: 0 LOB: 0 BB: 0 P: 7	R: 0 E: 0 K: 0 S: 3	H: 0 LOB: 0 BB: 0 P: 3	R: 1 E: 0 K: 0 S: 4	H: 1 LOB: 1 BB: 1 P: 8		1B: 4 2B: 3 3B: 0 HR: 1	SF: 0 SAC: 0 DP: 1 HBP: 0	WP: 0 PB: 0 SB: 1 CS: 0
PITCHER	IP WLS BF H R ER SO	IP WLS BF H R ER SO	IP WLS BF H R ER SO	IP WLS BF H R ER SO	IP WLS BF H R ER SO	IP WLS BF H R ER SO	IP WLS BF H R ER SO	IP WLS BF H R ER SO	IP WLS BF H R ER SO	IP WLS BF H R ER SO	IP WLS BF H R ER SO	IP WLS BF H R ER SO	IP WLS BF H R ER SO	IP WLS BF H R ER SO	IP WLS BF H R ER SO	IP WLS BF H R ER SO	ERA WHIP	ERA WHIP	ERA WHIP	
Dick Ellsworth, L ERA: 4.91	5.0	22	7	5	5	0	1	0	0	0	0	0	0	0	0	0	9.00	1.600		
Stan Williams, R ERA: 6.0	3.2	13	1	1	1	3	1	0	0	0	0	0	0	0	0	0	2.46	0.545		
Juan Pizarro, L ERA: 5.94	0.1	1	0	0	0	0	0	0	0	0	0	0	0	0	0	0	0.00	0.000		

Batter	1	2	3	4	5	6	7	8	9	10	11	AB	R	H	RBI	BB	SO	LOB	TOP			
Zolio Versalles, R OBP: 0.358, SLG: 0.391	(1,4) X E9 F9 1B		(1,4) X 4-3 PB 2B		(1,4) X FC6-4 1B		(1,4) X L9		(1,4) X F2			5	2	2	0	0	0	0				
Jose Cardenal, R OBP: 0.261, SLG: 0.333	(1,8) X F9 2-3		(1,8) X 4-3		(1,8) X FC6-4 1B		(1,8) X F8		(1,8) X F7		(1,8) X S E S 1B	5	1	1	0	0	0	3				
Ken Harrelson, R OBP: 0.254, SLG: 0.343 Russ Snyder, L OBP: 0.375, SLG: 0.333	(1,9) X 5-3		(1,9) X F9		(1,9) X FC6-4 1B		(1,9) X F7		(1,9) X F7		(1,9) X F7 1-2	5	0	0	0	0	0	3				
Tony Horton, R OBP: 0.307, SLG: 0.500	(1,3) X 1B		(1,3) X 2B		(1,3) X 4-3		(1,3) X K		(1,3) X K		(1,3) X 6-3	5	0	2	1	0	1	1				
Richie Scheinblum, S OBP: 0.162, SLG: 0.082	(1,7) X 4-3		(1,7) X L8		(1,7) X F5		(1,7) X F7		(1,7) X F7		(1,7) X 5-3	5	0	0	0	0	0	2				
Ray Fosse, R OBP: 0.321, SLG: 0.280		(1,2) X F7		(1,2) X K		(1,2) X P5		(1,2) X K		(1,2) X K		4	0	0	0	0	2	0				
Larry Brown, R OBP: 0.351, SLG: 0.354	(1,6) X 5-3		(1,6) X 6-3		(1,6) X F7		(1,6) X F2		(1,6) X F2		(1,6) X F2	4	0	0	0	0	0	0				
Max Alvis, R OBP: 0.275, SLG: 0.257	(1,5) X FC6-4 1B		(1,5) X 1B		(1,5) X 1B		(1,5) X G1-6-3 1B		(1,5) X 6-3		(1,5) X 6-3	4	0	3	0	0	0	0				
Sam McDowell, L OBP: 0.176, SLG: 0.176 Stan Williams, R OBP: 0.150, SLG: 0.100 Lee Rice, R OBP: 0.142, SLG: 0.147 Horacio Pina, R OBP: 0.229, SLG: 0.229 Juan Pizarro, L OBP: 0.229, SLG: 0.229 Jack Hamilton, R OBP: 0.229, SLG: 0.229	(1,1) X FC6-4 1B		(1,1) X 4-3		(1,1) X G1-6-3 1B		(1,1) X L9		(1,1) X L9		(1,1) X L9	3	0	0	0	0	0	3				
Inning Stats	R: 1 E: 0 K: 0 S: 5	H: 1 LOB: 1 BB: 0 P: 5	R: 0 E: 0 K: 0 S: 4	H: 1 LOB: 1 BB: 0 P: 4	R: 1 E: 0 K: 0 S: 5	H: 2 LOB: 0 BB: 0 P: 5	R: 0 E: 0 K: 1 S: 6	H: 1 LOB: 1 BB: 0 P: 6	R: 0 E: 0 K: 0 S: 3	H: 0 LOB: 0 BB: 0 P: 3	R: 0 E: 0 K: 0 S: 3	H: 1 LOB: 0 BB: 0 P: 3	R: 0 E: 0 K: 1 S: 5	H: 0 LOB: 0 BB: 0 P: 5	R: 0 E: 0 K: 0 S: 3	H: 0 LOB: 0 BB: 0 P: 3	R: 1 E: 1 K: 0 S: 4	H: 1 LOB: 0 BB: 0 P: 4	1B: 6 2B: 2 3B: 0 HR: 0	SF: 0 SAC: 0 DP: 1 HBP: 0	WP: 0 PB: 1 SB: 2 CS: 0	PA: 41
PITCHER	Dick Drago, R ERA: 2.39	(1,1)	IP: 8.0 WLS: 8 BF: 31	H: 7 R: 2 ER: 1 SO: 2	BB: 0 IBB: 0 HBP: 0 BLK: 0	WP: 0 HR: 0 S: 35 P: 35	ERA: 1.12 WHIP: 0.875	PITCHER	Moe Drabowsky, R ERA: 1.27	(9,1)	IP: 3.0 WLS: L BF: 10	H: 1 R: 1 ER: 0 SO: 1	BB: 0 IBB: 0 HBP: 0 BLK: 0	WP: 0 HR: 0 S: 12 P: 12	ERA: 0.00 WHIP: 0.333							

Cleveland Indians @ Kansas City Royals
Municipal Stadium, Kansas City, MO
Wed May 14 1969, 8:05 PM EDT
Att: 11,977 - Unknown - 74 F

AB	41
R	3
H	8
RBI	1
BB	0
SO	3
LOB	12



Batter	1	2	3	4	5	6	7	8	9	10	11	AB	R	H	RBI	BB	SO	LOB	BOTTOM							
Jackie Hernandez, R OBP: 0.296, SLG: 0.297	(1,6) X CS 1B		(1,6) X F8		(1,6) X G1-4-3 1B		(1,6) X 1B SF7		(1,6) X CS BB		(1,6) X F8	4	1	3	0	1	0	0								
Jerry Adair, R OBP: 0.333, SLG: 0.315 Tom Burgmeier, L (8, PR) Joe Keough, L OBP: 0.176, SLG: 0.157	(1,4) X K		(1,4) X 6-3		(1,4) X G1-4-3		(1,4) X 1B SF7 BB		(1,4) X 1B SF7 BB		(1,4) X F8	4	0	1	1	0	1	2								
Lou Piniella, R OBP: 0.325, SLG: 0.505	(1,7) X 3B		(1,7) X L4		(1,7) X P6		(1,7) X 1B SF7 BB		(1,7) X 1B SF7 BB		(1,7) X HBP 1B	4	0	2	0	1	0	0								
Joe Foy, R OBP: 0.346, SLG: 0.342	(1,5) X L8		(1,5) X K		(1,5) X L9		(1,5) X SF7		(1,5) X SF7		(1,5) X HBP S HBP	3	0	0	1	0	1	1								
Hawk Taylor, R OBP: 0.346, SLG: 0.692 Moe Drabowsky, R Mike Fiore, L OBP: 0.417, SLG: 0.358 Jim Campanis, R OBP: 0.208, SLG: 0.244	(1,9) X 6-3		(1,9) X 6-3		(1,9) X K		(1,9) X F5		(1,9) X F5		(1,9) X P5	4	0	0	0	0	1	3								
Chuck Harrison, R OBP: 0.351, SLG: 0.353	(1,3) X BB G3 BB		(1,3) X K		(1,3) X 1B		(1,3) X 1B		(1,3) X G3		(1,3) X BB	3	0	1	0	2	1	0								
Bob Oliver, R OBP: 0.318, SLG: 0.432 Ed Kirkpatrick, L OBP: 0.209, SLG: 0.280	(1,8) X G3		(1,8) X K		(1,8) X K		(1,8) X 5-3		(1,8) X 5-3		(1,8) X F8	4	0	0	0	0	2	2								
Elie Rodriguez, R OBP: 0.290, SLG: 0.236	(1,2) X IBB		(1,2) X K		(1,2) X K		(1,2) X 1-3		(1,2) X K		(1,2) X K	3	0	0	0	1	2	0								
Dick Drago, R Juan Rios, R OBP: 0.366, SLG: 0.278	(1,1) X K		(1,1) X K		(1,1) X K		(1,1) X 1B 1B		(1,1) X 1B 1B		(1,1) X 6-3	2	0	0	0	0	2	2								
Inning Stats	R: 0 E: 0 K: 1 S: 6	H: 2 LOB: 1 BB: 0 P: 6	R: 0 E: 0 K: 1 S: 5	H: 0 LOB: 2 BB: 13 P: 13	R: 0 E: 0 K: 0 S: 3	H: 0 LOB: 0 BB: 0 P: 3	R: 0 E: 0 K: 2 S: 7	H: 0 LOB: 0 BB: 0 P: 7	R: 0 E: 0 K: 3 S: 9	H: 0 LOB: 0 BB: 0 P: 9	R: 0 E: 0 K: 0 S: 3	H: 1 LOB: 1 BB: 0 P: 3	R: 0 E: 0 K: 2 S: 8	H: 1 LOB: 1 BB: 0 P: 8	R: 2 E: 0 K: 0 S: 6	H: 3 LOB: 3 BB: 1 P: 10	R: 0 E: 0 K: 1 S: 5	H: 0 LOB: 0 BB: 0 P: 5	R: 0 E: 0 K: 0 S: 2	H: 0 LOB: 0 BB: 0 P: 6	R: 0 E: 0 K: 0 S: 3	H: 1 LOB: 2 BB: 1 P: 8	1B: 7 2B: 0 3B: 1 HR: 0	SF: 1 SAC: 0 DP: 1 HBP: 1	WP: 0 PB: 0 SB: 1 CS: 2	PA: 43
PITCHER	Sam McDowell, L ERA: 3.21	(1,1)	IP: 7.1 WLS: 7 BF: 29	H: 0 R: 2 ER: 2 SO: 9	BB: 1 IBB: 1 HBP: 0 BLK: 0	WP: 0 HR: 0 S: 45 P: 53	ERA: 2.46 WHIP: 1.091	PITCHER	Stan Williams, R ERA: 5.73	(8,1)	IP: 1.2 WLS: W BF: 5	H: 1 R: 0 ER: 0 SO: 0	BB: 1 IBB: 0 HBP: 1 BLK: 0	WP: 0 HR: 0 S: 3 P: 8	ERA: 0.00 WHIP: 1.500											
Horacio Pina, R ERA: 6.92	(10,1)	IP: 1.1 WLS: W BF: 5	H: 1 R: 0 ER: 0 SO: 0	BB: 1 IBB: 0 HBP: 1 BLK: 0	WP: 0 HR: 0 S: 3 P: 8	ERA: 0.00 WHIP: 1.500	Juan Pizarro, L ERA: 5.82	(11,1)	IP: 0.1 WLS: S BF: 2	H: 0 R: 0 ER: 0 SO: 0	BB: 1 IBB: 0 HBP: 0 BLK: 0	WP: 0 HR: 0 S: 1 P: 5	ERA: 0.00 WHIP: 3.000													


Cleveland Indians @ Kansas City Royals
Municipal Stadium, Kansas City, MO
Wed May 14 1969, 8:05 PM EDT
Att: 11,977 - Unknown - 74 F

AB	36
R	2
H	8
RBI	2
BB	5
SO	10
LOB	14




Batter	1	2	3	4	5	6	7	8	9	AB	R	H	RBI	BB	SO	LOB	TOP					
Zoilo Versalles, R OBP: 0.353, SLG: 0.411	1-3		L8			L5				4	1	1	0	0	0	3	Cleveland Indians @ Kansas City Royals Municipal Stadium, Kansas City, MO Thu May 15 1969, 8:05 PM EDT Att. 9,121 - Unknown - 70 F					
Jose Cardenal, R OBP: 0.292, SLG: 0.321	K		F7			6-3		4-3		4	0	0	1	0	1	0						
Ken Harrelson, R OBP: 0.254, SLG: 0.333	1B BB			F8		F8		5-3		3	0	0	0	1	0	0						
Tony Horton, R OBP: 0.305, SLG: 0.491	1-2 1B			K		K		1-3		4	0	1	0	0	2	0						
Lee Maye, L OBP: 0.216, SLG: 0.176	K			K			FC5-4 1B	4-3		4	0	1	0	0	2	2						
Ray Fosse, R OBP: 0.281, SLG: 0.241		K			K	FC5-4 1B		K		4	1	0	0	0	3	1						
Larry Brown, R OBP: 0.356, SLG: 0.359		F7			S 1B	1B L5 1B		F2		4	0	2	0	0	0	0						
Max Alvis, R OBP: 0.277, SLG: 0.260		3-1			K			BB 1B		3	0	1	1	0	1	1						
Luis Tiant, R OBP: 0.290, SLG: 0.313						F7		1-2 2H 1B		2	0	0	0	0	0	1						
Gary Kroll, R Richie Scheinblum, S OBP: 0.174, SLG: 0.062 Jack Hamilton, R (7, 1)			6-3					1-2 BB		0	0	0	0	0	0	0						
Inning Stats	R: 0 E: 0 K: 2 S: 8	H: 1 LOB: 2 BB: 1 P: 12	R: 0 E: 0 K: 1 S: 5	H: 0 LOB: 0 BB: 0 P: 5	R: 0 E: 0 K: 0 S: 3	H: 0 LOB: 0 BB: 0 P: 3	R: 0 E: 0 K: 2 S: 7	H: 0 LOB: 0 BB: 0 P: 7	R: 0 E: 0 K: 1 S: 8	H: 1 LOB: 1 BB: 0 P: 8	R: 1 E: 0 K: 1 S: 6	H: 1 LOB: 0 BB: 0 P: 6	R: 1 E: 0 K: 0 S: 5	H: 3 LOB: 2 BB: 1 P: 9	R: 0 E: 0 K: 0 S: 3	H: 0 LOB: 0 BB: 0 P: 3	R: 0 E: 0 K: 1 S: 5	H: 0 LOB: 0 BB: 0 P: 5	1B: 5 2B: 1 3B: 1 HR: 0	SF: 0 SAC: 0 DP: 1 HBP: 0	WP: 0 PB: 0 SB: 1 CS: 0	PA: 34
PITCHER	IP WLS BF H R ER SO BB IBB HBP BLK WP HR S P ERA WHIP	6.1 W 27 6 2 2 8 2 0 0 0 0 0 0 41 49 2.84 1.263	2.2 S 7 0 0 0 1 0 0 0 0 0 0 0 9 9 0.00 0.000											IP WLS BF H R ER SO BB IBB HBP BLK WP HR S P ERA WHIP	6.1 L 24 5 4 3 2 4 0 1 0 0 0 9 23 40 5.79 1.929							

Batter	1	2	3	4	5	6	7	8	9	AB	R	H	RBI	BB	SO	LOB	BOTTOM			
Jackie Hernandez, R OBP: 0.311, SLG: 0.305	S BB		SH5-3 1B		L9	F3		S 1B		4	0	2	0	1	0	0	Cleveland Indians @ Kansas City Royals Municipal Stadium, Kansas City, MO Thu May 15 1969, 8:05 PM EDT Att. 9,121 - Unknown - 70 F			
Pat Kelly, L OBP: 0.303, SLG: 0.265	K		SH5-3		4-0 FC6-4 HR BB	S BB		K		2	1	0	0	2	2	2				
Mike Fiore, L OBP: 0.404, SLG: 0.347	L9		F2		FC6-4 1B	K		4-3		5	0	1	0	0	1	4				
Joe Foy, R OBP: 0.343, SLG: 0.339	F7		L9		FC6-4 HR	S SF8 1B				4	2	1	0	0	0	4				
Ed Kirkpatrick, L OBP: 0.246, SLG: 0.353		1B BB		CS BB	1-H 3-H HR	SF8				1	1	1	4	2	0	0				
Chuck Harrison, R OBP: 0.359, SLG: 0.352	F7			P4 1B HBP		1B		1B		3	0	1	0	0	0	2				
Jerry Adair, R OBP: 0.340, SLG: 0.323				E6 2B		K				4	1	2	0	0	1	2				
Jim Campanis, R OBP: 0.212, SLG: 0.265	F7			1-H 2B		K		F8		4	0	1	1	0	1	5				
Mike Hedlund, R OBP: 0.200, SLG: 0.200				F7						3	0	0	0	0	1	3				
Moe Drabowsky, R (7, 1)	K				F7			K		1	0	0	0	0	1	0				
Inning Stats	R: 0 E: 0 K: 1 S: 5	H: 0 LOB: 1 BB: 1 P: 9	R: 0 E: 0 K: 1 S: 6	H: 1 LOB: 2 BB: 1 P: 10	R: 0 E: 0 K: 0 S: 4	H: 1 LOB: 1 BB: 0 P: 4	R: 1 E: 1 K: 0 S: 4	H: 1 LOB: 1 BB: 1 P: 8	R: 3 E: 0 K: 1 S: 8	H: 3 LOB: 2 BB: 1 P: 13	R: 0 E: 0 K: 1 S: 5	H: 0 LOB: 1 BB: 1 P: 9	R: 1 E: 0 K: 1 S: 7	H: 2 LOB: 1 BB: 0 P: 7	R: 0 E: 0 K: 2 S: 8	H: 1 LOB: 1 BB: 0 P: 8	1B: 7 2B: 1 3B: 0 HR: 1	SF: 1 SAC: 1 DP: 0 HBP: 1	WP: 0 PB: 0 SB: 4 CS: 1	PA: 39
PITCHER	IP WLS BF H R ER SO BB IBB HBP BLK WP HR S P ERA WHIP	4.2 L 24 5 4 3 2 4 0 1 0 0 0 9 23 40 5.79 1.929	1.1 6 1 0 0 2 1 0 0 0 0 0 0 9 13 0.00 1.500	2.0 9 3 1 0 3 0 0 0 0 0 0 0 15 15 0.00 1.500											IP WLS BF H R ER SO BB IBB HBP BLK WP HR S P ERA WHIP	4.2 L 24 5 4 3 2 4 0 1 0 0 9 23 40 5.79 1.929				

Batter	1	2	3	4	5	6	7	8	9	AB	R	H	RBI	BB	SO	LOB	TOP								
Bert Campaneris, R (1,6) OBP: 0.225, SLG: 0.242	5-3			F2		S		4-3		4	0	1	0	0	0	0	Oakland Athletics @ Cleveland Indians Cleveland Municipal Stadium, Cleveland, OH Fri May 16 1969, 7:05 PM EDT Att: 7,572 - Unknown								
Tommie Reynolds, R (1,7) Joe Nossek, R (9,7) OBP: 0.333, SLG: 0.350	6-3			F7				3-1		4	0	0	0	0	0	1									
Reggie Jackson, L (1,9) OBP: 0.419, SLG: 0.667	K			K				F8		4	0	0	0	0	2	1									
Sal Bando, R (1,5) OBP: 0.377, SLG: 0.518		F7			K				F2	4	0	0	0	0	2	0									
Danny Cater, R (1,3) OBP: 0.351, SLG: 0.438		L6			K				HR	4	2	2	1	0	1	0									
Dick Green, R (1,4) OBP: 0.356, SLG: 0.504		K			BB				HR	3	1	2	2	1	1	0									
Rick Monday, L (1,8) OBP: 0.375, SLG: 0.442			K		BB				K	3	0	1	0	1	2	1									
Jim Pagliaroni, R (1,2) Phil Roof, R (7,PH) OBP: 0.240, SLG: 0.200			F4		K				K	2	0	0	0	0	1	2									
Blue Moon Odom, R (1,1) OBP: 0.292, SLG: 0.435			K						K	2	0	0	0	0	2	2									
										3	0	0	0	0	2	1									
Inning Stats	R: 0 E: 0 K: 1 S: 5	H: 0 LOB: 0 BB: 0 P: 5	R: 0 E: 0 K: 1 S: 5	H: 0 LOB: 0 BB: 0 P: 5	R: 0 E: 0 K: 2 S: 7	H: 0 LOB: 0 BB: 0 P: 7	R: 0 E: 0 K: 1 S: 5	H: 0 LOB: 0 BB: 0 P: 5	R: 0 E: 0 K: 3 S: 9	H: 0 LOB: 2 BB: 2 P: 17	R: 0 E: 0 K: 1 S: 6	H: 1 LOB: 1 BB: 0 P: 6	R: 2 E: 0 K: 2 S: 10	H: 3 LOB: 1 BB: 0 P: 10	R: 0 E: 0 K: 0 S: 3	H: 0 LOB: 0 BB: 0 P: 3	R: 1 E: 0 K: 2 S: 9	H: 2 LOB: 1 BB: 0 P: 9	1B: 3 2B: 1 3B: 0 HR: 2	SF: 0 SAC: 0 DP: 0 HBP: 0	WP: 0 PB: 0 SB: 3 CS: 0	PA: 35			
PITCHER	IP WLS BF H R ER SO BB IBB HBP BLK WP HR S P ERA WHIP																								
Mike Paul, L (1,1) ERA: 4.58	7.0	L	27	4	2	2	11	2	0	0	0	0	0	0	1	47	55	2.57	0.857						
Stan Williams, R (8,1) ERA: 5.67	2.0		8	2	1	1	2	0	0	0	0	0	0	1	12	12	4.50	1.000							

Batter	1	2	3	4	5	6	7	8	9	AB	R	H	RBI	BB	SO	LOB	BOTTOM							
Zoilo Versalles, R (1,4) OBP: 0.337, SLG: 0.390	6-3		K		6-3		F7			4	0	0	0	0	1	2	Oakland Athletics @ Cleveland Indians Cleveland Municipal Stadium, Cleveland, OH Fri May 16 1969, 7:05 PM EDT Att: 7,572 - Unknown							
Jose Cardenal, R (1,8) OBP: 0.252, SLG: 0.313	6-3		1-3			5-3 WP	F7			3	0	0	0	1	0	2								
Ken Harrelson, R (1,9) Chuck Hinton, R (6,PR) Russ Snyder, L (7,9) OBP: 0.314, SLG: 0.394	FC6-4		6-3			5-3		G1-4-3		1	0	0	0	2	0	0								
Tony Horton, R (1,3) OBP: 0.295, SLG: 0.474	FC6-4				5-3		5-3	G1-4-3		4	0	0	0	0	0	4								
Lee Maye, L (1,7) OBP: 0.244, SLG: 0.189		4-3						4-3		3	0	1	0	1	0	0								
Ray Fosse, R (1,2) OBP: 0.276, SLG: 0.242									6-3	4	0	1	0	0	0	4								
Larry Brown, R (1,6) OBP: 0.361, SLG: 0.358									3-1	3	0	1	0	1	0	1								
Max Alvis, R (1,5) OBP: 0.287, SLG: 0.272										4	0	2	0	0	1	3								
Mike Paul, L (1,1) Richie Scheinblum, S (7,PH) Stan Williams, R (8,1) Cap Peterson, R (9,PH) OBP: 0.100, SLG: 0.100									F3	2	0	0	0	0	0	3								
Inning Stats	R: 0 E: 0 K: 0 S: 3	H: 2 LOB: 2 BB: 0 P: 7	R: 0 E: 1 K: 1 S: 7	H: 0 LOB: 0 BB: 0 P: 7	R: 0 E: 0 K: 0 S: 4	H: 1 LOB: 1 BB: 0 P: 4	R: 0 E: 0 K: 0 S: 3	H: 1 LOB: 0 BB: 0 P: 3	R: 0 E: 0 K: 0 S: 2	H: 0 LOB: 2 BB: 3 P: 14	R: 0 E: 0 K: 0 S: 4	H: 1 LOB: 2 BB: 1 P: 8	R: 0 E: 0 K: 0 S: 3	H: 1 LOB: 0 BB: 0 P: 3	R: 0 E: 0 K: 0 S: 4	H: 1 LOB: 1 BB: 0 P: 4	1B: 7 2B: 1 3B: 0 HR: 0	SF: 0 SAC: 0 DP: 3 HBP: 0	WP: 1 PB: 0 SB: 0 CS: 0	PA: 36				
PITCHER	IP WLS BF H R ER SO BB IBB HBP BLK WP HR S P ERA WHIP																							
Blue Moon Odom, R (1,1) ERA: 2.31	9.0	W	36	7	0	0	2	4	1	0	0	0	0	1	35	55	0.00	1.222						



Batter	1	2	3	4	5	6	7	8	9	AB	R	H	RBI	BB	SO	LOB	TOP			
Bert Campaneris, R OBP: 0.217, SLG: 0.234 (1, 6)	0-0 6-3		0-0 L6	0-0 5-3			0-0 F7		0-0 F9	5	0	0	0	0	0	1	Oakland Athletics @ Cleveland Indians Cleveland Municipal Stadium, Cleveland, OH Sat May 17 1969, 3:33 AM EDT Att: 5,162 - Unknown livebaseballscorecards.com			
Tommie Reynolds, R OBP: 0.336, SLG: 0.356 (1, 7)	0-0 1B 2B		0-0 4-3	0-0 6-3			4-0 BB		0-0 1-3	4	1	1	0	1	0	1				
Reggie Jackson, L OBP: 0.414, SLG: 0.650 (1, 9)	0-3 K		0-0 FC6-4 1B		0-0 L6		0-0 F4			4	0	1	0	0	1	2				
Sal Bando, R OBP: 0.373, SLG: 0.508 (1, 5)	0-0 2H 1B		0-0 FC6-4 1-2		0-0 F4		0-0 F4			4	0	1	1	0	0	2				
Danny Cater, R OBP: 0.355, SLG: 0.439 (1, 3)	0-0 F7			0-0 BB 1B	0-0 5-3				0-0 G6-4-3 1B	4	1	2	0	0	0	1				
Dick Green, R OBP: 0.363, SLG: 0.500 (1, 4)		0-0 F9		4-0 1B 2B BB		0-0 FC1-5 1B		0-0 G6-4-3 1-2		3	1	1	0	1	0	1				
Rick Monday, L OBP: 0.397, SLG: 0.454 (1, 8)		1-0 1B HBP		0-0 1-3 2H 1B		0-0 FC1-5 1-2 1B		4-0 BB		2	1	2	1	1	0	0				
Dave Duncan, R OBP: 0.184, SLG: 0.159 (1, 2)		0-0 G6-3 1B		0-0 1-2 1-3 3H 2B		0-0 FC1-5 1-2 2-3 1-3		0-3 K		4	0	2	2	0	1	3				
Caffish Hunter, R OBP: 0.250, SLG: 0.350 Jose Tartabull, L (9, PH)	0-0 G6-3 1-2		0-0 K		0-0 1-3				0-0 G3	3	0	0	0	0	1	5				
Inning Stats	R: 1 E: 0 K: 1 S: 7	H: 2 LOB: 1 BB: 0 P: 7	R: 0 E: 0 K: 0 S: 3	H: 1 LOB: 1 BB: 0 P: 4	R: 0 E: 0 K: 0 S: 4	H: 1 LOB: 1 BB: 0 P: 4	R: 3 E: 0 K: 1 S: 8	H: 3 LOB: 1 BB: 1 P: 12	R: 0 E: 0 K: 0 S: 3	H: 2 LOB: 1 BB: 0 P: 4	R: 0 E: 0 K: 0 S: 3	H: 0 LOB: 0 BB: 1 P: 7	R: 0 E: 0 K: 1 S: 5	H: 1 LOB: 1 BB: 1 P: 9	R: 0 E: 0 K: 0 S: 3	H: 0 LOB: 0 BB: 0 P: 3		1B: 8 2B: 3 3B: 0 HR: 0	SF: 0 SAC: 0 DP: 3 HBP: 1	WP: 0 PB: 0 SB: 0 CS: 0
PITCHER	IP WLS BF H R ER SO BB IBB HBP BLK WP HR S P ERA WHIP	IP WLS BF H R ER SO BB IBB HBP BLK WP HR S P ERA WHIP																		
Dick Ellsworth, L ERA: 5.57 (1, 1)	3.0	16	6	4	4	1	1	0	1	0	0	0	0	0	0	0	12.00	2.333		
Jack Hamilton, R ERA: 3.57 (4, 1)	1.0	4	1	0	0	1	0	0	0	0	0	0	0	0	6	6	0.00	1.000		
Stan Williams, R ERA: 5.04 (5, 1)	5.0	W	18	3	0	0	1	2	0	0	0	0	0	0	18	26	0.00	1.000		
Batter	1	2	3	4	5	6	7	8	9	AB	R	H	RBI	BB	SO	LOB	BOTTOM			
Zoilo Versalles, R OBP: 0.333, SLG: 0.400 (1, 4)	0-0 1B WP 2B	0-3 K		0-0 SF8			0-0 F8			3	1	1	1	0	1	2	Oakland Athletics @ Cleveland Indians Cleveland Municipal Stadium, Cleveland, OH Sat May 17 1969, 3:33 AM EDT Att: 5,162 - Unknown livebaseballscorecards.com			
Jose Cardenal, R OBP: 0.252, SLG: 0.310 (1, 8)	0-0 WP HR 2-3 1B	0-0 G5-3		0-0 F9			0-0 5-3			4	1	1	0	0	0	3				
Ken Harrelson, R OBP: 0.264, SLG: 0.321 (9, 3)	4-0 1-3 3H BB		0-0 F9		0-0 F9		0-0 F8			3	1	0	0	1	0	0				
Tony Horton, R OBP: 0.310, SLG: 0.504 Chuck Hinton, R OBP: 0.197, SLG: 0.394 Russ Snyder, L OBP: 0.386, SLG: 0.347 (8, PR) (9, 9)	0-0 1-3 3H HR		4-0 BB		0-0 F9		0-0 G4-6-3 1B			3	1	2	3	1	0	0				
Lee Maye, L OBP: 0.222, SLG: 0.171 (1, 7)	0-0 F9		0-0 F8		0-0 4-3		0-0 G4-6-3 1-2			0	0	0	0	0	0	0				
Ray Fosse, R OBP: 0.256, SLG: 0.222 (1, 2)	0-3 K		0-0 F2			0-3 K				3	0	0	0	0	2	1				
Larry Brown, R OBP: 0.352, SLG: 0.349 (1, 6)	0-0 L7		0-0 F4		0-0 F7		0-0 L6			3	0	0	0	0	0	0				
Max Alvis, R OBP: 0.300, SLG: 0.289 (1, 5)		0-0 G5-3 2B		4-0 2B SF8 BB		0-0 K				2	1	1	0	1	0	0				
Dick Ellsworth, L OBP: 0.182, SLG: 0.100 Jack Hamilton, R OBP: 0.197, SLG: 0.127 Rchie Scheinblum, S OBP: 0.091, SLG: 0.091 Stan Williams, R OBP: 0.091, SLG: 0.091 (1, 1) (4, 1) (4, PH) (5, 1)		4-0 BB		0-0 SF8 1-3 2B		0-3 K				0	0	0	0	1	0	0				
Inning Stats	R: 4 E: 0 K: 1 S: 8	H: 3 LOB: 0 BB: 1 P: 12	R: 0 E: 0 K: 1 S: 5	H: 1 LOB: 1 BB: 1 P: 9	R: 0 E: 0 K: 0 S: 3	H: 0 LOB: 1 BB: 1 P: 7	R: 1 E: 0 K: 0 S: 4	H: 1 LOB: 1 BB: 1 P: 8	R: 0 E: 0 K: 0 S: 3	H: 0 LOB: 0 BB: 0 P: 3	R: 0 E: 0 K: 1 S: 5	H: 0 LOB: 0 BB: 0 P: 5	R: 0 E: 0 K: 1 S: 5	H: 0 LOB: 0 BB: 0 P: 5	R: 0 E: 0 K: 0 S: 3	H: 1 LOB: 1 BB: 0 P: 3	1B: 2 2B: 3 3B: 0 HR: 1	SF: 1 SAC: 0 DP: 2 HBP: 0	WP: 1 PB: 0 SB: 1 CS: 0	PA: 32
PITCHER	IP WLS BF H R ER SO BB IBB HBP BLK WP HR S P ERA WHIP	IP WLS BF H R ER SO BB IBB HBP BLK WP HR S P ERA WHIP																		
Caffish Hunter, R ERA: 3.64 (1, 1)	8.0	L	32	6	5	5	4	4	0	0	0	1	1	36	52	5.62	1.250			

Batter	1	2	3	4	5	6	7	8	9	AB	R	H	RBI	BB	SO	LOB	TOP			
Jackie Hernandez, R OBP: 0.308, SLG: 0.291	F9		FC4			6-3			6-3	4	0	0	0	0	0	1	Kansas City Royals @ Cleveland Indians Cleveland Municipal Stadium, Cleveland, OH Tue May 20 1969, 7:05 PM EDT Att: 3,622 - Unknown livebaseballscorecards.com			
Jerry Adair, R OBP: 0.325, SLG: 0.308	F3			K			P4		L7	4	0	0	0	0	1	0				
Lou Piniella, R OBP: 0.311, SLG: 0.496	K			K			HR			3	1	1	1	0	2	0				
Joe Foy, R OBP: 0.327, SLG: 0.333		F9		4-3			6-3			3	0	0	0	0	0	0				
Chuck Harrison, R OBP: 0.312, SLG: 0.294	F7				1-3		F9			3	0	0	0	0	0	0				
Bob Oliver, R OBP: 0.295, SLG: 0.398	K				6-3			K		3	0	0	0	0	2	0				
Ed Kirkpatrick, L OBP: 0.250, SLG: 0.354			FC4	1B	4-3		F7			3	0	1	0	0	0	0				
Jim Campanis, R OBP: 0.197, SLG: 0.241	F9					5-3		P5		3	0	0	0	0	0	1				
Mike Hedlund, R OBP: 0.167, SLG: 0.167			K			K			6-3	2	0	0	0	0	2	1				
Dave Wickersham, R OBP: 0.340, SLG: 0.262										0	0	0	0	0	0	0				
Juan Rios, R OBP: 0.340, SLG: 0.262										1	0	0	0	0	0	0				
Inning Stats	R: 0 E: 0 K: 1 S: 5	H: 0 LOB: 0 BB: 0 P: 5	R: 0 E: 0 K: 1 S: 5	H: 0 LOB: 0 BB: 0 P: 5	R: 0 E: 0 K: 1 S: 6	H: 1 LOB: 1 BB: 0 P: 6	R: 0 E: 0 K: 2 S: 7	H: 0 LOB: 0 BB: 0 P: 7	R: 0 E: 0 K: 0 S: 3	H: 0 LOB: 0 BB: 0 P: 3	R: 1 E: 0 K: 0 S: 4	H: 1 LOB: 0 BB: 0 P: 4	R: 0 E: 0 K: 1 S: 5	H: 0 LOB: 0 BB: 0 P: 5	R: 0 E: 0 K: 0 S: 3	H: 0 LOB: 0 BB: 0 P: 3	1B: 1 2B: 0 3B: 0 HR: 1	SF: 0 SAC: 0 DP: 0 HBP: 0	WP: 0 PB: 0 SB: 0 CS: 0	PA: 29
PITCHER Sam McDowell, L ERA: 2.89	IP: 9.0 WLS: W BF: 29 H: 2 R: 1 ER: 1 SO: 7 BB: 0 IBB: 0 HBP: 0 BLK: 0 WP: 0 HR: 1 S: 43 P: 43 ERA: 1.00 WHIP: 0.222																			

Batter	1	2	3	4	5	6	7	8	9	AB	R	H	RBI	BB	SO	LOB	BOTTOM			
Zoilo Versalles, R OBP: 0.320, SLG: 0.381	F8		K		6-3		G3			4	0	0	0	0	1	0	Kansas City Royals @ Cleveland Indians Cleveland Municipal Stadium, Cleveland, OH Tue May 20 1969, 7:05 PM EDT Att: 3,622 - Unknown livebaseballscorecards.com			
Vern Fuller, R OBP: 0.224, SLG: 0.119										0	0	0	0	0	0	0				
Jose Cardenal, R OBP: 0.280, SLG: 0.342	5-3			1B		HR	F8			4	1	2	1	0	0	0				
Ken Harrelson, R OBP: 0.256, SLG: 0.310	6-3				L7	F5	F3			4	0	0	0	0	0	0				
Tony Horton, R OBP: 0.308, SLG: 0.496		1B	2B	1B		K			5-3	4	1	1	0	0	2	0				
Russ Snyder, L OBP: 0.386, SLG: 0.347										0	0	0	0	0	0	0				
Lee Maye, L OBP: 0.245, SLG: 0.200	K			BB	1B	1B	2B	1B	4-3	4	1	2	0	0	1	1				
Larry Brown, R OBP: 0.384, SLG: 0.357									P4	3	1	2	0	1	0	0				
Ray Fosse, R OBP: 0.262, SLG: 0.256	F5				L8	E	2B			3	0	1	2	0	0	4				
Max Alvis, R OBP: 0.301, SLG: 0.302						1-H	2-H		P4	3	0	1	1	0	0	1				
Sam McDowell, L OBP: 0.150, SLG: 0.150			F2			1-2	FC6-4			3	0	0	0	0	0	2				
Inning Stats	R: 0 E: 0 K: 0 S: 3	H: 0 LOB: 0 BB: 0 P: 3	R: 1 E: 0 K: 1 S: 7	H: 3 LOB: 2 BB: 0 P: 7	R: 0 E: 0 K: 1 S: 5	H: 1 LOB: 1 BB: 0 P: 5	R: 0 E: 0 K: 1 S: 6	H: 1 LOB: 2 BB: 1 P: 10	R: 0 E: 0 K: 0 S: 3	H: 0 LOB: 0 BB: 0 P: 3	R: 3 E: 1 K: 1 S: 10	H: 4 LOB: 2 BB: 0 P: 10	R: 0 E: 0 K: 0 S: 3	H: 0 LOB: 0 BB: 0 P: 3	R: 0 E: 0 K: 0 S: 3	H: 0 LOB: 0 BB: 0 P: 3	1B: 6 2B: 2 3B: 0 HR: 1	SF: 0 SAC: 0 DP: 0 HBP: 0	WP: 0 PB: 0 SB: 0 CS: 0	PA: 33
PITCHER Mike Hedlund, R ERA: 3.67 Dave Wickersham, R ERA: 2.39	IP: 5.2 WLS: L BF: 25 H: 9 R: 4 ER: 4 SO: 4 BB: 1 IBB: 0 HBP: 0 BLK: 0 WP: 0 HR: 1 S: 32 P: 36 ERA: 6.35 WHIP: 1.765																			

Batter	1	2	3	4	5	6	7	8	9	AB	R	H	RBI	BB	SO	LOB	TOP
Jackie Hernandez, R OBP: 0.313, SLG: 0.284 Hawk Taylor, R OBP: 0.321, SLG: 0.643	0-0 5-3		0-0 6-3		0-0 6-3		4-0 BB		0-3 K	3	0	0	0	1	0	0	
Pat Kelly, L OBP: 0.306, SLG: 0.312 Dave Wickersham, R OBP: 0.323, SLG: 0.329	0-0 S 1B		0-0 G3		0-0 WP 3B		0-0 L8			4	1	2	0	0	0	1	
Mike Fiore, L OBP: 0.387, SLG: 0.329	0-0 L9			0-0 E4 FC5 1B		0-3 K		0-0 F8		4	0	0	0	0	1	2	
Joe Foy, R OBP: 0.323, SLG: 0.329	0-0 4-3 1-2			0-3 K		0-0 4-3		0-0 6-3		4	0	0	0	0	1	2	
Ed Kirkpatrick, L OBP: 0.250, SLG: 0.342		0-0 F7		0-0 L8		0-0 1B 1B		0-0 E 1B		4	0	2	0	0	0	1	
Jerry Adair, R OBP: 0.328, SLG: 0.339	0-0 4-3		0-0 1B		0-0 1-2 1B		0-0 FC3-6 1B		0-0 E4 1-3		4	0	2	0	0	0	1
Joe Keough, L OBP: 0.195, SLG: 0.160		4-0 BB		0-0 FC5 2-3f		0-0 FC3-6 1-2f		0-0 6-3		3	0	0	0	1	0	6	
Bob Oliver, R OBP: 0.291, SLG: 0.417	0-0 F9			0-0 L8		0-0 F7		0-3 K		4	0	0	0	0	1	1	
Dick Drago, R Lou Piniella, R OBP: 0.297, SLG: 0.472	0-0 1-3		0-0 1-3		0-0 6-3		0-0 6-3		0-0 G1		2	0	0	0	0	0	
Inning Stats	R: 0 E: 0 K: 0 S: 4	H: 1 LOB: 1 BB: 0 P: 4	R: 0 E: 0 K: 0 S: 3	H: 0 LOB: 0 BB: 1 P: 7	R: 0 E: 0 K: 0 S: 3	H: 0 LOB: 0 BB: 0 P: 3	R: 0 E: 0 K: 1 S: 7	H: 1 LOB: 2 BB: 0 P: 7	R: 0 E: 0 K: 0 S: 3	H: 0 LOB: 1 BB: 1 P: 7	R: 0 E: 1 K: 0 S: 5	H: 1 LOB: 2 BB: 0 P: 5	R: 0 E: 0 K: 0 S: 7	H: 0 LOB: 0 BB: 0 P: 7	1B: 5 2B: 0 3B: 1 HR: 0	SF: 0 SAC: 0 DP: 0 HBP: 0	WP: 1 PA: 37 PB: 0 SB: 1 CS: 0
PITCHER	IP WLS BF H R ER SO BB IBB HBP BLK WP HR S P ERA WHIP	5.2 W 24 5 1 1 2 1 0 0 0 1 0 27 31 1.59 1.059	6.1 S 13 1 0 0 2 1 0 0 0 0 0 16 20 0.00 0.600	PITCHER													

Kansas City Royals @ Cleveland Indians
Cleveland Municipal Stadium, Cleveland, OH
Thu May 22 1969, 7:05 PM EDT
Att. 3,148 - Unknown - 51 F


AB 35
R 1
H 6
RBI 0
BB 2
SO 4
LOB 14



Batter	1	2	3	4	5	6	7	8	9	AB	R	H	RBI	BB	SO	LOB	BOTTOM		
Zoilo Versalles, R OBP: 0.324, SLG: 0.391	0-0 FC6-4 1B	0-0 FC3-6 HBP 1B 1-2f 2-3		0-0 5-3		0-0 2B				4	1	2	0	0	0	2			
Jose Cardenal, R OBP: 0.255, SLG: 0.336	0-0 FC6-4 F8 1-2f 1B	0-0 BB HBP 1B		0-3 K		0-0 4-3				4	0	1	1	0	1	2			
Lee Maye, L OBP: 0.263, SLG: 0.212	0-0 FC4 1-2 1B	0-0 BB HBP		0-0 F7		0-0 L9				3	0	1	0	0	0	0			
Ken Harrelson, R OBP: 0.248, SLG: 0.292	0-0 F8 2-3	4-0 1-2 2-3 3-H BB		0-0 L1-3		0-0 5-3				3	0	0	1	1	0	2			
Tony Horton, R OBP: 0.290, SLG: 0.466 Russ Snyder, L OBP: 0.386, SLG: 0.347	0-0 FC4 1-2f 1B	0-3 K		0-0 P5		0-3 K				4	0	0	0	0	2	5			
Max Alvis, R OBP: 0.330, SLG: 0.333		0-0 1B 1B		0-0 FC5-4 1B		0-0 6-3				4	1	3	0	0	0	0			
Larry Brown, R OBP: 0.365, SLG: 0.358		0-0 FC3-6 1-3 1B		0-0 P1		0-3 K				4	1	1	0	0	1	2			
Ray Fosse, R OBP: 0.245, SLG: 0.304		0-3 K		0-0 F8		0-0 6-3		0-0 HR		4	1	1	1	0	1	3			
Horacio Pina, R OBP: 0.500, SLG: 0.500 Stan Williams, R OBP: 0.077, SLG: 0.077		0-0 FC3-6 1-2 3-H 1B		0-3 K		0-0 1-3		0-3 K		2	0	1	1	0	1	1			
Inning Stats	R: 0 E: 0 K: 0 S: 5	H: 2 LOB: 2 BB: 0 P: 5	R: 3 E: 0 K: 2 S: 11	H: 4 LOB: 3 BB: 1 P: 16	R: 0 E: 0 K: 1 S: 6	H: 1 LOB: 1 BB: 0 P: 6	R: 0 E: 0 K: 1 S: 5	H: 0 LOB: 0 BB: 0 P: 5	R: 0 E: 0 K: 0 S: 4	H: 1 LOB: 1 BB: 0 P: 4	R: 0 E: 0 K: 0 S: 4	H: 1 LOB: 0 BB: 0 P: 4	R: 0 E: 0 K: 1 S: 5	H: 1 LOB: 0 BB: 0 P: 5	R: 1 E: 0 K: 2 S: 8	H: 1 LOB: 0 BB: 0 P: 8	1B: 8 2B: 1 3B: 0 HR: 1	SF: 0 SAC: 0 DP: 0 HBP: 1	WP: 0 PA: 36 PB: 0 SB: 0 CS: 0
PITCHER	IP WLS BF H R ER SO BB IBB HBP BLK WP HR S P ERA WHIP	6.0 L 29 9 3 3 4 0 0 0 0 0 1 35 40 4.50 1.667	2.0 7 1 1 1 3 0 0 0 0 0 0 1 13 13 4.50 0.500	PITCHER															

Kansas City Royals @ Cleveland Indians
Cleveland Municipal Stadium, Cleveland, OH
Thu May 22 1969, 7:05 PM EDT
Att. 3,148 - Unknown - 51 F

AB 34
R 4
H 10
RBI 4
BB 1
SO 7
LOB 17



Batter	1	2	3	4	5	6	7	8	9	AB	R	H	RBI	BB	SO	LOB	TOP			
Tommy Harper, R OBP: 0.412, SLG: 0.389 (1, 4)	F7		S 2B		6-3			E6 FC6-4		4	0	1	0	0	0	0	Seattle Pilots @ Cleveland Indians Cleveland Municipal Stadium, Cleveland, OH Fri May 23 1969, 7:05 PM EDT Att: 5,633 - Unknown			
Dick Simson, R OBP: 0.389, SLG: 0.357 (1, 8)	E6 1B E		S BB		F7			FC6-4		3	1	0	0	1	0	1				
Tommy Davis, R OBP: 0.237, SLG: 0.287 (1, 7)	F3		F8 1-2 2-3		5-3			F8		4	0	0	0	0	0	4				
Wayne Comer, R OBP: 0.371, SLG: 0.456 (1, 9)	E9 1-H 1B		F8		6-3			F7		4	0	1	0	0	0	3				
Don Mincher, L OBP: 0.381, SLG: 0.465 (1, 3)	1-3		G3		K			F9		4	0	0	0	0	1	3				
Jerry McNetney, R OBP: 0.296, SLG: 0.351 (1, 2)			F9		F8			F8		4	0	0	0	0	0	0				
Gus Gil, R OBP: 0.340, SLG: 0.304 (1, 5)					5-3			L5		4	0	1	0	0	0	0				
Ray Oyler, R OBP: 0.316, SLG: 0.289 (1, 6)			K					5-3		3	0	1	0	0	1	1				
Mike Marshall, R OBP: 0.280, SLG: 0.375 Jim Bouton, R (4, 1) Steve Whitaker, L OBP: 0.317, SLG: 0.333 Darrell Brandon, R (7, 1)			G3		5-3			K		2	0	0	0	0	0	2				
Inning Stats	R: 1 E: 2 K: 0 S: 5	H: 1 LOB: 1 BB: 0 P: 5	R: 0 E: 0 K: 1 S: 6	H: 1 LOB: 1 BB: 0 P: 6	R: 0 E: 0 K: 0 S: 4	H: 1 LOB: 2 BB: 1 P: 8	R: 0 E: 0 K: 0 S: 4	H: 0 LOB: 0 BB: 0 P: 4	R: 0 E: 0 K: 1 S: 5	H: 0 LOB: 0 BB: 0 P: 5	R: 0 E: 0 K: 1 S: 5	H: 0 LOB: 0 BB: 0 P: 5	R: 0 E: 1 K: 0 S: 4	H: 0 LOB: 1 BB: 0 P: 4	R: 0 E: 0 K: 0 S: 3	H: 0 LOB: 0 BB: 0 P: 3	1B: 2 2B: 2 3B: 0 HR: 0	SF: 0 SAC: 0 DP: 0 HBP: 0	WP: 0 PB: 0 SB: 2 CS: 0	PA: 34
PITCHER Dick Ellsworth, L ERA: 4.35 (1, 1)	IP: 9.0 WLS: W BF: 34 H: 4 R: 1 ER: 0 SO: 3 BB: 1 IBB: 0 HBP: 0 BLK: 0 WP: 0 HR: 0 S: 39 P: 43 ERA: 0.00 WHIP: 0.556															PITCHER				

Batter	1	2	3	4	5	6	7	8	9	AB	R	H	RBI	BB	SO	LOB	BOTTOM			
Zoilo Versalles, R OBP: 0.349, SLG: 0.404 Russ Snyder, L OBP: 0.379, SLG: 0.340 (7, PH) (8, 9)	1B 1B		S 3B	1-2 2-3 3-H BB			F8			2	2	2	1	2	0	0	Seattle Pilots @ Cleveland Indians Cleveland Municipal Stadium, Cleveland, OH Fri May 23 1969, 7:05 PM EDT Att: 5,633 - Unknown			
Jose Cardenal, R OBP: 0.294, SLG: 0.353 (1, 8)	1B 1-2 FC5-2 1B		SF9 3B	G1-2-3		P4		K		5	1	2	1	0	1	4				
Lee Mays, L OBP: 0.258, SLG: 0.214 (1, 7)	FC6-4 1-3 2-H 1B		SF9		G3		F9		F9	4	0	1	2	0	0	1				
Ken Harrelson, R OBP: 0.262, SLG: 0.303 Chuck Hinton, R OBP: 0.314, SLG: 0.394 Vern Fuller, R OBP: 0.220, SLG: 0.116 (7, PR) (8, 4)	FC5-2 FC6-4		HBP		E 1B 2B		WP 1B BB		6-3	2	1	1	0	1	0	2				
Tony Horton, R OBP: 0.289, SLG: 0.459 (1, 3)	FC6-4		F8		E1 1B E		2B 1-H 1B			4	1	1	1	0	0	4				
Max Alvis, R OBP: 0.327, SLG: 0.330 (1, 5)			5-3		2B BB 1B		F5			4	1	1	0	0	1	3				
Larry Brown, R OBP: 0.376, SLG: 0.387 (1, 6)			F7		BB 1-3 G1-2-3 2B		E9 1-H 3-H 1B			4	0	3	1	0	0	0				
Ray Fosse, R OBP: 0.264, SLG: 0.292 (1, 2)			6-3		BB BB		K			2	0	0	0	2	1	1				
Dick Ellsworth, L OBP: 0.133, SLG: 0.071 (1, 1)			F6		K		G3		K	4	0	0	0	0	2	6				
Inning Stats	R: 1 E: 0 K: 0 S: 5	H: 3 LOB: 1 BB: 0 P: 5	R: 0 E: 0 K: 0 S: 3	H: 0 LOB: 0 BB: 0 P: 3	R: 2 E: 0 K: 0 S: 5	H: 2 LOB: 1 BB: 0 P: 6	R: 1 E: 0 K: 1 S: 6	H: 2 LOB: 2 BB: 2 P: 14	R: 2 E: 2 K: 2 S: 10	H: 2 LOB: 1 BB: 0 P: 10	R: 0 E: 0 K: 0 S: 3	H: 0 LOB: 1 BB: 1 P: 7	R: 1 E: 0 K: 1 S: 7	H: 2 LOB: 3 BB: 2 P: 15	R: 0 E: 0 K: 1 S: 5	H: 0 LOB: 0 BB: 0 P: 5	1B: 7 2B: 3 3B: 1 HR: 0	SF: 1 SAC: 0 DP: 1 HBP: 1	WP: 1 PB: 0 SB: 1 CS: 0	PA: 40
PITCHER Mike Marshall, R ERA: 3.75 Jim Bouton, R ERA: 4.5 Darrell Brandon, R ERA: 8.4 (1, 1) (4, 1) (7, 1)	IP: 3.1 WLS: L BF: 19 H: 7 R: 4 ER: 4 SO: 1 BB: 2 IBB: 0 HBP: 1 BLK: 0 WP: 0 HR: 0 S: 18 P: 27 ERA: 10.80 WHIP: 2.700															PITCHER				

AB	33
R	1
H	4
RBI	0
BB	1
SO	3
LOB	14



Batter	1	2	3	4	5	6	7	8	9	AB	R	H	RBI	BB	SO	LOB	TOP																					
Jose Cardenal, R OBP: 0.269, SLG: 0.350 (1, 8)	4-0 BB		4-3		F8		6-3			3	0	0	0	1	0	1	Cleveland Indians @ California Angels Anaheim Stadium, Anaheim, CA Tue May 27 1969, 10:05 PM EDT Att: 6,508 - Unknown livebaseballscorecards.com																					
Lary Brown, R OBP: 0.373, SLG: 0.378 (1, 6)	0-3 K		E6 WP		1B		5-3			4	0	1	0	0	1	1																						
Lee Maye, L OBP: 0.257, SLG: 0.266 (1, 7)	0-0 F9		F7		1B			K		4	0	1	1	0	1	2																						
Tony Horton, R OBP: 0.292, SLG: 0.458 (1, 3)	4-0 BB				F6			E6 PB 1-3		2	0	0	0	2	0	1																						
Duke Sims, L OBP: 0.359, SLG: 0.545 (1, 2)	0-0 F8		G3		FC6-4 1B			1-3		4	0	1	0	0	0	5																						
Ken Harrelson, R OBP: 0.255, SLG: 0.299 (1, 9)		6-3		L4-6 2B		F7		K		4	0	1	0	0	1	2																						
Lou Klimchok, L OBP: 0.250, SLG: 0.250 (1, 4)		K BB 1B		L4-6 2-3		FC6-4 1-2		F5		4	0	1	0	0	0	2																						
Zoilo Versalles, R OBP: 0.339, SLG: 0.381 (1, 5)	4-0 1-2 BB		4-3		4-3			F8		3	0	0	0	1	0	1																						
Sam McDowell, L OBP: 0.174, SLG: 0.174 Cap Peterson, R OBP: 0.429, SLG: 0.333 (9, PH)	0-3 K 2-3				1B 1B 1B		6-3		K	3	1	1	0	0	1	2																						
Inning Stats	R: 0 E: 0 K: 1 S: 5	H: 0 LOB: 2 BB: 2 P: 13	R: 0 E: 0 K: 1 S: 5	H: 1 LOB: 1 BB: 1 P: 9	R: 0 E: 1 K: 0 S: 4	H: 0 LOB: 2 BB: 1 P: 8	R: 0 E: 0 K: 0 S: 3	H: 1 LOB: 0 BB: 0 P: 3	R: 1 E: 0 K: 0 S: 5	H: 3 LOB: 1 BB: 0 P: 5	R: 0 E: 0 K: 0 S: 4	H: 1 LOB: 1 BB: 0 P: 4	R: 0 E: 0 K: 2 S: 3	H: 0 LOB: 0 BB: 0 P: 3	R: 0 E: 1 K: 2 S: 8	H: 0 LOB: 1 BB: 0 P: 8	R: 0 E: 0 K: 1 S: 5	H: 0 LOB: 0 BB: 0 P: 5	1B: 5 2B: 2 3B: 0 HR: 0	SF: 0 SAC: 0 DP: 1 HBP: 0	WP: 1 PB: 1 SB: 1 CS: 0	PA: 36																
PITCHER	IP	WLS	BF	H	R	ER	SO	BB	IBB	HBP	BLK	WP	HR	S	P	ERA	WHIP	PITCHER				IP	WLS	BF	H	R	ER	SO	BB	IBB	HBP	BLK	WP	HR	S	P	ERA	WHIP
Jim McGlothlin, R ERA: 2.18 Hoyt Wilhelm, R ERA: 2.45	(1, 1)	7.0	W	29	6	1	1	2	4	0	0	0	0	29	45	1.29	1.429					(8, 1)	2.0	S	7	0	0	0	3	0	0	0	0	0	13	13	0.00	0.000

Batter	1	2	3	4	5	6	7	8	9	AB	R	H	RBI	BB	SO	LOB	BOTTOM																					
Sandy Alomar Sr., S OBP: 0.271, SLG: 0.240 (1, 4)	0-0 1-3		FC4-6 5-3			5-3		F6		4	0	0	0	0	0	1	Cleveland Indians @ California Angels Anaheim Stadium, Anaheim, CA Tue May 27 1969, 10:05 PM EDT Att: 6,508 - Unknown livebaseballscorecards.com																					
Aurelio Rodriguez, R OBP: 0.287, SLG: 0.324 (1, 5)	0-3 K		5-3		G1-6-3 1B		6-3			4	0	1	0	0	1	1																						
Jim Fregosi, R OBP: 0.351, SLG: 0.399 (1, 6)	0-0 F7		6-3		G1-6-3 1-2			1B		4	0	1	0	0	0	2																						
Rick Reichardt, R OBP: 0.359, SLG: 0.375 (8, 7)		F8		1-3		BB 1B		F9		4	1	1	0	0	0	1																						
Bubba Morton, R OBP: 0.457, SLG: 0.607 Ruben Amaro, R OBP: 0.263, SLG: 0.222 (8, 3)		2B 2B		K		1B BB				2	1	1	0	1	1	0																						
Lou Johnson, R OBP: 0.298, SLG: 0.280 (8, 9)		2B		K		1-3 2-H 1B				0	0	0	0	0	0	0																						
Jay Johnstone, L OBP: 0.253, SLG: 0.356 (1, 8)	0-0 F6				F3		F2			3	0	0	0	0	0	3																						
Tom Egan, R OBP: 0.203, SLG: 0.145 (1, 2)	0-3 K				K		K			3	0	0	0	0	3	3																						
Jim McGlothlin, R OBP: 0.125, SLG: 0.067 Dick Stuart, R OBP: 0.204, SLG: 0.255 Hoyt Wilhelm, R (8, 1)			FC4-6 1B		K		K			2	0	1	0	0	1	0																						
Inning Stats	R: 0 E: 0 K: 1 S: 5	H: 0 LOB: 0 BB: 0 P: 5	R: 1 E: 0 K: 1 S: 7	H: 2 LOB: 1 BB: 0 P: 7	R: 0 E: 0 K: 0 S: 4	H: 1 LOB: 0 BB: 0 P: 4	R: 0 E: 0 K: 2 S: 7	H: 0 LOB: 0 BB: 0 P: 7	R: 0 E: 0 K: 2 S: 3	H: 1 LOB: 0 BB: 0 P: 3	R: 1 E: 0 K: 2 S: 9	H: 2 LOB: 2 BB: 1 P: 13	R: 0 E: 0 K: 0 S: 4	H: 1 LOB: 1 BB: 0 P: 4	R: 0 E: 0 K: 2 S: 8	H: 0 LOB: 0 BB: 0 P: 4	1B: 5 2B: 2 3B: 0 HR: 0	SF: 0 SAC: 0 DP: 1 HBP: 0	WP: 0 PB: 0 SB: 0 CS: 0	PA: 31																		
PITCHER	IP	WLS	BF	H	R	ER	SO	BB	IBB	HBP	BLK	WP	HR	S	P	ERA	WHIP	PITCHER				IP	WLS	BF	H	R	ER	SO	BB	IBB	HBP	BLK	WP	HR	S	P	ERA	WHIP
Sam McDowell, L ERA: 3.38	(1, 1)	8.0	L	31	7	2	2	8	1	0	0	0	0	46	50	2.25	1.000					(1, 1)	8.0	L	31	7	2	2	8	1	0	0	0	0	46	50	2.25	1.000

Batter	1	2	3	4	5	6	7	8	9	AB	R	H	RBI	BB	SO	LOB	TOP				
Jose Cardenal, R OBP: 0.269, SLG: 0.354 (1, 8)	4-3	6-3			2B			6-3		4	0	1	0	0	0	0					
Zoilo Versalles, R OBP: 0.336, SLG: 0.376 (1, 6)	1B		K			K			K	4	1	1	0	0	3	0					
Lee Maye, L OBP: 0.260, SLG: 0.269 Cap Peterson, R OBP: 0.409, SLG: 0.316 Russ Snyder, L OBP: 0.403, SLG: 0.370 (9, PH)	1B		F4			F4			K	3	1	1	0	0	0	0					
Tony Horton, R OBP: 0.291, SLG: 0.453 (1, 3)	HR		K			F8			F7	4	1	1	1	0	1	0					
Duke Sims, L OBP: 0.358, SLG: 0.586 (1, 2)	HR					3-1			K	3	1	1	3	0	1	0					
Ken Harrelson, R OBP: 0.250, SLG: 0.292 (1, 9)	K					5-3			K	3	0	0	0	0	2	0					
Lou Klimchok, L OBP: 0.143, SLG: 0.143 (1, 4)	G3					F9			F7	3	0	0	0	0	0	0					
Vern Fuller, R OBP: 0.204, SLG: 0.106 (1, 5)						F9			6-3	3	0	0	0	0	0	0					
Dick Ellsworth, L OBP: 0.111, SLG: 0.059 Stan Williams, R OBP: 0.067, SLG: 0.067 (8, 1)	1-3					2-3			6-3	3	0	0	0	0	0	0					
Inning Stats	R: 4 E: 0 K: 1 S: 9	H: 4 LOB: 0 BB: 0 P: 9	R: 0 E: 0 K: 0 S: 3	H: 0 LOB: 0 BB: 0 P: 3	R: 0 E: 0 K: 0 S: 7	H: 0 LOB: 0 BB: 0 P: 7	R: 0 E: 0 K: 0 S: 3	H: 0 LOB: 0 BB: 0 P: 3	R: 0 E: 0 K: 0 S: 5	H: 0 LOB: 0 BB: 0 P: 5	R: 0 E: 0 K: 0 S: 7	H: 0 LOB: 0 BB: 0 P: 7	R: 0 E: 0 K: 0 S: 3	H: 0 LOB: 0 BB: 0 P: 7	R: 0 E: 0 K: 0 S: 7	H: 0 LOB: 0 BB: 0 P: 7	1B: 3 2B: 1 3B: 0 HR: 1	SF: 0 SAC: 0 DP: 0 HBP: 0	WP: 0 PB: 0 SB: 0 CS: 0	PA: 31	
PITCHER	IP	WLS	BF	H	R	ER	SO	BB	IBB	HBP	BLK	WP	HR	S	P	ERA	WHIP				
Tom Murphy, R ERA: 4.31 (1, 1)	6.0		22	5	4	4	4	0	0	0	0	0	1	30	30	6.00	0.833				
Ken Tatum, R ERA: (7, 1)	1.0		3	0	0	0	2	0	0	0	0	0	0	7	7	0.00	0.000				
Rudy May, L ERA: 4.53 (8, 1)	2.0	W	6	0	0	0	2	0	0	0	0	0	0	10	10	0.00	0.000				

Cleveland Indians @ California Angels
Anaheim Stadium, Anaheim, CA
Wed May 28 1969, 10:05 PM EDT
Att: 10,238 - Unknown

AB	31
R	4
H	5
RBI	4
BB	0
SO	8
LOB	0



Batter	1	2	3	4	5	6	7	8	9	AB	R	H	RBI	BB	SO	LOB	BOTTOM				
Sandy Alomar Sr., S OBP: 0.268, SLG: 0.238 (1, 4)	4-3		F4			1B	4-3		K	5	1	1	0	0	1	4					
Jay Johnstone, L OBP: 0.252, SLG: 0.351 (1, 8)	1-3					K			3-1	5	0	1	1	0	1	2					
Jim Fregosi, R OBP: 0.355, SLG: 0.397 (1, 6)	F7					2B			6-3	3	1	1	1	1	0	0					
Rick Reichardt, R OBP: 0.363, SLG: 0.379 (9, 7)			6-3			F4			2B	4	1	2	0	0	0	2					
Bubba Morton, R OBP: 0.462, SLG: 0.656 (1, 9)	F3					E7				4	0	2	1	0	0	2					
Lou Johnson, R OBP: 0.284, SLG: 0.266 Ruben Amaro, R OBP: 0.263, SLG: 0.222 (9, 3)	F4					F7			F4	4	0	0	0	0	0	2					
Aurelio Rodriguez, R OBP: 0.292, SLG: 0.329 (1, 5)			6-3							4	1	2	0	0	0	0					
Tom Satriano, L OBP: 0.396, SLG: 0.359 (1, 2)			F8			G3			SH1-4	2	0	0	0	0	0	0					
Tom Murphy, R OBP: 0.190, SLG: 0.190 Bill Voss, L OBP: 0.209, SLG: 0.234 Ken Tatum, R Jim Spencer, L Rudy May, L Vic Davallo, L (9, PH)						1B			1B	1	0	1	0	0	0	0					
Inning Stats	R: 0 E: 0 K: 0 S: 3	H: 0 LOB: 0 BB: 0 P: 3	R: 0 E: 0 K: 0 S: 4	H: 1 LOB: 1 BB: 0 P: 4	R: 0 E: 0 K: 0 S: 3	H: 1 LOB: 1 BB: 0 P: 7	R: 0 E: 0 K: 0 S: 3	H: 0 LOB: 0 BB: 0 P: 3	R: 3 E: 1 K: 1 S: 9	H: 4 LOB: 1 BB: 0 P: 9	R: 0 E: 0 K: 0 S: 4	H: 1 LOB: 1 BB: 0 P: 4	R: 1 E: 0 K: 0 S: 5	H: 2 LOB: 0 BB: 0 P: 5	R: 1 E: 0 K: 1 S: 6	H: 2 LOB: 2 BB: 1 P: 10	1B: 9 2B: 2 3B: 0 HR: 0	SF: 0 SAC: 2 DP: 1 HBP: 0	WP: 0 PB: 0 SB: 2 CS: 0	PA: 38	
PITCHER	IP	WLS	BF	H	R	ER	SO	BB	IBB	HBP	BLK	WP	HR	S	P	ERA	WHIP				
Dick Ellsworth, L ERA: 4.22 (1, 1)	7.2		32	9	4	3	1	1	0	0	0	0	0	7	11	9.00	2.000				
Stan Williams, R ERA: 4.85 (8, 1)	1.0	L	6	2	1	1	1	0	1	0	0	0	0	7	11	9.00	2.000				

Cleveland Indians @ California Angels
Anaheim Stadium, Anaheim, CA
Wed May 28 1969, 10:05 PM EDT
Att: 10,238 - Unknown

AB	34
R	5
H	11
RBI	3
BB	2
SO	2
LOB	13



Batter	1	2	3	4	5	6	7	8	9	AB	R	H	RBI	BB	SO	LOB	TOP			
Jose Cardenal, R OBP: 0.273, SLG: 0.375 (1, 8)										5	2	2	4	0	0	0	Cleveland Indians @ Oakland Athletics Oakland-Alameda County Coliseum, Oakland, CA Fri May 30 1969, 3:33 AM PDT Unknown			
Lee Maye, L OBP: 0.289, SLG: 0.300 (1, 7)										3	1	3	1	0	0	0				
Russ Snyder, L OBP: 0.391, SLG: 0.357 (4, FR)										2	0	0	0	0	0	0				
Ken Harrelson, R OBP: 0.259, SLG: 0.291 (1, 9)										4	1	1	0	0	0	3				
Richie Scheinblum, S OBP: 0.208, SLG: 0.145 (8, FR)										0	0	0	0	0	0	0				
Duke Sims, L OBP: 0.361, SLG: 0.557 (1, 2)										3	0	0	0	1	0	2				
Tony Horton, R OBP: 0.282, SLG: 0.438 (1, 3)										5	1	0	1	0	0	4				
Max Alvis, R OBP: 0.301, SLG: 0.302 (1, 5)										5	1	0	1	0	1	1				
Larry Brown, R OBP: 0.380, SLG: 0.414 (1, 6)										5	2	3	2	0	0	0				
Zolio Versalles, R OBP: 0.331, SLG: 0.369 (1, 4)										2	0	0	0	0	0	2				
Vern Fuller, R OBP: 0.232, SLG: 0.125 (3, 4)										1	0	1	0	0	0	0				
Luis Tiant, R OBP: 0.250, SLG: 0.263 (1, 1)										3	1	0	0	1	0	3				
Horacio Pina, R OBP: 0.500, SLG: 0.500 (8, 1)										0	0	0	0	0	0	0				
Inning Stats	R: 8 E: 3 K: 0 S: 10	H: 5 LOB: 1 BB: 1 P: 15	R: 0 E: 0 K: 0 S: 3	H: 0 LOB: 0 BB: 0 P: 3	R: 0 E: 0 K: 0 S: 3	H: 1 LOB: 2 BB: 1 P: 8	R: 0 E: 0 K: 0 S: 4	H: 2 LOB: 1 BB: 0 P: 4	R: 0 E: 0 K: 0 S: 3	H: 0 LOB: 1 BB: 0 P: 4	R: 1 E: 0 K: 0 S: 4	H: 1 LOB: 1 BB: 0 P: 5	R: 0 E: 0 K: 1 S: 5	H: 1 LOB: 0 BB: 0 P: 5	R: 0 E: 0 K: 1 S: 5	H: 0 LOB: 0 BB: 0 P: 5	1B: 7 2B: 1 3B: 0 HR: 2	SF: 0 SAC: 0 DP: 1 HBP: 3	WP: 1 PB: 1 SB: 0 CS: 0	PA: 43
PITCHER	IP WLS BF H R ER SO BB IBB HBP BLK WP HR S P ERA WHIP																			
Rollie Fingers, R ERA: 3.31 (1, 1)	0.1 L 7 3 6 3 0 0 0 0 0 1 0 6 7 81.00 9.000																			
Ed Sprague, R ERA: 3.32 (1, 1)	4.2 20 5 2 0 0 2 0 0 0 0 1 18 26 0.00 1.500																			
Jim Roland, L ERA: 3.48 (6, 1)	2.0 9 1 1 1 0 0 0 0 2 0 0 1 7 9 4.50 0.500																			
Paul Lindblad, L ERA: 2.3 (8, 1)	2.0 7 1 0 0 0 1 0 0 0 0 0 9 9 0.00 0.500																			

Batter	1	2	3	4	5	6	7	8	9	AB	R	H	RBI	BB	SO	LOB	BOTTOM					
Ted Kubiak, S OBP: 0.385, SLG: 0.364 (1, 6)										5	1	2	0	0	2	2	Cleveland Indians @ Oakland Athletics Oakland-Alameda County Coliseum, Oakland, CA Fri May 30 1969, 3:33 AM PDT Unknown					
John Donaldson, L OBP: 0.167, SLG: 0.091 (1, 4)										4	0	1	0	0	1	2						
Reggie Jackson, L OBP: 0.368, SLG: 0.583 (1, 9)										3	0	0	0	0	1	2						
Sal Bando, R OBP: 0.406, SLG: 0.520 (1, 5)										3	0	1	0	1	0	2						
Danny Cater, R OBP: 0.335, SLG: 0.419 (1, 3)										3	0	0	1	0	0	3						
Rick Monday, L OBP: 0.377, SLG: 0.403 (1, 8)										3	0	0	0	1	1	3						
Gene Tenace, R OBP: 0.250, SLG: 0.143 (1, 2)										3	0	1	0	0	1	3						
Mike Hershberger, R OBP: 0.259, SLG: 0.263 (1, 7)										4	0	0	0	0	1	2						
Rollie Fingers, R ERA: 3.31 (1, 1)	0.1 L 7 3 6 3 0 0 0 0 0 1 0 6 7 81.00 9.000																					
Ed Sprague, R ERA: 3.32 (1, 1)	4.2 20 5 2 0 0 2 0 0 0 0 1 18 26 0.00 1.500																					
Jose Tartabull, L ERA: 3.48 (6, 1)	2.0 9 1 1 1 0 0 0 0 2 0 0 1 7 9 4.50 0.500																					
Paul Lindblad, L ERA: 2.3 (8, 1)	2.0 7 1 0 0 0 1 0 0 0 0 0 9 9 0.00 0.500																					
Inning Stats	R: 0 E: 0 K: 2 S: 7	H: 0 LOB: 0 BB: 0 P: 7	R: 0 E: 0 K: 0 S: 3	H: 0 LOB: 0 BB: 0 P: 3	R: 0 E: 0 K: 0 S: 3	H: 1 LOB: 2 BB: 0 P: 8	R: 1 E: 1 K: 1 S: 7	H: 1 LOB: 2 BB: 0 P: 8	R: 0 E: 0 K: 3 S: 9	H: 0 LOB: 1 BB: 1 P: 13	R: 0 E: 0 K: 0 S: 5	H: 2 LOB: 1 BB: 1 P: 9	R: 1 E: 0 K: 1 S: 7	H: 2 LOB: 1 BB: 0 P: 7	R: 0 E: 0 K: 0 S: 2	H: 0 LOB: 0 BB: 1 P: 6	R: 0 E: 0 K: 0 S: 3	H: 0 LOB: 1 BB: 0 P: 4	1B: 5 2B: 0 3B: 0 HR: 1	SF: 1 SAC: 0 DP: 2 HBP: 2	WP: 0 PB: 0 SB: 0 CS: 0	PA: 37
PITCHER	IP WLS BF H R ER SO BB IBB HBP BLK WP HR S P ERA WHIP																					
Luis Tiant, R ERA: 6.49 (8, 1)	7.0 W 30 6 2 1 7 2 0 0 1 0 0 41 50 1.29 1.143																					
Horacio Pina, R ERA: 4.79 (8, 1)	2.0 S 7 0 0 0 0 1 0 0 1 0 0 5 10 0.00 0.500																					



Batter	1	2	3	4	5	6	7	8	9	AB	R	H	RBI	BB	SO	LOB	TOP			
Jose Cardenal, R (1, 8) OBP: 0.272, SLG: 0.372										4	0	1	0	0	1	2	Cleveland Indians @ Oakland Athletics Oakland-Alameda County Coliseum, Oakland, CA Fri May 30 1969, 3:38 AM PDT Att: 13,995 - Unknown			
Lee Maye, L (1, 7) OBP: 0.300, SLG: 0.311										4	0	2	1	0	0	2				
Ken Harrelson, R (1, 3) OBP: 0.248, SLG: 0.283										4	0	0	0	0	2	5				
Duke Sims, L (1, 2) OBP: 0.342, SLG: 0.523										4	0	0	0	0	4	1				
Russ Snyder, L (1, 9) OBP: 0.382, SLG: 0.350										4	0	1	0	0	1	0				
Lou Klimchok, L (1, 5) OBP: 0.182, SLG: 0.182										4	0	1	0	0	0	0				
Larry Brown, R (1, 6) OBP: 0.377, SLG: 0.410										4	1	1	0	0	0	2				
Vern Fuller, R (1, 4) OBP: 0.254, SLG: 0.140										2	0	1	0	1	0	0				
Zollo Versailles, R (9, PH) OBP: 0.328, SLG: 0.366										1	0	0	0	0	0	2				
Mike Paul, L (1, 1) Gary Kroll, R (5, 1) Stan Williams, R (6, 1) Jack Hamilton, R (7, 1) Richie Scheinblum, S (8, PH) Juan Pizarro, L (8, 1) Tony Horton, R (9, PH)										2	0	0	0	0	1	1				
Inning Stats	R: 0 E: 0 K: 2 S: 8	H: 1 LOB: 1 BB: 0 P: 8	R: 0 E: 0 K: 0 S: 3	H: 0 LOB: 0 BB: 0 P: 3	R: 0 E: 0 K: 0 S: 5	H: 2 LOB: 2 BB: 0 P: 5	R: 0 E: 0 K: 1 S: 5	H: 0 LOB: 0 BB: 0 P: 5	R: 0 E: 0 K: 1 S: 5	H: 0 LOB: 0 BB: 0 P: 5	R: 0 E: 0 K: 2 S: 7	H: 0 LOB: 0 BB: 0 P: 7	R: 1 E: 2 K: 2 S: 9	H: 2 LOB: 2 BB: 1 P: 13	R: 0 E: 1 K: 2 S: 10	H: 2 LOB: 3 BB: 0 P: 10	1B: 7 2B: 0 3B: 0 HR: 0	SF: 0 SAC: 0 DP: 0 HBP: 0	WP: 0 PB: 0 SB: 0 CS: 0	PA: 36
PITCHER George Lauzerique, R (1, 1) ERA: 1.0	IP: 9.0 WLS: W BF: 36 H: 7 R: 1 ER: 1 SO: 11 BB: 1 IBB: 0 HBP: 0 BLK: 0 WP: 0 HR: 0 S: 57 P: 61 ERA: 1.00 WHIP: 0.889																			

Batter	1	2	3	4	5	6	7	8	9	AB	R	H	RBI	BB	SO	LOB	BOTTOM			
Bert Campaneris, R (1, 6) OBP: 0.249, SLG: 0.259										5	1	3	3	0	1	0	Cleveland Indians @ Oakland Athletics Oakland-Alameda County Coliseum, Oakland, CA Fri May 30 1969, 3:38 AM PDT Att: 13,995 - Unknown			
Tommie Reynolds, R (1, 7) OBP: 0.345, SLG: 0.365										5	0	1	0	0	0	1				
Reggie Jackson, L (1, 9) OBP: 0.377, SLG: 0.632										4	2	3	2	0	0	3				
Sal Bando, R (1, 5) OBP: 0.418, SLG: 0.527										2	0	2	0	1	0	0				
Danny Cater, R (1, 3) OBP: 0.328, SLG: 0.409										4	0	0	0	0	0	5				
Dick Green, R (1, 4) OBP: 0.366, SLG: 0.474										3	1	1	0	1	1	2				
Rick Monday, L (1, 8) OBP: 0.370, SLG: 0.394										3	0	0	0	0	1	3				
Phil Roof, R (1, 2) OBP: 0.243, SLG: 0.203										4	0	0	0	0	1	1				
George Lauzerique, R (1, 1) OBP: 0.500, SLG: 0.500										4	1	2	0	0	0	0				
Inning Stats	R: 1 E: 0 K: 1 S: 7	H: 2 LOB: 1 BB: 0 P: 7	R: 1 E: 0 K: 1 S: 8	H: 3 LOB: 3 BB: 1 P: 12	R: 0 E: 0 K: 0 S: 3	H: 1 LOB: 1 BB: 1 P: 7	R: 0 E: 0 K: 0 S: 4	H: 1 LOB: 1 BB: 0 P: 4	R: 0 E: 0 K: 2 S: 9	H: 2 LOB: 2 BB: 0 P: 9	R: 3 E: 0 K: 0 S: 6	H: 3 LOB: 1 BB: 0 P: 7	R: 0 E: 0 K: 0 S: 3	H: 0 LOB: 0 BB: 0 P: 3	R: 0 E: 0 K: 0 S: 3	H: 0 LOB: 0 BB: 0 P: 3		1B: 9 2B: 0 3B: 0 HR: 3	SF: 0 SAC: 1 DP: 1 HBP: 1	WP: 0 PB: 0 SB: 0 CS: 0
PITCHER Mike Paul, L (1, 1) ERA: 3.86 Gary Kroll, R (5, 1) Stan Williams, R (6, 1) Jack Hamilton, R (7, 1) Juan Pizarro, L (8, 1)	IP: 4.0 WLS: L BF: 22 H: 9 R: 2 ER: 2 SO: 2 BB: 2 IBB: 0 HBP: 0 BLK: 0 WP: 0 HR: 1 S: 24 P: 32 ERA: 4.50 WHIP: 2.750																			

Batter	1	2	3	4	5	6	7	8	9	AB	R	H	RBI	BB	SO	LOB	TOP										
Jose Cardenal, R OBP: 0.270, SLG: 0.363 (1, 8)										4	1	0	0	1	2	5	Cleveland Indians @ Oakland Athletics Oakland-Alameda County Coliseum, Oakland, CA Sat May 31 1969, 3:33 AM PDT Att: 29,477 - Unknown										
Russ Snyder, L OBP: 0.370, SLG: 0.338 (1, 7)										5	1	1	0	0	0	3											
Ken Harrelson, R OBP: 0.265, SLG: 0.315 Chuck Hinton, R OBP: 0.314, SLG: 0.394 (9, PR) (9, 9)										4	1	3	1	1	0	0											
Duke Sims, L OBP: 0.358, SLG: 0.515 (1, 2)										3	0	1	1	2	0	2											
Tony Horton, R OBP: 0.278, SLG: 0.430 (1, 3)										4	0	1	2	0	1	4											
Max Alvis, R OBP: 0.298, SLG: 0.299 Vern Fuller, R OBP: 0.254, SLG: 0.148 (1, 5) (1, 4)										1	0	0	0	0	0	1											
Larry Brown, R OBP: 0.383, SLG: 0.408 (1, 6)										3	0	1	0	2	0	1											
Zolio Versailles, R OBP: 0.338, SLG: 0.371 (1, 4) (1, 5)										4	0	2	1	1	2	3											
Sam McDowell, L OBP: 0.154, SLG: 0.154 Stan Williams, R OBP: 0.067, SLG: 0.067 Juan Pizarro, L OBP: 0.250, SLG: 0.250 (1, 1) (9, 1) (9, 1)										3	0	0	0	0	1	3											
Inning Stats	R: 2 E: 0 K: 0 S: 5	H: 2 LOB: 1 BB: 1 P: 9	R: 0 E: 0 K: 0 S: 4	H: 1 LOB: 2 BB: 1 P: 8	R: 0 E: 0 K: 1 S: 5	H: 0 LOB: 1 BB: 1 P: 9	R: 0 E: 0 K: 1 S: 5	H: 0 LOB: 2 BB: 2 P: 13	R: 0 E: 0 K: 1 S: 6	H: 1 LOB: 1 BB: 0 P: 6	R: 0 E: 0 K: 0 S: 4	H: 1 LOB: 1 BB: 0 P: 4	R: 1 E: 1 K: 2 S: 9	H: 2 LOB: 1 BB: 0 P: 9	R: 2 E: 0 K: 1 S: 8	H: 3 LOB: 2 BB: 1 P: 12		1B: 8 2B: 1 3B: 1 HR: 0	SF: 1 SAC: 1 DP: 0 HBP: 0	WP: 0 PB: 1 SB: 2 CS: 0	PA: 44						
PITCHER	IP	WLS	BF	H	R	ER	SO	BB	IBB	HBP	BLK	WP	HR	S	P	ERA	WHIP										
Jim Nash, R ERA: 3.13 Rollie Fingers, R ERA: 2.95 Paul Lindblad, L ERA: 3.45 Lew Krausse, R ERA: 5.06 (1, 1) (2, 1) (9, 1) (9, 1)	1.0	L	8	3	2	2	0	2	0	0	0	0	0	6	14	18.00	5.000										
	7.0		29	4	1	1	6	4	0	0	1	0	0	37	53	1.29	1.143										
	0.0		3	3	2	2	0	0	0	0	0	0	0	3	3	∞	∞										
	1.0		4	0	0	0	1	1	0	0	0	0	0	5	9	0.00	1.000										

Batter	1	2	3	4	5	6	7	8	9	AB	R	H	RBI	BB	SO	LOB	BOTTOM										
Bert Campaneris, R OBP: 0.254, SLG: 0.277 (1, 6)										3	2	1	1	1	0	0	Cleveland Indians @ Oakland Athletics Oakland-Alameda County Coliseum, Oakland, CA Sat May 31 1969, 3:33 AM PDT Att: 29,477 - Unknown										
Tommie Reynolds, R OBP: 0.342, SLG: 0.362 (1, 7)										4	0	1	0	0	1	2											
Reggie Jackson, L OBP: 0.374, SLG: 0.619 (1, 8)										3	0	0	0	1	1	1											
Sal Bando, R OBP: 0.415, SLG: 0.519 (1, 5)										4	0	1	1	0	2	2											
Danny Cater, R OBP: 0.326, SLG: 0.402 (1, 3)										3	0	0	0	1	0	3											
Dick Green, R OBP: 0.366, SLG: 0.471 (1, 4)										3	0	1	0	0	0	1											
Mike Hershberger, R OBP: 0.230, SLG: 0.253 Rick Monday, L OBP: 0.368, SLG: 0.391 (1, 9) (9, PH)										3	0	0	0	0	0	1											
Gene Tenace, R OBP: 0.182, SLG: 0.100 (1, 2)										3	0	0	0	0	1	1											
Jim Nash, R OBP: 0.211, SLG: 0.278 Rollie Fingers, R OBP: 0.214, SLG: 0.214 Dave Duncan, R OBP: 0.161, SLG: 0.137 Paul Lindblad, L OBP: 1.000, SLG: 1.000 Lew Krausse, R (1, 1) (2, 1) (9, PH) (9, 1) (9, 1)										0	0	0	0	0	0	0											
Inning Stats	R: 0 E: 0 K: 1 S: 5	H: 0 LOB: 0 BB: 0 P: 5	R: 0 E: 0 K: 1 S: 4	H: 0 LOB: 0 BB: 1 P: 8	R: 0 E: 0 K: 0 S: 3	H: 0 LOB: 0 BB: 0 P: 3	R: 0 E: 0 K: 0 S: 2	H: 0 LOB: 0 BB: 1 P: 6	R: 0 E: 0 K: 0 S: 3	H: 0 LOB: 0 BB: 0 P: 3	R: 1 E: 1 K: 1 S: 7	H: 1 LOB: 1 BB: 0 P: 7	R: 0 E: 0 K: 2 S: 8	H: 1 LOB: 1 BB: 0 P: 8	R: 1 E: 0 K: 1 S: 7	H: 2 LOB: 3 BB: 1 P: 12		1B: 3 2B: 0 3B: 0 HR: 1	SF: 0 SAC: 0 DP: 2 HBP: 1	WP: 0 PB: 0 SB: 0 CS: 0	PA: 34						
PITCHER	IP	WLS	BF	H	R	ER	SO	BB	IBB	HBP	BLK	WP	HR	S	P	ERA	WHIP										
Sam McDowell, L ERA: 3.15 Stan Williams, R ERA: 5.18 Juan Pizarro, L ERA: 4.79 (1, 1) (9, 1) (9, 1)	8.0	W	30	4	2	1	5	3	0	0	1	0	0	4	5	0.00	0.875										
	0.2		3	0	0	0	1	0	0	1	0	0	0	4	5	0.00	0.000										
	0.1	S	1	0	0	0	0	0	0	0	0	0	0	1	1	0.00	0.000										



Batter	1	2	3	4	5	6	7	8	9	AB	R	H	RBI	BB	SO	LOB	TOP							
Jose Cardenal, R OBP: 0.264, SLG: 0.351 (1, 5)										4	0	1	0	0	0	5	Cleveland Indians @ Seattle Pilots Sicks Stadium, Boston, MA Mon Jun 02 1969, 10:05 PM EDT Att: 9,044 - Unknown							
Lary Brown, R OBP: 0.366, SLG: 0.387 (1, 6)										4	0	0	0	0	0	2								
Ken Harrelson, R OBP: 0.270, SLG: 0.333 (1, 7)										4	1	2	1	0	0	0								
Tony Horton, R OBP: 0.271, SLG: 0.416 (1, 3)										4	0	0	0	0	3	1								
Cap Peterson, R OBP: 0.423, SLG: 0.318 (1, 9)										3	0	1	0	1	1	0								
Zoilo Versalles, R OBP: 0.333, SLG: 0.358 (1, 4)										3	0	0	0	0	2	1								
Duke Sims, L OBP: 0.360, SLG: 0.486 (1, 2)										2	1	0	0	2	1	3								
Richie Scheinblum, S OBP: 0.212, SLG: 0.166 (1, 8)										4	0	1	1	0	0	1								
Horacio Pina, R OBP: 0.500, SLG: 0.500 Chuck Patton, R OBP: 0.333, SLG: 0.412 Mike Paul, L (3, 1) Lou Klimchuck, L OBP: 0.350, SLG: 0.357 Juan Pizarro, L OBP: 0.250, SLG: 0.250 Russ Snyder, L OBP: 0.333, SLG: 0.333 Gary Kroll, R (7, 1) Lee Mays, L OBP: 0.295, SLG: 0.295 (9, PH)										0	0	0	0	0	0	0								
Inning Stats	R: 0 E: 0 K: 0 S: 3	H: 1 LOB: 0 BB: 0 P: 3	R: 0 E: 0 K: 3 S: 9	H: 0 LOB: 0 BB: 0 P: 9	R: 0 E: 0 K: 0 S: 3	H: 1 LOB: 1 BB: 1 P: 7	R: 0 E: 0 K: 1 S: 5	H: 0 LOB: 0 BB: 0 P: 5	R: 1 E: 0 K: 0 S: 4	H: 2 LOB: 2 BB: 2 P: 12	R: 0 E: 0 K: 1 S: 6	H: 1 LOB: 3 BB: 1 P: 11	R: 0 E: 1 K: 0 S: 4	H: 0 LOB: 1 BB: 0 P: 4	R: 1 E: 0 K: 1 S: 6	H: 1 LOB: 0 BB: 0 P: 6		R: 0 E: 0 K: 1 S: 5	H: 0 LOB: 0 BB: 0 P: 5	1B: 5 2B: 0 3B: 0 HR: 1	SF: 0 SAC: 0 DP: 3 HBP: 1	WP: 2 PB: 1 SB: 0 CS: 0	PA: 36	
PITCHER	IP WLS BF H R ER SO BB IBB HBP BLK WP HR S P ERA WHIP	IP WLS BF H R ER SO BB IBB HBP BLK WP HR S P ERA WHIP	IP WLS BF H R ER SO BB IBB HBP BLK WP HR S P ERA WHIP	IP WLS BF H R ER SO BB IBB HBP BLK WP HR S P ERA WHIP	IP WLS BF H R ER SO BB IBB HBP BLK WP HR S P ERA WHIP	IP WLS BF H R ER SO BB IBB HBP BLK WP HR S P ERA WHIP	IP WLS BF H R ER SO BB IBB HBP BLK WP HR S P ERA WHIP	IP WLS BF H R ER SO BB IBB HBP BLK WP HR S P ERA WHIP	IP WLS BF H R ER SO BB IBB HBP BLK WP HR S P ERA WHIP	IP WLS BF H R ER SO BB IBB HBP BLK WP HR S P ERA WHIP	IP WLS BF H R ER SO BB IBB HBP BLK WP HR S P ERA WHIP	IP WLS BF H R ER SO BB IBB HBP BLK WP HR S P ERA WHIP	IP WLS BF H R ER SO BB IBB HBP BLK WP HR S P ERA WHIP	IP WLS BF H R ER SO BB IBB HBP BLK WP HR S P ERA WHIP	IP WLS BF H R ER SO BB IBB HBP BLK WP HR S P ERA WHIP	IP WLS BF H R ER SO BB IBB HBP BLK WP HR S P ERA WHIP	IP WLS BF H R ER SO BB IBB HBP BLK WP HR S P ERA WHIP	IP WLS BF H R ER SO BB IBB HBP BLK WP HR S P ERA WHIP	IP WLS BF H R ER SO BB IBB HBP BLK WP HR S P ERA WHIP	IP WLS BF H R ER SO BB IBB HBP BLK WP HR S P ERA WHIP	IP WLS BF H R ER SO BB IBB HBP BLK WP HR S P ERA WHIP	IP WLS BF H R ER SO BB IBB HBP BLK WP HR S P ERA WHIP	IP WLS BF H R ER SO BB IBB HBP BLK WP HR S P ERA WHIP	IP WLS BF H R ER SO BB IBB HBP BLK WP HR S P ERA WHIP

AB	31
R	2
H	6
RBI	2
BB	4
SO	7
LOB	14



Batter	1	2	3	4	5	6	7	8	9	AB	R	H	RBI	BB	SO	LOB	BOTTOM							
Tommy Harper, R OBP: 0.435, SLG: 0.416 (1, 4)										3	0	0	0	0	1	0	Cleveland Indians @ Seattle Pilots Sicks Stadium, Boston, MA Mon Jun 02 1969, 10:05 PM EDT Att: 9,044 - Unknown							
Mike Hegan, L OBP: 0.450, SLG: 0.537 (1, 9)										3	3	3	3	1	0	0								
Wayne Comer, R OBP: 0.388, SLG: 0.470 (1, 8)										2	1	0	0	2	1	0								
Don Mincher, L OBP: 0.390, SLG: 0.486 (1, 3)										3	1	1	1	0	0	2								
Steve Whitaker, L OBP: 0.392, SLG: 0.512 (1, 7)										4	2	3	2	0	1	1								
Rich Rollins, R OBP: 0.294, SLG: 0.323 (1, 5)										4	0	1	1	0	1	1								
Jerry McNertney, R OBP: 0.301, SLG: 0.434 (1, 2)										4	0	1	0	0	1	2								
Ray Oylar, R OBP: 0.310, SLG: 0.318 (1, 6)										4	0	0	0	0	1	2								
Steve Barber, L OBP: 0.333, SLG: 0.333 (1, 1)										2	1	1	0	0	1	0								
Jim Bouton, R (6, 1)										2	0	0	0	0	2	1								
Inning Stats	R: 3 E: 0 K: 2 S: 9	H: 2 LOB: 1 BB: 2 P: 17	R: 2 E: 0 K: 1 S: 7	H: 2 LOB: 0 BB: 0 P: 7	R: 1 E: 0 K: 0 S: 4	H: 1 LOB: 0 BB: 0 P: 4	R: 0 E: 0 K: 3 S: 9	H: 0 LOB: 0 BB: 0 P: 9	R: 1 E: 0 K: 1 S: 5	H: 1 LOB: 1 BB: 0 P: 6	R: 0 E: 0 K: 0 S: 3	H: 1 LOB: 0 BB: 1 P: 3	R: 0 E: 0 K: 1 S: 6	H: 1 LOB: 2 BB: 1 P: 10	R: 1 E: 0 K: 1 S: 7	H: 2 LOB: 1 BB: 0 P: 7	1B: 6 2B: 2 3B: 0 HR: 3	SF: 0 SAC: 1 DP: 2 HBP: 1	WP: 1 PB: 0 SB: 1 CS: 1	PA: 36				
PITCHER	IP WLS BF H R ER SO BB IBB HBP BLK WP HR S P ERA WHIP	IP WLS BF H R ER SO BB IBB HBP BLK WP HR S P ERA WHIP	IP WLS BF H R ER SO BB IBB HBP BLK WP HR S P ERA WHIP	IP WLS BF H R ER SO BB IBB HBP BLK WP HR S P ERA WHIP	IP WLS BF H R ER SO BB IBB HBP BLK WP HR S P ERA WHIP	IP WLS BF H R ER SO BB IBB HBP BLK WP HR S P ERA WHIP	IP WLS BF H R ER SO BB IBB HBP BLK WP HR S P ERA WHIP	IP WLS BF H R ER SO BB IBB HBP BLK WP HR S P ERA WHIP	IP WLS BF H R ER SO BB IBB HBP BLK WP HR S P ERA WHIP	IP WLS BF H R ER SO BB IBB HBP BLK WP HR S P ERA WHIP	IP WLS BF H R ER SO BB IBB HBP BLK WP HR S P ERA WHIP	IP WLS BF H R ER SO BB IBB HBP BLK WP HR S P ERA WHIP	IP WLS BF H R ER SO BB IBB HBP BLK WP HR S P ERA WHIP	IP WLS BF H R ER SO BB IBB HBP BLK WP HR S P ERA WHIP	IP WLS BF H R ER SO BB IBB HBP BLK WP HR S P ERA WHIP	IP WLS BF H R ER SO BB IBB HBP BLK WP HR S P ERA WHIP	IP WLS BF H R ER SO BB IBB HBP BLK WP HR S P ERA WHIP	IP WLS BF H R ER SO BB IBB HBP BLK WP HR S P ERA WHIP	IP WLS BF H R ER SO BB IBB HBP BLK WP HR S P ERA WHIP	IP WLS BF H R ER SO BB IBB HBP BLK WP HR S P ERA WHIP	IP WLS BF H R ER SO BB IBB HBP BLK WP HR S P ERA WHIP	IP WLS BF H R ER SO BB IBB HBP BLK WP HR S P ERA WHIP	IP WLS BF H R ER SO BB IBB HBP BLK WP HR S P ERA WHIP	IP WLS BF H R ER SO BB IBB HBP BLK WP HR S P ERA WHIP



Batter	1	2	3	4	5	6	7	8	9	AB	R	H	RBI	BB	SO	LOB	TOP			
Jose Cardenal, R OBP: 0.263, SLG: 0.349 (1, 8)	F7		6-3		F8			1B		4	0	1	0	0	0	1	Cleveland Indians @ Seattle Pilots Sicks Stadium, Boston, MA Tue Jun 03 1969, 10:05 PM EDT Att: 8,634 - Unknown			
Lee Maye, L OBP: 0.284, SLG: 0.284 Chuck Hinton, R OBP: 0.333, SLG: 0.412 (1, 9)	G3			K		F8		BB		3	0	0	0	1	1	0				
Ken Harrelson, R OBP: 0.269, SLG: 0.344 (1, 7)	G3			6-3		1B		F7		4	1	1	0	0	0	2				
Duke Sims, L OBP: 0.370, SLG: 0.532 Ray Fosse, R OBP: 0.293, SLG: 0.296 (6, 2)		F7		HR		1B		F8		3	1	2	2	0	0	0				
Tony Horton, R OBP: 0.271, SLG: 0.408 (1, 3)		K				F8		P4		3	0	0	0	0	1	3				
Lou Klimchuck, L OBP: 0.350, SLG: 0.500 Vern Fuller, R OBP: 0.254, SLG: 0.148 (9, 4)		HR		F8		P6			P6	4	1	1	1	0	0	2				
Larry Brown, R OBP: 0.363, SLG: 0.380 (1, 6)		6-3				P4			G5-4-3 HBP	3	0	0	0	0	0	0				
Max Alvis, R OBP: 0.288, SLG: 0.288 (1, 5)			5-3		6-3			F7	G5-4-3	4	0	0	0	0	0	1				
Luis Tiant, R OBP: 0.261, SLG: 0.273 Juan Pizarro, L OBP: 0.250, SLG: 0.250 Stan Williams, R OBP: 0.067, SLG: 0.067 (9, 1)			K					K		3	0	1	0	0	2	0				
										0	0	0	0	0	0	0				
										0	0	0	0	0	0	0				
Inning Stats	R: 0 E: 0 K: 0 S: 3	H: 0 LOB: 0 BB: 0 P: 3	R: 1 E: 0 K: 1 S: 6	H: 1 LOB: 0 BB: 0 P: 6	R: 0 E: 0 K: 1 S: 5	H: 0 LOB: 0 BB: 0 P: 5	R: 1 E: 0 K: 1 S: 6	H: 1 LOB: 1 BB: 0 P: 7	R: 0 E: 0 K: 0 S: 4	H: 2 LOB: 1 BB: 0 P: 5	R: 0 E: 0 K: 1 S: 5	H: 0 LOB: 0 BB: 0 P: 5	R: 0 E: 0 K: 0 S: 4	H: 1 LOB: 2 BB: 1 P: 8	R: 0 E: 0 K: 0 S: 2	H: 0 LOB: 0 BB: 0 P: 3	1B: 3 2B: 0 3B: 1 HR: 2	SF: 0 SAC: 0 DP: 1 HBP: 2	WP: 0 PB: 0 SB: 1 CS: 0	PA: 35
PITCHER	IP WLS BF H R ER SO BB IBB HBP BLK WP HR S P ERA WHIP	IP WLS BF H R ER SO BB IBB HBP BLK WP HR S P ERA WHIP	IP WLS BF H R ER SO BB IBB HBP BLK WP HR S P ERA WHIP	IP WLS BF H R ER SO BB IBB HBP BLK WP HR S P ERA WHIP	IP WLS BF H R ER SO BB IBB HBP BLK WP HR S P ERA WHIP	IP WLS BF H R ER SO BB IBB HBP BLK WP HR S P ERA WHIP	IP WLS BF H R ER SO BB IBB HBP BLK WP HR S P ERA WHIP	IP WLS BF H R ER SO BB IBB HBP BLK WP HR S P ERA WHIP	IP WLS BF H R ER SO BB IBB HBP BLK WP HR S P ERA WHIP	IP WLS BF H R ER SO BB IBB HBP BLK WP HR S P ERA WHIP	IP WLS BF H R ER SO BB IBB HBP BLK WP HR S P ERA WHIP	IP WLS BF H R ER SO BB IBB HBP BLK WP HR S P ERA WHIP	IP WLS BF H R ER SO BB IBB HBP BLK WP HR S P ERA WHIP	IP WLS BF H R ER SO BB IBB HBP BLK WP HR S P ERA WHIP	IP WLS BF H R ER SO BB IBB HBP BLK WP HR S P ERA WHIP	IP WLS BF H R ER SO BB IBB HBP BLK WP HR S P ERA WHIP	IP WLS BF H R ER SO BB IBB HBP BLK WP HR S P ERA WHIP			
Marty Pattin, R ERA: 4.54 Diego Segui, R ERA: 2.99 (8, 1)	7.0 L 27	5 3 3 4	0 0 1 0	0 0 0 0	1 0 1 0	0 0 6 11	0.00 1.000													

AB	32
R	3
H	6
RBI	3
BB	1
SO	4
LOB	11



Batter	1	2	3	4	5	6	7	8	9	AB	R	H	RBI	BB	SO	LOB	BOTTOM					
Tommy Harper, R OBP: 0.431, SLG: 0.409 (1, 4)	F9		1-2 BB			5-3		P4		3	0	0	0	1	0	0	Cleveland Indians @ Seattle Pilots Sicks Stadium, Boston, MA Tue Jun 03 1969, 10:05 PM EDT Att: 8,634 - Unknown					
Mike Hegan, L OBP: 0.445, SLG: 0.529 (1, 9)	K		K					K		4	0	1	0	0	3	2						
Wayne Comer, R OBP: 0.378, SLG: 0.456 (1, 8)	5-3			K		P5		P1		4	0	0	0	0	1	1						
Don Mincher, L OBP: 0.387, SLG: 0.480 Jim Gosger, L OBP: 0.203, SLG: 0.245 (9, PR)		K		P4		K				4	0	1	0	0	2	1						
Steve Whitaker, L OBP: 0.389, SLG: 0.500 Dick Simpson, R OBP: 0.297, SLG: 0.258 (9, PH)		F8		G3				BB 1B		3	0	1	0	0	0	0						
Rich Rollins, R OBP: 0.286, SLG: 0.313 (1, 5)		P6				F8		P6		4	0	0	0	0	1	2						
Jerry McNertney, R OBP: 0.299, SLG: 0.422 (1, 2)			FC1-6 BB			K		P4		3	0	0	0	1	1	2						
Ray Oyler, R OBP: 0.313, SLG: 0.349 Merritt Ranney, L OBP: 0.500, SLG: 0.357 John Kennedy, R OBP: 0.354, SLG: 0.341 (7, PH)			F2							2	1	1	1	0	0	1						
Marty Pattin, R OBP: 0.219, SLG: 0.219 Tommy Davis, R OBP: 0.246, SLG: 0.299 Diego Segui, R OBP: 0.182, SLG: 0.100 (8, 1)			FC1-6 BB			HR		BB		1	0	0	0	0	0	2						
										0	0	0	0	0	0	0						
Inning Stats	R: 0 E: 0 K: 1 S: 5	H: 0 LOB: 0 BB: 0 P: 5	R: 0 E: 0 K: 1 S: 5	H: 0 LOB: 0 BB: 0 P: 5	R: 0 E: 0 K: 1 S: 5	H: 0 LOB: 2 BB: 2 P: 13	R: 0 E: 0 K: 1 S: 5	H: 0 LOB: 0 BB: 0 P: 5	R: 1 E: 0 K: 2 S: 8	H: 1 LOB: 0 BB: 0 P: 8	R: 0 E: 0 K: 1 S: 6	H: 1 LOB: 1 BB: 0 P: 6	R: 0 E: 0 K: 0 S: 4	H: 1 LOB: 2 BB: 1 P: 8	R: 0 E: 0 K: 1 S: 5	H: 0 LOB: 0 BB: 0 P: 5	R: 0 E: 0 K: 2 S: 8	H: 1 LOB: 1 BB: 0 P: 8	1B: 3 2B: 0 3B: 0 HR: 1	SF: 0 SAC: 0 DP: 0 HBP: 0	WP: 0 PB: 0 SB: 0 CS: 0	PA: 34
PITCHER	IP WLS BF H R ER SO BB IBB HBP BLK WP HR S P ERA WHIP	IP WLS BF H R ER SO BB IBB HBP BLK WP HR S P ERA WHIP	IP WLS BF H R ER SO BB IBB HBP BLK WP HR S P ERA WHIP	IP WLS BF H R ER SO BB IBB HBP BLK WP HR S P ERA WHIP	IP WLS BF H R ER SO BB IBB HBP BLK WP HR S P ERA WHIP	IP WLS BF H R ER SO BB IBB HBP BLK WP HR S P ERA WHIP	IP WLS BF H R ER SO BB IBB HBP BLK WP HR S P ERA WHIP	IP WLS BF H R ER SO BB IBB HBP BLK WP HR S P ERA WHIP	IP WLS BF H R ER SO BB IBB HBP BLK WP HR S P ERA WHIP	IP WLS BF H R ER SO BB IBB HBP BLK WP HR S P ERA WHIP	IP WLS BF H R ER SO BB IBB HBP BLK WP HR S P ERA WHIP	IP WLS BF H R ER SO BB IBB HBP BLK WP HR S P ERA WHIP	IP WLS BF H R ER SO BB IBB HBP BLK WP HR S P ERA WHIP	IP WLS BF H R ER SO BB IBB HBP BLK WP HR S P ERA WHIP	IP WLS BF H R ER SO BB IBB HBP BLK WP HR S P ERA WHIP	IP WLS BF H R ER SO BB IBB HBP BLK WP HR S P ERA WHIP	IP WLS BF H R ER SO BB IBB HBP BLK WP HR S P ERA WHIP					
Luis Tiant, R ERA: 5.79 Juan Pizarro, L ERA: 4.2 Stan Williams, R ERA: 5.12 (9, 1)	0.1 S 2	0 0 0 1	0 0 0 1	0 0 0 0	0 0 0 0	0 0 4 4	0.00 0.000															



Batter	1	2	3	4	5	6	7	8	9	AB	R	H	RBI	BB	SO	LOB	TOP										
Jose Cardenal, R OBP: 0.272, SLG: 0.349 (1, 8)										3	2	1	0	2	1	3											
Larry Brown, R OBP: 0.359, SLG: 0.370 (1, 6)										4	2	0	0	1	0	6											
Ken Harrelson, R OBP: 0.278, SLG: 0.348 (1, 7)										4	1	2	2	1	1	2											
Lee Mays, L OBP: 0.290, SLG: 0.314 (1, 9)										5	1	2	3	0	2	2											
Tony Horton, R OBP: 0.289, SLG: 0.402 (1, 3)										5	0	1	2	0	0	3											
Lou Klimchok, L OBP: 0.375, SLG: 0.545 Vern Fuller, R OBP: 0.266, SLG: 0.218 (7, 4)										4	1	2	0	0	2	2											
Max Alvis, R OBP: 0.285, SLG: 0.284 (1, 5)										5	0	1	1	0	0	3											
Ray Fosse, R OBP: 0.277, SLG: 0.305 (1, 2)										5	1	1	0	0	2	1											
Sam McDowell, L OBP: 0.241, SLG: 0.241 Stan Williams, R OBP: 0.063, SLG: 0.063 (7, 1)										3	1	3	0	0	0	0											
Inning Stats	R: 0 E: 0 K: 0 S: 3	H: 1 LOB: 0 BB: 0 P: 3	R: 0 E: 0 K: 1 S: 6	H: 1 LOB: 1 BB: 0 P: 6	R: 5 E: 0 K: 2 S: 10	H: 3 LOB: 1 BB: 3 P: 22	R: 0 E: 1 K: 1 S: 7	H: 1 LOB: 2 BB: 0 P: 7	R: 0 E: 0 K: 1 S: 6	H: 1 LOB: 0 BB: 0 P: 6	R: 3 E: 1 K: 0 S: 6	H: 2 LOB: 1 BB: 1 P: 10	R: 1 E: 1 K: 2 S: 10	H: 3 LOB: 2 BB: 0 P: 10	R: 0 E: 0 K: 1 S: 5	H: 1 LOB: 0 BB: 0 P: 5	R: 1 E: 0 K: 1 S: 6	H: 1 LOB: 0 BB: 0 P: 6	1B: 9 2B: 4 3B: 0 HR: 1	SF: 0 SAC: 1 DP: 2 HBP: 0	WP: 1 PB: 0 SB: 1 CS: 0	PA: 45					
PITCHER	IP	WLS	BF	H	R	ER	SO	BB	IBB	HBP	BLK	WP	HR	S	P	ERA	WHIP										
Mike Marshall, R ERA: 4.29 (1, 1)	2.1	L	11	3	3	3	2	2	0	0	0	0	0	13	21	11.57	2.143										
Fred Talbot, R ERA: 4.54 (3, 1)	0.0		3	2	2	2	0	1	0	0	0	0	0	2	6	∞	∞										
John Gelnar, R ERA: (3, 1)	2.2		11	2	0	0	3	0	0	0	0	0	0	17	17	0.00	0.750										
Jim Bouton, R ERA: 4.33 (6, 1)	1.1		11	5	4	2	1	1	0	0	0	1	0	12	16	13.50	4.500										
John O'Donoghue, L ERA: 2.09 (7, 1)	2.2		9	2	1	1	3	0	0	0	0	0	1	15	15	3.38	0.750										

Cleveland Indians @ Seattle Pilots
Sicks Stadium, Boston, MA
Wed Jun 04 1969, 10:05 PM EDT
Att: 9,540 - Unknown

AB 40
R 10
H 14
RBI 9
BB 4
SO 9
LOB 22



Batter	1	2	3	4	5	6	7	8	9	AB	R	H	RBI	BB	SO	LOB	BOTTOM										
Tommy Harper, R OBP: 0.430, SLG: 0.402 (1, 4)										3	1	0	0	2	1	2											
Dick Simpson, R OBP: 0.310, SLG: 0.306 (1, 8)										5	0	2	1	0	2	2											
Tommy Davis, R OBP: 0.238, SLG: 0.292 (1, 7)										4	0	0	1	0	0	2											
Wayne Comer, R OBP: 0.381, SLG: 0.460 (1, 9)										3	1	1	0	1	1	2											
Don Mincher, L OBP: 0.384, SLG: 0.474 (1, 3)										4	0	1	1	0	1	2											
Rich Rollins, R OBP: 0.285, SLG: 0.311 (1, 5)										4	0	1	0	0	0	2											
Larry Haney, R OBP: 0.328, SLG: 0.414 Merritt Ranew, L OBP: 0.474, SLG: 0.333 (6, PH) (9, 2)										3	0	0	0	0	3	1											
John Kennedy, R OBP: 0.365, SLG: 0.341 (1, 6)										3	2	1	0	1	2	1											
Mike Marshall, R OBP: 0.328, SLG: 0.375 Fred Talbot, R John Gelnar, R Gus Gil, R OBP: 0.343, SLG: 0.274 Jim Bouton, R John O'Donoghue, R Steve Whitaker, L OBP: 0.000, SLG: 0.000 (1, 1) (3, 1) (3, 1) (5, PH) (6, 1) (7, 1) (9, PH)										0	0	0	0	0	0	0											
Inning Stats	R: 0 E: 0 K: 1 S: 5	H: 0 LOB: 0 BB: 0 P: 5	R: 0 E: 0 K: 0 S: 2	H: 0 LOB: 0 BB: 1 P: 6	R: 0 E: 0 K: 3 S: 9	H: 0 LOB: 1 BB: 1 P: 13	R: 1 E: 1 K: 1 S: 7	H: 1 LOB: 1 BB: 0 P: 7	R: 2 E: 0 K: 2 S: 8	H: 1 LOB: 1 BB: 2 P: 16	R: 0 E: 0 K: 2 S: 8	H: 1 LOB: 1 BB: 0 P: 8	R: 1 E: 1 K: 2 S: 10	H: 2 LOB: 2 BB: 0 P: 10	R: 0 E: 0 K: 2 S: 8	H: 1 LOB: 0 BB: 0 P: 8	R: 0 E: 0 K: 0 S: 2	H: 0 LOB: 1 BB: 2 P: 10	1B: 4 2B: 2 3B: 0 HR: 0	SF: 1 SAC: 0 DP: 2 HBP: 0	WP: 1 PB: 0 SB: 3 CS: 0	PA: 39					
PITCHER	IP	WLS	BF	H	R	ER	SO	BB	IBB	HBP	BLK	WP	HR	S	P	ERA	WHIP										
Sam McDowell, L ERA: 3.13 (1, 1)	6.1	W	28	4	4	2	10	4	0	0	0	0	0	44	60	2.84	1.263										
Stan Williams, R ERA: 4.9 (7, 1)	2.2	S	11	2	0	0	3	2	0	0	0	1	0	15	23	0.00	1.500										

Cleveland Indians @ Seattle Pilots
Sicks Stadium, Boston, MA
Wed Jun 04 1969, 10:05 PM EDT
Att: 9,540 - Unknown

AB 32
R 4
H 6
RBI 3
BB 6
SO 13
LOB 17



Batter	1	2	3	4	5	6	7	8	9	AB	R	H	RBI	BB	SO	LOB	TOP																	
Sandy Alomar Sr. S OBP: 0.292, SLG: 0.294 (1, 4)	0-0 1-3		0-0 FC3-6 BB	0-0 F9			0-0 F3		0-0 G6-4-3	5	0	0	1	0	0	4																		
Jay Johnstone L OBP: 0.269, SLG: 0.363 (1, 8)	0-0 F9 1B		1-2 2-3 3-H 4-0 BB	0-0 BB	0-0 CS 1B		0-0 PB 2B		0-0 3-1	4	0	3	0	1	0	0																		
Jim Fregosi R OBP: 0.355, SLG: 0.383 (1, 6)	0-0 F9		0-3 K	0-0 F2			4-0 BB 2B			3	0	0	0	1	1	5																		
Roger Repoz L OBP: 0.295, SLG: 0.311 (1, 9)		0-0 F9	0-0 F8		0-0 F9		0-3 K			4	0	0	0	0	1	5																		
Bill Voss L OBP: 0.271, SLG: 0.258 (1, 7)	0-0 F7			0-0 3B 1B			0-0 4-3 F7			4	1	1	0	0	0	2																		
Aurelio Rodriguez R OBP: 0.303, SLG: 0.306 (1, 5)	0-3 K			0-0 1B 3B			0-0 BB 1B		0-0 F8	4	1	2	1	0	1	0																		
Jim Spencer L OBP: 0.350, SLG: 0.333 (1, 3)			0-0 HBP FC3-6 BB 1B	0-0 6-3			4-0 BB 1B		0-3 K	3	1	1	0	1	1	1																		
Tom Satriano L OBP: 0.371, SLG: 0.309 (1, 2)			4-0 FC3-6 HBP BB	0-0 F4			0-0 F7		0-0 4-3	3	0	0	0	1	0	3																		
Jim McGlothlin R OBP: 0.187, SLG: 0.119 (3, PH) Lou Johnson R OBP: 0.299, SLG: 0.259 (3, 1) Bob Priddy R OBP: 0.306, SLG: 0.511 (4, 1) Eddie Fisher R OBP: 0.299, SLG: 0.326 (4, 1) Jim Hicks R OBP: 0.299, SLG: 0.308 (5, PH) Pedro Borbon R OBP: 0.318, SLG: 0.250 (5, PH) Ruben Amaro R OBP: 0.318, SLG: 0.250 (5, PH)			1-0 FC3-6 HBP BB	0-0 1B			0-3 K		4-0 BB G6-4-3	0	0	0	0	0	0	0																		
Inning Stats	R: 0 E: 0 K: 0 S: 3	H: 1 LOB: 0 BB: 0 P: 3	R: 0 E: 0 K: 1 S: 5	H: 0 LOB: 0 BB: 0 P: 5	R: 1 E: 0 K: 1 S: 6	H: 1 LOB: 3 BB: 2 P: 15	R: 2 E: 0 K: 0 S: 6	H: 3 LOB: 1 BB: 0 P: 6	R: 0 E: 0 K: 1 S: 3	H: 1 LOB: 2 BB: 1 P: 10	R: 0 E: 0 K: 1 S: 6	H: 1 LOB: 2 BB: 1 P: 10	R: 0 E: 0 K: 1 S: 5	H: 0 LOB: 0 BB: 0 P: 5	R: 0 E: 0 K: 0 S: 2	H: 0 LOB: 0 BB: 1 P: 6	1B: 6 2B: 1 3B: 1 HR: 0	SF: 0 SAC: 0 DP: 1 HBP: 1	WP: 0 PB: 1 SB: 0 CS: 1	PA: 38														
PITCHER	IP WLS BF H R ER SO BB IBB HBP BLK WP HR S P ERA WHIP	IP WLS BF H R ER SO BB IBB HBP BLK WP HR S P ERA WHIP																																
Horacio Pina R ERA: 6.12 (1, 1)	2.1	11	2	1	1	1	2	0	1	0	0	0	0	10	19	3.86	1.714																	
Juan Pizarro L ERA: 4.25 (3, 1)	6.2	W	27	6	2	2	4	3	0	0	0	0	0	32	44	2.70	1.350																	

California Angels @ Cleveland Indians
Cleveland Municipal Stadium, Cleveland, OH

AB 32
R 3
H 8
RBI 3
BB 5
SO 5
LOB 22



WP: 0 PA: 38
PB: 1
SB: 0
CS: 1

Fri Jun 06 1969, 7:05 PM EDT
Att: 8,259 - Unknown

Batter	1	2	3	4	5	6	7	8	9	AB	R	H	RBI	BB	SO	LOB	BOTTOM																		
Russ Snyder L OBP: 0.367, SLG: 0.319 (1, 8)	0-0 F7				0-0 F8					3	0	0	0	1	0	0																			
Larry Brown R OBP: 0.362, SLG: 0.373 (1, 6)	0-0 BB 2B 1B		0-0 F7		0-0 PB HR 1B		4-0 FC6-4 BB G5-4-3			4	2	2	0	0	0	1																			
Ken Harrelson R OBP: 0.283, SLG: 0.365 (1, 9)	4-0 2B HR BB		0-0 F1		0-0 HR		0-0 G5-4-3			3	2	1	2	1	0	1																			
Lee Mays L OBP: 0.299, SLG: 0.326 (1, 7)	0-0 HR 2B		4-0 BB		0-3 K			0-0 5-3		3	1	1	1	1	1	0																			
Vern Fuller R OBP: 0.266, SLG: 0.218 (9, 4)	1-3 2H HR 2B				0-0 K					0	0	0	0	0	0	0																			
Tony Horton R OBP: 0.279, SLG: 0.441 (1, 3)	0-0 HR		0-0 F7		0-0 HR			1-0 2B HBP		3	3	2	4	0	0	1																			
Lou Klimchok L OBP: 0.393, SLG: 0.577 (1, 4)	0-0 G1-4-3 1B				0-0 F8		0-0 F6		0-0 2B	4	0	2	1	0	0	0																			
Chuck Hinton R OBP: 0.333, SLG: 0.412 (8, FR) (9, 7)								1-H 2B		0	0	0	0	0	0	0																			
Max Alvis R OBP: 0.276, SLG: 0.275 (1, 5)	0-0 G1-4-3				0-0 L6		0-0 5-3		0-3 K	4	0	0	0	0	1	2																			
Ray Fosse R OBP: 0.275, SLG: 0.302 (1, 2)		0-0 F2			0-0 1B		0-0 1-3		0-0 F9	4	0	1	0	0	0	1																			
Horacio Pina R OBP: 0.333, SLG: 0.333 (1, 1)		0-0 4-3			0-0 4-3		0-0 4-3			1	0	0	0	0	0	0																			
Juan Pizarro L OBP: 0.167, SLG: 0.167 (3, 1)					0-0 4-3		0-0 4-3			2	0	0	0	0	0	1																			
Inning Stats	R: 4 E: 0 K: 0 S: 6	H: 4 LOB: 0 BB: 1 P: 10	R: 0 E: 0 K: 0 S: 3	H: 0 LOB: 0 BB: 0 P: 3	R: 0 E: 0 K: 0 S: 3	H: 0 LOB: 1 BB: 1 P: 7	R: 0 E: 0 K: 0 S: 4	H: 1 LOB: 1 BB: 0 P: 4	R: 3 E: 0 K: 1 S: 8	H: 3 LOB: 0 BB: 0 P: 8	R: 0 E: 0 K: 0 S: 3	H: 0 LOB: 0 BB: 0 P: 3	R: 0 E: 0 K: 1 S: 2	H: 0 LOB: 1 BB: 1 P: 6	R: 1 E: 0 K: 1 S: 6	H: 1 LOB: 1 BB: 0 P: 7	1B: 4 2B: 2 3B: 0 HR: 3	SF: 0 SAC: 0 DP: 2 HBP: 1	WP: 0 PB: 1 SB: 0 CS: 0	PA: 35															
PITCHER	IP WLS BF H R ER SO BB IBB HBP BLK WP HR S P ERA WHIP	IP WLS BF H R ER SO BB IBB HBP BLK WP HR S P ERA WHIP																																	
Jim McGlothlin R ERA: 2.8 (1, 1)	2.0	L	10	4	4	4	0	1	0	0	0	0	0	0	3	7	0.00	1.000																	
Bob Priddy R ERA: 2.91 (3, 1)	1.0		4	0	0	0	0	1	0	0	0	0	0	0	3	7	0.00	1.000																	
Eddie Fisher R ERA: 4.46 (4, 1)	2.0		10	4	3	3	1	0	0	0	0	0	0	2	12	12	13.50	2.000																	
Pedro Borbon R ERA: 5.87 (6, 1)	3.0		11	1	1	1	1	1	0	1	0	0	0	0	11	16	3.00	0.667																	

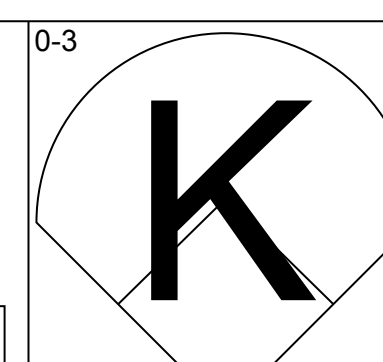
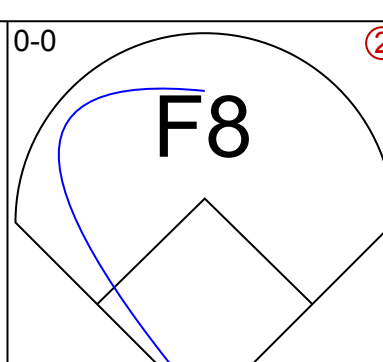
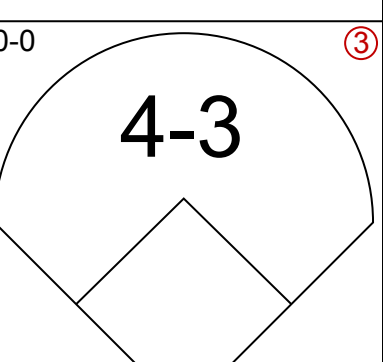
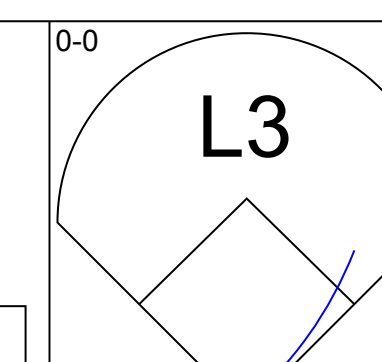
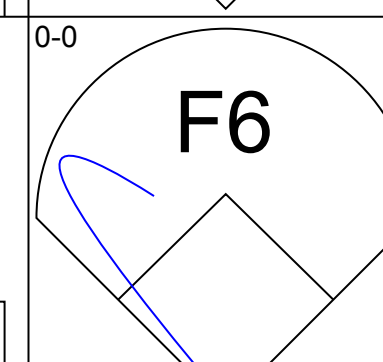
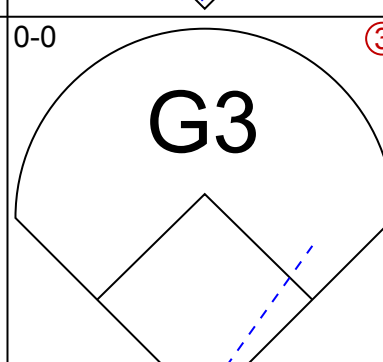
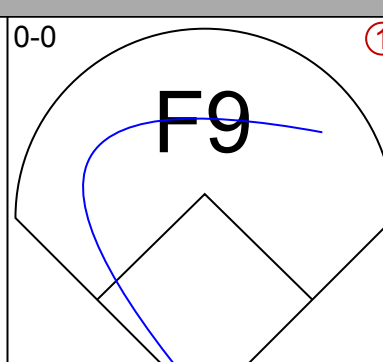
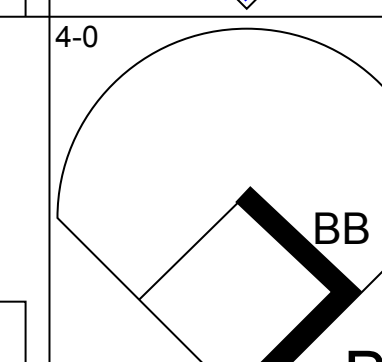
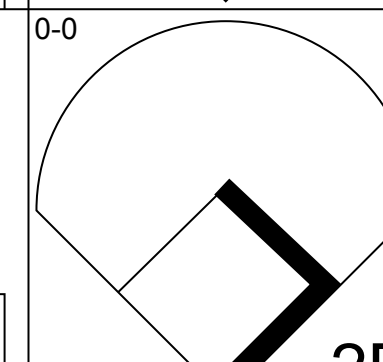
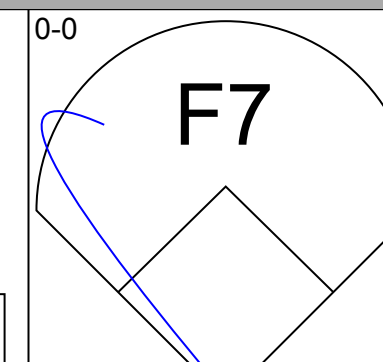
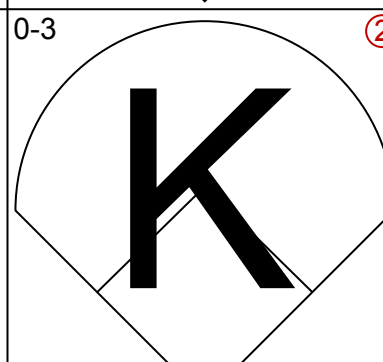
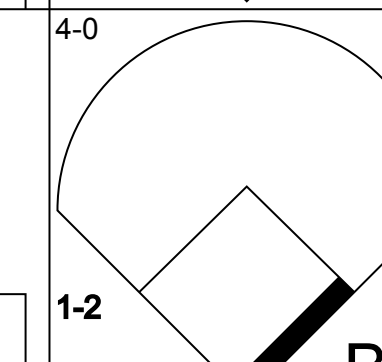
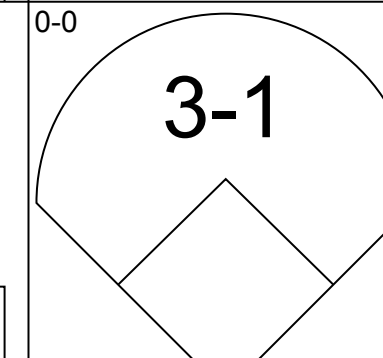
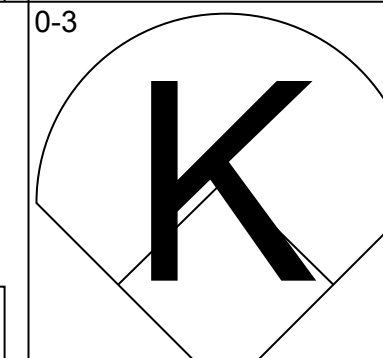
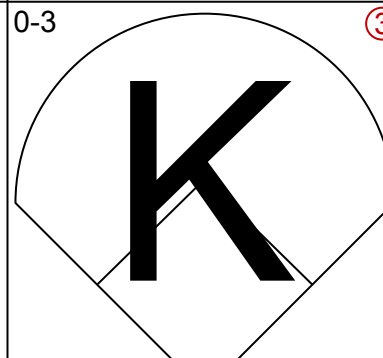
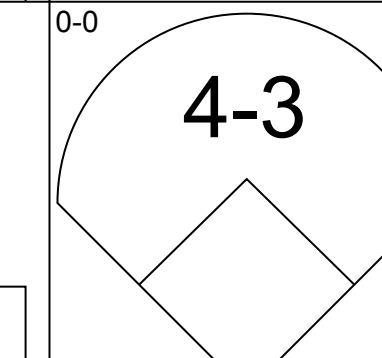
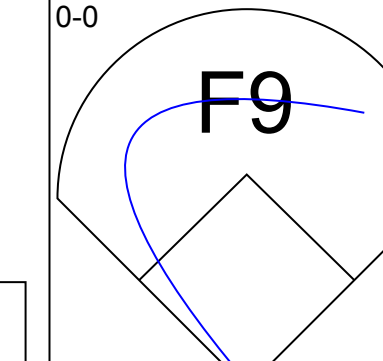
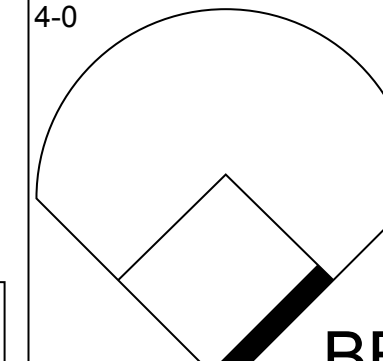
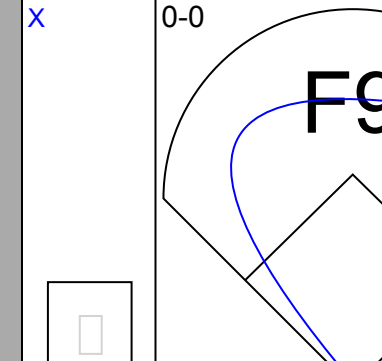
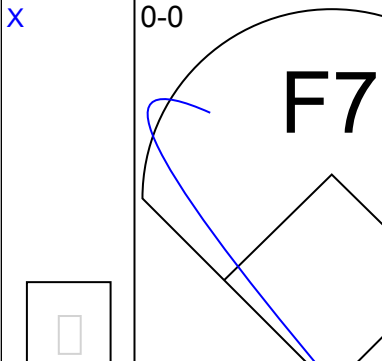
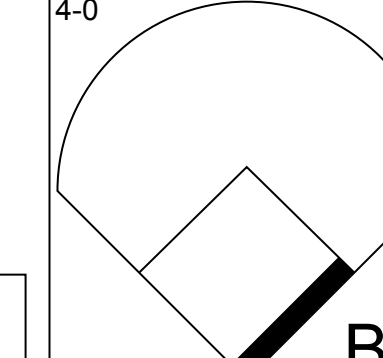
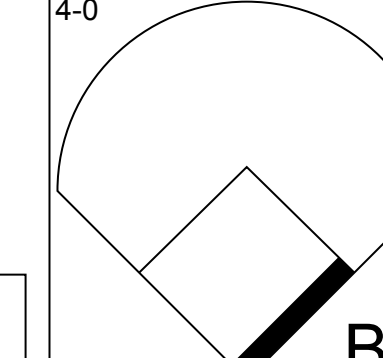
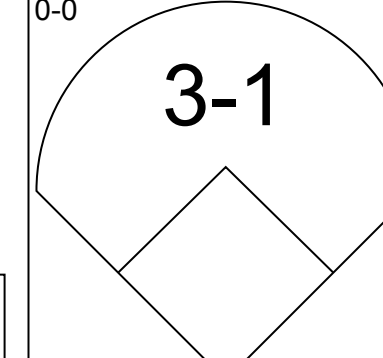
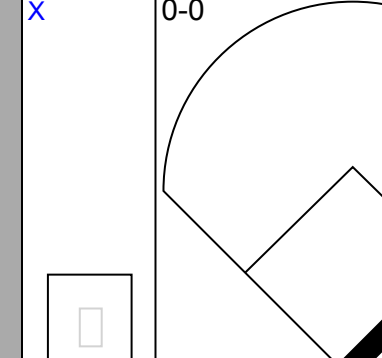
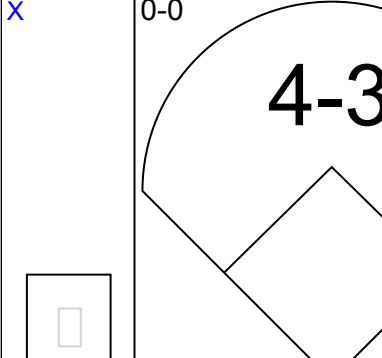
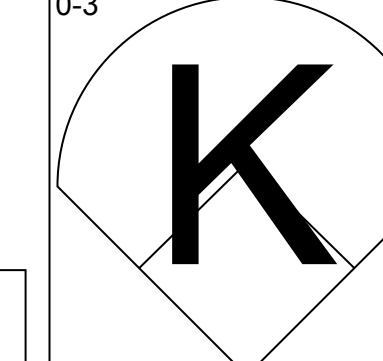
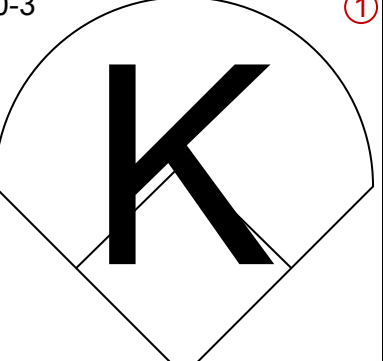
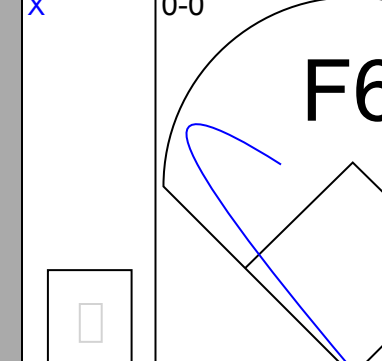
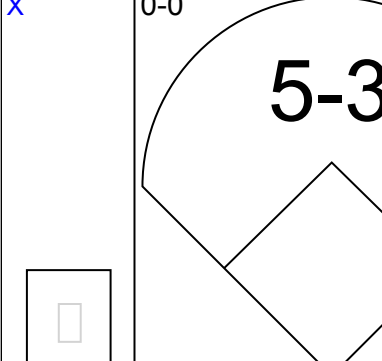
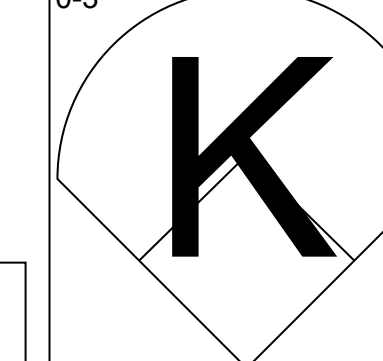
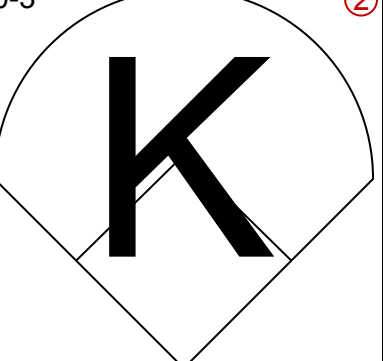
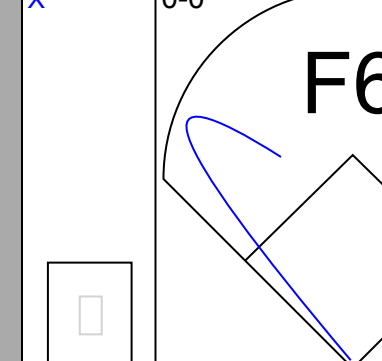
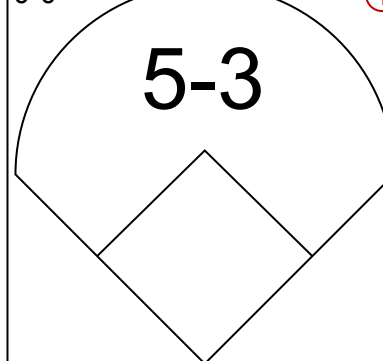
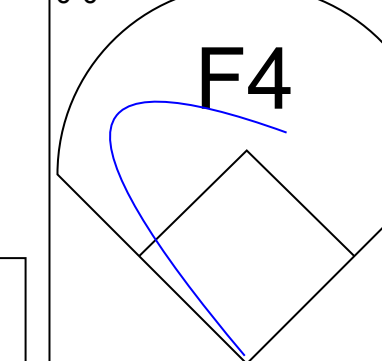
California Angels @ Cleveland Indians
Cleveland Municipal Stadium, Cleveland, OH

AB 31
R 8
H 9
RBI 8
BB 3
SO 2
LOB 7



WP: 0 PA: 35
PB: 1
SB: 0
CS: 0

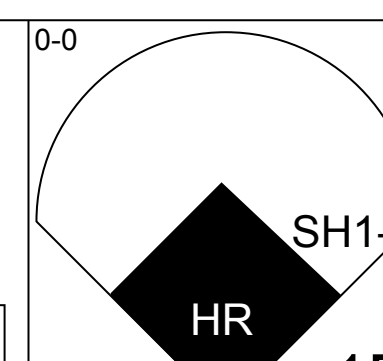
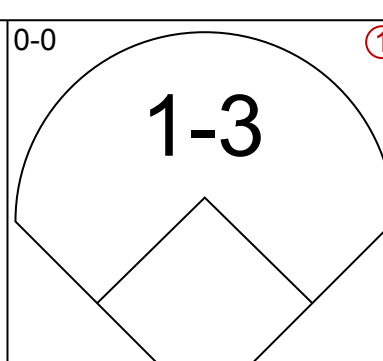
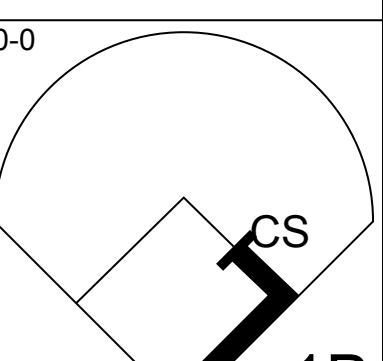
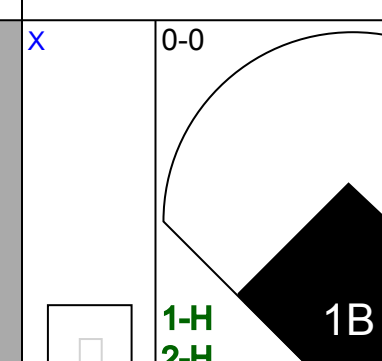
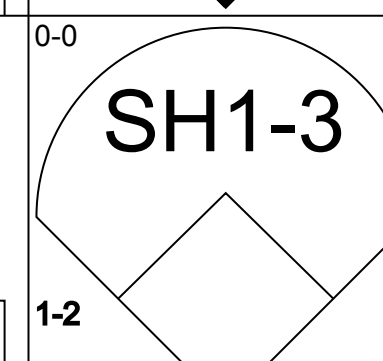
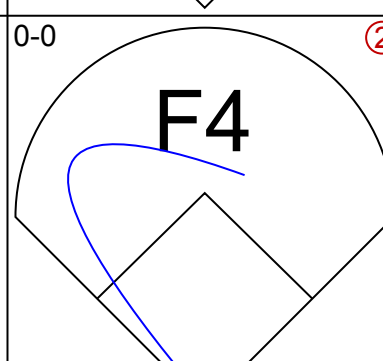
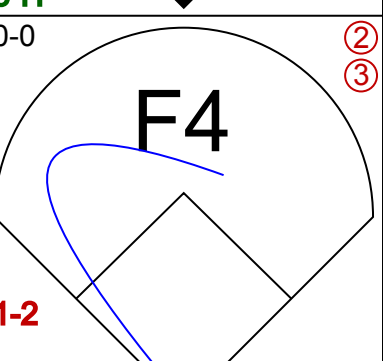
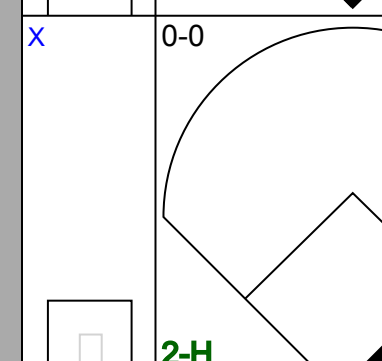
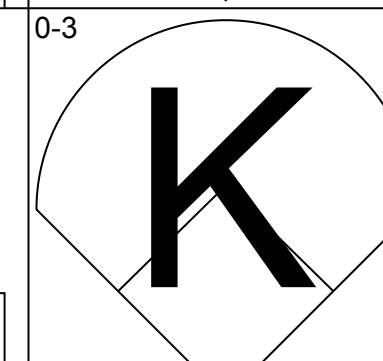
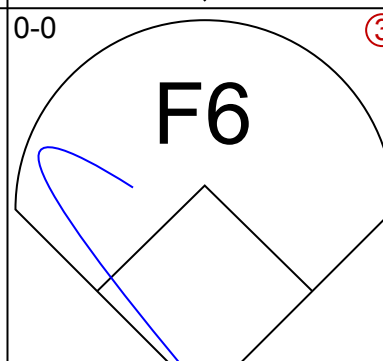
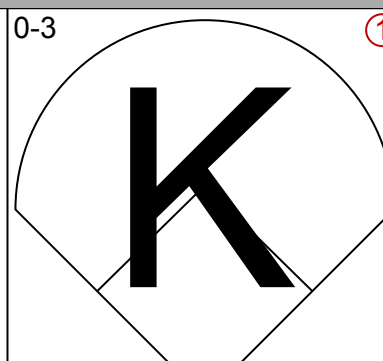
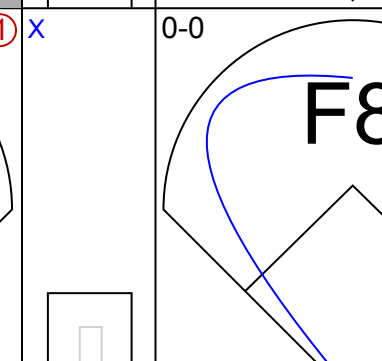
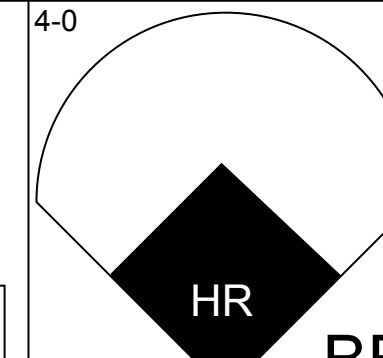
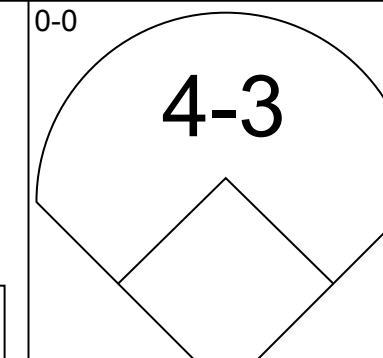
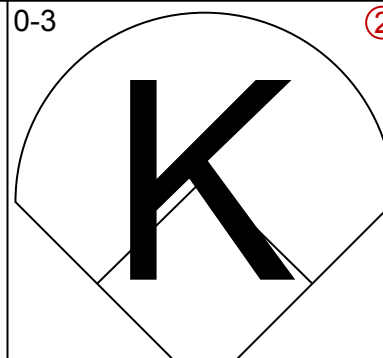
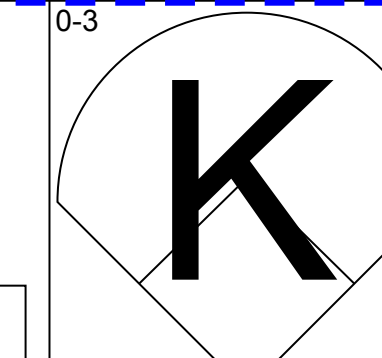
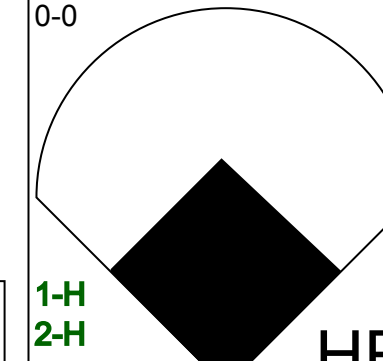
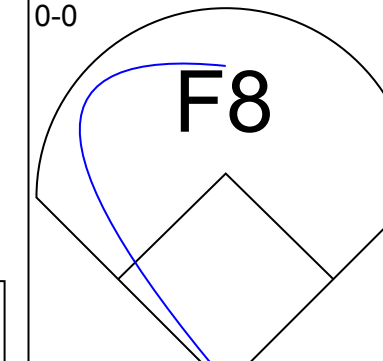
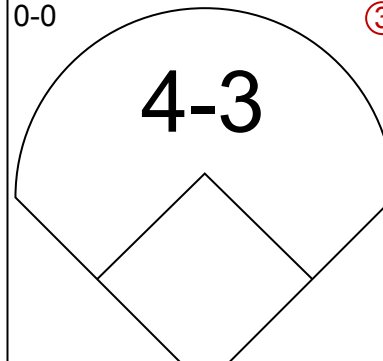
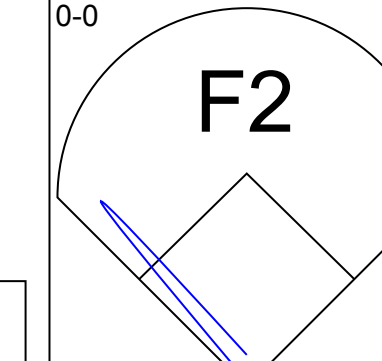
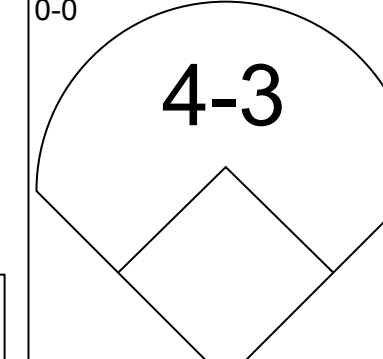
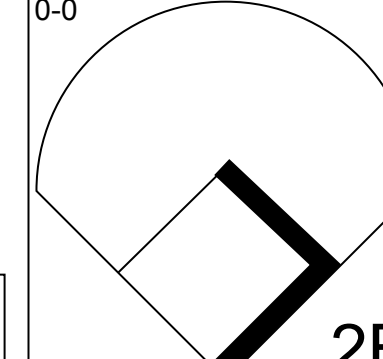
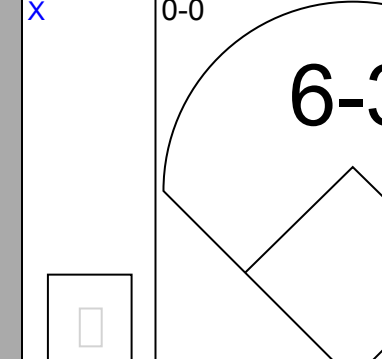
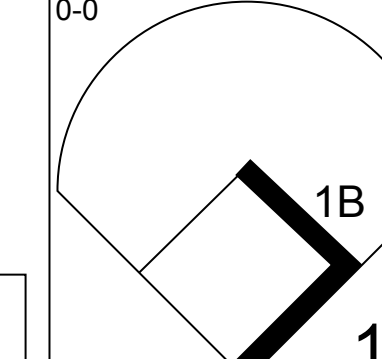
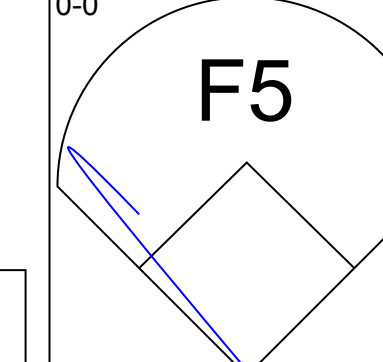
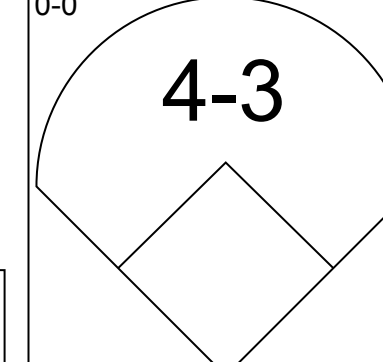
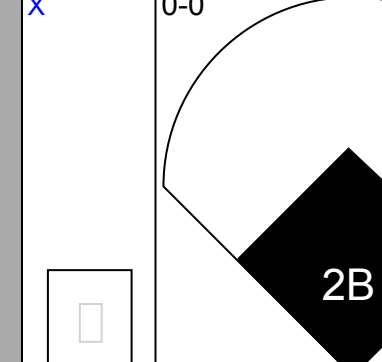
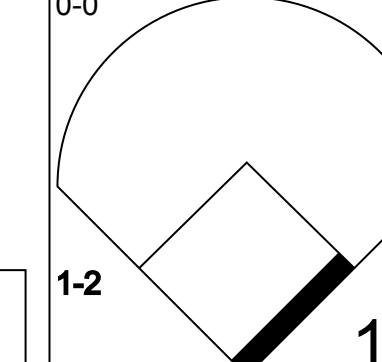
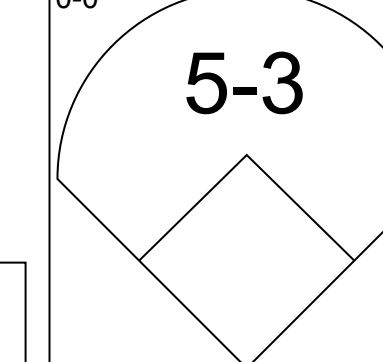
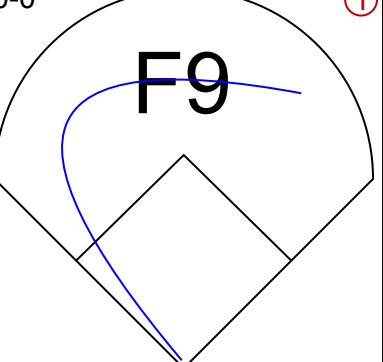
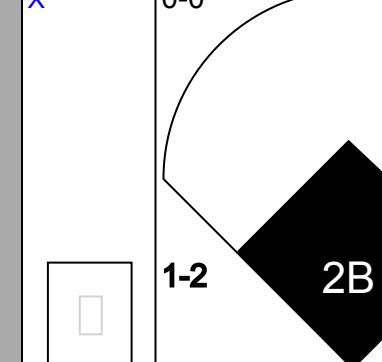
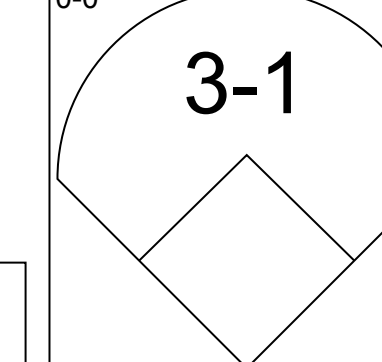
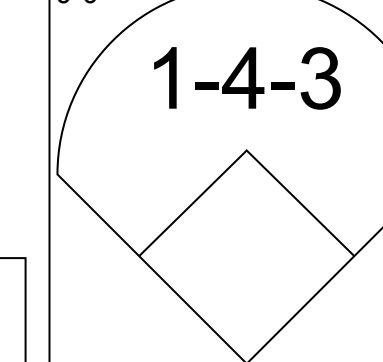
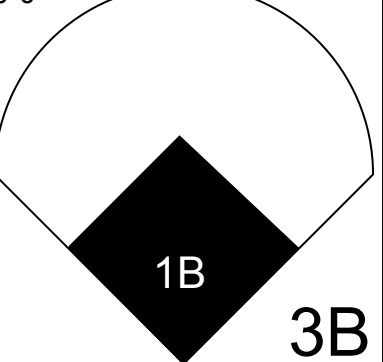
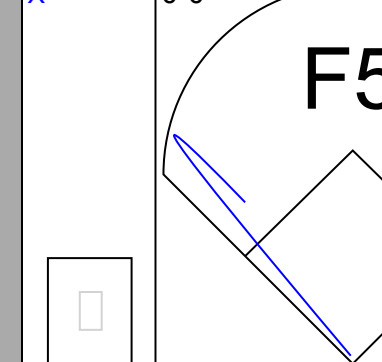
Fri Jun 06 1969, 7:05 PM EDT
Att: 8,259 - Unknown

Batter	1	2	3	4	5	6	7	8	9	AB	R	H	RBI	BB	SO	LOB	TOP			
Sandy Alomar Sr. S OBP: 0.284, SLG: 0.286 (1, 4)										4	0	0	0	0	1	1				
Jay Johnstone L OBP: 0.289, SLG: 0.356 (1, 8)										3	0	0	0	1	0	0				
Jim Fregosi R OBP: 0.357, SLG: 0.388 (1, 6)										3	0	1	0	1	1	0				
Roger Repoz L OBP: 0.284, SLG: 0.298 (1, 3)										4	0	0	0	0	2	3				
Bubba Morton R OBP: 0.375, SLG: 0.479 (1, 9)											3	0	0	0	1	0				
Bill Voss L OBP: 0.284, SLG: 0.262 (1, 7)											3	0	1	0	1	0				
Aurelio Rodriguez R OBP: 0.290, SLG: 0.358 (1, 5)											4	0	0	0	2	2				
Tom Satriano L OBP: 0.361, SLG: 0.300 (1, 2)											3	0	0	0	2	2				
Tom Murphy R OBP: 0.192, SLG: 0.160 Bob Priddy R (7, 1)											1	0	0	0	1	0				
Jim Spencer L OBP: 0.333, SLG: 0.316 Greg Washburn R (8, 1)											0	0	0	0	0	0				
											1	0	0	0	0	0				
											0	0	0	0	0	0				
											0	0	0	0	0	0				
											0	0	0	0	0	0				
Inning Stats	R: 0 E: 0 K: 1 S: 6	H: 1 LOB: 1 BB: 6 P: 6	R: 0 E: 0 K: 2 S: 7	H: 0 LOB: 1 BB: 1 P: 11	R: 0 E: 0 K: 0 S: 3	H: 0 LOB: 0 BB: 0 P: 3	R: 0 E: 0 K: 1 S: 5	H: 0 LOB: 1 BB: 1 P: 9	R: 0 E: 0 K: 2 S: 7	H: 0 LOB: 0 BB: 0 P: 11	R: 0 E: 0 K: 0 S: 4	H: 1 LOB: 1 BB: 0 P: 4	R: 0 E: 0 K: 0 S: 3	H: 0 LOB: 2 BB: 2 P: 11	R: 0 E: 0 K: 0 S: 3	H: 0 LOB: 0 BB: 0 P: 3	1B: 1 2B: 1 3B: 0 HR: 0	SF: 0 SAC: 0 DP: 0 HBP: 0	WP: 0 PB: 0 SB: 0 CS: 0	PA: 34
PITCHER Luis Tiant R ERA: 5.04 (1, 1)	IP: 9.0 WLS: W BF: 34 H: 2 R: 0 ER: 0 SO: 8 BB: 5 IBB: 0 HBP: 0 BLK: 0 WP: 0 HR: 0 S: 45 P: 65 ERA: 0.00 WHIP: 0.778																			

California Angels @ Cleveland Indians
Cleveland Municipal Stadium, Cleveland, OH
Sat Jun 07 1969, 3:33 AM EDT
Att: 7,334 - Unknown

AB 29
R 0
H 2
RBI 0
BB 5
SO 8
LOB 9



Batter	1	2	3	4	5	6	7	8	9	AB	R	H	RBI	BB	SO	LOB	BOTTOM	
Russ Snyder L OBP: 0.386, SLG: 0.356 (1, 8)										4	2	3	3	0	0	0		
Larry Brown R OBP: 0.381, SLG: 0.373 (1, 6)										3	0	1	1	0	0	1		
Ken Harrelson R OBP: 0.277, SLG: 0.357 (1, 9)										4	0	0	0	0	2	2		
Lee Mays L OBP: 0.297, SLG: 0.315 Chuck Hinton R OBP: 0.333, SLG: 0.412 (9, 7)										3	1	0	0	1	2	0		
Tony Horton R OBP: 0.278, SLG: 0.453 (1, 3)										4	1	1	3	0	0	0		
Lou Klimchok L OBP: 0.387, SLG: 0.586 Vern Fuller R OBP: 0.277, SLG: 0.232 (8, 4)										3	0	1	0	0	0	0		
Max Alvis R OBP: 0.282, SLG: 0.282 (1, 5)										4	1	2	0	0	0	1		
Ray Fosse R OBP: 0.274, SLG: 0.299 (1, 2)										4	1	1	0	0	0	2		
Luis Tiant R OBP: 0.269, SLG: 0.360 (1, 1)										3	1	1	0	0	0	2		
Inning Stats	R: 3 E: 0 K: 1 S: 7	H: 2 LOB: 0 BB: 1 P: 11	R: 0 E: 0 K: 0 S: 3	H: 0 LOB: 0 BB: 0 P: 3	R: 0 E: 0 K: 0 S: 4	H: 1 LOB: 0 BB: 0 P: 4	R: 1 E: 0 K: 0 S: 4	H: 2 LOB: 0 BB: 0 P: 4	R: 0 E: 0 K: 2 S: 7	H: 0 LOB: 0 BB: 0 P: 7	R: 3 E: 0 K: 0 S: 7	H: 4 LOB: 1 BB: 0 P: 7	R: 0 E: 0 K: 1 S: 7	H: 2 LOB: 2 BB: 0 P: 7	1B: 7 2B: 2 3B: 1 HR: 1	SF: 0 SAC: 1 DP: 0 HBP: 0	WP: 0 PB: 0 SB: 0 CS: 1	PA: 35
PITCHER Tom Murphy R ERA: 4.35 Bob Priddy R ERA: 3.22 Greg Washburn R ERA: (8, 1)	IP: 6.1 WLS: L BF: 26 H: 7 R: 6 ER: 6 SO: 3 BB: 1 IBB: 0 HBP: 0 BLK: 0 WP: 0 HR: 1 S: 31 P: 35 ERA: 8.53 WHIP: 1.263																	

California Angels @ Cleveland Indians
Cleveland Municipal Stadium, Cleveland, OH
Sat Jun 07 1969, 3:33 AM EDT
Att: 7,334 - Unknown

AB 33
R 7
H 11
RBI 7
BB 1
SO 4
LOB 8



Batter	1	2	3	4	5	6	7	8	9	AB	R	H	RBI	BB	SO	LOB	TOP					
Sandy Alomar Sr. S OBP: 0.276, SLG: 0.278	L4			4-3		FC4-6		F7		4	0	0	0	0	0	3	California Angels @ Cleveland Indians Cleveland Municipal Stadium, Cleveland, OH Sun Jun 08 1969, 3:33 AM EDT Unknown livebaseballscorecards.com					
Jay Johnstone L OBP: 0.293, SLG: 0.348	4-3			K		F8			4-3	4	0	0	0	0	1	2						
Jim Fregosi R OBP: 0.351, SLG: 0.379	K			F6		K			4-3	4	0	0	0	0	2	3						
Bubba Morton R OBP: 0.383, SLG: 0.460		F3		4-3			G5-4-3 BB			2	0	0	0	2	0	1						
Jim Hicks R OBP: 0.267, SLG: 0.358		K			F3		K		F3	4	0	0	0	0	2	2						
Aurelio Rodriguez R OBP: 0.252, SLG: 0.352		F7			F8		G5-4-3			3	0	0	0	0	0	1						
Lou Johnson R OBP: 0.277, SLG: 0.250			F7		5-3			G3		3	0	0	0	0	0	0						
Tom Egan R OBP: 0.212, SLG: 0.149			K			FC4-6 1B BB				2	0	1	0	1	1	0						
George Brunet R OBP: 0.364, SLG: 0.350			K							1	0	0	0	0	1	0						
Ken Tatum R OBP: 0.281, SLG: 0.383			K			FC4-6 1-2 1B		K		1	0	1	0	0	0	0						
Winston Llenas R OBP: 0.281, SLG: 0.383										0	0	0	0	0	0	0						
Eddie Fisher R OBP: 0.277, SLG: 0.232										0	0	0	0	0	0	0						
Inning Stats	R: 0 E: 0 K: 1 S: 5	H: 0 LOB: 0 BB: 0 P: 5	R: 0 E: 0 K: 1 S: 5	H: 0 LOB: 0 BB: 0 P: 5	R: 0 E: 0 K: 2 S: 7	H: 0 LOB: 0 BB: 0 P: 7	R: 0 E: 0 K: 1 S: 6	H: 0 LOB: 1 BB: 0 P: 6	R: 0 E: 0 K: 0 S: 3	H: 0 LOB: 0 BB: 0 P: 3	R: 0 E: 0 K: 1 S: 6	H: 1 LOB: 2 BB: 1 P: 10	R: 0 E: 0 K: 1 S: 4	H: 0 LOB: 0 BB: 1 P: 8	R: 0 E: 0 K: 1 S: 6	H: 1 LOB: 1 BB: 0 P: 6	R: 0 E: 0 K: 0 S: 3	H: 0 LOB: 1 BB: 1 P: 7	1B: 2 2B: 0 3B: 0 HR: 0	SF: 0 SAC: 0 DP: 1 HBP: 0	WP: 0 PB: 1 SB: 0 CS: 0	PA: 32
PITCHER Sam McDowell L ERA: 2.83	IP: 9.0 WLS: W BF: 32 H: 2 R: 0 ER: 0 SO: 8 BB: 3 IBB: 0 HBP: 0 BLK: 0 WP: 0 HR: 0 S: 45 P: 57 ERA: 0.00 WHIP: 0.556															PITCHER						

Batter	1	2	3	4	5	6	7	8	9	AB	R	H	RBI	BB	SO	LOB	BOTTOM			
Russ Snyder L OBP: 0.368, SLG: 0.338	F7		F8		F8		F7			4	0	0	0	0	0	0	California Angels @ Cleveland Indians Cleveland Municipal Stadium, Cleveland, OH Sun Jun 08 1969, 3:33 AM EDT Unknown livebaseballscorecards.com			
Larry Brown R OBP: 0.374, SLG: 0.387	HR					2B		G5-4-3 1B		4	2	4	0	0	0	0				
Ken Harrelson R OBP: 0.281, SLG: 0.383	1B		K			WP 1-2 2B		F8		4	1	2	3	0	1	2				
Tony Horton R OBP: 0.278, SLG: 0.446	F7			F3		FC6-4 BB		G5-4-3		3	0	0	0	1	0	1				
Chuck Hinton R OBP: 0.333, SLG: 0.405	F8			1B		F4				3	0	1	0	0	0	2				
Zoilo Versalles R OBP: 0.336, SLG: 0.360		F3				F7				2	0	1	0	0	0	0				
Lee Mays L OBP: 0.294, SLG: 0.312										1	0	0	0	0	0	2				
Vern Fuller R OBP: 0.277, SLG: 0.232										0	0	0	0	0	0	0				
Max Alvis R OBP: 0.276, SLG: 0.276		F8		G6-4-3 1B		FC6-4				3	0	0	0	0	0	4				
Ray Fosse R OBP: 0.263, SLG: 0.286		K			F7			E4 B1-6-3		3	0	0	0	0	1	0				
Sam McDowell L OBP: 0.219, SLG: 0.219			4-3		2-3			B1-6-3		3	0	0	0	0	0	1				
Inning Stats	R: 2 E: 0 K: 0 S: 5	H: 2 LOB: 0 BB: 0 P: 5	R: 0 E: 0 K: 1 S: 5	H: 0 LOB: 0 BB: 0 P: 5	R: 0 E: 0 K: 1 S: 6	H: 1 LOB: 1 BB: 0 P: 6	R: 0 E: 0 K: 0 S: 4	H: 2 LOB: 1 BB: 0 P: 4	R: 0 E: 0 K: 0 S: 3	H: 0 LOB: 0 BB: 0 P: 3	R: 1 E: 0 K: 0 S: 5	H: 2 LOB: 2 BB: 1 P: 9	R: 0 E: 1 K: 0 S: 3	H: 0 LOB: 0 BB: 0 P: 3	R: 0 E: 0 K: 0 S: 3	H: 1 LOB: 0 BB: 0 P: 3		1B: 6 2B: 1 3B: 0 HR: 1	SF: 0 SAC: 0 DP: 3 HBP: 0	WP: 1 PB: 0 SB: 0 CS: 0
PITCHER George Brunet L ERA: 4.59 Ken Tatum R ERA: 1.35 Eddie Fisher R ERA: 4.33	IP: 5.0 WLS: L BF: 19 H: 5 R: 2 ER: 2 SO: 2 BB: 0 IBB: 0 HBP: 0 BLK: 0 WP: 0 HR: 1 S: 23 P: 23 ERA: 3.60 WHIP: 1.000															PITCHER				

Batter	1	2	3	4	5	6	7	8	9	AB	R	H	RBI	BB	SO	LOB	TOP								
Sandy Alomar Sr. S OBP: 0.269, SLG: 0.270 (1, 4)	5-3			F6	F2			1-3		4	0	0	0	0	0	1	California Angels @ Cleveland Indians Cleveland Municipal Stadium, Cleveland, OH Sun Jun 08 1969, 3:38 AM EDT Att: 8,677 - Unknown livebaseballscorecards.com								
Jay Johnstone L OBP: 0.258, SLG: 0.341 (1, 8)	F6			4-3				F9		4	0	0	0	0	0	0									
Jim Fregosi R OBP: 0.353, SLG: 0.375 (1, 6)	F2			K				BB		2	0	0	0	2	1	0									
Bubba Morton R OBP: 0.278, SLG: 0.451 Bill Voss L OBP: 0.303, SLG: 0.262 (6, PH) (6, 9)		K			BB			BB		1	1	0	0	1	1	0									
Jim Hicks R OBP: 0.290, SLG: 0.358 Jim Spencer L OBP: 0.375, SLG: 0.333 (6, PH) (6, 3)				CS				BB		0	1	0	0	2	0	0									
Aurelio Rodriguez R OBP: 0.251, SLG: 0.355 (1, 5)				BB				BB		1	0	0	0	1	1	2									
Lou Johnson R OBP: 0.278, SLG: 0.244 Roger Repoz L OBP: 0.282, SLG: 0.295 (8, 7)				F5				FC6-4		4	1	1	1	0	0	6									
Tom Egan R OBP: 0.213, SLG: 0.145 (1, 2)				2B				BB		2	0	0	0	1	1	0									
Jim McGlothlin R OBP: 0.143, SLG: 0.100 Hoyt Wilhelm R (8, 1)				F6				K		2	0	0	0	1	1	0									
Inning Stats	R: 0 E: 0 K: 0 S: 3	H: 0 LOB: 0 BB: 0 P: 3	R: 0 E: 0 K: 1 S: 4	H: 0 LOB: 0 BB: 1 P: 8	R: 0 E: 0 K: 1 S: 4	H: 0 LOB: 1 BB: 1 P: 8	R: 0 E: 0 K: 1 S: 5	H: 0 LOB: 0 BB: 0 P: 5	R: 3 E: 1 K: 1 S: 6	H: 1 LOB: 1 BB: 3 P: 18	R: 0 E: 0 K: 1 S: 5	H: 0 LOB: 2 BB: 2 P: 13	R: 0 E: 0 K: 2 S: 7	H: 0 LOB: 0 BB: 0 P: 7	R: 0 E: 0 K: 0 S: 3	H: 0 LOB: 3 BB: 3 P: 15		R: 0 E: 0 K: 1 S: 5	H: 0 LOB: 0 BB: 0 P: 5	1B: 0 2B: 2 3B: 0 HR: 0	SF: 1 SAC: 0 DP: 1 HBP: 0	WP: 0 PB: 0 SB: 2 CS: 2	PA: 36		
PITCHER	IP	WLS	BF	H	R	ER	SO	BB	IBB	HBP	BLK	WP	HR	S	P	ERA	WHIP								
Mike Paul L ERA: 3.86 Gary Kroff R ERA: 1.39 Jack Hamilton R ERA: 4.11 Stan Williams R ERA: 4.79	5.0	L	19	1	3	2	4	4	1	0	0	0	0	22	42	3.60	1.000								

Batter	1	2	3	4	5	6	7	8	9	AB	R	H	RBI	BB	SO	LOB	BOTTOM								
Russ Snyder L OBP: 0.359, SLG: 0.341 (1, 8)	1-3				G3			F8		5	0	1	1	0	0	2	California Angels @ Cleveland Indians Cleveland Municipal Stadium, Cleveland, OH Sun Jun 08 1969, 3:38 AM EDT Att: 8,677 - Unknown livebaseballscorecards.com								
Larry Brown R OBP: 0.365, SLG: 0.376 (1, 6)	F8			2B				K		5	0	0	0	0	1	3									
Ken Harrelson R OBP: 0.286, SLG: 0.379 (1, 9)				5-3				BB		2	0	0	0	2	1	1									
Lee Mays L OBP: 0.302, SLG: 0.320 (1, 7)				6-3				K		4	0	2	0	0	1	1									
Tony Horton R OBP: 0.277, SLG: 0.439 (1, 3)				CS				BB		4	0	2	0	0	1	1									
Lou Klimchok L OBP: 0.426, SLG: 0.594 (1, 4)				F3				K		3	0	0	0	1	0	3									
Zollo Versalles R OBP: 0.333, SLG: 0.357 (8, 1)				5-3				1B		3	0	0	0	1	0	3									
Ray Fosse R OBP: 0.263, SLG: 0.284 (1, 2)				F8				BB		3	1	2	0	1	0	0									
Mike Paul L Richie Scheinblum S Gary Kroff R Max Alvis R Jack Hamilton R Stan Williams R Duke Sims L (5, PH) (8, 1) (7, PH) (8, 1) (8, 1) (8, 1) (8, PH)				FC4				1B		4	1	1	0	0	0	3									
Inning Stats	R: 0 E: 0 K: 0 S: 4	H: 1 LOB: 2 BB: 1 P: 8	R: 0 E: 0 K: 0 S: 3	H: 0 LOB: 0 BB: 0 P: 3	R: 0 E: 0 K: 0 S: 4	H: 1 LOB: 1 BB: 0 P: 4	R: 0 E: 0 K: 0 S: 3	H: 0 LOB: 1 BB: 1 P: 7	R: 0 E: 0 K: 2 S: 8	H: 1 LOB: 1 BB: 0 P: 8	R: 0 E: 0 K: 1 S: 5	H: 1 LOB: 2 BB: 2 P: 13	R: 0 E: 0 K: 0 S: 3	H: 0 LOB: 0 BB: 0 P: 3	R: 0 E: 0 K: 1 S: 6	H: 1 LOB: 1 BB: 0 P: 6		R: 2 E: 0 K: 0 S: 6	H: 3 LOB: 1 BB: 0 P: 6	1B: 7 2B: 1 3B: 0 HR: 0	SF: 0 SAC: 0 DP: 0 HBP: 0	WP: 1 PB: 2 SB: 1 CS: 1	PA: 38		
PITCHER	IP	WLS	BF	H	R	ER	SO	BB	IBB	HBP	BLK	WP	HR	S	P	ERA	WHIP								
Jim McGlothlin R Hoyt Wilhelm R	7.0	W	28	4	0	0	0	4	0	0	0	0	0	30	46	0.00	1.143								

Batter	1	2	3	4	5	6	7	8	9	AB	R	H	RBI	BB	SO	LOB	TOP										
Zoilo Versalles, R OBP: 0.329, SLG: 0.358 (1, 4)										5	1	1	0	0	1	1	Cleveland Indians @ Chicago White Sox Comiskey Park, Chicago, IL Mon Jun 09 1969, 8:05 PM EDT Att: 5,088 - Unknown										
Lary Brown, R OBP: 0.361, SLG: 0.372 (1, 6)										5	0	1	0	0	2	3											
Ken Harrelson, R OBP: 0.284, SLG: 0.370 (1, 9)										4	1	0	0	1	0	1											
Tony Horton, R OBP: 0.282, SLG: 0.440 (1, 3)										4	1	2	1	0	0	1											
Chuck Hinton, R OBP: 0.302, SLG: 0.366 (1, 8) (8, 7)										4	1	0	1	0	0	2											
Cap Peterson, R OBP: 0.433, SLG: 0.292 Russ Snyder, L OBP: 0.359, SLG: 0.341 (1, 7) (8, 8)										2	0	0	0	2	0	1											
Max Alvis, R OBP: 0.288, SLG: 0.311 (1, 5)										4	1	3	3	0	0	1											
Ray Fosse, R OBP: 0.250, SLG: 0.269 (1, 2)										4	0	0	0	0	0	4											
Steve Hargan, R OBP: 0.250, SLG: 0.250 Juan Pizarro, L OBP: 0.143, SLG: 0.143 (1, 1) (7, 1)										3	0	1	0	0	0	2											
										1	0	0	0	0	0	0											
Inning Stats	R: 2 E: 0 K: 1 S: 7	H: 2 LOB: 1 BB: 1 P: 11	R: 0 E: 1 K: 0 S: 5	H: 2 LOB: 2 BB: 0 P: 5	R: 2 E: 1 K: 0 S: 6	H: 2 LOB: 2 BB: 1 P: 10	R: 0 E: 0 K: 1 S: 6	H: 1 LOB: 1 BB: 0 P: 6	R: 0 E: 0 K: 0 S: 3	H: 0 LOB: 1 BB: 1 P: 7	R: 0 E: 0 K: 0 S: 3	H: 0 LOB: 0 BB: 0 P: 3	R: 0 E: 0 K: 0 S: 3	H: 0 LOB: 0 BB: 0 P: 3	R: 1 E: 0 K: 0 S: 4	H: 1 LOB: 0 BB: 0 P: 4	R: 0 E: 0 K: 1 S: 5	H: 0 LOB: 0 BB: 0 P: 5	1B: 6 2B: 1 3B: 0 HR: 1	SF: 0 SAC: 0 DP: 1 HBP: 0	WP: 0 PB: 0 SB: 1 CS: 0	PA: 39					
PITCHER	IP	WLS	BF	H	R	ER	SO	BB	IBB	HBP	BLK	WP	HR	S	P	ERA	WHIP										
Tommy John, L ERA: 3.21 (1, 1)	5.0	L	26	7	4	3	2	3	0	0	0	0	0	27	39	5.40	2.000										
Dan Osinski, R ERA: 1.54 (6, 1)	2.0		6	0	0	0	0	0	0	0	0	0	0	6	6	0.00	0.000										
Wilbur Wood, L ERA: 3.13 (8, 1)	2.0		7	1	1	1	1	0	0	0	0	0	1	9	9	4.50	0.500										

Batter	1	2	3	4	5	6	7	8	9	AB	R	H	RBI	BB	SO	LOB	BOTTOM										
Tom McCraw, L OBP: 0.227, SLG: 0.056 Woodie Held, R OBP: 0.308, SLG: 0.406 (1, 8) (7, PH) (8, 8)										2	0	0	0	1	0	3	Cleveland Indians @ Chicago White Sox Comiskey Park, Chicago, IL Mon Jun 09 1969, 8:05 PM EDT Att: 5,088 - Unknown										
Luis Aparicio, R OBP: 0.336, SLG: 0.346 (1, 6)										4	0	0	0	0	0	2											
Carlos May, L OBP: 0.378, SLG: 0.518 (1, 7)										4	0	0	0	0	0	2											
Pete Ward, L OBP: 0.358, SLG: 0.386 (1, 3)										4	0	1	0	0	0	0											
Ed Herrmann, L OBP: 0.333, SLG: 0.407 (1, 2)										3	0	0	0	1	0	1											
Bill Melton, R OBP: 0.310, SLG: 0.440 (1, 5)										4	0	0	0	0	2	1											
Bobby Knoop, R OBP: 0.324, SLG: 0.370 (1, 4)										2	1	1	0	2	1	0											
Walt Williams, R OBP: 0.333, SLG: 0.376 (1, 9)										3	0	1	0	0	0	3											
Tommy John, R OBP: 0.152, SLG: 0.097 Ron Hansen, R OBP: 0.232, SLG: 0.264 Dan Osinski, R Gail Hopkins, L OBP: 0.394, SLG: 0.386 Wilbur Wood, R (1, 1) (5, PH) (6, 1) (7, PH) (8, 1)										0	0	0	0	1	0	0											
										1	0	0	0	0	0	2											
										0	0	0	0	0	0	0											
										1	0	0	0	0	0	1											
										0	0	0	0	0	0	0											
Inning Stats	R: 0 E: 0 K: 0 S: 2	H: 0 LOB: 0 BB: 1 P: 6	R: 0 E: 0 K: 0 S: 4	H: 1 LOB: 2 BB: 1 P: 8	R: 0 E: 0 K: 0 S: 3	H: 0 LOB: 1 BB: 1 P: 7	R: 0 E: 0 K: 1 S: 5	H: 0 LOB: 0 BB: 0 P: 5	R: 0 E: 0 K: 0 S: 3	H: 0 LOB: 0 BB: 0 P: 7	R: 0 E: 0 K: 0 S: 4	H: 1 LOB: 1 BB: 0 P: 4	R: 1 E: 0 K: 0 S: 4	H: 1 LOB: 1 BB: 1 P: 8	R: 0 E: 0 K: 0 S: 3	H: 0 LOB: 0 BB: 0 P: 3	R: 0 E: 0 K: 2 S: 7	H: 0 LOB: 0 BB: 0 P: 7	1B: 2 2B: 2 3B: 0 HR: 0	SF: 0 SAC: 0 DP: 2 HBP: 0	WP: 0 PB: 0 SB: 0 CS: 0	PA: 34					
PITCHER	IP	WLS	BF	H	R	ER	SO	BB	IBB	HBP	BLK	WP	HR	S	P	ERA	WHIP										
Steve Pizarro, R ERA: 9.45 (1, 1)	6.2	W	27	3	1	1	1	5	0	0	0	0	0	24	44	1.35	1.200										
Juan Pizarro, L ERA: 3.94 (7, 1)	2.1	S	7	0	0	0	2	0	0	0	0	0	0	11	11	0.00	0.000										

Batter	1	2	3	4	5	6	7	8	9	AB	R	H	RBI	BB	SO	LOB	TOP					
Russ Snyder, L (1, 8) OBP: 0.344, SLG: 0.326																	4 0 0 0 0 1 2 0 0 0 0 0 1 0 0					
Zolio Versailles, R (9, PH) OBP: 0.333, SLG: 0.358																	5 1 2 0 0 1 1					
Larry Brown, R (1, 6) OBP: 0.362, SLG: 0.372																	4 1 1 0 1 0 2					
Ken Harrelson, R (1, 9) OBP: 0.286, SLG: 0.368																	2 1 1 1 1 0 1 2 0 1 0 0 0 1					
Lee Mays, L (1, 7) OBP: 0.312, SLG: 0.333																	4 2 3 3 0 0 2					
Cap Peterson, R (7, PH) OBP: 0.436, SLG: 0.308																	3 0 1 0 0 0 2 1 0 0 0 0 0 1					
Tony Horton, R (1, 3) OBP: 0.290, SLG: 0.477																	4 0 1 0 0 0 0					
Lou Klimchuck, L (1, 4) OBP: 0.421, SLG: 0.571																	3 0 0 0 1 0 2 1 0 0 0 0 0 1					
Vern Fuller, R (6, PR) OBP: 0.273, SLG: 0.228																	4 0 1 0 0 0 0					
Max Alvis, R (1, 5) OBP: 0.287, SLG: 0.309																	3 0 0 0 1 0 2					
Ray Fosse, R (1, 2) OBP: 0.250, SLG: 0.259																	1 0 0 0 0 0 1 0 1 0 0 0 0 0 1 0 0 0 0 0 0 0					
Stan Williams, R (1, 1) ERA: 4.88																	WP: 2 PA: 40 PB: 1 SB: 0 CS: 0					
Mike Paul, L (3, 1) ERA: 4.01																						
Jack Hamilton, R (6, 1) ERA: 4.4																						
Dick Ellsworth, L (6, 1) ERA: 4.85																						
Gary Kroil, R (6, 1) ERA: 3.07																						
Horacio Pina, R (8, 1) ERA: 3.33																						
Inning Stats	R: 1 E: 0 K: 1 S: 7	H: 2 LOB: 2 BB: 1 P: 11	R: 0 E: 0 K: 1 S: 5	H: 0 LOB: 0 BB: 0 P: 5	R: 0 E: 0 K: 0 S: 3	H: 0 LOB: 0 BB: 0 P: 3	R: 2 E: 0 K: 1 S: 6	H: 1 LOB: 1 BB: 2 P: 14	R: 0 E: 0 K: 0 S: 4	H: 1 LOB: 1 BB: 0 P: 4	R: 1 E: 0 K: 1 S: 8	H: 3 LOB: 2 BB: 0 P: 8	R: 1 E: 0 K: 1 S: 7	H: 3 LOB: 1 BB: 0 P: 7	R: 0 E: 0 K: 1 S: 5	H: 0 LOB: 0 BB: 1 P: 5	R: 0 E: 0 K: 0 S: 3	H: 0 LOB: 1 BB: 1 P: 7	1B: 7 2B: 1 3B: 0 HR: 2	SF: 0 SAC: 0 DP: 0 HBP: 0	WP: 2 PB: 1 SB: 0 CS: 0	PA: 40
PITCHER	IP WLS BF H R ER SO BB IBB HBP BLK WP HR S P ERA WHIP																					
Gary Bell, R (1, 1) ERA: 4.88	5.0	25	7	4	4	4	3	3	0	0	0	0	1	2	28	40	7.20	2.000				
Cisco Carlos, R (6, 1) ERA: 3.93	1.0	W	3	0	0	0	1	0	0	0	0	0	0	0	5	5	0.00	0.000				
Wilbur Wood, L (7, 1) ERA: 3.12	3.0	S	12	3	1	1	2	1	0	0	0	0	0	0	15	19	3.00	1.333				

Cleveland Indians @ Chicago White Sox
Comiskey Park, Chicago, IL
Tue Jun 10 1969, 8:05 PM EDT
Att: 6,055 - Unknown

AB 36
R 5
H 10
RBI 4
BB 4
SO 6
LOB 17



Batter	1	2	3	4	5	6	7	8	9	AB	R	H	RBI	BB	SO	LOB	BOTTOM					
Tom McCraw, L (1, 8) OBP: 0.296, SLG: 0.227																	4 1 2 0 1 0 0					
Luis Aparicio, R (1, 6) OBP: 0.344, SLG: 0.359																	4 0 3 1 0 0 2					
Bobby Knoop, R (1, 4) OBP: 0.315, SLG: 0.358																	5 0 0 0 0 4 4					
Gail Hopkins, L (1, 3) OBP: 0.402, SLG: 0.388																	2 1 1 0 1 1 1 2 1 1 0 0 1 1					
Ken Berry, R (7, 8) OBP: 0.293, SLG: 0.281																	4 0 0 0 0 2 5 0 0 0 0 0 0 0					
Pete Ward, L (1, 5) OBP: 0.345, SLG: 0.370																	3 3 2 2 1 1 0					
Bill Melton, R (8, 5) OBP: 0.310, SLG: 0.440																	2 3 1 1 2 0 0					
Ed Herrmann, L (1, 2) OBP: 0.399, SLG: 0.474																	2 0 0 0 0 1 1 0 0 0 0 0 0 0 1 0 0 0 0 0 1 1 0 0 0 0 0 1					
Buddy Bradford, R (1, 9) OBP: 0.344, SLG: 0.427																	1B: 6 SF: 0 2B: 6 SAC: 1 3B: 0 DP: 1 HR: 1 HBP: 0					
Carlos May, L (1, 7) OBP: 0.386, SLG: 0.535																	WP: 0 PA: 40 PB: 0 SB: 1 CS: 1					
Gary Bell, R (1, 1) OBP: 0.278, SLG: 0.313																						
Cisco Carlos, R (6, 1) ERA: 4.01																						
Walt Williams, R (6, PH) OBP: 0.331, SLG: 0.373																						
Wilbur Wood, R (7, 1) ERA: 3.07																						
Inning Stats	R: 1 E: 0 K: 3 S: 11	H: 2 LOB: 1 BB: 0 P: 11	R: 2 E: 0 K: 0 S: 4	H: 2 LOB: 0 BB: 1 P: 8	R: 0 E: 0 K: 2 S: 8	H: 2 LOB: 1 BB: 0 P: 8	R: 0 E: 0 K: 1 S: 5	H: 0 LOB: 0 BB: 0 P: 5	R: 0 E: 0 K: 1 S: 6	H: 1 LOB: 1 BB: 0 P: 6	R: 3 E: 0 K: 0 S: 5	H: 2 LOB: 2 BB: 3 P: 17	R: 3 E: 0 K: 1 S: 8	H: 3 LOB: 1 BB: 1 P: 12	R: 0 E: 0 K: 2 S: 8	H: 1 LOB: 1 BB: 0 P: 8	1B: 6 SF: 0 2B: 6 SAC: 1 3B: 0 DP: 1 HR: 1 HBP: 0	WP: 0 PA: 40 PB: 0 SB: 1 CS: 1				
PITCHER	IP WLS BF H R ER SO BB IBB HBP BLK WP HR S P ERA WHIP																					
Stan Williams, R (1, 1) ERA: 5.04	2.1	L	11	1	2	2	3	2	0	0	0	0	0	0	1	1	∞	∞				
Mike Paul, L (3, 1) ERA: 4.01	3.0	L	11	1	2	2	3	2	0	0	0	0	0	0	15	23	6.00	1.000				
Jack Hamilton, R (6, 1) ERA: 4.4	0.0	1	1	0	0	0	0	0	0	0	0	0	0	0	1	1	∞	∞				
Dick Ellsworth, L (6, 1) ERA: 4.85	0.0	1	1	1	1	1	0	0	0	0	0	0	0	0	1	1	∞	∞				
Gary Kroil, R (6, 1) ERA: 3.07	1.2	10	3	3	3	3	1	2	0	0	0	1	10	18	16.20	3.000						
Horacio Pina, R (8, 1) ERA: 5.88	1.0	WLS	4	1	0	0	2	0	0	0	0	0	0	8	8	0.00	1.000					

Cleveland Indians @ Chicago White Sox
Comiskey Park, Chicago, IL
Tue Jun 10 1969, 8:05 PM EDT
Att: 6,055 - Unknown

AB 34
R 9
H 13
RBI 8
BB 5
SO 10
LOB 16



Batter	1	2	3	4	5	6	7	8	9	AB	R	H	RBI	BB	SO	LOB	TOP																		
Russ Snyder, L (1, 8) OBP: 0.360, SLG: 0.356 Chuck Hinton, R (9, PH) OBP: 0.289, SLG: 0.349	G3		G3		G6-4-3		1B		F6	4	1	3	1	0	0	0	Cleveland Indians @ Chicago White Sox Milwaukee County Stadium, Milwaukee, WI Wed Jun 11 1969, 8:05 PM EDT Att: 15,715 - Unknown livebaseballscorecards.com																		
Lary Brown, R (1, 6) OBP: 0.360, SLG: 0.366 Richie Scheinblum, S (9, PH) OBP: 0.219, SLG: 0.165	5-3		G3		K		1B		G3	3	0	0	0	1	1	3																			
Ken Harrelson, R (1, 9) OBP: 0.295, SLG: 0.372	FC5-4		FC5-4		G6-4-3		BB			3	0	2	1	1	0	2																			
Tony Horton, R (1, 3) OBP: 0.285, SLG: 0.467	FC5-4		FC5-4				1B			4	0	0	0	0	2	5																			
Lee Mays, L (1, 7) OBP: 0.313, SLG: 0.333 Jose Cardenal, R (8, PH) OBP: 0.276, SLG: 0.352		5-3	S		4-3				G5-4-3	3	1	1	0	0	0	0																			
Zoilo Versalles, R (1, 4) OBP: 0.331, SLG: 0.350	5-3				BB				G5-4-3	3	0	0	0	1	1	2																			
Max Alvis, R (1, 5) OBP: 0.307, SLG: 0.307 Vern Fuller, R (7, 4) OBP: 0.284, SLG: 0.259	SF7				F7		2B			1	1	0	1	1	0	1																			
Ken Suarez, R (1, 2)	6-3				4-3		SH1-4		1-3	3	0	0	0	0	0	2																			
Luis Tiant, R (1, 1) OBP: 0.276, SLG: 0.357 Stan Williams, R (7, 1) OBP: 0.059, SLG: 0.059 Juan Pizarro, L (7, 1) OBP: 0.143, SLG: 0.143 Horacio Pina, R (8, 1) OBP: 0.333, SLG: 0.333 Cap Peterson, R (9, PH) OBP: 0.424, SLG: 0.296			6-3		1B		4-3		F7	3	0	1	0	0	0	1																			
Inning Stats	R: 0 E: 0 K: 0 S: 4	H: 1 LOB: 1 BB: 0 P: 4	R: 1 E: 0 K: 0 S: 4	H: 1 LOB: 0 BB: 0 P: 4	R: 0 E: 0 K: 0 S: 4	H: 1 LOB: 2 BB: 1 P: 8	R: 0 E: 0 K: 0 S: 3	H: 0 LOB: 1 BB: 1 P: 7	R: 0 E: 0 K: 2 S: 7	H: 0 LOB: 0 BB: 0 P: 7	R: 2 E: 0 K: 1 S: 7	H: 2 LOB: 2 BB: 2 P: 15	R: 0 E: 0 K: 0 S: 4	H: 2 LOB: 1 BB: 0 P: 4	R: 0 E: 0 K: 0 S: 3	H: 0 LOB: 0 BB: 0 P: 3		1B: 7 2B: 2 3B: 0 HR: 0	SF: 1 SAC: 1 DP: 2 HBP: 0	WP: 0 PB: 0 SB: 1 CS: 0	PA: 38														
PITCHER	IP WLS BF H R ER SO BB IBB HBP BLK WP HR S P ERA WHIP																																		
Joe Horlen, R (1, 1) ERA: 3.8	6.2		30	7	3	3	3	4	0	0	0	0	0	0	0	32	48	4.05	1.650																
Dan Osinski, R (7, 1) ERA: 1.52	0.1	W	1	0	0	0	1	0	0	0	0	0	0	0	0	3	3	0.00	0.000																
Wilbur Wood, L (8, 1) ERA: 2.98	2.0	S	7	2	0	0	0	0	0	0	0	0	0	0	0	7	7	0.00	1.000																

Batter	1	2	3	4	5	6	7	8	9	AB	R	H	RBI	BB	SO	LOB	BOTTOM																		
Tom McCraw, L (1, 8) OBP: 0.323, SLG: 0.240	G1-6-3		F5			4-3				3	0	1	0	1	0	1	Cleveland Indians @ Chicago White Sox Milwaukee County Stadium, Milwaukee, WI Wed Jun 11 1969, 8:05 PM EDT Att: 15,715 - Unknown livebaseballscorecards.com																		
Luis Aparicio, R (1, 6) OBP: 0.342, SLG: 0.354	F7		F6			F6				3	0	0	0	1	0	2																			
Carlos May, L (1, 7) OBP: 0.378, SLG: 0.523	G1-6-3				4-3					4	0	0	0	0	1	4																			
Pete Ward, L (1, 5) OBP: 0.336, SLG: 0.358 Bill Melton, R (8, 5) OBP: 0.309, SLG: 0.438		4-3			F8		E4		K	3	0	0	0	0	0	0																			
Gail Hopkins, L (1, 3) OBP: 0.400, SLG: 0.420 Ken Berry, R (8, 8) OBP: 0.290, SLG: 0.281		F3			HR		E3		1B	3	2	1	1	0	0	1																			
Ed Herrmann, L (1, 2) OBP: 0.388, SLG: 0.467		FC6-4			F5		FC1-5		1B	3	1	1	0	1	0	2																			
Bobby Knoop, R (1, 4) OBP: 0.313, SLG: 0.355	FC6-4						1B		K	4	1	1	1	0	2	3																			
Buddy Bradford, R (1, 9) OBP: 0.356, SLG: 0.434							1B		K	3	0	2	1	1	1	0																			
Joe Horlen, R (1, 1) OBP: 0.222, SLG: 0.259 Dan Osinski, R (7, 1) ERA: 5.01 Duane Josephson, R (7, PH) OBP: 0.260, SLG: 0.273 Wilbur Wood, R (8, 1) ERA: 5.74			F7				SF7		B2	2	0	0	0	0	0	1																			
Inning Stats	R: 0 E: 0 K: 0 S: 3	H: 1 LOB: 0 BB: 0 P: 3	R: 0 E: 0 K: 0 S: 3	H: 0 LOB: 1 BB: 1 P: 7	R: 0 E: 0 K: 0 S: 4	H: 1 LOB: 1 BB: 0 P: 4	R: 1 E: 0 K: 0 S: 4	H: 1 LOB: 0 BB: 0 P: 4	R: 0 E: 0 K: 2 S: 7	H: 0 LOB: 0 BB: 0 P: 7	R: 0 E: 0 K: 0 S: 3	H: 0 LOB: 0 BB: 0 P: 3	R: 3 E: 2 K: 1 S: 9	H: 2 LOB: 3 BB: 2 P: 17	R: 0 E: 0 K: 2 S: 8	H: 1 LOB: 3 BB: 2 P: 16		1B: 5 2B: 0 3B: 0 HR: 1	SF: 1 SAC: 0 DP: 1 HBP: 0	WP: 1 PB: 0 SB: 0 CS: 0	PA: 36														
PITCHER	IP WLS BF H R ER SO BB IBB HBP BLK WP HR S P ERA WHIP																																		
Luis Tiant, R (1, 1) ERA: 4.74	6.1	L	26	5	4	1	2	1	0	0	0	0	0	0	0	29	33	1.42	0.947																
Stan Williams, R (7, 1) ERA: 5.01	0.1		3	0	0	0	0	1	1	0	0	0	0	0	0	1	9	0.00	3.000																
Juan Pizarro, L (7, 1) ERA: 3.86	0.2		4	1	0	0	2	1	0	0	0	0	0	0	0	7	11	0.00	3.000																
Horacio Pina, R (8, 1) ERA: 5.74	0.2		3	0	0	0	1	0	1	0	0	0	0	0	0	4	8	0.00	0.000																

Batter	1	2	3	4	5	6	7	8	9	AB R H RBI BB SO LOB	TOP											
Russ Snyder, L (1.7) OBP: 0.371, SLG: 0.355	F5		K			BB 1B	IBB		IBB	3 1 1 0 2 1 1	Cleveland Indians @ Minnesota Twins Metropolitan Stadium, Bloomington, MI Fri Jun 13 1969, 8:05 PM EDT Att: 14,218 - Unknown - 58 F											
Lary Brown, R (1.6) OBP: 0.356, SLG: 0.361	P3			5-3		BB 1B	F2		SF7	3 1 0 1 1 0 3												
Ken Harrelson, R (1.9) OBP: 0.293, SLG: 0.365	F7			F9		BB		E2	P5	4 1 0 0 1 0 2												
Tony Horton, R (1.3) OBP: 0.284, SLG: 0.463		L9		F9		BB		F8		4 0 1 2 0 0 1												
Jose Cardenal, R (1.8) OBP: 0.276, SLG: 0.352					1-3	SF9-3-6-3-4			G6-3	3 0 1 1 0 0 1												
Zoilo Versalles, R (1.5) OBP: 0.329, SLG: 0.348		L9			F6		6-3		1B	4 1 1 0 0 0 1												
Davey Nelson, R (1.4) Chuck Hinton, R (7, PR) Vern Fuller, R (7.4) OBP: 0.294, SLG: 0.271			K		K		FC4-6		SH1-4 SF7	3 0 1 0 0 2 1 0 0 0 0 0 0 0 1 1 1 0 0 0 0												
Ken Suarez, R (1.2) OBP: 0.286, SLG: 0.714			K			HR	FC4-6		SH1-4	4 1 2 2 0 1 1												
Sam McDowell, L (1.1) OBP: 0.257, SLG: 0.286						K			SH1-4	3 0 2 0 0 1 0												
Inning Stats	R: 0 E: 0 K: 0 S: 3	H: 0 LOB: 0 BB: 0 P: 3	R: 0 E: 0 K: 1 S: 6	H: 1 LOB: 1 BB: 0 P: 6	R: 0 E: 0 K: 2 S: 7	H: 1 LOB: 1 BB: 0 P: 7	R: 0 E: 0 K: 0 S: 3	H: 0 LOB: 0 BB: 0 P: 3	R: 0 E: 0 K: 1 S: 5	H: 0 LOB: 0 BB: 0 P: 5		R: 4 E: 0 K: 1 S: 7	H: 3 LOB: 0 BB: 2 P: 15	R: 0 E: 0 K: 0 S: 5	H: 2 LOB: 3 BB: 1 P: 9	R: 0 E: 1 K: 0 S: 3	H: 0 LOB: 0 BB: 0 P: 3	R: 2 E: 0 K: 0 S: 6	H: 3 LOB: 2 BB: 1 P: 10	1B: 8 2B: 3 3B: 0 HR: 1	SF: 2 SAC: 1 DP: 3 HBP: 0	WP: 0 PB: 0 SB: 0 CS: 1
PITCHER	IP WLS BF H R ER SO BB IBB HBP BLK WP HR S P ERA WHIP											IP WLS BF H R ER SO BB IBB HBP BLK WP HR S P ERA WHIP										
Jim Perry, R (1.1) ERA: 3.56	5.1 L 21 4 4 4 5 2 0 0 0 0 0 1 29 37 6.75 1.125																					
Al Worthington, R (6.1) ERA	0.2 2 1 0 0 0 0 0 0 0 0 0 0 2 2 0.00 1.500																					
Bob Miller, R (7.1) ERA: 2.81	2.0 12 5 2 2 0 0 0 1 0 0 0 0 0 11 15 9.00 2.500																					
Jerry Crider, R (9.1) ERA	1.0 4 0 0 0 0 0 0 1 0 0 0 0 0 3 7 0.00 0.000																					

Batter	1	2	3	4	5	6	7	8	9	AB R H RBI BB SO LOB	BOTTOM											
Cesar Tovar, R (1.5) OBP: 0.231, SLG: 0.253	F2		F5		FC6-4		L6		F9	5 0 0 0 0 0 3	Cleveland Indians @ Minnesota Twins Metropolitan Stadium, Bloomington, MI Fri Jun 13 1969, 8:05 PM EDT Att: 14,218 - Unknown - 58 F											
Rod Carew, L (1.4) Frank Quilici, R (9, PR) OBP: 0.167, SLG: 0.135	FC5-4 HBP		K		PB		K		E6	4 0 1 0 1 2 1 0 1 0 0 0 0 0												
Harmon Killebrew, R (1.3) OBP: 0.415, SLG: 0.565	FC5-4 HBP		6-3		F9		F8		HR	4 1 1 3 0 0 2												
Bob Allison, R (1.7) OBP: 0.316, SLG: 0.379	FC5-4 S			1B		2B		P6	K	4 0 1 0 1 1 3												
Tony Oliva, L (1.9) OBP: 0.379, SLG: 0.444	1-3				F8					4 0 2 0 0 0 5												
Leo Cardenas, R (1.6) OBP: 0.339, SLG: 0.386		4-3		K		E4		K		4 0 0 0 0 2 2												
George Mitterwald, R (1.2) OBP: 0.294, SLG: 0.361		F7		K		1-3		P4		4 0 0 0 0 1 3												
Ted Uhlhaender, L (1.8) OBP: 0.315, SLG: 0.275		E1			FC6-4 PB		F8		4-3	3 1 1 0 1 0 1												
Jim Perry, S (1.1) Al Worthington, R (6.1) Graig Nettles, L (6, PH) Bob Miller, R (7.1) Jerry Crider, R (9.1) Rick Rantick, R (9, PH) OBP: 0.258, SLG: 0.259		F8			FC6-4 BB		K		E	1 0 0 0 1 0 1 0 0 0 0 0 0 0 1 0 0 0 0 0 1 0 0 0 0 0 0 0 0 0 0 0 0 0 0 1 1 1 0 0 0 0												
Inning Stats	R: 0 E: 0 K: 0 S: 4	H: 1 LOB: 2 BB: 0 P: 5	R: 0 E: 1 K: 0 S: 4	H: 1 LOB: 1 BB: 0 P: 4	R: 0 E: 0 K: 1 S: 5	H: 0 LOB: 0 BB: 0 P: 5	R: 0 E: 0 K: 2 S: 8	H: 2 LOB: 1 BB: 0 P: 8	R: 1 E: 0 K: 0 S: 3	H: 0 LOB: 3 BB: 4 P: 19		R: 0 E: 1 K: 1 S: 6	H: 0 LOB: 1 BB: 0 P: 6	R: 0 E: 0 K: 1 S: 5	H: 0 LOB: 0 BB: 0 P: 5	R: 0 E: 0 K: 1 S: 6	H: 1 LOB: 1 BB: 0 P: 6	R: 3 E: 1 K: 1 S: 8	H: 2 LOB: 1 BB: 0 P: 8	1B: 5 2B: 1 3B: 0 HR: 1	SF: 0 SAC: 0 DP: 0 HBP: 1	WP: 0 PB: 1 SB: 2 CS: 0
PITCHER	IP WLS BF H R ER SO BB IBB HBP BLK WP HR S P ERA WHIP											IP WLS BF H R ER SO BB IBB HBP BLK WP HR S P ERA WHIP										
Sam McDowell, L (1.1) ERA: 2.59	9.0 W 40 7 4 0 7 3 1 1 0 0 0 1 49 66 0.00 1.111																					



Batter	1	2	3	4	5	6	7	8	9	AB	R	H	RBI	BB	SO	LOB	TOP			
Russ Snyder, L (1, 8) OBP: 0.369, SLG: 0.347										4	0	1	0	0	0	3	Cleveland Indians @ Minnesota Twins Metropolitan Stadium, Bloomington, MI Sun Jun 15 1969, 4:33 AM EDT Att: 20,712 - Unknown - 70 F livebaseballscorecards.com			
Lary Brown, R (1, 6) OBP: 0.351, SLG: 0.355										4	1	1	0	0	1	1				
Ken Harrelson, R (1, 9) OBP: 0.294, SLG: 0.357										4	1	0	0	0	1	2				
Tony Horton, R (1, 3) OBP: 0.298, SLG: 0.469										4	0	2	1	0	1	0				
Lee Mays, L (1, 7) OBP: 0.302, SLG: 0.321										4	0	0	1	0	0	2				
Zoilo Versalles, R (1, 4) OBP: 0.335, SLG: 0.345										2	0	0	0	1	1	3				
Riche Scheinblum, S (9, PH) OBP: 0.213, SLG: 0.160										1	0	0	0	0	1	0				
Lou Klimchok, L (1, 5) OBP: 0.381, SLG: 0.513										4	0	0	0	0	2	3				
Ken Suarez, R (1, 2) OBP: 0.333, SLG: 0.571										2	0	0	0	1	0	2				
Steve Hargan, R (1, 1) OBP: 0.286, SLG: 0.286										3	0	1	0	0	0	2				
Juan Pizarro, L (7, 1) OBP: 0.143, SLG: 0.143										0	0	0	0	0	0	0				
Inning Stats	R: 0 E: 0 K: 2 S: 7	H: 1 LOB: 0 BB: 0 P: 7	R: 0 E: 0 K: 0 S: 3	H: 1 LOB: 0 BB: 0 P: 3	R: 0 E: 0 K: 0 S: 3	H: 0 LOB: 1 BB: 1 P: 7	R: 2 E: 2 K: 2 S: 11	H: 2 LOB: 2 BB: 0 P: 11	R: 0 E: 1 K: 0 S: 4	H: 1 LOB: 1 BB: 0 P: 4	R: 0 E: 0 K: 1 S: 5	H: 0 LOB: 1 BB: 1 P: 9	R: 0 E: 0 K: 0 S: 3	H: 0 LOB: 0 BB: 0 P: 3	R: 0 E: 0 K: 2 S: 7	H: 0 LOB: 0 BB: 0 P: 7	1B: 5 2B: 0 3B: 0 HR: 0	SF: 0 SAC: 0 DP: 2 HBP: 0	WP: 0 PB: 0 SB: 0 CS: 1	PA: 34
PITCHER Dave Boswell, R (1, 1) ERA: 2.93	IP: 9.0 WLS: W BF: 34 H: 5 R: 2 ER: 1 SO: 7 BB: 2 IBB: 0 HBP: 0 BLK: 0 WP: 0 HR: 0 S: 46 P: 54 ERA: 1.00 WHIP: 0.778															PITCHER				

Batter	1	2	3	4	5	6	7	8	9	AB	R	H	RBI	BB	SO	LOB	BOTTOM			
Ted Uhlhaender, L (1, 8) OBP: 0.313, SLG: 0.273										5	1	1	0	0	0	2	Cleveland Indians @ Minnesota Twins Metropolitan Stadium, Bloomington, MI Sun Jun 15 1969, 4:33 AM EDT Att: 20,712 - Unknown - 70 F livebaseballscorecards.com			
Rod Carew, L (1, 4) OBP: 0.454, SLG: 0.569										2	2	1	0	2	0	0				
Tony Oliva, L (1, 9) OBP: 0.371, SLG: 0.432										4	0	1	0	0	2	5				
Harmon Killebrew, R (1, 5) OBP: 0.414, SLG: 0.563										2	0	1	2	2	0	0				
Rich Reese, L (1, 3) OBP: 0.301, SLG: 0.460										4	0	0	0	0	0	5				
Cesar Tovar, R (9, 7) OBP: 0.233, SLG: 0.255										0	0	0	0	0	0	0				
Graig Nettles, L (1, 7) OBP: 0.339, SLG: 0.416										3	0	1	1	1	0	2				
Frank Quilici, R (9, 5) OBP: 0.175, SLG: 0.145										0	0	0	0	0	0	0				
Leo Cardenas, R (1, 6) OBP: 0.332, SLG: 0.377										4	0	0	0	0	0	6				
John Roseboro, L (1, 2) OBP: 0.392, SLG: 0.393										3	0	0	0	1	0	0				
Dave Boswell, R (1, 1) OBP: 0.132, SLG: 0.216										3	0	0	0	1	2	1				
Inning Stats	R: 2 E: 0 K: 0 S: 5	H: 2 LOB: 1 BB: 1 P: 9	R: 0 E: 0 K: 1 S: 5	H: 0 LOB: 1 BB: 1 P: 9	R: 0 E: 0 K: 0 S: 4	H: 1 LOB: 3 BB: 2 P: 12	R: 0 E: 0 K: 1 S: 6	H: 1 LOB: 2 BB: 1 P: 10	R: 0 E: 1 K: 0 S: 4	H: 0 LOB: 1 BB: 0 P: 4	R: 0 E: 0 K: 1 S: 5	H: 0 LOB: 0 BB: 0 P: 5	R: 1 E: 0 K: 1 S: 6	H: 1 LOB: 2 BB: 2 P: 14	R: 0 E: 0 K: 0 S: 3	H: 0 LOB: 0 BB: 0 P: 3	1B: 4 2B: 0 3B: 1 HR: 0	SF: 0 SAC: 0 DP: 0 HBP: 0	WP: 0 PB: 0 SB: 0 CS: 0	PA: 37
PITCHER Steve Hargan, R (1, 1) ERA: 8.2	IP: 6.1 WLS: L BF: 31 H: 4 R: 3 ER: 3 SO: 4 BB: 6 IBB: 1 HBP: 0 BLK: 0 WP: 0 HR: 0 S: 32 P: 60 ERA: 4.26 WHIP: 1.579															PITCHER				
Juan Pizarro, L (7, 1) ERA: 3.67	IP: 1.2 WLS: L BF: 6 H: 1 R: 0 ER: 0 SO: 0 BB: 0 IBB: 0 HBP: 0 BLK: 0 WP: 0 HR: 0 S: 6 P: 6 ERA: 0.00 WHIP: 0.600															PITCHER				

Batter	1	2	3	4	5	6	7	8	9	AB	R	H	RBI	BB	SO	LOB	TOP			
Dick Schofield, S OBP: 0.426, SLG: 0.494										3	2	1	0	2	1	2	Boston Red Sox @ Cleveland Indians Cleveland Municipal Stadium, Cleveland, OH Mon Jun 16 1969, 7:05 PM EDT Att: 7,160 - Unknown			
Dalton Jones, L OBP: 0.393, SLG: 0.359										5	1	1	0	0	1	3				
Carl Yastrzemski, L OBP: 0.499, SLG: 0.593 George Thomas, R OBP: 0.399, SLG: 0.417										5	1	1	2	0	1	2				
Reggie Smith, S OBP: 0.376, SLG: 0.585										5	3	3	4	0	0	0				
Rico Petrocelli, R OBP: 0.454, SLG: 0.710										3	1	0	0	2	2	0				
Joe Lahoud, L OBP: 0.305, SLG: 0.284										5	0	2	0	0	2	3				
George Scott, R OBP: 0.300, SLG: 0.338										4	0	1	0	1	0	2				
Russ Gibson, R OBP: 0.255, SLG: 0.264										4	0	1	2	0	0	3				
Mike Nagy, R OBP: 0.067, SLG: 0.069 Sonny Siebert, R OBP: 0.269, SLG: 0.174 Lee Stange, R OBP: 0.231, SLG: 0.091										3	0	0	0	0	1	5				
Inning Stats	R: 2 E: 0 K: 1 S: 6	H: 1 LOB: 0 BB: 1 P: 10	R: 0 E: 0 K: 1 S: 6	H: 1 LOB: 1 BB: 0 P: 6	R: 0 E: 0 K: 1 S: 5	H: 0 LOB: 0 BB: 0 P: 5	R: 2 E: 0 K: 2 S: 9	H: 2 LOB: 2 BB: 2 P: 17	R: 0 E: 0 K: 0 S: 3	H: 1 LOB: 2 BB: 1 P: 10	R: 3 E: 0 K: 1 S: 7	H: 2 LOB: 0 BB: 1 P: 11	R: 0 E: 0 K: 0 S: 5	H: 2 LOB: 2 BB: 0 P: 5	R: 1 E: 0 K: 1 S: 7	H: 2 LOB: 1 BB: 0 P: 7		1B: 7 2B: 1 3B: 0 HR: 3	SF: 0 SAC: 0 DP: 0 HBP: 0	WP: 0 PB: 0 SB: 0 CS: 0
PITCHER	IP WLS BF H R ER SO BB IBB HBP BLK WP HR S P ERA WHIP																			
Luis Tiant, R ERA: 4.83	(1, 1) 6.0 27 5 4 4 6 3 1 0 0 0 0 1 35 51 6.00 1.333																			
Juan Pizarro, L ERA: 4.21	(7, 1) 2.0 L 11 4 3 3 1 1 0 0 0 0 0 1 12 16 13.50 2.500																			
Mike Paul, L ERA: 4.12	(9, 1) 1.0 5 2 1 1 1 0 0 0 0 0 0 1 7 7 9.00 2.000																			

AB	38
R	8
H	11
RBI	8
BB	5
SO	8
LOB	20



Batter	1	2	3	4	5	6	7	8	9	AB	R	H	RBI	BB	SO	LOB	BOTTOM					
Zoilo Versalles, R OBP: 0.329, SLG: 0.338										3	0	0	0	0	0	1	Boston Red Sox @ Cleveland Indians Cleveland Municipal Stadium, Cleveland, OH Mon Jun 16 1969, 7:05 PM EDT Att: 7,160 - Unknown					
Lou Klimchok, L OBP: 0.395, SLG: 0.525 Chuck Hinton, R OBP: 0.283, SLG: 0.341 Vern Fuller, R OBP: 0.300, SLG: 0.328										4	0	0	0	1	0	2						
Larry Brown, R OBP: 0.348, SLG: 0.348										4	1	2	2	1	1	0						
Ken Harrelson, R OBP: 0.301, SLG: 0.379										4	1	2	2	1	1	0						
Tony Horton, R OBP: 0.296, SLG: 0.463										5	0	1	0	0	0	5						
Russ Snyder, L OBP: 0.362, SLG: 0.340										5	0	1	0	0	0	1						
Jose Cardenal, R OBP: 0.278, SLG: 0.344										3	1	0	0	1	0	1						
Max Alvis, R OBP: 0.288, SLG: 0.313										4	1	1	0	0	0	3						
Ken Suarez, R OBP: 0.421, SLG: 0.588										3	1	2	0	1	0	2						
Luis Tiant, R OBP: 0.267, SLG: 0.345 Lee Maye, L OBP: 0.299, SLG: 0.318 Juan Pizarro, L OBP: 0.143, SLG: 0.143 Riche Scheinlum, S OBP: 0.211, SLG: 0.159 Mike Paul, L										1	0	0	0	0	0	0						
Inning Stats	R: 0 E: 0 K: 1 S: 5	H: 0 LOB: 0 BB: 0 P: 5	R: 0 E: 0 K: 0 S: 4	H: 1 LOB: 1 BB: 1 P: 8	R: 0 E: 0 K: 0 S: 3	H: 0 LOB: 0 BB: 0 P: 3	R: 1 E: 0 K: 0 S: 5	H: 2 LOB: 1 BB: 0 P: 5	R: 0 E: 1 K: 0 S: 5	H: 1 LOB: 3 BB: 1 P: 9	R: 4 E: 1 K: 0 S: 7	H: 3 LOB: 2 BB: 2 P: 15	R: 0 E: 0 K: 0 S: 3	H: 0 LOB: 0 BB: 0 P: 3	R: 0 E: 0 K: 0 S: 4	H: 1 LOB: 1 BB: 0 P: 4	R: 0 E: 0 K: 0 S: 3	H: 0 LOB: 0 BB: 0 P: 3	1B: 6 2B: 1 3B: 0 HR: 1	SF: 0 SAC: 1 DP: 0 HBP: 0	WP: 0 PB: 1 SB: 1 CS: 0	PA: 41
PITCHER	IP WLS BF H R ER SO BB IBB HBP BLK WP HR S P ERA WHIP																					
Mike Nagy, R ERA: 2.69	(1, 1) 5.1 26 5 4 2 2 1 0 0 0 0 0 0 25 37 3.38 1.500																					
Sonny Siebert, R ERA: 4.21	(6, 1) 0.1 4 2 1 0 0 1 0 0 0 0 0 0 3 7 0.00 9.000																					
Lee Stange, R ERA: 3.17	(6, 1) 3.1 W 11 1 0 0 0 0 0 0 0 0 0 0 11 11 0.00 0.300																					

AB	36
R	5
H	8
RBI	5
BB	4
SO	1
LOB	19



Batter	1	2	3	4	5	6	7	8	9	AB	R	H	RBI	BB	SO	LOB	TOP					
Dick Schofield, S OBP: 0.324, SLG: 0.489 (1, 4)	L5		1B		E9 SF7		G3		K	5	1	2	0	0	1	1	Boston Red Sox @ Cleveland Indians Cleveland Municipal Stadium, Cleveland, OH Tue Jun 17 1969, 7:05 PM EDT Att: 7,737 - Unknown					
Dalton Jones, L OBP: 0.302, SLG: 0.358 (1, 3)	BB 1B		P5		SF7		G3			3	0	1	1	0	0	1						
Carl Yastrzemski, L OBP: 0.493, SLG: 0.583 (1, 7)	F7		F9		G4-3			G3-1		4	0	0	0	0	0	2						
Reggie Smith, S OBP: 0.374, SLG: 0.576 (1, 8)	1-2 BB		K		G4-1			F7		3	0	0	0	1	1	1						
Rico Petrocelli, R OBP: 0.455, SLG: 0.719 (1, 6)	K			HR			G5-3	BB		3	1	1	1	1	1	2						
Joe Lahoud, L OBP: 0.302, SLG: 0.271 (1, 9)		FC5-4 BB		K			F2	K		3	0	0	0	1	2	1						
George Scott, R OBP: 0.304, SLG: 0.346 (1, 5)		K		2B			K			4	0	2	0	0	2	1						
Tom Satriano, L OBP: 0.353, SLG: 0.295 (1, 2)		FC5-4 1-2		F9			G4-3		K	4	0	0	0	0	1	4						
Jim Lonborg, R OBP: 0.238, SLG: 0.211 Sparky Lyle, L OBP: 0.500, SLG: 0.333 Tony Conigliaro, R OBP: 0.321, SLG: 0.469 (1, 1) (8, 1) (9, PH)		K		K			B1		K	3	0	0	0	0	2	2						
										0	0	0	0	0	0	0						
										1	0	0	0	0	1	1						
Inning Stats	R: 0 E: 0 K: 1 S: 6	H: 1 LOB: 2 BB: 1 P: 10	R: 0 E: 0 K: 2 S: 7	H: 0 LOB: 1 BB: 1 P: 11	R: 0 E: 0 K: 1 S: 6	H: 1 LOB: 1 BB: 0 P: 6	R: 1 E: 0 K: 2 S: 9	H: 2 LOB: 1 BB: 0 P: 9	R: 1 E: 1 K: 0 S: 4	H: 1 LOB: 0 BB: 0 P: 4	R: 0 E: 0 K: 1 S: 6	H: 0 LOB: 1 BB: 0 P: 6	R: 0 E: 0 K: 0 S: 3	H: 0 LOB: 0 BB: 0 P: 3	R: 0 E: 0 K: 1 S: 5	H: 0 LOB: 1 BB: 1 P: 9	R: 0 E: 0 K: 3 S: 10	H: 1 LOB: 1 BB: 0 P: 10	1B: 4 2B: 1 3B: 0 HR: 1	SF: 1 SAC: 0 DP: 0 HBP: 0	WP: 0 PB: 1 SB: 0 CS: 0	PA: 37
PITCHER Stan Williams, R ERA: 4.52 (1, 1)	IP: 9.0 WLS: W BF: 37 H: 6 R: 2 ER: 1 SO: 11 BB: 3 IBB: 0 HBP: 0 BLK: 0 WP: 0 HR: 1 S: 56 P: 68 ERA: 1.00 WHIP: 1.000															PITCHER						

AB 33
R 2
H 6
RBI 2
BB 3
SO 11
LOB 16



Batter	1	2	3	4	5	6	7	8	9	AB	R	H	RBI	BB	SO	LOB	BOTTOM	
Richie Scheinblum, S OBP: 0.213, SLG: 0.163 Davey Nelson, R OBP: 0.182, SLG: 0.182 (1, 9) (8, PR) (9, 7)	G3-1	G4-3			G1			G4-3 WP 1B		4	0	1	0	0	0	2	Boston Red Sox @ Cleveland Indians Cleveland Municipal Stadium, Cleveland, OH Tue Jun 17 1969, 7:05 PM EDT Att: 7,737 - Unknown	
Larry Brown, R OBP: 0.350, SLG: 0.360 (1, 6)	G6-4-3 1B			3B	G6-3		G4-3	1-3		4	0	2	0	0	0	1		
Ken Harrelson, R OBP: 0.300, SLG: 0.377 (1, 7) (9, 3)	G6-4-3 1-2		F6		F8		1B SF8 1B	3-H		4	1	1	1	0	0	2		
Tony Horton, R OBP: 0.300, SLG: 0.461 Chuck Hinton, R OBP: 0.293, SLG: 0.341 (1, 3) (8, PR) (9, 8)		2B BB	K		F3		1-3 1B			3	1	1	0	1	1	1		
Russ Snyder, L OBP: 0.361, SLG: 0.349 Cap Peterson, R OBP: 0.405, SLG: 0.300 (1, 8) (8, PH) (9, 9)		G4-3 1-H 1B 2B	P6		L7		SF8	3-H		3	1	1	1	0	0	1		
Zoilo Versalles, R OBP: 0.322, SLG: 0.329 (1, 4)		G4-3		G5-3		K	L4			4	0	0	0	0	1	2		
Max Alvis, R OBP: 0.301, SLG: 0.322 (1, 5)		1B BB		1B			CS 1B			2	0	2	0	1	0	0		
Ken Suarez, R OBP: 0.364, SLG: 0.500 (1, 2)		K		K			K	1-2		3	0	0	0	0	3	4		
Stan Williams, R OBP: 0.100, SLG: 0.100 (1, 1)		1-2 3-H 1B		K			P4			3	0	1	1	0	1	1		
Inning Stats	R: 2 E: 0 K: 0 S: 3	H: 2 LOB: 2 BB: 2 P: 15	R: 0 E: 0 K: 1 S: 6	H: 1 LOB: 0 BB: 0 P: 6	R: 0 E: 0 K: 2 S: 8	H: 1 LOB: 1 BB: 0 P: 8	R: 0 E: 0 K: 0 S: 3	H: 0 LOB: 0 BB: 0 P: 3	R: 0 E: 0 K: 1 S: 5	H: 0 LOB: 0 BB: 0 P: 5	R: 0 E: 0 K: 1 S: 5	H: 1 LOB: 0 BB: 0 P: 5	R: 2 E: 0 K: 0 S: 6	H: 3 LOB: 1 BB: 0 P: 6	1B: 7 2B: 1 3B: 1 HR: 0	SF: 1 SAC: 0 DP: 1 HBP: 0		WP: 1 PB: 0 SB: 0 CS: 1
PITCHER Jim Lonborg, R ERA: 2.72 Sparky Lyle, L ERA: 2.45 (1, 1) (8, 1)	IP: 7.1 WLS: L BF: 31 H: 9 R: 4 ER: 0 SO: 4 BB: 0 IBB: 0 HBP: 0 BLK: 0 WP: 0 HR: 0 S: 41 P: 49 ERA: 4.91 WHIP: 1.500															PITCHER		

AB 30
R 4
H 9
RBI 4
BB 2
SO 6
LOB 14



Batter	1	2	3	4	5	6	7	8	9	AB	R	H	RBI	BB	SO	LOB	TOP			
Dick Schofield, S (1,4) OBP: 0.427, SLG: 0.489										4	0	2	0	0	1	1	Boston Red Sox @ Cleveland Indians Cleveland Municipal Stadium, Cleveland, OH Wed Jun 18 1969, 7:05 PM EDT Att: 14,058 - Unknown AB 35 R 1 H 9 RBI 1 BB 1 SO 7 LOB 14 			
Dalton Jones, L (1,3) OBP: 0.297, SLG: 0.351										4	0	0	0	0	2					
Carl Yastrzemski, L (1,7) OBP: 0.397, SLG: 0.572										4	0	0	0	0	2					
Reggie Smith, S (1,8) OBP: 0.376, SLG: 0.585										4	1	2	0	0	0					
Rico Petrocelli, R (1,6) OBP: 0.459, SLG: 0.719										3	0	2	1	1	0					
Tony Conigliaro, R (1,9) OBP: 0.315, SLG: 0.460										4	0	0	0	0	1	5				
George Scott, R (1,5) OBP: 0.303, SLG: 0.344										4	0	1	0	0	1	0				
Russ Gibson, R (1,2) OBP: 0.261, SLG: 0.271										4	0	2	0	0	1	0				
Ray Jarvis, R (1,1) George Thomas, R (9, PH) OBP: 0.350, SLG: 0.405										3	0	0	0	0	3	1				
Inning Stats	R: 0 E: 0 K: 1 S: 7	H: 2 LOB: 3 BB: 1 P: 11	R: 0 E: 0 K: 2 S: 8	H: 1 LOB: 1 BB: 0 P: 8	R: 1 E: 0 K: 0 S: 5	H: 2 LOB: 1 BB: 0 P: 5	R: 0 E: 0 K: 3 S: 9	H: 0 LOB: 0 BB: 0 P: 9	R: 0 E: 0 K: 0 S: 3	H: 0 LOB: 0 BB: 0 P: 3	R: 0 E: 0 K: 1 S: 5	H: 0 LOB: 0 BB: 0 P: 5	R: 0 E: 0 K: 0 S: 3	H: 0 LOB: 0 BB: 0 P: 3	R: 0 E: 1 K: 0 S: 6	H: 3 LOB: 3 BB: 0 P: 6	1B: 8 2B: 0 3B: 1 HR: 0	SF: 0 SAC: 0 DP: 1 HBP: 0	WP: 0 PB: 0 SB: 0 CS: 0	PA: 36
PITCHER Sam McDowell, L (1,1) ERA: 2.46	IP: 9.0 WLS: W BF: 36 H: 9 R: 1 ER: 1 SO: 7 BB: 0 IBB: 1 HBP: 0 BLK: 0 WP: 0 HR: 0 S: 49 P: 53 ERA: 1.00 WHIP: 1.000															PITCHER IP: WLS: BF: H: R: ER: SO: BB: IBB: HBP: BLK: WP: HR: S: P: ERA: WHIP				

Batter	1	2	3	4	5	6	7	8	9	AB	R	H	RBI	BB	SO	LOB	BOTTOM	
Richie Scheinblum, S (1,7) OBP: 0.216, SLG: 0.199										2	0	0	0	1	0	0	Boston Red Sox @ Cleveland Indians Cleveland Municipal Stadium, Cleveland, OH Wed Jun 18 1969, 7:05 PM EDT Att: 14,058 - Unknown AB 26 R 2 H 3 RBI 2 BB 3 SO 3 LOB 12 	
Davey Nelson, R (8, PH) OBP: 0.192, SLG: 0.182										0	0	0	0	0	0	0		
Chuck Hinton, R (9,7) OBP: 0.283, SLG: 0.341										0	0	0	0	0	0	0		
Larry Brown, R (1,6) OBP: 0.344, SLG: 0.353										4	0	0	0	0	0	3		
Ken Harrelson, R (1,9) OBP: 0.303, SLG: 0.390										3	1	1	1	1	0	3		
Tony Horton, R (1,3) OBP: 0.296, SLG: 0.455										3	0	0	0	0	0	1		
Russ Snyder, L (1,8) OBP: 0.361, SLG: 0.349										3	1	1	0	0	0	0		
Zoilo Versalles, R (1,4) OBP: 0.322, SLG: 0.329										3	0	1	0	0	0	0		
Max Alvis, R (1,5) OBP: 0.296, SLG: 0.315										3	0	0	1	0	0	2		
Ken Suarez, R (1,2) OBP: 0.360, SLG: 0.455										2	0	0	0	1	0	2		
Sam McDowell, L (1,1) OBP: 0.237, SLG: 0.263										3	0	0	0	0	3	1		
Inning Stats	R: 1 E: 0 K: 0 S: 4	H: 1 LOB: 0 BB: 0 P: 4	R: 0 E: 0 K: 0 S: 3	H: 0 LOB: 0 BB: 0 P: 3	R: 0 E: 0 K: 1 S: 5	H: 0 LOB: 0 BB: 0 P: 5	R: 0 E: 0 K: 0 S: 2	H: 0 LOB: 0 BB: 1 P: 6	R: 0 E: 0 K: 0 S: 3	H: 0 LOB: 0 BB: 0 P: 3	R: 0 E: 0 K: 1 S: 5	H: 2 LOB: 1 BB: 0 P: 5	R: 0 E: 1 K: 1 S: 6	H: 0 LOB: 1 BB: 0 P: 6	1B: 2 2B: 0 3B: 0 HR: 1	SF: 0 SAC: 0 DP: 3 HBP: 0		WP: 0 PB: 1 SB: 0 CS: 0
PITCHER Ray Jarvis, R (1,1) ERA: 3.5	IP: 8.0 WLS: L BF: 30 H: 3 R: 2 ER: 2 SO: 3 BB: 3 IBB: 0 HBP: 0 BLK: 0 WP: 0 HR: 1 S: 33 P: 45 ERA: 2.25 WHIP: 0.750															PITCHER IP: WLS: BF: H: R: ER: SO: BB: IBB: HBP: BLK: WP: HR: S: P: ERA: WHIP		

Batter	1	2	3	4	5	6	7	8	9	AB	R	H	RBI	BB	SO	LOB	TOP	
Don Buford, S OBP: 0.394, SLG: 0.412 (1, 4)	F5	FC4-6			4-3				P4	5	0	1	0	0	0	2		
Mark Belanger, R OBP: 0.360, SLG: 0.360 (1, 6)	2B			K					P4	3	1	1	0	1	1	1		
Paul Blair, R OBP: 0.352, SLG: 0.513 (1, 8)	P5			K	B1-3				F9	4	0	0	0	0	1	3		
Boog Powell, L OBP: 0.402, SLG: 0.561 (1, 3)	1H								6-3	4	1	3	1	0	0	0		
Brooks Robinson, R OBP: 0.298, SLG: 0.411 (1, 5)	F9			FC6-4					1B	4	0	1	0	0	0	3		
Dave May, L OBP: 0.214, SLG: 0.263 (1, 9)					L5				P3	3	0	0	0	0	0	1		
Merv Rettenmund, R OBP: 0.345, SLG: 0.406 (1, 7)					6-3				F8	4	0	0	0	0	0	2		
Clay Dalrymple, L OBP: 0.444, SLG: 0.524 (1, 2)					F7				F2	4	0	1	0	0	0	1		
Tom Phoebus, R OBP: 0.314, SLG: 0.303 (1, 1)									K	2	0	1	0	0	1	0		
Dick Hall, R OBP: 0.500, SLG: 0.333 (5, 1)										0	0	0	0	0	0	0		
Curt Motton, R OBP: 0.167, SLG: 0.118 (7, PH)										1	0	0	0	0	0	0		
Pete Richert, L OBP: 0.301, SLG: 0.305 (7, 1)										0	0	0	0	0	0	0		
Eliud Hendricks, L OBP: 0.301, SLG: 0.305 (9, PH)										1	0	0	0	0	1	0		
Inning Stats	R: 1 E: 0 K: 0 S: 4	H: 1 LOB: 1 BB: 1 P: 8	R: 0 E: 0 K: 0 S: 5	H: 2 LOB: 2 BB: 0 P: 5	R: 0 E: 0 K: 2 S: 8	H: 1 LOB: 0 BB: 0 P: 3	R: 0 E: 0 K: 0 S: 6	H: 1 LOB: 1 BB: 0 P: 6	R: 0 E: 0 K: 0 S: 4	H: 1 LOB: 1 BB: 0 P: 4	R: 0 E: 0 K: 0 S: 4	H: 1 LOB: 1 BB: 0 P: 4	R: 0 E: 0 K: 1 S: 5	H: 0 LOB: 0 BB: 0 P: 5	1B: 7 2B: 1 3B: 0 HR: 0	SF: 0 SAC: 0 DP: 0 HBP: 1	WP: 0 PB: 1 SB: 0 CS: 0	PA: 37
PITCHER Luis Tiant, R ERA: 4.45 (1, 1)	IP: 9.0 WLS: W BF: 37 H: 8 R: 2 ER: 1 SO: 4 BB: 1 IBB: 0 HBP: 1 BLK: 0 WP: 0 HR: 0 S: 43 P: 48 ERA: 1.00 WHIP: 1.000															PITCHER		

Baltimore Orioles @ Cleveland Indians
Cleveland Municipal Stadium, Cleveland, OH
Fri Jun 20 1969, 7:05 PM EDT
Unknown

AB 35
R 2
H 8
RBI 1
BB 1
SO 4
LOB 13



Batter	1	2	3	4	5	6	7	8	9	AB	R	H	RBI	BB	SO	LOB	BOTTOM	
Russ Snyder, L OBP: 0.352, SLG: 0.333 (1, 8)	FC5-4								F3	2	0	0	0	1	0	0		
Jose Cardenal, R OBP: 0.277, SLG: 0.342 (6, 8)	1B									1	0	0	0	0	0	1		
Larry Brown, R OBP: 0.341, SLG: 0.347 (1, 6)	FC5-4								F7	3	1	1	0	1	0	1		
Ken Harrelson, R OBP: 0.299, SLG: 0.380 (1, 9)	FC5-4								6-3	3	1	0	0	1	1	3		
Duke Sims, L OBP: 0.361, SLG: 0.549 (1, 2)	K								K	4	1	1	2	0	2	3		
Tony Horton, R OBP: 0.291, SLG: 0.445 (1, 3)	4-3								K	4	1	1	0	0	1	2		
Lou Klimchuck, L OBP: 0.388, SLG: 0.500 (1, 5)									K	3	1	1	1	0	0	1		
Zoilo Versalles, R OBP: 0.319, SLG: 0.325 (6, 5)									K	1	0	0	0	0	1	0		
Richie Scheinblum, S OBP: 0.219, SLG: 0.167 (1, 7)	4-3								5-3	4	1	2	1	0	0	0		
Vern Fuller, R OBP: 0.288, SLG: 0.313 (1, 4)	F3								F8	3	0	0	1	0	0	0		
Luis Tiant, R OBP: 0.303, SLG: 0.452 (1, 1)										2	1	1	2	1	1	0		
Inning Stats	R: 0 E: 0 K: 1 S: 6	H: 1 LOB: 2 BB: 1 P: 10	R: 0 E: 0 K: 0 S: 3	H: 0 LOB: 0 BB: 0 P: 3	R: 0 E: 0 K: 1 S: 5	H: 0 LOB: 0 BB: 0 P: 5	R: 5 E: 1 K: 0 S: 7	H: 3 LOB: 0 BB: 1 P: 11	R: 2 E: 0 K: 0 S: 5	H: 3 LOB: 2 BB: 1 P: 9	R: 0 E: 0 K: 3 S: 9	H: 0 LOB: 0 BB: 0 P: 9	R: 0 E: 0 K: 1 S: 5	H: 0 LOB: 0 BB: 0 P: 5	1B: 5 2B: 0 3B: 0 HR: 2	SF: 0 SAC: 1 DP: 0 HBP: 0	WP: 0 PB: 0 SB: 1 CS: 0	PA: 35
PITCHER Tom Phoebus, R ERA: 3.69 (1, 1)	IP: 4.1 WLS: L BF: 22 H: 5 R: 7 ER: 4 SO: 2 BB: 3 IBB: 0 HBP: 0 BLK: 0 WP: 0 HR: 2 S: 23 P: 35 ERA: 8.31 WHIP: 1.846															PITCHER		
Dick Hall, R ERA: 1.72 (5, 1)	1.2 7 2 0 0 0 1 0 0 0 0 0 6 10 0.00 1.800																	
Pete Richert, L ERA: 2.55 (7, 1)	2.0 6 0 0 0 0 4 0 0 0 0 0 14 14 0.00 0.000																	

Baltimore Orioles @ Cleveland Indians
Cleveland Municipal Stadium, Cleveland, OH
Fri Jun 20 1969, 7:05 PM EDT
Unknown

AB 30
R 7
H 7
RBI 7
BB 4
SO 6
LOB 11



Batter	1	2	3	4	5	6	7	8	9	AB	R	H	RBI	BB	SO	LOB	TOP					
Don Buford, S (1, 7) OBP: 0.395, SLG: 0.427 Mark Belanger, R (7, 6) OBP: 0.379, SLG: 0.358										4	2	2	1	0	0	2	Baltimore Orioles @ Cleveland Indians Cleveland Municipal Stadium, Cleveland, OH Fri Jun 20 1969, 7:05 PM EDT Att: 14,962 - Unknown					
Paul Blair, R (1, 8) OBP: 0.354, SLG: 0.523										4	1	2	1	0	0	1						
Frank Robinson, R (1, 9) OBP: 0.430, SLG: 0.579										4	0	2	0	0	1	1						
Boog Powell, L (1, 3) OBP: 0.404, SLG: 0.558										3	1	1	0	1	0	1						
Brooks Robinson, R (1, 5) OBP: 0.301, SLG: 0.426										3	1	2	3	0	1	0						
Davey Johnson, R (1, 4) OBP: 0.333, SLG: 0.374										4	0	1	0	0	0	3						
Eliot Hendricks, L (1, 2) OBP: 0.307, SLG: 0.305										3	0	1	0	1	1	1						
Bobby Floyd, R (1, 6) OBP: 0.227, SLG: 0.238 Merv Rettenmund, R (7, 7) OBP: 0.341, SLG: 0.400										3	0	0	0	0	1	3						
Marcelino Lopez, R (1, 1) OBP: 0.333, SLG: 0.143 Eddie Watt, R (7, 1)										2	0	0	0	1	1	1						
Inning Stats	R: 1 E: 0 K: 0 S: 5	H: 2 LOB: 2 BB: 1 P: 9	R: 0 E: 0 K: 0 S: 3	H: 1 LOB: 1 BB: 1 P: 7	R: 0 E: 0 K: 0 S: 3	H: 1 LOB: 0 BB: 0 P: 3	R: 0 E: 0 K: 0 S: 4	H: 1 LOB: 1 BB: 0 P: 4	R: 1 E: 0 K: 1 S: 6	H: 2 LOB: 0 BB: 0 P: 6	R: 0 E: 0 K: 1 S: 5	H: 1 LOB: 0 BB: 0 P: 5	R: 0 E: 0 K: 2 S: 7	H: 0 LOB: 1 BB: 1 P: 11	R: 3 E: 0 K: 1 S: 8	H: 3 LOB: 0 BB: 0 P: 8		R: 0 E: 0 K: 1 S: 5	H: 0 LOB: 0 BB: 0 P: 5	1B: 8 2B: 0 3B: 0 HR: 3	SF: 1 SAC: 0 DP: 2 HBP: 0	WP: 1 PB: 0 SB: 0 CS: 1
PITCHER	IP WLS BF H R ER SO BB IBB HBP BLK WP HR S P ERA WHIP																					
Steve Hargan, R (1, 1) ERA: 7.49	7.1 L 31 10 4 4 4 4 2 1 0 0 1 2 36 48 4.91 1.636																					
Gary Kroll, R (8, 1) ERA: 3.0	0.2 3 1 1 1 1 0 0 0 0 0 1 5 5 13.50 1.500																					
Larry Burchart, R (9, 1) ERA: 5.68	1.0 3 0 0 0 0 1 0 0 0 0 0 0 5 5 0.00 0.000																					

Batter	1	2	3	4	5	6	7	8	9	AB	R	H	RBI	BB	SO	LOB	BOTTOM			
Jose Cardenal, R (1, 8) OBP: 0.281, SLG: 0.342										3	0	1	0	1	0	1	Baltimore Orioles @ Cleveland Indians Cleveland Municipal Stadium, Cleveland, OH Fri Jun 20 1969, 7:05 PM EDT Att: 14,962 - Unknown			
Larry Brown, R (1, 6) OBP: 0.340, SLG: 0.345										4	0	1	0	0	1	4				
Ken Harrelson, R (1, 9) OBP: 0.302, SLG: 0.386										4	1	2	0	0	1	3				
Tony Horton, R (1, 3) OBP: 0.291, SLG: 0.442										4	0	1	0	0	1	2				
Cap Peterson, R (1, 7) OBP: 0.357, SLG: 0.257										4	0	0	0	0	1	1				
Zoilo Versalles, R (1, 4) OBP: 0.314, SLG: 0.319 Lou Klimchock, L (8, PH) OBP: 0.380, SLG: 0.489										3	0	0	0	0	0	0				
Max Alvis, R (1, 5) OBP: 0.291, SLG: 0.305										3	0	0	0	0	0	1				
Ken Suarez, R (1, 2) OBP: 0.310, SLG: 0.385 Russ Snyder, L (8, PH) OBP: 0.348, SLG: 0.330 Chuck Hinton, R (8, PR) OBP: 0.277, SLG: 0.333 Larry Burchart, R (9, 1)										2	0	0	0	0	1	0				
Steve Hargan, R (1, 1) OBP: 0.333, SLG: 0.333 Gary Kroll, R (8, 1)										2	0	1	0	0	0	0				
Duke Sims, L (8, PH) OBP: 0.357, SLG: 0.542										1	0	0	0	0	0	1				
Inning Stats	R: 0 E: 0 K: 0 S: 3	H: 1 LOB: 1 BB: 1 P: 7	R: 0 E: 0 K: 0 S: 3	H: 0 LOB: 0 BB: 0 P: 3	R: 0 E: 0 K: 1 S: 5	H: 0 LOB: 0 BB: 0 P: 5	R: 0 E: 0 K: 0 S: 3	H: 1 LOB: 0 BB: 0 P: 3	R: 0 E: 0 K: 1 S: 6	H: 1 LOB: 1 BB: 0 P: 6	R: 1 E: 2 K: 0 S: 5	H: 2 LOB: 1 BB: 0 P: 5	R: 0 E: 1 K: 1 S: 7	H: 1 LOB: 2 BB: 0 P: 7	R: 0 E: 0 K: 2 S: 7	H: 0 LOB: 0 BB: 0 P: 7	1B: 5 2B: 1 3B: 0 HR: 0	SF: 0 SAC: 0 DP: 3 HBP: 0	WP: 2 PB: 0 SB: 0 CS: 0	PA: 33
PITCHER	IP WLS BF H R ER SO BB IBB HBP BLK WP HR S P ERA WHIP																			
Marcelino Lopez, L (1, 1) ERA: 0.99	6.0 W 22 5 1 1 2 1 0 0 0 0 1 0 25 29 1.50 1.000																			
Eddie Watt, R (7, 1) ERA: 1.02	3.0 S 11 1 0 0 3 0 0 0 0 0 1 0 17 17 0.00 0.333																			

Batter	1	2	3	4	5	6	7	8	9	AB	R	H	RBI	BB	SO	LOB	TOP										
Don Buford, S OBP: 0.397, SLG: 0.433 (1, 7)										4	1	2	0	0	0	2	Baltimore Orioles @ Cleveland Indians Cleveland Municipal Stadium, Cleveland, OH Sat Jun 21 1969, 3:33 AM EDT Att: 14,503 - Unknown										
Paul Blair, R OBP: 0.356, SLG: 0.521 (1, 8)										3	1	1	0	1	0	2											
Frank Robinson, R OBP: 0.431, SLG: 0.582 (1, 9)										4	1	2	1	0	0	3											
Boog Powell, L OBP: 0.398, SLG: 0.548 (1, 3)										4	0	0	1	0	1	1											
Brooks Robinson, R OBP: 0.300, SLG: 0.423 (1, 5)										4	0	1	0	0	0	0											
Davey Johnson, R OBP: 0.332, SLG: 0.369 (1, 4)										3	0	0	0	0	2	1											
Eliot Hendricks, L OBP: 0.305, SLG: 0.299 (1, 2)										3	0	0	0	1	1	1											
Mark Belanger, R OBP: 0.377, SLG: 0.357 (1, 6)										4	0	1	0	0	1	2											
Mike Cuellar, L OBP: 0.050, SLG: 0.100 (1, 1)										4	0	1	0	0	1	1											
Inning Stats	R: 3 E: 0 K: 1 S: 9	H: 4 LOB: 2 BB: 1 P: 13	R: 0 E: 0 K: 0 S: 4	H: 1 LOB: 1 BB: 0 P: 4	R: 0 E: 0 K: 0 S: 3	H: 0 LOB: 1 BB: 0 P: 4	R: 0 E: 0 K: 0 S: 4	H: 1 LOB: 1 BB: 0 P: 4	R: 0 E: 0 K: 2 S: 7	H: 0 LOB: 0 BB: 0 P: 7	R: 0 E: 0 K: 0 S: 3	H: 1 LOB: 1 BB: 1 P: 7	R: 0 E: 0 K: 1 S: 5	H: 0 LOB: 0 BB: 0 P: 5	R: 0 E: 0 K: 2 S: 7	H: 0 LOB: 0 BB: 0 P: 7		1B: 6 2B: 3 3B: 0 HR: 0	SF: 0 SAC: 0 DP: 1 HBP: 1	WP: 1 PB: 0 SB: 0 CS: 0	PA: 36						
PITCHER	IP	WLS	BF	H	R	ER	SO	BB	IBB	HBP	BLK	WP	HR	S	P	ERA	WHIP										
Stan Williams, R ERA: 4.52 (1, 1)	6.0	L	26	7	3	3	3	1	0	1	0	1	0	30	35	4.50	1.333										
Larry Burchart, R ERA: 4.32 (7, 1)	2.0		7	1	0	0	1	1	0	0	0	0	0	8	12	0.00	1.000										
Juan Pizarro, L ERA: 4.1 (9, 1)	1.0		3	0	0	0	2	0	0	0	0	0	0	7	7	0.00	0.000										

Batter	1	2	3	4	5	6	7	8	9	AB	R	H	RBI	BB	SO	LOB	BOTTOM										
Jose Cardenal, R OBP: 0.280, SLG: 0.337 (1, 8)										3	0	0	0	1	1	2	Baltimore Orioles @ Cleveland Indians Cleveland Municipal Stadium, Cleveland, OH Sat Jun 21 1969, 3:33 AM EDT Att: 14,503 - Unknown										
Larry Brown, R OBP: 0.346, SLG: 0.343 (1, 6)										4	0	1	0	0	0	1											
Ken Harrelson, R OBP: 0.297, SLG: 0.379 (1, 9)										4	0	0	0	0	1	1											
Tony Horton, R OBP: 0.294, SLG: 0.441 (1, 3)										3	0	1	0	1	1	0											
Cap Peterson, R OBP: 0.348, SLG: 0.256 (1, 7)										4	0	1	0	0	2	2											
Duke Sims, L OBP: 0.353, SLG: 0.529 (1, 2)										4	0	1	0	0	2	1											
Max Alvis, R OBP: 0.286, SLG: 0.299 (1, 5)										3	0	0	0	0	0	2											
Vern Fuller, R OBP: 0.289, SLG: 0.303 (1, 4)										2	1	0	0	1	0	2											
Stan Williams, R OBP: 0.095, SLG: 0.095 (1, 1)										1	0	0	0	0	1	0											
Russ Snyder, L OBP: 0.346, SLG: 0.328 (6, PH)										1	0	0	0	0	1	0											
Larry Burchart, R (7, 1)										0	0	0	0	0	0	0											
Chuck Hinton, R OBP: 0.292, SLG: 0.333 (8, PH)										0	0	0	0	1	0	0											
Juan Pizarro, L OBP: 0.143, SLG: 0.143 (9, 1)										0	0	0	0	0	0	0											
Inning Stats	R: 0 E: 0 K: 1 S: 5	H: 0 LOB: 0 BB: 0 P: 5	R: 0 E: 0 K: 3 S: 9	H: 0 LOB: 0 BB: 0 P: 9	R: 0 E: 0 K: 1 S: 5	H: 0 LOB: 0 BB: 0 P: 5	R: 0 E: 0 K: 0 S: 3	H: 0 LOB: 0 BB: 0 P: 3	R: 0 E: 0 K: 1 S: 5	H: 2 LOB: 2 BB: 0 P: 5	R: 0 E: 0 K: 1 S: 5	H: 0 LOB: 1 BB: 1 P: 9	R: 0 E: 0 K: 1 S: 4	H: 0 LOB: 0 BB: 0 P: 8	R: 1 E: 0 K: 0 S: 3	H: 1 LOB: 2 BB: 2 P: 11	R: 0 E: 0 K: 2 S: 8	H: 1 LOB: 1 BB: 0 P: 8	1B: 4 2B: 0 3B: 0 HR: 0	SF: 0 SAC: 0 DP: 1 HBP: 0	WP: 1 PB: 0 SB: 0 CS: 0	PA: 33					
PITCHER	IP	WLS	BF	H	R	ER	SO	BB	IBB	HBP	BLK	WP	HR	S	P	ERA	WHIP										
Mike Cuellar, L ERA: 1.92 (1, 1)	9.0	W	33	4	1	1	9	4	0	0	0	1	0	47	63	1.00	0.889										



Batter	1	2	3	4	5	6	7	8	9	AB	R	H	RBI	BB	SO	LOB	TOP			
Don Buford, S OBP: 0.393, SLG: 0.430 (1, 7)	1-3		6-3		G6-4-3 1B		SF9		F9	4	0	1	1	0	0	1	Baltimore Orioles @ Cleveland Indians Cleveland Municipal Stadium, Cleveland, OH Sun Jun 22 1969, 3:33 AM EDT Unknown			
Paul Blair, R OBP: 0.355, SLG: 0.521 (1, 8)	F9				G6-4-3 1-2f		FC6-4			4	0	1	0	0	0	2				
Frank Robinson, R OBP: 0.428, SLG: 0.575 (1, 3)			5-3					F7		3	0	0	0	0	0	1				
Brooks Robinson, R OBP: 0.296, SLG: 0.416 (1, 5)	FC4-6 HBP				6-3			F7		4	0	0	0	0	1	1				
Merv Rettenmund, R OBP: 0.337, SLG: 0.392 (1, 9)			K		5-3					4	0	1	0	0	1	0				
Davey Johnson, R OBP: 0.331, SLG: 0.367 (1, 4)			6-3		1B 1B					4	0	1	0	0	1	1				
Andy Etchebarren, R OBP: 0.395, SLG: 0.426 (1, 2)					1B					4	1	3	0	0	0	0				
Mark Belanger, R OBP: 0.375, SLG: 0.352 (1, 6)			K		F9		BB 1B		E6	3	1	0	0	1	1	3				
Jim Hardin, R OBP: 0.261, SLG: 0.333 (7, PH)					F5					2	0	0	0	0	1	0				
Curt Motton, R OBP: 0.211, SLG: 0.167 (7, PH)										1	0	1	1	0	0	0				
Dick Hall, R OBP: 0.500, SLG: 0.333 (9, PH)							FC6-4 1B		K	0	0	0	0	0	0	0				
Boog Powell, L OBP: 0.396, SLG: 0.545 (9, PH)							1-3 2-H			1	0	0	0	0	1	1				
Inning Stats	R: 0 E: 0 K: 0 S: 3	H: 0 LOB: 1 BB: 0 P: 4	R: 0 E: 0 K: 2 S: 8	H: 1 LOB: 1 BB: 0 P: 8	R: 0 E: 0 K: 0 S: 4	H: 1 LOB: 1 BB: 0 P: 4	R: 0 E: 0 K: 0 S: 5	H: 2 LOB: 2 BB: 0 P: 5	R: 0 E: 0 K: 1 S: 5	H: 0 LOB: 0 BB: 0 P: 5	R: 2 E: 0 K: 1 S: 7	H: 2 LOB: 1 BB: 1 P: 11	R: 0 E: 0 K: 0 S: 4	H: 1 LOB: 1 BB: 0 P: 4	R: 0 E: 1 K: 1 S: 6	H: 0 LOB: 1 BB: 0 P: 6	1B: 7 2B: 1 3B: 0 HR: 0	SF: 1 SAC: 0 DP: 1 HBP: 1	WP: 0 PB: 0 SB: 0 CS: 0	PA: 37
PITCHER Sam McDowell, L ERA: 2.43 (1, 1)	IP: 9.0 WLS: W BF: 37 H: 8 R: 2 ER: 2 SO: 6 BB: 1 IBB: 0 HBP: 1 BLK: 0 WP: 0 HR: 0 S: 47 P: 52 ERA: 2.00 WHIP: 1.000															PITCHER				

Batter	1	2	3	4	5	6	7	8	9	AB	R	H	RBI	BB	SO	LOB	BOTTOM			
Russ Snyder, L OBP: 0.336, SLG: 0.317 (1, 7)	4-3	4-3			4-3		F7			4	0	0	0	0	0	2	Baltimore Orioles @ Cleveland Indians Cleveland Municipal Stadium, Cleveland, OH Sun Jun 22 1969, 3:33 AM EDT Unknown			
Larry Brown, R OBP: 0.337, SLG: 0.342 (1, 6)	F2		F4		2B 1B		F6			4	0	1	0	0	0	0				
Duke Sims, L OBP: 0.358, SLG: 0.549 (1, 2)	F8				2B		F4			4	0	2	0	0	0	0				
Tony Horton, R OBP: 0.301, SLG: 0.456 (8, PR)										3	1	2	1	1	0	1				
Davey Nelson, R OBP: 0.192, SLG: 0.182 (9, 9)										0	0	0	0	0	0	0				
Ken Harrelson, R OBP: 0.297, SLG: 0.377 (9, 3)										4	1	1	0	0	0	5				
Lou Klimchok, L OBP: 0.358, SLG: 0.460 (7, 4)										3	0	0	0	0	0	1				
Vern Fuller, R OBP: 0.299, SLG: 0.358 (7, 4)										1	1	1	1	0	0	0				
Jose Cardenal, R OBP: 0.284, SLG: 0.333 (1, 8)										2	0	0	0	2	0	2				
Max Alvis, R OBP: 0.292, SLG: 0.302 (1, 5)										2	0	1	0	1	0	1				
Sam McDowell, L OBP: 0.244, SLG: 0.268 (1, 1)										3	0	1	1	0	0	3				
Inning Stats	R: 0 E: 0 K: 0 S: 3	H: 0 LOB: 0 BB: 0 P: 3	R: 2 E: 0 K: 0 S: 6	H: 3 LOB: 2 BB: 1 P: 10	R: 0 E: 0 K: 0 S: 4	H: 1 LOB: 1 BB: 0 P: 4	R: 0 E: 0 K: 0 S: 3	H: 1 LOB: 1 BB: 1 P: 7	R: 0 E: 0 K: 0 S: 4	H: 2 LOB: 2 BB: 1 P: 8	R: 0 E: 0 K: 0 S: 3	H: 0 LOB: 0 BB: 1 P: 7	R: 0 E: 0 K: 0 S: 3	H: 0 LOB: 0 BB: 0 P: 3	R: 1 E: 0 K: 0 S: 4	H: 2 LOB: 1 BB: 0 P: 4	1B: 5 2B: 4 3B: 0 HR: 2	SF: 0 SAC: 0 DP: 3 HBP: 0	WP: 1 PB: 0 SB: 0 CS: 0	PA: 34
PITCHER Jim Hardin, R ERA: 3.59 Dick Hall, R ERA: 1.89 (7, 1)	IP: 6.0 WLS: L BF: 27 H: 7 R: 2 ER: 2 SO: 2 BB: 0 IBB: 0 HBP: 0 BLK: 0 WP: 0 HR: 1 S: 23 P: 39 ERA: 3.00 WHIP: 1.500															PITCHER				

AB	34
R	2
H	8
RBI	2
BB	1
SO	6
LOB	10



AB	30
R	3
H	9
RBI	3
BB	4
SO	0
LOB	15



Batter	1	2	3	4	5	6	7	8	9	AB	R	H	RBI	BB	SO	LOB	TOP			
Jose Cardenal, R OBP: 0.286, SLG: 0.335 (1, 8)	G5-3			G4-3 WP 2B	FC5-4 1B		K		BB	4	1	2	0	1	1	0	Cleveland Indians @ Boston Red Sox Fenway Park, Boston, MA Tue Jun 24 1969, 3:33 AM EDT Att: 18,447 - Unknown			
Lary Brown, R OBP: 0.326, SLG: 0.329 (1, 6)	G5-3			G4-3	FC5-4			G6-3	F9	5	0	0	0	0	0	4				
Duke Sims, L OBP: 0.360, SLG: 0.526 (1, 2)	K			G3-1 HR BB		G4-3		G6-4-3 1B		3	1	1	0	1	1	0				
Tony Horton, R OBP: 0.301, SLG: 0.451 (1, 3)		G4-3		G3-1 HR 1B		K		G6-4-3		4	1	1	0	0	1	1				
Ken Harrelson, R OBP: 0.296, SLG: 0.369 (1, 9)	K			G3-1		HBP BB		2B SH BB		2	1	0	0	2	1	2				
Cap Peterson, R OBP: 0.380, SLG: 0.381 Chuck Hinton, R OBP: 0.292, SLG: 0.333 (9, 7)	L9			HR		HBP		SH SF9 2B		3	1	2	3	0	0	0				
Max Alvis, R OBP: 0.286, SLG: 0.294 (1, 5)			F7	K		K		K		4	0	0	0	0	3	4				
Vern Fuller, R OBP: 0.289, SLG: 0.342 (1, 4)			K		K		F9	SH		3	0	0	1	0	2	0				
Luis Tiant, R OBP: 0.270, SLG: 0.412 (1, 1)			K		K		K	SF9		3	0	0	1	0	3	0				
Inning Stats	R: 0 E: 0 K: 1 S: 5	H: 0 LOB: 0 BB: 0 P: 5	R: 0 E: 0 K: 1 S: 5	H: 0 LOB: 0 BB: 0 P: 5	R: 0 E: 0 K: 2 S: 7	H: 0 LOB: 0 BB: 0 P: 7	R: 4 E: 0 K: 1 S: 8	H: 3 LOB: 0 BB: 1 P: 12	R: 0 E: 0 K: 2 S: 8	H: 1 LOB: 1 BB: 0 P: 8	R: 0 E: 0 K: 2 S: 7	H: 0 LOB: 0 BB: 0 P: 12	R: 0 E: 0 K: 0 S: 3	H: 1 LOB: 0 BB: 0 P: 3	R: 0 E: 0 K: 1 S: 7	H: 1 LOB: 2 BB: 2 P: 15	1B: 3 2B: 2 3B: 0 HR: 1	SF: 1 SAC: 1 DP: 1 HBP: 1	WP: 1 PB: 0 SB: 0 CS: 0	PA: 38
PITCHER	IP	WLS	BF	H	R	ER	SO	BB	IBB	HBP	BLK	WP	HR	S	P	ERA	WHIP			
Ray Culp, R ERA: 3.71 Vicente Romo, R ERA: 3.63	(1, 1)	7.0	L	28	4	4	4	11	2	0	1	0	1	1	47	56	5.14	0.857		
PITCHER	IP	WLS	BF	H	R	ER	SO	BB	IBB	HBP	BLK	WP	HR	S	P	ERA	WHIP			
Ray Culp, R ERA: 3.71 Vicente Romo, R ERA: 3.63	(8, 1)	2.0		10	2	2	2	1	2	0	0	0	0	0	10	18	9.00	2.000		

AB	31
R	6
H	6
RBI	5
BB	4
SO	12
LOB	11



Batter	1	2	3	4	5	6	7	8	9	AB	R	H	RBI	BB	SO	LOB	BOTTOM					
Dick Schofield, S OBP: 0.380, SLG: 0.409 (1, 4)	K		G6-3		F5		FC6		G3	5	0	0	0	0	1	2	Cleveland Indians @ Boston Red Sox Fenway Park, Boston, MA Tue Jun 24 1969, 3:33 AM EDT Att: 18,447 - Unknown					
Dalton Jones, L OBP: 0.288, SLG: 0.340 (1, 3)	F5		L9			K		G3 2B		4	0	1	0	0	1	0						
Carl Yastrzemski, L OBP: 0.397, SLG: 0.560 (1, 7)	G3		K			BB BB		F3		3	0	0	0	1	1	1						
Reggie Smith, S OBP: 0.365, SLG: 0.548 (1, 8)		CS 1B		L9		F7		G3		4	0	1	0	0	0	2						
Rico Petrocelli, R OBP: 0.451, SLG: 0.698 (1, 6)	K		G5-3			BB BB		K		3	0	0	0	1	2	2						
Tony Conigliaro, R OBP: 0.324, SLG: 0.468 (1, 9)		2B BB		G6-3		K		K		3	1	0	0	1	2	2						
George Scott, R OBP: 0.324, SLG: 0.391 (1, 5)		1-H 2B			HR		FC6 1B		HR	4	2	4	3	0	0	0						
Tom Satriano, L OBP: 0.359, SLG: 0.282 (1, 2)			FC5-4 IBB		G3-1		K		BB	2	0	0	0	2	1	1						
Ray Culp, R OBP: 0.216, SLG: 0.250 Joe Lahoud, L OBP: 0.308, SLG: 0.293 Vicente Romo, R OBP: 0.143, SLG: 0.143 Don Lock, R OBP: 0.364, SLG: 0.278 (9, PH)	FC5-4				F9		F2		K	2	0	0	0	0	0	2						
Inning Stats	R: 0 E: 0 K: 1 S: 5	H: 0 LOB: 0 BB: 0 P: 5	R: 1 E: 0 K: 1 S: 6	H: 2 LOB: 2 BB: 2 P: 14	R: 0 E: 0 K: 1 S: 5	H: 0 LOB: 0 BB: 0 P: 5	R: 0 E: 0 K: 0 S: 3	H: 0 LOB: 0 BB: 0 P: 3	R: 1 E: 0 K: 0 S: 4	H: 1 LOB: 0 BB: 0 P: 4	R: 0 E: 0 K: 2 S: 7	H: 0 LOB: 2 BB: 2 P: 15	R: 0 E: 0 K: 1 S: 6	H: 1 LOB: 1 BB: 0 P: 6	R: 0 E: 0 K: 1 S: 6	H: 1 LOB: 1 BB: 0 P: 6	R: 1 E: 0 K: 2 S: 8	H: 1 LOB: 1 BB: 1 P: 12	1B: 2 2B: 3 3B: 0 HR: 2	SF: 0 SAC: 0 DP: 1 HBP: 0	WP: 0 PB: 0 SB: 0 CS: 1	PA: 37
PITCHER	IP	WLS	BF	H	R	ER	SO	BB	IBB	HBP	BLK	WP	HR	S	P	ERA	WHIP					
Luis Tiant, R ERA: 4.32	(1, 1)	9.0	W	37	6	3	3	9	4	1	0	0	2	50	70	3.00	1.111					
PITCHER	IP	WLS	BF	H	R	ER	SO	BB	IBB	HBP	BLK	WP	HR	S	P	ERA	WHIP					
Luis Tiant, R ERA: 4.32	(1, 1)	9.0	W	37	6	3	3	9	4	1	0	0	2	50	70	3.00	1.111					

AB	32
R	3
H	6
RBI	3
BB	5
SO	9
LOB	14



Batter	1	2	3	4	5	6	7	8	9	AB	R	H	RBI	BB	SO	LOB	TOP			
Jose Cardenal, R OBP: 0.281, SLG: 0.329	P6		G4-3		G1-3			G6-3		4	0	0	0	0	0	2	Cleveland Indians @ Boston Red Sox Fenway Park, Boston, MA Tue Jun 24 1969, 7:05 PM EDT Att: 26,862 - Unknown			
Larry Brown, R OBP: 0.325, SLG: 0.332	F9		E6		G5-3			2B		4	0	1	0	0	0	2				
Zolio Versailles, R OBP: 0.317, SLG: 0.323	1B		1B		K			K		4	0	2	1	0	2	1				
Tony Horton, R OBP: 0.300, SLG: 0.448 Chuck Hinton, R OBP: 0.292, SLG: 0.333	F7		G6-3		1B			K		4	0	1	0	0	1	4				
Ken Harrelson, R OBP: 0.292, SLG: 0.363		K			G1			FC5		4	0	0	0	0	1	1				
Cap Peterson, R OBP: 0.370, SLG: 0.370	1B				P6			G6-4-3		4	0	1	0	0	0	2				
Vern Fuller, R OBP: 0.282, SLG: 0.333 Russ Snyder, L OBP: 0.331, SLG: 0.311 Larry Burchart, R	G6-3				F9			E4		2	0	0	0	0	0	1				
Juan Pizarro, L OBP: 0.143, SLG: 0.143 Duke Sims, L OBP: 0.357, SLG: 0.520	1-2							G6-3		1	0	0	0	0	0	0				
Ken Suarez, R OBP: 0.343, SLG: 0.438								G6-3		3	1	2	0	0	0	1				
Dick Ellsworth, L OBP: 0.192, SLG: 0.160 Lou Klimchock, L OBP: 0.333, SLG: 0.426								K		0	0	0	0	0	0	0				
								K		1	0	0	0	0	1	0	C			
Inning Stats	R: 0 E: 0 K: 0 S: 4	H: 1 LOB: 1 BB: 0 P: 4	R: 0 E: 0 K: 1 S: 5	H: 1 LOB: 3 BB: 0 P: 5	R: 1 E: 1 K: 1 S: 8	H: 2 LOB: 2 BB: 0 P: 8	R: 0 E: 0 K: 0 S: 3	H: 0 LOB: 0 BB: 0 P: 3	R: 0 E: 0 K: 1 S: 6	H: 1 LOB: 1 BB: 0 P: 6	R: 0 E: 1 K: 1 S: 5	H: 0 LOB: 0 BB: 0 P: 5	R: 0 E: 0 K: 2 S: 8	H: 1 LOB: 1 BB: 0 P: 8	R: 0 E: 0 K: 0 S: 3	H: 0 LOB: 0 BB: 0 P: 3		1B: 6 2B: 1 3B: 0 HR: 0	SF: 0 SAC: 0 DP: 3 HBP: 0	WP: 0 PB: 1 SB: 0 CS: 0
PITCHER Lee Stange, R ERA: 2.61	IP: 9.0 WLS: W BF: 34 H: 7 R: 1 ER: 0 SO: 7 BB: 0 IBB: 0 HBP: 0 BLK: 0 WP: 0 HR: 0 S: 48 P: 48 ERA: 0.00 WHIP: 0.778															PITCHER				

Batter	1	2	3	4	5	6	7	8	9	AB	R	H	RBI	BB	SO	LOB	BOTTOM			
Syd O'Brien, R OBP: 0.361, SLG: 0.618	HR	G6-3		1B		1B		F5		5	2	3	1	0	0	1	Cleveland Indians @ Boston Red Sox Fenway Park, Boston, MA Tue Jun 24 1969, 7:05 PM EDT Att: 26,862 - Unknown			
George Thomas, R OBP: 0.400, SLG: 0.451 Dalton Jones, L OBP: 0.295, SLG: 0.343	2B	2B		G3		1B		BB		2	1	1	0	1	0	1				
Carl Yastrzemski, L OBP: 0.400, SLG: 0.571	3B	2B		1B		1B		F9		4	1	3	1	0	0	2				
Reggie Smith, S OBP: 0.367, SLG: 0.543	3B	2B		1B		1B		G6-3		2	1	0	0	2	0	2				
Rico Petrocelli, R OBP: 0.445, SLG: 0.688	SF8	FC1-2		FC5		F7				3	0	0	1	0	0	5				
Tony Conigliaro, R OBP: 0.327, SLG: 0.477	1B	FC5		FC5		K				4	1	2	2	0	1	3				
George Scott, R OBP: 0.327, SLG: 0.393	1B			G4-3		G1-6-3		CS		4	0	2	1	0	0	1				
Russ Gibson, R OBP: 0.284, SLG: 0.285	P4			G6-3		1B		CS		4	0	2	0	0	0	1				
Lee Stange, R OBP: 0.176, SLG: 0.067	G5-3			K		K		SH3-4		3	0	0	0	0	2	2				
								1B		1B: 10 2B: 3 3B: 1 HR: 1	SF: 2 SAC: 1 DP: 2 HBP: 0	WP: 0 PB: 0 SB: 0 CS: 1	PA: 40							
Inning Stats	R: 5 E: 0 K: 0 S: 7	H: 4 LOB: 1 BB: 2 P: 15	R: 0 E: 0 K: 0 S: 5	H: 2 LOB: 3 BB: 1 P: 9	R: 0 E: 0 K: 1 S: 5	H: 0 LOB: 0 BB: 0 P: 5	R: 0 E: 0 K: 0 S: 5	H: 2 LOB: 2 BB: 0 P: 5	R: 0 E: 0 K: 0 S: 4	H: 2 LOB: 0 BB: 0 P: 4	R: 0 E: 0 K: 1 S: 5	H: 1 LOB: 0 BB: 0 P: 5	R: 0 E: 0 K: 0 S: 4	H: 1 LOB: 2 BB: 1 P: 8	R: 0 E: 0 K: 0 S: 4	H: 0 LOB: 0 BB: 0 P: 3	1B: 10 2B: 3 3B: 1 HR: 1	SF: 2 SAC: 1 DP: 2 HBP: 0	WP: 0 PB: 0 SB: 0 CS: 1	PA: 40
PITCHER Dick Ellsworth, L ERA: 4.67 Larry Burchart, R ERA: 3.09 Juan Pizarro, L ERA: 4.03	IP: 6.0 WLS: L BF: 31 H: 12 R: 6 ER: 6 SO: 2 BB: 1 IBB: 0 HBP: 0 BLK: 0 WP: 0 HR: 1 S: 32 P: 44 ERA: 9.00 WHIP: 2.333															PITCHER				

Batter	1	2	3	4	5	6	7	8	9	AB	R	H	RBI	BB	SO	LOB	TOP					
Jose Cardenal, R (1,8) OBP: 0.285, SLG: 0.343			G6-3		P5					3	1	1	1	1	0	0	Cleveland Indians @ Boston Red Sox Fenway Park, Boston, MA Wed Jun 25 1969, 7:05 PM EDT Unknown					
Lary Brown, R (1,6) OBP: 0.324, SLG: 0.331			G6-3			G5-3				4	0	1	0	0	0	1						
Duke Sims, L (1,2) OBP: 0.345, SLG: 0.500			K			G4-3			F7	4	0	0	0	0	1							
Tony Horton, R (1,3) OBP: 0.303, SLG: 0.447					G1-3					3	0	1	0	1	0	0						
Ken Harrelson, R (1,9) OBP: 0.288, SLG: 0.357					G6-3		K			4	0	0	0	0	1	3						
Cap Peterson, R (1,7) OBP: 0.382, SLG: 0.347							K			3	0	0	0	1	2	3						
Zolio Versailles, R (1,4) OBP: 0.313, SLG: 0.318		K								3	0	0	0	0	1	1						
Max Alvis, R (1,5) OBP: 0.281, SLG: 0.289		G4-3							F7	3	0	0	0	0	0	0						
Steve Hargan, R (1,1) OBP: 0.273, SLG: 0.273									F7	2	0	0	0	0	2	0						
Lou Klimchuck, L (8, PH) OBP: 0.328, SLG: 0.418									F7	1	0	0	0	0	0	0						
Juan Pizarro, L (8, 1) OBP: 0.143, SLG: 0.143										0	0	0	0	0	0	0						
Gary Kroll, R (8, 1)										0	0	0	0	0	0	0						
Inning Stats	R: 1 E: 0 K: 0 S: 5	H: 2 LOB: 2 BB: 1 P: 9	R: 0 E: 0 K: 2 S: 7	H: 0 LOB: 0 BB: 0 P: 7	R: 0 E: 0 K: 1 S: 5	H: 0 LOB: 1 BB: 1 P: 5	R: 0 E: 0 K: 0 S: 3	H: 0 LOB: 0 BB: 0 P: 7	R: 0 E: 0 K: 1 S: 5	H: 0 LOB: 0 BB: 0 P: 5	R: 0 E: 0 K: 0 S: 3	H: 0 LOB: 0 BB: 0 P: 3	R: 0 E: 0 K: 2 S: 7	H: 0 LOB: 1 BB: 0 P: 7	R: 0 E: 0 K: 0 S: 3	H: 0 LOB: 1 BB: 1 P: 7	R: 0 E: 0 K: 1 S: 6	H: 1 LOB: 1 BB: 0 P: 6	1B: 2 2B: 0 3B: 0 HR: 1	SF: 0 SAC: 0 DP: 0 HBP: 0	WP: 0 PB: 0 SB: 3 CS: 0	PA: 33
PITCHER Sonny Siebert, R (1,1) ERA: 3.87	IP: 9.0 WLS: W BF: 33	H: 3 R: 1 ER: 1 SO: 7	BB: 3 IBB: 0 HBP: 0 BLK: 0	WP: 0 HR: 1 S: 44 P: 56	ERA: 1.00 WHIP: 0.667	PITCHER											IP: 9.0 WLS: W BF: 33	H: 3 R: 1 ER: 1 SO: 7	BB: 3 IBB: 0 HBP: 0 BLK: 0	WP: 0 HR: 1 S: 44 P: 56	ERA: 1.00 WHIP: 0.667	

Batter	1	2	3	4	5	6	7	8	9	AB	R	H	RBI	BB	SO	LOB	BOTTOM					
Dick Schofield, S (1,4) OBP: 0.368, SLG: 0.395	G4-3		F2		G1-3		G3-1			4	0	0	0	0	0	1	Cleveland Indians @ Boston Red Sox Fenway Park, Boston, MA Wed Jun 25 1969, 7:05 PM EDT Unknown					
Dalton Jones, L (1,3) OBP: 0.294, SLG: 0.346	K		2B		B1-3			G4-3		4	1	1	1	0	1	0						
Carl Yastrzemski, L (1,7) OBP: 0.389, SLG: 0.570	G6-3		2B		G1			G4-3		4	0	1	1	0	0	0						
Reggie Smith, S (1,8) OBP: 0.373, SLG: 0.541		BB	BB			G3		BB	BB	1	0	0	0	3	0	0						
Rico Petrocelli, R (1,6) OBP: 0.442, SLG: 0.679		F8	K			P4		BB	BB	3	0	0	0	1	1	3						
Tony Conigliaro, R (1,9) OBP: 0.329, SLG: 0.475		K			1B		G6-3		BB	3	0	1	0	1	1	1						
George Scott, R (1,5) OBP: 0.330, SLG: 0.395		K			1B			G6-4-3	F9	4	0	2	0	0	1	4						
Tom Satriano, L (1,2) OBP: 0.352, SLG: 0.275			G4-3		K			G6-4-3		3	0	0	0	0	1	3						
Sonny Siebert, R (1,1) OBP: 0.310, SLG: 0.385			2B		G1-6-3			HR		3	2	2	1	0	0	2						
Inning Stats	R: 0 E: 0 K: 1 S: 5	H: 0 LOB: 0 BB: 0 P: 5	R: 0 E: 0 K: 2 S: 7	H: 0 LOB: 1 BB: 1 P: 11	R: 2 E: 0 K: 1 S: 8	H: 3 LOB: 2 BB: 1 P: 12	R: 0 E: 0 K: 1 S: 6	H: 2 LOB: 1 BB: 0 P: 6	R: 0 E: 0 K: 0 S: 3	H: 0 LOB: 0 BB: 0 P: 3	R: 0 E: 0 K: 0 S: 3	H: 0 LOB: 0 BB: 0 P: 3	R: 1 E: 0 K: 0 S: 4	H: 2 LOB: 2 BB: 0 P: 4	R: 0 E: 0 K: 0 S: 3	H: 0 LOB: 3 BB: 3 P: 15		R: 0 E: 0 K: 0 S: 3	H: 0 LOB: 0 BB: 0 P: 15	1B: 3 2B: 3 3B: 0 HR: 1	SF: 0 SAC: 0 DP: 2 HBP: 0	WP: 0 PB: 0 SB: 0 CS: 0
PITCHER Steve Hargan, R (1,1) ERA: 6.86	IP: 7.0 WLS: L BF: 28	H: 7 R: 3 ER: 3 SO: 5	BB: 2 IBB: 0 HBP: 0 BLK: 0	WP: 0 HR: 1 S: 36 P: 44	ERA: 3.86 WHIP: 1.286	PITCHER											IP: 7.0 WLS: L BF: 28	H: 7 R: 3 ER: 3 SO: 5	BB: 2 IBB: 0 HBP: 0 BLK: 0	WP: 0 HR: 1 S: 36 P: 44	ERA: 3.86 WHIP: 1.286	
Juan Pizarro, L (8, 1) ERA: 3.96	0.2	4	0	0	0	0	2	0	0	0	0	2	10	0.00	3.000							
Gary Kroll, R (8, 1) ERA: 2.79	0.1	2	0	0	0	0	1	0	0	0	0	1	5	0.00	3.000							

Batter	1	2	3	4	5	6	7	8	9	AB	R	H	RBI	BB	SO	LOB	TOP			
Jose Cardenal, R OBP: 0.283, SLG: 0.341 (1, 8)										4	1	1	1	0	0	1	Cleveland Indians @ Boston Red Sox Fenway Park, Boston, MA Wed Jun 25 1969, 7:05 PM EDT Att: 30,401 - Unknown			
Larry Brown, R OBP: 0.325, SLG: 0.329 (1, 6)										4	1	1	1	1	0	2				
Duke Sims, L OBP: 0.355, SLG: 0.495 (1, 7)										3	1	1	0	2	2	1				
Tony Horton, R OBP: 0.308, SLG: 0.451 (1, 3)										4	1	2	1	1	1	1				
Ken Harrelson, R OBP: 0.286, SLG: 0.354 (1, 9)										5	1	1	0	0	2	5				
Lou Klimchuck, L OBP: 0.350, SLG: 0.418 Max Alvis, R OBP: 0.283, SLG: 0.287 (1, 5) (3, 5)										0	1	0	1	2	0	0				
Vern Fuller, R OBP: 0.279, SLG: 0.329 Russ Snyder, L OBP: 0.336, SLG: 0.311 Zolo Versalles, R OBP: 0.309, SLG: 0.314 (1, 4) (3, PH) (3, 4)										1	0	0	0	0	1	3				
Ken Suarez, R OBP: 0.333, SLG: 0.400 (1, 2)										3	0	0	1	1	0	1				
Stan Williams, R OBP: 0.160, SLG: 0.087 (1, 1)										2	0	0	1	2	1	0				
Inning Stats	R: 1 E: 0 K: 2 S: 9	H: 2 LOB: 3 P: 17	R: 0 E: 0 K: 0 S: 3	H: 0 LOB: 0 BB: 3	R: 5 E: 0 K: 0 S: 5	H: 2 LOB: 5 BB: 25	R: 0 E: 0 K: 1 S: 4	H: 0 LOB: 1 BB: 2 P: 12	R: 0 E: 0 K: 2 S: 7	H: 2 LOB: 1 BB: 0 P: 7	R: 0 E: 0 K: 0 S: 2	H: 0 LOB: 0 BB: 1 P: 6	R: 0 E: 0 K: 0 S: 2	H: 0 LOB: 0 BB: 0 P: 6	R: 0 E: 0 K: 2 S: 7	H: 0 LOB: 0 BB: 0 P: 7		1B: 5 2B: 1 3B: 0 HR: 0	SF: 1 SAC: 0 DP: 3 HBP: 0	WP: 0 PB: 0 SB: 1 CS: 0
PITCHER	IP	WLS	BF	H	R	ER	SO	BB	IBB	HBP	BLK	WP	HR	S	P	ERA	WHIP			
Mike Nagy, R ERA: 3.19 (1, 1)	2.1	L	16	4	6	6	2	4	1	0	0	0	0	15	35	23.14	3.429			
Vicente Romo, R ERA: 3.76 (3, 1)	0.2		4	0	0	0	0	2	0	0	0	0	0	2	10	0.00	3.000			
Bill Lee, L ERA: 2.25 (4, 1)	4.0		15	2	1	1	5	3	0	0	0	0	0	22	34	2.25	1.250			
Sparky Lyle, L ERA: 2.51 (8, 1)	2.0		6	0	0	0	2	1	0	0	0	0	0	9	13	0.00	0.500			

Batter	1	2	3	4	5	6	7	8	9	AB	R	H	RBI	BB	SO	LOB	BOTTOM			
Syd O'Brien, R OBP: 0.375, SLG: 0.711 (1, 4)										4	1	2	2	0	0	0	Cleveland Indians @ Boston Red Sox Fenway Park, Boston, MA Wed Jun 25 1969, 7:05 PM EDT Att: 30,401 - Unknown			
Dalton Jones, L OBP: 0.293, SLG: 0.344 (1, 3)										4	0	1	0	0	0	1				
Carl Yastrzemski, L OBP: 0.386, SLG: 0.563 (1, 7)										3	0	0	0	1	0	2				
Reggie Smith, S OBP: 0.368, SLG: 0.531 (1, 8)										4	0	0	0	0	1	3				
Rico Petrocelli, R OBP: 0.439, SLG: 0.670 (1, 6)										3	1	0	0	1	0	1				
Tony Conigliaro, R OBP: 0.328, SLG: 0.476 (1, 9)										4	0	1	1	0	2	0				
George Scott, R OBP: 0.325, SLG: 0.389 (1, 5)										4	0	0	0	0	2	0				
Russ Gibson, R OBP: 0.283, SLG: 0.280 (1, 2)										3	0	0	0	0	1	1				
Mike Nagy, R ERA: 3.19 (1, 1)										0	0	0	0	0	0	0				
Vicente Romo, R ERA: 3.76 (3, 1)										0	0	0	0	0	0	0				
Jerry Moses, R ERA: 3.76 (3, PH)										1	1	1	0	0	0	0				
Bill Lee, L ERA: 2.25 (4, 1)										1	0	0	0	0	1	1				
Joe Lahoud, L ERA: 2.25 (7, PH)										1	0	0	0	0	1	0				
Sparky Lyle, L ERA: 2.51 (8, 1)										0	0	0	0	0	0	0				
Inning Stats	R: 0 E: 0 K: 1 S: 5	H: 0 LOB: 1 P: 9	R: 1 E: 0 K: 1 S: 5	H: 1 LOB: 1 P: 9	R: 2 E: 0 K: 0 S: 6	H: 3 LOB: 1 BB: 0 P: 6	R: 0 E: 0 K: 3 S: 9	H: 0 LOB: 1 BB: 0 P: 10	R: 0 E: 0 K: 0 S: 3	H: 0 LOB: 0 BB: 0 P: 3	R: 0 E: 0 K: 2 S: 7	H: 0 LOB: 0 BB: 0 P: 7	R: 0 E: 0 K: 0 S: 4	H: 1 LOB: 1 BB: 0 P: 4	R: 0 E: 1 K: 1 S: 6	H: 0 LOB: 1 BB: 0 P: 6	1B: 2 2B: 2 3B: 0 HR: 1	SF: 0 SAC: 0 DP: 0 HBP: 1	WP: 1 PB: 0 SB: 1 CS: 0	PA: 35
PITCHER	IP	WLS	BF	H	R	ER	SO	BB	IBB	HBP	BLK	WP	HR	S	P	ERA	WHIP			
Stan Williams, R ERA: 4.36 (1, 1)	9.0	W	35	5	3	3	8	2	0	1	0	1	1	48	57	3.00	0.778			

Batter	1	2	3	4	5	6	7	8	9	AB	R	H	RBI	BB	SO	LOB	TOP		
Horace Clarke, S OBP: 0.342, SLG: 0.328	5-3		E6		6-3			G6-4-3 1B		4	0	1	0	0	0	0			
Ron Woods, R OBP: 0.333, SLG: 0.382	K		F5		K			G6-4-3 1-2		4	0	0	0	0	2	2			
Bobby Cox, R OBP: 0.308, SLG: 0.260	F3		6-3		6-3				K	4	0	0	0	0	1	1			
Joe Peppone, L OBP: 0.265, SLG: 0.478		E 1B		L4		G3			K	4	1	1	0	0	1	0			
Bobby Murcer, L OBP: 0.334, SLG: 0.458		E8 1B PO		K		K				4	0	2	0	0	2	0			
Frank Fernandez, R OBP: 0.354, SLG: 0.363				1B BB					K	3	0	1	1	1	2	1			
Bill Robinson, R OBP: 0.220, SLG: 0.254		2-3 3-H							K	3	0	1	0	0	0	2			
Gene Michael, S OBP: 0.362, SLG: 0.352		K							F9	3	0	0	0	0	1	4			
Stan Bahnsen, R OBP: 0.129, SLG: 0.100										2	0	0	0	0	2	0			
Lindy McDaniel, R OBP: 0.129, SLG: 0.100	PO		K		K					0	0	0	0	0	0	0			
Jack Aker, R OBP: 0.129, SLG: 0.100										0	0	0	0	0	0	0			
Len Boehmer, R OBP: 0.129, SLG: 0.100										1	0	0	0	0	1	0			
Al Downing, R OBP: 0.129, SLG: 0.100		3-H								0	0	0	0	0	0	0			
Inning Stats	R: 0 E: 0 K: 1 S: 5	H: 0 LOB: 0 BB: 0 P: 5	R: 1 E: 1 K: 1 S: 7	H: 3 LOB: 1 BB: 0 P: 7	R: 0 E: 1 K: 1 S: 6	H: 0 LOB: 1 BB: 0 P: 6	R: 0 E: 0 K: 1 S: 6	H: 1 LOB: 2 BB: 1 P: 10	R: 0 E: 0 K: 2 S: 7	H: 0 LOB: 0 BB: 0 P: 7	R: 0 E: 0 K: 1 S: 5	H: 0 LOB: 0 BB: 0 P: 5	R: 0 E: 0 K: 1 S: 5	H: 1 LOB: 0 BB: 0 P: 5	R: 0 E: 0 K: 3 S: 10	H: 1 LOB: 1 BB: 0 P: 10	1B: 6 2B: 0 3B: 0 HR: 0	SF: 0 SAC: 0 DP: 1 HBP: 0	WP: 0 PA: 34 CS: 0
PITCHER	IP	WLS	BF	H	R	ER	SO	BB	IBB	HBP	BLK	WP	HR	S	P	ERA	WHIP		
Sam McDowell, L ERA: 2.33	9.0	W	33	6	1	1	12	1	0	0	0	0	0	56	60	1.00	0.778		

New York Yankees @ Cleveland Indians
Cleveland Municipal Stadium, Cleveland, OH

AB 32
R 1
H 6
RBI 1
BB 1
SO 12
LOB 10



WP: 0 PA: 34
PB: 0
SB: 0
CS: 0

Fri Jun 27 1969, 7:05 PM EDT
Att: 11,358 - Unknown - 70 F

Batter	1	2	3	4	5	6	7	8	9	AB	R	H	RBI	BB	SO	LOB	BOTTOM		
Jose Cardenal, R OBP: 0.280, SLG: 0.335	3-1		F6		F8		1B 1B	1B 1-2		5	1	2	0	0	0	0			
Larry Brown, R OBP: 0.328, SLG: 0.332	K						1B FC4-2	CS 1-3 2-H		5	0	4	1	0	1	0			
Duke Sims, L OBP: 0.353, SLG: 0.487	E7		F9		F5		PB FC4-2 1-3 3-H	CS 1-2		4	1	1	1	0	0	2			
Tony Horton, R OBP: 0.308, SLG: 0.445	K				6-3		1B WP BB	FC4-2 PB 1B 1-2 3-H		3	1	0	0	1	1	3			
Ken Harrelson, R OBP: 0.289, SLG: 0.356			1B 2B		F7		F3	G3 S 1-1 2-H		4	0	2	2	0	0	1			
Russ Snyder, L OBP: 0.338, SLG: 0.315			G5-4-3 1B		1B 2B 1B		L8	G3 1-3		4	1	2	0	0	0	2			
Max Alvis, R OBP: 0.287, SLG: 0.283			F3		1-3 2B 1B		K 1B	6-3		4	0	1	0	0	1	4			
Vern Fuller, R OBP: 0.300, SLG: 0.363			G5-4-3 1-2		1-H 3-H			1B 1B		4	1	3	1	0	0	2			
Sam McDowell, L OBP: 0.222, SLG: 0.244			B1-3		4-3		K			4	0	0	0	0	2	4			
Inning Stats	R: 0 E: 1 K: 2 S: 8	H: 0 LOB: 1 BB: 0 P: 8	R: 0 E: 0 K: 0 S: 4	H: 2 LOB: 1 BB: 0 P: 4	R: 0 E: 0 K: 0 S: 4	H: 1 LOB: 1 BB: 0 P: 4	R: 1 E: 0 K: 0 S: 5	H: 3 LOB: 2 BB: 0 P: 5	R: 0 E: 0 K: 0 S: 4	H: 1 LOB: 1 BB: 0 P: 4	R: 0 E: 0 K: 2 S: 9	H: 1 LOB: 3 BB: 1 P: 13	R: 3 E: 0 K: 0 S: 7	H: 4 LOB: 1 BB: 0 P: 7	R: 1 E: 0 K: 1 S: 6	H: 3 LOB: 0 BB: 0 P: 6	1B: 13 2B: 2 3B: 0 HR: 0	SF: 0 SAC: 0 DP: 1 HBP: 0	WP: 1 PA: 39 PB: 1 SB: 1 CS: 1
PITCHER	IP	WLS	BF	H	R	ER	SO	BB	IBB	HBP	BLK	WP	HR	S	P	ERA	WHIP		
Stan Bahnsen, R ERA: 3.85	5.2		26	8	1	1	3	1	0	0	0	0	0	31	35	1.59	1.588		
Lindy McDaniel, R ERA: 4.1	0.1	L	4	3	3	3	1	0	0	0	0	0	0	6	6	81.00	9.000		
Jack Aker, R ERA: 3.86	1.0		4	1	0	0	0	0	0	0	0	0	0	4	4	0.00	1.000		
Al Downing, L ERA: 6.08	1.0		4	3	1	1	1	0	0	0	0	0	0	6	6	9.00	3.000		

New York Yankees @ Cleveland Indians
Cleveland Municipal Stadium, Cleveland, OH

AB 37
R 5
H 15
RBI 5
BB 1
SO 5
LOB 18



WP: 1 PA: 39
PB: 1
SB: 1
CS: 1

Fri Jun 27 1969, 7:05 PM EDT
Att: 11,358 - Unknown - 70 F

Batter	1	2	3	4	5	6	7	8	9	AB	R	H	RBI	BB	SO	LOB	TOP																			
Horace Clarke, S OBP: 0.340, SLG: 0.326	F8		FC4-6				K		F6	5	0	1	0	0	1	1																				
Ron Woods, R OBP: 0.349, SLG: 0.378	K2-6-2 1B		F9			F7				3	0	1	0	1	0	2																				
Bobby Murcer, L OBP: 0.333, SLG: 0.455	K2-6-2		K			1B FC6-4 1B			B1-3	4	1	1	0	0	2	3																				
Joe Pepitone, L OBP: 0.268, SLG: 0.482		F8 FC6-4 2B		F7		FC6-4 1B			3-1	4	1	2	0	0	0	0																				
Frank Fernandez, R OBP: 0.368, SLG: 0.383		FC6-4 BB				F7				3	0	2	0	1	0	2																				
Bill Robinson, R OBP: 0.213, SLG: 0.246	F8			5-3		FC6-4 2B			F6	4	1	0	1	0	0	5																				
Bobby Cox, R OBP: 0.305, SLG: 0.272	FC6-4 FC5-4			L8					F3	4	0	1	2	0	0	3																				
Gene Michael, S OBP: 0.352, SLG: 0.341	FC5-4				6-3				K	4	0	0	0	0	1	2																				
Bill Burbach, R Ken Johnson, R Billy Cowan, R Al Downing, L Tom Shopay, L Steve Hamilton, L Jerry Kenney, L			FC4-6 BB		6-3		K		K	0	0	0	0	0	0	0																				
Inning Stats	R: 0 E: 0 K: 1 S: 5	H: 1 LOB: 1 BB: 0 P: 5	R: 1 E: 0 K: 0 S: 4	H: 1 LOB: 1 BB: 1 P: 8	R: 0 E: 0 K: 1 S: 5	H: 0 LOB: 1 BB: 1 P: 9	R: 0 E: 0 K: 0 S: 4	H: 1 LOB: 1 BB: 0 P: 4	R: 0 E: 0 K: 2 S: 6	H: 3 LOB: 1 BB: 0 P: 6	R: 0 E: 0 K: 0 S: 7	H: 0 LOB: 1 BB: 1 P: 11	R: 0 E: 0 K: 0 S: 4	H: 1 LOB: 1 BB: 0 P: 4	R: 0 E: 0 K: 2 S: 7	H: 0 LOB: 0 BB: 0 P: 7	1B: 5 2B: 4 3B: 0 HR: 0	SF: 0 SAC: 0 DP: 1 HBP: 0	WP: 0 PA: 37 CS: 0																	
PITCHER	IP	WLS	BF	H	R	ER	SO	BB	IBB	HBP	BLK	WP	HR	S	P	ERA	WHIP	PITCHER		IP	WLS	BF	H	R	ER	SO	BB	IBB	HBP	BLK	WP	HR	S	P	ERA	WHIP
Dick Ellsworth, L ERA: 4.68	(1, 1)	5.2	W	25	7	3	3	2	2	0	0	0	0	27	35	4.76	1.588																			
Stan Williams, R ERA: 4.21	(6, 1)	3.1	S	12	1	0	0	4	1	0	0	0	0	19	23	0.00	0.600																			

New York Yankees @ Cleveland Indians
Cleveland Municipal Stadium, Cleveland, OH

AB 34
R 3
H 8
RBI 3
BB 3
SO 6
LOB 18



Sat Jun 28 1969, 3:33 AM EDT
Att: 12,553 - Unknown - 84 F

Batter	1	2	3	4	5	6	7	8	9	AB	R	H	RBI	BB	SO	LOB	BOTTOM																			
Jose Cardenal, R OBP: 0.280, SLG: 0.333	F8	5-3	SH				F8			4	0	1	1	0	0	1																				
Larry Brown, R OBP: 0.326, SLG: 0.330	BB 1B	F4	K			K	F8			5	1	1	0	0	2	4																				
Duke Sims, L OBP: 0.362, SLG: 0.478	1B WP BB	FC5-4 BB	K			1B BB	F9			2	1	0	0	3	1	2																				
Tony Horton, R OBP: 0.309, SLG: 0.444	1B WP SF7 1B	FC5-4		1-3		1B BB	4-3			5	2	2	1	0	0	1																				
Ken Harrelson, R OBP: 0.294, SLG: 0.358	BB WP 1B		1B BB	K		K	K			4	1	2	0	1	2	2																				
Russ Snyder, L OBP: 0.345, SLG: 0.326	SF7		1B BB							2	1	2	1	0	0	0																				
Cap Peterson, R OBP: 0.367, SLG: 0.353			1B 1B			2B 1B	4-3			2	0	1	0	0	0	1																				
Max Alvis, R OBP: 0.293, SLG: 0.286			1B SH							2	1	1	1	1	0	1																				
Zoilo Versalles, R OBP: 0.312, SLG: 0.322			1B SH		F7					1	0	1	1	0	0	0																				
Vern Fuller, R OBP: 0.298, SLG: 0.349			F9			K	6		F8	3	0	0	0	1	1	2																				
Dick Ellsworth, L OBP: 0.207, SLG: 0.179										3	0	1	1	0	0	3																				
Stan Williams, R OBP: 0.192, SLG: 0.125	4-3		SH 1B		3-1					1	0	1	0	0	0	0																				
Inning Stats	R: 3 E: 0 K: 0 S: 6	H: 3 LOB: 3 BB: 3 P: 18	R: 0 E: 0 K: 0 S: 3	H: 0 LOB: 1 BB: 1 P: 7	R: 3 E: 0 K: 2 S: 11	H: 3 LOB: 2 BB: 1 P: 15	R: 0 E: 0 K: 1 S: 6	H: 1 LOB: 1 BB: 0 P: 6	R: 0 E: 0 K: 2 S: 8	H: 1 LOB: 1 BB: 0 P: 8	R: 1 E: 0 K: 1 S: 6	H: 3 LOB: 2 BB: 1 P: 10	R: 0 E: 0 K: 0 S: 4	H: 1 LOB: 1 BB: 0 P: 4	R: 0 E: 0 K: 0 S: 4	H: 1 LOB: 1 BB: 0 P: 4	1B: 12 2B: 1 3B: 0 HR: 0	SF: 1 SAC: 1 DP: 0 HBP: 0	WP: 2 PA: 42 CS: 0																	
PITCHER	IP	WLS	BF	H	R	ER	SO	BB	IBB	HBP	BLK	WP	HR	S	P	ERA	WHIP	PITCHER		IP	WLS	BF	H	R	ER	SO	BB	IBB	HBP	BLK	WP	HR	S	P	ERA	WHIP
Bill Burbach, R ERA: 3.12	(1, 1)	0.2	L	8	3	3	3	0	0	0	0	0	0	5	17	40.50	9.000																			
Ken Johnson, R ERA: 5.23	(1, 1)	3.1		17	4	3	3	3	2	0	0	0	0	21	29	8.10	1.800																			
Al Downing, L ERA: 5.96	(5, 1)	2.0		10	4	1	1	3	1	0	0	0	0	14	18	4.50	2.500																			
Steve Hamilton, L ERA: 3.03	(7, 1)	2.0		8	2	0	0	0	0	0	0	0	0	8	8	0.00	1.000																			

New York Yankees @ Cleveland Indians
Cleveland Municipal Stadium, Cleveland, OH

AB 34
R 7
H 13
RBI 6
BB 6
SO 6
LOB 17



Sat Jun 28 1969, 3:33 AM EDT
Att: 12,553 - Unknown - 84 F

Batter	1	2	3	4	5	6	7	8	9	AB	R	H	RBI	BB	SO	LOB	TOP					
Horace Clarke, S OBP: 0.339, SLG: 0.325	F4	4-3						6-3		4	0	1	0	0	0	2						
Jerry Kenney, L OBP: 0.337, SLG: 0.331	B5-3		F4					1B		4	0	1	0	0	1	1						
Bobby Murcer, L OBP: 0.336, SLG: 0.455			K					1B		4	0	2	0	0	1	0						
Joe Pepitone, L OBP: 0.265, SLG: 0.475	G3		F6					1B		4	0	0	0	0	3							
Jimmie Hall, L OBP: 0.283, SLG: 0.347										4	1	1	0	0	2	0						
Tom Shopay, L (1, 7)										4	0	0	0	0	2	1						
Gene Michael, S OBP: 0.356, SLG: 0.354										4	0	2	0	0	1	0						
Jake Gibbs, L OBP: 0.291, SLG: 0.238										2	0	0	0	1	1	0						
Frank Fernandez, R OBP: 0.364, SLG: 0.379										1	0	0	0	0	1	1						
Fritz Peterson, S OBP: 0.174, SLG: 0.075										1	0	0	1	0	0	0						
Bill Robinson, R OBP: 0.212, SLG: 0.244										1	0	0	0	0	1	0						
Lindy McDaniel, R (8, 1)										0	0	0	0	0	0	0						
Inning Stats	R: 0 E: 0 K: 0 S: 4	H: 1 LOB: 1 BB: 0 P: 4	R: 1 E: 0 K: 1 S: 7	H: 2 LOB: 2 BB: 1 P: 11	R: 0 E: 0 K: 1 S: 5	H: 0 LOB: 0 BB: 0 P: 5	R: 0 E: 0 K: 2 S: 7	H: 0 LOB: 0 BB: 0 P: 7	R: 0 E: 0 K: 1 S: 8	H: 1 LOB: 1 BB: 0 P: 8	R: 0 E: 0 K: 1 S: 5	H: 0 LOB: 0 BB: 0 P: 5	R: 0 E: 0 K: 0 S: 3	H: 0 LOB: 0 BB: 0 P: 3	R: 0 E: 0 K: 1 S: 7	H: 2 LOB: 2 BB: 0 P: 7	R: 0 E: 0 K: 2 S: 8	H: 1 LOB: 1 BB: 0 P: 8	1B: 6 2B: 1 3B: 0 HR: 0	SF: 0 SAC: 1 DP: 0 HBP: 0	WP: 0 PB: 0 SB: 1 CS: 0	PA: 35
PITCHER Luis Tiant, R ERA: 4.05	IP: 9.0 WLS: W BF: 35 H: 7 R: 1 ER: 1 SO: 10 BB: 0 IBB: 1 HBP: 0 BLK: 0 WP: 0 HR: 0 S: 54 P: 58 ERA: 1.00 WHIP: 0.778															PITCHER						

New York Yankees @ Cleveland Indians
Cleveland Municipal Stadium, Cleveland, OH
Sun Jun 29 1969, 3:33 AM EDT
Unknown - 7 1 F

AB	33
R	1
H	7
RBI	1
BB	1
SO	10
LOB	8



Batter	1	2	3	4	5	6	7	8	9	AB	R	H	RBI	BB	SO	LOB	BOTTOM			
Jose Cardenal, R OBP: 0.276, SLG: 0.329	K	F7								3	0	0	0	0	1	2				
Larry Brown, R OBP: 0.325, SLG: 0.330	5-3									3	0	1	1	0	0	0				
Duke Sims, L OBP: 0.366, SLG: 0.487										4	1	2	0	0	0	1				
Tony Horton, R OBP: 0.312, SLG: 0.445										4	1	2	1	0	0	2				
Ken Harrelson, R OBP: 0.293, SLG: 0.368										4	1	1	2	0	2	2				
Cap Peterson, R OBP: 0.344, SLG: 0.327										4	0	0	0	0	1	1				
Zoilo Versalles, R OBP: 0.312, SLG: 0.322										3	1	1	0	0	2	0				
Max Alvis, R OBP: 0.292, SLG: 0.284										1	0	0	0	0	0	1				
Vern Fuller, R OBP: 0.299, SLG: 0.341										2	0	0	0	1	2	0				
Luis Tiant, R OBP: 0.300, SLG: 0.459										3	1	2	1	0	1	0				
Inning Stats	R: 0 E: 0 K: 1 S: 6	H: 1 LOB: 1 BB: 0 P: 6	R: 1 E: 0 K: 1 S: 7	H: 2 LOB: 2 BB: 1 P: 11	R: 0 E: 0 K: 1 S: 6	H: 1 LOB: 1 BB: 0 P: 6	R: 0 E: 0 K: 3 S: 9	H: 0 LOB: 0 BB: 0 P: 9	R: 1 E: 0 K: 0 S: 4	H: 1 LOB: 0 BB: 0 P: 4	R: 2 E: 0 K: 2 S: 9	H: 2 LOB: 0 BB: 0 P: 9	R: 0 E: 0 K: 1 S: 5	H: 0 LOB: 0 BB: 0 P: 5	R: 1 E: 0 K: 0 S: 5	H: 2 LOB: 1 BB: 0 P: 5	1B: 6 2B: 2 3B: 0 HR: 1	SF: 1 SAC: 1 DP: 0 HBP: 0	WP: 0 PB: 0 SB: 0 CS: 0	PA: 34
PITCHER Fritz Peterson, L ERA: 2.84	IP: 7.0 WLS: L BF: 29 H: 7 R: 4 ER: 4 SO: 9 BB: 1 IBB: 0 HBP: 0 BLK: 0 WP: 0 HR: 1 S: 46 P: 50 ERA: 5.14 WHIP: 1.143															PITCHER Lindy McDaniel, R ERA: 4.22				

New York Yankees @ Cleveland Indians
Cleveland Municipal Stadium, Cleveland, OH
Sun Jun 29 1969, 3:33 AM EDT
Unknown - 7 1 F

AB	31
R	5
H	9
RBI	5
BB	1
SO	9
LOB	9



Batter	1	2	3	4	5	6	7	8	9	AB	R	H	RBI	BB	SO	LOB	TOP										
Horace Clarke, S OBP: 0.334, SLG: 0.320	F8		6-3	K		F6			L8	5	0	0	0	0	1	1											
Ron Woods, R OBP: 0.375, SLG: 0.359	F4					L9			BB BB	2	0	0	0	3	0	1											
Bobby Murcer, L OBP: 0.337, SLG: 0.452	K		F8	F4					BB BB	4	1	1	0	1	1	2											
Joe Pepitone, L OBP: 0.267, SLG: 0.477 Len Boehmer, R OBP: 0.143, SLG: 0.094			F3		F7				F7	1	0	1	0	0	0	0											
Frank Fernandez, R OBP: 0.382, SLG: 0.418	E8									3	2	2	1	1	0	1											
Bobby Cox, R OBP: 0.300, SLG: 0.279	K				F7				K	5	1	1	0	0	2	6											
Bill Robinson, R OBP: 0.213, SLG: 0.238			F5		K				6-3	3	0	0	0	1	1	2											
Gene Michael, S OBP: 0.353, SLG: 0.358	F4					4-3			G3	4	1	1	2	0	0	3											
Mike Kekich, R OBP: 0.100, SLG: 0.200 Billy Cowan, R OBP: 0.244, SLG: 0.262 Bill Burbach, R OBP: 0.179, SLG: 0.154 Jack Aker, R	K								2-3	1	0	0	0	0	1	3											
Inning Stats	R: 0 E: 0 K: 1 S: 5	H: 0 LOB: 0 BB: 0 P: 5	R: 0 E: 1 K: 2 S: 9	H: 2 LOB: 3 BB: 1 P: 13	R: 0 E: 0 K: 0 S: 3	H: 0 LOB: 1 BB: 1 P: 7	R: 4 E: 0 K: 1 S: 8	H: 3 LOB: 1 BB: 1 P: 13	R: 1 E: 0 K: 1 S: 6	H: 1 LOB: 0 BB: 0 P: 6	R: 0 E: 0 K: 0 S: 3	H: 0 LOB: 1 BB: 1 P: 7	R: 1 E: 0 K: 0 S: 4	H: 2 LOB: 0 BB: 0 P: 4	R: 0 E: 0 K: 0 S: 3	H: 0 LOB: 3 BB: 3 P: 17	1B: 3 2B: 3 3B: 0 HR: 2	SF: 0 SAC: 0 DP: 0 HBP: 1	WP: 0 PB: 0 SB: 0 CS: 1	PA: 42							
PITCHER	IP	WLS	BF	H	R	ER	SO	BB	IBB	HBP	BLK	WP	HR	S	P	ERA	WHIP										
Mike Paul, L ERA: 3.79	3.1	L	18	5	4	4	3	1	1	1	0	0	1	21	30	10.80	1.800										
Horacio Pina, R ERA: 5.35	0.2		3	0	0	0	1	1	0	0	0	0	0	4	8	0.00	1.500										
Ron Law, R ERA: 4.5	2.0		8	1	1	1	1	1	0	0	0	0	1	9	13	4.50	1.000										
Larry Burchart, R ERA: 3.68	2.0		7	2	1	1	0	0	0	0	0	0	0	7	7	4.50	1.000										
Gary Kroil, R ERA: 2.66	1.0		6	0	0	0	1	3	0	0	0	0	0	5	17	0.00	3.000										

New York Yankees @ Cleveland Indians
Cleveland Municipal Stadium, Cleveland, OH
Sun Jun 29 1969, 3:38 AM EDT
Att: 26,061 - Unknown - 71 F

AB 34
R 6
H 8
RBI 6
BB 7
SO 6
LOB 22



Batter	1	2	3	4	5	6	7	8	9	AB	R	H	RBI	BB	SO	LOB	BOTTOM										
Jose Cardenal, R OBP: 0.286, SLG: 0.335	2-3									2	1	1	0	3	0	0											
Larry Brown, R OBP: 0.319, SLG: 0.324	L6									5	1	0	0	0	1	7											
Cap Peterson, R OBP: 0.362, SLG: 0.350										5	0	3	2	0	0	2											
Tony Horton, R OBP: 0.310, SLG: 0.440	K									5	0	1	0	0	1	5											
Ken Harrelson, R OBP: 0.298, SLG: 0.374										4	0	2	1	1	0	1											
Zoilo Versalles, R OBP: 0.309, SLG: 0.315	6-3									4	0	0	0	1	1	3											
Vern Fuller, R OBP: 0.290, SLG: 0.330 Richie Scheinblum, S OBP: 0.213, SLG: 0.162	F2									3	0	0	0	0	0	5											
Ken Suarez, R OBP: 0.395, SLG: 0.417										1	1	1	0	3	0	0											
Mike Paul, L Horacio Pina, R Russ Springer, R Ron Law, R Lou Kimbrough, L Larry Burchart, R Chuck Hinton, R Gary Kroil, R	K									1	0	0	0	0	1	2											
Inning Stats	R: 0 E: 0 K: 1 S: 6	H: 1 LOB: 2 BB: 1 P: 10	R: 2 E: 1 K: 0 S: 6	H: 3 LOB: 2 BB: 1 P: 10	R: 0 E: 0 K: 0 S: 3	H: 0 LOB: 2 BB: 2 P: 11	R: 0 E: 0 K: 1 S: 6	H: 1 LOB: 1 BB: 0 P: 6	R: 0 E: 0 K: 0 S: 2	H: 0 LOB: 1 BB: 2 P: 10	R: 0 E: 1 K: 1 S: 6	H: 0 LOB: 2 BB: 1 P: 10	R: 1 E: 0 K: 1 S: 7	H: 2 LOB: 2 BB: 1 P: 11	R: 0 E: 0 K: 1 S: 5	H: 0 LOB: 0 BB: 0 P: 5	1B: 6 2B: 3 3B: 0 HR: 0	SF: 0 SAC: 0 DP: 2 HBP: 0	WP: 1 PB: 0 SB: 2 CS: 0	PA: 43							
PITCHER	IP	WLS	BF	H	R	ER	SO	BB	IBB	HBP	BLK	WP	HR	S	P	ERA	WHIP										
Mike Kekich, L ERA: 6.1	3.0		16	5	2	1	2	0	2	0	0	0	0	18	26	3.00	1.667										
Bill Burbach, R ERA: 3.07	4.1	W	21	2	1	1	2	6	0	0	0	1	0	19	43	2.08	1.846										
Jack Aker, R ERA: 3.68	1.2	S	6	1	0	0	2	0	0	0	0	0	0	10	10	0.00	0.600										

New York Yankees @ Cleveland Indians
Cleveland Municipal Stadium, Cleveland, OH
Sun Jun 29 1969, 3:38 AM EDT
Att: 26,061 - Unknown - 71 F


AB 35
R 3
H 8
RBI 3
BB 8
SO 6
LOB 30




Batter	1	2	3	4	5	6	7	8	9	AB	R	H	RBI	BB	SO	LOB	TOP						
Del Unser, L OBP: 0.328, SLG: 0.349 (1, 8)	0-0 4-3		0-0 L4		0-0 F7		0-3 K			4	0	0	0	0	1	0	Washington Senators @ Cleveland Indians Cleveland Municipal Stadium, Cleveland, OH Tue Jul 01 1969, 7:05 PM EDT Unknown livebaseballscorecards.com						
Lee Maye, L OBP: 0.307, SLG: 0.312 Hank Allen, R OBP: 0.298, SLG: 0.337 (8, PH) (8, 9)	0-0 G3		0-3 K		0-0 F3			0-0 F6		3	0	0	0	0	1	0							
Frank Howard, R OBP: 0.381, SLG: 0.593 (1, 7)	0-0 1B		0-0 HR		0-0 6-3			0-0 1B		4	1	3	1	0	0	0							
Mike Epstein, L OBP: 0.426, SLG: 0.600 (1, 3)	0-0 F6		0-0 F7		0-0 HR			0-0 F8		4	1	1	1	0	0	2							
Ken McMullen, R OBP: 0.329, SLG: 0.372 (1, 5)		0-0 HR 1B		4-0 BB		0-0 G3		4-0 1-2 BB		2	1	1	0	2	0	0							
Bernie Allen, L OBP: 0.347, SLG: 0.411 Brant Aylea, R OBP: 0.385, SLG: 0.596 Tim Cullen, R OBP: 0.254, SLG: 0.214 (8, PH) (8, 4)	0-0 F8		0-3 K		0-0 1B			0-3 K		3	0	1	0	0	1	2							
Ed Brinkman, R OBP: 0.322, SLG: 0.333 (1, 6)	0-0 HR		0-0 F4		0-3 K			0-0 1-3		4	1	1	2	0	1	2							
Jim French, L OBP: 0.329, SLG: 0.328 (1, 2)	0-0 F9		0-0 F6		0-0 F9			0-0 G3		4	0	0	0	0	0	1							
Casey Cox, R (1, 1)	0-3 K				0-3 K			0-3 K		4	0	0	0	0	4	0							
Inning Stats	R: 0 E: 0 K: 0 S: 4	H: 1 LOB: 1 BB: 0 P: 4	R: 2 E: 0 K: 1 S: 7	H: 2 LOB: 0 BB: 0 P: 7	R: 1 E: 0 K: 1 S: 6	H: 1 LOB: 0 BB: 0 P: 6	R: 0 E: 0 K: 1 S: 5	H: 0 LOB: 1 BB: 1 P: 9	R: 0 E: 0 K: 1 S: 5	H: 0 LOB: 0 BB: 0 P: 5	R: 1 E: 0 K: 1 S: 7	H: 2 LOB: 1 BB: 0 P: 7	R: 0 E: 0 K: 2 S: 7	H: 0 LOB: 0 BB: 0 P: 7	R: 0 E: 0 K: 1 S: 6	H: 1 LOB: 2 BB: 1 P: 10		R: 0 E: 0 K: 1 S: 5	H: 0 LOB: 0 BB: 0 P: 5	1B: 4 2B: 0 3B: 0 HR: 3	SF: 0 SAC: 0 DP: 0 HBP: 0	WP: 0 PB: 0 SB: 0 CS: 0	PA: 36
PITCHER	IP WLS BF	H R ER SO	BB IBB HBP BLK	WP HR S P	ERA WHIP	PITCHER	IP WLS BF	H R ER SO	BB IBB HBP BLK	WP HR S P	ERA WHIP												
Steve Hargan, R ERA: 6.61 (1, 1)	7.0 L 28	6 4 4 7	1 0 0 0	0 3 41 45	5.14 1.000	Juan Pizarro, L ERA: 3.73 (8, 1)	2.0 8 1 0 0 2	1 0 0 0	0 0 11 15	0.00 1.000													

Batter	1	2	3	4	5	6	7	8	9	AB	R	H	RBI	BB	SO	LOB	BOTTOM				
Jose Cardenal, R OBP: 0.281, SLG: 0.328 (1, 8)	0-0 1-3		0-0 F4		0-0 F9		0-0 F4		0-0 FC6-4	5	0	0	0	0	0	2	Washington Senators @ Cleveland Indians Cleveland Municipal Stadium, Cleveland, OH Tue Jul 01 1969, 7:05 PM EDT Unknown livebaseballscorecards.com				
Larry Brown, R OBP: 0.317, SLG: 0.319 (1, 6)	4-0 1B E BB		0-0 F7		0-3 K		0-0 F7		0-0 F8	4	1	0	0	1	1	2					
Duke Sims, L OBP: 0.384, SLG: 0.500 (1, 2)	0-0 E9 1H 1B		0-0 FC6-4 1B		0-0 G6-4-3 1B		4-0 1B BB		3	0	3	0	1	0	0	0					
Tony Horton, R OBP: 0.306, SLG: 0.434 (1, 3)	0-0 FC6-4 1-2		0-0 FC6-4 1-2		0-0 G6-4-3 1-2		0-0 F8		4	0	0	0	0	0	4	4					
Ken Harrelson, R OBP: 0.298, SLG: 0.369 (1, 9)	0-3 K		0-0 L6		4-0 1B BB		0-3 K		3	0	0	0	1	2	2	2					
Russ Snyder, L OBP: 0.353, SLG: 0.331 (1, 7)		0-0 3-1		4-0 BB BB		0-0 1-2 1B		0-0 1-2 1B		3	0	2	0	1	0	0					
Lou Klimchok, L OBP: 0.333, SLG: 0.383 (1, 5)	0-0 E6 FC1-6		0-0 E6 FC1-6		4-0 1-2 5-3 BB		0-0 L8		0-0 F7	3	0	0	0	1	0	4					
Vern Fuller, R OBP: 0.284, SLG: 0.322 Max Alvis, R OBP: 0.290, SLG: 0.282 Juan Pizarro, L OBP: 0.143, SLG: 0.143 Richie Scheinblum, S OBP: 0.220, SLG: 0.162 (7, PH) (8, 1) (9, PH)	0-0 FC1-6		0-0 5-3		0-0 4-3		4-0 FC6-4 BB		2	0	0	0	0	0	0	3					
Steve Hargan, R OBP: 0.231, SLG: 0.231 Chuck Hinton, R OBP: 0.296, SLG: 0.373 Zolito Versailles, R OBP: 0.308, SLG: 0.314 (7, PH) (8, 4)	0-3 K		0-0 K		0-0 K		0-0 F9		2	0	0	0	0	2	1	1					
Inning Stats	R: 1 E: 1 K: 1 S: 6	H: 1 LOB: 1 BB: 1 P: 10	R: 0 E: 1 K: 1 S: 6	H: 0 LOB: 0 BB: 0 P: 6	R: 0 E: 0 K: 0 S: 2	H: 0 LOB: 2 BB: 2 P: 10	R: 0 E: 0 K: 2 S: 7	H: 0 LOB: 0 BB: 0 P: 7	R: 0 E: 0 K: 0 S: 4	H: 2 LOB: 2 BB: 1 P: 8	R: 0 E: 0 K: 0 S: 4	H: 1 LOB: 1 BB: 0 P: 4	R: 0 E: 0 K: 1 S: 6	H: 1 LOB: 2 BB: 1 P: 10	R: 0 E: 0 K: 0 S: 3	H: 0 LOB: 1 BB: 1 P: 7		1B: 6 2B: 1 3B: 0 HR: 0	SF: 0 SAC: 0 DP: 2 HBP: 0	WP: 0 PB: 0 SB: 0 CS: 0	PA: 38
PITCHER	IP WLS BF	H R ER SO	BB IBB HBP BLK	WP HR S P	ERA WHIP	PITCHER	IP WLS BF	H R ER SO	BB IBB HBP BLK	WP HR S P	ERA WHIP										
Casey Cox, R ERA: 1.9 (1, 1)	9.0 W 38	6 1 1 5	6 0 0 0	0 0 42 66	1.00 1.333																

Batter	1	2	3	4	5	6	7	8	9	AB	R	H	RBI	BB	SO	LOB	TOP																
Del Unser, L OBP: 0.329, SLG: 0.350 (1, 8)										5	1	2	0	0	1	0	Washington Senators @ Cleveland Indians Cleveland Municipal Stadium, Cleveland, OH Tue Jul 01 1969, 7:05 PM EDT Att: 7,268 - Unknown livebaseballscorecards.com																
Lee Maye, L OBP: 0.312, SLG: 0.317 Sam Bowers, R OBP: 0.138, SLG: 0.138 (1, 9)										4	1	2	0	0	0	1																	
Frank Howard, R OBP: 0.387, SLG: 0.608 (1, 7)										4	2	3	2	1	0	1																	
Mike Epstein, L OBP: 0.421, SLG: 0.590 (1, 3)										5	0	1	1	0	1	2																	
Ken McMullen, R OBP: 0.330, SLG: 0.374 (1, 5)										4	1	2	1	0	0	0																	
Bernie Allen, L OBP: 0.345, SLG: 0.407 (1, 4)										4	0	1	0	0	0	2																	
Ed Brinkman, R OBP: 0.327, SLG: 0.337 (1, 6)										3	0	2	1	1	0	1																	
Paul Casanova, R OBP: 0.231, SLG: 0.262 (1, 2)										4	0	1	0	0	2	4																	
Barry Moore, L Ed Spivey, L Dave Baldwin, R Hank Allen, R Dennis Higgins, R Brant Alyea, R Darold Knowles, L (1, 1)										1	0	0	0	0	1	0																	
Inning Stats	R: 2 E: 0 K: 1 S: 7	H: 2 LOB: 1 BB: 1 P: 11	R: 0 E: 0 K: 2 S: 7	H: 1 LOB: 0 BB: 0 P: 7	R: 0 E: 0 K: 0 S: 3	H: 1 LOB: 0 BB: 0 P: 3	R: 1 E: 0 K: 1 S: 8	H: 3 LOB: 2 BB: 0 P: 8	R: 1 E: 0 K: 0 S: 4	H: 2 LOB: 0 BB: 1 P: 4	R: 0 E: 0 K: 1 S: 6	H: 1 LOB: 1 BB: 0 P: 6	R: 0 E: 0 K: 0 S: 4	H: 1 LOB: 1 BB: 0 P: 4	R: 3 E: 1 K: 0 S: 5	H: 3 LOB: 0 BB: 1 P: 9		1B: 13 2B: 2 3B: 0 HR: 1	SF: 1 SAC: 0 DP: 3 HBP: 0	WP: 1 PB: 0 SB: 0 CS: 0	PA: 41												
PITCHER	IP WLS BF H R ER SO BB IBB HBP BLK WP HR S P ERA WHIP	IP WLS BF H R ER SO BB IBB HBP BLK WP HR S P ERA WHIP																															
Stan Williams, R ERA: 4.36 (1, 1)	5.0	22	9	4	4	4	1	0	0	0	1	1	29	33	7.20	2.000																	
Ron Law, R ERA: 3.6 (6, 1)	3.0	14	3	1	1	1	2	0	0	0	0	0	14	22	3.00	1.667																	
Mike Paul, L ERA: 3.95 (9, 1)	0.0	L	1	1	0	0	0	0	0	0	0	0	1	1	∞	∞																	
Horacio Pina, R ERA: 5.45 (9, 1)	1.0	4	2	2	2	0	0	0	0	0	0	0	4	4	18.00	2.000																	
Batter	1	2	3	4	5	6	7	8	9	AB	R	H	RBI	BB	SO	LOB	BOTTOM																
Jose Cardenal, R OBP: 0.287, SLG: 0.328 (1, 8)										3	1	1	0	2	1	0	Washington Senators @ Cleveland Indians Cleveland Municipal Stadium, Cleveland, OH Tue Jul 01 1969, 7:05 PM EDT Att: 7,268 - Unknown livebaseballscorecards.com																
Larry Brown, R OBP: 0.313, SLG: 0.315 (1, 6)										4	0	0	0	0	1	3																	
Ken Harrelson, R OBP: 0.297, SLG: 0.368 (1, 9)										4	1	1	2	0	1	0																	
Tony Horton, R OBP: 0.312, SLG: 0.460 (1, 3)										4	1	3	2	0	0	0																	
Cap Peterson, R OBP: 0.366, SLG: 0.344 Russ Snyder, L OBP: 0.349, SLG: 0.326 (1, 7)										1	1	0	0	1	0	0																	
Zoilo Versalles, R OBP: 0.308, SLG: 0.319 Lou Klimchok, L OBP: 0.343, SLG: 0.393 Max Alvis, R OBP: 0.290, SLG: 0.282 (1, 4)										3	0	1	0	0	0	1																	
Chuck Hinton, R OBP: 0.276, SLG: 0.345 Vern Fuller, R OBP: 0.284, SLG: 0.322 (1, 5)										4	0	0	1	0	1	2																	
Ken Suarez, R OBP: 0.383, SLG: 0.400 (1, 2)										4	0	1	0	0	2	1																	
Stan Williams, R OBP: 0.222, SLG: 0.125 Ron Law, R Mike Paul, L Horacio Pina, R Riche Scheinblum, S (1, 1)										0	1	0	0	1	0	0																	
Inning Stats	R: 0 E: 0 K: 0 S: 3	H: 0 LOB: 0 BB: 0 P: 3	R: 1 E: 0 K: 1 S: 6	H: 1 LOB: 1 BB: 1 P: 10	R: 4 E: 0 K: 0 S: 6	H: 3 LOB: 0 BB: 1 P: 10	R: 0 E: 0 K: 0 S: 4	H: 1 LOB: 2 BB: 1 P: 8	R: 0 E: 0 K: 1 S: 5	H: 0 LOB: 0 BB: 0 P: 5	R: 0 E: 0 K: 3 S: 9	H: 0 LOB: 0 BB: 0 P: 9	R: 0 E: 0 K: 1 S: 6	H: 2 LOB: 1 BB: 0 P: 6	R: 0 E: 0 K: 0 S: 3	H: 0 LOB: 1 BB: 1 P: 7		1B: 4 2B: 2 3B: 1 HR: 1	SF: 0 SAC: 2 DP: 0 HBP: 0	WP: 0 PB: 0 SB: 0 CS: 0	PA: 38												
PITCHER	IP WLS BF H R ER SO BB IBB HBP BLK WP HR S P ERA WHIP	IP WLS BF H R ER SO BB IBB HBP BLK WP HR S P ERA WHIP																															
Barry Moore, L ERA: 3.41 (1, 1)	3.0	15	4	5	5	1	2	0	0	0	0	0	8	12	0.00	1.500																	
Dave Baldwin, R ERA: 2.75 (4, 1)	2.0	9	2	0	0	0	1	0	0	0	0	0	8	12	0.00	1.500																	
Dennis Higgins, R ERA: 3.21 (6, 1)	3.0	W	10	2	0	0	5	0	0	0	0	0	20	20	0.00	0.667																	
Darold Knowles, L ERA: 1.98 (9, 1)	1.0	S	4	0	0	0	1	0	0	0	0	0	3	7	0.00	1.000																	

Batter	1	2	3	4	5	6	7	8	9	AB	R	H	RBI	BB	SO	LOB	TOP				
Del Unser, L OBP: 0.324, SLG: 0.344 (1, 8)	F7		G6-3		P5		F7			4	0	0	0	0	0	1	Washington Senators @ Cleveland Indians Cleveland Municipal Stadium, Cleveland, OH Thu Jul 03 1969, 3:33 AM EDT Att: 6,525 - Unknown 				
Lee Maye, L OBP: 0.304, SLG: 0.308 (1, 9)	F9		F7		P5		F9			4	0	0	0	0	0	0					
Frank Howard, R OBP: 0.389, SLG: 0.609 Sam Bowers, R OBP: 0.152, SLG: 0.125 (8, 7)	F9		F7			HR	F7			4	1	1	1	0	0	0					
Mike Epstein, L OBP: 0.422, SLG: 0.608 (1, 3)		HR						K		4	1	2	1	0	2	0					
Ken McMullen, R OBP: 0.324, SLG: 0.363 (1, 5)	F8								G6-3	4	0	0	0	0	2	1					
Bernie Allen, L OBP: 0.353, SLG: 0.405 (1, 4)		1B BB								1	0	0	0	3	0	1					
Ed Brinkman, R OBP: 0.325, SLG: 0.333 (1, 6)										4	0	1	0	0	0	2					
Jim French, L OBP: 0.325, SLG: 0.311 (1, 2)	F7									3	0	0	0	1	0	3					
Camilo Pascual, R OBP: 0.235, SLG: 0.235 Dave Baldwin, R (3, 1) Ed Stroud, L OBP: 0.336, SLG: 0.328 (7, PH) Jim Shellenback, L OBP: 0.222, SLG: 0.222 (7, 1)	G6-3									1	0	0	0	0	0	2					
Inning Stats	R: 0 E: 0 K: 0 S: 3	H: 0 LOB: 0 BB: 0 P: 3	R: 1 E: 0 K: 0 S: 5	H: 2 LOB: 2 BB: 1 P: 9	R: 0 E: 0 K: 0 S: 3	H: 0 LOB: 0 BB: 0 P: 3	R: 0 E: 0 K: 2 S: 7	H: 0 LOB: 1 BB: 1 P: 11	R: 0 E: 0 K: 1 S: 5	H: 0 LOB: 0 BB: 0 P: 5	R: 1 E: 0 K: 1 S: 7	H: 2 LOB: 1 BB: 0 P: 7	R: 0 E: 0 K: 1 S: 5	H: 0 LOB: 1 BB: 1 P: 9	R: 0 E: 0 K: 0 S: 3	H: 0 LOB: 1 BB: 1 P: 7		1B: 1 2B: 1 3B: 0 HR: 2	SF: 0 SAC: 0 DP: 0 HBP: 0	WP: 0 PB: 0 SB: 0 CS: 0	PA: 35
PITCHER Luis Tiant, R ERA: 3.89 (1, 1)	IP: 9.0 WLS: W BF: 35 H: 4 R: 2 ER: 2 SO: 6 BB: 4 IBB: 0 HBP: 0 BLK: 0 WP: 0 HR: 2 S: 43 P: 59 ERA: 2.00 WHIP: 0.889															PITCHER					

Batter	1	2	3	4	5	6	7	8	9	AB	R	H	RBI	BB	SO	LOB	BOTTOM				
Jose Cardenal, R OBP: 0.286, SLG: 0.324 (1, 8)	P6		BB 2B BB	F8		G6-3				3	1	0	0	1	0	0	Washington Senators @ Cleveland Indians Cleveland Municipal Stadium, Cleveland, OH Thu Jul 03 1969, 3:33 AM EDT Att: 6,525 - Unknown 				
Larry Brown, R OBP: 0.312, SLG: 0.313 (1, 6)	F8		P4	HBP 3B 1B		F7				4	1	1	0	0	0	3					
Duke Sims, L OBP: 0.396, SLG: 0.488 (1, 2)		BB	BB BB	BB BB						1	2	0	1	2	1	0					
Tony Horton, R OBP: 0.316, SLG: 0.476 (1, 3)	K		BB BB	HBP 3B		K				3	1	1	3	1	2	1					
Russ Snyder, L OBP: 0.346, SLG: 0.331 (7, PH) Ken Harrelson, R OBP: 0.292, SLG: 0.361 (7, PH) Chuck Hinton, R OBP: 0.271, SLG: 0.339 (8, 7)	G1-3		BB BB	BB BB						3	0	1	3	0	1	1					
Cap Peterson, R OBP: 0.385, SLG: 0.333 (1, 5) Zoilo Versalles, R OBP: 0.310, SLG: 0.317 (5, 5)	K		P6			G3				2	0	0	0	0	1	1					
Richie Scheinblum, S OBP: 0.229, SLG: 0.187 (1, 9)	K			BB		F8				3	0	0	0	1	1	1					
Vern Fuller, R OBP: 0.309, SLG: 0.378 (1, 4)				BB BB						4	1	2	0	0	1	2					
Luis Tiant, R OBP: 0.295, SLG: 0.439 (1, 1)			BB BB	BB BB		P3				4	1	1	0	0	1	1					
Inning Stats	R: 0 E: 0 K: 1 S: 5	H: 0 LOB: 1 BB: 1 P: 9	R: 0 E: 0 K: 2 S: 7	H: 0 LOB: 0 BB: 0 P: 7	R: 5 E: 0 K: 0 S: 6	H: 3 LOB: 2 BB: 4 P: 22	R: 2 E: 0 K: 2 S: 9	H: 2 LOB: 1 BB: 0 P: 10	R: 0 E: 0 K: 1 S: 5	H: 0 LOB: 0 BB: 0 P: 5	R: 0 E: 0 K: 0 S: 3	H: 0 LOB: 0 BB: 0 P: 3	R: 0 E: 0 K: 2 S: 7	H: 0 LOB: 0 BB: 0 P: 7	R: 0 E: 0 K: 0 S: 3	H: 1 LOB: 1 BB: 1 P: 7		1B: 3 2B: 2 3B: 1 HR: 0	SF: 0 SAC: 0 DP: 1 HBP: 1	WP: 0 PB: 0 SB: 0 CS: 0	PA: 36
PITCHER Camilo Pascual, R ERA: 6.83 Dave Baldwin, R ERA: 2.93 Jim Shellenback, L ERA: 4.14 (7, 1)	IP: 2.1 WLS: L BF: 14 H: 3 R: 5 ER: 5 SO: 3 BB: 4 IBB: 0 HBP: 0 BLK: 0 WP: 0 HR: 0 S: 16 P: 32 ERA: 19.29 WHIP: 3.000															PITCHER					

Batter	1	2	3	4	5	6	7	8	9	AB	R	H	RBI	BB	SO	LOB	TOP			
Jose Cardenal, R (1, 8) OBP: 0.284, SLG: 0.328	F4			L9		F8		1B	F6	5	1	1	0	0	0	1	Cleveland Indians @ New York Yankees Yankee Stadium, Bronx, NY Fri Jul 04 1969, 3:38 AM EDT Att: 17,884 - Unknown - 82 F livebaseballscorecards.com			
Lary Brown, R (1, 6) OBP: 0.315, SLG: 0.312	L3			F2		5-3		1B	1-3	4	0	1	0	1	0	1				
Duke Sims, L (1, 2) OBP: 0.403, SLG: 0.484	L3			BB				HR	K	3	1	1	0	1	1	4				
Tony Horton, R (1, 3) OBP: 0.315, SLG: 0.473		L7		4-3				L7	BB	4	0	1	2	0	0	2				
Ken Harrelson, R (1, 9) OBP: 0.298, SLG: 0.378		5-3							1B	2	1	1	2	2	0	0				
Russ Snyder, L (1, 7) OBP: 0.337, SLG: 0.322										3	0	0	0	0	1	1				
Riche Scheinblum, S (8, PH) OBP: 0.227, SLG: 0.185										1	0	0	0	0	1	3				
Chuck Hinton, R (8, 7) OBP: 0.270, SLG: 0.383										0	0	0	0	0	0	0				
Zolio Versailles, R (1, 5) OBP: 0.308, SLG: 0.311				F9		5-3			F5	3	0	0	0	1	0	4				
Vern Fuller, R (1, 4) OBP: 0.305, SLG: 0.377				K		K			SH5-4	4	0	1	0	0	2	2				
Juan Pizarro, L (1, 1) OBP: 0.200, SLG: 0.200				K		K			SH5-4	3	1	1	0	0	2	0				
Inning Stats	R: 0 E: 0 K: 0 S: 3	H: 1 LOB: 0 BB: 0 P: 3	R: 0 E: 0 K: 1 S: 5	H: 0 LOB: 0 BB: 0 P: 5	R: 0 E: 0 K: 2 S: 7	H: 0 LOB: 0 BB: 0 P: 7	R: 0 E: 0 K: 1 S: 3	H: 0 LOB: 1 BB: 1 P: 7	R: 0 E: 0 K: 1 S: 5	H: 0 LOB: 0 BB: 0 P: 5	R: 2 E: 0 K: 0 S: 5	H: 2 LOB: 1 BB: 1 P: 9	R: 2 E: 0 K: 2 S: 10	H: 3 LOB: 3 BB: 2 P: 18	R: 0 E: 0 K: 0 S: 4	H: 1 LOB: 1 BB: 0 P: 4	1B: 4 2B: 3 3B: 0 HR: 1	SF: 0 SAC: 1 DP: 1 HBP: 0	WP: 0 PB: 0 CS: 0	PA: 38
PITCHER	IP WLS BF H R ER SO BB IBB HBP BLK WP HR S P ERA WHIP																			
Bill Burbach, R (1, 1) ERA: 3.22	7.0 L 28 5 4 4 5 3 0 0 0 0 0 1 35 47 5.14 1.143																			
Steve Hamilton, L (8, 1) ERA: 3.12	1.0 6 1 0 0 2 1 1 0 0 0 0 0 8 16 0.00 2.000																			
Mike Kekich, L (9, 1) ERA: 5.98	1.0 4 1 0 0 0 0 0 0 0 0 0 0 4 4 0.00 1.000																			

Batter	1	2	3	4	5	6	7	8	9	AB	R	H	RBI	BB	SO	LOB	BOTTOM					
Horace Clarke, S (1, 4) OBP: 0.333, SLG: 0.328	5-3			F7		F9		L3		3	0	1	0	0	0	0	Cleveland Indians @ New York Yankees Yankee Stadium, Bronx, NY Fri Jul 04 1969, 3:38 AM EDT Att: 17,884 - Unknown - 82 F livebaseballscorecards.com					
Len Boehmer, R (7, 4) OBP: 0.139, SLG: 0.091						2B				1	0	0	0	0	0	1						
Ron Woods, R (1, 8) OBP: 0.365, SLG: 0.353	4-3			L7		F9			5-3	4	0	0	0	0	0	1						
Bobby Murcer, L (1, 9) OBP: 0.337, SLG: 0.444	F4			F1		9-2			BB	3	0	0	0	1	0	1						
Joe Pepitone, L (1, 3) OBP: 0.269, SLG: 0.466				FC1-4		FC1-5		F6	F9	4	0	2	0	0	0	1						
Bill Robinson, R (1, 7) OBP: 0.242, SLG: 0.285				FC1-4		BB		F7	F9	4	1	2	0	0	0	2						
Bobby Cox, R (1, 5) OBP: 0.310, SLG: 0.299				G5-4-3		FC1-5		F7		3	0	0	0	0	0	4						
Gene Michael, S (1, 6) OBP: 0.371, SLG: 0.490				K		BB		L5		2	0	0	0	1	1	1						
Jake Gibbs, L (1, 2) OBP: 0.287, SLG: 0.236										1	0	0	1	0	0	0						
Billy Cowan, R (8, PH) OBP: 0.229, SLG: 0.244										1	0	0	0	0	0	0						
Mike Kekich, R (9, 1) OBP: 0.100, SLG: 0.200										0	0	0	0	0	0	0						
Bill Burbach, R (1, 1) OBP: 0.167, SLG: 0.143										2	0	0	0	0	1	2						
Steve Hamilton, L (8, 1)										0	0	0	0	0	0	0						
Frank Fernandez, R (8, PH) OBP: 0.397, SLG: 0.439										0	0	0	0	1	0	0						
Inning Stats	R: 0 E: 0 K: 0 S: 3	H: 0 LOB: 0 BB: 0 P: 3	R: 0 E: 0 K: 0 S: 3	H: 1 LOB: 0 BB: 0 P: 3	R: 0 E: 0 K: 1 S: 5	H: 0 LOB: 0 BB: 0 P: 5	R: 0 E: 0 K: 0 S: 3	H: 0 LOB: 0 BB: 0 P: 3	R: 1 E: 0 K: 1 S: 7	H: 2 LOB: 2 BB: 1 P: 11	R: 0 E: 0 K: 0 S: 3	H: 1 LOB: 1 BB: 0 P: 3	R: 0 E: 0 K: 0 S: 4	H: 1 LOB: 1 BB: 0 P: 4	R: 0 E: 0 K: 0 S: 2	H: 0 LOB: 0 BB: 1 P: 6	R: 0 E: 0 K: 0 S: 3	H: 0 LOB: 1 BB: 1 P: 7	1B: 4 2B: 3 3B: 0 HR: 0	SF: 1 SAC: 0 DP: 3 HBP: 0	WP: 0 PB: 0 CS: 0	PA: 32
PITCHER	IP WLS BF H R ER SO BB IBB HBP BLK WP HR S P ERA WHIP																					
Juan Pizarro, L (1, 1) ERA: 3.24	9.0 W 32 5 1 1 2 3 0 0 0 0 0 0 33 45 1.00 0.889																					

Batter	1	2	3	4	5	6	7	8	9	AB	R	H	RBI	BB	SO	LOB	TOP					
Jose Cardenal, R OBP: 0.279, SLG: 0.322 (1, 8)	F5		F3			5-3		G3	F2	5	0	0	0	0	0	3	Cleveland Indians @ New York Yankees Yankee Stadium, Bronx, NY Sat Jul 05 1969, 7:05 PM EDT Att: 11,968 - Overcast - 86 F					
Lary Brown, R OBP: 0.317, SLG: 0.314 (1, 6)	4-3 1B		F8			1B 4-3 1B		6-3	B1-3	5	1	2	0	0	0	3						
Duke Sims, L OBP: 0.411, SLG: 0.489 (1, 2)	4-3			1B		4-3 1B		1B	IBB	3	0	2	0	1	0	1						
Tony Horton, R OBP: 0.314, SLG: 0.470 (1, 3)	5-3			K		4-3		FC6-4 1B		4	0	1	2	0	1	2						
Ken Harrelson, R OBP: 0.294, SLG: 0.373 (1, 9)		6-3		F9		F7		FC6-4		4	0	0	0	0	0	3						
Russ Snyder, L OBP: 0.331, SLG: 0.315 (1, 7)		1-3				4-3				3	0	0	0	0	0	0						
Cap Peterson, R OBP: 0.373, SLG: 0.344 (8, PH)									1B	1	1	1	0	0	0	0						
Chuck Hinton, R OBP: 0.270, SLG: 0.383 (9, 7)									2B	0	0	0	0	0	0	0						
Zolio Versailles, R OBP: 0.311, SLG: 0.315 (1, 4)						F6		6-3		4	0	2	0	0	0	0						
Lou Klimchok, L OBP: 0.338, SLG: 0.431 (1, 5)									1B	3	1	1	1	0	0	1						
Max Alvis, R OBP: 0.286, SLG: 0.284 (8, 5)	3-4-1					HR		F8		1	0	1	1	0	0	0						
Steve Hargan, R OBP: 0.260, SLG: 0.200 (1, 1)						1-3				2	0	0	0	0	0	0						
Richie Scheinblum, S OBP: 0.233, SLG: 0.262 (8, PH)									FC4	1	1	1	0	0	0	0						
Mike Paul, L OBP: 0.266, SLG: 0.284 (8, 1)								G3 1B	2B	1	0	0	0	0	0	2						
Inning Stats	R: 0 E: 0 K: 0 S: 4	H: 1 LOB: 1 BB: 0 P: 4	R: 0 E: 0 K: 0 S: 4	H: 1 LOB: 1 BB: 0 P: 4	R: 0 E: 0 K: 0 S: 3	H: 0 LOB: 0 BB: 0 P: 3	R: 0 E: 0 K: 1 S: 5	H: 1 LOB: 0 BB: 0 P: 5	R: 1 E: 0 K: 0 S: 4	H: 1 LOB: 0 BB: 0 P: 4	R: 1 E: 0 K: 0 S: 5	H: 2 LOB: 1 BB: 0 P: 5	R: 0 E: 0 K: 0 S: 3	H: 0 LOB: 0 BB: 0 P: 3	R: 1 E: 0 K: 0 S: 5	H: 2 LOB: 2 BB: 1 P: 9		R: 1 E: 0 K: 0 S: 6	H: 3 LOB: 2 BB: 0 P: 6	1B: 8 2B: 2 3B: 0 HR: 1	SF: 0 SAC: 0 DP: 0 HBP: 0	WP: 0 PB: 0 SB: 0 CS: 0
PITCHER	IP WLS BF H R ER SO BB IBB HBP BLK WP HR S P ERA WHIP																					
Stan Bahnsen, R ERA: 4.12 (1, 1)	8.0 L 32 8 3 3 1 0 0 1 0 0 0 1 33 37 3.38 1.000																					
Steve Hamilton, L ERA: 3.28 (9, 1)	1.0 6 3 1 1 0 0 0 0 0 0 0 0 6 6 9.00 3.000																					

AB	37
R	4
H	11
RBI	4
BB	1
SO	1
LOB	15



Batter	1	2	3	4	5	6	7	8	9	AB	R	H	RBI	BB	SO	LOB	BOTTOM						
Tom Shopay, L OBP: 0.125, SLG: 0.375 (1, 7)	3-1							6-3		3	1	1	0	0	1	1	Cleveland Indians @ New York Yankees Yankee Stadium, Bronx, NY Sat Jul 05 1969, 7:05 PM EDT Att: 11,968 - Overcast - 86 F						
Billy Cowan, R OBP: 0.224, SLG: 0.239 (8, PH)										1	0	0	0	0	0	0							
Steve Hamilton, L OBP: 0.224, SLG: 0.239 (9, 1)										0	0	0	0	0	0	0							
Jerry Kenney, L OBP: 0.336, SLG: 0.325 (1, 5)	K			SF7 3B				4-3		2	0	0	1	1	1	0							
Bobby Murcer, L OBP: 0.336, SLG: 0.445 (1, 9)	4-3			G5-3 2B				4-3		4	0	1	0	0	0	1							
Joe Pepitone, L OBP: 0.276, SLG: 0.466 (1, 3)										2	0	1	0	2	0	0							
Ron Woods, R OBP: 0.343, SLG: 0.327 (1, 8)										4	0	0	0	0	2	4							
Gene Michael, S OBP: 0.380, SLG: 0.415 (1, 6)										2	1	1	0	2	1	1							
Bobby Cox, R OBP: 0.308, SLG: 0.290 (1, 4)	CS									3	0	0	0	1	0	2							
Jake Gibbs, L OBP: 0.281, SLG: 0.233 (1, 2)										2	0	0	1	0	0	1							
Stan Bahnsen, R OBP: 0.118, SLG: 0.091 (1, 1)										2	0	0	0	0	1	1							
Bill Robinson, R OBP: 0.241, SLG: 0.283 (8, PH)										1	0	0	0	0	0	0							
Inning Stats	R: 0 E: 0 K: 1 S: 5	H: 0 LOB: 0 BB: 0 P: 5	R: 0 E: 0 K: 1 S: 4	H: 0 LOB: 0 BB: 1 P: 8	R: 0 E: 0 K: 1 S: 5	H: 0 LOB: 0 BB: 0 P: 5	R: 1 E: 0 K: 0 S: 4	H: 2 LOB: 1 BB: 1 P: 8	R: 1 E: 0 K: 1 S: 6	H: 1 LOB: 1 BB: 1 P: 10	R: 0 E: 0 K: 1 S: 5	H: 0 LOB: 0 BB: 1 P: 9	R: 0 E: 0 K: 0 S: 2	H: 0 LOB: 0 BB: 1 P: 6	R: 0 E: 0 K: 0 S: 3	H: 0 LOB: 1 BB: 1 P: 7		R: 0 E: 0 K: 1 S: 6	H: 1 LOB: 1 BB: 0 P: 6	1B: 1 2B: 1 3B: 2 HR: 0	SF: 2 SAC: 0 DP: 2 HBP: 0	WP: 0 PB: 0 SB: 1 CS: 1	PA: 35
PITCHER	IP WLS BF H R ER SO BB IBB HBP BLK WP HR S P ERA WHIP																						
Steve Hargan, R ERA: 6.09 (1, 1)	7.0 W 26 3 2 2 5 4 1 0 0 0 0 0 31 51 2.57 1.000																						
Mike Paul, L ERA: 3.69 (8, 1)	2.0 S 8 1 0 0 1 1 0 0 0 0 0 0 9 13 0.00 1.000																						



Batter	1	2	3	4	5	6	7	8	9	AB	R	H	RBI	BB	SO	LOB	TOP			
Jose Cardenal, R (1.8) OBP: 0.289, SLG: 0.330	4-0 CS BB		0-0 S 1B		0-0 1B			0-0 5-3 1B		3	1	3	1	1	0	0	Cleveland Indians @ New York Yankees Yankee Stadium, Bronx, NY Sun Jul 06 1969, 3:33 AM EDT Att: 14,529 - Unknown - 82 F livebaseballscorecards.com			
Lary Brown, R (1.6) OBP: 0.316, SLG: 0.313	0-0 F9 1-2		0-0 1B		0-0 L9			0-0 5-3 1-2		4	0	1	1	0	0	3				
Duke Sims, L (1.2) OBP: 0.407, SLG: 0.481	0-3 K		0-0 F8			0-0 G5-3 E 1B		0-0 F7		4	0	1	0	0	1	2				
Tony Horton, R (1.3) OBP: 0.310, SLG: 0.464		0-3 K		0-0 L7		0-0 E5 G5-3 1-2		0-0 5-3		4	0	0	0	0	1	2				
Ken Harrelson, R (1.9) OBP: 0.293, SLG: 0.371		0-0 5-3		0-0 1B 1B		0-0 G5-3 1-2 2-3F		0-0 F8		4	0	1	0	0	0	2				
Russ Snyder, L (1.7) OBP: 0.329, SLG: 0.314		0-0 4-3		0-0 1B G5-4-3 1-3 1B		0-0 F4		0-0 4-3		4	0	1	0	0	0	1				
Zolo Versailles, R (1.4) OBP: 0.307, SLG: 0.310 Richie Scheinblum, S (9. PH) OBP: 0.231, SLG: 0.200			0-0 F3		0-0 G5-4-3 1-2		0-0 F4		0-0 G3	3	0	0	0	0	0	2				
Lou Klimchok, L (1.5) OBP: 0.338, SLG: 0.426			0-0 4-3 1B 1B		0-0 3-1		0-0 F7			3	1	1	0	0	0	0				
Sam McDowell, L (1.1) OBP: 0.200, SLG: 0.220			0-0 4-3 1-2		0-0 1-3		0-0 F8			3	0	0	0	0	0	1				
Inning Stats	R: 0 E: 0 K: 1 S: 4	H: 0 LOB: 0 BB: 1 P: 8	R: 0 E: 0 K: 1 S: 5	H: 0 LOB: 0 BB: 0 P: 5	R: 2 E: 0 K: 0 S: 6	H: 3 LOB: 1 BB: 0 P: 6	R: 0 E: 0 K: 0 S: 4	H: 2 LOB: 1 BB: 0 P: 4	R: 0 E: 1 K: 0 S: 4	H: 1 LOB: 1 BB: 0 P: 4	R: 0 E: 0 K: 0 S: 3	H: 0 LOB: 0 BB: 0 P: 3	R: 0 E: 0 K: 0 S: 4	H: 1 LOB: 1 BB: 0 P: 4	R: 0 E: 0 K: 0 S: 3	H: 0 LOB: 0 BB: 0 P: 3	1B: 8 2B: 0 3B: 0 HR: 0	SF: 0 SAC: 0 DP: 2 HBP: 0	WP: 0 PB: 0 SB: 1 CS: 1	PA: 34
PITCHER Mel Stottlemyre, R (1.1) ERA: 2.44	IP: 9.0 WLS: W BF: 34 H: 8 R: 2 ER: 2 SO: 2 BB: 1 IBB: 0 HBP: 0 BLK: 0 WP: 0 HR: 0 S: 37 P: 41 ERA: 2.00 WHIP: 1.000															PITCHER				

Batter	1	2	3	4	5	6	7	8	9	AB	R	H	RBI	BB	SO	LOB	BOTTOM			
Jerry Kenney, L (1.5) OBP: 0.338, SLG: 0.328	0-0 6-3		0-0 BB 1B 1B		0-0 BB 2B 1B	0-0 F8 1-2				4	1	2	0	0	0	1	Cleveland Indians @ New York Yankees Yankee Stadium, Bronx, NY Sun Jul 06 1969, 3:33 AM EDT Att: 14,529 - Unknown - 82 F livebaseballscorecards.com			
Ron Woods, R (1.8) OBP: 0.366, SLG: 0.345	0-0 BB 1B		0-0 1-2 1B		4-0 BB BB 1-2 2B BB		0-0 6-3			3	1	2	0	1	0	0				
Bobby Murcer, L (1.9) OBP: 0.338, SLG: 0.447	4-0 1-2 BB		0-0 F4		0-0 1B 1H 2H		0-0 F5			3	1	1	2	1	0	2				
Joe Pepitone, L (1.3) OBP: 0.282, SLG: 0.466	0-0 F7		4-0 FC6-4 1-2 2-3 BB		0-0 1-3 1B		4-0 FC5-4 BB			2	0	1	1	2	0	2				
Frank Fernandez, R (1.2) OBP: 0.386, SLG: 0.423	0-3 K		0-0 FC6-4 1-2		0-3 K		0-0 FC5-4 1-2			4	0	0	0	0	2	7				
Bill Robinson, R (1.7) OBP: 0.241, SLG: 0.289		0-3 K		0-0 F8		0-0 1-3 1-2		0-0 4-3 SF7 2B		4	1	1	0	0	1	1				
Bobby Cox, R (1.4) OBP: 0.298, SLG: 0.279		0-3 K		0-3 K		0-0 1-3		0-0 4-3 2-3		4	0	0	0	0	2	2				
Gene Michael, S (1.6) OBP: 0.377, SLG: 0.413		0-3 K		0-0 1B		0-0 E6 CS		0-0 SF7		3	0	1	1	0	1	0				
Mel Stottlemyre, R (1.1) OBP: 0.258, SLG: 0.254			0-3 K		0-3 K		0-3 K		0-3 K	4	0	0	0	0	4	2				
Inning Stats	R: 0 E: 0 K: 1 S: 6	H: 1 LOB: 2 BB: 1 P: 10	R: 0 E: 0 K: 3 S: 9	H: 0 LOB: 0 BB: 0 P: 9	R: 0 E: 0 K: 1 S: 7	H: 2 LOB: 3 BB: 1 P: 11	R: 0 E: 0 K: 2 S: 8	H: 1 LOB: 1 BB: 0 P: 8	R: 3 E: 0 K: 1 S: 8	H: 3 LOB: 1 BB: 1 P: 12	R: 0 E: 1 K: 1 S: 5	H: 0 LOB: 0 BB: 0 P: 5	R: 0 E: 0 K: 0 S: 3	H: 0 LOB: 1 BB: 1 P: 7	R: 1 E: 0 K: 1 S: 6	H: 1 LOB: 0 BB: 0 P: 6	1B: 6 2B: 2 3B: 0 HR: 0	SF: 1 SAC: 0 DP: 0 HBP: 0	WP: 0 PB: 0 SB: 0 CS: 1	PA: 36
PITCHER Sam McDowell, L (1.1) ERA: 2.88	IP: 8.0 WLS: L BF: 36 H: 8 R: 4 ER: 4 SO: 10 BB: 4 IBB: 0 HBP: 0 BLK: 0 WP: 0 HR: 0 S: 52 P: 68 ERA: 4.50 WHIP: 1.500															PITCHER				

Batter	1	2	3	4	5	6	7	8	9	AB	R	H	RBI	BB	SO	LOB	TOP			
Jose Cardenal, R OBP: 0.293, SLG: 0.333	0-0 F3		0-0 1B		0-0 5-3			0-0 E8		3	0	2	0	0	0	0	Cleveland Indians @ Washington Senators Robert F. Kennedy Memorial Stadium, Washington, DC Mon Jul 07 1969, 7:05 PM EDT Att: 9,575 - Unknown			
Stan Williams, R OBP: 0.222, SLG: 0.125										0	0	0	0	0	0	0				
Lou Klimchok, L OBP: 0.333, SLG: 0.420										1	0	0	0	0	0	0				
Gary Kroll, R										0	0	0	0	0	0	0				
Dick Ellsworth, L OBP: 0.200, SLG: 0.172										0	0	0	0	0	0	0				
Larry Brown, R OBP: 0.315, SLG: 0.312	0-0 F3		0-0 FC5-2 1B		0-3 K			0-0 5-3		4	0	1	0	0	1	1				
Cap Peterson, R OBP: 0.272, SLG: 0.333										2	0	0	0	1	0	0				
Richie Scheinblum, S OBP: 0.290, SLG: 0.198	0-0 F9		4-0 FC5-2 1B		0-0 6-3			0-0 F9		1	0	0	0	0	0	0				
Tony Horton, R OBP: 0.310, SLG: 0.462		0-0 HR	0-0 FC5-2 1B		0-0 F3			0-0 6-3		4	1	1	0	0	0	3				
Ken Harrelson, R OBP: 0.293, SLG: 0.380		0-0 HR	0-0 FC6-4		0-0 F8			0-0 F9		4	1	1	2	0	0	3				
Zoilo Versalles, R OBP: 0.303, SLG: 0.306		0-0 F9			0-0 F8			0-0 6-3		3	0	0	0	0	0	0				
Max Alvis, R OBP: 0.282, SLG: 0.280		0-0 F9			0-0 4-3			0-0 F6		3	0	0	0	0	0	0				
Ken Suarez, R OBP: 0.353, SLG: 0.364		0-0 5-3			0-0 4-3			0-0 4-3		2	0	0	0	0	0	0				
Duke Sims, L OBP: 0.405, SLG: 0.478										1	0	0	0	0	0	0				
Luis Tiant, R OBP: 0.289, SLG: 0.429					0-0 6-3			0-0 F8		1	0	0	0	0	0	0				
Mike Paul, L										0	0	0	0	0	0	0				
Russ Snyder, L OBP: 0.326, SLG: 0.310										2	0	0	0	0	0	0				
Inning Stats	R: 0 E: 0 K: 0 S: 3	H: 1 LOB: 0 BB: 0 P: 3	R: 2 E: 0 K: 0 S: 5	H: 2 LOB: 0 BB: 0 P: 5	R: 0 E: 0 K: 0 S: 5	H: 2 LOB: 0 BB: 1 P: 9	R: 0 E: 0 K: 0 S: 3	H: 0 LOB: 0 BB: 0 P: 3	R: 0 E: 0 K: 1 S: 5	H: 0 LOB: 0 BB: 0 P: 5	R: 0 E: 0 K: 0 S: 3	H: 0 LOB: 0 BB: 0 P: 3	R: 0 E: 1 K: 0 S: 3	H: 0 LOB: 0 BB: 0 P: 3	R: 0 E: 0 K: 0 S: 3	H: 0 LOB: 0 BB: 0 P: 3	1B: 4 2B: 0 3B: 0 HR: 1	SF: 0 SAC: 0 DP: 0 HBP: 0	WP: 0 PB: 0 CS: 0	PA: 32
PITCHER	IP	WLS	BF	H	R	ER	SO	BB	IBB	HBP	BLK	WP	HR	S	P	ERA	WHIP			
Jim Shellenback, L ERA: 4.89	2.1		12	5	2	2	0	1	0	0	0	0	1	11	15	7.71	2.571			
Casey Cox, R ERA: 1.88	6.2	W	20	0	0	0	1	0	0	0	0	0	0	22	22	0.00	0.000			

Batter	1	2	3	4	5	6	7	8	9	AB	R	H	RBI	BB	SO	LOB	BOTTOM			
Del Unser, L OBP: 0.329, SLG: 0.340	0-0 4-3	0-0 1-3		0-0 F6		0-3 K		0-0 3-1		5	0	0	0	0	1	5	Cleveland Indians @ Washington Senators Robert F. Kennedy Memorial Stadium, Washington, DC Mon Jul 07 1969, 7:05 PM EDT Att: 9,575 - Unknown			
Lee Maye, L OBP: 0.300, SLG: 0.306	0-0 F6		4-0 HR BB		0-0 HR 2B		0-0 F3			3	2	1	0	1	0	0				
Frank Howard, R OBP: 0.402, SLG: 0.645	4-0 BB		0-0 HR		0-3 K		0-0 HR			3	2	2	3	1	1	1				
Sam Bowers, R OBP: 0.200, SLG: 0.158			1-0 HR		0-0 K		0-0 HR			0	0	0	0	0	0	0				
Mike Epstein, L OBP: 0.430, SLG: 0.605	0-3 K		4-0 BB		0-0 HR		0-0 F4			3	1	1	2	1	1	1				
Ken McMullen, R OBP: 0.322, SLG: 0.359		0-0 F7	0-0 F7		0-3 K		0-3 K			4	0	0	0	0	2	1				
Tim Cullen, R OBP: 0.266, SLG: 0.225		0-0 F7	0-0 F7		0-0 K		0-3 K			0	0	0	0	0	0	0				
Bernie Allen, L OBP: 0.356, SLG: 0.410		4-0 1B FC5-4 BB	0-3 K		0-0 4-3			4-0 WP BB		2	1	0	0	2	1	0				
Ed Brinkman, R OBP: 0.326, SLG: 0.334	0-0 FC5-4 BB 1B			0-0 F8		0-0 1-3		0-3 K		4	0	1	0	0	1	1				
Jim French, L OBP: 0.348, SLG: 0.357	4-0 FC5-4 BB			0-0 SH1-3 3B		0-0 2B		4-0 BB		2	1	2	0	2	0	0				
Jim Shellenback, L OBP: 0.200, SLG: 0.200	0-0 FC5-4			0-0 SH1-3		0-3 K		0-3 K		1	0	0	1	0	0	2				
Casey Cox, R	1-2 2-3 3-H			3-H						2	0	0	1	0	2	3				
Inning Stats	R: 0 E: 0 K: 1 S: 5	H: 0 LOB: 1 BB: 1 P: 9	R: 1 E: 0 K: 0 S: 4	H: 1 LOB: 2 BB: 2 P: 12	R: 2 E: 0 K: 1 S: 5	H: 1 LOB: 0 BB: 2 P: 13	R: 1 E: 0 K: 0 S: 4	H: 1 LOB: 0 BB: 0 P: 4	R: 2 E: 0 K: 2 S: 9	H: 2 LOB: 0 BB: 0 P: 9	R: 0 E: 0 K: 2 S: 8	H: 1 LOB: 1 BB: 0 P: 8	R: 1 E: 0 K: 1 S: 6	H: 1 LOB: 0 BB: 0 P: 6	R: 0 E: 0 K: 2 S: 7	H: 0 LOB: 2 BB: 2 P: 15	1B: 1 2B: 2 3B: 1 HR: 3	SF: 0 SAC: 1 DP: 0 HBP: 0	WP: 1 PB: 0 CS: 0	PA: 37
PITCHER	IP	WLS	BF	H	R	ER	SO	BB	IBB	HBP	BLK	WP	HR	S	P	ERA	WHIP			
Luis Tiant, R ERA: 4.05	2.0	L	13	2	3	3	1	5	0	0	0	0	0	8	8	4.50	0.500			
Mike Paul, L ERA: 3.71	2.0		6	1	1	1	1	0	0	0	0	0	0	8	8	4.50	0.500			
Stan Williams, R ERA: 4.5	3.0		13	4	3	3	5	0	0	0	0	0	2	23	23	9.00	1.333			
Gary Kroll, R ERA: 2.35	0.2		4	0	0	0	2	2	0	0	0	1	0	6	14	0.00	3.000			
Dick Ellsworth, L ERA: 4.59	0.1		1	0	0	0	0	0	0	0	0	0	0	1	1	0.00	0.000			

AB	31
R	2
H	5
RBI	2
BB	1
SO	1
LOB	7



AB	29
R	7
H	7
RBI	7
BB	7
SO	9
LOB	14



Batter	1	2	3	4	5	6	7	8	9	10	11	AB	R	H	RBI	BB	SO	LOB	TOP								
Jose Cardenal, R OBP: 0.298, SLG: 0.333 (1, 8)	5-3		FC5-4			1B	1B		BB		1B	4	1	2	0	2	0	1									
Larry Brown, R OBP: 0.316, SLG: 0.313 (1, 6)	L9			F6		F6			F8		1-3	6	0	1	1	0	0	5									
Duke Sims, L OBP: 0.410, SLG: 0.483 (1, 2)	3-1			L9		K	G3				F4	5	0	0	0	1	1	3									
Tony Horton, R OBP: 0.305, SLG: 0.448 (1, 3)		4-3		F5			HR	6-3			K	6	1	2	2	0	1	0									
Ken Harrelson, R OBP: 0.313, SLG: 0.404 (1, 9)		K			G3	SF9	HR	F7			1B	3	2	1	2	2	1	0									
Richie Scheinlum, S OBP: 0.256, SLG: 0.226 (1, 7)			G3		G3			K			1B	5	1	2	0	0	1	1									
Lou Klimchok, L OBP: 0.326, SLG: 0.397 Cap Peterson, R OBP: 0.354, SLG: 0.314 (9, PH)			FC5-4		SF9			5-3		6-3		2	1	2	1	0	0	0									
Vern Fuller, R OBP: 0.296, SLG: 0.357 (11, 4)			1B		F5			6-3				0	0	0	0	0	0	0									
Max Alvis, R OBP: 0.275, SLG: 0.272 Steve Hargan, R OBP: 0.188, SLG: 0.188 Mike Paul, L (9, 1)			F8		F5			E5			K	4	0	0	0	0	0	3									
Russ Snyder, L OBP: 0.318, SLG: 0.302 Stan Williams, R OBP: 0.222, SLG: 0.125 (11, 1)												0	0	0	0	0	0	0									
Dick Ellsworth, L OBP: 0.188, SLG: 0.161 Horacio Pina, R OBP: 0.500, SLG: 0.500 Zolio Versalles, R OBP: 0.395, SLG: 0.308 (9, PH)			K			K	SH5-3	K			1B	2	0	0	1	0	2	1									
Inning Stats	R: 0 E: 0 K: 0 S: 3	H: 0 LOB: 0 BB: 0 P: 3	R: 0 E: 0 K: 1 S: 5	H: 0 LOB: 0 BB: 0 P: 5	R: 0 E: 0 K: 1 S: 6	H: 1 LOB: 1 BB: 0 P: 6	R: 0 E: 0 K: 0 S: 3	H: 0 LOB: 0 BB: 0 P: 3	R: 1 E: 0 K: 0 S: 3	H: 0 LOB: 0 BB: 1 P: 7	R: 0 E: 0 K: 2 S: 8	H: 1 LOB: 1 BB: 0 P: 8	R: 4 E: 0 K: 0 S: 9	H: 6 LOB: 2 BB: 0 P: 9	R: 0 E: 0 K: 1 S: 5	H: 0 LOB: 0 BB: 0 P: 5	R: 0 E: 1 K: 1 S: 6	H: 0 LOB: 2 BB: 1 P: 10	R: 0 E: 0 K: 1 S: 6	H: 1 LOB: 2 BB: 1 P: 10	R: 2 E: 0 K: 1 S: 6	H: 2 LOB: 2 BB: 2 P: 14	1B: 10 2B: 0 3B: 0 HR: 1	SF: 1 SAC: 1 DP: 0 HBP: 0	WP: 0 PB: 0 SB: 2 CS: 0	PA: 49	
PITCHER	IP	WLS	BF	H	R	ER	SO	BB	IBB	HBP	BLK	WP	HR	S	P	ERA	WHIP										
Denny McLain, R ERA: 2.61 (1, 1)	6.0		25	6	5	5	4	1	0	0	0	0	0	32	36	7.50	1.167										
Don McMahon, R ERA: 5.91 (7, 1)	0.2		4	2	0	0	0	0	0	0	0	0	0	4	4	0.00	3.000										
Mike Kilkenny, L ERA: 0.44 (7, 1)	3.1	W	14	1	0	0	3	2	0	0	0	0	0	18	26	0.00	0.900										
Tom Timmermann, R ERA: 2.25 (11, 1)	1.0	L	6	2	2	0	1	1	1	0	0	0	0	6	14	0.00	3.000										

Cleveland Indians @ Detroit Tigers
Tiger Stadium, Detroit, MI
Thu Jul 10 1969, 7:05 PM EDT
Att: 21,701 - Unknown

livebaseballscores.com

AB 42
R 7
H 11
RBI 7
BB 5
SO 8
LOB 17

C

Batter	1	2	3	4	5	6	7	8	9	10	11	AB	R	H	RBI	BB	SO	LOB	BOTTOM									
Dick McAuliffe, L OBP: 0.367, SLG: 0.444 (1, 4)	F9		6-3		F8					F9		5	0	0	0	0	0	0										
Tom Tresh, S OBP: 0.291, SLG: 0.347 (1, 6)	6-3		F8			6-3			F5		K	5	0	0	0	0	1	0										
Al Kaline, R OBP: 0.346, SLG: 0.453 (1, 9)	L4		L5-3			F2		G6-4-3		F5		4	0	0	0	1	0	0										
Bill Freehan, R OBP: 0.343, SLG: 0.402 (8, 2)		F8		4-3		6-3		G6-4-3			1B	5	0	1	0	0	0	1										
Jim Price, R OBP: 0.232, SLG: 0.197 Tom Matchick, L OBP: 0.287, SLG: 0.288 Ike Brown, R OBP: 0.276, SLG: 0.300 Gates Brown, L OBP: 0.293, SLG: 0.222 Mickey Stanley, R OBP: 0.293, SLG: 0.343 (11, PH)			HR		1B			2B		6-3	4-3	2	2	2	1	1	0	0										
Jim Northrup, L OBP: 0.324, SLG: 0.474 (1, 7)		E4		F8		6-3		HR		6-3		4	2	1	1	0	0	1										
Don Wert, R OBP: 0.259, SLG: 0.240 Norm Cash, L OBP: 0.396, SLG: 0.451 (8, 3)			G3		F8			3-1		K		4	0	0	0	0	1	3										
Denny McLain, R OBP: 0.232, SLG: 0.197 Don McMahon, R (7, 1)					5-3					K		2	0	1	1	0	0	0										
Mike Kilkenny, R (7, 1)												0	0	0	0	0	0	0										
Willie Horton, R OBP: 0.306, SLG: 0.403 Tom Timmermann, R (11, 1)											F7	2	0	0	0	0	0	0										
Inning Stats	R: 0 E: 0 K: 0 S: 3	H: 0 LOB: 0 BB: 0 P: 3	R: 2 E: 1 K: 1 S: 8	H: 2 LOB: 1 BB: 0 P: 8	R: 0 E: 0 K: 0 S: 3	H: 0 LOB: 0 BB: 0 P: 3	R: 0 E: 0 K: 0 S: 4	H: 1 LOB: 1 BB: 0 P: 4	R: 0 E: 0 K: 0 S: 3	H: 0 LOB: 0 BB: 0 P: 3	R: 3 E: 0 K: 0 S: 5	H: 2 LOB: 0 BB: 1 P: 9	R: 0 E: 0 K: 0 S: 2	H: 0 LOB: 0 BB: 0 P: 6	R: 0 E: 0 K: 1 S: 5	H: 0 LOB: 0 BB: 0 P: 5	R: 0 E: 0 K: 1 S: 5	H: 0 LOB: 0 BB: 0 P: 5	R: 0 E: 0 K: 1 S: 6	H: 1 LOB: 1 BB: 0 P: 6	1B: 3 2B: 1 3B: 0 HR: 2	SF: 0 SAC: 0 DP: 1 HBP: 0	WP: 0 PB: 0 SB: 0 CS: 0	PA: 41				
PITCHER	IP	WLS	BF	H	R	ER	SO	BB	IBB	HBP	BLK	WP	HR	S	P	ERA	WHIP											
Dick Ellsworth, L ERA: 4.92 (7, 1)	1.2		6	1	1	1	0	1	0	0	0	0	0	1	5	9	5.40	1.200										
Mike Paul, L ERA: 3.49 (9, 1)	2.0	W	6	0	0	0	2	0	0	0	0	0	0	10	10	0.00	0.000											
Stan Williams, R ERA: 4.34 (11, 1)	1.0	S	4	1	0	0	1	0	0	0	0	0	0	6	6	0.00	1.000											

Cleveland Indians @ Detroit Tigers
Tiger Stadium, Detroit, MI
Thu Jul 10 1969, 7:05 PM EDT
Att: 21,701 - Unknown

livebaseballscores.com

AB 39
R 5
H 6
RBI 5
BB 2
SO 4
LOB 7

D

Batter	1	2	3	4	5	6	7	8	9	AB	R	H	RBI	BB	SO	LOB	TOP			
Jose Cardenal, R OBP: 0.303, SLG: 0.333 (1.8)	5-3		BB HR 1B		L9 BB		E4 1B		WP 1B BB	3	2	1	1	2	0	0	Cleveland Indians @ Detroit Tigers Tiger Stadium, Detroit, MI Fri Jul 11 1969, 7:05 PM EDT Att: 28,752 - Unknown			
Larry Brown, R OBP: 0.317, SLG: 0.312 (1.6)	5-3		F2		L9				1B BB	4	0	1	0	1	0	2				
Duke Sims, L OBP: 0.415, SLG: 0.480 (1.2)	K		BB HR BB				K		FC6-4 1B	3	1	1	2	2	2	2				
Tony Horton, R OBP: 0.306, SLG: 0.445 (1.3)		K	HR BB		L9				FC6-4 1B	4	1	1	0	1	1	3				
Ken Harrelson, R OBP: 0.312, SLG: 0.412 (1.9)	K		HR				5-3		1B	4	1	1	4	0	2	1				
Richie Scheinblum, S OBP: 0.243, SLG: 0.219 (1.7)	G3		6-3				K			4	0	0	0	0	2	0				
Lou Klimchok, L OBP: 0.315, SLG: 0.383 (1.4)					E3		F3		WP SH3-4 1B HBP	3	1	0	0	0	0	0				
Vern Fuller, R OBP: 0.302, SLG: 0.357 (6.4)							F6			0	1	0	0	0	0	0				
Zolio Versailles, R OBP: 0.304, SLG: 0.307 (1.5)									K	4	1	1	0	0	1	1				
Sam McDowell, L OBP: 0.189, SLG: 0.212 (1.1)					SF8		G3		SH3-4	2	0	0	1	0	0	0				
Inning Stats	R: 0 E: 0 K: 1 S: 5	H: 0 LOB: 0 BB: 0 P: 5	R: 0 E: 0 K: 2 S: 7	H: 0 LOB: 0 BB: 0 P: 7	R: 6 E: 1 K: 0 S: 7	H: 3 LOB: 2 BB: 2 P: 15	R: 0 E: 0 K: 0 S: 3	H: 0 LOB: 0 BB: 0 P: 3	R: 0 E: 0 K: 0 S: 2	H: 0 LOB: 1 BB: 2 P: 10	R: 0 E: 1 K: 1 S: 5	H: 1 LOB: 2 BB: 0 P: 7	R: 0 E: 0 K: 2 S: 7	H: 1 LOB: 0 BB: 0 P: 7	R: 2 E: 0 K: 1 S: 6	H: 1 LOB: 2 BB: 2 P: 15	1B: 5 2B: 1 3B: 0 HR: 1	SF: 1 SAC: 1 DP: 1 HBP: 1	WP: 2 PB: 0 SB: 1 CS: 1	PA: 40
PITCHER	IP WLS BF H R ER SO BB IBB HBP BLK WP HR S P ERA WHIP																			
Joe Sparma, R ERA: 4.52 (1.1)	2.2 L 13 2 5 2 3 2 0 0 0 0 1 7 25 6.75 1.500																			
Daryl Patterson, R ERA: 5.0 (3.1)	2.1 9 1 1 0 0 2 0 0 0 0 0 1 7 15 0.00 1.286																			
Don McMahon, R ERA: 5.18 (6.1)	3.0 11 2 0 0 4 0 0 0 0 0 0 0 19 0.00 0.667																			
John Hiller, L ERA: 4.37 (9.1)	1.0 7 1 2 2 1 2 0 1 0 1 0 6 15 18.00 3.000																			

Batter	1	2	3	4	5	6	7	8	9	AB	R	H	RBI	BB	SO	LOB	BOTTOM					
Mickey Stanley, R OBP: 0.290, SLG: 0.339 (1.8)	6-3		F9		1-3				1-3	4	0	0	0	0	0	0	Cleveland Indians @ Detroit Tigers Tiger Stadium, Detroit, MI Fri Jul 11 1969, 7:05 PM EDT Att: 28,752 - Unknown					
Tom Tresh, S OBP: 0.291, SLG: 0.345 (1.6)	K		PB FC6-5 1B				E5		K	4	0	1	0	0	2	0						
Al Kaline, R OBP: 0.344, SLG: 0.450 (1.9)			FC6-5 FC6-4				L4		L6-3	4	0	1	0	0	0	2						
Bill Freehan, R OBP: 0.339, SLG: 0.396 (1.3)	F7		FC6-4				F9		F8	4	0	0	0	0	0	3						
Jim Price, R OBP: 0.362, SLG: 0.705 (1.2)					F3		6-3		HR	4	1	1	1	0	0	1						
Jim Northrup, L OBP: 0.325, SLG: 0.476 (1.7)	K				G5-4-3 1B				BB	3	0	2	0	1	1	0						
Don Wert, R OBP: 0.259, SLG: 0.235 (1.5)					G5-4-3		G6-4-3 1B		5-3	3	0	0	0	1	0	3						
Dick Tracewski, R OBP: 0.327, SLG: 0.167 (1.4)							K			2	0	0	0	1	2	0						
Joe Sparma, R ERA: 4.52 (1.1)									6-3	1	0	0	0	0	0	2						
Daryl Patterson, L ERA: 5.0 (3.1)										0	0	0	0	0	0	0						
Ike Brown, R OBP: 0.275, SLG: 0.294 (5.9)										1	0	0	0	0	1	0						
Don McMahon, R ERA: 5.18 (6.1)										0	0	0	0	0	0	0						
Earl Wilson, R OBP: 0.291, SLG: 0.154 (8.9)										1	0	0	0	0	0	0						
John Hiller, R ERA: 4.37 (9.1)										0	0	0	0	0	0	0						
Inning Stats	R: 0 E: 0 K: 1 S: 6	H: 1 LOB: 1 BB: 0 P: 6	R: 0 E: 0 K: 1 S: 5	H: 0 LOB: 2 BB: 2 P: 13	R: 0 E: 0 K: 0 S: 4	H: 1 LOB: 1 BB: 0 P: 4	R: 0 E: 0 K: 0 S: 3	H: 1 LOB: 0 BB: 0 P: 3	R: 0 E: 0 K: 2 S: 7	H: 0 LOB: 0 BB: 0 P: 7	R: 0 E: 1 K: 0 S: 4	H: 0 LOB: 1 BB: 0 P: 4	R: 0 E: 0 K: 1 S: 5	H: 1 LOB: 0 BB: 0 P: 5	R: 0 E: 0 K: 1 S: 5	H: 0 LOB: 0 BB: 0 P: 5	R: 1 E: 0 K: 0 S: 4	H: 1 LOB: 1 BB: 1 P: 8	1B: 4 2B: 0 3B: 0 HR: 1	SF: 0 SAC: 0 DP: 2 HBP: 0	WP: 1 PB: 1 SB: 0 CS: 0	PA: 34
PITCHER	IP WLS BF H R ER SO BB IBB HBP BLK WP HR S P ERA WHIP																					
Sam McDowell, L ERA: 2.49 (1.1)	9.0 W 34 5 1 1 6 3 0 0 0 0 1 1 43 55 1.00 0.889																					

Batter	1	2	3	4	5	6	7	8	9	AB	R	H	RBI	BB	SO	LOB	TOP				
Jose Cardenal, R (1,8) OBP: 0.301, SLG: 0.331 Riche Scheinblum, S (5,8)	K		K			G3-6-3 BB		6-3		2	0	0	0	0	2	0	Cleveland Indians @ Detroit Tigers Tiger Stadium, Detroit, MI Sat Jul 12 1969, 4:33 AM EDT Att: 15,403 - Unknown				
Larry Brown, R (1,6) OBP: 0.318, SLG: 0.313 Ron Law, R (3,1)			F7			G3-6-3		1-3		2	0	1	0	0	0	0					
Larry Burchart, R (7,1) Lou Klimchok, L (8,PH) Stan Williams, R (8,1) OBP: 0.222, SLG: 0.125	1B					1-2				0	0	0	0	0	0	0					
Duke Sims, L (1,2) Ken Suarez, R (2,2) OBP: 0.333, SLG: 0.340				K		6-3		F4		0	0	0	0	1	0	0					
Tony Horton, R (1,3) OBP: 0.308, SLG: 0.449	K			2-3				2B 1B		4	2	2	0	0	1	1					
Ken Harrelson, R (1,9) OBP: 0.308, SLG: 0.406		F7		K				F8		4	0	0	0	0	1	2					
Cap Peterson, R (1,7) OBP: 0.384, SLG: 0.347						FC5-4 BB		1B 6-3 2B		2	1	2	1	2	0	0					
Chuck Hinton, R (1,5) OBP: 0.268, SLG: 0.358	K					FC5-4 1-2		6-3 1B		4	0	1	1	0	1	3					
Zolio Versalles, R (1,4) OBP: 0.299, SLG: 0.301	K					K		6-3		4	0	0	1	0	3	4					
Luis Tiant, R (1,1) OBP: 0.289, SLG: 0.429 Gary Kroll, R (2,1) Vern Fuller, R (3,PH) OBP: 0.295, SLG: 0.348			F3			F8		K		0	0	0	0	0	0	0					
Inning Stats	R: 0 E: 0 K: 2 S: 7	H: 1 LOB: 1 BB: 1 P: 11	R: 0 E: 0 K: 2 S: 7	H: 0 LOB: 1 BB: 1 P: 11	R: 0 E: 0 K: 1 S: 5	H: 0 LOB: 0 BB: 0 P: 5	R: 0 E: 0 K: 2 S: 7	H: 0 LOB: 0 BB: 0 P: 7	R: 0 E: 0 K: 1 S: 5	H: 0 LOB: 1 BB: 1 P: 9	R: 0 E: 0 K: 0 S: 2	H: 0 LOB: 0 BB: 1 P: 6	R: 2 E: 0 K: 1 S: 8	H: 3 LOB: 1 BB: 0 P: 8	R: 0 E: 0 K: 0 S: 3	H: 0 LOB: 0 BB: 0 P: 3	R: 1 E: 0 K: 1 S: 7	H: 2 LOB: 1 BB: 0 P: 7	1B: 4 2B: 2 3B: 0 HR: 0	SF: 0 SAC: 0 DP: 1 HBP: 0	WP: 0 PA: 35 PB: 0 SB: 0 CS: 0
PITCHER Mickey Lolich, L (1,1) ERA: 2.87	IP: 9.0 WLS: W BF: 35 H: 6 R: 3 ER: 3 SO: 10 BB: 4 IBB: 0 HBP: 0 BLK: 0 WP: 0 HR: 0 S: 51 P: 67 ERA: 3.00 WHIP: 1.111															PITCHER					

Batter	1	2	3	4	5	6	7	8	9	AB	R	H	RBI	BB	SO	LOB	BOTTOM				
Mickey Stanley, R (1,8) OBP: 0.291, SLG: 0.338			5-3	F8				F9		6	0	2	1	0	0	1	Cleveland Indians @ Detroit Tigers Tiger Stadium, Detroit, MI Sat Jul 12 1969, 4:33 AM EDT Att: 15,403 - Unknown				
Tom Tresh, S (1,6) OBP: 0.294, SLG: 0.342 Dick Tracewski, R (6,6) OBP: 0.316, SLG: 0.159			K		F8		K	5-3		2	2	0	0	2	1	0					
Gates Brown, L (1,7) OBP: 0.241, SLG: 0.255	E3 1B							4-3		6	3	3	0	0	1	1					
Norm Cash, L (1,3) OBP: 0.367, SLG: 0.457 Ike Brown, R (7,PR) OBP: 0.273, SLG: 0.294										3	1	3	3	2	0	0					
Jim Northrup, L (1,9) OBP: 0.336, SLG: 0.483	FC4-6 HR									4	2	3	3	1	0	1					
Dave Campbell, R (1,4) OBP: 0.235, SLG: 0.071		F6		F4				FC		4	1	0	0	0	0	8					
Jim Price, R (1,2) OBP: 0.351, SLG: 0.734		SF8		5-3				SF7		3	1	1	5	0	1	0					
Don Wert, R (1,5) OBP: 0.274, SLG: 0.292										5	4	4	2	0	1	3					
Mickey Lolich, S (1,1) OBP: 0.191, SLG: 0.119	E4			SH5-3				F8		3	0	0	0	0	1	3					
Inning Stats	R: 6 E: 2 K: 0 S: 8	H: 4 LOB: 1 BB: 1 P: 13	R: 5 E: 0 K: 1 S: 9	H: 4 LOB: 0 BB: 1 P: 13	R: 0 E: 0 K: 1 S: 7	H: 2 LOB: 3 BB: 1 P: 11	R: 1 E: 0 K: 0 S: 4	H: 1 LOB: 0 BB: 0 P: 4	R: 0 E: 0 K: 1 S: 6	H: 1 LOB: 2 BB: 1 P: 10	R: 1 E: 0 K: 2 S: 9	H: 2 LOB: 1 BB: 0 P: 9	R: 2 E: 0 K: 1 S: 8	H: 2 LOB: 3 BB: 1 P: 12	R: 0 E: 0 K: 0 S: 3	H: 0 LOB: 0 BB: 0 P: 3		R: 0 E: 0 K: 1 S: 7	H: 0 LOB: 0 BB: 0 P: 7	1B: 12 2B: 1 3B: 0 HR: 3	SF: 2 SAC: 2 DP: 0 HBP: 1
PITCHER Luis Tiant, R (1,1) ERA: 4.09 Gary Kroll, R (2,1) ERA: 4.13 Ron Law, R (3,1) ERA: 7.15 Larry Burchart, R (7,1) ERA: 4.68 Stan Williams, R (8,1) ERA: 4.3	IP: 1.0 WLS: L BF: 10 H: 4 R: 6 ER: 1 SO: 0 BB: 1 IBB: 0 HBP: 0 BLK: 0 WP: 0 HR: 2 S: 13 P: 13 ERA: 9.00 WHIP: 5.000															PITCHER					

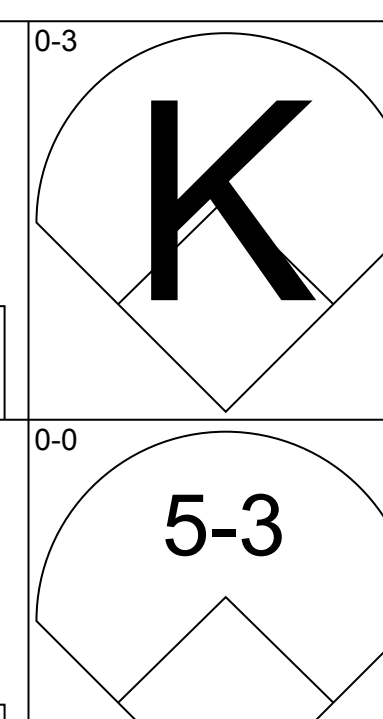
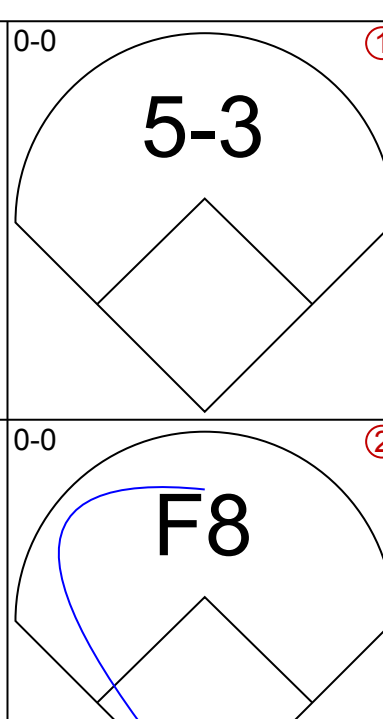
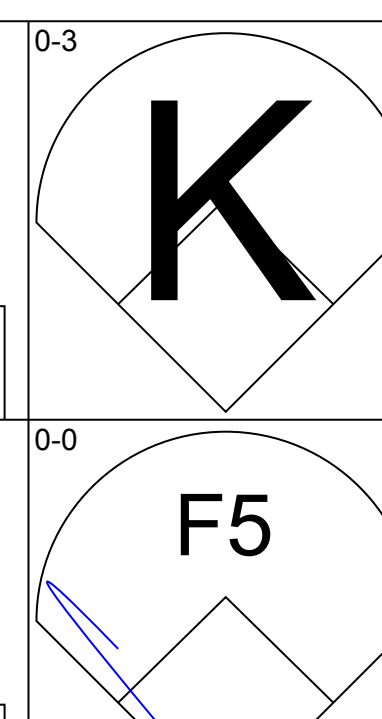
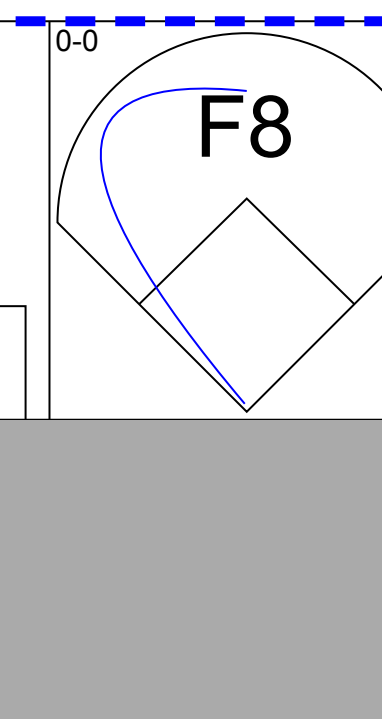
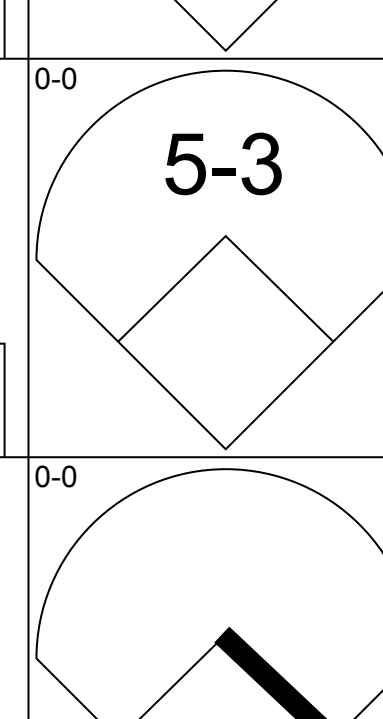
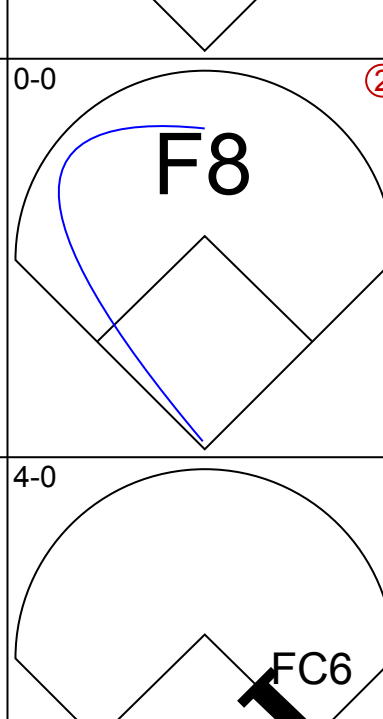
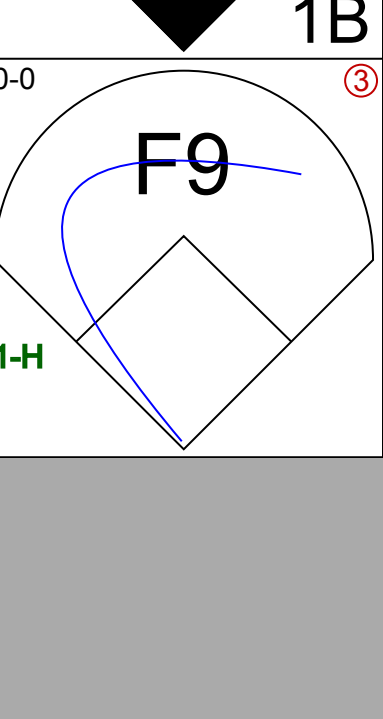
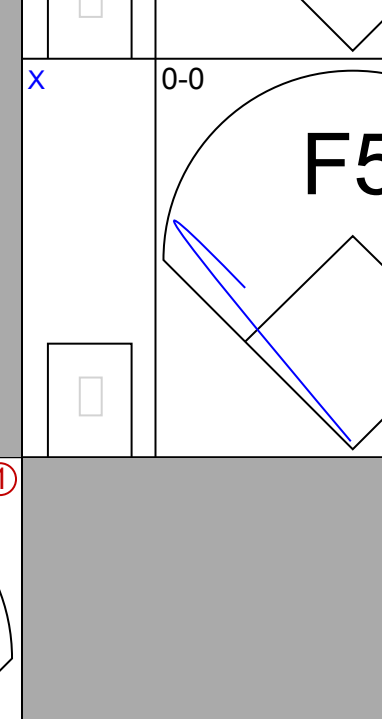
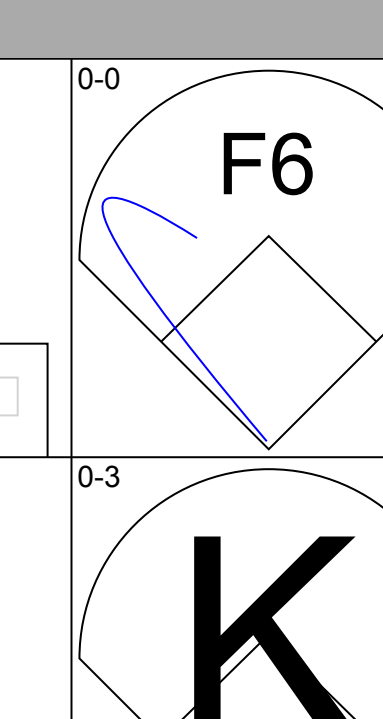
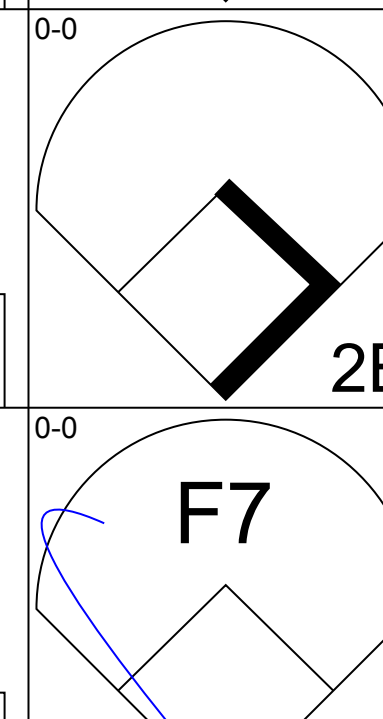
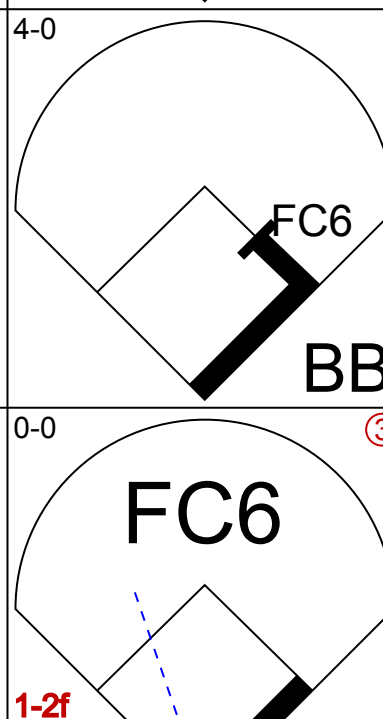
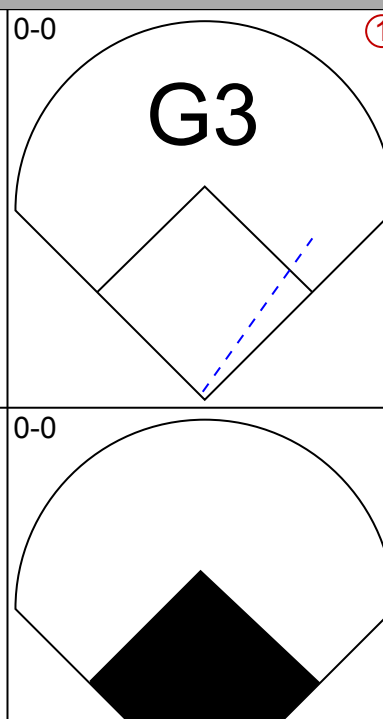
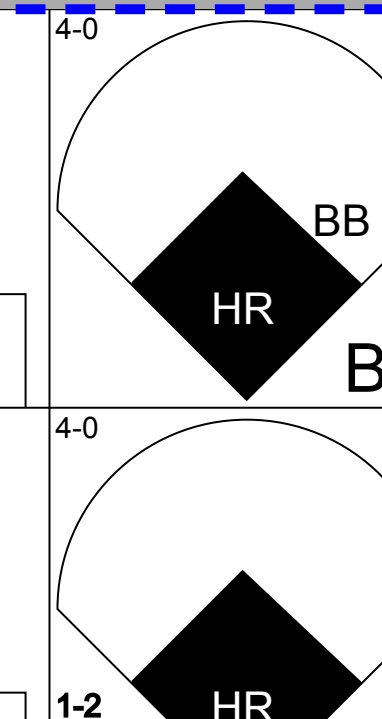
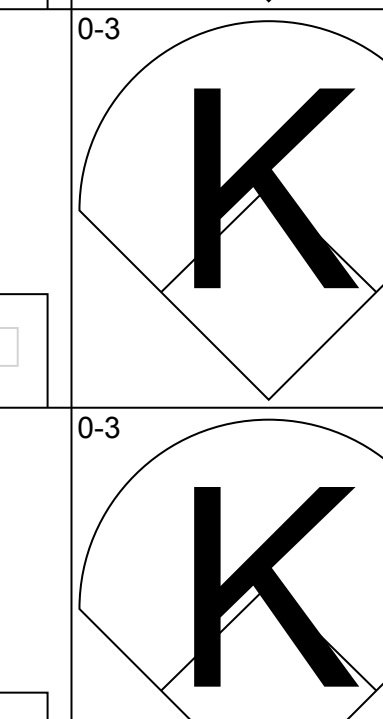
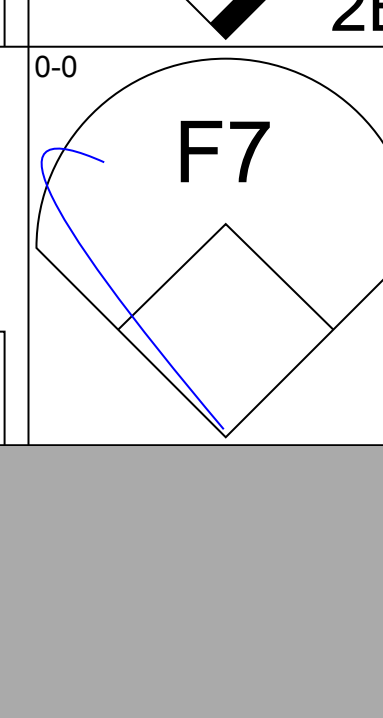
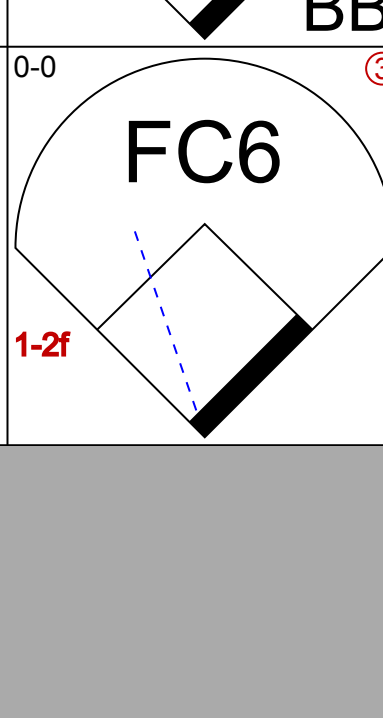
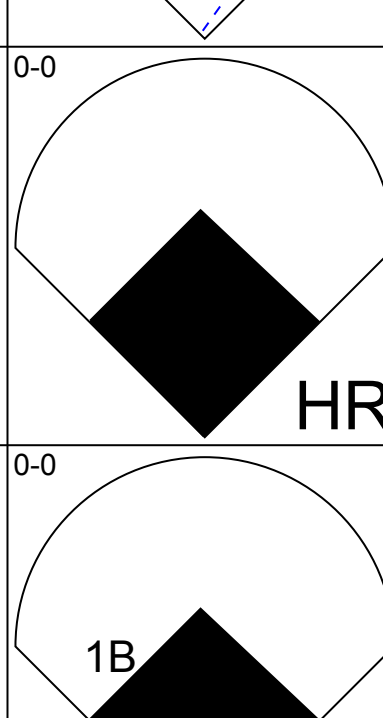
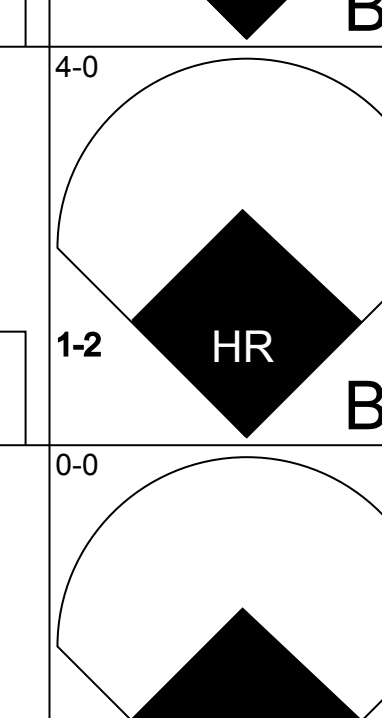
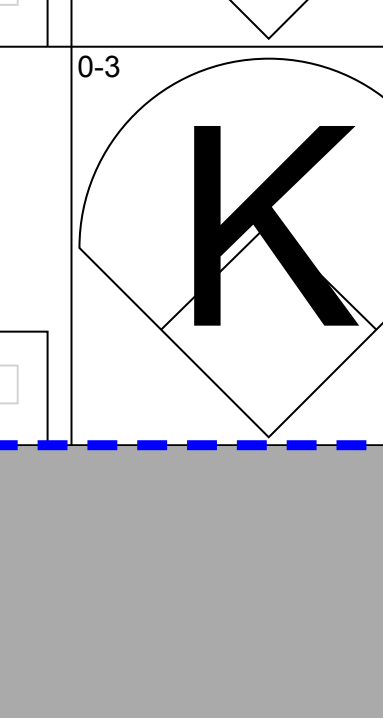
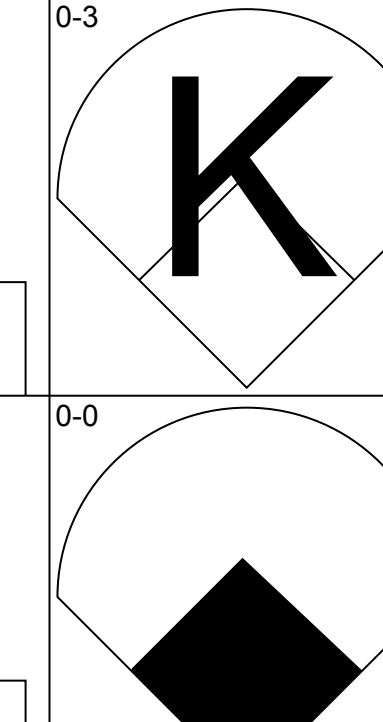
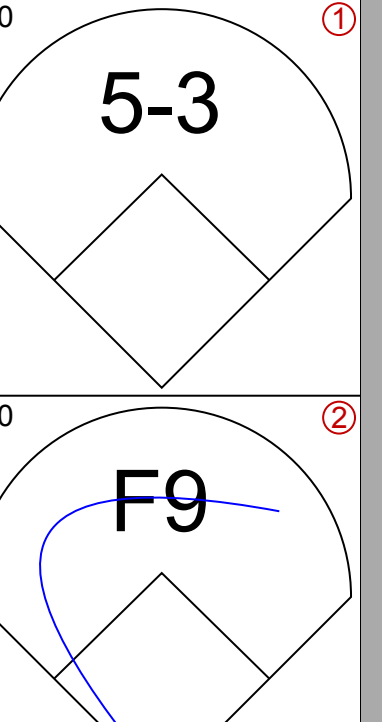
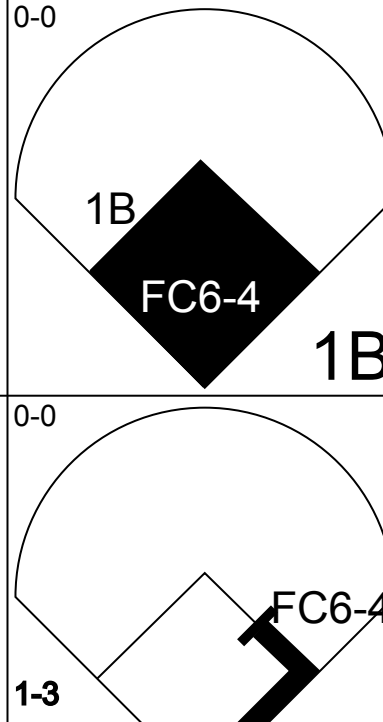
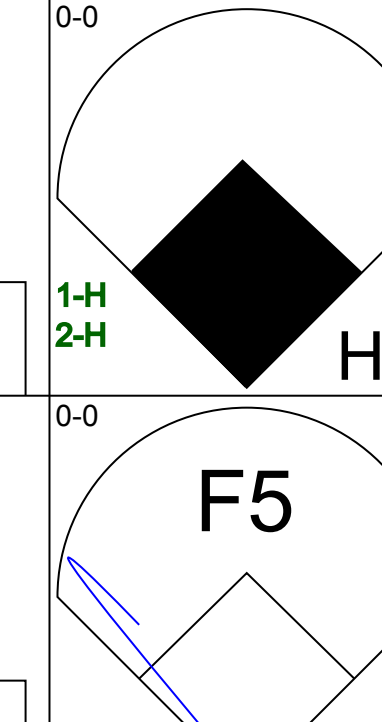
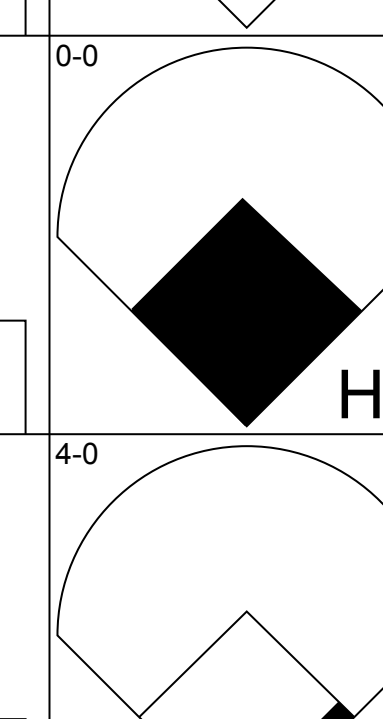
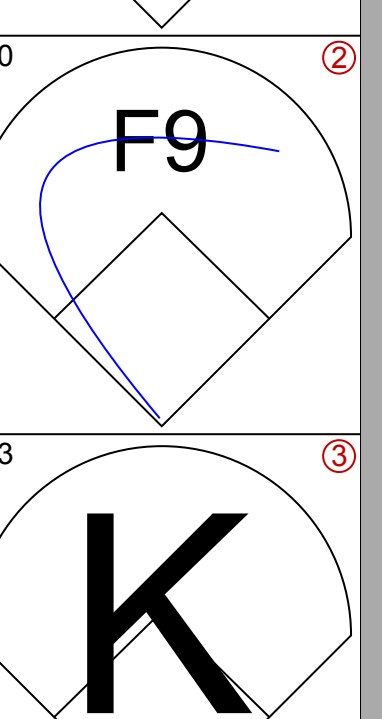
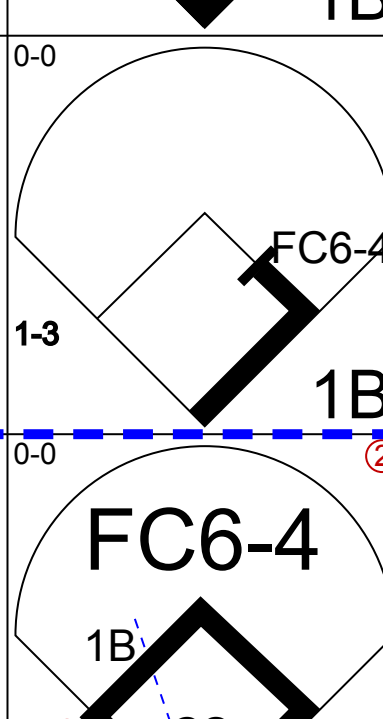
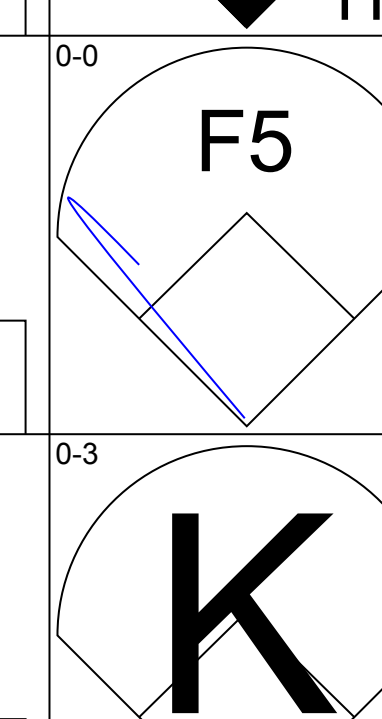
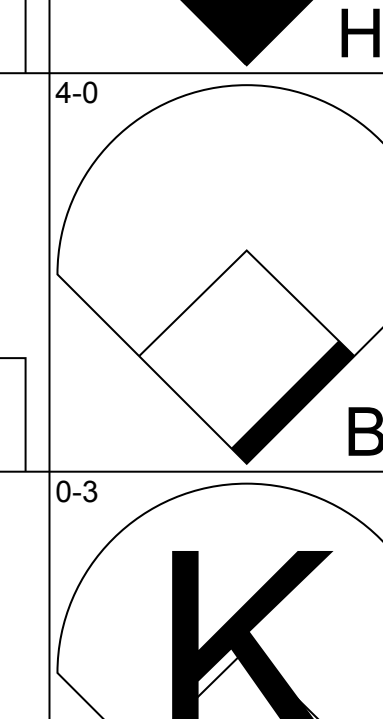

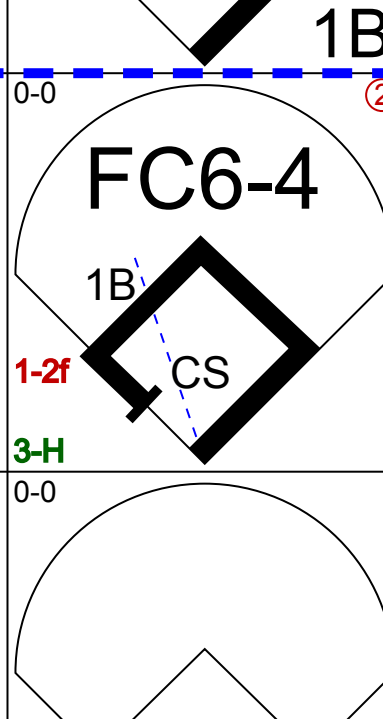
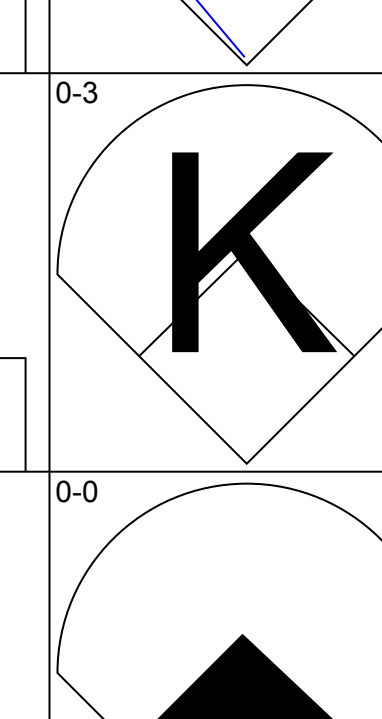
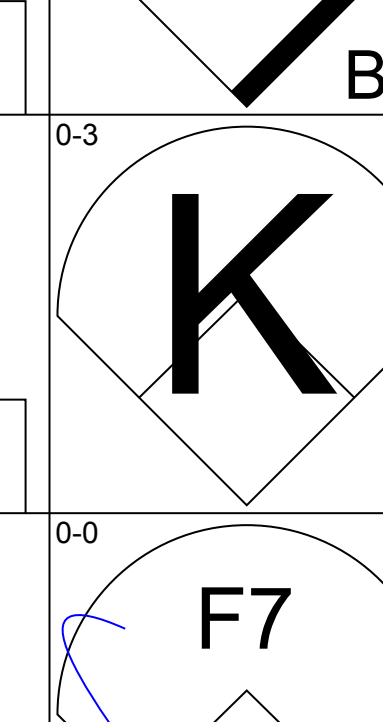
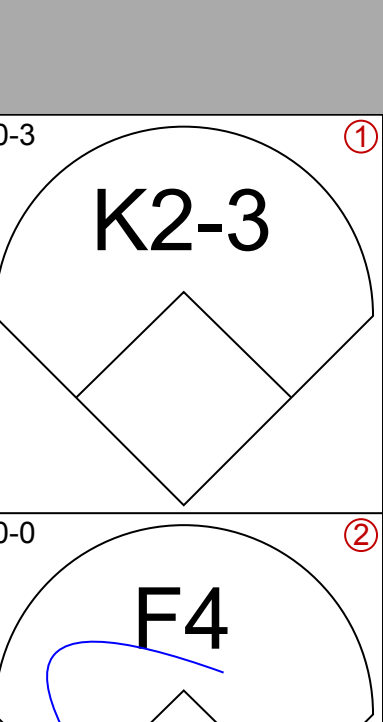
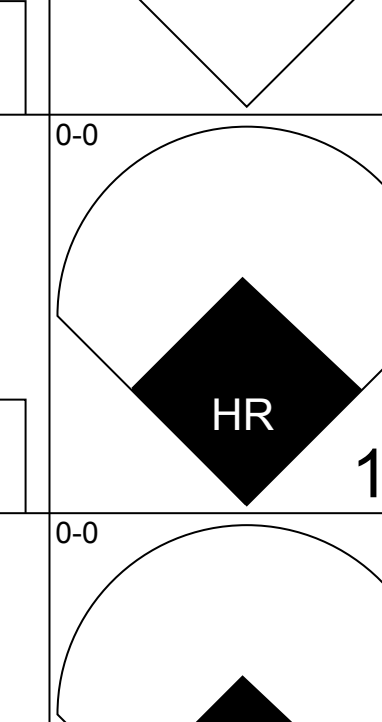

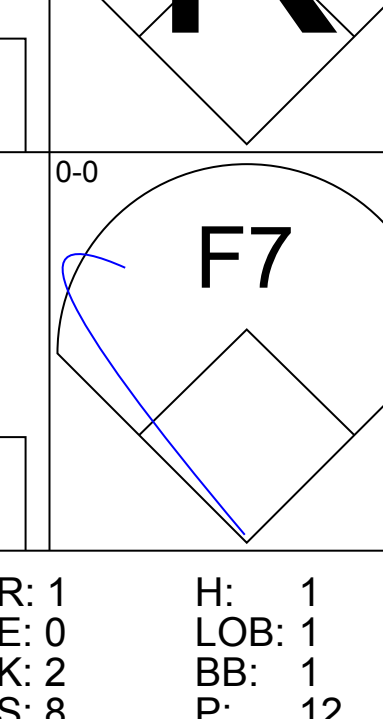
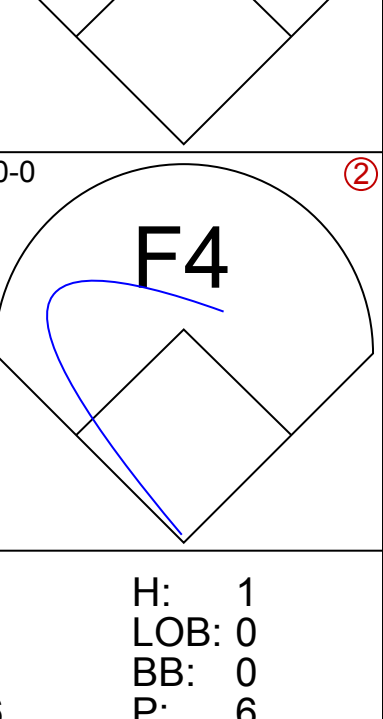
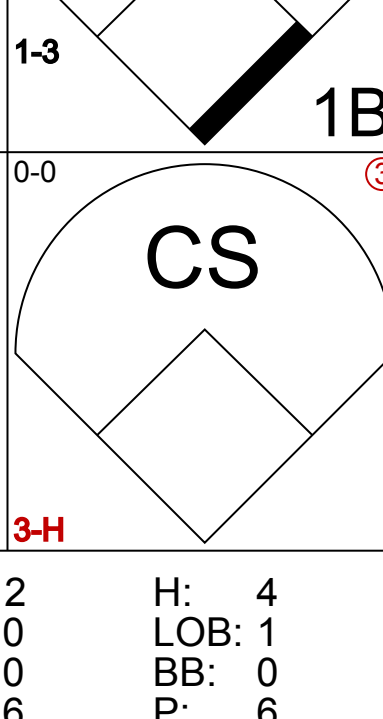
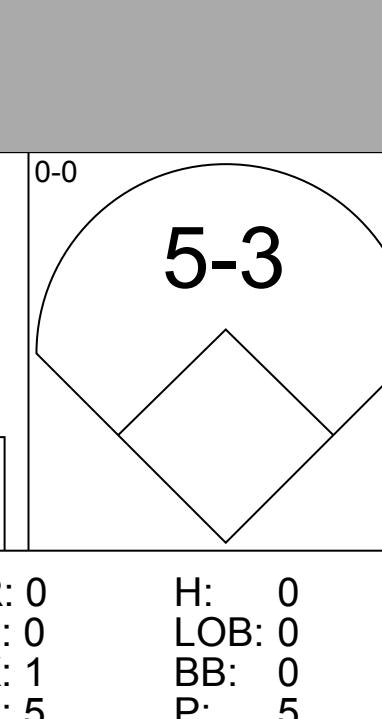
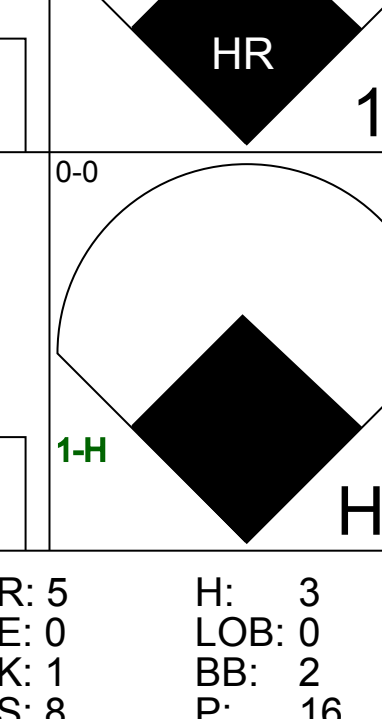
Batter	1	2	3	4	5	6	7	8	9	AB	R	H	RBI	BB	SO	LOB	TOP			
Jose Cardenal, R OBP: 0.297, SLG: 0.326	0-0 4-3		0-0 F2		0-0 F6			0-0 F7		4	0	0	0	0	0	0	Cleveland Indians @ Detroit Tigers Tiger Stadium, Detroit, MI Sun Jul 13 1969, 4:33 AM EDT Unknown			
Lary Brown, R OBP: 0.317, SLG: 0.313	0-0 F4		0-0 1B		0-3 K			0-0 6-3		4	0	1	0	0	1	0				
Duke Sims, L OBP: 0.420, SLG: 0.477	4-0 BB 1B BB		0-3 K		0-3 K			0-0 1B		3	0	1	0	1	2	1				
Tony Horton, R OBP: 0.308, SLG: 0.447	0-0 1-2 BB 1B		0-0 F7		0-0 F6			0-0 5-3		4	0	1	0	0	0	2				
Ken Harrelson, R OBP: 0.310, SLG: 0.415	4-0 1-2 2-3 BB		0-0 HR		0-0 6-3			0-3 K		3	1	1	1	1	1	0				
Lou Klimchuck, L OBP: 0.319, SLG: 0.384	0-0 F3		0-0 4-3					0-0 1B		4	0	2	0	0	0	3				
Richie Scheinblum, S OBP: 0.253, SLG: 0.220		0-0 F7		4-0 G1-4-3 BB				0-0 4-3		3	0	1	0	1	0	1				
Vern Fuller, R OBP: 0.286, SLG: 0.336		0-0 L5		0-0 G1-4-3				0-0 6-3		4	0	0	0	0	0	4				
Steve Hargan, R OBP: 0.167, SLG: 0.167 (7, PH)		0-0 5-3						0-0 5-3		2	0	0	0	0	0	0				
Cap Peterson, R OBP: 0.379, SLG: 0.342 (7, PH)										1	0	0	0	0	0	1				
Larry Burchart, R (7, 1)										0	0	0	0	0	0	0				
Inning Stats	R: 0 E: 0 K: 0 S: 4	H: 1 LOB: 3 BB: 2 P: 12	R: 0 E: 0 K: 0 S: 3	H: 0 LOB: 0 BB: 0 P: 3	R: 0 E: 0 K: 1 S: 6	H: 1 LOB: 1 BB: 0 P: 6	R: 1 E: 0 K: 0 S: 3	H: 1 LOB: 0 BB: 1 P: 7	R: 0 E: 0 K: 1 S: 5	H: 0 LOB: 0 BB: 0 P: 5	R: 0 E: 0 K: 0 S: 5	H: 1 LOB: 1 BB: 0 P: 4	R: 0 E: 0 K: 0 S: 4	H: 1 LOB: 1 BB: 0 P: 4	R: 0 E: 0 K: 1 S: 6	H: 2 LOB: 1 BB: 0 P: 6	1B: 6 2B: 0 3B: 0 HR: 1	SF: 0 SAC: 0 DP: 2 HBP: 0	WP: 0 PB: 0 SB: 0 CS: 0	PA: 35
PITCHER Earl Wilson, R ERA: 3.34 (1, 1)	IP: 9.0 WLS: W BF: 35 H: 7 R: 1 ER: 1 SO: 4 BB: 3 IBB: 0 HBP: 0 BLK: 0 WP: 0 HR: 1 S: 40 P: 52 ERA: 1.00 WHIP: 1.111															PITCHER				

AB	32
R	1
H	7
RBI	1
BB	3
SO	4
LOB	12



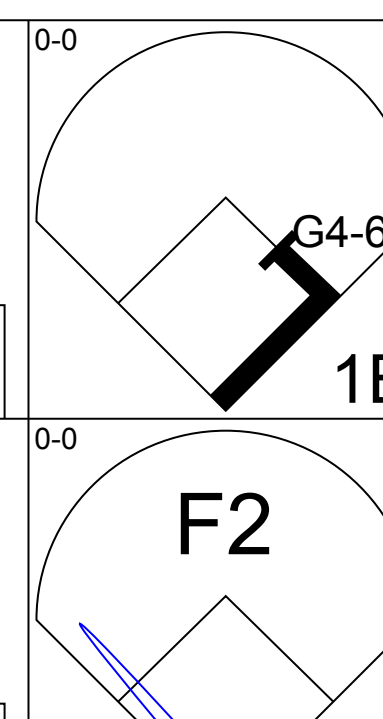
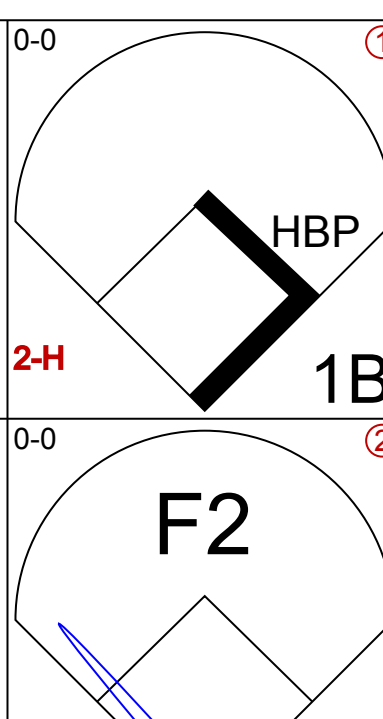
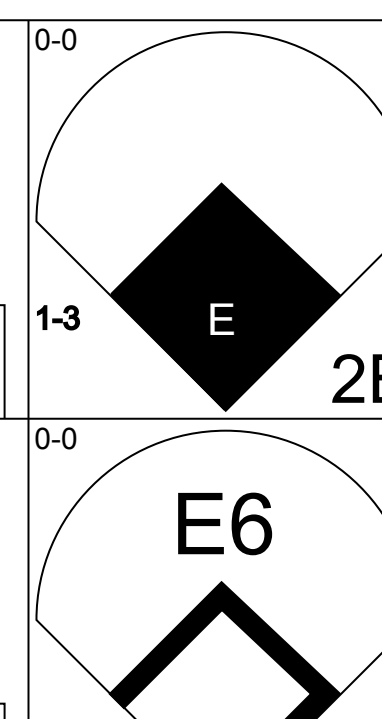
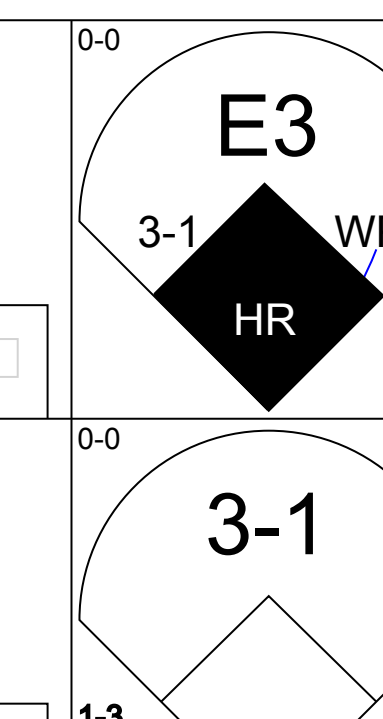
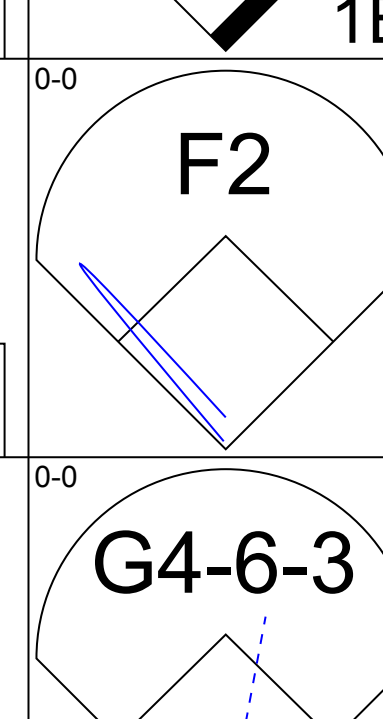
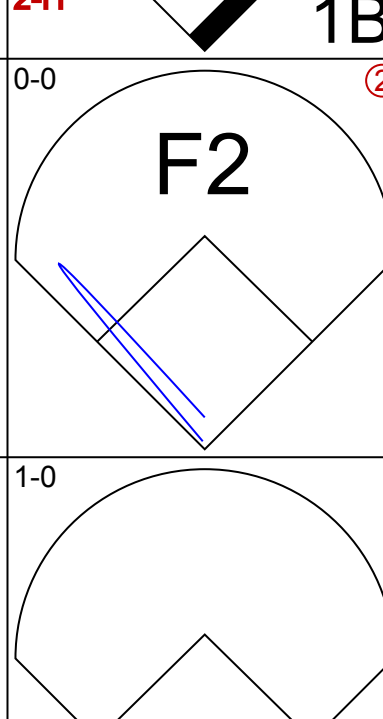
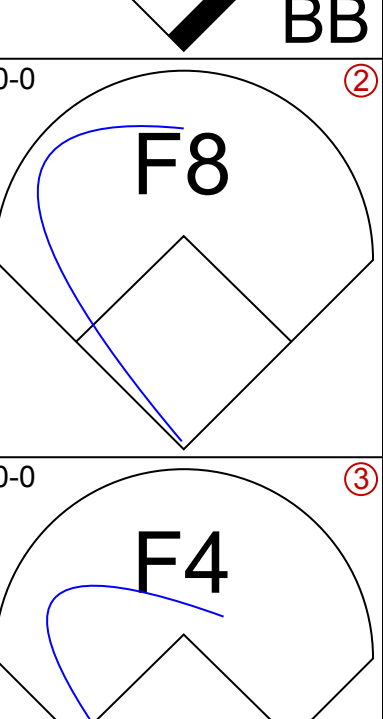
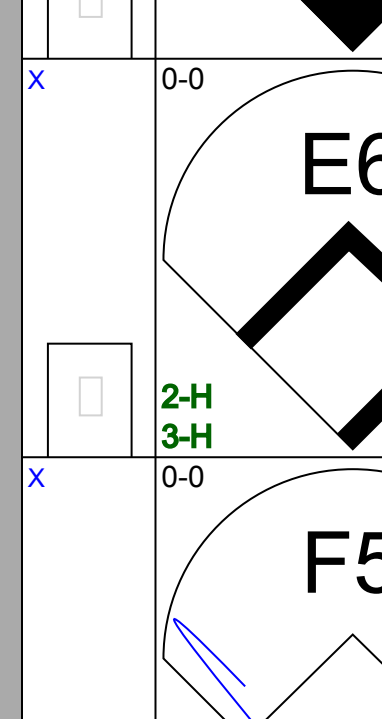
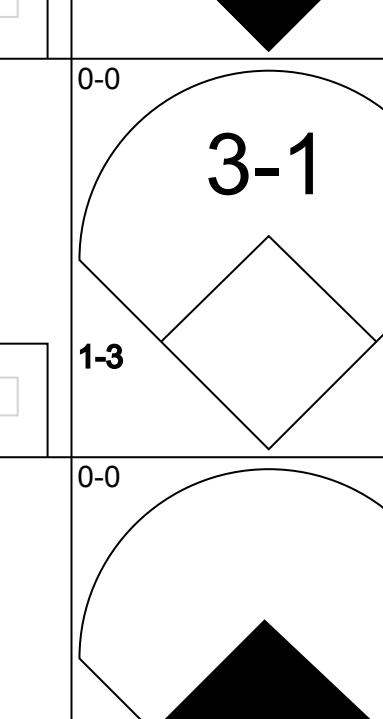
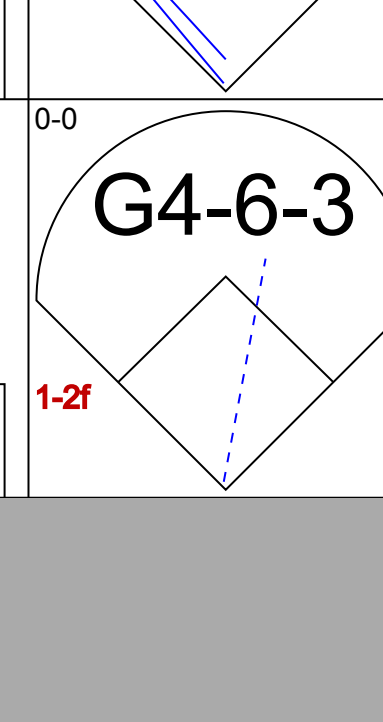
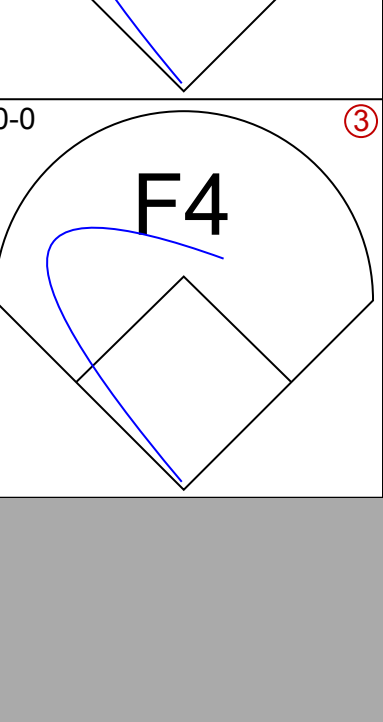
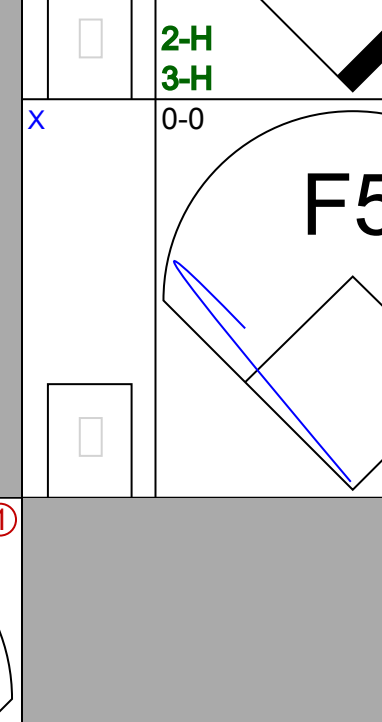
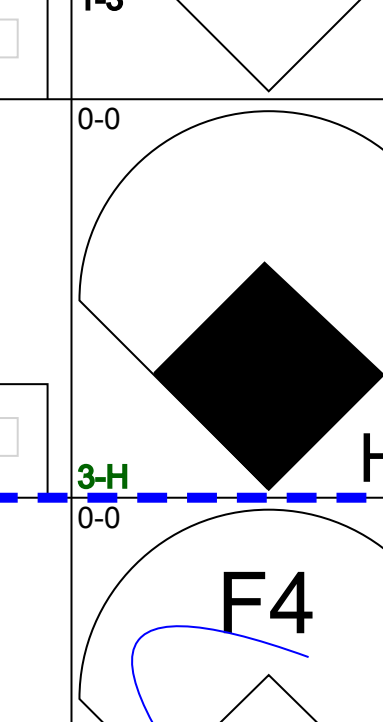

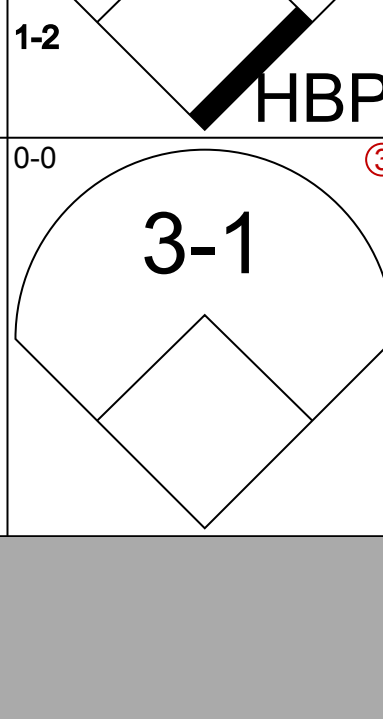
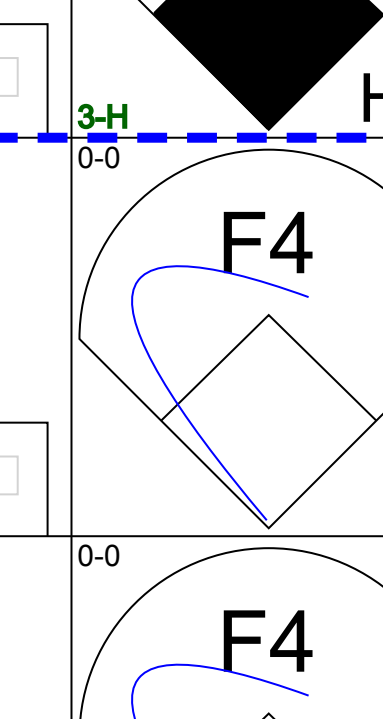
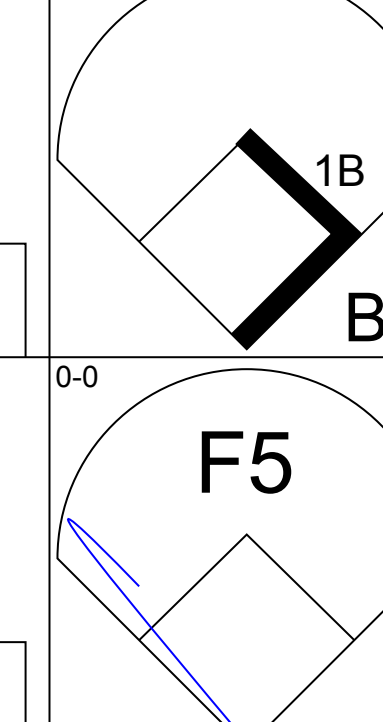
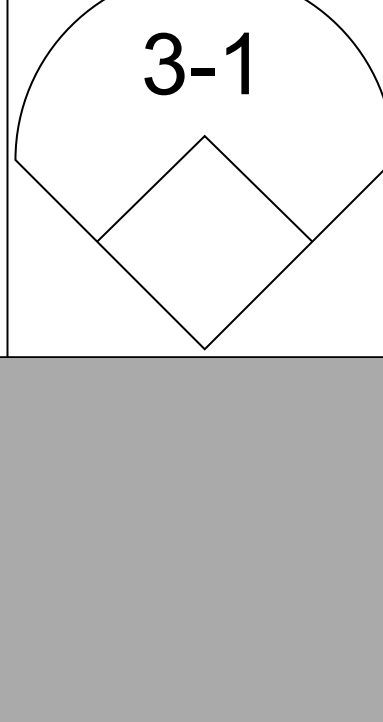
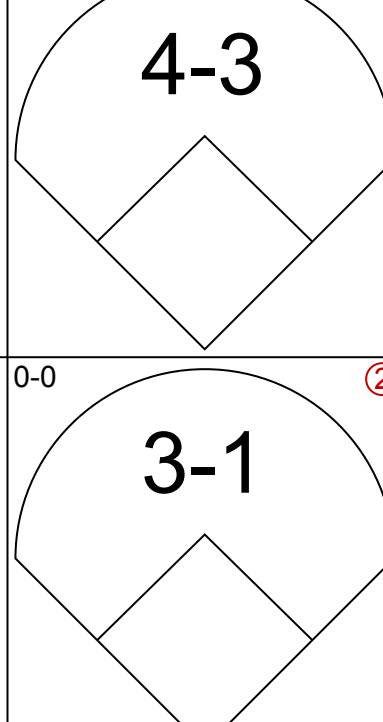
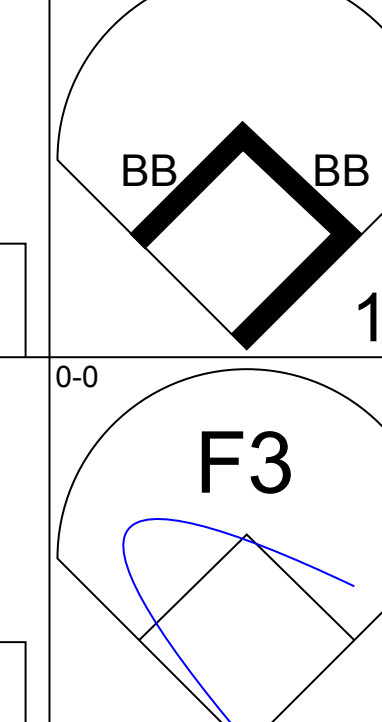
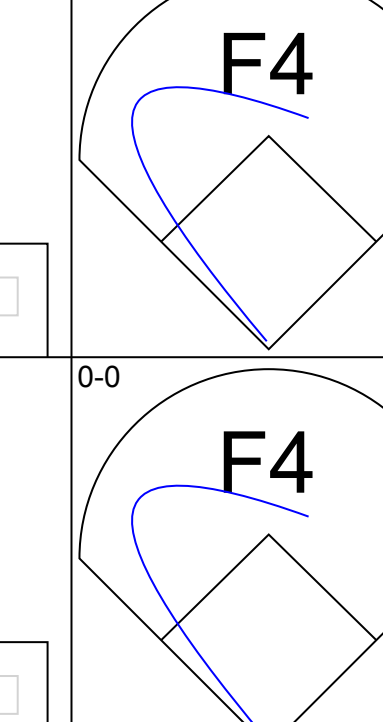
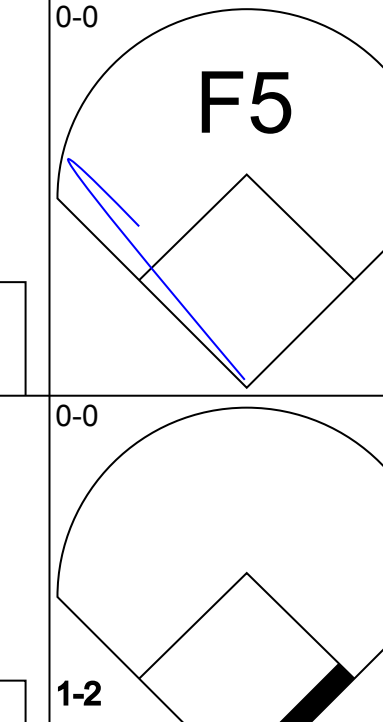
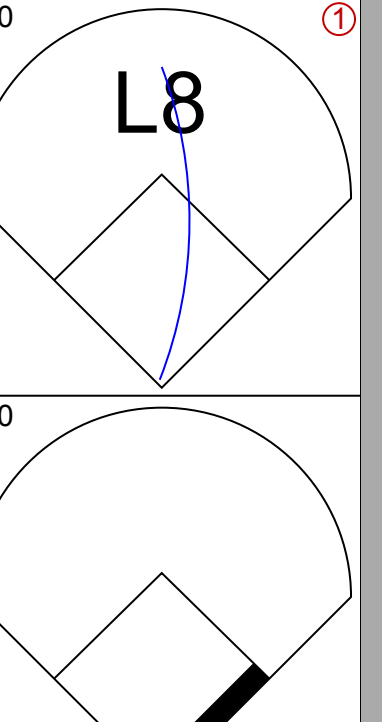
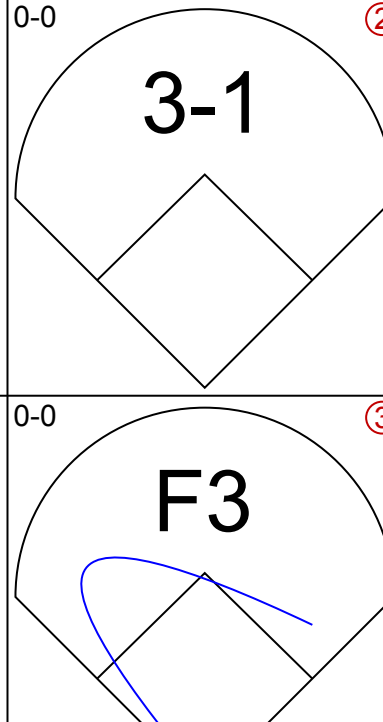
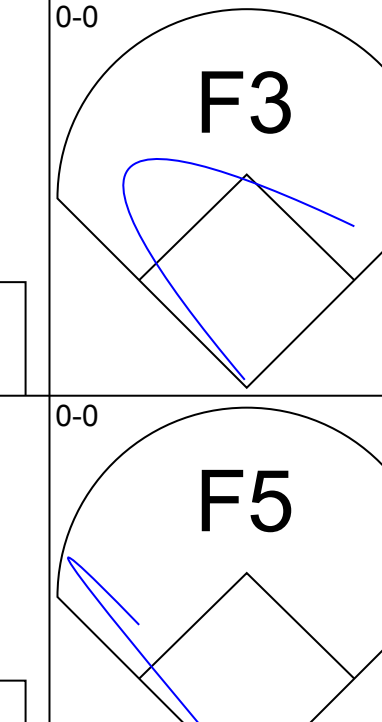
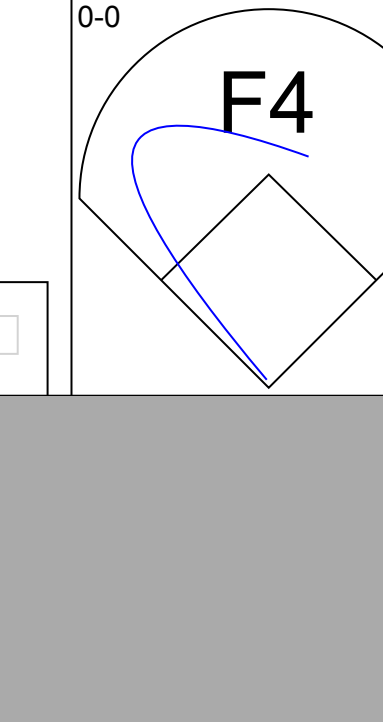
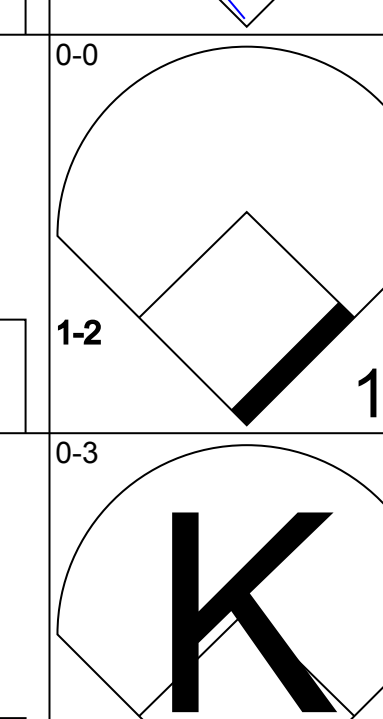


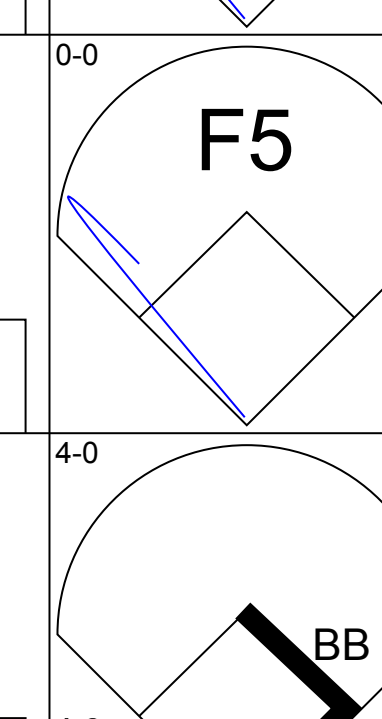
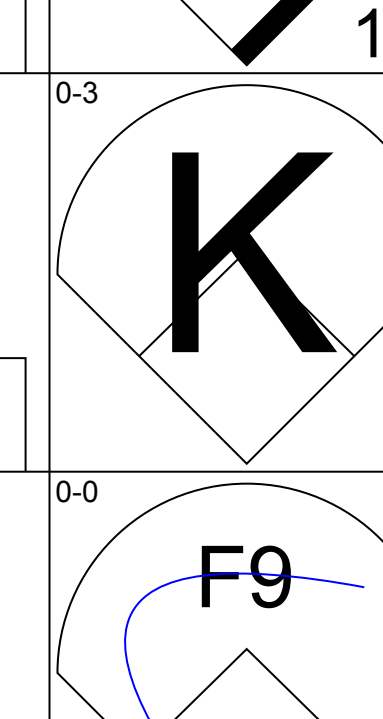
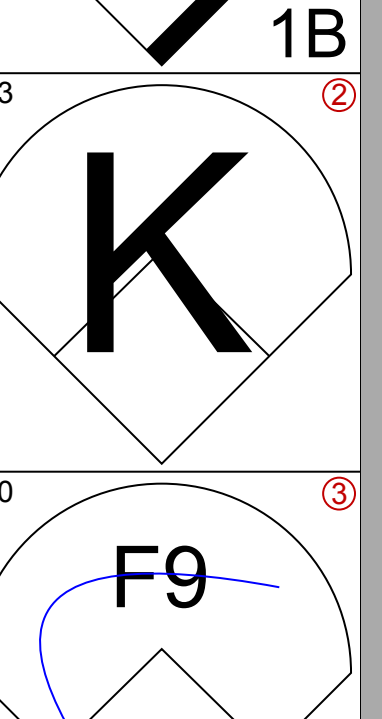
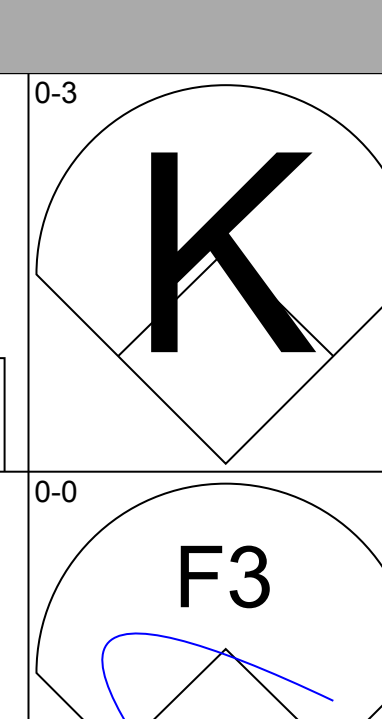
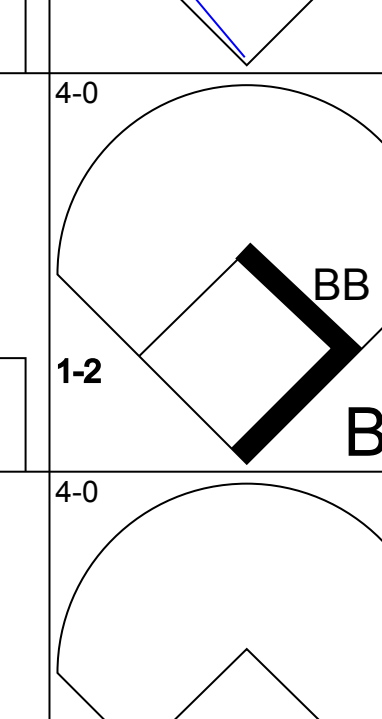

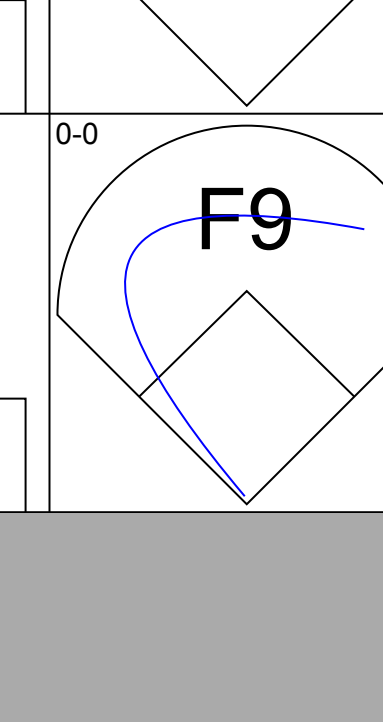
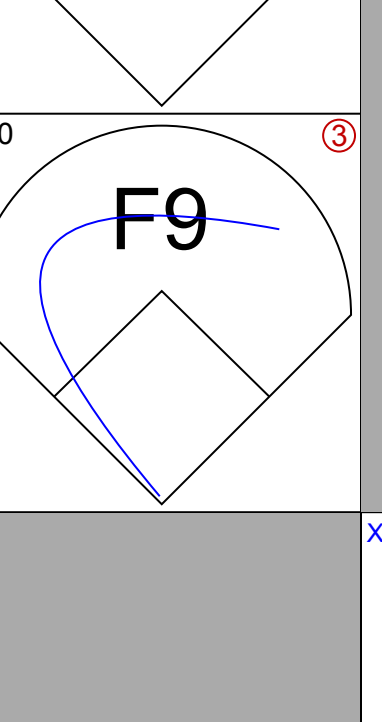
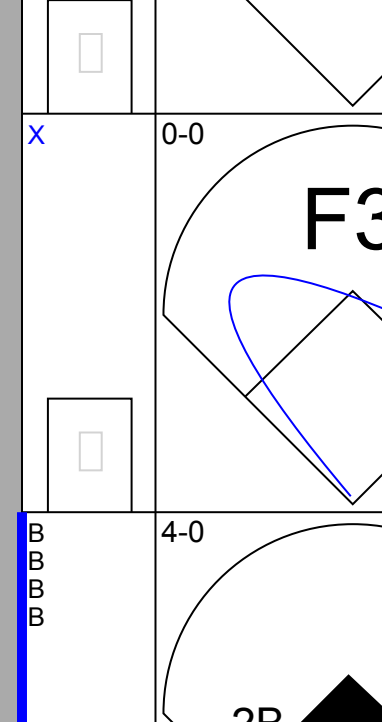
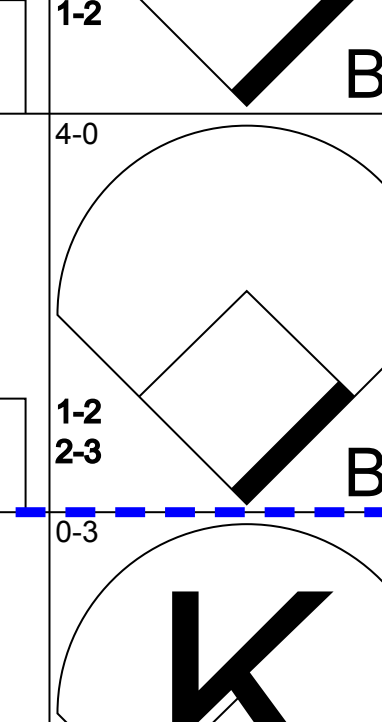

Batter	1	2	3	4	5	6	7	8	9	AB	R	H	RBI	BB	SO	LOB	BOTTOM			
Mickey Stanley, R OBP: 0.293, SLG: 0.340	0-0 6-3							0-0 5-3		4	1	2	1	0	0	0	Cleveland Indians @ Detroit Tigers Tiger Stadium, Detroit, MI Sun Jul 13 1969, 4:33 AM EDT Unknown			
Tom Tresh, S OBP: 0.293, SLG: 0.354		2H 1B								4	1	1	2	0	1	1				
Dick Tracewski, R OBP: 0.316, SLG: 0.159	0-0 4-3		0-0 G3		0-0 1H HR			0-3 K		0	0	0	0	0	0	0				
Al Kaline, R OBP: 0.343, SLG: 0.447	0-0 1B 1B		0-0 L3		0-0 L9			0-0 L7		4	1	1	0	0	0	1				
Norm Cash, L OBP: 0.366, SLG: 0.454	0-0 BB 1B		0-0 4-3		0-0 4-3			0-3 K		4	1	1	0	0	1	0				
Ike Brown, R OBP: 0.273, SLG: 0.294	1-3 1B 1B									0	0	0	0	0	0	0				
Jim Northrup, L OBP: 0.342, SLG: 0.485	4-0 1-2 1B BB		0-0 L4		0-0 1B			0-0 1B		3	1	2	0	1	0	0				
Jim Price, R OBP: 0.346, SLG: 0.706	0-0 1H 2H 3H 1B		0-0 F8		0-0 F6			0-0 F2		4	0	1	3	0	0	2				
Dave Campbell, R OBP: 0.190, SLG: 0.056	0-3 K				0-0 3-1			0-3 K		4	0	0	0	0	2	2				
Don Wert, R OBP: 0.269, SLG: 0.287		0-0 E1 SH1 1B		0-3 K				0-3 K		3	1	0	0	0	2	0				
Earl Wilson, R OBP: 0.250, SLG: 0.146		0-0 SH1		0-0 F9				0-0 5-3		2	0	0	0	0	0	0				
Inning Stats	R: 3 E: 0 K: 1 S: 8	H: 3 LOB: 1 BB: 1 P: 12	R: 1 E: 1 K: 0 S: 5	H: 1 LOB: 1 BB: 0 P: 5	R: 0 E: 0 K: 0 S: 3	H: 0 LOB: 0 BB: 0 P: 3	R: 0 E: 0 K: 1 S: 5	H: 0 LOB: 0 BB: 0 P: 5	R: 2 E: 0 K: 0 S: 6	H: 3 LOB: 1 BB: 0 P: 6	R: 0 E: 0 K: 1 S: 5	H: 0 LOB: 0 BB: 0 P: 5	R: 0 E: 0 K: 1 S: 5	H: 0 LOB: 0 BB: 0 P: 5	R: 0 E: 0 K: 2 S: 8	H: 1 LOB: 1 BB: 0 P: 8	1B: 7 2B: 0 3B: 0 HR: 1	SF: 0 SAC: 1 DP: 0 HBP: 0	WP: 0 PB: 0 SB: 0 CS: 0	PA: 34
PITCHER Steve Hargan, R ERA: 6.53 (1, 1)	IP: 6.0 WLS: L BF: 27 H: 7 R: 6 ER: 5 SO: 3 BB: 1 IBB: 0 HBP: 0 BLK: 0 WP: 0 HR: 1 S: 32 P: 36 ERA: 7.50 WHIP: 1.333															PITCHER				
Larry Burchart, R ERA: 3.66 (7, 1)	IP: 2.0 WLS: 7 BF: 1 H: 0 R: 0 ER: 0 SO: 3 BB: 0 IBB: 0 HBP: 0 BLK: 0 WP: 0 HR: 0 S: 13 P: 13 ERA: 0.00 WHIP: 0.500															PITCHER				



Batter	1	2	3	4	5	6	7	8	9	AB	R	H	RBI	BB	SO	LOB	TOP																					
Jose Cardenal, R OBP: 0.296, SLG: 0.324 (1, 8)										5	1	1	0	0	2	0	Cleveland Indians @ Detroit Tigers Tiger Stadium, Detroit, MI Sun Jul 13 1969, 4:38 AM EDT Att: 34,993 - Unknown																					
Lary Brown, R OBP: 0.313, SLG: 0.308 (1, 6)										5	0	0	0	0	0	0																						
Duke Sims, L OBP: 0.424, SLG: 0.481 (1, 2)										3	1	1	0	2	1	0																						
Tony Horton, R OBP: 0.309, SLG: 0.453 (1, 3)										4	2	1	1	1	1	2																						
Ken Harrelson, R OBP: 0.313, SLG: 0.426 Chuck Hinton, R OBP: 0.268, SLG: 0.358 (8, 9)										4	2	2	3	0	1	0																						
Lou Klimchok, L OBP: 0.327, SLG: 0.422 (1, 5)										4	1	2	1	0	0	0																						
Richie Scheinblum, S OBP: 0.253, SLG: 0.215 (1, 7)										3	0	0	1	1	2	1																						
Vern Fuller, R OBP: 0.292, SLG: 0.341 (1, 4)										4	1	2	0	0	2	1																						
Luis Tiant, R OBP: 0.286, SLG: 0.478 Horacio Pina, R OBP: 0.500, SLG: 0.500 Juan Pizarro, L OBP: 0.182, SLG: 0.182 (9, 1)										4	1	1	2	0	0	1																						
Inning Stats	R: 0 E: 0 K: 1 S: 6	H: 1 LOB: 1 BB: 0 P: 6	R: 1 E: 0 K: 2 S: 8	H: 1 LOB: 1 BB: 1 P: 12	R: 0 E: 0 K: 0 S: 3	H: 0 LOB: 0 BB: 1 P: 7	R: 0 E: 0 K: 1 S: 5	H: 0 LOB: 0 BB: 0 P: 5	R: 1 E: 1 K: 1 S: 6	H: 1 LOB: 0 BB: 0 P: 6	R: 2 E: 0 K: 0 S: 6	H: 4 LOB: 1 BB: 0 P: 6	R: 0 E: 0 K: 1 S: 5	H: 0 LOB: 0 BB: 0 P: 5	R: 5 E: 0 K: 1 S: 8	H: 3 LOB: 0 BB: 2 P: 16		R: 0 E: 0 K: 2 S: 7	H: 0 LOB: 0 BB: 0 P: 7	1B: 5 2B: 1 3B: 0 HR: 4	SF: 0 SAC: 0 DP: 0 HBP: 0	WP: 1 PB: 0 CS: 1 PA: 41																
PITCHER	IP	WLS	BF	H	R	ER	SO	BB	IBB	HBP	BLK	WP	HR	S	P	ERA	WHIP	PITCHER				IP	WLS	BF	H	R	ER	SO	BB	IBB	HBP	BLK	WP	HR	S	P	ERA	WHIP
Pat Dobson, R ERA: 4.02 (1, 1)	5.1	L	24	6	4	3	5	2	0	0	0	1	2	32	40	5.06	1.500																					
Fred Lasher, R ERA: 2.22 (6, 1)	1.2		5	1	0	0	1	0	0	0	0	0	0	7	7	0.00	0.600																					
Mike Kilkenny, L ERA: 2.57 (8, 1)	0.2		7	3	5	5	1	2	0	0	0	0	2	7	15	67.50	7.500																					
Don McMahon, R ERA: 4.91 (8, 1)	1.1		4	0	0	0	2	0	0	0	0	0	0	8	8	0.00	0.000																					

AB	36
R	9
H	10
RBI	8
BB	4
SO	9
LOB	5



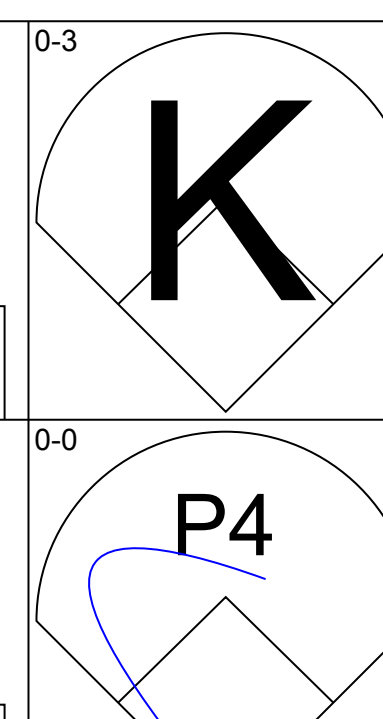
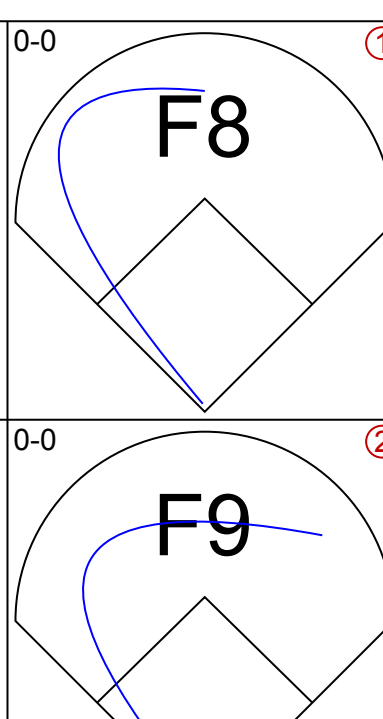
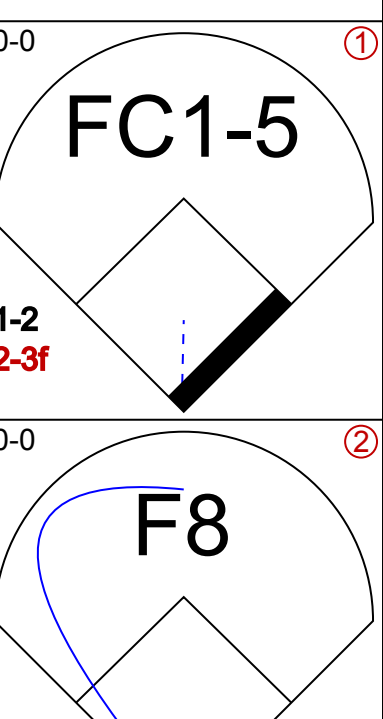
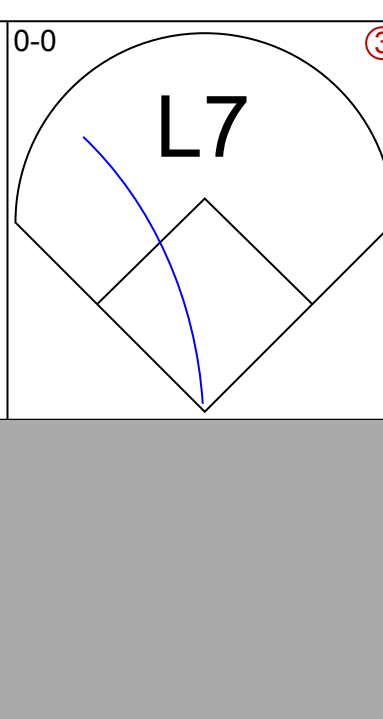
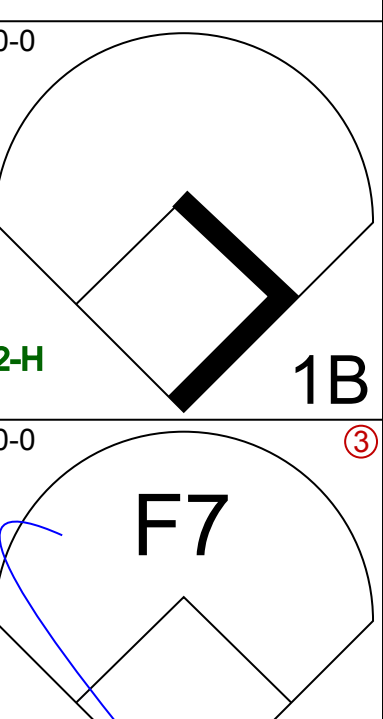
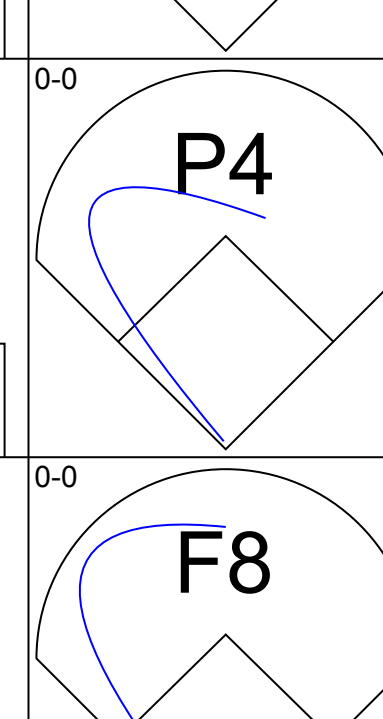
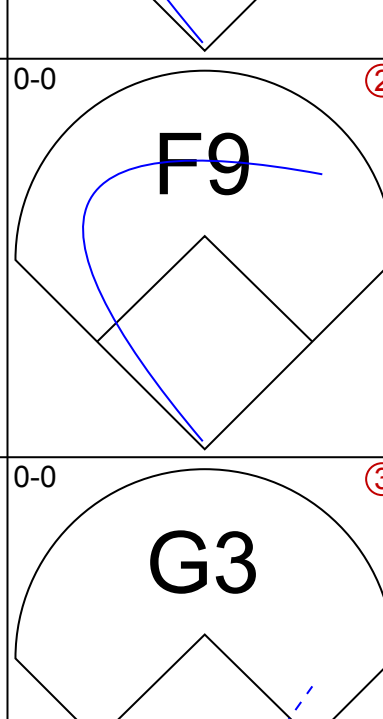
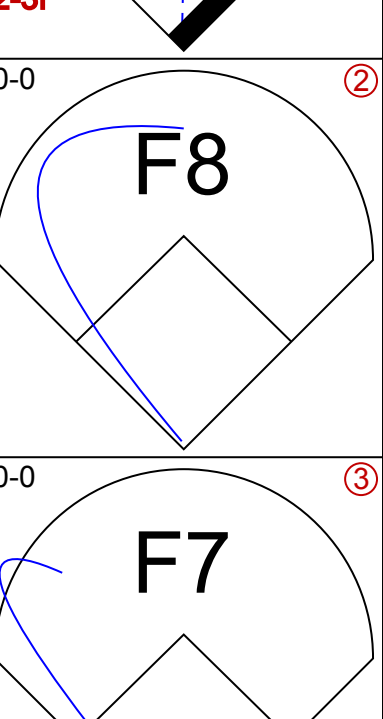
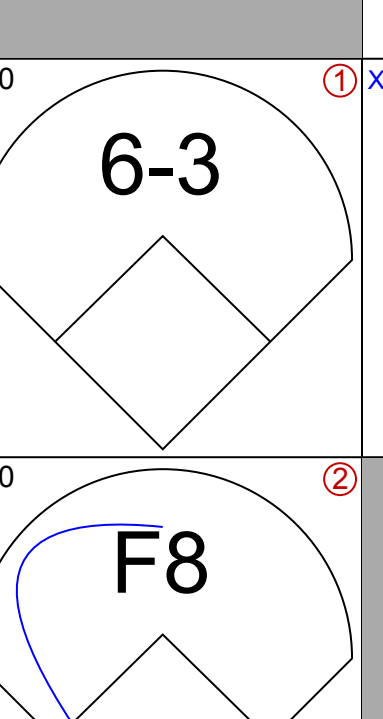
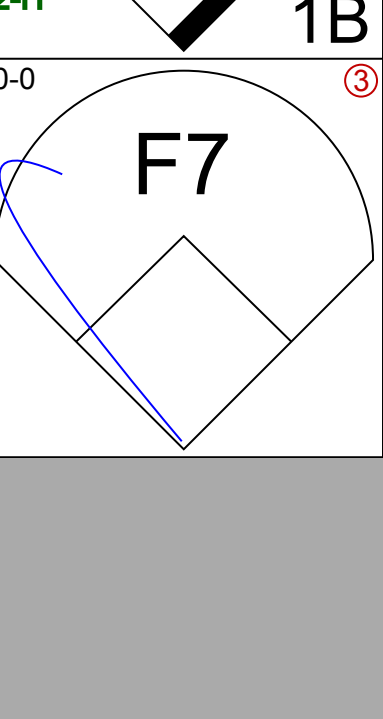
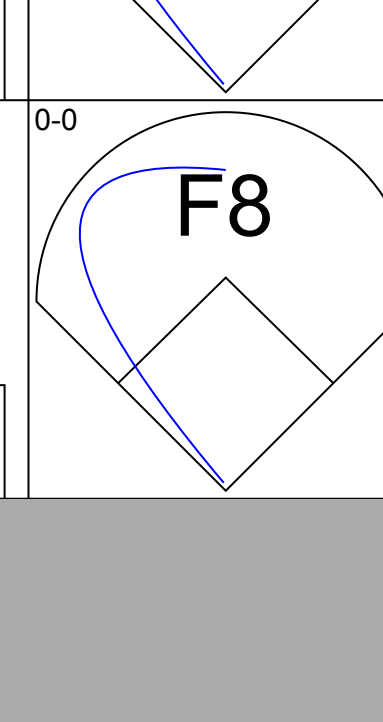
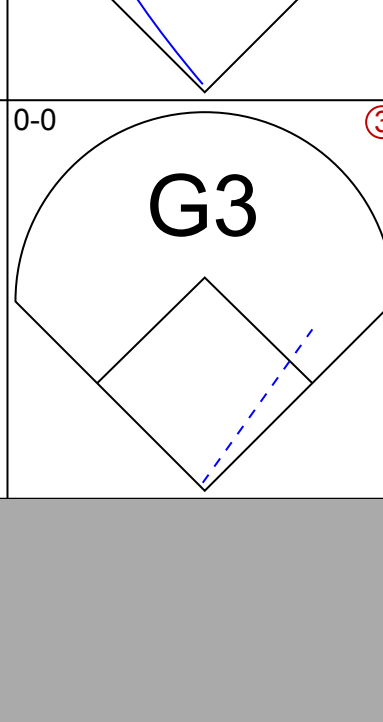
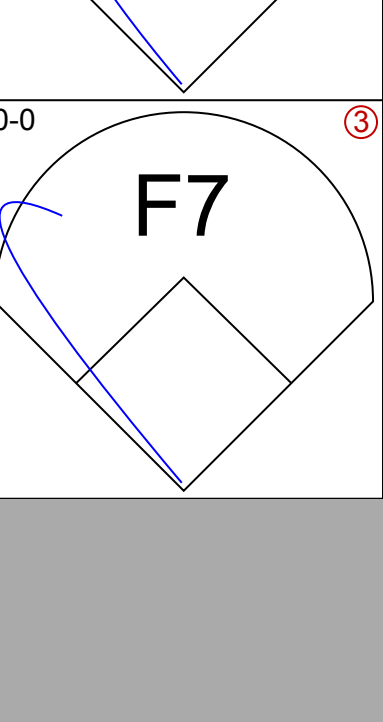
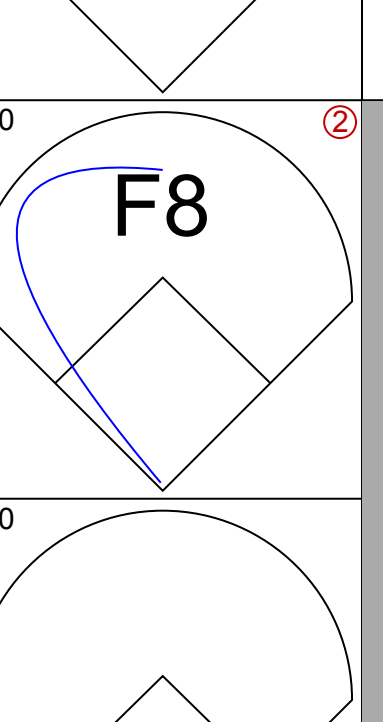
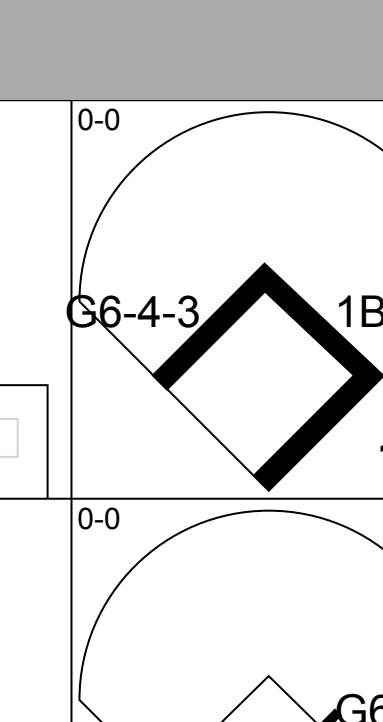

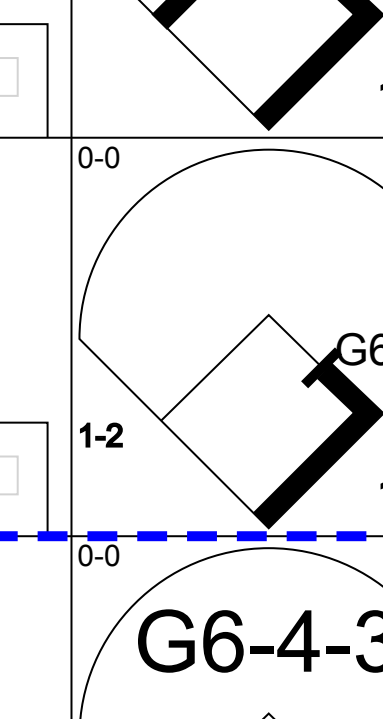

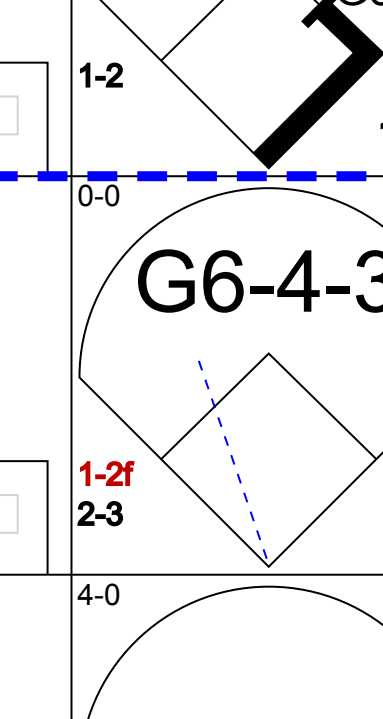
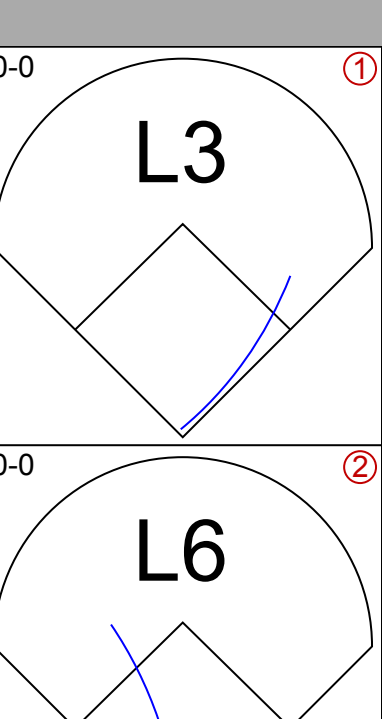
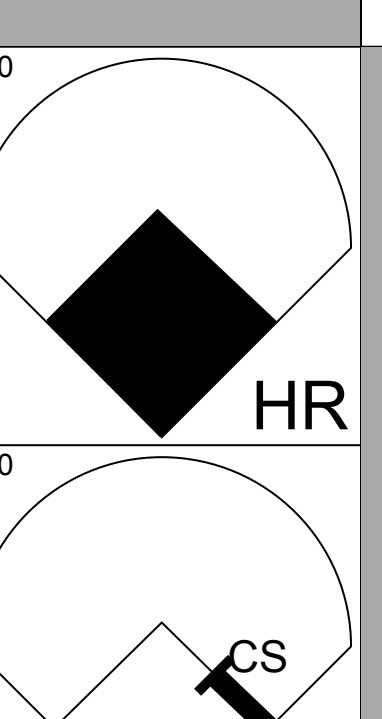
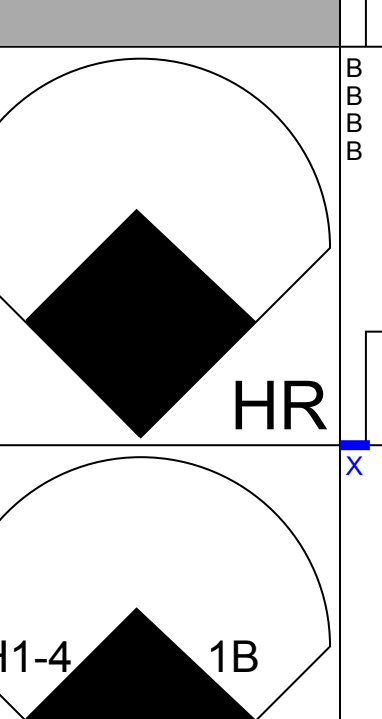
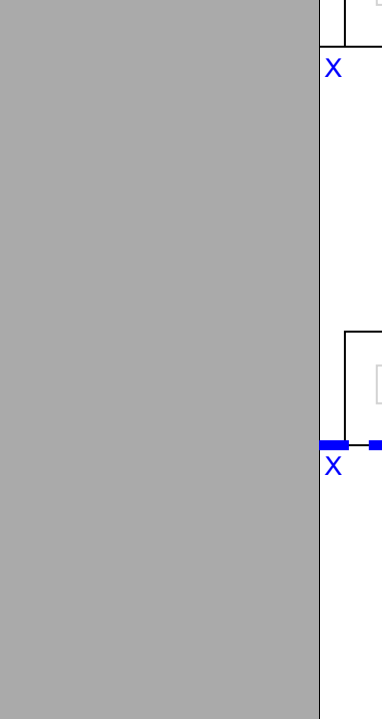
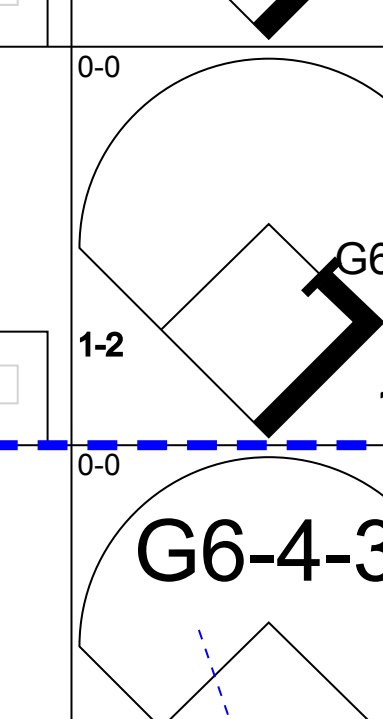
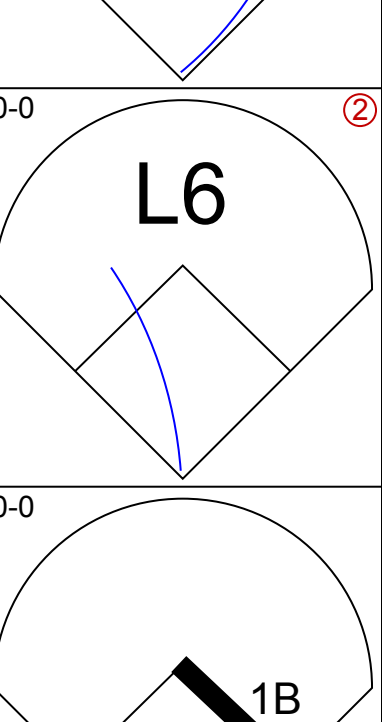
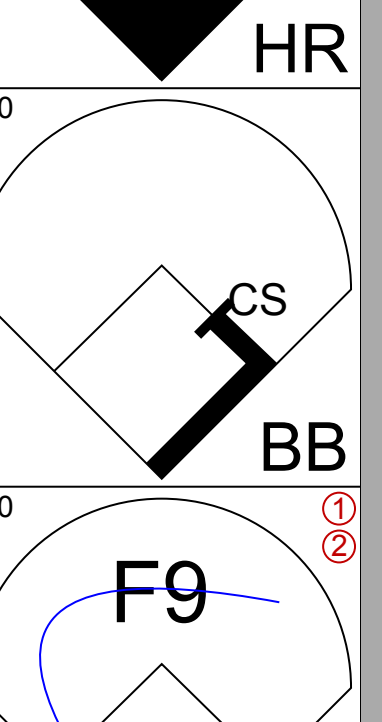
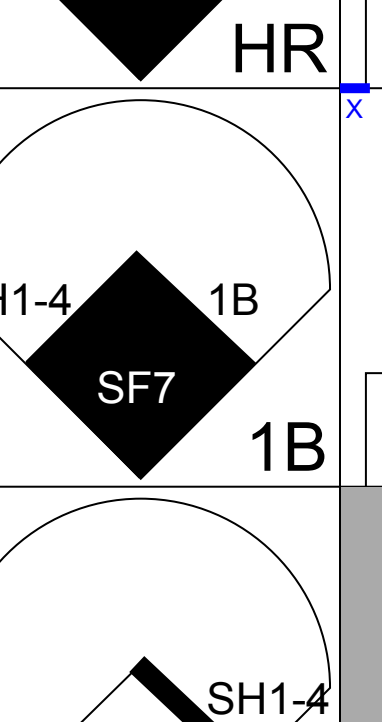
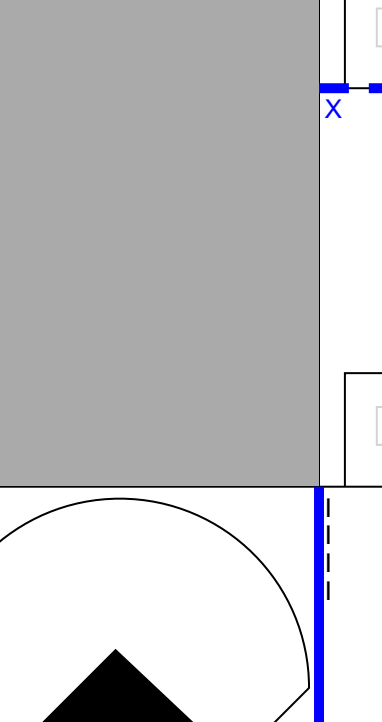
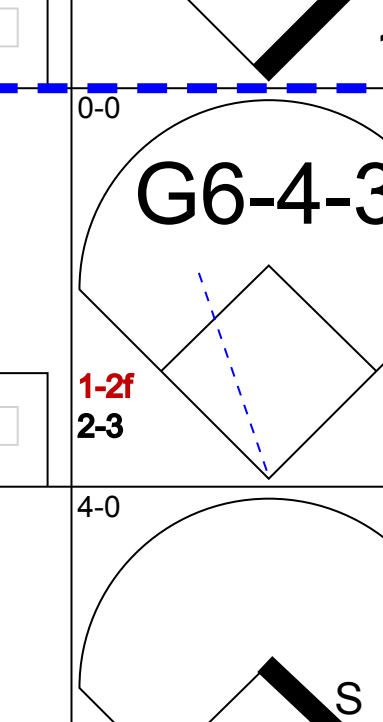
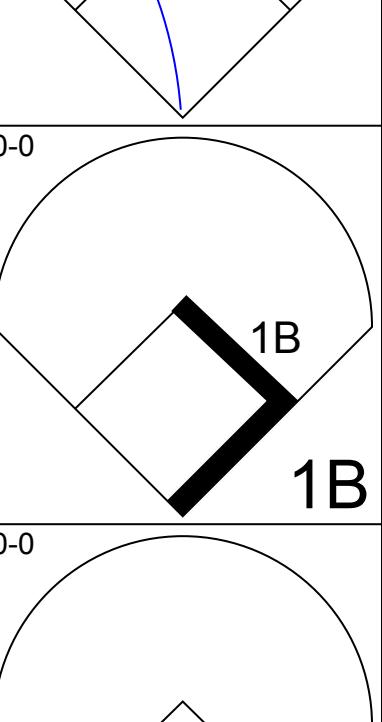
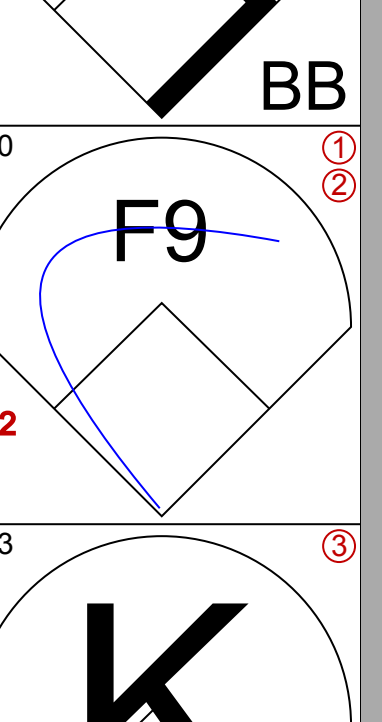
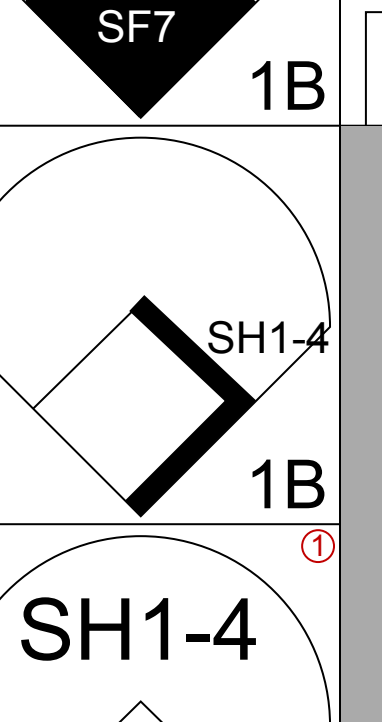
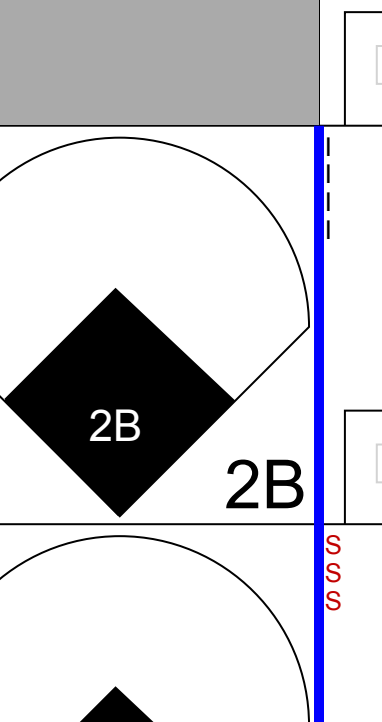
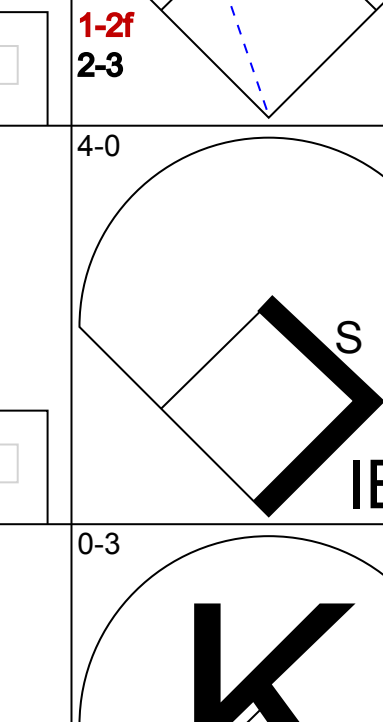
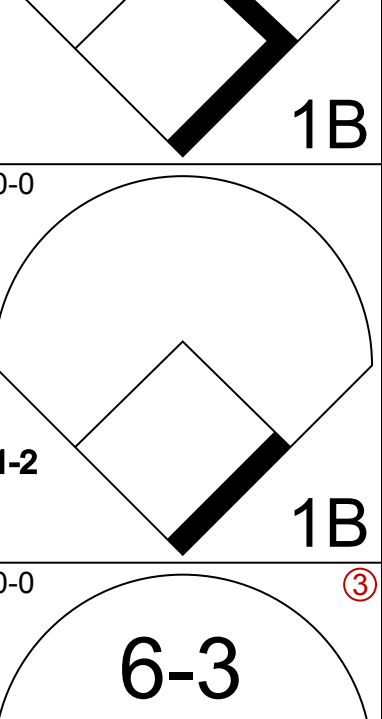
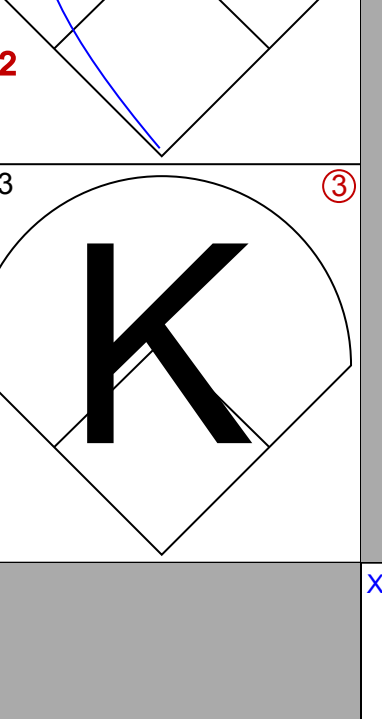
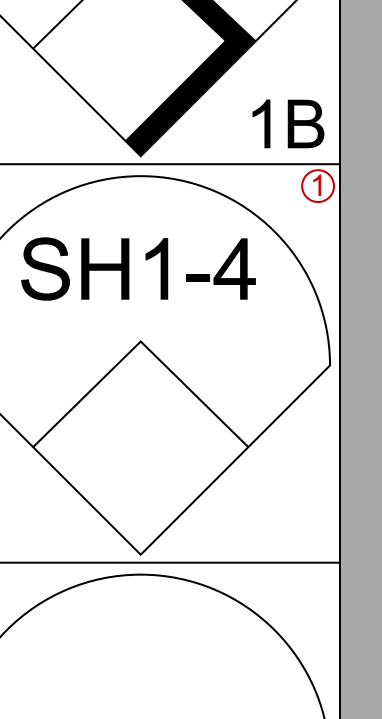
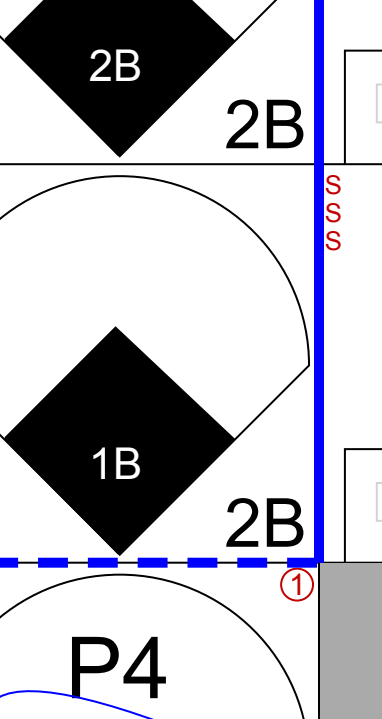
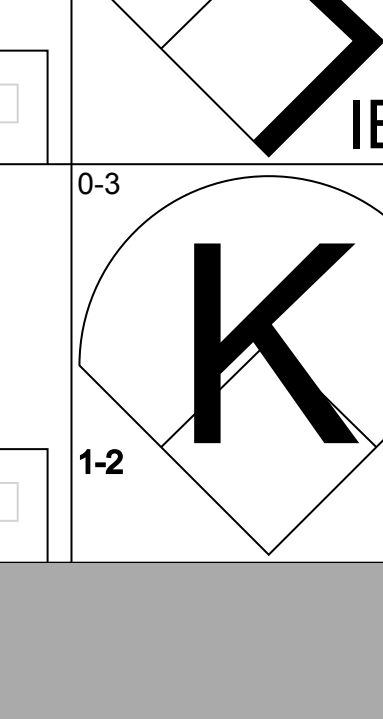
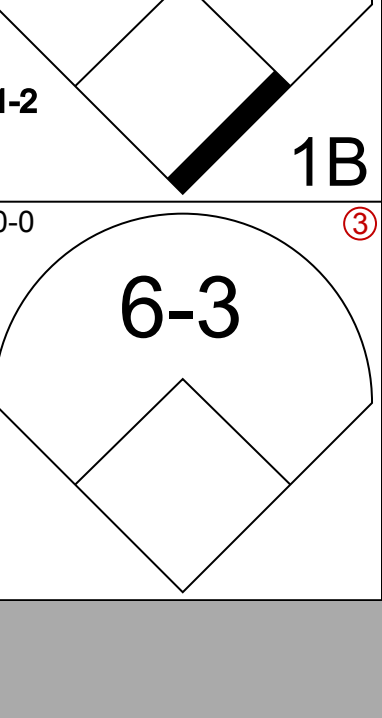
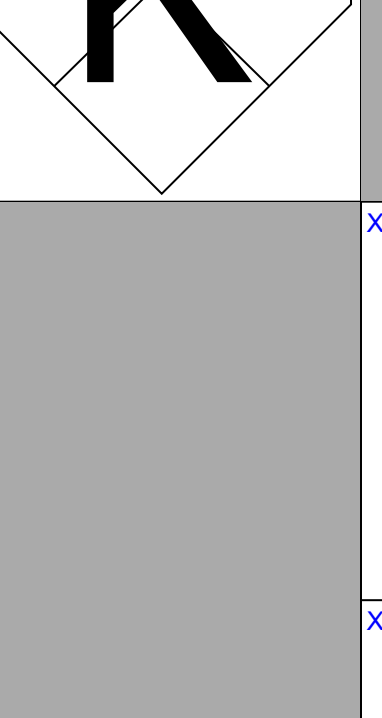
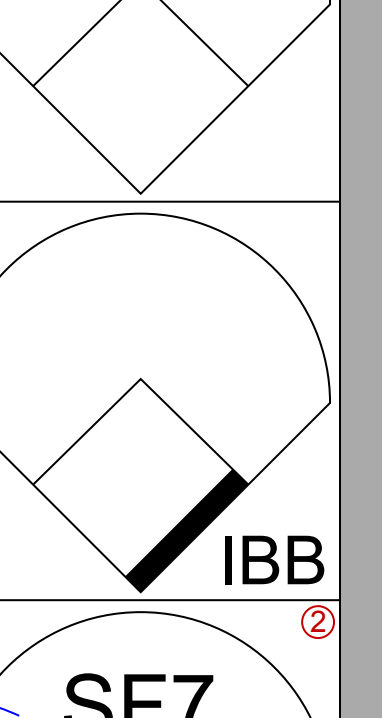
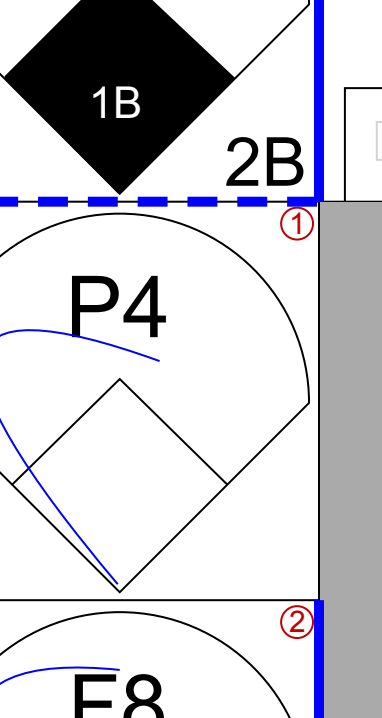



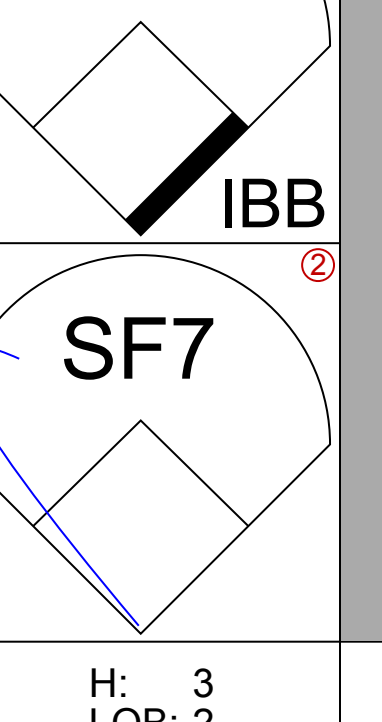
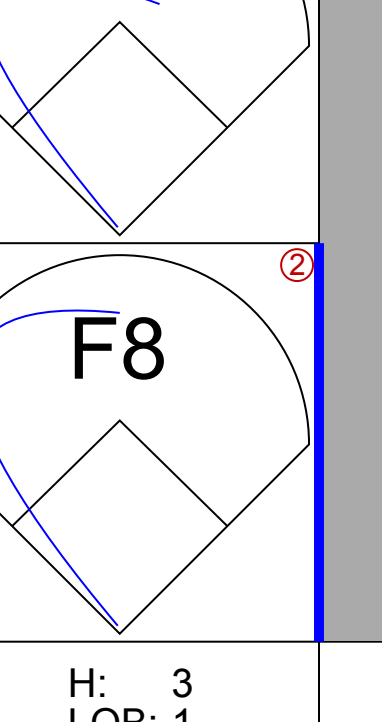

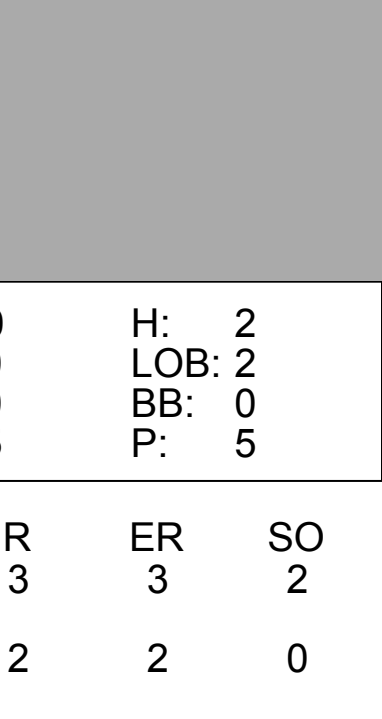
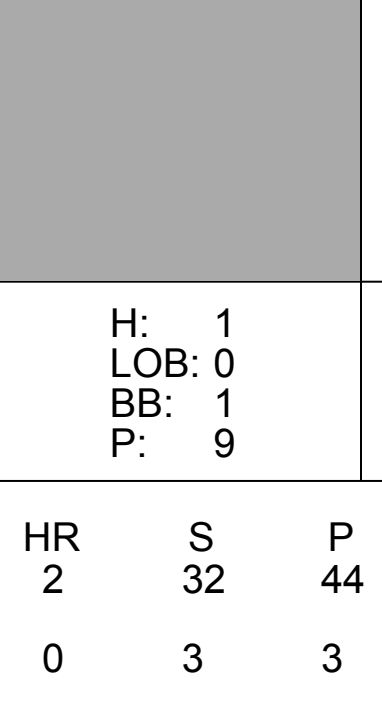
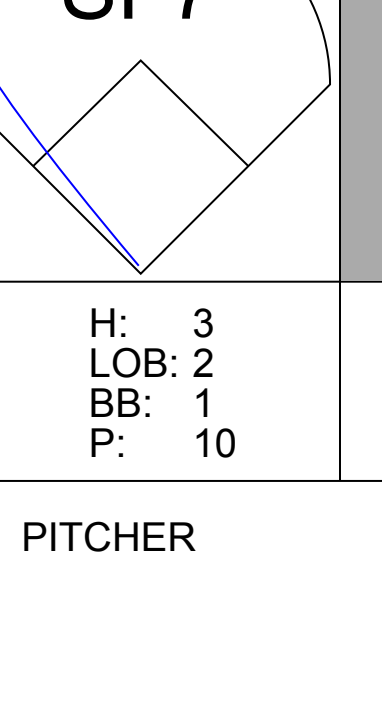
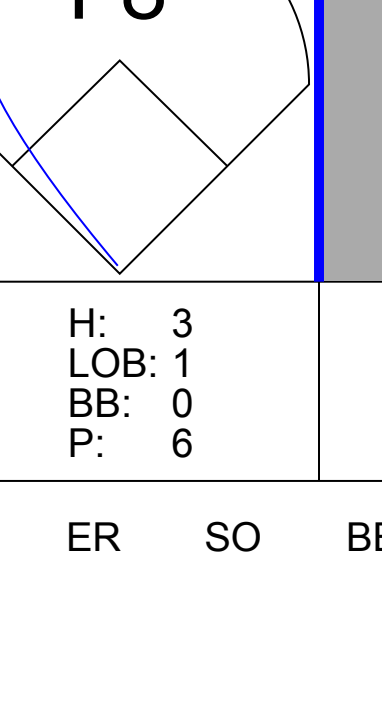
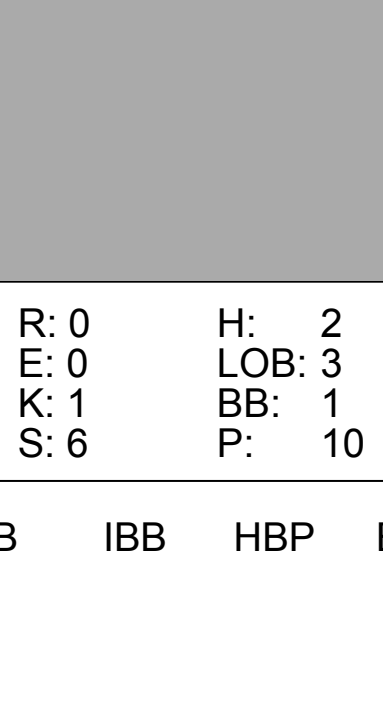
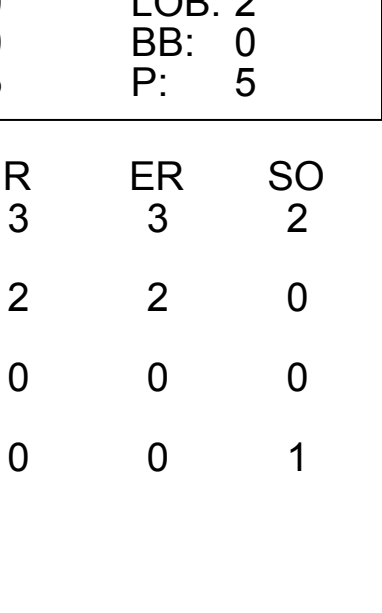
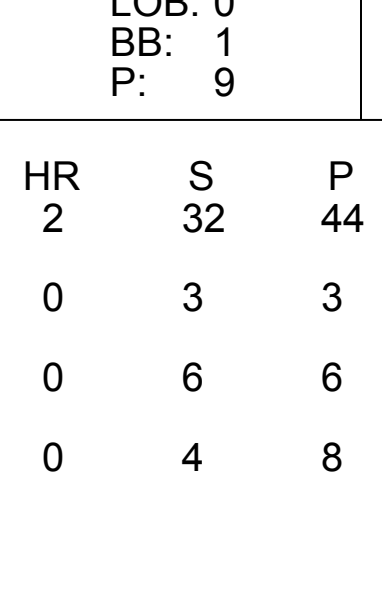
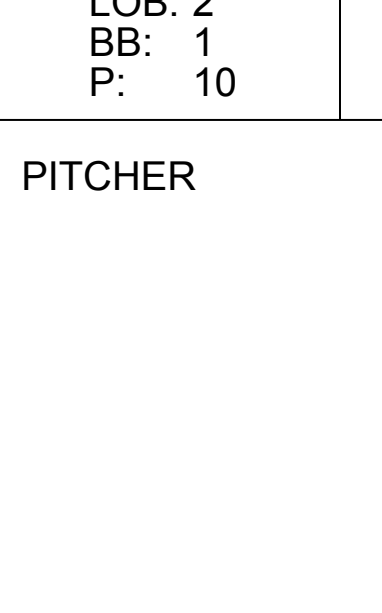
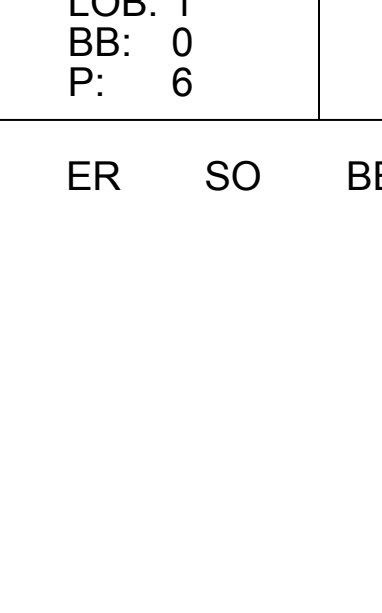

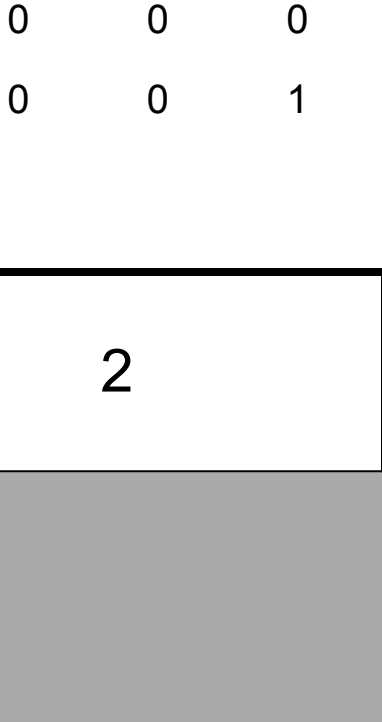
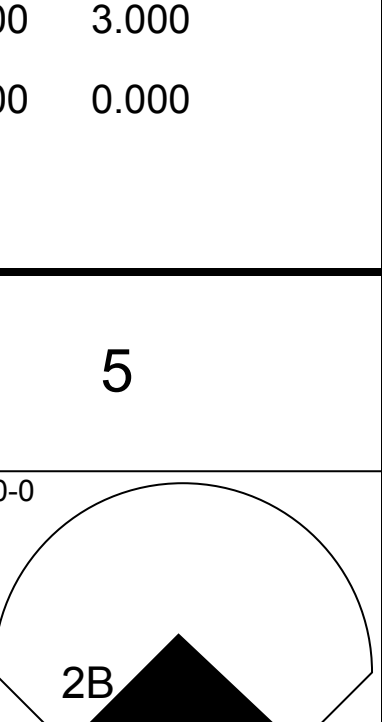
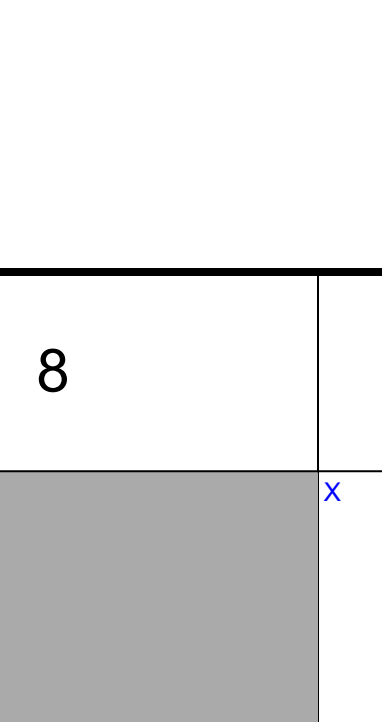
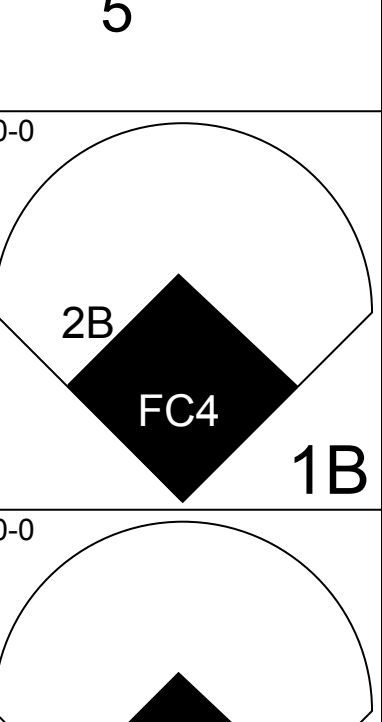
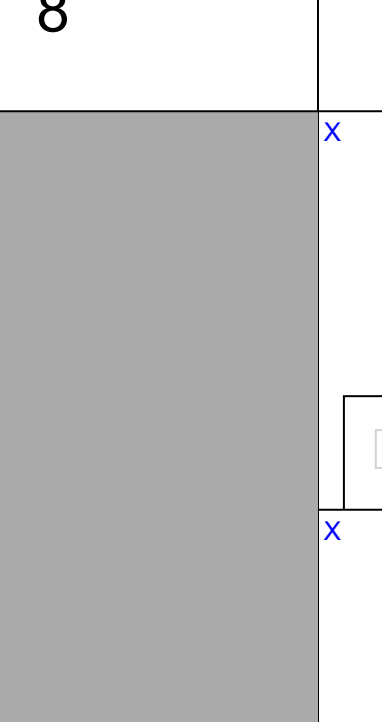
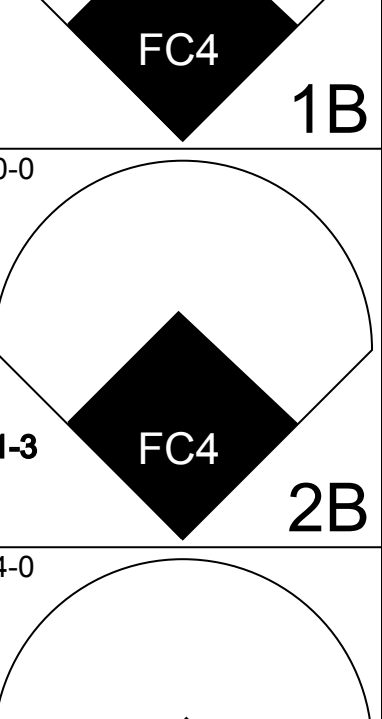

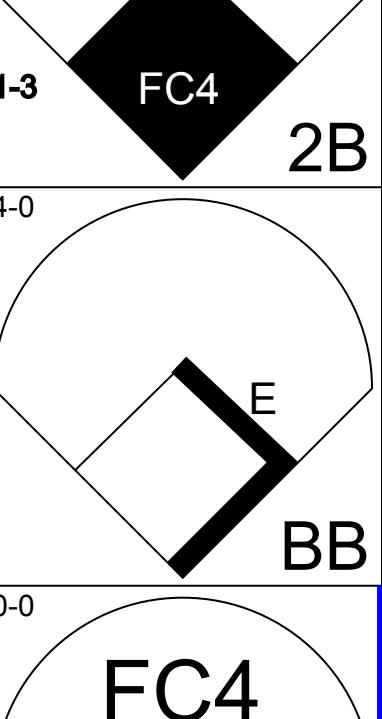

Batter	1	2	3	4	5	6	7	8	9	AB	R	H	RBI	BB	SO	LOB	BOTTOM																					
Mickey Stanley, R OBP: 0.300, SLG: 0.348 (1, 8)										4	2	3	0	1	0	0	Cleveland Indians @ Detroit Tigers Tiger Stadium, Detroit, MI Sun Jul 13 1969, 4:38 AM EDT Att: 34,993 - Unknown																					
Tom Tresh, S OBP: 0.292, SLG: 0.350 (1, 6)										5	0	1	1	0	0	4																						
Gates Brown, L OBP: 0.241, SLG: 0.241 Mike Kilkenny, R Don McMahon, R (8, 1)										3	0	0	0	0	0	3																						
Dick McAuliffe, L OBP: 0.369, SLG: 0.458 (9, PH)										0	0	0	0	0	0	0																						
Norm Cash, L OBP: 0.366, SLG: 0.451 (1, 3)										4	0	1	0	1	0	2																						
Jim Northrup, L OBP: 0.336, SLG: 0.477 (9, 7)										5	0	0	0	0	0	2																						
Jim Price, R OBP: 0.354, SLG: 0.694 (1, 2)										4	0	2	0	0	0	1																						
Dave Campbell, R OBP: 0.167, SLG: 0.048 Willie Horton, R OBP: 0.309, SLG: 0.403 Mickey Lolich, S OBP: 0.191, SLG: 0.119 Dick Tracewski, R OBP: 0.316, SLG: 0.159 (9, 4)										3	0	0	0	0	3	3																						
Don Wert, R OBP: 0.269, SLG: 0.281 (1, 5)										3	0	0	0	1	0	3																						
Pat Dobson, R ERA: 3.92 (8, 1)	7.2	W	35	8	2	1	3	5	0	1	0	0	0	0	0	0		1.17	1.696																			
Fred Lasher, R ERA: 5.18 (7, PH)	0.2		4	1	2	1	1	0	0	0	0	1	1	6	6	13.50	1.500																					
Juan Pizarro, L ERA: 2.89 (9, 1)	0.2	S	2	0	0	0	0	0	0	0	0	0	0	2	2	0.00	0.000																					
Inning Stats	R: 0 E: 0 K: 0 S: 3	H: 1 LOB: 0 BB: 0 P: 3	R: 0 E: 0 K: 1 S: 6	H: 1 LOB: 2 BB: 1 P: 10	R: 0 E: 0 K: 0 S: 4	H: 2 LOB: 0 BB: 0 P: 5	R: 0 E: 0 K: 1 S: 6	H: 1 LOB: 0 BB: 0 P: 6	R: 0 E: 0 K: 0 S: 3	H: 0 LOB: 0 BB: 0 P: 3	R: 2 E: 1 K: 1 S: 7	H: 2 LOB: 1 BB: 1 P: 11	R: 0 E: 0 K: 1 S: 6	H: 1 LOB: 3 BB: 2 P: 14	R: 2 E: 1 K: 0 S: 5	H: 1 LOB: 0 BB: 0 P: 5	1B: 6 2B: 2 3B: 0 HR: 1	SF: 0 SAC: 0 DP: 1 HBP: 1	WP: 1 PB: 0 CS: 0 PA: 41																			
PITCHER	IP	WLS	BF	H	R	ER	SO	BB	IBB	HBP	BLK	WP	HR	S	P	ERA	WHIP	PITCHER				IP	WLS	BF	H	R	ER	SO	BB	IBB	HBP	BLK	WP	HR	S	P	ERA	WHIP
Luis Tiant, R ERA: 3.92 (1, 1)	5.1	L	24	6	4	3	5	2	0	0	0	1	2	32	40	5.06	1.500																					
Fred Lasher, R ERA: 2.22 (6, 1)	1.2		5	1	0	0	1	0	0	0	0	0	0	7	7	0.00	0.600																					
Mike Kilkenny, L ERA: 2.57 (8, 1)	0.2		7	3	5	5	1	2	0	0	0	0	2	7	15	67.50	7.500																					
Don McMahon, R ERA: 4.91 (8, 1)	1.1		4	0	0	0	2	0	0	0	0	0	0	8	8	0.00	0.000																					

AB	35
R	4
H	9
RBI	3
BB	5
SO	4
LOB	21



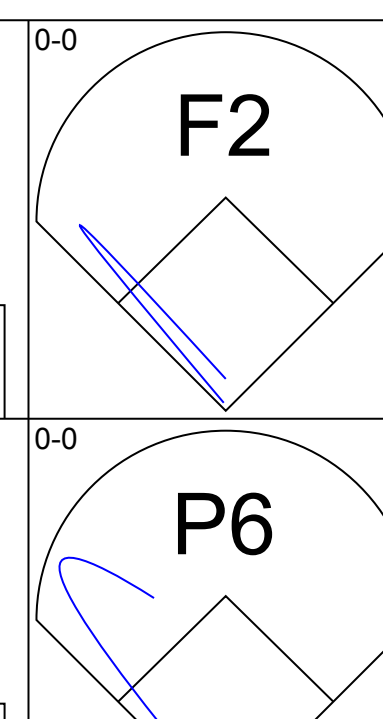
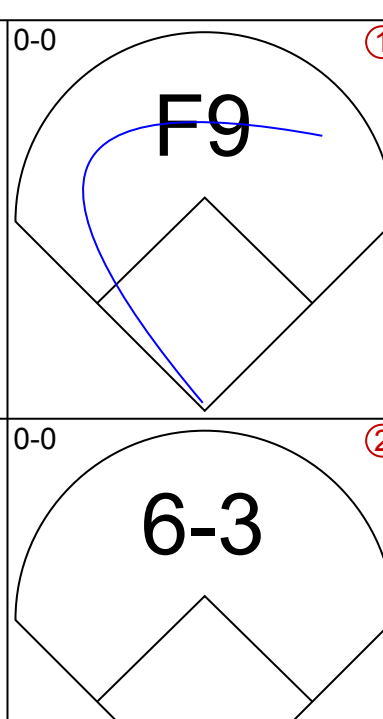
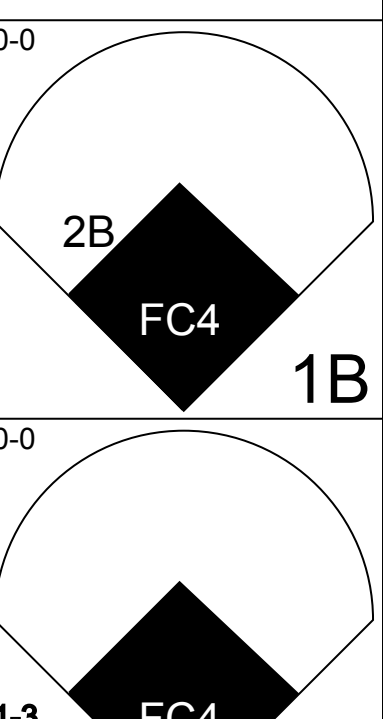
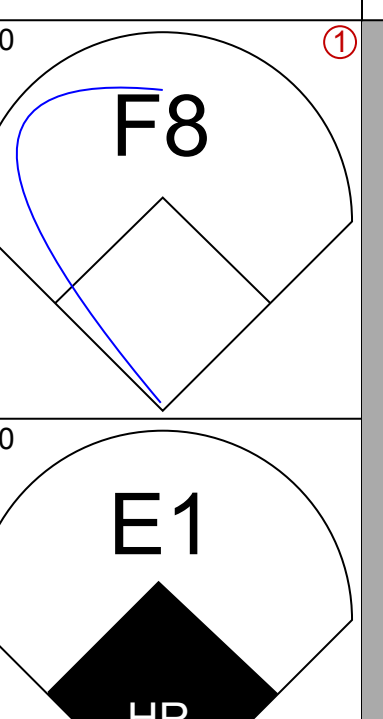
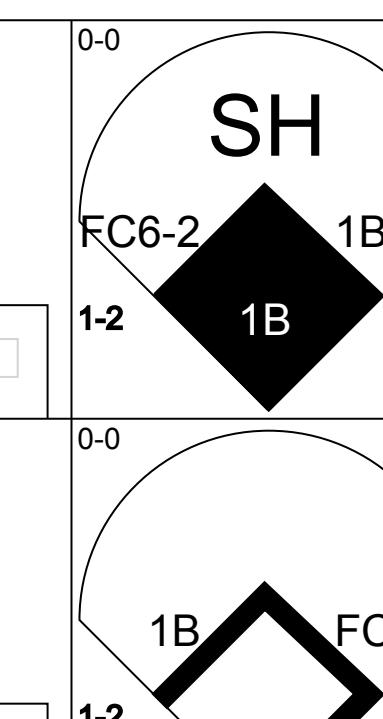
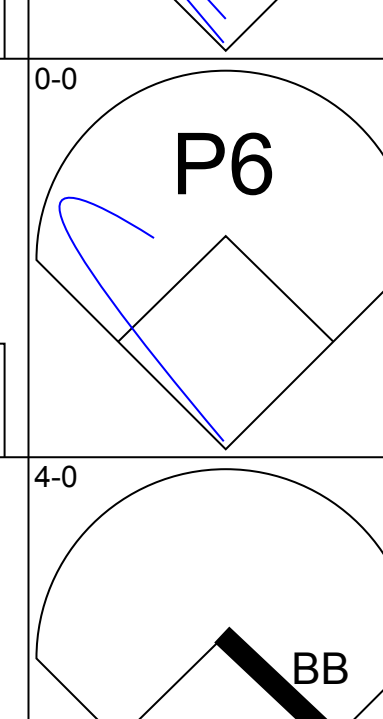
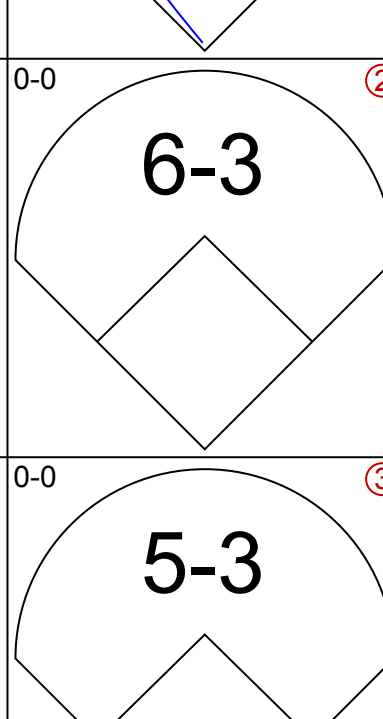
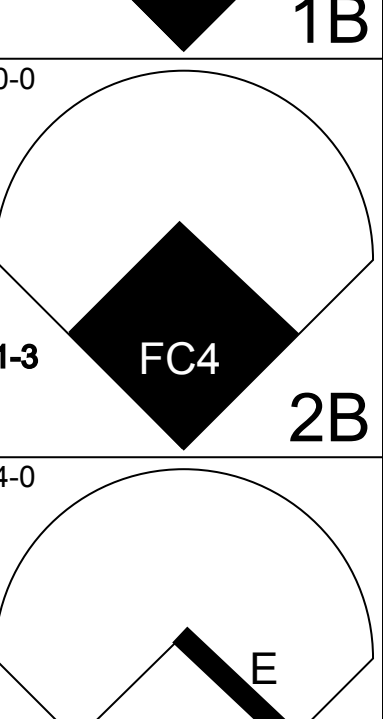
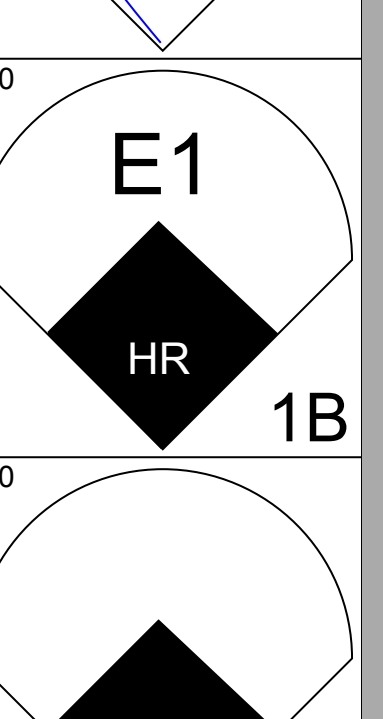
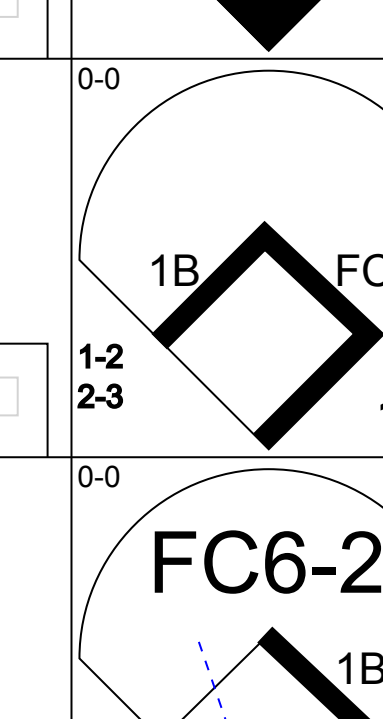
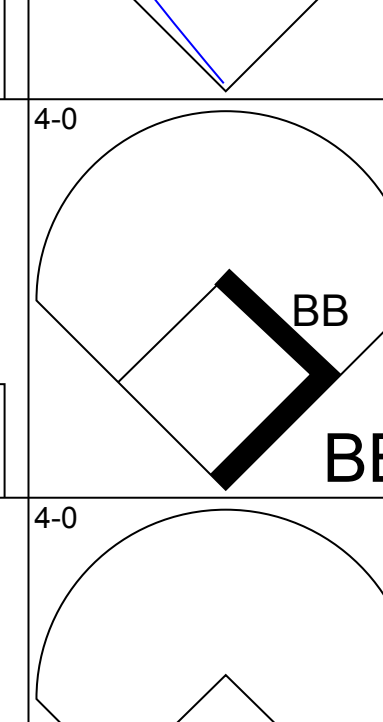
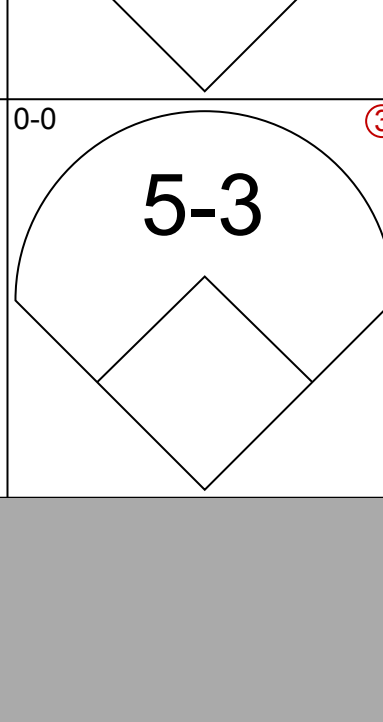
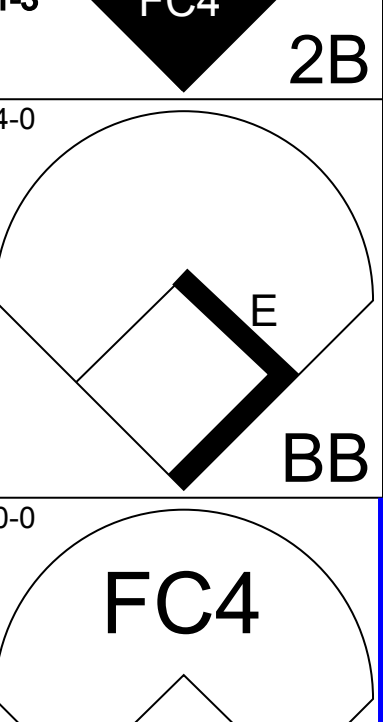
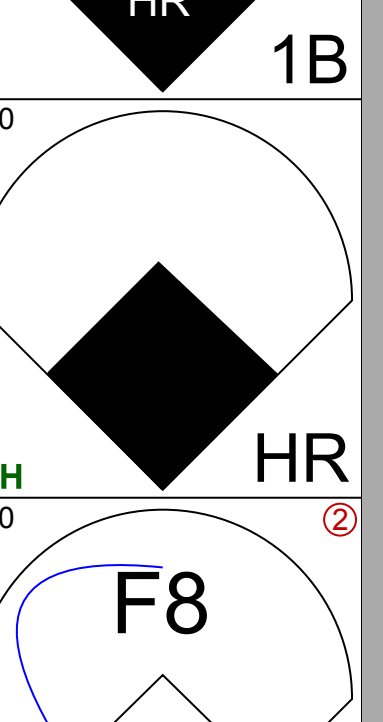
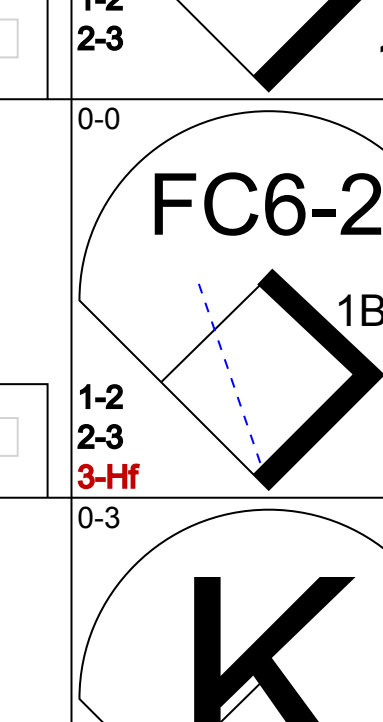
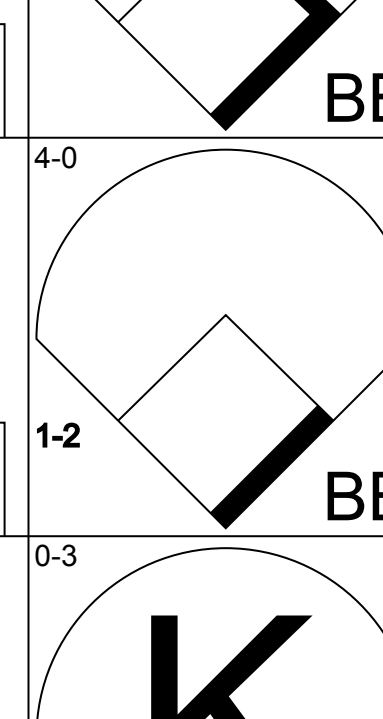
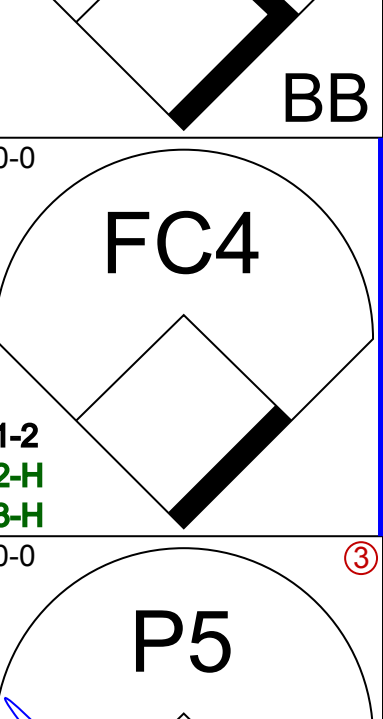
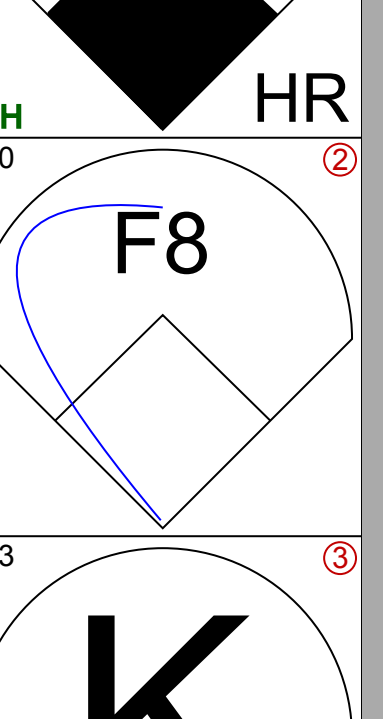
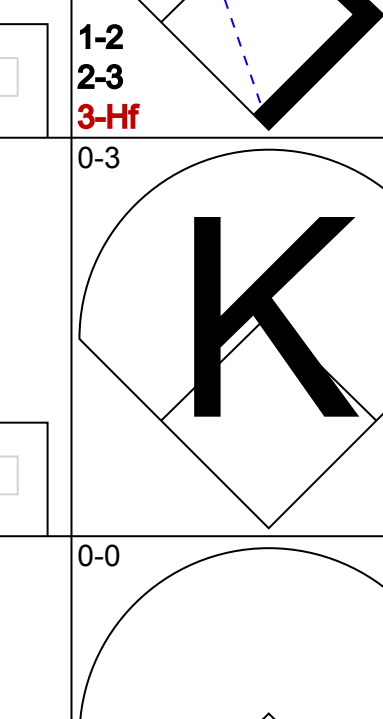
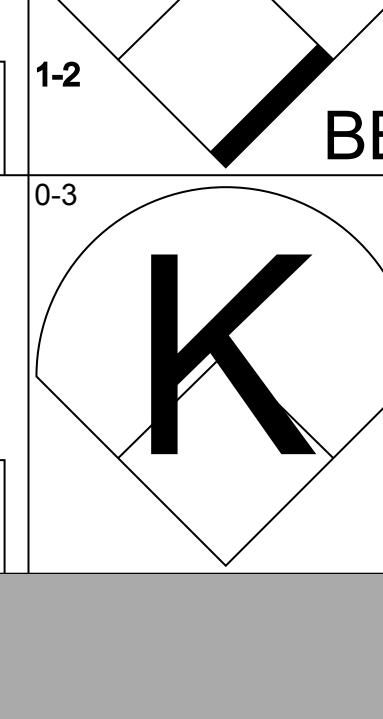
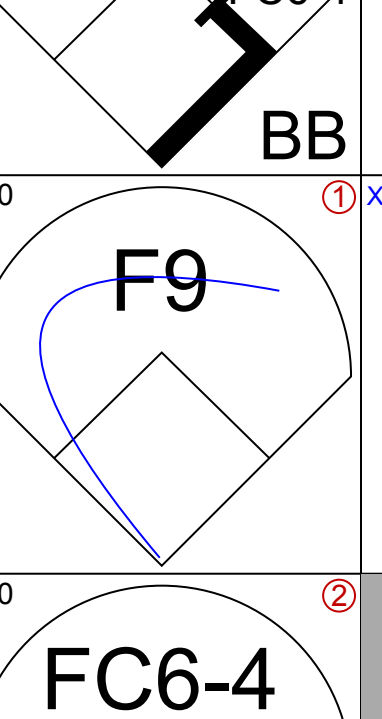
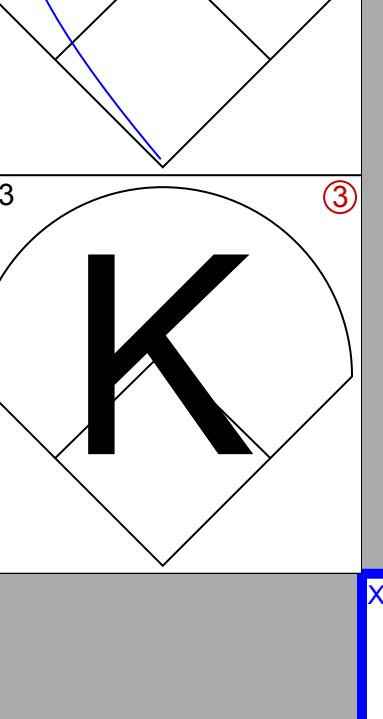
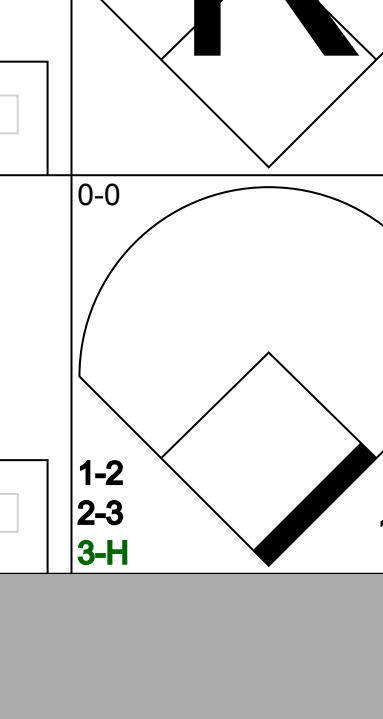
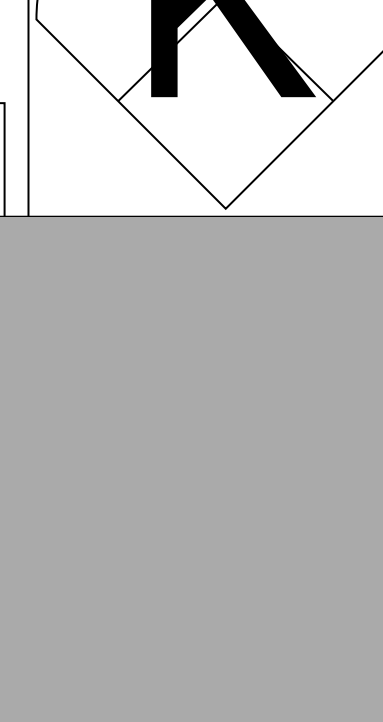
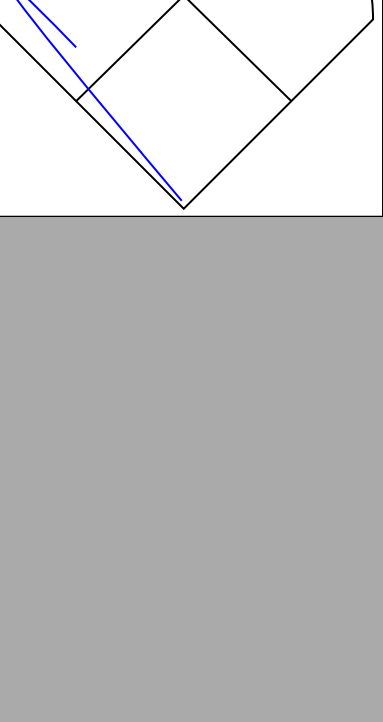
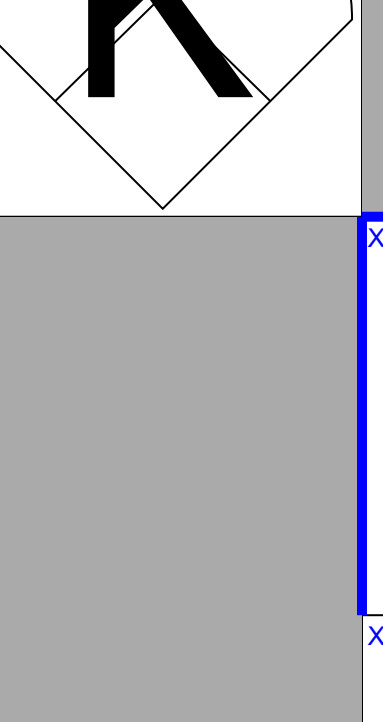
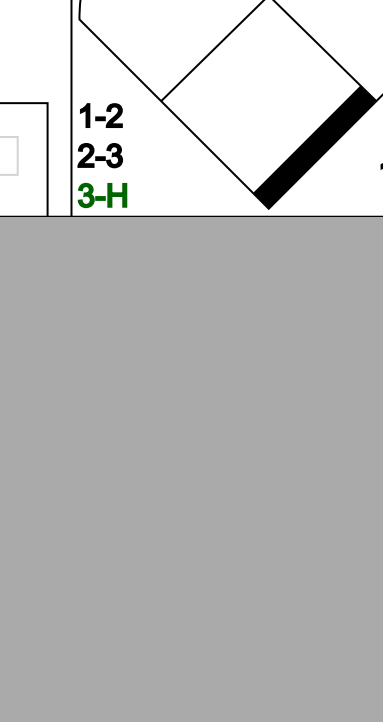

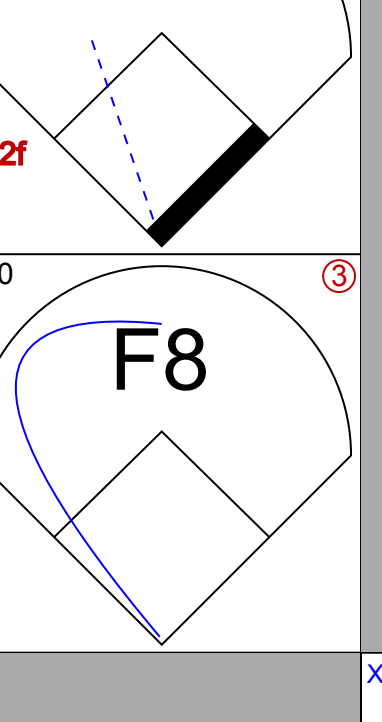

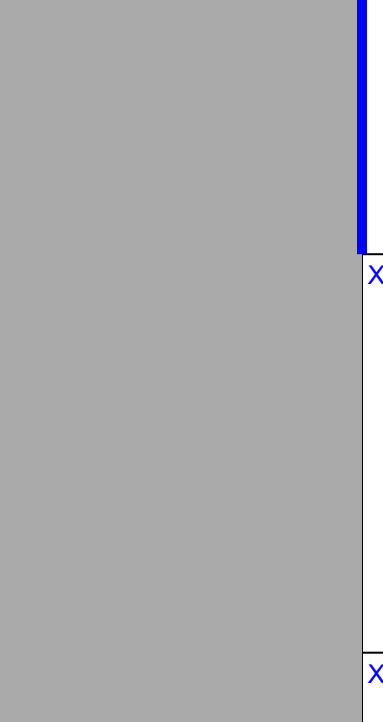
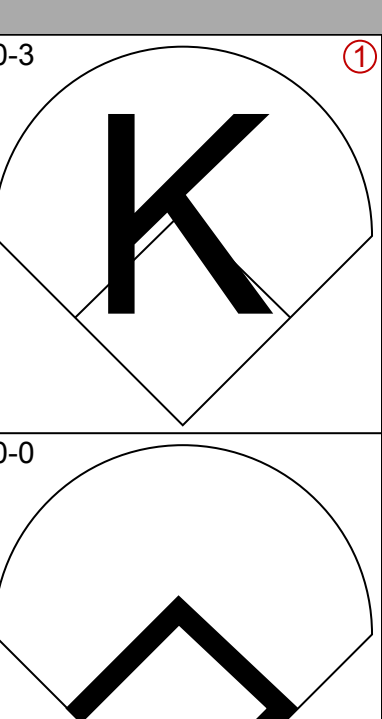
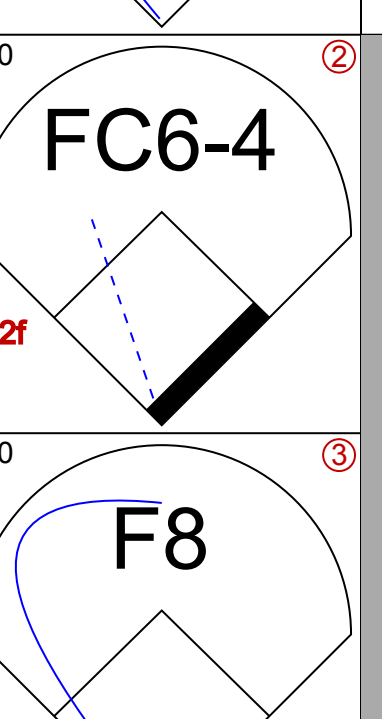
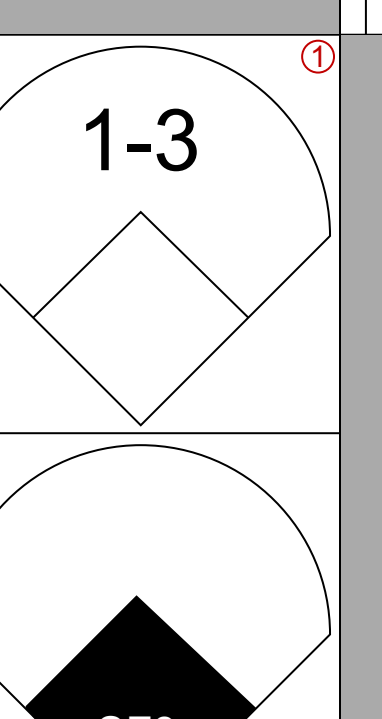
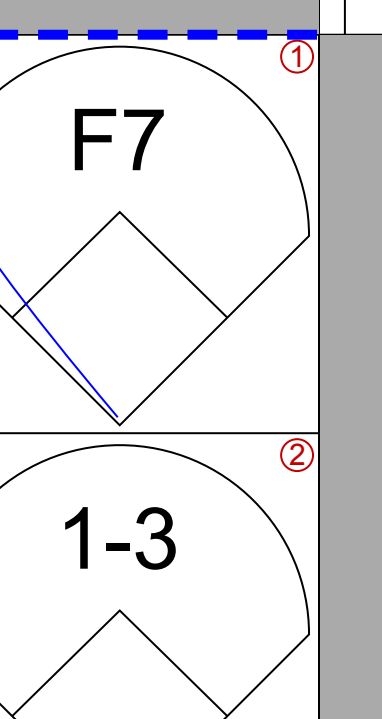
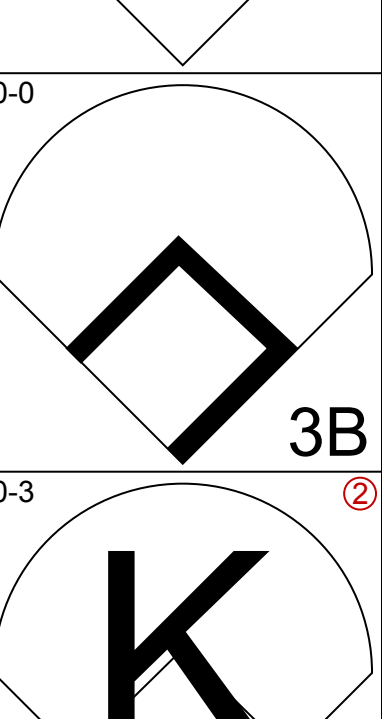
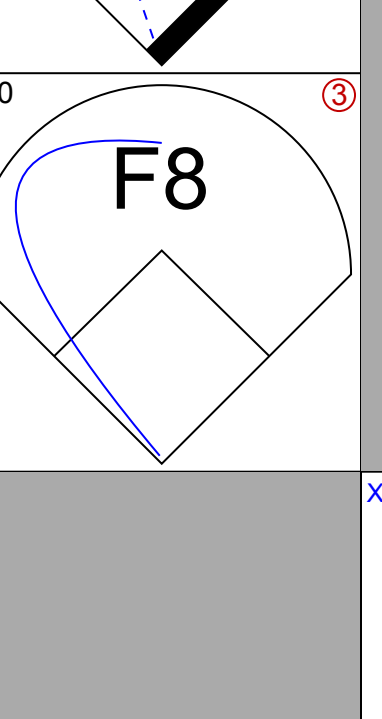
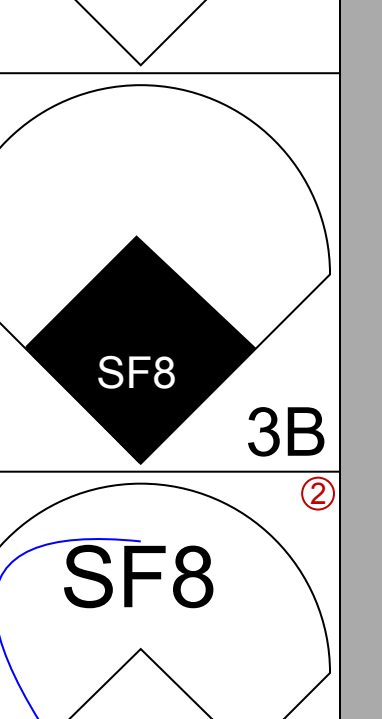
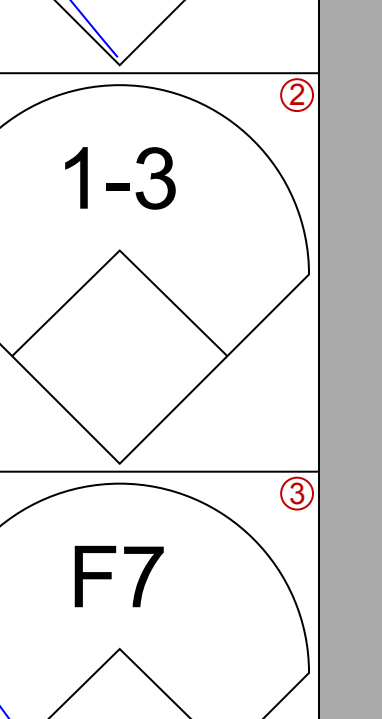
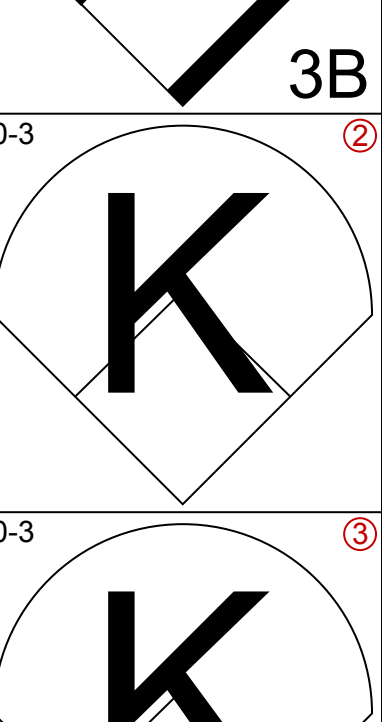

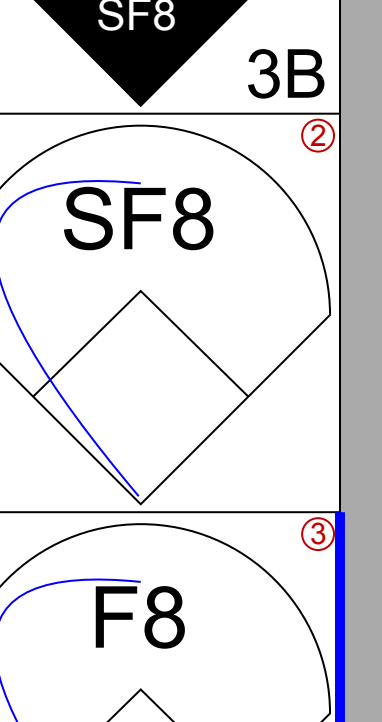
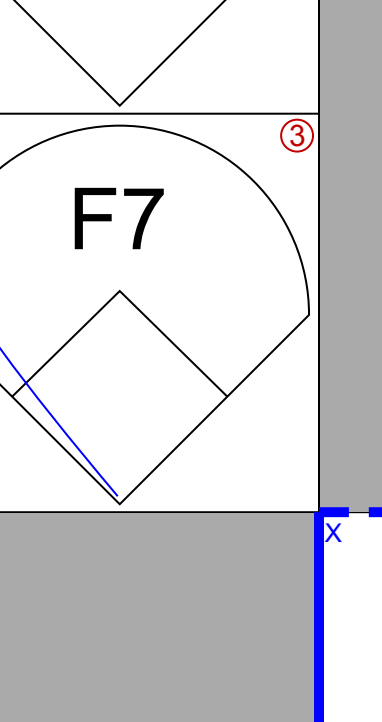
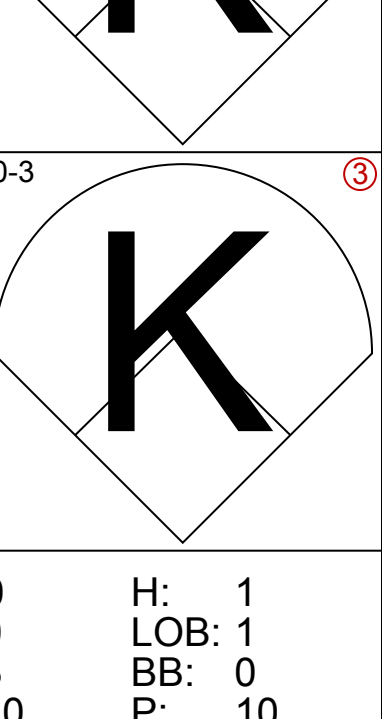
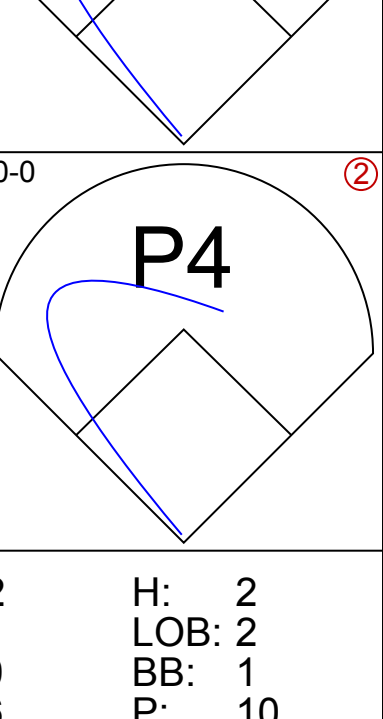
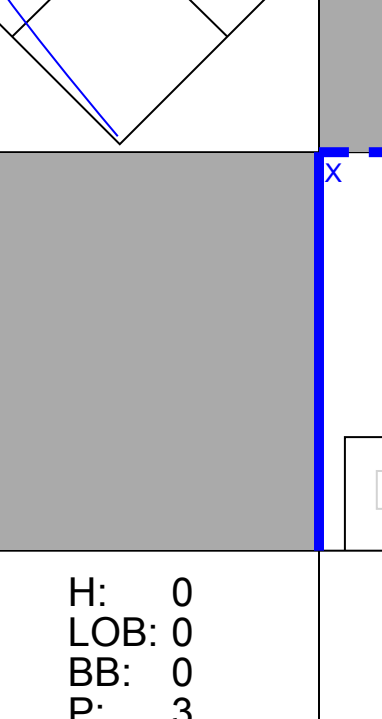
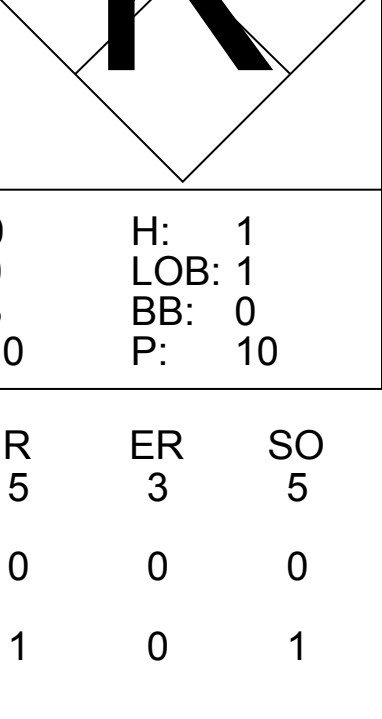
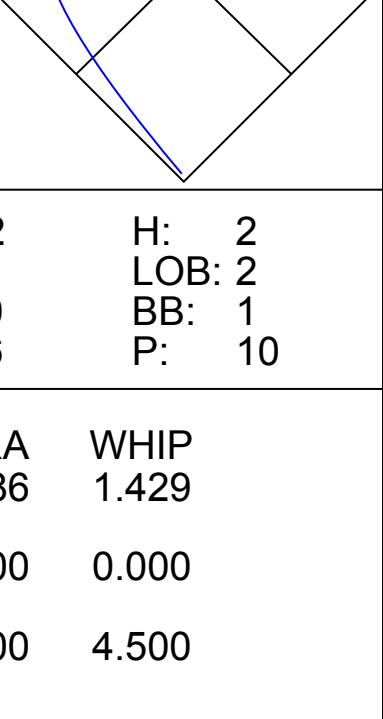
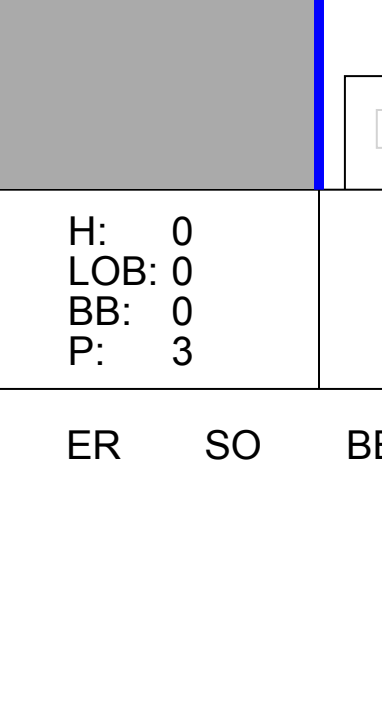
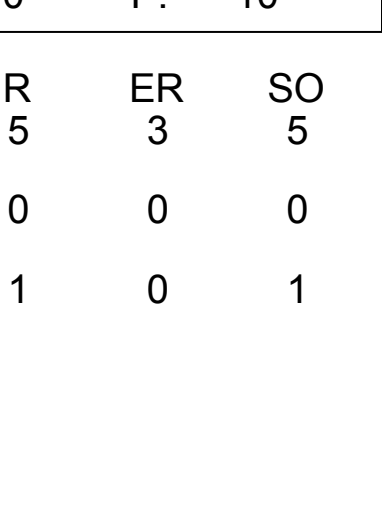
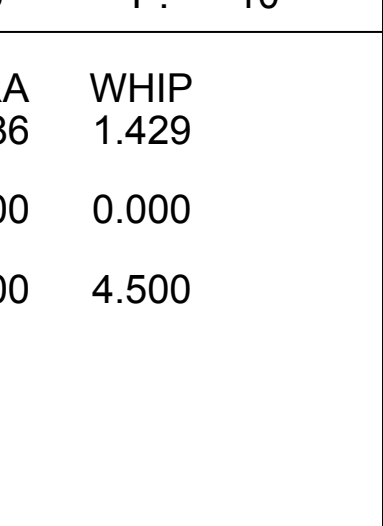




Batter	1	2	3	4	5	6	7	8	9	AB	R	H	RBI	BB	SO	LOB	TOP			
Jose Cardenal, R OBP: 0.295, SLG: 0.323 (1, 8)	F8		G3 S		5-3			P4		4	0	1	0	0	0	1	Cleveland Indians @ Baltimore Orioles Memorial Stadium, Baltimore, MD Tue Jul 15 1969, 7:05 PM EDT Att: 12,027 - Unknown			
Lary Brown, R OBP: 0.315, SLG: 0.319 (1, 6)	HR		G3		1B			K		4	1	2	1	0	1	1				
Russ Snyder, L OBP: 0.322, SLG: 0.307 (1, 7)	1B		P6		G1-6-3			F8		4	0	2	0	0	0	1				
Tony Horton, R OBP: 0.306, SLG: 0.448 (1, 3)	P4		6-3		G1-6-3			F7		4	0	0	0	0	0	3				
Ken Harrelson, R OBP: 0.312, SLG: 0.424 (1, 9)	5-3			5-3		5-3		1B		4	0	1	0	0	0	1				
Lou Klimchok, L OBP: 0.314, SLG: 0.404 (1, 4)		4-3		4-3			3-1	P4		4	0	0	0	0	0	1				
Vern Fuller, R OBP: 0.286, SLG: 0.333 (1, 5)		K		K			6-3			3	0	0	0	0	2	0				
Ken Suarez, R OBP: 0.351, SLG: 0.360 (1, 2)		1B			SH5-4		P6			3	0	2	0	0	0	0				
Sam McDowell, L OBP: 0.185, SLG: 0.208 (1, 1)		K			SH5-4			G3		1	0	0	0	0	1	1				
Horacio Pina, R OBP: 0.500, SLG: 0.500 (7, 1)										0	0	0	0	0	0	0				
Richie Scheinblum, S OBP: 0.252, SLG: 0.213 (8, PH)										1	0	0	0	0	0	0				
Ron Law, R (8, 1)										0	0	0	0	0	0	0				
Inning Stats	R: 1 E: 0 K: 0 S: 5	H: 2 LOB: 1 BB: 0 P: 5	R: 0 E: 0 K: 2 S: 8	H: 1 LOB: 1 BB: 0 P: 8	R: 0 E: 0 K: 1 S: 4	H: 1 LOB: 0 BB: 0 P: 4	R: 0 E: 0 K: 1 S: 5	H: 0 LOB: 0 BB: 0 P: 5	R: 0 E: 0 K: 0 S: 3	H: 1 LOB: 0 BB: 0 P: 3	R: 0 E: 0 K: 0 S: 3	H: 0 LOB: 0 BB: 0 P: 3	R: 0 E: 0 K: 1 S: 5	H: 0 LOB: 0 BB: 0 P: 5	R: 0 E: 0 K: 0 S: 4	H: 1 LOB: 1 BB: 0 P: 4	1B: 7 2B: 0 3B: 0 HR: 1	SF: 0 SAC: 1 DP: 1 HBP: 0	WP: 0 PB: 0 SB: 1 CS: 0	PA: 33
PITCHER Tom Phoebus, R ERA: 3.47 (1, 1)	IP: 9.0 WLS: W BF: 33 H: 8 R: 1 ER: 1 SO: 4 BB: 0 IBB: 0 HBP: 0 BLK: 0 WP: 0 HR: 1 S: 41 P: 41 ERA: 1.00 WHIP: 0.889															PITCHER IP: WLS: BF: H: R: ER: SO: BB: IBB: HBP: BLK: WP: HR: S: P: ERA: WHIP				

Batter	1	2	3	4	5	6	7	8	9	AB	R	H	RBI	BB	SO	LOB	BOTTOM			
Don Buford, S OBP: 0.388, SLG: 0.419 (1, 7)	F2		F7		BB PB	F8		6-3		5	1	1	0	0	0	1	Cleveland Indians @ Baltimore Orioles Memorial Stadium, Baltimore, MD Tue Jul 15 1969, 7:05 PM EDT Att: 12,027 - Unknown			
Paul Blair, R OBP: 0.362, SLG: 0.538 (1, 8)	K		P4		6-3	F7				4	0	0	0	0	1	2				
Frank Robinson, R OBP: 0.442, SLG: 0.589 (1, 9)	E			4-3 WP	BB	HR				2	3	2	0	2	0	0				
Boog Powell, L OBP: 0.387, SLG: 0.581 (1, 3)	E1			4-3	1B IBB	HR				3	1	1	2	1	0	2				
Brooks Robinson, R OBP: 0.296, SLG: 0.408 (1, 5)	F8			BB E	K	HR				4	0	2	1	0	1	5				
Andy Etchebarren, R OBP: 0.389, SLG: 0.415 (1, 2)		G4-6-3		E6	K					4	0	2	2	0	1	2				
Davey Johnson, R OBP: 0.351, SLG: 0.384 (1, 4)	K			E6 BB	F7	G6-4-3				3	0	0	0	1	1	4				
Mark Belanger, R OBP: 0.364, SLG: 0.357 (1, 6)	G4-6-3			P4		5-3				4	0	1	0	0	0	4				
Tom Phoebus, R OBP: 0.298, SLG: 0.311 (1, 1)			K	F7		1-3				4	0	0	0	0	2	4				
Inning Stats	R: 0 E: 1 K: 1 S: 7	H: 1 LOB: 2 BB: 0 P: 7	R: 0 E: 0 K: 1 S: 5	H: 1 LOB: 0 BB: 0 P: 5	R: 0 E: 0 K: 1 S: 5	H: 0 LOB: 0 BB: 0 P: 5	R: 1 E: 1 K: 0 S: 6	H: 2 LOB: 3 BB: 1 P: 10	R: 2 E: 0 K: 1 S: 6	H: 2 LOB: 2 BB: 2 P: 15	R: 0 E: 0 K: 1 S: 6	H: 1 LOB: 1 BB: 0 P: 6	R: 2 E: 0 K: 1 S: 6	H: 2 LOB: 0 BB: 1 P: 10	R: 0 E: 0 K: 0 S: 3	H: 0 LOB: 0 BB: 0 P: 3	1B: 8 2B: 0 3B: 0 HR: 1	SF: 0 SAC: 0 DP: 2 HBP: 0	WP: 1 PB: 1 SB: 0 CS: 0	PA: 37
PITCHER Sam McDowell, L ERA: 2.88 (1, 1)	IP: 6.0 WLS: L BF: 31 H: 8 R: 5 ER: 5 SO: 5 BB: 3 IBB: 1 HBP: 0 BLK: 0 WP: 1 HR: 1 S: 37 P: 53 ERA: 7.50 WHIP: 1.833															PITCHER IP: WLS: BF: H: R: ER: SO: BB: IBB: HBP: BLK: WP: HR: S: P: ERA: WHIP				
Horacio Pina, R ERA: 5.08 (7, 1)	1.0 3 1 0 0 1 0 0 0 0 0 0 5 5 0.00 1.000																			
Ron Law, R ERA: 6.57 (8, 1)	1.0 3 0 0 0 0 0 0 0 0 0 0 3 3 0.00 0.000																			

Batter	1	2	3	4	5	6	7	8	9	AB	R	H	RBI	BB	SO	LOB	TOP					
Jose Cardenal, R (1, 8) OBP: 0.290, SLG: 0.316										5	0	1	1	0	1	5	<p>Cleveland Indians @ Baltimore Orioles Memorial Stadium, Baltimore, MD Wed Jul 16 1969, 7:05 PM EDT Att: 15,753 - Unknown</p>					
Larry Brown, R (1, 5) OBP: 0.315, SLG: 0.315										5	0	0	0	0	0	4						
Russ Snyder, L (1, 7) OBP: 0.319, SLG: 0.304										5	0	1	0	0	0	3						
Davey Nelson, R (9, PR) OBP: 0.182, SLG: 0.182										0	0	0	0	0	0	0						
Stan Williams, R (9, 1) OBP: 0.222, SLG: 0.125										0	0	0	0	0	0	0						
Tony Horton, R (1, 3) OBP: 0.311, SLG: 0.468										4	2	3	2	1	0	0						
Ken Harrelson, R (1, 9) OBP: 0.312, SLG: 0.416										4	1	1	0	1	0	3						
Lou Klimchuck, L (1, 4) OBP: 0.330, SLG: 0.429										4	1	3	0	0	0	1						
Chuck Hinton, R (9, PH) OBP: 0.289, SLG: 0.366										2	0	1	0	0	1	0						
Eddie Leon, R (1, 6) OBP: 0.500, SLG: 0.500										1	1	1	1	0	0	0						
Richie Scheinblum, S (8, PH) OBP: 0.257, SLG: 0.226										0	0	0	0	0	0	0						
Larry Burchart, R (8, 1) OBP: 0.285, SLG: 0.300										1	0	0	0	0	1	2						
Zoilo Versalles, R (9, PH) OBP: 0.299, SLG: 0.300										1	0	0	0	0	1	2						
Ken Suarez, R (1, 2) OBP: 0.369, SLG: 0.386										3	0	1	0	1	0	3						
Juan Pizarro, L (1, 1) OBP: 0.214, SLG: 0.231										2	0	1	1	0	0	1						
Cap Peterson, R (8, PH) OBP: 0.366, SLG: 0.321										1	0	0	0	0	0	1						
Vern Fuller, R (8, 5) OBP: 0.285, SLG: 0.331										0	0	0	0	0	0	0						
Inning Stats	R: 0 E: 0 K: 1 S: 5	H: 0 LOB: 0 BB: 0 P: 5	R: 0 E: 0 K: 0 S: 5	H: 2 LOB: 2 BB: 0 P: 5	R: 0 E: 0 K: 0 S: 4	H: 1 LOB: 1 BB: 0 P: 4	R: 1 E: 0 K: 1 S: 5	H: 1 LOB: 0 BB: 1 P: 9	R: 0 E: 1 K: 0 S: 5	H: 1 LOB: 2 BB: 0 P: 5	R: 2 E: 0 K: 0 S: 6	H: 3 LOB: 2 BB: 1 P: 10	R: 0 E: 0 K: 0 S: 3	H: 0 LOB: 1 BB: 1 P: 7	R: 2 E: 0 K: 0 S: 6	H: 3 LOB: 1 BB: 0 P: 6	R: 0 E: 0 K: 1 S: 6	H: 2 LOB: 3 BB: 1 P: 10	1B: 9 2B: 2 3B: 0 HR: 2	SF: 1 SAC: 1 DP: 1 HBP: 0	WP: 0 PB: 0 SB: 1 CS: 1	PA: 43
PITCHER	IP WLS BF H R ER SO BB IBB HBP BLK WP HR S P ERA WHIP																					
Jim Hardin, R (1, 1) ERA: 3.83	6.2	31	8	3	3	2	2	1	0	0	0	0	0	2	32	44	4.05	1.500				
Dick Hall, R (7, 1) ERA: 2.43	0.1	3	2	2	2	0	0	0	0	0	0	0	0	0	3	3	54.00	6.000				
Eddie Watt, R (8, 1) ERA: 2.14	1.0	6	3	0	0	0	0	0	0	0	0	0	0	6	6	0.00	3.000					
Pete Richert, L (9, 1) ERA: 2.41	1.0	W	3	0	0	0	1	0	1	0	0	0	0	4	8	0.00	0.000					

AB 37
R 5
H 13
RBI 5
BB 4
SO 3
LOB 23



Batter	1	2	3	4	5	6	7	8	9	AB	R	H	RBI	BB	SO	LOB	BOTTOM					
Mark Belanger, R (1, 6) OBP: 0.361, SLG: 0.355										4	2	1	0	0	0	0	<p>Cleveland Indians @ Baltimore Orioles Memorial Stadium, Baltimore, MD Wed Jul 16 1969, 7:05 PM EDT Att: 15,753 - Unknown</p>					
Paul Blair, R (1, 8) OBP: 0.361, SLG: 0.535										5	2	3	0	0	0	0						
Curt Motton, R (1, 7) OBP: 0.333, SLG: 0.472										3	1	1	2	2	0	3						
Boog Powell, L (1, 3) OBP: 0.388, SLG: 0.574										1	0	0	0	2	0	1						
Chico Salmon, R (6, PR) OBP: 0.400, SLG: 0.379										1	0	0	0	0	0	0						
Frank Robinson, R (9, PH) OBP: 0.444, SLG: 0.598										1	0	0	0	0	1	3						
Brooks Robinson, R (1, 5) OBP: 0.295, SLG: 0.403										5	0	1	1	0	2	5						
Andy Etchebarren, R (1, 2) OBP: 0.372, SLG: 0.392										3	0	0	0	0	1	1						
Elirod Hendricks, L (8, PH) OBP: 0.319, SLG: 0.381										1	0	0	0	0	0	0						
Merv Rettenmund, R (1, 9) OBP: 0.345, SLG: 0.494										4	1	2	0	0	0	1						
Bobby Floyd, R (1, 4) OBP: 0.216, SLG: 0.206										3	0	0	1	0	1	1						
Jim Hardin, R (1, 1) OBP: 0.226, SLG: 0.276										0	0	0	0	0	0	0						
Dick Hall, R (7, 1) OBP: 0.400, SLG: 0.250										0	0	0	0	0	0	0						
Eddie Watt, R (8, 1) OBP: 0.250, SLG: 0.250										0	0	0	0	0	0	0						
Pete Richert, L (9, 1) OBP: 0.250, SLG: 0.250										1	0	1	0	0	0	0						
Inning Stats	R: 0 E: 0 K: 1 S: 5	H: 0 LOB: 2 BB: 2 P: 13	R: 0 E: 0 K: 3 S: 10	H: 1 LOB: 1 BB: 0 P: 10	R: 0 E: 0 K: 0 S: 3	H: 0 LOB: 0 BB: 0 P: 3	R: 0 E: 0 K: 0 S: 3	H: 0 LOB: 1 BB: 1 P: 7	R: 2 E: 0 K: 0 S: 6	H: 2 LOB: 2 BB: 1 P: 10	R: 1 E: 0 K: 0 S: 4	H: 1 LOB: 0 BB: 0 P: 4	R: 2 E: 1 K: 1 S: 7	H: 2 LOB: 0 BB: 0 P: 7	R: 0 E: 0 K: 0 S: 3	H: 0 LOB: 0 BB: 0 P: 3	R: 1 E: 1 K: 1 S: 8	H: 3 LOB: 3 BB: 0 P: 8	1B: 5 2B: 1 3B: 2 HR: 1	SF: 1 SAC: 1 DP: 0 HBP: 0	WP: 0 PB: 0 SB: 0 CS: 0	PA: 41
PITCHER	IP WLS BF H R ER SO BB IBB HBP BLK WP HR S P ERA WHIP																					
Juan Pizarro, L (1, 1) ERA: 3.0	7.0	32	6	5	3	5	4	0	0	0	0	0	0	1	38	54	3.86	1.429				
Larry Burchart, R (8, 1) ERA: 3.48	1.0	3	0	0	0	0	0	0	0	0	0	0	0	3	3	0.00	0.000					
Stan Williams, R (9, 1) ERA: 4.27	0.2	L	6	3	1	0	1	0	0	0	0	0	0	8	8	0.00	4.500					

AB 35
R 6
H 9
RBI 4
BB 4
SO 6
LOB 16



Batter	1	2	3	4	5	6	7	8	9	AB	R	H	RBI	BB	SO	LOB	TOP											
Jose Cardenal, R OBP: 0.288, SLG: 0.315 (1, 8)										5	0	1	0	0	0	1												
Larry Brown, R OBP: 0.311, SLG: 0.311 (1, 5)										4	1	0	0	0	0	1												
Ken Harrelson, R OBP: 0.311, SLG: 0.413 (1, 9)										3	0	0	0	1	0	2												
Tony Horton, R OBP: 0.310, SLG: 0.465 (1, 3)										4	0	1	0	0	1	2												
Cap Peterson, R OBP: 0.371, SLG: 0.321 (1, 7)										3	1	1	1	1	0	0												
Duke Sims, L OBP: 0.426, SLG: 0.478 (1, 2)										3	0	1	0	1	1	2												
Vern Fuller, R OBP: 0.291, SLG: 0.343 (1, 4)										4	0	2	1	0	2	1												
Eddie Leon, R OBP: 0.400, SLG: 0.250 Chuck Hinton, R OBP: 0.296, SLG: 0.361 (9, PH)										2	0	0	0	1	0	0												
Steve Hargan, R OBP: 0.143, SLG: 0.143 Stan Williams, R OBP: 0.222, SLG: 0.125 Richie Scheinblum, S OBP: 0.255, SLG: 0.225 (9, PH)										3	0	0	0	0	1	3												
Inning Stats	R: 0 E: 0 K: 0 S: 3	H: 1 LOB: 0 BB: 0 P: 3	R: 0 E: 0 K: 1 S: 5	H: 0 LOB: 1 BB: 1 P: 9	R: 0 E: 0 K: 1 S: 5	H: 0 LOB: 0 BB: 0 P: 5	R: 2 E: 1 K: 0 S: 7	H: 3 LOB: 3 BB: 1 P: 11	R: 0 E: 0 K: 1 S: 5	H: 0 LOB: 1 BB: 1 P: 9	R: 0 E: 0 K: 0 S: 3	H: 0 LOB: 0 BB: 0 P: 3	R: 0 E: 0 K: 1 S: 6	H: 1 LOB: 2 BB: 0 P: 10	R: 0 E: 0 K: 1 S: 6	H: 1 LOB: 1 BB: 0 P: 6	1B: 5 2B: 1 3B: 0 HR: 0	SF: 0 SAC: 0 DP: 1 HBP: 0	WP: 0 PB: 0 SB: 0 CS: 0	PA: 37								
PITCHER	IP	WLS	BF	H	R	ER	SO	BB	IBB	HBP	BLK	WP	HR	S	P	ERA	WHIP											
Dave McNally, L ERA: 2.89 Eddie Watt, R ERA: 2.11 Pete Richert, L ERA: 2.31	(1, 1)	7.0	28	4	2	0	4	2	1	0	0	0	0	0	33	45	0.00	0.857										

Cleveland Indians @ Baltimore Orioles
Memorial Stadium, Baltimore, MD
Thu Jul 17 1969, 7:05 PM EDT
Att: 9,804 - Unknown


AB 33
R 2
H 6
RBI 2
BB 4
SO 6
LOB 14



Batter	1	2	3	4	5	6	7	8	9	AB	R	H	RBI	BB	SO	LOB	BOTTOM											
Don Buford, S OBP: 0.385, SLG: 0.418 (8, 4)										4	0	1	0	0	0	2												
Davey Johnson, R OBP: 0.355, SLG: 0.384 (9, 4)										0	0	0	0	0	0	0												
Paul Blair, R OBP: 0.360, SLG: 0.532 (1, 8)										4	0	1	0	0	0	1												
Frank Robinson, R OBP: 0.440, SLG: 0.590 (1, 9)										4	0	0	0	0	0	2												
Boog Powell, L OBP: 0.389, SLG: 0.576 (1, 3)										4	1	2	0	0	0	1												
Brooks Robinson, R OBP: 0.299, SLG: 0.415 (1, 5)										4	2	3	2	0	0	2												
Elrod Hendricks, L OBP: 0.322, SLG: 0.389 (1, 2)										4	0	2	0	0	1	0												
Mark Belanger, R OBP: 0.362, SLG: 0.354 (1, 6)										1	0	0	0	1	0	1												
Bobby Floyd, R OBP: 0.205, SLG: 0.194 Merv Rettenmund, R OBP: 0.342, SLG: 0.400 (8, 7)										2	0	0	0	0	0	1												
Dave McNally, R OBP: 0.127, SLG: 0.059 Dave May, L OBP: 0.288, SLG: 0.280 Eddie Watt, R Pete Richert, L OBP: 0.250, SLG: 0.250 (8, 1)										2	0	0	0	0	1	1												
Inning Stats	R: 0 E: 0 K: 0 S: 3	H: 0 LOB: 0 BB: 0 P: 3	R: 0 E: 0 K: 0 S: 4	H: 2 LOB: 1 BB: 0 P: 4	R: 0 E: 0 K: 0 S: 3	H: 0 LOB: 0 BB: 0 P: 3	R: 0 E: 0 K: 0 S: 4	H: 2 LOB: 1 BB: 0 P: 4	R: 0 E: 0 K: 2 S: 7	H: 0 LOB: 1 BB: 1 P: 11	R: 0 E: 1 K: 0 S: 4	H: 1 LOB: 1 BB: 0 P: 4	R: 1 E: 0 K: 0 S: 5	H: 2 LOB: 2 BB: 1 P: 9	R: 2 E: 0 K: 0 S: 5	H: 2 LOB: 0 BB: 0 P: 5	1B: 6 2B: 2 3B: 0 HR: 1	SF: 0 SAC: 1 DP: 1 HBP: 0	WP: 0 PB: 0 SB: 0 CS: 0	PA: 33								
PITCHER	IP	WLS	BF	H	R	ER	SO	BB	IBB	HBP	BLK	WP	HR	S	P	ERA	WHIP											
Steve Hargan, R ERA: 6.03 Stan Williams, R ERA: 4.39	(1, 1)	6.2	27	7	1	1	2	2	0	0	0	0	0	1	6	6	13.50	1.500										

Cleveland Indians @ Baltimore Orioles
Memorial Stadium, Baltimore, MD
Thu Jul 17 1969, 7:05 PM EDT
Att: 9,804 - Unknown

AB 30
R 3
H 9
RBI 3
BB 2
SO 2
LOB 12



Batter	1	2	3	4	5	6	7	8	9	AB	R	H	RBI	BB	SO	LOB	TOP								
Mickey Stanley, R OBP: 0.299, SLG: 0.340 (1, 8)	F2		5-3				F8			3	0	0	0	1	0	1	Detroit Tigers @ Cleveland Indians Cleveland Municipal Stadium, Cleveland, OH Fri Jul 18 1969, 7:05 PM EDT Att: 17,615 - Unknown								
Tom Tresh, S OBP: 0.281, SLG: 0.331 (1, 6)	F3		K				F8			4	0	0	0	0	1	3									
Jim Northrup, L OBP: 0.341, SLG: 0.471 (1, 9)	4-3			6-3			1B			3	0	1	0	1	0	0									
Norm Cash, L OBP: 0.369, SLG: 0.440 (1, 3)		BB		F6			1B			3	1	2	0	1	0	0									
Willie Horton, R OBP: 0.308, SLG: 0.424 (1, 7)	K			6-3			F8			4	1	1	2	0	1	2									
Bill Freehan, R OBP: 0.343, SLG: 0.404 (1, 2)	F4						F9			4	1	1	1	0	0	2									
Don Wert, R OBP: 0.275, SLG: 0.278 Dick Tracewski, R OBP: 0.322, SLG: 0.174 (1, 5) (9, 5)	F9						SH2-4 BB			3	1	1	0	1	0	1									
Ike Brown, R OBP: 0.307, SLG: 0.299 (1, 4)				SH3-4 BB			K			3	0	0	0	1	2	2									
Denny McLain, R OBP: 0.229, SLG: 0.194 (1, 1)			SH3-4				SH2-4			1	0	0	1	0	0	0									
			SH3-4				SH1-4			1	0	0	1	0	0	0									
Inning Stats	R: 0 E: 0 K: 0 S: 3	H: 0 LOB: 0 BB: 0 P: 3	R: 0 E: 0 K: 1 S: 5	H: 0 LOB: 1 BB: 1 P: 9	R: 0 E: 0 K: 1 S: 5	H: 0 LOB: 1 BB: 1 P: 9	R: 0 E: 0 K: 0 S: 3	H: 0 LOB: 0 BB: 0 P: 3	R: 1 E: 0 K: 1 S: 6	H: 1 LOB: 2 BB: 2 P: 14	R: 0 E: 0 K: 0 S: 4	H: 2 LOB: 1 BB: 0 P: 4	R: 1 E: 0 K: 0 S: 4	H: 1 LOB: 0 BB: 0 P: 4	R: 2 E: 0 K: 0 S: 4	H: 2 LOB: 0 BB: 1 P: 8	R: 0 E: 0 K: 1 S: 5	H: 0 LOB: 0 BB: 0 P: 5	1B: 4 2B: 0 3B: 0 HR: 2	SF: 0 SAC: 3 DP: 0 HBP: 0	WP: 0 PB: 0 SB: 1 CS: 0	PA: 36			
PITCHER	IP	WLS	BF	H	R	ER	SO	BB	IBB	HBP	BLK	WP	HR	S	P	ERA	WHIP								
Luis Tiant, R ERA: 3.95 Larry Burchart, R ERA: 3.32 (1, 1) (9, 1)	8.0	L	33	6	4	4	3	5	0	0	0	0	2	34	54	4.50	1.375								

Batter	1	2	3	4	5	6	7	8	9	AB	R	H	RBI	BB	SO	LOB	BOTTOM								
Jose Cardenal, R OBP: 0.288, SLG: 0.314 (1, 8)	FC5-4 1B		G6-3				1-3			4	0	1	0	0	0	1	Detroit Tigers @ Cleveland Indians Cleveland Municipal Stadium, Cleveland, OH Fri Jul 18 1969, 7:05 PM EDT Att: 17,615 - Unknown								
Larry Brown, R OBP: 0.311, SLG: 0.310 (1, 5)	F7						F7			4	0	1	0	0	0	1									
Duke Sims, L OBP: 0.417, SLG: 0.466 (1, 2)	F9						F9			4	0	0	0	0	0	2									
Tony Horton, R OBP: 0.315, SLG: 0.471 (1, 3)	FC5-4						G3-6-3 1B			4	0	3	0	0	0	1									
Ken Harrelson, R OBP: 0.308, SLG: 0.408 (1, 9)							FC6-4 1B			4	0	0	0	0	1	3									
Russ Snyder, L OBP: 0.319, SLG: 0.305 (1, 7)							FC6-4			4	0	0	0	0	1	3									
Lou Klimchok, L OBP: 0.321, SLG: 0.416 (1, 4)							F7			3	0	1	0	0	0	1									
Eddie Leon, R OBP: 0.250, SLG: 0.143 (1, 6)							F7			3	0	0	0	0	0	1									
Luis Tiant, R OBP: 0.294, SLG: 0.479 Riche Scheinblum, S OBP: 0.253, SLG: 0.223 Larry Burchart, R (1, 1) (8, PH) (9, 1)							G6-3 1B			2	0	1	0	0	1	1									
							K			1	0	0	0	0	0	0									
							F7			0	0	0	0	0	0	0									
Inning Stats	R: 0 E: 0 K: 0 S: 4	H: 1 LOB: 1 BB: 0 P: 4	R: 0 E: 0 K: 0 S: 3	H: 0 LOB: 0 BB: 0 P: 3	R: 0 E: 0 K: 1 S: 3	H: 1 LOB: 0 BB: 0 P: 3	R: 0 E: 0 K: 1 S: 6	H: 1 LOB: 1 BB: 0 P: 6	R: 0 E: 0 K: 0 S: 3	H: 1 LOB: 0 BB: 0 P: 3	R: 0 E: 0 K: 0 S: 4	H: 1 LOB: 1 BB: 0 P: 4	R: 0 E: 0 K: 0 S: 3	H: 0 LOB: 0 BB: 0 P: 3	R: 0 E: 0 K: 0 S: 4	H: 1 LOB: 1 BB: 0 P: 4	R: 0 E: 0 K: 0 S: 4	H: 1 LOB: 1 BB: 0 P: 4	1B: 6 2B: 1 3B: 0 HR: 0	SF: 0 SAC: 0 DP: 2 HBP: 0	WP: 0 PB: 0 SB: 0 CS: 0	PA: 32			
PITCHER	IP	WLS	BF	H	R	ER	SO	BB	IBB	HBP	BLK	WP	HR	S	P	ERA	WHIP								
Denny McLain, R ERA: 2.5 (1, 1)	9.0	W	32	7	0	0	2	0	0	0	0	0	0	36	36	0.00	0.778								

Batter	1	2	3	4	5	6	7	8	9	AB	R	H	RBI	BB	SO	LOB	TOP										
Mickey Stanley, R OBP: 0.301, SLG: 0.339 (1, 8)	5-3		6-3			BB		1B	6-3	4	1	1	0	1	0	0	Detroit Tigers @ Cleveland Indians Cleveland Municipal Stadium, Cleveland, OH Sat Jul 19 1969, 3:33 AM EDT Att: 18,318 - Unknown										
Tom Tresh, S OBP: 0.283, SLG: 0.332 (1, 6)	5-3			F7		K		1B	1B	5	2	2	1	0	1	1											
Al Kaline, R OBP: 0.340, SLG: 0.436 (1, 9)	K			K			HR	1B	E6	5	3	3	1	0	2	0											
Bill Freehan, R OBP: 0.343, SLG: 0.415 (1, 3)		F8		F8			HR	4-3	1B	5	1	2	4	0	0	1											
Willie Horton, R OBP: 0.308, SLG: 0.423 Jim Northrup, L OBP: 0.342, SLG: 0.471 (8, PH) (8, 7)	K				F9		3B	SF8	CS	3	1	1	0	0	1	0											
Jim Price, R OBP: 0.347, SLG: 0.632 (1, 2)	E6				F8		K	2B	CS	4	1	1	0	0	1	1											
Don Wert, R OBP: 0.279, SLG: 0.300 (1, 5)	L6				6-3		SH1-3	2B		4	1	2	2	0	0	1											
Ike Brown, R OBP: 0.308, SLG: 0.290 Dick Tracewski, R OBP: 0.322, SLG: 0.174 (8, 4)			K			K	SH1-3	IBB		2	0	0	1	1	2	0											
Pat Dobson, R OBP: 0.105, SLG: 0.158 Dave Campbell, R OBP: 0.146, SLG: 0.042 Daryl Patterson, L OBP: 0.146, SLG: 0.042 Don McMahon, R OBP: 0.146, SLG: 0.042 (7, 1)			K			F4	K	K		1	0	0	0	0	1	0											
Inning Stats	R: 0 E: 0 K: 1 S: 5	H: 0 LOB: 0 BB: 0 P: 5	R: 0 E: 1 K: 1 S: 6	H: 0 LOB: 1 BB: 0 P: 6	R: 0 E: 0 K: 2 S: 7	H: 0 LOB: 0 BB: 0 P: 7	R: 0 E: 0 K: 1 S: 5	H: 0 LOB: 0 BB: 0 P: 5	R: 0 E: 0 K: 0 S: 3	H: 0 LOB: 0 BB: 0 P: 3	R: 0 E: 0 K: 2 S: 7	H: 0 LOB: 1 BB: 1 P: 11	R: 4 E: 0 K: 2 S: 11	H: 4 LOB: 0 BB: 0 P: 11	R: 4 E: 0 K: 1 S: 10	H: 5 LOB: 2 BB: 1 P: 14		R: 2 E: 1 K: 0 S: 4	H: 3 LOB: 0 BB: 1 P: 8	1B: 8 2B: 2 3B: 1 HR: 1	SF: 1 SAC: 1 DP: 0 HBP: 0	WP: 1 PB: 0 SB: 1 CS: 2	PA: 42				
PITCHER	IP	WLS	BF	H	R	ER	SO	BB	IBB	HBP	BLK	WP	HR	S	P	ERA	WHIP										
Sam McDowell, L ERA: 2.78 (1, 1)	7.0		27	4	4	4	9	1	0	0	0	0	1	44	48	5.14	0.714										
Larry Burchart, R ERA: 4.57 (8, 1)	0.0	L	3	3	3	3	0	0	0	0	0	0	0	3	3	∞	∞										
Horacio Pina, R ERA: 5.02 (8, 1)	0.1		1	0	0	0	0	0	0	0	0	0	1	1	1	0.00	0.000										
Mike Paul, L ERA: 3.57 (8, 1)	0.2		5	2	1	1	1	0	1	0	0	0	0	6	10	13.50	3.000										
Ron Law, R ERA: 6.75 (9, 1)	1.0		5	3	2	1	0	1	0	0	0	0	0	4	8	9.00	4.000										

Batter	1	2	3	4	5	6	7	8	9	AB	R	H	RBI	BB	SO	LOB	BOTTOM										
Jose Cardenal, R OBP: 0.290, SLG: 0.316 (1, 8)	6-3		6-3							4	0	2	1	0	0	0	Detroit Tigers @ Cleveland Indians Cleveland Municipal Stadium, Cleveland, OH Sat Jul 19 1969, 3:33 AM EDT Att: 18,318 - Unknown										
Larry Brown, R OBP: 0.308, SLG: 0.307 (1, 5)	6-3		F2		F2		F7			4	0	0	0	0	0	2											
Ken Harrelson, R OBP: 0.307, SLG: 0.415 (1, 9)	HR		K		5-3		5-3			4	1	1	1	0	1	2											
Tony Horton, R OBP: 0.314, SLG: 0.469 (1, 3)	6-3			K				K		4	0	1	0	0	2	0											
Duke Sims, L OBP: 0.419, SLG: 0.473 (1, 2)		1B		1B	4-3		L9	F2		4	2	2	0	0	0	1											
Lou Klimchok, L OBP: 0.319, SLG: 0.410 (1, 4)		F7			4-3		F8	F7		4	0	1	0	0	0	2											
Russ Snyder, L OBP: 0.318, SLG: 0.303 (1, 7)					4-3		F7			4	0	1	2	0	0	2											
Eddie Leon, R OBP: 0.167, SLG: 0.091 (1, 6)		K			F7		E6	K		4	1	0	0	0	2	2											
Sam McDowell, L OBP: 0.179, SLG: 0.205 Richie Scheffgen, S OBP: 0.292, SLG: 0.221 Larry Burchart, R OBP: 0.308, SLG: 0.307 Horacio Pina, R OBP: 0.308, SLG: 0.307 Mike Paul, L OBP: 0.308, SLG: 0.307 Ron Law, R OBP: 0.308, SLG: 0.307 Cap Peterson, R OBP: 0.308, SLG: 0.307 (9, PH)		4-3					F7			2	0	0	0	0	0	1											
Inning Stats	R: 1 E: 0 K: 0 S: 4	H: 1 LOB: 0 BB: 0 P: 4	R: 1 E: 0 K: 1 S: 7	H: 2 LOB: 1 BB: 0 P: 7	R: 0 E: 0 K: 1 S: 5	H: 0 LOB: 0 BB: 0 P: 5	R: 1 E: 0 K: 1 S: 7	H: 2 LOB: 1 BB: 0 P: 7	R: 0 E: 0 K: 0 S: 4	H: 1 LOB: 1 BB: 0 P: 4	R: 0 E: 0 K: 0 S: 4	H: 1 LOB: 1 BB: 0 P: 4	R: 1 E: 1 K: 0 S: 5	H: 1 LOB: 1 BB: 0 P: 5	R: 0 E: 0 K: 1 S: 5	H: 0 LOB: 0 BB: 0 P: 5		R: 0 E: 0 K: 1 S: 5	H: 0 LOB: 0 BB: 0 P: 5	1B: 6 2B: 1 3B: 0 HR: 1	SF: 0 SAC: 0 DP: 0 HBP: 0	WP: 0 PB: 0 SB: 4 CS: 0	PA: 36				
PITCHER	IP	WLS	BF	H	R	ER	SO	BB	IBB	HBP	BLK	WP	HR	S	P	ERA	WHIP										
Pat Dobson, R ERA: 4.12 (1, 1)	5.0		21	6	3	3	3	0	0	0	0	0	0	27	27	5.40	1.200										
Daryl Patterson, R ERA: 3.39 (6, 1)	1.1		7	2	1	0	0	0	0	0	0	0	0	7	7	0.00	1.500										
Don McMahon, R ERA: 4.97 (7, 1)	2.2	W	8	0	0	0	2	0	0	0	0	0	0	12	12	0.00	0.000										

Batter	1	2	3	4	5	6	7	8	9	AB	R	H	RBI	BB	SO	LOB	TOP								
Ted Uhlhaender, L (1.7) OBP: 0.340, SLG: 0.357										5	1	3	2	0	1	2									
Rod Carew, L (1.4) OBP: 0.421, SLG: 0.528										4	1	3	0	0	0	1									
Tony Oliva, L (1.9) OBP: 0.397, SLG: 0.526										4	0	1	1	0	0	4									
Harmon Killebrew, R (1.5) OBP: 0.415, SLG: 0.582										4	1	1	2	1	1	3									
Rich Reese, L (1.3) OBP: 0.353, SLG: 0.531										4	0	0	0	0	1	3									
John Roseboro, L (1.2) OBP: 0.354, SLG: 0.339										4	0	1	0	0	0	0									
Cesar Tovar, R (1.8) OBP: 0.302, SLG: 0.371										4	1	2	0	0	0	1									
Leo Cardenas, R (1.6) OBP: 0.352, SLG: 0.394										2	1	0	0	2	0	0									
Dave Boswell, R (1.1) Joe Grzenda, R (4.1) Charlie Manuel, L (5. PH) Bob Miller, R (5.1) Ron Perranoski, L (7.1) Graig Nettles, L (8. PH) Al Worthington, R (8.1)										1	0	0	0	0	1	2									
Inning Stats	R: 0 E: 0 K: 2 S: 9	H: 2 LOB: 2 BB: 0 P: 9	R: 0 E: 0 K: 1 S: 6	H: 1 LOB: 2 BB: 1 P: 10	R: 0 E: 0 K: 0 S: 3	H: 1 LOB: 1 BB: 1 P: 7	R: 0 E: 0 K: 0 S: 3	H: 0 LOB: 0 BB: 0 P: 3	R: 3 E: 0 K: 0 S: 6	H: 3 LOB: 0 BB: 0 P: 6	R: 2 E: 0 K: 0 S: 5	H: 2 LOB: 2 BB: 2 P: 13	R: 0 E: 1 K: 2 S: 4	H: 1 LOB: 2 BB: 0 P: 4	R: 0 E: 0 K: 1 S: 5	H: 0 LOB: 0 BB: 0 P: 5	R: 0 E: 0 K: 0 S: 3	H: 1 LOB: 0 BB: 0 P: 3	1B: 8 2B: 1 3B: 1 HR: 1	SF: 1 SAC: 1 DP: 2 HBP: 0	WP: 0 PB: 0 SB: 2 CS: 0	PA: 40			
PITCHER	IP WLS BF H R ER SO BB IBB HBP BLK WP HR S P ERA WHIP	IP WLS BF H R ER SO BB IBB HBP BLK WP HR S P ERA WHIP	IP WLS BF H R ER SO BB IBB HBP BLK WP HR S P ERA WHIP	IP WLS BF H R ER SO BB IBB HBP BLK WP HR S P ERA WHIP	IP WLS BF H R ER SO BB IBB HBP BLK WP HR S P ERA WHIP	IP WLS BF H R ER SO BB IBB HBP BLK WP HR S P ERA WHIP	IP WLS BF H R ER SO BB IBB HBP BLK WP HR S P ERA WHIP	IP WLS BF H R ER SO BB IBB HBP BLK WP HR S P ERA WHIP	IP WLS BF H R ER SO BB IBB HBP BLK WP HR S P ERA WHIP	IP WLS BF H R ER SO BB IBB HBP BLK WP HR S P ERA WHIP	IP WLS BF H R ER SO BB IBB HBP BLK WP HR S P ERA WHIP	IP WLS BF H R ER SO BB IBB HBP BLK WP HR S P ERA WHIP	IP WLS BF H R ER SO BB IBB HBP BLK WP HR S P ERA WHIP	IP WLS BF H R ER SO BB IBB HBP BLK WP HR S P ERA WHIP	IP WLS BF H R ER SO BB IBB HBP BLK WP HR S P ERA WHIP	IP WLS BF H R ER SO BB IBB HBP BLK WP HR S P ERA WHIP	IP WLS BF H R ER SO BB IBB HBP BLK WP HR S P ERA WHIP	IP WLS BF H R ER SO BB IBB HBP BLK WP HR S P ERA WHIP	IP WLS BF H R ER SO BB IBB HBP BLK WP HR S P ERA WHIP	IP WLS BF H R ER SO BB IBB HBP BLK WP HR S P ERA WHIP	IP WLS BF H R ER SO BB IBB HBP BLK WP HR S P ERA WHIP	IP WLS BF H R ER SO BB IBB HBP BLK WP HR S P ERA WHIP	IP WLS BF H R ER SO BB IBB HBP BLK WP HR S P ERA WHIP	IP WLS BF H R ER SO BB IBB HBP BLK WP HR S P ERA WHIP	
Luis Tiant, R (1.1) ERA: 4.0	5.0	23	7	3	3	3	2	0	0	0	0	0	0	1	27	35	5.40	1.800							
Mike Paul, L (6.1) ERA: 3.79	1.0	7	2	2	2	0	1	1	0	0	0	0	0	0	5	13	18.00	3.000							
Ron Law, R (7.1) ERA: 4.91	3.0	W 10	2	0	0	1	0	0	0	0	0	0	0	0	12	12	0.00	0.667							

Minnesota Twins @ Cleveland Indians
Cleveland Municipal Stadium, Cleveland, OH
Thu Jul 24 1969, 7:05 PM EDT
Att: 5,636 - Cloudy

AB	34
R	5
H	11
RBI	5
BB	4
SO	4
LOB	16



Batter	1	2	3	4	5	6	7	8	9	AB	R	H	RBI	BB	SO	LOB	BOTTOM								
Jose Cardenal, R (1.8) OBP: 0.292, SLG: 0.313										5	1	1	0	0	0	3									
Russ Snyder, L (1.7) OBP: 0.317, SLG: 0.309										4	1	2	0	0	1	1									
Ken Harrelson, R (1.9) OBP: 0.314, SLG: 0.429										4	2	2	2	0	1	1									
Tony Horton, R (1.3) OBP: 0.318, SLG: 0.474										4	1	3	0	0	0	0									
Duke Sims, L (1.2) OBP: 0.420, SLG: 0.459										3	0	0	0	1	1	4									
Lou Klimchok, L (1.5) OBP: 0.311, SLG: 0.412										4	1	2	1	0	0	1									
Davey Nelson, R (1.4) OBP: 0.302, SLG: 0.125										4	0	0	0	0	1	3									
Vern Fuller, R (9.4) OBP: 0.292, SLG: 0.333										0	0	0	0	0	0	0									
Eddie Leon, R (1.6) OBP: 0.292, SLG: 0.238										3	0	1	0	1	1	0									
Luis Tiant, R (1.1) OBP: 0.302, SLG: 0.480										2	0	1	0	0	0	1									
Richie Scheinblum, S (6. PH) OBP: 0.252, SLG: 0.248										0	0	0	1	0	0	0									
Ron Law, R (7.1) ERA: 3.27										1	0	0	0	0	0	0									
Inning Stats	R: 0 E: 0 K: 1 S: 7	H: 2 LOB: 2 BB: 0 P: 7	R: 0 E: 0 K: 0 S: 3	H: 0 LOB: 1 BB: 1 P: 7	R: 3 E: 0 K: 1 S: 8	H: 3 LOB: 1 BB: 1 P: 12	R: 0 E: 0 K: 0 S: 4	H: 1 LOB: 1 BB: 0 P: 4	R: 0 E: 0 K: 0 S: 3	H: 1 LOB: 0 BB: 0 P: 3	R: 1 E: 1 K: 0 S: 5	H: 2 LOB: 1 BB: 0 P: 5	R: 2 E: 0 K: 2 S: 10	H: 3 LOB: 1 BB: 0 P: 10	R: 0 E: 0 K: 1 S: 5	H: 0 LOB: 0 BB: 0 P: 5	R: 0 E: 0 K: 1 S: 5	H: 0 LOB: 0 BB: 0 P: 5	1B: 8 2B: 1 3B: 1 HR: 2	SF: 1 SAC: 0 DP: 1 HBP: 0	WP: 2 PB: 0 SB: 0 CS: 1	PA: 38			
PITCHER	IP WLS BF H R ER SO BB IBB HBP BLK WP HR S P ERA WHIP	IP WLS BF H R ER SO BB IBB HBP BLK WP HR S P ERA WHIP	IP WLS BF H R ER SO BB IBB HBP BLK WP HR S P ERA WHIP	IP WLS BF H R ER SO BB IBB HBP BLK WP HR S P ERA WHIP	IP WLS BF H R ER SO BB IBB HBP BLK WP HR S P ERA WHIP	IP WLS BF H R ER SO BB IBB HBP BLK WP HR S P ERA WHIP	IP WLS BF H R ER SO BB IBB HBP BLK WP HR S P ERA WHIP	IP WLS BF H R ER SO BB IBB HBP BLK WP HR S P ERA WHIP	IP WLS BF H R ER SO BB IBB HBP BLK WP HR S P ERA WHIP	IP WLS BF H R ER SO BB IBB HBP BLK WP HR S P ERA WHIP	IP WLS BF H R ER SO BB IBB HBP BLK WP HR S P ERA WHIP	IP WLS BF H R ER SO BB IBB HBP BLK WP HR S P ERA WHIP	IP WLS BF H R ER SO BB IBB HBP BLK WP HR S P ERA WHIP	IP WLS BF H R ER SO BB IBB HBP BLK WP HR S P ERA WHIP	IP WLS BF H R ER SO BB IBB HBP BLK WP HR S P ERA WHIP	IP WLS BF H R ER SO BB IBB HBP BLK WP HR S P ERA WHIP	IP WLS BF H R ER SO BB IBB HBP BLK WP HR S P ERA WHIP	IP WLS BF H R ER SO BB IBB HBP BLK WP HR S P ERA WHIP	IP WLS BF H R ER SO BB IBB HBP BLK WP HR S P ERA WHIP	IP WLS BF H R ER SO BB IBB HBP BLK WP HR S P ERA WHIP	IP WLS BF H R ER SO BB IBB HBP BLK WP HR S P ERA WHIP	IP WLS BF H R ER SO BB IBB HBP BLK WP HR S P ERA WHIP	IP WLS BF H R ER SO BB IBB HBP BLK WP HR S P ERA WHIP	IP WLS BF H R ER SO BB IBB HBP BLK WP HR S P ERA WHIP	
Dave Boswell, R (1.1) ERA: 3.22	3.2	19	6	3	3	2	2	0	0	0	0	0	0	0	1	1	7.36	2.182							
Joe Grzenda, L (4.1) ERA: 4.31	0.1	1	0	0	0	0	0	0	0	0	0	0	0	0	1	1	0.00	0.000							
Bob Miller, R (5.1) ERA: 3.04	2.1	L 11	5	3	2	1	0	0	0	0	0	0	0	1	13	13	7.71	2.143							
Ron Perranoski, L (7.1) ERA: 2.02	0.2	3	1	0	0	1	0	0	0	0	0	0	0	5	5	0.00	1.500								
Al Worthington, R (8.1) ERA: 3.27	1.0	3	0	0	0	1	0	0	0	0	0	0	0	5	5	0.00	0.000								

Minnesota Twins @ Cleveland Indians
Cleveland Municipal Stadium, Cleveland, OH
Thu Jul 24 1969, 7:05 PM EDT
Att: 5,636 - Cloudy

AB	34
R	6
H	12
RBI	4
BB	2
SO	5
LOB	14



Batter	1	2	3	4	5	6	7	8	9	AB	R	H	RBI	BB	SO	LOB	TOP									
Cesar Tovar, R OBP: 0.310, SLG: 0.383 (1, 8)										4	1	2	3	0	2	1	Minnesota Twins @ Cleveland Indians Cleveland Municipal Stadium, Cleveland, OH Sat Jul 26 1969, 3:33 AM EDT Att: 19,044 - Unknown									
Rod Carew, L OBP: 0.420, SLG: 0.528 (1, 4)										4	0	1	0	0	1	2										
Harmon Killebrew, R OBP: 0.410, SLG: 0.566 (1, 3)										4	0	1	0	0	0	1										
Tony Oliva, L OBP: 0.389, SLG: 0.515 (1, 9)										4	0	0	0	0	0	1										
Bob Allison, R OBP: 0.336, SLG: 0.393 (8, PH)										3	0	1	0	0	1	0										
Graig Nettles, L OBP: 0.312, SLG: 0.360 (8, 7)										1	0	0	0	0	0	0										
Leo Cardenas, R OBP: 0.353, SLG: 0.392 (1, 6)										3	0	1	0	1	0	0										
Rick Renick, R OBP: 0.266, SLG: 0.263 (9, PH)										3	1	0	0	0	0	3										
Rich Reese, L OBP: 0.346, SLG: 0.520 (9, PH)										1	0	0	0	0	1	0										
John Roseboro, L OBP: 0.354, SLG: 0.335 (1, 2)										3	0	0	0	1	2	1										
Jim Kaat, L OBP: 0.227, SLG: 0.300 (7, 1)										3	1	1	0	0	0	1										
Bob Miller, R (7, 1)										0	0	0	0	0	0	0										
Joe Grzenda, R (8, 1)										0	0	0	0	0	0	0										
Jerry Crider, R OBP: 0.333, SLG: 0.667 (8, 1)										0	0	0	0	0	0	0										
Inning Stats	R: 0 E: 0 K: 1 S: 5	H: 1 LOB: 0 BB: 0 P: 5	R: 0 E: 0 K: 1 S: 6	H: 1 LOB: 1 BB: 0 P: 6	R: 0 E: 0 K: 2 S: 7	H: 0 LOB: 1 BB: 1 P: 11	R: 0 E: 0 K: 0 S: 3	H: 0 LOB: 0 BB: 0 P: 3	R: 3 E: 1 K: 1 S: 8	H: 2 LOB: 0 BB: 0 P: 8	R: 0 E: 1 K: 0 S: 4	H: 2 LOB: 2 BB: 1 P: 8	R: 0 E: 0 K: 0 S: 4	H: 1 LOB: 0 BB: 0 P: 4	R: 0 E: 0 K: 2 S: 3	H: 0 LOB: 0 BB: 0 P: 3		R: 0 E: 0 K: 2 S: 7	H: 0 LOB: 0 BB: 0 P: 7	1B: 5 2B: 1 3B: 0 HR: 1	SF: 0 SAC: 0 DP: 1 HBP: 0	WP: 0 PB: 0 SB: 0 CS: 1	PA: 35			
PITCHER	IP	WLS	BF	H	R	ER	SO	BB	IBB	HBP	BLK	WP	HR	S	P	ERA	WHIP									
Dick Ellsworth, L ERA: 4.42	(1, 1)	7.0	W	29	7	3	0	5	2	0	0	0	0	1	37	45	0.00	1.286								
Stan Williams, R ERA: 4.25	(8, 1)	2.0	S	6	0	0	0	2	0	0	0	0	0	0	10	10	0.00	0.000								

Batter	1	2	3	4	5	6	7	8	9	AB	R	H	RBI	BB	SO	LOB	BOTTOM									
Jose Cardenal, R OBP: 0.299, SLG: 0.329 (1, 8)										4	3	3	2	0	0	0	Minnesota Twins @ Cleveland Indians Cleveland Municipal Stadium, Cleveland, OH Sat Jul 26 1969, 3:33 AM EDT Att: 19,044 - Unknown									
Davey Nelson, R OBP: 0.192, SLG: 0.125 (1, 4)										2	0	0	0	1	0	0										
Ken Harrelson, R OBP: 0.317, SLG: 0.425 (1, 9)										3	0	1	0	1	1	2										
Tony Horton, R OBP: 0.320, SLG: 0.470 (1, 3)										1	1	1	1	3	0	0										
Cap Peterson, R OBP: 0.371, SLG: 0.310 (8, PH)										2	0	0	1	1	0	4										
Russ Snyder, L OBP: 0.307, SLG: 0.297 (8, PH)										0	0	0	0	0	0	0										
Chuck Hinton, R OBP: 0.275, SLG: 0.347 (9, 7)										1	0	0	0	0	0	1										
Larry Brown, R OBP: 0.308, SLG: 0.309 (1, 5)										4	1	1	0	0	0	5										
Eddie Leon, R OBP: 0.300, SLG: 0.259 (1, 6)										4	1	2	0	0	1	0										
Ken Suarez, R OBP: 0.352, SLG: 0.355 (1, 2)										2	0	0	0	1	0	0										
Dick Ellsworth, L OBP: 0.171, SLG: 0.128	(1, 1)									2	0	0	0	0	1	0										
Richie Scheinblum, S OBP: 0.238, SLG: 0.252	(7, PH)									1	0	0	0	0	0	1										
Stan Williams, R OBP: 0.214, SLG: 0.120	(8, 1)									1	0	0	0	0	1	2										
Inning Stats	R: 1 E: 0 K: 0 S: 3	H: 2 LOB: 2 BB: 3 P: 15	R: 0 E: 0 K: 1 S: 5	H: 0 LOB: 0 BB: 0 P: 5	R: 1 E: 0 K: 0 S: 3	H: 1 LOB: 1 BB: 1 P: 8	R: 0 E: 0 K: 0 S: 3	H: 0 LOB: 0 BB: 0 P: 3	R: 0 E: 0 K: 1 S: 5	H: 0 LOB: 0 BB: 0 P: 5	R: 0 E: 0 K: 0 S: 3	H: 1 LOB: 1 BB: 1 P: 7	R: 2 E: 0 K: 0 S: 5	H: 2 LOB: 0 BB: 0 P: 5	R: 2 E: 1 K: 2 S: 9	H: 2 LOB: 2 BB: 2 P: 17		1B: 6 2B: 2 3B: 0 HR: 1	SF: 0 SAC: 1 DP: 3 HBP: 1	WP: 0 PB: 0 SB: 0 CS: 0	PA: 36					
PITCHER	IP	WLS	BF	H	R	ER	SO	BB	IBB	HBP	BLK	WP	HR	S	P	ERA		WHIP								
Jim Kaat, L ERA: 2.92	(1, 1)	6.2	L	27	5	3	3	2	4	1	1	0	0	25	46	4.05	1.350									
Bob Miller, R ERA: 3.25	(7, 1)	0.2	L	4	1	2	2	1	1	0	0	0	0	1	5	9	27.00	3.000								
Joe Grzenda, L ERA: 4.28	(8, 1)	0.1		4	2	1	0	0	0	1	0	0	0	0	3	7	0.00	6.000								
Jerry Crider, R ERA: 4.63	(8, 1)	0.1		1	0	0	0	1	0	0	0	0	0	0	3	3	0.00	0.000								

AB 33
R 3
H 7
RBI 3
BB 2
SO 7
LOB 10



AB 27
R 6
H 8
RBI 4
BB 7
SO 4
LOB 15




Batter	1	2	3	4	5	6	7	8	9	AB	R	H	RBI	BB	SO	LOB	TOP										
Cesar Tovar, R OBP: 0.317, SLG: 0.388 (1, 8) (7, 5) (9, 7)	4-0 BB		0-0 1B SF8		0-0 1B		0-0 1B 2B	4-3		4	2	3	0	1	0	0	Minnesota Twins @ Cleveland Indians Cleveland Municipal Stadium, Cleveland, OH Sun Jul 27 1969, 3:33 AM EDT Att: 11,822 - Unknown										
Rod Carew, L OBP: 0.422, SLG: 0.532 (1, 4)	0-0 F8		0-0 1B CS		0-3 K		0-0 1B 2B			5	1	3	1	0	1	2											
Harmon Killebrew, R OBP: 0.410, SLG: 0.569 Ted Uhlaender, L OBP: 0.337, SLG: 0.353 (1, 3) (7, PR) (7, 8)	0-0 F5		0-0 F8		4-0 BB HR		0-0 F8 2B	6-3		3	1	1	2	1	0	3											
Tony Oliva, L OBP: 0.384, SLG: 0.509 (1, 9)	0-0 4-3		0-0 SF8		0-0 P5		0-0 F8		0-0 F7	4	0	0	1	0	0	3											
Bob Allison, R OBP: 0.348, SLG: 0.389 Charlie Manuel, L OBP: 0.356, SLG: 0.341 Frank Quieli, R OBP: 0.261, SLG: 0.277 (1, 7) (9, PH) (9, 5)	0-0 6-3		0-0 CS	4-0 BB G6-4-3		4-0 HR BB			0-0 F2	1	1	0	0	2	0	0											
Leo Cardenas, R OBP: 0.353, SLG: 0.399 (1, 6)	0-0 1-3			0-0 F4		0-0 HR			0-3 K	4	1	1	3	0	1	1											
George Mitterwald, R Rich Reese, L OBP: 0.345, SLG: 0.518 (1, 2) (7, PH) (7, 3)	0-0 E7 1B			0-0 G6-4-3		0-3 K				3	1	0	0	0	1	1											
Rick Renick, R OBP: 0.269, SLG: 0.267 John Roseboro, L OBP: 0.353, SLG: 0.333 (1, 5) (7, PH) (7, 2)	0-0 1B				0-0 P6		0-3 K		0-0 4-3	3	0	1	1	0	1	0											
Dave Boswell, R OBP: 0.177, SLG: 0.267 Tom Hall, L OBP: 0.174, SLG: 0.217 Jerry Crider, R OBP: 0.375, SLG: 0.625 Al Worthington, R OBP: 0.156, SLG: 0.111 (1, 1) (2, 1) (5, 1) (8, 1) (9, 1)	0-0 5-3				0-0 P1			0-0 6-3		1	0	0	0	0	0	1											
Inning Stats	R: 0 E: 0 K: 0 S: 3	H: 0 LOB: 1 BB: 1 P: 7	R: 1 E: 1 K: 0 S: 5	H: 1 LOB: 1 BB: 0 P: 5	R: 1 E: 0 K: 0 S: 4	H: 2 LOB: 0 BB: 0 P: 4	R: 0 E: 0 K: 0 S: 2	H: 0 LOB: 0 BB: 1 P: 6	R: 0 E: 0 K: 1 S: 6	H: 1 LOB: 1 BB: 0 P: 6	R: 3 E: 0 K: 2 S: 8	H: 1 LOB: 3 BB: 2 P: 16	R: 3 E: 0 K: 1 S: 9	H: 4 LOB: 0 BB: 0 P: 11	R: 0 E: 0 K: 0 S: 4	H: 1 LOB: 0 BB: 0 P: 4		R: 0 E: 0 K: 1 S: 5	H: 0 LOB: 0 BB: 0 P: 5	1B: 7 2B: 2 3B: 0 HR: 1	SF: 1 SAC: 0 DP: 1 HBP: 2	WP: 0 PB: 0 SB: 1 CS: 1	PA: 43				
PITCHER	IP	WLS	BF	H	R	ER	SO	BB	IBB	HBP	BLK	WP	HR	S	P	ERA	WHIP										
Juan Pizarro, L ERA: 3.35 (1, 1)	5.1		23	4	4	3	1	4	0	0	0	0	0	21	37	5.06	1.500										
Ron Law, R ERA: 6.63 (6, 1)	0.2	L	7	5	4	4	2	0	0	0	0	0	1	11	11	54.00	7.500										
Stan Williams, R ERA: 4.17 (7, 1)	2.0		9	1	0	0	1	0	0	2	0	0	0	9	11	0.00	0.500										
Horacio Pina, R ERA: 4.73 (9, 1)	1.0		3	0	0	0	1	0	0	0	0	0	0	5	5	0.00	0.000										
Batter	1	2	3	4	5	6	7	8	9	AB	R	H	RBI	BB	SO	LOB	BOTTOM										
Jose Cardenal, R OBP: 0.301, SLG: 0.330 (1, 8) (8, 5)	0-0 E6 1B	0-0 1B SF9		0-3 K		0-0 P4		0-0 S 1B		5	1	2	1	0	1	0	Minnesota Twins @ Cleveland Indians Cleveland Municipal Stadium, Cleveland, OH Sun Jul 27 1969, 3:33 AM EDT Att: 11,822 - Unknown										
Davey Nelson, R OBP: 0.226, SLG: 0.172 (1, 4)	0-0 1B	0-0 SF9 S 1B		0-3 K		0-0 F2		0-3 K		5	1	2	1	0	2	1											
Ken Harrelson, R OBP: 0.316, SLG: 0.423 (1, 9)	0-3 K	0-0 SF9		0-0 1B K		0-0 1B K		0-3 K		4	0	1	1	0	3	3											
Tony Horton, R OBP: 0.323, SLG: 0.471 (1, 3)	0-3 K	0-0 K2-6-2 1B		0-0 BB S 1B		4-0 BB S BB		0-3 K		4	0	2	1	1	2	2											
Duke Sims, L OBP: 0.410, SLG: 0.459 Vern Fuller, R OBP: 0.290, SLG: 0.331 (1, 2) (9, PH) (4, 5)	4-0 FC6-4 BB	0-3 K2-6-2		0-3 K		0-3 K		0-0 F2		3	0	0	0	1	2	4											
Lou Klimchok, L OBP: 0.302, SLG: 0.397 Larry Brown, R OBP: 0.309, SLG: 0.308 (1, 5) (3, PH) (4, 5)	0-0 FC6-4		0-3 K		4-0 BB		0-0 F8		4-0 FC6-4 BB	1	0	0	0	0	3												
Frank Baker, L (7, PH) (8, 8)	1-2 K				4-0 BB IBB					1	0	0	0	1	0	1											
Russ Snyder, L OBP: 0.298, SLG: 0.299 Cap Peterson, R OBP: 0.371, SLG: 0.310 Riche Scheinblum, S OBP: 0.259, SLG: 0.248 (1, 7) (5, PH) (5, PH) (6, 7)		0-0 1B 1B	0-0 5-3		4-0 1-2 2-3 BB			0-0 5-3	0-0 FC6-4	2	1	1	0	0	0	0											
Eddie Leon, R OBP: 0.324, SLG: 0.290 (1, 6)		0-0 1B 1B	0-3 K		0-0 F9			0-0 HR 1B		4	2	2	0	0	1	3											
Juan Pizarro, L OBP: 0.263, SLG: 0.235 Ron Law, R (1, 1) (6, 1)		0-0 1B 1B		0-0 F9		0-0 F8		0-0 HR		2	1	1	1	0	0	0											
Stan Williams, R OBP: 0.214, SLG: 0.120 Chuck Hinton, R OBP: 0.284, SLG: 0.395 Horacio Pina, R OBP: 0.500, SLG: 0.500 (7, 1) (8, PH) (9, 1)		1-2 1B 1B		0-0 F9					1-1 HR	0	0	0	0	0	0	0											
Inning Stats	R: 0 E: 1 K: 2 S: 9	H: 1 LOB: 3 BB: 1 P: 13	R: 5 E: 0 K: 1 S: 10	H: 6 LOB: 1 BB: 0 P: 10	R: 0 E: 0 K: 2 S: 7	H: 0 LOB: 0 BB: 0 P: 7	R: 0 E: 0 K: 2 S: 7	H: 0 LOB: 0 BB: 2 P: 7	R: 0 E: 0 K: 1 S: 6	H: 2 LOB: 3 BB: 2 P: 14	R: 0 E: 0 K: 0 S: 3	H: 0 LOB: 0 BB: 0 P: 3	R: 0 E: 0 K: 1 S: 5	H: 0 LOB: 1 BB: 1 P: 9	R: 2 E: 0 K: 2 S: 10	H: 3 LOB: 1 BB: 0 P: 10	R: 0 E: 0 K: 1 S: 5	H: 0 LOB: 1 BB: 1 P: 9	1B: 11 2B: 1 3B: 0 HR: 1	SF: 1 SAC: 0 DP: 1 HBP: 0	WP: 0 PB: 0 SB: 3 CS: 0	PA: 43					
PITCHER	IP	WLS	BF	H	R	ER	SO	BB	IBB	HBP	BLK	WP	HR	S	P	ERA	WHIP										
Dave Boswell, R ERA: 3.47 (1, 1)	1.1		13	7	5	5	2	1	0	0	0	0	0	16	20	33.75	6.000										
Tom Hall, L ERA: 4.32 (2, 1)	3.1		11	2	0	0	6	0	1	0	0	0	0	22	26	0.00	0.600										
Jerry Crider, R ERA: 4.85 (5, 1)	2.2	W	12	2	2	2	1	2	0	0	0	0	1	12	20	6.75	1.500										
Al Worthington, R ERA: 3.35 (8, 1)	1.0		4	1	0	0	3	0	0	0	0	0	0	10	10	0.00	1.000										
Ron Perranoski, L ERA: 1.65 (9, 1)	0.2	S	3	0	0	0	0	1	0	0	0	0	0	2	6	0.00	1.500										

Batter	1	2	3	4	5	6	7	8	9	10	11	AB	R	H	RBI	BB	SO	LOB	TOP			
Buddy Bradford, R OBP: 0.359, SLG: 0.431	(1, 8) X 0-0 HR	(1, 8) X 4-0 G6-4-3 BB		(1, 8) X 0-3 K			(1, 8) X 0-3 K		(1, 8) X 0-0 SH1-4 1B		(1, 8) X 0-0 4-3	5	1	2	1	1	2	1				
Luis Aparicio, R OBP: 0.336, SLG: 0.339	(1, 6) X 0-0 G3 BB 1B	(1, 6) X 0-0 G6-4-3					(1, 6) X 0-0 F7		(1, 6) X 0-0 SH1-4		(1, 6) X 0-0 L3-4	5	0	1	0	0	1	3				
Gail Hopkins, L OBP: 0.377, SLG: 0.433	(1, 3) B 4-0 G3 BB			(1, 3) B 4-0 HR			(1, 3) B 4-0 FC5-6 BB 1B		(1, 3) B 4-0 BB 1B		(1, 3) B 4-0 BB	2	1	2	1	3	0	0				
Pete Ward, L OBP: 0.361, SLG: 0.385 Ken Berry, R OBP: 0.259, SLG: 0.288	(1, 5) X 0-0 G3			(1, 5) X 0-3 K			(1, 5) X 0-0 FC5-6 BB 1B		(1, 5) X 0-0 BB 1B		(1, 5) X 0-3 K	5	0	1	0	0	2	5				
Carlos May, L OBP: 0.379, SLG: 0.493	(1, 9) X 4-0 G5-4-3 IBB			(1, 9) X 0-0 HBP 1B			(1, 9) X 4-0 1-2 BB		(1, 9) X 4-0 1-2 BB		(1, 9) X 0-3 K	2	0	1	0	3	1	2				
Bill Melton, R OBP: 0.335, SLG: 0.417	(1, 7) X 0-0 G5-4-3			(1, 7) X 1-0 HBP 1B			(1, 7) X 0-3 K		(1, 7) X 0-0 F7		(1, 7) X 0-0 F4	4	0	0	0	0	1	8				
Ron Hansen, R OBP: 0.297, SLG: 0.336				(1, 4) X 0-0 FC3-6 1B			(1, 4) X 0-0 F8		(1, 4) X 0-0 5-3		(1, 4) X 0-0 5-3	5	0	1	0	0	0	2				
Ed Herrmann, L OBP: 0.330, SLG: 0.365	(1, 2) X 0-0 FC3-6 1B E			(1, 2) X 0-3 K			(1, 2) X 0-0 G3		(1, 2) X 0-0 L8		(1, 2) X 0-0 F8	5	1	0	0	0	1	1				
Tommy John, R OBP: 0.198, SLG: 0.138 Wilbur Wood, R OBP: 0.138, SLG: 0.138	(1, 1) X 0-0 E			(1, 1) X 0-3 K			(1, 1) X 0-3 K		(1, 1) X 0-0 1-3		(1, 1) X 0-0 L3-4 4-3 1B	4	0	1	0	0	2	0				
Jack Hamilton, R OBP: 0.325, SLG: 0.353 Cisco Carlos, R OBP: 0.325, SLG: 0.353	(9, 1) X 1-3 1B											0	0	0	0	0	0	0				
Walt Williams, R OBP: 0.325, SLG: 0.353 Cisco Carlos, R OBP: 0.325, SLG: 0.353	(11, PH) X 1-3 1B											1	0	1	0	0	0	0				
Inning Stats	R: 1 E: 0 K: 0 S: 4	H: 2 LOB: 2 BB: 2 P: 12	R: 1 E: 1 K: 0 S: 4	H: 2 LOB: 1 BB: 1 P: 8	R: 1 E: 1 K: 0 S: 6	H: 2 LOB: 1 BB: 0 P: 7	R: 0 E: 0 K: 3 S: 9	H: 0 LOB: 0 BB: 2 P: 9	R: 0 E: 0 K: 1 S: 5	H: 2 LOB: 3 BB: 1 P: 11	R: 0 E: 0 K: 0 S: 3	H: 0 LOB: 0 BB: 0 P: 3	R: 0 E: 0 K: 2 S: 8	H: 1 LOB: 2 BB: 1 P: 12	R: 0 E: 0 K: 0 S: 3	H: 0 LOB: 0 BB: 0 P: 3	R: 0 E: 0 K: 0 S: 3	H: 1 LOB: 0 BB: 0 P: 3	1B: 8 2B: 1 3B: 0 HR: 2	SF: 0 SAC: 1 DP: 4 HBP: 1	WP: 0 PB: 0 SB: 0 CS: 0	PA: 47
PITCHER	IP 9.0	WLS 9.0	BF 41	H 9	R 3	ER 2	SO 10	BB 6	IBB 1	HBP 1	BLK 0	WP 0	HR 2	S 53	P 82	ERA 2.00	WHIP 1.667					
Luis Tiant, R ERA: 3.85	(1, 1)																					
Ron Law, R ERA: 6.0	(10, 1)	2.0	W	6	1	0	0	0	0	0	0	0	0	6	6	0.00	0.500					

Chicago White Sox @ Cleveland Indians
Cleveland Municipal Stadium, Cleveland, OH
Tue Jul 29 1969, 7:05 PM EDT
Unknown


AB 38
R 3
H 10
RBI 2
BB 7
SO 10
LOB 22



Batter	1	2	3	4	5	6	7	8	9	10	11	AB	R	H	RBI	BB	SO	LOB	BOTTOM					
Jose Cardenal, R OBP: 0.302, SLG: 0.331	(1, 8) X 0-0 L8			(1, 8) X 0-0 4-3			(1, 8) X 0-0 3-1		(1, 8) X 0-0 1B		(1, 8) X 0-0 1B 1B	5	1	2	1	0	0	2						
Davey Nelson, R OBP: 0.290, SLG: 0.206	(1, 4) X 0-0 6-3			(1, 4) X 0-0 5-3			(1, 4) X 0-0 2-3		(1, 4) X 0-0 1B 1B		(1, 4) X 0-0 1B 1B	5	1	2	0	0	0	1						
Ken Harrelson, R OBP: 0.319, SLG: 0.425	(1, 9) X 0-0 5-3			(1, 9) X 0-0 E4 1B			(1, 9) X 0-0 1B 1B		(1, 9) X 0-0 F8		(1, 9) X 0-0 1B 1B	5	0	3	1	0	0	0						
Tony Horton, R OBP: 0.322, SLG: 0.466				(1, 3) X 0-0 5-3			(1, 3) X 0-0 F9		(1, 3) X 0-0 F3		(1, 3) X 0-0 6-3	4	0	0	0	1	0	5						
Cap Peterson, R OBP: 0.376, SLG: 0.303 Frank Baker, L OBP: 0.280, SLG: 0.390	(1, 7) X 0-3 K			(1, 7) X 4-0 FC6-4 BB			(1, 7) X 4-0 FC6-4 BB		(1, 7) X 0-0 F7		(1, 7) X 0-0 2-3	2	0	0	0	2	1	1						
Larry Brown, R OBP: 0.306, SLG: 0.305	(1, 5) X 0-0 5-6-3			(1, 5) X 0-0 FC6-4			(1, 5) X 0-0 SF9		(1, 5) X 0-3 K		(1, 5) X 0-0 5-3	4	0	0	1	0	1	3						
Eddie Leon, R OBP: 0.359, SLG: 0.314	(1, 6) X 4-0 G6-4-3 BB			(1, 6) X 0-0 G6-4-3 1B			(1, 6) X 0-0 FC6-4		(1, 6) X 0-0 1B 1B		(1, 6) X 0-0 L9	4	1	2	0	1	0	2						
Ken Suarez, R OBP: 0.351, SLG: 0.354 Chuck Hinton, R OBP: 0.280, SLG: 0.390 Duke Sims, L OBP: 0.413, SLG: 0.478	(1, 2) X 0-0 G6-4-3			(1, 2) X 0-0 G6-4-3 1B			(1, 2) X 0-0 G3		(1, 2) X 0-0 F6		(1, 2) X 0-0 HR	3	0	1	0	0	0	1						
Luis Tiant, R OBP: 0.324, SLG: 0.462 Riche Scheinblum, S OBP: 0.284, SLG: 0.248 Ron Law, R OBP: 0.284, SLG: 0.248	(1, 1) X 1-0 HBP			(1, 1) X 0-0 G6-4-3			(1, 1) X 0-3 K		(1, 1) X 4-0 1B 1B		(1, 1) X 0-0 BB	2	0	0	0	0	1	2						
Inning Stats	R: 0 E: 0 K: 0 S: 3	H: 0 LOB: 0 BB: 0 P: 3	R: 0 E: 0 K: 1 S: 5	H: 0 LOB: 0 BB: 1 P: 5	R: 0 E: 0 K: 0 S: 2	H: 0 LOB: 1 BB: 1 P: 7	R: 0 E: 1 K: 0 S: 4	H: 1 LOB: 2 BB: 1 P: 8	R: 0 E: 0 K: 0 S: 4	H: 2 LOB: 1 BB: 0 P: 4	R: 1 E: 0 K: 0 S: 5	H: 2 LOB: 2 BB: 1 P: 9	R: 0 E: 0 K: 1 S: 5	H: 0 LOB: 1 BB: 1 P: 9	R: 2 E: 0 K: 0 S: 6	H: 4 LOB: 2 BB: 1 P: 10	R: 0 E: 0 K: 0 S: 3	H: 0 LOB: 0 BB: 0 P: 3	R: 1 E: 0 K: 0 S: 1	H: 1 LOB: 0 BB: 0 P: 1	1B: 10 2B: 0 3B: 0 HR: 1	SF: 1 SAC: 0 DP: 2 HBP: 1	WP: 0 PB: 0 SB: 0 CS: 0	PA: 44
PITCHER	IP 8.1	WLS 0.1	BF 36	H 7	R 3	ER 3	SO 0	BB 5	IBB 0	HBP 1	BLK 0	WP 0	HR 0	S 36	P 57	ERA 3.24	WHIP 1.440							
Tommy John, L ERA: 3.51	(1, 1)																							
Wilbur Wood, L ERA: 3.46	(9, 1)	0.1	3	3	0	0	0	0	0	0	0	0	0	3	3	0.00	9.000							
Jack Hamilton, R ERA: 4.66	(9, 1)	1.1	4	0	0	0	0	0	0	0	4	4	0.00	0.000										
Cisco Carlos, R ERA: 4.35	(11, 1)	0.0	L	1	1	1	0	0	0	0	1	1	∞	∞										

Chicago White Sox @ Cleveland Indians
Cleveland Municipal Stadium, Cleveland, OH
Tue Jul 29 1969, 7:05 PM EDT
Unknown


AB 37
R 4
H 11
RBI 4
BB 5
SO 3
LOB 18



Batter	1	2	3	4	5	6	7	8	9	AB	R	H	RBI	BB	SO	LOB	TOP		
Buddy Bradford, R OBP: 0.351, SLG: 0.420 (1, 8)	0-0 6-3	0-0 6-3		0-0 F9			0-0 6-3		0-3 K	5	0	0	0	0	1	3			
Luis Aparicio, R OBP: 0.339, SLG: 0.345 (1, 6)	0-0 1B	0-0 WP 1B			0-0 L6		0-0 F9		0-0 1B	5	1	3	1	0	0	1			
Gail Hopkins, L OBP: 0.378, SLG: 0.437 (1, 3)	0-0 2B	0-0 6-3			0-3 K			0-0 1B 2B	0-3 K	5	2	2	1	0	2	2			
Pete Ward, L OBP: 0.354, SLG: 0.376 (1, 5)	0-3 K		0-0 F6		0-0 3-1			0-3 K		4	0	0	0	0	2	2			
Carlos May, L OBP: 0.381, SLG: 0.494 (1, 9)	0-0 1-H 2B		0-0 F7		0-3 K		0-0 K	4-0 1B BB		3	1	1	1	1	1	0			
Tom McCraw, L OBP: 0.287, SLG: 0.267 (1, 7)	4-0 IBB		0-0 F9		0-0 F6		0-0 F6	0-0 FC4-6 1B		3	0	1	1	1	0	0			
Ron Hansen, R OBP: 0.287, SLG: 0.325 (1, 4)	0-3 K		0-0 5-3		0-0 5-3		0-0 FC4-6	0-0 1-2 2-H		4	0	0	0	0	1	3			
Don Pavletich, R OBP: 0.324, SLG: 0.369 (1, 2)		0-0 SH1-4 1B		4-0 WP BB			0-0 2B	0-0 5-3		3	1	2	0	1	0	1			
Gary Peters, L OBP: 0.200, SLG: 0.288 (6, 1)		0-0 SH1-4		0-0 4-3			0-0 F6	0-3 K		1	0	0	0	0	0	1			
Dan Osinski, R OBP: 0.346, SLG: 0.351 (7, PH)										0	0	0	0	0	0	0			
Walt Williams, R OBP: 0.377, SLG: 0.154 (7, 1)										0	0	0	0	0	0	0			
Jack Hamilton, R OBP: 0.304, SLG: 0.418 (9, PH)										1	0	0	0	0	0	1			
Jerry Nyman, L OBP: 0.377, SLG: 0.154 (7, 1)										0	0	0	0	0	0	0			
Cisco Carlos, R OBP: 0.304, SLG: 0.418 (9, PH)										0	0	0	0	0	0	0			
Bill Melton, R OBP: 0.304, SLG: 0.418 (9, PH)										1	0	0	0	0	0	1			
Inning Stats	R: 2 E: 0 K: 2 S: 10	H: 3 LOB: 2 BB: 1 P: 14	R: 1 E: 0 K: 0 S: 5	H: 2 LOB: 1 BB: 0 P: 5	R: 0 E: 0 K: 0 S: 3	H: 0 LOB: 0 BB: 0 P: 3	R: 0 E: 0 K: 0 S: 3	H: 0 LOB: 1 BB: 1 P: 7	R: 0 E: 0 K: 1 S: 5	H: 0 LOB: 0 BB: 0 P: 5	R: 0 E: 0 K: 1 S: 4	H: 1 LOB: 1 BB: 0 P: 4	R: 2 E: 1 K: 1 S: 7	H: 2 LOB: 1 BB: 1 P: 11	R: 0 E: 0 K: 3 S: 10	H: 1 LOB: 1 BB: 0 P: 10	1B: 5 2B: 4 3B: 0 HR: 0	SF: 0 SAC: 1 DP: 0 HBP: 0	WP: 2 PA: 39 CS: 0
PITCHER	IP	WLS	BF	H	R	ER	SO	BB	IBB	HBP	BLK	WP	HR	S	P	ERA	WHIP		
Steve Hargan, R ERA: 6.04 (1, 1)	7.1	W	32	7	5	5	5	2	1	0	0	2	0	39	51	6.14	1.227		
Stan Williams, R ERA: 4.11 (8, 1)	1.2	S	7	2	0	0	3	0	0	0	0	0	0	13	13	0.00	1.200		

Chicago White Sox @ Cleveland Indians
Cleveland Municipal Stadium, Cleveland, OH
Tue Jul 29 1969, 7:05 PM EDT
Att: 10,061 - Unknown


AB 35
R 5
H 9
RBI 4
BB 3
SO 8
LOB 14



Batter	1	2	3	4	5	6	7	8	9	AB	R	H	RBI	BB	SO	LOB	BOTTOM		
Jose Cardenal, R OBP: 0.306, SLG: 0.342 (1, 8)	4-0 1B BB		0-0 SF9 3B		0-0 6-3		0-0 SH1-4 2B	0-0 FC4-6		4	3	2	0	1	0	1			
Davey Nelson, R OBP: 0.250, SLG: 0.216 (1, 4)	0-3 K		0-0 SF9		0-0 1B		0-0 SH5-4	0-0 6-3		3	0	1	1	0	1	1			
Ken Harrelson, R OBP: 0.323, SLG: 0.424 (1, 9)	4-0 1-2 BB		0-0 3-H F7 1B		0-0 F3		4-0 1B 2B IBB	0-3 K		3	1	1	0	2	1	1			
Tony Horton, R OBP: 0.323, SLG: 0.465 (1, 3)	0-0 F9		0-0 F7		0-0 1B WP		0-0 1B 2B 1B	0-0 L8		5	2	2	1	0	0	3			
Cap Peterson, R OBP: 0.384, SLG: 0.308 (7, PH)	0-0 1-2 2-H 1B			4-0 BB BB	0-0 L9		0-0 1-3 3-H HR 2B			2	0	1	1	1	0	1			
Larry Brown, R OBP: 0.307, SLG: 0.309 (8, 5)										0	0	0	0	0	0	0			
Chuck Hinton, R OBP: 0.291, SLG: 0.388 (8, 7)	0-3 K		0-0 L8		0-0 1B		0-0 2-3 1B	4-0 HR IBB		3	1	1	0	1	1	3			
Duke Sims, L OBP: 0.410, SLG: 0.470 (1, 2)		0-0 4-3		4-0 1-2 BB	0-0 L8-3 BB		0-3 K	0-3 K		3	0	0	0	1	2	4			
Eddie Leon, R OBP: 0.372, SLG: 0.410 (1, 6)		0-0 F9		0-0 L8-3			0-0 1-2 1B	0-0 HR		4	1	2	4	0	0	2			
Steve Hargan, R OBP: 0.160, SLG: 0.160 (8, 1)		0-0 1-3			0-0 L7		0-0 3-H 4-0 1B	0-0 FC4-6 1B		4	0	1	0	0	0	2			
Inning Stats	R: 1 E: 0 K: 2 S: 8	H: 1 LOB: 2 BB: 2 P: 16	R: 0 E: 0 K: 0 S: 3	H: 0 LOB: 0 BB: 0 P: 3	R: 1 E: 0 K: 0 S: 4	H: 2 LOB: 0 BB: 0 P: 4	R: 0 E: 0 K: 0 S: 2	H: 0 LOB: 1 BB: 2 P: 10	R: 0 E: 0 K: 1 S: 8	H: 3 LOB: 2 BB: 0 P: 8	R: 6 E: 0 K: 1 S: 10	H: 5 LOB: 1 BB: 2 P: 18	R: 0 E: 0 K: 1 S: 5	H: 0 LOB: 0 BB: 0 P: 5	1B: 8 2B: 3 3B: 1 HR: 1	SF: 1 SAC: 1 DP: 1 HBP: 0	WP: 1 PA: 40 CS: 0		
PITCHER	IP	WLS	BF	H	R	ER	SO	BB	IBB	HBP	BLK	WP	HR	S	P	ERA	WHIP		
Gary Peters, L ERA: 4.42 (1, 1)	5.2		26	7	3	3	3	4	0	0	0	0	0	28	44	4.76	1.941		
Dan Osinski, R ERA: 3.45 (6, 1)	0.1		1	0	0	0	0	0	0	0	0	0	0	1	1	0.00	0.000		
Jack Hamilton, R ERA: 5.35 (7, 1)	0.1	L	4	2	3	3	0	0	1	0	0	0	0	3	7	81.00	6.000		
Jerry Nyman, L ERA: 6.9 (7, 1)	0.1		4	2	3	3	1	0	1	0	0	0	1	5	9	81.00	6.000		
Cisco Carlos, R ERA: 4.22 (7, 1)	1.1		5	1	0	0	1	0	0	0	0	0	0	7	7	0.00	0.750		

Chicago White Sox @ Cleveland Indians
Cleveland Municipal Stadium, Cleveland, OH
Tue Jul 29 1969, 7:05 PM EDT
Att: 10,061 - Unknown

AB 32
R 9
H 12
RBI 9
BB 6
SO 5
LOB 18



Batter	1	2	3	4	5	6	7	8	9	AB	R	H	RBI	BB	SO	LOB	TOP								
Walt Williams, R (1.7) OBP: 0.325, SLG: 0.350 Ken Berry, R (8.7) OBP: 0.299, SLG: 0.288										4	0	1	2	1	0	1	Chicago White Sox @ Cleveland Indians Cleveland Municipal Stadium, Cleveland, OH Wed Jul 30 1969, 7:05 PM EDT Att: 8,202 - Unknown								
Luis Aparicio, R (1.6) OBP: 0.342, SLG: 0.347										4	1	2	1	1	0	2									
Gail Hopkins, L (1.3) OBP: 0.375, SLG: 0.432										5	1	1	0	0	0	4									
Bill Melton, R (1.5) OBP: 0.308, SLG: 0.427										5	3	3	3	0	1	0									
Carlos May, L (1.9) OBP: 0.386, SLG: 0.497										4	3	3	0	1	0	0									
Buddy Bradford, R (1.8) OBP: 0.348, SLG: 0.411										4	1	0	0	1	1	5									
Ron Hansen, R (1.4) OBP: 0.276, SLG: 0.311										5	0	0	0	0	2	7									
Don Pavletich, R (1.2) OBP: 0.338, SLG: 0.387 Chuck Brinkman, R (6.2) OBP: 0.293, SLG: 0.283										2	1	2	3	1	0	0									
Joe Horlen, R (1.1) OBP: 0.204, SLG: 0.224 Woodie Held, R (6, PH) OBP: 0.302, SLG: 0.395 Dan Osinski, R (6.1) Wilbur Wood, R (7.1) OBP: 0.348, SLG: 0.411										2	0	1	2	0	1	1									
Inning Stats	R: 0 E: 0 K: 0 S: 2	H: 0 LOB: 0 BB: 1 P: 6	R: 2 E: 0 K: 2 S: 9	H: 3 LOB: 3 BB: 1 P: 13	R: 0 E: 0 K: 2 S: 2	H: 0 LOB: 1 BB: 2 P: 6	R: 2 E: 0 K: 2 S: 8	H: 1 LOB: 1 BB: 2 P: 16	R: 0 E: 0 K: 0 S: 3	H: 1 LOB: 0 BB: 0 P: 3	R: 3 E: 0 K: 0 S: 6	H: 4 LOB: 3 BB: 1 P: 10	R: 3 E: 0 K: 0 S: 6	H: 3 LOB: 0 BB: 0 P: 6	R: 1 E: 1 K: 0 S: 5	H: 1 LOB: 1 BB: 0 P: 5		R: 0 E: 1 K: 1 S: 7	H: 1 LOB: 2 BB: 0 P: 7	1B: 12 2B: 1 3B: 0 HR: 1	SF: 0 SAC: 1 DP: 1 HBP: 0	WP: 0 PB: 0 SB: 0 CS: 2	PA: 44		
PITCHER	IP	WLS	BF	H	R	ER	SO	BB	IBB	HBP	BLK	WP	HR	S	P	ERA	WHIP								
Sam McDowell, L (1.1) ERA: 3.03	6.0	L	28	9	7	7	4	5	1	0	0	0	0	30	54	10.50	2.333								
Horacio Pina, R (7.1) ERA: 5.21	1.0		6	3	3	3	0	0	0	0	0	0	1	6	6	27.00	3.000								
Larry Burchart, R (8.1) ERA: 4.18	2.0		10	2	1	0	1	0	0	0	0	0	0	12	12	0.00	1.000								

Batter	1	2	3	4	5	6	7	8	9	AB	R	H	RBI	BB	SO	LOB	BOTTOM								
Jose Cardenal, R (1.8) OBP: 0.305, SLG: 0.340										5	0	1	0	0	0	1	Chicago White Sox @ Cleveland Indians Cleveland Municipal Stadium, Cleveland, OH Wed Jul 30 1969, 7:05 PM EDT Att: 8,202 - Unknown								
Davey Nelson, R (1.4) OBP: 0.222, SLG: 0.190										5	0	0	0	0	0	0									
Frank Baker, L (1.7) OBP: 0.625, SLG: 0.857										5	2	4	0	0	0	0									
Tony Horton, R (1.3) OBP: 0.323, SLG: 0.464										5	1	2	0	0	0	2									
Ken Harrelson, R (1.9) OBP: 0.328, SLG: 0.428										4	1	3	3	1	1	2									
Duke Sims, L (1.2) OBP: 0.414, SLG: 0.471 Cap Peterson, R (7, PH) OBP: 0.381, SLG: 0.304 Larry Burchart, R (8.1)										2	1	1	0	1	1	1									
Lou Klimchok, L (1.5) OBP: 0.303, SLG: 0.403 Chuck Hinton, R (6, PH) OBP: 0.287, SLG: 0.383 (9.5)										1	0	0	0	0	0	0									
Eddie Leon, R (1.6) OBP: 0.362, SLG: 0.395										4	0	1	1	0	0	0									
Sam McDowell, L (1.1) OBP: 0.167, SLG: 0.186 Russ Snyder, L (6, PH) OBP: 0.307, SLG: 0.298 Horacio Pina, R (7.1) OBP: 0.500, SLG: 0.500 Ken Suarez, R (8.2) OBP: 0.347, SLG: 0.348										2	0	0	0	0	1	1									
Inning Stats	R: 0 E: 0 K: 0 S: 3	H: 4 LOB: 1 BB: 0 P: 9	R: 3 E: 0 K: 1 S: 9	H: 4 LOB: 1 BB: 0 P: 9	R: 2 E: 0 K: 2 S: 10	H: 3 LOB: 1 BB: 0 P: 10	R: 0 E: 0 K: 0 S: 3	H: 0 LOB: 0 BB: 0 P: 3	R: 1 E: 0 K: 0 S: 5	H: 2 LOB: 2 BB: 1 P: 9	R: 0 E: 0 K: 0 S: 3	H: 1 LOB: 0 BB: 0 P: 3	R: 0 E: 0 K: 0 S: 4	H: 1 LOB: 2 BB: 1 P: 8	R: 0 E: 0 K: 0 S: 3	H: 0 LOB: 0 BB: 0 P: 3		R: 0 E: 0 K: 1 S: 7	H: 2 LOB: 2 BB: 0 P: 7	1B: 11 2B: 1 3B: 1 HR: 0	SF: 0 SAC: 0 DP: 0 HBP: 0	WP: 0 PB: 0 SB: 3 CS: 1	PA: 42		
PITCHER	IP	WLS	BF	H	R	ER	SO	BB	IBB	HBP	BLK	WP	HR	S	P	ERA	WHIP								
Joe Horlen, R (1.1) ERA: 4.23	5.0	W	25	9	6	6	3	1	0	0	0	0	0	30	34	10.80	2.000								
Dan Osinski, R (6.1) ERA: 3.33	1.2		7	2	0	0	0	1	0	0	0	0	0	6	10	0.00	1.800								
Wilbur Wood, L (7.1) ERA: 3.36	2.1	S	9	2	0	0	1	0	0	0	0	0	0	11	11	0.00	0.857								

AB 37
R 11
H 14
RBI 11
BB 6
SO 5
LOB 22



AB 39
R 6
H 13
RBI 6
BB 2
SO 4
LOB 12



Batter	1	2	3	4	5	6	7	8	9	AB	R	H	RBI	BB	SO	LOB	TOP			
Jose Cardenal, R OBP: 0.303, SLG: 0.339	1-3		4-3		FC6-4			G6-3		4	0	0	0	0	0	3				
Davey Nelson, R OBP: 0.222, SLG: 0.196	FC6-4 1B		K				K		4-3	4	0	1	0	0	2	0				
Frank Baker, L OBP: 0.467, SLG: 0.643	F7			E6	K2-4-2		G3		6-3	4	0	0	0	0	1					
Tony Horton, R OBP: 0.324, SLG: 0.464	FC6-4			K2-4-2			6-3		1B	4	0	1	0	0	1	2				
Ken Harrelson, R OBP: 0.326, SLG: 0.423		6-3		P4				F6	F3	4	0	0	0	0	1					
Duke Sims, L OBP: 0.412, SLG: 0.461		F4				1B PB BB		3-1		2	0	0	0	1	0	0				
Lou Klimchok, L OBP: 0.304, SLG: 0.395						K		4-3		3	0	1	0	0	1	1				
Eddie Leon, R OBP: 0.370, SLG: 0.400	1-3									3	0	2	0	0	0	1				
Gary Boyd, R Mike Paul, L Larry Brown, R Ron Law, R Russ Snyder, L Larry Burchart, R Richie Scheinblum, S Juan Pizarro, L	F2							F8	F9	0	0	0	0	0	0	0				
Inning Stats	R: 0 E: 0 K: 1 S: 4	H: 1 LOB: 1 BB: 0 P: 4	R: 0 E: 0 K: 0 S: 4	H: 1 LOB: 1 BB: 0 P: 4	R: 0 E: 0 K: 1 S: 5	H: 0 LOB: 0 BB: 0 P: 5	R: 0 E: 1 K: 1 S: 5	H: 0 LOB: 0 BB: 0 P: 5	R: 0 E: 0 K: 1 S: 6	H: 1 LOB: 2 BB: 1 P: 10	R: 0 E: 0 K: 0 S: 3	H: 0 LOB: 0 BB: 0 P: 3	R: 0 E: 0 K: 0 S: 3	H: 1 LOB: 0 BB: 0 P: 3	R: 0 E: 0 K: 0 S: 4	H: 1 LOB: 1 BB: 0 P: 4	1B: 5 2B: 1 3B: 0 HR: 0	SF: 0 SAC: 0 DP: 2 HBP: 0	WP: 0 PB: 1 CS: 0	PA: 32
PITCHER Dick Drago, R ERA: 4.26	IP: 9.0 WLS: W BF: 32 H: 5 R: 0 ER: 0 SO: 4 BB: 1 IBB: 0 HBP: 0 BLK: 0 WP: 0 HR: 0 S: 39 P: 43 ERA: 0.00 WHIP: 0.667											PITCHER	IP: 9.0 WLS: W BF: 32 H: 5 R: 0 ER: 0 SO: 4 BB: 1 IBB: 0 HBP: 0 BLK: 0 WP: 0 HR: 0 S: 39 P: 43 ERA: 0.00 WHIP: 0.667							

Cleveland Indians @ Kansas City Royals
Municipal Stadium, Kansas City, MO
Fri Aug 01 1969, 8:05 PM EDT
Att. 9,638 - Unknown - 71 F

AB	31
R	0
H	5
RBI	0
BB	1
SO	4
LOB	12

WP: 0	PA: 32
PB: 1	
CS: 0	

Batter	1	2	3	4	5	6	7	8	9	AB	R	H	RBI	BB	SO	LOB	BOTTOM	
Joe Keough, L OBP: 0.233, SLG: 0.196	2B SF7 BB	WP 1B BB		1-3		4-3				3	2	1	0	2	0	1		
Paul Schaaf, R OBP: 0.392, SLG: 0.346	L9	1B 1-2 2-3 IBB		2B		4-3		4-3		4	0	1	1	1	0	2		
Ed Kirkpatrick, L OBP: 0.307, SLG: 0.367	1-3 2B	1-2 2-H 3-H 1B		4-3				E 1B BB		3	1	2	2	1	0	1		
Lou Piniella, R OBP: 0.327, SLG: 0.449	SF7	F3			5-3		F8			3	0	0	1	0	0	3		
Buck Martinez, R OBP: 0.300, SLG: 0.427	K		F9		5-3		E5 1B			4	0	0	0	0	1	2		
Joe Foy, R OBP: 0.344, SLG: 0.339		4-3 BLK 1B BB	CS 1B		1B BB		G5-4-3 1B			2	1	2	1	2	0	0		
Jerry Adair, R OBP: 0.289, SLG: 0.276		4-3	F8		FC6-4 1B		G5-4-3			4	0	1	0	0	0	4		
Jackie Hernandez, R OBP: 0.277, SLG: 0.292		WP SH1 1B 1B		FC4-6 BB	FC6-4			5-3		3	1	1	1	1	0	2		
Dick Drago, R	SH1			FC4-6 1-3 2B		K		F6		3	1	0	0	0	1	1		
Inning Stats	R: 1 E: 0 K: 1 S: 6	H: 1 LOB: 1 BB: 1 P: 10	R: 3 E: 0 K: 0 S: 5	H: 2 LOB: 3 BB: 3 P: 17	R: 0 E: 0 K: 0 S: 3	H: 1 LOB: 0 BB: 0 P: 3	R: 1 E: 0 K: 0 S: 4	H: 1 LOB: 1 BB: 1 P: 8	R: 0 E: 0 K: 1 S: 5	H: 0 LOB: 0 BB: 0 P: 5	R: 1 E: 1 K: 0 S: 4	H: 1 LOB: 1 BB: 1 P: 8	R: 0 E: 0 K: 0 S: 4	H: 1 LOB: 1 BB: 0 P: 4	1B: 6 2B: 2 3B: 0 HR: 0	SF: 1 SAC: 1 DP: 1 HBP: 0	WP: 1 PB: 0 CS: 1	PA: 38
PITCHER Gary Boyd, R ERA: 21.6 Mike Paul, L ERA: 3.59 Ron Law, R ERA: 5.87 Larry Burchart, R ERA: 3.71 Juan Pizarro, L ERA: 3.22	IP: 1.2 WLS: L BF: 11 H: 2 R: 4 ER: 4 SO: 0 BB: 3 IBB: 0 HBP: 0 BLK: 0 WP: 0 HR: 0 S: 25 P: 25 ERA: 21.60 WHIP: 3.000											PITCHER	IP: 1.2 WLS: L BF: 11 H: 2 R: 4 ER: 4 SO: 0 BB: 3 IBB: 0 HBP: 0 BLK: 0 WP: 0 HR: 0 S: 25 P: 25 ERA: 21.60 WHIP: 3.000					

Cleveland Indians @ Kansas City Royals
Municipal Stadium, Kansas City, MO
Fri Aug 01 1969, 8:05 PM EDT
Att. 9,638 - Unknown - 71 F

AB	29
R	6
H	8
RBI	6
BB	7
SO	2
LOB	16

WP: 1	PA: 38
PB: 0	
CS: 1	

Batter	1	2	3	4	5	6	7	8	9	AB	R	H	RBI	BB	SO	LOB	TOP										
Jose Cardenal, R OBP: 0.302, SLG: 0.340 (1, 8)	F7		G6-4-3				F9		F8	5	1	1	0	0	0	2	Cleveland Indians @ Kansas City Royals Municipal Stadium, Kansas City, MO Sat Aug 02 1969, 8:05 PM EDT Att: 12,503 - Unknown - 83 F										
Davey Nelson, R OBP: 0.321, SLG: 0.459 (1, 4)	K			6-3	4-3				F9	5	1	1	0	0	1												
Frank Baker, L OBP: 0.526, SLG: 0.765 (1, 7)					4-3					3	1	2	2	1	0												
Tony Horton, R OBP: 0.307, SLG: 0.459 Sam McDowell, L OBP: 0.167, SLG: 0.186 (1, 3) (7, 1)	FC4-6			F7	6-3				K	4	0	0	0	0	1	3											
Ken Harrelson, R OBP: 0.327, SLG: 0.426 (1, 9) (7, 3)			5-3						F4	4	1	2	1	0	0	1											
Duke Sims, L OBP: 0.411, SLG: 0.459 (1, 2)										3	1	1	1	0	0	0											
Lou Klimchok, L OBP: 0.397, SLG: 0.397 Chuck Hinton, R OBP: 0.297, SLG: 0.388 (6, PH) (6, 5)										2	0	1	1	0	1	0											
Larry Brown, R OBP: 0.307, SLG: 0.308 (9, 5)										2	0	0	0	0	1	1											
Eddie Leon, R OBP: 0.362, SLG: 0.377 (1, 6)										0	0	0	0	0	0	0											
Stan Williams, R OBP: 0.233, SLG: 0.115 Cap Peterson, R OBP: 0.379, SLG: 0.316 Russ Snyder, L OBP: 0.307, SLG: 0.299 (1, 1) (7, PH) (7, 9)										1	0	0	0	1	0	2											
Inning Stats	R: 0 E: 0 K: 1 S: 5	H: 0 LOB: 1 BB: 1 P: 9	R: 0 E: 0 K: 1 S: 5	H: 0 LOB: 0 BB: 0 P: 5	R: 0 E: 0 K: 0 S: 2	H: 0 LOB: 0 BB: 1 P: 6	R: 3 E: 0 K: 0 S: 7	H: 4 LOB: 2 BB: 1 P: 11	R: 1 E: 0 K: 1 S: 4	H: 1 LOB: 1 BB: 0 P: 4	R: 0 E: 0 K: 1 S: 6	H: 1 LOB: 1 BB: 0 P: 6	R: 2 E: 0 K: 1 S: 8	H: 3 LOB: 1 BB: 0 P: 8	R: 0 E: 0 K: 1 S: 5	H: 0 LOB: 0 BB: 0 P: 5	R: 0 E: 0 K: 0 S: 3	H: 0 LOB: 0 BB: 0 P: 3	1B: 5 2B: 3 3B: 1 HR: 0	SF: 0 SAC: 1 DP: 1 HBP: 0	WP: 1 PB: 0 CS: 1	PA: 38					
PITCHER	IP	WLS	BF	H	R	ER	SO	BB	IBB	HBP	BLK	WP	HR	S	P	ERA	WHIP										
Chris Zachary, R ERA: 9.0 (1, 1)	4.0		19	5	4	4	2	3	0	0	0	1	0	20	32	9.00	2.000										
Tom Burgmeier, L ERA: 3.54 (5, 1)	2.1	L	10	3	2	2	1	0	0	0	0	0	0	12	12	7.71	1.286										
Moe Drabowsky, R ERA: 2.19 (7, 1)	2.2		9	1	0	0	2	0	0	0	0	0	0	13	13	0.00	0.375										

Batter	1	2	3	4	5	6	7	8	9	AB	R	H	RBI	BB	SO	LOB	BOTTOM										
Joe Keough, L OBP: 0.242, SLG: 0.207 (1, 8)	F7									4	0	2	1	0	1	0	Cleveland Indians @ Kansas City Royals Municipal Stadium, Kansas City, MO Sat Aug 02 1969, 8:05 PM EDT Att: 12,503 - Unknown - 83 F										
Paul Schaaf, R OBP: 0.379, SLG: 0.336 (1, 5)	4-3									3	0	0	1	0	0	2											
Ed Kirkpatrick, L OBP: 0.301, SLG: 0.359 (1, 9)	F6									4	0	0	0	0	0	1											
Lou Piniella, R OBP: 0.326, SLG: 0.445 (1, 7)										3	1	0	0	1	0	1											
Joe Foy, R OBP: 0.343, SLG: 0.336 (1, 3)										3	1	0	0	1	1	0											
Ellie Rodriguez, R OBP: 0.326, SLG: 0.330 Moe Drabowsky, R OBP: 0.111, SLG: 0.111 Hawk Taylor, R OBP: 0.355, SLG: 0.493 (1, 2) (7, 1) (9, PH)										3	0	1	0	0	1	2											
Jerry Adair, R OBP: 0.285, SLG: 0.272 (1, 4)										4	0	0	0	0	0	2											
Jackie Hernandez, R OBP: 0.275, SLG: 0.288 (1, 6)										4	1	0	1	0	2	2											
Chris Zachary, L OBP: 1.000, SLG: 1.000 Tom Burgmeier, L OBP: 0.214, SLG: 0.214 Buck Martinez, R OBP: 0.297, SLG: 0.422 (1, 1) (5, 1) (7, 2)										1	0	1	0	0	0	0											
Inning Stats	R: 0 E: 0 K: 0 S: 3	H: 0 LOB: 0 BB: 0 P: 3	R: 3 E: 1 K: 1 S: 8	H: 2 LOB: 2 BB: 2 P: 16	R: 0 E: 0 K: 0 S: 3	H: 0 LOB: 0 BB: 0 P: 3	R: 0 E: 0 K: 1 S: 5	H: 0 LOB: 0 BB: 0 P: 5	R: 1 E: 0 K: 0 S: 5	H: 2 LOB: 1 BB: 0 P: 5	R: 0 E: 0 K: 0 S: 4	H: 1 LOB: 1 BB: 0 P: 4	R: 0 E: 0 K: 1 S: 5	H: 0 LOB: 0 BB: 0 P: 5	R: 0 E: 0 K: 1 S: 5	H: 0 LOB: 0 BB: 0 P: 5		R: 0 E: 0 K: 1 S: 5	H: 0 LOB: 0 BB: 0 P: 5	1B: 5 2B: 0 3B: 0 HR: 0	SF: 1 SAC: 0 DP: 0 HBP: 0	WP: 0 PB: 0 CS: 0	PA: 35				
PITCHER	IP	WLS	BF	H	R	ER	SO	BB	IBB	HBP	BLK	WP	HR	S	P	ERA	WHIP										
Stan Williams, R ERA: 3.95 (1, 1)	6.0	W	26	5	4	1	2	2	0	0	0	0	0	15	15	0.00	0.000										
Sam McDowell, L ERA: 2.99 (7, 1)	3.0	S	9	0	0	0	3	0	0	0	0	0	0	15	15	0.00	0.000										

Batter	1	2	3	4	5	6	7	8	9	AB	R	H	RBI	BB	SO	LOB	TOP					
Jose Cardenal, R (1, 8) OBP: 0.302, SLG: 0.339	G5-3		1B			F9		F8		4	0	1	0	0	0	0	Cleveland Indians @ Kansas City Royals Municipal Stadium, Kansas City, MO Sun Aug 03 1969, 4:33 AM EDT Att: 14,465 - Unknown - 82 F					
Davey Nelson, R (1, 4) OBP: 0.222, SLG: 0.186	G6-3		G1-6-3			E6			3	0	0	0	1	0	1							
Frank Baker, L (1, 7) OBP: 0.478, SLG: 0.762	K			SF9		G1-3		FC4	4	1	1	0	0	1	2							
Tony Horton, R (1, 3) OBP: 0.320, SLG: 0.457		S		P3				L7	4	0	1	0	0	0	3							
Ken Harrelson, R (1, 9) OBP: 0.325, SLG: 0.423	F9		SF9			F7		L7	3	0	0	1	0	0	3							
Duke Sims, L (1, 2) OBP: 0.405, SLG: 0.450	F7		K			G4-3		L8	4	0	0	0	0	1	3							
Lou Klimchok, L (1, 5) OBP: 0.308, SLG: 0.418	P6			K				HR	3	1	1	1	0	1	1							
Eddie Leon, R (1, 6) OBP: 0.344, SLG: 0.357			F9			G6-3		F9	3	0	0	0	0	0	0							
Luis Tiant, R (1, 1) OBP: 0.293, SLG: 0.444			F9			F7			2	0	0	0	0	0	0							
Richie Scheinblum, S (8, PH) OBP: 0.255, SLG: 0.250								K	1	0	0	0	0	1	0							
Ron Law, R (8, 1)									0	0	0	0	0	0	0							
Inning Stats	R: 0 E: 0 K: 1 S: 5	H: 0 LOB: 0 BB: 0 P: 5	R: 0 E: 0 K: 0 S: 4	H: 1 LOB: 1 BB: 0 P: 4	R: 0 E: 0 K: 0 S: 4	H: 1 LOB: 1 BB: 0 P: 4	R: 1 E: 0 K: 1 S: 6	H: 1 LOB: 0 BB: 0 P: 6	R: 0 E: 0 K: 0 S: 5	H: 0 LOB: 0 BB: 0 P: 5	R: 0 E: 0 K: 0 S: 3	H: 0 LOB: 0 BB: 0 P: 3	R: 0 E: 0 K: 0 S: 3	H: 0 LOB: 0 BB: 0 P: 3	R: 1 E: 0 K: 1 S: 6	H: 1 LOB: 0 BB: 1 P: 8	R: 0 E: 1 K: 0 S: 4	H: 0 LOB: 2 BB: 1 P: 8	1B: 2 2B: 0 3B: 1 HR: 1	SF: 1 SAC: 0 DP: 0 HBP: 0	WP: 0 PB: 0 SB: 1 CS: 1	PA: 33
PITCHER Wally Bunker, R (1, 1) ERA: 3.29	IP: 9.0 WLS: W BF: 33 H: 4 R: 2 ER: 2 SO: 4 BB: 1 IBB: 0 HBP: 0 BLK: 0 WP: 0 HR: 1 S: 40 P: 44 ERA: 2.00 WHIP: 0.556															PITCHER						

Batter	1	2	3	4	5	6	7	8	9	AB	R	H	RBI	BB	SO	LOB	BOTTOM			
Joe Keough, L (1, 8) OBP: 0.242, SLG: 0.202	K		F9			SH1-4		F2		3	1	0	0	1	1	3	Cleveland Indians @ Kansas City Royals Municipal Stadium, Kansas City, MO Sun Aug 03 1969, 4:33 AM EDT Att: 14,465 - Unknown - 82 F			
Paul Schaaf, R (1, 5) OBP: 0.370, SLG: 0.327	L5-3		K			SH1-4		F5		3	0	0	0	0	1	3				
Joe Foy, R (1, 3) OBP: 0.348, SLG: 0.354	S					HR			3	1	2	2	1	0	0					
Ed Kirkpatrick, L (1, 7) OBP: 0.300, SLG: 0.353	F9					L9		L3	3	0	0	0	1	0	2					
Buck Martinez, R (1, 2) OBP: 0.295, SLG: 0.409		G6-3				F9			3	0	0	0	1	0	1					
Jerry Adair, R (1, 4) OBP: 0.285, SLG: 0.271		G5-3				F8			4	1	1	0	0	0	3					
Bob Oliver, R (1, 9) OBP: 0.282, SLG: 0.398		F8				K			3	0	0	0	0	2	1					
Jackie Hernandez, R (1, 6) OBP: 0.275, SLG: 0.289			G4-3			K			3	0	1	0	0	1	0					
Wally Bunker, R (1, 1) OBP: 0.156, SLG: 0.140						F9			2	0	1	1	1	0	0					
Inning Stats	R: 0 E: 0 K: 1 S: 5	H: 0 LOB: 1 BB: 1 P: 9	R: 0 E: 0 K: 0 S: 3	H: 0 LOB: 0 BB: 0 P: 3	R: 0 E: 0 K: 1 S: 5	H: 0 LOB: 1 BB: 1 P: 9	R: 0 E: 0 K: 0 S: 3	H: 0 LOB: 1 BB: 1 P: 7	R: 0 E: 0 K: 2 S: 7	H: 0 LOB: 0 BB: 0 P: 7	R: 2 E: 0 K: 0 S: 4	H: 1 LOB: 0 BB: 1 P: 8	R: 1 E: 0 K: 1 S: 8	H: 3 LOB: 2 BB: 0 P: 8	R: 0 E: 0 K: 0 S: 3	H: 1 LOB: 1 BB: 1 P: 7		1B: 3 2B: 0 3B: 1 HR: 1	SF: 0 SAC: 1 DP: 1 HBP: 0	WP: 0 PB: 0 SB: 1 CS: 0
PITCHER Luis Tiant, R (1, 1) ERA: 3.88	IP: 7.0 WLS: L BF: 29 H: 4 R: 3 ER: 3 SO: 5 BB: 4 IBB: 0 HBP: 0 BLK: 0 WP: 0 HR: 1 S: 35 P: 51 ERA: 3.86 WHIP: 1.143															PITCHER				
Ron Law, R (8, 1) ERA: 5.63	IP: 1.0 WLS: L BF: 4 H: 1 R: 0 ER: 0 SO: 0 BB: 0 IBB: 1 HBP: 0 BLK: 0 WP: 0 HR: 3 S: 7 P: 7 ERA: 0.00 WHIP: 1.000															PITCHER				

Batter	1	2	3	4	5	6	7	8	9	AB	R	H	RBI	BB	SO	LOB	TOP					
Don Buford, S OBP: 0.390, SLG: 0.431 (1, 7)	0-0 4-3		0-0 F8		0-0 B1			0-0 F7		4	0	0	0	0	0	1	Baltimore Orioles @ Cleveland Indians Cleveland Municipal Stadium, Cleveland, OH Mon Aug 04 1969, 7:05 PM EDT Att: 5,034 - Unknown					
Dave May, L OBP: 0.262, SLG: 0.246 (1, 9)	4-0 BB		0-0 4-3			0-3 K		0-3 K		3	0	0	0	1	2	1						
Paul Blair, R OBP: 0.354, SLG: 0.530 (1, 8)	0-0 F7		0-0 F7			0-3 K			0-0 F8	4	0	0	0	0	1	1						
Boog Powell, L OBP: 0.390, SLG: 0.586 (1, 3)	4-0 FC6-4			0-0 G6-4-3		0-0 6-3			0-0 4-3	3	0	2	0	1	0	0						
Brooks Robinson, R OBP: 0.290, SLG: 0.408 (1, 5)	0-0 FC6-4			0-0 G6-4-3			0-3 K		0-0 4-3	4	0	0	0	0	1	4						
Davey Johnson, R OBP: 0.367, SLG: 0.388 (1, 4)		0-0 G3-6		4-0 BB			0-0 F9		0-0 F3	3	0	1	0	1	0	1						
Clay Dalrymple, L OBP: 0.380, SLG: 0.439 (1, 2)		0-0 G3-6		0-0 F9			0-0 G3			3	0	0	0	0	0	2						
Chico Salmon, R OBP: 0.372, SLG: 0.333 (1, 6)		1-0 HBP			0-0 F7			0-3 K		2	0	0	0	0	1	0						
Tom Phoebus, R OBP: 0.263, SLG: 0.273 (8, PH)		0-0 F9			0-3 K			0-0 1B		2	0	0	0	0	1	1						
Eliot Hendricks, L OBP: 0.308, SLG: 0.361 (8, 1)										1	0	1	0	0	0	0						
Al Severinsen, R (8, 1)										0	0	0	0	0	0	0						
Inning Stats	R: 0 E: 0 K: 0 S: 3	H: 0 LOB: 2 BB: 2 P: 11	R: 0 E: 0 K: 0 S: 3	H: 1 LOB: 1 BB: 0 P: 4	R: 0 E: 0 K: 0 S: 3	H: 0 LOB: 0 BB: 0 P: 3	R: 0 E: 0 K: 0 S: 3	H: 1 LOB: 1 BB: 1 P: 7	R: 0 E: 0 K: 1 S: 5	H: 0 LOB: 0 BB: 0 P: 5	R: 0 E: 0 K: 2 S: 7	H: 0 LOB: 0 BB: 0 P: 7	R: 0 E: 0 K: 1 S: 5	H: 0 LOB: 0 BB: 0 P: 5	R: 0 E: 0 K: 2 S: 8	H: 1 LOB: 1 BB: 0 P: 8	R: 0 E: 0 K: 0 S: 4	H: 1 LOB: 1 BB: 0 P: 4	1B: 3 2B: 1 3B: 0 HR: 0	SF: 0 SAC: 0 DP: 2 HBP: 1	WP: 0 PB: 0 SB: 0 CS: 0	PA: 33
PITCHER Steve Hargan, R ERA: 5.4 (1, 1)	IP: 9.0 WLS: W BF: 33 H: 4 R: 0 ER: 0 SO: 6 BB: 3 IBB: 0 HBP: 1 BLK: 0 WP: 0 HR: 0 S: 41 P: 54 ERA: 0.00 WHIP: 0.778															PITCHER						

AB 29
R 0
H 4
RBI 0
BB 3
SO 6
LOB 11



Batter	1	2	3	4	5	6	7	8	9	AB	R	H	RBI	BB	SO	LOB	BOTTOM			
Jose Cardenal, R OBP: 0.304, SLG: 0.339 (1, 8)	0-0 F3		0-0 CS			0-3 K		4-0 BB		3	0	1	0	1	1	0	Baltimore Orioles @ Cleveland Indians Cleveland Municipal Stadium, Cleveland, OH Mon Aug 04 1969, 7:05 PM EDT Att: 5,034 - Unknown			
Davey Nelson, R OBP: 0.209, SLG: 0.175 (1, 4)	0-0 4-3		0-0 CS	0-0 F7		0-0 B1-3		0-0 6-3		4	0	0	0	0	0	1				
Frank Baker, L OBP: 0.500, SLG: 0.875 (1, 7)	0-0 1B			0-0 HR		0-0 6-3				3	1	2	1	0	0	0				
Ken Harrelson, R OBP: 0.327, SLG: 0.431 (1, 3)	0-3 K			4-0 CS			0-0 HR			2	1	1	1	1	1	1				
Duke Sims, L OBP: 0.400, SLG: 0.443 (1, 2)		0-3 K		0-3 K			0-0 F5			3	0	0	0	0	2	1				
Richie Scheinblum, S OBP: 0.280, SLG: 0.245 (1, 9)		0-0 4-3			0-0 4-3		0-0 4-3			3	0	0	0	0	0	0				
Lou Klimchok, L OBP: 0.308, SLG: 0.416 (1, 5)		0-0 F2			0-0 6-3		0-0 F9			3	0	1	0	0	0	0				
Eddie Leon, R OBP: 0.328, SLG: 0.339 (1, 6)			0-3 K		0-0 6-3			0-0 F8		3	0	0	0	0	1	1				
Steve Hargan, R OBP: 0.143, SLG: 0.143 (1, 1)			0-0 6-3		0-0 B5			0-3 K		3	0	0	0	0	1	1				
Inning Stats	R: 0 E: 0 K: 1 S: 6	H: 1 LOB: 1 BB: 0 P: 6	R: 0 E: 0 K: 1 S: 5	H: 0 LOB: 0 BB: 0 P: 5	R: 0 E: 0 K: 1 S: 5	H: 1 LOB: 0 BB: 0 P: 5	R: 1 E: 0 K: 1 S: 5	H: 1 LOB: 0 BB: 1 P: 9	R: 0 E: 0 K: 0 S: 4	H: 1 LOB: 1 BB: 0 P: 4	R: 0 E: 0 K: 1 S: 5	H: 0 LOB: 0 BB: 0 P: 5	R: 1 E: 0 K: 0 S: 4	H: 1 LOB: 0 BB: 0 P: 4	R: 0 E: 0 K: 1 S: 5	H: 0 LOB: 1 BB: 1 P: 9	1B: 3 2B: 0 3B: 0 HR: 2	SF: 0 SAC: 0 DP: 0 HBP: 0	WP: 0 PB: 0 SB: 1 CS: 2	PA: 30
PITCHER Tom Phoebus, R ERA: 3.33 Al Severinsen, R ERA: 2.6 (8, 1)	IP: 7.0 WLS: L BF: 25 H: 5 R: 2 ER: 2 SO: 5 BB: 1 IBB: 0 HBP: 0 BLK: 0 WP: 0 HR: 2 S: 34 P: 38 ERA: 2.57 WHIP: 0.857															PITCHER				

AB 27
R 2
H 5
RBI 2
BB 2
SO 6
LOB 5



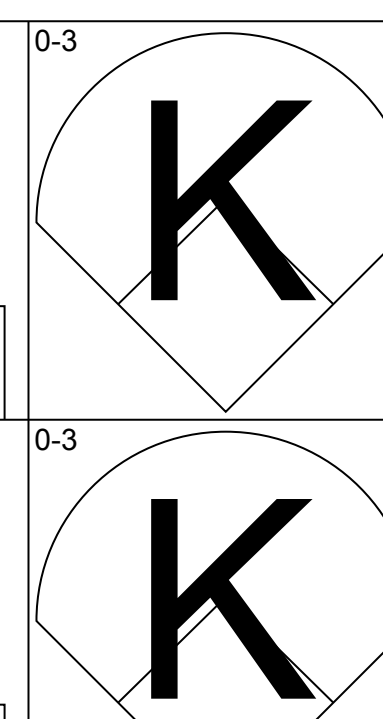
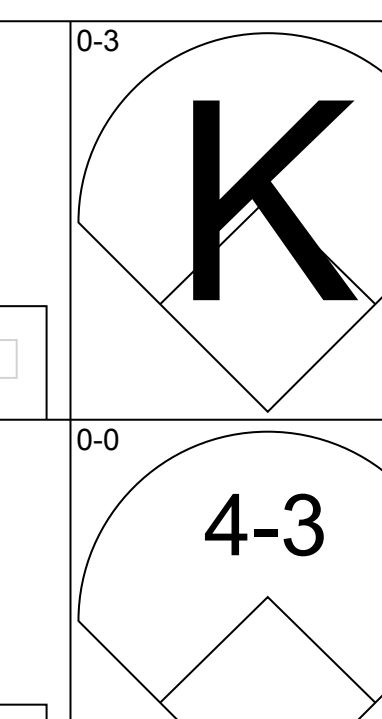
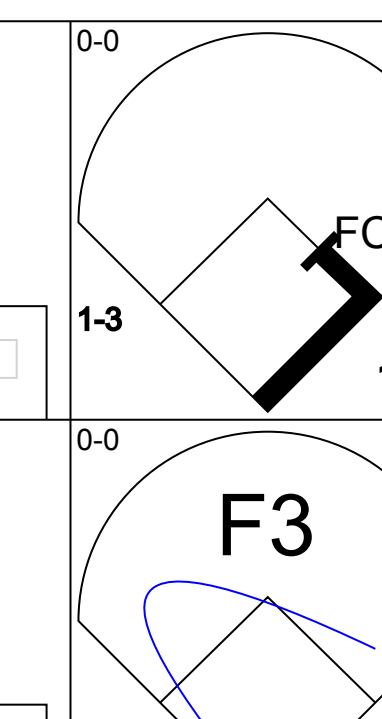
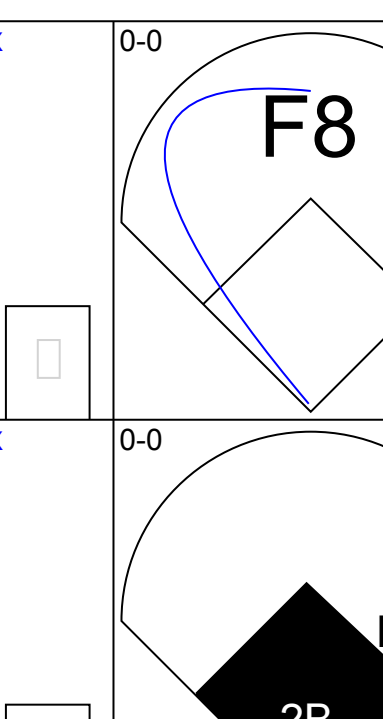
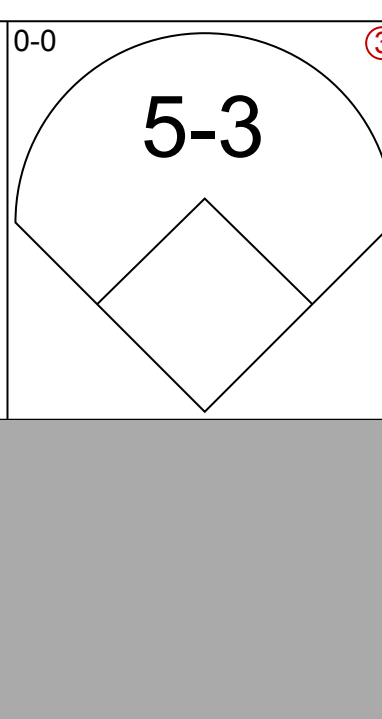
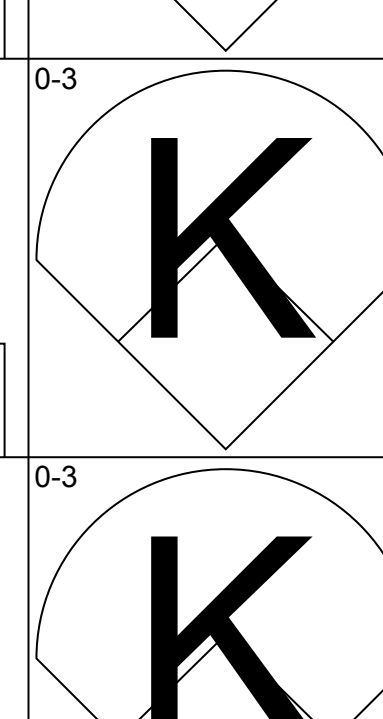
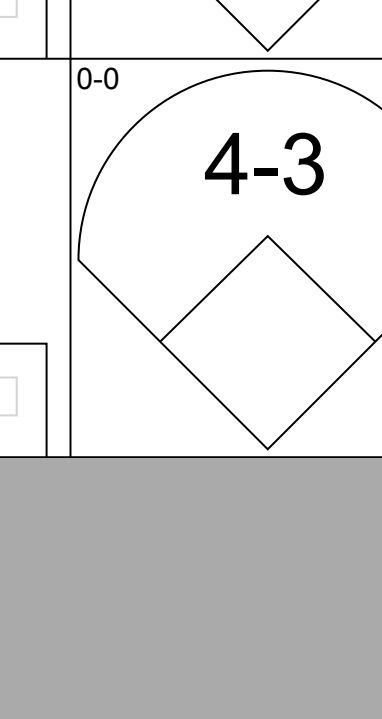
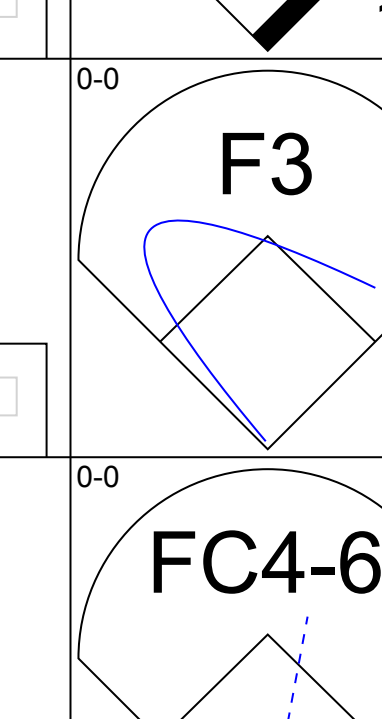
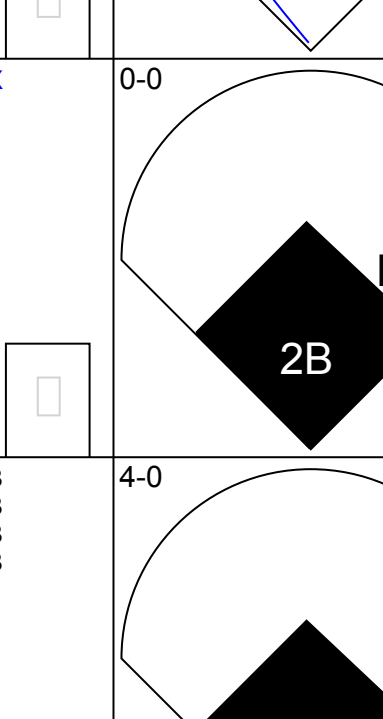
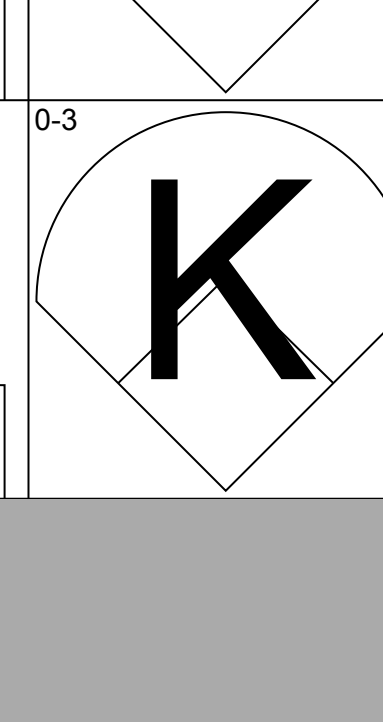
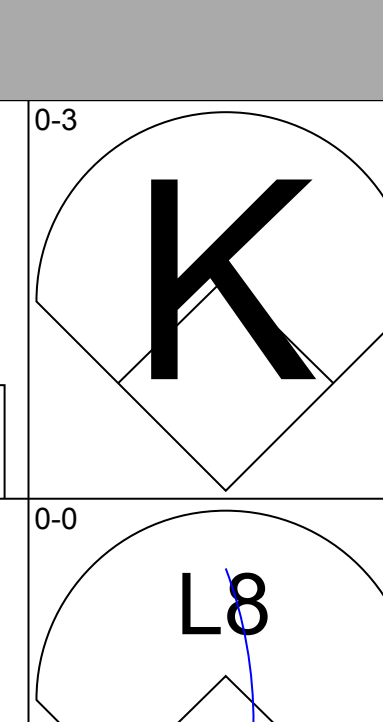
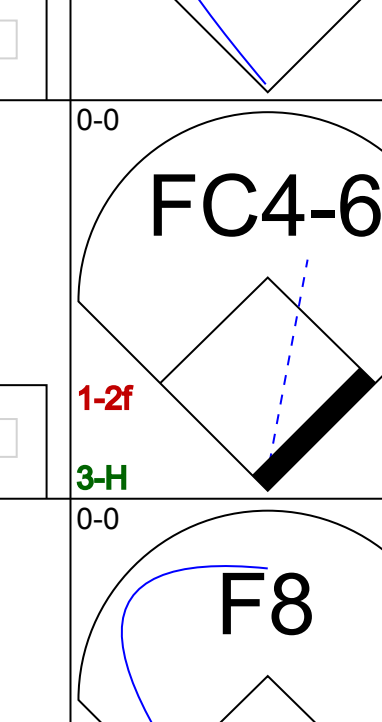
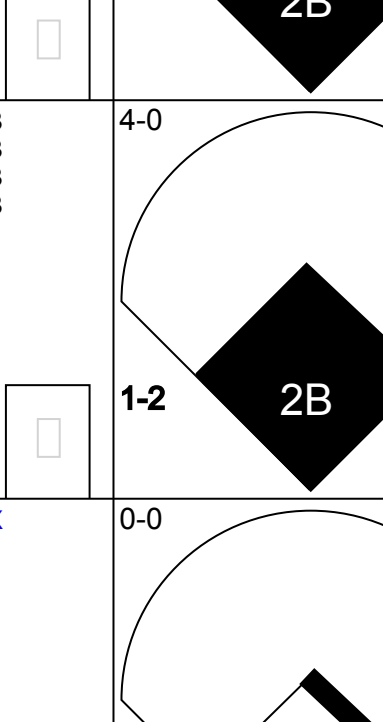
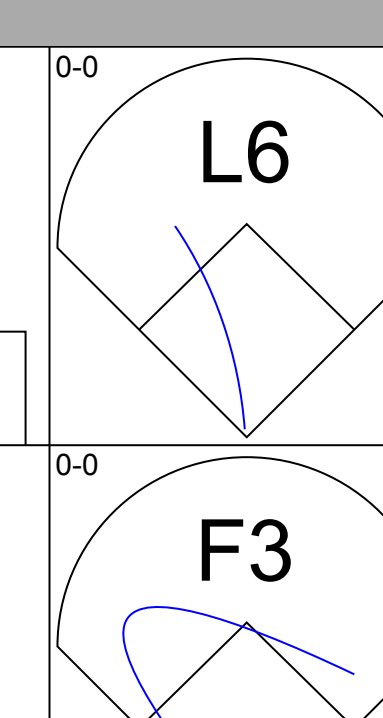
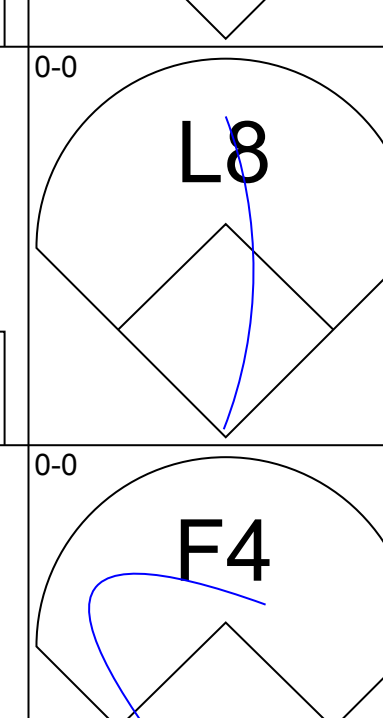
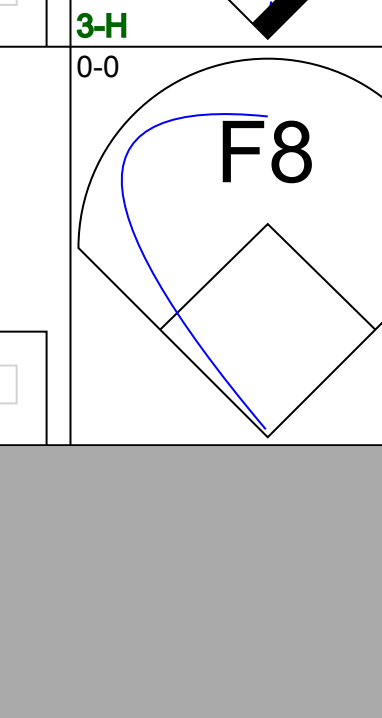
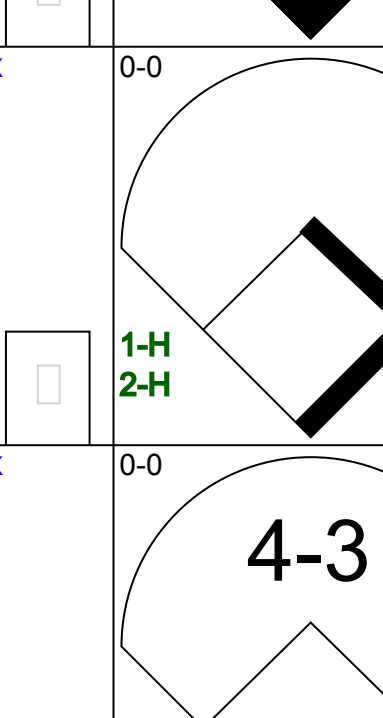
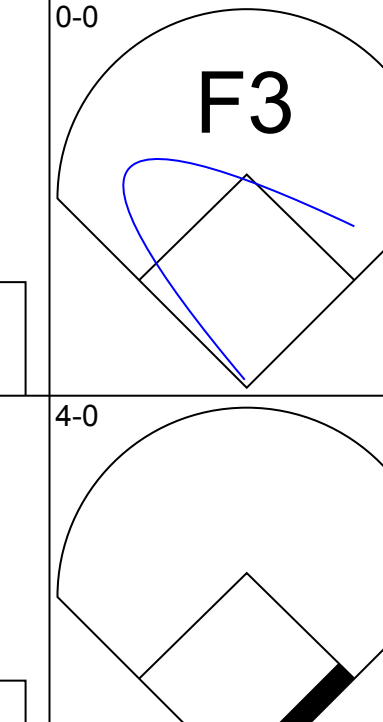
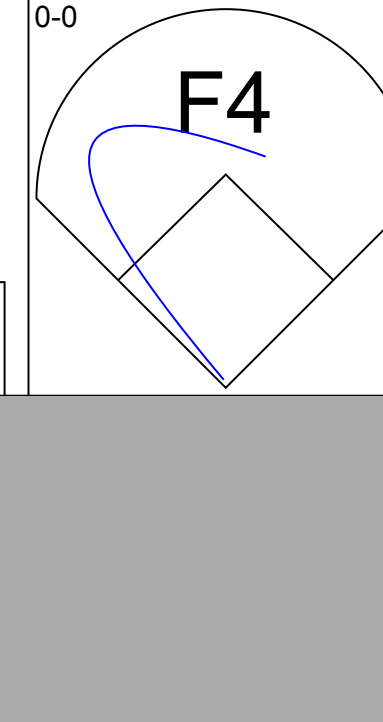
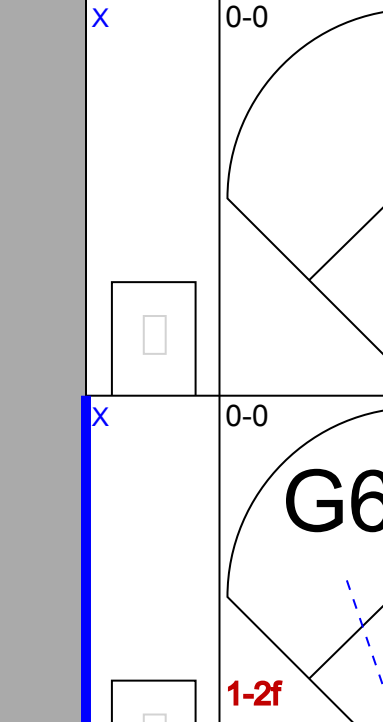
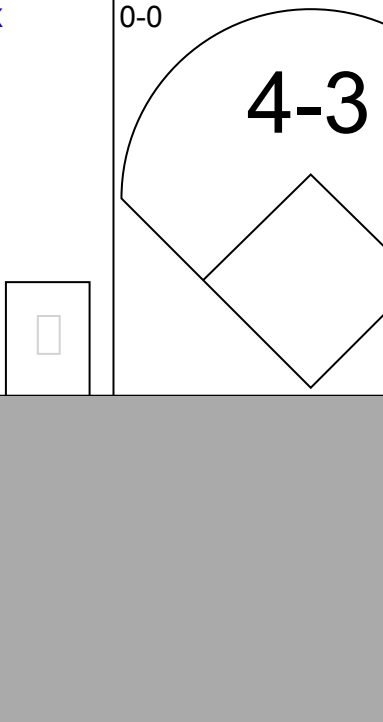
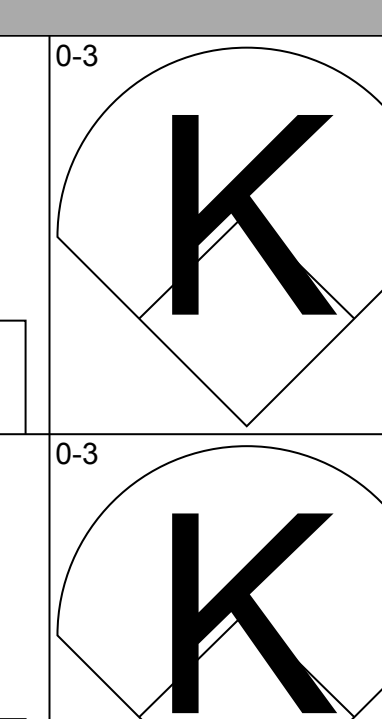
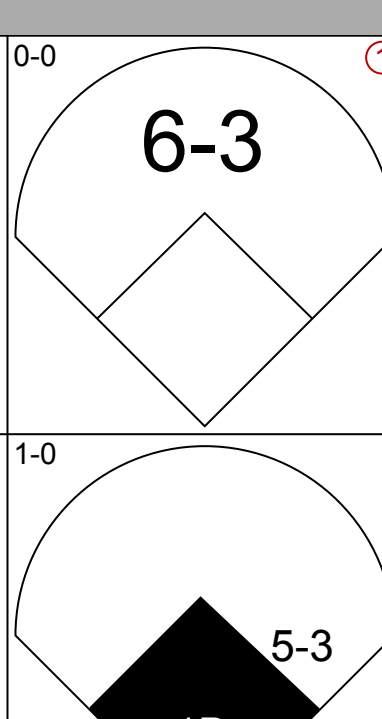
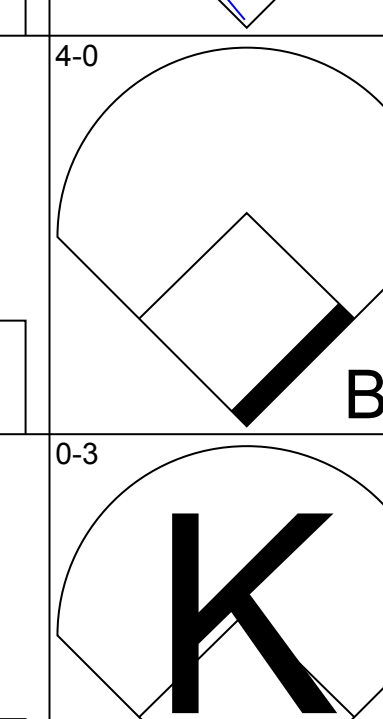
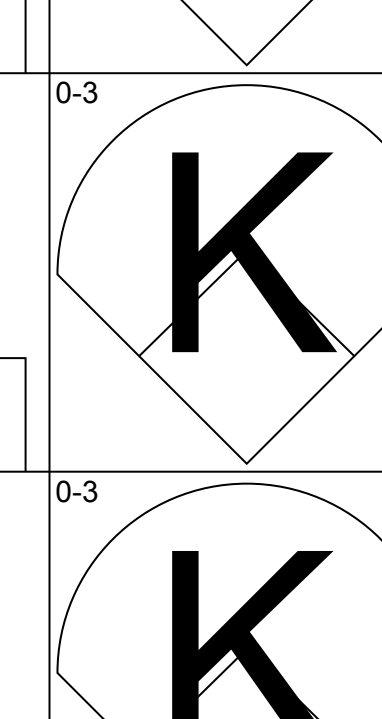
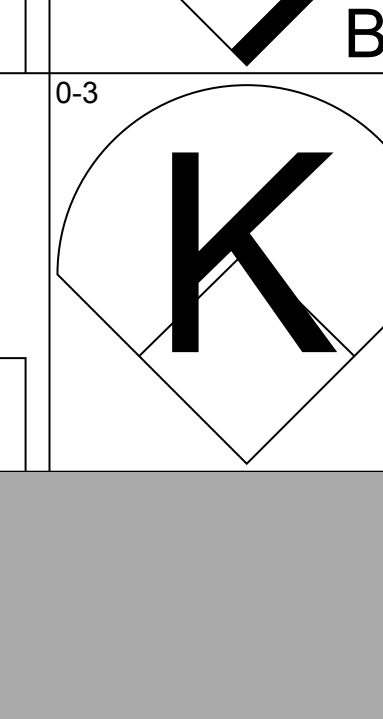
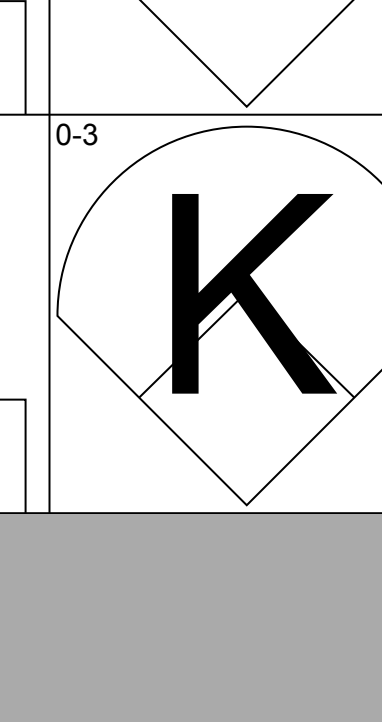
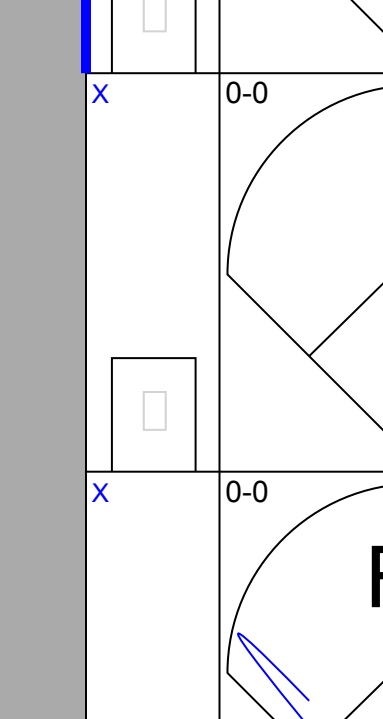
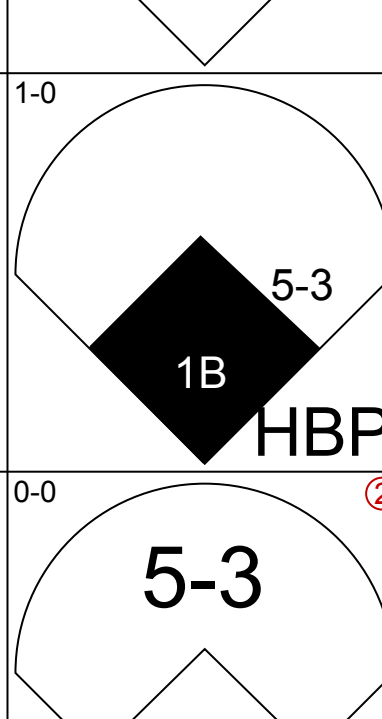
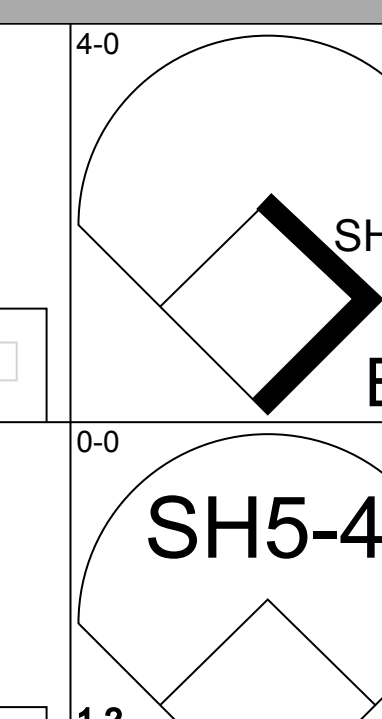

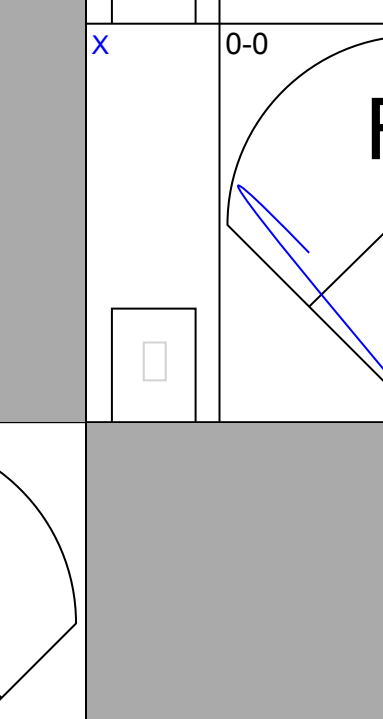
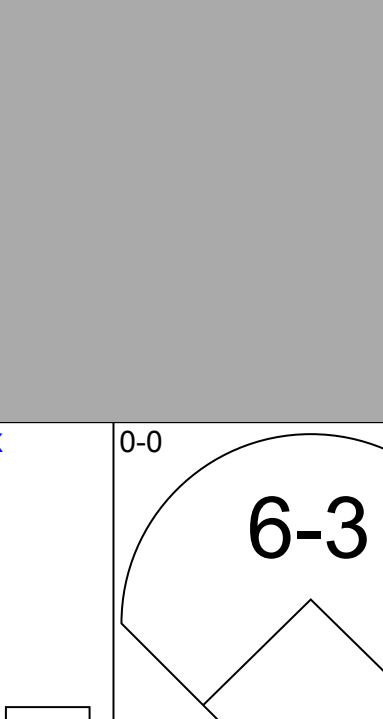
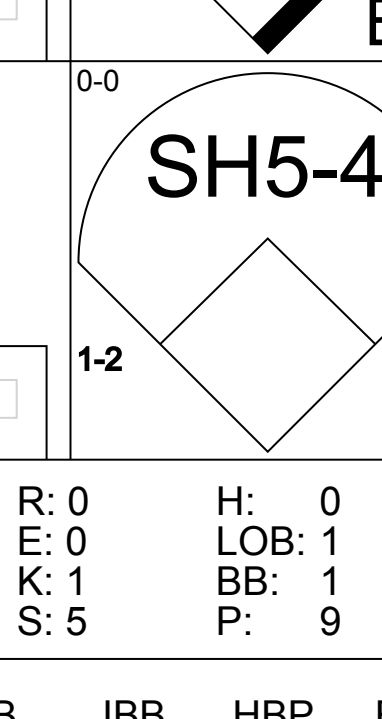
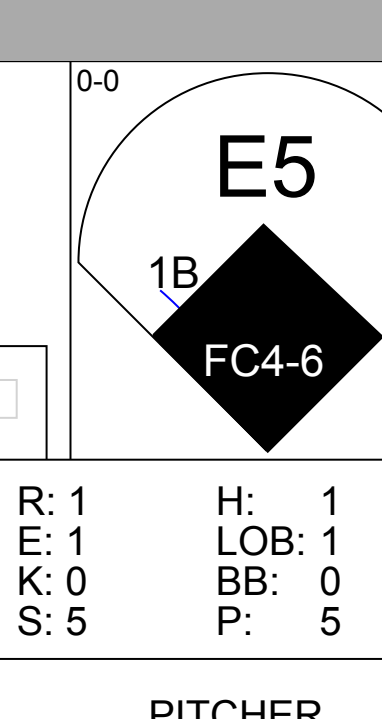
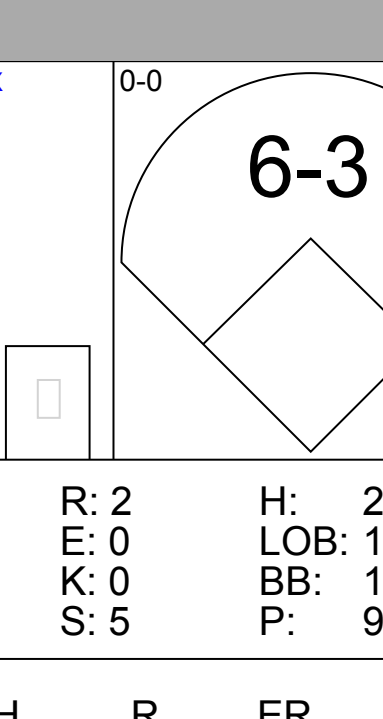
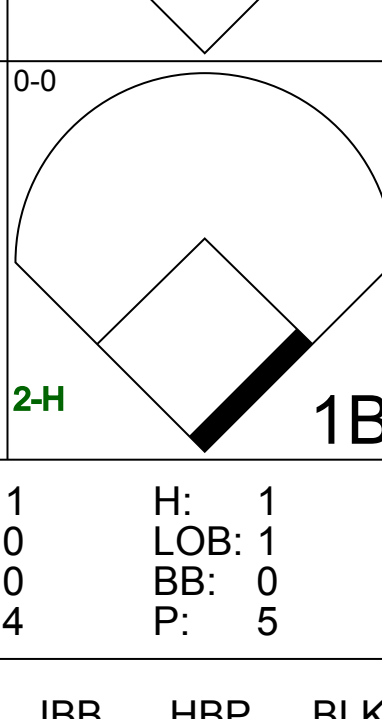
Batter	1	2	3	4	5	6	7	8	9	AB	R	H	RBI	BB	SO	LOB	TOP										
Bert Campaneris, R OBP: 0.300, SLG: 0.312	F9	1B			F5		6-3	6-3		5	0	1	1	0	0	1	Oakland Athletics @ Cleveland Indians Cleveland Municipal Stadium, Cleveland, OH Tue Aug 05 1969, 7:05 PM EDT Unknown										
Bob Johnson, R OBP: 0.318, SLG: 0.341 Jose Tartabull, L OBP: 0.273, SLG: 0.290	6-3	2B			4-3		F8		L8	4	0	1	0	0	0	0											
Reggie Jackson, L OBP: 0.431, SLG: 0.723	3-1	2B			K				K	4	0	1	0	1	2	0											
Sal Bando, R OBP: 0.405, SLG: 0.497		HBP			K				K	4	2	1	0	0	3	1											
Danny Cater, R OBP: 0.328, SLG: 0.415		E4			5-3					4	2	2	0	0	0	1											
Dick Green, R OBP: 0.345, SLG: 0.398		2B			K					3	2	2	3	1	1	0											
Rick Monday, L OBP: 0.377, SLG: 0.419		E					F4		F8	3	1	1	1	1	0	4											
Larry Haney, R OBP: 0.292, SLG: 0.345		E1			G4-6-3					4	1	1	1	0	1	3											
Chuck Dobson, R OBP: 0.158, SLG: 0.148 Paul Lindblad, L OBP: 0.556, SLG: 0.500		5-3			K		1-3		SF8	3	0	0	1	0	1	3											
										0	0	0	0	0	0	0											
Inning Stats	R: 0 E: 0 K: 0 S: 3	H: 0 LOB: 0 BB: 0 P: 3	R: 5 E: 2 K: 0 S: 8	H: 5 LOB: 2 BB: 0 P: 9	R: 0 E: 0 K: 2 S: 7	H: 0 LOB: 0 BB: 0 P: 7	R: 0 E: 0 K: 1 S: 4	H: 0 LOB: 0 BB: 1 P: 8	R: 0 E: 0 K: 1 S: 5	H: 3 LOB: 2 BB: 0 P: 8	R: 0 E: 0 K: 1 S: 5	H: 0 LOB: 1 BB: 1 P: 9	R: 2 E: 0 K: 0 S: 5	H: 2 LOB: 1 BB: 1 P: 9	R: 0 E: 0 K: 2 S: 7	H: 0 LOB: 0 BB: 0 P: 7	1B: 6 2B: 4 3B: 0 HR: 0	SF: 1 SAC: 0 DP: 1 HBP: 1	WP: 0 PB: 0 SB: 0 CS: 0	PA: 40							
PITCHER	IP	WLS	BF	H	R	ER	SO	BB	IBB	HBP	BLK	WP	HR	S	P	ERA	WHIP										
Dick Ellsworth, L ERA: 4.44	1.2	L	11	4	5	2	0	0	0	0	0	0	0	10	11	10.80	2.400										
Mike Paul, L ERA: 3.59	0.1		1	1	0	0	0	0	0	0	0	0	0	1	1	0.00	3.000										
Larry Burchart, R ERA: 3.34	3.0		9	0	0	0	4	1	0	0	0	0	0	16	20	0.00	0.333										
Ron Law, R ERA: 5.54	2.0		10	3	1	1	2	1	0	0	0	0	0	13	17	4.50	2.000										
Juan Pizarro, L ERA: 3.39	2.0		9	2	2	2	2	1	0	0	0	0	0	12	16	9.00	1.500										

AB	35
R	8
H	10
RBI	7
BB	3
SO	8
LOB	13



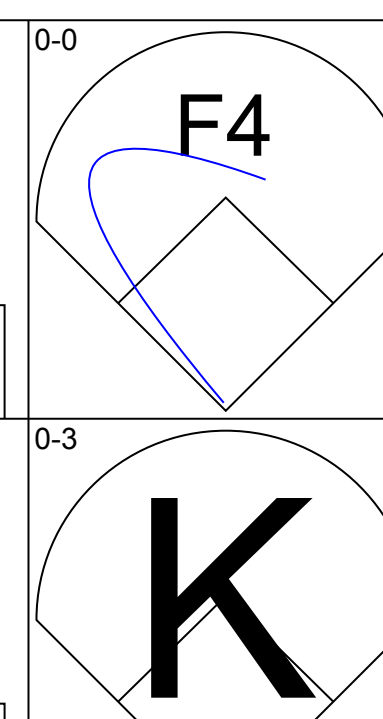
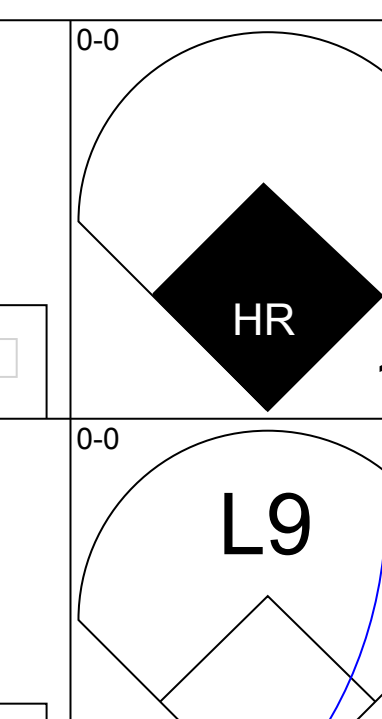
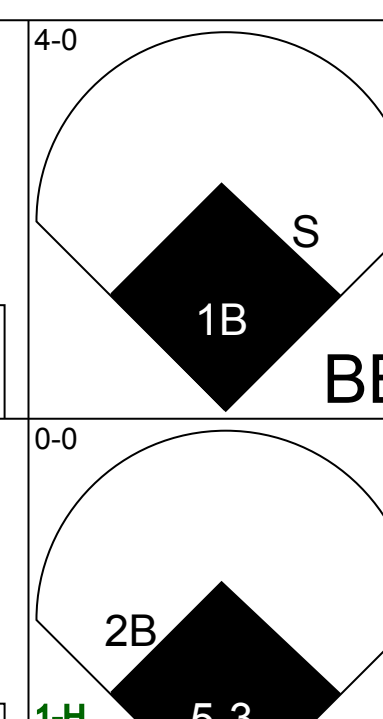
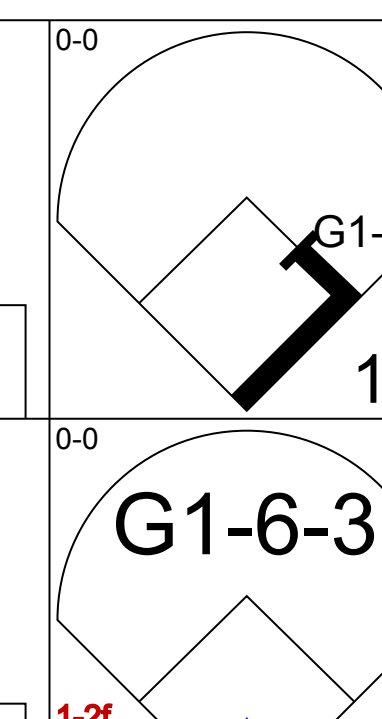
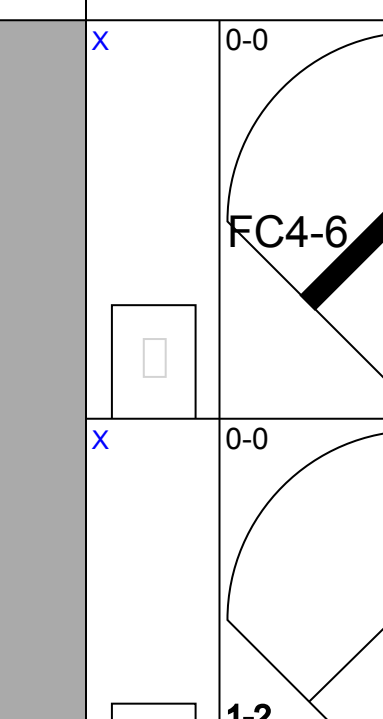
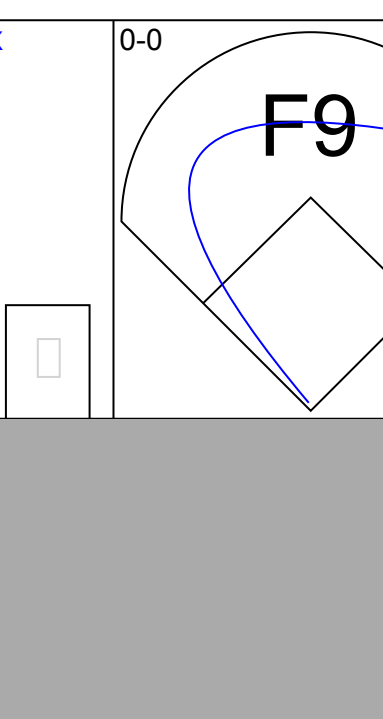
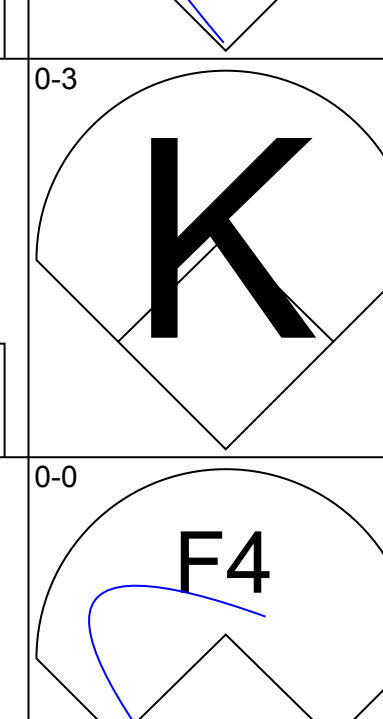
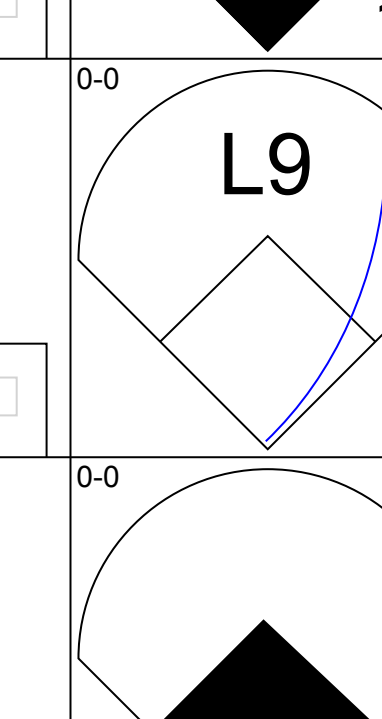
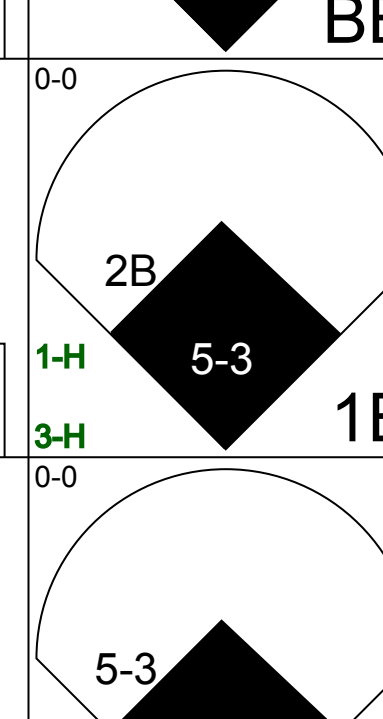
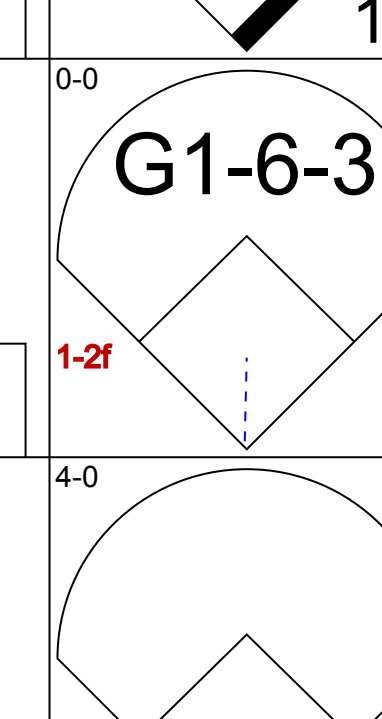
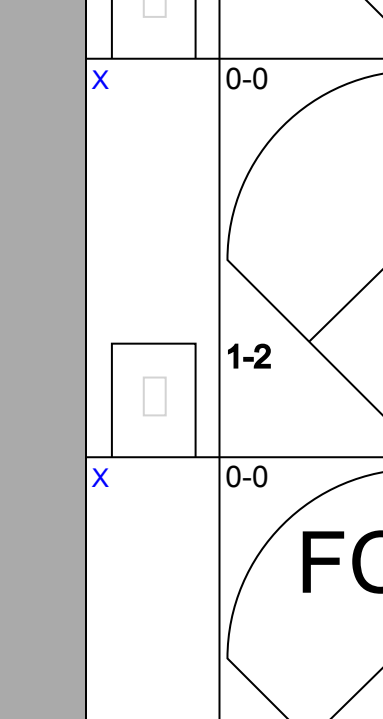
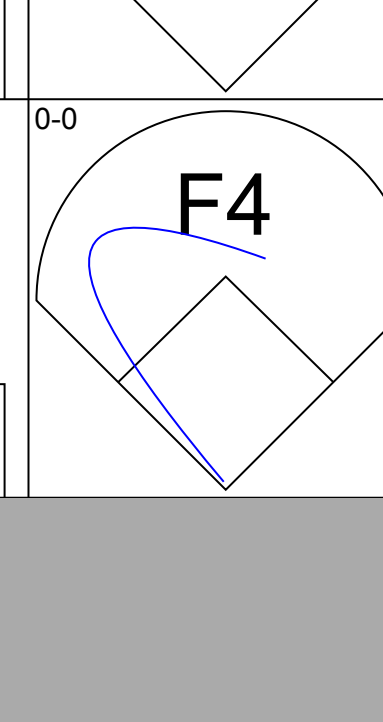
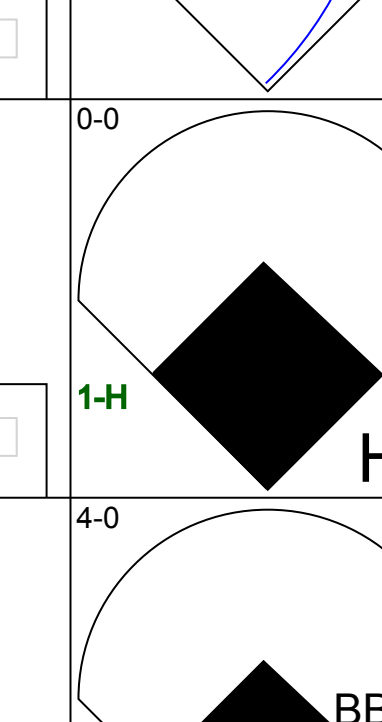
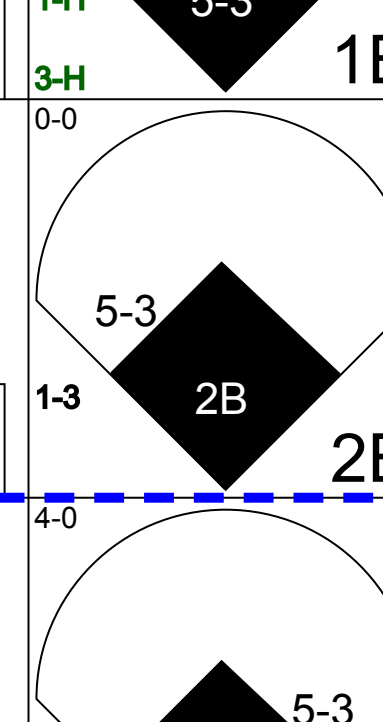
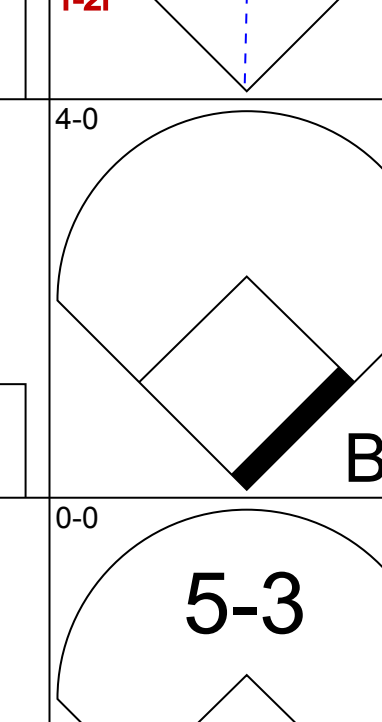
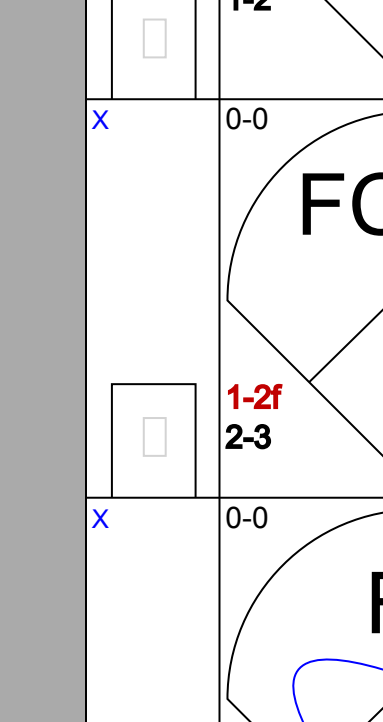
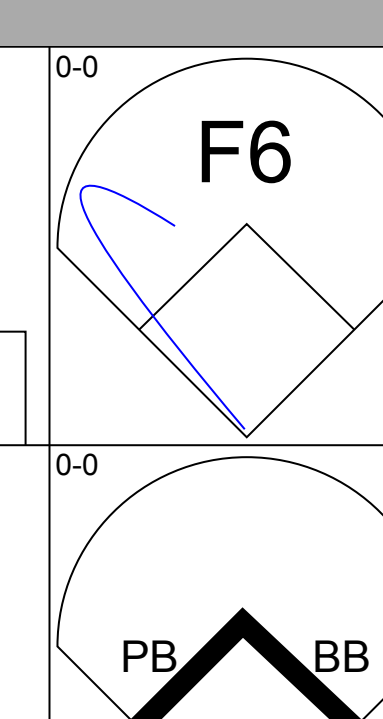
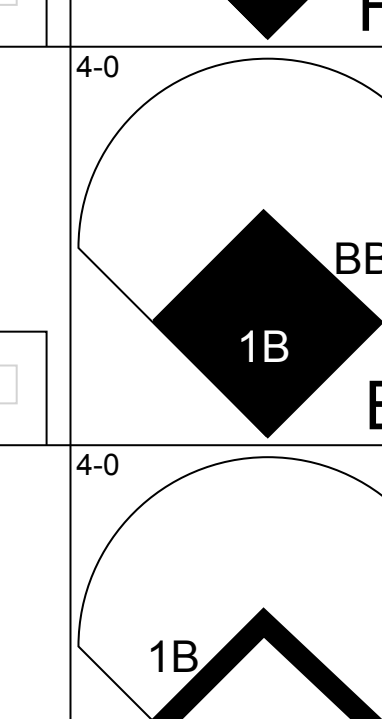
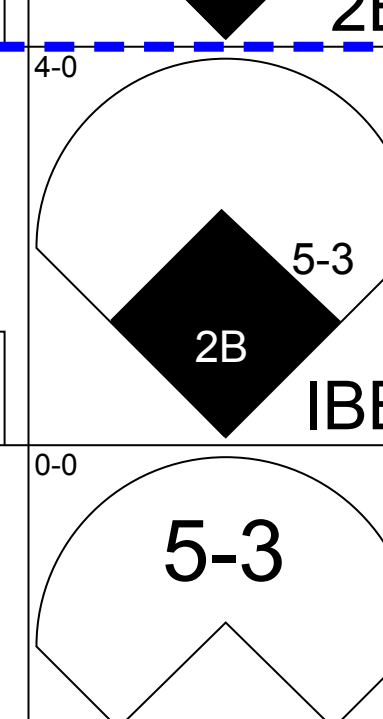
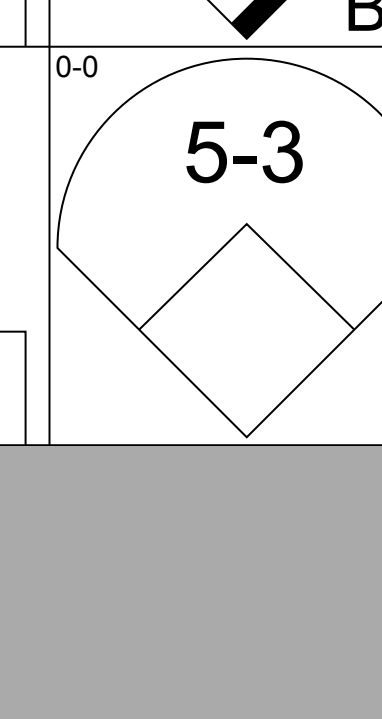
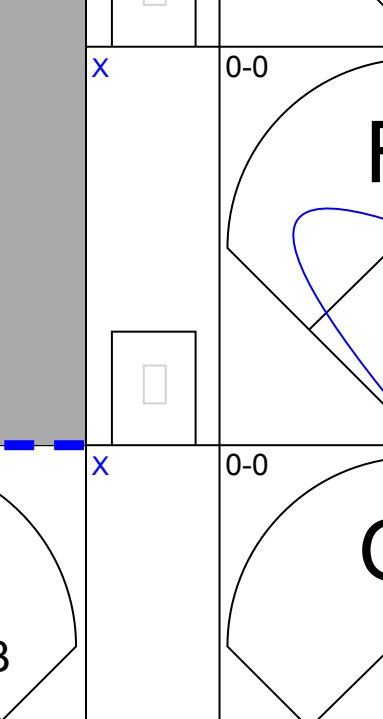
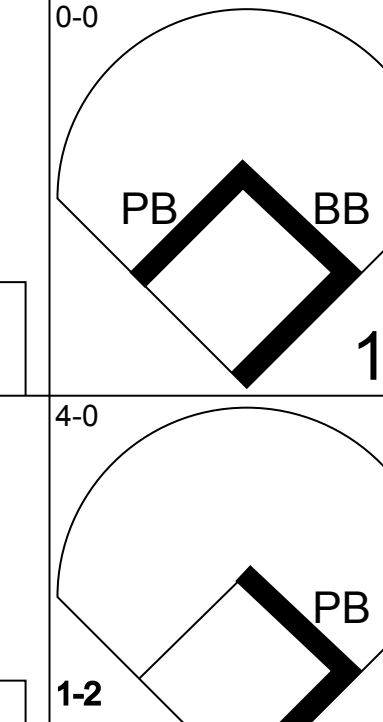
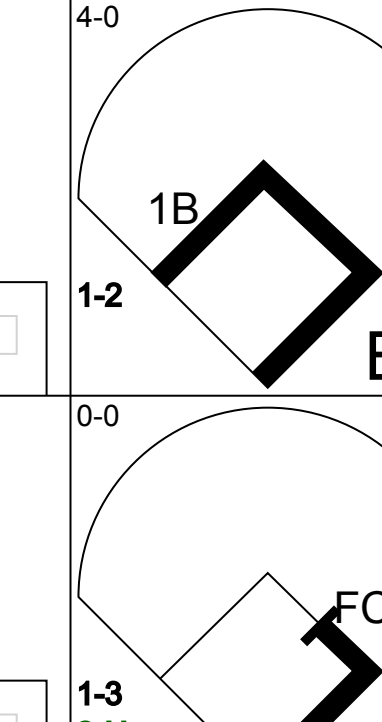
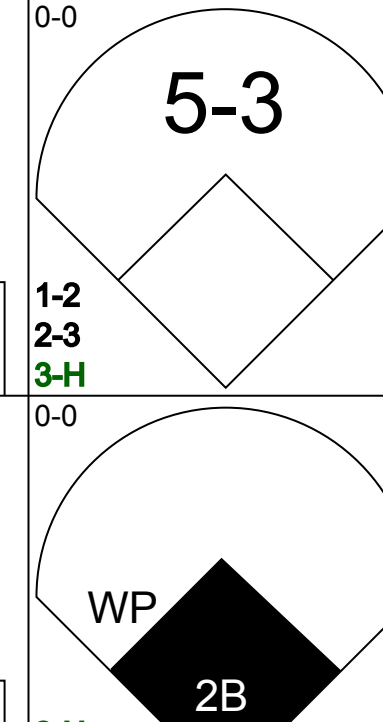
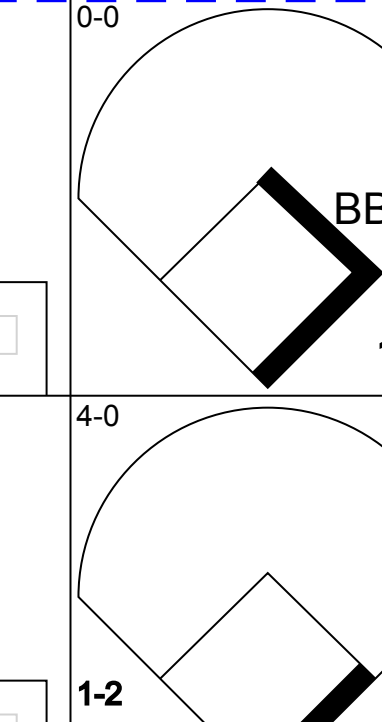
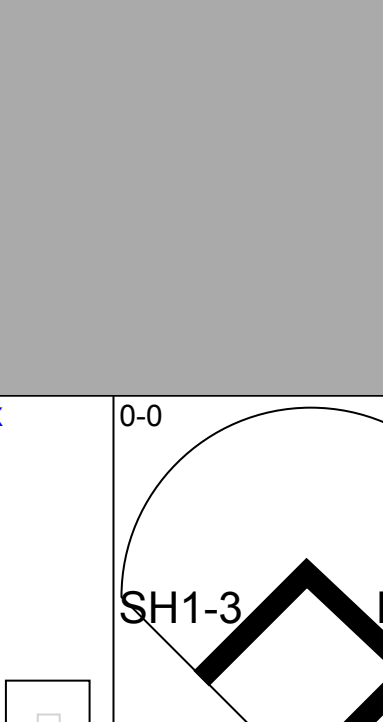
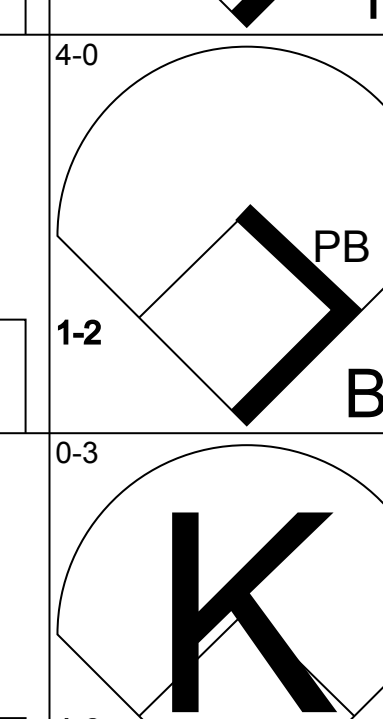
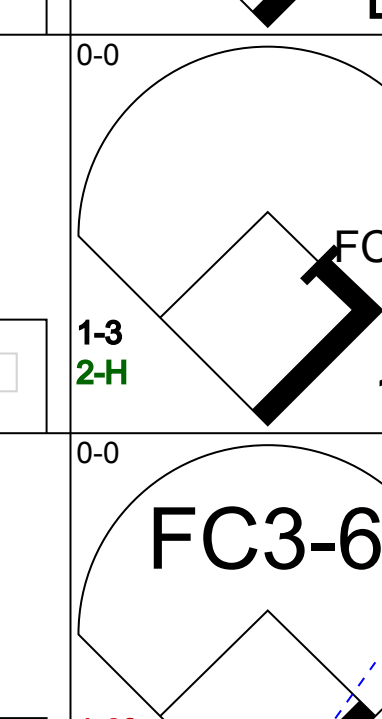
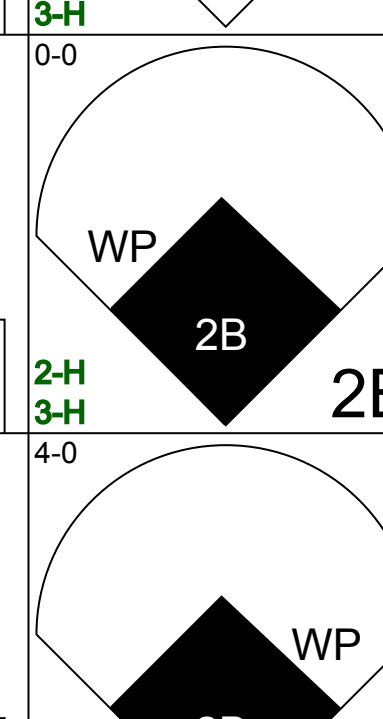
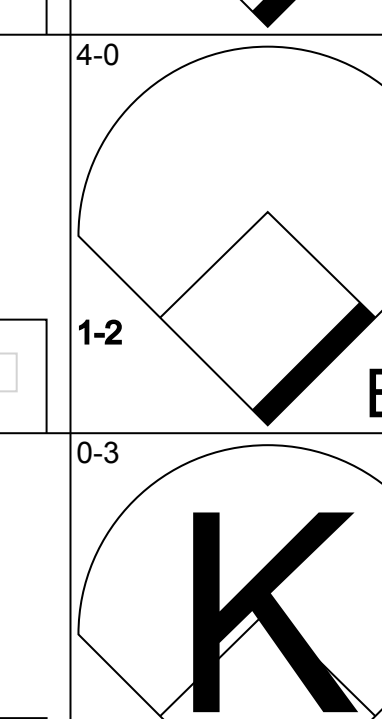
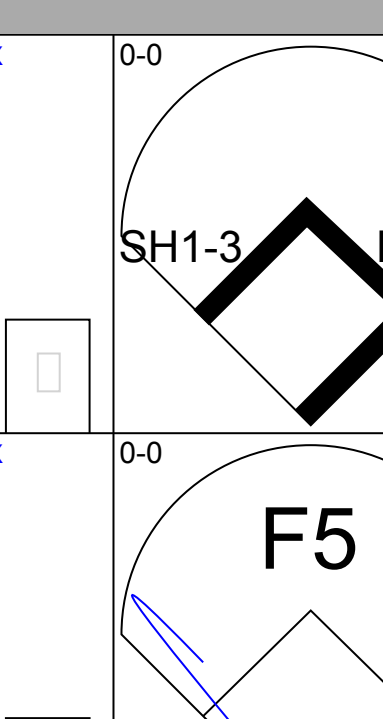
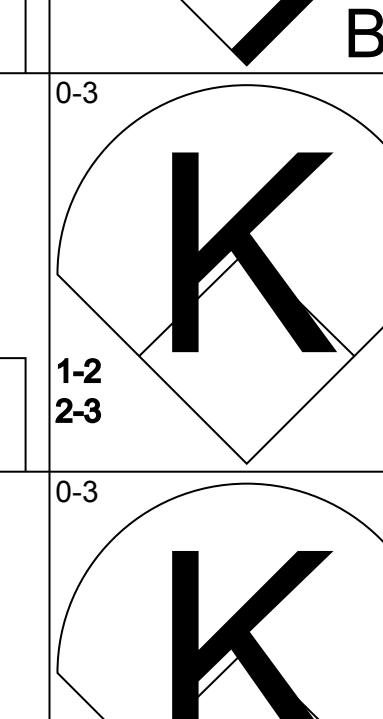
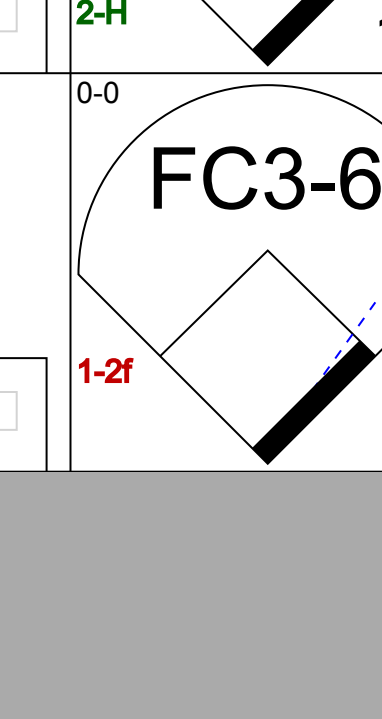
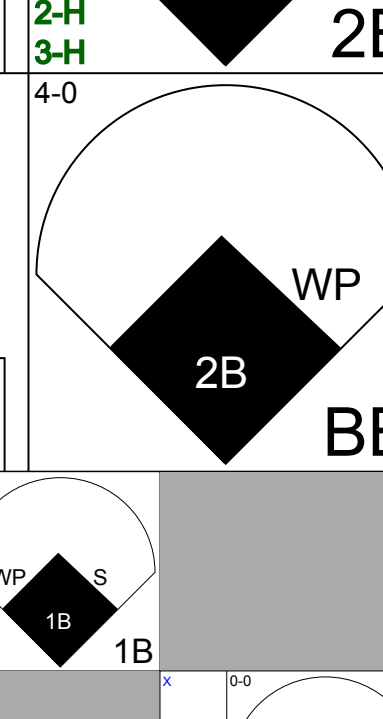
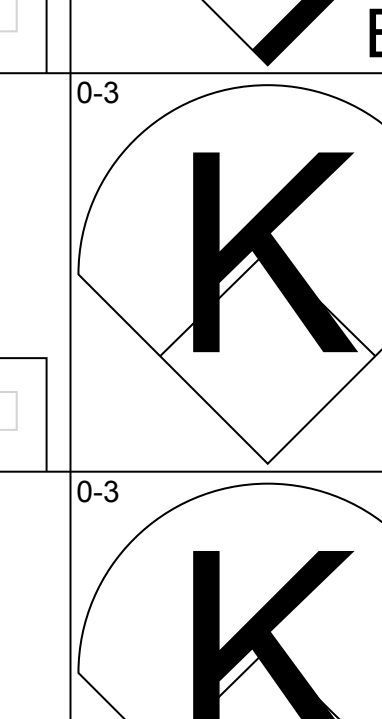
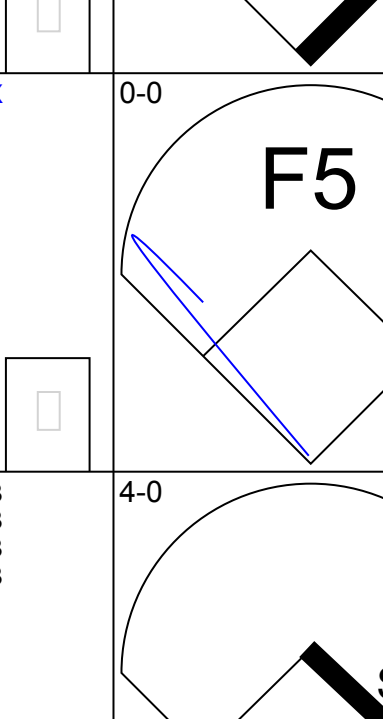

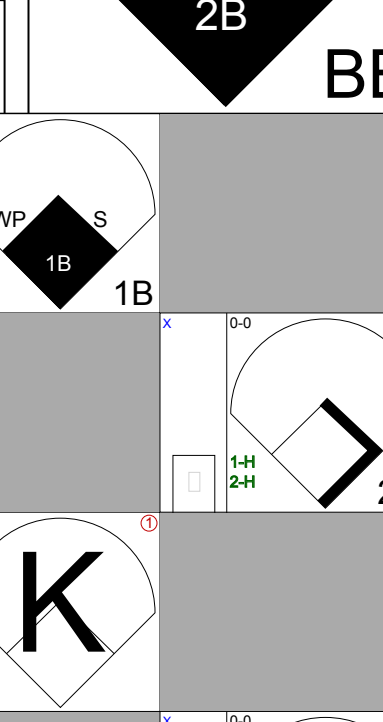
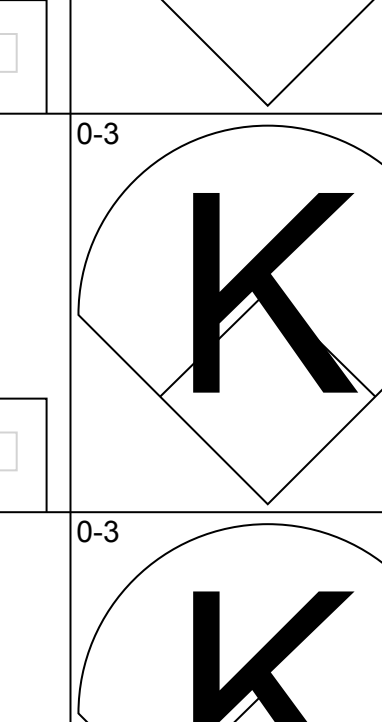
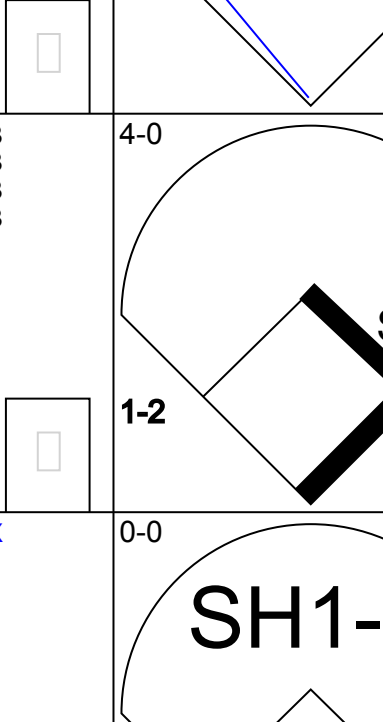
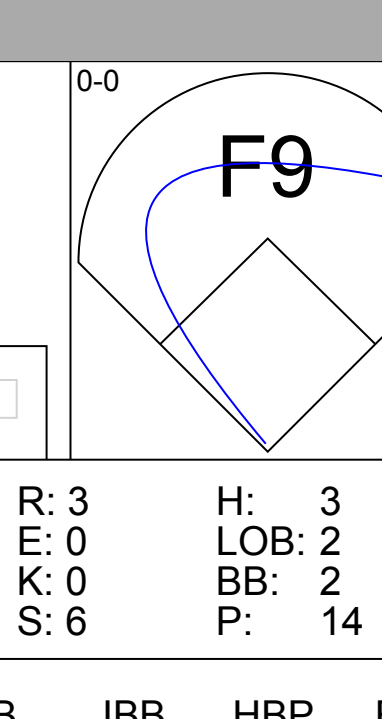
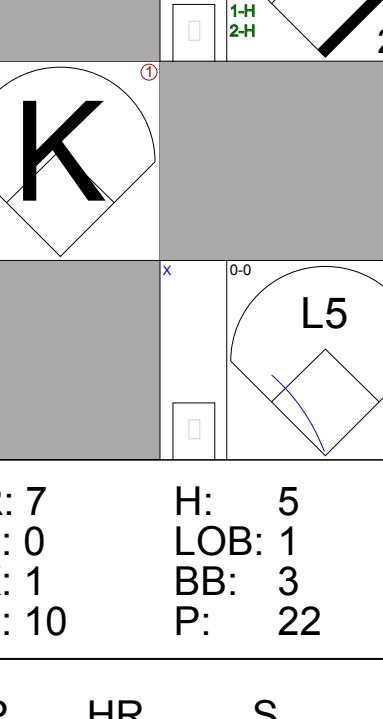
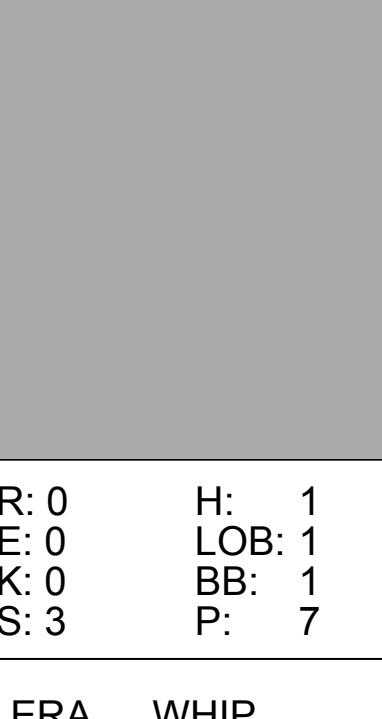
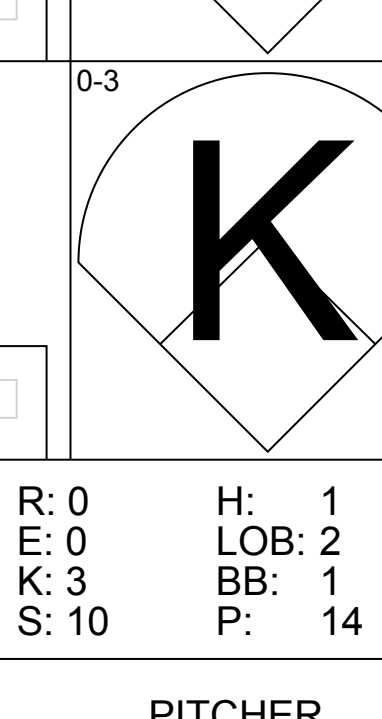
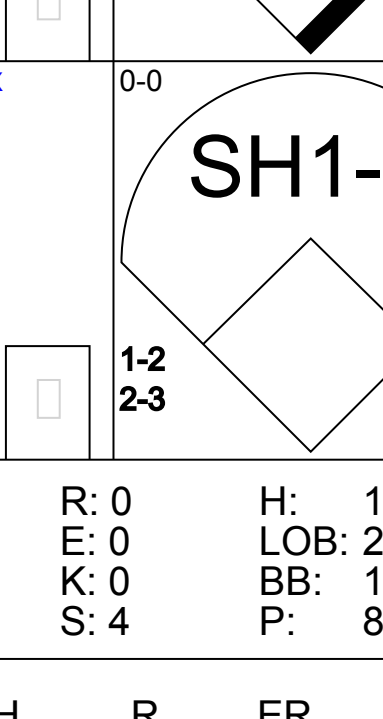
Batter	1	2	3	4	5	6	7	8	9	AB	R	H	RBI	BB	SO	LOB	BOTTOM										
Jose Cardenal, R OBP: 0.305, SLG: 0.338	K	F3			1B				6-3	4	0	1	0	1	1	3	Oakland Athletics @ Cleveland Indians Cleveland Municipal Stadium, Cleveland, OH Tue Aug 05 1969, 7:05 PM EDT Unknown										
Davey Nelson, R OBP: 0.250, SLG: 0.209	6-3				1B				1B	4	1	3	0	1	0	0											
Frank Baker, L OBP: 0.484, SLG: 0.786	4-3				1B				1B	4	1	1	0	1	0	4											
Ken Harrelson, R OBP: 0.330, SLG: 0.432		1B			1B				1B	4	1	2	1	1	0	4											
Tony Horton, R OBP: 0.321, SLG: 0.459		BB			1B				1B	5	0	2	1	0	1	2											
Duke Sims, L OBP: 0.398, SLG: 0.440 Larry Brown, R OBP: 0.306, SLG: 0.307		K			F6				F5	4	0	1	0	0	2	3											
Lou Klimchok, L OBP: 0.313, SLG: 0.418		BB			F5				G3	4	0	2	1	0	0	1											
Eddie Leon, R OBP: 0.324, SLG: 0.323		1B			G3				F8	3	0	0	0	1	0	3											
Dick Ellsworth, L ERA: 4.44 Mike Paul, L ERA: 3.59 Larry Burchart, R ERA: 3.34 Ron Law, R ERA: 5.54 Juan Pizarro, L ERA: 3.39		K			F9				L8	0	0	0	0	0	0	0											
										0	0	0	0	0	0	0											
Inning Stats	R: 0 E: 0 K: 1 S: 5	H: 0 LOB: 0 BB: 0 P: 5	R: 1 E: 0 K: 2 S: 9	H: 2 LOB: 3 BB: 2 P: 17	R: 0 E: 0 K: 0 S: 4	H: 3 LOB: 1 BB: 0 P: 4	R: 0 E: 0 K: 0 S: 3	H: 0 LOB: 0 BB: 0 P: 3	R: 0 E: 0 K: 0 S: 4	H: 1 LOB: 2 BB: 1 P: 8	R: 0 E: 1 K: 1 S: 6	H: 1 LOB: 1 BB: 0 P: 6	R: 0 E: 0 K: 0 S: 4	H: 1 LOB: 2 BB: 1 P: 8	R: 0 E: 0 K: 1 S: 6	H: 1 LOB: 1 BB: 0 P: 6	R: 2 E: 0 K: 0 S: 6	H: 3 LOB: 2 BB: 1 P: 10	1B: 11 2B: 2 3B: 0 HR: 0	SF: 0 SAC: 0 DP: 2 HBP: 0	WP: 0 PB: 0 SB: 0 CS: 0	PA: 42					
PITCHER	IP	WLS	BF	H	R	ER	SO	BB	IBB	HBP	BLK	WP	HR	S	P	ERA	WHIP										
Chuck Dobson, R ERA: 3.34	8.2	W	41	12	3	3	5	5	0	0	0	0	0	46	66	3.12	1.962										
Paul Lindblad, L ERA: 3.69	0.1	S	1	0	0	0	0	0	0	0	0	0	0	1	1	0.00	0.000										



Batter	1	2	3	4	5	6	7	8	9	AB	R	H	RBI	BB	SO	LOB	TOP			
Ted Kubiak, S OBP: 0.332, SLG: 0.314 (1, 6)										5	0	1	0	0	2	2	Oakland Athletics @ Cleveland Indians Cleveland Municipal Stadium, Cleveland, OH Tue Aug 05 1969, 7:05 PM EDT Att: 11,956 - Unknown			
Bob Johnson, R OBP: 0.313, SLG: 0.333 (1, 3) (6, 4)										4	1	1	0	0	1	3				
Reggie Jackson, L OBP: 0.430, SLG: 0.717 (1, 9)										3	1	0	1	1	2	1				
Sal Bando, R OBP: 0.404, SLG: 0.497 (1, 5)										4	0	1	2	0	0	1				
Danny Cater, R OBP: 0.327, SLG: 0.414 (1, 7) (6, 3)										4	0	1	0	0	0	1				
Dick Green, R OBP: 0.346, SLG: 0.396 Jim Roland, R (1, 4) (6, 1)										1	0	0	0	1	1	0				
Bert Campaneris, R OBP: 0.299, SLG: 0.311 (6, PH)										1	0	0	0	0	0	0				
Rick Monday, L OBP: 0.379, SLG: 0.418 (1, 8)										3	1	1	0	0	2	1				
Dave Duncan, R OBP: 0.213, SLG: 0.118 (1, 2)										3	0	0	0	1	1	2				
Blue Moon Odom, R OBP: 0.270, SLG: 0.417 Ed Sprague, R OBP: 0.333, SLG: 0.667 Tommy Reynolds, R OBP: 0.342, SLG: 0.322 (1, 1) (4, 1) (6, PH) (6, 7)										0	0	0	0	0	0	0				
Inning Stats	R: 0 E: 0 K: 3 S: 9	H: 0 LOB: 0 BB: 0 P: 9	R: 0 E: 0 K: 1 S: 5	H: 0 LOB: 1 BB: 1 P: 9	R: 0 E: 0 K: 1 S: 5	H: 0 LOB: 0 BB: 0 P: 5	R: 0 E: 0 K: 3 S: 9	H: 0 LOB: 0 BB: 0 P: 9	R: 1 E: 1 K: 0 S: 5	H: 1 LOB: 1 BB: 0 P: 5	R: 0 E: 0 K: 0 S: 4	H: 2 LOB: 0 BB: 0 P: 4	R: 2 E: 0 K: 0 S: 5	H: 2 LOB: 1 BB: 1 P: 9	R: 1 E: 0 K: 0 S: 4	H: 1 LOB: 1 BB: 0 P: 5	1B: 5 2B: 1 3B: 0 HR: 0	SF: 0 SAC: 1 DP: 1 HBP: 1	WP: 0 PB: 0 SB: 0 CS: 0	PA: 37
PITCHER Sam McDowell, L ERA: 2.98 (1, 1)	IP: 9.0 WLS: W BF: 37 H: 6 R: 4 ER: 3 SO: 9 BB: 3 IBB: 0 HBP: 1 BLK: 0 WP: 0 HR: 0 S: 51 P: 64 ERA: 3.00 WHIP: 1.000															PITCHER IP: WLS: BF: H: R: ER: SO: BB: IBB: HBP: BLK: WP: HR: S: P: ERA: WHIP				

AB	32
R	4
H	6
RBI	4
BB	3
SO	9
LOB	12



Batter	1	2	3	4	5	6	7	8	9	AB	R	H	RBI	BB	SO	LOB	BOTTOM			
Jose Cardenal, R OBP: 0.310, SLG: 0.341 (1, 8)										5	2	3	0	1	0	2	Oakland Athletics @ Cleveland Indians Cleveland Municipal Stadium, Cleveland, OH Tue Aug 05 1969, 7:05 PM EDT Att: 11,956 - Unknown			
Davey Nelson, R OBP: 0.280, SLG: 0.222 (1, 4)										5	1	2	2	0	1	2				
Frank Baker, L OBP: 0.500, SLG: 0.875 (1, 7)										4	2	2	2	1	0	2				
Ken Harrelson, R OBP: 0.330, SLG: 0.429 (1, 9) (5, 3)										3	2	0	0	2	0	3				
Tony Horton, R OBP: 0.323, SLG: 0.459 Russ Snyder, L OBP: 0.308, SLG: 0.299 (1, 3) (5, 9)										2	0	1	1	1	0	2				
Lou Klimchuck, L OBP: 0.335, SLG: 0.438 (1, 5)										3	1	3	3	2	0	0				
Duke Sims, L OBP: 0.394, SLG: 0.431 (1, 2)										4	1	0	0	1	2	7				
Eddie Leon, R OBP: 0.342, SLG: 0.348 (1, 6)										4	1	2	2	1	2	4				
Sam McDowell, L OBP: 0.156, SLG: 0.175 (1, 1)										4	0	0	0	0	2	4				
Inning Stats	R: 0 E: 0 K: 1 S: 5	H: 0 LOB: 0 BB: 0 P: 5	R: 0 E: 0 K: 2 S: 8	H: 1 LOB: 2 BB: 1 P: 12	R: 3 E: 0 K: 0 S: 6	H: 3 LOB: 2 BB: 2 P: 14	R: 7 E: 0 K: 1 S: 10	H: 5 LOB: 1 BB: 3 P: 22	R: 0 E: 0 K: 0 S: 3	H: 1 LOB: 1 BB: 1 P: 7	R: 0 E: 0 K: 3 S: 10	H: 1 LOB: 2 BB: 1 P: 14	R: 0 E: 0 K: 0 S: 5	H: 2 LOB: 2 BB: 0 P: 5	R: 0 E: 0 K: 0 S: 4	H: 1 LOB: 2 BB: 1 P: 8		1B: 10 2B: 3 3B: 0 HR: 1	SF: 0 SAC: 1 DP: 1 HBP: 0	WP: 2 PB: 1 SB: 2 CS: 0
PITCHER Blue Moon Odom, R ERA: 2.74 Ed Sprague, R ERA: 4.03 Jim Roland, L ERA: 2.57 (1, 1) (4, 1) (6, 1)	IP: 3.1 WLS: L BF: 21 H: 7 R: 3 ER: 3 SO: 4 BB: 2 IBB: 0 HBP: 0 BLK: 0 WP: 1 HR: 1 S: 25 P: 41 ERA: 18.90 WHIP: 3.300															PITCHER IP: WLS: BF: H: R: ER: SO: BB: IBB: HBP: BLK: WP: HR: S: P: ERA: WHIP				

AB	36
R	10
H	14
RBI	10
BB	9
SO	7
LOB	28



Batter	1	2	3	4	5	6	7	8	9	10	11	AB	R	H	RBI	BB	SO	LOB	TOP						
Bert Campaneris, R OBP: 0.296, SLG: 0.308	F3		F8		F7		F9			CS SH1-3 1B	F4	6	0	1	0	0	0	3							
Rick Monday, L OBP: 0.317, SLG: 0.416	K			BB 1B	F9			K		SH1-3		4	1	1	0	0	2	0							
Reggie Jackson, L OBP: 0.429, SLG: 0.711	L4			1B BB	4-3			K				3	1	0	0	1	1	0							
Sal Bando, R OBP: 0.402, SLG: 0.492		FC1-6 BB			K			K				4	0	0	0	1	2	3							
Danny Cater, R OBP: 0.326, SLG: 0.411		FC1-6 G4-6-3		1B SF7 1B				F4				5	1	1	1	0	0	1							
Ray Webster, L OBP: 0.341, SLG: 0.341												2	0	0	0	1	0	1							
Blue Moon Odum, R OBP: 0.327, SLG: 0.348												1	0	1	0	0	0	0							
Paul Lindblad, L OBP: 0.276, SLG: 0.417												0	0	0	0	0	0	0							
Tommye Reynolds, R OBP: 0.316, SLG: 0.499												1	1	1	0	0	0	0							
Marcel Lachemann, R OBP: 0.284, SLG: 0.284												0	0	0	0	0	0	0							
Dick Green, R OBP: 0.349, SLG: 0.399												5	0	3	1	0	1	1							
Dave Duncan, R OBP: 0.207, SLG: 0.115												2	0	0	1	0	0	1							
Ted Kutskis, S OBP: 0.330, SLG: 0.314												0	0	0	1	0	0	0							
Larry Haney, R OBP: 0.298, SLG: 0.345												0	1	0	0	1	0	0							
Lew Krausse, R OBP: 0.194, SLG: 0.353												3	0	1	0	0	2	3							
Rollie Fingers, R OBP: 0.250, SLG: 0.250												0	0	0	0	0	0	0							
Jose Tartabull, L OBP: 0.259, SLG: 0.284												2	0	0	0	0	0	2							
Inning Stats	R: 0 E: 0 K: 1 S: 5	H: 0 LOB: 0 BB: 0 P: 5	R: 0 E: 0 K: 0 S: 2	H: 0 LOB: 0 BB: 1 P: 6	R: 0 E: 0 K: 1 S: 6	H: 1 LOB: 1 BB: 0 P: 6	R: 3 E: 0 K: 2 S: 10	H: 3 LOB: 2 BB: 2 P: 18	R: 0 E: 0 K: 0 S: 3	H: 0 LOB: 0 BB: 0 P: 3	R: 0 E: 0 K: 1 S: 6	H: 1 LOB: 1 BB: 0 P: 6	R: 0 E: 0 K: 2 S: 7	H: 0 LOB: 0 BB: 0 P: 7	R: 1 E: 1 K: 0 S: 5	H: 2 LOB: 2 BB: 0 P: 5	R: 0 E: 0 K: 0 S: 3	H: 1 LOB: 1 BB: 0 P: 4	R: 2 E: 1 K: 0 S: 5	H: 1 LOB: 1 BB: 1 P: 9	1B: 9 2B: 0 3B: 0 HR: 0	SF: 2 SAC: 1 DP: 1 HBP: 1	WP: 0 PB: 0 SB: 0 CS: 1	PA: 46	
PITCHER	IP	WLS	BF	H	R	ER	SO	BB	IBB	HBP	BLK	WP	HR	S	P	ERA	WHIP								
Stan Williams, R ERA: 3.95																									
Mike Paul, L ERA: 3.63	1.1		5	1	1	1	2	0	0	0	0	0	0	9	9	6.75	0.750								
Ron Law, R ERA: 5.4	0.2		3	1	0	0	0	0	0	0	0	0	0	3	3	0.00	1.500								
Juan Pizarro, L ERA: 3.28	2.0	L	10	2	2	0	0	1	0	1	0	0	0	8	13	0.00	1.500								

Oakland Athletics @ Cleveland Indians
Cleveland Municipal Stadium, Cleveland, OH
Wed Aug 06 1969, 7:05 PM EDT
Att: 6,692 - Unknown


AB 38
R 6
H 9
RBI 4
BB 4
SO 8
LOB 15





Batter	1	2	3	4	5	6	7	8	9	10	11	AB	R	H	RBI	BB	SO	LOB	BOTTOM					
Jose Cardenal, R OBP: 0.306, SLG: 0.337	F8		6-3			L7	K			F8		5	0	0	0	0	1	0						
Davey Nelson, R OBP: 0.296, SLG: 0.211	K		F8			S BB				K		4	0	0	0	1	2	0						
Frank Baker, L OBP: 0.463, SLG: 0.784	S 1B					F7				F7		5	0	1	0	0	0	1						
Ken Harrelson, R OBP: 0.333, SLG: 0.430						F8				F9		3	0	1	0	2	0	1						
Tony Horton, R OBP: 0.325, SLG: 0.467										FC5-4 BB		4	2	2	1	0	0	3						
Chuck Hinton, R OBP: 0.290, SLG: 0.379	F3					HR				FC5-4		1	0	0	0	0	0	1						
Lou Klimchuck, L OBP: 0.335, SLG: 0.435												3	1	1	0	0	0	0						
Cap Peterson, R OBP: 0.373, SLG: 0.309												1	0	0	0	0	0	0						
Juan Pizarro, L OBP: 0.293, SLG: 0.236												0	0	0	0	0	0	0						
Richie Scheinbaum, S OBP: 0.257, SLG: 0.242												1	0	0	0	0	0	1						
Duke Sims, L OBP: 0.388, SLG: 0.423												4	0	0	0	0	1	2						
Eddie Leon, R OBP: 0.325, SLG: 0.329												4	0	0	0	0	0	2						
Stan Williams, R OBP: 0.335, SLG: 0.435												2	0	0	0	0	1	0						
Russ Springer, L OBP: 0.317, SLG: 0.317												1	1	1	3	0	0	0						
Mike Paul, L ERA: 2.76												0	0	0	0	0	0	0						
Ron Law, R ERA: 5.4												0	0	0	0	0	0	0						
Larry Brown, R OBP: 0.316, SLG: 0.307												0	0	0	0	0	0	0						
Vern Follmer, R OBP: 0.266, SLG: 0.329												1	0	0	0	0	0	0						
Inning Stats	R: 0 E: 0 K: 1 S: 6	H: 1 LOB: 2 BB: 1 P: 10	R: 0 E: 0 K: 1 S: 5	H: 0 LOB: 0 BB: 0 P: 5	R: 0 E: 0 K: 1 S: 5	H: 0 LOB: 0 BB: 0 P: 5	R: 1 E: 0 K: 0 S: 4	H: 1 LOB: 1 BB: 0 P: 4	R: 0 E: 0 K: 0 S: 3	H: 0 LOB: 1 BB: 1 P: 7	R: 3 E: 0 K: 1 S: 8	H: 3 LOB: 3 BB: 0 P: 8	R: 0 E: 0 K: 0 S: 3	H: 0 LOB: 1 BB: 1 P: 7	R: 0 E: 0 K: 0 S: 3	H: 0 LOB: 0 BB: 0 P: 3	R: 0 E: 0 K: 1 S: 5	H: 0 LOB: 0 BB: 0 P: 5	R: 0 E: 0 K: 0 S: 4	H: 1 LOB: 1 BB: 0 P: 4	1B: 3 2B: 1 3B: 0 HR: 2	SF: 0 SAC: 0 DP: 0 HBP: 0	WP: 0 PB: 0 SB: 2 CS: 0	PA: 42
PITCHER	IP	WLS	BF	H	R	ER	SO	BB	IBB	HBP	BLK	WP	HR	S	P	ERA	WHIP							
Lew Krausse, R ERA: 4.17	6.0		24	4	3	3	3	2	0	0	0	0	1	28	36	4.50	1.000							
Rollie Fingers, R ERA: 2.76	2.0		8	1	1	1	1	1	0	0	0	0	1	9	13	4.50	1.000							
Paul Lindblad, L ERA: 3.52	2.0	W	6	0	0	0	1	0	0	0	0	0	0	8	8	0.00	0.000							
Marcel Lachemann, R ERA: 2.05	1.0	S	4	1	0	0	0	0	0	0	0	0	0	4	4	0.00	1.000							

Oakland Athletics @ Cleveland Indians
Cleveland Municipal Stadium, Cleveland, OH
Wed Aug 06 1969, 7:05 PM EDT
Att: 6,692 - Unknown

AB 39
R 4
H 6
RBI 4
BB 3
SO 5
LOB 11



Batter	1	2	3	4	5	6	7	8	9	AB	R	H	RBI	BB	SO	LOB	TOP									
Bert Campaneris, R OBP: 0.298, SLG: 0.309 (1, 6)	1-3						1-3		K	5	1	2	0	0	1	1	Oakland Athletics @ Cleveland Indians Cleveland Municipal Stadium, Cleveland, OH Thu Aug 07 1969, 3:33 AM EDT Att: 8,429 - Unknown AB 31 R 3 H 7 RBI 3 BB 3 SO 7 LOB 17 									
Rick Monday, L OBP: 0.373, SLG: 0.411 (1, 8)	K		L9		SH1-3		F6		F5	4	0	0	0	0	1	2										
Reggie Jackson, L OBP: 0.428, SLG: 0.705 (1, 9)	4-3		F9						3-1	3	1	0	0	1	0	1										
Sal Bando, R OBP: 0.407, SLG: 0.498 (1, 5)		2B								2	1	2	2	1	0	0										
Danny Cater, R OBP: 0.325, SLG: 0.410 (8, 3)	F2								F6	4	0	1	0	0	0	2										
Ray Webster, L OBP: 0.375, SLG: 0.319 Jose Tartabull, L OBP: 0.268, SLG: 0.284 (8, 7)	F4									3	0	0	0	1	0	3										
Dick Green, R OBP: 0.348, SLG: 0.402 (1, 4)										0	0	0	0	0	0	0										
Dave Duncan, R OBP: 0.208, SLG: 0.122 (1, 2)	5-3									4	0	1	0	0	2	4										
George Lauzerique, R OBP: 0.125, SLG: 0.125 Rollie Fingers, R OBP: 0.250, SLG: 0.250 (8, 1)			K							3	0	0	0	0	2	2										
Inning Stats	R: 0 E: 0 K: 1 S: 5	H: 0 LOB: 0 BB: 0 P: 5	R: 0 E: 0 K: 0 S: 4	H: 1 LOB: 2 BB: 1 P: 8	R: 0 E: 0 K: 1 S: 6	H: 1 LOB: 1 BB: 0 P: 6	R: 1 E: 0 K: 1 S: 7	H: 1 LOB: 2 BB: 0 P: 8	R: 2 E: 0 K: 0 S: 4	H: 2 LOB: 0 BB: 1 P: 8	R: 0 E: 0 K: 1 S: 5	H: 0 LOB: 0 BB: 0 P: 5	R: 0 E: 0 K: 1 S: 6	H: 1 LOB: 2 BB: 1 P: 10	R: 0 E: 0 K: 1 S: 6	H: 1 LOB: 1 BB: 0 P: 6		1B: 5 2B: 2 3B: 0 HR: 0	SF: 1 SAC: 2 DP: 0 HBP: 1	WP: 0 PB: 1 SB: 0 CS: 0	PA: 38					
PITCHER	IP	WLS	BF	H	R	ER	SO	BB	IBB	HBP	BLK	WP	HR	S	P	ERA	WHIP									
Luis Tiant, R ERA: 3.75 Ron Law, R ERA: 5.27 Mike Paul, L ERA: 3.62	(1, 1)	8.0	L	34	6	3	1	6	2	1	1	0	0	0	42	55	1.12	1.000								
	(9, 1)	0.2		3	1	0	0	1	0	0	0	0	0	0	5	5	0.00	1.500								
	(9, 1)	0.1		1	0	0	0	0	0	0	0	0	0	0	1	1	0.00	0.000								

Batter	1	2	3	4	5	6	7	8	9	AB	R	H	RBI	BB	SO	LOB	BOTTOM								
Jose Cardenal, R OBP: 0.303, SLG: 0.333 (1, 8)	F7								1-3	4	0	0	0	0	0	0	Oakland Athletics @ Cleveland Indians Cleveland Municipal Stadium, Cleveland, OH Thu Aug 07 1969, 3:33 AM EDT Att: 8,429 - Unknown AB 26 R 0 H 3 RBI 0 BB 4 SO 4 LOB 7 								
Davey Nelson, R OBP: 0.289, SLG: 0.215 Russ Snyder, L OBP: 0.309, SLG: 0.316 (9, PH)	K								F1	3	0	1	0	0	1	0									
Frank Baker, L OBP: 0.444, SLG: 0.725 (1, 7)	4-3								K	3	0	0	0	1	1	1									
Ken Harrelson, R OBP: 0.333, SLG: 0.430 (1, 9)		6-3								3	0	1	0	0	0	0									
Tony Horton, R OBP: 0.323, SLG: 0.463 (1, 3)										3	0	0	0	0	1	2									
Lou Klimchuck, L OBP: 0.335, SLG: 0.430 (1, 5)										2	0	0	0	1	0	0									
Duke Sims, L OBP: 0.391, SLG: 0.421 (1, 2)										1	0	0	0	2	0	1									
Eddie Leon, R OBP: 0.325, SLG: 0.329 (1, 6)										3	0	1	0	0	0	1									
Luis Tiant, R OBP: 0.283, SLG: 0.429 Richie Scheinblum, S OBP: 0.236, SLG: 0.240 Ron Law, R Mike Paul, L (9, 1)										2	0	0	0	0	1	0									
										1	0	0	0	0	0	2									
										0	0	0	0	0	0	0									
										0	0	0	0	0	0	0									
Inning Stats	R: 0 E: 0 K: 1 S: 5	H: 0 LOB: 0 BB: 0 P: 5	R: 0 E: 0 K: 0 S: 3	H: 0 LOB: 0 BB: 0 P: 3	R: 0 E: 0 K: 0 S: 2	H: 0 LOB: 0 BB: 1 P: 6	R: 0 E: 0 K: 0 S: 2	H: 0 LOB: 0 BB: 1 P: 6	R: 0 E: 0 K: 0 S: 3	H: 0 LOB: 1 BB: 1 P: 7	R: 0 E: 0 K: 1 S: 5	H: 0 LOB: 0 BB: 0 P: 5	R: 0 E: 0 K: 0 S: 6	H: 2 LOB: 1 BB: 0 P: 6	R: 0 E: 0 K: 0 S: 3	H: 1 LOB: 1 BB: 1 P: 7	R: 0 E: 0 K: 1 S: 5	H: 0 LOB: 0 BB: 0 P: 5	1B: 3 2B: 0 3B: 0 HR: 0	SF: 0 SAC: 0 DP: 1 HBP: 0	WP: 0 PB: 0 SB: 0 CS: 3	PA: 31			
PITCHER	IP	WLS	BF	H	R	ER	SO	BB	IBB	HBP	BLK	WP	HR	S	P	ERA	WHIP								
George Lauzerique, R ERA: 3.35 Rollie Fingers, R ERA: 2.7	(1, 1)	7.1	W	26	3	0	3	4	0	0	0	0	0	28	44	0.00	0.955								
	(8, 1)	1.2	S	4	0	0	0	1	0	0	0	0	0	6	6	0.00	0.000								

Batter	1	2	3	4	5	6	7	8	9	AB	R	H	RBI	BB	SO	LOB	TOP			
Joe Keough, L (1,9) OBP: 0.248, SLG: 0.200										3	2	0	0	2	0	2				
Paul Schaaf, R (1,5) OBP: 0.354, SLG: 0.318										5	0	1	0	0	0	1				
Mike Fiore, L (1,3) OBP: 0.410, SLG: 0.427										3	1	1	1	1	1	2				
Joe Foy, R (1,8) OBP: 0.353, SLG: 0.365										4	1	2	2	1	0	2				
Ed Kirkpatrick, L (1,7) OBP: 0.308, SLG: 0.359										2	0	0	0	1	0	3				
Mike Hedlund, R (5,1) OBP: 0.227, SLG: 0.227										0	0	0	0	0	0	0				
Buck Martinez, R (7,PH) OBP: 0.283, SLG: 0.413										1	0	0	0	0	0	2				
Tom Burgmeier, L (7,1) OBP: 0.200, SLG: 0.200										1	0	0	0	0	0	2				
Jerry Adair, R (1,4) OBP: 0.286, SLG: 0.275										5	0	2	1	0	0	4				
Elie Rodriguez, R (1,2) OBP: 0.335, SLG: 0.327										2	0	1	0	3	0	0				
Bob Oliver, R (9,PR) OBP: 0.282, SLG: 0.396										0	0	0	0	0	0	0				
Jackie Hernandez, R (1,6) OBP: 0.275, SLG: 0.296										5	0	2	0	0	1	5				
Wally Bunker, R (1,1) OBP: 0.152, SLG: 0.136										1	0	0	0	0	1	0				
Jim Rooker, R (4,PH) OBP: 0.267, SLG: 0.621										1	0	0	0	0	1	1				
Galen Cisco, R (4,1) OBP: 0.333, SLG: 0.455										0	0	0	0	0	0	0				
Hawk Taylor, R (5,7) OBP: 0.333, SLG: 0.455										2	0	0	0	0	0	4				
Inning Stats	R: 2 E: 0 K: 0 S: 4	H: 2 LOB: 2 BB: 3 P: 16	R: 0 E: 0 K: 1 S: 5	H: 0 LOB: 0 BB: 0 P: 5	R: 0 E: 1 K: 1 S: 7	H: 1 LOB: 2 BB: 0 P: 7	R: 0 E: 0 K: 1 S: 6	H: 1 LOB: 1 BB: 0 P: 6	R: 0 E: 0 K: 1 S: 6	H: 1 LOB: 1 BB: 0 P: 6	R: 1 E: 0 K: 0 S: 4	H: 1 LOB: 2 BB: 2 P: 12	R: 0 E: 0 K: 0 S: 3	H: 1 LOB: 1 BB: 1 P: 7	R: 1 E: 1 K: 0 S: 5	H: 1 LOB: 3 BB: 2 P: 13	1B: 6 2B: 2 3B: 0 HR: 1	SF: 1 SAC: 0 DP: 2 HBP: 0	WP: 0 PB: 0 SB: 0 CS: 0	PA: 45
PITCHER	IP WLS BF H R ER SO BB IBB HBP BLK WP HR S P ERA WHIP																			
Gary Boyd, R (1,1) ERA: 23.14	0.2	6	2	2	2	0	2	0	0	0	0	0	1	4	12	27.00	6.000			
Mike Paul, L (1,1) ERA: 3.49	5.2	W	24	5	1	1	4	2	0	0	0	0	0	30	38	1.59	1.235			
Stan Williams, R (7,1) ERA: 3.87	2.2	S	14	2	1	0	0	4	0	0	0	0	0	10	26	0.00	2.250			

Kansas City Royals @ Cleveland Indians
Cleveland Municipal Stadium, Cleveland, OH
Fri Aug 08 1969, 7:05 PM EDT
Att: 12,132 - Unknown

AB 35
R 4
H 9
RBI 4
BB 8
SO 4
LOB 28

Batter	1	2	3	4	5	6	7	8	9	AB	R	H	RBI	BB	SO	LOB	BOTTOM			
Davey Nelson, R (1,4) OBP: 0.244, SLG: 0.202										5	0	0	0	0	1	1				
Lou Klimchok, L (1,5) OBP: 0.339, SLG: 0.428										3	1	1	0	1	1	0				
Cap Peterson, R (8,PH) OBP: 0.378, SLG: 0.309										0	0	0	0	1	0	0				
Vern Fuller, R (9,5) OBP: 0.286, SLG: 0.329										0	0	0	0	0	0	0				
Tony Horton, R (1,3) OBP: 0.321, SLG: 0.460										5	1	1	0	0	1	4				
Frank Baker, L (1,7) OBP: 0.429, SLG: 0.682										4	1	1	1	0	1	1				
Ken Harrelson, R (1,9) OBP: 0.339, SLG: 0.434										3	3	3	1	1	0	0				
Duke Sims, L (1,2) OBP: 0.396, SLG: 0.441										4	1	3	3	0	1	1				
Russ Snyder, L (1,8) OBP: 0.317, SLG: 0.333										4	0	3	2	0	0	2				
Eddie Leon, R (1,6) OBP: 0.321, SLG: 0.325										4	0	1	0	0	1	3				
Gary Boyd, R (1,1)										0	0	0	0	0	0	0				
Mike Paul, L (1,1)										3	0	0	0	0	1	0				
Stan Williams, R (7,1) OBP: 0.219, SLG: 0.107										0	0	0	0	0	0	0				
Inning Stats	R: 4 E: 0 K: 2 S: 11	H: 4 LOB: 1 BB: 1 P: 15	R: 0 E: 0 K: 0 S: 3	H: 0 LOB: 1 BB: 1 P: 7	R: 1 E: 0 K: 0 S: 5	H: 3 LOB: 1 BB: 0 P: 5	R: 0 E: 0 K: 2 S: 7	H: 0 LOB: 0 BB: 0 P: 7	R: 2 E: 0 K: 1 S: 10	H: 3 LOB: 1 BB: 0 P: 10	R: 0 E: 0 K: 0 S: 5	H: 0 LOB: 0 BB: 0 P: 5	R: 0 E: 0 K: 0 S: 4	H: 1 LOB: 2 BB: 1 P: 8	R: 0 E: 0 K: 0 S: 4	H: 1 LOB: 1 BB: 1 P: 8	1B: 10 2B: 2 3B: 0 HR: 1	SF: 0 SAC: 1 DP: 0 HBP: 0	WP: 2 PB: 0 SB: 0 CS: 0	PA: 39
PITCHER	IP WLS BF H R ER SO BB IBB HBP BLK WP HR S P ERA WHIP																			
Wally Bunker, R (1,1) ERA: 3.35	3.0	L	17	7	5	2	2	2	0	0	0	0	1	0	16	16	10.80	1.800		
Galen Cisco, R (4,1) ERA: 4.02	1.2		8	3	2	2	4	0	0	0	0	0	0	6	6	0.00	0.000			
Mike Hedlund, R (5,1) ERA: 3.69	1.1		4	0	0	0	1	0	0	0	0	0	0	6	6	0.00	0.000			
Tom Burgmeier, L (7,1) ERA: 3.56	2.0		10	3	0	0	0	1	0	0	0	0	0	9	13	0.00	2.000			

Kansas City Royals @ Cleveland Indians
Cleveland Municipal Stadium, Cleveland, OH
Fri Aug 08 1969, 7:05 PM EDT
Att: 12,132 - Unknown

AB 35
R 7
H 13
RBI 7
BB 3
SO 7
LOB 12

Batter	1	2	3	4	5	6	7	8	9	AB	R	H	RBI	BB	SO	LOB	TOP			
Joe Keough, L (1.9)	F7		FC4-6 1B	F8	FC4-6			G4-3		5	0	1	1	0	0	3	Kansas City Royals @ Cleveland Indians Cleveland Municipal Stadium, Cleveland, OH Sat Aug 09 1969, 3:33 AM EDT Att: 5,075 - Unknown			
Paul Schaaf, R (1.5)	K		FC4-6 1B	F9	G5-3			1B WP HBP		4	2	0	1	0	1	4				
Mike Fiore, L (1.3)	HR		BB 1B		1B			BB WP 1B		4	3	3	1	1	1	0				
Joe Foy, R (1.8)	K		BB 1B		1B			BB 1B		4	2	2	1	1	2	0				
Ed Kirkpatrick, L (1.7)		P5	1B		BB 1B			L9		3	1	1	1	2	0	0				
Buck Martinez, R (1.2)		G4-6-3 BB	1B		BB 1B			G6-4-3 BB		4	1	2	3	1	0	3				
Jerry Adair, R (1.4)	G4-6-3		G1-3		P3			G6-3		5	0	0	0	0	0	5				
Jackie Hernandez, R (1.6)			1B FC4-6 BB	SH5-4 2B	FC4-6 BB			BB		2	1	1	0	3	1	0				
Bill Butler, L (1.1)			B5	SH5-4	FC4-6 BB			K		3	0	0	1	1	2	2				
Inning Stats	R: 1 E: 0 K: 2 S: 8	H: 1 LOB: 0 BB: 0 P: 8	R: 0 E: 0 K: 0 S: 2	H: 0 LOB: 0 BB: 1 P: 6	R: 4 E: 0 K: 0 S: 6	H: 3 LOB: 3 BB: 3 P: 18	R: 0 E: 0 K: 0 S: 4	H: 1 LOB: 1 BB: 0 P: 4	R: 4 E: 0 K: 0 S: 7	H: 4 LOB: 2 BB: 2 P: 15	R: 0 E: 0 K: 1 S: 5	H: 0 LOB: 1 BB: 1 P: 9	R: 1 E: 0 K: 0 S: 3	H: 1 LOB: 2 BB: 2 P: 12	R: 0 E: 0 K: 2 S: 7	H: 0 LOB: 0 BB: 0 P: 7	1B: 8 2B: 1 3B: 0 HR: 1	SF: 0 SAC: 1 DP: 2 HBP: 1	WP: 1 PB: 0 SB: 0 CS: 0	PA: 45
PITCHER	IP WLS BF H R ER SO BB IBB HBP BLK WP HR S P ERA WHIP																			
Steve Hargan, R (1.1)	4.0 L 24 9 9 9 2 4 0 0 0 0 1 24 40 20.25 3.250																			
Ron Law, R (5.1)	1.0 5 0 0 0 0 2 0 0 0 0 0 3 11 0.00 2.000																			
Larry Burchart, R (6.1)	3.0 13 1 1 1 3 3 0 1 0 1 0 15 28 3.00 1.333																			
Juan Pizarro, L (9.1)	1.0 3 0 0 0 2 0 0 0 0 0 0 7 7 0.00 0.000																			

Batter	1	2	3	4	5	6	7	8	9	AB	R	H	RBI	BB	SO	LOB	BOTTOM			
Davey Nelson, R (1.4)	K		E8 FC6-4 1B			BB		F2		3	0	0	0	1	1	1	Kansas City Royals @ Cleveland Indians Cleveland Municipal Stadium, Cleveland, OH Sat Aug 09 1969, 3:33 AM EDT Att: 5,075 - Unknown			
Lou Camilli, S (1.5)	K		FC6-4 1B			P6		G5-3		4	0	0	0	0	1	3				
Tony Horton, R (1.3)	L8				F7			K		3	0	0	0	1	1	1				
Frank Baker, L (1.7)		K			F8			L7		4	0	0	0	0	2	2				
Ken Harrelson, R (1.9)					F8			P6		3	0	0	0	1	0	1				
Jose Cardenal, R (1.8)			P4		F9			F7		3	0	0	0	0	0	1				
Duke Sims, L (1.2)			CS					L7		1	0	0	0	0	1	0				
Cap Peterson, R (5. PH)										0	0	0	0	1	0	0				
Ken Suarez, R (6.2)										1	0	0	0	0	0	0				
Eddie Leon, R (1.6)					P3			L8		3	0	1	0	0	0	1				
Steve Hargan, R (1.1)										1	0	0	0	0	1	1				
Ron Law, R (5.1)										0	0	0	0	0	0	0				
Chuck Hinton, R (5. PH)										1	0	0	0	0	1	1				
Larry Burchart, R (6.1)										0	0	0	0	0	0	0				
Richie Scheinblum, S (6. PH)										1	0	0	0	0	0	0				
Juan Pizarro, L (9.1)										0	0	0	0	0	0	0				
Inning Stats	R: 0 E: 0 K: 2 S: 7	H: 0 LOB: 0 BB: 0 P: 7	R: 0 E: 0 K: 1 S: 4	H: 0 LOB: 1 BB: 1 P: 8	R: 0 E: 1 K: 2 S: 9	H: 1 LOB: 2 BB: 0 P: 9	R: 0 E: 0 K: 0 S: 3	H: 0 LOB: 0 BB: 0 P: 3	R: 0 E: 0 K: 1 S: 5	H: 0 LOB: 1 BB: 1 P: 9	R: 0 E: 0 K: 0 S: 3	H: 0 LOB: 0 BB: 0 P: 3	R: 0 E: 0 K: 0 S: 3	H: 0 LOB: 0 BB: 0 P: 3	R: 0 E: 0 K: 1 S: 5	H: 0 LOB: 1 BB: 1 P: 9	1B: 1 2B: 0 3B: 0 HR: 0	SF: 0 SAC: 0 DP: 0 HBP: 0	WP: 0 PB: 0 SB: 0 CS: 1	PA: 33
PITCHER	IP WLS BF H R ER SO BB IBB HBP BLK WP HR S P ERA WHIP																			
Bill Butler, L (1.1)	9.0 W 32 1 0 0 8 4 0 0 0 0 0 44 60 0.00 0.556																			



Batter	1	2	3	4	5	6	7	8	9	AB	R	H	RBI	BB	SO	LOB	TOP		
Jackie Hernandez, R OBP: 0.280, SLG: 0.298 Galen Cisco, R (5, 1) Chuck Harrison, R OBP: 0.261, SLG: 0.282 Moe Drabowsky, R OBP: 0.111, SLG: 0.111 Mike Hedlund, R OBP: 0.227, SLG: 0.227	0-3 K		0-3 K		0-3 K		0-0 F9			3	0	0	0	0	3	0	Kansas City Royals @ Cleveland Indians Cleveland Municipal Stadium, Cleveland, OH Sun Aug 10 1969, 3:33 AM EDT Att: 9,729 - Sunny - 73 F		
Paul Schaaf, R OBP: 0.359, SLG: 0.311	4-0 FC6-4 BB		4-0 BB		0-0 1B E		0-0 F9			2	1	1	0	2	0				
Mike Fiore, L OBP: 0.414, SLG: 0.441	0-3 K		0-3 K		0-0 P3		4-0 BB			3	0	0	0	1	2	3			
Joe Foy, R OBP: 0.355, SLG: 0.366	0-0 FC6-4 1-2		0-3 K		0-0 1B E		0-3 K			4	0	1	0	0	2	3			
Buck Martinez, R OBP: 0.296, SLG: 0.405		4-0 BB BB		0-0 G6-3		0-0 E4		0-3 K		3	0	0	1	1	1	2			
Jerry Adair, R OBP: 0.284, SLG: 0.270		4-0 BB 1-2		0-0 F8		0-0 F8		0-0 E8 S		3	0	1	0	1	0	2			
Elie Rodriguez, R OBP: 0.329, SLG: 0.320		0-3 K		0-0 F8		0-0 P4		0-0 F7		4	0	0	0	0	1	5			
Bob Oliver, R OBP: 0.278, SLG: 0.391		0-3 K		0-0 F9		0-0 G5-3		0-3 K		4	0	0	0	0	2	3			
Chris Zachary, L OBP: 0.500, SLG: 0.500 Dave Morehead, R (3, 1) Juan Rios, R OBP: 0.267, SLG: 0.281 (5, 6)	0-3 K		0-3 K		0-3 K		0-0 G6-3			1	0	0	0	0	1	2			
										0	0	0	0	0	0	0			
										3	0	0	0	0	2	1			
Inning Stats	R: 0 H: 0 E: 0 K: 2 S: 7	H: 0 LOB: 1 BB: 1 P: 11	R: 0 H: 0 E: 0 K: 3 S: 9	H: 0 LOB: 2 BB: 2 P: 17	R: 0 H: 0 E: 0 K: 3 S: 9	H: 0 LOB: 1 BB: 1 P: 13	R: 0 H: 0 E: 0 K: 0 S: 3	H: 0 LOB: 0 BB: 0 P: 3	R: 0 H: 0 E: 0 K: 2 S: 7	H: 0 LOB: 0 BB: 0 P: 7	R: 1 H: 2 E: 1 K: 0 S: 6	H: 2 LOB: 2 BB: 0 P: 6	R: 0 H: 0 E: 0 K: 1 S: 5	H: 0 LOB: 0 BB: 0 P: 5	R: 0 H: 0 E: 0 K: 2 S: 7	H: 0 LOB: 1 BB: 1 P: 11	1B: 3 2B: 0 3B: 0 HR: 0	SF: 0 SAC: 0 DP: 0 HBP: 0	WP: 0 PA: 36 PB: 0 SB: 1 CS: 0
PITCHER Sam McDowell, L ERA: 2.89	IP: 9.0 WLS: W BF: 36 H: 3 R: 1 ER: 1 SO: 14 BB: 5 IBB: 0 HBP: 0 BLK: 0 WP: 0 HR: 0 S: 59 P: 79 ERA: 1.00 WHIP: 0.889															PITCHER			

Batter	1	2	3	4	5	6	7	8	9	AB	R	H	RBI	BB	SO	LOB	BOTTOM	
Davey Nelson, R OBP: 0.237, SLG: 0.189	0-0 G4-3		0-0 SH1-3		0-3 K		0-3 K			3	0	0	0	0	2	1	Kansas City Royals @ Cleveland Indians Cleveland Municipal Stadium, Cleveland, OH Sun Aug 10 1969, 3:33 AM EDT Att: 9,729 - Sunny - 73 F	
Lou Klimchok, L OBP: 0.339, SLG: 0.422 Lou Camilli, S	0-0 F8		0-0 F9-6		4-0 WP BB		0-0 G4-3			2	0	0	0	1	0	1		
Frank Baker, L OBP: 0.404, SLG: 0.635	0-0 1B 2B		0-0 HR		0-0 G4-3		0-0 G3			4	2	2	0	0	0	1		
Tony Horton, R OBP: 0.322, SLG: 0.464	0-0 HR		0-0 HR		0-0 G6-3		0-3 K			4	2	2	3	0	1	0		
Ken Harrelson, R OBP: 0.339, SLG: 0.437	4-0 HR BB		0-0 HR		0-0 P3		0-0 G6-3			3	2	1	1	1	0	0		
Duke Sims, L OBP: 0.396, SLG: 0.451	0-0 HR		4-0 G6-3 BB		0-0 F8		0-3 K			3	1	1	3	1	1	0		
Russ Snyder, L OBP: 0.319, SLG: 0.332 Jose Cardenal, R OBP: 0.302, SLG: 0.339	4-0 BB		0-0 P4		0-0 HR		0-0 G4-3			1	0	0	0	1	0	1		
Eddie Leon, R OBP: 0.319, SLG: 0.321	0-0 F9		0-0 G6-3		0-0 SH2-4 1B		0-3 K			4	0	1	0	0	1	2		
Sam McDowell, L OBP: 0.167, SLG: 0.185		0-0 F9-6 SH1-3 1B		0-0 G5-3		0-0 SH2-4				2	0	1	0	0	0	0		
										1B: 4 2B: 2 3B: 0 HR: 4	SF: 0 SAC: 2 DP: 2 HBP: 0	WP: 1 PA: 35 PB: 0 SB: 0 CS: 0						
Inning Stats	R: 4 H: 3 E: 0 K: 0 S: 6	H: 3 LOB: 2 BB: 2 P: 14	R: 0 H: 1 E: 0 K: 0 S: 3	H: 1 LOB: 0 BB: 0 P: 3	R: 3 H: 3 E: 0 K: 0 S: 5	H: 3 LOB: 1 BB: 1 P: 9	R: 0 H: 0 E: 0 K: 1 S: 5	H: 0 LOB: 2 BB: 1 P: 9	R: 0 H: 0 E: 0 K: 0 S: 3	R: 1 H: 2 E: 0 K: 1 S: 7	H: 2 LOB: 1 BB: 0 P: 7	R: 0 H: 0 E: 0 K: 1 S: 5	H: 0 LOB: 0 BB: 0 P: 5	R: 0 H: 0 E: 0 K: 2 S: 7	H: 0 LOB: 0 BB: 0 P: 7	1B: 4 2B: 2 3B: 0 HR: 4	SF: 0 SAC: 2 DP: 2 HBP: 0	WP: 1 PA: 35 PB: 0 SB: 0 CS: 0
PITCHER Chris Zachary, R ERA: 11.0 Dave Morehead, R ERA: 4.94 Galen Cisco, R ERA: 4.08 Moe Drabowsky, R ERA: 2.23 Mike Hedlund, R ERA: 3.65	IP: 2.0 WLS: L BF: 15 H: 7 R: 7 ER: 7 SO: 0 BB: 3 IBB: 0 HBP: 0 BLK: 0 WP: 1 HR: 0 S: 12 P: 24 ERA: 31.50 WHIP: 5.000															PITCHER		



Batter	1	2	3	4	5	6	7	8	9	AB	R	H	RBI	BB	SO	LOB	TOP										
Tommy Harper, R OBP: 0.355, SLG: 0.322 (1, 5)	0-3 K		0-0 F2	0-0 F7		4-0 1B BB	0-0 F7		0-3 K	5	0	0	0	1	2	6											
Steve Hoyley, L OBP: 0.370, SLG: 0.436 (1, 9)	0-0 F9		0-0 F7		4-0 HBP HR BB	0-0 1B 1-2		0-0 3-1	0-0 4-3	5	1	1	0	1	0	1											
Wayne Comer, R OBP: 0.345, SLG: 0.378 (1, 8)	0-0 F8			0-0 BB 1B	4-0 HBP HR BB	0-3 K		0-0 E3 1B G3-2		4	2	1	0	1	1	1											
Tommy Davis, R OBP: 0.301, SLG: 0.344 (1, 7)		0-0 F8		4-0 BB 1B BB	1-0 HR HBP BB	0-0 1B		0-0 1B 1-3		3	2	2	0	1	0	0											
Don Mincher, L OBP: 0.362, SLG: 0.454 (1, 3)		0-0 E 1B		0-0 P4	0-0 HR	0-0 P6		0-0 G3-2		5	1	2	4	0	0	6											
Jerry McNetney, R OBP: 0.300, SLG: 0.403 (1, 2)		0-0 F5 1-2		0-0 BB BB 1B 1-2 2-H	0-0 5-3		0-0 5-3		0-3 K	5	0	1	1	0	1	1											
John Donaldson, L OBP: 0.345, SLG: 0.287 (1, 4)		4-0 IBB		4-0 BB BB 1-2 2-3	0-0 3-1		0-0 1B 1B		0-0 E 1B 1B	3	1	2	0	2	0	0											
Ron Clark, R OBP: 0.283, SLG: 0.268 (1, 6)		0-3 K		0-0 P3	0-0 1B		0-0 1B 1-3		0-0 E8 1B 1B	5	1	3	0	0	1	5											
Diego Segui, R OBP: 0.185, SLG: 0.120 (1, 1)			0-0 6-3	4-0 1-2 2-3 3-H BB	0-3 K		0-3 K		0-0 1B 2-H 3-H	4	0	1	3	1	2	3											
Inning Stats	R: 0 E: 0 K: 1 S: 5	H: 0 LOB: 0 BB: 0 P: 5	R: 0 E: 1 K: 1 S: 6	H: 1 LOB: 2 BB: 1 P: 10	R: 0 E: 0 K: 0 S: 3	H: 0 LOB: 0 BB: 0 P: 3	R: 2 E: 0 K: 0 S: 5	H: 2 LOB: 3 BB: 3 P: 17	R: 4 E: 0 K: 1 S: 7	H: 2 LOB: 1 BB: 2 P: 16	R: 0 E: 0 K: 1 S: 6	H: 2 LOB: 2 BB: 0 P: 10	R: 0 E: 1 K: 0 S: 4	H: 1 LOB: 1 BB: 0 P: 4	R: 2 E: 1 K: 2 S: 10	H: 3 LOB: 1 BB: 0 P: 10	1B: 12 2B: 0 3B: 0 HR: 1	SF: 0 SAC: 0 DP: 1 HBP: 1	WP: 0 PB: 0 SB: 1 CS: 0	PA: 47							
PITCHER	IP	WLS	BF	H	R	ER	SO	BB	IBB	HBP	BLK	WP	HR	S	P	ERA	WHIP										
Luis Tiant, R ERA: 3.87 (1, 1)	4.0	L	21	3	4	4	2	5	1	0	0	0	0	19	43	9.00	2.000										
Stan Williams, R ERA: 3.97 (5, 1)	1.0		6	2	2	2	1	0	0	1	0	0	1	7	8	18.00	2.000										
Ron Law, R ERA: 4.6 (6, 1)	3.0		14	5	0	0	2	1	0	0	0	0	0	17	21	0.00	2.000										
Larry Burchart, R ERA: 3.48 (9, 1)	1.0		6	3	2	1	2	0	0	0	0	0	0	10	10	9.00	3.000										

Seattle Pilots @ Cleveland Indians
Cleveland Municipal Stadium, Cleveland, OH
Mon Aug 11 1969, 7:05 PM EDT
Att. 4,658 - Unknown

AB 39
R 8
H 13
RBI 8
BB 7
SO 7
LOB 23



Batter	1	2	3	4	5	6	7	8	9	AB	R	H	RBI	BB	SO	LOB	BOTTOM										
Davey Nelson, R OBP: 0.257, SLG: 0.204 (1, 4)	4-0 CS BB		0-0 2-H 1B		0-0 P4			0-0 1B 1-2		3	0	2	1	1	0	1											
Lou Klimchok, L OBP: 0.331, SLG: 0.411 (1, 5)	0-0 F5 1-2		0-0 P6			0-0 P6		0-0 F3		4	0	0	0	0	0	4											
Frank Baker, L OBP: 0.410, SLG: 0.679 (1, 7)	0-0 2-3			0-0 HR		0-0 G5-4-3 1B		0-0 F9		4	1	2	1	0	0	2											
Tony Horton, R OBP: 0.322, SLG: 0.462 (1, 3)		0-0 F8		0-0 F8		0-0 G5-4-3 1-2		0-0 2-3 1B		4	0	1	0	0	0	1											
Ken Harrelson, R OBP: 0.337, SLG: 0.433 (1, 9)		0-0 6-3		0-3 K		0-0 L5		0-0 2-3		4	0	0	0	0	1	1											
Duke Sims, L OBP: 0.391, SLG: 0.443 (1, 2)		0-0 F8		0-3 K		0-0 F3		0-0 F2		4	0	0	0	0	1	1											
Russ Snyder, L OBP: 0.322, SLG: 0.329 (1, 8)			4-0 FC6-4 BB		4-0 BB		0-0 L9		0-0 6-3	2	0	0	0	2	0	1											
Eddie Leon, R OBP: 0.309, SLG: 0.310 (1, 6)			0-0 FC6-4 SH1-4 1B		0-3 K		0-0 P4			3	1	0	0	0	1	2											
Luis Tiant, R OBP: 0.283, SLG: 0.429 (1, 1)			0-0 SH1-4		0-3 K		0-0 1B			0	0	0	0	0	0	0											
Stan Williams, R OBP: 0.219, SLG: 0.107 (5, 1)										0	0	0	0	0	0	0											
Cap Peterson, R OBP: 0.388, SLG: 0.396 (6, 1)										1	0	0	0	0	0	1											
Ron Law, R OBP: 0.300, SLG: 0.396 (6, 1)										0	0	0	0	0	0	0											
Richie Scheinblum, S OBP: 0.299, SLG: 0.244 (8, 1)										1	0	1	0	0	0	0											
Larry Burchart, R (9, 1)										0	0	0	0	0	0	0											
Inning Stats	R: 0 E: 0 K: 0 S: 2	H: 0 LOB: 0 BB: 1 P: 6	R: 0 E: 0 K: 0 S: 3	H: 0 LOB: 0 BB: 0 P: 3	R: 1 E: 0 K: 0 S: 4	H: 1 LOB: 1 BB: 1 P: 8	R: 1 E: 0 K: 2 S: 8	H: 1 LOB: 0 BB: 0 P: 8	R: 0 E: 0 K: 2 S: 7	H: 0 LOB: 1 BB: 1 P: 11	R: 0 E: 0 K: 0 S: 3	H: 1 LOB: 0 BB: 0 P: 3	R: 0 E: 0 K: 0 S: 3	H: 0 LOB: 0 BB: 0 P: 3	R: 0 E: 0 K: 0 S: 5	H: 2 LOB: 2 BB: 0 P: 5	R: 0 E: 0 K: 0 S: 4	H: 1 LOB: 1 BB: 0 P: 4	1B: 5 2B: 0 3B: 0 HR: 1	SF: 0 SAC: 1 DP: 1 HBP: 0	WP: 0 PB: 0 SB: 0 CS: 1	PA: 34					
PITCHER	IP	WLS	BF	H	R	ER	SO	BB	IBB	HBP	BLK	WP	HR	S	P	ERA	WHIP										
Diego Segui, R ERA: 3.47 (1, 1)	9.0	W	34	6	2	2	4	3	0	0	0	0	1	39	51	2.00	1.000										

Seattle Pilots @ Cleveland Indians
Cleveland Municipal Stadium, Cleveland, OH
Mon Aug 11 1969, 7:05 PM EDT
Att. 4,658 - Unknown

AB 30
R 2
H 6
RBI 2
BB 3
SO 4
LOB 14



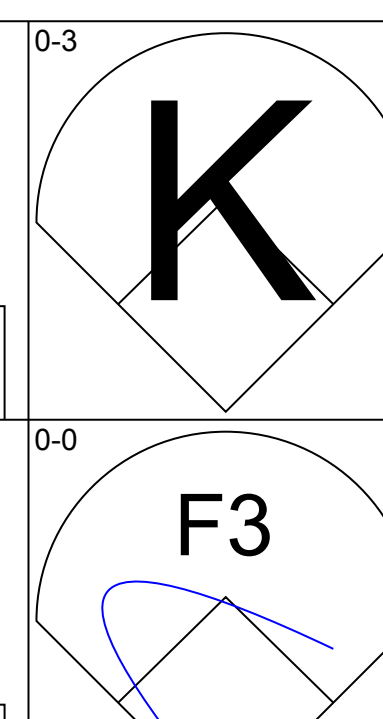
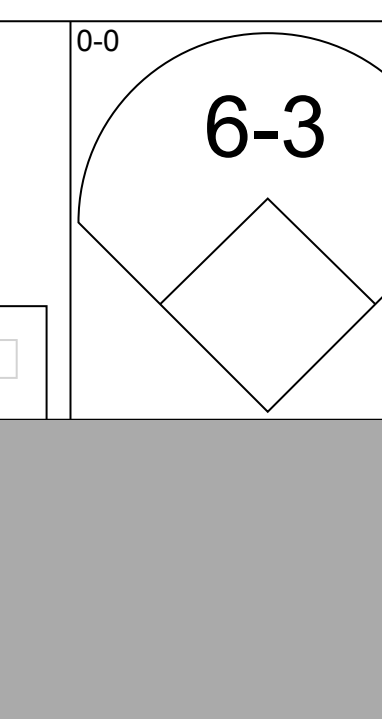
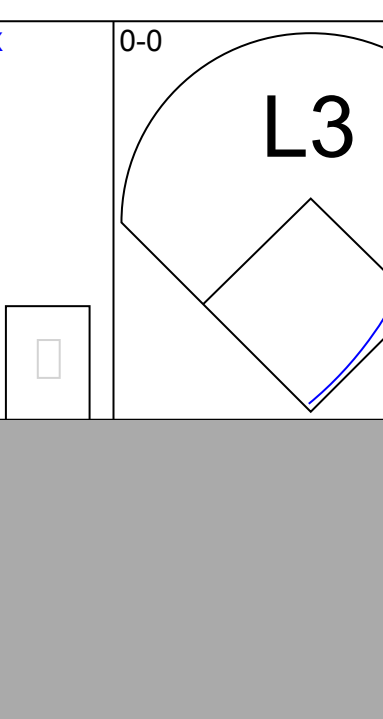
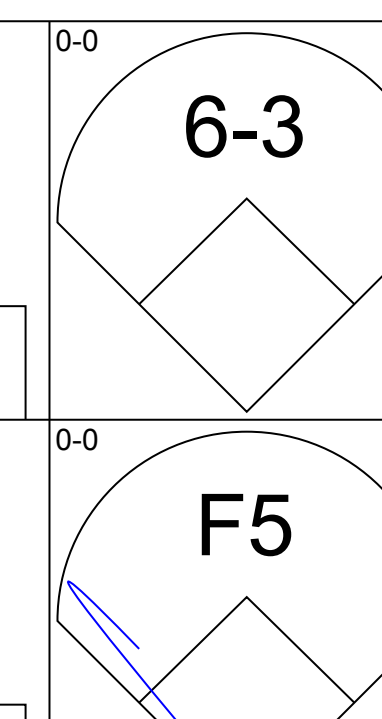
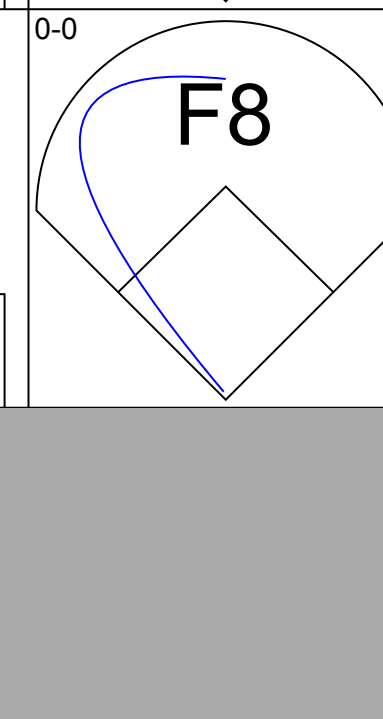
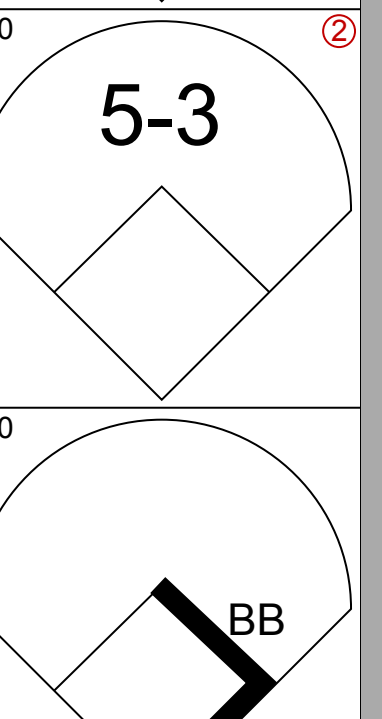
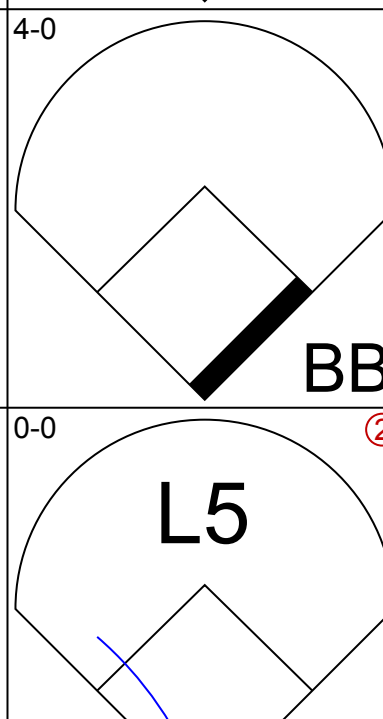
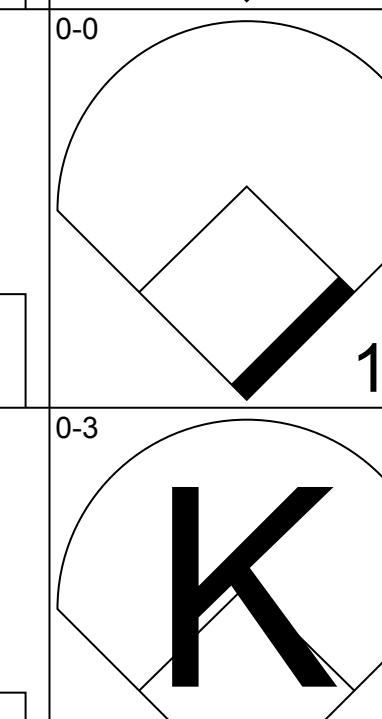


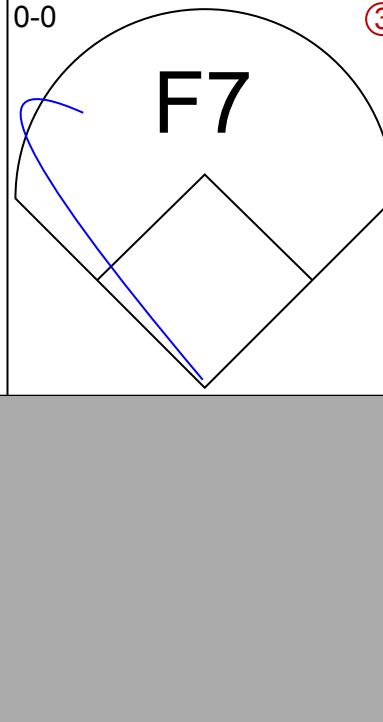

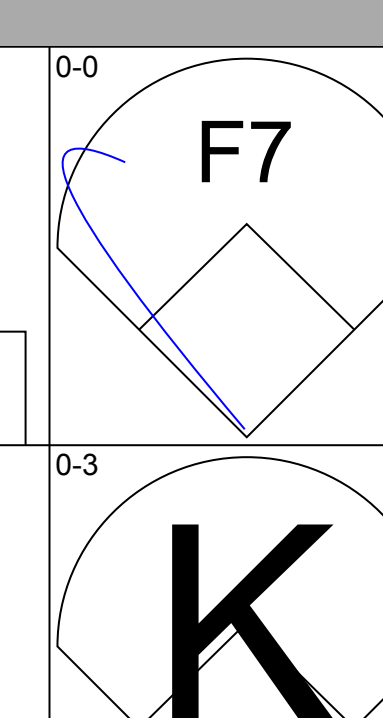
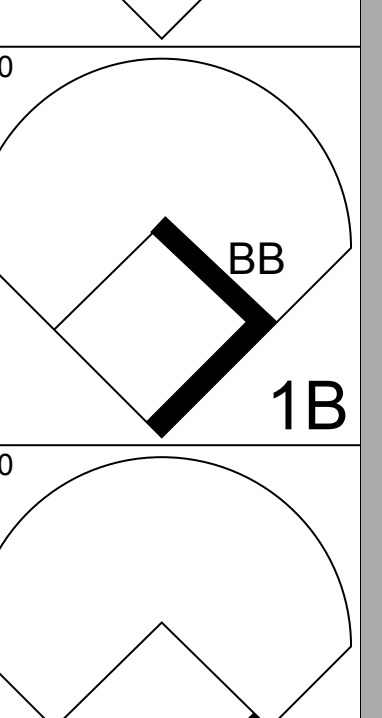
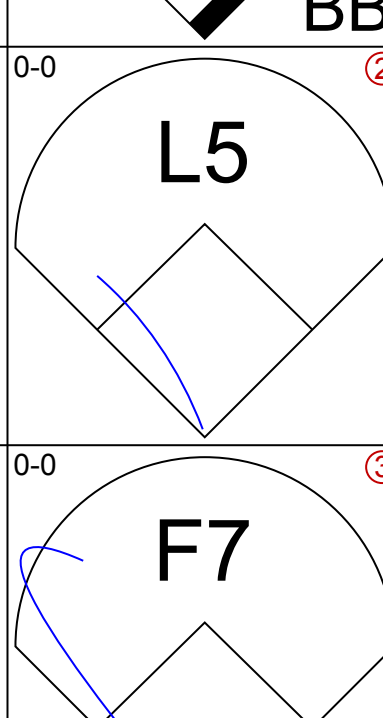
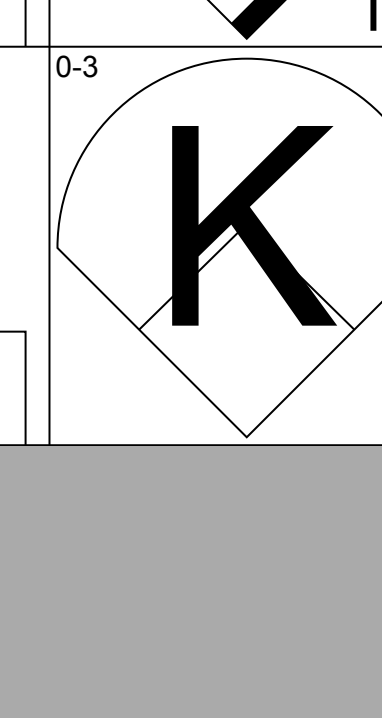
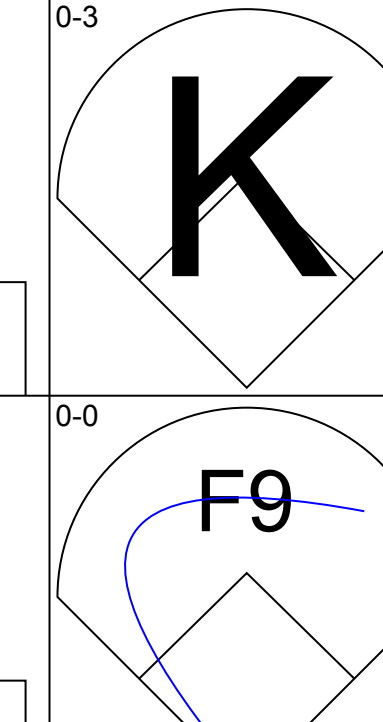

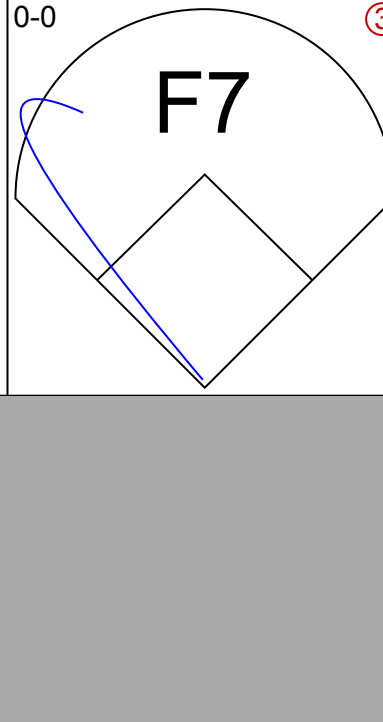
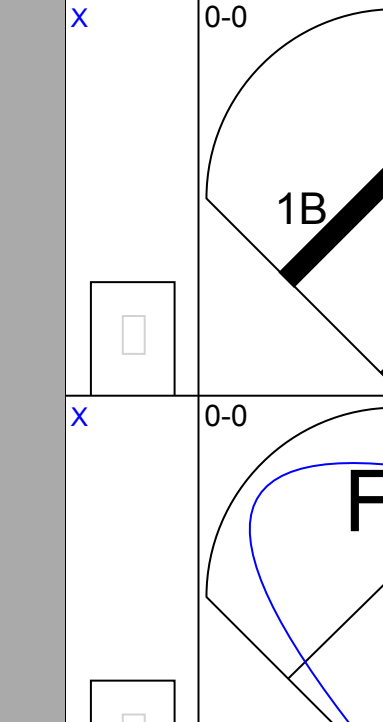
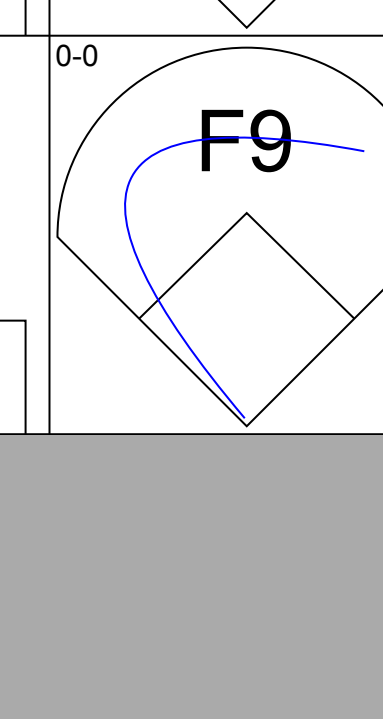

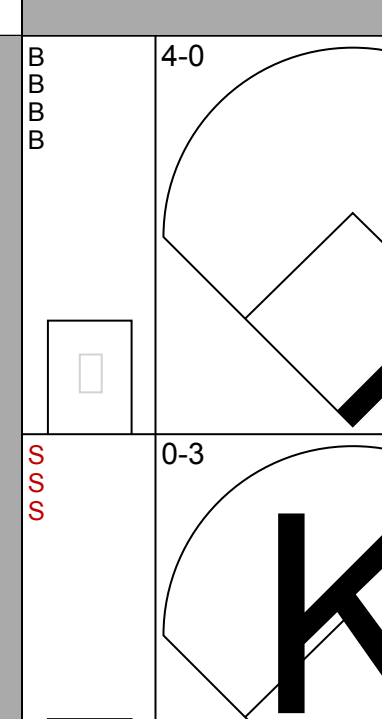
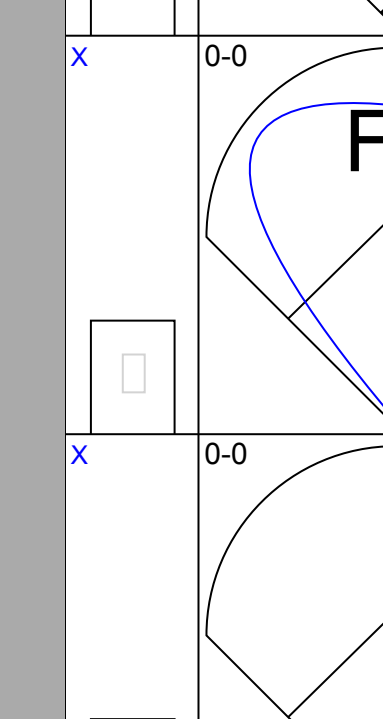
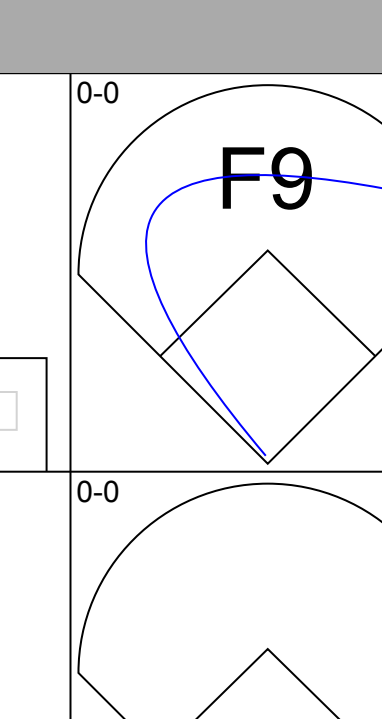
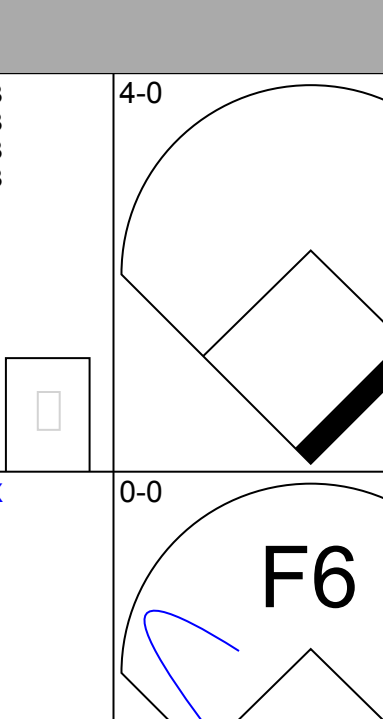
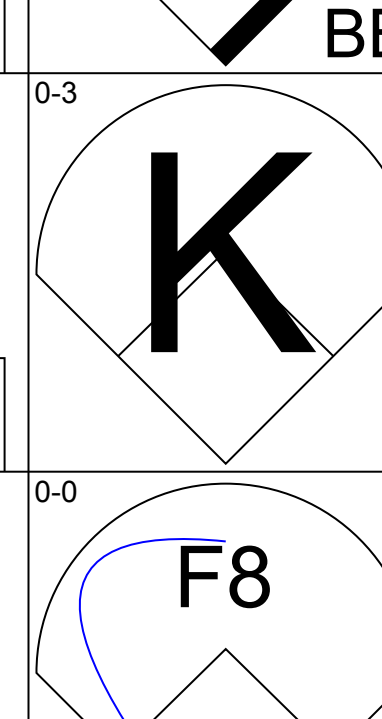
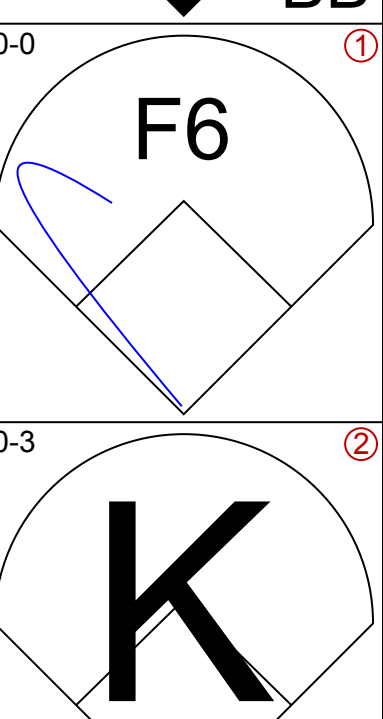
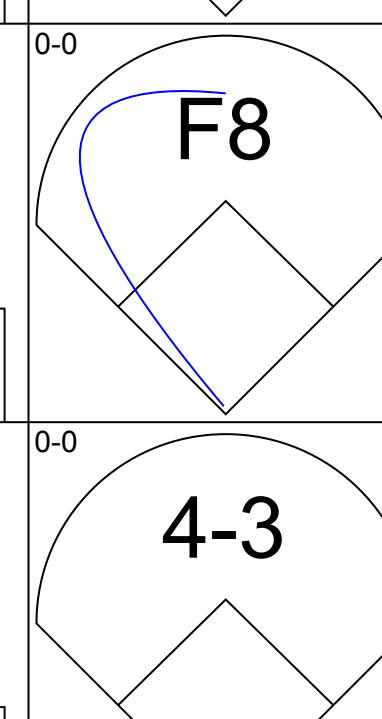
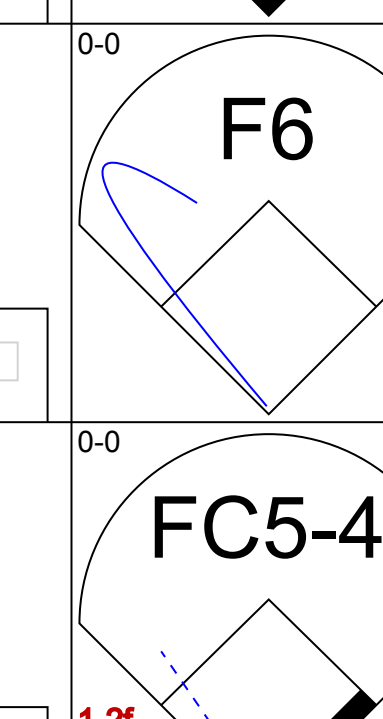
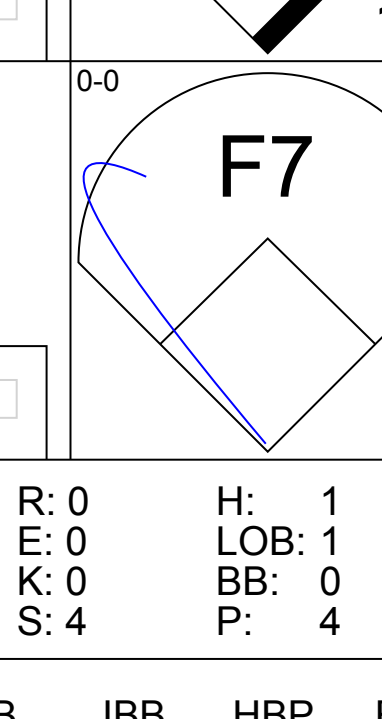
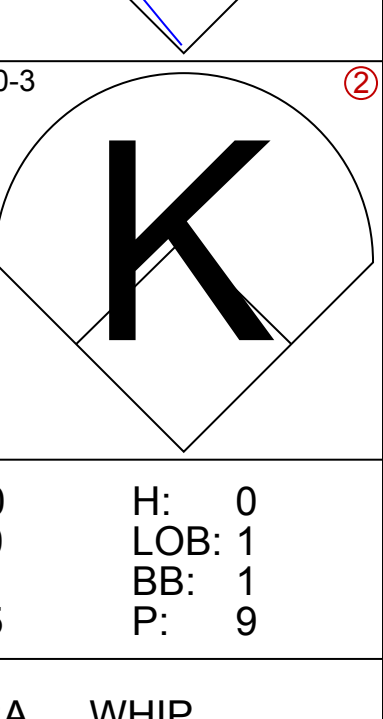
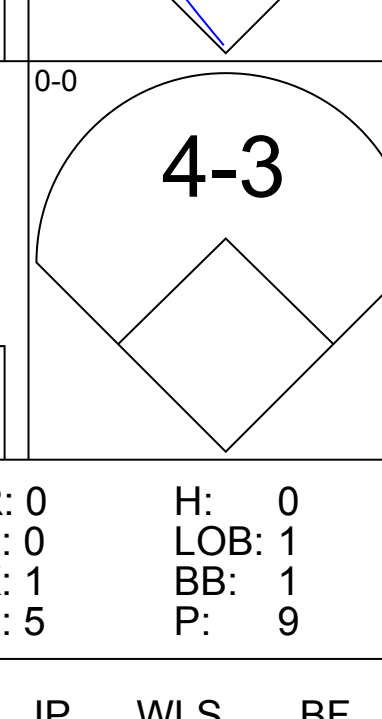
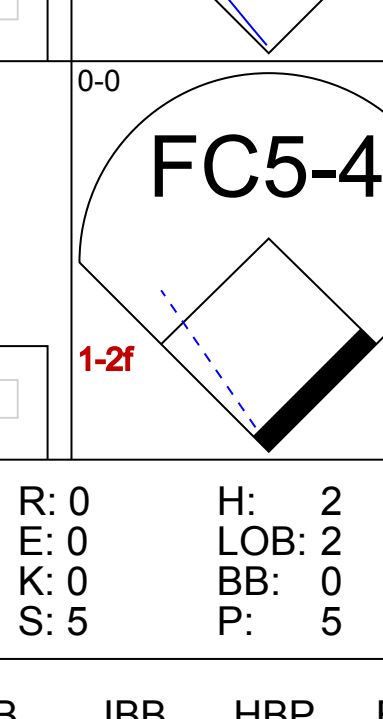
Batter	1	2	3	4	5	6	7	8	9	AB	R	H	RBI	BB	SO	LOB	TOP																			
Tommy Harper, R (1.5) X	6-3		E4			E	FC6-4		5-3	5	1	2	0	0	0	0	Seattle Pilots @ Cleveland Indians Cleveland Municipal Stadium, Cleveland, OH Wed Aug 13 1969, 7:05 PM EDT Att: 5,494 - Unknown																			
Steve Hovley, L (1.9) B	SH5-3		4-3			E6	F7		1B	3	2	0	0	2	0	4																				
Wayne Comer, R (1.8) X	SH5-3			5-3		1B	K		1B	4	1	2	1	0	1	2																				
Tommy Davis, R (1.7) X	P4			K		F8	FC6-4		1B	5	0	2	2	0	1	3																				
Greg Goossen, R (1.3) X		E6		6-3		5-3		SH1-4	K	4	1	0	0	1	1	3																				
Jerry McNettney, R (1.2) X	G1-6-4-3				E5	F8		SH1-4	FC5-6-4	4	0	0	0	0	0	4																				
John Donaldson, L (1.4) B				FC4-6						2	0	1	1	2	0	1																				
Ron Clark, R (1.6) X	5-3			F8		6-3		F8		4	0	0	0	0	0	5																				
George Brunet, R (1.1) X			6-3		K			F8		4	0	1	0	0	1	2																				
Inning Stats	R: 0 E: 0 K: 0 S: 3	H: 0 LOB: 1 BB: 1 P: 7	R: 0 E: 1 K: 0 S: 3	H: 0 LOB: 1 BB: 1 P: 7	R: 0 E: 1 K: 0 S: 3	H: 0 LOB: 0 BB: 0 P: 3	R: 0 E: 0 K: 1 S: 5	H: 0 LOB: 0 BB: 0 P: 5	R: 0 E: 1 K: 1 S: 6	H: 0 LOB: 1 BB: 0 P: 6	R: 3 E: 1 K: 0 S: 7	H: 3 LOB: 2 BB: 1 P: 11	R: 0 E: 0 K: 1 S: 7	H: 2 LOB: 2 BB: 0 P: 7	R: 1 E: 0 K: 0 S: 4	H: 1 LOB: 1 BB: 1 P: 8	R: 1 E: 0 K: 1 S: 7	H: 2 LOB: 2 BB: 1 P: 11	1B: 8 2B: 0 3B: 0 HR: 0	SF: 0 SAC: 2 DP: 1 HBP: 0	WP: 1 PB: 0 SB: 1 CS: 1	PA: 42														
PITCHER	IP	WLS	BF	H	R	ER	SO	BB	IBB	HBP	BLK	WP	HR	S	P	ERA	WHIP	PITCHER	IP	WLS	BF	H	R	ER	SO	BB	IBB	HBP	BLK	WP	HR	S	P	ERA	WHIP	
Steve Hargan, R (1.1) ERA: 5.83	8.1	L	40	8	5	3	3	5	0	0	0	1	0	41	61	3.24	1.560																			
Ron Law, R (9.1) ERA: 4.32	0.2		2	0	0	0	1	0	0	0	0	0	0	4	4	0.00	0.000																			

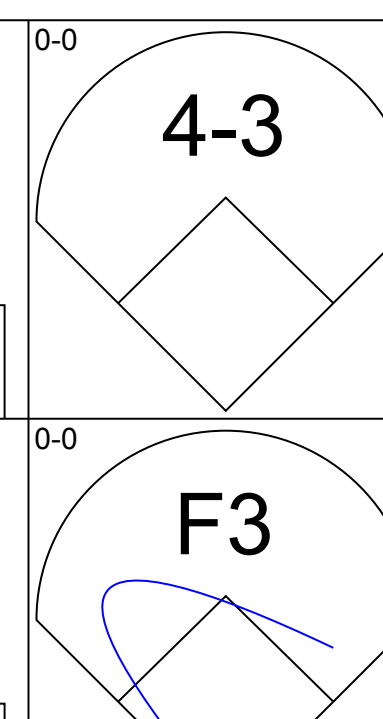
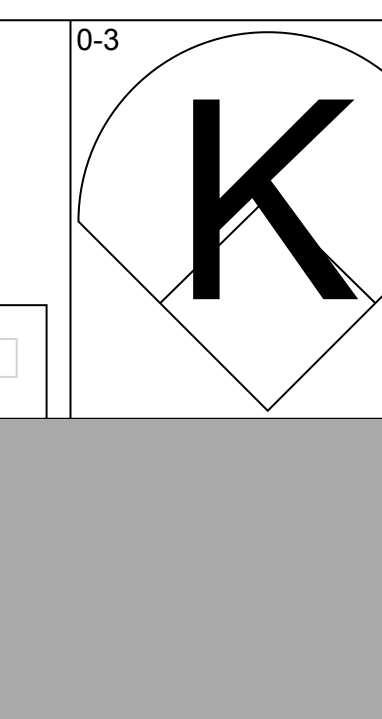
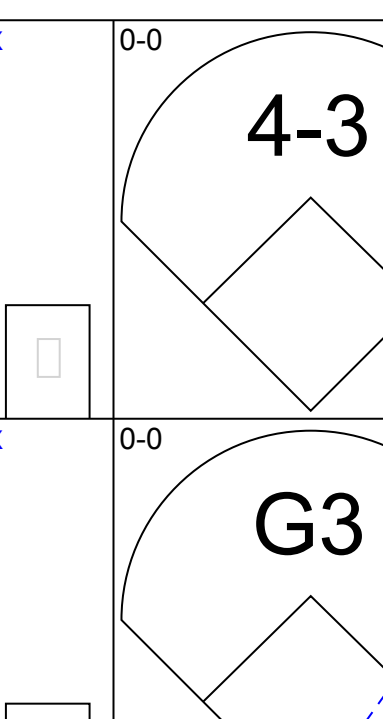
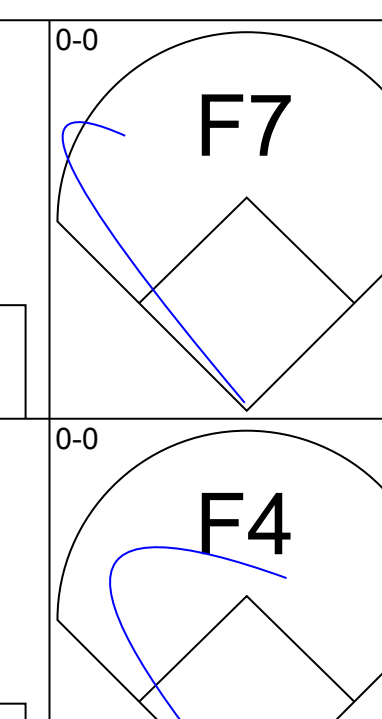
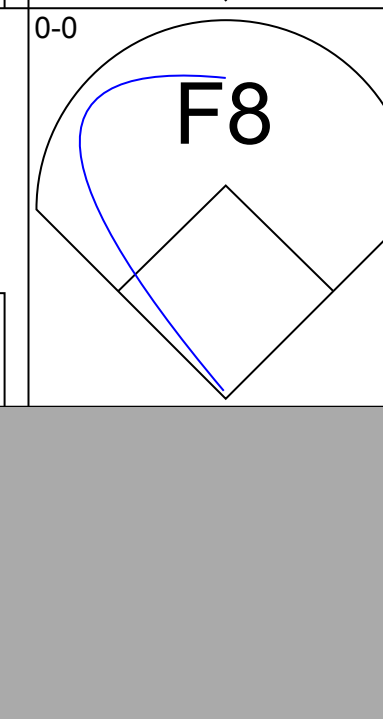
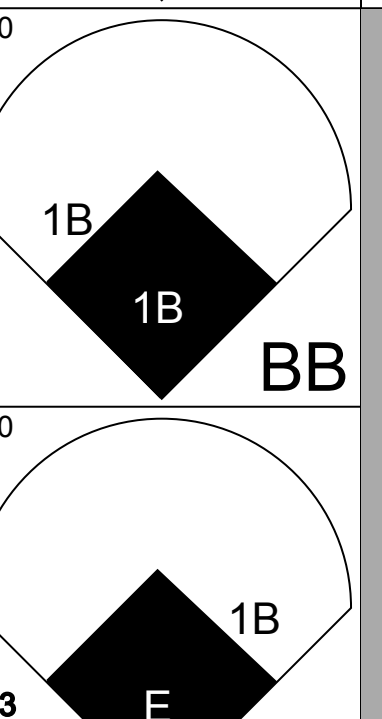



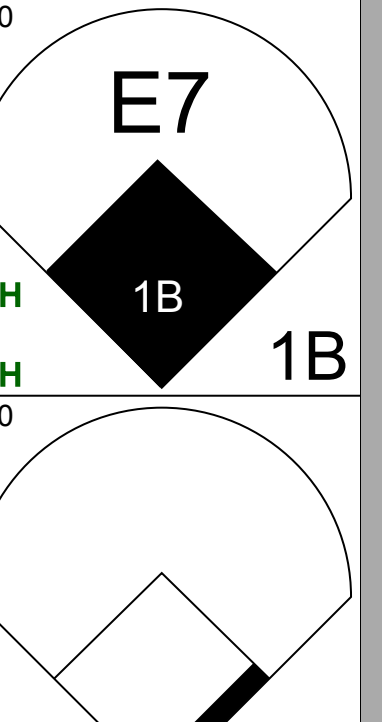
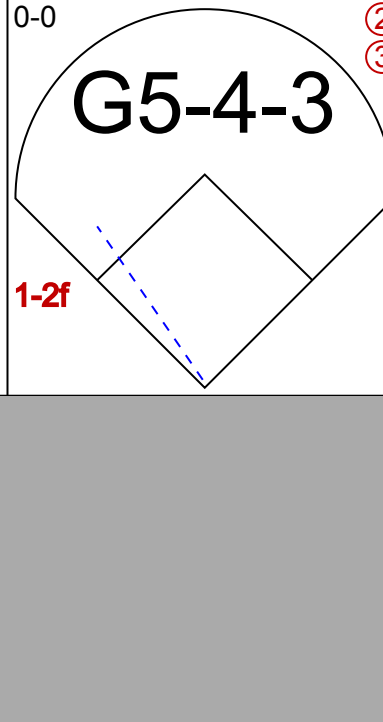
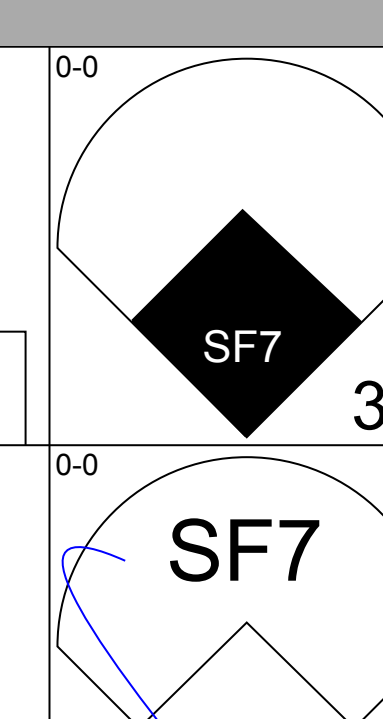
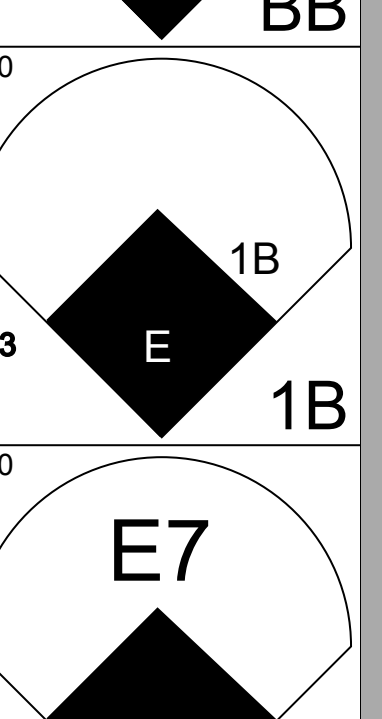

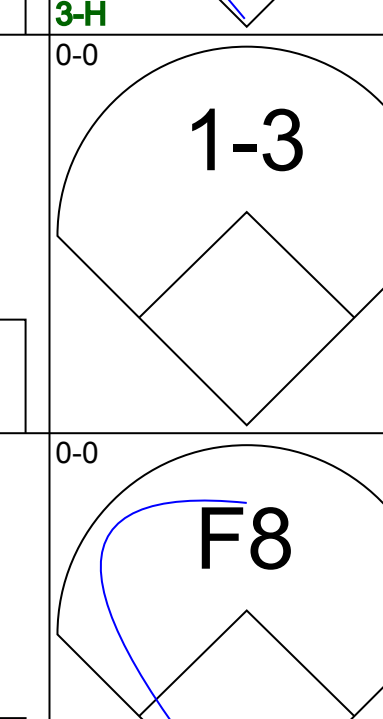
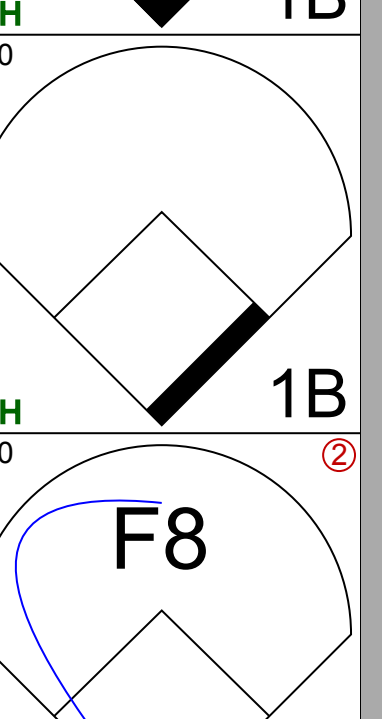


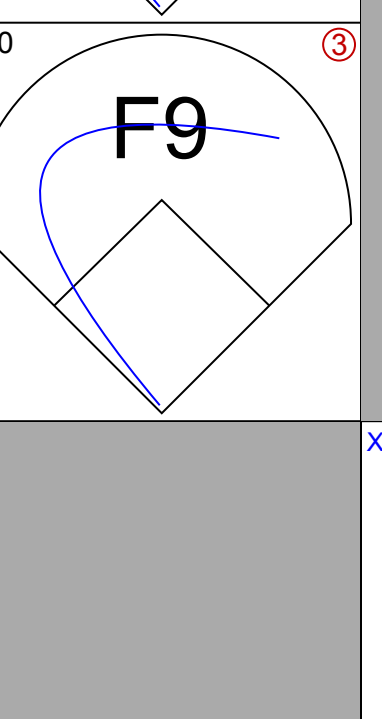
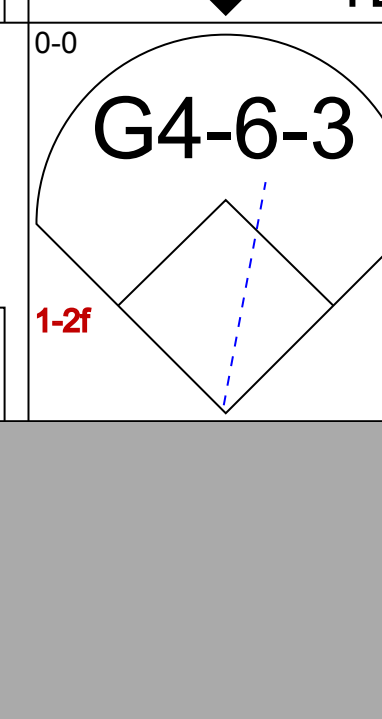
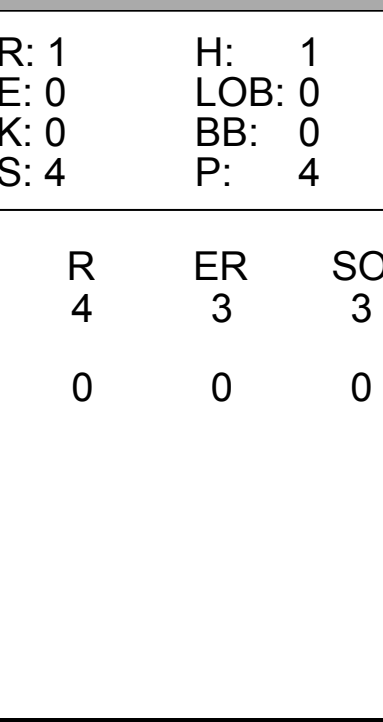
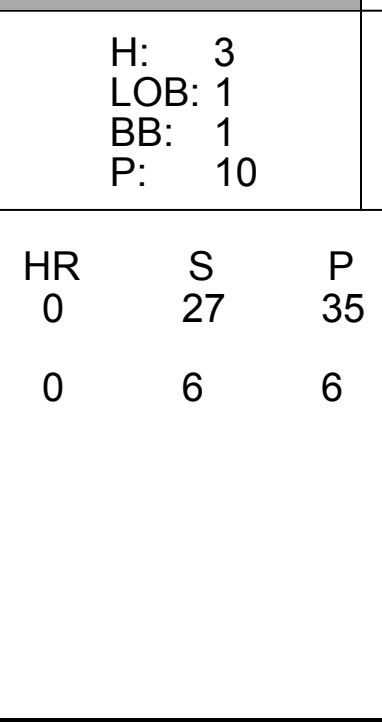
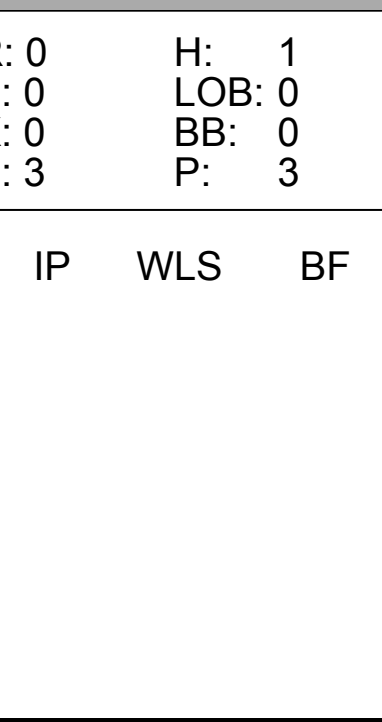



AB	35
R	5
H	8
RBI	4
BB	5
SO	4
LOB	24



Batter	1	2	3	4	5	6	7	8	9	AB	R	H	RBI	BB	SO	LOB	BOTTOM																			
Davey Nelson, R (1.4) B	SH1-3	P5		F3			F8			3	1	0	0	1	0	3	Seattle Pilots @ Cleveland Indians Cleveland Municipal Stadium, Cleveland, OH Wed Aug 13 1969, 7:05 PM EDT Att: 5,494 - Unknown																			
Lou Klimchok, L (1.5) X	SH1-3	P3			P6		K			2	0	0	0	0	0	1																				
Cap Peterson, R (7. PH) X										1	0	0	0	0	1	1																				
Lou Camilli, S (8.5) X										0	0	0	0	0	0	0																				
Frank Baker, L (1.7) X	F2		4-3		K		G3			4	0	0	0	0	1	2																				
Tony Horton, R (1.3) X	PB		2B		1B			6-3		4	2	3	1	0	0	0																				
Ken Harrelson, R (1.9) X	2B		2B		F7		L6			3	0	1	1	1	0	1																				
Jose Cardenal, R (1.8) X	2B		5-3			F7		F8		4	0	1	1	0	0	0																				
Eddie Leon, R (1.6) X	K				CS		F8		F4	4	0	1	0	0	1	2																				
Ken Suarez, R (1.2) X										3	0	1	0	0	0	1																				
Richey Scheinblum, S (9. PH) X	SH1-4				F7		F8		F7	1	0	0	0	0	0	0																				
Steve Hargan, R (1.1) X	SH1-4									2	0	2	0	0	0	0																				
Ron Law, R (9.1) X										0	0	0	0	0	0	0																				
Chuck Hinton, R (9. PH) X										1	0	0	0	0	0	0																				
Inning Stats	R: 2 E: 0 K: 1 S: 7	H: 2 LOB: 2 BB: 2 P: 15	R: 0 E: 0 K: 0 S: 4	H: 1 LOB: 1 BB: 0 P: 4	R: 1 E: 0 K: 0 S: 4	H: 2 LOB: 0 BB: 0 P: 4	R: 0 E: 0 K: 0 S: 4	H: 2 LOB: 1 BB: 0 P: 4	R: 0 E: 0 K: 1 S: 6	H: 1 LOB: 1 BB: 0 P: 6	R: 0 E: 0 K: 0 S: 3	H: 0 LOB: 0 BB: 0 P: 3	R: 0 E: 0 K: 1 S: 6	H: 1 LOB: 1 BB: 0 P: 6	R: 0 E: 0 K: 0 S: 3	H: 0 LOB: 0 BB: 0 P: 3	R: 0 E: 0 K: 0 S: 3	H: 0 LOB: 0 BB: 0 P: 3	R: 0 E: 0 K: 0 S: 3	H: 0 LOB: 0 BB: 0 P: 3	1B: 7 2B: 2 3B: 0 HR: 0	SF: 0 SAC: 2 DP: 0 HBP: 0	WP: 0 PB: 1 SB: 0 CS: 1	PA: 36												
PITCHER	IP	WLS	BF	H	R	ER	SO	BB	IBB	HBP	BLK	WP	HR	S	P	ERA	WHIP	PITCHER	IP	WLS	BF	H	R	ER	SO	BB	IBB	HBP	BLK	WP	HR	S	P	ERA	WHIP	
George Brunet, L (1.1) ERA: 4.02	9.0	W	36	9	3	3	3	1	1	0	0	0	0	40	48	3.00	1.111																			



Batter	1	2	3	4	5	6	7	8	9	AB	R	H	RBI	BB	SO	LOB	TOP			
Jose Cardenal, R OBP: 0.300, SLG: 0.343 (1, 8)										4	0	0	0	0	1	2	Cleveland Indians @ California Angels Anaheim Stadium, Anaheim, CA Sat Aug 16 1969, 10:05 PM EDT Att: 8,368 - Unknown			
Lary Brown, R OBP: 0.302, SLG: 0.301 (1, 6)										4	0	0	0	0	1	0				
Lou Klimchok, L OBP: 0.341, SLG: 0.413 (1, 5)										3	0	1	0	1	0	0				
Tony Horton, R OBP: 0.327, SLG: 0.470 Chuck Hinton, R OBP: 0.299, SLG: 0.374 (8, 9)				 1B						4	0	1	0	0	1	2				
Ken Harrelson, R OBP: 0.337, SLG: 0.436 (8, 3)				 BB					 1B	3	0	1	0	1	1	1				
Russ Snyder, L OBP: 0.324, SLG: 0.327 (1, 7)										3	0	0	0	1	1	3				
Davey Nelson, R OBP: 0.252, SLG: 0.193 (1, 4)										3	0	1	0	1	1	1				
Ken Suarez, R OBP: 0.357, SLG: 0.342 Duke Sims, L OBP: 0.394, SLG: 0.451 (7, PH) (7, 2)										2	0	1	0	0	0	1				
Luis Tiant, R OBP: 0.274, SLG: 0.414 Riche Scheinblum, S OBP: 0.256, SLG: 0.241 Dick Ellsworth, L OBP: 0.183, SLG: 0.122 Cap Peterson, R OBP: 0.374, SLG: 0.300 (1, 1) (7, PH) (7, 1) (9, PH)									 1-2	2	0	0	0	0	1	2				
Inning Stats	R: 0 E: 0 K: 1 S: 5	H: 0 LOB: 0 BB: 0 P: 5	R: 0 E: 0 K: 1 S: 5	H: 0 LOB: 0 BB: 0 P: 5	R: 0 E: 0 K: 0 S: 4	H: 1 LOB: 1 BB: 0 P: 4	R: 0 E: 0 K: 2 S: 8	H: 1 LOB: 2 BB: 1 P: 12	R: 0 E: 0 K: 1 S: 5	H: 0 LOB: 1 BB: 1 P: 9	R: 0 E: 0 K: 1 S: 5	H: 0 LOB: 1 BB: 1 P: 9	R: 0 E: 0 K: 1 S: 6	H: 1 LOB: 1 BB: 0 P: 6	R: 0 E: 0 K: 0 S: 5	H: 2 LOB: 2 BB: 0 P: 5		1B: 5 2B: 0 3B: 0 HR: 0	SF: 0 SAC: 0 DP: 0 HBP: 0	WP: 0 PB: 0 SB: 0 CS: 0
PITCHER Andy Messersmith, R ERA: 2.65 (1, 1)	IP: 9.0 WLS: W BF: 36 H: 5 R: 0 ER: 0 SO: 7 BB: 4 IBB: 0 HBP: 0 BLK: 0 WP: 0 HR: 0 S: 46 P: 62 ERA: 0.00 WHIP: 1.000															PITCHER				

Batter	1	2	3	4	5	6	7	8	9	AB	R	H	RBI	BB	SO	LOB	BOTTOM	
Sandy Alomar Sr., S OBP: 0.281, SLG: 0.269 (1, 4)										4	0	0	0	0	1	0	Cleveland Indians @ California Angels Anaheim Stadium, Anaheim, CA Sat Aug 16 1969, 10:05 PM EDT Att: 8,368 - Unknown	
Jim Spencer, L OBP: 0.307, SLG: 0.357 (1, 3)										4	0	0	0	0	0	0		
Jim Fregosi, R OBP: 0.351, SLG: 0.384 (1, 6)				 BB		 BB				1	1	0	0	2	0	0		
Jay Johnstone, L OBP: 0.302, SLG: 0.375 (1, 8)		 3B		 E						3	2	2	0	0	1	1		
Rick Reichardt, R OBP: 0.322, SLG: 0.374 (1, 7)				 1B		 1-2				2	1	1	2	0	0	1		
Bill Voos, L OBP: 0.311, SLG: 0.313 (1, 9)				 3-H						3	0	1	1	0	0	0		
Aurelio Rodriguez, R OBP: 0.264, SLG: 0.312 (1, 5)							 1B			3	0	1	0	0	0	1		
Joe Azcue, R OBP: 0.286, SLG: 0.255 (1, 2)							 1-2			3	0	0	0	0	0	2		
Andy Messersmith, R OBP: 0.220, SLG: 0.185 (1, 1)										3	0	0	0	0	1	0		
Inning Stats	R: 0 E: 0 K: 0 S: 3	H: 0 LOB: 0 BB: 0 P: 3	R: 1 E: 0 K: 0 S: 4	H: 1 LOB: 0 BB: 0 P: 4	R: 0 E: 0 K: 2 S: 7	H: 0 LOB: 0 BB: 0 P: 7	R: 3 E: 1 K: 0 S: 6	H: 3 LOB: 1 BB: 1 P: 10	R: 0 E: 0 K: 1 S: 4	H: 0 LOB: 0 BB: 1 P: 8	R: 0 E: 0 K: 0 S: 3	H: 1 LOB: 0 BB: 0 P: 3	R: 0 E: 0 K: 0 S: 3	H: 0 LOB: 0 BB: 0 P: 3	1B: 4 2B: 0 3B: 1 HR: 0	SF: 1 SAC: 0 DP: 2 HBP: 0		WP: 0 PB: 0 SB: 0 CS: 0
PITCHER Luis Tiant, R ERA: 3.89 Dick Ellsworth, L ERA: 4.36 (1, 1) (7, 1)	IP: 6.0 WLS: L BF: 23 H: 4 R: 4 ER: 3 SO: 3 BB: 2 IBB: 0 HBP: 0 BLK: 0 WP: 0 HR: 0 S: 27 P: 35 ERA: 4.50 WHIP: 1.000															PITCHER		

Batter	1	2	3	4	5	6	7	8	9	AB R H RBI BB SO LOB	TOP																
Jose Cardenal, R OBP: 0.301, SLG: 0.342 (1, 5) (7, 8)	F7	F7		F8		F8		F9	F9	4 1 1 0 1 0 1	Cleveland Indians @ California Angels Anaheim Stadium, Anaheim, CA Sun Aug 17 1969, 6:33 AM EDT Att: 7,073 - Unknown																
Rchie Scheinblum, S OBP: 0.230, SLG: 0.235 Vern Fuller, R OBP: 0.260, SLG: 0.329 Cap Peterson, R OBP: 0.371, SLG: 0.297 (1, 7) (7, 4) (9, PH)	4-3	E4		F8		CS	F6	4-3	4-3	4 1 0 0 0 0 1 0 0 0 0 0 0 0 1 0 0 0 0 0 1																	
Russ Snyder, L OBP: 0.326, SLG: 0.335 (1, 8) (7, 7)	BB	WP			5-3		2-3			4 1 2 2 0 0 0																	
Tony Horton, R OBP: 0.330, SLG: 0.471 (1, 3) BB	BB									3 2 2 0 1 0 1																	
Ken Harrelson, R OBP: 0.339, SLG: 0.443 (1, 9) BB	2B									3 1 1 2 1 0 1																	
Duke Sims, L OBP: 0.392, SLG: 0.451 (1, 2) 1-3 2-H 3-H	2B							K2-3		4 0 1 2 0 1 0																	
Lou Klimchok, L OBP: 0.412 Lou Camilli, S (1, 4) (7, 5)	4-3							K		3 0 1 0 0 0 2 1 0 0 0 0 1 0																	
Larry Brown, R OBP: 0.299, SLG: 0.298 (1, 6)								5-3		4 0 0 0 0 0 1																	
Mike Paul, L (1, 1)										2 0 0 0 0 0 0 1 0 0 0 0 1 0 0 0 0 0 0 0 0 1 0 1 0 0 0 0 0 0 0 0 0 0 0																	
Stan Williams, R OBP: 0.212, SLG: 0.103 Juan Pizarro, L OBP: 0.250, SLG: 0.222 Chuck Hinton, R OBP: 0.296, SLG: 0.380 Davey Nelson, R OBP: 0.252, SLG: 0.193 (4, 1) (8, 1) (9, PH) (9, PR)	6-3							F9																			
Inning Stats	R: 2 E: 0 K: 0 S: 5	H: 2 LOB: 2 BB: 2 P: 13	R: 2 E: 1 K: 0 S: 6	H: 2 LOB: 1 BB: 0 P: 6	R: 0 E: 0 K: 0 S: 4	H: 1 LOB: 1 BB: 0 P: 4	R: 0 E: 0 K: 0 S: 3	H: 0 LOB: 0 BB: 0 P: 3	R: 2 E: 0 K: 1 S: 5	H: 2 LOB: 0 BB: 0 P: 5	R: 0 E: 0 K: 1 S: 4	H: 0 LOB: 0 BB: 1 P: 8	R: 0 E: 0 K: 0 S: 4	H: 1 LOB: 1 BB: 0 P: 4	R: 0 E: 0 K: 2 S: 7	H: 0 LOB: 0 BB: 0 P: 7	R: 0 E: 0 K: 0 S: 3	H: 1 LOB: 1 BB: 0 P: 3	1B: 6 2B: 2 3B: 0 HR: 1	SF: 0 SAC: 0 DP: 0 HBP: 0	WP: 1 PB: 0 SB: 1 CS: 1	PA: 39					
PITCHER	IP WLS BF H R ER SO BB IBB HBP BLK WP HR S P ERA WHIP											PITCHER	IP WLS BF H R ER SO BB IBB HBP BLK WP HR S P ERA WHIP														
Jim McGlothlin, R ERA: 3.11 (1, 1)	2.0	13	4	4	2	0	2	0	0	0	0	1	0	11	19	9.00	3.000										
Clyde Wright, L ERA: 4.99 (3, 1)	4.0	15	3	2	2	1	1	0	0	0	0	0	1	16	20	4.50	1.000										
Hoyt Wilhelm, R ERA: 2.95 (7, 1)	2.0	W	7	1	0	0	2	0	0	0	0	0	0	11	11	0.00	0.500										
Ken Tatum, R ERA: 1.53 (9, 1)	1.0	S	3	1	0	0	0	0	0	0	0	0	0	3	3	0.00	1.000										
Batter	1	2	3	4	5	6	7	8	9	AB R H RBI BB SO LOB	BOTTOM																
Sandy Alomar Sr., S OBP: 0.280, SLG: 0.268 (1, 4)	F2									5 0 1 0 0 1 0	Cleveland Indians @ California Angels Anaheim Stadium, Anaheim, CA Sun Aug 17 1969, 6:33 AM EDT Att: 7,073 - Unknown																
Jim Spencer, L OBP: 0.305, SLG: 0.366 (1, 3) S	K									5 1 1 1 0 1 1																	
Jim Fregosi, R OBP: 0.351, SLG: 0.381 (1, 6)	F4									3 0 0 0 0 1 0																	
Bubba Morton, R OBP: 0.386, SLG: 0.476 Ken Tatum, R OBP: 0.250, SLG: 0.500 (1, 9) (9, 1)	HR									3 2 1 1 1 1 1 0 0 0 0 0 0 0																	
Rick Reichardt, R OBP: 0.326, SLG: 0.399 (1, 7)	HR									4 2 3 2 0 1 1																	
Aurelio Rodriguez, R OBP: 0.286, SLG: 0.312 (1, 5)	4-3									3 0 1 0 1 0 1																	
Jay Johnstone, L OBP: 0.302, SLG: 0.372 (1, 8)	4-3									3 0 0 0 1 1 5																	
Joe Azcue, R OBP: 0.290, SLG: 0.259 (1, 2)	F8									4 1 2 1 0 0 3																	
Jim McGlothlin, R Winston Lutenas, R Clyde Wright, L Roger Repoz, R Hoyt Wilhelm, R Bill Voss, L Billy Cowan, R OBP: 0.114, SLG: 0.162 OBP: 0.235, SLG: 0.250 OBP: 0.125, SLG: 0.125 OBP: 0.296, SLG: 0.298 OBP: 0.311, SLG: 0.313 OBP: 0.254, SLG: 0.309 (1, 1) (2, PH) (3, 1) (6, PH) (7, 1) (8, PH) (8, PH) (9, 9)	F9									0 0 0 0 0 0 0 1 0 0 0 0 0 1 1 0 0 0 0 1 2 1 0 0 0 0 0 2 0 0 0 0 0 0 0 0 0 0 0 0 0 0 1 1 1 2 0 0 0																	
Inning Stats	R: 0 E: 0 K: 1 S: 5	H: 0 LOB: 0 BB: 0 P: 5	R: 2 E: 0 K: 0 S: 6	H: 3 LOB: 1 BB: 0 P: 6	R: 0 E: 0 K: 1 S: 5	H: 0 LOB: 0 BB: 0 P: 5	R: 1 E: 0 K: 3 S: 10	H: 1 LOB: 2 BB: 2 P: 18	R: 1 E: 0 K: 2 S: 8	H: 1 LOB: 0 BB: 0 P: 8		R: 0 E: 1 K: 0 S: 5	H: 1 LOB: 2 BB: 0 P: 5	R: 0 E: 0 K: 0 S: 3	H: 0 LOB: 1 BB: 0 P: 4	R: 3 E: 0 K: 0 S: 6	H: 4 LOB: 1 BB: 1 P: 10	1B: 4 2B: 1 3B: 0 HR: 5	SF: 0 SAC: 0 DP: 0 HBP: 1	WP: 0 PB: 0 SB: 0 CS: 0	PA: 38						
PITCHER	IP WLS BF H R ER SO BB IBB HBP BLK WP HR S P ERA WHIP											PITCHER	IP WLS BF H R ER SO BB IBB HBP BLK WP HR S P ERA WHIP														
Mike Paul, L ERA: 3.71 (1, 1)	3.2	17	4	3	3	4	2	0	0	0	0	0	2	23	31	7.36	1.636										
Stan Williams, R ERA: 4.05 (4, 1)	3.2	18	4	4	4	3	1	0	1	0	0	0	2	22	27	9.82	1.364										
Juan Pizarro, L ERA: 3.47 (8, 1)	0.2	L	3	2	0	0	0	0	0	0	0	0	1	3	3	0.00	3.000										

Batter	1	2	3	4	5	6	7	8	9	AB	R	H	RBI	BB	SO	LOB	TOP			
Jose Cardenal, R OBP: 0.303, SLG: 0.346 (1, 8)	0-0 4-3 2B		0-0 F7			0-0 6-3		0-0 E S 1B		4	1	2	0	0	0	0				
Lary Brown, R OBP: 0.295, SLG: 0.295 (1, 6)	0-0 4-3 2-3			0-0 F9		0-0 F9		0-0 F9		4	0	0	0	0	0	2				
Russ Snyder, L OBP: 0.325, SLG: 0.333 (1, 7)	0-0 4-3			0-0 G3					0-0 3-1	4	0	1	1	0	0	0				
Tony Horton, R OBP: 0.329, SLG: 0.469 (1, 3)	0-0 F8			0-0 1B		0-0 F9			0-0 4-3	4	0	1	0	0	0	1				
Ken Harrelson, R OBP: 0.336, SLG: 0.439 (1, 9)		0-0 5-3		0-0 F9			0-3 K		0-0 F5	4	0	0	0	0	1	1				
Duke Sims, L OBP: 0.391, SLG: 0.448 (1, 2)		1-0 G4-6-3 HBP			0-0 F9		0-0 F9			2	0	0	0	0	0	0				
Lou Klimchok, L OBP: 0.340, SLG: 0.422 (1, 5)			0-0 G4-6-3 1-2		0-0 1B				0-0 F5	3	0	1	0	0	0	1				
Vern Fuller, R OBP: 0.289, SLG: 0.329 (1, 4)			0-0 5-3		0-0 1B			0-3 K		3	0	1	0	0	1	0				
Steve Hargan, R OBP: 0.182, SLG: 0.182 Riche Scheinblum, S OBP: 0.239, SLG: 0.233 Ron Law, R (8, 1)			0-0 F8		0-0 F7			0-0 F8		2	0	0	0	0	0	1				
Inning Stats	R: 1 E: 0 K: 0 S: 4	H: 1 LOB: 0 BB: 0 P: 4	R: 0 E: 0 K: 0 S: 2	H: 0 LOB: 0 BB: 0 P: 3	R: 0 E: 0 K: 0 S: 3	H: 0 LOB: 0 BB: 0 P: 3	R: 0 E: 0 K: 0 S: 4	H: 1 LOB: 1 BB: 0 P: 4	R: 0 E: 0 K: 0 S: 4	H: 2 LOB: 1 BB: 0 P: 4	R: 0 E: 0 K: 0 S: 5	H: 0 LOB: 0 BB: 0 P: 5	R: 0 E: 0 K: 1 S: 6	H: 1 LOB: 1 BB: 0 P: 6	R: 0 E: 0 K: 0 S: 3	H: 0 LOB: 0 BB: 0 P: 3	1B: 4 2B: 1 3B: 1 HR: 0	SF: 0 SAC: 0 DP: 1 HBP: 1	WP: 0 PB: 0 SB: 1 CS: 0	PA: 32
PITCHER Tom Murphy, R ERA: 3.82 (1, 1)	IP: 9.0 WLS: W BF: 32 H: 6 R: 1 ER: 1 SO: 2 BB: 0 IBB: 0 HBP: 1 BLK: 0 WP: 0 HR: 0 S: 35 P: 36 ERA: 1.00 WHIP: 0.667															PITCHER				

Cleveland Indians @ California Angels
Anaheim Stadium, Anaheim, CA
Mon Aug 18 1969, 10:05 PM EDT
Att: 7,282 - Unknown

AB 31
R 1
H 6
RBI 1
BB 0
SO 2
LOB 6



Batter	1	2	3	4	5	6	7	8	9	AB	R	H	RBI	BB	SO	LOB	BOTTOM			
Sandy Alomar Sr., S OBP: 0.280, SLG: 0.288 (1, 4)	0-3 K		0-0 F7		0-0 4-3		0-0 FC4-6 1B			4	0	1	0	0	1	1				
Jim Spencer, L OBP: 0.304, SLG: 0.361 (1, 3)	0-3 K			0-0 F4		4-0 SH5-3 BB 6-3 BB	0-0 FC4-6 1-2			3	1	0	0	1	1	2				
Jim Fregosi, R OBP: 0.354, SLG: 0.382 (1, 6)	0-0 5-3			4-0 HBP E BB		4-0 6-3 SH5-3 BB 1-2		0-0 SH 1B		2	1	1	0	2	0	0				
Jay Johnstone, L OBP: 0.300, SLG: 0.370 (1, 8)		0-0 F9		0-0 E6 HBP		0-0 SH5-3		0-0 SH FC SH1-3 1B		2	1	0	0	0	0	1				
Rick Reichardt, R OBP: 0.324, SLG: 0.395 (1, 7)		0-3 K		0-3 K		0-0 6-3		0-0 SH1-3		3	0	0	1	0	2	3				
Bubba Morton, R OBP: 0.382, SLG: 0.465 Bill Voss, L (8, FR) (9, 9)		0-0 6-3		1-0 HBP		2-3 3-H F8		1-2 2-3 FC WP		3	0	0	1	0	0	2				
Aurelio Rodriguez, R OBP: 0.284, SLG: 0.310 (1, 5)			0-0 4-3		0-0 F9			0-0 SF8		3	0	0	1	0	0	3				
Joe Azcue, R OBP: 0.289, SLG: 0.256 (1, 2)			0-0 F7		0-0 F9			3-H 4-0 F3		3	0	0	0	1	0	0				
Tom Murphy, R OBP: 0.203, SLG: 0.196 (1, 1)			0-0 1B		0-0 F7			1-2 1B 4-3		4	0	2	0	0	0	2				
Inning Stats	R: 0 E: 0 K: 2 S: 7	H: 0 LOB: 0 BB: 0 P: 7	R: 0 E: 0 K: 1 S: 5	H: 0 LOB: 0 BB: 0 P: 5	R: 0 E: 0 K: 0 S: 4	H: 1 LOB: 1 BB: 0 P: 4	R: 0 E: 1 K: 1 S: 6	H: 0 LOB: 3 BB: 1 P: 11	R: 0 E: 0 K: 0 S: 3	H: 0 LOB: 0 BB: 0 P: 3	R: 1 E: 0 K: 0 S: 3	H: 0 LOB: 1 BB: 2 P: 11	R: 0 E: 0 K: 0 S: 5	H: 2 LOB: 2 BB: 0 P: 5	R: 2 E: 1 K: 0 S: 6	H: 1 LOB: 2 BB: 1 P: 10	1B: 4 2B: 0 3B: 0 HR: 0	SF: 1 SAC: 3 DP: 0 HBP: 1	WP: 1 PB: 0 SB: 0 CS: 0	PA: 36
PITCHER Steve Hargan, R ERA: 5.52 Ron Law, R ERA: 3.96 (8, 1)	IP: 7.0 WLS: L BF: 29 H: 3 R: 1 ER: 1 SO: 4 BB: 3 IBB: 0 HBP: 1 BLK: 0 WP: 1 HR: 0 S: 6 P: 10 ERA: 0.00 WHIP: 1.000															PITCHER				

Cleveland Indians @ California Angels
Anaheim Stadium, Anaheim, CA
Mon Aug 18 1969, 10:05 PM EDT
Att: 7,282 - Unknown

AB 27
R 3
H 4
RBI 3
BB 4
SO 4
LOB 14



Batter	1	2	3	4	5	6	7	8	9	AB	R	H	RBI	BB	SO	LOB	TOP								
Jose Cardenal, R (1, 8) OBP: 0.300, SLG: 0.343	0-0 5-3			0-0 6-3		0-0 6-3	0-0 5-3			4	0	0	0	0	0	2									
Duke Sims, L (1, 2) OBP: 0.386, SLG: 0.440	0-0 F4			0-0 G3		0-0 6-3		0-0 G3		4	0	0	0	0	0	0									
Tony Horton, R (1, 3) OBP: 0.331, SLG: 0.472	0-0 F7			0-0 6-3						4	1	2	0	0	0	0									
Ken Harrelson, R (1, 9) OBP: 0.337, SLG: 0.438		0-0 F8			4-0 E8 BB	0-0 F9		0-0 2B		3	0	1	1	1	0	1									
Russ Snyder, L (1, 7) OBP: 0.320, SLG: 0.328		0-3 K			0-0 E8 3-1 1B		0-0 F9	0-3 K		4	1	0	0	0	2	2									
Lou Klimchuck, L (1, 5) OBP: 0.333, SLG: 0.412 Lou Camilli, S (9, 5)		0-0 F8			0-0 3-1		0-0 6-3		0-0 6-3	4	0	0	0	0	0	1									
Vern Fuller, R (1, 4) OBP: 0.301, SLG: 0.347			0-3 K		0-0 BB 1B		0-0 2B		0-0 1B	4	1	3	1	0	1	0									
Eddie Leon, R (1, 6) OBP: 0.306, SLG: 0.286			0-0 F9		4-0 1B		4-0 1B		0-3 K	2	0	0	0	2	1	1									
Sam McDowell, L (1, 1) OBP: 0.167, SLG: 0.183			0-3 K		0-3 BB		0-0 1B		0-3 K	4	0	1	1	0	3	3									
Inning Stats	R: 0 E: 0 K: 0 S: 3	H: 0 LOB: 0 BB: 0 P: 3	R: 0 E: 0 K: 1 S: 5	H: 0 LOB: 0 BB: 0 P: 5	R: 0 E: 0 K: 2 S: 7	H: 0 LOB: 0 BB: 0 P: 7	R: 0 E: 0 K: 0 S: 3	H: 0 LOB: 0 BB: 0 P: 3	R: 1 E: 1 K: 1 S: 6	H: 1 LOB: 2 BB: 2 P: 14	R: 0 E: 0 K: 0 S: 4	H: 1 LOB: 1 BB: 0 P: 4	R: 1 E: 0 K: 0 S: 5	H: 2 LOB: 2 BB: 1 P: 9	R: 1 E: 0 K: 1 S: 6	H: 2 LOB: 2 BB: 0 P: 6	R: 0 E: 0 K: 2 S: 8	H: 1 LOB: 1 BB: 0 P: 8	1B: 5 2B: 2 3B: 0 HR: 0	SF: 0 SAC: 0 DP: 0 HBP: 0	WP: 0 PB: 0 SB: 0 CS: 0	PA: 36			
PITCHER	IP	WLS	BF	H	R	ER	SO	BB	IBB	HBP	BLK	WP	HR	S	P	ERA	WHIP								
Chuck Dobson, R (1, 1) ERA: 3.32	8.0	L	32	6	3	2	5	2	1	0	0	0	0	39	51	2.25	1.000								
Jim Nash, R (9, 1) ERA: 3.55	1.0		4	1	0	0	2	0	0	0	0	0	0	8	8	0.00	1.000								

Cleveland Indians @ Oakland Athletics
Oakland-Alameda County Coliseum, Oakland, CA

Tue Aug 19 1969, 7:05 PM PDT
Att: 6,351 - Unknown

AB 33
R 3
H 7
RBI 3
BB 3
SO 7
LOB 10



Batter	1	2	3	4	5	6	7	8	9	AB	R	H	RBI	BB	SO	LOB	BOTTOM								
Bert Campaneris, R (1, 6) OBP: 0.281, SLG: 0.293	0-3 K			0-0 G3 S 1B		0-0 6-3			0-0 F4	4	0	1	0	0	1	0									
Bob Johnson, R (1, 3) OBP: 0.323, SLG: 0.328	0-0 F4			0-0 F9 1-2		0-0 F7			0-3 K	4	0	0	0	0	1	1									
Reggie Jackson, L (1, 8) OBP: 0.421, SLG: 0.676	0-0 4-3			0-0 G3					0-0 4-3	3	0	0	0	0	0	1									
Sal Bando, R (1, 5) OBP: 0.393, SLG: 0.465		4-0 CS BB		4-0 BB		0-0 6-3			0-0 6-3	1	0	0	0	2	0	0									
Danny Cater, R (1, 7) OBP: 0.306, SLG: 0.385		0-0 F8 1-2		0-3 K					0-0 F9	3	0	0	0	0	1	3									
Dick Green, R (1, 4) OBP: 0.351, SLG: 0.391		0-3 K			0-3 K				0-3 K	3	0	0	0	0	3	0									
Tommie Reynolds, R (1, 9) OBP: 0.347, SLG: 0.332			0-0 F9		0-0 5-3				0-3 K	3	0	0	0	0	1	0									
Gene Tenace, R (1, 2) OBP: 0.261, SLG: 0.333			0-0 F9		0-3 K				0-3 K	3	0	0	0	0	2	0									
Chuck Dobson, R (1, 1) OBP: 0.145, SLG: 0.136 Jim Nash, R (9, 1) OBP: 0.167, SLG: 0.207 Ted Kubiak, S (9, PH) OBP: 0.335, SLG: 0.317			0-0 1-3			0-0 F5			0-3 K	2	0	0	0	0	0	0									
Inning Stats	R: 0 E: 0 K: 1 S: 5	H: 0 LOB: 0 BB: 0 P: 5	R: 0 E: 0 K: 1 S: 4	H: 0 LOB: 0 BB: 1 P: 8	R: 0 E: 0 K: 0 S: 3	H: 0 LOB: 0 BB: 0 P: 3	R: 0 E: 0 K: 1 S: 6	H: 1 LOB: 2 BB: 1 P: 10	R: 0 E: 0 K: 2 S: 7	H: 0 LOB: 0 BB: 0 P: 7	R: 0 E: 0 K: 0 S: 3	H: 0 LOB: 0 BB: 0 P: 3	R: 0 E: 0 K: 3 S: 9	H: 0 LOB: 0 BB: 0 P: 9	R: 0 E: 0 K: 2 S: 7	H: 0 LOB: 0 BB: 0 P: 7	1B: 1 2B: 0 3B: 0 HR: 0	SF: 0 SAC: 0 DP: 0 HBP: 0	WP: 0 PB: 0 SB: 1 CS: 1	PA: 29					
PITCHER	IP	WLS	BF	H	R	ER	SO	BB	IBB	HBP	BLK	WP	HR	S	P	ERA	WHIP								
Sam McDowell, L (1, 1) ERA: 2.7	9.0	W	29	1	0	0	10	2	0	0	0	0	0	47	55	0.00	0.333								

Cleveland Indians @ Oakland Athletics
Oakland-Alameda County Coliseum, Oakland, CA

Tue Aug 19 1969, 7:05 PM PDT
Att: 6,351 - Unknown

AB 27
R 0
H 1
RBI 0
BB 2
SO 10
LOB 5



Batter	1	2	3	4	5	6	7	8	9	AB	R	H	RBI	BB	SO	LOB	TOP			
Jose Cardenal, R (1, 8) OBP: 0.302, SLG: 0.343	0-0 BB 1B		0-0 5-3			0-0 6-3		4-0 BB		3	0	1	0	1	0	0	Cleveland Indians @ Oakland Athletics Oakland-Alameda County Coliseum, Oakland, CA Wed Aug 20 1969, 7:05 PM PDT Att: 5,471 - Unknown			
Duke Sims, L (1, 2) OBP: 0.388, SLG: 0.437	4-0 G4-6-3 BB		4-0 G5-4-3 BB			0-3 K		0-0 F7		2	0	0	0	2	1	1				
Tony Horton, R (1, 3) OBP: 0.330, SLG: 0.470	0-0 G4-6-3		0-0 G5-4-3			0-0 BB 1B		0-0 4-3		4	0	1	0	0	0	3				
Ken Harrelson, R (1, 9) OBP: 0.338, SLG: 0.436		4-0 G1-6-3 BB		0-0 4-3		4-0 BB 1B		0-3 K		2	0	0	0	2	1	0				
Russ Snyder, L (1, 7) OBP: 0.319, SLG: 0.326		0-0 G1-6-3		0-0 F9		0-0 5-3		0-0 1-3 1B		4	0	1	0	0	0	3				
Davey Nelson, R (9, PR) OBP: 0.252, SLG: 0.193		1-2		0-0 F5				0-0 1-3 1B		0	0	0	0	0	0	0				
Lou Klimchuck, L (1, 5) OBP: 0.332, SLG: 0.409		0-0 1B 1B		0-0 F5				0-0 1-2		4	1	1	0	0	1	1				
Vern Fuller, R (1, 4) OBP: 0.301, SLG: 0.347		0-0 1B 1B		0-3 K				0-3 K		3	0	1	0	0	1	0				
Richie Scheinblum, S (9, PH) OBP: 0.247, SLG: 0.232		1-2 1B 1B		0-0 K				0-3 K		1	0	0	0	0	1	2				
Eddie Leon, R (1, 6) OBP: 0.306, SLG: 0.287		0-0 1B 1B		0-0 4-3				0-3 K		3	0	1	1	0	1	0				
Luis Tiant, R (1, 1) OBP: 0.262, SLG: 0.393		0-0 6-3		0-3 K				0-0 6-3		3	0	0	0	0	1	2				
Inning Stats	R: 0 E: 0 K: 0 S: 2	H: 1 LOB: 0 BB: 1 P: 6	R: 1 E: 0 K: 0 S: 5	H: 3 LOB: 2 BB: 1 P: 9	R: 0 E: 0 K: 0 S: 2	H: 0 LOB: 0 BB: 1 P: 6	R: 0 E: 0 K: 0 S: 3	H: 0 LOB: 0 BB: 0 P: 3	R: 0 E: 0 K: 2 S: 7	H: 1 LOB: 2 BB: 1 P: 10	R: 0 E: 0 K: 2 S: 7	H: 0 LOB: 0 BB: 0 P: 7	R: 0 E: 0 K: 1 S: 6	H: 0 LOB: 1 BB: 1 P: 7	R: 0 E: 0 K: 0 S: 3	H: 1 LOB: 2 BB: 1 P: 8	1B: 6 2B: 3 3B: 0 HR: 0	SF: 0 SAC: 0 DP: 3 HBP: 0	WP: 0 PB: 0 SB: 0 CS: 0	PA: 34
PITCHER Blue Moon Odom, R (1, 1) ERA: 2.64	IP: 9.0 WLS: W BF: 34 H: 6 R: 1 ER: 1 SO: 7 BB: 5 IBB: 0 HBP: 0 BLK: 0 WP: 0 HR: 0 S: 43 P: 63 ERA: 1.00 WHIP: 1.222															PITCHER				

Batter	1	2	3	4	5	6	7	8	9	AB	R	H	RBI	BB	SO	LOB	BOTTOM			
Bert Campaneris, R (1, 6) OBP: 0.278, SLG: 0.290	0-0 6-3		0-0 6-3			0-0 F6		0-0 FC1-6 S		4	0	0	0	0	0	1	Cleveland Indians @ Oakland Athletics Oakland-Alameda County Coliseum, Oakland, CA Wed Aug 20 1969, 7:05 PM PDT Att: 5,471 - Unknown			
Jose Tartabull, L (1, 8) OBP: 0.270, SLG: 0.293	0-0 FC4-6 1B		0-0 1B 2B		0-0 2B 1B		0-0 F7		0-0 1-2	4	0	3	0	0	0	1				
Reggie Jackson, L (1, 9) OBP: 0.421, SLG: 0.676	0-0 FC4-6 1-2		0-3 K		0-0 1-3 2B		4-0 IBB		0-0 F9	3	0	1	0	1	1	2				
Sal Bando, R (1, 5) OBP: 0.392, SLG: 0.463	0-0 F6		0-0 2-3 1B		0-0 F3		0-0 F9			4	0	1	0	0	0	5				
Danny Cater, R (1, 3) OBP: 0.305, SLG: 0.384		0-0 6-3		0-0 4-3		0-0 G6-4-3 1B 1B		0-0 6-3		4	0	1	0	0	0	2				
Dick Green, R (1, 4) OBP: 0.353, SLG: 0.400		0-0 F9		0-0 1-3		0-0 1-2 1B		0-0 HR		4	1	2	1	0	0	0				
Tommie Reynolds, R (1, 7) OBP: 0.346, SLG: 0.328		4-0 2B BB		0-0 E6 G6-3		0-0 G6-4-3 1-2 2-3		0-0 5-3		3	1	0	0	1	0	2				
Phil Roof, R (1, 2) OBP: 0.317, SLG: 0.304		0-0 1-1 2B		0-0 G6-3		0-0 5-3		0-0 F8		4	0	1	1	0	0	2				
Blue Moon Odom, R (1, 1) OBP: 0.296, SLG: 0.500		0-3 K		0-3 K		0-0 FC1-6 1B				3	0	1	0	0	2	1				
Inning Stats	R: 0 E: 0 K: 0 S: 4	H: 1 LOB: 1 BB: 0 P: 4	R: 1 E: 0 K: 1 S: 6	H: 1 LOB: 1 BB: 1 P: 10	R: 0 E: 0 K: 1 S: 7	H: 2 LOB: 2 BB: 0 P: 7	R: 0 E: 1 K: 0 S: 3	H: 0 LOB: 0 BB: 0 P: 3	R: 0 E: 0 K: 1 S: 7	H: 2 LOB: 2 BB: 0 P: 7	R: 0 E: 0 K: 0 S: 4	H: 2 LOB: 1 BB: 0 P: 4	R: 0 E: 0 K: 0 S: 4	H: 1 LOB: 2 BB: 1 P: 8	R: 0 E: 0 K: 0 S: 4	H: 1 LOB: 0 BB: 0 P: 4		1B: 6 2B: 3 3B: 0 HR: 1	SF: 0 SAC: 0 DP: 2 HBP: 0	WP: 0 PB: 0 SB: 1 CS: 0
PITCHER Luis Tiant, R (1, 1) ERA: 3.82	IP: 8.0 WLS: L BF: 35 H: 10 R: 2 ER: 2 SO: 3 BB: 1 IBB: 1 HBP: 0 BLK: 0 WP: 0 HR: 1 S: 39 P: 47 ERA: 2.25 WHIP: 1.375															PITCHER				

AB 29
R 1
H 6
RBI 1
BB 5
SO 7
LOB 12



AB 33
R 2
H 10
RBI 2
BB 2
SO 3
LOB 16




Batter	1	2	3	4	5	6	7	8	9	AB	R	H	RBI	BB	SO	LOB	TOP					
Jose Cardenal, R OBP: 0.305, SLG: 0.346										5	1	3	1	0	0	1	Cleveland Indians @ Seattle Pilots Sicks Stadium, Boston, MA Fri Aug 22 1969, 10:05 PM EDT Alt. 6,720 - Unknown - 69 F					
Lou Klimchuck, L OBP: 0.333, SLG: 0.422										4	2	1	2	1	0	3						
Davey Nelson, R OBP: 0.252, SLG: 0.193										0	0	0	0	0	0	0						
Lou Camilli, S										0	0	0	0	0	0	0						
Russ Snyder, L OBP: 0.317, SLG: 0.321										4	2	0	0	1	0	2						
Tony Horton, R OBP: 0.335, SLG: 0.486										5	2	4	4	0	1	0						
Ken Harrelson, R OBP: 0.335, SLG: 0.432										4	0	0	1	0	2	1						
Duke Sims, L OBP: 0.388, SLG: 0.436										5	0	2	0	0	1	0						
Vern Fuller, R OBP: 0.298, SLG: 0.348										5	1	1	0	0	2	4						
Eddie Leon, R OBP: 0.313, SLG: 0.324										4	1	2	1	0	0	0						
Steve Hargan, R OBP: 0.167, SLG: 0.167										3	0	0	0	0	2	2						
Juan Pizarro, L OBP: 0.250, SLG: 0.222										0	0	0	0	0	0	0						
Ron Law, R OBP: 0.143, SLG: 0.143										1	0	1	0	0	0	0						
Dick Ellsworth, L OBP: 0.163, SLG: 0.122										0	0	0	0	0	0	0						
Stan Williams, R OBP: 0.212, SLG: 0.103										0	0	0	0	0	0	0						
Inning Stats	R: 2 E: 0 K: 2 S: 9	H: 2 LOB: 0 BB: 0 P: 9	R: 1 E: 0 K: 1 S: 8	H: 3 LOB: 2 BB: 0 P: 8	R: 0 E: 0 K: 1 S: 7	H: 2 LOB: 0 BB: 0 P: 7	R: 0 E: 0 K: 1 S: 5	H: 0 LOB: 0 BB: 0 P: 5	R: 2 E: 0 K: 0 S: 4	H: 1 LOB: 0 BB: 1 P: 8	R: 0 E: 0 K: 0 S: 3	H: 0 LOB: 0 BB: 0 P: 3	R: 2 E: 1 K: 1 S: 9	H: 3 LOB: 2 BB: 0 P: 9	R: 1 E: 0 K: 0 S: 4	H: 2 LOB: 1 BB: 1 P: 8	R: 1 E: 0 K: 2 S: 8	H: 1 LOB: 0 BB: 0 P: 8	1B: 9 2B: 1 3B: 0 HR: 4	SF: 1 SAC: 0 DP: 1 HBP: 0	WP: 0 PB: 0 SB: 0 CS: 0	PA: 43
PITCHER	IP WLS BF H R ER SO BB IBB HBP BLK WP HR S P ERA WHIP																					
Fred Talbot, R ERA: 4.07	(1, 1) 5.0 L 24 8 5 5 5 1 0 0 0 0 0 2 33 37 9.00 1.800																					
John Geinar, R ERA: 3.52	(6, 1) 2.0 12 5 3 1 1 0 0 0 0 0 1 14 14 4.50 2.500																					
Bob Locker, R ERA: 3.82	(8, 1) 1.0 3 0 0 0 0 1 0 0 0 0 0 0 2 6 0.00 1.000																					
Jim Bouton, R ERA: 3.73	(9, 1) 1.0 4 1 1 1 2 0 0 0 0 0 0 1 8 8 9.00 1.000																					

Batter	1	2	3	4	5	6	7	8	9	AB	R	H	RBI	BB	SO	LOB	BOTTOM					
Tommy Harper, R OBP: 0.368, SLG: 0.332										4	1	2	0	1	1	1	Cleveland Indians @ Seattle Pilots Sicks Stadium, Boston, MA Fri Aug 22 1969, 10:05 PM EDT Alt. 6,720 - Unknown - 69 F					
Steve Hovley, L OBP: 0.345, SLG: 0.390										4	2	1	0	1	1	2						
Wayne Comer, R OBP: 0.356, SLG: 0.385										2	4	2	1	3	0	0						
Tommy Davis, R OBP: 0.314, SLG: 0.361										5	1	3	2	0	0	4						
Don Mincher, L OBP: 0.370, SLG: 0.465										2	0	0	1	2	1	2						
Jerry McNertney, R OBP: 0.296, SLG: 0.392										4	0	1	2	0	0	3						
Merritt Ranew, L OBP: 0.356, SLG: 0.286										1	0	0	0	0	1	3						
John Donaldson, L OBP: 0.347, SLG: 0.301										5	0	1	2	0	0	2						
Ray Oyler, R OBP: 0.268, SLG: 0.279										3	0	2	0	0	1	0						
Ron Clark, R OBP: 0.252, SLG: 0.238										1	0	1	0	0	0	0						
Gus Gil, R OBP: 0.272, SLG: 0.250										1	0	0	0	0	1	2						
Fred Talbot, R ERA: 5.56	(1, 1) 5.2 W 28 8 4 4 3 3 1 0 0 0 0 0 30 46 6.35 1.941																					
Juan Pizarro, L ERA: 3.45	(6, 1) 0.1 1 0 0 0 1 0 0 0 0 0 0 0 3 3 0.00 0.000																					
Ron Law, R ERA: 4.58	(7, 1) 2.0 11 4 4 4 0 2 0 0 0 0 0 0 9 17 18.00 3.000																					
Dick Ellsworth, L ERA: 4.36	(9, 1) 0.0 1 0 0 0 0 1 0 0 0 0 0 0 0 4 ∞ ∞																					
Stan Williams, R ERA: 4.02	(9, 1) 1.0 S 4 1 0 0 3 0 0 0 0 0 0 0 10 10 0.00 1.000																					
Inning Stats	R: 2 E: 0 K: 0 S: 5	H: 3 LOB: 2 BB: 2 P: 13	R: 0 E: 0 K: 2 S: 7	H: 0 LOB: 0 BB: 0 P: 7	R: 1 E: 0 K: 0 S: 4	H: 1 LOB: 1 BB: 1 P: 8	R: 0 E: 0 K: 0 S: 4	H: 1 LOB: 1 BB: 0 P: 4	R: 1 E: 0 K: 1 S: 7	H: 2 LOB: 1 BB: 0 P: 7	R: 0 E: 0 K: 1 S: 6	H: 1 LOB: 2 BB: 1 P: 10	R: 0 E: 0 K: 0 S: 3	H: 0 LOB: 1 BB: 1 P: 7	R: 0 E: 0 K: 0 S: 3	H: 1 LOB: 0 BB: 0 P: 3	R: 4 E: 0 K: 3 S: 13	H: 4 LOB: 2 BB: 2 P: 21	1B: 11 2B: 2 3B: 0 HR: 0	SF: 1 SAC: 1 DP: 2 HBP: 0	WP: 0 PB: 0 SB: 3 CS: 0	PA: 45
PITCHER	IP WLS BF H R ER SO BB IBB HBP BLK WP HR S P ERA WHIP																					

Batter	1	2	3	4	5	6	7	8	9	AB	R	H	RBI	BB	SO	LOB	TOP			
Jose Cardenal, R (1, 8) <small>OBP: 0.310, SLG: 0.352</small>										4	2	3	0	1	0	0	Cleveland Indians @ Seattle Pilots Sicks Stadium, Boston, MA Sat Aug 23 1969, 10:05 PM EDT Att.: 5,469 - Unknown			
Lou Klimchuck, L (1, 5) <small>OBP: 0.330, SLG: 0.417</small> Larry Brown, R (4, PH) <small>OBP: 0.295, SLG: 0.294</small>										2	0	0	0	0	1	2				
Russ Snyder, L (8, PH) <small>OBP: 0.315, SLG: 0.319</small>										1	0	0	0	0	1	1				
Frank Baker, L (1, 7) <small>OBP: 0.370, SLG: 0.609</small> Chuck Hinton, R (4, 7) <small>OBP: 0.290, SLG: 0.372</small> Riche Scheinblum, S (8, PH) <small>OBP: 0.251, SLG: 0.236</small> Davey Nelson, R (8, PR) <small>OBP: 0.252, SLG: 0.193</small> Lou Camilli, S (8, 5)										2	0	1	1	0	1	1				
Tony Horton, R (1, 3) <small>OBP: 0.335, SLG: 0.491</small>										5	1	2	1	0	0	3				
Ken Harrelson, R (1, 9) <small>OBP: 0.338, SLG: 0.438</small>										3	1	1	1	2	1	0				
Duke Sims, L (1, 2) <small>OBP: 0.394, SLG: 0.437</small>										2	1	1	0	3	0	0				
Vern Fuller, R (1, 4) <small>OBP: 0.295, SLG: 0.344</small>										5	1	1	0	0	1	6				
Eddie Leon, R (1, 6) <small>OBP: 0.311, SLG: 0.315</small>										3	1	0	0	1	2	5				
Sam McDowell, L (1, 1) <small>OBP: 0.171, SLG: 0.200</small>										4	0	1	3	0	2	2				
Inning Stats	R: 1 E: 0 K: 0 S: 4	H: 2 LOB: 0 BB: 0 P: 4	R: 0 E: 0 K: 1 S: 5	H: 0 LOB: 2 BB: 2 P: 13	R: 0 E: 0 K: 1 S: 5	H: 0 LOB: 0 BB: 0 P: 5	R: 4 E: 0 K: 1 S: 8	H: 4 LOB: 1 BB: 2 P: 16	R: 0 E: 0 K: 2 S: 9	H: 1 LOB: 3 BB: 2 P: 14	R: 1 E: 0 K: 1 S: 6	H: 1 LOB: 0 BB: 0 P: 6	R: 1 E: 0 K: 1 S: 5	H: 1 LOB: 1 BB: 1 P: 9	R: 0 E: 0 K: 0 S: 4	H: 1 LOB: 1 BB: 0 P: 4	1B: 7 2B: 2 3B: 0 HR: 2	SF: 0 SAC: 0 DP: 1 HBP: 0	WP: 2 PB: 1 SB: 2 CS: 0	PA: 44
PITCHER	IP WLS BF H R ER SO BB IBB HBP BLK WP HR S P ERA WHIP																			
Marty Pattin, R (1, 1) <small>ERA: 5.69</small>	3.1 L 18 5 5 5 3 4 0 0 0 0 1 1 20 36 13.50 2.700																			
John O'Donoghue, L (4, 1) <small>ERA: 2.72</small>	1.0 6 2 0 0 0 2 0 0 0 0 0 0 4 12 0.00 4.000																			
Jim Bouton, R (5, 1) <small>ERA: 3.72</small>	2.2 11 2 1 1 4 0 0 0 0 1 1 19 19 3.38 0.750																			
Gene Brabender, R (8, 1) <small>ERA: 4.43</small>	1.0 4 1 1 1 1 1 0 0 0 0 0 0 5 9 9.00 2.000																			
Bob Locker, R (9, 1) <small>ERA: 3.77</small>	1.0 4 1 0 0 0 0 0 0 0 0 0 0 4 4 0.00 1.000																			
Batter	1	2	3	4	5	6	7	8	9	AB	R	H	RBI	BB	SO	LOB	BOTTOM			
Tommy Harper, R (1, 5) <small>OBP: 0.365, SLG: 0.328</small>										4	0	0	0	0	0	0	Cleveland Indians @ Seattle Pilots Sicks Stadium, Boston, MA Sat Aug 23 1969, 10:05 PM EDT Att.: 5,469 - Unknown			
Steve Hovley, L (1, 9) <small>OBP: 0.338, SLG: 0.381</small>										4	0	0	0	0	1	0				
Wayne Comer, R (1, 8) <small>OBP: 0.359, SLG: 0.388</small>										2	1	1	0	2	1	0				
Tommy Davis, R (1, 7) <small>OBP: 0.316, SLG: 0.362</small>										4	1	2	1	0	0	1				
Greg Goossen, R (1, 3) <small>OBP: 0.416, SLG: 0.508</small>									4	1	1	2	0	2	2	2				
Jim Pagliaroni, R (1, 2) <small>OBP: 0.311, SLG: 0.441</small>										3	0	1	0	0	0	0				
Gus Gil, R (1, 4) <small>OBP: 0.269, SLG: 0.246</small>										3	0	0	0	0	0	1				
Ray Oyler, R (1, 6) <small>OBP: 0.265, SLG: 0.275</small>										3	0	0	0	0	2	0				
Marty Pattin, R (1, 1) <small>ERA: 5.69</small> John O'Donoghue, R (4, 1) <small>ERA: 2.72</small> Jim Bouton, R (5, 1) <small>ERA: 3.72</small> Gene Brabender, R (8, 1) <small>ERA: 4.43</small> Dick Simpson, R (8, PH) <small>OBP: 0.295, SLG: 0.344</small> Bob Locker, R (9, 1) <small>ERA: 3.77</small>											1	0	0	0	0	1		0		
Inning Stats	R: 0 E: 0 K: 2 S: 7	H: 0 LOB: 0 BB: 0 P: 7	R: 0 E: 0 K: 1 S: 6	H: 1 LOB: 1 BB: 0 P: 6	R: 0 E: 0 K: 2 S: 7	H: 0 LOB: 0 BB: 0 P: 7	R: 0 E: 0 K: 0 S: 3	H: 1 LOB: 2 BB: 1 P: 7	R: 0 E: 0 K: 1 S: 5	H: 0 LOB: 0 BB: 0 P: 5	R: 3 E: 0 K: 0 S: 6	H: 3 LOB: 0 BB: 0 P: 6	R: 0 E: 0 K: 1 S: 5	H: 0 LOB: 0 BB: 0 P: 5	R: 0 E: 0 K: 1 S: 4	H: 0 LOB: 1 BB: 1 P: 8		1B: 2 2B: 2 3B: 0 HR: 1	SF: 0 SAC: 0 DP: 1 HBP: 0	WP: 0 PB: 0 SB: 0 CS: 0
PITCHER	IP WLS BF H R ER SO BB IBB HBP BLK WP HR S P ERA WHIP																			
Sam McDowell, L (1, 1) <small>ERA: 2.71</small>	9.0 W 33 5 3 3 9 2 0 0 0 0 1 48 56 3.00 0.778																			

AB	36
R	7
H	11
RBI	7
BB	7
SO	8
LOB	21



AB	30
R	3
H	5
RBI	3
BB	2
SO	9
LOB	4



Batter	1	2	3	4	5	6	7	8	9	AB	R	H	RBI	BB	SO	LOB	TOP					
Sandy Alomar Sr., S OBP: 0.282, SLG: 0.274 (1, 4)	4-3	4-3		F5		F8		1B		5	0	1	0	0	0	0						
Jim Spencer, L OBP: 0.299, SLG: 0.389 (1, 3)	K	F6		1-3		F9		F2		5	0	0	0	0	1	1						
Jim Fregosi, R OBP: 0.351, SLG: 0.379 (1, 6)	1B	6-3		6-3		K		6-3		5	1	1	0	0	1	1						
Jay Johnstone, L OBP: 0.308, SLG: 0.377 (1, 8)	1B		4-3		6-3		K		2B	4	2	2	0	1	1	0						
Rick Reichardt, R OBP: 0.324, SLG: 0.390 (1, 7)	1B		F8		6-3		F4		2B	5	1	2	2	0	0	1						
Bill Voos, L OBP: 0.315, SLG: 0.326 (1, 9)	1B		2B		S			F7		4	3	3	1	1	0	1						
Aurelio Rodriguez, R OBP: 0.290, SLG: 0.327 (1, 5)	1B						F8		K	5	0	3	3	0	1	1						
Joe Azcue, R OBP: 0.295, SLG: 0.269 (1, 2)	1B							F4	F4	3	0	1	1	2	0	1						
Steve Kealey, R (1, 1)	K									2	0	0	0	0	1	5						
Vern Geishert, R (3, 1)	K									1	0	0	0	0	1	2						
Ken Tatum, R OBP: 0.308, SLG: 0.769 (7, 1)	K							HR		1	1	1	1	0	0	0						
Inning Stats	R: 4 E: 0 K: 2 S: 12	H: 5 LOB: 2 BB: 1 P: 16	R: 0 E: 0 K: 0 S: 3	H: 0 LOB: 0 BB: 0 P: 3	R: 0 E: 0 K: 0 S: 5	H: 2 LOB: 3 BB: 1 P: 9	R: 0 E: 0 K: 0 S: 3	H: 0 LOB: 0 BB: 0 P: 3	R: 1 E: 0 K: 1 S: 6	H: 2 LOB: 2 BB: 2 P: 14	R: 0 E: 0 K: 1 S: 5	H: 0 LOB: 0 BB: 0 P: 5	R: 1 E: 0 K: 1 S: 6	H: 1 LOB: 0 BB: 0 P: 6	R: 1 E: 0 K: 0 S: 5	H: 2 LOB: 1 BB: 0 P: 5	R: 1 E: 0 K: 1 S: 7	H: 2 LOB: 1 BB: 0 P: 7	1B: 8 2B: 4 3B: 0 HR: 2	SF: 0 SAC: 0 DP: 0 HBP: 0	WP: 0 PB: 0 SB: 2 CS: 0	PA: 44
PITCHER	IP	WLS	BF	H	R	ER	SO	BB	IBB	HBP	BLK	WP	HR	S	P	ERA	WHIP					
Steve Hargan, R ERA: 5.71 (1, 1)	5.0	L	27	9	5	5	3	2	2	0	0	0	0	29	45	9.00	2.200					
Mike Paul, L ERA: 3.71 (6, 1)	2.0		7	1	1	1	2	0	0	0	0	0	1	11	11	4.50	0.500					
Stan Williams, R ERA: 4.17 (8, 1)	2.0		10	4	2	2	1	0	0	0	0	0	1	12	12	9.00	2.000					

California Angels @ Cleveland Indians
Cleveland Municipal Stadium, Cleveland, OH
Tue Aug 26 1969, 7:05 PM EDT
Att: 6,808 - Unknown

AB 40
R 8
H 14
RBI 8
BB 4
SO 6
LOB 13



Batter	1	2	3	4	5	6	7	8	9	AB	R	H	RBI	BB	SO	LOB	BOTTOM					
Jose Cardenal, R OBP: 0.316, SLG: 0.365 (1, 8)	6-3		1B	PO			K		2B	5	1	3	0	0	1	1						
Lou Klimchok, L OBP: 0.332, SLG: 0.432 (1, 5)	HR		1B	PO	F9		F7		6-3	5	1	2	1	0	0	2						
Frank Baker, L OBP: 0.392, SLG: 0.608 (1, 7)	1B		BB	1B	4-3		1B		F7	5	0	3	0	0	0	1						
Tony Horton, R OBP: 0.333, SLG: 0.490 (1, 3)	5-3		F9		6-3		FC5-4			4	0	1	1	0	0	4						
Ken Harrelson, R OBP: 0.339, SLG: 0.437 (1, 9)	K		BB	1B	F4		FC5-4			4	0	1	1	0	1	3						
Duke Sims, L OBP: 0.393, SLG: 0.431 (1, 2)		K	1B	BB		K		K		3	0	0	0	1	3	0						
Vern Fuller, R OBP: 0.290, SLG: 0.339 (1, 4)		K	F8		6-3		1-3			4	0	0	0	0	1	3						
Eddie Leon, R OBP: 0.323, SLG: 0.333 (1, 6)				G3			L3			3	1	1	0	1	0	0						
Steve Hargan, R OBP: 0.188, SLG: 0.158 (1, 1)							2B			2	0	0	0	0	1	1						
Mike Paul, L (6, 1)							1B			0	0	0	0	0	0	0						
Rchie Scheinblum, S OBP: 0.255, SLG: 0.247 (7, PH)										1	1	1	1	0	0	0						
Stan Williams, R OBP: 0.206, SLG: 0.100 (8, 1)										0	0	0	0	0	0	0						
Russ Snyder, L OBP: 0.172, SLG: 0.315 (9, PH)										1	0	0	0	0	1	0						
Inning Stats	R: 1 E: 0 K: 1 S: 7	H: 2 LOB: 1 BB: 0 P: 7	R: 0 E: 0 K: 3 S: 10	H: 1 LOB: 0 BB: 0 P: 10	R: 1 E: 0 K: 0 S: 6	H: 4 LOB: 3 BB: 1 P: 10	R: 0 E: 0 K: 0 S: 3	H: 1 LOB: 0 BB: 0 P: 3	R: 0 E: 0 K: 1 S: 5	H: 0 LOB: 0 BB: 0 P: 5	R: 2 E: 0 K: 1 S: 8	H: 3 LOB: 2 BB: 1 P: 12	R: 0 E: 0 K: 1 S: 5	H: 0 LOB: 0 BB: 0 P: 5	R: 0 E: 0 K: 1 S: 6	H: 1 LOB: 1 BB: 0 P: 6	1B: 8 2B: 3 3B: 0 HR: 1	SF: 0 SAC: 0 DP: 0 HBP: 0	WP: 0 PB: 0 SB: 0 CS: 0	PA: 40		
PITCHER	IP	WLS	BF	H	R	ER	SO	BB	IBB	HBP	BLK	WP	HR	S	P	ERA	WHIP					
Steve Kealey, R ERA: 3.66 (1, 1)	2.2		15	7	2	2	4	1	0	0	0	0	0	18	22	6.75	3.000					
Vern Geishert, R ERA: 4.5 (3, 1)	4.0	W	15	3	2	2	2	1	0	0	0	0	0	18	22	4.50	1.000					
Ken Tatum, R ERA: 1.37 (7, 1)	2.1	S	9	2	0	0	2	0	0	0	0	0	0	13	13	0.00	0.857					

California Angels @ Cleveland Indians
Cleveland Municipal Stadium, Cleveland, OH
Tue Aug 26 1969, 7:05 PM EDT
Att: 6,808 - Unknown

AB 37
R 4
H 12
RBI 4
BB 2
SO 8
LOB 15



Batter	1	2	3	4	5	6	7	8	9	AB	R	H	RBI	BB	SO	LOB	TOP					
Jose Cardenal, R OBP: 0.315, SLG: 0.361	F7		F2				F8			4	0	1	0	0	0	2	Cleveland Indians @ Chicago White Sox Comiskey Park, Chicago, IL Fri Aug 29 1969, 8:05 PM EDT Att: 6,209 - Unknown					
Lou Klimchuck, L OBP: 0.324, SLG: 0.421	1-3		F6					F3		4	0	0	0	0	0	2						
Frank Baker, L OBP: 0.369, SLG: 0.570	6-3			4-3				1-3		4	0	0	0	0	0	0						
Tony Horton, R OBP: 0.332, SLG: 0.486				G3				4-3		4	0	1	0	0	0	0						
Ken Harrelson, R OBP: 0.336, SLG: 0.432									F9	4	0	1	0	0	0	1						
Duke Sims, L OBP: 0.387, SLG: 0.423										4	0	0	0	0	0	2						
Eddie Leon, R OBP: 0.333, SLG: 0.369										4	2	2	1	0	0	1						
Vern Fuller, R OBP: 0.284, SLG: 0.328										3	0	0	0	0	0	1						
Luis Tiant, R OBP: 0.286, SLG: 0.409										2	0	2	0	0	0	0						
Inning Stats	R: 0 E: 0 K: 0 S: 3	H: 0 LOB: 0 BB: 0 P: 3	R: 0 E: 0 K: 0 S: 4	H: 1 LOB: 1 BB: 0 P: 4	R: 0 E: 0 K: 0 S: 4	H: 1 LOB: 1 BB: 0 P: 4	R: 0 E: 0 K: 0 S: 4	H: 1 LOB: 1 BB: 0 P: 4	R: 1 E: 0 K: 0 S: 5	H: 2 LOB: 1 BB: 0 P: 5	R: 0 E: 0 K: 0 S: 3	H: 0 LOB: 0 BB: 0 P: 3	R: 1 E: 0 K: 0 S: 5	H: 2 LOB: 1 BB: 0 P: 5	R: 0 E: 0 K: 0 S: 3	H: 0 LOB: 0 BB: 0 P: 3		R: 0 E: 0 K: 0 S: 3	H: 0 LOB: 0 BB: 0 P: 3	1B: 6 2B: 0 3B: 0 HR: 1	SF: 0 SAC: 1 DP: 0 HBP: 0	WP: 0 PB: 1 SB: 0 CS: 1
PITCHER Joe Horlen, R ERA: 4.01	IP: 9.0 WLS: W BF: 34 H: 7 R: 2 ER: 2 SO: 0 BB: 0 IBB: 0 HBP: 0 BLK: 0 WP: 0 HR: 1 S: 34 P: 34 ERA: 2.00 WHIP: 0.778															PITCHER						

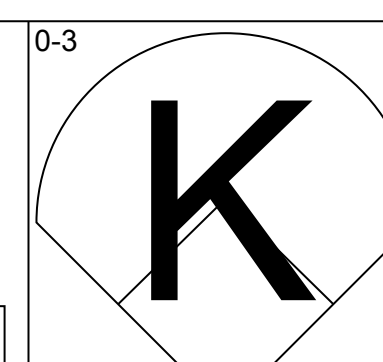
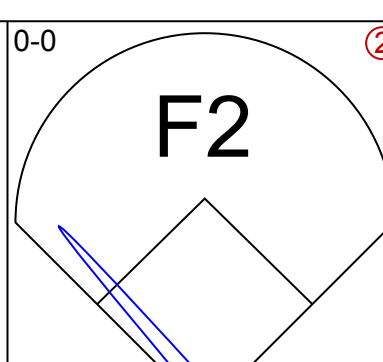
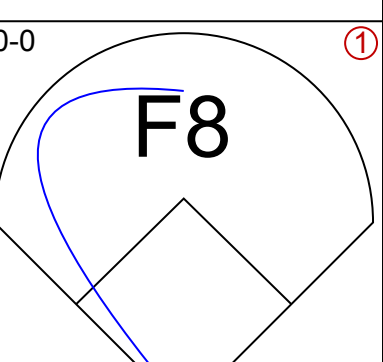
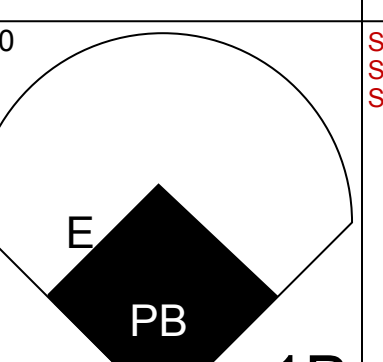
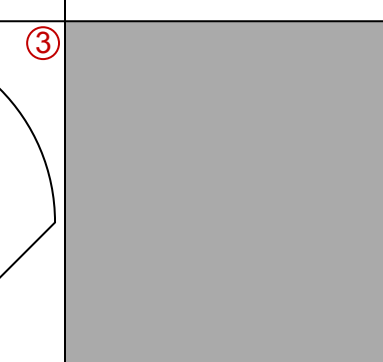
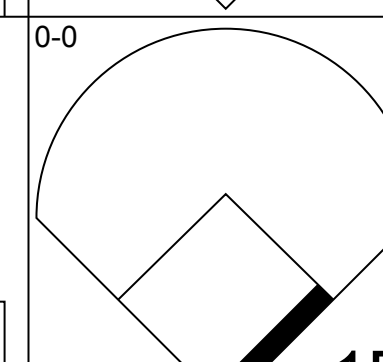
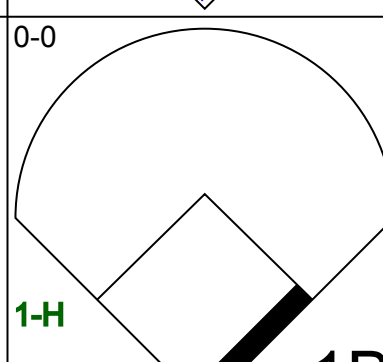
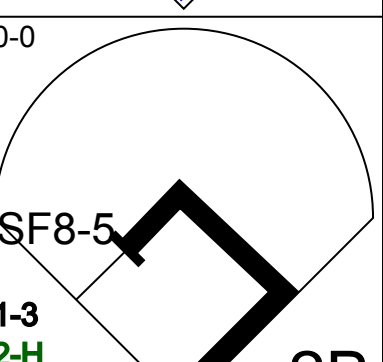
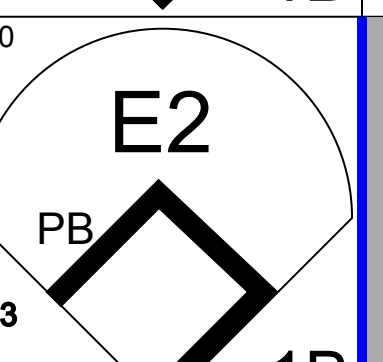
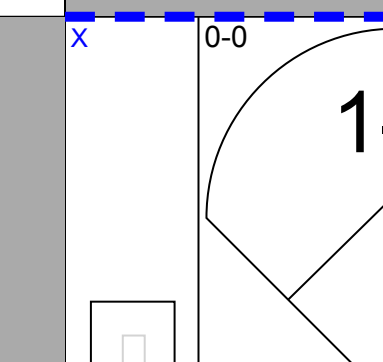
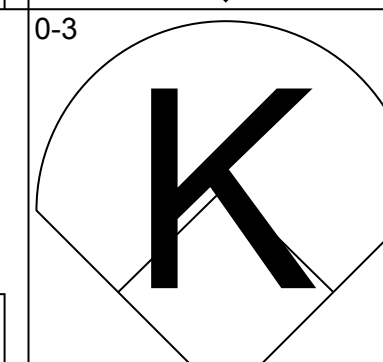
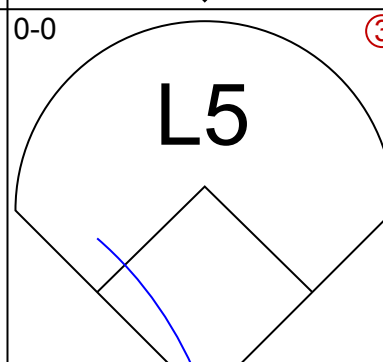
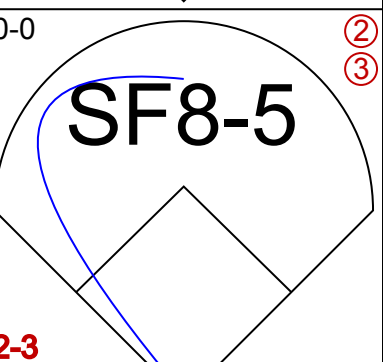
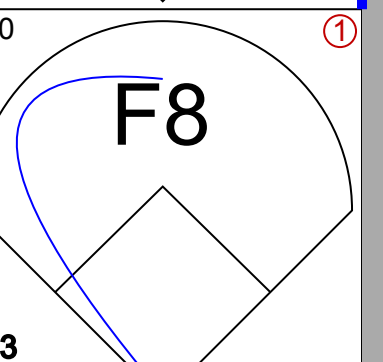
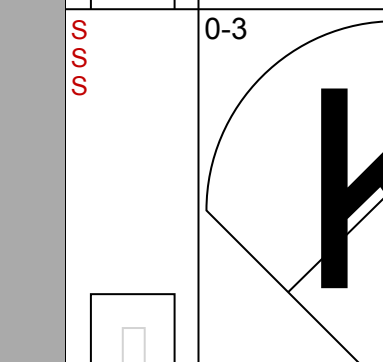
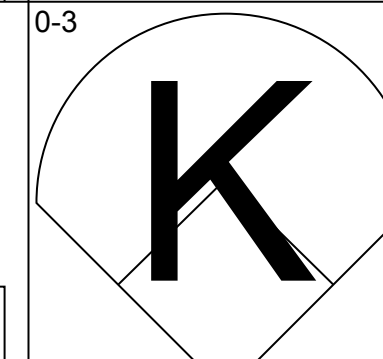
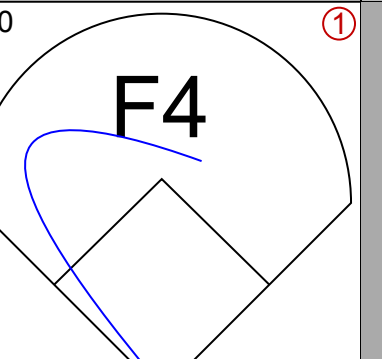
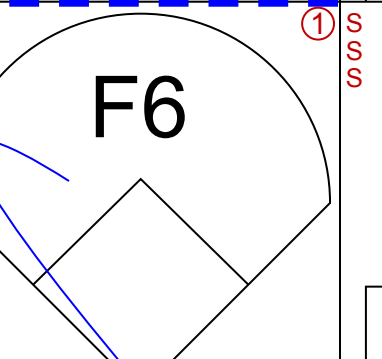
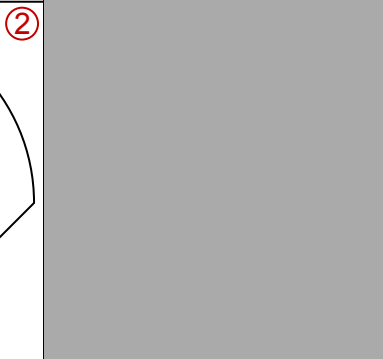
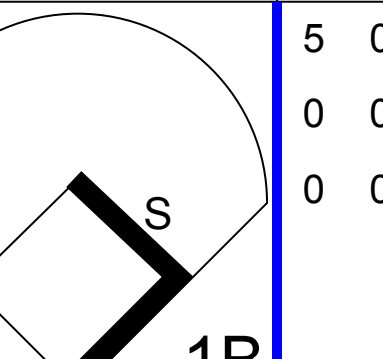
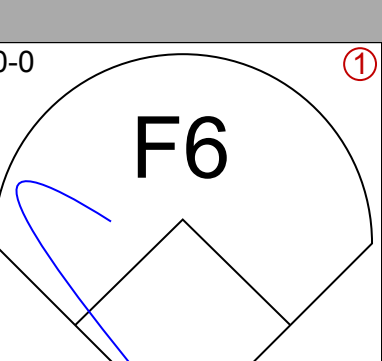
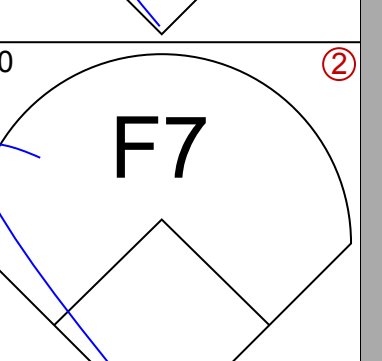
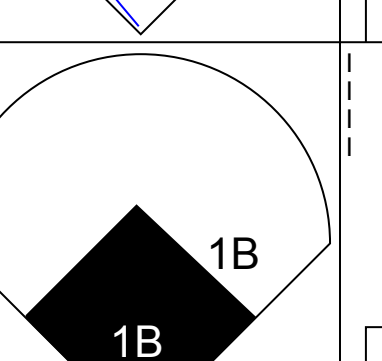
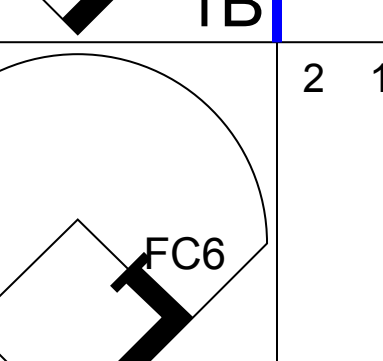
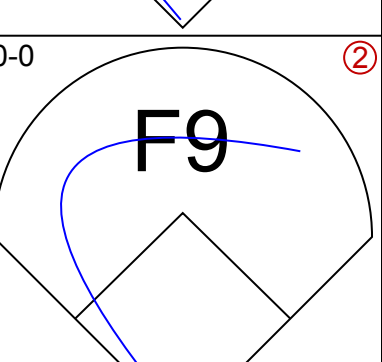
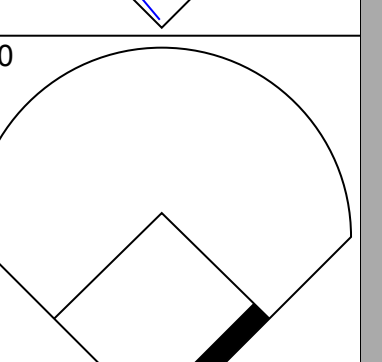
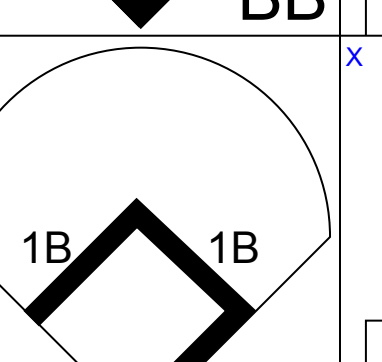
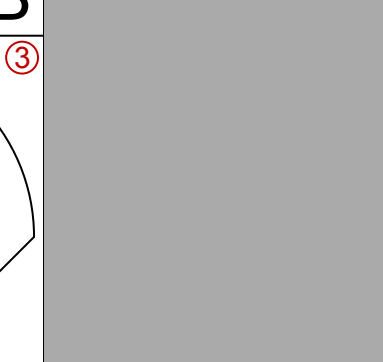
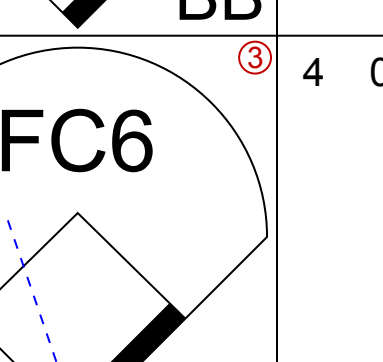
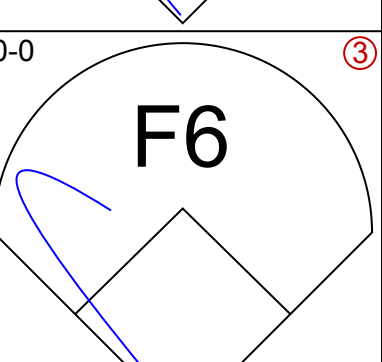
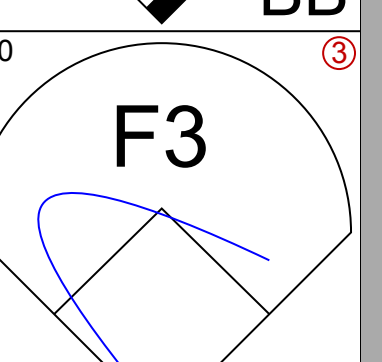
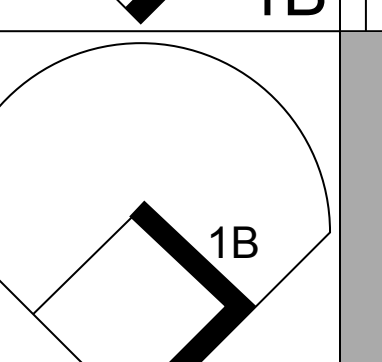
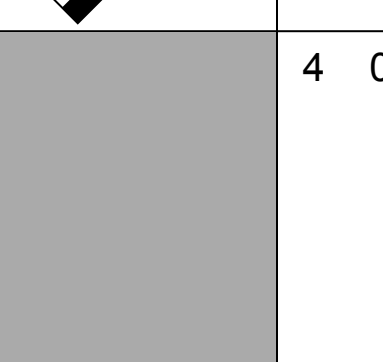
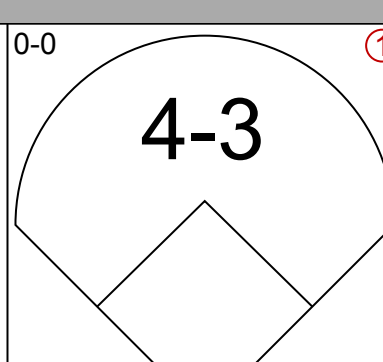
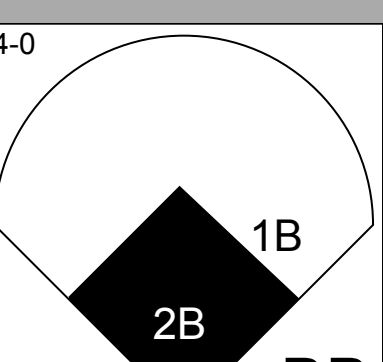

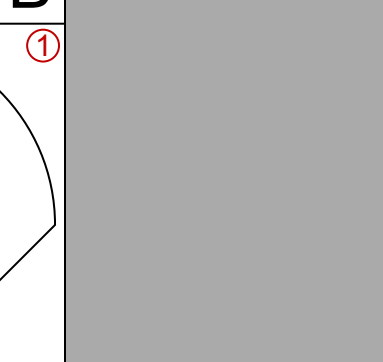
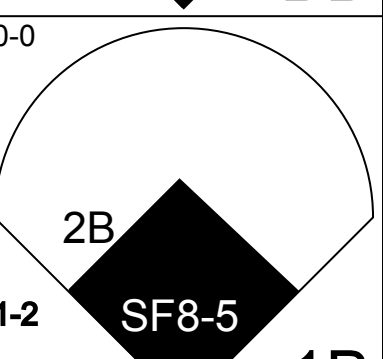

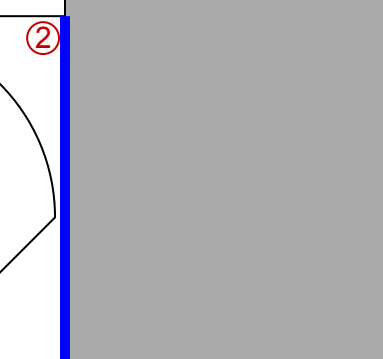
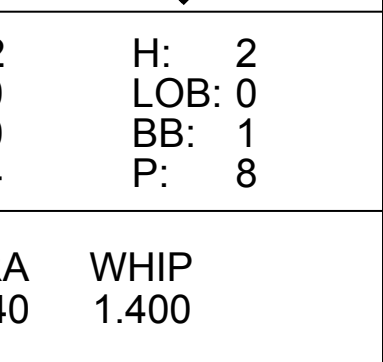
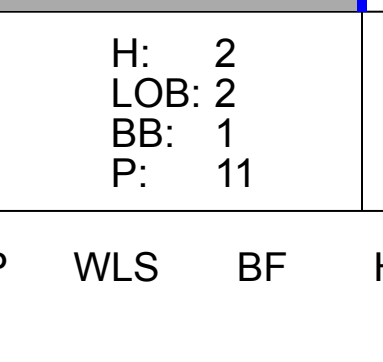
AB 33
R 2
H 7
RBI 1
BB 0
SO 0
LOB 9



Batter	1	2	3	4	5	6	7	8	9	AB	R	H	RBI	BB	SO	LOB	BOTTOM					
Walt Williams, R OBP: 0.337, SLG: 0.372	G3	F4					6-3			4	1	1	0	0	0	1	Cleveland Indians @ Chicago White Sox Comiskey Park, Chicago, IL Fri Aug 29 1969, 8:05 PM EDT Att: 6,209 - Unknown					
Luis Aparicio, R OBP: 0.347, SLG: 0.364										4	1	1	1	0	0	1						
Tom McCraw, L OBP: 0.296, SLG: 0.321										4	1	3	2	0	0	0						
Bill Melton, R OBP: 0.316, SLG: 0.432										4	0	1	0	0	0	2						
Ed Herrmann, L OBP: 0.313, SLG: 0.329										4	0	1	0	0	0	1						
Buddy Bradford, R OBP: 0.345, SLG: 0.414										4	1	2	1	0	0	2						
Bobby Knoop, R OBP: 0.305, SLG: 0.317										3	0	0	0	0	1	1						
Rich Morales, R OBP: 0.250, SLG: 0.209										1	0	0	0	0	0	0						
Ken Berry, R OBP: 0.280, SLG: 0.313										2	0	0	0	2	0	0						
Joe Horlen, R OBP: 0.177, SLG: 0.194										2	0	0	0	0	1	2						
Inning Stats	R: 1 E: 0 K: 0 S: 6	H: 3 LOB: 2 BB: 0 P: 6	R: 0 E: 0 K: 0 S: 3	H: 0 LOB: 1 BB: 1 P: 7	R: 0 E: 0 K: 0 S: 4	H: 1 LOB: 1 BB: 0 P: 4	R: 0 E: 0 K: 0 S: 3	H: 0 LOB: 0 BB: 0 P: 3	R: 2 E: 0 K: 2 S: 8	H: 2 LOB: 2 BB: 1 P: 12	R: 0 E: 0 K: 0 S: 4	H: 1 LOB: 1 BB: 0 P: 4	R: 0 E: 0 K: 0 S: 4	H: 1 LOB: 0 BB: 0 P: 4	R: 1 E: 0 K: 0 S: 4	H: 1 LOB: 0 BB: 0 P: 4	R: 0 E: 0 K: 0 S: 3	H: 0 LOB: 0 BB: 0 P: 3	1B: 3 2B: 3 3B: 0 HR: 3	SF: 0 SAC: 1 DP: 0 HBP: 0	WP: 0 PB: 0 SB: 0 CS: 0	PA: 35
PITCHER Luis Tiant, R ERA: 3.86	IP: 8.0 WLS: L BF: 35 H: 9 R: 4 ER: 4 SO: 2 BB: 1 IBB: 1 HBP: 0 BLK: 0 WP: 0 HR: 3 S: 37 P: 45 ERA: 4.50 WHIP: 1.250															PITCHER						

AB 32
R 4
H 9
RBI 4
BB 2
SO 2
LOB 10

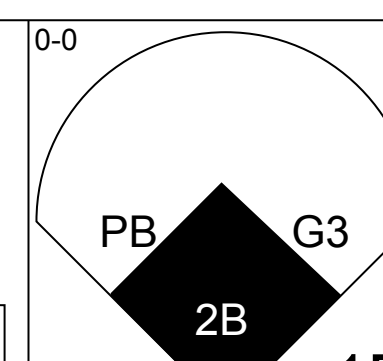
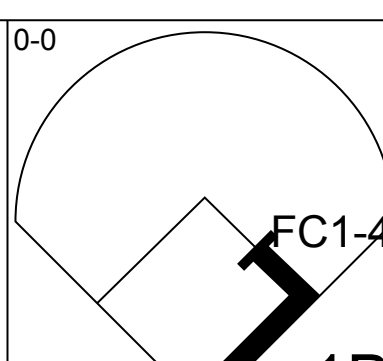
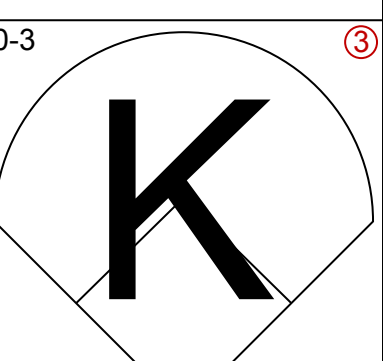
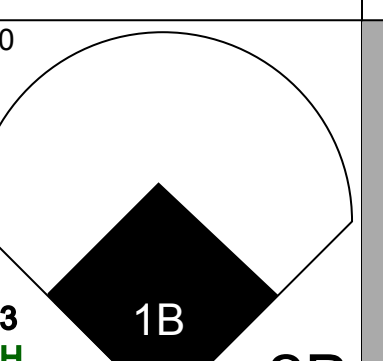
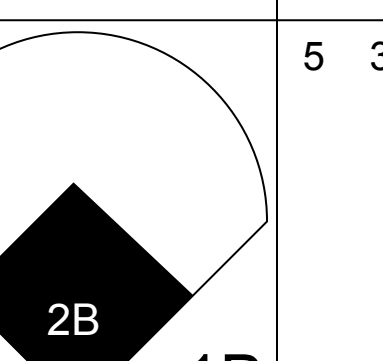
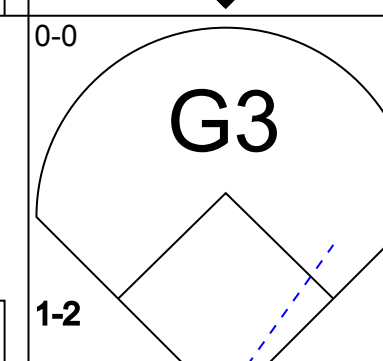
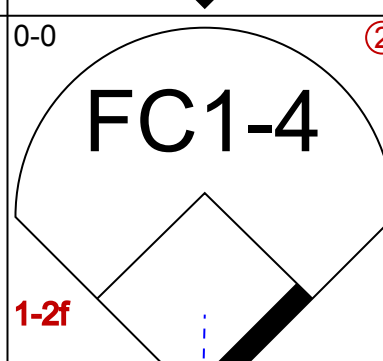
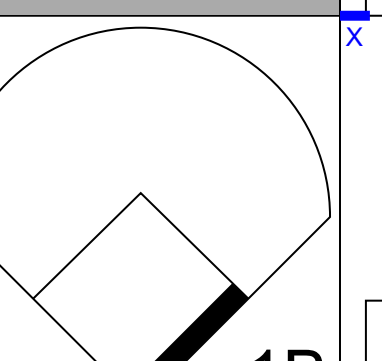

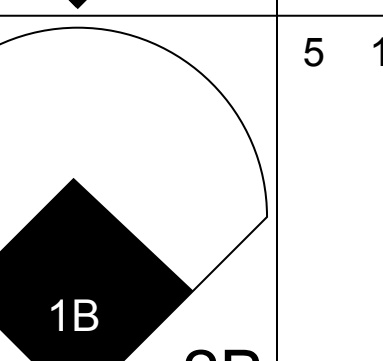
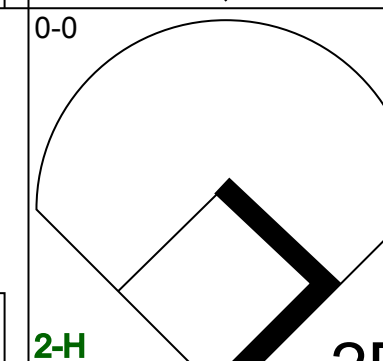
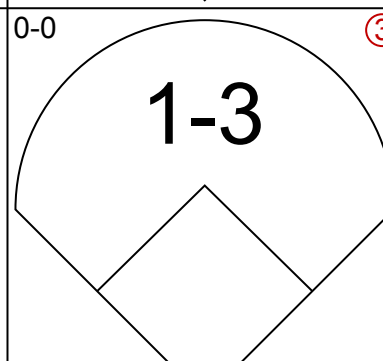
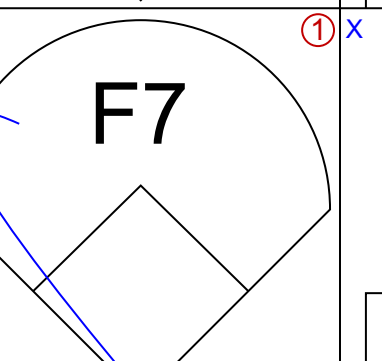
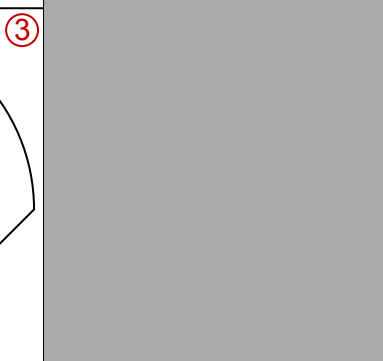
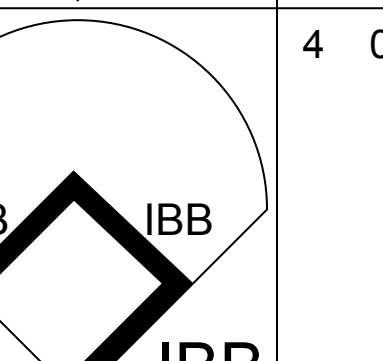

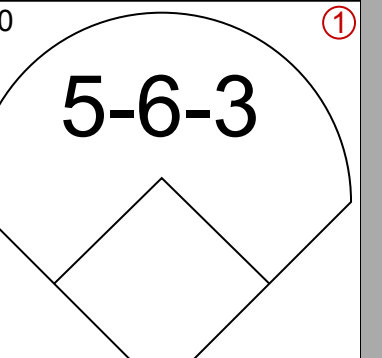
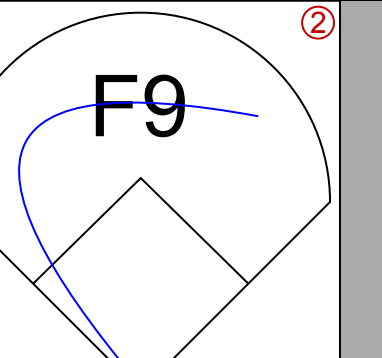
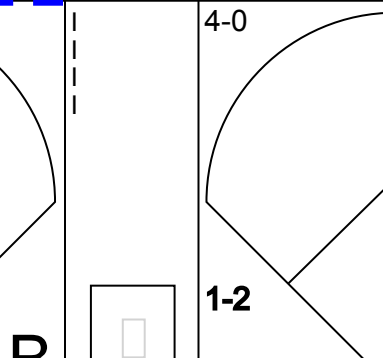
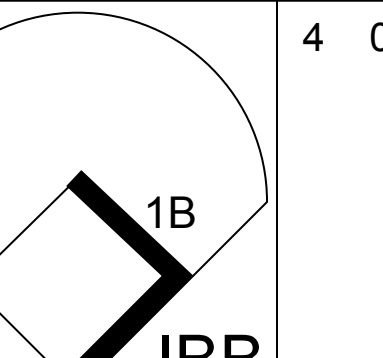
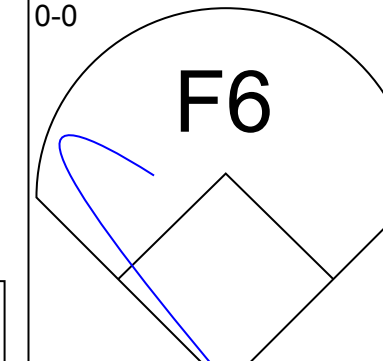
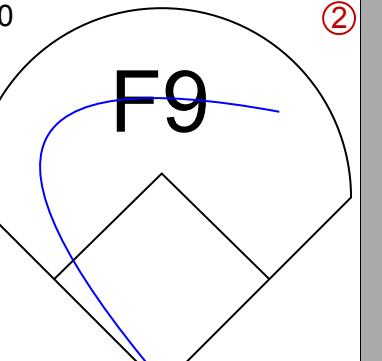
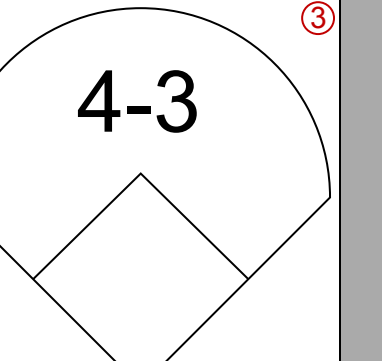
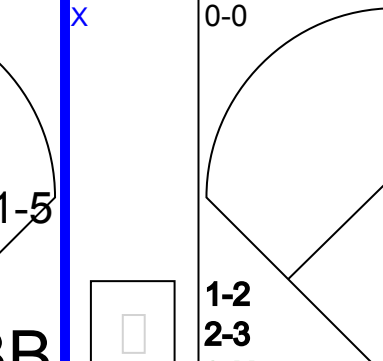
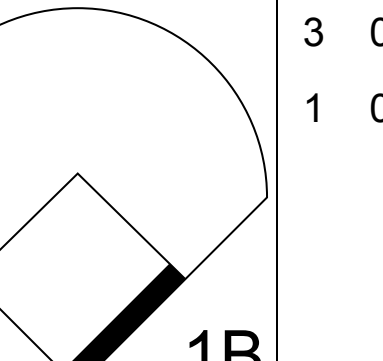
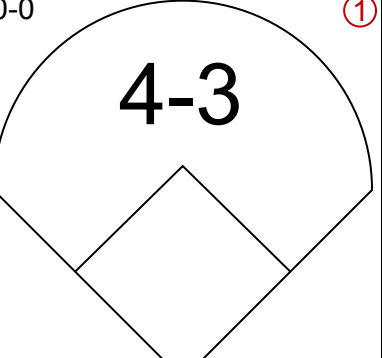
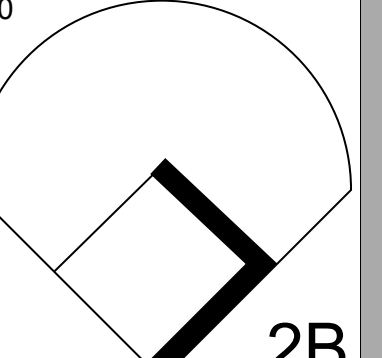
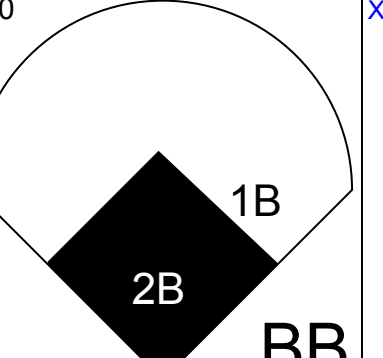
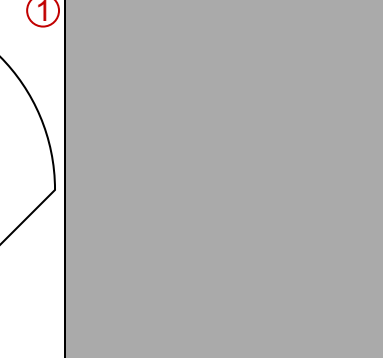
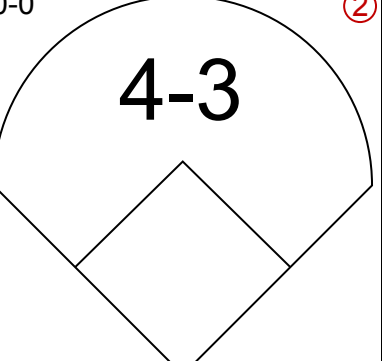
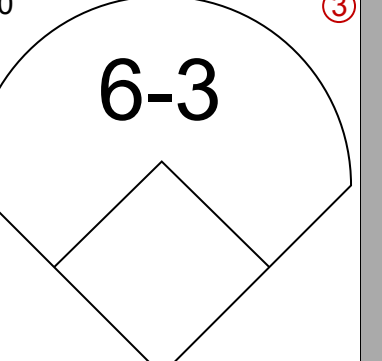
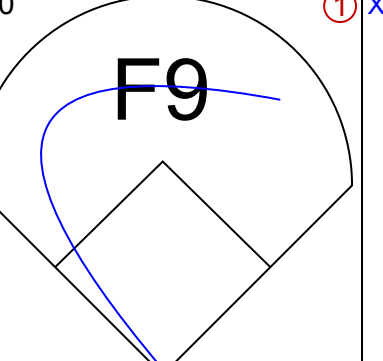

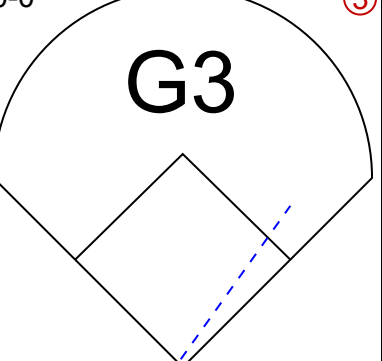
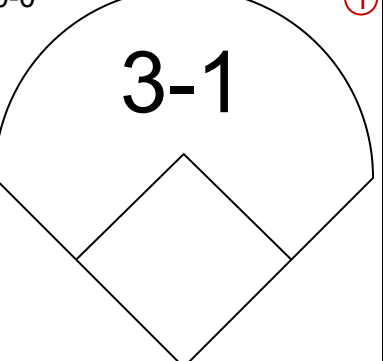
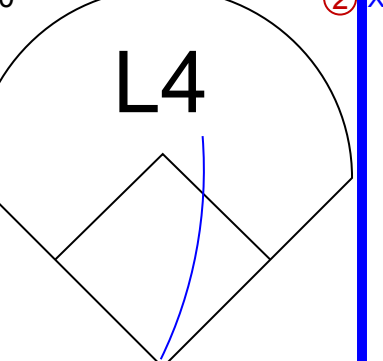
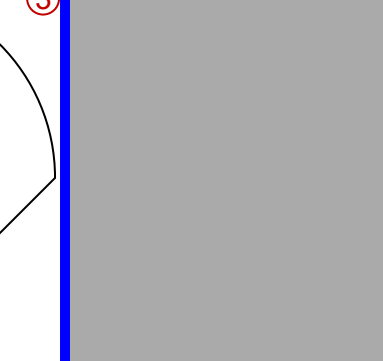
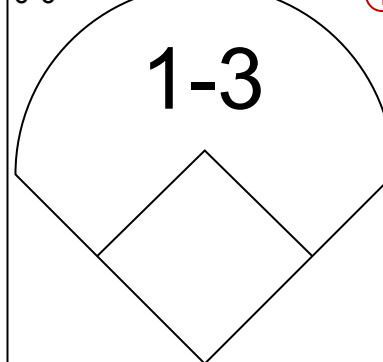
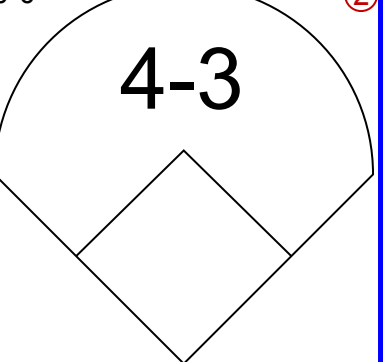
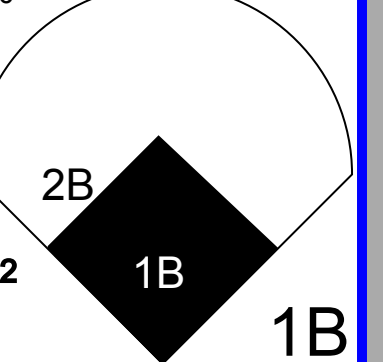
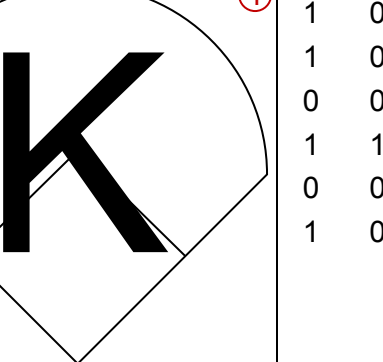


Batter	1	2	3	4	5	6	7	8	9	AB	R	H	RBI	BB	SO	LOB	TOP																			
Russ Snyder, L (1, 8) OBP: 0.307, SLG: 0.310 Jose Cardenal, R (6, 8) OBP: 0.315, SLG: 0.362										3 0 0 0 0 1 3 2 1 1 0 0 1 1																										
Lou Klimchuck, L (1, 5) OBP: 0.333, SLG: 0.435 Chuck Hinton, R (7, PH) OBP: 0.288, SLG: 0.367 Lou Camilli, S (7, 5)										3 0 3 2 0 0 0 1 0 1 0 0 0 0 1 0 0 0 0 0 0																										
Frank Baker, L (1, 7) OBP: 0.348, SLG: 0.542										4 0 0 1 0 2 3																										
Tony Horton, R (1, 3) OBP: 0.331, SLG: 0.483 Davey Nelson, R (9, PR) OBP: 0.252, SLG: 0.193 Cap Peterson, R (9, 9) OBP: 0.375, SLG: 0.291											5 0 1 0 0 2 2 0 0 0 0 0 0 0 0 0 0 0 0 0 0																									
Ken Harrelson, R (1, 9) OBP: 0.339, SLG: 0.430										2 1 0 0 3 0 0																										
Duke Sims, L (1, 2) OBP: 0.387, SLG: 0.420										4 0 1 0 1 0 4																										
Eddie Leon, R (1, 6) OBP: 0.338, SLG: 0.373										4 0 2 1 0 0 1																										
Vern Fuller, R (1, 4) OBP: 0.289, SLG: 0.328										3 1 1 0 1 0 1																										
Steve Hargan, R (1, 1) OBP: 0.195, SLG: 0.175 Mike Paul, L (7, 1)										2 2 1 0 1 0 3 0 0 0 0 0 0 0 0 0 0 0 0 0 0 1 0 0 0 0 0 1 0 0 0 0 0 0 0																										
Ron Law, R (7, 1) OBP: 0.143, SLG: 0.143 Richie Scheinblum, S (8, PH) OBP: 0.250, SLG: 0.241 Stan Williams, R (8, 1) OBP: 0.209, SLG: 0.100																																				
Inning Stats	R: 0 E: 0 K: 3 S: 10	H: 1 LOB: 1 BB: 0 P: 10	R: 0 E: 0 K: 0 S: 3	H: 0 LOB: 0 BB: 0 P: 3	R: 1 E: 0 K: 0 S: 4	H: 1 LOB: 1 BB: 1 P: 8	R: 0 E: 0 K: 0 S: 3	H: 0 LOB: 1 BB: 1 P: 7	R: 2 E: 0 K: 0 S: 4	H: 2 LOB: 0 BB: 1 P: 8	R: 1 E: 0 K: 0 S: 5	H: 3 LOB: 2 BB: 1 P: 9	R: 1 E: 1 K: 1 S: 7	H: 2 LOB: 2 BB: 1 P: 11	R: 0 E: 0 K: 1 S: 6	H: 1 LOB: 1 BB: 0 P: 6	R: 0 E: 0 K: 1 S: 6	H: 1 LOB: 2 BB: 1 P: 10	1B: 10 2B: 2 3B: 0 HR: 0	SF: 1 SAC: 0 DP: 2 HBP: 0	WP: 0 PB: 1 CS: 1 ERA: 0	PA: 42														
PITCHER	IP WLS BF H R ER SO BB IBB HBP BLK WP HR S P ERA WHIP																																			
Paul Edmondson, R (1, 1) ERA: 4.99	5.0	21	4	3	3	3	3	0	0	0	0	0	0	24	36	5.40	1.400																			
Wilbur Wood, L (6, 1) ERA: 3.09	2.0	12	5	2	1	1	1	1	0	0	0	0	0	12	20	4.50	3.000																			
Gary Bell, R (8, 1) ERA: 5.44	1.0	4	1	0	0	1	0	0	0	0	0	0	0	6	6	0.00	1.000																			
Danny Murphy, R (9, 1) ERA:	1.0	W 5	1	0	0	1	1	0	0	0	0	0	0	6	10	0.00	2.000																			

Cleveland Indians @ Chicago White Sox
Comiskey Park, Chicago, IL
Sat Aug 30 1969, 8:05 PM EDT
Att: 3,573 - Unknown

AB 35
R 5
H 11
RBI 4
BB 6
SO 6
LOB 19



Batter	1	2	3	4	5	6	7	8	9	AB	R	H	RBI	BB	SO	LOB	BOTTOM																			
Walt Williams, R (1, 7) OBP: 0.344, SLG: 0.381										5 3 4 1 0 1 0																										
Luis Aparicio, R (1, 6) OBP: 0.349, SLG: 0.368										5 1 3 3 0 0 2																										
Tom McCraw, L (1, 3) OBP: 0.299, SLG: 0.325										4 0 1 1 1 0 3																										
Bill Melton, R (1, 5) OBP: 0.317, SLG: 0.430										4 0 1 0 1 0 2																										
Ed Herrmann, L (1, 2) OBP: 0.312, SLG: 0.324 Woodie Held, R (8, PR) OBP: 0.297, SLG: 0.328										3 0 0 0 1 0 2 1 0 1 1 0 0 0																										
Buddy Bradford, R (1, 9) OBP: 0.348, SLG: 0.417										3 1 1 0 1 0 2																										
Bobby Knoop, R (1, 4) OBP: 0.302, SLG: 0.313										4 0 0 0 0 0 4																										
Ken Berry, R (1, 8) OBP: 0.277, SLG: 0.309 Pete Ward, R (8, PH) OBP: 0.247, SLG: 0.380 Danny Murphy, L (9, 1)										3 0 0 0 0 0 1 1 0 0 0 0 0 2 0 0 0 0 0 0 0																										
Paul Edmondson, R (1, 1) OBP: 0.250, SLG: 0.250 Gail Figgitts, L (5, PH) OBP: 0.342, SLG: 0.395 Wilbur Wood, R (8, 1) OBP: 0.307, SLG: 0.338 Ron Hansen, R (9, 1) OBP: 0.275, SLG: 0.263 Don Pavletich, R (9, 2) OBP: 0.303, SLG: 0.373										1 0 0 0 0 0 0 1 0 0 0 0 0 0 0 0 0 0 0 0 0 1 1 1 0 0 0 0 0 0 0 0 0 0 0 1 0 0 0 0 1 0																										
Inning Stats	R: 1 E: 0 K: 0 S: 5	H: 2 LOB: 1 BB: 0 P: 5	R: 0 E: 0 K: 0 S: 3	H: 0 LOB: 0 BB: 0 P: 3	R: 0 E: 0 K: 0 S: 4	H: 1 LOB: 1 BB: 0 P: 4	R: 0 E: 0 K: 0 S: 4	H: 1 LOB: 0 BB: 0 P: 4	R: 0 E: 0 K: 1 S: 5	H: 0 LOB: 0 BB: 0 P: 5	R: 0 E: 0 K: 0 S: 4	H: 1 LOB: 1 BB: 0 P: 4	R: 3 E: 0 K: 0 S: 6	H: 3 LOB: 1 BB: 1 P: 10	R: 0 E: 0 K: 0 S: 4	H: 1 LOB: 2 BB: 1 P: 8	R: 2 E: 0 K: 1 S: 6	H: 3 LOB: 3 BB: 2 P: 14	1B: 8 2B: 4 3B: 0 HR: 0	SF: 0 SAC: 0 DP: 0 HBP: 0	WP: 0 PB: 1 CS: 0 ERA: 0	PA: 41														
PITCHER	IP WLS BF H R ER SO BB IBB HBP BLK WP HR S P ERA WHIP																																			
Steve Hargan, R (1, 1) ERA: 5.58	6.0	24	5	2	2	1	1	0	0	0	0	0	0	4	4	0.00	3.000																			
Mike Paul, L (7, 1) ERA: 3.97	0.2	4	2	0	0	0	0	0	0	0	0	0	0	4	4	0.00	3.000																			
Ron Law, R (7, 1) ERA: 4.46	0.1	2	1	2	2	0	0	0	0	0	0	0	0	2	2	54.00	3.000																			
Stan Williams, R (8, 1) ERA: 4.26	1.1	L 11	4	2	2	1	1	2	0	0	0	0	0	10	22	13.50	3.750																			

Cleveland Indians @ Chicago White Sox
Comiskey Park, Chicago, IL
Sat Aug 30 1969, 8:05 PM EDT
Att: 3,573 - Unknown

AB 37
R 6
H 12
RBI 6
BB 4
SO 2
LOB 18



Batter	1	2	3	4	5	6	7	8	9	AB	R	H	RBI	BB	SO	LOB	TOP					
Russ Snyder, L (1, 8) OBP: 0.307, SLG: 0.310 Jose Cardenal, R (7, PH) OBP: 0.312, SLG: 0.357 (7, 8)	0-3 K		0-0 6-3	0-0 1B			0-0 1-3		0-0 F8	3	0	1	2	0	1	0						
Lou Klimchuck, L (1, 5) OBP: 0.338, SLG: 0.443 Larry Brown, R (7, PH) OBP: 0.293, SLG: 0.292 (7, 5)	0-0 1B E		0-0 1B E	0-0 2B E			0-0 1B		0-0 F9	3	2	2	0	0	0	1						
Frank Baker, L (1, 7) OBP: 0.355, SLG: 0.540 Chuck Hinton, R (7, PH) OBP: 0.299, SLG: 0.370 (7, 7)	0-0 1B E4		0-3 K	0-0 4-3			0-0 1B		4-0 1B	3	0	1	0	0	1	2						
Tony Horton, R (1, 3) OBP: 0.336, SLG: 0.485	0-0 E4		0-0 1B E				0-0 1B		0-0 1B	5	0	3	1	0	0	1						
Ken Harrelson, R (1, 9) OBP: 0.338, SLG: 0.432	0-0 FC5-4		0-0 1B E5				0-0 1B F8		0-0 F8	5	0	0	0	0	1	6						
Duke Sims, L (1, 2) OBP: 0.386, SLG: 0.419 Cap Peterson, R (7, PH) OBP: 0.372, SLG: 0.288 Ken Suarez, R (7, 2) OBP: 0.370, SLG: 0.358		0-0 1B G6-4-3	0-0 4-3				0-0 1B F8		0-0 1B G3	3	0	1	0	0	0	2						
Eddie Leon, R (1, 6) OBP: 0.331, SLG: 0.363		0-0 1B G6-4-3		0-0 1B SH3			0-0 1B 4-3		0-0 1B 5-3	4	1	1	0	0	0	1						
Vern Fuller, R (1, 4) OBP: 0.302, SLG: 0.342		0-0 2B		0-0 1B SH3			0-0 1B F4		0-0 1B 4-3	4	1	2	0	0	0	0						
Sam McDowell, L (1, 1) OBP: 0.163, SLG: 0.190 Stan Williams, R (3, 1) OBP: 0.200, SLG: 0.097 Davey Nelson, R (6, PH) OBP: 0.250, SLG: 0.191 Ron Law, R (8, 1) OBP: 0.143, SLG: 0.143	0-3 K		0-0 1B SH3				0-0 1B 4-3		0-0 1B 6-3	1	0	0	0	0	1	1						
Inning Stats	R: 1 E: 1 K: 1 S: 7	H: 2 LOB: 1 BB: 0 P: 7	R: 0 E: 0 K: 1 S: 6	H: 2 LOB: 1 BB: 0 P: 6	R: 1 E: 1 K: 1 S: 8	H: 2 LOB: 2 BB: 0 P: 8	R: 2 E: 0 K: 0 S: 6	H: 3 LOB: 1 BB: 0 P: 6	R: 0 E: 0 K: 0 S: 5	H: 0 LOB: 0 BB: 0 P: 5	R: 0 E: 0 K: 0 S: 3	H: 0 LOB: 0 BB: 0 P: 3	R: 1 E: 0 K: 0 S: 6	H: 3 LOB: 2 BB: 0 P: 6	R: 0 E: 0 K: 0 S: 3	H: 0 LOB: 0 BB: 0 P: 3	R: 0 E: 0 K: 0 S: 4	H: 1 LOB: 2 BB: 1 P: 8	1B: 11 2B: 2 3B: 0 HR: 0	SF: 0 SAC: 1 DP: 1 HBP: 0	WP: 0 PB: 0 SB: 0 CS: 0	PA: 41
PITCHER	IP WLS BF H R ER SO BB IBB HBP BLK WP HR S P ERA WHIP																					
Dean Chance, R (1, 1) ERA: 2.66	6.0 W	27	9	4	2	4	0	0	0	0	0	0	0	0	35	35	3.00	1.500				
Jim Kaat, L (7, 1) ERA: 3.49	0.1	3	2	1	1	0	0	0	0	0	0	0	0	0	3	3	27.00	6.000				
Al Worthington, R (7, 1) ERA: 4.84	0.1	2	1	0	0	0	0	0	0	0	0	0	0	2	2	0.00	3.000					
Ron Perranoski, L (7, 1) ERA: 2.08	2.1 S	9	1	0	0	0	1	0	0	0	0	0	0	8	12	0.00	0.857					

Cleveland Indians @ Minnesota Twins
Metropolitan Stadium, Bloomington, MI
Mon Sep 01 1969, 4:33 AM EDT
Att: 22,863 - Unknown - 67 F

AB 39
R 5
H 13
RBI 3
BB 1
SO 4
LOB 16



Batter	1	2	3	4	5	6	7	8	9	AB	R	H	RBI	BB	SO	LOB	BOTTOM			
Cesar Tovar, R (1, 4) OBP: 0.321, SLG: 0.387 (9, 8)	0-0 1B 3B	0-0 F6		0-0 6-3		0-0 1B G6-4-3		0-0 1B G6-4-3		5	1	1	0	0	0	5				
Tony Oliva, L (1, 9) OBP: 0.366, SLG: 0.500	0-0 1B 3B	0-0 1B 3B		0-0 6-3			0-0 1B F8			4	2	2	0	0	0	0				
Harmon Killebrew, R (1, 3) OBP: 0.422, SLG: 0.571	4-0 1B 3B	0-0 1-3				0-3 K		0-0 1B		3	1	1	0	1	1	1				
Bob Allison, R (1, 7) OBP: 0.322, SLG: 0.359 John Roseboro, L (9, 2) OBP: 0.330, SLG: 0.310	0-0 1B 3B	0-0 WP				0-3 K		0-3 K		4	1	2	4	0	2	1				
Leo Cardenas, R (1, 6) OBP: 0.358, SLG: 0.384	0-0 1B HR	0-0 F6				0-0 1B		0-0 F8		4	1	2	1	0	0	2				
Rick Renick, R (1, 5) OBP: 0.327, SLG: 0.361 Frank Quilici, R (9, 5) OBP: 0.237, SLG: 0.248	0-0 1B HR		0-3 K			0-3 K		0-0 F7		4	1	1	2	0	2	1				
George Mitterwald, R (1, 2) OBP: 0.325, SLG: 0.375 Rod Carew, L (8, PH) OBP: 0.407, SLG: 0.497 (9, 4)	0-3 K	0-0 F8				0-0 F6		0-0 BB 1B		4	0	1	0	0	1	0				
Ted Uhlhaender, L (1, 8) OBP: 0.337, SLG: 0.362 (9, 7)	0-0 6-3		0-0 F7			0-0 2B		4-0 BB		3	0	1	0	1	0	0				
Dean Chance, R (1, 1) OBP: 0.143, SLG: 0.053 Graig Nettles, L (6, PH) OBP: 0.317, SLG: 0.397 Jim Kaat, L (7, 1) OBP: 0.253, SLG: 0.397 Al Worthington, R (7, 1) OBP: 0.174, SLG: 0.095	0-3 K		0-0 F8		0-3 K	0-0 1B G6-4-3		4-0 BB		2	0	0	0	0	2	0				
Inning Stats	R: 6 E: 0 K: 2 S: 12	H: 5 LOB: 0 BB: 1 P: 16	R: 1 E: 0 K: 0 S: 5	H: 2 LOB: 1 BB: 0 P: 5	R: 0 E: 0 K: 1 S: 5	H: 0 LOB: 0 BB: 0 P: 5	R: 0 E: 0 K: 1 S: 5	H: 0 LOB: 0 BB: 0 P: 5	R: 0 E: 0 K: 3 S: 10	H: 1 LOB: 1 BB: 0 P: 10	R: 0 E: 0 K: 0 S: 3	H: 1 LOB: 1 BB: 1 P: 7	R: 0 E: 0 K: 1 S: 6	H: 1 LOB: 1 BB: 0 P: 6	R: 0 E: 0 K: 0 S: 3	H: 1 LOB: 3 BB: 2 P: 11	1B: 6 2B: 2 3B: 2 HR: 1	SF: 0 SAC: 0 DP: 2 HBP: 0	WP: 1 PB: 0 SB: 0 CS: 0	PA: 37
PITCHER	IP WLS BF H R ER SO BB IBB HBP BLK WP HR S P ERA WHIP																			
Sam McDowell, L (1, 1) ERA: 2.99	2.0 L	14	7	7	7	2	1	0	0	0	0	0	0	29	33	0.00	0.800			
Stan Williams, R (3, 1) ERA: 4.09	5.0	18	3	0	0	6	1	0	0	0	0	0	0	3	11	0.00	3.000			
Ron Law, R (8, 1) ERA: 4.85	1.0	5	1	0	0	0	2	0	0	0	0	0	0	3	11	0.00	3.000			

Cleveland Indians @ Minnesota Twins
Metropolitan Stadium, Bloomington, MI
Mon Sep 01 1969, 4:33 AM EDT
Att: 22,863 - Unknown - 67 F

AB 33
R 7
H 11
RBI 7
BB 4
SO 8
LOB 10



Batter	1	2	3	4	5	6	7	8	9	AB	R	H	RBI	BB	SO	LOB	TOP			
Russ Snyder, L (1, 8) OBP: 0.309, SLG: 0.316	0-0 4-3		0-0 1-2 2H 1B			0-0 2B		0-0 5-3		4	0	2	0	0	0	0				
Lou Klimchuck, L (1, 5) OBP: 0.330, SLG: 0.433	0-0 F8		0-0 F8			0-0 4-3			0-0 F3	4	0	0	0	0	0	3				
Frank Baker, L (1, 7) OBP: 0.337, SLG: 0.511	0-0 F8			0-0 F9		0-3 K			0-0 4-3	4	0	0	0	0	1	1				
Tony Horton, R (1, 3) OBP: 0.331, SLG: 0.477		0-0 F6		0-0 F8				0-0 F9		4	0	0	0	0	0	0				
Ken Harrelson, R (1, 9) OBP: 0.339, SLG: 0.437		0-0 F3		0-0 L6						3	1	1	1	0	0	0				
Duke Sims, L (1, 2) OBP: 0.383, SLG: 0.415		0-0 F3			0-0 F8		0-3 K			3	0	0	0	0	1	0				
Eddie Leon, R (1, 6) OBP: 0.342, SLG: 0.376			0-0 BB 1B		0-0 6-3			0-0 6-3		3	0	1	0	0	0	0				
Vern Fuller, R (1, 4) OBP: 0.297, SLG: 0.332			4-0 1B BB		0-0 5-3			0-0 5-3		2	0	0	0	1	0	0				
Steve Hargan, R (1, 1) OBP: 0.186, SLG: 0.167			0-0 F3			0-0 F8		0-0 F9		2	0	0	0	0	0	2				
Juan Pizarro, L (6, 1) OBP: 0.250, SLG: 0.222										0	0	0	0	0	0	0				
Russ Nagelson, L (8, PH)										1	0	0	0	0	0	0				
Phil Hennigan, R (8, 1)										0	0	0	0	0	0	0				
Mike Paul, L (8, 1)										0	0	0	0	0	0	0				
Inning Stats	R: 0 E: 0 K: 0 S: 3	H: 0 LOB: 0 BB: 0 P: 3	R: 0 E: 0 K: 0 S: 3	H: 0 LOB: 0 BB: 0 P: 3	R: 0 E: 0 K: 0 S: 4	H: 2 LOB: 2 BB: 1 P: 8	R: 0 E: 0 K: 0 S: 3	H: 0 LOB: 0 BB: 0 P: 3	R: 0 E: 0 K: 1 S: 6	H: 1 LOB: 1 BB: 0 P: 6	R: 1 E: 0 K: 0 S: 6	H: 1 LOB: 0 BB: 0 P: 6	R: 0 E: 0 K: 0 S: 3	H: 0 LOB: 0 BB: 0 P: 3	R: 0 E: 0 K: 0 S: 3	H: 0 LOB: 0 BB: 0 P: 3	1B: 2 2B: 1 3B: 0 HR: 1	SF: 0 SAC: 0 DP: 0 HBP: 0	WP: 0 PB: 0 SB: 0 CS: 0	PA: 31
PITCHER Dave Boswell, R (1, 1) ERA: 3.29	IP: 9.0 WLS: W BF: 31 H: 4 R: 1 ER: 1 SO: 2 BB: 1 IBB: 0 HBP: 0 BLK: 0 WP: 0 HR: 1 S: 34 P: 38 ERA: 1.00 WHIP: 0.556															PITCHER				

Cleveland Indians @ Minnesota Twins
Metropolitan Stadium, Bloomington, MI
Wed Sep 03 1969, 4:33 AM EDT
Att. 7,012 - Unknown - 79 F

AB	30
R	1
H	4
RBI	1
BB	1
SO	2
LOB	6



Batter	1	2	3	4	5	6	7	8	9	AB	R	H	RBI	BB	SO	LOB	BOTTOM			
Ted Uhlhaender, L (1, 7) OBP: 0.335, SLG: 0.361	0-0 E6 G6-3 1B		0-0 1B		0-0 F8	0-0 F5		0-0 SF7		4	0	1	1	0	0	2				
Rod Carew, L (1, 4) OBP: 0.405, SLG: 0.496	0-0 G6-3 1B		0-0 G3			0-0 K		0-0 F8		5	1	2	0	0	1	5				
Tony Oliva, L (1, 9) OBP: 0.365, SLG: 0.499	0-0 G6-3			0-0 BB 1B		0-0 HR 1B	0-0 F8	0-0 1-3		5	1	2	1	0	0	4				
Harmon Killebrew, R (1, 5) OBP: 0.423, SLG: 0.575	0-0 5-3			0-0 F6		0-0 HR 1B	0-0 6-3			4	1	1	2	0	0	2				
Frank Quilici, R (8, 5) OBP: 0.237, SLG: 0.248				0-0 F8		0-0 HR 1B	0-0 F4			0	0	0	0	0	0	0				
Rich Reese, L (1, 3) OBP: 0.364, SLG: 0.531		0-0 F2		0-0 F8		0-0 BB 1B	0-0 F4			4	1	1	0	0	0	1				
Cesar Tovar, R (1, 8) OBP: 0.326, SLG: 0.390		0-0 CS 1B		4-0 BB		0-0 F9		0-0 1B 1B		3	1	2	0	1	0	1				
John Roseboro, L (1, 2) OBP: 0.331, SLG: 0.311			0-0 L9		0-3 K	4-0 1B SH BB		0-0 1B 1B		1	0	0	0	0	0	1				
George Mitterwald, R (3, 2) OBP: 0.331, SLG: 0.377			1-2			1-2 SH BB		1-2 SF7 1B		2	2	1	0	1	1	2				
Leo Cardenas, R (1, 6) OBP: 0.358, SLG: 0.385			0-3 K			0-0 SH 1B		0-0 1B 1B		4	0	2	1	0	1	0				
Dave Boswell, R (1, 1) OBP: 0.195, SLG: 0.297			0-0 4-3		0-0 6-3	0-0 SH		0-0 1B		3	0	1	2	0	0	0				
Inning Stats	R: 0 E: 1 K: 0 S: 4	H: 1 LOB: 1 BB: 0 P: 4	R: 0 E: 0 K: 0 S: 3	H: 1 LOB: 0 BB: 0 P: 3	R: 0 E: 0 K: 1 S: 6	H: 1 LOB: 1 BB: 0 P: 6	R: 0 E: 0 K: 1 S: 6	H: 1 LOB: 2 BB: 1 P: 10	R: 0 E: 0 K: 1 S: 6	H: 1 LOB: 2 BB: 1 P: 15	R: 0 E: 0 K: 0 S: 3	H: 0 LOB: 0 BB: 0 P: 3	R: 2 E: 0 K: 0 S: 7	H: 4 LOB: 2 BB: 0 P: 7	R: 0 E: 0 K: 0 S: 3	H: 0 LOB: 0 BB: 0 P: 3	1B: 11 2B: 1 3B: 0 HR: 1	SF: 1 SAC: 1 DP: 1 HBP: 0	WP: 0 PB: 0 SB: 0 CS: 1	PA: 39
PITCHER Steve Hargan, R (1, 1) ERA: 5.57	IP: 5.0 WLS: L BF: 22 H: 7 R: 3 ER: 3 SO: 2 BB: 1 IBB: 0 HBP: 0 BLK: 0 WP: 0 HR: 1 S: 25 P: 29 ERA: 5.40 WHIP: 1.600															PITCHER				
Juan Pizarro, L (6, 1) ERA: 3.57	IP: 2.0 WLS: L BF: 10 H: 2 R: 2 ER: 2 SO: 1 BB: 1 IBB: 0 HBP: 0 BLK: 0 WP: 0 HR: 0 S: 11 P: 15 ERA: 9.00 WHIP: 1.500															PITCHER				
Phil Hennigan, R (8, 1) ERA: 54.0	IP: 0.0 WLS: L BF: 4 H: 4 R: 2 ER: 2 SO: 0 BB: 0 IBB: 0 HBP: 0 BLK: 0 WP: 0 HR: 0 S: 4 P: 4 ERA: ∞ WHIP: ∞															PITCHER				
Mike Paul, L (8, 1) ERA: 3.75	IP: 1.0 WLS: L BF: 3 H: 0 R: 0 ER: 0 SO: 0 BB: 0 IBB: 0 HBP: 0 BLK: 0 WP: 0 HR: 0 S: 3 P: 3 ERA: 0.00 WHIP: 0.000															PITCHER				

Cleveland Indians @ Minnesota Twins
Metropolitan Stadium, Bloomington, MI
Wed Sep 03 1969, 4:33 AM EDT
Att. 7,012 - Unknown - 79 F

AB	35
R	7
H	13
RBI	7
BB	2
SO	3
LOB	18



Batter	1	2	3	4	5	6	7	8	9	AB	R	H	RBI	BB	SO	LOB	TOP			
Horace Clarke, S (1,4) OBP: 0.358, SLG: 0.381	F3		F6			1B SF7 2B		F5		4	1	1	0	0	0	0				
Gene Michael, S (1,6) OBP: 0.338, SLG: 0.374	1B		6-3			4-3		5-3		4	0	1	0	0	0	1				
Roy White, S (1,7) OBP: 0.403, SLG: 0.448	1B				F9	2-4 1B		1B 2B		4	0	3	0	0	0	0				
Frank Fernandez, R (1,9) OBP: 0.396, SLG: 0.418	K				K	SF7		1B BB		2	0	0	1	1	2	2				
Thurman Munson, R (1,2) OBP: 0.471, SLG: 0.538	F7				6-3	3-H 2-4 1B		F8		4	0	1	0	0	0	2				
Joe Pepitone, L (1,3) OBP: 0.288, SLG: 0.459		L5						1B 1B		4	0	1	0	0	0	3				
Jerry Kenney, L (1,5) OBP: 0.324, SLG: 0.300		F8				WP 1B		1B 1B		4	0	2	0	0	0	0				
Ron Woods, R (1,8) OBP: 0.285, SLG: 0.269		K				G3-6-3 BB		F6		3	0	0	0	1	1	2				
Mel Stottlemyre, R (1,1) OBP: 0.252, SLG: 0.217			K			G3-6-3 1-2		K		4	0	0	0	0	2	4				
Inning Stats	R: 0 E: 0 K: 1 S: 7	H: 2 LOB: 2 BB: 0 P: 7	R: 0 E: 0 K: 1 S: 5	H: 0 LOB: 0 BB: 0 P: 5	R: 0 E: 0 K: 1 S: 5	H: 0 LOB: 0 BB: 0 P: 5	R: 0 E: 0 K: 1 S: 3	H: 1 LOB: 1 BB: 1 P: 7	R: 1 E: 0 K: 0 S: 4	H: 2 LOB: 1 BB: 0 P: 4	R: 0 E: 0 K: 1 S: 7	H: 2 LOB: 2 BB: 0 P: 7	R: 0 E: 0 K: 0 S: 5	H: 2 LOB: 3 BB: 1 P: 9	R: 0 E: 0 K: 0 S: 3	H: 0 LOB: 0 BB: 0 P: 3	1B: 7 2B: 2 3B: 0 HR: 0	SF: 1 SAC: 0 DP: 1 HBP: 0	WP: 1 PB: 0 SB: 0 CS: 0	PA: 36
PITCHER Sam McDowell, L (1,1) ERA: 2.92	IP: 9.0 WLS: W BF: 37 H: 9 R: 1 ER: 1 SO: 5 BB: 2 IBB: 0 HBP: 0 BLK: 0 WP: 1 HR: 0 S: 44 P: 52 ERA: 1.00 WHIP: 1.222															PITCHER				

New York Yankees @ Cleveland Indians
Cleveland Municipal Stadium, Cleveland, OH
Fri Sep 05 1969, 7:05 PM EDT
Unknown - 84 F

AB 33
R 1
H 9
RBI 1
BB 2
SO 5
LOB 14



Batter	1	2	3	4	5	6	7	8	9	AB	R	H	RBI	BB	SO	LOB	BOTTOM					
Russ Snyder, L (1,8) OBP: 0.319, SLG: 0.319	G3 1B BB							FC1-6 1B		1	1	1	0	3	0	0						
Jose Cardenal, R (8, FR) OBP: 0.311, SLG: 0.356								1B		1	0	1	1	0	0	0						
Lou Klimchok, L (1,4) OBP: 0.325, SLG: 0.425	G3							1B		4	0	0	0	0	0	5						
Davey Nelson, R (8, FR) OBP: 0.250, SLG: 0.191			G3-6-3-4-6					1B		0	0	0	0	0	0	0						
Chuck Hinton, R (9,9) OBP: 0.296, SLG: 0.366	1-2		1-2					1-2		0	0	0	0	0	0	0						
Frank Baker, L (1,7) OBP: 0.324, SLG: 0.490	F3		K					K		4	0	0	0	0	2	2						
Duke Sims, L (1,2) OBP: 0.390, SLG: 0.423	1B							1B		4	0	4	1	0	0	0						
Richie Scheinblum, S (1,9) OBP: 0.251, SLG: 0.243	G3							F3		3	0	0	0	0	0	3						
Tony Horton, R (8, PH) OBP: 0.330, SLG: 0.477			G4-6-3							1	0	0	0	0	0	2						
Vern Fuller, R (9,4) OBP: 0.297, SLG: 0.332			1-2					F7		0	0	0	0	0	0	0						
Russ Nagelson, L (1,3) OBP: 0.400, SLG: 0.400								1-3		4	0	2	0	0	0	1						
Steve Hargan, R (8, FR) OBP: 0.186, SLG: 0.167			4-3					1-3		0	1	0	0	0	0	0						
Eddie Leon, R (1,6) OBP: 0.348, SLG: 0.382								SH2-4 1B		3	0	2	0	0	0	0						
Lou Camilli, S (1,5)								F8		3	0	2	0	0	0	0						
FC6-4-5								SH2-3		4	0	0	0	0	0	5						
Sam McDowell, L (1,1) OBP: 0.159, SLG: 0.185								1B		2	0	0	0	0	1	1						
Ken Harrelson, R (8, PH) OBP: 0.340, SLG: 0.437								SH2-3		0	0	0	0	1	0	0						
Inning Stats	R: 1 E: 0 K: 0 S: 4	H: 1 LOB: 1 BB: 1 P: 8	R: 0 E: 0 K: 0 S: 4	H: 2 LOB: 1 BB: 0 P: 4	R: 0 E: 0 K: 1 S: 4	H: 0 LOB: 0 BB: 1 P: 8	R: 0 E: 0 K: 0 S: 3	H: 1 LOB: 0 BB: 0 P: 3	R: 0 E: 0 K: 0 S: 4	H: 1 LOB: 2 BB: 1 P: 8	R: 0 E: 0 K: 0 S: 4	H: 1 LOB: 1 BB: 0 P: 4	R: 0 E: 0 K: 1 S: 5	H: 0 LOB: 0 BB: 0 P: 5	R: 0 E: 0 K: 1 S: 7	H: 2 LOB: 2 BB: 0 P: 7	R: 1 E: 0 K: 0 S: 4	H: 2 LOB: 2 BB: 1 P: 8	1B: 10 2B: 0 3B: 0 HR: 0	SF: 0 SAC: 2 DP: 3 HBP: 0	WP: 0 PB: 0 SB: 0 CS: 0	PA: 37
PITCHER Mel Stottlemyre, R (1,1) ERA: 2.88	IP: 8.2 WLS: L BF: 37 H: 10 R: 2 ER: 2 SO: 3 BB: 3 IBB: 1 HBP: 0 BLK: 0 WP: 0 HR: 0 S: 39 P: 55 ERA: 2.08 WHIP: 1.500															PITCHER						

New York Yankees @ Cleveland Indians
Cleveland Municipal Stadium, Cleveland, OH
Fri Sep 05 1969, 7:05 PM EDT
Unknown - 84 F

AB 31
R 2
H 10
RBI 2
BB 4
SO 3
LOB 19



Batter	1	2	3	4	5	6	7	8	9	AB	R	H	RBI	BB	SO	LOB	TOP					
Horace Clarke, S OBP: 0.357, SLG: 0.380	L8		1B			F8		5-3		4	0	1	0	0	0	0						
Gene Michael, S OBP: 0.340, SLG: 0.373	6-3		K							3	0	1	0	1	1	1						
Roy White, S OBP: 0.400, SLG: 0.443	5-3					G4-3		5-3		4	0	0	0	0	0	2						
Joe Peppone, L OBP: 0.289, SLG: 0.457		1B								4	0	1	0	0	1	1						
Bobby Murcer, L OBP: 0.313, SLG: 0.447		F8								4	1	1	0	0	0	1						
Frank Fernandez, R OBP: 0.399, SLG: 0.437		F6								3	1	2	1	0	0	1						
Ron Woods, R OBP: 0.284, SLG: 0.268						FC1-4				1	0	0	0	0	0	1						
Thurman Munson, R OBP: 0.476, SLG: 0.529						K				4	0	2	1	0	1	1						
Jerry Kenney, L OBP: 0.326, SLG: 0.302										4	0	2	0	0	0	3						
Fritz Peterson, S OBP: 0.158, SLG: 0.116						FC1-4				4	0	0	0	0	0	4						
Inning Stats	R: 0 E: 0 K: 0 S: 3	H: 0 LOB: 0 BB: 0 P: 3	R: 0 E: 0 K: 0 S: 5	H: 2 LOB: 2 BB: 0 P: 5	R: 0 E: 0 K: 1 S: 5	H: 1 LOB: 1 BB: 0 P: 5	R: 0 E: 0 K: 0 S: 3	H: 0 LOB: 0 BB: 0 P: 3	R: 0 E: 0 K: 1 S: 6	H: 1 LOB: 1 BB: 0 P: 6	R: 0 E: 0 K: 0 S: 3	H: 1 LOB: 0 BB: 0 P: 3	R: 1 E: 0 K: 0 S: 6	H: 3 LOB: 2 BB: 0 P: 6	R: 0 E: 0 K: 1 S: 5	H: 0 LOB: 1 BB: 1 P: 9	R: 1 E: 1 K: 0 S: 5	H: 2 LOB: 1 BB: 0 P: 5	1B: 9 2B: 0 3B: 0 HR: 1	SF: 0 SAC: 0 DP: 1 HBP: 0	WP: 0 PB: 0 SB: 1 CS: 0	PA: 36
PITCHER Dick Ellsworth, L ERA: 4.17	IP: 9.0 WLS: L BF: 36 H: 10 R: 2 ER: 1 SO: 3 BB: 1 IBB: 0 HBP: 0 BLK: 0 WP: 0 HR: 1 S: 41 P: 45 ERA: 1.00 WHIP: 1.222																					

New York Yankees @ Cleveland Indians
Cleveland Municipal Stadium, Cleveland, OH

AB 35
R 2
H 10
RBI 2
BB 1
SO 3
LOB 15



Fri Sep 05 1969, 7:05 PM EDT
Att: 9,205 - Unknown

Batter	1	2	3	4	5	6	7	8	9	AB	R	H	RBI	BB	SO	LOB	BOTTOM			
Eddie Leon, R OBP: 0.340, SLG: 0.372	F2					K				4	0	0	0	0	2	1				
Larry Brown, R OBP: 0.294, SLG: 0.290	E9					F8				3	0	0	0	1	0	1				
Ken Harrelson, R OBP: 0.339, SLG: 0.434	G6-4-3					5-3				3	0	0	0	0	0	2				
Tony Horton, R OBP: 0.329, SLG: 0.474		5-3				5-3				3	0	0	0	0	0	1				
Jose Cardenal, R OBP: 0.309, SLG: 0.353		6-3				K				3	0	0	0	0	1	1				
Rchie Scheinblum, S OBP: 0.252, SLG: 0.245										3	0	1	0	0	2	0				
Vern Fuller, R OBP: 0.292, SLG: 0.326						4-3				3	0	0	0	0	0	1				
Ray Fosse, R OBP: 0.242, SLG: 0.250						6-3				3	0	0	0	0	1	0				
Dick Ellsworth, L OBP: 0.149, SLG: 0.111										2	0	0	0	0	2	0				
Chuck Hinton, R OBP: 0.303, SLG: 0.373						K				1	0	1	0	0	0	0				
Inning Stats	R: 0 E: 1 K: 0 S: 3	H: 0 LOB: 0 BB: 0 P: 3	R: 0 E: 0 K: 1 S: 5	H: 0 LOB: 0 BB: 0 P: 5	R: 0 E: 0 K: 1 S: 5	H: 0 LOB: 0 BB: 0 P: 5	R: 0 E: 0 K: 1 S: 5	H: 0 LOB: 0 BB: 0 P: 5	R: 0 E: 0 K: 2 S: 7	H: 0 LOB: 0 BB: 0 P: 7	R: 0 E: 0 K: 0 S: 3	H: 0 LOB: 1 BB: 1 P: 7	R: 0 E: 0 K: 2 S: 7	H: 0 LOB: 0 BB: 0 P: 7	R: 0 E: 0 K: 0 S: 3	H: 1 LOB: 0 BB: 0 P: 3	1B: 2 2B: 0 3B: 0 HR: 0	SF: 0 SAC: 0 DP: 1 HBP: 0	WP: 0 PB: 0 SB: 0 CS: 0	PA: 30
PITCHER Fritz Peterson, L ERA: 2.53	IP: 9.0 WLS: W BF: 29 H: 2 R: 0 ER: 0 SO: 8 BB: 1 IBB: 0 HBP: 0 BLK: 0 WP: 0 HR: 0 S: 44 P: 48 ERA: 0.00 WHIP: 0.333																			

New York Yankees @ Cleveland Indians
Cleveland Municipal Stadium, Cleveland, OH

AB 28
R 0
H 2
RBI 0
BB 1
SO 8
LOB 7



Fri Sep 05 1969, 7:05 PM EDT
Att: 9,205 - Unknown

Batter	1	2	3	4	5	6	7	8	9	AB	R	H	RBI	BB	SO	LOB	TOP										
Horace Clarke, S (1,4) OBP: 0.355, SLG: 0.377	0-0 6-3		0-0 F4			0-0 F8		0-0 6-3		4	0	0	0	0	0	1											
Gene Michael, S (1,6) OBP: 0.342, SLG: 0.376	0-0 1B 2B		0-0 5-3			4-0 BB		0-0 F4		3	1	1	0	1	0	1											
Roy White, S (1,7) OBP: 0.400, SLG: 0.442	0-0 G4-6-3 2H 1B			0-0 F2		0-0 F9			4-0 BB BB BB	3	0	1	1	1	0	1											
Joe Peppone, L (1,3) OBP: 0.286, SLG: 0.453	0-0 G4-6-3 1-2			0-0 F6		0-0 F8			0-0 F8	4	0	0	0	0	0	3											
Bobby Murcer, L (1,8) OBP: 0.311, SLG: 0.444		0-0 F2		0-0 F8			0-0 F9		0-0 F9	4	0	0	0	0	0	1											
Frank Fernandez, R (1,9) OBP: 0.405, SLG: 0.441		0-0 5-3			0-0		0-0		4-0 BB BB BB	3	0	2	0	1	0	0											
Tom Shopay, L (9, PR) OBP: 0.125, SLG: 0.167										0	0	0	0	0	0	0											
Ron Woods, R (9, 8) OBP: 0.294, SLG: 0.268						FC5-4 1B			1-2 BB	0	0	0	0	0	0	0											
Thurman Munson, R (1,2) OBP: 0.440, SLG: 0.450					0-0 F9		0-0 L4		4-0 BB BB BB	3	0	0	0	1	0	2											
Jerry Kenney, L (1,5) OBP: 0.325, SLG: 0.300			4-0 SH1-4 BB		0-0 FC5-4 1-2		0-0 F8		0-0 5-3	3	0	0	0	1	0	5											
Stan Bahnsen, R (1,1) OBP: 0.086, SLG: 0.070				0-0 SH1-4		0-3 K				2	0	0	0	0	2	1											
Jack Aker, R (9,1) OBP: 0.200, SLG: 0.111										0	0	0	0	0	0	0											
Inning Stats	R: 1 E: 0 K: 0 S: 4	H: 2 LOB: 0 BB: 0 P: 4	R: 0 E: 0 K: 0 S: 3	H: 0 LOB: 0 BB: 0 P: 3	R: 0 E: 0 K: 0 S: 3	H: 0 LOB: 1 BB: 1 P: 7	R: 0 E: 0 K: 0 S: 3	H: 0 LOB: 0 BB: 0 P: 3	R: 0 E: 0 K: 1 S: 6	H: 1 LOB: 1 BB: 0 P: 6	R: 0 E: 0 K: 0 S: 3	H: 1 LOB: 1 BB: 0 P: 7	R: 0 E: 0 K: 0 S: 4	H: 0 LOB: 0 BB: 0 P: 4	R: 0 E: 0 K: 1 S: 5	H: 0 LOB: 0 BB: 0 P: 5	R: 0 E: 0 K: 0 S: 3	H: 0 LOB: 3 BB: 3 P: 15	1B: 3 2B: 1 3B: 0 HR: 0	SF: 0 SAC: 1 DP: 1 HBP: 0	WP: 0 PB: 0 SB: 0 CS: 0	PA: 35					
PITCHER	IP	WLS	BF	H	R	ER	SO	BB	IBB	HBP	BLK	WP	HR	S	P	ERA	WHIP										
Mike Paul, L (1,1) ERA: 3.56	8.0	L	29	4	1	1	2	2	0	0	0	0	0	31	39	1.12	0.750										
Juan Pizarro, L (9,1) ERA: 3.54	0.2		4	0	0	0	0	2	0	0	0	0	0	2	10	0.00	3.000										
Phil Hennigan, R (9,1) ERA: 27.0	0.1		2	0	0	0	0	1	0	0	0	0	0	1	5	0.00	3.000										

New York Yankees @ Cleveland Indians
Cleveland Municipal Stadium, Cleveland, OH
Sat Sep 06 1969, 7:05 PM EDT
Att. 5,176 - Overcast - 85 F

AB 29
R 1
H 4
RBI 1
BB 5
SO 2
LOB 15



Batter	1	2	3	4	5	6	7	8	9	AB	R	H	RBI	BB	SO	LOB	BOTTOM										
Russ Snyder, L (1,8) OBP: 0.314, SLG: 0.314	0-0 1-3		0-0 F7			0-0 4-3			0-0 F7	4	0	0	0	0	0	0											
Lou Klimchok, L (1,5) OBP: 0.323, SLG: 0.426	0-0 F7			0-0 F9		0-0 5-3			0-0 BB	4	0	1	0	0	0	0											
Davey Nelson, R (9, PR) OBP: 0.250, SLG: 0.191									4-0 BB	0	0	0	0	0	0	0											
Frank Baker, L (1,7) OBP: 0.349, SLG: 0.495	4-0 FC4-6 BB			4-0 2B BB					4-0 BB BB BB	1	0	1	0	3	0	0											
Jose Cardenal, R (9, PR) OBP: 0.309, SLG: 0.353									4-0 G5-4-3 BB	0	0	0	0	0	0	0											
Tony Horton, R (1,3) OBP: 0.328, SLG: 0.474	0-0 FC4-6 1-2			0-0 L6-4 2B		0-3 K			0-0 G5-4-3 1-2	4	0	1	0	0	1	5											
Ken Harrelson, R (1,9) OBP: 0.337, SLG: 0.432		0-3 K		0-0 L6-4 2-3		0-0 F6				3	0	0	0	0	1	3											
Duke Sims, L (1,2) OBP: 0.387, SLG: 0.419		0-0 4-3			0-0 G3		0-0 F5			3	0	0	0	0	0	1											
Eddie Leon, R (1,6) OBP: 0.333, SLG: 0.364		0-0 4-3			0-0 F9				0-0 F9	3	0	0	0	0	0	0											
Vern Fuller, R (1,4) OBP: 0.290, SLG: 0.323			0-0 F8						0-0 F7	2	0	0	0	0	0	0											
Richie Scheinblum, S (8, PH) OBP: 0.251, SLG: 0.243										1	0	0	0	0	0	0											
Juan Pizarro, L (9,1) OBP: 0.250, SLG: 0.222										0	0	0	0	0	0	0											
Phil Hennigan, R (9,1) ERA: 27.0										0	0	0	0	0	0	0											
Mike Paul, L (1,1) ERA: 3.72			0-0 G2			0-3 K			0-0 3-1	2	0	0	0	0	1	0											
Russ Nagelson, L (8, PH) OBP: 0.333, SLG: 0.333										1	0	0	0	0	0	0											
Larry Brown, R (9,4) OBP: 0.294, SLG: 0.290										0	0	0	0	0	0	0											
Inning Stats	R: 0 E: 0 K: 0 S: 3	H: 0 LOB: 1 BB: 1 P: 7	R: 0 E: 0 K: 1 S: 5	H: 0 LOB: 0 BB: 0 P: 5	R: 0 E: 0 K: 0 S: 3	H: 0 LOB: 0 BB: 0 P: 3	R: 0 E: 0 K: 0 S: 3	H: 1 LOB: 1 BB: 1 P: 7	R: 0 E: 0 K: 0 S: 3	H: 0 LOB: 0 BB: 0 P: 3	R: 0 E: 0 K: 1 S: 5	H: 0 LOB: 0 BB: 0 P: 5	R: 0 E: 0 K: 1 S: 6	H: 1 LOB: 1 BB: 0 P: 6	R: 0 E: 0 K: 0 S: 3	H: 0 LOB: 0 BB: 0 P: 3	R: 0 E: 1 K: 0 S: 3	H: 1 LOB: 3 BB: 1 P: 7	1B: 1 2B: 3 3B: 0 HR: 0	SF: 0 SAC: 0 DP: 2 HBP: 0	WP: 0 PB: 0 SB: 0 CS: 0	PA: 31					
PITCHER	IP	WLS	BF	H	R	ER	SO	BB	IBB	HBP	BLK	WP	HR	S	P	ERA	WHIP										
Stan Bahnsen, R (1,1) ERA: 3.72	8.1	W	30	3	0	0	3	3	0	0	0	0	0	33	45	0.00	0.720										
Jack Aker, R (9,1) ERA: 3.17	0.2	S	1	0	0	0	0	0	0	0	0	0	0	1	1	0.00	0.000										

New York Yankees @ Cleveland Indians
Cleveland Municipal Stadium, Cleveland, OH
Sat Sep 06 1969, 7:05 PM EDT
Att. 5,176 - Overcast - 85 F

AB 28
R 0
H 3
RBI 0
BB 3
SO 3
LOB 9



Batter	1	2	3	4	5	6	7	8	9	AB	R	H	RBI	BB	SO	LOB	TOP			
Syd O'Brien, R OBP: 0.313, SLG: 0.472 (1,5)	E6		FC6-4 SF8 2B		K		K		SH2-4	4	1	1	0	0	2	1	Boston Red Sox @ Cleveland Indians Cleveland Municipal Stadium, Cleveland, OH Mon Sep 08 1969, 7:05 PM EDT Att: 3,530 - Unknown			
Mike Andrews, R OBP: 0.390, SLG: 0.456 (1,4)	F3		FC6-4 BB		K			F7	F8	4	0	0	0	1	1	3				
Carl Yastrzemski, L OBP: 0.359, SLG: 0.512 Joe Lahoud, L OBP: 0.332, SLG: 0.366 (1,7) (3,7)	F8		FC6-4 CS 1-2 2-3		F9			K	4-3	2	0	0	0	0	0	3				
Reggie Smith, S OBP: 0.378, SLG: 0.537 (1,8)	K		SF8							2	1	1	1	1	1	1				
Rico Petrocelli, R OBP: 0.421, SLG: 0.622 (1,6)			CS	5-3						2	2	1	1	2	0	0				
Tony Conigliaro, R OBP: 0.322, SLG: 0.436 (1,9)	1-3			HR						4	1	2	1	0	0	2				
George Scott, R OBP: 0.333, SLG: 0.387 (1,3)	6-3				F4					4	0	1	2	0	0	2				
Jerry Moses, R OBP: 0.333, SLG: 0.495 (1,2)					L1					4	0	1	0	0	1	2				
Bill Landis, L Sonny Siebert, R OBP: 0.245, SLG: 0.265 (1,1) (5,1)	5-3									1	0	0	0	1	0	1				
Inning Stats	R: 0 E: 1 K: 1 S: 6	H: 0 LOB: 1 BB: 0 P: 6	R: 1 E: 0 K: 0 S: 5	H: 2 LOB: 1 BB: 0 P: 5	R: 1 E: 0 K: 0 S: 3	H: 1 LOB: 0 BB: 1 P: 7	R: 1 E: 0 K: 0 S: 4	H: 1 LOB: 0 BB: 0 P: 4	R: 0 E: 0 K: 0 S: 7	H: 0 LOB: 1 BB: 2 P: 10	R: 0 E: 0 K: 2 S: 7	H: 0 LOB: 0 BB: 0 P: 7	R: 2 E: 0 K: 2 S: 10	H: 3 LOB: 2 BB: 1 P: 14	R: 0 E: 0 K: 0 S: 4	H: 1 LOB: 1 BB: 0 P: 4	1B: 4 2B: 2 3B: 0 HR: 2	SF: 1 SAC: 1 DP: 1 HBP: 0	WP: 0 PB: 0 SB: 1 CS: 1	PA: 40
PITCHER	IP	WLS	BF	H	R	ER	SO	BB	IBB	HBP	BLK	WP	HR	S	P	ERA	WHIP			
Steve Hargan, R ERA: 5.61 (1,1)	4.0		18	4	3	3	1	2	0	0	0	0	2	18	26	6.75	1.500			
Gary Boyd, R ERA: 16.2 (5,1)	1.0		3	0	0	0	2	0	0	0	0	0	0	7	7	0.00	0.000			
Ron Law, R ERA: 4.85 (6,1)	0.0		2	0	0	0	0	2	0	0	0	0	0	0	8	∞	∞			
Phil Hennigan, R ERA: 7.71 (6,1)	4.0	L	16	4	2	2	4	0	1	0	0	0	0	23	27	4.50	1.000			

AB 32
R 5
H 8
RBI 5
BB 5
SO 7
LOB 17



Batter	1	2	3	4	5	6	7	8	9	AB	R	H	RBI	BB	SO	LOB	BOTTOM					
Eddie Leon, R OBP: 0.339, SLG: 0.365 (1,6)	F3		F7		1B 2H 1B 1B		K			4	1	1	1	0	1	0	Boston Red Sox @ Cleveland Indians Cleveland Municipal Stadium, Cleveland, OH Mon Sep 08 1969, 7:05 PM EDT Att: 3,530 - Unknown					
Davey Nelson, R OBP: 0.280, SLG: 0.207 (1,4)	6-3			G3	1B S 1B		K			4	0	1	0	0	1	0						
Ken Harrelson, R OBP: 0.338, SLG: 0.429 (1,9)				F6	1B BB			5-3		2	0	0	0	2	0	0						
Tony Horton, R OBP: 0.330, SLG: 0.474 (1,3)	5-3			F8	FC4 1B			F8		4	0	1	1	0	0	1						
Jose Cardenal, R OBP: 0.309, SLG: 0.357 (1,8)			K		SF8 FC4 2B			F8		4	1	1	0	0	1	3						
Ray Fosse, R OBP: 0.293, SLG: 0.264 (1,2)	F3				2B SF7 1B		K			3	1	1	0	0	1	0						
Frank Baker, L OBP: 0.351, SLG: 0.490 (9,PH)								K		1	0	0	0	0	1	0						
Richie Scheinblum, S OBP: 0.251, SLG: 0.241 (1,7)	6-3				SF9 F7			K		2	0	0	1	0	0	0						
Larry Brown, R OBP: 0.296, SLG: 0.292 (1,5)			5-3		1B 2B			F4		3	1	1	0	0	0	0						
Russ Snyder, L OBP: 0.316, SLG: 0.313 (9,PH)								4-3		1	0	0	0	0	0	0						
Steve Hargan, R OBP: 0.182, SLG: 0.163 (1,1)										1	0	0	0	0	0	0						
Gary Boyd, R (5,1)										0	0	0	0	0	0	0						
Chuck Hinton, R OBP: 0.300, SLG: 0.373 (5,PH)										0	0	0	1	0	0	0						
Ron Law, R (6,1)										0	0	0	0	0	0	0						
Phil Hennigan, R (6,1)										1	0	0	0	0	0	0						
Inning Stats	R: 0 E: 0 K: 0 S: 3	H: 0 LOB: 1 BB: 1 P: 7	R: 0 E: 0 K: 1 S: 5	H: 0 LOB: 0 BB: 0 P: 5	R: 0 E: 0 K: 0 S: 3	H: 0 LOB: 0 BB: 0 P: 3	R: 0 E: 0 K: 0 S: 3	H: 0 LOB: 0 BB: 0 P: 3	R: 4 E: 0 K: 0 S: 9	H: 6 LOB: 3 BB: 1 P: 13	R: 0 E: 0 K: 1 S: 5	H: 0 LOB: 0 BB: 0 P: 5	R: 0 E: 0 K: 2 S: 7	H: 0 LOB: 0 BB: 0 P: 7	R: 0 E: 0 K: 0 S: 3	H: 0 LOB: 0 BB: 0 P: 3	R: 0 E: 0 K: 2 S: 7	H: 0 LOB: 0 BB: 0 P: 7	1B: 4 2B: 2 3B: 0 HR: 0	SF: 2 SAC: 0 DP: 0 HBP: 0	WP: 0 PB: 0 SB: 1 CS: 0	PA: 35
PITCHER	IP	WLS	BF	H	R	ER	SO	BB	IBB	HBP	BLK	WP	HR	S	P	ERA	WHIP					
Bill Landis, L (1,1)	4.2		20	5	4	4	1	1	0	0	0	0	0	21	25	7.71	1.286					
Sonny Siebert, R (5,1)	4.1	W	15	1	0	0	5	1	0	0	0	0	0	24	28	0.00	0.462					

AB 31
R 4
H 6
RBI 4
BB 2
SO 6
LOB 4



Batter	1	2	3	4	5	6	7	8	9	AB	R	H	RBI	BB	SO	LOB	TOP			
Syd O'Brien, R OBP: 0.310, SLG: 0.465 (1, 5)	E6 1B 2B	K			K		K		F9	5	2	1	0	0	2	0	Boston Red Sox @ Cleveland Indians Cleveland Municipal Stadium, Cleveland, OH Tue Sep 09 1969, 7:05 PM EDT Att: 3,237 - Unknown livebaseballscorecards.com			
Mike Andrews, R OBP: 0.388, SLG: 0.453 (1, 4)			K		F4		F7		L5	5	0	1	0	0	1	2				
Carl Yastrzemski, L OBP: 0.397, SLG: 0.510 (1, 7)	K		K			F6		1B 1-3 2-H	4-3	5	0	1	1	0	2	1				
Reggie Smith, S OBP: 0.381, SLG: 0.541 (1, 8)	BB 2B					K				4	0	3	2	0	1	0				
Rico Petrocelli, R OBP: 0.422, SLG: 0.620 (1, 6)	FC5 BB BB		K			1B		F7		3	0	1	0	1	1	3				
Tony Conigliaro, R OBP: 0.323, SLG: 0.435 (1, 9)					K				6-3	3	0	1	0	1	1	0				
George Scott, R OBP: 0.333, SLG: 0.386 (1, 3)	FC5				F5					4	0	1	0	0	0	5				
Jerry Moses, R OBP: 0.320, SLG: 0.475 (1, 2)		1-3			K				F8	4	0	0	0	0	2	1				
Vicente Romo, R OBP: 0.148, SLG: 0.185 (1, 1)		F4			K				K	4	1	1	0	0	2	1				
Inning Stats	R: 1 E: 1 K: 1 S: 7	H: 2 LOB: 3 BB: 2 P: 15	R: 0 E: 0 K: 1 S: 5	H: 0 LOB: 0 BB: 0 P: 5	R: 0 E: 0 K: 3 S: 10	H: 1 LOB: 1 BB: 0 P: 10	R: 0 E: 0 K: 2 S: 7	H: 0 LOB: 0 BB: 0 P: 7	R: 0 E: 0 K: 1 S: 7	H: 2 LOB: 2 BB: 0 P: 7	R: 2 E: 0 K: 1 S: 9	H: 4 LOB: 2 BB: 0 P: 9	R: 0 E: 0 K: 1 S: 6	H: 1 LOB: 1 BB: 0 P: 6	R: 0 E: 0 K: 0 S: 3	H: 0 LOB: 0 BB: 0 P: 3	1B: 9 2B: 1 3B: 0 HR: 0	SF: 0 SAC: 0 DP: 0 HBP: 0	WP: 0 PB: 0 SB: 0 CS: 0	PA: 39
PITCHER	IP WLS BF H R ER SO BB IBB HBP BLK WP HR S P ERA WHIP	8.0 L 36 10 3 2 12 2 0 0 0 0 0 58 66 2.25 1.500	1.0 3 0 0 0 0 0 0 0 0 0 0 0 3 3 0.00 0.000	PITCHER																
Sam McDowell, L ERA: 2.9 (1, 1)																				
Stan Williams, R ERA: 4.01 (9, 1)																				

Batter	1	2	3	4	5	6	7	8	9	AB	R	H	RBI	BB	SO	LOB	BOTTOM					
Jose Cardenal, R OBP: 0.311, SLG: 0.360 (1, 8)	F7		K							4	0	2	0	0	1	1	Boston Red Sox @ Cleveland Indians Cleveland Municipal Stadium, Cleveland, OH Tue Sep 09 1969, 7:05 PM EDT Att: 3,237 - Unknown livebaseballscorecards.com					
Lou Klimchuck, L OBP: 0.326, SLG: 0.423 (1, 5)	4-3		K			F3				4	0	1	0	0	1	2						
Frank Baker, L OBP: 0.348, SLG: 0.481 (1, 7)					K					4	0	1	0	0	3	3						
Tony Horton, R OBP: 0.329, SLG: 0.477 (1, 3)	4-3				HR					4	1	1	1	0	1	4						
Ken Harrelson, R OBP: 0.338, SLG: 0.427 (1, 9)		K			K					4	0	1	0	0	3	0						
Duke Sims, L OBP: 0.381, SLG: 0.411 (1, 2)	4-3				F8					4	0	0	0	0	0	1						
Eddie Leon, R OBP: 0.331, SLG: 0.356 (1, 6)	6-3					L6				4	0	0	0	0	1	1						
Davey Nelson, R OBP: 0.256, SLG: 0.203 (7, PH)					F6					2	0	0	0	0	0	0						
Russ Snyder, L OBP: 0.315, SLG: 0.312 (8, PH)					6-3					1	0	0	0	0	0	1						
Vern Fuller, R OBP: 0.293, SLG: 0.323 (8, 4)						FC5-4				0	0	0	0	0	0	0						
Sam McDowell, L OBP: 0.167, SLG: 0.193 (1, 1)										2	0	1	0	0	1	0						
Richie Scheinblum, S OBP: 0.230, SLG: 0.239 (8, PH)										1	0	0	0	0	0	0						
Stan Williams, R OBP: 0.194, SLG: 0.094 (9, 1)										0	0	0	0	0	0	0						
Inning Stats	R: 0 E: 0 K: 0 S: 4	H: 1 LOB: 1 BB: 0 P: 4	R: 0 E: 0 K: 1 S: 5	H: 0 LOB: 0 BB: 0 P: 5	R: 0 E: 0 K: 2 S: 8	H: 1 LOB: 1 BB: 0 P: 8	R: 1 E: 0 K: 2 S: 8	H: 1 LOB: 0 BB: 0 P: 8	R: 0 E: 0 K: 1 S: 5	H: 0 LOB: 0 BB: 0 P: 5	R: 0 E: 0 K: 1 S: 6	H: 1 LOB: 1 BB: 0 P: 6	R: 0 E: 0 K: 1 S: 6	H: 1 LOB: 1 BB: 0 P: 6	R: 0 E: 0 K: 2 S: 9	H: 2 LOB: 2 BB: 0 P: 9	R: 0 E: 0 K: 1 S: 5	H: 0 LOB: 0 BB: 0 P: 5	1B: 5 2B: 1 3B: 0 HR: 1	SF: 0 SAC: 0 DP: 0 HBP: 0	WP: 0 PB: 0 SB: 0 CS: 0	PA: 34
PITCHER	IP WLS BF H R ER SO BB IBB HBP BLK WP HR S P ERA WHIP	9.0 W 34 7 1 1 11 0 0 0 0 0 1 56 56 1.00 0.778	PITCHER																			
Vicente Romo, R ERA: 3.48 (1, 1)																						

Batter	1	2	3	4	5	6	7	8	9	AB	R	H	RBI	BB	SO	LOB	TOP			
Mickey Stanley, R (1, 9) OBP: 0.294, SLG: 0.369										4	1	3	0	0	1	0	Detroit Tigers @ Cleveland Indians Cleveland Municipal Stadium, Cleveland, OH Thu Sep 11 1969, 7:05 PM EDT Att: 3,609 - Unknown			
Tom Tresh, S (1, 6) OBP: 0.285, SLG: 0.354										4	0	1	0	0	1	2				
Jim Northrup, L (1, 8) OBP: 0.349, SLG: 0.489										4	0	1	1	0	0	1				
Norm Cash, L (1, 3) OBP: 0.354, SLG: 0.437										4	1	2	0	0	1	3				
Willie Horton, R (1, 7) OBP: 0.329, SLG: 0.472										3	0	1	1	0	1	2				
Tom Matchick, L (1, 4) OBP: 0.276, SLG: 0.294										4	0	0	0	0	0	2				
Don Wert, R (1, 5) OBP: 0.307, SLG: 0.370										4	0	0	0	0	0	2				
Jim Price, R (1, 2) OBP: 0.295, SLG: 0.439										4	0	0	0	0	0	2				
Denny McLain, R (1, 1) OBP: 0.190, SLG: 0.168										2	0	0	0	0	0	0				
Gates Brown, L (7, PH) OBP: 0.242, SLG: 0.262										1	0	0	0	0	0	0				
Tom Timmermann, R (7, 1) OBP: 0.200, SLG: 0.200										0	0	0	0	0	0	0				
Inning Stats	R: 0 E: 0 K: 0 S: 5	H: 2 LOB: 2 BB: 0 P: 5	R: 0 E: 0 K: 0 S: 3	H: 0 LOB: 0 BB: 0 P: 3	R: 1 E: 0 K: 1 S: 7	H: 2 LOB: 1 BB: 0 P: 7	R: 0 E: 0 K: 1 S: 5	H: 0 LOB: 0 BB: 0 P: 5	R: 0 E: 0 K: 1 S: 6	H: 1 LOB: 1 BB: 0 P: 6	R: 1 E: 0 K: 0 S: 4	H: 1 LOB: 0 BB: 0 P: 4	R: 0 E: 0 K: 0 S: 3	H: 0 LOB: 0 BB: 0 P: 3	R: 0 E: 0 K: 1 S: 5	H: 2 LOB: 2 BB: 0 P: 5	1B: 4 2B: 3 3B: 1 HR: 0	SF: 1 SAC: 0 DP: 0 HBP: 0	WP: 0 PB: 0 SB: 0 CS: 0	PA: 35
PITCHER Luis Tiant, R (1, 1) ERA: 3.89	IP: 9.0 WLS: W BF: 35	H: 8 R: 2 ER: 2 SO: 4	BB: 0 IBB: 0 HBP: 0 BLK: 0	WP: 0 HR: 0 S: 43 P: 43	ERA: 2.00 WHIP: 0.889	PITCHER										IP: 9.0 WLS: W BF: 35	H: 8 R: 2 ER: 2 SO: 4	BB: 0 IBB: 0 HBP: 0 BLK: 0	WP: 0 HR: 0 S: 43 P: 43	ERA: 2.00 WHIP: 0.889

Batter	1	2	3	4	5	6	7	8	9	AB	R	H	RBI	BB	SO	LOB	BOTTOM			
Jose Cardenal, R (1, 8) OBP: 0.310, SLG: 0.359										4	1	1	0	0	1	1	Detroit Tigers @ Cleveland Indians Cleveland Municipal Stadium, Cleveland, OH Thu Sep 11 1969, 7:05 PM EDT Att: 3,609 - Unknown			
Frank Baker, L (1, 7) OBP: 0.345, SLG: 0.473										4	1	1	0	0	0	1				
Duke Sims, L (1, 2) OBP: 0.380, SLG: 0.409										4	0	1	0	0	0	1				
Tony Horton, R (1, 3) OBP: 0.328, SLG: 0.474										4	0	2	0	0	1	0				
Ken Harrelson, R (1, 9) OBP: 0.335, SLG: 0.421										3	1	0	0	1	1	3				
Larry Brown, R (1, 5) OBP: 0.297, SLG: 0.292										3	1	1	0	0	0	1				
Vern Fuller, R (1, 4) OBP: 0.299, SLG: 0.338										3	1	1	2	0	0	0				
Eddie Leon, R (1, 6) OBP: 0.326, SLG: 0.349										3	0	0	0	0	2	1				
Luis Tiant, R (1, 1) OBP: 0.282, SLG: 0.392										3	0	1	1	0	0	0				
Inning Stats	R: 0 E: 0 K: 0 S: 3	H: 0 LOB: 0 BB: 0 P: 3	R: 3 E: 0 K: 2 S: 10	H: 3 LOB: 1 BB: 1 P: 14	R: 1 E: 0 K: 0 S: 5	H: 3 LOB: 1 BB: 0 P: 5	R: 0 E: 0 K: 0 S: 3	H: 0 LOB: 0 BB: 0 P: 3	R: 0 E: 0 K: 1 S: 5	H: 0 LOB: 0 BB: 0 P: 5	R: 0 E: 0 K: 0 S: 3	H: 0 LOB: 0 BB: 0 P: 3	R: 0 E: 0 K: 1 S: 5	H: 0 LOB: 0 BB: 0 P: 5	R: 1 E: 0 K: 1 S: 7	H: 2 LOB: 1 BB: 0 P: 7		1B: 7 2B: 0 3B: 1 HR: 0	SF: 0 SAC: 0 DP: 1 HBP: 0	WP: 2 PB: 0 SB: 0 CS: 0
PITCHER Denny McLain, R (1, 1) ERA: 2.84	IP: 6.0 WLS: L BF: 24	H: 6 R: 4 ER: 4 SO: 3	BB: 1 IBB: 0 HBP: 0 BLK: 0	WP: 0 HR: 0 S: 29 P: 33	ERA: 6.00 WHIP: 1.167	PITCHER										IP: 2.0 WLS: L BF: 8	H: 2 R: 1 ER: 1 SO: 2	BB: 0 IBB: 0 HBP: 0 BLK: 0	WP: 0 HR: 0 S: 12 P: 12	ERA: 4.50 WHIP: 1.000

Batter	1	2	3	4	5	6	7	8	9	AB	R	H	RBI	BB	SO	LOB	TOP					
Jose Cardenal, R (1, 8) OBP: 0.311, SLG: 0.358	0-0 CS 1B		4-0 BB		0-0 L4-3		0-0 F3			3	0	1	0	1	0	3	Cleveland Indians @ Baltimore Orioles Memorial Stadium, Baltimore, MD Fri Sep 12 1969, 7:05 PM EDT Att: 9,454 - Unknown					
Frank Baker, L (1, 7) OBP: 0.333, SLG: 0.456	0-3 K		0-0 L9		0-0 1-3			0-0 4-3		4	0	0	0	0	1	4						
Duke Sims, L (1, 2) OBP: 0.378, SLG: 0.407	0-3 K			0-3 K		0-0 F9		0-0 1B 1B		4	0	1	0	0	2	0						
Tony Horton, R (1, 3) OBP: 0.328, SLG: 0.473		0-0 F6		0-0 F5		0-3 K		0-0 1B 1B		4	0	1	0	0	1	0						
Russ Nagelson, L (1, 9) OBP: 0.556, SLG: 0.500 Ken Harrelson, R (8, PH) OBP: 0.334, SLG: 0.420		0-0 1B 1B		4-0 FC4-6 BB		0-0 2B 1B		0-0 F8 1B 1B		2	1	2	0	1	0	0						
Lou Klimchuck, L (1, 5) OBP: 0.331, SLG: 0.431 Chuck Hinton, R (8, PH) OBP: 0.289, SLG: 0.358 Larry Burchart, R (8, 1)		0-0 G5-4-3 1B		0-0 FC4-6		0-0 2B		0-3 K		3	0	2	1	0	0	1						
Eddie Leon, R (1, 6) OBP: 0.324, SLG: 0.347 Larry Brown, R (4, 6) OBP: 0.298, SLG: 0.293		0-0 G5-4-3			0-0 HBP 1B		0-0 1-3		0-0 6-3		1	0	0	0	0	2						
Vern Fuller, R (1, 4) OBP: 0.298, SLG: 0.337			0-0 L6		0-0 HBP 1B		0-3 K		0-3 K		4	0	1	0	0	2						
Mike Paul, L (1, 1) Stan Williams, R (4, 1) OBP: 0.216, SLG: 0.094 Russ Snyder, L (7, PH) OBP: 0.314, SLG: 0.310 Gary Boyd, R (7, 1) Davey Nelson, R (8, 4) OBP: 0.252, SLG: 0.200			0-0 6-3		1-0 L4-3 HBP		0-0 P7		0-3 K		1	0	0	0	0	0						
Inning Stats	R: 0 E: 0 K: 2 S: 7	H: 1 LOB: 0 BB: 0 P: 7	R: 0 E: 0 K: 0 S: 4	H: 2 LOB: 1 BB: 0 P: 4	R: 0 E: 0 K: 0 S: 3	H: 0 LOB: 1 BB: 1 P: 7	R: 0 E: 0 K: 1 S: 5	H: 0 LOB: 1 BB: 1 P: 9	R: 0 E: 0 K: 0 S: 4	H: 2 LOB: 2 BB: 0 P: 5	R: 1 E: 0 K: 1 S: 7	H: 2 LOB: 1 BB: 0 P: 7	R: 0 E: 0 K: 1 S: 5	H: 0 LOB: 0 BB: 0 P: 5	R: 0 E: 0 K: 1 S: 7	H: 2 LOB: 2 BB: 0 P: 7		R: 0 E: 0 K: 2 S: 7	H: 0 LOB: 0 BB: 0 P: 7	1B: 8 2B: 2 3B: 0 HR: 0	SF: 0 SAC: 0 DP: 2 HBP: 1	WP: 0 PB: 0 SB: 0 CS: 1
PITCHER	IP WLS BF H R ER SO BB IBB HBP BLK WP HR S P ERA WHIP																					
Jim Hardin, R (1, 1) ERA: 3.83	7.1 W 31 9 1 1 5 2 0 0 1 0 0 0 38 47 1.23 1.500																					
Pete Richert, L (8, 1) ERA: 2.28	1.2 S 5 0 0 0 3 0 0 0 0 0 0 0 11 11 0.00 0.000																					

Batter	1	2	3	4	5	6	7	8	9	AB	R	H	RBI	BB	SO	LOB	BOTTOM			
Don Buford, S (1, 7) OBP: 0.399, SLG: 0.421	0-0 2-3		0-3 K		0-0 6-3		4-0 BB			3	0	0	0	1	1	1	Cleveland Indians @ Baltimore Orioles Memorial Stadium, Baltimore, MD Fri Sep 12 1969, 7:05 PM EDT Att: 9,454 - Unknown			
Paul Blair, R (1, 8) OBP: 0.340, SLG: 0.499	0-0 F7		0-0 F7			0-0 F2		0-3 K		4	0	0	0	0	1	2				
Frank Robinson, R (1, 9) OBP: 0.419, SLG: 0.554	0-0 F6			0-3 K		4-0 1B BB		0-0 5-3		3	1	0	0	1	1	0				
Boog Powell, L (1, 3) OBP: 0.396, SLG: 0.592		0-3 K		0-0 G3		0-0 1B BB		0-0 4-3		4	1	1	0	0	1	0				
Brooks Robinson, R (1, 5) OBP: 0.292, SLG: 0.398		0-0 5-3		0-0 1B 1B		0-0 1B 1B		0-0 5-3		4	0	2	1	0	0	0				
Davey Johnson, R (1, 4) OBP: 0.356, SLG: 0.389		4-0 BB		0-0 FC4-6 1B		0-0 G5-4-3 1B		0-0 5-3		2	0	2	1	1	0	0				
Andy Etchebarren, R (1, 2) OBP: 0.379, SLG: 0.390		0-3 K		0-0 FC4-6		0-0 G5-4-3		0-0 5-3		3	0	0	0	0	1	5				
Mark Belanger, R (1, 6) OBP: 0.346, SLG: 0.333			0-0 S 1B		0-0 F9		0-3 K			3	0	1	0	0	1	0				
Jim Hardin, R (1, 1) OBP: 0.209, SLG: 0.317 Pete Richert, L (8, 1) OBP: 0.125, SLG: 0.125		0-3 K		0-0 K		0-0 5-3				3	0	0	0	0	2	1				
Inning Stats	R: 0 E: 0 K: 0 S: 3	H: 0 LOB: 0 BB: 0 P: 3	R: 0 E: 0 K: 2 S: 7	H: 0 LOB: 1 BB: 1 P: 11	R: 0 E: 0 K: 1 S: 7	H: 1 LOB: 0 BB: 0 P: 8	R: 0 E: 0 K: 1 S: 7	H: 2 LOB: 2 BB: 0 P: 7	R: 0 E: 0 K: 1 S: 5	H: 0 LOB: 0 BB: 0 P: 5	R: 2 E: 0 K: 0 S: 5	H: 3 LOB: 1 BB: 1 P: 9	R: 0 E: 0 K: 2 S: 7	H: 0 LOB: 0 BB: 1 P: 11	R: 0 E: 0 K: 0 S: 3	H: 0 LOB: 0 BB: 0 P: 3		1B: 6 2B: 0 3B: 0 HR: 0	SF: 0 SAC: 0 DP: 1 HBP: 0	WP: 0 PB: 0 SB: 1 CS: 0
PITCHER	IP WLS BF H R ER SO BB IBB HBP BLK WP HR S P ERA WHIP																			
Mike Paul, L (1, 1) ERA: 3.45	3.2 L 15 3 0 0 5 1 0 0 0 0 0 0 11 15 7.71 1.714																			
Stan Williams, R (4, 1) ERA: 4.06	2.1 4 0 0 0 2 1 0 0 0 0 0 0 7 11 0.00 1.000																			
Gary Boyd, R (7, 1) ERA: 9.95	1.0 3 0 0 0 0 0 0 0 0 0 0 0 3 3 0.00 0.000																			
Larry Burchart, R (8, 1) ERA: 3.35	1.0 3 0 0 0 0 0 0 0 0 0 0 0 3 3 0.00 0.000																			

Batter	1	2	3	4	5	6	7	8	9	AB	R	H	RBI	BB	SO	LOB	TOP			
Jose Cardenal, R OBP: 0.312, SLG: 0.358 (1, 8)	F7		SF9		HR		FC3-6		F6	3	1	1	1	1	0	1	Cleveland Indians @ Baltimore Orioles Memorial Stadium, Baltimore, MD Sat Sep 13 1969, 7:05 PM EDT Att: 20,075 - Unknown			
Frank Baker, L OBP: 0.320, SLG: 0.437 (1, 7)	K		G3		F7		FC3-6		4-3	5	0	0	0	0	1	5				
Duke Sims, L OBP: 0.380, SLG: 0.416 (1, 2)	K			BB	HR		F8			3	2	1	3	0	1	1				
Ken Harrelson, R OBP: 0.332, SLG: 0.417 (1, 3)		F6		K	K				5-3	4	0	0	0	0	2	1				
Russ Nagelson, L OBP: 0.500, SLG: 0.455 Phil Hennigan, R (5, 1)		K			K					3	0	1	0	0	2	0				
Russ Snyder, L OBP: 0.316, SLG: 0.313 (8, PH)				SF9	K				FC4-6	1	0	1	0	0	0	0				
Juan Pizarro, L OBP: 0.250, SLG: 0.222 (8, 1)				1-2					1B	0	0	0	0	0	0	0				
Lou Klimchuck, L OBP: 0.325, SLG: 0.425 (1, 5)		4-3		1-2						3	0	0	0	1	0	1				
Vern Fuller, R OBP: 0.297, SLG: 0.333 (1, 4)			FC5-4	SF9					F4	2	1	0	1	1	0	1				
Larry Brown, R OBP: 0.299, SLG: 0.293 (1, 6)			FC5-4	F8						3	0	1	0	1	0	2				
Steve Hargan, R OBP: 0.182, SLG: 0.163 Chuck Hillman, R OBP: 0.287, SLG: 0.355 Larry Surchar, R (3, 1)			FC5-4						F9	0	0	0	0	0	0	0				
Dick Ellsworth, L OBP: 0.192, SLG: 0.193 Richie Scheinblum, S OBP: 0.251, SLG: 0.237 (5, 9)			1-2	HR	1B				FC1-6	3	1	1	0	0	0	1				
Inning Stats	R: 0 E: 0 K: 2 S: 7	H: 0 LOB: 0 BB: 0 P: 7	R: 0 E: 0 K: 1 S: 5	H: 0 LOB: 0 BB: 0 P: 5	R: 1 E: 0 K: 0 S: 4	H: 1 LOB: 1 BB: 1 P: 8	R: 1 E: 0 K: 1 S: 6	H: 1 LOB: 2 BB: 1 P: 11	R: 3 E: 0 K: 2 S: 10	H: 3 LOB: 0 BB: 0 P: 10	R: 0 E: 0 K: 0 S: 3	H: 0 LOB: 0 BB: 0 P: 3	R: 0 E: 0 K: 0 S: 4	H: 1 LOB: 1 BB: 0 P: 4	R: 0 E: 0 K: 0 S: 3	H: 0 LOB: 1 BB: 1 P: 7	1B: 5 2B: 0 3B: 0 HR: 1	SF: 2 SAC: 0 DP: 0 HBP: 1	WP: 0 PB: 1 SB: 0 CS: 0	PA: 38
PITCHER	IP	WLS	BF	H	R	ER	SO	BB	IBB	HBP	BLK	WP	HR	S	P	ERA	WHIP			
Tom Phoebus, R ERA: 3.48 (1, 1)	5.0	W	23	5	5	5	6	2	0	1	0	0	1	32	41	9.00	1.400			
Dave Leonard, R ERA: 2.45 (6, 1)	4.0	S	15	1	0	0	0	2	0	0	0	0	0	13	21	0.00	0.750			

Batter	1	2	3	4	5	6	7	8	9	AB	R	H	RBI	BB	SO	LOB	BOTTOM			
Mark Belanger, R OBP: 0.351, SLG: 0.341 (1, 6)	4-3	1B	F4							4	1	3	3	1	0	0	Cleveland Indians @ Baltimore Orioles Memorial Stadium, Baltimore, MD Sat Sep 13 1969, 7:05 PM EDT Att: 20,075 - Unknown			
Dave May, L OBP: 0.299, SLG: 0.361 (1, 9)	4-3	2B		G4-6-3	F4					4	1	2	1	1	0	2				
Paul Blair, R OBP: 0.343, SLG: 0.503 (1, 8)	F8	1B		1B						5	1	3	0	0	0	3				
Boog Powell, L OBP: 0.394, SLG: 0.588 Bobby Floyd, R OBP: 0.237, SLG: 0.225 (1, 3)										3	0	0	0	0	0	5				
Bobby Floyd, R OBP: 0.237, SLG: 0.225 (5, 4)	6-3	G3		G4-6-3						2	0	0	0	0	0	1				
Brooks Robinson, R OBP: 0.295, SLG: 0.399 Elrod Hendricks, L OBP: 0.337, SLG: 0.389 (1, 5)		1B		1B						1	2	1	1	2	0	0				
Elrod Hendricks, L OBP: 0.337, SLG: 0.389 (7, 3)		1B		SF8	1B					0	0	0	0	1	0	0				
Terry Crowley, L OBP: 0.425, SLG: 0.429 (1, 7)		SH1-4		HR						5	2	3	1	0	1	1				
Chico Salmon, R OBP: 0.390, SLG: 0.493 (5, 3)		SH1-4		SF8						4	2	2	2	0	1	3				
Clay Dalrymple, L OBP: 0.345, SLG: 0.397 (7, 5)		3B		K						4	1	1	2	0	1	3				
Tom Phoebus, R OBP: 0.247, SLG: 0.243 Don Buford, S OBP: 0.398, SLG: 0.420 Dave Leonard, R OBP: 0.174, SLG: 0.143 (1, 1)		F8		HR						1	0	0	0	0	0	0				
Don Buford, S OBP: 0.398, SLG: 0.420 (5, PH)		SH1-4		F9						1	0	0	0	0	1	0				
Dave Leonard, R OBP: 0.174, SLG: 0.143 (6, 1)		1-2								0	0	0	0	0	0	0				
Inning Stats	R: 0 E: 0 K: 0 S: 3	H: 0 LOB: 1 BB: 1 P: 7	R: 4 E: 0 K: 0 S: 8	H: 5 LOB: 2 BB: 1 P: 12	R: 3 E: 0 K: 0 S: 6	H: 3 LOB: 0 BB: 0 P: 6	R: 1 E: 0 K: 1 S: 7	H: 3 LOB: 2 BB: 1 P: 11	R: 0 E: 0 K: 2 S: 8	H: 1 LOB: 1 BB: 0 P: 8	R: 1 E: 0 K: 0 S: 4	H: 1 LOB: 0 BB: 0 P: 4	R: 1 E: 0 K: 0 S: 5	H: 2 LOB: 2 BB: 1 P: 9	R: 0 E: 0 K: 1 S: 5	H: 0 LOB: 1 BB: 1 P: 9	1B: 11 2B: 2 3B: 1 HR: 1	SF: 2 SAC: 2 DP: 1 HBP: 0	WP: 1 PB: 0 SB: 0 CS: 0	PA: 43
PITCHER	IP	WLS	BF	H	R	ER	SO	BB	IBB	HBP	BLK	WP	HR	S	P	ERA	WHIP			
Steve Hargan, R ERA: 5.8 (3, 1)	1.0	L	8	5	4	4	0	0	0	0	0	0	1	8	8	36.00	5.000			
Larry Burchart, R ERA: 4.19 (4, 1)	1.0		4	1	0	0	1	0	1	0	0	0	0	5	9	0.00	1.000			
Dick Ellsworth, L ERA: 4.21 (5, 1)	3.0		14	4	2	2	2	1	0	0	0	1	0	17	21	6.00	1.667			
Phil Hennigan, R ERA: 7.04 (8, 1)	1.0		4	0	0	0	1	1	0	0	0	0	0	5	9	0.00	1.000			



Batter	1	2	3	4	5	6	7	8	9	AB	R	H	RBI	BB	SO	LOB	TOP					
Jose Cardenal, R (1.8) OBP: 0.310, SLG: 0.355	1-3		5-3			F4		6-3		4	0	0	0	0	0	0	Cleveland Indians @ Baltimore Orioles Memorial Stadium, Baltimore, MD Sun Sep 14 1969, 3:33 AM EDT Att: 9,434 - Unknown					
Frank Baker, L (1.7) OBP: 0.326, SLG: 0.439	G5-4-3 1B		F4			HR 1B		K		4	1	2	0	0	1	0						
Ken Harrelson, R (1.9) OBP: 0.332, SLG: 0.422	G5-4-3 1-2			F5		HR 1H		F4		4	1	1	2	0	0	1						
Tony Horton, R (1.3) OBP: 0.327, SLG: 0.473		1B 2B		4-3		F4		6-3		4	1	1	0	0	0	0						
Ray Fosse, R (1.2) OBP: 0.245, SLG: 0.255	6-3			K		K		K		4	0	0	0	0	3	1						
Chuck Hinton, R (1.5) OBP: 0.294, SLG: 0.369	6-3				K		1B 2B	FC5 1B		4	0	2	0	0	1	1						
Vern Fuller, R (1.4) OBP: 0.305, SLG: 0.341	2H 1B			E6 FC5-4		2-3 1B		1-2 1B		4	0	3	1	0	0	0						
Larry Brown, R (1.6) OBP: 0.297, SLG: 0.290	4-3			FC5-4 1-2		L4		FC5 2-3		4	0	0	0	0	0	6						
Sam McDowell, L (1.1) OBP: 0.163, SLG: 0.188			1-3			G5-4-3 1-2				2	0	0	0	0	1	1						
Juan Pizarro, L (6.1) OBP: 0.250, SLG: 0.222										0	0	0	0	0	0	0						
Cap Peterson, R (7, PH) OBP: 0.366, SLG: 0.283										1	0	0	0	0	0	2						
Gary Boyd, R (7.1) OBP: 0.146, SLG: 0.109										0	0	0	0	0	0	0						
Dick Ellsworth, L (8.1) OBP: 0.146, SLG: 0.109										0	0	0	0	0	0	0						
Inning Stats	R: 0 E: 0 K: 0 S: 3	H: 1 LOB: 0 BB: 0 P: 3	R: 1 E: 0 K: 0 S: 5	H: 2 LOB: 1 BB: 0 P: 5	R: 0 E: 0 K: 0 S: 3	H: 0 LOB: 0 BB: 0 P: 3	R: 0 E: 0 K: 1 S: 5	H: 0 LOB: 0 BB: 0 P: 5	R: 0 E: 1 K: 2 S: 8	H: 0 LOB: 1 BB: 0 P: 8	R: 2 E: 0 K: 1 S: 7	H: 2 LOB: 0 BB: 0 P: 7	R: 0 E: 0 K: 0 S: 4	H: 2 LOB: 1 BB: 0 P: 4	R: 0 E: 0 K: 1 S: 5	H: 0 LOB: 0 BB: 0 P: 5	R: 0 E: 0 K: 1 S: 7	H: 2 LOB: 2 BB: 0 P: 7	1B: 6 2B: 2 3B: 0 HR: 1	SF: 0 SAC: 0 DP: 2 HBP: 0	WP: 0 PB: 0 SB: 0 CS: 0	PA: 35
PITCHER Mike Cuellar, L (1.1) ERA: 2.34	IP: 9.0 WLS: W BF: 35 H: 9 R: 3 ER: 3 SO: 6 BB: 0 IBB: 0 HBP: 0 BLK: 0 WP: 0 HR: 1 S: 47 P: 47 ERA: 3.00 WHIP: 1.000															PITCHER						

Batter	1	2	3	4	5	6	7	8	9	AB	R	H	RBI	BB	SO	LOB	BOTTOM			
Don Buford, S (1.5) OBP: 0.398, SLG: 0.418	F7 S BB		1B 1B		6-3		F8	6-3		4	1	1	1	1	0	2	Cleveland Indians @ Baltimore Orioles Memorial Stadium, Baltimore, MD Sun Sep 14 1969, 3:33 AM EDT Att: 9,434 - Unknown			
Dave May, L (1.9) OBP: 0.297, SLG: 0.366	K 1-2		K		2B		6-3			4	0	1	0	0	2	3				
Paul Blair, R (1.8) OBP: 0.342, SLG: 0.502	F7 2-3		1B 1B		K		F7			4	0	1	0	0	1	2				
Andy Etchebarren, R (1.2) OBP: 0.381, SLG: 0.389	K		1B		K			BB 1B BB		3	1	1	2	1	2	2				
Merv Rettenmund, R (1.7) OBP: 0.335, SLG: 0.394	F4		K			1B E BB		1B SF8 BB		2	2	0	0	2	1	2				
Chico Salmon, R (1.6) OBP: 0.383, SLG: 0.479	K		F4			E7 SF7 1B		F5		4	1	1	0	0	1	4				
Terry Crowley, L (1.3) OBP: 0.364, SLG: 0.400	K				K		SF7	SF8 IBB 1B		3	0	1	2	0	2	0				
Bobby Floyd, R (1.4) OBP: 0.250, SLG: 0.243			1B 2B		5-3		F8	SF8 IBB		3	1	1	0	1	0	0				
Mike Cuellar, L (1.1) OBP: 0.093, SLG: 0.147			1B 1B		K		F8	SF8		3	1	1	1	0	1	0				
Inning Stats	R: 0 E: 0 K: 2 S: 7	H: 0 LOB: 1 BB: 1 P: 11	R: 0 E: 0 K: 2 S: 7	H: 0 LOB: 0 BB: 0 P: 7	R: 3 E: 0 K: 2 S: 12	H: 5 LOB: 2 BB: 0 P: 12	R: 0 E: 0 K: 2 S: 7	H: 0 LOB: 0 BB: 0 P: 7	R: 0 E: 0 K: 2 S: 8	H: 1 LOB: 1 BB: 0 P: 8	R: 2 E: 1 K: 0 S: 4	H: 1 LOB: 0 BB: 1 P: 8	R: 0 E: 0 K: 0 S: 3	H: 0 LOB: 0 BB: 0 P: 3	R: 2 E: 0 K: 0 S: 4	H: 1 LOB: 2 BB: 3 P: 16		1B: 6 2B: 2 3B: 0 HR: 0	SF: 2 SAC: 0 DP: 0 HBP: 0	WP: 0 PB: 0 SB: 1 CS: 0
PITCHER Sam McDowell, L (1.1) ERA: 2.94	IP: 5.0 WLS: L BF: 24 H: 7 R: 5 ER: 3 SO: 10 BB: 2 IBB: 0 HBP: 0 BLK: 0 WP: 0 HR: 0 S: 40 P: 50 ERA: 5.40 WHIP: 1.800															PITCHER				
Juan Pizarro, L (6.1) ERA: 3.45	1.0 3 0 0 0 0 0 0 0 0 0 0 3 3 0.00 0.000																			
Gary Boyd, R (7.1) ERA: 10.57	1.1 7 1 2 2 0 2 0 0 0 0 0 5 13 13.50 2.250																			
Dick Ellsworth, L (8.1) ERA: 4.19	0.2 3 0 0 0 0 0 0 1 0 0 0 0 2 6 0.00 0.000																			

Batter	1	2	3	4	5	6	7	8	9	AB	R	H	RBI	BB	SO	LOB	TOP					
Jose Cardenal, R (1,8) OBP: 0.310, SLG: 0.361	F8		HR			F3		HR	F7	5	2	1	0	0	1		Cleveland Indians @ Boston Red Sox Fenway Park, Boston, MA Tue Sep 16 1969, 7:05 PM EDT Att: 16,579 - Unknown					
Frank Baker, L (1,7) OBP: 0.321, SLG: 0.435	3-1		F4			1B		K		4	1	1	0	0	1							
Duke Sims, L (1,2) OBP: 0.379, SLG: 0.423	F6				F3			HR		3	1	1	1	1	0	0						
Ken Harrelson, R (1,9) OBP: 0.335, SLG: 0.427		5-3						HR		3	1	2	3	1	0	0						
Tony Horton, R (1,3) OBP: 0.328, SLG: 0.475		4-3						HR		4	0	1	0	0	0	3						
Lou Klimchuck, L (1,5) OBP: 0.331, SLG: 0.430								HR		4	0	1	0	0	0	1						
Eddie Leon, R (1,6) OBP: 0.321, SLG: 0.339										3	0	1	0	1	1							
Vern Fuller, R (1,4) OBP: 0.295, SLG: 0.329			K							4	0	0	0	0	1	2						
Stan Williams, R (1,1) OBP: 0.220, SLG: 0.111			K							4	0	1	0	0	2	2						
Inning Stats	R: 0 E: 0 K: 0 S: 3	H: 0 LOB: 0 BB: 0 P: 3	R: 0 E: 0 K: 1 S: 6	H: 1 LOB: 1 BB: 0 P: 6	R: 1 E: 0 K: 2 S: 8	H: 1 LOB: 0 BB: 0 P: 8	R: 0 E: 0 K: 0 S: 3	H: 1 LOB: 0 BB: 0 P: 3	R: 0 E: 0 K: 0 S: 3	H: 0 LOB: 1 BB: 1 P: 7	R: 1 E: 0 K: 0 S: 4	H: 2 LOB: 1 BB: 1 P: 8	R: 0 E: 0 K: 1 S: 6	H: 1 LOB: 1 BB: 0 P: 6	R: 3 E: 0 K: 1 S: 7	H: 3 LOB: 0 BB: 1 P: 11	R: 0 E: 0 K: 0 S: 4	H: 1 LOB: 1 BB: 0 P: 4	1B: 7 2B: 1 3B: 0 HR: 2	SF: 0 SAC: 0 DP: 3 HBP: 0	WP: 1 PB: 0 SB: 1 CS: 0	PA: 37
PITCHER	IP WLS BF H R ER SO BB IBB HBP BLK WP HR S P ERA WHIP																					
Jim Lonborg, R (1,1) ERA: 4.51	7.1 L 31 8 5 5 5 2 1 0 0 0 1 2 38 50 6.14 1.364																					
Jose Santiago, R (8,1) ERA: 1.99	1.2 6 2 0 0 0 0 0 0 0 0 0 0 6 6 0.00 1.200																					

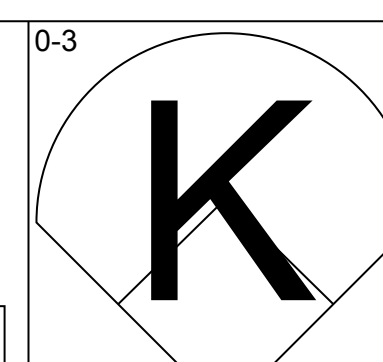
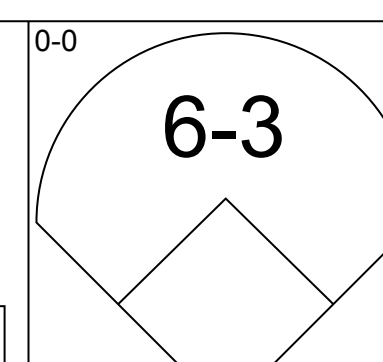
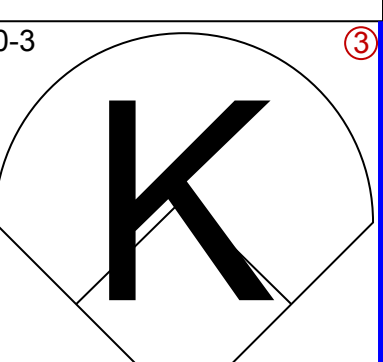
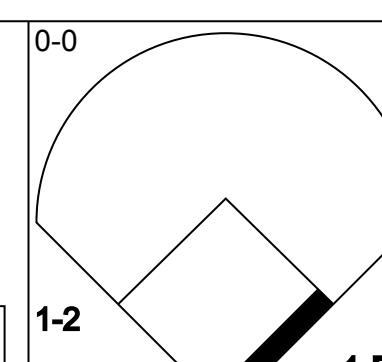
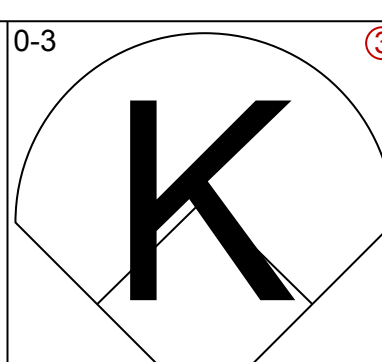
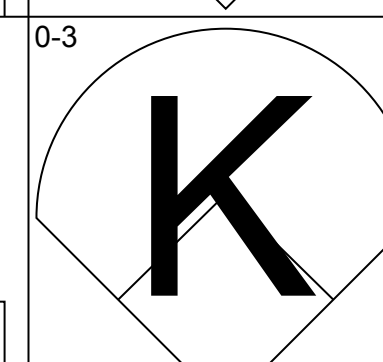
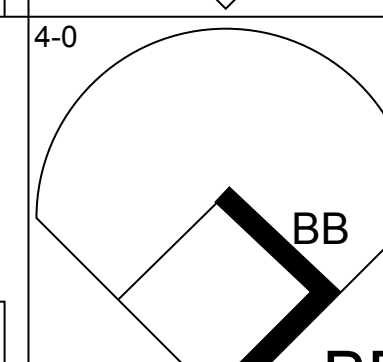
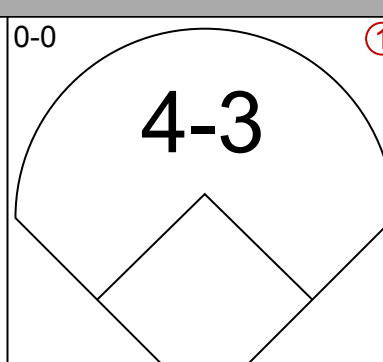
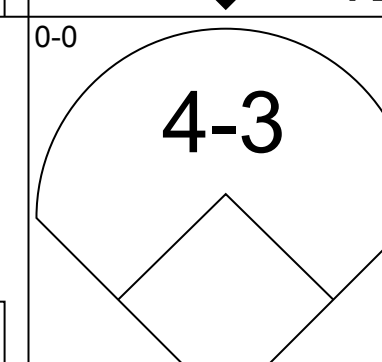
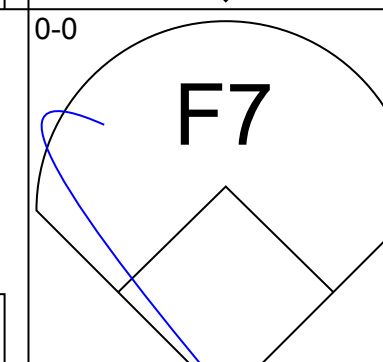
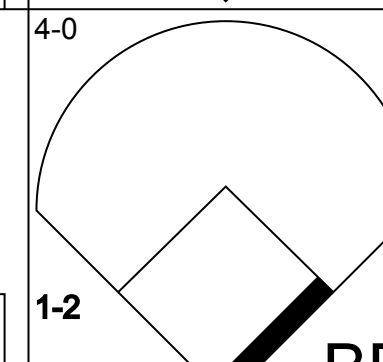
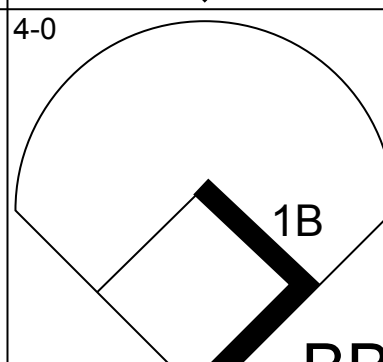
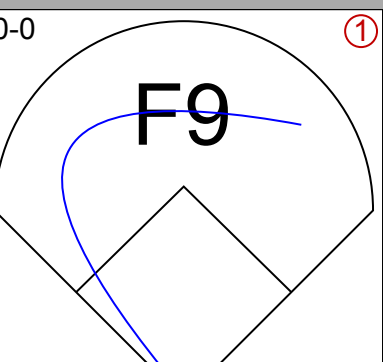
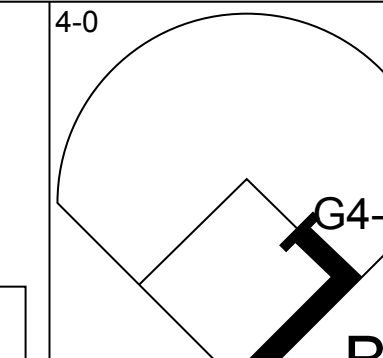
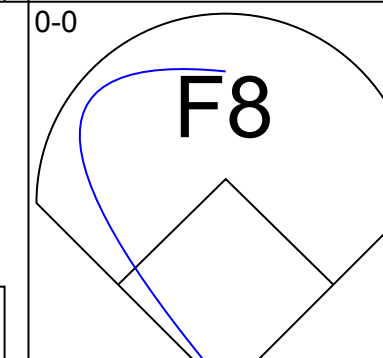
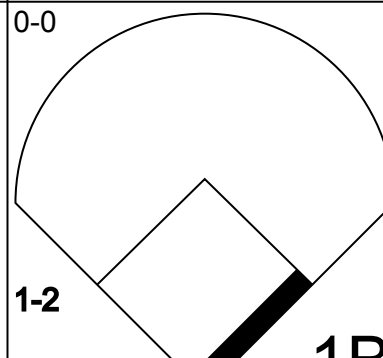
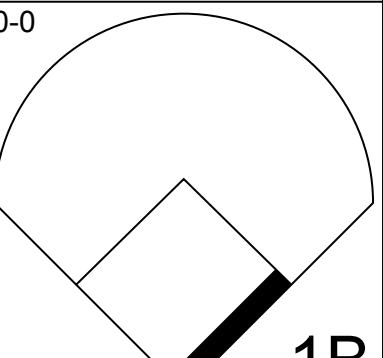
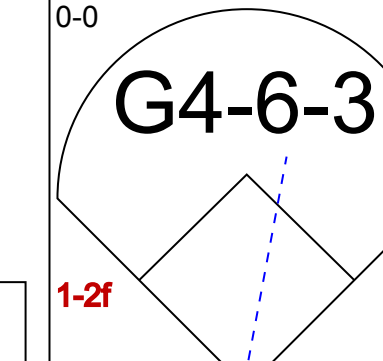
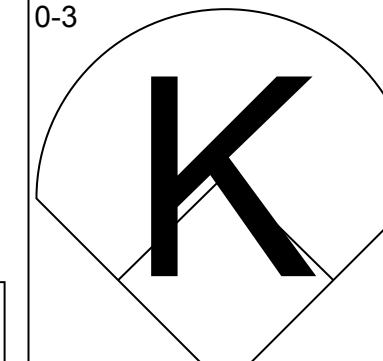
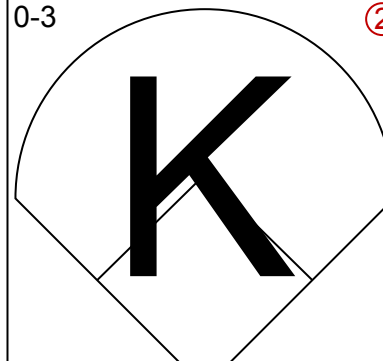
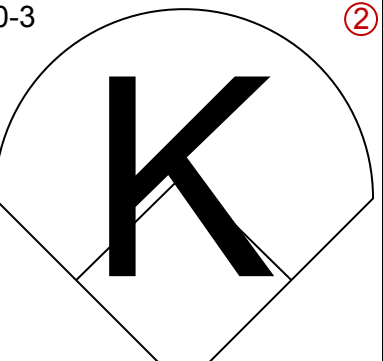
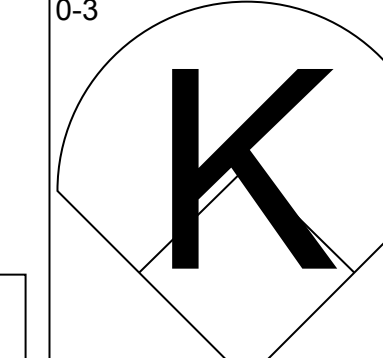
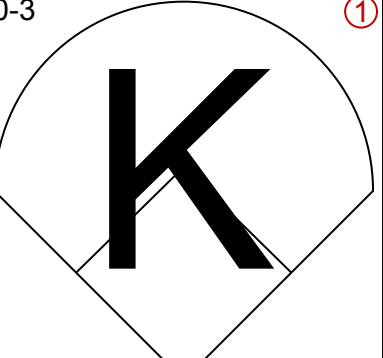
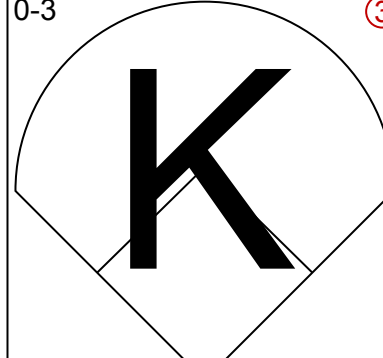
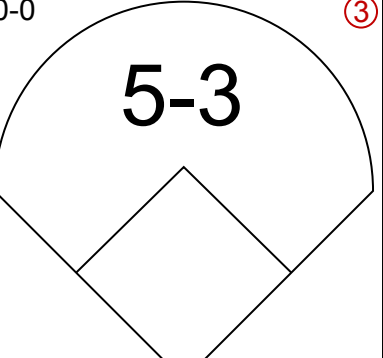
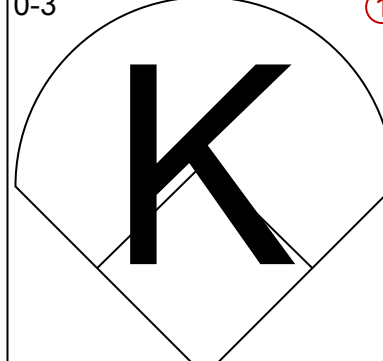
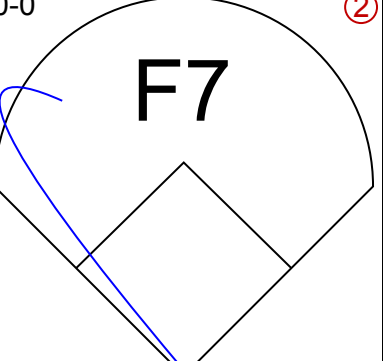
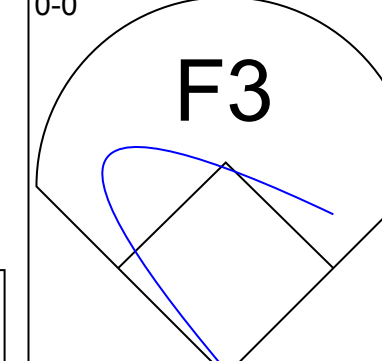
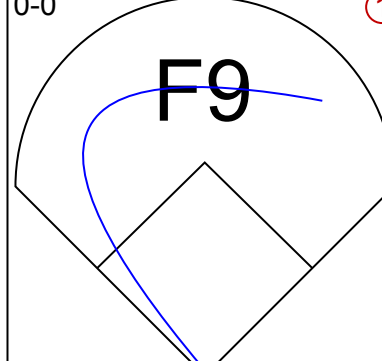
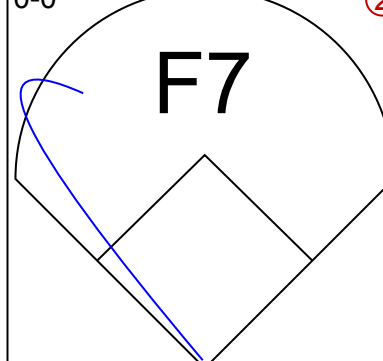
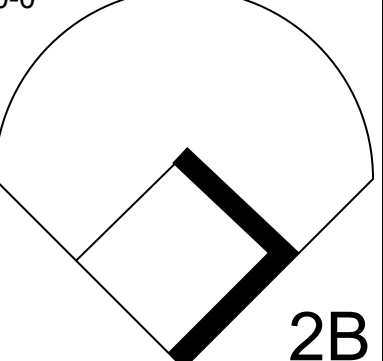
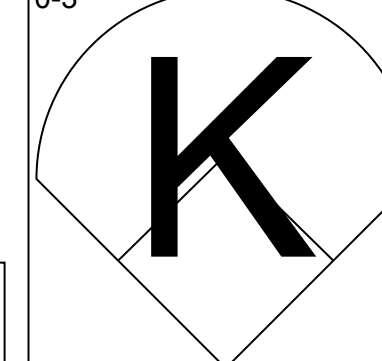
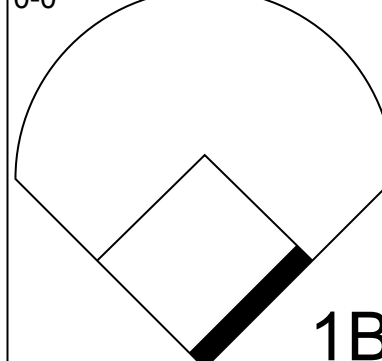

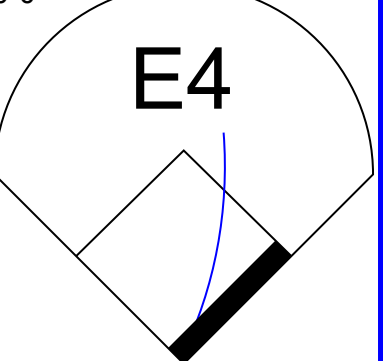
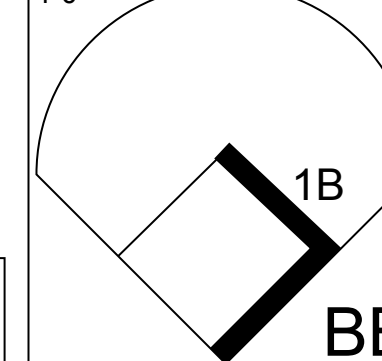
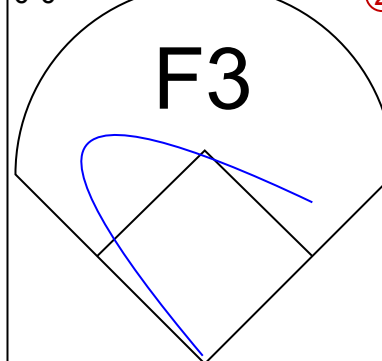
AB	34
R	5
H	10
RBI	5
BB	3
SO	5
LOB	11

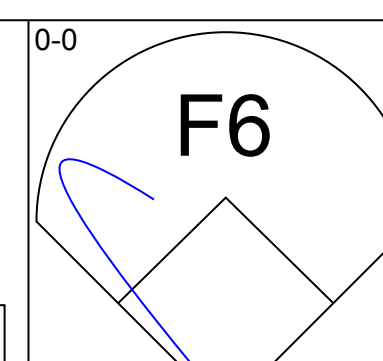
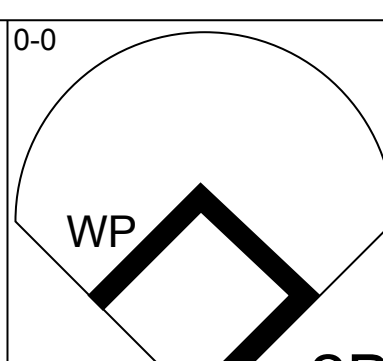
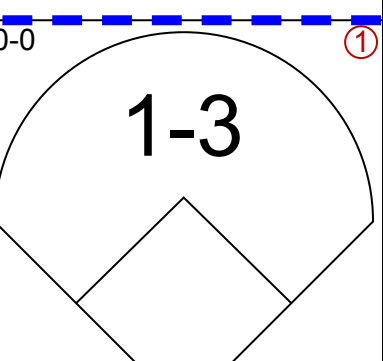
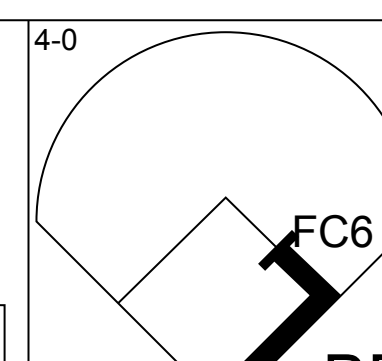
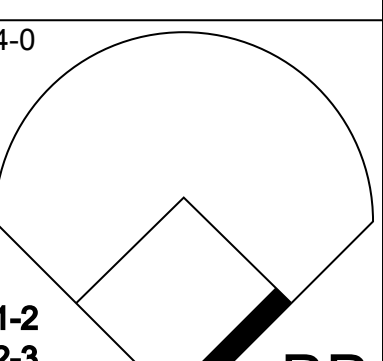
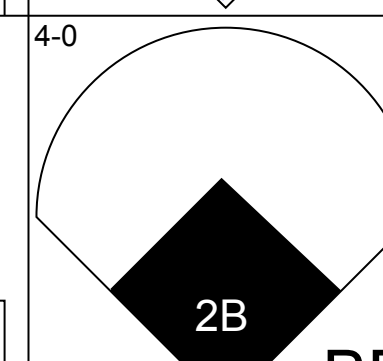
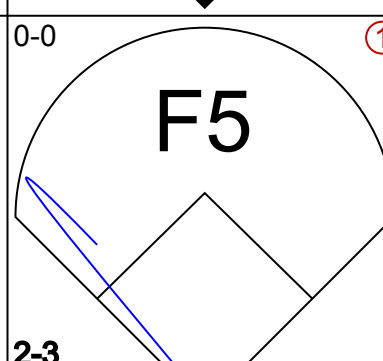
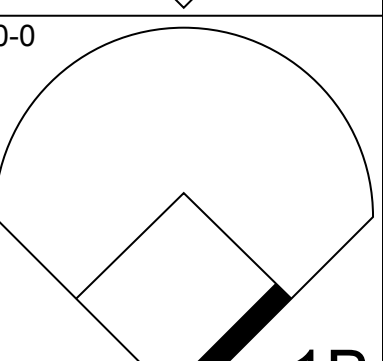
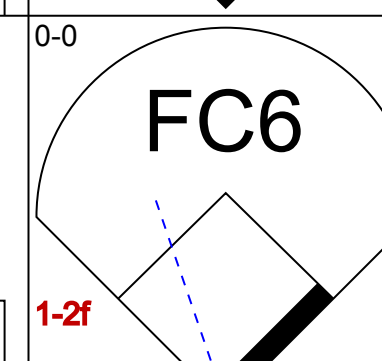
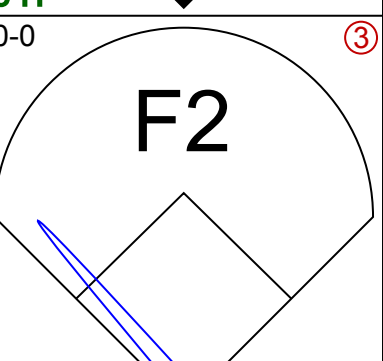
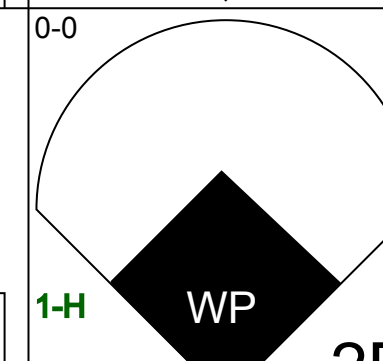
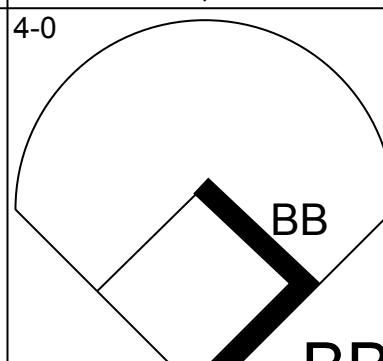
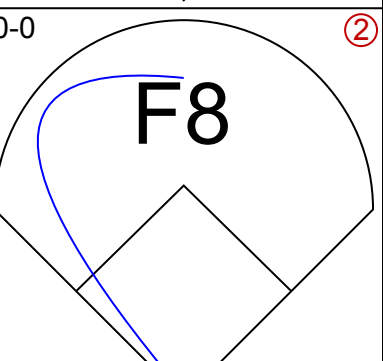
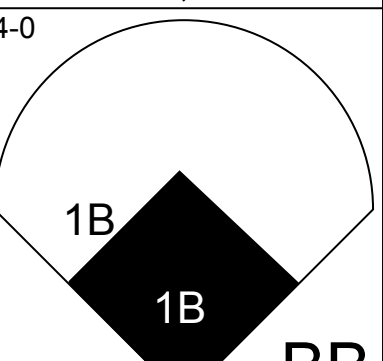

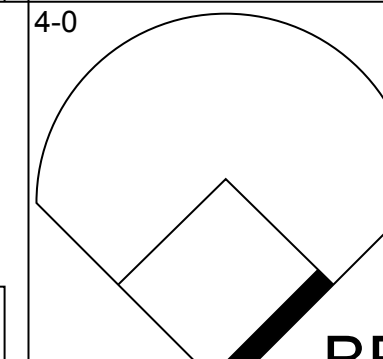
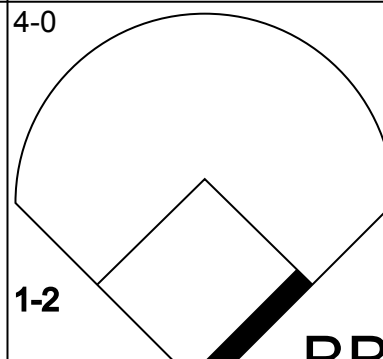
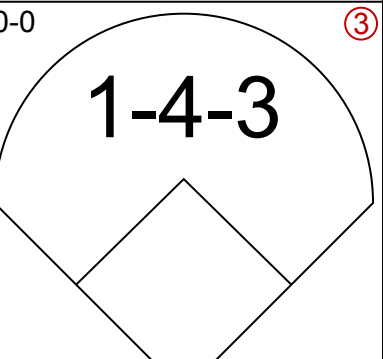
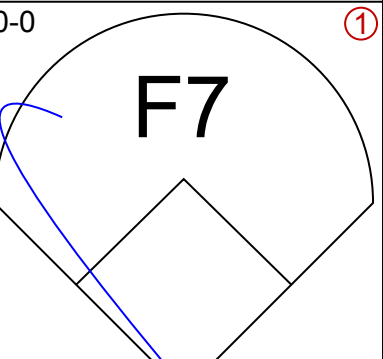
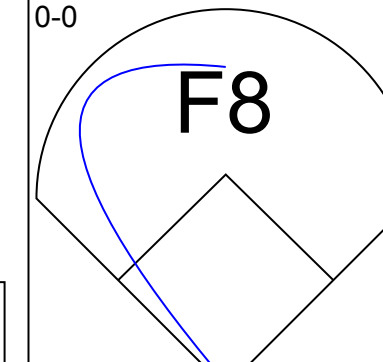
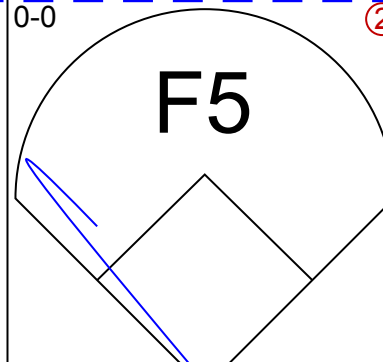
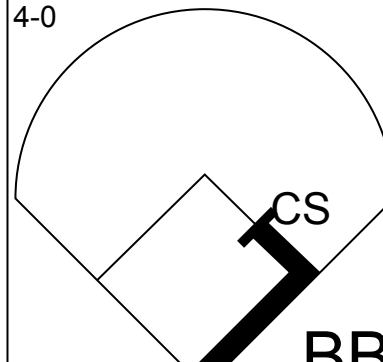
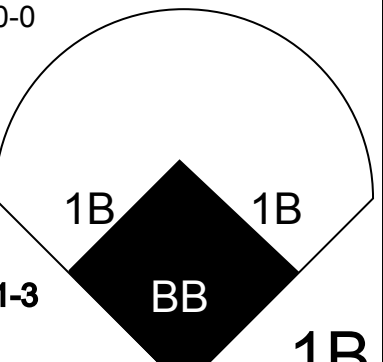

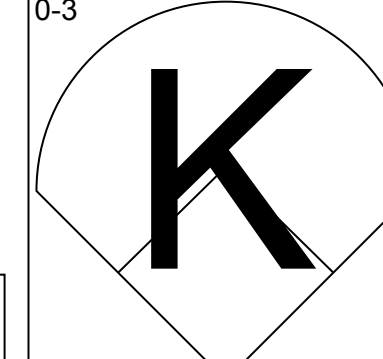
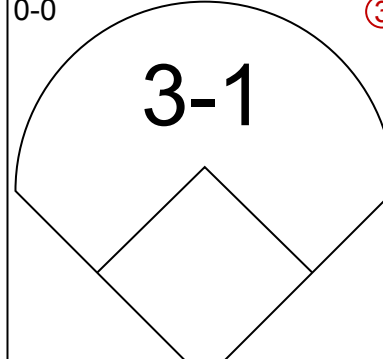
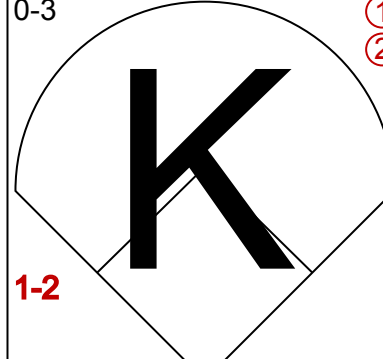
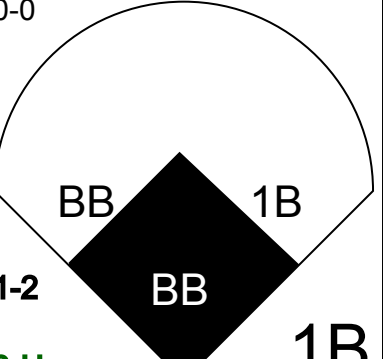

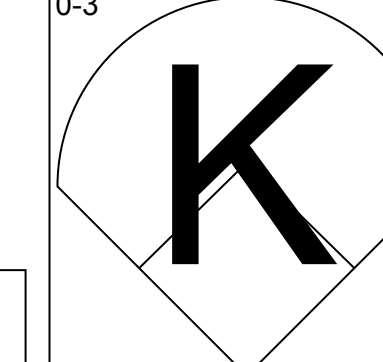
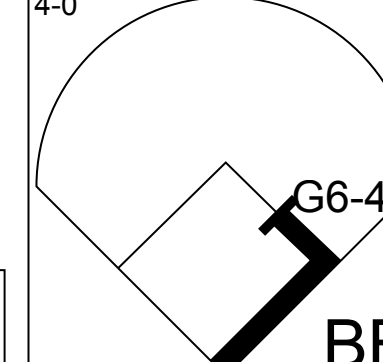
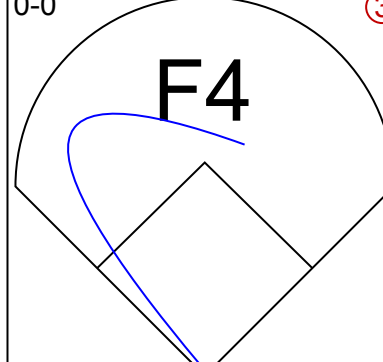
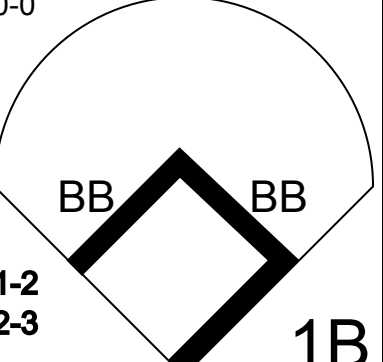

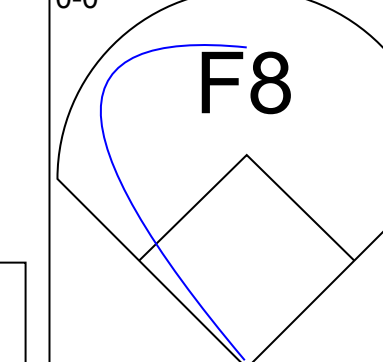
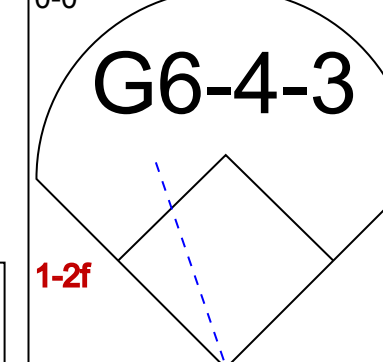
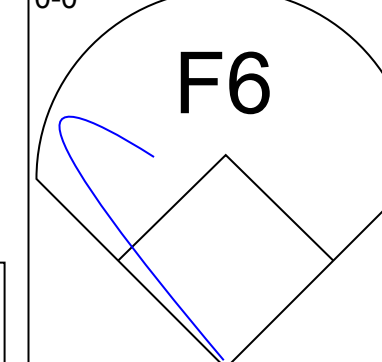
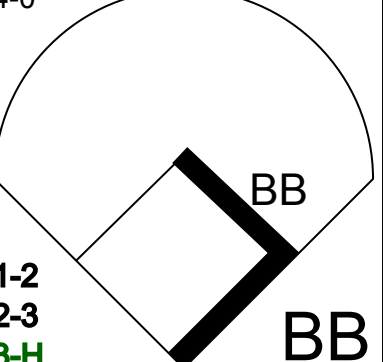
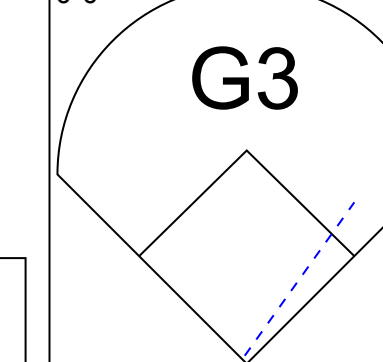
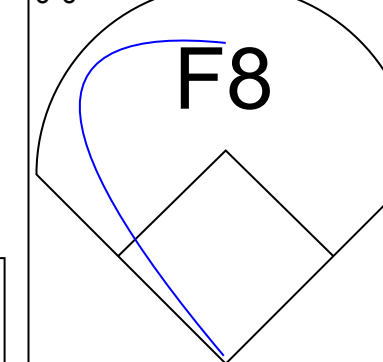
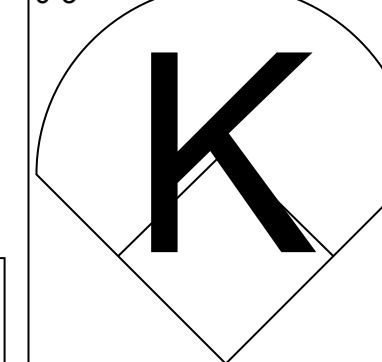
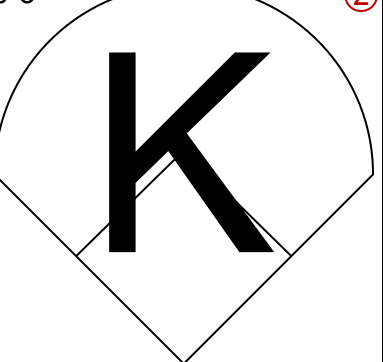


Batter	1	2	3	4	5	6	7	8	9	AB	R	H	RBI	BB	SO	LOB	BOTTOM					
Syd O'Brien, R (1,5) OBP: 0.295, SLG: 0.443	F7		F5		F4			F5		3	0	0	0	0	0	1	Cleveland Indians @ Boston Red Sox Fenway Park, Boston, MA Tue Sep 16 1969, 7:05 PM EDT Att: 16,579 - Unknown					
Dalton Jones, L (8,PH) OBP: 0.304, SLG: 0.326										1	0	0	0	0	0	0						
Mike Andrews, R (1,4) OBP: 0.385, SLG: 0.456	K		F7					6-3		4	0	0	0	0	2	0						
Carl Yastrzemski, L (1,7) OBP: 0.361, SLG: 0.593										3	0	1	0	1	0	0						
Reggie Smith, S (1,8) OBP: 0.373, SLG: 0.526	F7									4	0	0	0	0	1	2						
Rico Petrocelli, R (1,6) OBP: 0.416, SLG: 0.617			F8		F8					4	1	1	1	0	1	0						
Tony Conigliaro, R (1,9) OBP: 0.321, SLG: 0.431			F8					HR		4	1	1	0	0	1	0						
George Scott, R (1,3) OBP: 0.327, SLG: 0.375										3	0	1	0	0	1	1						
Tom Satriano, L (1,2) OBP: 0.328, SLG: 0.242										3	0	0	0	0	2	2						
Jim Lonborg, R (1,1) OBP: 0.191, SLG: 0.122										3	0	0	0	0	2	1						
Jose Santiago, R (8,1) ERA: 1.99			K							0	0	0	0	0	0	0						
Inning Stats	R: 0 E: 0 K: 1 S: 5	H: 0 LOB: 1 BB: 1 P: 9	R: 0 E: 0 K: 1 S: 6	H: 1 LOB: 0 BB: 0 P: 6	R: 0 E: 0 K: 1 S: 5	H: 0 LOB: 0 BB: 0 P: 5	R: 0 E: 0 K: 1 S: 5	H: 0 LOB: 0 BB: 0 P: 5	R: 1 E: 1 K: 2 S: 9	H: 1 LOB: 1 BB: 0 P: 9	R: 0 E: 0 K: 1 S: 5	H: 1 LOB: 0 BB: 0 P: 5	R: 1 E: 1 K: 1 S: 7	H: 1 LOB: 1 BB: 0 P: 7	R: 0 E: 0 K: 0 S: 3	H: 0 LOB: 0 BB: 0 P: 3	R: 0 E: 0 K: 2 S: 7	H: 0 LOB: 0 BB: 0 P: 7	1B: 2 2B: 1 3B: 0 HR: 1	SF: 0 SAC: 0 DP: 1 HBP: 0	WP: 0 PB: 0 SB: 0 CS: 0	PA: 33
PITCHER	IP WLS BF H R ER SO BB IBB HBP BLK WP HR S P ERA WHIP																					
Stan Williams, R (1,1) ERA: 3.9	9.0 W 33 4 2 1 10 1 0 0 0 0 1 52 56 1.00 0.556																					

AB	32
R	2
H	4
RBI	1
BB	1
SO	10
LOB	7



Batter	1	2	3	4	5	6	7	8	9	AB	R	H	RBI	BB	SO	LOB	TOP				
Jose Cardenal, R (1, 8) OBP: 0.309, SLG: 0.359 Chuck Hinton, R (5, 8) OBP: 0.298, SLG: 0.372										3	0	0	0	0	2	2	Cleveland Indians @ Detroit Tigers Tiger Stadium, Detroit, MI Wed Sep 17 1969, 7:05 PM EDT Att: 8,162 - Unknown				
Frank Baker, L (1, 7) OBP: 0.319, SLG: 0.425 Ron Law, R (7, 1) OBP: 0.143, SLG: 0.143										3	0	0	0	1	1	2					
Larry Brown, R (1, 5) OBP: 0.299, SLG: 0.289										2	0	0	0	2	0	0					
Ken Harrelson, R (1, 9) OBP: 0.338, SLG: 0.429										3	0	2	0	1	0	2					
Tony Horton, R (1, 3) OBP: 0.326, SLG: 0.472										4	0	0	0	0	3	6					
Ray Fosse, R (1, 2) OBP: 0.236, SLG: 0.245										4	0	0	0	0	3	3					
Eddie Leon, R (1, 6) OBP: 0.314, SLG: 0.331										4	0	0	0	0	1	0					
Vern Fuller, R (1, 4) OBP: 0.298, SLG: 0.336										4	0	2	0	0	1	0					
Gary Boyd, R (1, 1) Dick Ellsworth, L (3, 1) Cap Peterson, R (5, Ph) Steve Hargan, R (5, 1) Richie Scheinblum, S (7, Ph) OBP: 0.250, SLG: 0.236										1	0	0	0	0	1	0					
Inning Stats	R: 0 E: 0 K: 2 S: 7	H: 0 LOB: 0 BB: 0 P: 7	R: 0 E: 0 K: 1 S: 4	H: 0 LOB: 0 BB: 1 P: 8	R: 0 E: 0 K: 2 S: 7	H: 0 LOB: 0 BB: 0 P: 7	R: 0 E: 0 K: 1 S: 5	H: 0 LOB: 2 BB: 2 P: 13	R: 0 E: 1 K: 2 S: 9	H: 1 LOB: 2 BB: 0 P: 9	R: 0 E: 0 K: 1 S: 8	H: 1 LOB: 2 BB: 1 P: 12	R: 0 E: 0 K: 1 S: 6	H: 1 LOB: 2 BB: 1 P: 10	R: 0 E: 0 K: 1 S: 6	H: 1 LOB: 1 BB: 0 P: 6		R: 0 E: 0 K: 1 S: 6	H: 1 LOB: 1 BB: 0 P: 6	1B: 4 2B: 1 3B: 0 HR: 0	SF: 0 SAC: 0 DP: 1 HBP: 0
PITCHER Mike Kilkenny, L (1, 1) ERA: 3.71	IP: 9.0 WLS: W BF: 37 H: 5 R: 0 ER: 0 SO: 13 BB: 5 IBB: 0 HBP: 0 BLK: 0 WP: 0 HR: 0 S: 58 P: 78 ERA: 0.00 WHIP: 1.111															PITCHER					

Batter	1	2	3	4	5	6	7	8	9	AB	R	H	RBI	BB	SO	LOB	BOTTOM				
Mickey Stanley, R (1, 8) OBP: 0.299, SLG: 0.368										3	0	1	1	2	0	0	Cleveland Indians @ Detroit Tigers Tiger Stadium, Detroit, MI Wed Sep 17 1969, 7:05 PM EDT Att: 8,162 - Unknown				
Tom Tresh, S (1, 6) OBP: 0.287, SLG: 0.353										4	1	1	0	1	0	5					
Jim Northrup, L (1, 9) OBP: 0.354, SLG: 0.514										2	2	1	1	2	0	1					
Norm Cash, L (1, 3) OBP: 0.359, SLG: 0.439										2	0	0	0	2	0	2					
Willie Horton, R (1, 7) OBP: 0.332, SLG: 0.471										3	1	1	0	1	0	4					
Tom Matchick, L (1, 4) OBP: 0.270, SLG: 0.285										4	1	1	1	0	2	5					
Bill Freehan, R (1, 2) OBP: 0.343, SLG: 0.412										3	0	1	0	1	1	0					
Don Wert, R (1, 5) OBP: 0.304, SLG: 0.367										3	0	0	1	1	0	1					
Mike Kilkenny, R (1, 1) OBP: 0.133, SLG: 0.071										4	0	0	0	0	2	3					
Inning Stats	R: 2 E: 0 K: 1 S: 6	H: 1 LOB: 1 BB: 2 P: 14	R: 0 E: 0 K: 1 S: 5	H: 0 LOB: 0 BB: 0 P: 5	R: 0 E: 0 K: 0 S: 4	H: 1 LOB: 3 BB: 2 P: 12	R: 0 E: 0 K: 0 S: 2	H: 0 LOB: 0 BB: 1 P: 6	R: 0 E: 0 K: 1 S: 4	H: 1 LOB: 1 BB: 0 P: 4	R: 0 E: 0 K: 1 S: 5	H: 0 LOB: 1 BB: 1 P: 9	R: 3 E: 0 K: 1 S: 8	H: 3 LOB: 3 BB: 3 P: 20	R: 0 E: 0 K: 1 S: 5	H: 0 LOB: 1 BB: 1 P: 9		R: 0 E: 0 K: 1 S: 8	H: 3 LOB: 3 BB: 3 P: 20	1B: 4 2B: 2 3B: 0 HR: 0	SF: 0 SAC: 0 DP: 1 HBP: 0
PITCHER Gary Boyd, R (1, 1) ERA: 9.9 Dick Ellsworth, L (3, 1) ERA: 4.14 Steve Hargan, R (5, 1) ERA: 5.71 Ron Law, R (7, 1) ERA: 5.12	IP: 2.1 WLS: L BF: 13 H: 2 R: 2 ER: 2 SO: 2 BB: 4 IBB: 0 HBP: 0 BLK: 0 WP: 2 HR: 0 S: 13 P: 29 ERA: 7.71 WHIP: 2.571															PITCHER					

AB 32
R 0
H 5
RBI 0
BB 5
SO 13
LOB 18



AB 28
R 5
H 6
RBI 4
BB 10
SO 5
LOB 21



Batter	1	2	3	4	5	6	7	8	9	AB	R	H	RBI	BB	SO	LOB	TOP										
Jose Cardenal, R OBP: 0.311, SLG: 0.368 (1, 8)										4	1	2	1	1	0	1	Cleveland Indians @ Detroit Tigers Tiger Stadium, Detroit, MI Thu Sep 18 1969, 4:33 AM EDT Att: 4,740 - Unknown										
Frank Baker, L OBP: 0.315, SLG: 0.417 (1, 7)										5	1	1	0	0	1	5											
Larry Brown, R OBP: 0.300, SLG: 0.290 (1, 5)										5	1	2	1	0	0	5											
Ken Harrelson, R OBP: 0.329, SLG: 0.428 (1, 9)										3	1	1	0	1	0	0											
Tony Horton, R OBP: 0.325, SLG: 0.472 (1, 3)										4	1	1	1	0	0	2											
Ray Fosse, R OBP: 0.239, SLG: 0.276 (8, PH)										3	1	1	3	0	0	3											
Duke Sims, L OBP: 0.378, SLG: 0.422 (8, 2)										1	0	0	0	0	1												
Eddie Leon, R OBP: 0.313, SLG: 0.330 (1, 6)										4	0	1	0	0	0	0											
Vern Fuller, R OBP: 0.297, SLG: 0.335 (1, 4)										4	0	1	0	0	2	0											
Sam McDowell, L OBP: 0.167, SLG: 0.202 (1, 1)										4	0	1	0	0	1	2											
Inning Stats	R: 5 E: 0 K: 2 S: 12	H: 5 LOB: 0 BB: 0 P: 12	R: 0 E: 0 K: 0 S: 4	H: 1 LOB: 1 BB: 0 P: 4	R: 0 E: 1 K: 0 S: 3	H: 0 LOB: 0 BB: 0 P: 3	R: 0 E: 0 K: 2 S: 7	H: 0 LOB: 0 BB: 0 P: 7	R: 1 E: 0 K: 0 S: 5	H: 2 LOB: 2 BB: 1 P: 9	R: 0 E: 0 K: 0 S: 3	H: 1 LOB: 0 BB: 0 P: 3	R: 0 E: 1 K: 0 S: 3	H: 0 LOB: 1 BB: 0 P: 3	R: 0 E: 0 K: 0 S: 5	H: 2 LOB: 3 BB: 1 P: 9	1B: 6 2B: 4 3B: 0 HR: 2	SF: 0 SAC: 0 DP: 2 HBP: 0	WP: 2 PB: 0 SB: 0 CS: 0	PA: 39							
PITCHER	IP	WLS	BF	H	R	ER	SO	BB	IBB	HBP	BLK	WP	HR	S	P	ERA	WHIP										
Mickey Lolich, L ERA: 3.06 (1, 1)	4.1	L	22	8	6	6	4	1	0	0	0	2	2	29	33	12.46	2.077										
Gary Taylor, R ERA: (5, 1)	1.2		5	0	0	0	0	0	0	0	0	0	0	5	5	0.00	0.000										
Bob Reed, R ERA: 1.08 (7, 1)	2.0		6	1	0	0	0	0	0	0	0	0	0	6	6	0.00	0.500										
Joe Sparna, R ERA: 4.53 (9, 1)	1.0		6	2	0	0	0	1	0	0	0	0	0	5	9	0.00	3.000										

Batter	1	2	3	4	5	6	7	8	9	AB	R	H	RBI	BB	SO	LOB	BOTTOM										
Mickey Stanley, R OBP: 0.300, SLG: 0.367 (1, 8)										4	1	1	0	1	0	0	Cleveland Indians @ Detroit Tigers Tiger Stadium, Detroit, MI Thu Sep 18 1969, 4:33 AM EDT Att: 4,740 - Unknown										
Jim Northrup, L OBP: 0.353, SLG: 0.512 (1, 9)										2	0	0	0	0	2	1											
Dave Campbell, R OBP: 0.195, SLG: 0.135 (4, 4)										3	1	1	0	0	1	3											
Al Kaline, R OBP: 0.341, SLG: 0.446 (1, 3)										5	0	2	0	0	2	1											
Willie Horton, R OBP: 0.333, SLG: 0.475 (1, 7)										5	1	2	1	0	2	2											
Bill Freehan, R OBP: 0.342, SLG: 0.408 (1, 2)										4	0	0	0	0	2	2											
Don Wert, R OBP: 0.303, SLG: 0.366 (1, 5)										2	0	0	1	1	0	0											
Ike Brown, R OBP: 0.335, SLG: 0.387 (1, 4)										3	1	2	1	0	1	1											
Cesar Gutierrez, R OBP: 0.322, SLG: 0.264 (1, 6)										4	0	2	0	0	1	2											
Mickey Lolich, S OBP: 0.167, SLG: 0.122 (5, 1)										2	0	0	0	0	1	2											
Gary Taylor, R OBP: 0.187, SLG: 0.122 (5, 1)										0	0	0	0	0	0	0											
Jim Price, R OBP: 0.266, SLG: 0.435 (6, PH)										1	0	0	0	0	0	2											
Bob Reed, R OBP: 0.187, SLG: 0.122 (7, 1)										0	0	0	0	0	0	0											
Wayne Redmond, R OBP: 0.187, SLG: 0.122 (8, PH)										1	0	0	0	0	1	2											
Joe Sparna, R OBP: 0.172, SLG: 0.143 (9, 1)										0	0	0	0	0	0	0											
Inning Stats	R: 1 E: 0 K: 3 S: 11	H: 2 LOB: 1 BB: 0 P: 11	R: 1 E: 0 K: 2 S: 8	H: 1 LOB: 0 BB: 0 P: 8	R: 0 E: 0 K: 1 S: 6	H: 1 LOB: 1 BB: 0 P: 6	R: 0 E: 0 K: 1 S: 6	H: 1 LOB: 2 BB: 0 P: 7	R: 0 E: 0 K: 1 S: 5	H: 0 LOB: 0 BB: 0 P: 5	R: 1 E: 0 K: 1 S: 7	H: 2 LOB: 2 BB: 0 P: 8	R: 1 E: 0 K: 1 S: 7	H: 2 LOB: 1 BB: 0 P: 7	R: 0 E: 0 K: 1 S: 6	H: 1 LOB: 3 BB: 2 P: 14	R: 0 E: 0 K: 2 S: 7	H: 0 LOB: 0 BB: 0 P: 7	1B: 6 2B: 2 3B: 1 HR: 1	SF: 1 SAC: 0 DP: 0 HBP: 2	WP: 1 PB: 0 SB: 0 CS: 0	PA: 41					
PITCHER	IP	WLS	BF	H	R	ER	SO	BB	IBB	HBP	BLK	WP	HR	S	P	ERA	WHIP										
Sam McDowell, L ERA: 2.98 (1, 1)	9.0	W	41	10	4	4	13	2	0	2	0	1	1	63	73	4.00	1.333										

Batter	1	2	3	4	5	6	7	8	9	AB	R	H	RBI	BB	SO	LOB	TOP								
Del Unser, L OBP: 0.345, SLG: 0.359 (1, 8)										4	1	2	0	0	0	0	Washington Senators @ Cleveland Indians Cleveland Municipal Stadium, Cleveland, OH Sun Sep 21 1969, 3:33 AM EDT Att: 6,137 - Unknown livebaseballscorecards.com								
Lee Maye, L OBP: 0.334, SLG: 0.417 (1, 9)										4	1	2	0	0	0	1									
Frank Howard, R OBP: 0.403, SLG: 0.582 (1, 7)										4	0	0	0	0	2	4									
Hank Allen, R OBP: 0.312, SLG: 0.344 (8, 7)										0	0	0	0	0	0	0									
Mike Epstein, L OBP: 0.419, SLG: 0.555 (1, 3)										2	1	1	1	2	0	1									
Ken McMullen, R OBP: 0.349, SLG: 0.420 (1, 5)										3	0	1	1	0	0	1									
Bernie Allen, L OBP: 0.335, SLG: 0.382 (1, 4)										3	0	0	0	0	0	1									
Tim Cullen, R OBP: 0.248, SLG: 0.241 (9, PH) (9, 4)										0	0	0	0	0	0	0									
Ed Brinkman, R OBP: 0.332, SLG: 0.331 (1, 6)										4	0	1	0	0	1	1									
Jim French, L OBP: 0.354, SLG: 0.311 (1, 2)										3	0	1	0	0	1	1									
Ed Stroud, L OBP: 0.351, SLG: 0.385 (9, PH)										1	0	0	0	0	2	2									
Paul Casanova, R OBP: 0.250, SLG: 0.281 (9, 2)										0	0	0	0	0	0	0									
Joe Coleman, R OBP: 0.146, SLG: 0.127 (1, 1)										3	0	0	0	0	1	2									
Darold Knowles, L OBP: 0.297, SLG: 0.083 (8, 1)										0	0	0	0	0	0	0									
Bob Humphreys, R OBP: 0.143, SLG: 0.077 (8, 1)										0	0	0	0	0	0	0									
Jan Dukes, L OBP: 0.100, SLG: 0.100 (8, 1)										0	0	0	0	0	0	0									
Dennis Higgins, R OBP: 0.100, SLG: 0.100 (9, 1)										0	0	0	0	0	0	0									
Inning Stats	R: 2 E: 0 K: 1 S: 8	H: 3 LOB: 1 BB: 0 P: 8	R: 0 E: 0 K: 1 S: 5	H: 1 LOB: 0 BB: 0 P: 5	R: 0 E: 0 K: 1 S: 6	H: 1 LOB: 1 BB: 0 P: 6	R: 0 E: 0 K: 0 S: 3	H: 0 LOB: 0 BB: 0 P: 3	R: 0 E: 0 K: 1 S: 5	H: 0 LOB: 0 BB: 0 P: 5	R: 0 E: 0 K: 0 S: 3	H: 0 LOB: 1 BB: 1 P: 7	R: 0 E: 0 K: 1 S: 6	H: 1 LOB: 1 BB: 0 P: 6	R: 0 E: 0 K: 0 S: 3	H: 1 LOB: 0 BB: 0 P: 3	R: 0 E: 0 K: 0 S: 3	H: 1 LOB: 1 BB: 1 P: 8	R: 1 E: 1 K: 0 S: 4	H: 1 LOB: 1 BB: 1 P: 8	1B: 8 2B: 0 3B: 0 HR: 0	SF: 1 SAC: 1 DP: 3 HBP: 0	WP: 0 PB: 0 SB: 0 CS: 0	PA: 35	
PITCHER	IP	WLS	BF	H	R	ER	SO	BB	IBB	HBP	BLK	WP	HR	S	P	ERA	WHIP								
Stan Williams, R ERA: 3.82 (1, 1)	8.0		32	8	3	2	5	2	0	0	0	0	0	40	48	2.25	1.250								
Dick Ellsworth, L ERA: 4.13 (9, 1)	0.1		1	0	0	0	0	0	0	0	0	0	0	1	1	0.00	0.000								
Phil Hennigan, R ERA: 5.23 (9, 1)	0.2	W	2	0	0	0	0	0	0	0	0	0	0	2	2	0.00	0.000								

Batter	1	2	3	4	5	6	7	8	9	AB	R	H	RBI	BB	SO	LOB	BOTTOM								
Jose Cardenal, R OBP: 0.313, SLG: 0.370 (1, 8)										5	0	3	0	0	0	1	Washington Senators @ Cleveland Indians Cleveland Municipal Stadium, Cleveland, OH Sun Sep 21 1969, 3:33 AM EDT Att: 6,137 - Unknown livebaseballscorecards.com								
Frank Baker, L OBP: 0.323, SLG: 0.411 (1, 7)										3	0	2	0	1	0	1									
Cap Peterson, R OBP: 0.373, SLG: 0.287 (8, PH)										0	0	0	0	1	0	0									
Larry Brown, R OBP: 0.299, SLG: 0.290 (9, 6)										0	0	0	0	0	0	0									
Duke Sims, L OBP: 0.377, SLG: 0.416 (1, 2)										4	0	0	0	1	1	6									
Ken Harrelson, R OBP: 0.339, SLG: 0.426 (1, 9)										4	2	1	0	1	1	5									
Tony Horton, R OBP: 0.325, SLG: 0.469 (1, 3)										3	0	1	0	1	0	0									
Lou Klimchuck, L OBP: 0.338, SLG: 0.436 (1, 5)										4	1	3	1	1	0	1									
Eddie Leon, R OBP: 0.222, SLG: 0.321 (1, 6)										2	0	0	0	0	0	1									
Russ Snyder, L OBP: 0.315, SLG: 0.312 (8, PH)										0	0	0	0	0	0	0									
Chuck Hinton, R OBP: 0.309, SLG: 0.404 (9, 7)										1	1	1	2	0	0	0									
Russ Nagelson, L OBP: 0.467, SLG: 0.385 (9, PH)										0	0	0	0	1	0	0									
Davey Nelson, R OBP: 0.259, SLG: 0.203 (1, 4)										3	0	1	0	1	0	2									
Riche Scheinblum, S OBP: 0.251, SLG: 0.234 (9, PH)										1	0	0	0	0	1	3									
Stan Williams, R OBP: 0.222, SLG: 0.103 (1, 1)										3	0	0	0	1	2	5									
Dick Ellsworth, L OBP: 0.146, SLG: 0.109 (9, 1)										0	0	0	0	0	0	0									
Phil Hennigan, R OBP: 0.299, SLG: 0.336 (9, PH)										0	0	0	0	0	0	0									
Vern Fuller, R OBP: 0.299, SLG: 0.336 (9, PH)										1	0	1	1	0	0	0									
Inning Stats	R: 0 E: 0 K: 0 S: 3	H: 1 LOB: 0 BB: 0 P: 3	R: 1 E: 0 K: 0 S: 5	H: 2 LOB: 2 BB: 1 P: 9	R: 0 E: 0 K: 0 S: 3	H: 1 LOB: 1 BB: 1 P: 7	R: 0 E: 0 K: 0 S: 2	H: 0 LOB: 0 BB: 1 P: 6	R: 0 E: 0 K: 1 S: 7	H: 2 LOB: 3 BB: 1 P: 11	R: 0 E: 0 K: 1 S: 6	H: 1 LOB: 1 BB: 1 P: 10	R: 0 E: 0 K: 2 S: 8	H: 1 LOB: 1 BB: 0 P: 8	R: 2 E: 0 K: 0 S: 6	H: 3 LOB: 3 BB: 2 P: 14	R: 0 E: 0 K: 1 S: 6	H: 2 LOB: 2 BB: 2 P: 14	1B: 10 2B: 3 3B: 0 HR: 1	SF: 0 SAC: 2 DP: 2 HBP: 0	WP: 0 PB: 0 SB: 2 CS: 1	PA: 45			
PITCHER	IP	WLS	BF	H	R	ER	SO	BB	IBB	HBP	BLK	WP	HR	S	P	ERA	WHIP								
Joe Coleman, R ERA: 3.49 (1, 1)	7.1		33	9	2	2	4	4	1	0	0	0	0	36	56	2.46	1.773								
Darold Knowles, L ERA: 2.4 (8, 1)	0.0		1	1	1	1	0	0	0	0	0	0	0	1	1	∞	∞								
Bob Humphreys, R ERA: 2.99 (8, 1)	0.1		3	1	0	0	0	1	0	0	0	0	0	2	6	0.00	6.000								
Jan Dukes, L ERA: 3.12 (8, 1)	0.1	L	3	1	1	1	0	0	1	0	0	0	0	2	6	27.00	3.000								
Dennis Higgins, R ERA: 3.5 (9, 1)	0.2		5	1	0	0	1	0	2	0	0	0	0	5	13	0.00	1.500								

Batter	1	2	3	4	5	6	7	8	9	10	11	AB	R	H	RBI	BB	SO	LOB	TOP			
Don Buford, S OBP: 0.398, SLG: 0.415 (1, 7)	6-3	F5			K			FC4-6 HBP		F9		4	0	0	0	0	1	3				
Paul Blair, R OBP: 0.336, SLG: 0.495 (1, 8)	5-3	F4			5-3			FC4-6 S		K		5	0	0	0	0	1	4				
Frank Robinson, R OBP: 0.416, SLG: 0.551 Chico Salmon, R OBP: 0.381, SLG: 0.471 (1, 9) (11, 3)	K				3-1			5-3			1B 2B BB	3	1	0	0	2	1	1				
Boog Powell, L OBP: 0.387, SLG: 0.571 Merv Rettenmund, R OBP: 0.341, SLG: 0.400 (1, 3) (11, 9)		G3			4-3			F9			2B 1B	5	0	1	0	0	0	2				
Brooks Robinson, R OBP: 0.297, SLG: 0.395 Bobby Floyd, R OBP: 0.241, SLG: 0.225 (1, 5) (11, 5)					5-3			F4			1B 2B	5	1	2	1	0	0	1				
Davey Johnson, R OBP: 0.354, SLG: 0.391 (1, 4)					F8			1-3			6-3	5	1	1	0	0	0	2				
Eliud Hendricks, L OBP: 0.332, SLG: 0.388 (1, 2)					F3			F6			K	5	1	1	1	0	2	1				
Mark Belanger, R OBP: 0.347, SLG: 0.339 (1, 6)					4-3			F9			F9	4	0	0	1	0	0	1				
Mike Cuellar, L OBP: 0.117, SLG: 0.168 Dave May, L OBP: 0.302, SLG: 0.365 Dick Hall, R OBP: 0.375, SLG: 0.286 (1, 1) (10, PH) (10, 1)					G3			K			E S BB	3	0	1	1	0	1	0				
Inning Stats	R: 0 E: 0 K: 1 S: 5	H: 0 LOB: 0 BB: 0 P: 5	R: 3 E: 0 K: 0 S: 8	H: 4 LOB: 2 BB: 0 P: 8	R: 0 E: 0 K: 0 S: 3	H: 0 LOB: 0 BB: 0 P: 3	R: 0 E: 0 K: 0 S: 3	H: 0 LOB: 1 BB: 1 P: 7	R: 0 E: 0 K: 1 S: 5	H: 0 LOB: 0 BB: 0 P: 5	R: 0 E: 0 K: 0 S: 3	H: 0 LOB: 1 BB: 0 P: 4	R: 0 E: 0 K: 1 S: 5	H: 0 LOB: 0 BB: 0 P: 5	R: 0 E: 0 K: 1 S: 5	H: 0 LOB: 1 BB: 1 P: 9	R: 1 E: 0 K: 1 S: 6	H: 2 LOB: 1 BB: 1 P: 10	1B: 5 2B: 1 3B: 0 HR: 0	SF: 0 SAC: 0 DP: 0 HBP: 1	WP: 0 PB: 0 SB: 2 CS: 0	PA: 43
PITCHER	IP 6.0	WLS 24	BF 24	H 4	R 3	ER 3	SO 2	BB 1	IBB 0	HBP 0	BLK 0	WP 0	HR 0	S 27	P 31	ERA 4.50	WHIP 0.833					
Steve Hargan, R ERA: 5.78 (1, 1)																						
Phil Hennigan, R ERA: 3.77 (7, 1)																						
Ron Law, R ERA: 5.32 (11, 1)																						
Dick Ellsworth, L ERA: 4.13 (11, 1)																						
Larry Burchart, R ERA: 4.08 (11, 1)																						
PITCHER	IP 2.0	WLS 0	BF 7	H 0	R 0	ER 0	SO 3	BB 0	IBB 0	HBP 0	BLK 0	WP 0	HR 0	S 10	P 10	ERA 4.50	WHIP 0.833					

Batter	1	2	3	4	5	6	7	8	9	10	11	AB	R	H	RBI	BB	SO	LOB	BOTTOM
Jose Cardenal, R OBP: 0.315, SLG: 0.373 (1, 8)					F5			6-3		6-3		5	1	2	0	0	0	0	
Frank Baker, L OBP: 0.323, SLG: 0.399 (1, 7)						1B 2B		K		F5		4	1	1	1	1	2	1	
Duke Sims, L OBP: 0.374, SLG: 0.410 (1, 2)					F8			2H 1B 1B				5	0	2	0	0	1	2	
Ken Harrelson, R OBP: 0.338, SLG: 0.423 (1, 9)					F7			1B 1B		F8		5	0	1	1	0	0	3	
Tony Horton, R OBP: 0.324, SLG: 0.469 (1, 3)					F9			1-2 3H 1B		K		5	1	1	1	0	1	3	
Lou Klimchuck, L OBP: 0.333, SLG: 0.429 Chuck Hinton, R OBP: 0.304, SLG: 0.400 Larry Brown, R OBP: 0.302, SLG: 0.291 (1, 5) (9, PH) (10, 5)					1-3			F2		G3		3	0	0	0	0	0	2	
Eddie Leon, R OBP: 0.299, SLG: 0.313 (1, 6)					F4			K		3-1		4	0	0	0	0	1	0	
Vern Fuller, R OBP: 0.291, SLG: 0.326 (1, 4)					6-3			F9		5-3		4	0	0	0	0	0	0	
Steve Hargan, R ERA: 5.78 (1, 1)								5-3		K		1	0	0	0	0	0	0	
Phil Hennigan, R ERA: 3.77 (7, 1)												1	0	0	0	0	0	0	
Ron Law, R ERA: 5.32 (11, 1)												1	0	0	0	0	0	0	
Dick Ellsworth, L ERA: 4.13 (11, 1)												0	0	0	0	0	0	0	
Larry Burchart, R ERA: 4.08 (11, 1)												0	0	0	0	0	0	0	
PITCHER	IP 9.0	WLS 6	BF 35	H 7	R 3	ER 3	SO 5	BB 1	IBB 0	HBP 0	BLK 0	WP 0	HR 1	S 44	P 48	ERA 3.00	WHIP 0.889		
Mike Cuellar, L ERA: 2.36 (10, 1)												2	0	0	0	0	0	0	
Dick Hall, R ERA: 1.93 (10, 1)												2	0	0	0	0	0	0	
PITCHER	IP 2.0	WLS 0	BF 7	H 0	R 0	ER 0	SO 3	BB 0	IBB 0	HBP 0	BLK 0	WP 0	HR 0	S 10	P 10	ERA 0.00	WHIP 0.000		

Baltimore Orioles @ Cleveland Indians
Cleveland Municipal Stadium, Cleveland, OH
Wed Sep 24 1969, 7:05 PM EDT
Att: 3,297 - Unknown


livebaseballscores.com
AB 39
R 4
H 6
RBI 4
BB 3
SO 6
LOB 15



WP: 0 PA: 43
PB: 0
SB: 2
CS: 0

Baltimore Orioles @ Cleveland Indians
Cleveland Municipal Stadium, Cleveland, OH
Wed Sep 24 1969, 7:05 PM EDT
Att: 3,297 - Unknown

livebaseballscores.com
AB 40
R 3
H 7
RBI 3
BB 1
SO 7
LOB 11



WP: 0 PA: 41
PB: 0
SB: 0
CS: 0

Batter	1	2	3	4	5	6	7	8	9	AB	R	H	RBI	BB	SO	LOB	TOP					
Don Buford, S OBP: 0.398, SLG: 0.415 (1, 7)	F9		FC3-5 1B		1-3 1B		4-3		F9 1B	5	1	2	0	0	0	2	Baltimore Orioles @ Cleveland Indians Cleveland Municipal Stadium, Cleveland, OH Thu Sep 25 1969, 7:05 PM EDT Att: 3,620 - Unknown					
Paul Blair, R OBP: 0.335, SLG: 0.493 (1, 8)	F7		F S 1B		8-2		F9		6-3	5	0	1	1	0	0	4						
Frank Robinson, R OBP: 0.419, SLG: 0.550 (1, 9)	F7		1-3 BB						E9 E 1B	2	2	1	0	2	0	0						
Boog Powell, L OBP: 0.385, SLG: 0.567 (1, 3)		F9	4-3						E4	4	0	0	0	0	0	3						
Brooks Robinson, R OBP: 0.300, SLG: 0.396 (1, 5)										2	0	1	0	1	0	1						
Bobby Floyd, R OBP: 0.241, SLG: 0.225 (8, PR) (8, 5)										0	0	0	0	0	0	0						
Davey Johnson, R OBP: 0.353, SLG: 0.396 (1, 4)										4	1	1	2	0	1	4						
Elrod Hendricks, L OBP: 0.331, SLG: 0.384 (1, 2)										3	0	0	0	1	1	3						
Mark Belanger, R OBP: 0.349, SLG: 0.344 (1, 6)										4	0	2	0	0	0	0						
Dave McNally, R OBP: 0.160, SLG: 0.141 (1, 1)										2	0	0	0	1	0	1						
Inning Stats	R: 0 E: 0 K: 0 S: 3	H: 0 LOB: 0 BB: 0 P: 3	R: 0 E: 0 K: 2 S: 8	H: 1 LOB: 1 BB: 0 P: 8	R: 1 E: 0 K: 0 S: 5	H: 2 LOB: 2 BB: 1 P: 9	R: 0 E: 0 K: 0 S: 1	H: 0 LOB: 0 BB: 2 P: 9	R: 0 E: 0 K: 0 S: 3	H: 1 LOB: 1 BB: 1 P: 7	R: 2 E: 0 K: 0 S: 4	H: 1 LOB: 0 BB: 1 P: 8	R: 0 E: 0 K: 0 S: 4	H: 1 LOB: 1 BB: 0 P: 4	R: 1 E: 2 K: 0 S: 4	H: 1 LOB: 2 BB: 0 P: 5	R: 0 E: 0 K: 0 S: 4	H: 1 LOB: 1 BB: 0 P: 4	1B: 5 2B: 4 3B: 0 HR: 1	SF: 0 SAC: 1 DP: 3 HBP: 1	WP: 0 PB: 0 SB: 3 CS: 1	PA: 39
PITCHER	IP	WLS	BF	H	R	ER	SO	BB	IBB	HBP	BLK	WP	HR	S	P	ERA	WHIP					
Luis Tiant, R ERA: 3.73 (1, 1)	7.0	L	29	6	3	3	2	5	0	0	0	0	1	28	48	3.86	1.571					
Ron Law, R ERA: 5.1 (8, 1)	2.0		9	2	1	0	0	0	0	1	0	0	0	8	9	0.00	1.000					

AB	31
R	4
H	8
RBI	3
BB	5
SO	2
LOB	18





Batter	1	2	3	4	5	6	7	8	9	AB	R	H	RBI	BB	SO	LOB	BOTTOM					
Jose Cardenal, R OBP: 0.314, SLG: 0.372 (1, 8)	F8				G5-4-3 1-2			F7		4	0	1	1	0	0	2	Baltimore Orioles @ Cleveland Indians Cleveland Municipal Stadium, Cleveland, OH Thu Sep 25 1969, 7:05 PM EDT Att: 3,620 - Unknown					
Frank Baker, L OBP: 0.322, SLG: 0.395 (1, 7)	K		1-3				F8		BB 1B	4	0	1	0	0	1	1						
Larry Brown, R OBP: 0.301, SLG: 0.289 (1, 5)	F8				6-3		F8		FC6-4 BB	3	0	0	0	1	0	0						
Ken Harrelson, R OBP: 0.338, SLG: 0.422 (1, 9)		K			F3				K	4	0	1	0	0	2	2						
Tony Horton, R OBP: 0.324, SLG: 0.468 (1, 3)		1-3					F4		FC6-4	4	0	1	0	0	0	3						
Ray Fosse, R OBP: 0.231, SLG: 0.266 (1, 2)	F8				K					4	0	0	0	0	2	1						
Eddie Leon, R OBP: 0.298, SLG: 0.312 (1, 6)			K							4	0	1	0	0	1	0						
Vern Fuller, R OBP: 0.298, SLG: 0.328 (1, 4)					SH1-4 1B BB					2	1	1	0	2	0	1						
Luis Tiant, R OBP: 0.262, SLG: 0.363 (1, 1)										1	0	0	0	0	1	2						
Chuck Hinton, R OBP: 0.302, SLG: 0.397 (7, PH)			SH1-4							1	0	0	0	0	0	1						
Ron Law, R OBP: 0.143, SLG: 0.143 (8, 1)										0	0	0	0	0	0	0						
Cap Peterson, R OBP: 0.368, SLG: 0.282 (8, PH)										1	0	0	0	0	1	1						
Inning Stats	R: 0 E: 0 K: 1 S: 5	H: 0 LOB: 0 BB: 0 P: 5	R: 0 E: 0 K: 1 S: 5	H: 0 LOB: 0 BB: 0 P: 5	R: 1 E: 0 K: 1 S: 6	H: 1 LOB: 1 BB: 1 P: 10	R: 0 E: 0 K: 1 S: 6	H: 1 LOB: 1 BB: 0 P: 6	R: 0 E: 0 K: 1 S: 6	H: 2 LOB: 1 BB: 0 P: 6	R: 0 E: 0 K: 0 S: 4	H: 1 LOB: 1 BB: 0 P: 4	R: 0 E: 1 K: 0 S: 4	H: 0 LOB: 1 BB: 0 P: 4	R: 0 E: 0 K: 1 S: 6	H: 1 LOB: 2 BB: 1 P: 10	R: 0 E: 0 K: 2 S: 7	H: 0 LOB: 1 BB: 1 P: 11	1B: 6 2B: 0 3B: 0 HR: 0	SF: 0 SAC: 1 DP: 1 HBP: 0	WP: 0 PB: 0 SB: 0 CS: 0	PA: 36
PITCHER	IP	WLS	BF	H	R	ER	SO	BB	IBB	HBP	BLK	WP	HR	S	P	ERA	WHIP					
Dave McNally, L ERA: 3.16 (1, 1)	9.0	W	36	6	1	1	8	3	0	0	0	0	0	49	61	1.00	1.000					



Batter	1	2	3	4	5	6	7	8	9	AB	R	H	RBI	BB	SO	LOB	TOP		
Jose Cardenal, R OBP: 0.314, SLG: 0.372 (1, 8)	0-0 6-3		0-3 K			0-0 F3		0-0 1B		4	0	1	0	0	1	2	Cleveland Indians @ Washington Senators Robert F. Kennedy Memorial Stadium, Washington, DC Fri Sep 26 1969, 7:05 PM EDT Att: 6,727 - Unknown livebaseballscorecards.com		
Frank Baker, L OBP: 0.316, SLG: 0.388 (1, 7)	0-3 K			0-0 F9		0-0 F5		0-0 F6		3	0	0	0	0	1	2			
Ron Law, R OBP: 0.143, SLG: 0.143 (6, 1)										0	0	0	0	0	0	0			
Richie Scheinblum, S OBP: 0.250, SLG: 0.232 (8, PH)										1	0	0	0	0	0	1			
Gary Boyd, R (8, 1)										0	0	0	0	0	0	0			
Duke Sims, L OBP: 0.370, SLG: 0.405 (1, 2)	0-0 F7			0-0 F9		0-0 F9		0-0 F7		4	0	0	0	0	0	3			
Ken Harrelson, R OBP: 0.339, SLG: 0.421 (1, 9)		0-0 CS 1B		0-0 F8				0-0 5-3		3	0	1	0	1	0	0			
Tony Horton, R OBP: 0.323, SLG: 0.468 (1, 3)		0-0 F9			0-0 4-3		0-0 WP E 2B		0-0 F8	4	1	1	0	0	0	2			
Lou Klimchok, L OBP: 0.332, SLG: 0.426 (1, 5)		0-0 1B		0-0 F9		0-0 F5		0-0 F9		4	0	1	0	0	0	2			
Eddie Leon, R OBP: 0.292, SLG: 0.305 (1, 6)	0-3 K			0-0 F8		0-0 F8		0-0 E5		4	0	0	0	0	2	2			
Vern Fuller, R OBP: 0.299, SLG: 0.328 (1, 4)			0-0 F8		0-0 1B		0-0 K			3	0	1	0	0	1	1			
Stan Williams, R OBP: 0.217, SLG: 0.100 (1, 1)			0-3 K		0-0 1B		0-0 F7			1	0	0	0	0	1	0			
Russ Nagelson, L OBP: 0.471, SLG: 0.400 (6, PH)					0-0 1B					2	0	1	0	0	0	0			
Inning Stats	R: 0 E: 0 K: 1 S: 5	H: 0 LOB: 0 BB: 0 P: 5	R: 0 E: 0 K: 1 S: 6	H: 2 LOB: 1 BB: 0 P: 6	R: 0 E: 0 K: 2 S: 7	H: 0 LOB: 0 BB: 0 P: 7	R: 0 E: 0 K: 0 S: 3	H: 0 LOB: 0 BB: 0 P: 3	R: 0 E: 0 K: 0 S: 3	H: 2 LOB: 2 BB: 0 P: 5	R: 1 E: 1 K: 1 S: 7	H: 1 LOB: 1 BB: 0 P: 7	R: 0 E: 0 K: 0 S: 4	H: 1 LOB: 1 BB: 1 P: 4	R: 0 E: 0 K: 1 S: 5	H: 0 LOB: 1 BB: 1 P: 9	1B: 5 2B: 1 3B: 0 HR: 0	SF: 0 SAC: 0 DP: 0 HBP: 0	WP: 1 PA: 34
PITCHER Joe Coleman, R ERA: 3.36 (1, 1)	IP: 9.0 WLS: W BF: 34 H: 6 R: 1 ER: 0 SO: 6 BB: 1 IBB: 0 HBP: 0 BLK: 0 WP: 1 HR: 0 S: 45 P: 49 ERA: 0.00 WHIP: 0.778																		

Batter	1	2	3	4	5	6	7	8	9	AB	R	H	RBI	BB	SO	LOB	BOTTOM		
Del Unser, L OBP: 0.347, SLG: 0.369 (1, 8)	0-0 F7		0-0 2B		4-0 HR BB		0-0 3-1			3	1	1	0	1	0	0	Cleveland Indians @ Washington Senators Robert F. Kennedy Memorial Stadium, Washington, DC Fri Sep 26 1969, 7:05 PM EDT Att: 6,727 - Unknown livebaseballscorecards.com		
Lee Maye, L OBP: 0.337, SLG: 0.423 (1, 9)	4-0 BB		0-3 K		0-0 HR		0-0 4-3			3	1	1	4	1	1	1			
Frank Howard, R OBP: 0.399, SLG: 0.577 (1, 7)	0-0 BB				0-0 HR					4	0	0	0	0	1	1			
Hank Allen, R OBP: 0.312, SLG: 0.344 (9, 7)	G4-6-3 1-2				0-0 F7		0-0 F7		0-3 K	0	0	0	0	0	0	0			
Mike Epstein, L OBP: 0.417, SLG: 0.549 (1, 3)		0-0 E7		0-0 F5		0-0 F4		0-0 F8		4	0	0	0	0	0	0			
Ken McMullen, R OBP: 0.352, SLG: 0.435 (1, 5)		0-0 4-3		0-3 K		0-3 K		4-0 BB		3	0	0	0	1	2	1			
Ed Brinkman, R OBP: 0.328, SLG: 0.325 (1, 6)		0-0 4-3		0-3 K		4-0 1B BB		0-0 4-3		3	0	0	0	1	1	2			
Tim Cullen, R OBP: 0.252, SLG: 0.242 (1, 4)		0-3 K		4-0 BB HR		0-0 1B				2	1	1	0	1	1	1			
Jim French, L OBP: 0.345, SLG: 0.297 (1, 2)			0-0 4-3		0-0 4-3		0-0 F8			3	0	0	0	0	0	3			
Joe Coleman, R OBP: 0.153, SLG: 0.123 (1, 1)			0-0 L4		4-0 BB HR		0-3 K			2	1	0	0	1	1	0			
Inning Stats	R: 0 E: 0 K: 0 S: 2	H: 0 LOB: 1 BB: 1 P: 6	R: 0 E: 1 K: 1 S: 6	H: 0 LOB: 1 BB: 0 P: 6	R: 0 E: 0 K: 1 S: 6	H: 1 LOB: 1 BB: 0 P: 6	R: 0 E: 0 K: 1 S: 5	H: 0 LOB: 0 BB: 0 P: 5	R: 4 E: 0 K: 1 S: 6	H: 1 LOB: 2 BB: 3 P: 18	R: 0 E: 0 K: 1 S: 5	H: 1 LOB: 0 BB: 1 P: 10	R: 0 E: 0 K: 1 S: 5	H: 0 LOB: 0 BB: 0 P: 5	R: 0 E: 0 K: 1 S: 5	H: 0 LOB: 1 BB: 1 P: 9	1B: 1 2B: 1 3B: 0 HR: 1	SF: 0 SAC: 0 DP: 1 HBP: 0	WP: 0 PA: 33
PITCHER Stan Williams, R ERA: 3.92 (1, 1)	IP: 5.0 WLS: L BF: 21 H: 2 R: 4 ER: 4 SO: 4 BB: 4 IBB: 4 HBP: 4 BLK: 4 WP: 0 HR: 1 S: 25 P: 41 ERA: 7.20 WHIP: 1.200																		
Ron Law, R ERA: 4.59 (6, 1)	IP: 2.0 WLS: 8 BF: 1 H: 0 R: 0 ER: 0 SO: 2 BB: 1 IBB: 0 HBP: 0 BLK: 0 WP: 0 HR: 11 S: 15 P: 15 ERA: 0.00 WHIP: 1.000																		
Gary Boyd, R ERA: 9.0 (8, 1)	IP: 1.0 WLS: 4 BF: 0 H: 0 R: 0 ER: 0 SO: 1 BB: 1 IBB: 0 HBP: 0 BLK: 0 WP: 0 HR: 5 S: 9 P: 9 ERA: 0.00 WHIP: 1.000																		

Batter	1	2	3	4	5	6	7	8	9	AB	R	H	RBI	BB	SO	LOB	TOP					
Jose Cardenal, R (1.8) OBP: 0.313, SLG: 0.369	0-0 6-3		0-0 F2		0-0 1-3			0-0 6-3		4	0	0	0	0	0	2	<p>Cleveland Indians @ New York Yankees Yankee Stadium, Bronx, NY Tue Sep 30 1969, 7:05 PM EDT Att. 5,815 - Unknown - 66 F</p> <p>AB 29 R 2 H 6 RBI 2 BB 3 SO 2 LOB 12</p> 					
Larry Brown, R (1.5) OBP: 0.304, SLG: 0.294	0-0 6-3		0-3 K		0-0 F7			0-0 2B		4	0	1	0	0	1	2						
Frank Baker, L (1.7) OBP: 0.314, SLG: 0.379	0-0 F2			0-0 E SF8 1B		0-0 F8		0-0 G3		4	1	1	0	0	0	1						
Ken Harrelson, R (1.9) OBP: 0.338, SLG: 0.422		4-0 L3 BB		0-0 E7 SF8 1B		0-0 6-3		4-0 FC6-4 BB		2	1	1	0	2	0	0						
Tony Horton, R (1.3) OBP: 0.323, SLG: 0.465	0-0 L3		0-0 SF8		0-0 1B			0-0 F5		3	0	1	1	0	0	2						
Ray Fosse, R (1.2) OBP: 0.228, SLG: 0.254	0-0 F3		3-H 4-0 FC5-4 BB			0-0 F3		0-0 L8		3	0	0	0	1	0	1						
Eddie Leon, R (1.6) OBP: 0.296, SLG: 0.311			0-0 FC1-5 1B	0-0 SF8		0-0 1-3		0-0 FC6-4		3	0	1	1	0	0	1						
Vern Fuller, R (1.4) OBP: 0.295, SLG: 0.323			0-0 FC1-5 1B	0-0 FC5-4		0-0 6-3				3	0	1	0	0	0	1						
Mike Paul, L (1.1) Ron Law, R (6.1) Chuck Hinton, R (6. PH) Larry Burchart, R (8.1)			0-0 FC1-5	0-3 K				0-0 F8		2	0	0	0	0	1	2						
Inning Stats	R: 0 E: 0 K: 0 S: 3	H: 0 LOB: 0 BB: 0 P: 3	R: 0 E: 0 K: 0 S: 2	H: 0 LOB: 0 BB: 1 P: 6	R: 0 E: 0 K: 1 S: 7	H: 2 LOB: 2 BB: 0 P: 7	R: 2 E: 1 K: 0 S: 5	H: 2 LOB: 1 BB: 1 P: 9	R: 0 E: 0 K: 1 S: 5	H: 0 LOB: 0 BB: 0 P: 5	R: 0 E: 0 K: 0 S: 3	H: 0 LOB: 0 BB: 0 P: 3	R: 0 E: 0 K: 0 S: 3	H: 0 LOB: 1 BB: 0 P: 3	R: 0 E: 0 K: 0 S: 4	H: 1 LOB: 1 BB: 0 P: 4		R: 0 E: 0 K: 0 S: 3	H: 0 LOB: 1 BB: 1 P: 7	1B: 5 2B: 2 3B: 0 HR: 0	SF: 2 SAC: 0 DP: 1 HBP: 0	WP: 0 PB: 0 SB: 1 CS: 0
PITCHER Al Downing, L (1.1) ERA: 3.38	IP: 9.0 WLS: W BF: 34 H: 6 R: 2 ER: 1 SO: 2 BB: 3 IBB: 0 HBP: 0 BLK: 0 WP: 0 HR: 0 S: 35 P: 47 ERA: 1.00 WHIP: 1.000															PITCHER						

Batter	1	2	3	4	5	6	7	8	9	AB	R	H	RBI	BB	SO	LOB	BOTTOM			
Horace Clarke, S (1.4) OBP: 0.342, SLG: 0.370	0-0 6-3	0-0 FC6-4		0-0 1B		4-0 1B S BB	0-0 E4 1B S	0-0 2-5		4	0	1	1	1	0	3	<p>Cleveland Indians @ New York Yankees Yankee Stadium, Bronx, NY Tue Sep 30 1969, 7:05 PM EDT Att. 5,815 - Unknown - 66 F</p> <p>AB 34 R 8 H 13 RBI 7 BB 10 SO 5 LOB 33</p> 			
Gene Michael, S (1.6) OBP: 0.344, SLG: 0.368	4-0 BB		0-0 E 1B	0-0 F9		4-0 1B BB	0-0 1B	2-3 3-H 2-3		3	1	2	1	2	0	2				
Roy White, S (1.7) OBP: 0.392, SLG: 0.423	4-0 G6-4-3 BB		0-0 F8	0-0 F7		0-0 1B	0-0 F9			4	0	1	0	1	0	4				
Bobby Murcer, L (1.8) OBP: 0.320, SLG: 0.455	0-0 G6-4-3		0-0 F3		4-0 3B BB	0-3 K		4-0 SH1-3 BB 1B		3	2	0	0	2	1	6				
Joe Pepitone, L (1.3) OBP: 0.280, SLG: 0.441		0-0 F7	0-0 E1 2B	0-0 L8		0-3 K		4-0 SH1-3 BB 1B		4	1	1	1	1	1	4				
Frank Fernandez, R (1.9) OBP: 0.399, SLG: 0.415 Ron Woods, R (8.8) OBP: 0.281, SLG: 0.265		4-0 1B BB	0-3 K	0-0 F2		0-3 K		0-0 SH1-3		3	1	0	0	1	2	5				
Thurman Munson, R (1.2) OBP: 0.319, SLG: 0.337	0-0 1B		0-0 1B	0-0 1B	0-0 3B		0-0 1-3	4-0 2-5 1B IBB		4	1	3	1	1	0	0				
Bobby Cox, R (1.5) OBP: 0.332, SLG: 0.295	0-0 FC6-4 1B		0-0 1B	0-0 1B	4-0 IBB		0-0 2B E 1B	0-0 F4		4	1	3	1	1	0	3				
Al Downing, R (1.1) OBP: 0.174, SLG: 0.159	0-3 K		0-0 F2	0-0 F3		0-0 1B	0-0 2B	0-0 1B		5	1	2	2	0	1	6				
Inning Stats	R: 0 E: 0 K: 0 S: 2	H: 0 LOB: 1 BB: 2 P: 10	R: 1 E: 0 K: 1 S: 7	H: 2 LOB: 2 BB: 1 P: 11	R: 1 E: 1 K: 1 S: 7	H: 2 LOB: 1 BB: 0 P: 7	R: 1 E: 0 K: 0 S: 6	H: 3 LOB: 2 BB: 0 P: 6	R: 1 E: 0 K: 0 S: 4	H: 1 LOB: 2 BB: 2 P: 12	R: 0 E: 0 K: 3 S: 10	H: 1 LOB: 3 BB: 2 P: 18	R: 2 E: 1 K: 0 S: 6	H: 3 LOB: 1 BB: 0 P: 6	R: 2 E: 0 K: 0 S: 3	H: 1 LOB: 2 BB: 3 P: 15		1B: 10 2B: 2 3B: 1 HR: 0	SF: 0 SAC: 1 DP: 1 HBP: 0	WP: 0 PB: 0 SB: 2 CS: 0
PITCHER Mike Paul, L (1.1) ERA: 3.61 Ron Law, R (6.1) ERA: 4.59 Larry Burchart, R (8.1) ERA: 4.25	IP: 5.0 WLS: L BF: 27 H: 8 R: 4 ER: 2 SO: 4 BB: 2 IBB: 0 HBP: 0 BLK: 0 WP: 0 HR: 0 S: 16 P: 24 ERA: 9.00 WHIP: 3.000															PITCHER				

Batter	1	2	3	4	5	6	7	8	9	AB	R	H	RBI	BB	SO	LOB	TOP					
Jose Cardenal, R (1, 8) OBP: 0.314, SLG: 0.373										4	0	2	0	0	0	1	Cleveland Indians @ New York Yankees Yankee Stadium, Bronx, NY Wed Oct 01 1969, 7:05 PM EDT Att: 4,904 - Unknown - 65 F					
Larry Brown, R (1, 5) OBP: 0.304, SLG: 0.294										3	0	1	0	0	2	1						
Russ Nagelson, L (7, PH) OBP: 0.450, SLG: 0.353										1	0	0	0	0	0	2						
Dick Ellsworth, L (7, 1) OBP: 0.160, SLG: 0.125										0	0	0	0	0	0	0						
Frank Baker, L (1, 7) OBP: 0.312, SLG: 0.372										3	0	0	0	1	2	2						
Ken Harrelson, R (1, 9) OBP: 0.336, SLG: 0.419										4	0	0	0	0	3	3						
Tony Horton, R (1, 3) OBP: 0.321, SLG: 0.462										4	0	0	0	0	0	1						
Ray Fosse, R (1, 2) OBP: 0.230, SLG: 0.250										2	0	0	0	1	0	0						
Russ Snyder, L (9, PH) OBP: 0.312, SLG: 0.308										1	0	0	0	0	0	0						
Eddie Leon, R (1, 6) OBP: 0.300, SLG: 0.310										1	1	0	0	2	0	0						
Lou Klimchok, L (9, PH) OBP: 0.331, SLG: 0.422										1	0	0	0	0	0	0						
Vern Fuller, R (1, 4) OBP: 0.295, SLG: 0.335										3	1	1	2	0	1	2						
Duke Sims, L (9, PH) OBP: 0.374, SLG: 0.426										1	1	1	1	0	0	0						
Luis Tiant, R (1, 1) OBP: 0.267, SLG: 0.358										1	0	0	0	1	0	1						
Chuck Hinton, R (7, PH) OBP: 0.303, SLG: 0.368										1	0	0	0	1	0	0						
Inning Stats	R: 0 E: 0 K: 3 S: 10	H: 1 LOB: 1 P: 10	R: 0 E: 0 K: 0 S: 3	H: 0 LOB: 0 BB: 0 P: 3	R: 0 E: 0 K: 1 S: 4	H: 0 LOB: 0 BB: 1 P: 8	R: 0 E: 0 K: 1 S: 6	H: 1 LOB: 1 BB: 0 P: 6	R: 0 E: 0 K: 0 S: 2	H: 0 LOB: 1 BB: 2 P: 10	R: 0 E: 0 K: 1 S: 5	H: 0 LOB: 1 BB: 1 P: 9	R: 2 E: 0 K: 0 S: 5	H: 2 LOB: 2 BB: 2 P: 13	R: 0 E: 0 K: 2 S: 7	H: 0 LOB: 0 BB: 0 P: 7	R: 1 E: 0 K: 0 S: 4	H: 1 LOB: 0 BB: 0 P: 4	1B: 1 2B: 2 3B: 0 HR: 2	SF: 0 SAC: 0 DP: 2 HBP: 0	WP: 1 PB: 0 SB: 1 CS: 0	PA: 36
PITCHER	IP WLS BF H R ER SO BB IBB HBP BLK WP HR S P ERA WHIP																					
Mike Kekich, L (1, 1) ERA: 4.54	6.2 W 28 4 2 2 6 6 0 0 0 1 1 34 58 2.70 1.500																					
Jack Aker, R (7, 1) ERA: 3.16	2.1 S 8 1 1 1 2 0 0 0 0 0 1 12 12 3.86 0.429																					

Batter	1	2	3	4	5	6	7	8	9	AB	R	H	RBI	BB	SO	LOB	BOTTOM			
Horace Clarke, S (1, 4) OBP: 0.341, SLG: 0.368										3	0	0	0	1	0	2	Cleveland Indians @ New York Yankees Yankee Stadium, Bronx, NY Wed Oct 01 1969, 7:05 PM EDT Att: 4,904 - Unknown - 65 F			
Gene Michael, S (1, 6) OBP: 0.341, SLG: 0.364										4	0	0	0	0	0	3				
Roy White, S (1, 7) OBP: 0.391, SLG: 0.426										4	1	1	0	0	0	0				
Bobby Murcer, L (1, 8) OBP: 0.319, SLG: 0.454										4	0	1	0	0	1	1				
Joe Pepitone, L (1, 3) OBP: 0.284, SLG: 0.442										3	1	2	0	1	0	0				
Frank Tepedino, L (1, 9) OBP: 0.302, SLG: 0.231										3	1	1	1	0	1	3				
Ron Woods, R (7, 8) OBP: 0.280, SLG: 0.263										1	0	0	0	0	0	0				
Thurman Munson, R (1, 2) OBP: 0.330, SLG: 0.349										3	1	2	0	0	1	2				
Bobby Cox, R (1, 5) OBP: 0.332, SLG: 0.293										1	0	0	1	1	1	0				
Mike Kekich, R (1, 1) OBP: 0.111, SLG: 0.148										3	0	0	0	0	0	2				
Jack Aker, R (7, 1) OBP: 0.182, SLG: 0.100										0	0	0	0	0	0	0				
Inning Stats	R: 0 E: 0 K: 0 S: 3	H: 0 LOB: 0 BB: 0 P: 3	R: 0 E: 0 K: 0 S: 3	H: 1 LOB: 0 BB: 0 P: 3	R: 0 E: 0 K: 0 S: 4	H: 1 LOB: 2 BB: 1 P: 8	R: 0 E: 0 K: 2 S: 9	H: 2 LOB: 0 BB: 0 P: 9	R: 0 E: 0 K: 1 S: 5	H: 0 LOB: 1 BB: 1 P: 9	R: 4 E: 1 K: 0 S: 6	H: 3 LOB: 0 BB: 1 P: 10	R: 0 E: 0 K: 0 S: 3	H: 0 LOB: 0 BB: 0 P: 3	R: 0 E: 0 K: 1 S: 5	H: 0 LOB: 0 BB: 0 P: 5		1B: 6 2B: 0 3B: 1 HR: 0	SF: 1 SAC: 0 DP: 1 HBP: 0	WP: 0 PB: 0 SB: 0 CS: 0
PITCHER	IP WLS BF H R ER SO BB IBB HBP BLK WP HR S P ERA WHIP																			
Luis Tiant, R (1, 1) ERA: 3.71	6.0 L 27 7 4 2 3 2 1 0 0 0 0 0 8 42 3.00 1.500																			
Dick Ellsworth, L (7, 1) ERA: 4.1	2.0 6 0 0 0 1 0 0 0 0 0 0 0 8 8 0.00 0.000																			