

Cleveland Indians - 1970

Batter	1	2	3	4	5	6	7	8	9	AB R H RBI BB SO LOB	TOP									
Don Buford, S (1, 7) Curt Motton, R (6, 7)	0-3 K2-3		0-0 6-3			4-0 CS BB	4-0 BB	0-3 K		2 0 0 0 1 1 0 1 0 0 1 1 1 1										
Mark Belanger, R (1, 6)	0-3 K		0-3 K			0-0 F2	0-0 6-3		0-0 F3	5 0 0 0 0 2 4										
Frank Robinson, R (1, 9) OBP: 0.600, SLG: 1.500	0-0 2B		0-0 F2			0-3 K		4-0 1B 2B BB	0-0 HR	4 2 2 1 1 1 1										
Boog Powell, L (1, 3) OBP: 0.600, SLG: 0.333	0-3 K			0-3 K			4-0 F8 BB BB	0-0 2B 1B	4-0 1B BB	3 2 1 0 2 2 1										
Paul Blair, R (1, 8) OBP: 0.600, SLG: 0.667		4-0 PB 1B BB		0-3 K			4-0 BB S BB	0-0 S 2B 2B	0-3 K	3 3 1 2 2 2 1										
Brooks Robinson, R (1, 5) OBP: 0.400, SLG: 0.250		0-3 K		0-0 F8			0-0 F8	4-0 2B BB	0-0 FC6-4 1B	4 1 1 0 1 1 3										
Davey Johnson, R (1, 4) OBP: 0.600, SLG: 0.750		0-0 2-H 1B			0-3 K		4-0 BB BB	0-0 WP 2B	0-0 FC6-4	4 0 2 3 1 1 2										
Andy Etchebarren, R (1, 2) OBP: 0.500, SLG: 0.500 Elrod Hendricks, L (7, PH) (7, 2)		0-0 WP 1B			0-0 6-3		4-0 BB BB	0-0 F5		2 0 1 0 0 0 0 1 0 0 1 1 0 1										
Dave McNally, R (1, 1)		0-3 K			0-3 K		0-3 K	0-0 F6		4 0 0 0 0 3 5										
Inning Stats	R: 0 E: 0 K: 3 S: 10	H: 1 LOB: 1 BB: 0 P: 10	R: 1 E: 1 K: 2 S: 8	H: 2 LOB: 1 BB: 1 P: 12	R: 0 E: 0 K: 1 S: 5	H: 0 LOB: 0 BB: 0 P: 5	R: 0 E: 0 K: 2 S: 7	H: 0 LOB: 0 BB: 0 P: 7	R: 0 E: 0 K: 1 S: 4	H: 0 LOB: 1 BB: 1 P: 8	R: 2 E: 0 K: 1 S: 5	H: 0 LOB: 3 BB: 5 P: 25	R: 4 E: 0 K: 1 S: 8	H: 3 LOB: 1 BB: 2 P: 16	R: 1 E: 0 K: 1 S: 7	H: 2 LOB: 2 BB: 1 P: 11	1B: 4 2B: 4 3B: 0 HR: 1	SF: 0 SAC: 0 DP: 1 HBP: 0	WP: 2 PB: 1 SB: 3 CS: 1	PA: 43
PITCHER	IP WLS BF H R ER SO BB IBB HBP BLK WP HR S P ERA WHIP																			
Sam McDowell, L (1, 1) ERA: 4.26	6.1 L 24 3 3 3 11 4 0 0 0 1 0 42 58 4.26 1.105																			
Phil Hennigan, R (7, 1) ERA:	0.0 1 0 0 0 0 1 0 0 0 0 0 0 0 4 ∞ ∞																			
Mike Paul, L (7, 1) ERA:	0.1 3 0 0 0 1 2 0 0 0 0 0 3 11 0.00 6.000																			
Dennis Higgins, R (7, 1) ERA: 27.0	1.1 9 3 4 4 1 2 0 0 0 1 0 9 17 27.00 3.750																			
Bob Miller, R (9, 1) ERA: 9.0	1.0 6 2 1 1 1 1 0 0 0 0 1 7 11 9.00 3.000																			

Baltimore Orioles @ Cleveland Indians
Cleveland Municipal Stadium, Cleveland, OH
Tue Apr 07 1970, 3:33 AM EST
Att: 38,180 - Unknown

livebaseballscorecards.com

AB	33
R	8
H	8
RBI	8
BB	10
SO	14
LOB	19



Batter	1	2	3	4	5	6	7	8	9	AB R H RBI BB SO LOB
Ted Ford, R (1, 9) BBB	4-0 SH3-4 1B BB		0-3 K		0-0 SH1-4 1-2			0-0 5-3		2 1 0 0 1 1 0
Ted Uhlaender, L (1, 8) X	0-0 SH3-4 1-2		0-0 F9		0-3 K			0-3 K		3 0 0 0 0 2 1
Roy Foster, R (1, 7) OBP: 0.500, SLG: 1.250 X	0-0 G5-4-3 2-H 1B			0-0 HR	0-3 K			0-3 K		4 1 2 2 0 2 1
Tony Horton, R (1, 3) X	0-0 G5-4-3 1-2f			4-0 SH2-4 BB		0-3 K		0-3 K		3 0 0 0 1 2 1
Ray Fosse, R (1, 2)		0-0 5-3		0-0 SH2-4 1-2		0-3 K		0-3 K		3 0 0 0 0 2 0
Jack Heidemann, R (1, 6) OBP: 0.250, SLG: 0.250		0-0 1B		0-0 5-3		0-3 K		0-0 F8		4 0 1 0 0 1 1
Graig Nettles, L (1, 5)		0-3 K		4-0 BB			0-0 4-3			2 0 0 0 1 1 1
Eddie Leon, R (1, 4)		0-0 F9		0-0 4-3			0-3 K			3 0 0 0 0 1 3
Sam McDowell, L (1, 1) OBP: 0.500, SLG: 0.500 Phil Hennigan, R (7, 1) Mike Paul, L (7, 1) Dennis Higgins, R (7, 1) Bob Miller, R (9, 1)			0-0 B5		0-0 SH1-4 1B		0-3 K			2 0 1 0 0 0 0 0 0 0 0 0 0 0 0 0 0 0 0 0 0 1 0 0 0 0 1 0 0 0 0 0 0 0 0

Inning Stats	R: 1 E: 0 K: 0 S: 3	H: 1 LOB: 0 BB: 1 P: 7	R: 0 E: 0 K: 1 S: 6	H: 1 LOB: 1 BB: 0 P: 6	R: 0 E: 0 K: 1 S: 5	H: 0 LOB: 0 BB: 0 P: 5	R: 1 E: 0 K: 0 S: 4	H: 1 LOB: 2 BB: 2 P: 12	R: 0 E: 0 K: 2 S: 8	H: 1 LOB: 1 BB: 0 P: 8	R: 0 E: 0 K: 3 S: 9	H: 0 LOB: 0 BB: 0 P: 9	R: 0 E: 0 K: 2 S: 7	H: 0 LOB: 0 BB: 0 P: 7	R: 0 E: 0 K: 2 S: 7	H: 0 LOB: 0 BB: 0 P: 7	R: 0 E: 0 K: 2 S: 7	H: 0 LOB: 0 BB: 0 P: 7	1B: 3 2B: 0 3B: 0 HR: 1	SF: 0 SAC: 3 DP: 1 HBP: 0	WP: 0 PB: 0 SB: 0 CS: 0	PA: 33
--------------	------------------------------	---------------------------------	------------------------------	---------------------------------	------------------------------	---------------------------------	------------------------------	----------------------------------	------------------------------	---------------------------------	------------------------------	---------------------------------	------------------------------	---------------------------------	------------------------------	---------------------------------	------------------------------	---------------------------------	----------------------------------	------------------------------------	----------------------------------	--------

PITCHER	IP	WLS	BF	H	R	ER	SO	BB	IBB	HBP	BLK	WP	HR	S	P	ERA	WHIP	PITCHER	IP	WLS	BF	H	R	ER	SO	BB	IBB	HBP	BLK	WP	HR	S	P	ERA	WHIP	
Dave McNally, L (1, 1) ERA: 2.0	9.0	W	33	4	2	2	13	3	0	0	0	0	1	56	68	2.00	0.778																			

BOTTOM

Baltimore Orioles @ Cleveland Indians
Cleveland Municipal Stadium, Cleveland, OH

Tue Apr 07 1970, 3:33 AM EST
Att. 38,180 - Unknown

livebaseballscorecards.com

AB	27
R	2
H	4
RBI	2
BB	3
SO	13
LOB	8



Batter	1	2	3	4	5	6	7	8	9	AB R H RBI BB SO LOB	TOP											
Don Buford, S (1, 7) BBB	4-0 FC4-6 BB	4-0 WP 1B BB		x 0-0 F4		0-3 K		0-3 K		3 1 0 0 2 2 0												
Mark Belanger, R (1, 6) OBP: 0.200, SLG: 0.111	0-0 FC4-6 5-3 1-2f	0-0 1B 1B		4-0 S BB		0-0 F8		0-0 F9		4 0 1 2 1 0 1												
Frank Robinson, R (1, 9) OBP: 0.667, SLG: 1.167 Dave May, L (6, PR) OBP: 1.000, SLG: 1.000 (6, 9)	0-0 5-3 1-2	0-0 1B		4-0 BB		1-0 HBP		0-0 BB 1B		2 0 1 0 1 0 1 1 0 1 0 0 0 0												
Boog Powell, L (1, 3) OBP: 0.500, SLG: 0.167	4-0 BB	0-0 F4		0-0 F6		0-3 K		4-0 1-2 BB		3 0 0 0 2 1 5												
Paul Blair, R (1, 8) OBP: 0.400, SLG: 0.286	0-0 F9		BBB	4-0 G1-6-3 BB		0-3 K		0-0 F5		4 0 0 0 1 2 4												
Brooks Robinson, R (1, 5) OBP: 0.300, SLG: 0.125		BBB	4-0 1B BB	0-0 G1-6-3 1-2f		0-0 1-3		0-0 L5		4 0 0 0 1 0 3												
Davey Johnson, R (1, 4) OBP: 0.667, SLG: 0.667		x	0-0 2B FC3-2 1B	4-0 BB		4-0 BB BB		0-0 4-3		2 0 1 0 2 0 0												
Andy Etchebarren, R (1, 2) OBP: 0.600, SLG: 0.750 Elrod Hendricks, L (8, PH) (8, 2)		x	0-0 FC3-2 WP 2B	0-0 4-3		4-0 BB		0-0 F5		2 1 1 0 1 0 1 1 0 0 0 0 0 0												
Mike Cuellar, L (1, 1)		x	0-0 FC3-2 WP BB 1B		x	0-0 F6		0-3 K		4 1 0 0 0 1 4												
Inning Stats	R: 0 E: 0 K: 0 S: 3	H: 0 LOB: 2 BB: 2 P: 11	R: 3 E: 0 K: 0 S: 6	H: 4 LOB: 2 BB: 2 P: 14	R: 0 E: 0 K: 0 S: 2	H: 0 LOB: 1 BB: 2 P: 10	R: 0 E: 0 K: 0 S: 3	H: 0 LOB: 2 BB: 2 P: 11	R: 0 E: 0 K: 1 S: 5	H: 0 LOB: 2 BB: 2 P: 13	R: 0 E: 0 K: 2 S: 7	H: 0 LOB: 1 BB: 0 P: 8	R: 0 E: 0 K: 0 S: 3	H: 0 LOB: 0 BB: 0 P: 3	R: 0 E: 0 K: 2 S: 7	H: 0 LOB: 0 BB: 0 P: 7	R: 0 E: 0 K: 1 S: 6	H: 1 LOB: 2 BB: 1 P: 10	1B: 4 2B: 1 3B: 0 HR: 0	SF: 0 SAC: 0 DP: 1 HBP: 1	WP: 1 PB: 0 SB: 1 CS: 0	PA: 42
PITCHER	IP WLS BF H R ER SO BB IBB HBP BLK WP HR S P ERA WHIP																					
Barry Moore, L (1, 1) ERA: 5.4	5.0 L 27 4 3 3 1 10 0 0 0 1 0 19 59 5.40 2.800																					
Steve Hargan, R (6, 1) ERA:	3.0 10 0 0 0 4 0 0 1 0 0 0 17 18 0.00 0.000																					
Phil Hennigan, R (9, 1) ERA:	1.0 5 1 0 0 1 1 0 0 0 0 0 6 10 0.00 2.000																					

Baltimore Orioles @ Cleveland Indians
Cleveland Municipal Stadium, Cleveland, OH
Wed Apr 08 1970, 3:33 AM EST
Att. 2,811 - Unknown

livebaseballscorecards.com

AB	30
R	3
H	5
RBI	2
BB	11
SO	6
LOB	19



Batter	1	2	3	4	5	6	7	8	9	AB	R	H	RBI	BB	SO	LOB
Eddie Leon, R OBP: 0.143, SLG: 0.333 (1, 4)	0-0 2B		0-3 K			0-0 F8		0-0 SF8		3	0	1	1	0	1	1
Ted Uhlaender, L (1, 8)	0-0 F4		0-0 F9			0-0 F7		0-0 F8		4	0	0	0	0	0	2
Graig Nettles, L (1, 5)	4-0 G6-4-3 BB					0-0 F8		0-0 F7		3	0	0	0	1	0	0
Tony Horton, R OBP: 0.500, SLG: 0.833 (1, 3)	0-0 G6-4-3					0-0 HR				3	1	2	1	1	0	2
Vada Pinson, L (9, PR)	1-2f									0	0	0	0	0	0	0
Roy Foster, R OBP: 0.250, SLG: 0.625 (1, 7)		0-0 F6				0-0 6-3				4	0	0	0	0	1	2
Ted Ford, R (1, 9)		0-3 K				0-3 K				4	0	0	0	0	2	2
Jack Heidemann, R OBP: 0.143, SLG: 0.143 (1, 6)		0-0 5-3				0-0 F8				3	0	0	0	0	0	1
Ray Fosse, R OBP: 0.333, SLG: 0.200 (1, 2)			0-0 1B			4-0 G6-4-3 BB				2	0	1	0	1	0	2
Barry Moore, L (1, 1)			0-0 B3			0-0 G6-4-3				1	0	0	0	0	0	1
Chuck Hinton, R (5, PH)						1-2f				1	0	0	0	0	0	1
Steve Hargan, R (6, 1)										0	0	0	0	0	0	0
Larry Brown, R OBP: 1.000, SLG: 3.000 (8, PH)										1	1	1	0	0	0	0
Phil Hennigan, R (9, 1)								0-0 SF8 3B		0	0	0	0	0	0	0

Inning Stats	R: 0	H: 1	R: 0	H: 0	R: 0	H: 1	R: 1	H: 1	R: 0	H: 0	R: 0	H: 1	R: 1	H: 1	R: 0	H: 0	R: 0	H: 0	R: 0	H: 0	R: 0	H: 0	R: 0	H: 0	1B: 2	SF: 1	WP: 0	PA: 33	
E: 0	LOB: 1	E: 0	LOB: 0	E: 0	LOB: 1	E: 0	LOB: 0	E: 0	LOB: 0	E: 0	LOB: 0	E: 1	LOB: 2	E: 0	LOB: 1	E: 0	LOB: 1	E: 0	LOB: 0	E: 0	LOB: 1	E: 0	LOB: 0	E: 0	LOB: 0	2B: 1	SAC: 0	PB: 0	
K: 0	BB: 1	K: 1	BB: 0	K: 1	BB: 0	K: 1	BB: 0	K: 0	BB: 1	K: 1	BB: 0	K: 1	BB: 0	K: 0	BB: 1	K: 0	BB: 1	K: 0	BB: 0	K: 0	BB: 1	K: 0	BB: 0	K: 0	BB: 0	3B: 1	DP: 3	SB: 0	
S: 3	P: 7	S: 5	P: 5	S: 6	P: 6	S: 6	P: 6	S: 2	P: 6	S: 3	P: 3	S: 7	P: 7	S: 4	P: 4	S: 2	P: 6	S: 2	P: 6	S: 2	P: 6	S: 2	P: 6	S: 2	P: 6	HR: 1	HBP: 0	CS: 0	

PITCHER	IP	WLS	BF	H	R	ER	SO	BB	IBB	HBP	BLK	WP	HR	S	P	ERA	WHIP	PITCHER	IP	WLS	BF	H	R	ER	SO	BB	IBB	HBP	BLK	WP	HR	S	P	ERA	WHIP		
Mike Cuellar, L (1, 1)	9.0	W	33	5	2	2	4	3	0	0	0	0	1	38	50	2.00	0.889																				

BOTTOM

Baltimore Orioles @ Cleveland Indians
Cleveland Municipal Stadium, Cleveland, OH

Wed Apr 08 1970, 3:33 AM EST
 Att. 2,811 - Unknown

AB	29
R	2
H	5
RBI	2
BB	3
SO	4
LOB	14



Batter	1	2	3	4	5	6	7	8	9	AB R H RBI BB SO LOB	TOP		
Don Buford, S (1, 7) x OBP: 0.385, SLG: 0.889	0-0 G3		0-0 HR		0-0 1-3	0-0 HR		0-0 SF9		4 2 2 5 0 0 0			
Mark Belanger, R (1, 6) s OBP: 0.200, SLG: 0.143	0-3 K		0-3 K		0-0 F9	0-3 K		0-0 BB 1B		5 0 1 0 0 3 0			
Terry Crowley, L (1, 9) x Merv Rettenmund, R (5, PH) (5, 9)	0-0 F3			4-0 HR BB	0-0 6-3		0-0 6-3	4-0 BB BB		1 1 0 0 1 0 0 2 0 0 0 1 0 0			
Boog Powell, L (1, 3) x OBP: 0.400, SLG: 0.455		0-0 4-3		0-0 HR		0-0 4-3	0-0 4-3	0-0 4-3		5 1 1 2 0 0 3			
Paul Blair, R (1, 8) x OBP: 0.533, SLG: 0.545		0-0 2B		4-0 E S SF9 BB		0-0 BB S 1B	0-0 6-3		0-0 1B	4 3 3 0 1 0 0			
Brooks Robinson, R (1, 5) x OBP: 0.333, SLG: 0.333		0-0 L9-4 2B		0-0 SF9		0-0 F8		0-0 2B FC1-4-2 1B	0-3 K	4 0 2 2 0 1 2			
Davey Johnson, R (1, 4) x OBP: 0.643, SLG: 1.000		0-0 L9-4		0-0 HR		4-0 BB 1B IBB		0-0 1B 2B	0-0 F9	4 3 2 1 1 0 2			
Elrod Hendricks, L (1, 2) x			0-0 F7	0-3 K		4-0 1B HR BB		0-0 FC1-4-2 1B SF9	0-0 4-3	4 2 0 0 1 1 3			
Tom Phoebus, R (1, 1) s OBP: 0.500, SLG: 0.500			0-3 K	0-0 G3		0-0 HR 1B		0-0 BB 1B		4 1 2 3 0 1 0			
Inning Stats	R: 0 H: 0 E: 0 LOB: 0 K: 1 BB: 0 S: 5 P: 5	R: 1 H: 2 E: 0 LOB: 0 K: 0 BB: 0 S: 4 P: 4	R: 1 H: 1 E: 0 LOB: 0 K: 2 BB: 0 S: 8 P: 8	R: 4 H: 2 E: 1 LOB: 0 K: 1 BB: 2 S: 7 P: 15	R: 0 H: 0 E: 0 LOB: 0 K: 0 BB: 0 S: 3 P: 3	R: 5 H: 3 E: 0 LOB: 0 K: 1 BB: 2 S: 8 P: 16	R: 0 H: 0 E: 0 LOB: 0 K: 0 BB: 0 S: 3 P: 3	R: 2 H: 4 E: 0 LOB: 3 K: 0 BB: 1 S: 7 P: 11	R: 0 H: 1 E: 0 LOB: 1 K: 1 BB: 0 S: 6 P: 6	1B: 6 SF: 2 2B: 4 SAC: 0 3B: 0 DP: 1 HR: 4 HBP: 0	WP: 0 PA: 44 PB: 0 SB: 2 CS: 0		
PITCHER	IP WLS BF H R ER SO BB IBB HBP BLK WP HR S P ERA WHIP											PITCHER	IP WLS BF H R ER SO BB IBB HBP BLK WP HR S P ERA WHIP
Rich Hand, R (1, 1) ERA: 16.2	3.1 L 16 5 6 6 3 2 0 0 0 0 0 3 20 28 16.20 2.100												
Dick Ellsworth, L (4, 1) ERA: 13.5	4.2 24 7 7 7 2 2 1 0 0 0 1 25 37 13.50 1.929												
Bob Miller, R (9, 1) ERA: 4.5	1.0 4 1 0 0 1 0 0 0 0 0 0 6 6 0.00 1.000												

Baltimore Orioles @ Cleveland Indians
Cleveland Municipal Stadium, Cleveland, OH
Thu Apr 09 1970, 3:33 AM EST
Att. 2,440 - Unknown

livebaseballscorecards.com

AB	37
R	13
H	13
RBI	13
BB	5
SO	6
LOB	10



Batter	1	2	3	4	5	6	7	8	9	AB R H RBI BB SO LOB	TOP									
Ted Uhlaender, L (1, 8) BBB	4-0 BB		x 0-0 F6		x 0-0 1-3		x 0-0 4-3			3 0 0 0 1 0 0	Cleveland Indians @ New York Yankees Yankee Stadium, Bronx, NY Sat Apr 11 1970, 3:33 AM EST Att. 7,889 - Unknown - 46 F livebaseballscorecards.com									
Lou Klimchok, L (1, 3) OBP: 0.250, SLG: 0.571	x 0-0 F7		x 0-0 HR		x 0-0 3-1		x 0-0 5-3			4 1 1 1 0 0 1										
Vada Pinson, L (1, 7) OBP: 0.500, SLG: 0.857	BBB 4-0 1-2 BB		x 0-0 F8		x 0-0 FC6 1B		x 0-0 F4			3 0 1 0 1 0 0										
Duke Sims, L (1, 2)	x 0-0 F8			SSS 0-3 K	x 0-0 FC6 1-2f		x 0-0 4-3			4 0 0 0 0 1 3										
Russ Nagelson, L (1, 9) SSS OBP: 0.250, SLG: 0.286	0-3 K			BBB 4-0 1B E BB		x 0-0 1B 2B		x 0-0 1-3		3 2 1 0 1 1 2										
Graig Nettles, L (1, 5)		x 0-0 3-1		SSS 0-3 K 1-2		SSS 0-3 K		x 0-0 1-3		4 0 0 0 0 2 2										
Eddie Leon, R (1, 4) OBP: 0.286, SLG: 0.333		x 0-0 6-3		x 0-0 2B 2-H 1B		x 0-0 2-H 1B		x 0-0 5-3		4 0 2 2 0 0 0										
Jack Heidemann, R (1, 6) OBP: 0.143, SLG: 0.214		x 0-0 L3		x 0-0 1-3 2B		SSS 0-3 K		x 0-0 4-3		4 0 1 0 0 1 1										
Dean Chance, R (1, 1)			SSS 0-3 K		SSS 0-3 K		SSS 0-3 K		SSS 0-3 K	3 0 0 0 0 3 3										
Mike Paul, L (8, 1)										1 0 0 0 0 1 0										
Dennis Higgins, R (9, 1)										0 0 0 0 0 0 0										
Inning Stats	R: 0 E: 0 K: 1 S: 5	H: 0 LOB: 2 BB: 2 P: 13	R: 0 E: 0 K: 0 S: 3	H: 0 LOB: 0 BB: 0 P: 3	R: 1 E: 0 K: 1 S: 6	H: 1 LOB: 0 BB: 0 P: 6	R: 1 E: 0 K: 3 S: 11	H: 2 LOB: 2 BB: 1 P: 15	R: 0 E: 0 K: 0 S: 4	H: 1 LOB: 1 BB: 0 P: 4	R: 1 E: 0 K: 3 S: 11	H: 2 LOB: 1 BB: 0 P: 11	R: 0 E: 0 K: 0 S: 3	H: 0 LOB: 0 BB: 0 P: 3	R: 0 E: 0 K: 1 S: 5	H: 0 LOB: 0 BB: 0 P: 5	1B: 3 2B: 2 3B: 0 HR: 1	SF: 0 SAC: 0 DP: 0 HBP: 0	WP: 0 PB: 0 SB: 0 CS: 0	PA: 36
PITCHER	IP WLS BF H R ER SO BB IBB HBP BLK WP HR S P ERA WHIP	IP WLS BF H R ER SO BB IBB HBP BLK WP HR S P ERA WHIP																		
Stan Bahnsen, R (1, 1) ERA: 2.57	7.0 L 30 6 3 2 8 3 0 0 0 0 0 1 43 55 2.57 1.286																			
Lindy McDaniel, R (8, 1) ERA:	2.0 6 0 0 0 1 0 0 0 0 0 0 0 8 8 0.00 0.000																			



Batter	1	2	3	4	5	6	7	8	9	AB	R	H	RBI	BB	SO	LOB
Horace Clarke, S (1, 4) OBP: 0.214, SLG: 0.154	0-0 F7		0-0 F7		0-0 E4		0-0 L9		4-0 BB	4	0	0	0	1	0	3
Thurman Munson, R (1, 2) OBP: 0.231, SLG: 0.091	4-0 S BB		0-0 G2		0-3 K		0-3 K		0-3 K	4	0	0	0	1	3	7
Roy White, S (1, 7) OBP: 0.357, SLG: 0.500	4-0 G4-6-3 BB		0-0 6-3		0-0 G4-3				0-0 F8	4	0	1	0	1	0	5
Bobby Murcer, L (1, 8) OBP: 0.500, SLG: 0.667	0-0 G4-6-3			4-0 HBP 1B BB		0-3 K		0-3 K		3	0	0	0	1	2	3
Curt Blefary, L (1, 9) OBP: 0.333, SLG: 0.300		4-0 FC5-4 BB BB		0-0 HBP 1B		0-0 L4		0-3 K		3	0	1	0	1	1	1
John Ellis, R (1, 3) OBP: 0.333, SLG: 0.111		4-0 FC5-4 BB		1-0 G4-6-3 HBP		0-0 4-3		0-3 K		2	0	0	0	1	1	1
Danny Cater, R (1, 5) OBP: 0.273, SLG: 0.111		0-0 FC5-4 S		0-3 K			0-0 F7 1B		4-0 1B BB	3	0	1	0	1	1	5
Gene Michael, S (1, 6) OBP: 0.455, SLG: 0.333		0-3 K		0-0 G4-6-3			0-0 1B		0-0 WP 1B	4	0	2	0	0	1	5
Stan Bahnsen, R (1, 1)		0-0 6-3			4-0 E BB		0-0 F7		0-3 K	1	0	0	0	0	1	2
Pete Ward, L (7, PH)										1	0	0	0	0	0	2
Lindy McDaniel, R (8, 1)										0	0	0	0	0	0	0
Ron Woods, R (9, PH)										1	0	0	0	0	1	2

BOTTOM

Cleveland Indians @ New York Yankees
 Yankee Stadium, Bronx, NY
 Sat Apr 11 1970, 3:33 AM EST
 Att. 7,889 - Unknown - 46 F

AB	30
R	0
H	5
RBI	0
BB	8
SO	10
LOB	36



Inning Stats	R: 0	H: 0	E: 0	K: 0	S: 2	R: 0	H: 0	E: 0	K: 1	S: 5	R: 0	H: 0	E: 0	K: 1	S: 5	R: 0	H: 1	E: 0	K: 1	S: 5	R: 0	H: 0	E: 0	K: 1	S: 5	R: 0	H: 0	E: 0	K: 1	S: 5	R: 0	H: 2	E: 0	K: 1	S: 7	R: 0	H: 1	E: 0	K: 3	S: 10	R: 0	H: 1	E: 0	K: 2	S: 8	1B: 5	2B: 0	3B: 0	HR: 0	SF: 0	SAC: 0	DP: 3	HBP: 1	WP: 1	PB: 0	SB: 2	CS: 0	PA: 39
PITCHER	IP	WLS	BF	H	R	ER	SO	BB	IBB	HBP	BLK	WP	HR	S	P	ERA	WHIP																																									
Dean Chance, R (1, 1) ERA:	7.0	W	30	4	0	0	5	6	0	1	0	0	0	33	58	0.00	1.429																																									
Mike Paul, L (8, 1) ERA:	1.1		7	1	0	0	4	2	0	0	0	1	0	13	21	0.00	2.250																																									
Dennis Higgins, R (9, 1) ERA: 18.0	0.2	S	2	0	0	0	1	0	0	0	0	0	0	4	4	0.00	0.000																																									

Batter	1	2	3	4	5	6	7	8	9	AB R H RBI BB SO LOB	TOP
Ted Uhlaender, L (1, 8) BBB	4-0 S 2B BB		x 0-0 1-2			x 0-0 F7		x 0-0 6-3		3 1 0 0 1 0 1	Cleveland Indians @ New York Yankees Yankee Stadium, Bronx, NY Sun Apr 12 1970, 3:33 AM EST Unknown - 55 F livebaseballscorecards.com
Lou Klimchok, L (1, 3) OBP: 0.167, SLG: 0.364	x 0-0 1-3 1-2		x 0-0 1-3			x 0-0 F8		x 0-3 K		4 0 0 0 0 1 1	
Vada Pinson, L (1, 7) OBP: 0.333, SLG: 0.545	x 0-0 F8				x 0-0 L3		SS 0-3 K	SS 0-3 K		4 0 0 0 0 2 1	
Duke Sims, L (1, 2) OBP: 0.083, SLG: 0.167	x 0-0 2-H 2B				x 0-0 1-4-3		x 0-0 6-3	SS 0-3 K		4 0 1 1 0 1 0	
Russ Nagelson, L (1, 9) OBP: 0.250, SLG: 0.545	x 0-0 1-3				x 0-0 6-3		x 0-0 HR	x 0-0 F4		4 1 1 1 0 0 1	
Graig Nettles, L (1, 5)		x 0-0 F7			x 0-0 F8		BBB 4-0 2B BB	SS 0-3 K		3 0 0 0 1 1 0	
Eddie Leon, R (1, 4) OBP: 0.294, SLG: 0.400		x 0-0 L4			x 0-0 6-3		x 0-0 1-3 2B			3 0 1 0 0 0 0	
Jack Heidemann, R (1, 6) OBP: 0.176, SLG: 0.188		x 0-0 1-3			SS 0-3 K		SS 4-0 IBB			2 0 0 0 1 1 0	
Sam McDowell, L (1, 1) OBP: 0.400, SLG: 0.400			x 0-0 4-3 1B			x 0-0 1-3	SS 0-3 K			3 0 1 0 0 1 3	
Inning Stats	R: 1 H: 1 E: 0 LOB: 1 K: 0 BB: 1 S: 4 P: 8	R: 0 H: 0 E: 0 LOB: 0 K: 0 BB: 0 S: 3 P: 3	R: 0 H: 1 E: 0 LOB: 0 K: 0 BB: 0 S: 3 P: 3	R: 0 H: 0 E: 0 LOB: 0 K: 0 BB: 0 S: 3 P: 3	R: 0 H: 0 E: 0 LOB: 0 K: 1 BB: 0 S: 5 P: 5	R: 0 H: 0 E: 0 LOB: 0 K: 0 BB: 0 S: 3 P: 3	R: 1 H: 2 E: 0 LOB: 3 K: 2 BB: 2 S: 9 P: 17	R: 0 H: 0 E: 0 LOB: 0 K: 2 BB: 0 S: 7 P: 7	R: 0 H: 0 E: 0 LOB: 0 K: 2 BB: 0 S: 7 P: 7	1B: 1 SF: 0 2B: 2 SAC: 0 3B: 0 DP: 0 HR: 1 HBP: 0	WP: 0 PA: 33 PB: 0 SB: 1 CS: 0
PITCHER	IP WLS BF H R ER SO BB IBB HBP BLK WP HR S P ERA WHIP										
Mel Stottlemyre, R (1, 1) ERA: 4.5	7.0 L 27 4 2 2 3 2 1 0 0 0 1 30 42 2.57 0.857										
Steve Hamilton, L (8, 1) ERA:	2.0 6 0 0 0 4 0 0 0 0 0 0 14 14 0.00 0.000										


Batter	1	2	3	4	5	6	7	8	9	AB R H RBI BB SO LOB
Horace Clarke, S (1, 4) OBP: 0.263, SLG: 0.176	0-0 1-3		0-0 G3 1B		0-0 5-3		H 1-0 HBP HBP		X 0-0 3-1	4 0 1 0 0 0 0
Thurman Munson, R (1, 2) OBP: 0.235, SLG: 0.071	0-3 K2-3		0-0 G3 1-2		0-0 F8		H 1-0 HBP			3 0 0 0 0 1 1
Roy White, S (1, 7) OBP: 0.389, SLG: 0.571	4-0 BB BB		0-3 K		0-0 2B		X 0-0 SF7			2 0 1 1 1 1 1
John Ellis, R (1, 3) OBP: 0.313, SLG: 0.083	4-0 1-2 BB		0-0 F8		0-0 F9		X 0-0 K			3 0 0 0 1 1 4
Bobby Murcer, L (1, 8) OBP: 0.375, SLG: 0.462	0-0 G3			X 0-0 E4 1B		S 0-3 K		S 0-3 K		4 0 0 0 0 2 2
Danny Cater, R (1, 5) OBP: 0.333, SLG: 0.231		X 0-0 4-3		X 0-0 1-3 1B		X 0-0 K2-6-2 1B		X 0-0 F8		4 0 2 0 0 0 0
Curt Blefary, L (1, 9) OBP: 0.250, SLG: 0.214		X 0-0 4-3		S 0-3 K		S 0-3 K2-6-2		S 0-3 K		4 0 0 0 0 3 3
Gene Michael, S (1, 6) OBP: 0.467, SLG: 0.333		B 4-0 BB BB		X 0-0 F9		X 0-0 HBP SF7 1B		S 0-3 K		3 1 1 0 1 1 2
Mel Stottlemyre, R (1, 1) Ron Woods, R (7, PH) Steve Hamilton, L (8, 1) Ron Hansen, R (9, PH)		X 0-0 F8		S 0-3 K		X 0-0 6-3		X 0-0 F2		2 0 0 0 0 1 3 1 0 0 0 0 0 1 0 0 0 0 0 0 0 1 0 0 0 0 0 0

Inning Stats	R: 0 E: 0 K: 1 S: 5	H: 0 LOB: 2 BB: 2 P: 13	R: 0 E: 0 K: 0 S: 3	H: 0 LOB: 1 BB: 1 P: 7	R: 0 E: 0 K: 1 S: 6	H: 1 LOB: 1 BB: 0 P: 6	R: 0 E: 1 K: 2 S: 9	H: 1 LOB: 2 BB: 0 P: 9	R: 0 E: 0 K: 0 S: 4	H: 1 LOB: 1 BB: 0 P: 4	R: 0 E: 0 K: 2 S: 7	H: 1 LOB: 1 BB: 0 P: 7	R: 1 E: 0 K: 1 S: 6	H: 1 LOB: 2 BB: 0 P: 8	R: 0 E: 0 K: 2 S: 7	H: 0 LOB: 0 BB: 0 P: 7	R: 0 E: 0 K: 1 S: 5	H: 0 LOB: 0 BB: 0 P: 5	1B: 4 2B: 2 3B: 0 HR: 0	SF: 1 SAC: 0 DP: 1 HBP: 2	WP: 0 PB: 0 SB: 0 CS: 0	PA: 37	
PITCHER Sam McDowell, L (1, 1) ERA: 2.35	IP 9.0	WLS W	BF 37	H 5	R 1	ER 1	SO 10	BB 3	IBB 0	HBP 2	BLK 0	WP 0	HR 0	S 52	P 66	ERA 1.00	WHIP 0.889						

BOTTOM

Cleveland Indians @ New York Yankees
 Yankee Stadium, Bronx, NY
 Sun Apr 12 1970, 3:33 AM EST
 Unknown - 55 F

AB	31
R	1
H	5
RBI	1
BB	3
SO	10
LOB	17



Batter	1	2	3	4	5	6	7	8	9	AB R H RBI BB SO LOB	TOP																
Ted Uhlaender, L (1, 8) OBP: 0.167, SLG: 0.048	0-0 1B		0-0 4-3		0-0 4-3		0-0 F7		4-0 E 3-2 BB	4 0 1 0 1 0 0																	
Eddie Leon, R (1, 4) (7, 6) OBP: 0.318, SLG: 0.400	0-0 4-3		0-0 1B		0-0 G4-6-3 1B			0-0 L6	0-0 E5	5 0 2 0 0 0 1																	
Vada Pinson, L (1, 7) OBP: 0.313, SLG: 0.429	4-0 CS BB		0-0 G3		0-0 G4-6-3 1-2f			0-0 G2	0-0 3-2 3-H	3 0 0 0 1 0 2																	
Roy Foster, R (1, 9) Lou Klimchok, L (6, PH) OBP: 0.364, SLG: 0.556 OBP: 0.214, SLG: 0.385	0-0 CS 1-2	4-0 CS BB		4-0 1B 2B BB		0-0 G3		0-0 1B		0 1 0 0 2 0 0 2 0 1 0 0 0 0																	
Chuck Hinton, R (1, 3) Russ Nagelson, L (6, PH) OBP: 0.214, SLG: 0.462		4-0 1B FC3-2-5 BB		0-0 F4		0-0 4-3		0-0 1-3		1 0 0 0 1 0 1 2 0 0 0 0 0 1																	
Ray Fosse, R (1, 2) OBP: 0.600, SLG: 0.625		0-0 FC3-2-5 1-3 1B		0-0 2B 6-3 1B		4-0 BB			0-0 BB E 2B	3 2 3 0 1 0 0																	
Larry Brown, R (1, 5) OBP: 0.600, SLG: 1.250		0-0 FC3-2-5 1-3 3-H 2B		0-0 1-3 2-H 2B		0-0 5-3			4-0 BB E BB	3 1 1 1 1 0 3																	
Jack Heidemann, R (1, 8) Ted Ford, R (7, PH) Phil Hennigan, L (7, 1) Dick Ellsworth, L (8, 1) Duke Sims, L (9, PH) Dennis Higgins, R (9, 1) Mike Paul, L (9, 1)		0-0 K		0-0 6-3			0-0 1-3		0-3 K	2 0 0 0 1 0 1 3 1 0 1 0 0 0 0 0 1 2 0 0 0 0 0 0 0 0 0 0 0 0 0 0 0 0																	
Barry Moore, L (1, 1) Graig Nettles, L (7, PH) (7, 5)			0-0 5-3		0-0 4-3		0-0 F5		0-0 F7	2 0 0 0 0 0 1 2 0 0 0 0 0 2																	
Inning Stats	R: 0 E: 0 K: 0 S: 2	H: 1 LOB: 0 BB: 1 P: 6	R: 0 E: 0 K: 1 S: 5	H: 1 LOB: 2 BB: 2 P: 13	R: 0 E: 0 K: 0 S: 4	H: 1 LOB: 1 BB: 2 P: 4	R: 2 E: 0 K: 0 S: 5	H: 2 LOB: 1 BB: 1 P: 9	R: 0 E: 0 K: 0 S: 3	H: 1 LOB: 0 BB: 0 P: 3	R: 0 E: 0 K: 0 S: 3	H: 0 LOB: 1 BB: 1 P: 7	R: 0 E: 0 K: 0 S: 3	H: 0 LOB: 0 BB: 0 P: 3	R: 0 E: 0 K: 0 S: 4	H: 1 LOB: 1 BB: 0 P: 4	R: 2 E: 1 K: 1 S: 6	H: 1 LOB: 2 BB: 2 P: 14	1B: 6 2B: 2 3B: 0 HR: 0	SF: 0 SAC: 0 DP: 1 HBP: 0	WP: 0 PB: 0 SB: 0 CS: 2	PA: 39					
PITCHER	IP WLS BF H R ER SO BB IBB HBP BLK WP HR S P ERA WHIP																										
Mike Kekich, L (1, 1) ERA: 4.5	4.0		18	5	2	2	1	4	0	0	0	0	0	16	32	4.50	2.250										
Ron Klimkowski, R (5, 1) ERA:	4.0		16	3	2	0	0	2	0	0	0	0	0	14	22	0.00	1.250										
Steve Hamilton, L (9, 1) ERA:	0.2		3	0	0	0	1	1	0	0	0	0	0	4	8	0.00	1.500										
Jack Aker, R (9, 1) ERA:	0.1	W	2	0	0	0	0	0	0	0	0	0	0	1	1	0.00	0.000										

Cleveland Indians @ New York Yankees
 Yankee Stadium, Bronx, NY
 Sun Apr 12 1970, 3:38 AM EST
 Att. 27,308 - Unknown - 60 F

livebaseballscorecards.com

AB	31
R	4
H	8
RBI	2
BB	7
SO	2
LOB	16



BOTTOM

Cleveland Indians @ New York Yankees

Yankee Stadium, Bronx, NY

Sun Apr 12 1970, 3:38 AM EST
Att: 27,308 - Unknown - 60 F

AB	34
R	5
H	10
RBI	5
BB	10
SO	1
LOB	19



WP:	0	PA:	45
PB:	0	SB:	1
CS:	0		

AB R H RBI BB SO LOB

4 0 1 0 1 0 1
4 0 1 1 0 1 2
0 0 0 0 1 0 0
0 0 0 0 0 0 0

4 1 3 2 1 0 1

3 0 0 0 2 0 5

4 1 1 0 1 0 2

3 0 1 1 2 0 2

4 0 0 0 0 0 4

4 2 2 0 1 0 0

2 1 1 0 0 0 1
2 0 0 0 0 0 1
0 0 0 0 0 0 0
0 0 0 0 0 0 0
0 0 0 0 0 0 0
0 0 0 1 1 0 0

1B: 7 SF: 0
2B: 3 2B: 3 SAC: 1
3B: 0 DP: 0
HR: 0 HBP: 0

Batter	1	2	3	4	5	6	7	8	9
Horace Clarke, S OBP: 0.292, SLG: 0.190 (1, 4)	0-0 F8	0-0 E 1B		0-0 F5		0-0 F8		4-0 BB BB	
Ron Woods, R OBP: 0.143, SLG: 0.143 (1, 9) Pete Ward, L (8, PH) Jim Lyttle, L (8, PR) (9, 9)	0-0 5-3	0-3 K		0-0 FC4-6 1B			0-0 F5	4-0 BB BB	
Roy White, S OBP: 0.478, SLG: 0.667 (1, 7)	0-0 E6 BB 1B	0-0 E8 1B		0-0 FC4-6 1B			0-0 1-3 2B	4-0 1-2 2-3 3-H BB	
Bobby Murcer, L OBP: 0.381, SLG: 0.375 (1, 8)	4-0 BB BB	0-0 F5			0-0 L7		4-0 1-3 IBB	0-0 4-3	
John Ellis, R OBP: 0.333, SLG: 0.125 (1, 3)	4-0 1-2 2-3 BB BB			0-0 F4		0-0 F8		0-0 1-3	0-0 SH1-4 BB 1B
Danny Cater, R OBP: 0.400, SLG: 0.313 (1, 5)	4-0 1-2 2-3 3-H BB			0-0 F9		0-0	0-0 F3 2B		4-0 BB SH1-4 BB
Thurman Munson, R OBP: 0.190, SLG: 0.056 (1, 2)	0-0 F8			0-0 5-3		0-0 F7		0-0 5-3	0-0 SH1-4
Gene Michael, S OBP: 0.500, SLG: 0.438 (1, 6)		0-0 5-3		0-0 1B 2B		0-0 6-3		0-0 BB S 1B	4-0 BB BB
Mike Kekich, R OBP: 0.500, SLG: 0.500 (1, 1) Ron Klimkowski, R (5, 1) Steve Hamilton, L (9, 1) Jack Aker, R (9, 1) Frank Tepedino, L (9, PH) Ron Hansen, R (9, PH)		0-0 E 1B		0-0 FC		0-0 F3		0-0 F4	4-0 1-2 2-3 3-H BB

Inning Stats	R: 1	H: 1	LOB: 3	K: 0	P: 16	R: 1	H: 3	LOB: 2	K: 1	P: 8	R: 0	H: 0	LOB: 0	K: 0	P: 3	R: 1	H: 2	LOB: 1	K: 0	P: 5	R: 0	H: 1	LOB: 1	K: 0	P: 4	R: 0	H: 0	LOB: 0	K: 0	P: 3	R: 0	H: 1	LOB: 2	K: 0	P: 8	R: 1	H: 1	LOB: 3	K: 0	P: 16	R: 1	H: 1	LOB: 3	K: 0	P: 14	1B: 7	SF: 0	2B: 3	SAC: 1	3B: 0	DP: 0	HR: 0	HBP: 0	WP: 0	PA: 45
--------------	------	------	--------	------	-------	------	------	--------	------	------	------	------	--------	------	------	------	------	--------	------	------	------	------	--------	------	------	------	------	--------	------	------	------	------	--------	------	------	------	------	--------	------	-------	------	------	--------	------	-------	-------	-------	-------	--------	-------	-------	-------	--------	-------	--------

PITCHER	IP	WLS	BF	H	R	ER	SO	BB	IBB	HBP	BLK	WP	HR	S	P	ERA	WHIP
Barry Moore, L ERA: 4.91 (1, 1)	6.0		28	7	3	3	1	3	0	0	0	0	0	27	39	4.50	1.667
Phil Hennigan, R ERA: 3.38 (7, 1)	1.2		11	2	1	1	0	3	1	0	0	0	0	7	23	5.40	3.000
Dick Ellsworth, L ERA: 12.6 (8, 1)	0.1		1	0	0	0	0	0	0	0	0	0	0	1	1	0.00	0.000
Dennis Higgins, R ERA: 19.29 (9, 1)	0.1	L	4	1	1	1	0	2	0	0	0	0	0	2	10	27.00	9.000
Mike Paul, L ERA: (9, 1)	0.0		1	0	0	0	0	1	0	0	0	0	0	0	4	∞	∞

Batter	1	2	3	4	5	6	7	8	9	AB R H RBI BB SO LOB	TOP
Vada Pinson, L (1, 8) OBP: 0.381, SLG: 0.444	4-0 CS BB		0-0 1B		0-0 L8	0-0 1B		0-0 G3		4 0 2 0 1 0 0	
Eddie Leon, R (1, 4) OBP: 0.296, SLG: 0.360	0-3 K 1-2		0-0 4-3		0-0 2B 1B	0-0 L9		0-0 L9	5 1 1 0 0 1 4		
Roy Foster, R (1, 7) OBP: 0.500, SLG: 0.786	0-0 1B			0-0 F8	0-0 1B 2B		0-0 G5-3 2B	0-0 G6-4-3 1B	5 1 4 1 0 0 0		
Tony Horton, R (1, 3) OBP: 0.462, SLG: 0.727	0-0 F3			0-0 BB 2B	0-0 2-H 1B		0-3 K	0-0 G6-4-3 1-2f	5 0 2 1 0 1 3		
Ray Fosse, R (1, 2) OBP: 0.571, SLG: 0.500		0-0 5-3		4-0 BB BB	0-0 L5		4-0 BB		2 0 0 0 2 0 1		
Larry Brown, R (1, 5) OBP: 0.444, SLG: 0.875		0-0 F7		0-0 F8		0-0 4-3 1B 2B	0-0 G5-3 2-3f		4 1 1 0 0 0 4		
Ted Ford, R (1, 9) OBP: 0.250, SLG: 0.400		0-3 K		4-0 1-2 2-3 BB		0-3 K		0-0 HR	3 1 1 1 1 2 1		
Jack Heidemann, R (1, 6) OBP: 0.130, SLG: 0.136			0-0 L9	0-3 K		0-0 4-3		0-0 F8	4 0 0 0 0 1 4		
Rich Hand, R Steve Hagan, R Lou Klimchock, L Phil Hennigan, R Bob Miller, R Dick Ellsworth, L Chuck Hinton, R Mike Pajul, L Vern Fuller, R Dennis Higgins, R			0-3 K		0-0 F6	0-0 3-H 1B 1B		0-3 K	1 0 0 0 0 0 1 0 1 0 0 1 1 0 0 0 0 0 0 0 0 0 0 0 1 0 0 0 0 0 0 1 0 0 0 0 0 0 0 0 0		
Inning Stats	R: 0 H: 1 E: 0 LOB: 1 K: 1 BB: 1 S: 5 P: 9	R: 0 H: 0 E: 0 LOB: 0 K: 1 BB: 0 S: 5 P: 5	R: 0 H: 1 E: 0 LOB: 1 K: 1 BB: 0 S: 6 P: 6	R: 0 H: 1 E: 0 LOB: 3 K: 1 BB: 2 S: 6 P: 14	R: 2 H: 3 E: 0 LOB: 1 K: 0 BB: 0 S: 6 P: 6	R: 1 H: 3 E: 0 LOB: 2 K: 1 BB: 0 S: 8 P: 8	R: 0 H: 1 E: 0 LOB: 1 K: 1 BB: 1 S: 5 P: 9	R: 1 H: 1 E: 0 LOB: 0 K: 1 BB: 0 S: 6 P: 6	R: 0 H: 1 E: 0 LOB: 0 K: 0 BB: 0 S: 3 P: 3	1B: 7 SF: 0 2B: 4 SAC: 0 3B: 0 DP: 2 HR: 1 HBP: 0	WP: 0 PA: 40 PB: 0 SB: 0 CS: 1
PITCHER Mickey Lolich, L (1, 1) ERA: 1.95	IP WLS BF H R ER SO BB IBB HBP BLK WP HR S P ERA WHIP										
	9.0 W 40 12 4 4 7 4 0 0 0 0 0 1 50 66 4.00 1.778										

Cleveland Indians @ Detroit Tigers
Tiger Stadium, Detroit, MI
Tue Apr 14 1970, 3:33 AM EST
Att. 26,891 - Unknown - 52 F

livebaseballscorecards.com

AB	36
R	4
H	12
RBI	4
BB	4
SO	7
LOB	17



Batter	1	2	3	4	5	6	7	8	9	AB	R	H	RBI	BB	SO	LOB	BOTTOM
Dick McAuliffe, L OBP: 0.417, SLG: 0.259 (1, 4)	0-0 1-3 1B		0-0 S 2B 1B	0-0 F9	0-3 K		0-0 F9	0-3 K		6	1	1	1	0	2	4	Cleveland Indians @ Detroit Tigers Tiger Stadium, Detroit, MI Tue Apr 14 1970, 3:33 AM EST Att: 26,891 - Unknown - 52 F
Cesar Gutierrez, R OBP: 0.375, SLG: 0.433 (1, 6)	0-0 1-3		4-0 2B G3 BB	0-0 4-3	0-0 F8		0-0 F9		4	1	0	0	1	0	2		
Al Kaline, R OBP: 0.441, SLG: 0.423 (1, 9)	0-0 L6-3		0-0 G3 2B		1B BB FC6-4		4-0 HR BB		3	2	1	2	2	0	2		
Norm Cash, L OBP: 0.364, SLG: 0.579 (1, 3)		0-0 F7	0-0 F5		0-0 1B 2B 1B	0-0 1B SF7 1B	0-0 HR		5	3	3	2	0	0	2		
Willie Horton, R OBP: 0.452, SLG: 0.519 (1, 7)		0-0 5-3	0-0 G3		0-0 2B 1B	0-0 1B	0-3 K		5	1	2	2	0	1	1		
Jim Northrup, L OBP: 0.419, SLG: 0.393 (1, 8)		0-0 1B	0-0 BB BB		0-0 1B 2B	0-0 1B		0-0 4-3	4	1	3	1	1	0	0		
Bill Freehan, R OBP: 0.469, SLG: 0.600 (1, 2)		0-0 1-3	4-0 FC4-6 BB		0-0 1B 1B	0-3 K		0-0 E 1B	4	1	2	2	1	1	4		
Don Wert, R OBP: 0.316, SLG: 0.143 (1, 5)			0-0 SH 1B FC4-6		0-0 1B 1B	0-0 SF7		0-0 F9	4	1	2	1	0	0	4		
Mickey Lolich, S OBP: 0.250, SLG: 0.182 (1, 1)			0-0 SH S 1B 2B FC6-4	0-0 1-3	0-0 1B FC6-4	0-0 G3		0-0 E5	4	1	1	1	0	0	3		

Inning Stats	R: 0	H: 0	E: 0	K: 0	S: 3	R: 0	H: 1	E: 0	K: 0	S: 4	R: 4	H: 3	E: 0	K: 0	S: 7	R: 0	H: 0	E: 0	K: 0	S: 3	R: 5	H: 6	E: 0	K: 1	S: 11	R: 1	H: 3	E: 0	K: 1	S: 8	R: 2	H: 1	E: 0	K: 1	S: 6	R: 0	H: 1	E: 1	K: 1	S: 7	1B: 12	SF: 1	3B: 0	HR: 1	WP: 0	PA: 46
	LOB: 0	BB: 0	P: 3			LOB: 1	BB: 0	P: 4			LOB: 3	BB: 3	P: 19			LOB: 2	BB: 1	P: 15			LOB: 0	BB: 0	P: 8			LOB: 2	BB: 0	P: 10			LOB: 0	BB: 1	P: 7			LOB: 2	BB: 0	P: 7	SAC: 1	DP: 0	HBP: 0	CS: 0				

PITCHER	IP	WLS	BF	H	R	ER	SO	BB	IBB	HBP	BLK	WP	HR	S	P	ERA	WHIP
Rich Hand, R ERA: 16.88 (1, 1)	2.0	L	11	3	4	4	0	1	0	0	0	0	0	10	14	18.00	2.000
Steve Hargan, R ERA: (3, 1)	2.0		9	1	0	0	0	2	0	0	0	0	0	7	15	0.00	1.500
Phil Hennigan, R ERA: 16.88 (5, 1)	0.0		4	3	4	4	0	1	0	0	0	0	0	3	7	∞	∞
Bob Miller, R ERA: 9.0 (5, 1)	0.0		3	3	1	1	0	0	0	0	0	0	0	3	3	∞	∞
Dick Ellsworth, L ERA: 10.5 (5, 1)	1.0		3	0	0	0	1	0	0	0	0	0	0	5	5	0.00	0.000
PITCHER	IP	WLS	BF	H	R	ER	SO	BB	IBB	HBP	BLK	WP	HR	S	P	ERA	WHIP
Mike Paul, L ERA: 7.36 (6, 1)	2.0		11	4	3	3	2	1	0	0	0	0	0	14	18	13.50	2.500
Dennis Higgins, R ERA: 13.5 (8, 1)	1.0		5	1	0	0	1	0	0	0	0	0	0	7	7	0.00	1.000

livebaseballscores.com

AB	39
R	12
H	15
RBI	12
BB	5
SO	4
LOB	22



Batter	1	2	3	4	5	6	7	8	9	AB R H RBI BB SO LOB	TOP									
Ted Uhlaender, L (1, 8) OBP: 0.172, SLG: 0.120	0-0 SH1 2B		0-0 1-3	0-0 SF9		0-0 4-3			0-3 K	4 0 1 1 0 1 0	Cleveland Indians @ Detroit Tigers Tiger Stadium, Detroit, MI Thu Apr 16 1970, 3:33 AM EST Att. 6,280 - Unknown									
Eddie Leon, R (1, 4) OBP: 0.290, SLG: 0.321	0-0 SH1 2-3		0-0 4-3	4-0 3-H BB		0-0 F7		0-0 F7	3 0 0 0 1 0 0											
Vada Pinson, L (1, 9) OBP: 0.385, SLG: 0.435	0-3 K		0-0 BB 1B	0-3 K			0-0 FC5-4 1B	0-0 L9	5 0 2 0 0 2 3											
Tony Horton, R (1, 3) OBP: 0.412, SLG: 0.571	0-0 3-1		4-0 1-2 BB		0-0 5-3		0-0 FC5-4 1-2f FC6-4		3 0 0 0 1 0 2											
Roy Foster, R (1, 7) OBP: 0.500, SLG: 0.722		0-0 4-3 1B	0-3 K		0-0 G3 1B		0-0 FC6-4 1-2f		4 0 2 0 0 1 3											
Duke Sims, L (1, 2) OBP: 0.118, SLG: 0.125		0-0 4-3 1-2		4-0 BB 1B BB	0-0 G3 1-2		0-3 K		3 1 0 0 1 1 3											
Graig Nettles, L (1, 5)		4-0 BB BB		4-0 SH1-4 1-2 1B SF9 BB	4-0 BB BB		0-3 K		1 1 0 0 3 1 0											
Jack Heidemann, R (1, 6) OBP: 0.148, SLG: 0.154		0-0 F8		0-0 SH1-4 1-2 2-H 1B	0-0 F8		0-0 1-3		4 0 1 1 0 0 4											
Dean Chance, R (1, 1)		0-0 L9		0-0 SH1-4 1-2 2-3		0-3 K		0-0 4-3	2 0 0 0 0 1 2											
Steve Hargan, R (7, 1)									0 0 0 0 0 0 0											
Mike Paul, L (7, 1)									0 0 0 0 0 0 0											
Russ Nagelson, L (8, PH) OBP: 0.200, SLG: 0.429									0 0 0 0 0 0 0											
Dennis Higgins, R (8, 1)									0 0 0 0 0 0 0											
Inning Stats	R: 0 E: 0 K: 1 S: 6	H: 1 LOB: 1 BB: 0 P: 6	R: 0 E: 0 K: 0 S: 4	H: 1 LOB: 2 BB: 1 P: 8	R: 0 E: 0 K: 1 S: 6	H: 1 LOB: 2 BB: 3 P: 18	R: 0 E: 0 K: 0 S: 4	H: 1 LOB: 2 BB: 1 P: 8	R: 0 E: 0 K: 1 S: 5	H: 0 LOB: 0 BB: 0 P: 5	R: 0 E: 0 K: 1 S: 6	H: 1 LOB: 1 BB: 0 P: 6	R: 0 E: 0 K: 1 S: 5	H: 0 LOB: 0 BB: 0 P: 5	R: 0 E: 0 K: 1 S: 5	H: 0 LOB: 0 BB: 0 P: 5	1B: 5 2B: 1 3B: 0 HR: 0	SF: 1 SAC: 2 DP: 0 HBP: 0	WP: 0 PB: 0 SB: 0 CS: 0	PA: 39
PITCHER Earl Wilson, R (1, 1) ERA: 5.3	IP: 9.0 WLS: W BF: 39 H: 6 R: 2 ER: 2 SO: 7 BB: 6 IBB: 0 HBP: 0 BLK: 0 WP: 0 HR: 0 S: 47 P: 71 ERA: 2.00 WHIP: 1.333											PITCHER	IP: WLS: BF: H: R: ER: SO: BB: IBB: HBP: BLK: WP: HR: S: P: ERA: WHIP:							

livebaseballscorecards.com

AB	29
R	2
H	6
RBI	2
BB	6
SO	7
LOB	17



Batter	1	2	3	4	5	6	7	8	9
Dick McAuliffe, L (1, 4) OBP: 0.463, SLG: 0.400	0-0 1-3 		4-0 BB 		0-0 1B 		0-0 HR 	4-0 IBB 	
Cesar Gutierrez, R (1, 6) OBP: 0.378, SLG: 0.412	0-0 5-3 		0-0 F7 		0-0 1B 		4-0 L1-4-3 BB 	0-0 4-3 	
Al Kaline, R (1, 9) OBP: 0.395, SLG: 0.367	0-3 K 		0-3 K 		0-3 K 		0-0 L1-4-3 		
Norm Cash, L (1, 3) OBP: 0.346, SLG: 0.522		0-0 4-3 	0-3 K 		0-0 F9 		0-0 BB 		
Willie Horton, R (1, 7) OBP: 0.457, SLG: 0.500		0-0 2B 		0-0 F7 		0-0 F7 	4-0 BB 		
Jim Northrup, L (1, 8) OBP: 0.429, SLG: 0.469		0-0 1B 		0-3 K2-3 		0-0 2B 	0-0 4-3 		
Bill Freehan, R (1, 2) OBP: 0.472, SLG: 0.571		0-0 1B 		0-0 3-1 		0-0 F8 	4-0 SH1-4 BB 		
Don Wert, R (1, 5) OBP: 0.364, SLG: 0.188		0-0 L8 			0-0 SH3-4 	4-0 IBB 	0-0 SH1-4 		
Earl Wilson, R (1, 1) OBP: 0.286, SLG: 0.167		0-3 K 			0-0 SH3-4 	0-3 K 	0-0 F8 		

Inning Stats	R: 0	H: 0	E: 0	K: 1	S: 5	LOB: 0	BB: 0	P: 5
	R: 2	H: 3	E: 0	K: 1	S: 8	LOB: 1	BB: 0	P: 8
	R: 0	H: 0	E: 0	K: 2	S: 7	LOB: 1	BB: 1	P: 11
	R: 0	H: 0	E: 0	K: 1	S: 5	LOB: 0	BB: 0	P: 5
	R: 1	H: 3	E: 0	K: 1	S: 8	LOB: 2	BB: 0	P: 8
	R: 0	H: 1	E: 0	K: 1	S: 6	LOB: 2	BB: 1	P: 10
	R: 1	H: 2	E: 0	K: 0	S: 4	LOB: 2	BB: 2	P: 12
	R: 0	H: 0	E: 0	K: 0	S: 3	LOB: 2	BB: 2	P: 11
	R: 3	H: 0	E: 0	K: 0	S: 0	LOB: 0	BB: 2	P: 4


PITCHER	IP	WLS	BF	H	R	ER	SO	BB	IBB	HBP	BLK	WP	HR	S	P	ERA	WHIP
Dean Chance, R (1, 1) ERA: 2.77	6.0	L	29	8	4	4	7	2	1	0	0	0	1	40	52	6.00	1.667
Steve Hargan, R (7, 1) ERA:	0.2		3	1	0	0	0	1	0	0	0	0	0	2	6	0.00	3.000
Mike Paul, L (7, 1) ERA: 6.75	0.1		1	0	0	0	0	0	0	0	0	0	0	1	1	0.00	0.000
Dennis Higgins, R (8, 1) ERA: 10.38	1.0		5	0	0	0	0	1	1	0	0	0	0	3	11	0.00	1.000

BOTTOM

Cleveland Indians @ Detroit Tigers
Tiger Stadium, Detroit, MI
Thu Apr 16 1970, 3:33 AM EST
Att. 6,280 - Unknown

AB	R	H	RBI	BB	SO	LOB
3	1	2	2	2	0	0
4	0	1	0	1	0	3
4	0	0	0	0	3	4
4	0	1	0	0	1	3
3	1	1	0	1	0	0
4	1	2	1	0	1	2
3	0	1	1	1	0	1
2	1	1	0	1	0	1
3	0	0	0	0	2	4

AB	30
R	4
H	9
RBI	4
BB	6
SO	7
LOB	18



WP	HR	S	P	ERA	WHIP
0	0	0	0	0.00	0.000
0	0	0	0	0.00	1.000

Batter	1	2	3	4	5	6	7	8	9	AB R H RBI BB SO LOB	TOP											
Del Unser, L (1, 8) <small>OBP: 0.324, SLG: 0.323</small> Ed Stroud, L (7, PH) <small>OBP: 0.444, SLG: 0.375</small> (7, 8)	0-0 6-3		0-3 K	0-0 E1 1B			0-3 K		0-0 G4-6-3 1B	3 0 1 0 0 1 0 2 0 1 0 0 1 1	Washington Senators @ Cleveland Indians Cleveland Municipal Stadium, Cleveland, OH Sat Apr 18 1970, 3:33 AM EST Att. 4,370 - Unknown											
Ed Brinkman, R (1, 6) <small>OBP: 0.472, SLG: 0.379</small>	0-0 1-3		0-0 F7		0-3 K		0-0 FC3-6 BB 1B	0-0 G4-6-3	5 0 0 0 0 1 2													
Frank Howard, R (1, 7) <small>OBP: 0.529, SLG: 0.692</small>	4-0 1B BB			0-0 1B 1B	4-0 G4-6-3 BB		0-0 BB 1B		2 1 2 0 2 0 0													
Ken McMullen, R (1, 5) <small>OBP: 0.250, SLG: 0.233</small>	0-0 1-3 1B			0-0 1B SF8 1B	0-0 G4-6-3		4-0 1-2 BB		3 1 2 0 1 0 1													
Hank Allen, R (1, 9) <small>OBP: 0.286, SLG: 0.100</small>	0-3 K			0-0 SF8 SH 1B		4-0 1B BB	0-0 F9		3 1 1 1 1 1 5													
Mike Epstein, L (1, 3) <small>OBP: 0.382, SLG: 0.571</small>		0-0 1-3		4-0 1B SH E BB		0-0 1-3 1B	0-3 K		3 1 1 0 1 1 0													
Davey Nelson, R (1, 4) <small>OBP: 0.222, SLG: 0.133</small>		0-0 5-3		0-0 SF8		0-0 L4	0-3 K		3 0 0 1 0 1 1													
Jim French, L (1, 2)		0-0 G3		0-0 SH E 1B		0-3 K	0-3 K		3 0 0 1 0 2 1													
Dick Bosman, R (1, 1) Jan Dukes, L (5, 1) Bernie Allen, L (7, PH) Horacio Pina, R (7, 1) Joe Grzenda, R (7, 1) Tim Cullen, R (9, PH) <small>OBP: 0.250, SLG: 0.250</small>			0-3 K	0-3 K			0-0 E4 FC3-6	0-0 F8	2 0 0 0 0 0 2 2 0 0 0 0 0 0 0 0 1 0 1 0 0 0 0 0 0 0													
Inning Stats	R: 0 E: 0 K: 1 S: 6	H: 1 LOB: 2 BB: 1 P: 10	R: 0 E: 0 K: 0 S: 3	H: 0 LOB: 0 BB: 0 P: 3	R: 0 E: 0 K: 2 S: 7	H: 0 LOB: 0 BB: 0 P: 7	R: 4 E: 2 K: 1 S: 9	H: 4 LOB: 2 BB: 1 P: 13	R: 0 E: 0 K: 1 S: 4	H: 0 LOB: 0 BB: 1 P: 8	R: 0 E: 0 K: 1 S: 5	H: 1 LOB: 1 BB: 1 P: 9	R: 0 E: 1 K: 1 S: 7	H: 1 LOB: 3 BB: 1 P: 11	R: 0 E: 0 K: 3 S: 9	H: 0 LOB: 0 BB: 0 P: 9	R: 0 E: 0 K: 0 S: 3	H: 1 LOB: 0 BB: 0 P: 3	1B: 8 2B: 0 3B: 0 HR: 0	SF: 1 SAC: 1 DP: 2 HBP: 0	WP: 0 PB: 0 SB: 0 CS: 0	PA: 38
PITCHER Sam McDowell, L (1, 1) <small>ERA: 2.59</small>	IP 9.0 WLS W BF 38 H 8 R 4 ER 3 SO 10 BB 5 IBB 0 HBP 0 BLK 0 WP 0 HR 0 S 53 P 73 ERA 3.00 WHIP 1.444											PITCHER IP WLS BF H R ER SO BB IBB HBP BLK WP HR S P ERA WHIP										

livebaseballscorecards.com

AB	31
R	4
H	8
RBI	3
BB	5
SO	10
LOB	13



Batter	1	2	3	4	5	6	7	8	9	AB	R	H	RBI	BB	SO	LOB
Ted Uhlaender, L (1, 8) OBP: 0.206, SLG: 0.167	0-3 K		0-0 1B	0-0 FC4	0-0 1B		0-0 F2			5	0	2	2	0	1	5
Graig Nettles, L (1, 5) OBP: 0.400, SLG: 0.100	4-0 BB		0-0 1B		1-3 2-H 3-H 1B		4-0 BB			3	1	2	1	2	0	2
Vada Pinson, L (1, 9) OBP: 0.387, SLG: 0.407	4-0 BB		0-0 F5		0-0 BB 4-3 2B 1B		0-0 F8		0-0 G4-6-3	4	1	1	0	1	0	5
Tony Horton, R (1, 3) OBP: 0.364, SLG: 0.474	0-0 F2		0-0 P6		0-0 4-3		0-0 3-1		0-0 2B SF7 1B	5	1	1	1	0	0	5
Chuck Hinton, R (9, 3) OBP: 0.500, SLG: 0.333					1-2 3-H					0	0	0	0	0	0	0
Duke Sims, L (1, 2) OBP: 0.227, SLG: 0.211	0-0 F7			4-0 1B BB	4-0 BB 2B BB		0-3 K		0-0 2B	3	2	1	0	2	1	2
Roy Foster, R (1, 7) OBP: 0.520, SLG: 0.667		0-0 P6		0-0 FC5 1B	4-0 2B 1B BB		1-0 1B HBP		0-0 F9	3	2	1	0	1	0	2
Eddie Leon, R (1, 4) OBP: 0.361, SLG: 0.406		0-3 K		0-0 FC5 1B	1-2 2-H 1B		0-0 1B BB 1B		4-0 IBB	4	2	3	3	1	1	0
Jack Heidemann, R (1, 6) OBP: 0.188, SLG: 0.172		0-0 5-3		0-0 FC5 FC4	4-0 1B IBB		0-0 BB 1B 1B		0-0 SF7	3	0	1	2	1	0	2
Sam McDowell, L (1, 1) OBP: 0.300, SLG: 0.300			0-3 K	0-3 K	0-0 F5		0-0 BB 1B		0-0 F8	5	0	1	0	0	2	7

Inning Stats	R: 0	H: 0	E: 0	K: 5	S: 5	LOB: 2	BB: 2	P: 13	R: 0	H: 0	E: 0	K: 1	S: 5	LOB: 0	BB: 0	P: 5	R: 0	H: 2	E: 0	K: 1	S: 7	LOB: 2	BB: 0	P: 7	R: 1	H: 2	E: 0	K: 1	S: 7	LOB: 2	BB: 1	P: 11	R: 5	H: 4	E: 0	K: 0	S: 7	LOB: 2	BB: 3	P: 19	R: 0	H: 0	E: 0	K: 1	S: 5	LOB: 0	BB: 0	P: 5	R: 2	H: 3	E: 0	K: 0	S: 5	LOB: 2	BB: 1	P: 10	R: 1	H: 2	E: 0	K: 0	S: 5	LOB: 2	BB: 1	P: 9
1B: 11	SF: 1	2B: 2	SAC: 0	3B: 0	DP: 1	HR: 0	HBP: 1	WP: 0	PA: 45	1B: 11	SF: 1	2B: 2	SAC: 0	3B: 0	DP: 1	HR: 0	HBP: 1	WP: 0	PA: 45	1B: 11	SF: 1	2B: 2	SAC: 0	3B: 0	DP: 1	HR: 0	HBP: 1	WP: 0	PA: 45	1B: 11	SF: 1	2B: 2	SAC: 0	3B: 0	DP: 1	HR: 0	HBP: 1	WP: 0	PA: 45	1B: 11	SF: 1	2B: 2	SAC: 0	3B: 0	DP: 1	HR: 0	HBP: 1	WP: 0	PA: 45															

PITCHER	IP	WLS	BF	H	R	ER	SO	BB	IBB	HBP	BLK	WP	HR	S	P	ERA	WHIP
Dick Bosman, R (1, 1) ERA: 6.48	4.2	L	28	8	6	6	4	5	1	0	0	0	0	30	54	11.57	2.786
Jan Dukes, L (5, 1) ERA: 2.45	1.1		4	0	0	0	1	0	0	0	0	0	0	6	6	0.00	0.000
Horacio Pina, R (7, 1) ERA: 18.0	0.0		3	2	2	2	0	0	0	1	0	0	0	2	3	∞	∞
Joe Grzenda, L (7, 1) ERA: 1.5	2.0		10	3	1	1	0	1	1	0	0	0	0	8	16	4.50	2.000

BOTTOM

Washington Senators @ Cleveland Indians
Cleveland Municipal Stadium, Cleveland, OH

Sat Apr 18 1970, 3:33 AM EST
Att. 4,370 - Unknown

livebaseballscorecards.com

AB	35
R	9
H	13
RBI	9
BB	8
SO	5
LOB	30



WP: 0	PA: 45
PB: 0	
SB: 0	
CS: 0	

Batter	1	2	3	4	5	6	7	8	9	AB	R	H	RBI	BB	SO	LOB
Ted Uhlaender, L (1, 8) OBP: 0.184, SLG: 0.147	0-0 F6	0-0 F6			0-0 F7			0-0 L9		4	0	0	0	0	0	0
Graig Nettles, L (1, 5) OBP: 0.382, SLG: 0.087	4-0 HR BB		0-0 F8			0-0 F8		0-0 F6		3	1	0	0	1	0	0
Vada Pinson, L (1, 9) OBP: 0.400, SLG: 0.516	0-0 HR		0-0 F8			0-0 1B			0-3 K	4	1	2	2	0	1	0
Tony Horton, R (1, 3) OBP: 0.308, SLG: 0.391	0-0 F8		0-0 L9			0-3 K			0-0 F8	4	0	0	0	0	1	1
Duke Sims, L (1, 2) OBP: 0.269, SLG: 0.190	4-0 BB			0-0 F5		0-0 F5			4-0 BB	2	0	0	0	2	0	1
Roy Foster, R (1, 7) OBP: 0.448, SLG: 0.560	0-0 1-3			0-0 6-3			0-0 F3		0-3 K	4	0	0	0	0	1	2
Eddie Leon, R (1, 4) OBP: 0.359, SLG: 0.486		0-0 HR			0-0 F7		0-0 1-3			3	1	1	1	0	0	0
Jack Heidemann, R (1, 6) OBP: 0.171, SLG: 0.156			0-0 6-3			0-3 K		0-3 K		3	0	0	0	0	2	0
Dean Chance, R (1, 1) Russ Nagelson, L (8, PH) Steve Hargan, R (9, 1)		0-3 K				0-3 K		0-3 K		2	0	0	0	0	2	0
										1	0	0	0	0	1	0
										0	0	0	0	0	0	0

Inning Stats	R: 2	H: 1	E: 0	K: 0	S: 4	LOB: 1	BB: 2	P: 12	R: 1	H: 1	E: 0	K: 1	S: 6	LOB: 0	BB: 0	P: 6	R: 0	H: 0	E: 0	K: 0	S: 3	LOB: 0	BB: 0	P: 3	R: 0	H: 0	E: 0	K: 0	S: 3	LOB: 0	BB: 0	P: 3	R: 0	H: 0	E: 0	K: 2	S: 7	LOB: 0	BB: 0	P: 7	R: 0	H: 1	E: 0	K: 1	S: 6	LOB: 1	BB: 0	P: 6	R: 0	H: 0	E: 0	K: 1	S: 5	LOB: 0	BB: 0	P: 5	R: 0	H: 0	E: 0	K: 1	S: 5	LOB: 0	BB: 0	P: 5	R: 0	H: 0	E: 0	K: 2	S: 7	LOB: 1	BB: 1	P: 11	1B: 1	2B: 0	3B: 0	HR: 2	SF: 0	SAC: 0	DP: 0	HBP: 0	WP: 0	PB: 0	SB: 0	CS: 0	PA: 33
PITCHER	IP	WLS	BF	H	R	ER	SO	BB	IBB	HBP	BLK	WP	HR	S	P	ERA	WHIP																																																																				
Earl Wilson, R (1, 1) ERA: 4.73	8.0	W	29	3	3	3	6	2	0	0	0	0	2	39	47	3.38	0.625																																																																				
Fred Lasher, R (9, 1) ERA:	1.0	S	4	0	0	0	2	1	0	0	0	0	0	7	11	0.00	1.000																																																																				

BOTTOM

Detroit Tigers @ Cleveland Indians
Cleveland Municipal Stadium, Cleveland, OH

Tue Apr 21 1970, 6:05 PM EST
Att. 3,463 - Unknown

livebaseballscores.com

AB	30
R	3
H	3
RBI	3
BB	3
SO	8
LOB	4



Batter	1	2	3	4	5	6	7	8	9	AB R H RBI BB SO LOB	TOP											
Mickey Stanley, R (1, 3) OBP: 0.300, SLG: 0.321	0-0 4-3		0-0 4-3		0-0 FC6-4 1B		0-0 4-3		0-0 6-3	5 0 1 0 0 0 0												
Dick McAuliffe, L (1, 4) OBP: 0.450, SLG: 0.444	0-0 6-3			4-0 FC6-4 BB	0-0 FC6-4		0-0 1B			3 2 1 0 1 0 2												
Al Kaline, R (1, 9) OBP: 0.421, SLG: 0.391	0-0 L6-3			0-0 L7 FC6-4	0-3 K		0-0 1B			4 0 1 1 0 1 3												
Willie Horton, R (1, 7) OBP: 0.407, SLG: 0.391		0-0 F9		0-0 FC6-4 5-3		0-0 HR 1B		0-0 F9		4 1 1 1 0 0 2												
Bill Freehan, R (1, 2) OBP: 0.426, SLG: 0.442		0-0 6-3		0-0 5-3		0-0 F8		0-0 5-3		4 0 0 0 0 0 2												
Jim Northrup, L (1, 8) OBP: 0.426, SLG: 0.500		0-0 FC6-4 1B		0-0 4-3		0-0 HR		0-0 6-3		4 1 2 2 0 0 1												
Elliott Maddox, R (1, 5) OBP: 0.389, SLG: 0.286		0-0 FC6-4			0-0 1B 2B	0-0 1-4-3		0-0 4-3		4 1 1 0 0 0 1												
Cesar Gutierrez, R (1, 6) OBP: 0.346, SLG: 0.388			0-0 5-3		0-0 1B	0-0 F8			0-3 K	4 0 1 1 0 1 0												
Mickey Lolich, S (1, 1) OBP: 0.263, SLG: 0.125			0-0 G3		4-0 FC6-4 1B BB		0-3 K		0-3 K	3 0 0 0 1 2 0												
Inning Stats	R: 0 E: 0 K: 0 S: 3	H: 0 LOB: 0 BB: 0 P: 3	R: 0 E: 0 K: 0 S: 4	H: 1 LOB: 1 BB: 0 P: 4	R: 0 E: 0 K: 0 S: 3	H: 0 LOB: 0 BB: 0 P: 3	R: 1 E: 1 K: 0 S: 4	H: 0 LOB: 1 BB: 1 P: 8	R: 1 E: 0 K: 1 S: 7	H: 3 LOB: 2 BB: 1 P: 11	R: 2 E: 0 K: 0 S: 5	H: 2 LOB: 0 BB: 0 P: 5	R: 1 E: 0 K: 1 S: 7	H: 2 LOB: 1 BB: 0 P: 7	R: 0 E: 0 K: 0 S: 3	H: 0 LOB: 0 BB: 0 P: 3	R: 0 E: 0 K: 2 S: 7	H: 0 LOB: 0 BB: 0 P: 7	1B: 6 2B: 1 3B: 0 HR: 1	SF: 0 SAC: 0 DP: 0 HBP: 0	WP: 2 PB: 0 SB: 0 CS: 0	PA: 37
PITCHER	IP WLS BF H R ER SO BB IBB HBP BLK WP HR S P ERA WHIP																					
Sam McDowell, L (1, 1) ERA: 2.97	6.0 L 26 6 4 3 1 2 0 0 0 0 1 1 26 34 4.50 1.333																					
Rich Hand, R (7, 1) ERA: 13.5	2.0 8 2 1 1 1 0 0 0 0 0 1 0 10 10 4.50 1.000																					
Dennis Higgins, R (9, 1) ERA: 8.44	1.0 3 0 0 0 0 2 0 0 0 0 0 0 7 7 0.00 0.000																					

Detroit Tigers @ Cleveland Indians
Cleveland Municipal Stadium, Cleveland, OH

Wed Apr 22 1970, 6:05 PM EST
Att. 4,447 - Unknown

livebaseballscorecards.com

AB	35
R	5
H	8
RBI	5
BB	2
SO	4
LOB	11



Batter	1	2	3	4	5	6	7	8	9	AB R H RBI BB SO LOB
Ted Ford, R OBP: 0.250, SLG: 0.429 (1, 9) X	0-0 F3 ①		0-0 6-3 ③			0-0 G5-3-6 2B		0-0 FC6-4 ②		4 0 1 0 0 0 2
Eddie Leon, R OBP: 0.349, SLG: 0.487 (1, 4) X	0-0 2B			0-0 L9 ①		0-0 G5-3-6 ① ②		0-0 L9 ③		4 0 1 0 0 0 3
Vada Pinson, L OBP: 0.359, SLG: 0.457 (1, 8) X	0-0 3-1 ②			0-3 K S S S		0-3 K S S			0-0 4-3 ①	4 0 0 0 0 2 1
Tony Horton, R OBP: 0.267, SLG: 0.333 (1, 3) S S S	0-3 K ③			0-0 6-3 ③			0-0 F8 ①		0-0 F8 ②	4 0 0 0 0 1 1
Roy Foster, R OBP: 0.394, SLG: 0.483 (1, 7) X		0-0 F7 ①			0-0 5-3 ①		0-0 5-3 ②		0-0 F8 ③	4 0 0 0 0 0 0
Ray Fosse, R OBP: 0.471, SLG: 0.385 (1, 2) X		0-0 6-3 ②			0-0 4-3 ②		0-0 5-3 ③			3 0 0 0 0 0 0
Vern Fuller, R OBP: 0.250, SLG: 0.250 (1, 5) X		0-0 5-3 ③			0-0 1B 1B					3 0 1 0 0 0 0
Jack Heidemann, R OBP: 0.211, SLG: 0.200 (1, 6) S S S			0-3 K ①		0-0 1B 1B			0-0 E6 FC6-4 1B		3 0 2 0 0 1 0
Sam McDowell, L OBP: 0.250, SLG: 0.250 (1, 1) S S S			0-3 K ②		0-3 K ③			0-3 K ①		2 0 0 0 0 2 2
Rich Hand, R (7, 1) S S S										0 0 0 0 0 0 0
Chuck Hinton, R OBP: 0.400, SLG: 0.250 (8, PH) S S S										1 0 0 0 0 1 2
Dennis Higgins, R (9, 1) S S S										0 0 0 0 0 0 0

Inning Stats	R: 0 H: 1 E: 0 K: 1 S: 6	H: 1 LOB: 1 BB: 0 P: 6	R: 0 H: 0 E: 0 K: 0 S: 3	H: 0 LOB: 0 BB: 0 P: 3	R: 0 H: 0 E: 0 K: 2 S: 7	H: 0 LOB: 0 BB: 0 P: 7	R: 0 H: 0 E: 0 K: 1 S: 5	H: 0 LOB: 0 BB: 0 P: 5	R: 0 H: 2 E: 0 K: 1 S: 7	H: 2 LOB: 2 BB: 0 P: 7	R: 0 H: 1 E: 0 K: 1 S: 5	H: 1 LOB: 0 BB: 0 P: 5	R: 0 H: 0 E: 0 K: 0 S: 3	H: 0 LOB: 0 BB: 0 P: 3	R: 0 H: 1 E: 1 K: 1 S: 7	H: 1 LOB: 2 BB: 0 P: 7	R: 0 H: 0 E: 0 K: 0 S: 3	H: 0 LOB: 0 BB: 0 P: 3	1B: 3 2B: 2 3B: 0 HR: 0	SF: 0 SAC: 0 DP: 1 HBP: 0
PITCHER Mickey Lolich, L ERA: 1.38 (1, 1)	IP 9.0 WLS W BF 32 H 5 R 0 ER 0 SO 7 BB 0 IBB 0 HBP 0 BLK 0 WP 0 HR 0 S 46 P 46 ERA 0.00 WHIP 0.556																		WP: 0 PB: 0 SB: 0 CS: 0	PA: 32

BOTTOM

Detroit Tigers @ Cleveland Indians
Cleveland Municipal Stadium, Cleveland, OH

Wed Apr 22 1970, 6:05 PM EST
Att. 4,447 - Unknown

livebaseballscores.com

AB	32
R	0
H	5
RBI	0
BB	0
SO	7
LOB	11



Batter	1	2	3	4	5	6	7	8	9	AB R H RBI BB SO LOB	TOP		
Walt Williams, R (1, 9) OBP: 0.294, SLG: 0.267 Billy Wynne, L (8, 1)	0-0 F9		4-0 FC6-4 BB		0-0 G6-3 1B		0-0 2B	0-0 4-3		4 0 2 0 1 0 2 0 0 0 0 0 0 0			
Luis Aparicio, R (1, 6) OBP: 0.439, SLG: 0.460	0-0 F7		0-0 FC6-4 G4-6-3		0-0 G6-3 1B		0-3 K	0-0 4-3	5 0 1 0 0 1 2				
Carlos May, L (1, 7) OBP: 0.316, SLG: 0.442	4-0 1B BB		0-0 G4-6-3		0-0 G6-3		0-3 K	0-3 K	4 0 0 0 1 2 4				
Bill Melton, R (1, 5) OBP: 0.390, SLG: 0.462	0-0 1-2 1B			0-0 6-3	0-0 F5		0-0 1-3	0-3 K	5 0 1 0 0 1 2				
Duane Josephson, R (1, 2) OBP: 0.349, SLG: 0.395	0-0 G3			0-0 F4		0-0 G4-6-3 1B		0-0 FC4-6 1B 1B	4 1 2 0 0 0 2				
Buddy Bradford, R (1, 8) OBP: 0.375, SLG: 0.528		0-0 6-3		0-0 BB 2B	0-0 G4-6-3		0-0 FC4-6 1B		4 0 2 0 0 0 1				
Gail Hopkins, L (1, 3) OBP: 0.474, SLG: 0.400		0-0 1B		4-0 BB BB	4-0 BB BB		4-0 BB BB	0-0 F9	2 0 1 0 2 0 2				
Bobby Knoop, R (1, 4) OBP: 0.333, SLG: 0.500 John Matias, L (8, PH) OBP: 0.189, SLG: 0.250 (8, 9)		0-0 F8		4-0 BB	4-0 BB		4-0 BB	0-0 FC4-6 1B	1 0 0 0 2 0 1 1 0 0 0 0 0 2				
Gerry Arrigo, L (1, 1) Wilbur Wood, R (6, 1) Tom McCraw, L (8, PH) Syd O'Brien, R (8, 4) OBP: 0.333, SLG: 0.348		0-0 G3		0-3 K	0-3 K		0-3 K	0-0 1-2 3-H 1B	3 0 0 0 0 2 6 0 0 0 0 0 0 0 1 0 1 1 0 0 0 0 0 0 0 0 0 0				
Inning Stats	R: 0 H: 1 E: 0 LOB: 2 K: 0 BB: 1 S: 4 P: 8	R: 0 H: 1 E: 0 LOB: 1 K: 0 BB: 0 S: 4 P: 4	R: 0 H: 0 E: 0 LOB: 0 K: 0 BB: 1 S: 2 P: 6	R: 0 H: 1 E: 0 LOB: 3 K: 1 BB: 2 S: 6 P: 14	R: 0 H: 2 E: 0 LOB: 1 K: 0 BB: 0 S: 4 P: 4	R: 0 H: 1 E: 0 LOB: 2 K: 1 BB: 2 S: 5 P: 13	R: 0 H: 1 E: 0 LOB: 1 K: 2 BB: 0 S: 8 P: 8	R: 1 H: 3 E: 0 LOB: 2 K: 0 BB: 0 S: 6 P: 6	R: 0 H: 0 E: 0 LOB: 0 K: 2 BB: 0 S: 7 P: 7	1B: 8 SF: 0 2B: 2 SAC: 0 3B: 0 DP: 3 HR: 0 HBP: 0	WP: 0 PA: 40 PB: 0 SB: 0 CS: 0		
PITCHER	IP WLS BF H R ER SO BB IBB HBP BLK WP HR S P ERA WHIP											PITCHER	IP WLS BF H R ER SO BB IBB HBP BLK WP HR S P ERA WHIP
Barry Moore, L (1, 1) ERA: 3.5	7.0 W 32 8 1 1 4 6 0 0 0 0 0 0 34 58 1.29 2.000												
Dennis Higgins, R (8, 1) ERA: 6.14	2.0 S 8 2 0 0 2 0 0 0 0 0 0 0 12 12 0.00 1.000												

Chicago White Sox @ Cleveland Indians
Cleveland Municipal Stadium, Cleveland, OH

AB	34
R	1
H	10
RBI	1
BB	6
SO	6
LOB	24



Fri Apr 24 1970, 6:05 PM EST
Att. 3,871 - Unknown

livebaseballscorecards.com

Chicago White Sox @ Cleveland Indians
 Cleveland Municipal Stadium, Cleveland, OH

Sat Apr 25 1970, 3:33 AM EST
 Att: 3,981 - Unknown - 68 F

AB	37
R	5
H	14
RBI	4
BB	5
SO	6
LOB	22



Batter	1	2	3	4	5	6	7	8	9	AB	R	H	RBI	BB	SO	LOB	TOP			
Walt Williams, R (1, 9) OBP: 0.308, SLG: 0.286	0-0 F3		0-0 G5-4-3 1B		0-0 G5-4-3 1-2f		0-0 FC5-4 BB BB 1-2f	0-0 IBB 1B 1-2 2-3		5	0	2	0	0	0	2				
Luis Aparicio, R (1, 6) OBP: 0.435, SLG: 0.453	0-0 5-3		0-0 G5-4-3 1-2f		0-0 1B		4-0 BB 1-2 BB	0-0 SF8		3	0	1	1	1	0	1				
Carlos May, L (1, 7) OBP: 0.339, SLG: 0.500	0-0 HR			0-0 1B E 1B	0-0 4-3		0-3 K	4-0 1-2 2-3 IBB		4	2	2	1	1	1	3				
Bill Melton, R (1, 5) OBP: 0.391, SLG: 0.446	0-0 F9			0-0 FC6-4 1-2 1B		0-0 F3	4-0 BB 1-2 2-3 BB	0-0 F5		4	0	1	0	1	0	3				
Buddy Bradford, R (1, 8) OBP: 0.386, SLG: 0.513 Danny Murphy, L (7, 1) John Matias, L (9, PH) OBP: 0.184, SLG: 0.243		0-0 BB 1B		0-0 FC6-4 1-2f 2-H 1B	4-0 1B BB		0-3 K		0-3 K	3	1	1	0	1	1	4				
Gail Hopkins, L (1, 3) OBP: 0.458, SLG: 0.400		0-0 F7		0-0 4-3		0-0 1B		0-0 1B 1B	0-3 K	5	1	2	0	0	1	2				
Bobby Knoop, R (1, 4) OBP: 0.343, SLG: 0.467		4-0 BB		0-0 1B		0-0 F7		0-3 K	0-0 F9	4	0	1	1	1	1	3				
Ed Herrmann, L (1, 2) OBP: 0.294, SLG: 0.353 Ken Berry, R (8, PR) OBP: 0.350, SLG: 0.351 Duane Josephson, R (8, 2) OBP: 0.349, SLG: 0.395		0-0 G3		0-0 F7		0-0 4-3		0-0 1B 1B 1B		4	0	1	0	0	0	4				
Tommy John, R (1, 1) OBP: 0.250, SLG: 0.250 Gene Rounsaville, R (5, 1) Tom McCraw, L (7, PH) OBP: 0.273, SLG: 0.200			0-3 K		0-0 G5-4-3 1B		0-0 FC5-4 1B	0-0 IBB 1B 1-2 2-H 1B		2	0	1	0	0	1	0				
Inning Stats	R: 1 E: 0 K: 0 S: 4	H: 1 LOB: 0 BB: 0 P: 4	R: 0 E: 0 K: 0 S: 3	H: 1 LOB: 1 BB: 1 P: 7	R: 0 E: 0 K: 1 S: 5	H: 1 LOB: 0 BB: 0 P: 5	R: 2 E: 1 K: 0 S: 6	H: 3 LOB: 1 BB: 0 P: 6	R: 0 E: 0 K: 0 S: 4	H: 2 LOB: 1 BB: 0 P: 4	R: 0 E: 0 K: 2 S: 8	H: 1 LOB: 3 BB: 2 P: 16	R: 2 E: 0 K: 1 S: 9	H: 4 LOB: 3 BB: 1 P: 13	R: 0 E: 0 K: 2 S: 7	H: 0 LOB: 0 BB: 0 P: 7	1B: 13 2B: 0 3B: 0 HR: 1	SF: 1 SAC: 0 DP: 2 HBP: 0	WP: 0 PB: 0 SB: 0 CS: 0	PA: 43
PITCHER	IP WLS BF H R ER SO BB IBB HBP BLK WP HR S P ERA WHIP																		PITCHER	IP WLS BF H R ER SO BB IBB HBP BLK WP HR S P ERA WHIP
Steve Hargan, R (1, 1) ERA: 3.75	5.1 W 24 9 3 3 1 2 0 0 0 0 1 24 32 5.06 2.062																			
Phil Hennigan, R (6, 1) ERA: 12.27	1.0 5 1 0 0 0 0 1 0 0 0 0 0 4 8 0.00 2.000																			
Mike Paul, L (7, 1) ERA: 6.23	0.1 1 0 0 0 1 0 0 0 0 0 0 0 3 3 0.00 0.000																			
Dennis Higgins, R (7, 1) ERA: 6.52	2.1 S 13 4 2 2 4 1 1 0 0 0 0 19 27 7.71 2.143																			

livebaseballscorecards.com

Batter	1	2	3	4	5	6	7	8	9
Ted Uhlaender, L (1, 8) OBP: 0.234, SLG: 0.286	0-0 E1 1B 1B		4-0 FC4-6 BB	0-3 K		0-0 FC5-6 4-3 1-2f		0-0 F8	
Graig Nettles, L (1, 5) OBP: 0.381, SLG: 0.103	0-0 1B 1-2 G4-6-3 1B		0-0 FC4-6 1B 1-2f	0-3 K		0-0 4-3			
Vada Pinson, L (1, 9) OBP: 0.362, SLG: 0.442	0-0 G4-6-3 1-3 2-H 1B		0-0 1B 1-2 2B 1B		0-3 K	0-0 4-3			
Tony Horton, R (1, 3) OBP: 0.316, SLG: 0.486	0-0 G4-6-3 1-2f 3-H		0-0 2B 1-2 2-H 1B		0-0 HR		0-0 1B		
Roy Foster, R (1, 7) OBP: 0.341, SLG: 0.432	0-0 F9		0-0 1-3 2-H 2B		0-0 F8		0-0 F3		
Ray Fosse, R (1, 2) OBP: 0.480, SLG: 0.526		0-3 K	4-0 G4-3 IBB		0-0 HR		0-3 K		
Eddie Leon, R (1, 4) OBP: 0.340, SLG: 0.444		0-0 F8	0-0 G4-3 1-2f		0-0 1B		0-0 F4		
Jack Heidemann, R (1, 6) OBP: 0.244, SLG: 0.238		0-0 1B		0-0 SH5-4 1B		0-3 K		0-0 F9	
Steve Hargan, R (1, 1)		0-3 K		0-0 SH5-4		4-0 FC5-6 BB		0-0 1-6-3	
Phil Hennigan, R (6, 1)									
Mike Paul, L (7, 1)									
Dennis Higgins, R (7, 1)									

Inning Stats	R: 2	H: 2	E: 1	K: 0	S: 5	LOB: 0	BB: 0	P: 5
	R: 0	H: 1	E: 0	K: 2	S: 8	LOB: 1	BB: 0	P: 8
	R: 2	H: 3	E: 0	K: 0	S: 5	LOB: 2	BB: 2	P: 13
	R: 0	H: 1	E: 0	K: 2	S: 8	LOB: 1	BB: 0	P: 8
	R: 2	H: 3	E: 0	K: 2	S: 10	LOB: 1	BB: 0	P: 10
	R: 0	H: 0	E: 0	K: 0	S: 3	LOB: 1	BB: 1	P: 7
	R: 0	H: 1	E: 0	K: 1	S: 6	LOB: 1	BB: 0	P: 6
	R: 0	H: 0	E: 0	K: 0	S: 3	LOB: 0	BB: 0	P: 3

PITCHER	IP	WLS	BF	H	R	ER	SO	BB	IBB	HBP	BLK	WP	HR	S	P	ERA	WHIP
Tommy John, L (1, 1) ERA: 5.9	4.2	L	25	10	6	4	5	1	1	0	0	0	2	33	41	7.71	2.357
Gene Rounsaville, R (5, 1) ERA: 4.5	1.1		5	0	0	0	1	1	0	0	0	0	0	6	10	0.00	0.750
Danny Murphy, R (7, 1) ERA: 6.75	2.0		7	1	0	0	1	0	0	0	0	0	0	9	9	0.00	0.500

AB R H RBI BB SO LOB

BOTTOM

4	1	0	0	1	1	2
4	2	1	0	0	1	3
4	1	2	1	0	1	1
4	1	3	2	0	0	1
4	0	1	1	0	0	1
3	1	1	1	1	2	1
4	0	1	0	0	0	4
4	0	2	0	0	1	1


AB	33
R	6
H	11
RBI	5
BB	3
SO	7
LOB	15



WP	HR	S	P	ERA	WHIP
0	0	2	3	0.00	0.500
0	0	1	0	0.00	0.750
0	0	0	0	0.00	0.500

Chicago White Sox @ Cleveland Indians
Cleveland Municipal Stadium, Cleveland, OH
 Sat Apr 25 1970, 3:33 AM EST
 Att. 3,981 - Unknown - 68 F

livebaseballscorecards.com

Batter	1	2	3	4	5	6	7	8	9	AB R H RBI BB SO LOB	TOP									
Tom McCraw, L (1, 9) OBP: 0.296, SLG: 0.208	0-0 4-3	0-0 FC4-6			0-0 6-3 1B		0-0 4-3		4-0 IBB	4 0 1 0 1 0 2										
Luis Aparicio, R (1, 6) OBP: 0.418, SLG: 0.431	0-0 6-3		0-0 2B SF8 1B		0-0 6-3		0-3 K	0-0 4-3	5 1 1 0 0 1 3											
Carlos May, L (1, 7) OBP: 0.348, SLG: 0.517	0-0 S 1B		0-0 SF8 CS 1-3 2B		0-0 4-3		0-3 K		4 0 2 0 0 1 1											
Bill Melton, R (1, 5) OBP: 0.382, SLG: 0.424	0-0 5-3 1-2		0-0 F6		0-0 6-3		4-0 1B BB		3 0 0 0 1 0 4											
Gail Hopkins, L (1, 3) OBP: 0.536, SLG: 0.478		0-0 4-3 1B 1B	4-0 IBB		0-0 FC6-4 1B		0-0 FC6-4 1B		3 1 3 0 1 0 0											
Buddy Bradford, R (1, 8) OBP: 0.354, SLG: 0.476		0-3 K	0-0 SF8		0-0 FC6-4 CS		0-0 FC6-4		3 0 0 1 0 1 4											
Duane Josephson, R (1, 2) OBP: 0.362, SLG: 0.390		0-0 1B 4-3 1B	0-0 CS	0-3 K		0-3 K		4-0 SH3-4 BB	3 0 1 0 1 2 1		AB 32 R 2 H 9 RBI 2 BB 4 SO 7 LOB 18									
Bobby Knoop, R (1, 4) OBP: 0.308, SLG: 0.412		0-0 4-3		0-3 K		0-0 F8		0-0 F9	4 0 0 0 0 1 3											
Joe Horlen, R (1, 1) OBP: 0.143, SLG: 0.143		0-0 FC4-6 1B		0-0 F9		0-3 K		0-0 SH3-4	3 0 1 1 0 1 0											
Wilbur Wood, R (8, 1)									0 0 0 0 0 0 0											
Inning Stats	R: 0 E: 0 K: 0 S: 4	H: 1 LOB: 1 BB: 0 P: 4	R: 1 E: 0 K: 1 S: 8	H: 3 LOB: 2 BB: 0 P: 8	R: 1 E: 0 K: 0 S: 4	H: 2 LOB: 1 BB: 1 P: 8	R: 0 E: 0 K: 2 S: 7	H: 0 LOB: 0 BB: 0 P: 7	R: 0 E: 0 K: 1 S: 5	H: 1 LOB: 1 BB: 0 P: 5	R: 0 E: 0 K: 1 S: 5	H: 0 LOB: 0 BB: 0 P: 5	R: 0 E: 0 K: 2 S: 8	H: 1 LOB: 2 BB: 1 P: 12	R: 0 E: 0 K: 0 S: 3	H: 0 LOB: 2 BB: 2 P: 11	1B: 8 2B: 2 3B: 0 HR: 0	SF: 1 SAC: 1 DP: 1 HBP: 0	WP: 0 PB: 0 SB: 1 CS: 2	PA: 39
PITCHER	IP WLS BF H R ER SO BB IBB HBP BLK WP HR S P ERA WHIP																			
Dean Chance, R (1, 1) ERA: 2.79	8.0 L 33 9 2 2 7 1 1 0 0 0 0 0 45 53 2.25 1.250																			
Bob Miller, R (9, 1) ERA: 6.0	1.0 5 0 0 0 0 1 1 0 0 0 0 0 3 11 0.00 1.000																			

Chicago White Sox @ Cleveland Indians
Cleveland Municipal Stadium, Cleveland, OH
Sun Apr 26 1970, 3:33 AM EDT
Att: 12,009 - Unknown

livebaseballscorecards.com

Batter	1	2	3	4	5	6	7	8	9	AB R H RBI BB SO LOB	TOP	
Ted Uhlaender, L OBP: 0.286, SLG: 0.347 (1, 8) X	0-0 4-3		0-0 3-1 2B 1B	0-0 F7			0-0 1B 3B		0-0 BB 1B	5 2 3 0 0 0 0		
Graig Nettles, L OBP: 0.360, SLG: 0.086 (1, 5) X	0-0 F8		0-0 3-1		4-0 BB		0-0 4-3		4-0 BB	3 0 0 0 2 0 3		
Vada Pinson, L OBP: 0.375, SLG: 0.460 (1, 9) X	0-0 1B		0-0 SF7		0-0 G4-6-3 1-2f		0-0 1B		0-0 SF8	3 0 2 3 0 0 1		
Tony Horton, R OBP: 0.298, SLG: 0.477 (1, 3) S S S	0-3 K		0-0 2B		0-3 K		0-0 F7		0-3 K	5 1 1 1 0 3 4		
Roy Foster, R OBP: 0.333, SLG: 0.419 (1, 7) S S S		0-3 K	0-0 2B		0-3 K			0-0 F8		4 0 1 1 0 2 0		
Ray Fosse, R OBP: 0.500, SLG: 0.560 (1, 2) X		0-0 1B	4-0 IBB		0-0 4-3 1B			0-3 K		3 0 2 0 1 1 0		
Eddie Leon, R OBP: 0.298, SLG: 0.385 (1, 4) X		0-0 F8	0-0 F4		0-0 4-3			0-3 K		4 0 0 0 0 1 4		
Jack Heidemann, R OBP: 0.212, SLG: 0.204 (1, 6) X	0-0 1-3			0-0 5-3		0-3 K			0-0 F2	4 0 0 0 0 1 2		
Sam McDowell, L OBP: 0.313, SLG: 0.313 (1, 1) X			0-0 3-1 SF7 1B	0-0 F2			0-0 1-3		0-0 BB SF8 1B	4 2 2 0 0 0 0		
Inning Stats	R: 0 E: 0 K: 1 S: 6 H: 1 LOB: 1 BB: 0 P: 6	R: 0 E: 0 K: 1 S: 6 H: 1 LOB: 1 BB: 0 P: 6	R: 3 E: 0 K: 0 S: 7 H: 4 LOB: 2 BB: 1 P: 11	R: 0 E: 0 K: 0 S: 3 H: 0 LOB: 0 BB: 0 P: 3	R: 0 E: 0 K: 1 S: 4 H: 0 LOB: 0 BB: 1 P: 8	R: 0 E: 0 K: 2 S: 8 H: 1 LOB: 1 BB: 0 P: 8	R: 1 E: 0 K: 0 S: 5 H: 2 LOB: 1 BB: 0 P: 5	R: 0 E: 0 K: 2 S: 7 H: 0 LOB: 0 BB: 0 P: 7	R: 1 E: 0 K: 1 S: 7 H: 2 LOB: 2 BB: 1 P: 11	1B: 8 2B: 2 3B: 1 HR: 0 SF: 2 SAC: 0 DP: 1 HBP: 0	WP: 0 PB: 0 SB: 0 CS: 0 PA: 40	
PITCHER	IP WLS BF H R ER SO BB IBB HBP BLK WP HR S P ERA WHIP											
Dave Boswell, R ERA: 5.4 (1, 1)	3.0 L 16 6 3 3 2 0 1 0 0 0 0 0 19 23 9.00 2.000											
Bill Zepp, R ERA: 2.25 (4, 1)	4.0 15 3 1 1 3 1 0 0 0 0 0 0 20 24 2.25 1.000											
Steve Barber, R ERA: 4.91 (8, 1)	1.1 6 2 1 1 2 0 0 0 0 0 0 0 10 10 6.75 1.500											
Tom Hall, L ERA: 2.57 (9, 1)	0.2 3 0 0 0 1 1 0 0 0 0 0 0 4 8 0.00 1.500											

Cleveland Indians @ Minnesota Twins
Metropolitan Stadium, Bloomington, MI

Mon Apr 27 1970, 4:33 AM EDT
Att: 4,167 - Unknown - 77 F

livebaseballscorecards.com

AB	35
R	5
H	11
RBI	5
BB	3
SO	8
LOB	14



Batter	1	2	3	4	5	6	7	8	9	AB R H RBI BB SO LOB
Cesar Tovar, R OBP: 0.371, SLG: 0.585 (1, 8) X	0-0 5-3 ①		0-3 K ②		0-0 F8 ②		0-0 F3 ②		0-0 F8 ②	5 0 0 0 0 1 2
Leo Cardenas, R OBP: 0.233, SLG: 0.333 (1, 6) X	0-0 E5 1B		0-0 4-3 ③		0-0 F7 ③		0-0 L5 ③		0-0 1-2 1B	5 0 1 0 0 0 1
Harmon Killebrew, R OBP: 0.469, SLG: 0.542 (1, 5) X	0-0 G4-6-3 1-2 1B			0-0 F4 ①		0-0 F5 ①		4-0 E BB	0-0 F8 ③	4 0 1 0 1 0 2
Tony Oliva, L OBP: 0.343, SLG: 0.600 (1, 9) X	0-0 G4-6-3 1-2f			0-0 1B 3B		0-0 F9 ②		0-0 E5 1-2		4 1 1 0 0 0 3
Brant Alyea, R OBP: 0.469, SLG: 0.767 (1, 7)		4-0 BB BB		0-0 1B 1B		4-0 BB BB		0-3 K ①		2 0 1 1 2 1 2
Rich Reese, L OBP: 0.314, SLG: 0.326 (1, 3) X		0-0 L8 ①		0-0 1-2 1B		4-0 1-2 BB		0-3 K ②		3 0 1 0 1 1 3
George Mitterwald, R OBP: 0.229, SLG: 0.182 (1, 2)		0-3 K ②		0-3 K ②		0-0 F8 ③		0-3 K ③		4 0 0 0 0 3 7
Frank Quilici, R OBP: 0.294, SLG: 0.250 (1, 4) X			0-0 F8 ③		0-0 F4 ③		0-3 K ①		4-0 FC6-4 BB	3 0 0 0 1 1 3
Dave Boswell, R (1, 1) Minnie Mendoza, R (3, PH) Bill Zepp, R (4, 1) Bob Allison, R (7, PH) Steve Barber, R (8, 1) Tom Hall, L (9, 1) Rick Renick, R (9, PH)			0-0 1-4-3 ①		0-3 K ①		0-0 1B		0-0 1-2f 1B	0 0 0 0 0 0 0 1 0 0 0 0 0 0 1 0 0 0 0 1 0 1 0 1 0 0 0 0 0 0 0 0 0 0 0 0 0 0 0 0 0 0 1 0 0 0 0 0 1

Inning Stats	R: 0	H: 1	E: 1	K: 0	S: 4	LOB: 1	BB: 0	P: 4	R: 0	H: 0	E: 0	K: 1	S: 5	LOB: 0	BB: 1	P: 9	R: 0	H: 0	E: 0	K: 1	S: 5	LOB: 0	BB: 0	P: 5	R: 1	H: 3	E: 0	K: 1	S: 8	LOB: 2	BB: 0	P: 8	R: 0	H: 0	E: 0	K: 1	S: 5	LOB: 0	BB: 0	P: 5	R: 0	H: 0	E: 0	K: 0	S: 3	LOB: 2	BB: 2	P: 11	R: 0	H: 1	E: 0	K: 1	S: 6	LOB: 1	BB: 0	P: 6	R: 0	H: 0	E: 1	K: 3	S: 10	LOB: 2	BB: 1	P: 14	R: 0	H: 1	E: 0	K: 0	S: 4	LOB: 2	BB: 1	P: 8	1B: 5	2B: 0	3B: 1	HR: 0	SF: 0	SAC: 0	DP: 1	HBP: 0	WP: 0	PB: 0	SB: 0	CS: 0	PA: 39
PITCHER Sam McDowell, L (1, 1) ERA: 2.52	IP	WLS	BF	H	R	ER	SO	BB	IBB	HBP	BLK	WP	HR	S	P	ERA	WHIP																																																																				
	9.0	W	39	6	1	1	8	5	0	0	0	0	0	50	70	1.00	1.222																																																																				

BOTTOM

Cleveland Indians @ Minnesota Twins
Metropolitan Stadium, Bloomington, MI

Mon Apr 27 1970, 4:33 AM EDT
Att. 4,167 - Unknown - 77 F

livebaseballscorecards.com

AB	34
R	1
H	6
RBI	1
BB	5
SO	8
LOB	24



Batter	1	2	3	4	5	6	7	8	9	AB R H RBI BB SO LOB	TOP									
Ted Uhlaender, L (1, 8) OBP: 0.266, SLG: 0.316	0-0 3-1		0-0 4-3			0-0 6-3		0-3 K		4 0 0 0 0 1 0										
Graig Nettles, L (1, 5) OBP: 0.310, SLG: 0.070	0-0 5-3			0-0 4-3		0-0 G3		0-0 F8		4 0 0 0 0 0 0										
Ted Ford, R (1, 9) OBP: 0.238, SLG: 0.368	0-0 5-3			0-0 F7		0-0 1B		0-3 K		4 0 1 0 0 1 0										
Tony Horton, R (1, 3) OBP: 0.309, SLG: 0.500		0-3 K		0-0 4-3		0-0 5-3		0-0 PO 2B		4 0 1 0 0 1 1										
Roy Foster, R (1, 7) OBP: 0.339, SLG: 0.400		0-3 K			0-0 6-3		0-0 5-3		4-0 BB	3 0 0 0 1 1 0										
Ray Fosse, R (1, 2) OBP: 0.474, SLG: 0.548 Vada Pinson, L (9, PH) OBP: 0.383, SLG: 0.481		0-0 2B			0-0 1B 1B		0-0 6-3		0-0 PO 2-3	3 0 2 0 0 0 0 0 0 0 0 0 0 0										
Eddie Leon, R (1, 4) OBP: 0.286, SLG: 0.362		0-3 K			0-0 1B 1-H		0-0 5-3			3 0 1 0 0 1 1										
Jack Heidemann, R (1, 6) OBP: 0.207, SLG: 0.200			0-0 1-3		0-0 FC6-4 1B			0-0 F9		3 0 1 0 0 0 0										
Rich Hand, R (1, 1) Chuck Hinton, R (8, PH) OBP: 0.286, SLG: 0.167 Dennis Higgins, R (8, 1)			0-0 F4		0-0 FC6-4 1-2f			0-0 5-3		2 0 0 0 0 0 2 1 0 0 0 0 0 0 0 0 0 0 0 0 0										
Inning Stats	R: 0 E: 0 K: 0 S: 3	H: 0 LOB: 0 BB: 0 P: 3	R: 0 E: 0 K: 3 S: 10	H: 1 LOB: 1 BB: 0 P: 10	R: 0 E: 0 K: 0 S: 3	H: 0 LOB: 0 BB: 0 P: 3	R: 0 E: 0 K: 0 S: 5	H: 3 LOB: 2 BB: 0 P: 5	R: 0 E: 0 K: 0 S: 4	H: 1 LOB: 1 BB: 0 P: 4	R: 0 E: 0 K: 0 S: 3	H: 0 LOB: 0 BB: 0 P: 3	R: 0 E: 0 K: 1 S: 5	H: 0 LOB: 0 BB: 0 P: 5	R: 0 E: 0 K: 1 S: 5	H: 1 LOB: 1 BB: 1 P: 9	1B: 4 2B: 2 3B: 0 HR: 0	SF: 0 SAC: 0 DP: 0 HBP: 0	WP: 0 PB: 0 SB: 0 CS: 0	PA: 33
PITCHER	IP WLS BF H R ER SO BB IBB HBP BLK WP HR S P ERA WHIP																			
Jim Kaat, L (1, 1) ERA: 2.19	8.2 W 32 6 0 0 5 1 0 0 0 0 0 0 41 45 0.00 0.808																			
Stan Williams, R (9, 1) ERA:	0.1 S 0 0 0 0 0 0 0 0 0 0 0 0 0 0 0.00 0.000																			

Cleveland Indians @ Minnesota Twins
Metropolitan Stadium, Bloomington, MI

Wed Apr 29 1970, 4:33 AM EDT
Att: 4,241 - Unknown - 86 F

AB	31
R	0
H	6
RBI	0
BB	1
SO	5
LOB	4



livebaseballscorecards.com

Batter	1	2	3	4	5	6	7	8	9	AB	R	H	RBI	BB	SO	LOB
Cesar Tovar, R OBP: 0.342, SLG: 0.554 (1, 8)	0-0 6-3		0-0 5-3		0-0 L8		0-0 FC5-4 HBP			4	0	0	0	0	0	1
Leo Cardenas, R OBP: 0.265, SLG: 0.344 (1, 6)	0-0 6-3		0-0 FC5-4 1B		0-0 5-3		1-0 HBP			3	0	1	0	0	0	0
Tony Oliva, L OBP: 0.333, SLG: 0.556 (1, 9)	0-0 1B		0-0 FC5-4 1B E		0-0 F8		0-0 F6			4	1	1	0	0	0	3
Harmon Killebrew, R OBP: 0.431, SLG: 0.482 (1, 5) Minnie Mendoza, R (9, 5)	0-0 F7		0-0 E 1B		0-0 5-3		0-0 5-3			4	0	1	0	0	0	1
Rich Reese, L OBP: 0.271, SLG: 0.278 (1, 3)		0-0 1-3	0-0 E5		0-0 F9		0-0 L9			4	0	0	0	0	0	1
Brant Alyea, R OBP: 0.482, SLG: 0.735 (1, 7) Jim Holt, L OBP: 0.267, SLG: 0.214 (8, 7)		0-0 6-3	0-0 4-3		0-0 1B		0-0 F8			3	0	1	0	0	0	2
Paul Ratliff, L OBP: 0.500, SLG: 0.400 (1, 2)		1-0 1B HBP		4-0 FC1-6 BB		0-0 L9				1	0	0	0	1	0	1
Frank Quilici, R OBP: 0.348, SLG: 0.286 (1, 4)		0-0 1B	0-0 FC1-6 G4-6-3		0-0 FC5-6 1B		0-0 FC5-6 1B			3	0	2	0	0	0	1
Jim Kaat, L OBP: 0.154, SLG: 0.167 (1, 1) Stan Williams, R (9, 1)		0-0 F5	0-0 G4-6-3		0-0 FC5-6 FC5-4					3	0	0	0	0	0	4

Inning Stats	R: 0	H: 1	E: 0	LOB: 1	K: 0	BB: 0	S: 4	P: 4	R: 0	H: 1	E: 0	LOB: 2	K: 0	BB: 0	S: 4	P: 5	R: 1	H: 2	E: 1	LOB: 2	K: 0	BB: 0	S: 6	P: 6	R: 0	H: 0	E: 0	LOB: 0	K: 0	BB: 1	S: 2	P: 6	R: 0	H: 1	E: 0	LOB: 1	K: 0	BB: 0	S: 4	P: 4	R: 0	H: 1	E: 0	LOB: 2	K: 0	BB: 0	S: 4	P: 5	R: 0	H: 0	E: 0	LOB: 0	K: 0	BB: 0	S: 3	P: 3
PITCHER	IP	WLS	BF	H	R	ER	SO	BB	IBB	HBP	BLK	WP	HR	S	P	ERA	WHIP																																							
Rich Hand, R ERA: 6.91 (1, 1)	7.0	L	30	6	1	0	0	1	0	0	0	0	0	27	33	0.00	1.000																																							
Dennis Higgins, R ERA: 5.91 (8, 1)	1.0		3	0	0	0	0	0	0	0	0	0	0	3	3	0.00	0.000																																							

BOTTOM

Cleveland Indians @ Minnesota Twins
Metropolitan Stadium, Bloomington, MI

Wed Apr 29 1970, 4:33 AM EDT
Att. 4,241 - Unknown - 86 F

AB	30
R	1
H	6
RBI	0
BB	1
SO	0
LOB	14



1B	6	SF	0	WP	0	PA	33
2B	0	SAC	0	PB	0		
3B	0	DP	1	SB	0		
HR	0	HBP	2	CS	0		

Batter	1	2	3	4	5	6	7	8	9	AB R H RBI BB SO LOB	TOP											
Ted Uhlaender, L (1, 8) OBP: 0.279, SLG: 0.344	0-0 F3			0-0 F8		0-0 1B 2B		0-0 BB 1B		4 0 2 0 0 0 0	Cleveland Indians @ Minnesota Twins Metropolitan Stadium, Bloomington, MI Thu Apr 30 1970, 4:33 AM EDT Att: 5,485 - Unknown - 54 F livebaseballscorecards.com											
Graig Nettles, L (1, 5) OBP: 0.323, SLG: 0.152	0-0 1-3			0-0 HR		0-0 F8		4-0 1-2 BB		3 1 1 1 1 0 1												
Vada Pinson, L (1, 9) OBP: 0.359, SLG: 0.448	0-3 K			0-0 G3		0-0 F8		0-0 F4		4 0 0 0 0 1 3												
Tony Horton, R (1, 3) OBP: 0.322, SLG: 0.491		0-0 L8		0-0 1B		4-0 1B BB		0-0 L7		3 0 1 0 1 0 2												
Roy Foster, R (1, 7) OBP: 0.333, SLG: 0.389		0-3 K		0-0 F8		0-0 FC4-6 1B		0-0 F7		4 0 1 0 0 1 3												
Ray Fosse, R (1, 2) OBP: 0.429, SLG: 0.486		0-0 F8			0-0 F3	0-0 FC4-6 1-2 2-3 1B			0-0 6-3	4 0 0 0 0 0 3												
Eddie Leon, R (1, 4) OBP: 0.269, SLG: 0.339			0-0 6-3		0-0 F8		0-0 F4		0-0 F8	4 0 0 0 0 0 0												
Jack Heidemann, R (1, 6) OBP: 0.210, SLG: 0.220			0-0 L3		0-0 S 2B		0-0 5-3		0-0 5-3	4 0 1 0 0 0 0												
Steve Hargan, R (1, 1) Russ Nagelson, L (5, PH) OBP: 0.167, SLG: 0.353 Phil Hennigan, R (5, 1) Lou Klimchuck, L (7, PH) OBP: 0.188, SLG: 0.333 Bob Miller, R (7, 1)			0-0 6-3		0-3 K 2-3		0-0 F8			1 0 0 0 0 0 0 1 0 0 0 0 1 1 0 0 0 0 0 0 0 1 0 0 0 0 0 0 0 0 0 0 0 0 0												
Inning Stats	R: 0 E: 0 K: 1 S: 5	H: 0 LOB: 0 BB: 0 P: 5	R: 0 E: 0 K: 1 S: 5	H: 0 LOB: 0 BB: 0 P: 5	R: 0 E: 0 K: 0 S: 3	H: 0 LOB: 0 BB: 0 P: 3	R: 1 E: 0 K: 0 S: 5	H: 2 LOB: 1 BB: 0 P: 5	R: 0 E: 0 K: 1 S: 6	H: 1 LOB: 1 BB: 0 P: 6	R: 0 E: 0 K: 0 S: 5	H: 2 LOB: 3 BB: 1 P: 9	R: 0 E: 0 K: 0 S: 3	H: 0 LOB: 0 BB: 0 P: 3	R: 0 E: 0 K: 0 S: 4	H: 1 LOB: 2 BB: 1 P: 8	R: 0 E: 0 K: 0 S: 3	H: 0 LOB: 0 BB: 0 P: 3	1B: 3 2B: 2 3B: 0 HR: 1	SF: 0 SAC: 0 DP: 0 HBP: 0	WP: 0 PB: 0 SB: 1 CS: 0	PA: 35
PITCHER	IP WLS BF H R ER SO BB IBB HBP BLK WP HR S P ERA WHIP																					
Luis Tiant, R (1, 1) ERA: 2.79	5.2 W 22 4 1 1 3 1 0 0 0 0 0 1 27 31 1.59 0.882																					
Stan Williams, R (6, 1) ERA:	1.1 7 2 0 0 0 1 0 0 0 0 0 0 6 10 0.00 2.250																					
Ron Perranoski, L (8, 1) ERA: 1.98	2.0 S 6 0 0 0 0 0 0 0 0 0 0 0 6 6 0.00 0.000																					



Batter	1	2	3	4	5	6	7	8	9
Cesar Tovar, R OBP: 0.325, SLG: 0.526 (1, 8)	0-0 5-3 ①		0-0 F5 ②		0-0 F4 ①		0-0 F4 ②		
Leo Cardenas, R OBP: 0.292, SLG: 0.426 (1, 6)	0-0 1B 1B		0-0 6-3 ③		0-0 HR		0-0 1B 2B		
Tony Oliva, L OBP: 0.329, SLG: 0.539 (1, 9)	0-3 K ②			0-0 F8 ①	0-0 F9 ②		0-0 2-H 1B ③		
Harmon Killebrew, R OBP: 0.434, SLG: 0.533 Minnie Mendoza, R (1, 5) (9, 5)	0-0 1-2 1B			0-0 HR	0-0 L6 ③		0-0 F8 ①		
Rich Reese, L OBP: 0.270, SLG: 0.276 (1, 3)	0-0 4-3 ③			0-0 HR 1B		0-0 F6 ①	0-0 F7 ②		
Brant Alyea, R OBP: 0.483, SLG: 0.774 Jim Holt, L OBP: 0.267, SLG: 0.214 (1, 7) (8, PR) (9, 7)		0-0 G6-4-3 1B		0-0 1-H HR		0-0 F4 ②	0-0 E3		
Paul Ratliff, L OBP: 0.500, SLG: 0.429 (1, 2)		0-3 K ①		0-0 3-1 1B		0-0 1B	0-3 K ③		
Frank Quilici, R OBP: 0.308, SLG: 0.250 (1, 4)			0-0 G6-4-3 1-2f		0-0 3-1 ②		0-0 F3 ③		
Luis Tiant, R OBP: 0.455, SLG: 0.545 Stan Williams, R Ron Perranoski, L (1, 1) (6, 1) (8, 1)			0-0 F8 ①	0-0 4-3 ③			0-0 4-3 ①		

Inning Stats	R: 0 E: 0 K: 1 S: 7	H: 2 LOB: 2 BB: 0 P: 7	R: 0 E: 0 K: 1 S: 5	H: 1 LOB: 0 BB: 0 P: 5	R: 0 E: 0 K: 0 S: 3	H: 0 LOB: 0 BB: 0 P: 3	R: 3 E: 0 K: 0 S: 7	H: 4 LOB: 1 BB: 0 P: 7	R: 1 E: 0 K: 0 S: 4	H: 1 LOB: 0 BB: 0 P: 4	R: 0 E: 0 K: 0 S: 4	H: 1 LOB: 1 BB: 0 P: 4	R: 0 E: 0 K: 0 S: 4	H: 2 LOB: 2 BB: 0 P: 4	R: 0 E: 1 K: 1 S: 6	H: 0 LOB: 1 BB: 0 P: 6
1B: 7 2B: 1 3B: 0 HR: 3	SF: 0 SAC: 0 DP: 1 HBP: 0	WP: 0 PB: 0 SB: 0 CS: 0	PA: 34													

PITCHER	IP	WLS	BF	H	R	ER	SO	BB	IBB	HBP	BLK	WP	HR	S	P	ERA	WHIP
Steve Hargan, R ERA: 4.5 (1, 1)	4.0	L	18	7	3	3	2	0	0	0	0	0	2	22	22	6.75	1.750
Phil Hennigan, R ERA: 8.1 (5, 1)	2.0		8	2	1	1	0	0	0	0	0	0	1	8	8	4.50	1.000
Bob Miller, R ERA: 3.6 (7, 1)	2.0		8	2	0	0	1	0	0	0	0	0	0	10	10	0.00	1.000

BOTTOM

Cleveland Indians @ Minnesota Twins
Metropolitan Stadium, Bloomington, MI

Thu Apr 30 1970, 4:33 AM EDT
Att. 5,485 - Unknown - 54 F

livebaseballscorecards.com

AB	34
R	4
H	11
RBI	4
BB	0
SO	3
LOB	9



Batter	1	2	3	4	5	6	7	8	9	AB R H RBI BB SO LOB	TOP																										
Ted Uhlaender, L (1, 8) OBP: 0.297, SLG: 0.364	0-0 E3 WP F1 WP	0-3 K		0-0 F3		0-0 1B		0-0 2B 1-3 2-H	4-0 1B BB	5 2 2 1 1 1 1																											
Eddie Leon, R (1, 4) OBP: 0.257, SLG: 0.323	0-0 F1		0-0 5-3	0-3 K		0-0 F3		0-0 3B 2B 2-H 3-H	0-0 1B	3 0 0 0 0 1 1 1 0 0 0 0 0 2 0 0 0 0 0 0 0 2 1 2 2 0 0 0																											
Lou Klimchok, L (6, PH) OBP: 0.176, SLG: 0.313	1-2																																				
Phil Hennigan, R (6, 1)																																					
Chuck Hinton, R (8, PH) OBP: 0.444, SLG: 0.500	1-2																																				
Vada Pinson, L (1, 9) OBP: 0.357, SLG: 0.484	0-0 F8 2-3		0-0 1B 2B		0-0 F9	0-0 F3		0-0 3B 2-H	0-0 F7	6 1 2 1 0 0 6																											
Tony Horton, R (1, 3) OBP: 0.344, SLG: 0.483	4-0 WP BB		0-0 5-3		0-0 F9		0-0 FC5-4 1B	1-0 G5-4-3 HBP		3 0 1 0 1 0 1																											
Graig Nettles, L (1, 5) OBP: 0.313, SLG: 0.140	0-0 4-3 1-2 3-H		4-0 1B BB		0-0 E6 BB		0-0 F7	0-3 K		4 0 0 0 1 1 4																											
Ray Fosse, R (1, 2) OBP: 0.447, SLG: 0.487		0-0 1B SF9 1B	0-0 1-3 2-H 1B		4-0 1-2 BB		0-0 FC5-4 1-2f	0-0 G5-4-3 1-2f		4 1 2 1 1 0 3																											
Roy Foster, R (1, 7) OBP: 0.336, SLG: 0.379		0-0 WP 1B	4-0 IBB		0-0 F5		0-0 FC5-4 1-2f		0-0 F8	4 0 1 0 1 0 3																											
Jack Heidemann, R (1, 6) OBP: 0.200, SLG: 0.210		0-3 K	0-0 F6			0-0 5-3		0-0 BB 2B 1B	0-0 FC3-6 1B	3 0 0 0 0 1 5 2 1 2 0 0 0 0																											
Larry Brown, R (8, PH) OBP: 0.545, SLG: 0.900																																					
Dean Chance, R (1, 1)																																					
Bob Miller, R (4, 1)																																					
Russ Nagelson, L (6, PH) OBP: 0.221, SLG: 0.353		0-0 SF9		0-0 1-3		4-0 1B BB		4-0 2B BB	0-0 FC3-6	1 0 0 1 0 0 0 0 0 0 0 0 0 0 0 0 0 0 1 0 0 0 0 0 0 0 0 0 0 0 0 0 1 0 0 0 1 0 0 0 0 0 1 0 0 0 0 0 1																											
Vern Fuller, R (6, 4) OBP: 0.250, SLG: 0.250																																					
Duke Sims, L (8, PH) OBP: 0.226, SLG: 0.190																																					
Steve Hargan, R (8, PR)																																					
Dennis Higgins, R (8, 1)																																					
Inning Stats	R: 1 E: 1 K: 0 S: 4	H: 0 LOB: 1 BB: 1 P: 8	R: 1 E: 0 K: 2 S: 9	H: 2 LOB: 1 BB: 0 P: 9	R: 1 E: 0 K: 0 S: 5	H: 2 LOB: 3 BB: 2 P: 13	R: 0 E: 0 K: 1 S: 5	H: 0 LOB: 0 BB: 0 P: 5	R: 0 E: 1 K: 0 S: 4	H: 0 LOB: 2 BB: 1 P: 8	R: 0 E: 0 K: 0 S: 4	H: 1 LOB: 2 BB: 1 P: 8	R: 0 E: 0 K: 0 S: 4	H: 1 LOB: 1 BB: 0 P: 4	R: 4 E: 0 K: 1 S: 8	H: 4 LOB: 2 BB: 1 P: 13	R: 0 E: 0 K: 0 S: 5	H: 2 LOB: 3 BB: 1 P: 9	1B: 8 2B: 3 3B: 1 HR: 0	SF: 1 SAC: 0 DP: 1 HBP: 1	WP: 3 PB: 0 SB: 0 CS: 0	PA: 48															
PITCHER	IP WLS BF H R ER SO BB IBB HBP BLK WP HR S P ERA WHIP																				PITCHER	IP WLS BF H R ER SO BB IBB HBP BLK WP HR S P ERA WHIP															
Dave Morehead, R (1, 1) ERA: 3.0	6.0		31	6	3	2	3	4	1	0	0	3	0	32	52	3.00	1.667																				
Mike Hedlund, R (7, 1) ERA: 6.0	1.0		5	1	2	2	0	1	0	0	0	0	0	4	8	18.00	2.000																				
Moe Drabowsky, R (8, 1) ERA: 3.77	0.0	L	2	2	1	1	0	0	0	0	0	0	0	2	2	∞	∞																				
Ken Wright, R (8, 1) ERA: 1.17	1.0		4	1	1	1	1	0	0	1	0	0	0	5	6	9.00	1.000																				
Wally Bunker, R (9, 1) ERA: 8.53	1.0		6	2	0	0	0	1	0	0	0	0	0	5	9	0.00	3.000																				

Cleveland Indians @ Kansas City Royals
Municipal Stadium, Kansas City, MO
Fri May 01 1970, 8:05 PM EDT
Att. 6,365 - Unknown

livebaseballscorecards.com

AB	39
R	7
H	12
RBI	6
BB	7
SO	4
LOB	27



Batter	1	2	3	4	5	6	7	8	9	AB	R	H	RBI	BB	SO	LOB
Jackie Hernandez, R OBP: 0.333, SLG: 0.375 (1, 6)	0-0 2B HR 1B	0-0 1-2 1B		0-0 B1-3		0-3 K		0-0 5-3		5	1	2	0	0	1	1
Pat Kelly, L OBP: 0.408, SLG: 0.328 (1, 9)	0-0 F8	0-3 K		0-0 1B 1B		4-0 1B BB			0-3 K	4	0	1	1	1	2	3
Amos Otis, R OBP: 0.375, SLG: 0.519 (1, 8)	0-0 1-3 HR 2B		0-0 G6-4-3 1B 1B	0-0 1-2 1B		0-0 1-2 1B			0-0 1B	5	2	5	0	0	0	0
Bob Oliver, R OBP: 0.346, SLG: 0.613 (1, 5)	0-3 K		0-0 1-2 1B	0-0 FC5-4 1-2f		0-0 1-3			0-3 K	5	0	1	0	0	2	6
Lou Piniella, R OBP: 0.367, SLG: 0.556 (1, 7)	0-0 2-H 3-H HR		0-0 1-2f 2-3 G6-4-3		0-0 4-3 1B			0-0 F9	0-3 K	5	1	2	3	0	1	3
Joe Keough, L OBP: 0.316, SLG: 0.412 (1, 3)	4-0 2-4 BB		0-0 3-H 1B		0-0 4-3			0-3 K		3	0	1	1	1	1	1
Jerry Adair, R OBP: 0.286, SLG: 0.167 (1, 4)	0-0 1-2 2-4	0-0 G5-4-3 1B	0-0 6-3		4-0 BB			0-0 F9		3	0	1	0	1	0	1
Ellie Rodriguez, R OBP: 0.333, SLG: 0.250 Jim Campanis, R OBP: 0.250, SLG: 0.526 (1, 2) (3, 2)		0-0 1-2f G5-4-3		0-0 SH3-4 1B		0-0 F2		0-3 K		1	0	0	0	0	0	1
Dave Morehead, R OBP: 0.280, SLG: 0.143 Mike Hedlund, R OBP: 0.500, SLG: 0.500 Moe Drabowsky, R OBP: 0.500, SLG: 0.500 Ken Wright, R OBP: 0.270, SLG: 0.418 Ed Kirkpatrick, L OBP: 0.429, SLG: 0.200 (1, 1) (7, 1) (8, 1) (8, 1) (8, PH) (9, 1)		0-0 1B		0-0 1-2 SH3-4		0-0 1-3		0-0 1-3		3	1	1	0	0	1	2
										2	0	1	0	0	0	2
										0	0	0	0	0	0	0
										0	0	0	0	0	0	0
										0	0	0	0	0	0	0
										1	0	0	0	0	0	0
										0	0	0	0	0	0	0

Inning Stats	R: 3	H: 3	E: 0	LOB: 1	K: 1	S: 7	P: 11	R: 0	H: 3	E: 0	LOB: 2	K: 1	S: 7	P: 7	R: 1	H: 3	E: 0	LOB: 1	K: 0	S: 5	R: 1	H: 3	E: 0	LOB: 2	K: 0	S: 6	R: 0	H: 1	E: 0	LOB: 2	K: 0	S: 4	R: 0	H: 1	E: 0	LOB: 1	K: 1	S: 5	R: 0	H: 0	E: 0	LOB: 0	K: 1	S: 5	R: 0	H: 0	E: 0	LOB: 0	K: 1	S: 5	R: 0	H: 0	E: 0	LOB: 0	K: 3	S: 10	R: 0	H: 1	E: 0	LOB: 1	K: 3	S: 10	P: 10	1B: 13	SF: 0	2B: 1	SAC: 1	3B: 0	DP: 2	HR: 1	HBP: 0	WP: 0	PA: 41	PB: 0	SB: 0	CS: 0
--------------	------	------	------	--------	------	------	-------	------	------	------	--------	------	------	------	------	------	------	--------	------	------	------	------	------	--------	------	------	------	------	------	--------	------	------	------	------	------	--------	------	------	------	------	------	--------	------	------	------	------	------	--------	------	------	------	------	------	--------	------	-------	------	------	------	--------	------	-------	-------	--------	-------	-------	--------	-------	-------	-------	--------	-------	--------	-------	-------	-------

PITCHER	IP	WLS	BF	H	R	ER	SO	BB	IBB	HBP	BLK	WP	HR	S	P	ERA	WHIP
Dean Chance, R ERA: 3.86 (1, 1)	3.2		22	12	5	5	2	1	0	0	0	0	1	24	28	12.27	3.545
Bob Miller, R ERA: 2.84 (4, 1)	1.1		6	1	0	0	0	1	0	0	0	0	0	5	9	0.00	1.500
Phil Hennigan, R ERA: 6.23 (6, 1)	2.0	W	7	1	0	0	2	1	0	0	0	0	0	10	14	0.00	1.000
Dennis Higgins, R ERA: 4.97 (8, 1)	2.0	S	7	1	0	0	4	0	0	0	0	0	0	15	15	0.00	0.500

BOTTOM

Cleveland Indians @ Kansas City Royals
Municipal Stadium, Kansas City, MO
Fri May 01 1970, 8:05 PM EDT
Att. 6,365 - Unknown

livebaseballscorecards.com

AB	37
R	5
H	15
RBI	5
BB	3
SO	8
LOB	20



Batter	1	2	3	4	5	6	7	8	9	10	11	12	13	14	15	16	17	AB	R	H	RBI	BB	SO	LOB	TOP							
Ted Uhlaender, L OBP: 0.305, SLG: 0.370 (1, 6) B B B	4-0 PB 1B BB		0-0 PB SH3-4 2B		0-0 E S 1B		0-0 F7		0-0 1-3			0-3 K		0-0 6-3		0-0 6-3		7	1	2	0	1	1	4								
Eddie Leon, R OBP: 0.247, SLG: 0.309 (1, 4) (6, 6) (8, 4)	0-3 K		0-0 SH3-4		0-0 F4		0-0 F3			0-3 K		0-3 K		0-3 K			0-0 F5	3	0	0	1	0	1	2								
Russ Nagelston, L OBP: 0.259, SLG: 0.333 Vern Fuller, R OBP: 0.250, SLG: 0.250 Duke Sims, L OBP: 0.207, SLG: 0.167 (10, PH) (10, 4) (12, PH) (12, 3)			2H		1-3													1	0	0	0	0	0	1	0							
Vada Pinson, L OBP: 0.359, SLG: 0.465 (1, 9)	0-0 S 1B		0-0 E6		0-0 F7			0-0 G3		4-0 CS BB		0-0 4-3			0-0 1-3		0-0 G5-4-3 1B	7	0	2	0	1	0	3								
Tony Horton, R OBP: 0.324, SLG: 0.452 Ted Ford, R OBP: 0.238, SLG: 0.368 Larry Brown, R OBP: 0.467, SLG: 0.714 (1, 3) (6, PR) (8, 6)	0-3 K		0-0 F6		0-0 5-3			0-0 E5 HR		0-0 F7			0-0 6-3		0-0 FC3-6 1B		0-0 G5-4-3	4	0	0	0	0	1	4								
Graig Nettles, L OBP: 0.324, SLG: 0.228 (1, 5)	0-0 4-3			0-0 1B				0-0 HR					0-0 4-3		0-0 FC3-6 1B		0-0 FC3-6 S	7	1	3	2	0	1	3								
Ray Fosse, R OBP: 0.426, SLG: 0.444 (1, 2)		0-0 F3		0-0 1B				0-0 L7				0-3 K		1-0 HBP		0-0 F9			6	0	1	0	0	2	3							
Roy Foster, R OBP: 0.306, SLG: 0.338 (1, 7)		0-0 F8		0-3 K				0-3 K				0-0 5-3		0-0 1-3			0-0 F3	7	0	0	0	0	3	5								
Jack Heidemann, R OBP: 0.194, SLG: 0.203 Lou Klimchok, L OBP: 0.167, SLG: 0.294 Chuck Hinton, R OBP: 0.462, SLG: 0.400 (6, PH) (6, 4) (8, 3) (12, 4)			0-3 K		0-3 K			0-3 K		0-0 5-3		4-0 HBP BB		0-0 E5 SH3-4		0-0 SH3-4		4-0 SH3 BB	2	0	0	0	0	2	2							
Sam McDowell, L OBP: 0.250, SLG: 0.250 Dennis Higgins, R Mike Paul, L Phil Hennigan, R Bob Miller, R (1, 1) (9, 1) (9, 1) (10, 1) (16, 1)			0-0 B1-3		0-0 4-3			0-3 K		0-3 K			1-0 HBP	0-0 SH3-4		0-0 SH3		0-0 SH3	4	0	0	0	0	2	2							
Inning Stats	R: 0 E: 0 K: 2 S: 8	H: 1 LOB: 2 BB: 1 P: 12	R: 0 E: 0 K: 1 S: 5	H: 0 LOB: 0 BB: 0 P: 5	R: 1 E: 1 K: 0 S: 5	H: 1 LOB: 1 BB: 0 P: 5	R: 0 E: 0 K: 2 S: 9	H: 2 LOB: 2 BB: 0 P: 9	R: 0 E: 0 K: 3 S: 10	H: 1 LOB: 1 BB: 0 P: 10	R: 0 E: 0 K: 1 S: 5	H: 0 LOB: 0 BB: 0 P: 5	R: 2 E: 1 K: 1 S: 7	H: 1 LOB: 1 BB: 0 P: 7	R: 0 E: 0 K: 1 S: 4	H: 0 LOB: 0 BB: 1 P: 8	R: 0 E: 0 K: 1 S: 5	H: 0 LOB: 0 BB: 0 P: 5	R: 0 E: 0 K: 1 S: 5	H: 0 LOB: 0 BB: 0 P: 5	R: 0 E: 0 K: 2 S: 7	H: 0 LOB: 2 BB: 1 P: 12	R: 0 E: 1 K: 1 S: 6	H: 0 LOB: 1 BB: 0 P: 6	R: 0 E: 0 K: 0 S: 3	H: 1 LOB: 1 BB: 0 P: 4	R: 0 E: 0 K: 0 S: 3	H: 0 LOB: 0 BB: 0 P: 3	1B: 7 2B: 1 3B: 0 HR: 1	SF: 0 SAC: 3 DP: 1 HBP: 2	WP: 0 PB: 2 SB: 4 CS: 1	PA: 67
PITCHER	IP	WLS	BF	H	R	ER	SO	BB	IBB	HBP	BLK	WP	HR	S	P	ERA	WHIP															
Bob Johnson, R ERA: 1.53 (1, 1)	8.0		34	7	3	1	10	1	0	0	0	0	0	5	5	1.12	1.000															
Al Fitzmorris, R ERA: 4.35 (9, 1)	1.0		3	0	0	0	1	0	0	0	0	0	0	5	5	0.00	0.000															
Moe Drabowsky, R ERA: 2.66 (10, 1)	6.0		23	1	0	0	6	2	0	2	0	0	0	31	41	0.00	0.500															
Mike Hedlund, R ERA: 4.91 (16, 1)	2.0	W	7	1	0	0	0	1	0	0	0	0	0	6	10	0.00	1.000															

Cleveland Indians @ Kansas City Royals
Municipal Stadium, Kansas City, MO
Sat May 02 1970, 8:05 PM EDT
Att. 8,016 - Unknown - 70 F

AB	58
R	3
H	9
RBI	3
BB	4
SO	17
LOB	34



WP	0
PB	2
SB	4
CS	1

Batter	1	2	3	4	5	6	7	8	9	10	11	12	13	14	15	16	17	AB	R	H	RBI	BB	SO	LOB
Jackie Hernandez, R OBP: 0.323, SLG: 0.345	0-0 5-3	0-3 K		0-0 SH1-4 1-2		0-3 K		4-0 BB		0-0 F8			0-3 K		0-0 F5		0-0 1B 2-H	7	0	1	1	1	3	4
Pat Kelly, L OBP: 0.392, SLG: 0.299	0-0 4-3		4-0 1B FC6-4 BB	0-3 K		0-0 L6		0-0 L6		4-0 CS BB			0-3 K		0-3 K			6	1	0	0	2	3	4
Amos Otis, R OBP: 0.396, SLG: 0.518	4-0 BB		0-0 FC6-4 1B	4-0 1B IBB			0-3 K		0-0 FC1-6 1B	0-3 K 1-2			0-0 1B			0-0 F2		6	1	3	0	2	2	1
Ed Kirkpatrick, L OBP: 0.275, SLG: 0.392	0-0 5-3		4-0 FC6-4 BB	0-3 K			0-3 K		0-0 FC1-6 BB E		0-0 G3		0-0 F8			0-0 FC5-4 1B		7	1	1	0	1	2	5
Lou Piniella, R OBP: 0.368, SLG: 0.532		0-0 SH1-4 WP 1B	0-0 FC6-4 1B 1-2 2-3 3-H		0-0 6-3		0-0 1B		4-0 E BB		0-0 L9		0-0 F8			0-3 K		7	0	2	1	1	1	3
Ellie Rodriguez, R OBP: 0.333, SLG: 0.250			4-0 SH1-4 BB	0-0 FC5-4 1B 1-3 3-H		4-0 BB		0-0 F5		0-0 E6 1B			0-0 L8			0-0 FC5-4 1B 1-2		6	0	2	2	2	0	2
Paul Schaaf, R OBP: 0.400, SLG: 0.500			0-0 SH1-4 BB	0-3 K		0-0 L8		0-0 F5		0-0 L8			0-0 F3					5	0	1	0	2	1	3
Jerry Adair, R OBP: 0.321, SLG: 0.174		0-0 SH1-4 1-2 2-3	0-3 K		0-0 L8		0-0 L8		4-0 CS BB		4-0 CS BB			0-0 F3				5	0	1	0	2	1	3
Jim Campanis, R OBP: 0.259, SLG: 0.440		4-0 IBB	0-0 FC5-4		0-0 F8		0-0 F8		0-3 K		0-0 K		4-0 5-3 1-2			0-0 E5 1B		6	0	1	0	1	2	7
Jim Rooker, R OBP: 0.286, SLG: 0.167		4-0 IBB	0-0 FC5-4		0-0 F8		0-0 F8		0-3 K		0-3 K		0-3 5-3 1-2			0-0 E5 1B		1	1	0	0	0	0	1
Bob Johnson, L ERA: 3.77	0-3 K		0-0 SH1-4 BB		4-0 SH1-4 BB		0-3 K		0-1 CI BB	0-0 F7			0-3 K			0-0 3-1		2	0	0	0	1	2	3
Luis Alcaraz, R AI: 0.145, SLG: 0.220																		0	0	0	0	0	0	0
Joe Mauer, R OBP: 1.000, SLG: 1.000																		0	0	0	0	0	0	0
Joe Mauer, R OBP: 1.000, SLG: 1.000																		0	0	0	0	0	0	0
Joe Mauer, R OBP: 1.000, SLG: 1.000																		0	0	0	0	0	0	0
Rich Scoburn, R OBP: 0.228, SLG: 0.228																		0	0	0	0	0	0	0
Mike Hedlund, R																		0	0	0	0	0	0	0

Inning Stats	R: 0	H: 0	E: 0	LOB: 1	K: 0	BB: 1	S: 3	P: 7	R: 0	H: 1	E: 0	LOB: 3	K: 2	BB: 2	S: 8	P: 16	R: 2	H: 2	E: 0	LOB: 2	K: 1	BB: 2	S: 7	P: 15	R: 0	H: 0	E: 0	LOB: 2	K: 2	BB: 2	S: 7	P: 15	R: 0	H: 0	E: 0	LOB: 0	K: 2	BB: 0	S: 7	P: 7	R: 0	H: 1	E: 0	LOB: 1	K: 2	BB: 0	S: 8	P: 8	R: 0	H: 0	E: 1	LOB: 2	K: 1	BB: 1	S: 6	P: 10	R: 1	H: 2	E: 1	LOB: 3	K: 1	BB: 2	S: 7	P: 15	R: 0	H: 0	E: 0	LOB: 0	K: 1	BB: 1	S: 4	P: 8	R: 0	H: 0	E: 0	LOB: 0	K: 0	BB: 0	S: 3	P: 3	R: 0	H: 0	E: 0	LOB: 0	K: 2	BB: 0	S: 3	P: 3	R: 0	H: 0	E: 1	LOB: 1	K: 1	BB: 0	S: 6	P: 6	R: 0	H: 1	E: 0	LOB: 1	K: 1	BB: 0	S: 6	P: 6	R: 0	H: 1	E: 0	LOB: 1	K: 1	BB: 0	S: 6	P: 6	R: 0	H: 1	E: 0	LOB: 1	K: 1	BB: 0	S: 6	P: 6	R: 0	H: 2	E: 0	LOB: 1	K: 1	BB: 0	S: 4	P: 4	R: 1	H: 2	E: 0	LOB: 1	K: 0	BB: 0	S: 4	P: 4	R: 0	H: 2	E: 0	LOB: 0	K: 2	BB: 0	S: 8	P: 8	R: 0	H: 1	E: 0	LOB: 1	K: 2	BB: 0	S: 8	P: 8	R: 0	H: 1	E: 0	LOB: 0	K: 0	BB: 0	S: 3	P: 3	R: 0	H: 1	E: 0	LOB: 0	K: 0	BB: 0	S: 3	P: 3	R: 0	H: 0	E: 0	LOB: 0	K: 0	BB: 0	S: 3	P: 3	R: 0	H: 1	E: 0	LOB: 0	K: 0	BB: 0	S: 3	P: 3	R: 0	H: 0	E: 0	LOB: 0	K: 0	BB: 0	S: 3	P: 3	R: 0	H: 0	E: 0	LOB: 0	K: 0	BB: 0	S: 3	P: 3	R: 0	H: 0	E: 0	LOB: 0	K: 0	BB: 0	S: 3	P: 3	R: 0	H: 0	E: 0	LOB: 0	K: 0	BB: 0	S: 3	P: 3	R: 0	H: 0	E: 0	LOB: 0	K: 0	BB: 0	S: 3	P: 3
--------------	------	------	------	--------	------	-------	------	------	------	------	------	--------	------	-------	------	-------	------	------	------	--------	------	-------	------	-------	------	------	------	--------	------	-------	------	-------	------	------	------	--------	------	-------	------	------	------	------	------	--------	------	-------	------	------	------	------	------	--------	------	-------	------	-------	------	------	------	--------	------	-------	------	-------	------	------	------	--------	------	-------	------	------	------	------	------	--------	------	-------	------	------	------	------	------	--------	------	-------	------	------	------	------	------	--------	------	-------	------	------	------	------	------	--------	------	-------	------	------	------	------	------	--------	------	-------	------	------	------	------	------	--------	------	-------	------	------	------	------	------	--------	------	-------	------	------	------	------	------	--------	------	-------	------	------	------	------	------	--------	------	-------	------	------	------	------	------	--------	------	-------	------	------	------	------	------	--------	------	-------	------	------	------	------	------	--------	------	-------	------	------	------	------	------	--------	------	-------	------	------	------	------	------	--------	------	-------	------	------	------	------	------	--------	------	-------	------	------	------	------	------	--------	------	-------	------	------	------	------	------	--------	------	-------	------	------	------	------	------	--------	------	-------	------	------	------	------	------	--------	------	-------	------	------


BOTTOM

Cleveland Indians @ Kansas City Royals
Municipal Stadium, Kansas City, MO

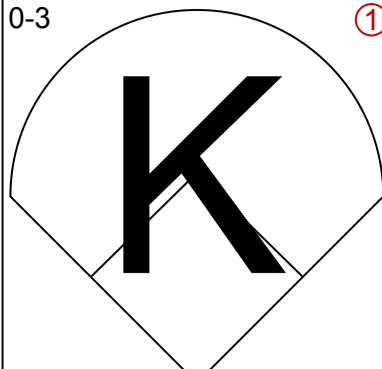
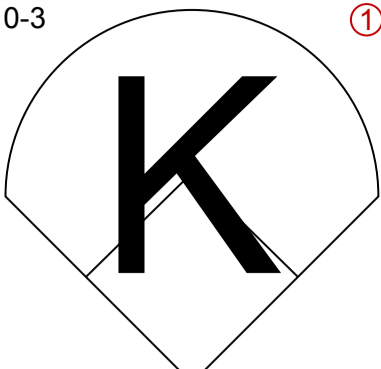
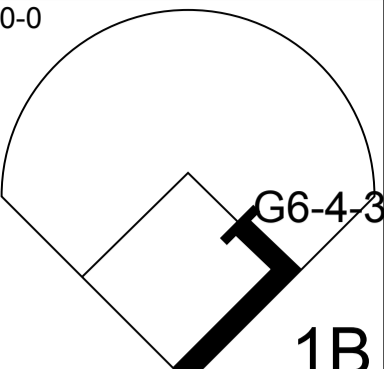
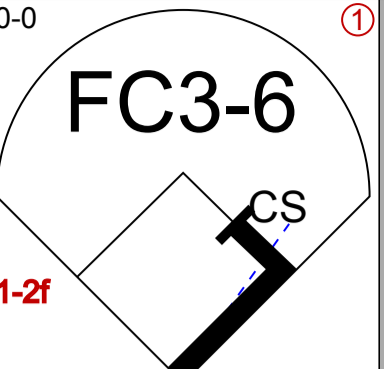
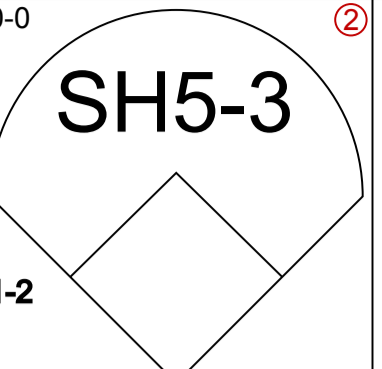
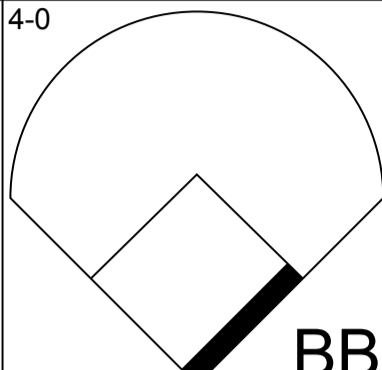
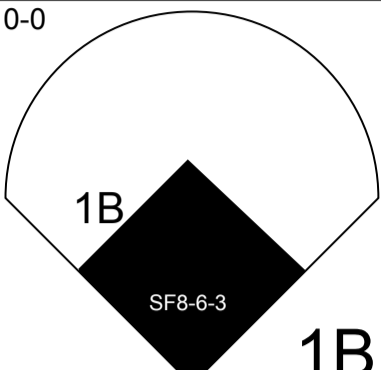
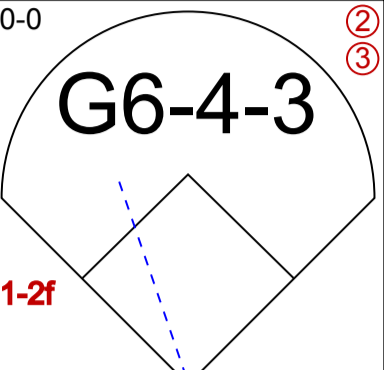
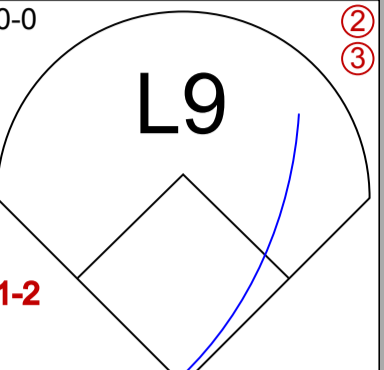
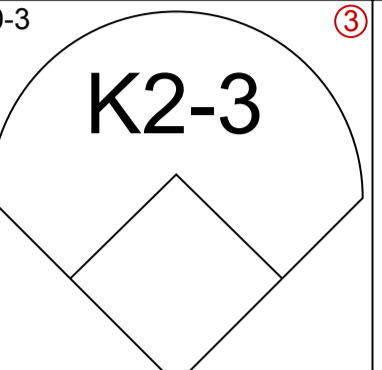
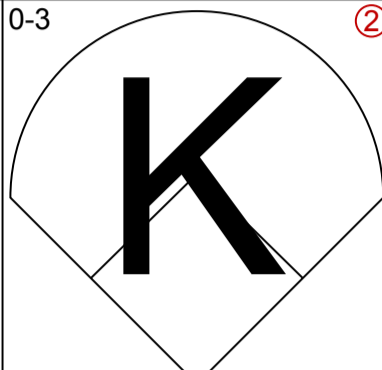
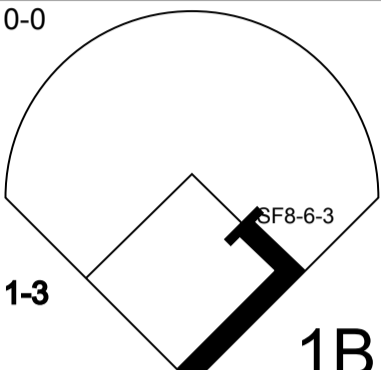
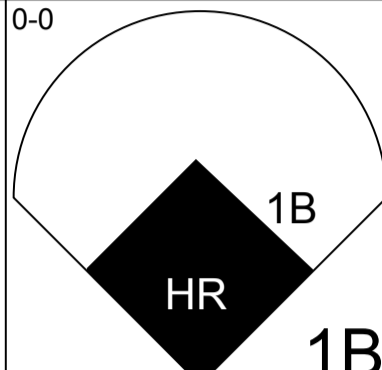
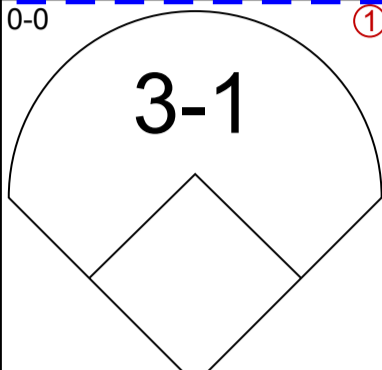
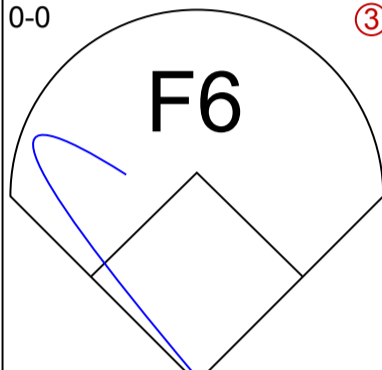
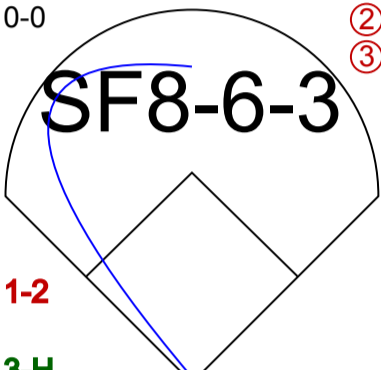
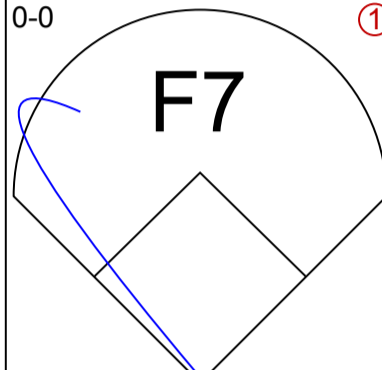
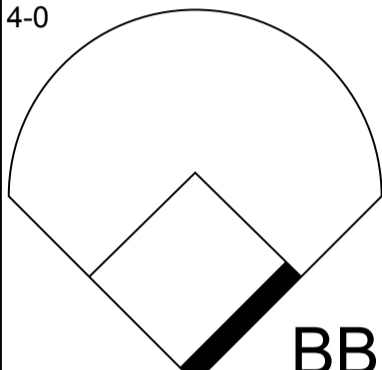
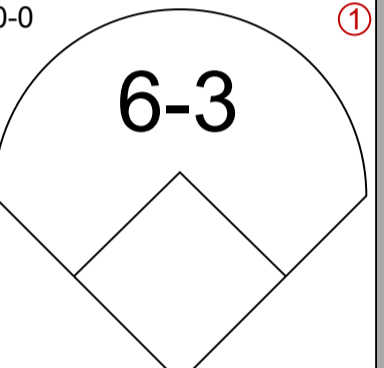
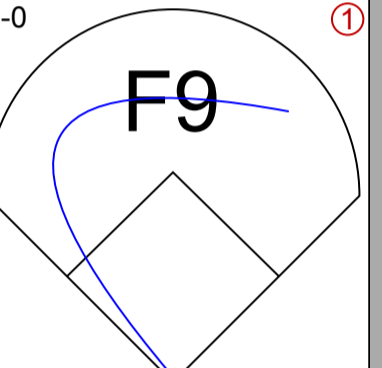
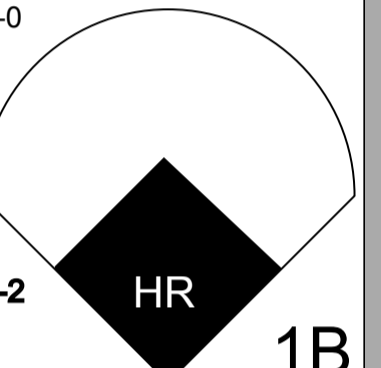
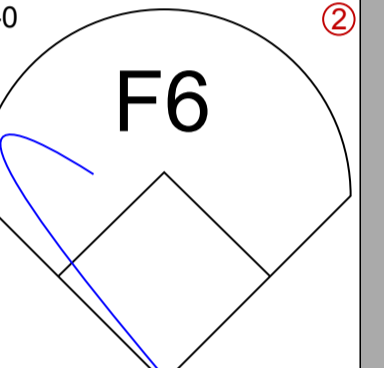
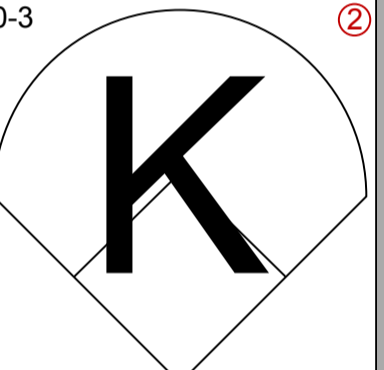
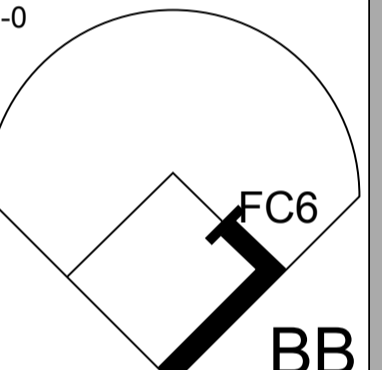
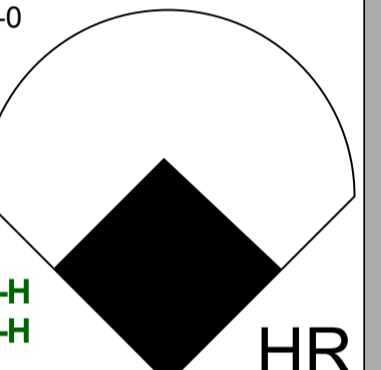
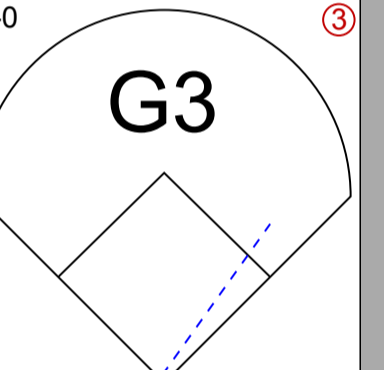
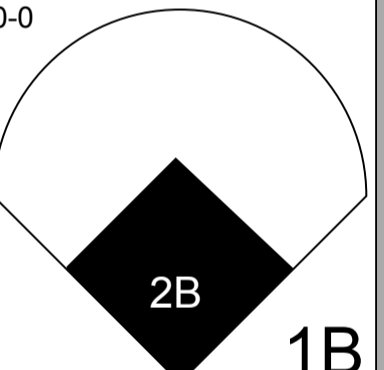
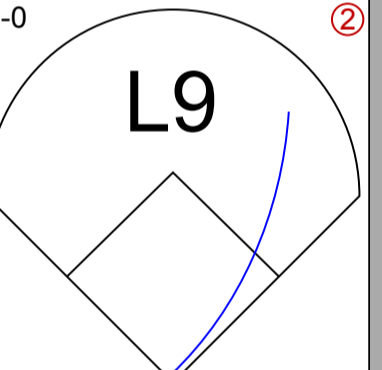
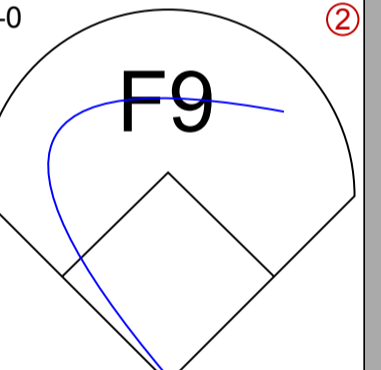

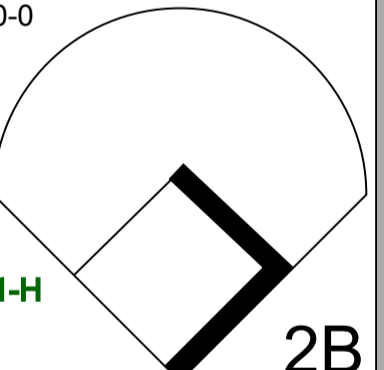
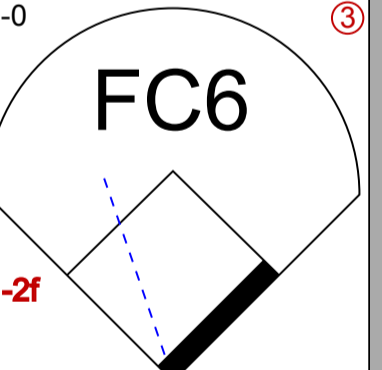
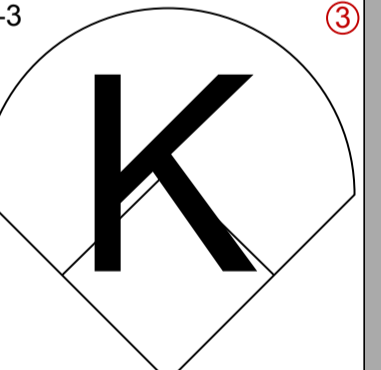

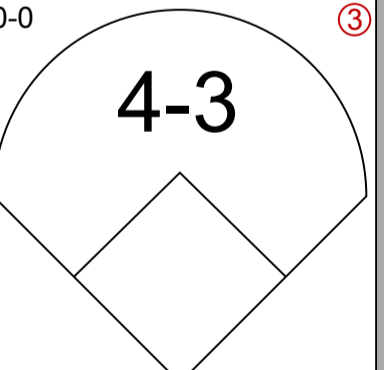
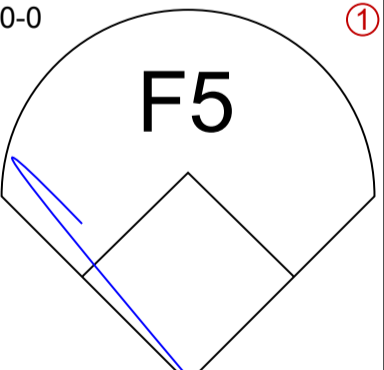
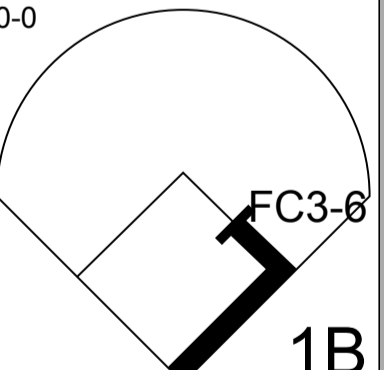
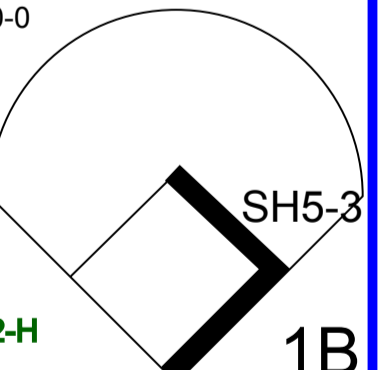
Sat May 02 1970, 8:05 PM EDT
Att. 8,016 - Unknown - 70 F

livebaseballscorecards.com

AB	56
R	4
H	11
RBI	4
BB	13
SO	17
LOB	37



WP: 1	PA: 73
PB: 0	
SB: 0	
CS: 2	

Batter	1	2	3	4	5	6	7	8	9	AB R H RBI BB SO LOB	TOP											
Ted Uhlaender, L (1, 8) OBP: 0.302, SLG: 0.364	0-3 		0-3 		X 0-0 		X 0-0 		X 0-0 	4 0 1 0 0 2 1	Cleveland Indians @ Kansas City Royals Municipal Stadium, Kansas City, MO Sun May 03 1970, 4:33 AM EDT Att: 8,808 - Unknown - 78 F livebaseballscorecards.com											
Eddie Leon, R (1, 4) OBP: 0.256, SLG: 0.306	4-0 		0-0 		X 0-0 		X 0-0 		X 0-3 	4 1 1 0 1 1 3												
Vada Pinson, L (1, 9) OBP: 0.366, SLG: 0.467	0-3 		0-0 			X 0-0 		X 0-0 		4 1 2 0 0 1 1												
Tony Horton, R (1, 3) OBP: 0.319, SLG: 0.438	0-0 		0-0 			X 0-0 		X 4-0 		2 0 0 1 1 0 2												
Ted Ford, R (8, PR) OBP: 0.238, SLG: 0.368										0 0 0 0 0 0 0												
Chuck Hinton, R (8, 3) OBP: 0.462, SLG: 0.400										0 0 0 0 0 0 0												
Ray Fosse, R (1, 2) OBP: 0.414, SLG: 0.429		X 0-0 		X 0-0 		X 0-0 		X 0-0 		4 1 1 0 0 0 1												
Graig Nettles, L (1, 5) OBP: 0.333, SLG: 0.283		0-3 		B 4-0 		X 0-0 		X 0-0 		3 1 1 3 1 1 1												
Roy Foster, R (1, 7) OBP: 0.316, SLG: 0.348		X 0-0 		X 0-0 		X 0-0 		X 0-0 		4 2 2 0 0 0 1												
Jack Heidemann, R (1, 6) OBP: 0.197, SLG: 0.221		X 0-0 		X 0-0 		X 0-3 		X 0-3 		4 0 1 1 0 2 2												
Barry Moore, L (1, 1) OBP: 0.100, SLG: 0.100		X 0-0 			X 0-0 		X 0-0 		X 0-0 	3 0 1 0 0 0 1												
Dennis Higgins, R (8, 1)										0 0 0 0 0 0 0												
Dick Ellsworth, L (8, 1)										0 0 0 0 0 0 0												
Russ Nagelson, L (9, PH) OBP: 0.238, SLG: 0.368										1 0 1 1 0 0 0												
Rich Hand, R (9, 1)										0 0 0 0 0 0 0												
Inning Stats	R: 0 E: 0 K: 2 S: 7	H: 0 LOB: 1 BB: 1 P: 11	R: 1 E: 0 K: 1 S: 7	H: 2 LOB: 1 BB: 0 P: 7	R: 1 E: 0 K: 1 S: 6	H: 2 LOB: 0 BB: 0 P: 6	R: 0 E: 0 K: 0 S: 3	H: 0 LOB: 1 BB: 1 P: 7	R: 0 E: 0 K: 0 S: 3	H: 1 LOB: 0 BB: 0 P: 3	R: 3 E: 0 K: 1 S: 8	H: 3 LOB: 0 BB: 0 P: 8	R: 0 E: 0 K: 0 S: 3	H: 1 LOB: 0 BB: 0 P: 3	R: 0 E: 0 K: 0 S: 3	H: 0 LOB: 1 BB: 1 P: 7	R: 1 E: 0 K: 2 S: 9	H: 2 LOB: 1 BB: 0 P: 9	1B: 9 2B: 2 3B: 0 HR: 1	SF: 1 SAC: 1 DP: 2 HBP: 0	WP: 0 PB: 0 SB: 1 CS: 1	PA: 38
PITCHER	IP WLS BF H R ER SO BB IBB HBP BLK WP HR S P ERA WHIP																					
Jim Rooker, L (1, 1) ERA: 5.4	7.0 L 29 9 5 5 5 2 0 0 0 0 0 1 37 45 6.43 1.571																					
Al Fitzmorris, R (8, 1) ERA: 4.38	2.0 9 2 1 1 2 1 0 0 0 0 0 0 12 16 4.50 1.500																					

Cleveland Indians @ Kansas City Royals
Municipal Stadium, Kansas City, MO
 Sun May 03 1970, 4:33 AM EDT
 Att: 8,808 - Unknown - 78 F
livebaseballscorecards.com

AB	33
R	6
H	11
RBI	6
BB	3
SO	7
LOB	13



Batter	1	2	3	4	5	6	7	8	9	AB	R	H	RBI	BB	SO	LOB
Jackie Hernandez, R (1, 6) OBP: 0.333, SLG: 0.362	4-0 BB G6-4-3		0-3 K		0-0 2B		0-0 F2			3	0	1	1	1	1	0
Pat Kelly, L (1, 9) OBP: 0.386, SLG: 0.286	0-0 G6-4-3 1-2f		0-0 F8		4-0 BB			0-0 E3 FC1-6		3	0	0	0	1	0	1
Amos Otis, R (1, 8) OBP: 0.390, SLG: 0.506	0-0 4-3			0-0 1B	0-0 1-3			0-0 FC1-6 G1-4-3 1-2f		4	0	1	0	0	0	3
Joe Keough, L (1, 3) OBP: 0.348, SLG: 0.400		0-0 HR 1B		4-0 1-2 BB G6-4-3		0-0 3-1		0-0 G1-4-3 1-2f		2	1	1	0	1	0	0
Bob Oliver, R (8, PH) (9, 3)										1	0	0	0	0	0	1
Lou Piniella, R (1, 7) OBP: 0.385, SLG: 0.578		0-0 HR		0-0 F9		0-0 FC5-4 1B		0-0 G6-4-3 1B		4	1	3	2	0	0	2
Paul Schaal, R (1, 5) OBP: 0.382, SLG: 0.469		0-0 G4-6-3 1B		0-0 G6-4-3 1-2f		0-0 FC5-4 FC6-4		0-0 G6-4-3 1-2f		4	0	1	0	0	0	4
Jerry Adair, R (1, 4) OBP: 0.281, SLG: 0.148		0-0 G4-6-3 1-2f		0-0 F7		0-0 FC6-4 1-2f		0-0 F9		4	0	0	0	0	0	2
Jim Campanis, R (1, 2) OBP: 0.267, SLG: 0.429		0-0 6-3		0-0 2B 1B		0-0 F6				3	1	1	0	0	0	0
Jim Rooker, R (1, 1) OBP: 0.222, SLG: 0.125			0-3 K		0-3 K		0-0 5-3			2	0	0	0	0	2	1
Luis Alcaraz, R (7, PH) OBP: 0.143, SLG: 0.226										1	0	0	0	0	0	0
Al Fitzmorris, S (8, 1)										0	0	0	0	0	0	0

Inning Stats	R: 0	H: 0	E: 0	K: 0	S: 2	R: 2	H: 3	E: 0	K: 0	S: 5	R: 0	H: 0	E: 0	K: 2	S: 7	R: 0	H: 1	E: 0	K: 0	S: 3	R: 1	H: 2	E: 0	K: 1	S: 7	R: 0	H: 1	E: 0	K: 0	S: 4	R: 0	H: 0	E: 1	K: 0	S: 3	R: 0	H: 0	E: 0	K: 0	S: 3	R: 0	H: 1	E: 0	K: 0	S: 3	R: 0	H: 1	E: 0	K: 0	S: 3	1B: 6	SF: 0	2B: 1	SAC: 0	3B: 0	DP: 5	HR: 1	HBP: 0	WP: 0	PA: 34
--------------	------	------	------	------	------	------	------	------	------	------	------	------	------	------	------	------	------	------	------	------	------	------	------	------	------	------	------	------	------	------	------	------	------	------	------	------	------	------	------	------	------	------	------	------	------	------	------	------	------	------	-------	-------	-------	--------	-------	-------	-------	--------	-------	--------


PITCHER	IP	WLS	BF	H	R	ER	SO	BB	IBB	HBP	BLK	WP	HR	S	P	ERA	WHIP
Barry Moore, L (1, 1) ERA: 3.0	7.0		29	7	3	3	3	3	3	0	0	0	1	32	44	3.86	1.429
Dennis Higgins, R (8, 1) ERA: 4.73	0.1		1	0	0	0	0	0	0	0	0	0	0	1	1	0.00	0.000
Dick Ellsworth, L (8, 1) ERA: 9.45	0.2		1	0	0	0	0	0	0	0	0	0	0	1	1	0.00	0.000
Rich Hand, R (9, 1) ERA: 6.46	1.0	S	3	1	0	0	0	0	0	0	0	0	0	3	3	0.00	1.000

BOTTOM

Cleveland Indians @ Kansas City Royals
Municipal Stadium, Kansas City, MO

Sun May 03 1970, 4:33 AM EDT
Att. 8,808 - Unknown - 78 F

AB	31
R	3
H	8
RBI	3
BB	3
SO	3
LOB	14



PITCHER	IP	WLS	BF	H	R	ER	SO	BB	IBB	HBP	BLK	WP	HR	S	P	ERA	WHIP
---------	----	-----	----	---	---	----	----	----	-----	-----	-----	----	----	---	---	-----	------

Batter	1	2	3	4	5	6	7	8	9	AB R H RBI BB SO LOB	TOP	
Ted Uhlender, L (1, 8) OBP: 0.311, SLG: 0.363	0-0 K2-3-2 1B		0-0 G3		4-0 BB			0-0 1-3		3 0 1 0 1 0 0		
Eddie Leon, R (1, 4) OBP: 0.244, SLG: 0.289	0-3 K2-3-2 1-1		0-0 6-3		0-3 K			0-0 6-3		4 0 0 0 0 2 3		
Vada Pinson, L (1, 9) OBP: 0.360, SLG: 0.468	0-0 F8		0-0 6-3		0-0 1-3			0-0 2B		4 0 1 0 0 0 2		
Tony Horton, R (1, 3) OBP: 0.329, SLG: 0.433		0-0 G3		0-0 5-3		0-0 G6-4-3 1B		4-0 IBB		3 0 1 0 1 0 0		
Ray Fosse, R (1, 2) OBP: 0.419, SLG: 0.423		0-0 1B E 1B		4-0 E BB		0-0 G6-4-3 1-2f		0-0 1-3		3 1 1 0 1 0 3		
Graig Nettles, L (1, 5) OBP: 0.329, SLG: 0.281		0-0 E 1B		0-0 E3 G6-4-3		0-0 F7		0-0 4-3		4 0 1 0 0 0 1		
Roy Foster, R (1, 7) OBP: 0.313, SLG: 0.333		0-0 E5 1-2 3-H		0-0 G6-4-3 1-2f		4-0 FC5-4 BB		0-3 K		3 0 0 1 1 1 3		
Jack Heidemann, R (1, 6) OBP: 0.200, SLG: 0.222		0-0 F8			0-0 SH2-4 PB 1B		0-0 FC5-4 G4-6-3 1-2f		0-3 K		4 0 1 0 0 1 3	
Dean Chance, R (1, 1) Chuck Hinton, R (7, PH) Rich Hand, R (7, 1)		0-3 K			0-0 SH2-4		0-0 G4-6-3 1-2f				1 0 0 0 0 1 2 1 0 0 0 0 0 1 0 0 0 0 0 0 0	
Inning Stats	R: 0 H: 1 E: 0 LOB: 0 K: 1 BB: 0 S: 5 P: 5	R: 1 H: 2 E: 1 LOB: 2 K: 1 BB: 0 S: 8 P: 8	R: 0 H: 0 E: 0 LOB: 0 K: 0 BB: 0 S: 3 P: 3	R: 0 H: 0 E: 1 LOB: 1 K: 0 BB: 1 S: 3 P: 7	R: 0 H: 1 E: 0 LOB: 2 K: 1 BB: 1 S: 6 P: 10	R: 0 H: 1 E: 0 LOB: 0 K: 0 BB: 0 S: 3 P: 3	R: 0 H: 0 E: 0 LOB: 0 K: 0 BB: 1 S: 2 P: 6	R: 0 H: 1 E: 0 LOB: 2 K: 2 BB: 1 S: 4 P: 8	R: 0 H: 0 E: 0 LOB: 0 K: 2 BB: 0 S: 7 P: 7	1B: 5 SF: 0 2B: 2 SAC: 1 3B: 0 DP: 4 HR: 0 HBP: 0	WP: 0 PA: 35 PB: 1 SB: 0 CS: 0	
PITCHER Tommy John, L (1, 1) ERA: 4.6	IP WLS BF H R ER SO BB IBB HBP BLK WP HR S P ERA WHIP	9.0 W 35 6 1 1 5 3 1 0 0 0 0 41 57 1.00 1.000										

Cleveland Indians @ Chicago White Sox
Comiskey Park, Chicago, IL
Tue May 05 1970, 8:05 PM EDT
Att. 2,993 - Unknown

livebaseballscorecards.com

AB 30
R 1
H 6
RBI 1
BB 4
SO 5
LOB 18




Batter	1	2	3	4	5	6	7	8	9
Tom McCraw, L (1, 9) OBP: 0.429, SLG: 0.368	0-0 G6-4-3 1B		0-0 2-H 1B		4-0 2B IBB		0-0 SH2-4 1B		
Luis Aparicio, R (1, 6) OBP: 0.437, SLG: 0.446	0-0 G6-4-3 1-2f		4-0 G4-6-3 1-2 BB		0-0 1-3 2-H 2B		0-0 SH2-4 1-2		
Carlos May, L (1, 7) OBP: 0.362, SLG: 0.451	4-0 S BB		0-0 G4-6-3 1-2f		4-0 IBB		0-3 K		
Bill Melton, R (1, 5) OBP: 0.389, SLG: 0.488	0-3 K 1-2			0-3 K		0-0 F8	0-3 K		
Gail Hopkins, L (1, 3) OBP: 0.439, SLG: 0.412		0-0 F5		0-0 2B		0-3 K	0-0 E6 BB 1B		
Ed Herrmann, L (1, 2) OBP: 0.321, SLG: 0.308		0-3 K		4-0 G6-4-3 BB		1-0 G6-3 HBP	0-0 F8		
Ken Berry, R (1, 8) OBP: 0.359, SLG: 0.345		0-0 6-3		0-0 G6-4-3 1-2f		0-0 G6-3 1-2f	0-0 FC3-5 BB 1-2 1B		
Bobby Knoop, R (1, 4) OBP: 0.324, SLG: 0.397			0-0 SH5-4 1B 1B		1-0 SH3-4 2B HBP	4-0 BB	4-0 FC3-5 1-2 2-3 BB		
Tommy John, R (1, 1) OBP: 0.231, SLG: 0.231			0-0 SH5-4 1-2		0-0 SH3-4 1-2	0-3 K	0-0 FC3-5 1-2 2-3		

AB	R	H	RBI	BB	SO	LOB
3	0	3	1	1	0	0
2	0	1	1	1	0	1
2	0	0	0	2	1	3
4	0	0	0	0	3	5
4	0	1	0	0	1	3
2	0	0	0	1	1	1
4	0	1	0	0	0	3
1	2	1	0	2	0	0
2	0	0	0	0	1	4

BOTTOM

Cleveland Indians @ Chicago White Sox
 Comiskey Park, Chicago, IL
 Tue May 05 1970, 8:05 PM EDT
 Att. 2,993 - Unknown

AB	24
R	2
H	7
RBI	2
BB	7
SO	7
LOB	20



Inning Stats	R: 0	H: 1	E: 0	LOB: 1	K: 1	S: 5	P: 9	R: 0	H: 0	E: 0	LOB: 0	K: 1	S: 5	P: 5	R: 1	H: 2	E: 0	LOB: 1	K: 0	S: 4	P: 8	R: 0	H: 1	E: 0	LOB: 1	K: 1	S: 5	P: 9	R: 1	H: 1	E: 0	LOB: 3	K: 1	S: 6	P: 15	R: 0	H: 0	E: 0	LOB: 1	K: 1	S: 4	P: 9	R: 0	H: 1	E: 0	LOB: 1	K: 2	S: 8	P: 8	R: 0	H: 1	E: 1	LOB: 2	K: 0	S: 4	P: 8
PITCHER	IP	WLS	BF	H	R	ER	SO	BB	IBB	HBP	BLK	WP	HR	S	P	ERA	WHIP																																							
Dean Chance, R (1, 1) ERA: 3.72	6.0	L	27	5	2	2	5	4	2	2	0	0	0	29	55	3.00	1.500																																							
Rich Hand, R (7, 1) ERA: 5.71	2.0		9	2	0	0	2	1	0	0	0	0	0	12	16	0.00	1.500																																							

WP	HR	S	P	ERA	WHIP
0	0	5	36	0.00	1.500

Batter	1	2	3	4	5	6	7	8	9	AB R H RBI BB SO LOB	TOP											
Ted Uhlaender, L (1, 8) OBP: 0.298, SLG: 0.345	0-0 F7		0-0 F3			0-0 G4-6-3		0-3 K		4 0 0 0 0 1 2												
Roy Foster, R (1, 7) OBP: 0.298, SLG: 0.316	0-0 5-3			0-0 6-3			0-0 5-3		0-3 K	4 0 0 0 0 1 0												
Vada Pinson, L (1, 9) OBP: 0.367, SLG: 0.494	0-0 1-3			0-0 5-3			0-0 1B 2B		0-0 2B	4 0 2 0 0 0 0												
Tony Horton, R (1, 3) OBP: 0.338, SLG: 0.420		0-0 1-3		4-0 CS BB			4-0 1B E BB		0-0 6-3	2 1 0 0 2 0 1												
Graig Nettles, L (1, 5) OBP: 0.326, SLG: 0.279		0-3 K		0-0 CS	0-0 6-3		0-0 E 1B		0-0 F3	4 0 1 0 0 1 1												
Ray Fosse, R (1, 2) OBP: 0.400, SLG: 0.400		0-0 5-3			0-0 5-3		0-0 E5			3 0 0 0 0 0 1												
Eddie Leon, R (1, 4) OBP: 0.235, SLG: 0.278			0-0 F5		0-0 5-3		0-0 4-3			3 0 0 0 0 0 2												
Jack Heidemann, R (1, 6) OBP: 0.205, SLG: 0.227			0-0 6-3			0-0 G4-6-3 1B		0-0 6-3		3 0 1 0 0 0 0												
Sam McDowell, L (1, 1) OBP: 0.261, SLG: 0.261			0-0 1B			0-3 K		0-0 4-3		3 0 1 0 0 1 1												
Inning Stats	R: 0 E: 0 K: 0 S: 3	H: 0 LOB: 0 BB: 0 P: 3	R: 0 E: 0 K: 1 S: 5	H: 0 LOB: 0 BB: 0 P: 5	R: 0 E: 0 K: 0 S: 4	H: 1 LOB: 1 BB: 0 P: 4	R: 0 E: 0 K: 0 S: 2	H: 0 LOB: 0 BB: 1 P: 6	R: 0 E: 0 K: 0 S: 3	H: 0 LOB: 0 BB: 0 P: 3	R: 0 E: 0 K: 1 S: 5	H: 1 LOB: 0 BB: 0 P: 5	R: 1 E: 1 K: 0 S: 5	H: 2 LOB: 2 BB: 1 P: 9	R: 0 E: 0 K: 1 S: 5	H: 0 LOB: 0 BB: 0 P: 5	R: 0 E: 0 K: 1 S: 6	H: 1 LOB: 1 BB: 0 P: 6	1B: 3 2B: 2 3B: 0 HR: 0	SF: 0 SAC: 0 DP: 1 HBP: 0	WP: 0 PB: 0 SB: 0 CS: 1	PA: 33
PITCHER Joe Horlen, R (1, 1) ERA: 3.1	IP: 9.0 WLS: W BF: 32 H: 5 R: 1 ER: 0 SO: 4 BB: 2 IBB: 0 HBP: 0 BLK: 0 WP: 0 HR: 0 S: 38 P: 46 ERA: 0.00 WHIP: 0.778											PITCHER	IP: 9.0 WLS: W BF: 32 H: 5 R: 1 ER: 0 SO: 4 BB: 2 IBB: 0 HBP: 0 BLK: 0 WP: 0 HR: 0 S: 38 P: 46 ERA: 0.00 WHIP: 0.778									

Cleveland Indians @ Chicago White Sox
Comiskey Park, Chicago, IL
Wed May 06 1970, 8:05 PM EDT
Att. 2,983 - Unknown

livebaseballscorecards.com

AB	30
R	1
H	5
RBI	0
BB	2
SO	4
LOB	8



Batter	1	2	3	4	5	6	7	8	9	AB R H RBI BB SO LOB
Walt Williams, R OBP: 0.371, SLG: 0.333 (1, 9) BBB	4-0 FC1-4 BB		X 0-0 1-3			S 0-3 K		X 0-0 PO 1B		3 0 1 0 1 1 0
Luis Aparicio, R OBP: 0.429, SLG: 0.436 (1, 6) X	0-0 FC1-4 PB 1-2f		X 0-0 CS PB 1B			X 0-0 4-3		0-0 PO 1-2	0-3 K	4 0 1 0 0 1 1
Carlos May, L OBP: 0.367, SLG: 0.512 (1, 7) SSS	0-3 K 1-2		SSS 0-3 K 1-3			X 0-0 E 3B		X 0-0 HR		4 2 2 1 0 2 2
Bill Melton, R OBP: 0.387, SLG: 0.482 (1, 5) SSS	0-3 K		SSS 0-3 K			X 0-0 E1 1B				3 0 1 0 0 2 1
Duane Josephson, R OBP: 0.373, SLG: 0.407 (1, 2)		X 0-0 4-3				X 0-0 F9		X 0-0 5-3		2 0 0 0 0 0 0
Ed Herrmann, L OBP: 0.321, SLG: 0.308 (6, 2)										0 0 0 0 0 0 0
Syd O'Brien, R OBP: 0.314, SLG: 0.303 (7, PH)										1 0 0 0 0 0 1
John Matias, L OBP: 0.171, SLG: 0.225 (8, 3)										0 0 0 0 0 0 0
Gail Hopkins, L OBP: 0.433, SLG: 0.396 (1, 3) (8, 2)		0-3 K				0-3 K		BBB 4-0 BB		2 0 0 0 1 2 0
Ken Berry, R OBP: 0.343, SLG: 0.328 (1, 8)		0-3 K				0-3 K		X 0-0 F8		3 0 0 0 0 2 2
Bobby Knoop, R OBP: 0.310, SLG: 0.377 (1, 4)			S 0-3 K			S 0-3 K		X 0-0 F3		3 0 0 0 0 2 0
Joe Herten, R OBP: 0.143, SLG: 0.143 (1, 1)			S 0-3 K			S 0-3 K		S 0-3 K		3 0 0 0 0 3 0

Inning Stats	R: 0 E: 0 K: 2 S: 7	H: 0 LOB: 1 BB: 1 P: 11	R: 0 E: 0 K: 2 S: 7	H: 0 LOB: 0 BB: 0 P: 7	R: 0 E: 0 K: 2 S: 7	H: 1 LOB: 0 BB: 0 P: 7	R: 0 E: 0 K: 2 S: 7	H: 0 LOB: 0 BB: 0 P: 7	R: 0 E: 0 K: 3 S: 9	H: 0 LOB: 0 BB: 0 P: 9	R: 1 E: 1 K: 0 S: 5	H: 2 LOB: 2 BB: 1 P: 9	R: 0 E: 0 K: 1 S: 5	H: 1 LOB: 0 BB: 0 P: 5	R: 1 E: 0 K: 1 S: 4	H: 1 LOB: 0 BB: 0 P: 4	1B: 3 2B: 0 3B: 1 HR: 1	SF: 0 SAC: 0 DP: 0 HBP: 0	WP: 0 PB: 2 SB: 0 CS: 1	PA: 31
PITCHER Sam McDowell, L ERA: 2.41 (1, 1)	IP 8.1 WLS L BF 30 H 5 R 2 ER 1 SO 15 BB 2 IBB 0 HBP 0 BLK 0 WP 0 HR 1 S 58 P 66 ERA 1.08 WHIP 0.840								PITCHER	IP 8.1 WLS L BF 30 H 5 R 2 ER 1 SO 15 BB 2 IBB 0 HBP 0 BLK 0 WP 0 HR 1 S 58 P 66 ERA 1.08 WHIP 0.840										


BOTTOM

Cleveland Indians @ Chicago White Sox
Comiskey Park, Chicago, IL
Wed May 06 1970, 8:05 PM EDT
Att. 2,983 - Unknown

livebaseballscorecards.com

AB 28
R 2
H 5
RBI 1
BB 2
SO 15
LOB 7



Batter	1	2	3	4	5	6	7	8	9	AB R H RBI BB SO LOB	TOP									
Cesar Tovar, R OBP: 0.363, SLG: 0.534 (1, 8) X	0-0 6-3		0-0 E 1B 1B		0-0 4-3	4-0 IBB		0-0 5-3 S 1B 1B		4 2 2 0 1 0 0										
Rod Carew, L OBP: 0.389, SLG: 0.481 (1, 4) X	0-0 4-3		0-0 E4 BB 1B 1-H 2-H		0-0 HR 1B	0-0 1-3		0-0 5-3		5 1 2 1 0 0 4										
Harmon Killebrew, R OBP: 0.443, SLG: 0.686 (1, 5) S S S	0-3 K		4-0 BB BB		0-0 HR 1-H		0-3 K	4-0 1B IBB		3 1 1 2 2 2 0										
Tony Oliva, L OBP: 0.367, SLG: 0.587 (1, 9) X		0-0 F6	0-0 F7		0-0 F7		0-3 K	0-0 1B 1-3 3-H		5 0 1 1 0 1 2										
Brant Alyea, R OBP: 0.412, SLG: 0.581 Jim Holt, L OBP: 0.227, SLG: 0.190 (1, 7) (9, 7) X		0-0 F5	4-0 BB BB BB 1-2 2-3		0-0 F9		0-0 FC6-4 1B	0-0 F8		4 0 1 0 1 0 2 0 0 0 0 0 0 0										
Leo Cardenas, R OBP: 0.314, SLG: 0.411 (1, 6) B B B B		4-0 FC5-4 BB	0-0 F4			0-0 SH1-4 2B	0-0 FC6-4 1-2f		0-0 FC3-6 1B	4 0 2 0 1 0 4										
Bob Allison, R OBP: 0.313, SLG: 0.154 Rich Reese, L OBP: 0.275, SLG: 0.260 (1, 3) (8, 3) X		0-0 FC5-4 1-2f		0-0 6-3		4-0 SH1-4 BB		0-0 HR 1B	0-0 FC3-6 FC5-4 1-2f	3 1 1 0 1 0 1 1 0 0 0 0 0 1	AB 38 R 7 H 12 RBI 6 BB 6 SO 8 LOB 18									
George Mitterwald, R OBP: 0.264, SLG: 0.303 (1, 2) S S S			0-3 K	0-0 F9		0-0 SH1-4 1-2 2-3		0-0 HR	0-0 FC5-4 1-2f	4 1 1 2 0 1 1										
Jim Kaat, L OBP: 0.158, SLG: 0.167 Stan Williams, R (6, 1) X			0-0 1B 1B	0-3 K		0-3 K		0-3 K	0-3 K	3 1 1 0 0 2 2 2 0 0 0 0 2 1										
Inning Stats	R: 0 E: 0 K: 1 S: 5	H: 0 LOB: 0 BB: 0 P: 5	R: 0 E: 0 K: 0 S: 3	H: 0 LOB: 1 BB: 1 P: 7	R: 2 E: 1 K: 1 S: 8	H: 3 LOB: 3 BB: 2 P: 16	R: 0 E: 0 K: 1 S: 5	H: 0 LOB: 0 BB: 0 P: 5	R: 2 E: 0 K: 0 S: 5	H: 2 LOB: 0 BB: 0 P: 5	R: 0 E: 0 K: 2 S: 8	H: 1 LOB: 1 BB: 0 P: 8	R: 3 E: 0 K: 1 S: 9	H: 4 LOB: 2 BB: 1 P: 13	R: 0 E: 0 K: 1 S: 6	H: 1 LOB: 1 BB: 0 P: 6	1B: 9 2B: 1 3B: 0 HR: 2	SF: 0 SAC: 1 DP: 0 HBP: 0	WP: 0 PB: 0 SB: 1 CS: 0	PA: 45
PITCHER	IP WLS BF H R ER SO BB IBB HBP BLK WP HR S P ERA WHIP																			
Barry Moore, L ERA: 3.98 (1, 1)	7.2 L 40 11 7 7 7 4 2 0 0 0 2 48 72 8.22 1.957																			
Phil Hennigan, R ERA: 3.45 (8, 1)	1.1 5 1 0 0 1 0 0 0 0 0 0 7 7 0.00 0.750																			

Minnesota Twins @ Cleveland Indians
Cleveland Municipal Stadium, Cleveland, OH
Fri May 08 1970, 7:05 PM EDT
Att. 6,233 - Unknown

livebaseballscorecards.com

BOTTOM

Minnesota Twins @ Cleveland Indians
Cleveland Municipal Stadium, Cleveland, OH

Fri May 08 1970, 7:05 PM EDT
Att. 6,233 - Unknown

livebaseballscorecards.com

AB 35
R 6
H 9
RBI 6
BB 0
SO 4
LOB 9



WP: 0 PA: 36
PB: 0
SB: 0
CS: 0

AB R H RBI BB SO LOB

4 0 1 0 0 0 0

4 1 2 0 0 1 0

4 1 2 1 0 1 3

3 1 1 2 0 0 1

4 1 1 0 0 0 3

4 0 0 0 0 1 2

4 1 1 3 0 0 0

3 0 0 0 0 0 0

1 0 0 0 0 0 0

1B: 6 SF: 1
2B: 1 SAC: 0
3B: 1 DP: 0
HR: 1 HBP: 0

Batter	1	2	3	4	5	6	7	8	9
Ted Uhlaender, L (1, 8) OBP: 0.296, SLG: 0.341	0-0 4-3 ①		0-0 1B 1B		0-0 F8 ②		0-0 F7 ①		
Larry Brown, R (1, 4) OBP: 0.474, SLG: 0.667	0-0 3B 1B		0-0 FC6-4 1B		0-3 K ③		0-0 6-3 ②		
Vada Pinson, L (1, 9) OBP: 0.372, SLG: 0.529	0-0 1-H 3B		0-3 K ①			0-0 1B 2B	0-0 F3 ③		
Tony Horton, R (1, 3) OBP: 0.333, SLG: 0.417	0-0 5-3 ②		0-0 SF8 ②			0-0 E HR 1B	0-0 G3 ①		
Ray Fosse, R (1, 2) OBP: 0.391, SLG: 0.390	0-0 F6 ③		0-0 FC6-4 ③			0-0 E4 HR 1B	0-0 6-3 ②		
Graig Nettles, L (1, 5) OBP: 0.311, SLG: 0.264		0-0 P6 ①		0-3 K ①		0-0 F7 ①	0-0 F8 ③		
Roy Foster, R (1, 7) OBP: 0.295, SLG: 0.350		0-0 F8 ②		0-0 F8 ②		0-0 2-H 3-H HR	0-0 F9 ①		
Jack Heidemann, R (1, 6) OBP: 0.198, SLG: 0.218 Lou Klimchock, L (9, PH) OBP: 0.158, SLG: 0.278		0-0 3-1 ③		0-0 4-3 ③		0-0 6-3 ②	0-0 F5 ②		
Barry Moore, L (1, 1) OBP: 0.154, SLG: 0.154 Phil Hennigan, R (8, 1) Russ Nagelson, L (9, PH) OBP: 0.227, SLG: 0.350			0-0 1B 1B SF8 1B		0-0 F7 ①	0-0 G3 ③		0-3 K ③	

Inning Stats	R: 1	H: 2	E: 0	K: 0	S: 5	R: 0	H: 0	E: 0	K: 0	S: 3	R: 0	H: 0	E: 0	K: 1	S: 8	R: 0	H: 0	E: 0	K: 1	S: 5	R: 0	H: 0	E: 0	K: 0	S: 5	R: 4	H: 4	E: 1	K: 0	S: 7	R: 0	H: 0	E: 0	K: 0	S: 3	R: 0	H: 0	E: 0	K: 1	S: 5
	LOB: 1	BB: 0	P: 5	LOB: 0	BB: 0	P: 3	LOB: 2	BB: 0	P: 8	LOB: 0	BB: 0	P: 5	LOB: 0	BB: 0	P: 5	LOB: 0	BB: 0	P: 7	LOB: 0	BB: 0	P: 3	LOB: 0	BB: 0	P: 5	LOB: 0	BB: 0	P: 3	LOB: 0	BB: 0	P: 5	LOB: 0	BB: 0	P: 3	LOB: 0	BB: 0	P: 5	LOB: 0	BB: 0	P: 5	

PITCHER	IP	WLS	BF	H	R	ER	SO	BB	IBB	HBP	BLK	WP	HR	S	P	ERA	WHIP
Jim Kaat, L (1, 1) ERA: 2.86	5.1		24	8	5	5	3	0	0	0	0	0	0	30	30	8.44	1.500
Stan Williams, R (6, 1) ERA: 1.1	3.2	W	12	1	1	0	1	0	0	0	0	0	1	14	14	0.00	0.273

Batter	1	2	3	4	5	6	7	8	9	AB R H RBI BB SO LOB	TOP														
Cesar Tovar, R (1, 8) OBP: 0.373, SLG: 0.528	0-0 F9		4-0 CS S BB			0-0 F1	4-0 BB BB BB		0-0 1B	3 0 1 1 2 0 1															
Rod Carew, L (1, 4) OBP: 0.356, SLG: 0.439	0-0 4-3		0-3 K			0-0 G3	0-0 1-3		0-3 K	5 0 0 0 0 2 6															
Tony Oliva, L (1, 9) OBP: 0.372, SLG: 0.607	4-0 S BB					0-0 HR			0-3 K	3 1 1 2 1 2 0															
Harmon Killebrew, R (1, 5) OBP: 0.427, SLG: 0.656 Frank Quilici, R (9, 5) OBP: 0.256, SLG: 0.179	0-3 K					0-0 F8			0-0 6-3	4 0 0 0 0 2 1 0 0 0 0 0 0 0															
Rich Reese, L (1, 3) OBP: 0.286, SLG: 0.263						0-0 4-3			0-3 K	3 0 1 0 1 1 0															
Jim Holt, L (1, 7) OBP: 0.192, SLG: 0.160						0-3 K			0-0 1-3	4 0 0 0 0 2 2															
Leo Cardenas, R (1, 6) OBP: 0.311, SLG: 0.398						0-3 K			4-0 HR BB	3 2 0 0 1 2 2															
Paul Ratliff, L (1, 2) OBP: 0.414, SLG: 0.458						0-0 F8			0-0 HR	3 1 1 2 1 0 1															
Luis Tiant, R (1, 1) OBP: 0.471, SLG: 0.563 Ron Perranoski, L (8, 1)						0-3 K			0-3 K	2 1 1 0 1 1 0 1 0 0 0 0 1 0															
Inning Stats	R: 0 E: 0 K: 1 S: 5	H: 0 LOB: 1 BB: 1 P: 9	R: 0 E: 0 K: 2 S: 8	H: 1 LOB: 1 BB: 0 P: 8	R: 0 E: 0 K: 2 S: 6	H: 0 LOB: 0 BB: 1 P: 10	R: 0 E: 0 K: 1 S: 5	H: 0 LOB: 0 BB: 0 P: 5	R: 0 E: 0 K: 1 S: 7	H: 0 LOB: 0 BB: 0 P: 7	R: 2 E: 0 K: 1 S: 7	H: 2 LOB: 0 BB: 0 P: 7	R: 1 E: 0 K: 0 S: 3	H: 0 LOB: 3 BB: 4 P: 19	R: 0 E: 0 K: 2 S: 7	H: 0 LOB: 0 BB: 0 P: 7	R: 2 E: 0 K: 2 S: 9	H: 2 LOB: 1 BB: 1 P: 13	1B: 2 2B: 1 3B: 0 HR: 2	SF: 0 SAC: 0 DP: 0 HBP: 0	WP: 1 PB: 0 SB: 3 CS: 1	PA: 38			
PITCHER	IP WLS BF H R ER SO BB IBB HBP BLK WP HR S P ERA WHIP																								
Dean Chance, R (1, 1) ERA: 3.77	6.2		28	3	3	3	9	6	0	0	0	1	1	40	64	4.05	1.350								
Mike Paul, L (7, 1) ERA: 4.26	1.1		4	0	0	0	2	0	0	0	0	0	0	8	8	0.00	0.000								
Dennis Higgins, R (9, 1) ERA: 5.65	1.0	L	6	2	2	2	2	1	0	0	0	0	1	9	13	18.00	3.000								

Minnesota Twins @ Cleveland Indians
Cleveland Municipal Stadium, Cleveland, OH
Sat May 09 1970, 3:33 AM EDT
Att. 5,485 - Unknown - 79 F

livebaseballscorecards.com

AB	31
R	5
H	5
RBI	5
BB	7
SO	13
LOB	13



Batter	1	2	3	4	5	6	7	8	9	AB R H RBI BB SO LOB
Ted Uhlaender, L (1, 8) OBP: 0.314, SLG: 0.396	0-0 HR		0-0 1B			0-0 1B		0-0 SF9		3 1 3 2 0 0 0
Larry Brown, R (1, 4) OBP: 0.435, SLG: 0.591	0-0 F6		0-0 5-3			0-0 F5		0-0 1B		4 0 1 0 0 0 2
Vada Pinson, L (1, 9) OBP: 0.367, SLG: 0.527	0-0 4-3			0-0 9-2 2B		0-0 F8		0-3 K		4 0 1 0 0 1 2
Tony Horton, R (1, 3) OBP: 0.330, SLG: 0.408	0-0 F7			0-0 E5 2-3			0-0 4-3		0-0 PB 1B	4 0 1 0 0 0 1
Graig Nettles, L (1, 5) OBP: 0.298, SLG: 0.250		0-0 4-3		0-0 9-2 3-H			0-0 1-3		0-3 K 1-2	4 0 0 0 0 1 2
Ray Fosse, R (1, 2) OBP: 0.370, SLG: 0.365		0-0 F2			0-0 F7		0-3 K		0-0 6-3	4 0 0 0 0 1 1
Roy Foster, R (1, 7) OBP: 0.293, SLG: 0.381		0-0 F5			0-0 F7			0-0 HR	0-0 F8	4 1 1 1 0 0 1
Jack Heidemann, R (1, 6) OBP: 0.202, SLG: 0.247			0-0 F5		0-0 F7			0-0 SF9 3B		3 1 1 0 0 0 0
Dean Chance, R (1, 1)			0-3 K			0-3 K		0-0 F9		2 0 0 0 0 2 0
Mike Paul, L (7, 1)										0 0 0 0 0 0 0
Chuck Hinton, R (8, PH) OBP: 0.400, SLG: 0.333										1 0 0 0 0 0 1
Dennis Higgins, R (9, 1)										0 0 0 0 0 0 0

Inning Stats	R: 1	H: 1	E: 0	K: 0	S: 4	LOB: 0	BB: 0	P: 4	R: 0	H: 0	E: 0	K: 0	S: 3	LOB: 0	BB: 0	P: 3	R: 0	H: 1	E: 0	K: 1	S: 6	LOB: 1	BB: 0	P: 6	R: 0	H: 0	E: 0	K: 0	S: 3	LOB: 0	BB: 0	P: 3	R: 0	H: 1	E: 0	K: 1	S: 6	LOB: 1	BB: 0	P: 6	R: 0	H: 0	E: 0	K: 1	S: 5	LOB: 0	BB: 0	P: 5	R: 2	H: 3	E: 0	K: 1	S: 8	LOB: 1	BB: 0	P: 8	R: 0	H: 1	E: 0	K: 1	S: 6	LOB: 1	BB: 0	P: 6	1B: 4	SF: 1	2B: 2	3B: 1	HR: 2	SAC: 0	DP: 1	HBP: 0	WP: 0	PB: 1	SB: 0	CS: 0	PA: 34
--------------	------	------	------	------	------	--------	-------	------	------	------	------	------	------	--------	-------	------	------	------	------	------	------	--------	-------	------	------	------	------	------	------	--------	-------	------	------	------	------	------	------	--------	-------	------	------	------	------	------	------	--------	-------	------	------	------	------	------	------	--------	-------	------	------	------	------	------	------	--------	-------	------	-------	-------	-------	-------	-------	--------	-------	--------	-------	-------	-------	-------	--------

PITCHER	IP	WLS	BF	H	R	ER	SO	BB	IBB	HBP	BLK	WP	HR	S	P	ERA	WHIP
Luis Tiant, R (1, 1) ERA: 2.81	7.0		25	5	2	2	3	0	0	0	0	0	2	31	31	2.57	0.714
Ron Perranoski, L (8, 1) ERA: 1.99	2.0	W	9	3	1	1	2	0	0	0	0	0	0	13	13	4.50	1.500

BOTTOM

Minnesota Twins @ Cleveland Indians
Cleveland Municipal Stadium, Cleveland, OH

Sat May 09 1970, 3:33 AM EDT
Att. 5,485 - Unknown - 79 F

livebaseballscorecards.com

AB	33
R	3
H	8
RBI	3
BB	0
SO	5
LOB	10



Batter	1	2	3	4	5	6	7	8	9	AB R H RBI BB SO LOB	TOP																						
Cesar Tovar, R (1, 8) OBP: 0.361, SLG: 0.509 Rod Carew, L (9, PH) OBP: 0.350, SLG: 0.431	0-0 F4		0-0 F8			0-0 F8		0-0 F9	0-3 K	4 0 0 0 0 0 1 1 0 0 0 0 1 1																							
Leo Cardenas, R (1, 6) OBP: 0.315, SLG: 0.422	0-3 K		0-3 K			0-0 HR		4-0 1B 1B	0-0 6-3	4 2 1 1 1 2 2																							
Harmon Killebrew, R (1, 5) OBP: 0.430, SLG: 0.660	0-0 6-3			0-0 5-3		0-0 2B		0-0 1B 1-2		4 0 2 0 0 0 0																							
Tony Oliva, L (1, 9) OBP: 0.376, SLG: 0.600		4-0 FC6-5 5-4-3 BB		0-3 K		0-0 F7		0-0 1B 1-2 2-H		3 0 1 1 1 1 1																							
Brant Alyea, R (1, 7) OBP: 0.393, SLG: 0.551		0-0 5-4-3 1-2		0-3 K		0-0 6-3		0-0 F5		4 0 0 0 0 1 4																							
Bob Allison, R (1, 3) OBP: 0.350, SLG: 0.235		0-0 FC6-5 2-3			0-0 FC5-4 1B		0-3 K		0-0 2B 1B	4 1 2 0 0 1 1																							
George Mitterwald, R (1, 2) OBP: 0.250, SLG: 0.286		0-3 K			0-0 FC5-4 1-2f		0-0 F7		0-3 K	4 0 0 0 0 2 3																							
Frank Quilici, R (1, 4) OBP: 0.239, SLG: 0.167 Tom Hall, L (7, 1) OBP: 0.500, SLG: 0.500 Rick Renick, R (9, PH) OBP: 0.308, SLG: 0.692			0-0 F4		0-3 K		0-0 5-3		0-0 1B 1-3 2B	3 0 0 0 0 1 1 0 0 0 0 0 0 0 1 1 1 0 0 0 0																							
Dave Boswell, R (1, 1) OBP: 0.250, SLG: 0.250 Minnie Mendoza, R (7, 4) OBP: 0.154, SLG: 0.154 Jim Holt, L (9, PR) OBP: 0.192, SLG: 0.160			0-0 1B		0-0 F9			0-0 F8	0-0 2-H 3-H 1B	2 0 1 0 0 0 1 2 0 1 2 0 0 0 0 0 0 0 0 0 0																							
Inning Stats	R: 0 E: 0 K: 1 S: 5	H: 0 LOB: 0 BB: 0 P: 5	R: 0 E: 0 K: 1 S: 5	H: 0 LOB: 1 BB: 1 P: 9	R: 0 E: 0 K: 1 S: 6	H: 1 LOB: 1 BB: 0 P: 6	R: 0 E: 0 K: 2 S: 7	H: 0 LOB: 0 BB: 0 P: 7	R: 0 E: 0 K: 1 S: 6	H: 1 LOB: 1 BB: 0 P: 6	R: 1 E: 0 K: 0 S: 5	H: 2 LOB: 1 BB: 0 P: 5	R: 0 E: 0 K: 1 S: 5	H: 0 LOB: 0 BB: 0 P: 5	R: 1 E: 0 K: 0 S: 5	H: 2 LOB: 2 BB: 1 P: 9	R: 2 E: 0 K: 2 S: 10	H: 3 LOB: 1 BB: 0 P: 10	1B: 6 2B: 2 3B: 0 HR: 1	SF: 0 SAC: 0 DP: 0 HBP: 0	WP: 0 PB: 0 SB: 0 CS: 0	PA: 38											
PITCHER Sam McDowell, L (1, 1) ERA: 2.66 Rich Hand, R (9, 1) ERA: 5.5	IP 8.1	WLS W	BF 36	H 9	R 4	ER 4	SO 8	BB 2	IBB 0	HBP 0	BLK 0	WP 0	HR 1	S 50	P 58	ERA 4.32	WHIP 1.320																
											PITCHER	IP	WLS	BF	H	R	ER	SO	BB	IBB	HBP	BLK	WP	HR	S	P	ERA	WHIP					

Minnesota Twins @ Cleveland Indians
Cleveland Municipal Stadium, Cleveland, OH
Sun May 10 1970, 3:33 AM EDT
Att. 14,397 - Unknown

livebaseballscorecards.com

AB	36
R	4
H	9
RBI	4
BB	2
SO	9
LOB	15



Batter	1	2	3	4	5	6	7	8	9	10	11	12	AB R H RBI BB SO LOB	TOP								
Pat Kelly, L OBP: 0.388, SLG: 0.313 (1, 9)	0-3 K		0-0 F9			0-0 E S 1B		4-0 E BB		0-3 K		0-0 F8	5 0 1 0 1 2 4	Kansas City Royals @ Cleveland Indians Cleveland Municipal Stadium, Cleveland, OH Wed May 13 1970, 7:05 PM EDT Att: 3,028 - Unknown livebaseballscorecards.com								
Mike Fiore, L OBP: 0.277, SLG: 0.154 (1, 3)	4-0 BB		0-0 4-3			0-0 F8 1-3		0-3 K 1-2			0-0 4-3		4 0 0 0 1 1 3									
Amos Otis, R OBP: 0.364, SLG: 0.474 (1, 8)	0-0 F5				0-0 E6 G6-4-3		4-0 BB		4-0 SH3-4 BB		0-3 K		3 0 0 0 2 1 1									
Bob Oliver, R OBP: 0.345, SLG: 0.589 (1, 5)	0-0 F9				0-0 G6-4-3 1-2f		0-0 F9		0-0 SH3-4 1-2		0-0 F9		4 0 0 0 0 0 4									
Joe Keough, L OBP: 0.400, SLG: 0.471 (1, 7)		0-0 L5			0-0 F9		0-0 F3		4-0 G5-4-3 BB			0-0 SH1-4 2B 1B	4 1 1 0 1 0 0									
Paul Schaal, R OBP: 0.397, SLG: 0.444 (1, 6)		0-0 1-3				0-0 6-3		0-0 4-3		0-0 G5-4-3 1-2f		0-0 SH1-4	4 0 0 0 0 0 2									
Rich Severson, R OBP: 0.263, SLG: 0.316 (1, 4)		0-0 4-3				0-0 L9-4-3 1B		0-0 F9				0-0 5-3	5 0 1 0 0 1 1									
Ed Kirkpatrick, L OBP: 0.298, SLG: 0.447 (1, 2)			0-0 FC5-4 1B			0-0 L9-4-3 1-2		0-3 K		4-0 BLK BB		4-0 2B IBB	3 0 1 0 2 1 1									
Bill Butler, L (1, 1)			0-0 FC5-4 1-2f			0-0 3-1		0-0 6-3		0-3 K		0-0 2B	4 0 0 0 0 1 2									
Al Fitzmorris, S OBP: 0.500, SLG: 0.500 (11, 1)												1-3 2-H	0 0 0 0 0 0 0									
Hawk Taylor, R OBP: 0.300, SLG: 0.444 (12, PH)													1 0 1 1 0 0 0									
Ken Wright, R (12, 1)													0 0 0 0 0 0 0									
Inning Stats	R: 0 E: 0 K: 1 S: 5	H: 0 LOB: 1 BB: 1 P: 9	R: 0 E: 0 K: 0 S: 3	H: 0 LOB: 0 BB: 0 P: 3	R: 0 E: 1 K: 0 S: 3	H: 0 LOB: 0 BB: 0 P: 3	R: 0 E: 0 K: 0 S: 3	H: 1 LOB: 2 BB: 1 P: 8	R: 0 E: 0 K: 2 S: 7	H: 0 LOB: 1 BB: 1 P: 11	R: 0 E: 0 K: 0 S: 2	H: 0 LOB: 1 BB: 2 P: 10	R: 0 E: 0 K: 3 S: 9	H: 0 LOB: 1 BB: 1 P: 13	R: 0 E: 0 K: 1 S: 5	H: 0 LOB: 0 BB: 0 P: 5	R: 1 E: 0 K: 0 S: 5	H: 2 LOB: 2 BB: 1 P: 9	1B: 4 2B: 2 3B: 0 HR: 0	SF: 0 SAC: 2 DP: 3 HBP: 0	WP: 0 PB: 0 SB: 1 CS: 0	PA: 46
PITCHER	IP WLS BF H R ER SO BB IBB HBP BLK WP HR S P ERA WHIP																					
Barry Moore, L ERA: 3.33 (1, 1)	8.0		29	3	0	0	3	3	0	0	0	0	0	0	0.00	0.750						
Rich Hand, R ERA: 4.71 (9, 1)	3.0		11	0	0	0	4	3	0	0	1	0	0	0.00	1.000							
Phil Hennigan, R ERA: 3.78 (12, 1)	1.0	L	6	2	1	1	0	0	1	0	0	0	0	9.00	2.000							



Batter	1	2	3	4	5	6	7	8	9	10	11	12
Ted Uhlender, L OBP: 0.333, SLG: 0.402 (1, 8)	0-0 F8		0-0 G3			0-0 CS 1B			0-0 F7		4-0 IBB	
Larry Brown, R OBP: 0.375, SLG: 0.448 (1, 4) (9, 6)	4-0 PB BB		0-0 L6			0-0 F9 1-2			0-3 K		0-0 G5-3 2-3f	
Vada Pinson, L OBP: 0.355, SLG: 0.500 (1, 9)	0-3 K 1-2			0-0 F4		0-0 G3-6-3 1B			0-0 F3		0-0 6-3	
Tony Horton, R OBP: 0.309, SLG: 0.376 (1, 3)	0-3 K			0-0 F5		0-0 G3-6-3 1-2f			0-0 FC3-6 1B		0-0 F5	
Roy Foster, R OBP: 0.290, SLG: 0.374 Duke Sims, L OBP: 0.286, SLG: 0.414 (1, 7) (12, PH)		4-0 FC1-6 BB		0-0 F5		0-0 F6			0-0 F4		0-3 K	
Ray Fosse, R OBP: 0.351, SLG: 0.343 (1, 2)		0-0 F4			0-0 F9			0-0 F2		0-0 FC3-6 1-2f		
Graig Nettles, L OBP: 0.294, SLG: 0.232 (1, 5)		0-0 FC1-6 1-2f			4-0 K2-4-2 BB			4-0 BB		0-0 4-3		
Jack Heidemann, R OBP: 0.222, SLG: 0.238 Rich Rollins, R OBP: 0.267, SLG: 0.231 Rich Hand, R (8, PH) (9, 1) Russ Nagelson, L OBP: 0.217, SLG: 0.333 Phil Hennigan, R (11, PH) (12, 1)		0-3 K			0-3 K2-4-2 1-2f			0-0 F7			0-0 F7	
Barry Moore, L OBP: 0.133, SLG: 0.133 Chuck Hinton, R OBP: 0.375, SLG: 0.308 Vern Fuller, R OBP: 0.400, SLG: 0.600 (1, 1) (8, PH) (9, 4)			0-3 K			0-0 F8		0-3 K			0-0 G5-3 2B	

Inning Stats	R: 0	H: 0	E: 0	K: 2	S: 7	LOB: 1	BB: 1	P: 11
	R: 0	H: 0	E: 0	K: 1	S: 5 <td>LOB: 1</td> <td>BB: 1</td> <td>P: 9 </td>	LOB: 1	BB: 1	P: 9
	R: 0	H: 0	E: 0	K: 1	S: 5 <td>LOB: 0</td> <td>BB: 0</td> <td>P: 5 </td>	LOB: 0	BB: 0	P: 5
	R: 0	H: 0	E: 0	K: 0	S: 3 <td>LOB: 0</td> <td>BB: 0</td> <td>P: 3 </td>	LOB: 0	BB: 0	P: 3
	R: 0	H: 0	E: 0	K: 1	S: 4 <td>LOB: 1</td> <td>BB: 1</td> <td>P: 8 </td>	LOB: 1	BB: 1	P: 8
	R: 0	H: 1	E: 0	K: 0	S: 3 <td>LOB: 0</td> <td>BB: 0</td> <td>P: 3 </td>	LOB: 0	BB: 0	P: 3
	R: 0	H: 1	E: 0	K: 0	S: 3 <td>LOB: 0</td> <td>BB: 0</td> <td>P: 3 </td>	LOB: 0	BB: 0	P: 3
	R: 0	H: 0	E: 0	K: 1	S: 5 <td>LOB: 1</td> <td>BB: 1</td> <td>P: 7 </td>	LOB: 1	BB: 1	P: 7
	R: 0	H: 0	E: 0	K: 0	S: 4 <td>LOB: 1</td> <td>BB: 0</td> <td>P: 4 </td>	LOB: 1	BB: 0	P: 4
	R: 0	H: 1	E: 0	K: 0	S: 3 <td>LOB: 1</td> <td>BB: 1</td> <td>P: 7 </td>	LOB: 1	BB: 1	P: 7
	R: 0	H: 0	E: 0	K: 1	S: 5 <td>LOB: 0</td> <td>BB: 0</td> <td>P: 5 </td>	LOB: 0	BB: 0	P: 5
	R: 0	H: 1	E: 0	K: 0	S: 4 <td>LOB: 1</td> <td>BB: 0</td> <td>P: 4 </td>	LOB: 1	BB: 0	P: 4
	R: 0	H: 1	E: 0	K: 0	S: 3 <td>LOB: 1</td> <td>BB: 1</td> <td>P: 7 </td>	LOB: 1	BB: 1	P: 7
	R: 0	H: 0	E: 0	K: 1	S: 5 <td>LOB: 0</td> <td>BB: 0</td> <td>P: 5 </td>	LOB: 0	BB: 0	P: 5
	R: 0	H: 0	E: 0	K: 1	S: 5 <td>LOB: 0</td> <td>BB: 0</td> <td>P: 5 </td>	LOB: 0	BB: 0	P: 5
	R: 0	H: 0	E: 0	K: 1	S: 5 <td>LOB: 0</td> <td>BB: 0</td> <td>P: 5 </td>	LOB: 0	BB: 0	P: 5

PITCHER	IP	WLS	BF	H	R	ER	SO	BB	IBB	HBP	BLK	WP	HR	S	P	ERA	WHIP
Bill Butler, L ERA: 3.12 (1, 1)	10.0		34	3	0	0	7	4	0	0	0	0	0	44	60	0.00	0.700
Al Fitzmorris, R ERA: 3.26 (11, 1)	1.0	W	4	1	0	0	0	0	1	0	0	0	0	3	7	0.00	1.000
Ken Wright, R ERA: 1.0 (12, 1)	1.0	S	3	0	0	0	1	0	0	0	0	0	0	5	5	0.00	0.000

AB R H RBI BB SO LOB

BOTTOM

4	0	1	0	1	0	0
4	0	0	0	1	1	3
5	0	1	0	0	1	1
5	0	1	0	0	1	2
3	0	0	0	1	0	1
1	0	0	0	0	1	0
4	0	0	0	0	0	2
2	0	0	0	2	0	2
2	0	0	0	0	2	2
1	0	0	0	0	0	1
0	0	0	0	0	0	0
1	0	0	0	0	0	0
0	0	0	0	0	0	0
2	0	0	0	0	1	0
1	0	0	0	0	1	1
1	0	1	0	0	0	0

AB	36
R	0
H	4
RBI	0
BB	5
SO	8
LOB	15



WP: 0	PA: 41
PB: 1	
SB: 0	
CS: 1	

Kansas City Royals @ Cleveland Indians
 Cleveland Municipal Stadium, Cleveland, OH
 Wed May 13 1970, 7:05 PM EDT
 Att. 3,028 - Unknown

livebaseballscorecards.com

Batter	1	2	3	4	5	6	7	8	9	AB R H RBI BB SO LOB	TOP
Larry Brown, R OBP: 0.389, SLG: 0.455 (1, 4) X	0-0 1B 2B 1B		0-0 F8			0-0 G1-6-3 1B		0-0 F8		4 1 2 0 0 0 1	Cleveland Indians @ Boston Red Sox Fenway Park, Boston, MA Fri May 15 1970, 3:33 AM EDT Att: 23,102 - Unknown
Ted Uhlaender, L OBP: 0.339, SLG: 0.406 (1, 8) X	0-0 2B 1-3 1B 1B		0-0 F4			0-0 G1-6-3 1-2f		0-0 1B 1-3		4 1 2 0 0 0 1	
Tony Horton, R OBP: 0.307, SLG: 0.382 (1, 3) X	0-0 1-3 1B 2B		0-3 K			0-0 F7		0-0 5-3		4 1 1 1 0 1 1	
Chuck Hinton, R OBP: 0.450, SLG: 0.375 (1, 7) X	0-0 2-H 3-H 1B G5-4-3		0-0 L6			4-0 FC5 1B BB		0-0 G6-4-3 1B		3 0 2 2 1 0 0	
Roy Foster, R OBP: 0.288, SLG: 0.368 (1, 9) S S S Vada Pinson, L OBP: 0.355, SLG: 0.500 (9, 9)	0-3 K		0-0 F8			0-3 K		0-0 G6-4-3 1B 1-2		4 0 1 0 0 2 2 0 0 0 0 0 0 0	
Ray Fosse, R OBP: 0.333, SLG: 0.324 (1, 2) X	0-0 G5-4-3 1-2f		0-0 F8			0-0 F6		0-0 G6-4-3 1-2f 2-3		4 0 0 0 0 0 4	
Graig Nettles, L OBP: 0.292, SLG: 0.233 (1, 5)		0-3 K			0-3 K		0-0 1-2 1B		0-3 K	4 0 1 0 0 3 1	
Jack Heidemann, R OBP: 0.215, SLG: 0.230 (1, 6)		0-0 F3			0-3 K		0-0 FC5 2-3f			3 0 0 0 0 1 2	
Sam McDowell, L OBP: 0.267, SLG: 0.367 (1, 1)		0-0 5-3			0-3 K		0-0 1B 1B			3 0 1 0 0 1 0	
Inning Stats	R: 3 H: 4 E: 0 LOB: 0 K: 1 BB: 0 S: 8 P: 8	R: 0 H: 0 E: 0 LOB: 0 K: 1 BB: 0 S: 5 P: 5	R: 0 H: 0 E: 0 LOB: 0 K: 1 BB: 0 S: 5 P: 5	R: 0 H: 0 E: 0 LOB: 0 K: 0 BB: 0 S: 3 P: 3	R: 0 H: 0 E: 0 LOB: 0 K: 3 BB: 0 S: 9 P: 9	R: 0 H: 1 E: 0 LOB: 0 K: 0 BB: 0 S: 3 P: 3	R: 0 H: 1 E: 0 LOB: 2 K: 1 BB: 1 S: 6 P: 10	R: 0 H: 2 E: 0 LOB: 1 K: 0 BB: 0 S: 4 P: 4	R: 0 H: 2 E: 0 LOB: 1 K: 1 BB: 0 S: 6 P: 6	1B: 9 SF: 0 2B: 1 SAC: 0 3B: 0 DP: 3 HR: 0 HBP: 0	WP: 0 PA: 34 PB: 0 SB: 0 CS: 0
PITCHER Gary Peters, L (1, 1) ERA: 4.7	IP WLS BF H R ER SO BB IBB HBP BLK WP HR S P ERA WHIP										
	9.0 L 34 10 3 3 8 1 0 0 0 0 0 0 49 53 3.00 1.222										

livebaseballscorecards.com

AB	33
R	3
H	10
RBI	3
BB	1
SO	8
LOB	12



Batter	1	2	3	4	5	6	7	8	9	AB R H RBI BB SO LOB
Dick Schofield, S (1, 5) OBP: 0.261, SLG: 0.190	0-0 F2			0-0 F2		0-0 6-3			0-3 K	4 0 0 0 0 1 1
Reggie Smith, S (1, 8) OBP: 0.403, SLG: 0.496	0-3 K			0-0 1B		0-3 K			0-0 4-3	4 0 1 0 0 2 1
Carl Yastrzemski, L (1, 7) OBP: 0.435, SLG: 0.541	0-0 F8			0-0 F8			0-0 4-3			3 0 0 0 0 0 1
Tony Conigliaro, R (1, 9) OBP: 0.364, SLG: 0.486		0-0 1B		0-3 K			0-3 K			3 0 1 0 0 2 1
Rico Petrocelli, R (1, 6) OBP: 0.278, SLG: 0.412		0-0 6-3			0-0 F7			0-0 F8		3 0 0 0 0 0 0
George Scott, R (1, 3) OBP: 0.333, SLG: 0.470		0-3 K			0-0 F3			0-0 1-3		3 0 0 0 0 1 0
Mike Andrews, R (1, 4) OBP: 0.286, SLG: 0.303			0-3 K		0-0 5-3			0-0 F6		3 0 0 0 0 1 0
Jerry Moses, R (1, 2) OBP: 0.354, SLG: 0.457			0-0 5-3			0-0 2B		0-0 F7		3 0 1 0 0 0 0
Gary Peters, L (1, 1) OBP: 0.211, SLG: 0.222 Billy Conigliaro, R (9, PH) OBP: 0.294, SLG: 0.688			0-0 F8			0-0 F7			0-3 K	2 0 0 0 0 0 1 1 0 0 0 0 1 0


Inning Stats	R: 0 E: 0 K: 1 S: 5	H: 0 LOB: 0 BB: 0 P: 5	R: 0 E: 0 K: 1 S: 5	H: 1 LOB: 0 BB: 0 P: 5	R: 0 E: 0 K: 1 S: 5	H: 0 LOB: 0 BB: 0 P: 5	R: 0 E: 0 K: 1 S: 6	H: 1 LOB: 1 BB: 0 P: 6	R: 0 E: 0 K: 0 S: 3	H: 0 LOB: 0 BB: 0 P: 3	R: 0 E: 0 K: 1 S: 6	H: 1 LOB: 1 BB: 0 P: 6	R: 0 E: 0 K: 1 S: 5	H: 0 LOB: 0 BB: 0 P: 5	R: 0 E: 0 K: 0 S: 3	H: 0 LOB: 0 BB: 0 P: 3	R: 0 E: 0 K: 2 S: 7	H: 0 LOB: 0 BB: 0 P: 7	1B: 2 2B: 1 3B: 0 HR: 0	SF: 0 SAC: 0 DP: 0 HBP: 0	WP: 0 PB: 0 SB: 0 CS: 0	PA: 29
PITCHER Sam McDowell, L (1, 1) ERA: 2.33	IP 9.0 WLS W BF 29 H 3 R 0 ER 0 SO 8 BB 0 IBB 0 HBP 0 BLK 0 WP 0 HR 0 S 45 P 45 ERA 0.00 WHIP 0.333																				PITCHER	IP WLS BF H R ER SO BB IBB HBP BLK WP HR S P ERA WHIP

BOTTOM

Cleveland Indians @ Boston Red Sox
 Fenway Park, Boston, MA
 Fri May 15 1970, 3:33 AM EDT
 Att. 23,102 - Unknown

livebaseballscorecards.com

AB	29
R	0
H	3
RBI	0
BB	0
SO	8
LOB	5



Batter	1	2	3	4	5	6	7	8	9	AB R H RBI BB SO LOB	TOP											
Larry Brown, R OBP: 0.350, SLG: 0.405 (1, 4)	0-0 F6		0-0 FC5-4		0-0 5-3		0-0 F7			4 0 0 0 0 0 3												
Ted Uhlaender, L OBP: 0.336, SLG: 0.394 (1, 8)	0-3 K		0-0 F3		0-0 F5			4-0 BB		3 0 0 0 1 1 2												
Tony Horton, R OBP: 0.305, SLG: 0.376 (1, 3)	0-0 1B		0-0 FC5-4		0-0 5-3			0-0 G5-4-3		4 0 1 0 0 0 3												
Vada Pinson, L OBP: 0.360, SLG: 0.500 (1, 9)	0-3 K			0-0 1B		0-0 1B		0-0 F9		4 1 2 0 0 1 1												
Duke Sims, L OBP: 0.256, SLG: 0.364 (1, 7)		0-0 F9		0-0 F9		0-3 K		0-0 F8		4 0 0 0 0 1 2												
Graig Nettles, L OBP: 0.291, SLG: 0.233 (1, 5)		0-3 K		0-0 SH1-3		0-0 4-3		0-0 F7		4 1 1 0 0 1 1												
Ray Fosse, R OBP: 0.321, SLG: 0.311 (1, 2)		0-3 K		0-0 SH1-3			0-3 K		0-0 F7	3 0 0 1 0 2 0												
Jack Heidemann, R OBP: 0.229, SLG: 0.236 (1, 6)			0-0 FC5-4	0-0 G3			4-0 BB			2 0 1 0 1 0 0												
Dean Chance, R (1, 1)			0-0 E1		0-3 K		0-3 K			2 0 0 0 0 1 1												
Russ Nagelson, L (7, PH)			0-0 FC5-4							1 0 0 0 0 1 1												
Dennis Higgins, R (7, 1)										0 0 0 0 0 0 0												
Inning Stats	R: 0 E: 0 K: 2 S: 8	H: 1 LOB: 1 BB: 0 P: 8	R: 0 E: 0 K: 2 S: 7	H: 0 LOB: 0 BB: 0 P: 7	R: 0 E: 1 K: 0 S: 5	H: 1 LOB: 2 BB: 0 P: 5	R: 2 E: 1 K: 0 S: 5	H: 2 LOB: 0 BB: 0 P: 5	R: 0 E: 0 K: 1 S: 5	H: 0 LOB: 0 BB: 0 P: 5	R: 0 E: 0 K: 1 S: 6	H: 1 LOB: 1 BB: 0 P: 6	R: 0 E: 0 K: 2 S: 7	H: 0 LOB: 1 BB: 1 P: 11	R: 0 E: 0 K: 0 S: 2	H: 0 LOB: 0 BB: 1 P: 6	R: 0 E: 0 K: 0 S: 3	H: 0 LOB: 0 BB: 0 P: 3	1B: 5 2B: 0 3B: 0 HR: 0	SF: 0 SAC: 1 DP: 1 HBP: 0	WP: 0 PB: 0 SB: 1 CS: 0	PA: 34
PITCHER Ray Culp, R ERA: 2.39 (1, 1)	IP: 9.0 WLS: W BF: 34 H: 5 R: 2 ER: 0 SO: 8 BB: 2 IBB: 0 HBP: 0 BLK: 0 WP: 0 HR: 0 S: 48 P: 56 ERA: 0.00 WHIP: 0.778																					

Cleveland Indians @ Boston Red Sox
Fenway Park, Boston, MA
Sat May 16 1970, 3:33 AM EDT
Att: 19,485 - Unknown

livebaseballscorecards.com

AB	31
R	2
H	5
RBI	1
BB	2
SO	8
LOB	14



Batter	1	2	3	4	5	6	7	8	9
Dick Schofield, S OBP: 0.296, SLG: 0.174	0-0 1-3		H 1-0 G1-2-3 HBP		0-3 K			B 4-0 BB HR	
Reggie Smith, S OBP: 0.413, SLG: 0.508	0-0 1B		X 0-0 1-3 2B			X 0-0 L8		B 4-0 BB HR	
Carl Yastrzemski, L OBP: 0.444, SLG: 0.579	0-0 F8		4-0 IBB			X 0-0 HR		X 0-0 1-H 2-H HR	
Tony Conigliaro, R OBP: 0.368, SLG: 0.514	0-0 FC5-4 1B		X 0-0 G1-2-3			X 0-0 2-H HR		X 0-0 3-1	
Rico Petrocelli, R OBP: 0.285, SLG: 0.441	0-0 FC5-4		X 0-0 G5-4-3 1B			X 0-0 6-3		X 0-0 HR	
George Scott, R OBP: 0.323, SLG: 0.455		X 0-0 1-3		0-3 K		X 0-0 6-3		X 0-0 1-3	
Mike Andrews, R OBP: 0.292, SLG: 0.298		X 0-0 F4		X 0-0 G5-4-3			H 1-0 CS HBP	B 4-0 BB IBB	
Jerry Moses, R OBP: 0.350, SLG: 0.443		X 0-0 5-3			X 0-0 F7		X 0-0 5-3	4-0 1-2 IBB	
Ray Culp, R OBP: 0.091, SLG: 0.091			X 0-0 1-3		X 0-0 5-3		B 0-3 K	X 0-0 F2	

Inning Stats	R: 0	H: 2	E: 0	K: 0	S: 5	R: 0	H: 0	E: 0	K: 0	S: 3	R: 0	H: 1	E: 0	K: 0	S: 3	R: 0	H: 1	E: 0	K: 1	S: 5	R: 0	H: 0	E: 0	K: 1	S: 5	R: 2	H: 2	E: 0	K: 0	S: 5	R: 0	H: 0	E: 0	K: 1	S: 4	R: 4	H: 2	E: 0	K: 0	S: 5
	LOB: 2	BB: 0	P: 5			LOB: 0	BB: 0				LOB: 0	BB: 0				LOB: 0	BB: 0				LOB: 0	BB: 0				LOB: 0	BB: 0				LOB: 0	BB: 0			LOB: 2	BB: 4	P: 21			

PITCHER	IP	WLS	BF	H	R	ER	SO	BB	IBB	HBP	BLK	WP	HR	S	P	ERA	WHIP
Dean Chance, R ERA: 3.68	(1, 1)	6.0	24	6	2	2	2	0	1	1	0	0	1	26	31	3.00	1.000
Dennis Higgins, R ERA: 7.16	(7, 1)	2.0	12	2	4	4	1	3	1	1	0	0	2	9	26	18.00	2.500

BOTTOM

Cleveland Indians @ Boston Red Sox
 Fenway Park, Boston, MA
 Sat May 16 1970, 3:33 AM EDT
 Att. 19,485 - Unknown

AB	R	H	RBI	BB	SO	LOB
2	1	0	0	1	1	0
3	1	2	0	1	0	0
3	2	2	3	1	0	1
4	1	2	2	0	0	3
4	1	2	1	0	0	2
4	0	0	0	0	1	1
2	0	0	0	1	0	1
3	0	0	0	1	0	1
4	0	0	0	0	1	2

AB	29
R	6
H	8
RBI	6
BB	5
SO	3
LOB	11



WP	PA
0	36

1B	SF	WP	PA
3	0	0	36
2B	SAC	PB	
2	0	0	
3B	DP	SB	
0	2	0	
HR	HBP	CS	
3	2	1	

Batter	1	2	3	4	5	6	7	8	9	AB R H RBI BB SO LOB	TOP																							
Ted Uhlaender, L (1, 8) OBP: 0.331, SLG: 0.385	0-0 4-3		0-0 1B 1B	0-0 F8			0-0 FC3-6 1-2f		0-0 4-1	5 0 1 0 0 0 1	Cleveland Indians @ Washington Senators Robert F. Kennedy Memorial Stadium, Washington, DC Mon May 18 1970, 7:05 PM EDT Att. 4,362 - Unknown																							
Eddie Leon, R (1, 4) (8, 6) OBP: 0.256, SLG: 0.289	0-0 6-3		0-0 FC6-4 1B 1-2 2-H		0-0 1B	0-0 F8		4-0 BB	4 0 2 1 1 0 1																									
Tony Horton, R (1, 3) OBP: 0.291, SLG: 0.357	0-0 4-3		0-3 K		0-0 P6	0-3 K		0-0 F2	5 0 0 0 0 2 5																									
Chuck Hinton, R (1, 7) OBP: 0.391, SLG: 0.316 Vada Pinson, L (8, PH) OBP: 0.357, SLG: 0.495		0-0 P4	0-0 P4		0-0 P3		0-0 F9		3 0 0 0 0 0 3 1 0 0 0 0 0 0																									
Roy Foster, R (1, 9) OBP: 0.290, SLG: 0.367 Graig Nettles, L (8, PH) OBP: 0.288, SLG: 0.231		0-0 BB 1B	0-0 FC6-4 1-2f		0-0 P4		0-0 4-3		3 0 1 0 0 0 3 1 0 0 0 0 0 0																									
Ray Fosse, R (1, 2) OBP: 0.341, SLG: 0.325		0-0 F8		0-0 WP BB SF8 1B		0-0 G6-4-3 1B		4-0 BB BB	3 1 2 0 1 0 1																									
Larry Brown, R (1, 5) OBP: 0.386, SLG: 0.395		4-0 BB 1-2		4-0 SF8 WP SF7 BB		0-3 K		4-0 BB 1-2	1 1 0 0 3 1 1																									
Jack Heidemann, R (1, 6) OBP: 0.222, SLG: 0.231 Lou Klimchok, L (8, PH) OBP: 0.158, SLG: 0.278 Rich Rollins, R (8, PH) OBP: 0.258, SLG: 0.222		0-3 K		0-0 SF8 1-3 2-H		0-0 G6-4-3 1-2f		0-0 F9	2 0 0 1 0 1 3 0 0 0 0 0 0 0 1 0 0 0 0 0 2																									
Rich Hand, R (1, 1) OBP: 0.167, SLG: 0.200 Bob Miller, R (6, 1)			0-0 1B 1B		0-0 SF7		4-0 FC3-6 BB		0-0 F9	1 1 1 1 0 0 0 0 0 0 0 0 0 0 0 0 0 0 1 0 0 0 0 0 0 0 0 0 1 0 0 0 0 0 0																								
Vern Fuller, R (9, PH) OBP: 0.333, SLG: 0.500																																		
Inning Stats	R: 0 E: 0 K: 0 S: 3	H: 0 LOB: 0 BB: 0 P: 3	R: 0 E: 0 K: 1 S: 6	H: 1 LOB: 2 BB: 1 P: 10	R: 1 E: 0 K: 1 S: 8	H: 3 LOB: 2 BB: 0 P: 8	R: 2 E: 0 K: 0 S: 4	H: 1 LOB: 0 BB: 1 P: 8	R: 0 E: 0 K: 0 S: 4	H: 1 LOB: 1 BB: 0 P: 4	R: 0 E: 0 K: 1 S: 5	H: 1 LOB: 0 BB: 0 P: 5	R: 0 E: 0 K: 1 S: 5	H: 0 LOB: 1 BB: 1 P: 9	R: 0 E: 0 K: 0 S: 3	H: 0 LOB: 2 BB: 2 P: 11	R: 0 E: 0 K: 0 S: 3	H: 0 LOB: 1 BB: 1 P: 7	1B: 7 2B: 0 3B: 0 HR: 0	SF: 2 SAC: 0 DP: 1 HBP: 0	WP: 1 PB: 0 SB: 0 CS: 0	PA: 39												
PITCHER	IP WLS BF H R ER SO BB IBB HBP BLK WP HR S P ERA WHIP																				IP WLS BF H R ER SO BB IBB HBP BLK WP HR S P ERA WHIP													
George Brunet, L (1, 1) ERA: 5.08	6.0 W	26 7 3 3 3	7 3 3 3	3 3 3	2 0 0 0	0 0 0	1 3 1	0 0 0	0 0 0	0 0 0	1 0 0	30 7 4	38 19 8	4.50 0.00 0.00	1.500 1.800 0.750																			
Dick Such, R (7, 1) ERA: 5.79	1.2	8 0 0 1	0 0 0	0 0 1	3 0 0	0 0 0	0 0 0	0 0 0	0 0 0	0 0 0	0 0 0	0 7 4	19 19 8	0.00 0.00 0.00	1.800 1.800 0.750																			
Darold Knowles, L (8, 1) ERA: 2.59	1.1	S 5 0 0	0 0 0	0 0 0	0 0 0	1 0 0	0 0 0	0 0 0	0 0 0	0 0 0	0 0 0	0 0 4	8 8 8	0.00 0.00 0.00	0.750 0.750 0.750																			

AB	31
R	3
H	7
RBI	3
BB	6
SO	4
LOB	20



livebaseballscorecards.com

Batter	1	2	3	4	5	6	7	8	9
Ed Brinkman, R OBP: 0.338, SLG: 0.283 (1, 6)	4-0 G3 BB	0-0 P4		0-0 E5 2-3		4-0 2B BB		0-0 F8	
Ed Stroud, L OBP: 0.394, SLG: 0.417 (1, 8) (7, 9)	0-0 G3 1-2	0-0 1-3		0-0 G3		0-0 1B 2B			
Lee Mays, L OBP: 0.344, SLG: 0.453 Dick Such, L (7, 1) Darold Knowles, L (8, 1)	0-0 F8			4-0 FC5-4 BB		0-0 F8 2-H		0-0 1B	
Frank Howard, R OBP: 0.422, SLG: 0.612 Wayne Comer, R OBP: 0.087, SLG: 0.087 (1, 7) (7, 7)	4-0 IBB		0-0 F9		0-0 L7	0-3 K			
Mike Epstein, L OBP: 0.372, SLG: 0.460 (1, 3)	0-3 K		0-0 F5		0-3 K		0-0 3-1		
Aurelio Rodriguez, R OBP: 0.322, SLG: 0.433 (1, 5)		0-0 L6	0-0 FC5-4			0-0 5-3	0-3 K		
Bernie Allen, L OBP: 0.410, SLG: 0.464 Tim Cullen, R OBP: 0.211, SLG: 0.118 (1, 4) (7, PH) (8, 4)		4-0 1B HR BB		0-0 E 4-3 1B		0-0 BB 2B G3 1B	0-0 F7		
Jim French, L OBP: 0.316, SLG: 0.188 (1, 2)		0-0 HR 1B		0-0 4-3		0-0 G3		0-0 F9	
George Brunet, R OBP: 0.308, SLG: 0.538 Del Unser, L OBP: 0.288, SLG: 0.231 (1, 1) (6, PH) (7, 8)		0-0 HR		0-3 K		4-0 BB 2B BB		0-0 4-3	

AB	R	H	RBI	BB	SO	LOB
3	1	0	0	2	0	1
4	1	1	3	0	0	3
3	0	1	1	1	0	1
0	0	0	0	0	0	0
0	0	0	0	0	0	0
3	0	0	0	1	1	2
0	0	0	0	0	0	0
4	0	0	0	0	2	3
4	0	0	0	0	1	1
2	2	2	0	1	0	0
1	0	0	0	0	0	0
4	1	1	0	0	0	2
2	1	1	3	0	1	1
1	1	0	0	1	0	0

WP	HR	S	P	ERA	WHIP
0	0	0	0	0.00	0.000
0	0	0	0	54.00	9.000
0	0	0	0	0.00	0.000

Inning Stats	R	H	E	K	S	R	H	E	K	S	R	H	E	K	S	R	H	E	K	S	R	H	E	K	S
	0	0	0	1	5	3	0	0	0	7	0	0	0	0	5	0	0	0	0	5	0	0	0	0	7
	3	2	0	0	5	9	0	0	1	7	0	0	0	1	7	0	0	0	7	0	0	0	0	0	7
	0	0	0	0	3	0	0	0	0	0	0	0	0	0	0	0	0	0	0	0	0	0	0	0	0
	4	3	0	1	8	16	0	0	2	16	0	0	0	1	16	0	0	0	8	0	0	0	0	0	16
	0	0	0	0	5	0	0	0	0	5	0	0	0	0	5	0	0	0	0	5	0	0	0	0	5
	0	0	0	0	3	0	0	0	0	3	0	0	0	0	3	0	0	0	0	3	0	0	0	0	3

WP	HR	S	P	ERA	WHIP
0	0	0	0	0.00	0.000
0	0	0	0	54.00	9.000
0	0	0	0	0.00	0.000

BOTTOM

Cleveland Indians @ Washington Senators
Robert F. Kennedy Memorial Stadium, Washington, DC
 Mon May 18 1970, 7:05 PM EDT
 Att. 4,362 - Unknown

livebaseballscorecards.com

AB	31
R	7
H	6
RBI	7
BB	6
SO	5
LOB	14



Batter	1	2	3	4	5	6	7	8	9	AB R H RBI BB SO LOB	TOP													
Ted Uhlaender, L (1, 8) OBP: 0.320, SLG: 0.372	0-0 4-3		0-0 4-3		0-0 6-3			0-0 F7		4 0 0 0 0 0 0	Cleveland Indians @ Washington Senators Robert F. Kennedy Memorial Stadium, Washington, DC Tue May 19 1970, 7:05 PM EDT Att. 6,614 - Unknown livebaseballscorecards.com													
Eddie Leon, R (1, 4) (7, 6) OBP: 0.255, SLG: 0.287	0-0 1B		0-3 K		0-3 K			0-0 L9		4 0 1 0 0 2 0														
Vada Pinson, L (1, 7) OBP: 0.362, SLG: 0.523	0-0 1B		0-0 HR					0-3 K		4 1 2 1 0 1 0														
Tony Horton, R (1, 3) OBP: 0.298, SLG: 0.363	0-0 1B		0-0 1B					0-0 5-3		4 0 2 0 0 0 0														
Duke Sims, L (1, 9) OBP: 0.256, SLG: 0.333	0-3 K		0-3 K					1-0 HBP		3 0 0 0 0 2 4														
Graig Nettles, L (1, 5) OBP: 0.278, SLG: 0.221	0-0 F2							0-0 4-3		4 0 0 0 0 0 4														
Ray Fosse, R (1, 2) OBP: 0.330, SLG: 0.313								0-0 P4		3 0 0 0 0 0 0														
Jack Heidemann, R (1, 6) OBP: 0.218, SLG: 0.226								0-0 F9		2 0 0 0 0 0 0														
Rich Rollins, R (7, PH) OBP: 0.250, SLG: 0.214								0-0 P4		1 0 0 0 0 0 0														
Phil Hennigan, R (7, 1)								0-0 6-3		0 0 0 0 0 0 0														
Barry Moore, L (1, 1) OBP: 0.125, SLG: 0.125								0-0 F8		1 0 0 0 0 1 0														
Lou Klimchuck, L (5, PH) OBP: 0.150, SLG: 0.263										1 0 0 0 0 1 0														
Vince Colbert, R (5, 1)										0 0 0 0 0 0 0														
Russ Nagelson, L (7, PH) OBP: 0.231, SLG: 0.304										1 0 0 0 0 0 0														
Larry Brown, R (7, 4) OBP: 0.386, SLG: 0.395										0 0 0 0 0 0 0														
Inning Stats	R: 0 E: 0 K: 1 S: 8	H: 3 LOB: 3 BB: 0 P: 8	R: 0 E: 0 K: 1 S: 5	H: 0 LOB: 0 BB: 0 P: 5	R: 1 E: 0 K: 2 S: 9	H: 2 LOB: 1 BB: 0 P: 9	R: 0 E: 0 K: 0 S: 3	H: 0 LOB: 0 BB: 0 P: 3	R: 0 E: 0 K: 0 S: 7	H: 0 LOB: 0 BB: 0 P: 7	R: 0 E: 0 K: 0 S: 3	H: 0 LOB: 1 BB: 0 P: 4	R: 0 E: 0 K: 0 S: 3	H: 0 LOB: 0 BB: 0 P: 3	R: 0 E: 0 K: 1 S: 5	H: 0 LOB: 0 BB: 0 P: 5	R: 0 E: 0 K: 0 S: 3	H: 0 LOB: 0 BB: 0 P: 3	R: 0 E: 0 K: 0 S: 3	H: 0 LOB: 0 BB: 0 P: 3	1B: 4 2B: 0 3B: 0 HR: 1	SF: 0 SAC: 0 DP: 0 HBP: 1	WP: 0 PB: 0 SB: 0 CS: 0	PA: 33
PITCHER Joe Coleman, R (1, 1) ERA: 3.09	IP 9.0 WLS W BF 33 H 5 R 1 ER 1 SO 7 BB 0 IBB 0 HBP 1 BLK 0 WP 0 HR 1 S 46 P 47 ERA 1.00 WHIP 0.556																							



Batter	1	2	3	4	5	6	7	8	9
Ed Brinkman, R OBP: 0.329, SLG: 0.275 (1, 6)	0-0 1-3		0-0 FC5-4		0-0 4-3		0-0 F9		
Davey Nelson, R OBP: 0.208, SLG: 0.149 (1, 4)	0-0 1-3		0-0 F2		0-0 G3			0-0 1-3	
Frank Howard, R OBP: 0.417, SLG: 0.597 (1, 3)	4-0 BB			0-0 4-3		0-0 6-3		0-3 K	
Rick Reichardt, R OBP: 0.411, SLG: 0.682 (1, 7)	0-3 K			0-0 HR 2B		0-3 K		0-0 3B	
Wayne Comer, R OBP: 0.111, SLG: 0.077 (1, 9)		0-0 6-3		4-0 HR BB		0-0 1-3		0-0 5-3	
Aurelio Rodriguez, R OBP: 0.315, SLG: 0.423 (1, 5)		0-0 4-3		0-0 P5			0-3 K		
Ed Stroud, L OBP: 0.393, SLG: 0.444 (1, 8)		0-0 6-3		1-H 2-H HR			0-0 3-1		
Paul Casanova, R OBP: 0.227, SLG: 0.220 (1, 2)			0-0 F7		0-0 F7		4-0 BB BB		
Joe Coleman, R OBP: 0.333, SLG: 0.235 (1, 1)			4-0 FC5-4 BB			0-0 1-3	4-0 BB BB		

Inning Stats	R: 0	H: 0	E: 0	K: 1	S: 5	LOB: 1	BB: 1	P: 9	R: 0	H: 0	E: 0	K: 0	S: 3	LOB: 0	BB: 0	P: 3	R: 0	H: 0	E: 0	K: 0	S: 3	LOB: 0	BB: 0	P: 3	R: 3	H: 2	E: 0	K: 0	S: 5	LOB: 0	BB: 1	P: 9	R: 0	H: 0	E: 0	K: 1	S: 5	LOB: 2	BB: 2	P: 13	R: 0	H: 1	E: 0	K: 1	S: 6	LOB: 1	BB: 0	P: 6
1B: 0	SF: 0	2B: 1	SAC: 0	3B: 1	DP: 0	HR: 1	HBP: 0																																									

BOTTOM

Cleveland Indians @ Washington Senators
Robert F. Kennedy Memorial Stadium, Washington, DC
 Tue May 19 1970, 7:05 PM EDT
 Att. 6,614 - Unknown

AB	27
R	3
H	3
RBI	3
BB	5
SO	4
LOB	8



PITCHER	IP	WLS	BF	H	R	ER	SO	BB	IBB	HBP	BLK	WP	HR	S	P	ERA	WHIP
Barry Moore, L ERA: 3.59 (1, 1)	4.0	L	17	2	3	3	1	3	0	0	0	0	1	16	28	6.75	1.250
Vince Colbert, R ERA: (5, 1)	2.0		6	0	0	0	1	0	0	0	0	0	0	8	8	0.00	0.000
Phil Hennigan, R ERA: 3.38 (7, 1)	2.0		9	1	0	0	2	2	0	0	0	0	0	11	19	0.00	1.500

Batter	1	2	3	4	5	6	7	8	9	AB R H RBI BB SO LOB	TOP											
Dick Schofield, S OBP: 0.333, SLG: 0.172 (1, 5)	4-0 1B BB	4-0 BB			0-0 G3			0-0 FC4-8 1B		2 1 1 0 2 0 0	Boston Red Sox @ Cleveland Indians Cleveland Municipal Stadium, Cleveland, OH Wed May 20 1970, 7:05 PM EDT Att. 4,930 - Unknown											
Reggie Smith, S OBP: 0.415, SLG: 0.523 (1, 8)	0-0 1B 1-2 1B	0-3 K			0-0 HR			0-3 K		4 1 2 1 0 2 2												
Carl Yastrzemski, L OBP: 0.437, SLG: 0.582 (1, 7)	0-0 BB 1-3 2-H 1B				0-0 F3			0-0 FC4-6		4 0 1 1 0 0 1												
Tony Conigliaro, R OBP: 0.366, SLG: 0.500 (1, 9)	0-0 F1				0-3 K			0-3 K		4 0 0 0 0 2 3												
Rico Petrocelli, R OBP: 0.268, SLG: 0.413 (1, 6)	0-3 K				0-0 F3			0-0 5-3		4 0 0 0 0 1 2												
George Scott, R OBP: 0.326, SLG: 0.441 (1, 3)	4-0 1-2 BB				0-0 F7			0-3 K		3 0 0 0 1 1 0												
Mike Andrews, R OBP: 0.289, SLG: 0.285 (1, 4)	0-3 K				0-0 F9			0-0 5-3		4 0 0 0 0 2 3												
Tom Satriano, L OBP: 0.222, SLG: 0.067 (1, 2)					0-0 L7			0-0 4-3		3 0 0 0 0 1 0												
Sonny Siebert, R OBP: 0.235, SLG: 0.267 Sparky Lyle, L Vicente Romo, R					0-0 F9			0-3 K		3 0 0 0 0 1 0 0 0 0 0 0 0 0 0 0 0 0 0 0 0												
Inning Stats	R: 1 E: 0 K: 2 S: 9	H: 2 LOB: 3 BB: 2 P: 17	R: 0 E: 0 K: 2 S: 7	H: 0 LOB: 1 BB: 1 P: 11	R: 0 E: 0 K: 1 S: 5	H: 0 LOB: 0 BB: 0 P: 5	R: 0 E: 0 K: 0 S: 3	H: 0 LOB: 0 BB: 0 P: 3	R: 1 E: 0 K: 0 S: 4	H: 1 LOB: 0 BB: 0 P: 4	R: 0 E: 0 K: 1 S: 5	H: 0 LOB: 0 BB: 0 P: 5	R: 0 E: 0 K: 1 S: 5	H: 0 LOB: 0 BB: 0 P: 5	R: 0 E: 0 K: 2 S: 8	H: 1 LOB: 1 BB: 0 P: 8	R: 0 E: 0 K: 1 S: 5	H: 0 LOB: 0 BB: 0 P: 5	1B: 3 2B: 0 3B: 0 HR: 1	SF: 0 SAC: 0 DP: 0 HBP: 0	WP: 0 PB: 0 SB: 0 CS: 0	PA: 34
PITCHER Sam McDowell, L ERA: 2.3 (1, 1)	IP 9.0 WLS W BF 34 H 4 R 2 ER 2 SO 10 BB 3 IBB 0 HBP 0 BLK 0 WP 0 HR 1 S 51 P 63 ERA 2.00 WHIP 0.778											PITCHER	IP WLS BF H R ER SO BB IBB HBP BLK WP HR S P ERA WHIP									

AB	31
R	2
H	4
RBI	2
BB	3
SO	10
LOB	11



Batter	1	2	3	4	5	6	7	8	9
Ted Uhlaender, L (1, 8) OBP: 0.311, SLG: 0.359	0-0 G3		0-0 6-3		0-3 K		0-0 G6-3		
Eddie Leon, R (1, 4) OBP: 0.265, SLG: 0.297	0-0 6-3			0-0 FC3-6 1B		0-0 6-3		0-0 FC1-6 1B	
Vada Pinson, L (1, 9) OBP: 0.350, SLG: 0.504	0-0 G3			0-0 FC3-6 1-2f HR		0-0 F6		0-0 FC1-6 1-2f HR	
Tony Horton, R (1, 3) OBP: 0.305, SLG: 0.390		0-0 F6		0-0 F7		1-0 BB HBP		0-0 HR	
Duke Sims, L (1, 7) OBP: 0.283, SLG: 0.421		0-3 K		0-0 HR		4-0 BB		4-0 2B BB	
Roy Foster, R (8, PH) OBP: 0.296, SLG: 0.367						1-2 BB			
Graig Nettles, L (1, 5) OBP: 0.269, SLG: 0.212		0-0 5-3		0-0 G3		0-0 F6		0-3 K	
Ray Fosse, R (1, 2) OBP: 0.337, SLG: 0.333			0-3 K		0-0 F8		0-0 1B 1-3 1B	0-0 1B 1-H 2B	
Jack Heidemann, R (1, 6) OBP: 0.229, SLG: 0.237			0-0 1B		0-0 6-3		0-0 1-3 1-2	0-0 1B 3-H	
Sam McDowell, L (1, 1) OBP: 0.294, SLG: 0.382			0-0 F5		0-0 1B		0-0 G6-3 2-H 1B	0-0 1-3	

Inning Stats	R: 0	H: 0	E: 0	K: 0	S: 3	LOB: 0	BB: 0	P: 3
	0	0	0	1	0	0	1	6
	0	0	0	1	0	0	1	5
	0	1	0	1	0	0	0	6
	2	2	1	0	0	0	0	5
	0	1	0	1	0	0	0	6
	0	0	0	1	0	0	0	8
	1	2	0	2	0	0	0	4
	4	4	0	1	0	1	1	13

PITCHER	IP	WLS	BF	H	R	ER	SO	BB	IBB	HBP	BLK	WP	HR	S	P	ERA	WHIP
Sonny Siebert, R (1, 1) ERA: 4.26	6.1	L	27	6	3	3	3	1	0	1	0	0	1	31	36	4.26	1.105
Sparky Lyle, L (7, 1) ERA: 5.28	1.1		7	3	4	4	1	1	0	0	0	0	1	8	12	27.00	3.000
Vicente Romo, R (8, 1) ERA: 2.59	0.1		2	1	0	0	0	0	0	0	0	0	0	2	2	0.00	3.000

AB R H RBI BB SO LOB

4	0	0	0	0	1	3
4	0	2	0	0	0	0
4	2	0	0	0	0	2
3	1	1	2	0	0	1
2	1	1	2	1	1	0
0	1	0	0	1	0	0
4	0	0	0	0	1	3
4	2	2	1	0	1	0
4	0	2	1	0	0	1
4	0	2	1	0	0	2

AB	33
R	7
H	10
RBI	7
BB	2
SO	4
LOB	12



WP	PA	ERA	WHIP
0	36		
0			
0			

Boston Red Sox @ Cleveland Indians
Cleveland Municipal Stadium, Cleveland, OH
 Wed May 20 1970, 7:05 PM EDT
 Att. 4,930 - Unknown

livebaseballscorecards.com

Batter	1	2	3	4	5	6	7	8	9	AB R H RBI BB SO LOB	TOP											
Dick Schofield, S (1, 4) OBP: 0.317, SLG: 0.176	0-0 L7		0-0 F6		0-0 6-3	0-0 WP 1B		0-0 F7		5 0 1 2 0 0 1												
Reggie Smith, S (1, 8) OBP: 0.421, SLG: 0.527	0-0 2B		0-0 F3		0-0 F7	4-0 BB		4-0 BB		3 0 1 0 2 0 0												
Carl Yastrzemski, L (1, 7) OBP: 0.442, SLG: 0.573	4-0 BB			4-0 E 1B G5-4-3 BB		4-0 HR BB		0-0 G3		2 2 0 0 3 0 4												
Tony Conigliaro, R (1, 9) OBP: 0.360, SLG: 0.488	0-3 K		0-0 E6 G5-4-3 1B		0-0 F3	0-0 F8		0-0 6-3		5 0 1 0 0 1 3												
Rico Petrocelli, R (1, 5) OBP: 0.266, SLG: 0.405	0-0 F3		0-0 G5-4-3		0-0 F3	0-0 L6-3 1B		0-0 E4 1-6-3		5 0 1 0 0 0 4												
George Scott, R (1, 3) OBP: 0.329, SLG: 0.470		0-0 6-3		0-0 1B 2B		0-0 L6-3		0-0 1-6-3		5 1 2 2 0 0 2												
Luis Alvarado, R (1, 6) OBP: 0.301, SLG: 0.361		0-0 F9		0-0 1B		0-0 BB WP 1B		0-0 K 1B		5 2 3 0 0 1 1												
Jerry Moses, R (1, 2) OBP: 0.360, SLG: 0.457		0-3 K		0-0 4-3		0-0 WP BB 1B		0-0 2B		4 1 2 1 0 1 2												
Bill Lee, L (1, 1) Tom Matchick, L (5, PH) Vicente Romo, R (5, 1) Ray Jarvis, R (5, 1) Ken Brett, L (5, 1) Billy Conigliaro, R (8, PH) Sparky Lytle, L (8, 1)			0-0 L4		0-0 6-3	4-0 WP 1B BB		0-0 6-3		1 0 0 0 0 0 0 1 0 1 0 0 1 0 0 1 0 0 0 0 0 1 0 0 0 0 0 0 0												
Inning Stats	R: 0 E: 0 K: 1 S: 6	H: 1 LOB: 2 BB: 1 P: 10	R: 0 E: 0 K: 1 S: 5	H: 0 LOB: 0 BB: 0 P: 5	R: 0 E: 0 K: 0 S: 3	H: 0 LOB: 0 BB: 0 P: 3	R: 1 E: 1 K: 0 S: 5	H: 3 LOB: 2 BB: 1 P: 9	R: 0 E: 0 K: 0 S: 3	H: 0 LOB: 0 BB: 0 P: 3	R: 5 E: 0 K: 0 S: 7	H: 4 LOB: 2 BB: 3 P: 19	R: 0 E: 0 K: 0 S: 3	H: 1 LOB: 0 BB: 0 P: 3	R: 1 E: 0 K: 1 S: 5	H: 2 LOB: 2 BB: 1 P: 9	R: 0 E: 1 K: 1 S: 6	H: 0 LOB: 1 BB: 0 P: 6	1B: 7 2B: 4 3B: 0 HR: 1	SF: 0 SAC: 0 DP: 2 HBP: 0	WP: 2 PB: 0 SB: 0 CS: 0	PA: 43
PITCHER	IP WLS BF H R ER SO BB IBB HBP BLK WP HR S P ERA WHIP																					
Bob Miller, R (1, 1) ERA: 4.05	5.0 W 20 4 1 1 2 2 0 0 0 0 0 0 22 30 1.80 1.200																					
Dennis Higgins, R (6, 1) ERA: 9.53	0.2 7 3 5 5 0 2 0 0 0 0 0 1 5 13 67.50 7.500																					
Vince Colbert, R (6, 1) ERA:	0.0 2 1 0 0 0 1 0 0 0 2 0 1 5 ∞ ∞																					
Dick Ellsworth, L (6, 1) ERA: 6.0	3.1 S 14 3 1 1 1 1 0 0 0 0 0 0 15 19 2.70 1.200																					

Boston Red Sox @ Cleveland Indians
Cleveland Municipal Stadium, Cleveland, OH
 Thu May 21 1970, 7:05 PM EDT
 Att. 4,073 - Unknown

livebaseballscorecards.com

AB	37
R	7
H	11
RBI	5
BB	6
SO	3
LOB	18



Batter	1	2	3	4	5	6	7	8	9	AB	R	H	RBI	BB	SO	LOB
Ted Uhlaender, L (1, 8) OBP: 0.307, SLG: 0.347	0-0 4-3	0-0 G4-3-5-6								4	2	0	0	1	0	4
Eddie Leon, R (1, 4) OBP: 0.265, SLG: 0.305	0-0 6-3		0-0 5-3							4	0	1	1	0	0	2
Vada Pinson, L (1, 9) OBP: 0.360, SLG: 0.504	0-0 1B		0-0 CS							4	2	2	0	1	0	1
Tony Horton, R (1, 3) OBP: 0.309, SLG: 0.385	0-0 1B		0-0 F6							4	1	1	0	1	1	1
Chuck Hinton, R (9, 3) OBP: 0.391, SLG: 0.316	1-2 1B		1-2							0	0	0	0	0	0	0
Ray Fosse, R (1, 2) OBP: 0.350, SLG: 0.375	0-0 1B		0-0 6-3							4	1	2	5	1	0	0
Rich Rollins, R (1, 5) OBP: 0.265, SLG: 0.333	0-0 F8		0-0 HR							2	1	1	1	0	0	2
Graig Nettles, L (5, PH) OBP: 0.270, SLG: 0.245	F8		0-0 HR							3	1	1	1	0	1	1
Roy Foster, R (1, 7) OBP: 0.313, SLG: 0.370		0-0 F2		0-0 E3						2	1	1	0	2	0	0
Jack Heidemann, R (1, 6) OBP: 0.248, SLG: 0.270		0-0 WP		4-0 1B						3	1	2	1	1	1	1
Bob Miller, R (1, 1)		4-0 WP		0-0 G1-6-3						1	0	0	0	1	0	2
Russ Nagelson, L (5, PH) OBP: 0.222, SLG: 0.292		G4-3-5-6 WP		0-0 G1-6-3						1	0	0	0	0	1	1
Dennis Higgins, R (6, 1)		BB		0-0 BB						0	0	0	0	0	0	0
Vince Colbert, R (6, 1)		BB		0-0 BB						0	0	0	0	0	0	0
Dick Ellsworth, L (6, 1)		BB		1-2f						1	0	0	0	0	0	1

Inning Stats	R: 1	H: 3	E: 0	K: 0	S: 6	H: 3	LOB: 2	BB: 0	P: 6	R: 0	H: 1	E: 0	K: 0	S: 3	H: 1	LOB: 0	BB: 0	P: 3	R: 1	H: 2	E: 1	K: 0	S: 4	R: 8	H: 4	E: 1	K: 1	S: 10	R: 0	H: 0	E: 0	K: 1	S: 5	R: 0	H: 0	E: 0	K: 1	S: 6	R: 0	H: 0	E: 0	K: 1	S: 5	R: 0	H: 0	E: 0	K: 1	S: 9
--------------	------	------	------	------	------	------	--------	-------	------	------	------	------	------	------	------	--------	-------	------	------	------	------	------	------	------	------	------	------	-------	------	------	------	------	------	------	------	------	------	------	------	------	------	------	------	------	------	------	------	------

PITCHER	IP	WLS	BF	H	R	ER	SO	BB	IBB	HBP	BLK	WP	HR	S	P	ERA	WHIP
Bill Lee, L (1, 1) ERA: 3.3	4.0	L	18	7	2	2	0	2	1	0	0	1	1	16	24	4.50	2.250
Vicente Romo, R (5, 1) ERA: 4.01	0.1		5	1	4	4	0	2	1	0	0	0	1	2	14	108.00	9.000
Ray Jarvis, R (5, 1) ERA: 3.18	0.1		6	3	4	2	1	1	0	0	0	0	1	7	11	54.00	12.000
Ken Brett, L (5, 1) ERA: 4.0	2.1		9	0	0	0	2	1	0	0	0	0	0	12	16	0.00	0.429
Sparky Lyle, L (8, 1) ERA: 4.96	1.0		4	0	0	0	1	1	0	0	0	0	0	5	9	0.00	1.000

BOTTOM

Boston Red Sox @ Cleveland Indians
Cleveland Municipal Stadium, Cleveland, OH

Thu May 21 1970, 7:05 PM EDT
 Att. 4,073 - Unknown

AB	33
R	10
H	11
RBI	9
BB	8
SO	4
LOB	16

WP	HR	S	P	ERA	WHIP
1	0	0	42		

Batter	1	2	3	4	5	6	7	8	9	AB R H RBI BB SO LOB	TOP	
Horace Clarke, S OBP: 0.344, SLG: 0.322 (1, 4) X	0-0 4-3 S 1B	4-0 BB		0-0 CS 1B		0-0 L3-6 2-3			0-0 F8	4 1 2 0 1 0 1		
Curt Blefary, L OBP: 0.293, SLG: 0.202 (1, 9) X	0-0 4-3 1-3	0-0 F8		0-3 K			0-0 F3		0-0 WP 1B	3 0 0 0 0 1 4 2 1 1 0 0 0 0		
Ron Woods, R OBP: 0.349, SLG: 0.509 (5, 9)												
Bobby Murcer, L OBP: 0.372, SLG: 0.372 (1, 8) X	0-0 S HR 1B		0-3 K	0-0 F7			0-0 L3		0-3 K	5 1 1 1 0 2 2		
Roy White, S OBP: 0.436, SLG: 0.507 (1, 7) X	0-0 3-H 1-H HR		0-0 CS 2B	0-0 F8			0-0 L9		4-0 1B BB	4 1 2 2 1 0 1		
Danny Cater, R OBP: 0.329, SLG: 0.465 (1, 3) S S S	0-3 K		0-0 E 1B		0-0 4-3			0-0 3-1 1B	0-0 1-3 2-H 1B	5 1 3 1 0 1 0		
Thurman Munson, R OBP: 0.401, SLG: 0.327 (1, 2) X	0-0 E6 CS		0-0 E5 1B		0-0 CS 1B			0-0 F9	4-0 IBB	4 1 1 0 1 0 1		
Gene Michael, S OBP: 0.318, SLG: 0.277 (1, 6) S S S	0-0 CS 1-2		0-3 K E 1B		0-3 K 1-2			0-0 3-1 1-2	0-0 6-3	5 1 1 1 0 2 5		
Jerry Kenney, L OBP: 0.298, SLG: 0.287 (1, 5) X		0-0 G3 WP 1B	0-0 K 1B			0-0 L3-6 SH1-4 1B		4-0 IBB		3 0 3 0 1 0 0		
Fritz Peterson, S OBP: 0.280, SLG: 0.520 (1, 1) X			0-0 G3			0-0 SH1-4		0-0 L1		2 0 0 0 0 1 2 1 0 0 0 0 0 2		
Jack Aker, R OBP: 0.143, SLG: 0.143 (6, 1) X			0-3 K									
Inning Stats	R: 3 E: 1 K: 1 S: 8 H: 3 LOB: 0 BB: 0 P: 8	R: 0 E: 0 K: 1 S: 6 H: 1 LOB: 2 BB: 1 P: 10	R: 3 E: 1 K: 2 S: 11 H: 4 LOB: 1 BB: 0 P: 11	R: 0 E: 0 K: 1 S: 6 H: 1 LOB: 1 BB: 0 P: 6	R: 0 E: 0 K: 1 S: 5 H: 1 LOB: 0 BB: 0 P: 5	R: 0 E: 0 K: 0 S: 3 H: 1 LOB: 0 BB: 0 P: 3	R: 0 E: 0 K: 0 S: 3 H: 0 LOB: 0 BB: 0 P: 3	R: 0 E: 0 K: 0 S: 4 H: 1 LOB: 2 BB: 1 P: 8	R: 1 E: 0 K: 1 S: 7 H: 2 LOB: 3 BB: 2 P: 15	1B: 12 2B: 2 3B: 0 HR: 1 SF: 0 SAC: 1 DP: 1 HBP: 0	WP: 2 PB: 0 SB: 2 CS: 4 PA: 44	
PITCHER	IP WLS BF H R ER SO BB IBB HBP BLK WP HR S P ERA WHIP											
Dean Chance, R ERA: 3.98 (1, 1)	3.0 L 18 8 6 3 4 1 0 0 0 1 1 25 29 9.00 3.000											
Mike Paul, L ERA: 3.24 (4, 1)	2.0 7 2 0 0 2 0 0 0 0 0 0 11 11 0.00 1.000											
Dick Ellsworth, L ERA: 5.54 (6, 1)	1.0 3 1 0 0 0 0 0 0 0 0 0 3 3 0.00 1.000											
Phil Hennigan, R ERA: 3.32 (7, 1)	3.0 15 3 1 1 1 1 2 0 0 1 0 14 26 3.00 1.333											

New York Yankees @ Cleveland Indians
Cleveland Municipal Stadium, Cleveland, OH

Fri May 22 1970, 7:05 PM EDT
Att. 12,890 - Unknown - 83 F

livebaseballscorecards.com

AB	38
R	7
H	14
RBI	5
BB	4
SO	7
LOB	18



Batter	1	2	3	4	5	6	7	8	9	AB	R	H	RBI	BB	SO	LOB
Ted Uhlender, L (1, 8) OBP: 0.317, SLG: 0.357	0-0 SH2-3 2B 1B	0-0 F8			0-0 FC1-6 E 1B	0-0 1-2 2-3 1B			0-0 F5	5	1	3	0	0	0	1
Eddie Leon, R (1, 4) OBP: 0.260, SLG: 0.299 Duke Sims, L (6, PH) OBP: 0.277, SLG: 0.410 Phil Hennigan, R (7, 1) Graig Nettles, L (9, PH) OBP: 0.276, SLG: 0.245	0-0 SH2-3 1-2		0-3 K		0-0 E1 FC1-6 1-2	0-0 F9			4-0 G3 BB	2	0	0	0	0	1	1
Vada Pinson, L (1, 9) OBP: 0.362, SLG: 0.525	0-0 1B 2-H 2B		0-0 6-3 3B		0-0 FC1-6 FC6-4 1-2f 2-3				0-0 G3 1-2	5	1	2	1	0	0	3
Tony Horton, R (1, 3) OBP: 0.313, SLG: 0.412	0-0 BB 2-2 1B		0-0 6-3		0-0 FC6-4 1-2f				0-0 L5	5	1	2	2	0	0	3
Ray Fosse, R (1, 2) OBP: 0.346, SLG: 0.363	4-0 1-2 BB		0-0 5-3			0-3 K			0-3 K	3	0	0	0	1	2	0
Rich Rollins, R (1, 5) OBP: 0.263, SLG: 0.324	0-0 F7			0-0 F4		0-0 BB 1B			0-0 F7	4	1	1	0	0	0	2
Roy Foster, R (1, 7) OBP: 0.310, SLG: 0.359		0-0 6-3-2		0-0 L5		4-0 1B 1-2 BB			0-3 K	3	0	0	0	1	1	0
Jack Heidemann, R (1, 6) OBP: 0.248, SLG: 0.269		0-0 1B		0-0 L7		0-0 L7			0-0 F8	4	0	1	0	0	0	2
Dean Chance, R (1, 1) Mike Paul, L (4, 1) Vern Fuller, R (5, PH) OBP: 0.286, SLG: 0.429 Dick Ellsworth, L (6, 1) Chuck Hinton, R (6, PH) OBP: 0.400, SLG: 0.333 (7, 4)		0-3 K			0-0 6-3	0-0 1-2 2-H 1B			0-3 K	1	0	0	0	0	1	1

Inning Stats	R: 1	H: 3	E: 0	K: 0	S: 5	H: 3	LOB: 2	BB: 1	P: 9	R: 0	H: 1	E: 0	K: 1	S: 6	H: 1	LOB: 1	BB: 0	P: 6	R: 0	H: 1	E: 0	K: 1	S: 6	H: 0	LOB: 0	BB: 0	P: 6	R: 0	H: 0	E: 0	K: 0	S: 3	R: 0	H: 1	E: 1	K: 0	S: 5	H: 3	LOB: 3	BB: 1	P: 12	R: 1	H: 1	E: 0	K: 1	S: 6	H: 0	LOB: 0	BB: 0	P: 6	R: 0	H: 0	E: 0	K: 2	S: 7	H: 0	LOB: 0	BB: 0	P: 7	R: 0	H: 0	E: 0	K: 0	S: 3	H: 0	LOB: 1	BB: 1	P: 7	1B: 7	SF: 0	2B: 1	SAC: 1	3B: 1	DP: 0	HR: 1	HBP: 0	WP: 0	PA: 40
--------------	------	------	------	------	------	------	--------	-------	------	------	------	------	------	------	------	--------	-------	------	------	------	------	------	------	------	--------	-------	------	------	------	------	------	------	------	------	------	------	------	------	--------	-------	-------	------	------	------	------	------	------	--------	-------	------	------	------	------	------	------	------	--------	-------	------	------	------	------	------	------	------	--------	-------	------	-------	-------	-------	--------	-------	-------	-------	--------	-------	--------


PITCHER	IP	WLS	BF	H	R	ER	SO	BB	IBB	HBP	BLK	WP	HR	S	P	ERA	WHIP
Fritz Peterson, L (1, 1) ERA: 3.61	5.2	W	28	9	3	3	3	2	0	0	0	0	0	32	40	4.76	1.941
Jack Aker, R (6, 1) ERA: 2.25	3.1	S	12	1	1	1	3	1	0	0	0	0	1	17	21	2.70	0.600

BOTTOM

New York Yankees @ Cleveland Indians
Cleveland Municipal Stadium, Cleveland, OH

Fri May 22 1970, 7:05 PM EDT
Att: 12,890 - Unknown - 83 F

AB	36
R	4
H	10
RBI	4
BB	3
SO	6
LOB	16



Batter	1	2	3	4	5	6	7	8	9	10	11	12	13	AB R H RBI BB SO LOB
Ted Uhlhaender, L (1, 8) OBP: 0.311, SLG: 0.344	0-0 L5		0-0 1-6-3		4-0 G3 BB		0-0 3-1		0-0 1-3			0-0 F8		5 0 0 0 1 0 1
Eddie Leon, R (1, 4) OBP: 0.245, SLG: 0.282	0-0 L4			0-0 5-3	0-0 G3		0-0 L4			0-0 L8		0-0 6-3		6 0 0 0 0 0 1
Vada Pinson, L (1, 9) OBP: 0.360, SLG: 0.512	0-0 4-3			0-0 4-3	4-0 IBB		0-0 6-3			0-0 G3		0-0 1B		5 0 1 0 1 0 0
Tony Horton, R (1, 3) OBP: 0.313, SLG: 0.403		0-0 F4		1-0 HR HBP	0-0 G3			0-0 4-3		0-0 1B 1B		0-0 F9		5 1 1 0 0 0 3
Duke Sims, L (1, 7) OBP: 0.321, SLG: 0.568		0-0 F8		0-0 HR		0-3 K		0-0 HR		0-0 1B			1-0 2B 1B HBP	5 3 3 3 0 1 0
Graig Nettles, L (1, 5) OBP: 0.283, SLG: 0.274		0-0 G3		0-0 1B 1B		0-0 3B		0-0 G3		0-0 1-3			0-0 1B 2B	4 0 2 0 0 0 0
Chuck Hinton, R (10, PH) OBP: 0.385, SLG: 0.318														1 0 0 0 0 0 2
Larry Brown, R (11, 5) OBP: 0.400, SLG: 0.436														1 0 1 0 0 0 0
Ray Fosse, R (1, 2) OBP: 0.364, SLG: 0.379														4 0 2 0 2 1 1
Jack Heidemann, R (1, 6) OBP: 0.252, SLG: 0.266														5 0 1 1 1 1 4
Rich Hand, R (1, 1) OBP: 0.128, SLG: 0.143														2 0 0 0 0 0 1
Lou Klimchuck, L (6, PH) OBP: 0.143, SLG: 0.250														1 0 0 0 0 0 2
Dennis Higgins, R (7, 1) OBP: 0.143, SLG: 0.250														0 0 0 0 0 0 0
Fred Lasher, R (7, 1) OBP: 0.143, SLG: 0.250														0 0 0 0 0 0 0
Mike Paul, L (9, 1) OBP: 0.143, SLG: 0.250														0 0 0 0 0 0 0
Rich Rollins, R (9, PH) OBP: 0.266, SLG: 0.314														1 0 0 0 0 0 0
Phil Hennigan, R (10, 1) OBP: 0.266, SLG: 0.314														1 0 0 0 0 0 1


Inning Stats	R: 0	H: 0	E: 0	LOB: 0	K: 0	P: 3	R: 0	H: 0	E: 0	LOB: 0	K: 0	P: 3	R: 0	H: 1	E: 0	LOB: 1	K: 0	P: 4	R: 2	H: 3	E: 0	LOB: 2	K: 0	P: 7	R: 0	H: 0	E: 0	LOB: 0	K: 0	P: 11	R: 0	H: 1	E: 0	LOB: 0	K: 1	P: 10	R: 0	H: 0	E: 0	LOB: 0	K: 0	P: 3	R: 1	H: 1	E: 0	LOB: 0	K: 1	P: 6	R: 0	H: 0	E: 0	LOB: 0	K: 1	P: 5	R: 0	H: 2	E: 0	LOB: 2	K: 0	P: 5	R: 0	H: 0	E: 0	LOB: 0	K: 1	P: 8	R: 0	H: 1	E: 0	LOB: 1	K: 0	P: 4	R: 1	H: 2	E: 0	LOB: 3	K: 0	P: 7	R: 0	H: 0	E: 0	LOB: 0	K: 0	P: 4	R: 1	H: 2	E: 0	LOB: 3	K: 0	P: 7	2B: 2	3B: 1	HR: 2	SF: 0	SAC: 0	DP: 0	HBP: 2	WP: 0	PA: 53
PITCHER	IP	WLS	BF	H	R	ER	SO	BB	IBB	HBP	BLK	WP	HR	S	P	ERA	WHIP																																																																																		
Gary Waslewski, R (1, 1) ERA: 4.99	4.0		17	4	2	2	0	0	0	1	0	0	0	16	17	4.50	1.000																																																																																		
Ron Klimkowski, R (5, 1) ERA: 2.73	2.0		10	1	0	0	1	1	2	0	0	0	0	9	21	0.00	1.000																																																																																		
Lindy McDaniel, R (7, 1) ERA: 1.44	2.0		7	1	1	1	1	0	0	0	0	0	1	9	9	4.50	0.500																																																																																		
Steve Hamilton, L (9, 1) ERA: 1.48	4.0	L	17	4	1	1	2	1	0	1	0	0	0	19	24	2.25	1.250																																																																																		
Jack Aker, R (13, 1) ERA: 2.25	0.0		2	1	0	0	0	0	1	0	0	0	0	1	5	∞	∞																																																																																		

BOTTOM

New York Yankees @ Cleveland Indians
 Cleveland Municipal Stadium, Cleveland, OH

Sat May 23 1970, 3:33 AM EDT
 Att. 6,855 - Unknown

AB	46
R	4
H	11
RBI	4
BB	5
SO	4
LOB	16



AB	R	H	RBI	BB	SO	LOB
5	0	0	0	1	0	1
6	0	0	0	0	0	1
5	0	1	0	1	0	0
5	1	1	0	0	0	3
5	3	3	3	0	1	0
4	0	2	0	0	0	0
1	0	0	0	0	0	2
1	0	1	0	0	0	0
4	0	2	0	2	1	1
5	0	1	1	1	1	4
2	0	0	0	0	0	1
1	0	0	0	0	0	2
0	0	0	0	0	0	0
0	0	0	0	0	0	0
0	0	0	0	0	0	0
1	0	0	0	0	0	0
1	0	0	0	0	1	1

New York Yankees @ Cleveland Indians
 Cleveland Municipal Stadium, Cleveland, OH
 Sun May 24 1970, 3:33 AM EDT
 Unknown - 69 F

livebaseballscorecards.com

AB	39
R	6
H	14
RBI	6
BB	2
SO	8
LOB	17



Batter	1	2	3	4	5	6	7	8	9	AB R H RBI BB SO LOB	TOP																
Horace Clarke, S (1, 4) OBP: 0.350, SLG: 0.328	0-0 6-3		0-3 K	0-0 L8			0-0 1B 2B	4-0 BB		4 1 1 0 1 1 1																	
Bobby Murcer, L (1, 8) OBP: 0.366, SLG: 0.361	0-0 F8		0-0 1B 1B 1B		0-3 K		0-0 1B 2B 1B	0-0 G3		5 1 2 0 0 1 1																	
Roy White, S (1, 7) OBP: 0.432, SLG: 0.516	0-0 HR		0-0 1B 1B		0-0 5-3		0-0 1B 2B 1B		0-0 3-1	5 2 3 2 0 0 0																	
Danny Cater, R (1, 5) OBP: 0.333, SLG: 0.458	0-3 K		0-0 1B		0-0 F9		0-0 F4		0-0 F8	5 0 1 0 0 1 2																	
Thurman Munson, R (1, 2) OBP: 0.408, SLG: 0.353		0-0 2B 2B	0-3 K			0-0 G5-4-3 1B	0-0 1B 2B		0-0 CS 1B	5 1 4 2 0 1 3																	
Ron Woods, R (1, 9) OBP: 0.343, SLG: 0.476		0-0 L9	0-0 5-3			0-0 G5-4-3 1-2f	0-0 L9		0-0 CS 1-2	4 0 0 0 0 0 6																	
John Ellis, R (1, 3) OBP: 0.236, SLG: 0.229		0-0 2B		0-3 K		0-0 1B		0-0 HR		4 1 3 2 0 1 0																	
Jerry Kenney, L (8, 5) OBP: 0.301, SLG: 0.286										0 0 0 0 0 0 0																	
Gene Michael, S (1, 6) OBP: 0.307, SLG: 0.262		0-3 K		4-0 FC3-6 BB		0-3 K		0-0 F6		3 0 0 0 1 2 2																	
Mike Kekich, R (1, 1) OBP: 0.167, SLG: 0.167		0-0 4-3		0-0 FC3-6 1-2f			0-0 F3		0-3 K	2 0 0 0 0 0 2																	
Ron Hansen, R (7, PH) OBP: 0.464, SLG: 0.125										1 0 0 0 0 0 0																	
Ron Klimkowski, R (7, 1)										0 0 0 0 0 0 0																	
Lindy McDaniel, R (7, 1)										1 0 0 0 0 1 0																	
Inning Stats	R: 1 E: 0 K: 1 S: 6	H: 1 LOB: 0 BB: 0 P: 6	R: 1 E: 0 K: 1 S: 7	H: 2 LOB: 1 BB: 0 P: 7	R: 0 E: 0 K: 2 S: 10	H: 3 LOB: 3 BB: 0 P: 10	R: 0 E: 0 K: 1 S: 5	H: 0 LOB: 1 BB: 1 P: 9	R: 0 E: 0 K: 1 S: 5	H: 0 LOB: 0 BB: 0 P: 5	R: 0 E: 0 K: 1 S: 6	H: 2 LOB: 1 BB: 0 P: 6	R: 3 E: 0 K: 0 S: 7	H: 4 LOB: 1 BB: 0 P: 7	R: 1 E: 0 K: 1 S: 6	H: 1 LOB: 1 BB: 1 P: 10	R: 0 E: 0 K: 0 S: 3	H: 1 LOB: 0 BB: 0 P: 3	1B: 8 2B: 4 3B: 0 HR: 2	SF: 0 SAC: 0 DP: 1 HBP: 0	WP: 0 PB: 0 SB: 0 CS: 1	PA: 42					
PITCHER	IP WLS BF H R ER SO BB IBB HBP BLK WP HR S P ERA WHIP																										
Sam McDowell, L (1, 1) ERA: 2.62	7.0		33	12	5	5	7	1	0	0	0	0	1	46	50	6.43	1.857										
Fred Lasher, R (8, 1) ERA: 4.63	0.2	L	4	1	1	1	1	1	0	0	0	0	1	5	9	13.50	3.000										
Dick Ellsworth, L (8, 1) ERA: 5.4	0.1		1	0	0	0	0	0	0	0	0	0	0	1	1	0.00	0.000										
Vince Colbert, R (9, 1) ERA:	1.0		3	1	0	0	0	0	0	0	0	0	0	3	3	0.00	1.000										

BOTTOM

New York Yankees @ Cleveland Indians
Cleveland Municipal Stadium, Cleveland, OH

Sun May 24 1970, 3:33 AM EDT
Unknown - 69 F

livebaseballscorecards.com

AB	34
R	5
H	10
RBI	5
BB	5
SO	2
LOB	16



WP:	0	PA:	41
PB:	0	SB:	0
CS:	0		

AB R H RBI BB SO LOB

4	1	1	0	1	0	0
4	1	1	0	0	0	1
4	1	2	2	1	0	2
4	0	1	0	1	0	2
4	1	0	0	1	1	5
4	1	2	0	0	0	2
2	0	1	1	1	0	0
2	0	0	0	0	1	2
1	0	1	2	0	0	0
1	0	1	0	0	0	0
2	0	0	0	0	0	1
1	0	0	0	0	0	0
0	0	0	0	0	0	0
0	0	0	0	0	0	0
1	0	0	0	0	0	1
0	0	0	0	0	0	0

1B:	6	SF:	0
2B:	4	SAC:	2
3B:	1	DP:	1
HR:	0	HBP:	0

Batter	1	2	3	4	5	6	7	8	9
Ted Uhlaender, L (1, 8) OBP: 0.314, SLG: 0.341	0-0 F7		0-0 L6		0-0 3-1		4-0 2B BB		0-0 L9-1-6 SH 1B
Eddie Leon, R (1, 4) (7, 6) OBP: 0.246, SLG: 0.299	0-0 1B 3B		0-0 F8		0-0 F9		0-0 F8		0-0 SH 1B 1-2
Duke Sims, L (1, 7) OBP: 0.345, SLG: 0.583	0-0 FC6-4 1B 3-H		0-0 3-1			4-0 BB BB 1B BB	0-0 1-H 2B		0-0 L9-1-6 2-3
Tony Horton, R (1, 3) OBP: 0.317, SLG: 0.398	0-0 F7			0-0 6-3		0-0 F9	4-0 IBB		0-0 1-3 1B
Ray Fosse, R (1, 2) OBP: 0.357, SLG: 0.364	0-0 FC6-4 1-2f			0-0 5-3		4-0 BB BB 1B BB 1-2	0-0 F5		0-3 K
Roy Foster, R (1, 9) OBP: 0.317, SLG: 0.383		0-0 SH1-3 2B		0-0 1B 2B		0-0 F8		0-0 F7	
Larry Brown, R (1, 5) (7, 4) OBP: 0.417, SLG: 0.439		0-0 SH1-3 2-3		0-0 1B 2-H 1B		4-0 BB BB 1B BB 1-2 2-3		0-0 F8	
Jack Heidemann, R (1, 6) OBP: 0.248, SLG: 0.261		0-3 K		0-0 F7		0-0 1B 1-2 2-H 3-H		0-0 1B	
Rich Rollins, R (6, PH) OBP: 0.275, SLG: 0.333									
Graig Nettles, L (7, 5) OBP: 0.289, SLG: 0.280									
Sam McDowell, L (1, 1) OBP: 0.278, SLG: 0.361		0-0 6-3			0-0 B1-3		0-0 3-1		0-0 F9
Lou Klimchuck, L (7, PH) OBP: 0.136, SLG: 0.238									
Fred Lasher, R (8, 1)									
Dick Ellsworth, L (8, 1)									
Vada Pinson, L (8, PH) OBP: 0.356, SLG: 0.508									
Vince Colbert, R (9, 1)									

Inning Stats	R: 1 E: 0 K: 0 S: 5	H: 2 LOB: 1 BB: 0 P: 5	R: 0 E: 0 K: 1 S: 6	H: 1 LOB: 1 BB: 0 P: 6	R: 0 E: 0 K: 0 S: 3	H: 0 LOB: 0 BB: 0 P: 3	R: 1 E: 0 K: 0 S: 5	H: 2 LOB: 1 BB: 0 P: 5	R: 0 E: 0 K: 0 S: 3	H: 0 LOB: 0 BB: 0 P: 3	R: 2 E: 0 K: 0 S: 3	H: 1 LOB: 1 BB: 3 P: 15	R: 1 E: 0 K: 0 S: 4	H: 1 LOB: 2 BB: 2 P: 12	R: 0 E: 0 K: 0 S: 4	H: 1 LOB: 1 BB: 0 P: 4	R: 0 E: 1 K: 1 S: 7	H: 2 LOB: 2 BB: 0 P: 7	1B: 6 2B: 4 3B: 1 HR: 0	SF: 0 SAC: 2 DP: 1 HBP: 0	WP: 0 PB: 0 SB: 0 CS: 0	PA: 41
--------------	------------------------------	---------------------------------	------------------------------	---------------------------------	------------------------------	---------------------------------	------------------------------	---------------------------------	------------------------------	---------------------------------	------------------------------	----------------------------------	------------------------------	----------------------------------	------------------------------	---------------------------------	------------------------------	---------------------------------	----------------------------------	------------------------------------	----------------------------------	--------

PITCHER	IP	WLS	BF	H	R	ER	SO	BB	IBB	HBP	BLK	WP	HR	S	P	ERA	WHIP
Mike Kekich, L (1, 1) ERA: 11.05	6.0		26	6	4	4	1	3	0	0	0	0	0	25	37	6.00	1.500
Ron Klimkowski, R (7, 1) ERA: 2.97	0.2		5	1	1	1	0	1	1	0	0	0	0	3	11	13.50	3.000
Lindy McDaniel, R (7, 1) ERA: 1.32	2.1	W	10	3	0	0	1	0	0	0	0	0	0	12	12	0.00	1.286

Batter	1	2	3	4	5	6	7	8	9	10	11	AB R H RBI BB SO LOB	TOP																		
Horace Clarke, S OBP: 0.349, SLG: 0.344 (1, 4)	0-3 K			0-0 HR		0-0 F7	0-0 4-3		0-0 F9		0-0 S 1B	6 1 2 2 0 1 3	New York Yankees @ Cleveland Indians Cleveland Municipal Stadium, Cleveland, OH Sun May 24 1970, 3:38 AM EDT Att: 19,421 - Cloudy																		
Bobby Murcer, L OBP: 0.371, SLG: 0.368 (1, 8)	4-0 G6-4-3 BB			0-0 1B		0-0 2B		0-0 6-3	0-0 L8		0-3 K 1-2	5 0 2 0 1 1 2																			
Roy White, S OBP: 0.436, SLG: 0.528 (1, 7)	0-0 G6-4-3 1-2f			0-0 G6-3 1-2f		4-0 G6-4-3 BB		0-0 1-6-3 1B	0-0 1-H 2B			4 1 2 0 1 0 2																			
Danny Cater, R OBP: 0.330, SLG: 0.451 (1, 5) (8, 3)		0-0 6-3		0-0 1B		0-0 G6-4-3 1-2f		0-0 1-6-3 2-3		0-0 5-3		5 0 1 0 0 0 3																			
Thurman Munson, R OBP: 0.408, SLG: 0.355 (1, 2)		0-0 F2		0-0 F4		0-0 2B SF8 1B		0-0 1B HR 1B		0-0 1-3		5 2 2 1 0 0 1																			
Ron Woods, R OBP: 0.347, SLG: 0.471 (1, 9)		0-3 K		0-0 4-1		0-0 F8		0-0 1-2 HR 1B		0-0 1B		5 1 2 0 0 1 1																			
John Ellis, R OBP: 0.254, SLG: 0.327 Jerry Kenney, L OBP: 0.307, SLG: 0.300 (1, 3) (8, 5)			0-0 4-3		0-0 F8	0-0 SF8 1-3 2B		0-0 1-H 2-H HR 2B		0-0 1B 2B		4 1 2 3 0 0 0 1 1 1 0 0 0 0																			
Ron Hansen, R OBP: 0.455, SLG: 0.300 (1, 6)			0-3 K		0-0 HR	4-0 SF8 BB		0-0 1-3		0-0 5-3		4 1 1 1 1 1 1																			
John Cumberland, R OBP: 0.091, SLG: 0.091 Pete Ward, L OBP: 0.289, SLG: 0.318 Fritz Peterson, S OBP: 0.280, SLG: 0.520 Gene Michael, S OBP: 0.311, SLG: 0.287 Lindy McDaniel, L Frank Tepedino, L OBP: 0.285, SLG: 0.429 Jack Aker, R OBP: 0.143, SLG: 0.143 (1, 1) (7, PH) (7, 1) (9, PH) (9, 1) (11, PH) (11, 1)			0-3 K		0-3 K	0-0 SF8 1-2 2-3 3-H		0-0 2B 1B		0-3 K		2 0 0 0 0 0 2 0 0 0 0 0 1 0 0 0 0 0 0 0 0 0 0 0 1 0 1 0 0 0 0 0 1 0 0 0 0 0 0 0 1 0 0 0 0 0 1 1 0 0 0 0 0 0 0 0																			
Inning Stats	R: 0 E: 0 K: 1 S: 4	H: 0 LOB: 0 BB: 1 P: 8	R: 0 E: 0 K: 1 S: 5	H: 0 LOB: 0 BB: 0 P: 5	R: 0 E: 0 K: 2 S: 7	H: 0 LOB: 0 BB: 0 P: 7	R: 1 E: 0 K: 0 S: 5	H: 3 LOB: 1 BB: 0 P: 5	R: 1 E: 0 K: 1 S: 6	H: 1 LOB: 0 BB: 0 P: 6	R: 0 E: 0 K: 0 S: 3	H: 1 LOB: 1 BB: 1 P: 7		R: 1 E: 0 K: 0 S: 5	H: 2 LOB: 2 BB: 1 P: 9	R: 4 E: 0 K: 0 S: 7	H: 4 LOB: 0 BB: 0 P: 7	R: 0 E: 0 K: 0 S: 4	H: 2 LOB: 2 BB: 0 P: 4	R: 0 E: 0 K: 0 S: 3	H: 1 LOB: 1 BB: 0 P: 3	R: 1 E: 0 K: 2 S: 9	H: 2 LOB: 1 BB: 0 P: 9	1B: 8 2B: 5 3B: 0 HR: 3	SF: 1 SAC: 0 DP: 3 HBP: 0	WP: 0 PB: 0 SB: 1 CS: 0	PA: 47				
PITCHER	IP WLS BF H R ER SO BB IBB HBP BLK WP HR S P ERA WHIP														PITCHER	IP WLS BF H R ER SO BB IBB HBP BLK WP HR S P ERA WHIP															
Barry Moore, L ERA: 3.64 (1, 1)	6.2	27	7	3	3	5	3	0	0	0	0	0	0	2	34	46	4.05	1.500													
Vince Colbert, R ERA: 8.31 (7, 1)	1.1	8	4	4	4	0	0	0	0	0	0	0	0	1	8	8	27.00	3.000													
Dick Ellsworth, L ERA: 5.02 (9, 1)	1.0	4	2	0	0	0	0	0	0	0	0	0	0	4	4	0.00	2.000														
Fred Lasher, R ERA: 4.61 (10, 1)	2.0	L	8	3	1	1	2	0	0	0	0	0	0	0	12	12	4.50	1.500													

livebaseballscorecards.com

AB	43
R	8
H	16
RBI	8
BB	3
SO	7
LOB	14



Batter	1	2	3	4	5	6	7	8	9	10	11	AB	R	H	RBI	BB	SO	LOB	BOTTOM								
Ted Uhlhaender, L (1, 8) OBP: 0.316, SLG: 0.343	L9		4-3		SH1-3 1B		K		FC4-6 1B			5	0	2	0	0	1	0	New York Yankees @ Cleveland Indians Cleveland Municipal Stadium, Cleveland, OH Sun May 24 1970, 3:38 AM EDT Att. 19,421 - Cloudy								
Eddie Leon, R (1, 4) OBP: 0.237, SLG: 0.288	K		F7		SH1-3 1-2		F9		FC4-6 1-2f			4	0	0	0	0	1	1									
Duke Sims, L (1, 7) OBP: 0.333, SLG: 0.547	K				F8		K				F9	5	1	1	0	0	2	1									
Tony Horton, R (1, 3) OBP: 0.333, SLG: 0.480		HR			HR 1B						F6	4	3	3	4	1	0	0									
Roy Foster, R (1, 9) OBP: 0.304, SLG: 0.366		F8			K		FC5-4 IBB		HR		F7	5	0	0	0	0	1	2									
Rich Rollins, R (1, 5) OBP: 0.286, SLG: 0.342					F2		4-3		F3		4-3	2	0	1	0	0	0	0									
Graig Nettles, L (5, 5) OBP: 0.282, SLG: 0.273												3	0	0	0	0	0	0									
Ray Fosse, R (1, 2) OBP: 0.358, SLG: 0.423		L6			HR		6-3		6-3		F5	5	2	2	2	0	0	1									
Jack Heidemann, R (1, 6) OBP: 0.246, SLG: 0.284		F7			HR		F7		6-3		F7	5	1	1	1	0	0	1									
Barry Moore, L (1, 1) OBP: 0.105, SLG: 0.105					2-3		6-3		6-3		6-3	3	0	0	0	0	0	0									
Vince Colbert, R (7, 1)												0	0	0	0	0	0	0									
Dick Ellsworth, L (9, 1)												0	0	0	0	0	0	0									
Chuck Hinton, R (9, PH) OBP: 0.370, SLG: 0.304												1	0	0	0	0	0	0									
Fred Lasher, R (10, 1)												0	0	0	0	0	0	0									
Inning Stats	R: 0 E: 0 K: 2 S: 7	H: 0 LOB: 0 BB: 0 P: 7	R: 1 E: 0 K: 0 S: 5	H: 2 LOB: 1 BB: 0 P: 5	R: 0 E: 0 K: 0 S: 3	H: 0 LOB: 0 BB: 0 P: 3	R: 4 E: 0 K: 1 S: 9	H: 4 LOB: 0 BB: 0 P: 9	R: 0 E: 0 K: 0 S: 4	H: 1 LOB: 2 BB: 1 P: 8	R: 1 E: 0 K: 0 S: 4	H: 1 LOB: 0 BB: 0 P: 4	R: 0 E: 0 K: 2 S: 7	H: 0 LOB: 0 BB: 0 P: 7	R: 1 E: 0 K: 0 S: 4	H: 1 LOB: 0 BB: 0 P: 4	R: 0 E: 0 K: 0 S: 4	H: 1 LOB: 1 BB: 0 P: 4	R: 0 E: 0 K: 0 S: 3	H: 0 LOB: 0 BB: 0 P: 3	R: 0 E: 0 K: 0 S: 3	H: 0 LOB: 0 BB: 0 P: 3	1B: 4 2B: 0 3B: 0 HR: 6	SF: 0 SAC: 1 DP: 0 HBP: 0	WP: 0 PB: 0 SB: 0 CS: 0	PA: 44	
PITCHER	IP	WLS	BF	H	R	ER	SO	BB	IBB	HBP	BLK	WP	HR	S	P	ERA	WHIP										
John Cumberland, L (1, 1) ERA: 3.92	6.0		27	8	6	6	3	0	1	0	0	0	5	32	36	9.00	1.333										
Fritz Peterson, L (7, 1) ERA: 3.63	2.0		7	1	1	1	2	0	0	0	0	0	1	11	11	4.50	0.500										
Lindy McDaniel, R (9, 1) ERA: 1.23	2.0	W	7	1	0	0	0	0	0	0	0	0	0	7	7	0.00	0.500										
Jack Aker, R (11, 1) ERA: 2.16	1.0	S	3	0	0	0	0	0	0	0	0	0	0	3	3	0.00	0.000										

livebaseballscorecards.com

AB	42
R	7
H	10
RBI	7
BB	1
SO	5
LOB	6



Batter	1	2	3	4	5	6	7	8	9	AB R H RBI BB SO LOB	TOP									
Larry Brown, R OBP: 0.385, SLG: 0.400 (1, 5) X	0-0 F9		0-0 F6			0-0 1-3		0-0 F8		4 0 0 0 0 0 0										
Eddie Leon, R OBP: 0.246, SLG: 0.289 (1, 4) X	0-0 G3			0-0 4-3		4-0 BB		0-0 1B		3 0 1 0 1 0 0										
Duke Sims, L OBP: 0.343, SLG: 0.544 (1, 7) X	0-0 1B			0-0 HBP 1B		0-3 K		0-0 4-3		4 0 2 0 0 1 2										
Tony Horton, R OBP: 0.338, SLG: 0.473 (1, 3) X	0-0 F3			1-0 1-2 HBP		0-0 F5			4-0 HR BB	2 1 0 0 1 0 2										
Ray Fosse, R OBP: 0.347, SLG: 0.407 (1, 2) X		0-0 F3		0-3 K		0-0 F8		0-0 F8		4 0 0 0 0 1 3										
Roy Foster, R OBP: 0.310, SLG: 0.397 (1, 9) X		0-3 K		0-0 F6		0-0 FC1-6 1B		0-0 HR		4 1 2 2 0 1 2										
Ted Uhlaender, L OBP: 0.315, SLG: 0.340 (1, 8) X		0-0 5-3			0-0 F5		0-0 FC1-6 1-2f	0-0 1B		4 0 1 0 0 0 1										
Jack Heidemann, R OBP: 0.238, SLG: 0.275 (1, 6) X			0-0 4-3		0-0 6-3		0-0 F3		0-0 F9	4 0 0 0 0 0 2										
Bob Miller, R (1, 1) X			0-0 F9		0-3 K		0-3 K		0-3 K	1 0 0 0 0 0 0										
Vern Fuller, R OBP: 0.250, SLG: 0.375 (5, PH)										1 0 0 0 0 1 0										
Dennis Higgins, R (5, 1)										0 0 0 0 0 0 0										
Rich Rollins, R OBP: 0.279, SLG: 0.333 (8, PH)										1 0 0 0 0 1 0										
Vince Colbert, R (8, 1)										0 0 0 0 0 0 0										
Chuck Hinton, R OBP: 0.357, SLG: 0.292 (9, PH)										1 0 0 0 0 1 1										
Inning Stats	R: 0 E: 0 K: 0 S: 4	H: 1 LOB: 1 BB: 0 P: 4	R: 0 E: 0 K: 1 S: 5	H: 0 LOB: 0 BB: 0 P: 5	R: 0 E: 0 K: 1 S: 6	H: 1 LOB: 2 BB: 0 P: 7	R: 0 E: 0 K: 1 S: 5	H: 0 LOB: 0 BB: 0 P: 5	R: 0 E: 0 K: 1 S: 5	H: 0 LOB: 1 BB: 1 P: 9	R: 0 E: 0 K: 0 S: 4	H: 1 LOB: 1 BB: 0 P: 4	R: 0 E: 0 K: 1 S: 6	H: 1 LOB: 1 BB: 0 P: 6	R: 2 E: 0 K: 1 S: 7	H: 2 LOB: 1 BB: 1 P: 11	1B: 5 2B: 0 3B: 0 HR: 1	SF: 0 SAC: 0 DP: 0 HBP: 1	WP: 0 PB: 0 SB: 0 CS: 0	PA: 36
PITCHER Dave McNally, L ERA: 3.71 (1, 1)	IP: 9.0 WLS: W BF: 36 H: 6 R: 2 ER: 2 SO: 6 BB: 2 IBB: 0 HBP: 1 BLK: 0 WP: 0 HR: 1 S: 45 P: 54 ERA: 2.00 WHIP: 0.889																			

Cleveland Indians @ Baltimore Orioles
 Memorial Stadium, Baltimore, MD
 Mon May 25 1970, 7:05 PM EDT
 Att. 5,573 - Unknown

livebaseballscorecards.com

AB	33
R	2
H	6
RBI	2
BB	2
SO	6
LOB	13



Batter	1	2	3	4	5	6	7	8	9
Don Buford, S (1, 7) OBP: 0.365, SLG: 0.382	4-0 F9 SH2-3 3B BB	0-0 1B SF7 1-3 2B		0-0 G3		4-0 1B BB			
Chico Salmon, R (1, 4) OBP: 0.462, SLG: 0.542	0-0 SH2-3	0-0 SF7 E 2-3 3-H 1B		0-0 F5		0-0 G6-4-3 1-2 2-3 1B			
Merv Rettenmund, R (1, 9) OBP: 0.368, SLG: 0.571	0-0 F9	0-0 SF7		0-0 L9		0-0 G6-4-3 1-2f			
Boog Powell, L (1, 3) OBP: 0.429, SLG: 0.638	4-0 3B BB	0-0 E6		0-0 F7		4-0 G6-3 BB			
Paul Blair, R (1, 8) OBP: 0.328, SLG: 0.454	0-0 1B 3B	0-0 5-3		0-3 K		0-0 F8			
Brooks Robinson, R (1, 5) OBP: 0.341, SLG: 0.479	0-0 1B		0-0 FC3-6 1B	4-0 FC5-4 BB		0-0 G6-3 1-2f			
Elrod Hendricks, L (1, 2) OBP: 0.291, SLG: 0.363	0-3 K		0-0 FC3-6 F8 1-2f	0-0 FC5-4 1-2f		0-0 F9			
Mark Belanger, R (1, 6) OBP: 0.267, SLG: 0.248		0-3 K	0-0 F8	0-0 F9		0-0 5-3			
Dave McNally, R (1, 1) OBP: 0.258, SLG: 0.250		0-0 2B 1B 1B	0-0 G3	0-0 1B BB 1B		0-3 K			

Inning Stats	R: 3 E: 0 K: 1 S: 7	H: 2 LOB: 1 BB: 2 P: 15	R: 3 E: 1 K: 1 S: 9	H: 3 LOB: 1 BB: 0 P: 9	R: 0 E: 1 K: 0 S: 4	H: 1 LOB: 1 BB: 0 P: 4	R: 0 E: 0 K: 0 S: 3	H: 0 LOB: 0 BB: 0 P: 3	R: 0 E: 0 K: 1 S: 5	H: 0 LOB: 1 BB: 1 P: 9	R: 0 E: 0 K: 0 S: 4	H: 2 LOB: 2 BB: 1 P: 8	R: 0 E: 0 K: 0 S: 2	H: 0 LOB: 0 BB: 1 P: 6	R: 0 E: 0 K: 1 S: 5	H: 0 LOB: 0 BB: 0 P: 5
--------------	------------------------------	----------------------------------	------------------------------	---------------------------------	------------------------------	---------------------------------	------------------------------	---------------------------------	------------------------------	---------------------------------	------------------------------	---------------------------------	------------------------------	---------------------------------	------------------------------	---------------------------------

PITCHER	IP	WLS	BF	H	R	ER	SO	BB	IBB	HBP	BLK	WP	HR	S	P	ERA	WHIP
Bob Miller, R (1, 1) ERA: 5.71	4.0	L	21	6	6	5	2	2	0	0	0	0	0	23	31	11.25	2.000
Dennis Higgins, R (5, 1) ERA: 8.55	3.0		12	2	0	0	1	3	0	0	0	0	0	11	23	0.00	1.667
Vince Colbert, R (8, 1) ERA: 6.75	1.0		3	0	0	0	1	0	0	0	0	0	0	5	5	0.00	0.000

AB R H RBI BB SO LOB

2	2	1	0	2	0	0
3	1	2	1	0	0	0
3	0	0	1	0	0	4
2	1	0	0	2	0	0
4	1	1	2	0	1	2
3	0	2	1	1	0	1
4	0	0	0	0	1	3
4	0	0	0	0	1	1
4	1	2	0	0	1	1

AB	29
R	6
H	8
RBI	5
BB	5
SO	4
LOB	12



WP	PA	ERA	WHIP
0	36		

Cleveland Indians @ Baltimore Orioles
 Memorial Stadium, Baltimore, MD
 Mon May 25 1970, 7:05 PM EDT
 Att. 5,573 - Unknown

livebaseballscorecards.com

Batter	1	2	3	4	5	6	7	8	9	AB R H RBI BB SO LOB	TOP											
Ted Uhlender, L (1, 8) OBP: 0.313, SLG: 0.338	0-0 6-3		0-0 L8			0-0 F8		0-0 BB 1B		4 0 1 0 0 0 0	Cleveland Indians @ Baltimore Orioles Memorial Stadium, Baltimore, MD Tue May 26 1970, 7:05 PM EDT Att. 5,744 - Unknown											
Eddie Leon, R (1, 4) OBP: 0.262, SLG: 0.293	0-0 1B		0-3 K			4-0 BB		4-0 BB		2 0 1 0 2 1 0												
Duke Sims, L (1, 7) OBP: 0.324, SLG: 0.508	0-3 K				0-0 F8	0-0 G3		0-0 F8		4 0 0 0 0 1 4												
Tony Horton, R (1, 3) OBP: 0.329, SLG: 0.459	0-0 F9				0-3 K		0-0 6-3	0-0 4-3		4 0 0 0 0 1 3												
Graig Nettles, L (1, 5) OBP: 0.274, SLG: 0.263		0-0 6-3			0-0 4-3		0-0 F6		0-3 K	4 0 0 0 0 1 0												
Ray Fosse, R (1, 2) OBP: 0.352, SLG: 0.411		0-0 E6			0-0 F7		0-0 BB 1B		0-0 1B 1B	4 0 2 0 0 0 0												
Roy Foster, R (1, 9) OBP: 0.316, SLG: 0.395		0-0 F8			0-0 F4		4-0 BB 1B		0-0 G5-4-3 1B	3 0 1 0 1 0 1												
Jack Heidemann, R (1, 6) OBP: 0.231, SLG: 0.266		0-0 F4			0-0 4-3		0-0 F8		0-0 G5-4-3	4 0 0 0 0 0 5												
Dean Chance, R (1, 1)			0-0 B1-3			0-3 K2-3		0-3 K		1 0 0 0 0 0 0												
Lou Klimchok, L (6, PH) OBP: 0.130, SLG: 0.227										1 0 0 0 0 1 0												
Vince Colbert, R (6, 1)										0 0 0 0 0 0 0												
Rich Rollins, R (8, PH) OBP: 0.273, SLG: 0.325										1 0 0 0 0 1 0												
Dick Ellsworth, L (8, 1)										0 0 0 0 0 0 0												
Inning Stats	R: 0 E: 0 K: 1 S: 6	H: 1 LOB: 1 BB: 0 P: 6	R: 0 E: 1 K: 0 S: 4	H: 0 LOB: 1 BB: 0 P: 4	R: 0 E: 0 K: 1 S: 5	H: 0 LOB: 0 BB: 0 P: 5	R: 0 E: 0 K: 1 S: 5	H: 0 LOB: 0 BB: 0 P: 5	R: 0 E: 0 K: 0 S: 3	H: 0 LOB: 0 BB: 0 P: 3	R: 0 E: 0 K: 1 S: 5	H: 0 LOB: 1 BB: 1 P: 9	R: 0 E: 0 K: 0 S: 4	H: 1 LOB: 2 BB: 1 P: 8	R: 0 E: 0 K: 1 S: 6	H: 1 LOB: 2 BB: 1 P: 10	R: 0 E: 0 K: 1 S: 6	H: 2 LOB: 1 BB: 0 P: 6	1B: 5 2B: 0 3B: 0 HR: 0	SF: 0 SAC: 0 DP: 1 HBP: 0	WP: 0 PB: 0 SB: 0 CS: 0	PA: 35
PITCHER Jim Hardin, R (1, 1) ERA: 3.63	IP: 9.0 WLS: W BF: 35 H: 5 R: 0 ER: 0 SO: 6 BB: 3 IBB: 0 HBP: 0 BLK: 0 WP: 0 HR: 0 S: 44 P: 56 ERA: 0.00 WHIP: 0.889											PITCHER	IP: 9.0 WLS: W BF: 35 H: 5 R: 0 ER: 0 SO: 6 BB: 3 IBB: 0 HBP: 0 BLK: 0 WP: 0 HR: 0 S: 44 P: 56 ERA: 0.00 WHIP: 0.889									

livebaseballscorecards.com

AB	32
R	0
H	5
RBI	0
BB	3
SO	6
LOB	13



Batter	1	2	3	4	5	6	7	8	9	AB	R	H	RBI	BB	SO	LOB				
Don Buford, S OBP: 0.363, SLG: 0.370 (1, 7)	0-0 F8		4-0 BB		0-0 4-3		0-0 G3 1B			3	0	1	2	1	0	0				
Mark Belanger, R OBP: 0.272, SLG: 0.256 (1, 6)	0-0 BLK 2B		0-3 K			4-0 4-3 5-3 1B BB	0-0 G3			3	1	1	1	1	1	2				
Brooks Robinson, R OBP: 0.342, SLG: 0.480 (1, 5)	0-3 K		0-0 6-3			0-0 5-3	0-3 K			4	0	0	0	0	2	3				
Boog Powell, L OBP: 0.432, SLG: 0.627 (1, 3)	4-0 BB			0-0 F6		0-0 4-3		4-0 FC5-6 BB		2	0	0	0	2	0	1				
Paul Blair, R OBP: 0.325, SLG: 0.450 (1, 8)	0-3 K			0-0 F7		0-0 PO 1B		0-0 FC5-6 BB E 1-2f IBB		4	0	1	1	0	1	3				
Davey Johnson, R OBP: 0.408, SLG: 0.448 (1, 4)		0-0 F8		4-0 BB		0-0 PO	4-0 BB 1B BB	4-0 E6		2	1	0	0	2	0	1				
Dave May, L OBP: 0.318, SLG: 0.316 Merv Rettenmund, R OBP: 0.373, SLG: 0.560 (7, PH) (8, 9)		0-0 G3		0-0 F6			0-3 K	4-0 IBB BB		2	0	0	0	0	0	1				
Elrod Hendricks, L OBP: 0.283, SLG: 0.360 Andy Etchebarren, R OBP: 0.262, SLG: 0.263 (7, PH) (8, 2)		0-0 F7			0-0 F6		0-0 K	4-0 IBB BB		1	0	0	0	1	1	1				
Elrod Hendricks, L OBP: 0.283, SLG: 0.360 Andy Etchebarren, R OBP: 0.262, SLG: 0.263 (7, PH) (8, 2)		0-0 F7			0-0 1-3		0-0 BB 1B	4-0 1-2 2-3 3-H IBB		2	0	0	0	0	0	0				
Elrod Hendricks, L OBP: 0.283, SLG: 0.360 Andy Etchebarren, R OBP: 0.262, SLG: 0.263 (7, PH) (8, 2)		0-0 F7			0-0 1-3		0-0 BB 1B	4-0 1-2 2-3 3-H IBB		1	1	1	0	1	0	0				
Jim Palmer, R OBP: 0.212, SLG: 0.281 Dick Hall, R (7, 1) Curt Motton, R OBP: 0.438, SLG: 0.250 Eddie Watt, R OBP: 0.250, SLG: 0.250 Pete Richert, L (9, 1)			0-0 HR		0-0 F4		4-0 1B G3 BB	0-0 F1		2	1	1	1	0	0	0				
										0	0	0	0	0	0	0				
										0	1	0	0	1	0	0				
										1	0	0	0	0	0	3				
										0	0	0	0	0	0	0				
Inning Stats	R: 0 E: 0 K: 2 S: 8	H: 1 LOB: 2 BB: 1 P: 12	R: 0 E: 0 K: 0 S: 3	H: 0 LOB: 0 BB: 0 P: 3	R: 1 E: 0 K: 1 S: 5	H: 1 LOB: 0 BB: 1 P: 9	R: 0 E: 0 K: 0 S: 3	H: 0 LOB: 1 BB: 1 P: 7	R: 0 E: 0 K: 0 S: 3	H: 0 LOB: 0 BB: 0 P: 3	R: 1 E: 0 K: 0 S: 3	H: 1 LOB: 0 BB: 1 P: 7	R: 3 E: 0 K: 2 S: 9	H: 2 LOB: 1 BB: 2 P: 17	R: 0 E: 1 K: 0 S: 3	H: 0 LOB: 3 BB: 3 P: 15	1B: 3 2B: 1 3B: 0 HR: 1	SF: 0 SAC: 0 DP: 0 HBP: 0	WP: 0 PB: 0 SB: 0 CS: 1	PA: 37

BOTTOM

Cleveland Indians @ Baltimore Orioles
Memorial Stadium, Baltimore, MD

Wed May 27 1970, 7:05 PM EDT
Att. 9,445 - Unknown

livebaseballscorecards.com

AB	27
R	5
H	5
RBI	5
BB	9
SO	5
LOB	15



PITCHER	IP	WLS	BF	H	R	ER	SO	BB	IBB	HBP	BLK	WP	HR	S	P	ERA	WHIP
Rich Hand, R ERA: 4.66 (1, 1)	6.0		23	3	2	2	3	4	0	0	1	0	1	25	41	3.00	1.167
Mike Paul, L ERA: 5.59 (7, 1)	0.1	L	5	2	3	3	1	2	0	0	0	0	0	5	13	81.00	12.000
Fred Lasher, R ERA: 4.4 (7, 1)	0.2		2	0	0	0	1	0	0	0	0	0	0	4	4	0.00	0.000
Dennis Higgins, R ERA: 8.14 (8, 1)	1.0		6	0	0	0	0	2	1	0	0	0	0	3	15	0.00	2.000

Batter	1	2	3	4	5	6	7	8	9	AB R H RBI BB SO LOB	TOP											
Ted Uhlaender, L (1, 8) OBP: 0.331, SLG: 0.363	0-0 F8		0-0 E6		0-0 4-3		0-0 1-2 1B			4 0 1 0 0 0 1												
Eddie Leon, R (1, 4) OBP: 0.269, SLG: 0.293	0-0 5-3		0-0 6-3		0-3 K		0-0 F9			4 0 0 1 0 1 3												
Duke Sims, L (1, 7) Chuck Hinton, R (8, 7) OBP: 0.313, SLG: 0.456 OBP: 0.345, SLG: 0.280	0-0 F8		0-0 F3		0-0 F5		0-3 K			4 0 0 0 0 1 1 0 0 0 0 0 0 0												
Tony Horton, R (1, 3) OBP: 0.329, SLG: 0.443		0-0 6-3		0-0 F3		0-0 F7		4-0 G3-6 BB		3 0 0 0 1 0 0												
Graig Nettles, L (1, 5) OBP: 0.280, SLG: 0.264		0-0 1B		0-0 4-1		0-3 K		0-0 G3-6 1-2f		4 0 1 0 0 1 1												
Ray Fosse, R (1, 2) OBP: 0.338, SLG: 0.387		0-3 K		4-0 1B BB		0-0 E6 PB BB SF7		0-3 K		3 1 0 0 1 2 1												
Roy Foster, R (1, 9) OBP: 0.319, SLG: 0.389		0-3 K		0-0 1-2 1B		4-0 1B BB		0-3 K		3 0 1 0 1 2 1												
Jack Heidemann, R (1, 6) OBP: 0.225, SLG: 0.260			0-0 E SH1-3 6-3 1B		0-3 K		0-0 SF7 2-H		0-0 6-3	3 1 1 1 0 1 2												
Sam McDowell, L (1, 1) OBP: 0.263, SLG: 0.342			0-0 SH1-3 1-2		0-3 K		0-3 K			2 0 0 0 0 2 1												
Inning Stats	R: 0 E: 0 K: 0 S: 3	H: 0 LOB: 0 BB: 0 P: 3	R: 0 E: 0 K: 2 S: 8	H: 1 LOB: 1 BB: 0 P: 8	R: 1 E: 1 K: 0 S: 5	H: 1 LOB: 1 BB: 0 P: 5	R: 0 E: 0 K: 1 S: 6	H: 1 LOB: 2 BB: 1 P: 10	R: 0 E: 0 K: 1 S: 7	H: 0 LOB: 0 BB: 0 P: 7	R: 0 E: 0 K: 1 S: 5	H: 0 LOB: 0 BB: 0 P: 5	R: 1 E: 1 K: 1 S: 7	H: 1 LOB: 2 BB: 1 P: 11	R: 0 E: 0 K: 1 S: 4	H: 0 LOB: 0 BB: 1 P: 8	R: 0 E: 0 K: 2 S: 7	H: 0 LOB: 0 BB: 0 P: 7	1B: 4 2B: 0 3B: 0 HR: 0	SF: 1 SAC: 1 DP: 1 HBP: 0	WP: 0 PB: 1 SB: 0 CS: 0	PA: 35
PITCHER	IP WLS BF H R ER SO BB IBB HBP BLK WP HR S P ERA WHIP																					
Blue Moon Odom, R (1, 1) ERA: 4.58	8.0 L 32 4 2 0 8 3 0 0 0 0 0 0 45 57 0.00 0.875																					
Marcel Lachemann, R (9, 1) ERA: 3.0	1.0 3 0 0 0 2 0 0 0 0 0 0 0 7 7 0.00 0.000																					

Cleveland Indians @ Oakland Athletics
Oakland-Alameda County Coliseum, Oakland, CA

Fri May 29 1970, 7:05 PM PDT
Att. 7,640 - Unknown

livebaseballscorecards.com

AB	30
R	2
H	4
RBI	2
BB	3
SO	10
LOB	11



Batter	1	2	3	4	5	6	7	8	9	AB R H RBI BB SO LOB	TOP	
Ted Uhlaender, L (1, 8) OBP: 0.328, SLG: 0.354	0-0 F8		0-0 4-3		4-0 BB			0-3 K	0-3 K	4 0 0 0 1 2 2	Cleveland Indians @ Oakland Athletics Oakland-Alameda County Coliseum, Oakland, CA Sat May 30 1970, 3:33 AM PDT Att. 9,163 - Unknown livebaseballscorecards.com	
Eddie Leon, R (1, 4) OBP: 0.273, SLG: 0.291	0-3 K		0-0 4-1 1B		0-0 1-3-2			4-0 2B BB	0-3 K	4 1 1 0 1 2 2		
Duke Sims, L (1, 7) OBP: 0.301, SLG: 0.437 Rich Rollins, R (8, PH) OBP: 0.261, SLG: 0.310 Larry Brown, R (8, 5) OBP: 0.385, SLG: 0.400	0-3 K		0-0 4-1		0-0 F6			0-0 F9		3 0 0 0 0 1 1 1 0 0 0 0 0 2 0 0 0 0 0 0 0		
Tony Horton, R (1, 3) OBP: 0.327, SLG: 0.444		0-0 6-3	0-0 4-3		0-0 F7			0-0 2B		4 0 1 2 0 0 1		
Graig Nettles, L (1, 5) OBP: 0.293, SLG: 0.268 (8, 7)		0-0 1B 4-3 1B		4-0 G5-4-3 BB		0-0 F8		1-0 HBP		2 1 1 0 1 0 0		
Ray Fosse, R (1, 2) OBP: 0.336, SLG: 0.382		0-0 1-3 1B		0-0 F7			0-0 F7	0-3 K		4 0 1 0 0 1 3		
Roy Foster, R (1, 9) OBP: 0.310, SLG: 0.377		0-0 4-3		0-0 G5-4-3 1-2f			0-0 6-3		0-0 6-3	4 0 0 1 0 0 2		
Jack Heidemann, R (1, 6) OBP: 0.233, SLG: 0.261		4-0 BB		0-0 F9			0-0 F9		0-0 E9 1B	3 1 1 0 1 0 0		
Barry Moore, L (1, 1) OBP: 0.095, SLG: 0.095 Lou Klimchok, L (8, PH) OBP: 0.200, SLG: 0.292 Dennis Higgins, R (8, 1) Vada Pinson, L (9, PH) OBP: 0.362, SLG: 0.512		0-0 6-3		0-0 4-3				0-0 2B 1B	0-0 1B	2 0 0 0 0 0 2 1 1 1 0 0 0 0 0 0 0 0 0 0 0 1 0 1 1 0 0 0		
Inning Stats	R: 0 E: 0 K: 2 S: 7 H: 0 LOB: 0 BB: 0 P: 7	R: 1 E: 0 K: 0 S: 5 H: 2 LOB: 2 BB: 1 P: 9	R: 0 E: 0 K: 0 S: 4 H: 1 LOB: 1 BB: 0 P: 4	R: 0 E: 0 K: 0 S: 2 H: 0 LOB: 0 BB: 1 P: 6	R: 0 E: 0 K: 0 S: 3 H: 0 LOB: 1 BB: 1 P: 7	R: 0 E: 0 K: 0 S: 3 H: 0 LOB: 0 BB: 0 P: 3	R: 0 E: 0 K: 0 S: 3 H: 0 LOB: 0 BB: 0 P: 3	R: 2 E: 0 K: 2 S: 9 H: 2 LOB: 2 BB: 1 P: 14	R: 1 E: 1 K: 2 S: 9 H: 2 LOB: 1 BB: 0 P: 9	1B: 6 2B: 1 3B: 0 HR: 0 SF: 0 SAC: 0 DP: 1 HBP: 1		WP: 0 PB: 0 SB: 0 CS: 0 PA: 38
PITCHER	IP WLS BF H R ER SO BB IBB HBP BLK WP HR S P ERA WHIP											
Rollie Fingers, R (1, 1) ERA: 3.44	7.1 W 29 4 3 3 3 4 0 0 0 0 0 0 31 47 3.68 1.091											
Paul Lindblad, L (8, 1) ERA: 5.0	0.1 1 0 0 0 0 0 0 0 0 0 0 0 1 1 0.00 0.000											
Mudcat Grant, R (8, 1) ERA: 1.1	1.1 S 8 3 1 0 3 0 0 1 0 0 0 0 13 14 0.00 2.250											

Cleveland Indians @ Oakland Athletics
 Oakland-Alameda County Coliseum, Oakland, CA
 Sat May 30 1970, 3:33 AM PDT
 Att. 9,163 - Unknown

livebaseballscorecards.com

AB	33
R	4
H	7
RBI	4
BB	4
SO	6
LOB	15



Batter	1	2	3	4	5	6	7	8	9
Bert Campaneris, R OBP: 0.263, SLG: 0.356 (1, 6)	0-0 6-3 1-2f	0-0 FC6-4 1-2f		0-0 2B		4-0 BB		0-0 FC1-6 1-2f	
Rick Monday, L OBP: 0.351, SLG: 0.452 (1, 8)	0-0 6-3		0-0 3-1 1B 2B	0-3 K		0-3 K		0-0 F7	
Joe Rudi, R OBP: 0.364, SLG: 0.540 Reggie Jackson, L OBP: 0.341, SLG: 0.419 (1, 7) (9, 9)	0-0 1B		0-0 3-1 2-3		0-0 6-3		0-0 6-3		
Sal Bando, R OBP: 0.404, SLG: 0.496 (1, 5)	0-0 1-3		4-0 1B SF8 BB		4-0 FC4 BB		0-0 HR 1B		
Felipe Alou, R OBP: 0.403, SLG: 0.500 (1, 9) (9, 7)		0-0 1-3	0-0 FC6-4 1B		0-0 FC4 1-2f		0-0 F3		
Don Mincher, L OBP: 0.321, SLG: 0.579 (1, 3)		0-0 1B 1B	0-0 SF8 3-H		0-0 G3		0-0 HR 1-H		
Frank Fernandez, R OBP: 0.418, SLG: 0.442 (1, 2)		0-0 E6 1B 1-2	0-0 FC6-4 1-2f			0-0 SH1-4 1B		0-0 6-3	
Tony La Russa, R OBP: 0.297, SLG: 0.324 (1, 4)		0-0 FC6-4 1B 1-2 2-H		0-0 6-3		0-0 F9		0-0 F6	
Rollie Fingers, R OBP: 0.188, SLG: 0.133 Paul Lindblad, L Mudcat Grant, R (1, 1) (8, 1) (8, 1)		0-3 K		0-0 F6		0-0 SH1-4 1-2		4-0 FC1-6 BB	

Inning Stats	R: 0 E: 0 K: 0 S: 4	H: 1 LOB: 1 BB: 0 P: 4	R: 1 E: 1 K: 1 S: 8	H: 2 LOB: 2 BB: 0 P: 8	R: 2 E: 0 K: 0 S: 5	H: 2 LOB: 1 BB: 1 P: 9	R: 0 E: 0 K: 1 S: 6	H: 1 LOB: 1 BB: 0 P: 6	R: 0 E: 0 K: 0 S: 3	H: 0 LOB: 1 BB: 1 P: 7	R: 0 E: 0 K: 1 S: 6	H: 1 LOB: 2 BB: 1 P: 10	R: 2 E: 0 K: 0 S: 5	H: 2 LOB: 0 BB: 0 P: 5	R: 0 E: 0 K: 0 S: 3	H: 0 LOB: 1 BB: 1 P: 7
--------------	------------------------------	---------------------------------	------------------------------	---------------------------------	------------------------------	---------------------------------	------------------------------	---------------------------------	------------------------------	---------------------------------	------------------------------	----------------------------------	------------------------------	---------------------------------	------------------------------	---------------------------------

PITCHER	IP	WLS	BF	H	R	ER	SO	BB	IBB	HBP	BLK	WP	HR	S	P	ERA	WHIP
Barry Moore, L ERA: 3.8 (1, 1)	7.0	L	34	9	5	4	3	3	0	0	0	0	1	37	49	5.14	1.714
Dennis Higgins, R ERA: 7.77 (8, 1)	1.0		4	0	0	0	0	1	0	0	0	0	0	3	7	0.00	1.000

BOTTOM

Cleveland Indians @ Oakland Athletics
Oakland-Alameda County Coliseum, Oakland, CA

Sat May 30 1970, 3:33 AM PDT
Att. 9,163 - Unknown

AB	R	H	RBI	BB	SO	LOB
4	0	1	0	1	0	3
5	1	1	0	0	2	4
4	0	1	0	0	0	1
0	0	0	0	0	0	0
2	2	1	0	2	0	1
4	0	1	1	0	0	2
3	2	2	3	0	0	1
4	0	1	0	0	0	2
4	0	1	1	0	0	1
2	0	0	0	0	1	2
0	0	0	0	0	0	0
0	0	0	0	1	0	0

AB 32
R 5
H 9
RBI 5
BB 4
SO 3
LOB 17



1B: 6	SF: 1	WP: 0	PA: 38
2B: 2	SAC: 1	PB: 0	
3B: 0	DP: 0	SB: 0	
HR: 1	HBP: 0	CS: 0	

PITCHER	IP	WLS	BF	H	R	ER	SO	BB	IBB	HBP	BLK	WP	HR	S	P	ERA	WHIP
---------	----	-----	----	---	---	----	----	----	-----	-----	-----	----	----	---	---	-----	------

Batter	1	2	3	4	5	6	7	8	9	AB R H RBI BB SO LOB	TOP											
Graig Nettles, L OBP: 0.298, SLG: 0.276 (1, 5) (7, 7) (9, 5)	0-3 K		0-0 1B			0-0 F8			0-0 SH1-4 1B	4 1 2 0 0 1 0												
Eddie Leon, R OBP: 0.268, SLG: 0.285 (1, 4)	0-0 F9		0-3 K			0-0 F7			0-0 SH1-4	3 0 0 0 0 1 1												
Ted Uhlaender, L OBP: 0.326, SLG: 0.352 (1, 8)	0-0 4-3			0-3 K			0-0 F8		0-0 FC6-5-4 BB 1B	4 0 1 1 0 1 0												
Tony Horton, R OBP: 0.325, SLG: 0.435 (1, 3)		0-0 F4		0-3 K			0-0 F8		4-0 FC6-5-4 BB	3 0 0 0 1 1 0												
Duke Sims, L OBP: 0.291, SLG: 0.419 Phil Hennigan, R (7, 1) Dick Ellsworth, L (8, 1) Vada Pinson, L OBP: 0.362, SLG: 0.512 Chuck Hinton, R OBP: 0.353, SLG: 0.289 (9, PH) (9, PH)		0-3 K		0-0 4-3			0-3 K		0-0 FC6-5-4	3 0 0 0 0 0 2 0 1 0 0 0 0 0 0 2												
Ray Fosse, R OBP: 0.343, SLG: 0.421 (1, 2)		0-0 HR			0-0 F8			0-0 1B 2B		3 2 2 1 0 0 0												
Roy Foster, R OBP: 0.311, SLG: 0.376 (1, 9)		0-3 K			0-0 F9			0-0 FC1-6 1B		3 0 1 1 0 1 0												
Jack Heidemann, R OBP: 0.228, SLG: 0.255 (1, 6)			0-0 F7		0-0 F5			0-0 FC1-6 CS		3 0 0 0 0 0 1												
Mike Paul, L (1, 1) Fred Lasher, R (6, 1) Larry Brown, R OBP: 0.377, SLG: 0.391 (7, 5) Rich Hand, R OBP: 0.100, SLG: 0.111 (9, 1)			0-3 K			0-3 K		0-0 F9		2 0 0 0 0 2 0 0 0 0 0 0 0 0 1 0 0 0 0 0 1 0 0 0 0 0 0 0												
Inning Stats	R: 0 E: 0 K: 1 S: 5	H: 0 LOB: 0 BB: 0 P: 5	R: 1 E: 0 K: 2 S: 8	H: 1 LOB: 0 BB: 0 P: 8	R: 0 E: 0 K: 2 S: 8	H: 1 LOB: 1 BB: 0 P: 8	R: 0 E: 0 K: 2 S: 7	H: 0 LOB: 0 BB: 0 P: 7	R: 0 E: 0 K: 0 S: 3	H: 0 LOB: 0 BB: 0 P: 3	R: 0 E: 0 K: 1 S: 5	H: 0 LOB: 0 BB: 0 P: 5	R: 0 E: 0 K: 1 S: 5	H: 0 LOB: 0 BB: 0 P: 5	R: 1 E: 0 K: 0 S: 4	H: 2 LOB: 0 BB: 0 P: 4	R: 1 E: 0 K: 0 S: 4	H: 2 LOB: 1 BB: 1 P: 8	1B: 4 2B: 2 3B: 0 HR: 1	SF: 0 SAC: 1 DP: 1 HBP: 0	WP: 0 PB: 0 SB: 0 CS: 1	PA: 32
PITCHER	IP WLS BF H R ER SO BB IBB HBP BLK WP HR S P ERA WHIP																					
Catfish Hunter, R ERA: 2.84 (1, 1)	8.1 L 30 6 3 3 9 0 0 0 0 0 0 1 48 48 3.24 0.720																					
Marcel Lachemann, R ERA: 3.0 (9, 1)	0.0 1 0 0 0 0 1 0 0 0 0 0 0 0 4 ∞ ∞																					
Paul Lindblad, L ERA: 4.82 (9, 1)	0.2 1 0 0 0 0 0 0 0 0 0 0 0 0 1 1 0.00 0.000																					

Cleveland Indians @ Oakland Athletics
Oakland-Alameda County Coliseum, Oakland, CA
 Sun May 31 1970, 3:33 AM PDT
 Att: 10,223 - Unknown

AB	30
R	3
H	6
RBI	3
BB	1
SO	9
LOB	5



livebaseballscorecards.com

Batter	1	2	3	4	5	6	7	8	9	AB R H RBI BB SO LOB
Bert Campaneris, R (1, 6) OBP: 0.273, SLG: 0.384	0-0 5-3		0-0 F3		0-0 G1-6-3 1B		0-0 HR		0-0 1B	5 1 3 1 0 0 0
Joe Rudi, R (1, 7) OBP: 0.357, SLG: 0.522 Rick Monday, L (7, PR) OBP: 0.349, SLG: 0.450	0-0 F3		0-0 F8		0-0 G1-6-3 1-2f		0-0 1B		0-3 K	4 0 1 0 0 0 1 1 0 0 0 0 1 1
Reggie Jackson, L (1, 8) OBP: 0.343, SLG: 0.436	0-3 K		4-0 BB			0-0 HR	0-0 4-3		0-3 K	4 1 1 1 1 2 2
Sal Bando, R (1, 5) OBP: 0.406, SLG: 0.489		0-0 1-3	0-0 F7			4-0 FC6-4 BB		4-0 BB SH1-4 BB		2 0 0 0 2 0 1
Felipe Alou, R (1, 9) OBP: 0.402, SLG: 0.497		0-0 1B BB 1B		0-0 F7		0-0 FC6-4 BB 1-2f		0-0 SH1-4		3 0 1 0 0 0 1
Don Mincher, L (1, 3) OBP: 0.331, SLG: 0.574		4-0 BB BB BB	4-0 1B 1-2 BB	0-0 F9		4-0 BB BB G5-4-3		4-0 BB IBB		1 0 0 0 3 0 0
Frank Fernandez, R (1, 2) OBP: 0.437, SLG: 0.455		0-0 1-2 2-3 1B		0-0 FC5-4 1B		0-0 G5-4-3 1-2f		4-0 BB G6-3		3 0 2 0 1 0 2
Dick Green, R (1, 4) OBP: 0.270, SLG: 0.285 Tito Francona, L (8, PH) OBP: 0.405, SLG: 0.367 Tony La Russa, R (9, 4) OBP: 0.297, SLG: 0.324		0-3 K	0-0 FC5-4		0-0 K		0-3 K	0-0 G6-3		3 0 0 0 0 2 4 1 0 0 0 0 0 3 0 0 0 0 0 0 0
Catfish Hunter, R (1, 1) OBP: 0.194, SLG: 0.212 Marcel Lachemann, R (9, 1) Paul Lindblad, L (9, 1) Jose Tartabull, L (9, PH) OBP: 0.300, SLG: 0.500		0-3 K		0-3 K			0-0 1-3		0-3 K	3 0 0 0 0 2 3 0 0 0 0 0 0 0 0 0 0 0 0 0 0 1 0 0 0 0 1 0

BOTTOM

Cleveland Indians @ Oakland Athletics
Oakland-Alameda County Coliseum, Oakland, CA

livebaseballscorecards.com

AB	31
R	2
H	8
RBI	2
BB	7
SO	8
LOB	18



WP: 0	PA: 39
PB: 0	
SB: 0	
CS: 0	

Inning Stats	R: 0	H: 0	E: 0	K: 5	S: 5	H: 0	LOB: 0	BB: 0	P: 5	R: 0	H: 2	E: 0	K: 2	S: 9	H: 0	LOB: 3	BB: 1	P: 13	R: 0	H: 0	E: 0	K: 0	S: 3	H: 0	LOB: 1	BB: 1	P: 7	R: 0	H: 1	E: 0	K: 0	S: 4	R: 0	H: 1	E: 0	K: 1	S: 5	R: 1	H: 1	E: 0	K: 0	S: 3	R: 1	H: 2	E: 0	K: 1	S: 7	R: 0	H: 0	E: 0	K: 0	S: 2	R: 0	H: 1	E: 0	K: 3	S: 10	1B: 6	SF: 0	2B: 0	SAC: 1	3B: 0	DP: 3	HR: 2	HBP: 0	WP: 0	PA: 39
--------------	------	------	------	------	------	------	--------	-------	------	------	------	------	------	------	------	--------	-------	-------	------	------	------	------	------	------	--------	-------	------	------	------	------	------	------	------	------	------	------	------	------	------	------	------	------	------	------	------	------	------	------	------	------	------	------	------	------	------	------	-------	-------	-------	-------	--------	-------	-------	-------	--------	-------	--------

PITCHER	IP	WLS	BF	H	R	ER	SO	BB	IBB	HBP	BLK	WP	HR	S	P	ERA	WHIP
Mike Paul, L (1, 1) ERA: 4.3	5.0		21	5	1	1	4	2	0	0	0	0	0	27	35	1.80	1.400
Fred Lasher, R (6, 1) ERA: 4.11	1.0		4	0	0	0	0	2	0	0	0	0	0	2	10	0.00	2.000
Phil Hennigan, R (7, 1) ERA: 3.0	1.1		9	2	1	1	1	2	1	0	0	0	0	8	20	6.75	3.000
Dick Ellsworth, L (8, 1) ERA: 4.5	0.2	W	1	0	0	0	0	0	0	0	0	0	0	1	1	0.00	0.000
Rich Hand, R (9, 1) ERA: 4.54	1.0	S	4	1	0	0	3	0	0	0	0	0	0	10	10	0.00	1.000

Sun May 31 1970, 3:33 AM PDT
Att. 10,223 - Unknown

Batter	1	2	3	4	5	6	7	8	9	AB R H RBI BB SO LOB	TOP		
Ted Uhlaender, L (1, 8) OBP: 0.319, SLG: 0.343	0-0 F5		0-0 4-3		0-0 4-3		0-3 K			4 0 0 0 0 1 0	Cleveland Indians @ Milwaukee Brewers Milwaukee County Stadium, Milwaukee, WI Tue Jun 02 1970, 8:05 PM EDT Unknown livebaseballscorecards.com		
Graig Nettles, L (1, 5) OBP: 0.297, SLG: 0.298	0-0 2-3		0-0 G3		0-0 HR			0-0 F9		4 1 1 1 0 0 0			
Vada Pinson, L (1, 9) OBP: 0.373, SLG: 0.515	4-0 E WP BB			0-0 FC5-4 1B	0-0 3-1			0-0 FC6-4 1B		3 1 2 0 1 0 0			
Tony Horton, R (1, 3) OBP: 0.324, SLG: 0.427	4-0 1-H BB			0-0 FC5-4 WP BB 1B 1-2f	0-3 K			0-0 FC6-4 1-2f		3 1 0 0 1 1 2			
Duke Sims, L (1, 7) OBP: 0.311, SLG: 0.413 Chuck Hinton, R (8, 7) OBP: 0.333, SLG: 0.269	0-0 F4			4-0 WP 1-2 1B BB		4-0 CS BB		4-0 BB		1 1 0 0 3 0 1 0 0 0 0 0 0 0			
Ray Fosse, R (1, 2) OBP: 0.340, SLG: 0.415		0-0 L5-3 1B		0-3 K		0-3 K 1-2		0-3 K		4 0 1 0 0 3 5			
Eddie Leon, R (1, 4) OBP: 0.267, SLG: 0.278		0-0 L5-3 1-2		4-0 1B 1-2 2-3 IBB		0-3 K		0-0 5-3		3 0 0 0 1 1 1			
Jack Heidemann, R (1, 6) OBP: 0.229, SLG: 0.255		0-0 F4		0-0 1-2 2-H 3-H 1B		0-3 K		0-3 K		4 0 1 2 0 2 0			
Sam McDowell, L (1, 1) OBP: 0.238, SLG: 0.310			0-3 K	0-3 K		0-0 F7		0-0 G3		4 0 0 0 0 2 2			
Inning Stats	R: 1 H: 0 E: 1 LOB: 1 K: 0 BB: 2 S: 3 P: 11	R: 0 H: 1 E: 0 LOB: 0 K: 0 BB: 0 S: 3 P: 3	R: 0 H: 0 E: 0 LOB: 0 K: 1 BB: 0 S: 5 P: 5	R: 2 H: 2 E: 0 LOB: 2 K: 2 BB: 2 S: 9 P: 17	R: 1 H: 1 E: 0 LOB: 0 K: 1 BB: 0 S: 6 P: 6	R: 0 H: 0 E: 0 LOB: 0 K: 2 BB: 1 S: 6 P: 10	R: 0 H: 0 E: 0 LOB: 0 K: 2 BB: 0 S: 7 P: 7	R: 0 H: 1 E: 1 LOB: 2 K: 1 BB: 1 S: 6 P: 10	R: 0 H: 0 E: 0 LOB: 0 K: 1 BB: 0 S: 5 P: 5	1B: 4 SF: 0 2B: 1 SAC: 0 3B: 0 DP: 1 HR: 1 HBP: 0	WP: 2 PA: 36 PB: 0 SB: 0 CS: 1		
PITCHER	IP WLS BF H R ER SO BB IBB HBP BLK WP HR S P ERA WHIP											PITCHER	IP WLS BF H R ER SO BB IBB HBP BLK WP HR S P ERA WHIP
Gene Brabender, R (1, 1) ERA: 5.58	5.0 L 23 4 4 3 4 4 1 0 0 0 2 1 26 46 5.40 1.600												
Bob Locker, R (6, 1) ERA: 3.16	2.0 5 0 0 0 4 0 0 0 0 0 0 0 13 13 0.00 0.000												
Ken Sanders, R (8, 1) ERA: 1.93	2.0 8 1 0 0 2 1 0 0 0 0 0 0 11 15 0.00 1.000												

Cleveland Indians @ Milwaukee Brewers
Milwaukee County Stadium, Milwaukee, WI
 Tue Jun 02 1970, 8:05 PM EDT
 Unknown

AB	30
R	4
H	5
RBI	3
BB	6
SO	10
LOB	11



Batter	1	2	3	4	5	6	7	8	9	AB R H RBI BB SO LOB
Tommy Harper, R (1, 5) OBP: 0.358, SLG: 0.500	0-0 F8			0-0 F6		0-0 F7			0-0 F6	4 0 0 0 0 0 1
Ted Kubiak, S (1, 6) OBP: 0.347, SLG: 0.313	4-0 CS BB			0-0 F3			0-0 4-3		0-3 K	3 0 0 0 1 1 0
Ted Savage, R (1, 9) OBP: 0.329, SLG: 0.413 (6, 8)	0-0 5-3 1-2			0-0 F7			0-3 K		0-0 F3	4 0 0 0 0 1 1
Hank Allen, R (1, 8) OBP: 0.311, SLG: 0.291 Ken Sanders, R (8, 1)		0-0 4-3		0-0 4-3			0-3 K			2 0 0 0 0 0 0 0 0 0 0 0 0 0
Danny Walton, R (1, 7) OBP: 0.394, SLG: 0.526		0-3 K		0-3 K				0-0 1B FC1-6-4 2B		3 1 1 0 0 2 0
Jerry McNertney, R (1, 3) OBP: 0.328, SLG: 0.368		0-0 6-3		0-3 K				0-0 F8		3 0 0 0 0 1 1
Roberto Pena, R (1, 4) OBP: 0.258, SLG: 0.270			0-0 6-3			0-0 F8		0-0 FC1-6-4 1B 2-3		3 0 1 0 0 0 0
Phil Roof, R (1, 2) OBP: 0.243, SLG: 0.297			0-3 K			0-0 4-3		0-0 FC1-6-4 1-2f 3-H		3 0 0 1 0 1 1
Gene Brabender, R (1, 1) OBP: 0.133, SLG: 0.200 Bob Locker, S (6, 1) Mike Hershberger, R (6, 9) Max Alvis, R (7, PH) OBP: 0.195, SLG: 0.205			0-3 K			0-0 E5		0-0 F9		1 0 0 0 0 1 0 0 0 0 0 0 0 0 2 0 0 0 0 0 1 1 0 0 0 0 1 0

Inning Stats	R: 0	H: 0	E: 0	K: 0	S: 2	LOB: 0	BB: 1	P: 6	R: 0	H: 0	E: 0	K: 1	S: 5	LOB: 0	BB: 0	P: 5	R: 0	H: 0	E: 0	K: 2	S: 7	LOB: 0	BB: 0	P: 7	R: 0	H: 0	E: 0	K: 0	S: 3	LOB: 0	BB: 0	P: 3	R: 0	H: 0	E: 1	K: 0	S: 4	LOB: 1	BB: 0	P: 4	R: 0	H: 0	E: 0	K: 2	S: 7	LOB: 0	BB: 0	P: 7	R: 1	H: 2	E: 0	K: 0	S: 5	LOB: 1	BB: 0	P: 5	R: 0	H: 0	E: 0	K: 1	S: 5	LOB: 0	BB: 0	P: 5	1B: 1	2B: 1	3B: 0	HR: 0	SF: 0	SAC: 0	DP: 0	HBP: 0	WP: 0	PA: 30
PITCHER Sam McDowell, L (1, 1) ERA: 2.35	IP	WLS	BF	H	R	ER	SO	BB	IBB	HBP	BLK	WP	HR	S	P	ERA	WHIP	IP	WLS	BF	H	R	ER	SO	BB	IBB	HBP	BLK	WP	HR	S	P	ERA	WHIP																																								

BOTTOM

Cleveland Indians @ Milwaukee Brewers
Milwaukee County Stadium, Milwaukee, WI
 Tue Jun 02 1970, 8:05 PM EDT
 Unknown

livebaseballscorecards.com

AB	29
R	1
H	2
RBI	1
BB	1
SO	8
LOB	5



Batter	1	2	3	4	5	6	7	8	9	AB R H RBI BB SO LOB	TOP											
Ted Uhlaender, L (1, 8) OBP: 0.321, SLG: 0.347	4-0 HR BB	0-3 K			0-0 G3		0-3 K		0-0 1B 2B	4 2 1 0 1 2 1	Cleveland Indians @ Milwaukee Brewers Milwaukee County Stadium, Milwaukee, WI Tue Jun 02 1970, 8:05 PM EDT Att. 7,812 - Unknown livebaseballscorecards.com											
Graig Nettles, L (1, 5) OBP: 0.306, SLG: 0.353	0-0 HR 1-H		0-0 G3		0-0 F8			0-0 HR	0-0 1B 2-H	5 2 3 4 0 0 0												
Vada Pinson, L (1, 9) OBP: 0.367, SLG: 0.511	0-0 F6		0-0 F8			0-0 6-3		0-0 1B 2B	0-0 4-3	5 1 1 0 0 0 1												
Tony Horton, R (1, 3) OBP: 0.328, SLG: 0.429	0-0 HR 1B		0-3 K			0-0 F4		0-0 1B 2-H		4 1 2 1 0 1 0												
Duke Sims, L (1, 7) OBP: 0.330, SLG: 0.506 Chuck Hinton, R (8, 7) OBP: 0.333, SLG: 0.269	0-0 HR 1-H			0-0 F5		0-0 1B		0-0 HR		4 2 3 3 0 0 0 0 0 0 0 0 0 0												
Ray Fosse, R (1, 2) OBP: 0.351, SLG: 0.448	0-0 CS 1B			0-0 HR		0-3 K		0-0 1B L1-6-3		4 1 3 1 0 1 1												
Eddie Leon, R (1, 4) OBP: 0.260, SLG: 0.270	0-3 K 1-2		0-3 K		0-3 K		0-3 K	0-0 L1-6-3 1-2		4 0 0 0 0 3 2												
Jack Heidemann, R (1, 6) OBP: 0.223, SLG: 0.248		0-0 F3		0-0 6-3		0-0 6-3		0-3 K	0-3 K	4 0 0 0 0 1 0												
Dean Chance, R (1, 1) Dick Ellsworth, L (2, 1) Roy Foster, R (7, PH) Phil Hennigan, R (7, 1)		0-3 K		0-3 K		0-0 1B		0-3 K		1 0 0 0 0 1 0 0 0 0 0 0 0 0 1 0 1 0 0 0 0 1 0 0 0 0 1 0												
Inning Stats	R: 4 E: 0 K: 1 S: 8	H: 4 LOB: 0 BB: 1 P: 12	R: 0 E: 0 K: 2 S: 7	H: 0 LOB: 0 BB: 0 P: 7	R: 0 E: 0 K: 1 S: 5	H: 0 LOB: 0 BB: 0 P: 5	R: 1 E: 0 K: 1 S: 6	H: 1 LOB: 0 BB: 0 P: 6	R: 0 E: 0 K: 1 S: 5	H: 0 LOB: 0 BB: 0 P: 5		R: 0 E: 0 K: 2 S: 8	H: 1 LOB: 1 BB: 0 P: 8	R: 0 E: 0 K: 2 S: 8	H: 1 LOB: 1 BB: 0 P: 8	R: 3 E: 0 K: 0 S: 6	H: 5 LOB: 0 BB: 0 P: 6	R: 1 E: 0 K: 2 S: 9	H: 2 LOB: 1 BB: 0 P: 9	1B: 7 2B: 3 3B: 0 HR: 5	SF: 0 SAC: 0 DP: 1 HBP: 0	WP: 0 PB: 0 SB: 0 CS: 1
PITCHER	IP WLS BF H R ER SO BB IBB HBP BLK WP HR S P ERA WHIP																					
Skip Lockwood, R (1, 1) ERA: 5.04	7.0 L 30 9 7 7 9 1 0 0 0 0 0 4 47 51 9.00 1.429																					
John Geinar, R (8, 1) ERA: 4.5	1.0 4 3 1 1 0 0 0 0 0 0 0 1 4 4 9.00 3.000																					
Dave Baldwin, R (9, 1) ERA: 2.25	1.0 5 2 1 1 2 0 0 0 0 0 0 0 9 9 9.00 2.000																					



Batter	1	2	3	4	5	6	7	8	9	AB	R	H	RBI	BB	SO	LOB
Tommy Harper, R (1, 5) OBP: 0.354, SLG: 0.497	0-3 K	0-0 2B		0-0 6-3		0-3 K		0-0 L4		5	0	1	2	0	2	3
Russ Snyder, L (1, 8) OBP: 0.341, SLG: 0.387	0-3 K	0-0 F7		0-0 1-6-3		0-0 1-3			0-3 K	5	0	0	0	0	2	3
Steve Hovley, L (1, 9) OBP: 0.364, SLG: 0.351	0-0 L3		0-0 1-3		0-0 F8		1-0 HBP		0-0 F6	4	0	0	0	0	0	0
Danny Walton, R (1, 7) OBP: 0.389, SLG: 0.533		0-0 F7	0-0 HR		0-0 F4		0-3 K		0-0 F3	5	1	1	1	0	1	1
Jerry McNertney, R (1, 2) OBP: 0.333, SLG: 0.372		0-0 1B 2B 1B	0-0 6-3		0-0 1B		0-0 F7			4	1	2	0	0	0	1
Mike Hegan, L (1, 3) OBP: 0.343, SLG: 0.374		0-0 1B 2B 1B	4-0 BB		0-0 FC5-4 1B		0-0 F7			3	1	2	0	1	0	1
Ted Kubiak, S (1, 6) OBP: 0.350, SLG: 0.318		0-0 1B 2B	0-0 F8		0-0 FC5-4			0-0 1B		4	1	2	0	0	0	3
Roberto Pena, R (1, 4) OBP: 0.278, SLG: 0.312		0-0 1B 2B		0-0 2B		0-0 SH1-4 1B		0-3 K		4	1	3	2	0	1	1
Skip Lockwood, R (1, 1) OBP: 0.125, SLG: 0.571 John Gelnar, R (8, 1)		0-0 5-3		0-0 F4		0-0 SH1-4		0-3 K		2	0	0	0	0	0	3
Ted Savage, R (8, PH) OBP: 0.326, SLG: 0.408 Dave Baldwin, R (9, 1)						1-2				0	0	0	0	0	0	0

Inning Stats	R: 0	H: 0	E: 0	K: 2	S: 7	LOB: 0	BB: 0	P: 7	R: 4	H: 5	E: 0	K: 0	S: 8	LOB: 1	BB: 0	P: 8	R: 1	H: 1	E: 0	K: 0	S: 4	LOB: 1	BB: 1	P: 8	R: 0	H: 1	E: 0	K: 0	S: 4	LOB: 2	BB: 0	P: 5	R: 0	H: 1	E: 0	K: 1	S: 6	LOB: 1	BB: 0	P: 6	R: 0	H: 0	E: 0	K: 1	S: 5	LOB: 1	BB: 0	P: 6	R: 0	H: 1	E: 0	K: 2	S: 8	LOB: 1	BB: 0	P: 8	R: 0	H: 0	E: 0	K: 1	S: 5	LOB: 0	BB: 0	P: 5
1B: 7	SF: 0	2B: 3	SAC: 1	3B: 0	DP: 0	HR: 1	HBP: 1	WP: 0	PA: 40	ERA: 2.7	WHIP: 0.333	ERA: 2.08	WHIP: 1.385	ERA: 0.00	WHIP: 0.333	ERA: 21.60	WHIP: 3.000	ERA: 2.08	WHIP: 1.385	ERA: 0.00	WHIP: 0.333	ERA: 21.60	WHIP: 3.000	ERA: 2.08	WHIP: 1.385	ERA: 0.00	WHIP: 0.333	ERA: 21.60	WHIP: 3.000	ERA: 2.08	WHIP: 1.385	ERA: 0.00	WHIP: 0.333	ERA: 21.60	WHIP: 3.000	ERA: 2.08	WHIP: 1.385	ERA: 0.00	WHIP: 0.333	ERA: 21.60	WHIP: 3.000	ERA: 2.08	WHIP: 1.385	ERA: 0.00	WHIP: 0.333	ERA: 21.60	WHIP: 3.000	ERA: 2.08	WHIP: 1.385	ERA: 0.00	WHIP: 0.333	ERA: 21.60	WHIP: 3.000	ERA: 2.08	WHIP: 1.385	ERA: 0.00	WHIP: 0.333	ERA: 21.60	WHIP: 3.000					

BOTTOM

Cleveland Indians @ Milwaukee Brewers
Milwaukee County Stadium, Milwaukee, WI

Tue Jun 02 1970, 8:05 PM EDT
Att. 7,812 - Unknown

livebaseballscorecards.com

AB	37
R	5
H	11
RBI	5
BB	1
SO	7
LOB	17



Batter	1	2	3	4	5	6	7	8	9	AB	R	H	RBI	BB	SO	LOB	TOP																							
Ted Uhlaender, L (1, 8) OBP: 0.318, SLG: 0.348	0-0 6-3	0-0 F8	0-0 G3	X			0-0 1B 2B	0-0 FC4-5	X			5	1	1	0	0	0	4																						
Graig Nettles, L (1, 5) OBP: 0.315, SLG: 0.362	0-0 BB HR 1B	0-0 1B 2-H 1B	X			0-0 1B	0-0 4-3 F5	X			5	1	3	1	0	0	2																							
Vada Pinson, L (1, 9) OBP: 0.375, SLG: 0.514	0-0 F7	0-0 1-2 1B	X			0-0 G4-6-3 1B	0-0 BB E 1B 2-H	0-3 K	X			5	1	3	1	0	1	2																						
Tony Horton, R (1, 3) OBP: 0.330, SLG: 0.424	4-0 1-2 HR BB	0-0 5-3	X			0-3 K	0-0 E BB 1B	0-0 F9	X			4	1	1	0	1	1	4																						
Duke Sims, L (1, 7) OBP: 0.343, SLG: 0.578	0-0 HR 1-H 2-H	X			0-0 HR	0-0 G4-6-3 1-2f	4-0 E BB	0-0 G3	X			4	2	2	4	1	0	2																						
Chuck Hinton, R (9, 7) OBP: 0.333, SLG: 0.269	X			0-0 HR	0-0 1-2f	0-0 1-2 2-3 BB	0-0 E BB	0-0 F3	X			0	0	0	0	0	0	0																						
Ray Fosse, R (1, 2) OBP: 0.359, SLG: 0.460	0-0 1B	X			0-0 2B	0-0 4-3 1B	0-0 E5 1-2 2-3 3-H	0-0 F3	X			5	0	3	1	0	0	2																						
Eddie Leon, R (1, 4) OBP: 0.252, SLG: 0.261	0-3 K	X			0-3 K	0-0 4-3 1-2	0-0 F3	0-0 F3	X			5	0	0	0	0	2	6																						
Jack Heidemann, R (1, 6) OBP: 0.228, SLG: 0.253	X			0-0 SH1-4 1B	0-0 1B	0-0 1B	0-0 F3	0-0 F4	X			5	1	2	0	0	0	4																						
Rich Hand, R (1, 1) OBP: 0.091, SLG: 0.100	X			0-0 SH1-4	0-3 K	0-3 K	0-3 K	0-0 E9 FC4-5	X			1	0	0	0	0	1	2																						
Bob Miller, R (4, 1)	X			0-0 SH1-4	0-3 K	0-3 K	0-3 K	0-0 E9 FC4-5	X			2	0	0	0	0	1	1																						
Fred Lasher, R (7, 1)	X			0-0 SH1-4	0-3 K	0-3 K	0-3 K	0-0 E9 FC4-5	X			1	0	0	0	0	0	0																						
Dennis Higgins, R (9, 1)	X			0-0 SH1-4	0-3 K	0-3 K	0-3 K	0-0 E9 FC4-5	X			0	0	0	0	0	0	0																						
Dick Ellsworth, L (9, 1)	X			0-0 SH1-4	0-3 K	0-3 K	0-3 K	0-0 E9 FC4-5	X			0	0	0	0	0	0	0																						
Inning Stats	R: 3 E: 0 K: 1 S: 8	H: 3 LOB: 1 BB: 1 P: 12	R: 1 E: 0 K: 0 S: 6	H: 3 LOB: 2 BB: 0 P: 6	R: 1 E: 0 K: 2 S: 10	H: 3 LOB: 2 BB: 0 P: 10	R: 0 E: 0 K: 1 S: 6	H: 2 LOB: 1 BB: 0 P: 6	R: 0 E: 0 K: 1 S: 6	H: 1 LOB: 1 BB: 0 P: 6	R: 2 E: 1 K: 0 S: 7	H: 3 LOB: 3 BB: 1 P: 11	R: 0 E: 1 K: 1 S: 6	H: 0 LOB: 1 BB: 0 P: 6	R: 0 E: 0 K: 0 S: 3	H: 0 LOB: 0 BB: 0 P: 3	R: 0 E: 0 K: 0 S: 3	H: 0 LOB: 0 BB: 0 P: 3	1B: 11 2B: 2 3B: 0 HR: 2	SF: 0 SAC: 1 DP: 1 HBP: 0	WP: 0 PB: 0 SB: 0 CS: 0	PA: 45																		
PITCHER	IP	WLS	BF	H	R	ER	SO	BB	IBB	HBP	BLK	WP	HR	S	P	ERA	WHIP	PITCHER					IP	WLS	BF	H	R	ER	SO	BB	IBB	HBP	BLK	WP	HR	S	P	ERA	WHIP	
Low Krausse, R (1, 1) ERA: 5.26	1.2		11	5	4	4	1	1	0	0	0	0	1	12	16	21.60	3.600	John Gelnar, R (9, 1) ERA: 4.36					1.0		3	0	0	0	0	0	0	0	0	0	0	0	3	3	0.00	0.000
Bob Locker, R (2, 1) ERA: 3.12	0.1		2	1	0	0	0	0	0	0	0	0	0	2	2	0.00	3.000																							
Marty Pattin, R (3, 1) ERA: 5.62	3.1	L	18	9	3	3	4	0	0	0	0	0	1	26	26	8.10	2.700																							
Ken Sanders, R (6, 1) ERA: 1.69	0.2		4	0	0	0	0	1	0	0	0	0	0	3	7	0.00	1.500																							
John O'Donoghue, L (7, 1) ERA: 4.34	2.0		7	0	0	0	1	0	0	0	0	0	0	9	9	0.00	0.000																							

Cleveland Indians @ Milwaukee Brewers
Milwaukee County Stadium, Milwaukee, WI

AB 42
R 7
H 15
RBI 7
BB 2
SO 6
LOB 29



Wed Jun 03 1970, 8:05 PM EDT
Att. 6,719 - Unknown

livebaseballscorecards.com

BOTTOM

Cleveland Indians @ Milwaukee Brewers
Milwaukee County Stadium, Milwaukee, WI

Wed Jun 03 1970, 8:05 PM EDT
Att. 6,719 - Unknown

livebaseballscorecards.com

AB	36
R	6
H	11
RBI	5
BB	6
SO	8
LOB	27



WP	0	PA	46
PB	1		
SB	1		
CS	0		

AB R H RBI BB SO LOB

4	2	3	2	2	0	3
4	0	2	0	1	1	3
4	0	1	2	0	0	3
4	0	0	0	1	4	6
0	0	0	0	0	0	0
4	0	1	0	0	1	3
3	1	1	0	0	0	2
4	1	1	0	1	0	1
5	1	2	0	0	1	1
0	0	0	0	0	0	0
1	0	0	0	0	0	1
1	0	0	0	0	0	0
1	0	0	0	0	0	0
1	0	0	0	0	0	0
1	1	0	0	1	1	3

Batter	1	2	3	4	5	6	7	8	9
Tommy Harper, R OBP: 0.367, SLG: 0.524 (1, 5)	4-0 S 1B BB	0-0 2-H HR		0-0 1-3 2B			0-0 1B 1B	4-0 HBP 1B 1-2 BB	0-0 FC6-4 1-2f
Russ Snyder, L OBP: 0.351, SLG: 0.390 (1, 8)	0-3 K 1-2	4-0 FC6-4 BB		0-0 F6			0-0 FC6 1B 1-2	0-0 HBP 1B 1-2 2-3	
Ted Savage, R OBP: 0.330, SLG: 0.400 (1, 9) (9, 7)	0-0 2-H 1B	0-0 FC6-4 1-2f			0-0 5-3		0-0 F8	1-0 HBP 1-2 2-3 3-H	
Danny Walton, R OBP: 0.385, SLG: 0.522 John Gelnar, R (9, 1)	0-3 K		0-3 K		4-0 CI BB		0-3 K	0-3 K	
Mike Hegan, L OBP: 0.341, SLG: 0.370 (1, 3)	0-3 K		0-0 F8		0-1 CI G6-4-3 1-2		0-0 FC6 1-2f		0-0 1B SH3-4 1B
Jerry McNertney, R OBP: 0.333, SLG: 0.371 (1, 2)		0-0 FC4 1B	0-0 F8		0-0 G6-4-3 1-2f			0-1 CI 1B PB G6-4-3	0-0 SH3-4 1-2
Ted Kubiak, S OBP: 0.351, SLG: 0.316 (1, 6)		0-0 FC4 1B 1-2f 5-3		0-0 3-1		0-0 4-3		0-0 G6-4-3 1B 1-3	4-0 1B BB
Roberto Pena, R OBP: 0.284, SLG: 0.316 (1, 4)		0-0 5-3 HR 1B 1-3		0-0 E6 2B		0-3 K		0-0 G6-4-3 1-2f 3-H	0-0 FC6-4 1B 1-2 2-3
Lew Krausse, R Bob Locker, S Max Alvis, R Marty Pattin, R Ken Sanders, R Mike Hershberger, R John O'Donoghue, R Steve Hovley, L		0-0 5-3 1-2 3-H		0-0 F5		0-0 4-3		4-0 1B BB HBP BB	0-3 K

Inning Stats	R: 1	H: 1	E: 0	K: 3	S: 10	H: 1	LOB: 1	BB: 1	P: 14	R: 3	H: 3	E: 0	K: 0	S: 6	R: 0	H: 0	E: 0	K: 1	S: 5	R: 0	H: 1	E: 1	K: 0	S: 5	R: 0	H: 0	E: 1	K: 0	S: 3	R: 0	H: 0	E: 0	K: 1	S: 5	R: 0	H: 2	E: 0	K: 1	S: 7	R: 2	H: 2	E: 1	K: 1	S: 7	R: 0	H: 2	E: 0	K: 1	S: 7	R: 0	H: 2	E: 0	K: 1	S: 7	1B: 9	2B: 1	3B: 0	HR: 1	SF: 0	SAC: 1	DP: 2	HBP: 1	WP: 0	PA: 46
--------------	------	------	------	------	-------	------	--------	-------	-------	------	------	------	------	------	------	------	------	------	------	------	------	------	------	------	------	------	------	------	------	------	------	------	------	------	------	------	------	------	------	------	------	------	------	------	------	------	------	------	------	------	------	------	------	------	-------	-------	-------	-------	-------	--------	-------	--------	-------	--------

PITCHER	IP	WLS	BF	H	R	ER	SO	BB	IBB	HBP	BLK	WP	HR	S	P	ERA	WHIP
Rich Hand, R ERA: 4.98 (1, 1)	3.2		19	5	4	4	4	2	0	0	0	0	1	25	33	9.82	1.909
Bob Miller, R ERA: 5.03 (4, 1)	2.1	W	10	2	0	0	1	1	0	0	0	0	0	11	15	0.00	1.286
Fred Lasher, R ERA: 3.63 (7, 1)	2.0		12	3	2	0	2	2	0	1	0	0	0	13	22	0.00	2.500
Dennis Higgins, R ERA: 7.54 (9, 1)	0.2		4	1	0	0	1	1	0	0	0	0	0	5	9	0.00	3.000
Dick Ellsworth, L ERA: 3.92 (9, 1)	0.1	S	1	0	0	0	0	0	0	0	0	0	0	1	1	0.00	0.000

Batter	1	2	3	4	5	6	7	8	9	AB R H RBI BB SO LOB	TOP											
Ted Uhlaender, L (1, 8) OBP: 0.324, SLG: 0.350	0-0 1B BB SF8 1B	0-0 E6 1B	4-0 HBP BB		0-0 G3		0-0 F6		0-3 K	5 1 2 0 1 1 3												
Graig Nettles, L (1, 5) OBP: 0.318, SLG: 0.354	4-0 BB 1B BB	0-0 F9	1-0 HBP			0-0 F6	0-0 G3			3 1 0 0 1 0 2												
Vada Pinson, L (1, 9) OBP: 0.376, SLG: 0.517	0-0 BB BB 1B	0-0 F9	0-0 3-1			0-0 1B 2B		0-0 G3		5 0 2 0 0 0 4												
Tony Horton, R (1, 3) OBP: 0.337, SLG: 0.425	0-0 SF8		0-0 1B 1B	4-0 SH1-3 BB		4-0 1B HR IBB		0-0 F7		2 2 1 1 2 0 0												
Duke Sims, L (1, 7) OBP: 0.359, SLG: 0.581	4-0 BB BB		0-0 CS 1B	0-0 SH1-3		0-0 HR 1B		0-0 4-3		3 1 2 0 1 0 0												
Chuck Hinton, R (8, 7) OBP: 0.333, SLG: 0.269	1-2 2-3 BB		1-2 1B	1-2 SH1-3		1-3 2-H HR 1B				0 0 0 0 0 0 0												
Ray Fosse, R (1, 2) OBP: 0.366, SLG: 0.493	0-3 K		0-0 CS 1B 1B	0-3 K		0-0 1-H 3-H HR			0-0 G6-4-3 2B	5 2 3 4 0 2 4												
Eddie Leon, R (1, 4) OBP: 0.263, SLG: 0.262	4-0 1-2 2-3 3-H BB		0-0 1-H 2-3 2B 1B	0-0 5-3		0-0 L1			4-0 G6-4-3 BB	3 1 1 2 2 0 1												
Jack Heidemann, R (1, 6) OBP: 0.228, SLG: 0.252	0-0 1-3		0-0 5-3		0-0 6-3		0-0 1B		0-0 G6-4-3	5 0 1 0 0 0 6												
Barry Moore, L (1, 1) OBP: 0.095, SLG: 0.095		0-0 4-3	0-0 HBP 2B		0-0 6-3		0-0 F2		4-0 BB	0 0 0 0 0 0 0												
Phil Hennigan, R (1, 1) OBP: 0.375, SLG: 0.333										4 0 1 1 0 0 1												
Dennis Higgins, R (7, 1)										0 0 0 0 1 0 0												
Dean Chance, R (9, 1)										0 0 0 0 0 0 0												
Inning Stats	R: 2 E: 0 K: 1 S: 7	H: 2 LOB: 3 BB: 3 P: 19	R: 0 E: 1 K: 0 S: 4	H: 1 LOB: 1 BB: 0 P: 4	R: 3 E: 0 K: 0 S: 7	H: 5 LOB: 3 BB: 1 P: 12	R: 0 E: 0 K: 1 S: 5	H: 0 LOB: 1 BB: 1 P: 9	R: 0 E: 0 K: 0 S: 3	H: 0 LOB: 0 BB: 0 P: 3	R: 3 E: 0 K: 0 S: 5	H: 3 LOB: 0 BB: 1 P: 9	R: 0 E: 0 K: 0 S: 4	H: 1 LOB: 1 BB: 0 P: 4	R: 0 E: 0 K: 0 S: 3	H: 0 LOB: 0 BB: 0 P: 3	R: 0 E: 0 K: 1 S: 5	H: 1 LOB: 2 BB: 2 P: 13	1B: 9 2B: 3 3B: 0 HR: 1	SF: 1 SAC: 1 DP: 1 HBP: 1	WP: 0 PB: 0 SB: 0 CS: 2	PA: 46
PITCHER	IP WLS BF H R ER SO BB IBB HBP BLK WP HR S P ERA WHIP																					
Ray Peters, R (1, 1) ERA: 18.0	2.0 L 15 6 5 5 1 3 0 0 0 0 0 0 14 26 22.50 4.500																					
Bob Locker, R (3, 1) ERA: 3.38	0.2 5 2 0 0 0 1 0 1 0 0 0 0 3 8 0.00 4.500																					
John O'Donoghue, L (3, 1) ERA: 4.7	4.1 18 4 3 3 1 1 1 0 0 0 1 18 26 6.23 1.154																					
Lew Krausse, R (8, 1) ERA: 5.1	2.0 8 1 0 0 0 1 2 0 0 0 0 0 8 16 0.00 1.500																					

Cleveland Indians @ Milwaukee Brewers
Milwaukee County Stadium, Milwaukee, WI

Thu Jun 04 1970, 4:33 AM EDT
Att. 8,625 - Unknown

AB	35
R	8
H	13
RBI	8
BB	8
SO	3
LOB	21



livebaseballscorecards.com

Batter	1	2	3	4	5	6	7	8	9	AB R H RBI BB SO LOB
Tommy Harper, R (1, 5) OBP: 0.373, SLG: 0.533	0-0 4-3 6-3 2B		0-0 F7		0-0 G6-4-3		0-0 1-3 3-H 2B		4-0 1-2 2-3 BB	4 1 2 1 1 0 1
Roberto Pena, R (1, 4) OBP: 0.283, SLG: 0.314 Lew Krausse, R (8, 1) OBP: 0.316, SLG: 0.353 Max Alvis, R (9, PH) OBP: 0.190, SLG: 0.200	0-0 4-3 2-3			0-0 4-3		0-0 3B 1B	0-0 F6		0-3 K	4 1 1 0 0 0 3 0 0 0 0 0 0 0 1 0 0 0 0 1 3
Ted Savage, R (1, 9) OBP: 0.337, SLG: 0.464	0-0 6-3 3-H			0-0 HR		0-0 1-H CS 3B		0-3 K		4 1 2 3 0 1 0
Danny Walton, R (1, 7) OBP: 0.378, SLG: 0.511	0-3 K			0-0 F9		0-3 K		0-0 F6		4 0 0 0 0 2 1
Jerry McNertney, R (1, 3) OBP: 0.331, SLG: 0.367 (6, 2)		0-0 F8		0-0 1B 1B		0-0 1-3		0-0 5-3		4 0 1 0 0 0 0
Hank Allen, R (1, 8) OBP: 0.309, SLG: 0.289 (8, 4)		0-0 F9		0-0 1-2 1B			0-0 F9		0-0 1-3	4 0 1 0 0 0 0
Ted Kubiak, S (1, 6) OBP: 0.354, SLG: 0.316		0-0 4-3		0-0 6-3			4-0 FC3-6 2B BB		0-0 BB 1B 1B	3 1 1 0 1 0 2
Phil Roof, R (1, 2) OBP: 0.239, SLG: 0.292 Mike Hegan, L (5, PH) OBP: 0.355, SLG: 0.380 (6, 3)			0-0 F8		0-0 G6-4-3 1B		4-0 1-2 FC3-6 BB		0-0 1-2 BB 1B	1 0 0 0 0 0 0 2 0 2 0 1 0 0
Ray Peters, R (1, 1) Bob Locker, S (3, 1) John O'Donoghue, R (3, 1) Russ Snyder, L (7, PH) OBP: 0.346, SLG: 0.384 (8, 8)			0-0 3-1		0-3 K		0-0 FC3-6 2B 1-2f 2-3		0-3 K	0 0 0 0 0 0 0 0 0 0 0 0 0 0 2 0 0 0 0 1 1 2 0 0 0 0 1 4

Inning Stats	R: 1 E: 0 K: 1 S: 6	H: 1 LOB: 0 BB: 0 P: 6	R: 0 E: 0 K: 0 S: 3	H: 0 LOB: 0 BB: 0 P: 3	R: 0 E: 0 K: 0 S: 3	H: 0 LOB: 0 BB: 0 P: 3	R: 1 E: 0 K: 0 S: 6	H: 3 LOB: 2 BB: 0 P: 6	R: 0 E: 0 K: 1 S: 5	H: 1 LOB: 0 BB: 0 P: 5	R: 1 E: 0 K: 1 S: 6	H: 2 LOB: 0 BB: 0 P: 6	R: 1 E: 0 K: 0 S: 4	H: 1 LOB: 2 BB: 2 P: 12	R: 0 E: 0 K: 1 S: 5	H: 0 LOB: 0 BB: 0 P: 5	R: 0 E: 0 K: 2 S: 9	H: 2 LOB: 3 BB: 1 P: 13	1B: 6 2B: 2 3B: 1 HR: 1	SF: 0 SAC: 0 DP: 1 HBP: 0
--------------	------------------------------	---------------------------------	------------------------------	---------------------------------	------------------------------	---------------------------------	------------------------------	---------------------------------	------------------------------	---------------------------------	------------------------------	---------------------------------	------------------------------	----------------------------------	------------------------------	---------------------------------	------------------------------	----------------------------------	----------------------------------	------------------------------------

PITCHER	IP	WLS	BF	H	R	ER	SO	BB	IBB	HBP	BLK	WP	HR	S	P	ERA	WHIP
Barry Moore, L (1, 1) ERA: 3.93	0.0		1	1	1	1	0	0	0	0	0	0	0	1	1	∞	∞
Phil Hennigan, R (1, 1) ERA: 2.95	6.2	W	27	7	3	3	3	2	0	0	0	0	1	31	39	4.05	1.350
Dennis Higgins, R (7, 1) ERA: 6.93	2.0		9	2	0	0	2	1	0	0	0	0	0	12	16	0.00	1.500
Dean Chance, R (9, 1) ERA: 4.55	0.1	S	1	0	0	0	1	0	0	0	0	0	0	3	3	0.00	0.000

BOTTOM

Cleveland Indians @ Milwaukee Brewers
Milwaukee County Stadium, Milwaukee, WI

Thu Jun 04 1970, 4:33 AM EDT
Att. 8,625 - Unknown

AB	35
R	4
H	10
RBI	4
BB	3
SO	6
LOB	15

WP: 0 PA: 38
PB: 0
SB: 0
CS: 1



livebaseballscores.com

Batter	1	2	3	4	5	6	7	8	9	AB R H RBI BB SO LOB	TOP									
Ted Uhlaender, L (1, 8) OBP: 0.317, SLG: 0.342	0-0 G3		0-0 F9		0-3 K			0-0 F6		4 0 0 0 0 1 1										
Graig Nettles, L (1, 5) OBP: 0.310, SLG: 0.345	0-0 G3		0-0 1-3			0-0 F9		0-0 F8		4 0 0 0 0 0 0										
Vada Pinson, L (1, 9) OBP: 0.373, SLG: 0.530	0-0 HR		0-0 F8			0-0 4-3			0-0 F7	4 1 1 1 0 0 0										
Tony Horton, R (1, 3) OBP: 0.340, SLG: 0.433	0-3 K			0-0 F9		0-0 2B			0-0 1B	4 0 2 0 0 1 0										
Duke Sims, L (1, 7) OBP: 0.346, SLG: 0.556		0-0 6-3		0-0 F4		0-0 4-3			0-3 K	4 0 0 0 0 1 2										
Ray Fosse, R (1, 2) OBP: 0.358, SLG: 0.480		0-0 5-3		0-0 5-3			0-0 6-3		0-0 1-3	4 0 0 0 0 0 1										
Eddie Leon, R (1, 4) OBP: 0.263, SLG: 0.262		4-0 BB			0-0 F9		0-0 F7			0 0 0 0 0 0 0										
Larry Brown, R (1, 4) OBP: 0.375, SLG: 0.375										2 0 0 0 1 0 0										
Jack Heidemann, R (1, 6) OBP: 0.229, SLG: 0.248		4-0 FC5-4			0-0 F5		0-0 F8			2 0 0 0 1 0 0										
Mike Paul, L (1, 1) OBP: 0.277, SLG: 0.326		0-0 FC5-4						0-0 F6		1 0 0 0 0 0 2										
Rich Rollins, R (5, PH) OBP: 0.277, SLG: 0.326										1 0 1 0 0 0 0										
Dean Chance, R (5, 1)										0 0 0 0 0 0 0										
Roy Foster, R (8, PH) OBP: 0.313, SLG: 0.378		1-2								1 0 0 0 0 0 0										
Dick Ellsworth, L (8, 1)						1B				0 0 0 0 0 0 0										
Inning Stats	R: 1 E: 0 K: 1 S: 6	H: 1 LOB: 0 BB: 0 P: 6	R: 0 E: 0 K: 0 S: 3	H: 0 LOB: 2 BB: 2 P: 11	R: 0 E: 0 K: 0 S: 3	H: 0 LOB: 0 BB: 0 P: 3	R: 0 E: 0 K: 0 S: 3	H: 0 LOB: 0 BB: 0 P: 3	R: 0 E: 0 K: 0 S: 4	H: 1 LOB: 1 BB: 0 P: 4	R: 0 E: 0 K: 0 S: 3	H: 0 LOB: 0 BB: 0 P: 3	R: 0 E: 0 K: 1 S: 6	H: 0 LOB: 0 BB: 0 P: 3	R: 0 E: 0 K: 1 S: 6	H: 1 LOB: 1 BB: 0 P: 6	1B: 2 2B: 1 3B: 0 HR: 1	SF: 0 SAC: 0 DP: 0 HBP: 0	WP: 0 PB: 0 SB: 0 CS: 0	PA: 33
PITCHER	IP WLS BF H R ER SO BB IBB HBP BLK WP HR S P ERA WHIP																			
Clyde Wright, L (1, 1) ERA: 3.09	8.2 W 32 4 1 1 3 2 0 0 0 0 1 36 44 1.04 0.692																			
Ken Tatum, R (9, 1) ERA: 1.24	0.1 S 1 0 0 0 0 0 0 0 0 0 0 0 1 1 0.00 0.000																			

Cleveland Indians @ California Angels
Anaheim Stadium, Anaheim, CA
Fri Jun 05 1970, 10:05 PM EDT
Att: 10,894 - Unknown

livebaseballscorecards.com

AB	31
R	1
H	4
RBI	1
BB	2
SO	3
LOB	6



Batter	1	2	3	4	5	6	7	8	9
Sandy Alomar Sr., S (1, 4) OBP: 0.284, SLG: 0.260	4-0 5-3 1B BB	0-3 K		0-0 F7			0-0 SH2-4 1B 1B		
Jarvis Tatum, R (1, 8) OBP: 0.361, SLG: 0.308 Jay Johnstone, L (7, 8) OBP: 0.267, SLG: 0.398	0-0 5-3 1-2		4-0 4-3 BB		0-3 K		0-0 SH2-4 1-2 1B		
Jim Fregosi, R (1, 6) OBP: 0.350, SLG: 0.414	0-0 1B 1B		0-0 4-3		4-0 FC5-4 1B BB		0-0 SH2-4 1-2 2-3		
Alex Johnson, R (1, 7) OBP: 0.399, SLG: 0.493	0-0 BB 1-3 2-H 1B		0-0 F5		0-0 FC5-4 1-2 1B		4-0 G4-3 IBB		
Ken McMullen, R (1, 5) OBP: 0.341, SLG: 0.398	4-0 1-2 BB		0-0 F8		0-0 FC5-4 1-2f 2-3 FC6-4		0-0 G4-3 1-2f		
Billy Cowan, R (1, 3) OBP: 0.375, SLG: 0.478 Jim Spencer, L (7, 3) OBP: 0.333, SLG: 0.409	0-3 K			0-0 HR		0-0 FC6-4 1-2f		0-0 F3	
Tommie Reynolds, R (1, 9) OBP: 0.286, SLG: 0.259	0-0 F3			0-0 F7				0-0 5-3	
Tom Egan, R (1, 2) OBP: 0.241, SLG: 0.264			0-0 F2		0-0 F4			4-0 9-3 1B BB	
Clyde Wright, R (1, 1) OBP: 0.189, SLG: 0.222 Ken Tatum, R (9, 1)			0-0 5-3		0-0 2B			0-3 K	

AB	R	H	RBI	BB	SO	LOB
3	1	1	0	1	1	1
2	0	0	0	1	1	1
1	0	1	0	0	0	0
2	0	1	0	1	0	1
3	0	2	1	1	0	1
3	0	0	0	1	0	6
3	1	1	1	0	1	5
1	0	0	0	0	0	0
4	0	0	0	0	0	3
3	0	1	0	1	0	0
4	0	1	0	0	1	2
0	0	0	0	0	0	0

BOTTOM

Cleveland Indians @ California Angels
Anaheim Stadium, Anaheim, CA
 Fri Jun 05 1970, 10:05 PM EDT
 Att. 10,894 - Unknown

AB	29
R	2
H	8
RBI	2
BB	6
SO	4
LOB	20



1B:	6	SF:	0
2B:	2	SAC:	1
3B:	0	DP:	2
HR:	1	HBP:	0

WP:	0	PA:	36
PB:	0		
SB:	0		
CS:	0		

Inning Stats	R	H	E	K	S	R	H	E	K	S	R	H	E	K	S	R	H	E	K	S	R	H	E	K	S
1	1	2	0	1	7	0	0	0	1	5	0	0	0	0	3	0	0	0	0	3	0	0	0	0	0
2	0	0	0	1	5	0	0	0	0	5	0	0	0	0	3	0	0	0	0	3	0	0	0	0	0
3	0	0	0	0	3	0	0	0	0	7	0	0	0	0	3	0	0	0	0	3	0	0	0	0	0
4	1	2	0	0	5	0	0	0	0	5	1	0	0	0	3	0	0	0	0	3	0	0	0	0	0
5	0	1	0	0	10	0	0	0	0	10	0	0	0	0	3	0	0	0	0	3	0	0	0	0	0
6	0	1	0	0	3	0	0	0	0	3	0	0	0	0	3	0	0	0	0	3	0	0	0	0	0
7	0	2	0	0	8	0	0	0	0	8	0	0	0	0	8	0	0	0	0	8	0	0	0	0	0
8	0	0	0	1	9	0	0	0	1	9	0	0	0	0	9	0	0	0	0	9	0	0	0	0	0
9	0	0	0	0	0	0	0	0	0	0	0	0	0	0	0	0	0	0	0	0	0	0	0	0	0

PITCHER	IP	WLS	BF	H	R	ER	SO	BB	IBB	HBP	BLK	WP	HR	S	P	ERA	WHIP
Mike Paul, L ERA: 4.34	4.0	L	19	4	2	2	2	3	0	0	0	0	1	20	32	4.50	1.750
Dean Chance, R ERA: 4.34	3.0		13	4	0	0	1	1	1	0	0	0	0	13	21	0.00	1.667
Dick Ellsworth, L ERA: 3.74	1.0		4	0	0	0	1	1	0	0	0	0	0	5	9	0.00	1.000

Batter	1	2	3	4	5	6	7	8	9	AB	R	H	RBI	BB	SO	LOB
Sandy Alomar Sr., S (1, 4) OBP: 0.284, SLG: 0.260	0-3 K		0-0 1B 2-H		0-0 FC6 1B 1-2f	0-0 6-3				4	0	1	1	0	1	3
Jarvis Tatum, R (1, 8) OBP: 0.369, SLG: 0.321	0-3 K		0-0 1B 1-3		0-0 BB 1B 1-3			0-0 G3		4	0	2	0	0	1	0
Jim Fregosi, R (1, 6) OBP: 0.348, SLG: 0.408	0-0 6-3		0-0 F4		4-0 BB BB BB 1-2 BB			0-0 G3		3	0	0	0	1	0	2
Alex Johnson, R (1, 7) OBP: 0.392, SLG: 0.483		0-0 F9		0-0 F4	0-3 K			0-0 4-3		4	0	0	0	0	1	3
Ken McMullen, R (1, 5) OBP: 0.344, SLG: 0.393		0-0 F4		4-0 1B BB		4-0 1B BB		0-0 5-3		2	1	0	0	2	0	0
Billy Cowan, R (1, 3) OBP: 0.385, SLG: 0.480		0-0 4-3		0-0 G4-3 1B		0-0 1B 1B		0-0 1B 1B		2	0	1	0	0	0	0
Jim Spencer, L (6, PH) (7, 3) OBP: 0.341, SLG: 0.417										2	0	2	0	0	0	0
Tommie Reynolds, R (1, 9) OBP: 0.281, SLG: 0.258			0-0 PB 1B		0-0 G4-3 1-2f			0-0 F7		4	1	1	0	0	0	5
Tom Egan, R (1, 2) OBP: 0.274, SLG: 0.298			0-3 K		0-0 FC5-6 1B	0-0 1B 1-2 2-H		0-0 1B		4	0	3	1	0	1	1
Rudy May, L (1, 1) OBP: 0.088, SLG: 0.091			0-3 K		0-0 FC5-6 FC6	0-3 K		0-0 F7		4	0	0	0	0	2	6
Ken Tatum, R (9, 1)										0	0	0	0	0	0	0
Paul Doyle, L (9, 1)										0	0	0	0	0	0	0
Mel Queen, L (9, 1)										0	0	0	0	0	0	0

Inning Stats		R: 0	H: 0	E: 0	LOB: 0	K: 2	BB: 0	S: 7	R: 0	H: 0	E: 0	LOB: 0	K: 0	BB: 0	S: 3	R: 1	H: 3	E: 0	LOB: 2	K: 2	BB: 0	S: 10	R: 0	H: 1	E: 0	LOB: 1	K: 0	BB: 1	S: 3	R: 0	H: 2	E: 0	LOB: 3	K: 1	BB: 1	S: 7	R: 1	H: 2	E: 0	LOB: 2	K: 1	BB: 1	S: 7	R: 0	H: 0	E: 0	LOB: 0	K: 0	BB: 0	S: 3	R: 0	H: 2	E: 0	LOB: 2	K: 0	BB: 0	S: 5
PITCHER	IP	WLS	BF	H	R	ER	SO	BB	IBB	HBP	BLK	WP	HR	S	P	ERA	WHIP																																								
Sam McDowell, L (1, 1) ERA: 2.32	5.0	L	22	6	1	1	5	2	0	0	0	0	0	30	38	1.80	1.600																																								
Bob Miller, R (6, 1) ERA: 5.4	0.1		4	2	1	1	0	1	0	0	0	0	0	3	7	27.00	9.000																																								
Fred Lasher, R (6, 1) ERA: 3.32	1.2		5	0	0	0	1	0	0	0	0	0	0	7	7	0.00	0.000																																								
Barry Moore, L (8, 1) ERA: 3.88	1.0		5	2	0	0	0	0	0	0	0	0	0	5	5	0.00	2.000																																								

BOTTOM

Cleveland Indians @ California Angels
Anaheim Stadium, Anaheim, CA

Sat Jun 06 1970, 10:05 PM EDT
 Att. 18,089 - Unknown

livebaseballscorecards.com

AB	33
R	2
H	10
RBI	2
BB	3
SO	6
LOB	20



WP: 0	PA: 36
PB: 1	
SB: 0	
CS: 0	

Batter	1	2	3	4	5	6	7	8	9	AB R H RBI BB SO LOB	TOP			
Ted Uhlaender, L (1, 8) OBP: 0.309, SLG: 0.332	0-0 F5		0-0 HR 1B	0-0 4-3			0-0 1-3	0-0 1-3		5 1 1 0 0 0 2				
Graig Nettles, L (1, 5) OBP: 0.311, SLG: 0.359	0-0 F8		0-0 HR 1-H		4-0 WP BB		0-3 K		0-0 1-3	4 1 1 2 1 1 0				
Vada Pinson, L (1, 9) OBP: 0.376, SLG: 0.522	4-0 FC5 1B BB		0-0 4-3		0-3 K 1-2		0-0 F9		0-0 S 1B 1B	4 1 1 0 1 1 1				
Tony Horton, R (1, 3) OBP: 0.340, SLG: 0.434	0-0 1-2 1B		0-0 F9		0-0 5-3			0-0 F4	0-0 1-H 1B	5 0 2 1 0 0 1				
Duke Sims, L (1, 2) OBP: 0.357, SLG: 0.543	0-0 FC5 2-3f		1-0 1B HBP		4-0 BB BB			4-0 E 1B 2B BB	0-0 F8	2 1 0 0 2 0 3				
Lou Klimchuck, L (1, 4) OBP: 0.241, SLG: 0.321		0-0 F9		0-0 1-3 1B		0-0 F8		0-0 E9 1-3 2B 1B	0-0 F6	4 1 2 0 0 0 2 1 0 0 0 0 0 1				
Vern Fuller, R (8, 4) OBP: 0.167, SLG: 0.250														
Roy Foster, R (1, 7) OBP: 0.329, SLG: 0.388		0-0 FC4-6 1B		0-0 4-3 1B		0-0 F3		4-0 2B SF7 IBB		3 1 2 0 1 0 0				
Jack Heidemann, R (1, 6) OBP: 0.232, SLG: 0.256		0-0 FC4-6 1-2f		0-0 4-3		0-0 1-3		0-0 1-3 2-H 3-H 2B		4 0 1 2 0 0 2				
Rich Hand, R (1, 1) OBP: 0.067, SLG: 0.077						0-3 K		0-0 SF7		3 0 0 1 0 2 2				
Fred Lasher, R (9, 1) OBP: 0.067, SLG: 0.077						0-3 K				0 0 0 0 0 0 0				
Inning Stats	R: 0 E: 0 K: 0 S: 4 H: 1 LOB: 2 BB: 1 P: 8	R: 0 E: 0 K: 1 S: 6 H: 1 LOB: 1 BB: 0 P: 6	R: 2 E: 0 K: 0 S: 5 H: 3 LOB: 2 BB: 0 P: 6	R: 0 E: 0 K: 0 S: 4 H: 1 LOB: 1 BB: 0 P: 4	R: 0 E: 0 K: 1 S: 5 H: 0 LOB: 2 BB: 2 P: 13	R: 0 E: 0 K: 1 S: 5 H: 0 LOB: 0 BB: 0 P: 5	R: 0 E: 0 K: 1 S: 5 H: 0 LOB: 0 BB: 0 P: 5	R: 3 E: 1 K: 0 S: 5 H: 2 LOB: 1 BB: 2 P: 13	R: 1 E: 0 K: 0 S: 5 H: 2 LOB: 1 BB: 0 P: 5	1B: 8 2B: 1 3B: 0 HR: 1 SF: 1 SAC: 0 DP: 0 HBP: 1	WP: 1 PB: 0 SB: 1 CS: 0 PA: 42			
PITCHER	IP WLS BF H R ER SO BB IBB HBP BLK WP HR S P ERA WHIP												PITCHER	IP WLS BF H R ER SO BB IBB HBP BLK WP HR S P ERA WHIP
Andy Messersmith, R (1, 1) ERA: 2.97	7.1 L 35 8 5 5 4 4 1 1 0 1 1 37 58 6.14 1.636													
Greg Garrett, L (8, 1) ERA: 0.9	0.2 2 0 0 0 0 0 0 0 0 0 0 2 2 0.00 0.000													
Eddie Fisher, R (9, 1) ERA: 2.08	1.0 5 2 1 1 0 0 0 0 0 0 0 5 5 9.00 2.000													

Cleveland Indians @ California Angels
Anaheim Stadium, Anaheim, CA
Sun Jun 07 1970, 6:33 AM EDT
Att: 17,595 - Unknown

AB	35
R	6
H	10
RBI	6
BB	5
SO	4
LOB	14



Batter	1	2	3	4	5	6	7	8	9	AB R H RBI BB SO LOB
Sandy Alomar Sr., S (1, 4) OBP: 0.283, SLG: 0.260	0-3 K			0-3 K	0-0 1-3			0-0 G6-4-3 1B		4 0 1 0 0 2 1
Jim Fregosi, R (1, 6) OBP: 0.350, SLG: 0.438	0-0 6-3			0-0 HR		0-0 HR		0-0 G6-4-3 1-2f		4 2 2 2 0 0 1
Roger Repoz, L (1, 8) OBP: 0.352, SLG: 0.507	0-0 1-3			0-0 E6 FC5-4		0-3 K			0-0 4-3	4 0 0 0 0 1 0
Alex Johnson, R (1, 7) OBP: 0.389, SLG: 0.479		0-3 K		0-0 FC5-4 1B 1-2f		0-0 F2			0-0 HR 1B	4 1 1 0 0 1 1
Jim Spencer, L (1, 3) OBP: 0.339, SLG: 0.413		0-0 6-3		0-0 1-3 1B		0-0 F5			0-3 K	4 0 1 0 0 1 1
Ken McMullen, R (1, 5) OBP: 0.343, SLG: 0.406		0-0 4-3		0-0 1-3			0-3 K		0-0 HR 1-H	4 1 1 2 0 1 2
Tommie Reynolds, R (1, 9) OBP: 0.250, SLG: 0.229			0-0 L1		0-0 5-3		0-0 5-3		0-0 F9	4 0 0 0 0 0 0
Tom Egan, R (1, 2) OBP: 0.277, SLG: 0.300			0-3 K		0-0 1B		0-0 6-3			3 0 1 0 0 1 0
Andy Messersmith, R (1, 1) OBP: 0.154, SLG: 0.282			0-0 F9		0-3 K			0-3 K		2 0 0 0 0 1 1
Greg Garrett, S (8, 1)										0 0 0 0 0 0 0
Tom Silverio, L (8, PH)										1 0 0 0 0 1 0
Eddie Fisher, R (9, 1) OBP: 0.333, SLG: 0.333										0 0 0 0 0 0 0

Inning Stats	R: 0 E: 0 K: 1 S: 5	H: 0 LOB: 0 BB: 0 P: 5	R: 0 E: 0 K: 1 S: 5	H: 0 LOB: 0 BB: 0 P: 5	R: 0 E: 0 K: 1 S: 5	H: 0 LOB: 0 BB: 0 P: 5	R: 1 E: 1 K: 1 S: 8	H: 2 LOB: 2 BB: 0 P: 8	R: 0 E: 0 K: 1 S: 6	H: 1 LOB: 1 BB: 0 P: 6	R: 1 E: 0 K: 1 S: 6	H: 1 LOB: 0 BB: 0 P: 6	R: 0 E: 0 K: 1 S: 5	H: 0 LOB: 0 BB: 0 P: 5	R: 0 E: 0 K: 1 S: 5	H: 1 LOB: 0 BB: 0 P: 5	R: 2 E: 0 K: 1 S: 7	H: 2 LOB: 0 BB: 0 P: 7	1B: 4 2B: 0 3B: 0 HR: 3	SF: 0 SAC: 0 DP: 1 HBP: 0	WP: 0 PB: 0 SB: 0 CS: 0	PA: 34		
PITCHER	IP	WLS	BF	H	R	ER	SO	BB	IBB	HBP	BLK	WP	HR	S	P	ERA	WHIP							
Rich Hand, R ERA: 4.85	(1, 1)	8.2	W	33	7	4	4	9	0	0	0	0	0	3	51	51	4.15	0.808						
Fred Lasher, R ERA: 3.26	(9, 1)	0.1	S	1	0	0	0	0	0	0	0	0	0	1	1	0.00	0.000							

BOTTOM

Cleveland Indians @ California Angels
Anaheim Stadium, Anaheim, CA

Sun Jun 07 1970, 6:33 AM EDT
Att. 17,595 - Unknown

livebaseballscores.com

AB	34
R	4
H	7
RBI	4
BB	0
SO	9
LOB	7



Batter	1	2	3	4	5	6	7	8	9	AB R H RBI BB SO LOB	TOP											
Bert Campaneris, R (1, 6) OBP: 0.283, SLG: 0.373	0-3 K2-3		0-0 5-3	0-0 CS 1B			0-0 SH3		0-0 1B 2B	4 0 2 0 0 1 0												
Joe Rudi, R (1, 7) OBP: 0.352, SLG: 0.518	0-0 F9		0-0 HR 1B	0-0 CS	0-0 5-3		0-3 K		0-0 1-3	4 1 1 0 0 1 1 1 0 0 0 0 0 1												
Rick Monday, L (7, 8) OBP: 0.373, SLG: 0.446																						
Reggie Jackson, L (1, 8) OBP: 0.339, SLG: 0.419	0-0 F4		1-0 HR HBP		0-3 K		4-0 1B IBB		0-0 G6-4-3 1B	3 1 1 0 1 1 0 4 2 3 4 1 0 2												
Sal Bando, R (1, 5) OBP: 0.404, SLG: 0.538		4-0 BB 1B 6-3 BB	0-0 HR		0-0 3B		0-0 1B		0-0 G6-4-3	4 2 3 4 1 0 2												
Felipe Alou, R (1, 9) OBP: 0.391, SLG: 0.488		0-0 6-3 BB 1B	0-0 4-3		0-0 4-3		0-0 F7			4 0 1 0 0 0 3												
Don Mincher, L (1, 3) OBP: 0.330, SLG: 0.527		0-3 K	4-0 WP BB			0-0 F6		0-0 FC6-4 1B		3 0 1 0 1 1 2												
Frank Fernandez, R (1, 2) OBP: 0.414, SLG: 0.532		4-0 6-3 BB	0-3 K			0-3 K		0-0 FC6-4		3 0 0 0 1 2 2												
Dick Green, R (1, 4) OBP: 0.250, SLG: 0.262		0-0 6-3		0-0 F6		0-0 6-3		0-3 K		4 0 0 1 0 1 3												
Catfish Hunter, R (1, 1) OBP: 0.209, SLG: 0.225		0-0 F9		0-0 1-3			0-0 SH3 1B		0-0 F3	4 1 1 0 0 0 3 0 0 0 0 0 0 0												
Mudcat Grant, R (9, 1)																						
Inning Stats	R: 0 E: 0 K: 1 S: 5	H: 0 LOB: 0 BB: 0 P: 5	R: 1 E: 0 K: 1 S: 6	H: 1 LOB: 2 BB: 2 P: 14	R: 3 E: 0 K: 1 S: 7	H: 2 LOB: 1 BB: 1 P: 12	R: 0 E: 0 K: 0 S: 3	H: 1 LOB: 0 BB: 0 P: 3	R: 0 E: 0 K: 1 S: 6	H: 1 LOB: 1 BB: 0 P: 6	R: 0 E: 0 K: 1 S: 5	H: 0 LOB: 0 BB: 0 P: 5	R: 1 E: 0 K: 1 S: 7	H: 2 LOB: 2 BB: 1 P: 11	R: 0 E: 0 K: 1 S: 6	H: 1 LOB: 1 BB: 0 P: 6	R: 0 E: 0 K: 0 S: 4	H: 2 LOB: 1 BB: 0 P: 4	1B: 7 2B: 1 3B: 1 HR: 1	SF: 0 SAC: 1 DP: 1 HBP: 1	WP: 1 PB: 0 SB: 0 CS: 1	PA: 41
PITCHER	IP WLS BF H R ER SO BB IBB HBP BLK WP HR S P ERA WHIP																					
Barry Moore, L (1, 1) ERA: 4.22	3.0 L 16 3 4 4 3 3 0 1 0 0 1 1 18 31 12.00 2.000																					
Dennis Higgins, R (4, 1) ERA: 6.18	3.0 10 2 0 0 2 0 0 0 0 0 0 0 14 14 0.00 0.667																					
Bob Miller, R (7, 1) ERA: 5.32	2.0 10 3 1 1 2 0 1 0 0 0 0 0 13 17 4.50 1.500																					
Dean Chance, R (9, 1) ERA: 4.27	1.0 4 2 0 0 0 0 0 0 0 0 0 0 4 4 0.00 2.000																					

Oakland Athletics @ Cleveland Indians
Cleveland Municipal Stadium, Cleveland, OH
Tue Jun 09 1970, 7:05 PM EDT
Att. 6,283 - Unknown

livebaseballscorecards.com

AB	34
R	5
H	10
RBI	5
BB	4
SO	7
LOB	17



Batter	1	2	3	4	5	6	7	8	9	AB R H RBI BB SO LOB
--------	---	---	---	---	---	---	---	---	---	----------------------

BOTTOM

Ted Uhlauer, L OBP: 0.308, SLG: 0.330 (1, 8) x	0-0 F8 ①		x 0-0 F9 ③			x 0-0 BB 1B		x 0-0 6-3 ③		4 0 1 0 0 0 0
Graig Nettles, L OBP: 0.315, SLG: 0.365 (1, 5) x	0-0 4-3 ②			x 0-0 G3 ①		B B B B 4-0 1-2 BB		x 0-0 HR 2B		3 1 1 0 1 0 0
Vada Pinson, L OBP: 0.374, SLG: 0.534 (1, 7) x	0-0 F5 ③			x 0-0 4-3 ②		x 0-0 4-3 ③		x 0-0 2-H HR		4 1 1 2 0 0 2
Tony Horton, R OBP: 0.338, SLG: 0.426 (1, 3)		B B B B 4-0 S BB		x 0-0 4-3 ③		x 0-0 1-3 ①		x 0-0 6-3 ①		3 0 0 0 1 0 0
Duke Sims, L OBP: 0.353, SLG: 0.526 (1, 9)		0-0 S 0-3 K 1-2		x 0-0 F7 ①		B B B B 4-0 BB		x 0-0 G3 ②		3 0 0 0 1 1 1
Lou Klimchuck, L OBP: 0.242, SLG: 0.313 (1, 4)		x 0-0 F4 ②		0-0 S 0-3 K ②		x 0-0 F8 ②		x 0-0 1B 1B		4 0 1 0 0 1 2
Ray Fosse, R OBP: 0.349, SLG: 0.465 (1, 2)		x 0-0 5-3 ③		x 0-0 F7 ③		x 0-0 F8 ③		x 0-0 1-2 1B		4 0 1 0 0 0 2
Jack Heidemann, R OBP: 0.227, SLG: 0.250 (1, 6)		0-0 S 0-3 K ①		x 0-0 F7 ①		x 0-0 F8 ①		x 0-0 L5 ③		4 0 0 0 0 1 2
Barry Moore, L (1, 1)			x 0-0 F4 ②		x 0-0 K ②		x 0-0 6-3 ②			0 0 0 0 0 0 0
Roy Foster, R (3, PH)										1 0 0 0 0 0 0
Dennis Higgins, R (4, 1)										0 0 0 0 0 0 0
Rich Rollins, R (6, PH)										1 0 0 0 0 1 0
Bob Miller, R (7, 1)										0 0 0 0 0 0 0
Chuck Hinton, R (8, PH)										1 0 0 0 0 0 0
Dean Chance, R (9, 1)										0 0 0 0 0 0 0

Oakland Athletics @ Cleveland Indians
Cleveland Municipal Stadium, Cleveland, OH

Tue Jun 09 1970, 7:05 PM EDT
Att. 6,283 - Unknown

livebaseballscorecards.com

AB	32
R	2
H	5
RBI	2
BB	3
SO	4
LOB	9



Inning Stats	R: 0	H: 0	E: 0	LOB: 0	K: 0	S: 3	P: 3	R: 0	H: 0	E: 0	LOB: 1	K: 1	BB: 1	S: 5	P: 9	R: 0	H: 0	E: 0	LOB: 0	K: 1	BB: 0	S: 5	P: 5	R: 0	H: 0	E: 0	LOB: 0	K: 1	BB: 0	S: 5	P: 5	R: 0	H: 1	E: 0	LOB: 2	K: 1	BB: 1	S: 6	P: 10	R: 0	H: 0	E: 0	LOB: 1	K: 0	BB: 1	S: 3	P: 7	R: 0	H: 0	E: 0	LOB: 0	K: 0	BB: 0	S: 3	P: 3	R: 2	H: 4	E: 0	LOB: 2	K: 0	BB: 0	S: 7	P: 7	1B: 3	SF: 0	2B: 1	SAC: 0	3B: 0	DP: 0	HR: 1	HBP: 0	WP: 0	PA: 35
--------------	------	------	------	--------	------	------	------	------	------	------	--------	------	-------	------	------	------	------	------	--------	------	-------	------	------	------	------	------	--------	------	-------	------	------	------	------	------	--------	------	-------	------	-------	------	------	------	--------	------	-------	------	------	------	------	------	--------	------	-------	------	------	------	------	------	--------	------	-------	------	------	-------	-------	-------	--------	-------	-------	-------	--------	-------	--------

PITCHER	IP	WLS	BF	H	R	ER	SO	BB	IBB	HBP	BLK	WP	HR	S	P	ERA	WHIP
Catfish Hunter, R ERA: 2.77 (1, 1)	8.0	W	30	3	2	2	4	3	0	0	0	0	1	35	47	2.25	0.750
Mudcat Grant, R ERA: 0.92 (9, 1)	1.0	S	5	2	0	0	0	0	0	0	0	0	0	5	5	0.00	2.000

PITCHER	IP	WLS	BF	H	R	ER	SO	BB	IBB	HBP	BLK	WP	HR	S	P	ERA	WHIP
---------	----	-----	----	---	---	----	----	----	-----	-----	-----	----	----	---	---	-----	------

Oakland Athletics @ Cleveland Indians
 Cleveland Municipal Stadium, Cleveland, OH

Wed Jun 10 1970, 7:05 PM EDT
 Att. 5,629 - Unknown

livebaseballscorecards.com

AB	36
R	6
H	10
RBI	3
BB	5
SO	5
LOB	13



Batter	1	2	3	4	5	6	7	8	9	AB	R	H	RBI	BB	SO	LOB
Bert Campaneris, R (1, 6) OBP: 0.291, SLG: 0.376	F9	2B 1B		E 1B WP 1B		6-3 E SH3 BB		4-3		4	2	2	1	1	0	0
Joe Rudi, R (1, 7) OBP: 0.359, SLG: 0.528	6-3	1-3 2B		E5 BB WP 1B		SH3		F2		4	0	2	0	0	0	0
Rick Monday, L (8, 8) OBP: 0.373, SLG: 0.446										0	0	0	0	0	0	0
Reggie Jackson, L (1, 8) OBP: 0.340, SLG: 0.411	K			BB IBB		6-3		3-1		3	0	0	0	2	1	1
Sal Bando, R (1, 5) OBP: 0.409, SLG: 0.534		F7 F6		FC6-4 BB		E BB		L4-3 1B		3	0	1	0	2	0	3
Felipe Alou, R (1, 9) OBP: 0.387, SLG: 0.481		1B 1B	1-3	FC6-4		E3		L4-3		5	1	1	0	0	0	5
Don Mincher, L (1, 3) OBP: 0.321, SLG: 0.512	F6	4-3				F7		L9		5	0	0	0	0	0	3
Frank Fernandez, R (1, 2) OBP: 0.408, SLG: 0.518		1B 2B 1B	F7			6-3		K		4	1	1	0	0	1	0
Dick Green, R (1, 4) OBP: 0.256, SLG: 0.268		2B E 1B		K				F5		4	1	2	1	0	1	0
Blue Moon Odom, R (1, 1) OBP: 0.280, SLG: 0.417		E7		6-3		K		K		2	1	1	1	0	0	0
Diego Segui, R (4, 1)										1	0	0	0	0	1	1
Marcel Lachemann, R (5, 1)										1	0	0	0	0	1	0
Paul Lindblad, L (7, 1)										0	0	0	0	0	0	0
Mudcat Grant, R (9, 1)		1B 2B								0	0	0	0	0	0	0

Inning Stats	R	H	E	K	S	P	WLS	BF	H	R	ER	SO	BB	IBB	HBP	BLK	WP	HR	S	P	ERA	WHIP
	0	0	0	1	5	3		10	5	4	4	1	0	0	0	0	0	0	12	12	21.60	3.000
	4	6	1	0	9	3		13	3	1	1	2	2	1	0	0	0	1	12	24	3.86	2.143
	0	0	0	0	3	3		4	1	0	0	1	0	0	0	0	0	0	6	6	0.00	1.000
	0	0	0	0	9	3		12	0	1	0	2	2	0	0	0	0	0	14	22	0.00	0.667
	0	0	0	0	9	3		3	0	0	0	0	0	0	0	0	0	0	3	3	0.00	1.000

PITCHER	IP	WLS	BF	H	R	ER	SO	BB	IBB	HBP	BLK	WP	HR	S	P	ERA	WHIP
Mike Paul, L (1, 1) ERA: 5.75	1.2	L	10	5	4	4	1	0	0	0	0	0	0	12	12	21.60	3.000
Fred Lasher, R (2, 1) ERA: 3.32	2.1		13	3	1	1	1	2	1	0	0	1	0	12	24	3.86	2.143
Dean Chance, R (5, 1) ERA: 4.21	1.0		4	1	0	0	1	0	0	0	0	0	0	6	6	0.00	1.000
Phil Hennigan, R (6, 1) ERA: 2.72	3.0		12	0	1	0	2	2	0	0	0	0	0	14	22	0.00	0.667
Dennis Higgins, R (9, 1) ERA: 5.97	1.0		3	1	0	0	0	0	0	0	0	0	0	3	3	0.00	1.000

1B:	8	SF:	0
2B:	3	SAC:	1
3B:	0	DP:	1
HR:	0	HBP:	0
WP:	1	PA:	42
PB:	0		
SB:	0		
CS:	0		

Batter	1	2	3	4	5	6	7	8	9	10	AB	R	H	RBI	BB	SO	LOB
Ted Uhlaender, L (1, 8) OBP: 0.304, SLG: 0.327 Vern Fuller, R (9, PH) OBP: 0.154, SLG: 0.231 (10, 4)	F7		SH3 2B		FC5-4 1-2f		5-3		F7		4	0	1	0	0	0	2
Eddie Leon, R (1, 4) OBP: 0.267, SLG: 0.287 (10, 6)	1B		SH3 2-3		K			HR		4-3	4	1	2	1	0	1	1
Vada Pinson, L (1, 9) OBP: 0.364, SLG: 0.517 (10, 8)	F8		F8		K			F7		HR 2B	5	1	1	0	0	1	3
Duke Sims, L (1, 7) OBP: 0.371, SLG: 0.559 Roy Foster, R (7, 7) OBP: 0.327, SLG: 0.406	F7			F8		F5		L6		HR 2B	3	0	0	0	0	0	1
Graig Nettles, L (1, 5) OBP: 0.316, SLG: 0.360		1B		4-3		F8		F8			4	0	1	0	0	0	0
Tony Horton, R (1, 3) OBP: 0.338, SLG: 0.418		F5				6-3			4-3		4	0	1	0	0	0	1
Ray Fosse, R (1, 2) OBP: 0.350, SLG: 0.475			K		5-3		K		HR 1B		4	1	1	0	0	2	2
Jack Heidemann, R (1, 6) OBP: 0.229, SLG: 0.269 Lou Klimchok, L (9, PH) OBP: 0.216, SLG: 0.286 Dennis Higgins, R (10, 1) Dick Ellsworth, L (10, 1)			K				6-3		F5		3	1	1	1	0	1	1
Sam McDowell, L (1, 1) OBP: 0.244, SLG: 0.295 Rich Rollins, R (7, PH) OBP: 0.275, SLG: 0.319 Bob Miller, R (8, 1) Chuck Hinton, R (9, PH) OBP: 0.361, SLG: 0.406 (10, 9)				F7		FC5-4 BB		1B		HR 1-H	1	0	0	0	1	0	0

Inning Stats	R: 0	H: 1	R: 0	H: 1	R: 0	H: 1	R: 0	H: 1	R: 1	H: 1	R: 0	H: 1	R: 1	H: 1	R: 2	H: 2	R: 2	H: 2	1B: 5	SF: 0	WP: 0	PA: 40
	E: 0	LOB: 1	E: 0	LOB: 1	E: 0	LOB: 1	E: 0	LOB: 1	E: 0	LOB: 0	E: 0	LOB: 1	E: 0	LOB: 0	E: 0	LOB: 0	E: 0	LOB: 0	2B: 2	SAC: 1	FB: 0	
	K: 0	BB: 0	K: 2	BB: 0	K: 0	BB: 0	K: 0	BB: 0	K: 2	BB: 1	K: 1	BB: 0	K: 0	BB: 0	K: 0	BB: 0	K: 0	BB: 0	3B: 0	DP: 0	SB: 0	
	S: 4	P: 4	S: 8	P: 8	S: 4	P: 4	S: 4	P: 4	S: 8	P: 12	S: 6	P: 6	S: 4	P: 4	S: 5	P: 5	S: 3	P: 3	HR: 4	HBP: 0	CS: 0	

PITCHER	IP	WLS	BF	H	R	ER	SO	BB	IBB	HBP	BLK	WP	HR	S	P	ERA	WHIP
Chuck Dobson, R (1, 1) ERA: 3.67	8.1		34	8	3	3	5	1	0	0	0	0	2	43	47	3.24	1.080
Marcel Lachemann, R (9, 1) ERA: 2.79	0.1		2	1	1	0	0	0	0	0	0	0	1	2	2	27.00	3.000
Paul Lindblad, L (9, 1) ERA: 4.38	0.2	L	4	2	2	2	0	0	0	0	0	0	1	4	4	27.00	3.000

PITCHER	IP	WLS	BF	H	R	ER	SO	BB	IBB	HBP	BLK	WP	HR	S	P	ERA	WHIP


BOTTOM

Oakland Athletics @ Cleveland Indians
Cleveland Municipal Stadium, Cleveland, OH

Thu Jun 11 1970, 7:05 PM EDT
Att. 5,140 - Unknown

livebaseballscorecards.com

AB	38
R	6
H	11
RBI	6
BB	1
SO	5
LOB	12



Batter	1	2	3	4	5	6	7	8	9	AB R H RBI BB SO LOB	TOP											
Tommy Harper, R (1, 5) OBP: 0.370, SLG: 0.522	0-3 K			0-0 E7 4-3 1B		0-0 5-3		4-0 HR BB		3 1 1 0 1 1 1	Milwaukee Brewers @ Cleveland Indians Cleveland Municipal Stadium, Cleveland, OH Fri Jun 12 1970, 7:05 PM EDT Att. 8,156 - Unknown livebaseballscorecards.com											
Russ Snyder, L (1, 9) OBP: 0.308, SLG: 0.365	0-0 F4			0-0 4-3		0-0 F8		0-0 HR		4 1 1 4 0 0 2												
Ted Savage, R (1, 8) OBP: 0.369, SLG: 0.459	0-3 K			0-3 K		0-0 CS S 1B		0-3 K		4 0 1 0 0 3 1												
Danny Walton, R (1, 7) OBP: 0.363, SLG: 0.479		0-0 5-3		0-3 K		0-0 L5 1-3		0-0 FC3-6 1B		4 0 1 0 0 1 2												
Mike Hershberger, R (9, PR) OBP: 0.291, SLG: 0.260										0 0 0 0 0 0 0												
Mike Hegan, L (1, 3) OBP: 0.362, SLG: 0.408		0-3 K			0-0 G4-6-3 1B		0-3 K		0-0 FC3-6 1-2f	4 0 1 0 0 2 1												
Jerry McNertney, R (1, 2) OBP: 0.299, SLG: 0.336		0-0 5-3			0-0 G4-6-3 1-2f			0-0 6-3	0-0 F9 1-2	4 0 0 0 0 0 2												
Ted Kubiak, S (1, 6) OBP: 0.354, SLG: 0.327			0-3 K		0-0 F5			0-0 F6	0-0 1-3	4 0 0 0 0 1 2												
Gus Gil, R (1, 4) OBP: 0.316, SLG: 0.219			0-0 CS 1B			0-0 F7		4-0 BB HR BB		2 1 1 0 1 0 0												
Marty Pattin, R (1, 1) OBP: 0.231, SLG: 0.273			0-3 K 1-2			0-0 2B		4-0 BB HR BB		2 1 1 0 1 1 1												
Inning Stats	R: 0 E: 0 K: 2 S: 7	H: 0 LOB: 0 BB: 0 P: 7	R: 0 E: 0 K: 1 S: 5	H: 0 LOB: 0 BB: 0 P: 5	R: 0 E: 0 K: 2 S: 7	H: 1 LOB: 0 BB: 0 P: 7	R: 0 E: 1 K: 2 S: 8	H: 1 LOB: 1 BB: 0 P: 8	R: 0 E: 0 K: 0 S: 3	H: 1 LOB: 0 BB: 0 P: 3	R: 0 E: 0 K: 0 S: 4	H: 1 LOB: 1 BB: 0 P: 4	R: 0 E: 0 K: 1 S: 5	H: 1 LOB: 0 BB: 0 P: 5	R: 4 E: 0 K: 1 S: 6	H: 1 LOB: 0 BB: 3 P: 18	R: 0 E: 0 K: 0 S: 4	H: 1 LOB: 2 BB: 0 P: 4	1B: 5 2B: 1 3B: 0 HR: 1	SF: 0 SAC: 0 DP: 1 HBP: 0	WP: 0 PB: 0 SB: 2 CS: 2	PA: 34
PITCHER	IP WLS BF H R ER SO BB IBB HBP BLK WP HR S P ERA WHIP																					
Rich Hand, R (1, 1) ERA: 4.8	8.0 L 30 6 4 4 9 3 0 0 0 0 0 1 45 57 4.50 1.125																					
Fred Lasher, R (9, 1) ERA: 3.18	1.0 4 1 0 0 0 0 0 0 0 0 0 0 4 4 0.00 1.000																					

AB	31
R	4
H	7
RBI	4
BB	3
SO	9
LOB	12



Batter	1	2	3	4	5	6	7	8	9	AB	R	H	RBI	BB	SO	LOB
Ted Uhlaender, L (1, 8) OBP: 0.299, SLG: 0.321	0-0 F7		0-0 1-3			0-0 6-3		0-3 K		4	0	0	0	0	1	2
Eddie Leon, R (1, 4) OBP: 0.266, SLG: 0.286	0-0 F8			0-0 5-3		0-0 6-3		0-0 1B		4	0	1	1	0	0	0
Vada Pinson, L (1, 9) OBP: 0.362, SLG: 0.511	0-0 F7			0-0 G6-4-3 1B		0-0 3-1		0-0 F6		4	0	1	0	0	0	1
Tony Horton, R (1, 3) OBP: 0.332, SLG: 0.410		0-0 F7		0-0 G6-4-3 1-2f		0-0 6-3		0-0 5-3		4	0	0	0	0	0	1
Graig Nettles, L (1, 5) OBP: 0.320, SLG: 0.359		0-0 F9			0-0 E9 F8 1B		4-0 1B BB		0-0 F3	3	0	1	0	1	0	0
Ray Fosse, R (1, 2) OBP: 0.359, SLG: 0.479		0-0 5-3			4-0 BB BB BB		0-0 1-2 G5-4-3 1B		0-0 1B	3	0	2	0	1	0	0
Roy Foster, R (1, 7) OBP: 0.319, SLG: 0.395			0-0 F5		0-0 F8 2-3		0-0 G5-4-3 1-2f		0-0 F8	4	0	0	0	0	0	5
Jack Heidemann, R (1, 6) OBP: 0.230, SLG: 0.270			0-0 E 1B		0-0 F5		0-0 6-3			3	0	1	0	0	0	2
Rich Hand, R (1, 1) OBP: 0.059, SLG: 0.067 Rich Rollins, R (8, PH) OBP: 0.288, SLG: 0.319 Fred Lasher, R (9, 1)			0-0 5-3 1-2		0-3 K		4-0 1B WP BB			2	0	0	0	0	1	3
										0	1	0	0	1	0	0
										0	0	0	0	0	0	0
Inning Stats	R: 0 H: 0 E: 0 LOB: 0 K: 0 BB: 0 S: 3 P: 3	R: 0 H: 0 E: 0 LOB: 0 K: 0 BB: 0 S: 3 P: 3	R: 0 H: 1 E: 1 LOB: 1 K: 0 BB: 0 S: 4 P: 4	R: 0 H: 1 E: 0 LOB: 0 K: 0 BB: 0 S: 3 P: 3	R: 0 H: 1 E: 1 LOB: 2 K: 1 BB: 1 S: 6 P: 10	R: 0 H: 0 E: 0 LOB: 0 K: 0 BB: 0 S: 3 P: 3	R: 0 H: 1 E: 0 LOB: 1 K: 0 BB: 1 S: 3 P: 7	R: 1 H: 1 E: 0 LOB: 1 K: 1 BB: 1 S: 6 P: 10	R: 0 H: 1 E: 0 LOB: 1 K: 0 BB: 0 S: 4 P: 4	1B: 6 SF: 0 2B: 0 SAC: 0 3B: 0 DP: 2 HR: 0 HBP: 0	WP: 1 PA: 34 PB: 0 SB: 0 CS: 0					

BOTTOM

Milwaukee Brewers @ Cleveland Indians
Cleveland Municipal Stadium, Cleveland, OH

Fri Jun 12 1970, 7:05 PM EDT
Att. 8,156 - Unknown

AB	31
R	1
H	6
RBI	1
BB	3
SO	2
LOB	14



PITCHER	IP	WLS	BF	H	R	ER	SO	BB	IBB	HBP	BLK	WP	HR	S	P	ERA	WHIP
Marty Pattin, R (1, 1) ERA: 4.94	9.0	W	34	6	1	1	2	3	0	0	0	1	0	35	47	1.00	1.000

livebaseballscorecards.com

Batter	1	2	3	4	5	6	7	8	9	AB	R	H	RBI	BB	SO	LOB	TOP								
Tommy Harper, R (1, 5) OBP: 0.367, SLG: 0.528	0-0 F5	0-0 G5-4-3		0-0 IHR		0-0 6-3		0-0 F6		5	1	1	3	0	0	3									
Ted Kubiak, S (1, 6) OBP: 0.351, SLG: 0.321	0-0 3-1		0-0 4-3	4-0 BB		0-0 F6			0-0 5-3	4	0	0	0	1	0	0									
Mike Hegan, L (1, 3) OBP: 0.369, SLG: 0.418	0-0 HR 1B		0-0 F6	0-0 4-3				4-0 1-3 1B BB	0-0 2B	4	2	2	0	1	0	1									
Danny Walton, R (1, 7) OBP: 0.367, SLG: 0.491	0-0 HR		4-0 BB		4-0 1B BB		0-0 1-3	0-0 F9	0-0 2B	3	1	1	2	2	0	2									
Ted Savage, R (1, 8) OBP: 0.356, SLG: 0.440	0-0 6-3		0-0 F7		0-3 K		0-0 6-3	0-3 K	0-3 K	5	0	0	0	0	2	4									
Mike Hershberger, R (1, 9) OBP: 0.322, SLG: 0.263		4-0 SH3-1 1B BB		0-3 K	0-0 1-2 1B		0-0 FC5-4 1B			3	0	2	1	1	1	0									
Phil Roof, R (1, 2) OBP: 0.279, SLG: 0.375		0-0 SH3-1 1B		0-0 BB IHR 2B	0-0 F8		0-0 FC5-4			4	0	2	0	0	0	3									
Gus Gil, R (1, 4) OBP: 0.325, SLG: 0.212		0-0 SH3-1		4-0 BB IHR BB	0-3 K			0-3 K		1	1	0	0	1	1	2									
Roberto Pena, R (8, PH) OBP: 0.292, SLG: 0.313		1-2 2-3		4-0 BB IHR BB				0-3 K		1	0	0	0	0	1	0									
Lew Krausse, R (1, 1) OBP: 0.333, SLG: 0.300		4-0 BB		4-0 IHR BB			0-0 6-3		0-3 K	0	0	0	0	1	0	0									
Ken Sanders, R (2, 1) OBP: 0.356, SLG: 0.295										0	1	0	0	1	0	0									
Hank Allen, R (6, PH) OBP: 0.356, SLG: 0.295										1	0	0	0	0	0	0									
John Geinar, R (6, 1) OBP: 0.306, SLG: 0.362										0	0	0	0	0	0	0									
Russ Snyder, L (8, PH) OBP: 0.306, SLG: 0.362										1	0	0	0	0	1	0									
Bob Locker, S (8, 1) OBP: 0.306, SLG: 0.362										0	0	0	0	0	0	0									
Inning Stats	R: 2 E: 0 K: 0 S: 5	H: 2 LOB: 0 BB: 0 P: 5	R: 0 E: 0 K: 0 S: 3	H: 1 LOB: 2 BB: 2 P: 11	R: 0 E: 0 K: 0 S: 3	H: 0 LOB: 1 BB: 1 P: 7	R: 3 E: 0 K: 1 S: 6	H: 2 LOB: 1 BB: 3 P: 18	R: 0 E: 0 K: 2 S: 8	H: 1 LOB: 2 BB: 1 P: 12	R: 0 E: 0 K: 0 S: 3	H: 0 LOB: 0 BB: 0 P: 3	R: 1 E: 0 K: 0 S: 4	H: 1 LOB: 1 BB: 1 P: 8	R: 0 E: 0 K: 2 S: 7	H: 0 LOB: 0 BB: 0 P: 7	R: 0 E: 0 K: 1 S: 6	H: 1 LOB: 1 BB: 0 P: 6	1B: 4 2B: 2 3B: 0 HR: 2	SF: 0 SAC: 1 DP: 1 HBP: 0	WP: 0 PB: 0 SB: 0 CS: 0	PA: 41			
PITCHER	IP	WLS	BF	H	R	ER	SO	BB	IBB	HBP	BLK	WP	HR	S	P	ERA	WHIP								
Phil Hennigan, R (1, 1) ERA: 3.53	3.2		19	5	5	5	1	5	0	0	0	0	1	16	36	12.27	2.727								
Dean Chance, R (4, 1) ERA: 4.13	3.1	W	15	2	1	1	2	3	0	0	0	0	0	16	28	2.70	1.500								
Fred Lasher, R (8, 1) ERA: 2.92	2.0	S	7	1	0	0	3	0	0	0	0	0	0	13	13	0.00	0.500								

Milwaukee Brewers @ Cleveland Indians
Cleveland Municipal Stadium, Cleveland, OH
Sat Jun 13 1970, 3:33 AM EDT
Att. 8,162 - Unknown

AB	32
R	6
H	8
RBI	6
BB	8
SO	6
LOB	15



BOTTOM

Milwaukee Brewers @ Cleveland Indians
Cleveland Municipal Stadium, Cleveland, OH

Sat Jun 13 1970, 3:33 AM EDT
Att. 8,162 - Unknown

livebaseballscorecards.com

AB	32
R	10
H	11
RBI	9
BB	6
SO	5
LOB	12



WP:	1	PA:	40
PB:	0		
SB:	0		
CS:	1		

AB	R	H	RBI	BB	SO	LOB
5	2	3	1	0	1	0
3	1	1	0	0	0	0
4	1	1	2	1	1	1
5	2	2	2	0	0	2
1	1	0	0	3	0	1
4	1	1	1	0	0	3
3	1	2	2	1	0	0
4	0	1	1	0	1	2
0	1	0	0	1	0	0
2	0	0	0	0	2	0
1	0	0	0	0	0	3
0	0	0	0	0	0	0

Batter	1	2	3	4	5	6	7	8	9
Jack Heidemann, R (1, 6) OBP: 0.240, SLG: 0.284	0-0 1-3 K	0-0 1-2 2-H 1B 1B		0-3 2 K			0-0 1B SH1-4 BLK 1B	0-0 SH1-3 2B	
Eddie Leon, R (1, 4) OBP: 0.267, SLG: 0.287	0-0 F5	0-0 1-2 2-3 1B 5-3 1B		0-0 L6			0-0 SH1-4 1-2	0-0 SH1-3 2-3	
Vada Pinson, L (1, 9) OBP: 0.363, SLG: 0.506	0-3 K	0-0 1-3 2-H 3-H WP 1B			0-0 4-3		4-0 BLK 1B 1-6-3 IBB	0-0 4-3	
Ray Fosse, R (1, 2) OBP: 0.360, SLG: 0.494		0-0 HR			0-0 6-3		0-0 1-6-3 BLK 1B	0-0 L6	
Graig Nettles, L (1, 5) OBP: 0.328, SLG: 0.357		0-0 2B BB			4-0 BB		4-0 1B 1-6-3 IBB		
Tony Horton, R (1, 3) OBP: 0.330, SLG: 0.411		0-0 1-3 2B 2B	0-0 5-3		0-0 6-3		0-0 1-6-3		
Ted Uhlaender, L (1, 8) OBP: 0.307, SLG: 0.330		0-0 2-H 3-H 1B 2B	0-0 CS 1B			0-0 F7	4-0 1B IBB		
Roy Foster, R (1, 7) OBP: 0.317, SLG: 0.391		0-0 5-3	0-3 1-2 K			0-0 5-3	0-0 1-2 2-3 3-H 1B		
Phil Hennigan, R (1, 1) OBP: 0.444, SLG: 0.333		4-0 1B 1B 1B BB		0-3 K		0-3 K	0-0 G3		
Dean Chance, R (4, 1)									
Lou Klimchok, L (7, PH) OBP: 0.211, SLG: 0.278									
Fred Lasher, R (8, 1)									

Inning Stats	R	H	E	K	S	H	LOB	BB	P	R	H	E	K	S	H	LOB	BB	P	R	H	E	K	S	H	LOB	BB	P	
	0	0	0	1	5	7	0	0	5	7	1	0	2	7	0	0	0	7	0	0	0	3	5	0	0	0	0	0
	0	0	0	1	5	7	0	0	5	7	1	0	2	7	0	0	0	7	0	0	0	3	5	0	0	0	0	0
	0	0	0	1	5	7	0	0	5	7	1	0	2	7	0	0	0	7	0	0	0	3	5	0	0	0	0	0
	0	0	0	1	5	7	0	0	5	7	1	0	2	7	0	0	0	7	0	0	0	3	5	0	0	0	0	0
	0	0	0	1	5	7	0	0	5	7	1	0	2	7	0	0	0	7	0	0	0	3	5	0	0	0	0	0
	0	0	0	1	5	7	0	0	5	7	1	0	2	7	0	0	0	7	0	0	0	3	5	0	0	0	0	0
	0	0	0	1	5	7	0	0	5	7	1	0	2	7	0	0	0	7	0	0	0	3	5	0	0	0	0	0
	0	0	0	1	5	7	0	0	5	7	1	0	2	7	0	0	0	7	0	0	0	3	5	0	0	0	0	0
	0	0	0	1	5	7	0	0	5	7	1	0	2	7	0	0	0	7	0	0	0	3	5	0	0	0	0	0
	0	0	0	1	5	7	0	0	5	7	1	0	2	7	0	0	0	7	0	0	0	3	5	0	0	0	0	0

PITCHER	IP	WLS	BF	H	R	ER	SO	BB	IBB	HBP	BLK	WP	HR	S	P	ERA	WHIP
Lew Krausse, R (1, 1) ERA: 5.47	1.1	L	11	5	7	7	1	2	0	0	0	0	1	11	19	47.25	5.250
Ken Sanders, R (2, 1) ERA: 0.79	3.2		13	2	0	0	3	1	0	0	0	1	0	18	22	0.00	0.818
John Gelnar, R (6, 1) ERA: 6.16	2.0		12	3	3	3	1	0	3	0	1	0	0	11	23	13.50	1.500
Bob Locker, R (8, 1) ERA: 3.34	1.0		4	1	0	0	0	0	0	0	0	0	0	4	4	0.00	1.000

Batter	1	2	3	4	5	6	7	8	9	AB R H RBI BB SO LOB	TOP											
Tommy Harper, R (1, 5) OBP: 0.367, SLG: 0.538	0-3 K		0-0 HR		0-0 G3-6-3 1B		0-0 F3		0-0 F2	5 1 2 2 0 1 2												
Russ Snyder, L (1, 8) OBP: 0.305, SLG: 0.359	0-0 G6-3 1B		0-0 F8		0-0 G3-6-3			0-3 K		4 0 1 0 0 1 1												
Mike Hegan, L (1, 9) OBP: 0.372, SLG: 0.420	0-0 G6-3			0-0 2B 1B		0-0 4-3		0-0 BB 1B		4 0 2 0 0 0 1												
Danny Walton, R (1, 7) OBP: 0.369, SLG: 0.493		0-0 F7		0-0 1-3 2B		0-0 F7		4-0 BB BB		3 0 1 0 1 0 0												
Tito Francona, L (1, 3) OBP: 0.364, SLG: 0.306		0-0 6-3		0-3 K		0-0 F7		4-0 BB BB		3 0 0 0 1 1 2												
Jerry McNertney, R (1, 2) OBP: 0.298, SLG: 0.329		0-0 6-3		4-0 IBB		0-0 F7		0-3 K		3 0 0 0 1 1 3												
Ted Kubiak, S (1, 6) OBP: 0.353, SLG: 0.321			4-0 5-3 HR BB	0-0 F7		0-0 E 1B		0-0 5-3		3 1 1 0 1 0 6												
Gus Gil, R (1, 4) OBP: 0.302, SLG: 0.194			0-0 1-5-3	0-0 F9		0-0 E3		0-0 G6-4-3 1B		3 0 0 0 0 0 5												
Roberto Pena, R (9, PH) OBP: 0.298, SLG: 0.319			1-2			1-2				1 0 1 0 0 0 0												
Skip Lockwood, R (1, 1) OBP: 0.091, SLG: 0.400			0-0 5-3		0-3 K		0-0 F9		0-0 G6-4-3	1 0 0 0 0 0 1												
John Gelnar, R (4, 1)										1 0 0 0 0 1 0												
Ted Savage, R (7, PH) OBP: 0.353, SLG: 0.436										1 0 0 0 0 0 2												
Bob Locker, S (7, 1)										0 0 0 0 0 0 0												
Mike Hershberger, R (9, PH) OBP: 0.317, SLG: 0.278			2-3						1-2	1 0 0 0 0 0 1												
Inning Stats	R: 0 E: 0 K: 1 S: 5	H: 1 LOB: 0 BB: 0 P: 5	R: 0 E: 0 K: 0 S: 3	H: 0 LOB: 0 BB: 0 P: 3	R: 2 E: 0 K: 0 S: 4	H: 1 LOB: 0 BB: 1 P: 8	R: 0 E: 0 K: 1 S: 7	H: 2 LOB: 3 BB: 1 P: 11	R: 0 E: 0 K: 1 S: 5	H: 1 LOB: 0 BB: 0 P: 5	R: 0 E: 0 K: 0 S: 3	H: 0 LOB: 0 BB: 0 P: 3	R: 0 E: 1 K: 0 S: 5	H: 1 LOB: 2 BB: 0 P: 5	R: 0 E: 0 K: 2 S: 8	H: 1 LOB: 3 BB: 2 P: 16	R: 0 E: 0 K: 0 S: 3	H: 1 LOB: 0 BB: 0 P: 3	1B: 6 2B: 1 3B: 0 HR: 1	SF: 0 SAC: 0 DP: 3 HBP: 0	WP: 0 PB: 0 SB: 0 CS: 0	PA: 37
PITCHER	IP WLS BF H R ER SO BB IBB HBP BLK WP HR S P ERA WHIP																					
Steve Dunning, R (1, 1) ERA: 3.6	5.0 W 20 5 2 2 3 1 1 0 0 0 1 24 32 3.60 1.200																					
Bob Miller, R (6, 1) ERA: 4.18	4.0 S 17 3 0 0 2 2 0 0 0 0 0 0 19 27 0.00 1.250																					

Milwaukee Brewers @ Cleveland Indians
Cleveland Municipal Stadium, Cleveland, OH
Sun Jun 14 1970, 3:33 AM EDT
Att. 25,380 - Unknown

livebaseballscorecards.com

AB	33
R	2
H	8
RBI	2
BB	4
SO	5
LOB	24



Batter	1	2	3	4	5	6	7	8	9
Jack Heidemann, R OBP: 0.249, SLG: 0.298 (1, 6)	0-0 1B 2B		0-0 F7	0-0 1B SF9		0-0 SH1-3 2B 1B	0-0 5-3		
Eddie Leon, R OBP: 0.284, SLG: 0.325 (1, 4)	1-0 1B HBP		0-0 HR	0-0 1B 1B		0-0 SH1-3		0-0 2B 2B	
Vada Pinson, L OBP: 0.369, SLG: 0.533 (1, 9)	0-3 K		0-0 1B 3B	0-0 SF9		0-0 1-3 2B		0-0 G3 2B	
Ray Fosse, R OBP: 0.361, SLG: 0.491 (1, 2)	0-0 1-2 2-3 1B		0-0 5-3	0-0 1-2 1B		0-0 1-3		0-3 K	
Graig Nettles, L OBP: 0.330, SLG: 0.358 (1, 5)	0-0 F4		0-0 FC5-4 1B	0-3 K		0-0 FC5-4 1B		0-0 G3	
Tony Horton, R OBP: 0.327, SLG: 0.411 (1, 3)	0-0 2-3		0-0 FC5-4		0-0 E7 SF7 2B	0-0 FC5-4		0-0 L4	
Ted Uhlaender, L OBP: 0.310, SLG: 0.332 (1, 8)		0-3 K		4-0 SH1-4 1B BB	0-0 SF7		0-0 G6-3 1B		
Roy Foster, R OBP: 0.316, SLG: 0.383 (1, 7)		0-0 F7		4-0 1-2 1B SH1-4 BB	0-0 F7		0-0 G6-3		
Steve Dunning, R (1, 1)		0-3 K		0-0 SH1-4	0-0 F7		0-0 1B		
Rich Rollins, R OBP: 0.283, SLG: 0.313 (5, PH)				1-2 2-3					
Bob Miller, R OBP: 0.333, SLG: 0.200 (6, 1)									

AB	R	H	RBI	BB	SO	LOB
5	2	3	0	0	0	1
3	2	3	3	0	0	0
4	2	3	3	0	1	2
5	0	2	0	0	1	3
5	0	2	2	0	1	6
5	1	1	0	0	0	6
2	1	1	1	1	1	0
3	1	0	0	1	0	1
1	0	0	0	0	1	0
1	0	0	0	0	0	0
1	0	1	0	0	0	0

AB	R	H	RBI	BB	SO	LOB
35	9	16	9	2	5	19

Inning Stats	R	H	E	K	S	P	BB	IBB	HBP	BLK	WP	HR	S	P	ERA	WHIP
	0	2	0	1	7	8	0	0	0	0	0	0	23	32	13.50	2.700
	0	0	0	2	7	8	0	0	0	0	0	0	15	15	6.75	1.875
	0	0	0	2	7	8	0	0	0	0	0	0	11	11	4.50	2.000

WP	PA
0	42

Milwaukee Brewers @ Cleveland Indians
Cleveland Municipal Stadium, Cleveland, OH
Sun Jun 14 1970, 3:33 AM EDT
Att. 25,380 - Unknown

livebaseballscores.com



Batter	1	2	3	4	5	6	7	8	9	AB R H RBI BB SO LOB	TOP	
Sandy Alomar Sr., S OBP: 0.291, SLG: 0.281 (1, 4)	0-0 1B SF9 1B		0-0 1-3		0-3 K			0-0 1B		4 1 2 0 0 1 1	California Angels @ Cleveland Indians Cleveland Municipal Stadium, Cleveland, OH Tue Jun 16 1970, 7:05 PM EDT Att: 12,426 - Unknown	
Roger Repoz, L OBP: 0.337, SLG: 0.475 (1, 9)	0-0 1-3 G5-4-3 1B		0-0 FC5-4 1B			0-0 4-3		0-0 F5		4 0 2 0 0 0 1		
Jim Fregosi, R OBP: 0.342, SLG: 0.446 (1, 6)	0-0 SF9		0-0 FC5-4 CS			0-0 4-3		0-0 F8		3 0 0 1 0 0 2		
Alex Johnson, R OBP: 0.387, SLG: 0.480 (1, 7)	0-0 G5-4-3		0-0 CS	0-0 4-3		0-0 1B		0-3 K		4 0 1 0 0 1 1		
Jim Spencer, L OBP: 0.316, SLG: 0.402 (1, 3)		0-3 K		0-3 K		0-0 F3		0-0 HR		4 1 1 1 0 2 1		
Jay Johnstone, L OBP: 0.269, SLG: 0.400 (1, 8)		4-0 1B BB		0-0 4-3		0-0 G5-4-3 1B		0-0 F8		3 0 1 0 1 0 0		
Joe Azcue, R OBP: 0.289, SLG: 0.299 (1, 2)		0-0 1-2 1B		0-0 5-3		0-0 G5-4-3		0-3 K		4 0 1 0 0 1 1		
Ray Oyler, R (1, 5)		0-0 F7		0-0 1-3		0-0 F2				3 0 0 0 0 0 2		
Andy Messersmith, R OBP: 0.136, SLG: 0.250 (1, 1)		0-3 K		0-0 1B				0-0 4-3		1 0 0 0 0 1 2		
Steve Kealey, R OBP: 0.500, SLG: 0.500 (4, 1)										1 0 1 0 0 0 0		
Tom Silverio, L (8, PH)										1 0 0 0 0 0 0		
Paul Doyle, L (8, 1)										0 0 0 0 0 0 0		
Inning Stats	R: 1 H: 2 E: 0 LOB: 0 K: 0 BB: 0 S: 4 P: 4	R: 0 H: 1 E: 0 LOB: 2 K: 2 BB: 1 S: 8 P: 12	R: 0 H: 1 E: 0 LOB: 0 K: 0 BB: 0 S: 3 P: 3	R: 0 H: 0 E: 0 LOB: 0 K: 1 BB: 0 S: 5 P: 5	R: 0 H: 1 E: 0 LOB: 1 K: 1 BB: 0 S: 6 P: 6	R: 0 H: 1 E: 0 LOB: 1 K: 0 BB: 0 S: 4 P: 4	R: 0 H: 1 E: 0 LOB: 0 K: 0 BB: 0 S: 3 P: 3	R: 0 H: 1 E: 0 LOB: 1 K: 0 BB: 0 S: 4 P: 4	R: 1 H: 1 E: 0 LOB: 0 K: 2 BB: 0 S: 8 P: 8	1B: 8 SF: 1 2B: 0 SAC: 0 3B: 0 DP: 2 HR: 1 HBP: 0	WP: 0 PA: 35 PB: 0 SB: 0 CS: 1	
PITCHER Rich Hand, R (1, 1) ERA: 4.43	IP WLS BF H R ER SO BB IBB HBP BLK WP HR S P ERA WHIP	9.0 W 34 9 2 2 6 1 0 0 0 0 0 1 45 49 2.00 1.111										

livebaseballscorecards.com

AB	32
R	2
H	9
RBI	2
BB	1
SO	6
LOB	11



Batter	1	2	3	4	5	6	7	8	9
Jack Heidemann, R OBP: 0.264, SLG: 0.311 (1, 6)	4-0 BB		4-0 E SF9 BB	0-0 3-H SF8		0-0 F6		0-0 1-3	
Eddie Leon, R OBP: 0.283, SLG: 0.339 (1, 4)	0-3 K		0-0 SF9 HR 1B	0-0 1-2f FC4-6			0-3 K		
Vada Pinson, L OBP: 0.353, SLG: 0.510 (1, 9)	0-0 F8		0-0 2-3 3-H SF9		0-0 F5		0-0 F9		
Ray Fosse, R OBP: 0.360, SLG: 0.500 (1, 2)	0-0 F6		0-0 3-H HR		0-0 6-3		0-0 F8		
Graig Nettles, L OBP: 0.326, SLG: 0.348 (1, 5)		0-0 FC4 1B	0-0 3-1		0-3 K		0-0 4-3		
Tony Horton, R OBP: 0.319, SLG: 0.398 (1, 3)		0-0 FC4 1B		0-3 K		0-0 6-3	0-3 K		
Ted Uhlhaender, L OBP: 0.315, SLG: 0.342 (1, 8)		0-0 2-H 1B		0-0 1B 3B		0-3 K	4-0 HR BB		
Roy Foster, R OBP: 0.326, SLG: 0.416 (1, 7)		0-3 K		0-0 SH SF8 1B		0-0 1B 2B	0-0 1-H HR		
Rich Hand, R OBP: 0.150, SLG: 0.167 (1, 1)			0-0 6-3	0-0 SH FC4-6 1-3		0-0 2-H 1B	0-0 1B		

AB	R	H	RBI	BB	SO	LOB
2	1	0	1	2	0	2
4	1	1	0	0	2	2
3	0	0	1	0	0	1
4	1	1	2	0	0	1
4	0	1	0	0	1	0
4	1	0	0	0	2	1
3	2	2	1	1	1	0
4	3	3	3	0	1	0
3	0	2	1	0	0	0

BOTTOM

California Angels @ Cleveland Indians
Cleveland Municipal Stadium, Cleveland, OH

Tue Jun 16 1970, 7:05 PM EDT
Att. 12,426 - Unknown

livebaseballscorecards.com

AB	31
R	9
H	10
RBI	9
BB	3
SO	7
LOB	7



1B: 6	SF: 2
2B: 1	SAC: 1
3B: 1	DP: 0
HR: 2	HBP: 0

WP: 0	PA: 37
PB: 0	
SB: 0	
CS: 0	

Inning Stats	R	H	E	K	S	P	WLS	BF	H	R	ER	SO	BB	IBB	HBP	BLK	WP	HR	S	P	ERA	WHIP
Andy Messersmith, R ERA: 3.12 (1, 1)	0	0	0	1	5	3	L	18	6	6	4	3	2	0	0	0	0	0	22	30	10.80	2.400
Steve Kealey, R ERA: 2.35 (4, 1)	0	0	0	1	5	3		13	2	1	1	3	0	0	0	0	0	0	19	19	2.46	0.545
Paul Doyle, L ERA: 3.92 (8, 1)	0	0	0	1	5	3		6	2	2	2	1	1	0	0	0	0	1	7	11	18.00	3.000

PITCHER	IP	WLS	BF	H	R	ER	SO	BB	IBB	HBP	BLK	WP	HR	S	P	ERA	WHIP
Andy Messersmith, R ERA: 3.12 (1, 1)	3.1	L	18	6	6	4	3	2	0	0	0	0	0	22	30	10.80	2.400
Steve Kealey, R ERA: 2.35 (4, 1)	3.2		13	2	1	1	3	0	0	0	0	0	0	19	19	2.46	0.545
Paul Doyle, L ERA: 3.92 (8, 1)	1.0		6	2	2	2	1	1	0	0	0	0	1	7	11	18.00	3.000

Batter	1	2	3	4	5	6	7	8	9	AB R H RBI BB SO LOB	TOP																
Ed Brinkman, R (1, 6) OBP: 0.327, SLG: 0.288	0-0 F9		0-0 F8		0-0 FC5-4			0-0 G4-6-3 1B		4 0 1 0 0 0 1	Washington Senators @ Cleveland Indians Cleveland Municipal Stadium, Cleveland, OH Thu Jun 18 1970, 7:05 PM EDT Att. 7,634 - Unknown																
Ed Stroud, L (1, 8) OBP: 0.383, SLG: 0.414	0-3 K			0-0 S HR 1B		0-0 S 1B 1B		0-0 G4-6-3		4 2 2 0 0 1 1																	
Frank Howard, R (1, 7) OBP: 0.429, SLG: 0.557	4-0 BB			0-3 K 1-2		0-3 K 1-2		0-0 6-3		3 0 0 0 1 2 2																	
Aurelio Rodriguez, R (1, 5) OBP: 0.330, SLG: 0.480	0-0 F2			0-0 2-H HR		0-0 F2			0-0 5-3	4 1 1 2 0 0 2																	
Paul Casanova, R (1, 2) OBP: 0.266, SLG: 0.318		0-3 K		0-0 5-3		0-0 2-H 1B		0-3 K		4 0 1 1 0 2 0																	
Mike Epstein, L (1, 3) OBP: 0.367, SLG: 0.423		0-0 4-3		0-3 K		0-0 F7		0-0 6-3		4 0 0 0 0 1 1																	
Wayne Comer, R (1, 9) OBP: 0.239, SLG: 0.172 Del Unser, L (7, PH) OBP: 0.277, SLG: 0.318		0-0 6-3			0-3 K		0-0 P6			2 0 0 0 0 1 0 1 0 0 0 0 0 0																	
Tim Cullen, R (1, 4) OBP: 0.270, SLG: 0.182			0-0 5-3		0-0 F8		0-0 1-3			3 0 0 0 0 0 0																	
Jim Hannan, R (1, 1) OBP: 0.375, SLG: 0.286 Jim Shellenback, L (6, 1) OBP: 0.125, SLG: 0.250 Dick Such, L (8, 1)			0-3 K		0-0 FC5-4 1B		0-3 K			2 0 1 0 0 1 0 1 0 0 0 0 1 0 0 0 0 0 0 0 0																	
Inning Stats	R: 0 E: 0 K: 1 S: 5	H: 0 LOB: 1 BB: 1 P: 9	R: 0 E: 0 K: 1 S: 5	H: 0 LOB: 0 BB: 0 P: 5	R: 0 E: 0 K: 1 S: 5	H: 0 LOB: 0 BB: 0 P: 5	R: 2 E: 0 K: 2 S: 9	H: 2 LOB: 0 BB: 0 P: 9	R: 0 E: 0 K: 1 S: 6	H: 1 LOB: 1 BB: 0 P: 6	R: 1 E: 0 K: 1 S: 7	H: 2 LOB: 1 BB: 0 P: 7	R: 0 E: 0 K: 1 S: 5	H: 0 LOB: 0 BB: 0 P: 5	R: 0 E: 0 K: 0 S: 3	H: 1 LOB: 0 BB: 0 P: 3	R: 0 E: 0 K: 1 S: 5	H: 0 LOB: 0 BB: 0 P: 5	1B: 5 2B: 0 3B: 0 HR: 1	SF: 0 SAC: 0 DP: 1 HBP: 0	WP: 0 PB: 0 SB: 2 CS: 0	PA: 33					
PITCHER	IP WLS BF H R ER SO BB IBB HBP BLK WP HR S P ERA WHIP																										
Mike Paul, L (1, 1) ERA: 5.68	5.0		20	4	3	3	6	1	0	0	0	0	1	31	35	5.40	1.000										
Fred Lasher, R (6, 1) ERA: 2.6	3.0	W	10	2	0	0	2	0	0	0	0	0	0	14	14	0.00	0.667										
Dean Chance, R (9, 1) ERA: 3.96	1.0	S	3	0	0	0	1	0	0	0	0	0	0	5	5	0.00	0.000										

AB	32
R	3
H	6
RBI	3
BB	1
SO	9
LOB	7



Batter	1	2	3	4	5	6	7	8	9	AB	R	H	RBI	BB	SO	LOB
Jack Heidemann, R (1, 6) OBP: 0.269, SLG: 0.308	4-0 1B BB		0-0 L8		0-3 K		4-0 BB			2	1	0	0	2	1	0
Eddie Leon, R (1, 4) OBP: 0.282, SLG: 0.337	0-0 1B 1-2 1B		0-0 F7		0-0 F8		0-3 K			4	0	1	0	0	1	1
Vada Pinson, L (1, 9) OBP: 0.351, SLG: 0.503	0-3 K		4-0 S BB		0-3 K			0-0 2-3		3	0	0	0	1	2	2
Ray Fosse, R (1, 2) OBP: 0.362, SLG: 0.516	0-0 F8		0-0 P6			0-0 HR		0-0 BB HR 1B		4	2	2	1	0	0	3
Graig Nettles, L (1, 5) OBP: 0.338, SLG: 0.372	0-0 1-3 2-H 1B			0-0 HR		4-0 BB G6-4-3		4-0 BB HR 1B		2	2	2	2	2	0	0
Tony Horton, R (1, 3) OBP: 0.326, SLG: 0.429		0-0 3B		0-0 BB 1B		0-0 G6-4-3		0-0 HR		4	1	3	3	0	0	1
Ted Uhlaender, L (1, 8) OBP: 0.313, SLG: 0.338		0-0 G3		4-0 BB 1B		0-0 6-3		0-3 K		3	0	0	0	1	1	1
Roy Foster, R (1, 7) OBP: 0.319, SLG: 0.406		0-0 5-3		0-0 BB 1B		0-0 G6-4-3		0-0 L4		4	0	0	0	0	0	3
Mike Paul, L (1, 1) Fred Lasher, R (6, 1) Dean Chance, R (9, 1)		0-0 4-3		0-0 4-3				0-3 K		2	0	0	0	0	0	2
										1	0	0	0	0	1	0
										0	0	0	0	0	0	0

Inning Stats		R: 1	H: 2	E: 0	K: 1	S: 6	R: 0	H: 1	E: 0	K: 0	S: 4	R: 0	H: 0	E: 0	K: 0	S: 3	R: 1	H: 2	E: 0	K: 0	S: 4	R: 0	H: 0	E: 0	K: 2	S: 7	R: 1	H: 1	E: 0	K: 0	S: 3	R: 0	H: 0	E: 0	K: 2	S: 7	R: 3	H: 2	E: 0	K: 1	S: 7
PITCHER		IP	WLS	BF	H	R	ER	SO	BB	IBB	HBP	BLK	WP	HR	S	P	ERA	WHIP																							
Jim Hannan, R (1, 1) ERA: 4.78		5.0		22	6	3	3	3	3	0	0	0	0	0	25	37	5.40	1.800																							
Jim Shellenback, L (6, 1) ERA: 4.82		2.1	L	10	1	2	2	2	3	0	0	0	0	0	11	23	7.71	1.714																							
Dick Such, R (8, 1) ERA: 5.85		0.2		3	1	1	1	1	0	0	0	0	0	1	5	5	13.50	1.500																							

BOTTOM

Washington Senators @ Cleveland Indians
Cleveland Municipal Stadium, Cleveland, OH
Thu Jun 18 1970, 7:05 PM EDT
Att. 7,634 - Unknown

livebaseballscorecards.com

AB	29
R	6
H	8
RBI	6
BB	6
SO	6
LOB	13



WP: 0	PA: 35
PB: 0	SB: 1
CS: 0	
1B: 4	SF: 0
2B: 0	SAC: 0
3B: 1	DP: 2
HR: 3	HBP: 0

Batter	1	2	3	4	5	6	7	8	9	AB R H RBI BB SO LOB	TOP									
Mickey Stanley, R (1, 8) OBP: 0.320, SLG: 0.353	0-0 HR		0-0 G3			0-0 1-3		0-0 E5		4 1 1 1 0 0 0										
Dick McAuliffe, L (1, 4) OBP: 0.396, SLG: 0.413	4-0 L4-3 BB			0-3 K		0-0 F6		0-0 F3		3 0 0 0 1 1 1										
Al Kaline, R (1, 3) OBP: 0.408, SLG: 0.515	0-0 L4-3			4-0 G4-3 BB		4-0 BB			0-0 L7	2 0 0 0 2 0 1										
Willie Horton, R (1, 7) OBP: 0.382, SLG: 0.561	0-3 K			0-0 G4-3		0-0 1-3			0-0 F6	4 0 0 0 0 1 2										
Jim Northrup, L (1, 9) OBP: 0.374, SLG: 0.533		0-0 4-3			0-0 HR			0-0 F5	0-0 F6	4 1 1 1 0 0 0										
Bill Freehan, R (1, 2) OBP: 0.320, SLG: 0.421		0-3 K			0-0 F6			0-0 5-3		3 0 0 0 0 1 0										
Elliott Maddox, R (1, 5) OBP: 0.321, SLG: 0.351		0-3 K			4-0 1B BB			0-0 F7		2 0 0 0 1 1 0										
Cesar Gutierrez, R (1, 6) OBP: 0.253, SLG: 0.282			0-0 G5-4-3 1B		0-0 G1-4-3 1B			0-0 F4		3 0 2 0 0 0 0										
Mickey Lolich, S (1, 1) OBP: 0.233, SLG: 0.083			0-0 G5-4-3		0-0 G1-4-3			0-3 K		2 0 0 0 0 0 3										
Jim Price, R (8, PH) OBP: 0.118, SLG: 0.063			1-2f		1-2f					1 0 0 0 0 1 0										
Joe Niekro, R (8, 1) OBP: 0.258, SLG: 0.286										0 0 0 0 0 0 0										
Inning Stats	R: 1 E: 0 K: 1 S: 5	H: 1 LOB: 0 BB: 1 P: 9	R: 0 E: 0 K: 2 S: 7	H: 0 LOB: 0 BB: 0 P: 7	R: 0 E: 0 K: 0 S: 3	H: 1 LOB: 0 BB: 0 P: 3	R: 0 E: 0 K: 1 S: 4	H: 0 LOB: 0 BB: 1 P: 8	R: 1 E: 0 K: 0 S: 4	H: 2 LOB: 1 BB: 1 P: 8	R: 0 E: 0 K: 0 S: 3	H: 0 LOB: 0 BB: 0 P: 7	R: 0 E: 0 K: 0 S: 3	H: 0 LOB: 0 BB: 0 P: 3	R: 0 E: 0 K: 0 S: 3	H: 0 LOB: 0 BB: 0 P: 3	1B: 2 2B: 0 3B: 0 HR: 2	SF: 0 SAC: 0 DP: 4 HBP: 0	WP: 0 PB: 0 SB: 0 CS: 0	PA: 32
PITCHER Sam McDowell, L (1, 1) ERA: 2.42	IP: 9.0 WLS: W BF: 32 H: 4 R: 2 ER: 2 SO: 5 BB: 4 IBB: 0 HBP: 0 BLK: 0 WP: 0 HR: 2 S: 38 P: 54 ERA: 2.00 WHIP: 0.889																			PITCHER IP: WLS: BF: H: R: ER: SO: BB: IBB: HBP: BLK: WP: HR: S: P: ERA: WHIP

Detroit Tigers @ Cleveland Indians
 Cleveland Municipal Stadium, Cleveland, OH

Fri Jun 19 1970, 7:05 PM EDT
 Att: 17,156 - Unknown

livebaseballscorecards.com

AB	28
R	2
H	4
RBI	2
BB	4
SO	5
LOB	7



Batter	1	2	3	4	5	6	7	8	9	AB	R	H	RBI	BB	SO	LOB
Jack Heidemann, R OBP: 0.268, SLG: 0.303 (1, 6)	0-0 L6		0-0 F3		4-0 1B BB		0-0 L5-3			3	0	0	0	1	0	0
Eddie Leon, R OBP: 0.281, SLG: 0.335 (1, 4)	0-3 K		0-0 F4		0-0 1B 1-2 2-H 3-H		0-0 L6-3			4	0	1	2	0	1	0
Vada Pinson, L OBP: 0.344, SLG: 0.492 (1, 8) (9, 9)	0-0 L3		0-3 K		0-0 F9		0-0 F7			4	0	0	0	0	1	2
Ray Fosse, R OBP: 0.365, SLG: 0.516 (1, 2)		0-0 1B 1B		0-0 L5-3	0-0 L1-3			0-0 1B 1B		4	1	2	0	0	0	2
Tony Horton, R OBP: 0.325, SLG: 0.425 (1, 3)		0-3 K		0-0 L5-3		0-0 1B SH1-3 1B		0-0 F4		4	1	1	0	0	1	2
Roy Foster, R OBP: 0.319, SLG: 0.405 Ted Uhlaender, L OBP: 0.313, SLG: 0.338 (1, 7) (9, 8)		0-0 1B 1B		0-0 F8		0-0 SH1-3		0-0 F8		3	0	1	0	0	0	1
Chuck Hinton, R OBP: 0.400, SLG: 0.410 (1, 9) (9, 7)		0-0 FC6-4 1B			4-0 SH5-4 1B BB	0-0 2-3 1B 1B		0-0 1B		3	1	3	1	1	0	0
Graig Nettles, L OBP: 0.341, SLG: 0.371 (1, 5)		0-3 K			4-0 SH5-4 1B BB	0-0 1-H 3-H 1B		0-0 F7		3	1	1	1	1	1	4
Sam McDowell, L OBP: 0.224, SLG: 0.271 (1, 1)		0-0 FC6-4			0-0 SH5-4	0-0 L5-3				2	0	0	0	0	0	3

Inning Stats	R: 0	H: 0	E: 0	K: 1	S: 5	LOB: 0	BB: 0	P: 5	R: 1	H: 3	E: 0	K: 2	S: 10	LOB: 2	BB: 0	P: 10	R: 0	H: 0	E: 0	K: 1	S: 5	LOB: 0	BB: 0	P: 5	R: 0	H: 0	E: 0	K: 0	S: 3	LOB: 1	BB: 0	P: 5	R: 0	H: 2	E: 0	K: 0	S: 5	LOB: 2	BB: 0	P: 5	1B: 9	SF: 0	2B: 0	SAC: 2	3B: 0	DP: 0	HR: 0	HBP: 0	WP: 0	PA: 35
--------------	------	------	------	------	------	--------	-------	------	------	------	------	------	-------	--------	-------	-------	------	------	------	------	------	--------	-------	------	------	------	------	------	------	--------	-------	------	------	------	------	------	------	--------	-------	------	-------	-------	-------	--------	-------	-------	-------	--------	-------	--------

PITCHER	IP	WLS	BF	H	R	ER	SO	BB	IBB	HBP	BLK	WP	HR	S	P	ERA	WHIP
Mickey Lolich, L ERA: 3.64 (1, 1)	7.0	L	30	7	4	4	4	3	0	0	0	0	0	35	47	5.14	1.429
Joe Niekro, R ERA: 3.59 (8, 1)	1.0		5	2	0	0	0	0	0	0	0	0	0	5	5	0.00	2.000

BOTTOM

Detroit Tigers @ Cleveland Indians
Cleveland Municipal Stadium, Cleveland, OH
Fri Jun 19 1970, 7:05 PM EDT
Att. 17,156 - Unknown

livebaseballscorecards.com

AB	30
R	4
H	9
RBI	4
BB	3
SO	4
LOB	14



Batter	1	2	3	4	5	6	7	8	9
Jack Heidemann, R (1, 6) OBP: 0.263, SLG: 0.298	0-0 L6-3		0-0 F9			0-0 P6		0-0 L6-3	
Eddie Leon, R (1, 4) OBP: 0.282, SLG: 0.335	0-0 1B		0-0 F7			0-0 L9			
Vada Pinson, L (1, 9) OBP: 0.339, SLG: 0.485	0-3 K			0-0 F9		0-0 L8			
Ray Fosse, R (1, 2) OBP: 0.364, SLG: 0.513	0-0 P4			0-0 E5 FC5-4		0-0 CS 1B			
Graig Nettles, L (1, 5) OBP: 0.336, SLG: 0.365		0-0 L4-3		0-0 F8		0-3 K 1-2			
Tony Horton, R (1, 3) OBP: 0.321, SLG: 0.419		0-0 L2-3		0-0 FC5-4 1-2f		0-0 F9			
Ted Uhlaender, L (1, 8) OBP: 0.310, SLG: 0.333		0-0 L4-3			0-0 F9			0-0 L3	
Roy Foster, R (1, 7) OBP: 0.324, SLG: 0.444			0-0 HR		0-0 F8			0-0 HR	
Steve Dunning, R (1, 1) Dean Chance, R (7, 1)			0-3 K		0-3 K			0-0 L5-3	

AB	R	H	RBI	BB	SO	LOB
4	0	0	0	0	0	0
3	0	1	0	0	0	0
3	0	0	0	0	1	1
3	0	1	0	0	0	1
3	0	0	0	0	1	2
3	0	0	0	0	0	1
3	0	0	0	0	0	0
3	2	2	2	0	0	0
2	0	0	0	0	2	0
1	0	0	0	0	0	0

BOTTOM

Detroit Tigers @ Cleveland Indians
Cleveland Municipal Stadium, Cleveland, OH

Sat Jun 20 1970, 3:33 AM EDT
Att. 12,420 - Unknown

livebaseballscorecards.com

AB	28
R	2
H	4
RBI	2
BB	0
SO	4
LOB	5



Inning Stats	R: 0	H: 1	E: 0	K: 1	S: 6	LOB: 1	BB: 0	P: 6
	R: 0	H: 0	E: 0	K: 0	S: 3	LOB: 0	BB: 0	P: 3
	R: 1	H: 1	E: 0	K: 1	S: 6	LOB: 0	BB: 0	P: 6
	R: 0	H: 0	E: 1	K: 0	S: 4	LOB: 1	BB: 0	P: 4
	R: 0	H: 0	E: 0	K: 1	S: 5	LOB: 0	BB: 0	P: 5
	R: 0	H: 0	E: 0	K: 0	S: 3	LOB: 0	BB: 0	P: 3
	R: 0	H: 1	E: 0	K: 1	S: 5	LOB: 0	BB: 0	P: 5
	R: 1	H: 1	E: 0	K: 0	S: 4	LOB: 0	BB: 0	P: 4

PITCHER	IP	WLS	BF	H	R	ER	SO	BB	IBB	HBP	BLK	WP	HR	S	P	ERA	WHIP
Earl Wilson, R (1, 1) ERA: 3.69	8.0	L	28	4	2	2	4	0	0	0	0	0	2	36	36	2.25	0.500

PITCHER	IP	WLS	BF	H	R	ER	SO	BB	IBB	HBP	BLK	WP	HR	S	P	ERA	WHIP

WP: 0	PA: 28
PB: 0	
SB: 0	
CS: 1	

Batter	1	2	3	4	5	6	7	8	9	AB R H RBI BB SO LOB	TOP	
Dick McAuliffe, L (1, 4) OBP: 0.401, SLG: 0.410 Ike Brown, R (9, 4) OBP: 0.522, SLG: 0.889	0-0 6-3		0-0 1B		0-0 L9		0-0 4-3		0-0 2B 1B	5 1 2 2 0 0 0 0 0 0 0 0 0 0		
Mickey Stanley, R (1, 8) OBP: 0.317, SLG: 0.354	0-0 6-3		0-0 1B		0-3 K			0-3 K	0-0 2B	5 0 2 2 0 2 0		
Jim Northrup, L (1, 9) OBP: 0.364, SLG: 0.512	0-0 F3		0-0 L8			0-0 F5		0-0 P6	0-0 P6	5 0 0 0 0 0 3		
Willie Horton, R (1, 7) OBP: 0.378, SLG: 0.549		0-0 F3		0-0 F2		4-0 BB BB		0-0 5-3		3 0 0 0 1 0 0		
Norm Cash, L (1, 3) OBP: 0.346, SLG: 0.461		0-0 HR		4-0 2B BB		0-3 K			0-0 3-1	3 2 1 1 1 1 1		
Bill Freehan, R (1, 2) OBP: 0.322, SLG: 0.419		0-0 1-3		0-0 2B		4-0 1-2 BB			4-0 BB 1B BB	2 2 1 0 2 0 0		
Elliott Maddox, R (1, 5) OBP: 0.328, SLG: 0.365		0-0 5-3		0-0 K2-5 2B		0-0 4-3			0-0 BB 1B 1B	4 1 2 2 0 0 2		
Ken Szotkiewicz, L (1, 6) OBP: 0.255, SLG: 0.261			0-3 K	0-3 K2-5			0-0 P4		4-0 1B 2B BB	3 1 0 0 1 2 1		
Les Cain, L (1, 1) OBP: 0.040, SLG: 0.040 Joe Niekro, R (4, 1) OBP: 0.242, SLG: 0.267 Tom Timmermann, R (8, 1)			0-0 6-3		0-3 K		0-3 K		0-3 K	1 0 0 0 0 0 0 2 0 0 0 0 2 0 1 0 0 0 0 1 3		
Inning Stats	R: 0 E: 0 K: 0 S: 3 H: 0 LOB: 0 BB: 0 P: 3	R: 1 E: 0 K: 0 S: 4 H: 1 LOB: 0 BB: 0 P: 4	R: 0 E: 0 K: 1 S: 7 H: 2 LOB: 2 BB: 0 P: 7	R: 2 E: 0 K: 1 S: 6 H: 2 LOB: 1 BB: 1 P: 10	R: 0 E: 0 K: 2 S: 7 H: 0 LOB: 0 BB: 0 P: 7	R: 0 E: 0 K: 1 S: 5 H: 0 LOB: 2 BB: 2 P: 13	R: 0 E: 0 K: 1 S: 5 H: 0 LOB: 0 BB: 0 P: 5	R: 0 E: 0 K: 1 S: 5 H: 0 LOB: 0 BB: 0 P: 5	R: 4 E: 0 K: 1 S: 8 H: 3 LOB: 1 BB: 2 P: 16	1B: 4 2B: 4 3B: 0 HR: 1 SF: 0 SAC: 0 DP: 1 HBP: 0	WP: 0 PB: 0 SB: 0 CS: 0 PA: 39	
PITCHER	IP WLS BF H R ER SO BB IBB HBP BLK WP HR S P ERA WHIP											
Rich Hand, R (1, 1) ERA: 4.56	4.0 L 17 5 3 3 2 1 0 0 0 0 0 1 20 24 6.75 1.500											
Dennis Higgins, R (5, 1) ERA: 5.74	2.0 8 0 0 0 3 2 0 0 0 0 0 0 12 20 0.00 1.000											
Phil Hennigan, R (7, 1) ERA: 4.02	2.2 13 3 4 4 3 2 0 0 0 0 0 0 17 25 13.50 1.875											
Mike Paul, L (9, 1) ERA: 5.61	0.1 1 0 0 0 0 0 0 0 0 0 0 0 0 1 1 0.00 0.000											

Detroit Tigers @ Cleveland Indians
Cleveland Municipal Stadium, Cleveland, OH

Sun Jun 21 1970, 3:33 AM EDT
Unknown

livebaseballscorecards.com

AB	34
R	7
H	8
RBI	7
BB	5
SO	8
LOB	10



Batter	1	2	3	4	5	6	7	8	9	AB R H RBI BB SO LOB
Jack Heidemann, R OBP: 0.262, SLG: 0.295 (1, 6)	0-0 E5 BB 1B	0-0 L8		0-0 1B		0-3 K			0-0 6-3	5 0 1 2 0 1 4
Eddie Leon, R OBP: 0.275, SLG: 0.326 (1, 4)	0-3 K	0-0 4-3		0-0 L8			0-3 K		0-0 F8	5 0 0 0 0 2 6
Vada Pinson, L OBP: 0.345, SLG: 0.485 (1, 8)	0-0 1B		0-0 4-3	0-0 F8			0-0 1B		4-0 FC6 BB	4 0 2 0 1 0 2
Ray Fosse, R OBP: 0.361, SLG: 0.505 (1, 2)	0-0 L8		0-3 K		0-0 F9		0-0 1B		0-0 FC6	5 0 1 0 0 1 4
Tony Horton, R OBP: 0.320, SLG: 0.414 (1, 3)	4-0 1B		0-3 K		0-0 P6		0-0 F9			3 0 0 0 1 1 1
Roy Foster, R OBP: 0.323, SLG: 0.440 (1, 7)	0-0 L8			0-0 WP BB 1B	0-0 P4			0-3 K		4 1 1 0 0 1 3
Chuck Hinton, R OBP: 0.408, SLG: 0.405 (1, 9)		0-0 4-3		4-0 1B		0-0 C3-6-3 BB 1B		0-0 6-3		3 1 1 0 1 0 0
Graig Nettles, L OBP: 0.339, SLG: 0.361 (1, 5)		4-0 BB		0-3 K		4-0 G3-6-3 BB		0-0 G3		2 0 0 0 2 1 2
Rich Hand, R OBP: 0.190, SLG: 0.167 (1, 1)		4-0 BB		4-0 1B		0-0 G3-6-3			0-0 E4	0 0 0 0 1 0 0
Rich Rollins, R OBP: 0.309, SLG: 0.313 (4, PH)										0 0 0 0 1 0 0
Sam McDowell, L OBP: 0.224, SLG: 0.271 (4, PR)										0 0 0 0 0 0 0
Dennis Higgins, R (5, 1)										0 0 0 0 0 0 0
Lou Klimchuck, L OBP: 0.220, SLG: 0.263 (6, PH)										0 0 0 0 0 0 0
Phil Hennigan, R OBP: 0.444, SLG: 0.333 (7, 1)										1 0 0 0 0 0 2
Mike Paul, L (9, 1)										0 0 0 0 0 0 0
Ted Uhlaender, L OBP: 0.309, SLG: 0.332 (9, PH)										0 0 0 0 0 0 0

Inning Stats	R: 0	H: 1	E: 1	K: 1	S: 7	LOB: 3	BB: 1	P: 11	R: 0	H: 0	E: 0	K: 0	S: 3	LOB: 2	BB: 2	P: 11	R: 0	H: 0	E: 0	K: 2	S: 7	LOB: 0	BB: 0	P: 7	R: 2	H: 2	E: 0	K: 1	S: 7	LOB: 2	BB: 2	P: 15	R: 0	H: 0	E: 0	K: 0	S: 3	LOB: 0	BB: 0	P: 3	R: 0	H: 1	E: 0	K: 1	S: 5	LOB: 1	BB: 1	P: 9	R: 0	H: 2	E: 0	K: 1	S: 6	LOB: 1	BB: 0	P: 6	R: 0	H: 0	E: 0	K: 1	S: 5	LOB: 0	BB: 0	P: 5	R: 0	H: 0	E: 1	K: 0	S: 4	LOB: 2	BB: 1	P: 8	1B: 6	SF: 0	2B: 0	SAC: 0	3B: 0	DP: 1	HR: 0	HBP: 0	WP: 1	PA: 40
PITCHER	IP	WLS	BF	H	R	ER	SO	BB	IBB	HBP	BLK	WP	HR	S	P	ERA	WHIP																																																																	
Les Cain, L ERA: 4.03 (1, 1)	3.1		19	3	2	2	4	5	0	0	0	1	0	22	42	5.40	2.400																																																																	
Joe Niekro, R ERA: 3.46 (4, 1)	3.2	W	13	3	0	0	2	1	0	0	0	0	0	16	20	0.00	1.091																																																																	
Tom Timmermann, R ERA: 3.86 (8, 1)	2.0	S	8	0	0	0	1	1	0	0	0	0	0	9	13	0.00	0.500																																																																	

BOTTOM

Detroit Tigers @ Cleveland Indians
Cleveland Municipal Stadium, Cleveland, OH
Sun Jun 21 1970, 3:33 AM EDT
Unknown

livebaseballscores.com

AB	33
R	2
H	6
RBI	2
BB	7
SO	7
LOB	24



Batter	1	2	3	4	5	6	7	8	9	10	11	12	AB R H RBI BB SO LOB	TOP																			
Mickey Stanley, R OBP: 0.321, SLG: 0.373 (1, 8)	4-0 FC5-2 BB		0-0 6-3	0-0 4-3		0-0 FC6-4		0-0 1B		0-0 P6		0-0 HR	6 1 2 1 1 0 2	Detroit Tigers @ Cleveland Indians Cleveland Municipal Stadium, Cleveland, OH Sun Jun 21 1970, 3:38 AM EDT Att. 23,904 - Unknown livebaseballscorecards.com																			
Cesar Gutierrez, R OBP: 0.280, SLG: 0.315 (1, 6)	0-0 BB FC5-2 1-3 1B		0-0 HR 1B		0-0 1B 1B		0-0 HR 2B	0-0 1B		0-0 FC5-4 1B		0-0 CS 1B	7 3 7 1 0 0 0																				
Al Kaline, R OBP: 0.402, SLG: 0.512 (1, 3)	0-0 FC5-2 1-3 BB 1-2 3-H		0-0 HR		0-3 K		0-3 K	0-0 L6		0-0 FC5-4		4-0 BB	6 1 1 2 1 2 8																				
Willie Horton, R OBP: 0.383, SLG: 0.548 (1, 7)	4-0 1-3 BB 1-2 2-3		0-0 HR 1B		0-0 1B		0-0 F8		0-0 P5		0-0 2-3 1B	0-0 F9	6 1 3 0 1 0 2																				
Jim Northrup, L OBP: 0.368, SLG: 0.538 (1, 9)	0-0 1-3 1-2 2-3 3-H		0-0 HR		0-3 K		0-0 HR		4-0 BB		0-0 2-3		5 2 2 5 1 1 5																				
Elliott Maddox, R OBP: 0.312, SLG: 0.345 (1, 5)	0-3 K		0-0 P6		0-0 1-3		0-0 F2		0-0 P6		0-0 F5		6 0 0 0 0 1 6																				
Ike Brown, R OBP: 0.482, SLG: 0.762 (1, 4)		0-0 1-3	0-3 K			0-3 K		0-0 1B 2B		0-0 F7		4-0 IBB	3 0 0 0 0 2 0																				
Gates Brown, L OBP: 0.227, SLG: 0.381 (8, PH)													1 1 1 0 0 0 0																				
Bill Freehan, R OBP: 0.324, SLG: 0.417 (8, 2)													1 0 0 0 1 0 1																				
Jim Price, R OBP: 0.200, SLG: 0.059 (1, 2)		0-3 K			4-0 BB G2-6-3		4-0 BB FC6-4		0-0 F2		0-0 1B 1B	0-0 6-3	1 0 0 0 2 1 0																				
Norm Cash, L OBP: 0.344, SLG: 0.458 (8, PH)													1 0 0 0 0 0 1																				
John Hiller, R (8, 1)													0 0 0 0 0 0 0																				
Don Wert, R OBP: 0.302, SLG: 0.270 (10, PH)													1 0 1 0 0 0 0																				
Tom Timmermann, R (10, 1)													1 0 0 0 0 0 2																				
Mike Kilkenny, R OBP: 0.118, SLG: 0.118 (1, 1)		0-3 K			0-0 G2-6-3		0-0 F7		0-3 K		0-0 F7		0 0 0 0 0 0 0																				
Daryl Patterson, L (1, 1)													2 0 0 0 0 0 1 1																				
Russ Nagelson, L OBP: 0.214, SLG: 0.280 (6, PH)													0 0 0 0 0 0 0																				
Fred Scherman, L (6, 1)													0 0 0 0 0 0 0																				
Dick McAuliffe, L OBP: 0.396, SLG: 0.405 (8, PH)													3 0 0 0 0 0 1 2																				
Dick McAuliffe, L (8, 4)													0 0 0 0 0 0 0																				
Inning Stats	R: 1 E: 0 K: 1 S: 6	H: 1 LOB: 2 BB: 2 P: 14	R: 0 E: 0 K: 2 S: 7	H: 0 LOB: 0 BB: 0 P: 7	R: 4 E: 0 K: 1 S: 9	H: 4 LOB: 0 BB: 0 P: 9	R: 0 E: 0 K: 0 S: 2	H: 0 LOB: 0 BB: 1 P: 6	R: 0 E: 0 K: 2 S: 9	H: 2 LOB: 2 BB: 0 P: 9	R: 2 E: 0 K: 1 S: 7	H: 2 LOB: 0 BB: 0 P: 7	R: 1 E: 0 K: 1 S: 8	H: 3 LOB: 2 BB: 0 P: 8	R: 0 E: 0 K: 0 S: 3	H: 0 LOB: 1 BB: 1 P: 7	R: 0 E: 0 K: 0 S: 5	H: 2 LOB: 1 BB: 1 P: 7	R: 0 E: 0 K: 0 S: 4	H: 1 LOB: 2 BB: 1 P: 8	R: 0 E: 0 K: 0 S: 4	H: 1 LOB: 2 BB: 1 P: 8	R: 1 E: 0 K: 0 S: 4	H: 2 LOB: 1 BB: 1 P: 8	1B: 11 2B: 2 3B: 0 HR: 4	SF: 0 SAC: 0 DP: 1 HBP: 0	WP: 0 PB: 0 SB: 0 CS: 1	PA: 58					
PITCHER	IP WLS BF H R ER SO BB IBB HBP BLK WP HR S P ERA WHIP																																
Rick Austin, L ERA: 19.29 (1, 1)	2.1	14	5	5	5	3	2	0	0	0	0	0	0	0	0	0	19.29	3.000															
Dennis Higgins, R ERA: 5.5 (3, 1)	4.2	19	4	2	2	5	2	0	0	0	0	0	0	0	0	1	27	3.86	1.286														
Fred Lasher, R ERA: 2.73 (8, 1)	2.0	10	3	1	1	1	1	0	0	0	0	0	0	0	0	0	11	4.50	2.000														
Dick Ellsworth, L ERA: 3.38 (10, 1)	2.0	10	3	0	0	0	0	1	0	0	0	0	0	0	0	0	9	0.00	1.500														
Phil Hennigan, R ERA: 4.13 (12, 1)	1.0	L 5	2	1	1	0	1	0	0	0	0	0	0	0	0	1	4	9.00	3.000														

Batter	1	2	3	4	5	6	7	8	9	10	11	12	AB	R	H	RBI	BB	SO	LOB
Jack Heidemann, R OBP: 0.263, SLG: 0.293	4-0 1B HR 1B BB	0-0 L5-3		0-0 F3		0-0 SF8		0-0 1-2 1B		0-3 K		0-0 L8	5	1	1	1	1	1	2
Eddie Leon, R OBP: 0.277, SLG: 0.323	0-0 1-2 HR 1B	0-0 F9		0-0 L6-3		0-0 F3		0-0 F9		4-0 1-2 2-3 BB			5	1	1	0	1	0	2
Ted Uhlhaender, L OBP: 0.313, SLG: 0.349	0-0 1-2 2-3 HR 1B	0-0 HR		0-0 L9			0-0 F5		0-0 1B		0-0 L4-3		6	2	3	1	0	0	3
Ray Fosse, R OBP: 0.360, SLG: 0.505	0-3 K	0-0 2B 1B			0-0 PB SF8 2B		0-0 L6		0-0 F7		0-0 L6-3		6	1	2	0	0	1	4
Tony Horton, R OBP: 0.328, SLG: 0.440	0-0 1-H 2-H 3-H HR	0-0 1-H 2B			0-0 SF8		0-0 1B		0-0 F7		0-0 1B 1B		5	1	4	5	0	0	1
Roy Foster, R Fred Lasher, R Rich Rollins, R Dick Ellsworth, L Lou Klimchuck, L Phil Hennigson, R	0-3 K		0-0 L5-3		0-0 F8		0-0 F8		0-0 P5		0-0 F9		4	0	0	0	0	1	1
Chuck Hinton, R OBP: 0.418, SLG: 0.479	0-0 HR		0-0 L6-3		0-3 K			0-0 F7		0-0 BB 1B 1B		0-0 1-3 1B	6	1	3	1	0	1	0
Graig Nettles, L OBP: 0.356, SLG: 0.376	0-0 2B		4-0 BB			0-0 WP SH3-4 SF8 1B		4-0 1B BB		0-0 1-2 BB 1B		4-0 L3-6-3 BB	3	1	3	0	3	0	0
Rick Austin, R Dennis Higgins, R Vada Pinson, L	0-3 K		0-3 K			0-0 SH3-4		0-3 K		0-0 P1		0-0 L3-6-3	1	0	0	0	0	1	1

Inning Stats	R: 5	H: 5	E: 0	K: 3	S: 14	R: 1	H: 3	E: 0	K: 0	S: 5	R: 0	H: 0	E: 0	K: 1	S: 5	R: 0	H: 0	E: 0	K: 0	S: 3	R: 1	H: 1	E: 0	K: 0	S: 6	R: 1	H: 1	E: 0	K: 0	S: 4	R: 0	H: 1	E: 0	K: 0	S: 4	R: 0	H: 1	E: 0	K: 1	S: 6	R: 0	H: 1	E: 0	K: 0	S: 6	R: 0	H: 1	E: 0	K: 1	S: 7	R: 0	H: 2	E: 0	K: 0	S: 4	R: 0	H: 2	E: 0	K: 0	S: 4	R: 0	H: 0	E: 0	K: 0	S: 2	1B: 11	2B: 3	3B: 0	HR: 3	SF: 2	SAC: 1	DP: 1	HBP: 0	WP: 1	PA: 55
--------------	------	------	------	------	-------	------	------	------	------	------	------	------	------	------	------	------	------	------	------	------	------	------	------	------	------	------	------	------	------	------	------	------	------	------	------	------	------	------	------	------	------	------	------	------	------	------	------	------	------	------	------	------	------	------	------	------	------	------	------	------	------	------	------	------	------	--------	-------	-------	-------	-------	--------	-------	--------	-------	--------

PITCHER	IP	WLS	BF	H	R	ER	SO	BB	IBB	HBP	BLK	WP	HR	S	P	ERA	WHIP
Mike Kilkenny, L ERA: 5.59	(1, 1)	0.2	8	5	5	5	2	1	0	0	0	0	2	11	15	67.50	9.000
Daryl Patterson, R ERA: 7.13	(1, 1)	4.1	17	4	2	2	3	1	0	0	0	0	1	22	26	4.15	1.154
Fred Scherman, L ERA: 3.63	(6, 1)	2.0	8	2	1	1	0	0	0	0	0	1	0	8	8	4.50	1.000
John Hiller, L ERA: 3.08	(8, 1)	2.0	9	2	0	0	1	1	0	0	0	0	0	10	14	0.00	1.500
Tom Timmermann, R ERA: 3.42	(10, 1)	3.0	W 13	4	0	0	1	2	0	0	0	0	0	13	21	0.00	2.000

BOTTOM

Detroit Tigers @ Cleveland Indians
Cleveland Municipal Stadium, Cleveland, OH
Sun Jun 21 1970, 3:38 AM EDT
Att: 23,904 - Unknown

livebaseballscorecards.com

AB	47
R	8
H	17
RBI	8
BB	5
SO	7
LOB	21



Batter	1	2	3	4	5	6	7	8	9	AB R H RBI BB SO LOB	TOP											
Jack Heidemann, R (1, 6) OBP: 0.266, SLG: 0.292	0-0 4-3		0-0 S 1B	0-0 L8	0-3 K			4-0 SH1-3 1B BB		4 2 1 0 1 1 4	Cleveland Indians @ New York Yankees Yankee Stadium, Bronx, NY Wed Jun 24 1970, 3:33 AM EDT Unknown - 81 F											
Eddie Leon, R (1, 4) OBP: 0.286, SLG: 0.328	0-0 1B		0-0 1-H 2B 1B		4-0 1B FC5-2 BB	0-0 F8		0-0 SH1-3 1-2		3 1 2 1 1 0 0												
Vada Pinson, L (1, 7) OBP: 0.346, SLG: 0.484	0-0 F7		0-0 5-3 2-H 2B		0-0 FC5-2 1B 1B	0-0 F9		4-0 1B 8-2 IBB		4 1 2 1 1 0 1												
Ray Fosse, R (1, 2) OBP: 0.365, SLG: 0.505	0-3 K		0-0 5-3 2-3 2B		0-0 FC5-2 1B 1B	4-0 BB		0-0 1-3 2-H 1B		4 1 2 1 1 1 2												
Graig Nettles, L (1, 5) OBP: 0.349, SLG: 0.367		0-0 4-3	0-0 4-3		0-0 FC5-2 1B E	0-0 F9		0-0 8-2 3-H		5 1 0 0 0 0 7												
Tony Horton, R (1, 3) OBP: 0.326, SLG: 0.435		0-0 E6 FC1-6		0-0 1B 1B	0-0 F5		0-0 6-3	0-0 F2		5 0 1 0 0 0 3												
Ted Uhlaender, L (1, 8) OBP: 0.311, SLG: 0.346		0-0 FC1-6 1-2		0-0 F7	0-0 E9 E 1B		0-0 3-1	0-0 4-3		5 1 1 2 0 0 2												
Roy Foster, R (1, 9) OBP: 0.323, SLG: 0.429		0-0 F4		0-0 1-2 1B	4-0 E IBB		1-0 HBP	0-3 K		3 0 1 0 1 1 1												
Sam McDowell, L (1, 1) OBP: 0.208, SLG: 0.250			0-0 F9	0-0 L7	0-0 E6 1-3 2-H		0-3 K			4 0 0 0 0 1 4												
Inning Stats	R: 0 E: 0 K: 1 S: 6	H: 1 LOB: 1 BB: 0 P: 6	R: 0 E: 1 K: 0 S: 4	H: 0 LOB: 1 BB: 0 P: 4	R: 2 E: 0 K: 0 S: 6	H: 3 LOB: 1 BB: 0 P: 6	R: 0 E: 0 K: 0 S: 5	H: 2 LOB: 2 BB: 0 P: 5	R: 4 E: 2 K: 1 S: 9	H: 3 LOB: 2 BB: 2 P: 17	R: 0 E: 0 K: 0 S: 3	H: 0 LOB: 1 BB: 1 P: 7	R: 0 E: 0 K: 1 S: 5	H: 0 LOB: 1 BB: 0 P: 6	R: 1 E: 0 K: 0 S: 3	H: 1 LOB: 1 BB: 2 P: 11	R: 0 E: 0 K: 1 S: 5	H: 0 LOB: 0 BB: 0 P: 5	1B: 9 2B: 2 3B: 0 HR: 0	SF: 0 SAC: 1 DP: 1 HBP: 1	WP: 0 PB: 0 SB: 1 CS: 0	PA: 44
PITCHER	IP WLS BF H R ER SO BB IBB HBP BLK WP HR S P ERA WHIP																					
Mel Stottlemyre, R (1, 1) ERA: 3.07	4.0 L 19 6 2 2 1 0 0 0 0 0 0 0 21 21 4.50 1.500																					
Mike Kekich, L (5, 1) ERA: 7.64	2.0 13 3 4 2 1 2 1 0 0 0 0 0 12 24 9.00 2.500																					
Ron Klimkowski, R (7, 1) ERA: 3.29	2.0 9 1 1 1 1 1 1 1 1 0 0 0 8 17 4.50 1.000																					
Steve Hamilton, L (9, 1) ERA: 2.45	1.0 3 0 0 0 0 1 0 0 0 0 0 0 5 5 0.00 0.000																					

livebaseballscorecards.com

AB	37
R	7
H	10
RBI	5
BB	5
SO	4
LOB	24



Batter	1	2	3	4	5	6	7	8	9	AB R H RBI BB SO LOB	TOP											
Jack Heidemann, R (1, 6) OBP: 0.264, SLG: 0.290	0-0 BB 1B	0-0 FC3-6 1-2f 2-3		0-0 6-3			0-0 P6		0-0 2-3	5 0 1 0 0 0 3												
Eddie Leon, R (1, 4) OBP: 0.284, SLG: 0.325	0-3 K	0-0 FC6 1-2f			0-0 F3		0-0 1B		0-0 F9	5 0 1 0 0 1 3												
Vada Pinson, L (1, 7) OBP: 0.350, SLG: 0.484 Chuck Hinton, R (5, 7) OBP: 0.411, SLG: 0.469	4-0 1-2 BB		0-0 F7		0-0 WP 6-3 2-1 1B		0-0 F8			2 0 1 0 1 0 0 1 0 0 0 0 0 1												
Ray Fosse, R (1, 2) OBP: 0.363, SLG: 0.500	0-3 K		0-0 5-3		0-0 6-3 1-2			0-0 HR 1B		4 1 1 0 0 1 3												
Graig Nettles, L (1, 5) OBP: 0.351, SLG: 0.384	0-0 F8		0-0 P6		0-0 2-1 2-H		0-0 FC6-4 1B	0-0 HR 1-H		4 1 2 2 0 0 2												
Tony Horton, R (1, 3) OBP: 0.328, SLG: 0.442		4-0 1B E BB		0-0 SF8 3B		0-0 F4		0-0 5-3		3 2 1 0 1 0 1												
Ted Uhlaender, L (1, 8) OBP: 0.310, SLG: 0.346		0-0 FC3-6 E 1-3 1B		0-0 SF8 3-H		0-0 L3		0-0 1-3		3 0 1 1 0 0 1												
Roy Foster, R (1, 9) OBP: 0.322, SLG: 0.422		0-0 F8		4-0 6-3 BB		0-0 FC6-4 1-2f		0-3 K		3 0 0 0 1 1 3												
Mike Paul, L (1, 1) Phil Hennigan, R (6, 1) OBP: 0.444, SLG: 0.333 Lou Kimchock, L (7, PH) OBP: 0.190, SLG: 0.250 Fred Lasher, R (7, 1) Dean Chance, R (8, 1) Duke Sims, L (9, PH) OBP: 0.368, SLG: 0.553		0-0 E5 FC3-6 1-2 3-H		0-0 6-3			0-0 F9		0-0 4-3	2 0 0 0 0 0 2 0 0 0 0 0 0 0 1 0 1 0 0 0 0 0 0												
Inning Stats	R: 0 E: 0 K: 2 S: 8	H: 1 LOB: 2 BB: 1 P: 12	R: 1 E: 1 K: 0 S: 5	H: 1 LOB: 2 BB: 1 P: 9	R: 0 E: 0 K: 0 S: 3	H: 0 LOB: 0 BB: 0 P: 3	R: 1 E: 0 K: 0 S: 4	H: 1 LOB: 1 BB: 1 P: 8	R: 0 E: 0 K: 0 S: 3	H: 1 LOB: 1 BB: 0 P: 3	R: 0 E: 0 K: 0 S: 4	H: 1 LOB: 1 BB: 0 P: 4	R: 0 E: 0 K: 0 S: 4	H: 1 LOB: 1 BB: 0 P: 4	R: 2 E: 0 K: 1 S: 7	H: 2 LOB: 0 BB: 0 P: 7	R: 0 E: 0 K: 0 S: 3	H: 0 LOB: 0 BB: 0 P: 3	1B: 6 2B: 0 3B: 1 HR: 1	SF: 1 SAC: 0 DP: 0 HBP: 0	WP: 1 PB: 0 SB: 0 CS: 0	PA: 38
PITCHER	IP WLS BF H R ER SO BB IBB HBP BLK WP HR S P ERA WHIP																					
Stan Bahnsen, R (1, 1) ERA: 3.16	8.0 W 36 8 4 3 3 3 0 0 0 1 1 38 50 3.38 1.375																					
Lindy McDaniel, R (9, 1) ERA: 1.44	1.0 S 3 0 0 0 0 0 0 0 0 0 0 0 3 3 0.00 0.000																					

Cleveland Indians @ New York Yankees
Yankee Stadium, Bronx, NY
Wed Jun 24 1970, 3:38 AM EDT
Att. 31,925 - Unknown - 79 F

livebaseballscorecards.com

AB	34
R	4
H	8
RBI	3
BB	3
SO	3
LOB	19



Batter	1	2	3	4	5	6	7	8	9	AB	R	H	RBI	BB	SO	LOB
Horace Clarke, S OBP: 0.304, SLG: 0.338 (1, 4)	0-0 F7		0-0 F7		0-0 F2			0-0 F9		4	0	0	0	0	0	1
Bobby Murcer, L OBP: 0.389, SLG: 0.476 (1, 8)	0-0 HR			4-0 BB	0-0 HR			0-0 HR		3	3	3	4	1	0	0
Roy White, S OBP: 0.426, SLG: 0.551 (1, 7)	0-0 F8			0-0 F9	0-0 F8			0-0 1B		4	1	1	0	0	0	1
Danny Cater, R OBP: 0.334, SLG: 0.425 (1, 3)	0-0 L8			0-0 4-3			0-0 F3	0-0 1B		4	0	1	1	0	0	1
Thurman Munson, R OBP: 0.385, SLG: 0.335 (1, 2)		0-0 F6		4-0 BB			4-0 CS	0-3 K		2	0	0	0	2	1	1
Ron Woods, R OBP: 0.309, SLG: 0.345 (1, 9)		0-0 4-3		4-0 BB			0-3 K			2	0	0	0	1	1	1
Gene Michael, S OBP: 0.320, SLG: 0.290 (1, 6)		0-0 F2		0-0 P5						3	0	0	0	0	1	3
Jerry Kenney, L OBP: 0.301, SLG: 0.318 (1, 5)			0-3 K		0-0 SH1-4		0-3 K			3	1	1	0	0	2	0
Stan Bahnsen, R OBP: 0.171, SLG: 0.182 Lindy McDaniel, R OBP: 0.154, SLG: 0.154 (9, 1)			0-3 K		0-0 SH1-4		0-3 K			2	0	0	0	0	2	0


Inning Stats	R: 1	H: 1	E: 0	K: 0	S: 4	H: 1	LOB: 0	BB: 0	P: 4	R: 0	H: 0	E: 0	K: 0	S: 3	H: 0	LOB: 0	BB: 0	P: 3	R: 0	H: 0	E: 0	K: 2	S: 7	H: 0	LOB: 0	BB: 0	P: 7	R: 0	H: 0	E: 0	K: 0	S: 3	R: 0	H: 0	E: 0	K: 0	S: 3	R: 2	H: 2	E: 0	K: 0	S: 5	R: 0	H: 0	E: 0	K: 1	S: 4	R: 0	H: 0	E: 0	K: 3	S: 9	R: 2	H: 3	E: 0	K: 1	S: 7	H: 3	LOB: 0	BB: 0	P: 7
--------------	------	------	------	------	------	------	--------	-------	------	------	------	------	------	------	------	--------	-------	------	------	------	------	------	------	------	--------	-------	------	------	------	------	------	------	------	------	------	------	------	------	------	------	------	------	------	------	------	------	------	------	------	------	------	------	------	------	------	------	------	------	--------	-------	------

PITCHER	IP	WLS	BF	H	R	ER	SO	BB	IBB	HBP	BLK	WP	HR	S	P	ERA	WHIP
Mike Paul, L ERA: 5.58 (1, 1)	5.0		21	3	3	3	2	3	0	0	0	0	2	22	34	5.40	1.200
Phil Hennigan, R ERA: 4.04 (6, 1)	1.0		3	0	0	0	1	1	0	0	0	0	0	4	8	0.00	1.000
Fred Lasher, R ERA: 3.19 (7, 1)	1.1	L	7	3	2	2	3	0	0	0	0	0	1	13	13	13.50	2.250
Dean Chance, R ERA: 3.77 (8, 1)	0.2		1	0	0	0	1	0	0	0	0	0	0	3	3	0.00	0.000

BOTTOM

Cleveland Indians @ New York Yankees
 Yankee Stadium, Bronx, NY
 Wed Jun 24 1970, 3:38 AM EDT
 Att: 31,925 - Unknown - 79 F

AB	27
R	5
H	6
RBI	5
BB	4
SO	7
LOB	8



WP	HR	S	P	ERA	WHIP
1B: 1	SF: 0	2B: 3	SAC: 1	3B: 0	DP: 1
HR: 3	HBP: 0				

Batter	1	2	3	4	5	6	7	8	9	AB R H RBI BB SO LOB	TOP									
Jack Heidemann, R (1, 6) OBP: 0.264, SLG: 0.289	0-0 4-3		0-0 FC4-6 FC6 1-2f		0-0 G1-6-3 1B		0-3 K			4 0 1 0 0 1 1	Cleveland Indians @ New York Yankees Yankee Stadium, Bronx, NY Thu Jun 25 1970, 7:05 PM EDT Att. 17,583 - Unknown - 77 F									
Eddie Leon, R (1, 4) OBP: 0.279, SLG: 0.318	0-0 1-3		0-0 L9		0-0 G1-6-3 1-2f		0-0 F2			4 0 0 0 0 0 2										
Vada Pinson, L (1, 8) OBP: 0.349, SLG: 0.479	0-0 4-3		0-0 FC6 1-2f		0-0 1B 1B			0-0 3-1		4 0 1 0 0 0 1										
Ray Fosse, R (1, 2) OBP: 0.370, SLG: 0.502		0-0 1B 1B		0-0 F8		0-0 1-3 1B		4-0 G5-4-3 BB		3 0 2 0 1 0 0										
Tony Horton, R (1, 3) OBP: 0.331, SLG: 0.443		0-0 FC4-6 1-3 1B		0-0 1B 1B		0-0 1-3		0-0 G5-4-3 1-2f		4 1 2 0 0 0 3										
Roy Foster, R (1, 9) OBP: 0.316, SLG: 0.413		0-3 K		0-0 F9		0-0 F8		0-0 F8		4 0 0 0 0 1 3										
Chuck Hinton, R (1, 7) OBP: 0.400, SLG: 0.453		0-0 F3		0-0 1B 1-2 1B		0-3 K		0-3 K		4 0 1 0 0 2 2										
Graig Nettles, L (1, 5) OBP: 0.349, SLG: 0.382		0-0 FC4-6 1-2f		0-0 1-2 2-H 1B		0-0 G3		0-0 4-3		4 0 1 1 0 0 2										
Steve Dunning, R (1, 1) OBP: 0.200, SLG: 0.200		0-0		0-0		0-0		0-0		2 0 1 0 0 0 2										
Rich Rollins, R (7, PH) OBP: 0.298, SLG: 0.300				0-0 FC4-6 1B		0-0 5-3				1 0 0 0 0 0 0										
Dick Ellsworth, L (7, 1)										0 0 0 0 0 0 0										
Inning Stats	R: 0 E: 0 K: 0 S: 3	H: 0 LOB: 0 BB: 0 P: 3	R: 0 E: 0 K: 1 S: 7	H: 2 LOB: 2 BB: 0 P: 7	R: 0 E: 0 K: 0 S: 4	H: 1 LOB: 1 BB: 0 P: 4	R: 1 E: 0 K: 0 S: 6	H: 3 LOB: 2 BB: 0 P: 6	R: 0 E: 0 K: 1 S: 5	H: 0 LOB: 0 BB: 0 P: 5	R: 0 E: 0 K: 1 S: 5	H: 0 LOB: 0 BB: 0 P: 5	R: 0 E: 0 K: 0 S: 2	H: 0 LOB: 0 BB: 1 P: 6	R: 0 E: 0 K: 1 S: 5	H: 0 LOB: 0 BB: 0 P: 5	1B: 9 2B: 0 3B: 0 HR: 0	SF: 0 SAC: 0 DP: 2 HBP: 0	WP: 0 PB: 0 SB: 0 CS: 0	PA: 35
PITCHER Fritz Peterson, L (1, 1) ERA: 3.46	IP: 9.0 WLS: W BF: 35 H: 9 R: 1 ER: 1 SO: 4 BB: 1 IBB: 0 HBP: 0 BLK: 0 WP: 0 HR: 0 S: 42 P: 46 ERA: 1.00 WHIP: 1.111																			

livebaseballscorecards.com

AB	34
R	1
H	9
RBI	1
BB	1
SO	4
LOB	16



Batter	1	2	3	4	5	6	7	8	9	AB	R	H	RBI	BB	SO	LOB
Horace Clarke, S OBP: 0.304, SLG: 0.337 (1, 4)	0-0 3-1		0-0 1B 2B 1B		0-0 F7		0-0 F2			4	1	1	0	0	0	0
Jerry Kenney, L OBP: 0.300, SLG: 0.317 (1, 5)	0-0 1-3		0-0 1-2 2B 1B		0-0 F6		0-0 1-3			4	1	1	0	0	0	0
Bobby Murcer, L OBP: 0.390, SLG: 0.478 (1, 8)	4-0 3B BB		0-0 F4		0-0 2B		0-0 F8			3	1	1	0	1	0	2
Roy White, S OBP: 0.430, SLG: 0.563 (1, 7)	0-0 1-H 3B		0-0 1-H 2-H 2B		4-0 IBB		0-0 F9			3	0	2	3	1	0	0
Pete Ward, L OBP: 0.289, SLG: 0.394 (1, 3)	0-0 F4		0-3 K		0-0 F7		0-0 1B			4	0	1	0	0	1	4
Curt Blefary, L OBP: 0.303, SLG: 0.264 (1, 9)		0-0 G3		0-0 4-3		0-0 G3		0-0 F6		4	0	0	0	0	0	1
Jim Lyttle, L (9, 9)										0	0	0	0	0	0	0
Thurman Munson, R OBP: 0.382, SLG: 0.338 (1, 2)		0-0 F2		0-0 1-3		0-0 4-3 2B		0-0 5-3		4	0	1	0	0	0	1
Gene Michael, S OBP: 0.320, SLG: 0.295 (1, 6)		0-0 F8		0-0 2B		0-0 4-3				3	0	1	0	0	0	1
Fritz Peterson, S OBP: 0.256, SLG: 0.405 (1, 1)			0-3 K		0-3 K		0-0 F9			3	0	0	0	0	2	2
Inning Stats	R: 1 E: 0 K: 0 S: 4	H: 1 LOB: 1 BB: 1 P: 8	R: 0 E: 0 K: 0 S: 3	H: 0 LOB: 0 BB: 0 P: 3	R: 2 E: 0 K: 2 S: 10	H: 3 LOB: 1 BB: 0 P: 10	R: 0 E: 0 K: 1 S: 6	H: 1 LOB: 1 BB: 0 P: 6	R: 0 E: 0 K: 0 S: 4	H: 0 LOB: 0 BB: 0 P: 3	R: 0 E: 0 K: 0 S: 3	H: 1 LOB: 1 BB: 0 P: 4	R: 0 E: 0 K: 0 S: 4	H: 1 LOB: 1 BB: 0 P: 4	1B: 3 2B: 4 3B: 1 HR: 0	SF: 0 SAC: 0 DP: 0 HBP: 0
PITCHER	IP WLS L	BF H R	ER SO 3	BB IBB HBP BLK	WP HR S P	ERA WHIP	PITCHER	IP WLS L	BF H R	ER SO 3	BB IBB HBP BLK	WP HR S P	ERA WHIP			
Steve Dunning, R ERA: 3.18 (1, 1)	6.0	27	3	1	0	4.50	1.333									
Dick Ellsworth, L ERA: 3.12 (7, 1)	2.0	7	0	0	0	0.00	0.500									

BOTTOM

Cleveland Indians @ New York Yankees
 Yankee Stadium, Bronx, NY
 Thu Jun 25 1970, 7:05 PM EDT
 Att: 17,583 - Unknown - 77 F

livebaseballscorecards.com

AB	32
R	3
H	8
RBI	3
BB	2
SO	3
LOB	11



WP: 0	PA: 34
PB: 0	
SB: 0	
CS: 0	

Batter	1	2	3	4	5	6	7	8	9	AB R H RBI BB SO LOB	TOP											
Jack Heidemann, R (1, 6) OBP: 0.260, SLG: 0.284	0-0 4-3		0-0 6-3			0-3 K			0-0 P4	4 0 0 0 0 1 2	Cleveland Indians @ Detroit Tigers Tiger Stadium, Detroit, MI Fri Jun 26 1970, 7:05 PM EDT Att. 18,627 - Unknown											
Eddie Leon, R (1, 4) OBP: 0.274, SLG: 0.312	0-0 6-3			0-0 F8		0-0 F8		0-0 6-3	4 0 0 0 0 0 1													
Vada Pinson, L (1, 9) OBP: 0.347, SLG: 0.475	0-0 F2			0-3 K			0-0 F8	0-0 2B	4 1 1 0 0 1 0													
Ray Fosse, R (1, 2) OBP: 0.368, SLG: 0.502		0-0 4-3		0-0 6-3			0-0 G3	0-0 2B	4 0 1 1 0 0 0													
Graig Nettles, L (1, 5) OBP: 0.344, SLG: 0.374		0-0 L4			0-0 F7		0-3 K	0-0 4-3	4 0 0 0 0 1 1													
Tony Horton, R (1, 3) OBP: 0.327, SLG: 0.438		0-0 6-3			0-0 5-3			0-0 F3	3 0 0 0 0 0 0													
Ted Uhlaender, L (1, 8) OBP: 0.307, SLG: 0.341			0-0 4-3		0-0 6-3			0-0 G3	3 0 0 0 0 0 0													
Roy Foster, R (1, 7) OBP: 0.325, SLG: 0.424			0-0 S 1B			4-0 BB		0-0 2B	2 0 2 0 1 0 0													
Rich Hand, R (1, 1) OBP: 0.182, SLG: 0.158			0-3 K			0-0 P4		0-0 P6	1 0 0 0 0 1 1													
Lou Klimchok, L (6, PH) OBP: 0.186, SLG: 0.244									1 0 0 0 0 0 1													
Phil Hennigan, R (6, 1) OBP: 0.444, SLG: 0.333									0 0 0 0 0 0 0													
Duke Sims, L (8, PH) OBP: 0.365, SLG: 0.548			1-2						1 0 0 0 0 0 1													
Fred Lasher, R (8, 1)									0 0 0 0 0 0 0													
Inning Stats	R: 0 E: 0 K: 0 S: 3	H: 0 LOB: 0 BB: 0 P: 3	R: 0 E: 0 K: 0 S: 3	H: 0 LOB: 0 BB: 0 P: 3	R: 0 E: 0 K: 1 S: 6	H: 1 LOB: 1 BB: 0 P: 6	R: 0 E: 0 K: 1 S: 5	H: 0 LOB: 0 BB: 0 P: 5	R: 0 E: 0 K: 0 S: 3	H: 0 LOB: 0 BB: 0 P: 3	R: 0 E: 0 K: 1 S: 5	H: 0 LOB: 1 BB: 1 P: 9	R: 0 E: 0 K: 1 S: 5	H: 0 LOB: 0 BB: 0 P: 5	R: 0 E: 0 K: 0 S: 4	H: 1 LOB: 1 BB: 0 P: 4	R: 1 E: 0 K: 0 S: 5	H: 2 LOB: 1 BB: 0 P: 5	1B: 2 2B: 2 3B: 0 HR: 0	SF: 0 SAC: 0 DP: 0 HBP: 0	WP: 0 PB: 0 SB: 1 CS: 0	PA: 32
PITCHER Joe Niekro, R (1, 1) ERA: 3.28	IP: 9.0 WLS: W BF: 32 H: 4 R: 1 ER: 1 SO: 4 BB: 1 IBB: 0 HBP: 0 BLK: 0 WP: 0 HR: 0 S: 39 P: 43 ERA: 1.00 WHIP: 0.556											PITCHER	IP: 9.0 WLS: W BF: 32 H: 4 R: 1 ER: 1 SO: 4 BB: 1 IBB: 0 HBP: 0 BLK: 0 WP: 0 HR: 0 S: 39 P: 43 ERA: 1.00 WHIP: 0.556									

livebaseballscorecards.com

AB	31
R	1
H	4
RBI	1
BB	1
SO	4
LOB	7



Batter	1	2	3	4	5	6	7	8	9
Dick McAuliffe, L OBP: 0.398, SLG: 0.415	0-0 BB HR 1B	0-0 6-3			0-0 1B		0-0 4-3		
Mickey Stanley, R OBP: 0.323, SLG: 0.361	4-0 1-2 HR BB		0-0 F9		0-0 P3		0-0 HBP 1B 1B		
Jim Northrup, L OBP: 0.364, SLG: 0.525	0-0 F7		0-0 L4		0-0 L7		1-0 1B 1B HBP		
Willie Horton, R OBP: 0.386, SLG: 0.563	0-0 1-H 2-H HR		0-0 HR			4-0 1B BB	0-0 1-3 2-H 1B 1B		
Norm Cash, L OBP: 0.346, SLG: 0.456	0-3 K		0-0 3-1			0-0 1-3 1B G6-4-3	0-0 1-2 3-H 1B FC4-6		
Bill Freehan, R OBP: 0.319, SLG: 0.402	0-3 K			0-3 K		0-0 F8	0-0 1-2f FC4-6		
Elliott Maddox, R OBP: 0.319, SLG: 0.368		0-0 3-1		0-0 5-3		0-0 1-2f G6-4-3		0-3 K	
Cesar Gutierrez, R OBP: 0.267, SLG: 0.298		0-0 F7		0-0 L9			0-0 4-3 SH3 1B 1B	0-3 K	
Joe Niekro, R OBP: 0.250, SLG: 0.303		0-0 2B			0-0 4-3		0-0 1-2 SH3	0-0 F2	

Inning Stats	R: 3 E: 0 K: 2 S: 9	H: 2 LOB: 0 BB: 1 P: 13	R: 0 E: 0 K: 0 S: 4	H: 1 LOB: 1 BB: 0 P: 4	R: 1 E: 0 K: 0 S: 4	H: 1 LOB: 0 BB: 0 P: 4	R: 0 E: 0 K: 1 S: 5	H: 0 LOB: 0 BB: 0 P: 5	R: 0 E: 0 K: 0 S: 4	H: 1 LOB: 1 BB: 0 P: 4	R: 0 E: 0 K: 0 S: 3	H: 1 LOB: 1 BB: 1 P: 7	R: 3 E: 0 K: 0 S: 7	H: 4 LOB: 2 BB: 0 P: 8	R: 0 E: 0 K: 2 S: 7	H: 0 LOB: 0 BB: 0 P: 7
--------------	------------------------------	----------------------------------	------------------------------	---------------------------------	------------------------------	---------------------------------	------------------------------	---------------------------------	------------------------------	---------------------------------	------------------------------	---------------------------------	------------------------------	---------------------------------	------------------------------	---------------------------------

PITCHER	IP	WLS	BF	H	R	ER	SO	BB	IBB	HBP	BLK	WP	HR	S	P	ERA	WHIP
Rich Hand, R ERA: 4.73	(1, 1)	5.0	L	21	5	4	4	3	1	0	0	0	2	26	30	7.20	1.200
Phil Hennigan, R ERA: 4.41	(6, 1)	2.0		12	5	3	3	0	1	0	1	0	0	10	15	13.50	3.000
Fred Lasher, R ERA: 3.09	(8, 1)	1.0		3	0	0	2	0	0	0	0	0	0	7	7	0.00	0.000

AB R H RBI BB SO LOB

4	1	2	0	0	0	2
3	2	1	1	1	0	1
3	1	0	0	0	0	3
3	2	3	5	1	0	0
4	0	2	1	0	1	0
4	0	0	0	0	2	4
4	0	0	0	0	1	2
4	1	1	0	0	1	0
3	0	1	0	0	0	0

1B: 7	SF: 0	WP: 0	PA: 36
2B: 1	SAC: 1	PB: 0	
3B: 0	DP: 1	SB: 0	
HR: 2	HBP: 1	CS: 0	

Cleveland Indians @ Detroit Tigers
Tiger Stadium, Detroit, MI
Fri Jun 26 1970, 7:05 PM EDT
Att. 18,627 - Unknown

livebaseballscorecards.com

AB	32
R	7
H	10
RBI	7
BB	2
SO	5
LOB	12



Batter	1	2	3	4	5	6	7	8	9	AB R H RBI BB SO LOB	TOP
Jack Heidemann, R (1, 6) OBP: 0.259, SLG: 0.283	0-0 L6-3	0-0 1B		0-0 L6-4-3			0-0 E4		0-3 K	5 0 1 0 0 1 1	
Eddie Leon, R (1, 4) OBP: 0.276, SLG: 0.308	0-0 L5-3		4-0 1B BB		0-0 L5-3		4-0 2B BB		0-0 L1-3	3 1 0 0 2 0 0	
Roy Foster, R (1, 7) Vada Pinson, L (9, 9) OBP: 0.336, SLG: 0.439 OBP: 0.347, SLG: 0.475	0-0 1B E 1B		0-0 CS 1B 1B		0-0 E 1B		0-0 2B		0-3 K	5 1 4 0 0 1 0 0 0 0 0 0 0 0	
Ray Fosse, R (1, 2) OBP: 0.374, SLG: 0.504	0-0 E 1B		0-0 CS 1B		0-0 E5		4-0 L6-4-3 IBB			3 1 2 1 1 0 1	
Tony Horton, R (1, 3) OBP: 0.322, SLG: 0.430	0-0 E4 FC6-4		0-3 K		0-3 K		0-0 L6-4-3			4 0 0 0 0 2 8	
Chuck Hinton, R (1, 9) OBP: 0.406, SLG: 0.456	0-0 FC6-4		0-0 2-H 1B		0-0 F9					4 0 2 1 0 0 4	
Ted Uhlaender, L (1, 8) OBP: 0.302, SLG: 0.336		0-0 L4-3	0-0 L6-3		0-3 K		0-0 F2			4 0 0 0 0 1 2	
Graig Nettles, L (1, 5) OBP: 0.342, SLG: 0.369		4-0 1B BB		0-3 K		0-3 K	0-0 F7			3 0 0 0 1 2 1	
Rick Austin, R (1, 1)		0-3 K		4-0 L6-4-3 BB		0-0 F9	0-3 K			3 0 0 0 1 2 2	
Inning Stats	R: 1 H: 2 E: 1 LOB: 2 K: 0 BB: 0 S: 6 P: 6	R: 0 H: 1 E: 0 LOB: 2 K: 1 BB: 1 S: 5 P: 9	R: 2 H: 3 E: 0 LOB: 1 K: 1 BB: 1 S: 7 P: 11	R: 0 H: 0 E: 0 LOB: 0 K: 1 BB: 1 S: 4 P: 8	R: 0 H: 1 E: 1 LOB: 2 K: 1 BB: 0 S: 7 P: 7	R: 0 H: 0 E: 0 LOB: 0 K: 2 BB: 0 S: 7 P: 7	R: 0 H: 1 E: 1 LOB: 2 K: 0 BB: 2 S: 3 P: 11	R: 0 H: 1 E: 0 LOB: 1 K: 1 BB: 0 S: 6 P: 6	R: 0 H: 0 E: 0 LOB: 0 K: 2 BB: 0 S: 7 P: 7	1B: 8 SF: 0 2B: 2 SAC: 0 3B: 0 DP: 3 HR: 0 HBP: 0	WP: 0 PA: 39 PB: 0 SB: 0 CS: 3
PITCHER	IP WLS BF H R ER SO BB IBB HBP BLK WP HR S P ERA WHIP										
Mickey Lolich, L (1, 1) ERA: 3.75	7.0 L 32 8 3 2 6 4 1 0 0 0 0 0 39 59 2.57 1.714										
Fred Scherman, L (8, 1) ERA: 2.96	2.0 7 1 0 0 3 0 0 0 0 0 0 0 13 13 0.00 0.500										

Cleveland Indians @ Detroit Tigers
Tiger Stadium, Detroit, MI
Sat Jun 27 1970, 4:33 AM EDT
Att. 20,967 - Unknown

livebaseballscorecards.com

AB 34
R 3
H 9
RBI 2
BB 5
SO 9
LOB 19



Batter	1	2	3	4	5	6	7	8	9	AB	R	H	RBI	BB	SO	LOB
Mickey Stanley, R (1, 8) OBP: 0.316, SLG: 0.353	0-0 6-3		0-0 P4		0-3 K		0-0 1-3			4	0	0	0	0	1	1
Dick McAuliffe, L (1, 4) OBP: 0.396, SLG: 0.410	0-3 K		0-0 FC7-4 1B			0-0 4-3		4-0 BB		3	0	0	0	1	1	1
Al Kaline, R (1, 3) OBP: 0.398, SLG: 0.493	4-0 FC5-4 BB		0-0 1-2 1B			0-0 F9 1B		0-0 L9		3	0	2	0	1	0	1
Willie Horton, R (1, 7) OBP: 0.384, SLG: 0.558	0-0 FC5-4 1-2f		0-3 K			0-0 1-2 BB 1B		0-0 F9		4	0	1	0	0	1	4
Jim Northrup, L (1, 9) OBP: 0.362, SLG: 0.520		0-0 1B		0-0 F8		0-0 F9 2-3		0-3 K		4	0	1	0	0	1	3
Bill Freehan, R (1, 2) OBP: 0.318, SLG: 0.396		0-3 K		0-0 F2		4-0 1-2 BB		0-3 K		3	0	0	0	1	2	1
Elliott Maddox, R (1, 5) OBP: 0.310, SLG: 0.357		0-0 F7		0-0 1-3		0-0 F3		0-0 F3		4	0	0	0	0	0	4
Cesar Gutierrez, R (1, 6) OBP: 0.262, SLG: 0.292		0-0 F2		0-0 L7		0-0 6-3		0-3 K		4	0	0	0	0	1	1
Mickey Lolich, S (1, 1) OBP: 0.271, SLG: 0.146 Don Wert, R (7, PH) OBP: 0.289, SLG: 0.256 Fred Scherman, L (8, 1)			0-0 FC7-4 1B		0-3 K		0-0 F7			2	0	1	0	0	1	0
										1	0	0	0	0	0	0
										0	0	0	0	0	0	0

Inning Stats	R: 0	H: 0	E: 0	K: 1	S: 5	R: 0	H: 1	E: 0	K: 1	S: 6	R: 0	H: 2	E: 0	K: 1	S: 7	R: 0	H: 0	E: 0	K: 0	S: 3	R: 0	H: 2	E: 0	K: 0	S: 5	R: 0	H: 0	E: 0	K: 0	S: 3	R: 0	H: 0	E: 0	K: 1	S: 5	R: 0	H: 0	E: 0	K: 2	S: 7	R: 0	H: 0	E: 0	K: 0	S: 7	R: 0	H: 0	E: 0	K: 1	S: 7	
	LOB: 1	BB: 1	P: 9	LOB: 1	BB: 0	P: 6	LOB: 2	BB: 0	P: 7	LOB: 0	BB: 0	P: 3	LOB: 3	BB: 1	P: 9	LOB: 0	BB: 0	P: 3	LOB: 1	BB: 1	P: 9	LOB: 0	BB: 0	P: 7	LOB: 0	BB: 0	P: 7	LOB: 1	BB: 1	P: 9	LOB: 0	BB: 0	P: 7	LOB: 0	BB: 0	P: 7	LOB: 0	BB: 0	P: 7	LOB: 0	BB: 0	P: 7	LOB: 0	BB: 0	P: 7	LOB: 0	BB: 0	P: 7	LOB: 0	BB: 0	P: 7
	1B: 5	2B: 0	3B: 0	HR: 0	SF: 0	SAC: 0	DP: 0	HBP: 0	WP: 0	PA: 35	ERA: 0.00	WHIP: 0.889	ERA: 0.00	WHIP: 0.889	ERA: 0.00	WHIP: 0.889	ERA: 0.00	WHIP: 0.889	ERA: 0.00	WHIP: 0.889	ERA: 0.00	WHIP: 0.889	ERA: 0.00	WHIP: 0.889	ERA: 0.00	WHIP: 0.889	ERA: 0.00	WHIP: 0.889	ERA: 0.00	WHIP: 0.889	ERA: 0.00	WHIP: 0.889	ERA: 0.00	WHIP: 0.889	ERA: 0.00	WHIP: 0.889	ERA: 0.00	WHIP: 0.889	ERA: 0.00	WHIP: 0.889	ERA: 0.00	WHIP: 0.889	ERA: 0.00	WHIP: 0.889	ERA: 0.00	WHIP: 0.889	ERA: 0.00	WHIP: 0.889			

BOTTOM

Cleveland Indians @ Detroit Tigers

Tiger Stadium, Detroit, MI

Sat Jun 27 1970, 4:33 AM EDT
Att. 20,967 - Unknown

AB	32
R	0
H	5
RBI	0
BB	3
SO	8
LOB	16

Batter	1	2	3	4	5	6	7	8	9	AB R H RBI BB SO LOB	TOP											
Jack Heidemann, R (1, 6) OBP: 0.273, SLG: 0.298	0-0 1B 1B	0-0 SF9-5 BB 1-2 2-H 1B		0-0 WP 1B	0-0 1-2 1B			0-0 1B FC6-4 1B		5 2 5 1 0 0 0	Cleveland Indians @ Detroit Tigers Tiger Stadium, Detroit, MI Sun Jun 28 1970, 7:05 PM EDT Unknown											
Graig Nettles, L (1, 5) OBP: 0.347, SLG: 0.372	0-0 1B 1B	4-0 1-2 2-3 BB		0-0 WP 1B	0-0 F8		0-0 P4		4 1 2 0 1 0 3													
Vada Pinson, L (1, 9) OBP: 0.344, SLG: 0.471	0-3 K	0-0 SF9-5		0-3 K		0-0 L5-3		0-0 FC6-4 1B	4 0 1 1 0 2 4													
Ray Fosse, R (1, 2) OBP: 0.375, SLG: 0.507	0-0 1B 1-2 2-H 1B	0-0 F9		0-3 K		0-0 2B		0-0 FC6-4 PB 1B	5 1 2 2 0 1 4													
Duke Sims, L (1, 3) OBP: 0.374, SLG: 0.546	0-0 1-3 2-H 1B		4-0 1B FC4-6 BB	0-3 K		0-0 F5		0-0 1-H WP 1B	4 1 2 2 1 1 3													
Roy Foster, R (1, 7) OBP: 0.338, SLG: 0.453	0-3 K		0-0 FC4-6 1B		0-0 HR		0-0 L4-3		5 1 2 1 0 1 4													
Ted Uhlaender, L (1, 8) OBP: 0.297, SLG: 0.329	0-3 K		0-0 FC4-6 FC5-4		0-0 L4-3		0-0 L6-3		5 0 0 1 0 1 3													
Eddie Leon, R (1, 4) OBP: 0.275, SLG: 0.305		0-0 E 1B 1B	0-0 FC5-4		0-0 F2		0-0 P4		5 1 1 0 0 0 1													
Sam McDowell, L (1, 1) OBP: 0.207, SLG: 0.246		0-0 E5 BB 1B SF9-5	0-3 K		0-0 1B 1B		0-0 F7		5 1 1 0 0 2 2													
Inning Stats	R: 2 E: 0 K: 3 S: 13	H: 4 LOB: 2 BB: 0 P: 13	R: 2 E: 1 K: 0 S: 5	H: 2 LOB: 1 BB: 1 P: 9	R: 1 E: 0 K: 1 S: 6	H: 1 LOB: 1 BB: 1 P: 10	R: 0 E: 0 K: 3 S: 11	H: 2 LOB: 2 BB: 0 P: 11	R: 1 E: 0 K: 0 S: 6	H: 3 LOB: 2 BB: 0 P: 6	R: 0 E: 0 K: 0 S: 4	H: 1 LOB: 1 BB: 0 P: 4	R: 0 E: 0 K: 0 S: 3	H: 0 LOB: 0 BB: 0 P: 3	R: 2 E: 0 K: 0 S: 6	H: 3 LOB: 1 BB: 0 P: 6	R: 0 E: 0 K: 1 S: 5	H: 0 LOB: 0 BB: 0 P: 5	1B: 14 2B: 2 3B: 0 HR: 1	SF: 1 SAC: 0 DP: 1 HBP: 0	WP: 2 PB: 1 SB: 0 CS: 0	PA: 45
PITCHER	IP WLS BF H R ER SO BB IBB HBP BLK WP HR S P ERA WHIP																					
Earl Wilson, R (1, 1) ERA: 3.9	1.0 L 10 6 4 3 3 0 0 0 0 0 0 0 16 16 27.00 6.000																					
John Hiller, L (2, 1) ERA: 3.21	4.0 19 6 2 2 4 2 0 0 0 1 1 25 33 4.50 2.000																					
Jerry Robertson, R (6, 1) ERA: 3.68	2.0 7 1 0 0 0 0 0 0 0 0 0 7 7 0.00 0.500																					
Daryl Patterson, R (8, 1) ERA: 7.32	2.0 9 3 2 2 1 0 0 0 0 1 0 11 11 9.00 1.500																					

livebaseballscorecards.com

AB	42
R	8
H	16
RBI	8
BB	2
SO	8
LOB	24




Batter	1	2	3	4	5	6	7	8	9	AB	R	H	RBI	BB	SO	LOB
Mickey Stanley, R OBP: 0.320, SLG: 0.373 (1, 8)	0-0 4-3 WP 2B		0-3 K		0-0 2-H 3B		0-0 5-3			4	1	2	1	0	1	1
Dick McAuliffe, L OBP: 0.394, SLG: 0.405 (1, 4)	0-0 4-3 2-3		4-0 BB		0-3 K			0-0 F7		3	0	0	0	1	1	2
Al Kaline, R OBP: 0.396, SLG: 0.487 (1, 3)	4-0 3-H BB		0-0 L4		0-0 F3			0-0 L5-3		3	0	0	0	1	0	2
Willie Horton, R OBP: 0.382, SLG: 0.553 (1, 7)	0-0 P4			0-0 G4-6-3 1B		0-0 5-3		0-3 K		4	0	1	0	0	1	1
Jim Northrup, L OBP: 0.357, SLG: 0.511 (1, 9)	0-3 K			0-0 G4-6-3 1-2f		0-0 F2			0-0 G3	4	0	0	0	0	1	2
Bill Freehan, R OBP: 0.317, SLG: 0.398 (1, 2)		0-0 5-3		0-0 2B		0-0 F8			0-0 F8	4	0	1	0	0	0	0
Elliott Maddox, R OBP: 0.302, SLG: 0.346 (1, 5)		0-0 F9		0-3 K			0-0 4-3		0-0 F8	4	0	0	0	0	1	1
Cesar Gutierrez, R OBP: 0.268, SLG: 0.294 (1, 6)		0-0 4-3			4-0 PB 3B BB		0-0 L5			2	1	1	0	1	0	0
Earl Wilson, R OBP: 0.242, SLG: 0.333 John Hillier, R OBP: 0.288, SLG: 0.253 Don Wert, R OBP: 0.288, SLG: 0.253 Jerry Robertson, S OBP: 0.180, SLG: 0.056 Jim Price, R OBP: 0.180, SLG: 0.056 Daryl Patterson, L			0-0 5-3		0-0 F3		0-0 L5			0	0	0	0	0	0	0


Inning Stats	R: 1	H: 1	E: 0	K: 1	S: 6	LOB: 1	BB: 1	P: 10	R: 0	H: 0	E: 0	K: 0	S: 3	LOB: 0	BB: 0	P: 3	R: 0	H: 0	E: 0	K: 1	S: 5	LOB: 1	BB: 1	P: 9	R: 0	H: 2	E: 0	K: 1	S: 6	LOB: 1	BB: 0	P: 6	R: 1	H: 1	E: 0	K: 1	S: 6	LOB: 1	BB: 1	P: 10	R: 0	H: 0	E: 0	K: 0	S: 3	LOB: 0	BB: 0	P: 3	R: 0	H: 1	E: 1	K: 0	S: 4	LOB: 1	BB: 0	P: 4	R: 0	H: 0	E: 0	K: 1	S: 5	LOB: 0	BB: 0	P: 5	R: 0	H: 0	E: 0	K: 0	S: 3	LOB: 0	BB: 0	P: 3	R: 0	H: 0	E: 0	K: 0	S: 3	LOB: 0	BB: 0	P: 3
PITCHER Sam McDowell, L ERA: 2.38 (1, 1)	IP	WLS	BF	H	R	ER	SO	BB	IBB	HBP	BLK	WP	HR	S	P	ERA	WHIP	IP	WLS	BF	H	R	ER	SO	BB	IBB	HBP	BLK	WP	HR	S	P	ERA	WHIP	IP	WLS	BF	H	R	ER	SO	BB	IBB	HBP	BLK	WP	HR	S	P	ERA	WHIP																													

BOTTOM

Cleveland Indians @ Detroit Tigers
Tiger Stadium, Detroit, MI
Sun Jun 28 1970, 7:05 PM EDT
Unknown

AB 31	
R 2	
H 5	
RBI 1	
BB 3	
SO 5	
LOB 11	



Batter	1	2	3	4	5	6	7	8	9	AB R H RBI BB SO LOB	TOP	
Jack Heidemann, R (1, 6) OBP: 0.269, SLG: 0.293	0-3 K		0-0 6-3			0-0 P4		0-0 5-3		4 0 0 0 0 1 0	Cleveland Indians @ Detroit Tigers Tiger Stadium, Detroit, MI Sun Jun 28 1970, 7:05 PM EDT Att. 33,640 - Unknown livebaseballscorecards.com AB 29 R 1 H 6 RBI 1 BB 2 SO 4 LOB 12 	
Eddie Leon, R (1, 4) OBP: 0.278, SLG: 0.310	0-0 6-3			0-0 F8 SF9 2B		0-0 F9		4-0 G5-4-3 BB	3 1 1 0 1 0 0			
Roy Foster, R (1, 7) OBP: 0.336, SLG: 0.449	0-0 F3			0-0 F8 2-3			0-0 6-3 1B	0-0 G5-4-3 1-2f	4 0 1 0 0 0 2			
Ray Fosse, R (1, 2) OBP: 0.373, SLG: 0.509		0-0 F3		0-0 SF9 3-H			0-0 6-3 1-2	0-0 2B	3 0 1 1 0 0 1			
Chuck Hinton, R (1, 9) OBP: 0.412, SLG: 0.459		0-0 BLK 1B		0-0 F9			0-0 1B	0-3 K	4 0 2 0 0 1 1			
Tony Horton, R (1, 3) OBP: 0.326, SLG: 0.435		4-0 PO BB			0-0 FC3-5 2B		0-3 K		2 0 1 0 1 1 2			
Ted Uhlaender, L (1, 8) OBP: 0.294, SLG: 0.326		0-0 F5			0-0 FC3-5 2-3		0-0 P4		3 0 0 0 0 0 5			
Graig Nettles, L (1, 5) OBP: 0.345, SLG: 0.368 Larry Brown, R (8, PH) OBP: 0.361, SLG: 0.358 (8, 5)		0-0 PO 1-2	0-0 G3		0-0 G3-6-3 1-2f			0-0 P4	2 0 0 0 0 0 1 1 0 0 0 0 0 0			
Mike Paul, L (1, 1) Fred Lasher, R (6, 1) Dick Ellsworth, L (6, 1) Dean Chance, R (6, 1) Rich Rollins, R (8, PH) Dennis Higgins, R (8, 1)			0-3 K			0-0 4-3		0-0 F8	2 0 0 0 0 0 1 0 1 0 0 0 0 0 0 0 0 0 0 0 0 0 0 0			
Inning Stats	R: 0 H: 0 E: 0 LOB: 0 K: 1 BB: 0 S: 5 P: 5	R: 0 H: 1 E: 0 LOB: 1 K: 0 BB: 1 S: 3 P: 7	R: 0 H: 0 E: 0 LOB: 0 K: 1 BB: 0 S: 5 P: 5	R: 1 H: 1 E: 0 LOB: 0 K: 0 BB: 0 S: 4 P: 4	R: 0 H: 1 E: 0 LOB: 0 K: 0 BB: 0 S: 3 P: 3	R: 0 H: 0 E: 0 LOB: 0 K: 0 BB: 0 S: 3 P: 3	R: 0 H: 2 E: 0 LOB: 2 K: 1 BB: 0 S: 7 P: 7	R: 0 H: 0 E: 0 LOB: 0 K: 0 BB: 0 S: 3 P: 3	R: 0 H: 1 E: 0 LOB: 1 K: 1 BB: 1 S: 5 P: 9	1B: 3 SF: 1 2B: 3 SAC: 0 3B: 0 DP: 2 HR: 0 HBP: 0	WP: 0 PA: 33 PB: 0 SB: 0 CS: 0	
PITCHER Mike Kilkenny, L (1, 1) ERA: 4.79	IP WLS BF H R ER SO BB IBB HBP BLK WP HR S P ERA WHIP											

Batter	1	2	3	4	5	6	7	8	9	AB R H RBI BB SO LOB
Cesar Gutierrez, R OBP: 0.267, SLG: 0.293 (1, 6) X	0-0 P4		0-0 P4			0-0 BB 2B 1B	0-3 K			4 1 1 0 0 1 0
Dick McAuliffe, L OBP: 0.395, SLG: 0.404 (1, 4) X	0-0 1B 1B		0-0 G3			4-0 BB 1-2 2B BB	0-0 4-3			3 1 1 0 1 0 0
Mickey Stanley, R OBP: 0.318, SLG: 0.376 (1, 8) X	0-0 F7		0-0 6-3			0-0 1B 1-H 2-H 2B	0-0 1-3			4 1 1 2 0 0 1
Willie Horton, R OBP: 0.380, SLG: 0.549 (1, 7) X	0-0 1-3 1B			0-0 F3		0-0 6-3		0-3 K		4 0 1 0 0 1 1
Jim Northrup, L OBP: 0.359, SLG: 0.509 (1, 9) X	0-0 4-3			4-0 BB G4-6-3		0-0 1B 1B		0-0 4-3		3 1 1 1 1 0 2
Norm Cash, L OBP: 0.344, SLG: 0.451 (1, 3) X		0-0 F8		0-0 G4-6-3 1-2f		0-0 1B 1B 1B		0-3 K		4 1 1 0 0 1 1
Elliott Maddox, R OBP: 0.305, SLG: 0.343 (1, 5) BB Gates Brown, L OBP: 0.292, SLG: 0.435 (6, PH) BB Don Wert, R OBP: 0.286, SLG: 0.253 (7, 5) BB		4-0 BB				0-0 SF8-4 1B				1 0 0 0 1 0 0 1 0 1 1 0 0 0 0 0 0 0 0 0 0
Jim Price, R OBP: 0.208, SLG: 0.095 (1, 2) S		0-3 K				0-0 SF8-4 1B				3 0 1 0 0 1 1
Mike Kilkenny, R OBP: 0.100, SLG: 0.105 (1, 1) X		0-0 F8				0-0 SF8-4 1B				2 0 0 1 0 1 1

Inning Stats	R: 0 E: 0 K: 5 S: 5	H: 2 LOB: 2 BB: 0 P: 5	R: 0 E: 0 K: 5 S: 5	H: 0 LOB: 1 BB: 1 P: 9	R: 0 E: 0 K: 3 S: 3	H: 0 LOB: 0 BB: 0 P: 3	R: 0 E: 0 K: 0 S: 2	H: 0 LOB: 0 BB: 1 P: 6	R: 0 E: 0 K: 5 S: 5	H: 0 LOB: 0 BB: 0 P: 5	R: 5 E: 0 K: 0 S: 8	H: 6 LOB: 1 BB: 1 P: 12	R: 0 E: 0 K: 1 S: 5	H: 0 LOB: 0 BB: 0 P: 7	1B: 7 2B: 2 3B: 0 HR: 0	SF: 1 SAC: 0 DP: 2 HBP: 0	WP: 0 PB: 0 SB: 0 CS: 0	PA: 33
--------------	------------------------------	---------------------------------	------------------------------	---------------------------------	------------------------------	---------------------------------	------------------------------	---------------------------------	------------------------------	---------------------------------	------------------------------	----------------------------------	------------------------------	---------------------------------	----------------------------------	------------------------------------	----------------------------------	--------

PITCHER	IP	WLS	BF	H	R	ER	SO	BB	IBB	HBP	BLK	WP	HR	S	P	ERA	WHIP
Mike Paul, L ERA: 5.3 (1, 1)	5.0	L	20	3	2	2	2	3	0	0	0	0	0	21	33	3.60	1.200
Fred Lasher, R ERA: 3.34 (6, 1)	0.1		2	1	0	0	0	0	0	0	0	0	0	2	2	0.00	3.000
Dick Ellsworth, L ERA: 3.81 (6, 1)	0.0		2	2	1	1	0	0	0	0	0	0	0	2	2	∞	∞
Dean Chance, R ERA: 3.69 (6, 1)	1.2		6	2	2	2	1	0	0	0	0	0	0	8	8	10.80	1.200
Dennis Higgins, R ERA: 5.35 (8, 1)	1.0		3	0	0	0	2	0	0	0	0	0	0	7	7	0.00	0.000

BOTTOM

Cleveland Indians @ Detroit Tigers
Tiger Stadium, Detroit, MI
Sun Jun 28 1970, 7:05 PM EDT
Att. 33,640 - Unknown

livebaseballscorecards.com

AB	29
R	5
H	8
RBI	5
BB	3
SO	5
LOB	7



Batter	1	2	3	4	5	6	7	8	9	AB R H RBI BB SO LOB	TOP									
Jack Heidemann, R (1, 6) OBP: 0.267, SLG: 0.291	0-0 1B 1B		0-0 P4		0-0 4-3		0-0 6-3		0-0 6-3	5 1 1 0 0 0 0										
Eddie Leon, R (1, 4) OBP: 0.289, SLG: 0.318	0-0 1B 1-2 1B		0-0 1B		4-0 FC6-4 1B BB		0-0 FC6-4 1B		0-0 6-3	4 0 3 0 1 0 0										
Roy Foster, R (1, 7) OBP: 0.335, SLG: 0.445	0-0 F8		0-0 F8		0-0 FC6-4 1-2 1B		0-0 P4			4 0 1 0 0 0 4										
Ray Fosse, R (1, 2) OBP: 0.371, SLG: 0.504	0-0 F3		0-0 1B		0-0 FC6-4 1-2f 2-3 BB		0-0 FC6-4 1-2f			4 0 1 0 0 0 5										
Chuck Hinton, R (1, 9) OBP: 0.431, SLG: 0.484	0-0 1-3 2-H 1B		0-0 F3		4-0 1-2 BB			0-0 4-3 SF9 2B		3 1 2 1 1 0 2										
Tony Horton, R (1, 3) OBP: 0.325, SLG: 0.430		0-0 F8		4-0 FC4-6 BB		0-0 F7		0-0 4-3 2-3		3 0 0 0 1 0 4										
Ted Uhlaender, L (1, 8) OBP: 0.297, SLG: 0.327		0-0 FC6-4 1B		0-0 FC4-6 K2-5-2 1-2f BB		4-0 G4-6-3 BB		0-0 SF9 3-H		2 0 1 1 1 0 1										
Graig Nettles, L (1, 5) OBP: 0.343, SLG: 0.363		0-0 P6		4-0 BB		0-0 G4-6-3 1-2f		0-0 4-3		3 0 0 0 1 0 2										
Steve Dunning, R (1, 1) OBP: 0.143, SLG: 0.143		0-0 FC6-4 1-2f		0-3 K2-5-2 2-3f		0-0 L7			0-3 K	2 0 0 0 0 1 3										
Rich Rollins, R (6, PH) OBP: 0.288, SLG: 0.288										1 0 0 0 0 0 0										
Dennis Higgins, R (6, 1)										0 0 0 0 0 0 0										
Buddy Bradford, R (9, PH) OBP: 0.267, SLG: 0.280										1 0 0 0 0 1 0										
Inning Stats	R: 1 E: 0 K: 0 S: 5	H: 3 LOB: 2 BB: 0 P: 5	R: 0 E: 0 K: 0 S: 4	H: 1 LOB: 1 BB: 0 P: 4	R: 0 E: 0 K: 1 S: 5	H: 2 LOB: 2 BB: 2 P: 5	R: 0 E: 0 K: 1 S: 4	H: 0 LOB: 2 BB: 2 P: 12	R: 0 E: 0 K: 0 S: 2	H: 0 LOB: 0 BB: 1 P: 6	R: 0 E: 0 K: 0 S: 4	H: 1 LOB: 1 BB: 0 P: 4	R: 1 E: 0 K: 0 S: 4	H: 1 LOB: 0 BB: 0 P: 4	R: 0 E: 0 K: 1 S: 5	H: 0 LOB: 0 BB: 0 P: 5	1B: 8 2B: 2 3B: 0 HR: 0	SF: 1 SAC: 0 DP: 2 HBP: 0	WP: 0 PB: 0 SB: 0 CS: 0	PA: 38
PITCHER Dave McNally, L (1, 1) ERA: 3.95	IP: 9.0 WLS: W BF: 38 H: 9 R: 2 ER: 2 SO: 2 BB: 5 IBB: 0 HBP: 0 BLK: 0 WP: 0 HR: 0 S: 37 P: 57 ERA: 2.00 WHIP: 1.556											PITCHER	IP: WLS: BF: H: R: ER: SO: BB: IBB: HBP: BLK: WP: HR: S: P: ERA: WHIP:							

Cleveland Indians @ Baltimore Orioles
Memorial Stadium, Baltimore, MD
 Tue Jun 30 1970, 7:05 PM EDT
 Att: 11,346 - Unknown

livebaseballscorecards.com

AB	32
R	2
H	9
RBI	2
BB	5
SO	2
LOB	21



Batter	1	2	3	4	5	6	7	8	9
Don Buford, S OBP: 0.401, SLG: 0.433 (1, 7)	0-3 K		4-0 HR BB		0-0 HR		0-0 F8		
Bobby Grich, R OBP: 0.250, SLG: 0.143 (1, 4)	0-0 1B		0-3 K		0-0 F9		0-0 FC3-6		
Boog Powell, L OBP: 0.433, SLG: 0.611 (1, 3)	0-0 1B		0-0 HR		0-0 HR		0-3 K		
Frank Robinson, R OBP: 0.404, SLG: 0.563 (1, 9)	0-3 K		0-0 FC5-4 1B		0-3 K		0-0 6-3		
Paul Blair, R OBP: 0.337, SLG: 0.441 (1, 8)	0-0 4-3		0-0 FC5-4		0-0 6-3		0-0 F8		
Brooks Robinson, R OBP: 0.329, SLG: 0.434 (1, 5)		0-0 F3	0-0 5-3		0-0 F7		0-0 F8		
Elrod Hendricks, L OBP: 0.310, SLG: 0.327 (1, 2)		4-0 S1-5-3 BB		0-3 K		0-0 F7			
Mark Belanger, R OBP: 0.246, SLG: 0.213 (1, 6)		4-0 1-2 BB		0-0 1-3		0-3 K			
Dave McNally, R OBP: 0.320, SLG: 0.293 (1, 1)		0-0 G1-5-3		0-0 F7		4-0 FC3-6 BB			

Inning Stats	R: 0	H: 2	E: 0	LOB: 2	K: 2	BB: 0	S: 9	P: 9
	R: 0	H: 0	E: 0	LOB: 1	K: 0	BB: 2	S: 2	P: 10
	R: 2	H: 2	E: 1	LOB: 1	K: 1	BB: 1	S: 7	P: 11
	R: 0	H: 0	E: 0	LOB: 0	K: 1	BB: 0	S: 5	P: 5
	R: 2	H: 2	E: 0	LOB: 0	K: 1	BB: 0	S: 7	P: 7
	R: 0	H: 0	E: 0	LOB: 0	K: 1	BB: 0	S: 5	P: 5
	R: 0	H: 0	E: 0	LOB: 1	K: 1	BB: 1	S: 5	P: 9
	R: 0	H: 0	E: 0	LOB: 0	K: 0	BB: 0	S: 3	P: 3

PITCHER	IP	WLS	BF	H	R	ER	SO	BB	IBB	HBP	BLK	WP	HR	S	P	ERA	WHIP
Steve Dunning, R ERA: 4.09 (1, 1)	5.0	L	23	6	4	4	5	3	0	0	0	0	3	30	42	7.20	1.800
Dennis Higgins, R ERA: 4.95 (6, 1)	3.0		10	0	0	0	2	1	0	0	0	0	0	13	17	0.00	0.333


BOTTOM

Cleveland Indians @ Baltimore Orioles
Memorial Stadium, Baltimore, MD
 Tue Jun 30 1970, 7:05 PM EDT
 Att. 11,346 - Unknown

AB	R	H	RBI	BB	SO	LOB
3	2	1	1	1	1	1
4	0	1	0	0	1	2
4	2	3	3	0	1	1
4	0	1	0	0	2	2
4	0	0	0	0	0	3
4	0	0	0	0	0	1
2	0	0	0	1	1	0
2	0	0	0	1	1	0
2	0	0	0	1	0	2

AB	29
R	4
H	6
RBI	4
BB	4
SO	7
LOB	12

livebaseballscorecards.com



WP	PA
0	33

Batter	1	2	3	4	5	6	7	8	9	AB R H RBI BB SO LOB	TOP
Jack Heidemann, R (1, 6) OBP: 0.264, SLG: 0.286	0-0 F9		0-3 K			0-0 6-3		0-0 F9		4 0 0 0 0 1 1	
Graig Nettles, L (1, 5) OBP: 0.346, SLG: 0.366	0-0 L8			0-0 4-3 1B		0-0 G3		0-0 FC6-4 1B		4 0 2 0 0 0 0	
Vada Pinson, L (1, 9) OBP: 0.343, SLG: 0.468	0-0 F3			0-0 4-3 1-2		0-0 1B 1B		0-0 FC6-4 1-2f		4 0 1 0 0 0 2	
Ray Fosse, R (1, 2) OBP: 0.369, SLG: 0.500		0-0 6-3		0-3 K		0-0 1-2 1B		0-0 F8		4 0 1 0 0 1 2	
Duke Sims, L (1, 7) OBP: 0.370, SLG: 0.536		0-0 4-3		0-0 1-3		0-0 4-3			0-0 G3 1B 1B	4 0 1 0 0 0 3	
Tony Horton, R (1, 3) OBP: 0.328, SLG: 0.431		0-0 F4			0-0 FC6 1B		0-0 5-3		0-0 1-2 G3 1B	4 0 2 0 0 0 0	
Ted Uhlaender, L (1, 8) OBP: 0.293, SLG: 0.322			0-0 F7		0-0 FC6 1-2f		0-0 6-3		0-0 G3 1-2 2-3	4 0 0 0 0 0 3	
Eddie Leon, R (1, 4) OBP: 0.293, SLG: 0.318			4-0 6-3 BB		0-0 F4		0-0 1B		0-3 K	3 0 1 0 1 1 3	
Rick Austin, R (1, 1) Buddy Bradford, R (7, PH) Phil Hennigan, R (7, 1) Lou Klimchok, L (9, PH) OBP: 0.182, SLG: 0.238			0-0 6-3		0-0 F5		0-3 K		0-3 K	2 0 0 0 0 0 2 1 0 0 0 0 1 1 0 0 0 0 0 0 0 1 0 0 0 0 1 2	
Inning Stats	R: 0 E: 0 K: 0 S: 3 H: 0 LOB: 0 BB: 0 P: 3	R: 0 E: 0 K: 0 S: 3 H: 0 LOB: 0 BB: 0 P: 3	R: 0 E: 0 K: 1 S: 5 H: 0 LOB: 1 BB: 1 P: 9	R: 0 E: 0 K: 1 S: 6 H: 1 LOB: 1 BB: 0 P: 6	R: 0 E: 0 K: 0 S: 4 H: 1 LOB: 1 BB: 0 P: 4	R: 0 E: 0 K: 0 S: 5 H: 2 LOB: 2 BB: 0 P: 5	R: 0 E: 0 K: 1 S: 6 H: 1 LOB: 1 BB: 0 P: 6	R: 0 E: 0 K: 0 S: 4 H: 1 LOB: 1 BB: 0 P: 4	R: 0 E: 0 K: 2 S: 9 H: 2 LOB: 2 BB: 0 P: 9	1B: 8 2B: 0 3B: 0 HR: 0 SF: 0 SAC: 0 DP: 0 HBP: 0	WP: 0 PB: 0 SB: 0 CS: 0 PA: 36
PITCHER Jim Palmer, R (1, 1) ERA: 2.84	IP: 9.0 WLS: W BF: 36 H: 8 R: 0 ER: 0 SO: 5 BB: 1 IBB: 0 HBP: 0 BLK: 0 WP: 0 HR: 0 S: 45 P: 49 ERA: 0.00 WHIP: 1.000										

Cleveland Indians @ Baltimore Orioles
 Memorial Stadium, Baltimore, MD
 Wed Jul 01 1970, 7:05 PM EDT
 Att. 7,489 - Unknown

livebaseballscorecards.com

AB	35
R	0
H	8
RBI	0
BB	1
SO	5
LOB	19



Batter	1	2	3	4	5	6	7	8	9	AB R H RBI BB SO LOB
Don Buford, S OBP: 0.402, SLG: 0.434 (1, 7)	0-0 SH1 PB 1B	0-0 3-1		0-0 2-3 1B			0-0 G3			4 0 2 0 0 0 2
Mark Belanger, R OBP: 0.247, SLG: 0.211 (1, 6)	0-0 SH1 1-3		0-0 F7	0-0 CS 3-H	0-0 F7		4-0 BB			2 0 0 0 1 0 0
Boog Powell, L OBP: 0.434, SLG: 0.611 (1, 3)	4-0 G5-4-3 BB		0-0 1B 2B		0-0 F9		0-0 1-3			3 1 1 0 1 0 1
Frank Robinson, R OBP: 0.401, SLG: 0.557 (1, 9)	0-0 G5-4-3 1-2f		0-0 G6-4-3 1B 2-H		0-0 E7			0-0 L8		4 0 1 1 0 0 2
Paul Blair, R OBP: 0.340, SLG: 0.439 (1, 8)		0-3 K	0-0 G6-4-3 1-2f			4-0 CS BB		0-0 CS 1B		3 0 1 0 1 1 1
Brooks Robinson, R OBP: 0.334, SLG: 0.449 (1, 5)		0-0 1B 2B		0-0 3-1 1B 2B		0-3 K 1-2		0-0 1-2 2B		4 2 3 0 0 1 1
Davey Johnson, R OBP: 0.377, SLG: 0.415 (1, 4)		0-0 HBP 1B 2-H		0-0 3-1 2-3 1B		0-0 1B		0-0 4-3		4 0 2 1 0 0 2
Andy Etchebarren, R OBP: 0.295, SLG: 0.297 (1, 2)		1-0 1B 1-2 HBP		0-0 1B SH1-4 CS 1B 3-H		0-0 F5				2 0 1 1 0 0 1
Jim Palmer, R OBP: 0.218, SLG: 0.259 (1, 1)		0-3 K		0-0 SH1-4 1-2			0-3 K			2 0 0 0 0 2 2

Inning Stats	R: 0	H: 1	E: 0	LOB: 1	K: 0	S: 3	P: 7	R: 1	H: 2	E: 0	LOB: 2	K: 2	S: 9	P: 10	R: 1	H: 2	E: 0	LOB: 0	K: 0	S: 4	P: 4	R: 1	H: 3	E: 0	LOB: 1	K: 0	S: 5	P: 5	R: 0	H: 0	E: 1	LOB: 1	K: 0	S: 3	P: 3	R: 0	H: 1	E: 0	LOB: 1	K: 1	S: 5	P: 9	R: 0	H: 0	E: 0	LOB: 1	K: 1	S: 5	P: 9	R: 0	H: 2	E: 0	LOB: 1	K: 0	S: 4	P: 4
1B: 7	SF: 0	2B: 4	SAC: 2	3B: 0	DP: 2	HR: 0	HBP: 1	WP: 0	PA: 35	CS: 3																																														

PITCHER	IP	WLS	BF	H	R	ER	SO	BB	IBB	HBP	BLK	WP	HR	S	P	ERA	WHIP
Rick Austin, L ERA: 4.15 (1, 1)	6.0	L	26	9	3	3	3	2	0	1	0	0	0	29	38	4.50	1.833
Phil Hennigan, R ERA: 4.25 (7, 1)	2.0		8	2	0	0	1	1	0	0	0	0	0	9	13	0.00	1.500

BOTTOM

Cleveland Indians @ Baltimore Orioles
Memorial Stadium, Baltimore, MD

Wed Jul 01 1970, 7:05 PM EDT
Att. 7,489 - Unknown

livebaseballscorecards.com

AB	28
R	3
H	11
RBI	3
BB	3
SO	4
LOB	12



Cleveland Indians @ Baltimore Orioles
Memorial Stadium, Baltimore, MD
 Thu Jul 02 1970, 7:05 PM EDT
 Att. 6,135 - Unknown

AB	41
R	10
H	13
RBI	9
BB	1
SO	4
LOB	23



WP	0	PA	47
PB	0		
SB	0		
CS	0		

Batter	1	2	3	4	5	6	7	8	9	AB	R	H	RBI	BB	SO	LOB											
Jack Heidemann, R (1, 6) OBP: 0.262, SLG: 0.283	1-0 FC4-6 HBP	0-0 F8		0-3 K		0-0 F8		0-0 SH3-4	0-0 SF8	3	0	0	1	0	1	2											
Graig Nettles, L (1, 5) OBP: 0.342, SLG: 0.361 Larry Brown, R (7, PH) OBP: 0.359, SLG: 0.345	0-0 FC4-6 1B 1-2f HR	0-0 L5			0-0 F9		0-3 K	4-0 SF9 E BB	0-0 6-3	3	1	0	0	0	0	2											
Vada Pinson, L (1, 9) OBP: 0.344, SLG: 0.466	0-0 HR 1B		0-0 G3		0-0 E 1B		0-0 E1 1B	0-0 FC1		5	2	2	0	0	0	2											
Ray Fosse, R (1, 2) OBP: 0.369, SLG: 0.512	0-0 HR		0-0 5-3		0-0 E6 1-2		0-0 1B 1B	0-0 SF9		4	1	2	4	0	0	1											
Duke Sims, L (1, 7) OBP: 0.362, SLG: 0.522 Chuck Hinton, R (7, PH) OBP: 0.419, SLG: 0.470 Dean Chance, R (8, 1)	0-0 L4		0-0 4-3		0-0 F8		0-3 K	0-0 F9		3	0	0	0	0	0	2											
Tony Horton, R (1, 3) OBP: 0.336, SLG: 0.461	0-0 2B		0-0 2B 3B		0-0 F3		0-0 1-2 2-H 1B		0-0 HR	5	2	4	2	0	0	2											
Ted Uhlaender, L (1, 8) OBP: 0.294, SLG: 0.327	0-0 F7		0-0 4-3 2B 3-H		0-0 4-3		0-0 4-3 F9		0-0 2B SF8 1B	5	1	2	1	0	0	3											
Eddie Leon, R (1, 4) OBP: 0.295, SLG: 0.333		0-0 E6		0-0 4-3		0-0 HR		0-0 SH3-4 E HBP 1B	0-0 F9	5	2	2	1	0	0	2											
Sam McDowell, L (1, 1) OBP: 0.200, SLG: 0.237 Lou Klimchok, L (6, PH) OBP: 0.178, SLG: 0.233 Dennis Higgins, R (6, 1) Buddy Bradford, R (8, PH) OBP: 0.278, SLG: 0.295		0-3 K		0-0 4-3		0-0 6-3		1-0 E SH3-4 SF9 HBP	0-0 2B	2	0	0	0	0	1	2											
Inning Stats	R: 3 E: 0 K: 0 S: 6	H: 3 LOB: 1 BB: 0 P: 7	R: 0 E: 1 K: 1 S: 6	H: 0 LOB: 1 BB: 0 P: 6	R: 0 E: 0 K: 0 S: 3	H: 0 LOB: 0 BB: 0 P: 3	R: 1 E: 0 K: 1 S: 7	H: 2 LOB: 1 BB: 0 P: 7	R: 0 E: 1 K: 0 S: 5	H: 1 LOB: 2 BB: 0 P: 5	R: 1 E: 0 K: 0 S: 4	H: 1 LOB: 0 BB: 0 P: 4	R: 1 E: 1 K: 2 S: 10	H: 2 LOB: 2 BB: 0 P: 10	R: 2 E: 1 K: 0 S: 5	H: 1 LOB: 2 BB: 1 P: 10	R: 2 E: 0 K: 0 S: 6	H: 3 LOB: 1 BB: 0 P: 6	1B: 6 2B: 3 3B: 1 HR: 3	SF: 2 SAC: 1 DP: 0 HBP: 2	WP: 0 PA: 47						
PITCHER	IP	WLS	BF	H	R	ER	SO	BB	IBB	HBP	BLK	WP	HR	S	P	ERA	WHIP										
Jim Hardin, R (1, 1) ERA: 3.48	6.0		28	7	5	5	2	0	0	1	0	0	2	31	32	7.50	1.167										
Marcelino Lopez, L (7, 1) ERA: 2.42	0.1		3	1	1	0	1	0	0	0	0	0	0	5	5	0.00	3.000										
Moe Drabowsky, R (7, 1) ERA: 3.33	1.0	L	7	2	2	0	1	1	0	1	0	0	0	7	12	0.00	3.000										
Pete Richert, L (8, 1) ERA: 1.98	0.2		5	2	2	2	0	0	0	0	0	0	1	5	5	27.00	3.000										
Eddie Watt, R (9, 1) ERA: 3.3	1.0		4	1	0	0	0	0	0	0	0	0	0	4	4	0.00	1.000										

Batter	1	2	3	4	5	6	7	8	9	AB R H RBI BB SO LOB	TOP									
Jack Heidemann, R (1, 6) OBP: 0.262, SLG: 0.282	0-0 F8		0-0 F7			0-0 L6		0-0 BB E 1B		4 1 1 0 0 0 1	Cleveland Indians @ Boston Red Sox Fenway Park, Boston, MA Fri Jul 03 1970, 7:05 PM EDT Unknown									
Graig Nettles, L (1, 5) OBP: 0.344, SLG: 0.358	0-0 F9		4-0 BB			0-0 L3		4-0 BB E FC5-2 BB		2 0 0 0 2 0 0										
Vada Pinson, L (1, 9) OBP: 0.342, SLG: 0.463	0-0 1-3		0-0 G3			0-0 G3		0-0 BB FC5-2 E9 1-3 2-H 1B		4 0 1 1 0 0 2										
Ray Fosse, R (1, 2) OBP: 0.364, SLG: 0.504		0-0 F7				0-0 F8		0-0 FC5-2		4 0 0 0 0 0 2										
Duke Sims, L (1, 7) OBP: 0.359, SLG: 0.513		0-0 3-1			0-3 K		0-0 1B 1B	0-0 F8		4 0 1 0 0 1 2										
Tony Horton, R (1, 3) OBP: 0.338, SLG: 0.460		4-0 BB			0-0 5-3		0-0 1-2 FC6-4 1B	0-0 5-3		3 0 1 0 1 0 0										
Ted Uhlaender, L (1, 8) OBP: 0.290, SLG: 0.322		0-0 L9				0-0 3-1		0-0 F6		4 0 0 0 0 0 3										
Eddie Leon, R (1, 4) OBP: 0.294, SLG: 0.336			0-0 2B			0-0 F2		0-0 FC6-4		4 0 1 0 0 1 2										
Rich Hand, R (1, 1) OBP: 0.167, SLG: 0.143 Chuck Hinton, R (8, PH) OBP: 0.413, SLG: 0.463 Phil Hennigan, R (8, 1) OBP: 0.444, SLG: 0.333			0-0 5-3			0-0 6-3		0-3 K		2 0 0 0 0 0 1 1 0 0 0 0 1 0 0 0 0 0 0 0 0										
Inning Stats	R: 0 E: 0 K: 0 S: 3	H: 0 LOB: 0 BB: 0 P: 3	R: 0 E: 0 K: 0 S: 3	H: 0 LOB: 1 BB: 1 P: 7	R: 0 E: 0 K: 0 S: 4	H: 1 LOB: 2 BB: 1 P: 8	R: 0 E: 0 K: 1 S: 5	H: 0 LOB: 0 BB: 0 P: 5	R: 0 E: 0 K: 0 S: 3	H: 0 LOB: 0 BB: 0 P: 3	R: 0 E: 0 K: 0 S: 5	H: 2 LOB: 2 BB: 0 P: 5	R: 1 E: 1 K: 1 S: 7	H: 2 LOB: 2 BB: 1 P: 11	R: 0 E: 0 K: 1 S: 5	H: 0 LOB: 0 BB: 0 P: 5	1B: 4 2B: 1 3B: 0 HR: 0	SF: 0 SAC: 0 DP: 0 HBP: 0	WP: 0 PB: 0 SB: 0 CS: 0	PA: 35
PITCHER Ray Culp, R (1, 1) ERA: 2.81	IP: 9.0 WLS: W BF: 35 H: 5 R: 1 ER: 1 SO: 3 BB: 3 IBB: 0 HBP: 0 BLK: 0 WP: 0 HR: 0 S: 38 P: 50 ERA: 1.00 WHIP: 0.889											PITCHER	IP: 9.0 WLS: W BF: 35 H: 5 R: 1 ER: 1 SO: 3 BB: 3 IBB: 0 HBP: 0 BLK: 0 WP: 0 HR: 0 S: 38 P: 50 ERA: 1.00 WHIP: 0.889							

livebaseballscorecards.com

AB	32
R	1
H	5
RBI	1
BB	3
SO	3
LOB	13



Batter	1	2	3	4	5	6	7	8	9
Mike Andrews, R OBP: 0.329, SLG: 0.357 (1, 4)	0-0 F9		0-0 5-3		0-0 F8		0-0 G1-4-3		
Reggie Smith, S OBP: 0.372, SLG: 0.455 (1, 8)	0-0 2B		0-0 4-3			0-0 1B G5-4-3 1B		0-0 F7	
Carl Yastrzemski, L OBP: 0.437, SLG: 0.577 (1, 3)	4-0 BB		0-0 3-1			0-0 1B G5-4-3 1-3		0-0 HR	
Tony Conigliaro, R OBP: 0.350, SLG: 0.482 (1, 9)	0-0 F9			0-3 K		0-0 G5-4-3		0-0 6-3	
Rico Petrocelli, R OBP: 0.295, SLG: 0.435 (1, 6)	0-0 5-3			0-3 K		4-0 1B BB		4-0 BB	
George Scott, R OBP: 0.352, SLG: 0.478 (1, 5)		0-0 2B		0-3 K		0-0 1B 1-2		0-3 K	
Billy Conigliaro, R OBP: 0.343, SLG: 0.496 (1, 7)		0-0 5-3			0-0 F7	0-0 6-3			
Tom Satriano, L OBP: 0.358, SLG: 0.420 (1, 2)		0-3 K			4-0 SH3-4 BB		0-0 FC1-5 2B		
Ray Culp, R OBP: 0.111, SLG: 0.133 (1, 1)		0-3 K			0-0 SH3-4		0-0 FC1-5 G1-4-3		

Inning Stats	R: 0	H: 1	E: 0	LOB: 2	K: 0	BB: 1	S: 4	P: 8
	R: 0	H: 1	E: 0	LOB: 1	K: 2	BB: 0	S: 8	P: 8
	R: 0	H: 0	E: 0	LOB: 0	K: 0	BB: 0	S: 3	P: 3
	R: 0	H: 0	E: 0	LOB: 0	K: 3	BB: 0	S: 9	P: 9
	R: 0	H: 0	E: 0	LOB: 1	K: 0	BB: 1	S: 3	P: 7
	R: 1	H: 3	E: 0	LOB: 2	K: 0	BB: 1	S: 5	P: 9
	R: 0	H: 1	E: 0	LOB: 0	K: 0	BB: 0	S: 3	P: 3
	R: 1	H: 1	E: 0	LOB: 1	K: 1	BB: 1	S: 6	P: 10

PITCHER	IP	WLS	BF	H	R	ER	SO	BB	IBB	HBP	BLK	WP	HR	S	P	ERA	WHIP
Rich Hand, R ERA: 4.45 (1, 1)	7.0		28	6	1	1	5	3	0	0	0	0	0	35	47	1.29	1.286
Phil Hennigan, R ERA: 4.33 (8, 1)	1.0	L	5	1	1	1	1	1	0	0	0	0	1	6	10	9.00	2.000

AB R H RBI BB SO LOB

4	0	0	0	0	0	2
4	1	2	0	0	0	0
3	1	2	1	1	0	0
4	0	0	0	0	1	3
2	0	0	0	2	1	2
4	0	2	0	0	2	1
3	0	0	0	0	0	3
2	0	1	0	1	1	1
2	0	0	0	0	1	2

AB	28
R	2
H	7
RBI	1
BB	4
SO	6
LOB	14



WP	PA	ERA	WHIP
0	33		

Cleveland Indians @ Boston Red Sox
Fenway Park, Boston, MA
Fri Jul 03 1970, 7:05 PM EDT
Unknown

livebaseballscorecards.com

Batter	1	2	3	4	5	6	7	8	9	AB R H RBI BB SO LOB
--------	---	---	---	---	---	---	---	---	---	----------------------

Jack Heidemann, R (1, 6) <small>OBP: 0.261, SLG: 0.285</small>	0-0 F8		0-0 1B HR 2B	0-0 F8			0-0 6-3		0-3 K	5 1 1 0 0 1 0
--	-----------	--	-----------------------	-----------	--	--	------------	--	----------	---------------

Eddie Leon, R (1, 4) <small>OBP: 0.288, SLG: 0.329</small>	0-0 F4		0-0 L6		0-0 4-3		0-0 F9		0-0 F9	5 0 0 0 0 0 2
--	-----------	--	-----------	--	------------	--	-----------	--	-----------	---------------

Roy Foster, R (1, 7) <small>OBP: 0.345, SLG: 0.445</small>	1-0 1B HBP		0-0 2-3 3-H HR 1B		4-0 FC4-6 BB		4-0 BB		0-3 K	2 1 1 1 2 1 0
--	------------------	--	-------------------------------	--	--------------------	--	-----------	--	----------	---------------

Ray Fosse, R (1, 2) <small>OBP: 0.366, SLG: 0.516</small>	0-0 1-2 1B		0-0 1-H 3-H HR		0-0 F8		0-0 F8			4 1 2 3 0 0 2
---	------------------	--	-------------------------	--	-----------	--	-----------	--	--	---------------

Tony Horton, R (1, 3) <small>OBP: 0.337, SLG: 0.460</small>	0-3 K		0-0 2B		0-0 FC4-6 1-2f			0-0 L7		4 0 1 0 0 1 3
---	----------	--	-----------	--	----------------------	--	--	-----------	--	---------------

Chuck Hinton, R (1, 9) Ted Uhlaender, L (6, PH) <small>OBP: 0.292, SLG: 0.327</small>		0-3 K	0-3 K			0-0 6-3		0-0 1B 2B		2 0 0 0 0 2 1 2 0 1 0 0 0 0
---	--	----------	----------	--	--	------------	--	-----------------	--	--------------------------------

Buddy Bradford, R (1, 8) Vada Pinson, L (6, PH) <small>OBP: 0.340, SLG: 0.459</small>		0-3 K	0-0 6-3			0-0 F8		0-3 K		2 0 0 0 0 1 1 2 0 0 0 0 1 1
---	--	----------	------------	--	--	-----------	--	----------	--	--------------------------------

Graig Nettles, L (1, 5) <small>OBP: 0.346, SLG: 0.360</small>		0-0 6-3		0-0 3-1		0-0 1B		0-0 2-3 1B		4 0 2 0 0 0 0
---	--	------------	--	------------	--	-----------	--	------------------	--	---------------

<small>Mike Paul, L Fred Lasher, R Lou Klimchock, L Dean Chance, R Rich Rollins, R Dick Ellsworth, L Duke Sims, L Larry Brown, R Dennis Higgins, R</small>			0-0 2B 1B	0-3 K		0-0 F8		0-0 L6		1 1 1 0 0 0 0 0 0 0 0 0 0 0 1 0 0 0 0 0 1 0 0 0 0 0 0 0 1 0 1 0 0 0 0 0 2 0 0 0 0 0 0 0
--	--	--	-----------------	----------	--	-----------	--	-----------	--	--

Inning Stats	R: 0 E: 0 K: 1 S: 6	H: 1 LOB: 2 BB: 0 P: 7	R: 0 E: 0 K: 2 S: 7	H: 0 LOB: 0 BB: 0 P: 7	R: 4 E: 0 K: 1 S: 10	H: 5 LOB: 1 BB: 0 P: 10	R: 0 E: 0 K: 1 S: 5	H: 0 LOB: 0 BB: 0 P: 5	R: 0 E: 0 K: 0 S: 3	H: 0 LOB: 1 BB: 1 P: 7	R: 0 E: 0 K: 0 S: 4	H: 1 LOB: 1 BB: 0 P: 4	R: 0 E: 0 K: 0 S: 3	H: 0 LOB: 1 BB: 1 P: 7	R: 0 E: 0 K: 1 S: 7	H: 2 LOB: 2 BB: 0 P: 7	R: 0 E: 0 K: 2 S: 7	H: 0 LOB: 0 BB: 0 P: 7	1B: 5 2B: 3 3B: 0 HR: 1	SF: 0 SAC: 0 DP: 0 HBP: 1	WP: 0 PB: 0 SB: 0 CS: 0	PA: 39
--------------	------------------------------	---------------------------------	------------------------------	---------------------------------	-------------------------------	----------------------------------	------------------------------	---------------------------------	------------------------------	---------------------------------	------------------------------	---------------------------------	------------------------------	---------------------------------	------------------------------	---------------------------------	------------------------------	---------------------------------	----------------------------------	------------------------------------	----------------------------------	--------

PITCHER	IP	WLS	BF	H	R	ER	SO	BB	IBB	HBP	BLK	WP	HR	S	P	ERA	WHIP
Ken Brett, L (1, 1) <small>ERA: 3.83</small>	2.1		14	6	4	4	3	0	0	1	0	0	1	19	20	15.43	2.571
Cal Koonce, R (3, 1) <small>ERA: 4.06</small>	2.2		9	0	0	0	2	1	0	0	0	0	0	12	16	0.00	0.375
Gary Wagner, R (6, 1) <small>ERA: 1.93</small>	2.0	W	8	1	0	0	0	1	0	0	0	0	0	7	11	0.00	1.000
Jose Santiago, R (8, 1) <small>ERA: 10.13</small>	0.2		4	2	0	0	1	0	0	0	0	0	0	6	6	0.00	3.000
Sparky Lyle, L (8, 1) <small>ERA: 5.5</small>	1.1	S	4	0	0	0	2	0	0	0	0	0	0	8	8	0.00	0.000

Cleveland Indians @ Boston Red Sox
 Fenway Park, Boston, MA
 Fri Jul 03 1970, 7:05 PM EDT
 Att: 27,395 - Unknown

AB	36
R	4
H	9
RBI	4
BB	2
SO	8
LOB	13



WP: 0	PA: 39
PB: 0	
SB: 0	
CS: 0	

PITCHER	IP	WLS	BF	H	R	ER	SO	BB	IBB	HBP	BLK	WP	HR	S	P	ERA	WHIP
---------	----	-----	----	---	---	----	----	----	-----	-----	-----	----	----	---	---	-----	------

Batter	1	2	3	4	5	6	7	8	9	AB R H RBI BB SO LOB	TOP									
Jack Heidemann, R (1, 6) OBP: 0.261, SLG: 0.281	4-0 FC6-4 BB		0-3 K			0-0 E4 G4-6-3		0-0 G6-4-3		3 0 0 0 1 1 2										
Graig Nettles, L (1, 5) OBP: 0.341, SLG: 0.354	0-0 F4			0-3 K		0-0 G4-6-3			0-0 F3	4 0 0 0 0 1 3										
Vada Pinson, L (1, 9) OBP: 0.335, SLG: 0.451	0-0 F6			0-0 3-1			0-0 L9		0-0 3-1	4 0 0 0 0 0 1										
Ray Fosse, R (1, 2) OBP: 0.364, SLG: 0.523	0-0 FC6-4			0-0 L8			0-0 HR		0-3 K	4 1 1 1 0 1 1										
Duke Sims, L (1, 7) OBP: 0.359, SLG: 0.504		0-0 F8			0-3 K		4-0 BB			2 0 0 0 1 1 0										
Tony Horton, R (1, 3) OBP: 0.333, SLG: 0.455		0-0 F3			0-3 K		0-3 K			3 0 0 0 0 2 1										
Ted Uhlaender, L (1, 8) OBP: 0.293, SLG: 0.326		0-0 F7			4-0 CS BB		0-3 K			1 0 0 0 1 0 0										
Buddy Bradford, R (5, 8) OBP: 0.270, SLG: 0.286										1 0 0 0 0 1 1										
Eddie Leon, R (1, 4) OBP: 0.285, SLG: 0.325			0-0 5-3		0-0 CS	0-0 E6 SH1-4		0-0 F8		3 0 0 0 0 0 0										
Steve Dunning, R (1, 1) OBP: 0.125, SLG: 0.125			0-3 K			0-0 SH1-4		0-0 F8		1 0 0 0 0 1 0										
Fred Lasher, R (7, 1)								0-0 G6-4-3 1B		0 0 0 0 0 0 0										
Lou Klimchok, L (8, PH) OBP: 0.191, SLG: 0.244										1 0 1 0 0 0 0										
Phil Hennigan, R (8, 1) OBP: 0.444, SLG: 0.333										0 0 0 0 0 0 0										
Inning Stats	R: 0 E: 0 K: 0 S: 3	H: 0 LOB: 1 BB: 1 P: 7	R: 0 E: 0 K: 0 S: 3	H: 0 LOB: 0 BB: 0 P: 3	R: 0 E: 0 K: 2 S: 7	H: 0 LOB: 0 BB: 0 P: 7	R: 0 E: 0 K: 1 S: 5	H: 0 LOB: 0 BB: 0 P: 5	R: 0 E: 0 K: 2 S: 6	H: 0 LOB: 0 BB: 1 P: 10	R: 1 E: 0 K: 2 S: 8	H: 1 LOB: 1 BB: 1 P: 12	R: 0 E: 0 K: 0 S: 3	H: 1 LOB: 0 BB: 0 P: 3	R: 0 E: 0 K: 1 S: 5	H: 0 LOB: 0 BB: 0 P: 5	1B: 1 2B: 0 3B: 0 HR: 1	SF: 0 SAC: 1 DP: 2 HBP: 0	WP: 0 PB: 0 SB: 0 CS: 1	PA: 32
PITCHER Sonny Siebert, R (1, 1) ERA: 3.99	IP: 9.0 WLS: W BF: 31 H: 2 R: 1 ER: 1 SO: 8 BB: 3 IBB: 0 HBP: 0 BLK: 0 WP: 0 HR: 1 S: 44 P: 56 ERA: 1.00 WHIP: 0.556											PITCHER	IP: 9.0 WLS: W BF: 31 H: 2 R: 1 ER: 1 SO: 8 BB: 3 IBB: 0 HBP: 0 BLK: 0 WP: 0 HR: 1 S: 44 P: 56 ERA: 1.00 WHIP: 0.556							

Cleveland Indians @ Boston Red Sox
 Fenway Park, Boston, MA
 Sat Jul 04 1970, 3:33 AM EDT
 Att. 14,246 - Unknown

livebaseballscorecards.com

AB 27
R 1
H 2
RBI 1
BB 3
SO 8
LOB 9



Batter	1	2	3	4	5	6	7	8	9	AB R H RBI BB SO LOB
Mike Andrews, R OBP: 0.330, SLG: 0.366 (1, 4)	4-0 BB 1B BB		4-3	0-0 G6-4-3 1-2f			0-0 HR			3 1 1 1 1 0 1
Reggie Smith, S OBP: 0.372, SLG: 0.467 (1, 8)	0-0 F3		0-0 FC5-4 2B			0-0 1-6-3	0-0 HR			4 1 2 1 0 0 1
Carl Yastrzemski, L OBP: 0.445, SLG: 0.577 Mike Fiore, L OBP: 0.324, SLG: 0.212 (1, 3) (7, PH) (8, 3)	0-0 BB 1-2 1B		4-0 FC5-4 BB		1-0 L6-3 HBP		0-0 HR 1B			1 0 1 0 1 0 0 1 1 1 0 0 0 0
Tony Conigliaro, R OBP: 0.354, SLG: 0.492 (1, 9)	4-0 1-2 2-3 BB		0-0 FC5-4 BB 1-2f 2-3		0-0 L6-3 1-2		0-0 HR 1-H			3 1 1 2 1 0 3
Rico Petrocelli, R OBP: 0.303, SLG: 0.442 (1, 6)	0-0 F3		4-0 1-2 BB			0-0 1B	0-0 F6			3 0 1 0 1 0 3
George Scott, R OBP: 0.355, SLG: 0.477 (1, 5)	0-0 F4		0-0 F9			0-3 K	0-0 L9			4 0 0 0 0 1 7
Billy Conigliaro, R OBP: 0.336, SLG: 0.500 (1, 7)		0-0 5-3		0-0 HR		0-0 F4		0-0 F8		4 1 1 1 0 0 1
Tom Satriano, L OBP: 0.353, SLG: 0.411 (1, 2)		0-0 F5		0-0 G6-4-3 1B		0-0 L9		0-0 6-3		4 0 1 0 0 0 1
Sonny Siebert, R OBP: 0.128, SLG: 0.135 (1, 1)		0-3 K		0-3 K			0-3 K	0-0 6-3		4 0 0 0 0 3 1

Inning Stats	R: 0	H: 1	E: 0	K: 0	S: 4	LOB: 3	BB: 2	P: 12	R: 0	H: 0	E: 0	K: 1	S: 5	LOB: 0	BB: 0	P: 5	R: 0	H: 1	E: 0	K: 0	S: 4	LOB: 3	BB: 2	P: 12	R: 1	H: 2	E: 0	K: 1	S: 6	LOB: 0	BB: 0	P: 6	R: 0	H: 0	E: 0	K: 0	S: 2	LOB: 0	BB: 0	P: 3	R: 0	H: 1	E: 0	K: 1	S: 6	LOB: 1	BB: 0	P: 6	R: 4	H: 4	E: 0	K: 1	S: 9	LOB: 0	BB: 0	P: 9	R: 0	H: 0	E: 0	K: 0	S: 3	LOB: 0	BB: 0	P: 3
--------------	------	------	------	------	------	--------	-------	-------	------	------	------	------	------	--------	-------	------	------	------	------	------	------	--------	-------	-------	------	------	------	------	------	--------	-------	------	------	------	------	------	------	--------	-------	------	------	------	------	------	------	--------	-------	------	------	------	------	------	------	--------	-------	------	------	------	------	------	------	--------	-------	------

PITCHER	IP	WLS	BF	H	R	ER	SO	BB	IBB	HBP	BLK	WP	HR	S	P	ERA	WHIP
Steve Dunning, R ERA: 4.45 (1, 1)	6.1	L	30	8	4	4	4	4	4	0	0	0	3	33	50	5.68	1.895
Fred Lasher, R ERA: 3.48 (7, 1)	0.2		3	1	1	1	0	0	0	0	0	0	1	3	3	13.50	1.500
Phil Hennigan, R ERA: 4.25 (8, 1)	1.0		3	0	0	0	0	0	0	0	0	0	0	3	3	0.00	0.000

BOTTOM

Cleveland Indians @ Boston Red Sox
 Fenway Park, Boston, MA
 Sat Jul 04 1970, 3:33 AM EDT
 Att. 14,246 - Unknown

AB	31
R	5
H	9
RBI	5
BB	4
SO	4
LOB	18



WP	HR	S	P	ERA	WHIP
0	0	0	0	0	0

Batter	1	2	3	4	5	6	7	8	9	AB R H RBI BB SO LOB	TOP
Jack Heidemann, R (1, 6) OBP: 0.260, SLG: 0.277	4-0 BB BB	0-0 F7			0-0 5-3	0-3 K			0-0 5-3	4 0 0 0 1 1 1	Cleveland Indians @ Boston Red Sox Fenway Park, Boston, MA Sun Jul 05 1970, 3:33 AM EDT Att. 21,690 - Unknown
Graig Nettles, L (1, 5) OBP: 0.342, SLG: 0.367	0-0 F6		0-0 HR		0-0 F8		0-0 F6	0-0 1B	5 1 2 1 0 0 1		
Vada Pinson, L (1, 8) OBP: 0.336, SLG: 0.450	0-3 K		0-0 2-3		0-0 1B 1B		0-0 1B	0-0 4-3	5 1 2 0 0 1 2		
Ray Fosse, R (1, 2) OBP: 0.366, SLG: 0.521	4-0 1-2 BB		0-0 4-3		0-0 1B 1B		0-0 F8		3 0 1 0 1 0 1		
Duke Sims, L (1, 7) OBP: 0.362, SLG: 0.504	0-0 F8		0-0 FC5-4 1B		0-0 FC5-4 1B		0-0 F8		4 0 2 1 0 0 3		
Roy Foster, R (1, 9) OBP: 0.339, SLG: 0.437		0-0 F9	0-0 FC5-4		0-0 FC5-4			0-0 1-3	4 0 0 0 0 0 3		
Tony Horton, R (1, 3) OBP: 0.336, SLG: 0.456		0-0 1B WP 1B		0-0 CS 1B		0-0 6-3		0-0 F5	4 1 2 0 0 0 0		
Eddie Leon, R (1, 4) OBP: 0.285, SLG: 0.324		0-0 WP 2B 1B		0-3 K		0-3 K		0-0 F8	4 0 1 0 0 2 1		
Rick Austin, R (1, 1) OBP: 0.222, SLG: 0.250 Phil Hennigan, R (5, 1) OBP: 0.444, SLG: 0.333 Rich Rollins, R (6, PH) OBP: 0.250, SLG: 0.352 Dennis Higgins, R (6, 1) Dick Ellsworth, L (6, 1) Lou Klimchuck, L (9, PH) OBP: 0.188, SLG: 0.239		0-0 1-H 3-H 2B		0-3 K		0-0 HR		0-3 K	2 0 1 0 0 1 1 0 0 0 0 0 0 0 1 1 1 1 0 0 0 0 0 0 0 0 0 0 0 0 0 0 0 0 0 1 0 0 0 0 1 0		
Inning Stats	R: 0 H: 0 E: 0 LOB: 2 K: 1 BB: 2 S: 5 P: 13	R: 1 H: 3 E: 0 LOB: 1 K: 0 BB: 0 S: 5 P: 5	R: 1 H: 2 E: 0 LOB: 1 K: 0 BB: 0 S: 5 P: 5	R: 0 H: 1 E: 0 LOB: 0 K: 2 BB: 0 S: 7 P: 7	R: 1 H: 3 E: 0 LOB: 2 K: 0 BB: 0 S: 6 P: 6	R: 1 H: 1 E: 0 LOB: 0 K: 2 BB: 0 S: 8 P: 8	R: 0 H: 1 E: 0 LOB: 1 K: 0 BB: 0 S: 4 P: 4	R: 0 H: 0 E: 0 LOB: 0 K: 0 BB: 0 S: 3 P: 3	R: 0 H: 1 E: 0 LOB: 1 K: 1 BB: 0 S: 6 P: 6	1B: 9 SF: 0 2B: 1 SAC: 0 3B: 0 DP: 0 HR: 2 HBP: 0	WP: 1 PA: 39 PB: 0 SB: 0 CS: 1
PITCHER	IP WLS BF H R ER SO BB IBB HBP BLK WP HR S P ERA WHIP										
Mike Nagy, R (1, 1) ERA: 4.83	5.0 W 24 9 3 3 3 2 0 0 0 1 1 28 36 5.40 2.200										
Vicente Romo, R (6, 1) ERA: 3.02	4.0 S 15 3 1 1 3 0 0 0 0 0 1 21 21 2.25 0.750										

livebaseballscorecards.com

AB	37
R	4
H	12
RBI	3
BB	2
SO	6
LOB	13



Batter	1	2	3	4	5	6	7	8	9	AB	R	H	RBI	BB	SO	LOB	BOTTOM	
Mike Andrews, R OBP: 0.328, SLG: 0.363 (1, 4)	0-0 6-3		0-0 F8		0-0 F5	0-0 FC5 1B 2-H 1B		0-0 6-3		5	0	1	1	0	0	0	Cleveland Indians @ Boston Red Sox Fenway Park, Boston, MA Sun Jul 05 1970, 3:33 AM EDT Att. 21,690 - Unknown	
Reggie Smith, S OBP: 0.372, SLG: 0.467 (1, 8)	0-0 F9			4-0 1B BB	0-0 2B 2B	0-0 F1		0-0 E5 4-3		4	2	1	0	1	0	1		
Carl Yastrzemski, L OBP: 0.443, SLG: 0.575 (1, 3) Don Pavletich, R OBP: 0.130, SLG: 0.048 (3, 3) Mike Fiore, L OBP: 0.324, SLG: 0.216 (5, 3)	0-0 4-3			0-3 K	0-0 F6	0-0 1B		0-0 4-3 2-3		1	0	0	0	0	0	0		
Tony Conigliaro, R OBP: 0.354, SLG: 0.494 (1, 9)		0-0 6-3		0-0 1B 1B	0-0 2B 2B	0-0 FC5 2-3f		0-0 5-3		5	2	2	1	0	0	3		
Rico Petrocelli, R OBP: 0.308, SLG: 0.450 (1, 6)		0-0 5-3		0-0 1B FC5-2 1B 3-H	0-0 2B 2-H		0-0 1B 6-3			4	1	3	2	0	0	0		
George Scott, R OBP: 0.360, SLG: 0.484 (1, 5)		0-0 2B		0-0 FC5-2 1B 1-3 2-H	0-0 F4		0-0 FC4-6 1B 1-3			4	0	3	1	0	0	1		
Billy Conigliaro, R OBP: 0.333, SLG: 0.500 (1, 7)		0-0 L5		0-0 FC5-2 FC5-4 1-2 3-H		0-0 1B 2B	0-0 FC4-6 6-3 1-2f			4	1	1	0	0	0	5		
Jerry Moses, R OBP: 0.325, SLG: 0.413 (1, 2)			0-0 L1-3 1B	0-0 FC5-4 1-2f		0-0 SH1-4 1B 2-H	0-0 6-3 1-2 3-H			4	1	2	2	0	0	3		
Mike Nagy, R OBP: 0.167, SLG: 0.167 (1, 1) John Kennedy, R OBP: 0.328, SLG: 0.464 (5, PH) Vicente Romo, R OBP: 0.143, SLG: 0.308 (6, 1)			0-0 L1-3 1-2		0-0 IHR	0-0 SH1-4 1-2	0-0 6-3			1	0	0	0	0	0	1		
Inning Stats	R: 0 H: 0 E: 0 LOB: 0 K: 0 BB: 0 S: 3 P: 3	R: 0 H: 1 E: 0 LOB: 1 K: 0 BB: 0 S: 4 P: 4	R: 0 H: 1 E: 0 LOB: 0 K: 0 BB: 0 S: 3 P: 3	R: 2 H: 3 E: 0 LOB: 2 K: 1 BB: 1 S: 8 P: 12	R: 3 H: 4 E: 0 LOB: 1 K: 0 BB: 0 S: 7 P: 7	R: 2 H: 4 E: 0 LOB: 2 K: 0 BB: 0 S: 7 P: 7	R: 1 H: 2 E: 0 LOB: 1 K: 0 BB: 0 S: 5 P: 5	R: 0 H: 0 E: 1 LOB: 1 K: 0 BB: 0 S: 4 P: 4		1B: 9 SF: 0 2B: 6 SAC: 1 3B: 0 DP: 1 HR: 1 HBP: 0	WP: 0 PA: 40 PB: 0 SB: 0 CS: 0							
PITCHER	IP WLS BF H R ER SO BB IBB HBP BLK WP HR S P ERA WHIP																	
Rick Austin, L (1, 1) ERA: 4.98	4.1 L 20 7 4 4 1 1 0 0 0 0 0 0 21 25 8.31 1.846																	
Phil Hennigan, R (5, 1) ERA: 4.37	0.2 4 2 1 1 0 0 0 0 0 0 0 0 4 4 13.50 3.000																	
Dennis Higgins, R (6, 1) ERA: 4.98	0.1 4 3 2 2 0 0 0 0 0 0 0 0 4 4 54.00 9.000																	
Dick Ellsworth, L (6, 1) ERA: 3.82	2.2 12 3 1 1 0 0 0 0 0 0 0 0 12 12 3.38 1.125																	

livebaseballscorecards.com

AB 38
R 8
H 15
RBI 8
BB 1
SO 1
LOB 18



Batter	1	2	3	4	5	6	7	8	9	AB R H RBI BB SO LOB	TOP											
Ed Brinkman, R (1, 6) OBP: 0.351, SLG: 0.321	0-0 6-3	0-0 P4		0-0 6-3		0-0 1B		0-0 WP 1B		5 0 2 0 0 0 1	<p>Washington Senators @ Cleveland Indians Cleveland Municipal Stadium, Cleveland, OH</p> <p>Mon Jul 06 1970, 7:05 PM EDT Att: 11,950 - Unknown</p> <p>livebaseballscorecards.com</p>											
Tom Grieve, R (1, 7) OBP: 0.250, SLG: 0.250	0-0 1B 1B	0-0 PB 1B		0-3 K		0-3 K		0-3 K 1-2 2-3		5 1 2 0 0 3 3												
Frank Howard, R (1, 3) OBP: 0.428, SLG: 0.535	0-0 BB 1B SF8	4-0 1-2 2-3 IBB		4-0 BB			0-0 1B 1B	4-0 FC5-4 IBB		2 1 2 0 3 0 0												
Rick Reichardt, R (1, 9) OBP: 0.333, SLG: 0.512	0-0 BB 1-2 3-H 1B	0-3 K		0-0 F8			0-0 1-2 1B	0-0 FC5-4 1-2f		5 0 2 1 0 1 7												
Aurelio Rodriguez, R (1, 5) OBP: 0.299, SLG: 0.436	4-0 1-2 2-3 BB		4-0 2B 1B BB		0-0 F9		0-3 K	0-3 K		3 1 0 0 2 2 2												
Paul Casanova, R (1, 2) OBP: 0.305, SLG: 0.393	0-0 SF8 3-H		0-0 1B 2B		0-3 K		0-3 K	0-3 K		4 1 1 1 0 3 2												
Tim Cullen, R (1, 4) OBP: 0.270, SLG: 0.242	0-3 K		0-0 G4-6-3 1B 2-H 3-H		0-0 F2		0-3 K	0-3 K		5 0 1 2 0 3 4												
Ed Stroud, L (1, 8) OBP: 0.344, SLG: 0.352		0-3 K	0-0 G4-6-3 1-2f		0-0 4-3			0-0 WP 1B 1B		4 0 1 0 0 1 1												
Joe Coleman, R (1, 1) OBP: 0.313, SLG: 0.158		4-0 PB 1B BB	0-3 K		0-0 K		0-3 K	0-0 P6		2 0 0 0 1 2 0												
Horacio Pina, R (6, 1)										0 0 0 0 0 0 0												
Mike Epstein, L (8, PH) OBP: 0.359, SLG: 0.426										1 0 0 0 0 0 1												
Jackie Brown, R (8, 1)										0 0 0 0 0 0 0												
Inning Stats	R: 2 E: 0 K: 1 S: 8	H: 3 LOB: 2 BB: 1 P: 12	R: 0 E: 0 K: 2 S: 8	H: 1 LOB: 3 BB: 2 P: 16	R: 2 E: 0 K: 1 S: 6	H: 2 LOB: 0 BB: 1 P: 10	R: 0 E: 0 K: 1 S: 5	H: 0 LOB: 1 BB: 1 P: 9	R: 0 E: 0 K: 1 S: 5	H: 0 LOB: 0 BB: 0 P: 5	R: 0 E: 0 K: 2 S: 8	H: 1 LOB: 1 BB: 0 P: 8	R: 0 E: 0 K: 3 S: 11	H: 2 LOB: 2 BB: 0 P: 11	R: 0 E: 0 K: 1 S: 7	H: 2 LOB: 3 BB: 1 P: 11	R: 0 E: 0 K: 3 S: 9	H: 0 LOB: 0 BB: 0 P: 9	1B: 10 2B: 1 3B: 0 HR: 0	SF: 1 SAC: 0 DP: 1 HBP: 0	WP: 1 PB: 1 SB: 0 CS: 0	PA: 43
PITCHER	IP WLS BF H R ER SO BB IBB HBP BLK WP HR S P ERA WHIP																					
Sam McDowell, L (1, 1) ERA: 2.72	8.2 W 41 11 4 4 15 4 1 0 0 1 0 66 86 4.15 1.731																					
Dean Chance, R (8, 1) ERA: 3.83	0.1 2 0 0 0 0 0 0 1 0 0 0 0 1 5 0.00 0.000																					
Sam McDowell, L (9, 1) ERA: 2.72	8.2 W 41 11 4 4 15 4 1 0 0 1 0 66 86 4.15 1.731																					



Batter	1	2	3	4	5	6	7	8	9	AB	R	H	RBI	BB	SO	LOB
Jack Heidemann, R OBP: 0.260, SLG: 0.277 (1, 6)	0-3 K ①		0-0 HR 1B		0-0 5-3		0-3 K ②			4	1	1	0	0	2	0
Graig Nettles, L OBP: 0.348, SLG: 0.390 Dean Chance, R (8, 1)	0-0 1B		0-0 HR 1-H			0-0 WP 1B 2B	0-0 F9 ③			4	2	3	2	0	0	0
Larry Brown, R OBP: 0.354, SLG: 0.339 (9, 4)	0-0 1B		0-3 K2-3 ③			0-0 FC5-4 1B 2-H		0-0 L3 ①		4	0	1	1	0	1	1
Vada Pinson, L OBP: 0.335, SLG: 0.447 (1, 8)	0-0 P6 ②		0-0 K2-3 ③			0-0 FC5-4 1B 2-H		0-0 L3 ①		4	1	1	0	0	0	2
Ray Fosse, R OBP: 0.365, SLG: 0.517 (1, 2)	0-0 P6 ③		0-0 K2-3 ③	0-0 5-3 ①		0-0 FC5-4 HR 1-2f		0-0 FC4-6 1B		4	1	1	0	0	0	2
Duke Sims, L OBP: 0.366, SLG: 0.550 Buddy Bradford, R OBP: 0.270, SLG: 0.286 (8, PR) (9, 9)		0-0 F9 ①		0-0 HR		0-0 HR 2-H		0-0 FC4-6 1B 1-2f		4	2	2	3	0	0	1
Tony Horton, R OBP: 0.331, SLG: 0.449 (1, 3)		0-0 6-3 ②		0-0 G3 ②		0-0 G3 ②		0-0 F7 ③		4	0	0	0	0	0	1
Roy Foster, R OBP: 0.339, SLG: 0.436 (1, 7)		0-0 F2 ③		0-0 F8 ③		0-0 1B				3	0	1	0	0	0	0
Eddie Leon, R OBP: 0.281, SLG: 0.320 (8, 5)			0-0 1-3 ①		0-0 6-3 ①	0-3 K ③				3	0	0	0	0	1	1
Sam McDowell, L OBP: 0.190, SLG: 0.226 (8, 4) (9, 1)			0-3 K ②		0-3 K ②		0-0 1-3 ①			3	0	0	0	0	2	0

Inning Stats	R: 0	H: 1	E: 0	K: 1	S: 6	LOB: 1	BB: 0	P: 6	R: 0	H: 0	E: 0	K: 0	S: 3	LOB: 0	BB: 0	P: 3	R: 2	H: 2	E: 0	K: 2	S: 9	LOB: 0	BB: 0	P: 9	R: 1	H: 1	E: 0	K: 0	S: 4	LOB: 0	BB: 0	P: 4	R: 0	H: 0	E: 0	K: 1	S: 5	LOB: 0	BB: 0	P: 5	R: 3	H: 4	E: 1	K: 1	S: 9	LOB: 1	BB: 0	P: 9	R: 0	H: 0	E: 0	K: 1	S: 5	LOB: 0	BB: 0	P: 5	R: 0	H: 1	E: 1	K: 0	S: 4	LOB: 1	BB: 0	P: 4
PITCHER	IP	WLS	BF	H	R	ER	SO	BB	IBB	HBP	BLK	WP	HR	S	P	ERA	WHIP																																															
Joe Coleman, R ERA: 4.22 (1, 1)	5.1	L	23	7	6	6	4	0	0	0	0	1	3	31	31	10.12	1.312																																															
Horacio Pina, R ERA: 2.8 (6, 1)	1.2		6	1	0	0	2	0	0	0	0	0	0	10	10	0.00	0.600																																															
Jackie Brown, R ERA: 4.5 (8, 1)	1.0		4	1	0	0	0	0	0	0	0	0	0	4	4	0.00	1.000																																															

BOTTOM

Washington Senators @ Cleveland Indians
Cleveland Municipal Stadium, Cleveland, OH

Mon Jul 06 1970, 7:05 PM EDT
Att. 11,950 - Unknown

AB	33
R	6
H	9
RBI	6
BB	0
SO	6
LOB	6

livebaseballscorecards.com

C

1B: 5	SF: 0	WP: 1	PA: 33
2B: 1	SAC: 0	PB: 0	
3B: 0	DP: 0	SB: 0	
HR: 3	HBP: 0	CS: 0	

Batter	1	2	3	4	5	6	7	8	9	AB R H RBI BB SO LOB	TOP												
Ed Brinkman, R (1, 6) OBP: 0.357, SLG: 0.326	0-0 6-3		0-0 BB 1B 1B	4-0 CS BB			0-0 1B		0-0 1-2 1B	4 1 3 0 1 0 0	Washington Senators @ Cleveland Indians Cleveland Municipal Stadium, Cleveland, OH Tue Jul 07 1970, 7:05 PM EDT Unknown												
Tom Grieve, R (1, 7) OBP: 0.364, SLG: 0.300	0-3 K		0-0 BB 1B	0-0 CS	1-0 G5-4-3 HBP		0-0 P6		0-0 G3	2 1 1 0 0 1 0													
Lee Maye, L (7, PH) OBP: 0.341, SLG: 0.431										1 0 0 0 0 0 1													
Jackie Brown, R (7, 1)										0 0 0 0 0 0 0													
Mike Epstein, L (9, PH) OBP: 0.358, SLG: 0.424										1 0 0 0 0 0 2													
Frank Howard, R (1, 3) OBP: 0.429, SLG: 0.543	0-0 HR		4-0 1B BB		0-0 G5-4-3		0-0 P6			3 1 1 1 1 0 2													
Rick Reichardt, R (1, 9) OBP: 0.331, SLG: 0.511	0-0 2B		0-0 P3		0-0 F9			0-0 F9		4 0 1 0 0 0 3													
Aurelio Rodriguez, R (1, 5) OBP: 0.299, SLG: 0.433	0-0 2-3		0-0 1B			0-3 K		0-0 F8		4 0 1 2 0 1 1													
Paul Casanova, R (1, 2) OBP: 0.304, SLG: 0.396		0-0 L9-4 2B	0-0 F8		0-0 6-3			0-3 K		4 0 1 0 0 1 2													
Ed Stroud, L (1, 8) OBP: 0.343, SLG: 0.348		0-0 L9-4	0-0 G3		4-0 PB S BB			0-0 P4		3 0 0 0 1 0 3													
Tim Cullen, R (1, 4) OBP: 0.274, SLG: 0.240		4-0 BB		0-0 6-3		0-0 L4		0-0 F9		1 0 0 0 1 0 0													
Bernie Allen, L (6, PH) OBP: 0.375, SLG: 0.426						1-3				2 0 0 0 0 0 1													
Jim Hannan, R (1, 1) OBP: 0.300, SLG: 0.222		0-3 K		0-0 1-3			0-3 K		0-0 1B 1B	2 0 0 0 0 1 1													
Joe Grzenda, R (5, 1)										0 0 0 0 0 0 0													
Del Unser, L (7, PH) OBP: 0.263, SLG: 0.303										2 0 1 0 0 1 0													
Inning Stats	R: 1 E: 0 K: 1 S: 7	H: 2 LOB: 1 BB: 0 P: 7	R: 0 E: 0 K: 1 S: 5	H: 1 LOB: 1 BB: 1 P: 9	R: 2 E: 0 K: 0 S: 6	H: 3 LOB: 2 BB: 1 P: 10	R: 0 E: 0 K: 0 S: 2	H: 0 LOB: 0 BB: 1 P: 6	R: 0 E: 0 K: 0 S: 2	H: 0 LOB: 0 BB: 0 P: 3	R: 0 E: 0 K: 1 S: 5	H: 0 LOB: 1 BB: 1 P: 9	R: 0 E: 0 K: 1 S: 6	H: 1 LOB: 1 BB: 0 P: 6	R: 0 E: 0 K: 1 S: 5	H: 0 LOB: 0 BB: 0 P: 5	R: 0 E: 0 K: 0 S: 5	H: 2 LOB: 2 BB: 0 P: 5	1B: 6 2B: 3 3B: 0 HR: 1	SF: 0 SAC: 0 DP: 2 HBP: 1	WP: 0 PB: 1 SB: 1 CS: 1	PA: 39	
PITCHER Dick Ellsworth, L (1, 1) ERA: 4.04	IP: 5.0 WLS: W BF: 22 H: 6 R: 3 ER: 3 SO: 2 BB: 3 IBB: 0 HBP: 1 BLK: 0 WP: 0 HR: 1 S: 22 P: 35 ERA: 5.40 WHIP: 1.800											PITCHER Fred Lasher, R (6, 1) ERA: 3.11	IP: 4.0 WLS: S BF: 16 H: 3 R: 0 ER: 0 SO: 3 BB: 1 IBB: 0 HBP: 0 BLK: 0 WP: 0 HR: 0 S: 21 P: 25 ERA: 0.00 WHIP: 1.000										



Batter	1	2	3	4	5	6	7	8	9
Jack Heidemann, R (1, 6) OBP: 0.260, SLG: 0.278	0-0 5-3		0-0 1B		0-0 SF8	0-3 K			
Graig Nettles, L (1, 5) OBP: 0.347, SLG: 0.391	0-0 P4		0-0 1-3		0-0 FC3-6 BB 1B	0-0 2B			
Vada Pinson, L (1, 8) OBP: 0.337, SLG: 0.446	0-0 6-3			0-0 8-4-3 1B	4-0 1B 1-2 BB	0-0 F8			
Ray Fosse, R (1, 2) OBP: 0.366, SLG: 0.517		0-0 G4-6-3 1B 1B		0-0 8-4-3	0-0 1-3 2-H 3-H 1B		0-3 K		
Duke Sims, L (1, 9) Buddy Bradford, R (8, 9) OBP: 0.270, SLG: 0.286		0-0 G4-6-3 1-2 1B		0-0 G3	0-3 K		0-3 K		
Tony Horton, R (1, 3) OBP: 0.333, SLG: 0.448		0-0 G4-6-3 1-2 2-3			4-0 E 1B BB	0-0 WP BB 1B	0-0 4-3		
Roy Foster, R (1, 7) OBP: 0.341, SLG: 0.434		0-3 K			0-0 E7 1B SF8 1B	4-0 BB 2B BB	0-0 4-3		
Eddie Leon, R (1, 4) OBP: 0.285, SLG: 0.320			0-0 1-3		0-0 FC3-6 FC 1B 2-3 3-H	4-0 1-2 2-3 2B BB	0-0 L6		
Dick Ellsworth, L (1, 1) Lou Klimchok, L (5, PH) Fred Lasher, R (6, 1)			0-3 K		0-0 FC FC3-6 1-2	0-3 K	0-3 K2-3		

Inning Stats	R: 0 E: 0 K: 0 S: 3	H: 0 LOB: 0 BB: 0 P: 3	R: 0 E: 0 K: 1 S: 6	H: 2 LOB: 1 BB: 0 P: 6	R: 0 E: 0 K: 1 S: 6	H: 1 LOB: 1 BB: 0 P: 6	R: 0 E: 0 K: 0 S: 3	H: 1 LOB: 0 BB: 0 P: 3	R: 4 E: 1 K: 1 S: 9	H: 3 LOB: 2 BB: 2 P: 17	R: 3 E: 0 K: 2 S: 9	H: 2 LOB: 1 BB: 2 P: 17	R: 0 E: 0 K: 2 S: 7	H: 0 LOB: 0 BB: 0 P: 7	R: 0 E: 0 K: 1 S: 5	H: 0 LOB: 0 BB: 0 P: 5
1B: 8 2B: 2 3B: 0 HR: 0	SF: 1 SAC: 0 DP: 2 HBP: 0	WP: 1 PB: 0 SB: 0 CS: 0	PA: 36													

PITCHER	IP	WLS	BF	H	R	ER	SO	BB	IBB	HBP	BLK	WP	HR	S	P	ERA	WHIP
Jim Hannan, R (1, 1) ERA: 4.14	4.1	L	19	6	4	4	2	1	0	0	0	0	0	22	26	8.31	1.615
Joe Grzenda, L (5, 1) ERA: 5.87	1.2		11	3	3	3	3	3	0	0	0	1	0	14	26	16.20	3.600
Jackie Brown, R (7, 1) ERA: 2.25	2.0		6	0	0	0	3	0	0	0	0	0	0	12	12	0.00	0.000

BOTTOM

AB R H RBI BB SO LOB

3 0 1 1 0 1 3

4 1 1 3 0 0 3

3 0 1 0 1 0 1

4 0 2 2 0 1 1

4 0 1 0 0 2 2

0 0 0 0 0 0 0

3 2 1 0 1 0 2

3 2 1 0 1 1 1

3 2 1 1 1 0 0

1 0 0 0 0 1 0


1 0 0 0 0 0 2

2 0 0 0 0 2 3

Washington Senators @ Cleveland Indians
Cleveland Municipal Stadium, Cleveland, OH
 Tue Jul 07 1970, 7:05 PM EDT
 Unknown

livebaseballscorecards.com

AB 31
 R 7
 H 9
 RBI 7
 BB 4
 SO 8
 LOB 18



Batter	1	2	3	4	5	6	7	8	9	AB	R	H	RBI	BB	SO	LOB
Jack Heidemann, R OBP: 0.256, SLG: 0.273 (1, 6)	0-0 P4		0-3 K	0-0 FC6-4		0-0 P3		0-0 5-3		5	0	0	0	0	1	4
Graig Nettles, L OBP: 0.345, SLG: 0.389 (1, 5)	0-0 F8		0-0 1-3		0-3 K		0-0 SH1-4 3B 1B			4	1	1	0	0	1	0
Ted Uhlaender, L OBP: 0.294, SLG: 0.324 (1, 8)	4-0 BB		0-0 5-3		0-0 4-3		0-0 SH1-4 1-2			2	0	0	0	1	0	0
Ray Fosse, R OBP: 0.372, SLG: 0.539 (1, 2)	0-0 F9			0-0 1B SF9 1B	0-0 HR		0-0 SF7 2-H 3B			4	3	3	2	0	0	1
Duke Sims, L OBP: 0.369, SLG: 0.544 Chuck Hinton, R OBP: 0.397, SLG: 0.449 Rick Austin, R OBP: 0.222, SLG: 0.250 Dennis Higgins, R (9, 1)		0-0 2B SF8 1B		0-0 1-3 HR 1B	0-3 K		0-0 SF7 3-H			3	2	2	0	0	1	0
Tony Horton, R OBP: 0.332, SLG: 0.447 (1, 3)		0-3 K		0-0 SF9		0-0 G6-4-3 HBP 1B	0-0 F9			3	0	1	1	0	1	1
Roy Foster, R OBP: 0.348, SLG: 0.442 (1, 7)		0-0 1-3 2B		0-3 K		1-0 G6-4-3 HBP		0-0 SH3 1B		3	0	2	0	0	1	1
Eddie Leon, R OBP: 0.285, SLG: 0.333 (1, 4)		0-0 SF8		0-0 1-H HR		0-0 G6-4-3		0-0 SH3		2	1	1	3	0	0	2
Mike Paul, L OBP: 0.083, SLG: 0.083 Phil Hennigan, R OBP: 0.444, SLG: 0.333 Lou Klimchok, L OBP: 0.200, SLG: 0.250 Dean Chance, R Buddy Bradford, R OBP: 0.268, SLG: 0.283 (8, 9)		0-0 4-3		0-0 FC6-4 1B		4-0 BB		0-3 K		1	0	0	0	0	0	1

Inning Stats	R: 0	H: 0	E: 0	K: 0	S: 3	R: 1	H: 2	E: 0	K: 1	S: 7	R: 0	H: 0	E: 0	K: 1	S: 5	R: 3	H: 4	E: 0	K: 1	S: 9	R: 1	H: 1	E: 0	K: 2	S: 8	R: 0	H: 1	E: 0	K: 0	S: 3	R: 2	H: 2	E: 0	K: 0	S: 5	R: 0	H: 1	E: 0	K: 1	S: 6			
	LOB: 1	BB: 1	P: 7	LOB: 1	BB: 0	P: 7	LOB: 0	BB: 0	P: 5	LOB: 1	BB: 0	P: 9	LOB: 2	BB: 1	P: 8	LOB: 0	BB: 0	P: 8	LOB: 2	BB: 1	P: 8	LOB: 0	BB: 0	P: 5	LOB: 1	BB: 0	P: 6	LOB: 1	BB: 0	P: 6	1B: 7	SF: 3	2B: 1	SAC: 2	3B: 1	DP: 1	HR: 2	HBP: 1	WP: 0	PB: 0	SB: 0	CS: 0	PA: 37

PITCHER	IP	WLS	BF	H	R	ER	SO	BB	IBB	HBP	BLK	WP	HR	S	P	ERA	WHIP
Dick Such, R ERA: 7.13 (1, 1)	4.0	L	19	6	4	4	3	1	0	0	0	0	1	24	28	9.00	1.750
Joe Grzenda, L ERA: 5.81 (5, 1)	2.0		9	2	1	1	2	1	0	1	0	0	1	11	16	4.50	1.500
Jackie Brown, R ERA: 4.5 (7, 1)	0.0		1	1	1	1	0	0	0	0	0	0	0	1	1	∞	∞
Darold Knowles, L ERA: 1.57 (7, 1)	1.0		4	1	1	1	0	0	0	0	0	0	0	4	4	9.00	1.000
Horacio Pina, R ERA: 2.72 (8, 1)	1.0		4	1	0	0	1	0	0	0	0	0	0	6	6	0.00	1.000

BOTTOM

Washington Senators @ Cleveland Indians
Cleveland Municipal Stadium, Cleveland, OH

Tue Jul 07 1970, 7:05 PM EDT
Att. 9,433 - Unknown

livebaseballscores.com

AB	29
R	7
H	11
RBI	7
BB	2
SO	6
LOB	11



Washington Senators @ Cleveland Indians
 Cleveland Municipal Stadium, Cleveland, OH

Wed Jul 08 1970, 7:05 PM EDT
 Att. 6,322 - Unknown

livebaseballscorecards.com

AB	31
R	5
H	5
RBI	5
BB	8
SO	9
LOB	15



WP	1	PA	40
PB	0		
SB	0		
CS	0		

AB R H RBI BB SO LOB

5	1	1	0	0	2	0
4	0	1	1	1	1	0
3	1	1	2	2	1	0
3	0	0	0	0	0	2
1	1	1	1	0	0	0
0	0	0	0	0	0	0
1	0	0	0	0	0	2
3	0	1	0	0	0	1
0	0	0	0	1	0	0
2	0	0	0	2	2	1
3	0	0	1	1	0	2
3	1	0	0	1	1	4
2	1	0	0	0	1	3
0	0	0	0	0	0	0
1	0	0	0	0	1	0

1B	3	SF	0
2B	1	SAC	0
3B	0	DP	0
HR	1	HBP	1

Batter	1	2	3	4	5	6	7	8	9
Ed Stroud, L (1, 8) OBP: 0.338, SLG: 0.340	0-3 K		0-0 1B BB 1B		0-0 6-3		0-3 K		0-0 3-1
Del Unser, L (1, 9) OBP: 0.270, SLG: 0.305	0-3 K		4-0 1B BB BB		0-0 L7		0-0 L1		0-0 1B IBB
Frank Howard, R (1, 3) OBP: 0.433, SLG: 0.551	0-3 K		0-0 FC3-6 1B			4-0 2B BB BB	0-0 5-3		4-0 1B IBB
Lee Mays, L (1, 7) OBP: 0.335, SLG: 0.419		0-0 L6	0-0 FC3-6			0-0 F9		0-0 HR	0-0 G3
Rick Reichardt, R (8, PH) OBP: 0.348, SLG: 0.566									
Tom Grieve, R (8, 7) OBP: 0.286, SLG: 0.231									
John Roseboro, L (9, PH) OBP: 0.350, SLG: 0.277									
Bernie Allen, L (1, 4) OBP: 0.379, SLG: 0.431		0-0 P5	0-0 L8			0-0 BB 2B		4-0 BB	
Tim Cullen, R (8, PH) OBP: 0.276, SLG: 0.235									
Aurelio Rodriguez, R (1, 5) OBP: 0.300, SLG: 0.426		4-0 WP BB		0-3 K		4-0 BB IBB		0-3 K	
Ed Brinkman, R (1, 6) OBP: 0.358, SLG: 0.335		0-0 1-3		0-0 F3		4-0 1-2 2-3 3-H BB		0-0 F7	
Jim French, L (1, 2) OBP: 0.388, SLG: 0.283			4-0 1B HBP BB BB		0-0 F2		0-3 K		0-0 4-3
George Brunet, R (1, 1) OBP: 0.226, SLG: 0.310					0-0 P4		0-3 K		0-3 K
Darold Knowles, L (8, 1) OBP: 0.091, SLG: 0.091			1-0 BB 1B HBP						
Mike Epstein, L (9, PH) OBP: 0.355, SLG: 0.421									


Inning Stats	R	H	E	K	S	R	H	E	K	S	R	H	E	K	S	R	H	E	K	S	R	H	E	K	S	R	H	E	K	S	R	H	E	K	S										
	0	0	0	3	9	0	0	0	0	3	0	0	0	1	5	1	1	0	2	8	0	0	0	1	3	1	1	0	1	20	0	0	0	1	5	1	1	0	1	10	0	1	0	1	10

PITCHER	IP	WLS	BF	H	R	ER	SO	BB	IBB	HBP	BLK	WP	HR	S	P	ERA	WHIP
Steve Dunning, R (1, 1) ERA: 4.58	7.0		30	3	4	4	7	5	1	1	0	1	0	37	62	5.14	1.143
Mike Paul, L (8, 1) ERA: 6.08	0.0		2	1	1	1	0	1	0	0	0	0	1	1	5	∞	∞
Phil Hennigan, R (8, 1) ERA: 4.1	1.2	W	7	1	0	0	2	0	1	0	0	0	0	10	14	0.00	0.600
Dennis Higgins, R (9, 1) ERA: 5.04	0.1	S	1	0	0	0	0	0	0	0	0	0	0	1	1	0.00	0.000

PITCHER	IP	WLS	BF	H	R	ER	SO	BB	IBB	HBP	BLK	WP	HR	S	P	ERA	WHIP
---------	----	-----	----	---	---	----	----	----	-----	-----	-----	----	----	---	---	-----	------

Batter	1	2	3	4	5	6	7	8	9	AB	R	H	RBI	BB	SO	LOB	BOTTOM			
Jack Heidemann, R OBP: 0.252, SLG: 0.269 (1, 6)	0-0 P4 ①		0-0 5-3 ①		0-0 5-3 ③			0-0 F8 ①		4	0	0	0	0	0	0	Washington Senators @ Cleveland Indians Cleveland Municipal Stadium, Cleveland, OH Wed Jul 08 1970, 7:05 PM EDT Att. 6,322 - Unknown			
Eddie Leon, R OBP: 0.281, SLG: 0.328 (1, 4)	0-0 6-3 ②		0-0 E4 ②			0-0 F9 ①		0-0 L9 ②		4	0	0	0	0	0	0				
Roy Foster, R OBP: 0.350, SLG: 0.456 (1, 7)	0-0 HR ③		0-0 F8 ②			0-0 F8 ②		0-0 BB 1B 1B		4	2	2	1	0	0	1				
Ray Fosse, R OBP: 0.370, SLG: 0.533 (1, 2)	0-0 F9 ③		0-0 1-3 ③			0-0 P4 ③		4-0 BB 1B 1B HR BB 1-2		3	1	0	0	1	0	1				
Tony Horton, R OBP: 0.337, SLG: 0.451 (1, 3)		0-0 G3 BB 1B		0-3 K ①			0-0 6-3 1B	0-0 BB HR 1B 1-2 2-H		4	1	3	1	0	1	0				
Chuck Hinton, R OBP: 0.402, SLG: 0.437 (1, 9)		4-0 BB BB BB BB 1-2 G3 BB		0-3 K ②			0-0 6-3 1-2	4-0 1-2 2-3 HR BB		2	1	0	0	2	1	1				
Buddy Bradford, R OBP: 0.267, SLG: 0.311 (1, 8)		0-3 K ①		0-0 6-3 ③			0-0 5-3 ②	0-0 1-H 2-H 3-H HR		4	1	1	4	0	1	3				
Graig Nettles, L OBP: 0.344, SLG: 0.385 (1, 5)		0-0 G3 ② 1-2 2-3				0-0 F2 ①	4-0 BB BB BB FC5-4 BB	0-3 K ③		3	0	0	0	1	1	2				
Steve Dunning, R OBP: 0.100, SLG: 0.100 (1, 1)		0-0 F9 ③				0-0 5-3 ②	0-0 FC5-4 ③ 1-2f			2	0	0	0	0	0	2				
Rich Rollins, R OBP: 0.290, SLG: 0.345 (7, PH)										1	0	0	0	0	0	2				
Mike Paul, L OBP: 0.083, SLG: 0.083 (8, 1)										0	0	0	0	0	0	0				
Phil Hennigan, R OBP: 0.444, SLG: 0.333 (8, 1)										0	0	0	0	0	0	0				
Dennis Higgins, R (9, 1)										0	0	0	0	0	0	0				
Inning Stats	R: 1 E: 0 K: 0 S: 4	H: 1 LOB: 0 BB: 0 P: 4	R: 0 E: 0 K: 1 S: 6	H: 1 LOB: 2 BB: 1 P: 10	R: 0 E: 1 K: 0 S: 4	H: 0 LOB: 1 BB: 0 P: 4	R: 0 E: 0 K: 2 S: 7	H: 0 LOB: 0 BB: 0 P: 7	R: 0 E: 0 K: 0 S: 3	H: 0 LOB: 0 BB: 0 P: 3	R: 0 E: 0 K: 0 S: 3	H: 0 LOB: 0 BB: 0 P: 3	R: 0 E: 0 K: 0 S: 4	H: 1 LOB: 2 BB: 1 P: 8	R: 5 E: 0 K: 1 S: 8	H: 3 LOB: 0 BB: 2 P: 16	1B: 4 2B: 0 3B: 0 HR: 2	SF: 0 SAC: 0 DP: 0 HBP: 0	WP: 0 PB: 0 SB: 0 CS: 0	PA: 35
PITCHER	IP WLS BF H R ER SO ERA WHIP	IP WLS BF H R ER SO ERA WHIP	IP WLS BF H R ER SO ERA WHIP	IP WLS BF H R ER SO ERA WHIP	IP WLS BF H R ER SO ERA WHIP	IP WLS BF H R ER SO ERA WHIP	IP WLS BF H R ER SO ERA WHIP	IP WLS BF H R ER SO ERA WHIP	IP WLS BF H R ER SO ERA WHIP	IP WLS BF H R ER SO ERA WHIP	IP WLS BF H R ER SO ERA WHIP	IP WLS BF H R ER SO ERA WHIP	IP WLS BF H R ER SO ERA WHIP	IP WLS BF H R ER SO ERA WHIP	IP WLS BF H R ER SO ERA WHIP	IP WLS BF H R ER SO ERA WHIP	IP WLS BF H R ER SO ERA WHIP	IP WLS BF H R ER SO ERA WHIP	IP WLS BF H R ER SO ERA WHIP	
George Brunet, L ERA: 4.56 (1, 1)	7.2																			
Darold Knowles, L ERA: 1.82 (8, 1)	0.1	L	3	1	2	2	1	1	0	0	0	0	0	0	0	0	0	0	0	0



Batter	1	2	3	4	5	6	7	8	9	AB R H RBI BB SO LOB	TOP														
Ed Brinkman, R (1, 6) OBP: 0.355, SLG: 0.332	0-0 5-3	0-0 G3		0-0 5-3		0-0 HR 1B	0-0 F8		0-0 F9	6 1 1 0 0 0 2	<p>Washington Senators @ Cleveland Indians Cleveland Municipal Stadium, Cleveland, OH</p> <p>Thu Jul 09 1970, 7:05 PM EDT Att. 11,152 - Unknown</p> <p>livebaseballscorecards.com</p> <table border="1"> <tr><td>AB</td><td>38</td></tr> <tr><td>R</td><td>9</td></tr> <tr><td>H</td><td>12</td></tr> <tr><td>RBI</td><td>9</td></tr> <tr><td>BB</td><td>7</td></tr> <tr><td>SO</td><td>6</td></tr> <tr><td>LOB</td><td>21</td></tr> </table> 	AB	38	R	9	H	12	RBI	9	BB	7	SO	6	LOB	21
AB	38																								
R	9																								
H	12																								
RBI	9																								
BB	7																								
SO	6																								
LOB	21																								
Tom Grieve, R (1, 7) OBP: 0.350, SLG: 0.526	0-0 4-3 2B		0-0 HR	0-0 6-3 1B		0-3 K		0-0 5-3	0-0 F3	6 1 3 1 0 1 1															
Frank Howard, R (1, 3) OBP: 0.434, SLG: 0.545	4-0 4-3 IBB		4-0 BB SF9 BB	0-0 6-3		0-0 F2		0-0 4-3	4-0 BB	3 1 0 0 3 0 2															
Rick Reichardt, R (1, 9) OBP: 0.354, SLG: 0.582	0-0 4-3		0-0 SF9 BB SF7 1B	0-0 6-3		0-0 1-H HR		1-0 2B HBP	0-0 F8	5 3 2 2 0 0 4															
Aurelio Rodriguez, R (1, 5) OBP: 0.304, SLG: 0.425	0-3 K		4-0 1-2 2-3 HBP BB		0-0 6-3	0-0 FC4 1B		4-0 2B 1B BB		3 1 1 0 2 1 2															
Paul Casanova, R (1, 2) OBP: 0.315, SLG: 0.430			0-0 HR	0-0 SF9	0-0 6-3	0-0 FC4		0-0 1B 2B		4 2 2 3 0 0 1															
Ed Stroud, L (1, 8) OBP: 0.342, SLG: 0.342			0-0 HR	1-0 2-3 3-H	0-0 6-3	0-0 S 1B		4-0 1B IBB		1 0 1 0 0 0 0															
Del Unser, L (3, PR) OBP: 0.277, SLG: 0.307			1-2 HBP	1-2 HBP	0-0 6-3	0-0 S 1B		0-0 1B IBB		2 0 1 0 1 0 0															
Tim Cullen, R (1, 4) OBP: 0.281, SLG: 0.238			0-0 K	0-0 SF7	4-0 1-2 BB	0-0 1-2 BB		0-0 FC4-6 1B		3 0 1 3 1 1 1															
Casey Cox, R (1, 1) OBP: 0.179, SLG: 0.158			0-3 K	0-3 K	0-0 4-3	0-0 4-3		0-0 FC4-6		5 0 0 0 0 3 8															
Inning Stats	R: 0 E: 0 K: 1 S: 6 H: 1 LOB: 2 BB: 1 P: 10	R: 1 E: 0 K: 2 S: 9 H: 2 LOB: 1 BB: 0 P: 9	R: 3 E: 0 K: 1 S: 7 H: 2 LOB: 2 BB: 2 P: 16	R: 0 E: 0 K: 0 S: 4 H: 1 LOB: 1 BB: 0 P: 4	R: 0 E: 0 K: 0 S: 4 H: 1 LOB: 2 BB: 1 P: 8	R: 2 E: 0 K: 1 S: 8 H: 3 LOB: 1 BB: 0 P: 8	R: 0 E: 1 K: 1 S: 6 H: 0 LOB: 1 BB: 0 P: 6	R: 3 E: 0 K: 0 S: 5 H: 2 LOB: 2 BB: 2 P: 14	R: 0 E: 0 K: 0 S: 3 H: 0 LOB: 1 BB: 1 P: 7	1B: 7 2B: 2 3B: 0 HR: 3 SF: 2 SAC: 0 DP: 0 HBP: 2	WP: 1 PB: 0 SB: 2 CS: 0 PA: 49														
PITCHER	IP WLS BF H R ER SO BB IBB HBP BLK WP HR S P ERA WHIP												PITCHER	IP WLS BF H R ER SO BB IBB HBP BLK WP HR S P ERA WHIP											
Rick Austin, L (1, 1) ERA: 5.84	2.0 L 13 5 4 4 3 1 1 0 0 0 2 17 25 18.00 3.000																								
Fred Lasher, R (3, 1) ERA: 3.03	1.0 5 0 0 0 1 1 0 1 0 0 0 5 10 0.00 1.000																								
Dean Chance, R (4, 1) ERA: 4.18	5.0 27 7 5 5 2 2 1 1 0 1 1 27 40 9.00 1.800																								
Phil Hennigan, R (9, 1) ERA: 4.03	1.0 4 0 0 0 0 0 1 0 0 0 0 0 3 7 0.00 1.000																								

BOTTOM

Washington Senators @ Cleveland Indians
Cleveland Municipal Stadium, Cleveland, OH

Thu Jul 09 1970, 7:05 PM EDT
Att. 11,152 - Unknown

livebaseballscorecards.com

AB	31
R	3
H	5
RBI	3
BB	1
SO	5
LOB	9



WP:	0	PA:	32
PB:	0	SB:	0
CS:	0		

AB R H RBI BB SO LOB

4 0 1 0 0 1 1

4 1 1 0 0 0 1

3 0 0 0 1 1 2

4 1 1 2 0 1 2

4 0 0 0 0 0 1

3 0 0 0 0 0 0

3 0 0 0 0 0 1

0	0	0	0	0	0	0	0	0	0
1	0	0	0	0	0	0	0	1	
1	0	0	0	0	1	0			
1	1	1	1	0	0	0			
0	0	0	0	0	0	0			


1B:	3	SF:	0
2B:	0	SAC:	0
3B:	0	DP:	1
HR:	2	HBP:	0

WP HR S P ERA WHIP

Batter	1	2	3	4	5	6	7	8	9
Eddie Leon, R (1, 4) OBP: 0.281, SLG: 0.327	0-0 L3		0-3 K			0-0 FC6 1B		0-0 F9	
Graig Nettles, L (1, 5) OBP: 0.343, SLG: 0.383	0-0 4-3			0-0 HR 1B		0-0 F9		0-0 P4	
Duke Sims, L (1, 9) OBP: 0.366, SLG: 0.532	0-3 K			0-0 3-1		0-0 P5		4-0 G4-6-3 BB	
Ray Fosse, R (1, 2) OBP: 0.368, SLG: 0.540		0-3 K		0-0 HR		0-0 FC6		0-0 F9	
Vada Pinson, L (1, 8) OBP: 0.332, SLG: 0.439		0-0 F8		0-0 F8			0-0 F8	0-0 G4-6-3	
Tony Horton, R (1, 3) OBP: 0.334, SLG: 0.446		0-0 4-3		0-0 5-3			0-0 1-3		
Roy Foster, R (1, 7) OBP: 0.350, SLG: 0.455			0-0 G3 1B		0-3 K		0-0 5-3		
Jack Heidemann, R (1, 6) OBP: 0.250, SLG: 0.266			0-0 F7		0-0 6-3			0-0 5-3	
Rick Austin, R (1, 1) Fred Lasher, R (3, 1) Lou Klimchuck, L (3, PH) Dean Chance, R (4, 1) Ted Uhlaender, L (8, PH) Phil Hennigan, R (9, 1)			0-0 G3		0-3 K			0-0 HR	

Inning Stats	R: 0	H: 0	E: 0	LOB: 0	K: 1	BB: 0	S: 5	P: 5	R: 0	H: 0	E: 0	LOB: 0	K: 1	BB: 0	S: 6	P: 6	R: 2	H: 2	E: 0	LOB: 0	K: 0	BB: 0	S: 5	P: 5	R: 0	H: 0	E: 0	LOB: 0	K: 2	BB: 0	S: 7	P: 7	R: 0	H: 1	E: 0	LOB: 1	K: 0	BB: 0	S: 4	P: 4	R: 0	H: 0	E: 0	LOB: 0	K: 0	BB: 0	S: 3	P: 3	R: 1	H: 1	E: 0	LOB: 0	K: 0	BB: 0	S: 4	P: 4	R: 0	H: 0	E: 0	LOB: 0	K: 0	BB: 1	S: 2	P: 6
--------------	------	------	------	--------	------	-------	------	------	------	------	------	--------	------	-------	------	------	------	------	------	--------	------	-------	------	------	------	------	------	--------	------	-------	------	------	------	------	------	--------	------	-------	------	------	------	------	------	--------	------	-------	------	------	------	------	------	--------	------	-------	------	------	------	------	------	--------	------	-------	------	------

PITCHER	IP	WLS	BF	H	R	ER	SO	BB	IBB	HBP	BLK	WP	HR	S	P	ERA	WHIP
Casey Cox, R (1, 1) ERA: 4.38	9.0	W	32	5	3	3	5	1	0	0	0	0	2	41	45	3.00	0.667

Batter	1	2	3	4	5	6	7	8	9	AB R H RBI BB SO LOB	TOP
Dick Schofield, S OBP: 0.302, SLG: 0.247 (1, 4) B B B (8, 6)	4-0 FC6-2 2B BB	4-0 BB			0-0 F7		0-0 SF7	0-0 1B		2 0 1 1 2 0 0	
Reggie Smith, S OBP: 0.380, SLG: 0.490 (1, 8) X	0-0 FC6-2 1-3 1B 2B	0-0 F9			0-0 6-3		4-0 1B 1-2 BB	0-0 F9		4 1 1 0 1 0 2	
Carl Yastrzemski, L OBP: 0.434, SLG: 0.557 (1, 3) X	0-0 FC6-2 1B 2-3 3-H 1B		0-0 HR		4-0 S BB		0-0 E 1B 1-3 2-H 1B	0-0 F8		4 3 2 2 1 0 3	
Tony Conigliaro, R OBP: 0.353, SLG: 0.489 (1, 9) S S S	0-3 K		0-3 K		0-3 K		0-0 E 1-2 1B		0-0 5-3	5 1 1 0 0 3 3	
Rico Petrocelli, R OBP: 0.309, SLG: 0.448 Mike Andrews, R OBP: 0.319, SLG: 0.357 (1, 6) X (8, 4)	0-0 1B 1-3 3-H 1B		0-3 K			0-0 5-3	0-0 E6 1B 1-3 2-H BB		0-3 K	4 0 1 1 0 1 1 1 0 0 0 0 1 0	
George Scott, R OBP: 0.355, SLG: 0.466 John Kennedy, R OBP: 0.339, SLG: 0.474 (1, 5) X (8, 5)	0-0 1B 1-2 3-H 1B		0-0 CS 1B			0-0 F9	4-0 1B 1-2 BB		0-0 PB 1B	3 0 2 1 1 0 0 1 0 1 0 0 0 0	
Billy Conigliaro, R OBP: 0.328, SLG: 0.464 (1, 7) X	0-0 F4		0-0 CS 1-2	0-0 6-3		0-0 5-3	0-0 1B 1-2 2-3 3-H 1B		0-3 K 1-2	5 0 1 1 0 1 3	AB 37 R 7 H 12 RBI 6 BB 5 SO 7 LOB 15
Jerry Moses, R OBP: 0.318, SLG: 0.394 (1, 2) X		0-0 5-3			0-0 F3		E4 SF7 1B L8			4 1 1 0 0 0 3	
Gary Peters, L OBP: 0.333, SLG: 0.333 (1, 1) X		0-0 F7			0-0 F7		0-0 BB 1B 2-3	0-3 K		4 1 1 0 0 1 0	
Inning Stats	R: 2 H: 3 E: 0 LOB: 2 K: 1 BB: 1 S: 8 P: 12	R: 0 H: 0 E: 0 LOB: 1 K: 0 BB: 1 S: 3 P: 7	R: 1 H: 2 E: 0 LOB: 0 K: 2 BB: 0 S: 8 P: 8	R: 0 H: 0 E: 0 LOB: 0 K: 0 BB: 0 S: 3 P: 3	R: 0 H: 0 E: 0 LOB: 1 K: 1 BB: 1 S: 5 P: 9	R: 0 H: 0 E: 0 LOB: 0 K: 0 BB: 0 S: 3 P: 3	R: 4 H: 5 E: 2 LOB: 3 K: 0 BB: 2 S: 8 P: 16	R: 0 H: 1 E: 0 LOB: 1 K: 1 BB: 0 S: 6 P: 6	R: 0 H: 1 E: 0 LOB: 1 K: 2 BB: 0 S: 8 P: 8	1B: 10 SF: 1 2B: 1 SAC: 0 3B: 0 DP: 0 HR: 1 HBP: 0	WP: 0 PA: 44 PB: 1 SB: 1 CS: 1
PITCHER Rich Hand, R ERA: 4.45 Dennis Higgins, R ERA: 5.1	IP WLS BF H R ER SO BB IBB HBP BLK WP HR S P ERA WHIP	IP WLS BF H R ER SO BB IBB HBP BLK WP HR S P ERA WHIP	IP WLS BF H R ER SO BB IBB HBP BLK WP HR S P ERA WHIP	IP WLS BF H R ER SO BB IBB HBP BLK WP HR S P ERA WHIP	IP WLS BF H R ER SO BB IBB HBP BLK WP HR S P ERA WHIP	IP WLS BF H R ER SO BB IBB HBP BLK WP HR S P ERA WHIP	IP WLS BF H R ER SO BB IBB HBP BLK WP HR S P ERA WHIP	IP WLS BF H R ER SO BB IBB HBP BLK WP HR S P ERA WHIP	IP WLS BF H R ER SO BB IBB HBP BLK WP HR S P ERA WHIP	ERA WHIP	ERA WHIP

Boston Red Sox @ Cleveland Indians
Cleveland Municipal Stadium, Cleveland, OH

Fri Jul 10 1970, 7:05 PM EDT
Att. 13,136 - Unknown

livebaseballscorecards.com

Batter	1	2	3	4	5	6	7	8	9	AB R H RBI BB SO LOB	TOP																						
Dick Schofield, S (1, 4) OBP: 0.297, SLG: 0.245	0-0 F4			0-0 F6		0-0 6-3		0-0 2B 1B	0-3 K	5 0 1 0 0 1 2																							
Reggie Smith, S (1, 8) OBP: 0.375, SLG: 0.483	0-0 F4			0-3 K		0-0 5-3		0-0 F9		4 0 0 0 0 1 1																							
Carl Yastrzemski, L (1, 3) OBP: 0.435, SLG: 0.563	0-0 4-3			0-0 1B 2B		0-0 F2		0-0 1-3 2B		4 1 2 0 0 0 0																							
Tony Conigliaro, R (1, 9) OBP: 0.355, SLG: 0.485		0-3 K		1-0 1B HBP		0-0 F4		4-0 BB		2 0 0 0 1 1 0																							
Rico Petrocelli, R (1, 6) OBP: 0.311, SLG: 0.449		0-3 K		0-0 1B		0-0 1B 1B		0-0 F8		4 0 2 1 0 1 3																							
George Scott, R (1, 5) OBP: 0.354, SLG: 0.466		0-3 K			0-0 1B 2B		0-3 K		0-0 6-3	4 0 1 0 0 2 1																							
Billy Conigliaro, R (1, 7) OBP: 0.335, SLG: 0.471			0-3 K		0-0 L6-3 1B		0-0 1-2 1B		0-0 1B 1B	4 0 3 0 0 1 0																							
Jerry Moses, R (1, 2) OBP: 0.317, SLG: 0.392			0-0 5-3		0-0 L6-3		0-0 L7		0-0 1-2 1B	4 0 1 0 0 0 4																							
Ken Brett, L (1, 1) OBP: 0.300, SLG: 0.389			0-0 4-3		0-3 K			0-0 5-3	0-0 F8	2 0 0 0 0 1 1																							
Cal Koonce, R (7, 1)										0 0 0 0 0 0 0																							
John Kennedy, R (8, PH) OBP: 0.333, SLG: 0.466										1 0 0 0 0 0 0																							
Gary Wagner, R (8, 1) OBP: 0.500, SLG: 0.500										0 0 0 0 0 0 0																							
Mike Andrews, R (9, PH) OBP: 0.318, SLG: 0.355										1 0 0 0 0 0 2																							
Inning Stats	R: 0 E: 0 K: 0 S: 3	H: 0 LOB: 0 BB: 0 P: 3	R: 0 E: 0 K: 3 S: 9	H: 0 LOB: 0 BB: 0 P: 9	R: 0 E: 0 K: 1 S: 5	H: 0 LOB: 0 BB: 0 P: 5	R: 1 E: 0 K: 1 S: 6	H: 2 LOB: 2 BB: 0 P: 7	R: 0 E: 0 K: 1 S: 6	H: 2 LOB: 1 BB: 0 P: 6	R: 0 E: 0 K: 0 S: 3	H: 0 LOB: 0 BB: 0 P: 3	R: 0 E: 0 K: 1 S: 7	H: 2 LOB: 2 BB: 0 P: 7	R: 0 E: 0 K: 0 S: 5	H: 2 LOB: 3 BB: 1 P: 9	R: 0 E: 0 K: 1 S: 7	H: 2 LOB: 2 BB: 0 P: 7	1B: 7 2B: 4 3B: 0 HR: 0	SF: 0 SAC: 0 DP: 1 HBP: 1	WP: 0 PB: 0 SB: 0 CS: 0	PA: 37											
PITCHER Sam McDowell, L (1, 1) ERA: 2.63	IP 9.0	WLS W	BF 37	H 10	R 1	ER 1	SO 8	BB 1	IBB 0	HBP 1	BLK 0	WP 0	HR 0	S 51	P 56	ERA 1.00	WHIP 1.222																
											PITCHER	IP	WLS	BF	H	R	ER	SO	BB	IBB	HBP	BLK	WP	HR	S	P	ERA	WHIP					

Boston Red Sox @ Cleveland Indians
Cleveland Municipal Stadium, Cleveland, OH

Sat Jul 11 1970, 3:33 AM EDT
Att: 13,251 - Unknown

livebaseballscorecards.com

AB 35
R 1
H 10
RBI 1
BB 1
SO 8
LOB 14



Batter	1	2	3	4	5	6	7	8	9	AB R H RBI BB SO LOB
Jack Heidemann, R (1, 6) OBP: 0.252, SLG: 0.263	0-0 6-3 BB	4-0 1-2 BB		0-0 E5			4-0 SH1 BB			2 0 0 0 2 0 0
Eddie Leon, R (1, 4) OBP: 0.280, SLG: 0.322	0-0 1-3	0-3 K		0-3 K			0-0 SH1			3 0 0 0 0 2 3
Roy Foster, R (1, 7) OBP: 0.358, SLG: 0.458	4-0 BB		0-0 1B BB	0-0 F9			4-0 BB			2 0 1 0 2 0 1
Ray Fosse, R (1, 2) OBP: 0.369, SLG: 0.532	0-0 F7		4-0 1-2 FC4-6 BB		0-0 F9		0-0 F9			3 0 0 0 1 0 3
Tony Horton, R (1, 3) OBP: 0.329, SLG: 0.438		0-0 F6	0-3 K		0-0 L9		0-0 1-3			4 0 0 0 0 1 4
Chuck Hinton, R (1, 9) OBP: 0.404, SLG: 0.421		4-0 HR BB	0-3 K		0-0 4-3			0-0 3-1		2 1 0 0 1 1 2
Vada Pinson, L (8, PH) OBP: 0.331, SLG: 0.437										1 0 0 0 0 0 0
Buddy Bradford, R (1, 8) OBP: 0.274, SLG: 0.330		0-0 HR	0-0 FC4-6		0-0 L9			0-0 1-3		4 1 1 2 0 0 2
Graig Nettles, L (1, 5) OBP: 0.341, SLG: 0.387		4-0 FC3-6 BB		0-0 HR		0-0 L8		0-0 G3		3 1 1 1 1 0 0
Sam McDowell, L (1, 1) OBP: 0.182, SLG: 0.215		0-0 FC3-6 BB		0-3 K		0-0 6-3				3 0 0 0 0 1 1

Inning Stats	R: 0	H: 0	E: 0	K: 0	S: 3	LOB: 1	BB: 1	P: 7	R: 2	H: 1	E: 0	K: 1	S: 6	LOB: 2	BB: 3	P: 18	R: 0	H: 1	E: 0	K: 2	S: 8	LOB: 0	BB: 0	P: 3	R: 1	H: 1	E: 1	K: 2	S: 9	LOB: 1	BB: 0	P: 9	R: 0	H: 0	E: 0	K: 0	S: 3	LOB: 0	BB: 0	P: 3	R: 0	H: 0	E: 0	K: 0	S: 3	LOB: 2	BB: 2	P: 11	R: 0	H: 0	E: 0	K: 0	S: 3	LOB: 0	BB: 0	P: 3
--------------	------	------	------	------	------	--------	-------	------	------	------	------	------	------	--------	-------	-------	------	------	------	------	------	--------	-------	------	------	------	------	------	------	--------	-------	------	------	------	------	------	------	--------	-------	------	------	------	------	------	------	--------	-------	-------	------	------	------	------	------	--------	-------	------

PITCHER	IP	WLS	BF	H	R	ER	SO	BB	IBB	HBP	BLK	WP	HR	S	P	ERA	WHIP
Ken Brett, L (1, 1) ERA: 3.88	6.1	L	30	3	3	3	5	7	0	0	0	0	2	33	61	4.26	1.579
Cal Koonce, R (7, 1) ERA: 4.05	0.2		2	0	0	0	0	0	0	0	0	0	0	2	2	0.00	0.000
Gary Wagner, R (8, 1) ERA: 3.86	1.0		3	0	0	0	0	0	0	0	0	0	0	3	3	0.00	0.000

BOTTOM

Boston Red Sox @ Cleveland Indians
Cleveland Municipal Stadium, Cleveland, OH

Sat Jul 11 1970, 3:33 AM EDT
Att. 13,251 - Unknown

livebaseballscorecards.com

AB	27
R	3
H	3
RBI	3
BB	7
SO	5
LOB	16



WP	HR	S	P	ERA	WHIP
0	0	0	35		

Batter	1	2	3	4	5	6	7	8	9	AB R H RBI BB SO LOB	TOP											
Dick Schofield, S (1, 4) OBP: 0.293, SLG: 0.235	0-3 K	0-0 F8			4-0 FC4-6 BB	0-0 G3-6-1			0-0 F7	4 0 0 0 1 1 2												
Reggie Smith, S (1, 8) OBP: 0.373, SLG: 0.479	0-0 1B PB 1B	0-0 F9			0-0 FC4-6 HR		0-0 L3		0-0 F6	5 2 1 0 0 0 1												
Carl Yastrzemski, L (1, 3) OBP: 0.433, SLG: 0.559	0-0 PB BB 1B		0-3 K		0-0 F8		0-0 4-1			4 1 1 0 0 1 1												
Tony Conigliaro, R (1, 9) OBP: 0.353, SLG: 0.493	0-0 F4		0-3 K		0-0 HR		0-0 L6			4 1 1 2 0 1 2												
Rico Petrocelli, R (1, 6) OBP: 0.314, SLG: 0.457	4-0 BB BB BB		0-3 K		0-0 F8			0-0 HR		3 1 1 1 1 1 0												
George Scott, R (1, 5) OBP: 0.355, SLG: 0.463	4-0 BB BB			0-0 L3		4-0 2B 1B BB		0-0 5-3		2 1 0 0 2 0 0												
Billy Conigliaro, R (1, 7) OBP: 0.339, SLG: 0.468	4-0 BB			0-0 1B		0-3 K		0-0 6-3		3 0 1 1 1 1 1	AB 33											
Jerry Moses, R (1, 2) OBP: 0.316, SLG: 0.394	0-3 K			0-0 F7		0-0 1B 2B		0-0 F7		4 0 1 0 0 1 4	R 6											
Ray Culp, R (1, 1) OBP: 0.115, SLG: 0.135		0-3 K		0-0 F8		0-0 G3-6-1 1B			0-3 K	4 0 1 1 0 2 1	H 7											
Inning Stats	R: 2 E: 0 K: 2 S: 9	H: 2 LOB: 3 BB: 3 P: 21	R: 0 E: 0 K: 1 S: 5	H: 0 LOB: 0 BB: 0 P: 5	R: 0 E: 0 K: 3 S: 9	H: 0 LOB: 0 BB: 0 P: 9	R: 0 E: 0 K: 0 S: 4	H: 1 LOB: 1 BB: 0 P: 4	R: 2 E: 0 K: 0 S: 4	H: 1 LOB: 0 BB: 1 P: 8	R: 1 E: 0 K: 1 S: 6	H: 2 LOB: 1 BB: 1 P: 10	R: 0 E: 0 K: 0 S: 3	H: 0 LOB: 0 BB: 0 P: 3	R: 1 E: 0 K: 0 S: 4	H: 1 LOB: 0 BB: 0 P: 4	R: 0 E: 0 K: 1 S: 5	H: 0 LOB: 0 BB: 0 P: 5	1B: 4 2B: 1 3B: 0 HR: 2	SF: 0 SAC: 0 DP: 1 HBP: 0	WP: 0 PB: 2 SB: 0 CS: 0	PA: 38
PITCHER	IP WLS BF H R ER SO BB IBB HBP BLK WP HR S P ERA WHIP																					
Steve Dunning, R (1, 1) ERA: 5.09	5.1 L 26 5 5 5 7 5 0 0 0 0 0 1 35 55 8.44 1.875																					
Phil Hennigan, R (6, 1) ERA: 3.92	1.2 5 1 0 0 0 0 0 0 0 0 0 0 5 5 0.00 0.600																					
Dennis Higgins, R (8, 1) ERA: 5.18	1.0 4 1 1 1 0 0 0 0 0 0 0 1 4 4 9.00 1.000																					
Mike Paul, L (9, 1) ERA: 5.93	1.0 3 0 0 0 0 1 0 0 0 0 0 0 5 5 0.00 0.000																					

Boston Red Sox @ Cleveland Indians
Cleveland Municipal Stadium, Cleveland, OH
 Sun Jul 12 1970, 3:33 AM EDT
 Unknown

AB	33
R	6
H	7
RBI	5
BB	5
SO	8
LOB	12



BOTTOM

Boston Red Sox @ Cleveland Indians
Cleveland Municipal Stadium, Cleveland, OH

livebaseballscorecards.com

AB	35
R	2
H	8
RBI	2
BB	1
SO	6
LOB	18



WP:	1	PA:	37
PB:	0		
SB:	0		
CS:	0		

Sun Jul 12 1970, 3:33 AM EDT
Unknown

AB	R	H	RBI	BB	SO	LOB
----	---	---	-----	----	----	-----

5	0	2	0	0	0	0
---	---	---	---	---	---	---

3	0	0	0	1	0	1
---	---	---	---	---	---	---

4	0	0	0	0	1	3
---	---	---	---	---	---	---

4	0	0	0	0	1	3
---	---	---	---	---	---	---

3	1	2	1	0	0	2
---	---	---	---	---	---	---

4	1	2	1	0	0	1
---	---	---	---	---	---	---

3	0	1	0	0	2	2
---	---	---	---	---	---	---

1	0	0	0	0	0	2
---	---	---	---	---	---	---

0	0	0	0	0	0	0
---	---	---	---	---	---	---

4	0	1	0	0	1	1
---	---	---	---	---	---	---

2	0	0	0	0	1	3
---	---	---	---	---	---	---

5-3

3	0	0	0	1	0	1
---	---	---	---	---	---	---

4	0	0	0	0	1	3
---	---	---	---	---	---	---

4	0	0	0	0	1	3
---	---	---	---	---	---	---

3	1	2	1	0	0	2
---	---	---	---	---	---	---

4	1	2	1	0	0	1
---	---	---	---	---	---	---

3	0	1	0	0	2	2
---	---	---	---	---	---	---

4	0	1	0	0	1	1
---	---	---	---	---	---	---

2	0	0	0	0	0	0
---	---	---	---	---	---	---

1	0	0	0	0	0	0
---	---	---	---	---	---	---

1B:	4	SF:	0
2B:	1	SAC:	0
3B:	1	DP:	0
HR:	2	HBP:	1

1B:	4	SF:	0
2B:	1	SAC:	0
3B:	1	DP:	0
HR:	2	HBP:	1

(1, 8)

(1, 5)

(1, 7)

(1, 2)

(1, 9)

(1, 3)

(1, 6)

(1, 4)

(1, 1)

(1, 1)

Vada Pinson, L
OBP: 0.332, SLG: 0.437

Graig Nettles, L
OBP: 0.340, SLG: 0.383

Roy Foster, R
OBP: 0.353, SLG: 0.450

Ray Fosse, R
OBP: 0.364, SLG: 0.524

Duke Sims, L
OBP: 0.375, SLG: 0.556

Tony Horton, R
OBP: 0.331, SLG: 0.452

Jack Heidemann, R
OBP: 0.253, SLG: 0.271

Eddie Leon, R
OBP: 0.279, SLG: 0.321

Steve Dunning, R
OBP: 0.083, SLG: 0.083

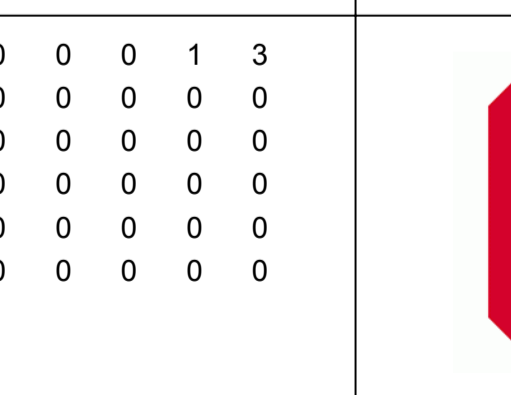
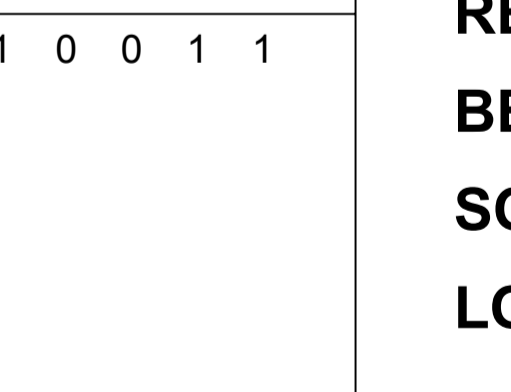
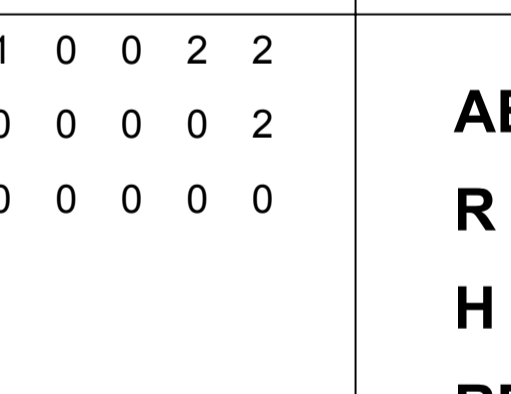
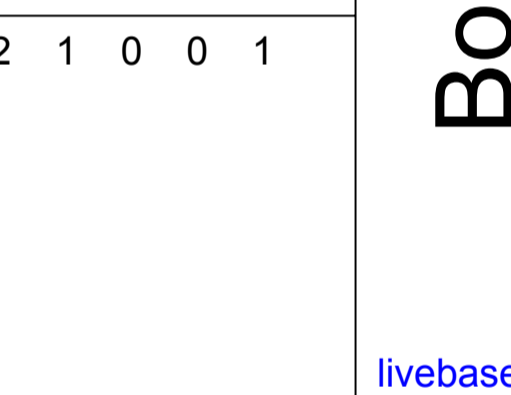
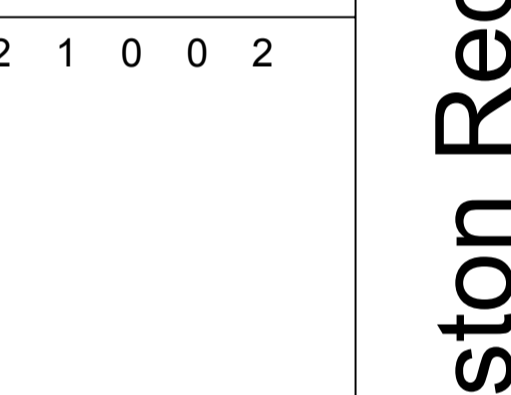
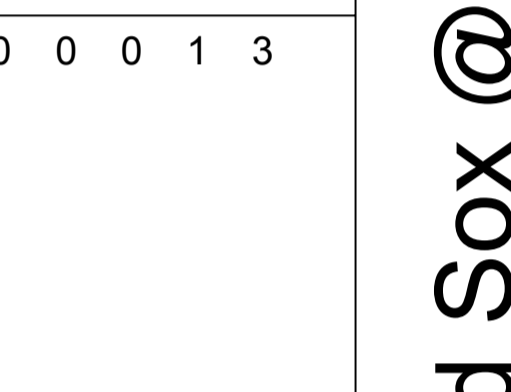
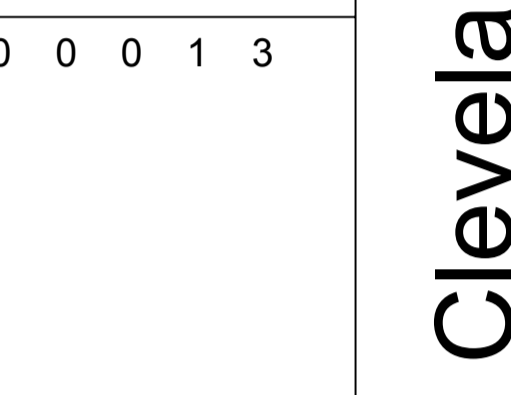
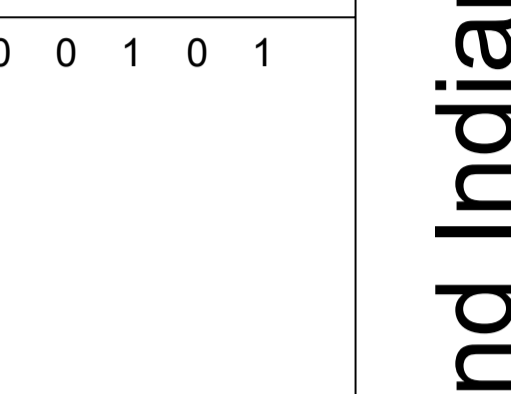

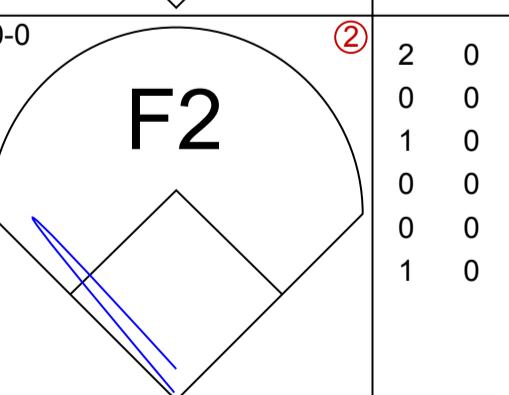
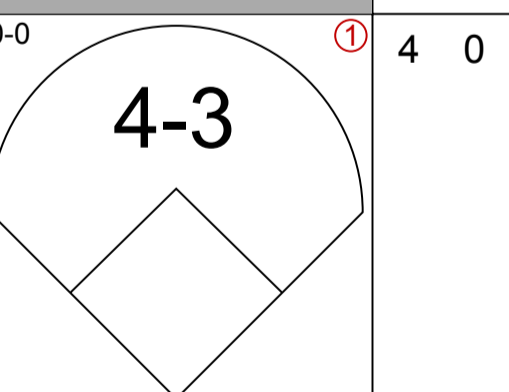





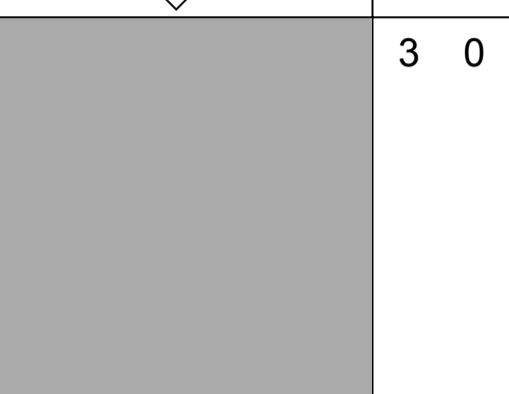
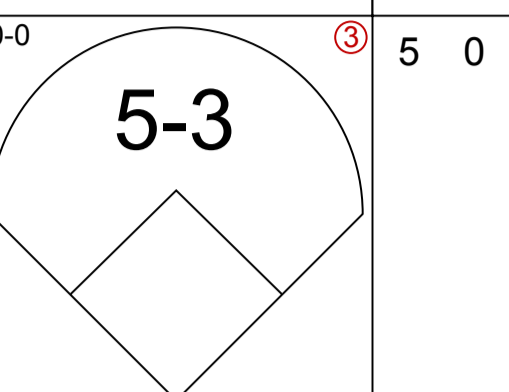
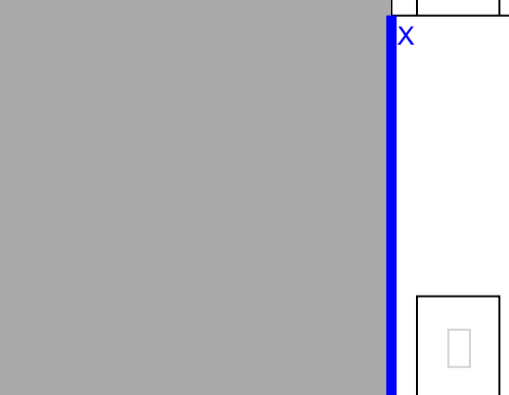
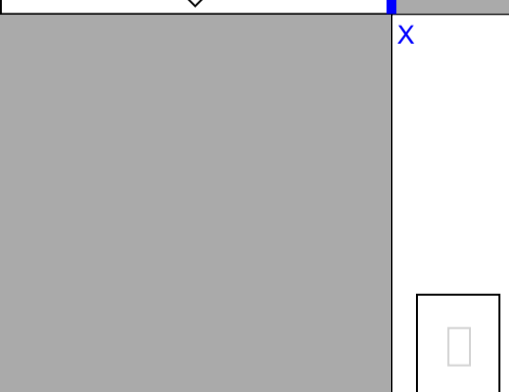
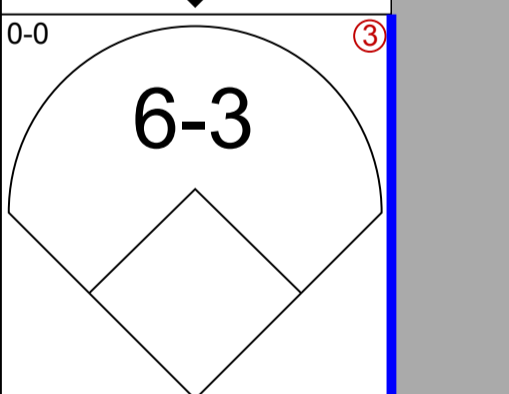
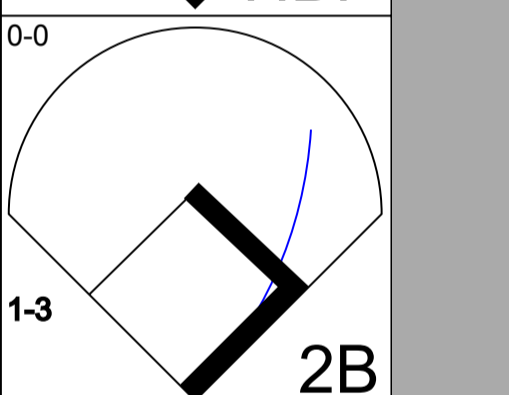
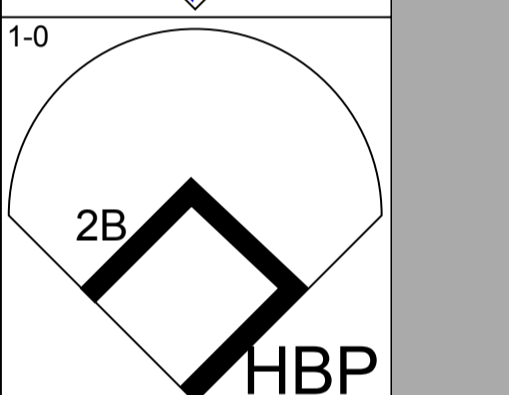
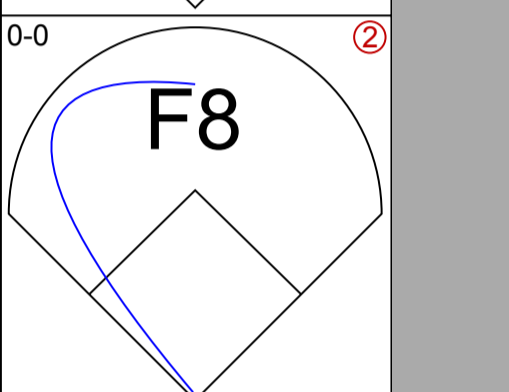
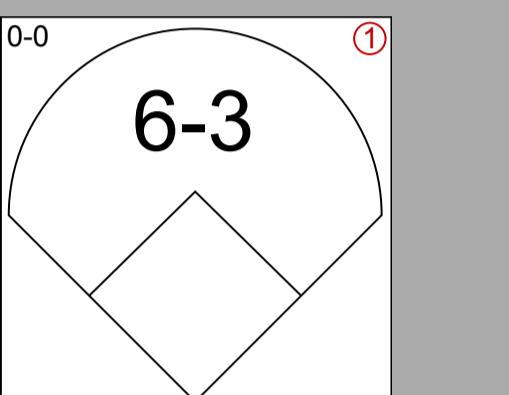

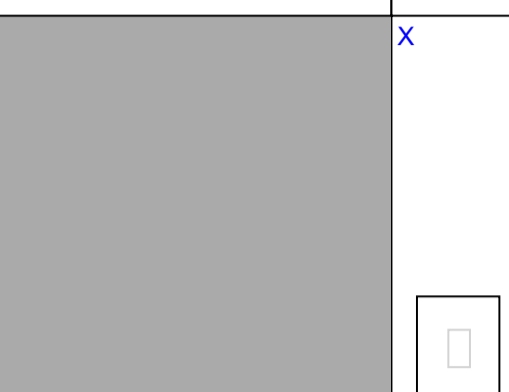
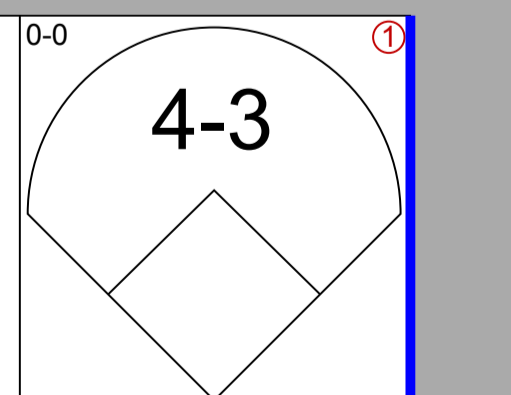

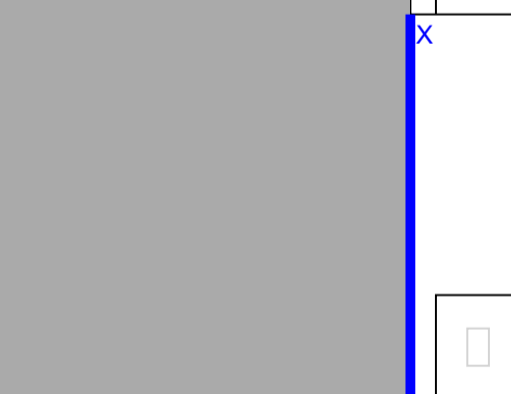




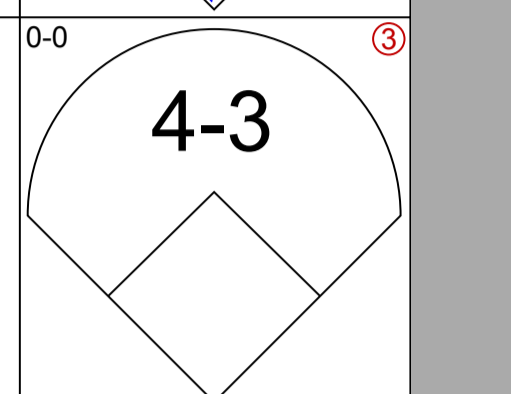
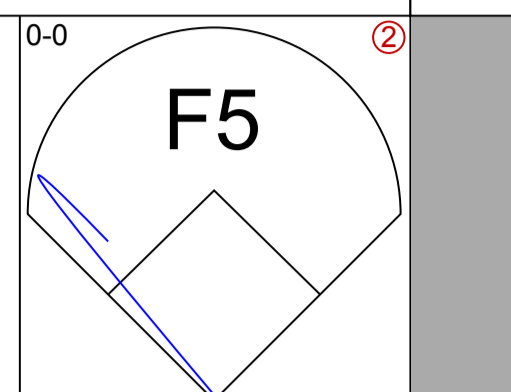

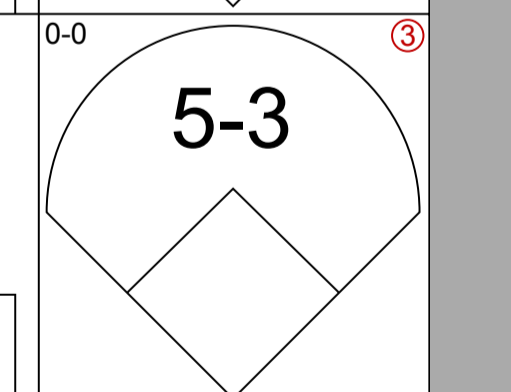
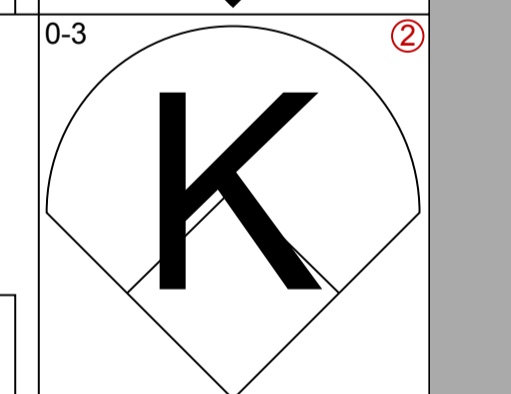
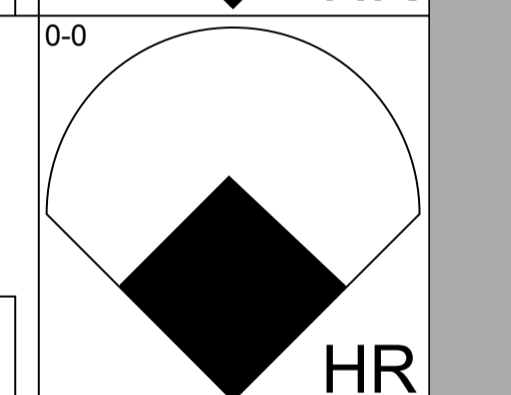
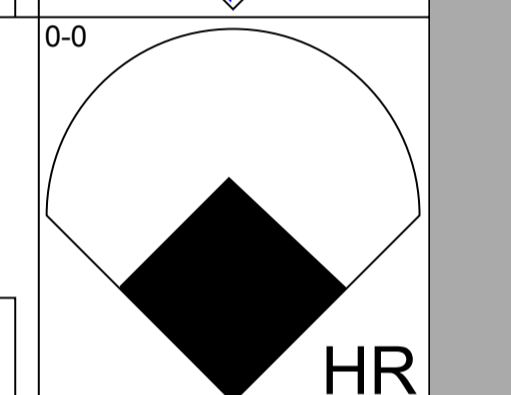
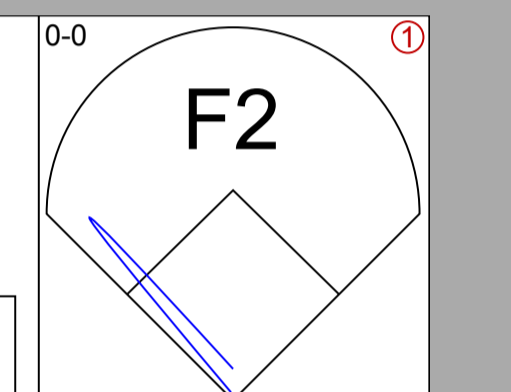








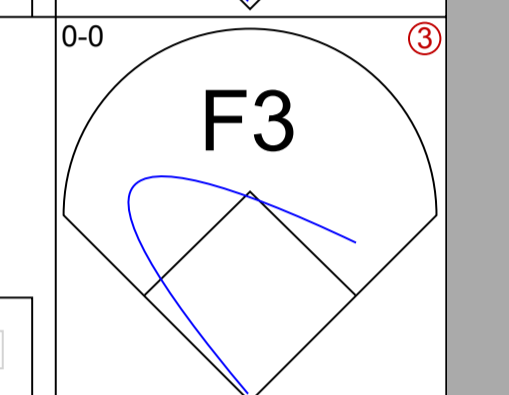
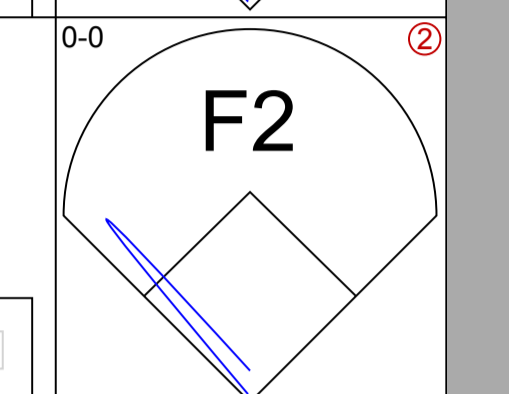
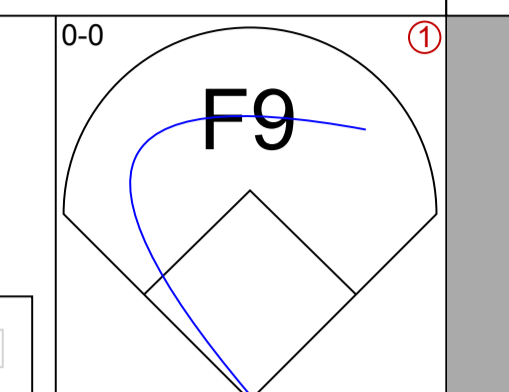
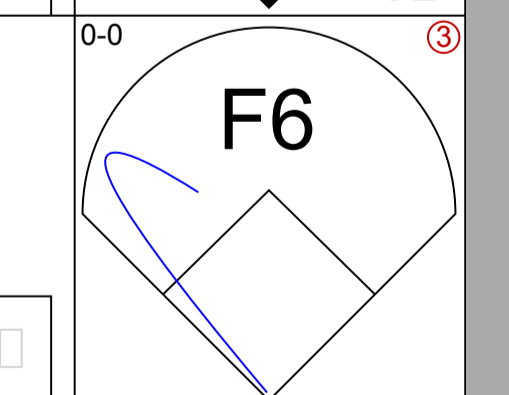
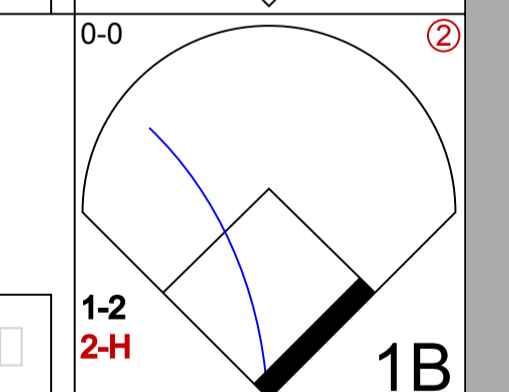
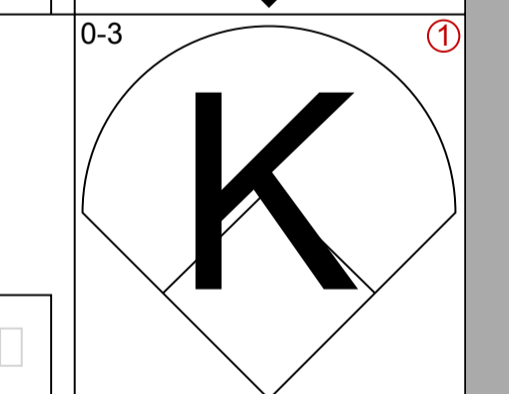
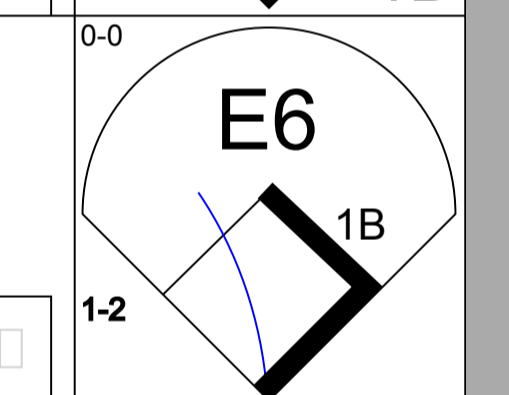
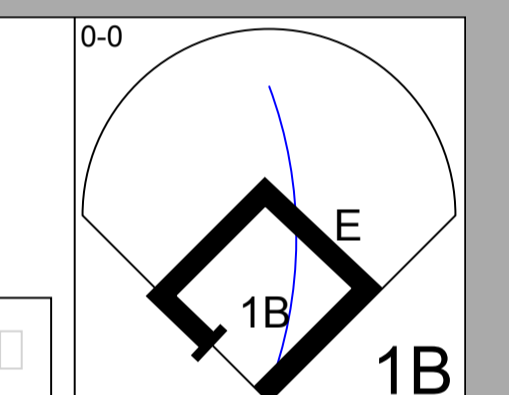


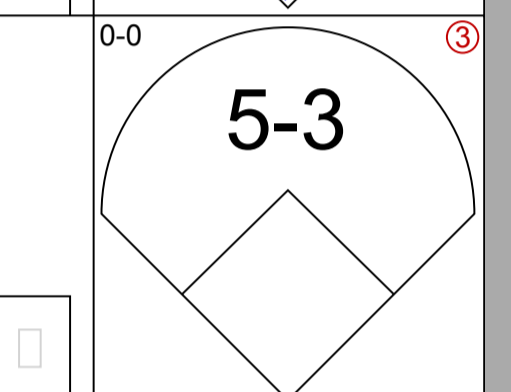
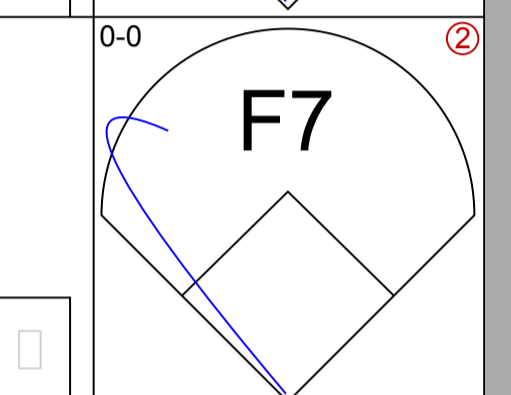
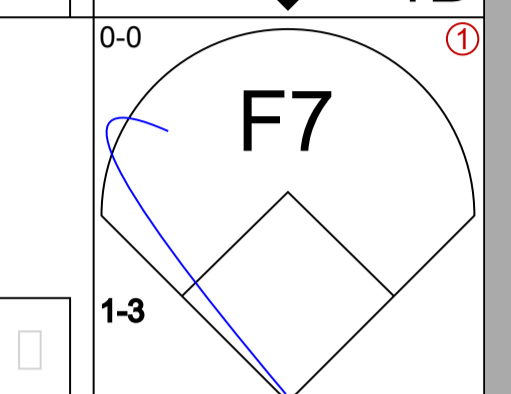
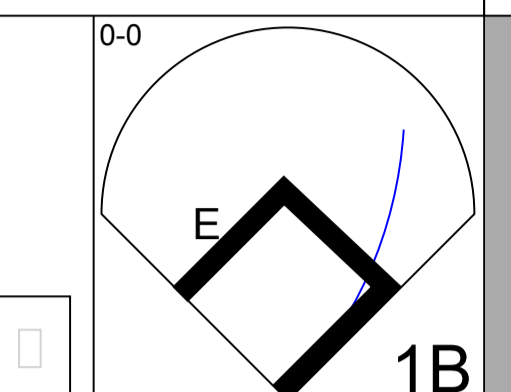
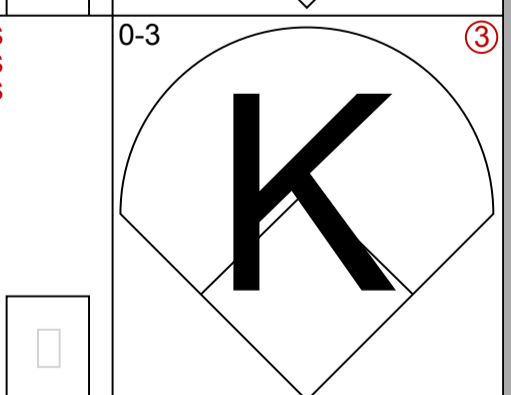
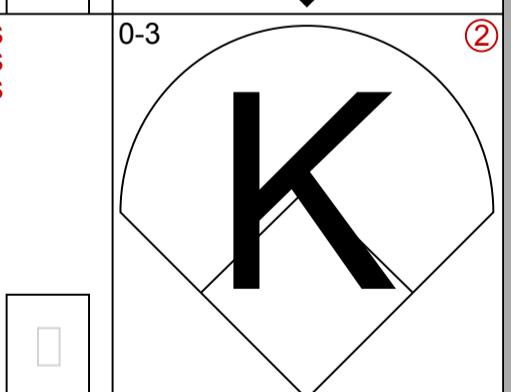
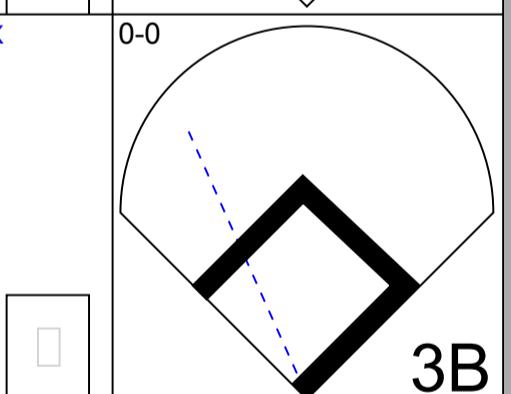
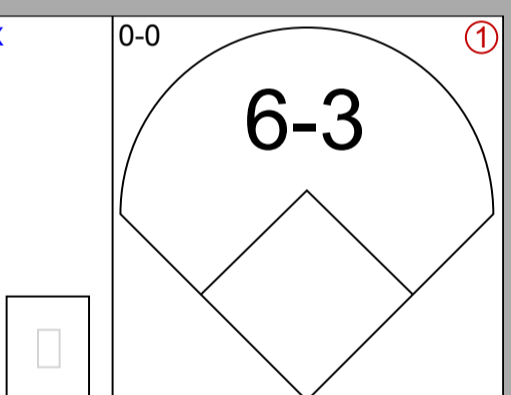


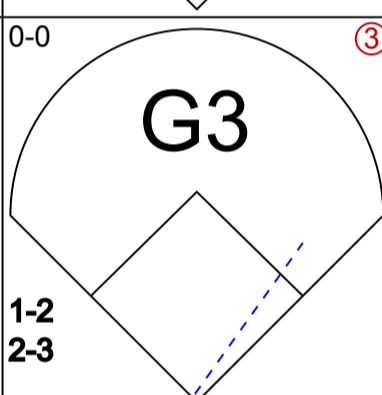
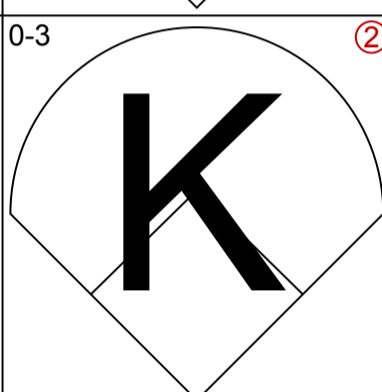
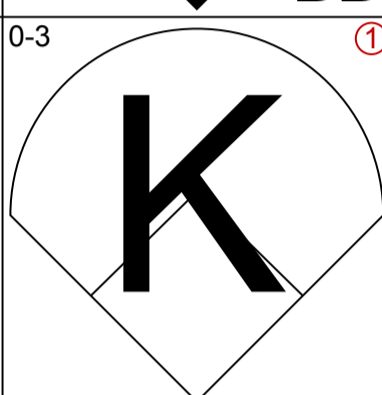
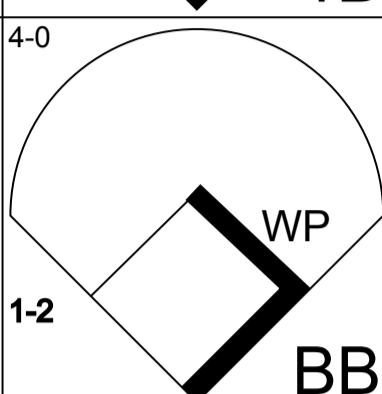
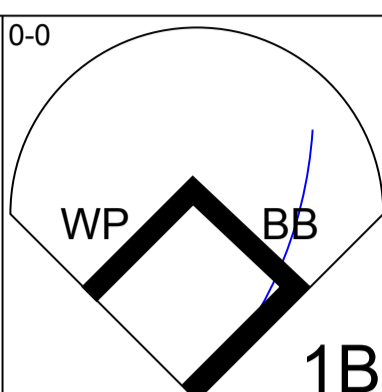
Phil Hennigan, R
OBP: 0.444, SLG: 0.333

Lou Klimchuck, L
OBP: 0.192, SLG: 0.240

Dennis Higgins, R
OBP: 0.192, SLG: 0.240

Mike Paul, L
OBP: 0.063, SLG: 0.063

Ted Uhlaender, L
OBP: 0.295, SLG: 0.338



Inning Stats

PITCHER
Ray Culp, R
ERA: 2.75

R: 0	H: 1
E: 0	LOB: 2
K: 2	BB: 1
S: 8	P: 12

R: 0	H: 1
E: 0	LOB: 1
K: 2	BB: 0
S: 8	P: 8

R: 0	H: 1
E: 1	LOB: 1
K: 0	BB: 0
S: 4	P: 4

R: 0	H: 2
E: 1	LOB: 2
K: 1	BB: 0
S: 7	P: 7

R: 0	H: 0
E: 0	LOB: 0
K: 0	BB: 0
S: 3	P: 3

R: 2	H: 2
E: 0	LOB: 0
K: 1	BB: 0
S: 7	P: 7

R: 0	H: 0
E: 0	LOB: 0
K: 0	BB: 0
S: 3	P: 3


R: 0	H: 1
E: 0	LOB: 2
K: 0	BB: 0
S: 4	P: 5

R: 0	H: 0
E: 0	LOB: 0
K: 0	BB: 0
S: 3	P: 3

1B:	4	SF:	0
2B:	1	SAC:	0
3B:	1	DP:	0
HR:	2	HBP:	1

WP:	1	PA:	37
PB:	0		
SB:	0		
CS:	0		

BATTER	IP	WLS	BF	H	R	ER	SO	BB	IBB	HBP	BLK	WP	HR	S	P	ERA	WHIP
Ray Culp, R	9.0	W	37	8	2	2	6	1	0	1	0	1	2	47	52	2.00	1.000

Batter	1	2	3	4	5	6	7	8	9	AB R H RBI BB SO LOB	TOP											
John Kennedy, R (1, 4) OBP: 0.338, SLG: 0.508	0-3 K	0-0 BB SF8 1B	0-0 1-H HR		0-0 5-3			0-0 L9		5 2 2 2 0 1 0												
Reggie Smith, S (1, 8) OBP: 0.373, SLG: 0.484	0-0 G3	0-0 WP BB 1B	0-0 4-3			0-3 K		0-0 WP 3B		5 1 2 0 0 1 0												
Carl Yastrzemski, L (1, 3) OBP: 0.436, SLG: 0.560	0-0 1B	4-0 WP BB	0-0 E3			0-0 4-3 WP 1B		4-0 WP BB		3 1 2 0 1 0 0												
Don Pavletich, R (8, PH) OBP: 0.167, SLG: 0.048	1-2 HBP 1B	1-2 2-3 BB								0 0 0 0 1 0 0												
Tony Conigliaro, R (1, 9) OBP: 0.355, SLG: 0.493	1-0 E 1B	0-0 SF8	0-0 L6			0-0 4-3		4-0 1-2 BB		0 0 0 0 0 0 0												
Mike Fiore, L (1, PR) OBP: 0.327, SLG: 0.220	1-2 HBP 1B	3-H				1-3		1-2 3-H BB		2 0 0 1 1 0 2												
Rico Petrocelli, R (1, 6) OBP: 0.315, SLG: 0.455	0-0 E7 FC6-4 1B	4-0 1-2 2-3 BB		0-0 1-3		0-0 F8		0-0 F2		4 0 1 1 1 0 3												
George Scott, R (1, 5) OBP: 0.353, SLG: 0.462	0-0 FC6-4	0-3 K		0-0 6-3			0-0 1-3		0-0 3-1 2B	5 0 1 0 0 1 5												
Billy Conigliaro, R (1, 7) OBP: 0.341, SLG: 0.485		0-0 HR	0-0 1B FC6-4 1B		0-0 F9		0-0 5-3		0-0 5-3	5 2 2 1 0 0 1	AB 39 R 8 H 12 RBI 7 BB 4 SO 4 LOB 14											
Tom Satriano, L (1, 2) OBP: 0.337, SLG: 0.409		0-0 HR	0-0 1-3 FC6-4 1B		0-0 6-3		0-0 4-3		0-0 3-1	5 1 2 1 0 0 1												
Sonny Siebert, R (1, 1) OBP: 0.133, SLG: 0.140		0-0 G3	0-0 FC6-4		0-3 K			0-0 4-3	0-0 F7	3 1 0 1 0 1 1												
Sparky Lyle, L (7, 1)			1-2 3-H HR							2 0 0 0 0 0 1												
Inning Stats	R: 1 E: 1 K: 1 S: 7	H: 2 LOB: 2 BB: 0 P: 8	R: 3 E: 0 K: 1 S: 9	H: 4 LOB: 3 BB: 2 P: 17	R: 3 E: 1 K: 0 S: 7	H: 3 LOB: 1 BB: 0 P: 7	R: 0 E: 0 K: 0 S: 3	H: 0 LOB: 0 BB: 0 P: 3	R: 0 E: 0 K: 1 S: 5	H: 0 LOB: 0 BB: 0 P: 5	R: 0 E: 0 K: 1 S: 6	H: 1 LOB: 1 BB: 0 P: 6	R: 0 E: 0 K: 0 S: 3	H: 0 LOB: 0 BB: 0 P: 3	R: 1 E: 0 K: 0 S: 4	H: 1 LOB: 2 BB: 2 P: 12	R: 0 E: 0 K: 0 S: 4	H: 1 LOB: 1 BB: 0 P: 4	1B: 7 2B: 1 3B: 1 HR: 3	SF: 1 SAC: 0 DP: 0 HBP: 1	WP: 3 PB: 0 SB: 0 CS: 0	PA: 45
PITCHER	IP WLS BF H R ER SO BB IBB HBP BLK WP HR S P ERA WHIP																					
Fred Lasher, R (1, 1) ERA: 3.63	1.0 L 8 4 3 3 1 0 0 1 0 0 0 2 9 10 27.00 4.000																					
Phil Hennigan, R (2, 1) ERA: 4.04	0.1 4 2 0 0 0 1 0 0 0 0 0 0 3 7 0.00 9.000																					
Mike Paul, L (2, 1) ERA: 5.88	0.1 1 0 1 1 0 0 0 0 0 0 0 0 1 1 27.00 0.000																					
Dean Chance, R (2, 1) ERA: 4.23	5.1 22 4 3 3 3 1 0 0 0 2 1 27 31 5.06 0.938																					
Dick Ellsworth, L (8, 1) ERA: 4.06	2.0 10 2 1 1 0 2 0 0 0 1 0 8 16 4.50 2.000																					

Boston Red Sox @ Cleveland Indians
Cleveland Municipal Stadium, Cleveland, OH
 Sun Jul 12 1970, 3:38 AM EDT
 Att: 30,821 - Unknown

livebaseballscorecards.com

Batter	1	2	3	4	5	6	7	8	9	AB R H RBI BB SO LOB
Vada Pinson, L (1, 9) OBP: 0.337, SLG: 0.443 (9, 8)	0-0 BB 2B		0-0 FC4-6 HR		0-0 1B		0-0 1-3 1B		0-3 K	5 1 3 0 0 1 3
Graig Nettles, L (1, 5) OBP: 0.338, SLG: 0.379 Roy Foster, R (9, PH) OBP: 0.352, SLG: 0.448	4-0 BB 2-3		0-0 F7		0-0 4-3		0-3 K		0-0 6-3	3 0 0 0 1 1 4 1 0 0 0 0 0 2
Ted Uhlaender, L (1, 8) OBP: 0.295, SLG: 0.346 Chuck Hinton, R (8, PH) OBP: 0.396, SLG: 0.410 (9, 9)	0-0 F8		0-0 HR			0-0 G3		0-3 K		3 1 1 2 0 0 1 1 0 0 0 0 1 0
Ray Fosse, R (1, 2) OBP: 0.366, SLG: 0.527	0-0 F3		0-0 F6			0-0 PB 2B		0-0 1B		4 0 2 0 0 0 1
Duke Sims, L (1, 7) OBP: 0.372, SLG: 0.548		0-0 WP 1B		0-0 3-1		0-3 K		0-0 F3		4 0 1 0 0 1 2
Tony Horton, R (1, 3) OBP: 0.327, SLG: 0.446		0-0 F9		0-0 4-3		0-0 L5		0-0 6-3		4 0 0 0 0 0 3
Jack Heidemann, R (1, 6) OBP: 0.250, SLG: 0.267		0-3 K		0-0 F9			0-0 F3		0-3 K	4 0 0 0 0 2 1
Eddie Leon, R (1, 4) OBP: 0.282, SLG: 0.324		0-3 K		0-3 K		0-3 K	0-0 1B 1B		0-0 1B 1B	4 0 2 0 0 2 1
Fred Lasher, R (1, 1) Phil Hennigan, R (2, 1) OBP: 0.444, SLG: 0.333 Mike Paul, L (2, 1) OBP: 0.083, SLG: 0.083 Dean Chance, R (2, 1) OBP: 0.077, SLG: 0.042 Lou Klimchok, L (7, PH) OBP: 0.189, SLG: 0.235 Dick Ellsworth, L (8, 1) Buddy Bradford, R (9, PH) OBP: 0.280, SLG: 0.336			0-0 FC4-6 1B		0-3 K		0-0 F9		0-0 1B 1B	0 2 0 1 0 0 1 0 1 0 0 0 0 0 1 0 0 0 0 0 0 0 1 0 1 0 0 0 0

Inning Stats	R: 0 E: 0 K: 0 S: 3	H: 1 LOB: 1 BB: 1 P: 7	R: 0 E: 0 K: 2 S: 8	H: 1 LOB: 1 BB: 0 P: 8	R: 2 E: 0 K: 0 S: 5	H: 2 LOB: 0 BB: 0 P: 5	R: 0 E: 0 K: 0 S: 3	H: 0 LOB: 0 BB: 0 P: 3	R: 0 E: 0 K: 2 S: 8	H: 1 LOB: 1 BB: 0 P: 8	R: 0 E: 0 K: 1 S: 6	H: 1 LOB: 1 BB: 0 P: 6	R: 0 E: 0 K: 1 S: 7	H: 2 LOB: 2 BB: 0 P: 7	R: 0 E: 0 K: 1 S: 6	H: 1 LOB: 1 BB: 0 P: 6	R: 0 E: 0 K: 2 S: 9	H: 2 LOB: 2 BB: 0 P: 9	1B: 8 2B: 2 3B: 0 HR: 1	SF: 0 SAC: 0 DP: 0 HBP: 0
--------------	------------------------------	---------------------------------	------------------------------	---------------------------------	------------------------------	---------------------------------	------------------------------	---------------------------------	------------------------------	---------------------------------	------------------------------	---------------------------------	------------------------------	---------------------------------	------------------------------	---------------------------------	------------------------------	---------------------------------	----------------------------------	------------------------------------

PITCHER	IP	WLS	BF	H	R	ER	SO	BB	IBB	HBP	BLK	WP	HR	S	P	ERA	WHIP
Sonny Siebert, R (1, 1) ERA: 3.82	6.2	W	28	8	2	2	5	1	0	0	0	1	1	37	41	2.70	1.350
Sparky Lyle, L (7, 1) ERA: 4.83	2.1	S	10	3	0	0	4	0	0	0	0	0	0	18	18	0.00	1.286

BOTTOM

Boston Red Sox @ Cleveland Indians
Cleveland Municipal Stadium, Cleveland, OH

Sun Jul 12 1970, 3:38 AM EDT
Att. 30,821 - Unknown

AB	37
R	2
H	11
RBI	2
BB	1
SO	9
LOB	19



WP	PA	ERA	WHIP
1	38		

Batter	1	2	3	4	5	6	7	8	9	AB R H RBI BB SO LOB	TOP											
Vada Pinson, L (1, 7) OBP: 0.332, SLG: 0.435	0-0 1B G3-2 1B		0-3 K		0-0 4-3		0-0 FC4-6		0-0 E3 BB	5 0 1 0 0 1 1												
Graig Nettles, L (1, 5) OBP: 0.340, SLG: 0.378	0-0 G3-2 1-2 1B		0-3 K			0-0 SH2-3 1B	0-0 1-3		4-0 1-2 BB	4 1 2 0 1 1 1												
Roy Foster, R (1, 9) OBP: 0.355, SLG: 0.452	0-0 G3-2 1-2 2-3 1B		0-0 F9			0-0 SH2-3 1-2 1B		0-3 K	0-3 K	5 1 2 0 0 2 2												
Ray Fosse, R (1, 2) OBP: 0.363, SLG: 0.518	0-0 G3-2 1-2 2-3 3-Hf			0-0 F7		0-0 SH2-3 1-2 2-3		0-0 2B 1B	0-0 F5	4 1 1 0 0 0 5												
Duke Sims, L (1, 3) OBP: 0.383, SLG: 0.558 Chuck Hinton, R (8, PH) OBP: 0.402, SLG: 0.402	1-0 HBP			0-0 1B 2B		4-0 1B IBB		0-0 2B 1-2 1B	4-0 1-2 2-3 BB	1 1 1 0 1 0 0 1 1 1 0 1 0 0												
Buddy Bradford, R (1, 8) OBP: 0.284, SLG: 0.364	0-3 K			0-3 K		0-0 1-3 2-H 3-H 1B	0-0 L4-3 1B	0-0 1-3 2-H 2B	0-3 K	5 1 2 3 0 3 7												
Eddie Leon, R (1, 4) OBP: 0.285, SLG: 0.325		0-0 6-3		0-0 CS 1B		0-0 L4-3		0-0 6-3 1B		4 0 2 3 0 0 2												
Jack Heidemann, R (1, 6) OBP: 0.253, SLG: 0.273		0-0 F9		0-0 CS	0-0 F8		0-3 K	0-0 6-3		4 0 0 0 0 1 1												
Steve Dunning, R (1, 1) OBP: 0.125, SLG: 0.125 Phil Hennigan, R (9, 1) OBP: 0.444, SLG: 0.333		0-3 K			0-3 K		0-0 FC4-6 1B	0-3 K		4 0 1 0 0 3 1 0 0 0 0 0 0 0												
Inning Stats	R: 0 E: 0 K: 1 S: 7	H: 3 LOB: 3 BB: 0 P: 8	R: 0 E: 0 K: 1 S: 5	H: 0 LOB: 0 BB: 0 P: 5	R: 0 E: 0 K: 2 S: 7	H: 0 LOB: 0 BB: 0 P: 7	R: 1 E: 0 K: 1 S: 6	H: 2 LOB: 0 BB: 0 P: 6	R: 0 E: 0 K: 1 S: 5	H: 0 LOB: 0 BB: 0 P: 5	R: 2 E: 0 K: 0 S: 5	H: 3 LOB: 1 BB: 1 P: 9	R: 0 E: 0 K: 1 S: 6	H: 1 LOB: 1 BB: 0 P: 6	R: 3 E: 0 K: 2 S: 11	H: 4 LOB: 1 BB: 0 P: 11	R: 0 E: 1 K: 2 S: 8	H: 0 LOB: 3 BB: 2 P: 16	1B: 11 2B: 3 3B: 0 HR: 0	SF: 0 SAC: 1 DP: 2 HBP: 1	WP: 0 PB: 0 SB: 0 CS: 1	PA: 43
PITCHER	IP WLS BF H R ER SO BB IBB HBP BLK WP HR S P ERA WHIP																					
Bob Johnson, R (1, 1) ERA: 3.51	6.0 L 25 8 3 3 6 0 1 1 0 0 0 35 40 4.50 1.333																					
Tom Burgmeier, L (7, 1) ERA: 3.41	1.1 8 4 3 3 2 0 0 0 0 0 0 12 12 20.25 3.000																					
Aurelio Monteagudo, R (8, 1) ERA: 3.29	0.2 3 1 0 0 1 0 0 0 0 0 0 5 5 0.00 1.500																					
Ted Abernathy, R (9, 1) ERA: 2.33	1.0 6 0 0 0 2 2 0 0 0 0 0 8 16 0.00 2.000																					

Cleveland Indians @ Kansas City Royals
Municipal Stadium, Kansas City, MO

Fri Jul 17 1970, 8:05 PM EDT
Att. 12,063 - Unknown - 94 F

AB	37
R	6
H	13
RBI	6
BB	3
SO	11
LOB	20



WP: 0	PA: 43
PB: 0	
SB: 0	
CS: 1	

IP	WLS	BF	H	R	ER	SO	BB	IBB	HBP	BLK	WP	HR	S	P	ERA	WHIP
----	-----	----	---	---	----	----	----	-----	-----	-----	----	----	---	---	-----	------

Batter	1	2	3	4	5	6	7	8	9	AB R H RBI BB SO LOB
--------	---	---	---	---	---	---	---	---	---	----------------------

Pat Kelly, L <small>(1, 9) OBP: 0.361, SLG: 0.365</small>										4 0 1 0 0 0 0
---	--	--	--	--	--	--	--	--	--	---------------

Cookie Rojas, R <small>(1, 4) OBP: 0.233, SLG: 0.250</small>										3 0 0 0 0 0 1
--	--	--	--	--	--	--	--	--	--	---------------

Amos Otis, R <small>(1, 8) OBP: 0.366, SLG: 0.450</small>										3 0 0 0 0 0 0
---	--	--	--	--	--	--	--	--	--	---------------

Ed Kirkpatrick, L <small>(1, 2) OBP: 0.317, SLG: 0.440</small>										3 0 0 0 0 0 0
--	--	--	--	--	--	--	--	--	--	---------------

Lou Piniella, R <small>(1, 7) OBP: 0.349, SLG: 0.465</small>										2 0 0 0 1 0 0
--	--	--	--	--	--	--	--	--	--	---------------

Bill Sorrell, L <small>(1, 5) OBP: 0.306, SLG: 0.378</small>										3 1 1 1 0 0 1
--	--	--	--	--	--	--	--	--	--	---------------

Bob Oliver, R <small>(1, 3) OBP: 0.317, SLG: 0.468</small>										3 0 0 0 0 0 1
--	--	--	--	--	--	--	--	--	--	---------------

Tom Matchick, L <small>(1, 6) OBP: 0.250, SLG: 0.284</small>										3 0 0 0 0 0 0
--	--	--	--	--	--	--	--	--	--	---------------

Bill Butler, L <small>(1, 1) OBP: 0.132, SLG: 0.057</small> Ken Wright, R <small>(5, 1)</small> Jim Campanis, R <small>(6, PH) OBP: 0.250, SLG: 0.325</small> Don O'Riley, R <small>(7, 1)</small> Paul Schaal, R <small>(9, PH) OBP: 0.335, SLG: 0.328</small>										1 0 0 0 0 1 0 0 0 0 0 0 0 0 1 0 0 0 0 0 0 0 0 0 0 0 0 0 1 0 0 0 0 1 0
---	--	--	--	--	--	--	--	--	--	---

Inning Stats	R: 0 H: 1 E: 0 K: 0 S: 3	H: 1 LOB: 0 BB: 0 P: 3	R: 0 H: 0 E: 0 K: 0 S: 3	H: 0 LOB: 0 BB: 0 P: 3	R: 0 H: 0 E: 0 K: 1 S: 5	H: 0 LOB: 0 BB: 0 P: 5	R: 0 H: 0 E: 0 K: 0 S: 3	H: 0 LOB: 0 BB: 0 P: 3	R: 1 H: 1 E: 0 K: 0 S: 4	H: 1 LOB: 0 BB: 0 P: 4	R: 0 H: 0 E: 0 K: 0 S: 3	H: 0 LOB: 0 BB: 0 P: 3	R: 0 H: 0 E: 0 K: 0 S: 2	H: 0 LOB: 0 BB: 1 P: 6	R: 0 H: 0 E: 0 K: 1 S: 5	H: 0 LOB: 0 BB: 0 P: 5	1B: 1 2B: 0 3B: 0 HR: 1	SF: 0 SAC: 0 DP: 1 HBP: 0	WP: 0 PB: 0 SB: 0 CS: 1	PA: 28
--------------	--------------------------	------------------------	--------------------------	------------------------	--------------------------	------------------------	--------------------------	------------------------	--------------------------	------------------------	--------------------------	------------------------	--------------------------	------------------------	--------------------------	------------------------	-------------------------	---------------------------	-------------------------	--------

PITCHER	Steve Hargan, R <small>(1, 1) ERA: 3.24</small>	IP: 9.0 WLS: 0 BF: 28 H: 2 R: 1 ER: 1 SO: 2 BB: 1 IBB: 0 HBP: 0 BLK: 0 WP: 0 HR: 1 S: 31 P: 35 ERA: 1.00 WHIP: 0.333
---------	---	--

BOTTOM

Cleveland Indians @ Kansas City Royals
 Municipal Stadium, Kansas City, MO
 Sat Jul 18 1970, 4:33 AM EDT
 Att. 7,334 - Unknown

livebaseballscorecards.com

AB	27
R	1
H	2
RBI	1
BB	1
SO	2
LOB	3



Batter	1	2	3	4	5	6	7	8	9	AB R H RBI BB SO LOB	TOP											
Vada Pinson, L (1, 9) OBP: 0.338, SLG: 0.435	0-0 G3		0-0 G3		0-0 1B FC1-2-5 1B		1-0 HBP		0-0 1B	4 0 2 0 0 0 1												
Graig Nettles, L (1, 5) OBP: 0.342, SLG: 0.390	0-0 F8		0-0 HR		0-0 1B FC1-2-5 1-3 1B		0-0 F8		0-0 F5	5 1 2 2 0 0 2												
Roy Foster, R (1, 7) Buddy Bradford, R (8, 8) OBP: 0.358, SLG: 0.459 OBP: 0.275, SLG: 0.352	0-0 2B		0-0 F7		0-0 FC1-2-5 1-2 3-H			0-0 WP 2B		4 0 2 0 0 0 2 0 0 0 0 0 0 0												
Ray Fosse, R (1, 2) OBP: 0.362, SLG: 0.511	0-0 F7			0-0 1B BLK 1B	0-0 1-3			0-0 F7		4 1 1 0 0 0 4												
Duke Sims, L (1, 3) Chuck Hinton, R (8, 3) OBP: 0.380, SLG: 0.550 OBP: 0.402, SLG: 0.402		0-0 1B		0-0 L9		0-0 F8		0-0 L4		4 0 1 0 0 0 2 0 0 0 0 0 0 0												
Ted Uhlaender, L (1, 8) OBP: 0.295, SLG: 0.343		0-0 F8		0-0 L7		0-0 4-3		4-0 IBB		3 0 0 0 1 0 1												
Eddie Leon, R (1, 4) OBP: 0.290, SLG: 0.331		0-0 F9		0-0 BLK 1-3 1B		0-0 6-3		0-0 F9		4 0 1 0 0 0 2												
Jack Heidemann, R (1, 6) OBP: 0.256, SLG: 0.271			4-0 G3 SH5-4 HR BB	0-3 K			0-0 1-3		0-0 6-3	3 1 0 0 1 1 1												
Sam McDowell, L (1, 1) OBP: 0.174, SLG: 0.206			0-0 SH5-4	0-3 K			0-0 F9		0-0 F6	3 0 0 0 0 1 0												
Inning Stats	R: 0 E: 0 K: 0 S: 4	H: 1 LOB: 1 BB: 0 P: 4	R: 0 E: 0 K: 0 S: 3	H: 1 LOB: 0 BB: 0 P: 3	R: 2 E: 0 K: 0 S: 4	H: 1 LOB: 0 BB: 1 P: 8	R: 1 E: 0 K: 1 S: 7	H: 2 LOB: 1 BB: 0 P: 7	R: 0 E: 0 K: 1 S: 7	H: 2 LOB: 2 BB: 0 P: 7	R: 0 E: 0 K: 0 S: 3	H: 0 LOB: 0 BB: 0 P: 3	R: 0 E: 0 K: 0 S: 3	H: 0 LOB: 1 BB: 0 P: 4	R: 0 E: 0 K: 0 S: 4	H: 1 LOB: 2 BB: 1 P: 8	R: 0 E: 0 K: 0 S: 4	H: 1 LOB: 1 BB: 0 P: 4	1B: 6 2B: 2 3B: 0 HR: 1	SF: 0 SAC: 1 DP: 0 HBP: 1	WP: 1 PB: 0 SB: 0 CS: 0	PA: 38
PITCHER	IP WLS BF H R ER SO BB IBB HBP BLK WP HR S P ERA WHIP																					
Bert Blyleven, R (1, 1) ERA: 2.67	6.0 L 25 7 3 3 2 1 0 0 0 1 0 1 28 32 4.50 1.333																					
Stan Williams, R (7, 1) ERA: 1.63	0.2 2 0 0 0 0 0 0 0 0 0 0 0 2 2 0.00 0.000																					
Steve Barber, R (7, 1) ERA: 3.74	2.1 11 2 0 0 0 0 0 1 1 0 1 0 9 14 0.00 0.857																					

Cleveland Indians @ Minnesota Twins
Metropolitan Stadium, Bloomington, MI

Sun Jul 19 1970, 4:33 AM EDT
Att. 24,925 - Unknown - 62 F

livebaseballscorecards.com

AB	34
R	3
H	9
RBI	2
BB	2
SO	2
LOB	15



Batter	1	2	3	4	5	6	7	8	9	AB R H RBI BB SO LOB	TOP		
Vada Pinson, L (1, 9) OBP: 0.332, SLG: 0.428	0-0 F2		0-0 6-3		0-0 1-3		0-0 5-3		0-0 F8	5 0 0 0 0 0 3			
Graig Nettles, L (1, 5) OBP: 0.346, SLG: 0.395	0-0 1B 2B		0-0 1-3		0-3 K		0-0 F8	4-0 1B WP 1B BB	0-0 1B	4 2 2 0 1 1 0			
Roy Foster, R (1, 7) OBP: 0.355, SLG: 0.452	4-0 1B BB			0-0 6-3		0-0 F8		0-0 F8	0-0 6-3	4 0 0 0 1 0 2			
Ray Fosse, R (1, 2) OBP: 0.365, SLG: 0.513	0-0 1B			0-0 6-3		0-1 CI		0-0 BB 1B		3 0 2 1 0 0 0			
Tony Horton, R (1, 3) OBP: 0.326, SLG: 0.441	0-0 L8			0-0 1B		0-0 F8		0-0 BB	1-2 1B	4 0 2 1 0 0 2			
Buddy Bradford, R (1, 8) OBP: 0.275, SLG: 0.349		0-3 K		0-3 K		0-0 FC6-4 1B		0-3 K		4 0 1 0 0 3 3			
Eddie Leon, R (1, 4) OBP: 0.293, SLG: 0.331		0-0 4-3			0-3 K		0-0 FC6-4 1B	4-0 FC6-4 BB		3 0 1 0 1 1 0			
Jack Heidemann, R (1, 6) OBP: 0.254, SLG: 0.269		0-3 K			0-0 F9		0-3 K	0-0 FC6-4		3 0 0 0 0 2 2			
Rich Rollins, R (8, PH) OBP: 0.281, SLG: 0.333										1 0 0 0 0 0 3			
Dean Chance, R (8, 1) OBP: 0.077, SLG: 0.042										0 0 0 0 0 0 0			
Rick Austin, R (1, 1) OBP: 0.273, SLG: 0.300			0-3 K		0-0 1B		0-0 FC6-4		0-0 6-3	2 0 1 0 0 1 0			
Dennis Higgins, R (5, 1)										0 0 0 0 0 0 0			
Chuck Hinton, R (7, PH) OBP: 0.398, SLG: 0.398										1 0 0 0 0 0 2			
Fred Lasher, R (7, 1)										0 0 0 0 0 0 0			
Larry Brown, R (8, 4) OBP: 0.343, SLG: 0.328										1 0 0 0 0 0 0			
Inning Stats	R: 1 H: 2 E: 0 LOB: 1 K: 0 BB: 1 S: 4 P: 8	R: 0 H: 0 E: 0 LOB: 0 K: 2 BB: 0 S: 7 P: 7	R: 0 H: 0 E: 0 LOB: 0 K: 1 BB: 0 S: 5 P: 5	R: 0 H: 1 E: 0 LOB: 1 K: 1 BB: 0 S: 6 P: 6	R: 0 H: 1 E: 0 LOB: 1 K: 1 BB: 0 S: 6 P: 6	R: 0 H: 0 E: 1 LOB: 1 K: 1 BB: 0 S: 6 P: 6	R: 0 H: 2 E: 0 LOB: 2 K: 1 BB: 0 S: 7 P: 7	R: 1 H: 2 E: 0 LOB: 3 K: 1 BB: 2 S: 7 P: 15	R: 0 H: 1 E: 0 LOB: 1 K: 0 BB: 0 S: 4 P: 4	1B: 8 SF: 0 2B: 1 SAC: 0 3B: 0 DP: 0 HR: 0 HBP: 0	WP: 1 PA: 39 PB: 0 SB: 0 CS: 0		
PITCHER	IP WLS BF H R ER SO BB IBB HBP BLK WP HR S P ERA WHIP											PITCHER	IP WLS BF H R ER SO BB IBB HBP BLK WP HR S P ERA WHIP
Jim Kaat, L (1, 1) ERA: 3.8	7.0 W 29 6 2 2 7 2 0 0 0 0 0 0 41 49 2.57 1.143												
Ron Perranoski, L (8, 1) ERA: 1.46	2.0 S 10 3 0 0 1 1 0 0 0 0 1 0 11 15 0.00 2.000												

Cleveland Indians @ Minnesota Twins
Metropolitan Stadium, Bloomington, MI

Mon Jul 20 1970, 8:05 PM EDT
Att. 15,054 - Unknown - 76 F

livebaseballscorecards.com

AB	35
R	2
H	9
RBI	2
BB	3
SO	8
LOB	17



Batter	1	2	3	4	5	6	7	8	9
Cesar Tovar, R OBP: 0.375, SLG: 0.490 (1, 8)	0-0 G3 2B		0-0 FC1-6 1B	0-0 CS	0-0 SH5-4 E 2B	0-0 F8		0-0 SH5-3	
Rich Reese, L OBP: 0.321, SLG: 0.365 (1, 3)	0-0 G3 2-3		0-0 FC1-6 1B 1-2f		0-0 SH5-4	0-0 1-2 2-H 1B		0-0 3-1	
Harmon Killebrew, R OBP: 0.449, SLG: 0.666 (1, 5) Danny Thompson, R OBP: 0.234, SLG: 0.222 (9, 5)	0-0 2B 3-H		0-0 1B 1-3		4-0 E IBB	0-0 FC5 2-3f			
Tony Oliva, L OBP: 0.356, SLG: 0.497 (1, 9)	0-0 F2		0-0 4-3		0-0 E6 G5-3 HBP 1-3 3-H		0-0 L8		
Rick Renick, R OBP: 0.343, SLG: 0.511 (1, 7)	0-0 5-3			0-0 HBP SF8 2B	1-0 HBP		0-0 E9		
George Mitterwald, R OBP: 0.277, SLG: 0.321 (1, 2) Jim Holt, L OBP: 0.301, SLG: 0.335 (5, PH) Tom Tischinski, R OBP: 0.429, SLG: 0.250 (6, 2)		0-0 5-3		4-0 SF8 HBP CS BB	0-0 G5-3		0-0 F8		
Leo Cardenas, R OBP: 0.339, SLG: 0.438 (1, 6)		0-3 K		1-0 SF8 HBP 1-2 2-3		0-0 F8	0-0 F7		
Frank Quilici, R OBP: 0.274, SLG: 0.257 (1, 4)		0-3 K		0-0 SF8 1-2 2-3 3-H		0-0 1B 1B	0-0 6-3		
Jim Kaat, L OBP: 0.218, SLG: 0.176 (1, 1) Ron Perranoski, L OBP: 0.063, SLG: 0.063 (8, 1)			0-3 K	0-3 K		0-0 FC5 1B 1-2	0-0 SH5-3 1B		

AB	R	H	RBI	BB	SO	LOB
4	2	3	0	0	0	2
4	0	1	1	0	0	3
3	0	2	1	1	0	2
0	0	0	0	0	0	0
4	0	0	1	0	0	4
3	1	1	0	0	0	1
1	0	0	0	1	0	0
1	0	0	0	0	0	3
1	0	0	0	0	0	1
3	0	0	0	0	1	1
3	1	1	1	0	1	0
3	0	1	0	0	2	2
1	0	1	0	0	0	0

WP	HR	S	P	ERA	WHIP
0	0	0	39	6.23	1.615
0	0	0	7	5.40	1.800
0	0	4	4	0.00	0.000
0	0	4	4	0.00	1.000

Inning Stats	R	H	E	K	S	H	LOB	BB	P	R	H	E	K	S	R	H	E	K	S	R	H	E	K	S	R	H	E	K	S	R	H	E	K	S					
	1	2	0	5	5	0	0	0	7	0	0	0	2	7	0	0	0	0	0	0	0	0	0	0	0	0	0	0	0	0	0	0	0	0	0	0			
	0	0	0	2	7	0	0	0	7	0	0	0	0	7	0	0	0	0	0	0	0	0	0	0	0	0	0	0	0	0	0	0	0	0	0	0	0		
	0	0	0	1	5	0	0	0	7	0	0	0	0	7	0	0	0	0	0	0	0	0	0	0	0	0	0	0	0	0	0	0	0	0	0	0	0	0	
	0	0	0	1	5	0	0	0	7	0	0	0	0	7	0	0	0	0	0	0	0	0	0	0	0	0	0	0	0	0	0	0	0	0	0	0	0	0	0


BOTTOM

Cleveland Indians @ Minnesota Twins
Metropolitan Stadium, Bloomington, MI
 Mon Jul 20 1970, 8:05 PM EDT
 Att: 15,054 - Unknown - 76 F

livebaseballscorecards.com

AB	31
R	4
H	10
RBI	4
BB	2
SO	4
LOB	19



Batter	1	2	3	4	5	6	7	8	9	AB R H RBI BB SO LOB	TOP	
Walt Williams, R (1, 8) OBP: 0.313, SLG: 0.363 Ken Berry, R (7, 8) OBP: 0.312, SLG: 0.354	0-0 F9		0-0 G4-3		0-0 FC5-4 1B		4-0 1B PB BB		0-0 G4-6-3 SH 1B	3 1 1 0 1 0 0 1 0 1 0 0 0 0		
Luis Aparicio, R (1, 6) OBP: 0.377, SLG: 0.417	0-0 BB 1B		0-0 HBP 1B		0-0 FC5-4 1B		0-0 1B PB SF8 1B		0-0 SH G4-6-3	4 2 3 0 0 0 2		
Carlos May, L (1, 7) OBP: 0.377, SLG: 0.457	4-0 1-2 BB		0-0 F8		0-0 SF8		0-0 FC6-4 1B		0-0 G4-6-3	3 0 1 1 1 0 3		
Bill Melton, R (1, 9) OBP: 0.324, SLG: 0.500	0-3 K		1-0 HBP 1B		0-0 1B 1B		0-0 FC6-4 1-2f		0-0 G6-3	4 0 1 0 0 1 5		
Gail Hopkins, L (1, 3) OBP: 0.352, SLG: 0.375	0-0 F2		0-0 F9		0-0 1B 1-2 2-H		0-0 SF8			3 0 1 2 0 0 4		
Ed Herrmann, L (1, 2) OBP: 0.361, SLG: 0.475 Duane Josephson, R (6, 2) OBP: 0.364, SLG: 0.413		0-0 HR		0-0 F7		0-0 P5		0-0 G5-3		3 1 1 1 0 0 2 1 0 0 0 0 0 1		
Rich McKinney, R (1, 5) OBP: 0.164, SLG: 0.158 Rich Morales, R (9, 5) OBP: 0.267, SLG: 0.175		0-0 G4-3		0-3 K		0-0 F8		0-0 F9		4 0 0 0 0 1 0 0 0 0 0 0 0 0	AB 34 R 5 H 10 RBI 4 BB 2 SO 4 LOB 17	
Bobby Knoop, R (1, 4) OBP: 0.292, SLG: 0.312		0-0 F9		0-0 F9		0-0 L4		0-0 P6		4 0 0 0 0 0 0		
Tommy John, R (1, 1) OBP: 0.182, SLG: 0.151		0-0 G4-3		0-0 FC5-4 1B SF8 1B		0-3 K		0-3 K		4 1 1 0 0 2 0		
Inning Stats	R: 0 E: 0 K: 1 S: 6 H: 1 LOB: 2 P: 10	R: 1 E: 0 K: 0 S: 4 H: 1 LOB: 0 P: 4	R: 0 E: 0 K: 0 S: 4 H: 1 LOB: 2 P: 5	R: 0 E: 0 K: 1 S: 5 H: 0 LOB: 0 P: 5	R: 2 E: 0 K: 0 S: 7 H: 4 LOB: 2 P: 7	R: 0 E: 0 K: 1 S: 5 H: 0 LOB: 0 P: 5	R: 2 E: 0 K: 0 S: 5 H: 2 LOB: 1 P: 9	R: 0 E: 0 K: 1 S: 5 H: 0 LOB: 0 P: 5	R: 0 E: 1 K: 0 S: 4 H: 1 LOB: 1 P: 4	1B: 9 2B: 0 3B: 0 HR: 1 SF: 2 SAC: 1 DP: 1 HBP: 1	WP: 0 PB: 1 SB: 0 CS: 0 PA: 40	
PITCHER	IP WLS BF H R ER SO BB IBB HBP BLK WP HR S P ERA WHIP											
Steve Dunning, R (1, 1) ERA: 4.61	6.0 L 30 9 5 5 3 2 0 1 0 0 0 1 33 42 7.50 1.833											
Fred Lasher, R (7, 1) ERA: 3.46	1.0 3 0 0 0 0 0 0 0 0 0 0 0 3 3 0.00 0.000											
Dennis Higgins, R (8, 1) ERA: 5.08	1.0 5 1 0 0 1 0 0 0 0 0 0 0 7 7 0.00 1.000											
Dick Ellsworth, L (9, 1) ERA: 3.99	0.2 1 0 0 0 0 0 0 0 0 0 0 0 1 1 0.00 0.000											
Dean Chance, R (9, 1) ERA: 4.18	0.1 1 0 0 0 0 0 0 0 0 0 0 0 1 1 0.00 0.000											

Chicago White Sox @ Cleveland Indians
Cleveland Municipal Stadium, Cleveland, OH

Tue Jul 21 1970, 7:05 PM EDT
Att. 12,011 - Unknown

livebaseballscorecards.com

Batter	1	2	3	4	5	6	7	8	9	AB R H RBI BB SO LOB
--------	---	---	---	---	---	---	---	---	---	----------------------

Vada Pinson, L OBP: 0.330, SLG: 0.434 (1, 9)	0-0 P6		0-0 G1-3		0-0 F8		0-0 HR		0-0 G4-3	5 1 1 1 0 0 1
Graig Nettles, L OBP: 0.347, SLG: 0.399 (1, 5)	0-0 G5-3 1B			0-0 HR 2B	0-0 G3		0-0 G4-3			4 1 2 0 0 0 1
Roy Foster, R OBP: 0.357, SLG: 0.464 (1, 7)	0-0 G5-3 1-2			0-0 2-H HR		0-3 K		0-0 FC5-4 1B		4 1 2 2 0 1 1
Ray Fosse, R OBP: 0.366, SLG: 0.513 (1, 2)	0-0 G6-3			0-0 G4-3 WP 1B		0-0 BB 1B		0-0 FC5-4 FC6-4 1-2f		4 0 2 0 0 0 2
Tony Horton, R OBP: 0.325, SLG: 0.438 (1, 3)		0-0 FC3-6 1B		0-3 K 1-2		0-0 F7		0-0 FC6-4 BB 1-2f		4 0 1 0 0 1 3
Buddy Bradford, R OBP: 0.281, SLG: 0.344 (1, 8)		0-0 FC3-6 L9-4 1-2f		0-0 G4-3 2-3		4-0 BB 1-2		4-0 BB 1-2		2 0 0 0 2 0 2
Eddie Leon, R OBP: 0.289, SLG: 0.327 (1, 4)		0-0 L9-4 2-3		0-0 G6-3		0-0 F8		0-3 K		4 0 0 0 0 1 6
Jack Heidemann, R OBP: 0.253, SLG: 0.268 (1, 6)			0-0 G1-3		0-0 1B		0-0 G6-3		0-0 F9	4 0 1 0 0 0 0
Steve Dunning, R Fred Lasher, R Larry Brown, R Dennis Higgins, R Dick Ellsworth, L Dean Chance, R Rich Rollins, R			0-0 G1-3		0-3 K		0-0 G6-3		0-0 G5-3	2 0 0 0 0 0 1 1 0 0 0 0 0 0 0 0 1 0 1 0 0 0 0 0 0 0

Inning Stats	R: 0 E: 0 K: 0 S: 4	H: 1 LOB: 1 BB: 0 P: 4	R: 0 E: 1 K: 0 S: 3	H: 1 LOB: 0 BB: 0 P: 3	R: 0 E: 0 K: 0 S: 3	H: 0 LOB: 0 BB: 0 P: 3	R: 2 E: 0 K: 1 S: 8	H: 3 LOB: 1 BB: 0 P: 8	R: 0 E: 0 K: 1 S: 6	H: 1 LOB: 1 BB: 0 P: 6	R: 0 E: 0 K: 1 S: 6	H: 1 LOB: 2 BB: 1 P: 10	R: 1 E: 0 K: 0 S: 4	H: 1 LOB: 0 BB: 0 P: 4	R: 0 E: 0 K: 1 S: 6	H: 1 LOB: 2 BB: 1 P: 10	R: 0 E: 0 K: 0 S: 3	H: 0 LOB: 0 BB: 0 P: 3	1B: 6 2B: 2 3B: 0 HR: 2	SF: 0 SAC: 0 DP: 1 HBP: 0
--------------	------------------------------	---------------------------------	------------------------------	---------------------------------	------------------------------	---------------------------------	------------------------------	---------------------------------	------------------------------	---------------------------------	------------------------------	----------------------------------	------------------------------	---------------------------------	------------------------------	----------------------------------	------------------------------	---------------------------------	----------------------------------	------------------------------------

PITCHER	IP	WLS	BF	H	R	ER	SO	BB	IBB	HBP	BLK	WP	HR	S	P	ERA	WHIP
Tommy John, L ERA: 3.52 (1, 1)	9.0	W	37	9	3	3	4	2	0	0	0	1	2	43	51	3.00	1.222

BOTTOM

Chicago White Sox @ Cleveland Indians
Cleveland Municipal Stadium, Cleveland, OH

Tue Jul 21 1970, 7:05 PM EDT
Att. 12,011 - Unknown

livebaseballscorecards.com

AB	35
R	3
H	9
RBI	3
BB	2
SO	4
LOB	17



WP: 1	PA: 37
PB: 0	
SB: 0	
CS: 0	

Chicago White Sox @ Cleveland Indians
 Cleveland Municipal Stadium, Cleveland, OH

Wed Jul 22 1970, 7:05 PM EDT
 Att. 5,590 - Unknown

livebaseballscorecards.com

AB	31
R	2
H	5
RBI	2
BB	4
SO	6
LOB	16



AB R H RBI BB SO LOB

3	0	0	0	0	0	0
0	0	0	0	0	0	0
0	0	0	0	0	0	0
1	0	0	0	0	0	3
0	0	0	0	0	0	0
4	0	1	0	0	0	0
3	1	0	0	1	1	1
4	1	2	0	0	2	1
3	0	1	0	1	0	3
4	0	1	1	0	0	2
3	0	0	0	1	1	2
2	0	0	0	0	0	1
1	0	0	0	0	1	3
1	0	0	0	0	0	0
1	0	0	0	0	1	0
0	0	0	0	0	0	0
1	0	0	1	1	0	0

Batter	1	2	3	4	5	6	7	8	9
Walt Williams, R (1, 8) OBP: 0.309, SLG: 0.358	0-0 F3		0-0 G1-3			0-0 G1-3	0-0 FC2		
Danny Murphy, L (6, 1) OBP: 0.600, SLG: 1.250									
Syd O'Brien, R (7, PH) OBP: 0.306, SLG: 0.342									
Ed Herrmann, L (7, PH) OBP: 0.359, SLG: 0.473									
Wilbur Wood, R (7, 1) OBP: 0.091, SLG: 0.182									
Luis Aparicio, R (1, 6) OBP: 0.376, SLG: 0.416	0-0 FC4-6 1B			0-0 F8		0-0 G4-3		0-0 P4	
Carlos May, L (1, 7) OBP: 0.376, SLG: 0.453	0-0 FC4-6 1-2f			0-3 K			4-0 G3-1 1B BB	0-0 F8	
Bill Melton, R (1, 9) OBP: 0.326, SLG: 0.500	0-3 K			0-3 K			0-0 BB G3-1 1B	0-0 1B	
Gail Hopkins, L (1, 3) OBP: 0.355, SLG: 0.374		4-0 BB G6-4-3 BB			0-0 FC6-4 1B		0-0 G3-1	0-0 F8	
Duane Josephson, R (1, 2) OBP: 0.362, SLG: 0.409		0-0 F8			0-0 F8		0-0 BB FC2 1B	0-0 G5-3	
Rich McKinney, R (1, 5) OBP: 0.169, SLG: 0.150		0-0 G6-4-3 1-2f			0-0 FC6-4 FC5-4 1-2f		4-0 BB 1-2 2-3	0-3 K	
Bobby Knoop, R (1, 4) OBP: 0.290, SLG: 0.309			0-0 G5-3		0-0 FC5-4		0-3 K	0-0 G1-3	
Bob Spence, L (7, PH) OBP: 0.280, SLG: 0.311									
Rich Morales, R (7, 4) OBP: 0.261, SLG: 0.171									
Jim Magnuson, R (1, 1) Lee Stange, R (3, 1) Tom McCraw, L (6, PH) (6, 8)			0-3 K			0-0 L7	4-0 BB 1-2 2-3 3-H		

Inning Stats	R: 0	H: 1	E: 0	LOB: 1	K: 1	BB: 0	S: 6	P: 6	R: 0	H: 0	E: 0	LOB: 0	K: 0	BB: 1	S: 2	P: 6	R: 0	H: 0	E: 0	LOB: 0	K: 1	BB: 0	S: 5	P: 5	R: 0	H: 0	E: 0	LOB: 0	K: 2	BB: 0	S: 7	P: 7	R: 0	H: 1	E: 0	LOB: 1	K: 0	BB: 0	S: 4	P: 4	R: 2	H: 2	E: 0	LOB: 3	K: 1	BB: 3	S: 7	P: 19	R: 0	H: 1	E: 0	LOB: 1	K: 0	BB: 0	S: 5	P: 5	1B: 5	SF: 0	2B: 0	SAC: 0	3B: 0	DP: 1	HR: 0	HBP: 0	WP: 0	PA: 35
--------------	------	------	------	--------	------	-------	------	------	------	------	------	--------	------	-------	------	------	------	------	------	--------	------	-------	------	------	------	------	------	--------	------	-------	------	------	------	------	------	--------	------	-------	------	------	------	------	------	--------	------	-------	------	-------	------	------	------	--------	------	-------	------	------	-------	-------	-------	--------	-------	-------	-------	--------	-------	--------

PITCHER	IP	WLS	BF	H	R	ER	SO	BB	IBB	HBP	BLK	WP	HR	S	P	ERA	WHIP
Steve Hargan, R (1, 1) ERA: 3.13	6.2	W	26	4	2	2	5	3	0	0	0	0	0	33	45	2.70	1.050
Dick Ellsworth, L (7, 1) ERA: 3.99	0.0		1	0	0	0	0	1	0	0	0	0	0	4		∞	∞
Fred Lasher, R (7, 1) ERA: 3.27	2.1	S	8	1	0	0	1	0	0	0	0	0	0	10	10	0.00	0.429

Batter	1	2	3	4	5	6	7	8	9	AB	R	H	RBI	BB	SO	LOB
Vada Pinson, L OBP: 0.331, SLG: 0.433 (1, 9)	G3-1	E8	G4-3			F8		1B		5	1	2	1	0	0	1
Graig Nettles, L OBP: 0.351, SLG: 0.401 (1, 5)	P6				F7	G1-3		1B		4	0	2	1	1	0	0
Roy Foster, R OBP: 0.361, SLG: 0.465 (1, 7)										4	0	2	1	1	0	4
Chuck Hinton, R OBP: 0.398, SLG: 0.398 (9, 3)	1B	P5			E	G1-3		FC3-6		0	0	0	0	0	0	0
Ray Fosse, R OBP: 0.367, SLG: 0.511 (1, 2)					F9	F2		FC3-6		5	1	2	0	0	0	4
Tony Horton, R OBP: 0.320, SLG: 0.432 (1, 3)	F8									5	0	0	0	0	0	6
Ted Uhlaender, L OBP: 0.295, SLG: 0.343 (9, 7)			F7		G1-3			G1-3		0	0	0	0	0	0	0
Buddy Bradford, R OBP: 0.287, SLG: 0.356 (1, 8)										4	2	2	1	0	1	0
Eddie Leon, R OBP: 0.292, SLG: 0.332 (1, 4)										4	1	2	1	0	0	1
Jack Heidemann, R OBP: 0.259, SLG: 0.274 (1, 6)										4	1	3	1	0	0	1
Steve Hargan, R (1, 1)										2	0	0	0	0	0	3
Dick Ellsworth, L (7, 1)										0	0	0	0	0	0	0
Fred Lasher, R (7, 1)										0	0	0	0	0	0	0

Inning Stats	R: 0	H: 1	E: 0	K: 0	S: 4	R: 1	H: 3	E: 1	K: 0	S: 6	R: 3	H: 4	E: 1	K: 0	S: 7	R: 0	H: 1	E: 0	K: 0	S: 4	R: 0	H: 1	E: 0	K: 1	S: 5	R: 2	H: 4	E: 0	K: 0	S: 7
	LOB: 2	BB: 1	P: 8	LOB: 3	BB: 1	P: 10	LOB: 1	BB: 0	P: 7	LOB: 1	BB: 0	P: 4	LOB: 1	BB: 0	P: 4	LOB: 0	BB: 0	P: 5	LOB: 2	BB: 0	P: 7	SF: 0	SAC: 2	DP: 0	HBP: 0	WP: 0	PA: 41	ERA	WHIP	

Chicago White Sox @ Cleveland Indians
Cleveland Municipal Stadium, Cleveland, OH

Wed Jul 22 1970, 7:05 PM EDT
Att. 5,590 - Unknown

AB	37
R	6
H	15
RBI	6
BB	2
SO	1
LOB	20

PITCHER	IP	WLS	BF	H	R	ER	SO	BB	IBB	HBP	BLK	WP	HR	S	P	ERA	WHIP
Jim Magnuson, L (1, 1) ERA: 5.89	2.1	L	17	8	4	4	0	2	0	0	0	0	0	15	23	15.43	4.286
Lee Stange, R (3, 1) ERA: 5.2	2.2		10	2	0	0	0	0	0	0	0	0	0	10	10	0.00	0.750
Danny Murphy, R (6, 1) ERA: 4.75	1.0		4	1	0	0	0	0	0	0	0	0	0	4	4	0.00	1.000
Wilbur Wood, L (7, 1) ERA: 3.27	2.0		10	4	2	2	1	0	0	0	0	0	0	12	12	9.00	2.000

Batter	1	2	3	4	5	6	7	8	9	AB R H RBI BB SO LOB	TOP											
Syd O'Brien, R (1, 5) OBP: 0.311, SLG: 0.347	0-0 F8		0-0 1B		0-0 CS 1B		0-0 1B		0-3 K	5 0 3 0 0 1 1												
Luis Aparicio, R (1, 6) OBP: 0.372, SLG: 0.411	0-0 G1-4-3		0-0 G5-3		0-0 F3		0-0 F3			4 0 0 0 0 0 5												
Carlos May, L (1, 7) OBP: 0.372, SLG: 0.447	0-3 K2-3			0-3 K		0-3 K		0-0 F5		4 0 0 0 0 3 0												
Bill Melton, R (1, 9) OBP: 0.328, SLG: 0.503		0-3 K		0-0 WP 1B 2B		0-0 WP 1B		0-3 K		4 1 2 0 0 2 0												
Duane Josephson, R (1, 2) OBP: 0.365, SLG: 0.408		0-0 G6-3		4-0 WP 1B BB		0-0 F8		0-0 1B		3 1 1 0 1 0 1												
Gail Hopkins, L (1, 3) OBP: 0.349, SLG: 0.367		0-3 K		0-0 F9		0-0 G1-3		0-0 G4-3		4 0 0 0 0 1 4												
Ken Berry, R (1, 8) OBP: 0.314, SLG: 0.356			0-0 G5-3	0-0 1B			0-0 1B 1B		0-0 F9	4 0 2 2 0 0 0												
Bobby Knoop, R (1, 4) OBP: 0.289, SLG: 0.308			0-0 L5	0-0 F9			0-3 K		0-0 1B	4 0 1 0 0 1 2												
Joe Horlen, R (1, 1) OBP: 0.149, SLG: 0.152			0-0 1B		0-0 G4-3		0-0 F9		0-3 K	2 0 1 0 0 0 0												
Walt Williams, R (7, PH) OBP: 0.307, SLG: 0.357										1 0 0 0 0 0 1												
Danny Murphy, L (7, 1) OBP: 0.600, SLG: 1.250										0 0 0 0 0 0 0												
Rich McKinney, R (9, PH) OBP: 0.167, SLG: 0.148										1 0 0 0 0 1 1												
Inning Stats	R: 0 E: 0 K: 1 S: 5	H: 0 LOB: 0 BB: 0 P: 5	R: 0 E: 0 K: 2 S: 7	H: 0 LOB: 0 BB: 0 P: 7	R: 0 E: 0 K: 0 S: 5	H: 2 LOB: 2 BB: 0 P: 5	R: 2 E: 0 K: 1 S: 7	H: 2 LOB: 1 BB: 1 P: 11	R: 0 E: 0 K: 0 S: 3	H: 1 LOB: 0 BB: 0 P: 3	R: 0 E: 0 K: 1 S: 6	H: 1 LOB: 1 BB: 0 P: 6	R: 0 E: 0 K: 1 S: 7	H: 2 LOB: 2 BB: 0 P: 7	R: 0 E: 0 K: 1 S: 6	H: 1 LOB: 1 BB: 0 P: 6	R: 0 E: 0 K: 2 S: 8	H: 1 LOB: 1 BB: 0 P: 8	1B: 9 2B: 1 3B: 0 HR: 0	SF: 0 SAC: 0 DP: 0 HBP: 0	WP: 2 PB: 0 SB: 0 CS: 1	PA: 37
PITCHER Sam McDowell, L (1, 1) ERA: 2.53	IP: 9.0 WLS: W BF: 37 H: 10 R: 2 ER: 2 SO: 9 BB: 1 IBB: 0 HBP: 0 BLK: 0 WP: 2 HR: 0 S: 54 P: 58 ERA: 2.00 WHIP: 1.222																				PITCHER	IP: WLS: BF: H: R: ER: SO: BB: IBB: HBP: BLK: WP: HR: S: P: ERA: WHIP:

Chicago White Sox @ Cleveland Indians
Cleveland Municipal Stadium, Cleveland, OH

Thu Jul 23 1970, 7:05 PM EDT
Att. 7,369 - Unknown

AB	36
R	2
H	10
RBI	2
BB	1
SO	9
LOB	15



Batter	1	2	3	4	5	6	7	8	9	AB	R	H	RBI	BB	SO	LOB
Vada Pinson, L OBP: 0.336, SLG: 0.447 (1, 9)	0-0 G6-4-3 1B		0-0 1B		0-0 2-H HR		0-0 G1-3			4	1	3	2	0	0	0
Graig Nettles, L OBP: 0.347, SLG: 0.395 (1, 5)	0-0 F8		0-0 G6-3		0-0 G4-3		0-0 G4-3			4	0	0	0	0	0	2
Roy Foster, R OBP: 0.359, SLG: 0.460 (1, 7) Chuck Hinton, R OBP: 0.398, SLG: 0.398 (8, 3)	0-0 G6-4-3 1-2f			0-0 G6-3	0-0 G5-3		4-0 WP 1B BB			3	1	0	0	1	0	1
Ray Fosse, R OBP: 0.368, SLG: 0.511 (1, 2)		0-0 F7		0-0 G6-3		0-0 1B 1B	0-0 1-H 1B			4	1	2	1	0	0	0
Duke Sims, L OBP: 0.383, SLG: 0.548 (1, 3) Buddy Bradford, R OBP: 0.287, SLG: 0.356 (8, 8)		0-0 F8		0-0 WP 1B 1B		0-0 G4-3 1B 1-3	0-0 G3			4	0	2	0	0	0	1
Ted Uhlaender, L OBP: 0.297, SLG: 0.345 (1, 8) (8, 7)		0-0 F8		0-0 1-2 1B		0-0 G4-3 1B 1-2 3-H		0-0 F8		4	0	2	1	0	0	0
Eddie Leon, R OBP: 0.291, SLG: 0.341 (1, 4)			0-0 HR	0-0 G6-3 2-3		0-3 K		0-0 G6-3		4	1	1	1	0	1	4
Jack Heidemann, R OBP: 0.259, SLG: 0.274 (1, 6)			0-0 G6-3		0-0 SH1-4 HR 1B	0-0 G4-3		0-0 G5-3		4	1	1	0	0	0	2
Sam McDowell, L OBP: 0.169, SLG: 0.200 (1, 1)			0-3 K		0-0 SH1-4 1-2	0-3 K				2	0	0	0	0	2	2

Inning Stats	R: 0	H: 1	E: 0	K: 0	S: 3	LOB: 0	BB: 0	P: 3	R: 0	H: 0	E: 0	K: 0	S: 3	LOB: 0	BB: 0	P: 3	R: 1	H: 2	E: 0	K: 1	S: 7	LOB: 1	BB: 0	P: 7	R: 0	H: 2	E: 0	K: 0	S: 5	LOB: 2	BB: 0	P: 5	R: 2	H: 2	E: 0	K: 0	S: 5	LOB: 0	BB: 0	P: 5	R: 1	H: 3	E: 0	K: 2	S: 10	LOB: 2	BB: 0	P: 10	R: 1	H: 1	E: 0	K: 0	S: 4	LOB: 1	BB: 1	P: 8	R: 0	H: 0	E: 0	K: 0	S: 3	LOB: 0	BB: 0	P: 3
--------------	------	------	------	------	------	--------	-------	------	------	------	------	------	------	--------	-------	------	------	------	------	------	------	--------	-------	------	------	------	------	------	------	--------	-------	------	------	------	------	------	------	--------	-------	------	------	------	------	------	-------	--------	-------	-------	------	------	------	------	------	--------	-------	------	------	------	------	------	------	--------	-------	------


PITCHER	IP	WLS	BF	H	R	ER	SO	BB	IBB	HBP	BLK	WP	HR	S	P	ERA	WHIP
Joe Horten, R ERA: 4.8 (1, 1)	6.0	L	27	10	4	4	3	0	0	0	0	1	2	33	33	6.00	1.667
Danny Murphy, R ERA: 4.75 (7, 1)	2.0		8	1	1	1	0	1	0	0	0	1	0	7	11	4.50	1.000

BOTTOM

Chicago White Sox @ Cleveland Indians
Cleveland Municipal Stadium, Cleveland, OH

Thu Jul 23 1970, 7:05 PM EDT
Att. 7,369 - Unknown

AB	33
R	5
H	11
RBI	5
BB	1
SO	3
LOB	12



WP	PA	3B	SF	SAC	DP	HBP	CS
2	35	0	0	1	1	0	0

Batter	1	2	3	4	5	6	7	8	9	AB R H RBI BB SO LOB	TOP											
Pat Kelly, L (1, 9) OBP: 0.358, SLG: 0.347	4-0 CS BB	0-0 1B		0-0 E6		0-0 F5			0-0 F8	4 0 1 0 1 0 0												
Cookie Rojas, R (1, 4) OBP: 0.237, SLG: 0.246	0-0 2B	0-0 F7		0-0 P5				4-0 CS BB	0-0 F9	4 0 1 0 1 0 2												
Amos Otis, R (1, 8) OBP: 0.363, SLG: 0.439	0-3 K		0-0 6-3 HR 1B	0-0 P6				0-0 FC6-4 1B		4 1 2 0 0 1 2												
Ed Kirkpatrick, L (1, 2) OBP: 0.318, SLG: 0.418	4-0 BB		0-0 F4		0-0 P2			0-0 F9		3 0 0 0 1 0 2												
Lou Piniella, R (1, 7) OBP: 0.344, SLG: 0.463	0-0 F7		0-0 6-3 1-2	0-0 F9				0-0 FC6-4		4 0 0 0 0 0 4												
Bob Oliver, R (1, 3) OBP: 0.317, SLG: 0.468		0-3 K	0-0 2-H HR	0-0 K				0-0 G6-3 1B		4 1 2 2 0 2 0												
Bill Sorrell, L (1, 5) OBP: 0.338, SLG: 0.422		0-0 E6 HR	0-0 2B			0-0 1B G5-4-3 1B		0-0 F7		4 2 2 0 0 0 1												
Jackie Hernandez, R (1, 6) OBP: 0.283, SLG: 0.282		0-0 F9	0-0 L8			0-0 1B G5-4-3 1B		0-0 G6-3		4 0 1 0 0 0 3												
Jim Rooker, R (1, 1) OBP: 0.235, SLG: 0.333		0-0 HR		0-3 K		0-0 G5-4-3			0-0 P3	3 1 1 2 0 1 1												
Ted Abernathy, R (8, 1)										1 0 0 0 0 0 0												
Inning Stats	R: 0 E: 0 K: 1 S: 5	H: 1 LOB: 2 BB: 2 P: 13	R: 2 E: 1 K: 1 S: 8	H: 2 LOB: 1 BB: 0 P: 8	R: 2 E: 0 K: 0 S: 6	H: 3 LOB: 1 BB: 0 P: 6	R: 0 E: 1 K: 1 S: 6	H: 0 LOB: 1 BB: 0 P: 6	R: 0 E: 0 K: 1 S: 5	H: 0 LOB: 0 BB: 0 P: 5	R: 1 E: 0 K: 0 S: 4	H: 2 LOB: 0 BB: 0 P: 4	R: 0 E: 0 K: 0 S: 3	H: 1 LOB: 1 BB: 1 P: 7	R: 0 E: 0 K: 0 S: 3	H: 1 LOB: 0 BB: 0 P: 3	R: 0 E: 0 K: 0 S: 3	H: 0 LOB: 0 BB: 0 P: 3	1B: 6 2B: 2 3B: 0 HR: 2	SF: 0 SAC: 0 DP: 2 HBP: 0	WP: 0 PB: 0 SB: 0 CS: 2	PA: 38
PITCHER	IP WLS BF H R ER SO BB IBB HBP BLK WP HR S P ERA WHIP																					
Rich Hand, R (1, 1) ERA: 4.11	3.0 L 17 6 4 2 2 2 2 0 0 0 0 2 19 27 6.00 2.667																					
Dennis Higgins, R (4, 1) ERA: 4.89	2.0 7 0 0 0 2 0 0 0 0 0 0 0 11 11 0.00 0.000																					
Dick Ellsworth, L (6, 1) ERA: 4.02	2.0 8 3 1 1 0 1 0 0 0 0 0 0 7 11 4.50 2.000																					
Fred Lasher, R (8, 1) ERA: 3.13	2.0 6 1 0 0 0 0 0 0 0 0 0 0 6 6 0.00 0.500																					

Kansas City Royals @ Cleveland Indians
 Cleveland Municipal Stadium, Cleveland, OH
 Fri Jul 24 1970, 7:05 PM EDT
 Unknown

AB	35
R	5
H	10
RBI	4
BB	3
SO	4
LOB	15



Batter	1	2	3	4	5	6	7	8	9	AB	R	H	RBI	BB	SO	LOB
Eddie Leon, R (1, 4) OBP: 0.293, SLG: 0.345	0-0 G3-6-3 1B		0-0 F9		0-0 2B		0-0 6-3		0-0 4-3	5	0	2	2	0	0	3
Graig Nettles, L (1, 5) OBP: 0.343, SLG: 0.390	0-0 G3-6-3		0-3 K		0-0 1-3		0-0 G3		0-0 G3	4	0	0	0	0	1	5
Fred Lasher, R (8, 1) Lou Klimchok, L (9, PH) OBP: 0.185, SLG: 0.231	1-2f									0	0	0	0	0	0	0
1										1	0	0	0	0	0	1
Roy Foster, R (1, 7) OBP: 0.361, SLG: 0.460	0-0 5-3			0-0 G6-4-3 1B	0-3 K			0-0 WP 1B		4	0	2	0	0	1	2
Ray Fosse, R (1, 2) OBP: 0.364, SLG: 0.505		0-3 K		0-0 F8		0-0 P2		0-0 P3		4	0	0	0	0	1	2
Tony Horton, R (1, 3) OBP: 0.320, SLG: 0.429		0-0 1-3		0-0 G6-4-3		0-0 1B 1B		0-0 6-3		4	0	1	0	0	0	2
Buddy Bradford, R (1, 8) OBP: 0.292, SLG: 0.351		0-3 K			4-0 SH1-3 1B 2B BB	0-0 F9		4-0 BB		2	1	0	0	2	1	1
Chuck Hinton, R (1, 9) OBP: 0.416, SLG: 0.412			4-0 1B BB		0-0 SH1-3 2B 1B	0-0 1-2 1B		0-0 F8		2	1	2	0	1	0	0
Duke Sims, L (8, PH) OBP: 0.380, SLG: 0.545					1-2 2B 1B	1-2 1B				1	0	0	0	0	0	2
Jack Heidemann, R (1, 6) OBP: 0.257, SLG: 0.272		0-3 K		0-0 SH1-3		0-0 F9			4-0 4-3 4-3 BB	2	0	0	0	0	1	3
Ted Uhlaender, L (9, PH) OBP: 0.299, SLG: 0.345				1-2 2-3						0	0	0	0	1	0	0
Rich Hand, R (1, 1) OBP: 0.172, SLG: 0.154			0-0 1B		4-0 2B BB				0-0 4-3	0	0	0	0	0	0	0
Rich Rollins, R (3, PH) OBP: 0.288, SLG: 0.339										1	0	1	0	0	0	0
Dennis Higgins, R (4, 1) Larry Brown, R (5, PH) OBP: 0.348, SLG: 0.322										0	0	0	0	0	0	0
Dick Ellsworth, L (6, 1) Vern Fuller, R (7, PH) OBP: 0.143, SLG: 0.214										0	0	0	0	1	0	0
Vada Pinson, L (9, PH) OBP: 0.335, SLG: 0.446	1-2 1B									0	0	0	0	0	0	0
										1	0	0	0	0	0	1

Inning Stats	R: 0	H: 1	E: 0	LOB: 0	K: 0	BB: 0	S: 3	P: 3	R: 0	H: 0	E: 0	LOB: 0	K: 2	BB: 0	S: 7	P: 7	R: 0	H: 1	E: 0	LOB: 2	K: 2	BB: 1	S: 8	P: 12	R: 0	H: 1	E: 0	LOB: 0	K: 0	BB: 0	S: 3	P: 3	R: 2	H: 2	E: 0	LOB: 2	K: 1	BB: 2	S: 7	P: 15	R: 0	H: 2	E: 0	LOB: 2	K: 0	BB: 0	S: 5	P: 5	R: 0	H: 0	E: 0	LOB: 0	K: 0	BB: 0	S: 3	P: 3	R: 0	H: 1	E: 0	LOB: 2	K: 0	BB: 1	S: 4	P: 8	R: 0	H: 0	E: 0	LOB: 1	K: 0	BB: 1	S: 3	P: 7	1B: 7	SF: 0	2B: 1	SAC: 1	3B: 0	DP: 2	HR: 0	HBP: 0	WP: 1	PA: 38
PITCHER	IP	WLS	BF	H	R	ER	SO	BB	IBB	HBP	BLK	WP	HR	S	P	ERA	WHIP																																																																	
Jim Rooker, L (1, 1) ERA: 3.14	7.2	W	33	8	2	2	5	4	0	0	0	1	0	39	55	2.35	1.565																																																																	
Ted Abernathy, R (8, 1) ERA: 2.31	1.1	S	5	0	0	0	0	1	0	0	0	0	0	4	8	0.00	0.750																																																																	

BOTTOM

Kansas City Royals @ Cleveland Indians
Cleveland Municipal Stadium, Cleveland, OH

Fri Jul 24 1970, 7:05 PM EDT
Unknown

livebaseballscorecards.com

AB	32
R	2
H	8
RBI	2
BB	5
SO	5
LOB	22



Batter	1	2	3	4	5	6	7	8	9	AB R H RBI BB SO LOB	TOP											
Pat Kelly, L (1, 9) OBP: 0.356, SLG: 0.342	0-0 P5		0-0 6-3		0-3 K		0-0 G3		4-0 FC4-6 PB BB	4 0 0 0 1 1 1												
Cookie Rojas, R (1, 4) OBP: 0.246, SLG: 0.251	0-0 1B		0-3 K		0-0 F2			0-0 2B HR 1B	4-0 FC4-6 BB	4 1 2 0 1 1 0												
Amos Otis, R (1, 8) OBP: 0.361, SLG: 0.438	0-0 P6		0-0 L9					0-0 F9	0-0 FC4-6	5 0 1 1 0 0 4												
Ed Kirkpatrick, L (1, 2) OBP: 0.319, SLG: 0.421	0-0 F9			0-0 1-3 HR 1B		0-0 6-3		0-0 1-3 HR 2B	0-0 4-3	5 2 2 0 0 0 4												
Lou Piniella, R (1, 7) OBP: 0.343, SLG: 0.470		0-0 F7		0-0 1-3 1-2		0-0 6-3		0-0 HR		4 1 1 3 0 0 2												
Bob Oliver, R (1, 3) OBP: 0.316, SLG: 0.474		0-0 5-3		0-0 2-H HR		0-0 5-3		0-3 K		4 1 1 2 0 1 1												
Bill Sorrell, L (1, 5) OBP: 0.347, SLG: 0.426		0-0 2B 1B		0-0 4-3			0-0 FC4-6 1B	0-0 3-1		4 0 2 0 0 0 0												
Jackie Hernandez, R (1, 6) OBP: 0.287, SLG: 0.291		0-0 1-3 2B		0-3 K			0-0 FC4-6		0-0 PB BB FC4-6 1B	4 1 2 0 0 1 1												
Wally Bunker, R (1, 1) OBP: 0.273, SLG: 0.111		0-0 6-3			0-0 5-3				0-0 F8	2 0 0 0 0 0 2												
Tom Burgmeier, L (6, 1) OBP: 0.300, SLG: 0.222										0 0 0 0 0 0 0												
Jim Campanis, R (7, PH) OBP: 0.224, SLG: 0.289										1 0 0 0 0 1 1												
Don O'Riley, R (7, 1)										0 0 0 0 0 0 0												
Paul Schaal, R (9, PH) OBP: 0.338, SLG: 0.330										1 0 0 0 0 0 1												
Inning Stats	R: 0 E: 0 K: 0 S: 4	H: 1 LOB: 1 BB: 0 P: 4	R: 0 E: 0 K: 0 S: 5	H: 2 LOB: 2 BB: 0 P: 5	R: 0 E: 0 K: 1 S: 5	H: 0 LOB: 0 BB: 0 P: 5	R: 2 E: 0 K: 1 S: 7	H: 2 LOB: 0 BB: 0 P: 7	R: 0 E: 0 K: 1 S: 5	H: 0 LOB: 0 BB: 0 P: 5	R: 0 E: 0 K: 0 S: 4	H: 1 LOB: 1 BB: 0 P: 4	R: 0 E: 0 K: 1 S: 6	H: 1 LOB: 1 BB: 0 P: 6	R: 3 E: 0 K: 1 S: 8	H: 3 LOB: 0 BB: 0 P: 8	R: 1 E: 0 K: 0 S: 4	H: 1 LOB: 2 BB: 2 P: 12	1B: 6 2B: 3 3B: 0 HR: 2	SF: 0 SAC: 0 DP: 0 HBP: 0	WP: 0 PB: 1 SB: 0 CS: 0	PA: 40
PITCHER	IP WLS BF H R ER SO BB IBB HBP BLK WP HR S P ERA WHIP																					
Dean Chance, R (1, 1) ERA: 4.31	7.1 W 32 10 5 5 4 0 0 0 0 0 2 40 40 6.14 1.364																					
Dennis Higgins, R (8, 1) ERA: 4.97	1.0 6 1 1 1 1 2 0 0 0 0 0 6 14 9.00 3.000																					
Fred Lasher, R (9, 1) ERA: 3.09	0.2 S 2 0 0 0 0 0 0 0 0 0 0 2 2 0.00 0.000																					

Kansas City Royals @ Cleveland Indians
 Cleveland Municipal Stadium, Cleveland, OH
 Fri Jul 24 1970, 7:05 PM EDT
 Att. 12,076 - Unknown

AB	38
R	6
H	11
RBI	6
BB	2
SO	5
LOB	17



Kansas City Royals @ Cleveland Indians
Cleveland Municipal Stadium, Cleveland, OH

Sat Jul 25 1970, 3:33 AM EDT
Att. 18,853 - Unknown

AB	35
R	8
H	9
RBI	8
BB	4
SO	5
LOB	8



AB R H RBI BB SO LOB

4	2	2	2	1	0	0
5	1	2	4	0	0	1
5	2	2	2	0	0	2
4	0	1	0	0	1	0
4	0	0	0	0	1	1
2	0	0	0	2	0	0
3	0	1	0	0	1	1
0	1	0	0	0	0	0
1	0	1	0	0	0	0
4	1	0	0	0	1	3
2	0	0	0	0	1	0
0	0	0	0	0	0	0
1	1	0	0	1	0	0

Batter	1	2	3	4	5	6	7	8	9
Pat Kelly, L (1, 9) OBP: 0.359, SLG: 0.344	0-0 F7		0-0 1-3			4-0 HR	0-0 1B		0-0 5-3 1B
Cookie Rojas, R (1, 4) OBP: 0.250, SLG: 0.271	0-0 5-3			0-0 6-3		0-0 HR	0-0 1B		0-0 5-3
Amos Otis, R (1, 8) OBP: 0.362, SLG: 0.453	0-0 HR			0-0 P5		0-0 HR	0-0 G6-4-3		0-0 F9
Lou Piniella, R (1, 7) OBP: 0.342, SLG: 0.467	0-3 K			0-0 1B		0-0 F9			0-0 1-3
Bob Oliver, R (1, 3) OBP: 0.313, SLG: 0.469				0-3 K		0-0 6-3			0-0 1-3
Paul Schaal, R (1, 5) OBP: 0.341, SLG: 0.327						4-0 BB			0-0 F7
Elie Rodriguez, R (1, 2) OBP: 0.330, SLG: 0.338						0-0 G4-6-3			0-0 1B
Al Fitzmorris, S (7, PR) OBP: 0.357, SLG: 0.571						0-0 1-2f			0-0 1B
Ted Abernathy, R (7, 1) OBP: 0.111, SLG: 0.111						0-3 K			0-0 F9
Jackie Hernandez, R (1, 6) OBP: 0.282, SLG: 0.286						0-0 L5			0-0 F9
Bob Johnson, L (1, 1) OBP: 0.167, SLG: 0.038						0-0 K			0-0 G3
Tom Burgmeier, L (6, 1) OBP: 0.300, SLG: 0.222						0-0 F3			
Ed Kirkpatrick, L (7, PH) OBP: 0.321, SLG: 0.420									

Inning Stats	R: 1	H: 1	E: 0	K: 1	S: 6	P: 6	R: 0	H: 0	E: 0	K: 1	S: 5	P: 5	R: 0	H: 0	E: 0	K: 0	S: 3	R: 0	H: 1	E: 0	K: 1	S: 6	P: 6	R: 0	H: 0	E: 0	K: 1	S: 4	P: 8	R: 3	H: 2	E: 0	K: 1	S: 7	P: 11	R: 4	H: 3	E: 1	K: 0	S: 6	P: 10	R: 0	H: 1	E: 0	K: 0	S: 4	P: 8	R: 0	H: 1	E: 0	K: 0	S: 4	P: 4	R: 0	H: 1	E: 0	K: 0	S: 4	P: 4	1B: 6	2B: 0	3B: 0	HR: 3	SF: 0	SAC: 0	DP: 2	HBP: 0	WP: 0	PA: 39
--------------	------	------	------	------	------	------	------	------	------	------	------	------	------	------	------	------	------	------	------	------	------	------	------	------	------	------	------	------	------	------	------	------	------	------	-------	------	------	------	------	------	-------	------	------	------	------	------	------	------	------	------	------	------	------	------	------	------	------	------	------	-------	-------	-------	-------	-------	--------	-------	--------	-------	--------

PITCHER	IP	WLS	BF	H	R	ER	SO	BB	IBB	HBP	BLK	WP	HR	S	P	ERA	WHIP
Rick Austin, L (1, 1) ERA: 5.91	6.0		23	4	4	4	5	2	0	0	0	0	3	31	39	6.00	1.000
Fred Lasher, R (7, 1) ERA: 3.59	1.0	L	7	3	4	3	0	1	0	0	0	0	0	6	10	27.00	4.000
Dennis Higgins, R (8, 1) ERA: 4.88	1.0		5	1	0	0	0	1	0	0	0	0	0	4	8	0.00	2.000
Dick Ellsworth, L (9, 1) ERA: 3.92	1.0		4	1	0	0	0	0	0	0	0	0	0	4	4	0.00	1.000

PITCHER	IP	WLS	BF	H	R	ER	SO	BB	IBB	HBP	BLK	WP	HR	S	P	ERA	WHIP
---------	----	-----	----	---	---	----	----	----	-----	-----	-----	----	----	---	---	-----	------

BOTTOM

Kansas City Royals @ Cleveland Indians
Cleveland Municipal Stadium, Cleveland, OH

Sat Jul 25 1970, 3:33 AM EDT
Att. 18,853 - Unknown

livebaseballscorecards.com

AB	33
R	4
H	6
RBI	4
BB	6
SO	7
LOB	21



WP:	0	PA:	39
PB:	0		
SB:	0		
CS:	1		

AB	R	H	RBI	BB	SO	LOB
4	1	0	0	1	0	2
4	1	1	0	1	0	2
4	1	0	0	1	1	1
3	0	2	1	1	0	0
4	0	0	1	0	2	5
3	1	2	2	1	0	0
3	0	0	0	1	1	3
2	0	0	0	0	0	3
2	0	1	0	0	0	1
2	0	0	0	0	2	1
1	0	0	0	0	1	2
0	0	0	0	0	0	0
0	0	0	0	0	0	0
1	0	0	0	0	0	1
0	0	0	0	0	0	0

Batter	1	2	3	4	5	6	7	8	9													
Vada Pinson, L OBP: 0.334, SLG: 0.458 (1, 9)	4-0 BB 1B BB	0-0 F9			0-0 F9	0-0 F9			0-0 1-3													
Graig Nettles, L OBP: 0.346, SLG: 0.394 (1, 5)	4-0 1B BB FC6-4	0-0 F8			0-0 2B	0-0 F7			0-0 4-3													
Roy Foster, R OBP: 0.357, SLG: 0.449 (1, 7)	4-0 FC6-4 1B 1-2 2-3 BB		0-3 K		0-0 P6			0-0 1-3	0-0 5-3													
Duke Sims, L OBP: 0.384, SLG: 0.540 (1, 2)	0-0 FC6-4 1B 1-2 2-3 3-H		0-0 CS 1B		4-0 BB			0-0 4-3														
Tony Horton, R OBP: 0.320, SLG: 0.446 (1, 3)	0-0 FC6-4 1B 1-2r 2-3 3-H		0-3 K		0-3 K			0-0 5-3														
Ted Uhlaender, L OBP: 0.306, SLG: 0.359 (1, 8)	0-0 1B		0-0 F7		0-0 HR			4-0 FC6-4 BB														
Eddie Leon, R OBP: 0.295, SLG: 0.344 (1, 6)	0-3 K		0-0 E5		4-0 1B BB			0-0 FC6-4														
Lou Klimchok, L OBP: 0.179, SLG: 0.222 Larry Brown, R OBP: 0.352, SLG: 0.328 (6, PH) (7, 4)	0-0 F9		0-0 F3		0-0 1B			0-0 L9														
Rick Austin, R OBP: 0.231, SLG: 0.250 Buddy Bradford, R OBP: 0.287, SLG: 0.343 Fred LaShier, R Dennis Higgins, R Chuck Hinton, R OBP: 0.412, SLG: 0.407 Dick Ellsworth, L (1, 1) (6, PH) (7, 1) (8, 1) (8, PH) (9, 1)		0-3 K		0-3 K		0-3 K		0-0 5-3														
Inning Stats	R: 3 E: 0 K: 1 S: 7	H: 2 LOB: 2 BB: 3 P: 19	R: 0 E: 0 K: 1 S: 5	H: 0 LOB: 0 BB: 0 P: 5	R: 0 E: 0 K: 2 S: 7	H: 1 LOB: 0 BB: 0 P: 7	R: 0 E: 1 K: 1 S: 6	H: 0 LOB: 1 BB: 0 P: 6	R: 0 E: 0 K: 1 S: 6	H: 1 LOB: 2 BB: 1 P: 10	R: 1 E: 0 K: 1 S: 7	H: 2 LOB: 2 BB: 1 P: 11	R: 0 E: 0 K: 0 S: 3	H: 0 LOB: 0 BB: 0 P: 3	R: 0 E: 0 K: 0 S: 3	H: 0 LOB: 1 BB: 1 P: 7	R: 0 E: 0 K: 0 S: 3	H: 0 LOB: 0 BB: 0 P: 3	1B: 4 2B: 1 3B: 0 HR: 1	SF: 0 SAC: 0 DP: 0 HBP: 0	WP: 0 PB: 0 SB: 0 CS: 1	PA: 39
PITCHER	IP	WLS	BF	H	R	ER	SO	BB	IBB	HBP	BLK	WP	HR	S	P	ERA	WHIP					
Bob Johnson, R ERA: 3.56 (1, 1)	5.0		25	5	4	4	6	5	0	0	0	0	1	32	52	7.20	2.000					
Tom Burgmeier, L ERA: 3.43 (6, 1)	1.0	W	4	1	0	0	1	0	0	0	0	0	0	6	6	0.00	1.000					
Ted Abernathy, R ERA: 2.17 (7, 1)	3.0	S	10	0	0	0	0	1	0	0	0	0	0	9	13	0.00	0.333					

Batter	1	2	3	4	5	6	7	8	9	AB R H RBI BB SO LOB	TOP											
Pat Kelly, L (1, 9) OBP: 0.361, SLG: 0.342	4-0 BB G4-6-3		0-0 1-2f G4-6-3		4-0 BB PO		0-3 K			2 0 0 0 2 1 2	Kansas City Royals @ Cleveland Indians Cleveland Municipal Stadium, Cleveland, OH Sun Jul 26 1970, 3:33 AM EDT Unknown											
Cookie Rojas, R (1, 4) OBP: 0.260, SLG: 0.277	0-0 L9			0-0 1B FC5-2	0-0 1B	0-0 1-3 BB HR		4-0 BB CS		3 1 2 0 1 0 1												
Amos Otis, R (1, 8) OBP: 0.363, SLG: 0.452	0-0 1-2f G4-6-3			0-0 1B FC5-2	0-0 1B	4-0 1-2 BB HR		0-0 BB F2		3 2 1 0 1 0 2												
Ed Kirkpatrick, L (1, 2) OBP: 0.320, SLG: 0.417		0-0 F8		0-0 1B FC5-2	0-3 K	0-3 K		0-3 1-2 K		4 1 1 0 0 2 3												
Lou Piniella, R (1, 7) OBP: 0.338, SLG: 0.461		0-0 6-3		0-0 1B FC5-2	0-0 1-3			0-0 5-3		4 0 0 0 0 0 5												
Bob Oliver, R (1, 3) OBP: 0.318, SLG: 0.480		0-0 P5		0-0 1B G4-6-3	0-0 HR			0-0 1B G6-4-3		4 1 3 5 0 0 0												
Bill Sorrell, L (1, 5) OBP: 0.333, SLG: 0.408 Hawk Taylor, R (9, PH) OBP: 0.234, SLG: 0.233			0-0 F8	0-0 1B G4-6-3	0-0 F8			0-0 1B G6-4-3		3 0 0 0 0 0 2 1 0 0 0 0 0 1												
Jackie Hernandez, R (1, 6) OBP: 0.283, SLG: 0.286			0-0 BB 1B		0-3 K		0-0 F9			3 0 1 0 0 1 0												
Bill Butler, L (1, 1) OBP: 0.146, SLG: 0.054 Ken Wright, R (5, 1) Paul Schaal, R (7, PH) OBP: 0.339, SLG: 0.325 Tom Burgmeier, L (7, 1) OBP: 0.300, SLG: 0.222			4-0 BB G4-6-3		0-3 K		0-0 F8			1 0 0 0 1 1 0 0 0 0 0 0 0 0 1 0 0 0 0 0 0 0 0 0 0 0 0 0												
Inning Stats	R: 0 E: 0 K: 0 S: 2	H: 0 LOB: 0 BB: 1 P: 6	R: 0 E: 0 K: 0 S: 3	H: 0 LOB: 0 BB: 0 P: 3	R: 0 E: 0 K: 0 S: 3	H: 1 LOB: 1 BB: 1 P: 7	R: 2 E: 0 K: 0 S: 6	H: 4 LOB: 1 BB: 0 P: 6	R: 0 E: 0 K: 2 S: 6	H: 0 LOB: 0 BB: 1 P: 10		R: 3 E: 0 K: 1 S: 7	H: 2 LOB: 0 BB: 1 P: 11	R: 0 E: 0 K: 1 S: 5	H: 0 LOB: 0 BB: 0 P: 5	R: 0 E: 0 K: 1 S: 4	H: 0 LOB: 1 BB: 1 P: 8	R: 0 E: 0 K: 0 S: 3	H: 1 LOB: 0 BB: 0 P: 3	1B: 7 2B: 1 3B: 0 HR: 1	SF: 0 SAC: 0 DP: 5 HBP: 0	WP: 0 PB: 0 SB: 0 CS: 1
PITCHER	IP WLS BF H R ER SO BB IBB HBP BLK WP HR S P ERA WHIP																				PITCHER	IP WLS BF H R ER SO BB IBB HBP BLK WP HR S P ERA WHIP
Steve Dunning, R (1, 1) ERA: 4.9	6.0 W 25 7 5 5 3 4 0 0 0 0 1 27 43 7.50 1.833																					
Dennis Higgins, R (7, 1) ERA: 4.79	1.0 3 0 0 0 1 0 0 0 0 0 0 0 5 5 0.00 0.000																					
Fred Lasher, R (8, 1) ERA: 3.49	1.1 5 1 0 0 1 1 0 0 0 0 0 0 6 10 0.00 1.500																					
Rick Austin, L (9, 1) ERA: 5.8	0.2 S 1 0 0 0 0 0 0 0 0 0 0 1 1 0.00 0.000																					

AB	29
R	5
H	8
RBI	5
BB	5
SO	5
LOB	16



Batter	1	2	3	4	5	6	7	8	9	AB R H RBI BB SO LOB	TOP																						
Pat Kelly, L (1, 9) OBP: 0.357, SLG: 0.338	0-0 F7		0-0 G4-6-3			0-3 K		0-0 P6		4 0 0 0 0 1 3																							
Cookie Rojas, R (1, 4) OBP: 0.255, SLG: 0.271	0-0 6-3			0-0 L9		0-3 K		0-0 FC5-4		4 0 0 0 0 1 2																							
Amos Otis, R (1, 8) OBP: 0.362, SLG: 0.449	0-0 1-3			0-0 6-3			4-0 FC4-6 BB		0-0 6-3	3 0 0 0 1 0 0																							
Lou Piniella, R (1, 7) OBP: 0.333, SLG: 0.455		0-0 4-3		0-0 4-3		0-0 FC4-6 1B			0-0 5-3	4 0 0 0 0 0 1																							
Bob Oliver, R (1, 3) OBP: 0.322, SLG: 0.480		4-0 BB			0-0 5-3	0-0 1B			4-0 BB	2 0 1 0 2 0 0																							
Bill Sorrell, L (1, 5) OBP: 0.329, SLG: 0.400		0-3 K		0-0 1-3		0-0 1B			0-0 G3	4 0 1 0 0 1 2																							
Ellie Rodriguez, R (1, 2) OBP: 0.324, SLG: 0.331		0-0 F9		0-0 6-3		0-0 4-3				3 0 0 0 0 0 3																							
Rich Severson, R (1, 6) OBP: 0.289, SLG: 0.290			0-0 G4-6-3 1B			0-0 6-3		0-0 FC5-4 1B		3 0 2 0 0 0 0																							
Dave Morehead, R (1, 1) OBP: 0.214, SLG: 0.222			0-3 K			0-0 1B		0-0 F7		2 0 1 0 0 1 1																							
Tom Burgmeier, L (7, 1) OBP: 0.300, SLG: 0.222										0 0 0 0 0 0 0																							
Ed Kirkpatrick, L (8, PH) OBP: 0.319, SLG: 0.415										1 0 0 0 0 0 1																							
Don O'Riley, R (8, 1)										0 0 0 0 0 0 0																							
Inning Stats	R: 0 E: 0 K: 0 S: 3	H: 0 LOB: 0 BB: 0 P: 3	R: 0 E: 0 K: 1 S: 5	H: 0 LOB: 1 BB: 1 P: 9	R: 0 E: 0 K: 1 S: 5	H: 1 LOB: 0 BB: 0 P: 5	R: 0 E: 0 K: 0 S: 3	H: 0 LOB: 0 BB: 0 P: 3	R: 0 E: 0 K: 0 S: 3	H: 0 LOB: 0 BB: 0 P: 3	R: 0 E: 0 K: 2 S: 8	H: 1 LOB: 1 BB: 0 P: 8	R: 0 E: 0 K: 0 S: 4	H: 2 LOB: 2 BB: 1 P: 8	R: 0 E: 0 K: 0 S: 4	H: 1 LOB: 1 BB: 0 P: 4	R: 0 E: 0 K: 0 S: 3	H: 0 LOB: 1 BB: 1 P: 7	1B: 5 2B: 0 3B: 0 HR: 0	SF: 0 SAC: 0 DP: 1 HBP: 0	WP: 0 PB: 0 SB: 0 CS: 0	PA: 33											
PITCHER Steve Hargan, R (1, 1) ERA: 2.43	IP 9.0	WLS W	BF 33	H 5	R 0	ER 0	SO 4	BB 3	IBB 0	HBP 0	BLK 0	WP 0	HR 0	S 38	P 50	ERA 0.00	WHIP 0.889																
											PITCHER	IP	WLS	BF	H	R	ER	SO	BB	IBB	HBP	BLK	WP	HR	S	P	ERA	WHIP					

Kansas City Royals @ Cleveland Indians
Cleveland Municipal Stadium, Cleveland, OH
Sun Jul 26 1970, 3:38 AM EDT
Att: 21,237 - Unknown

livebaseballscorecards.com

AB	30
R	0
H	5
RBI	0
BB	3
SO	4
LOB	13



Batter	1	2	3	4	5	6	7	8	9	AB R H RBI BB SO LOB												
Frank Quilici, R (1, 4) OBP: 0.315, SLG: 0.284	0-0 F8		4-0 FC5-2 BB		0-0 F6		0-0 F6	0-0 FC5-2		4 0 0 0 1 0 3												
Rick Renick, R (1, 5) OBP: 0.344, SLG: 0.505	0-0 F7		0-0 FC5-2		4-0 FC6-4 BB		0-0 HR 2B	0-0 L7		3 1 1 1 1 0 3												
Jim Holt, L (7, 9) OBP: 0.304, SLG: 0.348			1-2 2-3 3-Hr							1 0 0 0 0 0 2												
Harmon Killebrew, R (1, 3) OBP: 0.432, SLG: 0.641	0-0 5-3		0-0 F4		0-0 FC6-4		0-0 HR			5 1 1 2 0 0 4												
Tony Oliva, L (1, 8) OBP: 0.357, SLG: 0.503		0-0 1B	0-0 F4			0-0 4-3				5 0 2 0 0 0 3												
Brant Alyea, R (1, 7) OBP: 0.369, SLG: 0.493		0-0 F7		0-0 HR		0-0 1B				4 1 2 1 0 0 2												
Tom Hall, L (7, 1) OBP: 0.211, SLG: 0.211							0-0 F8			1 0 1 0 0 0 0												
George Mittenwald, R (1, 2) OBP: 0.282, SLG: 0.362		0-3 K		0-0 6-3		0-0 F7		0-0 F9		5 0 0 0 0 1 3												
Bob Allison, R (1, 9) OBP: 0.317, SLG: 0.176		0-3 K		0-3 K		0-0 F3				3 0 0 0 0 2 2												
Rich Reese, L (7, 3) OBP: 0.334, SLG: 0.375								2B FC5-2 1B		1 0 1 0 0 0 0												
Danny Thompson, R (1, 6) OBP: 0.250, SLG: 0.253			0-0 BB SH FC5-2 1B		0-0 F2		0-0 FC6-4 1B	0-0 E 2B		4 1 3 0 0 0 0												
Jim Kaat, L (1, 1) OBP: 0.203, SLG: 0.164			0-0 SH FC5-2 BB		0-3 K		0-0 FC6-4 2B	4-0 E IBB		1 0 0 0 0 1 0												
Cesar Tovar, R (7, PH) OBP: 0.385, SLG: 0.469			1-2							1 1 0 0 1 0 1												
Inning Stats	R: 0 E: 0 K: 0 S: 3	H: 0 LOB: 0 BB: 0 P: 3	R: 0 E: 0 K: 2 S: 8	H: 1 LOB: 1 BB: 0 P: 8	R: 0 E: 1 K: 0 S: 5	H: 1 LOB: 3 BB: 1 P: 9	R: 1 E: 0 K: 1 S: 6	H: 1 LOB: 0 BB: 0 P: 6	R: 0 E: 0 K: 1 S: 5	H: 0 LOB: 1 BB: 1 P: 9	R: 0 E: 0 K: 0 S: 4	H: 1 LOB: 1 BB: 0 P: 4	R: 3 E: 0 K: 0 S: 7	H: 4 LOB: 1 BB: 0 P: 7	R: 1 E: 1 K: 0 S: 5	H: 2 LOB: 2 BB: 1 P: 9	R: 0 E: 0 K: 0 S: 4	H: 1 LOB: 1 BB: 0 P: 4	1B: 7 2B: 2 3B: 0 HR: 2	SF: 0 SAC: 1 DP: 0 HBP: 0	WP: 0 PB: 0 SB: 0 CS: 0	PA: 42
PITCHER	IP WLS BF H R ER SO BB IBB HBP BLK WP HR S P ERA WHIP																					
Sam McDowell, L (1, 1) ERA: 2.62	7.0 L 32 8 4 4 4 2 0 0 0 0 2 38 46 5.14 1.429																					
Dennis Higgins, R (8, 1) ERA: 4.63	2.0 10 3 1 0 0 0 0 1 0 0 0 0 9 13 0.00 1.500																					

Minnesota Twins @ Cleveland Indians
Cleveland Municipal Stadium, Cleveland, OH
 Tue Jul 28 1970, 7:05 PM EDT
 Att. 16,202 - Unknown - 82 F

livebaseballscorecards.com

AB	38
R	5
H	11
RBI	4
BB	3
SO	4
LOB	23



Batter	1	2	3	4	5	6	7	8	9	AB	R	H	RBI	BB	SO	LOB
Vada Pinson, L OBP: 0.331, SLG: 0.448 (1, 9)	0-0 G3		0-0 1-3		0-0 4-3		0-0 F9			4	0	0	0	0	0	0
Graig Nettles, L OBP: 0.346, SLG: 0.402 (1, 5)	0-0 BB 1B		0-0 G3			0-3 K		0-0 F6		3	1	1	0	0	1	0
Larry Brown, R OBP: 0.350, SLG: 0.329 (8, PH)										1	0	0	0	0	0	0
Roy Foster, R OBP: 0.363, SLG: 0.461 (1, 7)	4-0 1B 1-2 BB		0-0 F5			0-0 1B SF9 1B		0-3 K		3	1	1	0	1	1	0
Ray Fosse, R OBP: 0.362, SLG: 0.497 (1, 2)	0-0 F8			0-0 E5 4-3		0-0 1B 1-2 1B		0-3 K		4	0	1	0	0	1	2
Tony Horton, R OBP: 0.323, SLG: 0.453 (1, 3)	0-0 1-2 2-H 1B			0-0 L8		0-0 1B 1-2 2-3 1B			0-0 F4	4	0	2	1	0	0	1
Buddy Bradford, R OBP: 0.285, SLG: 0.336 (1, 8)	0-0 F9			0-0 4-3		0-0 SF9			0-0 F4	3	0	0	1	0	0	3
Eddie Leon, R OBP: 0.296, SLG: 0.354 (1, 4)				0-0 6-3		0-0 4-3			0-0 F8	4	0	0	0	0	0	3
Jack Heidemann, R OBP: 0.255, SLG: 0.270 (1, 6)					0-0 6-3		0-3 K			3	0	0	0	0	1	0
Sam McDowell, L OBP: 0.164, SLG: 0.194 (1, 1)							0-0 F2		0-3 K	2	0	0	0	0	1	0
Rich Rollins, R OBP: 0.284, SLG: 0.333 (7, PH)										1	0	0	0	0	1	0
Dennis Higgins, R (8, 1)										0	0	0	0	0	0	0

Inning Stats	R: 1	H: 2	E: 0	K: 0	S: 5	H: 2	LOB: 2	BB: 1	P: 9	R: 0	H: 0	E: 0	K: 1	S: 5	H: 0	LOB: 0	BB: 0	P: 5	R: 0	H: 0	E: 0	K: 0	S: 3	H: 0	LOB: 0	BB: 0	P: 3	R: 0	H: 0	E: 1	K: 0	S: 4	H: 0	LOB: 1	BB: 0	P: 4	R: 0	H: 0	E: 0	K: 0	S: 3	H: 0	LOB: 0	BB: 0	P: 3	R: 1	H: 3	E: 0	K: 1	S: 8	H: 3	LOB: 2	BB: 0	P: 8	R: 0	H: 0	E: 0	K: 2	S: 7	H: 0	LOB: 0	BB: 0	P: 7	R: 0	H: 0	E: 0	K: 2	S: 7	H: 0	LOB: 0	BB: 0	P: 7	R: 0	H: 0	E: 0	K: 0	S: 3	H: 0	LOB: 0	BB: 0	P: 3	1B: 5	2B: 0	3B: 0	HR: 0	SF: 1	SAC: 0	DP: 0	HBP: 0	WP: 0	PB: 0	SB: 0	CS: 0	PA: 34
PITCHER	IP	WLS	BF	H	R	ER	SO	BB	IBB	HBP	BLK	WP	HR	S	P	ERA	WHIP																																																																													
Jim Kaat, L ERA: 3.56 (1, 1)	6.0	W	25	5	2	2	2	1	0	0	0	0	0	28	32	3.00	1.000																																																																													
Tom Hall, L ERA: 2.83 (7, 1)	3.0	S	9	0	0	0	4	0	0	0	0	0	0	17	17	0.00	0.000																																																																													

BOTTOM

Minnesota Twins @ Cleveland Indians
Cleveland Municipal Stadium, Cleveland, OH

Tue Jul 28 1970, 7:05 PM EDT
Att: 16,202 - Unknown - 82 F

livebaseballscorecards.com

AB	32
R	2
H	5
RBI	2
BB	1
SO	6
LOB	9



Batter	1	2	3	4	5	6	7	8	9	AB R H RBI BB SO LOB	TOP																					
Cesar Tovar, R (1, 8) OBP: 0.362, SLG: 0.462	0-0 4-3			0-0 E6 G4-6-3			0-0 1-3	0-0 FC6-4 1-2f		4 0 0 0 0 0 2																						
Rich Reese, L (1, 3) OBP: 0.335, SLG: 0.375	0-3 K			0-0 G4-6-3 1-2f			0-3 K		0-0 3-1	4 0 0 0 0 2 1																						
Tony Oliva, L (1, 9) OBP: 0.356, SLG: 0.508	0-0 4-3			0-0 F7			0-0 G3		0-3 K	4 0 0 0 0 1 0																						
Harmon Killebrew, R (1, 5) OBP: 0.430, SLG: 0.642 Dave Boswell, R (9, PR) OBP: 0.160, SLG: 0.200		0-0 F5			0-0 5-3			0-0 L8	4-0 BB	3 0 0 0 1 0 0 0 0 0 0 0 0 0																						
Jim Holt, L (1, 7) OBP: 0.296, SLG: 0.339		0-0 4-1			0-0 L3			0-0 3-1	0-0 F3	4 0 0 0 0 0 1																						
George Mittenwald, R (1, 2) OBP: 0.278, SLG: 0.355		0-3 K			0-0 F4			0-0 WP 1B 1B		3 1 1 0 0 1 0																						
Leo Cardenas, R (1, 6) OBP: 0.332, SLG: 0.429			0-0 F7			0-3 K		0-0 WP 1B 1B		3 1 1 0 0 1 0																						
Frank Quilici, R (1, 4) OBP: 0.301, SLG: 0.270 Charlie Manuel, L (8, PH) OBP: 0.269, SLG: 0.182 Jim Kaat, L (8, PR) OBP: 0.203, SLG: 0.164 Tom Hall, L (8, 1) OBP: 0.211, SLG: 0.211			0-0 5-3			0-0 6-3		4-0 1B BB		2 0 0 0 0 0 0 0 0 0 0 1 0 0 0 0 0 0 0 0 0 0 0 0 0 0 0 0																						
Jim Perry, S (1, 1) OBP: 0.323, SLG: 0.400 Brant Alyea, R (8, PH) OBP: 0.377, SLG: 0.500 Danny Thompson, R (8, 4) OBP: 0.261, SLG: 0.277			0-0 6-3			0-0 4-3		0-0 FC6-4 1B		2 0 0 0 0 0 0 1 0 1 2 0 0 0 0 0 0 0 0 0 0																						
Inning Stats	R: 0 E: 0 K: 1 S: 5	H: 0 LOB: 0 BB: 0 P: 5	R: 0 E: 0 K: 1 S: 5	H: 0 LOB: 0 BB: 0 P: 5	R: 0 E: 0 K: 0 S: 3	H: 0 LOB: 0 BB: 0 P: 3	R: 0 E: 1 K: 0 S: 3	H: 0 LOB: 0 BB: 0 P: 3	R: 0 E: 0 K: 1 S: 5	H: 0 LOB: 0 BB: 0 P: 5	R: 0 E: 0 K: 1 S: 5	H: 0 LOB: 0 BB: 0 P: 5	R: 0 E: 0 K: 1 S: 6	H: 3 LOB: 2 BB: 1 P: 10	R: 0 E: 0 K: 1 S: 5	H: 0 LOB: 1 BB: 1 P: 9	1B: 3 2B: 0 3B: 0 HR: 0	SF: 0 SAC: 0 DP: 1 HBP: 0	WP: 1 PB: 0 SB: 0 CS: 0	PA: 32												
PITCHER Steve Hargan, R (1, 1) ERA: 2.36	IP 9.0	WLS W	BF 32	H 3	R 2	ER 2	SO 5	BB 2	IBB 0	HBP 0	BLK 0	WP 1	HR 0	S 40	P 48	ERA 2.00	WHIP 0.556															
											PITCHER	IP	WLS	BF	H	R	ER	SO	BB	IBB	HBP	BLK	WP	HR	S	P	ERA	WHIP				

Minnesota Twins @ Cleveland Indians
Cleveland Municipal Stadium, Cleveland, OH

Thu Jul 30 1970, 7:05 PM EDT
Att. 11,346 - Unknown - 75 F

livebaseballscorecards.com

AB 30
R 2
H 3
RBI 2
BB 2
SO 5
LOB 4



Batter	1	2	3	4	5	6	7	8	9
Vada Pinson, L (1, 9) OBP: 0.328, SLG: 0.460	0-0 L8		0-3 K		0-0 F2		0-0 HR		
Graig Nettles, L (1, 5) OBP: 0.347, SLG: 0.407	0-0 G3		4-0 1B IBB		0-0 F6		0-0 E3 1B		
Roy Foster, R (1, 7) OBP: 0.364, SLG: 0.462 Buddy Bradford, R (8, 8) OBP: 0.287, SLG: 0.345	0-3 K		0-0 1B 1-2 2-3 3-H		0-0 L8		0-0 1B 1-2		
Duke Sims, L (1, 2) OBP: 0.372, SLG: 0.511		0-0 F6	0-3 K		0-0 2B		0-0 F5		
Tony Horton, R (1, 3) OBP: 0.319, SLG: 0.448		0-0 L9	0-3 K		0-0 F8		0-3 K		
Ted Uhlaender, L (1, 8) OBP: 0.298, SLG: 0.349 (8, 7)		0-3 K		0-0 CS 1B		0-0 F5		0-3 K	
Eddie Leon, R (1, 4) OBP: 0.303, SLG: 0.354			0-0 1B SH 1B	0-3 K 1-2		0-0 F8		0-0 F9	
Larry Brown, R (1, 6) OBP: 0.368, SLG: 0.333			0-0 1B SH 1B	0-0 F5			0-0 4-3		
Steve Hargan, R (1, 1) OBP: 0.167, SLG: 0.167			0-0 SH 1B		0-0 1B		0-3 K		

Inning Stats	R: 0	H: 0	E: 0	K: 1	S: 5	R: 0	H: 0	E: 0	K: 1	S: 5	R: 2	H: 3	E: 1	K: 3	S: 13	R: 0	H: 1	E: 0	K: 1	S: 5	R: 0	H: 1	E: 0	K: 0	S: 4	R: 1	H: 2	E: 1	K: 1	S: 8	R: 0	H: 0	E: 0	K: 2	S: 7
	LOB: 0	BB: 0	P: 5	LOB: 0	BB: 0	P: 5	LOB: 3	BB: 1	P: 17	LOB: 0	BB: 0	P: 5	LOB: 1	BB: 0	P: 4	LOB: 1	BB: 0	P: 4	LOB: 2	BB: 0	P: 8	LOB: 0	BB: 0	P: 7	LOB: 0	BB: 0	P: 7	SF: 0	SAC: 1	DP: 1	HBP: 0	WP: 0	PA: 34		

PITCHER	IP	WLS	BF	H	R	ER	SO	BB	IBB	HBP	BLK	WP	HR	S	P	ERA	WHIP
Jim Perry, R (1, 1) ERA: 3.35	7.0	L	31	8	3	2	7	0	0	0	0	0	1	44	48	2.57	1.143
Tom Hall, L (8, 1) ERA: 2.79	1.0		3	0	0	0	2	0	0	0	0	0	0	7	7	0.00	0.000

BOTTOM

AB	R	H	RBI	BB	SO	LOB
4	1	1	1	0	1	3
3	0	0	0	1	0	1
4	0	2	1	0	1	1
0	0	0	0	0	0	0
4	0	1	0	0	1	5
4	0	0	0	0	2	4
4	0	1	0	0	2	1
4	1	1	0	0	1	2
3	1	1	0	0	0	0
2	0	1	0	0	1	0

AB	32
R	3
H	8
RBI	2
BB	1
SO	9
LOB	17



WP	HR	S	P	ERA	WHIP
0	0	0	0	0.00	0.000

Minnesota Twins @ Cleveland Indians
Cleveland Municipal Stadium, Cleveland, OH
 Thu Jul 30 1970, 7:05 PM EDT
 Att. 11,346 - Unknown - 75 F

livebaseballscorecards.com

Batter	1	2	3	4	5	6	7	8	9	AB R H RBI BB SO LOB	TOP											
Vada Pinson, L (1, 9) OBP: 0.327, SLG: 0.461	0-0 2B	0-0 F7			0-3 K			0-0 4-3		4 1 1 0 0 1 1												
Graig Nettles, L (1, 5) OBP: 0.345, SLG: 0.402	4-0 2B		0-0 F8		0-0 L4-3			0-0 4-3		3 1 0 0 1 0 1												
Roy Foster, R (1, 7) Buddy Bradford, R (8, 8) OBP: 0.366, SLG: 0.471 OBP: 0.291, SLG: 0.342	0-0 1B		0-0 5-3		0-0 P6			4-0 BB		3 1 1 1 1 0 0 0 0 0 0 0 0 0												
Ray Fosse, R (1, 2) OBP: 0.364, SLG: 0.494	0-0 1B		0-0 1B		0-0 6-3			0-0 F8		4 0 2 1 0 0 1												
Duke Sims, L (1, 3) Tony Horton, R (9, PH) OBP: 0.367, SLG: 0.503 OBP: 0.317, SLG: 0.442	0-0 F7		0-0 4-3		0-0 P5			0-0 6-3		3 0 0 0 0 0 3 1 0 0 0 0 0 0												
Ted Uhlaender, L (1, 8) OBP: 0.303, SLG: 0.352	0-0 SF8			0-0 1B			0-0 G3		0-0 1B	3 0 2 1 0 0 0												
Eddie Leon, R (1, 4) OBP: 0.304, SLG: 0.354	0-0 6-3			0-0 G6-4-3			0-0 1B		0-0 6-3	4 0 1 0 0 0 3												
Jack Heidemann, R (1, 6) OBP: 0.253, SLG: 0.267		0-0 6-3		0-0 6-3			0-0 F9			3 0 0 0 0 0 1												
Sam McDowell, L (1, 1) OBP: 0.171, SLG: 0.200		0-0 F9			0-0 1B			0-0 4-3		3 0 1 0 0 0 1												
Inning Stats	R: 3 E: 0 K: 0 S: 6	H: 3 LOB: 1 BB: 1 P: 10	R: 0 E: 0 K: 0 S: 3	H: 0 LOB: 0 BB: 0 P: 3	R: 0 E: 0 K: 0 S: 4	H: 1 LOB: 1 BB: 0 P: 4	R: 0 E: 0 K: 0 S: 3	H: 1 LOB: 0 BB: 0 P: 3	R: 0 E: 0 K: 1 S: 5	H: 1 LOB: 0 BB: 0 P: 5	R: 0 E: 0 K: 0 S: 3	H: 0 LOB: 0 BB: 0 P: 3	R: 0 E: 0 K: 0 S: 4	H: 1 LOB: 1 BB: 0 P: 4	R: 0 E: 0 K: 0 S: 3	H: 0 LOB: 1 BB: 1 P: 7	R: 0 E: 0 K: 0 S: 3	H: 1 LOB: 0 BB: 0 P: 3	1B: 6 2B: 3 3B: 0 HR: 0	SF: 1 SAC: 0 DP: 2 HBP: 0	WP: 0 PB: 0 SB: 1 CS: 1	PA: 34
PITCHER	IP WLS BF H R ER SO BB IBB HBP BLK WP HR S P ERA WHIP																					
Gerry Janeski, R (1, 1) ERA: 4.74	8.0 L 31 7 3 3 1 2 0 0 0 0 0 0 31 39 3.38 1.125																					
Wilbur Wood, L (9, 1) ERA: 3.12	1.0 3 1 0 0 0 0 0 0 0 0 0 0 3 3 0.00 1.000																					

Cleveland Indians @ Chicago White Sox
 Comiskey Park, Chicago, IL
 Sat Aug 01 1970, 4:33 AM EDT
 Att. 4,945 - Unknown

AB	31
R	3
H	8
RBI	3
BB	2
SO	1
LOB	11



livebaseballscorecards.com

Batter	1	2	3	4	5	6	7	8	9	AB	R	H	RBI	BB	SO	LOB				
Walt Williams, R (1, 7) OBP: 0.296, SLG: 0.342	0-0 E6 G4-6-3		0-0 1B 1B		0-0 P4			0-0 F8 1-2	0-3 K	5	0	1	0	0	1	5				
Luis Aparicio, R (1, 6) OBP: 0.374, SLG: 0.414	0-0 G4-6-3 1-2f		0-0 FC5-4 1B			0-0 5-3		0-0 1B 2-H		4	0	2	1	0	0	1				
Syd O'Brien, R (1, 5) OBP: 0.304, SLG: 0.344	0-0 1-3		0-0 FC5-4 1-2f			0-3 K		0-0 5-3		4	0	0	0	0	1	4				
Bill Melton, R (1, 9) OBP: 0.321, SLG: 0.483		0-0 F8		0-0 F8		0-0 F7			0-0 5-3	4	0	0	0	0	0	0				
Duane Josephson, R (1, 2) OBP: 0.362, SLG: 0.402		0-3 K		0-3 K			0-0 F8		0-0 F8	4	0	0	0	0	2	0				
Gail Hopkins, L (1, 3) OBP: 0.350, SLG: 0.381		0-3 K		0-0 G3			0-0 G3		0-0 E1 1B	4	1	0	0	0	1	0				
Ken Berry, R (1, 8) OBP: 0.322, SLG: 0.354			0-0 F4		0-0 F8 1B		0-3 K		0-0 BB 1B 1-2 1B	4	0	2	0	0	1	0				
Bobby Knoop, R (1, 4) OBP: 0.277, SLG: 0.290			4-0 1B 1B BB		0-0 F8 1-2		0-3 K		0-0 BB 1B 1-2 2-H 1B	3	0	1	1	1	1	1				
Gerry Janeski, R (1, 1) OBP: 0.106, SLG: 0.087			0-3 K		0-0 F7			4-0 BB 1B PB BB	4-0 BB 1B 1-2 2-3 BB	2	0	0	0	0	1	2				
Rich Morales, R (8, PH) OBP: 0.255, SLG: 0.156										0	1	0	0	1	0	0				
Wilbur Wood, R (9, 1) OBP: 0.083, SLG: 0.167										0	0	0	0	0	0	0				
Bob Miller, R (9, PH) OBP: 0.318, SLG: 0.211										0	0	0	0	1	0	0				
Inning Stats	R: 0 E: 1 K: 0 S: 3	H: 0 LOB: 0 BB: 0 P: 3	R: 0 E: 0 K: 2 S: 7	H: 0 LOB: 0 BB: 0 P: 7	R: 0 E: 0 K: 1 S: 7	H: 2 LOB: 3 BB: 1 P: 11	R: 0 E: 0 K: 1 S: 5	H: 0 LOB: 0 BB: 0 P: 5	R: 0 E: 0 K: 1 S: 5	H: 0 LOB: 0 BB: 0 P: 5	R: 0 E: 0 K: 1 S: 5	H: 0 LOB: 0 BB: 0 P: 5	R: 0 E: 0 K: 1 S: 6	H: 1 LOB: 1 BB: 1 P: 10	R: 1 E: 1 K: 1 S: 8	H: 2 LOB: 3 BB: 1 P: 12	1B: 6 2B: 0 3B: 0 HR: 0	SF: 0 SAC: 0 DP: 1 HBP: 0	WP: 0 PB: 1 SB: 0 CS: 0	PA: 37
PITCHER Sam McDowell, L (1, 1) ERA: 2.5	IP: 9.0 WLS: W BF: 37 H: 6 R: 2 ER: 0 SO: 8	BB: 3 IBB: 0 HBP: 0 BLK: 0	WP: 0 HR: 0 S: 50 P: 62 ERA: 0.00 WHIP: 1.000																	

BOTTOM

Cleveland Indians @ Chicago White Sox
Comiskey Park, Chicago, IL
Sat Aug 01 1970, 4:33 AM EDT
Att. 4,945 - Unknown

livebaseballscorecards.com

AB	34
R	2
H	6
RBI	2
BB	3
SO	8
LOB	13



Batter	1	2	3	4	5	6	7	8	9	AB R H RBI BB SO LOB	TOP
Larry Brown, R (1, 6) OBP: 0.365, SLG: 0.333	0-0 1B		0-0 F7		0-0 5-3		0-0 1B 1B	0-3 K		5 0 2 0 0 1 1	
Vada Pinson, L (1, 9) OBP: 0.328, SLG: 0.460	0-0 F7		0-0 1B		0-3 K		0-0 S 1B 1B		0-0 2-3	5 1 2 0 0 1 1	
Roy Foster, R (1, 7) Buddy Bradford, R (9, 8) OBP: 0.364, SLG: 0.469 OBP: 0.291, SLG: 0.342	0-0 F5		0-0 F8		0-0 E8 1B 2B		0-0 F6		0-0 6-3	5 1 1 0 0 0 4 0 0 0 0 0 0 0	
Graig Nettles, L (1, 5) OBP: 0.346, SLG: 0.402	0-0 F8		0-0 4-3		0-0 FC1-6 1B		0-0 1B 1B		0-0 F7	5 0 2 1 0 0 2	
Tony Horton, R (1, 3) OBP: 0.316, SLG: 0.440		0-0 P6		0-0 5-3		0-0 FC1-6 1B		0-0 1B		4 1 1 1 0 0 1	
Ted Uhlaender, L (1, 8) OBP: 0.302, SLG: 0.350		0-0 P5		0-0 F8		0-0 FC4-6 1B		0-3 K		4 0 1 0 0 1 2	
Duke Sims, L (1, 2) OBP: 0.374, SLG: 0.525		0-0 HR		0-0 1B		0-0 FC4-6 1B		0-0 SH2-3 1B		4 1 3 1 0 0 2	
Eddie Leon, R (1, 4) OBP: 0.307, SLG: 0.357		0-0 FC6-4 1B		0-3 K		0-0 1B		0-0 SH2-3		3 0 2 1 0 1 1	
Rich Hand, R (1, 1) Chuck Hinton, R (8, PH) Dennis Higgins, R (8, 1) OBP: 0.156, SLG: 0.138 OBP: 0.422, SLG: 0.462		0-0 FC6-4		0-0 F7		0-0 F8		0-0 5-3		3 0 0 0 0 0 3 1 0 0 0 0 0 1 0 0 0 0 0 0 0	
Inning Stats	R: 0 H: 1 E: 0 LOB: 1 K: 0 BB: 0 S: 4 P: 4	R: 1 H: 2 E: 0 LOB: 1 K: 0 BB: 0 S: 5 P: 5	R: 0 H: 1 E: 0 LOB: 1 K: 0 BB: 0 S: 4 P: 4	R: 0 H: 1 E: 0 LOB: 1 K: 1 BB: 0 S: 6 P: 6	R: 0 H: 0 E: 0 LOB: 0 K: 1 BB: 0 S: 5 P: 5	R: 2 H: 4 E: 1 LOB: 2 K: 0 BB: 0 S: 7 P: 7	R: 1 H: 4 E: 0 LOB: 2 K: 1 BB: 0 S: 8 P: 8	R: 0 H: 1 E: 0 LOB: 1 K: 1 BB: 0 S: 6 P: 6	R: 0 H: 0 E: 0 LOB: 0 K: 0 BB: 0 S: 3 P: 3	1B: 12 SF: 0 2B: 1 SAC: 1 3B: 0 DP: 0 HR: 1 HBP: 0	WP: 0 PA: 40 PB: 0 SB: 1 CS: 0
PITCHER	IP WLS BF H R ER SO BB IBB HBP BLK WP HR S P ERA WHIP										
Jerry Crider, R (1, 1) ERA: 3.58	6.0 L 29 11 4 4 2 0 0 0 0 0 0 1 33 33 6.00 1.833										
Wilbur Wood, L (7, 1) ERA: 3.05	2.0 8 3 0 0 2 0 0 0 0 0 0 0 12 12 0.00 1.500										
Lee Stange, R (9, 1) ERA: 5.17	1.0 3 0 0 0 0 0 0 0 0 0 0 0 3 3 0.00 0.000										

Cleveland Indians @ Chicago White Sox
Comiskey Park, Chicago, IL
Sun Aug 02 1970, 4:33 AM EDT
Unknown

livebaseballscorecards.com

AB	39
R	4
H	14
RBI	4
BB	0
SO	4
LOB	18



BOTTOM

Cleveland Indians @ Chicago White Sox
Comiskey Park, Chicago, IL
Sun Aug 02 1970, 4:38 AM EDT
Att. 9,485 - Unknown

livebaseballscorecards.com

AB	32
R	8
H	7
RBI	6
BB	6
SO	9
LOB	15



WP:	0	PA:	40
PB:	0		
SB:	1		
CS:	0		

AB R H RBI BB SO LOB

4	1	0	0	0	2	2
4	1	1	0	1	1	0
5	1	1	0	0	0	3
2	2	1	3	3	0	0
3	1	1	1	0	0	1
0	0	0	0	0	0	0
4	1	1	0	0	1	4
3	1	1	0	1	0	0
4	0	1	2	0	2	2
1	0	0	0	0	1	1
1	0	0	0	0	1	2
0	0	0	0	0	0	0
0	0	0	0	0	0	0
1	0	0	0	1	1	0

1B:	4	SF:	1
2B:	2	SAC:	0
3B:	0	DP:	0
HR:	1	HBP:	1

Batter	1	2	3	4	5	6	7	8	9
Tom McCraw, L OBP: 0.299, SLG: 0.342 (1, 7) (8, 3)	0-3 K		0-0 F7	0-0 4-3			1-0 FC3-2 BB 1-2 BB HBP		0-3 K
Luis Aparicio, R OBP: 0.373, SLG: 0.413 (1, 6)	0-3 K		0-0 F4		0-0 5-3		4-0 BB FC3-2 1-2 SF7 2-3 BB		0-0 2B
Syd O'Brien, R OBP: 0.298, SLG: 0.337 (1, 5)	0-0 1-3		0-0 6-3		0-0 6-3		0-0 FC3-2 1-2 BB 2-3 3-H		0-0 HR 1B
Bill Melton, R OBP: 0.324, SLG: 0.486 (1, 9)		0-0 F7		4-0 2B E BB	4-0 S BB		4-0 1-2 FC5-4 2-3 BB 3-H		0-0 HR 1-H
Gail Hopkins, L OBP: 0.346, SLG: 0.383 Wilbur Wood, R OBP: 0.083, SLG: 0.167 (1, 3) (8, 1)		0-0 6-3		0-0 E 1-3 BLK 2B	0-0 L4		0-0 SF7 3-H		
Duane Josephson, R OBP: 0.360, SLG: 0.399 (1, 2)		0-0 1B 1B		0-3 K	0-0 6-3		0-0 FC5-4 1-2		
Ken Berry, R OBP: 0.326, SLG: 0.355 (1, 8)		0-0 1B 1B 1-2 E 1B		4-0 BLK E IBB	0-0 F6		0-0 5-3		
Bobby Knoop, R OBP: 0.276, SLG: 0.292 (1, 4)		0-0 E9 1-H 2-H 1B		0-0 E6 1-2 BLK 2-3 3-H	0-3 K		0-3 K		
Floyd Weaver, R Bob Spence, L Lee Stange, R Danny Murphy, L Wait Williams, R (1, 1) (4, PH) (5, 1) (7, 1) (7, PH) (8, 7)		0-3 K		0-3 K 1-2 2-3 3-H			4-0 BB HBP FC3-2 BB		0-3 K

Inning Stats	R: 0	H: 0	E: 0	K: 2	S: 7	LOB: 0	BB: 0	P: 7	R: 2	H: 3	E: 1	K: 1	S: 8	LOB: 1	BB: 0	P: 8	R: 0	H: 0	E: 0	K: 0	S: 3	LOB: 0	BB: 0	P: 3	R: 2	H: 1	E: 1	K: 2	S: 9	LOB: 2	BB: 2	P: 17	R: 0	H: 0	E: 0	K: 0	S: 3	LOB: 0	BB: 1	P: 7	R: 0	H: 0	E: 0	K: 1	S: 5	LOB: 0	BB: 0	P: 5	R: 2	H: 0	E: 0	K: 0	S: 3	LOB: 2	BB: 3	P: 16	R: 0	H: 0	E: 0	K: 2	S: 7	LOB: 0	BB: 0	P: 7	R: 2	H: 3	E: 0	K: 1	S: 6	LOB: 0	BB: 0	P: 6	1B: 4	SF: 1	2B: 2	SAC: 0	3B: 0	DP: 0	HR: 1	HBP: 1	WP: 0	PA: 40
--------------	------	------	------	------	------	--------	-------	------	------	------	------	------	------	--------	-------	------	------	------	------	------	------	--------	-------	------	------	------	------	------	------	--------	-------	-------	------	------	------	------	------	--------	-------	------	------	------	------	------	------	--------	-------	------	------	------	------	------	------	--------	-------	-------	------	------	------	------	------	--------	-------	------	------	------	------	------	------	--------	-------	------	-------	-------	-------	--------	-------	-------	-------	--------	-------	--------

PITCHER	IP	WLS	BF	H	R	ER	SO	BB	IBB	HBP	BLK	WP	HR	S	P	ERA	WHIP
Dean Chance, R ERA: 4.3 (1, 1)	6.0		26	4	4	2	6	2	1	0	1	0	0	35	47	3.00	1.000
Phil Hennigan, R ERA: 4.22 (7, 1)	0.0		3	0	2	2	0	2	0	1	0	0	0	0	9	∞	∞
Fred Lasher, R ERA: 3.81 (7, 1)	2.0		7	0	0	0	2	1	0	0	0	0	0	10	14	0.00	0.500
Dick Ellsworth, L ERA: 4.53 (9, 1)	0.2	L	4	3	2	2	1	0	0	0	0	0	0	1	6	27.00	4.500

Batter	1	2	3	4	5	6	7	8	9	AB R H RBI BB SO LOB	TOP											
Horace Clarke, S (1, 4) OBP: 0.288, SLG: 0.320	0-0 3-1		0-0 1-3 G5-4-3 1B		0-0 1B		0-0 1-2 1B			4 0 3 0 0 0 0	<p>New York Yankees @ Cleveland Indians Cleveland Municipal Stadium, Cleveland, OH</p> <p>Tue Aug 04 1970, 7:05 PM EDT Att. 10,386 - Unknown - 64 F</p> <p>livebaseballscorecards.com</p>											
Thurman Munson, R (1, 2) OBP: 0.381, SLG: 0.386	0-0 BB BB G1-2-3 1B		0-0 1-2f 3-H G5-4-3		0-3 K		0-0 F5			4 0 1 0 0 1 4												
Bobby Murcer, L (1, 8) OBP: 0.348, SLG: 0.403	4-0 BB 1-2 BB		0-0 F5		0-0 SH1-3 1B		0-3 K			3 0 1 0 1 1 0												
Roy White, S (1, 7) OBP: 0.403, SLG: 0.479	4-0 BB BB 1-2 2-3 BB		0-0 F9		0-0 F5		0-0 F9			3 0 0 0 1 0 1												
Danny Cater, R (1, 3) OBP: 0.346, SLG: 0.422	0-0 G1-2-3		0-0 L5		0-0 SH1-3		0-3 K			3 0 0 0 0 1 3												
Curt Blefary, L (1, 9) OBP: 0.325, SLG: 0.335		0-0 4-3		4-0 BB	0-0 3-1		0-0 F9			3 0 0 0 1 0 1												
Jerry Kenney, L (1, 5) OBP: 0.292, SLG: 0.316		0-0 F7		0-0 4-3		0-0 4-3		0-0 4-3		4 0 0 0 0 0 1												
Gene Michael, S (1, 6) OBP: 0.289, SLG: 0.254		0-0 4-3		0-0 6-3		0-0 F5		0-0 F9		4 0 0 0 0 0 0												
Steve Kline, R (1, 1) OBP: 0.444, SLG: 0.444			0-0 1B G5-4-3 1B		0-3 K		0-0 1B			2 1 1 0 0 1 0												
Mike Kekich, R (5, 1) OBP: 0.222, SLG: 0.176										0 0 0 0 0 0 0												
Jim Lyttle, L (7, PH) OBP: 0.389, SLG: 0.357										1 0 1 0 0 0 0												
Gary Waslewski, R (7, 1)										0 0 0 0 0 0 0												
Inning Stats	R: 0 E: 0 K: 0 S: 3	H: 1 LOB: 2 BB: 2 P: 11	R: 0 E: 0 K: 0 S: 3	H: 0 LOB: 0 BB: 0 P: 3	R: 1 E: 0 K: 0 S: 4	H: 2 LOB: 0 BB: 0 P: 4	R: 0 E: 0 K: 0 S: 3	H: 0 LOB: 1 BB: 1 P: 7	R: 0 E: 0 K: 0 S: 8	H: 1 LOB: 1 BB: 0 P: 8	R: 0 E: 0 K: 0 S: 4	H: 1 LOB: 1 BB: 0 P: 4	R: 0 E: 0 K: 0 S: 5	H: 2 LOB: 2 BB: 0 P: 5	R: 0 E: 0 K: 2 S: 7	H: 0 LOB: 0 BB: 0 P: 7	R: 0 E: 0 K: 0 S: 3	H: 0 LOB: 0 BB: 0 P: 3	1B: 7 2B: 0 3B: 0 HR: 0	SF: 0 SAC: 1 DP: 2 HBP: 0	WP: 0 PB: 0 SB: 0 CS: 0	PA: 35
PITCHER Steve Hargan, R (1, 1) ERA: 2.15	IP 9.0 WLS W BF 35 H 7 R 1 ER 1 SO 4 BB 3 IBB 0 HBP 0 BLK 0 WP 0 HR 0 S 40 P 52 ERA 1.00 WHIP 1.111											PITCHER	IP WLS BF H R ER SO BB IBB HBP BLK WP HR S P ERA WHIP									



Batter	1	2	3	4	5	6	7	8	9	AB	R	H	RBI	BB	SO	LOB
Vada Pinson, L OBP: 0.322, SLG: 0.458 (1, 9)	0-0 E4 FC5-4	0-0 HR		0-0 G3		0-0 F8		0-0 F6		5	1	1	2	0	0	0
Graig Nettles, L OBP: 0.345, SLG: 0.399 (1, 5)	0-0 F9	0-0 1B 1B		0-0 4-3		0-0 1B G6-4-3		0-0 P6		5	0	2	0	0	0	1
Roy Foster, R OBP: 0.361, SLG: 0.462 (1, 7)	0-0 FC5-4 1B 1-2f	0-0 1B				0-0 F4		0-0 G6-4-3		4	1	1	0	0	0	2
Duke Sims, L OBP: 0.383, SLG: 0.532 (1, 3)	4-0 1B 1-2 BB	0-0 F8				0-0 G3 1B 2B		0-0 1B 1B		3	2	2	0	1	0	2
Ray Fosse, R OBP: 0.366, SLG: 0.496 (1, 2)	0-0 1B 1-2 2-H			0-0 6-3		4-0 1B G3 BB		0-0 1B CS 1B		3	1	2	1	1	0	0
Ted Uhlaender, L OBP: 0.301, SLG: 0.348 (1, 8)	0-0 G3			0-0 E6		0-0 G3		0-0 FC1-6 1B		4	0	1	1	0	0	4
Eddie Leon, R OBP: 0.304, SLG: 0.350 (1, 4)		0-0 F8		0-0 F8		4-0 1B BB		0-0 FC1-6 CS		3	0	0	0	1	0	3
Larry Brown, R OBP: 0.362, SLG: 0.337 (1, 6)		0-0 E6 HR		0-3 K		0-0 1B		0-3 K		4	1	1	2	0	2	3
Steve Hargan, R OBP: 0.125, SLG: 0.125 (1, 1)		0-3 K		0-3 K		0-3 K		0-0 4-1		4	0	0	0	0	3	3

Inning Stats	R: 1	H: 1	E: 1	K: 0	S: 5	LOB: 2	BB: 1	P: 9	R: 2	H: 3	E: 1	K: 1	S: 9	LOB: 2	BB: 0	P: 9	R: 0	H: 0	E: 1	K: 1	S: 6	LOB: 1	BB: 0	P: 6	R: 0	H: 0	E: 0	K: 1	S: 5	LOB: 0	BB: 0	P: 5	R: 2	H: 2	E: 0	K: 1	S: 7	LOB: 2	BB: 2	P: 15	R: 0	H: 1	E: 0	K: 0	S: 3	LOB: 0	BB: 0	P: 3	R: 1	H: 3	E: 0	K: 1	S: 7	LOB: 1	BB: 0	P: 7	R: 0	H: 0	E: 0	K: 0	S: 3	LOB: 0	BB: 0	P: 3
--------------	------	------	------	------	------	--------	-------	------	------	------	------	------	------	--------	-------	------	------	------	------	------	------	--------	-------	------	------	------	------	------	------	--------	-------	------	------	------	------	------	------	--------	-------	-------	------	------	------	------	------	--------	-------	------	------	------	------	------	------	--------	-------	------	------	------	------	------	------	--------	-------	------


PITCHER	IP	WLS	BF	H	R	ER	SO	BB	IBB	HBP	BLK	WP	HR	S	P	ERA	WHIP
Steve Kline, R ERA: 5.54 (1, 1)	4.2	L	26	6	5	2	3	3	0	0	0	0	1	29	41	3.86	1.929
Mike Kekich, L ERA: 6.02 (5, 1)	1.1		4	1	0	0	1	0	0	0	0	0	0	6	6	0.00	0.750
Gary Waslewski, R ERA: 4.18 (7, 1)	2.0		8	3	1	1	1	0	0	0	0	0	0	10	10	4.50	1.500

BOTTOM

New York Yankees @ Cleveland Indians
Cleveland Municipal Stadium, Cleveland, OH

Tue Aug 04 1970, 7:05 PM EDT
Att: 10,386 - Unknown - 64 F

AB	35
R	6
H	10
RBI	6
BB	3
SO	5
LOB	18



WP	HR	S	P	ERA	WHIP
0	0	0	38	0	0

BOTTOM

New York Yankees @ Cleveland Indians
Cleveland Municipal Stadium, Cleveland, OH

Wed Aug 05 1970, 7:05 PM EDT
Att: 19,335 - Unknown - 65 F

livebaseballscorecards.com

AB	34
R	3
H	9
RBI	3
BB	0
SO	8
LOB	16



WP:	0	PA:	35
PB:	0	SB:	0
CS:	0		

AB R H RBI BB SO LOB

3	1	2	0	0	0	0
4	0	0	0	0	1	4
2	0	0	0	0	0	1
2	0	0	0	0	0	3
4	1	2	3	0	1	1
4	0	1	0	0	2	0
4	0	0	0	0	2	3
4	0	2	0	0	0	0
4	0	0	0	0	2	4
1	0	0	0	0	0	0
0	0	0	0	0	0	0
1	1	1	0	0	0	0
0	0	0	0	0	0	0
1	0	1	0	0	0	0
0	0	0	0	0	0	0
0	0	0	0	0	0	0
0	0	0	0	0	0	0
0	0	0	0	0	0	0
0	0	0	0	0	0	0
1B:	7	SF:	0			
2B:	1	SAC:	1			
3B:	0	DP:	2			
HR:	1	HBP:	0			

Batter	1	2	3	4	5	6	7	8	9
Larry Brown, R OBP: 0.370, SLG: 0.347 (1, 6)	0-0 FC5-4 1B		0-0 F8			0-0 4-3 HR 1B		0-0 SH1-4	
Vada Pinson, L OBP: 0.319, SLG: 0.453 (1, 9)	0-0 P4			0-0 F3		0-0 F6		0-3 K2-3	
Roy Foster, R OBP: 0.359, SLG: 0.459 Ted Uhlaender, L OBP: 0.299, SLG: 0.346 (1, 7) (6, 7)	0-0 F8			0-0 F9		0-0 4-3		0-0 F9	
Ray Fosse, R OBP: 0.370, SLG: 0.504 (1, 2)	0-0 FC5-4 1-2f			0-3 K2-3		0-0 HR		0-0 FC5 1B	
Tony Horton, R OBP: 0.318, SLG: 0.447 (1, 3)		0-3 K			0-0 E6 G1-4-3	0-3 K		0-0 1B FC5 1B	
Buddy Bradford, R OBP: 0.288, SLG: 0.333 (1, 8)		0-3 K			0-0 G1-4-3 1-2f		0-3 K	0-0 FC5 1B	
Eddie Leon, R OBP: 0.306, SLG: 0.355 (1, 4)		0-0 6-3			0-0 2B		0-0 F2	0-0 1-2 2-3 1B	
Graig Nettles, L OBP: 0.342, SLG: 0.394 (1, 5)			0-3 K		0-3 K		0-0 4-3	0-0 G1-2-3 3-Hf	
Sam McDowell, L OBP: 0.189, SLG: 0.197 Vince Colbert, R OBP: 0.304, SLG: 0.355 Rich Rollins, R OBP: 0.231, SLG: 0.250 Rick Austin, R OBP: 0.427, SLG: 0.468 Chuck Hinton, R OBP: 0.427, SLG: 0.468 Dennis Higgins, R OBP: 0.427, SLG: 0.468 Steve Mingo, L OBP: 0.427, SLG: 0.468 Fred Lasher, R OBP: 0.427, SLG: 0.468 (1, 1) (5, 1) (6, PH) (7, 1) (8, PH) (9, 1) (9, 1) (9, 1)			0-0 6-3			0-0 4-3 HR 1B		0-0 SH1-4 1B	

Inning Stats	R: 0	H: 1	E: 0	LOB: 1	K: 0	BB: 0	S: 4	P: 4
	R: 0	H: 0	E: 0	LOB: 0	K: 2	BB: 0	S: 7	P: 7
	R: 0	H: 0	E: 0	LOB: 0	K: 1	BB: 0	S: 5	P: 5
	R: 0	H: 0	E: 0	LOB: 0	K: 1	BB: 0	S: 5	P: 5
	R: 0	H: 1	E: 1	LOB: 1	K: 1	BB: 0	S: 6	P: 6
	R: 3	H: 3	E: 0	LOB: 0	K: 1	BB: 0	S: 8	P: 8
	R: 0	H: 0	E: 0	LOB: 0	K: 1	BB: 0	S: 5	P: 5
	R: 0	H: 1	E: 0	LOB: 1	K: 1	BB: 0	S: 6	P: 6
	R: 0	H: 3	E: 0	LOB: 2	K: 0	BB: 0	S: 5	P: 5

PITCHER	IP	WLS	BF	H	R	ER	SO	BB	IBB	HBP	BLK	WP	HR	S	P	ERA	WHIP
Fritz Peterson, L ERA: 3.56 (1, 1)	5.2	W	22	5	3	3	5	0	0	0	0	0	1	32	32	4.76	0.882
Jack Aker, R ERA: 2.38 (6, 1)	1.2		6	1	0	0	2	0	0	0	0	0	0	10	10	0.00	0.600
Lindy McDaniel, R ERA: 1.67 (8, 1)	1.2	S	7	3	0	0	1	0	0	0	0	0	0	9	9	0.00	1.800

Batter	1	2	3	4	5	6	7	8	9	AB R H RBI BB SO LOB	TOP
Don Buford, S (1, 7) OBP: 0.400, SLG: 0.422	0-0 2B		0-0 F8		0-0 6-3			0-3 K		4 0 1 0 0 1 1	Baltimore Orioles @ Cleveland Indians Cleveland Municipal Stadium, Cleveland, OH Thu Aug 06 1970, 7:05 PM EDT Unknown livebaseballscorecards.com
Merv Rettenmund, R (1, 8) OBP: 0.369, SLG: 0.517	0-0 B1-3			0-0 6-3		0-0 6-3		0-0 6-3		4 0 0 0 0 0 1	
Boog Powell, L (1, 3) OBP: 0.419, SLG: 0.586	4-0 BB G5-4-3 BB			0-0 4-3		0-0 4-3		0-3 K		3 0 0 0 1 1 0	
Brooks Robinson, R (1, 5) OBP: 0.341, SLG: 0.433	0-0 G5-4-3 1-2f			0-0 1B 1B		0-0 F8			0-0 5-3	4 0 1 0 0 0 2	
Elrod Hendricks, L (1, 2) OBP: 0.312, SLG: 0.386		0-0 F4		0-0 1-2 1B			4-0 FC5 E BB		0-0 F9	3 0 1 0 1 0 0	
Davey Johnson, R (1, 4) OBP: 0.390, SLG: 0.413		0-0 5-3		0-0 L9		0-0 F8			0-0 6-3	4 0 0 0 0 0 3	
Terry Crowley, L (1, 9) OBP: 0.406, SLG: 0.393		0-0 4-3			4-0 K 1B BB		0-3 K			2 0 0 0 1 1 1	
Mark Belanger, R (1, 6) OBP: 0.285, SLG: 0.227 Chico Salmon, R (7, PH) OBP: 0.341, SLG: 0.415 (7, 6)			0-0 L9		0-0 1-2 1B		0-0 E5			2 0 1 0 0 0 0 1 0 0 0 0 0 1	
Mike Cuellar, L (1, 1) OBP: 0.103, SLG: 0.169 Curt Motton, R (7, PH) OBP: 0.378, SLG: 0.459 Moe Drabowsky, R (7, 1) OBP: 0.125, SLG: 0.125			0-3 K		0-3 K 2-3		0-0 FC5 2-3f			2 0 0 0 0 2 2 1 0 0 0 0 0 2 0 0 0 0 0 0 0	
Inning Stats	R: 0 H: 1 E: 0 LOB: 1 K: 0 BB: 1 S: 3 P: 7	R: 0 H: 0 E: 0 LOB: 0 K: 0 BB: 0 S: 3 P: 3	R: 0 H: 0 E: 0 LOB: 0 K: 1 BB: 0 S: 5 P: 5	R: 0 H: 2 E: 0 LOB: 2 K: 0 BB: 0 S: 5 P: 5	R: 0 H: 1 E: 0 LOB: 1 K: 1 BB: 1 S: 5 P: 9	R: 0 H: 0 E: 0 LOB: 0 K: 0 BB: 0 S: 3 P: 3	R: 0 H: 0 E: 1 LOB: 2 K: 1 BB: 1 S: 6 P: 10	R: 0 H: 0 E: 0 LOB: 0 K: 2 BB: 0 S: 7 P: 7	R: 0 H: 0 E: 0 LOB: 0 K: 0 BB: 0 S: 3 P: 3	1B: 3 SF: 0 2B: 1 SAC: 0 3B: 0 DP: 1 HR: 0 HBP: 0	
PITCHER Dean Chance, R (1, 1) ERA: 3.99	IP WLS BF H R ER SO BB IBB HBP BLK WP HR S P ERA WHIP										
	9.0 W 33 4 0 0 5 3 0 0 0 0 0 0 40 52 0.00 0.778										

AB	30
R	0
H	4
RBI	0
BB	3
SO	5
LOB	13



Batter	1	2	3	4	5	6	7	8	9	AB	R	H	RBI	BB	SO	LOB
Vada Pinson, L OBP: 0.315, SLG: 0.448 (1, 9) X	0-0 F2 ①		0-0 F4 ①		0-3 K ③		0-0 G3 ③			4	0	0	0	0	1	0
Graig Nettles, L OBP: 0.346, SLG: 0.407 (1, 5) X	0-0 1B HR 1B		0-0 G5-4-3 1B			0-0 HR		0-0 L6 ①		4	2	3	1	0	0	0
Buddy Bradford, R OBP: 0.287, SLG: 0.331 (1, 8) X	0-0 1-2 HR 1B		0-0 G5-4-3 ② ③			0-3 K ①		0-3 K ②		4	1	1	0	0	2	1
Ray Fosse, R OBP: 0.368, SLG: 0.504 (1, 2) S S S	0-3 K ②			0-0 1-3 ①		0-0 2B		0-0 F8 ③		4	0	1	0	0	1	2
Tony Horton, R OBP: 0.323, SLG: 0.460 (1, 3) X	0-0 1-H 2-H HR			0-0 3-1 2B		4-0 IBB				2	1	2	3	1	0	0
Duke Sims, L OBP: 0.378, SLG: 0.523 (1, 7) X	0-0 F7 ③			0-0 3-1 ②		0-0 F4 ②				3	0	0	0	0	0	3
Ted Uhlaender, L OBP: 0.299, SLG: 0.346 (7, 7)				0-0 2-3		0-0 F4				0	0	0	0	0	0	0
Eddie Leon, R OBP: 0.304, SLG: 0.352 (1, 4) X		0-0 6-3 ①		0-0 5-3 ③		0-0 F7 ③				3	0	0	0	0	0	3
Jack Heidemann, R OBP: 0.251, SLG: 0.265 (1, 6) X		0-0 5-3 ②			0-0 L5 ①		0-0 6-3 ①			3	0	0	0	0	0	0
Dean Chance, R OBP: 0.111, SLG: 0.088 (1, 1) S S S		0-3 K ③			0-3 K ②		0-3 K ②			3	0	0	0	0	3	0


Inning Stats	R: 3	H: 3	LOB: 0	K: 1	S: 8	P: 8	R: 0	H: 0	LOB: 0	K: 1	S: 5	R: 0	H: 1	LOB: 0	K: 0	S: 3	R: 0	H: 1	LOB: 1	K: 0	S: 4	R: 0	H: 0	LOB: 0	K: 2	S: 7	R: 1	H: 2	LOB: 2	K: 1	S: 7	R: 0	H: 0	LOB: 0	K: 1	S: 5	R: 0	H: 0	LOB: 0	K: 1	S: 5
--------------	------	------	--------	------	------	------	------	------	--------	------	------	------	------	--------	------	------	------	------	--------	------	------	------	------	--------	------	------	------	------	--------	------	------	------	------	--------	------	------	------	------	--------	------	------

PITCHER	IP	WLS	BF	H	R	ER	SO	BB	IBB	HBP	BLK	WP	HR	S	P	ERA	WHIP
Mike Cuellar, L ERA: 3.97 (1, 1)	6.0	L	25	7	4	4	5	0	0	0	0	0	2	34	38	6.00	1.167
Moe Drabowsky, R ERA: 3.19 (7, 1)	2.0		6	0	0	0	2	0	0	0	0	0	0	10	10	0.00	0.000

BOTTOM

Baltimore Orioles @ Cleveland Indians
Cleveland Municipal Stadium, Cleveland, OH
 Thu Aug 06 1970, 7:05 PM EDT
 Unknown

AB	30
R	4
H	7
RBI	4
BB	1
SO	7
LOB	9



WP	PA	ERA	WHIP
0	31		

Batter	1	2	3	4	5	6	7	8	9	AB R H RBI BB SO LOB	TOP											
Don Buford, S (1, 7) OBP: 0.400, SLG: 0.420	0-0 4-3	0-0 F5		4-0 WP BB		0-0 6-3		0-0 BB 1B		4 0 1 2 1 0 2												
Bobby Grich, R (1, 6) OBP: 0.280, SLG: 0.289	0-3 K		4-0 S BB	0-3 K			0-0 5-3	0-3 K		4 0 0 0 1 3 4												
Mark Belanger, R (8, 6) OBP: 0.285, SLG: 0.227				1-2 2-3						0 0 0 0 0 0 0												
Boog Powell, L (1, 3) OBP: 0.417, SLG: 0.580	0-3 K		0-3 K		0-0 4-3		0-0 5-3	4-0 BB		4 0 0 0 1 2 1												
Brooks Robinson, R (1, 5) OBP: 0.340, SLG: 0.430		0-0 BB 1B	0-0 F9		0-0 F2		0-0 4-3	0-0 5-3		5 1 1 0 0 0 4												
Terry Crowley, L (1, 9) OBP: 0.422, SLG: 0.400		4-0 BB 1B	4-0 BB 1B		0-0 1B			0-0 2B BB 1B	0-0 F9	1 1 1 0 2 0 0												
Merv Rettenmund, R (8, PH) OBP: 0.370, SLG: 0.517		1-2 3B BB								2 1 1 0 0 0 0												
Paul Blair, R (1, 8) OBP: 0.342, SLG: 0.437		0-0 1-2 3B 1B	0-0 F8		0-0 F8			0-0 BB 1B 2B	0-0 HR	5 3 3 2 0 0 3												
Davey Johnson, R (1, 4) OBP: 0.390, SLG: 0.411		0-0 F4		0-0 FC1-6 1B		0-0 F2		4-0 BB 1B IBB	0-0 E4 B5-6 1B	4 1 1 0 1 0 2	AB 37											
Andy Etchebarren, R (1, 2) OBP: 0.314, SLG: 0.321		0-3 K		0-3 K		0-3 K		0-0 F6	0-0 1B	5 0 1 0 0 3 6	R 7											
Jim Hardin, R (1, 1) OBP: 0.125, SLG: 0.108		0-0 1-H 2-H 3B		0-0 FC1-6 WP BB		4-0 BLK BB		4-0 BB 1B BB	0-0 B5-6	3 0 1 3 2 0 3	H 10											
Inning Stats	R: 0 E: 0 K: 2 S: 7	H: 0 LOB: 0 BB: 0 P: 7	R: 3 E: 0 K: 1 S: 8	H: 3 LOB: 1 BB: 1 P: 12	R: 0 E: 0 K: 1 S: 5	H: 0 LOB: 2 BB: 2 P: 13	R: 0 E: 0 K: 2 S: 8	H: 1 LOB: 2 BB: 1 P: 12	R: 0 E: 0 K: 0 S: 4	H: 1 LOB: 1 BB: 0 P: 4	R: 0 E: 0 K: 1 S: 5	H: 0 LOB: 1 BB: 1 P: 9	R: 0 E: 0 K: 0 S: 3	H: 0 LOB: 0 BB: 0 P: 3	R: 3 E: 0 K: 1 S: 8	H: 3 LOB: 3 BB: 3 P: 20	R: 1 E: 1 K: 0 S: 5	H: 2 LOB: 1 BB: 0 P: 5	1B: 7 2B: 2 3B: 1 HR: 1	SF: 0 SAC: 0 DP: 1 HBP: 0	WP: 1 PB: 0 SB: 1 CS: 0	PA: 45
PITCHER	IP WLS BF H R ER SO BB IBB HBP BLK WP HR S P ERA WHIP												PITCHER	IP WLS BF H R ER SO BB IBB HBP BLK WP HR S P ERA WHIP								
Steve Dunning, R (1, 1) ERA: 4.84	5.0 L 24 5 3 3 6 4 0 0 0 1 0 32 48 5.40 1.800																					
Vince Colbert, R (6, 1) ERA: 6.75	2.0 7 0 0 0 1 1 0 0 0 0 0 8 12 0.00 0.500																					
Steve Mingori, L (8, 1) ERA: 19.29	2.0 14 5 4 4 1 2 1 0 0 0 1 13 25 18.00 3.500																					

Baltimore Orioles @ Cleveland Indians
Cleveland Municipal Stadium, Cleveland, OH
Thu Aug 06 1970, 7:05 PM EDT
Att: 18,562 - Unknown

livebaseballscorecards.com



Batter	1	2	3	4	5	6	7	8	9	AB	R	H	RBI	BB	SO	LOB
Vada Pinson, L (1, 9) OBP: 0.317, SLG: 0.449	0-0 G6-4-3 1B		0-0 2-H 1B		0-0 F8		0-0 4-3			4	0	2	1	0	0	0
Graig Nettles, L (1, 5) OBP: 0.345, SLG: 0.405	0-0 G6-4-3 1-2f		0-0 F5		0-0 BB 1B			0-0 6-3		4	0	1	0	0	0	2
Duke Sims, L (1, 7) OBP: 0.376, SLG: 0.515	0-0 E6		0-0 L7		4-0 BB 1-2 BB			0-0 3-1		3	0	0	0	1	0	1
Ray Fosse, R (1, 2) OBP: 0.365, SLG: 0.499	0-0 F8			0-0 F8	0-3 K			0-0 F9		4	0	0	0	0	1	3
Tony Horton, R (1, 3) OBP: 0.320, SLG: 0.456		0-0 F7		0-0 F3		0-0 F5			0-0 4-3	4	0	0	0	0	0	0
Ted Uhlaender, L (1, 8) OBP: 0.299, SLG: 0.345		0-0 F6		0-0 1B 1B		0-0 F6			0-0 4-3	4	0	1	0	0	0	0
Eddie Leon, R (1, 4) OBP: 0.303, SLG: 0.351		0-0 F9		0-0 1-2 1B		0-0 F9			0-0 L8	4	0	1	0	0	0	0
Jack Heidemann, R (1, 6) OBP: 0.251, SLG: 0.263			4-0 SH1-4 1B BB	0-0 F4			0-0 6-3			2	1	0	0	1	0	2
Steve Dunning, R (1, 1) OBP: 0.130, SLG: 0.130			0-0 SH1-4		0-3 K		0-0 5-3			0	0	0	0	0	0	0
Chuck Hinton, R (5, PH) OBP: 0.423, SLG: 0.463										1	0	0	0	0	1	0
Vince Colbert, R (6, 1)										0	0	0	0	0	0	0
Larry Brown, R (7, PH) OBP: 0.367, SLG: 0.344										1	0	0	0	0	0	0
Steve Mingori, L (8, 1)										0	0	0	0	0	0	0

Inning Stats	R: 0	H: 1	E: 1	LOB: 1	K: 0	BB: 0	S: 4	P: 4	R: 0	H: 0	E: 0	LOB: 0	K: 0	BB: 0	S: 3	P: 3	R: 1	H: 1	E: 0	LOB: 1	K: 0	BB: 1	S: 4	P: 8	R: 0	H: 2	E: 0	LOB: 2	K: 0	BB: 0	S: 5	P: 5	R: 0	H: 1	E: 0	LOB: 2	K: 2	BB: 1	S: 8	P: 12	R: 0	H: 0	E: 0	LOB: 0	K: 0	BB: 0	S: 3	P: 3	R: 0	H: 0	E: 0	LOB: 0	K: 0	BB: 0	S: 3	P: 3	R: 0	H: 0	E: 0	LOB: 0	K: 0	BB: 0	S: 3	P: 3	R: 0	H: 0	E: 0	LOB: 0	K: 0	BB: 0	S: 3	P: 3	R: 0	H: 0	E: 0	LOB: 0	K: 0	BB: 0	S: 3	P: 3	1B: 5	SF: 0	2B: 0	SAC: 1	3B: 0	DP: 1	HR: 0	HBP: 0	WP: 0	PA: 34
--------------	------	------	------	--------	------	-------	------	------	------	------	------	--------	------	-------	------	------	------	------	------	--------	------	-------	------	------	------	------	------	--------	------	-------	------	------	------	------	------	--------	------	-------	------	-------	------	------	------	--------	------	-------	------	------	------	------	------	--------	------	-------	------	------	------	------	------	--------	------	-------	------	------	------	------	------	--------	------	-------	------	------	------	------	------	--------	------	-------	------	------	-------	-------	-------	--------	-------	-------	-------	--------	-------	--------

PITCHER	IP	WLS	BF	H	R	ER	SO	BB	IBB	HBP	BLK	WP	HR	S	P	ERA	WHIP
Jim Hardin, R (1, 1) ERA: 3.55	9.0	W	34	5	1	1	2	2	0	0	0	0	0	36	44	1.00	0.778


BOTTOM

Baltimore Orioles @ Cleveland Indians
Cleveland Municipal Stadium, Cleveland, OH

Thu Aug 06 1970, 7:05 PM EDT
Att. 18,562 - Unknown

livebaseballscorecards.com

AB	31
R	1
H	5
RBI	1
BB	2
SO	2
LOB	8



Batter	1	2	3	4	5	6	7	8	9	AB R H RBI BB SO LOB	TOP											
Don Buford, S (1, 7) OBP: 0.398, SLG: 0.416	4-0 BB 1B BB	0-0 F2		0-0 F7		0-0 F9			0-0 4-3	4 1 0 0 1 0 2												
Paul Blair, R (1, 8) OBP: 0.343, SLG: 0.436	0-0 1-2 BB 1B	0-0 1B		0-0 5-3			0-0 F8		0-0 F9	5 1 2 0 0 0 1												
Boog Powell, L (1, 3) OBP: 0.416, SLG: 0.576	4-0 1-2 2-3 1B SF7 BB	0-0 6-3			0-0 L5		0-0 1B		0-0 1-3	4 1 1 0 1 0 1												
Merv Rettenmund, R (1, 9) OBP: 0.368, SLG: 0.513	0-0 1-3 2-H 3-H 1B		0-0 5-3		0-3 K		0-3 K			4 0 1 2 0 2 1												
Elrod Hendricks, L (1, 2) OBP: 0.307, SLG: 0.381	0-0 SF7 3-H		0-0 F6		0-0 3-1		0-3 K			3 0 0 1 0 1 1												
Brooks Robinson, R (1, 5) OBP: 0.339, SLG: 0.429	0-3 K		0-0 1B		0-0 F8		0-0 5-3			4 0 1 0 0 1 1												
Davey Johnson, R (1, 4) OBP: 0.396, SLG: 0.419	4-0 BB		0-0 1B		0-0 1B 2B		0-0 1B			3 1 3 0 1 0 0												
Mark Belanger, R (1, 6) OBP: 0.287, SLG: 0.230	0-0 4-3			0-0 S 1B		0-0 SH3-4 1B		0-3 K		4 0 2 1 0 1 3												
Tom Phoebus, R (1, 1) OBP: 0.167, SLG: 0.167 Dick Hall, R (7, 1) OBP: 0.111, SLG: 0.111 Pete Richert, L (7, 1) Moe Drabowsky, R (7, 1) OBP: 0.125, SLG: 0.125 Terry Crowley, L (8, PH) OBP: 0.418, SLG: 0.395 Dave Leonhard, R (8, 1)		0-0 F4		0-3 K 1-2		0-0 SH3-4 2-H 1B		0-3 K		2 0 0 0 0 0 1 1 0 1 0 0 0 0 0 1 1 0 0 0 0 0 0 0 0												
Inning Stats	R: 3 E: 0 K: 1 S: 7	H: 2 LOB: 2 BB: 3 P: 19	R: 0 E: 0 K: 0 S: 4	H: 1 LOB: 1 BB: 0 P: 4	R: 0 E: 0 K: 0 S: 4	H: 2 LOB: 1 BB: 0 P: 4	R: 0 E: 0 K: 1 S: 6	H: 1 LOB: 1 BB: 0 P: 6	R: 0 E: 0 K: 1 S: 5	H: 0 LOB: 0 BB: 0 P: 5	R: 1 E: 0 K: 0 S: 5	H: 2 LOB: 1 BB: 0 P: 5	R: 0 E: 0 K: 2 S: 8	H: 1 LOB: 1 BB: 0 P: 8	R: 0 E: 0 K: 2 S: 8	H: 1 LOB: 1 BB: 0 P: 8	R: 0 E: 0 K: 0 S: 3	H: 0 LOB: 0 BB: 0 P: 3	1B: 9 2B: 1 3B: 0 HR: 0	SF: 1 SAC: 1 DP: 0 HBP: 0	WP: 0 PB: 0 SB: 1 CS: 0	PA: 39
PITCHER	IP WLS BF H R ER SO BB IBB HBP BLK WP HR S P ERA WHIP																					
Rich Hand, R (1, 1) ERA: 4.03	6.0		28	8	4	4	3	3	0	0	0	0	0	0	31	43	6.00	1.833				
Dennis Higgins, R (7, 1) ERA: 4.52	3.0	W	11	2	0	0	4	0	0	0	0	0	0	0	19	19	0.00	0.667				

Baltimore Orioles @ Cleveland Indians
Cleveland Municipal Stadium, Cleveland, OH
 Fri Aug 07 1970, 3:33 AM EDT
 Att: 13,462 - Unknown

AB	34
R	4
H	10
RBI	4
BB	3
SO	7
LOB	12



Batter	1	2	3	4	5	6	7	8	9
Vada Pinson, L OBP: 0.318, SLG: 0.451 (1, 9)	0-0 F4			0-0 G3		0-0 2-H 1B	0-0 1-3 2-H 1B 2B	0-0 1-2 L3	
Graig Nettles, L OBP: 0.344, SLG: 0.403 (1, 5)	0-0 F2			0-0 F6		0-0 4-3	0-0 2-H 3-H 1B 1B		
Roy Foster, R OBP: 0.361, SLG: 0.460 (1, 7)	0-3 K			0-0 5-3			WP 1B 1B		
Buddy Bradford, R OBP: 0.287, SLG: 0.331 (8, 8)							2-H 1B		
Duke Sims, L OBP: 0.378, SLG: 0.513 (1, 3)		0-0 4-3			0-0 3-1		WP 1B 1B		
Ray Fosse, R OBP: 0.363, SLG: 0.495 (1, 2)		0-0 4-3			0-0 F7		1B SF8 BB		
Ted Uhlaender, L OBP: 0.301, SLG: 0.355 (1, 8)		0-0 F7			0-0 F4		6-3		
Eddie Leon, R OBP: 0.303, SLG: 0.353 (1, 4)			0-0 F9			0-3 K	0-0 1-3 2-H 3-H 2B 1B	0-0 HR	
Jack Heidemann, R OBP: 0.251, SLG: 0.261 (1, 6)			0-0 6-3			4-0 1B 5-3 BB	0-3 3-H K	0-0 1-4-3 1B 2B	
Rich Hand, R OBP: 0.152, SLG: 0.133 (1, 1)			0-0 3-1			0-0 5-3	0-0 2B 1B	0-0 L3 1B	
Larry Brown, R OBP: 0.364, SLG: 0.340 (6, PH)						1-2	1-2 1B 1B		
Dennis Higgins, R OBP: 0.500, SLG: 0.333 (7, 1)								3-H	

Inning Stats	R: 0	H: 0	E: 0	K: 1	S: 5	LOB: 0	BB: 0	P: 5	R: 0	H: 0	E: 0	K: 0	S: 3	LOB: 0	BB: 0	P: 3	R: 0	H: 0	E: 0	K: 0	S: 3	LOB: 0	BB: 0	P: 3	R: 0	H: 0	E: 0	K: 0	S: 3	LOB: 0	BB: 0	P: 3	R: 1	H: 1	E: 0	K: 1	S: 6	LOB: 1	BB: 1	R: 7	H: 7	E: 0	K: 1	S: 12	LOB: 2	BB: 2	R: 2	H: 3	E: 0	K: 0	S: 5	LOB: 0	BB: 0	P: 5
1B: 8	2B: 3	3B: 0	HR: 1	SF: 1	SAC: 0	DP: 1	HBP: 0	WP: 1	PB: 0	SB: 0	CS: 0	PA: 37																																										

PITCHER	IP	WLS	BF	H	R	ER	SO	BB	IBB	HBP	BLK	WP	HR	S	P	ERA	WHIP
Tom Phoebus, R ERA: 3.16 (1, 1)	6.0		23	3	4	4	2	2	0	0	0	1	0	25	33	6.00	0.833
Dick Hall, R ERA: 3.18 (7, 1)	0.2	L	4	2	0	0	1	0	0	0	0	0	0	6	6	0.00	3.000
Pete Richert, L ERA: 2.78 (7, 1)	0.0		4	3	4	4	0	1	0	0	0	0	0	3	7	∞	∞
Moe Drabowsky, R ERA: 3.17 (7, 1)	0.1		1	0	0	0	0	0	0	0	0	0	0	1	1	0.00	0.000
Dave Leonhard, R ERA: 7.79 (8, 1)	1.0		5	3	2	2	0	0	0	0	0	0	1	5	5	18.00	3.000


BOTTOM

Baltimore Orioles @ Cleveland Indians
Cleveland Municipal Stadium, Cleveland, OH

Fri Aug 07 1970, 3:33 AM EDT
 Att. 13,462 - Unknown

AB	R	H	RBI	BB	SO	LOB
5	1	2	2	0	0	1
4	1	1	2	0	0	1
4	1	2	1	0	1	0
0	0	0	0	0	0	0
3	1	1	0	1	0	0
3	1	0	0	1	0	2
4	2	2	3	0	0	0
3	1	1	1	0	1	0
3	1	0	0	1	1	2
1	0	0	0	0	0	0
1	0	0	0	0	0	1
2	1	2	1	0	0	0

AB 33
 R 10
 H 11
 RBI 10
 BB 3
 SO 3
 LOB 7



PITCHER	IP	WLS	BF	H	R	ER	SO	BB	IBB	HBP	BLK	WP	HR	S	P	ERA	WHIP
Tom Phoebus, R ERA: 3.16 (1, 1)	6.0		23	3	4	4	2	2	0	0	0	1	0	25	33	6.00	0.833
Dick Hall, R ERA: 3.18 (7, 1)	0.2	L	4	2	0	0	1	0	0	0	0	0	0	6	6	0.00	3.000
Pete Richert, L ERA: 2.78 (7, 1)	0.0		4	3	4	4	0	1	0	0	0	0	0	3	7	∞	∞
Moe Drabowsky, R ERA: 3.17 (7, 1)	0.1		1	0	0	0	0	0	0	0	0	0	0	1	1	0.00	0.000
Dave Leonhard, R ERA: 7.79 (8, 1)	1.0		5	3	2	2	0	0	0	0	0	0	1	5	5	18.00	3.000

Batter	1	2	3	4	5	6	7	8	9	AB R H RBI BB SO LOB	TOP																		
Vada Pinson, L (1, 9) OBP: 0.315, SLG: 0.446	0-0 F7		0-0 F5		0-0 F8			0-0 P6		4 0 0 0 0 0 1	Cleveland Indians @ Washington Senators Robert F. Kennedy Memorial Stadium, Washington, DC Sat Aug 08 1970, 3:33 AM EDT Att. 8,614 - Unknown livebaseballscorecards.com																		
Graig Nettles, L (1, 5) OBP: 0.341, SLG: 0.399	0-0 P6		0-0 F7		0-0 F8			0-0 5-3		4 0 0 0 0 0 1																			
Roy Foster, R (1, 7) OBP: 0.360, SLG: 0.466	0-0 5-3			0-0 HR		0-3 K			0-0 1-3	4 1 1 1 0 1 0																			
Duke Sims, L (1, 3) Tony Horton, R (9, PH) OBP: 0.373, SLG: 0.505 OBP: 0.319, SLG: 0.454		0-0 1-3		0-0 4-3		0-0 3-1			0-0 4-3	3 0 0 0 0 0 0 1 0 0 0 0 0 0																			
Ray Fosse, R (1, 2) OBP: 0.362, SLG: 0.495		0-0 F9		0-0 5-3		0-0 5-3			0-0 HR	4 1 1 0 0 0 0																			
Ted Uhlaender, L (1, 8) Chuck Hinton, R (9, PH) Buddy Bradford, R (9, 8) OBP: 0.304, SLG: 0.364 OBP: 0.429, SLG: 0.500 OBP: 0.287, SLG: 0.331		0-0 2B		0-0 2B		0-0 F8			0-0 HR	3 0 2 0 0 0 0 1 1 1 2 0 0 0 0 0 0 0 0 0 0																			
Eddie Leon, R (1, 4) OBP: 0.300, SLG: 0.350		0-0 6-3		0-0 F9		0-0 F3			0-0 F9	4 0 0 0 0 0 2																			
Jack Heidemann, R (1, 6) OBP: 0.254, SLG: 0.273			0-0 FC5-6 1B		0-0 HR		0-3 K			3 1 2 1 0 1 0																			
Steve Hargan, R (1, 1) Steve Mingori, L (8, 1) Vince Colbert, R (8, 1)			0-0 FC5-6 1-2f		0-0 P6			0-0 F9		3 0 0 0 0 0 1 0 0 0 0 0 0 0 0 0 0 0 0 0 0																			
Inning Stats	R: 0 E: 0 K: 0 S: 3	H: 0 LOB: 0 BB: 0 P: 3	R: 0 E: 0 K: 0 S: 4	H: 1 LOB: 1 BB: 0 P: 4	R: 0 E: 0 K: 0 S: 4	H: 1 LOB: 1 BB: 0 P: 4	R: 1 E: 0 K: 0 S: 5	H: 2 LOB: 1 BB: 0 P: 5	R: 1 E: 0 K: 0 S: 4	H: 1 LOB: 0 BB: 0 P: 4	R: 0 E: 0 K: 1 S: 5	H: 0 LOB: 0 BB: 0 P: 5	R: 0 E: 0 K: 1 S: 5	H: 0 LOB: 0 BB: 0 P: 5	R: 0 E: 0 K: 0 S: 3	H: 0 LOB: 0 BB: 0 P: 3	R: 2 E: 0 K: 0 S: 5	H: 2 LOB: 0 BB: 0 P: 5	1B: 1 2B: 3 3B: 0 HR: 3	SF: 0 SAC: 0 DP: 0 HBP: 0	WP: 0 PB: 0 SB: 0 CS: 0	PA: 34							
PITCHER	IP WLS BF H R ER SO BB IBB HBP BLK WP HR S P ERA WHIP												PITCHER	IP WLS BF H R ER SO BB IBB HBP BLK WP HR S P ERA WHIP															
Dick Bosman, R (1, 1) ERA: 3.21	8.0		29	5	2	2	2	0	0	0	0	0	0	2	33	33	2.25	0.625											
Darold Knowles, L (9, 1) ERA: 1.98	1.0	L	5	2	2	2	0	0	0	0	0	0	1	5	5	18.00	2.000												



Batter	1	2	3	4	5	6	7	8	9
Ed Stroud, L (1, 8) OBP: 0.339, SLG: 0.350	0-0 L9		0-0 FC6			0-0 F7		0-0	
Lee Maye, L (1, 9) OBP: 0.336, SLG: 0.410 Darold Knowles, L (9, 1) OBP: 0.059, SLG: 0.059	0-0 4-3			0-0 HR		4-0 BB		0-0 IBB	
Frank Howard, R (1, 7) OBP: 0.428, SLG: 0.546	0-0 F9			0-0 HR		0-3 K		4-0 IBB	
Mike Epstein, L (1, 3) OBP: 0.360, SLG: 0.442 Rick Reichardt, R (8, PH) OBP: 0.343, SLG: 0.517		0-3 K		0-3 K		0-3 K		0-3 K	
Aurelio Rodriguez, R (1, 5) OBP: 0.300, SLG: 0.413		0-3 K		0-3 K			0-0 1-3	0-0 F7	
Bernie Allen, L (1, 4) OBP: 0.340, SLG: 0.389		0-3 K		0-0 G3			0-3 K	0-0 F7	
Ed Brinkman, R (1, 6) OBP: 0.340, SLG: 0.321			0-0 6-3		0-0 E5		4-0 BB	0-0 5-3	
John Roseboro, L (1, 2) OBP: 0.376, SLG: 0.325			0-0 FC6		0-0 4-3		0-0 FC4-6	0-0 FC6	
Dick Bosman, R (1, 1) OBP: 0.118, SLG: 0.118 Del Unser, L (8, PH) OBP: 0.304, SLG: 0.313			0-0 P1		0-0 6-3		0-0 BB	4-0 IBB	0-0 FC6

AB	R	H	RBI	BB	SO	LOB
4	0	0	0	0	0	2
3	1	2	0	1	0	0
0	0	0	0	0	0	0
3	1	1	2	1	1	1
3	0	0	0	0	3	1
1	0	0	0	0	1	3
4	0	0	0	0	2	3
4	0	0	0	0	2	0
3	0	0	0	1	0	0
4	0	2	0	0	0	2
2	0	0	0	0	0	1
1	0	0	0	1	0	1

BOTTOM

Cleveland Indians @ Washington Senators
Robert F. Kennedy Memorial Stadium, Washington, DC

Sat Aug 08 1970, 3:33 AM EDT
 Att. 8,614 - Unknown

AB	32
R	2
H	5
RBI	2
BB	4
SO	9
LOB	14



Inning Stats															1B	2B	3B	HR	SF	SAC	DP	HBP	WP	PA																									
R: 0	H: 0	E: 0	K: 0	S: 3	R: 0	H: 0	E: 0	K: 3	S: 9	R: 0	H: 1	E: 0	K: 0	S: 4	R: 2	H: 2	E: 0	K: 2	S: 9	R: 0	H: 0	E: 1	K: 0	S: 3	R: 0	H: 0	E: 0	K: 2	S: 7	R: 0	H: 1	E: 0	K: 1	S: 6	R: 0	H: 1	E: 0	K: 0	S: 4	1B: 4	2B: 0	3B: 0	HR: 1	SF: 0	SAC: 0	DP: 0	HBP: 0	WP: 0	PA: 36
PITCHER	IP	WLS	BF	H	R	ER	SO	BB	IBB	HBP	BLK	WP	HR	S	P	ERA	WHIP																																
Steve Hargan, R (1, 1) ERA: 2.18	7.1		29	4	2	2	8	3	0	0	0	0	0	42	54	2.46	0.955																																
Steve Mingori, L (8, 1) ERA: 19.29	0.0		1	0	0	0	0	0	1	0	0	0	0	0	4	∞	∞																																
Vince Colbert, R (8, 1) ERA: 5.84	1.2	W	6	1	0	0	1	0	0	0	0	0	0	8	8	0.00	0.600																																

Batter	1	2	3	4	5	6	7	8	9
Ed Brinkman, R OBP: 0.342, SLG: 0.322 (1, 6)	0-0 BB 1B	0-0 F3			0-0 WP BB 1B	4-0 BB 1B BB		0-0 F9	
Wayne Comer, R OBP: 0.282, SLG: 0.206 (1, 8)	0-0 F8	0-0 F9			4-0 WP BB 1B	4-0 BB 1B BB		0-0 5-3	
Frank Howard, R OBP: 0.427, SLG: 0.542 (1, 3)	0-3 K		0-0 E5 G5-4-3 1B		4-0 BB 1B BB	4-0 1B E BB		0-3 K	
Rick Reichardt, R OBP: 0.351, SLG: 0.519 (1, 9)	4-0 1-2 BB		0-0 G5-4-3 1B		0-3 K	0-0 E 1B			
Aurelio Rodriguez, R OBP: 0.297, SLG: 0.409 (1, 5)	0-3 K		0-0 G5-4-3		0-0 F7	0-0 E6 FC5-4			
Paul Casanova, R OBP: 0.284, SLG: 0.411 (1, 2)		0-0 HR 1B		0-0 F3		4-3 FC5-4			
Tom Grieve, R OBP: 0.278, SLG: 0.429 (1, 7)		0-0 1-H HR		0-0 P3		0-0 6-3	0-0 5-3		
Tim Cullen, R OBP: 0.287, SLG: 0.255 (1, 4)		0-0 3B		0-0 F9		4-0 WP BB BB	0-3 K		
Joe Coleman, R OBP: 0.296, SLG: 0.140 (1, 1)		0-0 4-3			0-3 K	4-0 BB WP BB	0-0 L6		

Inning Stats	R: 0	H: 1	E: 0	K: 2	S: 8	LOB: 2	BB: 1	P: 12
	R: 2	H: 3	E: 0	K: 0	S: 6	LOB: 1	BB: 0	P: 6
	R: 0	H: 1	E: 1	K: 0	S: 3	LOB: 0	BB: 0	P: 3
	R: 0	H: 0	E: 0	K: 0	S: 3	LOB: 0	BB: 0	P: 3
	R: 0	H: 1	E: 0	K: 2	S: 8	LOB: 3	BB: 2	P: 16
	R: 5	H: 1	E: 1	K: 0	S: 5	LOB: 2	BB: 5	P: 25
	R: 0	H: 0	E: 0	K: 1	S: 5	LOB: 0	BB: 0	P: 5
	R: 0	H: 0	E: 0	K: 1	S: 5	LOB: 0	BB: 0	P: 5

PITCHER	IP	WLS	BF	H	R	ER	SO	BB	IBB	HBP	BLK	WP	HR	S	P	ERA	WHIP
Sam McDowell, L ERA: 2.79 (1, 1)	5.2	L	29	6	6	6	4	7	0	0	0	2	1	30	58	9.53	2.294
Fred Lasher, R ERA: 3.62 (6, 1)	2.1		10	1	1	0	2	1	0	0	0	0	0	13	17	0.00	0.857

AB R H RBI BB SO LOB

4	1	2	0	1	0	1
3	1	0	1	2	0	2
3	1	0	1	2	2	1
3	0	2	2	1	1	3
4	0	0	0	0	1	8
4	1	1	0	0	0	2
4	1	1	2	0	0	0
3	1	1	0	1	1	0
3	1	0	0	1	1	1

1B: 5	SF: 0	WP: 2	PA: 39
2B: 0	SAC: 0	PB: 0	
3B: 2	DP: 0	SB: 0	
HR: 1	HBP: 0	CS: 0	
WP: 2	PA: 39		
PB: 0			
SB: 0			
CS: 0			

ERA	WHIP

Cleveland Indians @ Washington Senators
Robert F. Kennedy Memorial Stadium, Washington, DC
 Sun Aug 09 1970, 3:33 AM EDT
 Unknown

livebaseballscorecards.com

AB	31
R	7
H	7
RBI	6
BB	8
SO	6
LOB	18



Batter	1	2	3	4	5	6	7	8	9	AB R H RBI BB SO LOB	TOP												
Vada Pinson, L (1, 9) OBP: 0.315, SLG: 0.447	0-0 L9	0-0 2B		0-0 F7		0-0 G1		0-0 1B		5 0 2 2 0 0 0	Cleveland Indians @ Washington Senators Robert F. Kennedy Memorial Stadium, Washington, DC Sun Aug 09 1970, 3:38 AM EDT Att: 18,497 - Unknown livebaseballscorecards.com												
Graig Nettles, L (1, 5) OBP: 0.340, SLG: 0.395	4-0 BB	0-0 2-3		0-0 F9		0-0 3-1		0-3 K		4 0 0 0 1 1 4													
Roy Foster, R (1, 7) Buddy Bradford, R (9, 8) OBP: 0.364, SLG: 0.464 OBP: 0.287, SLG: 0.331	4-0 BB	4-0 IBB			0-0 HR	0-0 P3		0-0 2B		3 2 2 0 2 0 0 0 0 0 0 0 0 0													
Duke Sims, L (1, 2) OBP: 0.365, SLG: 0.495	0-3 K	0-0 F7			0-0 F8		0-0 F8	0-0 4-3		5 0 1 1 0 1 6													
Tony Horton, R (1, 3) OBP: 0.320, SLG: 0.461	0-0 L5			0-0 4-3		0-0 HR		0-3 K		5 1 2 2 0 1 3													
Ted Uhlaender, L (1, 8) OBP: 0.307, SLG: 0.372		0-0 BB		0-0 4-3		0-0 WP		0-0 4-3		5 2 2 0 0 0 2													
Eddie Leon, R (1, 4) OBP: 0.303, SLG: 0.348		0-3 K		0-0 L5		0-0 1B		0-0 6-3		5 0 1 1 0 1 3													
Jack Heidemann, R (1, 6) OBP: 0.254, SLG: 0.270		4-0 BB		0-0 6-3		0-0 L4		0-0 F9		3 1 0 0 1 0 2													
Rick Austin, R (1, 1) Dennis Higgins, R (5, 1) Steve Mingori, L (9, 1) OBP: 0.250, SLG: 0.214 OBP: 0.556, SLG: 0.429		4-0 2B		0-3 K		0-0 F2		0-0 1B		2 0 0 0 1 1 1 1 0 1 0 0 0 0 0 0 0 0 0 0 0													
Inning Stats	R: 0 E: 0 K: 1 S: 5	H: 0 LOB: 2 BB: 2 P: 13	R: 2 E: 0 K: 1 S: 7	H: 2 LOB: 3 BB: 3 P: 19	R: 0 E: 0 K: 0 S: 4	H: 1 LOB: 1 BB: 0 P: 4	R: 0 E: 0 K: 1 S: 5	H: 0 LOB: 0 BB: 0 P: 5	R: 3 E: 0 K: 0 S: 7	H: 4 LOB: 1 BB: 0 P: 7	R: 0 E: 0 K: 0 S: 3	H: 0 LOB: 0 BB: 0 P: 3	R: 0 E: 0 K: 0 S: 3	H: 0 LOB: 0 BB: 0 P: 3	R: 0 E: 0 K: 1 S: 7	H: 2 LOB: 2 BB: 0 P: 7	R: 1 E: 0 K: 1 S: 7	H: 2 LOB: 1 BB: 0 P: 7	1B: 6 2B: 4 3B: 0 HR: 1	SF: 0 SAC: 0 DP: 0 HBP: 0	WP: 1 PB: 0 SB: 0 CS: 0	PA: 43	
PITCHER	IP WLS BF H R ER SO BB IBB HBP BLK WP HR S P ERA WHIP																					PITCHER	IP WLS BF H R ER SO BB IBB HBP BLK WP HR S P ERA WHIP
Jackie Brown, R (1, 1) ERA: 4.34	1.1 L 10 2 2 2 2 4 0 0 0 0 0 0 10 26 13.50 4.500																						
Joe Grzenda, L (2, 1) ERA: 4.93	3.2 17 5 3 3 1 0 1 0 0 1 1 18 22 7.36 1.364																						
Horacio Pina, R (6, 1) ERA: 2.54	3.0 11 2 0 0 1 0 0 0 0 0 0 13 13 0.00 0.667																						
Darold Knowles, L (9, 1) ERA: 2.05	1.0 5 2 1 1 1 0 0 0 0 0 0 7 7 9.00 2.000																						



Batter	1	2	3	4	5	6	7	8	9	AB	R	H	RBI	BB	SO	LOB
Ed Brinkman, R OBP: 0.341, SLG: 0.321 (1, 6)	0-0 6-3 1B		0-0 4-3 1B		0-0 BB CS 1-2 3-H 1B		0-0 L8		0-0 F9	5	0	1	1	0	0	2
Wayne Comer, R OBP: 0.294, SLG: 0.220 Lee Maye, L OBP: 0.336, SLG: 0.409 (1, 8) (5, PH) (6, 9)	0-0 S 1B		0-0 FC4 1B		0-3 K 1-2 2-3		0-0 4-3		0-0 IBB 1-3 2-H 1B	2	0	2	0	0	0	0
Frank Howard, R OBP: 0.427, SLG: 0.537 (1, 3)	0-0 F5 1-2		0-0 FC4 1-2f		4-0 BB BB BB BB		0-0 F5		4-0 IBB 1-2	3	0	0	0	2	0	2
Rick Reichardt, R OBP: 0.350, SLG: 0.514 Horacio Pina, R John Roseboro, L OBP: 0.369, SLG: 0.318 (1, 9) (6, 1) (8, PH) (9, 2)	0-0 P6			0-0 5-3	4-0 BB 1-2 2-3 BB			0-0 F7	0-3 K S S S	2	0	0	0	1	0	1
Aurelio Rodriguez, R OBP: 0.295, SLG: 0.406 (1, 5)		0-0 5-3		0-0 F7	0-0 F8			0-0 P3		4	0	0	0	0	0	3
Paul Casanova, R OBP: 0.280, SLG: 0.405 Mike Epstein, L OBP: 0.359, SLG: 0.441 Darold Knowles, L OBP: 0.059, SLG: 0.059 (1, 2) (8, PH) (9, 1)		0-0 F9		0-0 6-3		0-0 5-3		0-3 K S S S		3	0	0	0	0	0	0
Tom Grieve, R OBP: 0.304, SLG: 0.440 Del Unser, L OBP: 0.301, SLG: 0.311 (1, 7) (6, PH) (7, 7)		4-0 BB			0-0 2B 1B 1B		0-0 F7		0-0 F5	1	1	1	0	1	0	0
Tim Cullen, R OBP: 0.289, SLG: 0.265 Bernie Allen, L OBP: 0.345, SLG: 0.391 (1, 4) (6, PH) (7, 4)		0-3 K S S S			0-0 1B 1-3 1B 2B		4-0 BB		0-0 1B 1B	2	1	1	0	0	1	1
Jackie Brown, R Joe Grzenda, R Ed Stroud, L OBP: 0.342, SLG: 0.354 (1, 1) (2, 1) (5, PH) (6, 8)			0-0 5-3		0-0 CS 1B 2-3 3-H 1B		0-3 K		0-0 1B 1-2 1B	0	0	0	0	0	0	0

Inning Stats	R: 0	H: 1	E: 0	LOB: 1	K: 0	BB: 0	S: 4	R: 0	H: 0	E: 0	LOB: 1	K: 1	BB: 1	S: 5	R: 0	H: 1	E: 0	LOB: 1	K: 0	BB: 0	S: 4	R: 0	H: 0	E: 0	LOB: 0	K: 0	BB: 0	S: 3	R: 2	H: 4	E: 0	LOB: 3	K: 1	BB: 2	S: 8	R: 0	H: 0	E: 0	LOB: 1	K: 1	BB: 1	S: 5	R: 0	H: 0	E: 0	LOB: 0	K: 0	BB: 0	S: 3	R: 0	H: 0	E: 0	LOB: 0	K: 1	BB: 0	S: 5	R: 1	H: 3	E: 0	LOB: 3	K: 1	BB: 1	S: 8	1B: 8	SF: 0	2B: 2	SAC: 0	3B: 0	DP: 1	HR: 0	HBP: 0
--------------	------	------	------	--------	------	-------	------	------	------	------	--------	------	-------	------	------	------	------	--------	------	-------	------	------	------	------	--------	------	-------	------	------	------	------	--------	------	-------	------	------	------	------	--------	------	-------	------	------	------	------	--------	------	-------	------	------	------	------	--------	------	-------	------	------	------	------	--------	------	-------	------	-------	-------	-------	--------	-------	-------	-------	--------


PITCHER	IP	WLS	BF	H	R	ER	SO	BB	IBB	HBP	BLK	WP	HR	S	P	ERA	WHIP
Rick Austin, L ERA: 5.56 (1, 1)	4.0		18	5	2	2	1	1	0	0	0	0	0	19	23	4.50	1.500
Dennis Higgins, R ERA: 4.35 (5, 1)	4.2	W	20	4	1	1	3	3	0	0	0	0	0	23	35	1.93	1.500
Steve Mingori, L ERA: 16.88 (9, 1)	0.1	S	2	0	0	0	1	0	1	0	0	0	0	3	7	0.00	0.000

BOTTOM

Cleveland Indians @ Washington Senators
Robert F. Kennedy Memorial Stadium, Washington, DC

Sun Aug 09 1970, 3:38 AM EDT
 Att. 18,497 - Unknown

AB	35
R	3
H	9
RBI	3
BB	5
SO	5
LOB	15



Batter	1	2	3	4	5	6	7	8	9	AB R H RBI BB SO LOB	TOP																
Vada Pinson, L OBP: 0.313, SLG: 0.444 (1, 9) (7, 8)	0-0 F8		0-0 FC4 1B	0-0 1B		0-0 3-1			0-3 K	5 0 1 2 0 1 1																	
Graig Nettles, L OBP: 0.340, SLG: 0.394 Larry Brown, R OBP: 0.363, SLG: 0.340 (1, 5) (7, PH) (7, 5)	0-3 K		0-0 1B		0-3 K		0-0 6-3		0-0 F8	3 0 1 0 0 2 0 2 0 0 0 0 0 0																	
Roy Foster, R OBP: 0.370, SLG: 0.467 (1, 7)	0-0 FC4-6 1B		0-0 F5		1-0 1B HBP		0-0 1B		0-0 1B	4 1 3 0 0 0 2																	
Ray Fosse, R OBP: 0.359, SLG: 0.488 (1, 2)	0-0 FC4-6 1-2f			0-0 1B E 1B	0-0 5-3		0-0 F7		0-0 G3	5 1 1 0 0 0 4																	
Ted Uhlaender, L OBP: 0.310, SLG: 0.375 Chuck Hinton, R OBP: 0.425, SLG: 0.495 (1, 8) (7, PH) (7, 9)		0-0 F7		0-0 1B E 1B	0-0 1B 2-H		0-0 5-3			3 1 2 1 0 0 0 1 0 0 0 0 0 1																	
Tony Horton, R OBP: 0.319, SLG: 0.458 (1, 3)		0-3 K		0-0 F2	0-0 1B				0-3 K	4 0 1 0 0 2 2																	
Eddie Leon, R OBP: 0.302, SLG: 0.353 (1, 4)		0-0 6-3		0-0 E4 1B IBB	0-0 4-3				0-0 WP 3B	4 2 1 1 0 0 3																	
Jack Heidemann, R OBP: 0.254, SLG: 0.268 (1, 6)			0-0 F8	4-0 1B IBB		0-0 5-3			0-0 5-3	3 0 0 0 1 0 0																	
Dean Chance, R OBP: 0.132, SLG: 0.086 Rich Rollins, R OBP: 0.296, SLG: 0.344 Rich Hand, R OBP: 0.152, SLG: 0.133 Buddy Bradford, R OBP: 0.286, SLG: 0.329 Vince Colbert, R Rick Austin, R OBP: 0.250, SLG: 0.214 (1, 1) (8, PH) (6, 1) (8, PH) (8, 1) (8, 1)			4-0 FC4 BB	0-3 K		0-0 5-3			0-3 K	1 0 0 0 1 1 3 1 0 0 0 0 0 0 0 0 0 0 0 0 0 1 0 0 0 0 0 1 0 0 0 0 0 0 0 0 0 0 0 0 0 0 0 0 0																	
Inning Stats	R: 0 E: 0 K: 1 S: 6	H: 1 LOB: 1 BB: 0 P: 6	R: 0 E: 0 K: 1 S: 5	H: 0 LOB: 0 BB: 0 P: 5	R: 0 E: 0 K: 0 S: 4	H: 1 LOB: 2 BB: 1 P: 8	R: 3 E: 1 K: 1 S: 8	H: 3 LOB: 2 BB: 1 P: 12	R: 1 E: 0 K: 1 S: 7	H: 2 LOB: 2 BB: 0 P: 8	R: 0 E: 0 K: 0 S: 3	H: 0 LOB: 0 BB: 0 P: 3	R: 0 E: 0 K: 0 S: 4	H: 1 LOB: 1 BB: 0 P: 4	R: 1 E: 0 K: 2 S: 8	H: 1 LOB: 0 BB: 0 P: 8	R: 0 E: 0 K: 1 S: 6	H: 1 LOB: 1 BB: 0 P: 6	1B: 9 2B: 0 3B: 1 HR: 0	SF: 0 SAC: 0 DP: 0 HBP: 1	WP: 1 PB: 0 SB: 0 CS: 0	PA: 40					
PITCHER	IP	WLS	BF	H	R	ER	SO	BB	IBB	HBP	BLK	WP	HR	S	P	ERA	WHIP										
Catfish Hunter, R ERA: 3.62 (1, 1)	4.2		24	7	4	2	4	1	1	1	0	0	0	29	38	3.86	1.714										
Marcel Lachemann, R ERA: 2.58 (5, 1)	0.1		1	0	0	0	0	0	0	0	0	0	0	1	1	0.00	0.000										
Jim Roland, L ERA: 2.41 (6, 1)	3.2	W	14	3	1	1	3	0	0	0	0	1	0	20	20	2.46	0.818										
Bob Locker, R ERA: 2.97 (9, 1)	0.1	S	1	0	0	0	0	0	0	0	0	0	0	1	1	0.00	0.000										

Cleveland Indians @ Oakland Athletics
Oakland-Alameda County Coliseum, Oakland, CA

Tue Aug 11 1970, 7:05 PM PDT
Att. 6,322 - Unknown

livebaseballscorecards.com

AB 37
R 5
H 10
RBI 4
BB 2
SO 7
LOB 16



Batter	1	2	3	4	5	6	7	8	9
Bert Campaneris, R OBP: 0.308, SLG: 0.443 (1, 6)	0-0 5-3		0-0 S 2B		0-0 1-4-3 WP 1-2 1B	0-0 F8		0-0 1-H 2B	
Rick Monday, L OBP: 0.390, SLG: 0.461 (1, 8)	0-0 F8		0-3 S K		4-0 1B 1-2 2-3 1B	4-0 1B BB		4-0 BB	
Tommy Davis, R OBP: 0.307, SLG: 0.370 Reggie Jackson, L OBP: 0.346, SLG: 0.439 (1, 7) (6, PR) (7, 9) Bobby Brooks, R (8, PH) (9, 7)	0-0 6-3			0-0 6-3	0-0 1-4-3	0-0 1-2 1B		0-3 S K	
Don Mincher, L OBP: 0.330, SLG: 0.488 (1, 3)		0-0 3-1		0-0 2B 1B	4-0 1B 1B IBB	0-0 F8			
Sal Bando, R OBP: 0.400, SLG: 0.480 (1, 5)		0-0 4-3		0-0 1-3 1B 2B	0-3 K		0-0 F8		
Felipe Alou, R OBP: 0.323, SLG: 0.396 (1, 9) (7, 7) (9, 9)		0-0 1B		0-0 5-3	0-0 1-2 2-3 3-H 1B	0-0 1B 1B	0-0 F3		
Frank Fernandez, R OBP: 0.329, SLG: 0.419 (1, 2)		0-0 5-3		0-0 2-H 3-H 1B	0-0 1-2 2-H 3-H 1B		0-3 K		
Tony La Russa, R OBP: 0.256, SLG: 0.256 Dick Green, R OBP: 0.256, SLG: 0.245 (1, 4) (9, 4)			0-3 S K	0-3 S K	0-0 F9	0-0 F9		0-0 F7	
Catfish Hunter, R OBP: 0.183, SLG: 0.221 Marcel Lachemann, R (5, 1) Steve Hovley, L OBP: 0.337, SLG: 0.319 Jim Roland, R (6, 1) Bob Locker, S (9, 1)			0-0 F9		0-0 WP 1-4-3 1B	0-3 K		0-0 E6 2B	

Inning Stats	R: 0 E: 0 K: 0 S: 3	H: 0 LOB: 0 BB: 0 P: 3	R: 0 E: 0 K: 0 S: 4	H: 1 LOB: 1 BB: 0 P: 4	R: 0 E: 0 K: 2 S: 8	H: 1 LOB: 1 BB: 0 P: 8	R: 2 E: 0 K: 1 S: 8	H: 3 LOB: 1 BB: 0 P: 8	R: 4 E: 0 K: 1 S: 9	H: 4 LOB: 2 BB: 2 P: 17	R: 0 E: 0 K: 1 S: 6	H: 1 LOB: 2 BB: 1 P: 10	R: 0 E: 0 K: 1 S: 5	H: 0 LOB: 0 BB: 0 P: 5	R: 0 E: 1 K: 1 S: 6	H: 1 LOB: 2 BB: 1 P: 10
--------------	------------------------------	---------------------------------	------------------------------	---------------------------------	------------------------------	---------------------------------	------------------------------	---------------------------------	------------------------------	----------------------------------	------------------------------	----------------------------------	------------------------------	---------------------------------	------------------------------	----------------------------------

PITCHER	IP	WLS	BF	H	R	ER	SO	BB	IBB	HBP	BLK	WP	HR	S	P	ERA	WHIP
Dean Chance, R ERA: 4.25 (1, 1)	5.0	L	26	9	6	6	4	1	1	0	0	1	0	32	40	10.80	2.000
Rich Hand, R ERA: 3.97 (6, 1)	2.0		8	1	0	0	2	1	0	0	0	0	0	11	15	0.00	1.000
Vince Colbert, R ERA: 5.54 (8, 1)	0.2		4	1	0	0	0	1	0	0	0	0	0	3	7	0.00	3.000
Rick Austin, L ERA: 5.52 (8, 1)	0.1		1	0	0	0	1	0	0	0	0	0	0	3	3	0.00	0.000

BOTTOM

Cleveland Indians @ Oakland Athletics
Oakland-Alameda County Coliseum, Oakland, CA

Tue Aug 11 1970, 7:05 PM PDT
Att. 6,322 - Unknown

AB	R	H	RBI	BB	SO	LOB
5	1	3	0	0	0	0
2	1	0	0	3	1	1
4	0	1	1	0	0	2
0	0	0	0	0	0	0
1	0	0	0	0	1	2
3	2	1	0	1	0	2
4	1	1	0	0	1	3
4	0	2	1	0	0	2
4	0	2	4	0	1	1
4	0	0	0	0	2	3
0	0	0	0	0	0	0
1	0	0	0	0	0	0
0	0	0	0	0	0	0
1	1	1	0	0	0	0
2	0	0	0	0	1	0
0	0	0	0	0	0	0

AB	35
R	6
H	11
RBI	6
BB	4
SO	7
LOB	16

livebaseballscorecards.com

WP: 1 PA: 39
PB: 0
SB: 1
CS: 0



Batter	1	2	3	4	5	6	7	8	9	AB R H RBI BB SO LOB	TOP																									
Vada Pinson, L (1, 9) OBP: 0.317, SLG: 0.449	0-0 BB 1B	0-0 E7 WP 1B		0-0 1-6-3 2B		0-0 4-3			0-0 F5	5 2 3 2 0 0 1																										
Graig Nettles, L (1, 5) OBP: 0.341, SLG: 0.391	4-0 1B BB	0-0 P7 1B		4-0 1-6-3 BB		0-0 4-3			0-0 F6	3 0 0 0 2 0 1																										
Roy Foster, R (1, 7) OBP: 0.369, SLG: 0.463	0-3 K	4-0 BB		0-0 1-6-3 1-2 2-3					0-0 5-3	3 0 0 0 1 1 4																										
Ray Fosse, R (1, 2) OBP: 0.358, SLG: 0.486	0-0 1-2 2-H 1B	0-0 F8		0-0 1-3					0-3 K	4 0 1 1 0 1 3																										
Duke Sims, L (1, 3) OBP: 0.359, SLG: 0.486	0-0 F5			0-0 4-3		0-0 4-3			0-0 4-3	4 0 0 0 0 0 2																										
Ted Uhlaender, L (1, 8) OBP: 0.309, SLG: 0.376	0-0 4-3			0-0 6-3 2B		0-0 P4			0-0 6-3	4 0 1 0 0 0 2																										
Eddie Leon, R (1, 4) OBP: 0.302, SLG: 0.352		0-0 SH1-4 E 1B		0-0 6-3		0-0 4-3			0-0 G6-4-3 1B	3 1 1 0 0 0 1																										
Steve Mingori, L (5, 1)				2-3						0 0 0 0 0 0 0																										
Larry Brown, R (8, PH) OBP: 0.368, SLG: 0.347										1 0 1 0 0 0 0																										
Fred Lasher, R (8, 1)										0 0 0 0 0 0 0																										
Jack Heidemann, R (1, 6) OBP: 0.256, SLG: 0.270		0-0 SH1-4 E 1B		0-3 K		0-0 WP 1B			0-0 G6-4-3 1-2f	4 1 2 0 0 1 2																										
Steve Hargan, R (1, 1) OBP: 0.105, SLG: 0.105		0-0 SH1-4				0-0 F7			0-0 6-3	0 0 0 0 0 0 0																										
Rick Austin, R (3, 1) OBP: 0.250, SLG: 0.214										0 0 0 0 0 0 0																										
Vince Colbert, R (3, 1)										1 0 0 0 0 0 0																										
Lou Camilli, S (5, 4)		1-2 2-3								2 0 0 0 0 0 1																										
Inning Stats	R: 1 E: 0 K: 1 S: 7	H: 2 LOB: 2 BB: 1 P: 11	R: 3 E: 1 K: 0 S: 6	H: 3 LOB: 1 BB: 1 P: 10	R: 0 E: 0 K: 1 S: 6	H: 1 LOB: 1 BB: 0 P: 6	R: 0 E: 0 K: 0 S: 4	H: 1 LOB: 2 BB: 1 P: 8	R: 0 E: 0 K: 0 S: 3	H: 0 LOB: 0 BB: 0 P: 3	R: 0 E: 0 K: 1 S: 5	H: 0 LOB: 0 BB: 0 P: 5	R: 0 E: 0 K: 0 S: 3	H: 1 LOB: 0 BB: 0 P: 3	R: 0 E: 0 K: 0 S: 3	H: 0 LOB: 0 BB: 0 P: 3	1B: 7 2B: 2 3B: 0 HR: 0	SF: 0 SAC: 1 DP: 1 HBP: 0	WP: 2 PB: 0 SB: 0 CS: 0	PA: 38																
PITCHER	IP WLS BF H R ER SO BB IBB HBP BLK WP HR S P ERA WHIP																																			
Rollie Fingers, R (1, 1) ERA: 4.14	1.1		10	5	4	3	1	1	0	0	0	0	0	11	15	20.25	4.500																			
Marcel Lachemann, R (2, 1) ERA: 2.47	2.0	W	10	2	0	0	1	2	0	0	0	1	0	10	18	0.00	2.000																			
Bob Locker, R (4, 1) ERA: 2.7	5.2	S	18	2	0	0	1	0	0	0	0	1	0	20	20	0.00	0.353																			

Cleveland Indians @ Oakland Athletics
Oakland-Alameda County Coliseum, Oakland, CA

Wed Aug 12 1970, 7:05 PM PDT
Att. 5,561 - Unknown

livebaseballscorecards.com

AB	34
R	4
H	9
RBI	3
BB	3
SO	3
LOB	17



Batter	1	2	3	4	5	6	7	8	9	AB	R	H	RBI	BB	SO	LOB	
Bert Campaneris, R (1, 6) OBP: 0.313, SLG: 0.452	0-0 SH2-3 S SF7 1B		0-0 1B BB E 1B	0-0 1B 3B	0-0 1-3 2-H 3B 1B		0-0 F9			5	4	4	1	0	0	1	
Rick Monday, L (1, 8) OBP: 0.397, SLG: 0.472	0-0 SH2-3 1-3		4-0 E 4-3 BB	0-0 E S 1B 1B	0-0 1-H 3B		0-0 WP 1B			3	2	3	3	1	0	0	
Tommy Davis, R (1, 7) OBP: 0.306, SLG: 0.370 Steve Hovley, L (7, 7) OBP: 0.335, SLG: 0.317	0-0 SF7 3-H		0-0 E9 FC5-4 4-3 HR 1B	0-3 K 1-3	0-0 F3		0-0 F8 1-2 2-3			3	1	1	1	0	1	2	
Don Mincher, L (1, 3) OBP: 0.331, SLG: 0.485	4-0 FC5-4 BB		0-0 4-3 1-2 3-H	0-0 1B 3-H		0-0 4-3		0-0 F4		4	0	1	2	1	0	1	
Sal Bando, R (1, 5) OBP: 0.400, SLG: 0.477	0-0 FC5-4 1-2f		0-0 FC5-4 BB	0-0 P4		0-3 K		0-0 BB 1B		4	0	1	0	1	1	2	
Felipe Alou, R (1, 9) OBP: 0.324, SLG: 0.396 Reggie Jackson, L (7, 9) OBP: 0.348, SLG: 0.439		0-0 1-3	0-0 FC5-4 HR 1-2f 2-3		4-0 BB 1B BB		0-0 FC5-4 1B		4-0 FC5-4 BB		3	2	1	0	1	0	2
Frank Fernandez, R (1, 2) OBP: 0.331, SLG: 0.430		4-0 BB	0-0 1-H 3-H HR		0-0 F7		0-0 FC5-4 1-2f		0-3 K		4	1	1	3	1	1	4
Tony La Russa, R (1, 4) OBP: 0.255, SLG: 0.244		0-0 F9	0-0 6-3		4-0 1B 3B BB		0-0 F8		0-0 FC5-4 1-2f		4	1	0	0	1	0	3
Rollie Fingers, R (1, 1) OBP: 0.156, SLG: 0.100 Marcel Lachemann, R (2, 1) OBP: 0.143, SLG: 0.143		0-3 K		0-3 K		0-3 K		0-0 WP 1B 1B		0	0	0	0	0	0	0	
										1	0	0	0	0	1	1	
										3	0	1	0	0	2	2	

Inning Stats	R: 1	H: 1	E: 0	LOB: 1	K: 0	BB: 1	S: 4	P: 8	R: 0	H: 0	E: 0	LOB: 1	K: 1	BB: 1	S: 5	P: 9	R: 5	H: 3	E: 1	LOB: 0	K: 0	BB: 2	S: 6	P: 14	R: 2	H: 3	E: 0	LOB: 1	K: 2	BB: 0	S: 10	R: 3	H: 2	E: 0	LOB: 1	K: 1	BB: 2	S: 7	P: 15	R: 0	H: 1	E: 0	LOB: 1	K: 1	BB: 0	S: 6	P: 6	R: 0	H: 2	E: 0	LOB: 2	K: 0	BB: 0	S: 5	P: 5	R: 0	H: 1	E: 0	LOB: 2	K: 1	BB: 1	S: 6	P: 10
--------------	------	------	------	--------	------	-------	------	------	------	------	------	--------	------	-------	------	------	------	------	------	--------	------	-------	------	-------	------	------	------	--------	------	-------	-------	------	------	------	--------	------	-------	------	-------	------	------	------	--------	------	-------	------	------	------	------	------	--------	------	-------	------	------	------	------	------	--------	------	-------	------	-------

PITCHER	IP	WLS	BF	H	R	ER	SO	BB	IBB	HBP	BLK	WP	HR	S	P	ERA	WHIP
Steve Hargan, R (1, 1) ERA: 2.65	2.0		12	3	4	4	1	3	0	0	0	0	0	11	23	18.00	3.000
Rick Austin, L (3, 1) ERA: 5.68	0.1	L	2	0	0	0	0	1	0	0	0	0	0	1	5	0.00	3.000
Vince Colbert, R (3, 1) ERA: 8.22	2.1		14	5	7	7	3	2	0	0	0	0	1	18	26	27.00	3.000
Steve Mingori, L (5, 1) ERA: 9.0	2.1		11	4	0	0	1	0	0	0	0	1	0	13	13	0.00	1.714
Fred Lasher, R (8, 1) ERA: 3.56	1.0		5	1	0	0	1	1	0	0	0	0	0	6	10	0.00	2.000

BOTTOM

Cleveland Indians @ Oakland Athletics
Oakland-Alameda County Coliseum, Oakland, CA

Wed Aug 12 1970, 7:05 PM PDT
Att. 5,561 - Unknown

AB	35
R	11
H	13
RBI	10
BB	7
SO	6
LOB	20

livebaseballscorecards.com



WP: 1	PA: 44
PB: 0	
SB: 2	
CS: 0	

Batter	1	2	3	4	5	6	7	8	9	AB R H RBI BB SO LOB	TOP																	
Vada Pinson, L (1, 9) OBP: 0.315, SLG: 0.453	0-0 HR		0-0 F9		0-0 FC3-6 1B WP		0-0 F7		0-0 F6	5 2 1 1 0 0 2	Cleveland Indians @ Oakland Athletics Oakland-Alameda County Coliseum, Oakland, CA Thu Aug 13 1970, 7:05 PM PDT Att. 7,644 - Unknown																	
Graig Nettles, L (1, 5) OBP: 0.343, SLG: 0.392	0-0 WP 1B		4-0 BB BB		0-0 WP 1B		0-0 4-3		0-3 K	4 1 2 1 1 1 0																		
Roy Foster, R (1, 7) OBP: 0.370, SLG: 0.462	0-3 K		4-0 BB G6-4-3		0-0 1B E 1B		0-3 K			3 0 1 1 1 2 1																		
Ray Fosse, R (1, 2) OBP: 0.357, SLG: 0.483	0-0 L8		0-0 G6-4-3		0-0 E4 1B			0-0 1B 1B		4 0 1 0 0 0 4																		
Duke Sims, L (1, 3) Buddy Bradford, R (8, PR) Larry Brown, R (8, 6) OBP: 0.361, SLG: 0.486 OBP: 0.286, SLG: 0.329 OBP: 0.368, SLG: 0.347	0-0 G3			0-0 3-1	0-0 G6-4-3 1B			0-0 1B 1B		4 0 2 0 0 0 1 0 0 0 0 0 0 0 0 0 0 0 0 0 0																		
Ted Uhlaender, L (1, 8) OBP: 0.309, SLG: 0.375		0-0 G1		0-0 G3	0-0 G6-4-3			0-0 1B		4 0 1 0 0 0 3																		
Eddie Leon, R (1, 4) OBP: 0.304, SLG: 0.354		0-0 FC1-6 1B		0-0 F9		0-0 G6-3 1B		0-0 F9		4 0 2 0 0 0 3																		
Jack Heidemann, R (1, 6) Tony Horton, R (8, PH) OBP: 0.257, SLG: 0.273 OBP: 0.318, SLG: 0.457		0-0 FC1-6 E			0-0 FC3-6 1B 2B		0-0 G6-3	0-0 G6-4-3		3 1 1 0 0 0 2 1 0 0 0 0 0 3																		
Sam McDowell, L (1, 1) OBP: 0.167, SLG: 0.183		0-0 F9			4-0 FC3-6 BB		0-0 F7		0-0 4-3	3 0 0 0 1 0 1																		
Inning Stats	R: 1 E: 0 K: 1 S: 7	H: 2 LOB: 1 BB: 0 P: 7	R: 0 E: 1 K: 0 S: 4	H: 1 LOB: 1 BB: 0 P: 4	R: 0 E: 0 K: 0 S: 2	H: 0 LOB: 1 BB: 2 P: 10	R: 0 E: 0 K: 0 S: 3	H: 0 LOB: 0 BB: 0 P: 3	R: 3 E: 1 K: 0 S: 7	H: 4 LOB: 2 BB: 1 P: 11		R: 0 E: 0 K: 0 S: 3	H: 1 LOB: 0 BB: 0 P: 3	R: 0 E: 0 K: 1 S: 5	H: 0 LOB: 0 BB: 0 P: 5	R: 0 E: 0 K: 0 S: 5	H: 3 LOB: 3 BB: 0 P: 5	R: 0 E: 0 K: 1 S: 5	H: 0 LOB: 0 BB: 0 P: 5	1B: 9 2B: 1 3B: 0 HR: 1	SF: 0 SAC: 0 DP: 4 HBP: 0	WP: 2 PB: 0 SB: 0 CS: 0	PA: 38					
PITCHER	IP WLS BF H R ER SO BB IBB HBP BLK WP HR S P ERA WHIP												PITCHER	IP WLS BF H R ER SO BB IBB HBP BLK WP HR S P ERA WHIP														
Blue Moon Odom, R (1, 1) ERA: 4.42	4.0		18	4	3	3	1	3	0	0	0	1	1	17	29	6.75	1.750											
Paul Lindblad, L (5, 1) ERA: 3.63	0.1	L	3	2	1	1	0	0	0	0	0	1	0	3	3	27.00	6.000											
Rollie Fingers, R (5, 1) ERA: 4.11	0.2		3	1	0	0	0	0	0	0	0	0	0	3	3	0.00	1.500											
Marcel Lachemann, R (6, 1) ERA: 2.37	2.0		6	1	0	0	1	0	0	0	0	0	0	8	8	0.00	0.500											
Mudcat Grant, R (8, 1) ERA: 1.35	2.0		8	3	0	0	1	0	0	0	0	0	0	10	10	0.00	1.500											

AB	35
R	4
H	11
RBI	3
BB	3
SO	3
LOB	20



livebaseballscorecards.com

Batter	1	2	3	4	5	6	7	8	9	AB	R	H	RBI	BB	SO	LOB
Bert Campaneris, R OBP: 0.313, SLG: 0.450 (1, 6)	0-3 K		0-0 2B 1B		0-3 K			0-0 F9		4	1	1	0	0	2	0
Rick Monday, L OBP: 0.392, SLG: 0.466 (1, 8)	0-3 K		0-3 K		0-0 5-3			0-3 K		4	0	0	0	0	3	3
Tommy Davis, R OBP: 0.306, SLG: 0.372 (1, 7)	0-3 K		0-0 2B				0-0 4-3	0-0 F8		4	0	1	3	0	1	0
Sal Bando, R OBP: 0.399, SLG: 0.473 (1, 5)		0-0 5-3	0-3 K				0-0 F8		4-0 FC4-6 BB	3	0	0	0	1	1	1
Felipe Alou, R OBP: 0.322, SLG: 0.392 (1, 9)		0-0 F2			0-0 F9		0-0 F9		0-0 FC4-6 1-2f	4	0	0	0	0	0	1
Don Mincher, L OBP: 0.327, SLG: 0.480 (1, 3)		0-0 F9			0-0 L3				0-0 F8	4	0	0	0	0	0	1
Frank Fernandez, R OBP: 0.330, SLG: 0.431 (1, 2)			0-3 K		0-0 2B			0-0 F7		4	0	1	0	0	1	1
Tony La Russa, R OBP: 0.268, SLG: 0.241 (1, 4)			4-0 1B 2B BB		0-0 F9			4-0 WP BB		1	1	0	0	2	0	1
Allan Lewis, S (7, PR)										0	0	0	0	0	0	0
John Donaldson, L OBP: 0.313, SLG: 0.333 (8, 4)			1B 2B BB					0-3 K		0	0	0	0	0	0	0
Blue Moon Odom, R OBP: 0.242, SLG: 0.323 (1, 1)					0-0 F5					0	1	0	0	1	0	0
Paul Lindblad, L (5, 1)										0	0	0	0	0	0	0
Rollie Fingers, R OBP: 0.156, SLG: 0.100 (5, PH)			1B 2B BB							0	0	0	0	0	0	0
Dick Green, R OBP: 0.255, SLG: 0.244 (6, 1)										0	0	0	0	0	0	0
Marcel Lachemann, R (6, 1)										0	0	0	0	0	0	0
Gene Tenace, R (7, PH)										1	0	0	0	0	1	1
Mudcat Grant, R OBP: 0.500, SLG: 0.167 (8, 1)										0	0	0	0	0	0	0

Inning Stats	R: 0	H: 0	E: 0	K: 3	S: 9	LOB: 0	BB: 0	P: 9	R: 0	H: 0	E: 0	K: 0	S: 3	LOB: 0	BB: 0	P: 3	R: 3	H: 2	E: 0	K: 3	S: 11	LOB: 1	BB: 2	P: 19	R: 0	H: 1	E: 0	K: 0	S: 4	LOB: 1	BB: 0	P: 4	R: 0	H: 0	E: 0	K: 1	S: 5	LOB: 0	BB: 0	P: 5	R: 0	H: 0	E: 0	K: 0	S: 3	LOB: 0	BB: 0	P: 3	R: 0	H: 0	E: 0	K: 1	S: 5	LOB: 2	BB: 1	P: 9	R: 0	H: 0	E: 0	K: 1	S: 5	LOB: 0	BB: 0	P: 5	R: 0	H: 0	E: 0	K: 1	S: 3	LOB: 0	BB: 1	P: 7	1B: 1	2B: 2	3B: 0	HR: 0	SF: 0	SAC: 0	DP: 0	HBP: 0	WP: 1	PB: 0	SB: 0	CS: 0	PA: 34
PITCHER Sam McDowell, L ERA: 2.68 (1, 1)	IP	WLS	BF	H	R	ER	SO	BB	IBB	HBP	BLK	WP	HR	S	P	ERA	WHIP	IP	WLS	BF	H	R	ER	SO	BB	IBB	HBP	BLK	WP	HR	S	P	ERA	WHIP	IP	WLS	BF	H	R	ER	SO	BB	IBB	HBP	BLK	WP	HR	S	P	ERA	WHIP																																		

BOTTOM

Cleveland Indians @ Oakland Athletics
Oakland-Alameda County Coliseum, Oakland, CA

Thu Aug 13 1970, 7:05 PM PDT
Att. 7,644 - Unknown

livebaseballscorecards.com

AB	30
R	3
H	3
RBI	3
BB	4
SO	9
LOB	9



Batter	1	2	3	4	5	6	7	8	9	10	11	AB R H RBI BB SO LOB	TOP				
Roy Foster, R OBP: 0.370, SLG: 0.460 (1, 7) X	0-0 F7 ①		4-0 2B BB ①	0-0 SF8 ①		0-0 1B ③			0-0 6-3 ②		0-0 5-3 ③	4 0 1 1 1 0 1	Cleveland Indians @ Milwaukee Brewers Milwaukee County Stadium, Milwaukee, WI Fri Aug 14 1970, 8:05 PM EDT Att. 12,780 - Unknown				
Graig Nettles, L OBP: 0.344, SLG: 0.391 (1, 5) X	0-0 1B 1B		0-3 K ①	0-0 3-1 ②			4-0 G4-6-3 BB ①		0-0 1-3 ③			4 1 1 0 1 1 2					
Vada Pinson, L OBP: 0.316, SLG: 0.455 (1, 9) X	0-0 1B 1B		0-0 1-3 2B ①	0-0 P6 ③			0-0 G4-6-3 ① ②		0-0 G3 ①			5 0 2 0 0 0 2					
Ray Fosse, R OBP: 0.362, SLG: 0.483 (1, 2) X	0-0 1-2 2-H 1B		0-0 5-3 ②		4-0 FC3-6 BB ①		4-0 BB ①		4-0 BB ②			2 0 1 1 3 0 2					
Duke Sims, L OBP: 0.361, SLG: 0.482 Tony Horton, R OBP: 0.317, SLG: 0.455 (1, 3) X (7, PH) (7, 3)	0-0 P5 ②		1-0 HBP ③		0-0 FC3-6 ①		0-0 P6 ③		0-0 F2 ②			2 0 0 0 0 0 3 2 0 0 0 0 0 2					
Ted Uhlaender, L OBP: 0.305, SLG: 0.369 (1, 8) S	0-3 K ③		0-0 4-3 ③		0-0 FC3-6 ②			0-0 F9 ①		0-0 4-3 ③		5 0 0 0 0 1 7					
Eddie Leon, R OBP: 0.305, SLG: 0.360 (1, 4)		0-3 K ①		0-0 E 3B ①		0-0 FC6-4 ③		0-3 K ②			0-0 6-3 1B ①	5 1 2 0 0 2 1					
Jack Heidemann, R OBP: 0.258, SLG: 0.273 (1, 6)		0-0 F8 ②		0-0 E8 SF8 1B ②		4-0 CS BB ①		0-0 6-3 ③			0-3 K ①	4 1 1 1 1 1 1					
Steve Dunning, R OBP: 0.160, SLG: 0.125 Rick Austin, R OBP: 0.250, SLG: 0.214 Dennis Higgins, R OBP: 0.200, SLG: 0.375 Lou Camilli, S OBP: 0.152, SLG: 0.133 Rich Hand, R OBP: 0.365, SLG: 0.343 Larry Brown, R OBP: 0.132, SLG: 0.086 (1, 1) (5, 1) (5, 1) (9, PH) (9, 1) (11, PH) (11, 1)		0-0 4-3 ③		4-0 E BB ①		0-0 4-3 ②			0-0 F8 ①		0-0 6-3 ②	1 0 0 0 0 1 0 0 0 0 0 0 0 0 0 0 1 0 0 0 0 0 0 1 1 0 0 0 0 0 0 0 1 0 0 0 0 0 0 0 1 0 0 0 0 0 0 1 0 0 0 0 0 0 0 0					
Inning Stats	R: 1 H: 3 E: 0 LOB: 2 K: 1 BB: 0 S: 8 P: 8	R: 0 H: 0 E: 0 LOB: 0 K: 1 BB: 0 S: 5 P: 5	R: 0 H: 1 E: 0 LOB: 3 K: 1 BB: 1 S: 6 P: 11	R: 2 H: 2 E: 2 LOB: 1 K: 0 BB: 1 S: 5 P: 9	R: 0 H: 0 E: 0 LOB: 1 K: 0 BB: 1 S: 3 P: 7	R: 0 H: 1 E: 0 LOB: 1 K: 0 BB: 1 S: 2 P: 6	R: 0 H: 0 E: 0 LOB: 1 K: 0 BB: 2 S: 2 P: 10	R: 0 H: 0 E: 0 LOB: 0 K: 1 BB: 0 S: 5 P: 5	R: 0 H: 0 E: 0 LOB: 1 K: 0 BB: 1 S: 3 P: 3	R: 0 H: 0 E: 0 LOB: 1 K: 0 BB: 1 S: 3 P: 7	R: 0 H: 1 E: 0 LOB: 1 K: 1 BB: 0 S: 6 P: 6	1B: 6 SF: 1 2B: 1 SAC: 0 3B: 1 DP: 1 HR: 0 HBP: 1		WP: 0 PA: 46 PB: 0 SB: 0 CS: 1			
PITCHER	IP WLS BF H R ER SO BB IBB HBP BLK WP HR S P ERA WHIP																
Skip Lockwood, R ERA: 5.24 (1, 1)	6.0	28	7	3	2	3	4	0	1	0	0	0	0	29	46	3.00	1.833
Dick Ellsworth, L ERA: 5.04 (7, 1)	0.0	0	0	0	0	0	0	0	0	0	0	0	0	0	0	∞	∞
Bobby Bolin, R ERA: 4.33 (7, 1)	4.1	15	1	0	0	2	1	0	0	0	0	0	0	18	22	0.00	0.462

livebaseballscores.com

AB	37
R	3
H	8
RBI	3
BB	7
SO	5
LOB	23



Batter	1	2	3	4	5	6	7	8	9	AB R H RBI BB SO LOB	TOP																									
Vada Pinson, L (1, 7) OBP: 0.313, SLG: 0.449	0-3 K		0-0 P4	0-0 FC3-6		0-3 K		0-0 F3		5 0 0 0 0 2 6																										
Graig Nettles, L (1, 5) OBP: 0.345, SLG: 0.388	0-0 3-1		4-0 E BB	0-0 P6			4-0 FC5-4 BB		0-0 4-3	3 0 0 0 2 0 2																										
Roy Foster, R (1, 9) OBP: 0.365, SLG: 0.453	0-3 K		0-0 F8		0-0 F8		0-0 FC5-4		0-3 K	5 0 0 0 0 2 2																										
Ray Fosse, R (1, 2) OBP: 0.363, SLG: 0.480		4-0 G4-3 1B BB	0-0 E5		4-0 G6-4-3 BB		0-0 F7		0-0 F9	3 1 0 0 2 0 2																										
Tony Horton, R (1, 3) OBP: 0.316, SLG: 0.453		0-0 G4-3 1B	0-3 K		0-0 G6-4-3		0-0 F9			4 0 1 0 0 1 4																										
Buddy Bradford, R (1, 8) OBP: 0.285, SLG: 0.346		0-0 G4-3		0-0 HR		0-3 K		0-0 P4		4 1 1 1 0 1 2																										
Eddie Leon, R (1, 4) OBP: 0.309, SLG: 0.360		0-0 E 1B		4-0 FC3-6 1B BB		4-0 BB BB		0-3 K		2 1 1 1 2 1 0																										
Jack Heidemann, R (1, 6) OBP: 0.261, SLG: 0.273		0-0 E7		0-3 K		4-0 BB BB		0-0 1B 1B		3 0 1 0 1 1 1																										
Steve Hargan, R (1, 1) OBP: 0.174, SLG: 0.174		0-0 4-3		0-0 K		0-0 BB		0-0 1B		4 0 2 0 0 0 3																										
Dennis Higgins, R (8, 1) OBP: 0.500, SLG: 0.375										0 0 0 0 0 0 0																										
Rick Austin, R (9, 1) OBP: 0.250, SLG: 0.214										0 0 0 0 0 0 0																										
Vince Colbert, R (9, 1)										0 0 0 0 0 0 0																										
Inning Stats	R: 0 E: 0 K: 2 S: 7	H: 0 LOB: 0 BB: 0 P: 7	R: 2 E: 1 K: 0 S: 5	H: 2 LOB: 1 BB: 1 P: 9	R: 0 E: 1 K: 1 S: 6	H: 0 LOB: 2 BB: 1 P: 10	R: 1 E: 0 K: 1 S: 7	H: 2 LOB: 2 BB: 1 P: 11	R: 0 E: 0 K: 2 S: 7	H: 0 LOB: 2 BB: 2 P: 15	R: 0 E: 0 K: 0 S: 3	H: 0 LOB: 1 BB: 1 P: 7	R: 0 E: 0 K: 1 S: 7	H: 2 LOB: 2 BB: 0 P: 7	R: 0 E: 0 K: 1 S: 5	H: 0 LOB: 0 BB: 0 P: 5	1B: 5 2B: 0 3B: 0 HR: 1	SF: 0 SAC: 0 DP: 2 HBP: 0	WP: 0 PB: 0 SB: 0 CS: 0	PA: 40																
PITCHER	IP WLS BF H R ER SO BB IBB HBP BLK WP HR S P ERA WHIP																																			
Al Downing, L (1, 1) ERA: 3.34	6.0		28	4	3	2	6	6	0	0	0	0	1	34	58	3.00	1.667																			
Gene Brabender, R (7, 1) ERA: 5.77	1.2		8	2	0	0	1	1	0	0	0	0	0	9	13	0.00	1.800																			
Dick Ellsworth, L (8, 1) ERA: 5.0	0.0		0	0	0	0	0	0	0	0	0	0	0	0	0	∞	∞																			
Ken Sanders, R (9, 1) ERA: 1.9	1.0	W	3	0	0	0	1	0	0	0	0	0	0	5	5	0.00	0.000																			

Cleveland Indians @ Milwaukee Brewers
 Milwaukee County Stadium, Milwaukee, WI
 Sun Aug 16 1970, 4:33 AM EDT
 Att: 44,387 - Unknown

livebaseballscorecards.com

AB	33
R	3
H	6
RBI	2
BB	7
SO	8
LOB	22



Batter	1	2	3	4	5	6	7	8	9	AB R H RBI BB SO LOB	TOP																								
Vada Pinson, L (1, 9) OBP: 0.310, SLG: 0.445	0-0 6-3		0-0 F9		0-0 F8			0-0 G4-6-3		4 0 0 0 0 0 2																									
Graig Nettles, L (1, 5) OBP: 0.342, SLG: 0.384	0-0 4-3		0-0 6-3			0-0 F8			0-0 F4	4 0 0 0 0 0 0																									
Roy Foster, R (1, 7) OBP: 0.366, SLG: 0.455	0-0 2B			0-0 F7		0-0 5-3			4-0 BB	3 0 1 0 1 0 0																									
Duke Sims, L (1, 3) OBP: 0.355, SLG: 0.473	0-0 4-1			0-0 F9		0-0 3-1			0-0 G4-6-3	4 0 0 0 0 0 2																									
Ray Fosse, R (1, 2) OBP: 0.365, SLG: 0.481		0-0 F8		0-0 1B			0-0 FC6-4			3 0 2 0 0 0 0																									
Ted Uhlaender, L (1, 8) OBP: 0.303, SLG: 0.366		0-3 K		0-0 F8			0-0 FC6-4			3 0 0 0 0 1 2																									
Eddie Leon, R (1, 4) OBP: 0.312, SLG: 0.361		4-0 BB			0-0 SH3-4		0-0 G4-6-3			2 0 1 0 1 0 1																									
Jack Heidemann, R (1, 6) OBP: 0.260, SLG: 0.273		0-3 K			0-0 SH3-4			0-0 G4-6-3		1 0 0 0 0 1 1																									
Chuck Hinton, R (8, PH) OBP: 0.430, SLG: 0.500					1-2 K					1 0 1 0 0 0 0																									
Larry Brown, R (8, 6) OBP: 0.365, SLG: 0.343										0 0 0 0 0 0 0																									
Sam McDowell, L (1, 1) OBP: 0.163, SLG: 0.179		0-3 K			0-0 4-3			0-0 F8		2 0 0 0 0 1 1																									
Buddy Bradford, R (8, PH) OBP: 0.283, SLG: 0.344					2-3 K					1 0 0 0 0 0 1																									
Fred Lasher, R (8, 1)										0 0 0 0 0 0 0																									
Steve Mingori, L (8, 1)										0 0 0 0 0 0 0																									
Inning Stats	R: 0 E: 0 K: 0 S: 4	H: 1 LOB: 1 BB: 0 P: 4	R: 0 E: 0 K: 2 S: 7	H: 0 LOB: 1 BB: 1 P: 11	R: 0 E: 0 K: 1 S: 5	H: 0 LOB: 0 BB: 0 P: 5	R: 0 E: 0 K: 0 S: 4	H: 1 LOB: 1 BB: 0 P: 4	R: 0 E: 0 K: 0 S: 3	H: 0 LOB: 0 BB: 0 P: 3	R: 0 E: 0 K: 0 S: 3	H: 1 LOB: 0 BB: 0 P: 3	R: 0 E: 0 K: 0 S: 2	H: 0 LOB: 0 BB: 1 P: 6	1B: 4 2B: 1 3B: 0 HR: 0	SF: 0 SAC: 1 DP: 3 HBP: 0	WP: 0 PB: 0 SB: 0 CS: 0	PA: 31																	
PITCHER Tom Murphy, R (1, 1) ERA: 3.63	IP 9.0	WLS W	BF 31	H 5	R 0	ER 0	SO 3	BB 2	IBB 0	HBP 0	BLK 0	WP 0	HR 0	S 35	P 43	ERA 0.00	WHIP 0.778	PITCHER	IP 9.0	WLS W	BF 31	H 5	R 0	ER 0	SO 3	BB 2	IBB 0	HBP 0	BLK 0	WP 0	HR 0	S 35	P 43	ERA 0.00	WHIP 0.778

Cleveland Indians @ California Angels
Anaheim Stadium, Anaheim, CA
Mon Aug 17 1970, 10:05 PM EDT
Att. 8,860 - Unknown

livebaseballscorecards.com

AB	28
R	0
H	5
RBI	0
BB	2
SO	3
LOB	10



Batter	1	2	3	4	5	6	7	8	9
Sandy Alomar Sr., S (1, 4) OBP: 0.297, SLG: 0.295	0-0 F8		0-0 5-3			0-0 E S 1B		0-0 SH5-3 1B	
Jarvis Tatum, R (1, 8) OBP: 0.310, SLG: 0.276 Jay Johnstone, L (8, PH) OBP: 0.280, SLG: 0.391 (9, 8)	0-0 1B			0-0 F7		0-3 K 1-3		0-0 SH5-3 1-2	
Jim Fregosi, R (1, 6) OBP: 0.364, SLG: 0.490	0-0 F9			0-0 L6		0-3 K		0-0 BB 2-H 1B	
Alex Johnson, R (1, 7) OBP: 0.362, SLG: 0.448	0-0 F9			0-0 6-3			0-0 HR	4-0 BB BB	
Ken McMullen, R (1, 5) OBP: 0.320, SLG: 0.368		0-0 5-3			0-0 E6		0-0 1-3	0-3 K	
Tommie Reynolds, R (1, 9) OBP: 0.300, SLG: 0.326 Roger Repoz, L (7, PR) OBP: 0.323, SLG: 0.451 (8, 9)		0-3 K			0-0 F7		0-0 FC4-6 1B	4-0 1-2 2-3 BB	
Jim Spencer, L (1, 3) OBP: 0.322, SLG: 0.415		0-0 F9			0-0 F8		0-0 FC4-6 1B WP	0-0 4-3	
Joe Azcue, R (1, 2) OBP: 0.298, SLG: 0.313			0-0 F7		0-0 1-3		4-0 1B 1-2 IBB		
Tom Murphy, R (1, 1) OBP: 0.227, SLG: 0.167			0-3 K			0-3 K	0-0 1-3 2-H 1B		

Inning Stats	R: 0 E: 0 K: 0 S: 4	H: 1 LOB: 1 BB: 0 P: 4	R: 0 E: 0 K: 1 S: 5	H: 0 LOB: 0 BB: 0 P: 5	R: 0 E: 0 K: 1 S: 5	H: 0 LOB: 0 BB: 0 P: 5	R: 0 E: 0 K: 0 S: 3	H: 0 LOB: 0 BB: 0 P: 3	R: 0 E: 1 K: 0 S: 4	H: 0 LOB: 1 BB: 0 P: 4	R: 0 E: 0 K: 3 S: 10	H: 1 LOB: 1 BB: 0 P: 10	R: 2 E: 0 K: 0 S: 5	H: 3 LOB: 2 BB: 1 P: 9	R: 1 E: 0 K: 1 S: 7	H: 2 LOB: 3 BB: 2 P: 15
--------------	------------------------------	---------------------------------	------------------------------	---------------------------------	------------------------------	---------------------------------	------------------------------	---------------------------------	------------------------------	---------------------------------	-------------------------------	----------------------------------	------------------------------	---------------------------------	------------------------------	----------------------------------

PITCHER	IP	WLS	BF	H	R	ER	SO	BB	IBB	HBP	BLK	WP	HR	S	P	ERA	WHIP
Sam McDowell, L (1, 1) ERA: 2.68	7.0	L	27	5	2	2	5	0	0	0	0	1	1	36	40	2.57	0.714
Fred Lasher, R (8, 1) ERA: 3.67	0.2		6	2	1	1	1	2	0	0	0	0	0	6	14	13.50	6.000
Steve Mingori, L (8, 1) ERA: 8.44	0.1		1	0	0	0	0	0	0	0	0	0	0	1	1	0.00	0.000

BOTTOM


Cleveland Indians @ California Angels
Anaheim Stadium, Anaheim, CA
 Mon Aug 17 1970, 10:05 PM EDT
 Att. 8,860 - Unknown

AB	R	H	RBI	BB	SO	LOB
4	1	2	0	0	0	0
3	0	1	0	0	1	1
0	0	0	0	0	0	0
4	0	1	1	0	1	2
3	1	1	1	1	0	1
4	0	0	0	0	1	2
3	0	1	0	0	1	1
0	0	0	0	1	0	0
4	1	0	0	0	0	5
2	0	0	0	1	0	1
3	0	1	1	0	2	0

AB	30
R	3
H	7
RBI	3
BB	3
SO	6
LOB	13

livebaseballscores.com

WP	PA
1	34



Batter	1	2	3	4	5	6	7	8	9	AB R H RBI BB SO LOB	TOP																								
Larry Brown, R OBP: 0.361, SLG: 0.333 (1, 5) X	0-0 5-3		4-0 2B 1-2 BB		0-0 F3			0-0 1-3		3 0 0 0 1 0 0																									
Eddie Leon, R OBP: 0.311, SLG: 0.363 Steve Dunning, R OBP: 0.160, SLG: 0.125 (1, 4) X (8, 1)	0-0 4-3		0-0 1-3 2-H 2B		0-0 F9			0-0 6-3		4 0 1 1 0 0 0 0 0 0 0 0 0 0																									
Roy Foster, R OBP: 0.365, SLG: 0.456 (1, 7) X	0-0 P4		0-0 6-3		0-0 2B				0-3 K	4 0 1 0 0 1 2																									
Ray Fosse, R OBP: 0.362, SLG: 0.476 (1, 2)		0-0 4-3		0-0 6-3		0-0 F8			0-3 K	4 0 0 0 0 1 1																									
Chuck Hinton, R OBP: 0.415, SLG: 0.480 (1, 9)		0-0 E5 G5-4-3		0-0 6-3		0-0 P3			0-0 6-3	4 0 0 0 0 0 1																									
Tony Horton, R OBP: 0.319, SLG: 0.454 (1, 3)		0-0 G5-4-3 1-2f		0-0 1B			0-0 G6-4-3 1B			3 0 2 0 0 0 1																									
Buddy Bradford, R OBP: 0.284, SLG: 0.343 (1, 8)			0-0 FC4-6 1B		0-0 F9		0-0 G6-4-3 1-2f			3 0 1 0 0 0 2																									
Jack Heidemann, R OBP: 0.258, SLG: 0.271 (1, 6)			0-0 F9		0-0 3-1		0-0 5-3			3 0 0 0 0 0 1																									
Dean Chance, R OBP: 0.132, SLG: 0.086 Rich Rollins, R OBP: 0.292, SLG: 0.338 Rick Austin, R OBP: 0.235, SLG: 0.200 Vince Colbert, R Steve Mingori, L Lou Camilli, S (1, 1) (3, PH) (3, 1) (7, 1) (7, 1) (8, PH) (8, 4)			0-0 FC4-6 BB 2B 1-2f		0-3 K			0-0 5-3		0 0 0 0 0 0 0 1 1 0 0 0 0 1 1 0 0 0 0 1 0 0 0 0 0 0 0 0 0 0 0 0 0 0 0 1 0 0 0 0 0 0																									
Inning Stats	R: 0 E: 0 K: 0 S: 3	H: 0 LOB: 0 BB: 0 P: 3	R: 0 E: 1 K: 0 S: 3	H: 0 LOB: 0 BB: 0 P: 3	R: 1 E: 0 K: 0 S: 5	H: 2 LOB: 2 BB: 1 P: 9	R: 0 E: 0 K: 0 S: 4	H: 1 LOB: 1 BB: 0 P: 4	R: 0 E: 0 K: 1 S: 5	H: 0 LOB: 0 BB: 0 P: 5	R: 0 E: 0 K: 0 S: 4	H: 1 LOB: 1 BB: 0 P: 4	R: 0 E: 0 K: 0 S: 3	H: 1 LOB: 0 BB: 0 P: 3	R: 0 E: 0 K: 0 S: 3	H: 0 LOB: 0 BB: 0 P: 3	R: 0 E: 0 K: 2 S: 7	H: 0 LOB: 0 BB: 0 P: 7	1B: 3 2B: 2 3B: 0 HR: 0	SF: 0 SAC: 0 DP: 2 HBP: 0	WP: 0 PB: 0 SB: 0 CS: 0	PA: 32													
PITCHER Clyde Wright, L ERA: 2.9 (1, 1)	IP 9.0	WLS W	BF 32	H 5	R 1	ER 1	SO 3	BB 1	IBB 0	HBP 0	BLK 0	WP 0	HR 0	S 37	P 41	ERA 1.00	WHIP 0.667	PITCHER	IP 9.0	WLS W	BF 32	H 5	R 1	ER 1	SO 3	BB 1	IBB 0	HBP 0	BLK 0	WP 0	HR 0	S 37	P 41	ERA 1.00	WHIP 0.667

Cleveland Indians @ California Angels
Anaheim Stadium, Anaheim, CA
Tue Aug 18 1970, 10:05 PM EDT
Att: 10,027 - Unknown

livebaseballscorecards.com

AB 31
R 1
H 5
RBI 1
BB 1
SO 3
LOB 9



Batter	1	2	3	4	5	6	7	8	9
Sandy Alomar Sr., S (1, 4) OBP: 0.303, SLG: 0.299	0-0 6-3	0-0 BB FC5 1-2 3-H 1B		4-0 BB		4-0 BB	0-0 1-3 3-H 1B 2B	4-0 1B BB	
Roger Repoz, L (1, 8) (8, 9) OBP: 0.326, SLG: 0.453	0-0 2B	0-0 FC5 1-2 2-3f BB		0-0 F9		0-3 K	4-0 1B FC3-6 IBB	0-0 FC5-4 1-3 1B	
Jim Fregosi, R (1, 6) OBP: 0.366, SLG: 0.489	0-3 K	4-0 1-2 2-3 BB		0-0 F8			0-0 1B 2B 1B	0-0 FC5-4 1-2f	
Alex Johnson, R (1, 7) OBP: 0.362, SLG: 0.446	0-3 K	0-0 L4			0-0 F8		0-0 2B 1B	0-0 FC3-6 BB	
Jim Spencer, L (1, 3) OBP: 0.323, SLG: 0.418		0-0 1B 1B	0-0 6-3		0-3 K		0-0 2B 1B FC3-6		
Ken McMullen, R (1, 5) OBP: 0.325, SLG: 0.372		0-0 1-2 E 1B	0-0 5-3		0-0 1B		4-0 1B IBB	0-0 1-2 2-3 1B	
Bill Voss, L (1, 9) OBP: 0.337, SLG: 0.349		0-0 E 1B 1B	0-0 P6		0-3 K		0-0 1B 2B 1B		
Tommie Reynolds, R (7, PH) OBP: 0.300, SLG: 0.326		1-2 2-H							
Jay Johnstone, L (7, PH) (8, 8) OBP: 0.282, SLG: 0.392									
Tom Egan, R (1, 2) OBP: 0.299, SLG: 0.344		0-3 K		0-0 P4		0-0 F7	0-0 F7	4-0 G6-3 BB	
Clyde Wright, R (1, 1) OBP: 0.228, SLG: 0.346		0-0 FC5 1-3 2-H 1B		0-0 2B		0-0 5-3	0-0 2B 1-3 3-H 1B 1B	0-0 G6-3 1-2f	

Inning Stats	R: 0	H: 1	E: 0	LOB: 1	K: 2	BB: 0	S: 8	P: 8
	R: 3	H: 4	E: 1	LOB: 3	K: 1	BB: 1	S: 10	P: 14
	R: 0	H: 0	E: 0	LOB: 0	K: 0	BB: 0	S: 3	P: 3
	R: 0	H: 1	E: 0	LOB: 2	K: 0	BB: 1	S: 4	P: 8
	R: 0	H: 1	E: 0	LOB: 1	K: 2	BB: 0	S: 8	P: 8
	R: 0	H: 0	E: 0	LOB: 1	K: 1	BB: 1	S: 5	P: 9
	R: 9	H: 8	E: 0	LOB: 2	K: 1	BB: 3	S: 13	P: 25
	R: 0	H: 1	E: 0	LOB: 2	K: 0	BB: 2	S: 3	P: 11

PITCHER	IP	WLS	BF	H	R	ER	SO	BB	IBB	HBP	BLK	WP	HR	S	P	ERA	WHIP
Dean Chance, R (1, 1) ERA: 4.3	2.0	L	13	5	3	2	3	1	0	0	0	0	0	18	22	9.00	3.000
Rick Austin, L (3, 1) ERA: 5.88	4.0		20	5	4	4	3	2	1	0	0	0	0	23	35	9.00	1.750
Vince Colbert, R (7, 1) ERA: 10.91	0.1		7	4	3	3	0	1	1	0	0	0	0	5	13	81.00	15.000
Steve Mingori, L (7, 1) ERA: 7.5	0.2		3	1	2	2	1	0	0	0	0	0	0	5	5	27.00	1.500
Steve Dunning, R (8, 1) ERA: 4.76	1.0		5	1	0	0	0	2	0	0	0	0	0	3	11	0.00	3.000

AB	R	H	RBI	BB	SO	LOB
3	1	2	2	3	0	0
5	1	2	0	1	1	5
5	2	2	2	1	1	5
4	1	1	0	1	1	4
5	2	2	2	0	1	2
4	2	3	1	1	0	0
3	1	1	1	0	1	1
0	0	0	0	0	0	0
2	1	1	2	0	1	2
4	0	0	0	1	1	4
5	1	2	1	0	0	2

WP	PA
0	48

AB	40
R	12
H	16
RBI	11
BB	8
SO	7
LOB	25



Cleveland Indians @ California Angels
 Anaheim Stadium, Anaheim, CA
 Tue Aug 18 1970, 10:05 PM EDT
 Att. 10,027 - Unknown

livebaseballscorecards.com

Cleveland Indians @ California Angels
 Anaheim Stadium, Anaheim, CA
 Wed Aug 19 1970, 10:05 PM EDT
 Att. 9,739 - Unknown

livebaseballscorecards.com

AB	33
R	2
H	8
RBI	2
BB	2
SO	8
LOB	14



WP:	0	PA:	36
PB:	0		
SB:	0		
CS:	0		

AB	R	H	RBI	BB	SO	LOB
3	0	0	0	1	1	2
4	0	0	0	0	2	2
4	0	0	0	0	1	1
0	0	0	0	0	0	0
3	0	1	0	1	0	0
4	1	2	0	0	0	2
0	0	0	0	0	0	0
4	0	0	0	0	2	3
4	1	2	0	0	0	1
2	0	0	0	0	2	2
1	0	1	1	0	0	0
1	0	1	0	0	0	0
2	0	1	1	0	0	0
1	0	0	0	0	0	1

Batter	1	2	3	4	5	6	7	8	9
Eddie Leon, R (1, 4) OBP: 0.311, SLG: 0.360	0-3 K		4-0 FC6-4 BB		0-0 L4		0-0 8-3-2-5		
Vada Pinson, L (1, 9) OBP: 0.307, SLG: 0.441	0-0 1-3		0-3 K			0-0 4-3		0-3 K	
Roy Foster, R (1, 7) OBP: 0.362, SLG: 0.451	0-3 K		0-0 FC6-4			0-0 5-3		0-0 F9	
Ted Uhlaender, L (8, 7) OBP: 0.303, SLG: 0.366	0-3 K		0-0 FC6-4			0-0 6-3		0-0 1B	
Ray Fosse, R (1, 2) OBP: 0.363, SLG: 0.475		0-0 6-3		4-0 FC4-6 BB		0-0 6-3		0-0 1B	
Tony Horton, R (1, 3) OBP: 0.320, SLG: 0.457		0-0 1B 2B		0-0 FC4-6 FC4-6			0-0 1B 2B 1B		0-0 5-3
Vern Fuller, R (9, 5) OBP: 0.143, SLG: 0.214		0-3 K		0-0 F8			0-3 K		0-0 P3
Buddy Bradford, R (1, 8) OBP: 0.278, SLG: 0.335		0-3 K		0-0 FC4-6			0-0 2B SH 1B		0-0 5-3
Jack Heidemann, R (1, 6) OBP: 0.260, SLG: 0.273		0-0 2-3 1B		0-0 FC4-6			0-0 SH 2B		0-0 1B
Graig Nettles, L (1, 5) OBP: 0.340, SLG: 0.382		0-3 K		0-3 K			0-0 SH 2B		0-0 1B
Chuck Hinton, R (7, PH) OBP: 0.420, SLG: 0.495							0-0 SH		0-0 1-3
Duke Sims, L (9, PH) OBP: 0.358, SLG: 0.476							0-0 SH		0-0 1-3
Rich Hand, R (1, 1) OBP: 0.171, SLG: 0.156			0-0 K BB 1B		0-0 F3		0-0 SH		0-0 1-3
Dennis Higgins, R (8, 1) OBP: 0.455, SLG: 0.333							0-0 SH		0-0 1-3

Inning Stats	R: 0	H: 0	E: 0	K: 2	S: 7	P: 7	R: 0	H: 2	E: 0	K: 2	S: 9	P: 9	R: 0	H: 1	E: 0	K: 1	S: 5	R: 0	H: 0	E: 0	K: 0	S: 3	P: 7	R: 0	H: 0	E: 0	K: 1	S: 5	P: 5	R: 0	H: 0	E: 0	K: 0	S: 3	P: 3	R: 2	H: 3	E: 0	K: 1	S: 8	P: 8	R: 0	H: 1	E: 0	K: 1	S: 6	P: 6	R: 0	H: 1	E: 0	K: 0	S: 4	P: 4	1B: 6	SF: 0	2B: 3	SAC: 1	3B: 0	DP: 1	HR: 0	HBP: 0	WP: 0	PA: 36
--------------	------	------	------	------	------	------	------	------	------	------	------	------	------	------	------	------	------	------	------	------	------	------	------	------	------	------	------	------	------	------	------	------	------	------	------	------	------	------	------	------	------	------	------	------	------	------	------	------	------	------	------	------	------	-------	-------	-------	--------	-------	-------	-------	--------	-------	--------

PITCHER	IP	WLS	BF	H	R	ER	SO	BB	IBB	HBP	BLK	WP	HR	S	P	ERA	WHIP
Rudy May, L (1, 1) ERA: 3.71	6.1	L	26	6	2	2	7	2	0	0	0	0	0	38	46	2.84	1.263
Mel Queen, R (7, 1) ERA: 2.95	1.2		6	1	0	0	1	0	0	0	0	0	0	8	8	0.00	0.600
Ken Tatum, R (9, 1) ERA: 2.78	1.0		4	1	0	0	0	0	0	0	0	0	0	4	4	0.00	1.000

Batter	1	2	3	4	5	6	7	8	9	AB R H RBI BB SO LOB
Sandy Alomar Sr., S (1, 4) OBP: 0.303, SLG: 0.299	0-3 K ①			x 0-0 P5 ①		x 0-0 F8 ③			x 0-0 1B	4 0 1 0 0 1 0
Roger Repoz, L (1, 8) OBP: 0.328, SLG: 0.452	0-3 K ②			B B B B 4-0 CS BB		x 0-0 G6-4-3 1B			S S S 0-3 K ①	3 0 1 0 1 2 1
Jim Fregosi, R (1, 6) OBP: 0.365, SLG: 0.487	x 0-0 1B ③			S S S 0-3 K ② ③		x 0-0 F7 ①			S S S 0-3 K ②	4 0 1 0 0 2 3
Alex Johnson, R (1, 7) OBP: 0.359, SLG: 0.442		x 0-0 F9 ①		x 0-0 F9 ①		x 0-0 G6-4-3 ② ③			S S S 0-3 K ③	4 0 0 0 0 1 2
Jim Spencer, L (1, 3) OBP: 0.321, SLG: 0.414		x 0-0 P6 ②		x 0-0 F8 ②				x 0-0 P5 ①		3 0 0 0 0 0 0
Ken McMullen, R (1, 5) OBP: 0.327, SLG: 0.372		0-0 K ③		x 0-0 1B ③				B B B B 4-0 1B BB		2 0 1 0 1 1 0
Bill Voss, L (1, 9) OBP: 0.337, SLG: 0.348			x 0-0 F8 ①	x 0-0 F7 ③				x 0-0 1B ①		3 0 1 0 0 0 1
Tom Egan, R (1, 2) OBP: 0.296, SLG: 0.339			x 0-0 F7 ②			x 0-0 F9 ①		x 0-0 P4 ②		2 0 0 0 0 0 0
Jay Johnstone, L (8, PH) OBP: 0.281, SLG: 0.390			x 0-0 4-3 ③			S S S 0-3 K ②		S S S 0-3 K ③		1 0 0 0 0 0 2
Giraldo Ruiz, S (9, 2) OBP: 0.307, SLG: 0.286										0 0 0 0 0 0 0
Rudy May, L (1, 1) OBP: 0.113, SLG: 0.119										2 0 0 0 0 1 0
Mel Queen, L (7, 1)										0 0 0 0 0 0 0
Billy Cowan, R (8, PH) OBP: 0.349, SLG: 0.521										1 0 0 0 0 1 2
Ken Tatum, R (9, 1) OBP: 0.111, SLG: 0.444										0 0 0 0 0 0 0

Inning Stats	R: 0	H: 1	E: 0	K: 2	S: 7	LOB: 1	BB: 0	P: 7	R: 0	H: 0	E: 0	K: 1	S: 5	LOB: 0	BB: 0	P: 5	R: 0	H: 0	E: 0	K: 0	S: 3	LOB: 0	BB: 0	P: 3	R: 0	H: 1	E: 0	K: 0	S: 4	LOB: 1	BB: 0	P: 4	R: 0	H: 0	E: 0	K: 1	S: 5	LOB: 0	BB: 0	P: 5	R: 0	H: 1	E: 0	K: 0	S: 3	LOB: 0	BB: 0	P: 3	R: 0	H: 1	E: 0	K: 1	S: 6	LOB: 2	BB: 1	P: 10	R: 0	H: 1	E: 0	K: 3	S: 10	LOB: 1	BB: 0	P: 10	1B: 5	2B: 0	3B: 0	HR: 0	SF: 0	SAC: 0	DP: 1	HBP: 0	WP: 0	PB: 0	SB: 0	CS: 1	PA: 31
PITCHER	IP	WLS	BF	H	R	ER	SO	BB	IBB	HBP	BLK	WP	HR	S	P	ERA	WHIP																																																												
Rich Hand, R (1, 1) ERA: 3.68	7.1	W	25	4	0	0	5	2	0	0	0	0	0	33	41	0.00	0.818																																																												
Dennis Higgins, R (8, 1) ERA: 4.14	1.2	S	6	1	0	0	4	0	0	0	0	0	0	14	14	0.00	0.600																																																												

BOTTOM

Cleveland Indians @ California Angels
 Anaheim Stadium, Anaheim, CA
 Wed Aug 19 1970, 10:05 PM EDT
 Att. 9,739 - Unknown

livebaseballscores.com

AB	29
R	0
H	5
RBI	0
BB	2
SO	9
LOB	11



Batter	1	2	3	4	5	6	7	8	9
Ted Uhlaender, L OBP: 0.304, SLG: 0.376 (1, 8) (9, 7)	0-0 BB HR 1B		0-0 5-3			0-0 4-3		0-0 HR	
Roy Foster, R OBP: 0.361, SLG: 0.457 Buddy Bradford, R OBP: 0.278, SLG: 0.335 (1, 7) (9, 8)	0-0 F5		0-0 F3			0-0 HR		0-0 1-3	
Vada Pinson, L OBP: 0.307, SLG: 0.446 (1, 9)	0-0 F7		0-0 G3			0-0 F7		0-0 HR	
Ray Fosse, R OBP: 0.364, SLG: 0.474 (1, 2)	4-0 HR BB			0-3 K		0-0 F8		0-0 1B 1B	
Duke Sims, L OBP: 0.357, SLG: 0.487 Chuck Hinton, R OBP: 0.425, SLG: 0.500 (1, 3) (8, PH) (9, 3)	0-0 HR			0-3 K		0-0 F8		0-0 1B	
Graig Nettles, L OBP: 0.338, SLG: 0.379 (1, 5)	0-3 K			0-0 F2		0-0 6-3		0-0 F9	
Eddie Leon, R OBP: 0.311, SLG: 0.360 Tony Horton, R OBP: 0.320, SLG: 0.456 Vern Fuller, R OBP: 0.143, SLG: 0.214 (1, 4) (8, PH) (9, 4)		0-0 F5			0-0 5-3		0-0 1B 1B	0-3 K	
Jack Heidemann, R OBP: 0.261, SLG: 0.273 (1, 6)		0-0 F4			0-3 K		0-0 1B 1B		
Sam McDowell, L OBP: 0.159, SLG: 0.174 Dean Chance, R OBP: 0.128, SLG: 0.083 Rick Austin, R OBP: 0.235, SLG: 0.200 (1, 1) (6, 1) (8, 1)		0-3 K			0-3 K		0-3 K		


AB	R	H	RBI	BB	SO	LOB
4	2	2	1	0	0	0
4	1	1	1	0	0	1
0	0	0	0	0	0	0
4	1	1	1	0	0	1
3	1	1	0	1	1	0
3	1	1	3	0	1	0
1	0	1	0	0	0	0
4	0	0	0	0	1	2
3	0	1	0	0	0	0
1	0	0	0	0	1	2
0	0	0	0	0	0	0
1B: 5	SF: 0					
2B: 0	SAC: 0					
3B: 0	DP: 0					
HR: 4	HBP: 0					

BOTTOM

Oakland Athletics @ Cleveland Indians
Cleveland Municipal Stadium, Cleveland, OH

Fri Aug 21 1970, 7:05 PM EDT
Att. 20,827 - Unknown

AB	33
R	6
H	9
RBI	6
BB	1
SO	8
LOB	8



Inning Stats	R	H	E	K	S	P	R	H	E	K	S	P	R	H	E	K	S	P	R	H	E	K	S	P	R	H	E	K	S	P
	3	2	0	7	11		0	0	0	5			0	0	0	3			0	0	0	7			0	0	0	0		
	0	0	0	0	0		0	0	0	0			0	0	0	0			0	0	0	0			0	0	0	0		
	0	0	0	0	0		0	0	0	0			0	0	0	0			0	0	0	0			0	0	0	0		
	0	0	0	0	0		0	0	0	0			0	0	0	0			0	0	0	0			0	0	0	0		
	0	0	0	0	0		0	0	0	0			0	0	0	0			0	0	0	0			0	0	0	0		
	0	0	0	0	0		0	0	0	0			0	0	0	0			0	0	0	0			0	0	0	0		
	0	0	0	0	0		0	0	0	0			0	0	0	0			0	0	0	0			0	0	0	0		
	0	0	0	0	0		0	0	0	0			0	0	0	0			0	0	0	0			0	0	0	0		
	0	0	0	0	0		0	0	0	0			0	0	0	0			0	0	0	0			0	0	0	0		
	0	0	0	0	0		0	0	0	0			0	0	0	0			0	0	0	0			0	0	0	0		
	0	0	0	0	0		0	0	0	0			0	0	0	0			0	0	0	0			0	0	0	0		
	0	0	0	0	0		0	0	0	0			0	0	0	0			0	0	0	0			0	0	0	0		
	0	0	0	0	0		0	0	0	0			0	0	0	0			0	0	0	0			0	0	0	0		
	0	0	0	0	0		0	0	0	0			0	0	0	0			0	0	0	0			0	0	0	0		
	0	0	0	0	0		0	0	0	0			0	0	0	0			0	0	0	0			0	0	0	0		
	0	0	0	0	0		0	0	0	0			0	0	0	0			0	0	0	0			0	0	0	0		
	0	0	0	0	0		0	0	0	0			0	0	0	0			0	0	0	0			0	0	0	0		
	0	0	0	0	0		0	0	0	0			0	0	0	0			0	0	0	0			0	0	0	0		
	0	0	0	0	0		0	0	0	0			0	0	0	0			0	0	0	0			0	0	0	0		
	0	0	0	0	0		0	0	0	0			0	0	0	0			0	0	0	0			0	0	0	0		
	0	0	0	0	0		0	0	0	0			0	0	0	0			0	0	0	0			0	0	0	0		
	0	0	0	0	0		0	0	0	0			0	0	0	0			0	0	0	0			0	0	0	0		
	0	0	0	0	0		0	0	0	0			0	0	0	0			0	0	0	0			0	0	0	0		
	0	0	0	0	0		0	0	0	0			0	0	0	0			0	0	0	0			0	0	0	0		
	0	0	0	0	0		0	0	0	0			0	0	0	0			0	0	0	0			0	0	0	0		
	0	0	0	0	0		0	0	0	0			0	0	0	0			0	0	0	0			0	0	0	0		
	0	0	0	0	0		0	0	0	0			0	0	0	0			0	0	0	0			0	0	0	0		
	0	0	0	0	0		0	0	0	0			0	0	0	0			0	0	0	0			0	0	0	0		
	0	0	0	0	0		0	0	0	0			0	0	0	0			0	0	0	0			0	0	0	0		
	0	0	0	0	0		0	0	0	0			0	0	0	0			0	0	0	0			0	0	0	0		
	0	0	0	0	0		0	0	0	0			0	0	0	0			0	0	0	0			0	0	0	0		
	0	0	0	0	0		0	0	0	0			0	0	0	0			0	0	0	0			0	0	0	0		
	0	0	0	0	0		0	0	0	0			0	0	0	0			0	0	0	0			0	0	0	0		
	0	0	0	0	0		0	0	0	0			0	0	0	0			0	0	0	0			0	0	0	0		
	0	0	0	0	0		0	0	0	0			0	0	0	0			0	0	0	0			0	0	0	0		
	0	0	0	0	0		0	0	0	0			0	0	0	0			0	0	0	0			0	0	0	0		
	0	0	0	0	0		0	0	0	0			0	0	0	0			0	0	0	0			0	0	0	0		
	0	0	0	0	0		0	0	0	0			0	0	0	0			0	0	0	0			0	0	0	0		
	0	0	0	0	0		0	0	0	0			0	0	0	0			0	0	0	0			0	0	0	0		
	0	0	0	0	0		0	0	0	0			0	0	0	0			0	0	0	0			0	0	0	0		
	0	0	0	0	0		0	0	0	0			0	0	0	0			0	0	0	0			0	0	0	0		
	0	0	0	0	0		0	0	0	0			0	0	0	0			0	0	0	0			0	0	0	0		
	0	0	0	0	0		0	0	0	0			0	0	0	0			0	0	0	0			0	0	0	0		
	0	0	0	0	0		0	0	0	0			0	0	0	0			0	0	0	0			0	0	0	0		
	0	0	0	0	0		0	0	0	0			0	0	0	0			0	0	0	0			0	0	0	0		
	0	0	0	0	0		0	0	0	0			0	0	0	0			0	0	0	0			0	0	0	0		
	0	0	0	0	0		0	0	0	0</																				

Oakland Athletics @ Cleveland Indians
 Cleveland Municipal Stadium, Cleveland, OH

Sun Aug 23 1970, 3:33 AM EDT
 Att. 8,585 - Unknown

livebaseballscorecards.com

AB	35
R	6
H	9
RBI	6
BB	7
SO	6
LOB	23



Batter	1	2	3	4	5	6	7	8	9	AB	R	H	RBI	BB	SO	LOB
Bert Campaneris, R (1, 6) OBP: 0.315, SLG: 0.444	0-0 F9	0-0 P6			0-0 G5-4-3 1B		0-0 5-3	0-0 FC6-4 1B		5	0	2	1	0	0	0
Rick Monday, L (1, 8) OBP: 0.383, SLG: 0.462	0-0 2B		0-0 4-3		0-0 F9		0-0 HR	0-3 K		5	1	2	1	0	1	3
Felipe Alou, R (1, 7) OBP: 0.318, SLG: 0.385	0-0 P4		0-0 P4		0-0 G5-4-3 1-2f		0-0 5-3	0-0 FC6-4 1-2f		5	0	0	0	0	0	4
Don Mincher, L (1, 3) OBP: 0.333, SLG: 0.491	4-0 FC5-4 BB		0-3 K			0-0 G3	0-0 HR		0-0 F9	4	1	1	1	1	1	0
Sal Bando, R (1, 5) OBP: 0.402, SLG: 0.461	0-0 FC5-4 1-2f			1-0 BB HBP		4-0 BB FC5-2 BB	0-0 F6		0-3 K	3	0	0	0	1	1	2
Reggie Jackson, L (1, 9) OBP: 0.348, SLG: 0.432		0-3 K		0-0 P5		4-0 FC5-2 BB 1-2		0-0 1B 2B	4-0 FC6-4 BB	3	1	1	0	2	1	1
Gene Tenace, R (1, 2) OBP: 0.500, SLG: 0.563		0-0 HR		4-0 1-2 BB		4-0 FC5-2 BB 1-2 2-3		0-0 FC1-5 BB 1B	0-0 FC6-4 1-2f	3	1	2	2	2	0	1
Dick Green, R (1, 4) OBP: 0.257, SLG: 0.239		0-0 5-3		0-0 F9		0-0 FC5-2 1-2 2-3 3-Hf		4-0 1B BB		2	0	0	0	0	0	2
Tommy Davis, R (6, PH) OBP: 0.301, SLG: 0.366										1	0	0	0	0	0	3
Tony La Russa, R (6, PR) OBP: 0.265, SLG: 0.231										0	1	0	0	1	0	0
Blue Moon Odom, R (1, 1) OBP: 0.270, SLG: 0.429		0-0 HR		0-3 K		0-3 K		0-0 FC1-5 1B		2	1	1	1	0	1	2
Paul Lindblad, L (5, 1) OBP: 0.329, SLG: 0.311										0	0	0	0	0	0	0
Steve Hovley, L (6, PH) OBP: 0.152, SLG: 0.097										1	0	0	0	0	0	3
Rolie Fingers, R (6, 1) OBP: 0.152, SLG: 0.097										1	0	0	0	0	0	2
Allan Lewis, S (8, PR)										0	0	0	0	0	0	0
Bob Locker, S (8, 1) OBP: 0.143, SLG: 0.143										0	0	0	0	0	0	0
Mudcat Grant, R (8, 1) OBP: 0.500, SLG: 0.167										0	0	0	0	0	0	0

Inning Stats	R: 0	H: 1	E: 0	K: 0	S: 4	P: 8	R: 2	H: 2	E: 0	K: 1	S: 7	P: 7	R: 0	H: 0	E: 0	K: 1	S: 5	P: 5	R: 0	H: 1	E: 0	K: 0	S: 3	P: 3	R: 0	H: 0	E: 0	K: 1	S: 5	P: 17	R: 2	H: 2	E: 0	K: 0	S: 5	P: 5	R: 2	H: 3	E: 0	K: 1	S: 8	P: 12	R: 0	H: 0	E: 0	K: 1	S: 5	P: 9	1B: 3	SF: 0	2B: 2	SAC: 0	3B: 0	DP: 1	HR: 4	HBP: 1	WP: 0	PA: 43
--------------	------	------	------	------	------	------	------	------	------	------	------	------	------	------	------	------	------	------	------	------	------	------	------	------	------	------	------	------	------	-------	------	------	------	------	------	------	------	------	------	------	------	-------	------	------	------	------	------	------	-------	-------	-------	--------	-------	-------	-------	--------	-------	--------

PITCHER	IP	WLS	BF	H	R	ER	SO	BB	IBB	HBP	BLK	WP	HR	S	P	ERA	WHIP
Rich Hand, R (1, 1) ERA: 3.66	5.1		25	4	2	2	3	5	0	1	0	0	2	25	46	3.38	1.688
Dean Chance, R (6, 1) ERA: 4.51	1.2		9	4	4	4	1	0	0	0	0	0	2	11	11	21.60	2.400
Steve Dunning, R (8, 1) ERA: 4.74	0.1		3	1	0	0	0	1	0	0	0	0	0	2	6	0.00	6.000
Rick Austin, L (8, 1) ERA: 5.47	1.2	W	6	0	0	0	2	1	0	0	0	0	0	9	13	0.00	0.600

Batter	1	2	3	4	5	6	7	8	9
Ted Uhlaender, L OBP: 0.305, SLG: 0.373 (1, 8) (9, 7)	0-0 F9		0-0 G3		0-0 BB 2B 1B		0-0 6-3		
Roy Foster, R OBP: 0.355, SLG: 0.447 Chuck Hinton, R OBP: 0.430, SLG: 0.505 (1, 7) (9, 3)	0-3 K		0-0 5-3		0-0 P6		0-3 K		
Vada Pinson, L OBP: 0.312, SLG: 0.455 (1, 9)	0-0 G1			0-0 1B HR 2B	4-0 2B BB			0-0 F7	
Ray Fosse, R OBP: 0.366, SLG: 0.475 (1, 2)		0-0 P4		0-0 HR 1B	0-0 2B			0-0 1B 2B 1B	
Duke Sims, L OBP: 0.362, SLG: 0.504 Buddy Bradford, R OBP: 0.278, SLG: 0.335 (1, 3) (8, PR) (9, 8)		0-0 6-3		0-0 F6	0-3 K			0-0 2B 1B	
Graig Nettles, L OBP: 0.338, SLG: 0.393 (1, 5)		0-0 1B		0-0 HR		0-0 F8		0-0 F5	
Eddie Leon, R OBP: 0.310, SLG: 0.367 (1, 4)		0-3 K		0-0 F9		0-0 4-3		0-0 2B	
Jack Heidemann, R OBP: 0.264, SLG: 0.280 (1, 6)			0-0 HR	0-0 F5		0-0 F7		4-0 FC6 IBB	
Rich Hand, R OBP: 0.162, SLG: 0.147 Dean Chance, R OBP: 0.125, SLG: 0.081 Steve Dunning, R OBP: 0.160, SLG: 0.125 Rick Austin, R OBP: 0.222, SLG: 0.188 (1, 1) (6, 1) (8, 1) (8, 1)			0-0 L8		0-0 1-3		0-3 K	0-0 FC6	

Inning Stats	R: 0	H: 0	E: 0	K: 1	S: 5	R: 0	H: 1	E: 0	K: 1	S: 6	R: 1	H: 1	E: 0	K: 0	S: 4	R: 3	H: 3	E: 0	K: 0	S: 6	R: 2	H: 2	E: 0	K: 1	S: 7	R: 0	H: 0	E: 0	K: 0	S: 3	R: 0	H: 0	E: 0	K: 2	S: 7	R: 2	H: 3	E: 0	K: 0	S: 6
	LOB: 0	BB: 0	P: 5	LOB: 1	BB: 0	P: 6	LOB: 0	BB: 0	P: 4	LOB: 0	BB: 0	P: 6	LOB: 1	BB: 1	P: 11	LOB: 0	BB: 0	P: 3	LOB: 0	BB: 0	P: 7	LOB: 2	BB: 1	P: 10	SF: 0	SAC: 0	DP: 0	HBP: 0	1B: 5	2B: 3	3B: 0	HR: 2	WP: 0	PA: 36	ERA	WHIP				

PITCHER	IP	WLS	BF	H	R	ER	SO	BB	IBB	HBP	BLK	WP	HR	S	P	ERA	WHIP
Blue Moon Odom, R ERA: 4.68 (1, 1)	4.2		22	7	6	6	2	1	0	0	0	0	2	25	29	11.57	1.714
Paul Lindblad, L ERA: 3.38 (5, 1)	0.1		1	0	0	0	1	0	0	0	0	0	3	3	0.00	0.000	
Rollie Fingers, R ERA: 4.04 (6, 1)	2.0		6	0	0	0	2	0	0	0	0	0	10	10	0.00	0.000	
Bob Locker, R ERA: 2.82 (8, 1)	0.1	L	3	2	2	2	0	0	0	0	0	0	3	3	54.00	6.000	
Mudcat Grant, R ERA: 1.7 (8, 1)	0.2		4	1	0	0	0	0	1	0	0	0	3	7	0.00	1.500	

BOTTOM

AB	R	H	RBI	BB	SO	LOB
4	1	1	0	0	0	0
4	0	0	0	0	2	1
0	0	0	0	0	0	0
3	2	1	0	1	0	0
4	2	3	2	0	0	0
4	0	1	0	0	1	3
0	1	0	0	0	0	0
4	1	2	3	0	0	2
4	0	1	2	0	1	1
3	1	1	1	1	0	0
2	0	0	0	0	0	0
1	0	0	0	0	1	0
0	0	0	0	0	0	0
1	0	0	0	0	0	2

AB	34
R	8
H	10
RBI	8
BB	2
SO	5
LOB	9



WP	PA	ERA	WHIP
0	36		

Oakland Athletics @ Cleveland Indians
Cleveland Municipal Stadium, Cleveland, OH
 Sun Aug 23 1970, 3:33 AM EDT
 Att. 8,585 - Unknown

livebaseballscorecards.com

Batter	1	2	3	4	5	6	7	8	9	10	AB R H RBI BB SO LOB	TOP											
Bernie Smith, R (1, 9) OBP: 0.379, SLG: 0.519	0-3 K		0-0 FC3-6 BB			0-0 6-3		0-0 F9		0-0 HR	5 1 1 2 0 1 1	Milwaukee Brewers @ Cleveland Indians Cleveland Municipal Stadium, Cleveland, OH Tue Aug 25 1970, 7:05 PM EDT Att. 13,564 - Unknown											
Ted Kubiak, S (1, 4) OBP: 0.342, SLG: 0.330	0-0 F9		4-0 BB			0-0 6-3		0-0 1-3		4-0 BB BB	3 0 0 0 2 0 0												
Tommy Harper, R (1, 8) (9, 7) (10, 5)	0-0 1-3		0-3 K			4-0 BB		0-3 K		4-0 BB 1-2	3 0 0 0 2 2 2												
Danny Walton, R (1, 7) Dave May, L (9, PH) OBP: 0.318, SLG: 0.335		0-3 K		0-3 K		0-0 F8			0-0 L9	0-0 G3	3 0 0 0 0 2 1 2 0 0 0 0 0 2												
Jerry McNertney, R (1, 2) OBP: 0.322, SLG: 0.373		0-3 K		0-0 5-3			0-0 5-3		0-3 K		4 0 0 0 0 2 0												
Roberto Pena, R (1, 6) OBP: 0.283, SLG: 0.295		0-0 2B		0-3 K			0-0 HR 1B		0-0 L6		4 1 2 0 0 1 0												
Mike Hegan, L (1, 3) OBP: 0.324, SLG: 0.380		0-3 K			0-0 F8		0-0 HR			0-3 K	4 1 1 2 0 2 1												
Max Alvis, R (1, 5) Russ Snyder, L (10, PH) OBP: 0.292, SLG: 0.333			0-3 K		0-3 K		0-0 HR CS 1B		0-0 F7		3 0 1 0 0 2 0 1 0 0 0 0 0 0												
Skip Lockwood, R (1, 1) OBP: 0.250, SLG: 0.359 Ken Sanders, R (9, 1) OBP: 0.444, SLG: 0.167			0-0 FC3-6 1B		0-3 K		0-3 K		0-0 HR 1B		3 0 1 0 0 2 1 1 1 1 0 0 0 0												
Inning Stats	R: 0 E: 0 K: 1 S: 5	H: 0 LOB: 0 BB: 0 P: 5	R: 0 E: 0 K: 3 S: 10	H: 1 LOB: 1 BB: 0 P: 10	R: 0 E: 0 K: 2 S: 8	H: 1 LOB: 2 BB: 1 P: 12	R: 0 E: 0 K: 2 S: 7	H: 0 LOB: 0 BB: 0 P: 7	R: 0 E: 0 K: 2 S: 7	H: 0 LOB: 1 BB: 1 P: 7	R: 2 E: 0 K: 1 S: 5		H: 3 LOB: 0 BB: 0 P: 7	R: 0 E: 0 K: 1 S: 5	H: 0 LOB: 0 BB: 0 P: 5	R: 0 E: 0 K: 1 S: 5	H: 0 LOB: 0 BB: 0 P: 5	R: 2 E: 0 K: 1 S: 7	H: 2 LOB: 2 BB: 2 P: 15	1B: 4 2B: 1 3B: 0 HR: 2	SF: 0 SAC: 0 DP: 0 HBP: 0	WP: 0 PB: 0 SB: 0 CS: 1	PA: 40
PITCHER	IP WLS BF H R ER SO BB IBB HBP BLK WP HR S P ERA WHIP																						
Sam McDowell, L (1, 1) ERA: 2.68	8.0																						
Dennis Higgins, R (9, 1) ERA: 4.25	1.2	L	9	2	2	2	2	0	0	0	0	1	11	19	10.80	2.400							
Rick Austin, L (10, 1) ERA: 5.43	0.1		1	0	0	0	0	0	0	0	0	0	1	1	0.00	0.000							

livebaseballscorecards.com

AB 36
R 4
H 7
RBI 4
BB 4
SO 14
LOB 8



Batter	1	2	3	4	5	6	7	8	9	AB R H RBI BB SO LOB	TOP											
Bernie Smith, R (1, 9) OBP: 0.382, SLG: 0.484	0-0 F8		0-0 FC5-4 BB E 1B		4-0 CS BB		0-0 4-3		0-0 F9	4 1 1 0 1 0 2												
Dave May, L (1, 8) OBP: 0.317, SLG: 0.331	0-0 F8		4-0 FC5-4 1-2 BB		0-3 K 1-2			0-0 3-1		3 0 0 0 1 1 1												
Tommy Harper, R (1, 5) OBP: 0.374, SLG: 0.524	4-0 WP BB		0-0 FC5-4 1-2f 2-3 E		0-0 P4			4-0 4-3 BB		2 1 0 0 2 0 2												
Mike Hegan, L (1, 3) OBP: 0.325, SLG: 0.383	4-0 1-2 BB		0-0 E9 1-H 3-H 2B		0-0 G3			0-0 4-3		3 0 1 2 1 0 1												
Danny Walton, R (1, 7) OBP: 0.339, SLG: 0.427	0-3 K		4-0 BB		0-0 F8			4-0 BB		2 0 0 0 2 1 2												
Jerry McNertney, R (1, 2) OBP: 0.321, SLG: 0.375		0-0 SH1-4-3 B5-6 2B	0-3 K		0-0 F8			0-0 6-3		4 0 1 0 0 1 4												
Roberto Pena, R (1, 6) OBP: 0.284, SLG: 0.295		0-0 SH1-4-3 2-3		0-0 P4			0-0 SH1-4 1B		0-0 1-3	3 0 1 0 0 0 0												
Ted Kubiak, S (1, 4) OBP: 0.342, SLG: 0.329		0-0 B5-6 3-Hf		0-0 4-3			0-0 SH1-4 1-2		4-0 BB	2 0 0 0 1 0 1												
Al Downing, R (1, 1) OBP: 0.120, SLG: 0.120 Dave Baldwin, R (6, 1) Tito Francona, L (7, PH) OBP: 0.333, SLG: 0.301 Bobby Bolin, R (7, 1) OBP: 0.283, SLG: 0.286 John Gelnar, R (8, 1) Bob Burda, L (9, PH) OBP: 0.304, SLG: 0.312			0-0 F9		0-0 4-3		0-3 K		0-0 F8	2 0 0 0 0 0 0 0 0 0 0 0 0 0 1 0 0 0 0 0 1 0 0 0 0 0 0 0 0 0 0 0 0 0 0 1 0 0 0 0 0 1												
Inning Stats	R: 0 E: 0 K: 1 S: 5	H: 0 LOB: 2 BB: 2 P: 13	R: 0 E: 0 K: 0 S: 3	H: 1 LOB: 0 BB: 0 P: 3	R: 2 E: 1 K: 1 S: 7	H: 2 LOB: 2 BB: 2 P: 15	R: 0 E: 0 K: 0 S: 3	H: 0 LOB: 0 BB: 0 P: 3	R: 0 E: 0 K: 1 S: 4	H: 0 LOB: 0 BB: 1 P: 8	R: 0 E: 0 K: 0 S: 3	H: 0 LOB: 0 BB: 0 P: 3	R: 0 E: 0 K: 1 S: 6	H: 1 LOB: 1 BB: 0 P: 6	R: 0 E: 0 K: 0 S: 3	H: 0 LOB: 2 BB: 2 P: 11	R: 0 E: 0 K: 0 S: 3	H: 0 LOB: 1 BB: 1 P: 7	1B: 2 2B: 3 3B: 0 HR: 0	SF: 0 SAC: 2 DP: 1 HBP: 0	WP: 1 PB: 0 SB: 0 CS: 1	PA: 37
Steve Hargan, R (1, 1) ERA: 2.79 Vince Colbert, R (8, 1) ERA: 10.06	PITCHER	IP WLS BF H R ER SO BB IBB HBP BLK WP HR S P ERA WHIP	7.2 W 32 4 2 2 4 7 0 0 0 1 0 33 61 2.35 1.435	1.1 S 5 0 0 0 0 1 0 0 0 0 0 4 8 0.00 0.750																		

Milwaukee Brewers @ Cleveland Indians
Cleveland Municipal Stadium, Cleveland, OH
 Wed Aug 26 1970, 7:05 PM EDT
 Att. 5,407 - Unknown

AB	27
R	2
H	4
RBI	2
BB	8
SO	4
LOB	15



Milwaukee Brewers @ Cleveland Indians
 Cleveland Municipal Stadium, Cleveland, OH

Thu Aug 27 1970, 7:05 PM EDT
 Att. 5,156 - Unknown

AB	38
R	14
H	12
RBI	11
BB	11
SO	5
LOB	29



WP	1	PA	53
PB	0		
SB	0		
CS	0		

Batter	1	2	3	4	5	6	7	8	9	AB	R	H	RBI	BB	SO	LOB
Tommy Harper, R (1, 5) OBP: 0.378, SLG: 0.529	4-0 E BB	4-0 FC3-5 E IBB	0-0 F7		0-0 1-H 2-H HR		4-0 1B BB	0-0		3	3	1	3	3	0	3
Mike Hegan, L (1, 3) OBP: 0.325, SLG: 0.380	0-0 F7	0-0 E3 FC3-5 BB		4-0 FC3-6 BB	0-0	0-0	0-0 BB 1B SF8 1B	0-0		5	2	1	1	1	0	3
Dave May, L (1, 8) OBP: 0.314, SLG: 0.327	0-0 E3 FC6-4	0-0 FC3-5 BB		0-0 FC3-6 BB	0-3 K		0-0 BB 1B	0-3 K		6	0	1	1	0	2	4
Danny Walton, R (1, 7) OBP: 0.345, SLG: 0.436	0-0 FC6-4	4-0 BB IBB		4-0 1-2 BB		0-0 FC3-6 1B	4-0 1-2 2-3 BB		0-0 HR	3	1	2	1	3	0	1
Bob Burda, L (1, 9) Bernie Smith, R (7, 9) OBP: 0.302, SLG: 0.307 OBP: 0.400, SLG: 0.500	0-0 L3	4-0 1-2 2-3 3-H BB		0-0 F9	0-0 F8	0-0 SF8		0-0 1B		3	0	0	2	1	0	4
Roberto Pena, R (1, 6) OBP: 0.282, SLG: 0.302				0-3 K	0-0 FC3-6 1B		0-0		0-0 1B	6	2	1	1	0	2	9
Phil Roof, R (1, 2) OBP: 0.326, SLG: 0.391		0-0 SH5-4 E 1B	4-0 SH3-4 BB		0-0 SH HR 1B	0-0 2-H 1B		4-0 BB E BB		4	3	3	1	2	0	1
Ted Kubiak, S (1, 4) OBP: 0.341, SLG: 0.327		0-0 SH5-4 E 1B	0-0 F9		0-0 L8	0-0 4-3		4-0 E WP BB		5	2	1	0	1	0	4
Lew Krausse, R (1, 1) OBP: 0.270, SLG: 0.200		0-0 SH5-4	0-0 SH3-4		0-0 SH HR		0-3 K	0-0 E7 WP 1B		2	1	1	1	0	1	0

Inning Stats	R: 1	H: 0	E: 1	K: 0	S: 4	P: 8	R: 4	H: 3	E: 1	K: 1	S: 9	P: 21	R: 0	H: 0	E: 0	K: 0	S: 3	R: 0	H: 0	E: 0	K: 1	S: 5	P: 13	R: 3	H: 2	E: 1	K: 1	S: 8	P: 8	R: 1	H: 2	E: 1	K: 0	S: 5	P: 5	R: 2	H: 2	E: 0	K: 1	S: 7	P: 15	R: 2	H: 1	E: 1	K: 1	S: 6	P: 14	R: 1	H: 2	E: 0	K: 0	S: 5	P: 5	1B: 9	2B: 0	3B: 0	HR: 3	SF: 1	SAC: 3	DP: 0	HBP: 0	WP: 1	PA: 53
--------------	------	------	------	------	------	------	------	------	------	------	------	-------	------	------	------	------	------	------	------	------	------	------	-------	------	------	------	------	------	------	------	------	------	------	------	------	------	------	------	------	------	-------	------	------	------	------	------	-------	------	------	------	------	------	------	-------	-------	-------	-------	-------	--------	-------	--------	-------	--------

PITCHER	IP	WLS	BF	H	R	ER	SO	BB	IBB	HBP	BLK	WP	HR	S	P	ERA	WHIP
Steve Dunning, R (1, 1) ERA: 4.89	1.1	L	9	3	4	2	0	1	0	0	0	0	1	8	12	13.50	3.000
Steve Mingori, L (2, 1) ERA: 7.11	0.1		5	0	1	0	0	1	2	0	0	0	0	2	14	0.00	3.000
Fred Lasher, R (2, 1) ERA: 4.23	5.1		30	6	8	6	4	7	0	0	0	0	1	31	59	10.12	2.438
Vince Colbert, R (8, 1) ERA: 9.47	2.0		9	3	1	1	1	0	0	0	0	1	1	11	11	4.50	1.500

PITCHER	IP	WLS	BF	H	R	ER	SO	BB	IBB	HBP	BLK	WP	HR	S	P	ERA	WHIP
---------	----	-----	----	---	---	----	----	----	-----	-----	-----	----	----	---	---	-----	------

Batter	1	2	3	4	5	6	7	8	9	AB	R	H	RBI	BB	SO	LOB
Ted Uhlaender, L OBP: 0.307, SLG: 0.383 (1, 8)	0-0 F7		0-0 G3			0-0 F8		0-0 2B		4	0	1	0	0	0	0
Roy Foster, R OBP: 0.352, SLG: 0.455 Rich Rollins, R OBP: 0.292, SLG: 0.338 (1, 7) (9, 5)	0-0 6-3			0-0 5-3		0-0 F8		0-0		4	0	0	0	0	0	1
Vada Pinson, L OBP: 0.312, SLG: 0.458 (1, 9)	4-0 BB			0-0 F8		0-0 HR		0-0		3	1	1	1	1	0	1
Ray Fosse, R OBP: 0.386, SLG: 0.472 Vern Fuller, R OBP: 0.133, SLG: 0.200 (1, 2) (7, 4)	0-0 4-3			0-0 1B		0-0 P4				3	0	1	0	0	0	1
Duke Sims, L OBP: 0.358, SLG: 0.508 (1, 3) (7, 2)		0-0 F7		0-0 1-3			0-0 HR		0-0	4	1	1	1	0	0	1
Graig Nettles, L OBP: 0.339, SLG: 0.392 Tony Horton, R OBP: 0.323, SLG: 0.457 (1, 5) (7, 3)		0-0 L8			0-0 F5		0-0 G6-4-3 1B		0-0	2	0	0	0	0	0	0
Eddie Leon, R OBP: 0.312, SLG: 0.369 Lou Camilli, S (1, 4) (7, 5) (8, 6)		0-0 L4			0-0 1B		0-0 L8		0-0 1B	2	0	1	0	0	0	0
Jack Heidemann, R OBP: 0.262, SLG: 0.278 Larry Brown, R OBP: 0.358, SLG: 0.330 (1, 6) (7, 6)			0-0 F8		0-3 K		0-0 G6-4-3 1-2f		0-0	2	0	0	0	0	1	1
Steve Dunning, R OBP: 0.180, SLG: 0.125 Steve Minger, L Fred Lasher, R Vince Colbert, R Buddy Bradford, R OBP: 0.274, SLG: 0.329 (1, 1) (2, 1) (2, 1) (8, 1) (8, 5) (9, 7)			0-0 6-3		0-0			0-3 K		0	0	0	0	0	0	0

BOTTOM

Milwaukee Brewers @ Cleveland Indians
Cleveland Municipal Stadium, Cleveland, OH

Thu Aug 27 1970, 7:05 PM EDT
Att. 5,156 - Unknown

livebaseballscores.com

AB	33
R	2
H	7
RBI	2
BB	1
SO	2
LOB	9



Inning Stats	R: 0	H: 0	E: 0	LOB: 1	K: 0	BB: 1	S: 3	P: 7	R: 0	H: 0	E: 0	LOB: 0	K: 0	BB: 0	S: 3	P: 3	R: 0	H: 0	E: 0	LOB: 0	K: 0	BB: 0	S: 3	P: 3	R: 0	H: 1	E: 0	LOB: 1	K: 0	BB: 0	S: 4	P: 4	R: 0	H: 1	E: 0	LOB: 1	K: 1	BB: 0	S: 6	P: 6	R: 1	H: 1	E: 0	LOB: 0	K: 0	BB: 0	S: 4	P: 4	R: 1	H: 2	E: 0	LOB: 0	K: 0	BB: 0	S: 4	P: 4	R: 0	H: 1	E: 0	LOB: 1	K: 1	BB: 0	S: 6	P: 6	R: 0	H: 1	E: 0	LOB: 1	K: 0	BB: 0	S: 4	P: 4
PITCHER Lew Krause, R ERA: 4.33 (1, 1)	IP	WLS	BF	H	R	ER	SO	BB	IBB	HBP	BLK	WP	HR	S	P	ERA	WHIP																			PITCHER	IP	WLS	BF	H	R	ER	SO	BB	IBB	HBP	BLK	WP	HR	S	P	ERA	WHIP																			
																		9.0	W	34	7	2	2	2	1	0	0	0	0	0	2	37	41	2.00	0.889																			9.0	W	34	7	2	2	2	1	0	0	0	0	0	2	37	41	2.00	0.889	

WP: 0	PA: 34
PB: 0	
SB: 0	
CS: 0	

Batter	1	2	3	4	5	6	7	8	9	AB R H RBI BB SO LOB	TOP																										
Sandy Alomar Sr., S OBP: 0.309, SLG: 0.309 (1, 4) BB	4-0 FC5-4 BB	0-0 2-H 1B			0-0 4-3			0-0 1B 1B		3 1 2 1 1 0 0																											
Roger Repoz, L OBP: 0.323, SLG: 0.463 (1, 9) X	0-0 FC5-4 1B	0-0 F8			0-0 1B			0-0 G6-4-3 1B		4 1 2 0 0 0 2																											
Jim Fregosi, R OBP: 0.360, SLG: 0.475 (1, 6) SS	0-3 K		0-3 K		0-0 F5			0-0 G6-4-3 1B		4 0 1 1 0 2 2																											
Alex Johnson, R OBP: 0.362, SLG: 0.448 (1, 7) X	0-0 PB 1B		0-0 F8		0-0 1-3			0-0 G6-4-3 1B		4 0 1 1 0 0 2																											
Jim Spencer, L OBP: 0.325, SLG: 0.424 (1, 3) BB	4-0 1-2 BB		0-0 F9		0-0 G5-4-3 1B			0-3 K		3 0 1 0 1 1 1																											
Ken McMullen, R OBP: 0.326, SLG: 0.368 (1, 5) SS	0-3 K		0-0 P4		0-0 G5-4-3			0-0 F3		4 0 0 0 0 1 3																											
Jay Johnstone, L OBP: 0.290, SLG: 0.404 (1, 8) X		0-0 SH2-4 1B		0-0 G5-4-3 1B		4-0 F8 BB		0-3 K		3 1 2 0 1 1 0																											
Joe Azcue, R OBP: 0.292, SLG: 0.303 (1, 2) X		0-0 P4		0-0 G5-4-3		0-0 F8		0-0 FC5-4 1B		4 0 1 0 0 0 3																											
Rudy May, L OBP: 0.111, SLG: 0.117 (1, 1) Tom Bradley, R OBP: 0.231, SLG: 0.308 (4, 1) Bill Voss, L OBP: 0.335, SLG: 0.341 (7, PH) Ken Tatum, R OBP: 0.190, SLG: 0.400 (7, 1) Dave LaRoche, L OBP: 0.429, SLG: 0.500 (9, 1) Andy Messersmith, R OBP: 0.159, SLG: 0.246 (9, 1)		0-0 SH2-4		0-3 K		0-0 F7		0-0 FC5-4		0 0 0 0 0 0 0 1 0 0 0 0 0 1 0 1 0 0 0 0 0 0 0 1 0 0 0 0 0 0 1 0 0 0 0 0 0 0 0 0 0 0 0 0 0 0 0																											
Inning Stats	R: 1 E: 0 K: 2 S: 8	H: 1 LOB: 2 BB: 2 P: 16	R: 1 E: 0 K: 0 S: 5	H: 2 LOB: 1 BB: 0 P: 5	R: 0 E: 0 K: 1 S: 5	H: 0 LOB: 0 BB: 0 P: 5	R: 0 E: 0 K: 0 S: 3	H: 1 LOB: 0 BB: 0 P: 3	R: 0 E: 0 K: 1 S: 6	H: 1 LOB: 1 BB: 0 P: 6	R: 0 E: 0 K: 0 S: 3	H: 1 LOB: 0 BB: 0 P: 3	R: 0 E: 0 K: 0 S: 2	H: 0 LOB: 0 BB: 1 P: 6	R: 1 E: 0 K: 1 S: 7	H: 3 LOB: 1 BB: 0 P: 7	R: 0 E: 0 K: 1 S: 6	H: 1 LOB: 1 BB: 0 P: 6	1B: 10 2B: 0 3B: 0 HR: 0	SF: 0 SAC: 1 DP: 3 HBP: 0	WP: 0 PB: 1 SB: 1 CS: 0	PA: 36															
PITCHER	IP WLS BF H R ER SO BB IBB HBP BLK WP HR S P ERA WHIP																																				
Dean Chance, R ERA: 4.42 (1, 1)	7.0		27	6	2	2	4	3	0	0	0	0	0	0	32	44	2.57	1.286																			
Dennis Higgins, R ERA: 4.26 (8, 1)	2.0	L	9	4	1	1	2	0	0	0	0	0	0	0	13	13	4.50	2.000																			

California Angels @ Cleveland Indians
Cleveland Municipal Stadium, Cleveland, OH
Fri Aug 28 1970, 7:05 PM EDT
Unknown

livebaseballscorecards.com

AB	32
R	3
H	10
RBI	3
BB	3
SO	6
LOB	14



Batter	1	2	3	4	5	6	7	8	9	AB R H RBI BB SO LOB
Eddie Leon, R OBP: 0.313, SLG: 0.368 (1, 4)	4-0 BB 1B FC5 BB		0-3 K	0-0 6-3			0-0 FC1-6		0-0 1-2 1B	4 1 1 0 1 1 4
Graig Nettles, L OBP: 0.338, SLG: 0.389 (1, 5)	0-0 FC5 BB 1-2 1B		0-3 K		0-0 F8		0-0 F7		0-3 K	5 0 1 0 0 2 3
Roy Foster, R OBP: 0.351, SLG: 0.452 (1, 7)	4-0 FC5 BB 1-2 2-3		0-0 F9		0-3 K		0-0 F9			3 0 0 0 1 1 1
Dennis Higgins, R OBP: 0.417, SLG: 0.300 (8, 1)										0 0 0 0 0 0 0
Ray Fosse, R OBP: 0.367, SLG: 0.472 (1, 2)	0-0 FC5 1-2 2-3f G5-4-3			0-0 1B 1B	0-0 E1 1B			0-0 F7		4 1 2 1 0 0 2
Tony Horton, R OBP: 0.322, SLG: 0.455 (1, 3)	0-0 G5-4-3 1-2f			0-0 G3 1B 1-3 1B	0-0 6-3			0-0 5-3		4 0 1 0 0 0 3
Chuck Hinton, R OBP: 0.422, SLG: 0.486 (1, 9)		0-0 F8		0-0 G3 1B 1-2 3-H		0-3 K		0-3 K		4 0 1 1 0 2 0
Buddy Bradford, R OBP: 0.273, SLG: 0.328 (1, 8)		0-0 4-3		0-0 G3 1-2 2-3		0-0 CS 1B			0-0 F9	1 0 0 0 0 0 0
Vada Pinson, L OBP: 0.312, SLG: 0.457 (4, PH)										3 0 1 0 0 0 2
Jack Heidemann, R OBP: 0.265, SLG: 0.279 (1, 6)		0-0		4-0 IBB		0-3 K			4-0 1B BB	2 0 1 0 1 1 1
Duke Sims, L OBP: 0.361, SLG: 0.508 (9, PH)										0 0 0 0 1 0 0
Vern Fuller, R OBP: 0.133, SLG: 0.200 (9, PR)										0 0 0 0 0 0 0
Dean Chance, R OBP: 0.119, SLG: 0.077 (1, 1)		0-0 1-3		0-3 K			0-0 FC1-6 1B		0-0 F7	2 0 0 0 0 1 4
Ted Uhlaender, L OBP: 0.308, SLG: 0.385 (7, PH)										1 0 1 0 0 0 0
Larry Brown, R OBP: 0.355, SLG: 0.327 (9, PH)										1 0 0 0 0 0 1

Inning Stats	R: 1 E: 0 K: 0 S: 3	H: 1 LOB: 1 BB: 2 P: 11	R: 0 E: 0 K: 0 S: 4	H: 1 LOB: 1 BB: 0 P: 4	R: 0 E: 0 K: 2 S: 7	H: 0 LOB: 0 BB: 0 P: 7	R: 1 E: 0 K: 1 S: 8	H: 3 LOB: 3 BB: 1 P: 12	R: 0 E: 1 K: 1 S: 6	H: 1 LOB: 1 BB: 0 P: 6	R: 0 E: 0 K: 2 S: 7	H: 1 LOB: 1 BB: 0 P: 7	R: 0 E: 0 K: 0 S: 4	H: 1 LOB: 1 BB: 0 P: 4	R: 0 E: 0 K: 1 S: 5	H: 0 LOB: 0 BB: 0 P: 5	R: 0 E: 0 K: 1 S: 6	H: 1 LOB: 2 BB: 1 P: 10	1B: 9 2B: 1 3B: 0 HR: 0	SF: 0 SAC: 0 DP: 2 HBP: 0	WP: 0 PB: 0 SB: 0 CS: 1	PA: 38
--------------	------------------------------	----------------------------------	------------------------------	---------------------------------	------------------------------	---------------------------------	------------------------------	----------------------------------	------------------------------	---------------------------------	------------------------------	---------------------------------	------------------------------	---------------------------------	------------------------------	---------------------------------	------------------------------	----------------------------------	----------------------------------	------------------------------------	----------------------------------	--------

PITCHER	IP	WLS	BF	H	R	ER	SO	BB	IBB	HBP	BLK	WP	HR	S	P	ERA	WHIP
Rudy May, L ERA: 3.82 (1, 1)	3.0		15	5	2	2	2	2	0	0	0	0	0	17	25	6.00	2.333
Tom Bradley, R ERA: 4.17 (4, 1)	3.0		11	2	0	0	4	0	1	0	0	0	0	18	22	0.00	0.667
Ken Tatum, R ERA: 2.88 (7, 1)	2.1	W	9	1	0	0	1	1	0	0	0	0	0	10	14	0.00	0.857
Dave LaRoche, L ERA: 4.4 (9, 1)	0.1		1	0	0	0	0	0	0	0	0	0	0	1	1	0.00	0.000
Andy Messersmith, R ERA: 3.09 (9, 1)	0.1	S	2	1	0	0	1	0	0	0	0	0	0	4	4	0.00	3.000

BOTTOM

California Angels @ Cleveland Indians
Cleveland Municipal Stadium, Cleveland, OH

Fri Aug 28 1970, 7:05 PM EDT
Unknown

AB	34
R	2
H	9
RBI	2
BB	4
SO	8
LOB	21



PITCHER	IP	WLS	BF	H	R	ER	SO	BB	IBB	HBP	BLK	WP	HR	S	P	ERA	WHIP
---------	----	-----	----	---	---	----	----	----	-----	-----	-----	----	----	---	---	-----	------

Batter	1	2	3	4	5	6	7	8	9	AB R H RBI BB SO LOB	TOP																													
Sandy Alomar Sr., S OBP: 0.307, SLG: 0.306 (1, 4)	0-0 F5		0-3 K		0-0 F8			0-0 6-3		4 0 0 0 0 1 2																														
Roger Repoz, L OBP: 0.323, SLG: 0.469 (1, 3)	0-0 HR			0-0 G3		0-0 F8		0-0 G3		4 1 1 1 0 0 0																														
Jim Fregosi, R OBP: 0.357, SLG: 0.471 (1, 6)	0-0 P6			0-0 E6		0-0 5-3		0-0 6-3		4 0 0 0 0 0 0																														
Alex Johnson, R OBP: 0.359, SLG: 0.444 (1, 7)	0-0 F9			0-0 F9		0-0 P4		0-0 4-3		4 0 0 0 0 0 1																														
Jay Johnstone, L OBP: 0.290, SLG: 0.401 (1, 8)		4-0 L6-3 BB		0-0 F3		0-0 F8				2 0 0 0 1 0 1																														
Ken McMullen, R OBP: 0.324, SLG: 0.366 (1, 5)		0-0 L6-3			0-0 5-3		0-0 F2			3 0 0 0 0 0 1																														
Bill Voss, L OBP: 0.335, SLG: 0.337 (1, 9)		0-0 4-3			4-0 BB BB		0-3 K			2 0 0 0 1 1 0																														
Tom Egan, R OBP: 0.284, SLG: 0.322 (1, 2)			0-0 F7		0-3 K		0-3 K			3 0 0 0 0 2 1																														
Tom Murphy, R OBP: 0.217, SLG: 0.159 (1, 1)			0-3 K		4-0 BB BB		0-0 F7			1 0 0 0 0 1 0																														
Tommie Reynolds, R (5, PH) OBP: 0.299, SLG: 0.310										0 0 0 0 1 0 0																														
Eddie Fisher, R OBP: 0.125, SLG: 0.125 (5, 1)										0 0 0 0 0 0 0																														
Giraldo Ruiz, S OBP: 0.296, SLG: 0.267 (8, PH)										1 0 0 0 0 0 0																														
Dave LaRoche, L OBP: 0.429, SLG: 0.500 (8, 1)										0 0 0 0 0 0 0																														
Inning Stats	R: 1 E: 0 K: 0 S: 4	H: 1 LOB: 0 BB: 0 P: 4	R: 0 E: 0 K: 0 S: 2	H: 0 LOB: 0 BB: 1 P: 6	R: 0 E: 0 K: 2 S: 7	H: 0 LOB: 0 BB: 0 P: 7	R: 0 E: 1 K: 0 S: 4	H: 0 LOB: 1 BB: 0 P: 4	R: 0 E: 0 K: 1 S: 5	H: 0 LOB: 2 BB: 2 P: 13	R: 0 E: 0 K: 0 S: 3	H: 0 LOB: 0 BB: 0 P: 3	R: 0 E: 0 K: 1 S: 5	H: 0 LOB: 0 BB: 0 P: 5	R: 0 E: 0 K: 1 S: 5	H: 0 LOB: 0 BB: 0 P: 5	R: 0 E: 0 K: 0 S: 3	H: 0 LOB: 0 BB: 0 P: 3	1B: 0 2B: 1 3B: 0 HR: 1	SF: 0 SAC: 0 DP: 1 HBP: 0	WP: 0 PB: 0 SB: 0 CS: 0	PA: 31																		
PITCHER Rich Hand, R ERA: 3.49 (1, 1)	IP 9.0	WLS W	BF 31	H 1	R 1	ER 1	SO 5	BB 3	IBB 0	HBP 0	BLK 0	WP 0	HR 1	S 38	P 50	ERA 1.00	WHIP 0.444						PITCHER	IP 9.0	WLS W	BF 31	H 1	R 1	ER 1	SO 5	BB 3	IBB 0	HBP 0	BLK 0	WP 0	HR 1	S 38	P 50	ERA 1.00	WHIP 0.444

California Angels @ Cleveland Indians
Cleveland Municipal Stadium, Cleveland, OH
Fri Aug 28 1970, 7:05 PM EDT
Att: 11,160 - Unknown

livebaseballscorecards.com

AB	28
R	1
H	1
RBI	1
BB	3
SO	5
LOB	6



Batter	1	2	3	4	5	6	7	8	9	AB R H RBI BB SO LOB	TOP																						
Sandy Alomar Sr., S OBP: 0.305, SLG: 0.304 (1, 4)	0-3 K		0-0 F9		0-0 F9		0-0 F8			4 0 0 0 0 1 1																							
Jarvis Tatum, R OBP: 0.311, SLG: 0.279 (1, 8)	0-0 6-3		0-0 6-3		0-0 F9			0-0 DI 1B		4 0 1 0 0 0 1																							
Jim Fregosi, R OBP: 0.357, SLG: 0.470 (1, 6)	4-0 WP BB		0-3 K		0-0 F9			0-0 P6		2 0 0 0 1 1 1																							
Ray Oyster, R OBP: 0.235, SLG: 0.071 (7, 6)								0-3 K		1 0 0 0 0 0 1																							
Alex Johnson, R OBP: 0.360, SLG: 0.446 (1, 7)	0-0 F9			4-0 2B BB		0-0 2B		0-3 K		3 0 1 0 1 1 2																							
Ken McMullen, R OBP: 0.325, SLG: 0.364 (1, 5)		4-0 F9 BB		0-0 F8		4-0 BB BB		0-0 1-3		2 0 0 0 2 0 2																							
Billy Cowan, R OBP: 0.353, SLG: 0.519 (1, 3)		0-0 F9		0-0 P6		0-3 K		4-0 1B G5-4-3 BB		3 1 0 0 1 1 4																							
Tommie Reynolds, R OBP: 0.315, SLG: 0.337 (1, 9)		0-0 FC5-4 1B		0-0 2B		0-0 P6		0-0 G5-4-3 1B		4 0 3 0 0 0 2																							
Joe Azcue, R OBP: 0.288, SLG: 0.299 (1, 2)		0-0 FC5-4		0-0 F9			0-3 K	0-0 G5-4-3		4 0 0 0 0 1 4																							
Greg Garrett, S OBP: 0.182, SLG: 0.100 (1, 1)			4-0 WP BB		0-3 K		0-0 F9	0-0 F7		0 0 0 0 1 0 0																							
Mel Queen, L (3, 1)										1 0 0 0 0 1 0																							
Jay Johnstone, L OBP: 0.289, SLG: 0.399 (7, PH)										1 0 0 0 0 0 0																							
Eddie Fisher, R OBP: 0.125, SLG: 0.125 (7, 1)										0 0 0 0 0 0 0																							
Giraldo Ruiz, S OBP: 0.293, SLG: 0.263 (9, PH)										1 0 0 0 0 0 0																							
Inning Stats	R: 0 E: 0 K: 1 S: 5	H: 0 LOB: 1 BB: 1 P: 9	R: 0 E: 0 K: 0 S: 3	H: 1 LOB: 1 BB: 1 P: 7	R: 0 E: 0 K: 1 S: 5	H: 0 LOB: 1 BB: 1 P: 9	R: 0 E: 0 K: 0 S: 4	H: 1 LOB: 2 BB: 1 P: 8	R: 0 E: 0 K: 1 S: 5	H: 0 LOB: 0 BB: 0 P: 5	R: 0 E: 0 K: 1 S: 6	H: 1 LOB: 2 BB: 1 P: 10	R: 0 E: 0 K: 1 S: 5	H: 0 LOB: 0 BB: 0 P: 5	R: 0 E: 0 K: 1 S: 6	H: 1 LOB: 1 BB: 0 P: 6	R: 1 E: 0 K: 0 S: 3	H: 1 LOB: 0 BB: 1 P: 7	1B: 3 2B: 2 3B: 0 HR: 0	SF: 0 SAC: 0 DP: 1 HBP: 0	WP: 2 PB: 0 SB: 0 CS: 0	PA: 36											
PITCHER Sam McDowell, L ERA: 2.62 (1, 1)	IP 9.0	WLS W	BF 36	H 5	R 1	ER 1	SO 6	BB 6	IBB 0	HBP 0	BLK 0	WP 2	HR 0	S 42	P 66	ERA 1.00	WHIP 1.222																
											PITCHER	IP	WLS	BF	H	R	ER	SO	BB	IBB	HBP	BLK	WP	HR	S	P	ERA	WHIP					

California Angels @ Cleveland Indians
Cleveland Municipal Stadium, Cleveland, OH
Sat Aug 29 1970, 3:33 AM EDT
Att. 14,304 - Unknown


livebaseballscorecards.com

AB	30
R	1
H	5
RBI	0
BB	6
SO	6
LOB	18



Batter	1	2	3	4	5	6	7	8	9
Graig Nettles, L OBP: 0.334, SLG: 0.382 (1, 5) X	0-0 F5	0-0 P3		0-3 K		0-0 F7	0-0 6-3		
Roy Foster, R OBP: 0.353, SLG: 0.465 (1, 7) X	0-0 HR		4-0 SH1-3 PB 1B BB	0-0 G4-6-3		0-0 HR		0-0 F2	
Vada Pinson, L OBP: 0.315, SLG: 0.455 (1, 9) X	0-0 L4		4-0 1B SH1-3 1-2 SH1-3 BB		0-0 1B	0-0 F8		0-0 WP 1B	
Ray Fosse, R OBP: 0.366, SLG: 0.470 (1, 2) X	0-0 F9		0-0 SH1-3		0-0 F7	0-0 F7		0-0 HR 1B	
Chuck Hinton, R OBP: 0.407, SLG: 0.466 (1, 3)		0-0 P3	0-0 SH1-3 1B		0-3 K		0-0 F7	0-0 F8	
Eddie Leon, R OBP: 0.318, SLG: 0.378 (1, 4)		0-0 HR	0-0 SH1-3		0-0 F9		0-0 1B 2B 1B	4-0 HR BB	
Buddy Bradford, R OBP: 0.281, SLG: 0.369 (1, 8)		0-0 E8	0-0 F8			0-0 HR	0-0 2B 1B	0-0 HR	
Jack Heidemann, R OBP: 0.271, SLG: 0.294 (1, 6)		4-0 IBB		0-0 SH 2B		4-0 HR BB	0-0 3-1 2B	0-0 4-3	
Sam McDowell, L OBP: 0.152, SLG: 0.167 (1, 1)		0-3 K		0-0 SH		0-0 SH HR	0-0 3-1		

AB	R	H	RBI	BB	SO	LOB
5	0	0	0	0	1	7
4	3	2	4	1	0	2
4	2	2	0	1	0	0
4	1	1	1	0	0	1
5	0	1	1	0	1	2
3	3	2	2	1	0	1
5	3	3	4	0	0	1
3	1	2	2	2	0	0
2	1	0	0	0	1	3

BOTTOM	
California Angels @ Cleveland Indians Cleveland Municipal Stadium, Cleveland, OH	
Sat Aug 29 1970, 3:33 AM EDT Att. 14,304 - Unknown	
AB	35
R	14
H	13
RBI	14
BB	5
SO	3
LOB	17
	
WP: 1	PA: 44
PB: 1	
SB: 0	
CS: 0	

Inning Stats	R: 1	H: 1	E: 0	K: 0	S: 4	LOB: 0	BB: 0	P: 4		
Greg Garrett, L ERA: 2.79 (1, 1)	2.0	12	2	4	4	1	2	23	18.00	2.000
Mel Queen, R ERA: 3.47 (3, 1)	4.0	19	5	4	4	2	1	22	9.00	1.500
Eddie Fisher, R ERA: 3.08 (7, 1)	2.0	13	6	6	6	0	1	12	27.00	3.500

PITCHER	IP	WLS	BF	H	R	ER	SO	BB	IBB	HBP	BLK	WP	HR	S	P	ERA	WHIP
Greg Garrett, L	2.0	0	12	2	4	4	1	2	2	0	0	0	2	11	23	18.00	2.000
Mel Queen, R	4.0	0	19	5	4	4	2	1	0	0	0	0	2	22	26	9.00	1.500
Eddie Fisher, R	2.0	0	13	6	6	6	0	1	0	0	0	1	1	12	16	27.00	3.500

Batter	1	2	3	4	5	6	7	8	9	AB R H RBI BB SO LOB	TOP																					
Ted Uhlaender, L (1, 8) OBP: 0.312, SLG: 0.384 Buddy Bradford, R (9, PH) OBP: 0.286, SLG: 0.376	0-0 F8		0-0 F8		0-0 S 1B		0-3 K		0-0 4-3 1B 2B	4 0 1 0 0 1 1 1 1 1 0 0 0 0	Cleveland Indians @ Washington Senators Robert F. Kennedy Memorial Stadium, Washington, DC Mon Aug 31 1970, 7:05 PM EDT Att. 7,379 - Unknown livebaseballscorecards.com																					
Roy Foster, R (1, 7) OBP: 0.356, SLG: 0.467	4-0 2B BB		0-0 5-3		0-3 K 1-2		1-0 FC4-6 HBP		0-0 4-3 2-3	3 0 0 0 1 1 2																						
Vada Pinson, L (1, 9) OBP: 0.320, SLG: 0.467	0-0 F2		0-0 1B			0-0 4-3 HR 2B	0-0 FC4-6 1B 1-2f		0-0 1B 3-H	5 1 3 2 0 0 2																						
Ray Fosse, R (1, 2) OBP: 0.364, SLG: 0.476	0-0 1-3 2B		0-0 1-3			0-0 6-3	0-0 1-2 1B		0-0 F8	5 0 2 0 0 0 3																						
Duke Sims, L (1, 3) OBP: 0.358, SLG: 0.498 Chuck Hinton, R (7, PH) OBP: 0.411, SLG: 0.492 (7, 3)	0-0 P4			0-0 G4-6-3 1B		0-0 4-3 2-3	0-0 F9			3 0 1 0 0 0 3 1 0 0 0 0 0 2																						
Graig Nettles, L (1, 5) OBP: 0.337, SLG: 0.398 Larry Brown, R (8, PH) OBP: 0.350, SLG: 0.321 (8, 5)		0-0 G5-4-3 1B		0-0 G4-6-3 1-2f		0-0 HR 3-H		0-0 L5		3 1 2 2 0 0 1 1 0 0 0 0 0 0																						
Eddie Leon, R (1, 4) OBP: 0.320, SLG: 0.381		0-0 G5-4-3 1-2f		0-3 K		0-0 2B		0-0 F9		4 0 1 0 0 1 1																						
Jack Heidemann, R (1, 6) OBP: 0.269, SLG: 0.292 Dean Chance, R (8, 1) OBP: 0.119, SLG: 0.077		0-0 1B			0-0 5-3	0-0 6-3		0-3 K		4 0 1 0 0 1 1 0 0 0 0 0 0 0																						
Steve Dunning, R (1, 1) OBP: 0.148, SLG: 0.115 Fred Lasher, R (6, 1) Vern Fuller, R (7, PH) OBP: 0.188, SLG: 0.313 Steve Mingori, L (7, 1) Lou Camilli, S (8, 6)		0-0 5-3			0-0 1-3		0-0 WP FC4-6 2B		0-0 F8	2 0 0 0 0 0 1 0 0 0 0 0 0 0 1 1 1 0 0 0 0 0 0 0 0 0 0 0 1 0 0 0 0 0 0																						
Inning Stats	R: 0 E: 0 K: 0 S: 4	H: 1 LOB: 2 BB: 1 P: 8	R: 0 E: 0 K: 0 S: 4	H: 2 LOB: 1 BB: 0 P: 4	R: 0 E: 0 K: 0 S: 4	H: 1 LOB: 1 BB: 0 P: 4	R: 0 E: 0 K: 1 S: 5	H: 1 LOB: 0 BB: 0 P: 5	R: 0 E: 0 K: 1 S: 6	H: 3 LOB: 1 BB: 0 P: 6		R: 1 E: 0 K: 1 S: 7	H: 2 LOB: 2 BB: 0 P: 8	R: 0 E: 0 K: 1 S: 5	H: 0 LOB: 0 BB: 0 P: 5	R: 1 E: 0 K: 0 S: 5	H: 2 LOB: 1 BB: 0 P: 5	1B: 7 2B: 5 3B: 0 HR: 1	SF: 0 SAC: 0 DP: 2 HBP: 1	WP: 1 PB: 0 SB: 1 CS: 0	PA: 40											
PITCHER Casey Cox, R (1, 1) ERA: 4.53 Darold Knowles, L (7, 1) ERA: 2.1	IP 6.0	WLS W	BF 26	H 9	R 2	ER 2	SO 2	BB 1	IBB 0	HBP 0	BLK 0	WP 0	HR 1	S 29	P 33	ERA 3.00	WHIP 1.667															
											PITCHER	IP 3.0	WLS S	BF 14	H 4	R 2	ER 2	SO 2	BB 0	IBB 0	HBP 1	BLK 0	WP 1	HR 0	S 17	P 18	ERA 6.00	WHIP 1.333				



Batter	1	2	3	4	5	6	7	8	9
Ed Stroud, L (1, 8) OBP: 0.350, SLG: 0.361	0-0 6-3		0-0 F8		0-0 E7 1B 2B		0-3 K		
Del Unser, L (1, 9) OBP: 0.317, SLG: 0.326 Rick Reichardt, R (7, PH) OBP: 0.351, SLG: 0.510	0-0 4-3			0-0 F7	0-0 HR 1B		0-3 K		
Frank Howard, R (1, 7) OBP: 0.430, SLG: 0.569 Wayne Comer, R (9, 7) OBP: 0.329, SLG: 0.258	0-0 P3			4-0 HBP BB	0-0 HR 1-H			0-0 6-3	
Mike Epstein, L (1, 3) OBP: 0.354, SLG: 0.427		0-3 K		1-0 HBP	0-3 K			0-3 K	
Aurelio Rodriguez, R (1, 5) OBP: 0.297, SLG: 0.426		0-0 HR		0-0 F3		0-3 K		0-0 S 1B	
Ed Brinkman, R (1, 6) OBP: 0.340, SLG: 0.315		0-0 CS 1B		0-3 K		4-0 G4-6-3 BB		0-0 F8	
Jim French, L (1, 2) OBP: 0.359, SLG: 0.259		0-3 K			4-0 SH1-4 E BB	0-0 G4-6-3			
Tim Cullen, R (1, 4) OBP: 0.297, SLG: 0.284			0-0 F9		0-0 P4		0-3 K		
Casey Cox, R (1, 1) OBP: 0.125, SLG: 0.109 Darold Knowles, L (7, 1) OBP: 0.105, SLG: 0.056			0-0 4-3		0-0 SH1-4		1-0 HBP		

Inning Stats	R: 0	H: 0	E: 0	K: 0	S: 3	R: 1	H: 2	E: 0	K: 2	S: 8	R: 0	H: 0	E: 0	K: 0	S: 3	R: 4	H: 3	E: 1	K: 1	S: 8	R: 0	H: 0	E: 0	K: 1	S: 4	R: 0	H: 1	E: 0	K: 3	S: 9	R: 0	H: 1	E: 0	K: 1	S: 6		
	0	0	0	0	3	1	2	0	2	8	0	0	0	0	3	4	3	1	1	8	0	0	0	0	0	0	0	1	0	0	0	0	0	1	0	0	6

PITCHER	IP	WLS	BF	H	R	ER	SO	BB	IBB	HBP	BLK	WP	HR	S	P	ERA	WHIP
Steve Dunning, R (1, 1) ERA: 5.14	5.0	L	22	5	5	5	4	2	0	1	0	0	2	27	36	9.00	1.400
Fred Lasher, R (6, 1) ERA: 4.16	1.0		3	0	0	0	1	1	0	0	0	0	0	4	8	0.00	1.000
Steve Mingori, L (7, 1) ERA: 5.19	1.0		4	0	0	0	3	0	0	1	0	0	0	9	10	0.00	0.000
Dean Chance, R (8, 1) ERA: 4.39	1.0		4	1	0	0	1	0	0	0	0	0	0	6	6	0.00	1.000

BOTTOM

AB	R	H	RBI	BB	SO	LOB
4	1	1	1	0	1	1
3	1	1	1	0	0	0
1	0	0	0	0	1	1
3	1	1	2	1	0	0
0	0	0	0	0	0	0
3	0	0	0	0	3	0
4	1	2	1	0	1	2
3	0	1	0	1	1	3
2	1	0	0	1	1	2
3	0	0	0	0	1	1
1	0	0	0	0	0	0
0	0	0	0	0	0	0

AB	27
R	5
H	6
RBI	5
BB	3
SO	9
LOB	10



WP	PA	3B	SF	SAC	DP	HBP
0	33	0	0	1	1	2

Cleveland Indians @ Washington Senators
 Robert F. Kennedy Memorial Stadium, Washington, DC
 Mon Aug 31 1970, 7:05 PM EDT
 Att. 7,379 - Unknown

livebaseballscores.com

Batter	1	2	3	4	5	6	7	8	9	AB R H RBI BB SO LOB	TOP		
Ted Uhlaender, L (1, 8) OBP: 0.314, SLG: 0.383 Buddy Bradford, R (9, PH) OBP: 0.285, SLG: 0.374 (9, 8)	0-0 G5-4-3 1B		4-0 BB		0-3 K			0-0 FC5-6 1B 3B	0-0 F9	3 1 1 0 1 1 2 1 0 0 0 0 0 2	Cleveland Indians @ Washington Senators Robert F. Kennedy Memorial Stadium, Washington, DC Tue Sep 01 1970, 7:05 PM EDT Att. 7,567 - Unknown livebaseballscorecards.com		
Roy Foster, R (1, 7) OBP: 0.354, SLG: 0.464	0-0 G5-4-3 1-2f		0-0 F7			0-0 6-3		0-0 3B 1B	0-0 P3	5 1 1 0 0 0 4			
Vada Pinson, L (1, 9) OBP: 0.320, SLG: 0.470	0-3 K		0-3 K			0-0 P4		0-0 3B 1B		4 0 1 2 0 2 1			
Ray Fosse, R (1, 2) OBP: 0.366, SLG: 0.475		0-0 E5 1B E		0-0 G4-6-3 1B		4-0 BB		0-0 P4		3 1 1 0 1 0 1			
Duke Sims, L (1, 3) OBP: 0.357, SLG: 0.496 Chuck Hinton, R (8, PH) OBP: 0.415, SLG: 0.492 (8, 3)		0-0 E WP 1B		0-0 G4-6-3 1-2f		0-0 4-3		4-0 IBB		3 1 1 0 0 0 2 0 0 0 0 1 0 0			
Graig Nettles, L (1, 5) OBP: 0.334, SLG: 0.394		0-0 E3 4-3 WP 6-3 1-3 3-H		0-0 4-3		0-0 4-3		0-3 K		4 0 0 1 0 1 3			
Eddie Leon, R (1, 4) OBP: 0.320, SLG: 0.380		0-0 4-3 1-3 3-H			0-0 S 1B		0-3 K		0-0 4-3	4 0 1 0 0 1 1			
Jack Heidemann, R (1, 6) OBP: 0.268, SLG: 0.291		0-0 6-3 3-H			0-3 K		0-0 1-3		0-0 SH 1B	4 0 1 0 0 1 2			
Mike Paul, L (1, 1) OBP: 0.133, SLG: 0.133 Rick Austin, R (9, 1) OBP: 0.211, SLG: 0.176			0-0 F8		0-3 K			0-0 FC5-6 1B	0-0 SH	3 0 1 0 0 1 1 0 0 0 0 0 0 0			
Inning Stats	R: 0 H: 1 E: 0 LOB: 0 K: 1 BB: 0 S: 5 P: 5	R: 2 H: 1 E: 2 LOB: 0 K: 0 BB: 0 S: 5 P: 5	R: 0 H: 0 E: 0 LOB: 1 K: 1 BB: 1 S: 5 P: 9	R: 0 H: 1 E: 0 LOB: 0 K: 0 BB: 0 S: 3 P: 3	R: 0 H: 1 E: 0 LOB: 1 K: 3 BB: 0 S: 10 P: 10	R: 0 H: 0 E: 0 LOB: 1 K: 0 BB: 1 S: 3 P: 7	R: 0 H: 0 E: 0 LOB: 0 K: 1 BB: 0 S: 5 P: 5	R: 2 H: 3 E: 0 LOB: 2 K: 1 BB: 1 S: 8 P: 12	R: 0 H: 1 E: 0 LOB: 2 K: 0 BB: 0 S: 5 P: 5	1B: 7 SF: 0 2B: 0 SAC: 1 3B: 1 DP: 2 HR: 0 HBP: 0		WP: 1 PA: 38 PB: 0 SB: 1 CS: 0	
PITCHER	IP WLS BF H R ER SO BB IBB HBP BLK WP HR S P ERA WHIP											PITCHER	IP WLS BF H R ER SO BB IBB HBP BLK WP HR S P ERA WHIP
Jackie Brown, R (1, 1) ERA: 3.58	7.0 L 26 4 2 0 6 2 0 0 0 0 1 0 36 44 0.00 0.857												
Joe Grzenda, L (8, 1) ERA: 5.15	0.1 4 3 2 2 0 0 0 0 0 0 0 0 4 4 54.00 9.000												
Horacio Pina, R (8, 1) ERA: 2.45	0.1 1 0 0 0 0 0 0 0 0 0 0 0 1 1 0.00 0.000												
Jim Shellenback, L (8, 1) ERA: 3.21	1.1 7 1 0 0 1 0 1 0 0 0 0 0 8 12 0.00 0.750												



Batter	1	2	3	4	5	6	7	8	9	AB R H RBI BB SO LOB	TOP	
Ted Uhlaender, L (1, 8) OBP: 0.313, SLG: 0.382	0-0 1-3		0-3 K			0-0 4-3			0-0 3B	4 1 1 0 0 1 0		
Roy Foster, R (1, 7) OBP: 0.352, SLG: 0.460 Dean Chance, R (6, 1) OBP: 0.119, SLG: 0.077 John Lowenstein, L (7, 7)	0-0 4-3		0-3 K			0-3 K			0-3 K	3 0 0 0 0 2 0 0 0 0 0 0 0 0 1 0 0 0 0 1 1		
Vada Pinson, L (1, 9) OBP: 0.321, SLG: 0.474 (6, 7) (7, 9)	0-0 FC4 1B			0-0 F9			0-0 F5		0-0 1-H 3B	4 0 2 1 0 0 0		
Ray Fosse, R (1, 2) OBP: 0.363, SLG: 0.471	0-0 FC4 1-2f			0-0 L6			0-0 5-3		0-3 K	4 0 0 0 0 1 2		
Duke Sims, L (1, 3) OBP: 0.354, SLG: 0.490 (6, 9) (7, 3)		0-0 3-1			0-0 3-1		0-0 4-3			3 0 0 0 0 0 0		
Graig Nettles, L (1, 5) OBP: 0.334, SLG: 0.394		0-0 L9			0-0 1B			0-0 F5		3 0 1 0 0 0 0		
Eddie Leon, R (1, 4) OBP: 0.318, SLG: 0.378		0-0 F9			0-0 F8			0-0 F8		3 0 0 0 0 0 1		
Jack Heidemann, R (1, 6) OBP: 0.267, SLG: 0.289			0-3 K		0-0 F8			0-0 4-3		3 0 0 0 0 1 1		
Sam McDowell, L (1, 1) OBP: 0.149, SLG: 0.163 (6, 3) (7, 1) Lou Camilli, S (9, PH)			0-3 K			0-0 F9			0-3 K	2 0 0 0 0 1 0 1 0 0 0 0 1 0		
Inning Stats	R: 0 E: 0 K: 0 S: 4 H: 1 LOB: 1 BB: 0 P: 4	R: 0 E: 0 K: 0 S: 3 H: 0 LOB: 0 BB: 0 P: 3	R: 0 E: 0 K: 3 S: 9 H: 0 LOB: 0 BB: 0 P: 9	R: 0 E: 0 K: 1 S: 5 H: 0 LOB: 0 BB: 0 P: 5	R: 0 E: 0 K: 0 S: 4 H: 1 LOB: 1 BB: 0 P: 4	R: 0 E: 0 K: 1 S: 5 H: 0 LOB: 0 BB: 0 P: 5	R: 0 E: 0 K: 0 S: 3 H: 0 LOB: 0 BB: 0 P: 3	R: 0 E: 0 K: 0 S: 3 H: 0 LOB: 0 BB: 0 P: 3	R: 1 E: 0 K: 3 S: 11 H: 2 LOB: 1 BB: 0 P: 11	1B: 3 2B: 0 3B: 1 HR: 0 SF: 0 SAC: 0 DP: 0 HBP: 0	WP: 0 PB: 0 SB: 0 CS: 0 PA: 31	
PITCHER Dick Bosman, R (1, 1) ERA: 2.89	IP WLS BF H R ER SO BB IBB HBP BLK WP HR S P ERA WHIP	9.0 W 31 4 1 1 8 0 0 0 0 0 0 0 47 47 1.00 0.444										

Cleveland Indians @ Washington Senators
 Robert F. Kennedy Memorial Stadium, Washington, DC
 Wed Sep 02 1970, 7:05 PM EDT
 Att: 10,509 - Unknown

AB	31
R	1
H	4
RBI	1
BB	0
SO	8
LOB	5



Batter	1	2	3	4	5	6	7	8	9	AB R H RBI BB SO LOB	TOP	
Roy Foster, R (1, 7) OBP: 0.351, SLG: 0.457	0-0 5-3		4-0 1B BB	0-0 F9			0-0 6-3			3 1 0 0 1 0 1		
Ted Uhlaender, L (1, 8) Buddy Bradford, R (7, PH) OBP: 0.284, SLG: 0.372	0-0 4-3		0-0 1B 1-2 1B		0-3 K		0-0 6-3			3 0 1 0 0 1 0 1 0 0 0 0 0 0		
Vada Pinson, L (1, 9) OBP: 0.321, SLG: 0.472	0-0 1-3		0-0 BB 1-3 2-H 1B		0-0 F2			0-0 L4		4 0 1 1 0 0 0		
Ray Fosse, R (1, 2) Chuck Hinton, R (4, 3) OBP: 0.410, SLG: 0.484		0-0 5-3	0-3 K		0-0 F4			0-0 F9		2 0 0 0 0 1 2 2 0 0 0 0 0 0		
Duke Sims, L (1, 3) OBP: 0.356, SLG: 0.500		0-0 HR	4-0 1-2 BB			0-0 6-3		0-0 1-3		3 1 1 1 1 0 0		
Graig Nettles, L (1, 5) OBP: 0.335, SLG: 0.400		0-3 K	0-0 F6			0-0 HR		4-0 G6-3 BB		3 1 1 1 1 1 3		
Eddie Leon, R (1, 4) OBP: 0.317, SLG: 0.377		0-0 F9		0-0 FC5-4 1B		0-0 6-3		0-0 G6-3		4 0 1 0 0 0 1		
Jack Heidemann, R (1, 6) OBP: 0.269, SLG: 0.298			0-0 HR	0-0 FC5-4 SH1-4		0-0 4-3		0-0 1B		4 1 2 1 0 0 1		
Steve Hargan, R (1, 1) Rick Austin, R (7, 1) Dennis Higgins, R (8, 1) OBP: 0.385, SLG: 0.273		0-0 L4	0-0 SH1-4			0-0 6-3		0-3 K		2 0 0 0 0 0 0 0 0 0 0 0 0 0 1 0 0 0 0 1 1		
Inning Stats	R: 0 E: 0 K: 0 S: 3 H: 0 LOB: 0 BB: 0 P: 3	R: 1 E: 0 K: 1 S: 6 H: 1 LOB: 0 BB: 0 P: 6	R: 2 E: 0 K: 1 S: 8 H: 3 LOB: 3 BB: 2 P: 16	R: 0 E: 0 K: 0 S: 4 H: 1 LOB: 1 BB: 0 P: 4	R: 0 E: 0 K: 1 S: 5 H: 0 LOB: 0 BB: 0 P: 5	R: 1 E: 0 K: 0 S: 4 H: 1 LOB: 0 BB: 0 P: 4	R: 0 E: 0 K: 0 S: 3 H: 0 LOB: 0 BB: 0 P: 3	R: 0 E: 0 K: 0 S: 3 H: 0 LOB: 0 BB: 0 P: 3	R: 0 E: 0 K: 1 S: 5 H: 1 LOB: 1 BB: 1 P: 9	1B: 4 2B: 0 3B: 0 HR: 3 SF: 0 SAC: 1 DP: 1 HBP: 0	WP: 0 PB: 0 SB: 0 CS: 0 PA: 36	
PITCHER	IP WLS BF H R ER SO BB IBB HBP BLK WP HR S P ERA WHIP											
Jim Hannan, R (1, 1) ERA: 3.58	2.1 L 11 3 3 3 1 1 0 0 0 0 0 2 12 16 11.57 1.714											
Bill Gogolewski, R (3, 1) ERA: 2.45	3.2 15 3 1 1 2 1 0 0 0 0 1 18 22 2.46 1.091											
Joe Grzenda, L (7, 1) ERA: 5.08	1.0 3 0 0 0 0 0 0 0 0 0 0 0 3 3 0.00 0.000											
Darold Knowles, L (8, 1) ERA: 2.06	2.0 7 1 0 0 1 1 0 0 0 0 0 0 8 12 0.00 1.000											

Cleveland Indians @ Washington Senators
 Robert F. Kennedy Memorial Stadium, Washington, DC

Thu Sep 03 1970, 7:05 PM EDT
 Att. 5,550 - Unknown

AB	32
R	4
H	7
RBI	4
BB	3
SO	4
LOB	9



Batter	1	2	3	4	5	6	7	8	9	AB	R	H	RBI	BB	SO	LOB
Ed Stroud, L (1, 8) Wayne Comer, R (8, PH) OBP: 0.347, SLG: 0.357 OBP: 0.319, SLG: 0.246	0-0 G3		0-0 G6-3			0-3 K		0-0 6-3		3	0	0	0	0	1	2
Del Unser, L (1, 9) Tom Grieve, R (8, PH) OBP: 0.317, SLG: 0.326 OBP: 0.293, SLG: 0.397	0-0 G3			0-0 F9		0-0 FC5-4 1B		0-0 E5 1B		3	0	1	0	0	0	0
Frank Howard, R (1, 7) OBP: 0.436, SLG: 0.565	0-0 6-3			4-0 BB		0-0 FC5-4 2B		4-0 IBB		2	1	0	0	2	0	2
Mike Epstein, L (1, 3) Rick Reichardt, R (8, PH) Paul Casanova, R (9, 2) OBP: 0.337, SLG: 0.432 OBP: 0.349, SLG: 0.498 OBP: 0.261, SLG: 0.375		0-0 FC1-5 1B		0-3 K		0-0 2B		0-3 K		3	0	2	2	0	1	1
Aurelio Rodriguez, R (1, 5) OBP: 0.302, SLG: 0.429		0-0 FC1-5 1B		0-0 F8		0-0 F9		0-0 F9		4	0	1	0	0	0	4
Ed Brinkman, R (1, 6) OBP: 0.337, SLG: 0.313		0-0 FC1-5 G6-4-3 1B		0-0 F8			0-0 4-3		0-0 5-3	4	0	0	0	0	0	2
Jim French, L (1, 2) OBP: 0.363, SLG: 0.266		0-0 G6-4-3 1B		0-0 5-3			0-0 1B		0-0 1B	4	0	2	0	0	0	2
Tim Cullen, R (1, 4) OBP: 0.299, SLG: 0.284			0-0 4-3		0-0 F7		0-0 F9		0-3 K	4	0	0	0	0	1	2
Jim Hannan, R (1, 1) Bill Gogolewski, L (3, 1) Bernie Allen, L (6, PH) Joe Grizenda, R (7, 1) Lee Maye, L (7, PH) Greg Goossen, R (7, PH) Darold Knowles, L (8, 1) Jim Shellenback, L (9, PH) OBP: 0.184, SLG: 0.138 OBP: 0.342, SLG: 0.375		4-0 BB	4-0 G6-3 BB		4-0 BB	4-0 FC5-4 1B 2B BB		0-0 F4		0-0 6-3	0	0	0	0	0	0

BOTTOM

Cleveland Indians @ Washington Senators
Robert F. Kennedy Memorial Stadium, Washington, DC

Thu Sep 03 1970, 7:05 PM EDT
Att. 5,550 - Unknown

livebaseballscorecards.com

AB	32
R	2
H	7
RBI	2
BB	4
SO	4
LOB	19



Inning Stats	R: 0	H: 0	E: 0	K: 0	S: 3	WLS	BF	H	R	ER	SO	BB	IBB	HBP	BLK	WP	HR	S	P	ERA	WHIP
	0	0	0	0	3		26	5	2	2	2	3	0	0	0	0	0	27	39	2.70	1.200
	0	0	0	0	4		3	1	0	0	0	0	1	0	0	0	0	3	7	0.00	1.500
	0	0	0	0	3		6	1	0	0	2	0	0	0	0	0	0	10	10	0.00	0.600

PITCHER	IP	WLS	BF	H	R	ER	SO	BB	IBB	HBP	BLK	WP	HR	S	P	ERA	WHIP
Steve Hargan, R (1, 1) ERA: 3.1	6.2	W	26	5	2	2	2	3	0	0	0	0	0	27	39	2.70	1.200
Rick Austin, L (7, 1) ERA: 5.4	0.2		4	1	0	0	0	0	1	0	0	0	0	3	7	0.00	1.500
Dennis Higgins, R (8, 1) ERA: 4.18	1.2	S	6	1	0	0	2	0	0	0	0	0	0	10	10	0.00	0.600

WP	PA	ERA	WHIP
0	36		
0			
0			

Batter	1	2	3	4	5	6	7	8	9	AB R H RBI BB SO LOB	TOP	
Ted Uhlaender, L (1, 8) OBP: 0.313, SLG: 0.380	0-0 5-3 1B		0-0 4-3		0-0 G3			0-0 F9		4 1 1 0 0 0 1		
Graig Nettles, L (1, 5) OBP: 0.336, SLG: 0.400	0-0 F7		4-0 FC6-4 BB			0-0 5-3 1B		0-0 4-3		3 1 1 0 1 0 1		
Vada Pinson, L (1, 7) OBP: 0.318, SLG: 0.468	0-0 5-3 1-2		0-0 FC6-4 1-2f			0-0 F7		0-0 4-3		4 0 0 0 0 0 3		
Chuck Hinton, R (1, 3) OBP: 0.405, SLG: 0.477	0-0 2-H 1B			0-0 F3		0-0 5-3 1-3			0-3 K	4 0 1 1 0 1 1		
Duke Sims, L (1, 2) OBP: 0.354, SLG: 0.496	0-0 L6			0-0 G3		0-0 1B			0-0 L9	4 0 1 1 0 0 1		
Roy Foster, R (1, 9) OBP: 0.348, SLG: 0.453		0-0 6-3		0-0 5-3		0-0 3-H 1B			0-0 F8	4 0 0 0 0 0 1		
Eddie Leon, R (1, 4) OBP: 0.317, SLG: 0.376		0-3 K			0-0 FC5-4 1B		0-0 F9			3 0 1 0 0 1 0		
Jack Heidemann, R (1, 6) OBP: 0.267, SLG: 0.296		0-3 K			0-0 FC5-4 SH1-4 1-2f		0-0 F7			3 0 0 0 0 1 1		
Rich Hand, R (1, 1) OBP: 0.167, SLG: 0.154 Steve Mingori, L (7, 1)			0-0 6-3		0-0 SH1-4 1-2		0-3 K			2 0 0 0 0 1 0 0 0 0 0 0 0 0		
Inning Stats	R: 1 E: 0 K: 0 S: 5 H: 2 LOB: 1 BB: 0 P: 5	R: 0 E: 0 K: 2 S: 7 H: 0 LOB: 0 BB: 0 P: 7	R: 0 E: 0 K: 0 S: 3 H: 0 LOB: 1 BB: 1 P: 7	R: 0 E: 0 K: 0 S: 3 H: 0 LOB: 0 BB: 0 P: 3	R: 0 E: 0 K: 0 S: 4 H: 1 LOB: 1 BB: 0 P: 4	R: 1 E: 0 K: 0 S: 5 H: 2 LOB: 1 BB: 0 P: 5	R: 0 E: 0 K: 1 S: 5 H: 0 LOB: 0 BB: 0 P: 5	R: 0 E: 0 K: 0 S: 3 H: 0 LOB: 0 BB: 0 P: 3	R: 0 E: 0 K: 1 S: 5 H: 0 LOB: 0 BB: 0 P: 5	1B: 5 2B: 0 3B: 0 HR: 0 SF: 0 SAC: 1 DP: 0 HBP: 0	WP: 0 PB: 0 SB: 0 CS: 0 PA: 33	
PITCHER Steve Kline, R (1, 1) ERA: 4.06	IP: 9.0 WLS: W BF: 33 H: 5 R: 2 ER: 2 SO: 4 BB: 1 IBB: 0 HBP: 0 BLK: 0 WP: 0 HR: 0 S: 40 P: 44 ERA: 2.00 WHIP: 0.667											PITCHER IP: WLS: BF: H: R: ER: SO: BB: IBB: HBP: BLK: WP: HR: S: P: ERA: WHIP

Cleveland Indians @ New York Yankees
Yankee Stadium, Bronx, NY
 Fri Sep 04 1970, 7:05 PM EDT
 Att: 9,394 - Unknown - 83 F

livebaseballscorecards.com

AB 31
R 2
H 5
RBI 2
BB 1
SO 4
LOB 9



Batter	1	2	3	4	5	6	7	8	9	AB	R	H	RBI	BB	SO	LOB
Horace Clarke, S OBP: 0.282, SLG: 0.305 (1, 4) X	0-0 4-3 1	0-3 K 3			X 0-0 6-3 1		X 0-0 F8 2			4	0	0	0	0	1	4
Jake Gibbs, L OBP: 0.343, SLG: 0.575 (1, 2) X	0-0 G3 2		X 0-0 HR 1		X 0-3 K 2		X 0-0 2B 1B 3-H 1			4	1	2	2	0	1	0
Roy White, S OBP: 0.390, SLG: 0.477 (1, 7) X	0-0 F9 3		X 0-0 F8 1		X 0-3 K 3		X 0-0 1-3 2B 3			4	0	1	0	0	1	0
Bobby Murcer, L OBP: 0.353, SLG: 0.435 (1, 8)		B 4-0 1B 3-4-1 BB 1	X 0-0 F8 2		X 0-0 E7 F7 1		X 0-0 F2 3			3	1	0	0	1	0	2
Danny Cater, R OBP: 0.335, SLG: 0.399 (1, 3)		X 0-0 E 3-4-1 1-3 1B 1	X 0-0 1B 1		X 0-0 F7 1-2 1		X 0-0 6-3 1			4	0	2	0	0	0	1
Jim Lyttle, L OBP: 0.380, SLG: 0.463 (1, 9)		0-3 K 1	X 0-0 G3 3		X 0-0 F7 2		X 0-3 K 2			4	0	0	0	0	2	4
Frank Baker, L OBP: 0.384, SLG: 0.314 (1, 6)		X 0-0 3-4-1 1-2 3-H 1		X 0-0 4-3 1		X 0-0 F7 3		X 4-0 BB 1		3	0	0	1	1	0	2
Jerry Kenney, L OBP: 0.294, SLG: 0.299 (1, 5)		B 4-0 E BB 1	X 0-0 L8 2		X 0-0 F8 SH3 1B 1		X 0-0 F7 3			3	1	1	0	1	0	1
Steve Kline, R OBP: 0.300, SLG: 0.222 (1, 1)		B 4-0 1-2 2-3 BB 1		X 0-3 K 3		X 0-0 SH3 1-2 1				1	0	0	0	1	1	0

Inning Stats		R: 0	H: 0	E: 0	K: 0	S: 3	R: 1	H: 1	E: 1	K: 2	S: 8	R: 1	H: 2	E: 0	K: 0	S: 5	R: 0	H: 0	E: 0	K: 1	S: 5	R: 0	H: 0	E: 1	K: 0	S: 4	R: 1	H: 3	E: 0	K: 0	S: 6	R: 0	H: 0	E: 0	K: 1	S: 5
PITCHER	IP	WLS	BF	H	R	ER	SO	BB	IBB	HBP	BLK	WP	HR	S	P	ERA	WHIP																			
Rich Hand, R ERA: 3.52 (1, 1)	6.2	L	30	6	3	3	5	3	0	0	0	0	1	37	49	4.05	1.350																			
Steve Mingori, L ERA: 4.5 (7, 1)	1.1		5	0	0	0	1	1	0	0	0	0	0	6	10	0.00	0.750																			

BOTTOM


Cleveland Indians @ New York Yankees
Yankee Stadium, Bronx, NY

Fri Sep 04 1970, 7:05 PM EDT
Att. 9,394 - Unknown - 83 F

livebaseballscorecards.com

AB	30
R	3
H	6
RBI	3
BB	4
SO	6
LOB	14

WP: 0 PA: 35
PB: 0
SB: 0
CS: 0



Batter	1	2	3	4	5	6	7	8	9	AB R H RBI BB SO LOB	TOP											
Ted Ford, R (1, 9) OBP: 0.192, SLG: 0.292	0-0 6-3		0-0 5-3		0-0 F9			0-0 F4	0-0 F3	5 0 0 0 0 0 3												
Ted Uhlaender, L (1, 8) OBP: 0.311, SLG: 0.378	0-0 4-3		0-0 F6		0-0 FC6-4			0-0 E 1B	0-0 4-3	5 0 1 0 0 0 3												
Vada Pinson, L (1, 7) OBP: 0.316, SLG: 0.465	0-0 L4			0-0 F8		0-0 4-3		0-0 F9		4 0 0 0 0 0 1												
Chuck Hinton, R (1, 3) OBP: 0.401, SLG: 0.470		0-0 F9		0-0 BB 1B		0-0 6-3		0-0 E6 1-2		4 0 1 0 0 0 1												
Duke Sims, L (1, 2) OBP: 0.353, SLG: 0.491		0-0 F8		4-0 BB 1-2 BB		0-3 K		0-0 F5		3 0 0 0 1 1 2												
Graig Nettles, L (1, 5) OBP: 0.338, SLG: 0.403		0-0 FC5 2B		0-0 F4			0-0 F7		0-0 1B 1B	4 1 2 0 0 0 2												
Eddie Leon, R (1, 4) OBP: 0.321, SLG: 0.378		4-0 BB		0-0 5-3			0-0 1-3 1B		0-0 1B 1B	3 0 2 0 1 0 2												
Jack Heidemann, R (1, 6) OBP: 0.266, SLG: 0.295		0-0 FC5			0-0 6-3		0-0 1-3		0-3 K	2 0 0 0 0 0 2												
John Lowenstein, L (7, PH) (7, 6)		2-3f					1-2		0-3 K	2 0 0 0 0 1 3												
Steve Dunning, R (1, 1) OBP: 0.172, SLG: 0.143			0-0 3-1		0-0		0-0 6-3		0-0	2 0 1 0 0 0 0												
Steve Mingori, L (6, 1)					0-0 FC6-4 1B					0 0 0 0 0 0 0												
Roy Foster, R (7, PH) OBP: 0.347, SLG: 0.452									1-2 2-H 1B	1 0 0 0 0 0 1												
Rick Austin, R (7, 1) OBP: 0.211, SLG: 0.176										0 0 0 0 0 0 0												
Larry Brown, R (9, PH) OBP: 0.355, SLG: 0.327										1 0 1 1 0 0 0												
Inning Stats	R: 0 E: 0 K: 0 S: 3	H: 0 LOB: 0 BB: 0 P: 3	R: 0 E: 0 K: 0 S: 4	H: 1 LOB: 2 BB: 1 P: 8	R: 0 E: 0 K: 0 S: 3	H: 0 LOB: 0 BB: 0 P: 3	R: 0 E: 0 K: 0 S: 4	H: 1 LOB: 2 BB: 1 P: 8	R: 0 E: 0 K: 1 S: 5	H: 0 LOB: 0 BB: 0 P: 5	R: 0 E: 0 K: 0 S: 4	H: 1 LOB: 1 BB: 0 P: 4	R: 0 E: 1 K: 0 S: 5	H: 1 LOB: 2 BB: 0 P: 5	R: 0 E: 1 K: 0 S: 8	H: 1 LOB: 2 BB: 0 P: 8	R: 1 E: 0 K: 1 S: 8	H: 3 LOB: 2 BB: 0 P: 8	1B: 7 2B: 1 3B: 0 HR: 0	SF: 0 SAC: 0 DP: 0 HBP: 0	WP: 0 PB: 0 SB: 0 CS: 0	PA: 38
PITCHER	IP WLS BF H R ER SO BB IBB HBP BLK WP HR S P ERA WHIP																					
Stan Bahnsen, R (1, 1) ERA: 3.18	8.0 W 34 7 1 1 1 2 0 0 0 0 0 0 34 42 1.12 1.125																					
Lindy McDaniel, R (9, 1) ERA: 1.9	1.0 S 4 1 0 0 1 0 0 0 0 0 0 0 6 6 0.00 1.000																					

Cleveland Indians @ New York Yankees
 Yankee Stadium, Bronx, NY
 Sat Sep 05 1970, 3:33 AM EDT
 Att: 9,232 - Unknown - 87 F

AB	36
R	1
H	8
RBI	1
BB	2
SO	2
LOB	20



Batter	1	2	3	4	5	6	7	8	9
Frank Baker, L (1, 6) OBP: 0.378, SLG: 0.311	0-3 K		0-0 4-3		0-0 1-2 3-H 1B		0-3 K		
Thurman Munson, R (1, 2) OBP: 0.382, SLG: 0.412	0-0 5-3		0-0 5-3		0-3 K		0-0 F8		
Roy White, S (1, 7) OBP: 0.391, SLG: 0.476	0-0 1B		4-0 S BB		0-0 F9		0-3 K		
Bobby Murcer, L (1, 8) OBP: 0.352, SLG: 0.439	0-0 G3		0-3 K		0-0 F9		0-0 HR		
Danny Cater, R (1, 3) OBP: 0.336, SLG: 0.398		0-0 6-3		0-0 5-3		0-0 G6-4-3 1B		4-0 1B BB	
Jim Lyttle, L (1, 9) OBP: 0.383, SLG: 0.464		0-0 1B		0-0 B1-3		0-0 G6-4-3 1-2f		0-0 1-2 1B	
Ron Woods, R (6, PH) OBP: 0.329, SLG: 0.372 (7, 9)		0-0 4-3 1B		0-0 F4		0-0 F9		0-3 K	
Jerry Kenney, L (1, 5) OBP: 0.291, SLG: 0.296		0-0 4-3		0-0 F4		0-0 F9		0-3 K	
Gene Michael, S (1, 4) OBP: 0.300, SLG: 0.270		0-0 1B		0-0 1B E 1B		0-0 B1-3			
Stan Bahnsen, R (1, 1) OBP: 0.179, SLG: 0.185		0-0 L1		0-0 1B		0-0 1B		0-3 K	
Lindy McDaniel, R (9, 1) OBP: 0.182, SLG: 0.227									

Inning Stats	R: 0	H: 1	E: 0	K: 1	S: 6	LOB: 1	BB: 0	P: 6
	R: 1	H: 2	E: 0	K: 0	S: 5	LOB: 1	BB: 0	P: 5
	R: 0	H: 0	E: 0	K: 1	S: 5	LOB: 1	BB: 1	P: 9
	R: 0	H: 0	E: 0	K: 0	S: 3	LOB: 0	BB: 0	P: 3
	R: 1	H: 3	E: 1	K: 1	S: 8	LOB: 2	BB: 0	P: 8
	R: 0	H: 1	E: 0	K: 0	S: 3	LOB: 0	BB: 0	P: 3
	R: 0	H: 0	E: 0	K: 2	S: 7	LOB: 0	BB: 0	P: 7
	R: 1	H: 2	E: 0	K: 2	S: 9	LOB: 2	BB: 1	P: 13

PITCHER	IP	WLS	BF	H	R	ER	SO	BB	IBB	HBP	BLK	WP	HR	S	P	ERA	WHIP
Steve Dunning, R (1, 1) ERA: 5.05	5.0	L	23	7	2	2	3	1	0	0	0	0	0	28	32	3.60	1.600
Steve Mingori, L (6, 1) ERA: 4.09	1.0		2	0	0	0	0	0	0	0	0	0	0	2	2	0.00	0.000
Rick Austin, L (7, 1) ERA: 5.37	2.0		9	2	1	1	4	1	0	0	0	0	1	16	20	4.50	1.500

BOTTOM

Cleveland Indians @ New York Yankees
 Yankee Stadium, Bronx, NY
 Sat Sep 05 1970, 3:33 AM EDT
 Att. 9,232 - Unknown - 87 F

AB	32
R	3
H	9
RBI	3
BB	2
SO	7
LOB	13

livebaseballscorecards.com



1B	2B	3B	HR	SF	SAC	DP	HBP	WP	PA
8	0	0	1	0	0	1	0	0	34


Batter	1	2	3	4	5	6	7	8	9	AB R H RBI BB SO LOB	TOP
Graig Nettles, L (1, 5) OBP: 0.335, SLG: 0.399	0-0 F9		0-0 1-3		0-0 F7			0-0 4-3		4 0 0 0 0 0 0	
Eddie Leon, R (1, 4) OBP: 0.320, SLG: 0.381	0-0 FC3-2-5 3B		0-0 1-3			0-0 6-3		0-0 6-3		4 0 1 0 0 0 0	
Vada Pinson, L (1, 7) OBP: 0.313, SLG: 0.461	0-0 FC3-2-5 3-H		0-0 6-3			0-0 G3		0-3 K		4 0 0 0 0 1 1	
Roy Foster, R (1, 9) OBP: 0.349, SLG: 0.451	0-0 F8			4-0 BB		0-0 6-3		0-0 1B 1B		3 0 1 0 1 0 1	
Ken Harrelson, R (1, 3) OBP: 0.250, SLG: 0.250 Steve Hargan, R (9, PR) OBP: 0.207, SLG: 0.214		0-0 6-3		0-0 F9		0-0 L1		0-0 1-2 1B		4 0 1 0 0 0 1 0 0 0 0 0 0 0	
Ted Ford, R (1, 8) OBP: 0.200, SLG: 0.286		0-0 1B SF8 1B		0-0 F6		0-3 K2-3		0-0 1-3		4 1 1 0 0 1 3	
Duke Sims, L (1, 2) OBP: 0.353, SLG: 0.489		0-0 FC4-6 1-3 1B		0-3 K		0-3 K				3 0 1 0 0 2 1	
Jack Heidemann, R (1, 6) OBP: 0.264, SLG: 0.293		0-0 SF8 3-H		0-0 6-3		0-0 F3				2 0 0 1 0 0 0	
Mike Paul, L (1, 1) OBP: 0.111, SLG: 0.111		0-0 FC4-6 1-2f		0-0 5-3		0-0 4-3				3 0 0 0 0 0 1	
Inning Stats	R: 0 E: 0 K: 0 S: 4 H: 1 LOB: 1 BB: 0 P: 4	R: 1 E: 0 K: 0 S: 5 H: 2 LOB: 1 BB: 0 P: 5	R: 0 E: 0 K: 0 S: 3 H: 0 LOB: 0 BB: 0 P: 3	R: 0 E: 0 K: 1 S: 5 H: 0 LOB: 1 BB: 1 P: 9	R: 0 E: 0 K: 0 S: 3 H: 0 LOB: 0 BB: 0 P: 3	R: 0 E: 0 K: 2 S: 7 H: 0 LOB: 0 BB: 0 P: 7	R: 0 E: 0 K: 0 S: 3 H: 0 LOB: 0 BB: 0 P: 3	R: 0 E: 0 K: 1 S: 7 H: 2 LOB: 2 BB: 0 P: 7	1B: 4 2B: 0 3B: 1 HR: 0 SF: 1 SAC: 0 DP: 0 HBP: 0	WP: 0 PB: 0 SB: 0 CS: 0	PA: 33
PITCHER Fritz Peterson, L (1, 1) ERA: 2.96	IP: 9.0 WLS: W BF: 33 H: 5 R: 1 ER: 1 SO: 4 BB: 1 IBB: 0 HBP: 0 BLK: 0 WP: 0 HR: 0 S: 40 P: 44 ERA: 1.00 WHIP: 0.667										

Cleveland Indians @ New York Yankees
Yankee Stadium, Bronx, NY
 Sun Sep 06 1970, 3:33 AM EDT
 Att. 13,127 - Unknown - 78 F

livebaseballscorecards.com

AB	31
R	1
H	5
RBI	1
BB	1
SO	4
LOB	8



Batter	1	2	3	4	5	6	7	8	9	AB R H RBI BB SO LOB	TOP		
Mike Andrews, R (1, 4) OBP: 0.338, SLG: 0.391	0-0 G4-3 BB 1B		0-0 4-3		0-0 1-3 1-2 2-3		0-3 K		0-0 F9	5 0 1 0 0 1 3	Boston Red Sox @ Cleveland Indians Cleveland Municipal Stadium, Cleveland, OH Mon Sep 07 1970, 3:33 AM EDT Unknown livebaseballscorecards.com AB 27 R 4 H 6 RBI 3 BB 9 SO 6 LOB 22 		
George Thomas, R (1, 7) OBP: 0.418, SLG: 0.511	4-0 G4-3 BB 1-2		0-0 F9		0-0 1B 2-H 3-H		0-0 F9		0-0 F8 1B	4 0 2 2 1 0 1			
Carl Yastrzemski, L (1, 3) OBP: 0.446, SLG: 0.594	0-0 G4-3 1-2f 2-3			4-0 FC5-4 BB 1-2f	0-3 K			0-0 F8 PB E 1B 1-2	4 1 1 0 1 1 4				
Tony Conigliaro, R (1, 9) OBP: 0.327, SLG: 0.479	0-3 K			0-0 FC5-4 HBP 1-2f		4-0 SH3 1B BB		4-0 FC8-3-4 BB 1-2	2 1 0 0 2 1 2				
Rico Petrocelli, R (1, 6) OBP: 0.331, SLG: 0.468		4-0 5-3 BB		1-0 G4-6-3 HBP 1-2		0-0 SH3		0-0 F8 2-3	0 0 0 0 1 0 0 1 0 0 0 0 0 2				
Luis Alvarado, R (6, PH) OBP: 0.270, SLG: 0.294				0-0 HBP		0-0 1-2		0-0 F8 2-3					
George Scott, R (1, 5) OBP: 0.357, SLG: 0.472		0-3 K		0-0 G4-6-3 1-2f		0-0 CS PB 1B 2-H		0-0 FC8-3-4 BB BB 1-2f 3-H	3 0 1 1 0 1 3 1 0 0 0 0 0 1				
John Kennedy, R (7, 5) OBP: 0.296, SLG: 0.409													
Billy Conigliaro, R (1, 8) OBP: 0.363, SLG: 0.503		0-0 5-3 1-2			0-0 5-3		0-0 4-3 1-3		4-0 BB BB 1-2	3 0 0 0 1 0 2			
Bob Montgomery, R (1, 2) OBP: 0.500, SLG: 0.333		0-0 5-3			4-0 1-3 BB 1B BB		0-0 SH3-4 1B		4-0 1-2 2-3 BB	2 1 1 0 2 0 1			
Gary Peters, L (1, 1) OBP: 0.308, SLG: 0.319			0-3 K		4-0 1-3 BB 1B BB		0-0 SH3-4		0-3 K	2 1 0 0 1 2 3 0 0 0 0 0 0 0 0 0 0 0 0 0 0			
Gary Wagner, R (8, 1) OBP: 0.200, SLG: 0.200													
Sparky Lyle, L (9, 1) ERA: 9.55													
Inning Stats	R: 0 H: 1 E: 0 LOB: 1 K: 1 BB: 1 S: 5 P: 9	R: 0 H: 0 E: 0 LOB: 1 K: 1 BB: 1 S: 5 P: 9	R: 0 H: 0 E: 0 LOB: 0 K: 1 BB: 0 S: 5 P: 5	R: 0 H: 0 E: 0 LOB: 1 K: 0 BB: 1 S: 2 P: 7	R: 2 H: 1 E: 0 LOB: 1 K: 1 BB: 2 S: 6 P: 14	R: 1 H: 1 E: 0 LOB: 0 K: 0 BB: 1 S: 3 P: 7	R: 0 H: 1 E: 0 LOB: 1 K: 1 BB: 0 S: 6 P: 6	R: 1 H: 1 E: 1 LOB: 3 K: 1 BB: 3 S: 6 P: 18	R: 0 H: 1 E: 0 LOB: 1 K: 0 BB: 0 S: 3 P: 3	1B: 6 SF: 0 2B: 0 SAC: 2 3B: 0 DP: 2 HR: 0 HBP: 1	WP: 0 PA: 39 PB: 2 SB: 0 CS: 1		
PITCHER	IP WLS BF H R ER SO BB IBB HBP BLK WP HR S P ERA WHIP											PITCHER	IP WLS BF H R ER SO BB IBB HBP BLK WP HR S P ERA WHIP
Sam McDowell, L (1, 1) ERA: 2.72	7.0 L 29 4 3 3 5 6 0 1 0 0 0 0 32 57 3.86 1.429												
Jim Rittwage, R (8, 1) ERA: 13.5	0.2 6 1 1 1 0 3 0 0 0 0 0 0 3 15 13.50 6.000												
Steve Mingori, L (8, 1) ERA: 3.97	0.1 1 0 0 0 1 0 0 0 0 0 0 0 3 3 0.00 0.000												
Vince Colbert, R (9, 1) ERA: 9.55	1.0 3 1 0 0 0 0 0 0 0 0 0 0 3 3 0.00 1.000												

Batter	1	2	3	4	5	6	7	8	9	AB	R	H	RBI	BB	SO	LOB
Graig Nettles, L (1, 5) OBP: 0.333, SLG: 0.396 Vern Fuller, R (9, PH) OBP: 0.176, SLG: 0.294	0-0 F3		0-0 6-3		0-0 F9		0-0 4-3		0-0 6-3	4	0	0	0	0	0	1
Eddie Leon, R (1, 4) OBP: 0.320, SLG: 0.380	0-0 F3		0-0 6-3			0-3 K		0-0 HR		4	1	1	0	0	1	0
Vada Pinson, L (1, 9) OBP: 0.315, SLG: 0.467	0-3 K			0-0 FC6-4 1B		0-0 4-3		0-0 HR		4	1	2	2	0	1	0
Ken Harrelson, R (1, 3) OBP: 0.375, SLG: 0.286		0-0 WP 1B		0-0 F9		4-0 HBP 2B BB		0-0 F7		3	1	1	0	1	0	1
Roy Foster, R (1, 7) OBP: 0.348, SLG: 0.448		0-3 K		0-0 FC6-4 1-2		1-0 HBP 2B		0-0 F5		3	0	0	0	0	1	2
Buddy Bradford, R (1, 8) OBP: 0.283, SLG: 0.374		0-0 F9 1-2		0-0 F8		0-0 2B		0-3 K		4	0	1	1	0	1	2
Duke Sims, L (1, 2) OBP: 0.355, SLG: 0.487 Lou Camilli, S (9, PR)		4-0 BB		0-3 K		0-0 F7		0-0 SH3-4 1B		3	0	1	0	1	1	2
Jack Heidemann, R (1, 6) OBP: 0.265, SLG: 0.293 Larry Brown, R (7, PH) OBP: 0.352, SLG: 0.324 (8, 6)		0-3 K		1-0 HBP 2-3		0-0 F7		0-0 SH3-4 1-2		1	0	0	0	0	1	2
Sam McDowell, L (1, 1) OBP: 0.146, SLG: 0.160 Ted Ford, R (7, PH) OBP: 0.194, SLG: 0.276 Jim Rittwage, R (8, 1) Steve Mingori, L (8, 1) Vince Colbert, R (9, 1) Ted Uhlaender, L (9, PH) OBP: 0.311, SLG: 0.378 Chuck Hinton, R (9, PH) OBP: 0.399, SLG: 0.467		0-3 K		0-0 2-3		0-3 K		0-0 5-3		2	0	0	0	0	1	1

Inning Stats	R: 0	H: 0	R: 0	H: 1	R: 0	H: 0	R: 0	H: 1	R: 0	H: 0	R: 1	H: 1	R: 0	H: 0	R: 2	H: 2	R: 0	H: 1	1B: 4	SF: 0	WP: 1	PA: 37
	E: 0	LOB: 0	E: 0	LOB: 2	E: 0	LOB: 0	E: 0	LOB: 1	E: 0	LOB: 1	E: 0	LOB: 2	E: 0	LOB: 0	E: 0	LOB: 0	E: 0	LOB: 2	2B: 1 <td>SAC: 1 <td>PB: 0 <td></td> </td></td>	SAC: 1 <td>PB: 0 <td></td> </td>	PB: 0 <td></td>	
	K: 1	BB: 0	K: 2	BB: 1	K: 1	BB: 0	K: 0	BB: 0	K: 1	BB: 0	K: 1	BB: 1	K: 1	BB: 0	K: 1	BB: 0	K: 0	BB: 0	3B: 0	DP: 0	SB: 0	
	S: 5	P: 5	S: 8	P: 12	S: 5	P: 5	S: 4	P: 4	S: 5	P: 6	S: 6	P: 11	S: 5	P: 5	S: 7	P: 7	S: 4	P: 4	HR: 1	HBP: 2	CS: 0	

PITCHER	IP	WLS	BF	H	R	ER	SO	BB	IBB	HBP	BLK	WP	HR	S	P	ERA	WHIP
Gary Peters, L (1, 1) ERA: 4.15	7.0	W	30	5	3	3	7	2	0	2	0	1	1	40	50	3.86	1.000
Gary Wagner, R (8, 1) ERA: 2.97	1.1		5	1	0	0	1	0	0	0	0	0	0	7	7	0.00	0.750
Sparky Lyle, L (9, 1) ERA: 4.02	0.2	S	2	0	0	0	0	0	0	0	0	0	0	2	2	0.00	0.000


BOTTOM

Boston Red Sox @ Cleveland Indians
Cleveland Municipal Stadium, Cleveland, OH
 Mon Sep 07 1970, 3:33 AM EDT
 Unknown

AB	32
R	3
H	6
RBI	3
BB	2
SO	8
LOB	15



PITCHER	IP	WLS	BF	H	R	ER	SO	BB	IBB	HBP	BLK	WP	HR	S	P	ERA	WHIP
---------	----	-----	----	---	---	----	----	----	-----	-----	-----	----	----	---	---	-----	------

Batter	1	2	3	4	5	6	7	8	9	AB R H RBI BB SO LOB	TOP							
Mike Andrews, R (1, 4) OBP: 0.337, SLG: 0.389	0-0 F3		0-0 G4-6-3 1B			0-3 K			0-0 F3	4 0 1 0 0 1 0	Boston Red Sox @ Cleveland Indians Cleveland Municipal Stadium, Cleveland, OH Mon Sep 07 1970, 3:38 AM EDT Att: 17,837 - Unknown livebaseballscorecards.com							
Joe Lahoud, L (1, 7) OBP: 0.200, SLG: 0.111	0-0 G3		0-0 G4-6-3 1-2f			0-0 G3			4-0 BB BB	3 0 0 0 1 0 1								
Carl Yastrzemski, L (1, 3) OBP: 0.446, SLG: 0.598	0-0 HR			0-0 6-3					4-0 BB 1-2	3 1 1 1 1 0 0								
Tony Conigliaro, R (1, 9) OBP: 0.326, SLG: 0.484	0-0 HR			0-0 F9					0-0 L4	4 1 1 1 0 0 2								
Billy Conigliaro, R (1, 8) OBP: 0.360, SLG: 0.498	0-0 6-3			0-3 K						3 0 0 0 0 1 0								
John Kennedy, R (1, 5) OBP: 0.297, SLG: 0.408		0-0 5-3			0-0 G5-4-3 1B				0-0 6-3	3 0 1 0 0 0 0								
Luis Alvarado, R (1, 6) OBP: 0.266, SLG: 0.289		0-0 F8			0-0 G5-4-3 1-2f				0-3 K	3 0 0 0 0 1 1								
Tom Satriano, L (1, 2) OBP: 0.322, SLG: 0.358		0-0 4-3			0-0 F6				0-0 F8	3 0 0 0 0 0 0								
Cal Koonce, R (1, 1) OBP: 0.222, SLG: 0.091			0-0 F9			0-0 4-3			0-0 4-3	1 0 0 0 0 0 0								
Chuck Hartenstein, R (5, 1)										0 0 0 0 0 0 0								
Dick Schofield, S (6, PH)										1 0 0 0 0 0 0								
Dick Mills, R (6, 1)										0 0 0 0 0 0 0								
Mike Fiore, L (9, PH) OBP: 0.292, SLG: 0.190										1 0 0 0 0 0 0								
Inning Stats	R: 2 E: 0 K: 0 S: 5	H: 2 LOB: 0 BB: 0 P: 5	R: 0 E: 0 K: 0 S: 3	H: 0 LOB: 0 BB: 0 P: 3	R: 0 E: 0 K: 1 S: 5	H: 1 LOB: 0 BB: 0 P: 5	R: 0 E: 0 K: 1 S: 5	H: 1 LOB: 0 BB: 0 P: 3	R: 0 E: 0 K: 1 S: 5	H: 0 LOB: 0 BB: 0 P: 5	R: 0 E: 0 K: 0 S: 5	H: 0 LOB: 0 BB: 0 P: 5	R: 0 E: 0 K: 0 S: 3	H: 0 LOB: 2 BB: 2 P: 11	1B: 2 2B: 0 3B: 0 HR: 2	SF: 0 SAC: 0 DP: 2 HBP: 0	WP: 0 PB: 0 SB: 0 CS: 0	PA: 31
PITCHER	IP WLS BF H R ER SO BB IBB HBP BLK WP HR S P ERA WHIP																	
Dean Chance, R (1, 1) ERA: 4.28	7.0 W 23 4 2 2 2 0 0 0 0 0 0 2 27 27 2.57 0.571																	
Vince Colbert, R (8, 1) ERA: 8.75	2.0 S 8 0 0 0 1 2 0 0 0 0 0 0 8 16 0.00 1.000																	

Batter	1	2	3	4	5	6	7	8	9	AB	R	H	RBI	BB	SO	LOB
Graig Nettles, L (1, 5) OBP: 0.333, SLG: 0.395	0-0 4-3		0-0 3-1		4-0 1B HR	0-0 4-3 SH1-3 1B	0-3 K			4	2	1	0	1	1	2
Eddie Leon, R (1, 4) OBP: 0.323, SLG: 0.386	0-0 6-3		0-0 FC6-4 1B		0-0 1-3 HR 1B	0-0 SH1-3		0-0 2B		4	1	3	0	0	0	0
Vada Pinson, L (1, 9) OBP: 0.314, SLG: 0.471	0-0 3-1		0-3 K		0-0 1-H 3-H HR	0-0 4-3		0-0 L9		5	1	1	3	0	1	3
Ken Harrelson, R (1, 3) OBP: 0.364, SLG: 0.300		0-0 6-3	0-0 FC6-4		0-0 G4-6-3 1B	0-0		0-0 L6		3	0	1	0	0	0	1
Chuck Hinton, R (5, PR) OBP: 0.400, SLG: 0.467			1-2f		0-0 1B	0-0 3-H 1B			2	2	0	1	1	0	0	1
Duke Sims, L (1, 2) OBP: 0.356, SLG: 0.484		4-0 PB 1B 3B BB		4-0 FC1-6-4 BB	0-0 1-2f	0-0 G4-6-3 G3		4-0 BB		2	1	0	0	3	0	2
Ted Uhlaender, L (1, 8) OBP: 0.315, SLG: 0.381		0-0 1-2 3B 1B		0-0 FC1-6-4 F8 1B	0-0 1-2f	0-0 2B 1B		0-3 WP 1B		5	2	3	0	0	1	3
Roy Foster, R (1, 7) OBP: 0.351, SLG: 0.451		4-0 1-2 2-3 3B BB		0-0 FC6-4 1B	0-0 1-H	0-0 2B		0-0 F9		3	1	2	1	1	0	1
Larry Brown, R (1, 6) OBP: 0.364, SLG: 0.345		0-0 1-H 2-H 3-H K2-5-2 3B		0-0 F8	0-0 2-3	4-0 IBB		4-0 1-2 BB		2	0	1	3	2	0	2
Dean Chance, R (1, 1) OBP: 0.111, SLG: 0.071		0-3 K2-5-2		0-0 FC6-4	0-3	0-3 K		0-0 F8		3	0	0	0	0	2	5
John Lowenstein, L (7, PH)				1-2f						1	0	0	0	0	0	2
Vince Colbert, R (8, 1)		3-3								0	0	0	0	0	0	0

Inning Stats	R: 0	H: 0	E: 0	K: 0	S: 3	R: 3	H: 2	E: 0	K: 1	S: 6	R: 0	H: 1	E: 0	K: 1	S: 6	R: 4	H: 5	E: 0	K: 1	S: 9	R: 1	H: 2	E: 0	K: 0	S: 5	R: 0	H: 1	E: 0	K: 1	S: 6	R: 0	H: 1	E: 0	K: 1	S: 6
	0	0	0	0	3	3	2	0	1	6	0	1	0	1	6	2	2	2	0	1	17	0	2	0	0	5	0	1	0	1	10	0	1	0	10

PITCHER	IP	WLS	BF	H	R	ER	SO	BB	IBB	HBP	BLK	WP	HR	S	P	ERA	WHIP
Cal Koonce, R (1, 1) ERA: 3.55	4.0	L	21	6	6	6	2	4	0	0	0	0	1	21	37	13.50	2.500
Chuck Hartenstein, R (5, 1) ERA: 6.75	1.0		6	3	1	1	1	0	1	0	0	0	0	7	11	9.00	3.000
Dick Mills, R (6, 1) ERA: 3.0	3.0		15	4	1	1	2	2	0	0	0	1	0	17	25	3.00	2.000

BOTTOM

Boston Red Sox @ Cleveland Indians
Cleveland Municipal Stadium, Cleveland, OH

Mon Sep 07 1970, 3:38 AM EDT
Att. 17,837 - Unknown

livebaseballscorecards.com

AB	34
R	8
H	13
RBI	8
BB	7
SO	5
LOB	22



1B: 9	SF: 0	WP: 1	PA: 42
2B: 3	SAC: 1	PB: 1	
3B: 1	DP: 2	SB: 0	
HR: 1	HBP: 0	CS: 0	

Batter	1	2	3	4	5	6	7	8	9	AB R H RBI BB SO LOB	TOP	
Mike Andrews, R (1, 4) OBP: 0.335, SLG: 0.386	0-0 L9		0-0 F2		0-0 6-3			0-0 F8		4 0 0 0 0 0 1		
Joe Lahoud, L (1, 7) OBP: 0.286, SLG: 0.417	0-0 HR			4-0 G4-6-3 BB		0-0 F7		0-0 4-3		3 1 1 1 1 0 0		
Carl Yastrzemski, L (1, 3) OBP: 0.444, SLG: 0.594	0-0 F6			0-0 G4-6-3 1-2f		0-3 K			0-0 G3	4 0 0 0 0 1 1		
Tony Conigliaro, R (1, 9) OBP: 0.326, SLG: 0.481	0-0 6-3			1-0 HR HBP		0-3 K			0-3 K	3 1 0 0 0 2 0 0 0 0 0 0 0 0		
George Thomas, R (9, 7) OBP: 0.418, SLG: 0.511									0-3 K	4 1 1 2 0 2 0		
Rico Petrocelli, R (1, 6) OBP: 0.330, SLG: 0.472		0-0 F5		0-0 HR		0-3 K			0-3 K	3 0 1 0 0 0 0		
George Scott, R (1, 5) OBP: 0.357, SLG: 0.471		0-0 G5-4-3 1B		0-0 4-3		0-0 F7				3 0 2 0 0 0 1		
Billy Conigliaro, R (1, 8) OBP: 0.363, SLG: 0.500		0-0 G5-4-3 1-2f			0-0 4-3 S 1B		0-0 1B			3 0 0 0 0 2 1		
Bob Montgomery, R (1, 2) OBP: 0.364, SLG: 0.222			0-3 K		0-3 K			0-0 F9		3 1 1 1 0 0 1 0 0 0 0 0 0 0		
Ken Brett, L (1, 1) OBP: 0.306, SLG: 0.424			0-0 F8		0-0 4-3			0-0 HR				
Gary Wagner, R (9, 1) OBP: 0.200, SLG: 0.200												
Inning Stats	R: 1 H: 1 E: 0 LOB: 0 K: 0 BB: 0 S: 4 P: 4	R: 0 H: 1 E: 0 LOB: 0 K: 0 BB: 0 S: 3 P: 3	R: 0 H: 0 E: 0 LOB: 0 K: 1 BB: 0 S: 5 P: 5	R: 2 H: 1 E: 0 LOB: 0 K: 0 BB: 1 S: 3 P: 8	R: 0 H: 1 E: 0 LOB: 1 K: 1 BB: 0 S: 6 P: 6	R: 0 H: 0 E: 0 LOB: 0 K: 2 BB: 0 S: 7 P: 7	R: 0 H: 1 E: 0 LOB: 1 K: 1 BB: 0 S: 5 P: 5	R: 1 H: 1 E: 0 LOB: 0 K: 0 BB: 0 S: 4 P: 4	R: 0 H: 0 E: 0 LOB: 0 K: 2 BB: 0 S: 7 P: 7	1B: 3 SF: 0 2B: 0 SAC: 0 3B: 0 DP: 2 HR: 3 HBP: 1	WP: 0 PA: 32 PB: 0 SB: 1 CS: 0	
PITCHER Steve Hargan, R (1, 1) ERA: 3.18	IP WLS BF H R ER SO BB IBB HBP BLK WP HR S P ERA WHIP	9.0 L 32 6 4 4 7 1 0 1 0 0 0 3 44 49 4.00 0.778										

Boston Red Sox @ Cleveland Indians
Cleveland Municipal Stadium, Cleveland, OH
 Tue Sep 08 1970, 7:05 PM EDT
 Att. 3,194 - Unknown

livebaseballscorecards.com

AB 30
R 4
H 6
RBI 4
BB 1
SO 7
LOB 5



Batter	1	2	3	4	5	6	7	8	9	AB R H RBI BB SO LOB	TOP											
Ed Stroud, L (1, 8) OBP: 0.348, SLG: 0.364	0-3 K	0-0 BB 2-H 1B		0-3 K		0-0 4-3		0-0 1-2 1B		5 0 2 1 0 2 1	Washington Senators @ Cleveland Indians Cleveland Municipal Stadium, Cleveland, OH Wed Sep 09 1970, 7:05 PM EDT Att. 3,138 - Unknown livebaseballscorecards.com											
Del Unser, L (1, 9) OBP: 0.316, SLG: 0.321	0-3 K	4-0 1-2 BB		0-0 6-3		0-0 2-3 1B		0-0 P5		4 0 1 1 1 1 2												
Frank Howard, R (1, 7) OBP: 0.434, SLG: 0.567	4-0 HR BB	0-0 F8				0-3 K		0-3 K		4 1 0 0 1 2 3												
Mike Epstein, L (1, 3) OBP: 0.357, SLG: 0.439	0-0 1-H HR			0-0 1B 3B		0-3 K		0-0 L9		5 2 2 2 0 2 0												
Bernie Allen, L (1, 5) OBP: 0.347, SLG: 0.378 Wayne Comer, R (7, PH) OBP: 0.321, SLG: 0.243	4-0 BB			6-3 5-3 1B		0-0 1B PB 1B		0-0 L4		2 0 2 1 1 0 0 2 0 0 0 0 0 0												
Ed Brinkman, R (1, 6) OBP: 0.336, SLG: 0.309	0-3 K			3-H 0-0 5-3 1-2 1B		0-0 FC6-4 1-3 1B		0-0 P6		4 0 1 0 0 1 2												
Paul Casanova, R (1, 2) OBP: 0.253, SLG: 0.364				0-0 3-1 2-3 6-3		0-0 FC6-4 1-2 1B		0-0 F9		4 0 0 0 0 0 3												
Tim Cullen, R (1, 4) OBP: 0.312, SLG: 0.293				4-0 SH1-4 1B BB		0-0 F9		0-0 4-3 1B 2B		3 2 2 0 1 0 1												
Joe Coleman, R (1, 1) OBP: 0.250, SLG: 0.123 Joe Grzenda, R (8, 1)				0-0 SH1-4 1-2		0-3 K		0-0 2-H 1B 1B		3 0 1 0 0 2 1 0 0 0 0 0 0 0												
Inning Stats	R: 2 E: 0 K: 3 S: 10	H: 1 LOB: 1 BB: 2 P: 18	R: 1 E: 0 K: 0 S: 4	H: 1 LOB: 2 BB: 2 P: 12	R: 1 E: 0 K: 0 S: 5	H: 2 LOB: 1 BB: 0 P: 5	R: 0 E: 0 K: 2 S: 7	H: 0 LOB: 0 BB: 0 P: 7	R: 0 E: 0 K: 2 S: 9	H: 2 LOB: 2 BB: 0 P: 9	R: 1 E: 0 K: 2 S: 9	H: 2 LOB: 1 BB: 0 P: 9	R: 0 E: 0 K: 0 S: 3	H: 0 LOB: 0 BB: 0 P: 3	R: 0 E: 1 K: 0 S: 5	H: 3 LOB: 2 BB: 0 P: 5	R: 0 E: 0 K: 1 S: 5	H: 0 LOB: 0 BB: 0 P: 5	1B: 8 2B: 1 3B: 1 HR: 1	SF: 0 SAC: 1 DP: 0 HBP: 0	WP: 0 PB: 1 SB: 0 CS: 0	PA: 41
PITCHER	IP WLS BF H R ER SO BB IBB HBP BLK WP HR S P ERA WHIP																				PITCHER	IP WLS BF H R ER SO BB IBB HBP BLK WP HR S P ERA WHIP
Rich Hand, R (1, 1) ERA: 3.71	2.0 L 14 4 4 4 3 4 0 0 0 0 1 16 32 18.00 4.000																				Steve Mingori, L (8, 1) ERA: 3.55	1.1 L 4 0 0 0 1 0 0 0 0 0 0 6 6 0.00 0.000
Fred Lasher, R (3, 1) ERA: 4.1	1.0 3 0 0 0 0 0 0 0 0 0 0 0 3 3 0.00 0.000																					
Jim Rittwage, R (4, 1) ERA: 3.38	2.0 8 2 0 0 4 0 0 0 0 0 0 0 16 16 0.00 1.000																					
Rick Austin, L (6, 1) ERA: 5.34	2.0 8 2 1 1 2 0 0 0 0 0 0 0 12 12 4.50 1.000																					
Phil Hennigan, R (8, 1) ERA: 4.18	0.2 4 3 0 0 0 0 0 0 0 0 0 0 4 4 0.00 4.500																					



Batter	1	2	3	4	5	6	7	8	9	AB R H RBI BB SO LOB	TOP											
Ed Stroud, L (1, 8) OBP: 0.344, SLG: 0.360	0-3 K		0-3 K		X 0-0 F7		X 0-0 4-3			4 0 0 0 0 2 1	Washington Senators @ Cleveland Indians Cleveland Municipal Stadium, Cleveland, OH Thu Sep 10 1970, 7:05 PM EDT Att. 2,746 - Unknown											
Del Unser, L (1, 9) OBP: 0.318, SLG: 0.321	0-0 F8		0-0 1B 1B		BB 4-0 HR BB		X 0-0 5-3			3 2 1 0 1 0 1												
Frank Howard, R (1, 7) OBP: 0.436, SLG: 0.580	0-3 K		0-0 1B 1-2 1B		X 0-0 1-H HR		X 0-0 HR			4 2 3 3 0 1 0												
Mike Epstein, L (1, 3) OBP: 0.356, SLG: 0.437		X 0-0 F7	0-0 1-3 2-H 1B		X 0-0 1-3		X 0-0 F8			4 0 1 1 0 0 0												
Bernie Allen, L (1, 5) OBP: 0.349, SLG: 0.375		BB 4-0 WP BB	X 0-0 4-3		BB 4-0 G6-4-3 BB		SS 0-3 K			2 0 0 0 2 1 2												
Ed Brinkman, R (1, 6) OBP: 0.333, SLG: 0.307		X 0-0 6-3 1-2		X 0-0 6-3		X 0-0 G6-4-3 1-2f		X 0-0 F8		4 0 0 0 0 0 2												
Jim French, L (1, 2) OBP: 0.361, SLG: 0.265		BB 4-0 BB		X 0-0 F9		SS 0-3 K		X 0-0 4-3		3 0 0 0 1 1 0												
Tim Cullen, R (1, 4) OBP: 0.310, SLG: 0.291		0-3 K		0-3 K		0-3 K		X 0-0 F7		2 0 0 0 0 2 2												
Jim Shellenback, L (7, 1) OBP: 0.111, SLG: 0.115										0 0 0 0 0 0 0												
Lee Maye, L (9, PH) OBP: 0.321, SLG: 0.400										1 0 0 0 0 0 0												
Casey Cox, R (1, 1) OBP: 0.123, SLG: 0.107										0 0 0 0 0 0 0												
Tom Grieve, R (3, PH) OBP: 0.308, SLG: 0.370										1 0 0 0 0 0 0												
Jackie Brown, R (3, 1) OBP: 0.230, SLG: 0.200										0 0 0 0 0 0 0												
Jim Hannan, R (4, 1) OBP: 0.194, SLG: 0.138										0 0 0 0 0 0 0												
Davey Nelson, R (4, 4) OBP: 0.200, SLG: 0.138										3 0 1 0 0 1 0												
Greg Crossen, R (7, PH) OBP: 0.373, SLG: 0.391										1 0 0 0 0 1 0												
Inning Stats	R: 0 E: 0 K: 2 S: 7	H: 0 LOB: 0 BB: 0 P: 7	R: 0 E: 0 K: 1 S: 5	H: 0 LOB: 2 BB: 2 P: 13	R: 1 E: 0 K: 1 S: 8	H: 3 LOB: 2 BB: 0 P: 8	R: 0 E: 0 K: 1 S: 5	H: 0 LOB: 0 BB: 0 P: 5	R: 2 E: 0 K: 1 S: 6	H: 1 LOB: 0 BB: 1 P: 10	R: 0 E: 0 K: 1 S: 4	H: 0 LOB: 0 BB: 1 P: 8	R: 0 E: 0 K: 1 S: 6	H: 1 LOB: 1 BB: 0 P: 6	R: 1 E: 0 K: 1 S: 6	H: 1 LOB: 0 BB: 0 P: 6	R: 0 E: 0 K: 0 S: 3	H: 0 LOB: 0 BB: 0 P: 3	1B: 4 2B: 0 3B: 0 HR: 2	SF: 0 SAC: 0 DP: 1 HBP: 0	WP: 1 PB: 0 SB: 0 CS: 0	PA: 36
PITCHER	IP WLS BF H R ER SO BB IBB HBP BLK WP HR S P ERA WHIP																					
Steve Dunning, R (1, 1) ERA: 4.96	7.0 W 29 5 3 3 8 4 0 0 0 1 1 41 57 3.86 1.286																					
Dennis Higgins, R (8, 1) ERA: 4.19	2.0 S 7 1 1 1 1 0 0 0 0 0 0 1 9 9 4.50 0.500																					

AB	32
R	4
H	6
RBI	4
BB	4
SO	9
LOB	8



Batter	1	2	3	4	5	6	7	8	9	AB	R	H	RBI	BB	SO	LOB
Ted Uhlaender, L OBP: 0.318, SLG: 0.389 (1, 8) (3, 7)	0-0 HR 1B	0-0 HBP 1B	0-0 HR		0-0 P4		0-0 FC4-6 1B			5	2	4	4	0	0	0
Graig Nettles, L OBP: 0.331, SLG: 0.391 (1, 5)	0-0 L4	0-0 F7	0-0 G3		0-0 F9		0-0 FC4-6 1B 1B 2B			5	1	0	0	0	0	4
Vada Pinson, L OBP: 0.317, SLG: 0.474 (1, 9)	0-0 F2	0-0 P4		0-0 HR	0-0 L6		0-0 1B 2B 1B			5	2	2	1	0	0	3
Roy Foster, R OBP: 0.354, SLG: 0.464 Buddy Bradford, R OBP: 0.295, SLG: 0.394 (1, 7) (2, PR) (3, 8)	0-0 HR	1-0 HBP		0-0 BB 1B 1B		0-0 F9	0-0 1B 2B 1B			1	1	1	2	0	0	0
Duke Sims, L OBP: 0.358, SLG: 0.479 (1, 2)	0-0 1B	0-3 K		0-0 BB 1B	0-0 BB 1B	4-0 HR BB	0-0 1B 2B			4	1	3	3	1	1	3
Chuck Hinton, R OBP: 0.395, SLG: 0.476 (1, 3)	0-0 F3		4-0 BB HR BB	0-3 K	0-0 P6	0-0 4-3				4	1	0	0	1	1	5
John Lowenstein, L OBP: 0.250, SLG: 0.500 (1, 4)		0-0 1B 1B	0-0 F9	0-0 F8	0-0 HR	0-0 4-3				5	2	2	2	0	0	3
Larry Brown, R OBP: 0.387, SLG: 0.371 (1, 6)		0-0 E 1B 1B	4-0 HR BB	4-0 BB	0-0 5-3		0-0 G6-4-3 1B			3	2	2	0	2	0	0
Steve Dunning, R OBP: 0.188, SLG: 0.161 Ted Ford, R OBP: 0.182, SLG: 0.258 Dennis Higgins, R OBP: 0.357, SLG: 0.250 (1, 1) (7, PH) (8, 1)		0-0 HBP 1B 1B	0-3 K	0-3 K	0-3 K		0-3 K	0-0 G6-4-3		3	0	1	1	0	2	5

Inning Stats	R: 2	H: 3	E: 0	K: 0	S: 6	H: 3	LOB: 1	BB: 0	P: 6	R: 2	H: 4	E: 1	K: 1	S: 9	R: 3	H: 1	E: 0	K: 1	S: 6	R: 1	H: 3	E: 0	K: 2	S: 10	R: 0	H: 0	E: 0	K: 0	S: 3	R: 2	H: 1	E: 0	K: 0	S: 4	R: 3	H: 4	E: 0	K: 1	S: 9	R: 0	H: 1	E: 0	K: 0	S: 3
--------------	------	------	------	------	------	------	--------	-------	------	------	------	------	------	------	------	------	------	------	------	------	------	------	------	-------	------	------	------	------	------	------	------	------	------	------	------	------	------	------	------	------	------	------	------	------

PITCHER	IP	WLS	BF	H	R	ER	SO	BB	IBB	HBP	BLK	WP	HR	S	P	ERA	WHIP
Casey Cox, R ERA: 4.57 (1, 1)	2.0	L	14	7	4	4	1	0	0	0	0	0	1	15	16	18.00	3.500
Jackie Brown, R ERA: 5.27 (3, 1)	1.0		9	4	4	4	1	2	0	0	0	0	2	9	17	36.00	6.000
Jim Hannan, R ERA: 3.48 (4, 1)	3.0		12	1	2	2	2	2	0	0	0	0	1	14	22	6.00	1.000
Jim Shellenback, L ERA: 3.6 (7, 1)	2.0		10	5	3	3	1	0	0	0	0	0	0	12	12	13.50	2.500

BOTTOM

Washington Senators @ Cleveland Indians
Cleveland Municipal Stadium, Cleveland, OH
 Thu Sep 10 1970, 7:05 PM EDT
 Att. 2,746 - Unknown

AB	40
R	13
H	17
RBI	13
BB	4
SO	5
LOB	24



WP: 0	PA: 45
PB: 0	
SB: 0	
CS: 0	

Batter	1	2	3	4	5	6	7	8	9	AB R H RBI BB SO LOB	TOP											
Horace Clarke, S (1, 4) OBP: 0.284, SLG: 0.309	0-0 F9 1B	0-3 K		0-0 B5-3		0-0 FC6-4 1B			0-0 F8 2B	5 0 3 0 0 1 3												
Thurman Munson, R (1, 2) OBP: 0.381, SLG: 0.410	0-0 F6		0-0 G6-3 1B		0-0 1B G4-6-3 2B	0-0 FC6-4			0-0 L8	5 1 2 0 0 0 3												
Roy White, S (1, 7) OBP: 0.391, SLG: 0.476	0-0 F9 1-2		0-0 G6-3 1-2f		0-0 G4-6-3 1B		0-0 6-3		0-0 F8 2-3	5 0 1 0 0 0 3												
Danny Cater, R (1, 5) OBP: 0.343, SLG: 0.401	4-0 BB		0-0 1B		0-0 G4-6-3 1-2f 3-H		0-0 5-3 1B		0-0 4-3	4 0 2 0 1 0 2												
Bobby Murcer, L (1, 8) OBP: 0.350, SLG: 0.436	0-0 L7		0-0 F8		0-0 PB 2B		0-0 5-3			4 0 1 0 0 0 4												
John Ellis, R (1, 3) OBP: 0.312, SLG: 0.409		0-0 6-3		0-0 F6	4-0 BB BB BB	2-3 BB		0-0 F9		3 0 0 0 1 0 1												
Ron Woods, R (1, 9) OBP: 0.326, SLG: 0.377		0-0 5-3		0-0 HR		0-0 F5		0-3 K		3 1 1 1 0 0 2												
Jim Lyttle, L (8, PH) OBP: 0.364, SLG: 0.438 (8, 9)										1 0 0 0 0 1 0	AB 36 R 2 H 12 RBI 1 BB 4 SO 4 LOB 19											
Gene Michael, S (1, 6) OBP: 0.296, SLG: 0.265		4-0 BB BB BB		0-3 K		0-3 K		4-0 BB BB BB	4-0 G4-3 BB	2 0 0 0 2 2 0												
Fritz Peterson, S (1, 1) OBP: 0.220, SLG: 0.313		0-0		0-0		0-0		0-0	0-0 G4-3	3 0 2 0 0 0 0												
Pete Ward, L (8, PH) OBP: 0.325, SLG: 0.370										0 0 0 0 0 0 0												
Ron Hansen, R (8, PH) OBP: 0.434, SLG: 0.459										1 0 0 0 0 0 1												
Ron Klimkowski, R (8, 1)		1-2 1B		1-2 1B					1-2f	0 0 0 0 0 0 0												
Inning Stats	R: 0 E: 0 K: 0 S: 4	H: 1 LOB: 2 BB: 1 P: 8	R: 0 E: 0 K: 1 S: 6	H: 1 LOB: 2 BB: 1 P: 10	R: 0 E: 0 K: 0 S: 4	H: 2 LOB: 1 BB: 0 P: 4	R: 1 E: 0 K: 1 S: 7	H: 2 LOB: 1 BB: 0 P: 7	R: 1 E: 0 K: 0 S: 5	H: 3 LOB: 2 BB: 1 P: 9	R: 0 E: 0 K: 1 S: 6	H: 1 LOB: 1 BB: 0 P: 6	R: 0 E: 0 K: 0 S: 4	H: 1 LOB: 1 BB: 0 P: 4	R: 0 E: 0 K: 1 S: 4	H: 0 LOB: 0 BB: 1 P: 8	R: 0 E: 0 K: 0 S: 4	H: 1 LOB: 1 BB: 0 P: 4	1B: 8 2B: 3 3B: 0 HR: 1	SF: 0 SAC: 0 DP: 3 HBP: 0	WP: 0 PB: 1 SB: 0 CS: 0	PA: 40
PITCHER	IP WLS BF H R ER SO BB IBB HBP BLK WP HR S P ERA WHIP																					
Mike Paul, L (1, 1) ERA: 4.73	7.0 W 33 11 2 2 3 3 0 0 0 0 0 1 36 48 2.57 2.000																					
Jim Rittwage, R (8, 1) ERA: 3.0	0.1 2 0 0 0 1 1 0 0 0 0 0 0 3 7 0.00 3.000																					
Steve Mingori, L (8, 1) ERA: 3.21	1.1 4 1 0 0 0 0 0 0 0 0 0 0 4 4 0.00 0.750																					
Dennis Higgins, R (9, 1) ERA: 4.17	0.1 S 1 0 0 0 0 0 0 0 0 0 0 0 1 1 0.00 0.000																					

New York Yankees @ Cleveland Indians
Cleveland Municipal Stadium, Cleveland, OH

Fri Sep 11 1970, 7:05 PM EDT
Att: 5,567 - Unknown - 63 F

livebaseballscorecards.com



Batter	1	2	3	4	5	6	7	8	9	AB	R	H	RBI	BB	SO	LOB
Larry Brown, R OBP: 0.384, SLG: 0.362 (1, 6)	0-0 5-3		4-0 FC6-4 1-2 BB		0-0 G3		0-0 5-3			3	0	0	0	1	0	0
Eddie Leon, R OBP: 0.318, SLG: 0.378 (1, 4)	0-0 L8		0-0 FC6-4 1-2f 2-3 1B		0-0 6-3		0-0 1B			4	0	1	0	0	0	2
Vada Pinson, L OBP: 0.317, SLG: 0.472 (1, 9) (7, 7) (9, 3)	0-0 F6		0-0 1-2 3-H 1B		0-0 F9		0-0 F9			4	0	1	1	0	0	1
Chuck Hinton, R OBP: 0.394, SLG: 0.493 (1, 7) (7, 3)		0-0 F8	0-0 5-3		0-0 HR		0-0 F8			3	1	1	1	0	0	2
Ted Uhlaender, L OBP: 0.317, SLG: 0.388 (8, PH) (9, 9)										1	0	0	0	0	0	0
Ken Harrelson, R OBP: 0.381, SLG: 0.368 (1, 3) Ted Ford, R OBP: 0.206, SLG: 0.281 (7, 9) (9, 7)		0-0 1B		0-0 FC6-4 1B		4-0 1B BB		0-0 G6-4-3 1B		2	0	2	0	1	0	0
Buddy Bradford, R OBP: 0.290, SLG: 0.386 (1, 8)		0-3 K		0-0 FC6-4 1-2f 2B		0-0 F8		0-0 G6-4-3		4	1	0	0	0	1	4
Duke Sims, L OBP: 0.357, SLG: 0.481 (1, 2)		0-3 K		0-0 1-H 2B		0-3 K				3	0	1	1	0	2	2
John Lowenstein, L OBP: 0.267, SLG: 0.467 (1, 5)			0-0 F9	0-3 K		0-0 1-3 1B				3	0	1	0	0	1	1
Mike Paul, L OBP: 0.150, SLG: 0.150 (1, 1) Rich Rollins, R OBP: 0.288, SLG: 0.333 (7, PH) Jim Rittwage, R (8, 1) Steve Mingori, L (8, 1) Dennis Higgins, R (9, 1)			0-0 FC6-4 BB 1B	0-0 4-3			0-0 L8			2	1	1	0	0	0	1

Inning Stats	R: 0	H: 0	E: 0	K: 0	S: 3	H: 0	LOB: 0	BB: 0	P: 3	R: 0	H: 1	E: 0	K: 2	S: 8	H: 1	LOB: 1	BB: 0	P: 8	R: 1	H: 2	E: 0	K: 0	S: 5	H: 2	LOB: 2	BB: 1	P: 9	R: 1	H: 2	E: 0	K: 1	S: 7	R: 0	H: 0	E: 0	K: 0	S: 3	R: 1	H: 2	E: 0	K: 1	S: 6	H: 2	LOB: 2	BB: 1	P: 10	R: 0	H: 1	E: 0	K: 0	S: 4	R: 0	H: 1	E: 0	K: 0	S: 3	R: 0	H: 1	E: 0	K: 0	S: 3	1B: 7	SF: 0	2B: 1	SAC: 0	3B: 0	DP: 1	HR: 1	HBP: 0	WP: 0	PA: 33
--------------	------	------	------	------	------	------	--------	-------	------	------	------	------	------	------	------	--------	-------	------	------	------	------	------	------	------	--------	-------	------	------	------	------	------	------	------	------	------	------	------	------	------	------	------	------	------	--------	-------	-------	------	------	------	------	------	------	------	------	------	------	------	------	------	------	------	-------	-------	-------	--------	-------	-------	-------	--------	-------	--------

PITCHER	IP	WLS	BF	H	R	ER	SO	BB	IBB	HBP	BLK	WP	HR	S	P	ERA	WHIP
Fritz Peterson, L ERA: 2.99 (1, 1)	7.0	L	30	8	3	3	4	2	0	0	0	0	1	36	44	3.86	1.429
Ron Klimkowski, R ERA: 2.87 (8, 1)	1.0		3	1	0	0	0	0	0	0	0	0	0	3	3	0.00	1.000

BOTTOM

New York Yankees @ Cleveland Indians
Cleveland Municipal Stadium, Cleveland, OH

Fri Sep 11 1970, 7:05 PM EDT
Att. 5,567 - Unknown - 63 F

livebaseballscorecards.com

AB	31
R	3
H	9
RBI	3
BB	2
SO	4
LOB	13



Batter	1	2	3	4	5	6	7	8	9	10	11	AB R H RBI BB SO LOB	TOP												
Horace Clarke, S OBP: 0.286, SLG: 0.312 (1, 4)	0-3 K		X 0-0 E 1B		X 0-0 5-3 1B		X 0-0 6-3		X 0-0 WP 2B		X 0-0 F7	6 1 3 0 0 1 2	New York Yankees @ Cleveland Indians Cleveland Municipal Stadium, Cleveland, OH Sat Sep 12 1970, 3:33 AM EDT Att: 5,861 - Unknown - 67 F												
Thurman Munson, R OBP: 0.382, SLG: 0.418 (1, 2)	0-3 K		X 0-0 E 1B		X 0-0 F7		X 0-0 HR		X 0-3 K		X 4-0 BB	5 1 2 2 1 2 2													
Roy White, S OBP: 0.390, SLG: 0.473 (1, 7)	4-0 BB		X 0-0 E5 G3-6-3		X 0-0 5-3 1B		X 0-0 L9		X 0-0 F2		X 0-0 F7	5 0 1 0 1 0 5													
Danny Cater, R OBP: 0.340, SLG: 0.397 (1, 5) (8, 3)	0-0 F9		X 0-0 G3-6-3		X 0-0 5-3		X 0-0 1-3			X 0-0 4-3		5 0 0 0 0 0 5													
Bobby Murcer, L OBP: 0.349, SLG: 0.434 (1, 8)		0-3 K		X 0-0 G5-4-3 1B		X 0-3 K		X 0-0 G3		X 0-3 K		5 0 1 0 0 3 2													
John Ellis, R OBP: 0.306, SLG: 0.400 Jerry Kenney, L OBP: 0.290, SLG: 0.295 (1, 3) (8, 5)	0-0 F8		X 0-0 G5-4-3		X 0-3 K		X 0-0 4-3		X 0-0 F7			4 0 0 0 0 1 1 1 0 0 0 0 0 0													
Ron Woods, R OBP: 0.332, SLG: 0.376 (1, 9)	0-3 K		X 0-0 S 1B		X 0-0 E5		X 4-0 BB		X 4-0 BB SH BB			3 0 1 0 2 1 0													
Gene Michael, S OBP: 0.296, SLG: 0.263 (1, 6)			X 0-3 K BB		X 4-0 FC4-6 BB		X 0-3 K		X 0-0 F4		X 0-0 SH BB	3 0 0 0 1 2 2													
Mike Kekich, R OBP: 0.147, SLG: 0.094 Lindy McDaniel, R OBP: 0.174, SLG: 0.217 Pete Ward, L OBP: 0.321, SLG: 0.365 Jack Aker, R OBP: 0.087, SLG: 0.067 Ron Hansen, R OBP: 0.430, SLG: 0.453 Ron Klimkowski, R (1, 1) (7, 1) (9, PH) (9, 1) (11, PH) (11, 1)	4-0 1B BB		X 0-0 FC4-6 BB		X 0-0 6-3				X 0-0 F7		X 0-0 F1	2 1 0 0 1 0 3 0 0 0 0 0 0 0 1 0 0 0 0 0 0 0 0 0 0 0 0 0 0 0 0 0 0 0 2 0 0 0 0 0 0 0													
Inning Stats	R: 0 E: 0 K: 2 S: 7	H: 0 LOB: 1 BB: 1 P: 11	R: 0 E: 0 K: 2 S: 7	H: 0 LOB: 0 BB: 0 P: 7	R: 2 E: 1 K: 1 S: 7	H: 2 LOB: 1 BB: 1 P: 11	R: 0 E: 0 K: 0 S: 4	H: 2 LOB: 2 BB: 1 P: 8	R: 0 E: 0 K: 1 S: 7	H: 2 LOB: 2 BB: 0 P: 7	R: 0 E: 1 K: 2 S: 8	H: 0 LOB: 1 BB: 0 P: 8		R: 1 E: 0 K: 0 S: 4	H: 1 LOB: 0 BB: 0 P: 4	R: 0 E: 0 K: 0 S: 3	H: 0 LOB: 1 BB: 1 P: 7	R: 0 E: 0 K: 1 S: 5	H: 0 LOB: 0 BB: 0 P: 5	R: 0 E: 1 K: 1 S: 4	H: 0 LOB: 3 BB: 2 P: 12	1B: 6 2B: 1 3B: 0 HR: 1	SF: 0 SAC: 1 DP: 2 HBP: 0	WP: 1 PB: 0 SB: 1 CS: 0	PA: 48
PITCHER	IP	WLS	BF	H	R	ER	SO	BB	IBB	HBP	BLK	WP		HR	S	P	ERA	WHIP							
Sam McDowell, L ERA: 2.7 (1, 1)	8.0		35	7	3	2	8	4	0	0	0	0	1	0	63	2.25	1.375								
Dennis Higgins, R ERA: 4.08 (9, 1)	2.0		7	1	0	0	2	0	0	0	0	1	0	11	11	0.00	0.500								
Steve Mingori, L ERA: 3.07 (11, 1)	0.2		4	0	0	0	0	1	0	0	0	0	0	3	7	0.00	1.500								
Fred Lasher, R ERA: 4.1 (11, 1)	0.0		1	0	0	0	0	1	0	0	0	0	0	4	∞	∞									
Dean Chance, R ERA: 4.28 (11, 1)	0.1	W	1	0	0	0	0	0	0	0	0	0	0	1	1	0.00	0.000								

livebaseballscorecards.com

AB	41
R	3
H	8
RBI	2
BB	6
SO	10
LOB	24



Batter	1	2	3	4	5	6	7	8	9	AB R H RBI BB SO LOB	TOP									
Horace Clarke, S (1, 4) OBP: 0.284, SLG: 0.310	0-0 G3			0-0 E6 1B F8 FC4-6		0-0 6-3			0-0 1-3	4 1 0 0 0 0 0										
Jake Gibbs, L (1, 2) OBP: 0.342, SLG: 0.574	0-0 F9			0-0 F8 1-2			0-0 F8		0-0 3-1	4 0 0 0 0 0 1										
Roy White, S (1, 7) OBP: 0.390, SLG: 0.473	0-0 F7			0-0 FC4-6 2-3 1B			0-0 F7			3 0 1 0 0 0 0										
Bobby Murcer, L (1, 8) OBP: 0.347, SLG: 0.432		0-0 4-3		0-0 FC4-6 1-2f 3-H			0-0 6-3			3 0 0 1 0 0 1										
Danny Cater, R (1, 3) OBP: 0.340, SLG: 0.397		0-3 K		0-0 CS 1-2	0-0 6-3			0-0 FC4-6 1B		3 0 1 0 0 1 0										
Jim Lyttle, L (1, 9) OBP: 0.353, SLG: 0.424		0-0 4-3			0-0 F5			0-0 L8		3 0 0 0 0 0 1										
Frank Baker, L (1, 6) OBP: 0.351, SLG: 0.284				0-0 F6	0-0 F8			0-3 K		3 0 0 0 0 1 1										
Jerry Kenney, L (1, 5) OBP: 0.288, SLG: 0.293				0-0 L7		0-0 4-3		0-0 FC4-6 1-2f		3 0 0 0 0 0 1										
Mel Stottlemyre, R (1, 1) OBP: 0.311, SLG: 0.351 Curt Blefary, L (9, PH) OBP: 0.317, SLG: 0.326				0-3 K		0-3 K		0-0 L4		2 0 0 0 0 2 0 1 0 0 0 0 0 0										
Inning Stats	R: 0 E: 0 K: 0 S: 3	H: 0 LOB: 0 BB: 0 P: 3	R: 0 E: 0 K: 1 S: 5	H: 0 LOB: 0 BB: 0 P: 5	R: 0 E: 0 K: 1 S: 5	H: 0 LOB: 0 BB: 0 P: 5	R: 1 E: 1 K: 0 S: 4	H: 1 LOB: 0 BB: 0 P: 4	R: 0 E: 0 K: 0 S: 3	H: 0 LOB: 0 BB: 0 P: 3	R: 0 E: 0 K: 1 S: 5	H: 0 LOB: 0 BB: 0 P: 5	R: 0 E: 0 K: 0 S: 6	H: 1 LOB: 1 BB: 0 P: 6	R: 0 E: 0 K: 0 S: 3	H: 0 LOB: 0 BB: 0 P: 3	1B: 2 2B: 0 3B: 0 HR: 0	SF: 0 SAC: 0 DP: 0 HBP: 0	WP: 0 PB: 0 SB: 0 CS: 1	PA: 30
PITCHER Steve Hargan, R (1, 1) ERA: 2.93	IP: 9.0 WLS: W BF: 29 H: 2 R: 1 ER: 0 SO: 4 BB: 0 IBB: 0 HBP: 0 BLK: 0 WP: 0 HR: 0 S: 37 P: 37 ERA: 0.00 WHIP: 0.222																			

New York Yankees @ Cleveland Indians
Cleveland Municipal Stadium, Cleveland, OH

Sun Sep 13 1970, 3:33 AM EDT
Att. 6,651 - Unknown

livebaseballscorecards.com

AB	29
R	1
H	2
RBI	1
BB	0
SO	4
LOB	5



Batter	1	2	3	4	5	6	7	8	9	AB R H RBI BB SO LOB
Graig Nettles, L (1, 5) OBP: 0.333, SLG: 0.406	0-0 HR		0-0 F9		0-3 K			0-0 SH1-4 FC6-4 2B		4 2 2 1 0 1 0
Eddie Leon, R (1, 6) OBP: 0.318, SLG: 0.376	0-0 6-3		0-0 F9			0-0 G6-3 1B		0-0 SH1-4 2-3		3 0 1 0 0 0 0
Vada Pinson, L (1, 9) OBP: 0.317, SLG: 0.468	0-0 F6			0-0 F8		0-0 G6-3 1-2f		4-0 FC6-4 IBB		3 0 0 0 1 0 1
Duke Sims, L (1, 2) OBP: 0.354, SLG: 0.493	0-0 F8			0-0 4-3		0-0 F7		0-0 FC6-4 1-2f		4 0 0 1 0 0 1
Ted Uhlaender, L (1, 7) OBP: 0.322, SLG: 0.391		0-0 6-3		0-0 BB 1B			4-0 SH1-4 BB	0-0 F8		3 0 1 0 1 0 1
Chuck Hinton, R (1, 3) OBP: 0.392, SLG: 0.483		0-3 K		4-0 1-2 BB			0-0 SH1-4 1-2			1 0 0 0 1 1 0
John Lowenstein, L (1, 4) OBP: 0.182, SLG: 0.318		0-0 4-3		0-0 L7			0-0 5-3			3 0 0 0 0 0 3
Vern Fuller, R (8, 4) OBP: 0.167, SLG: 0.278										0 0 0 0 0 0 0
Buddy Bradford, R (1, 8) OBP: 0.289, SLG: 0.392			0-0 HR		0-3 K		4-0 BB			2 1 1 1 1 1 0
Steve Hargan, R (1, 1) OBP: 0.171, SLG: 0.176			0-3 K		0-3 K		0-3 K			3 0 0 0 0 3 2

Inning Stats	R: 1 E: 0 K: 0 S: 4	H: 1 LOB: 0 BB: 0 P: 4	R: 0 E: 0 K: 1 S: 5	H: 0 LOB: 0 BB: 0 P: 5	R: 1 E: 0 K: 1 S: 6	H: 1 LOB: 0 BB: 0 P: 6	R: 0 E: 0 K: 0 S: 4	H: 1 LOB: 2 BB: 1 P: 8	R: 0 E: 0 K: 3 S: 9	H: 0 LOB: 0 BB: 0 P: 9	R: 0 E: 0 K: 0 S: 3	H: 1 LOB: 0 BB: 0 P: 3	R: 0 E: 0 K: 1 S: 5	H: 0 LOB: 2 BB: 2 P: 13	R: 1 E: 0 K: 0 S: 4	H: 1 LOB: 1 BB: 1 P: 8
	1B: 2 2B: 1 3B: 0 HR: 2	SF: 0 SAC: 2 DP: 1 HBP: 0	WP: 0 PB: 0 SB: 0 CS: 0	WP: 0 PB: 0 SB: 0 CS: 0	WP: 0 PB: 0 SB: 0 CS: 0	WP: 0 PB: 0 SB: 0 CS: 0	WP: 0 PB: 0 SB: 0 CS: 0	WP: 0 PB: 0 SB: 0 CS: 0	WP: 0 PB: 0 SB: 0 CS: 0	WP: 0 PB: 0 SB: 0 CS: 0	WP: 0 PB: 0 SB: 0 CS: 0	WP: 0 PB: 0 SB: 0 CS: 0	WP: 0 PB: 0 SB: 0 CS: 0	WP: 0 PB: 0 SB: 0 CS: 0	WP: 0 PB: 0 SB: 0 CS: 0	

PITCHER	IP	WLS	BF	H	R	ER	SO	BB	IBB	HBP	BLK	WP	HR	S	P	ERA	WHIP
Mel Stottlemyre, R (1, 1) ERA: 3.23	8.0	L	32	5	3	3	6	3	1	0	0	0	2	40	56	3.38	1.000

BOTTOM

New York Yankees @ Cleveland Indians
Cleveland Municipal Stadium, Cleveland, OH

Sun Sep 13 1970, 3:33 AM EDT
Att. 6,651 - Unknown

livebaseballscorecards.com

AB	26
R	3
H	5
RBI	3
BB	4
SO	6
LOB	8



WP: 0	PA: 32
PB: 0	
SB: 0	
CS: 0	

Batter	1	2	3	4	5	6	7	8	9	AB R H RBI BB SO LOB	TOP																									
Dick McAuliffe, L OBP: 0.365, SLG: 0.353 (1, 5) (8, 4)	0-0 HR		4-0 FC3-6 BB	0-0 4-3			4-0 SH3-4 1B BB		0-0 G3	3 2 1 1 2 0 0																										
Mickey Stanley, R OBP: 0.312, SLG: 0.405 (1, 8)	0-0 1-3		0-0 FC3-6 BB 1B			0-0 1-3	0-0 SH3-4		0-0 1B	4 1 1 0 0 0 1																										
Al Kaline, R OBP: 0.377, SLG: 0.448 (1, 9)	0-0 HBP 1B		4-0 1B BB			0-0 L1-3	0-0 2-H 1B		0-0 L3	4 0 2 1 1 0 1																										
Jim Northrup, L OBP: 0.355, SLG: 0.482 (1, 7)	1-0 1-2 HBP		4-0 1B BB			0-3 K	0-3 K			2 0 0 0 1 2 1																										
Norm Cash, L OBP: 0.385, SLG: 0.445 (1, 3)	0-0 F8		0-0 FC5-4 1B			0-0 F8	0-3 K			4 0 1 1 0 1 3																										
Dalton Jones, L OBP: 0.335, SLG: 0.342 (1, 4)	0-0 F9		0-3 K			0-0 1B			0-0 1-3	3 0 1 0 0 1 5																										
Don Wert, R OBP: 0.311, SLG: 0.314 (8, PH) (8, 5)						1B				1 0 0 0 0 0 0																										
Jim Price, R OBP: 0.295, SLG: 0.297 (1, 2)		0-0 F2	0-0 FC5-4			0-0 1B	0-0 FC5-4 1B		0-0 G3	4 0 1 0 0 0 3																										
Ken Szotkiewicz, L OBP: 0.213, SLG: 0.232 (1, 6)		0-0 4-3		0-3 K		0-3 K			0-3 K	3 0 0 0 0 2 2																										
Elliott Maddox, R OBP: 0.321, SLG: 0.349 (8, PH)										1 0 0 0 0 1 0																										
Cesar Gutierrez, R OBP: 0.276, SLG: 0.299 (8, 6)										0 0 0 0 0 0 0																										
Les Cain, L OBP: 0.174, SLG: 0.221 (1, 1)		0-3 K		0-0 F3		0-0 FC5-4			0-0 F8	1 0 0 0 0 1 0																										
Bob Reed, R OBP: 0.143, SLG: 0.143 (3, 1)										2 0 0 0 0 0 2																										
Fred Scherman, L OBP: 0.167, SLG: 0.167 (8, 1)										0 0 0 0 0 0 0																										
Ike Brown, R OBP: 0.386, SLG: 0.519 (9, PH)										1 0 0 0 0 0 0																										
Inning Stats	R: 1 E: 0 K: 0 S: 5	H: 2 LOB: 2 BB: 0 P: 6	R: 0 E: 0 K: 1 S: 5	H: 0 LOB: 0 BB: 0 P: 5	R: 1 E: 0 K: 1 S: 6	H: 1 LOB: 3 BB: 3 P: 18	R: 0 E: 0 K: 1 S: 5	H: 0 LOB: 0 BB: 0 P: 5	R: 0 E: 0 K: 1 S: 5	H: 2 LOB: 2 BB: 0 P: 7	R: 1 E: 0 K: 2 S: 8	H: 1 LOB: 1 BB: 1 P: 12	R: 0 E: 0 K: 1 S: 5	H: 0 LOB: 0 BB: 0 P: 5	R: 0 E: 0 K: 0 S: 4	H: 1 LOB: 1 BB: 0 P: 4	1B: 6 2B: 0 3B: 0 HR: 1	SF: 0 SAC: 1 DP: 0 HBP: 1	WP: 0 PB: 0 SB: 0 CS: 0	PA: 39																
PITCHER	IP WLS BF H R ER SO BB IBB HBP BLK WP HR S P ERA WHIP																																			
Rich Hand, R ERA: 3.77 (1, 1)	2.1		13	2	2	2	1	3	0	1	0	0	1	11	24	7.71	2.143																			
Rick Austin, L ERA: 5.04 (3, 1)	3.2		14	3	0	0	4	0	0	0	0	0	0	22	22	0.00	0.818																			
Jim Rittwage, R ERA: 5.4 (7, 1)	0.1		3	1	1	1	0	1	0	0	0	0	0	2	6	27.00	6.000																			
Steve Mingori, L ERA: 2.65 (7, 1)	2.1	W	8	1	0	0	3	0	0	0	0	0	0	14	14	0.00	0.429																			
Dean Chance, R ERA: 4.27 (9, 1)	0.1	S	1	0	0	0	0	0	0	0	0	0	0	1	1	0.00	0.000																			

Detroit Tigers @ Cleveland Indians
Cleveland Municipal Stadium, Cleveland, OH

Tue Sep 15 1970, 7:05 PM EDT
Att. 3,404 - Unknown

livebaseballscorecards.com

AB	33
R	3
H	7
RBI	3
BB	4
SO	8
LOB	18



Batter	1	2	3	4	5	6	7	8	9
Graig Nettles, L OBP: 0.330, SLG: 0.403 (1, 5)	0-0 F3		0-3 K			0-0 F8	0-0 G3		
Eddie Leon, R OBP: 0.320, SLG: 0.377 (1, 6)	0-0 5-3		0-0 1B			0-0 HR 1B		0-0 F8	
Vada Pinson, L OBP: 0.318, SLG: 0.473 (1, 9) (5, 3) (9, 9)	4-0 BB		0-0 3-1			0-0 HR		0-0 F7	
Roy Foster, R OBP: 0.351, SLG: 0.459 (1, 7) Chuck Hinton, R OBP: 0.392, SLG: 0.483 (9, 3)	0-3 K			0-0 5-3		0-0 6-3		0-3 K	
Ken Harrelson, R OBP: 0.400, SLG: 0.391 (1, 3) Ted Uhlaender, L OBP: 0.320, SLG: 0.389 (4, PH) (5, 9) (9, 7)		0-0 5-3		0-0 4-3		0-0 L9			
Buddy Bradford, R OBP: 0.289, SLG: 0.391 (1, 8)		0-0 6-3		0-0 5-3			0-0 HR 1B		
Duke Sims, L OBP: 0.354, SLG: 0.502 (1, 2)		0-0 L9			0-3 K		0-0 HR		
Vern Fuller, R OBP: 0.143, SLG: 0.238 (1, 4)			0-0 6-3		0-3 K		0-0 6-3		
Rich Hand, R OBP: 0.167, SLG: 0.154 (1, 1) Rick Austin, R OBP: 0.238, SLG: 0.167 (3, 1) Jim Rittwage, R (7, 1) Steve Mingori, L (7, 1) Dean Chance, R OBP: 0.111, SLG: 0.071 (9, 1)			4-0 1B BB		0-0 4-3		0-0 4-3		

AB	R	H	RBI	BB	SO	LOB
4	0	0	0	0	1	1
4	1	2	0	0	0	0
3	1	1	2	1	0	2
4	0	0	0	0	2	1
0	0	0	0	0	0	0
1	0	0	0	0	0	0
2	0	0	0	0	0	0
3	1	1	0	0	0	0
3	1	1	2	0	1	0
3	0	0	0	0	1	0
0	0	0	0	0	0	0
1	0	0	0	1	0	0
0	0	0	0	0	0	0
1	0	0	0	0	0	0
0	0	0	0	0	0	0

BOTTOM

Detroit Tigers @ Cleveland Indians
Cleveland Municipal Stadium, Cleveland, OH
Tue Sep 15 1970, 7:05 PM EDT
Att. 3,404 - Unknown

livebaseballscorecards.com

AB	29
R	4
H	5
RBI	4
BB	2
SO	5
LOB	4



Inning	R	H	E	K	S	H	LOB	BB	P
1	0	0	0	1	9	0	1	3	3
2	0	0	0	0	3	0	0	3	3
3	0	1	0	1	6	2	10	3	6
4	0	0	0	0	3	0	0	3	3
5	0	0	0	2	7	0	0	7	7
6	2	2	0	0	5	2	0	5	5
7	2	2	0	0	5	2	0	5	5
8	0	0	0	0	5	0	0	5	5
9	0	0	0	0	5	0	0	5	5

PITCHER	IP	WLS	BF	H	R	ER	SO	BB	IBB	HBP	BLK	WP	HR	S	P	ERA	WHIP
Les Cain, L ERA: 3.84 (1, 1)	2.1		9	0	0	0	1	2	0	0	0	0	0	9	17	0.00	0.857
Bob Reed, R ERA: 5.06 (3, 1)	5.0	L	20	5	4	4	3	0	0	0	0	0	2	26	26	7.20	1.000
Fred Scherman, L ERA: 3.08 (8, 1)	0.2		2	0	0	0	1	0	0	0	0	0	0	4	4	0.00	0.000

WP	PA	ERA	WHIP
0	31		
0			
1			
0			

Batter	1	2	3	4	5	6	7	8	9	AB R H RBI BB SO LOB	TOP
Mickey Stanley, R (1, 8) OBP: 0.312, SLG: 0.404	0-0 4-3		0-0 E4	4-0 FC5 HBP 1-2 BB		0-0 F8			0-0 S 1B	4 0 1 0 1 0 0	
Ike Brown, R (1, 4) Dick McAuliffe, L (4, PH) OBP: 0.364, SLG: 0.352	0-3 K		0-3 K	1-0 FC5 1-2 HBP 2-3 3-H			0-0 4-3		0-0 F7 1-2	2 0 0 0 0 2 1 2 0 0 1 0 0 1	
Al Kaline, R (1, 3) OBP: 0.377, SLG: 0.453	0-0 L9			0-0 HR FC5			4-0 FC6-4 BB		0-0 L7	4 1 1 2 1 0 3	
Jim Northrup, L (1, 9) OBP: 0.355, SLG: 0.480		0-0 CS BB 1B		0-0 K 1-3			0-0 F7		4-0 IBB	4 0 1 0 1 1 3	
Jim Price, R (1, 2) OBP: 0.299, SLG: 0.322		4-0 CS 1-2 BB		0-0 HR	0-3 K		0-0 FC6-4 1-2f		0-0 F8	4 1 1 1 1 1 3	
Don Wert, R (1, 5) OBP: 0.311, SLG: 0.311		0-3 K 1-2 2-3		4-0 1B 2B BB	0-0 6-3			0-0 F6		3 1 0 0 1 1 2	
Elliott Maddox, R (1, 7) OBP: 0.320, SLG: 0.348		0-0 F2		0-0 2B 1B	0-0 6-3			0-0 6-3		4 1 1 0 0 0 1	
Cesar Gutierrez, R (1, 6) OBP: 0.278, SLG: 0.304			0-0 F8	0-0 1B HBP 2B		0-3 K		0-0 FC6-4 1B		4 1 2 2 0 1 0	
Mickey Lolich, S (1, 1) Tom Timmermann, R (9, 1)			0-3 K	0-0 HBP BB FC5 1B		0-0 4-3		0-0 FC6-4 1-2f		4 1 1 0 0 1 1 0 0 0 0 0 0 0	
Inning Stats	R: 0 H: 0 E: 0 LOB: 0 K: 1 BB: 0 S: 5 P: 5	R: 0 H: 1 E: 0 LOB: 1 K: 1 BB: 1 S: 5 P: 9	R: 0 H: 0 E: 1 LOB: 1 K: 2 BB: 0 S: 8 P: 8	R: 6 H: 5 E: 0 LOB: 2 K: 1 BB: 2 S: 10 P: 19	R: 0 H: 0 E: 0 LOB: 0 K: 1 BB: 0 S: 5 P: 5	R: 0 H: 0 E: 0 LOB: 0 K: 1 BB: 0 S: 5 P: 5	R: 0 H: 0 E: 0 LOB: 1 K: 0 BB: 1 S: 3 P: 7	R: 0 H: 1 E: 0 LOB: 1 K: 0 BB: 0 S: 4 P: 4	R: 0 H: 1 E: 0 LOB: 2 K: 0 BB: 1 S: 4 P: 8	1B: 5 SF: 0 2B: 1 SAC: 0 3B: 0 DP: 0 HR: 2 HBP: 1	WP: 0 PA: 41 PB: 0 SB: 1 CS: 2
PITCHER	IP WLS BF H R ER SO BB IBB HBP BLK WP HR S P ERA WHIP	IP WLS BF H R ER SO BB IBB HBP BLK WP HR S P ERA WHIP	IP WLS BF H R ER SO BB IBB HBP BLK WP HR S P ERA WHIP	IP WLS BF H R ER SO BB IBB HBP BLK WP HR S P ERA WHIP	IP WLS BF H R ER SO BB IBB HBP BLK WP HR S P ERA WHIP	IP WLS BF H R ER SO BB IBB HBP BLK WP HR S P ERA WHIP	IP WLS BF H R ER SO BB IBB HBP BLK WP HR S P ERA WHIP	IP WLS BF H R ER SO BB IBB HBP BLK WP HR S P ERA WHIP	IP WLS BF H R ER SO BB IBB HBP BLK WP HR S P ERA WHIP		
Mike Paul, L (1, 1) ERA: 5.03	3.1 L 16 4 4 4 5 2 0 0 0 0 0 2 24 32 10.80 1.800										
Phil Hennigan, R (4, 1) ERA: 4.45	0.0 3 2 0 0 0 1 0 0 0 0 0 0 2 6 ∞ ∞										
Vince Colbert, R (4, 1) ERA: 8.63	0.1 2 0 2 2 0 0 0 1 0 0 0 0 1 2 54.00 0.000										
Steve Mingori, L (4, 1) ERA: 2.6	0.1 1 0 0 0 0 0 0 0 0 0 0 0 1 1 0.00 0.000										
Fred Lasher, R (5, 1) ERA: 3.97	2.0 6 0 0 0 2 0 0 0 0 0 0 0 0 10 10 0.00 0.000										
PITCHER	IP WLS BF H R ER SO BB IBB HBP BLK WP HR S P ERA WHIP	IP WLS BF H R ER SO BB IBB HBP BLK WP HR S P ERA WHIP	IP WLS BF H R ER SO BB IBB HBP BLK WP HR S P ERA WHIP	IP WLS BF H R ER SO BB IBB HBP BLK WP HR S P ERA WHIP	IP WLS BF H R ER SO BB IBB HBP BLK WP HR S P ERA WHIP	IP WLS BF H R ER SO BB IBB HBP BLK WP HR S P ERA WHIP	IP WLS BF H R ER SO BB IBB HBP BLK WP HR S P ERA WHIP	IP WLS BF H R ER SO BB IBB HBP BLK WP HR S P ERA WHIP	IP WLS BF H R ER SO BB IBB HBP BLK WP HR S P ERA WHIP		
Jim Rittwage, R (7, 1) ERA: 3.38	2.0 8 1 0 0 0 1 0 0 0 0 0 0 7 11 0.00 1.000										
Dean Chance, R (9, 1) ERA: 4.24	1.0 5 1 0 0 0 0 1 0 0 0 0 0 4 8 0.00 1.000										

Detroit Tigers @ Cleveland Indians
Cleveland Municipal Stadium, Cleveland, OH

Wed Sep 16 1970, 7:05 PM EDT
Att: 3,681 - Unknown - 62 F

livebaseballscorecards.com

AB	35
R	6
H	8
RBI	6
BB	5
SO	7
LOB	15



Batter	1	2	3	4	5	6	7	8	9	AB R H RBI BB SO LOB	TOP	
Mickey Stanley, R OBP: 0.312, SLG: 0.402 (1, 8) X	0-0 5-3		0-0 SH3-4 1B		0-0 F9		0-0 F9			4 1 1 0 0 0 2	<p>Detroit Tigers @ Cleveland Indians Cleveland Municipal Stadium, Cleveland, OH</p> <p>Thu Sep 17 1970, 7:05 PM EDT Att. 4,005 - Unknown</p>	
Ike Brown, R OBP: 0.376, SLG: 0.500 (1, 4) X	0-0 BB 1B		0-0 SH3-4		0-3 K			0-3 K		3 0 1 0 0 2 0		
Al Kaline, R OBP: 0.380, SLG: 0.454 (1, 3) B B B	4-0 1-2 BB		0-0 2-H 3-H 1B		0-0 L8			0-0 G5-6-3 1B		3 0 2 2 1 0 0		
Jim Northrup, L OBP: 0.352, SLG: 0.476 (1, 9) S S S	0-3 K		0-3 K		0-3 K			0-0 G5-6-3 1-2f		4 0 0 0 0 3 4		
Jim Price, R OBP: 0.291, SLG: 0.311 (1, 2) X	0-0 F8		0-0 F4		0-0 F4				0-3 K	4 0 0 0 0 1 3		
Don Wert, R OBP: 0.307, SLG: 0.307 (1, 5) X		0-0 4-3		0-0 F4			0-0 E6		0-3 K	4 0 0 0 0 1 0		
Elliott Maddox, R OBP: 0.319, SLG: 0.346 (1, 7) X		0-0 F8		0-0 F9			0-0 6-3		0-0 1B	4 0 1 0 0 0 1		
Cesar Gutierrez, R OBP: 0.278, SLG: 0.303 (1, 6) X		0-0 5-3		0-0 1-6-3			0-0 1B		0-0 L7	4 0 1 0 0 0 1		
Joe Niekro, R OBP: 0.271, SLG: 0.281 (4, 1) Fred Schierman, L OBP: 0.167, SLG: 0.167 (5, PH) Kevin Collins, L OBP: 0.236, SLG: 0.438 (5, 1) Daryl Patterson, L (7, PH) Tim Hosley, R (7, 1) Norm McRae, R (7, 1)			0-0 SH3-4 1B 1B		0-3 K		0-3 K			1 1 1 0 0 0 0 0 0 0 0 0 0 0 1 0 0 0 0 1 0 0 0 0 0 0 0 0 1 0 0 0 0 1 2 0 0 0 0 0 0 0		
Inning Stats	R: 0 H: 1 E: 0 LOB: 2 K: 1 BB: 1 S: 6 P: 10	R: 0 H: 0 E: 0 LOB: 0 K: 0 BB: 0 S: 3 P: 3	R: 2 H: 3 E: 0 LOB: 1 K: 1 BB: 0 S: 8 P: 8	R: 0 H: 0 E: 0 LOB: 0 K: 0 BB: 0 S: 3 P: 3	R: 0 H: 0 E: 0 LOB: 0 K: 2 BB: 0 S: 7 P: 7	R: 0 H: 0 E: 0 LOB: 0 K: 1 BB: 0 S: 5 P: 5	R: 0 H: 1 E: 1 LOB: 2 K: 1 BB: 0 S: 7 P: 7	R: 0 H: 1 E: 0 LOB: 0 K: 1 BB: 0 S: 5 P: 5	R: 0 H: 1 E: 0 LOB: 1 K: 2 BB: 0 S: 8 P: 8	1B: 7 SF: 0 2B: 0 SAC: 1 3B: 0 DP: 1 HR: 0 HBP: 0	WP: 0 PA: 35 PB: 0 SB: 0 CS: 0	
PITCHER Sam McDowell, L (1, 1) ERA: 2.68	IP WLS BF H R ER SO BB IBB HBP BLK WP HR S P ERA WHIP											PITCHER IP WLS BF H R ER SO BB IBB HBP BLK WP HR S P ERA WHIP

livebaseballscorecards.com

AB	33
R	2
H	7
RBI	2
BB	1
SO	9
LOB	13



Batter	1	2	3	4	5	6	7	8	9	AB	R	H	RBI	BB	SO	LOB
Ted Uhlaender, L OBP: 0.320, SLG: 0.388 (1, 8) (8, 7)	0-0 2B 1B 1B		0-0 F9 BB BB BB	4-0 BB 1B BB		0-0 L1-3		0-0 FC6-4 BB 1-2f		4	2	1	0	1	0	1
Graig Nettles, L OBP: 0.337, SLG: 0.404 (1, 5)	0-0 F7		0-0 HR 1B	4-0 1B 1-2 BB			0-0 FC3-6 1B	4-0 BB BB BB 1-2 BB		3	1	2	0	2	0	1
Vada Pinson, L OBP: 0.320, SLG: 0.481 (1, 9)	0-0 1B 1-3 2B		0-0 F7 BB BB BB	0-0 BB BB BB 1-3 2-H 3-H 1B			0-0 FC3-6 1B E 1-2f	0-0 F6		5	0	2	2	0	0	4
Roy Foster, R OBP: 0.355, SLG: 0.466 Buddy Bradford, R OBP: 0.289, SLG: 0.386 (1, 7) (8, 8)	0-0 CS 1B 2-3 3-H		0-0 HR 1-H		0-0 F9		0-0 F5 1-2			4	1	2	3	0	0	1
Duke Sims, L OBP: 0.350, SLG: 0.490 (1, 2)	0-3 K		0-0 F4		4-0 BB BB BB BB		4-0 1B BB			0	0	0	0	2	1	2
Chuck Hinton, R OBP: 0.406, SLG: 0.487 (1, 3)	0-0 CS 1-2	0-0 F4		0-0 E 1B		0-0 F9		0-0 1-2 2-3 1B		4	1	2	0	0	0	1
John Lowenstein, L OBP: 0.192, SLG: 0.346 (1, 4)		0-0 F8		0-0 E6 1B 2B 1-H		0-0 F8		0-3 K		4	1	1	1	0	1	4
Eddie Leon, R OBP: 0.316, SLG: 0.371 (1, 6)		4-0 BB		0-0 L6-3		0-0 F8		0-0 L6-3		3	0	0	0	1	0	1
Sam McDowell, L OBP: 0.147, SLG: 0.160 (1, 1)		0-0 F7		0-3 K		0-3 K		0-0 FC6-4 1B		4	0	1	0	0	2	2

Inning Stats	R	H	E	K	S	R	H	E	K	S	R	H	E	K	S	R	H	E	K	S	R	H	E	K	S	
	1	3	0	7	7	0	0	0	3	3	0	0	0	1	5	0	2	0	0	7	0	0	0	0	0	0


PITCHER	IP	WLS	BF	H	R	ER	SO	BB	IBB	HBP	BLK	WP	HR	S	P	ERA	WHIP
Joe Niekro, R ERA: 3.96 (1, 1)	3.0	L	16	7	5	5	1	1	0	0	0	0	1	17	21	15.00	2.667
Fred Scherman, L ERA: 3.18 (4, 1)	1.0		5	1	1	1	1	2	0	0	0	0	0	5	13	9.00	3.000
Daryl Patterson, R ERA: 5.22 (5, 1)	2.0		7	0	0	0	1	1	0	0	0	0	0	8	12	0.00	0.500
Norm McRae, R ERA: 2.84 (7, 1)	2.0		11	3	0	0	1	2	0	0	0	0	0	11	19	0.00	2.500

BOTTOM

Detroit Tigers @ Cleveland Indians
Cleveland Municipal Stadium, Cleveland, OH

Thu Sep 17 1970, 7:05 PM EDT
Att. 4,005 - Unknown

AB	33
R	6
H	11
RBI	6
BB	6
SO	4
LOB	17



WP	PA	ERA	WHIP
0	40		

Batter	1	2	3	4	5	6	7	8	9	10	11	AB R H RBI BB SO LOB	TOP													
Ted Uhlhaender, L (1, 8) OBP: 0.318, SLG: 0.383	0-0 4-3		0-0 4-3		0-0 4-3		4-0 1B BB		0-0 6-3		0-0 6-3	5 0 0 0 1 0 0	Cleveland Indians @ Baltimore Orioles Memorial Stadium, Baltimore, MD Fri Sep 18 1970, 7:05 PM EDT Att: 5,752 - Unknown													
Graig Nettles, L (1, 5) OBP: 0.339, SLG: 0.405	0-0 1B		4-0 FC4-6 BB			0-0 F9	0-0 1-2 1B		0-0 1-3			4 0 2 0 1 0 0														
Vada Pinson, L (1, 9) OBP: 0.319, SLG: 0.480	0-3 K		0-0 FC4-6 1-2f			0-0 HR 2B	0-0 F6			0-0 F7		5 1 1 0 0 1 4														
Roy Foster, R (1, 7) OBP: 0.355, SLG: 0.464	0-0 F7		0-0 F7			0-0 HR 1B	0-0 F8			4-0 F9 BB BB		4 1 1 0 1 0 4														
Duke Sims, L (1, 2) OBP: 0.351, SLG: 0.497		0-0 L3		0-0 L9		0-0 HR 1-H 2-H		0-0 F9		4-0 F9 FC6-4 BB		4 1 1 3 1 0 0														
Chuck Hinton, R (1, 3) OBP: 0.400, SLG: 0.479		0-0 1B 1B		0-0 5-3		0-0 6-3		0-0 F8		0-0 F9		5 0 1 0 0 0 2														
John Lowenstein, L (1, 4) OBP: 0.233, SLG: 0.433		0-0 F8		0-3 K		0-0 FC5-4 1B		0-0 3B		0-0 FC6-4		4 0 2 0 0 1 1														
Ted Ford, R (10, PH) OBP: 0.237, SLG: 0.286												1 0 0 0 0 0 2														
Vern Fuller, R (10, 4) OBP: 0.240, SLG: 0.227												0 0 0 0 0 0 0														
Eddie Leon, R (1, 6) OBP: 0.317, SLG: 0.370		0-0 1-2 1B				0-0 F8	0-0 FC5-4 1-2f		0-0 4-3		4-0 CS BB	4 0 1 0 1 0 2														
Steve Hargan, R (1, 1) OBP: 0.158, SLG: 0.162		0-3 K				0-0 5-3		0-3 K		0-0 F7		3 0 0 0 0 2 2														
Buddy Bradford, R (9, PH) OBP: 0.288, SLG: 0.384												1 0 0 0 0 0 0														
Dennis Higgins, R (9, 1) OBP: 0.357, SLG: 0.250												0 0 0 0 0 0 0														
Larry Brown, R (11, PH) OBP: 0.371, SLG: 0.348												1 0 0 0 0 1 1														
Fred Lasher, R (11, 1) OBP: 0.371, SLG: 0.348												0 0 0 0 0 0 0														
Inning Stats	R: 0 E: 0 K: 1 S: 6	H: 1 LOB: 1 BB: 0 P: 6	R: 0 E: 0 K: 1 S: 7	H: 2 LOB: 2 BB: 0 P: 7	R: 0 E: 0 K: 0 S: 3	H: 0 LOB: 1 BB: 1 P: 7	R: 0 E: 0 K: 1 S: 5	H: 0 LOB: 0 BB: 0 P: 5	R: 0 E: 0 K: 0 S: 3	H: 0 LOB: 0 BB: 0 P: 3	R: 3 E: 0 K: 0 S: 7	H: 4 LOB: 1 BB: 0 P: 7	R: 0 E: 0 K: 1 S: 6	H: 1 LOB: 2 BB: 1 P: 10	R: 0 E: 0 K: 0 S: 4	H: 1 LOB: 1 BB: 0 P: 4	R: 0 E: 0 K: 0 S: 3	H: 0 LOB: 0 BB: 0 P: 3	R: 0 E: 0 K: 0 S: 3	H: 0 LOB: 2 BB: 2 P: 11	R: 0 E: 0 K: 1 S: 4	H: 0 LOB: 0 BB: 1 P: 8	1B: 6 2B: 2 3B: 1 HR: 1	SF: 0 SAC: 0 DP: 1 HBP: 0	WP: 0 PB: 0 SB: 0 CS: 1	PA: 46
PITCHER	IP WLS BF H R ER SO BB IBB HBP BLK WP HR S P ERA WHIP												IP WLS BF H R ER SO BB IBB HBP BLK WP HR S P ERA WHIP													
Tom Phoebus, R (1, 1) ERA: 3.08	7.0		31	8	3	3	4	2	0	0	0	0	0	0	1	37	45	3.86	1.429							
Jim Hardin, R (8, 1) ERA: 3.56	2.0		7	1	0	0	0	0	0	0	0	0	0	0	7	7	0.00	0.500								
Pete Richert, L (10, 1) ERA: 2.2	2.0	W	8	0	0	0	1	3	0	0	0	0	0	0	7	19	0.00	1.500								

AB	41
R	3
H	9
RBI	3
BB	5
SO	5
LOB	18



livebaseballscorecards.com

BOTTOM

Cleveland Indians @ Baltimore Orioles
Memorial Stadium, Baltimore, MD

Fri Sep 18 1970, 7:05 PM EDT
Att: 5,752 - Unknown

livebaseballscorecards.com

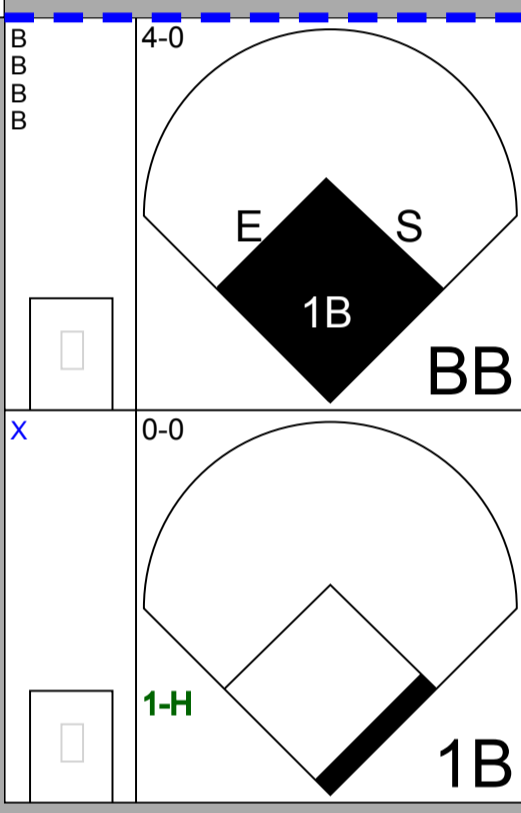
AB 34
R 4
H 6
RBI 4
BB 7
SO 4
LOB 16



WP: 0 PA: 41
PB: 0
SB: 1
CS: 1

AB R H RBI BB SO LOB

3	1	0	0	2	0	2
4	1	1	0	1	0	2
4	0	0	0	1	2	3
4	0	0	0	1	0	3
0	1	0	0	0	0	0
5	0	2	3	0	0	0
4	1	1	0	0	0	2
3	0	1	1	1	1	2
4	0	0	0	0	0	2
0	0	0	0	0	0	0
0	0	0	0	0	0	0
1	0	0	0	0	0	0
0	0	0	0	0	0	0



1B: 5 SF: 0
2B: 0 SAC: 0
3B: 1 DP: 1
HR: 0 HBP: 0

Batter	1	2	3	4	5	6	7	8	9	10	11
Don Buford, S (1, 7) OBP: 0.394, SLG: 0.409	4-0 BB 1B BB	0-0 F8		0-0 F8			4-0 FC1-6 BB			0-0 F2	
Chico Salmon, R (1, 5) OBP: 0.306, SLG: 0.427	0-0 BB 1-2 1B		4-0 CS BB		0-0 F7		0-0 FC1-6 G1-6-3 1-2f 2-3			0-0 F6	
Terry Crowley, L (1, 3) OBP: 0.407, SLG: 0.409	4-0 1B BB 1-2 2-3		0-3 K 1-2		0-0 4-3		0-0 G1-6-3 1-2f			0-3 K	
Roger Freed, R (1, 9) Paul Blair, R (11, PR) OBP: 0.345, SLG: 0.422	0-0 F3		0-0 F8		0-0 6-3			0-0 1-3			4-0 E S 1B BB
Don Baylor, R (1, 8) OBP: 0.400, SLG: 0.400	0-0 1-2 2-H 3-H 1B			0-0 F9		0-0 1-5-3		0-0 4-3			0-0 1-H 1B
Johnny Oates, L (1, 2) OBP: 0.400, SLG: 0.400	0-0 F7			0-0 3B 1B		0-0 F8		0-0 F8			
Bobby Grich, R (1, 4) OBP: 0.272, SLG: 0.288	0-3 K			0-0 FC3-2 3B		4-0 BB			0-0 1-3		
Mark Belanger, R (1, 6) OBP: 0.288, SLG: 0.232		0-0 F9		0-0 FC3-2 1B		0-0 4-3			0-0 F9		
Tom Phoebus, R (1, 1) Curt Motton, R (7, PH) Jim Hardin, R (8, 1) Boog Powell, L (9, PH) Pete Richert, L (10, 1)		0-3 K		0-0 3-H 1B			4-0 FC1-6 BB BB		0-0 4-3		

Inning Stats	R: 2	H: 2	E: 0	K: 1	S: 7	P: 15	R: 0	H: 0	E: 0	K: 1	S: 5	R: 0	H: 0	E: 0	K: 1	S: 4	R: 1	H: 3	E: 0	K: 0	S: 6	R: 0	H: 0	E: 0	K: 0	S: 3	R: 0	H: 0	E: 0	K: 0	S: 3	R: 0	H: 0	E: 0	K: 0	S: 2	R: 0	H: 0	E: 0	K: 0	S: 3	R: 0	H: 0	E: 0	K: 0	S: 3	R: 0	H: 0	E: 0	K: 1	S: 5	R: 1	H: 1	E: 0	K: 0	S: 1
--------------	------	------	------	------	------	-------	------	------	------	------	------	------	------	------	------	------	------	------	------	------	------	------	------	------	------	------	------	------	------	------	------	------	------	------	------	------	------	------	------	------	------	------	------	------	------	------	------	------	------	------	------	------	------	------	------	------

PITCHER	IP	WLS	BF	H	R	ER	SO	BB	IBB	HBP	BLK	WP	HR	S	P	ERA	WHIP
Steve Hargan, R (1, 1) ERA: 2.96	8.0		33	5	3	3	3	6	0	0	0	0	0	33	57	3.38	1.375
Dennis Higgins, R (9, 1) ERA: 3.99	2.0		6	0	0	0	1	0	0	0	0	0	0	8	8	0.00	0.000
Fred Lasher, R (11, 1) ERA: 4.11	0.0	L	2	1	1	1	0	1	0	0	0	0	0	1	5	∞	∞

PITCHER	IP	WLS	BF	H	R	ER	SO	BB	IBB	HBP	BLK	WP	HR	S	P	ERA	WHIP
---------	----	-----	----	---	---	----	----	----	-----	-----	-----	----	----	---	---	-----	------

Batter	1	2	3	4	5	6	7	8	9	AB R H RBI BB SO LOB	TOP					
Buddy Bradford, R OBP: 0.286, SLG: 0.377 (1, 8) X	0-0 6-3 BB	4-0 FC6-4 BB			0-0 4-3 1-3	0-0 L8		0-0 F8		4 0 0 0 1 0 4						
Eddie Leon, R OBP: 0.318, SLG: 0.369 (1, 4) BB (8, 6) BB	4-0 BB 1B BB	0-0 FC6-4 1-2f			0-0 HR 1B 3-H		0-0 5-3		0-0 F9	4 1 1 1 1 0 2						
Vada Pinson, L OBP: 0.319, SLG: 0.485 (1, 9) X	0-0 BB 1-2 1B				0-0 HR 1B 1-H		0-0 4-3		0-3 K	5 1 2 2 0 2 0						
Roy Foster, R OBP: 0.354, SLG: 0.460 Ted Uhlaender, L OBP: 0.318, SLG: 0.383 (1, 7) S (9, 7) S	0-3 K				0-0 F4		0-0 1-3		4-0 BB	4 0 0 0 1 2 2 0 0 0 0 0 0 0						
Duke Sims, L OBP: 0.352, SLG: 0.494 (1, 2) BB BB	4-0 FC6-4 1-2 2-3 BB				0-0 FC6-4 1B			0-0 F7	0-0 F9	4 0 1 0 1 0 1						
Chuck Hinton, R OBP: 0.397, SLG: 0.473 (1, 3) X	0-0 FC6-4 1-2f				0-0 5-3	0-0 FC6-4 1-2f		0-0 1B E 1B		4 1 1 0 0 0 4						
Larry Brown, R OBP: 0.370, SLG: 0.356 John Lowenstein, L OBP: 0.226, SLG: 0.419 Vern Fuller, R OBP: 0.240, SLG: 0.227 (1, 6) X (8, PH) (8, 4)		0-0 E 2B			0-3 K		0-0 4-3	0-3 K		3 0 1 0 0 1 0 1 0 0 0 0 1 1 0 0 0 0 0 0 0						
Graig Nettles, L OBP: 0.338, SLG: 0.404 (1, 5) X		0-0 4-3			0-3 K		0-0 4-3	0-0 E 1B		4 0 1 0 0 1 1						
Jim Rittwage, R OBP: 0.500, SLG: 0.500 (1, 1) X		0-0 F3			0-0 4-3 WP 1B	0-0 1B		0-0 E5 1-2 2-H		4 1 2 0 0 0 2						
Inning Stats	R: 0 E: 0 K: 1 S: 6 H: 1 LOB: 3 BB: 2 P: 14	R: 0 E: 1 K: 0 S: 4 H: 1 LOB: 2 BB: 1 P: 8	R: 0 E: 0 K: 2 S: 7 H: 0 LOB: 0 BB: 0 P: 7	R: 0 E: 0 K: 2 S: 7 H: 0 LOB: 0 BB: 0 P: 7	R: 3 E: 0 K: 0 S: 7 H: 4 LOB: 1 BB: 0 P: 7	R: 0 E: 0 K: 0 S: 4 H: 1 LOB: 1 BB: 0 P: 4	R: 0 E: 0 K: 0 S: 3 H: 0 LOB: 0 BB: 0 P: 3	R: 1 E: 1 K: 1 S: 8 H: 2 LOB: 2 BB: 0 P: 8	R: 0 E: 0 K: 1 S: 5 H: 0 LOB: 1 BB: 1 P: 9	1B: 7 2B: 1 3B: 0 HR: 1 SF: 0 SAC: 0 DP: 0 HBP: 0	WP: 1 PB: 0 SB: 0 CS: 0 PA: 41					
PITCHER Dave McNally, L ERA: 3.29 (1, 1)	IP: 7.0 WLS: L BF: 31 H: 7 R: 3 ER: 3 SO: 5 BB: 3 IBB: 0 HBP: 0 BLK: 0 WP: 1 HR: 1 S: 38 P: 50 ERA: 3.86 WHIP: 1.429					PITCHER Moe Drabowsky, R ERA: 3.63 (8, 1)	IP: 1.0 WLS: L BF: 6 H: 2 R: 1 ER: 0 SO: 1 BB: 0 IBB: 0 HBP: 0 BLK: 0 WP: 0 HR: 0 S: 8 P: 8 ERA: 0.00 WHIP: 2.000					PITCHER Fred Beene, R ERA: 9.0 (9, 1)	IP: 1.0 WLS: L BF: 4 H: 0 R: 0 ER: 0 SO: 1 BB: 1 IBB: 0 HBP: 0 BLK: 0 WP: 0 HR: 0 S: 5 P: 9 ERA: 0.00 WHIP: 1.000			

Cleveland Indians @ Baltimore Orioles
Memorial Stadium, Baltimore, MD
 Sat Sep 19 1970, 7:05 PM EDT
 Att. 7,857 - Unknown

livebaseballscorecards.com

AB	37
R	4
H	9
RBI	3
BB	4
SO	7
LOB	17



Batter	1	2	3	4	5	6	7	8	9	AB	R	H	RBI	BB	SO	LOB
Bobby Grich, R (1, 6) OBP: 0.271, SLG: 0.276 Brooks Robinson, R (9, PH) OBP: 0.339, SLG: 0.431	0-0 F7		4-0 1-4-3 SH5-3 1-2 BB		0-3 K			0-0 6-3	0-3 K	3	0	0	0	1	1	0
Paul Blair, R (1, 8) OBP: 0.344, SLG: 0.422	0-0 6-3 1B		0-0 SH5-3					0-0 F8		3	0	1	0	0	0	0
Terry Crowley, L (1, 9) OBP: 0.398, SLG: 0.397	0-0 6-3 1-2		0-0 1-4-3					0-0 F8		4	0	0	1	0	0	2
Boog Powell, L (1, 3) OBP: 0.407, SLG: 0.549 Don Baylor, R (9, PR) OBP: 0.400, SLG: 0.400	0-0 F7		0-0 F8					0-3 K		3	0	0	0	1	1	2
Curt Motton, R (1, 7) OBP: 0.358, SLG: 0.403		0-0 S 1B			0-3 K			0-0 G3		4	1	1	0	0	1	1
Davey Johnson, R (1, 4) OBP: 0.364, SLG: 0.396		0-0 F9			0-3 K			0-0 1-3		4	0	1	1	0	1	1
Chico Salmon, R (1, 5) OBP: 0.305, SLG: 0.422		0-0 F2			0-3 K			0-0 1B 1B		4	0	1	0	0	1	2
Andy Etchebarren, R (1, 2) OBP: 0.313, SLG: 0.343		0-0 F7			0-0 F9			0-0 1-2 1B		4	0	1	0	0	0	2
Dave McNally, R (1, 1) OBP: 0.232, SLG: 0.230 Don Buford, S (7, PH) OBP: 0.394, SLG: 0.408 Moe Drabowsky, R (8, 1) OBP: 0.111, SLG: 0.111 Fred Beene, S (9, 1) Frank Robinson, R (9, PH) OBP: 0.395, SLG: 0.511			0-0 SH5-3 BB 1-4-3 1B		0-3 K			0-0 F8		2	1	1	0	0	1	0

Inning Stats	R: 0	H: 1	R: 0	H: 1	R: 1	H: 1	R: 0	H: 0	R: 0	H: 0	R: 0	H: 2	R: 0	H: 0	R: 1	H: 1	1B: 6	SF: 0
	E: 0	LOB: 1	E: 0	LOB: 1	E: 0	LOB: 1	E: 0	LOB: 0	E: 0	LOB: 0	E: 0	LOB: 2	E: 0	LOB: 0	E: 1	LOB: 3	2B: 0	SAC: 1
	K: 0	BB: 0	K: 0	BB: 0	K: 0	BB: 1	K: 3	BB: 0	K: 2	BB: 0	K: 0	BB: 0	K: 1	BB: 0	K: 1	BB: 2	3B: 0	DP: 0
	S: 4	P: 4	S: 4	P: 4	S: 4	P: 8	S: 9	P: 9	S: 7	P: 7	S: 5	P: 5	S: 5	P: 3	S: 7	P: 15	HR: 0	HBP: 0


PITCHER	IP	WLS	BF	H	R	ER	SO	BB	IBB	HBP	BLK	WP	HR	S	P	ERA	WHIP
Jim Rittwage, R (1, 1) ERA: 2.51	9.0	W	37	6	2	2	7	3	0	0	0	1	0	48	60	2.00	1.000

BOTTOM

Cleveland Indians @ Baltimore Orioles
Memorial Stadium, Baltimore, MD

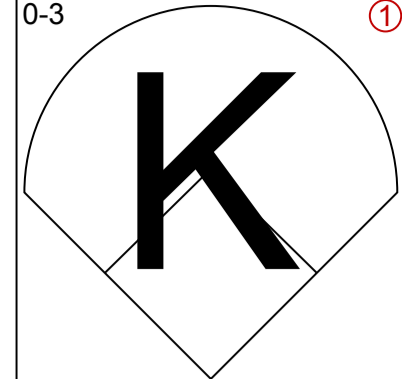
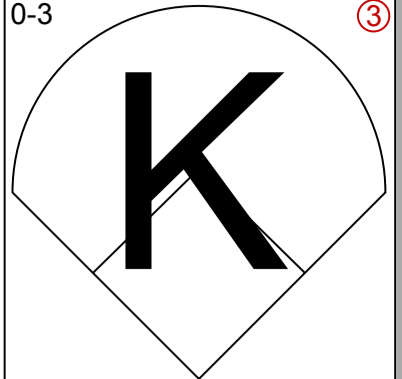
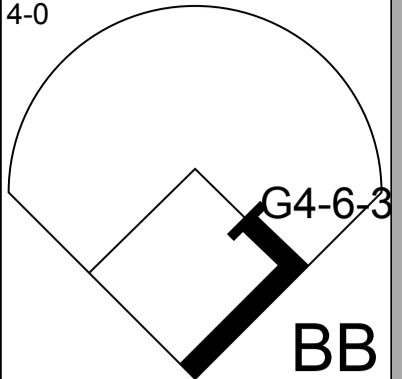
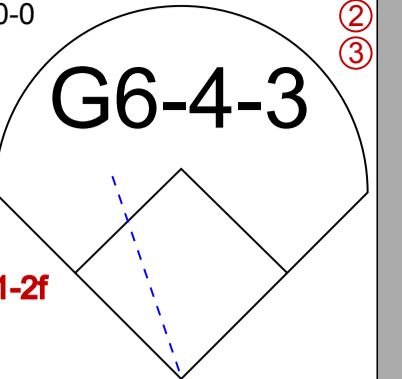
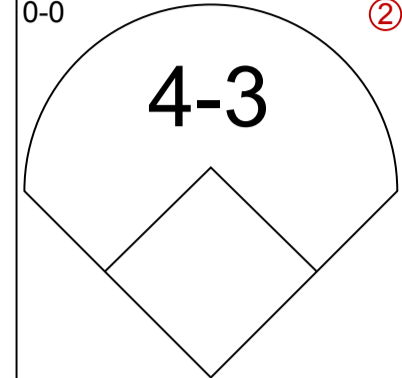
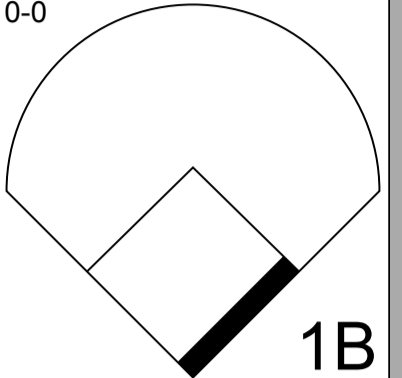
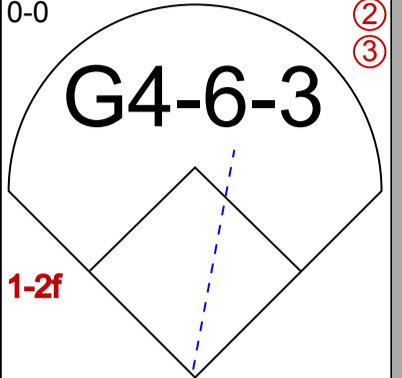
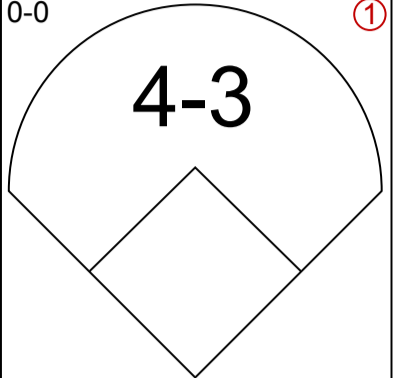
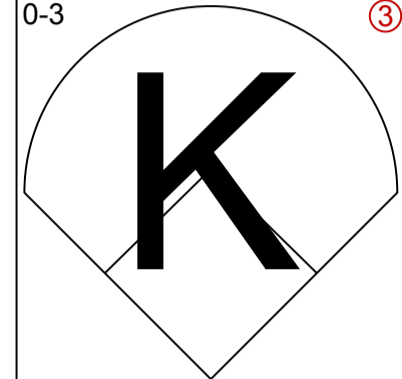
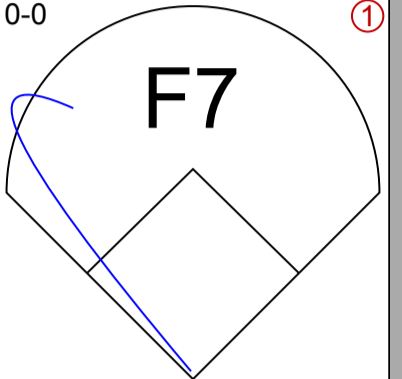
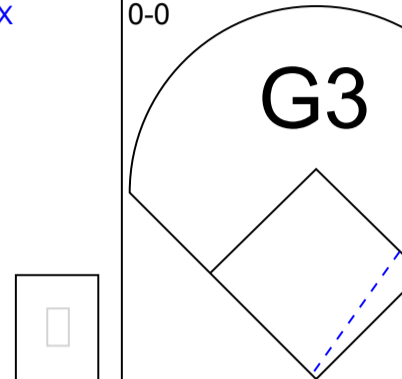
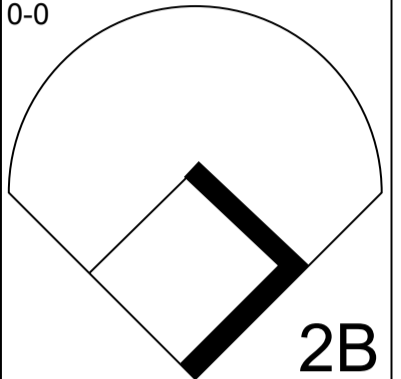
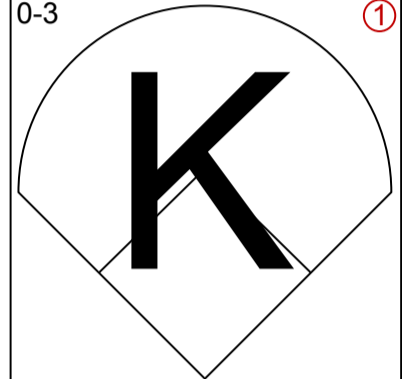
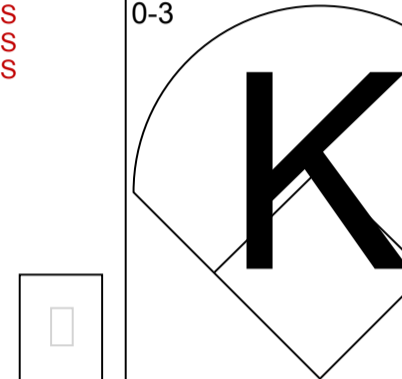
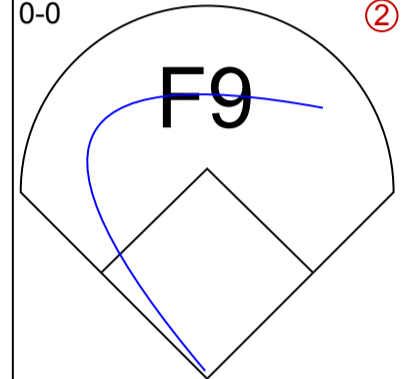
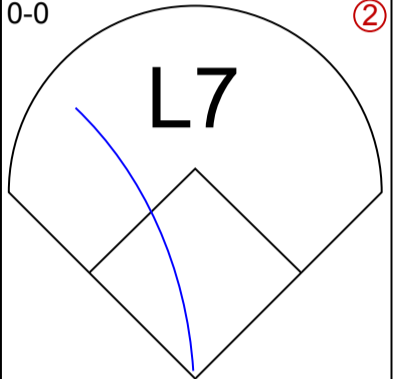
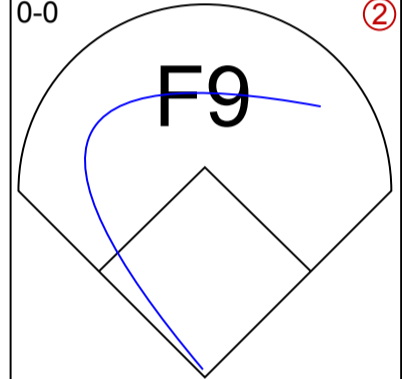
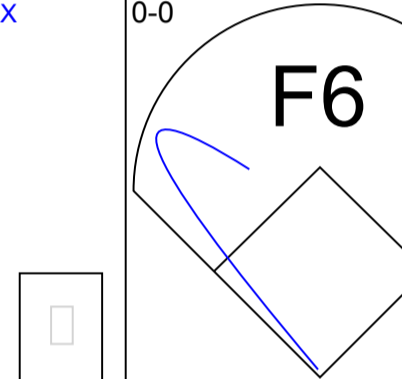
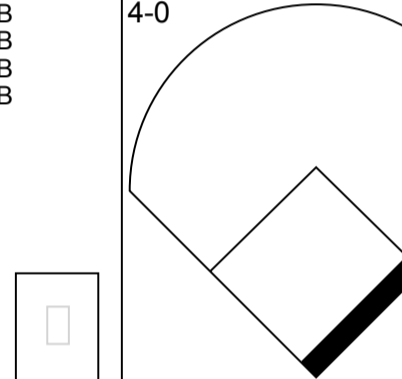
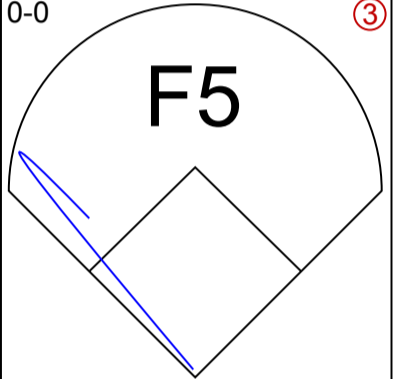
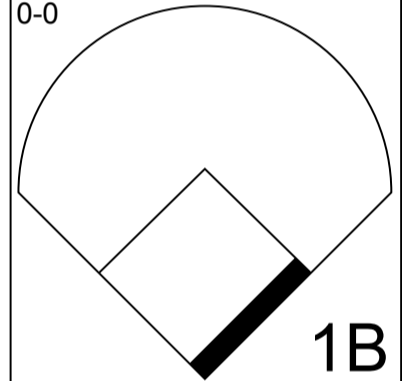
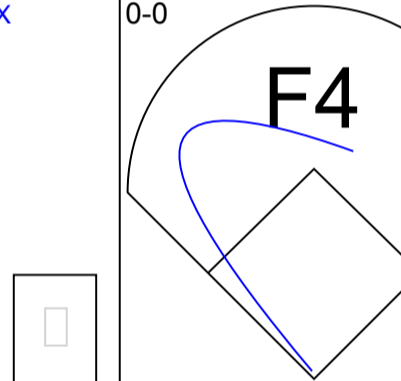
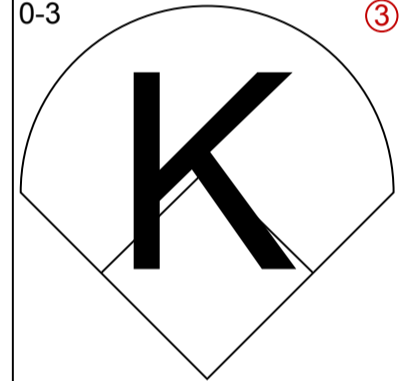
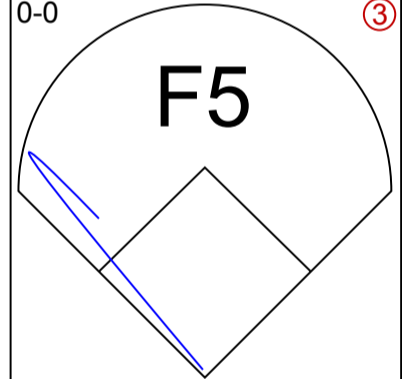
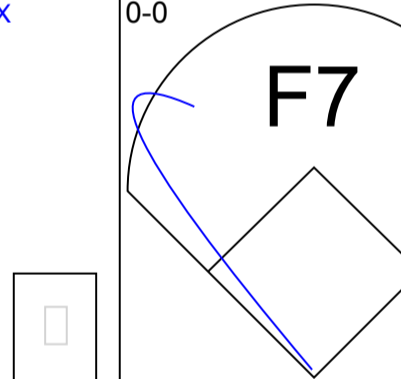
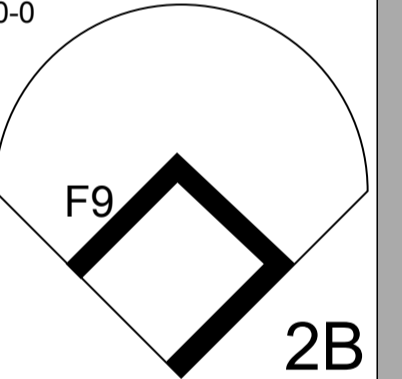
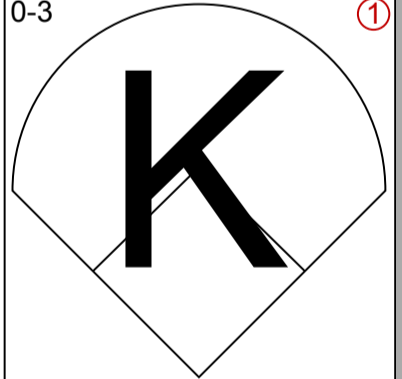
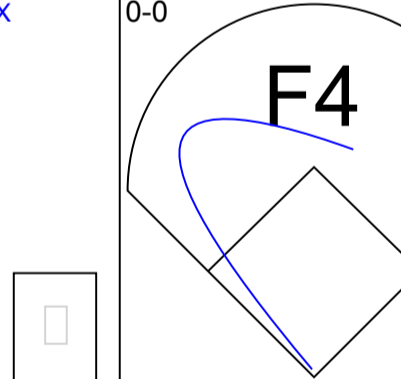
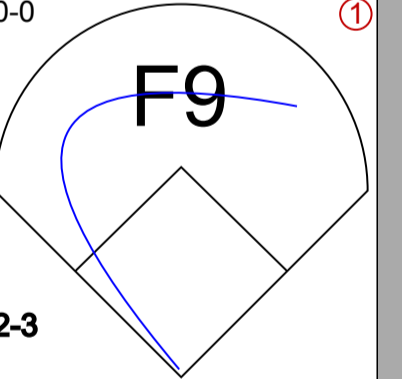
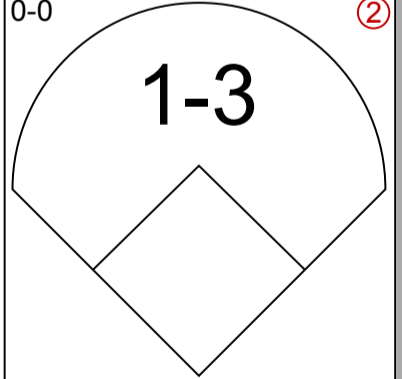
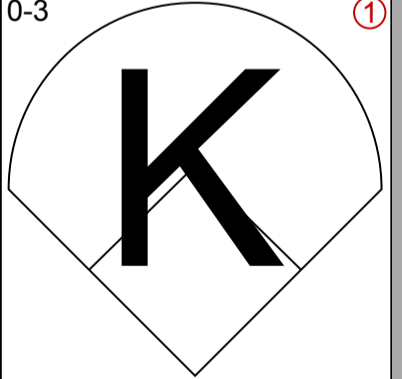
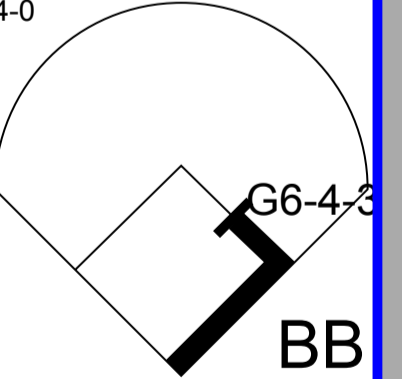
Sat Sep 19 1970, 7:05 PM EDT
Att. 7,857 - Unknown

AB	33
R	2
H	6
RBI	2
BB	3
SO	7
LOB	15



WP: 1	PA: 37
PB: 0	
SB: 1	
CS: 0	

livebaseballscorecards.com

Batter	1	2	3	4	5	6	7	8	9	AB R H RBI BB SO LOB	TOP											
Buddy Bradford, R (1, 8) OBP: 0.285, SLG: 0.372	0-3 		0-3 			4-0 		0-0 		3 0 0 0 1 2 2												
Ted Uhlaender, L (1, 7) OBP: 0.318, SLG: 0.382	0-0 			0-0 		0-0 			0-0 	4 0 1 0 0 0 1												
Vada Pinson, L (1, 9) OBP: 0.319, SLG: 0.485	0-3 			0-0 			0-0 		0-0 	4 0 1 0 0 1 1												
Graig Nettles, L (1, 5) OBP: 0.336, SLG: 0.401		0-3 		0-3 			0-0 		0-0 	4 0 0 0 0 2 2												
Duke Sims, L (1, 2) OBP: 0.351, SLG: 0.489		0-0 		0-0 			4-0 		0-0 	3 0 0 0 1 0 2												
Chuck Hinton, R (1, 3) OBP: 0.396, SLG: 0.471		0-0 			0-0 		0-3 			3 0 1 0 0 1 1												
John Lowenstein, L (1, 4) OBP: 0.235, SLG: 0.441		0-0 			0-0 			0-0 		3 0 1 0 0 0 1												
Eddie Leon, R (1, 6) OBP: 0.316, SLG: 0.366			0-3 		0-0 			0-0 		3 0 0 0 0 1 1												
Mike Paul, L (1, 1) OBP: 0.174, SLG: 0.174			0-0 			0-3 		4-0 		2 0 0 0 0 1 0												
Lou Camilli, S (8, PH)										0 0 0 0 1 0 0												
Phil Hennigan, R (8, 1) OBP: 0.444, SLG: 0.333										0 0 0 0 0 0 0												
Inning Stats	R: 0 E: 0 K: 2 S: 7	H: 0 LOB: 0 BB: 0 P: 7	R: 0 E: 0 K: 1 S: 6	H: 1 LOB: 1 BB: 0 P: 6	R: 0 E: 0 K: 2 S: 7	H: 0 LOB: 0 BB: 0 P: 7	R: 0 E: 0 K: 1 S: 6	H: 1 LOB: 1 BB: 0 P: 6	R: 0 E: 0 K: 0 S: 3	H: 0 LOB: 0 BB: 0 P: 3	R: 0 E: 0 K: 1 S: 4	H: 0 LOB: 0 BB: 1 P: 8	R: 0 E: 0 K: 1 S: 5	H: 0 LOB: 1 BB: 1 P: 9	R: 0 E: 0 K: 0 S: 3	H: 1 LOB: 1 BB: 1 P: 7	R: 0 E: 0 K: 0 S: 4	H: 1 LOB: 1 BB: 0 P: 4	1B: 2 2B: 2 3B: 0 HR: 0	SF: 0 SAC: 0 DP: 2 HBP: 0	WP: 0 PB: 0 SB: 0 CS: 0	PA: 32
PITCHER Jim Palmer, R (1, 1) ERA: 2.68	IP: 9.0 WLS: W BF: 32 H: 4 R: 0 ER: 0 SO: 8 BB: 3 IBB: 0 HBP: 0 BLK: 0 WP: 0 HR: 0 S: 45 P: 57 ERA: 0.00 WHIP: 0.778											PITCHER IP: WLS: BF: H: R: ER: SO: BB: IBB: HBP: BLK: WP: HR: S: P: ERA: WHIP:										

Cleveland Indians @ Baltimore Orioles
Memorial Stadium, Baltimore, MD
 Sun Sep 20 1970, 3:33 AM EDT
 Att. 9,085 - Unknown

livebaseballscorecards.com

AB	29
R	0
H	4
RBI	0
BB	3
SO	8
LOB	11



Batter	1	2	3	4	5	6	7	8	9	AB	R	H	RBI	BB	SO	LOB
--------	---	---	---	---	---	---	---	---	---	----	---	---	-----	----	----	-----

Mark Belanger, R <small>(1, 6)</small> <small>OBP: 0.294, SLG: 0.244</small>										4	3	4	3	0	0	0
Paul Blair, R <small>(1, 8)</small> <small>OBP: 0.344, SLG: 0.419</small>										3	0	0	1	1	0	2
Frank Robinson, R <small>(1, 9)</small> <small>OBP: 0.392, SLG: 0.507</small>										4	0	0	0	0	2	3
Brooks Robinson, R <small>(1, 5)</small> <small>OBP: 0.338, SLG: 0.430</small>										3	1	1	2	0	1	0
Curt Motton, R <small>(1, 7)</small> <small>OBP: 0.353, SLG: 0.408</small>										4	0	1	1	0	1	1
Roger Freed, R <small>(1, 3)</small> <small>OBP: 0.222, SLG: 0.125</small>										4	0	1	0	0	1	1
Davey Johnson, R <small>(1, 4)</small> <small>OBP: 0.365, SLG: 0.401</small>										4	2	2	0	0	0	1
Andy Etchebarren, R <small>(1, 2)</small> <small>OBP: 0.312, SLG: 0.338</small>										3	0	0	0	1	2	2
Jim Palmer, R <small>(1, 1)</small> <small>OBP: 0.174, SLG: 0.187</small>										2	1	0	0	0	2	2

Inning Stats	R: 2	H: 3	E: 1	LOB: 1	K: 1	BB: 0	S: 8	P: 8	R: 3	H: 2	E: 1	LOB: 0	K: 2	BB: 0	S: 10	P: 10	R: 0	H: 0	E: 0	LOB: 0	K: 1	BB: 0	S: 5	P: 5	R: 1	H: 2	E: 0	LOB: 1	K: 2	BB: 0	S: 9	P: 9	R: 0	H: 0	E: 0	LOB: 0	K: 2	BB: 0	S: 7	P: 7	R: 0	H: 0	E: 0	LOB: 1	K: 1	BB: 1	S: 5	P: 9	R: 1	H: 1	E: 0	LOB: 1	K: 0	BB: 1	S: 4	P: 8	R: 0	H: 1	E: 0	LOB: 0	K: 0	BB: 0	S: 3	P: 3	1B: 5	SF: 1	2B: 3	SAC: 1	3B: 1	DP: 1	HR: 0	HBP: 0	WP: 0	PA: 35
--------------	------	------	------	--------	------	-------	------	------	------	------	------	--------	------	-------	-------	-------	------	------	------	--------	------	-------	------	------	------	------	------	--------	------	-------	------	------	------	------	------	--------	------	-------	------	------	------	------	------	--------	------	-------	------	------	------	------	------	--------	------	-------	------	------	------	------	------	--------	------	-------	------	------	-------	-------	-------	--------	-------	-------	-------	--------	-------	--------

PITCHER	IP	WLS	BF	H	R	ER	SO	BB	IBB	HBP	BLK	WP	HR	S	P	ERA	WHIP
Mike Paul, L <small>(1, 1)</small> <small>ERA: 5.16</small>	7.0	L	32	8	7	5	9	2	0	0	0	0	0	48	56	6.43	1.429
Phil Hennigan, R <small>(8, 1)</small> <small>ERA: 4.39</small>	1.0		3	1	0	0	0	0	0	0	0	0	0	3	3	0.00	1.000

BOTTOM

Cleveland Indians @ Baltimore Orioles
Memorial Stadium, Baltimore, MD

Sun Sep 20 1970, 3:33 AM EDT
 Att. 9,085 - Unknown

AB	31
R	7
H	9
RBI	7
BB	2
SO	9
LOB	12



WP	PA	ERA	WHIP
0	35		

Batter	1	2	3	4	5	6	7	8	9	AB R H RBI BB SO LOB	TOP											
Ted Uhlaender, L (1, 8) OBP: 0.317, SLG: 0.380	0-3 K		0-0 F6		0-0 F9		0-0 1B		0-0 G3	5 0 1 0 0 1 2	Cleveland Indians @ Boston Red Sox Fenway Park, Boston, MA Mon Sep 21 1970, 7:05 PM EDT Att: 10,010 - Unknown											
Graig Nettles, L (1, 5) OBP: 0.333, SLG: 0.397	0-0 4-3		0-0 4-3		0-0 F9		0-0 4-3		0-3 K	5 0 0 0 0 1 4												
Vada Pinson, L (1, 9) OBP: 0.320, SLG: 0.485	0-0 1B		0-0 L1		0-0 1B		0-0 F8		0-0 F8	4 0 2 0 0 0 0												
Roy Foster, R (1, 7) OBP: 0.353, SLG: 0.458	0-0 F8				0-0 F7		0-0 F8		0-0 1B	4 0 1 0 0 0 2												
Duke Sims, L (1, 2) OBP: 0.352, SLG: 0.488		0-0 4-3		0-0 G3		4-0 FC6-4		0-0 1B	0-0 1B	3 0 1 0 1 0 0												
Chuck Hinton, R (1, 3) OBP: 0.398, SLG: 0.465		4-0 BB		4-0 BB		0-0 FC6-4		0-0 F2	0-0 F2	2 0 0 0 2 0 4												
John Lowenstein, L (1, 4) OBP: 0.237, SLG: 0.447		0-0 FC3-6		0-0 CS		0-0 L9		0-0 F7	0-0 F6	4 1 1 0 0 0 3												
Eddie Leon, R (1, 6) OBP: 0.318, SLG: 0.368		0-0 1B				0-0 L9		0-0 1B	4-0 G3	3 0 2 1 0 0 1												
Ken Harrelson, R (9, PH) OBP: 0.423, SLG: 0.391		0-0 1B				0-0 L9		0-0 1B	BB	0 0 0 0 1 0 0												
Steve Hargan, R (9, PR) OBP: 0.158, SLG: 0.162		0-0 1B				0-0 L9		0-0 1B	BB	0 0 0 0 0 0 0												
Rich Hand, R (1, 1) OBP: 0.159, SLG: 0.146		0-0 F2				0-3 K		0-3 K	0-0 F6	2 0 0 0 0 1 2												
Ted Ford, R (7, PH) OBP: 0.231, SLG: 0.278										1 0 0 0 0 1 1												
Vince Colbert, R (7, 1)										0 0 0 0 0 0 0												
Buddy Bradford, R (9, PH) OBP: 0.284, SLG: 0.370										1 0 0 0 0 0 1												
Inning Stats	R: 0 E: 0 K: 1 S: 6	H: 1 LOB: 1 BB: 0 P: 6	R: 1 E: 0 K: 0 S: 4	H: 1 LOB: 1 BB: 1 P: 8	R: 0 E: 0 K: 0 S: 3	H: 0 LOB: 0 BB: 0 P: 3	R: 0 E: 0 K: 0 S: 2	H: 0 LOB: 0 BB: 1 P: 6	R: 0 E: 0 K: 1 S: 6	H: 1 LOB: 1 BB: 0 P: 6	R: 0 E: 0 K: 1 S: 4	H: 1 LOB: 2 BB: 1 P: 8	R: 0 E: 0 K: 1 S: 7	H: 2 LOB: 2 BB: 0 P: 7	R: 0 E: 0 K: 1 S: 5	H: 2 LOB: 2 BB: 0 P: 5	R: 0 E: 0 K: 1 S: 5	H: 0 LOB: 2 BB: 1 P: 9	1B: 7 2B: 1 3B: 0 HR: 0	SF: 0 SAC: 0 DP: 0 HBP: 0	WP: 0 PB: 0 SB: 2 CS: 1	PA: 39
PITCHER	IP WLS BF H R ER SO BB IBB HBP BLK WP HR S P ERA WHIP																					
Sonny Siebert, R (1, 1) ERA: 3.44	7.1 W 32 8 1 1 3 3 0 0 0 0 0 0 35 47 1.23 1.500																					
Bobby Bolin, R (8, 1) ERA: 4.7	1.2 S 6 0 0 0 1 1 0 0 0 0 0 0 7 11 0.00 0.600																					

livebaseballscorecards.com

AB	34
R	1
H	8
RBI	1
BB	4
SO	4
LOB	20



Batter	1	2	3	4	5	6	7	8	9
Mike Andrews, R OBP: 0.346, SLG: 0.397 (1, 4)	0-0 F2 ①		0-0 5-3 ①		0-0 6-3 ②			4-0 BB ②	
Reggie Smith, S OBP: 0.365, SLG: 0.505 (1, 8)	0-0 F5 ②		0-0 F8 ②		0-0 F4 ③			0-0 F8 ②	
Carl Yastrzemski, L OBP: 0.447, SLG: 0.593 (1, 3)	0-0 HR		4-0 IBB		0-0 F7 ①			0-0 G3 ③	
Tony Conigliaro, R OBP: 0.320, SLG: 0.480 (1, 9)	0-3 K ③		0-0 FC5 ③		0-0 F4 ②			0-0 F4 ②	
Rico Petrocelli, R OBP: 0.329, SLG: 0.466 (1, 6)		0-0 HR		0-0 BB 1B		0-0 6-3 ③			
George Scott, R OBP: 0.359, SLG: 0.462 (1, 5)		0-0 L8 ①		4-0 BB 1B		0-0 G6-4-3 1B			
Billy Conigliaro, R OBP: 0.342, SLG: 0.466 (1, 7)		0-0 L8 ②		0-3 K ①		0-0 G6-4-3 1B ①②			
Bob Montgomery, R OBP: 0.232, SLG: 0.255 (1, 2)		0-3 K ③		0-0 G4-6-3 ②③		0-0 5-3 ③			
Sonny Siebert, R OBP: 0.143, SLG: 0.160 (1, 1)			0-0 FC5 5-3 1B		0-0 4-3 ①			0-0 6-3 ①	
Bobby Bolin, R OBP: 0.250, SLG: 0.270 (8, 1)									

Inning Stats	R: 1	H: 1	E: 0	LOB: 0	K: 1	P: 6	R: 1	H: 1	E: 0	LOB: 0	K: 1	P: 6	R: 0	H: 1	E: 0	LOB: 2	K: 0	P: 8	R: 0	H: 1	E: 0	LOB: 1	K: 1	P: 9	R: 0	H: 0	E: 0	LOB: 0	K: 0	P: 3	R: 0	H: 1	E: 0	LOB: 0	K: 0	P: 3	R: 0	H: 0	E: 0	LOB: 1	K: 0	P: 7
	6	23	4	2	2	3	1	1	0	0	1	0	0	0	0	2	27	35	3.00	0.833																						

PITCHER	IP	WLS	BF	H	R	ER	SO	BB	IBB	HBP	BLK	WP	HR	S	P	ERA	WHIP
Rich Hand, R ERA: 3.74 (1, 1)	6.0	L	23	4	2	2	3	1	1	0	0	0	2	27	35	3.00	0.833
Vince Colbert, R ERA: 7.96 (7, 1)	2.0		7	1	0	0	0	1	0	0	0	0	0	6	10	0.00	1.000

AB R H RBI BB SO LOB

3	0	0	0	1	0	1
4	0	0	0	0	0	2
3	1	1	1	1	0	1
3	0	0	0	0	1	2
3	1	2	1	0	0	0
2	0	1	0	1	0	0
3	0	0	0	0	1	3
3	0	0	0	0	1	2
2	0	1	0	0	0	0
1	0	0	0	0	0	0

AB	27
R	2
H	5
RBI	2
BB	3
SO	3
LOB	11



WP	0	PA	30
PB	0		
SB	0		
CS	0		

Cleveland Indians @ Boston Red Sox
Fenway Park, Boston, MA
Mon Sep 21 1970, 7:05 PM EDT
Att. 10,010 - Unknown

livebaseballscorecards.com

Batter	1	2	3	4	5	6	7	8	9	AB R H RBI BB SO LOB	TOP	
Buddy Bradford, R OBP: 0.286, SLG: 0.368 (1, 8) X	0-0 G5-4-3 1B		0-3 K		4-0 WP BB		0-3 K		0-0 6-3	4 0 1 0 1 2 1		
Eddie Leon, R OBP: 0.318, SLG: 0.367 (1, 4) X	0-0 G5-4-3 1-2f		0-3 K		0-0 F9			0-0 G3 1B		4 1 1 0 0 1 3		
Vada Pinson, L OBP: 0.320, SLG: 0.484 (1, 9) S S S Steve Mingori, L (8, 1)	0-3 K			0-0 E FC5 1B	0-3 K 1-2			0-3 K		4 0 1 0 0 3 2 0 0 0 0 0 0 0		
Roy Foster, R OBP: 0.350, SLG: 0.454 (1, 7)		0-3 K		0-0 FC5 1-3		0-0 F8		0-0 G3		4 0 0 0 0 1 2		
Duke Sims, L OBP: 0.356, SLG: 0.494 (1, 2)		0-0 WP 1B		0-0 F6		0-0 2B		0-0 1B 2-H		4 0 3 1 0 0 2		
Ken Harrelson, R OBP: 0.400, SLG: 0.370 (1, 3) Vern Fuller, R OBP: 0.240, SLG: 0.227 (8, PR) (8, 3)		0-0 6-3 1-2		0-0 F3		0-0 F8		0-0 1B		4 0 1 0 0 0 4 0 0 0 0 0 0 0		
Larry Brown, R OBP: 0.361, SLG: 0.345 (1, 6)		0-0 4-3		0-0 6-3		0-0 F8		0-0 L7		4 0 0 0 0 0 6		
Graig Nettles, L OBP: 0.333, SLG: 0.402 (1, 5)			0-0 E3 FC1-6		0-0 HR		0-0 G3		0-3 K	4 1 1 1 0 1 0		
Sam McDowell, L OBP: 0.144, SLG: 0.157 (1, 1) Phil Hennigan, R OBP: 0.444, SLG: 0.333 (5, 1) Ted Ford, R OBP: 0.225, SLG: 0.270 (7, PH) Fred Lasher, R (7, 1) Chuck Hinton, R OBP: 0.396, SLG: 0.462 (8, 9)			0-0 FC1-6 1-2f		0-3 K		0-0 F4		0-0 F9	2 0 0 0 0 1 1 0 0 0 0 0 0 0 1 0 0 0 0 0 0 0 0 0 0 0 0 0 1 0 0 0 0 0 0		
Inning Stats	R: 0 H: 1 E: 0 LOB: 0 K: 1 BB: 0 S: 5 P: 5	R: 0 H: 1 E: 0 LOB: 1 K: 1 BB: 0 S: 6 P: 6	R: 0 H: 0 E: 1 LOB: 1 K: 2 BB: 0 S: 8 P: 8	R: 0 H: 1 E: 1 LOB: 2 K: 0 BB: 0 S: 5 P: 5	R: 1 H: 1 E: 0 LOB: 1 K: 2 BB: 1 S: 8 P: 12	R: 0 H: 1 E: 0 LOB: 1 K: 0 BB: 0 S: 4 P: 4	R: 0 H: 0 E: 0 LOB: 0 K: 1 BB: 0 S: 5 P: 5	R: 1 H: 3 E: 0 LOB: 2 K: 1 BB: 0 S: 8 P: 8	R: 0 H: 0 E: 0 LOB: 0 K: 1 BB: 0 S: 5 P: 5	1B: 6 SF: 0 2B: 1 SAC: 0 3B: 0 DP: 1 HR: 1 HBP: 0	WP: 2 PA: 37 PB: 0 SB: 0 CS: 0	
PITCHER Gary Peters, L (1, 1) ERA: 4.19	IP WLS BF H R ER SO BB IBB HBP BLK WP HR S P ERA WHIP	9.0 W 37 8 2 2 9 1 0 0 0 2 1 54 58 2.00 1.000										

Cleveland Indians @ Boston Red Sox
Fenway Park, Boston, MA
Tue Sep 22 1970, 7:05 PM EDT
Att: 11,959 - Unknown

livebaseballscorecards.com

AB 36
R 2
H 8
RBI 2
BB 1
SO 9
LOB 21



Batter	1	2	3	4	5	6	7	8	9	AB R H RBI BB SO LOB	TOP		
Larry Brown, R OBP: 0.356, SLG: 0.336 (1, 5) (8, 6)	0-0 F9		0-0 F3	0-0 F6			4-0 G4-3 BB		0-0 F4	4 0 0 0 1 0 0	Cleveland Indians @ Boston Red Sox Fenway Park, Boston, MA Wed Sep 23 1970, 3:33 AM EDT Att. 3,334 - Unknown		
Eddie Leon, R OBP: 0.315, SLG: 0.364 (1, 6) (8, 4)	0-3 K		0-3 K		0-0 6-3		0-0 G4-3 1-2f		0-3 K	5 0 0 0 0 3 1			
Buddy Bradford, R OBP: 0.288, SLG: 0.366 (1, 8)	0-0 1B		4-0 E 2B BB		0-0 F8		0-0 6-3		0-3 K	4 1 1 0 1 1 0			
Roy Foster, R OBP: 0.352, SLG: 0.460 Graig Nettles, L OBP: 0.334, SLG: 0.402 (1, 7) (8, PH) (8, 5)	0-0 F3		0-0 1-H 2B		0-0 2B		4-0 SH 1B BB			3 0 2 1 0 0 1 0 1 0 0 1 0 0			
Chuck Hinton, R OBP: 0.395, SLG: 0.460 (1, 2)		0-0 G3 E 1B	0-3 K		0-3 K		0-0 SH 1B 1B			3 1 1 0 0 2 2			
Ken Harrelson, R OBP: 0.424, SLG: 0.483 John Lowenstein, L OBP: 0.256, SLG: 0.462 (1, 3) (6, PR) (6, 4) (8, 7)		0-0 FC5 G3 1-2		0-0 HR		4-0 G4-6-3 1B BB		0-0 P2-6 1B 1B		2 1 1 1 1 0 1 1 0 1 1 0 0 0			
Ted Ford, R OBP: 0.233, SLG: 0.275 Ted Uhlaender, L OBP: 0.318, SLG: 0.382 (1, 9) (6, 9)		0-0 G3 1-2 2-3		0-0 L9		0-0 G4-6-3 1B		0-0 1B 1B		3 0 1 0 0 0 2 1 0 1 1 0 0 0			
Vern Fuller, R OBP: 0.259, SLG: 0.375 Vada Pinson, L OBP: 0.319, SLG: 0.482 (1, 4) (6, PH) (6, 3)		0-3 K		0-0 HR		0-0 G4-6-3 1-2f 2-3		0-3 K		2 1 1 1 0 1 2 2 0 0 0 0 1 4			
Steve Hargan, R OBP: 0.143, SLG: 0.146 (1, 1)		0-0 F2		0-3 K		0-0 4-3		0-0 P2-6 2-3f		4 0 0 0 0 1 6			
Inning Stats	R: 0 E: 0 K: 1 S: 6 H: 1 LOB: 1 BB: 0 P: 6	R: 0 E: 1 K: 1 S: 7 H: 1 LOB: 2 BB: 0 P: 7	R: 1 E: 0 K: 2 S: 8 H: 1 LOB: 1 BB: 1 P: 12	R: 2 E: 0 K: 1 S: 7 H: 2 LOB: 0 BB: 0 P: 7	R: 0 E: 0 K: 1 S: 6 H: 1 LOB: 1 BB: 0 P: 6	R: 0 E: 0 K: 0 S: 3 H: 1 LOB: 2 BB: 1 P: 7	R: 0 E: 0 K: 0 S: 2 H: 0 LOB: 0 BB: 1 P: 6	R: 2 E: 1 K: 1 S: 7 H: 2 LOB: 1 BB: 1 P: 11	R: 0 E: 0 K: 2 S: 7 H: 0 LOB: 0 BB: 0 P: 7	1B: 5 2B: 3 3B: 0 HR: 2 SF: 0 SAC: 1 DP: 3 HBP: 0		WP: 0 PB: 0 SB: 0 CS: 0 PA: 39	
PITCHER	IP WLS BF H R ER SO BB IBB HBP BLK WP HR S P ERA WHIP											PITCHER	IP WLS BF H R ER SO BB IBB HBP BLK WP HR S P ERA WHIP
Ken Brett, L ERA: 4.09 (1, 1)	5.0 L 25 7 3 2 6 2 0 0 0 0 0 2 35 43 3.60 1.800												
Cal Koonce, R ERA: 3.48 (6, 1)	2.0 5 0 0 0 0 1 0 0 0 0 0 0 4 8 0.00 0.500												
Gary Wagner, R ERA: 3.4 (8, 1)	0.0 3 1 2 1 0 1 0 0 0 0 0 0 2 6 ∞ ∞												
Sparky Lyle, L ERA: 3.93 (8, 1)	2.0 6 1 0 0 0 3 0 0 0 0 0 0 0 12 12 0.00 0.500												

livebaseballscorecards.com

AB	34
R	5
H	9
RBI	5
BB	4
SO	9
LOB	19



Batter	1	2	3	4	5	6	7	8	9	10	11	AB R H RBI BB SO LOB	TOP						
Mark Belanger, R (1, 6) OBP: 0.299, SLG: 0.256												4 4 3 0 0 0 0	Baltimore Orioles @ Cleveland Indians Cleveland Municipal Stadium, Cleveland, OH Sat Sep 26 1970, 3:33 AM EDT Att: 5,397 - Unknown - 75 F						
Paul Blair, R (1, 8) OBP: 0.350, SLG: 0.448												5 1 1 2 0 0 4							
Frank Robinson, R (1, 3) OBP: 0.394, SLG: 0.510 Pete Richert, L (11, 1)												3 1 1 3 1 0 0 0 0 0 0 0 0 0							
Merv Rettenmund, R (1, 9) OBP: 0.391, SLG: 0.536												5 0 2 1 0 0 0							
Brooks Robinson, R (1, 5) OBP: 0.334, SLG: 0.426												5 0 0 0 0 1 2							
Davey Johnson, R (1, 4) OBP: 0.360, SLG: 0.395												4 0 0 0 0 1 0							
Curt Motton, R (1, 7) OBP: 0.351, SLG: 0.397												4 0 0 0 0 2 0							
Andy Etchebarren, R (1, 2) OBP: 0.312, SLG: 0.354												4 0 0 0 0 1 0							
Jim Palmer, R (1, 1) OBP: 0.170, SLG: 0.182 Eddie Watt, R (9, 1) OBP: 0.125, SLG: 0.125 Boog Powell, L (11, PH) OBP: 0.413, SLG: 0.556 Don Baylor, R (11, PR) OBP: 0.308, SLG: 0.250 Terry Crowley, L (11, 3) OBP: 0.400, SLG: 0.400												3 0 0 0 0 1 0 0 0 0 0 0 0 0 0 0 0 0 1 0 0 0 1 0 0 0 0 0 0 0 0 0 0 0 0							
Inning Stats	R: 1 H: 1 E: 0 LOB: 0 K: 0 BB: 0 S: 4 P: 4	R: 0 H: 0 E: 0 LOB: 0 K: 1 BB: 0 S: 5 P: 5	R: 0 H: 0 E: 0 LOB: 0 K: 0 BB: 0 S: 3 P: 3	R: 0 H: 0 E: 0 LOB: 0 K: 0 BB: 0 S: 3 P: 3	R: 0 H: 0 E: 0 LOB: 0 K: 0 BB: 0 S: 3 P: 3	R: 2 H: 2 E: 0 LOB: 0 K: 1 BB: 0 S: 7 P: 7	R: 0 H: 0 E: 0 LOB: 0 K: 1 BB: 0 S: 5 P: 5	R: 0 H: 0 E: 0 LOB: 0 K: 2 BB: 0 S: 7 P: 7	R: 1 H: 2 E: 1 LOB: 1 K: 0 BB: 1 S: 4 P: 8	R: 0 H: 0 E: 0 LOB: 0 K: 1 BB: 0 S: 5 P: 5	R: 3 H: 2 E: 1 LOB: 1 K: 0 BB: 1 S: 5 P: 11	1B: 4 SF: 1 2B: 0 SAC: 1 3B: 1 DP: 0 HR: 2 HBP: 0		WP: 0 PA: 41 PB: 1 SB: 2 CS: 1					
PITCHER	IP WLS BF H R ER SO BB IBB HBP BLK WP HR S P ERA WHIP																		
Mike Paul, L (1, 1) ERA: 5.11	6.0		21	3	3	3	2	0	0	0	0	0	0	0	1	25	25	4.50	0.500
Vince Colbert, R (7, 1) ERA: 7.5	3.0		11	2	1	1	3	0	1	0	0	0	0	0	0	16	20	3.00	0.667
Rick Austin, L (10, 1) ERA: 4.93	1.0		3	0	0	0	1	0	0	0	0	0	0	0	0	5	5	0.00	0.000
Fred Lasher, R (11, 1) ERA: 4.19	0.0	L	2	0	3	2	0	1	0	0	0	0	0	0	1	5	∞	∞	∞
Steve Mingori, L (11, 1) ERA: 2.79	1.0		4	2	0	0	0	0	0	0	0	0	0	0	1	4	6	0.00	2.000

AB	37
R	7
H	7
RBI	6
BB	2
SO	6
LOB	6



livebaseballscores.com

BOTTOM

Baltimore Orioles @ Cleveland Indians
Cleveland Municipal Stadium, Cleveland, OH

Sat Sep 26 1970, 3:33 AM EDT
Att. 5,397 - Unknown - 75 F

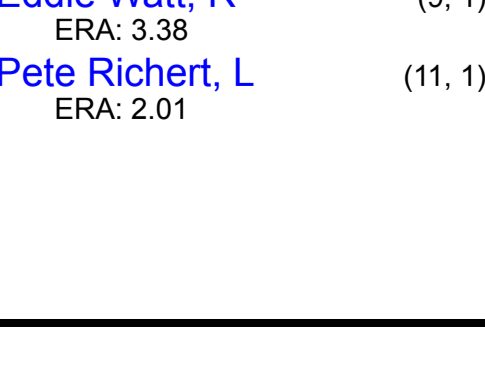
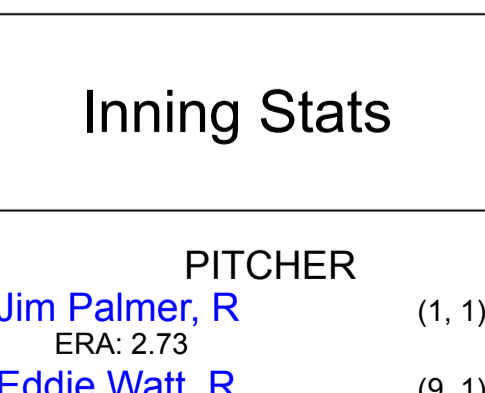
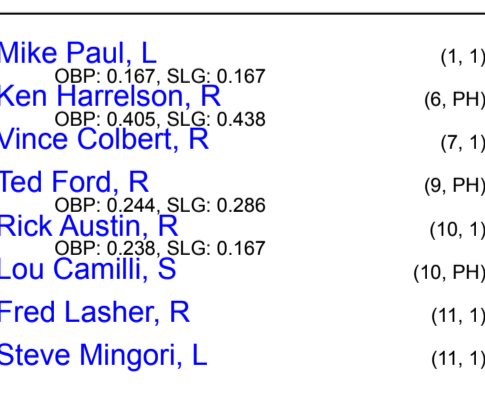
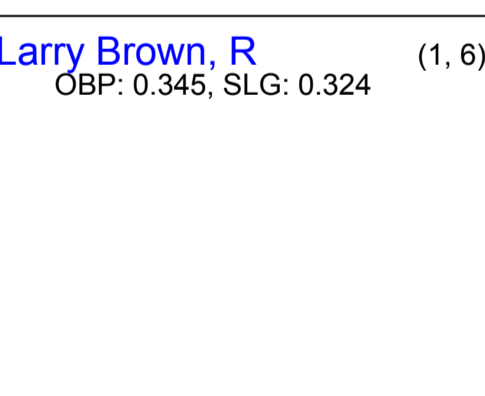
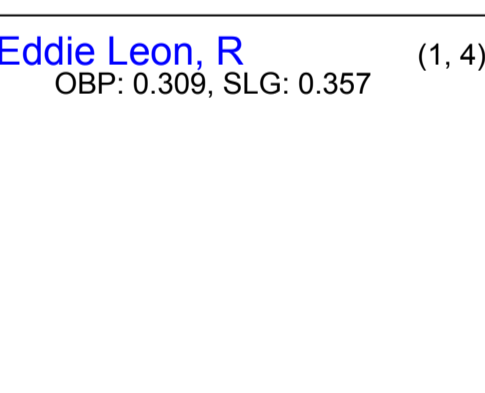
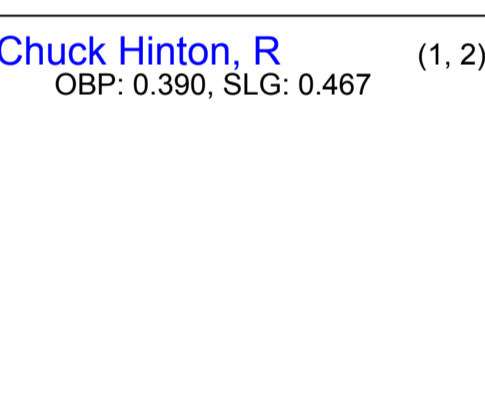
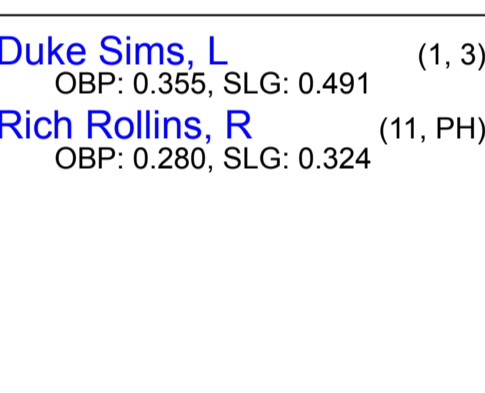
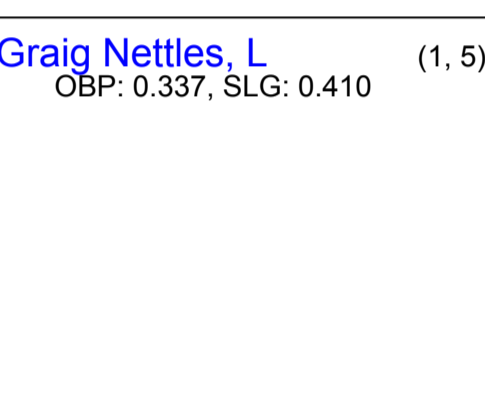
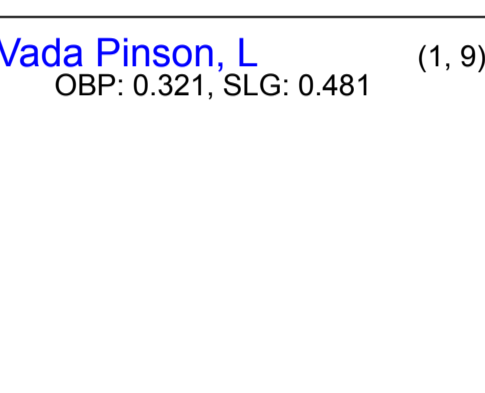
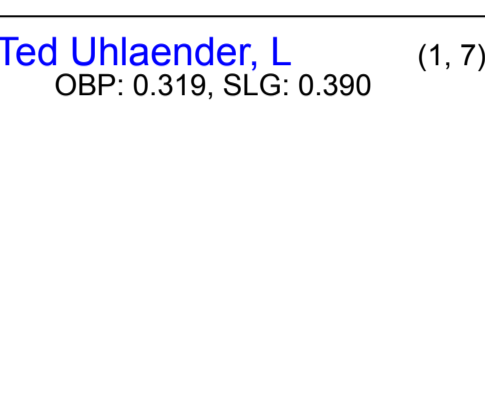
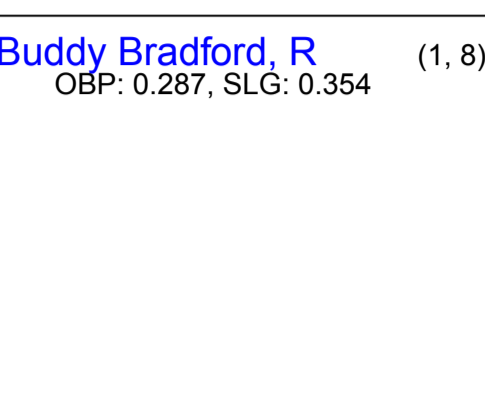

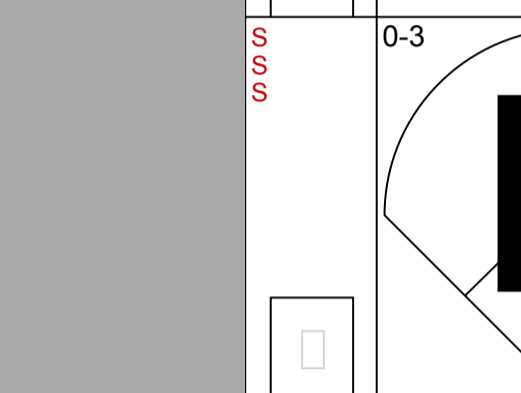
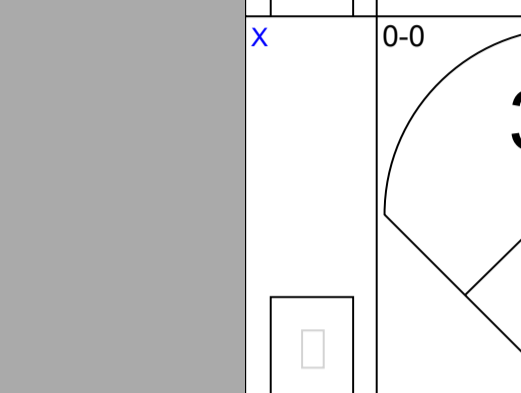
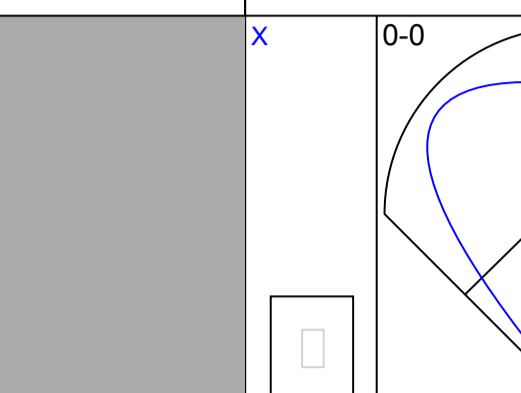
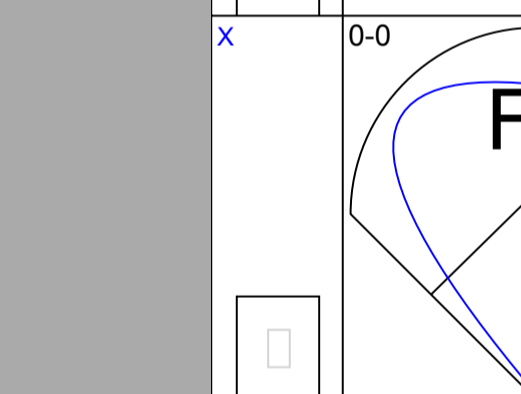
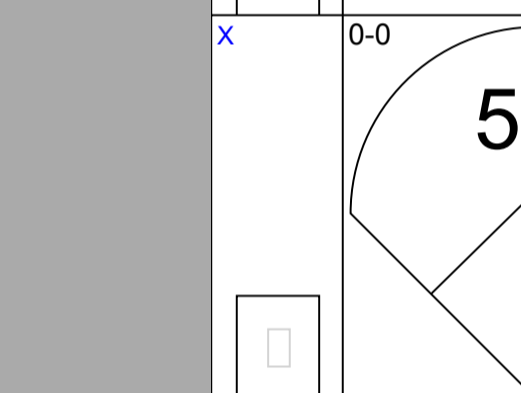
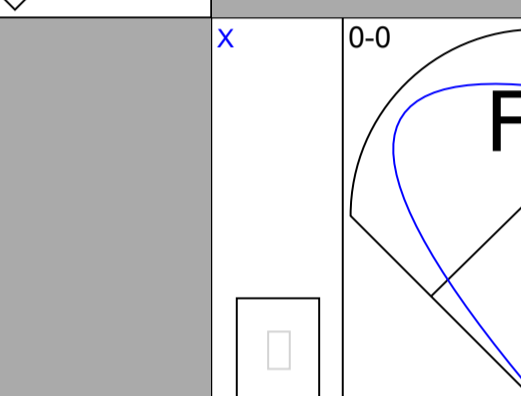
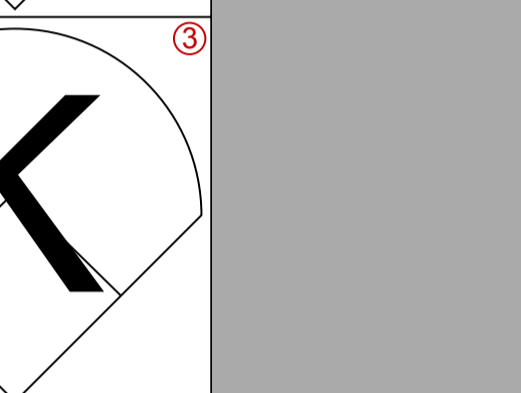
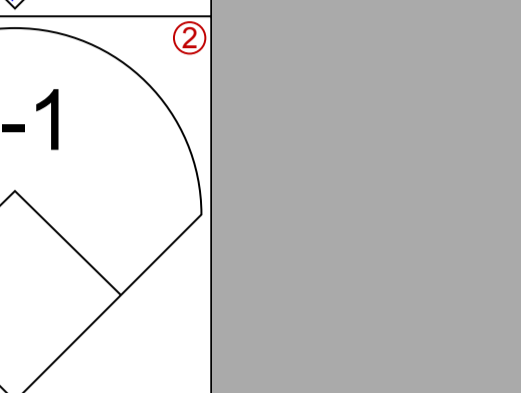
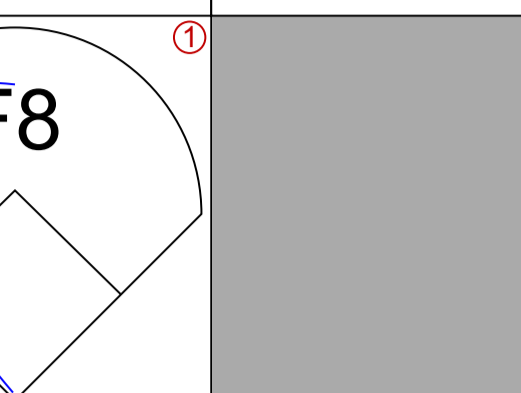
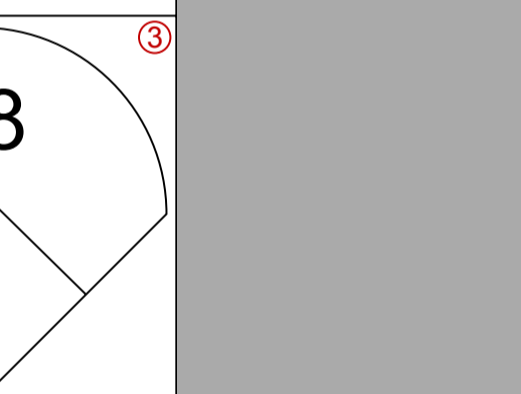
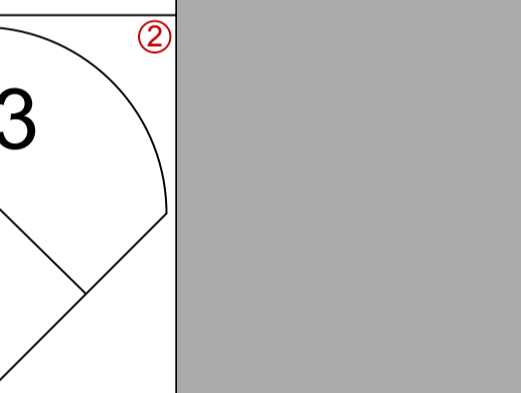
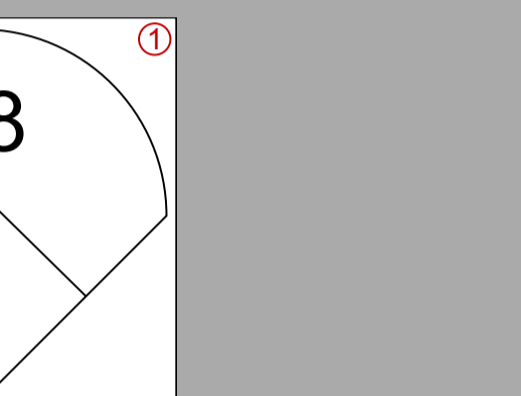


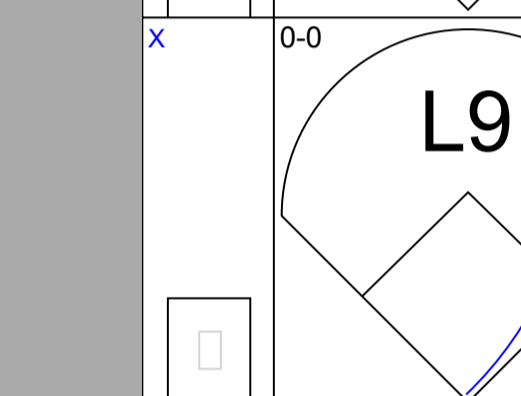
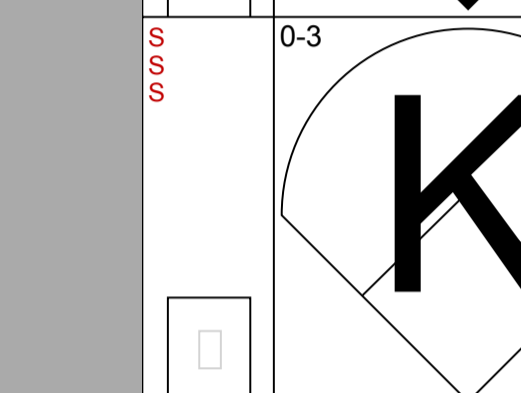
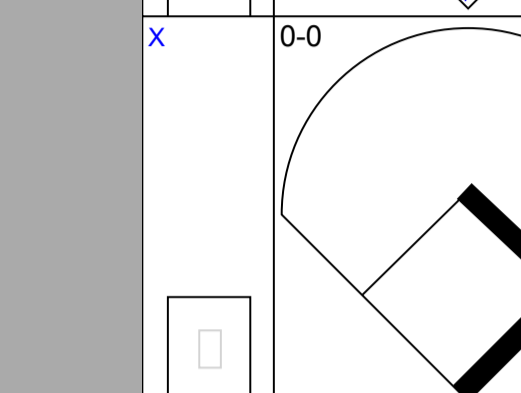
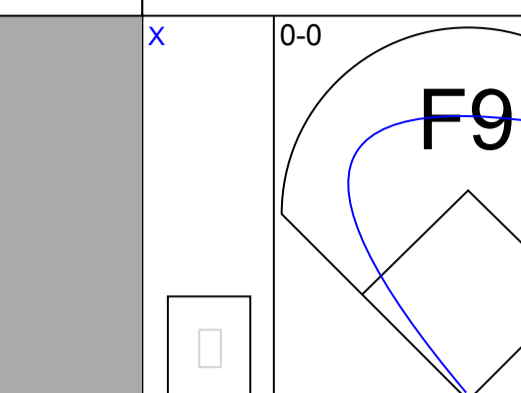
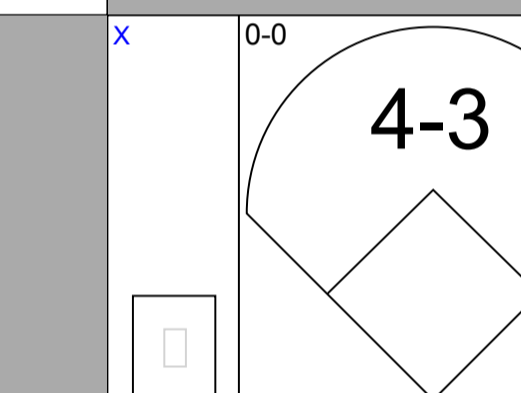
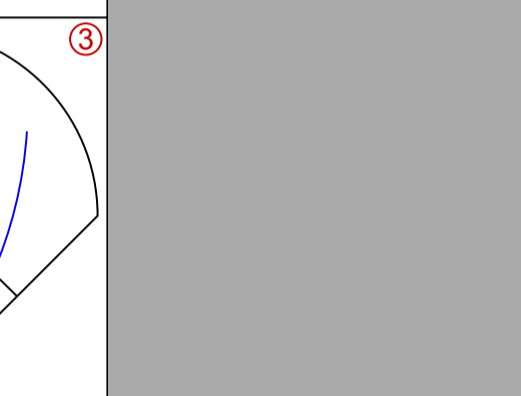
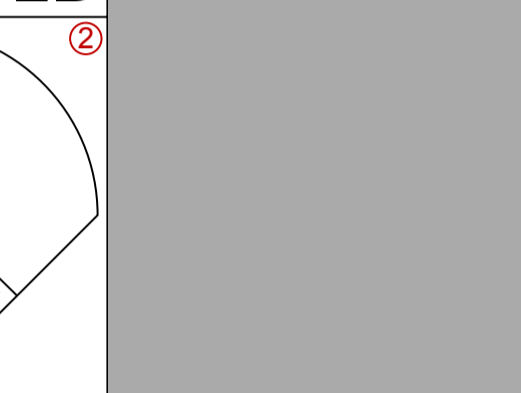
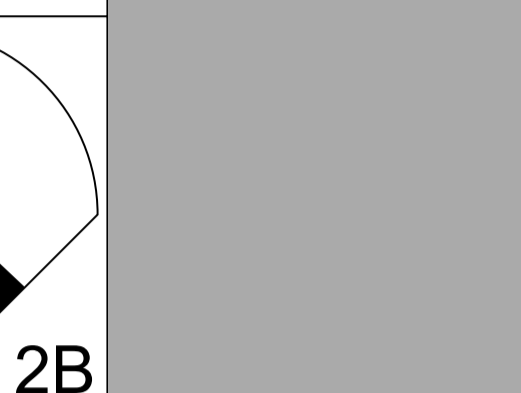
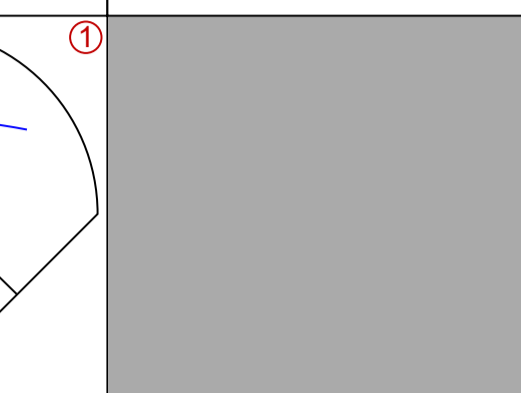
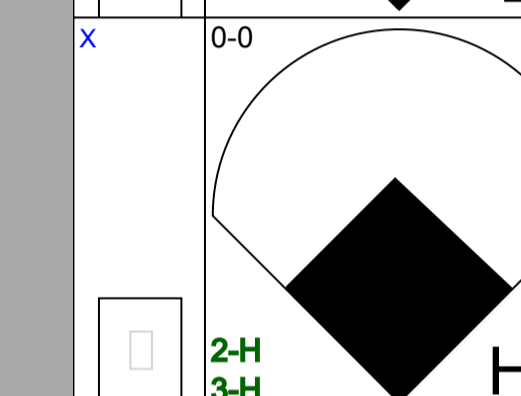
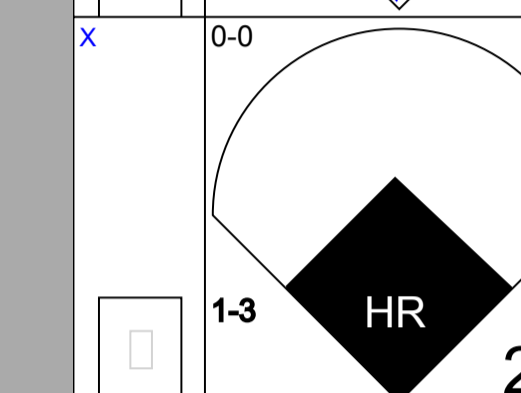
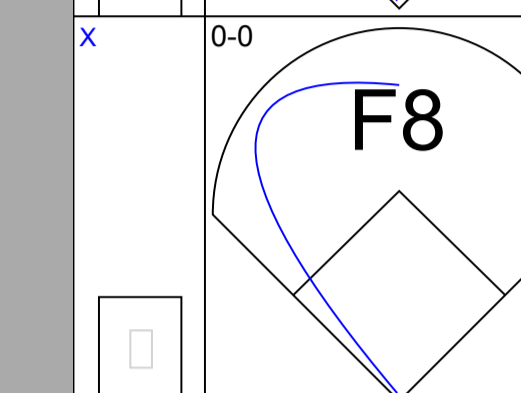
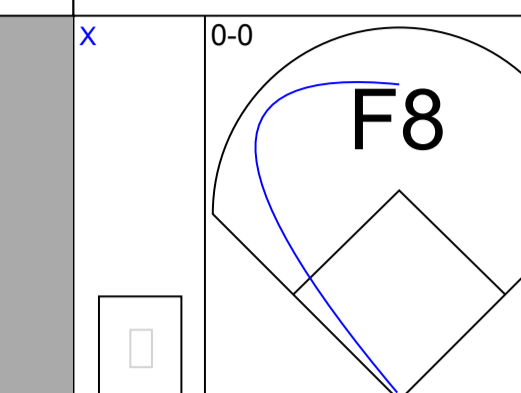


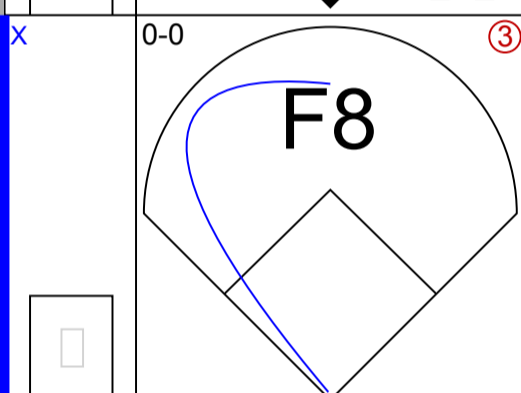

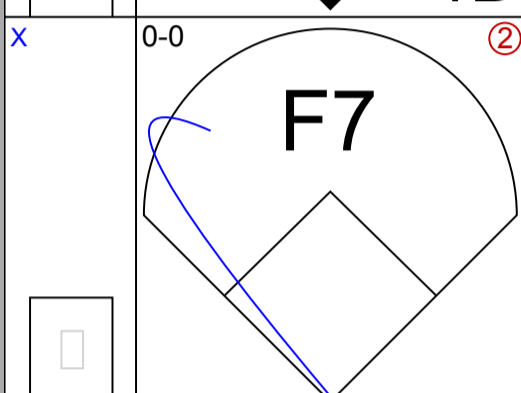
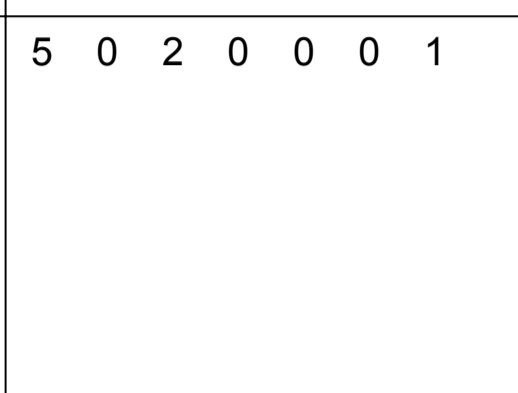
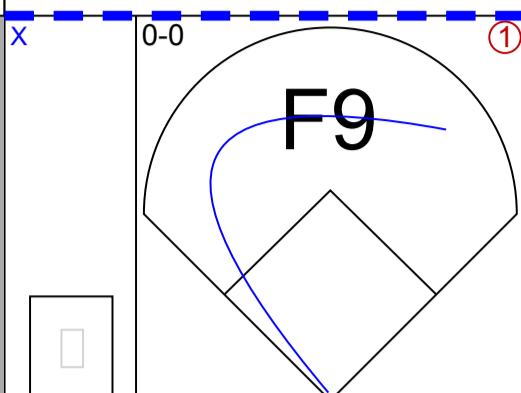
livebaseballscorecards.com

AB	40
R	4
H	7
RBI	4
BB	1
SO	2
LOB	8



WP	1	PA	41
PB	0		
SB	0		
CS	0		

AB R H RBI BB SO LOB



Inning Stats		R: 0	H: 0	R: 0	H: 0	R: 0	H: 0	R: 0	H: 0	R: 0	H: 0	R: 0	H: 0	R: 0	H: 1	R: 1	H: 1	R: 3	H: 4	R: 0	H: 0	R: 0	H: 1	1B: 3	SF: 0	WP: 1	PA: 41
E: 0	LOB: 0	E: 0	LOB: 0	E: 0	LOB: 0	E: 0	LOB: 0	E: 0	LOB: 0	E: 0	LOB: 0	E: 0	LOB: 0	E: 0	LOB: 1	E: 0	LOB: 0	E: 0	LOB: 1	E: 0	LOB: 0	E: 0	LOB: 2	2B: 2	SAC: 0	PB: 0	
K: 0	BB: 0	K: 0	BB: 0	K: 0	BB: 0	K: 1	BB: 0	K: 0	BB: 0	K: 0	BB: 0	K: 0	BB: 0	K: 0	BB: 0	K: 0	BB: 0	K: 0	BB: 0	K: 0	BB: 0	K: 0	BB: 1	3B: 0	DP: 0	SB: 0	
S: 3	P: 3	S: 3	P: 3	S: 3	P: 3	S: 5	P: 5	S: 3	P: 3	S: 3	P: 3	S: 6	P: 6	S: 4	P: 4	S: 7	P: 7	S: 3	P: 3	S: 4	P: 8	HR: 2	HBP: 0	CS: 0			

PITCHER		IP	WLS	BF	H	R	ER	SO	BB	IBB	HBP	BLK	WP	HR	S	P	ERA	WHIP
Jim Palmer, R	(1, 1)	8.2		32	6	4	4	2	0	0	0	0	0	2	36	36	4.15	0.692
Eddie Watt, R	(9, 1)	1.1	W	4	0	0	0	0	0	0	0	0	0	0	4	4	0.00	0.000
Pete Richert, L	(11, 1)	1.0	S	5	1	0	0	0	1	0	0	0	1	0	4	8	0.00	2.000

PITCHER		IP	WLS	BF	H	R	ER	SO	BB	IBB	HBP	BLK	WP	HR	S	P	ERA	WHIP
---------	--	----	-----	----	---	---	----	----	----	-----	-----	-----	----	----	---	---	-----	------

Batter	1	2	3	4	5	6	7	8	9	AB R H RBI BB SO LOB	TOP									
Don Buford, S (1, 5) OBP: 0.399, SLG: 0.405	0-3 K			4-0 HR BB	0-0 F7			0-0 1B SF9 1B	0-0 F8	4 2 1 0 1 1 0										
Merv Rettenmund, R (1, 8) OBP: 0.392, SLG: 0.544	0-0 5-3			0-0 1-H HR		0-3 K		0-0 1B 1B		4 2 2 2 0 1 0										
Don Baylor, R (1, 9) OBP: 0.294, SLG: 0.214	0-3 K			0-0 6-3		4-0 CS BB		0-0 SF9		2 0 0 1 1 1 0										
Andy Etchebarren, R (1, 2) OBP: 0.311, SLG: 0.350		0-0 F8		0-0 F8		0-0 4-3 1-2		4-0 1B BB		3 0 0 0 1 0 1										
Curt Motton, R (1, 7) OBP: 0.357, SLG: 0.395		0-3 K		4-0 BB BB		0-0 F7		0-0 1B		3 0 1 1 1 1 0										
Roger Freed, R (1, 3) OBP: 0.294, SLG: 0.154		0-0 5-3		4-0 1-2 BB		4-0 E 1B BB		0-3 K		2 0 0 0 2 1 2										
Chico Salmon, R (1, 6) OBP: 0.291, SLG: 0.400			0-0 4-3	0-0 4-3		0-0 F4		0-0 5-3		4 0 0 0 0 0 5										
Bobby Grich, R (1, 4) OBP: 0.280, SLG: 0.286			0-0 F9		0-3 K		0-0 E5 1B		0-0 F8	4 0 1 0 0 1 0										
Jim Hardin, R (1, 1) OBP: 0.143, SLG: 0.111			0-0 F4		0-3 K		0-0 F9		0-3 K	2 0 0 0 0 1 0										
Frank Robinson, R (7, PH) OBP: 0.394, SLG: 0.509										1 0 0 0 0 0 2										
Dick Hall, R (7, 1) OBP: 0.083, SLG: 0.083										1 0 0 0 0 1 0										
Inning Stats	R: 0 E: 0 K: 2 S: 7	H: 0 LOB: 0 BB: 0 P: 7	R: 0 E: 0 K: 1 S: 5	H: 0 LOB: 0 BB: 0 P: 5	R: 0 E: 0 K: 0 S: 3	H: 0 LOB: 0 BB: 0 P: 3	R: 2 E: 0 K: 0 S: 4	H: 1 LOB: 2 BB: 3 P: 16	R: 0 E: 0 K: 1 S: 4	H: 0 LOB: 0 BB: 1 P: 8	R: 0 E: 1 K: 0 S: 4	H: 1 LOB: 2 BB: 1 P: 8	R: 2 E: 0 K: 1 S: 8	H: 3 LOB: 2 BB: 1 P: 12	R: 0 E: 0 K: 1 S: 5	H: 0 LOB: 0 BB: 0 P: 5	1B: 4 2B: 0 3B: 0 HR: 1	SF: 1 SAC: 0 DP: 0 HBP: 0	WP: 0 PB: 0 SB: 0 CS: 1	PA: 37
PITCHER Sam McDowell, L (1, 1) ERA: 2.92	IP: 9.0 WLS: L BF: 37 H: 5 R: 4 ER: 4 SO: 8 BB: 6 IBB: 0 HBP: 0 BLK: 0 WP: 0 HR: 1 S: 47 P: 71 ERA: 4.00 WHIP: 1.222											PITCHER	IP: 9.0 WLS: L BF: 37 H: 5 R: 4 ER: 4 SO: 8 BB: 6 IBB: 0 HBP: 0 BLK: 0 WP: 0 HR: 1 S: 47 P: 71 ERA: 4.00 WHIP: 1.222							

Baltimore Orioles @ Cleveland Indians
Cleveland Municipal Stadium, Cleveland, OH

Sun Sep 27 1970, 3:33 AM EDT
Att: 6,718 - Unknown - 54 F

livebaseballscorecards.com

AB	30
R	4
H	5
RBI	4
BB	6
SO	8
LOB	10



Batter	1	2	3	4	5	6	7	8	9	AB R H RBI BB SO LOB
Buddy Bradford, R OBP: 0.286, SLG: 0.353 (1, 8)	0-0 4-3 1B		0-3 K		0-0 1B		0-0 F4			4 0 1 0 0 1 0
Ted Uhlaender, L OBP: 0.318, SLG: 0.389 (1, 7)	0-0 1B		0-0 F5		0-0 F9		0-0 F8			4 0 1 0 0 0 1
Vada Pinson, L OBP: 0.319, SLG: 0.478 (1, 9)	0-0 F7		0-0 F8		0-0 F9			0-0 F9		4 0 0 0 0 0 2
Graig Nettles, L OBP: 0.335, SLG: 0.407 (1, 5)	0-0 4-1			0-0 G3		0-3 K		0-0 F9		4 0 0 0 0 1 1
Duke Sims, L OBP: 0.354, SLG: 0.488 (1, 3)		0-0 F8		0-0 3-1		0-0 WP 1B 1B		0-0 4-3		4 1 1 0 0 0 0
Chuck Hinton, R OBP: 0.397, SLG: 0.489 (1, 2)		0-0 HR		0-0 2B 1B		0-0 1B WP 1-2 1B		0-0 6-3		4 2 3 1 0 0 0
Eddie Leon, R OBP: 0.311, SLG: 0.360 (1, 4)		0-0 4-3		0-0 1-H 2B		0-0 G5-4-3 1-3 2-H 1B		0-3 K		4 0 2 2 0 1 0
Larry Brown, R OBP: 0.345, SLG: 0.325 Ken Harrelson, R OBP: 0.395, SLG: 0.424 (9, PH)		0-0 1B		0-0 6-3		0-0 G5-4-3 1-2f		0-0 P2		3 0 1 0 0 0 3 1 0 0 0 0 0 0
Sam McDowell, L OBP: 0.140, SLG: 0.152 (1, 1)		0-0 1-3			0-3 K		0-0 F7			3 0 0 0 0 1 1

Inning Stats	R: 0 E: 0 K: 0 S: 4	H: 1 LOB: 1 BB: 0 P: 4	R: 1 E: 0 K: 0 S: 5	H: 2 LOB: 1 BB: 0 P: 5	R: 0 E: 0 K: 1 S: 5	H: 0 LOB: 0 BB: 0 P: 5	R: 1 E: 0 K: 0 S: 5	H: 2 LOB: 1 BB: 0 P: 5	R: 0 E: 0 K: 1 S: 6	H: 1 LOB: 1 BB: 0 P: 6	R: 1 E: 0 K: 1 S: 7	H: 3 LOB: 1 BB: 0 P: 7	R: 0 E: 0 K: 0 S: 3	H: 0 LOB: 0 BB: 0 P: 3	R: 0 E: 0 K: 0 S: 3	H: 0 LOB: 0 BB: 0 P: 3	R: 0 E: 0 K: 1 S: 5	H: 0 LOB: 0 BB: 0 P: 5	1B: 7 2B: 1 3B: 0 HR: 1	SF: 0 SAC: 0 DP: 1 HBP: 0	WP: 1 PB: 0 SB: 0 CS: 0	PA: 35
--------------	------------------------------	---------------------------------	------------------------------	---------------------------------	------------------------------	---------------------------------	------------------------------	---------------------------------	------------------------------	---------------------------------	------------------------------	---------------------------------	------------------------------	---------------------------------	------------------------------	---------------------------------	------------------------------	---------------------------------	----------------------------------	------------------------------------	----------------------------------	--------

PITCHER	IP	WLS	BF	H	R	ER	SO	BB	IBB	HBP	BLK	WP	HR	S	P	ERA	WHIP
Jim Hardin, R ERA: 3.55 (1, 1)	6.0		26	9	3	3	3	0	0	0	0	1	1	32	32	4.50	1.500
Dick Hall, R ERA: 3.08 (7, 1)	3.0	W	9	0	0	0	1	0	0	0	0	0	0	11	11	0.00	0.000

BOTTOM

Baltimore Orioles @ Cleveland Indians
Cleveland Municipal Stadium, Cleveland, OH

Sun Sep 27 1970, 3:33 AM EDT
Att. 6,718 - Unknown - 54 F

livebaseballscorecards.com

AB	35
R	3
H	9
RBI	3
BB	0
SO	4
LOB	8



Batter	1	2	3	4	5	6	7	8	9	AB R H RBI BB SO LOB	TOP
Buddy Bradford, R OBP: 0.286, SLG: 0.351 (1, 8) X	0-0 1-3 2B 1B		0-0 6-3		0-3 K		0-0 F4			4 1 1 0 0 1 0	
Eddie Leon, R OBP: 0.310, SLG: 0.358 (1, 4) X	0-0 F8		0-0 F8		4-0 BB G3-6-3		0-0 F9			3 0 0 0 1 0 1	
Vada Pinson, L OBP: 0.317, SLG: 0.475 (1, 9) (6, 3) (8, 9) X	0-0 1-3 1-2		0-0 F5		0-0 G3-6-3 1-2f		0-0 F8			4 0 0 0 0 0 2	
Roy Foster, R OBP: 0.357, SLG: 0.468 Chuck Hinton, R OBP: 0.397, SLG: 0.489 (8, PR) (8, 3) X	0-0 1B 2B 2-H			4-0 BB 1B 6-3 BB		0-3 K		1-0 CS HBP		2 2 1 1 1 1 0 0 0 0 0 0 0 0	
Duke Sims, L OBP: 0.356, SLG: 0.491 (1, 2) X	0-0 1B 2-H			0-3 K		0-0 1B 2B		0-0 F7		4 1 2 1 0 1 2	
Ken Harrelson, R OBP: 0.415, SLG: 0.429 John Lowenstein, L OBP: 0.256, SLG: 0.462 Ted Uhlaender, L OBP: 0.318, SLG: 0.388 (1, 3) (6, PR) (8, 9) (8, 7) S S S X	0-3 K		0-0 6-3 1B 1-2		4-0 1B SF9 BB		0-0 4-3 1-2			2 0 1 0 1 1 1 0 1 0 0 0 0 0 1 0 0 0 0 0 1	
Graig Nettles, L OBP: 0.336, SLG: 0.407 (1, 5) X		0-0 6-3		4-0 6-3 1B 1-2 2-3 BB		0-0 1B		0-3 K		3 0 1 1 1 1 0	
Larry Brown, R OBP: 0.337, SLG: 0.318 (1, 6) X		0-3 K		0-0 6-3 1B 1-2 2-3 3-H		0-0 SF9		0-0 F9		3 0 0 2 0 1 2	
Steve Hargan, R OBP: 0.130, SLG: 0.133 (1, 1) X		0-0 G3		0-3 K		0-0 F9		0-0 4-3		4 0 0 0 0 1 3	
Inning Stats	R: 2 E: 0 K: 1 S: 8 H: 3 LOB: 1 BB: 0 P: 8	R: 0 E: 0 K: 1 S: 5 H: 0 LOB: 0 BB: 0 P: 5	R: 0 E: 0 K: 0 S: 3 H: 0 LOB: 0 BB: 0 P: 3	R: 1 E: 0 K: 2 S: 8 H: 1 LOB: 2 BB: 2 P: 16	R: 0 E: 0 K: 1 S: 4 H: 0 LOB: 0 BB: 1 P: 8	R: 2 E: 0 K: 1 S: 7 H: 2 LOB: 1 BB: 1 P: 11	R: 0 E: 0 K: 0 S: 3 H: 0 LOB: 0 BB: 0 P: 3	R: 0 E: 0 K: 0 S: 2 H: 0 LOB: 1 BB: 0 P: 3	R: 0 E: 0 K: 1 S: 5 H: 0 LOB: 0 BB: 0 P: 5	1B: 4 2B: 2 3B: 0 HR: 0 SF: 1 SAC: 0 DP: 1 HBP: 1	WP: 0 PB: 0 SB: 0 CS: 1 PA: 36
PITCHER Mickey Lolich, L ERA: 3.8 Daryl Patterson, R ERA: 4.85 (1, 1) (7, 1)	IP WLS BF H R ER SO BB IBB HBP BLK WP HR S P ERA WHIP	6.0 L 27 6 5 5 6 4 0 0 0 0 0 35 51 7.50 1.667	3.0 9 0 0 0 1 0 0 0 1 0 0 0 10 11 0.00 0.000		PITCHER IP WLS BF H R ER SO BB IBB HBP BLK WP HR S P ERA WHIP						

Cleveland Indians @ Detroit Tigers
Tiger Stadium, Detroit, MI
Tue Sep 29 1970, 7:05 PM EDT
Att. 6,334 - Unknown

livebaseballscorecards.com



Batter	1	2	3	4	5	6	7	8	9	AB R H RBI BB SO LOB
Dick McAuliffe, L (1, 6) OBP: 0.359, SLG: 0.346	4-0 2B BB		4-0 HBP 1B 1-2 BB	0-0 4-3			0-0 F5		0-0 1-3	3 1 0 0 2 0 2
Mickey Stanley, R (1, 8) OBP: 0.307, SLG: 0.399	0-3 K		0-0 HBP 1B 1-2 2-3		0-0 F3		0-0 2-3		0-0 4-3	5 0 1 0 0 1 2
Jim Northrup, L (1, 9) OBP: 0.344, SLG: 0.458	0-0 L7		0-0 SF9		0-0 3-1		0-0 1B			3 0 1 1 0 0 1
Norm Cash, L (1, 3) OBP: 0.382, SLG: 0.443	0-0 1-H 2B		1-0 HBP 1-2 2-3		4-0 BB		0-0 F8			2 0 1 1 1 0 1
Dalton Jones, L (1, 4) OBP: 0.333, SLG: 0.358	0-0 F9		0-0 F7		0-0 F5			0-0 4-3		4 0 0 0 0 0 5
Gates Brown, L (1, 7) OBP: 0.329, SLG: 0.325		0-0 F8	0-0 F9		0-0 F8		0-0 F8		0-0 F8	4 0 0 0 0 0 3
Gene Lamont, L (1, 2) OBP: 0.349, SLG: 0.500		0-0 4-3		0-0 5-3 2B		0-0 F8		0-0 6-3		4 0 1 0 0 0 0
Don Wert, R (1, 5) OBP: 0.309, SLG: 0.307		0-0 6-3		0-0 5-3 2-3		0-0 E6 1B		0-0 F7		4 0 1 0 0 0 1
Mickey Lolich, S (1, 1) OBP: 0.245, SLG: 0.134			0-0 1B BB SF9 1B	0-3 K		0-0 4-3		0-0 1-3 1B		2 1 1 0 0 1 1
Russ Nagelson, L (6, PH) OBP: 0.279, SLG: 0.245										1 0 0 0 0 0 1
Daryl Patterson, L (7, 1)										0 0 0 0 0 0 0
Kevin Collins, L (9, PH) OBP: 0.227, SLG: 0.381										1 0 1 0 0 0 0

Inning Stats	R: 1 E: 0 K: 1 S: 6	H: 1 LOB: 1 BB: 1 P: 10	R: 0 E: 0 K: 0 S: 3	H: 0 LOB: 0 BB: 0 P: 3	R: 1 E: 0 K: 0 S: 5	H: 2 LOB: 3 BB: 1 P: 10	R: 0 E: 0 K: 1 S: 6	H: 1 LOB: 1 BB: 0 P: 6	R: 0 E: 0 K: 0 S: 3	H: 0 LOB: 1 BB: 1 P: 7	R: 0 E: 1 K: 0 S: 4	H: 1 LOB: 1 BB: 0 P: 4	R: 0 E: 0 K: 0 S: 4	H: 1 LOB: 1 BB: 0 P: 4	R: 0 E: 0 K: 0 S: 3	H: 1 LOB: 1 BB: 0 P: 3	R: 0 E: 0 K: 0 S: 4	H: 1 LOB: 1 BB: 0 P: 4	1B: 5 2B: 2 3B: 0 HR: 0	SF: 1 SAC: 0 DP: 0 HBP: 1	WP: 0 PB: 0 SB: 0 CS: 0	PA: 38 ERA WHIP
PITCHER Steve Hargan, R (1, 1) ERA: 2.84	IP 9.0	WLS W	BF 38	H 7	R 2	ER 2	SO 2	BB 3	IBB 0	HBP 1	BLK 0	WP 0	HR 0	S 38	P 51	ERA 2.00	WHIP 1.111					ERA WHIP

BOTTOM

Cleveland Indians @ Detroit Tigers

Tiger Stadium, Detroit, MI

Tue Sep 29 1970, 7:05 PM EDT
Att. 6,334 - Unknown

livebaseballscorecards.com

AB	33
R	2
H	7
RBI	2
BB	3
SO	2
LOB	17

Batter	1	2	3	4	5	6	7	8	9	AB R H RBI BB SO LOB	TOP									
Buddy Bradford, R (1, 8) OBP: 0.283, SLG: 0.347	0-0 5-3		0-0 1B		0-0 F8		0-0 6-3	0-0 F9	0-0 F8	6 0 1 0 0 0 4	Cleveland Indians @ Detroit Tigers Tiger Stadium, Detroit, MI Wed Sep 30 1970, 4:33 AM EDT Att. 3,420 - Unknown									
Graig Nettles, L (1, 5) OBP: 0.338, SLG: 0.407	4-0 1B BB		0-0 1B		4-0 F9 1B BB		0-0 F9		0-3 K	3 0 1 0 2 1 0										
Vada Pinson, L (1, 9) OBP: 0.319, SLG: 0.481	0-3 K		0-0 F8		0-0 1B BB		0-0 1B BB		0-0 HR	5 1 3 1 0 1 3										
Duke Sims, L (1, 2) OBP: 0.359, SLG: 0.500	0-0 1-3 1B		0-0 L9		0-0 F9		4-0 1B BB		0-0 HR	4 1 2 1 1 0 4										
Chuck Hinton, R (1, 3) OBP: 0.397, SLG: 0.484	0-3 K			0-0 5-3	0-0 F3		0-0 1-2 2-3 1B		4-0 BB 1B BB	4 1 1 0 1 1 4										
Ted Uhlaender, L (1, 7) OBP: 0.321, SLG: 0.391		0-3 K		0-0 4-3 2B		0-0 G4-6-3 1B		0-0 G3	4-0 BB 1B BB	4 0 2 0 1 1 3										
Eddie Leon, R (1, 6) OBP: 0.309, SLG: 0.355		0-0 6-3		0-0 4-3		0-0 E6		4-0 BB	0-3 K	4 0 0 0 1 1 4										
John Lowenstein, L (1, 4) OBP: 0.273, SLG: 0.442		0-3 K		4-0 FC6-4 BB		0-0 G4-6-3		0-0 F7	0-0 BB	4 0 1 1 1 1 3										
Jim Rittwage, R (1, 1) OBP: 0.375, SLG: 0.500			0-0 4-3	0-0 FC6-4		0-0 5-3		0-0 F8	4-0 BB	2 0 0 0 0 0 2										
Ken Hanelson, R (8, PH) OBP: 0.405, SLG: 0.417										1 0 0 0 0 0 1										
Rick Austin, R (6, 1) OBP: 0.238, SLG: 0.167										0 0 0 0 0 0 0										
Ted Ford, R (8, PH) OBP: 0.239, SLG: 0.279										1 0 0 0 0 0 1										
Steve Mingori, L (8, 1) OBP: 0.341, SLG: 0.318										0 0 0 0 0 0 0										
Larry Brown, R (9, PH) OBP: 0.341, SLG: 0.318										0 0 0 0 1 0 0										
Inning Stats	R: 0 E: 0 K: 2 S: 8	H: 1 LOB: 2 BB: 1 P: 12	R: 0 E: 0 K: 2 S: 7	H: 0 LOB: 0 BB: 0 P: 7	R: 0 E: 0 K: 0 S: 5	H: 2 LOB: 2 BB: 0 P: 5	R: 0 E: 0 K: 0 S: 4	H: 1 LOB: 2 BB: 1 P: 8	R: 0 E: 0 K: 0 S: 4	H: 1 LOB: 1 BB: 0 P: 4	R: 0 E: 0 K: 0 S: 5	H: 2 LOB: 3 BB: 1 P: 9	R: 0 E: 0 K: 0 S: 3	H: 0 LOB: 1 BB: 1 P: 7	R: 3 E: 0 K: 2 S: 10	H: 3 LOB: 3 BB: 3 P: 22	1B: 8 2B: 1 3B: 0 HR: 2	SF: 0 SAC: 0 DP: 1 HBP: 0	WP: 0 PB: 0 SB: 0 CS: 0	PA: 46
PITCHER	IP WLS BF H R ER SO BB IBB HBP BLK WP HR S P ERA WHIP																			
Bob Reed, R (1, 1) ERA: 4.86	8.1 W 40 10 2 2 5 5 0 0 0 0 2 45 65 2.16 1.800																			
Tom Timmermann, R (9, 1) ERA: 4.11	0.2 S 6 1 1 1 1 3 0 0 0 0 0 0 5 17 13.50 6.000																			

livebaseballscorecards.com

AB	38
R	3
H	11
RBI	3
BB	8
SO	6
LOB	29



Batter	1	2	3	4	5	6	7	8	9	AB R H RBI BB SO LOB	TOP
Buddy Bradford, R OBP: 0.283, SLG: 0.343 (1, 8) BB BB	4-0 7-5 1B BB		0-3 K			0-0 F4			0-0 F9	3 0 0 0 1 1 1	
Eddie Leon, R OBP: 0.308, SLG: 0.353 Lou Camilli, S (6, 6)	0-3 K		0-3 K			0-0 FC4-6 1-2f			0-3 K	3 0 0 0 0 2 2 1 0 0 0 0 1 0	
Duke Sims, L OBP: 0.360, SLG: 0.499 (1, 2) X	0-0 1-2 1B		0-3 K			4-0 4-3 BB			0-0 F5	3 0 1 0 1 1 0	
Ken Harrelson, R OBP: 0.378, SLG: 0.385 (1, 3) X	0-0 7-5 2-3f		0-3 K			0-3 K				3 0 0 0 0 2 3	
Chuck Hinton, R OBP: 0.392, SLG: 0.477 (1, 7) X		0-0 F4				0-3 K			0-0 4-3 1-2	3 0 0 0 0 1 1	
Ted Ford, R OBP: 0.224, SLG: 0.261 (1, 9) X		0-0 6-3				0-0 5-3			0-3 K	3 0 0 0 0 1 1	
Graig Nettles, L OBP: 0.336, SLG: 0.404 (1, 5) X		0-0 F7				0-0 3-1			0-0 4-3	3 0 0 0 0 0 0	
Vern Fuller, R OBP: 0.250, SLG: 0.333 (1, 4) X			0-3 K			0-0 FC4-6 1B			0-0 F9	3 0 1 0 0 1 0	
Mike Paul, L OBP: 0.154, SLG: 0.154 Larry Brown, R OBP: 0.339, SLG: 0.316 Vince Colbert, R (8, 1)			0-3 K			0-0 F1			0-0 1-3	2 0 0 0 0 1 1 1 0 0 0 0 0 0 0 0 0 0 0 0 0	
Inning Stats	R: 0 H: 1 E: 0 LOB: 1 K: 1 BB: 1 S: 5 P: 9	R: 0 H: 0 E: 0 LOB: 0 K: 0 BB: 0 S: 3 P: 3	R: 0 H: 0 E: 0 LOB: 0 K: 3 BB: 0 S: 9 P: 9	R: 0 H: 0 E: 0 LOB: 0 K: 3 BB: 0 S: 9 P: 9	R: 0 H: 0 E: 0 LOB: 0 K: 1 BB: 0 S: 5 P: 5	R: 0 H: 1 E: 0 LOB: 1 K: 0 BB: 0 S: 4 P: 4	R: 0 H: 0 E: 0 LOB: 1 K: 2 BB: 1 S: 7 P: 11	R: 0 H: 0 E: 0 LOB: 0 K: 0 BB: 0 S: 3 P: 3	R: 0 H: 0 E: 0 LOB: 0 K: 1 BB: 0 S: 5 P: 5	1B: 2 SF: 0 2B: 1 SAC: 0 3B: 0 DP: 1 HR: 0 HBP: 0	WP: 0 PA: 30 PB: 0 SB: 0 CS: 0
PITCHER John Hiller, L ERA: 3.03 (1, 1)	IP WLS BF H R ER SO BB IBB HBP BLK WP HR S P ERA WHIP										
	9.0 W 30 2 0 0 11 2 0 0 0 0 0 0 50 58 0.00 0.444										

Cleveland Indians @ Detroit Tigers
Tiger Stadium, Detroit, MI
Thu Oct 01 1970, 4:33 AM EDT
Att. 3,875 - Unknown

livebaseballscorecards.com

AB	28
R	0
H	2
RBI	0
BB	2
SO	11
LOB	9



