

# Cleveland Indians - 1970

Batter	1	2	3	4	5	6	7	8	9	AB	R	H	RBI	BB	SO	LOB	TOP				
Don Buford, S Curt Motton, R	(1, 7) K2-3		(1, 7) 6-3			(1, 7) CS BB	(1, 7) BB	(1, 7) K		2	0	0	0	1	1	0	Baltimore Orioles @ Cleveland Indians Cleveland Municipal Stadium, Cleveland, OH Tue Apr 07 1970, 3:33 AM EST Att: 38,180 - Unknown				
Mark Belanger, R	(1, 6) K		(1, 6) K			(1, 6) F2	(1, 6) 6-3		(1, 6) F3	5	0	0	0	0	2	4					
Frank Robinson, R OBP: 0.600, SLG: 1.500	(1, 9) 2B		(1, 9) F2			(1, 9) K		(1, 9) 1B 2B BB	(1, 9) HR	4	2	2	1	1	1	1					
Boog Powell, L OBP: 0.600, SLG: 0.333	(1, 3) K					(1, 3) K		(1, 3) F8 BB BB	(1, 3) 2B 1B	(1, 3) 1B BB	3	2	1	0	2	2		1			
Paul Blair, R OBP: 0.600, SLG: 0.667		(1, 8) 1B BB		(1, 8) K		(1, 8) K		(1, 8) BB S BB	(1, 8) S 2B	(1, 8) K	3	3	1	2	2	2		1			
Brooks Robinson, R OBP: 0.400, SLG: 0.250	(1, 5) K		(1, 5) F8			(1, 5) F8		(1, 5) 2B BB	(1, 5) FC6-4 1B	4	1	1	0	1	1	3					
Davey Johnson, R OBP: 0.600, SLG: 0.750	(1, 4) 1B					(1, 4) K		(1, 4) BB BB	(1, 4) WP 2B	(1, 4) FC6-4 1B	4	0	2	3	1	1		2			
Andy Etchebarren, R OBP: 0.500, SLG: 0.500 Elrod Hendricks, L	(1, 2) E8 WP 1B					(1, 2) 6-3		(1, 2) BB BB	(1, 2) F5		2	0	1	0	0	0		0			
Dave McNally, R	(1, 1) K					(1, 1) K		(1, 1) K	(1, 1) F6		4	0	0	0	0	3		5			
<b>Inning Stats</b>	R: 0 E: 0 K: 3 S: 10	H: 1 LOB: 1 BB: 0 P: 10	R: 1 E: 1 K: 2 S: 8	H: 2 LOB: 1 BB: 1 P: 12	R: 0 E: 0 K: 1 S: 5	H: 0 LOB: 0 BB: 0 P: 5	R: 0 E: 0 K: 2 S: 7	H: 0 LOB: 0 BB: 0 P: 7	R: 0 E: 0 K: 1 S: 4	H: 0 LOB: 1 BB: 1 P: 8	R: 2 E: 0 K: 1 S: 5	H: 0 LOB: 3 BB: 5 P: 25	R: 4 E: 0 K: 1 S: 8	H: 3 LOB: 1 BB: 2 P: 16	R: 1 E: 0 K: 1 S: 7	H: 2 LOB: 2 BB: 1 P: 11		1B: 4 2B: 4 3B: 0 HR: 1	SF: 0 SAC: 0 DP: 1 HBP: 0	WP: 2 PB: 1 SB: 3 CS: 1	PA: 43
<b>PITCHER</b>	IP WLS BF H R ER SO BB IBB HBP BLK WP HR S P ERA WHIP	IP WLS BF H R ER SO BB IBB HBP BLK WP HR S P ERA WHIP	IP WLS BF H R ER SO BB IBB HBP BLK WP HR S P ERA WHIP	IP WLS BF H R ER SO BB IBB HBP BLK WP HR S P ERA WHIP	IP WLS BF H R ER SO BB IBB HBP BLK WP HR S P ERA WHIP	IP WLS BF H R ER SO BB IBB HBP BLK WP HR S P ERA WHIP	IP WLS BF H R ER SO BB IBB HBP BLK WP HR S P ERA WHIP	IP WLS BF H R ER SO BB IBB HBP BLK WP HR S P ERA WHIP	IP WLS BF H R ER SO BB IBB HBP BLK WP HR S P ERA WHIP	IP WLS BF H R ER SO BB IBB HBP BLK WP HR S P ERA WHIP	IP WLS BF H R ER SO BB IBB HBP BLK WP HR S P ERA WHIP	IP WLS BF H R ER SO BB IBB HBP BLK WP HR S P ERA WHIP	IP WLS BF H R ER SO BB IBB HBP BLK WP HR S P ERA WHIP	IP WLS BF H R ER SO BB IBB HBP BLK WP HR S P ERA WHIP	IP WLS BF H R ER SO BB IBB HBP BLK WP HR S P ERA WHIP	IP WLS BF H R ER SO BB IBB HBP BLK WP HR S P ERA WHIP	IP WLS BF H R ER SO BB IBB HBP BLK WP HR S P ERA WHIP	IP WLS BF H R ER SO BB IBB HBP BLK WP HR S P ERA WHIP	IP WLS BF H R ER SO BB IBB HBP BLK WP HR S P ERA WHIP	IP WLS BF H R ER SO BB IBB HBP BLK WP HR S P ERA WHIP	IP WLS BF H R ER SO BB IBB HBP BLK WP HR S P ERA WHIP

AB 33  
R 8  
H 8  
RBI 8  
BB 10  
SO 14  
LOB 19




Batter	1	2	3	4	5	6	7	8	9	AB	R	H	RBI	BB	SO	LOB	BOTTOM				
Ted Ford, R	(1, 9) SH3-4 1B BB		(1, 9) K		(1, 9) SH1-4			(1, 9) 5-3		2	1	0	0	1	1	0	Baltimore Orioles @ Cleveland Indians Cleveland Municipal Stadium, Cleveland, OH Tue Apr 07 1970, 3:33 AM EST Att: 38,180 - Unknown				
Ted Uhlhaender, L	(1, 8) SH3-4		(1, 8) F9		(1, 8) K		(1, 8) K		(1, 8) K	3	0	0	0	0	2	1					
Roy Foster, R OBP: 0.500, SLG: 1.250	(1, 7) G5-4-3 1B			(1, 7) HR	(1, 7) K		(1, 7) K		(1, 7) K	4	1	2	2	0	2	1					
Tony Horton, R	(1, 3) G5-4-3			(1, 3) SH2-4 BB		(1, 3) K		(1, 3) K	(1, 3) K	3	0	0	0	1	2	1					
Ray Fosse, R	(1, 2) 5-3			(1, 2) SH2-4		(1, 2) K		(1, 2) K	(1, 2) K	3	0	0	0	0	2	0					
Jack Heidemann, R OBP: 0.250, SLG: 0.250	(1, 6) 1B			(1, 6) 5-3		(1, 6) K		(1, 6) K	(1, 6) F8	4	0	1	0	0	1	1					
Graig Nettles, L	(1, 5) K			(1, 5) BB		(1, 5) 4-3		(1, 5) K		2	0	0	0	1	1	1					
Eddie Leon, R	(1, 4) F9			(1, 4) 4-3		(1, 4) K		(1, 4) K		3	0	0	0	0	1	3					
Sam McDowell, L OBP: 0.500, SLG: 0.500 Phil Hennigan, R	(1, 1) B5			(1, 1) SH1-4 1B		(1, 1) K		(1, 1) K		2	0	1	0	0	0	0					
Mike Paul, L Dennis Higgins, R Bob Miller, R	(7, 1) SH1-4 1B			(7, 1) SH1-4 1B		(7, 1) K		(7, 1) K		0	0	0	0	0	0	0					
<b>Inning Stats</b>	R: 1 E: 0 K: 0 S: 3	H: 1 LOB: 0 BB: 1 P: 7	R: 0 E: 0 K: 1 S: 6	H: 1 LOB: 0 BB: 0 P: 6	R: 0 E: 0 K: 1 S: 5	H: 0 LOB: 0 BB: 0 P: 5	R: 1 E: 0 K: 0 S: 4	H: 1 LOB: 2 BB: 2 P: 12	R: 0 E: 0 K: 2 S: 8	H: 1 LOB: 1 BB: 0 P: 8	R: 0 E: 0 K: 3 S: 9	H: 0 LOB: 0 BB: 0 P: 9	R: 0 E: 0 K: 2 S: 7	H: 0 LOB: 0 BB: 0 P: 7	R: 0 E: 0 K: 2 S: 7	H: 0 LOB: 0 BB: 0 P: 7	1B: 3 2B: 0 3B: 0 HR: 1	SF: 0 SAC: 3 DP: 1 HBP: 0	WP: 0 PB: 0 SB: 0 CS: 0	PA: 33	
<b>PITCHER</b>	IP WLS BF H R ER SO BB IBB HBP BLK WP HR S P ERA WHIP	IP WLS BF H R ER SO BB IBB HBP BLK WP HR S P ERA WHIP	IP WLS BF H R ER SO BB IBB HBP BLK WP HR S P ERA WHIP	IP WLS BF H R ER SO BB IBB HBP BLK WP HR S P ERA WHIP	IP WLS BF H R ER SO BB IBB HBP BLK WP HR S P ERA WHIP	IP WLS BF H R ER SO BB IBB HBP BLK WP HR S P ERA WHIP	IP WLS BF H R ER SO BB IBB HBP BLK WP HR S P ERA WHIP	IP WLS BF H R ER SO BB IBB HBP BLK WP HR S P ERA WHIP	IP WLS BF H R ER SO BB IBB HBP BLK WP HR S P ERA WHIP	IP WLS BF H R ER SO BB IBB HBP BLK WP HR S P ERA WHIP	IP WLS BF H R ER SO BB IBB HBP BLK WP HR S P ERA WHIP	IP WLS BF H R ER SO BB IBB HBP BLK WP HR S P ERA WHIP	IP WLS BF H R ER SO BB IBB HBP BLK WP HR S P ERA WHIP	IP WLS BF H R ER SO BB IBB HBP BLK WP HR S P ERA WHIP	IP WLS BF H R ER SO BB IBB HBP BLK WP HR S P ERA WHIP	IP WLS BF H R ER SO BB IBB HBP BLK WP HR S P ERA WHIP	IP WLS BF H R ER SO BB IBB HBP BLK WP HR S P ERA WHIP	IP WLS BF H R ER SO BB IBB HBP BLK WP HR S P ERA WHIP	IP WLS BF H R ER SO BB IBB HBP BLK WP HR S P ERA WHIP	IP WLS BF H R ER SO BB IBB HBP BLK WP HR S P ERA WHIP	IP WLS BF H R ER SO BB IBB HBP BLK WP HR S P ERA WHIP


AB 27  
R 2  
H 4  
RBI 2  
BB 3  
SO 13  
LOB 8



Batter	1	2	3	4	5	6	7	8	9	AB	R	H	RBI	BB	SO	LOB	TOP														
Don Buford, S (1, 7)										3	1	0	0	2	2	0	<p><b>Baltimore Orioles @ Cleveland Indians</b>  <b>Cleveland Municipal Stadium, Cleveland, OH</b>            Wed Apr 08 1970, 3:33 AM EST            Att: 2,811 - Unknown</p> <p><a href="#">livebaseballscorecards.com</a></p> <table border="0"> <tr><td>AB</td><td>30</td></tr> <tr><td>R</td><td>3</td></tr> <tr><td>H</td><td>5</td></tr> <tr><td>RBI</td><td>2</td></tr> <tr><td>BB</td><td>11</td></tr> <tr><td>SO</td><td>6</td></tr> <tr><td>LOB</td><td>19</td></tr> </table>	AB	30	R	3	H	5	RBI	2	BB	11	SO	6	LOB	19
AB	30																														
R	3																														
H	5																														
RBI	2																														
BB	11																														
SO	6																														
LOB	19																														
Mark Belanger, R (1, 6) OBP: 0.200, SLG: 0.111										4	0	1	2	1	0	1															
Frank Robinson, R (1, 9) OBP: 0.667, SLG: 1.167 Dave May, L (6, PR) OBP: 1.000, SLG: 1.000 (6, 9)										2	0	1	0	1	0	1															
Boog Powell, L (1, 3) OBP: 0.500, SLG: 0.167										3	0	0	0	2	1	5															
Paul Blair, R (1, 8) OBP: 0.400, SLG: 0.286											4	0	0	0	1	2	4														
Brooks Robinson, R (1, 5) OBP: 0.300, SLG: 0.125											4	0	0	0	1	0	3														
Davey Johnson, R (1, 4) OBP: 0.667, SLG: 0.667											2	0	1	0	2	0	0														
Andy Etchebarren, R (1, 2) OBP: 0.600, SLG: 0.750 Elrod Hendricks, L (8, 2)										2	1	1	0	1	0	1															
Mike Cuellar, L (1, 1)										4	1	0	0	0	1	4															
<b>Inning Stats</b>	R: 0 E: 0 K: 0 S: 3	H: 0 LOB: 2 BB: 2 P: 11	R: 3 E: 0 K: 0 S: 6	H: 4 LOB: 2 BB: 2 P: 14	R: 0 E: 0 K: 0 S: 2	H: 0 LOB: 1 BB: 2 P: 10	R: 0 E: 0 K: 0 S: 3	H: 0 LOB: 2 BB: 2 P: 11	R: 0 E: 0 K: 1 S: 5	H: 0 LOB: 2 BB: 2 P: 13	R: 0 E: 0 K: 2 S: 7	H: 0 LOB: 1 BB: 0 P: 8	R: 0 E: 0 K: 0 S: 3	H: 0 LOB: 0 BB: 0 P: 3	R: 0 E: 0 K: 2 S: 7	H: 0 LOB: 0 BB: 0 P: 7	R: 0 E: 0 K: 1 S: 6	H: 1 LOB: 2 BB: 1 P: 10	1B: 4 2B: 1 3B: 0 HR: 0	SF: 0 SAC: 0 DP: 1 HBP: 1	WP: 1 PB: 0 SB: 1 CS: 0	PA: 42									
<b>PITCHER</b>	IP WLS BF H R ER SO BB IBB HBP BLK WP HR S P ERA WHIP																<b>PITCHER</b>	IP WLS BF H R ER SO BB IBB HBP BLK WP HR S P ERA WHIP													
Barry Moore, L (1, 1) ERA: 5.4	5.0 L 27 4 3 3 1 10 0 0 0 0 1 0 19 59 5.40 2.800																														
Steve Hargan, R (6, 1) ERA:	3.0 10 0 0 0 4 0 0 1 0 0 0 0 17 18 0.00 0.000																														
Phil Hennigan, R (9, 1) ERA:	1.0 5 1 0 0 1 1 0 0 0 0 0 0 6 10 0.00 2.000																														

Batter	1	2	3	4	5	6	7	8	9	AB	R	H	RBI	BB	SO	LOB	BOTTOM														
Eddie Leon, R (1, 4) OBP: 0.143, SLG: 0.333										3	0	1	1	0	1	1	<p><b>Baltimore Orioles @ Cleveland Indians</b>  <b>Cleveland Municipal Stadium, Cleveland, OH</b>            Wed Apr 08 1970, 3:33 AM EST            Att: 2,811 - Unknown</p> <p><a href="#">livebaseballscorecards.com</a></p> <table border="0"> <tr><td>AB</td><td>29</td></tr> <tr><td>R</td><td>2</td></tr> <tr><td>H</td><td>5</td></tr> <tr><td>RBI</td><td>2</td></tr> <tr><td>BB</td><td>3</td></tr> <tr><td>SO</td><td>4</td></tr> <tr><td>LOB</td><td>14</td></tr> </table>	AB	29	R	2	H	5	RBI	2	BB	3	SO	4	LOB	14
AB	29																														
R	2																														
H	5																														
RBI	2																														
BB	3																														
SO	4																														
LOB	14																														
Ted Uhlaender, L (1, 8)										4	0	0	0	0	0	2															
Graig Nettles, L (1, 5) OBP: 0.500, SLG: 0.833 Vada Pinson, L (9, PR) OBP: 0.500, SLG: 0.833										3	0	0	0	1	0	0															
Tony Horton, R (1, 3) OBP: 0.500, SLG: 0.833 Vada Pinson, L (9, PR) OBP: 0.500, SLG: 0.833											3	1	2	1	1	0	2														
Roy Foster, R (1, 7) OBP: 0.250, SLG: 0.625										4	0	0	0	0	1	2															
Ted Ford, R (1, 9)										4	0	0	0	0	2	2															
Jack Heidemann, R (1, 6) OBP: 0.143, SLG: 0.143										3	0	0	0	0	0	1															
Ray Fosse, R (1, 2) OBP: 0.333, SLG: 0.200										2	0	1	0	1	0	2															
Barry Moore, L (1, 1) Chuck Hinton, R (5, PH) Steve Hargan, R (6, 1) Larry Brown, R (8, PH) Phil Hennigan, R (9, 1)										1	0	0	0	0	0	1															
<b>Inning Stats</b>	R: 0 E: 0 K: 0 S: 3	H: 1 LOB: 1 BB: 1 P: 7	R: 0 E: 0 K: 1 S: 5	H: 0 LOB: 0 BB: 0 P: 5	R: 0 E: 0 K: 1 S: 6	H: 1 LOB: 1 BB: 0 P: 6	R: 1 E: 0 K: 1 S: 6	H: 1 LOB: 0 BB: 0 P: 6	R: 0 E: 0 K: 1 S: 3	H: 0 LOB: 0 BB: 0 P: 3	R: 0 E: 1 K: 1 S: 7	H: 1 LOB: 2 BB: 0 P: 7	R: 0 E: 0 K: 0 S: 4	H: 1 LOB: 0 BB: 0 P: 4	R: 0 E: 0 K: 0 S: 2	H: 0 LOB: 1 BB: 1 P: 6	1B: 2 2B: 1 3B: 1 HR: 1	SF: 1 SAC: 0 DP: 3 HBP: 0	WP: 0 PB: 0 SB: 0 CS: 0	PA: 33											
<b>PITCHER</b>	IP WLS BF H R ER SO BB IBB HBP BLK WP HR S P ERA WHIP																<b>PITCHER</b>	IP WLS BF H R ER SO BB IBB HBP BLK WP HR S P ERA WHIP													
Mike Cuellar, L (1, 1) ERA: 2.0	9.0 W 33 5 2 2 4 3 0 0 0 0 1 38 50 2.00 0.889																														

Batter	1	2	3	4	5	6	7	8	9	AB	R	H	RBI	BB	SO	LOB	TOP					
Don Buford, S OBP: 0.385, SLG: 0.889 (1, 7)	G3		HR		1-3	HR		SF9		4	2	2	5	0	0	0	<b>Baltimore Orioles @ Cleveland Indians</b> Cleveland Municipal Stadium, Cleveland, OH Thu Apr 09 1970, 3:33 AM EST Att: 2,440 - Unknown  <b>AB 37</b> <b>R 13</b> <b>H 13</b> <b>RBI 13</b> <b>BB 5</b> <b>SO 6</b> <b>LOB 10</b> 					
Mark Belanger, R OBP: 0.200, SLG: 0.143 (1, 6)	K		K		F9	K		BB	1B	5	0	1	0	0	3	0						
Terry Crowley, L (1, 9)	F3				6-3			BB	BB	1	1	0	0	1	0	0						
Merv Rettenmund, R (5, PH) (5, 9)				HR	BB			BB	BB	2	0	0	0	1	0	0						
Boog Powell, L OBP: 0.400, SLG: 0.455 (1, 3)		4-3		HR		4-3		4-3		5	1	1	2	0	0	3						
Paul Blair, R OBP: 0.533, SLG: 0.545 (1, 8)		2B		SF9	BB	BB	1B		1B	4	3	3	0	1	0	0						
Brooks Robinson, R OBP: 0.333, SLG: 0.333 (1, 5)	L9-4	2B		SF9		F8		2B	K	4	0	2	2	0	1	2						
Davey Johnson, R OBP: 0.643, SLG: 1.000 (1, 4)	L9-4			HR		1B	IBB	1B	F9	4	3	2	1	1	0	2						
Eliot Hendricks, L (1, 2)			F7	K		1B	HR	BB	4-3	4	2	0	0	1	1	3						
Tom Phoebus, R OBP: 0.500, SLG: 0.500 (1, 1)			K	G3		HR	1B	BB	1B	4	1	2	3	0	1	0						
<b>Inning Stats</b>	R: 0 E: 0 K: 1 S: 5	H: 0 LOB: 0 BB: 0 P: 5	R: 1 E: 0 K: 0 S: 4	H: 2 LOB: 0 BB: 0 P: 4	R: 1 E: 0 K: 2 S: 8	H: 1 LOB: 0 BB: 0 P: 8	R: 4 E: 1 K: 1 S: 7	H: 2 LOB: 0 BB: 2 P: 15	R: 0 E: 0 K: 0 S: 3	H: 0 LOB: 0 BB: 0 P: 3	R: 5 E: 0 K: 1 S: 8	H: 3 LOB: 0 BB: 2 P: 16	R: 0 E: 0 K: 0 S: 3	H: 0 LOB: 0 BB: 0 P: 3	R: 2 E: 0 K: 0 S: 7	H: 4 LOB: 3 BB: 1 P: 11	R: 0 E: 0 K: 1 S: 6	H: 1 LOB: 1 BB: 0 P: 6	1B: 6 2B: 4 3B: 0 HR: 4	SF: 2 SAC: 0 DP: 1 HBP: 0	WP: 0 PB: 0 SB: 2 CS: 0	PA: 44
<b>PITCHER</b>	IP WLS BF H R ER SO BB IBB HBP BLK WP HR S P ERA WHIP																					
Rich Hand, R ERA: 16.2 (1, 1)	3.1 L 16 5 6 6 3 2 0 0 0 0 0 3 20 28 16.20 2.100																					
Dick Ellsworth, L ERA: 13.5 (4, 1)	4.2 24 7 7 7 2 2 1 0 0 0 1 25 37 13.50 1.929																					
Bob Miller, R ERA: 4.5 (9, 1)	1.0 4 1 0 0 1 0 0 0 0 0 0 6 6 0.00 1.000																					

Batter	1	2	3	4	5	6	7	8	9	AB	R	H	RBI	BB	SO	LOB	BOTTOM			
Ted Uhlaender, L (1, 8)	F6		G3			F8		5-3		4	0	0	0	0	0	0	<b>Baltimore Orioles @ Cleveland Indians</b> Cleveland Municipal Stadium, Cleveland, OH Thu Apr 09 1970, 3:33 AM EST Att: 2,440 - Unknown  <b>AB 29</b> <b>R 1</b> <b>H 2</b> <b>RBI 1</b> <b>BB 4</b> <b>SO 4</b> <b>LOB 9</b> 			
Lou Klimchok, L (1, 3)	WP		4-3			4-3		4-3		3	0	0	0	1	0	0				
Vada Pinson, L OBP: 0.500, SLG: 1.250 (1, 9)	F2				FC6-4	1B			HR	4	1	2	1	0	0	1				
Duke Sims, L (1, 2)	G3			K				K		4	0	0	0	0	2	2				
Russ Nagelson, L (1, 7)			F7		FC6-4			K2-3		4	0	0	0	0	1	1				
Graig Nettles, L (1, 5)					F8			BB		2	0	0	0	2	0	1				
Eddie Leon, R OBP: 0.200, SLG: 0.250 (1, 4)			1-3			1-3		FC6-4		2	0	0	0	1	0	1				
Jack Heidemann, R OBP: 0.100, SLG: 0.100 (1, 6)			K			5-3		FC6-4		3	0	0	0	0	1	3				
Rich Hand, R (1, 1)										1	0	0	0	0	0	0				
Dick Ellsworth, L (4, 1)										1	0	0	0	0	0	0				
Roy Foster, R OBP: 0.222, SLG: 0.556 (8, PH)										1	0	0	0	0	0	0				
Bob Miller, R (9, 1)										0	0	0	0	0	0	0				
<b>Inning Stats</b>	R: 0 E: 0 K: 0 S: 3	H: 0 LOB: 1 BB: 1 P: 7	R: 0 E: 0 K: 1 S: 5	H: 0 LOB: 1 BB: 1 P: 9	R: 0 E: 0 K: 0 S: 3	H: 0 LOB: 0 BB: 0 P: 3	R: 0 E: 0 K: 1 S: 6	H: 1 LOB: 0 BB: 0 P: 6	R: 0 E: 0 K: 0 S: 3	H: 0 LOB: 0 BB: 0 P: 3	R: 0 E: 0 K: 2 S: 7	H: 0 LOB: 2 BB: 2 P: 15	R: 0 E: 0 K: 0 S: 3	H: 0 LOB: 0 BB: 0 P: 3	R: 1 E: 0 K: 0 S: 4	H: 1 LOB: 0 BB: 0 P: 4	1B: 1 2B: 0 3B: 0 HR: 1	SF: 0 SAC: 0 DP: 0 HBP: 0	WP: 1 PB: 0 SB: 1 CS: 0	PA: 33
<b>PITCHER</b>	IP WLS BF H R ER SO BB IBB HBP BLK WP HR S P ERA WHIP																			
Tom Phoebus, R ERA: 1.0 (1, 1)	9.0 W 33 2 1 1 4 4 0 0 0 1 1 37 53 1.00 0.667																			



Batter	1	2	3	4	5	6	7	8	9	AB	R	H	RBI	BB	SO	LOB	TOP			
Ted Uhlhaender, L (1,8)										3	1	0	0	1	0	1	<b>Cleveland Indians @ New York Yankees</b> Yankee Stadium, Bronx, NY Sun Apr 12 1970, 3:33 AM EST Unknown - 55 F			
Lou Klimchuck, L (1,3)										4	0	0	0	0	1	1				
Vada Pinson, L (1,7)										4	0	0	0	0	2	1				
Duke Sims, L (1,2)										4	0	1	1	0	1	0				
Russ Nagelson, L (1,9)										4	1	1	1	0	0	1				
Graig Nettles, L (1,5)										3	0	0	0	1	1	0				
Eddie Leon, R (1,4)										3	0	1	0	0	0	0				
Jack Heidemann, R (1,6)										2	0	0	0	1	1	0				
Sam McDowell, L (1,1)										3	0	1	0	0	1	3				
<b>Inning Stats</b>	R: 1 E: 0 K: 0 S: 4	H: 1 LOB: 1 BB: 1 P: 8	R: 0 E: 0 K: 0 S: 3	H: 0 LOB: 0 BB: 0 P: 3	R: 0 E: 0 K: 0 S: 3	H: 1 LOB: 0 BB: 0 P: 3	R: 0 E: 0 K: 1 S: 5	H: 0 LOB: 0 BB: 0 P: 5	R: 0 E: 0 K: 0 S: 3	H: 0 LOB: 0 BB: 0 P: 3	R: 1 E: 0 K: 2 S: 9	H: 2 LOB: 3 BB: 2 P: 17	R: 0 E: 0 K: 2 S: 7	H: 0 LOB: 0 BB: 0 P: 7	R: 0 E: 0 K: 2 S: 7	H: 0 LOB: 0 BB: 0 P: 7	1B: 1 2B: 2 3B: 0 HR: 1	SF: 0 SAC: 0 DP: 0 HBP: 0	WP: 0 PB: 0 SB: 1 CS: 0	PA: 33
<b>PITCHER</b>	IP WLS BF H R ER SO BB IBB HBP BLK WP HR S P ERA WHIP																			
Mel Stottlemyre, R (1,1)	7.0 L 27 4 2 2 3 2 2 1 0 0 0 1 30 42 2.57 0.857																			
Steve Hamilton, L (8,1)	2.0 6 0 0 0 4 0 0 0 0 0 0 0 14 14 0.00 0.000																			

Batter	1	2	3	4	5	6	7	8	9	AB	R	H	RBI	BB	SO	LOB	BOTTOM					
Horace Clarke, S (1,4)										4	0	1	0	0	0	0	<b>Cleveland Indians @ New York Yankees</b> Yankee Stadium, Bronx, NY Sun Apr 12 1970, 3:33 AM EST Unknown - 55 F					
Thurman Munson, R (1,2)										3	0	0	0	0	1	1						
Roy White, S (1,7)										2	0	1	1	1	1	1						
John Ellis, R (1,3)										3	0	0	0	1	1	4						
Bobby Murcer, L (1,8)										4	0	0	0	0	2	2						
Danny Cater, R (1,5)										4	0	2	0	0	0	0						
Curt Blefary, L (1,9)										4	0	0	0	0	3	3						
Gene Michael, S (1,6)										3	1	1	0	1	1	2						
Mel Stottlemyre, R (1,1)										2	0	0	0	0	1	3						
Ron Woods, R (7, PH)										1	0	0	0	0	0	1						
Steve Hamilton, L (8,1)										0	0	0	0	0	0	0						
Ron Hansen, R (8, PH)										1	0	0	0	0	0	0						
<b>Inning Stats</b>	R: 0 E: 0 K: 1 S: 5	H: 0 LOB: 2 BB: 2 P: 13	R: 0 E: 0 K: 0 S: 3	H: 0 LOB: 1 BB: 1 P: 7	R: 0 E: 0 K: 1 S: 6	H: 1 LOB: 1 BB: 0 P: 6	R: 0 E: 1 K: 2 S: 9	H: 1 LOB: 2 BB: 0 P: 9	R: 0 E: 0 K: 0 S: 4	H: 1 LOB: 1 BB: 0 P: 4	R: 0 E: 0 K: 2 S: 7	H: 1 LOB: 1 BB: 0 P: 7	R: 1 E: 0 K: 1 S: 6	H: 1 LOB: 2 BB: 0 P: 8	R: 0 E: 0 K: 2 S: 7	H: 0 LOB: 0 BB: 0 P: 7	R: 0 E: 0 K: 1 S: 5	H: 0 LOB: 0 BB: 0 P: 5	1B: 4 2B: 2 3B: 0 HR: 0	SF: 1 SAC: 0 DP: 1 HBP: 2	WP: 0 PB: 0 SB: 0 CS: 0	PA: 37
<b>PITCHER</b>	IP WLS BF H R ER SO BB IBB HBP BLK WP HR S P ERA WHIP																					
Sam McDowell, L (1,1)	9.0 W 37 5 1 1 10 3 0 2 0 0 0 52 66 1.00 0.889																					

Batter	1	2	3	4	5	6	7	8	9	AB	R	H	RBI	BB	SO	LOB	TOP		
Ted Uhlhaender, L (1, 8) OBP: 0.167, SLG: 0.048	0-0 1B		0-0 4-3		0-0 4-3		0-0 F7		4-0 E 3-2 BB	4	0	1	0	1	0	0	<b>Cleveland Indians @ New York Yankees</b> Yankee Stadium, Bronx, NY Sun Apr 12 1970, 3:38 AM EST Att: 27,308 - Unknown - 60 F		
Eddie Leon, R (1, 4) OBP: 0.318, SLG: 0.400	0-0 4-3		0-0 1B		0-0 G4-6-3 1B		0-0 L6		0-0 E5	5	0	2	0	0	0	1			
Vada Pinson, L (1, 7) OBP: 0.313, SLG: 0.429	4-0 CS BB		0-0 G3		0-0 G4-6-3 1-2		0-0 G2		0-0 3-2	3	0	0	0	1	0	2			
Roy Foster, R (1, 9) OBP: 0.364, SLG: 0.556	0-0 CS	4-0 CS BB		4-0 1B 2B BB		0-0 G3		0-0 1B		0	1	0	0	2	0	0			
Lou Klimchok, L (6, PH) OBP: 0.214, SLG: 0.385	1-2									2	0	1	0	0	0	0			
Chuck Hinton, R (1, 3)		4-0 1B 1-2 BB		0-0 F4		0-0 4-3		0-0 1-3		1	0	0	0	1	0	1			
Russ Nagelson, L (6, PH) OBP: 0.214, SLG: 0.462										2	0	0	0	0	0	1			
Ray Fosse, R (1, 2) OBP: 0.600, SLG: 0.625		0-0 1B		0-0 2B 1-2 6-3 1B		4-0 BB			0-0 BB E 2B	3	2	3	0	1	0	0			
Larry Brown, R (1, 5) OBP: 0.600, SLG: 1.250		0-0 FC3-2-5 1B		0-0 1-3 2B		0-0 5-3			4-0 BB E BB	3	1	1	1	1	0	3			
Jack Heidemann, R (7, PH) OBP: 0.150, SLG: 0.167		0-0 3H		0-0 6-3					0-0 K	2	0	0	1	0	1	3			
Ted Ford, R (7, PH) OBP: 0.150, SLG: 0.167										1	0	0	0	0	0	0			
Phil Hennigan, R (7, 1) OBP: 0.150, SLG: 0.167										0	0	0	0	0	0	0			
Dick Ellsworth, L (8, 1) OBP: 0.150, SLG: 0.167										0	0	0	0	0	0	0			
Duke Sims, L (9, PH) OBP: 0.150, SLG: 0.167										0	0	0	0	0	0	0			
Dennis Higgins, R (9, 1) OBP: 0.150, SLG: 0.167										1	0	0	0	0	1	2			
Mike Paul, L (9, 5) OBP: 0.150, SLG: 0.167										0	0	0	0	0	0	0			
Barry Moore, L (1, 1) OBP: 0.150, SLG: 0.167				0-0 5-3		0-0 4-3			0-0 F7	2	0	0	0	0	0	1			
Graig Nettles, L (7, PH) OBP: 0.150, SLG: 0.167										2	0	0	0	0	0	2			
<b>Inning Stats</b>	R: 0 E: 0 K: 0 S: 2	H: 1 LOB: 1 BB: 1 P: 6	R: 0 E: 0 K: 1 S: 5	H: 1 LOB: 2 BB: 2 P: 13	R: 0 E: 0 K: 0 S: 4	H: 1 LOB: 1 BB: 0 P: 4	R: 2 E: 0 K: 0 S: 5	H: 2 LOB: 1 BB: 1 P: 9	R: 0 E: 0 K: 0 S: 3	H: 0 LOB: 0 BB: 0 P: 3	R: 0 E: 0 K: 0 S: 3	H: 0 LOB: 0 BB: 0 P: 3	R: 0 E: 0 K: 0 S: 4	H: 1 LOB: 1 BB: 0 P: 4	R: 2 E: 1 K: 1 S: 6	H: 1 LOB: 2 BB: 2 P: 14	1B: 6 2B: 2 3B: 0 HR: 0	SF: 0 SAC: 0 DP: 1 HBP: 0	WP: 0 PA: 39
<b>PITCHER</b>	IP WLS BF H R ER SO	IP WLS BF H R ER SO	IP WLS BF H R ER SO	IP WLS BF H R ER SO	IP WLS BF H R ER SO	IP WLS BF H R ER SO	IP WLS BF H R ER SO	IP WLS BF H R ER SO	IP WLS BF H R ER SO	IP WLS BF H R ER SO	IP WLS BF H R ER SO	IP WLS BF H R ER SO	IP WLS BF H R ER SO	IP WLS BF H R ER SO	IP WLS BF H R ER SO	IP WLS BF H R ER SO	ERA WHIP	ERA WHIP	
Mike Kekich, L (1, 1) ERA: 4.5	4.0	18	5	2	2	1	4	0	0	0	0	0	0	0	16	32	4.50	2.250	
Ron Klimkowski, R (5, 1) ERA: 4.5	4.0	16	3	2	0	0	2	0	0	0	0	0	0	14	22	0.00	1.250		
Steve Hamilton, L (9, 1) ERA: 4.5	0.2	3	0	0	0	1	1	0	0	0	0	0	0	4	8	0.00	1.500		
Jack Aker, R (9, 1) ERA: 4.5	0.1	W 2	0	0	0	0	0	0	0	0	0	0	0	1	1	0.00	0.000		

Batter	1	2	3	4	5	6	7	8	9	AB	R	H	RBI	BB	SO	LOB	BOTTOM				
Horace Clarke, S (1, 4) OBP: 0.292, SLG: 0.190	0-0 F8		0-0 E 1-2 1B		0-0 F5		0-0 F8		4-0 BB BB BB	4	0	1	0	1	0	1	<b>Cleveland Indians @ New York Yankees</b> Yankee Stadium, Bronx, NY Sun Apr 12 1970, 3:38 AM EST Att: 27,308 - Unknown - 60 F				
Ron Woods, R (1, 9) OBP: 0.143, SLG: 0.143	0-0 5-3		0-3 K		0-0 FC4-6 2H 1B		0-0 F5		4-0 BB BB BB	4	0	1	1	0	1	2					
Pete Ward, L (8, PH) OBP: 0.143, SLG: 0.143										0	0	0	0	1	0	0					
Jim Lyttle, L (8, PR) OBP: 0.143, SLG: 0.143										0	0	0	0	0	0	0					
Roy White, S (1, 7) OBP: 0.478, SLG: 0.667	0-0 E6 BB BB 1B		0-0 E8 1-3 2H 1B		0-0 FC4-6 1-2 1B		0-0 1-3 2B		4-0 1-2 2-3 3H BB	4	1	3	2	1	0	1					
Bobby Murcer, L (1, 8) OBP: 0.381, SLG: 0.375	4-0 BB BB BB		0-0 F5				0-0 L7		4-0 1-3 IBB	3	0	0	0	2	0	5					
John Ellis, R (1, 3) OBP: 0.333, SLG: 0.125	4-0 BB 1-2 2-3 BB		0-0 F4		0-0 F8		0-0 1-3		0-0 SH1-4 BB BB 1B	4	1	1	0	1	0	2					
Danny Cater, R (1, 5) OBP: 0.400, SLG: 0.313	4-0 BB 1-2 2-3 3H BB		0-0 F9		0-0 2B		0-0 F3		4-0 BB SH1-4 BB	3	0	1	1	2	0	2					
Thurman Munson, R (1, 2) OBP: 0.190, SLG: 0.056	0-0 F8		0-0 5-3		0-0 F7				0-0 SH1-4	4	0	0	0	0	0	4					
Gene Michael, S (1, 6) OBP: 0.500, SLG: 0.438		0-0 5-3		0-0 1B 2B		0-0 6-3		0-0 BB BB S 1B	4	2	2	0	1	0	0						
Mike Kekich, R (1, 1) OBP: 0.500, SLG: 0.438										2	1	1	0	0	0	1					
Ron Klimkowski, R (5, 1) OBP: 0.500, SLG: 0.438										2	0	0	0	0	0	1					
Steve Hamilton, L (9, 1) OBP: 0.500, SLG: 0.438										0	0	0	0	0	0	0					
Jack Aker, R (9, 1) OBP: 0.500, SLG: 0.438										0	0	0	0	0	0	0					
Frank Tepedino, L (9, PH) OBP: 0.500, SLG: 0.438										0	0	0	0	0	0	0					
Ron Hansen, R (9, PH) OBP: 0.500, SLG: 0.438										0	0	1	1	0	0	0					
<b>Inning Stats</b>	R: 1 E: 1 K: 0 S: 4	H: 1 LOB: 3 BB: 3 P: 16	R: 1 E: 1 K: 1 S: 8	H: 3 LOB: 2 BB: 0 P: 8	R: 0 E: 0 K: 0 S: 3	H: 0 LOB: 0 BB: 0 P: 3	R: 1 E: 0 K: 0 S: 5	H: 2 LOB: 1 BB: 0 P: 5	R: 0 E: 0 K: 0 S: 4	H: 1 LOB: 1 BB: 0 P: 4	R: 0 E: 0 K: 0 S: 3	H: 0 LOB: 0 BB: 0 P: 3	R: 0 E: 0 K: 0 S: 4	H: 1 LOB: 2 BB: 1 P: 8	R: 1 E: 0 K: 0 S: 4	H: 1 LOB: 3 BB: 3 P: 16	R: 1 E: 0 K: 0 S: 2	H: 1 LOB: 3 BB: 3 P: 14	1B: 7 2B: 3 3B: 0 HR: 0	SF: 0 SAC: 1 DP: 0 HBP: 0	WP: 0 PA: 45
<b>PITCHER</b>	IP WLS BF H R ER SO	IP WLS BF H R ER SO	IP WLS BF H R ER SO	IP WLS BF H R ER SO	IP WLS BF H R ER SO	IP WLS BF H R ER SO	IP WLS BF H R ER SO	IP WLS BF H R ER SO	IP WLS BF H R ER SO	IP WLS BF H R ER SO	IP WLS BF H R ER SO	IP WLS BF H R ER SO	IP WLS BF H R ER SO	IP WLS BF H R ER SO	IP WLS BF H R ER SO	IP WLS BF H R ER SO	ERA WHIP	ERA WHIP			
Barry Moore, L (1, 1) ERA: 4.91	6.0	28	7	3	3	1	3	1	0	0	0	0	0	0	7	23	5.40	3.000			
Phil Hennigan, R (7, 1) ERA: 3.38	1.2	11	2	1	1	0	3	1	0	0	0	0	0	7	23	5.40	3.000				
Dick Ellsworth, L (8, 1) ERA: 12.6	0.1	1	0	0	0	0	0	0	0	0	0	0	0	1	1	0.00	0.000				
Dennis Higgins, R (9, 1) ERA: 19.29	0.1	L 4	1	1	1	0	2	0	0	0	0	0	0	2	10	27.00	9.000				
Mike Paul, L (9, 1) ERA: 19.29	0.0	1	0	0	0	0	1	0	0	0	0	0	0	4	∞	∞	∞				

Batter	1	2	3	4	5	6	7	8	9	AB	R	H	RBI	BB	SO	LOB	TOP			
Vada Pinson, L (1,8) OBP: 0.381, SLG: 0.444	4-0 CS BB		0-0 1B		0-0 L8	0-0 1-2 1B		0-0 G3		4	0	2	0	1	0	0	<b>Cleveland Indians @ Detroit Tigers</b> Tiger Stadium, Detroit, MI Tue Apr 14 1970, 3:33 AM EST Att: 26,891 - Unknown - 52 F			
Eddie Leon, R (1,4) OBP: 0.296, SLG: 0.360	0-3 K		0-0 4-3		0-0 2B 1B	0-0 L9			0-0 L9	5	1	1	0	0	1	4				
Roy Foster, R (1,7) OBP: 0.500, SLG: 0.786	0-0 1B			0-0 F8	0-0 1B 2B		0-0 G5-3 2B		0-0 G6-4-3 1B	5	1	4	1	0	0	0				
Tony Horton, R (1,3) OBP: 0.462, SLG: 0.727	0-0 F3			0-0 BB 2B	0-0 2H 1B		0-3 K		0-0 G6-4-3 1-2	5	0	2	1	0	1	3				
Ray Fosse, R (1,2) OBP: 0.571, SLG: 0.500		0-0 5-3		4-0 BB BB	0-0 L5		4-0 BB			2	0	0	0	2	0	1				
Larry Brown, R (1,5) OBP: 0.444, SLG: 0.875	0-0 F7			0-0 BB BB	0-0 F8		0-0 4-3 1B 2B	0-0 G5-3 2-3F		4	1	1	0	0	0	4				
Ted Ford, R (1,9) OBP: 0.250, SLG: 0.400	0-3 K			4-0 1-2 2-3 BB		0-3 K		0-0 HR		3	1	1	1	1	2	1				
Jack Heidemann, R (1,6) OBP: 0.130, SLG: 0.136			0-0 L9	0-3 K		0-0 4-3		0-0 F8		4	0	0	0	0	1	4				
Bob Hand, R Steve Hagan, R Lou Klitzinger, L Phil Hennigan, R Bob Miller, R Dick Ellsworth, L Chuck Horton, R Mike Paul, L Wes Fuller, R Dennis Higgins, R			0-3 K		0-0 F6		0-0 1B 1B		0-3 K	1	0	0	0	0	1	0				
<b>Inning Stats</b>	R: 0 E: 0 K: 1 S: 5	H: 1 LOB: 1 BB: 1 P: 9	R: 0 E: 0 K: 1 S: 5	H: 0 LOB: 0 BB: 0 P: 5	R: 0 E: 0 K: 1 S: 6	H: 1 LOB: 1 BB: 0 P: 6	R: 0 E: 0 K: 1 S: 6	H: 1 LOB: 3 BB: 2 P: 14	R: 2 E: 0 K: 1 S: 8	H: 3 LOB: 2 BB: 0 P: 8	R: 0 E: 0 K: 1 S: 5	H: 1 LOB: 1 BB: 1 P: 9	R: 1 E: 0 K: 1 S: 6	H: 1 LOB: 0 BB: 0 P: 6	R: 0 E: 0 K: 0 S: 3	H: 1 LOB: 0 BB: 0 P: 3		1B: 7 2B: 4 3B: 0 HR: 1	SF: 0 SAC: 0 DP: 2 HBP: 0	WP: 0 PA: 40 PB: 0 SB: 0 CS: 1
<b>PITCHER</b> Mickey Lolich, L (1,1) ERA: 1.95	IP: 9.0 WLS: W BF: 40	H: 12 R: 4 ER: 4 SO: 7	BB: 4 IBB: 0 HBP: 0 BLK: 0	WP: 0 HR: 1 S: 50 P: 66	ERA: 4.00 WHIP: 1.778	<b>PITCHER</b>										IP: 9.0 WLS: W BF: 40	H: 12 R: 4 ER: 4 SO: 7	BB: 4 IBB: 0 HBP: 0 BLK: 0	WP: 0 HR: 1 S: 50 P: 66	ERA: 4.00 WHIP: 1.778

Batter	1	2	3	4	5	6	7	8	9	AB	R	H	RBI	BB	SO	LOB	BOTTOM			
Dick McAuliffe, L (1,4) OBP: 0.417, SLG: 0.259	0-0 1-3		0-0 S 2B 1B	0-0 F9	0-3 K		0-0 F9	0-3 K		6	1	1	1	0	2	4	<b>Cleveland Indians @ Detroit Tigers</b> Tiger Stadium, Detroit, MI Tue Apr 14 1970, 3:33 AM EST Att: 26,891 - Unknown - 52 F			
Cesar Gutierrez, R (1,6) OBP: 0.375, SLG: 0.433	0-0 1-3		4-0 2B G3 BB	0-0 4-3	0-0 F8		0-0 F9			4	1	0	0	1	0	2				
Al Kaline, R (1,9) OBP: 0.441, SLG: 0.423	0-0 L6-3		0-0 G3 2B	0-0 FC6-4 BB	0-0 HR BB		4-0 HR BB			3	2	1	2	2	0	2				
Norm Cash, L (1,3) OBP: 0.364, SLG: 0.579		0-0 F7	0-0 F5		0-0 1B 2B 1B	0-0 1B SF7 1B	0-0 1B HR			5	3	3	2	0	0	2				
Willie Horton, R (1,7) OBP: 0.452, SLG: 0.519	0-0 5-3		0-0 G3		0-0 2B 1B 1B	0-0 1B 1B	0-3 K			5	1	2	2	0	1	1				
Jim Northrup, L (1,8) OBP: 0.419, SLG: 0.393	0-0 1B		0-0 BB BB		0-0 1B 2B 1B	0-0 1B 1B	0-0 4-3			4	1	3	1	1	0	0				
Bill Freehan, R (1,2) OBP: 0.469, SLG: 0.600	0-0 1-3		4-0 FC4-6 BB		0-0 1B 1B	0-3 K		0-0 E 1B		4	1	2	2	1	1	4				
Don Wert, R (1,5) OBP: 0.316, SLG: 0.143			0-0 1B FC4-6		0-0 1B 1B	0-0 SF7		0-0 F9		4	1	2	1	0	0	4				
Mickey Lolich, S (1,1) OBP: 0.250, SLG: 0.182			0-0 SH S 2B 1B	0-0 1-3	0-0 1B FC6-4 1B	0-0 G3		0-0 E5		4	1	1	1	0	0	3				
<b>Inning Stats</b>	R: 0 E: 0 K: 0 S: 3	H: 0 LOB: 0 BB: 0 P: 3	R: 0 E: 0 K: 0 S: 4	H: 1 LOB: 1 BB: 0 P: 4	R: 4 E: 0 K: 0 S: 7	H: 3 LOB: 3 BB: 3 P: 19	R: 0 E: 0 K: 0 S: 3	H: 0 LOB: 0 BB: 0 P: 3	R: 5 E: 0 K: 1 S: 11	H: 6 LOB: 2 BB: 1 P: 15	R: 1 E: 0 K: 0 S: 8	H: 3 LOB: 0 BB: 1 P: 10	R: 0 E: 1 K: 1 S: 7	H: 1 LOB: 2 BB: 0 P: 7	1B: 12 2B: 2 3B: 0 HR: 1	SF: 1 SAC: 1 DP: 0 HBP: 0		WP: 0 PA: 46 PB: 0 SB: 2 CS: 0		
<b>PITCHER</b> Rich Hand, R (1,1) ERA: 16.88 Steve Hagan, R (3,1) ERA: 16.88 Phil Hennigan, R (5,1) ERA: 16.88 Bob Miller, R (5,1) ERA: 9.0 Dick Ellsworth, L (5,1) ERA: 10.5	IP: 2.0 WLS: L BF: 11	H: 3 R: 4 ER: 4 SO: 0	BB: 1 IBB: 0 HBP: 0 BLK: 0	WP: 0 HR: 0 S: 10 P: 14	ERA: 18.00 WHIP: 2.000	<b>PITCHER</b>										IP: 2.0 WLS: L BF: 11	H: 3 R: 3 ER: 3 SO: 2	BB: 1 IBB: 0 HBP: 0 BLK: 0	WP: 0 PA: 14 PB: 0 SB: 0 CS: 0	ERA: 13.50 WHIP: 2.500
Mike Paul, L (6,1) ERA: 7.36 Dennis Higgins, R (8,1) ERA: 13.5	IP: 1.0 WLS: L BF: 5	H: 1 R: 0 ER: 0 SO: 1	BB: 0 IBB: 0 HBP: 0 BLK: 0	WP: 0 HR: 0 S: 7 P: 7	ERA: 0.00 WHIP: 1.000															



Batter	1	2	3	4	5	6	7	8	9	AB	R	H	RBI	BB	SO	LOB	TOP			
Ted Uhlhaender, L (1, 8) OBP: 0.172, SLG: 0.120	0-0 SH1 2B		0-0 1-3	0-0 SF9		0-0 4-3		0-0 K	0-3 K	4	0	1	1	0	1	0	<b>Cleveland Indians @ Detroit Tigers</b> Tiger Stadium, Detroit, MI Thu Apr 16 1970, 3:33 AM EST Att: 6,280 - Unknown			
Eddie Leon, R (1, 4) OBP: 0.290, SLG: 0.321	0-0 SH1		0-0 4-3	3-H 4-0		0-0 F7		0-0 F7	0-0 F7	3	0	0	0	1	0	0				
Vada Pinson, L (1, 9) OBP: 0.385, SLG: 0.435	0-3 K		0-0 K	0-3 K		0-0 K		0-0 FC5-4 1B	0-0 L9	5	0	2	0	0	2	3				
Tony Horton, R (1, 3) OBP: 0.412, SLG: 0.571	0-0 3-1		4-0 1-2 BB		0-0 5-3		0-0 FC5-4 FC6-4 1-2			3	0	0	0	1	0	2				
Roy Foster, R (1, 7) OBP: 0.500, SLG: 0.722		0-0 4-3 1B	0-3 K		0-0 G3 1B		0-0 FC6-4 1-2			4	0	2	0	0	1	3				
Duke Sims, L (1, 2) OBP: 0.118, SLG: 0.125	0-0 4-3 1-2			4-0 BB 1B BB	0-0 G3 1-2		0-3 K			3	1	0	0	1	1	3				
Graig Nettles, L (1, 5)	4-0 BB		4-0 SH1-4 1-2 SF9 BB		4-0 BB		0-3 K			1	1	0	0	3	1	0				
Jack Heidemann, R (1, 6) OBP: 0.148, SLG: 0.154	0-0 F8		0-0 SH1-4 1-2 2-H 1B		0-0 F8		0-0 1-3			4	0	1	1	0	0	4				
Dean Chance, R (1, 1)	0-0 L9		0-0 SH1-4		0-0 K		0-0 4-3			2	0	0	0	0	1	2				
Steve Hargan, R (7, 1)										0	0	0	0	0	0	0				
Mike Paul, L (7, 1)										0	0	0	0	0	0	0				
Russ Nagelson, L (8, PH) Dennis Higgins, R (8, 1)										0	0	0	0	0	0	0				
<b>Inning Stats</b>	R: 0 E: 0 K: 1 S: 6	H: 1 LOB: 1 BB: 0 P: 6	R: 0 E: 0 K: 0 S: 4	H: 1 LOB: 2 BB: 1 P: 8	R: 0 E: 0 K: 1 S: 6	H: 1 LOB: 2 BB: 1 P: 10	R: 2 E: 0 K: 1 S: 6	H: 1 LOB: 2 BB: 3 P: 18	R: 0 E: 0 K: 0 S: 5	H: 0 LOB: 0 BB: 0 P: 5	R: 0 E: 0 K: 1 S: 6	H: 1 LOB: 1 BB: 0 P: 6	R: 0 E: 0 K: 1 S: 5	H: 0 LOB: 0 BB: 0 P: 5	R: 0 E: 0 K: 1 S: 5	H: 0 LOB: 0 BB: 0 P: 5	1B: 5 2B: 1 3B: 0 HR: 0	SF: 1 SAC: 2 DP: 0 HBP: 0	WP: 0 PA: 39 PB: 0 SB: 0 CS: 0	
<b>PITCHER</b> Earl Wilson, R (1, 1) ERA: 5.3	IP: 9.0 WLS: W BF: 39	H: 6 R: 2 ER: 2 SO: 7	BB: 6 IBB: 0 HBP: 0 BLK: 0	WP: 0 HR: 0 S: 47 P: 71	ERA: 2.00 WHIP: 1.333	<b>PITCHER</b>										IP: 9.0 WLS: W BF: 39	H: 6 R: 2 ER: 2 SO: 7	BB: 6 IBB: 0 HBP: 0 BLK: 0	WP: 0 HR: 0 S: 47 P: 71	ERA: 2.00 WHIP: 1.333

Batter	1	2	3	4	5	6	7	8	9	AB	R	H	RBI	BB	SO	LOB	BOTTOM			
Dick McAuliffe, L (1, 4) OBP: 0.463, SLG: 0.400	0-0 1-3		4-0 BB		0-0 1B 2-H 1B		0-0 HR	4-0 IBB		3	1	2	2	2	0	0	<b>Cleveland Indians @ Detroit Tigers</b> Tiger Stadium, Detroit, MI Thu Apr 16 1970, 3:33 AM EST Att: 6,280 - Unknown			
Cesar Gutierrez, R (1, 6) OBP: 0.378, SLG: 0.412	0-0 5-3		0-0 F7		0-0 S 1B		4-0 L1-4-3 BB	0-0 4-3		4	0	1	0	1	0	3				
Al Kaline, R (1, 9) OBP: 0.395, SLG: 0.367	0-3 K		0-3 K		0-3 K 1-2		0-0 L1-4-3 1-2			4	0	0	0	0	3	4				
Norm Cash, L (1, 3) OBP: 0.346, SLG: 0.522		0-0 4-3	0-3 K		0-0 F9		0-0 BB 1B			4	0	1	0	0	1	3				
Willie Horton, R (1, 7) OBP: 0.457, SLG: 0.500		0-0 2B 1B		0-0 F7		0-0 F7	4-0 BB 1-2			3	1	1	0	1	0	0				
Jim Northrup, L (1, 8) OBP: 0.425, SLG: 0.469		0-0 1B 2B		0-3 K2-3		0-0 2B	0-0 4-3			4	1	2	1	0	1	2				
Bill Freehan, R (1, 2) OBP: 0.472, SLG: 0.571		0-0 2-H 1B		0-0 3-1		0-0 F8		4-0 SH1-4 BB		3	0	1	1	1	0	1				
Don Wert, R (1, 5) OBP: 0.364, SLG: 0.188		0-0 L8			0-0 SH3-4 1B 1B		4-0 IBB			2	1	1	0	1	0	1				
Earl Wilson, R (1, 1) OBP: 0.286, SLG: 0.167		0-3 K		0-0 SH3-4 1B		0-3 K		0-0 F8		3	0	0	0	0	2	4				
<b>Inning Stats</b>	R: 0 E: 0 K: 1 S: 5	H: 0 LOB: 0 BB: 0 P: 5	R: 2 E: 0 K: 1 S: 8	H: 3 LOB: 1 BB: 0 P: 8	R: 0 E: 0 K: 2 S: 7	H: 0 LOB: 1 BB: 1 P: 11	R: 0 E: 0 K: 1 S: 5	H: 0 LOB: 0 BB: 0 P: 5	R: 1 E: 0 K: 1 S: 8	H: 3 LOB: 2 BB: 0 P: 8	R: 0 E: 0 K: 1 S: 6	H: 1 LOB: 2 BB: 1 P: 10	R: 1 E: 0 K: 0 S: 4	H: 2 LOB: 2 BB: 2 P: 12	R: 0 E: 0 K: 0 S: 3	H: 0 LOB: 2 BB: 2 P: 11		1B: 6 2B: 2 3B: 0 HR: 1	SF: 0 SAC: 2 DP: 1 HBP: 0	WP: 0 PA: 38 PB: 0 SB: 1 CS: 0
<b>PITCHER</b> Dean Chance, R (1, 1) ERA: 2.77 Steve Hargan, R (7, 1) Mike Paul, L (7, 1) Dennis Higgins, R (8, 1) ERA: 10.38	IP: 6.0 WLS: L BF: 29	H: 8 R: 4 ER: 4 SO: 7	BB: 2 IBB: 1 HBP: 0 BLK: 0	WP: 0 HR: 1 S: 40 P: 52	ERA: 6.00 WHIP: 1.667	<b>PITCHER</b>										IP: 6.0 WLS: L BF: 29	H: 8 R: 4 ER: 4 SO: 7	BB: 2 IBB: 1 HBP: 0 BLK: 0	WP: 0 HR: 1 S: 40 P: 52	ERA: 6.00 WHIP: 1.667

Batter	1	2	3	4	5	6	7	8	9	AB	R	H	RBI	BB	SO	LOB	TOP			
Del Unser, L OBP: 0.324, SLG: 0.323 Ed Stroud, L OBP: 0.444, SLG: 0.375	6-3		K	E1			K		G4-6-3	3	0	1	0	0	1	0	Washington Senators @ Cleveland Indians Cleveland Municipal Stadium, Cleveland, OH Sat Apr 18 1970, 3:33 AM EST Att: 4,370 - Unknown <a href="http://livebaseballscorecards.com">livebaseballscorecards.com</a>			
Ed Brinkman, R OBP: 0.472, SLG: 0.379	1-3		F7				FC3-6		G4-6-3	5	0	0	0	0	1	2				
Frank Howard, R OBP: 0.529, SLG: 0.692	1B			1B						2	1	2	0	2	0	0				
Ken McMullen, R OBP: 0.250, SLG: 0.233				1B						3	1	2	0	1	0	1				
Hank Allen, R OBP: 0.286, SLG: 0.100	K			SF8						3	1	1	1	1	1	5				
Mike Epstein, L OBP: 0.382, SLG: 0.571		1-3		1B						3	1	1	0	1	1	0				
Davey Nelson, R OBP: 0.222, SLG: 0.133		5-3		SF8						3	0	0	1	0	1	1				
Jim French, L OBP: 0.222, SLG: 0.133		G3		SH						3	0	0	1	0	2	1				
Dick Bosman, R Jan Dukas, L Bernie Allen, L Horacio Pina, R Joe Grzenda, R Tim Cullen, R			K	K			E4		F8	2	0	0	0	0	2	2				
<b>Inning Stats</b>	R: 0 E: 0 K: 1 S: 6	H: 1 LOB: 2 BB: 1 P: 10	R: 0 E: 0 K: 0 S: 3	H: 0 LOB: 0 BB: 0 P: 3	R: 0 E: 0 K: 2 S: 7	H: 0 LOB: 0 BB: 0 P: 7	R: 4 E: 2 K: 1 S: 9	H: 4 LOB: 2 BB: 1 P: 13	R: 0 E: 0 K: 1 S: 4	H: 1 LOB: 1 BB: 1 P: 9	R: 0 E: 1 K: 1 S: 7	H: 1 LOB: 3 BB: 1 P: 11	R: 0 E: 0 K: 3 S: 9	H: 0 LOB: 0 BB: 0 P: 9	R: 0 E: 0 K: 0 S: 3	H: 1 LOB: 0 BB: 0 P: 3		1B: 8 2B: 0 3B: 0 HR: 0	SF: 1 SAC: 1 DP: 2 HBP: 0	WP: 0 PB: 0 SB: 0 CS: 0
<b>PITCHER</b> Sam McDowell, L ERA: 2.59	IP: 9.0 WLS: W BF: 38 H: 8 R: 4 ER: 3 SO: 10 BB: 5 IBB: 0 HBP: 0 BLK: 0 WP: 0 HR: 0 S: 53 P: 73 ERA: 3.00 WHIP: 1.444																			

Batter	1	2	3	4	5	6	7	8	9	AB	R	H	RBI	BB	SO	LOB	BOTTOM			
Ted Uhlhaender, L OBP: 0.206, SLG: 0.167	K			1B						5	0	2	2	0	1	5	Washington Senators @ Cleveland Indians Cleveland Municipal Stadium, Cleveland, OH Sat Apr 18 1970, 3:33 AM EST Att: 4,370 - Unknown <a href="http://livebaseballscorecards.com">livebaseballscorecards.com</a>			
Graig Nettles, L OBP: 0.400, SLG: 0.100										3	1	2	1	2	0	2				
Vada Pinson, L OBP: 0.387, SLG: 0.407										4	1	1	0	1	0	5				
Tony Horton, R OBP: 0.364, SLG: 0.474 Chuck Hinton, R OBP: 0.500, SLG: 0.333	F2		P6							5	1	1	1	0	0	5				
Duke Sims, L OBP: 0.227, SLG: 0.211	F7			1B						3	2	1	0	2	1	2				
Roy Foster, R OBP: 0.520, SLG: 0.667		P6		FC5						3	2	1	0	1	0	2				
Eddie Leon, R OBP: 0.361, SLG: 0.406	K			FC5						4	2	3	3	1	1	0				
Jack Heidemann, R OBP: 0.188, SLG: 0.172		5-3		FC5						3	0	1	2	1	0	2				
Sam McDowell, L OBP: 0.300, SLG: 0.300			K	K						5	0	1	0	0	2	7				
<b>Inning Stats</b>	R: 0 E: 0 K: 1 S: 5	H: 0 LOB: 2 BB: 2 P: 13	R: 0 E: 0 K: 1 S: 5	H: 0 LOB: 0 BB: 0 P: 5	R: 0 E: 0 K: 1 S: 7	H: 2 LOB: 2 BB: 0 P: 7	R: 1 E: 0 K: 1 S: 7	H: 2 LOB: 2 BB: 1 P: 11	R: 5 E: 0 K: 0 S: 7	H: 4 LOB: 3 BB: 3 P: 19	R: 0 E: 0 K: 1 S: 5	H: 0 LOB: 0 BB: 0 P: 5	R: 2 E: 0 K: 0 S: 5	H: 3 LOB: 2 BB: 1 P: 10	R: 1 E: 0 K: 0 S: 5	H: 2 LOB: 2 BB: 1 P: 9		1B: 11 2B: 2 3B: 0 HR: 0	SF: 1 SAC: 0 DP: 1 HBP: 1	WP: 0 PB: 0 SB: 0 CS: 0
<b>PITCHER</b> Dick Bosman, R ERA: 6.48 Jan Dukas, L ERA: 2.45 Horacio Pina, R ERA: 18.0 Joe Grzenda, L ERA: 1.5	IP: 4.2 WLS: L BF: 28 H: 8 R: 6 ER: 6 SO: 4 BB: 5 IBB: 1 HBP: 0 BLK: 0 WP: 0 HR: 0 S: 30 P: 54 ERA: 11.57 WHIP: 2.786																			

Batter	1	2	3	4	5	6	7	8	9	AB	R	H	RBI	BB	SO	LOB	TOP					
Dick McAuliffe, L (1,4) OBP: 0.446, SLG: 0.452	F3		K		4-3		SH2-3 SH3-4 1B		F6	5	0	1	0	0	1	3	Detroit Tigers @ Cleveland Indians Cleveland Municipal Stadium, Cleveland, OH Tue Apr 21 1970, 6:05 PM EST Att: 3,463 - Unknown					
Cesar Gutierrez, R (1,6) OBP: 0.354, SLG: 0.400	6-3		G6-4-3		F7		SH3-4		1B	4	1	1	1	0	0	2						
Al Kaline, R (1,9) OBP: 0.434, SLG: 0.405	L1				K		SH2-3		1B	4	1	2	1	0	1	0						
Norm Cash, L (1,3) OBP: 0.323, SLG: 0.500	4-3				6-3		K2-3		4-3	5	1	1	0	0	1	3						
Willie Horton, R (1,7) OBP: 0.420, SLG: 0.405		F7			6-3		HBP 1B		F7	4	0	1	1	0	0	1						
Jim Northrup, L (1,8) OBP: 0.420, SLG: 0.432		G3			1B		K		G3	4	1	1	1	0	1	1						
Bill Freehan, R (1,2) OBP: 0.460, SLG: 0.487		6-3			1B		HBP 1B		K	4	0	2	0	0	1	0						
Elliott Maddox, R (1,5) OBP: 0.429, SLG: 0.200					1B		1B		2B	2	1	2	1	1	0	0						
Earl Wilson, R (1,1) OBP: 0.300, SLG: 0.222					1B		1B		K	3	0	1	0	0	2	4						
Gates Brown, L (9, PH)					1B		1B		K	1	0	0	0	0	1	1						
Fred Lasher, R (9, 1)					1B		1B		K	0	0	0	0	0	0	0						
<b>Inning Stats</b>	R: 0 E: 1 K: 0 S: 4	H: 0 LOB: 1 BB: 0 P: 4	R: 0 E: 0 K: 0 S: 3	H: 0 LOB: 0 BB: 0 P: 3	R: 0 E: 0 K: 1 S: 5	H: 1 LOB: 1 BB: 1 P: 9	R: 3 E: 0 K: 1 S: 9	H: 5 LOB: 1 BB: 0 P: 9	R: 0 E: 0 K: 1 S: 5	H: 0 LOB: 0 BB: 0 P: 5	R: 0 E: 0 K: 0 S: 4	H: 1 LOB: 1 BB: 0 P: 4	R: 0 E: 0 K: 1 S: 5	H: 0 LOB: 0 BB: 0 P: 5	R: 2 E: 0 K: 1 S: 8	H: 3 LOB: 1 BB: 0 P: 8	1B: 10 2B: 2 HR: 0	SF: 0 SAC: 2 DP: 1 HBP: 1	WP: 0 PB: 0 SB: 0 CS: 1	PA: 40		
<b>PITCHER</b>	IP WLS BF H R ER SO BB IBB HBP BLK WP HR S P ERA WHIP																					
Dean Chance, R (1,1) ERA: 3.0	8.0	W 34	H 9 R 3 ER 3 SO 7	BB 1 IBB 0 HBP 1 BLK 0	WP 0 HR 0 S 46 P 51	ERA 3.38 WHIP 1.250																
Steve Hargan, R (9, 1) ERA: 2.7	1.0	L 6	H 3 R 2 ER 2 SO 1	BB 0 IBB 0 HBP 0 BLK 0	WP 0 HR 0 S 8 P 8	ERA 18.00 WHIP 3.000																

Batter	1	2	3	4	5	6	7	8	9	AB	R	H	RBI	BB	SO	LOB	BOTTOM					
Ted Uhlhaender, L (1,8) OBP: 0.184, SLG: 0.147	F6	F6			F7			L9		4	0	0	0	0	0	0	Detroit Tigers @ Cleveland Indians Cleveland Municipal Stadium, Cleveland, OH Tue Apr 21 1970, 6:05 PM EST Att: 3,463 - Unknown					
Graig Nettles, L (1,5) OBP: 0.382, SLG: 0.087					F8		F8		F6	3	1	0	0	1	0	0						
Vada Pinson, L (1,9) OBP: 0.400, SLG: 0.516					F8		1B		K	4	1	2	2	0	1	0						
Tony Horton, R (1,3) OBP: 0.308, SLG: 0.391					L9		K		F8	4	0	0	0	0	1	1						
Duke Sims, L (1,2) OBP: 0.269, SLG: 0.190					F5		F5		BB	2	0	0	0	2	0	1						
Roy Foster, R (1,7) OBP: 0.448, SLG: 0.560					1-3		F3		K	4	0	0	0	0	1	2						
Eddie Leon, R (1,4) OBP: 0.359, SLG: 0.486					F7		1-3		K	3	1	1	1	0	0	0						
Jack Heidemann, R (1,6) OBP: 0.171, SLG: 0.156					6-3		K		K	3	0	0	0	0	2	0						
Dean Chance, R (1,1) ERA: 4.73					K		K		K	2	0	0	0	0	2	0						
Russ Nagelson, L (8, PH)					K		K		K	1	0	0	0	0	1	0						
Steve Hargan, R (9, 1)					K		K		K	0	0	0	0	0	0	0						
<b>Inning Stats</b>	R: 2 E: 0 K: 0 S: 4	H: 1 LOB: 1 BB: 2 P: 12	R: 1 E: 0 K: 1 S: 6	H: 1 LOB: 0 BB: 0 P: 6	R: 0 E: 0 K: 0 S: 3	H: 0 LOB: 0 BB: 0 P: 3	R: 0 E: 0 K: 0 S: 3	H: 0 LOB: 0 BB: 0 P: 3	R: 0 E: 0 K: 2 S: 7	H: 0 LOB: 0 BB: 0 P: 7	R: 0 E: 0 K: 1 S: 6	H: 1 LOB: 1 BB: 0 P: 6	R: 0 E: 0 K: 1 S: 5	H: 0 LOB: 0 BB: 0 P: 5	R: 0 E: 0 K: 1 S: 5	H: 0 LOB: 0 BB: 0 P: 5	R: 0 E: 0 K: 2 S: 7	H: 0 LOB: 1 BB: 1 P: 11	1B: 1 2B: 0 3B: 0 HR: 2	SF: 0 SAC: 0 DP: 0 HBP: 0	WP: 0 PB: 0 SB: 0 CS: 0	PA: 33
<b>PITCHER</b>	IP WLS BF H R ER SO BB IBB HBP BLK WP HR S P ERA WHIP																					
Earl Wilson, R (1,1) ERA: 4.73	8.0	W 29	H 3 R 3 ER 3 SO 6	BB 2 IBB 0 HBP 0 BLK 0	WP 0 HR 2 S 39 P 47	ERA 3.38 WHIP 0.625																
Fred Lasher, R (9, 1)	1.0	S 4	H 0 R 0 ER 0 SO 2	BB 1 IBB 0 HBP 0 BLK 0	WP 0 HR 0 S 7 P 11	ERA 0.00 WHIP 1.000																

AB	36
R	5
H	12
RBI	5
BB	1
SO	8
LOB	15



AB	30
R	3
H	3
RBI	3
BB	3
SO	8
LOB	4





Batter	1	2	3	4	5	6	7	8	9	AB	R	H	RBI	BB	SO	LOB	TOP			
Walt Williams, R (1,9) OBP: 0.294, SLG: 0.267 Billy Wynne, L (8,1)	F9		FC6-4 BB		G6-3 1B			4-3		4	0	2	0	1	0	2	Chicago White Sox @ Cleveland Indians Cleveland Municipal Stadium, Cleveland, OH Fri Apr 24 1970, 6:05 PM EST Att: 3,871 - Unknown			
Luis Aparicio, R (1,6) OBP: 0.439, SLG: 0.460	F7		FC6-4 G4-6-3 1-2		G6-3 1B		K		4-3	5	0	1	0	0	1	2				
Carlos May, L (1,7) OBP: 0.316, SLG: 0.442			G4-6-3 1-2		G6-3		K		K	4	0	0	0	1	2	4				
Bill Melton, R (1,5) OBP: 0.390, SLG: 0.462				6-3	F5		1-3		K	5	0	1	0	0	1	2				
Duane Josephson, R (1,2) OBP: 0.349, SLG: 0.395	G3			F4					FC4-6 1B	4	1	2	0	0	0	2				
Buddy Bradford, R (1,8) OBP: 0.375, SLG: 0.528		6-3			G4-6-3 1B				FC4-6 1B	4	0	2	0	0	0	1				
Gail Hopkins, L (1,3) OBP: 0.474, SLG: 0.400					BB 2B				F9	2	0	1	0	2	0	2				
Bobby Knoop, R (1,4) OBP: 0.333, SLG: 0.500 (8,PH) John Mattias, L (8,PH) OBP: 0.189, SLG: 0.250 (8,9)					BB BB				FC4-6 1B	1	0	0	0	2	0	1				
Gerry Arrigo, L (1,1) Wilbur Wood, R (6,1) Tom McCraw, L (8,PH) Syd O'Brien, R (8,4) OBP: 0.200, SLG: 0.111 OBP: 0.333, SLG: 0.348					BB 2-3				FC4-6 1B	1	0	0	0	0	0	2				
									1-2 3-H 1B	3	0	0	0	0	2	6				
<b>Inning Stats</b>	R: 0 E: 0 K: 0 S: 4	H: 1 LOB: 2 BB: 1 P: 8	R: 0 E: 0 K: 0 S: 4	H: 1 LOB: 1 BB: 0 P: 4	R: 0 E: 0 K: 0 S: 2	H: 0 LOB: 0 BB: 1 P: 6	R: 0 E: 0 K: 1 S: 6	H: 1 LOB: 3 BB: 2 P: 14	R: 0 E: 0 K: 1 S: 5	H: 2 LOB: 1 BB: 0 P: 13	R: 0 E: 0 K: 2 S: 8	H: 1 LOB: 1 BB: 0 P: 8	R: 1 E: 0 K: 0 S: 6	H: 3 LOB: 2 BB: 0 P: 6	R: 0 E: 0 K: 2 S: 7	H: 0 LOB: 0 BB: 0 P: 7	1B: 8 2B: 2 3B: 0 HR: 0	SF: 0 SAC: 0 DP: 3 HBP: 0	WP: 0 PB: 0 CS: 0	PA: 40
<b>PITCHER</b>	IP WLS BF H R ER SO BB IBB HBP BLK WP HR S P ERA WHIP	7.0 W 32 8 1 1 4 6 0 0 0 0 0 0 34 58 1.29 2.000	2.0 S 8 2 0 0 2 0 0 0 0 0 0 12 12 0.00 1.000																	

Batter	1	2	3	4	5	6	7	8	9	AB	R	H	RBI	BB	SO	LOB	BOTTOM			
Ted Uhlhaender, L (1,8) OBP: 0.238, SLG: 0.316	FC4-5 2B		K							4	2	3	1	0	1	0	Chicago White Sox @ Cleveland Indians Cleveland Municipal Stadium, Cleveland, OH Fri Apr 24 1970, 6:05 PM EST Att: 3,871 - Unknown			
Graig Nettles, L (1,5) OBP: 0.395, SLG: 0.080	FC4-5 2-3			G3						2	1	0	0	2	0	1				
Vada Pinson, L (1,9) OBP: 0.349, SLG: 0.436	F7			K						4	0	1	0	0	1	3				
Tony Horton, R (1,3) OBP: 0.265, SLG: 0.355				K						4	0	1	2	0	1	2				
Roy Foster, R (1,7) OBP: 0.351, SLG: 0.424					5-3					4	0	0	0	0	1	3				
Ray Fosse, R (1,2) OBP: 0.476, SLG: 0.375										3	0	1	0	1	0	2				
Eddie Leon, R (1,4) OBP: 0.348, SLG: 0.463										2	0	0	0	1	1	2				
Jack Heidemann, R (1,6) OBP: 0.220, SLG: 0.211					5-3					3	1	1	0	0	0	1				
Barry Moore, L (1,1) Dennis Higgins, R (8,1)					F6					2	0	0	0	0	0	1				
										0	0	0	0	0	0	0				
<b>Inning Stats</b>	R: 0 E: 0 K: 0 S: 3	H: 1 LOB: 0 BB: 0 P: 3	R: 0 E: 0 K: 0 S: 3	H: 0 LOB: 1 BB: 1 P: 7	R: 0 E: 0 K: 1 S: 5	H: 0 LOB: 0 BB: 0 P: 5	R: 0 E: 0 K: 2 S: 7	H: 0 LOB: 0 BB: 0 P: 7	R: 0 E: 0 K: 1 S: 5	H: 1 LOB: 0 BB: 0 P: 5	R: 3 E: 0 K: 1 S: 8	H: 3 LOB: 1 BB: 1 P: 12	R: 0 E: 0 K: 0 S: 3	H: 0 LOB: 1 BB: 1 P: 7	R: 1 E: 0 K: 0 S: 5	H: 2 LOB: 2 BB: 1 P: 9	1B: 4 2B: 3 3B: 0 HR: 1	SF: 0 SAC: 1 DP: 1 HBP: 0	WP: 1 PB: 0 CS: 1	PA: 33
<b>PITCHER</b>	IP WLS BF H R ER SO BB IBB HBP BLK WP HR S P ERA WHIP	5.1 L 20 4 3 3 4 2 0 0 0 1 0 8 12 5.06 1.125	1.2 7 1 0 0 1 1 0 0 0 1 0 8 12 0.00 1.200	1.0 6 2 1 1 0 1 0 0 0 0 1 5 9 9.00 3.000																





Batter	1	2	3	4	5	6	7	8	9	AB	R	H	RBI	BB	SO	LOB	TOP								
Ted Uhlhaender, L (1.8)	0-0 4-3		0-0 3-1 2B	0-0 F7			0-0 1B		0-0 BB 1B	5	2	3	0	0	0	0									
Grain Nettles, L (1.5)	0-0 F8		0-0 3-1		4-0 BB		0-0 4-3		4-0 BB	3	0	0	0	0	2	0	3								
Vada Pinson, L (1.9)	0-0 1B		0-0 SF7		0-0 G4-6-3		0-0 1B		0-0 SF8	3	0	2	3	0	0	1									
Tony Horton, R (1.3)	0-3 K		0-0 2B		0-3 K		0-0 F7		0-3 K	5	1	1	1	0	3	4									
Roy Foster, R (1.7)		0-3 K	0-0 2B			0-3 K		0-0 F8		4	0	1	1	0	2	0									
Ray Fosse, R (1.2)		0-0 1B	4-0 IBB			0-0 4-3 1B		0-3 K		3	0	2	0	1	1	0									
Eddie Leon, R (1.4)		0-0 F8	0-0 F4			0-0 4-3		0-3 K		4	0	0	0	0	1	4									
Jack Heidemann, R (1.6)		0-0 1-3		0-0 5-3					0-0 F2	4	0	0	0	0	1	2									
Sam McDowell, L (1.1)			0-0 3-1 SF7 1B		0-0 F2				0-0 1-3	4	2	2	0	0	0	0									
		R: 0 E: 0 K: 1 S: 6	H: 1 LOB: 1 BB: 0 P: 6	R: 0 E: 0 K: 1 S: 6	H: 1 LOB: 1 BB: 0 P: 6	R: 3 E: 0 K: 0 S: 7	H: 4 LOB: 2 BB: 1 P: 11	R: 0 E: 0 K: 0 S: 3	H: 0 LOB: 0 BB: 0 P: 3	R: 0 E: 0 K: 1 S: 4	H: 1 LOB: 1 BB: 1 P: 8	R: 1 E: 0 K: 2 S: 5	H: 2 LOB: 1 BB: 0 P: 5	R: 0 E: 0 K: 2 S: 7	H: 0 LOB: 0 BB: 0 P: 7	R: 1 E: 0 K: 1 S: 7	H: 2 LOB: 2 BB: 1 P: 11	1B: 8 2B: 2 3B: 1 HR: 0	SF: 2 SAC: 0 DP: 1 HBP: 0	WP: 0 PB: 0 SB: 0 CS: 0	PA: 40				
		PITCHER																							
Dave Boswell, R (1.1)	3.0	WLS: L	BF: 16	H: 6	R: 3	ER: 3	SO: 2	BB: 0	IBB: 1	HBP: 0	BLK: 0	WP: 0	HR: 0	S: 19	P: 23	ERA: 9.00	WHIP: 2.000								
Bill Zepp, R (4.1)	4.0		15	3	1	1	3	1	0	0	0	0	0	20	24	2.25	1.000								
Steve Barber, R (8.1)	1.1		6	2	1	1	2	0	0	0	0	0	0	10	10	6.75	1.500								
Tom Hall, L (9.1)	0.2		3	0	0	0	1	1	0	0	0	0	0	4	8	0.00	1.500								

Cleveland Indians @ Minnesota Twins  
Metropolitan Stadium, Bloomington, MI  
Mon Apr 27 1970, 4:33 AM EDT  
Att. 4,167 - Unknown - 77 F

AB 35  
R 5  
H 11  
RBI 5  
BB 3  
SO 8  
LOB 14



Batter	1	2	3	4	5	6	7	8	9	AB	R	H	RBI	BB	SO	LOB	BOTTOM								
Cesar Tovar, R (1.8)	0-0 5-3		0-3 K		0-0 F8		0-0 F3		0-0 F8	5	0	0	0	0	1	2									
Leo Cardenas, R (1.6)	0-0 E5 1B		0-0 4-3		0-0 F7		0-0 L5		0-0 1B	5	0	1	0	0	0	1									
Harmon Killebrew, R (1.5)	0-0 G4-6-3 1B			0-0 F4		0-0 F5		4-0 BB	0-0 F8	4	0	1	0	1	0	2									
Tony Oliva, L (1.9)	0-0 G4-6-3			0-0 1B		0-0 F9		0-0 E5		4	1	1	0	0	0	3									
Brant Aleya, R (1.7)		4-0 BB		0-0 1B		4-0 BB		0-3 K		2	0	1	1	2	1	2									
Rich Reese, L (1.3)		0-0 L8		0-0 1B		4-0 BB		0-3 K		3	0	1	0	1	1	3									
George Mitterwald, R (1.2)		0-3 K		0-3 K		0-0 F8		0-3 K		4	0	0	0	0	3	7									
Frank Quilici, R (1.4)		0-0 F8		0-0 F4			0-3 K		4-0 FC6-4 BB	3	0	0	0	1	1	3									
Dave Boswell, R (1.1)			0-0 1-4-3				0-0 K		0-0 FC6-4 1B	0	0	0	0	0	0	0									
Minnie Mendoza, R (3. PH)										1	0	0	0	0	0	0									
Bill Zepp, R (4.1)										1	0	0	0	0	0	0									
Bob Allison, R (7. PH)										0	1	0	0	0	0	0									
Steve Barber, R (8.1)										0	0	0	0	0	0	0									
Tom Hall, L (9.1)										0	0	0	0	0	0	0									
Rick Renick, R (9. PH)										1	0	0	0	0	0	1									
		R: 0 E: 1 K: 0 S: 4	H: 1 LOB: 1 BB: 0 P: 4	R: 0 E: 0 K: 1 S: 5	H: 0 LOB: 1 BB: 1 P: 9	R: 0 E: 0 K: 1 S: 5	H: 0 LOB: 0 BB: 0 P: 5	R: 1 E: 0 K: 1 S: 8	H: 3 LOB: 2 BB: 0 P: 8	R: 0 E: 0 K: 1 S: 5	H: 0 LOB: 0 BB: 0 P: 5	R: 0 E: 0 K: 0 S: 3	H: 0 LOB: 2 BB: 2 P: 11	R: 0 E: 1 K: 3 S: 10	H: 1 LOB: 2 BB: 1 P: 14	R: 0 E: 0 K: 0 S: 4	H: 1 LOB: 2 BB: 1 P: 8	1B: 5 2B: 0 3B: 1 HR: 0	SF: 0 SAC: 0 DP: 1 HBP: 0	WP: 0 PB: 0 SB: 0 CS: 0	PA: 39				
		PITCHER																							
Sam McDowell, L (1.1)	9.0	WLS: W	BF: 39	H: 6	R: 1	ER: 1	SO: 8	BB: 5	IBB: 0	HBP: 0	BLK: 0	WP: 0	HR: 0	S: 50	P: 70	ERA: 1.00	WHIP: 1.222								

Cleveland Indians @ Minnesota Twins  
Metropolitan Stadium, Bloomington, MI  
Mon Apr 27 1970, 4:33 AM EDT  
Att. 4,167 - Unknown - 77 F

AB 34  
R 1  
H 6  
RBI 1  
BB 5  
SO 8  
LOB 24





Batter	1	2	3	4	5	6	7	8	9	AB	R	H	RBI	BB	SO	LOB	TOP					
Ted Uhlhaender, L (1, 8) OBP: 0.283, SLG: 0.340	6-3			F3		4-3			FC3-6 1B	4	0	1	0	0	0	0						
Graig Nettles, L (1, 5) OBP: 0.333, SLG: 0.077	F9			L4			F9		FC3-6 1B 2B	4	1	0	0	0	0	1						
Vada Pinson, L (1, 9) OBP: 0.383, SLG: 0.481	3-1			K			4-3 2B		2B 1B	4	1	2	0	0	1	0						
Tony Horton, R (1, 3) OBP: 0.314, SLG: 0.500		6-3			1B G6-4-3 1B		4-3		2B 1B	4	1	2	2	0	0	1						
Roy Foster, R (1, 7) OBP: 0.346, SLG: 0.426		1B G4-3 1B			1B G6-4-3 1B		F4		K	4	0	2	0	0	1	2						
Ray Fosse, R (1, 2) OBP: 0.457, SLG: 0.500		G4-3 1-2f			G6-4-3 1-2f 2H				L9	3	0	0	0	0	0	2						
Eddie Leon, R (1, 4) OBP: 0.283, SLG: 0.364			4-3		6-3				5-3	3	0	0	0	0	0	0						
Jack Heidemann, R (1, 6) OBP: 0.200, SLG: 0.192			4-3			K			K	3	0	0	0	0	2	0						
Barry Moore, L (1, 1) Russ Nagelson, L (9, PH) Phil Hennigan, R (9, 1)			6-3			4-3			K	2	0	0	0	0	0	0						
						4-3				1	0	0	0	0	1	0						
										0	0	0	0	0	0	0						
<b>Inning Stats</b>	R: 0 E: 0 K: 0 S: 3	H: 0 LOB: 0 BB: 0 P: 3	R: 0 E: 0 K: 0 S: 3	H: 1 LOB: 0 BB: 0 P: 3	R: 0 E: 0 K: 0 S: 3	H: 0 LOB: 0 BB: 0 P: 3	R: 0 E: 0 K: 1 S: 5	H: 0 LOB: 0 BB: 0 P: 5	R: 1 E: 0 K: 0 S: 4	H: 2 LOB: 0 BB: 0 P: 4	R: 0 E: 0 K: 1 S: 5	H: 0 LOB: 0 BB: 0 P: 5	R: 0 E: 0 K: 0 S: 4	H: 1 LOB: 1 BB: 0 P: 4	R: 0 E: 0 K: 1 S: 5	H: 0 LOB: 0 BB: 0 P: 5	R: 2 E: 0 K: 2 S: 10	H: 3 LOB: 1 BB: 0 P: 10	1B: 5 2B: 2 3B: 0 HR: 0	SF: 0 SAC: 0 DP: 2 HBP: 0	WP: 0 PB: 0 SB: 0 CS: 0	PA: 32
<b>PITCHER</b> Jim Perry, R (1, 1) ERA: 2.19	IP: 9.0 WLS: L BF: 32 H: 7 R: 3 ER: 1 SO: 5 BB: 0 IBB: 0 HBP: 0 BLK: 0 WP: 0 HR: 0 S: 42 P: 42 ERA: 1.00 WHIP: 0.778															<b>PITCHER</b>						

Cleveland Indians @ Minnesota Twins  
Metropolitan Stadium, Bloomington, MI  
Tue Apr 28 1970, 4:33 AM EDT  
Att. 4,118 - Unknown - 66 F

AB 32  
R 3  
H 7  
RBI 2  
BB 0  
SO 5  
LOB 6

**C**

Batter	1	2	3	4	5	6	7	8	9	AB	R	H	RBI	BB	SO	LOB	BOTTOM			
Cesar Tovar, R (1, 8) OBP: 0.360, SLG: 0.586	4-3		1B 3B		F4			5-3	F9	5	1	1	0	0	0	1				
Leo Cardenas, R (1, 6) OBP: 0.250, SLG: 0.344	5-3		1B 3H			5-3		FC5-4 1B		4	0	2	1	0	0	0				
Harmon Killebrew, R (1, 5) OBP: 0.441, SLG: 0.590	6-3		K			4-3		FC5-4 BB 1-2f		4	0	0	0	0	1	2				
Tony Oliva, L (1, 9) OBP: 0.338, SLG: 0.574		5-3	F9			L3		BB 1-2	BB	3	0	0	0	1	0	1				
Brant Aylea, R (1, 7) OBP: 0.491, SLG: 0.761		FC5 1B 1B		5-3			E4 1B	1-2 2-3	BB	3	0	2	0	1	0	0				
Rich Reese, L (1, 3) OBP: 0.291, SLG: 0.300		K		2-3		F3		F5		4	0	0	0	0	1	5				
George Mitterwald, R (1, 2) Paul Ratiff, L (9, PH) OBP: 0.455, SLG: 0.444		1B		K		K			HBP	3	0	1	0	0	2	1				
Frank Quilici, R (1, 4) Jim Holt, L (9, PH) OBP: 0.300, SLG: 0.222 OBP: 0.286, SLG: 0.231		FC5 2-3f			L9		E4 IBB		F7	2	0	0	0	1	0	2				
Jim Perry, S (1, 1) Charlie Manuel, L (9, PH) OBP: 0.143, SLG: 0.154 OBP: 0.400, SLG: 0.250			F7		F2		E4		F7	3	0	0	0	0	0	2				
										1	0	0	0	0	0	1				
<b>Inning Stats</b>	R: 0 E: 0 K: 0 S: 3	H: 0 LOB: 0 BB: 0 P: 3	R: 0 E: 0 K: 1 S: 7	H: 2 LOB: 2 BB: 0 P: 7	R: 1 E: 0 K: 1 S: 7	H: 2 LOB: 1 BB: 0 P: 7	R: 0 E: 0 K: 1 S: 5	H: 0 LOB: 0 BB: 0 P: 5	R: 0 E: 0 K: 0 S: 3	H: 0 LOB: 0 BB: 0 P: 3	R: 0 E: 0 K: 1 S: 6	H: 1 LOB: 2 BB: 1 P: 10	R: 0 E: 0 K: 0 S: 4	H: 1 LOB: 3 BB: 2 P: 12	R: 0 E: 0 K: 0 S: 3	H: 0 LOB: 1 BB: 0 P: 4	1B: 5 2B: 0 3B: 1 HR: 0	SF: 0 SAC: 0 DP: 0 HBP: 1	WP: 0 PB: 0 SB: 1 CS: 0	PA: 37
<b>PITCHER</b> Barry Moore, L (1, 1) ERA: 2.77 Phil Hennigan, R (9, 1) ERA: 9.64	IP: 8.0 WLS: W BF: 33 H: 6 R: 1 ER: 1 SO: 4 BB: 2 IBB: 0 HBP: 0 BLK: 0 WP: 0 HR: 0 S: 38 P: 50 ERA: 1.12 WHIP: 1.000															<b>PITCHER</b>				

Cleveland Indians @ Minnesota Twins  
Metropolitan Stadium, Bloomington, MI  
Tue Apr 28 1970, 4:33 AM EDT  
Att. 4,118 - Unknown - 66 F

AB 33  
R 1  
H 6  
RBI 1  
BB 3  
SO 4  
LOB 16

**Twins**

Batter	1	2	3	4	5	6	7	8	9	AB	R	H	RBI	BB	SO	LOB	TOP			
Ted Uhlhaender, L (1.8) OBP: 0.266, SLG: 0.316	0-0 3-1		0-0 4-3			0-0 6-3		0-3 K		4	0	0	0	0	1	0	<b>Cleveland Indians @ Minnesota Twins</b> Metropolitan Stadium, Bloomington, MI Wed Apr 29 1970, 4:33 AM EDT Att. 4,241 - Unknown - 86 F			
Grain Nettles, L (1.5) OBP: 0.310, SLG: 0.070	0-0 5-3			0-0 4-3		0-0 G3		0-0 F8		4	0	0	0	0	0	0				
Ted Ford, R (1.9) OBP: 0.238, SLG: 0.368	0-0 5-3			0-0 F7		0-0 1B		0-3 K		4	0	1	0	0	1	0				
Tony Horton, R (1.3) OBP: 0.309, SLG: 0.500		0-3 K		0-0 4-3		0-0 5-3		0-0 PO 2B		4	0	1	0	0	1	1				
Roy Foster, R (1.7) OBP: 0.339, SLG: 0.400		0-3 K			0-0 6-3		0-0 5-3		4-0 BB	3	0	0	0	1	1	0				
Ray Fosse, R (1.2) OBP: 0.474, SLG: 0.548		0-0 2B			0-0 1B 1B		0-0 6-3		0-0 BB	3	0	2	0	0	0	0				
Vada Pinson, L (9, PH) OBP: 0.383, SLG: 0.481								0-0 PO 2-3		0	0	0	0	0	0	0				
Eddie Leon, R (1.4) OBP: 0.286, SLG: 0.362		0-3 K			0-0 1B 1-H 1B		0-0 5-3			3	0	1	0	0	1	1				
Jack Heidemann, R (1.6) OBP: 0.207, SLG: 0.200			0-0 1-3		0-0 FC6-4 1B		0-0 F9			3	0	1	0	0	0	0				
Rich Hand, R (1, 1) Chuck Hinton, R (8, PH) Dennis Higgins, R (8, 1)			0-0 F4		0-0 FC6-4 1-2 1B		0-0 5-3			2	0	0	0	0	0	2				
<b>Inning Stats</b>	R: 0 E: 0 K: 0 S: 3	H: 0 LOB: 0 BB: 0 P: 3	R: 0 E: 0 K: 3 S: 10	H: 1 LOB: 1 BB: 0 P: 10	R: 0 E: 0 K: 0 S: 3	H: 0 LOB: 0 BB: 0 P: 3	R: 0 E: 0 K: 0 S: 3	H: 3 LOB: 2 BB: 0 P: 5	R: 0 E: 0 K: 0 S: 4	H: 1 LOB: 1 BB: 0 P: 4	R: 0 E: 0 K: 0 S: 3	H: 0 LOB: 0 BB: 0 P: 3	R: 0 E: 0 K: 1 S: 5	H: 0 LOB: 0 BB: 0 P: 5	R: 0 E: 0 K: 1 S: 5	H: 1 LOB: 1 BB: 1 P: 9	1B: 4 2B: 2 3B: 0 HR: 0	SF: 0 SAC: 0 DP: 0 HBP: 0	WP: 0 PB: 0 SB: 0 CS: 0	PA: 33
<b>PITCHER</b>	IP WLS BF H R ER SO BB IBB HBP BLK WP HR S P ERA WHIP																			
Jim Kaat, L (1, 1) ERA: 2.19	8.2 W 32 6 0 0 5 1 0 0 0 0 0 0 41 45 0.00 0.808																			
Stan Williams, R ERA:	0.1 S 0 0 0 0 0 0 0 0 0 0 0 0 0 0 0.00 0.000																			

Batter	1	2	3	4	5	6	7	8	9	AB	R	H	RBI	BB	SO	LOB	BOTTOM			
Cesar Tovar, R (1.8) OBP: 0.342, SLG: 0.554	0-0 6-3		0-0 5-3		0-0 L8		0-0 FC5-4 HBP			4	0	0	0	0	0	1	<b>Cleveland Indians @ Minnesota Twins</b> Metropolitan Stadium, Bloomington, MI Wed Apr 29 1970, 4:33 AM EDT Att. 4,241 - Unknown - 86 F			
Leo Cardenas, R (1.6) OBP: 0.285, SLG: 0.344	0-0 6-3		0-0 FC5-4 1B		0-0 5-3		1-0 HBP			3	0	1	0	0	0	0				
Tony Oliva, L (1.9) OBP: 0.333, SLG: 0.556	0-0 1B		0-0 FC5-4 1B E		0-0 F8		0-0 F6			4	1	1	0	0	0	3				
Harmon Killebrew, R (1.5) Minnie Mendoza, R (9, 5)	0-0 F7		0-0 E 1-2 1B		0-0 5-3		0-0 5-3			4	0	1	0	0	0	1				
Rich Reese, L (1, 3) OBP: 0.271, SLG: 0.278		0-0 1-3		0-0 E5 1-3 2-H 1B		0-0 F9		0-0 L9		4	0	0	0	0	0	1				
Brant Aleva, R (1, 7) Jim Holt, L (8, 7)		0-0 6-3		0-0 4-3		0-0 1B		0-0 F8		3	0	1	0	0	0	2				
Paul Ratliff, L (1, 2) OBP: 0.500, SLG: 0.400		1-0 1B HBP		4-0 FC1-6 BB		0-0 L9				1	0	0	0	1	0	1				
Frank Quilici, R (1, 4) OBP: 0.348, SLG: 0.286		0-0 1B		0-0 FC1-6 G4-6-3 1B		0-0 FC5-6 1B				3	0	2	0	0	0	1				
Jim Kaat, L (1, 1) Stan Williams, R (9, 1)		0-0 F5		0-0 G4-6-3 1-2 1B		0-0 FC5-6 FC5-4				3	0	0	0	0	0	4				
<b>Inning Stats</b>	R: 0 E: 0 K: 0 S: 4	H: 1 LOB: 1 BB: 0 P: 4	R: 0 E: 0 K: 0 S: 4	H: 1 LOB: 2 BB: 0 P: 5	R: 1 E: 1 K: 0 S: 6	H: 2 LOB: 2 BB: 0 P: 6	R: 0 E: 0 K: 0 S: 2	H: 0 LOB: 0 BB: 1 P: 6	R: 0 E: 0 K: 0 S: 3	H: 0 LOB: 0 BB: 0 P: 3	R: 0 E: 0 K: 0 S: 4	H: 1 LOB: 1 BB: 0 P: 4	R: 0 E: 0 K: 0 S: 4	H: 1 LOB: 2 BB: 0 P: 5	R: 0 E: 0 K: 0 S: 3	H: 0 LOB: 0 BB: 0 P: 3		1B: 6 2B: 0 3B: 0 HR: 0	SF: 0 SAC: 0 DP: 1 HBP: 2	WP: 0 PB: 0 SB: 0 CS: 0
<b>PITCHER</b>	IP WLS BF H R ER SO BB IBB HBP BLK WP HR S P ERA WHIP																			
Rich Hand, R (1, 1) ERA: 6.91	7.0 L 30 6 1 0 2 1 0 2 0 0 0 0 27 33 0.00 1.000																			
Dennis Higgins, R (8, 1) ERA: 5.91	1.0 3 0 0 0 0 0 0 0 0 0 0 0 3 3 0.00 0.000																			

Batter	1	2	3	4	5	6	7	8	9	AB	R	H	RBI	BB	SO	LOB	TOP								
Ted Uhlhaender, L (1, 8) OBP: 0.279, SLG: 0.344	F3			F8		1B 2B		BB 1B		4	0	2	0	0	0	0	<b>Cleveland Indians @ Minnesota Twins</b> Metropolitan Stadium, Bloomington, MI Thu Apr 30 1970, 4:33 AM EDT Att. 5,485 - Unknown - 54 F								
Graig Nettles, L (1, 5) OBP: 0.323, SLG: 0.152	1-3			HR		F8		BB 1-2 BB		3	1	1	1	1	0	1									
Vada Pinson, L (1, 9) OBP: 0.359, SLG: 0.448	K			G3		F8		F4		4	0	0	0	0	1	3									
Tony Horton, R (1, 3) OBP: 0.322, SLG: 0.491		L8		1B		1B BB		L7		3	0	1	0	1	0	2									
Roy Foster, R (1, 7) OBP: 0.333, SLG: 0.389	K			F8		FC4-6 1B		F7		4	0	1	0	0	1	3									
Ray Fosse, R (1, 2) OBP: 0.429, SLG: 0.486	F8				F3	FC4-6			6-3	4	0	0	0	0	0	3									
Eddie Leon, R (1, 4) OBP: 0.269, SLG: 0.339				6-3		F8		F4		4	0	0	0	0	0	0									
Jack Heidemann, R (1, 6) OBP: 0.210, SLG: 0.220			L3			S 2B		5-3		4	0	1	0	0	0	0									
Steve Hargan, R (1, 1) ERA: 2.79			6-3			K		F8		1	0	0	0	0	0	0									
Russ Nagelson, L (5, PH) OBP: 0.167, SLG: 0.353			6-3			2-3				1	0	0	0	0	1	1									
Phil Hennigan, R (5, 1) ERA: 1.98										0	0	0	0	0	0	0									
Lou Klimchock, L (7, PH) OBP: 0.188, SLG: 0.333										1	0	0	0	0	0	0									
Bob Miller, R (7, 1) ERA: 1.98										0	0	0	0	0	0	0									
<b>Inning Stats</b>	R: 0 E: 0 K: 1 S: 5	H: 0 LOB: 0 BB: 0 P: 5	R: 0 E: 0 K: 1 S: 5	H: 0 LOB: 0 BB: 0 P: 5	R: 0 E: 0 K: 0 S: 3	H: 0 LOB: 0 BB: 0 P: 3	R: 1 E: 0 K: 0 S: 5	H: 2 LOB: 1 BB: 0 P: 5	R: 0 E: 0 K: 0 S: 5	H: 1 LOB: 1 BB: 0 P: 6	R: 0 E: 0 K: 0 S: 5	H: 2 LOB: 3 BB: 1 P: 9	R: 0 E: 0 K: 0 S: 3	H: 0 LOB: 0 BB: 0 P: 3	R: 0 E: 0 K: 0 S: 4	H: 1 LOB: 2 BB: 1 P: 8	R: 0 E: 0 K: 0 S: 3	H: 0 LOB: 0 BB: 0 P: 3	1B: 3 2B: 2 3B: 0 HR: 1	SF: 0 SAC: 0 DP: 0 HBP: 0	WP: 0 PB: 0 SB: 1 CS: 0	PA: 35			
<b>PITCHER</b>	IP	WLS	BF	H	R	ER	SO	BB	IBB	HBP	BLK	WP	HR	S	P	ERA	WHIP								
Luis Tiant, R (1, 1) ERA: 2.79	5.2	W	22	4	1	1	3	1	0	0	0	0	1	27	31	1.59	0.882								
Stan Williams, R (6, 1) ERA: 1.98	1.1		7	2	0	0	0	1	0	0	0	0	0	6	10	0.00	2.250								
Ron Perranoski, L (8, 1) ERA: 1.98	2.0	S	6	0	0	0	0	0	0	0	0	0	0	6	6	0.00	0.000								

Batter	1	2	3	4	5	6	7	8	9	AB	R	H	RBI	BB	SO	LOB	BOTTOM								
Cesar Tovar, R (1, 8) OBP: 0.325, SLG: 0.526	5-3		F5		F4		F4			4	0	0	0	0	0	0	<b>Cleveland Indians @ Minnesota Twins</b> Metropolitan Stadium, Bloomington, MI Thu Apr 30 1970, 4:33 AM EDT Att. 5,485 - Unknown - 54 F								
Leo Cardenas, R (1, 6) OBP: 0.292, SLG: 0.426	1B 1B		6-3		HR		1B 2B			4	1	3	1	0	0	0									
Tony Oliva, L (1, 9) OBP: 0.329, SLG: 0.539	K			F8	F9		2H 1B			4	0	1	0	0	1	1									
Harmon Killebrew, R (1, 5) OBP: 0.434, SLG: 0.533					L6			F8		4	1	2	1	0	0	0									
Minnie Mendoza, R (9, 5) ERA: 1.98	1-2 1B			HR						0	0	0	0	0	0	0									
Rich Reese, L (1, 3) OBP: 0.270, SLG: 0.276	4-3			HR 1B		F6		F7		4	1	1	0	0	0	2									
Brant Alyea, R (1, 7) OBP: 0.483, SLG: 0.774			G6-4-3 1B		HR		F4		E3	4	1	2	2	0	0	0									
Jim Holt, L (8, FR) OBP: 0.267, SLG: 0.214				HR						0	0	0	0	0	0	0									
Paul Ratliff, L (1, 2) OBP: 0.500, SLG: 0.429	K			3-1 1B					K	4	0	2	0	0	2	2									
Frank Quilici, R (1, 4) OBP: 0.308, SLG: 0.250			G6-4-3		3-1		F3			3	0	0	0	0	0	3									
Luis Tiant, R (1, 1) ERA: 4.5					F8				4-3	2	0	0	0	0	0	1									
Stan Williams, R (6, 1) ERA: 8.1										1	0	0	0	0	0	0									
Ron Perranoski, L (8, 1) ERA: 3.6										0	0	0	0	0	0	0									
<b>Inning Stats</b>	R: 0 E: 0 K: 1 S: 7	H: 2 LOB: 2 BB: 0 P: 7	R: 0 E: 0 K: 1 S: 5	H: 1 LOB: 0 BB: 0 P: 5	R: 0 E: 0 K: 0 S: 3	H: 0 LOB: 0 BB: 0 P: 3	R: 3 E: 0 K: 0 S: 7	H: 4 LOB: 1 BB: 0 P: 7	R: 1 E: 0 K: 0 S: 4	H: 1 LOB: 0 BB: 0 P: 4	R: 0 E: 0 K: 0 S: 4	H: 2 LOB: 2 BB: 0 P: 4	R: 0 E: 1 K: 1 S: 6	H: 0 LOB: 1 BB: 0 P: 6	R: 0 E: 0 K: 0 S: 4	H: 0 LOB: 0 BB: 0 P: 6	1B: 7 2B: 1 3B: 0 HR: 3	SF: 0 SAC: 0 DP: 1 HBP: 0	WP: 0 PB: 0 SB: 0 CS: 0	PA: 34					
<b>PITCHER</b>	IP	WLS	BF	H	R	ER	SO	BB	IBB	HBP	BLK	WP	HR	S	P	ERA	WHIP								
Steve Hargan, R (1, 1) ERA: 4.5	4.0	L	18	7	3	3	2	0	0	0	0	0	2	22	22	6.75	1.750								
Phil Hennigan, R (5, 1) ERA: 8.1	2.0		8	2	1	1	0	0	0	0	0	0	1	8	8	4.50	1.000								
Bob Miller, R (7, 1) ERA: 3.6	2.0		8	2	0	0	1	0	0	0	0	0	0	10	10	0.00	1.000								

AB 33  
R 1  
H 6  
RBI 1  
BB 2  
SO 3  
LOB 13



AB 34  
R 4  
H 11  
RBI 4  
BB 0  
SO 3  
LOB 9



Batter	1	2	3	4	5	6	7	8	9	AB	R	H	RBI	BB	SO	LOB	TOP					
Ted Uhlhaender, L (1.8) OBP: 0.297, SLG: 0.364	E3 WP F1 WP	K		F3				2B 1-3 2-H	1B BB	5	2	2	1	1	1	1	<b>Cleveland Indians @ Kansas City Royals</b> Municipal Stadium, Kansas City, MO Fri May 01 1970, 8:05 PM EDT Att: 6,365 - Unknown					
Eddie Leon, R (1.4) OBP: 0.297, SLG: 0.323	F1		5-3	K		F3		2B BB	BB	3	0	0	0	0	1	1						
Lou Klimchok, L (6. PH) OBP: 0.176, SLG: 0.313										1	0	0	0	0	0	2						
Phil Hennigan, R (6.1)										0	0	0	0	0	0	0						
Chuck Hinton, R (8. PH) OBP: 0.444, SLG: 0.500								3B 2-H 3-H	1B 1-2 2-3	2	1	2	2	0	0	0						
Vada Pinson, L (1.9) OBP: 0.357, SLG: 0.484	F8 2-3		1B 2B		F9	F3		3B 2-H	F7	6	1	2	1	0	0	6						
Tony Horton, R (1.3) OBP: 0.344, SLG: 0.483	WP BB		5-3		F9			G5-4-3 HBP		3	0	1	0	1	0	1						
Graig Nettles, L (1.5) OBP: 0.313, SLG: 0.140	4-3 1-2 3-H		1B BB		E6 BB	F7		K		4	0	0	0	1	1	4						
Ray Fosse, R (1.2) OBP: 0.447, SLG: 0.487		1B SF9	1B 1-3 2-H	1B		FC5-4 BB		G5-4-3		4	1	2	1	1	0	3						
Roy Foster, R (1.7) OBP: 0.338, SLG: 0.379					F5				F8	4	0	1	0	1	0	3						
Jack Heidemann, R (1.6) OBP: 0.200, SLG: 0.210						5-3		BB 2B 1B		3	0	0	0	0	1	5						
Larry Brown, R (8. PH) OBP: 0.545, SLG: 0.900	K		F6					BB 2B 1B	FC3-6 1B	2	1	2	0	0	0	0						
Dean Chance, R (1.1)								2B BB	FC3-6 1B BB	1	0	0	1	0	0	0						
Bob Miller, R (4.1)										0	0	0	0	0	0	0						
Russ Nagelson, L (6. PH) OBP: 0.308, SLG: 0.353										0	0	0	0	0	1	0						
Vern Feltner, R (6.4) OBP: 0.308, SLG: 0.353										0	0	0	0	0	0	0						
Duke Sims, L (8. PH) OBP: 0.308, SLG: 0.353										0	0	0	0	0	1	0						
Steve Hargan, R (8. PH) OBP: 0.308, SLG: 0.353										0	1	0	0	0	0	0						
Dennis Higgins, R (8.1)										1	0	0	0	0	0	1						
<b>Inning Stats</b>	R: 1 E: 1 K: 0 S: 4	H: 0 LOB: 1 BB: 1 P: 8	R: 1 E: 0 K: 2 S: 9	H: 2 LOB: 1 BB: 0 P: 9	R: 1 E: 0 K: 0 S: 5	H: 2 LOB: 3 BB: 2 P: 13	R: 0 E: 0 K: 1 S: 5	H: 0 LOB: 0 BB: 0 P: 5	R: 0 E: 1 K: 0 S: 4	H: 0 LOB: 2 BB: 1 P: 8	R: 0 E: 0 K: 0 S: 4	H: 1 LOB: 1 BB: 0 P: 4	R: 4 E: 0 K: 1 S: 8	H: 4 LOB: 2 BB: 1 P: 13	R: 0 E: 0 K: 0 S: 5	H: 2 LOB: 3 BB: 1 P: 9	1B: 8 2B: 3 3B: 1 HR: 0	SF: 1 SAC: 0 DP: 1 HBP: 1	WP: 3 PB: 0 SB: 0 CS: 0	PA: 48		
<b>PITCHER</b>	IP WLS BF H R ER SO BB IBB HBP BLK WP HR S P ERA WHIP	IP WLS BF H R ER SO BB IBB HBP BLK WP HR S P ERA WHIP	IP WLS BF H R ER SO BB IBB HBP BLK WP HR S P ERA WHIP	IP WLS BF H R ER SO BB IBB HBP BLK WP HR S P ERA WHIP	IP WLS BF H R ER SO BB IBB HBP BLK WP HR S P ERA WHIP	IP WLS BF H R ER SO BB IBB HBP BLK WP HR S P ERA WHIP	IP WLS BF H R ER SO BB IBB HBP BLK WP HR S P ERA WHIP	IP WLS BF H R ER SO BB IBB HBP BLK WP HR S P ERA WHIP	IP WLS BF H R ER SO BB IBB HBP BLK WP HR S P ERA WHIP	IP WLS BF H R ER SO BB IBB HBP BLK WP HR S P ERA WHIP	IP WLS BF H R ER SO BB IBB HBP BLK WP HR S P ERA WHIP	IP WLS BF H R ER SO BB IBB HBP BLK WP HR S P ERA WHIP	IP WLS BF H R ER SO BB IBB HBP BLK WP HR S P ERA WHIP	IP WLS BF H R ER SO BB IBB HBP BLK WP HR S P ERA WHIP	IP WLS BF H R ER SO BB IBB HBP BLK WP HR S P ERA WHIP	IP WLS BF H R ER SO BB IBB HBP BLK WP HR S P ERA WHIP	IP WLS BF H R ER SO BB IBB HBP BLK WP HR S P ERA WHIP	IP WLS BF H R ER SO BB IBB HBP BLK WP HR S P ERA WHIP	IP WLS BF H R ER SO BB IBB HBP BLK WP HR S P ERA WHIP	IP WLS BF H R ER SO BB IBB HBP BLK WP HR S P ERA WHIP	IP WLS BF H R ER SO BB IBB HBP BLK WP HR S P ERA WHIP	IP WLS BF H R ER SO BB IBB HBP BLK WP HR S P ERA WHIP
Dave Morehead, R (1.1) ERA: 3.0	6.0	31	6	3	2	3	4	1	0	0	3	0	32	52	3.00	1.667						
Mike Hedlund, R (7.1) ERA: 6.0	1.0	5	1	2	2	0	1	0	0	0	0	0	4	8	18.00	2.000						
Moe Drabowsky, R (8.1) ERA: 3.77	0.0	L	2	2	1	1	0	0	0	0	0	0	2	2	∞	∞						
Ken Wright, R (8.1) ERA: 1.17	1.0	4	1	1	1	1	0	0	1	0	0	0	5	6	9.00	1.000						
Wally Bunker, R (9.1) ERA: 8.53	1.0	6	2	0	0	0	1	0	0	0	0	0	5	9	0.00	3.000						
<b>Batter</b>	<b>1</b>	<b>2</b>	<b>3</b>	<b>4</b>	<b>5</b>	<b>6</b>	<b>7</b>	<b>8</b>	<b>9</b>	<b>AB</b>	<b>R</b>	<b>H</b>	<b>RBI</b>	<b>BB</b>	<b>SO</b>	<b>LOB</b>	<b>BOTTOM</b>					
Jackie Hernandez, R (1.6) OBP: 0.333, SLG: 0.375	2B HR 1B	1B		B1-3		K		5-3		5	1	2	0	0	1	1	<b>Cleveland Indians @ Kansas City Royals</b> Municipal Stadium, Kansas City, MO Fri May 01 1970, 8:05 PM EDT Att: 6,365 - Unknown					
Pat Kelly, L (1.9) OBP: 0.408, SLG: 0.328	F8	K		1B		1B BB			K	4	0	1	1	1	2	3						
Amos Otis, R (1.8) OBP: 0.375, SLG: 0.519	HR 2B		G6-4-3 1B	FC5-4 1B		1B			1B	5	2	5	0	0	0	0						
Bob Oliver, R (1.5) OBP: 0.346, SLG: 0.613	K		G6-4-3 1B	FC5-4 1B		1-3			K	5	0	1	0	0	2	6						
Lou Piniella, R (1.7) OBP: 0.367, SLG: 0.556	HR 2-H 3-H		G6-4-3			4-3 1B			K	5	1	2	3	0	1	3						
Joe Keough, L (1.3) OBP: 0.316, SLG: 0.412	2-4 BB					4-3			K	3	0	1	1	1	1	1						
Jerry Adair, R (1.4) OBP: 0.286, SLG: 0.167	2-4		G5-4-3 1B			BB			F9	3	0	1	0	1	0	1						
Ellie Rodriguez, R (1.2) OBP: 0.333, SLG: 0.250			G5-4-3			F2			K	1	0	0	0	0	0	1						
Jim Campanis, R (3.2) OBP: 0.250, SLG: 0.526				SH3-4 1B					K	3	1	1	0	0	1	2						
Dave Morehead, R (1.1) OBP: 0.250, SLG: 0.143									1-3	2	0	1	0	0	0	2						
Mike Hedlund, R (7.1) ERA: 6.0										0	0	0	0	0	0	0						
Moe Drabowsky, R (8.1) ERA: 3.77										0	0	0	0	0	0	0						
Ken Wright, R (8.1) ERA: 1.17										0	0	0	0	0	0	0						
Ed Kirkpatrick, L (8. PH) OBP: 0.276, SLG: 0.418										0	1	0	0	0	0	0						
Wally Bunker, R (9.1) ERA: 8.53										0	0	0	0	0	0	0						
<b>Inning Stats</b>	R: 3 E: 0 K: 1 S: 7	H: 3 LOB: 1 BB: 1 P: 11	R: 0 E: 0 K: 1 S: 7	H: 3 LOB: 0 BB: 0 P: 7	R: 1 E: 0 K: 0 S: 5	H: 3 LOB: 1 BB: 0 P: 5	R: 1 E: 0 K: 0 S: 6	H: 3 LOB: 0 BB: 0 P: 6	R: 0 E: 0 K: 0 S: 4	H: 1 LOB: 2 BB: 1 P: 8	R: 0 E: 0 K: 1 S: 5	H: 1 LOB: 1 BB: 1 P: 9	R: 0 E: 0 K: 1 S: 5	H: 0 LOB: 0 BB: 0 P: 5	R: 0 E: 0 K: 1 S: 5	H: 0 LOB: 0 BB: 0 P: 5	R: 0 E: 0 K: 3 S: 10	H: 1 LOB: 1 BB: 0 P: 10	1B: 13 2B: 1 3B: 0 HR: 1	SF: 0 SAC: 1 DP: 2 HBP: 0	WP: 0 PB: 0 SB: 0 CS: 0	PA: 41
<b>PITCHER</b>	IP WLS BF H R ER SO BB IBB HBP BLK WP HR S P ERA WHIP	IP WLS BF H R ER SO BB IBB HBP BLK WP HR S P ERA WHIP	IP WLS BF H R ER SO BB IBB HBP BLK WP HR S P ERA WHIP	IP WLS BF H R ER SO BB IBB HBP BLK WP HR S P ERA WHIP	IP WLS BF H R ER SO BB IBB HBP BLK WP HR S P ERA WHIP	IP WLS BF H R ER SO BB IBB HBP BLK WP HR S P ERA WHIP	IP WLS BF H R ER SO BB IBB HBP BLK WP HR S P ERA WHIP	IP WLS BF H R ER SO BB IBB HBP BLK WP HR S P ERA WHIP	IP WLS BF H R ER SO BB IBB HBP BLK WP HR S P ERA WHIP	IP WLS BF H R ER SO BB IBB HBP BLK WP HR S P ERA WHIP	IP WLS BF H R ER SO BB IBB HBP BLK WP HR S P ERA WHIP	IP WLS BF H R ER SO BB IBB HBP BLK WP HR S P ERA WHIP	IP WLS BF H R ER SO BB IBB HBP BLK WP HR S P ERA WHIP	IP WLS BF H R ER SO BB IBB HBP BLK WP HR S P ERA WHIP	IP WLS BF H R ER SO BB IBB HBP BLK WP HR S P ERA WHIP	IP WLS BF H R ER SO BB IBB HBP BLK WP HR S P ERA WHIP	IP WLS BF H R ER SO BB IBB HBP BLK WP HR S P ERA WHIP	IP WLS BF H R ER SO BB IBB HBP BLK WP HR S P ERA WHIP	IP WLS BF H R ER SO BB IBB HBP BLK WP HR S P ERA WHIP	IP WLS BF H R ER SO BB IBB HBP BLK WP HR S P ERA WHIP	IP WLS BF H R ER SO BB IBB HBP BLK WP HR S P ERA WHIP	IP WLS BF H R ER SO BB IBB HBP BLK WP HR S P ERA WHIP
Dean Chance, R (1.1) ERA: 3.86	3.2	22	12	5	5	2	1	0	0	0	0	0	5	9	0.00	1.500						
Bob Miller, R (4.1) ERA: 2.84	1.1	6	1	0	0	0	1	0	0	0	0	0	5	9	0.00	1.500						
Phil Hennigan, R (6.1) ERA: 6.23	2.0	W	7	1	0	0	2	1	0	0	0	0	10	14	0.00	1.000						
Dennis Higgins, R (8.1) ERA: 4.97	2.0	S	7	1	0	0	4	0	0	0	0	0	15	15	0.00	0.500						






Batter	1	2	3	4	5	6	7	8	9	AB	R	H	RBI	BB	SO	LOB	TOP			
Ted Uhlhaender, L (1, 8) OBP: 0.311, SLG: 0.363	0-0 K2-3-2 1B		0-0 G3		4-0 BB		0-0 1-3		0-0 1-3	3	0	1	0	1	0	0	<b>Cleveland Indians @ Chicago White Sox</b> Comiskey Park, Chicago, IL Tue May 05 1970, 8:05 PM EDT Att: 2,993 - Unknown			
Eddie Leon, R (1, 4) OBP: 0.244, SLG: 0.289	0-3 K2-3-2 1-1		0-0 6-3		0-3 K		0-0 6-3		0-0 6-3	4	0	0	0	0	2	3				
Vada Pinson, L (1, 9) OBP: 0.360, SLG: 0.468	0-0 F8		0-0 6-3		0-0 1-3		0-0 1-3		0-0 2B	4	0	1	0	0	0	2				
Tony Horton, R (1, 3) OBP: 0.329, SLG: 0.433		0-0 G3		0-0 5-3		0-0 G6-4-3 1B		4-0 1B	3	0	1	0	1	0	0	0				
Ray Fosse, R (1, 2) OBP: 0.419, SLG: 0.423		0-0 1B E 1B		4-0 E BB		0-0 G6-4-3 1-2f		0-0 1-3	3	1	1	0	1	0	3	3				
Graig Nettles, L (1, 5) OBP: 0.329, SLG: 0.281		0-0 E 1B		0-0 E3 G6-4-3		0-0 F7		0-0 4-3	4	0	1	0	0	0	1	1				
Roy Foster, R (1, 7) OBP: 0.313, SLG: 0.333		0-0 E5		0-0 G6-4-3 1-2f		4-0 FC5-4 BB		0-3 K	3	0	0	1	1	1	3	3				
Jack Heidemann, R (1, 6) OBP: 0.200, SLG: 0.222		0-0 F8		0-0 SH2-4 PB 1B		0-0 FC5-4 G4-6-3 1-2f		0-3 K	4	0	1	0	0	1	3	3				
Dean Chance, R (1, 1) Chuck Hinton, R (7, PH) Rich Hand, R (7, 1)	0-3 K		0-0 SH2-4		0-0 G4-6-3 1-2f		0-0 G4-6-3			1	0	0	0	0	1	2	<b>AB 30</b> <b>R 1</b> <b>H 6</b> <b>RBI 1</b> <b>BB 4</b> <b>SO 5</b> <b>LOB 18</b>			
<b>Inning Stats</b>	R: 0 E: 0 K: 1 S: 5	H: 1 LOB: 0 BB: 0 P: 5	R: 1 E: 1 K: 1 S: 8	H: 2 LOB: 2 BB: 0 P: 8	R: 0 E: 0 K: 0 S: 3	H: 0 LOB: 0 BB: 0 P: 3	R: 0 E: 1 K: 0 S: 3	H: 0 LOB: 1 BB: 1 P: 7	R: 0 E: 0 K: 0 S: 6	H: 1 LOB: 2 BB: 1 P: 10	R: 0 E: 0 K: 0 S: 2	H: 0 LOB: 0 BB: 1 P: 6	R: 0 E: 0 K: 0 S: 4	H: 1 LOB: 2 BB: 1 P: 8	R: 0 E: 0 K: 2 S: 7	H: 0 LOB: 0 BB: 0 P: 7		1B: 5 2B: 2 3B: 0 HR: 0	SF: 0 SAC: 1 DP: 4 HBP: 0	WP: 0 PB: 1 SB: 0 CS: 0
<b>PITCHER</b> Tommy John, L (1, 1) ERA: 4.6	IP: 9.0 WLS: W BF: 35 H: 6 R: 1 ER: 1 SO: 5 BB: 3 IBB: 1 HBP: 0 BLK: 0 WP: 0 HR: 0 S: 41 P: 57 ERA: 1.00 WHIP: 1.000															<b>PITCHER</b>				

Batter	1	2	3	4	5	6	7	8	9	AB	R	H	RBI	BB	SO	LOB	BOTTOM			
Tom McCraw, L (1, 9) OBP: 0.429, SLG: 0.368	0-0 G6-4-3 1B		0-0 S 2H 1B		4-0 2B IBB		0-0 SH2-4 1B		0-0 SH2-4	3	0	3	1	1	0	0	<b>Cleveland Indians @ Chicago White Sox</b> Comiskey Park, Chicago, IL Tue May 05 1970, 8:05 PM EDT Att: 2,993 - Unknown			
Luis Aparicio, R (1, 6) OBP: 0.437, SLG: 0.446	0-0 G6-4-3 1-2f		4-0 G4-6-3 BB		1-3 2H 2B		0-0 SH2-4		1-2 K	2	0	1	1	1	0	1				
Carlos May, L (1, 7) OBP: 0.362, SLG: 0.451	4-0 S BB		0-0 G4-6-3 1-2f		4-0 IBB		0-3 K		0-3 K	2	0	0	0	2	1	3				
Bill Melton, R (1, 5) OBP: 0.389, SLG: 0.488	0-3 K		0-3 K		0-0 F8		0-3 K		0-0 E6 BB 1B	4	0	1	0	0	1	3				
Gail Hopkins, L (1, 3) OBP: 0.439, SLG: 0.412		0-0 F5		0-0 2B		0-3 K		0-0 E6 BB 1B	4	0	1	0	0	1	3	3				
Ed Herrmann, L (1, 2) OBP: 0.321, SLG: 0.308		0-3 K		4-0 G6-4-3 BB		1-0 HBP		0-0 F8	2	0	0	0	1	1	1	1				
Ken Berry, R (1, 8) OBP: 0.359, SLG: 0.345		0-0 6-3		0-0 G6-4-3 1-2f		0-0 G6-3		0-0 FC3-5 BB 1B	4	0	1	0	0	0	3	3				
Bobby Knoop, R (1, 4) OBP: 0.324, SLG: 0.397			0-0 SH5-4 1B 1B		1-0 SH3-4 2B HBP		4-0 BB		4-0 FC3-5 BB	1	2	1	0	2	0	0				
Tommy John, R (1, 1) OBP: 0.231, SLG: 0.231			0-0 SH5-4		0-0 SH3-4		0-3 K		0-0 FC3-5	2	0	0	0	0	1	4	<b>AB 24</b> <b>R 2</b> <b>H 7</b> <b>RBI 2</b> <b>BB 7</b> <b>SO 7</b> <b>LOB 20</b>			
<b>Inning Stats</b>	R: 0 E: 0 K: 1 S: 5	H: 1 LOB: 1 BB: 1 P: 9	R: 0 E: 0 K: 1 S: 5	H: 0 LOB: 0 BB: 0 P: 5	R: 1 E: 0 K: 0 S: 4	H: 2 LOB: 1 BB: 1 P: 8	R: 0 E: 0 K: 1 S: 5	H: 1 LOB: 1 BB: 1 P: 9	R: 1 E: 0 K: 1 S: 6	H: 1 LOB: 3 BB: 2 P: 15	R: 0 E: 0 K: 1 S: 4	H: 0 LOB: 1 BB: 1 P: 9	R: 0 E: 1 K: 0 S: 4	H: 1 LOB: 2 BB: 1 P: 8	R: 0 E: 1 K: 0 S: 4	H: 1 LOB: 2 BB: 1 P: 8		1B: 5 2B: 3 3B: 0 HR: 0	SF: 0 SAC: 3 DP: 5 HBP: 2	WP: 0 PB: 0 SB: 2 CS: 0
<b>PITCHER</b> Dean Chance, R (1, 1) Rich Hand, R (7, 1)	IP: 6.0 WLS: L BF: 27 H: 5 R: 2 ER: 2 SO: 5 BB: 4 IBB: 2 HBP: 2 BLK: 0 WP: 0 HR: 0 S: 29 P: 55 ERA: 3.00 WHIP: 1.500															<b>PITCHER</b>				

Batter	1	2	3	4	5	6	7	8	9	AB	R	H	RBI	BB	SO	LOB	TOP					
<b>Ted Uhlhaender, L</b> (1,8) OBP: 0.298, SLG: 0.345	F7		F3			G4-6-3		K		4	0	0	0	0	1	2						
<b>Roy Foster, R</b> (1,7) OBP: 0.298, SLG: 0.316	5-3			6-3			5-3		K	4	0	0	0	0	1	0						
<b>Vada Pinson, L</b> (1,9) OBP: 0.367, SLG: 0.494	1-3			5-3			1B 2B		2B	4	0	2	0	0	0	0						
<b>Tony Horton, R</b> (1,3) OBP: 0.338, SLG: 0.420		1-3		CS BB			1B E BB		6-3	2	1	0	0	2	0	1						
<b>Graig Nettles, L</b> (1,5) OBP: 0.326, SLG: 0.279	K			CS	6-3		E		F3	4	0	1	0	0	1	1						
<b>Ray Fosse, R</b> (1,2) OBP: 0.400, SLG: 0.400	5-3				5-3		E5			3	0	0	0	0	0	1						
<b>Eddie Leon, R</b> (1,4) OBP: 0.235, SLG: 0.278			F5		5-3		4-3			3	0	0	0	0	0	2						
<b>Jack Heidemann, R</b> (1,6) OBP: 0.205, SLG: 0.227			6-3			G4-6-3		6-3		3	0	1	0	0	0	0						
<b>Sam McDowell, L</b> (1,1) OBP: 0.261, SLG: 0.261						K		4-3		3	0	1	0	0	1	1						
<b>Inning Stats</b>	R: 0 E: 0 K: 0 S: 3	H: 0 LOB: 0 BB: 0 P: 3	R: 0 E: 0 K: 1 S: 5	H: 0 LOB: 0 BB: 0 P: 5	R: 0 E: 0 K: 0 S: 4	H: 1 LOB: 1 BB: 0 P: 4	R: 0 E: 0 K: 0 S: 2	H: 0 LOB: 0 BB: 1 P: 6	R: 0 E: 0 K: 0 S: 3	H: 0 LOB: 0 BB: 0 P: 3	R: 0 E: 0 K: 1 S: 5	H: 1 LOB: 0 BB: 0 P: 5	R: 1 E: 1 K: 0 S: 5	H: 2 LOB: 2 BB: 1 P: 9	R: 0 E: 0 K: 1 S: 5	H: 0 LOB: 0 BB: 0 P: 5	R: 0 E: 0 K: 1 S: 6	H: 1 LOB: 1 BB: 0 P: 6	1B: 3 2B: 2 3B: 0 HR: 0	SF: 0 SAC: 0 DP: 1 HBP: 0	WP: 0 PB: 0 SB: 0 CS: 1	PA: 33
<b>PITCHER</b> <b>Joe Horlen, R</b> (1,1) ERA: 3.1	IP: 9.0 WLS: W BF: 32 H: 5 R: 1 ER: 0 SO: 4 BB: 2 IBB: 0 HBP: 0 BLK: 0 WP: 0 HR: 0 S: 38 P: 46 ERA: 0.00 WHIP: 0.778															<b>PITCHER</b>						

**Cleveland Indians @ Chicago White Sox**  
Comiskey Park, Chicago, IL  
Wed May 06 1970, 8:05 PM EDT  
Att: 2,983 - Unknown


AB 30  
R 1  
H 5  
RBI 0  
BB 2  
SO 4  
LOB 8



Batter	1	2	3	4	5	6	7	8	9	AB	R	H	RBI	BB	SO	LOB	BOTTOM			
<b>Walt Williams, R</b> (1,9) OBP: 0.371, SLG: 0.333	FC1-4 BB		1-3			K		PO		3	0	1	0	1	1	0				
<b>Luis Aparicio, R</b> (1,6) OBP: 0.429, SLG: 0.436	FC1-4 PB			CS PB			4-3	PO	K	4	0	1	0	0	1	1				
<b>Carlos May, L</b> (1,7) OBP: 0.367, SLG: 0.512	K			K			E			4	2	2	1	0	2	2				
<b>Bill Melton, R</b> (1,5) OBP: 0.387, SLG: 0.482	K			K			E1			3	0	1	0	0	2	1				
<b>Duane Josephson, R</b> (1,2) OBP: 0.373, SLG: 0.407		4-3			F9		5-3			2	0	0	0	0	0	0				
<b>Ed Herrmann, L</b> (6,2) OBP: 0.321, SLG: 0.308										0	0	0	0	0	0	0				
<b>Syd O'Brien, R</b> (7,PH) OBP: 0.314, SLG: 0.303										1	0	0	0	0	0	1				
<b>John Matias, L</b> (8,3) OBP: 0.171, SLG: 0.225										0	0	0	0	0	0	0				
<b>Gail Hopkins, L</b> (1,3) OBP: 0.433, SLG: 0.396	K				K		BB			2	0	0	0	1	2	0				
<b>Ken Berry, R</b> (1,8) OBP: 0.343, SLG: 0.328	K				K		F8			3	0	0	0	0	2	2				
<b>Bobby Knoop, R</b> (1,4) OBP: 0.310, SLG: 0.377			K			K		F3		3	0	0	0	0	2	0				
<b>Joe Horlen, R</b> (1,1) OBP: 0.143, SLG: 0.143			K			K		K		3	0	0	0	0	3	0				
<b>Inning Stats</b>	R: 0 E: 0 K: 2 S: 7	H: 0 LOB: 1 BB: 1 P: 11	R: 0 E: 0 K: 2 S: 7	H: 0 LOB: 0 BB: 0 P: 7	R: 0 E: 0 K: 2 S: 7	H: 0 LOB: 0 BB: 0 P: 7	R: 0 E: 0 K: 2 S: 7	H: 1 LOB: 0 BB: 0 P: 7	R: 0 E: 0 K: 3 S: 9	H: 0 LOB: 0 BB: 0 P: 9	R: 1 E: 1 K: 0 S: 5	H: 2 LOB: 2 BB: 1 P: 9	R: 0 E: 0 K: 1 S: 5	H: 1 LOB: 0 BB: 0 P: 5	R: 1 E: 0 K: 1 S: 4	H: 1 LOB: 0 BB: 0 P: 4	1B: 3 2B: 0 3B: 1 HR: 1	SF: 0 SAC: 0 DP: 0 HBP: 0	WP: 0 PB: 2 SB: 0 CS: 1	PA: 31
<b>PITCHER</b> <b>Sam McDowell, L</b> (1,1) ERA: 2.41	IP: 8.1 WLS: L BF: 30 H: 5 R: 2 ER: 1 SO: 15 BB: 2 IBB: 0 HBP: 0 BLK: 0 WP: 0 HR: 1 S: 58 P: 66 ERA: 1.08 WHIP: 0.840															<b>PITCHER</b>				

**Cleveland Indians @ Chicago White Sox**  
Comiskey Park, Chicago, IL  
Wed May 06 1970, 8:05 PM EDT  
Att: 2,983 - Unknown

AB 28  
R 2  
H 5  
RBI 1  
BB 2  
SO 15  
LOB 7







Batter	1	2	3	4	5	6	7	8	9	AB	R	H	RBI	BB	SO	LOB	TOP								
Cesar Tovar, R OBP: 0.373, SLG: 0.528 (1, 8)	F9		CS S BB			F1	1-2 2-3 3H		1B	3	0	1	1	2	0	1	<b>Minnesota Twins @ Cleveland Indians</b> Cleveland Municipal Stadium, Cleveland, OH Sat May 09 1970, 3:33 AM EDT Att. 5,485 - Unknown - 79 F								
Rod Carew, L OBP: 0.356, SLG: 0.439 (1, 4)	4-3		K			G3	1-3		K	5	0	0	0	0	2	6									
Tony Oliva, L OBP: 0.372, SLG: 0.607 (1, 9)	S BB								K	3	1	1	2	1	2	0									
Harmon Killebrew, R OBP: 0.427, SLG: 0.656 Frank Quijici, R OBP: 0.256, SLG: 0.179 (9, 5)	K					F8			6-3	4	0	0	0	0	2	1									
Rich Reese, L OBP: 0.286, SLG: 0.263 (1, 3)						4-3			K	3	0	1	0	1	1	0									
Jim Holt, L OBP: 0.192, SLG: 0.160 (1, 7)						K			1-3	4	0	0	0	0	2	2									
Leo Cardenas, R OBP: 0.311, SLG: 0.398 (1, 6)						K			HR	3	2	0	0	1	2	2									
Paul Ratliff, L OBP: 0.414, SLG: 0.458 (1, 2)						F8			HR	3	1	1	2	1	0	1									
Luis Tiant, R OBP: 0.471, SLG: 0.563 Ron Perranoski, L (8, 1)			K			G3 HR			K	2	1	1	0	1	1	0									
										1	0	0	0	0	1	0									
<b>Inning Stats</b>	R: 0 E: 0 K: 1 S: 5	H: 0 LOB: 1 BB: 1 P: 9	R: 0 E: 0 K: 2 S: 8	H: 1 LOB: 1 BB: 0 P: 8	R: 0 E: 0 K: 2 S: 6	H: 0 LOB: 0 BB: 1 P: 10	R: 0 E: 0 K: 1 S: 5	H: 0 LOB: 0 BB: 0 P: 5	R: 0 E: 0 K: 2 S: 7	H: 0 LOB: 0 BB: 0 P: 7	R: 2 E: 0 K: 1 S: 7	H: 2 LOB: 0 BB: 0 P: 7	R: 1 E: 0 K: 0 S: 3	H: 0 LOB: 3 BB: 4 P: 19	R: 0 E: 0 K: 2 S: 7	H: 0 LOB: 0 BB: 7 P: 7	R: 2 E: 0 K: 2 S: 9	H: 2 LOB: 1 BB: 1 P: 13	1B: 2 2B: 1 3B: 0 HR: 2	SF: 0 SAC: 0 DP: 0 HBP: 0	WP: 1 PB: 0 SB: 3 CS: 1	PA: 38			
<b>PITCHER</b>	IP WLS BF H R ER SO BB IBB HBP BLK WP HR S P ERA WHIP	6.2 28 3 3 3 9 6 0 0 0 1 1 40 64 4.05 1.350	1.1 4 0 0 0 2 0 0 0 0 0 0 8 8 0.00 0.000	1.0 L 6 2 2 2 2 1 0 0 0 0 1 9 13 18.00 3.000																					

AB	31
R	5
H	5
RBI	5
BB	7
SO	13
LOB	13



Batter	1	2	3	4	5	6	7	8	9	AB	R	H	RBI	BB	SO	LOB	BOTTOM								
Ted Uhlhaender, L OBP: 0.314, SLG: 0.396 (1, 8)	HR		1B			1B		SF9		3	1	3	2	0	0	0	<b>Minnesota Twins @ Cleveland Indians</b> Cleveland Municipal Stadium, Cleveland, OH Sat May 09 1970, 3:33 AM EDT Att. 5,485 - Unknown - 79 F								
Larry Brown, R OBP: 0.435, SLG: 0.591 (1, 4)	F6		5-3			F5		1B		4	0	1	0	0	0	2									
Vada Pinson, L OBP: 0.367, SLG: 0.527 (1, 9)	4-3					F8		K		4	0	1	0	0	1	2									
Tony Horton, R OBP: 0.330, SLG: 0.408 (1, 3)	F7		E 9-2			E5		4-3		4	0	1	0	0	0	1									
Graig Nettles, L OBP: 0.298, SLG: 0.250 (1, 5)	4-3		9-2			1-3		K		4	0	0	0	0	1	2									
Ray Fosse, R OBP: 0.370, SLG: 0.365 (1, 2)	F2					K		6-3		4	0	0	0	0	1	1									
Roy Foster, R OBP: 0.293, SLG: 0.381 (1, 7)	F5					F7		HR		4	1	1	1	0	0	1									
Jack Heidemann, R OBP: 0.202, SLG: 0.247 (1, 6)	F5		F5			F7		SF9		3	1	1	0	0	0	0									
Dean Chance, R (1, 1)			K			K		3B		2	0	0	0	0	2	0									
Mike Paul, L (7, 1)								F9		0	0	0	0	0	0	0									
Chuck Hinton, R OBP: 0.400, SLG: 0.333 Dennis Higgins, R (9, 1)			K							1	0	0	0	0	0	1									
										0	0	0	0	0	0	0									
<b>Inning Stats</b>	R: 1 E: 0 K: 0 S: 4	H: 1 LOB: 0 BB: 0 P: 4	R: 0 E: 0 K: 0 S: 3	H: 0 LOB: 0 BB: 0 P: 3	R: 0 E: 0 K: 1 S: 6	H: 1 LOB: 1 BB: 0 P: 6	R: 0 E: 1 K: 0 S: 3	H: 1 LOB: 0 BB: 0 P: 3	R: 0 E: 0 K: 0 S: 3	H: 0 LOB: 0 BB: 0 P: 3	R: 0 E: 0 K: 1 S: 6	H: 1 LOB: 1 BB: 0 P: 6	R: 0 E: 0 K: 1 S: 5	H: 0 LOB: 0 BB: 0 P: 5	R: 2 E: 0 K: 1 S: 8	H: 3 LOB: 1 BB: 0 P: 8	R: 0 E: 0 K: 1 S: 6	H: 1 LOB: 1 BB: 0 P: 6	1B: 4 2B: 2 3B: 1 HR: 2	SF: 1 SAC: 0 DP: 1 HBP: 0	WP: 0 PB: 1 SB: 0 CS: 0	PA: 34			
<b>PITCHER</b>	IP WLS BF H R ER SO BB IBB HBP BLK WP HR S P ERA WHIP	7.0 25 5 2 2 3 5 2 2 3 0 0 0 13 13 4.50 1.500																							



Batter	1	2	3	4	5	6	7	8	9	AB	R	H	RBI	BB	SO	LOB	TOP									
<b>Cesar Tovar, R</b> (1, 8) OBP: 0.361, SLG: 0.509 <b>Rod Carew, L</b> (9, PH) OBP: 0.350, SLG: 0.431	F4		F8			F8		F9	K	4	0	0	0	0	0	1										
<b>Leo Cardenas, R</b> (1, 6) OBP: 0.315, SLG: 0.422	K		K			HR		1B	6-3	4	2	1	1	1	2	2										
<b>Harmon Killebrew, R</b> (1, 5) OBP: 0.430, SLG: 0.660	6-3			5-3				1B		4	0	2	0	0	0	0										
<b>Tony Oliva, L</b> (1, 9) OBP: 0.376, SLG: 0.600		FC6-5	5-4-3			F7		1B		3	0	1	1	1	1	1										
<b>Brant Aylea, R</b> (1, 7) OBP: 0.393, SLG: 0.551	5-4-3					6-3		1B		4	0	0	0	0	1	4										
<b>Bob Allison, R</b> (1, 3) OBP: 0.350, SLG: 0.235	FC6-5							2B	1B	4	1	2	0	0	1	1										
<b>George Mitterwald, R</b> (1, 2) OBP: 0.250, SLG: 0.266	K					FC5-4		1B	K	4	0	0	0	0	2	3										
<b>Frank Quilici, R</b> (1, 4) OBP: 0.239, SLG: 0.167 <b>Tom Hall, L</b> (7, 1) OBP: 0.500, SLG: 0.500 <b>Rick Renick, R</b> (9, PH) OBP: 0.308, SLG: 0.692			F4			K		5-3		3	0	0	0	0	1	1										
<b>Dave Boswell, R</b> (1, 1) OBP: 0.250, SLG: 0.250 <b>Minnie Mendoza, R</b> (7, 4) OBP: 0.154, SLG: 0.154 <b>Jim Holt, L</b> (9, PR) OBP: 0.192, SLG: 0.160						F9		F8	1B	2	0	1	0	0	0	1										
<b>Inning Stats</b>	R: 0 E: 0 K: 1 S: 5	H: 0 LOB: 0 BB: 0 P: 5	R: 0 E: 0 K: 1 S: 5	H: 0 LOB: 1 BB: 1 P: 9	R: 0 E: 0 K: 1 S: 6	H: 1 LOB: 0 BB: 0 P: 6	R: 0 E: 0 K: 2 S: 7	H: 0 LOB: 0 BB: 0 P: 7	R: 0 E: 0 K: 1 S: 6	H: 1 LOB: 1 BB: 0 P: 6	R: 1 E: 0 K: 0 S: 5	H: 2 LOB: 1 BB: 0 P: 5	R: 0 E: 0 K: 1 S: 5	H: 0 LOB: 0 BB: 0 P: 5	R: 1 E: 0 K: 0 S: 5	H: 2 LOB: 2 BB: 1 P: 9	R: 2 E: 0 K: 2 S: 10	H: 3 LOB: 1 BB: 0 P: 10	1B: 6 2B: 2 HR: 1	SF: 0 SAC: 0 DP: 0 HBP: 0	WP: 0 PB: 0 SB: 0 CS: 0	PA: 38				
<b>PITCHER</b>	IP	WLS	BF	H	R	ER	SO	BB	IBB	HBP	BLK	WP	HR	S	P	ERA	WHIP									
<b>Sam McDowell, L</b> (1, 1) ERA: 2.66 <b>Rich Hand, R</b> (9, 1) ERA: 5.5	8.1	W	36	9	4	4	8	2	0	0	0	0	0	1	50	58	4.32	1.320								
<b>PITCHER</b>	IP	WLS	BF	H	R	ER	SO	BB	IBB	HBP	BLK	WP	HR	S	P	ERA	WHIP									

Minnesota Twins @ Cleveland Indians  
Cleveland Municipal Stadium, Cleveland, OH  
Sun May 10 1970, 3:33 AM EDT  
Att: 14,397 - Unknown

AB 36  
R 4  
H 9  
RBI 4  
BB 2  
SO 9  
LOB 15



Batter	1	2	3	4	5	6	7	8	9	AB	R	H	RBI	BB	SO	LOB	BOTTOM								
<b>Larry Brown, R</b> (1, 4) OBP: 0.407, SLG: 0.520	E3		F9		G4-6-3					3	1	0	0	1	0	1									
<b>Ted Uhlhaender, L</b> (1, 8) OBP: 0.330, SLG: 0.409						F8				2	0	1	1	2	0	0									
<b>Tony Horton, R</b> (1, 3) OBP: 0.315, SLG: 0.388 <b>Chuck Hinton, R</b> (8, 3) OBP: 0.400, SLG: 0.333	F7		K2-4-2			1-3				4	0	0	0	0	2	5									
<b>Vada Pinson, L</b> (1, 9) OBP: 0.363, SLG: 0.516	F8					HR				4	1	1	0	0	1	1									
<b>Duke Sims, L</b> (1, 2) OBP: 0.294, SLG: 0.429	F2					HR		4-3		4	2	2	3	0	0	1									
<b>Graig Nettles, L</b> (1, 5) OBP: 0.286, SLG: 0.238			F8			F6		E1		4	0	0	0	0	1	0									
<b>Roy Foster, R</b> (1, 7) OBP: 0.292, SLG: 0.386			2-3			F7				4	0	1	0	0	0	0									
<b>Jack Heidemann, R</b> (1, 6) OBP: 0.227, SLG: 0.244			F2							1	0	0	0	3	0	0									
<b>Sam McDowell, L</b> (1, 1) OBP: 0.259, SLG: 0.370 <b>Rich Hand, R</b> (9, 1) ERA: 5.5						FC4-6				4	1	1	1	0	2	5									
<b>Inning Stats</b>	R: 1 E: 1 K: 0 S: 5	H: 1 LOB: 1 BB: 0 P: 5	R: 0 E: 0 K: 0 S: 3	H: 0 LOB: 0 BB: 0 P: 3	R: 1 E: 0 K: 1 S: 5	H: 1 LOB: 1 BB: 1 P: 9	R: 1 E: 0 K: 1 S: 6	H: 1 LOB: 0 BB: 0 P: 6	R: 0 E: 0 K: 0 S: 2	H: 0 LOB: 0 BB: 1 P: 6	R: 2 E: 0 K: 1 S: 7	H: 2 LOB: 0 BB: 0 P: 7	R: 0 E: 0 K: 2 S: 7	H: 0 LOB: 3 BB: 3 P: 19	R: 0 E: 1 K: 1 S: 7	H: 1 LOB: 3 BB: 1 P: 11	1B: 1 2B: 3 HR: 3	SF: 0 SAC: 0 DP: 2 HBP: 0	WP: 0 PB: 0 SB: 0 CS: 0	PA: 36					
<b>PITCHER</b>	IP	WLS	BF	H	R	ER	SO	BB	IBB	HBP	BLK	WP	HR	S	P	ERA	WHIP								
<b>Dave Boswell, R</b> (1, 1) ERA: 6.17 <b>Tom Hall, L</b> (7, 1) ERA: 4.0	6.2	L	28	5	5	4	4	4	0	0	0	0	0	10	18	5.40	1.350								
<b>PITCHER</b>	IP	WLS	BF	H	R	ER	SO	BB	IBB	HBP	BLK	WP	HR	S	P	ERA	WHIP								

Minnesota Twins @ Cleveland Indians  
Cleveland Municipal Stadium, Cleveland, OH  
Sun May 10 1970, 3:33 AM EDT  
Att: 14,397 - Unknown

AB 30  
R 5  
H 6  
RBI 5  
BB 6  
SO 6  
LOB 13



Batter	1	2	3	4	5	6	7	8	9	10	11	12	AB	R	H	RBI	BB	SO	LOB		
Pat Kelly, L (1.9) OBP: 0.368, SLG: 0.313	K		F9			E S 1B		E BB		K		F8	5	0	1	0	1	2	4		
Mike Fiore, L (1.3) OBP: 0.277, SLG: 0.154			4-3			F8		K			4-3		4	0	0	0	1	1	3		
Amos Otis, R (1.8) OBP: 0.364, SLG: 0.474	F5				E6 G6-4-3				SH3-4 BB		K		3	0	0	0	2	1	1		
Bob Oliver, R (1.5) OBP: 0.345, SLG: 0.589	F9		G6-4-3			F9			SH3-4		F9		4	0	0	0	0	0	4		
Joe Keough, L (1.7) OBP: 0.400, SLG: 0.471		L5			F9		F3			G5-4-3 BB		SH1-4 2B 1B	4	1	1	0	1	0	0		
Paul Schaal, R (1.6) OBP: 0.387, SLG: 0.444		1-3				6-3		4-3		G5-4-3		SH1-4	4	0	0	0	0	0	2		
Rich Severson, R (1.4) OBP: 0.263, SLG: 0.316		4-3					F9			K		5-3	5	0	1	0	0	1	1		
Ed Kirkpatrick, L (1.2) OBP: 0.258, SLG: 0.447						L9-4-3 1B							3	0	1	0	2	1	1		
Bill Butler, L (1.1) OBP: 0.500, SLG: 0.500						L9-4-3 1B				K		2B IBB	4	0	0	0	0	0	2		
Al Fitzmorris, S (12, PH) OBP: 0.300, SLG: 0.444						FC5-4 1B				K			0	0	0	0	0	0	0		
Ken Wright, R (12, 1) OBP: 0.300, SLG: 0.444						FC5-4		6-3		K			1	0	1	1	0	0	0		
Ken Wright, R (12, 1) OBP: 0.300, SLG: 0.444						FC5-4		6-3		K			0	0	0	0	0	0	0		
Ken Wright, R (12, 1) OBP: 0.300, SLG: 0.444						FC5-4		6-3		K			0	0	0	0	0	0	0		
<b>Inning Stats</b>	R: 0 E: 0 K: 1 S: 5	H: 0 LOB: 1 BB: 1 P: 9	R: 0 E: 0 K: 0 S: 3	H: 0 LOB: 0 BB: 0 P: 3	R: 0 E: 0 K: 0 S: 4	H: 1 LOB: 1 BB: 0 P: 4	R: 0 E: 1 K: 0 S: 3	H: 0 LOB: 0 BB: 0 P: 3	R: 0 E: 0 K: 0 S: 3	H: 0 LOB: 0 BB: 0 P: 3	R: 0 E: 0 K: 2 S: 7	H: 0 LOB: 1 BB: 1 P: 11	R: 0 E: 0 K: 0 S: 5	H: 0 LOB: 1 BB: 1 P: 5	R: 1 E: 0 K: 0 S: 5	H: 2 LOB: 2 BB: 1 P: 9	1B: 4 2B: 2 3B: 0 HR: 0	SF: 0 SAC: 2 DP: 3 HBP: 0	WP: 0 PB: 0 SB: 1 CS: 0	PA: 46	
<b>PITCHER</b>	IP WLS BF H R ER SO BB IBB HBP BLK WP HR S P ERA WHIP	<b>PITCHER</b>																			
Barry Moore, L (1.1) ERA: 3.33	8.0	29	3	0	0	3	3	0	0	0	0	0	0	0	0	0	0	0	0	0.00	0.750
Rich Hand, R (9, 1) ERA: 4.71	3.0	11	0	0	0	4	3	0	0	1	0	0	0	0	0	0	0	0	0	0.00	1.000
Phil Hennigan, R (12, 1) ERA: 3.78	1.0	L 6	2	1	1	0	0	1	0	0	0	0	0	0	0	0	0	0	0	9.00	2.000

**TOP**

**Kansas City Royals @ Cleveland Indians**  
Cleveland Municipal Stadium, Cleveland, OH

Wed May 13 1970, 7:05 PM EDT  
Att. 3,028 - Unknown

**AB 37**  
**R 1**  
**H 5**  
**RBI 1**  
**BB 7**  
**SO 7**  
**LOB 18**




Batter	1	2	3	4	5	6	7	8	9	10	11	12	AB	R	H	RBI	BB	SO	LOB		
Ted Uhlhaender, L (1.8) OBP: 0.333, SLG: 0.402	F8		G3										4	0	1	0	1	0	0		
Larry Brown, R (1.4) OBP: 0.375, SLG: 0.448			L6			F9							4	0	0	0	1	1	3		
Vada Pinson, L (1.9) OBP: 0.355, SLG: 0.500	K					F4							5	0	1	0	0	1	1		
Tony Horton, R (1.3) OBP: 0.309, SLG: 0.376	K												5	0	1	0	0	1	2		
Roy Foster, R (1.7) OBP: 0.280, SLG: 0.374													3	0	0	0	1	0	1		
Duke Sims, L (12, PH) OBP: 0.286, SLG: 0.414													1	0	0	0	0	1	0		
Ray Fosse, R (1.2) OBP: 0.551, SLG: 0.343													4	0	0	0	0	0	2		
Graig Nettles, L (1.5) OBP: 0.294, SLG: 0.232													2	0	0	0	2	0	2		
Jack Heidemann, R (1.6) OBP: 0.222, SLG: 0.238													2	0	0	0	0	2	2		
Rich Rollins, R (8, PH) OBP: 0.287, SLG: 0.231													1	0	0	0	0	0	1		
Rich Hand, R (9, 1) OBP: 0.287, SLG: 0.231													0	0	0	0	0	0	0		
Russ Nagelson, L (11, PH) OBP: 0.217, SLG: 0.333													1	0	0	0	0	0	0		
Phil Hennigan, R (12, 1) OBP: 0.217, SLG: 0.333													0	0	0	0	0	0	0		
Barry Moore, L (1.1) OBP: 0.133, SLG: 0.133													2	0	0	0	1	0	1		
Chuck Hinton, R (8, PH) OBP: 0.375, SLG: 0.308													1	0	0	0	1	1	1		
Vern Fuller, R (9, 4) OBP: 0.400, SLG: 0.600													1	0	1	0	0	0	0		
<b>Inning Stats</b>	R: 0 E: 0 K: 2 S: 7	H: 0 LOB: 1 BB: 1 P: 11	R: 0 E: 0 K: 1 S: 5	H: 0 LOB: 1 BB: 1 P: 9	R: 0 E: 0 K: 1 S: 5	H: 0 LOB: 0 BB: 0 P: 5	R: 0 E: 0 K: 0 S: 3	H: 0 LOB: 0 BB: 0 P: 3	R: 0 E: 0 K: 0 S: 3	H: 0 LOB: 0 BB: 0 P: 3	R: 0 E: 0 K: 1 S: 5	H: 0 LOB: 1 BB: 1 P: 9	R: 0 E: 0 K: 0 S: 5	H: 1 LOB: 1 BB: 0 P: 4	R: 0 E: 0 K: 0 S: 3	H: 1 LOB: 1 BB: 1 P: 7	1B: 3 2B: 2 3B: 0 HR: 0	SF: 0 SAC: 0 DP: 3 HBP: 0	WP: 0 PB: 0 SB: 1 CS: 1	PA: 41	
<b>PITCHER</b>	IP WLS BF H R ER SO BB IBB HBP BLK WP HR S P ERA WHIP	<b>PITCHER</b>																			
Bill Butler, L (1.1) ERA: 3.12	10.0	34	3	0	0	7	4	0	0	0	0	0	0	0	0	0	0	0	0	0.00	0.700
Al Fitzmorris, R (11, 1) ERA: 3.26	1.0	W 4	1	0	0	0	0	1	0	0	0	0	0	0	0	0	0	0	0	0.00	1.000
Ken Wright, R (12, 1) ERA: 1.0	1.0	S 3	0	0	0	1	0	0	0	0	0	0	0	0	0	0	0	0	0	0.00	0.000

**BOTTOM**

**Kansas City Royals @ Cleveland Indians**  
Cleveland Municipal Stadium, Cleveland, OH

Wed May 13 1970, 7:05 PM EDT  
Att. 3,028 - Unknown

**AB 36**  
**R 0**  
**H 4**  
**RBI 0**  
**BB 5**  
**SO 8**  
**LOB 15**



Batter	1	2	3	4	5	6	7	8	9	AB	R	H	RBI	BB	SO	LOB	TOP				
Larry Brown, R (1,4) OBP: 0.389, SLG: 0.455										4	1	2	0	0	0	1	<b>Cleveland Indians @ Boston Red Sox</b> Fenway Park, Boston, MA Fri May 15 1970, 3:33 AM EDT Att: 23,102 - Unknown				
Ted Uhlhaender, L (1,8) OBP: 0.335, SLG: 0.406										4	1	2	0	0	0	1					
Tony Horton, R (1,3) OBP: 0.307, SLG: 0.382										4	1	1	1	0	1	1					
Chuck Hinton, R (1,7) OBP: 0.450, SLG: 0.375										3	0	2	2	1	0	0					
Roy Foster, R (1,9) OBP: 0.288, SLG: 0.368										4	0	1	0	0	2	2					
Vada Pinson, L (9,9) OBP: 0.355, SLG: 0.500										0	0	0	0	0	0	0					
Ray Fosse, R (1,2) OBP: 0.333, SLG: 0.324										4	0	0	0	0	0	4					
Graig Nettles, L (1,5) OBP: 0.292, SLG: 0.233										4	0	1	0	0	3	1					
Jack Heidemann, R (1,6) OBP: 0.215, SLG: 0.230										3	0	0	0	0	1	2					
Sam McDowell, L (1,1) OBP: 0.267, SLG: 0.367										3	0	1	0	0	1	0					
<b>Inning Stats</b>	R: 3 E: 0 K: 1 S: 8	H: 4 LOB: 0 BB: 0 P: 8	R: 0 E: 0 K: 1 S: 5	H: 0 LOB: 0 BB: 0 P: 5	R: 0 E: 0 K: 0 S: 3	H: 0 LOB: 0 BB: 0 P: 3	R: 0 E: 0 K: 3 S: 9	H: 1 LOB: 0 BB: 0 P: 9	R: 0 E: 0 K: 1 S: 6	H: 1 LOB: 2 BB: 1 P: 10	R: 0 E: 0 K: 0 S: 4	H: 2 LOB: 1 BB: 0 P: 4	R: 0 E: 0 K: 1 S: 6	H: 2 LOB: 1 BB: 0 P: 6	1B: 9 2B: 1 3B: 0 HR: 0	SF: 0 SAC: 0 DP: 3 HBP: 0	WP: 0 PB: 0 SB: 0 CS: 0	PA: 34			
<b>PITCHER</b> Gary Peters, L (1,1) ERA: 4.7	IP: 9.0 WLS: L BF: 34	H: 10 R: 3 ER: 3 SO: 8	BB: 1 IBB: 0 HBP: 0 BLK: 0	WP: 0 HR: 0 S: 49 P: 53	ERA: 3.00 WHIP: 1.222	<b>PITCHER</b>											IP: 9.0 WLS: L BF: 34	H: 10 R: 3 ER: 3 SO: 8	BB: 1 IBB: 0 HBP: 0 BLK: 0	WP: 0 HR: 0 S: 49 P: 53	ERA: 3.00 WHIP: 1.222

AB 33  
R 3  
H 10  
RBI 3  
BB 1  
SO 8  
LOB 12



Batter	1	2	3	4	5	6	7	8	9	AB	R	H	RBI	BB	SO	LOB	BOTTOM				
Dick Schofield, S (1,5) OBP: 0.261, SLG: 0.190										4	0	0	0	0	1	1	<b>Cleveland Indians @ Boston Red Sox</b> Fenway Park, Boston, MA Fri May 15 1970, 3:33 AM EDT Att: 23,102 - Unknown				
Reggie Smith, S (1,8) OBP: 0.403, SLG: 0.496										4	0	1	0	0	2	1					
Carl Yastrzemski, L (1,7) OBP: 0.435, SLG: 0.541										3	0	0	0	0	0	1					
Tony Conigliaro, R (1,9) OBP: 0.364, SLG: 0.486										3	0	1	0	0	2	1					
Rico Petrocelli, R (1,6) OBP: 0.278, SLG: 0.412										3	0	0	0	0	0	0					
George Scott, R (1,3) OBP: 0.333, SLG: 0.470										3	0	0	0	0	1	0					
Mike Andrews, R (1,4) OBP: 0.286, SLG: 0.303										3	0	0	0	0	1	0					
Jerry Moses, R (1,2) OBP: 0.354, SLG: 0.457										3	0	1	0	0	0	0					
Gary Peters, L (1,1) OBP: 0.211, SLG: 0.222										2	0	0	0	0	0	1					
Billy Conigliaro, R (9,PH) OBP: 0.254, SLG: 0.688										1	0	0	0	0	1	0					
<b>Inning Stats</b>	R: 0 E: 0 K: 1 S: 5	H: 0 LOB: 0 BB: 0 P: 5	R: 0 E: 0 K: 1 S: 5	H: 1 LOB: 0 BB: 0 P: 5	R: 0 E: 0 K: 1 S: 6	H: 1 LOB: 1 BB: 0 P: 6	R: 0 E: 0 K: 1 S: 6	H: 1 LOB: 1 BB: 0 P: 6	R: 0 E: 0 K: 1 S: 5	H: 0 LOB: 0 BB: 0 P: 5	R: 0 E: 0 K: 0 S: 3	H: 0 LOB: 0 BB: 0 P: 3	R: 0 E: 0 K: 2 S: 7	H: 0 LOB: 0 BB: 0 P: 7	1B: 2 2B: 1 3B: 0 HR: 0	SF: 0 SAC: 0 DP: 0 HBP: 0	WP: 0 PB: 0 SB: 0 CS: 0	PA: 29			
<b>PITCHER</b> Sam McDowell, L (1,1) ERA: 2.33	IP: 9.0 WLS: W BF: 29	H: 3 R: 0 ER: 0 SO: 8	BB: 0 IBB: 0 HBP: 0 BLK: 0	WP: 0 HR: 0 S: 45 P: 45	ERA: 0.00 WHIP: 0.333	<b>PITCHER</b>											IP: 9.0 WLS: W BF: 29	H: 3 R: 0 ER: 0 SO: 8	BB: 0 IBB: 0 HBP: 0 BLK: 0	WP: 0 HR: 0 S: 45 P: 45	ERA: 0.00 WHIP: 0.333

AB 29  
R 0  
H 3  
RBI 0  
BB 0  
SO 8  
LOB 5



Batter	1	2	3	4	5	6	7	8	9	AB	R	H	RBI	BB	SO	LOB	TOP			
Larry Brown, R (1,4) OBP: 0.350, SLG: 0.405	F6		FC5-4		5-3		F7			4	0	0	0	0	0	3	<b>Cleveland Indians @ Boston Red Sox</b> Fenway Park, Boston, MA Sat May 16 1970, 3:33 AM EDT Att: 19,485 - Unknown			
Ted Uhlhaender, L (1,8) OBP: 0.336, SLG: 0.394	K		F3		F5			G5-4-3 BB	3	0	0	0	1	1	2					
Tony Horton, R (1,3) OBP: 0.305, SLG: 0.376	1B		FC5-4		5-3			G5-4-3 1-2	4	0	1	0	0	0	3					
Vada Pinson, L (1,9) OBP: 0.360, SLG: 0.500	K			1B E	1B			F9	4	1	2	0	0	1	1					
Duke Sims, L (1,7) OBP: 0.256, SLG: 0.364		F9		F9		K		F8	4	0	0	0	0	1	2					
Graig Nettles, L (1,5) OBP: 0.291, SLG: 0.233	K			E SH1-3 1B	4-3			F7	4	1	1	0	0	1	1					
Ray Fosse, R (1,2) OBP: 0.321, SLG: 0.311	K			SH1-3 1-2 1B			K	F7	3	0	0	1	0	2	0					
Jack Heidemann, R (1,6) OBP: 0.229, SLG: 0.236			FC5-4 E 1B	G3				BB	2	0	1	0	1	0	0					
Dean Chance, R (1,1) Russ Nagelson, L (7,PH) Dennis Higgins, R (7,1)			E1 FC5-4		K		K		2	0	0	0	0	1	1					
<b>Inning Stats</b>	R: 0 E: 0 K: 2 S: 8	H: 1 LOB: 1 BB: 0 P: 8	R: 0 E: 0 K: 2 S: 7	H: 0 LOB: 0 BB: 0 P: 7	R: 0 E: 1 K: 0 S: 5	H: 1 LOB: 2 BB: 0 P: 5	R: 2 E: 1 K: 0 S: 5	H: 2 LOB: 0 BB: 0 P: 5	R: 0 E: 0 K: 1 S: 6	H: 1 LOB: 0 BB: 0 P: 6	R: 0 E: 0 K: 2 S: 7	H: 0 LOB: 1 BB: 1 P: 11	R: 0 E: 0 K: 0 S: 2	H: 0 LOB: 0 BB: 1 P: 6	R: 0 E: 0 K: 0 S: 3	H: 0 LOB: 0 BB: 0 P: 3	1B: 5 2B: 0 3B: 0 HR: 0	SF: 0 SAC: 1 DP: 1 HBP: 0	WP: 0 PB: 0 SB: 1 CS: 0	PA: 34
<b>PITCHER</b> Ray Culp, R (1,1) ERA: 2.39	IP: 9.0 WLS: W BF: 34 H: 5 R: 2 ER: 0 SO: 8 BB: 2 IBB: 0 HBP: 0 BLK: 0 WP: 0 HR: 0 S: 48 P: 56 ERA: 0.00 WHIP: 0.778																			

Batter	1	2	3	4	5	6	7	8	9	AB	R	H	RBI	BB	SO	LOB	BOTTOM			
Dick Schofield, S (1,5) OBP: 0.296, SLG: 0.174	1-3		2B G1-2-3 HBP		K			BB HR BB	2	1	0	0	1	1	0	<b>Cleveland Indians @ Boston Red Sox</b> Fenway Park, Boston, MA Sat May 16 1970, 3:33 AM EDT Att: 19,485 - Unknown				
Reggie Smith, S (1,8) OBP: 0.413, SLG: 0.508	1B		1-3 2B			L8		4-0 HR BB	3	1	2	0	1	0	0					
Carl Yastrzemski, L (1,7) OBP: 0.444, SLG: 0.579	F8		4-0 IBB			HR 2B		1-2 HR BB	3	2	2	3	1	0	1					
Tony Conigliaro, R (1,9) OBP: 0.368, SLG: 0.514	FC5-4 1B		G1-2-3			HR 2B		3-1	4	1	2	2	0	0	3					
Rico Petrocelli, R (1,6) OBP: 0.285, SLG: 0.441	FC5-4		3-H			HR		HR	4	1	2	1	0	0	2					
George Scott, R (1,3) OBP: 0.323, SLG: 0.455		1-3			K			HR	4	0	0	0	0	1	1					
Mike Andrews, R (1,4) OBP: 0.292, SLG: 0.298		F4			G5-4-3			CS HBP BB	2	0	0	0	1	0	1					
Jerry Moses, R (1,2) OBP: 0.350, SLG: 0.443		5-3				F7		4-0 IBB BB	3	0	0	0	1	0	1					
Ray Culp, R (1,1) OBP: 0.091, SLG: 0.091			1-3		5-3		K	F2	4	0	0	0	0	1	2					
<b>Inning Stats</b>	R: 0 E: 0 K: 0 S: 5	H: 2 LOB: 2 BB: 0 P: 5	R: 0 E: 0 K: 0 S: 3	H: 0 LOB: 0 BB: 0 P: 3	R: 0 E: 0 K: 0 S: 3	H: 1 LOB: 1 BB: 1 P: 8	R: 0 E: 0 K: 1 S: 5	H: 1 LOB: 0 BB: 0 P: 5	R: 0 E: 0 K: 0 S: 5	H: 2 LOB: 0 BB: 0 P: 5	R: 2 E: 0 K: 0 S: 5	H: 2 LOB: 0 BB: 0 P: 5	R: 0 E: 0 K: 1 S: 4	H: 0 LOB: 0 BB: 0 P: 5	R: 4 E: 0 K: 0 S: 5	H: 2 LOB: 2 BB: 4 P: 21	1B: 3 2B: 2 3B: 0 HR: 3	SF: 0 SAC: 0 DP: 2 HBP: 2	WP: 0 PB: 0 SB: 0 CS: 1	PA: 36
<b>PITCHER</b> Dean Chance, R (1,1) ERA: 3.88 Dennis Higgins, R (7,1) ERA: 7.16	IP: 6.0 WLS: L BF: 12 H: 2 R: 4 ER: 4 SO: 1 BB: 3 IBB: 1 HBP: 1 BLK: 0 WP: 0 HR: 2 S: 26 P: 31 ERA: 3.00 WHIP: 1.000																			

Batter	1	2	3	4	5	6	7	8	9	AB	R	H	RBI	BB	SO	LOB	TOP																					
Ted Uhlhaender, L (1, 8) OBP: 0.331, SLG: 0.385	4-3		1B	F8			FC3-6		4-1	5	0	1	0	0	0	1																						
Eddie Leon, R (1, 4) (8, 6) OBP: 0.256, SLG: 0.289	6-3		FC6-4 1B		1B		F8			4	0	2	1	1	0	1																						
Tony Horton, R (1, 3) OBP: 0.291, SLG: 0.357	4-3		K		P6		K		F2	5	0	0	0	0	2	5																						
Chuck Hinton, R (1, 7) Vada Pinson, L (8, PH) (8, 9) OBP: 0.391, SLG: 0.316 OBP: 0.357, SLG: 0.495		P4	P4		P3			F9		3	0	0	0	0	0	3																						
Roy Foster, R (1, 9) Graig Nettles, L (8, PH) (8, 7) OBP: 0.290, SLG: 0.367 OBP: 0.288, SLG: 0.231		BB 1B	FC6-4		P4			4-3		3	0	1	0	0	0	3																						
Ray Fosse, R (1, 2) OBP: 0.341, SLG: 0.325	F8			WP SF8 1B			G6-4-3 1B		BB BB	3	1	2	0	1	0	1																						
Larry Brown, R (1, 5) (8, 4) OBP: 0.386, SLG: 0.395		BB BB		SF8 WP SF7 BB		K			BB BB	1	1	0	0	3	1	1																						
Jack Heidemann, R (1, 6) Lou Klimchuck, L (8, PH) Rich Rollins, R (8, PH) (8, 5) OBP: 0.222, SLG: 0.231 OBP: 0.158, SLG: 0.278 OBP: 0.258, SLG: 0.222		K		SF8		G6-4-3		F9		2	0	0	1	0	1	3																						
Rich Hand, R (1, 1) Bob Miller, R (6, 1) Russ Nagelson, L (7, PH) Dick Ellsworth, L (7, 1) Vern Fuller, R (9, PH) (9, 5) OBP: 0.167, SLG: 0.200 OBP: 0.240, SLG: 0.318 OBP: 0.333, SLG: 0.500				SF7				F9		1	1	1	1	0	0	0																						
<b>Inning Stats</b>	R: 0 E: 0 K: 0 S: 3	H: 0 LOB: 0 BB: 0 P: 3	R: 0 E: 0 K: 1 S: 6	H: 1 LOB: 2 BB: 1 P: 10	R: 1 E: 0 K: 1 S: 8	H: 3 LOB: 2 BB: 0 P: 8	R: 2 E: 0 K: 0 S: 4	H: 1 LOB: 0 BB: 1 P: 8	R: 0 E: 0 K: 1 S: 5	H: 1 LOB: 1 BB: 0 P: 5	R: 0 E: 0 K: 1 S: 5	H: 0 LOB: 1 BB: 1 P: 9	R: 0 E: 0 K: 0 S: 3	H: 0 LOB: 2 BB: 2 P: 11	R: 0 E: 0 K: 0 S: 3	H: 0 LOB: 1 BB: 1 P: 7	1B: 7 2B: 0 3B: 0 HR: 0	SF: 2 SAC: 0 DP: 1 HBP: 0	WP: 1 PB: 0 SB: 0 CS: 0	PA: 39																		
<b>PITCHER</b>	IP	WLS	BF	H	R	ER	SO	BB	IBB	HBP	BLK	WP	HR	S	P	ERA	WHIP	<b>PITCHER</b>				IP	WLS	BF	H	R	ER	SO	BB	IBB	HBP	BLK	WP	HR	S	P	ERA	WHIP
George Brunet, L (1, 1) ERA: 5.08	6.0	W	26	7	3	3	3	2	0	0	0	1	0	30	38	4.50	1.500																					
Dick Such, R (7, 1) ERA: 5.79	1.2		8	0	0	0	1	3	0	0	0	0	0	7	19	0.00	1.800																					
Darold Knowles, L (8, 1) ERA: 2.59	1.1	S	5	0	0	0	0	1	0	0	0	0	0	4	8	0.00	0.750																					

Cleveland Indians @ Washington Senators  
 Robert F. Kennedy Memorial Stadium, Washington, DC  
 Mon May 18 1970, 7:05 PM EDT  
 Att. 4,362 - Unknown

AB	31
R	3
H	7
RBI	3
BB	6
SO	4
LOB	20



Batter	1	2	3	4	5	6	7	8	9	AB	R	H	RBI	BB	SO	LOB	BOTTOM																					
Ed Brinkman, R (1, 6) OBP: 0.338, SLG: 0.283	G3 BB	P4		E5		2B BB		F8		3	1	0	0	2	0	1																						
Ed Stroud, L (1, 8) (7, 9) OBP: 0.394, SLG: 0.417	G3	1-3		G3		1B 2B				4	1	1	3	0	0	3																						
Lee Maye, L (1, 9) Dick Such, L (7, 1) Darold Knowles, L (8, 1) OBP: 0.344, SLG: 0.453 ERA: 5.79	F8		FC5-4 BB		F8	1B				3	0	1	1	1	0	1																						
Frank Howard, R (1, 7) Wayne Comer, R (7, 7) OBP: 0.422, SLG: 0.612 OBP: 0.087, SLG: 0.087			F9		L7	K				3	0	0	0	1	1	2																						
Mike Epstein, L (1, 3) OBP: 0.372, SLG: 0.460	K		F5		K		3-1			4	0	0	0	0	2	3																						
Aurelio Rodriguez, R (1, 5) OBP: 0.322, SLG: 0.433		L6	FC5-4			5-3	K			4	0	0	0	0	1	1																						
Bernie Allen, L (1, 4) Tim Cullen, R (7, PH) (8, 4) OBP: 0.410, SLG: 0.464 OBP: 0.211, SLG: 0.118		1B HR BB		E 4-3 1B		BB G3 2B 1B		F7		2	2	0	1	0	0	0																						
Jim French, L (1, 2) OBP: 0.316, SLG: 0.188		HR 1B		4-3		G3		F9		4	1	1	0	0	0	2																						
George Brunet, R (1, 1) Del Unser, L (6, PH) (7, 8) OBP: 0.308, SLG: 0.538 OBP: 0.288, SLG: 0.231		HR		K		BB 2B BB		4-3		2	1	1	3	0	1	1																						
<b>Inning Stats</b>	R: 0 E: 0 K: 1 S: 5	H: 0 LOB: 2 BB: 2 P: 13	R: 3 E: 0 K: 0 S: 5	H: 2 LOB: 0 BB: 1 P: 9	R: 0 E: 0 K: 1 S: 7	H: 1 LOB: 2 BB: 0 P: 7	R: 0 E: 0 K: 1 S: 5	H: 0 LOB: 0 BB: 0 P: 5	R: 4 E: 0 K: 1 S: 8	H: 3 LOB: 1 BB: 2 P: 16	R: 0 E: 0 K: 1 S: 5	H: 0 LOB: 0 BB: 0 P: 5	R: 0 E: 0 K: 0 S: 3	H: 0 LOB: 0 BB: 0 P: 3	1B: 4 2B: 1 3B: 0 HR: 1	SF: 0 SAC: 0 DP: 0 HBP: 0	WP: 0 PB: 0 SB: 0 CS: 0	PA: 37																				
<b>PITCHER</b>	IP	WLS	BF	H	R	ER	SO	BB	IBB	HBP	BLK	WP	HR	S	P	ERA	WHIP	<b>PITCHER</b>				IP	WLS	BF	H	R	ER	SO	BB	IBB	HBP	BLK	WP	HR	S	P	ERA	WHIP
Rich Hand, R (1, 1) ERA: 5.4	5.2	L	27	4	5	5	3	4	1	0	0	0	1	28	48	7.94	1.412																					
Bob Miller, R (6, 1) ERA: 5.4	0.1		4	2	2	2	1	1	0	0	0	0	0	5	9	54.00	9.000																					
Dick Ellsworth, L (7, 1) ERA: 7.27	2.0		6	0	0	0	1	0	0	0	0	0	0	8	8	0.00	0.000																					

Cleveland Indians @ Washington Senators  
 Robert F. Kennedy Memorial Stadium, Washington, DC  
 Mon May 18 1970, 7:05 PM EDT  
 Att. 4,362 - Unknown

AB	31
R	7
H	6
RBI	7
BB	6
SO	5
LOB	14




Batter	1	2	3	4	5	6	7	8	9	AB	R	H	RBI	BB	SO	LOB	TOP				
Ted Uhlhaender, L (1, 8) OBP: 0.320, SLG: 0.372	0-0 4-3		0-0 4-3		0-0 6-3			0-0 F7		4	0	0	0	0	0	0	<b>Cleveland Indians @ Washington Senators</b> Robert F. Kennedy Memorial Stadium, Washington, DC Tue May 19 1970, 7:05 PM EDT Att: 6,614 - Unknown <a href="http://livebaseballscorecards.com">livebaseballscorecards.com</a>				
Eddie Leon, R (1, 4) OBP: 0.255, SLG: 0.287 (7, 6)	0-0 1B 1B		0-3 K		0-3 K			0-0 L9		4	0	1	0	0	2	0					
Vada Pinson, L (1, 7) OBP: 0.362, SLG: 0.523	0-0 1B		0-0 HR		0-0 4-3			0-3 K		4	1	2	1	0	1	0					
Tony Horton, R (1, 3) OBP: 0.298, SLG: 0.363	0-0 1B		0-0 1B		0-0 5-3			0-0 5-3		4	0	2	0	0	0	0					
Duke Sims, L (1, 9) OBP: 0.256, SLG: 0.333	0-3 K		0-3 K		1-0 HBP			0-0 F8		3	0	0	0	0	2	4					
Graig Nettles, L (1, 5) OBP: 0.276, SLG: 0.221	0-0 F2				0-0 4-3			0-0 4-3		4	0	0	0	0	0	4					
Ray Fosse, R (1, 2) OBP: 0.330, SLG: 0.313								0-0 5-3		3	0	0	0	0	0	0					
Jack Heidemann, R (1, 6) OBP: 0.218, SLG: 0.226 Rich Rollins, R (7, PH) Phil Hennigan, R (7, 1)								0-0 6-3		2	0	0	0	0	0	0					
Barry Moore, L (1, 1) OBP: 0.125, SLG: 0.125 Lou Klimchock, L (5, PH) Vince Colbert, R (5, 1) Russ Nagelson, L (7, PH) Larry Brown, R (7, 4)								0-0 F8		1	0	0	0	0	1	0					
<b>Inning Stats</b>	R: 0 E: 0 K: 1 S: 8	H: 3 LOB: 3 BB: 0 P: 8	R: 0 E: 0 K: 0 S: 5	H: 0 LOB: 0 BB: 0 P: 5	R: 1 E: 0 K: 2 S: 9	H: 2 LOB: 1 BB: 0 P: 9	R: 0 E: 0 K: 0 S: 3	H: 0 LOB: 0 BB: 0 P: 3	R: 0 E: 0 K: 0 S: 7	H: 0 LOB: 1 BB: 0 P: 4	R: 0 E: 0 K: 0 S: 3	H: 0 LOB: 0 BB: 0 P: 3	R: 0 E: 0 K: 1 S: 5	H: 0 LOB: 0 BB: 0 P: 5	R: 0 E: 0 K: 0 S: 3	H: 0 LOB: 0 BB: 0 P: 3		1B: 4 2B: 0 3B: 0 HR: 1	SF: 0 SAC: 0 DP: 0 HBP: 1	WP: 0 PB: 0 CS: 0	PA: 33
<b>PITCHER</b> Joe Coleman, R (1, 1) ERA: 3.09	IP: 9.0 WLS: W BF: 33 H: 5 R: 1 ER: 1 SO: 7 BB: 0 IBB: 0 HBP: 1 BLK: 0 WP: 0 HR: 1 S: 46 P: 47 ERA: 1.00 WHIP: 0.556															<b>PITCHER</b>					


Batter	1	2	3	4	5	6	7	8	9	AB	R	H	RBI	BB	SO	LOB	BOTTOM				
Ed Brinkman, R (1, 6) OBP: 0.329, SLG: 0.275	0-0 1-3		0-0 FC5-4		0-0 4-3			0-0 F9		4	0	0	0	0	0	3	<b>Cleveland Indians @ Washington Senators</b> Robert F. Kennedy Memorial Stadium, Washington, DC Tue May 19 1970, 7:05 PM EDT Att: 6,614 - Unknown <a href="http://livebaseballscorecards.com">livebaseballscorecards.com</a>				
Davey Nelson, R (1, 4) OBP: 0.208, SLG: 0.149	0-0 1-3		0-0 F2		0-0 G3			0-0 1-3		4	0	0	0	0	1						
Frank Howard, R (1, 3) OBP: 0.417, SLG: 0.597	4-0 BB				0-0 4-3			0-3 K		3	0	0	0	1	1	0					
Rick Reichardt, R (1, 7) OBP: 0.411, SLG: 0.682	0-3 K				0-0 HR			0-0 K		4	1	2	0	0	2	1					
Wayne Comer, R (1, 9) OBP: 0.111, SLG: 0.077					4-0 HR			0-0 5-3		3	1	0	0	1	0	1					
Aurelio Rodriguez, R (1, 5) OBP: 0.315, SLG: 0.423					0-0 P5			0-3 K		3	0	0	0	0	1	2					
Ed Stroud, L (1, 8) OBP: 0.393, SLG: 0.444					0-0 HR			0-0 3-1		3	1	1	3	0	0	0					
Paul Casanova, R (1, 2) OBP: 0.227, SLG: 0.220					0-0 F7			4-0 BB		2	0	0	0	1	0	0					
Joe Coleman, R (1, 1) OBP: 0.333, SLG: 0.235					4-0 FC5-4			4-0 BB		1	0	0	0	2	0	0					
<b>Inning Stats</b>	R: 0 E: 0 K: 1 S: 5	H: 0 LOB: 1 BB: 1 P: 9	R: 0 E: 0 K: 0 S: 3	H: 0 LOB: 0 BB: 0 P: 3	R: 0 E: 0 K: 0 S: 3	H: 0 LOB: 1 BB: 1 P: 7	R: 3 E: 0 K: 0 S: 5	H: 2 LOB: 0 BB: 1 P: 9	R: 0 E: 0 K: 0 S: 3	H: 0 LOB: 0 BB: 0 P: 3	R: 0 E: 0 K: 1 S: 5	H: 0 LOB: 2 BB: 2 P: 13	R: 0 E: 0 K: 1 S: 6	H: 1 LOB: 1 BB: 0 P: 6	R: 0 E: 0 K: 1 S: 6	H: 0 LOB: 0 BB: 0 P: 6		1B: 0 2B: 1 3B: 1 HR: 1	SF: 0 SAC: 0 DP: 0 HBP: 0	WP: 0 PB: 0 CS: 0	PA: 32
<b>PITCHER</b> Barry Moore, L (1, 1) ERA: 3.59 Vince Colbert, R (5, 1) Phil Hennigan, R (7, 1) ERA: 3.38	IP: 4.0 WLS: L BF: 17 H: 2 R: 3 ER: 3 SO: 1 BB: 3 IBB: 0 HBP: 0 BLK: 0 WP: 0 HR: 1 S: 16 P: 28 ERA: 6.75 WHIP: 1.250															<b>PITCHER</b>					



Batter	1	2	3	4	5	6	7	8	9	AB	R	H	RBI	BB	SO	LOB	TOP					
Dick Schofield, S OBP: 0.333, SLG: 0.172	4-0 1B BB	4-0 BB			0-0 G3			0-0 FC4-6 1B		2	1	1	0	2	0	0	<b>Boston Red Sox @ Cleveland Indians</b> Cleveland Municipal Stadium, Cleveland, OH Wed May 20 1970, 7:05 PM EDT Att: 4,930 - Unknown					
Reggie Smith, S OBP: 0.415, SLG: 0.523	0-0 1B	0-3 K			0-0 HR			0-3 K		4	1	2	1	0	2	2						
Carl Yastrzemski, L OBP: 0.437, SLG: 0.582	0-0 1B		0-0 F3		0-0 4-3			0-0 FC4-6		4	0	1	1	0	0	1						
Tony Conigliaro, R OBP: 0.366, SLG: 0.500	0-0 F1		0-3 K		0-0 5-3			0-3 K		4	0	0	0	0	2	3						
Rico Petrocelli, R OBP: 0.268, SLG: 0.413	0-3 K		0-0 F3		0-0 5-3			0-0 5-3		4	0	0	0	0	1	2						
George Scott, R OBP: 0.326, SLG: 0.441	4-0 BB		0-0 F7		0-3 K			0-0 F8		3	0	0	0	1	1	0						
Mike Andrews, R OBP: 0.289, SLG: 0.285	0-3 K		0-0 F9		0-0 5-3			0-3 K		4	0	0	0	0	2	3						
Tom Satriano, L OBP: 0.222, SLG: 0.067		0-3 K		0-0 L7			0-0 4-3			3	0	0	0	0	1	0						
Sonny Siebert, R OBP: 0.235, SLG: 0.267		0-0 F9		0-0 F9			0-3 K			3	0	0	0	0	1	0						
Sparky Lyle, L Vicente Romo, R										0	0	0	0	0	0	0						
<b>Inning Stats</b>	R: 1 E: 0 K: 2 S: 9	H: 2 LOB: 3 BB: 2 P: 17	R: 0 E: 0 K: 2 S: 7	H: 0 LOB: 1 BB: 1 P: 11	R: 0 E: 0 K: 1 S: 5	H: 0 LOB: 0 BB: 0 P: 5	R: 0 E: 0 K: 0 S: 3	H: 0 LOB: 0 BB: 0 P: 3	R: 1 E: 0 K: 0 S: 4	H: 1 LOB: 0 BB: 0 P: 4	R: 0 E: 0 K: 1 S: 5	H: 0 LOB: 0 BB: 0 P: 5	R: 0 E: 0 K: 1 S: 5	H: 0 LOB: 0 BB: 0 P: 5	R: 0 E: 0 K: 1 S: 8	H: 1 LOB: 1 BB: 0 P: 8	R: 0 E: 0 K: 1 S: 5	H: 0 LOB: 0 BB: 0 P: 5	1B: 3 2B: 0 3B: 0 HR: 1	SF: 0 SAC: 0 DP: 0 HBP: 0	WP: 0 PB: 0 SB: 0 CS: 0	PA: 34
<b>PITCHER</b> Sam McDowell, L ERA: 2.3	IP: 9.0 WLS: W BF: 34 H: 4 R: 2 ER: 2 SO: 10 BB: 3 IBB: 0 HBP: 0 BLK: 0 WP: 0 HR: 1 S: 51 P: 63 ERA: 2.00 WHIP: 0.778															<b>PITCHER</b>						

Batter	1	2	3	4	5	6	7	8	9	AB	R	H	RBI	BB	SO	LOB	BOTTOM					
Ted Uhlhaender, L OBP: 0.311, SLG: 0.359	0-0 G3		0-0 6-3		0-3 K		0-0 G6-3			4	0	0	0	0	1	3	<b>Boston Red Sox @ Cleveland Indians</b> Cleveland Municipal Stadium, Cleveland, OH Wed May 20 1970, 7:05 PM EDT Att: 4,930 - Unknown					
Eddie Leon, R OBP: 0.265, SLG: 0.297	0-0 6-3		0-0 FC3-6 1B		0-0 6-3		0-0 FC1-6 1B			4	0	2	0	0	0	0						
Vada Pinson, L OBP: 0.350, SLG: 0.504	0-0 G3		0-0 FC3-6 HR		0-0 F6		0-0 FC1-6 HR			4	2	0	0	0	0	2						
Tony Horton, R OBP: 0.305, SLG: 0.390		0-0 F6		0-0 F7		1-0 BB HBP		0-0 HR		3	1	1	2	0	0	1						
Duke Sims, L OBP: 0.283, SLG: 0.421		0-3 K		0-0 HR		4-0 BB		4-0 2B BB		2	1	1	2	1	1	0						
Roy Foster, R OBP: 0.296, SLG: 0.367				2-H HR		1-2 BB		2B BB		0	1	0	0	1	0	0						
Graig Nettles, L OBP: 0.269, SLG: 0.212		0-0 5-3		0-0 G3		0-0 F6		0-3 K		4	0	0	0	0	1	3						
Ray Fosse, R OBP: 0.337, SLG: 0.333			0-3 K		0-0 F8		0-0 1B 1B		0-0 1-3 1B 2B	4	2	2	1	0	1	0						
Jack Heidemann, R OBP: 0.229, SLG: 0.237			0-0 1B		0-0 6-3		0-0 1-3 1B		0-0 1-2 1B	4	0	2	1	0	0	1						
Sam McDowell, L OBP: 0.294, SLG: 0.382			0-0 F5		0-0 1B		0-0 G6-3 1B		0-0 1-3 1B	4	0	2	1	0	0	2						
<b>Inning Stats</b>	R: 0 E: 0 K: 0 S: 3	H: 0 LOB: 0 BB: 0 P: 3	R: 0 E: 0 K: 1 S: 5	H: 0 LOB: 0 BB: 0 P: 5	R: 0 E: 0 K: 1 S: 6	H: 1 LOB: 0 BB: 0 P: 6	R: 2 E: 1 K: 0 S: 5	H: 2 LOB: 0 BB: 0 P: 5	R: 0 E: 0 K: 1 S: 6	H: 1 LOB: 1 BB: 0 P: 6	R: 0 E: 0 K: 0 S: 3	H: 0 LOB: 2 BB: 1 P: 8	R: 1 E: 0 K: 0 S: 4	H: 2 LOB: 0 BB: 0 P: 4	R: 4 E: 0 K: 1 S: 9	H: 4 LOB: 1 BB: 1 P: 13	R: 0 E: 0 K: 1 S: 5	H: 0 LOB: 0 BB: 0 P: 5	1B: 7 2B: 1 3B: 0 HR: 2	SF: 0 SAC: 0 DP: 1 HBP: 1	WP: 0 PB: 0 SB: 0 CS: 0	PA: 36
<b>PITCHER</b> Sonny Siebert, R ERA: 4.26	IP: 6.1 WLS: L BF: 27 H: 6 R: 3 ER: 3 SO: 3 BB: 1 IBB: 0 HBP: 1 BLK: 0 WP: 0 HR: 1 S: 31 P: 36 ERA: 4.26 WHIP: 1.105															<b>PITCHER</b>						
Sparky Lyle, L ERA: 5.59	IP: 1.1 WLS: 7 BF: 3 H: 4 R: 4 ER: 4 SO: 1 BB: 0 IBB: 0 HBP: 0 BLK: 0 WP: 0 HR: 1 S: 8 P: 12 ERA: 27.00 WHIP: 3.000															<b>PITCHER</b>						
Vicente Romo, R ERA: 2.59	IP: 0.1 WLS: 2 BF: 1 H: 0 R: 0 ER: 0 SO: 0 BB: 0 IBB: 0 HBP: 0 BLK: 0 WP: 0 HR: 0 S: 2 P: 2 ERA: 0.00 WHIP: 3.000															<b>PITCHER</b>						

Batter	1	2	3	4	5	6	7	8	9	AB	R	H	RBI	BB	SO	LOB	TOP				
Dick Schofield, S OBP: 0.317, SLG: 0.176	L7		F6		6-3	WP 1B		F7		5	0	1	2	0	0	1	<b>Boston Red Sox @ Cleveland Indians</b> Cleveland Municipal Stadium, Cleveland, OH Thu May 21 1970, 7:05 PM EDT Att: 4,073 - Unknown				
Reggie Smith, S OBP: 0.421, SLG: 0.527	2B		F3		F7	1-H 2-H 3-H 4-0		BB		3	0	1	0	2	0	0					
Carl Yastrzemski, L OBP: 0.442, SLG: 0.573	BB				E G5-4-3 1B BB	HR BB		G3		2	2	0	0	3	0	4					
Tony Conigliaro, R OBP: 0.360, SLG: 0.488	K		E6 G5-4-3 1B		F3	F8		6-3		5	0	1	0	0	1	3					
Rico Petrocelli, R OBP: 0.266, SLG: 0.405	F3		G5-4-3 1B		F3	L6-3 1B		E4 1-6-3		5	0	1	0	0	0	4					
George Scott, R OBP: 0.329, SLG: 0.470			6-3		1B 2B	HR		L6-3 1-2		5	1	2	2	0	0	2					
Luis Alvarado, R OBP: 0.301, SLG: 0.361	F9				1B	BB WP 1B		2B 1B		5	2	3	0	0	1	1					
Jerry Moses, R OBP: 0.360, SLG: 0.457	K		4-3		WP 1B BB	1B		1-H 2B		4	1	2	1	0	1	2					
Bill Lee, L Tom Matchick, L Vicente Romo, R Ray Jarvis, R Ken Brett, L Billy Conigliaro, R Sparky Lyle, L	L4				6-3	WP 1B BB		6-3		1	0	0	0	0	0	0					
<b>Inning Stats</b>	R: 0 E: 0 K: 1 S: 6	H: 1 LOB: 2 BB: 1 P: 10	R: 0 E: 0 K: 1 S: 5	H: 0 LOB: 0 BB: 0 P: 5	R: 0 E: 0 K: 0 S: 3	H: 0 LOB: 0 BB: 0 P: 3	R: 1 E: 1 K: 0 S: 5	H: 3 LOB: 2 BB: 1 P: 9	R: 0 E: 0 K: 0 S: 3	H: 0 LOB: 0 BB: 0 P: 3	R: 5 E: 0 K: 0 S: 7	H: 4 LOB: 2 BB: 3 P: 19	R: 0 E: 0 K: 0 S: 3	H: 1 LOB: 0 BB: 0 P: 3	R: 1 E: 0 K: 0 S: 5	H: 2 LOB: 2 BB: 1 P: 9		R: 0 E: 1 K: 1 S: 6	H: 0 LOB: 1 BB: 0 P: 6	1B: 7 2B: 4 3B: 0 HR: 1	SF: 0 SAC: 0 DP: 2 HBP: 0
<b>PITCHER</b>	IP WLS BF H R ER SO BB IBB HBP BLK WP HR S P ERA WHIP																				
Bob Miller, R ERA: 4.05	(1, 1) 5.0 W 20 4 1 1 2 2 2 0 0 0 0 0 0 22 30 1.80 1.200																				
Dennis Higgins, R ERA: 9.53	(6, 1) 0.2 7 3 5 5 0 2 0 0 0 0 0 1 5 13 67.50 7.500																				
Vince Colbert, R ERA:	(6, 1) 0.0 2 1 0 0 0 1 0 0 0 0 2 0 1 5 ∞ ∞																				
Dick Ellsworth, L ERA: 6.0	(6, 1) 3.1 S 14 3 1 1 1 1 0 0 0 0 0 0 15 19 2.70 1.200																				

Batter	1	2	3	4	5	6	7	8	9	AB	R	H	RBI	BB	SO	LOB	BOTTOM		
Ted Uhlhaender, L OBP: 0.307, SLG: 0.347	4-3	G4-3-5-6						1-3		4	2	0	0	1	0	4	<b>Boston Red Sox @ Cleveland Indians</b> Cleveland Municipal Stadium, Cleveland, OH Thu May 21 1970, 7:05 PM EDT Att: 4,073 - Unknown		
Eddie Leon, R OBP: 0.265, SLG: 0.305	6-3		5-3				L9			4	0	1	1	0	0	2			
Vada Pinson, L OBP: 0.360, SLG: 0.504	1B		CS 1B				F8			4	2	2	0	1	0	1			
Tony Horton, R OBP: 0.309, SLG: 0.385	1B		F6			K		4-3		4	1	1	0	1	1	1			
Chuck Hinton, R OBP: 0.391, SLG: 0.316	1B		1-2		HR BB					0	0	0	0	0	0	0			
Ray Fosse, R OBP: 0.350, SLG: 0.375	1B		6-3		6-3	L8				4	1	2	5	1	0	0			
Rich Rollins, R OBP: 0.285, SLG: 0.333	F8				HR					2	1	1	1	0	0	2			
Graig Nettles, L OBP: 0.270, SLG: 0.245					HR		F8			3	1	1	1	0	1	1			
Roy Foster, R OBP: 0.313, SLG: 0.370		F2			E3					2	1	1	0	2	0	0			
Jack Heidemann, R OBP: 0.248, SLG: 0.270		WP 2B			G1-6-3 BB					3	1	2	1	1	1	1			
Bob Miller, R Russ Nagelson, L Dennis Higgins, R Vince Colbert, R Dick Ellsworth, L		WP BB			G1-6-3 BB					1	0	0	0	1	0	2			
<b>Inning Stats</b>	R: 1 E: 0 K: 0 S: 6	H: 3 LOB: 2 BB: 0 P: 6	R: 0 E: 0 K: 0 S: 3	H: 1 LOB: 1 BB: 1 P: 7	R: 0 E: 0 K: 0 S: 3	H: 1 LOB: 0 BB: 0 P: 3	R: 1 E: 1 K: 0 S: 4	H: 2 LOB: 1 BB: 1 P: 8	R: 8 E: 1 K: 1 S: 10	H: 4 LOB: 1 BB: 4 P: 26	R: 0 E: 0 K: 1 S: 5	H: 0 LOB: 0 BB: 0 P: 5	R: 0 E: 0 K: 1 S: 6	H: 0 LOB: 2 BB: 1 P: 10	R: 0 E: 0 K: 1 S: 5	H: 0 LOB: 1 BB: 1 P: 9	1B: 5 2B: 3 3B: 0 HR: 3	SF: 0 SAC: 1 DP: 2 HBP: 0	WP: 1 PA: 42
<b>PITCHER</b>	IP WLS BF H R ER SO BB IBB HBP BLK WP HR S P ERA WHIP																		
Bill Lee, L ERA: 3.3	(1, 1) 4.0 L 18 7 2 2 0 2 2 1 0 0 0 0 1 2 14 108.00 9.000																		
Vicente Romo, R ERA: 4.01	(5, 1) 0.1 5 1 4 4 0 2 1 0 0 0 0 1 2 14 108.00 9.000																		
Ray Jarvis, R ERA: 3.18	(5, 1) 0.1 6 3 4 2 1 1 0 0 0 0 0 1 7 11 54.00 12.000																		
Ken Brett, L ERA: 4.0	(5, 1) 2.1 9 0 0 0 2 1 0 0 0 0 0 0 12 16 0.00 0.429																		
Sparky Lyle, L ERA: 4.96	(8, 1) 1.0 4 0 0 0 1 1 0 0 0 0 0 0 5 9 0.00 1.000																		





Batter	1	2	3	4	5	6	7	8	9	AB	R	H	RBI	BB	SO	LOB	TOP										
Horace Clarke, S OBP: 0.350, SLG: 0.328 (1, 4)	6-3		K	L8			1B 2B	BB		4	1	1	0	1	1	1	<b>New York Yankees @ Cleveland Indians</b> Cleveland Municipal Stadium, Cleveland, OH Sun May 24 1970, 3:33 AM EDT Unknown - 69 F <a href="http://livebaseballscorecards.com">livebaseballscorecards.com</a>										
Bobby Murcer, L OBP: 0.366, SLG: 0.361 (1, 8)	F8		1B 1B		K		1B 2B	G3		5	1	2	0	0	1	1											
Roy White, S OBP: 0.432, SLG: 0.516 (1, 7)	HR		1B		5-3		2B 1B		3-1	5	2	3	2	0	0	0											
Danny Cater, R OBP: 0.333, SLG: 0.458 (8, 3)	K		1B		F9		F4		F8	5	0	1	0	0	1	2											
Thurman Munson, R OBP: 0.408, SLG: 0.353 (1, 2)		2B	K			G5-4-3 1B	1-H 3-H 2B		CS 1B	5	1	4	2	0	1	3											
Ron Woods, R OBP: 0.343, SLG: 0.476 (1, 9)	L9		5-3			G5-4-3 1-2 1B	L9		CS	4	0	0	0	0	0	6											
John Ellis, R OBP: 0.226, SLG: 0.229 Jerry Kenney, L OBP: 0.301, SLG: 0.286 (8, 5)				K					HR	4	1	3	2	0	1	0											
Gene Michael, S OBP: 0.307, SLG: 0.262 (1, 6)		K			FC3-6 BB			F6		3	0	0	0	1	2	2											
Mike Kekich, R OBP: 0.167, SLG: 0.167 (7, PH) Ron Hansen, R OBP: 0.464, SLG: 0.125 Ron Klimkowski, R OBP: 0.289, SLG: 0.280 Lindy McDaniel, R OBP: 0.396, SLG: 0.598 (7, 1)	4-3				FC3-6 1-2 1B		F3	K		2	0	0	0	0	0	2											
<b>Inning Stats</b>	R: 1 E: 0 K: 1 S: 6	H: 1 LOB: 0 BB: 0 P: 6	R: 1 E: 0 K: 1 S: 7	H: 2 LOB: 1 BB: 0 P: 7	R: 0 E: 0 K: 2 S: 10	H: 3 LOB: 3 BB: 0 P: 10	R: 0 E: 0 K: 1 S: 5	H: 0 LOB: 1 BB: 1 P: 9	R: 0 E: 0 K: 1 S: 5	H: 0 LOB: 0 BB: 0 P: 5	R: 0 E: 0 K: 1 S: 6	H: 2 LOB: 1 BB: 0 P: 6	R: 3 E: 0 K: 0 S: 7	H: 4 LOB: 1 BB: 0 P: 7	R: 1 E: 0 K: 1 S: 6	H: 1 LOB: 1 BB: 1 P: 10		R: 0 E: 0 K: 0 S: 3	H: 1 LOB: 0 BB: 0 P: 3	1B: 8 2B: 4 3B: 0 HR: 2	SF: 0 SAC: 0 DP: 1 HBP: 0	WP: 0 PB: 0 SB: 0 CS: 1	PA: 42				
<b>PITCHER</b>	IP	WLS	BF	H	R	ER	SO	BB	IBB	HBP	BLK	WP	HR	S	P	ERA	WHIP										
Sam McDowell, L ERA: 2.62 (1, 1)	7.0		33	12	5	5	7	1	0	0	0	0	1	46	50	6.43	1.857										
Fred Lasher, R ERA: 4.53 (8, 1)	0.2	L	4	1	1	1	1	1	0	0	0	0	1	5	9	13.50	3.000										
Dick Ellsworth, L ERA: 5.4 (8, 1)	0.1		1	0	0	0	0	0	0	0	0	0	0	1	1	0.00	0.000										
Vince Colbert, R ERA: (9, 1)	1.0		3	1	0	0	0	0	0	0	0	0	0	3	3	0.00	1.000										

Batter	1	2	3	4	5	6	7	8	9	AB	R	H	RBI	BB	SO	LOB	BOTTOM										
Ted Uhlhaender, L OBP: 0.314, SLG: 0.341 (1, 8)	F7		L6				2B		L9-1-6 SH 1B	4	1	1	0	1	0	0	<b>New York Yankees @ Cleveland Indians</b> Cleveland Municipal Stadium, Cleveland, OH Sun May 24 1970, 3:33 AM EDT Unknown - 69 F <a href="http://livebaseballscorecards.com">livebaseballscorecards.com</a>										
Eddie Leon, R OBP: 0.246, SLG: 0.299 (7, 6)	1B		F8		F9		F8		SH 1B	4	1	1	0	0	0	1											
Duke Sims, L OBP: 0.345, SLG: 0.583 (1, 7)	FC6-4 3-H 1B		3-1			BB 1B BB	1-H 2B		L9-1-6 2-3	4	1	2	2	1	0	2											
Tony Horton, R OBP: 0.317, SLG: 0.398 (1, 3)	F7			6-3		F9			1-3 1B	4	0	1	0	1	0	2											
Ray Fosse, R OBP: 0.357, SLG: 0.364 (1, 2)	FC6-4 1-2 1B		5-3			BB 1B BB	F5		K	4	1	0	0	1	1	5											
Roy Foster, R OBP: 0.317, SLG: 0.383 (1, 9)		SH1-3 2B			1B 2B		F8		F7	4	1	2	0	0	0	2											
Larry Brown, R OBP: 0.417, SLG: 0.439 (7, 4)		SH1-3 2-3			1B		F8		F8	2	0	1	1	1	0	0											
Jack Heidemann, R OBP: 0.248, SLG: 0.261 (6, PH) Rich Rollins, R OBP: 0.275, SLG: 0.333 Graig Nettles, L OBP: 0.289, SLG: 0.280 (7, 5)		K			F7					2	0	0	0	0	1	2											
Sam McDowell, L OBP: 0.278, SLG: 0.361 Lou Klimchok, L OBP: 0.136, SLG: 0.226 Fred Lasher, R ERA: 2.97 Dick Ellsworth, L Vada Pinson, L Vince Colbert, R (8, PH) (9, 1)	6-3				B1-3				F9	2	0	0	0	0	0	1											
<b>Inning Stats</b>	R: 1 E: 0 K: 0 S: 5	H: 2 LOB: 1 BB: 0 P: 5	R: 0 E: 0 K: 1 S: 6	H: 1 LOB: 1 BB: 0 P: 6	R: 0 E: 0 K: 0 S: 3	H: 0 LOB: 0 BB: 0 P: 3	R: 1 E: 0 K: 0 S: 5	H: 2 LOB: 1 BB: 0 P: 5	R: 0 E: 0 K: 0 S: 3	H: 0 LOB: 0 BB: 0 P: 3	R: 2 E: 0 K: 0 S: 3	H: 1 LOB: 1 BB: 3 P: 15	R: 1 E: 0 K: 0 S: 4	H: 1 LOB: 2 BB: 2 P: 12	R: 0 E: 0 K: 0 S: 4	H: 1 LOB: 1 BB: 0 P: 4		R: 0 E: 1 K: 1 S: 7	H: 2 LOB: 2 BB: 0 P: 7	1B: 6 2B: 4 3B: 1 HR: 0	SF: 0 SAC: 2 DP: 1 HBP: 0	WP: 0 PB: 0 SB: 0 CS: 0	PA: 41				
<b>PITCHER</b>	IP	WLS	BF	H	R	ER	SO	BB	IBB	HBP	BLK	WP	HR	S	P	ERA	WHIP										
Mike Kekich, L ERA: 11.05 (1, 1)	6.0		26	6	4	4	1	3	0	0	0	0	0	25	37	6.00	1.500										
Ron Klimkowski, R ERA: 2.97 (7, 1)	0.2		5	1	1	1	0	1	1	0	0	0	0	3	11	13.50	3.000										
Lindy McDaniel, R ERA: 1.32 (7, 1)	2.1	W	10	3	0	0	1	0	0	0	0	0	0	12	12	0.00	1.286										





Batter	1	2	3	4	5	6	7	8	9	AB	R	H	RBI	BB	SO	LOB	TOP		
Ted Uhlhaender, L (1, 8) OBP: 0.313, SLG: 0.338	0-0 6-3		0-0 L8			0-0 F8		0-0 BB 1B		4	0	1	0	0	0	0	Cleveland Indians @ Baltimore Orioles Memorial Stadium, Baltimore, MD Tue May 26 1970, 7:05 PM EDT Att: 5,744 - Unknown		
Eddie Leon, R (1, 4) OBP: 0.282, SLG: 0.293	0-0 1B		0-3 K			4-0 BB		4-0 BB 1-2		2	0	1	0	2	1	0			
Duke Sims, L (1, 7) OBP: 0.324, SLG: 0.508	0-3 K			0-0 F8		0-0 G3		0-0 F8		4	0	0	0	0	1	4			
Tony Horton, R (1, 3) OBP: 0.329, SLG: 0.459	0-0 F9			0-3 K			0-0 6-3	0-0 4-3		4	0	0	0	0	1	3			
Graig Nettles, L (1, 5) OBP: 0.274, SLG: 0.263		0-0 6-3		0-0 4-3			0-0 F6		0-3 K	4	0	0	0	0	1	0			
Ray Fosse, R (1, 2) OBP: 0.352, SLG: 0.411	0-0 E6				0-0 F7		0-0 BB 1B		0-0 1B	4	0	2	0	0	0	0			
Roy Foster, R (1, 9) OBP: 0.316, SLG: 0.395	0-0 F8				0-0 F4		4-0 BB 1-2		0-0 BB 1B G5-4-3	3	0	1	0	1	0	1			
Jack Heidemann, R (1, 6) OBP: 0.231, SLG: 0.266	0-0 F4				0-0 4-3		0-0 F8		0-0 G5-4-3 1-2	4	0	0	0	0	0	5			
Dean Chance, R (1, 1) Lou Klimchock, L (6, PH) Vince Colbert, R (6, 1) Rich Rollins, R (8, PH) Dick Ellsworth, L (8, 1)			0-0 B1-3			0-3 K2-3		0-3 K		1	0	0	0	0	0	0			
<b>Inning Stats</b>	R: 0 E: 0 K: 1 S: 6	H: 1 LOB: 1 BB: 0 P: 6	R: 0 E: 1 K: 0 S: 4	H: 0 LOB: 1 BB: 0 P: 4	R: 0 E: 0 K: 1 S: 5	H: 0 LOB: 0 BB: 0 P: 5	R: 0 E: 0 K: 1 S: 5	H: 0 LOB: 0 BB: 0 P: 3	R: 0 E: 0 K: 1 S: 3	H: 0 LOB: 1 BB: 1 P: 9	R: 0 E: 0 K: 0 S: 4	H: 1 LOB: 2 BB: 1 P: 8	R: 0 E: 0 K: 1 S: 6	H: 1 LOB: 2 BB: 1 P: 10	R: 0 E: 0 K: 1 S: 6	H: 2 LOB: 1 BB: 0 P: 6		1B: 5 2B: 0 3B: 0 HR: 0	SF: 0 SAC: 0 DP: 1 HBP: 0
<b>PITCHER</b> Jim Hardin, R (1, 1) ERA: 3.63	IP: 9.0 WLS: W BF: 35 H: 5 R: 0 ER: 0 SO: 6 BB: 3 IBB: 0 HBP: 0 BLK: 0 WP: 0 HR: 0 S: 44 P: 56 ERA: 0.00 WHIP: 0.889											<b>PITCHER</b>	IP: 9.0 WLS: W BF: 35 H: 5 R: 0 ER: 0 SO: 6 BB: 3 IBB: 0 HBP: 0 BLK: 0 WP: 0 HR: 0 S: 44 P: 56 ERA: 0.00 WHIP: 0.889						

Batter	1	2	3	4	5	6	7	8	9	AB	R	H	RBI	BB	SO	LOB	BOTTOM		
Don Buford, S (1, 7) OBP: 0.360, SLG: 0.370	0-0 4-3		4-0 1B SF7 BB		0-0 F5	0-0 F9		0-0 E9 5-3-6		4	1	0	0	1	0	0	Cleveland Indians @ Baltimore Orioles Memorial Stadium, Baltimore, MD Tue May 26 1970, 7:05 PM EDT Att: 5,744 - Unknown		
Chico Salmon, R (1, 4) OBP: 0.516, SLG: 0.586	0-0 G3 1B		0-0 SF7 BB 1-3 1B		0-0 4-3 WP 1B		0-0 WP 1B 2-3f	0-0 5-3-6		5	2	4	0	0	0	1			
Terry Crowley, L (1, 9) OBP: 0.348, SLG: 0.368	0-0 G3 1-2		4-0 BB 1-2		0-0 4-3 1-3		4-0 1B SF7 BB 1-2	0-3 K		3	1	0	0	2	1	2			
Boog Powell, L (1, 3) OBP: 0.430, SLG: 0.636	0-0 4-3		0-0 SF7		4-0 WP 2B BB		0-0 SF7 2B 1B 1-3 2H			2	2	1	2	1	0	1			
Paul Blair, R (1, 8) OBP: 0.326, SLG: 0.455		0-0 4-3	0-3 K		0-0 2B		0-0 F3		0-0 1 1 1 0 1 4	4	0	1	1	0	1	4			
Brooks Robinson, R (1, 5) OBP: 0.350, SLG: 0.491		0-0 2B		0-0 1-3 1B	0-0 4-0 BB		0-0 SF7 1-2 3H 0-0		0-0 2 2 1 1 0 0	2	0	2	1	1	0	0			
Eliot Hendricks, L (1, 2) OBP: 0.289, SLG: 0.369	0-3 K			0-0 F5	0-3 K		0-0 1B 2B		4 1 1 1 0 2 4	4	1	1	1	0	2	4			
Mark Belanger, R (1, 6) OBP: 0.267, SLG: 0.248	0-0 4-3			0-0 1-3 1B		0-0 6-3		0-0 1B 2B		4	0	1	1	0	0	2			
Jim Hardin, R (1, 1)			0-3 K	0-0 L6		0-0 5-3		0-0 5-3		4	0	0	0	0	1	2			
<b>Inning Stats</b>	R: 0 E: 0 K: 0 S: 4	H: 1 LOB: 1 BB: 0 P: 4	R: 0 E: 0 K: 1 S: 6	H: 1 LOB: 1 BB: 0 P: 6	R: 1 E: 0 K: 2 S: 8	H: 1 LOB: 2 BB: 2 P: 16	R: 0 E: 0 K: 0 S: 4	H: 1 LOB: 1 BB: 0 P: 4	R: 2 E: 0 K: 1 S: 7	H: 2 LOB: 2 BB: 2 P: 15	R: 0 E: 0 K: 0 S: 3	H: 0 LOB: 0 BB: 0 P: 3	R: 4 E: 0 K: 0 S: 7	H: 4 LOB: 1 BB: 1 P: 11	R: 0 E: 1 K: 1 S: 5	H: 0 LOB: 0 BB: 0 P: 5		1B: 7 2B: 4 3B: 0 HR: 0	SF: 2 SAC: 0 DP: 1 HBP: 0
<b>PITCHER</b> Dean Chance, R (1, 1) ERA: 4.1 Vince Colbert, R (6, 1) ERA: 9.82 Dick Ellsworth, L (8, 1) ERA: 4.7	IP: 5.0 WLS: L BF: 25 H: 6 R: 3 ER: 3 SO: 4 BB: 4 IBB: 0 HBP: 0 BLK: 0 WP: 1 HR: 0 S: 29 P: 45 ERA: 5.40 WHIP: 2.000											<b>PITCHER</b>	IP: 5.0 WLS: L BF: 25 H: 6 R: 3 ER: 3 SO: 4 BB: 4 IBB: 0 HBP: 0 BLK: 0 WP: 1 HR: 0 S: 29 P: 45 ERA: 5.40 WHIP: 2.000						



Batter	1	2	3	4	5	6	7	8	9	AB	R	H	RBI	BB	SO	LOB	TOP																
Ted Uhlhaender, L (1, 8) OBP: 0.333, SLG: 0.366	BB BB 1B		SH1-4 1B		BB 2B		WP 1B 4-3 1B		G4-3 1B 1B	5	2	5	0	0	0	0	<b>Cleveland Indians @ Baltimore Orioles</b> <b>Memorial Stadium, Baltimore, MD</b> Wed May 27 1970, 7:05 PM EDT Att: 9,445 - Unknown																
Eddie Leon, R (1, 4) OBP: 0.277, SLG: 0.303	F8		SH1-4 1B		L4-6 BB BB		WP 1B 1B		G4-3 1B	3	1	2	1	1	0	1																	
Duke Sims, L (1, 7) OBP: 0.329, SLG: 0.484	BB BB 1B		K		BB BB 1B		4-3 1B		G4-3 1B	3	0	0	1	2	1	4																	
Tony Horton, R (1, 3) OBP: 0.331, SLG: 0.453	F9		K		L4-6 2B		1B BB		1B	4	0	1	1	1	1	6																	
Graig Nettles, L (1, 5) OBP: 0.281, SLG: 0.265	FC4 BB																																
Chuck Hinton, R (9, PH) OBP: 0.345, SLG: 0.280	1-2 2-3 BB																																
Ray Fosse, R (1, 2) OBP: 0.341, SLG: 0.397	FC4 1-2																																
Roy Foster, R (1, 9) OBP: 0.314, SLG: 0.390																																	
Jack Heidemann, R (1, 6) OBP: 0.225, SLG: 0.258	F9																																
Rich Hand, R (7, PH) OBP: 0.106, SLG: 0.111																																	
Lou Klimchuck, L (7, PH) OBP: 0.107, SLG: 0.281																																	
Mike Paul, L (7, 1) ERA: 2.18																																	
Fred Lasher, R (7, 1) ERA: 1.4																																	
Rich Rollins, R (8, PH) OBP: 0.309, SLG: 0.317																																	
Dennis Higgins, R (8, 1) ERA: 1.15																																	
<b>Inning Stats</b>	R: 0 E: 0 K: 1 S: 4	H: 1 LOB: 3 BB: 2 P: 12	R: 0 E: 0 K: 1 S: 5	H: 0 LOB: 0 BB: 0 P: 5	R: 0 E: 0 K: 2 S: 8	H: 1 LOB: 1 BB: 0 P: 8	R: 0 E: 0 K: 1 S: 6	H: 1 LOB: 1 BB: 0 P: 6	R: 0 E: 0 K: 0 S: 3	H: 0 LOB: 2 BB: 2 P: 11	R: 0 E: 0 K: 0 S: 3	H: 0 LOB: 0 BB: 0 P: 3	R: 3 E: 0 K: 1 S: 9	H: 4 LOB: 2 BB: 1 P: 13	R: 0 E: 0 K: 0 S: 3	H: 0 LOB: 0 BB: 0 P: 3	R: 1 E: 0 K: 0 S: 5	H: 3 LOB: 1 BB: 0 P: 5	1B: 10 2B: 2 3B: 0 HR: 0	SF: 0 SAC: 1 DP: 2 HBP: 0	WP: 1 PB: 0 SB: 0 CS: 0	PA: 41											
<b>PITCHER</b>	IP WLS BF H R ER SO BB IBB HBP BLK WP HR S P ERA WHIP																																
Jim Palmer, R (1, 1) ERA: 2.5	6.2	32	8	3	3	5	5	0	0	0	0	1	0	37	57	4.05	1.950																
Dick Hall, R (7, 1) ERA: 2.18	0.1	W	1	0	0	0	0	0	0	0	0	0	0	1	1	0.00	0.000																
Eddie Watt, R (8, 1) ERA: 1.4	1.0	S	5	2	1	1	0	0	0	0	0	0	0	5	5	9.00	2.000																
Pete Richert, L (9, 1) ERA: 1.15	1.0	S	3	1	0	0	0	0	0	0	0	0	0	3	3	0.00	1.000																

Batter	1	2	3	4	5	6	7	8	9	AB	R	H	RBI	BB	SO	LOB	BOTTOM																
Don Buford, S (1, 7) OBP: 0.363, SLG: 0.370	F8		CS BB		4-3					3	0	1	2	1	0	0	<b>Cleveland Indians @ Baltimore Orioles</b> <b>Memorial Stadium, Baltimore, MD</b> Wed May 27 1970, 7:05 PM EDT Att: 9,445 - Unknown																
Mark Belanger, R (1, 6) OBP: 0.272, SLG: 0.256	BLK 2B		K 1-2				G3 1B		G3	3	1	1	1	1	1	2																	
Brooks Robinson, R (1, 5) OBP: 0.342, SLG: 0.480	K 2-3		6-3				5-3 1B		K	4	0	0	0	0	2	3																	
Boog Powell, L (1, 3) OBP: 0.432, SLG: 0.627	BB						4-3 2-3		FC5-6 BB	2	0	0	0	2	0	1																	
Paul Blair, R (1, 8) OBP: 0.325, SLG: 0.450	K						PO 1B		FC5-6 BB E	4	0	1	1	0	1	3																	
Davey Johnson, R (1, 4) OBP: 0.408, SLG: 0.448							PO 1B		E6 IBB BB	2	1	0	0	2	0	1																	
Dave May, L (1, 9) OBP: 0.318, SLG: 0.316																																	
Merv Rettenmund, R (7, PH) OBP: 0.373, SLG: 0.560																																	
Eliot Hendricks, L (1, 2) OBP: 0.283, SLG: 0.360																																	
Andy Etchebarren, R (7, PH) OBP: 0.262, SLG: 0.263																																	
Jim Palmer, R (1, 1) OBP: 0.212, SLG: 0.281																																	
Dick Hall, R (7, 1) ERA: 4.66																																	
Curt Motton, R (7, PH) OBP: 0.438, SLG: 0.250																																	
Eddie Watt, R (8, 1) OBP: 0.250, SLG: 0.250																																	
Pete Richert, L (9, 1) ERA: 8.14																																	
<b>Inning Stats</b>	R: 0 E: 0 K: 2 S: 8	H: 1 LOB: 2 BB: 1 P: 12	R: 0 E: 0 K: 0 S: 3	H: 0 LOB: 0 BB: 0 P: 3	R: 1 E: 0 K: 1 S: 5	H: 1 LOB: 0 BB: 1 P: 9	R: 0 E: 0 K: 0 S: 3	H: 0 LOB: 1 BB: 1 P: 7	R: 0 E: 0 K: 0 S: 3	H: 0 LOB: 0 BB: 0 P: 3	R: 1 E: 0 K: 0 S: 3	H: 1 LOB: 0 BB: 1 P: 7	R: 3 E: 0 K: 2 S: 9	H: 2 LOB: 1 BB: 2 P: 17	R: 0 E: 1 K: 0 S: 3	H: 0 LOB: 3 BB: 3 P: 15	1B: 3 2B: 1 3B: 0 HR: 1	SF: 0 SAC: 0 DP: 0 HBP: 0	WP: 0 PB: 0 SB: 0 CS: 1	PA: 37													
<b>PITCHER</b>	IP WLS BF H R ER SO BB IBB HBP BLK WP HR S P ERA WHIP																																
Rich Hand, R (1, 1) ERA: 4.66	6.0	L	5	2	3	3	2	0	0	0	0	0	0	5	13	81.00	12.000																
Mike Paul, L (7, 1) ERA: 5.59	0.1		2	0	0	1	0	0	0	0	0	0	0	4	4	0.00	0.000																
Fred Lasher, R (7, 1) ERA: 4.4	0.2		0	0	0	1	0	0	0	0	0	0	0	0	0	0	0																
Dennis Higgins, R (8, 1) ERA: 8.14	1.0		6	0	0	0	2	1	0	0	0	0	0	3	15	0.00	2.000																

Batter	1	2	3	4	5	6	7	8	9	AB	R	H	RBI	BB	SO	LOB	TOP					
Ted Uhlhaender, L (1.8) OBP: 0.331, SLG: 0.363	F8		E6		4-3					4	0	1	0	0	0	1	<b>Cleveland Indians @ Oakland Athletics</b> Oakland-Alameda County Coliseum, Oakland, CA Fri May 29 1970, 7:05 PM PDT Att: 7,640 - Unknown					
Eddie Leon, R (1.4) OBP: 0.269, SLG: 0.293	5-3		6-3		K		F9			4	0	0	1	0	1	3						
Duke Sims, L (1.7) OBP: 0.313, SLG: 0.456 Chuck Hinton, R (8.7) OBP: 0.345, SLG: 0.280	F8		F3			F5		K		4	0	0	0	0	1	1						
Tony Horton, R (1.3) OBP: 0.329, SLG: 0.443		6-3		F3		F7			G3-6 BB	3	0	0	0	1	0	0						
Graig Nettles, L (1.5) OBP: 0.280, SLG: 0.264				4-1		K			G3-6	4	0	1	0	0	1	1						
Ray Fosse, R (1.2) OBP: 0.338, SLG: 0.387					1B BB				E6 SF7	3	1	0	0	1	2	1						
Roy Foster, R (1.9) OBP: 0.319, SLG: 0.389									K	3	0	1	0	1	2	1						
Jack Heidemann, R (1.6) OBP: 0.225, SLG: 0.260									K	3	0	1	0	1	2	1						
Sam McDowell, L (1.1) OBP: 0.263, SLG: 0.342									6-3	3	1	1	1	0	1	2						
Inning Stats	R: 0 E: 0 K: 0 S: 3	H: 0 LOB: 0 BB: 0 P: 3	R: 0 E: 0 K: 2 S: 8	H: 1 LOB: 1 BB: 0 P: 8	R: 1 E: 1 K: 0 S: 5	H: 1 LOB: 1 BB: 0 P: 5	R: 0 E: 0 K: 1 S: 6	H: 1 LOB: 2 BB: 1 P: 10	R: 0 E: 0 K: 2 S: 7	H: 0 LOB: 0 BB: 0 P: 7	R: 0 E: 0 K: 1 S: 5	H: 0 LOB: 0 BB: 0 P: 5	R: 1 E: 1 K: 1 S: 7	H: 1 LOB: 2 BB: 1 P: 11	R: 0 E: 0 K: 1 S: 4	H: 0 LOB: 0 BB: 1 P: 8	R: 0 E: 0 K: 2 S: 7	H: 0 LOB: 0 BB: 0 P: 7	1B: 4 2B: 0 3B: 0 HR: 0	SF: 1 SAC: 1 DP: 1 HBP: 0	WP: 0 PB: 1 CS: 0	PA: 35
PITCHER	IP	WLS	BF	H	R	ER	SO	BB	IBB	HBP	BLK	WP	HR	S	P	ERA	WHIP					
Blue Moon Odom, R (1.1) ERA: 4.58	8.0	L	32	4	2	0	8	3	0	0	0	0	0	45	57	0.00	0.875					
Marcel Lachemann, R (9.1) ERA: 3.0	1.0		3	0	0	0	2	0	0	0	0	0	0	7	7	0.00	0.000					

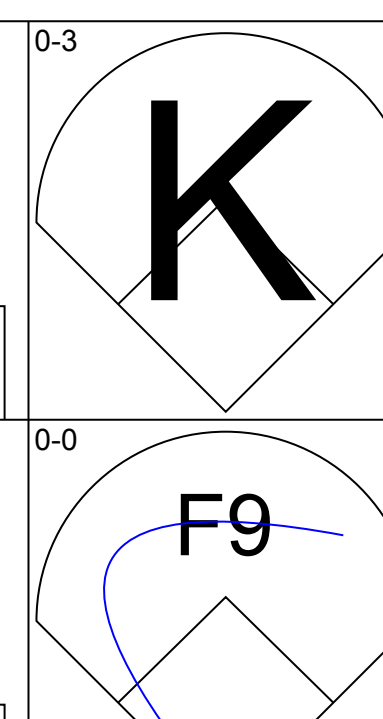
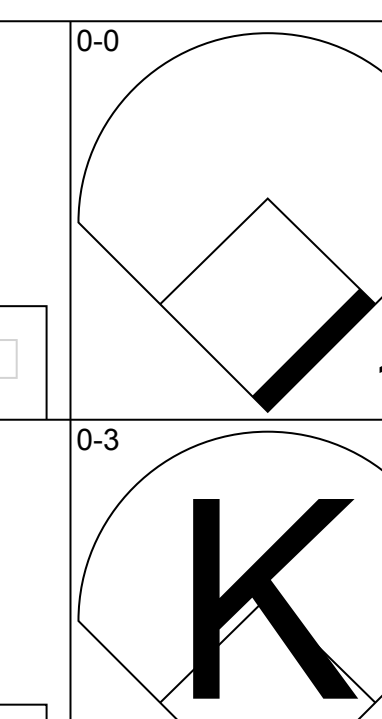
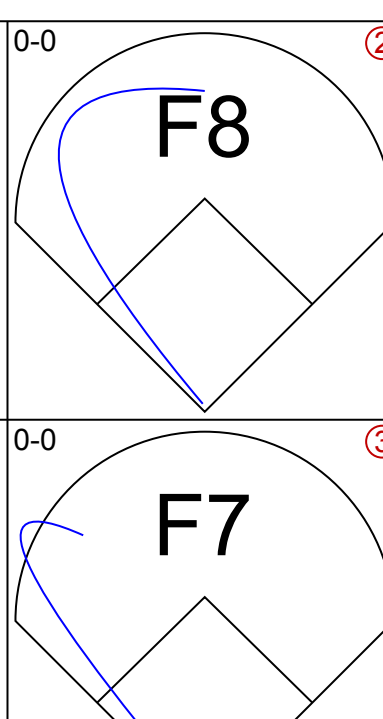
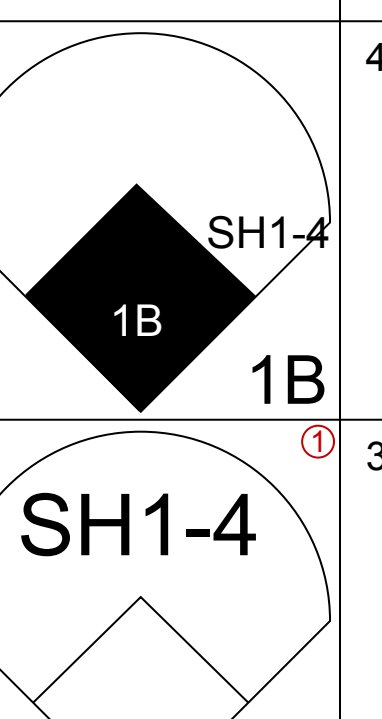
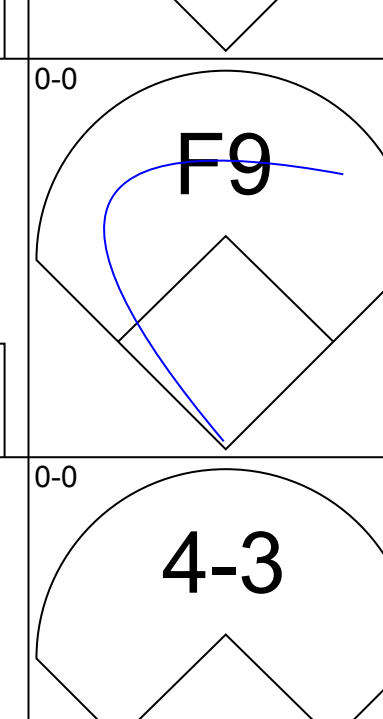
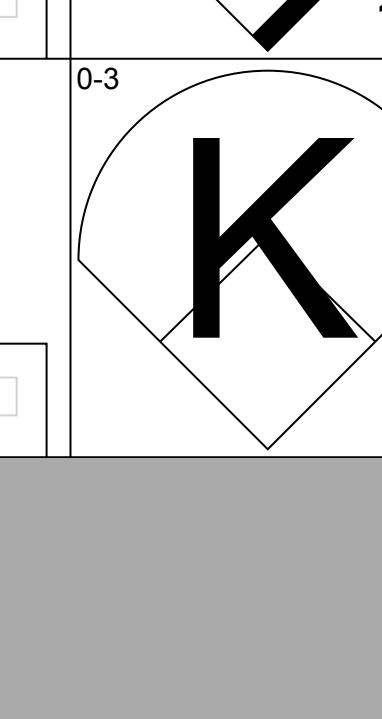
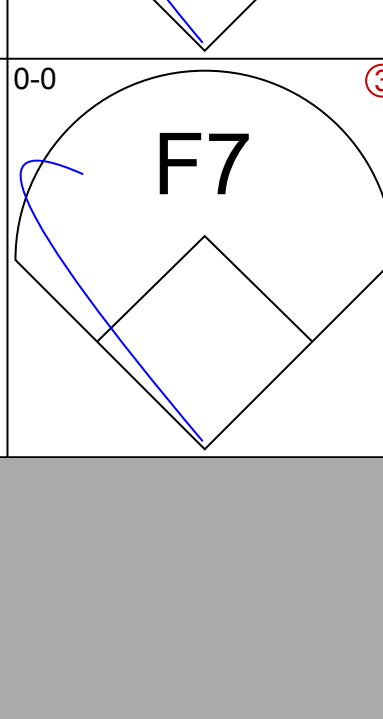
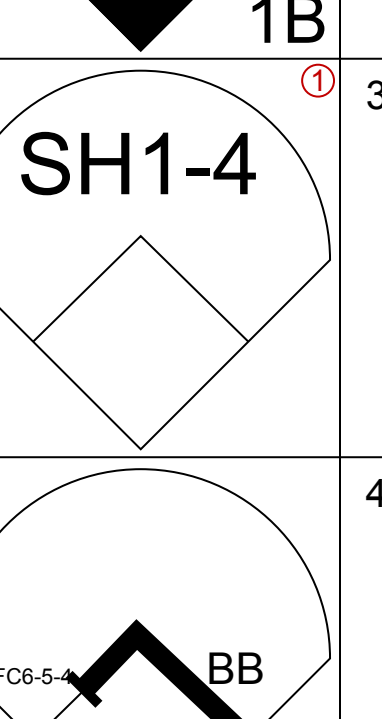
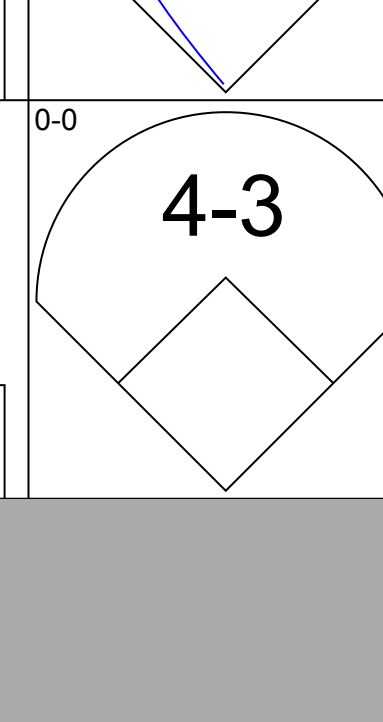
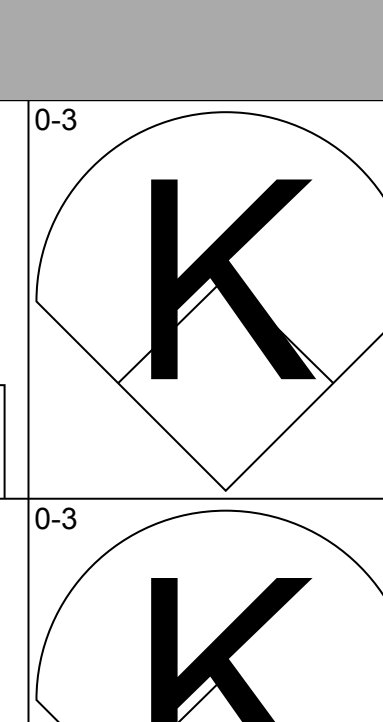
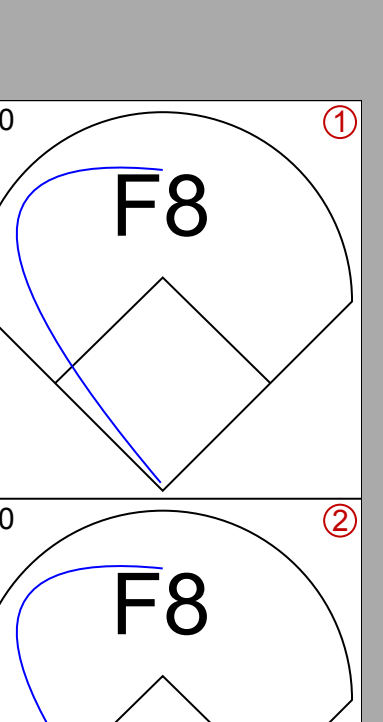
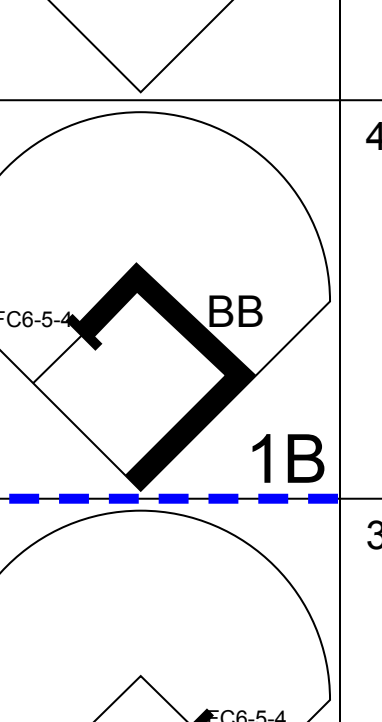
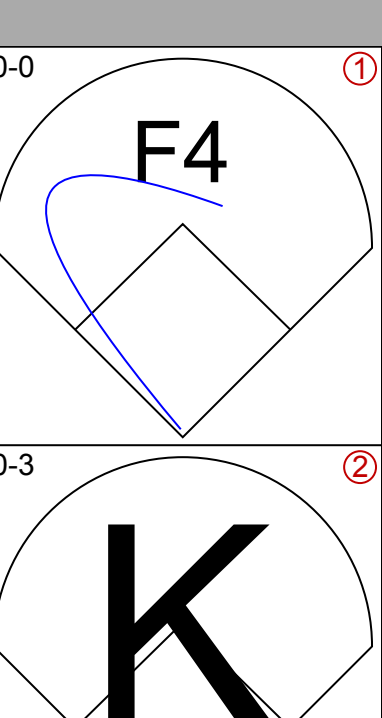
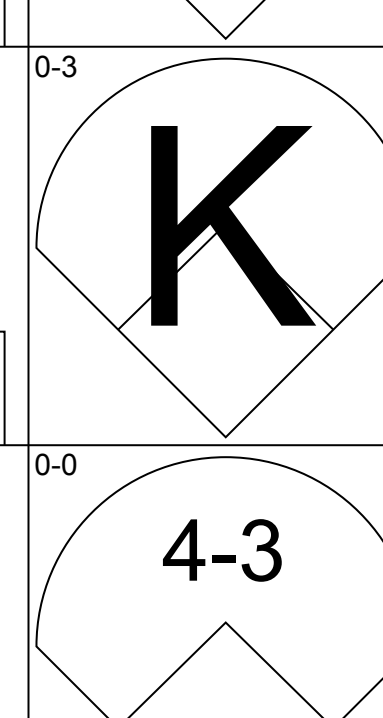
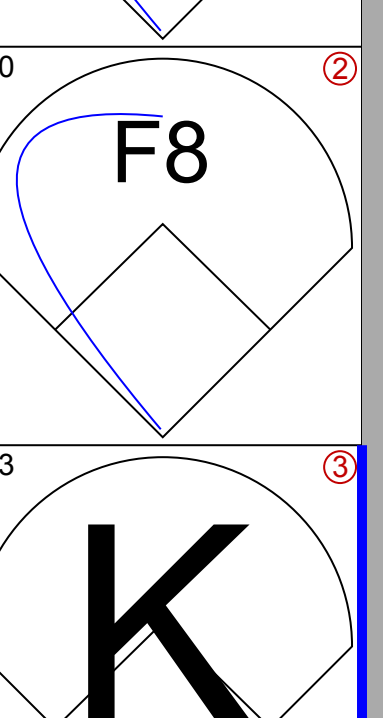
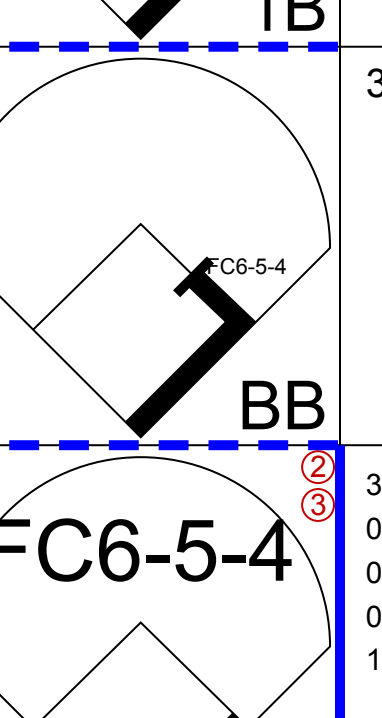
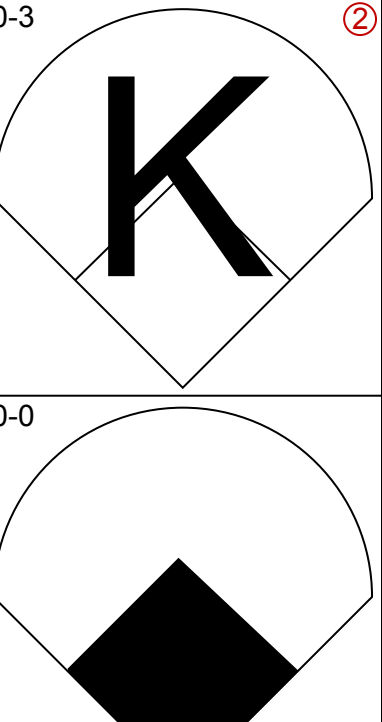
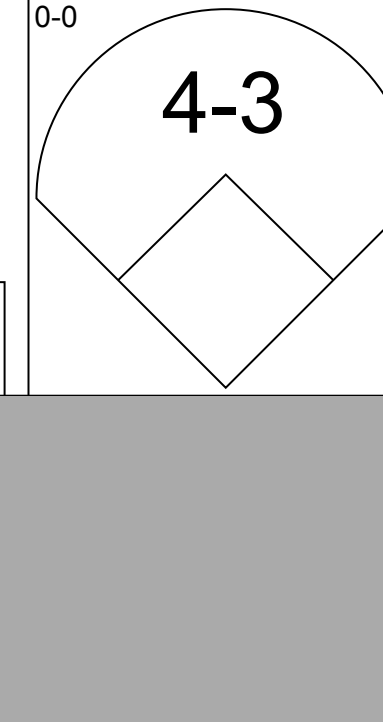
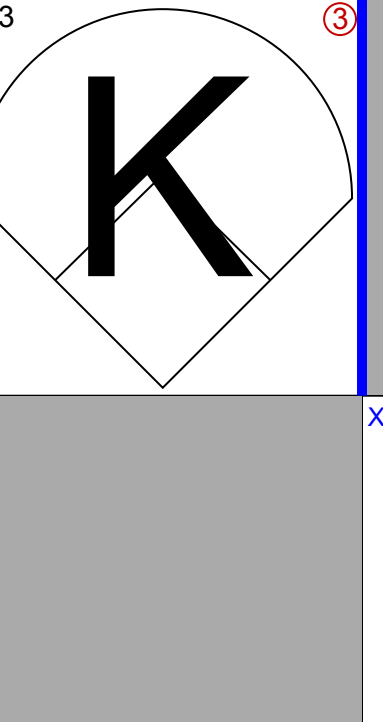
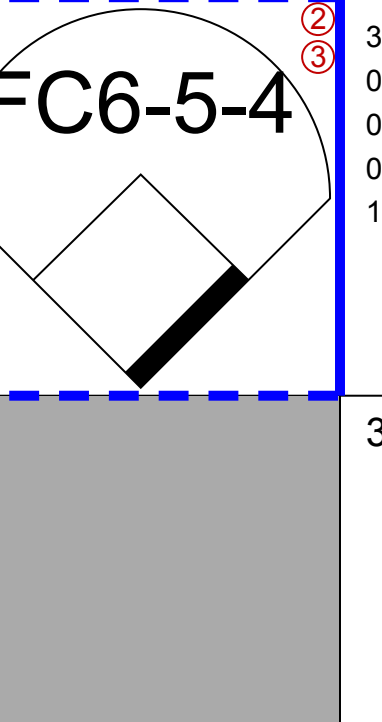
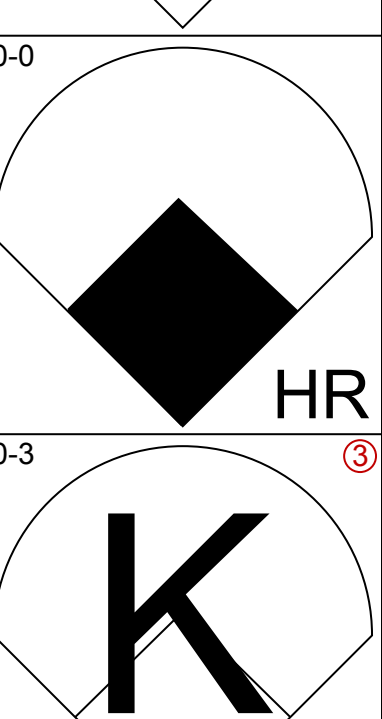
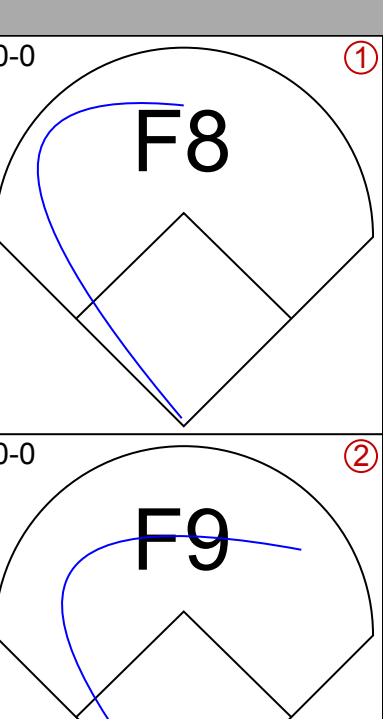
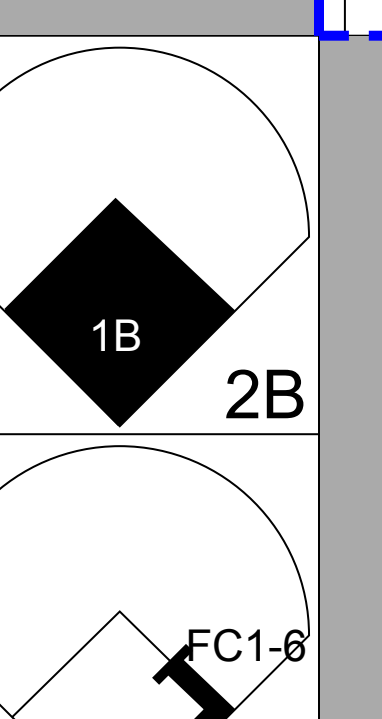
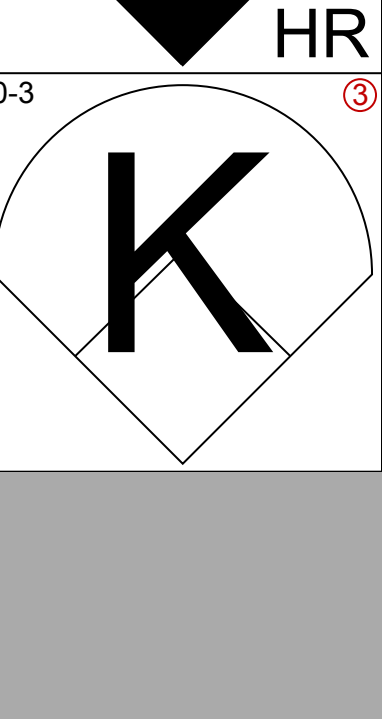
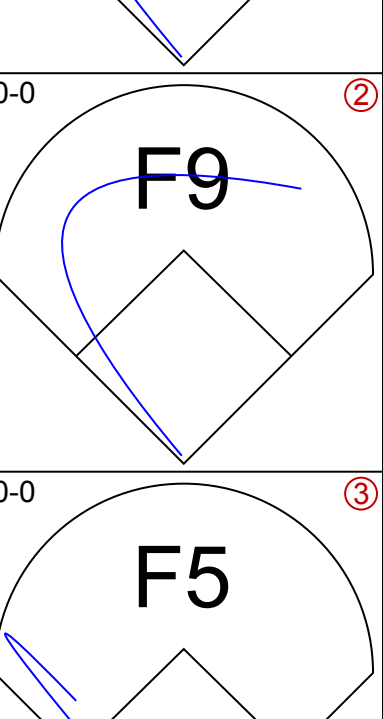
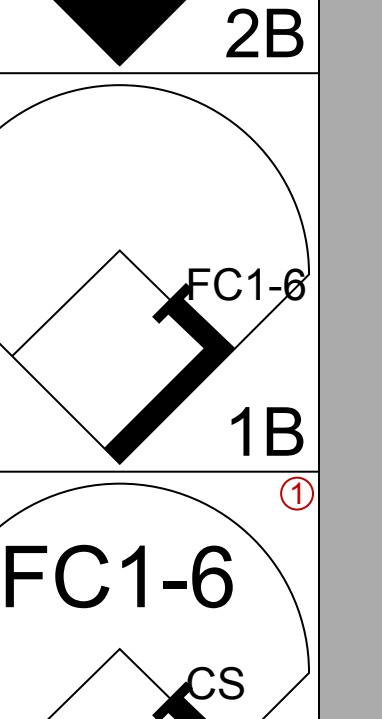
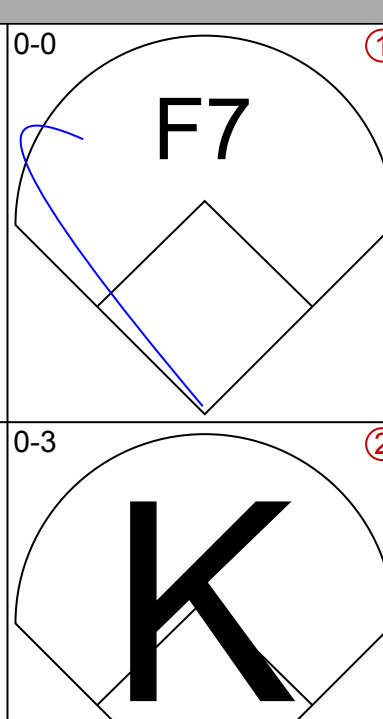
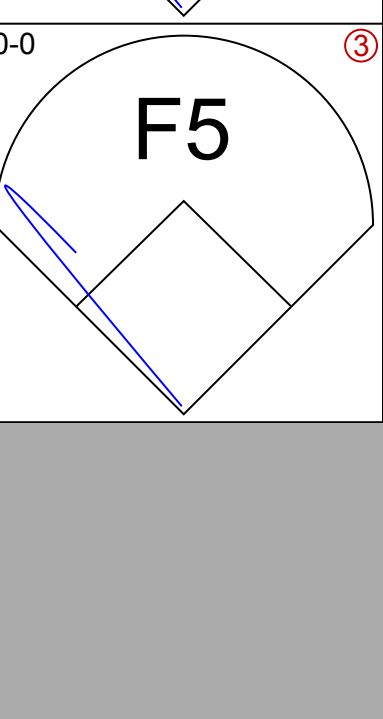
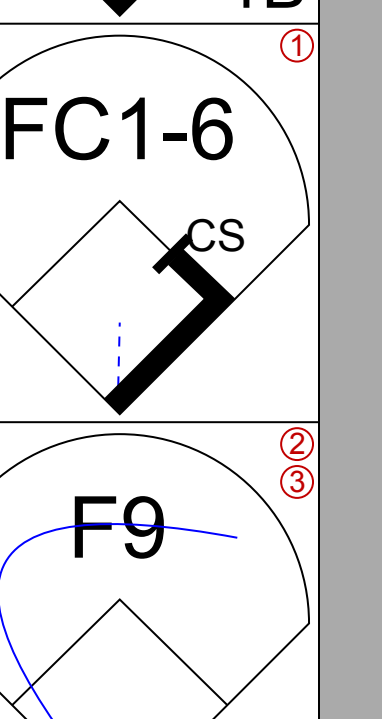
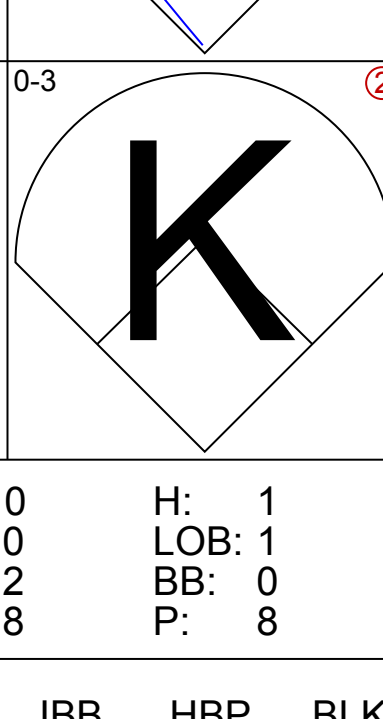
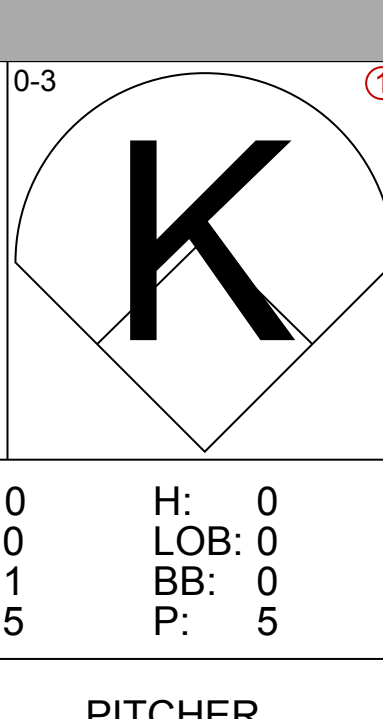
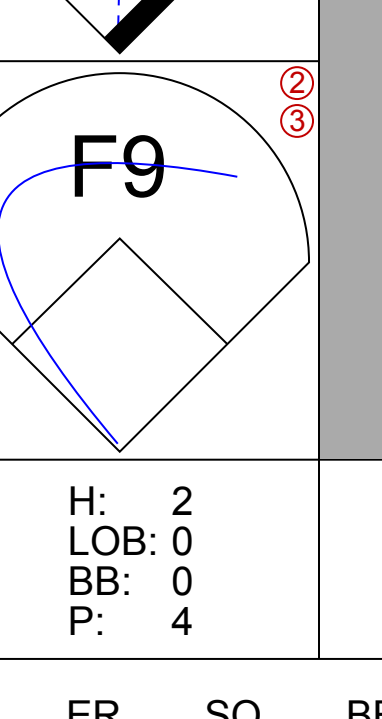
Batter	1	2	3	4	5	6	7	8	9	AB	R	H	RBI	BB	SO	LOB	BOTTOM					
Bert Campaneris, R (1.6) OBP: 0.258, SLG: 0.352	F7		F6			F6		F8		4	0	0	0	0	0	0	<b>Cleveland Indians @ Oakland Athletics</b> Oakland-Alameda County Coliseum, Oakland, CA Fri May 29 1970, 7:05 PM PDT Att: 7,640 - Unknown					
Rick Monday, L (1.8) OBP: 0.355, SLG: 0.454	K				K	4-3			K	4	0	0	0	0	3	0						
Joe Rudi, R (1.7) OBP: 0.371, SLG: 0.559	K					K			K	4	1	1	1	0	3	0						
Sal Bando, R (1.5) OBP: 0.395, SLG: 0.496							HR			3	0	0	0	1	1	0						
Felipe Alou, R (1.9) OBP: 0.406, SLG: 0.506									F8	3	0	1	0	0	0	1						
Frank Fernandez, R (1.2) OBP: 0.428, SLG: 0.458										3	0	1	0	0	0	1						
Tito Francona, L (1.3) OBP: 0.417, SLG: 0.379 Dave Duncan, R (7. PH) OBP: 0.294, SLG: 0.455 Don Mincher, L (8.3) OBP: 0.316, SLG: 0.555										2	0	0	0	1	2	1						
Tony La Russa, R (1.4) OBP: 0.303, SLG: 0.333										1	0	0	0	1	0	1						
Blue Moon Odom, R (1.1) OBP: 0.273, SLG: 0.381 Dick Green, R (8. PH) OBP: 0.275, SLG: 0.291 Marcel Lachemann, R (9.1)										1	0	0	0	0	1	1						
Inning Stats	R: 0 E: 0 K: 2 S: 7	H: 0 LOB: 0 BB: 0 P: 7	R: 0 E: 0 K: 1 S: 5	H: 0 LOB: 1 BB: 1 P: 9	R: 0 E: 0 K: 1 S: 5	H: 0 LOB: 0 BB: 0 P: 5	R: 1 E: 0 K: 1 S: 5	H: 1 LOB: 0 BB: 1 P: 9	R: 0 E: 0 K: 1 S: 5	H: 0 LOB: 0 BB: 0 P: 5	R: 0 E: 0 K: 1 S: 5	H: 0 LOB: 0 BB: 0 P: 5	R: 0 E: 0 K: 2 S: 8	H: 1 LOB: 1 BB: 0 P: 8	R: 0 E: 0 K: 2 S: 7	H: 0 LOB: 0 BB: 0 P: 7	R: 0 E: 0 K: 2 S: 7	H: 0 LOB: 0 BB: 0 P: 7	1B: 1 2B: 0 3B: 0 HR: 1	SF: 0 SAC: 0 DP: 0 HBP: 0	WP: 1 PB: 0 CS: 1	PA: 31
PITCHER	IP	WLS	BF	H	R	ER	SO	BB	IBB	HBP	BLK	WP	HR	S	P	ERA	WHIP					
Sam McDowell, L (1.1) ERA: 2.47	9.0	W	31	2	1	1	13	3	0	0	0	1	1	54	66	1.00	0.556					

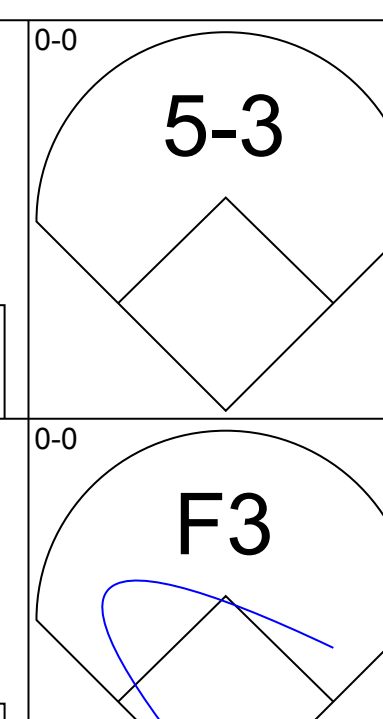
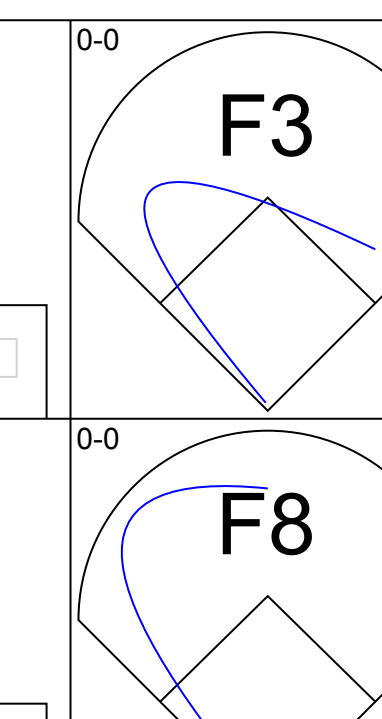
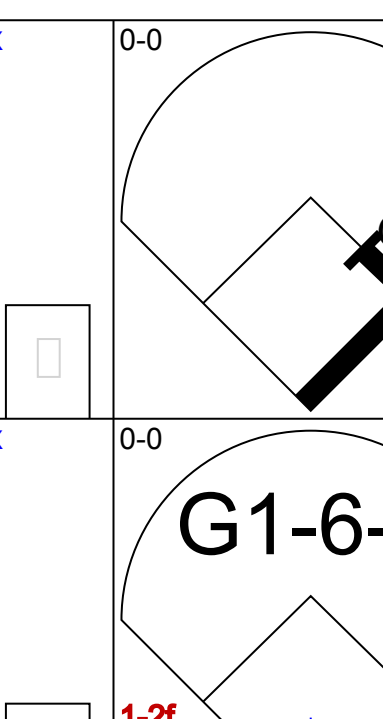
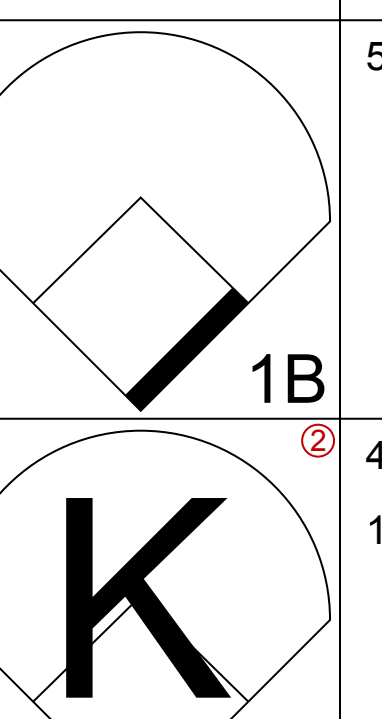
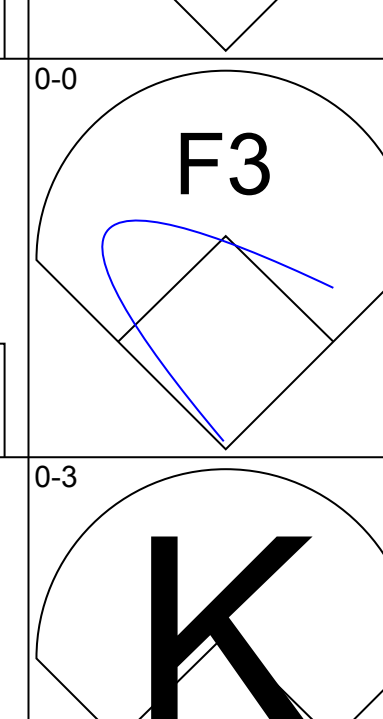
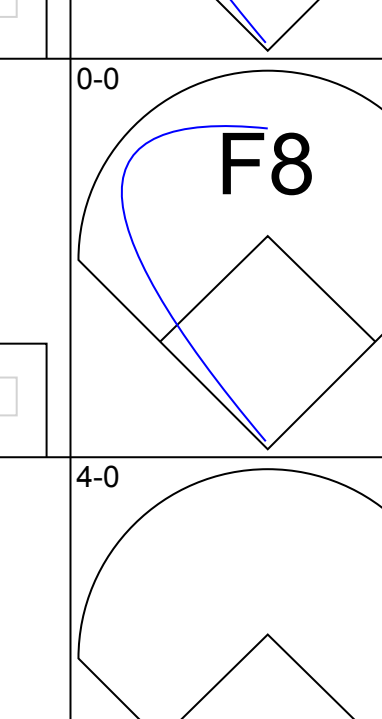
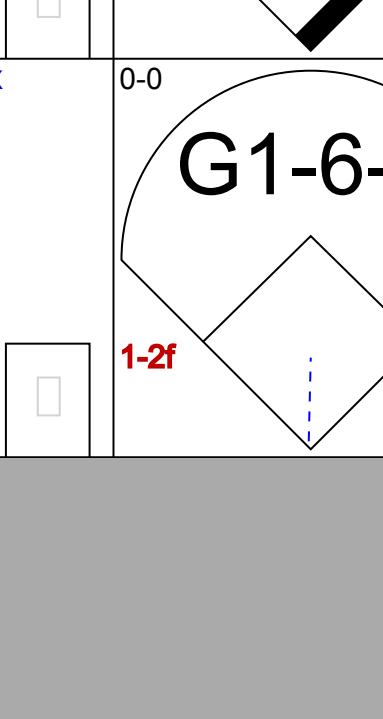
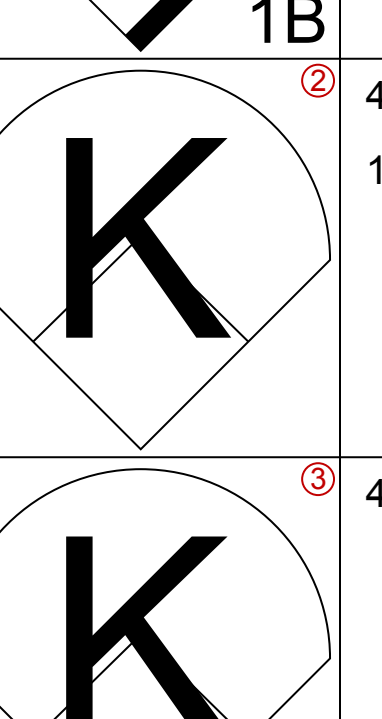
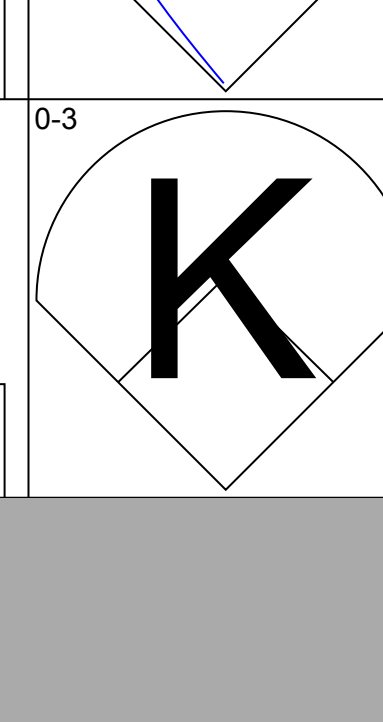
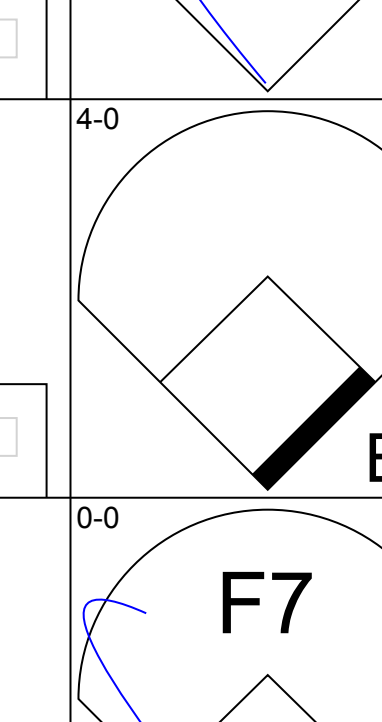
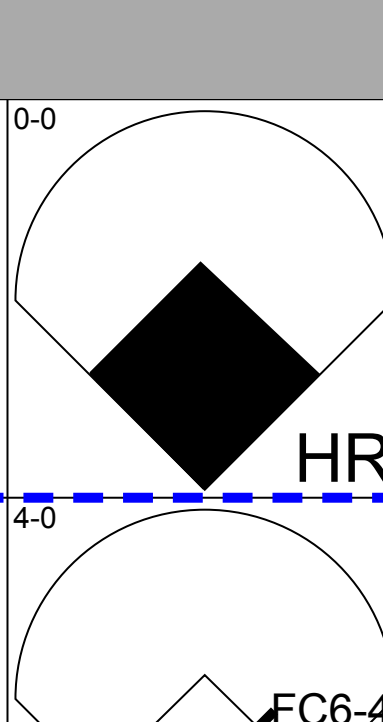
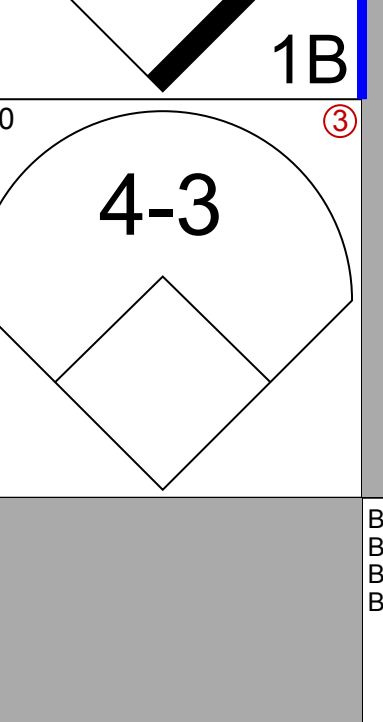
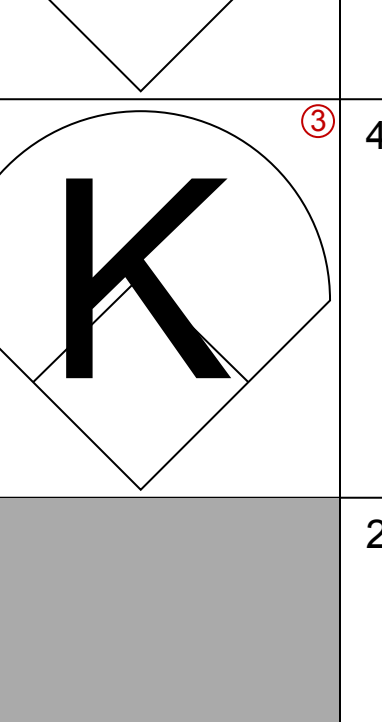
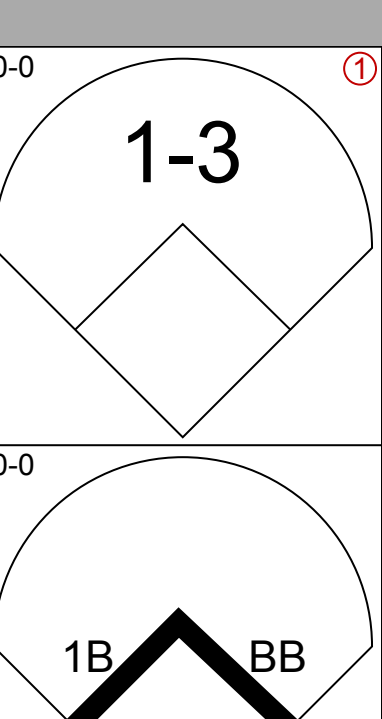
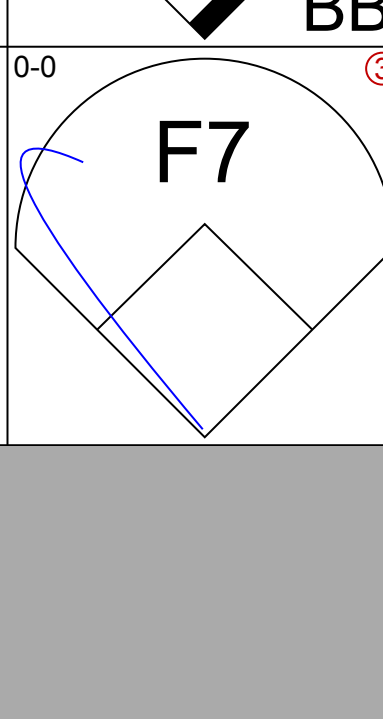
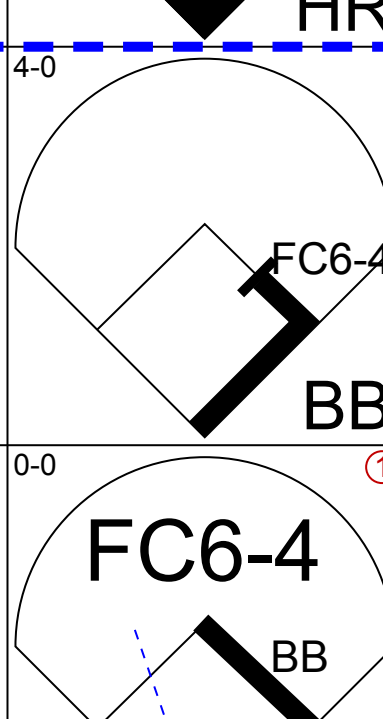
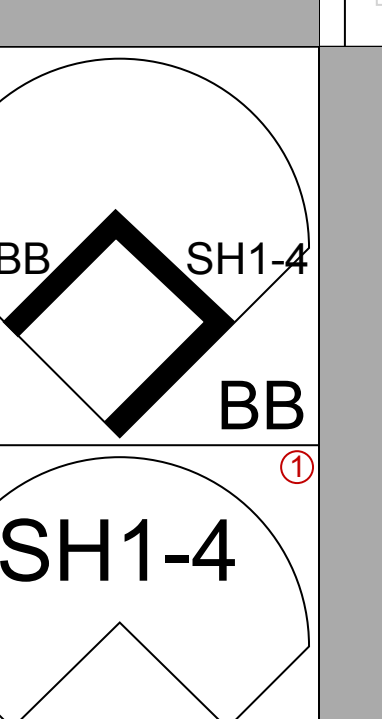
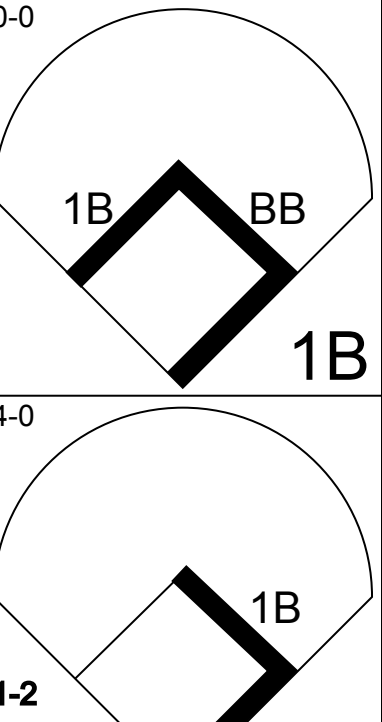
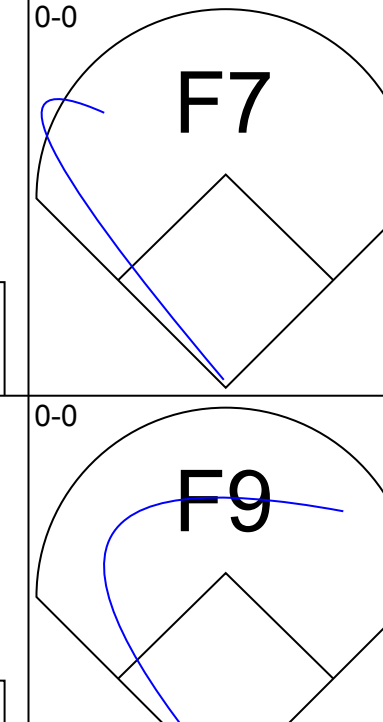
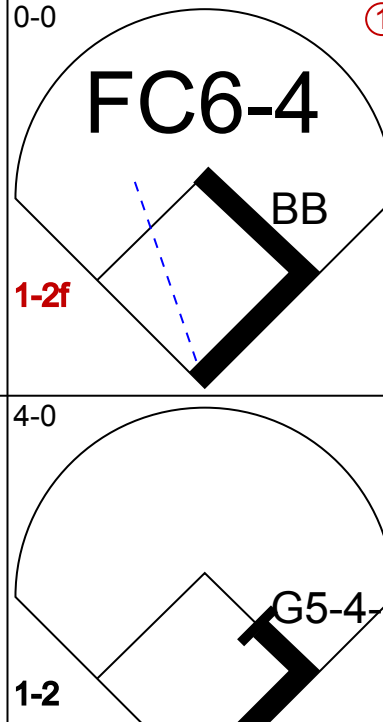
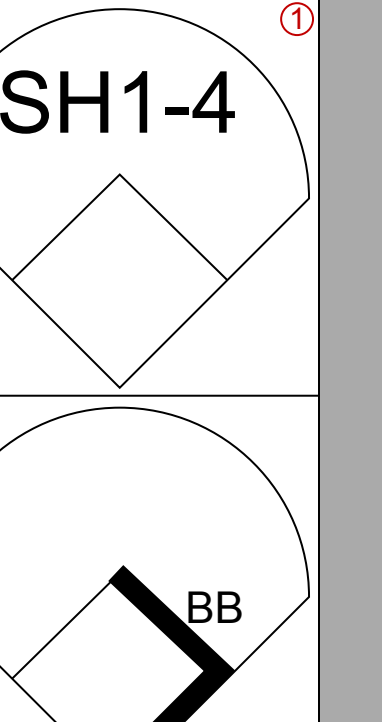
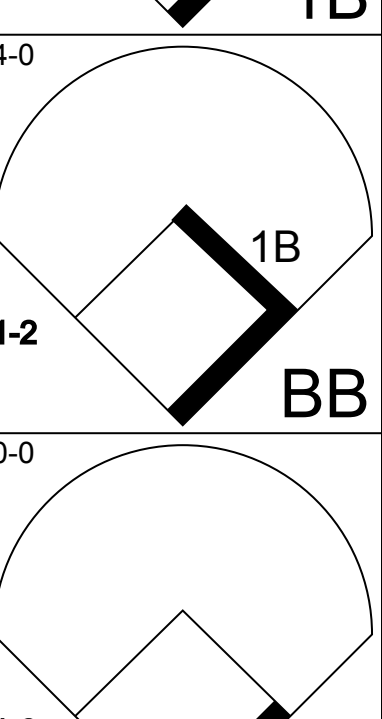
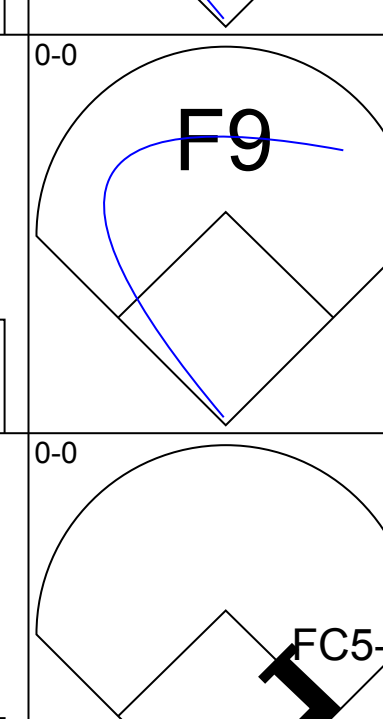
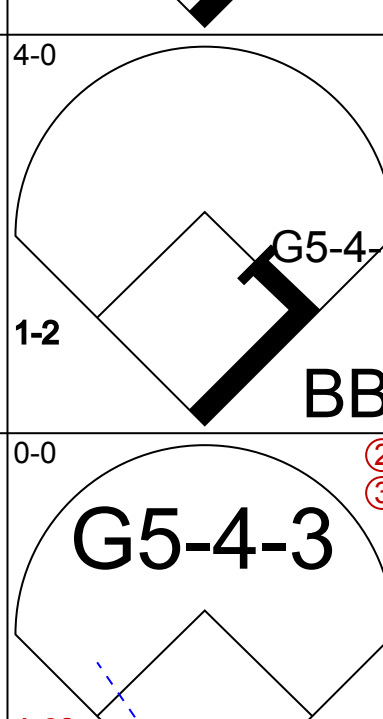
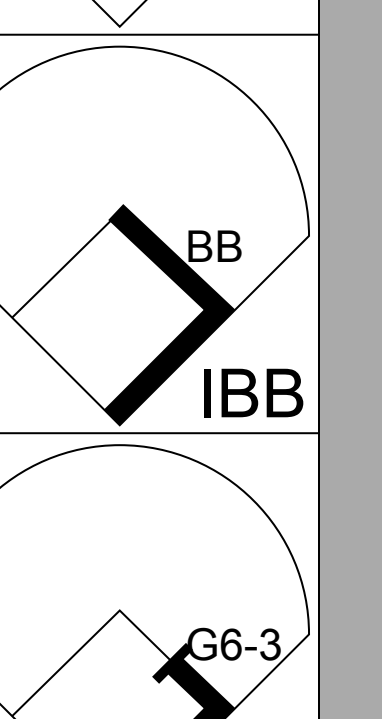
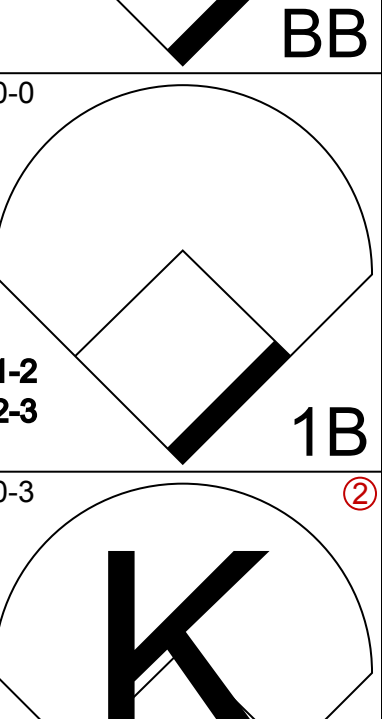
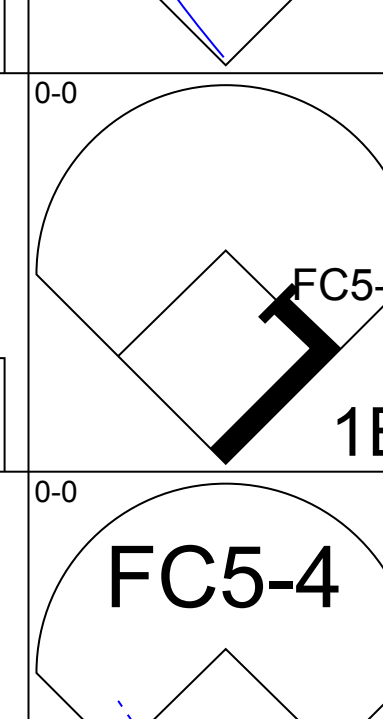
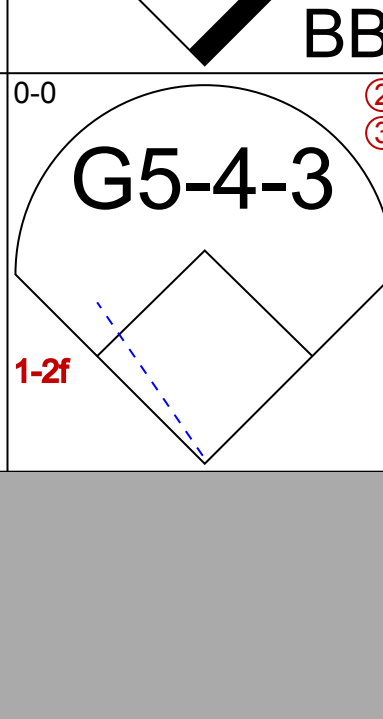
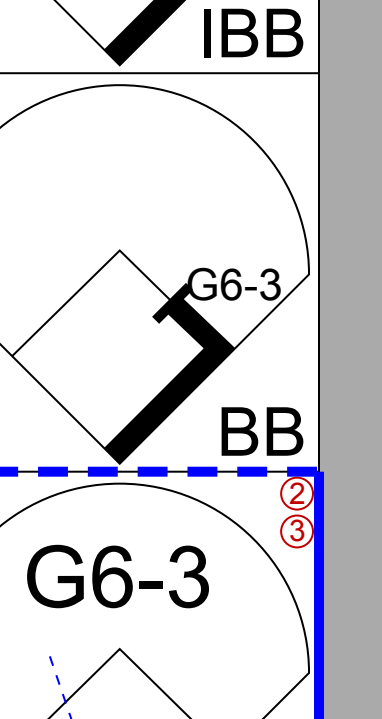
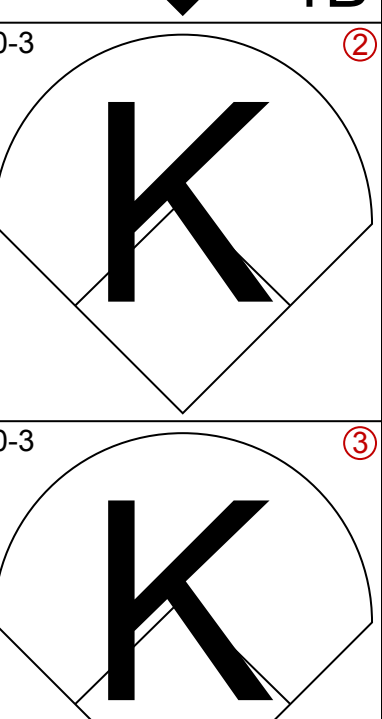
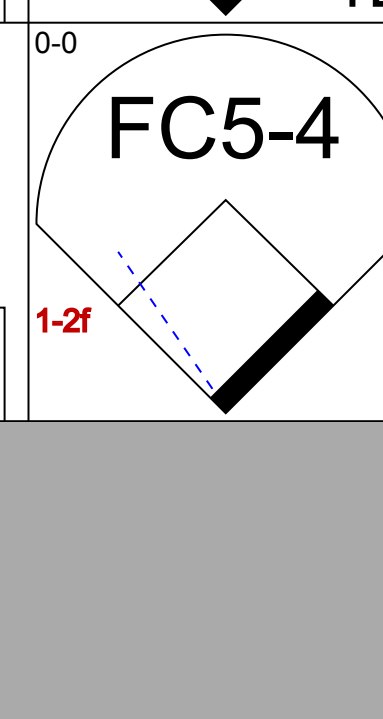
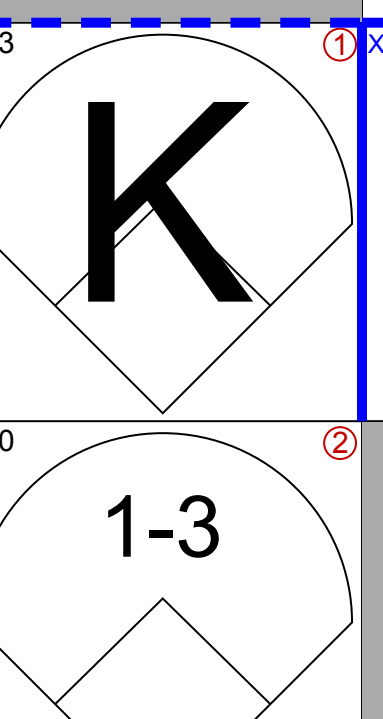
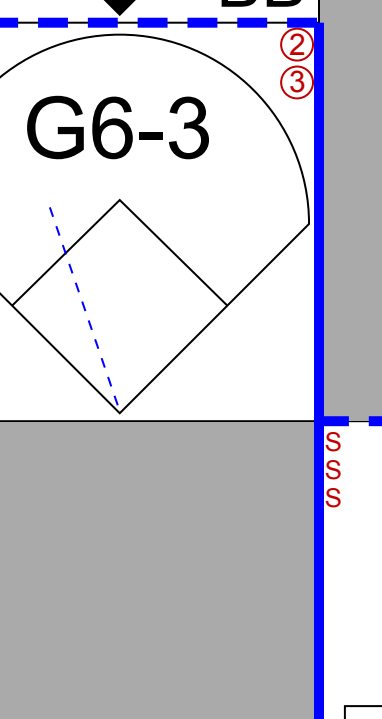
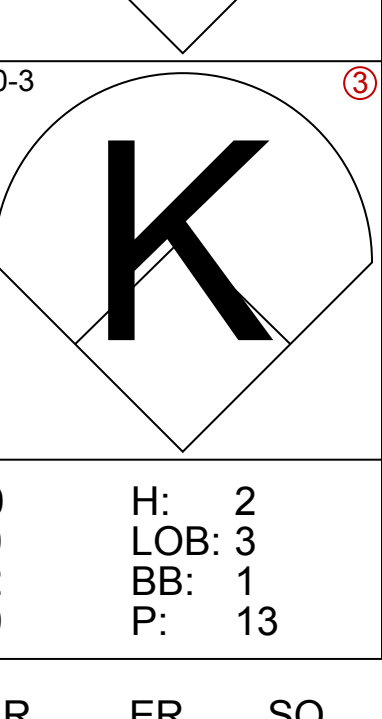
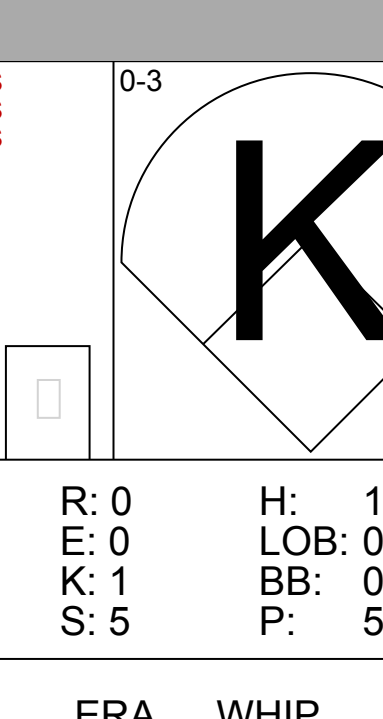
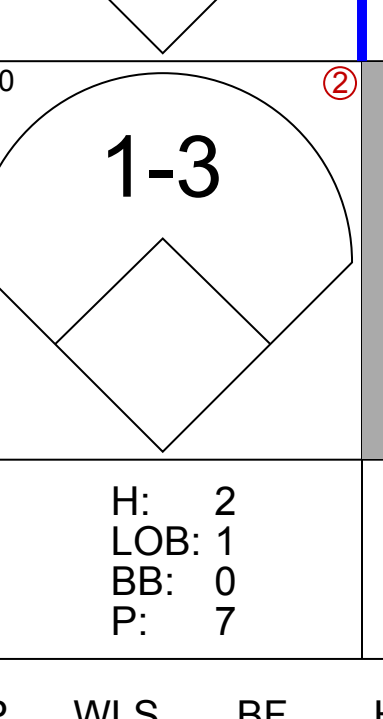
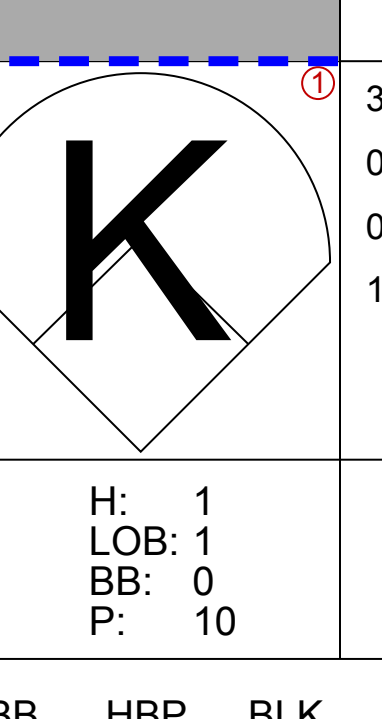


Batter	1	2	3	4	5	6	7	8	9	AB	R	H	RBI	BB	SO	LOB	TOP										
Ted Uhlhaender, L (1, 8) OBP: 0.328, SLG: 0.354	F8		4-3					K	K	4	0	0	0	1	2	2	<b>Cleveland Indians @ Oakland Athletics</b> Oakland-Alameda County Coliseum, Oakland, CA Sat May 30 1970, 3:33 AM PDT Att: 9,163 - Unknown										
Eddie Leon, R (1, 4) OBP: 0.273, SLG: 0.291	K		4-1		1-3-2			2B	K	4	1	1	0	1	2	2											
Duke Sims, L (1, 7) OBP: 0.301, SLG: 0.437 Rich Rollins, R (8, PH) OBP: 0.261, SLG: 0.310 Larry Brown, R (8, 5) OBP: 0.385, SLG: 0.400	K		4-1				F6	F9		3	0	0	0	0	1	1											
Tony Horton, R (1, 3) OBP: 0.327, SLG: 0.444		6-3	4-3				F7			4	0	1	2	0	0	1											
Graig Nettles, L (1, 5) OBP: 0.293, SLG: 0.268		1B					F8			2	1	1	0	1	0	0											
Ray Fosse, R (1, 2) OBP: 0.336, SLG: 0.382							F7			4	0	1	0	0	1	3											
Roy Foster, R (1, 9) OBP: 0.310, SLG: 0.377										4	0	0	1	0	0	2											
Jack Heidemann, R (1, 6) OBP: 0.233, SLG: 0.261							F9			3	1	1	0	1	0	0											
Barry Moore, L (1, 1) OBP: 0.095, SLG: 0.095 Lou Klimchock, L (8, PH) OBP: 0.200, SLG: 0.292 Dennis Higgins, R (8, 1) Vada Pinson, L (8, PH) OBP: 0.362, SLG: 0.512							4-3			2	0	0	0	0	0	2											
<b>Inning Stats</b>	R: 0 E: 0 K: 2 S: 7	H: 0 LOB: 0 BB: 0 P: 7	R: 1 E: 0 K: 0 S: 5	H: 2 LOB: 2 BB: 1 P: 9	R: 0 E: 0 K: 0 S: 4	H: 1 LOB: 1 BB: 0 P: 4	R: 0 E: 0 K: 0 S: 2	H: 0 LOB: 0 BB: 1 P: 6	R: 0 E: 0 K: 0 S: 3	H: 0 LOB: 1 BB: 1 P: 7	R: 0 E: 0 K: 0 S: 3	H: 0 LOB: 0 BB: 0 P: 3	R: 0 E: 0 K: 0 S: 3	H: 0 LOB: 0 BB: 0 P: 3	R: 2 E: 0 K: 2 S: 9	H: 2 LOB: 2 BB: 1 P: 14		R: 1 E: 1 K: 2 S: 9	H: 2 LOB: 1 BB: 0 P: 9	1B: 6 2B: 1 3B: 0 HR: 0	SF: 0 SAC: 0 DP: 1 HBP: 1	WP: 0 PB: 0 SB: 0 CS: 0	PA: 38				
<b>PITCHER</b>	IP	WLS	BF	H	R	ER	SO	BB	IBB	HBP	BLK	WP	HR	S	P	ERA	WHIP										
Rollie Fingers, R (1, 1) ERA: 3.44	7.1	W	29	4	3	3	3	4	0	0	0	0	0	31	47	3.68	1.091										
Paul Lindblad, L (8, 1) ERA: 5.0	0.1		1	0	0	0	0	0	0	0	0	0	0	1	1	0.00	0.000										
Mudcat Grant, R (8, 1) ERA: 1.1	1.1	S	8	3	1	0	3	0	0	1	0	0	0	13	14	0.00	2.250										

Batter	1	2	3	4	5	6	7	8	9	AB	R	H	RBI	BB	SO	LOB	BOTTOM										
Bert Campaneris, R (1, 6) OBP: 0.263, SLG: 0.356	6-3	FC6-4						FC1-6		4	0	1	0	1	0	3	<b>Cleveland Indians @ Oakland Athletics</b> Oakland-Alameda County Coliseum, Oakland, CA Sat May 30 1970, 3:33 AM PDT Att: 9,163 - Unknown										
Rick Monday, L (1, 8) OBP: 0.351, SLG: 0.452	6-3							F7		5	1	1	0	0	2	4											
Joe Rudi, R (1, 7) OBP: 0.364, SLG: 0.540 Reggie Jackson, L (9, 9) OBP: 0.341, SLG: 0.419										4	0	1	0	0	0	1											
Sal Bando, R (1, 5) OBP: 0.404, SLG: 0.496	1-3									2	2	1	0	2	0	1											
Felipe Alou, R (1, 9) OBP: 0.403, SLG: 0.500										4	0	1	1	0	0	2											
Don Mincher, L (1, 3) OBP: 0.321, SLG: 0.579										3	2	2	3	0	0	1											
Frank Fernandez, R (1, 2) OBP: 0.418, SLG: 0.442										4	0	1	0	0	0	2											
Tony La Russa, R (1, 4) OBP: 0.297, SLG: 0.324										4	0	1	1	0	0	1											
Rollie Fingers, R (1, 1) OBP: 0.188, SLG: 0.133 Paul Lindblad, L (8, 1) Mudcat Grant, R (8, 1)										2	0	0	0	0	1	2											
<b>Inning Stats</b>	R: 0 E: 0 K: 0 S: 4	H: 1 LOB: 1 BB: 0 P: 4	R: 1 E: 1 K: 1 S: 8	H: 2 LOB: 2 BB: 0 P: 8	R: 2 E: 0 K: 0 S: 5	H: 2 LOB: 1 BB: 1 P: 9	R: 0 E: 0 K: 1 S: 6	H: 1 LOB: 1 BB: 0 P: 6	R: 0 E: 0 K: 0 S: 3	H: 0 LOB: 2 BB: 1 P: 7	R: 0 E: 0 K: 1 S: 6	H: 1 LOB: 2 BB: 1 P: 10	R: 2 E: 0 K: 0 S: 5	H: 2 LOB: 0 BB: 0 P: 5	R: 0 E: 0 K: 0 S: 3	H: 0 LOB: 1 BB: 1 P: 7		1B: 6 2B: 2 3B: 0 HR: 1	SF: 1 SAC: 1 DP: 0 HBP: 0	WP: 0 PB: 0 SB: 0 CS: 0	PA: 38						
<b>PITCHER</b>	IP	WLS	BF	H	R	ER	SO	BB	IBB	HBP	BLK	WP	HR	S	P	ERA	WHIP										
Barry Moore, L (1, 1) ERA: 3.8	7.0	L	34	9	5	4	3	3	0	0	0	0	0	37	49	5.14	1.714										
Dennis Higgins, R (8, 1) ERA: 7.77	1.0		4	0	0	0	0	1	0	0	0	0	0	3	7	0.00	1.000										



Batter	1	2	3	4	5	6	7	8	9	AB	R	H	RBI	BB	SO	LOB	TOP								
<b>Graig Nettles, L</b> OBP: 0.298, SLG: 0.276 (1, 5)										4	1	2	0	0	1	0	<b>Cleveland Indians @ Oakland Athletics</b> <b>Oakland-Alameda County Coliseum, Oakland, CA</b> Sun May 31 1970, 3:33 AM PDT Att: 10,223 - Unknown								
<b>Eddie Leon, R</b> OBP: 0.286, SLG: 0.285 (1, 4)										3	0	0	0	0	1	1									
<b>Ted Uhlhaender, L</b> OBP: 0.326, SLG: 0.352 (1, 8)										4	0	1	1	0	1	0									
<b>Tony Horton, R</b> OBP: 0.325, SLG: 0.435 (1, 3)										3	0	0	0	1	1	0									
<b>Duke Sims, L</b> OBP: 0.261, SLG: 0.419 <b>Phil Hennigan, R</b> ERA: 4.11 <b>Dick Ellsworth, L</b> ERA: 4.5 <b>Vada Pinson, L</b> OBP: 0.292, SLG: 0.512 <b>Chuck Hinton, R</b> OBP: 0.333, SLG: 0.288 (1, 7)										3	0	0	0	0	2	0									
<b>Ray Fosse, R</b> OBP: 0.343, SLG: 0.421 (1, 2)										3	2	2	1	0	0	0									
<b>Roy Foster, R</b> OBP: 0.311, SLG: 0.376 (1, 9)										3	0	1	1	0	1	0									
<b>Jack Heidemann, R</b> OBP: 0.228, SLG: 0.255 (1, 6)										3	0	0	0	0	0	1									
<b>Mike Paul, L</b> (1, 1)										2	0	0	0	0	2	0									
<b>Fred Lasher, R</b> (6, 1)										0	0	0	0	0	0	0									
<b>Larry Brown, R</b> OBP: 0.377, SLG: 0.391 <b>Rich Hand, R</b> OBP: 0.100, SLG: 0.111 (9, 1)										1	0	0	0	0	0	1									
										0	0	0	0	0	0	0									
<b>Inning Stats</b>	R: 0 E: 0 K: 1 S: 5	H: 0 LOB: 0 BB: 0 P: 5	R: 1 E: 0 K: 2 S: 8	H: 1 LOB: 0 BB: 0 P: 8	R: 0 E: 0 K: 2 S: 8	H: 1 LOB: 1 BB: 0 P: 8	R: 0 E: 0 K: 2 S: 7	H: 0 LOB: 0 BB: 0 P: 7	R: 0 E: 0 K: 0 S: 3	H: 0 LOB: 0 BB: 0 P: 3	R: 0 E: 0 K: 1 S: 5	H: 0 LOB: 0 BB: 0 P: 5	R: 0 E: 0 K: 1 S: 5	H: 0 LOB: 0 BB: 0 P: 5	R: 1 E: 0 K: 0 S: 4	H: 2 LOB: 0 BB: 0 P: 4	R: 1 E: 0 K: 0 S: 4	H: 2 LOB: 1 BB: 1 P: 8	1B: 4 2B: 2 3B: 0 HR: 1	SF: 0 SAC: 1 DP: 1 HBP: 0	WP: 0 PB: 0 SB: 0 CS: 1	PA: 32			
<b>PITCHER</b>	IP	WLS	BF	H	R	ER	SO	BB	IBB	HBP	BLK	WP	HR	S	P	ERA	WHIP								
<b>Catfish Hunter, R</b> ERA: 2.84 (1, 1)	8.1	L	30	6	3	3	9	0	0	0	0	0	1	48	48	3.24	0.720								
<b>Marcel Lachemann, R</b> ERA: 3.0 (9, 1)	0.0		1	0	0	0	0	1	0	0	0	0	0	0	4	=	=								
<b>Paul Lindblad, L</b> ERA: 4.82 (9, 1)	0.2		1	0	0	0	0	0	0	0	0	0	0	1	1	0.00	0.000								

Batter	1	2	3	4	5	6	7	8	9	AB	R	H	RBI	BB	SO	LOB	BOTTOM								
<b>Bert Campaneris, R</b> OBP: 0.273, SLG: 0.384 (1, 6)										5	1	3	1	0	0	0	<b>Cleveland Indians @ Oakland Athletics</b> <b>Oakland-Alameda County Coliseum, Oakland, CA</b> Sun May 31 1970, 3:33 AM PDT Att: 10,223 - Unknown								
<b>Joe Rudi, R</b> OBP: 0.357, SLG: 0.522 <b>Rick Mondav, L</b> OBP: 0.349, SLG: 0.450 (1, 7)										4	0	1	0	0	0	1									
<b>Reggie Jackson, L</b> OBP: 0.343, SLG: 0.436 (1, 8)										4	1	1	1	1	2	2									
<b>Sal Bando, R</b> OBP: 0.406, SLG: 0.489 (1, 5)										2	0	0	0	2	0	1									
<b>Felipe Alou, R</b> OBP: 0.402, SLG: 0.497 (1, 9)										3	0	1	0	0	0	1									
<b>Don Mincher, L</b> OBP: 0.331, SLG: 0.574 (1, 3)										1	0	0	0	3	0	0									
<b>Frank Fernandez, R</b> OBP: 0.437, SLG: 0.455 (1, 2)										3	0	2	0	1	0	2									
<b>Dick Green, R</b> OBP: 0.270, SLG: 0.285 <b>Tito Francona, L</b> OBP: 0.405, SLG: 0.367 <b>Tony La Russa, R</b> OBP: 0.297, SLG: 0.324 (1, 4)										3	0	0	0	0	2	4									
<b>Catfish Hunter, R</b> OBP: 0.194, SLG: 0.212 <b>Marcel Lachemann, R</b> ERA: 4.11 <b>Paul Lindblad, L</b> ERA: 4.82 <b>Jose Tartabull, L</b> OBP: 0.300, SLG: 0.500 (1, 1)										3	0	0	0	0	2	3									
										0	0	0	0	0	0	0									
										0	0	0	0	0	0	0									
<b>Inning Stats</b>	R: 0 E: 0 K: 1 S: 5	H: 2 LOB: 3 BB: 1 P: 13	R: 0 E: 0 K: 2 S: 9	H: 0 LOB: 1 BB: 1 P: 7	R: 0 E: 0 K: 0 S: 4	H: 1 LOB: 1 BB: 0 P: 4	R: 0 E: 0 K: 1 S: 5	H: 1 LOB: 0 BB: 0 P: 5	R: 1 E: 0 K: 0 S: 3	H: 1 LOB: 1 BB: 2 P: 11	R: 1 E: 0 K: 1 S: 7	H: 2 LOB: 1 BB: 0 P: 7	R: 0 E: 0 K: 0 S: 2	H: 0 LOB: 2 BB: 3 P: 14	R: 0 E: 0 K: 3 S: 10	H: 1 LOB: 1 BB: 0 P: 10		1B: 6 2B: 0 3B: 0 HR: 2	SF: 0 SAC: 1 DP: 3 HBP: 0	WP: 0 PB: 0 SB: 0 CS: 0	PA: 39				
<b>PITCHER</b>	IP	WLS	BF	H	R	ER	SO	BB	IBB	HBP	BLK	WP	HR	S	P	ERA	WHIP								
<b>Mike Paul, L</b> ERA: 4.3 (1, 1)	5.0		21	5	1	1	4	2	0	0	0	0	0	2	10	0.00	2.000								
<b>Fred Lasher, R</b> ERA: 4.11 (6, 1)	1.0		4	0	0	0	0	2	0	0	0	0	0	2	10	0.00	2.000								
<b>Phil Hennigan, R</b> ERA: 3.0 (7, 1)	1.1		9	2	1	1	1	2	1	0	0	0	1	8	20	6.75	3.000								
<b>Dick Ellsworth, L</b> ERA: 4.5 (8, 1)	0.2	W	1	0	0	0	0	0	0	0	0	0	0	1	1	0.00	0.000								
<b>Rich Hand, R</b> ERA: 4.54 (9, 1)	1.0	S	4	1	0	0	3	0	0	0	0	0	0	10	10	0.00	1.000								



Batter	1	2	3	4	5	6	7	8	9	AB	R	H	RBI	BB	SO	LOB	TOP					
Ted Uhlhaender, L (1.8)	F5		4-3		4-3		K			4	0	0	0	0	1	0	<b>Cleveland Indians @ Milwaukee Brewers</b> Milwaukee County Stadium, Milwaukee, WI Tue Jun 02 1970, 8:05 PM EDT Unknown					
Graig Nettles, L (1.5)	2-3		G3		HR			F9	4	1	1	1	0	0	0							
Vada Pinson, L (1.9)	4-0 WP			FC5-4 1B	3-1			FC6-4 1B	3	1	2	0	1	0	0							
Tony Horton, R (1.3)	1-H BB			FC5-4 WP BB 1B	K			FC6-4 1-2	3	1	0	0	1	1	2							
Duke Sims, L (1.7) Chuck Hinton, R (8.7)	F4			WP 1B BB		CS BB		BB	1	0	0	0	3	0	1							
Ray Fosse, R (1.2)		L5-3 1B		K		BB		K	0	0	0	0	0	0	0							
Eddie Leon, R (1.4)		L5-3 1-2		1B IBB		K		K	4	0	1	0	0	3	5							
Jack Heidemann, R (1.6)		F4		1-2 2-3 1B		K		K	3	0	0	0	1	1	1							
Sam McDowell, L (1.1)				K		K		F7	4	0	0	0	0	2	2							
<b>Inning Stats</b>	R: 1 E: 1 K: 0 S: 3	H: 0 LOB: 1 BB: 2 P: 11	R: 0 E: 0 K: 0 S: 3	H: 1 LOB: 0 BB: 0 P: 3	R: 0 E: 0 K: 1 S: 5	H: 0 LOB: 0 BB: 0 P: 5	R: 2 E: 0 K: 2 S: 9	H: 2 LOB: 2 BB: 2 P: 17	R: 1 E: 0 K: 1 S: 6	H: 1 LOB: 0 BB: 0 P: 6	R: 0 E: 0 K: 2 S: 6	H: 0 LOB: 0 BB: 1 P: 10	R: 0 E: 0 K: 2 S: 7	H: 0 LOB: 0 BB: 0 P: 7	R: 0 E: 1 K: 1 S: 6	H: 1 LOB: 2 BB: 1 P: 10	R: 0 E: 0 K: 1 S: 5	H: 0 LOB: 0 BB: 0 P: 5	1B: 4 2B: 1 3B: 0 HR: 1	SF: 0 SAC: 0 DP: 1 HBP: 0	WP: 2 PB: 0 SB: 0 CS: 1	PA: 36
<b>PITCHER</b>	IP	WLS	BF	H	R	ER	SO	BB	IBB	HBP	BLK	WP	HR	S	P	ERA	WHIP					
Gene Brabender, R (1.1)	5.0	L	23	4	4	3	4	4	1	0	0	2	1	26	46	5.40	1.600					
Bob Locker, R (6.1)	2.0		5	0	0	0	4	0	0	0	0	0	0	13	13	0.00	0.000					
Ken Sanders, R (8.1)	2.0		8	1	0	0	2	1	0	0	0	0	0	11	15	0.00	1.000					

Batter	1	2	3	4	5	6	7	8	9	AB	R	H	RBI	BB	SO	LOB	BOTTOM					
Tommy Harper, R (1.5)	F8			F6		F7			F6	4	0	0	0	0	0	1	<b>Cleveland Indians @ Milwaukee Brewers</b> Milwaukee County Stadium, Milwaukee, WI Tue Jun 02 1970, 8:05 PM EDT Unknown					
Ted Kubiak, S (1.6)	CS BB			F3		4-3		K	3	0	0	0	1	1	0							
Ted Savage, R (1.9) (6.8)	5-3 1-2			F7		K		F3	4	0	0	0	0	1	1							
Hank Allen, R (1.8) Ken Sanders, R (8.1)		4-3		4-3		K		K	2	0	0	0	0	0	0							
Danny Walton, R (1.7)		K		K		K		1B FC1-4 2B	3	1	1	0	0	2	0							
Jerry McNettney, R (1.3)		6-3		K		K		F8	3	0	0	0	0	1	1							
Roberto Pena, R (1.4)				6-3		F8		CS-6-4 1B	3	0	1	0	0	0	0							
Phil Roof, R (1.2)				K		4-3		FC1-6-4	3	0	0	1	0	1	1							
Gene Brabender, R (1.1) Bob Locker, S (6.1) Mike Hershberger, R (6.9) Max Alvis, R (7. PH)				K		E5		F9	1	0	0	0	0	1	0							
<b>Inning Stats</b>	R: 0 E: 0 K: 0 S: 2	H: 0 LOB: 0 BB: 1 P: 6	R: 0 E: 0 K: 1 S: 5	H: 0 LOB: 0 BB: 0 P: 5	R: 0 E: 0 K: 2 S: 7	H: 0 LOB: 0 BB: 0 P: 7	R: 0 E: 0 K: 0 S: 3	H: 0 LOB: 0 BB: 0 P: 3	R: 0 E: 0 K: 2 S: 7	H: 0 LOB: 0 BB: 0 P: 7	R: 0 E: 1 K: 0 S: 4	H: 0 LOB: 1 BB: 0 P: 4	R: 0 E: 0 K: 2 S: 7	H: 0 LOB: 0 BB: 0 P: 7	R: 1 E: 0 K: 0 S: 5	H: 2 LOB: 1 BB: 0 P: 5	R: 0 E: 0 K: 1 S: 5	H: 0 LOB: 0 BB: 0 P: 5	1B: 1 2B: 1 3B: 0 HR: 0	SF: 0 SAC: 0 DP: 0 HBP: 0	WP: 0 PB: 0 SB: 0 CS: 1	PA: 30
<b>PITCHER</b>	IP	WLS	BF	H	R	ER	SO	BB	IBB	HBP	BLK	WP	HR	S	P	ERA	WHIP					
Sam McDowell, L (1.1)	9.0	W	30	2	1	1	8	1	0	0	0	0	0	45	49	1.00	0.333					


Batter	1	2	3	4	5	6	7	8	9	AB	R	H	RBI	BB	SO	LOB	TOP			
Ted Uhlhaender, L (1.8) OBP: 0.321, SLG: 0.347										4	2	1	0	1	2	1	<b>Cleveland Indians @ Milwaukee Brewers</b> Milwaukee County Stadium, Milwaukee, WI Tue Jun 02 1970, 8:05 PM EDT Att: 7,812 - Unknown			
Graig Nettles, L (1.5) OBP: 0.306, SLG: 0.353										5	2	3	4	0	0					
Vada Pinson, L (1.9) OBP: 0.367, SLG: 0.511										5	1	1	0	0	0	1				
Tony Horton, R (1.3) OBP: 0.328, SLG: 0.429										4	1	2	1	0	1	0				
Duke Sims, L (1.7) OBP: 0.330, SLG: 0.506 Chuck Hinton, R (8.7) OBP: 0.333, SLG: 0.269										4	2	3	3	0	0	0				
Ray Fosse, R (1.2) OBP: 0.351, SLG: 0.448										4	1	3	1	0	1	1				
Eddie Leon, R (1.4) OBP: 0.260, SLG: 0.270										4	0	0	0	0	3	2				
Jack Heidemann, R (1.6) OBP: 0.223, SLG: 0.248										4	0	0	0	0	1	0				
Dean Chance, R (1.1) Dick Ellsworth, L (2.1) Roy Foster, R (7. PH) Phil Hennigan, R (7.1)										1	0	0	0	0	1	0				
<b>Inning Stats</b>	R: 4 E: 0 K: 1 S: 8	H: 4 LOB: 0 BB: 1 P: 12	R: 0 E: 0 K: 2 S: 7	H: 0 LOB: 0 BB: 0 P: 7	R: 0 E: 0 K: 1 S: 5	H: 0 LOB: 0 BB: 0 P: 5	R: 1 E: 0 K: 1 S: 6	H: 1 LOB: 1 BB: 0 P: 6	R: 0 E: 0 K: 1 S: 5	H: 1 LOB: 1 BB: 0 P: 6	R: 0 E: 0 K: 2 S: 8	H: 1 LOB: 1 BB: 0 P: 8	R: 3 E: 0 K: 0 S: 6	H: 5 LOB: 0 BB: 0 P: 6	R: 1 E: 0 K: 2 S: 9	H: 2 LOB: 1 BB: 0 P: 9		1B: 7 2B: 3 3B: 0 HR: 5	SF: 0 SAC: 0 DP: 1 HBP: 0	WP: 0 PB: 0 SB: 0 CS: 1
<b>PITCHER</b>	IP WLS BF H R ER SO BB IBB HBP BLK WP HR S P ERA WHIP																			
Skip Lockwood, R (1.1) ERA: 5.04	7.0 L 30 9 7 7 9 1 0 0 0 0 4 47 51 9.00 1.429																			
John Gelnar, R (8.1) ERA: 4.5	1.0 4 3 1 1 0 0 0 0 0 0 1 4 4 9.00 3.000																			
Dave Baldwin, R (9.1) ERA: 2.25	1.0 5 2 1 1 2 0 0 0 0 0 0 9 9 9.00 2.000																			


Batter	1	2	3	4	5	6	7	8	9	AB	R	H	RBI	BB	SO	LOB	BOTTOM			
Tommy Harper, R (1.5) OBP: 0.354, SLG: 0.497										5	0	1	2	0	2	3	<b>Cleveland Indians @ Milwaukee Brewers</b> Milwaukee County Stadium, Milwaukee, WI Tue Jun 02 1970, 8:05 PM EDT Att: 7,812 - Unknown			
Russ Snyder, L (1.8) OBP: 0.341, SLG: 0.387										5	0	0	0	0	2	3				
Steve Hovley, L (1.9) OBP: 0.364, SLG: 0.351										4	0	0	0	0	0	0				
Danny Walton, R (1.7) OBP: 0.389, SLG: 0.533										5	1	1	1	0	1	1				
Jerry McNertney, R (1.2) OBP: 0.333, SLG: 0.372										4	1	2	0	0	0	1				
Mike Hegan, L (1.3) OBP: 0.343, SLG: 0.374										3	1	2	0	1	0	1				
Ted Kubiak, S (1.6) OBP: 0.350, SLG: 0.318										4	1	2	0	0	0	3				
Roberto Pena, R (1.4) OBP: 0.278, SLG: 0.312										4	1	3	2	0	1	1				
Skip Lockwood, R (1.1) OBP: 0.125, SLG: 0.571 John Gelnar, R (8.1) Ted Savage, R (8. PH) Dave Baldwin, R (9.1)										2	0	0	0	0	0	3				
<b>Inning Stats</b>	R: 0 E: 0 K: 2 S: 7	H: 5 LOB: 1 BB: 0 P: 8	R: 4 E: 0 K: 0 S: 8	H: 5 LOB: 1 BB: 0 P: 8	R: 1 E: 0 K: 0 S: 4	H: 1 LOB: 1 BB: 1 P: 8	R: 0 E: 0 K: 0 S: 4	H: 1 LOB: 1 BB: 0 P: 4	R: 0 E: 0 K: 1 S: 6	H: 1 LOB: 1 BB: 0 P: 6	R: 0 E: 0 K: 1 S: 5	H: 0 LOB: 1 BB: 0 P: 6	R: 0 E: 0 K: 2 S: 8	H: 1 LOB: 1 BB: 0 P: 8	R: 0 E: 0 K: 1 S: 5	H: 0 LOB: 0 BB: 0 P: 5		1B: 7 2B: 3 3B: 0 HR: 1	SF: 0 SAC: 1 DP: 0 HBP: 1	WP: 0 PB: 0 SB: 0 CS: 0
<b>PITCHER</b>	IP WLS BF H R ER SO BB IBB HBP BLK WP HR S P ERA WHIP																			
Dean Chance, R (1.1) ERA: 4.57	1.2 10 5 4 4 2 1 0 0 0 0 0 14 14 21.60 3.000																			
Dick Ellsworth, L (2.1) ERA: 3.98	4.1 19 5 1 1 1 1 0 0 0 0 1 20 24 2.08 1.385																			
Phil Hennigan, R (7.1) ERA: 2.7	3.0 W 11 1 0 0 4 0 0 1 0 0 0 18 19 0.00 0.333																			







Batter	1	2	3	4	5	6	7	8	9	AB	R	H	RBI	BB	SO	LOB	TOP
Ted Uhlhaender, L (1, 8) OBP: 0.317, SLG: 0.342	G3		F9		K			F6		4	0	0	0	0	1	1	<b>Cleveland Indians @ California Angels</b> Anaheim Stadium, Anaheim, CA Fri Jun 05 1970, 10:05 PM EDT Att: 10,894 - Unknown  <b>AB 31</b> <b>R 1</b> <b>H 4</b> <b>RBI 1</b> <b>BB 2</b> <b>SO 3</b> <b>LOB 6</b>  
Graig Nettles, L (1, 5) OBP: 0.310, SLG: 0.345	G3		1-3					F8		4	0	0	0	0	0	0	
Vada Pinson, L (1, 9) OBP: 0.373, SLG: 0.530	HR		F8						F7	4	1	1	1	0	0	0	
Tony Horton, R (1, 3) OBP: 0.340, SLG: 0.433	K			F9						4	0	2	0	0	1	0	
Duke Sims, L (1, 7) OBP: 0.346, SLG: 0.556		6-3		F4						4	0	0	0	0	1	2	
Ray Fosse, R (1, 2) OBP: 0.358, SLG: 0.480		5-3		5-3						4	0	0	0	0	0	1	
Eddie Leon, R (1, 4) OBP: 0.253, SLG: 0.262					F9					0	0	0	0	0	0	0	
Larry Brown, R (1, 4) OBP: 0.375, SLG: 0.375								F7		2	0	0	0	1	0	0	
Jack Heidemann, R (1, 6) OBP: 0.229, SLG: 0.248					F5					2	0	0	0	1	0	0	
Mike Paul, L (1, 1) (5, PH)										1	0	0	0	0	0	2	
Rich Rollins, R (5, PH) OBP: 0.277, SLG: 0.326										1	0	1	0	0	0	0	
Dean Chance, R (5, 1) (8, PH)										0	0	0	0	0	0	0	
Roy Foster, R (8, PH) OBP: 0.313, SLG: 0.378										1	0	0	0	0	0	0	
Dick Ellsworth, L (8, 1)										0	0	0	0	0	0	0	
<b>Inning Stats</b>	R: 1 E: 0 K: 1 S: 6	H: 1 LOB: 0 BB: 0 P: 6	R: 0 E: 0 K: 0 S: 3	H: 0 LOB: 0 BB: 2 P: 11	R: 0 E: 0 K: 0 S: 3	H: 0 LOB: 0 BB: 0 P: 3	R: 0 E: 0 K: 0 S: 3	H: 1 LOB: 1 BB: 0 P: 6	R: 0 E: 0 K: 0 S: 4	H: 1 LOB: 1 BB: 0 P: 4	R: 0 E: 0 K: 0 S: 3	H: 0 LOB: 0 BB: 0 P: 3	R: 0 E: 0 K: 1 S: 6	H: 1 LOB: 1 BB: 0 P: 6	1B: 2 2B: 1 3B: 0 HR: 1	SF: 0 SAC: 0 DP: 0 HBP: 0	
<b>PITCHER</b>	IP WLS BF H R ER SO BB IBB HBP BLK WP HR S P ERA WHIP																
Clyde Wright, L (1, 1) ERA: 3.09	8.2 W 32 4 1 1 3 2 0 0 0 0 1 36 44 1.04 0.692																
Ken Tatum, R (9, 1) ERA: 1.24	0.1 S 1 0 0 0 0 0 0 0 0 0 0 0 1 1 0.00 0.000																

Batter	1	2	3	4	5	6	7	8	9	AB	R	H	RBI	BB	SO	LOB	BOTTOM			
Sandy Alomar Sr., S (1, 4) OBP: 0.284, SLG: 0.260	5-3 1B	K			F7					3	1	1	0	1	1	1	<b>Cleveland Indians @ California Angels</b> Anaheim Stadium, Anaheim, CA Fri Jun 05 1970, 10:05 PM EDT Att: 10,894 - Unknown  <b>AB 29</b> <b>R 2</b> <b>H 8</b> <b>RBI 2</b> <b>BB 6</b> <b>SO 4</b> <b>LOB 20</b>  			
Jarvis Tatum, R (1, 8) OBP: 0.381, SLG: 0.308	5-3									2	0	0	0	1	1	1				
Jay Johnstone, L (7, 8) OBP: 0.267, SLG: 0.398	1-2			4-3 BB						1	0	1	0	0	0	0				
Jim Fregosi, R (1, 6) OBP: 0.350, SLG: 0.414	1B			4-3						2	0	1	0	1	0	1				
Alex Johnson, R (1, 7) OBP: 0.399, SLG: 0.493	BB			F5						3	0	2	1	1	0	1				
Ken McMullen, R (1, 5) OBP: 0.341, SLG: 0.398	1-2			F8						3	0	0	0	1	0	6				
Billy Cowan, R (1, 3) OBP: 0.375, SLG: 0.478	K									3	1	1	1	0	1	5				
Jim Spencer, L (7, 3) OBP: 0.333, SLG: 0.409	K									1	0	0	0	0	0	0				
Tommie Reynolds, R (1, 9) OBP: 0.286, SLG: 0.259	F3				HR					4	0	0	0	0	0	3				
Tom Egan, R (1, 2) OBP: 0.241, SLG: 0.264		F2								3	0	1	0	1	0	0				
Clyde Wright, R (1, 1) OBP: 0.189, SLG: 0.222	5-3									4	0	1	0	0	1	2				
Ken Tatum, R (9, 1)										0	0	0	0	0	0	0				
<b>Inning Stats</b>	R: 1 E: 0 K: 1 S: 7	H: 2 LOB: 3 BB: 2 P: 15	R: 0 E: 0 K: 1 S: 5	H: 0 LOB: 0 BB: 0 P: 5	R: 0 E: 0 K: 0 S: 3	H: 0 LOB: 1 BB: 1 P: 7	R: 1 E: 0 K: 0 S: 5	H: 2 LOB: 1 BB: 0 P: 5	R: 0 E: 0 K: 1 S: 6	H: 1 LOB: 2 BB: 1 P: 10	R: 0 E: 0 K: 0 S: 3	H: 1 LOB: 0 BB: 0 P: 3	R: 0 E: 0 K: 0 S: 4	H: 2 LOB: 2 BB: 1 P: 8	R: 0 E: 0 K: 1 S: 5	H: 0 LOB: 1 BB: 1 P: 9		1B: 6 2B: 2 3B: 0 HR: 1	SF: 0 SAC: 1 DP: 2 HBP: 0	WP: 0 PA: 36 PB: 0 SB: 0 CS: 0
<b>PITCHER</b>	IP WLS BF H R ER SO BB IBB HBP BLK WP HR S P ERA WHIP																			
Mike Paul, L (1, 1) ERA: 4.34	4.0 L 19 4 2 2 2 2 3 0 0 0 0 0 1 20 32 4.50 1.750																			
Dean Chance, R (5, 1) ERA: 4.34	3.0 13 4 0 0 1 1 1 0 0 0 0 0 13 21 0.00 1.667																			
Dick Ellsworth, L (8, 1) ERA: 3.74	1.0 4 0 0 0 1 1 0 0 0 0 0 0 5 9 0.00 1.000																			

Batter	1	2	3	4	5	6	7	8	9	AB	R	H	RBI	BB	SO	LOB	TOP								
Larry Brown, R OBP: 0.367, SLG: 0.365 (1, 4)	0-0 5-3		0-3 K			0-3 K			0-0 FC5 1B	4	0	1	0	0	2	1									
Ted Uhlhaender, L OBP: 0.311, SLG: 0.335 (1, 8)	0-3 K			0-0 4-3		0-0 F9			0-0 F4	4	0	0	0	0	1	2									
Vada Pinson, L OBP: 0.376, SLG: 0.529 (1, 7)	0-0 F4			0-0 G4-6-3 1B				0-0 G3	0-0 FC5 1B	4	1	2	0	0	0	0									
Tony Horton, R OBP: 0.338, SLG: 0.435 (1, 3)		0-0 F7		0-0 G4-6-3 1-2				0-0 2B	0-0 FC5 1B 1-2 2-3	4	0	1	0	0	0	3									
Ray Fosse, R OBP: 0.391, SLG: 0.470 (9, PH)	0-0 5-3				0-3 K			0-0 F8	0-0 FC5 1B 1-2 2-H	3	0	0	0	0	1	1									
Duke Sims, L OBP: 0.346, SLG: 0.556 (9, PH)										0	0	0	0	0	0	0									
Roy Foster, R OBP: 0.318, SLG: 0.382 (9, PH)										1	0	1	1	0	0	0									
Chuck Hinton, R OBP: 0.333, SLG: 0.276 (9, PH)	0-0 FC5-4 1B				0-0 F5			0-0 F8	0-0 FC5 1B 1-2 2-H	3	0	1	0	0	0	1									
Graig Nettles, L OBP: 0.309, SLG: 0.342 (9, PH)										1	0	0	0	0	2										
Vern Fuller, R OBP: 0.182, SLG: 0.273 (1, 5)	0-0 FC5-4 1-2				0-3 K					3	0	0	0	0	2	1									
Jack Heidemann, R OBP: 0.231, SLG: 0.250 (1, 6)			0-0 F7			0-0 SH3-4 1B		0-3 K		3	0	1	0	0	1	0									
Sam McDowell, L OBP: 0.233, SLG: 0.302 (6, 1)			0-3 K			0-0 SH3-4 1-2		0-0 5-3		1	0	0	0	0	1	0									
Bob Miller, R (6, 1)										0	0	0	0	0	0	0									
Fred Lasher, R (6, 1)										0	0	0	0	0	0	0									
Rich Rollins, R OBP: 0.271, SLG: 0.318 (8, PH)										1	0	0	0	0	0	0									
Barry Moore, L OBP: 0.095, SLG: 0.095 (8, 1)										0	0	0	0	0	0	0									
<b>Inning Stats</b>	R: 0 E: 0 K: 1 S: 5	H: 0 LOB: 0 BB: 0 P: 5	R: 0 E: 0 K: 0 S: 4	H: 1 LOB: 1 BB: 0 P: 4	R: 0 E: 0 K: 2 S: 7	H: 0 LOB: 0 BB: 0 P: 7	R: 0 E: 0 K: 0 S: 3	H: 1 LOB: 0 BB: 0 P: 3	R: 0 E: 0 K: 2 S: 7	H: 0 LOB: 3 BB: 0 P: 7	R: 0 E: 0 K: 1 S: 6	H: 1 LOB: 1 BB: 0 P: 6	R: 0 E: 0 K: 0 S: 4	H: 1 LOB: 1 BB: 0 P: 4	R: 0 E: 0 K: 2 S: 7	H: 0 LOB: 0 BB: 0 P: 7	R: 1 E: 0 K: 0 S: 6	H: 3 LOB: 2 BB: 0 P: 6	1B: 6 2B: 1 3B: 0 HR: 0	SF: 0 SAC: 1 DP: 1 HBP: 0	WP: 0 PB: 0 SB: 0 CS: 0	PA: 33			
<b>PITCHER</b>	IP	WLS	BF	H	R	ER	SO	BB	IBB	HBP	BLK	WP	HR	S	P	ERA	WHIP								
Rudy May, L ERA: 2.33 (1, 1)	8.1	W	30	6	1	1	8	0	0	0	0	0	0	46	46	1.08	0.720								
Ken Tatum, R ERA: 1.23 (9, 1)	0.1		1	0	0	0	0	0	0	0	0	0	0	1	1	0.00	0.000								
Paul Doyle, L ERA: 2.95 (9, 1)	0.0		1	1	0	0	0	0	0	0	0	0	0	1	1	∞	∞								
Mel Queen, R ERA: 4.09 (9, 1)	0.1	S	1	0	0	0	0	0	0	0	0	0	0	1	1	0.00	0.000								

Cleveland Indians @ California Angels  
Anaheim Stadium, Anaheim, CA  
Sat Jun 06 1970, 10:05 PM EDT  
Att: 18,089 - Unknown


AB 32  
R 1  
H 7  
RBI 1  
BB 0  
SO 8  
LOB 11



Batter	1	2	3	4	5	6	7	8	9	AB	R	H	RBI	BB	SO	LOB	BOTTOM								
Sandy Alomar Sr., S OBP: 0.284, SLG: 0.260 (1, 4)	0-3 K		0-0 1B		0-0 FC6 1B 1-2	0-0 6-3				4	0	1	1	0	1	3									
Jarvis Tatum, R OBP: 0.365, SLG: 0.321 (1, 8)	0-3 K		0-0 1B		0-0 BB 1B		0-0 G3			4	0	2	0	0	1	0									
Jim Fregosi, R OBP: 0.348, SLG: 0.408 (1, 6)	0-0 6-3		0-0 F4		4-0 BB 1B		0-0 G3			3	0	0	0	1	0	2									
Alex Johnson, R OBP: 0.392, SLG: 0.483 (1, 7)		0-0 F9		0-0 F4	0-3 K		0-0 4-3			4	0	0	0	0	1	3									
Ken McMullen, R OBP: 0.344, SLG: 0.393 (1, 5)		0-0 F4		4-0 BB 1B		4-0 BB 1B		0-0 5-3		2	1	0	0	2	0	0									
Billy Cowan, R OBP: 0.385, SLG: 0.480 (6, PH)		0-0 4-3		0-0 G4-3 1B		0-0 1B		0-0 1B		2	0	1	0	0	0	0									
Jim Spencer, L OBP: 0.341, SLG: 0.417 (7, 3)				1-3 G4-3 1B		1-2 1B		0-0 1B		2	0	2	0	0	0	0									
Tommie Reynolds, R OBP: 0.281, SLG: 0.258 (1, 9)			0-0 PB 1B		0-0 G4-3 1-2		0-0 F7		0-0 F7	4	1	1	0	0	0	5									
Tom Egan, R OBP: 0.274, SLG: 0.298 (1, 2)			0-3 K		0-0 FC5-6 1B	0-0 1-2 2H	0-0 1B		0-0 1B	4	0	3	1	0	1	1									
Rudy May, L OBP: 0.088, SLG: 0.091 (9, 1)			0-3 K		0-0 FC5-6 1-2		0-3 K		0-0 F7	4	0	0	0	0	2	6									
Ken Tatum, R (9, 1)										0	0	0	0	0	0	0									
Paul Doyle, L (9, 1)										0	0	0	0	0	0	0									
Mel Queen, L (9, 1)										0	0	0	0	0	0	0									
<b>Inning Stats</b>	R: 0 E: 0 K: 2 S: 7	H: 0 LOB: 0 BB: 0 P: 7	R: 0 E: 0 K: 0 S: 3	H: 0 LOB: 0 BB: 0 P: 3	R: 1 E: 0 K: 2 S: 10	H: 3 LOB: 2 BB: 0 P: 10	R: 0 E: 0 K: 0 S: 3	H: 1 LOB: 1 BB: 1 P: 7	R: 0 E: 0 K: 1 S: 7	H: 2 LOB: 3 BB: 1 P: 11	R: 1 E: 0 K: 1 S: 7	H: 2 LOB: 2 BB: 1 P: 11	R: 0 E: 0 K: 0 S: 3	H: 0 LOB: 0 BB: 0 P: 3	R: 0 E: 0 K: 0 S: 5	H: 2 LOB: 2 BB: 0 P: 5	1B: 10 2B: 0 3B: 0 HR: 0	SF: 0 SAC: 0 DP: 1 HBP: 0	WP: 0 PB: 1 SB: 0 CS: 0	PA: 36					
<b>PITCHER</b>	IP	WLS	BF	H	R	ER	SO	BB	IBB	HBP	BLK	WP	HR	S	P	ERA	WHIP								
Sam McDowell, L ERA: 2.32 (6, 1)	5.0	L	22	6	1	1	5	2	0	0	0	0	0	30	38	1.80	1.600								
Bob Miller, R ERA: 5.4 (6, 1)	0.1		4	2	1	1	0	1	0	0	0	0	0	3	7	27.00	9.000								
Fred Lasher, R ERA: 3.32 (8, 1)	1.2		5	0	0	0	1	0	0	0	0	0	0	7	7	0.00	0.000								
Barry Moore, L ERA: 3.88 (8, 1)	1.0		5	2	0	0	0	0	0	0	0	0	0	5	5	0.00	2.000								

Cleveland Indians @ California Angels  
Anaheim Stadium, Anaheim, CA  
Sat Jun 06 1970, 10:05 PM EDT  
Att: 18,089 - Unknown


AB 33  
R 2  
H 10  
RBI 2  
BB 3  
SO 6  
LOB 20



Batter	1	2	3	4	5	6	7	8	9	AB	R	H	RBI	BB	SO	LOB	TOP								
Ted Uhlhaender, L OBP: 0.309, SLG: 0.332 (1, 8)	F5		HR 1B	4-3			1-3	1-3		5	1	1	0	0	0	2									
Graig Nettles, L OBP: 0.311, SLG: 0.359 (1, 5)	F8		HR			WP BB	K		1-3	4	1	1	2	1	1	0									
Vada Pinson, L OBP: 0.376, SLG: 0.522 (1, 9)	FC5 1B BB		4-3				F9		S 1B	4	1	1	0	1	1	1									
Tony Horton, R OBP: 0.340, SLG: 0.434 (1, 3)			F9				5-3		F4	5	0	2	1	0	0	1									
Duke Sims, L OBP: 0.357, SLG: 0.543 (1, 2)	FC5 2-3f		1B HBP						E 1B 2B BB	2	1	0	0	2	0	3									
Lou Klimchuck, L OBP: 0.241, SLG: 0.321 Vern Fuller, R OBP: 0.167, SLG: 0.250 (8, 4)		F9					F8		E9 2B 1B	4	1	2	0	0	0	2									
Roy Foster, R OBP: 0.329, SLG: 0.388 (1, 7)							F3		2B SF7 IBB	3	1	2	0	1	0	0									
Jack Heidemann, R OBP: 0.232, SLG: 0.256 (1, 6)		FC4-6 1B					4-3			4	0	1	2	0	0	2									
Rich Hand, R OBP: 0.067, SLG: 0.077 Fred Lasher, R (9, 1)		1-2f					1-3		1-3 2H 3H	3	0	0	1	0	2	2									
			K				F4		SF7 3H	0	0	0	0	0	0	0									
<b>Inning Stats</b>	R: 0 E: 0 K: 0 S: 4	H: 1 LOB: 2 BB: 1 P: 8	R: 0 E: 0 K: 1 S: 6	H: 1 LOB: 1 BB: 0 P: 6	R: 2 E: 0 K: 0 S: 5	H: 3 LOB: 2 BB: 0 P: 6	R: 0 E: 0 K: 0 S: 4	H: 1 LOB: 1 BB: 0 P: 4	R: 0 E: 0 K: 1 S: 5	H: 0 LOB: 2 BB: 2 P: 13	R: 0 E: 0 K: 1 S: 5	H: 0 LOB: 0 BB: 0 P: 5	R: 0 E: 0 K: 1 S: 5	H: 0 LOB: 0 BB: 0 P: 5	R: 3 E: 1 K: 0 S: 5	H: 2 LOB: 1 BB: 2 P: 13	R: 1 E: 0 K: 0 S: 5	H: 2 LOB: 1 BB: 0 P: 5	1B: 8 2B: 1 3B: 0 HR: 1	SF: 1 SAC: 0 DP: 0 HBP: 1	WP: 1 PB: 0 SB: 1 CS: 0	PA: 42			
<b>PITCHER</b>	IP WLS BF H R ER SO BB IBB HBP BLK WP HR S P ERA WHIP	7.1 L 35 8 5 5 4 4 1 1 0 1 1 37 58 6.14 1.636	0.2 2 0 0 0 0 0 0 0 0 0 0 0 2 2 0.00 0.000	1.0 5 2 1 1 1 0 0 0 0 0 0 0 5 5 9.00 2.000																					

Cleveland Indians @ California Angels  
Anaheim Stadium, Anaheim, CA  
Sun Jun 07 1970, 6:33 AM EDT  
Att: 17,595 - Unknown


AB 35  
R 6  
H 10  
RBI 6  
BB 5  
SO 4  
LOB 14



Batter	1	2	3	4	5	6	7	8	9	AB	R	H	RBI	BB	SO	LOB	BOTTOM								
Sandy Alomar Sr., S OBP: 0.283, SLG: 0.260 (1, 4)	K			K	1-3			G6-4-3 1B		4	0	1	0	0	2	1									
Jim Fregosi, R OBP: 0.350, SLG: 0.438 (1, 6)	6-3			HR				G6-4-3 1-2f		4	2	2	2	0	0	1									
Roger Repoz, L OBP: 0.352, SLG: 0.507 (1, 8)	1-3			E6 FC5-4			K		4-3	4	0	0	0	0	1	0									
Alex Johnson, R OBP: 0.389, SLG: 0.479 (1, 7)		K		FC5-4 1B 1-2f			F2		HR 1B	4	1	1	0	0	1	1									
Jim Spencer, L OBP: 0.339, SLG: 0.413 (1, 3)		6-3					F5		K	4	0	1	0	0	1	1									
Ken McMullen, R OBP: 0.343, SLG: 0.406 (1, 5)		4-3					1-3		HR	4	1	1	2	0	1	2									
Tommie Reynolds, R OBP: 0.250, SLG: 0.229 (1, 9)				L1			5-3		F9	4	0	0	0	0	0	0									
Tom Egan, R OBP: 0.277, SLG: 0.300 (1, 2)				K						3	0	1	0	0	1	0									
Andy Messersmith, R OBP: 0.154, SLG: 0.282 Greg Garrett, S OBP: 0.333, SLG: 0.333 (8, 1)				F9			K		K	2	0	0	0	0	1	1									
<b>Inning Stats</b>	R: 0 E: 0 K: 1 S: 5	H: 0 LOB: 0 BB: 0 P: 5	R: 0 E: 0 K: 1 S: 5	H: 0 LOB: 0 BB: 0 P: 5	R: 0 E: 0 K: 1 S: 5	H: 0 LOB: 0 BB: 0 P: 5	R: 1 E: 1 K: 1 S: 8	H: 2 LOB: 2 BB: 0 P: 8	R: 0 E: 0 K: 1 S: 6	H: 1 LOB: 1 BB: 0 P: 6	R: 1 E: 0 K: 1 S: 6	H: 1 LOB: 0 BB: 0 P: 6	R: 0 E: 0 K: 1 S: 5	H: 0 LOB: 0 BB: 0 P: 5	R: 0 E: 0 K: 1 S: 5	H: 1 LOB: 0 BB: 0 P: 5	R: 2 E: 0 K: 1 S: 7	H: 2 LOB: 0 BB: 0 P: 7	1B: 4 2B: 0 3B: 0 HR: 3	SF: 0 SAC: 0 DP: 1 HBP: 0	WP: 0 PB: 0 SB: 0 CS: 0	PA: 34			
<b>PITCHER</b>	IP WLS BF H R ER SO BB IBB HBP BLK WP HR S P ERA WHIP	8.2 W 33 7 4 4 9 7 4 4 9 0 3 51 51 4.15 0.808	0.1 S 1 0 0 0 0 0 0 0 0 0 0 1 1 0.00 0.000																						

Cleveland Indians @ California Angels  
Anaheim Stadium, Anaheim, CA  
Sun Jun 07 1970, 6:33 AM EDT  
Att: 17,595 - Unknown

AB 34  
R 4  
H 7  
RBI 4  
BB 0  
SO 9  
LOB 7





Batter	1	2	3	4	5	6	7	8	9	AB	R	H	RBI	BB	SO	LOB	TOP										
Bert Campaneris, R OBP: 0.291, SLG: 0.376 (1, 6)	F9	2B		E		6-3		4-3		4	2	2	1	1	0	0	<b>Oakland Athletics @ Cleveland Indians</b> Cleveland Municipal Stadium, Cleveland, OH Wed Jun 10 1970, 7:05 PM EDT Att: 5,629 - Unknown										
Joe Rudi, R OBP: 0.359, SLG: 0.528 Rick Monday, L OBP: 0.373, SLG: 0.446 (1, 7) (8, 8)	6-3	1B		E5		SH3		F2		4	0	2	0	0	0	0											
Reggie Jackson, L OBP: 0.340, SLG: 0.411 (1, 8) (8, 9)	K					6-3		3-1		3	0	0	0	2	1	1											
Sal Bando, R OBP: 0.409, SLG: 0.534 (1, 5)		F7								3	0	1	0	2	0	3											
Felipe Alou, R OBP: 0.387, SLG: 0.481 (1, 9) (8, 7)		1B		1-3		E3		L4-3		5	1	1	0	0	0	5											
Don Mincher, L OBP: 0.321, SLG: 0.512 (1, 3)	F6			4-3		F7		L9		5	0	0	0	0	0	3											
Frank Fernandez, R OBP: 0.408, SLG: 0.518 (1, 2)				F7		6-3				4	1	1	0	0	1	0											
Dick Green, R OBP: 0.256, SLG: 0.268 (1, 4)				K				F5		4	1	2	1	0	1	0											
Blue Moon Odom, R OBP: 0.280, SLG: 0.417 Diego Segui, R (4, 1) Marcel Lachemann, R (5, 1) Paul Lindblad, L (7, 1) Mudcat Grant, R (9, 1)	E7			6-3		K		K		2	1	1	1	0	0	0											
<b>Inning Stats</b>	R: 0 E: 0 K: 1 S: 5	H: 0 LOB: 0 BB: 0 P: 5	R: 4 E: 1 K: 0 S: 9	H: 6 LOB: 3 BB: 1 P: 13	R: 0 E: 0 K: 0 S: 3	H: 0 LOB: 0 BB: 0 P: 3	R: 1 E: 1 K: 1 S: 7	H: 2 LOB: 3 BB: 2 P: 15	R: 0 E: 0 K: 1 S: 6	H: 1 LOB: 1 BB: 0 P: 6	R: 1 E: 1 K: 0 S: 4	H: 0 LOB: 2 BB: 2 P: 12	R: 0 E: 0 K: 0 S: 3	H: 0 LOB: 0 BB: 0 P: 3	R: 0 E: 0 K: 0 S: 3	H: 1 LOB: 0 BB: 0 P: 3		1B: 8 2B: 3 3B: 0 HR: 0	SF: 0 SAC: 1 DP: 1 HBP: 0	WP: 1 PB: 0 SB: 0 CS: 0	PA: 42						
<b>PITCHER</b>	IP	WLS	BF	H	R	ER	SO	BB	IBB	HBP	BLK	WP	HR	S	P	ERA	WHIP										
Mike Paul, L ERA: 5.75 Fred Lasher, R ERA: 3.32 Dean Chance, R ERA: 4.21 Phil Hennigan, R ERA: 2.72 Dennis Higgins, R ERA: 5.97	1.2	L	10	5	4	4	1	0	0	0	0	0	0	12	12	21.60	3.000										

Batter	1	2	3	4	5	6	7	8	9	AB	R	H	RBI	BB	SO	LOB	BOTTOM											
Ted Uhlhaender, L OBP: 0.305, SLG: 0.324 (1, 8)	F5		G3			4-3		F5		4	0	0	0	1	0	0	<b>Oakland Athletics @ Cleveland Indians</b> Cleveland Municipal Stadium, Cleveland, OH Wed Jun 10 1970, 7:05 PM EDT Att: 5,629 - Unknown											
Graig Nettles, L OBP: 0.317, SLG: 0.363 (1, 5)						F8		F5		4	1	1	0	1	1	3												
Vada Pinson, L OBP: 0.369, SLG: 0.521 (1, 7)	L9					F6				4	0	0	0	1	0	4												
Tony Horton, R OBP: 0.340, SLG: 0.422 (1, 3)	6-3									4	1	1	0	1	0	3												
Duke Sims, L OBP: 0.380, SLG: 0.576 (1, 9)										4	1	4	2	1	0	0												
Lou Klimchuck, L OBP: 0.222, SLG: 0.294 Eddie Leon, R OBP: 0.261, SLG: 0.260 (7, PH) (8, 4)	3-1									2	0	0	1	0	0	0												
Ray Fosse, R OBP: 0.352, SLG: 0.481 (1, 2)	F4									3	1	1	1	1	0	2												
Jack Heidemann, R OBP: 0.227, SLG: 0.250 (1, 6)										4	0	1	0	0	1	4												
Mike Paul, L ERA: 4.95 Fred Lasher, R ERA: 3.32 Chuck Hinton, R ERA: 0.290 Dean Chance, R ERA: 4.21 Roy Foster, R ERA: 1.93 Phil Hennigan, R ERA: 2.72 Rich Rollins, R ERA: 3.75 Dennis Higgins, R ERA: 5.97	K									0	0	0	0	0	0	0												
<b>Inning Stats</b>	R: 0 E: 0 K: 0 S: 3	H: 0 LOB: 1 BB: 1 P: 7	R: 1 E: 0 K: 1 S: 7	H: 2 LOB: 0 BB: 0 P: 7	R: 1 E: 0 K: 0 S: 4	H: 2 LOB: 1 BB: 1 P: 8	R: 1 E: 1 K: 1 S: 8	H: 2 LOB: 3 BB: 1 P: 12	R: 1 E: 0 K: 0 S: 5	H: 2 LOB: 2 BB: 1 P: 9	R: 0 E: 0 K: 0 S: 3	H: 0 LOB: 0 BB: 0 P: 3	R: 0 E: 0 K: 1 S: 6	H: 1 LOB: 2 BB: 1 P: 10	R: 0 E: 0 K: 0 S: 3	H: 0 LOB: 0 BB: 0 P: 3		R: 0 E: 0 K: 0 S: 3	H: 0 LOB: 1 BB: 1 P: 7	1B: 7 2B: 0 3B: 0 HR: 2	SF: 0 SAC: 1 DP: 0 HBP: 0	WP: 0 PB: 0 SB: 0 CS: 0	PA: 42					
<b>PITCHER</b>	IP	WLS	BF	H	R	ER	SO	BB	IBB	HBP	BLK	WP	HR	S	P	ERA	WHIP											
Blue Moon Odom, R ERA: 4.95 Diego Segui, R ERA: 3.12 Marcel Lachemann, R ERA: 1.93 Paul Lindblad, L ERA: 3.75 Mudcat Grant, R ERA: 0.92	3.1		19	6	3	3	1	3	0	0	0	0	0	2	18	30	8.10	2.700										



Batter	1	2	3	4	5	6	7	8	9	10	AB	R	H	RBI	BB	SO	LOB	TOP							
Bert Campaneris, R OBP: 0.289, SLG: 0.371 (1, 6)	F8			5-3			F8		6-3		5	0	1	0	0	0	0	<b>Oakland Athletics @ Cleveland Indians</b> Cleveland Municipal Stadium, Cleveland, OH Thu Jun 11 1970, 7:05 PM EDT Att: 5,140 - Unknown							
Joe Rudi, R OBP: 0.365, SLG: 0.554 Rick Monday, L OBP: 0.371, SLG: 0.444 (1, 7) (7, 8)	G6-3 BB			5-3	K				F7		3	1	1	1	1	1	3								
Reggie Jackson, L OBP: 0.337, SLG: 0.417 (1, 8) (7, 9)	G6-3				K					K	5	0	1	0	0	3	4								
Sal Bando, R OBP: 0.404, SLG: 0.521 Tony La Russa, R OBP: 0.245, SLG: 0.244 (1, 5) (10, PR) (10, 4)		5-3		5-3		4-3				K	4	0	0	0	0	1	1								
Felipe Alou, R OBP: 0.391, SLG: 0.498 (1, 9) (7, 7)											0	1	0	0	0	0	0								
Frank Fernandez, R OBP: 0.407, SLG: 0.511 (1, 2)											5	1	3	1	0	0	0								
Don Mincher, L OBP: 0.328, SLG: 0.511 (1, 3)											5	1	2	1	0	1	1								
Dick Green, R OBP: 0.256, SLG: 0.263 (1, 4) (10, 5)											4	1	2	0	1	2	2								
Chuck Dobson, R OBP: 0.143, SLG: 0.171 Marcel Lachemann, R Paul Lindblad, L (1, 1) (9, 1) (9, 1)											4	0	1	2	0	2	0								
											0	0	0	0	0	0	0								
											0	0	0	0	0	0	0								
<b>Inning Stats</b>	R: 0 E: 0 K: 0 S: 2	H: 0 LOB: 0 BB: 1 P: 6	R: 0 E: 0 K: 1 S: 5	H: 0 LOB: 0 BB: 0 P: 5	R: 0 E: 0 K: 3 S: 9	H: 0 LOB: 0 BB: 0 P: 9	R: 0 E: 0 K: 0 S: 4	H: 1 LOB: 1 BB: 0 P: 4	R: 2 E: 0 K: 2 S: 11	H: 4 LOB: 3 BB: 1 P: 15	R: 1 E: 0 K: 1 S: 7	H: 2 LOB: 1 BB: 0 P: 7	R: 1 E: 0 K: 2 S: 8	H: 1 LOB: 0 BB: 0 P: 8	R: 0 E: 0 K: 1 S: 6	H: 1 LOB: 2 BB: 1 P: 10	R: 0 E: 0 K: 0 S: 3	H: 0 LOB: 0 BB: 0 P: 3	R: 1 E: 0 K: 2 S: 8	H: 2 LOB: 2 BB: 0 P: 9	1B: 8 2B: 0 3B: 1 HR: 2	SF: 0 SAC: 0 DP: 1 HBP: 1	WP: 0 PB: 0 SB: 0 CS: 0	PA: 43	
<b>PITCHER</b>	IP WLS BF H R ER SO BB IBB HBP BLK WP HR S P ERA WHIP	IP WLS BF H R ER SO BB IBB HBP BLK WP HR S P ERA WHIP	IP WLS BF H R ER SO BB IBB HBP BLK WP HR S P ERA WHIP	IP WLS BF H R ER SO BB IBB HBP BLK WP HR S P ERA WHIP	IP WLS BF H R ER SO BB IBB HBP BLK WP HR S P ERA WHIP	IP WLS BF H R ER SO BB IBB HBP BLK WP HR S P ERA WHIP	IP WLS BF H R ER SO BB IBB HBP BLK WP HR S P ERA WHIP	IP WLS BF H R ER SO BB IBB HBP BLK WP HR S P ERA WHIP	IP WLS BF H R ER SO BB IBB HBP BLK WP HR S P ERA WHIP	IP WLS BF H R ER SO BB IBB HBP BLK WP HR S P ERA WHIP	IP WLS BF H R ER SO BB IBB HBP BLK WP HR S P ERA WHIP	IP WLS BF H R ER SO BB IBB HBP BLK WP HR S P ERA WHIP	IP WLS BF H R ER SO BB IBB HBP BLK WP HR S P ERA WHIP	IP WLS BF H R ER SO BB IBB HBP BLK WP HR S P ERA WHIP	IP WLS BF H R ER SO BB IBB HBP BLK WP HR S P ERA WHIP	IP WLS BF H R ER SO BB IBB HBP BLK WP HR S P ERA WHIP	IP WLS BF H R ER SO BB IBB HBP BLK WP HR S P ERA WHIP	IP WLS BF H R ER SO BB IBB HBP BLK WP HR S P ERA WHIP	IP WLS BF H R ER SO BB IBB HBP BLK WP HR S P ERA WHIP	IP WLS BF H R ER SO BB IBB HBP BLK WP HR S P ERA WHIP	IP WLS BF H R ER SO BB IBB HBP BLK WP HR S P ERA WHIP	IP WLS BF H R ER SO BB IBB HBP BLK WP HR S P ERA WHIP	IP WLS BF H R ER SO BB IBB HBP BLK WP HR S P ERA WHIP	IP WLS BF H R ER SO BB IBB HBP BLK WP HR S P ERA WHIP	IP WLS BF H R ER SO BB IBB HBP BLK WP HR S P ERA WHIP

AB	39
R	5
H	11
RBI	5
BB	3
SO	12
LOB	14



Batter	1	2	3	4	5	6	7	8	9	10	AB	R	H	RBI	BB	SO	LOB	BOTTOM							
Ted Uhlender, L OBP: 0.304, SLG: 0.327 Vern Fuller, R OBP: 0.154, SLG: 0.231 (1, 8) (9, PH) (10, 4)	F7				FC5-4		5-3		F7		4	0	1	0	0	0	2	<b>Oakland Athletics @ Cleveland Indians</b> Cleveland Municipal Stadium, Cleveland, OH Thu Jun 11 1970, 7:05 PM EDT Att: 5,140 - Unknown							
Eddie Leon, R OBP: 0.267, SLG: 0.287 (1, 4) (10, 6)			SH3 2B		K					4-3	4	1	2	1	0	1	1								
Vada Pinson, L OBP: 0.364, SLG: 0.517 (1, 9) (10, 8)					K						5	1	1	0	0	1	3								
Duke Sims, L OBP: 0.371, SLG: 0.559 Roy Foster, R OBP: 0.327, SLG: 0.406 (1, 7) (7, 7)											3	0	0	0	0	0	1								
Graig Nettles, L OBP: 0.316, SLG: 0.360 (1, 5)											2	1	1	2	0	0	0								
Tony Horton, R OBP: 0.338, SLG: 0.418 (1, 3)											4	0	1	0	0	0	1								
Ray Fosse, R OBP: 0.350, SLG: 0.475 (1, 2)											4	1	1	0	0	2	2								
Jack Heidemann, R OBP: 0.229, SLG: 0.269 Lou Klimchock, L OBP: 0.216, SLG: 0.286 Dennis Higgins, R Dick Ellsworth, L (1, 6) (9, PH) (10, 1) (10, 1)											3	1	1	1	0	1	1								
Sam McDowell, L OBP: 0.244, SLG: 0.295 Rich Rollins, R OBP: 0.275, SLG: 0.319 Bob Miller, R Chuck Hinton, R OBP: 0.361, SLG: 0.406 (1, 1) (7, PH) (8, 1) (9, PH) (10, 9)											1	0	0	0	1	0	0								
											1	0	1	0	0	0	0								
											1	1	1	2	0	0	0								
<b>Inning Stats</b>	R: 0 E: 0 K: 0 S: 4	H: 1 LOB: 1 BB: 0 P: 4	R: 0 E: 0 K: 2 S: 8	H: 1 LOB: 1 BB: 0 P: 8	R: 0 E: 0 K: 0 S: 4	H: 1 LOB: 1 BB: 0 P: 4	R: 0 E: 0 K: 0 S: 4	H: 1 LOB: 1 BB: 0 P: 4	R: 1 E: 0 K: 1 S: 6	H: 1 LOB: 1 BB: 0 P: 6	R: 1 E: 0 K: 0 S: 4	H: 1 LOB: 0 BB: 0 P: 4	R: 0 E: 0 K: 0 S: 3	H: 1 LOB: 1 BB: 0 P: 3	R: 0 E: 0 K: 0 S: 5	H: 2 LOB: 0 BB: 0 P: 5	R: 2 E: 0 K: 0 S: 3	H: 2 LOB: 0 BB: 0 P: 3	1B: 5 2B: 2 3B: 0 HR: 4	SF: 0 SAC: 1 DP: 0 HBP: 0	WP: 0 PB: 0 SB: 0 CS: 0	PA: 40			
<b>PITCHER</b>	IP WLS BF H R ER SO BB IBB HBP BLK WP HR S P ERA WHIP	IP WLS BF H R ER SO BB IBB HBP BLK WP HR S P ERA WHIP	IP WLS BF H R ER SO BB IBB HBP BLK WP HR S P ERA WHIP	IP WLS BF H R ER SO BB IBB HBP BLK WP HR S P ERA WHIP	IP WLS BF H R ER SO BB IBB HBP BLK WP HR S P ERA WHIP	IP WLS BF H R ER SO BB IBB HBP BLK WP HR S P ERA WHIP	IP WLS BF H R ER SO BB IBB HBP BLK WP HR S P ERA WHIP	IP WLS BF H R ER SO BB IBB HBP BLK WP HR S P ERA WHIP	IP WLS BF H R ER SO BB IBB HBP BLK WP HR S P ERA WHIP	IP WLS BF H R ER SO BB IBB HBP BLK WP HR S P ERA WHIP	IP WLS BF H R ER SO BB IBB HBP BLK WP HR S P ERA WHIP	IP WLS BF H R ER SO BB IBB HBP BLK WP HR S P ERA WHIP	IP WLS BF H R ER SO BB IBB HBP BLK WP HR S P ERA WHIP	IP WLS BF H R ER SO BB IBB HBP BLK WP HR S P ERA WHIP	IP WLS BF H R ER SO BB IBB HBP BLK WP HR S P ERA WHIP	IP WLS BF H R ER SO BB IBB HBP BLK WP HR S P ERA WHIP	IP WLS BF H R ER SO BB IBB HBP BLK WP HR S P ERA WHIP	IP WLS BF H R ER SO BB IBB HBP BLK WP HR S P ERA WHIP	IP WLS BF H R ER SO BB IBB HBP BLK WP HR S P ERA WHIP	IP WLS BF H R ER SO BB IBB HBP BLK WP HR S P ERA WHIP	IP WLS BF H R ER SO BB IBB HBP BLK WP HR S P ERA WHIP	IP WLS BF H R ER SO BB IBB HBP BLK WP HR S P ERA WHIP	IP WLS BF H R ER SO BB IBB HBP BLK WP HR S P ERA WHIP	IP WLS BF H R ER SO BB IBB HBP BLK WP HR S P ERA WHIP	IP WLS BF H R ER SO BB IBB HBP BLK WP HR S P ERA WHIP

AB	38
R	6
H	11
RBI	6
BB	1
SO	5
LOB	12



Batter	1	2	3	4	5	6	7	8	9	AB	R	H	RBI	BB	SO	LOB	TOP					
Tommy Harper, R (1, 5) OBP: 0.370, SLG: 0.522										3	1	1	0	1	1	1	<b>Milwaukee Brewers @ Cleveland Indians</b> Cleveland Municipal Stadium, Cleveland, OH Fri Jun 12 1970, 7:05 PM EDT Att: 8,156 - Unknown					
Russ Snyder, L (1, 9) OBP: 0.308, SLG: 0.365										4	1	1	4	0	0	2						
Ted Savage, R (1, 8) OBP: 0.369, SLG: 0.459										4	0	1	0	0	3	1						
Danny Walton, R (1, 7) OBP: 0.363, SLG: 0.479										4	0	1	0	0	1	2						
Mike Hershberger, R (9, PR) OBP: 0.291, SLG: 0.260										0	0	0	0	0	0	0						
Mike Hegan, L (1, 3) OBP: 0.362, SLG: 0.408										4	0	1	0	0	2	1						
Jerry McNettney, R (1, 2) OBP: 0.299, SLG: 0.336										4	0	0	0	0	0	2						
Ted Kubiak, S (1, 6) OBP: 0.354, SLG: 0.327										4	0	0	0	0	1	2						
Gus Gil, R (1, 4) OBP: 0.316, SLG: 0.219										2	1	1	0	1	0	0						
Marty Pattin, R (1, 1) OBP: 0.231, SLG: 0.273										2	1	1	0	1	1	1						
<b>Inning Stats</b>	R: 0 E: 0 K: 2 S: 7	H: 0 LOB: 0 BB: 0 P: 7	R: 0 E: 0 K: 1 S: 5	H: 0 LOB: 0 BB: 0 P: 5	R: 0 E: 0 K: 2 S: 7	H: 1 LOB: 0 BB: 0 P: 7	R: 0 E: 1 K: 2 S: 8	H: 1 LOB: 1 BB: 0 P: 8	R: 0 E: 0 K: 0 S: 3	H: 1 LOB: 0 BB: 0 P: 3	R: 0 E: 0 K: 0 S: 4	H: 1 LOB: 1 BB: 0 P: 4	R: 0 E: 0 K: 1 S: 5	H: 1 LOB: 0 BB: 0 P: 5	R: 4 E: 0 K: 1 S: 6	H: 1 LOB: 3 BB: 3 P: 18	R: 0 E: 0 K: 0 S: 4	H: 1 LOB: 2 BB: 0 P: 4	1B: 5 2B: 1 3B: 0 HR: 1	SF: 0 SAC: 0 DP: 1 HBP: 0	WP: 0 PB: 0 CS: 2	PA: 34
<b>PITCHER</b>	IP WLS BF H R ER SO BB IBB HBP BLK WP HR S P ERA WHIP																					
Rich Hand, R (1, 1) ERA: 4.8	8.0 L 30 6 4 4 9 3 0 0 0 0 1 45 57 4.50 1.125																					
Fred Lasher, R (9, 1) ERA: 3.18	1.0 4 1 0 0 0 0 0 0 0 0 0 0 4 4 0.00 1.000																					

Batter	1	2	3	4	5	6	7	8	9	AB	R	H	RBI	BB	SO	LOB	BOTTOM					
Ted Uhlhaender, L (1, 8) OBP: 0.299, SLG: 0.321										4	0	0	0	0	1	2	<b>Milwaukee Brewers @ Cleveland Indians</b> Cleveland Municipal Stadium, Cleveland, OH Fri Jun 12 1970, 7:05 PM EDT Att: 8,156 - Unknown					
Eddie Leon, R (1, 4) OBP: 0.266, SLG: 0.286										4	0	1	1	0	0	0						
Vada Pinson, L (1, 9) OBP: 0.362, SLG: 0.511										4	0	1	0	0	0	1						
Tony Horton, R (1, 3) OBP: 0.332, SLG: 0.410										4	0	0	0	0	0	1						
Graig Nettles, L (1, 5) OBP: 0.320, SLG: 0.359										3	0	1	0	1	0	0						
Ray Fosse, R (1, 2) OBP: 0.359, SLG: 0.479										3	0	2	0	1	0	0						
Roy Foster, R (1, 7) OBP: 0.319, SLG: 0.395										4	0	0	0	0	0	5						
Jack Heidemann, R (1, 6) OBP: 0.230, SLG: 0.270										3	0	1	0	0	0	2						
Rich Hand, R (1, 1) OBP: 0.059, SLG: 0.067										2	0	0	0	0	1	3						
Rich Rollins, R (8, PH) OBP: 0.288, SLG: 0.319										0	1	0	0	1	0	0						
Fred Lasher, R (9, 1) ERA: 3.18										0	0	0	0	0	0	0						
<b>Inning Stats</b>	R: 0 E: 0 K: 0 S: 3	H: 0 LOB: 0 BB: 0 P: 3	R: 0 E: 0 K: 0 S: 3	H: 0 LOB: 0 BB: 0 P: 3	R: 0 E: 1 K: 0 S: 4	H: 1 LOB: 1 BB: 0 P: 4	R: 0 E: 0 K: 0 S: 3	H: 1 LOB: 0 BB: 0 P: 3	R: 0 E: 1 K: 1 S: 6	H: 1 LOB: 2 BB: 1 P: 10	R: 0 E: 0 K: 0 S: 3	H: 0 LOB: 0 BB: 0 P: 3	R: 0 E: 0 K: 0 S: 3	H: 1 LOB: 1 BB: 1 P: 7	R: 1 E: 0 K: 1 S: 6	H: 1 LOB: 1 BB: 1 P: 10	R: 0 E: 0 K: 0 S: 4	H: 1 LOB: 1 BB: 0 P: 4	1B: 6 2B: 0 3B: 0 HR: 0	SF: 0 SAC: 0 DP: 2 HBP: 0	WP: 1 PB: 0 CS: 0	PA: 34
<b>PITCHER</b>	IP WLS BF H R ER SO BB IBB HBP BLK WP HR S P ERA WHIP																					
Marty Pattin, R (1, 1) ERA: 4.94	9.0 W 34 6 1 1 2 3 0 0 0 0 1 0 35 47 1.00 1.000																					





Batter	1	2	3	4	5	6	7	8	9	AB	R	H	RBI	BB	SO	LOB	TOP		
Tommy Harper, R (1, 5) OBP: 0.367, SLG: 0.538										5	1	2	2	0	1	2	<b>Milwaukee Brewers @ Cleveland Indians</b> Cleveland Municipal Stadium, Cleveland, OH Sun Jun 14 1970, 3:33 AM EDT Att: 25,380 - Unknown <a href="http://livebaseballscorecards.com">livebaseballscorecards.com</a>		
Russ Snyder, L (1, 8) OBP: 0.305, SLG: 0.359										4	0	1	0	0	1				
Mike Hegan, L (1, 9) OBP: 0.372, SLG: 0.420										4	0	2	0	0	1				
Danny Walton, R (1, 7) OBP: 0.369, SLG: 0.493										3	0	1	0	1	0				
Tito Francona, L (1, 3) OBP: 0.364, SLG: 0.306										3	0	0	0	1	1	2			
Jerry McNettney, R (1, 2) OBP: 0.298, SLG: 0.329										3	0	0	0	1	1	3			
Ted Kubiak, S (1, 6) OBP: 0.353, SLG: 0.321										3	1	1	0	1	0	6			
Gus Gil, R (1, 4) OBP: 0.302, SLG: 0.194										3	0	0	0	0	0	5			
Roberto Pena, R (9, PH) OBP: 0.236, SLG: 0.319										1	0	1	0	0	0	0			
Skip Lockwood, R (1, 1) OBP: 0.091, SLG: 0.400										1	0	0	0	0	0	1			
John Geinar, R (4, 1)										1	0	0	0	0	1	0			
Ted Savage, R (7, PH) OBP: 0.353, SLG: 0.436										1	0	0	0	0	0	2			
Bob Locker, S (7, 1)										0	0	0	0	0	0	0			
Mike Hershberger, R (9, PH) OBP: 0.317, SLG: 0.278										1	0	0	0	0	0	1			
<b>Inning Stats</b>	R: 0 E: 0 K: 1 S: 5	H: 1 LOB: 0 BB: 0 P: 5	R: 0 E: 0 K: 0 S: 3	H: 0 LOB: 0 BB: 0 P: 3	R: 2 E: 0 K: 0 S: 4	H: 1 LOB: 0 BB: 1 P: 8	R: 0 E: 0 K: 1 S: 7	H: 2 LOB: 3 BB: 1 P: 11	R: 0 E: 0 K: 0 S: 3	H: 0 LOB: 0 BB: 0 P: 3	R: 0 E: 1 K: 0 S: 5	H: 1 LOB: 2 BB: 0 P: 5	R: 0 E: 0 K: 2 S: 8	H: 1 LOB: 3 BB: 2 P: 16	R: 0 E: 0 K: 0 S: 3	H: 1 LOB: 0 BB: 0 P: 3	1B: 6 2B: 1 3B: 0 HR: 1	SF: 0 SAC: 0 DP: 3 HBP: 0	WP: 0 PA: 37 CS: 0
<b>PITCHER</b>	IP WLS BF H R ER SO BB IBB HBP BLK WP HR S P ERA WHIP																		
Steve Dunning, R (1, 1) ERA: 3.6	5.0 W 20 5 2 2 3 1 1 0 0 0 1 24 32 3.60 1.200																		
Bob Miller, R (6, 1) ERA: 4.18	4.0 S 17 3 0 0 2 2 0 0 0 0 0 0 19 27 0.00 1.250																		

Batter	1	2	3	4	5	6	7	8	9	AB	R	H	RBI	BB	SO	LOB	BOTTOM		
Jack Heidemann, R (1, 6) OBP: 0.249, SLG: 0.298										5	2	3	0	0	0	1	<b>Milwaukee Brewers @ Cleveland Indians</b> Cleveland Municipal Stadium, Cleveland, OH Sun Jun 14 1970, 3:33 AM EDT Att: 25,380 - Unknown <a href="http://livebaseballscorecards.com">livebaseballscorecards.com</a>		
Eddie Leon, R (1, 4) OBP: 0.284, SLG: 0.325										3	2	3	3	0	0	0			
Vada Pinson, L (1, 9) OBP: 0.369, SLG: 0.533										4	2	3	3	0	1	2			
Ray Fosse, R (1, 2) OBP: 0.361, SLG: 0.491										5	0	2	0	0	1	3			
Graig Nettles, L (1, 5) OBP: 0.330, SLG: 0.358										5	0	2	2	0	1	6			
Tony Horton, R (1, 3) OBP: 0.327, SLG: 0.411										5	1	1	0	0	0	6			
Ted Uhlhaender, L (1, 8) OBP: 0.310, SLG: 0.332										2	1	1	1	1	1	0			
Roy Foster, R (1, 7) OBP: 0.316, SLG: 0.383										3	1	0	0	1	0	1			
Steve Dunning, R (1, 1) ERA: 5.75										1	0	0	0	0	1	0			
Rich Rollins, R (5, PH) OBP: 0.283, SLG: 0.313										1	0	0	0	0	0	0			
Bob Miller, R (6, 1) OBP: 0.333, SLG: 0.200										1	0	1	0	0	0	0			
<b>Inning Stats</b>	R: 0 E: 0 K: 1 S: 7	H: 2 LOB: 3 BB: 0 P: 8	R: 0 E: 0 K: 2 S: 7	H: 0 LOB: 0 BB: 0 P: 7	R: 2 E: 0 K: 0 S: 6	H: 3 LOB: 1 BB: 0 P: 6	R: 3 E: 0 K: 1 S: 8	H: 3 LOB: 2 BB: 2 P: 16	R: 1 E: 1 K: 0 S: 4	H: 1 LOB: 0 BB: 0 P: 4	R: 2 E: 0 K: 0 S: 6	H: 3 LOB: 1 BB: 0 P: 6	R: 0 E: 0 K: 0 S: 4	H: 2 LOB: 1 BB: 0 P: 4	R: 1 E: 0 K: 1 S: 7	H: 2 LOB: 1 BB: 0 P: 7	1B: 9 2B: 5 3B: 1 HR: 1	SF: 2 SAC: 2 DP: 1 HBP: 1	WP: 0 PA: 42 CS: 0
<b>PITCHER</b>	IP WLS BF H R ER SO BB IBB HBP BLK WP HR S P ERA WHIP																		
Skip Lockwood, R (1, 1) ERA: 5.75	3.1 L 20 5 3 2 1 0 0 0 0 0 0 0 15 15 6.75 1.875																		
John Geinar, R (4, 1) ERA: 6.2	2.2 13 5 3 2 1 0 0 0 0 0 0 0 11 11 4.50 2.000																		
Bob Locker, R (7, 1) ERA: 3.41	2.0 9 4 1 1 1 0 0 0 0 0 0 0 11 11 4.50 2.000																		

Batter	1	2	3	4	5	6	7	8	9	10	11	12	AB	R	H	RBI	BB	SO	LOB							
Sandy Alomar Sr., S OBP: 0.288, SLG: 0.278	F3			BB		F9		F9	4-3			1B	5	0	1	0	1	0	3							
Jarvis Tatum, R OBP: 0.357, SLG: 0.329	G3			F8						F7		K	3	0	1	0	1	0	1							
Mel Queen, L OBP: 0.262, SLG: 0.402						FC5-4		FC5-4					2	0	0	0	0	1	1							
Paul Doyle, L						BB		1B					0	0	0	0	0	0	0							
Jim Fregosi, R OBP: 0.347, SLG: 0.451	6-3					FC5-4		FC5-4		6-3		F7	5	0	0	0	1	0	4							
				BB		1-2r		1-2r																		
Alex Johnson, R OBP: 0.389, SLG: 0.483		1-3		K				FC6-4		1B			5	1	3	0	0	1	2							
						1B		1B		2B																
Billy Cowan, R OBP: 0.378, SLG: 0.571		F7		K				FC6-4				5-3	4	1	0	0	1	1	4							
						1-2r		1-2r		1B																
Tommy Reynolds, R OBP: 0.289, SLG: 0.283		F9						F8					5	0	2	0	0	0	1							
						5-3				1B																
Giraldo Ruiz, S OBP: 0.192, SLG: 0.231			1-3					F9		F4		F8	5	0	1	0	0	0	5							
						G5-4-3						1-2														
Tom Egan, R OBP: 0.276, SLG: 0.296			K									5-3	3	0	0	0	0	1	1							
Joe Azcue, R OBP: 0.290, SLG: 0.301						G5-4-3							2	0	1	2	0	0	0							
						1-2r				1B																
Rudy May, L OBP: 0.283, SLG: 0.283			6-3					F5				F9	2	0	0	0	0	0	0							
Steve Kealey, R OBP: 0.283, SLG: 0.341										1B			0	0	0	0	0	0	0							
Ray Oyler, R OBP: 0.283, SLG: 0.341													0	0	0	0	0	0	0							
Eddie Fisher, R OBP: 0.283, SLG: 0.341													0	0	0	0	0	0	0							
Jim Spencer, L OBP: 0.283, SLG: 0.341													1	0	0	0	0	0	2							
Ken Tatum, R OBP: 0.283, SLG: 0.341													0	0	0	0	0	0	0							
Roger Peck, L OBP: 0.283, SLG: 0.341													1	0	0	0	0	0	0							
Inning Stats	R: 0 E: 0 K: 0 S: 3	H: 0 LOB: 0 BB: 0 P: 3	R: 0 E: 0 K: 0 S: 3	H: 0 LOB: 0 BB: 0 P: 3	R: 0 E: 0 K: 1 S: 5	H: 0 LOB: 0 BB: 0 P: 5	R: 0 E: 0 K: 2 S: 7	H: 0 LOB: 2 BB: 2 P: 15	R: 0 E: 0 K: 0 S: 3	H: 1 LOB: 0 BB: 0 P: 3	R: 0 E: 0 K: 1 S: 4	H: 1 LOB: 1 BB: 1 P: 4	R: 0 E: 0 K: 0 S: 4	H: 1 LOB: 2 BB: 1 P: 8	R: 2 E: 0 K: 1 S: 8	H: 3 LOB: 2 BB: 1 P: 12	R: 0 E: 0 K: 0 S: 4	H: 1 LOB: 1 BB: 0 P: 4	R: 0 E: 0 K: 0 S: 3	H: 1 LOB: 0 BB: 0 P: 3	R: 0 E: 0 K: 1 S: 6	H: 1 LOB: 1 BB: 0 P: 6	1B: 8 2B: 1 3B: 0 HR: 0	SF: 0 SAC: 0 DP: 1 HBP: 0	WP: 0 PB: 0 SB: 1 CS: 0	PA: 48
PITCHER	IP	WLS	BF	H	R	ER	SO	BB	IBB	HBP	BLK	WP	HR	S	P	ERA	WHIP									
Sam McDowell, L ERA: 2.45	(1, 1)	9.0	37	6	2	2	4	0	0	0	0	0	0	4	4	0.00	1.000									
Phil Hennigan, R ERA: 3.45	(10, 1)	1.0	4	1	0	0	0	0	0	0	0	0	0	4	4	0.00	1.000									
Dean Chance, R ERA: 4.02	(11, 1)	2.0	W	7	2	0	0	1	0	0	0	0	0	9	9	0.00	1.000									

**California Angels @ Cleveland Indians**  
Cleveland Municipal Stadium, Cleveland, OH

Mon Jun 15 1970, 7:05 PM EDT  
Att. 4,681 - Unknown

AB	43
R	2
H	9
RBI	2
BB	5
SO	5
LOB	24

Batter	1	2	3	4	5	6	7	8	9	10	11	12	AB	R	H	RBI	BB	SO	LOB							
Jack Heidemann, R OBP: 0.261, SLG: 0.314	SH3 1B 2B		K				5-3						6	1	4	1	0	1	1							
Eddie Leon, R OBP: 0.283, SLG: 0.341	SH3							F6					4	1	1	1	0	2	2							
Vada Pinson, L OBP: 0.360, SLG: 0.519	2-3		HR										5	0	0	0	0	1	1							
	L4																									
Ray Fosse, R OBP: 0.362, SLG: 0.489					6-3								5	0	2	1	0	0	0							
Tony Horton, R OBP: 0.325, SLG: 0.406	3-H K				6-3								5	0	1	0	0	1	2							
Chuck Hinton, R OBP: 0.341, SLG: 0.361													4	0	0	0	1	2	1							
Roy Foster, R OBP: 0.316, SLG: 0.382													3	0	1	0	0	1	1							
Ted Uhlander, L OBP: 0.307, SLG: 0.329													2	0	0	0	0	0	0							
Graig Nettles, L OBP: 0.327, SLG: 0.350													4	1	0	0	1	0	1							
Sam McDowell, L ERA: 2.79													2	0	0	0	0	1	0							
Phil Hennigan, R OBP: 0.444, SLG: 0.333													0	0	0	0	0	0	0							
Lou Klimchuck, L OBP: 0.205, SLG: 0.270													1	0	0	0	0	0	0							
Dean Chance, R ERA: 1.59													0	0	0	0	0	0	0							
Rich Rollins, R OBP: 0.286, SLG: 0.313													0	0	0	0	1	0	0							
Inning Stats	R: 1 E: 0 K: 1 S: 7	H: 2 LOB: 1 BB: 0 P: 7	R: 0 E: 0 K: 1 S: 5	H: 0 LOB: 0 BB: 0 P: 5	R: 1 E: 0 K: 3 S: 10	H: 1 LOB: 0 BB: 0 P: 10	R: 0 E: 0 K: 0 S: 3	H: 0 LOB: 1 BB: 1 P: 7	R: 0 E: 0 K: 1 S: 6	H: 1 LOB: 1 BB: 0 P: 6	R: 0 E: 0 K: 0 S: 4	H: 1 LOB: 1 BB: 0 P: 4	R: 0 E: 0 K: 0 S: 4	H: 1 LOB: 1 BB: 0 P: 4	R: 0 E: 0 K: 1 S: 5	H: 0 LOB: 0 BB: 0 P: 5	R: 0 E: 0 K: 1 S: 5	H: 1 LOB: 1 BB: 0 P: 5	R: 0 E: 0 K: 0 S: 3	H: 0 LOB: 0 BB: 0 P: 3	R: 1 E: 0 K: 1 S: 5	H: 1 LOB: 2 BB: 0 P: 13	1B: 7 2B: 2 3B: 0 HR: 1	SF: 0 SAC: 2 DP: 1 HBP: 0	WP: 0 PB: 0 SB: 0 CS: 1	PA: 46
PITCHER	IP	WLS	BF	H	R	ER	SO	BB	IBB	HBP	BLK	WP	HR	S	P	ERA	WHIP									
Rudy May, L ERA: 2.25	(1, 1)	6.2	27	6	2	2	6	1	0	0	0	0	0	1	1	0.00	0.000									
Steve Kealey, R ERA: 2.25	(7, 1)	0.1	1	0	0	0	0	0	0	0	0	0	0	0	1	1	0.00	0.000								
Eddie Fisher, R ERA: 2.18	(8, 1)	1.0	4	1	0	0	0	0	0	0	0	0	0	4	4	0.00	1.000									
Ken Tatum, R ERA: 1.59	(9, 1)	3.0	9	1	0	0	2	0	0	0	0	0	0	13	13	0.00	0.333									
Mel Queen, R ERA: 4.05	(12, 1)	0.2	L	4	0	1	1	1	2	0	0	0	0	4	12	13.50	3.000									


**California Angels @ Cleveland Indians**  
Cleveland Municipal Stadium, Cleveland, OH

Mon Jun 15 1970, 7:05 PM EDT  
Att. 4,681 - Unknown

AB	41
R	3
H	9
RBI	3
BB	3
SO	9
LOB	9

Batter	1	2	3	4	5	6	7	8	9	AB	R	H	RBI	BB	SO	LOB	TOP																					
Sandy Alomar Sr. S OBP: 0.291, SLG: 0.281 (1, 4)			1-3		K					4	1	2	0	0	1	1	<b>California Angels @ Cleveland Indians</b> Cleveland Municipal Stadium, Cleveland, OH Tue Jun 16 1970, 7:05 PM EDT Att: 12,426 - Unknown																					
Roger Repoz L OBP: 0.337, SLG: 0.475 (1, 9)						4-3				4	0	2	0	0	0	1																						
Jim Fregosi R OBP: 0.342, SLG: 0.446 (1, 6)						4-3				3	0	0	1	0	2																							
Alex Johnson R OBP: 0.387, SLG: 0.480 (1, 7)			CS	4-3					K	4	0	1	0	0	1																							
Jim Spencer L OBP: 0.316, SLG: 0.402 (1, 3)		K		K						4	1	1	1	0	2	1																						
Jay Johnstone L OBP: 0.269, SLG: 0.400 (1, 8)			4-3							3	0	1	0	1	0	0																						
Joe Azcue R OBP: 0.289, SLG: 0.299 (1, 2)					5-3				K	4	0	1	0	0	1	1																						
Ray Oyler R (1, 5)					1-3					3	0	0	0	0	0	2																						
Andy Messersmith R OBP: 0.136, SLG: 0.250 Steve Kealey R OBP: 0.500, SLG: 0.500 Tom Silverio L (8, PH) Paul Doyle L (8, 1)			K					4-3		1	0	0	0	0	1	2																						
<b>Inning Stats</b>	R: 1 E: 0 K: 0 S: 4	H: 2 LOB: 0 BB: 0 P: 4	R: 0 E: 0 K: 2 S: 8	H: 1 LOB: 2 BB: 1 P: 12	R: 0 E: 0 K: 0 S: 3	H: 1 LOB: 0 BB: 0 P: 3	R: 0 E: 0 K: 1 S: 5	H: 0 LOB: 0 BB: 0 P: 5	R: 0 E: 0 K: 1 S: 6	H: 1 LOB: 1 BB: 0 P: 6	R: 0 E: 0 K: 0 S: 4	H: 1 LOB: 1 BB: 0 P: 3	R: 0 E: 0 K: 0 S: 3	H: 1 LOB: 0 BB: 0 P: 3	R: 0 E: 0 K: 0 S: 4	H: 1 LOB: 1 BB: 0 P: 4	R: 1 E: 0 K: 2 S: 8	H: 1 LOB: 0 BB: 0 P: 8	1B: 8 2B: 0 3B: 0 HR: 1	SF: 1 SAC: 0 DP: 2 HBP: 0	WP: 0 PB: 0 SB: 0 CS: 1	PA: 35																
<b>PITCHER</b>	IP	WLS	BF	H	R	ER	SO	BB	IBB	HBP	BLK	WP	HR	S	P	ERA	WHIP	<b>PITCHER</b>				IP	WLS	BF	H	R	ER	SO	BB	IBB	HBP	BLK	WP	HR	S	P	ERA	WHIP
Rich Hand, R ERA: 4.43 (1, 1)	9.0	W	34	9	2	2	6	1	0	0	0	0	1	45	49	2.00	1.111																					

AB	32
R	2
H	9
RBI	2
BB	1
SO	6
LOB	11



Batter	1	2	3	4	5	6	7	8	9	AB	R	H	RBI	BB	SO	LOB	BOTTOM																					
Jack Heidemann R OBP: 0.264, SLG: 0.311 (1, 6)										2	1	0	1	2	0	2	<b>California Angels @ Cleveland Indians</b> Cleveland Municipal Stadium, Cleveland, OH Tue Jun 16 1970, 7:05 PM EDT Att: 12,426 - Unknown																					
Eddie Leon R OBP: 0.283, SLG: 0.339 (1, 4)	K						K			4	1	1	0	0	2	2																						
Vada Pinson L OBP: 0.353, SLG: 0.510 (1, 9)										3	0	0	1	0	0	1																						
Ray Fosse R OBP: 0.360, SLG: 0.500 (1, 2)										4	1	1	2	0	0	1																						
Graig Nettles L OBP: 0.326, SLG: 0.348 (1, 5)					K					4	0	1	0	0	1	0																						
Tony Horton R OBP: 0.319, SLG: 0.398 (1, 3)				K				K		4	1	0	0	0	2	1																						
Ted Uhlhaender L OBP: 0.315, SLG: 0.342 (1, 8)						K				3	2	2	1	1	1	0																						
Roy Foster R OBP: 0.326, SLG: 0.416 (1, 7)	K									4	3	3	3	0	1	0																						
Rich Hand R OBP: 0.150, SLG: 0.167 (1, 1)										3	0	2	1	0	0	0																						
<b>Inning Stats</b>	R: 0 E: 0 K: 1 S: 5	H: 0 LOB: 1 BB: 1 P: 9	R: 1 E: 1 K: 1 S: 6	H: 2 LOB: 0 BB: 0 P: 6	R: 3 E: 1 K: 0 S: 5	H: 2 LOB: 1 BB: 1 P: 9	R: 2 E: 1 K: 1 S: 8	H: 2 LOB: 1 BB: 0 P: 8	R: 0 E: 0 K: 1 S: 5	H: 0 LOB: 0 BB: 0 P: 5	R: 1 E: 0 K: 1 S: 7	H: 2 LOB: 1 BB: 0 P: 7	R: 0 E: 0 K: 1 S: 5	H: 0 LOB: 0 BB: 0 P: 5	R: 2 E: 0 K: 1 S: 7	H: 2 LOB: 1 BB: 1 P: 11	R: 2 E: 0 K: 1 S: 7	H: 2 LOB: 1 BB: 1 P: 11	1B: 6 2B: 1 3B: 1 HR: 2	SF: 2 SAC: 1 DP: 0 HBP: 0	WP: 0 PB: 0 SB: 0 CS: 0	PA: 37																
<b>PITCHER</b>	IP	WLS	BF	H	R	ER	SO	BB	IBB	HBP	BLK	WP	HR	S	P	ERA	WHIP	<b>PITCHER</b>				IP	WLS	BF	H	R	ER	SO	BB	IBB	HBP	BLK	WP	HR	S	P	ERA	WHIP
Andy Messersmith R ERA: 3.12 Steve Kealey R ERA: 2.32 Paul Doyle L ERA: 9.92 (1, 1) (4, 1) (8, 1)	3.1	L	18	6	6	4	3	2	0	0	0	0	0	19	19	2.46	0.545																					

AB	31
R	9
H	10
RBI	9
BB	3
SO	7
LOB	7





Batter	1	2	3	4	5	6	7	8	9	AB	R	H	RBI	BB	SO	LOB	TOP			
Mickey Stanley, R (1, 8) OBP: 0.320, SLG: 0.353										4	1	1	1	0	0	0	<b>Detroit Tigers @ Cleveland Indians</b> Cleveland Municipal Stadium, Cleveland, OH Fri Jun 19 1970, 7:05 PM EDT Att: 17,156 - Unknown			
Dick McAuliffe, L (1, 4) OBP: 0.396, SLG: 0.413										3	0	0	0	1	1					
Al Kaline, R (1, 3) OBP: 0.408, SLG: 0.515										2	0	0	0	2	0	1				
Willie Horton, R (1, 7) OBP: 0.382, SLG: 0.561										4	0	0	0	0	1	2				
Jim Northrup, L (1, 9) OBP: 0.374, SLG: 0.533										4	1	1	1	0	0	0				
Bill Freehan, R (1, 2) OBP: 0.320, SLG: 0.421										3	0	0	0	0	1	0				
Elliott Maddox, R (1, 5) OBP: 0.321, SLG: 0.351										2	0	0	0	1	1	0				
Cesar Gutierrez, R (1, 6) OBP: 0.253, SLG: 0.282										3	0	2	0	0	0	0				
Mickey Lolich, S (1, 1) OBP: 0.233, SLG: 0.083										2	0	0	0	0	0	3				
Jim Price, R (8, PH) OBP: 0.118, SLG: 0.063										1	0	0	0	0	1	0				
Joe Niekro, R (8, 1) OBP: 0.258, SLG: 0.286										0	0	0	0	0	0	0				
<b>Inning Stats</b>	R: 1 E: 0 K: 1 S: 5	H: 1 LOB: 0 BB: 1 P: 9	R: 0 E: 0 K: 2 S: 7	H: 0 LOB: 0 BB: 0 P: 7	R: 0 E: 0 K: 0 S: 3	H: 1 LOB: 0 BB: 0 P: 3	R: 0 E: 0 K: 1 S: 4	H: 0 LOB: 0 BB: 1 P: 8	R: 1 E: 0 K: 0 S: 4	H: 2 LOB: 1 BB: 1 P: 8	R: 0 E: 0 K: 0 S: 3	H: 0 LOB: 0 BB: 0 P: 3	R: 0 E: 0 K: 0 S: 3	H: 0 LOB: 0 BB: 0 P: 3	R: 0 E: 0 K: 0 S: 3	H: 0 LOB: 0 BB: 0 P: 3	1B: 2 2B: 0 3B: 0 HR: 2	SF: 0 SAC: 0 DP: 4 HBP: 0	WP: 0 PB: 0 SB: 0 CS: 0	PA: 32
<b>PITCHER</b> Sam McDowell, L (1, 1) ERA: 2.42	IP: 9.0 WLS: W BF: 32	H: 4 R: 2 ER: 2 SO: 5	BB: 4 IBB: 0 HBP: 0 BLK: 0	WP: 0 HR: 2 S: 38 P: 54	ERA: 2.00 WHIP: 0.889	<b>PITCHER</b>										IP: WLS: BF: H: R: ER: SO: BB: IBB: HBP: BLK: WP: HR: S: P: ERA: WHIP				

Batter	1	2	3	4	5	6	7	8	9	AB	R	H	RBI	BB	SO	LOB	BOTTOM			
Jack Heidemann, R (1, 6) OBP: 0.268, SLG: 0.303										3	0	0	0	1	0	0	<b>Detroit Tigers @ Cleveland Indians</b> Cleveland Municipal Stadium, Cleveland, OH Fri Jun 19 1970, 7:05 PM EDT Att: 17,156 - Unknown			
Eddie Leon, R (1, 4) OBP: 0.281, SLG: 0.335										4	0	1	2	0	1	0				
Vada Pinson, L (1, 8) OBP: 0.344, SLG: 0.492										4	0	0	0	0	1	2				
Ray Fosse, R (1, 2) OBP: 0.365, SLG: 0.516										4	1	2	0	0	0	2				
Tony Horton, R (1, 3) OBP: 0.325, SLG: 0.425										4	1	1	0	0	1	2				
Roy Foster, R (1, 7) OBP: 0.319, SLG: 0.405										3	0	1	0	0	0	1				
Ted Uhlhaender, L (9, 8) OBP: 0.313, SLG: 0.338										0	0	0	0	0	0	0				
Chuck Hinton, R (1, 9) OBP: 0.400, SLG: 0.410										3	1	3	1	1	0	0				
Graig Nettles, L (1, 5) OBP: 0.341, SLG: 0.371										3	1	1	1	1	1	4				
Sam McDowell, L (1, 1) OBP: 0.224, SLG: 0.271										2	0	0	0	0	0	3				
<b>Inning Stats</b>	R: 0 E: 0 K: 1 S: 5	H: 0 LOB: 0 BB: 0 P: 5	R: 1 E: 0 K: 2 S: 10	H: 3 LOB: 2 BB: 0 P: 10	R: 0 E: 0 K: 1 S: 5	H: 0 LOB: 0 BB: 0 P: 5	R: 0 E: 0 K: 0 S: 3	H: 0 LOB: 0 BB: 0 P: 3	R: 2 E: 0 K: 0 S: 4	H: 1 LOB: 2 BB: 3 P: 16	R: 1 E: 0 K: 0 S: 5	H: 3 LOB: 1 BB: 0 P: 5	R: 0 E: 0 K: 0 S: 3	H: 0 LOB: 0 BB: 0 P: 3	R: 0 E: 0 K: 0 S: 5	H: 2 LOB: 2 BB: 0 P: 5	1B: 9 2B: 0 3B: 0 HR: 0	SF: 0 SAC: 2 DP: 0 HBP: 0	WP: 0 PB: 0 SB: 0 CS: 0	PA: 35
<b>PITCHER</b> Mickey Lolich, L (1, 1) ERA: 3.64	IP: 7.0 WLS: L BF: 30	H: 7 R: 4 ER: 4 SO: 4	BB: 3 IBB: 0 HBP: 0 BLK: 0	WP: 0 HR: 0 S: 35 P: 47	ERA: 5.14 WHIP: 1.429	<b>PITCHER</b>										IP: WLS: BF: H: R: ER: SO: BB: IBB: HBP: BLK: WP: HR: S: P: ERA: WHIP				
Joe Niekro, R (8, 1) ERA: 3.59	IP: 1.0 WLS: L BF: 5	H: 2 R: 0 ER: 0 SO: 0	BB: 0 IBB: 0 HBP: 0 BLK: 0	WP: 0 HR: 0 S: 5 P: 5	ERA: 0.00 WHIP: 2.000	<b>PITCHER</b>										IP: WLS: BF: H: R: ER: SO: BB: IBB: HBP: BLK: WP: HR: S: P: ERA: WHIP				



Batter	1	2	3	4	5	6	7	8	9	AB	R	H	RBI	BB	SO	LOB	TOP					
Dick McAuliffe, L (1.4) OBP: 0.401, SLG: 0.410 Ike Brown, R (9.4) OBP: 0.522, SLG: 0.889	6-3		1B		L9		4-3		2B 1B	5	1	2	2	0	0	0						
Mickey Stanley, R (1.8) OBP: 0.317, SLG: 0.354	6-3		1B		K			K	2B	5	0	2	2	0	2	0						
Jim Northrup, L (1.9) OBP: 0.364, SLG: 0.512	F3		L8		F5			P6	P6	5	0	0	0	0	0	3						
Willie Horton, R (1.7) OBP: 0.378, SLG: 0.549		F3		F2		BB BB		5-3		3	0	0	0	1	0	0						
Norm Cash, L (1.3) OBP: 0.346, SLG: 0.461		HR		2B BB		K			3-1	3	2	1	1	1	1	1						
Bill Freehan, R (1.2) OBP: 0.322, SLG: 0.419	1-3			2B					BB 1B BB	2	2	1	0	2	0	0						
Elliott Maddox, R (1.5) OBP: 0.328, SLG: 0.365	5-3			2B					BB 1B BB	4	1	2	2	0	0	2						
Ken Szotkiewicz, L (1.6) OBP: 0.255, SLG: 0.261			K	K2-5				P4	1B 2B BB	3	1	0	0	1	2	1						
Les Cain, L (1.1) OBP: 0.040, SLG: 0.040 Joe Niekro, R (4.1) OBP: 0.242, SLG: 0.267 Tom Timmermann, R (8.1) OBP: 0.322, SLG: 0.419	6-3				K		K		K	1	0	0	0	0	0	0						
<b>Inning Stats</b>	R: 0 E: 0 K: 0 S: 3	H: 0 LOB: 0 BB: 0 P: 3	R: 1 E: 0 K: 0 S: 4	H: 1 LOB: 0 BB: 0 P: 4	R: 0 E: 0 K: 1 S: 7	H: 2 LOB: 2 BB: 0 P: 7	R: 2 E: 0 K: 1 S: 6	H: 2 LOB: 1 BB: 1 P: 10	R: 0 E: 0 K: 2 S: 7	H: 0 LOB: 0 BB: 0 P: 7	R: 0 E: 0 K: 1 S: 5	H: 0 LOB: 2 BB: 2 P: 13	R: 0 E: 0 K: 1 S: 5	H: 0 LOB: 0 BB: 0 P: 5	R: 0 E: 0 K: 1 S: 5	H: 0 LOB: 0 BB: 0 P: 5	R: 4 E: 0 K: 1 S: 8	H: 3 LOB: 1 BB: 2 P: 16	1B: 4 2B: 4 3B: 0 HR: 1	SF: 0 SAC: 0 DP: 1 HBP: 0	WP: 0 PB: 0 SB: 0 CS: 0	PA: 39
<b>PITCHER</b>	IP	WLS	BF	H	R	ER	SO	BB	IBB	HBP	BLK	WP	HR	S	P	ERA	WHIP					
Rich Hand, R (1.1) ERA: 4.56	4.0	L	17	5	3	3	2	1	0	0	0	0	1	20	24	6.75	1.500					
Dennis Higgins, R (5.1) ERA: 5.74	2.0		8	0	0	0	3	2	0	0	0	0	0	12	20	0.00	1.000					
Phil Hennigan, R (7.1) ERA: 4.02	2.2		13	3	4	4	3	2	0	0	0	0	0	17	25	13.50	1.875					
Mike Paul, L (9.1) ERA: 5.61	0.1		1	0	0	0	0	0	0	0	0	0	0	1	1	0.00	0.000					

Detroit Tigers @ Cleveland Indians  
Cleveland Municipal Stadium, Cleveland, OH  
Sun Jun 21 1970, 3:33 AM EDT  
Unknown

AB 34  
R 7  
H 8  
RBI 7  
BB 5  
SO 8  
LOB 10



Batter	1	2	3	4	5	6	7	8	9	AB	R	H	RBI	BB	SO	LOB	BOTTOM					
Jack Heidemann, R (1.6) OBP: 0.262, SLG: 0.295	E5	L8				K			6-3	5	0	1	2	0	1	4						
Eddie Leon, R (1.4) OBP: 0.275, SLG: 0.326	K	4-3		L8					F8	5	0	0	0	0	2	6						
Vada Pinson, L (1.8) OBP: 0.345, SLG: 0.485	1B		4-3	F8				1B	FC6 BB	4	0	2	0	1	0	2						
Ray Fosse, R (1.2) OBP: 0.361, SLG: 0.505	L8		K		F9			1B	FC6	5	0	1	0	0	1	4						
Tony Horton, R (1.3) OBP: 0.320, SLG: 0.414	BB		K		P6			F9		3	0	0	0	1	1	1						
Roy Foster, R (1.7) OBP: 0.323, SLG: 0.440	L8			WP BB 1B	P4			K		4	1	1	0	0	1	3						
Chuck Hinton, R (1.9) OBP: 0.408, SLG: 0.405			4-3	BB 1B BB		G3-6-3		6-3		3	1	1	0	1	0	0						
Graig Nettles, L (1.5) OBP: 0.339, SLG: 0.361		BB		K				G3		2	0	0	0	2	1	2						
Rich Hand, R (1.1) ERA: 4.03 Rich Rollins, R (4. PR) OBP: 0.206, SLG: 0.313 Sam Rice, R (4. PR) OBP: 0.224, SLG: 0.271 Dennis Higgins, R (5.1) OBP: 0.224, SLG: 0.271 Lou Klimchuck, L (5. PR) OBP: 0.224, SLG: 0.271 Phil Hennigan, R (7.1) OBP: 0.224, SLG: 0.271 Mike Paul, L (9.1) OBP: 0.224, SLG: 0.271 Ted Uhlendorfer, L (9. PR) OBP: 0.224, SLG: 0.271		1-2		1B		G3-6-3		E4		0	0	0	0	1	0	0						
<b>Inning Stats</b>	R: 0 E: 1 K: 1 S: 7	H: 1 LOB: 3 BB: 1 P: 11	R: 0 E: 0 K: 0 S: 3	H: 0 LOB: 2 BB: 2 P: 11	R: 0 E: 0 K: 2 S: 7	H: 0 LOB: 0 BB: 0 P: 7	R: 2 E: 0 K: 1 S: 7	H: 2 LOB: 2 BB: 2 P: 15	R: 0 E: 0 K: 0 S: 3	H: 0 LOB: 0 BB: 0 P: 3	R: 0 E: 0 K: 1 S: 5	H: 1 LOB: 1 BB: 1 P: 9	R: 0 E: 0 K: 1 S: 6	H: 2 LOB: 1 BB: 0 P: 6	R: 0 E: 0 K: 1 S: 5	H: 0 LOB: 1 BB: 0 P: 5	R: 0 E: 1 K: 0 S: 4	H: 0 LOB: 2 BB: 1 P: 8	1B: 6 2B: 0 3B: 0 HR: 0	SF: 0 SAC: 0 DP: 1 HBP: 0	WP: 1 PB: 0 SB: 0 CS: 0	PA: 40
<b>PITCHER</b>	IP	WLS	BF	H	R	ER	SO	BB	IBB	HBP	BLK	WP	HR	S	P	ERA	WHIP					
Les Cain, L (1.1) ERA: 4.03	3.1		19	3	2	2	4	5	0	0	0	0	0	16	20	0.00	1.091					
Joe Niekro, R (4.1) ERA: 3.46	3.2	W	13	3	0	0	2	1	0	0	0	0	0	9	13	0.00	0.500					
Tom Timmermann, R (8.1) ERA: 3.86	2.0	S	8	0	0	0	1	1	0	0	0	0	0	9	13	0.00	0.500					

Detroit Tigers @ Cleveland Indians  
Cleveland Municipal Stadium, Cleveland, OH  
Sun Jun 21 1970, 3:33 AM EDT  
Unknown

AB 33  
R 2  
H 6  
RBI 2  
BB 7  
SO 7  
LOB 24









Batter	1	2	3	4	5	6	7	8	9	AB	R	H	RBI	BB	SO	LOB	TOP								
Jack Heidemann, R OBP: 0.266, SLG: 0.292	4-3		L8	K				SH1-3 1B BB		4	2	1	0	1	1	4	<b>Cleveland Indians @ New York Yankees</b> Yankee Stadium, Bronx, NY Wed Jun 24 1970, 3:33AM EDT Unknown - 81 F								
Eddie Leon, R OBP: 0.286, SLG: 0.328	1B		2B	FC5-2 BB	F8		SH1-3		3	1	2	1	1	0	0										
Vada Pinson, L OBP: 0.346, SLG: 0.484	F7		5-3 2B	FC5-2 1B	F9		1B 8-2 IBB		4	1	2	1	1	0	1										
Ray Fosse, R OBP: 0.365, SLG: 0.505	K		5-3	FC5-2 1B			1B 8-2 1B		4	1	2	1	1	1	2										
Graig Nettles, L OBP: 0.349, SLG: 0.367	4-3	4-3		FC5-2 1B	F9		8-2		5	1	0	0	0	0	7										
Tony Horton, R OBP: 0.326, SLG: 0.435	E6 FC1-6			1B	F5		6-3		5	0	1	0	0	0	3										
Ted Uhlaender, L OBP: 0.311, SLG: 0.346	FC1-6			F7	E9		3-1		5	1	1	2	0	0	2										
Roy Foster, R OBP: 0.323, SLG: 0.429	F4			1B	IBB		HBP		3	0	1	0	1	1	1										
Sam McDowell, L OBP: 0.208, SLG: 0.250			F9	L7	E6		K		4	0	0	0	0	1	4										
<b>Inning Stats</b>	R: 0 E: 0 K: 1 S: 6	H: 1 LOB: 1 BB: 0 P: 6	R: 0 E: 1 K: 0 S: 4	H: 0 LOB: 1 BB: 0 P: 4	R: 2 E: 0 K: 0 S: 6	H: 3 LOB: 1 BB: 0 P: 6	R: 0 E: 0 K: 0 S: 5	H: 2 LOB: 2 BB: 0 P: 5	R: 4 E: 2 K: 1 S: 9	H: 3 LOB: 2 BB: 2 P: 17	R: 0 E: 0 K: 0 S: 3	H: 0 LOB: 1 BB: 1 P: 7	R: 0 E: 0 K: 1 S: 5	H: 0 LOB: 0 BB: 0 P: 6	R: 1 E: 0 K: 0 S: 3	H: 1 LOB: 1 BB: 2 P: 11	R: 0 E: 0 K: 1 S: 5	H: 0 LOB: 0 BB: 0 P: 5	1B: 9 2B: 2 3B: 0 HR: 0	SF: 0 SAC: 1 DP: 1 HBP: 1	WP: 0 PB: 0 SB: 1 CS: 0	PA: 44			
<b>PITCHER</b>	IP	WLS	BF	H	R	ER	SO	BB	IBB	HBP	BLK	WP	HR	S	P	ERA	WHIP								
Mel Stottlemyre, R ERA: 3.07	4.0	L	19	6	2	2	1	0	0	0	0	0	0	21	21	4.50	1.500								
Mike Kekich, L ERA: 7.54	2.0		13	3	4	2	1	2	1	0	0	0	0	12	24	9.00	2.500								
Ron Klimkowski, R ERA: 3.29	2.0		9	1	1	1	1	1	1	0	0	0	0	8	17	4.50	1.000								
Steve Hamilton, L ERA: 2.45	1.0		3	0	0	0	1	0	0	0	0	0	0	5	5	0.00	0.000								

Batter	1	2	3	4	5	6	7	8	9	AB	R	H	RBI	BB	SO	LOB	BOTTOM									
Horace Clarke, S OBP: 0.308, SLG: 0.342	5-3			5-3		P5		F7		4	0	0	0	0	0	1	<b>Cleveland Indians @ New York Yankees</b> Yankee Stadium, Bronx, NY Wed Jun 24 1970, 3:33AM EDT Unknown - 81 F									
Bobby Murcer, L OBP: 0.381, SLG: 0.436	F5			K				F5		4	1	1	1	0	1	0										
Roy White, S OBP: 0.428, SLG: 0.552	K			1-3				PB 1B		4	0	1	0	0	1	0										
Danny Cater, R OBP: 0.336, SLG: 0.428		6-3			6-3			F9		4	0	0	0	0	0	1										
Thurman Munson, R OBP: 0.383, SLG: 0.338		6-3 1B			G6-4-3 1B			F9		3	0	2	0	1	0	0										
Ron Woods, R OBP: 0.308, SLG: 0.352		6-3			G6-4-3			F4		3	0	0	0	0	0	4										
Gene Michael, S OBP: 0.324, SLG: 0.294			K					F7		3	0	0	0	0	1	0										
Jerry Kenney, L OBP: 0.300, SLG: 0.313			4-3					F2		2	0	0	0	1	0	0										
Mel Stottlemyre, R ERA: 3.07	9.0	W	32	5	2	2	4	2	0	0	0	0	0	0	0	0	<b>Yankees</b>									
Mike Kekich, L ERA: 7.54	2.0		13	3	4	2	1	2	1	0	0	0	0	12	24	9.00		2.500								
Ron Klimkowski, R ERA: 3.29	2.0		9	1	1	1	1	1	1	0	0	0	0	8	17	4.50	1.000									
Curt Blefary, L ERA: 2.71	1.0		3	0	0	0	1	0	0	0	0	0	0	5	5	0.00	0.000									
Steve Hamilton, L ERA: 2.45	1.0		3	0	0	0	1	0	0	0	0	0	0	5	5	0.00	0.000									
<b>Inning Stats</b>	R: 0 E: 0 K: 1 S: 5	H: 0 LOB: 0 BB: 0 P: 5	R: 0 E: 0 K: 0 S: 3	H: 1 LOB: 0 BB: 0 P: 3	R: 0 E: 0 K: 2 S: 7	H: 0 LOB: 0 BB: 0 P: 7	R: 0 E: 0 K: 1 S: 5	H: 0 LOB: 0 BB: 0 P: 5	R: 0 E: 0 K: 0 S: 3	H: 1 LOB: 1 BB: 0 P: 3	R: 0 E: 0 K: 0 S: 3	H: 0 LOB: 1 BB: 1 P: 7	R: 0 E: 0 K: 0 S: 4	H: 1 LOB: 2 BB: 1 P: 8	R: 1 E: 0 K: 0 S: 4	H: 1 LOB: 0 BB: 0 P: 4	R: 1 E: 0 K: 0 S: 4	H: 1 LOB: 0 BB: 0 P: 4	1B: 3 2B: 0 3B: 0 HR: 2	SF: 0 SAC: 0 DP: 1 HBP: 0	WP: 0 PB: 1 SB: 0 CS: 0	PA: 32				
<b>PITCHER</b>	IP	WLS	BF	H	R	ER	SO	BB	IBB	HBP	BLK	WP	HR	S	P	ERA	WHIP									
Sam McDowell, L ERA: 2.4	9.0	W	32	5	2	2	4	2	0	0	0	0	0	2	38	46	2.00	0.778								

Batter	1	2	3	4	5	6	7	8	9	AB	R	H	RBI	BB	SO	LOB	TOP		
Jack Heidemann, R (1, 6) OBP: 0.264, SLG: 0.290	BB 1B	FC3-6 FC6		6-3			P6		2-3	5	0	1	0	0	0	3	<p>Cleveland Indians @ New York Yankees Yankee Stadium, Bronx, NY Wed Jun 24 1970, 3:38 AM EDT Att: 31,925 - Unknown - 79 F</p> <p>AB 34 R 4 H 8 RBI 3 BB 3 SO 3 LOB 19</p> 		
Eddie Leon, R (1, 4) OBP: 0.284, SLG: 0.325	K	FC6			F3				F9	5	0	1	0	0	1	3			
Vada Pinson, L (1, 7) OBP: 0.350, SLG: 0.484 Chuck Hinton, R (5, 7) OBP: 0.411, SLG: 0.469					F7					2	0	1	0	1	0	0			
Ray Fosse, R (1, 2) OBP: 0.363, SLG: 0.500	K			5-3						4	1	1	0	0	1	3			
Graig Nettles, L (1, 5) OBP: 0.351, SLG: 0.384	F8									4	1	2	2	0	0	2			
Tony Horton, R (1, 3) OBP: 0.326, SLG: 0.442										3	2	1	0	1	0	1			
Ted Uhlaender, L (1, 8) OBP: 0.310, SLG: 0.346										3	0	1	1	0	0	1			
Roy Foster, R (1, 9) OBP: 0.322, SLG: 0.422										3	0	0	0	1	1	3			
Mike Paul, L (1, 1) Phil Hennigan, R (6, 1) Lou Klimchock, R (7, PH) Fred Lashner, R (7, 1) Dean Chance, R (8, 1) Duke Sims, L (8, PH) OBP: 0.306, SLG: 0.553										2	0	0	0	0	0	2			
<b>Inning Stats</b>	R: 0 E: 0 K: 2 S: 8	H: 1 LOB: 2 BB: 1 P: 12	R: 1 E: 1 K: 0 S: 5	H: 1 LOB: 2 BB: 1 P: 9	R: 0 E: 0 K: 0 S: 3	H: 0 LOB: 0 BB: 0 P: 3	R: 1 E: 0 K: 0 S: 4	H: 1 LOB: 1 BB: 0 P: 8	R: 0 E: 0 K: 0 S: 3	H: 1 LOB: 1 BB: 0 P: 3	R: 0 E: 0 K: 0 S: 4	H: 1 LOB: 1 BB: 0 P: 4	R: 0 E: 0 K: 1 S: 7	H: 2 LOB: 2 BB: 0 P: 7	R: 0 E: 0 K: 0 S: 3	H: 0 LOB: 0 BB: 0 P: 3	1B: 6 2B: 0 3B: 1 HR: 1	SF: 1 SAC: 0 DP: 0 HBP: 0	WP: 1 PA: 38 CS: 0
<b>PITCHER</b>	IP WLS BF H R ER SO BB IBB HBP BLK WP HR S P ERA WHIP																		
Stan Bahnsen, R (1, 1) ERA: 3.16	8.0 W 36 8 4 3 3 3 0 0 0 1 1 38 50 3.38 1.375																		
Lindy McDaniel, R (9, 1) ERA: 1.44	1.0 S 3 0 0 0 0 0 0 0 0 0 0 3 3 0.00 0.000																		

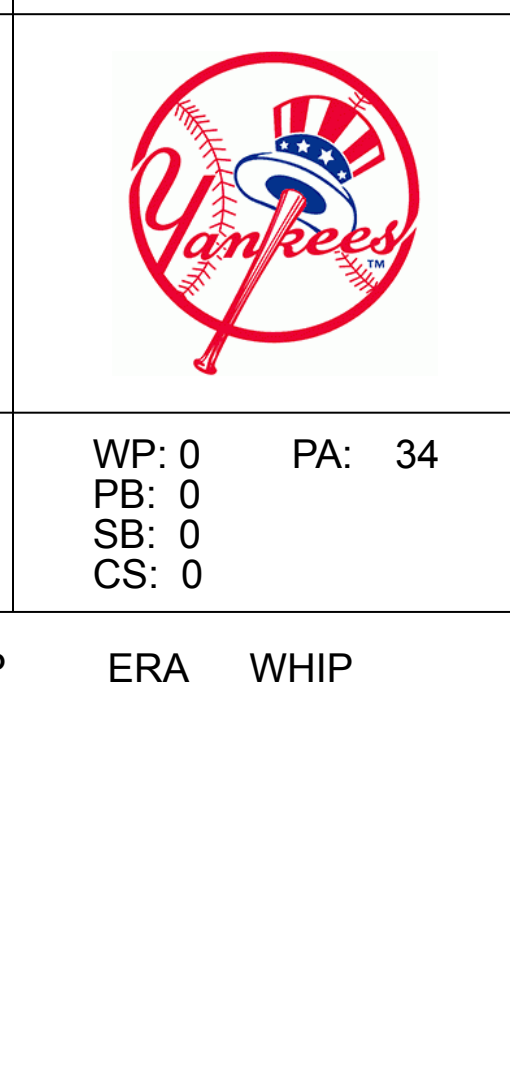
Batter	1	2	3	4	5	6	7	8	9	AB	R	H	RBI	BB	SO	LOB	BOTTOM		
Horace Clarke, S (1, 4) OBP: 0.304, SLG: 0.338	F7		F7					F9		4	0	0	0	0	0	1	<p>Cleveland Indians @ New York Yankees Yankee Stadium, Bronx, NY Wed Jun 24 1970, 3:38 AM EDT Att: 31,925 - Unknown - 79 F</p> <p>AB 27 R 5 H 6 RBI 5 BB 4 SO 7 LOB 8</p> 		
Bobby Murcer, L (1, 8) OBP: 0.385, SLG: 0.476										3	3	3	4	1	0	0			
Roy White, S (1, 7) OBP: 0.426, SLG: 0.551	F8									4	1	1	0	0	0	1			
Danny Cater, R (1, 3) OBP: 0.334, SLG: 0.425	L8									4	0	1	1	0	0	1			
Thurman Munson, R (1, 2) OBP: 0.385, SLG: 0.335										2	0	0	0	2	1	1			
Ron Woods, R (1, 9) OBP: 0.309, SLG: 0.345										2	0	0	0	1	1	1			
Gene Michael, S (1, 6) OBP: 0.320, SLG: 0.290										3	0	0	0	0	1	3			
Jerry Kenney, L (1, 5) OBP: 0.301, SLG: 0.318										3	1	1	0	0	2	0			
Stan Bahnsen, R (1, 1) OBP: 0.171, SLG: 0.182 Lindy McDaniel, R (9, 1) OBP: 0.154, SLG: 0.154										2	0	0	0	0	2	0			
<b>Inning Stats</b>	R: 1 E: 0 K: 0 S: 4	H: 1 LOB: 0 BB: 0 P: 4	R: 0 E: 0 K: 0 S: 3	H: 0 LOB: 0 BB: 0 P: 3	R: 0 E: 0 K: 2 S: 7	H: 0 LOB: 0 BB: 0 P: 7	R: 0 E: 0 K: 0 S: 3	H: 0 LOB: 3 BB: 3 P: 15	R: 2 E: 0 K: 0 S: 5	H: 2 LOB: 0 BB: 0 P: 5	R: 0 E: 0 K: 1 S: 4	H: 0 LOB: 1 BB: 1 P: 8	R: 0 E: 0 K: 3 S: 9	H: 0 LOB: 0 BB: 0 P: 9	R: 2 E: 0 K: 1 S: 7	H: 3 LOB: 0 BB: 0 P: 7	1B: 1 2B: 3 3B: 0 HR: 3	SF: 0 SAC: 1 DP: 1 HBP: 0	WP: 0 PA: 32 CS: 2
<b>PITCHER</b>	IP WLS BF H R ER SO BB IBB HBP BLK WP HR S P ERA WHIP																		
Mike Paul, L (1, 1) ERA: 5.58	5.0 3 0 0 0 1 1 0 0 0 0 0 4 8 5.40 1.200																		
Phil Hennigan, R (6, 1) ERA: 4.04	1.0 3 0 0 0 1 1 0 0 0 0 0 4 8 0.00 1.000																		
Fred Lashner, R (7, 1) ERA: 3.19	1.1 L 7 3 2 2 3 0 0 0 0 0 1 13 13 13.50 2.250																		
Dean Chance, R (8, 1) ERA: 3.77	0.2 1 0 0 0 1 0 0 0 0 0 0 3 3 0.00 0.000																		

Batter	1	2	3	4	5	6	7	8	9	AB	R	H	RBI	BB	SO	LOB	TOP			
Jack Heidemann, R OBP: 0.264, SLG: 0.289 (1, 6)	0-0 4-3		0-0 FC4-6		0-0 G1-6-3		0-3 K			4	0	1	0	0	1	1	<b>Cleveland Indians @ New York Yankees</b> Yankee Stadium, Bronx, NY Thu Jun 25 1970, 7:05 PM EDT Att: 17,583 - Unknown - 77 F			
Eddie Leon, R OBP: 0.279, SLG: 0.318 (1, 4)	0-0 1-3		0-0 L9		0-0 G1-6-3		0-0 F2			4	0	0	0	0	2					
Vada Pinson, L OBP: 0.349, SLG: 0.479 (1, 8)	0-0 4-3		0-0 FC6		0-0 1B			0-0 3-1		4	0	1	0	0	1					
Ray Fosse, R OBP: 0.370, SLG: 0.502 (1, 2)		0-0 1B		0-0 F8		0-0 1B		4-0 G5-4-3		3	0	2	0	1	0					
Tony Horton, R OBP: 0.331, SLG: 0.443 (1, 3)		0-0 FC4-6		0-0 1B		0-0 1-3		0-0 G5-4-3		4	1	2	0	0	3					
Roy Foster, R OBP: 0.316, SLG: 0.413 (1, 9)		0-3 K		0-0 F9		0-0 F8		0-0 F8		4	0	0	0	1	3					
Chuck Hinton, R OBP: 0.400, SLG: 0.453 (1, 7)		0-0 F3		0-0 1B		0-3 K		0-3 K		4	0	1	0	0	2					
Graig Nettles, L OBP: 0.349, SLG: 0.382 (1, 5)		0-0 FC4-6		0-0 1B		0-0 G3		0-0 4-3		4	0	1	1	0	2					
Steve Dunning, R OBP: 0.200, SLG: 0.200 (7, PH)			0-0 FC4-6		0-0 5-3		0-0 5-3			2	0	1	0	0	2					
Rich Rollins, R OBP: 0.298, SLG: 0.300 (7, 1)				0-0 1B						1	0	0	0	0	0					
Dick Ellsworth, L (7, 1)										0	0	0	0	0	0					
<b>Inning Stats</b>	R: 0 E: 0 K: 0 S: 3	H: 0 LOB: 0 BB: 0 P: 3	R: 0 E: 0 K: 1 S: 7	H: 2 LOB: 2 BB: 0 P: 7	R: 0 E: 0 K: 0 S: 4	H: 1 LOB: 1 BB: 0 P: 4	R: 1 E: 0 K: 0 S: 6	H: 3 LOB: 2 BB: 0 P: 6	R: 0 E: 0 K: 1 S: 5	H: 0 LOB: 0 BB: 0 P: 5	R: 0 E: 0 K: 1 S: 5	H: 0 LOB: 0 BB: 0 P: 5	R: 0 E: 0 K: 0 S: 2	H: 0 LOB: 0 BB: 1 P: 6	R: 0 E: 0 K: 1 S: 5	H: 0 LOB: 0 BB: 0 P: 5	1B: 9 2B: 0 3B: 0 HR: 0	SF: 0 SAC: 0 DP: 2 HBP: 0	WP: 0 PB: 0 SB: 0 CS: 0	PA: 35
<b>PITCHER</b> Fritz Peterson, L ERA: 3.46 (1, 1)	IP: 9.0 WLS: W BF: 35 H: 9 R: 1 ER: 1 SO: 4 BB: 1 IBB: 0 HBP: 0 BLK: 0 WP: 0 HR: 0 S: 42 P: 46 ERA: 1.00 WHIP: 1.111																			

Batter	1	2	3	4	5	6	7	8	9	AB	R	H	RBI	BB	SO	LOB	BOTTOM			
Horace Clarke, S OBP: 0.304, SLG: 0.337 (1, 4)	0-0 3-1		0-0 1B		0-0 F7		0-0 F2			4	1	1	0	0	0	0	<b>Cleveland Indians @ New York Yankees</b> Yankee Stadium, Bronx, NY Thu Jun 25 1970, 7:05 PM EDT Att: 17,583 - Unknown - 77 F			
Jerry Kenney, L OBP: 0.300, SLG: 0.317 (1, 5)	0-0 1-3		0-0 2B		0-0 F6		0-0 1-3			4	1	1	0	0	0					
Bobby Murcer, L OBP: 0.390, SLG: 0.478 (1, 8)	4-0 3B		0-0 F4		0-0 2B		0-0 F8			3	1	1	0	1	2					
Roy White, S OBP: 0.430, SLG: 0.563 (1, 7)	0-0 1H		0-0 2B		4-0 IBB		0-0 F9			3	0	2	3	1	0					
Pete Ward, L OBP: 0.289, SLG: 0.394 (1, 3)	0-0 F4		0-3 K		0-0 F7		0-0 1B			4	0	1	0	0	1					
Curt Blefary, L OBP: 0.303, SLG: 0.264 Jim Lyttle, L (9, 9)		0-0 G3		0-0 4-3		0-0 G3		0-0 F6		4	0	0	0	0	1					
Thurman Munson, R OBP: 0.382, SLG: 0.338 (1, 2)		0-0 F2		0-0 1-3		0-0 4-3		0-0 5-3		4	0	1	0	0	1					
Gene Michael, S OBP: 0.320, SLG: 0.295 (1, 6)		0-0 F8		0-0 2B		0-0 4-3				3	0	1	0	0	1					
Fritz Peterson, S OBP: 0.256, SLG: 0.405 (1, 1)			0-3 K		0-3 K		0-0 F9			3	0	0	0	2	2					
<b>Inning Stats</b>	R: 1 E: 0 K: 0 S: 4	H: 1 LOB: 1 BB: 1 P: 8	R: 0 E: 0 K: 0 S: 3	H: 0 LOB: 0 BB: 0 P: 3	R: 2 E: 0 K: 2 S: 10	H: 3 LOB: 1 BB: 0 P: 10	R: 0 E: 0 K: 1 S: 6	H: 1 LOB: 1 BB: 0 P: 6	R: 0 E: 0 K: 0 S: 4	H: 1 LOB: 1 BB: 0 P: 4	R: 0 E: 0 K: 0 S: 3	H: 0 LOB: 0 BB: 0 P: 3	R: 0 E: 0 K: 0 S: 4	H: 1 LOB: 1 BB: 0 P: 4	R: 0 E: 0 K: 0 S: 4	H: 1 LOB: 1 BB: 0 P: 4		1B: 3 2B: 4 3B: 1 HR: 0	SF: 0 SAC: 0 DP: 0 HBP: 0	WP: 0 PB: 0 SB: 0 CS: 0
<b>PITCHER</b> Steve Dunning, R ERA: 3.18 Dick Ellsworth, L ERA: 3.12 (7, 1)	IP: 6.0 WLS: L BF: 27 H: 7 R: 3 ER: 3 SO: 3 BB: 1 IBB: 1 HBP: 0 BLK: 0 WP: 0 HR: 0 S: 31 P: 39 ERA: 4.50 WHIP: 1.333																			

AB	34
R	1
H	9
RBI	1
BB	1
SO	4
LOB	16

AB	32
R	3
H	8
RBI	3
BB	2
SO	3
LOB	11



Batter	1	2	3	4	5	6	7	8	9	AB	R	H	RBI	BB	SO	LOB	TOP					
Jack Heidemann, R OBP: 0.260, SLG: 0.284 (1, 6)	0-0 4-3		0-0 6-3			0-3 K		0-0 P4	4 0 0 0 0 1 2								<b>Cleveland Indians @ Detroit Tigers</b> Tiger Stadium, Detroit, MI Fri Jun 26 1970, 7:05 PM EDT Att: 18,627 - Unknown					
Eddie Leon, R OBP: 0.274, SLG: 0.312 (1, 4)	0-0 6-3			0-0 F8		0-0 F8		0-0 6-3	4 0 0 0 0 0 1													
Vada Pinson, L OBP: 0.347, SLG: 0.475 (1, 9)	0-0 F2			0-3 K			0-0 F8	0-0 2B 1B	4 1 1 0 0 1 0													
Ray Fosse, R OBP: 0.368, SLG: 0.502 (1, 2)		0-0 4-3		0-0 6-3			0-0 G3	0-0 2B 1B	4 0 1 1 0 0 0													
Graig Nettles, L OBP: 0.344, SLG: 0.374 (1, 5)		0-0 L4			0-0 F7		0-3 K	0-0 4-3	4 0 0 0 0 1 1													
Tony Horton, R OBP: 0.327, SLG: 0.438 (1, 3)		0-0 6-3			0-0 5-3			0-0 F3	3 0 0 0 0 0 0													
Ted Uhlaender, L OBP: 0.307, SLG: 0.341 (1, 8)			0-0 4-3		0-0 6-3			0-0 G3	3 0 0 0 0 0 0													
Roy Foster, R OBP: 0.325, SLG: 0.424 (1, 7)				0-0 1B		4-0 BB		0-0 2B	2 0 2 0 1 0 0													
Rich Hand, R OBP: 0.182, SLG: 0.158 (1, 1)				0-3 K		0-0 P4		0-0 P6	1 0 0 0 0 1 1													
Lou Klimchock, L OBP: 0.196, SLG: 0.244 (6, PH)									1 0 0 0 0 0 1													
Phil Hennigan, R OBP: 0.444, SLG: 0.333 (6, 1)									0 0 0 0 0 0 0													
Duke Sims, L OBP: 0.365, SLG: 0.548 (8, PH)									1 0 0 0 0 0 1													
Fred Lasher, R (8, 1)									0 0 0 0 0 0 0													
<b>Inning Stats</b>	R: 0 E: 0 K: 0 S: 3	H: 0 LOB: 0 BB: 0 P: 3	R: 0 E: 0 K: 0 S: 3	H: 0 LOB: 0 BB: 0 P: 3	R: 0 E: 0 K: 1 S: 6	H: 1 LOB: 1 BB: 0 P: 6	R: 0 E: 0 K: 1 S: 5	H: 0 LOB: 0 BB: 0 P: 5	R: 0 E: 0 K: 0 S: 3	H: 0 LOB: 0 BB: 0 P: 3	R: 0 E: 0 K: 1 S: 5	H: 0 LOB: 1 BB: 1 P: 9	R: 0 E: 0 K: 1 S: 5	H: 0 LOB: 0 BB: 0 P: 5	R: 0 E: 0 K: 0 S: 4	H: 1 LOB: 1 BB: 0 P: 4	R: 1 E: 0 K: 0 S: 5	H: 2 LOB: 1 BB: 0 P: 5	1B: 2 2B: 2 3B: 0 HR: 0	SF: 0 SAC: 0 DP: 0 HBP: 0	WP: 0 PB: 0 SB: 1 CS: 0	PA: 32
<b>PITCHER</b> Joe Niekro, R ERA: 3.28 (1, 1)	IP: 9.0 WLS: W BF: 32 H: 4 R: 1 ER: 1 SO: 4 BB: 1 IBB: 0 HBP: 0 BLK: 0 WP: 0 HR: 0 S: 39 P: 43 ERA: 1.00 WHIP: 0.556															<b>PITCHER</b> IP: WLS: BF: H: R: ER: SO: BB: IBB: HBP: BLK: WP: HR: S: P: ERA: WHIP:						

Batter	1	2	3	4	5	6	7	8	9	AB	R	H	RBI	BB	SO	LOB	BOTTOM			
Dick McAuliffe, L OBP: 0.398, SLG: 0.415 (1, 4)	0-0 BB HR 1B	0-0 6-3			0-0 1B		0-0 4-3		4 1 2 0 0 0 2								<b>Cleveland Indians @ Detroit Tigers</b> Tiger Stadium, Detroit, MI Fri Jun 26 1970, 7:05 PM EDT Att: 18,627 - Unknown			
Mickey Stanley, R OBP: 0.323, SLG: 0.361 (1, 8)	4-0 HR BB		0-0 F9		0-0 P3		2-3 HBP 1B		3 2 1 1 1 0 1											
Jim Northrup, L OBP: 0.364, SLG: 0.525 (1, 9)	0-0 F7		0-0 L4		0-0 L7		3-H 1B HBP		3 1 0 0 0 0 3											
Willie Horton, R OBP: 0.386, SLG: 0.563 (1, 7)	0-0 HR		0-0 HR			4-0 1B BB	0-0 1B HBP		3 2 3 5 1 0 0											
Norm Cash, L OBP: 0.346, SLG: 0.456 (1, 3)	0-3 K		0-0 3-1			0-0 1B BB	0-0 1B HBP		4 0 2 1 0 1 0											
Bill Freehan, R OBP: 0.319, SLG: 0.402 (1, 2)	0-3 K			0-3 K		0-0 F8	0-0 FC4-6		4 0 0 0 0 2 4											
Elliott Maddox, R OBP: 0.319, SLG: 0.368 (1, 5)		0-0 3-1		0-0 5-3		0-0 G6-4-3		0-3 K	4 0 0 0 0 1 2											
Cesar Gutierrez, R OBP: 0.267, SLG: 0.298 (1, 6)		0-0 F7		0-0 L9			0-0 SH3 1B	0-3 K	4 1 1 0 0 1 0											
Joe Niekro, R OBP: 0.250, SLG: 0.303 (1, 1)		0-0 2B			0-0 4-3		0-0 SH3	0-0 F2	3 0 1 0 0 0 0											
<b>Inning Stats</b>	R: 3 E: 0 K: 2 S: 9	H: 2 LOB: 0 BB: 1 P: 13	R: 0 E: 0 K: 0 S: 4	H: 1 LOB: 0 BB: 0 P: 4	R: 1 E: 0 K: 0 S: 4	H: 1 LOB: 0 BB: 0 P: 4	R: 0 E: 0 K: 1 S: 5	H: 0 LOB: 0 BB: 0 P: 5	R: 0 E: 0 K: 0 S: 4	H: 1 LOB: 1 BB: 0 P: 4	R: 0 E: 0 K: 0 S: 3	H: 1 LOB: 1 BB: 1 P: 7	R: 3 E: 0 K: 0 S: 7	H: 4 LOB: 2 BB: 0 P: 8	R: 0 E: 0 K: 2 S: 7	H: 0 LOB: 0 BB: 0 P: 7		1B: 7 2B: 1 3B: 0 HR: 2	SF: 0 SAC: 1 DP: 1 HBP: 1	WP: 0 PB: 0 SB: 0 CS: 0
<b>PITCHER</b> Rich Hand, R ERA: 4.73 Phil Hennigan, R ERA: 4.41 Fred Lasher, R ERA: 3.09	IP: 5.0 WLS: L BF: 21 H: 5 R: 3 ER: 4 SO: 4 BB: 1 IBB: 0 HBP: 1 BLK: 0 WP: 0 HR: 0 S: 26 P: 30 ERA: 7.20 WHIP: 1.200															<b>PITCHER</b> IP: WLS: BF: H: R: ER: SO: BB: IBB: HBP: BLK: WP: HR: S: P: ERA: WHIP:				

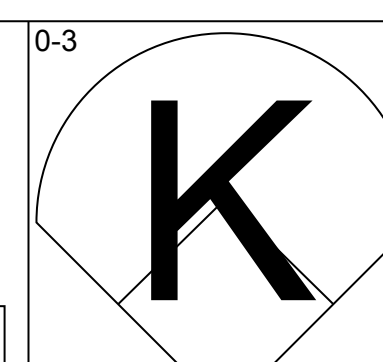
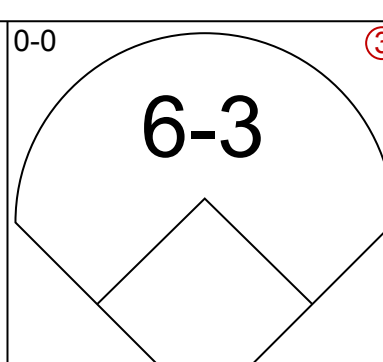
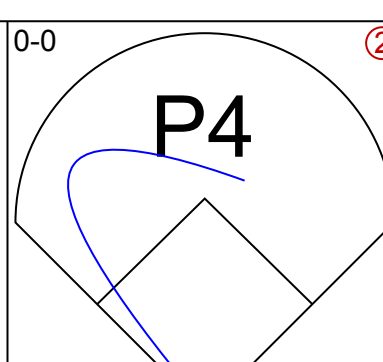
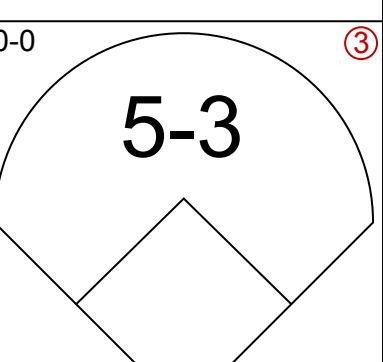
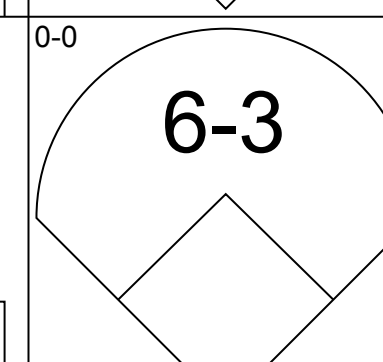
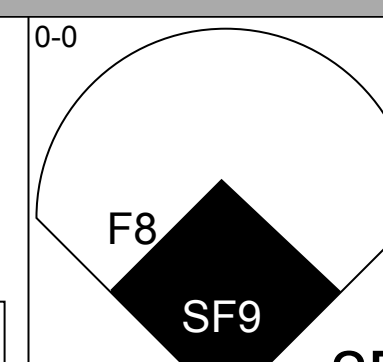
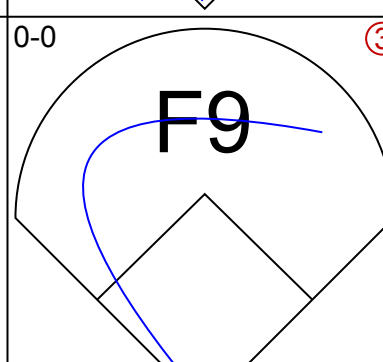
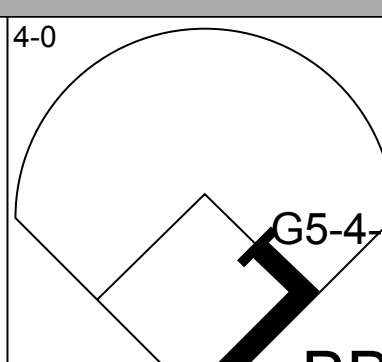
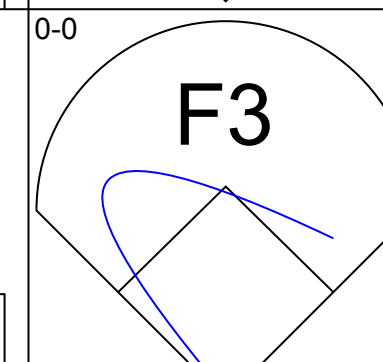
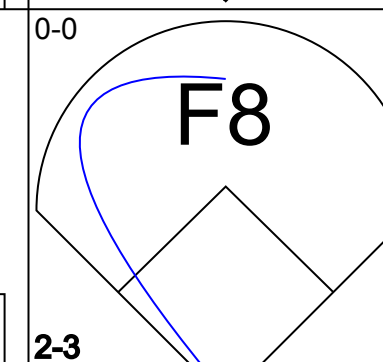
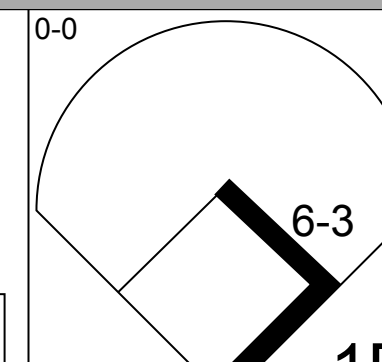
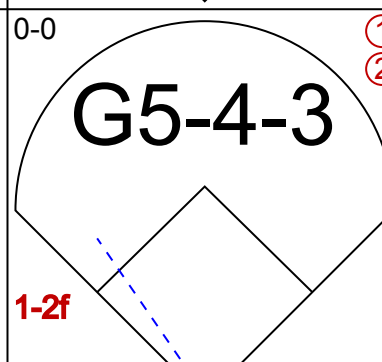
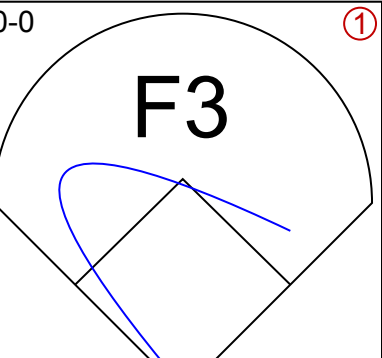
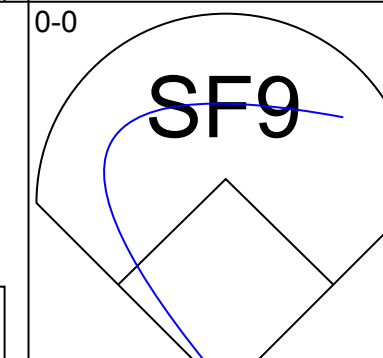
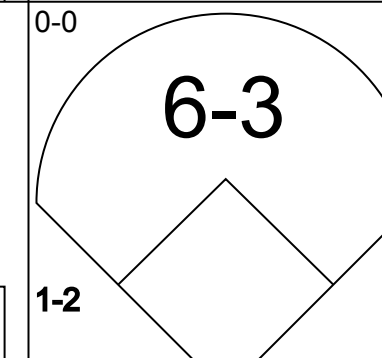
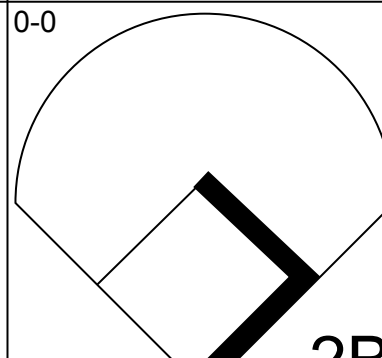
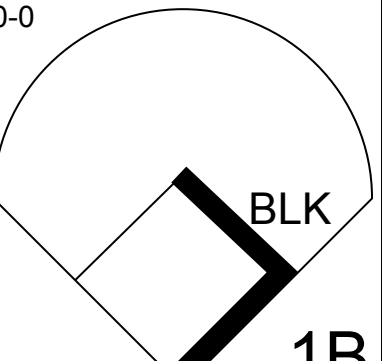
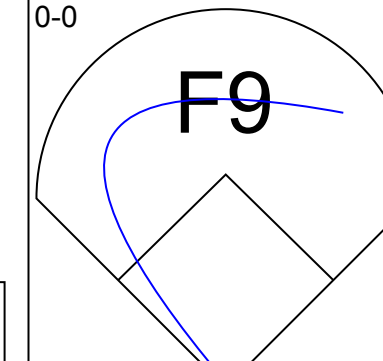
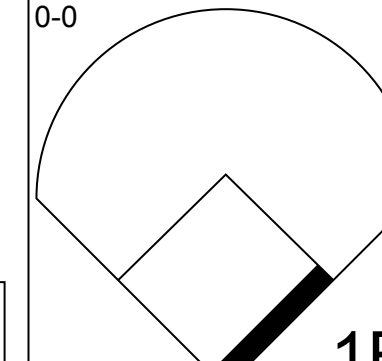
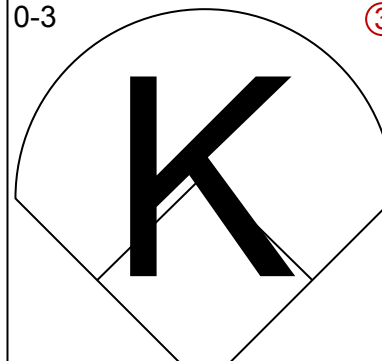
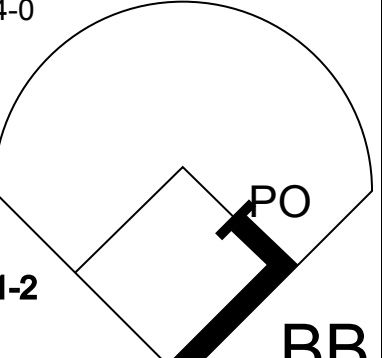
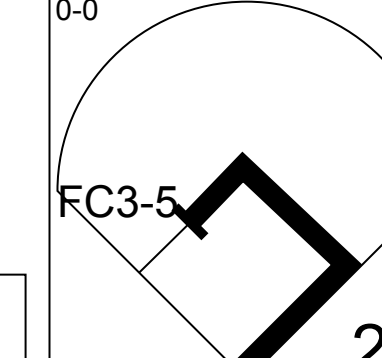
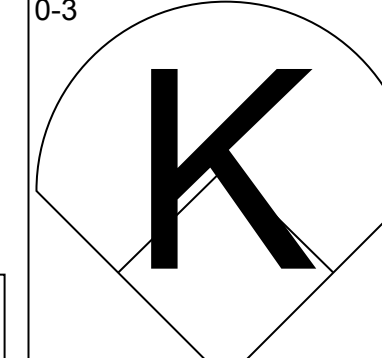
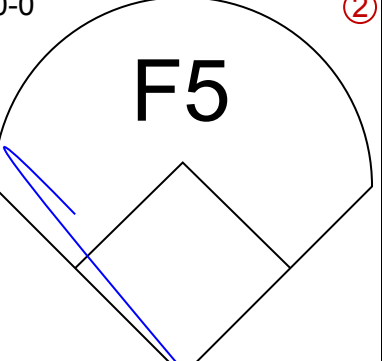
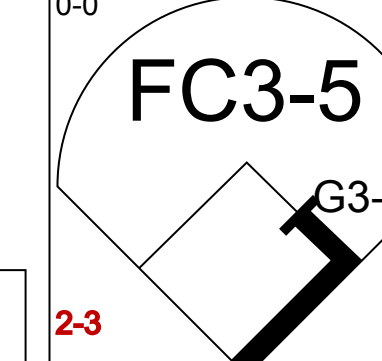
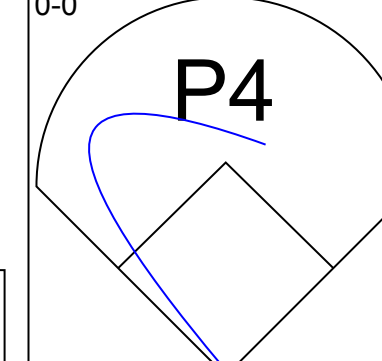
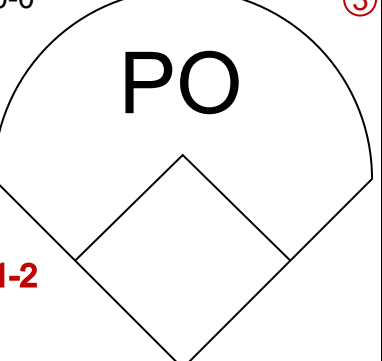
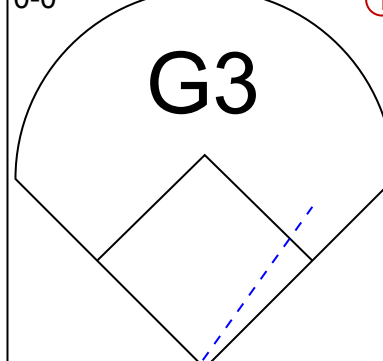
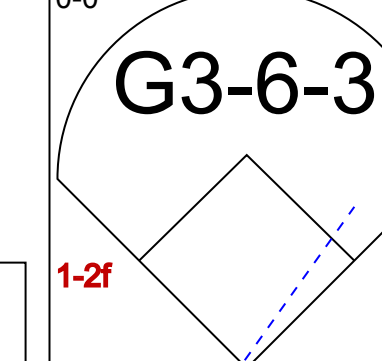
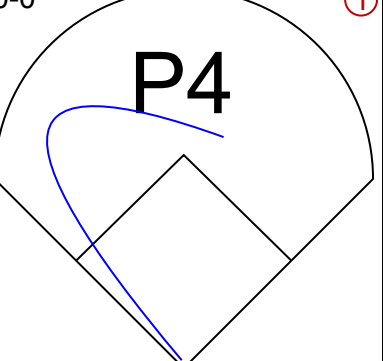

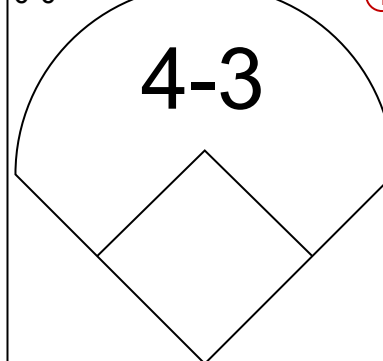
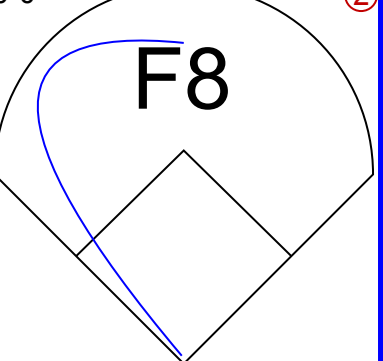


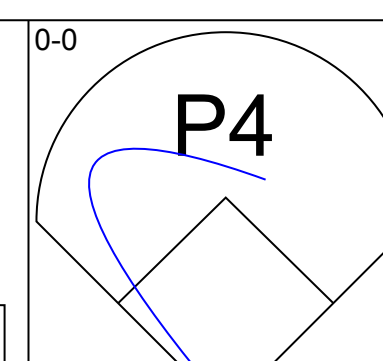
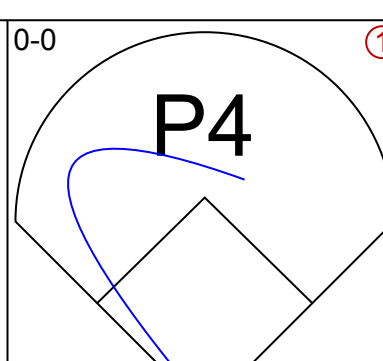
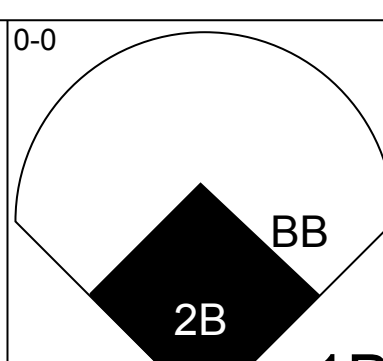

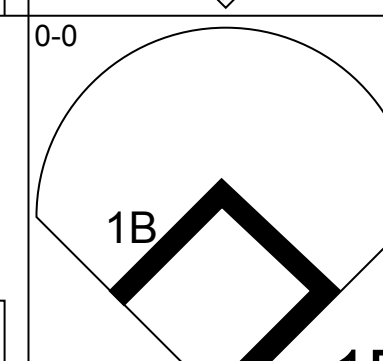
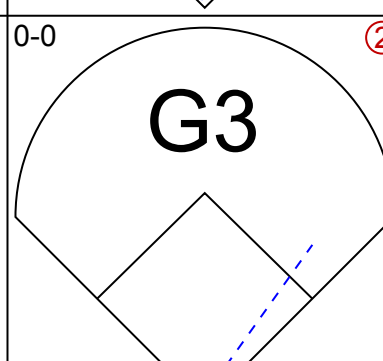
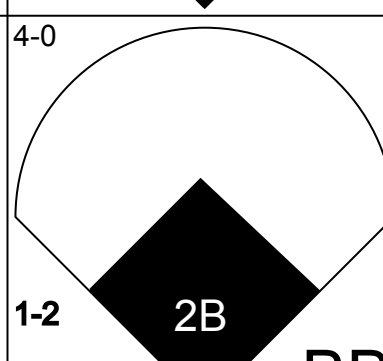

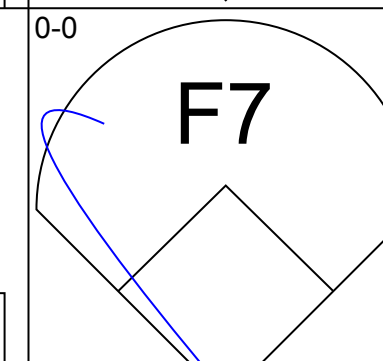
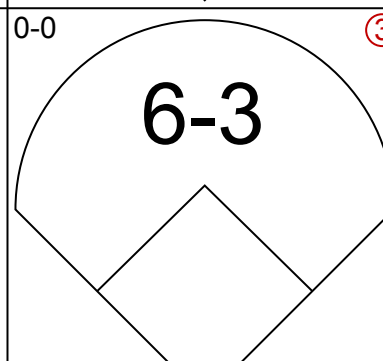
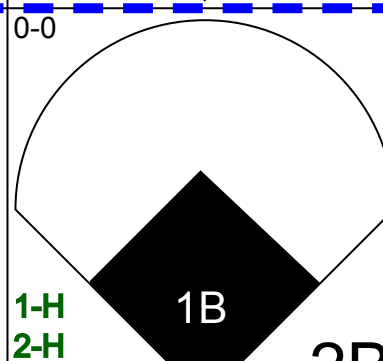

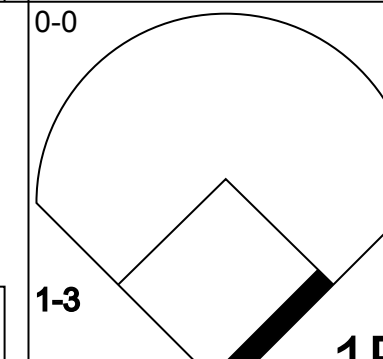
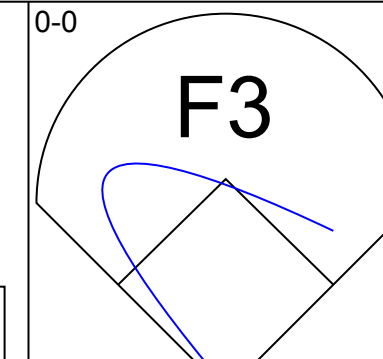
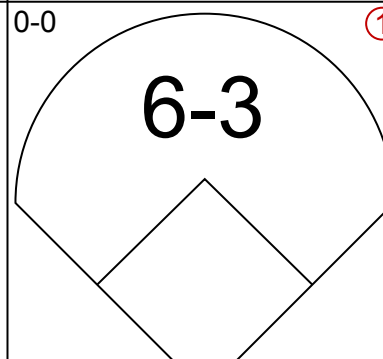
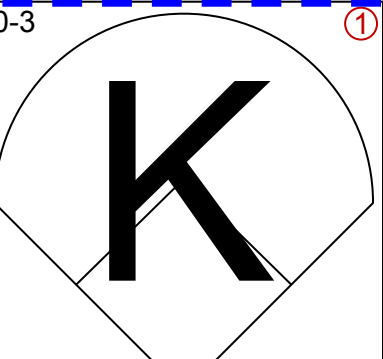
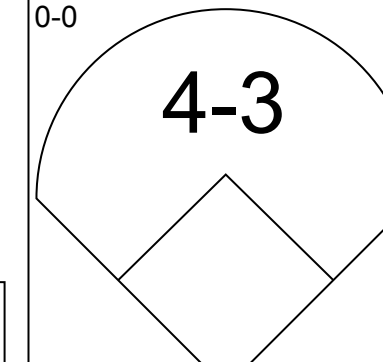
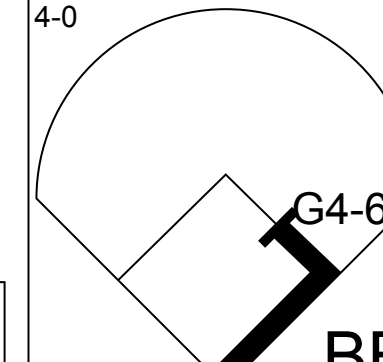
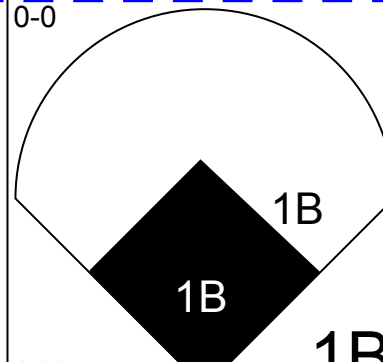
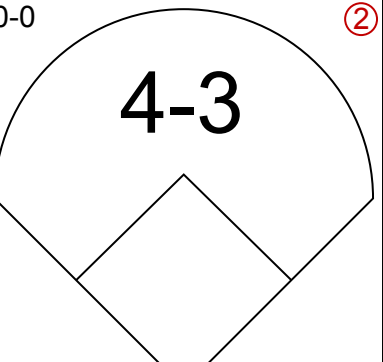
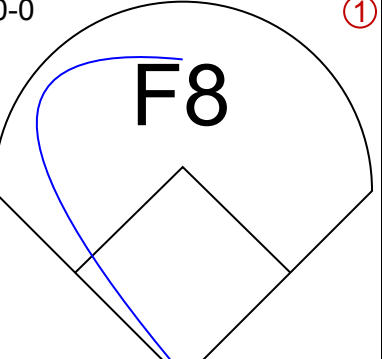
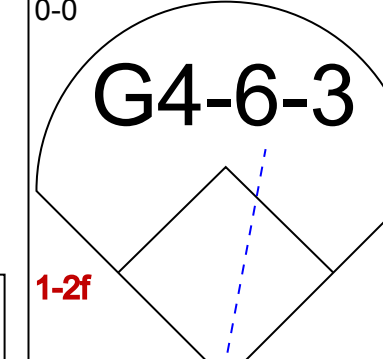
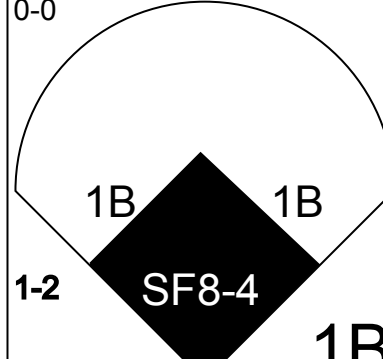
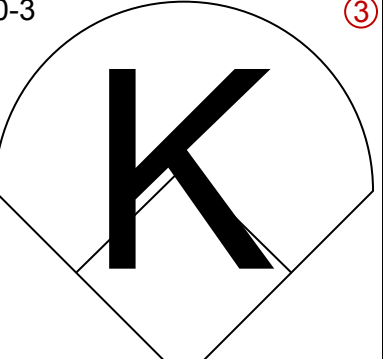
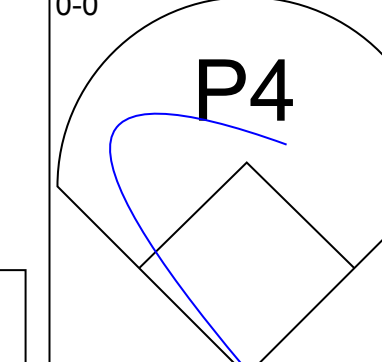
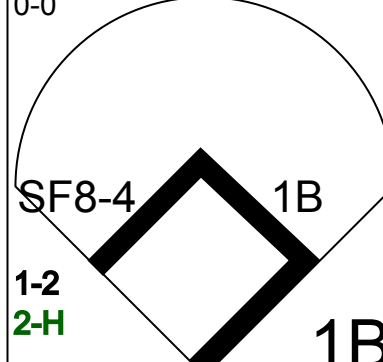

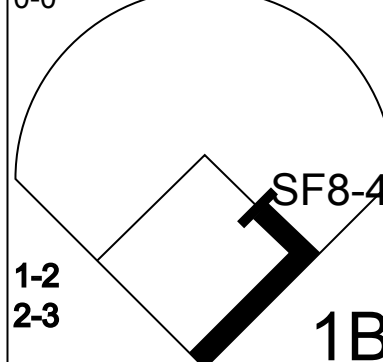

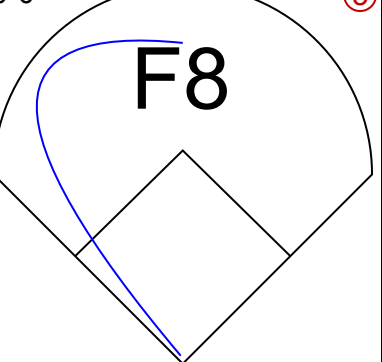
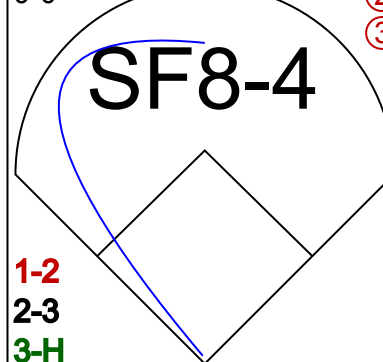

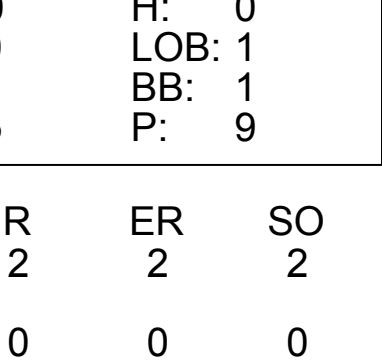
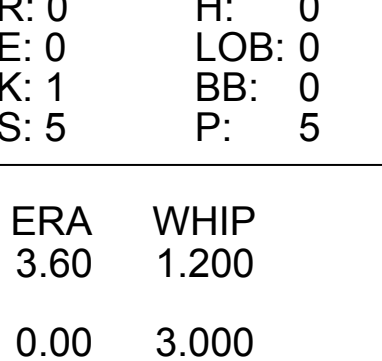
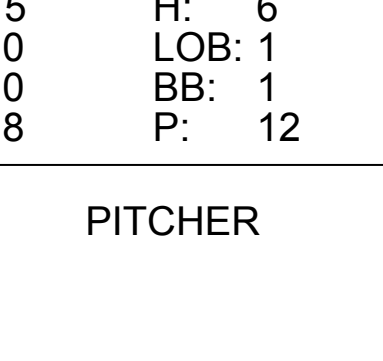
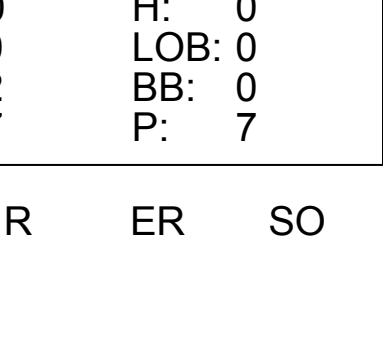

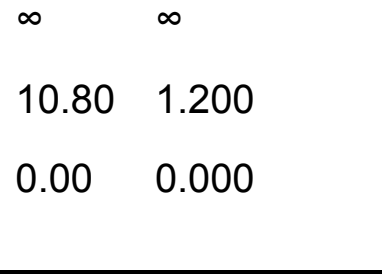


Batter	1	2	3	4	5	6	7	8	9	AB	R	H	RBI	BB	SO	LOB	TOP					
Jack Heidemann, R OBP: 0.273, SLG: 0.298 (1, 6)										5	2	5	1	0	0	0	<b>Cleveland Indians @ Detroit Tigers</b> Tiger Stadium, Detroit, MI Sun Jun 28 1970, 7:05 PM EDT Unknown					
Grain Nettles, L OBP: 0.347, SLG: 0.372 (1, 5)										4	1	2	0	1	0	3						
Vada Pinson, L OBP: 0.344, SLG: 0.471 (1, 9)										4	0	1	1	0	2	4						
Ray Fosse, R OBP: 0.375, SLG: 0.507 (1, 2)										5	1	2	2	0	1	4						
Duke Sims, L OBP: 0.374, SLG: 0.546 (1, 3)										4	1	2	2	1	1	3						
Roy Foster, R OBP: 0.338, SLG: 0.453 (1, 7)										5	1	2	1	0	1	4						
Ted Uhlhaender, L OBP: 0.297, SLG: 0.329 (1, 8)										5	0	0	1	0	1	3						
Eddie Leon, R OBP: 0.275, SLG: 0.305 (1, 4)										5	1	1	0	0	0	1						
Sam McDowell, L OBP: 0.207, SLG: 0.246 (1, 1)										5	1	1	0	0	2	2						
<b>Inning Stats</b>	R: 2 E: 0 K: 3 S: 13	H: 4 LOB: 2 BB: 0 P: 13	R: 2 E: 1 K: 0 S: 5	H: 2 LOB: 1 BB: 1 P: 9	R: 1 E: 0 K: 1 S: 6	H: 1 LOB: 1 BB: 1 P: 10	R: 0 E: 0 K: 3 S: 11	H: 2 LOB: 2 BB: 0 P: 11	R: 1 E: 0 K: 0 S: 6	H: 3 LOB: 2 BB: 0 P: 6	R: 0 E: 0 K: 0 S: 4	H: 1 LOB: 1 BB: 0 P: 4	R: 0 E: 0 K: 0 S: 3	H: 0 LOB: 0 BB: 0 P: 3	R: 2 E: 0 K: 0 S: 6	H: 3 LOB: 1 BB: 0 P: 6	R: 0 E: 0 K: 1 S: 5	H: 0 LOB: 0 BB: 0 P: 5	1B: 14 2B: 2 3B: 0 HR: 1	SF: 1 SAC: 0 DP: 1 HBP: 0	WP: 2 PB: 1 SB: 0 CS: 0	PA: 45
<b>PITCHER</b>	IP WLS BF H R ER SO BB IBB HBP BLK WP HR S P ERA WHIP																					
Earl Wilson, R ERA: 3.9 (1, 1)	1.0 L 10 6 4 3 3 0 0 0 0 0 0 0 16 16 27.00 6.000																					
John Hiller, L ERA: 3.21 (2, 1)	4.0 19 6 2 2 4 2 0 0 0 0 1 1 25 33 4.50 2.000																					
Jerry Robertson, R ERA: 3.68 (6, 1)	2.0 7 1 0 0 0 0 0 0 0 0 0 0 7 7 0.00 0.500																					
Daryl Patterson, R ERA: 7.32 (8, 1)	2.0 9 3 2 2 1 0 0 0 0 0 1 0 11 11 9.00 1.500																					

Batter	1	2	3	4	5	6	7	8	9	AB	R	H	RBI	BB	SO	LOB	BOTTOM					
Mickey Stanley, R OBP: 0.320, SLG: 0.373 (1, 8)										4	1	2	1	0	1	1	<b>Cleveland Indians @ Detroit Tigers</b> Tiger Stadium, Detroit, MI Sun Jun 28 1970, 7:05 PM EDT Unknown					
Dick McAuliffe, L OBP: 0.394, SLG: 0.405 (1, 4)										3	0	0	0	1	1	2						
Al Kaline, R OBP: 0.396, SLG: 0.487 (1, 3)										3	0	0	0	1	0	2						
Willie Horton, R OBP: 0.382, SLG: 0.553 (1, 7)										4	0	1	0	0	1	1						
Jim Northrup, L OBP: 0.357, SLG: 0.511 (1, 9)										4	0	0	0	0	1	2						
Bill Freehan, R OBP: 0.317, SLG: 0.398 (1, 2)										4	0	1	0	0	0	0						
Elliott Maddox, R OBP: 0.302, SLG: 0.346 (1, 5)										4	0	0	0	0	1	1						
Cesar Gutierrez, R OBP: 0.268, SLG: 0.294 (1, 6)										2	1	1	0	1	0	0						
Earl Wilson, R BP: 0.242, SLG: 0.333 (2, 1)										0	0	0	0	0	0	0						
Don Wert, R OBP: 0.296, SLG: 0.250 (5, PH)										1	0	0	0	0	0	0						
Jerry Robertson, S (8, 1)										0	0	0	0	0	0	0						
Jim Price, R OBP: 0.160, SLG: 0.056 (7, PH)										1	0	0	0	0	0	1						
Daryl Patterson, L (8, 1)										0	0	0	0	0	0	0						
<b>Inning Stats</b>	R: 1 E: 0 K: 1 S: 6	H: 1 LOB: 1 BB: 1 P: 10	R: 0 E: 0 K: 0 S: 3	H: 0 LOB: 0 BB: 0 P: 3	R: 0 E: 0 K: 1 S: 5	H: 0 LOB: 1 BB: 1 P: 9	R: 0 E: 0 K: 1 S: 6	H: 2 LOB: 1 BB: 0 P: 6	R: 1 E: 0 K: 1 S: 6	H: 1 LOB: 1 BB: 1 P: 10	R: 0 E: 0 K: 0 S: 3	H: 0 LOB: 0 BB: 0 P: 3	R: 0 E: 1 K: 0 S: 4	H: 1 LOB: 1 BB: 0 P: 4	R: 0 E: 0 K: 1 S: 5	H: 0 LOB: 0 BB: 0 P: 5	R: 0 E: 0 K: 0 S: 3	H: 0 LOB: 0 BB: 0 P: 3	1B: 2 2B: 2 3B: 1 HR: 0	SF: 0 SAC: 0 DP: 1 HBP: 0	WP: 1 PB: 1 SB: 0 CS: 0	PA: 34
<b>PITCHER</b>	IP WLS BF H R ER SO BB IBB HBP BLK WP HR S P ERA WHIP																					
Sam McDowell, L ERA: 2.38 (1, 1)	9.0 W 34 5 2 2 5 3 0 0 0 0 1 0 41 53 2.00 0.889																					

AB	42
R	8
H	16
RBI	8
BB	2
SO	8
LOB	24



Batter	1	2	3	4	5	6	7	8	9	AB	R	H	RBI	BB	SO	LOB	TOP			
Jack Heidemann, R (1, 6) OBP: 0.269, SLG: 0.293										4	0	0	0	0	1	0	Cleveland Indians @ Detroit Tigers Tiger Stadium, Detroit, MI Sun Jun 28 1970, 7:05 PM EDT Att: 33,640 - Unknown			
Eddie Leon, R (1, 4) OBP: 0.276, SLG: 0.310									3	1	1	0	1	0	0					
Roy Foster, R (1, 7) OBP: 0.336, SLG: 0.449									4	0	1	0	0	0	2					
Ray Fosse, R (1, 2)									3	0	1	1	0	0	1					
Chuck Hinton, R (1, 9) OBP: 0.412, SLG: 0.459									4	0	2	0	0	1	1					
Tony Horton, R (1, 3) OBP: 0.326, SLG: 0.435									2	0	1	0	1	1	2					
Ted Uhlhaender, L (1, 8) OBP: 0.294, SLG: 0.326									3	0	0	0	0	0	5					
Graig Nettles, L (1, 5) OBP: 0.345, SLG: 0.368									2	0	0	0	0	0	1					
Larry Brown, R (8, PH) OBP: 0.361, SLG: 0.358									1	0	0	0	0	0	0					
Mike Paul, L (1, 1) Fred Lasher, R (6, 1) Dick Ellsworth, L (6, 1) Dean Chance, R (6, 1) Rich Rollins, R (8, PH) Dennis Higgins, R (8, 1)									2	0	0	0	0	0	1					
<b>Inning Stats</b>	R: 0 E: 0 K: 1 S: 5	H: 0 LOB: 0 BB: 0 P: 5	R: 0 E: 0 K: 0 S: 3	H: 1 LOB: 1 BB: 1 P: 7	R: 0 E: 0 K: 1 S: 5	H: 0 LOB: 0 BB: 0 P: 5	R: 1 E: 0 K: 0 S: 4	H: 1 LOB: 0 BB: 0 P: 4	R: 0 E: 0 K: 0 S: 3	H: 0 LOB: 0 BB: 0 P: 3	R: 0 E: 0 K: 1 S: 7	H: 2 LOB: 2 BB: 0 P: 7	R: 0 E: 0 K: 0 S: 3	H: 0 LOB: 0 BB: 0 P: 3	R: 0 E: 0 K: 1 S: 5	H: 1 LOB: 1 BB: 1 P: 9	1B: 3 2B: 3 3B: 0 HR: 0	SF: 1 SAC: 0 DP: 2 HBP: 0	WP: 0 PA: 33 FB: 0 SB: 0 CS: 0	
<b>PITCHER</b> Mike Kilkenny, L (1, 1) ERA: 4.79	IP: 9.0 WLS: W BF: 32	H: 6 R: 1 ER: 1 SO: 4	BB: 2 IBB: 0 HBP: 0 BLK: 1	WP: 0 HR: 0 S: 38 P: 46	ERA: 1.00 WHIP: 0.889	<b>PITCHER</b>										IP: 9.0 WLS: W BF: 32	H: 6 R: 1 ER: 1 SO: 4	BB: 2 IBB: 0 HBP: 0 BLK: 1	WP: 0 HR: 0 S: 38 P: 46	ERA: 1.00 WHIP: 0.889

Batter	1	2	3	4	5	6	7	8	9	AB	R	H	RBI	BB	SO	LOB	BOTTOM			
Cesar Gutierrez, R (1, 6) OBP: 0.267, SLG: 0.293										4	1	1	0	0	1	0	Cleveland Indians @ Detroit Tigers Tiger Stadium, Detroit, MI Sun Jun 28 1970, 7:05 PM EDT Att: 33,640 - Unknown			
Dick McAuliffe, L (1, 4) OBP: 0.395, SLG: 0.404										3	1	1	0	1	0	0				
Mickey Stanley, R (1, 8) OBP: 0.318, SLG: 0.376										4	1	1	2	0	0	1				
Willie Horton, R (1, 7) OBP: 0.380, SLG: 0.549									4	0	1	0	0	1	1					
Jim Northrup, L (1, 9) OBP: 0.359, SLG: 0.509										3	1	1	1	1	0	2				
Norm Cash, L (1, 3) OBP: 0.344, SLG: 0.451										4	1	1	0	0	1	1				
Elliott Maddox, R (1, 5) OBP: 0.305, SLG: 0.343										1	0	0	0	1	0	0				
Gates Brown, L (6, PH) OBP: 0.292, SLG: 0.435										1	0	1	1	0	0	0				
Don Wert, R (7, 5) OBP: 0.286, SLG: 0.253										0	0	0	0	0	0	0				
Jim Price, R (1, 2) OBP: 0.208, SLG: 0.095										3	0	1	0	0	1	1				
Mike Kilkenny, R (1, 1) OBP: 0.100, SLG: 0.105										2	0	0	1	0	1	1				
<b>Inning Stats</b>	R: 0 E: 0 K: 0 S: 5	H: 2 LOB: 2 BB: 0 P: 5	R: 0 E: 0 K: 1 S: 5	H: 0 LOB: 1 BB: 1 P: 9	R: 0 E: 0 K: 0 S: 3	H: 0 LOB: 0 BB: 0 P: 3	R: 0 E: 0 K: 0 S: 2	H: 0 LOB: 0 BB: 1 P: 6	R: 0 E: 0 K: 1 S: 5	H: 0 LOB: 0 BB: 0 P: 5	R: 5 E: 0 K: 0 S: 8	H: 6 LOB: 1 BB: 1 P: 12	R: 0 E: 0 K: 1 S: 5	H: 0 LOB: 0 BB: 0 P: 5	R: 0 E: 0 K: 2 S: 7	H: 0 LOB: 0 BB: 0 P: 7	1B: 7 2B: 2 3B: 0 HR: 0	SF: 1 SAC: 0 DP: 2 HBP: 0	WP: 0 PA: 33 FB: 0 SB: 0 CS: 0	
<b>PITCHER</b> Mike Paul, L (1, 1) ERA: 5.3	IP: 5.0 WLS: L BF: 20	H: 3 R: 2 ER: 2 SO: 2	BB: 3 IBB: 0 HBP: 0 BLK: 0	WP: 0 HR: 0 S: 21 P: 33	ERA: 3.60 WHIP: 1.200	<b>PITCHER</b>										IP: 5.0 WLS: L BF: 20	H: 3 R: 2 ER: 2 SO: 2	BB: 3 IBB: 0 HBP: 0 BLK: 0	WP: 0 HR: 0 S: 21 P: 33	ERA: 3.60 WHIP: 1.200
Fred Lasher, R (6, 1) ERA: 3.34	0.1	2	1	0	0	0	0	0	0	0	0	2	2	0.00	3.000					
Dick Ellsworth, L (6, 1) ERA: 3.81	0.0	2	2	1	1	0	0	0	0	0	0	2	2	∞	∞					
Dean Chance, R (6, 1) ERA: 3.69	1.2	6	2	2	2	1	0	0	0	0	8	8	10.80	1.200						
Dennis Higgins, R (8, 1) ERA: 5.35	1.0	3	0	0	0	2	0	0	0	0	7	7	0.00	0.000						

AB	29
R	1
H	6
RBI	1
BB	2
SO	4
LOB	12



AB	29
R	5
H	8
RBI	5
BB	3
SO	5
LOB	7



Batter	1	2	3	4	5	6	7	8	9	AB	R	H	RBI	BB	SO	LOB	TOP			
Jack Heidemann, R (1, 6) OBP: 0.267, SLG: 0.291										5	1	1	0	0	0	0	<b>Cleveland Indians @ Baltimore Orioles</b> Memorial Stadium, Baltimore, MD Tue Jun 30 1970, 7:05 PM EDT Att: 11,346 - Unknown			
Eddie Leon, R (1, 4) OBP: 0.289, SLG: 0.318										4	0	3	0	1	0	0				
Roy Foster, R (1, 7) OBP: 0.335, SLG: 0.445										4	0	1	0	0	0	4				
Ray Fosse, R (1, 2) OBP: 0.371, SLG: 0.504										4	0	1	0	0	0	5				
Chuck Hinton, R (1, 9) OBP: 0.431, SLG: 0.484										3	1	2	1	1	0	2				
Tony Horton, R (1, 3) OBP: 0.325, SLG: 0.430										3	0	0	0	1	0	4				
Ted Uhlaender, L (1, 8) OBP: 0.297, SLG: 0.327										2	0	1	1	1	0	1				
Graig Nettles, L (1, 5) OBP: 0.343, SLG: 0.363										3	0	0	0	1	0	2				
Steve Dunning, R (1, 1) OBP: 0.143, SLG: 0.143										2	0	0	0	0	1	3				
Rich Rollins, R (6, PH) OBP: 0.288, SLG: 0.288										1	0	0	0	0	0	0				
Dennis Higgins, R (6, PH) OBP: 0.267, SLG: 0.280										1	0	0	0	0	1	0				
<b>Inning Stats</b>	R: 1 E: 0 K: 0 S: 5	H: 3 LOB: 2 BB: 0 P: 5	R: 0 E: 0 K: 0 S: 4	H: 1 LOB: 1 BB: 0 P: 4	R: 0 E: 0 K: 1 S: 5	H: 2 LOB: 2 BB: 0 P: 5	R: 0 E: 0 K: 1 S: 4	H: 0 LOB: 2 BB: 2 P: 12	R: 0 E: 0 K: 0 S: 2	H: 0 LOB: 0 BB: 1 P: 6	R: 0 E: 0 K: 0 S: 4	H: 1 LOB: 1 BB: 0 P: 4	R: 1 E: 0 K: 0 S: 4	H: 1 LOB: 0 BB: 0 P: 4	R: 0 E: 0 K: 1 S: 5	H: 0 LOB: 0 BB: 0 P: 5	1B: 8 2B: 2 3B: 0 HR: 0	SF: 1 SAC: 0 DP: 2 HBP: 0	WP: 0 PB: 0 SB: 0 CS: 0	PA: 38
<b>PITCHER</b> Dave McNally, L (1, 1) ERA: 3.95	IP: 9.0 WLS: W BF: 38	H: 9 R: 2 ER: 2 SO: 2	BB: 5 IBB: 0 HBP: 0 BLK: 0	WP: 0 HR: 0 S: 37 P: 57	ERA: 2.00 WHIP: 1.556	<b>PITCHER</b>										IP: WLS: BF: H: R: ER: SO: BB: IBB: HBP: BLK: WP: HR: S: P: ERA: WHIP				

Batter	1	2	3	4	5	6	7	8	9	AB	R	H	RBI	BB	SO	LOB	BOTTOM			
Don Buford, S (1, 7) OBP: 0.401, SLG: 0.433										3	2	1	1	1	1	1	<b>Cleveland Indians @ Baltimore Orioles</b> Memorial Stadium, Baltimore, MD Tue Jun 30 1970, 7:05 PM EDT Att: 11,346 - Unknown			
Bobby Grich, R (1, 4) OBP: 0.250, SLG: 0.143										4	0	1	0	0	1	2				
Boog Powell, L (1, 3) OBP: 0.433, SLG: 0.611										4	2	3	3	0	1	1				
Frank Robinson, R (1, 9) OBP: 0.404, SLG: 0.563										4	0	1	0	0	2	2				
Paul Blair, R (1, 8) OBP: 0.337, SLG: 0.441										4	0	0	0	0	0	3				
Brooks Robinson, R (1, 5) OBP: 0.329, SLG: 0.434										4	0	0	0	0	0	1				
Eliot Hendricks, L (1, 2) OBP: 0.310, SLG: 0.327										2	0	0	0	1	1	0				
Mark Belanger, R (1, 6) OBP: 0.246, SLG: 0.213										2	0	0	0	1	1	0				
Dave McNally, R (1, 1) OBP: 0.320, SLG: 0.293										2	0	0	0	1	0	2				
<b>Inning Stats</b>	R: 0 E: 0 K: 2 S: 9	H: 2 LOB: 2 BB: 0 P: 9	R: 0 E: 0 K: 0 S: 2	H: 0 LOB: 1 BB: 2 P: 10	R: 2 E: 1 K: 1 S: 7	H: 2 LOB: 1 BB: 1 P: 11	R: 0 E: 0 K: 1 S: 5	H: 0 LOB: 0 BB: 0 P: 5	R: 2 E: 0 K: 1 S: 7	H: 2 LOB: 0 BB: 0 P: 7	R: 0 E: 0 K: 1 S: 5	H: 0 LOB: 1 BB: 1 P: 9	R: 0 E: 0 K: 0 S: 3	H: 0 LOB: 0 BB: 0 P: 3	R: 0 E: 0 K: 1 S: 3	H: 0 LOB: 0 BB: 0 P: 3		1B: 3 2B: 0 3B: 0 HR: 3	SF: 0 SAC: 0 DP: 1 HBP: 0	WP: 0 PB: 0 SB: 0 CS: 0
<b>PITCHER</b> Steve Dunning, R (1, 1) ERA: 4.09	IP: 5.0 WLS: L BF: 23	H: 6 R: 4 ER: 4 SO: 5	BB: 3 IBB: 0 HBP: 0 BLK: 0	WP: 0 HR: 3 S: 30 P: 42	ERA: 7.20 WHIP: 1.800	<b>PITCHER</b>										IP: WLS: BF: H: R: ER: SO: BB: IBB: HBP: BLK: WP: HR: S: P: ERA: WHIP				
Dennis Higgins, R (6, 1) ERA: 4.95	3.0	10	0	0	0	2	1	0	0	0	0	0	0	0	0	0	0.00	0.333		



Batter	1	2	3	4	5	6	7	8	9	AB	R	H	RBI	BB	SO	LOB	TOP					
Jack Heidemann, R (1, 6) OBP: 0.264, SLG: 0.286	F9		K			6-3		F9		4	0	0	0	0	1	1	<b>Cleveland Indians @ Baltimore Orioles</b> Memorial Stadium, Baltimore, MD Wed Jul 01 1970, 7:05 PM EDT Att: 7,489 - Unknown					
Graig Nettles, L (1, 5) OBP: 0.346, SLG: 0.366	L8			4-3		G3		FC6-4		4	0	2	0	0	0	0						
Vada Pinson, L (1, 9) OBP: 0.343, SLG: 0.468	F3			4-3		1B		FC6-4		4	0	1	0	0	0	2						
Ray Fosse, R (1, 2) OBP: 0.369, SLG: 0.500		6-3		K		1B		F8		4	0	1	0	0	1	2						
Duke Sims, L (1, 7) OBP: 0.370, SLG: 0.536		4-3		1-3		1B				4	0	1	0	0	0	3						
Tony Horton, R (1, 3) OBP: 0.328, SLG: 0.431										4	0	2	0	0	0	0						
Ted Uhlhaender, L (1, 8) OBP: 0.293, SLG: 0.322			F7			FC6		G3		4	0	0	0	0	0	3						
Eddie Leon, R (1, 4) OBP: 0.293, SLG: 0.318				F4		1B		1-2		3	0	1	0	1	1	3						
Rick Austin, R (1, 1) Buddy Bradford, R (7, PH) Phil Hennigan, R (7, 1) Lou Klimchock, L (9, PH) OBP: 0.182, SLG: 0.238			6-3			F5		K		2	0	0	0	0	0	2						
Inning Stats	R: 0 E: 0 K: 0 S: 3	H: 0 LOB: 0 BB: 0 P: 3	R: 0 E: 0 K: 0 S: 3	H: 0 LOB: 0 BB: 0 P: 3	R: 0 E: 0 K: 1 S: 5	H: 0 LOB: 1 BB: 1 P: 9	R: 0 E: 0 K: 1 S: 6	H: 1 LOB: 1 BB: 0 P: 6	R: 0 E: 0 K: 0 S: 4	H: 1 LOB: 1 BB: 0 P: 4	R: 0 E: 0 K: 1 S: 5	H: 2 LOB: 2 BB: 0 P: 5	R: 0 E: 0 K: 1 S: 6	H: 1 LOB: 1 BB: 0 P: 6	R: 0 E: 0 K: 2 S: 4	H: 1 LOB: 1 BB: 0 P: 4	R: 0 E: 0 K: 2 S: 9	H: 2 LOB: 2 BB: 0 P: 9	1B: 8 2B: 0 3B: 0 HR: 0	SF: 0 SAC: 0 DP: 0 HBP: 0	WP: 0 PB: 0 SB: 0 CS: 0	PA: 36
PITCHER Jim Palmer, R (1, 1) ERA: 2.84	IP: 9.0 WLS: W BF: 36 H: 8 R: 0 ER: 0 SO: 5 BB: 1 IBB: 0 HBP: 0 BLK: 0 WP: 0 HR: 0 S: 45 P: 49 ERA: 0.00 WHIP: 1.000															PITCHER						

Batter	1	2	3	4	5	6	7	8	9	AB	R	H	RBI	BB	SO	LOB	BOTTOM			
Don Buford, S (1, 7) OBP: 0.402, SLG: 0.434	SH1 PB 1B	3-1					G3			4	0	2	0	0	0	2	<b>Cleveland Indians @ Baltimore Orioles</b> Memorial Stadium, Baltimore, MD Wed Jul 01 1970, 7:05 PM EDT Att: 7,489 - Unknown			
Mark Belanger, R (1, 6) OBP: 0.247, SLG: 0.211	SH1		F7	CS	F7					2	0	0	0	1	0	0				
Boog Powell, L (1, 3) OBP: 0.434, SLG: 0.611										3	1	1	0	1	0	1				
Frank Robinson, R (1, 9) OBP: 0.401, SLG: 0.557	G5-4-3 BB						1-3			4	0	1	1	0	0	2				
Paul Blair, R (1, 8) OBP: 0.340, SLG: 0.439			K	G6-4-3				L8		3	0	1	0	1	1	1				
Brooks Robinson, R (1, 5) OBP: 0.334, SLG: 0.449										4	2	3	0	0	1	1				
Davey Johnson, R (1, 4) OBP: 0.377, SLG: 0.415										4	0	2	1	0	0	2				
Andy Etchebarren, R (1, 2) OBP: 0.295, SLG: 0.297										2	0	1	1	0	0	1				
Jim Palmer, R (1, 1) OBP: 0.218, SLG: 0.259										2	0	0	0	0	2	2				
Inning Stats	R: 0 E: 0 K: 0 S: 3	H: 1 LOB: 1 BB: 1 P: 7	R: 1 E: 0 K: 2 S: 9	H: 2 LOB: 2 BB: 0 P: 10	R: 1 E: 0 K: 0 S: 4	H: 2 LOB: 0 BB: 0 P: 4	R: 1 E: 0 K: 0 S: 5	H: 3 LOB: 1 BB: 0 P: 5	R: 0 E: 0 K: 1 S: 3	H: 0 LOB: 1 BB: 0 P: 3	R: 0 E: 0 K: 1 S: 5	H: 1 LOB: 1 BB: 1 P: 9	R: 0 E: 0 K: 1 S: 5	H: 0 LOB: 1 BB: 1 P: 9	R: 0 E: 0 K: 0 S: 4	H: 2 LOB: 1 BB: 0 P: 4	1B: 7 2B: 4 3B: 0 HR: 0	SF: 0 SAC: 2 DP: 2 HBP: 1	WP: 0 PB: 1 SB: 0 CS: 3	PA: 35
PITCHER Rick Austin, L (1, 1) ERA: 4.15 Phil Hennigan, R (7, 1) ERA: 4.25	IP: 6.0 WLS: L BF: 26 H: 9 R: 3 ER: 3 SO: 3 BB: 2 IBB: 0 HBP: 1 BLK: 0 WP: 0 HR: 0 S: 29 P: 38 ERA: 4.50 WHIP: 1.833															PITCHER				

Batter	1	2	3	4	5	6	7	8	9	AB	R	H	RBI	BB	SO	LOB	TOP										
Jack Heidemann, R OBP: 0.262, SLG: 0.283 (1, 6)										3	0	0	1	0	1	2											
Graig Nettles, L OBP: 0.342, SLG: 0.361 Larry Brown, R OBP: 0.359, SLG: 0.345 (7, PH) (7, 5)										3	1	0	0	0	0	2											
Vada Pinson, L OBP: 0.344, SLG: 0.466 (8, 7)										5	2	2	0	0	0	2											
Ray Fosse, R OBP: 0.369, SLG: 0.512 (1, 2)										4	1	2	4	0	0	1											
Duke Sims, L OBP: 0.362, SLG: 0.522 Chuck Hinton, R OBP: 0.419, SLG: 0.470 (7, PH) (7, 7)										3	0	0	0	0	0	2											
Dean Chance, R (8, 1)										0	0	0	0	0	0	0											
Tony Horton, R OBP: 0.336, SLG: 0.461 (1, 3)										5	2	4	2	0	0	2											
Ted Uhlhaender, L OBP: 0.294, SLG: 0.327 (1, 8)										5	1	2	1	0	0	3											
Eddie Leon, R OBP: 0.295, SLG: 0.333 (1, 4)										5	2	2	1	0	0	2											
Sam McDowell, L OBP: 0.200, SLG: 0.237 Lou Klimchok, L OBP: 0.178, SLG: 0.233 Dennis Higgins, R OBP: 0.278, SLG: 0.295 (8, PH) (8, 9)										2	0	0	0	0	1	2											
<b>Inning Stats</b>	R: 3 E: 0 K: 0 S: 6	H: 3 LOB: 1 BB: 7	R: 0 E: 1 K: 1 S: 6	H: 0 LOB: 1 BB: 0 P: 6	R: 0 E: 0 K: 0 S: 3	H: 0 LOB: 0 BB: 0 P: 3	R: 1 E: 0 K: 1 S: 7	H: 2 LOB: 1 BB: 0 P: 7	R: 0 E: 1 K: 0 S: 5	H: 1 LOB: 2 BB: 0 P: 5	R: 1 E: 0 K: 2 S: 4	H: 1 LOB: 2 BB: 0 P: 4	R: 1 E: 1 K: 2 S: 10	H: 2 LOB: 2 BB: 0 P: 10	R: 2 E: 1 K: 0 S: 5	H: 1 LOB: 1 BB: 1 P: 10	R: 2 E: 0 K: 0 S: 6	H: 3 LOB: 1 BB: 0 P: 6	1B: 6 2B: 3 HR: 3	SF: 2 SAC: 1 HBP: 2	WP: 0 PB: 0 SB: 0 CS: 0	PA: 47					
<b>PITCHER</b>	IP	WLS	BF	H	R	ER	SO	BB	IBB	HBP	BLK	WP	HR	S	P	ERA	WHIP										
Jim Hardin, R ERA: 3.48 Marcelino Lopez, L ERA: 2.42 Moe Drabowsky, R ERA: 3.33 Pete Richert, L ERA: 1.98 Eddie Watt, R ERA: 5.3	6.0		28	7	5	5	2	0	0	1	0	0	2	31	32	7.50	1.167										
<b>Batter</b>	<b>1</b>	<b>2</b>	<b>3</b>	<b>4</b>	<b>5</b>	<b>6</b>	<b>7</b>	<b>8</b>	<b>9</b>	<b>AB</b>	<b>R</b>	<b>H</b>	<b>RBI</b>	<b>BB</b>	<b>SO</b>	<b>LOB</b>	<b>BOTTOM</b>										
Merv Rettenmund, R OBP: 0.337, SLG: 0.523 (1, 7)										3	1	1	0	2	0	2											
Bobby Leigh, R OBP: 0.177, SLG: 0.091 Marcelino Lopez, L OBP: 0.400, SLG: 0.250 Moe Drabowsky, R OBP: 0.125, SLG: 0.125 Pete Richert, L OBP: 0.200, SLG: 0.200 Eddie Watt, R OBP: 0.404, SLG: 0.434 (7, 5) (7, 5) (8, 1) (8, 1) (8, PH)										4	1	0	0	0	3	4											
Frank Robinson, R OBP: 0.408, SLG: 0.571 (1, 9)										3	3	2	1	1	0	0											
Boog Powell, L OBP: 0.436, SLG: 0.621 (1, 3)										4	1	2	3	1	1	2											
Paul Blair, R OBP: 0.337, SLG: 0.432 (1, 8)										4	1	0	0	1	3	3											
Brooks Robinson, R OBP: 0.335, SLG: 0.455 (1, 5)										5	1	2	3	0	0	3											
Davey Johnson, R OBP: 0.374, SLG: 0.410 (1, 4)										5	0	1	1	0	2	1											
Eliud Hendricks, L OBP: 0.308, SLG: 0.325 (1, 2)										4	0	1	0	0	1	1											
Jim Hardin, R Mark Belanger, R OBP: 0.290, SLG: 0.214 (7, 6)										3	0	0	0	0	2	1											
<b>Inning Stats</b>	R: 1 E: 0 K: 1 S: 7	H: 2 LOB: 2 BB: 1 P: 11	R: 0 E: 0 K: 3 S: 9	H: 0 LOB: 0 BB: 0 P: 9	R: 4 E: 0 K: 1 S: 7	H: 2 LOB: 1 BB: 2 P: 16	R: 0 E: 0 K: 2 S: 6	H: 0 LOB: 0 BB: 1 P: 10	R: 1 E: 0 K: 2 S: 9	H: 2 LOB: 1 BB: 0 P: 9	R: 0 E: 0 K: 1 S: 6	H: 1 LOB: 1 BB: 0 P: 6	R: 0 E: 0 K: 1 S: 5	H: 0 LOB: 1 BB: 1 P: 9	R: 0 E: 0 K: 0 S: 4	H: 1 LOB: 0 BB: 0 P: 4	R: 3 E: 0 K: 1 S: 7	H: 2 LOB: 0 BB: 1 P: 11	1B: 7 2B: 0 3B: 1 HR: 2	SF: 0 SAC: 0 DP: 0 HBP: 1	WP: 1 PB: 0 SB: 0 CS: 1	PA: 43					
<b>PITCHER</b>	IP	WLS	BF	H	R	ER	SO	BB	IBB	HBP	BLK	WP	HR	S	P	ERA	WHIP										
Sam McDowell, L ERA: 2.64 Dennis Higgins, R ERA: 4.77 Dean Chance, R ERA: 3.94	5.0	W	8	1	0	0	2	1	0	0	0	0	0	11	15	0.00	1.000										
	2.0	S	10	3	3	3	1	1	0	0	0	0	1	11	15	13.50	2.000										

Cleveland Indians @ Baltimore Orioles  
Memorial Stadium, Baltimore, MD  
Thu Jul 02 1970, 7:05 PM EDT  
Att: 6,135 - Unknown

AB 41  
R 10  
H 13  
RBI 9  
BB 1  
SO 4  
LOB 23



Cleveland Indians @ Baltimore Orioles  
Memorial Stadium, Baltimore, MD  
Thu Jul 02 1970, 7:05 PM EDT  
Att: 6,135 - Unknown

AB 36  
R 9  
H 10  
RBI 8  
BB 6  
SO 12  
LOB 17



Batter	1	2	3	4	5	6	7	8	9	AB	R	H	RBI	BB	SO	LOB	TOP			
Jack Heidemann, R (1, 6) OBP: 0.262, SLG: 0.282	F8		F7			L6		E		4	1	1	0	0	0	1	<b>Cleveland Indians @ Boston Red Sox</b> Fenway Park, Boston, MA Fri Jul 03 1970, 7:05 PM EDT Unknown			
Graig Nettles, L (1, 5) OBP: 0.344, SLG: 0.358	F9					L3		FC5-2		2	0	0	0	2	0					
Vada Pinson, L (1, 9) OBP: 0.342, SLG: 0.463	1-3		G3			G3		E9		4	0	1	1	0	0	2				
Ray Fosse, R (1, 2) OBP: 0.364, SLG: 0.504		F7		F8			1-3	FC5-2		4	0	0	0	0	2					
Duke Sims, L (1, 7) OBP: 0.359, SLG: 0.513		3-1		K				F8		4	0	1	0	0	1	2				
Tony Horton, R (1, 3) OBP: 0.338, SLG: 0.460				5-3						3	0	1	0	1	0	0				
Ted Uhlhaender, L (1, 8) OBP: 0.290, SLG: 0.322		L9				3-1		F6		4	0	0	0	0	0	3				
Eddie Leon, R (1, 4) OBP: 0.294, SLG: 0.336						F2		FC6-4		4	0	1	0	0	1	2				
Rich Hand, R (1, 1) OBP: 0.167, SLG: 0.143						5-3				2	0	0	0	0	0	1				
Chuck Hinton, R (8, PH) OBP: 0.413, SLG: 0.463			5-3			6-3				1	0	0	0	0	1	0				
Phil Hennigan, R (8, 1) OBP: 0.444, SLG: 0.333								K		0	0	0	0	0	0	0				
<b>Inning Stats</b>	R: 0 E: 0 K: 0 S: 3	H: 0 LOB: 0 BB: 0 P: 3	R: 0 E: 0 K: 0 S: 3	H: 0 LOB: 1 BB: 1 P: 7	R: 0 E: 0 K: 0 S: 4	H: 1 LOB: 2 BB: 1 P: 8	R: 0 E: 0 K: 1 S: 5	H: 0 LOB: 0 BB: 0 P: 5	R: 0 E: 0 K: 0 S: 3	H: 0 LOB: 0 BB: 0 P: 3	R: 0 E: 0 K: 0 S: 5	H: 2 LOB: 2 BB: 0 P: 5	R: 1 E: 1 K: 1 S: 7	H: 2 LOB: 2 BB: 1 P: 11	R: 0 E: 0 K: 1 S: 5	H: 0 LOB: 0 BB: 0 P: 5	1B: 4 2B: 1 3B: 0 HR: 0	SF: 0 SAC: 0 DP: 0 HBP: 0	WP: 0 PB: 0 SB: 0 CS: 0	PA: 35
<b>PITCHER</b> Ray Culp, R (1, 1) ERA: 2.81	IP: 9.0 WLS: W BF: 35 H: 5 R: 1 ER: 1 SO: 3 BB: 3 IBB: 0 HBP: 0 BLK: 0 WP: 0 HR: 0 S: 38 P: 50 ERA: 1.00 WHIP: 0.889											<b>PITCHER</b>	IP: 9.0 WLS: W BF: 35 H: 5 R: 1 ER: 1 SO: 3 BB: 3 IBB: 0 HBP: 0 BLK: 0 WP: 0 HR: 0 S: 38 P: 50 ERA: 1.00 WHIP: 0.889							

AB	32
R	1
H	5
RBI	1
BB	3
SO	3
LOB	13



Batter	1	2	3	4	5	6	7	8	9	AB	R	H	RBI	BB	SO	LOB	BOTTOM			
Mike Andrews, R (1, 4) OBP: 0.329, SLG: 0.357	F9		5-3			F8		G1-4-3		4	0	0	0	0	0	2	<b>Cleveland Indians @ Boston Red Sox</b> Fenway Park, Boston, MA Fri Jul 03 1970, 7:05 PM EDT Unknown			
Reggie Smith, S (1, 8) OBP: 0.372, SLG: 0.455			4-3					F7		4	1	2	0	0	0	0				
Carl Yastrzemski, L (1, 3) OBP: 0.437, SLG: 0.577			3-1					HR		3	1	2	1	1	0	0				
Tony Conigliaro, R (1, 9) OBP: 0.350, SLG: 0.482	F9					K		6-3		4	0	0	0	0	1	3				
Rico Petrocelli, R (1, 6) OBP: 0.295, SLG: 0.435	5-3					K				2	0	0	0	2	1	2				
George Scott, R (1, 5) OBP: 0.352, SLG: 0.478						K		K		4	0	2	0	0	2	1				
Billy Conigliaro, R (1, 7) OBP: 0.543, SLG: 0.496			5-3							3	0	0	0	0	0	3				
Tom Satriano, L (1, 2) OBP: 0.358, SLG: 0.420			K							2	0	1	0	1	1	1				
Ray Culp, R (1, 1) OBP: 0.111, SLG: 0.133			K							2	0	0	0	0	1	2				
<b>Inning Stats</b>	R: 0 E: 0 K: 0 S: 4	H: 1 LOB: 2 BB: 1 P: 8	R: 0 E: 0 K: 2 S: 8	H: 1 LOB: 0 BB: 0 P: 8	R: 0 E: 0 K: 0 S: 3	H: 0 LOB: 0 BB: 0 P: 3	R: 0 E: 0 K: 3 S: 9	H: 0 LOB: 0 BB: 0 P: 9	R: 0 E: 0 K: 0 S: 3	H: 0 LOB: 1 BB: 1 P: 7	R: 1 E: 0 K: 0 S: 5	H: 3 LOB: 2 BB: 1 P: 9	R: 0 E: 0 K: 0 S: 3	H: 1 LOB: 1 BB: 1 P: 10	R: 1 E: 0 K: 1 S: 6	H: 1 LOB: 1 BB: 1 P: 10		1B: 3 2B: 3 3B: 0 HR: 1	SF: 0 SAC: 1 DP: 2 HBP: 0	WP: 0 PB: 0 SB: 0 CS: 0
<b>PITCHER</b> Rich Hand, R (1, 1) ERA: 4.45	IP: 7.0 WLS: L BF: 28 H: 6 R: 1 ER: 1 SO: 5 BB: 3 IBB: 0 HBP: 0 BLK: 0 WP: 0 HR: 0 S: 35 P: 47 ERA: 1.29 WHIP: 1.286											<b>PITCHER</b> Phil Hennigan, R (8, 1) ERA: 4.33	IP: 1.0 WLS: L BF: 5 H: 1 R: 1 ER: 1 SO: 1 BB: 1 IBB: 0 HBP: 0 BLK: 0 WP: 1 HR: 6 S: 10 P: 10 ERA: 9.00 WHIP: 2.000							

AB	28
R	2
H	7
RBI	1
BB	4
SO	6
LOB	14



Batter	1	2	3	4	5	6	7	8	9	AB	R	H	RBI	BB	SO	LOB	TOP																		
Jack Heidemann, R OBP: 0.281, SLG: 0.285	F8		1B HR	F8			6-3		K	5	1	1	0	0	1	0	<b>Cleveland Indians @ Boston Red Sox</b> Fenway Park, Boston, MA Fri Jul 03 1970, 7:05 PM EDT Att: 27,395 - Unknown																		
Eddie Leon, R OBP: 0.286, SLG: 0.329	F4		L6		4-3		F9		F9	5	0	0	0	0	0	2																			
Roy Foster, R OBP: 0.345, SLG: 0.445	1B HBP		HR	1B	FC4-6 BB				K	2	1	1	1	2	1	0																			
Ray Fosse, R OBP: 0.366, SLG: 0.516	1-2 1B		HR		F8		F8			4	1	2	3	0	0	2																			
Tony Horton, R OBP: 0.337, SLG: 0.460	K		2B		FC4-6				L7	4	0	1	0	0	1	3																			
Chuck Hinton, R OBP: 0.403, SLG: 0.449										2	0	0	0	0	2	1																			
Ted Uhlaender, L OBP: 0.292, SLG: 0.327		K	K			6-3			1B 2B	2	0	1	0	0	0	0																			
Buddy Bradford, R OBP: 0.273, SLG: 0.289							F8		K	2	0	0	0	0	1	1																			
Vada Pinson, L OBP: 0.340, SLG: 0.459		K	6-3							2	0	0	0	0	1	1																			
Graig Nettles, L OBP: 0.346, SLG: 0.360		6-3			3-1				1B	4	0	2	0	0	0	0																			
Mike Prof., R Fred Lasher, R Lou Alimonta, L Don Chance, R Ron Roloff, L Dick Ellsworth, L Duke Sims, L Larry Brown, L Dennis Higgins, R			2B 1B	K		F8			L6	1	0	1	0	0	0	0																			
<b>Inning Stats</b>	R: 0 E: 0 K: 1 S: 6	H: 1 LOB: 2 BB: 0 P: 7	R: 0 E: 0 K: 2 S: 7	H: 0 LOB: 0 BB: 0 P: 7	R: 4 E: 0 K: 1 S: 10	H: 5 LOB: 1 BB: 0 P: 10	R: 0 E: 0 K: 1 S: 5	H: 0 LOB: 0 BB: 0 P: 5	R: 0 E: 0 K: 0 S: 3	H: 0 LOB: 1 BB: 1 P: 7	R: 0 E: 0 K: 0 S: 4	H: 1 LOB: 1 BB: 0 P: 4	R: 0 E: 0 K: 0 S: 3	H: 0 LOB: 1 BB: 1 P: 7	R: 0 E: 0 K: 1 S: 7	H: 2 LOB: 2 BB: 0 P: 7	R: 0 E: 0 K: 2 S: 7	H: 0 LOB: 0 BB: 0 P: 7	1B: 5 2B: 3 3B: 0 HR: 1	SF: 0 SAC: 0 DP: 0 HBP: 1	WP: 0 PA: 39 CS: 0														
<b>PITCHER</b>	IP WLS BF H R ER SO BB IBB HBP BLK WP HR S P ERA WHIP																																		
Ken Brett, L ERA: 3.83	2.1	14	6	4	4	3	0	0	0	0	0	0	0	0	1	19	20	15.43	2.571																
Cal Koonce, R ERA: 4.05	2.2	9	0	0	0	2	1	0	0	0	0	0	0	0	0	12	16	0.00	0.375																
Gary Wagner, R ERA: 1.93	2.0	W	8	1	0	0	0	1	0	0	0	0	0	0	0	7	11	0.00	1.000																
Jose Santiago, R ERA: 10.13	0.2		4	2	0	0	1	0	0	0	0	0	0	0	0	6	6	0.00	3.000																
Sparky Lyle, L ERA: 5.5	1.1	S	4	0	0	0	2	0	0	0	0	0	0	0	0	8	8	0.00	0.000																

AB	36
R	4
H	9
RBI	4
BB	2
SO	8
LOB	13



Batter	1	2	3	4	5	6	7	8	9	AB	R	H	RBI	BB	SO	LOB	BOTTOM																		
Dick Schofield, S OBP: 0.295, SLG: 0.210	E BB	FC5		1B BB	FC6-4		E6			4	0	2	0	1	0	5	<b>Cleveland Indians @ Boston Red Sox</b> Fenway Park, Boston, MA Fri Jul 03 1970, 7:05 PM EDT Att: 27,395 - Unknown																		
Reggie Smith, S OBP: 0.370, SLG: 0.451	F8		6-3	K		F7	1-3			2	0	0	0	0	0	1																			
Mike Fiore, L OBP: 0.317, SLG: 0.202										3	0	0	0	0	1	2																			
Carl Yastrzemski, L OBP: 0.440, SLG: 0.576	FC4		1B 3B	1B	BB		1-3			4	1	2	0	1	0	1																			
Tony Conigliaro, R OBP: 0.351, SLG: 0.481	G6-4-3		1B	1B	BB					5	1	2	0	0	0	3																			
Rico Petrocelli, R OBP: 0.300, SLG: 0.443		1B FC3-2 BB	1B 2B 3B	FC6-4		FC5-4		E7 WP	1B	4	1	2	2	1	0	4																			
George Scott, R OBP: 0.359, SLG: 0.484		FC3-2 1B BB	2B	F4			3B 1B		IBB	3	1	2	1	2	0	0																			
Billy Conigliaro, R OBP: 0.359, SLG: 0.483		K	K				K		F8	5	0	1	0	0	3	6																			
Jerry Moses, R OBP: 0.322, SLG: 0.411		FC5 FC3-2 1B	4-3		K					4	1	2	1	0	1	2																			
Ken Brett, L Cal Koonce, R Gary Peters, L Gary Wagner, R Mike Andrews, R Jose Santiago, R Sparky Lyle, L		FC3-2		K			FC6-4 BB		5-3	1	0	0	0	0	0	3																			
<b>Inning Stats</b>	R: 0 E: 1 K: 0 S: 3	H: 0 LOB: 1 BB: 1 P: 7	R: 0 E: 0 K: 1 S: 6	H: 1 LOB: 3 BB: 2 P: 14	R: 3 E: 0 K: 1 S: 9	H: 4 LOB: 1 BB: 0 P: 9	R: 0 E: 0 K: 2 S: 9	H: 2 LOB: 3 BB: 1 P: 13	R: 0 E: 0 K: 1 S: 6	H: 1 LOB: 2 BB: 1 P: 10	R: 0 E: 0 K: 0 S: 4	H: 1 LOB: 1 BB: 0 P: 4	R: 2 E: 1 K: 1 S: 8	H: 3 LOB: 1 BB: 0 P: 8	R: 0 E: 1 K: 0 S: 4	H: 1 LOB: 2 BB: 1 P: 8	R: 0 E: 0 K: 0 S: 4	H: 1 LOB: 1 BB: 1 P: 8	1B: 10 2B: 1 3B: 2 HR: 0	SF: 0 SAC: 0 DP: 1 HBP: 0	WP: 1 PA: 43 CS: 0														
<b>PITCHER</b>	IP WLS BF H R ER SO BB IBB HBP BLK WP HR S P ERA WHIP																																		
Mike Paul, L ERA: 5.68	2.1	14	4	3	3	1	0	0	0	0	0	0	0	0	0	13	25	11.57	3.000																
Fred Lasher, R ERA: 3.27	0.2		3	1	0	0	1	0	0	0	0	0	0	0	0	5	5	0.00	1.500																
Dean Chance, R ERA: 3.84	2.0	L	11	3	0	0	3	2	0	0	0	0	0	0	0	15	23	0.00	2.500																
Dick Ellsworth, L ERA: 3.86	2.0		10	4	2	1	1	0	0	0	0	0	0	0	0	12	12	4.50	2.000																
Dennis Higgins, R ERA: 4.6	1.0		5	1	0	0	0	0	1	0	0	0	0	0	0	4	8	0.00	1.000																

AB	37
R	5
H	13
RBI	4
BB	6
SO	6
LOB	28



Batter	1	2	3	4	5	6	7	8	9	AB	R	H	RBI	BB	SO	LOB	TOP				
Jack Heidemann, R OBP: 0.261, SLG: 0.281 (1, 6)										3	0	0	0	1	1	2					
Graig Nettles, L OBP: 0.341, SLG: 0.354 (1, 5)										4	0	0	0	0	1	3					
Vada Pinson, L OBP: 0.335, SLG: 0.451 (1, 9)										4	0	0	0	0	0	1					
Ray Fosse, R OBP: 0.364, SLG: 0.523 (1, 2)										4	1	1	1	0	1	1					
Duke Sims, L OBP: 0.359, SLG: 0.504 (1, 7)										2	0	0	0	1	1	0					
Tony Horton, R OBP: 0.333, SLG: 0.455 (1, 3)										3	0	0	0	0	2	1					
Ted Uhlaender, L OBP: 0.293, SLG: 0.326 Buddy Bradford, R OBP: 0.270, SLG: 0.286 (1, 8) (5, 8)										1	0	0	0	1	0	0					
Eddie Leon, R OBP: 0.285, SLG: 0.325 (1, 4)										3	0	0	0	0	0	0					
Steve Dunning, R OBP: 0.125, SLG: 0.125 Fred Lasher, R (7, 1)										1	0	0	0	0	1	0					
Lou Klimchok, L OBP: 0.191, SLG: 0.244 Phil Hennigan, R OBP: 0.444, SLG: 0.333 (8, PH) (8, 1)										0	0	0	0	0	0	0					
										1	0	1	0	0	0	0					
										0	0	0	0	0	0	0					
										0	0	0	0	0	0	0					
										0	0	0	0	0	0	0					
<b>Inning Stats</b>	R: 0 E: 0 K: 0 S: 3	H: 0 LOB: 1 BB: 1 P: 7	R: 0 E: 0 K: 0 S: 3	H: 0 LOB: 0 BB: 0 P: 3	R: 0 E: 0 K: 2 S: 7	H: 0 LOB: 0 BB: 0 P: 7	R: 0 E: 0 K: 1 S: 5	H: 0 LOB: 0 BB: 0 P: 5	R: 0 E: 0 K: 2 S: 6	H: 0 LOB: 0 BB: 1 P: 10	R: 1 E: 0 K: 2 S: 8	H: 1 LOB: 1 BB: 1 P: 12	R: 0 E: 0 K: 0 S: 3	H: 1 LOB: 0 BB: 0 P: 3	R: 0 E: 0 K: 1 S: 5	H: 0 LOB: 0 BB: 0 P: 5	1B: 1 2B: 0 3B: 0 HR: 1	SF: 0 SAC: 1 DP: 2 HBP: 0	WP: 0 PB: 0 SB: 0 CS: 1	PA: 32	
<b>PITCHER</b> Sonny Siebert, R ERA: 3.99 (1, 1)	IP: 9.0 WLS: W BF: 31 H: 2 R: 1 ER: 1 SO: 8 BB: 3 IBB: 0 HBP: 0 BLK: 0 WP: 0 HR: 1 S: 44 P: 56 ERA: 1.00 WHIP: 0.556																				

Cleveland Indians @ Boston Red Sox  
Fenway Park, Boston, MA  
Sat Jul 04 1970, 3:33 AM EDT  
Att: 14,246 - Unknown

AB 27  
R 1  
H 2  
RBI 1  
BB 3  
SO 8  
LOB 9



Batter	1	2	3	4	5	6	7	8	9	AB	R	H	RBI	BB	SO	LOB	BOTTOM				
Mike Andrews, R OBP: 0.330, SLG: 0.366 (1, 4)										3	1	1	1	1	0	1					
Reggie Smith, S OBP: 0.372, SLG: 0.467 (1, 8)										4	1	2	1	0	0	1					
Carl Yastrzemski, L OBP: 0.445, SLG: 0.577 Mike Fiore, L OBP: 0.324, SLG: 0.212 (1, 3) (7, PH) (8, 3)										1	0	1	0	1	0	0					
Tony Conigliaro, R OBP: 0.354, SLG: 0.492 (1, 9)										3	1	1	2	1	0	3					
Rico Petrocelli, R OBP: 0.303, SLG: 0.442 (1, 6)										3	0	1	0	1	0	3					
George Scott, R OBP: 0.355, SLG: 0.477 (1, 5)										4	0	0	0	0	1	7					
Billy Conigliaro, R OBP: 0.336, SLG: 0.500 (1, 7)										4	1	1	1	0	0	1					
Tom Satriano, L OBP: 0.353, SLG: 0.411 (1, 2)										4	0	1	0	0	0	1					
Sonny Siebert, R OBP: 0.128, SLG: 0.135 (1, 1)										4	0	0	0	0	3	1					
<b>Inning Stats</b>	R: 0 E: 0 K: 0 S: 4	H: 1 LOB: 3 BB: 2 P: 12	R: 0 E: 0 K: 1 S: 5	H: 0 LOB: 0 BB: 0 P: 5	R: 0 E: 0 K: 0 S: 4	H: 1 LOB: 3 BB: 2 P: 12	R: 1 E: 0 K: 1 S: 6	H: 2 LOB: 0 BB: 0 P: 6	R: 0 E: 0 K: 1 S: 2	H: 0 LOB: 0 BB: 0 P: 3	R: 0 E: 0 K: 1 S: 6	H: 1 LOB: 1 BB: 0 P: 6	R: 4 E: 0 K: 1 S: 9	H: 4 LOB: 0 BB: 0 P: 9	R: 0 E: 0 K: 0 S: 3	H: 0 LOB: 0 BB: 0 P: 3	1B: 4 2B: 2 3B: 0 HR: 4	SF: 0 SAC: 0 DP: 2 HBP: 1	WP: 0 PB: 0 SB: 0 CS: 0	PA: 36	
<b>PITCHER</b> Steve Dunning, R ERA: 4.45 Fred Lasher, R ERA: 3.48 Phil Hennigan, R ERA: 4.25 (1, 1) (7, 1) (8, 1)	IP: 6.1 WLS: L BF: 30 H: 8 R: 4 ER: 4 SO: 4 BB: 4 IBB: 4 HBP: 1 BLK: 0 WP: 4 HR: 3 S: 33 P: 50 ERA: 5.68 WHIP: 1.895																				

Cleveland Indians @ Boston Red Sox  
Fenway Park, Boston, MA  
Sat Jul 04 1970, 3:33 AM EDT  
Att: 14,246 - Unknown

AB 31  
R 5  
H 9  
RBI 5  
BB 4  
SO 4  
LOB 18



Batter	1	2	3	4	5	6	7	8	9	AB	R	H	RBI	BB	SO	LOB	TOP					
Jack Heidemann, R (1,6) OBP: 0.260, SLG: 0.277										4	0	0	0	1	1	1	<b>Cleveland Indians @ Boston Red Sox</b> Fenway Park, Boston, MA Sun Jul 05 1970, 3:33 AM EDT Att: 21,690 - Unknown					
Grain Nettles, L (1,5) OBP: 0.342, SLG: 0.367										5	1	2	1	0	0	1						
Vada Pinson, L (1,8) OBP: 0.336, SLG: 0.450										5	1	2	0	0	1	2						
Ray Fosse, R (1,2) OBP: 0.366, SLG: 0.521										3	0	1	0	1	0	1						
Duke Sims, L (1,7) OBP: 0.362, SLG: 0.504										4	0	2	1	0	0	3						
Roy Foster, R (1,9) OBP: 0.339, SLG: 0.437										4	0	0	0	0	0	3						
Tony Horton, R (1,3) OBP: 0.336, SLG: 0.456										4	1	2	0	0	0	0						
Eddie Leon, R (1,4) OBP: 0.285, SLG: 0.324										4	0	1	0	0	2	1						
Rick Austin, R (1,1) OBP: 0.225, SLG: 0.250										2	0	1	0	0	1	1						
Phil Hennigan, R (5,1) OBP: 0.444, SLG: 0.333										0	0	0	0	0	0	0						
Rich Norris, R (5,PH) OBP: 0.444, SLG: 0.333										1	1	1	1	0	0	0						
Dennis Higgins, R (5,PH) OBP: 0.225, SLG: 0.332										0	0	0	0	0	0	0						
Dick Ellsworth, L (5,PH) OBP: 0.198, SLG: 0.239										0	0	0	0	0	0	0						
Lou Klimchuck, L (5,PH) OBP: 0.198, SLG: 0.239										1	0	0	0	0	1	0						
<b>Inning Stats</b>	R: 0 E: 0 K: 1 S: 5	H: 0 LOB: 2 BB: 2 P: 13	R: 1 E: 0 K: 0 S: 5	H: 3 LOB: 1 BB: 0 P: 5	R: 1 E: 0 K: 0 S: 5	H: 2 LOB: 1 BB: 0 P: 5	R: 0 E: 0 K: 2 S: 7	H: 1 LOB: 0 BB: 0 P: 7	R: 1 E: 0 K: 0 S: 6	H: 3 LOB: 2 BB: 0 P: 6	R: 1 E: 0 K: 2 S: 8	H: 1 LOB: 0 BB: 0 P: 8	R: 0 E: 0 K: 0 S: 4	H: 1 LOB: 1 BB: 0 P: 4	R: 0 E: 0 K: 0 S: 3	H: 0 LOB: 0 BB: 0 P: 3	R: 0 E: 0 K: 1 S: 6	H: 1 LOB: 1 BB: 0 P: 6	1B: 9 2B: 1 3B: 0 HR: 2	SF: 0 SAC: 0 DP: 0 HBP: 0	WP: 1 PB: 0 SB: 0 CS: 1	PA: 39
<b>PITCHER</b>	IP WLS BF H R ER SO BB IBB HBP BLK WP HR S P ERA WHIP																					
Mike Nagy, R (1,1) ERA: 4.83	5.0 W 24 9 3 3 3 2 0 0 0 0 1 1 28 36 5.40 2.200																					
Vicente Romo, R (6,1) ERA: 3.02	4.0 S 15 3 1 1 3 0 0 0 0 0 0 1 21 21 2.25 0.750																					

Batter	1	2	3	4	5	6	7	8	9	AB	R	H	RBI	BB	SO	LOB	BOTTOM					
Mike Andrews, R (1,4) OBP: 0.328, SLG: 0.363										5	0	1	1	0	0	0	<b>Cleveland Indians @ Boston Red Sox</b> Fenway Park, Boston, MA Sun Jul 05 1970, 3:33 AM EDT Att: 21,690 - Unknown					
Reggie Smith, S (1,8) OBP: 0.372, SLG: 0.467										4	2	1	0	1	0	1						
Carl Yastrzemski, L (1,3) OBP: 0.443, SLG: 0.575										1	0	0	0	0	0	0						
Don Pavletich, R (3,3) OBP: 0.130, SLG: 0.048										1	0	0	0	0	1	1						
Mike Fiers, L (5,3) OBP: 0.324, SLG: 0.216										3	0	1	0	0	0	2						
Tony Conigliaro, R (1,9) OBP: 0.354, SLG: 0.494										5	2	2	1	0	0	3						
Rico Petrocelli, R (1,6) OBP: 0.308, SLG: 0.450										4	1	3	2	0	0	0						
George Scott, R (1,5) OBP: 0.390, SLG: 0.484										4	0	3	1	0	0	1						
Billy Conigliaro, R (1,7) OBP: 0.333, SLG: 0.500										4	1	1	0	0	0	5						
Jerry Moses, R (1,2) OBP: 0.325, SLG: 0.413										4	1	2	2	0	0	3						
Mike Nagy, R (1,1) OBP: 0.167, SLG: 0.167										1	0	0	0	0	0	1						
John Kennedy, R (5,PH) OBP: 0.328, SLG: 0.464										1	1	1	1	0	0	0						
Vicente Romo, R (6,1) OBP: 0.143, SLG: 0.308										1	0	0	0	0	0	1						
<b>Inning Stats</b>	R: 0 E: 0 K: 0 S: 3	H: 0 LOB: 0 BB: 0 P: 3	R: 0 E: 0 K: 0 S: 4	H: 1 LOB: 1 BB: 0 P: 4	R: 0 E: 0 K: 0 S: 3	H: 1 LOB: 0 BB: 0 P: 3	R: 2 E: 0 K: 1 S: 8	H: 3 LOB: 2 BB: 1 P: 12	R: 3 E: 0 K: 0 S: 7	H: 4 LOB: 1 BB: 0 P: 7	R: 2 E: 0 K: 0 S: 7	H: 4 LOB: 2 BB: 0 P: 7	R: 1 E: 0 K: 0 S: 5	H: 2 LOB: 1 BB: 0 P: 5	R: 0 E: 1 K: 0 S: 4	H: 0 LOB: 1 BB: 0 P: 4	R: 0 E: 0 K: 0 S: 3	H: 0 LOB: 1 BB: 0 P: 4	1B: 9 2B: 6 3B: 0 HR: 1	SF: 0 SAC: 1 DP: 1 HBP: 0	WP: 0 PB: 0 SB: 0 CS: 0	PA: 40
<b>PITCHER</b>	IP WLS BF H R ER SO BB IBB HBP BLK WP HR S P ERA WHIP																					
Rick Austin, L (1,1) ERA: 4.98	0.2 L 4 2 1 1 0 0 0 0 0 0 0 4 4 13.50 3.000																					
Phil Hennigan, R (5,1) ERA: 4.37	0.1 4 3 2 2 0 0 0 0 0 0 0 4 4 54.00 9.000																					
Dennis Higgins, R (6,1) ERA: 4.98	2.2 12 3 1 1 0 0 0 0 0 0 0 12 12 3.38 1.125																					

Batter	1	2	3	4	5	6	7	8	9	AB	R	H	RBI	BB	SO	LOB	TOP			
Ed Brinkman, R (1.6)	6-3	P4		6-3		1B		WP 1B		5	0	2	0	0	0	1				
Tom Grievs, R (1.7)	1B	PB 1B		K		K		K		5	1	2	0	0	3	3				
Frank Howard, R (1.3)	BB 1B SF8	1B		1B				1B 1B FC5-4		2	1	2	0	3	0	0				
Rick Reichardt, R (1.9)	BB 1B			F8				1B 1B FC5-4		5	0	2	1	0	1	7				
Aurelio Rodriguez, R (1.5)	1-2 2-3 BB			2B 1B BB		F9		K K		3	1	0	0	2	2	2				
Paul Casanova, R (1.2)	SF8			1B 2B		K		K K		4	1	1	1	0	3	2				
Tim Cullen, R (1.4)	3-H K			G4-6-3 1B		F2		K K		5	0	1	2	0	3	4				
Ed Stroud, L (1.8)				K G4-6-3 1B		4-3		WP 1B 1B		4	0	1	0	0	1	1				
Joe Coleman, R (1.1)						K				2	0	0	0	1	2	0				
Horacio Pina, R (6.1)										0	0	0	0	0	0	0				
Mike Epstein, L (8. PH)										1	0	0	0	0	0	1				
Jackie Brown, R (8.1)										0	0	0	0	0	0	0				
<b>Inning Stats</b>	R: 2 E: 0 K: 1 S: 8	H: 3 LOB: 2 BB: 1 P: 12	R: 0 E: 0 K: 2 S: 8	H: 1 LOB: 3 BB: 2 P: 16	R: 2 E: 0 K: 1 S: 6	H: 2 LOB: 0 BB: 1 P: 10	R: 0 E: 0 K: 1 S: 5	H: 0 LOB: 1 BB: 1 P: 9	R: 0 E: 0 K: 2 S: 8	H: 1 LOB: 1 BB: 0 P: 8	R: 0 E: 0 K: 3 S: 11	H: 2 LOB: 2 BB: 0 P: 11	R: 0 E: 0 K: 1 S: 7	H: 2 LOB: 3 BB: 1 P: 11	R: 0 E: 0 K: 3 S: 9	H: 0 LOB: 0 BB: 0 P: 9	1B: 10 2B: 1 3B: 0 HR: 0	SF: 1 SAC: 0 DP: 1 HBP: 0	WP: 1 PB: 1 SB: 0 CS: 0	PA: 43
<b>PITCHER</b>	IP WLS BF H R ER SO BB IBB HBP BLK WP HR S P ERA WHIP																			
Sam McDowell, L (1.1)	8.2 W 41 11 4 4 15 4 1 0 0 1 0 66 86 4.15 1.731																			
Dean Chance, R (8.1)	0.1 2 0 0 0 0 0 1 0 0 0 0 1 5 0.00 0.000																			
Sam McDowell, L (9.1)	8.2 W 41 11 4 4 15 4 1 0 0 1 0 66 86 4.15 1.731																			

Washington Senators @ Cleveland Indians  
Cleveland Municipal Stadium, Cleveland, OH  
Mon Jul 06 1970, 7:05 PM EDT  
Att: 11,950 - Unknown

AB	36
R	4
H	11
RBI	4
BB	6
SO	15
LOB	21

WP	1	PA	43
PB	1		
SB	0		
CS	0		

Batter	1	2	3	4	5	6	7	8	9	AB	R	H	RBI	BB	SO	LOB	BOTTOM			
Jack Heidemann, R (1.6)	K		HR 1B		5-3		K			4	1	1	0	0	2	0				
Graig Nettles, L (1.5)						WP 1B				4	2	3	2	0	0	0				
Dean Chance, R (8.1)								F9		0	0	0	0	0	0	0				
Larry Brown, R (9.4)	1B		HR			WP 1B 2B				0	0	0	0	0	0	0				
Vada Pinson, L (1.8)	P6		K2-3			FC5-4 1B		L3		4	0	1	1	0	1	1				
Ray Fosse, R (1.2)	P6				5-3	FC5-4 HR		FC4-6 1B		4	1	1	0	0	0	2				
Duke Sims, L (1.9)			F9							4	2	2	3	0	0	1				
Buddy Bradford, R (8. PR)						HR		FC4-6		0	0	0	0	0	0	0				
Tony Horton, R (1.3)						HR		G3		4	0	0	0	0	0	1				
Roy Foster, R (1.7)			F2			F8				3	0	1	0	0	0	0				
Eddie Leon, R (1.4)						1-3		6-3		3	0	0	0	0	1	1				
Sam McDowell, L (1.1)			K			K		1-3		3	0	0	0	0	2	0				
<b>Inning Stats</b>	R: 0 E: 0 K: 1 S: 6	H: 1 LOB: 0 BB: 0 P: 6	R: 0 E: 0 K: 0 S: 3	H: 0 LOB: 0 BB: 0 P: 3	R: 2 E: 0 K: 2 S: 9	H: 2 LOB: 0 BB: 0 P: 9	R: 1 E: 0 K: 0 S: 4	H: 1 LOB: 0 BB: 0 P: 4	R: 0 E: 0 K: 1 S: 5	H: 0 LOB: 0 BB: 0 P: 5	R: 3 E: 1 K: 1 S: 9	H: 4 LOB: 1 BB: 0 P: 9	R: 0 E: 0 K: 1 S: 5	H: 0 LOB: 0 BB: 0 P: 5	R: 0 E: 1 K: 0 S: 4	H: 1 LOB: 1 BB: 0 P: 4	1B: 5 2B: 1 3B: 0 HR: 3	SF: 0 SAC: 0 DP: 0 HBP: 0	WP: 1 PB: 0 SB: 0 CS: 0	PA: 33
<b>PITCHER</b>	IP WLS BF H R ER SO BB IBB HBP BLK WP HR S P ERA WHIP																			
Joe Coleman, R (1.1)	5.1 L 23 7 6 6 4 0 0 0 0 0 0 0 10 10 0.00 0.600																			
Horacio Pina, R (6.1)	1.2 6 1 0 0 2 0 0 0 0 0 0 0 10 10 0.00 0.600																			
Jackie Brown, R (8.1)	1.0 4 1 0 0 0 0 0 0 0 0 0 0 4 4 0.00 1.000																			

Washington Senators @ Cleveland Indians  
Cleveland Municipal Stadium, Cleveland, OH  
Mon Jul 06 1970, 7:05 PM EDT  
Att: 11,950 - Unknown

AB	33
R	6
H	9
RBI	6
BB	0
SO	6
LOB	6

WP	1	PA	33
PB	0		
SB	0		
CS	0		

Batter	1	2	3	4	5	6	7	8	9	AB	R	H	RBI	BB	SO	LOB	TOP					
Ed Brinkman, R (1, 6) OBP: 0.357, SLG: 0.326	6-3		BB 1B	CS BB			1B		1-2 1B	4	1	3	0	1	0	0	<b>Washington Senators @ Cleveland Indians</b> Cleveland Municipal Stadium, Cleveland, OH Tue Jul 07 1970, 7:05 PM EDT Unknown <a href="http://livebaseballscorecards.com">livebaseballscorecards.com</a>					
Tom Grievs, R (1, 7) OBP: 0.364, SLG: 0.300	K		BB 1B	CS			P6		G3	2	1	1	0	0	1	0						
Lee Maye, L (7, PH) OBP: 0.341, SLG: 0.431			BB							1	0	0	0	0	0	1						
Jackie Brown, R (7, 1)			BB							0	0	0	0	0	0	0						
Mike Epstein, L (9, PH) OBP: 0.358, SLG: 0.424			1-2 1B	1-2			G5-4-3 HBP			1	0	0	0	0	0	2						
Frank Howard, R (1, 3) OBP: 0.429, SLG: 0.543	HR		1-2 2-3 BB				P6			3	1	1	1	1	0	2						
Rick Reichardt, R (1, 9) OBP: 0.331, SLG: 0.511	2B		P3				F9		F9	4	0	1	0	0	0	3						
Aurelio Rodriguez, R (1, 5) OBP: 0.299, SLG: 0.433	2-3						K		F8	4	0	1	2	0	1	1						
Paul Casanova, R (1, 2) OBP: 0.304, SLG: 0.396		L9-4 2B	F8				6-3		K	4	0	1	0	0	1	2						
Ed Stroud, L (1, 8) OBP: 0.343, SLG: 0.348		L9-4 2-3	G3				PB S BB		P4	3	0	0	0	1	0	3						
Tim Cullen, R (1, 4) OBP: 0.274, SLG: 0.240							L4		F9	1	0	0	0	1	0	0						
Bernie Allen, L (6, PH) OBP: 0.375, SLG: 0.426			BB							2	0	0	0	0	0	1						
Jim Hannan, R (1, 1) OBP: 0.300, SLG: 0.222										2	0	0	0	0	1	1						
Joe Grzenda, R (5, 1)										0	0	0	0	0	0	0						
Del Unser, L (7, PH) OBP: 0.263, SLG: 0.303							K		1B	2	0	1	0	0	1	0						
									1B	2	0	1	0	0	1	0						
<b>Inning Stats</b>	R: 1 E: 0 K: 1 S: 7	H: 2 LOB: 1 BB: 7 P: 7	R: 0 E: 0 K: 1 S: 5	H: 1 LOB: 1 BB: 1 P: 9	R: 2 E: 0 K: 0 S: 6	H: 3 LOB: 2 BB: 1 P: 10	R: 0 E: 0 K: 0 S: 2	H: 0 LOB: 0 BB: 1 P: 6	R: 0 E: 0 K: 0 S: 2	H: 0 LOB: 0 BB: 0 P: 3	R: 0 E: 0 K: 1 S: 5	H: 0 LOB: 1 BB: 1 P: 9	R: 0 E: 0 K: 1 S: 6	H: 1 LOB: 1 BB: 0 P: 6	R: 0 E: 0 K: 1 S: 5	H: 0 LOB: 0 BB: 5 P: 5	R: 0 E: 0 K: 0 S: 5	H: 2 LOB: 2 BB: 5 P: 5	1B: 6 2B: 3 3B: 0 HR: 1	SF: 0 SAC: 0 DP: 2 HBP: 1	WP: 0 PB: 1 SB: 1 CS: 1	PA: 39
<b>PITCHER</b>	IP WLS BF H R ER SO BB IBB HBP BLK WP HR S P ERA WHIP																					
Dick Ellsworth, L (1, 1) ERA: 4.04	5.0 W 22 6 3 3 2 3 0 0 0 0 1 22 35 5.40 1.800																					
Fred Lasher, R (6, 1) ERA: 3.11	4.0 S 16 3 0 0 3 1 0 0 0 0 0 21 25 0.00 1.000																					

Batter	1	2	3	4	5	6	7	8	9	AB	R	H	RBI	BB	SO	LOB	BOTTOM				
Jack Heidemann, R (1, 6) OBP: 0.260, SLG: 0.278	5-3		1B						SF8	3	0	1	1	0	1	3	<b>Washington Senators @ Cleveland Indians</b> Cleveland Municipal Stadium, Cleveland, OH Tue Jul 07 1970, 7:05 PM EDT Unknown <a href="http://livebaseballscorecards.com">livebaseballscorecards.com</a>				
Graig Nettles, L (1, 5) OBP: 0.347, SLG: 0.391	P4		1-3						FC3-6 BB	4	1	1	3	0	0	3					
Vada Pinson, L (1, 8) OBP: 0.337, SLG: 0.446	6-3								1B BB	3	0	1	0	1	0	1					
Ray Fosse, R (1, 2) OBP: 0.366, SLG: 0.517		G4-6-3 1B							8-4-3 1B	4	0	2	2	0	1	1					
Duke Sims, L (1, 9) OBP: 0.363, SLG: 0.541									1B	4	0	1	0	0	2	2					
Buddy Bradford, R (8, 9) OBP: 0.270, SLG: 0.286		G4-6-3 1B							K	0	0	0	0	0	0	0					
Tony Horton, R (1, 3) OBP: 0.333, SLG: 0.448		G4-6-3							4-3	3	2	1	0	1	0	2					
Roy Foster, R (1, 7) OBP: 0.341, SLG: 0.434	K								E7 1B SF8	3	2	1	0	1	1	1					
Eddie Leon, R (1, 4) OBP: 0.285, SLG: 0.320			1-3						FC3-6 FC 1B	3	2	1	1	1	0	0					
Dick Ellsworth, L (1, 1) ERA: 4.14									1B BB	1	0	0	0	1	0	0					
Lou Klimchok, L (5, PH) OBP: 0.194, SLG: 0.234									FC	1	0	0	0	0	0	2					
Fred Lasher, R (6, 1) ERA: 2.25									FC3-6 K	2	0	0	0	0	2	3					
<b>Inning Stats</b>	R: 0 E: 0 K: 0 S: 3	H: 0 LOB: 0 BB: 0 P: 3	R: 0 E: 0 K: 1 S: 6	H: 2 LOB: 1 BB: 0 P: 6	R: 0 E: 0 K: 1 S: 6	H: 1 LOB: 0 BB: 0 P: 6	R: 0 E: 0 K: 0 S: 3	H: 1 LOB: 0 BB: 0 P: 3	R: 4 E: 1 K: 1 S: 9	H: 3 LOB: 2 BB: 2 P: 17	R: 3 E: 0 K: 2 S: 7	H: 2 LOB: 1 BB: 2 P: 17	R: 0 E: 0 K: 2 S: 7	H: 0 LOB: 0 BB: 0 P: 7	R: 0 E: 0 K: 1 S: 5	H: 0 LOB: 0 BB: 0 P: 5		1B: 8 2B: 2 3B: 0 HR: 0	SF: 1 SAC: 0 DP: 2 HBP: 0	WP: 1 PB: 0 SB: 0 CS: 0	PA: 36
<b>PITCHER</b>	IP WLS BF H R ER SO BB IBB HBP BLK WP HR S P ERA WHIP																				
Jim Hannan, R (1, 1) ERA: 4.14	4.1 L 19 6 4 4 2 2 0 0 0 0 1 0 14 26 8.31 1.615																				
Joe Grzenda, L (5, 1) ERA: 5.87	1.2 11 3 3 3 3 3 0 0 0 0 1 0 14 26 16.20 3.600																				
Jackie Brown, R (7, 1) ERA: 2.25	2.0 6 0 0 0 3 0 0 0 0 0 0 0 12 12 0.00 0.000																				



Batter	1	2	3	4	5	6	7	8	9	AB	R	H	RBI	BB	SO	LOB	TOP								
Ed Brinkman, R (1.6) OBP: 0.359, SLG: 0.338										6	1	3	1	0	0	4	Washington Senators @ Cleveland Indians Cleveland Municipal Stadium, Cleveland, OH Tue Jul 07 1970, 7:05 PM EDT Att: 9,433 - Unknown								
Tom Grievs, R (1.7) OBP: 0.286, SLG: 0.231 Del Unser, L (7. PH) OBP: 0.266, SLG: 0.306										3	0	0	0	0	1	2									
Frank Howard, R (1.3) OBP: 0.431, SLG: 0.553										4	1	2	1	1	2	0									
Rick Reichardt, R (1.9) OBP: 0.344, SLG: 0.541 Joe Grzenda, R (5.1) John Roseboro, L (7. PH) OBP: 0.365, SLG: 0.285 Jackie Brown, R (7.1) Darold Knowles, L (7.1) OBP: 0.265, SLG: 0.201 Mike Epstein, R (8. PH) OBP: 0.245, SLG: 0.423 Horacio Pina, R (8.1)										2	1	2	1	1	0	0									
Aurelio Rodriguez, R (1.5) OBP: 0.297, SLG: 0.428										4	0	0	0	1	0	3									
Paul Casanova, R (1.2) OBP: 0.313, SLG: 0.403										5	1	3	0	0	0	2									
Ed Stroud, L (1.8) OBP: 0.340, SLG: 0.342										4	0	0	0	1	2	2									
Tim Cullen, R (1.4) OBP: 0.270, SLG: 0.235 Bernie Allen, L (6. PH) OBP: 0.380, SLG: 0.427										2	0	0	0	0	0	3									
Dick Such, L (1.1) OBP: 0.286, SLG: 0.308 Lee Maye, L (5.9) OBP: 0.341, SLG: 0.426										2	0	2	0	0	0	0									
Inning Stats	R: 2 E: 0 K: 1 S: 8	H: 3 LOB: 3 BB: 2 P: 16	R: 0 E: 0 K: 0 S: 3	H: 1 LOB: 0 BB: 0 P: 3	R: 0 E: 0 K: 2 S: 3	H: 1 LOB: 1 BB: 1 P: 7	R: 0 E: 0 K: 1 S: 6	H: 2 LOB: 2 BB: 0 P: 9	R: 0 E: 0 K: 0 S: 4	H: 1 LOB: 1 BB: 0 P: 4	R: 2 E: 0 K: 0 S: 6	H: 3 LOB: 1 BB: 0 P: 6	R: 0 E: 0 K: 2 S: 9	H: 2 LOB: 3 BB: 1 P: 13	R: 1 E: 0 K: 1 S: 6	H: 1 LOB: 2 BB: 2 P: 14		1B: 11 2B: 0 3B: 0 HR: 4	SF: 0 SAC: 0 DP: 2 HBP: 0	WP: 1 PB: 0 SB: 0 CS: 0	PA: 46				
PITCHER	IP	WLS	BF	H	R	ER	SO	BB	IBB	HBP	BLK	WP	HR	S	P	ERA	WHIP								
Mike Paul, L (1.1) ERA: 5.85	2.0		13	5	2	2	1	3	0	0	0	0	2	12	24	9.00	4.000								
Phil Hennigan, R (3.1) ERA: 4.21	2.0	W	7	2	0	0	2	0	0	0	0	0	0	11	11	0.00	1.000								
Dean Chance, R (5.1) ERA: 3.9	3.0		14	5	2	2	1	0	0	0	0	0	2	16	16	6.00	1.667								
Rick Austin, L (8.1) ERA: 4.76	1.0		6	2	0	0	2	0	1	0	0	0	0	9	13	0.00	2.000								
Dennis Higgins, R (9.1) ERA: 5.69	1.0	S	6	1	1	1	1	2	0	0	0	1	0	6	14	9.00	3.000								

Batter	1	2	3	4	5	6	7	8	9	AB	R	H	RBI	BB	SO	LOB	BOTTOM								
Jack Heidemann, R (1.6) OBP: 0.256, SLG: 0.273										5	0	0	0	0	1	4	Washington Senators @ Cleveland Indians Cleveland Municipal Stadium, Cleveland, OH Tue Jul 07 1970, 7:05 PM EDT Att: 9,433 - Unknown								
Graig Nettles, L (1.5) OBP: 0.345, SLG: 0.389										4	1	1	0	0	1	0									
Ted Uhlaender, L (1.8) OBP: 0.294, SLG: 0.324										2	0	0	0	1	0	0									
Ray Fosse, R (1.2) OBP: 0.372, SLG: 0.539										4	3	3	2	0	0	1									
Duke Sims, L (1.9) OBP: 0.369, SLG: 0.544 Chuck Hinton, R (7. PH) OBP: 0.397, SLG: 0.449 Rick Austin, R (8.1) OBP: 0.222, SLG: 0.250 Dennis Higgins, R (9.1)										3	2	2	0	0	1	0									
Tony Horton, R (1.3) OBP: 0.332, SLG: 0.447										3	0	1	1	0	1	1									
Roy Foster, R (1.7) OBP: 0.348, SLG: 0.442										3	0	2	0	0	1	1									
Eddie Leon, R (1.4) OBP: 0.285, SLG: 0.333										2	1	1	3	0	0	2									
Mike Paul, L (1.1) OBP: 0.083, SLG: 0.083 Phil Hennigan, R (3.1) OBP: 0.444, SLG: 0.333 Lou Klimchok, L (4. PH) OBP: 0.200, SLG: 0.250 Dean Chance, R (5.1) Buddy Bradford, R (8.9) OBP: 0.286, SLG: 0.283										1	0	0	0	0	0	1									
Inning Stats	R: 0 E: 0 K: 0 S: 3	H: 0 LOB: 1 BB: 1 P: 7	R: 1 E: 0 K: 1 S: 7	H: 2 LOB: 1 BB: 0 P: 7	R: 0 E: 0 K: 1 S: 5	H: 0 LOB: 0 BB: 0 P: 5	R: 3 E: 0 K: 1 S: 9	H: 4 LOB: 1 BB: 0 P: 9	R: 1 E: 0 K: 2 S: 8	H: 1 LOB: 0 BB: 0 P: 8	R: 0 E: 0 K: 0 S: 3	H: 1 LOB: 1 BB: 1 P: 8	R: 2 E: 0 K: 0 S: 5	H: 2 LOB: 0 BB: 0 P: 5	R: 0 E: 0 K: 1 S: 6	H: 1 LOB: 1 BB: 0 P: 6		1B: 7 2B: 1 3B: 1 HR: 2	SF: 3 SAC: 2 DP: 1 HBP: 1	WP: 0 PB: 0 SB: 0 CS: 0	PA: 37				
PITCHER	IP	WLS	BF	H	R	ER	SO	BB	IBB	HBP	BLK	WP	HR	S	P	ERA	WHIP								
Dick Such, L (1.1) ERA: 7.13	4.0	L	19	6	4	4	3	1	0	0	0	0	1	24	28	9.00	1.750								
Joe Grzenda, L (5.1) ERA: 5.81	2.0		9	2	1	1	2	1	0	1	0	0	1	11	16	4.50	1.500								
Jackie Brown, R (7.1) ERA: 4.5	0.0		1	1	1	1	0	0	0	0	0	0	0	1	1	∞	∞								
Darold Knowles, L (7.1) ERA: 1.57	1.0		4	1	1	1	0	0	0	0	0	0	0	4	4	9.00	1.000								
Horacio Pina, R (8.1) ERA: 2.72	1.0		4	1	0	0	1	0	0	0	0	0	0	6	6	0.00	1.000								





Batter	1	2	3	4	5	6	7	8	9	AB	R	H	RBI	BB	SO	LOB	TOP					
<b>Ed Brinkman, R</b> OBP: 0.355, SLG: 0.532 (1, 6)	5-3	G3		5-3		HR 1B	F8		F9	6	1	1	0	0	0	2	<b>Washington Senators @ Cleveland Indians</b> Cleveland Municipal Stadium, Cleveland, OH Thu Jul 09 1970, 7:05 PM EDT Att: 11,152 - Unknown <a href="http://livebaseballscorecards.com">livebaseballscorecards.com</a>					
<b>Tom Grievs, R</b> OBP: 0.350, SLG: 0.526 (1, 7)	4-3 2B		HR	6-3 1B		K		5-3	F3	6	1	3	1	0	1	1						
<b>Frank Howard, R</b> OBP: 0.434, SLG: 0.545 (1, 3)	4-3 IBB		BB 1B SF9 BB	6-3		F2		4-3		3	1	0	0	3	0	2						
<b>Rick Reichardt, R</b> OBP: 0.354, SLG: 0.582 (1, 9)	4-3		SF9 BB 1B	6-3		HR		2B HBP	F8	5	3	2	2	0	0	4						
<b>Aurelio Rodriguez, R</b> OBP: 0.304, SLG: 0.425 (1, 5)	K		HBP BB			FC4 1B		2B 1B BB		3	1	1	0	2	1	2						
<b>Paul Casanova, R</b> OBP: 0.315, SLG: 0.430 (1, 2)		HR	SF9			FC4 1B		1B 2B		4	2	2	3	0	0	1						
<b>Ed Stroud, L</b> OBP: 0.342, SLG: 0.342 (3, PR)		1B	HBP			1B		1B IBB		1	0	1	0	0	0	0						
<b>Del Unser, L</b> OBP: 0.277, SLG: 0.307 (3, 8)										2	0	1	0	1	0	0						
<b>Tim Cullen, R</b> OBP: 0.281, SLG: 0.238 (1, 4)	K		SF7			BB		FC4-6 1B		3	0	1	3	1	1	1						
<b>Casey Cox, R</b> OBP: 0.179, SLG: 0.158 (1, 1)	K		K			4-3		FC4-6		5	0	0	0	0	3	8						
<b>Inning Stats</b>	R: 0 E: 0 K: 1 S: 6	H: 1 LOB: 2 BB: 1 P: 10	R: 1 E: 0 K: 2 S: 9	H: 2 LOB: 1 BB: 0 P: 9	R: 3 E: 0 K: 1 S: 7	H: 2 LOB: 2 BB: 2 P: 16	R: 0 E: 0 K: 0 S: 4	H: 1 LOB: 1 BB: 0 P: 4	R: 0 E: 0 K: 0 S: 4	H: 1 LOB: 2 BB: 1 P: 8	R: 2 E: 0 K: 1 S: 8	H: 3 LOB: 1 BB: 0 P: 8	R: 0 E: 1 K: 1 S: 6	H: 0 LOB: 1 BB: 0 P: 6	R: 3 E: 0 K: 0 S: 5	H: 2 LOB: 2 BB: 2 P: 14	R: 0 E: 0 K: 0 S: 3	H: 0 LOB: 1 BB: 1 P: 7	1B: 7 2B: 2 3B: 0 HR: 3	SF: 2 SAC: 0 DP: 0 HBP: 2	WP: 1 PB: 0 SB: 2 CS: 0	PA: 49
<b>PITCHER</b>	IP	WLS	BF	H	R	ER	SO	BB	IBB	HBP	BLK	WP	HR	S	P	ERA	WHIP					
<b>Rick Austin, L</b> ERA: 5.84 (1, 1)	2.0	L	13	5	4	4	3	1	1	0	0	0	2	17	25	18.00	3.000					
<b>Fred Lasher, R</b> ERA: 3.03 (3, 1)	1.0		5	0	0	0	1	1	0	1	0	0	0	5	10	0.00	1.000					
<b>Dean Chance, R</b> ERA: 4.18 (4, 1)	5.0		27	7	5	5	2	2	1	1	0	1	1	27	40	9.00	1.800					
<b>Phil Hennigan, R</b> ERA: 4.03 (9, 1)	1.0		4	0	0	0	0	1	0	0	0	0	0	3	7	0.00	1.000					

Batter	1	2	3	4	5	6	7	8	9	AB	R	H	RBI	BB	SO	LOB	BOTTOM					
<b>Eddie Leon, R</b> OBP: 0.281, SLG: 0.327 (1, 4)	L3		K			FC6 1B		F9		4	0	1	0	0	1	1	<b>Washington Senators @ Cleveland Indians</b> Cleveland Municipal Stadium, Cleveland, OH Thu Jul 09 1970, 7:05 PM EDT Att: 11,152 - Unknown <a href="http://livebaseballscorecards.com">livebaseballscorecards.com</a>					
<b>Graig Nettles, L</b> OBP: 0.343, SLG: 0.383 (1, 5)	4-3			3-1 HR 1B		F9		P4		4	1	1	0	0	0	1						
<b>Duke Sims, L</b> OBP: 0.366, SLG: 0.532 (1, 9)	K			3-1		P5		G4-6-3 BB		3	0	0	0	1	1	2						
<b>Ray Fosse, R</b> OBP: 0.368, SLG: 0.540 (1, 2)		K			2H HR	FC6		F9		4	1	1	2	0	1	2						
<b>Vada Pinson, L</b> OBP: 0.332, SLG: 0.439 (1, 8)	F8			F8				F8		4	0	0	0	0	0	1						
<b>Tony Horton, R</b> OBP: 0.334, SLG: 0.446 (1, 3)	4-3			5-3				1-3		3	0	0	0	0	0	0						
<b>Roy Foster, R</b> OBP: 0.350, SLG: 0.455 (1, 7)			G3 1B			K		5-3		3	0	1	0	0	1	0						
<b>Jack Heidemann, R</b> OBP: 0.250, SLG: 0.266 (1, 6)			F7			6-3		5-3		3	0	0	0	0	0	1						
<b>Rick Austin, R</b> OBP: 0.222, SLG: 0.250 (3, 1)										0	0	0	0	0	0	0						
<b>Fred Lasher, R</b> OBP: 0.196, SLG: 0.245 (3, PR)										0	0	0	0	0	0	0						
<b>Lou Klimchock, L</b> OBP: 0.196, SLG: 0.245 (3, PR)										1	0	0	0	0	0	1						
<b>Dean Chance, R</b> OBP: 0.222, SLG: 0.250 (4, 1)										1	0	0	0	0	1	0						
<b>Ted Uhllander, L</b> OBP: 0.222, SLG: 0.250 (8, PR)										1	1	1	1	0	0	0						
<b>Phil Hennigan, R</b> OBP: 0.222, SLG: 0.250 (9, 1)										0	0	0	0	0	0	0						
<b>Inning Stats</b>	R: 0 E: 0 K: 1 S: 5	H: 0 LOB: 0 BB: 0 P: 5	R: 0 E: 0 K: 1 S: 5	H: 0 LOB: 0 BB: 0 P: 5	R: 0 E: 0 K: 1 S: 6	H: 1 LOB: 1 BB: 0 P: 6	R: 2 E: 0 K: 0 S: 5	H: 2 LOB: 0 BB: 0 P: 5	R: 0 E: 0 K: 2 S: 7	H: 0 LOB: 0 BB: 0 P: 7	R: 0 E: 0 K: 0 S: 4	H: 1 LOB: 1 BB: 0 P: 4	R: 0 E: 0 K: 0 S: 3	H: 0 LOB: 0 BB: 0 P: 3	R: 1 E: 0 K: 0 S: 4	H: 1 LOB: 0 BB: 0 P: 4	R: 0 E: 0 K: 0 S: 2	H: 0 LOB: 0 BB: 1 P: 6	1B: 3 2B: 0 3B: 0 HR: 2	SF: 0 SAC: 0 DP: 1 HBP: 0	WP: 0 PB: 0 SB: 0 CS: 0	PA: 32
<b>PITCHER</b>	IP	WLS	BF	H	R	ER	SO	BB	IBB	HBP	BLK	WP	HR	S	P	ERA	WHIP					
<b>Casey Cox, R</b> ERA: 4.38 (1, 1)	9.0	W	32	5	3	3	5	1	0	0	0	0	2	41	45	3.00	0.667					

Batter	1	2	3	4	5	6	7	8	9	AB	R	H	RBI	BB	SO	LOB	TOP									
Dick Schofield, S (1, 4) OBP: 0.302, SLG: 0.247 (8, 6)	FC6-2 BB BB	BB			F7 1		SF7 1	BB 1B		2	0	1	1	2	0	0	<b>Boston Red Sox @ Cleveland Indians</b> Cleveland Municipal Stadium, Cleveland, OH Fri Jul 10 1970, 7:05 PM EDT Att: 13,136 - Unknown  <b>livebaseballscores.com</b>									
Reggie Smith, S (1, 8) OBP: 0.380, SLG: 0.490	FC6-2 BB BB	F9 2			6-3 2		BB 1B BB	F9 2		4	1	1	0	1	0	2										
Carl Yastrzemski, L (1, 3) OBP: 0.434, SLG: 0.557	FC6-2 1B BB 2-3 3-H			HR 1	BB BB BB		BB 1B BB	F8 3		4	3	2	2	1	0	3										
Tony Conigliaro, R (1, 9) OBP: 0.353, SLG: 0.489	K BB BB			K 1	K BB BB		BB 1B BB	5-3 1		5	1	1	0	0	3	3										
Rico Petrocelli, R (1, 6) OBP: 0.309, SLG: 0.448	BB BB			K BB BB		5-3 1	E6 BB BB	K BB BB		4	0	1	1	0	1	1										
Mike Andrews, R (8, 4) OBP: 0.319, SLG: 0.357	1B BB BB			K BB BB			BB 1B BB	K BB BB		1	0	0	0	0	1	0										
George Scott, R (1, 5) OBP: 0.355, SLG: 0.466	BB BB			CS BB BB		F9 BB BB	BB 1B BB	PB BB BB		3	0	2	1	1	0	0										
John Kennedy, R (8, 5) OBP: 0.339, SLG: 0.474	BB BB			BB BB			BB 1B BB	BB BB BB		1	0	1	0	0	0	0										
Billy Conigliaro, R (1, 7) OBP: 0.320, SLG: 0.464	F4 BB BB			CS BB BB		5-3 BB BB	BB 1B BB	K BB BB		5	0	1	1	0	1	3										
Jerry Moses, R (1, 2) OBP: 0.318, SLG: 0.394		5-3 1			F3 BB BB		BB 1B BB			4	1	1	0	0	0	3										
Gary Peters, L (1, 1) OBP: 0.333, SLG: 0.333	F7 BB BB			F7 BB BB			BB 1B BB	K BB BB		4	1	1	0	0	1	0										
<b>Inning Stats</b>	R: 2 E: 0 K: 1 S: 8	H: 3 LOB: 2 BB: 1 P: 12	R: 0 E: 0 K: 0 S: 3	H: 0 LOB: 1 BB: 1 P: 7	R: 1 E: 0 K: 2 S: 8	H: 2 LOB: 0 BB: 0 P: 8	R: 0 E: 0 K: 0 S: 3	H: 0 LOB: 0 BB: 0 P: 3	R: 0 E: 0 K: 1 S: 5	H: 0 LOB: 1 BB: 1 P: 9	R: 0 E: 0 K: 0 S: 3	H: 0 LOB: 0 BB: 0 P: 3	R: 4 E: 2 K: 0 S: 8	H: 5 LOB: 3 BB: 2 P: 16	R: 0 E: 0 K: 1 S: 6	H: 1 LOB: 1 BB: 0 P: 6		R: 0 E: 0 K: 2 S: 8	H: 1 LOB: 1 BB: 0 P: 8	1B: 10 2B: 1 3B: 0 HR: 1	SF: 1 SAC: 0 DP: 0 HBP: 0	WP: 0 PB: 1 SB: 1 CS: 1	PA: 44			
<b>PITCHER</b>	IP WLS BF H R ER SO BB IBB HBP BLK WP HR S P ERA WHIP	IP WLS BF H R ER SO BB IBB HBP BLK WP HR S P ERA WHIP	IP WLS BF H R ER SO BB IBB HBP BLK WP HR S P ERA WHIP	IP WLS BF H R ER SO BB IBB HBP BLK WP HR S P ERA WHIP	IP WLS BF H R ER SO BB IBB HBP BLK WP HR S P ERA WHIP	IP WLS BF H R ER SO BB IBB HBP BLK WP HR S P ERA WHIP	IP WLS BF H R ER SO BB IBB HBP BLK WP HR S P ERA WHIP	IP WLS BF H R ER SO BB IBB HBP BLK WP HR S P ERA WHIP	IP WLS BF H R ER SO BB IBB HBP BLK WP HR S P ERA WHIP																	
Rich Hand, R (1, 1) ERA: 4.45	6.0 L	25 5	3 3	3 4	3 4	3 3	4 4	3 3	0 0	0 0	0 0	0 0	0 0	0 0	0 0	0 0	4.50 1.333									
Dennis Higgins, R (7, 1) ERA: 5.1	3.0	18 7	4 4	2 3	3 3	2 2	0 0	0 0	0 0	0 0	0 0	22 22	30 30	6.00 3.000												

AB	37
R	7
H	12
RBI	6
BB	5
SO	7
LOB	15



Batter	1	2	3	4	5	6	7	8	9	AB	R	H	RBI	BB	SO	LOB	BOTTOM								
Jack Heidemann, R (1, 6) OBP: 0.249, SLG: 0.265	FC5-4 BB 1B		K 1		L9 BB BB		6-3 BB BB		4-1 BB BB	5	0	1	0	0	1	1	<b>Boston Red Sox @ Cleveland Indians</b> Cleveland Municipal Stadium, Cleveland, OH Fri Jul 10 1970, 7:05 PM EDT Att: 13,136 - Unknown  <b>livebaseballscores.com</b>								
Eddie Leon, R (1, 4) OBP: 0.283, SLG: 0.326	FC5-4 BB BB		G3 BB BB		BB 1B BB		4-3 BB BB		6-3 BB BB	4	0	1	0	1	0	0									
Roy Foster, R (1, 7) OBP: 0.352, SLG: 0.457	F9 BB BB		BB BB		F7 BB BB		BB BB			3	0	1	0	1	0	4									
Ray Fosse, R (1, 2) OBP: 0.370, SLG: 0.537	FC5-4 BB BB		BB BB		FC4-8 BB BB		6-3 BB BB			3	0	1	1	1	0	3									
Tony Horton, R (1, 3) OBP: 0.333, SLG: 0.444	F4 BB BB		3-1 BB BB		FC4-6 BB BB					4	0	1	0	0	0	6									
Chuck Hinton, R (1, 9) OBP: 0.407, SLG: 0.432		K BB BB		BB 1B BB		G4-6-3 BB BB		F9 BB BB		3	0	1	0	1	1	1									
Buddy Bradford, R (1, 8) OBP: 0.275, SLG: 0.305		BB BB		F9 BB BB		G4-6-3 BB BB		F9 BB BB		2	0	0	0	2	0	1									
Graig Nettles, L (1, 5) OBP: 0.339, SLG: 0.377		F3 BB BB		F2 BB BB		G4-6-3 BB BB		F9 BB BB		4	0	0	0	0	0	4									
Rich Hand, R (1, 1) OBP: 0.192, SLG: 0.174		F6 BB BB				6-3 BB BB				2	1	1	0	0	0	1									
Rich Rollins, R (6, PH) OBP: 0.286, SLG: 0.339										1	0	0	0	0	0	1									
Dennis Higgins, R (7, 1)										0	0	0	0	0	0	0									
Larry Brown, R (9, PH) OBP: 0.348, SLG: 0.333										1	0	0	0	0	0	0									
<b>Inning Stats</b>	R: 0 E: 0 K: 0 S: 4	H: 1 LOB: 2 BB: 1 P: 8	R: 0 E: 0 K: 1 S: 5	H: 0 LOB: 1 BB: 1 P: 9	R: 0 E: 0 K: 1 S: 6	H: 1 LOB: 2 BB: 1 P: 10	R: 0 E: 0 K: 0 S: 3	H: 1 LOB: 0 BB: 0 P: 3	R: 0 E: 0 K: 0 S: 3	H: 1 LOB: 1 BB: 1 P: 10	R: 0 E: 0 K: 0 S: 2	H: 0 LOB: 1 BB: 2 P: 10	R: 0 E: 0 K: 0 S: 3	H: 0 LOB: 1 BB: 1 P: 7	R: 0 E: 0 K: 0 S: 4	H: 1 LOB: 1 BB: 0 P: 4		R: 0 E: 0 K: 0 S: 3	H: 0 LOB: 0 BB: 0 P: 3	1B: 6 2B: 1 3B: 0 HR: 0	SF: 0 SAC: 0 DP: 1 HBP: 0	WP: 0 PB: 0 SB: 0 CS: 0	PA: 38		
<b>PITCHER</b>	IP WLS BF H R ER SO BB IBB HBP BLK WP HR S P ERA WHIP	IP WLS BF H R ER SO BB IBB HBP BLK WP HR S P ERA WHIP	IP WLS BF H R ER SO BB IBB HBP BLK WP HR S P ERA WHIP	IP WLS BF H R ER SO BB IBB HBP BLK WP HR S P ERA WHIP	IP WLS BF H R ER SO BB IBB HBP BLK WP HR S P ERA WHIP	IP WLS BF H R ER SO BB IBB HBP BLK WP HR S P ERA WHIP	IP WLS BF H R ER SO BB IBB HBP BLK WP HR S P ERA WHIP	IP WLS BF H R ER SO BB IBB HBP BLK WP HR S P ERA WHIP	IP WLS BF H R ER SO BB IBB HBP BLK WP HR S P ERA WHIP																
Gary Peters, L (1, 1) ERA: 4.59	9.0 W	38 7	1 1	1 2	2 2	6 6	0 0	0 0	0 0	0 0	0 0	36 36	60 60	1.00 1.444											



Batter	1	2	3	4	5	6	7	8	9	AB	R	H	RBI	BB	SO	LOB	TOP			
Dick Schofield, S (1,4)	F4			F6		6-3		2B 1B	K	5	0	1	0	0	1	2				
Reggie Smith, S (1,8)	F4			K		5-3		F9		4	0	0	0	0	1	1				
Carl Yastrzemski, L (1,3)	4-3			1B 2B		F2		1-3 2B		4	1	2	0	0	0	0				
Tony Conigliaro, R (1,9)		K		1B HBP		F4		BB		2	0	0	0	1	1	0				
Rico Petrocelli, R (1,6)	K			1-3 2H 1B		1B 1B		F8		4	0	2	1	0	1	3				
George Scott, R (1,5)	K				1B 2B	K		6-3		4	0	1	0	0	2	1				
Billy Conigliaro, R (1,7)			K		1-2 2-3 1B	1-2 1B		1B 1B		4	0	3	0	0	1	0				
Jerry Moses, R (1,2)			5-3		1-2 L6-3	L7		1-2 1B		4	0	1	0	0	0	4				
Ken Brett, L (1,1)			4-3		1-2 K					2	0	0	0	0	1	1				
Cal Koonce, R (7,1)										0	0	0	0	0	0	0				
John Kennedy, R (8,PH)										1	0	0	0	0	0	0				
Gary Wagner, R (8,1)										0	0	0	0	0	0	0				
Mike Andrews, R (9,PH)										1	0	0	0	0	0	2				
<b>Inning Stats</b>	R: 0 E: 0 K: 0 S: 3	H: 0 LOB: 0 BB: 0 P: 3	R: 0 E: 0 K: 3 S: 9	H: 0 LOB: 0 BB: 0 P: 9	R: 0 E: 0 K: 1 S: 5	H: 0 LOB: 0 BB: 0 P: 5	R: 1 E: 0 K: 1 S: 6	H: 2 LOB: 2 BB: 0 P: 7	R: 0 E: 0 K: 0 S: 3	H: 0 LOB: 0 BB: 0 P: 3	R: 0 E: 0 K: 1 S: 7	H: 2 LOB: 2 BB: 0 P: 7	R: 0 E: 0 K: 0 S: 5	H: 2 LOB: 3 BB: 1 P: 9	R: 0 E: 0 K: 1 S: 7	H: 2 LOB: 2 BB: 0 P: 7	1B: 7 2B: 4 3B: 0 HR: 0	SF: 0 SAC: 0 DP: 1 HBP: 1	WP: 0 PB: 0 SB: 0 CS: 0	PA: 37
<b>PITCHER</b>	IP WLS BF H R ER SO BB IBB HBP BLK WP HR S P ERA WHIP	IP WLS BF H R ER SO BB IBB HBP BLK WP HR S P ERA WHIP																		
Sam McDowell, L (1,1)	9.0	W	37	10	1	1	8	1	0	1	0	0	0	0	51	56	1.00	1.222		

**Boston Red Sox @ Cleveland Indians**  
Cleveland Municipal Stadium, Cleveland, OH

AB 35  
R 1  
H 10  
RBI 1  
BB 1  
SO 8  
LOB 14



WP: 0 PA: 37  
PB: 0  
SB: 0  
CS: 0

**PITCHER**

Batter	1	2	3	4	5	6	7	8	9	AB	R	H	RBI	BB	SO	LOB	BOTTOM			
Jack Heidemann, R (1,6)	6-3	1-2 BB		E5			SH1 BB			2	0	0	0	2	0	0				
Eddie Leon, R (1,4)	1-3	K		K			SH1			3	0	0	0	0	2	3				
Roy Foster, R (1,7)	BB			F9			BB			2	0	1	0	2	0	1				
Ray Fosse, R (1,2)	F7			FC4-6 BB		F9	F9			3	0	0	0	1	0	3				
Tony Horton, R (1,3)		F6		K		L9	1-3			4	0	0	0	0	1	4				
Chuck Hinton, R (1,9)		HR BB		K		4-3				2	1	0	0	1	1	2				
Vada Pinson, L (8,PH)										1	0	0	0	0	0	0				
Buddy Bradford, R (1,8)		HR		FC4-6		L9	1-3			4	1	1	2	0	0	2				
Graig Nettles, L (1,5)		FC3-6 BB		HR		L8	G3			3	1	1	1	1	0	0				
Sam McDowell, L (1,1)		FC3-6 BB		K		6-3				3	0	0	0	0	1	1				
<b>Inning Stats</b>	R: 0 E: 0 K: 0 S: 3	H: 0 LOB: 1 BB: 1 P: 7	R: 2 E: 0 K: 1 S: 6	H: 1 LOB: 2 BB: 3 P: 18	R: 0 E: 0 K: 2 S: 8	H: 1 LOB: 2 BB: 1 P: 12	R: 1 E: 1 K: 2 S: 9	H: 1 LOB: 1 BB: 0 P: 9	R: 0 E: 0 K: 0 S: 3	H: 0 LOB: 0 BB: 0 P: 3	R: 0 E: 0 K: 0 S: 3	H: 0 LOB: 2 BB: 2 P: 11	R: 0 E: 0 K: 0 S: 3	H: 0 LOB: 0 BB: 0 P: 3	R: 0 E: 0 K: 0 S: 3	H: 0 LOB: 0 BB: 0 P: 3	1B: 1 2B: 0 3B: 0 HR: 2	SF: 0 SAC: 1 DP: 0 HBP: 0	WP: 0 PB: 0 SB: 0 CS: 0	PA: 35
<b>PITCHER</b>	IP WLS BF H R ER SO BB IBB HBP BLK WP HR S P ERA WHIP	IP WLS BF H R ER SO BB IBB HBP BLK WP HR S P ERA WHIP																		
Ken Brett, L (1,1)	6.1	L	30	3	3	3	5	7	0	0	0	0	0	0	0	0	3.88	1.579		
Cal Koonce, R (7,1)	0.2		2	0	0	0	0	0	0	0	0	0	2	2	0.00	0.000				
Gary Wagner, R (8,1)	1.0		3	0	0	0	0	0	0	0	0	3	3	0.00	0.000					

**Boston Red Sox @ Cleveland Indians**  
Cleveland Municipal Stadium, Cleveland, OH

AB 27  
R 3  
H 3  
RBI 3  
BB 7  
SO 5  
LOB 16



WP: 0 PA: 35  
PB: 0  
SB: 0  
CS: 0

**PITCHER**

Batter	1	2	3	4	5	6	7	8	9	AB R H RBI BB SO LOB	TOP											
Dick Schofield, S OBP: 0.293, SLG: 0.235 (1, 4)										4 0 0 0 1 1 2	<b>Boston Red Sox @ Cleveland Indians</b> Cleveland Municipal Stadium, Cleveland, OH Sun Jul 12 1970, 3:33 AM EDT Unknown											
Reggie Smith, S OBP: 0.373, SLG: 0.479 (1, 8)										5 2 1 0 0 0 1												
Carl Yastrzemski, L OBP: 0.433, SLG: 0.559 (1, 3)										4 1 1 0 0 1 1												
Tony Conigliaro, R OBP: 0.353, SLG: 0.493 (1, 9)										4 1 1 2 0 1 2												
Rico Petrocelli, R OBP: 0.314, SLG: 0.457 (1, 6)										3 1 1 1 1 1 0												
George Scott, R OBP: 0.355, SLG: 0.463 (1, 5)										2 1 0 0 2 0 0												
Billy Conigliaro, R OBP: 0.339, SLG: 0.468 (1, 7)										3 0 1 1 1 1 1												
Jerry Moses, R OBP: 0.316, SLG: 0.394 (1, 2)										4 0 1 0 0 1 4												
Ray Culp, R OBP: 0.115, SLG: 0.135 (1, 1)										4 0 1 1 0 2 1												
<b>Inning Stats</b>	R: 2 E: 0 K: 2 S: 9	H: 2 LOB: 3 BB: 3 P: 21	R: 0 E: 0 K: 1 S: 5	H: 0 LOB: 0 BB: 0 P: 5	R: 0 E: 0 K: 3 S: 9	H: 0 LOB: 0 BB: 0 P: 9	R: 0 E: 0 K: 0 S: 4	H: 1 LOB: 1 BB: 0 P: 4	R: 2 E: 0 K: 0 S: 4	H: 1 LOB: 0 BB: 1 P: 8		R: 1 E: 0 K: 1 S: 6	H: 2 LOB: 1 BB: 1 P: 10	R: 0 E: 0 K: 0 S: 3	H: 0 LOB: 0 BB: 0 P: 3	R: 1 E: 0 K: 0 S: 4	H: 1 LOB: 0 BB: 0 P: 4	R: 0 E: 0 K: 1 S: 5	H: 0 LOB: 0 BB: 0 P: 5	1B: 4 2B: 1 3B: 0 HR: 2	SF: 0 SAC: 0 DP: 1 HBP: 0	WP: 0 PB: 2 SB: 0 CS: 0
<b>PITCHER</b>	IP WLS BF H R ER SO BB IBB HBP BLK WP HR S P ERA WHIP																					
Steve Dunning, R ERA: 5.09 (1, 1)	5.1 L 26 5 5 5 7 5 0 0 0 0 0 1 35 55 8.44 1.875																					
Phil Hennigan, R ERA: 3.92 (6, 1)	1.2 5 1 0 0 0 0 0 0 0 0 0 0 5 5 0.00 0.600																					
Dennis Higgins, R ERA: 5.18 (8, 1)	1.0 4 1 1 1 0 0 0 0 0 0 0 1 4 4 9.00 1.000																					
Mike Paul, L ERA: 5.93 (9, 1)	1.0 3 0 0 0 1 0 0 0 0 0 0 0 5 5 0.00 0.000																					

AB 33  
R 6  
H 7  
RBI 5  
BB 5  
SO 8  
LOB 12



Batter	1	2	3	4	5	6	7	8	9	AB R H RBI BB SO LOB	BOTTOM											
Vada Pinson, L OBP: 0.332, SLG: 0.437 (1, 8)										5 0 2 0 0 0 0	<b>Boston Red Sox @ Cleveland Indians</b> Cleveland Municipal Stadium, Cleveland, OH Sun Jul 12 1970, 3:33 AM EDT Unknown											
Graig Nettles, L OBP: 0.340, SLG: 0.383 (1, 5)										3 0 0 0 1 0 1												
Roy Foster, R OBP: 0.353, SLG: 0.450 (1, 7)										4 0 0 0 0 1 3												
Ray Fosse, R OBP: 0.364, SLG: 0.524 (1, 2)										4 0 0 0 0 1 3												
Duke Sims, L OBP: 0.375, SLG: 0.556 (1, 9)										3 1 2 1 0 0 2												
Tony Horton, R OBP: 0.331, SLG: 0.452 (1, 3)										4 1 2 1 0 0 1												
Jack Heidemann, R OBP: 0.253, SLG: 0.271 (6, 1)										3 0 1 0 0 2 2												
Chuck Hinton, R OBP: 0.400, SLG: 0.416 (6, PH)										1 0 0 0 0 0 2												
Larry Brown, R OBP: 0.348, SLG: 0.333 (9, 4)										0 0 0 0 0 0 0												
Eddie Leon, R OBP: 0.279, SLG: 0.321 (9, 6)										4 0 1 0 0 1 1												
Steve Dunning, R OBP: 0.283, SLG: 0.283 (6, 1)										2 0 0 0 0 1 3												
Phil Hennigan, R OBP: 0.444, SLG: 0.333 (7, PH)										0 0 0 0 0 0 0												
Lou Klimchock, R OBP: 0.190, SLG: 0.240 (8, 1)										1 0 0 0 0 0 0												
Dennis Higgins, R (8, 1)										0 0 0 0 0 0 0												
Mike Paul, L OBP: 0.283, SLG: 0.283 (9, 1)										0 0 0 0 0 0 0												
Ted Uhlander, L OBP: 0.206, SLG: 0.336 (9, PH)										1 0 0 0 0 0 0												
<b>Inning Stats</b>	R: 0 E: 0 K: 2 S: 8	H: 1 LOB: 2 BB: 1 P: 12	R: 0 E: 0 K: 2 S: 8	H: 1 LOB: 1 BB: 0 P: 8	R: 0 E: 1 K: 1 S: 4	H: 1 LOB: 1 BB: 0 P: 4	R: 0 E: 1 K: 1 S: 7	H: 2 LOB: 2 BB: 0 P: 7	R: 0 E: 0 K: 0 S: 3	H: 0 LOB: 0 BB: 0 P: 3	R: 2 E: 0 K: 1 S: 7	H: 2 LOB: 0 BB: 0 P: 7	R: 0 E: 0 K: 0 S: 3	H: 0 LOB: 0 BB: 0 P: 3	R: 0 E: 0 K: 0 S: 4	H: 1 LOB: 2 BB: 0 P: 5	R: 0 E: 0 K: 0 S: 3	H: 0 LOB: 0 BB: 0 P: 3	1B: 4 2B: 1 3B: 1 HR: 2	SF: 0 SAC: 0 DP: 0 HBP: 1	WP: 1 PB: 0 SB: 0 CS: 0	PA: 37
<b>PITCHER</b>	IP WLS BF H R ER SO BB IBB HBP BLK WP HR S P ERA WHIP																					
Ray Culp, R ERA: 2.75 (1, 1)	9.0 W 37 8 2 2 6 1 0 1 0 1 2 47 52 2.00 1.000																					

AB 35  
R 2  
H 8  
RBI 2  
BB 1  
SO 6  
LOB 18





Batter	1	2	3	4	5	6	7	8	9	AB	R	H	RBI	BB	SO	LOB	TOP										
Vada Pinson, L OBP: 0.334, SLG: 0.439 (1, 7)	0-0 4-3		0-0 F9		0-0 1B 1B		0-0 F8		0-0 3-1	5	1	2	0	0	1		<b>Cleveland Indians @ Kansas City Royals</b> Municipal Stadium, Kansas City, MO Thu Jul 16 1970, 8:05 PM EDT Att: 8,046 - Unknown - 91 F										
Grain Nittles, L OBP: 0.336, SLG: 0.376 (1, 5)	0-3 K			0-0 F7	0-0 1B E 1B		0-0 4-3		0-0 F3	5	1	1	0	0	1												
Roy Foster, R OBP: 0.354, SLG: 0.453 (1, 9)	0-0 F9			0-0 2B	0-0 E 1B		0-0 6-3			4	0	2	1	0	0												
Ray Fosse, R OBP: 0.364, SLG: 0.522 (1, 2)		0-0 F8		0-0 5-3	0-0 F8			4-0 WP S SF8 BB		3	1	0	0	1	0	2											
Chuck Hinton, R OBP: 0.389, SLG: 0.395 (1, 3)		4-0 BB		0-0 6-3	0-0 6-3			0-0 6-3		3	0	0	0	1	0	3											
Buddy Bradford, R OBP: 0.279, SLG: 0.354 (1, 8)		0-0 L9		0-0 1B	0-0 3B		0-0 F8		0-0 SF8	3	1	1	1	0	0	1											
Eddie Leon, R OBP: 0.282, SLG: 0.323 (1, 4)		0-0 L9		0-0 SH5-3 1B	0-0 K		0-3 K		0-0 3-1	4	1	1	1	0	1												
Jack Heidemann, R OBP: 0.256, SLG: 0.277 (1, 6)			0-3 K		0-0 SH5-3 1B		0-0 1B			4	1	3	0	0	1	0											
Rich Hand, R OBP: 0.172, SLG: 0.154 (1, 1)			0-0 6-3		0-0 SH5-3		0-3 K		0-3 K	3	0	0	0	0	2	2											
<b>Inning Stats</b>	R: 0 E: 0 K: 1 S: 5	H: 0 LOB: 0 BB: 0 P: 5	R: 0 E: 0 K: 0 S: 3	H: 0 LOB: 1 BB: 1 P: 7	R: 0 E: 0 K: 1 S: 5	H: 0 LOB: 0 BB: 0 P: 5	R: 0 E: 0 K: 0 S: 4	H: 1 LOB: 1 BB: 0 P: 4	R: 5 E: 1 K: 0 S: 9	H: 6 LOB: 1 BB: 0 P: 9	R: 0 E: 0 K: 2 S: 8	H: 1 LOB: 0 BB: 0 P: 8	R: 0 E: 0 K: 0 S: 3	H: 0 LOB: 0 BB: 0 P: 3	R: 1 E: 0 K: 0 S: 3	H: 0 LOB: 0 BB: 1 P: 7		R: 0 E: 0 K: 1 S: 6	H: 1 LOB: 1 BB: 0 P: 6	1B: 6 2B: 2 3B: 1 HR: 0	SF: 1 SAC: 1 DP: 0 HBP: 0	WP: 1 PB: 0 SB: 1 CS: 0	PA: 38				
<b>PITCHER</b>	IP	WLS	BF	H	R	ER	SO	BB	IBB	HBP	BLK	WP	HR	S	P	ERA	WHIP										
Jim Rooker, L ERA: 3.4 (1, 1)	4.1	L	20	6	5	4	2	1	0	0	0	0	0	23	27	8.31	1.615										
Al Fitzmorris, R ERA: 3.89 (5, 1)	0.2		3	1	0	0	0	0	0	0	0	0	0	3	3	0.00	1.500										
Don O'Riley, R ERA: 4.85 (6, 1)	3.0		11	1	1	1	2	1	0	0	0	1	0	14	18	3.00	0.667										
Dave Morehead, R ERA: 3.66 (9, 1)	1.0		4	1	0	0	1	0	0	0	0	0	0	6	6	0.00	1.000										

Batter	1	2	3	4	5	6	7	8	9	AB	R	H	RBI	BB	SO	LOB	BOTTOM										
Pat Kelly, L OBP: 0.363, SLG: 0.371 (1, 9)	4-0 L1-3 BB		0-0 F7		0-0 F8			0-0 F7		3	0	0	0	1	0	2	<b>Cleveland Indians @ Kansas City Royals</b> Municipal Stadium, Kansas City, MO Thu Jul 16 1970, 8:05 PM EDT Att: 8,046 - Unknown - 91 F										
Cookie Rojas, R OBP: 0.242, SLG: 0.261 (1, 4)	0-0 L1-3		0-0 F7			0-0 F4		0-0 F5		4	0	0	0	0	0	2											
Amos Otis, R OBP: 0.373, SLG: 0.459 (1, 8)	0-0 2B		0-0 FC6-4			0-0 F4			0-0 1B	4	0	2	0	0	0	1											
Ed Kirkpatrick, L OBP: 0.322, SLG: 0.452 (1, 2)	4-0 BB			0-3 K		0-0 3-1			0-0 L4	3	0	0	0	1	1												
Lou Piniella, R OBP: 0.347, SLG: 0.470 (1, 7)	0-0 1-3			0-0 6-3			0-0 F4		0-0 B2	4	0	0	0	0	0	3											
Bob Oliver, R OBP: 0.323, SLG: 0.478 (1, 3)		0-0 5-3		0-0 F4			0-3 K		0-3 K	4	0	0	0	0	2	1											
Bill Sorrell, L OBP: 0.326, SLG: 0.333 (1, 5)		0-0 F9			0-0 1B		0-0 1B			3	0	2	0	0	0	0											
Tom Matchick, L OBP: 0.267, SLG: 0.305 (1, 6)		0-0 F9			0-0 L9		0-0 F2			3	0	0	0	0	0	2											
Jim Rooker, R OBP: 0.215, SLG: 0.256 (5, 1)			4-0 FC6-4 BB				0-0 K		0-0 F4	0	0	0	0	0	0	0											
<b>Inning Stats</b>	R: 0 E: 0 K: 0 S: 3	H: 1 LOB: 2 BB: 2 P: 11	R: 0 E: 0 K: 0 S: 3	H: 0 LOB: 0 BB: 0 P: 3	R: 0 E: 0 K: 0 S: 3	H: 0 LOB: 1 BB: 1 P: 7	R: 0 E: 0 K: 1 S: 5	H: 0 LOB: 0 BB: 0 P: 5	R: 0 E: 0 K: 1 S: 6	H: 1 LOB: 1 BB: 0 P: 6	R: 0 E: 0 K: 0 S: 3	H: 0 LOB: 0 BB: 0 P: 3	R: 0 E: 0 K: 0 S: 3	H: 0 LOB: 0 BB: 0 P: 3	R: 0 E: 0 K: 1 S: 6	H: 1 LOB: 1 BB: 0 P: 6		R: 0 E: 0 K: 1 S: 6	H: 1 LOB: 1 BB: 0 P: 6	1B: 3 2B: 2 3B: 0 HR: 0	SF: 0 SAC: 0 DP: 1 HBP: 0	WP: 0 PB: 0 SB: 0 CS: 0	PA: 33				
<b>PITCHER</b>	IP	WLS	BF	H	R	ER	SO	BB	IBB	HBP	BLK	WP	HR	S	P	ERA	WHIP										
Rich Hand, R ERA: 4.05 (1, 1)	9.0	W	33	4	0	0	4	3	0	0	0	0	0	38	50	0.00	0.778										

AB	34
R	6
H	9
RBI	5
BB	2
SO	5
LOB	11



AB	30
R	0
H	4
RBI	0
BB	3
SO	4
LOB	13





Batter	1	2	3	4	5	6	7	8	9	AB	R	H	RBI	BB	SO	LOB	TOP					
Vada Pinson, L (1, 7) OBP: 0.332, SLG: 0.435										5	0	1	0	0	1	1	<b>Cleveland Indians @ Kansas City Royals</b> Municipal Stadium, Kansas City, MO Fri Jul 17 1970, 8:05 PM EDT Att: 12,063 - Unknown - 94 F					
Grain Nettes, L (1, 5) OBP: 0.340, SLG: 0.378										4	1	2	0	1	1	1						
Roy Foster, R (1, 9) OBP: 0.355, SLG: 0.452										5	1	2	0	0	2	2						
Ray Fosse, R (1, 2) OBP: 0.363, SLG: 0.518										4	1	1	0	0	0	5						
Duke Sims, L (1, 3) OBP: 0.383, SLG: 0.558 Chuck Hinton, R (8, PH) OBP: 0.402, SLG: 0.402										1	1	1	0	1	0	0						
Buddy Bradford, R (1, 8) OBP: 0.284, SLG: 0.364										5	1	2	3	0	3	7						
Eddie Leon, R (1, 4) OBP: 0.285, SLG: 0.325										4	0	2	3	0	0	2						
Jack Heidemann, R (1, 6) OBP: 0.253, SLG: 0.273										4	0	0	0	0	1	1						
Steve Dunning, R (1, 1) OBP: 0.125, SLG: 0.125 Phil Hennigan, R (9, 1) OBP: 0.444, SLG: 0.333										4	0	1	0	0	3	1						
<b>Inning Stats</b>	R: 0 E: 0 K: 1 S: 7	H: 3 LOB: 3 BB: 0 P: 8	R: 0 E: 0 K: 1 S: 5	H: 0 LOB: 0 BB: 0 P: 5	R: 0 E: 0 K: 2 S: 7	H: 0 LOB: 0 BB: 0 P: 7	R: 1 E: 0 K: 1 S: 6	H: 2 LOB: 0 BB: 0 P: 6	R: 0 E: 0 K: 1 S: 5	H: 0 LOB: 0 BB: 0 P: 5	R: 2 E: 0 K: 0 S: 5	H: 3 LOB: 1 BB: 1 P: 9	R: 0 E: 0 K: 1 S: 6	H: 1 LOB: 1 BB: 0 P: 6	R: 3 E: 0 K: 2 S: 11	H: 4 LOB: 1 BB: 0 P: 11		R: 0 E: 1 K: 2 S: 8	H: 0 LOB: 3 BB: 2 P: 16	1B: 11 2B: 3 3B: 0 HR: 0	SF: 0 SAC: 1 DP: 2 HBP: 1	WP: 0 PB: 0 SB: 0 CS: 1
<b>PITCHER</b>	IP WLS BF H R ER SO BB IBB HBP BLK WP HR S P ERA WHIP																					
Bob Johnson, R (1, 1) ERA: 3.51	6.0 L 25 8 3 3 6 0 1 1 0 0 0 0 35 40 4.50 1.333																					
Tom Burgmeier, L (7, 1) ERA: 3.41	1.1 8 4 3 3 2 0 0 0 0 0 0 0 12 12 20.25 3.000																					
Aurelio Montegudo, R (8, 1) ERA: 3.29	0.2 3 1 0 0 1 0 0 0 0 0 0 0 5 5 0.00 1.500																					
Ted Abernathy, R (9, 1) ERA: 2.33	1.0 6 0 0 0 2 2 0 0 0 0 0 0 8 16 0.00 2.000																					

Batter	1	2	3	4	5	6	7	8	9	AB	R	H	RBI	BB	SO	LOB	BOTTOM					
Pat Kelly, L (1, 9) OBP: 0.362, SLG: 0.367										3	0	0	0	1	2	1	<b>Cleveland Indians @ Kansas City Royals</b> Municipal Stadium, Kansas City, MO Fri Jul 17 1970, 8:05 PM EDT Att: 12,063 - Unknown - 94 F					
Cookie Rojas, R (1, 4) OBP: 0.237, SLG: 0.255										4	0	0	0	0	2	2						
Amos Otis, R (1, 8) OBP: 0.369, SLG: 0.453										4	0	0	0	0	1	1						
Ed Kirkpatrick, L (1, 2) OBP: 0.320, SLG: 0.446										3	0	0	0	1	2	1						
Lou Piniella, R (1, 7) OBP: 0.349, SLG: 0.468										3	0	1	0	1	1	1						
Bob Oliver, R (1, 3) OBP: 0.319, SLG: 0.472										4	0	0	0	0	0	2						
Bill Sorrell, L (1, 5) OBP: 0.304, SLG: 0.310										3	0	0	0	0	0	1						
Tom Matchick, L (1, 6) OBP: 0.258, SLG: 0.294										3	0	0	0	0	2	0						
Bob Johnson, L (1, 1) Jim Campanis, R (6, PH) Tom Burgmeier, L (7, 1) Aurelio Montegudo, R (8, 1) Hawk Taylor, R (9, PH) Ted Abernathy, R (9, 1)										1	0	0	0	0	1	0						
<b>Inning Stats</b>	R: 0 E: 1 K: 1 S: 6	H: 0 LOB: 1 BB: 0 P: 6	R: 0 E: 0 K: 0 S: 3	H: 0 LOB: 0 BB: 0 P: 3	R: 0 E: 0 K: 3 S: 9	H: 0 LOB: 0 BB: 0 P: 9	R: 0 E: 0 K: 3 S: 9	H: 0 LOB: 1 BB: 1 P: 13	R: 0 E: 0 K: 1 S: 5	H: 0 LOB: 0 BB: 0 P: 5	R: 0 E: 0 K: 2 S: 8	H: 1 LOB: 1 BB: 0 P: 8	R: 0 E: 0 K: 0 S: 4	H: 1 LOB: 1 BB: 0 P: 4	R: 0 E: 0 K: 0 S: 3	H: 0 LOB: 1 BB: 1 P: 7		R: 0 E: 0 K: 1 S: 5	H: 0 LOB: 1 BB: 1 P: 9	1B: 2 2B: 0 3B: 0 HR: 0	SF: 0 SAC: 0 DP: 0 HBP: 0	WP: 0 PB: 0 SB: 0 CS: 0
<b>PITCHER</b>	IP WLS BF H R ER SO BB IBB HBP BLK WP HR S P ERA WHIP																					
Steve Dunning, R (1, 1) ERA: 4.25	8.0 W 29 2 0 0 10 2 0 0 0 0 0 0 47 55 0.00 0.500																					
Phil Hennigan, R (9, 1) ERA: 3.99	1.0 S 4 0 0 0 1 1 0 0 0 0 0 0 5 9 0.00 1.000																					

Batter	1	2	3	4	5	6	7	8	9	AB	R	H	RBI	BB	SO	LOB	TOP				
Vada Pinson, L (1,7) OBP: 0.333, SLG: 0.434	F7		2B		E8		F5		4-3	5	1	2	3	0	0	0	<b>Cleveland Indians @ Kansas City Royals</b> Municipal Stadium, Kansas City, MO Sat Jul 18 1970, 4:33 AM EDT Att: 7,334 - Unknown				
Graig Nettles, L (1,5) OBP: 0.341, SLG: 0.379	3-1		1B		BB		K		5-3	4	0	1	1	1	1	0					
Roy Foster, R (1,9) OBP: 0.356, SLG: 0.451 Chuck Hinton, R (9,3) OBP: 0.402, SLG: 0.402	F7		L8		K		1B		1B	5	0	2	0	0	1	3					
Ray Fosse, R (1,2) OBP: 0.363, SLG: 0.515		F3		L6		BB			F9	4	0	1	0	1	0	1					
Tony Horton, R (1,3) OBP: 0.324, SLG: 0.440 Ted Uhlhaender, L (9,9) OBP: 0.295, SLG: 0.346	6-3			5-3		1-3			F8	4	0	0	0	0	0	5					
Buddy Bradford, R (1,8) OBP: 0.275, SLG: 0.352	5-3			6-3		4-3			K	4	0	0	0	0	1	0					
Eddie Leon, R (1,4) OBP: 0.291, SLG: 0.332			F8		SH1-4				6-3	3	2	2	0	1	0	0					
Jack Heidemann, R (1,6) OBP: 0.256, SLG: 0.274			F8		SH1-4				1B	3	1	1	0	1	1	2					
Steve Hargan, R (1,1)			1-3		SH1-4				K	3	0	0	0	0	1	3					
Inning Stats	R: 0 E: 0 K: 0 S: 3	H: 0 LOB: 0 BB: 0 P: 3	R: 0 E: 0 K: 0 S: 3	H: 0 LOB: 0 BB: 0 P: 3	R: 2 E: 0 K: 0 S: 6	H: 3 LOB: 1 BB: 0 P: 6	R: 0 E: 0 K: 0 S: 3	H: 0 LOB: 0 BB: 0 P: 3	R: 2 E: 1 K: 1 S: 6	H: 1 LOB: 3 BB: 4 P: 22	R: 0 E: 0 K: 1 S: 7	H: 2 LOB: 2 BB: 0 P: 7	R: 0 E: 0 K: 2 S: 8	H: 1 LOB: 1 BB: 0 P: 8	R: 0 E: 0 K: 0 S: 4	H: 1 LOB: 1 BB: 0 P: 4		1B: 7 2B: 2 3B: 0 HR: 0	SF: 0 SAC: 1 DP: 0 HBP: 0	WP: 0 PB: 0 SB: 0 CS: 0	PA: 40
PITCHER	IP	WLS	BF	H	R	ER	SO	BB	IBB	HBP	BLK	WP	HR	S	P	ERA	WHIP				
Bill Butler, L (1,1) ERA: 3.75	4.1	L	20	4	4	4	0	3	0	0	0	0	0	17	29	8.31	1.615				
Ken Wright, R (5,1) ERA: 5.93	1.2		7	1	0	0	2	1	0	0	0	0	0	10	14	0.00	1.200				
Don O'Riley, R (7,1) ERA: 3.94	3.0		13	4	0	0	3	0	0	0	0	0	0	19	19	0.00	1.333				

Batter	1	2	3	4	5	6	7	8	9	AB	R	H	RBI	BB	SO	LOB	BOTTOM				
Pat Kelly, L (1,9) OBP: 0.361, SLG: 0.365	CS			F8		F3			4-3	4	0	1	0	0	0	0	<b>Cleveland Indians @ Kansas City Royals</b> Municipal Stadium, Kansas City, MO Sat Jul 18 1970, 4:33 AM EDT Att: 7,334 - Unknown				
Cookie Rojas, R (1,4) OBP: 0.233, SLG: 0.250	6-3			L8		F8				3	0	0	0	0	1	0					
Amos Otis, R (1,8) OBP: 0.366, SLG: 0.450	5-3			L6		5-3				3	0	0	0	0	0	0					
Ed Kirkpatrick, L (1,2) OBP: 0.317, SLG: 0.440		3-1			1-3		F8			3	0	0	0	0	0	0					
Lou Piniella, R (1,7) OBP: 0.349, SLG: 0.465		6-3			F9			G5-4-3		2	0	0	0	1	0	0					
Bill Sorrell, L (1,5) OBP: 0.306, SLG: 0.378		F5			HR		F7			3	1	1	1	0	0	1					
Bob Oliver, R (1,3) OBP: 0.317, SLG: 0.468			4-3		F8		G5-4-3			3	0	0	0	0	0	1					
Tom Matchick, L (1,6) OBP: 0.250, SLG: 0.284			L8			F3			F7	3	0	0	0	0	0	0					
Bill Butler, L (1,1) OBP: 0.132, SLG: 0.057 Ken Wright, R (5,1)						6-3			K	1	0	0	0	0	0	0					
Jim Campanis, R (6,PH) OBP: 0.250, SLG: 0.325 Don O'Riley, R (7,1) Paul Schaaf, R (9,PH) OBP: 0.335, SLG: 0.328									K	1	0	0	0	0	0	0					
Inning Stats	R: 0 E: 0 K: 0 S: 3	H: 1 LOB: 0 BB: 0 P: 3	R: 0 E: 0 K: 0 S: 3	H: 0 LOB: 0 BB: 0 P: 3	R: 0 E: 0 K: 1 S: 5	H: 0 LOB: 0 BB: 0 P: 5	R: 0 E: 0 K: 0 S: 3	H: 0 LOB: 0 BB: 0 P: 3	R: 1 E: 0 K: 0 S: 4	H: 1 LOB: 0 BB: 0 P: 4	R: 0 E: 0 K: 0 S: 3	H: 0 LOB: 0 BB: 0 P: 3	R: 0 E: 0 K: 0 S: 2	H: 0 LOB: 0 BB: 1 P: 6	R: 0 E: 0 K: 1 S: 5	H: 0 LOB: 0 BB: 0 P: 5	1B: 1 2B: 0 3B: 0 HR: 1	SF: 0 SAC: 0 DP: 1 HBP: 0	WP: 0 PB: 0 SB: 0 CS: 1	PA: 28	
PITCHER	IP	WLS	BF	H	R	ER	SO	BB	IBB	HBP	BLK	WP	HR	S	P	ERA	WHIP				
Steve Hargan, R (1,1) ERA: 3.24	9.0	W	28	2	1	1	2	1	0	0	0	0	1	31	35	1.00	0.333				

Batter	1	2	3	4	5	6	7	8	9	AB	R	H	RBI	BB	SO	LOB	TOP			
Vada Pinson, L OBP: 0.338, SLG: 0.435 (1, 9)	G3		G3		1B		HBP		1B	4	0	2	0	0	0	1	<b>Cleveland Indians @ Minnesota Twins</b> Metropolitan Stadium, Bloomington, MI Sun Jul 19 1970, 4:33 AM EDT Att: 24,925 - Unknown - 62 F			
Graig Nettles, L OBP: 0.342, SLG: 0.390 (1, 5)	F8		HR		1B		F8		F5	5	1	2	2	0	0	2				
Roy Foster, R OBP: 0.358, SLG: 0.459 Buddy Bradford, R OBP: 0.275, SLG: 0.352 (8, 8)	2B		F7		FC1-2-5				WP	4	0	2	0	0	0	2				
Ray Fosse, R OBP: 0.362, SLG: 0.511 (1, 2)	F7				1-3				2B	0	0	0	0	0	0	0				
Duke Sims, L OBP: 0.380, SLG: 0.550 Chuck Hinton, R OBP: 0.402, SLG: 0.402 (8, 3)					1B					4	1	1	0	0	0	4				
Ted Uhlhaender, L OBP: 0.295, SLG: 0.343 (8, 7)					L9				L4	4	0	1	0	0	0	2				
Eddie Leon, R OBP: 0.290, SLG: 0.331 (1, 4)					L7					0	0	0	0	0	0	0				
Jack Heidemann, R OBP: 0.256, SLG: 0.271 (1, 6)					4-3					3	0	0	0	1	0	1				
Sam McDowell, L OBP: 0.174, SLG: 0.206 (1, 1)					6-3					4	0	1	0	0	0	2				
Inning Stats	R: 0 E: 0 K: 0 S: 4	H: 1 LOB: 1 BB: 0 P: 4	R: 0 E: 0 K: 0 S: 3	H: 1 LOB: 0 BB: 0 P: 3	R: 2 E: 0 K: 0 S: 4	H: 1 LOB: 0 BB: 1 P: 8	R: 1 E: 0 K: 1 S: 7	H: 2 LOB: 1 BB: 0 P: 7	R: 0 E: 0 K: 0 S: 3	H: 0 LOB: 0 BB: 0 P: 3	R: 0 E: 0 K: 0 S: 3	H: 0 LOB: 1 BB: 0 P: 4	R: 0 E: 0 K: 0 S: 4	H: 1 LOB: 2 BB: 1 P: 8	R: 0 E: 0 K: 0 S: 4	H: 1 LOB: 1 BB: 0 P: 4		1B: 6 2B: 2 3B: 0 HR: 1	SF: 0 SAC: 1 DP: 0 HBP: 1	WP: 1 PB: 0 CS: 0
PITCHER	IP	WLS	BF	H	R	ER	SO	BB	IBB	HBP	BLK	WP	HR	S	P	ERA	WHIP			
Bert Blyleven, R ERA: 2.67 (1, 1)	6.0	L	25	7	3	3	2	1	0	0	1	0	1	28	32	4.50	1.333			
Stan Williams, R ERA: 1.53 (7, 1)	0.2		2	0	0	0	0	0	0	0	0	0	0	2	2	0.00	0.000			
Steve Barber, R ERA: 3.74 (7, 1)	2.1		11	2	0	0	0	0	1	1	0	1	0	9	14	0.00	0.857			

Batter	1	2	3	4	5	6	7	8	9	AB	R	H	RBI	BB	SO	LOB	BOTTOM			
Cesar Tovar, R OBP: 0.372, SLG: 0.482 (1, 8)	1B		1-3			6-3			5-3	4	1	1	0	0	0	0	<b>Cleveland Indians @ Minnesota Twins</b> Metropolitan Stadium, Bloomington, MI Sun Jul 19 1970, 4:33 AM EDT Att: 24,925 - Unknown - 62 F			
Rich Reese, L OBP: 0.322, SLG: 0.366 (1, 3)	F6		K			K				4	0	1	0	0	2	1				
Harmon Killebrew, R OBP: 0.446, SLG: 0.662 (1, 5)	K				5-3				K	4	0	0	0	0	2	2				
Tony Oliva, L OBP: 0.360, SLG: 0.503 (1, 9)					F6				F9	3	0	1	1	0	0	0				
Leo Cardenas, R OBP: 0.340, SLG: 0.442 (1, 6)	K				K				K	3	0	0	0	0	3	1				
Rick Renick, R OBP: 0.337, SLG: 0.506 (1, 7)			K		K				F4	3	0	0	0	0	2	0				
Frank Quilici, R OBP: 0.275, SLG: 0.254 (1, 4)					5-3				K	3	0	0	0	0	1	0				
Tom Tischinski, R OBP: 0.450, SLG: 0.267 (1, 2)					6-3				K	3	0	0	0	0	1	0				
Bert Blyleven, R OBP: 0.211, SLG: 0.211 Brant Alyea, R OBP: 0.368, SLG: 0.474 Stan Williams, R Steve Barber, R Bob Allison, R OBP: 0.338, SLG: 0.191 (6, PH)			K		K				K	1	0	0	0	0	1	0				
Inning Stats	R: 1 E: 0 K: 2 S: 9	H: 2 LOB: 1 BB: 0 P: 9	R: 0 E: 0 K: 1 S: 5	H: 0 LOB: 0 BB: 0 P: 5	R: 0 E: 0 K: 2 S: 7	H: 0 LOB: 0 BB: 0 P: 7	R: 0 E: 0 K: 1 S: 5	H: 0 LOB: 0 BB: 0 P: 5	R: 0 E: 0 K: 2 S: 7	H: 0 LOB: 0 BB: 0 P: 7	R: 0 E: 0 K: 1 S: 5	H: 0 LOB: 0 BB: 0 P: 5	R: 0 E: 0 K: 1 S: 5	H: 0 LOB: 0 BB: 0 P: 5	R: 0 E: 0 K: 2 S: 8	H: 1 LOB: 1 BB: 0 P: 8		1B: 2 2B: 1 3B: 0 HR: 0	SF: 0 SAC: 0 DP: 0 HBP: 0	WP: 0 PB: 0 CS: 0
PITCHER	IP	WLS	BF	H	R	ER	SO	BB	IBB	HBP	BLK	WP	HR	S	P	ERA	WHIP			
Sam McDowell, L ERA: 2.55 (1, 1)	9.0	W	30	3	1	1	14	0	0	0	0	0	0	58	58	1.00	0.333			



Batter	1	2	3	4	5	6	7	8	9	AB	R	H	RBI	BB	SO	LOB	TOP											
<b>Vada Pinson, L</b> OBP: 0.332, SLG: 0.428 (1, 9)	F2		6-3		1-3		5-3		F8	5	0	0	0	0	0	3												
<b>Graig Nettles, L</b> OBP: 0.346, SLG: 0.395 (1, 5)	1B		1-3			K		1B		4	2	2	0	1	1	0												
<b>Roy Foster, R</b> OBP: 0.355, SLG: 0.452 (1, 7)	1B			6-3		F8		F8		4	0	0	0	1	0	2												
<b>Ray Fosse, R</b> OBP: 0.365, SLG: 0.513 (1, 2)	1B			6-3		CI		1B		3	0	2	1	0	0	0												
<b>Tony Horton, R</b> OBP: 0.326, SLG: 0.441 (1, 3)	L8					F8		BB		4	0	2	1	0	0	2												
<b>Buddy Bradford, R</b> OBP: 0.275, SLG: 0.349 (1, 8)										4	0	1	0	0	3	3												
<b>Eddie Leon, R</b> OBP: 0.293, SLG: 0.331 (8, 6)										3	0	1	0	1	1	0												
<b>Jack Heidemann, R</b> OBP: 0.254, SLG: 0.269 (8, PH)										3	0	0	0	0	2	2												
<b>Rich Rollins, R</b> OBP: 0.291, SLG: 0.333 (8, 1)										1	0	0	0	0	0	3												
<b>Dean Chance, R</b> OBP: 0.077, SLG: 0.042 (8, 1)										0	0	0	0	0	0	0												
<b>Rick Austin, R</b> OBP: 0.273, SLG: 0.300 (5, 1)										2	0	1	0	0	1	0												
<b>Dennis Higgins, R</b> OBP: 0.398, SLG: 0.398 (7, PH)										1	0	0	0	0	0	2												
<b>Fred Lasher, R</b> OBP: 0.343, SLG: 0.328 (8, 4)										1	0	0	0	0	0	0												
<b>Larry Brown, R</b> OBP: 0.343, SLG: 0.328 (8, 4)										1	0	0	0	0	0	0												
<b>Inning Stats</b>	R: 1 E: 0 K: 0 S: 4	H: 2 LOB: 1 BB: 1 P: 8	R: 0 E: 0 K: 2 S: 7	H: 0 LOB: 0 BB: 0 P: 7	R: 0 E: 0 K: 1 S: 5	H: 0 LOB: 0 BB: 0 P: 5	R: 0 E: 0 K: 1 S: 6	H: 1 LOB: 1 BB: 0 P: 6	R: 0 E: 1 K: 1 S: 6	H: 0 LOB: 1 BB: 0 P: 6	R: 0 E: 0 K: 1 S: 7	H: 2 LOB: 2 BB: 0 P: 7	R: 1 E: 0 K: 1 S: 7	H: 2 LOB: 1 BB: 0 P: 4	R: 0 E: 0 K: 0 S: 4	H: 1 LOB: 1 BB: 0 P: 4	1B: 8 2B: 1 3B: 0 HR: 0	SF: 0 SAC: 0 DP: 0 HBP: 0	WP: 1 PB: 0 SB: 0 CS: 0	PA: 39								
<b>PITCHER</b>	IP	WLS	BF	H	R	ER	SO	BB	IBB	HBP	BLK	WP	HR	S	P	ERA	WHIP											
<b>Jim Kaat, L</b> ERA: 3.8	(1, 1)	7.0	W	29	6	2	2	7	2	0	0	0	0	41	49	2.57	1.143											
<b>Ron Perranoski, L</b> ERA: 1.46	(8, 1)	2.0	S	10	3	0	0	1	1	0	0	0	1	0	11	15	0.00	2.000										

Cleveland Indians @ Minnesota Twins  
Metropolitan Stadium, Bloomington, MI  
Mon Jul 20 1970, 8:05 PM EDT  
Att: 15,054 - Unknown - 76 F

AB 35  
R 2  
H 9  
RBI 2  
BB 3  
SO 8  
LOB 17



Batter	1	2	3	4	5	6	7	8	9	AB	R	H	RBI	BB	SO	LOB	BOTTOM										
<b>Cesar Tovar, R</b> OBP: 0.375, SLG: 0.490 (1, 8)	G3		FC1-6	CS	SH5-4	F8		SH5-3		4	2	3	0	0	0	2											
<b>Rich Reese, L</b> OBP: 0.321, SLG: 0.365 (1, 3)	G3		FC1-6		SH5-4			3-1		4	0	1	1	0	0	3											
<b>Harmon Killebrew, R</b> OBP: 0.449, SLG: 0.666 (9, 5)										3	0	2	1	1	0	2											
<b>Danny Thompson, R</b> OBP: 0.234, SLG: 0.222 (9, 5)										0	0	0	0	0	0	0											
<b>Tony Oliva, L</b> OBP: 0.356, SLG: 0.497 (1, 9)	F2		4-3		E6			L8		4	0	0	1	0	0	4											
<b>Rick Renick, R</b> OBP: 0.343, SLG: 0.511 (1, 7)	5-3			HBP				E9		3	1	1	0	0	0	1											
<b>George Mitterwald, R</b> OBP: 0.277, SLG: 0.321 (5, PH)										1	0	0	0	1	0	0											
<b>Jim Holt, L</b> OBP: 0.301, SLG: 0.335 (6, 2)										1	0	0	0	0	0	3											
<b>Tom Tischenki, R</b> OBP: 0.429, SLG: 0.250 (6, 2)										1	0	0	0	0	0	1											
<b>Leo Cardenas, R</b> OBP: 0.339, SLG: 0.438 (1, 6)										3	0	0	0	0	1	1											
<b>Frank Quilici, R</b> OBP: 0.274, SLG: 0.257 (1, 4)										3	1	1	1	0	1	0											
<b>Jim Kaat, L</b> OBP: 0.218, SLG: 0.176 (8, 1)										3	0	1	0	0	2	2											
<b>Ron Perranoski, L</b> OBP: 0.063, SLG: 0.063 (8, 1)										1	0	1	0	0	0	0											
<b>Inning Stats</b>	R: 1 E: 0 K: 0 S: 5	H: 2 LOB: 1 BB: 0 P: 5	R: 0 E: 0 K: 2 S: 7	H: 0 LOB: 0 BB: 0 P: 7	R: 0 E: 0 K: 1 S: 7	H: 2 LOB: 2 BB: 0 P: 7	R: 1 E: 0 K: 1 S: 5	H: 1 LOB: 1 BB: 1 P: 10	R: 1 E: 1 K: 0 S: 4	H: 1 LOB: 2 BB: 1 P: 9	R: 1 E: 0 K: 0 S: 6	H: 3 LOB: 2 BB: 0 P: 6	R: 0 E: 1 K: 0 S: 4	H: 0 LOB: 1 BB: 0 P: 4	R: 0 E: 0 K: 0 S: 4	H: 1 LOB: 1 BB: 0 P: 4	1B: 6 2B: 4 3B: 0 HR: 0	SF: 1 SAC: 2 DP: 1 HBP: 2	WP: 0 PB: 0 SB: 0 CS: 1	PA: 39							
<b>PITCHER</b>	IP	WLS	BF	H	R	ER	SO	BB	IBB	HBP	BLK	WP	HR	S	P	ERA	WHIP										
<b>Rick Austin, L</b> ERA: 5.9	(1, 1)	4.1	L	23	6	3	3	4	0	0	0	0	0	7	7	5.40	1.800										
<b>Dennis Higgins, R</b> ERA: 5.19	(5, 1)	1.2		7	3	1	1	0	0	0	0	0	0	4	4	0.00	0.000										
<b>Fred Lasher, R</b> ERA: 3.54	(7, 1)	1.0		4	0	0	0	0	0	0	0	0	0	4	4	0.00	1.000										
<b>Dean Chance, R</b> ERA: 4.19	(8, 1)	1.0		4	1	0	0	0	0	0	0	0	0	4	4	0.00	1.000										

Cleveland Indians @ Minnesota Twins  
Metropolitan Stadium, Bloomington, MI  
Mon Jul 20 1970, 8:05 PM EDT  
Att: 15,054 - Unknown - 76 F


AB 31  
R 4  
H 10  
RBI 4  
BB 2  
SO 4  
LOB 19



Batter	1	2	3	4	5	6	7	8	9	AB	R	H	RBI	BB	SO	LOB	TOP										
Walt Williams, R (1, 8) Ken Berry, R (7, 8) Luis Aparicio, R (1, 6) Carlos May, L (1, 7) Bill Melton, R (1, 9) Gail Hopkins, L (1, 3) Ed Herrmann, L (1, 2) Duane Josephson, R (6, 2) Rich McKinney, R (1, 5) Rich Morales, R (9, 5) Bobby Knoop, R (1, 4) Tommy John, R (1, 1)	F9 BB 1B		G4-3 HBP 1B		FC5-4 1B 1-2 2-3		1B PB BB		G4-6-3 SH 1B 1-2	3 1 1 0 1 0 0 0																	
Rich McKinney, R (1, 5) Rich Morales, R (9, 5) Bobby Knoop, R (1, 4) Tommy John, R (1, 1)										4 0 0 0 0 0 0 0																	
Inning Stats	R: 0 E: 0 K: 1 S: 6	H: 1 LOB: 2 BB: 1 P: 10	R: 1 E: 0 K: 0 S: 4	H: 1 LOB: 0 BB: 0 P: 4	R: 0 E: 0 K: 0 S: 4	H: 1 LOB: 2 BB: 0 P: 5	R: 0 E: 0 K: 1 S: 5	H: 0 LOB: 0 BB: 0 P: 5	R: 2 E: 0 K: 0 S: 7	H: 4 LOB: 2 BB: 0 P: 7	R: 0 E: 0 K: 1 S: 5	H: 0 LOB: 0 BB: 0 P: 5	R: 2 E: 0 K: 0 S: 5	H: 2 LOB: 1 BB: 1 P: 9	R: 0 E: 0 K: 1 S: 5	H: 0 LOB: 0 BB: 0 P: 5	R: 0 E: 1 K: 0 S: 4	H: 1 LOB: 1 BB: 0 P: 4	1B: 9 2B: 0 3B: 0 HR: 1	SF: 2 SAC: 1 DP: 1 HBP: 1	WP: 0 PA: 40 PB: 1 CS: 0						
PITCHER	IP	WLS	BF	H	R	ER	SO	BB	IBB	HBP	BLK	WP	HR	S	P	ERA	WHIP	PITCHER									
Steve Dunning, R (1, 1) Fred Lasher, R (7, 1) Dennis Higgins, R (8, 1) Dick Ellsworth, L (9, 1) Dean Chance, R (9, 1)	6.0	L	30	9	5	5	3	2	0	1	0	0	1	33	42	7.50	1.833										

Chicago White Sox @ Cleveland Indians  
Cleveland Municipal Stadium, Cleveland, OH  
Tue Jul 21 1970, 7:05 PM EDT  
Att. 12,011 - Unknown


AB 34  
R 5  
H 10  
RBI 4  
BB 2  
SO 4  
LOB 17





Batter	1	2	3	4	5	6	7	8	9	AB	R	H	RBI	BB	SO	LOB	BOTTOM										
Vada Pinson, L (1, 9) Graig Nettles, L (1, 5) Roy Foster, R (1, 7) Ray Fosse, R (1, 2) Tony Horton, R (1, 3) Buddy Bradford, R (1, 8) Eddie Leon, R (1, 4) Jack Heidemann, R (1, 6) Steve Dunning, R (1, 1) Fred Lasher, R (7, 1) Larry Brown, R (7, PH) Dennis Higgins, R (8, 1) Dick Ellsworth, L (9, 1) Dean Chance, R (9, 1) Rich Rollins, R (9, PH)	P6 G5-3 1B		G1-3		F8 G3		HR G4-3		G4-3	5 1 1 1 0 0 1																	
Roy Foster, R (1, 7) Ray Fosse, R (1, 2) Tony Horton, R (1, 3) Buddy Bradford, R (1, 8) Eddie Leon, R (1, 4) Jack Heidemann, R (1, 6)										4 1 2 2 0 1 1																	
Inning Stats	R: 0 E: 0 K: 0 S: 4	H: 1 LOB: 1 BB: 0 P: 4	R: 0 E: 1 K: 0 S: 3	H: 1 LOB: 0 BB: 0 P: 3	R: 0 E: 0 K: 0 S: 3	H: 0 LOB: 0 BB: 0 P: 3	R: 2 E: 0 K: 1 S: 8	H: 3 LOB: 1 BB: 0 P: 8	R: 0 E: 0 K: 1 S: 6	H: 1 LOB: 1 BB: 0 P: 6	R: 0 E: 0 K: 1 S: 6	H: 1 LOB: 2 BB: 1 P: 10	R: 1 E: 0 K: 0 S: 4	H: 1 LOB: 0 BB: 0 P: 4	R: 0 E: 0 K: 1 S: 6	H: 1 LOB: 2 BB: 1 P: 10	R: 0 E: 0 K: 0 S: 3	H: 0 LOB: 0 BB: 0 P: 3	1B: 6 2B: 2 3B: 0 HR: 2	SF: 0 SAC: 0 DP: 1 HBP: 0	WP: 1 PA: 37 PB: 0 CS: 0						
PITCHER	IP	WLS	BF	H	R	ER	SO	BB	IBB	HBP	BLK	WP	HR	S	P	ERA	WHIP	PITCHER									
Tommy John, L (1, 1)	9.0	W	37	9	3	3	4	2	0	0	0	1	2	43	51	3.00	1.222										

Chicago White Sox @ Cleveland Indians  
Cleveland Municipal Stadium, Cleveland, OH  
Tue Jul 21 1970, 7:05 PM EDT  
Att. 12,011 - Unknown

AB 35  
R 3  
H 9  
RBI 3  
BB 2  
SO 4  
LOB 17



Batter	1	2	3	4	5	6	7	8	9	AB	R	H	RBI	BB	SO	LOB	TOP						
Walt Williams, R OBP: 0.308, SLG: 0.358	F3		G1-3			G1-3	FC2			3	0	0	0	0	0	0	<p>Chicago White Sox @ Cleveland Indians Cleveland Municipal Stadium, Cleveland, OH</p> <p>Wed Jul 22 1970, 7:05 PM EDT Att: 5,590 - Unknown</p> <p>livebaseballscores.com</p> <p>AB 31 R 2 H 5 RBI 2 BB 4 SO 6 LOB 16</p> 						
Danny Murphy, L OBP: 0.600, SLG: 1.250										0	0	0	0	0	0								
Syl O'Brien, R OBP: 0.306, SLG: 0.342										0	0	0	0	0	0								
Ed Herrmann, L OBP: 0.359, SLG: 0.473										1	0	0	0	0	3								
Wilbur Wood, R OBP: 0.091, SLG: 0.182										0	0	0	0	0	0								
Luis Aparicio, R OBP: 0.376, SLG: 0.416										4	0	1	0	0	0								
Carlos May, L OBP: 0.376, SLG: 0.453	FC4-6									3	1	0	0	1	1								
Bill Melton, R OBP: 0.326, SLG: 0.500										4	1	2	0	0	2								
Gail Hopkins, L OBP: 0.355, SLG: 0.374										3	0	1	0	1	0	3							
Duane Josephson, R OBP: 0.362, SLG: 0.409										4	0	1	1	0	0	2							
Rich McKinney, R OBP: 0.169, SLG: 0.150										3	0	0	0	1	1	2							
Bobby Knoop, R OBP: 0.290, SLG: 0.309										2	0	0	0	0	0	1							
Bob Spence, L OBP: 0.280, SLG: 0.311										1	0	0	0	0	1	3							
Rich Morales, R OBP: 0.261, SLG: 0.171										1	0	0	0	0	0	0							
Jim Magnuson, R										1	0	0	0	0	1	0							
Lee Stange, R										0	0	0	0	0	0	0							
Tom McCraw, L OBP: 0.297, SLG: 0.330										1	0	0	1	1	0	0							
Inning Stats	R: 0 E: 0 K: 1 S: 6	H: 1 LOB: 1 BB: 0 P: 6	R: 0 E: 0 K: 0 S: 2	H: 0 LOB: 0 BB: 1 P: 6	R: 0 E: 0 K: 1 S: 5	H: 0 LOB: 0 BB: 0 P: 5	R: 0 E: 0 K: 2 S: 7	H: 0 LOB: 0 BB: 0 P: 7	R: 0 E: 0 K: 0 S: 4	H: 1 LOB: 1 BB: 0 P: 4	R: 0 E: 0 K: 0 S: 3	H: 0 LOB: 0 BB: 0 P: 3	R: 2 E: 0 K: 1 S: 7	H: 2 LOB: 3 BB: 3 P: 19	R: 0 E: 0 K: 0 S: 4	H: 1 LOB: 0 BB: 0 P: 4		R: 0 E: 0 K: 1 S: 5	H: 0 LOB: 0 BB: 0 P: 5	1B: 5 2B: 0 3B: 0 HR: 0	SF: 0 SAC: 0 DP: 1 HBP: 0	WP: 0 PB: 0 SB: 0 CS: 0	PA: 35
PITCHER	IP	WLS	BF	H	R	ER	SO	BB	IBB	HBP	BLK	WP	HR	S	P	ERA		WHIP					
Steve Hargan, R ERA: 3.13	6.2	W	26	4	2	2	5	3	0	0	0	0	0	33	45	2.70	1.050						
Dick Ellsworth, L ERA: 3.99	0.0		1	0	0	0	0	1	0	0	0	0	0	0	4	∞	∞						
Fred Lasher, R ERA: 3.27	2.1	S	8	1	0	0	1	0	0	0	0	0	0	10	10	0.00	0.429						

Batter	1	2	3	4	5	6	7	8	9	AB	R	H	RBI	BB	SO	LOB	BOTTOM							
Vada Pinson, L OBP: 0.331, SLG: 0.433	G3-1	E8	G4-3			F8				5	1	2	1	0	0	1	<p>Chicago White Sox @ Cleveland Indians Cleveland Municipal Stadium, Cleveland, OH</p> <p>Wed Jul 22 1970, 7:05 PM EDT Att: 5,590 - Unknown</p> <p>livebaseballscores.com</p> <p>AB 37 R 6 H 15 RBI 6 BB 2 SO 1 LOB 20</p> 							
Graig Nettles, L OBP: 0.351, SLG: 0.401										4	0	2	1	1	0	0								
Roy Foster, R OBP: 0.361, SLG: 0.465										4	0	2	1	1	0	4								
Chuck Hinton, R OBP: 0.398, SLG: 0.398										0	0	0	0	0	0	0								
Ray Fosse, R OBP: 0.367, SLG: 0.511										5	1	2	0	0	0	4								
Tony Horton, R OBP: 0.320, SLG: 0.432										5	0	0	0	0	0	6								
Ted Uhaender, L OBP: 0.295, SLG: 0.343										0	0	0	0	0	0	0								
Buddy Bradford, R OBP: 0.287, SLG: 0.356										4	2	2	1	0	1	0								
Eddie Leon, R OBP: 0.292, SLG: 0.332										4	1	2	1	0	0	1								
Jack Heidemann, R OBP: 0.259, SLG: 0.274										4	1	3	1	0	0	1								
Steve Hargan, R										2	0	0	0	0	0	3								
Dick Ellsworth, L										0	0	0	0	0	0	0								
Fred Lasher, R										0	0	0	0	0	0	0								
Inning Stats	R: 0 E: 0 K: 0 S: 4	H: 1 LOB: 2 BB: 1 P: 8	R: 1 E: 1 K: 0 S: 6	H: 3 LOB: 3 BB: 1 P: 10	R: 3 E: 1 K: 0 S: 7	H: 4 LOB: 1 BB: 0 P: 7	R: 0 E: 1 K: 0 S: 4	H: 1 LOB: 1 BB: 0 P: 4	R: 0 E: 0 K: 0 S: 4	H: 1 LOB: 1 BB: 0 P: 4	R: 0 E: 0 K: 1 S: 5	H: 0 LOB: 0 BB: 0 P: 5	R: 2 E: 0 K: 0 S: 7	H: 4 LOB: 2 BB: 0 P: 7	1B: 13 2B: 2 3B: 0 HR: 0	SF: 0 SAC: 2 DP: 0 HBP: 0		WP: 0 PB: 0 SB: 0 CS: 0	PA: 41					
PITCHER	IP	WLS	BF	H	R	ER	SO	BB	IBB	HBP	BLK	WP	HR	S	P	ERA		WHIP						
Jim Magnuson, L ERA: 5.89	2.1	L	17	8	4	4	0	2	0	0	0	0	0	15	23	15.43		4.286						
Lee Stange, R ERA: 5.2	2.2		10	2	0	0	0	0	0	0	0	0	0	10	10	0.00		0.750						
Danny Murphy, R ERA: 4.75	1.0		4	1	0	0	0	0	0	0	0	0	0	4	4	0.00		1.000						
Wilbur Wood, L ERA: 3.27	2.0		10	4	2	2	1	0	0	0	0	0	0	12	12	9.00		2.000						

Batter	1	2	3	4	5	6	7	8	9	AB	R	H	RBI	BB	SO	LOB	TOP					
Syd O'Brien, R OBP: 0.311, SLG: 0.347 (1, 5)	F8		1-2 1B		CS 1B		1-2 1B		K	5	0	3	0	0	1	1	Chicago White Sox @ Cleveland Indians Cleveland Municipal Stadium, Cleveland, OH Thu Jul 23 1970, 7:05 PM EDT Att: 7,369 - Unknown					
Luis Aparicio, R OBP: 0.372, SLG: 0.411 (1, 6)	G1-4-3		G5-3		F3		F3			4	0	0	0	0	5							
Carlos May, L OBP: 0.372, SLG: 0.447 (1, 7)	K2-3				K				F5	4	0	0	0	0	3							
Bill Melton, R OBP: 0.328, SLG: 0.503 (1, 9)		K			WP 1B 2B		WP 1B		K	4	1	2	0	0	2							
Duane Josephson, R OBP: 0.365, SLG: 0.408 (1, 2)	G6-3				WP 1B BB		F8			3	1	1	0	1	0							
Gail Hopkins, L OBP: 0.348, SLG: 0.367 (1, 3)	K				F9		G1-3		G4-3	4	0	0	0	0	1							
Ken Berry, R OBP: 0.314, SLG: 0.356 (1, 8)			G5-3		1-H 2-H 1B		1B 1B		F9	4	0	2	2	0	0							
Bobby Knoop, R OBP: 0.289, SLG: 0.308 (1, 4)			L5		F9		K			4	0	1	0	0	1							
Joe Horlen, R OBP: 0.149, SLG: 0.152 (7, PH)							F9		K	2	0	1	0	0	0							
Walt Williams, R OBP: 0.307, SLG: 0.357 (7, PH)					G4-3				K	1	0	0	0	0	0							
Danny Murphy, L OBP: 0.600, SLG: 1.250 (9, PH)					1B					0	0	0	0	0	0							
Rich McKinney, R OBP: 0.167, SLG: 0.148 (9, PH)					1B					1	0	0	0	0	1							
<b>Inning Stats</b>	R: 0 E: 0 K: 1 S: 5	H: 0 LOB: 0 BB: 0 P: 5	R: 0 E: 0 K: 2 S: 7	H: 0 LOB: 0 BB: 0 P: 7	R: 0 E: 0 K: 0 S: 5	H: 2 LOB: 2 BB: 0 P: 5	R: 2 E: 0 K: 1 S: 7	H: 2 LOB: 1 BB: 1 P: 11	R: 0 E: 0 K: 0 S: 3	H: 1 LOB: 0 BB: 0 P: 3	R: 0 E: 0 K: 1 S: 6	H: 1 LOB: 1 BB: 0 P: 6	R: 0 E: 0 K: 1 S: 7	H: 2 LOB: 2 BB: 0 P: 7	R: 0 E: 0 K: 1 S: 6	H: 1 LOB: 1 BB: 0 P: 6	R: 0 E: 0 K: 2 S: 8	H: 1 LOB: 1 BB: 0 P: 8	1B: 9 2B: 1 3B: 0 HR: 0	SF: 0 SAC: 0 DP: 0 HBP: 0	WP: 2 PB: 0 CS: 1	PA: 37
<b>PITCHER</b> Sam McDowell, L ERA: 2.53 (1, 1)	IP: 9.0 WLS: W BF: 37 H: 10 R: 2 ER: 2 SO: 9 BB: 1 IBB: 0 HBP: 0 BLK: 0 WP: 2 HR: 0 S: 54 P: 58 ERA: 2.00 WHIP: 1.222											<b>PITCHER</b>	IP: 9.0 WLS: W BF: 37 H: 10 R: 2 ER: 2 SO: 9 BB: 1 IBB: 0 HBP: 0 BLK: 0 WP: 2 HR: 0 S: 54 P: 58 ERA: 2.00 WHIP: 1.222									
Batter	1	2	3	4	5	6	7	8	9	AB	R	H	RBI	BB	SO	LOB	BOTTOM					
Vada Pinson, L OBP: 0.336, SLG: 0.447 (1, 9)	G6-4-3 1B						G1-3			4	1	3	2	0	0	0	Chicago White Sox @ Cleveland Indians Cleveland Municipal Stadium, Cleveland, OH Thu Jul 23 1970, 7:05 PM EDT Att: 7,369 - Unknown					
Graig Nettles, L OBP: 0.347, SLG: 0.395 (1, 5)	F8		G6-3		G4-3		G4-3			4	0	0	0	0	2							
Roy Foster, R OBP: 0.359, SLG: 0.460 (7, PH)					G6-3					3	1	0	0	1	0							
Chuck Hinton, R OBP: 0.398, SLG: 0.398 (8, 3)	G6-4-3				G5-3		WP 1B BB			0	0	0	0	0	0							
Ray Fosse, R OBP: 0.368, SLG: 0.511 (1, 2)		F7			G6-3		1B 1B		1-H 1B	4	1	2	1	0	0							
Duke Sims, L OBP: 0.383, SLG: 0.548 (8, 8)	F8				WP 1B 1B		G4-3 1B		G3	4	0	2	0	0	0							
Buddy Bradford, R OBP: 0.287, SLG: 0.356 (8, 7)					1B		1-3 1B			0	0	0	0	0	0							
Ted Uhlhaender, L OBP: 0.297, SLG: 0.345 (8, 7)	F8				1-2 1B		G4-3 1B		F8	4	0	2	1	0	0							
Eddie Leon, R OBP: 0.291, SLG: 0.341 (1, 4)					G6-3		K		G6-3	4	1	1	1	0	1							
Jack Heidemann, R OBP: 0.259, SLG: 0.274 (1, 6)					G6-3		SH1-4 HR 1B		G5-3	4	1	1	0	0	2							
Sam McDowell, L OBP: 0.169, SLG: 0.200 (1, 1)					K		SH1-4 1-2 1B		K	2	0	0	0	0	2							
<b>Inning Stats</b>	R: 0 E: 0 K: 0 S: 3	H: 1 LOB: 0 BB: 0 P: 3	R: 0 E: 0 K: 0 S: 3	H: 0 LOB: 0 BB: 0 P: 3	R: 1 E: 0 K: 1 S: 7	H: 2 LOB: 1 BB: 0 P: 7	R: 0 E: 0 K: 0 S: 5	H: 2 LOB: 2 BB: 0 P: 5	R: 2 E: 0 K: 0 S: 5	H: 2 LOB: 0 BB: 0 P: 5	R: 1 E: 0 K: 2 S: 10	H: 3 LOB: 2 BB: 0 P: 10	R: 1 E: 0 K: 0 S: 4	H: 1 LOB: 1 BB: 1 P: 8	R: 0 E: 0 K: 0 S: 3	H: 0 LOB: 0 BB: 0 P: 3	1B: 9 2B: 0 3B: 0 HR: 2	SF: 0 SAC: 1 DP: 1 HBP: 0	WP: 2 PB: 0 CS: 0	PA: 35		
<b>PITCHER</b> Joe Horlen, R ERA: 4.8 (7, 1)	IP: 6.0 WLS: L BF: 27 H: 10 R: 4 ER: 4 SO: 3 BB: 0 IBB: 0 HBP: 0 BLK: 0 WP: 1 HR: 2 S: 33 P: 33 ERA: 6.00 WHIP: 1.667											<b>PITCHER</b>	IP: 6.0 WLS: L BF: 27 H: 10 R: 4 ER: 4 SO: 3 BB: 0 IBB: 0 HBP: 0 BLK: 0 WP: 1 HR: 2 S: 33 P: 33 ERA: 6.00 WHIP: 1.667									





Batter	1	2	3	4	5	6	7	8	9	AB	R	H	RBI	BB	SO	LOB	TOP			
Pat Kelly, L OBP: 0.356, SLG: 0.342 (1, 9)										4	0	0	0	1	1	1	<b>Kansas City Royals @ Cleveland Indians</b> Cleveland Municipal Stadium, Cleveland, OH Fri Jul 24, 1970, 7:05 PM EDT Att: 12,076 - Unknown <a href="http://livebaseballscorecards.com">livebaseballscorecards.com</a>			
Cookie Rojas, R OBP: 0.246, SLG: 0.251 (1, 4)										4	1	2	0	1	1	0				
Amos Otis, R OBP: 0.361, SLG: 0.438 (1, 8)										5	0	1	1	0	0	4				
Ed Kirkpatrick, L OBP: 0.319, SLG: 0.421 (1, 2)										5	2	2	0	0	0	4				
Lou Piniella, R OBP: 0.343, SLG: 0.470 (1, 7)										4	1	1	3	0	0	2				
Bob Oliver, R OBP: 0.316, SLG: 0.474 (1, 3)										4	1	1	2	0	1	1				
Bill Sorrell, L OBP: 0.347, SLG: 0.426 (1, 5)										4	0	2	0	0	0	0				
Jackie Hernandez, R OBP: 0.287, SLG: 0.291 (1, 6)										4	1	2	0	0	1	1				
Wally Bunker, R OBP: 0.273, SLG: 0.111 (1, 1)										2	0	0	0	0	0	2				
Tom Burgmeier, L OBP: 0.300, SLG: 0.222 (6, 1)										0	0	0	0	0	0	0				
Jim Campanis, R OBP: 0.224, SLG: 0.289 (7, PH)										1	0	0	0	0	1	1				
Don O'Riley, R OBP: 0.338, SLG: 0.330 (9, PH)										1	0	0	0	0	0	1				
<b>Inning Stats</b>	R: 0 E: 0 K: 0 S: 4	H: 1 LOB: 1 BB: 0 P: 4	R: 0 E: 0 K: 0 S: 5	H: 2 LOB: 2 BB: 0 P: 5	R: 0 E: 0 K: 1 S: 5	H: 0 LOB: 0 BB: 0 P: 5	R: 2 E: 0 K: 1 S: 7	H: 2 LOB: 0 BB: 0 P: 7	R: 0 E: 0 K: 1 S: 5	H: 1 LOB: 1 BB: 0 P: 4	R: 0 E: 0 K: 1 S: 6	H: 1 LOB: 1 BB: 0 P: 6	R: 3 E: 0 K: 1 S: 8	H: 3 LOB: 0 BB: 0 P: 8	R: 1 E: 0 K: 0 S: 4	H: 1 LOB: 2 BB: 2 P: 12	1B: 6 2B: 3 3B: 0 HR: 2	SF: 0 SAC: 0 DP: 0 HBP: 0	WP: 0 PB: 1 SB: 0 CS: 0	PA: 40
<b>PITCHER</b>	IP WLS BF H R ER SO BB IBB HBP BLK WP HR S P ERA WHIP																			
Dean Chance, R ERA: 4.31 (1, 1)	7.1 W 32 10 5 5 4 0 0 0 0 0 2 40 40 6.14 1.364																			
Dennis Higgins, R ERA: 4.97 (8, 1)	1.0 6 1 1 1 1 2 0 0 0 0 0 6 14 9.00 3.000																			
Fred Lasher, R ERA: 3.09 (9, 1)	0.2 S 2 0 0 0 0 0 0 0 0 0 0 2 2 0.00 0.000																			


Batter	1	2	3	4	5	6	7	8	9	AB	R	H	RBI	BB	SO	LOB	BOTTOM			
Vada Pinson, L OBP: 0.336, SLG: 0.464 (1, 9)										5	2	3	0	1	1		<b>Kansas City Royals @ Cleveland Indians</b> Cleveland Municipal Stadium, Cleveland, OH Fri Jul 24, 1970, 7:05 PM EDT Att: 12,076 - Unknown <a href="http://livebaseballscorecards.com">livebaseballscorecards.com</a>			
Graig Nettles, L OBP: 0.345, SLG: 0.393 (1, 5)										3	1	1	0	1	1	0				
Roy Foster, R OBP: 0.360, SLG: 0.456 (1, 7)										3	1	0	0	1	0	1				
Ray Fosse, R OBP: 0.363, SLG: 0.500 (1, 2)										3	1	0	0	1	0	2				
Duke Sims, L OBP: 0.376, SLG: 0.538 (6, PH)										2	0	0	0	0	0	1				
Tony Horton, R OBP: 0.323, SLG: 0.451 (7, 3)										2	2	2	4	0	0	0				
Ted Uhlhaender, L OBP: 0.301, SLG: 0.346 (1, 8)										2	0	1	1	0	0	0				
Buddy Bradford, R OBP: 0.288, SLG: 0.346 (6, PH)										2	0	0	0	0	0	0				
Eddie Leon, R OBP: 0.295, SLG: 0.347 (1, 4)										4	2	2	0	0	0	2				
Jack Heidemann, R OBP: 0.257, SLG: 0.272 (1, 6)										4	0	1	0	0	0	2				
Dean Chance, R OBP: 0.071, SLG: 0.038 (8, 1)										2	0	0	0	0	2	1				
Fred Lasher, R (9, 1)										0	0	0	0	0	0	0				
<b>Inning Stats</b>	R: 0 E: 0 K: 0 S: 3	H: 0 LOB: 0 BB: 0 P: 3	R: 1 E: 0 K: 0 S: 4	H: 1 LOB: 1 BB: 1 P: 8	R: 1 E: 0 K: 2 S: 8	H: 1 LOB: 0 BB: 0 P: 8	R: 0 E: 0 K: 0 S: 3	H: 0 LOB: 0 BB: 0 P: 3	R: 2 E: 0 K: 0 S: 5	H: 2 LOB: 1 BB: 1 P: 9	R: 2 E: 1 K: 1 S: 8	H: 3 LOB: 1 BB: 0 P: 8	R: 3 E: 1 K: 1 S: 8	H: 2 LOB: 1 BB: 1 P: 12	R: 0 E: 0 K: 0 S: 2	H: 0 LOB: 0 BB: 1 P: 6	1B: 4 2B: 1 3B: 0 HR: 4	SF: 0 SAC: 1 DP: 1 HBP: 0	WP: 1 PB: 0 SB: 0 CS: 0	PA: 37
<b>PITCHER</b>	IP WLS BF H R ER SO BB IBB HBP BLK WP HR S P ERA WHIP																			
Wally Bunker, R ERA: 8.1 (1, 1)	5.0 L 21 4 4 4 4 2 0 0 0 0 0 1 23 31 7.20 1.200																			
Tom Burgmeier, L ERA: 3.52 (6, 1)	1.0 6 3 2 1 1 0 0 0 0 0 0 1 8 8 9.00 3.000																			
Don O'Riley, R ERA: 4.91 (7, 1)	2.0 10 2 3 3 1 2 0 0 0 0 0 1 10 18 13.50 2.000																			



Batter	1	2	3	4	5	6	7	8	9	AB	R	H	RBI	BB	SO	LOB	TOP					
Pat Kelly, L OBP: 0.361, SLG: 0.342 (1, 9)																	2 0 0 0 2 1 2					
Cookie Rojas, R OBP: 0.260, SLG: 0.277 (1, 4)																	3 1 2 0 1 0 1					
Amos Otis, R OBP: 0.363, SLG: 0.452 (1, 8)																	3 2 1 0 1 0 2					
Ed Kirkpatrick, L OBP: 0.320, SLG: 0.417 (1, 2)																	4 1 1 0 0 2 3					
Lou Piniella, R OBP: 0.338, SLG: 0.461 (1, 7)																	4 0 0 0 0 0 5					
Bob Oliver, R OBP: 0.316, SLG: 0.480 (1, 3)																	4 1 3 5 0 0 0					
Bill Sorrell, L OBP: 0.333, SLG: 0.408 Hawk Taylor, R OBP: 0.234, SLG: 0.233 (9, PH)																	3 0 0 0 0 0 2 1 0 0 0 0 0 1					
Jackie Hernandez, R OBP: 0.283, SLG: 0.286 (1, 6)																	3 0 1 0 0 1 0					
Bill Butler, L OBP: 0.146, SLG: 0.054 Ken Wright, R (5, 1)																	1 0 0 0 1 1 0 0 0 0 0 0 0 0 1 0 0 0 0 0 0 0 0 0 0 0 0 0					
Paul Schaal, R OBP: 0.339, SLG: 0.325 Tom Burgmeier, L OBP: 0.300, SLG: 0.222 (7, 1)																						
<b>Inning Stats</b>	R: 0 E: 0 K: 0 S: 2	H: 0 LOB: 0 BB: 1 P: 6	R: 0 E: 0 K: 0 S: 3	H: 0 LOB: 0 BB: 0 P: 3	R: 0 E: 0 K: 0 S: 3	H: 1 LOB: 1 BB: 1 P: 7	R: 2 E: 0 K: 0 S: 6	H: 4 LOB: 1 BB: 0 P: 6	R: 0 E: 0 K: 2 S: 6	H: 0 LOB: 0 BB: 1 P: 10	R: 3 E: 0 K: 1 S: 7	H: 2 LOB: 0 BB: 1 P: 11	R: 0 E: 0 K: 1 S: 5	H: 0 LOB: 0 BB: 0 P: 5	R: 0 E: 0 K: 1 S: 4	H: 0 LOB: 1 BB: 1 P: 8	R: 0 E: 0 K: 0 S: 3	H: 1 LOB: 0 BB: 0 P: 3	1B: 7 2B: 1 3B: 0 HR: 1	SF: 0 SAC: 0 DP: 5 HBP: 0	WP: 0 PB: 0 SB: 0 CS: 1	PA: 35
<b>PITCHER</b>	IP WLS BF H R ER SO BB IBB HBP BLK WP HR S P ERA WHIP																					
Steve Dunning, R ERA: 4.9 (1, 1)	6.0 W 25 7 5 5 3 4 0 0 0 0 0 1 27 43 7.50 1.833																					
Dennis Higgins, R ERA: 4.79 (7, 1)	1.0 3 0 0 0 1 0 0 0 0 0 0 0 5 5 0.00 0.000																					
Fred Lasher, R ERA: 3.49 (8, 1)	1.1 5 1 0 0 1 1 0 0 0 0 0 0 6 10 0.00 1.500																					
Rick Austin, L ERA: 5.8 (9, 1)	0.2 S 1 0 0 0 0 0 0 0 0 0 0 0 1 1 0.00 0.000																					

Kansas City Royals @ Cleveland Indians  
Cleveland Municipal Stadium, Cleveland, OH  
Sun Jul 26 1970, 3:33 AM EDT  
Unknown


AB 29  
R 5  
H 8  
RBI 5  
BB 5  
SO 5  
LOB 16



Batter	1	2	3	4	5	6	7	8	9	AB	R	H	RBI	BB	SO	LOB	BOTTOM			
Eddie Leon, R OBP: 0.296, SLG: 0.348 (1, 4)																	5 2 2 0 0 0 1			
Larry Brown, R OBP: 0.373, SLG: 0.354 (1, 6)																	4 1 3 1 0 0 0			
Roy Foster, R OBP: 0.362, SLG: 0.465 (1, 7)																	3 1 2 3 1 1 2			
Tony Horton, R OBP: 0.316, SLG: 0.440 (1, 3)																	4 0 0 0 0 1 5			
Chuck Hinton, R OBP: 0.413, SLG: 0.443 Vada Pinson, L OBP: 0.335, SLG: 0.457 (5, PH) (6, 9)																	2 1 1 1 0 0 2 1 0 0 0 1 0 0			
Duke Sims, L OBP: 0.376, SLG: 0.527 (1, 2)																	4 0 0 0 0 0 3			
Buddy Bradford, R OBP: 0.292, SLG: 0.343 (1, 8)																	3 0 1 0 1 1 0			
Graig Nettles, L OBP: 0.347, SLG: 0.396 (1, 5)																	4 1 2 0 0 0 1			
Steve Dunning, R OBP: 0.100, SLG: 0.100 Lou Klimchok, L OBP: 0.193, SLG: 0.222 Dennis Higgins, R Fred Lasher, R Rick Austin, R OBP: 0.231, SLG: 0.250 (8, 1) (9, 1)																	2 0 0 0 0 2 3 0 0 0 0 0 0 0 0 0 0 0 0 0 0 1 0 0 0 0 0 0 0 0 0 0 0 0 0			
<b>Inning Stats</b>	R: 0 E: 0 K: 2 S: 9	H: 2 LOB: 2 BB: 0 P: 9	R: 0 E: 0 K: 1 S: 6	H: 2 LOB: 1 BB: 0 P: 6	R: 0 E: 0 K: 0 S: 3	H: 0 LOB: 1 BB: 1 P: 7	R: 1 E: 0 K: 1 S: 6	H: 1 LOB: 1 BB: 1 P: 10	R: 1 E: 0 K: 0 S: 5	H: 3 LOB: 2 BB: 1 P: 9	R: 4 E: 1 K: 0 S: 6	H: 3 LOB: 0 BB: 0 P: 7	R: 0 E: 0 K: 1 S: 5	H: 0 LOB: 0 BB: 0 P: 5	R: 0 E: 0 K: 0 S: 3	H: 0 LOB: 0 BB: 0 P: 3	1B: 7 2B: 3 3B: 0 HR: 2	SF: 0 SAC: 0 DP: 1 HBP: 1	WP: 0 PB: 0 SB: 0 CS: 1	PA: 37
<b>PITCHER</b>	IP WLS BF H R ER SO BB IBB HBP BLK WP HR S P ERA WHIP																			
Bill Butler, L ERA: 3.91 (5, 1)	2.0 L 10 3 4 4 0 1 0 1 0 0 0 1 8 13 18.00 2.000																			
Tom Burgmeier, L ERA: 3.27 (7, 1)	2.0 6 0 0 0 1 0 0 0 0 0 0 0 8 8 0.00 0.000																			

Kansas City Royals @ Cleveland Indians  
Cleveland Municipal Stadium, Cleveland, OH  
Sun Jul 26 1970, 3:33 AM EDT  
Unknown

AB 33  
R 6  
H 11  
RBI 5  
BB 3  
SO 5  
LOB 17



Batter	1	2	3	4	5	6	7	8	9	AB	R	H	RBI	BB	SO	LOB	TOP			
Pat Kelly, L OBP: 0.357, SLG: 0.338 (1, 9)										4	0	0	0	0	1	3				
Cookie Rojas, R OBP: 0.255, SLG: 0.271 (1, 4)										4	0	0	0	0	1	2				
Amos Otis, R OBP: 0.362, SLG: 0.449 (1, 8)										3	0	0	0	1	0	0				
Lou Piniella, R OBP: 0.333, SLG: 0.455 (1, 7)										4	0	0	0	0	0	1				
Bob Oliver, R OBP: 0.322, SLG: 0.480 (1, 3)										2	0	1	0	2	0	0				
Bill Sorrell, L OBP: 0.325, SLG: 0.400 (1, 5)										4	0	1	0	0	1	2				
Elie Rodriguez, R OBP: 0.324, SLG: 0.331 (1, 2)										3	0	0	0	0	0	3				
Rich Severson, R OBP: 0.289, SLG: 0.290 (1, 6)										3	0	2	0	0	0	0				
Dave Morehead, R OBP: 0.214, SLG: 0.222 (1, 1)										2	0	1	0	0	1	1				
Tom Burgmeier, L OBP: 0.300, SLG: 0.222 (7, 1)										0	0	0	0	0	0	0				
Ed Kirkpatrick, L OBP: 0.319, SLG: 0.415 (6, PH)										1	0	0	0	0	0	1				
Don O'Riley, R (8, 1)										0	0	0	0	0	0	0				
<b>Inning Stats</b>	R: 0 E: 0 K: 0 S: 3	H: 0 LOB: 0 BB: 0 P: 3	R: 0 E: 0 K: 1 S: 5	H: 0 LOB: 1 BB: 1 P: 9	R: 0 E: 0 K: 1 S: 5	H: 1 LOB: 0 BB: 0 P: 5	R: 0 E: 0 K: 0 S: 3	H: 0 LOB: 0 BB: 0 P: 3	R: 0 E: 0 K: 2 S: 8	H: 1 LOB: 1 BB: 0 P: 8	R: 0 E: 0 K: 0 S: 4	H: 2 LOB: 2 BB: 1 P: 8	R: 0 E: 0 K: 0 S: 4	H: 1 LOB: 1 BB: 0 P: 4	R: 0 E: 0 K: 0 S: 3	H: 0 LOB: 1 BB: 1 P: 7	1B: 5 2B: 0 3B: 0 HR: 0	SF: 0 SAC: 0 DP: 1 HBP: 0	WP: 0 PB: 0 SB: 0 CS: 0	PA: 33
<b>PITCHER</b> Steve Hargan, R ERA: 2.43 (1, 1)	IP: 9.0 WLS: W BF: 33 H: 5 R: 0 ER: 0 SO: 4 BB: 3 IBB: 0 HBP: 0 BLK: 0 WP: 0 HR: 0 S: 38 P: 50 ERA: 0.00 WHIP: 0.889															<b>PITCHER</b>				

Kansas City Royals @ Cleveland Indians  
Cleveland Municipal Stadium, Cleveland, OH

AB 30  
R 0  
H 5  
RBI 0  
BB 3  
SO 4  
LOB 13



WP: 0 PA: 33  
PB: 0  
SB: 0  
CS: 0

Sun Jul 26 1970, 3:38 AM EDT  
Att: 21,237 - Unknown

livebaseballscores.com

Batter	1	2	3	4	5	6	7	8	9	AB	R	H	RBI	BB	SO	LOB	BOTTOM	
Vada Pinson, L OBP: 0.334, SLG: 0.454 (1, 9)										4	0	1	0	0	0	1		
Graig Nettles, L OBP: 0.346, SLG: 0.403 (1, 5)										4	1	1	1	0	1	2		
Roy Foster, R OBP: 0.361, SLG: 0.462 (1, 7)										4	0	1	0	0	0	2		
Duke Sims, L OBP: 0.374, SLG: 0.521 (1, 2)										4	0	1	0	0	0	2		
Tony Horton, R OBP: 0.321, SLG: 0.453 (1, 3)										4	1	3	1	0	0	1		
Ted Uhlhaender, L OBP: 0.302, SLG: 0.355 (1, 8)										4	0	0	0	0	0	3		
Larry Brown, R OBP: 0.354, SLG: 0.333 (1, 6)										4	0	0	0	0	1	3		
Jack Heidemann, R OBP: 0.257, SLG: 0.272 (9, 6)										0	0	0	0	0	0	0		
Eddie Leon, R OBP: 0.299, SLG: 0.358 (1, 4)										2	1	1	1	1	0	0		
Steve Hargan, R OBP: 0.100, SLG: 0.100 (1, 1)										3	0	1	0	0	0	2		
<b>Inning Stats</b>	R: 0 E: 0 K: 0 S: 4	H: 1 LOB: 1 BB: 0 P: 4	R: 0 E: 0 K: 0 S: 4	H: 1 LOB: 2 BB: 1 P: 8	R: 1 E: 0 K: 0 S: 5	H: 2 LOB: 1 BB: 0 P: 5	R: 0 E: 0 K: 0 S: 3	H: 0 LOB: 0 BB: 0 P: 3	R: 0 E: 0 K: 0 S: 5	H: 2 LOB: 2 BB: 0 P: 5	R: 1 E: 0 K: 1 S: 7	H: 2 LOB: 1 BB: 0 P: 7	R: 1 E: 0 K: 1 S: 6	H: 1 LOB: 0 BB: 0 P: 6	1B: 6 2B: 0 3B: 0 HR: 3	SF: 0 SAC: 0 DP: 0 HBP: 0	WP: 0 PB: 0 SB: 1 CS: 0	PA: 34
<b>PITCHER</b> Dave Morehead, R ERA: 3.52 (1, 1)	IP: 6.0 WLS: L BF: 27 H: 8 R: 2 ER: 2 SO: 2 BB: 1 IBB: 2 HBP: 0 BLK: 0 WP: 0 HR: 2 S: 26 P: 30 ERA: 3.00 WHIP: 1.500															<b>PITCHER</b>		
Tom Burgmeier, L ERA: 3.19 (7, 1)	1.0 3 0 0 0 1 0 0 0 0 0 0 5 5 0.00 0.000																	
Don O'Riley, R ERA: 5.12 (8, 1)	1.0 4 1 1 1 1 0 0 0 0 0 1 6 6 9.00 1.000																	

Kansas City Royals @ Cleveland Indians  
Cleveland Municipal Stadium, Cleveland, OH

AB 33  
R 3  
H 9  
RBI 3  
BB 1  
SO 2  
LOB 16



WP: 0 PA: 34  
PB: 0  
SB: 1  
CS: 0

Sun Jul 26 1970, 3:38 AM EDT  
Att: 21,237 - Unknown

livebaseballscores.com

Batter	1	2	3	4	5	6	7	8	9	AB	R	H	RBI	BB	SO	LOB	TOP					
Frank Quijici, R OBP: 0.315, SLG: 0.284 (1, 4)										4	0	0	0	1	0	3	<b>Minnesota Twins @ Cleveland Indians</b> Cleveland Municipal Stadium, Cleveland, OH Tue Jul 28, 1970, 7:05 PM EDT Att: 16,202 - Unknown - 82 F					
Rick Renick, R OBP: 0.344, SLG: 0.505 Jim Holt, L OBP: 0.304, SLG: 0.348 (1, 5) (7, 9)										3	1	1	1	1	0	3						
Harmon Killebrew, R OBP: 0.432, SLG: 0.641 (1, 3) (7, 5)										5	1	1	2	0	0	4						
Tony Oliva, L OBP: 0.357, SLG: 0.503 (1, 8)										5	0	2	0	0	0	3						
Brant Aylea, R OBP: 0.369, SLG: 0.493 Tom Hall, L OBP: 0.211, SLG: 0.211 (1, 7) (7, 1)										4	1	2	1	0	0	2						
Georgs Mitterwald, R OBP: 0.252, SLG: 0.362 (1, 2)										5	0	0	0	0	1	3						
Bob Allison, R OBP: 0.203, SLG: 0.176 Rich Reese, L OBP: 0.334, SLG: 0.375 (1, 9) (7, 3)										3	0	0	0	0	2	2						
Danny Thompson, R OBP: 0.250, SLG: 0.253 (1, 6)										4	1	3	0	0	0	0						
Jim Kaat, L OBP: 0.203, SLG: 0.164 Cesar Tovar, R OBP: 0.365, SLG: 0.469 (1, 1) (7, PH) (7, 7)										1	0	0	0	0	1	0						
<b>Inning Stats</b>	R: 0 E: 0 K: 0 S: 3	H: 0 LOB: 0 BB: 0 P: 3	R: 0 E: 0 K: 2 S: 8	H: 1 LOB: 1 BB: 0 P: 8	R: 0 E: 1 K: 0 S: 5	H: 1 LOB: 3 BB: 1 P: 9	R: 1 E: 0 K: 1 S: 6	H: 1 LOB: 0 BB: 0 P: 6	R: 0 E: 0 K: 1 S: 5	H: 0 LOB: 1 BB: 1 P: 9	R: 0 E: 0 K: 0 S: 4	H: 1 LOB: 1 BB: 0 P: 4	R: 3 E: 0 K: 0 S: 7	H: 4 LOB: 1 BB: 0 P: 7	R: 1 E: 1 K: 0 S: 5	H: 2 LOB: 2 BB: 1 P: 9		R: 0 E: 0 K: 0 S: 4	H: 1 LOB: 1 BB: 0 P: 4	1B: 7 2B: 2 3B: 0 HR: 2	SF: 0 SAC: 1 DP: 0 HBP: 0	WP: 0 PB: 0 SB: 0 CS: 0
<b>PITCHER</b>	IP WLS BF H R ER SO BB IBB HBP BLK WP HR S P ERA WHIP																					
Sam McDowell, L ERA: 2.62 Dennis Higgins, R ERA: 4.63 (1, 1) (8, 1)	7.0 L 32 8 4 4 4 2 0 0 0 0 2 38 46 5.14 1.429																					

AB	38
R	5
H	11
RBI	4
BB	3
SO	4
LOB	23



Batter	1	2	3	4	5	6	7	8	9	AB	R	H	RBI	BB	SO	LOB	BOTTOM					
Vada Pinson, L OBP: 0.331, SLG: 0.448 (1, 9)										4	0	0	0	0	0	0	<b>Minnesota Twins @ Cleveland Indians</b> Cleveland Municipal Stadium, Cleveland, OH Tue Jul 28, 1970, 7:05 PM EDT Att: 16,202 - Unknown - 82 F					
Graig Nettles, L OBP: 0.346, SLG: 0.402 Larry Brown, R OBP: 0.350, SLG: 0.329 (1, 5) (8, PH) (9, 5)										3	1	1	0	0	1	0						
Roy Foster, R OBP: 0.363, SLG: 0.461 (1, 7)										3	1	1	0	1	1	0						
Ray Fosse, R OBP: 0.362, SLG: 0.497 (1, 2)										4	0	1	0	0	1	2						
Tony Horton, R OBP: 0.323, SLG: 0.453 (1, 3)										4	0	2	1	0	0	1						
Buddy Bradford, R OBP: 0.285, SLG: 0.336 (1, 8)										3	0	0	1	0	0	3						
Eddie Leon, R OBP: 0.296, SLG: 0.354 (1, 4)										4	0	0	0	0	0	3						
Jack Heidemann, R OBP: 0.255, SLG: 0.270 (1, 6)										3	0	0	0	0	1	0						
Sam McDowell, L ERA: 3.96 Rich Rollins, R OBP: 0.284, SLG: 0.333 Dennis Higgins, R ERA: 2.63 (1, 1) (7, PH) (8, 1)										2	0	0	0	0	1	0						
<b>Inning Stats</b>	R: 1 E: 0 K: 0 S: 5	H: 2 LOB: 2 BB: 1 P: 9	R: 0 E: 0 K: 1 S: 5	H: 0 LOB: 0 BB: 0 P: 5	R: 0 E: 0 K: 0 S: 3	H: 0 LOB: 0 BB: 0 P: 3	R: 0 E: 1 K: 0 S: 4	H: 0 LOB: 1 BB: 0 P: 4	R: 0 E: 0 K: 0 S: 3	H: 0 LOB: 0 BB: 0 P: 3	R: 1 E: 0 K: 1 S: 8	H: 3 LOB: 2 BB: 0 P: 8	R: 0 E: 0 K: 2 S: 7	H: 0 LOB: 0 BB: 0 P: 7	R: 0 E: 0 K: 2 S: 7	H: 0 LOB: 0 BB: 0 P: 7		R: 0 E: 0 K: 0 S: 3	H: 0 LOB: 0 BB: 0 P: 3	1B: 5 2B: 0 3B: 0 HR: 0	SF: 1 SAC: 0 DP: 0 HBP: 0	WP: 0 PB: 0 SB: 0 CS: 0
<b>PITCHER</b>	IP WLS BF H R ER SO BB IBB HBP BLK WP HR S P ERA WHIP																					
Jim Kaat, L ERA: 3.96 Tom Hall, L ERA: 2.63 (1, 1) (7, 1)	6.0 W 25 5 2 2 2 1 0 0 0 0 0 28 32 3.00 1.000																					



Batter	1	2	3	4	5	6	7	8	9	AB	R	H	RBI	BB	SO	LOB	TOP	
Cesar Tovar R OBP: 0.366, SLG: 0.467 (1, 8)	4-3		F9			5-3		1B	SH1-3	4	1	1	1	1	0	0	<b>Minnesota Twins @ Cleveland Indians</b> Cleveland Municipal Stadium, Cleveland, OH Wed Jul 29 1970, 7:05 PM EDT Att: 6,772 - Unknown - 78 F	
Rich Reese L OBP: 0.339, SLG: 0.380 (1, 3)	K			1B		HR		1B	SH1-3	4	2	3	0	0	1	0		
Tony Oliva L OBP: 0.360, SLG: 0.513 (1, 9)	L9					HR		1B	SF8	4	1	3	4	0	0	0		
Harmon Killebrew R OBP: 0.431, SLG: 0.647 Rick Renick R OBP: 0.339, SLG: 0.496 (6, 5)		HR		F8		5-3		K	5-3	3	1	1	1	0	0	2		
Jim Holt L OBP: 0.303, SLG: 0.346 (7, 8)				F7		4-3		4-3		4	0	1	0	0	0	3		
George Mitterwald R OBP: 0.277, SLG: 0.355 (1, 2)				6-3				L7		4	0	0	0	0	0	4		
Danny Thompson R OBP: 0.261, SLG: 0.277 (1, 6)		G1-6-3			L6				1B	4	1	2	0	0	0	1		
Frank Quilici R OBP: 0.306, SLG: 0.276 Stan Williams R (7, 1)			5-3		5-3				1B	3	0	0	0	0	0	1		
Brant Aylsea R OBP: 0.373, SLG: 0.496 (9, PH)									1B	0	0	0	0	0	0	0		
Dave Boswell R Pete Hamm R Paul Ratliff L Dick Woodson R Charlie Manuel L (1, 1) (3, 1) (5, PH) (5, 1) (7, PH)			5-3		K			F7	1B	1	0	0	0	0	0	0		
<b>Inning Stats</b>	R: 0 E: 0 K: 1 S: 5	H: 0 LOB: 0 BB: 0 P: 5	R: 1 E: 0 K: 0 S: 4	H: 2 LOB: 0 BB: 0 P: 4	R: 0 E: 0 K: 0 S: 3	H: 0 LOB: 0 BB: 0 P: 3	R: 0 E: 0 K: 0 S: 5	H: 2 LOB: 2 BB: 0 P: 5	R: 0 E: 0 K: 0 S: 5	H: 1 LOB: 1 BB: 0 P: 4	R: 2 E: 1 K: 1 S: 7	H: 2 LOB: 1 BB: 1 P: 11	R: 3 E: 0 K: 0 S: 7	H: 4 LOB: 1 BB: 0 P: 7	1B: 10 2B: 1 3B: 0 HR: 2	SF: 1 SAC: 1 DP: 1 HBP: 0	WP: 0 PA: 40 PB: 0 SB: 0 CS: 0	
<b>PITCHER</b>	IP WLS BF H R ER SO BB IBB HBP BLK WP HR S P ERA WHIP	IP WLS BF H R ER SO BB IBB HBP BLK WP HR S P ERA WHIP																
Dean Chance R ERA: 4.37 (1, 1)	7.0 W 28 7 4 4 2 1 0 0 0 0 0 2 31 35 5.14 1.143																	
Rick Austin L ERA: 8.05 (8, 1)	0.0 2 2 0 0 0 0 0 0 0 0 0 0 2 2 ∞ ∞																	
Fred Lasher R ERA: 3.96 (8, 1)	1.0 6 3 4 4 1 0 0 0 0 0 0 0 8 8 36.00 3.000																	
Rich Hand R ERA: 4.11 (9, 1)	0.0 1 1 0 0 0 0 0 0 0 0 0 0 1 1 ∞ ∞																	
Dick Ellsworth L ERA: 3.66 (9, 1)	0.2 2 0 0 0 0 0 0 0 0 0 0 0 2 2 0.00 0.000																	

AB	37
R	8
H	13
RBI	7
BB	1
SO	3
LOB	14



Batter	1	2	3	4	5	6	7	8	9	AB	R	H	RBI	BB	SO	LOB	BOTTOM	
Vada Pinson L OBP: 0.329, SLG: 0.454 (1, 9)	4-3	2-3	HR		F4		G4-6-3			5	1	1	4	0	0	5	<b>Minnesota Twins @ Cleveland Indians</b> Cleveland Municipal Stadium, Cleveland, OH Wed Jul 29 1970, 7:05 PM EDT Att: 6,772 - Unknown - 78 F	
Lou Klimchok L OBP: 0.200, SLG: 0.214 Buddy Bradford R OBP: 0.287, SLG: 0.345 (1, 3) (4, 8)	K	BB	F3					K		2	0	0	0	1	1	0		
Duke Sims L OBP: 0.374, SLG: 0.512 (1, 7) (4, 3)			F5		F9			3-1		3	0	0	1	2	0	1		
Chuck Hinton R OBP: 0.413, SLG: 0.443 (9, 3)	BB	BB								0	0	0	0	0	0	0		
Ray Fosse R OBP: 0.359, SLG: 0.493 (1, 2)	1B	F5		5-3		F9		F4		5	0	1	0	0	0	3		
Graig Nettles L OBP: 0.348, SLG: 0.411 (1, 5)	F2		BB	HR		F6				3	2	1	1	1	0	2		
Ted Uhlhaender L OBP: 0.296, SLG: 0.350 (1, 8) (4, 7)		6-3	F5	F7		L8				4	0	0	0	0	0	1		
Larry Brown R OBP: 0.369, SLG: 0.333 (1, 6)		E	1B	6-3				BB		2	2	1	0	2	0	0		
Eddie Leon R OBP: 0.304, SLG: 0.356 (1, 4)		E8	1B			SH1-4		G4-6-3		1	3	1	0	3	0	0		
Dean Chance R Rick Austin L Fred Lasher R Rich Hand R Dick Ellsworth L Phil Hennigan R (1, 1) (8, 1) (8, 1) (9, 1) (9, 1) (9, 1)		BB	BB	BB	SH1-4			K		3	1	2	2	0	1	2		
<b>Inning Stats</b>	R: 0 E: 0 K: 1 S: 6	H: 1 LOB: 2 BB: 1 P: 10	R: 2 E: 1 K: 0 S: 5	H: 2 LOB: 3 BB: 3 P: 17	R: 5 E: 0 K: 0 S: 5	H: 2 LOB: 0 BB: 3 P: 17	R: 1 E: 0 K: 0 S: 4	H: 1 LOB: 0 BB: 0 P: 4	R: 1 E: 0 K: 0 S: 4	H: 1 LOB: 1 BB: 1 P: 8	R: 0 E: 0 K: 1 S: 5	H: 0 LOB: 0 BB: 1 P: 9	R: 0 E: 0 K: 1 S: 5	H: 0 LOB: 0 BB: 0 P: 5	1B: 5 2B: 1 3B: 0 HR: 2	SF: 0 SAC: 1 DP: 1 HBP: 0	WP: 0 PA: 40 PB: 0 SB: 0 CS: 0	
<b>PITCHER</b>	IP WLS BF H R ER SO BB IBB HBP BLK WP HR S P ERA WHIP	IP WLS BF H R ER SO BB IBB HBP BLK WP HR S P ERA WHIP																
Dave Boswell R ERA: 6.42 (1, 1)	2.1 L 17 3 5 5 1 7 0 0 0 0 0 0 0 12 40 19.29 4.286																	
Pete Hamm R ERA: 15.2 (3, 1)	1.2 8 3 3 3 0 0 0 0 0 0 0 2 8 8 16.20 1.800																	
Dick Woodson R ERA: 3.5 (5, 1)	2.0 8 1 1 1 0 1 0 0 0 0 0 0 7 11 4.50 1.000																	
Stan Williams R ERA: 1.58 (7, 1)	2.0 7 1 0 0 2 1 0 0 0 0 0 0 10 14 0.00 1.000																	

AB	30
R	9
H	8
RBI	9
BB	9
SO	3
LOB	14



Batter	1	2	3	4	5	6	7	8	9	AB	R	H	RBI	BB	SO	LOB	TOP	
<b>Cesar Tovar, R</b> (1, 8) OBP: 0.362, SLG: 0.462	4-3			E6			1-3	FC6-4		4	0	0	0	0	0	2		
<b>Rich Reese, L</b> (1, 3) OBP: 0.335, SLG: 0.375	K			G4-6-3			K		3-1	4	0	0	0	0	2	1		
<b>Tony Oliva, L</b> (1, 9) OBP: 0.356, SLG: 0.508	4-3			F7			G3		K	4	0	0	0	0	1	0		
<b>Harmon Killebrew, R</b> (1, 5) OBP: 0.430, SLG: 0.642		F5				5-3		L8		3	0	0	0	1	0	0		
<b>Dave Boswell, R</b> (9, PR) OBP: 0.160, SLG: 0.200									BB	0	0	0	0	0	0	0		
<b>Jim Holt, L</b> (1, 7) OBP: 0.296, SLG: 0.339		4-1				L3		3-1		4	0	0	0	0	0	1		
<b>Georges Mitterwald, R</b> (1, 2) OBP: 0.276, SLG: 0.355						F4				3	1	1	0	0	1	0		
<b>Leo Cardenas, R</b> (1, 6) OBP: 0.332, SLG: 0.429				F7			K			3	1	1	0	0	1	0		
<b>Frank Quilici, R</b> (1, 4) OBP: 0.301, SLG: 0.270				5-3						2	0	0	0	0	0	0		
<b>Charlie Manuel, L</b> (8, PH) OBP: 0.209, SLG: 0.182						6-3				0	0	0	0	1	0	0		
<b>Jim Kaat, L</b> (8, PR) OBP: 0.203, SLG: 0.164										0	0	0	0	0	0	0		
<b>Tom Hall, L</b> (8, 1) OBP: 0.211, SLG: 0.211										0	0	0	0	0	0	0		
<b>Jim Perry, S</b> (1, 1) OBP: 0.323, SLG: 0.400				6-3						2	0	0	0	0	0	0		
<b>Brant Aiyee, R</b> (8, PH) OBP: 0.377, SLG: 0.590						4-3				1	0	1	2	0	0	0		
<b>Danny Thompson, R</b> (8, 4) OBP: 0.261, SLG: 0.277										0	0	0	0	0	0	0		
<b>Inning Stats</b>	R: 0 E: 0 K: 1 S: 5	H: 0 LOB: 0 BB: 0 P: 5	R: 0 E: 0 K: 1 S: 5	H: 0 LOB: 0 BB: 0 P: 5	R: 0 E: 0 K: 0 S: 3	H: 0 LOB: 0 BB: 0 P: 3	R: 0 E: 1 K: 0 S: 3	H: 0 LOB: 0 BB: 0 P: 3	R: 0 E: 0 K: 0 S: 5	H: 0 LOB: 0 BB: 0 P: 5	R: 0 E: 0 K: 1 S: 5	H: 3 LOB: 2 BB: 1 P: 10	R: 0 E: 0 K: 1 S: 5	H: 0 LOB: 1 BB: 1 P: 9	1B: 3 2B: 0 3B: 0 HR: 0	SF: 0 SAC: 0 DP: 1 HBP: 0	WP: 1 PA: 32	
<b>PITCHER</b>	IP	WLS	BF	H	R	ER	SO	BB	IBB	HBP	BLK	WP	HR	S	P	ERA	WHIP	
<b>Steve Hargan, R</b> (1, 1) ERA: 2.36	9.0	W	32	3	2	2	5	2	0	0	0	1	0	40	48	2.00	0.556	

Minnesota Twins @ Cleveland Indians  
Cleveland Municipal Stadium, Cleveland, OH  
Thu Jul 30 1970, 7:05 PM EDT  
Att: 11,346 - Unknown - 75 F

AB 30  
R 2  
H 3  
RBI 2  
BB 2  
SO 5  
LOB 4



Batter	1	2	3	4	5	6	7	8	9	AB	R	H	RBI	BB	SO	LOB	BOTTOM	
<b>Vada Pinson, L</b> (1, 9) OBP: 0.328, SLG: 0.460	L8		K		F2					4	1	1	1	0	1	3		
<b>Graig Nettles, L</b> (1, 5) OBP: 0.347, SLG: 0.407	G3		1B IBB		F6		E3 1B			3	0	0	0	1	0	1		
<b>Roy Foster, R</b> (1, 7) OBP: 0.364, SLG: 0.462					L8					4	0	2	1	0	1	1		
<b>Buddy Bradford, R</b> (8, 8) OBP: 0.287, SLG: 0.345	K									0	0	0	0	0	0	0		
<b>Duke Sims, L</b> (1, 2) OBP: 0.372, SLG: 0.511		F6	K							4	0	1	0	0	1	5		
<b>Tony Horton, R</b> (1, 3) OBP: 0.319, SLG: 0.448		L9	K				F8			4	0	0	0	0	2	4		
<b>Ted Uhlhaender, L</b> (1, 8) OBP: 0.296, SLG: 0.349		K					F5			4	0	1	0	0	2	1		
<b>Eddie Leon, R</b> (1, 4) OBP: 0.303, SLG: 0.354			1B SH		K					4	1	1	0	0	1	2		
<b>Larry Brown, R</b> (1, 6) OBP: 0.368, SLG: 0.333			1B SH		F5					3	1	1	0	0	0	0		
<b>Steve Hargan, R</b> (1, 1) OBP: 0.167, SLG: 0.167			1B SH							2	0	1	0	0	1	0		
<b>Inning Stats</b>	R: 0 E: 0 K: 1 S: 5	H: 0 LOB: 0 BB: 0 P: 5	R: 0 E: 0 K: 1 S: 5	H: 0 LOB: 0 BB: 0 P: 5	R: 2 E: 1 K: 3 S: 13	H: 3 LOB: 3 BB: 1 P: 17	R: 0 E: 0 K: 1 S: 5	H: 1 LOB: 0 BB: 0 P: 5	R: 0 E: 0 K: 0 S: 4	H: 1 LOB: 1 BB: 0 P: 4	R: 1 E: 1 K: 1 S: 8	H: 2 LOB: 2 BB: 0 P: 8	R: 0 E: 0 K: 2 S: 7	H: 0 LOB: 0 BB: 0 P: 7	1B: 6 2B: 2 3B: 0 HR: 1	SF: 0 SAC: 1 DP: 1 HBP: 0	WP: 0 PA: 34	
<b>PITCHER</b>	IP	WLS	BF	H	R	ER	SO	BB	IBB	HBP	BLK	WP	HR	S	P	ERA	WHIP	
<b>Jim Perry, R</b> (1, 1) ERA: 3.35	7.0	L	31	8	3	2	7	0	0	0	0	0	0	44	48	2.57	1.143	
<b>Tom Hall, L</b> (8, 1) ERA: 2.79	1.0		3	0	0	0	2	0	0	0	0	0	0	7	7	0.00	0.000	

Minnesota Twins @ Cleveland Indians  
Cleveland Municipal Stadium, Cleveland, OH  
Thu Jul 30 1970, 7:05 PM EDT  
Att: 11,346 - Unknown - 75 F

AB 32  
R 3  
H 8  
RBI 2  
BB 1  
SO 9  
LOB 17







Batter	1	2	3	4	5	6	7	8	9	AB	R	H	RBI	BB	SO	LOB	TOP			
Vada Pinson, L (1,9) OBP: 0.327, SLG: 0.461										4	1	1	0	0	1	1	<b>Cleveland Indians @ Chicago White Sox</b> Comiskey Park, Chicago, IL Sat Aug 01 1970, 4:33 AM EDT Att. 4,945 - Unknown			
Graig Nettles, L (1,5) OBP: 0.345, SLG: 0.402										3	1	0	0	1	0					
Roy Foster, R (1,7) OBP: 0.366, SLG: 0.471 Buddy Bradford, R (8,8) OBP: 0.291, SLG: 0.342										3	1	1	1	1	0					
Ray Fosse, R (1,2) OBP: 0.364, SLG: 0.494										4	0	2	1	0	0					
Duke Sims, L (1,3) OBP: 0.367, SLG: 0.503 Tony Horton, R (9,PH) OBP: 0.317, SLG: 0.442										3	0	0	0	0	0					
Ted Uhlhaender, L (1,8) OBP: 0.303, SLG: 0.352										3	0	2	1	0	0					
Eddie Leon, R (1,4) OBP: 0.304, SLG: 0.354										4	0	1	0	0	0					
Jack Heidemann, R (1,6) OBP: 0.253, SLG: 0.267										3	0	0	0	0	0					
Sam McDowell, L (1,1) OBP: 0.171, SLG: 0.200										3	0	1	0	0	0					
<b>Inning Stats</b>	R: 3 E: 0 K: 0 S: 6	H: 3 LOB: 1 BB: 1 P: 10	R: 0 E: 0 K: 0 S: 3	H: 0 LOB: 0 BB: 0 P: 3	R: 0 E: 0 K: 0 S: 4	H: 1 LOB: 1 BB: 0 P: 4	R: 0 E: 0 K: 0 S: 3	H: 1 LOB: 0 BB: 0 P: 3	R: 0 E: 0 K: 0 S: 5	H: 0 LOB: 0 BB: 0 P: 3	R: 0 E: 0 K: 0 S: 4	H: 1 LOB: 1 BB: 0 P: 4	R: 0 E: 0 K: 0 S: 3	H: 0 LOB: 1 BB: 1 P: 7	R: 0 E: 0 K: 0 S: 3	H: 1 LOB: 0 BB: 0 P: 3		1B: 6 2B: 3 3B: 0 HR: 0	SF: 1 SAC: 0 DP: 2 HBP: 0	WP: 0 PB: 0 SB: 1 CS: 1
<b>PITCHER</b>	IP WLS BF H R ER SO BB IBB HBP BLK WP HR S P ERA WHIP	8.0 L 31 7 3 3 1 2 0 0 0 0 0 0 3 39 3.38 1.125	1.0 3 1 0 0 0 0 0 0 0 0 0 0 0 3 3 0.00 1.000																	



Batter	1	2	3	4	5	6	7	8	9	AB	R	H	RBI	BB	SO	LOB	BOTTOM					
Walt Williams, R (1,7) OBP: 0.296, SLG: 0.342										5	0	1	0	0	1	5	<b>Cleveland Indians @ Chicago White Sox</b> Comiskey Park, Chicago, IL Sat Aug 01 1970, 4:33 AM EDT Att. 4,945 - Unknown					
Luis Aparicio, R (1,6) OBP: 0.374, SLG: 0.414										4	0	2	1	0	0							
Syd O'Brien, R (1,5) OBP: 0.304, SLG: 0.344										4	0	0	0	0	1							
Bill Melton, R (1,9) OBP: 0.321, SLG: 0.483										4	0	0	0	0	0							
Duane Josephson, R (1,2) OBP: 0.362, SLG: 0.402										4	0	0	0	0	2							
Gail Hopkins, L (1,3) OBP: 0.350, SLG: 0.381										4	1	0	0	0	1							
Ken Berry, R (1,8) OBP: 0.322, SLG: 0.354										4	0	2	0	0	1							
Bobby Knoop, R (1,4) OBP: 0.277, SLG: 0.290										3	0	1	1	1	1							
Gerry Janeski, R (1,1) OBP: 0.106, SLG: 0.087 Rich Morales, R (8,PH) OBP: 0.255, SLG: 0.156 Wilbur Wood, R (9,1) OBP: 0.083, SLG: 0.167 Bob Miller, R (9,PH) OBP: 0.318, SLG: 0.211										2	0	0	0	0	1							
<b>Inning Stats</b>	R: 0 E: 1 K: 0 S: 3	H: 0 LOB: 0 BB: 0 P: 3	R: 0 E: 0 K: 2 S: 7	H: 0 LOB: 0 BB: 0 P: 7	R: 0 E: 0 K: 1 S: 7	H: 2 LOB: 3 BB: 1 P: 11	R: 0 E: 0 K: 1 S: 5	H: 0 LOB: 0 BB: 0 P: 5	R: 0 E: 0 K: 1 S: 4	H: 1 LOB: 1 BB: 0 P: 4	R: 0 E: 0 K: 1 S: 5	H: 0 LOB: 0 BB: 0 P: 5	R: 0 E: 0 K: 1 S: 5	H: 0 LOB: 0 BB: 0 P: 5	R: 1 E: 0 K: 1 S: 6	H: 1 LOB: 1 BB: 1 P: 10		R: 1 E: 1 K: 1 S: 8	H: 2 LOB: 3 BB: 1 P: 12	1B: 6 2B: 0 3B: 0 HR: 0	SF: 0 SAC: 0 DP: 1 HBP: 0	WP: 0 PB: 1 SB: 0 CS: 0
<b>PITCHER</b>	IP WLS BF H R ER SO BB IBB HBP BLK WP HR S P ERA WHIP	9.0 W 37 6 2 0 8 3 0 0 0 0 0 0 50 62 0.00 1.000																				



Batter	1	2	3	4	5	6	7	8	9	AB	R	H	RBI	BB	SO	LOB	TOP					
Larry Brown, R OBP: 0.365, SLG: 0.333 (1, 6)										5	0	2	0	0	1	1	Cleveland Indians @ Chicago White Sox Comiskey Park, Chicago, IL Sun Aug 02 1970, 4:33 AM EDT Unknown					
Vada Pinson, L OBP: 0.328, SLG: 0.460 (1, 9)										5	1	2	0	0	1	1						
Roy Foster, R OBP: 0.364, SLG: 0.469 (1, 7)										5	1	1	0	0	0	4						
Buddy Bradford, R OBP: 0.291, SLG: 0.342 (9, 8)										0	0	0	0	0	0	0						
Graig Nettles, L OBP: 0.346, SLG: 0.402 (1, 5)										5	0	2	1	0	0	2						
Tony Horton, R OBP: 0.316, SLG: 0.440 (1, 3)										4	1	1	1	0	0	1						
Ted Uhlhaender, L OBP: 0.302, SLG: 0.350 (1, 8) (9, 7)										4	0	1	0	0	1	2						
Duke Sims, L OBP: 0.374, SLG: 0.525 (1, 2)										4	1	3	1	0	0	2						
Eddie Leon, R OBP: 0.307, SLG: 0.357 (1, 4)										3	0	2	1	0	1	1						
Rich Hand, R OBP: 0.156, SLG: 0.138 (1, 1)										3	0	0	0	0	0	3						
Chuck Hinton, R OBP: 0.422, SLG: 0.462 (8, PH)										1	0	0	0	0	0	1						
Dennis Higgins, R OBP: 0.291, SLG: 0.342 (8, 1)										0	0	0	0	0	0	0						
<b>Inning Stats</b>	R: 0 E: 0 K: 0 S: 4	H: 1 LOB: 1 BB: 0 P: 4	R: 1 E: 0 K: 0 S: 5	H: 2 LOB: 1 BB: 0 P: 5	R: 0 E: 0 K: 1 S: 4	H: 1 LOB: 1 BB: 0 P: 4	R: 0 E: 0 K: 1 S: 6	H: 1 LOB: 1 BB: 0 P: 6	R: 0 E: 0 K: 1 S: 5	H: 0 LOB: 0 BB: 0 P: 5	R: 2 E: 1 K: 0 S: 7	H: 4 LOB: 2 BB: 0 P: 7	R: 1 E: 0 K: 1 S: 8	H: 4 LOB: 2 BB: 0 P: 8	R: 0 E: 0 K: 1 S: 6	H: 1 LOB: 1 BB: 0 P: 6	R: 0 E: 0 K: 0 S: 3	H: 0 LOB: 0 BB: 0 P: 3	1B: 12 2B: 1 3B: 0 HR: 1	SF: 0 SAC: 1 DP: 0 HBP: 0	WP: 0 PB: 0 SB: 1 CS: 0	PA: 40
<b>PITCHER</b>	IP WLS BF H R ER SO BB IBB HBP BLK WP HR S P ERA WHIP																					
Jerry Crider, R ERA: 3.58 (1, 1)	6.0 L 29 11 4 4 2 0 0 0 0 0 0 1 33 33 6.00 1.833																					
Wilbur Wood, L ERA: 3.05 (7, 1)	2.0 8 3 0 0 2 0 0 0 0 0 0 0 12 12 0.00 1.500																					
Lee Stange, R ERA: 5.17 (9, 1)	1.0 3 0 0 0 0 0 0 0 0 0 0 0 3 3 0.00 0.000																					

Batter	1	2	3	4	5	6	7	8	9	AB	R	H	RBI	BB	SO	LOB	BOTTOM	
Tom McCraw, L OBP: 0.301, SLG: 0.347 (1, 7)										4	0	0	0	0	0	2	Cleveland Indians @ Chicago White Sox Comiskey Park, Chicago, IL Sun Aug 02 1970, 4:33 AM EDT Unknown	
Lee Stange, R OBP: 0.291, SLG: 0.342 (9, 1)										0	0	0	0	0	0			
Luis Aparicio, R OBP: 0.373, SLG: 0.412 (1, 6)										4	0	1	1	0	1			
Syd O'Brien, R OBP: 0.300, SLG: 0.339 (1, 5)										4	0	0	0	0	1			
Bill Melton, R OBP: 0.317, SLG: 0.477 (1, 9)										4	0	0	0	0	3			
Gail Hopkins, L OBP: 0.348, SLG: 0.379 (1, 3)										4	0	1	0	0	1			
Ed Herrmann, L OBP: 0.359, SLG: 0.495 (1, 2)										3	1	1	1	1	1			
Ken Berry, R OBP: 0.324, SLG: 0.356 (1, 8)										4	0	2	0	0	2			
Bobby Knoop, R OBP: 0.277, SLG: 0.293 (1, 4)										4	0	1	0	0	1			
Jerry Crider, R OBP: 0.100, SLG: 0.150 (1, 1)										2	0	0	0	0	1			
Wilbur Wood, R OBP: 0.393, SLG: 0.167 (7, 1)										0	0	0	0	0	0			
Watt Williams, R OBP: 0.298, SLG: 0.349 (8, PH) (9, 7)										1	1	1	0	0	0			
<b>Inning Stats</b>	R: 0 E: 0 K: 0 S: 3	H: 0 LOB: 0 BB: 0 P: 3	R: 1 E: 0 K: 0 S: 4	H: 1 LOB: 0 BB: 0 P: 4	R: 0 E: 0 K: 1 S: 6	H: 1 LOB: 1 BB: 0 P: 6	R: 0 E: 0 K: 1 S: 5	H: 0 LOB: 0 BB: 0 P: 5	R: 0 E: 0 K: 2 S: 8	H: 1 LOB: 2 BB: 1 P: 12	R: 1 E: 0 K: 1 S: 7	H: 2 LOB: 1 BB: 0 P: 7	R: 0 E: 0 K: 1 S: 6	H: 1 LOB: 1 BB: 0 P: 6	1B: 4 2B: 2 3B: 0 HR: 1	SF: 0 SAC: 0 DP: 0 HBP: 0	WP: 0 PB: 0 SB: 0 CS: 0	PA: 35
<b>PITCHER</b>	IP WLS BF H R ER SO BB IBB HBP BLK WP HR S P ERA WHIP																	
Rich Hand, R ERA: 3.93 (1, 1)	7.0 W 26 4 1 1 6 1 0 0 0 0 0 0 37 41 1.29 0.714																	
Dennis Higgins, R ERA: 4.62 (8, 1)	2.0 S 9 3 1 1 2 0 0 0 0 0 0 0 13 13 4.50 1.500																	

Cleveland Indians @ Chicago White Sox  
Comiskey Park, Chicago, IL  
Sun Aug 02 1970, 4:33 AM EDT  
Unknown

AB 39  
R 4  
H 14  
RBI 4  
BB 0  
SO 4  
LOB 18



Cleveland Indians @ Chicago White Sox  
Comiskey Park, Chicago, IL  
Sun Aug 02 1970, 4:33 AM EDT  
Unknown


AB 34  
R 2  
H 7  
RBI 2  
BB 1  
SO 8  
LOB 13




Batter	1	2	3	4	5	6	7	8	9	AB	R	H	RBI	BB	SO	LOB	TOP					
Larry Brown, R OBP: 0.366, SLG: 0.341										4	0	2	3	0	0	0	<b>Cleveland Indians @ Chicago White Sox</b> Comiskey Park, Chicago, IL Sun Aug 02 1970, 4:38 AM EDT Att: 9,485 - Unknown					
Vada Pinson, L OBP: 0.324, SLG: 0.453										5	0	0	0	0	0	3						
Roy Foster, R Dick Ellsworth, L										3	0	0	0	1	0	1						
Graig Nettles, L OBP: 0.345, SLG: 0.399										3	1	0	0	1	0	2						
Tony Horton, R OBP: 0.318, SLG: 0.449										4	2	2	2	0	0	2						
Ted Uhlhaender, L OBP: 0.301, SLG: 0.349										4	1	1	0	0	1	0						
Duke Sims, L OBP: 0.376, SLG: 0.524										4	2	2	1	0	0	0						
Eddie Leon, R OBP: 0.304, SLG: 0.353										3	0	0	0	0	0	1						
Dean Chance, R Lou Klimchock, L Phil Hennigan, R Fred Lasher, R Buddy Bradford, R										2	0	0	0	0	2	0						
<b>Inning Stats</b>	R: 0 E: 0 K: 0 S: 4	H: 1 LOB: 2 BB: 1 P: 8	R: 0 E: 0 K: 0 S: 3	H: 0 LOB: 0 BB: 0 P: 3	R: 0 E: 0 K: 1 S: 5	H: 0 LOB: 0 BB: 0 P: 5	R: 2 E: 0 K: 0 S: 4	H: 1 LOB: 0 BB: 1 P: 8	R: 0 E: 0 K: 0 S: 5	H: 0 LOB: 0 BB: 0 P: 5	R: 0 E: 0 K: 0 S: 3	H: 0 LOB: 0 BB: 0 P: 3	R: 4 E: 2 K: 0 S: 7	H: 4 LOB: 1 BB: 1 P: 11	R: 0 E: 0 K: 1 S: 5	H: 0 LOB: 0 BB: 0 P: 5	R: 1 E: 0 K: 0 S: 4	H: 1 LOB: 1 BB: 1 P: 8	1B: 6 2B: 0 3B: 0 HR: 1	SF: 1 SAC: 1 DP: 0 HBP: 0	WP: 0 PB: 1 SB: 1 CS: 0	PA: 38
<b>PITCHER</b>	IP WLS BF H R ER SO BB IBB HBP BLK WP HR S P ERA WHIP																					
Floyd Weaver, R ERA: 4.66	(1, 1) 4.0 16 2 2 2 1 2 0 0 0 0 0 1 16 24 4.50 1.000																					
Lee Stange, R ERA: 5.58	(5, 1) 2.0 9 3 3 3 1 0 0 0 0 0 0 0 11 11 13.50 1.500																					
Danny Murphy, R ERA: 4.63	(7, 1) 1.0 5 1 1 0 0 0 1 0 0 0 0 0 4 8 0.00 1.000																					
Wilbur Wood, L ERA: 2.98	(8, 1) 2.0 W 8 1 1 0 1 0 1 0 0 0 0 0 9 13 0.00 0.500																					

Batter	1	2	3	4	5	6	7	8	9	AB	R	H	RBI	BB	SO	LOB	BOTTOM					
Tom McCraw, L OBP: 0.299, SLG: 0.342										4	1	0	0	0	2	2	<b>Cleveland Indians @ Chicago White Sox</b> Comiskey Park, Chicago, IL Sun Aug 02 1970, 4:38 AM EDT Att: 9,485 - Unknown					
Luis Aparicio, R OBP: 0.373, SLG: 0.413										4	1	1	0	1	1	0						
Syd O'Brien, R OBP: 0.298, SLG: 0.337										5	1	1	0	0	0	3						
Bill Melton, R OBP: 0.324, SLG: 0.486										2	2	1	3	3	0	0						
Gail Hopkins, L Wilbur Wood, R										3	1	1	1	0	0	1						
Duane Josephson, R OBP: 0.360, SLG: 0.399										4	1	1	0	0	1	4						
Ken Berry, R OBP: 0.326, SLG: 0.355										3	1	1	0	1	0	0						
Bobby Knoop, R OBP: 0.276, SLG: 0.292										4	0	1	2	0	2	2						
Floyd Weaver, R Bob Spence, L Lee Stange, R Danny Murphy, L Walt Williams, R										1	0	0	0	0	1	1						
<b>Inning Stats</b>	R: 0 E: 0 K: 2 S: 7	H: 0 LOB: 0 BB: 0 P: 7	R: 2 E: 1 K: 1 S: 8	H: 3 LOB: 1 BB: 0 P: 8	R: 0 E: 0 K: 0 S: 3	H: 0 LOB: 0 BB: 0 P: 3	R: 2 E: 1 K: 2 S: 9	H: 1 LOB: 2 BB: 2 P: 17	R: 0 E: 0 K: 0 S: 3	H: 0 LOB: 1 BB: 1 P: 7	R: 0 E: 0 K: 1 S: 5	H: 0 LOB: 0 BB: 0 P: 5	R: 2 E: 0 K: 0 S: 3	H: 0 LOB: 2 BB: 3 P: 16	R: 0 E: 0 K: 2 S: 7	H: 0 LOB: 0 BB: 0 P: 7	R: 2 E: 0 K: 1 S: 6	H: 3 LOB: 0 BB: 0 P: 6	1B: 4 2B: 2 3B: 0 HR: 1	SF: 1 SAC: 0 DP: 0 HBP: 1	WP: 0 PB: 0 SB: 1 CS: 0	PA: 40
<b>PITCHER</b>	IP WLS BF H R ER SO BB IBB HBP BLK WP HR S P ERA WHIP																					
Dean Chance, R ERA: 4.3	(1, 1) 6.0 26 4 4 2 6 2 1 0 1 0 0 0 0 9 27 3.00 1.000																					
Phil Hennigan, R ERA: 4.22	(7, 1) 0.0 3 0 2 2 0 2 0 1 0 0 0 0 0 9 0 0 0 0 0																					
Fred Lasher, R ERA: 3.81	(7, 1) 2.0 7 0 0 0 2 1 0 0 0 0 0 0 10 14 0.00 0.500																					
Dick Ellsworth, L ERA: 4.53	(9, 1) 0.2 L 4 3 2 2 1 0 0 0 0 0 0 1 6 6 27.00 4.500																					

Batter	1	2	3	4	5	6	7	8	9	AB	R	H	RBI	BB	SO	LOB	TOP					
Horace Clarke, S (1,4) OBP: 0.288, SLG: 0.320	3-1		G5-4-3 1B				1B			4	0	3	0	0	0	0	<p><b>New York Yankees @ Cleveland Indians</b> Cleveland Municipal Stadium, Cleveland, OH</p> <p>Tue Aug 04 1970, 7:05 PM EDT Att: 10,386 - Unknown - 64 F</p> <p>AB 31 R 1 H 7 RBI 0 BB 3 SO 4 LOB 10</p> 					
Thurman Munson, R (1,2) OBP: 0.381, SLG: 0.386	BB G1-2-3 1B		G5-4-3 1-2 3-H 0-0		K		F5			4	0	1	0	0	1	4						
Bobby Murcer, L (1,8) OBP: 0.348, SLG: 0.403	1-2 BB		F5				SH1-3 1B			3	0	1	0	1	1	0						
Roy White, S (1,7) OBP: 0.403, SLG: 0.479	1-2 2-3 BB				F9		F5			3	0	0	0	1	0	1						
Danny Cater, R (1,3) OBP: 0.346, SLG: 0.422	G1-2-3 3-H				L5		SH1-3 1-2			3	0	0	0	0	1	3						
Curt Blefary, L (1,9) OBP: 0.325, SLG: 0.335		4-3					3-1			3	0	0	0	1	0	1						
Jerry Kenney, L (1,5) OBP: 0.292, SLG: 0.316		F7			4-3					4	0	0	0	0	0	1						
Gene Michael, S (1,6) OBP: 0.289, SLG: 0.254		4-3					6-3			4	0	0	0	0	0	0						
Steve Kline, R (1,1) OBP: 0.444, SLG: 0.444							K			2	1	1	0	0	1	0						
Mike Kekich, R (5,1) OBP: 0.222, SLG: 0.176										0	0	0	0	0	0	0						
Jim Lyttle, L (7,PH) OBP: 0.389, SLG: 0.357										1	0	1	0	0	0	0						
Gary Waslewski, R (7,1)										0	0	0	0	0	0	0						
<b>Inning Stats</b>	R: 0 E: 0 K: 0 S: 3	H: 1 LOB: 2 BB: 2 P: 11	R: 0 E: 0 K: 0 S: 3	H: 0 LOB: 0 BB: 0 P: 3	R: 1 E: 0 K: 0 S: 4	H: 2 LOB: 0 BB: 0 P: 4	R: 0 E: 0 K: 0 S: 3	H: 0 LOB: 1 BB: 1 P: 7	R: 0 E: 0 K: 2 S: 8	H: 1 LOB: 1 BB: 0 P: 8	R: 0 E: 0 K: 0 S: 4	H: 1 LOB: 2 BB: 0 P: 4	R: 0 E: 0 K: 0 S: 5	H: 2 LOB: 2 BB: 0 P: 5	R: 0 E: 0 K: 0 S: 7	H: 0 LOB: 0 BB: 0 P: 7	R: 0 E: 0 K: 0 S: 3	H: 0 LOB: 0 BB: 0 P: 3	1B: 7 2B: 0 3B: 0 HR: 0	SF: 0 SAC: 1 DP: 2 HBP: 0	WP: 0 PB: 0 SB: 0 CS: 0	PA: 35
<b>PITCHER</b> Steve Hargan, R (1,1) ERA: 2.15	IP: 9.0 WLS: W BF: 35 H: 7 R: 1 ER: 1 SO: 4 BB: 3 IBB: 0 HBP: 0 BLK: 0 WP: 0 HR: 0 S: 40 P: 52 ERA: 1.00 WHIP: 1.111															<b>PITCHER</b>						

Batter	1	2	3	4	5	6	7	8	9	AB	R	H	RBI	BB	SO	LOB	BOTTOM			
Vada Pinson, L (1,9) OBP: 0.322, SLG: 0.458	E4 FC5-4	HR		G3		F8		F6		5	1	1	2	0	0	0	<p><b>New York Yankees @ Cleveland Indians</b> Cleveland Municipal Stadium, Cleveland, OH</p> <p>Tue Aug 04 1970, 7:05 PM EDT Att: 10,386 - Unknown - 64 F</p> <p>AB 35 R 6 H 10 RBI 6 BB 3 SO 5 LOB 18</p> 			
Graig Nettles, L (1,5) OBP: 0.345, SLG: 0.399	F9	1B		4-3				P6		5	0	2	0	0	0	1				
Roy Foster, R (1,7) OBP: 0.361, SLG: 0.462	FC5-4 1B	1B				F4		G6-4-3 1B		4	1	1	0	0	0	2				
Duke Sims, L (1,3) OBP: 0.383, SLG: 0.532	1B BB	F8				G3 1B		1B 1B		3	2	2	0	1	0	2				
Ray Fosse, R (1,2) OBP: 0.368, SLG: 0.496	1-2 2-H 1B			6-3		G3 1B		1B CS 1B		3	1	2	1	1	0	0				
Ted Uhlhaender, L (1,8) OBP: 0.301, SLG: 0.348	G3					G3		FC1-6 1B		4	0	1	1	0	0	4				
Eddie Leon, R (1,4) OBP: 0.304, SLG: 0.350		F8		F8		1B BB		FC1-6 CS		3	0	0	0	1	0	3				
Larry Brown, R (1,6) OBP: 0.362, SLG: 0.337		E6 HR		K		1-2 2-H 3-H 0-3		1B		4	1	1	2	0	2	3				
Steve Hargan, R (1,1) OBP: 0.125, SLG: 0.125	K			K		K		4-1		4	0	0	0	0	3	3				
<b>Inning Stats</b>	R: 1 E: 1 K: 0 S: 5	H: 1 LOB: 2 BB: 1 P: 9	R: 2 E: 1 K: 1 S: 9	H: 3 LOB: 2 BB: 0 P: 9	R: 0 E: 1 K: 1 S: 6	H: 0 LOB: 1 BB: 0 P: 6	R: 0 E: 0 K: 1 S: 5	H: 0 LOB: 0 BB: 0 P: 5	R: 2 E: 0 K: 1 S: 7	H: 2 LOB: 2 BB: 2 P: 15	R: 0 E: 0 K: 0 S: 3	H: 1 LOB: 0 BB: 0 P: 3	R: 1 E: 0 K: 1 S: 7	H: 3 LOB: 1 BB: 0 P: 7	R: 0 E: 0 K: 0 S: 3	H: 0 LOB: 0 BB: 0 P: 3		1B: 8 2B: 1 3B: 0 HR: 1	SF: 0 SAC: 0 DP: 1 HBP: 0	WP: 0 PB: 0 SB: 1 CS: 2
<b>PITCHER</b> Steve Kline, R (1,1) ERA: 5.54	IP: 4.2 WLS: L BF: 26 H: 6 R: 5 ER: 2 SO: 3 BB: 3 IBB: 0 HBP: 0 BLK: 0 WP: 0 HR: 1 S: 29 P: 41 ERA: 3.86 WHIP: 1.929															<b>PITCHER</b>				
Mike Kekich, L (5,1) ERA: 6.02	1.1 4 1 0 0 1 0 0 0 0 0 0 6 6 0.00 0.750																			
Gary Waslewski, R (7,1) ERA: 4.18	2.0 8 3 1 1 1 0 0 0 0 0 0 10 10 4.50 1.500																			

Batter	1	2	3	4	5	6	7	8	9	AB	R	H	RBI	BB	SO	LOB	TOP							
<b>Horace Clarke, S</b> OBP: 0.287, SLG: 0.318 (1.4)	F9	L8				4-3		F7		5	1	1	0	0	0	2	<b>New York Yankees @ Cleveland Indians</b> Cleveland Municipal Stadium, Cleveland, OH Wed Aug 05 1970, 7:05 PM EDT Att: 19,335 - Unknown - 65 F							
<b>Thurman Munson, R</b> OBP: 0.376, SLG: 0.393 (1.2)	L7		K		HR	1-3		5-3		5	1	1	2	0	1	0								
<b>Roy White, S</b> OBP: 0.406, SLG: 0.477 (1.7)	BB		P4		FC4-6			F4		2	0	0	0	3	0	0								
<b>Danny Cater, R</b> OBP: 0.347, SLG: 0.421 (1.9)	BB		F7		FC4-6	5-3		1B		4	2	1	0	1	0	2								
<b>Ron Hansen, R</b> OBP: 0.413, SLG: 0.425 (1.5)	5-3			BB	HR		6-3	1B		1	0	0	0	0	0	2								
<b>Bobby Murcer, L</b> OBP: 0.351, SLG: 0.412 (1.8)				BB	HR			1B		3	2	2	2	1	0	0								
<b>John Ellis, R</b> OBP: 0.304, SLG: 0.388 (1.3)		HBP	K		K			F4		4	0	2	0	0	2	1								
<b>Jerry Kenney, L</b> OBP: 0.291, SLG: 0.315 (7.5)		1B						1B		1	0	0	0	0	0	2								
<b>Ron Woods, R</b> OBP: 0.323, SLG: 0.388 (1.8)								F9		3	0	1	0	1	0	2								
<b>Pete Ward, L</b> OBP: 0.328, SLG: 0.417 (9.9)		HBP						1B		1	0	1	1	0	0	0								
<b>Jim Lytle, L</b> OBP: 0.389, SLG: 0.357 (9.9)		BB						E		0	1	0	0	0	0	0								
<b>Gene Michael, S</b> OBP: 0.293, SLG: 0.257 (1.6)		K						E2		4	0	2	1	1	2	3								
<b>Fritz Peterson, S</b> OBP: 0.213, SLG: 0.305 (1.1)								1B		2	0	0	0	0	1	4								
<b>Jack Aker, R</b> OBP: 0.063, SLG: 0.063 (6.1)								K		1	0	0	0	0	0	0								
<b>Lindy McDaniel, R</b> OBP: 0.111, SLG: 0.111 (6.1)		HBP						K		1	0	0	0	0	1	2								
<b>Inning Stats</b>	R: 0 E: 0 K: 0 S: 3	H: 0 LOB: 2 BB: 2 P: 11	R: 0 E: 0 K: 1 S: 5	H: 1 LOB: 2 BB: 1 P: 10	R: 0 E: 0 K: 1 S: 5	H: 0 LOB: 0 BB: 0 P: 5	R: 0 E: 0 K: 1 S: 5	H: 0 LOB: 2 BB: 2 P: 13	R: 4 E: 0 K: 2 S: 12	H: 5 LOB: 2 BB: 1 P: 16	R: 0 E: 0 K: 0 S: 3	H: 0 LOB: 1 BB: 0 P: 7	R: 0 E: 0 K: 1 S: 6	H: 1 LOB: 1 BB: 0 P: 6	R: 0 E: 0 K: 0 S: 3	H: 0 LOB: 0 BB: 0 P: 3	R: 3 E: 1 K: 1 S: 9	H: 4 LOB: 2 BB: 0 P: 9	1B: 9 2B: 0 3B: 0 HR: 2	SF: 0 SAC: 0 DP: 0 HBP: 1	WP: 0 PB: 0 SB: 0 CS: 0	PA: 45		
<b>PITCHER</b>	IP	WLS	BF	H	R	ER	SO	BB	IBB	HBP	BLK	WP	HR	S	P	ERA	WHIP							
<b>Sam McDowell, L</b> ERA: 2.62 (1.1)	4.2	L	25	5	4	4	4	6	0	1	0	0	2	26	51	7.71	2.357							
<b>Vince Colbert, R</b> ERA: 9.31 (5.1)	1.1		6	1	0	0	1	1	0	0	0	0	0	7	11	0.00	1.500							
<b>Rick Austin, L</b> ERA: 5.67 (7.1)	2.0		7	1	0	0	1	0	0	0	0	0	0	9	9	0.00	0.500							
<b>Dennis Higgins, R</b> ERA: 4.75 (9.1)	0.1		2	1	1	1	0	0	0	0	0	0	0	2	2	27.00	3.000							
<b>Steve Mingori, L</b> ERA: 27.0 (9.1)	0.1		2	1	0	0	0	0	0	0	0	0	0	2	2	0.00	3.000							
<b>Fred Lasher, R</b> ERA: 3.78 (9.1)	0.1		3	2	2	1	1	0	0	0	0	0	0	5	5	27.00	6.000							
Batter	1	2	3	4	5	6	7	8	9	AB	R	H	RBI	BB	SO	LOB	BOTTOM							
<b>Larry Brown, R</b> OBP: 0.370, SLG: 0.347 (1.6)	FC5-4		F8			4-3		SH1-4		3	1	2	0	0	0	0	<b>New York Yankees @ Cleveland Indians</b> Cleveland Municipal Stadium, Cleveland, OH Wed Aug 05 1970, 7:05 PM EDT Att: 19,335 - Unknown - 65 F							
<b>Vada Pinson, L</b> OBP: 0.319, SLG: 0.453 (1.9)	P4			F3		F6		K2-3		4	0	0	0	0	1	4								
<b>Roy Foster, R</b> OBP: 0.459, SLG: 0.459 (1.7)	F8			F9		4-3		F9		2	0	0	0	0	0	1								
<b>Ted Uhlaender, L</b> OBP: 0.299, SLG: 0.346 (6.7)										2	0	0	0	0	0	3								
<b>Ray Fosse, R</b> OBP: 0.370, SLG: 0.504 (1.2)	FC5-4			K2-3		HR		FC5		4	1	2	3	0	1	1								
<b>Tony Horton, R</b> OBP: 0.318, SLG: 0.447 (1.3)			K		E6	K		1B		4	0	1	0	0	2	0								
<b>Buddy Bradford, R</b> OBP: 0.288, SLG: 0.333 (1.8)			K		G1-4-3			FC5		4	0	0	0	0	2	3								
<b>Eddie Leon, R</b> OBP: 0.306, SLG: 0.355 (1.4)								1B		4	0	2	0	0	0	0								
<b>Graig Nettles, L</b> OBP: 0.342, SLG: 0.394 (1.5)			K					G1-2-3		4	0	0	0	0	2	4								
<b>Sam McDowell, L</b> ERA: 2.62 (1.1)								SH1-4		1	0	0	0	0	0	0								
<b>Vince Colbert, R</b> ERA: 9.31 (5.1)										0	0	0	0	0	0	0								
<b>Rich Rollins, R</b> ERA: 3.56 (6.9)										1	1	1	0	0	0	0								
<b>Rick Austin, R</b> ERA: 5.67 (7.1)										0	0	0	0	0	0	0								
<b>Chuck Hinton, R</b> ERA: 2.38 (8.9)										1	0	1	0	0	0	0								
<b>Dennis Higgins, R</b> ERA: 4.75 (9.1)										0	0	0	0	0	0	0								
<b>Steve Mingori, L</b> ERA: 27.0 (9.1)										0	0	0	0	0	0	0								
<b>Fred Lasher, R</b> ERA: 3.78 (9.1)										0	0	0	0	0	0	0								
<b>Inning Stats</b>	R: 0 E: 0 K: 0 S: 4	H: 1 LOB: 1 BB: 0 P: 4	R: 0 E: 0 K: 2 S: 7	H: 0 LOB: 0 BB: 0 P: 7	R: 0 E: 0 K: 1 S: 5	H: 0 LOB: 0 BB: 0 P: 5	R: 0 E: 0 K: 1 S: 5	H: 0 LOB: 0 BB: 0 P: 5	R: 3 E: 0 K: 1 S: 8	H: 3 LOB: 0 BB: 0 P: 8	R: 0 E: 0 K: 1 S: 5	H: 0 LOB: 0 BB: 0 P: 5	R: 0 E: 0 K: 1 S: 6	H: 1 LOB: 1 BB: 0 P: 6	R: 0 E: 0 K: 0 S: 5	H: 3 LOB: 2 BB: 0 P: 5	1B: 7 2B: 1 3B: 0 HR: 1	SF: 0 SAC: 1 DP: 2 HBP: 0	WP: 0 PB: 0 SB: 0 CS: 0	PA: 35				
<b>PITCHER</b>	IP	WLS	BF	H	R	ER	SO	BB	IBB	HBP	BLK	WP	HR	S	P	ERA	WHIP							
<b>Fritz Peterson, L</b> ERA: 3.56 (1.1)	5.2	W	22	5	3	3	5	0	0	0	0	0	0	10	10	0.00	0.600							
<b>Jack Aker, R</b> ERA: 2.38 (6.1)	1.2		6	1	0	0	2	0	0	0	0	0	0	9	9	0.00	1.800							
<b>Lindy McDaniel, R</b> ERA: 1.67 (8.1)	1.2	S	7	3	0	0	1	0	0	0	0	0	0	9	9	0.00	1.800							

Batter	1	2	3	4	5	6	7	8	9	AB	R	H	RBI	BB	SO	LOB	TOP																						
<b>Don Buford, S</b> OBP: 0.400, SLG: 0.422 (1, 7)										4	0	1	0	0	1	1	<b>Baltimore Orioles @ Cleveland Indians</b> Cleveland Municipal Stadium, Cleveland, OH Thu Aug 06 1970, 7:05 PM EDT Unknown																						
<b>Mery Rettenmund, R</b> OBP: 0.369, SLG: 0.517 (1, 8)										4	0	0	0	0	0	1																							
<b>Boog Powell, L</b> OBP: 0.419, SLG: 0.586 (1, 3)										3	0	0	0	1	1	0																							
<b>Brooks Robinson, R</b> OBP: 0.341, SLG: 0.433 (1, 5)										4	0	1	0	0	0	2																							
<b>Elrod Hendricks, L</b> OBP: 0.312, SLG: 0.386 (1, 2)										3	0	1	0	1	0	0																							
<b>Davey Johnson, R</b> OBP: 0.390, SLG: 0.413 (1, 4)										4	0	0	0	0	0	3																							
<b>Terry Crowley, L</b> OBP: 0.406, SLG: 0.393 (1, 9)										2	0	0	0	1	1	1																							
<b>Mark Belanger, R</b> OBP: 0.285, SLG: 0.227 (7, PH)										2	0	1	0	0	0	0																							
<b>Chico Salmon, R</b> OBP: 0.341, SLG: 0.415 (7, 6)										1	0	0	0	0	0	1																							
<b>Mike Cuellar, L</b> OBP: 0.103, SLG: 0.169 (7, PH)										2	0	0	0	0	2	2																							
<b>Curt Motton, R</b> OBP: 0.378, SLG: 0.459 (7, PH)										1	0	0	0	0	0	2																							
<b>Moe Drabowsky, R</b> OBP: 0.125, SLG: 0.125 (7, 1)										0	0	0	0	0	0	0																							
<b>Inning Stats</b>	R: 0 E: 0 K: 0 S: 3	H: 1 LOB: 1 BB: 1 P: 7	R: 0 E: 0 K: 0 S: 3	H: 0 LOB: 0 BB: 0 P: 3	R: 0 E: 0 K: 1 S: 5	H: 0 LOB: 0 BB: 0 P: 5	R: 0 E: 0 K: 0 S: 5	H: 2 LOB: 2 BB: 0 P: 5	R: 0 E: 0 K: 1 S: 5	H: 1 LOB: 1 BB: 1 P: 9	R: 0 E: 0 K: 0 S: 3	H: 0 LOB: 0 BB: 0 P: 3	R: 0 E: 1 K: 1 S: 6	H: 0 LOB: 2 BB: 1 P: 10	R: 0 E: 0 K: 2 S: 7	H: 0 LOB: 0 BB: 0 P: 7		R: 0 E: 0 K: 0 S: 3	H: 0 LOB: 0 BB: 0 P: 3	1B: 3 2B: 1 3B: 0 HR: 0	SF: 0 SAC: 0 DP: 1 HBP: 0	WP: 0 PB: 0 SB: 0 CS: 0	PA: 33																
<b>PITCHER</b>	IP	WLS	BF	H	R	ER	SO	BB	IBB	HBP	BLK	WP	HR	S	P	ERA	WHIP	<b>PITCHER</b>				IP	WLS	BF	H	R	ER	SO	BB	IBB	HBP	BLK	WP	HR	S	P	ERA	WHIP	
<b>Dean Chance, R</b> ERA: 3.99 (1, 1)	9.0	W	33	4	0	0	5	3	0	0	0	0	0	40	52	0.00	0.778					9.0	W	33	4	0	0	5	3	0	0	0	0	0	0	0	0	0.00	0.778

AB	30
R	0
H	4
RBI	0
BB	3
SO	5
LOB	13



Batter	1	2	3	4	5	6	7	8	9	AB	R	H	RBI	BB	SO	LOB	BOTTOM																						
<b>Vada Pinson, L</b> OBP: 0.315, SLG: 0.448 (1, 9)										4	0	0	0	0	1	0	<b>Baltimore Orioles @ Cleveland Indians</b> Cleveland Municipal Stadium, Cleveland, OH Thu Aug 06 1970, 7:05 PM EDT Unknown																						
<b>Graig Nettles, L</b> OBP: 0.346, SLG: 0.407 (1, 5)										4	2	3	1	0	0	0																							
<b>Buddy Bradford, R</b> OBP: 0.287, SLG: 0.331 (1, 8)										4	1	1	0	0	2	1																							
<b>Ray Fosse, R</b> OBP: 0.368, SLG: 0.504 (1, 2)										4	0	1	0	0	1	2																							
<b>Tony Horton, R</b> OBP: 0.323, SLG: 0.460 (1, 3)										2	1	2	3	1	0	0																							
<b>Duke Sims, L</b> OBP: 0.376, SLG: 0.523 (1, 7)										3	0	0	0	0	0	3																							
<b>Ted Uhlhaender, L</b> OBP: 0.299, SLG: 0.346 (7, 7)										0	0	0	0	0	0	0																							
<b>Eddie Leon, R</b> OBP: 0.304, SLG: 0.352 (1, 4)										3	0	0	0	0	0	3																							
<b>Jack Heidemann, R</b> OBP: 0.251, SLG: 0.265 (1, 6)										3	0	0	0	0	0	0																							
<b>Dean Chance, R</b> OBP: 0.111, SLG: 0.088 (1, 1)										3	0	0	0	0	3	0																							
<b>Inning Stats</b>	R: 3 E: 0 K: 1 S: 8	H: 3 LOB: 0 BB: 0 P: 8	R: 0 E: 0 K: 1 S: 5	H: 0 LOB: 0 BB: 0 P: 5	R: 0 E: 0 K: 0 S: 4	H: 1 LOB: 1 BB: 0 P: 4	R: 0 E: 0 K: 2 S: 7	H: 0 LOB: 0 BB: 0 P: 7	R: 1 E: 0 K: 1 S: 7	H: 2 LOB: 2 BB: 1 P: 11	R: 0 E: 0 K: 1 S: 5	H: 0 LOB: 0 BB: 0 P: 5	R: 0 E: 0 K: 1 S: 5	H: 0 LOB: 0 BB: 0 P: 5	R: 0 E: 0 K: 1 S: 5	H: 0 LOB: 0 BB: 0 P: 5		1B: 3 2B: 2 3B: 0 HR: 2	SF: 0 SAC: 0 DP: 1 HBP: 0	WP: 0 PB: 0 SB: 0 CS: 0	PA: 31																		
<b>PITCHER</b>	IP	WLS	BF	H	R	ER	SO	BB	IBB	HBP	BLK	WP	HR	S	P	ERA		WHIP	<b>PITCHER</b>				IP	WLS	BF	H	R	ER	SO	BB	IBB	HBP	BLK	WP	HR	S	P	ERA	WHIP
<b>Mike Cuellar, L</b> ERA: 3.97 (1, 1)	6.0	L	25	7	4	4	5	0	0	0	0	0	0	10	10	6.00		1.167					6.0	L	25	7	4	4	5	0	0	0	0	0	0	0	0	6.00	1.167
<b>Moe Drabowsky, R</b> ERA: 3.19 (7, 1)	2.0		6	0	0	0	2	0	0	0	0	0	0	10	10	0.00	0.000					2.0		6	0	0	0	2	0	0	0	0	0	0	0	0	0.00	0.000	



Batter	1	2	3	4	5	6	7	8	9	AB	R	H	RBI	BB	SO	LOB	TOP								
<b>Don Buford, S</b> OBP: 0.400, SLG: 0.420 (1, 7)	0-0 4-3	0-0 F5		4-0 WP BB		0-0 6-3		0-0 BB 1B		4	0	1	2	1	0	2	<b>Baltimore Orioles @ Cleveland Indians</b> Cleveland Municipal Stadium, Cleveland, OH Thu Aug 06 1970, 7:05 PM EDT Att: 18,562 - Unknown								
<b>Bobby Grich, R</b> OBP: 0.280, SLG: 0.289 (1, 6)	0-3 K		4-0 S BB	0-3 K			0-0 5-3	0-3 K		4	0	0	0	1	3	4									
<b>Mark Belanger, R</b> OBP: 0.285, SLG: 0.227 (8, 6)				1-2 2-3 K						0	0	0	0	0	0	0									
<b>Boog Powell, L</b> OBP: 0.417, SLG: 0.580 (1, 3)	0-3 K		0-3 K		0-0 4-3		0-0 5-3	1-2 2-3 BB		4	0	0	0	1	2	1									
<b>Brooks Robinson, R</b> OBP: 0.340, SLG: 0.430 (1, 5)		0-0 BB 1B	0-0 F9		0-0 F2		0-0 4-3	0-0 5-3		5	1	1	0	0	0	4									
<b>Terry Crowley, L</b> OBP: 0.422, SLG: 0.400 (1, 9)		4-0 BB 1B	4-0		0-0			0-0 2B BB 1B	0-0 F9	1	1	1	0	2	0	0									
<b>Merv Rettenmund, R</b> OBP: 0.370, SLG: 0.517 (8, PH) (8, 9)		1-2 3B BB								2	1	1	0	0	0	0									
<b>Paul Blair, R</b> OBP: 0.342, SLG: 0.437 (1, 8)	0-0 1-2 2-H 3B 1B		0-0 F8		0-0 F8			0-0 BB 1B		5	3	3	2	0	0	3									
<b>Davey Johnson, R</b> OBP: 0.390, SLG: 0.411 (1, 4)	0-0 F4			0-0 FC1-6 1B		0-0 F2		4-0 BB 1B IBB	0-0 E4 B5-6 1B	4	1	1	0	1	0	2									
<b>Andy Etchebarren, R</b> OBP: 0.314, SLG: 0.321 (1, 2)	0-3 K		0-3 K			0-3 K		0-0 F6	0-0 1-2 1B	5	0	1	0	0	3	6									
<b>Jim Hardin, R</b> OBP: 0.125, SLG: 0.108 (1, 1)	0-0 1-H 2-H 3B			0-0 FC1-6 WP BB		4-0 BLK BB		4-0 BB 1B BB	0-0 B5-6 2-3F	3	0	1	3	2	0	3									
<b>Inning Stats</b>	R: 0 E: 0 K: 2 S: 7	H: 0 LOB: 0 BB: 0 P: 7	R: 3 E: 0 K: 1 S: 8	H: 3 LOB: 1 BB: 1 P: 12	R: 0 E: 0 K: 1 S: 5	H: 0 LOB: 2 BB: 1 P: 13	R: 0 E: 0 K: 2 S: 8	H: 1 LOB: 2 BB: 1 P: 12	R: 0 E: 0 K: 0 S: 4	H: 1 LOB: 1 BB: 0 P: 4	R: 0 E: 0 K: 1 S: 5	H: 0 LOB: 1 BB: 1 P: 9	R: 0 E: 0 K: 0 S: 3	H: 0 LOB: 0 BB: 0 P: 3	R: 3 E: 0 K: 1 S: 8	H: 3 LOB: 3 BB: 3 P: 20	R: 1 E: 1 K: 0 S: 5	H: 2 LOB: 1 BB: 0 P: 5	1B: 7 2B: 2 3B: 1 HR: 1	SF: 0 SAC: 0 DP: 1 HBP: 0	WP: 1 PB: 0 SB: 1 CS: 0	PA: 45			
<b>PITCHER</b>	IP	WLS	BF	H	R	ER	SO	BB	IBB	HBP	BLK	WP	HR	S	P	ERA	WHIP								
<b>Steve Dunning, R</b> ERA: 4.84 (1, 1)	5.0	L	24	5	3	3	6	4	0	0	0	1	0	32	48	5.40	1.800								
<b>Vince Colbert, R</b> ERA: 8.75 (6, 1)	2.0		7	0	0	0	1	1	0	0	1	0	0	8	12	0.00	0.500								
<b>Steve Mingori, L</b> ERA: 19.29 (8, 1)	2.0		14	5	4	4	1	2	1	0	0	0	1	13	25	18.00	3.500								

Batter	1	2	3	4	5	6	7	8	9	AB	R	H	RBI	BB	SO	LOB	BOTTOM								
<b>Vada Pinson, L</b> OBP: 0.317, SLG: 0.449 (1, 9)	0-0 G6-4-3 1B		0-0 2-H 1B		0-0 F8		0-0 4-3			4	0	2	1	0	0	0	<b>Baltimore Orioles @ Cleveland Indians</b> Cleveland Municipal Stadium, Cleveland, OH Thu Aug 06 1970, 7:05 PM EDT Att: 18,562 - Unknown								
<b>Graig Nettles, L</b> OBP: 0.345, SLG: 0.405 (1, 5)	0-0 G6-4-3 1-2F		0-0 F5		0-0 BB 1B			0-0 6-3		4	0	1	0	0	2										
<b>Duke Sims, L</b> OBP: 0.376, SLG: 0.515 (1, 7)	0-0 E6		0-0 L7		4-0 1-2 BB			0-0 3-1		3	0	0	0	1	0										
<b>Ray Fosse, R</b> OBP: 0.365, SLG: 0.499 (1, 2)	0-0 F8			0-0 F8	0-3 K			0-0 F9		4	0	0	0	0	1	3									
<b>Tony Horton, R</b> OBP: 0.320, SLG: 0.456 (1, 3)		0-0 F7		0-0 F3		0-0 F5			0-0 4-3	4	0	0	0	0	0										
<b>Ted Uhlhaender, L</b> OBP: 0.299, SLG: 0.345 (1, 8)		0-0 F6		0-0 1B 1B		0-0 F6			0-0 4-3	4	0	1	0	0	0										
<b>Eddie Leon, R</b> OBP: 0.303, SLG: 0.351 (1, 4)		0-0 F9		0-0 1-2 1B		0-0 F9			0-0 L8	4	0	1	0	0	0										
<b>Jack Heidemann, R</b> OBP: 0.251, SLG: 0.263 (1, 6)			4-0 SH1-4 1B BB	0-0 F4		0-0 6-3				2	1	0	0	1	0	2									
<b>Steve Dunning, R</b> OBP: 0.130, SLG: 0.130 (1, 1)			0-0 SH1-4		0-3 K		0-0 5-3			0	0	0	0	0	0	0									
<b>Chuck Hinton, R</b> OBP: 0.423, SLG: 0.463 (5, PH)										1	0	0	0	0	1	0									
<b>Vince Colbert, R</b> OBP: 0.367, SLG: 0.344 (7, PH) (8, 1)										0	0	0	0	0	0	0									
<b>Inning Stats</b>	R: 0 E: 1 K: 0 S: 4	H: 1 LOB: 1 BB: 0 P: 4	R: 0 E: 0 K: 0 S: 3	H: 0 LOB: 0 BB: 0 P: 3	R: 1 E: 0 K: 0 S: 4	H: 1 LOB: 1 BB: 1 P: 8	R: 0 E: 0 K: 0 S: 5	H: 2 LOB: 2 BB: 0 P: 5	R: 0 E: 0 K: 2 S: 8	H: 1 LOB: 2 BB: 1 P: 12	R: 0 E: 0 K: 0 S: 3	H: 0 LOB: 0 BB: 0 P: 3	R: 0 E: 0 K: 0 S: 3	H: 0 LOB: 0 BB: 0 P: 3	R: 0 E: 0 K: 0 S: 3	H: 0 LOB: 0 BB: 0 P: 3	1B: 5 2B: 0 3B: 0 HR: 0	SF: 0 SAC: 1 DP: 1 HBP: 0	WP: 0 PB: 0 SB: 0 CS: 0	PA: 34					
<b>PITCHER</b>	IP	WLS	BF	H	R	ER	SO	BB	IBB	HBP	BLK	WP	HR	S	P	ERA	WHIP								
<b>Jim Hardin, R</b> ERA: 3.55 (1, 1)	9.0	W	34	5	1	1	2	2	0	0	0	0	0	36	44	1.00	0.778								



Batter	1	2	3	4	5	6	7	8	9	AB	R	H	RBI	BB	SO	LOB	TOP							
<b>Don Buford, S</b> OBP: 0.398, SLG: 0.416 (1, 7)	F2	F2		F7		F9			4-3	4	1	0	0	1	0	2	<b>Baltimore Orioles @ Cleveland Indians</b> Cleveland Municipal Stadium, Cleveland, OH Fri Aug 07 1970, 3:33 AM EDT Att: 13,462 - Unknown							
<b>Paul Blair, R</b> OBP: 0.343, SLG: 0.436 (1, 8)				5-3			F8		F9	5	1	2	0	0	0	1								
<b>Boog Powell, L</b> OBP: 0.416, SLG: 0.576 (1, 3)		6-3			L5				1-3	4	1	1	0	1	0	1								
<b>Merv Rettenmund, R</b> OBP: 0.368, SLG: 0.513 (1, 9)				5-3		K			K	4	0	1	2	0	2	1								
<b>Eliot Hendricks, L</b> OBP: 0.307, SLG: 0.381 (1, 2)	SF7			F6		3-1			K	3	0	0	1	0	1	1								
<b>Brooks Robinson, R</b> OBP: 0.339, SLG: 0.429 (1, 5)							F8		5-3	4	0	1	0	0	1	1								
<b>Davey Johnson, R</b> OBP: 0.396, SLG: 0.419 (1, 4)										3	1	3	0	1	0	0								
<b>Mark Belanger, R</b> OBP: 0.287, SLG: 0.230 (1, 6)	4-3								K	4	0	2	1	0	1	3								
<b>Tom Phoebus, R</b> OBP: 0.167, SLG: 0.167 (7, 1)										2	0	0	0	0	0	1								
<b>Dick Hall, R</b> OBP: 0.117, SLG: 0.111 (7, 1)										0	0	0	0	0	0	0								
<b>Pete Richert, L</b> OBP: 0.117, SLG: 0.111 (7, 1)										0	0	0	0	0	0	0								
<b>Moe Drabowsky, R</b> OBP: 0.142, SLG: 0.125 (6, PH)										0	0	0	0	0	0	0								
<b>Terry Crowley, L</b> OBP: 0.142, SLG: 0.230 (8, PH)										1	0	0	0	0	1	1								
<b>Dave Leonhard, R</b> (8, 1)										0	0	0	0	0	0	0								
<b>Inning Stats</b>	R: 3 E: 0 K: 1 S: 7	H: 2 LOB: 2 BB: 3 P: 19	R: 0 E: 0 K: 0 S: 4	H: 1 LOB: 1 BB: 0 P: 4	R: 0 E: 0 K: 0 S: 4	H: 2 LOB: 1 BB: 0 P: 4	R: 0 E: 0 K: 1 S: 6	H: 1 LOB: 1 BB: 0 P: 6	R: 0 E: 0 K: 0 S: 5	H: 0 LOB: 0 BB: 0 P: 5	R: 1 E: 0 K: 0 S: 5	H: 2 LOB: 1 BB: 0 P: 5	R: 0 E: 0 K: 2 S: 8	H: 1 LOB: 1 BB: 0 P: 8	R: 0 E: 0 K: 2 S: 8	H: 1 LOB: 1 BB: 0 P: 8	R: 0 E: 0 K: 0 S: 3	H: 0 LOB: 0 BB: 0 P: 3	1B: 9 2B: 1 3B: 0 HR: 0	SF: 1 SAC: 1 DP: 0 HBP: 0	WP: 0 PB: 0 SB: 1 CS: 0	PA: 39		
<b>PITCHER</b>	IP WLS BF H R ER SO BB IBB HBP BLK WP HR S P ERA WHIP																							
<b>Rich Hand, R</b> ERA: 4.03 (1, 1)	6.0	W	28	8	4	4	3	3	0	0	0	0	0	0	31	43	6.00	1.833						
<b>Dennis Higgins, R</b> ERA: 4.52 (7, 1)	3.0	W	11	2	0	0	4	0	0	0	0	0	0	0	19	19	0.00	0.667						

AB	34
R	4
H	10
RBI	4
BB	3
SO	7
LOB	12



Batter	1	2	3	4	5	6	7	8	9	AB	R	H	RBI	BB	SO	LOB	BOTTOM					
<b>Vada Pinson, L</b> OBP: 0.318, SLG: 0.451 (1, 9)	F4			G3				L3		5	1	2	2	0	0	1	<b>Baltimore Orioles @ Cleveland Indians</b> Cleveland Municipal Stadium, Cleveland, OH Fri Aug 07 1970, 3:33 AM EDT Att: 13,462 - Unknown					
<b>Graig Nettles, L</b> OBP: 0.344, SLG: 0.403 (1, 5)	F2			F6		4-3				4	1	1	2	0	0	1						
<b>Roy Foster, R</b> OBP: 0.361, SLG: 0.460 (1, 7)										4	1	2	1	0	1	0						
<b>Buddy Bradford, R</b> OBP: 0.287, SLG: 0.331 (8, 8)	K			5-3						0	0	0	0	0	0	0						
<b>Duke Sims, L</b> OBP: 0.378, SLG: 0.513 (1, 3)		4-3				3-1				3	1	1	0	1	0	0						
<b>Ray Fosse, R</b> OBP: 0.363, SLG: 0.495 (1, 2)		4-3				F7				3	1	0	0	1	0	2						
<b>Ted Uhlhaender, L</b> OBP: 0.301, SLG: 0.355 (8, 7)						F4				4	2	2	3	0	0	0						
<b>Eddie Leon, R</b> OBP: 0.303, SLG: 0.353 (1, 4)						F9				3	1	1	1	0	1	0						
<b>Jack Heidemann, R</b> OBP: 0.251, SLG: 0.261 (1, 6)						6-3				3	1	0	0	1	1	2						
<b>Rich Hand, R</b> OBP: 0.152, SLG: 0.133 (1, 1)						3-1				1	0	0	0	0	0	0						
<b>Larry Brown, R</b> OBP: 0.364, SLG: 0.340 (6, PH)										1	0	0	0	0	0	1						
<b>Dennis Higgins, R</b> OBP: 0.500, SLG: 0.333 (7, 1)										2	1	2	1	0	0	0						
<b>Inning Stats</b>	R: 0 E: 0 K: 1 S: 5	H: 0 LOB: 0 BB: 0 P: 5	R: 0 E: 0 K: 0 S: 3	H: 0 LOB: 0 BB: 0 P: 3	R: 0 E: 0 K: 0 S: 3	H: 0 LOB: 0 BB: 0 P: 3	R: 0 E: 0 K: 0 S: 3	H: 0 LOB: 0 BB: 0 P: 3	R: 0 E: 0 K: 0 S: 3	H: 0 LOB: 0 BB: 0 P: 3	R: 1 E: 0 K: 1 S: 6	H: 1 LOB: 1 BB: 1 P: 10	R: 7 E: 0 K: 1 S: 12	H: 7 LOB: 2 BB: 2 P: 20	R: 2 E: 0 K: 0 S: 5	H: 3 LOB: 0 BB: 0 P: 5	1B: 8 2B: 3 3B: 0 HR: 1	SF: 1 SAC: 0 DP: 1 HBP: 0	WP: 1 PB: 0 SB: 0 CS: 0	PA: 37		
<b>PITCHER</b>	IP WLS BF H R ER SO BB IBB HBP BLK WP HR S P ERA WHIP																					
<b>Tom Phoebus, R</b> ERA: 3.16 (1, 1)	0.2	L	4	2	0	0	1	0	0	0	0	0	6	6	0.00	3.000						
<b>Dick Hall, R</b> ERA: 3.18 (7, 1)	0.0		4	3	4	4	0	1	0	0	0	0	3	7	∞	∞						
<b>Pete Richert, L</b> ERA: 2.78 (7, 1)	0.1		1	0	0	0	0	0	0	0	0	0	1	1	0.00	0.000						
<b>Moe Drabowsky, R</b> ERA: 3.17 (7, 1)	1.0		5	3	2	2	0	0	0	0	0	1	5	5	18.00	3.000						





Batter	1	2	3	4	5	6	7	8	9	AB	R	H	RBI	BB	SO	LOB	TOP					
Vada Pinson, L OBP: 0.315, SLG: 0.446 (1, 9)	F7		F5		F8			P6		4	0	0	0	0	0	1	<b>Cleveland Indians @ Washington Senators</b> Robert F. Kennedy Memorial Stadium, Washington, DC Sat Aug 08 1970, 3:33 AM EDT Att: 8,614 - Unknown					
Graig Nettles, L OBP: 0.341, SLG: 0.399 (1, 5)	P6		F7		F8			5-3		4	0	0	0	0	0	1						
Roy Foster, R OBP: 0.360, SLG: 0.466 (1, 7)	5-3			HR		K			1-3	4	1	1	1	0	1	0						
Duke Sims, L OBP: 0.373, SLG: 0.505 Tony Horton, R OBP: 0.319, SLG: 0.454 (9, PH) (9, 3)		1-3		4-3		3-1			4-3	3	0	0	0	0	0	0		0				
Ray Fosse, R OBP: 0.362, SLG: 0.495 (1, 2)		F9		5-3		5-3			HR	4	1	1	0	0	0	0		0				
Ted Uhlhaender, L OBP: 0.304, SLG: 0.364 Chuck Hinton, R OBP: 0.429, SLG: 0.500 Buddy Bradford, R OBP: 0.297, SLG: 0.331 (9, 8)							F8		HR	3	0	2	0	0	0	0		0				
Eddie Leon, R OBP: 0.300, SLG: 0.350 (1, 4)		2B		2B			F3		F9	4	0	0	0	0	0	2		0				
Jack Heidemann, R OBP: 0.254, SLG: 0.273 (1, 6)			FC5-6 1B		HR		K			3	1	2	1	0	1	0		0				
Steve Hargan, R OBP: 0.105, SLG: 0.105 Steve Mingori, L (8, 1) Vince Colbert, R (8, 1)			FC5-6 1-2		P6			F9		3	0	0	0	0	0	0		0				
										0	0	0	0	0	0	0		0				
<b>Inning Stats</b>	R: 0 E: 0 K: 0 S: 3	H: 0 LOB: 0 BB: 0 P: 3	R: 0 E: 0 K: 0 S: 4	H: 1 LOB: 1 BB: 0 P: 4	R: 0 E: 0 K: 0 S: 4	H: 1 LOB: 1 BB: 0 P: 4	R: 1 E: 0 K: 0 S: 5	H: 2 LOB: 1 BB: 0 P: 5	R: 1 E: 0 K: 0 S: 4	H: 1 LOB: 0 BB: 0 P: 4	R: 0 E: 0 K: 1 S: 5	H: 0 LOB: 0 BB: 0 P: 5	R: 0 E: 0 K: 1 S: 5	H: 0 LOB: 0 BB: 0 P: 5	R: 0 E: 0 K: 0 S: 3	H: 0 LOB: 0 BB: 0 P: 3	R: 2 E: 0 K: 0 S: 5	H: 2 LOB: 0 BB: 0 P: 5	1B: 1 2B: 3 3B: 0 HR: 3	SF: 0 SAC: 0 DP: 0 HBP: 0	WP: 0 PB: 0 SB: 0 CS: 0	PA: 34
<b>PITCHER</b>	IP	WLS	BF	H	R	ER	SO	BB	IBB	HBP	BLK	WP	HR	S	P	ERA	WHIP					
Dick Bosman, R ERA: 3.21 Darold Knowles, L ERA: 1.99	(1, 1) (9, 1)	8.0 L	29 5	5 2	2 2	2 2	2 0	0 0	0 0	0 0	0 0	0 0	1 5	33 5	33	2.25 18.00	0.625 2.000					

Batter	1	2	3	4	5	6	7	8	9	AB	R	H	RBI	BB	SO	LOB	BOTTOM					
Ed Stroud, L OBP: 0.339, SLG: 0.350 (1, 8)	L9		FC6 1-2			F7				4	0	0	0	0	0	2	<b>Cleveland Indians @ Washington Senators</b> Robert F. Kennedy Memorial Stadium, Washington, DC Sat Aug 08 1970, 3:33 AM EDT Att: 8,614 - Unknown					
Lee Maye, L OBP: 0.336, SLG: 0.410 Darold Knowles, L OBP: 0.059, SLG: 0.059 (9, 1)	4-3			HR		S BB		1B		3	1	2	0	1	0	0		0				
Frank Howard, R OBP: 0.428, SLG: 0.546 (9, 3)	F9			HR		K		1B		3	1	1	2	1	1	1		0				
Mike Epstein, L OBP: 0.360, SLG: 0.442 Rick Reichardt, R OBP: 0.343, SLG: 0.517 (8, PH) (9, 7)		K		K		K		K		3	0	0	0	0	3	1		0				
Aurelio Rodriguez, R OBP: 0.300, SLG: 0.413 (1, 5)		K		K		K		K		1	0	0	0	0	1	3		0				
Bernie Allen, L OBP: 0.340, SLG: 0.389 (1, 4)		K		G3			1-3	F7		4	0	0	0	0	2	3		0				
Ed Brinkman, R OBP: 0.340, SLG: 0.321 (1, 6)			6-3		E5 CS			5-3		3	0	0	0	1	0	0		0				
John Roseboro, L OBP: 0.376, SLG: 0.325 (1, 2)			FC6 1B		4-3		FC4-6 BB		FC6 1B	4	0	2	0	0	0	2		0				
Dick Bosman, R OBP: 0.118, SLG: 0.118 Del Unser, L OBP: 0.304, SLG: 0.313 (8, PH) (9, 9)			P1		6-3			FC6 1B		2	0	0	0	0	0	1		0				
										1	0	0	0	1	0	1		0				
<b>Inning Stats</b>	R: 0 E: 0 K: 0 S: 3	H: 0 LOB: 0 BB: 0 P: 3	R: 0 E: 0 K: 3 S: 9	H: 0 LOB: 0 BB: 0 P: 9	R: 0 E: 0 K: 0 S: 4	H: 1 LOB: 1 BB: 0 P: 4	R: 2 E: 0 K: 2 S: 9	H: 2 LOB: 0 BB: 0 P: 9	R: 0 E: 1 K: 0 S: 3	H: 0 LOB: 0 BB: 0 P: 3	R: 0 E: 0 K: 2 S: 7	H: 0 LOB: 1 BB: 1 P: 11	R: 0 E: 0 K: 1 S: 5	H: 0 LOB: 1 BB: 1 P: 9	R: 0 E: 0 K: 1 S: 6	H: 1 LOB: 3 BB: 2 P: 14	R: 0 E: 0 K: 0 S: 4	H: 1 LOB: 1 BB: 0 P: 4	1B: 4 2B: 0 3B: 0 HR: 1	SF: 0 SAC: 0 DP: 0 HBP: 0	WP: 0 PB: 0 SB: 1 CS: 1	PA: 36
<b>PITCHER</b>	IP	WLS	BF	H	R	ER	SO	BB	IBB	HBP	BLK	WP	HR	S	P	ERA	WHIP					
Steve Hargan, R ERA: 2.18 Steve Mingori, L ERA: 19.29 Vince Colbert, R ERA: 5.84	(1, 1) (8, 1) (8, 1)	7.1 0.0 1.2	29 1 6	4 0 1	2 0 0	2 0 0	8 0 1	3 0 0	0 1 0	0 0 0	0 0 0	0 0 0	0 0 8	42 4 8	54	2.46 ∞ 0.00	0.955 ∞ 0.600					

Batter	1	2	3	4	5	6	7	8	9	AB	R	H	RBI	BB	SO	LOB	TOP					
Vada Pinson, L OBP: 0.314, SLG: 0.445 (1, 9)	G3		G3		F7				F8	5	1	1	0	0	0	2	<b>Cleveland Indians @ Washington Senators</b> Robert F. Kennedy Memorial Stadium, Washington, DC Sun Aug 09 1970, 3:33 AM EDT Unknown					
Graig Nettles, L OBP: 0.342, SLG: 0.399 (1, 5)	G1-6-3 1B		F7						L9	5	0	2	1	0	0	1						
Roy Foster, R OBP: 0.358, SLG: 0.462 (1, 7)	G1-6-3			5-3						3	0	0	0	1	1	2						
Duke Sims, L OBP: 0.368, SLG: 0.498 Larry Brown, R OBP: 0.369, SLG: 0.347 (1, 3) (5, 6)		F7		K		F8				3	0	0	0	0	1	3						
Ray Fosse, R OBP: 0.361, SLG: 0.492 (1, 2)		K		5-3						1	0	1	1	0	0	0						
Ted Uhlhaender, L OBP: 0.306, SLG: 0.366 (1, 8)										4	0	1	0	0	2	1						
Eddie Leon, R OBP: 0.304, SLG: 0.350 (1, 4)										4	1	2	0	0	0	1						
Jack Heidemann, R OBP: 0.254, SLG: 0.272 Tony Horton, R OBP: 0.319, SLG: 0.453 (5, PH) (5, 3)										2	1	1	0	2	0	0						
Sam McDowell, L OBP: 0.163, SLG: 0.190 Fred Lasher, R (6, 1) Rich Rollins, R OBP: 0.300, SLG: 0.349 (9, PH)										1	0	0	0	0	0	2						
										3	0	1	1	0	1	2						
										1	0	0	0	0	0	2						
										3	0	1	1	0	1	2						
										3	0	0	0	0	2	4						
										0	0	0	0	0	0	0						
										1	0	0	0	0	0	0						
<b>Inning Stats</b>	R: 0 E: 0 K: 0 S: 3	H: 1 LOB: 0 BB: 0 P: 3	R: 0 E: 0 K: 1 S: 6	H: 1 LOB: 2 BB: 1 P: 10	R: 0 E: 0 K: 1 S: 5	H: 0 LOB: 0 BB: 0 P: 5	R: 0 E: 0 K: 1 S: 5	H: 0 LOB: 0 BB: 0 P: 5	R: 2 E: 0 K: 0 S: 6	H: 3 LOB: 3 BB: 2 P: 14	R: 0 E: 0 K: 2 S: 9	H: 2 LOB: 1 BB: 0 P: 9	R: 1 E: 0 K: 2 S: 9	H: 2 LOB: 1 BB: 0 P: 9	R: 0 E: 0 K: 0 S: 3	H: 0 LOB: 0 BB: 0 P: 3	R: 0 E: 0 K: 0 S: 3	H: 0 LOB: 0 BB: 0 P: 3	1B: 8 2B: 1 3B: 0 HR: 0	SF: 0 SAC: 0 DP: 1 HBP: 0	WP: 0 PB: 0 SB: 0 CS: 0	PA: 38
<b>PITCHER</b> Joe Coleman, R ERA: 3.88 (1, 1)	IP: 9.0 WLS: W BF: 38 H: 9 R: 3 ER: 3 SO: 7 BB: 3 IBB: 0 HBP: 0 BLK: 0 WP: 0 HR: 0 S: 49 P: 61 ERA: 3.00 WHIP: 1.333															<b>PITCHER</b>	IP: 9.0 WLS: W BF: 38 H: 9 R: 3 ER: 3 SO: 7 BB: 3 IBB: 0 HBP: 0 BLK: 0 WP: 0 HR: 0 S: 49 P: 61 ERA: 3.00 WHIP: 1.333					

Batter	1	2	3	4	5	6	7	8	9	AB	R	H	RBI	BB	SO	LOB	BOTTOM					
Ed Brinkman, R OBP: 0.342, SLG: 0.322 (1, 6)		F3								4	1	2	0	1	0	1	<b>Cleveland Indians @ Washington Senators</b> Robert F. Kennedy Memorial Stadium, Washington, DC Sun Aug 09 1970, 3:33 AM EDT Unknown					
Wayne Comer, R OBP: 0.282, SLG: 0.206 (1, 8)		F8								3	1	0	1	2	0	2						
Frank Howard, R OBP: 0.427, SLG: 0.542 (1, 3)										3	1	0	1	2	2	1						
Rick Reichardt, R OBP: 0.351, SLG: 0.519 (1, 9)										3	0	2	2	1	1	3						
Aurelio Rodriguez, R OBP: 0.297, SLG: 0.409 (1, 5)										4	0	0	0	0	1	8						
Paul Casanova, R OBP: 0.284, SLG: 0.411 (1, 2)										4	1	1	0	0	0	2						
Tom Grieve, R OBP: 0.276, SLG: 0.429 (1, 7)										4	1	1	2	0	0	0						
Tim Cullen, R OBP: 0.287, SLG: 0.255 (1, 4)										3	1	1	0	1	1	0						
Joe Coleman, R OBP: 0.296, SLG: 0.140 (1, 1)										3	1	0	0	1	1	1						
										1B: 5 2B: 0 3B: 2 HR: 1	SF: 0 SAC: 0 DP: 0 HBP: 0	WP: 2 PB: 0 SB: 0 CS: 0	PA: 39									
<b>Inning Stats</b>	R: 0 E: 0 K: 2 S: 8	H: 1 LOB: 2 BB: 1 P: 12	R: 2 E: 0 K: 0 S: 6	H: 3 LOB: 1 BB: 0 P: 6	R: 0 E: 1 K: 0 S: 3	H: 1 LOB: 0 BB: 0 P: 3	R: 0 E: 0 K: 0 S: 3	H: 0 LOB: 0 BB: 0 P: 3	R: 0 E: 0 K: 0 S: 3	H: 0 LOB: 0 BB: 0 P: 3	R: 0 E: 0 K: 1 S: 5	H: 0 LOB: 0 BB: 0 P: 5	R: 0 E: 0 K: 1 S: 5	H: 0 LOB: 0 BB: 0 P: 5	R: 0 E: 0 K: 1 S: 5	H: 0 LOB: 0 BB: 0 P: 5	R: 0 E: 0 K: 1 S: 5	H: 0 LOB: 0 BB: 0 P: 5	1B: 5 2B: 0 3B: 2 HR: 1	SF: 0 SAC: 0 DP: 0 HBP: 0	WP: 2 PB: 0 SB: 0 CS: 0	PA: 39
<b>PITCHER</b> Sam McDowell, L ERA: 2.79 Fred Lasher, R ERA: 3.62 (1, 1) (6, 1)	IP: 5.2 WLS: L BF: 29 H: 6 R: 6 ER: 6 SO: 4 BB: 7 IBB: 0 HBP: 0 BLK: 0 WP: 2 HR: 1 S: 30 P: 58 ERA: 9.53 WHIP: 2.294															<b>PITCHER</b>	IP: 5.2 WLS: L BF: 29 H: 6 R: 6 ER: 6 SO: 4 BB: 7 IBB: 0 HBP: 0 BLK: 0 WP: 2 HR: 1 S: 30 P: 58 ERA: 9.53 WHIP: 2.294					

Batter	1	2	3	4	5	6	7	8	9	AB	R	H	RBI	BB	SO	LOB	TOP				
Vada Pinson, L OBP: 0.315, SLG: 0.447 (1, 9)	L9			F7		G1				5	0	2	2	0	0	0	<b>Cleveland Indians @ Washington Senators</b> Robert F. Kennedy Memorial Stadium, Washington, DC Sun Aug 09 1970, 3:38 AM EDT Att: 18,497 - Unknown				
Graig Nettles, L OBP: 0.340, SLG: 0.395 (1, 5)		2B		F9		3-1		K		4	0	0	0	1	1	4					
Roy Foster, R OBP: 0.364, SLG: 0.464 Buddy Bradford, R OBP: 0.287, SLG: 0.331 (1, 7) (9, 8)					HR	P3				3	2	2	0	2	0	0					
Duke Sims, L OBP: 0.365, SLG: 0.495 (1, 2)	K									0	0	0	0	0	0	0					
Tony Horton, R OBP: 0.320, SLG: 0.461 (1, 3)	L5									5	1	2	2	0	1	3					
Ted Uhlhaender, L OBP: 0.307, SLG: 0.372 (1, 8) (9, 7)										5	2	2	0	0	0	2					
Eddie Leon, R OBP: 0.303, SLG: 0.348 (1, 4)										5	0	1	1	0	1	3					
Jack Heidemann, R OBP: 0.254, SLG: 0.270 (1, 6)										3	1	0	0	1	0	2					
Rick Austin, R OBP: 0.250, SLG: 0.214 Dennis Higgins, R OBP: 0.356, SLG: 0.429 Steve Mingori, L (1, 1) (5, 1) (9, 1)										2	0	0	0	1	1	1					
<b>Inning Stats</b>	R: 0 E: 0 K: 1 S: 5	H: 0 LOB: 2 BB: 2 P: 13	R: 2 E: 0 K: 1 S: 7	H: 2 LOB: 3 BB: 3 P: 19	R: 0 E: 0 K: 0 S: 4	H: 1 LOB: 1 BB: 0 P: 4	R: 0 E: 0 K: 1 S: 5	H: 0 LOB: 0 BB: 0 P: 5	R: 3 E: 0 K: 0 S: 7	H: 4 LOB: 1 BB: 0 P: 7	R: 0 E: 0 K: 0 S: 3	H: 0 LOB: 0 BB: 0 P: 3	R: 0 E: 0 K: 0 S: 3	R: 0 E: 0 K: 1 S: 7	H: 2 LOB: 2 BB: 0 P: 7	R: 1 E: 0 K: 1 S: 7	H: 2 LOB: 1 BB: 0 P: 7	1B: 6 2B: 4 3B: 0 HR: 1	SF: 0 SAC: 0 DP: 0 HBP: 0	WP: 1 PB: 0 SB: 0 CS: 0	PA: 43
<b>PITCHER</b>	IP	WLS	BF	H	R	ER	SO	BB	IBB	HBP	BLK	WP	HR	S	P	ERA	WHIP				
Jackie Brown, R ERA: 4.34 (1, 1)	1.1	L	10	2	2	2	2	4	0	0	0	0	0	10	26	13.50	4.500				
Joe Grzenda, L ERA: 4.93 (2, 1)	3.2		17	5	3	3	1	0	1	0	0	1	1	18	22	7.36	1.364				
Horacio Pina, R ERA: 2.54 (6, 1)	3.0		11	2	0	0	1	0	0	0	0	0	0	13	13	0.00	0.667				
Darold Knowles, L ERA: 2.05 (9, 1)	1.0		5	2	1	1	1	0	0	0	0	0	0	7	7	9.00	2.000				

Batter	1	2	3	4	5	6	7	8	9	AB	R	H	RBI	BB	SO	LOB	BOTTOM					
Ed Brinkman, R OBP: 0.341, SLG: 0.321 (1, 6)	6-3		4-3							5	0	1	1	0	0	2	<b>Cleveland Indians @ Washington Senators</b> Robert F. Kennedy Memorial Stadium, Washington, DC Sun Aug 09 1970, 3:38 AM EDT Att: 18,497 - Unknown					
Wayne Comer, R OBP: 0.294, SLG: 0.220 Lee Mays, L OBP: 0.336, SLG: 0.409 (1, 8) (5, FH) (6, 9)										2	0	2	0	0	0	0						
Frank Howard, R OBP: 0.427, SLG: 0.537 (1, 3)										3	0	0	0	2	0	2						
Rick Reichardt, R OBP: 0.350, SLG: 0.514 Horacio Pina, R (1, 9) (6, 1)										2	0	0	0	1	0	1						
John Roseboro, L OBP: 0.369, SLG: 0.318 (8, FH) (9, 2)										0	0	0	0	0	0	0						
Aurelio Rodriguez, R OBP: 0.295, SLG: 0.406 (1, 5)										4	0	0	0	0	0	3						
Paul Casanova, R OBP: 0.280, SLG: 0.405 Mike Epstein, L OBP: 0.359, SLG: 0.441 Darold Knowles, L OBP: 0.059, SLG: 0.059 (1, 2) (8, FH) (9, 1)										3	0	0	0	0	0	0						
Tom Grieve, R OBP: 0.304, SLG: 0.440 Del Unser, L OBP: 0.301, SLG: 0.311 (1, 7) (6, FH) (7, 7)										1	1	1	0	1	0	0						
Tim Cullen, R OBP: 0.289, SLG: 0.265 Bernie Allen, L OBP: 0.345, SLG: 0.391 (1, 4) (6, FH) (7, 4)										2	1	1	0	0	1	1						
Jackie Brown, R (1, 1) Joe Grzenda, R (2, 1) Ed Stroud, L OBP: 0.342, SLG: 0.354 (5, FH) (6, 8)										0	0	0	0	0	0	0						
<b>Inning Stats</b>	R: 0 E: 0 K: 0 S: 4	H: 1 LOB: 1 BB: 0 P: 4	R: 0 E: 0 K: 1 S: 5	H: 0 LOB: 1 BB: 1 P: 9	R: 0 E: 0 K: 0 S: 4	H: 1 LOB: 1 BB: 0 P: 4	R: 0 E: 0 K: 0 S: 3	H: 0 LOB: 0 BB: 0 P: 3	R: 2 E: 0 K: 1 S: 8	H: 4 LOB: 3 BB: 2 P: 16	R: 0 E: 0 K: 0 S: 5	H: 0 LOB: 0 BB: 0 P: 9	R: 0 E: 0 K: 1 S: 5	R: 0 E: 0 K: 1 S: 5	R: 0 E: 0 K: 1 S: 8	H: 0 LOB: 0 BB: 0 P: 5	R: 1 E: 0 K: 1 S: 8	H: 3 LOB: 3 BB: 1 P: 12	1B: 8 2B: 2 3B: 0 HR: 0	SF: 0 SAC: 0 DP: 1 HBP: 0	WP: 0 PB: 0 SB: 1 CS: 2	PA: 40
<b>PITCHER</b>	IP	WLS	BF	H	R	ER	SO	BB	IBB	HBP	BLK	WP	HR	S	P	ERA	WHIP					
Rick Austin, L ERA: 5.56 (1, 1)	4.0		18	5	2	2	1	1	0	0	0	0	0	19	23	4.50	1.500					
Dennis Higgins, R ERA: 4.35 (5, 1)	4.2	W	20	4	1	1	3	3	0	0	0	0	0	23	35	1.93	1.500					
Steve Mingori, L ERA: 16.88 (9, 1)	0.1	S	2	0	0	0	1	0	1	0	0	0	0	3	7	0.00	0.000					

Batter	1	2	3	4	5	6	7	8	9	AB	R	H	RBI	BB	SO	LOB	TOP			
Vada Pinson, L OBP: 0.313, SLG: 0.444 (1, 9)	F8		FC4 1B		3-1				K	5	0	1	2	0	1	1	Cleveland Indians @ Oakland Athletics Oakland-Alameda County Coliseum, Oakland, CA Tue Aug 11 1970, 7:05 PM PDT Att: 6,322 - Unknown			
Graig Nettles, L OBP: 0.340, SLG: 0.394 Larry Brown, R OBP: 0.363, SLG: 0.340 (7, PH)	K				K		6-3		F8	3	0	1	0	0	2	0				
Roy Foster, R OBP: 0.370, SLG: 0.467 (1, 7)			F5							4	1	3	0	0	0	2				
Ray Fosse, R OBP: 0.359, SLG: 0.488 (1, 2)	FC4-6 1B				5-3 HBP					5	1	1	0	0	0	4				
Ted Uhlhaender, L OBP: 0.310, SLG: 0.375 Chuck Hinton, R OBP: 0.425, SLG: 0.495 (7, PH)		F7								3	1	2	1	0	0	0				
Tony Horton, R OBP: 0.319, SLG: 0.458 (1, 3)	K									4	0	1	0	0	2	2				
Eddie Leon, R OBP: 0.302, SLG: 0.353 (1, 4)										4	2	1	1	0	0	3				
Jack Heidemann, R OBP: 0.254, SLG: 0.268 (1, 6)										3	0	0	0	1	0	0				
Dean Chance, R OBP: 0.132, SLG: 0.086 Rich Rollins, R OBP: 0.296, SLG: 0.344 Rich Harris, R OBP: 0.142, SLG: 0.133 Buddy Bradford, R OBP: 0.095, SLG: 0.329 Vince Colbert, R OBP: 0.220, SLG: 0.214 (8, PH)										1	0	0	0	1	1	3				
Rick Austin, R OBP: 0.220, SLG: 0.214 (8, 1)										0	0	0	0	0	0	0				
<b>Inning Stats</b>	R: 0 E: 0 K: 1 S: 6	H: 1 LOB: 1 BB: 0 P: 6	R: 0 E: 0 K: 1 S: 5	H: 0 LOB: 0 BB: 0 P: 5	R: 0 E: 0 K: 0 S: 4	H: 1 LOB: 2 BB: 1 P: 8	R: 3 E: 1 K: 1 S: 8	H: 3 LOB: 2 BB: 1 P: 12	R: 1 E: 0 K: 1 S: 7	H: 2 LOB: 0 BB: 0 P: 8	R: 0 E: 0 K: 0 S: 3	H: 0 LOB: 0 BB: 0 P: 3	R: 0 E: 0 K: 0 S: 4	H: 1 LOB: 1 BB: 0 P: 4	R: 1 E: 0 K: 2 S: 8	H: 1 LOB: 0 BB: 0 P: 8	1B: 9 2B: 0 3B: 1 HR: 0	SF: 0 SAC: 0 DP: 0 HBP: 1	WP: 1 PB: 0 SB: 0 CS: 0	PA: 40
<b>PITCHER</b>	IP WLS BF H R ER SO	IP WLS BF H R ER SO	IP WLS BF H R ER SO	IP WLS BF H R ER SO	IP WLS BF H R ER SO	IP WLS BF H R ER SO	IP WLS BF H R ER SO	IP WLS BF H R ER SO	IP WLS BF H R ER SO	IP WLS BF H R ER SO	IP WLS BF H R ER SO	IP WLS BF H R ER SO	IP WLS BF H R ER SO	IP WLS BF H R ER SO	IP WLS BF H R ER SO	IP WLS BF H R ER SO	ERA WHIP	ERA WHIP		
Catfish Hunter, R ERA: 3.62 (1, 1)	4.2	24	7	4	2	4	1	1	1	0	0	0	29	38	3.86	1.714				
Marcel Lachemann, R ERA: 2.58 (5, 1)	0.1	1	0	0	0	0	0	0	0	0	0	0	1	1	0.00	0.000				
Jim Roland, L ERA: 2.41 (6, 1)	3.2	W	14	3	1	1	3	0	0	0	0	1	0	20	2.46	0.818				
Bob Locker, R ERA: 2.97 (9, 1)	0.1	S	1	0	0	0	0	0	0	0	0	0	0	1	1	0.00	0.000			

AB	37
R	5
H	10
RBI	4
BB	2
SO	7
LOB	16



Batter	1	2	3	4	5	6	7	8	9	AB	R	H	RBI	BB	SO	LOB	BOTTOM			
Bert Campaneris, R OBP: 0.308, SLG: 0.443 (1, 6)	5-3									5	1	3	0	0	0	0	Cleveland Indians @ Oakland Athletics Oakland-Alameda County Coliseum, Oakland, CA Tue Aug 11 1970, 7:05 PM PDT Att: 6,322 - Unknown			
Rick Monday, L OBP: 0.390, SLG: 0.461 (1, 8)	F8									2	1	0	0	3	1	1				
Tommy Davis, R OBP: 0.370, SLG: 0.370 Reggie Jackson, L OBP: 0.346, SLG: 0.439 (6, PR)										4	0	1	1	0	0	2				
Bobby Brooks, R (8, PH)										1	0	0	0	0	1	2				
Don Mincher, L OBP: 0.330, SLG: 0.488 (1, 3)										3	2	1	0	1	0	2				
Sal Bando, R OBP: 0.400, SLG: 0.480 (1, 5)										4	1	1	0	0	1	3				
Felipe Alou, R OBP: 0.323, SLG: 0.396 (7, 7)										4	0	2	1	0	0	2				
Frank Fernandez, R OBP: 0.329, SLG: 0.419 (1, 2)										4	0	2	4	0	1	1				
Tony La Russa, R OBP: 0.258, SLG: 0.256 Dick Green, R OBP: 0.256, SLG: 0.245 (9, 4)										4	0	0	0	0	2	3				
Catfish Hunter, R OBP: 0.183, SLG: 0.221 Marcel Lachemann, R ERA: 3.97 (5, 1)										1	0	0	0	0	0	0				
Steve Hovley, L OBP: 0.337, SLG: 0.319 Jim Roland, R OBP: 0.337, SLG: 0.319 Bob Locker, S (9, 1)										0	0	0	0	0	0	0				
<b>Inning Stats</b>	R: 0 E: 0 K: 0 S: 3	H: 0 LOB: 0 BB: 0 P: 3	R: 0 E: 0 K: 0 S: 4	H: 1 LOB: 1 BB: 0 P: 4	R: 0 E: 0 K: 2 S: 8	H: 1 LOB: 1 BB: 0 P: 8	R: 2 E: 0 K: 1 S: 8	H: 3 LOB: 1 BB: 0 P: 8	R: 4 E: 0 K: 1 S: 9	H: 4 LOB: 2 BB: 2 P: 17	R: 0 E: 0 K: 1 S: 6	H: 1 LOB: 2 BB: 1 P: 10	R: 0 E: 0 K: 1 S: 5	H: 0 LOB: 0 BB: 0 P: 5	R: 0 E: 1 K: 1 S: 6	H: 1 LOB: 2 BB: 1 P: 10	1B: 8 2B: 3 3B: 0 HR: 0	SF: 0 SAC: 0 DP: 0 HBP: 0	WP: 1 PB: 0 SB: 1 CS: 0	PA: 39
<b>PITCHER</b>	IP WLS BF H R ER SO	IP WLS BF H R ER SO	IP WLS BF H R ER SO	IP WLS BF H R ER SO	IP WLS BF H R ER SO	IP WLS BF H R ER SO	IP WLS BF H R ER SO	IP WLS BF H R ER SO	IP WLS BF H R ER SO	IP WLS BF H R ER SO	IP WLS BF H R ER SO	IP WLS BF H R ER SO	IP WLS BF H R ER SO	IP WLS BF H R ER SO	IP WLS BF H R ER SO	IP WLS BF H R ER SO	ERA WHIP	ERA WHIP		
Dean Chance, R ERA: 4.25 (1, 1)	5.0	L	26	9	6	6	4	1	0	0	0	0	0	0	0	0				
Rich Hand, R ERA: 3.97 (6, 1)	2.0		8	1	0	0	2	1	0	0	0	0	11	15	0.00	1.000				
Vince Colbert, R ERA: 5.54 (8, 1)	0.2		4	1	0	0	0	1	0	0	0	0	0	3	7	0.00	3.000			
Rick Austin, L ERA: 5.52 (8, 1)	0.1		1	0	0	0	1	0	0	0	0	0	0	3	3	0.00	0.000			





Batter	1	2	3	4	5	6	7	8	9	AB	R	H	RBI	BB	SO	LOB	TOP									
Vada Pinson, L (1.9)	0-0 HR		0-0 F9				0-0 FC3-6 1B WP		0-0 F6	5	2	1	1	0	0	2	<b>Cleveland Indians @ Oakland Athletics</b> Oakland-Alameda County Coliseum, Oakland, CA Thu Aug 13 1970, 7:05 PM PDT Att: 7,644 - Unknown									
Graig Nettles, L (1.5)	0-0 WP 1B		4-0 BB				0-0 WP 1B		0-3 K	4	1	2	1	1	1	0										
Roy Foster, R (1.7)	0-3 K		4-0 G6-4-3 BB				0-0 1B E 1B			3	0	1	1	1	2	1										
Ray Fosse, R (1.2)	0-0 L8		0-0 G6-4-3				0-0 E4 1B			4	0	1	0	0	0	4										
Duke Sims, L (1.3)	0-0 G3						0-0 1B			4	0	2	0	0	0	1										
Buddy Bradford, R (8, PR)							0-0 1B			0	0	0	0	0	0	0										
Larry Brown, R (8, 6)							0-0 1B			0	0	0	0	0	0	0										
Ted Uhlender, L (1.8)							0-0 1B			4	0	1	0	0	0	3										
Eddie Leon, R (1.4)							0-0 F9			4	0	2	0	0	0	3										
Jack Heidemann, R (1.6)							0-0 FC1-6 1B			3	1	1	0	0	0	2										
Tony Horton, R (8, PH)							0-0 FC3-6 1B			1	0	0	0	0	0	3										
Sam McDowell, L (1.1)							0-0 F9			3	0	0	0	1	0	1										
<b>Inning Stats</b>	R: 1 E: 0 K: 1 S: 7	H: 2 LOB: 1 BB: 0 P: 7	R: 0 E: 1 K: 0 S: 4	H: 1 LOB: 1 BB: 0 P: 4	R: 0 E: 0 K: 0 S: 2	H: 0 LOB: 0 BB: 2 P: 10	R: 0 E: 0 K: 0 S: 3	H: 0 LOB: 0 BB: 0 P: 3	R: 3 E: 1 K: 0 S: 7	H: 4 LOB: 2 BB: 1 P: 11	R: 0 E: 0 K: 0 S: 3	H: 1 LOB: 0 BB: 0 P: 3	R: 0 E: 0 K: 1 S: 5	H: 0 LOB: 0 BB: 0 P: 5	R: 0 E: 0 K: 0 S: 5	H: 3 LOB: 3 BB: 0 P: 5	R: 0 E: 0 K: 1 S: 5	H: 0 LOB: 0 BB: 0 P: 5	1B: 9 2B: 1 3B: 0 HR: 1	SF: 0 SAC: 0 DP: 4 HBP: 0	WP: 2 PB: 2 SB: 0 CS: 0	PA: 38				
<b>PITCHER</b>	IP WLS BF H R ER SO BB IBB HBP BLK WP HR S P ERA WHIP																									
Blue Moon Odom, R (1.1)	4.0	18	4	3	3	1	3	0	0	0	1	1	17	29	6.75	1.750										
Paul Lindblad, L (5.1)	0.1	L	3	2	1	1	0	0	0	0	1	0	3	3	27.00	6.000										
Rollie Fingers, R (5.1)	0.2		3	1	0	0	0	0	0	0	0	0	3	3	0.00	1.500										
Marcel Lachemann, R (6.1)	2.0		6	1	0	0	1	0	0	0	0	0	8	8	0.00	0.500										
Mudcat Grant, R (8.1)	2.0		8	3	0	0	1	0	0	0	0	0	10	10	0.00	1.500										


Batter	1	2	3	4	5	6	7	8	9	AB	R	H	RBI	BB	SO	LOB	BOTTOM										
Bert Campaneris, R (1.6)	0-3 K		0-0 2B 1B				0-3 K		0-0 F9	4	1	1	0	0	2	0	<b>Cleveland Indians @ Oakland Athletics</b> Oakland-Alameda County Coliseum, Oakland, CA Thu Aug 13 1970, 7:05 PM PDT Att: 7,644 - Unknown										
Rick Monday, L (1.8)	0-3 K		0-3 K				0-0 5-3		0-3 K	4	0	0	0	0	3	3											
Tommy Davis, R (1.7)	0-3 K		0-0 1H 2H 3H 2B				0-0 4-3		0-0 F8	4	0	1	3	0	1	0											
Sal Bando, R (1.5)			0-0 5-3				0-0 F8		4-0 FC4-6 BB	3	0	0	0	1	1	1											
Felipe Alou, R (1.9)			0-0 F2				0-0 F9		0-0 FC4-6	4	0	0	0	0	0	1											
Don Mincher, L (1.3)			0-0 F9				0-0 L3		0-0 F8	4	0	0	0	0	0	1											
Frank Fernandez, R (1.2)			0-3 K				0-0 2B		0-0 F7	4	0	1	0	0	1	1											
Tony La Russa, R (1.4)			4-0 1B 2B BB				0-0 F9		4-0 WP BB	1	1	0	0	2	0	1											
Allan Lewis, S (7, PR)			4-0 1B 2B BB				0-0 F9		0-0 K	0	0	0	0	0	0	0											
John Donaldson, L (8, 4)			4-0 1B 2B BB				0-0 F5		0-3 K	0	1	0	0	0	0	0											
<b>Inning Stats</b>	R: 0 E: 0 K: 3 S: 9	H: 0 LOB: 0 BB: 0 P: 9	R: 0 E: 0 K: 0 S: 3	H: 0 LOB: 0 BB: 0 P: 3	R: 3 E: 0 K: 3 S: 11	H: 2 LOB: 1 BB: 2 P: 19	R: 0 E: 0 K: 0 S: 4	H: 1 LOB: 1 BB: 0 P: 4	R: 0 E: 0 K: 1 S: 5	H: 0 LOB: 0 BB: 0 P: 5	R: 0 E: 0 K: 0 S: 3	H: 0 LOB: 0 BB: 0 P: 3	R: 0 E: 0 K: 1 S: 5	H: 0 LOB: 2 BB: 1 P: 9	R: 0 E: 0 K: 1 S: 5	H: 0 LOB: 0 BB: 0 P: 5	R: 0 E: 0 K: 0 S: 3	H: 0 LOB: 1 BB: 1 P: 7	1B: 1 2B: 2 3B: 0 HR: 0	SF: 0 SAC: 0 DP: 0 HBP: 0	WP: 1 PB: 0 SB: 0 CS: 0	PA: 34					
<b>PITCHER</b>	IP WLS BF H R ER SO BB IBB HBP BLK WP HR S P ERA WHIP																										
Sam McDowell, L (1.1)	9.0	W	34	3	3	0	9	4	0	0	0	1	0	48	64	0.00	0.778										



Batter	1	2	3	4	5	6	7	8	9	10	11	AB	R	H	RBI	BB	SO	LOB	TOP			
Roy Foster, R OBP: 0.370, SLG: 0.460 (1, 7)	F7		2B BB	SF8		1B			6-3		5-3	4	0	1	1	1	0	1				
Graig Nettles, L OBP: 0.344, SLG: 0.391 (1, 5)	1B		K	3-1			G4-6-3 BB		1-3			4	1	1	0	1	1	2				
Vada Pinson, L OBP: 0.316, SLG: 0.455 (1, 9)	1B			P6			G4-6-3 BB			G3		5	0	2	0	0	0	2				
Ray Fosse, R OBP: 0.362, SLG: 0.483 (1, 2)	1B		5-3			FC3-6 BB		BB		BB		2	0	1	1	3	0	2				
Duke Sims, L OBP: 0.361, SLG: 0.482 Tony Horton, R OBP: 0.317, SLG: 0.455 (7, PH) (7, 3)	P5			HBP		FC3-6 BB		P6		F2		2	0	0	0	0	0	3				
Ted Uhlander, L OBP: 0.305, SLG: 0.369 (1, 8)	K		4-3			FC3-6 FC6-4		F9		4-3		5	0	0	0	0	1	7				
Eddie Leon, R OBP: 0.305, SLG: 0.360 (1, 4)			K			FC6-4		K			6-3 1B	5	1	2	0	0	2	1				
Jack Heidemann, R OBP: 0.288, SLG: 0.273 (1, 6)	F8			E8 SF8 1B			CS BB	6-3			K	4	1	1	1	1	1	1				
Steve Dunning, R OBP: 0.301, SLG: 0.425 Rick Austin, L OBP: 0.309, SLG: 0.214 Dennis Higgins, R OBP: 0.308, SLG: 0.375 Lou Cornell, S OBP: 0.285, SLG: 0.193 Rich Hand, R OBP: 0.310, SLG: 0.193 Larry Brown, R OBP: 0.303, SLG: 0.348 Dean Chance, R OBP: 0.302, SLG: 0.266 (1, 1) (5, 1) (8, PH) (8, 1) (11, PH) (11, 1)	4-3			E BB			4-3		F8		6-3	1	0	0	0	1	0	0				
<b>Inning Stats</b>	R: 1 E: 0 K: 1 S: 8	H: 3 LOB: 2 BB: 0 P: 8	R: 0 E: 0 K: 1 S: 5	H: 0 LOB: 0 BB: 0 P: 5	R: 0 E: 0 K: 1 S: 6	H: 1 LOB: 3 BB: 1 P: 11	R: 2 E: 2 K: 0 S: 5	H: 2 LOB: 1 BB: 1 P: 9	R: 0 E: 0 K: 0 S: 2	H: 1 LOB: 1 BB: 2 P: 6	R: 0 E: 0 K: 1 S: 5	H: 0 LOB: 0 BB: 0 P: 5	R: 0 E: 0 K: 0 S: 3	H: 0 LOB: 1 BB: 1 P: 7	R: 0 E: 0 K: 1 S: 6	H: 1 LOB: 1 BB: 0 P: 6	1B: 6 2B: 1 3B: 1 HR: 0	SF: 1 SAC: 0 DP: 1 HBP: 1	WP: 0 PB: 0 SB: 0 CS: 1	PA: 46		
<b>PITCHER</b>	Skip Lockwood, R ERA: 5.24 Dick Ellsworth, L ERA: 5.04 Bobby Bolin, R ERA: 4.33	IP 6.0 WLS 0.0 4.1	W 0 W	BF 28 15	H 7 1	R 3 0	ER 2 0	SO 3 2	BB 4 1	IBB 0 0	HBP 1 0	BLK 0 0	WP 0 0	HR 0 0	S 29 18	P 46 22	ERA 3.00 0.00	WHIP 1.833 0.462				

Cleveland Indians @ Milwaukee Brewers  
Milwaukee County Stadium, Milwaukee, WI  
Fri Aug 14 1970, 8:05 PM EDT  
Att: 12,760 - Unknown


AB	37
R	3
H	8
RBI	3
BB	7
SO	5
LOB	23



Batter	1	2	3	4	5	6	7	8	9	10	11	AB	R	H	RBI	BB	SO	LOB	BOTTOM					
Tommy Harper, R OBP: 0.384, SLG: 0.548 (1, 5)	F8			P4			CS 1B				K	5	0	2	2	1	1	4						
Mike Hegan, L OBP: 0.333, SLG: 0.384 (1, 3)						FC BB		BB		G3		3	0	1	1	2	0	4						
Dave May, L OBP: 0.328, SLG: 0.338 (1, 8)	K					FC CS		4-3				4	0	0	0	1	1	4						
Bob Burda, L OBP: 0.322, SLG: 0.333 Ted Savage, R OBP: 0.414, SLG: 0.498 (5, PH) (6, 9)						G6-3 1B		BB		BB		1	0	1	0	1	0	0						
Danny Walton, R OBP: 0.267, SLG: 0.382 Russ Snyder, L OBP: 0.298, SLG: 0.341 (1, 7) (9, 7)						BB		BB		F9		2	0	0	0	0	3	4						
Roberto Pena, R OBP: 0.275, SLG: 0.290 (1, 6)											P4	4	0	0	0	0	3	4						
Phil Roof, R OBP: 0.325, SLG: 0.394 Tito Francona, L OBP: 0.341, SLG: 0.316 Max Alvis, R OBP: 0.217, SLG: 0.287 (1, 2) (11, PH) (11, PR)												4	1	1	0	0	1	0						
Ted Kubiak, S OBP: 0.337, SLG: 0.323 (1, 4)												3	1	2	0	0	0	0						
Skip Lockwood, R ERA: 4.82 Dick Ellsworth, L ERA: 5.64 Bobby Bolin, R ERA: 4.15 Jerry McNertney, R ERA: 3.9 Dean Chance, R ERA: 4.23 (1, 1) (5, 1) (5, 1) (8, 1) (11, PH) (11, PH)												2	0	0	0	0	1	4						
<b>Inning Stats</b>	R: 0 E: 0 K: 2 S: 8	H: 1 LOB: 2 BB: 1 P: 12	R: 3 E: 1 K: 0 S: 6	H: 2 LOB: 1 BB: 1 P: 10	R: 0 E: 0 K: 0 S: 3	H: 1 LOB: 0 BB: 0 P: 3	R: 0 E: 0 K: 1 S: 6	H: 1 LOB: 1 BB: 0 P: 6	R: 0 E: 0 K: 1 S: 4	H: 0 LOB: 0 BB: 2 P: 12	R: 0 E: 0 K: 2 S: 7	H: 1 LOB: 1 BB: 1 P: 9	R: 0 E: 0 K: 1 S: 5	H: 0 LOB: 0 BB: 0 P: 5	R: 0 E: 0 K: 0 S: 4	H: 1 LOB: 2 BB: 1 P: 8	R: 0 E: 0 K: 1 S: 5	H: 0 LOB: 1 BB: 1 P: 9	R: 1 E: 1 K: 1 S: 6	H: 1 LOB: 2 BB: 1 P: 10	1B: 5 2B: 2 3B: 1 HR: 0	SF: 1 SAC: 3 DP: 1 HBP: 0	WP: 0 PB: 0 SB: 0 CS: 2	PA: 47
<b>PITCHER</b>	Steve Dunning, R ERA: 4.82 Rick Austin, L ERA: 5.64 Dennis Higgins, R ERA: 4.15 Rich Hand, R ERA: 3.9 Dean Chance, R ERA: 4.23	IP 4.0 0.1 3.2 2.0 0.2	WLS 1 1 1 1 L	BF 20 5 12 9 5	H 5 0 1 1 1	R 3 0 0 0 1	ER 2 0 0 0 0	SO 3 0 5 1 1	BB 3 0 2 1 1	IBB 0 0 0 1 0	HBP 0 0 0 0 0	BLK 0 0 0 0 0	WP 0 0 0 0 0	HR 0 0 0 0 0	S 23 1 20 9 6	P 35 1 28 17 10	ERA 4.50 0.00 0.00 0.00 0.00	WHIP 2.000 0.000 0.818 1.000 3.000						

Cleveland Indians @ Milwaukee Brewers  
Milwaukee County Stadium, Milwaukee, WI  
Fri Aug 14 1970, 8:05 PM EDT  
Att: 12,760 - Unknown

AB	35
R	4
H	8
RBI	3
BB	8
SO	10
LOB	24



Batter	1	2	3	4	5	6	7	8	9	AB	R	H	RBI	BB	SO	LOB	TOP										
Vada Pinson, L OBP: 0.313, SLG: 0.449 (1, 7)	0-3 K		0-0 P4	0-0 FC3-6		0-3 K		0-0 F3		5	0	0	0	0	2	6											
Gray Nettles, L OBP: 0.345, SLG: 0.388 (1, 5)	0-0 3-1		4-0 E BB	0-0 P6			4-0 FC5-4 BB		0-0 4-3	3	0	0	0	2	0	2											
Roy Foster, R OBP: 0.365, SLG: 0.453 (1, 9)	0-3 K		0-0 F8		0-0 F8		0-0 FC5-4		0-3 K	5	0	0	0	0	2	2											
Ray Fosse, R OBP: 0.363, SLG: 0.480 (1, 2)		4-0 G4-3 1B BB	0-0 E5		4-0 G6-4-3 BB		0-0 F7		0-0 F9	3	1	0	0	2	0	2											
Tony Horton, R OBP: 0.316, SLG: 0.453 (1, 3)		0-0 G4-3 1B	0-3 K		0-0 G6-4-3		0-0 F9			4	0	1	0	0	1	4											
Buddy Bradford, R OBP: 0.285, SLG: 0.346 (1, 8)		0-0 G4-3		0-0 HR		0-3 K		0-0 P4		4	1	1	1	0	1	2											
Eddie Leon, R OBP: 0.309, SLG: 0.360 (1, 4)		0-0 E 1B		4-0 FC3-6 1B BB		4-0 BB		0-3 K		2	1	1	1	2	1	0											
Jack Heidemann, R OBP: 0.261, SLG: 0.273 (1, 6)		0-0 E7		0-3 K		4-0 BB		0-0 1B		3	0	1	0	1	1	1											
Steve Hargan, R OBP: 0.174, SLG: 0.174 (1, 1)		0-0 4-3		0-0 FC3-6 1B		0-0 BB		0-0 1B		4	0	2	0	0	0	3											
Dennis Higgins, R OBP: 0.500, SLG: 0.375 (8, 1)										0	0	0	0	0	0	0											
Rick Austin, R OBP: 0.250, SLG: 0.214 (9, 1)										0	0	0	0	0	0	0											
Vince Colbert, R (9, 1)										0	0	0	0	0	0	0											
<b>Inning Stats</b>	R: 0 E: 0 K: 2 S: 7	H: 0 LOB: 0 BB: 0 P: 7	R: 2 E: 1 K: 0 S: 5	H: 2 LOB: 1 BB: 1 P: 9	R: 0 E: 1 K: 1 S: 6	H: 0 LOB: 2 BB: 1 P: 10	R: 1 E: 0 K: 1 S: 7	H: 2 LOB: 2 BB: 1 P: 11	R: 0 E: 0 K: 0 S: 2	H: 0 LOB: 0 BB: 1 P: 6	R: 0 E: 0 K: 0 S: 3	H: 0 LOB: 1 BB: 1 P: 7	R: 0 E: 0 K: 1 S: 7	H: 2 LOB: 2 BB: 0 P: 7	R: 0 E: 0 K: 1 S: 5	H: 0 LOB: 0 BB: 0 P: 5	1B: 5 2B: 0 3B: 0 HR: 1	SF: 0 SAC: 0 DP: 2 HBP: 0	WP: 0 PB: 0 SB: 0 CS: 0	PA: 40							
<b>PITCHER</b>	IP	WLS	BF	H	R	ER	SO	BB	IBB	HBP	BLK	WP	HR	S	P	ERA	WHIP	<b>PITCHER</b>									
Al Downing, L ERA: 3.34 (1, 1)	6.0		28	4	3	2	6	6	0	0	0	0	1	34	58	3.00	1.667										
Gene Brabender, R ERA: 5.77 (7, 1)	1.2		8	2	0	0	1	1	0	0	0	0	0	9	13	0.00	1.800										
Dick Ellsworth, L ERA: 5.0 (8, 1)	0.0		0	0	0	0	0	0	0	0	0	0	0	0	0	∞	∞										
Ken Sanders, R ERA: 1.9 (9, 1)	1.0	W	3	0	0	0	1	0	0	0	0	0	0	5	5	0.00	0.000										

Cleveland Indians @ Milwaukee Brewers  
Milwaukee County Stadium, Milwaukee, WI  
Sun Aug 16 1970, 4:33 AM EDT  
Att: 44,387 - Unknown

AB 33  
R 3  
H 6  
RBI 2  
BB 7  
SO 8  
LOB 22



Batter	1	2	3	4	5	6	7	8	9	AB	R	H	RBI	BB	SO	LOB	BOTTOM										
Tommy Harper, R OBP: 0.383, SLG: 0.545 (1, 5)	0-0 6-3		0-0 F8			0-0 6-3		0-0 FC1-2 BB 2B		4	1	1	0	0	0	0											
Mike Hegan, L OBP: 0.332, SLG: 0.381 (1, 3)	0-3 K			0-3 K		0-0 1-3		4-0 FC1-2 BB 2B		3	1	0	0	1	2	0											
Dave May, L OBP: 0.327, SLG: 0.336 (1, 8)	0-0 1B			0-3 K		0-0 4-3		0-0 FC1-2 BB 2B		4	1	1	0	0	1	3											
Danny Walton, R OBP: 0.344, SLG: 0.441 (1, 7)	0-3 K			0-0 5-3		0-0 1B		0-0 1B		4	0	2	3	0	1	1											
Bob Burda, L OBP: 0.316, SLG: 0.325 Ken Sanders, R (9, 1)		0-0 P3			0-0 F8		0-0 F8	0-0 G3		4	0	0	0	0	0	2											
Roberto Pena, R OBP: 0.280, SLG: 0.293 (1, 6)		0-0 F8			0-0 1B		0-0 1B	4-0 SH5-4 BB 1B BB		3	1	2	0	1	0	0											
Phil Roof, R OBP: 0.322, SLG: 0.391 (1, 2)		0-3 K			0-0 P3		0-0 F7		4-0 1B SH5-4 BB	2	0	0	0	0	1	1											
Tito Francona, L OBP: 0.337, SLG: 0.313 Jerry McNertney, R OBP: 0.322, SLG: 0.381 (7, PH) (8, 2)					0-0 K				0-0 1B SH5-4 BB	1	0	0	0	0	0	2											
Ted Kubiak, S OBP: 0.337, SLG: 0.323 (1, 4)			0-0 4-3		0-0 5-3			0-0 SH5-4		3	0	1	0	0	0	1											
Al Downing, R OBP: 0.281, SLG: 0.291 Max Alvis, R OBP: 0.215, SLG: 0.294 Gene Brabender, R OBP: 0.325, SLG: 0.132 Dick Ellsworth, L OBP: 0.256, SLG: 0.339 Russ Snyder, L OBP: 0.286, SLG: 0.257 Gus Gil, R OBP: 0.286, SLG: 0.257 (1, 1) (5, PH) (7, 1) (8, 1) (8, PH) (9, 9) (9, PH)			0-3 K			0-0 3-1		0-0 F8		1	0	0	0	0	1	0											
<b>Inning Stats</b>	R: 0 E: 0 K: 2 S: 8	H: 1 LOB: 1 BB: 0 P: 8	R: 0 E: 0 K: 1 S: 5	H: 0 LOB: 0 BB: 0 P: 5	R: 0 E: 0 K: 1 S: 5	H: 0 LOB: 0 BB: 0 P: 5	R: 0 E: 0 K: 2 S: 7	H: 0 LOB: 0 BB: 0 P: 7	R: 0 E: 0 K: 0 S: 4	H: 1 LOB: 1 BB: 0 P: 4	R: 0 E: 0 K: 0 S: 3	H: 0 LOB: 0 BB: 0 P: 3	R: 0 E: 0 K: 0 S: 5	H: 2 LOB: 2 BB: 0 P: 5	R: 3 E: 0 K: 0 S: 6	H: 3 LOB: 1 BB: 1 P: 10	R: 1 E: 0 K: 0 S: 2	H: 1 LOB: 2 BB: 2 P: 10	1B: 7 2B: 1 3B: 0 HR: 0	SF: 0 SAC: 1 DP: 0 HBP: 0	WP: 0 PB: 0 SB: 0 CS: 0	PA: 36					
<b>PITCHER</b>	IP	WLS	BF	H	R	ER	SO	BB	IBB	HBP	BLK	WP	HR	S	P	ERA	WHIP	<b>PITCHER</b>									
Steve Hargan, R ERA: 2.74 (1, 1)	7.2		31	7	3	3	6	1	0	0	0	0	0	42	46	3.52	1.043										
Dennis Higgins, R ERA: 4.20 (8, 1)	0.1	L	3	0	1	1	0	2	0	0	0	0	0	1	9	27.00	6.000										
Rick Austin, L ERA: 5.6 (9, 1)	0.1		1	0	0	0	0	0	0	0	0	0	0	1	1	0.00	0.000										
Vince Colbert, R ERA: 8.22 (9, 1)	0.0		1	1	0	0	0	0	0	0	0	0	0	1	1	∞	∞										

Cleveland Indians @ Milwaukee Brewers  
Milwaukee County Stadium, Milwaukee, WI  
Sun Aug 16 1970, 4:33 AM EDT  
Att: 44,387 - Unknown

AB 32  
R 4  
H 8  
RBI 4  
BB 3  
SO 6  
LOB 11



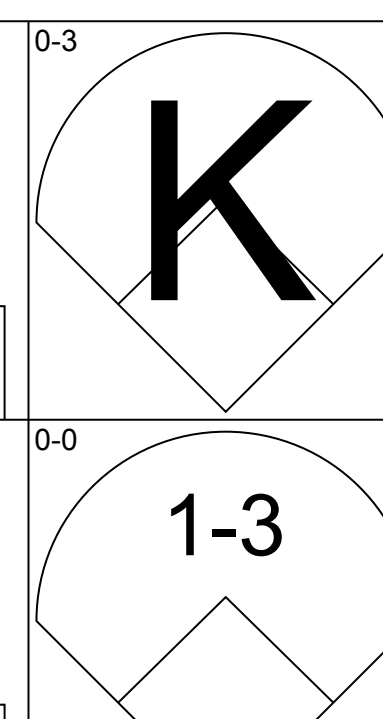
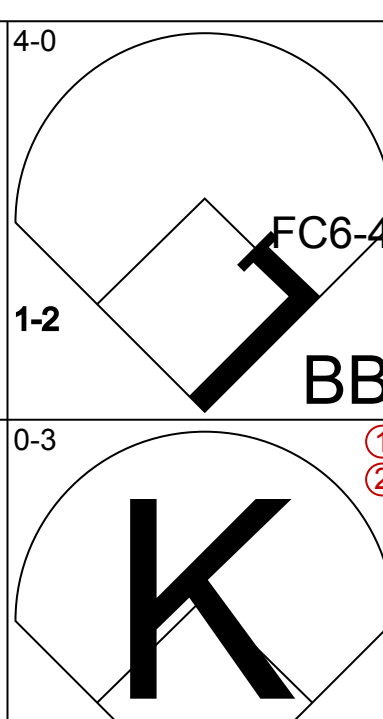
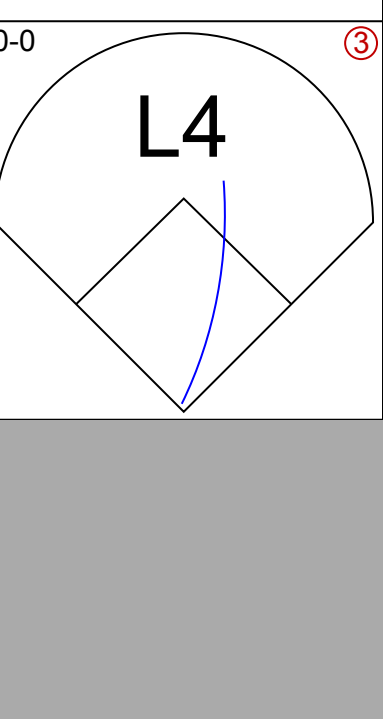
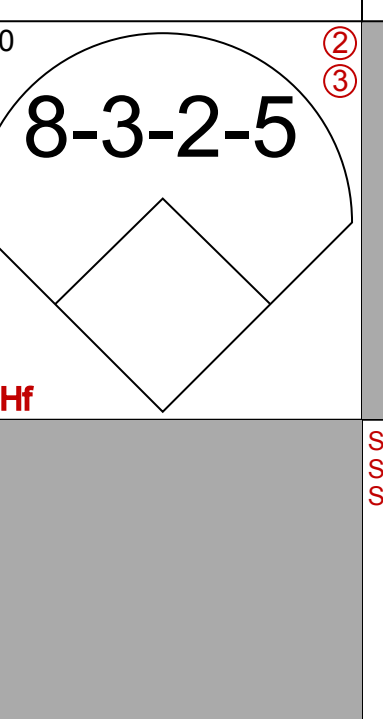
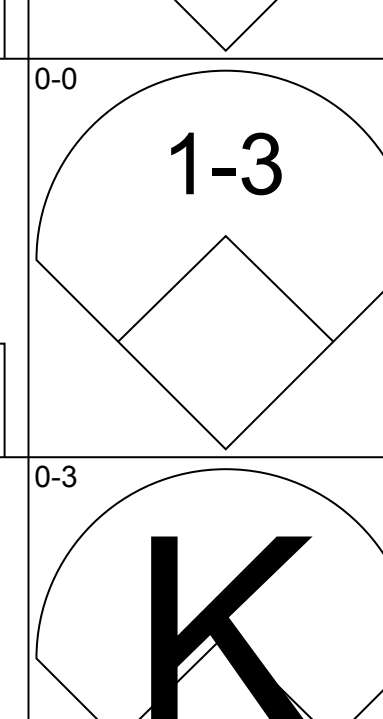
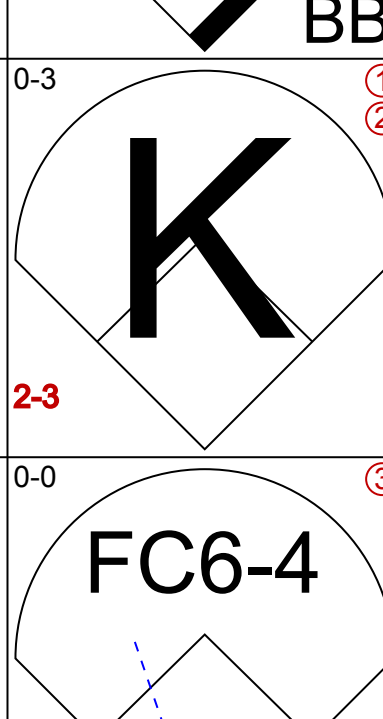
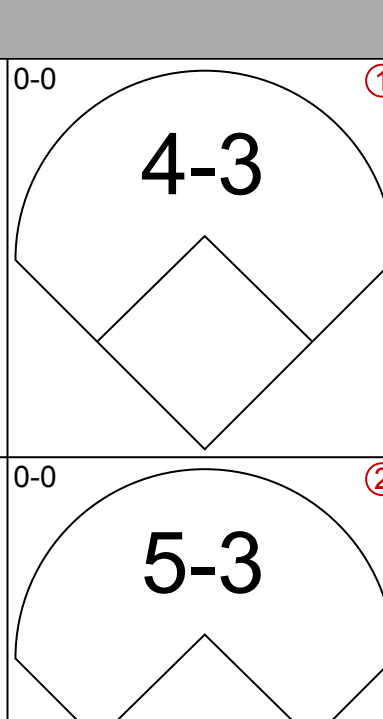
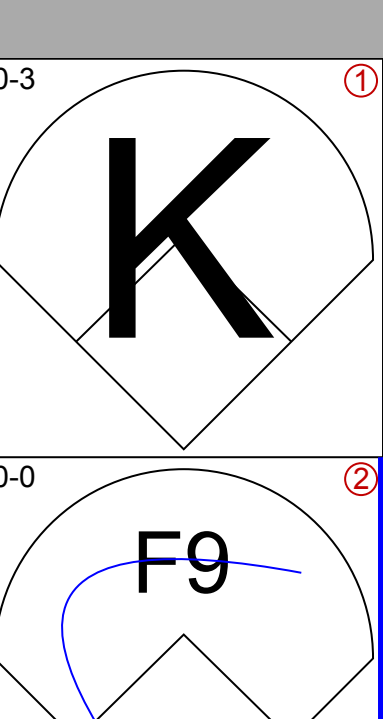
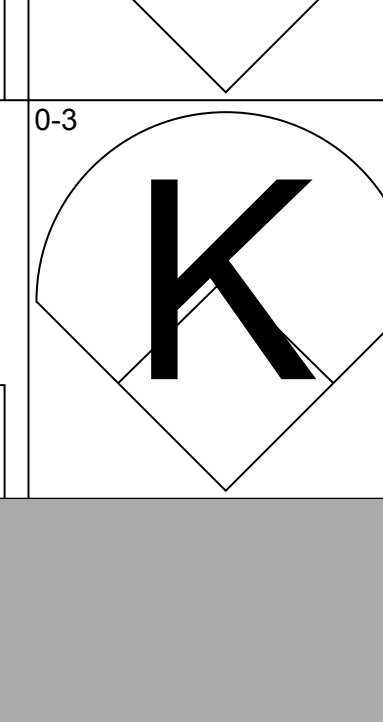
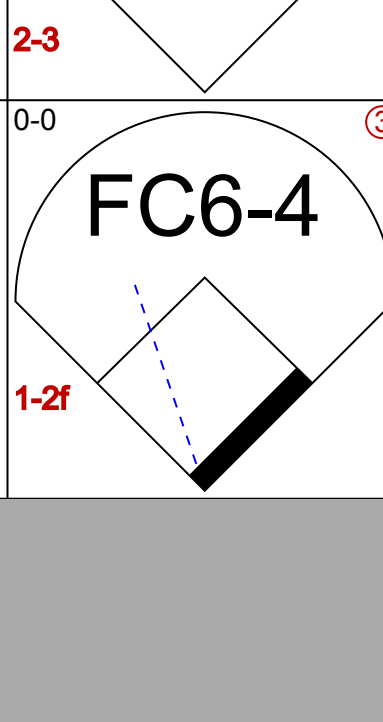
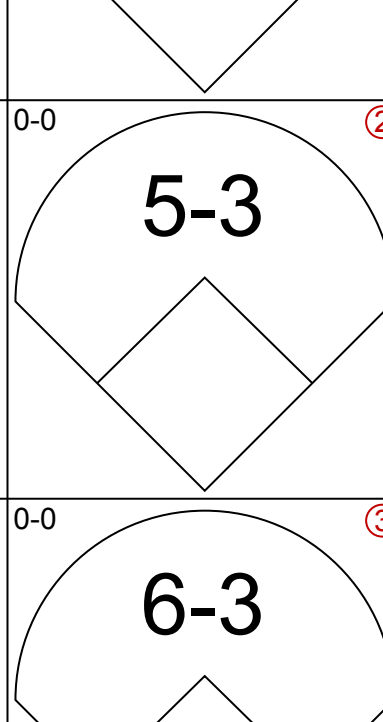
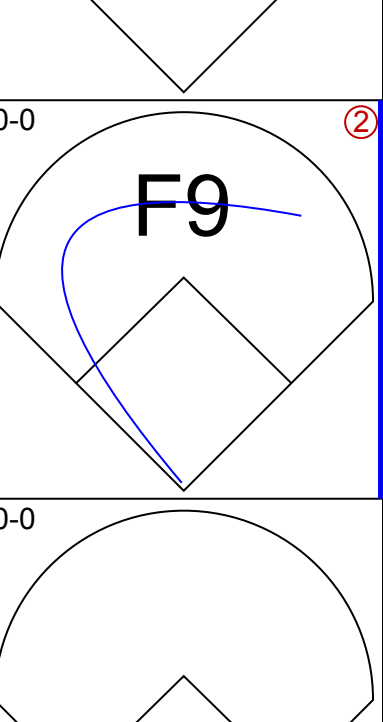
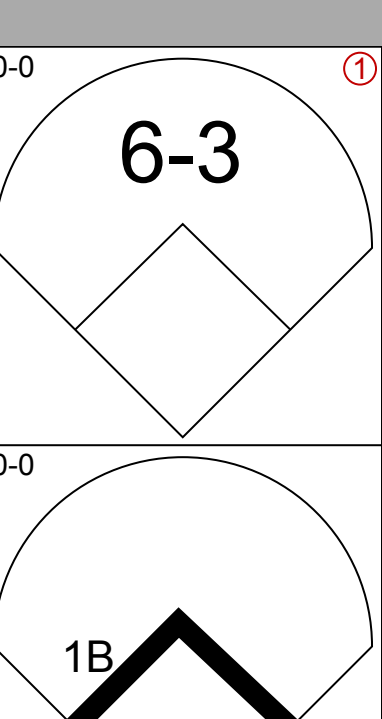
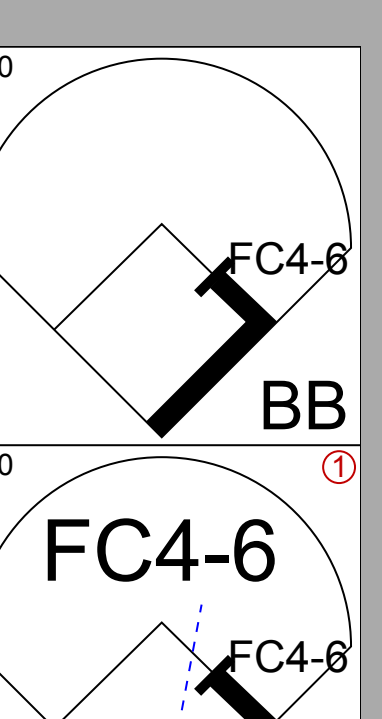
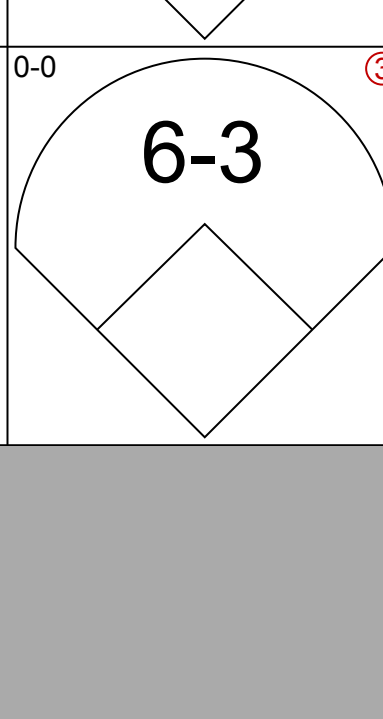
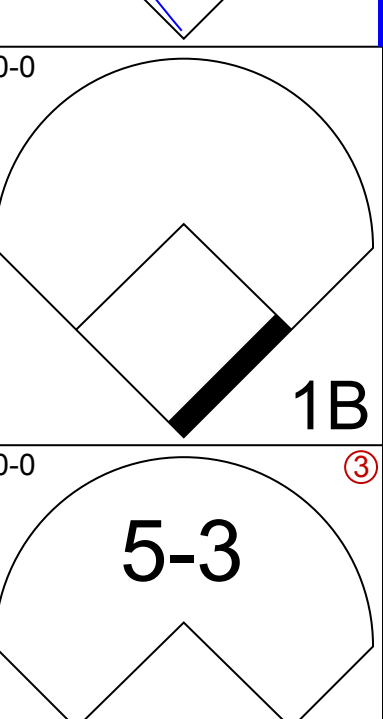
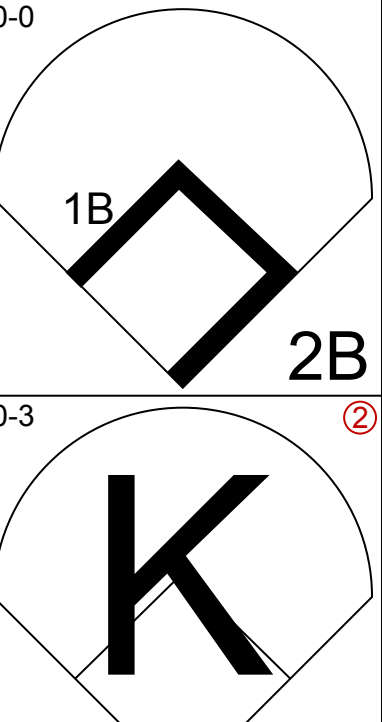
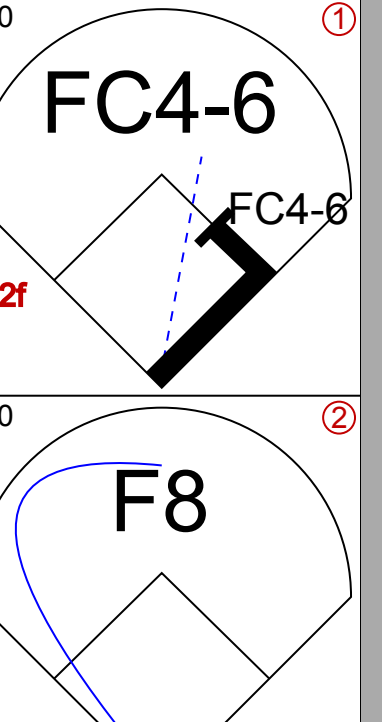
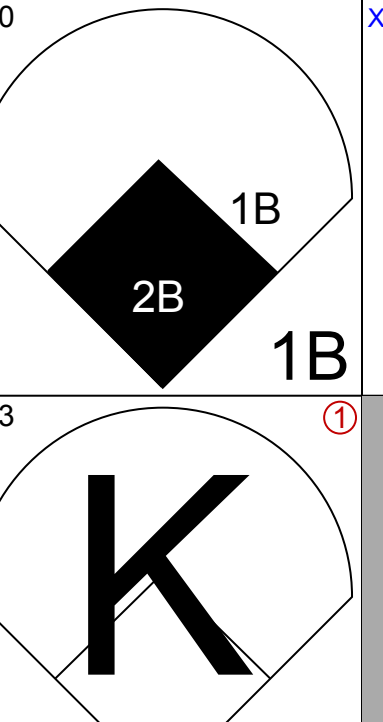

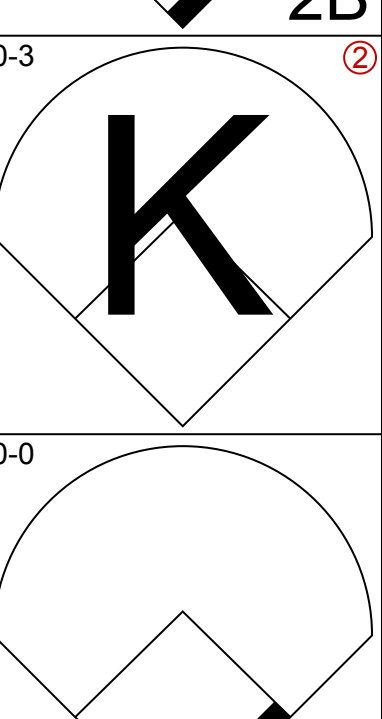
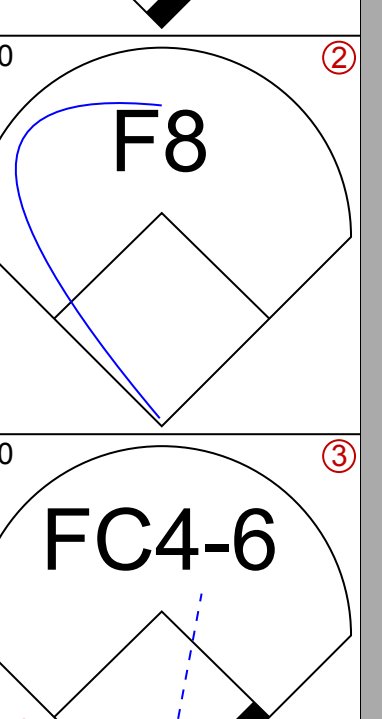
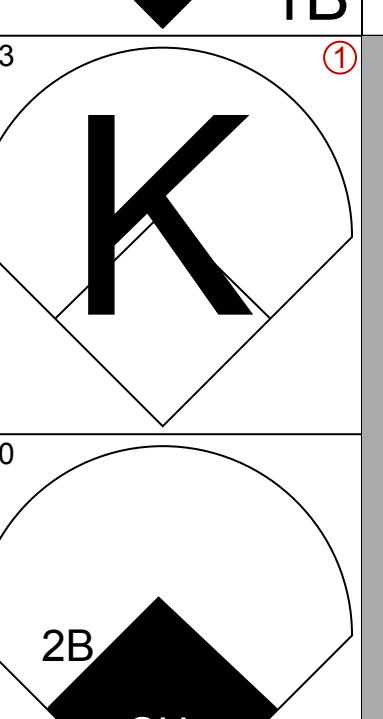
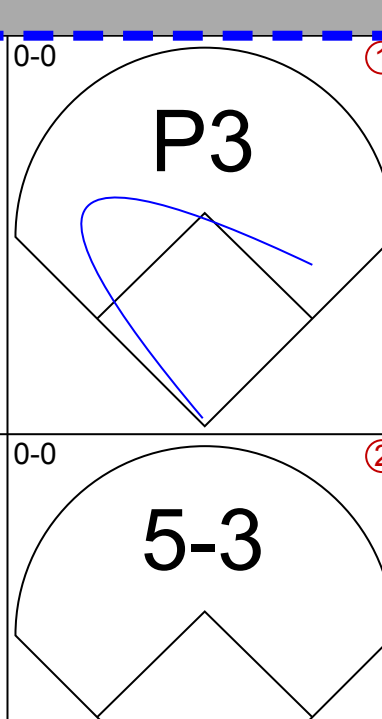
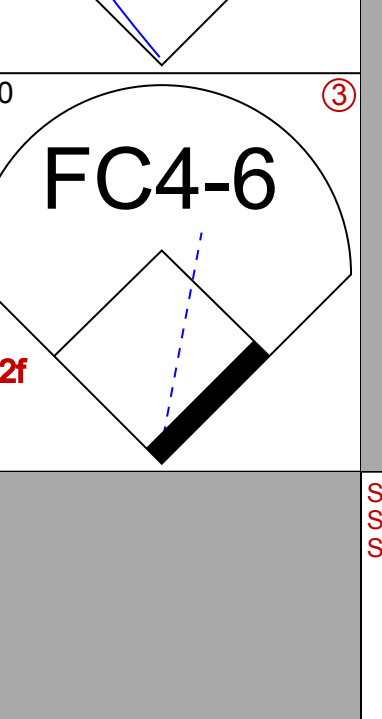
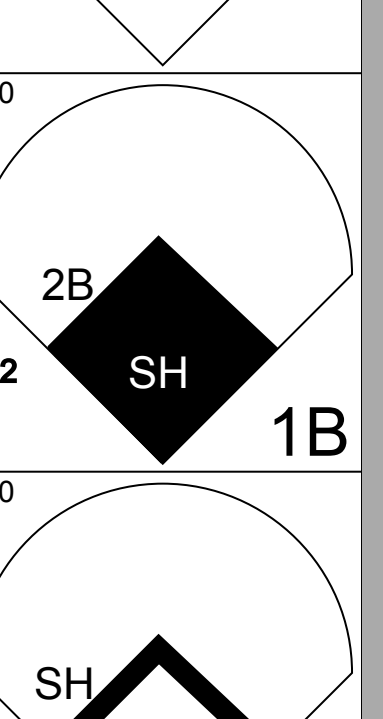
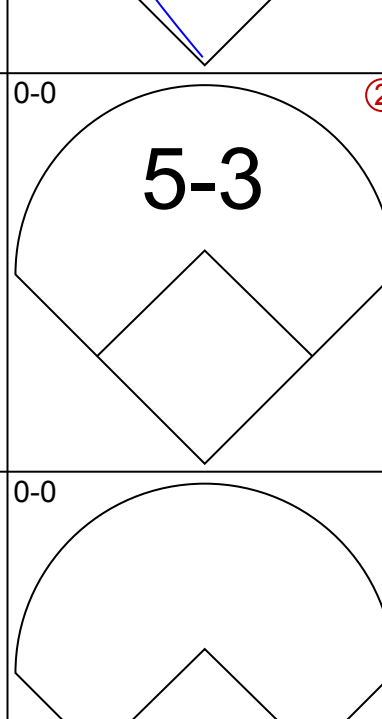
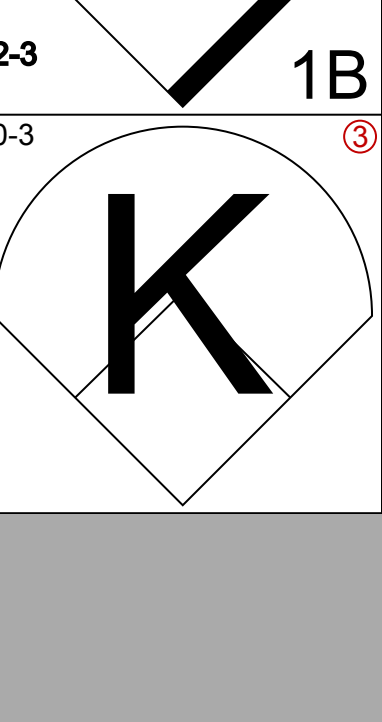
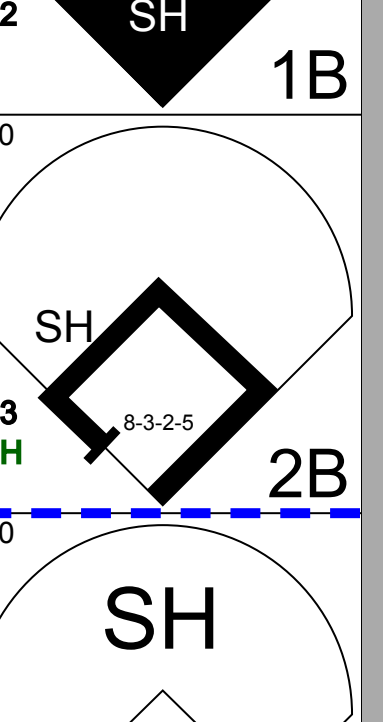
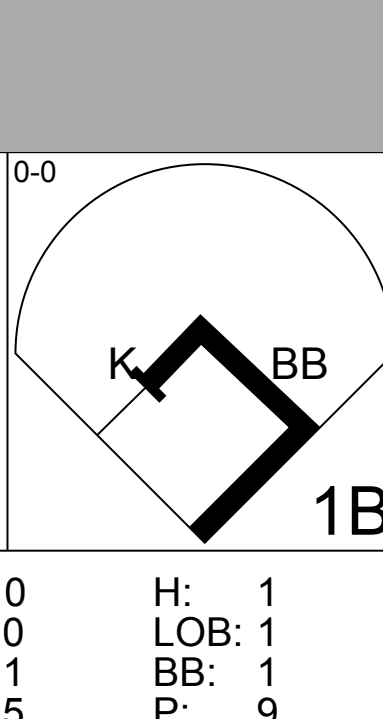
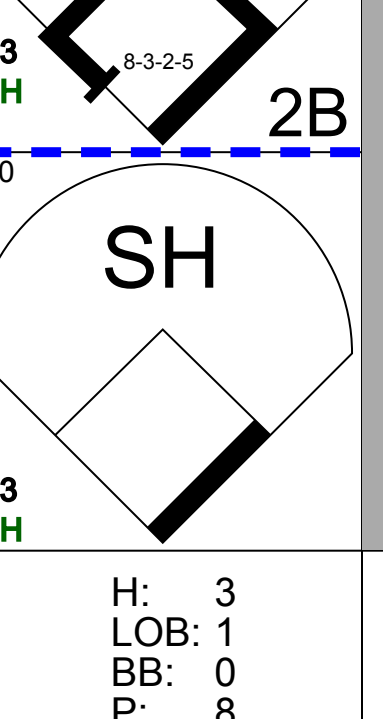
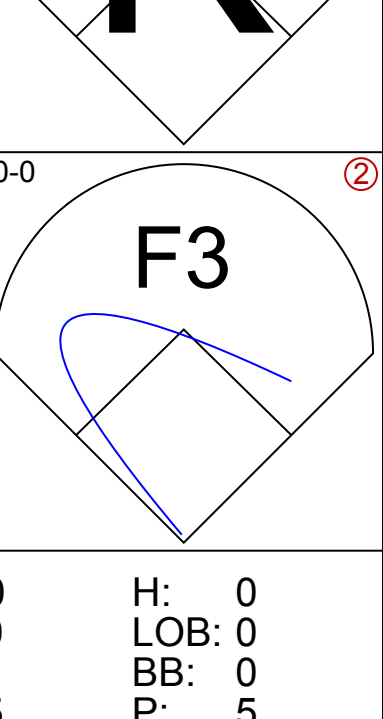
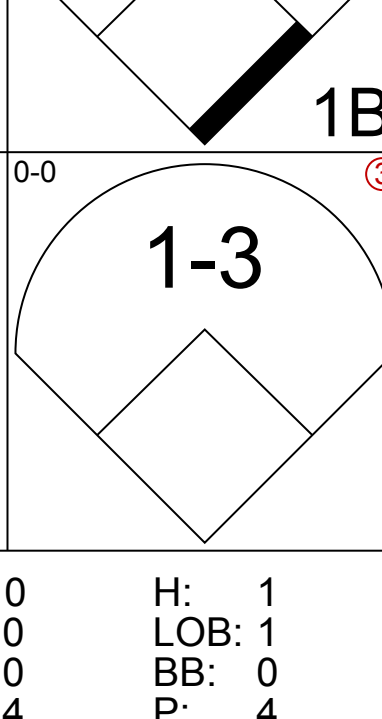


Batter	1	2	3	4	5	6	7	8	9	AB	R	H	RBI	BB	SO	LOB	TOP			
Vada Pinson, L (1,9) OBP: 0.310, SLG: 0.445	6-3		F9		F8			G4-6-3		4	0	0	0	0	0	2	Cleveland Indians @ California Angels Anaheim Stadium, Anaheim, CA Mon Aug 17 1970, 10:05 PM EDT Att: 8,860 - Unknown <a href="http://livebaseballscorecards.com">livebaseballscorecards.com</a>			
Graig Nettles, L (1,5) OBP: 0.342, SLG: 0.384	4-3		6-3			F8			F4	4	0	0	0	0	0					
Roy Foster, R (1,7) OBP: 0.366, SLG: 0.455	2B			F7		5-3			G4-6-3 BB	3	0	1	0	1	0					
Duke Sims, L (1,3) OBP: 0.355, SLG: 0.473	4-1			F9		3-1			G4-6-3	4	0	0	0	0	2					
Ray Fosse, R (1,2) OBP: 0.365, SLG: 0.481		F8								3	0	2	0	0	0					
Ted Uhlhaender, L (1,8) OBP: 0.303, SLG: 0.366	K					FC6-4 1B				3	0	0	0	0	1					
Eddie Leon, R (1,4) OBP: 0.312, SLG: 0.361								G4-6-3		2	0	1	0	1	0					
Jack Heidemann, R (1,6) OBP: 0.260, SLG: 0.273										1	0	0	0	0	1					
Chuck Hinton, R (8, PH) OBP: 0.420, SLG: 0.500						SH3-4				1	0	1	0	0	0					
Larry Brown, R (8,6) OBP: 0.365, SLG: 0.343										0	0	0	0	0	0					
Sam McDowell, L (1,1) OBP: 0.163, SLG: 0.179										2	0	0	0	0	1					
Buddy Bradford, R (8, PH) OBP: 0.283, SLG: 0.344										1	0	0	0	0	1					
Fred Lasher, R (8,1) OBP: 0.357, SLG: 0.473										0	0	0	0	0	0					
Steve Mingori, L (8,1) OBP: 0.357, SLG: 0.473										0	0	0	0	0	0					
<b>Inning Stats</b>	R: 0 E: 0 K: 0 S: 4	H: 1 LOB: 1 BB: 0 P: 4	R: 0 E: 0 K: 2 S: 7	H: 0 LOB: 1 BB: 1 P: 11	R: 0 E: 0 K: 1 S: 5	H: 0 LOB: 0 BB: 0 P: 5	R: 0 E: 0 K: 0 S: 4	H: 1 LOB: 1 BB: 0 P: 4	R: 0 E: 0 K: 0 S: 3	H: 0 LOB: 0 BB: 0 P: 3	R: 0 E: 0 K: 0 S: 3	H: 1 LOB: 0 BB: 0 P: 3	R: 0 E: 0 K: 0 S: 3	H: 1 LOB: 0 BB: 1 P: 6	R: 0 E: 0 K: 0 S: 2	H: 0 LOB: 0 BB: 1 P: 6	1B: 4 2B: 1 3B: 0 HR: 0	SF: 0 SAC: 1 DP: 3 HBP: 0	WP: 0 PB: 0 SB: 0 CS: 0	PA: 31
<b>PITCHER</b> Tom Murphy, R (1,1) ERA: 3.63	IP: 9.0 WLS: W BF: 31	H: 5 R: 0 ER: 0 SO: 3	BB: 2 IBB: 0 HBP: 0 BLK: 0	WP: 0 HR: 0 S: 35 P: 43	ERA: 0.00 WHIP: 0.778	<b>PITCHER</b>										IP: 9.0 WLS: W BF: 31	H: 5 R: 0 ER: 0 SO: 3	BB: 2 IBB: 0 HBP: 0 BLK: 0	WP: 0 HR: 0 S: 35 P: 43	ERA: 0.00 WHIP: 0.778

Batter	1	2	3	4	5	6	7	8	9	AB	R	H	RBI	BB	SO	LOB	BOTTOM			
Sandy Alomar Sr., S (1,4) OBP: 0.297, SLG: 0.295	F8		5-3			E S 1B		SH5-3 1B		4	1	2	0	0	0		Cleveland Indians @ California Angels Anaheim Stadium, Anaheim, CA Mon Aug 17 1970, 10:05 PM EDT Att: 8,860 - Unknown <a href="http://livebaseballscorecards.com">livebaseballscorecards.com</a>			
Jarvis Tatum, R (1,8) OBP: 0.310, SLG: 0.276					F7			SH5-3		3	0	1	0	0	1					
Jay Johnstone, L (8, PH) OBP: 0.280, SLG: 0.391										0	0	0	0	0	0					
Jim Fregosi, R (1,6) OBP: 0.364, SLG: 0.490					L6			BB 1B		4	0	1	1	0	1					
Alex Johnson, R (1,7) OBP: 0.362, SLG: 0.448					F9			2H 1B		3	1	1	1	1	0					
Ken McMullen, R (1,5) OBP: 0.320, SLG: 0.368								HR BB BB		4	0	0	0	0	1					
Tommy Reynolds, R (1,9) OBP: 0.300, SLG: 0.326										3	0	1	0	0	1					
Roger Repoz, L (7, FR) OBP: 0.323, SLG: 0.451								FC4-6 1B		0	0	0	0	1	0					
Jim Spencer, L (1,3) OBP: 0.322, SLG: 0.415								1-2 2-3 BB		4	1	0	0	0	5					
Joe Azcue, R (1,2) OBP: 0.298, SLG: 0.313										2	0	0	0	1	0					
Tom Murphy, R (1,1) OBP: 0.227, SLG: 0.167										3	0	1	1	0	2					
<b>Inning Stats</b>	R: 0 E: 0 K: 0 S: 4	H: 1 LOB: 1 BB: 0 P: 4	R: 0 E: 0 K: 1 S: 5	H: 0 LOB: 0 BB: 0 P: 5	R: 0 E: 0 K: 0 S: 3	H: 0 LOB: 0 BB: 0 P: 3	R: 0 E: 0 K: 3 S: 10	H: 1 LOB: 1 BB: 0 P: 10	R: 2 E: 0 K: 0 S: 5	H: 3 LOB: 2 BB: 1 P: 9	R: 1 E: 0 K: 1 S: 7	H: 2 LOB: 3 BB: 2 P: 15	R: 0 E: 0 K: 0 S: 5	H: 0 LOB: 0 BB: 1 P: 6	R: 0 E: 0 K: 0 S: 2	H: 0 LOB: 0 BB: 1 P: 6	1B: 6 2B: 0 3B: 0 HR: 1	SF: 0 SAC: 1 DP: 0 HBP: 0	WP: 1 PB: 0 SB: 1 CS: 0	PA: 34
<b>PITCHER</b> Sam McDowell, L (1,1) ERA: 2.68	IP: 7.0 WLS: L BF: 27	H: 5 R: 2 ER: 2 SO: 5	BB: 0 IBB: 1 HBP: 0 BLK: 0	WP: 1 HR: 1 S: 36 P: 40	ERA: 2.57 WHIP: 0.714	<b>PITCHER</b>										IP: 7.0 WLS: L BF: 27	H: 5 R: 2 ER: 2 SO: 5	BB: 0 IBB: 1 HBP: 0 BLK: 0	WP: 1 HR: 1 S: 36 P: 40	ERA: 2.57 WHIP: 0.714
Fred Lasher, R (8,1) ERA: 3.67	0.2	6	2	1	1	1	2	0	0	0	0	0	6	14	13.50	6.000				
Steve Mingori, L (8,1) ERA: 8.44	0.1	1	0	0	0	0	0	0	0	0	0	1	1	0.00	0.000					

Batter	1	2	3	4	5	6	7	8	9	AB	R	H	RBI	BB	SO	LOB	TOP			
Larry Brown, R OBP: 0.361, SLG: 0.333 (1, 5)	5-3		2B 1-2 BB		F3			1-3		3	0	0	0	1	0	0	Cleveland Indians @ California Angels Anaheim Stadium, Anaheim, CA Tue Aug 18 1970, 10:05 PM EDT Att: 10,027 - Unknown			
Eddie Leon, R OBP: 0.311, SLG: 0.363 Steve Dunning, R OBP: 0.160, SLG: 0.125 (1, 4) (8, 1)	4-3		1-3 2-H 2B		F9			6-3		4	0	1	1	0	0	0				
Roy Foster, R OBP: 0.365, SLG: 0.456 (1, 7)	P4		6-3						K	4	0	1	0	0	1	2				
Ray Fosse, R OBP: 0.362, SLG: 0.476 (1, 2)		4-3		6-3					K	4	0	0	0	0	1	1				
Chuck Hinton, R OBP: 0.415, SLG: 0.480 (1, 9)		E5		6-3					6-3	4	0	0	0	0	0	1				
Tony Horton, R OBP: 0.319, SLG: 0.454 (1, 3)		G5-4-3								3	0	2	0	0	0	1				
Buddy Bradford, R OBP: 0.284, SLG: 0.343 (1, 8)				F9					G6-4-3	3	0	1	0	0	0	2				
Jack Heidemann, R OBP: 0.258, SLG: 0.271 (1, 6)				F9					5-3	3	0	0	0	0	0	1				
Dean Chance, R OBP: 0.132, SLG: 0.086 Rich Robbins, R OBP: 0.297, SLG: 0.336 Rick Austin, L OBP: 0.226, SLG: 0.200 Vince Colbert, R OBP: 0.282, SLG: 0.392 Steve Mingori, L OBP: 0.282, SLG: 0.392 Lou Camilli, S (1, 1) (3, PH) (7, 1) (7, 1) (8, PH) (8, 4)				FC4-6					5-3	0	0	0	0	0	0	0				
Inning Stats	R: 0 E: 0 K: 0 S: 3	H: 0 LOB: 0 BB: 0 P: 3	R: 0 E: 1 K: 0 S: 3	H: 0 LOB: 0 BB: 0 P: 3	R: 1 E: 0 K: 0 S: 5	H: 2 LOB: 2 BB: 1 P: 9	R: 0 E: 0 K: 0 S: 4	H: 1 LOB: 1 BB: 0 P: 4	R: 0 E: 0 K: 0 S: 5	H: 0 LOB: 0 BB: 0 P: 5	R: 0 E: 0 K: 0 S: 4	H: 1 LOB: 1 BB: 0 P: 4	R: 0 E: 0 K: 0 S: 3	H: 1 LOB: 0 BB: 0 P: 3	R: 0 E: 0 K: 2 S: 7	H: 0 LOB: 0 BB: 0 P: 7		1B: 3 2B: 2 3B: 0 HR: 0	SF: 0 SAC: 0 DP: 2 HBP: 0	WP: 0 PB: 0 SB: 0 CS: 0
PITCHER Clyde Wright, L ERA: 2.9 (1, 1)	IP: 9.0 WLS: W BF: 32 H: 5 R: 1 ER: 1 SO: 3 BB: 1 IBB: 0 HBP: 0 BLK: 0 WP: 0 HR: 0 S: 37 P: 41 ERA: 1.00 WHIP: 0.667																			

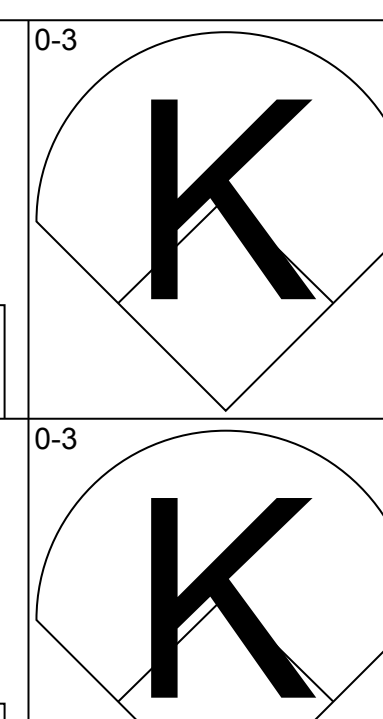
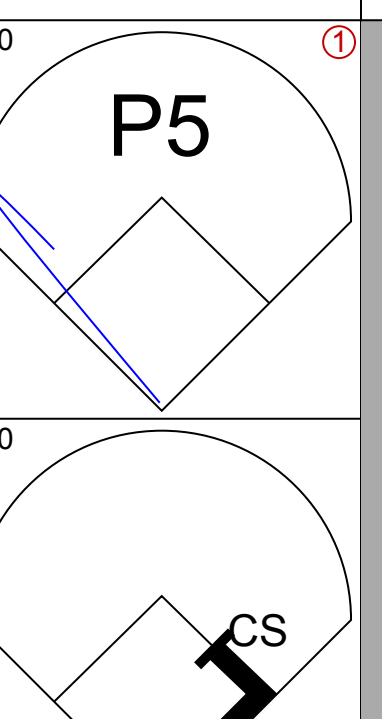
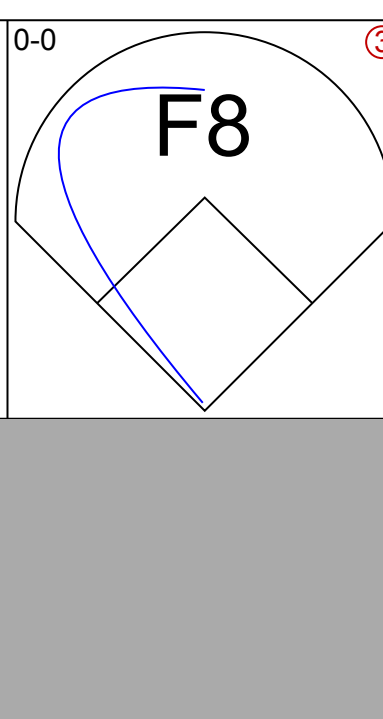
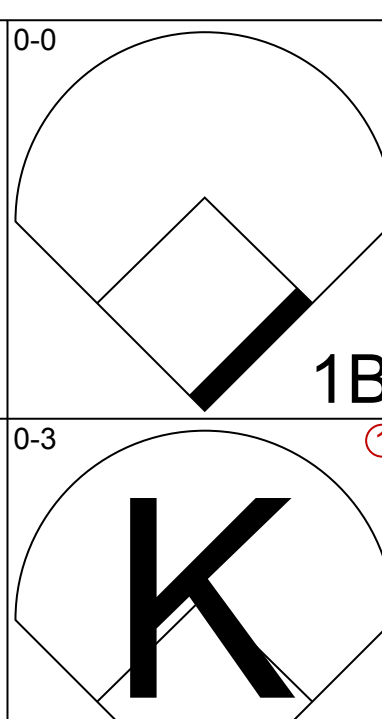
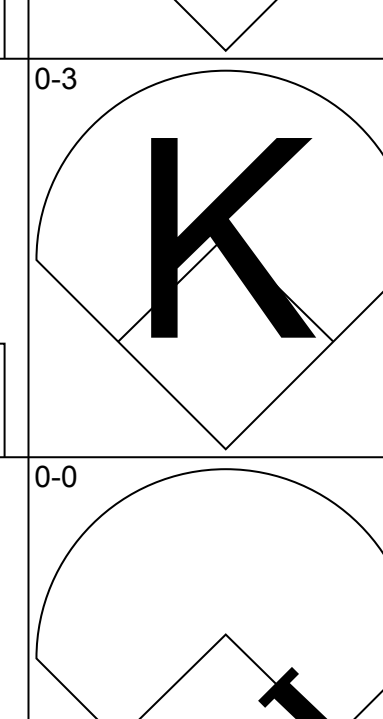
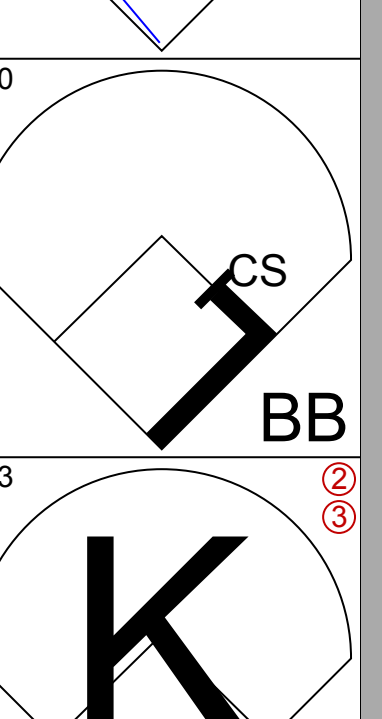
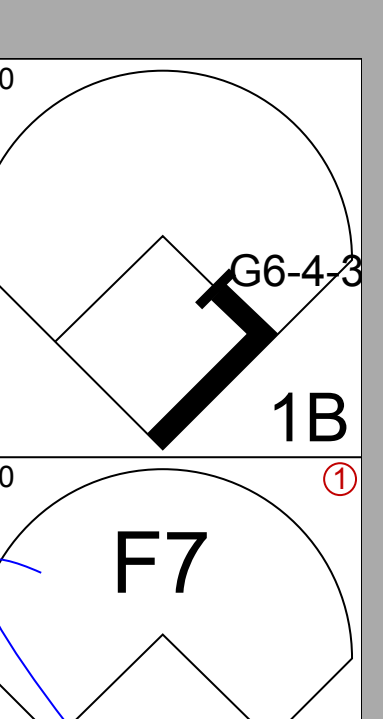
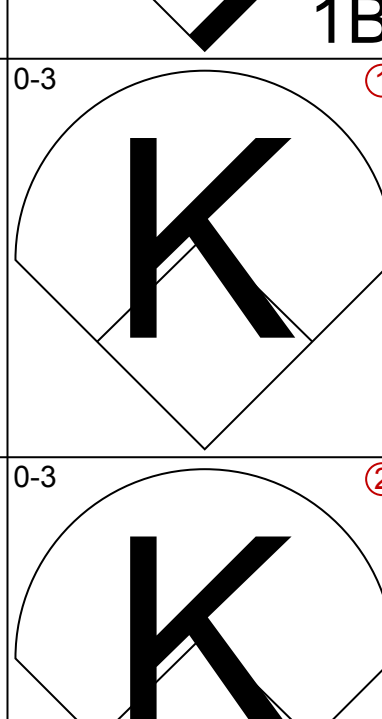
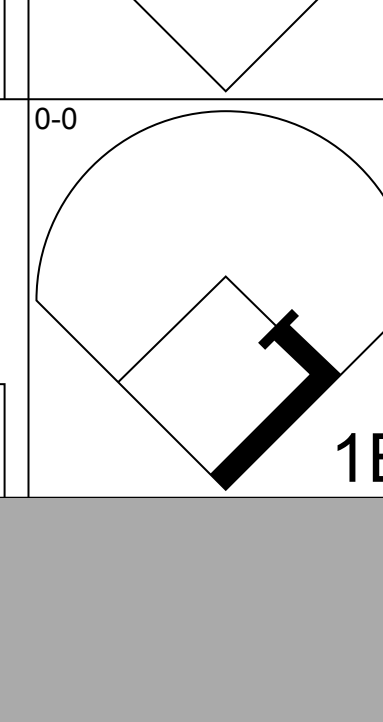
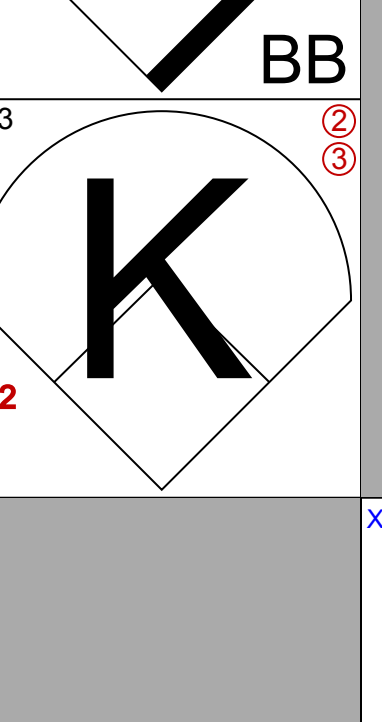
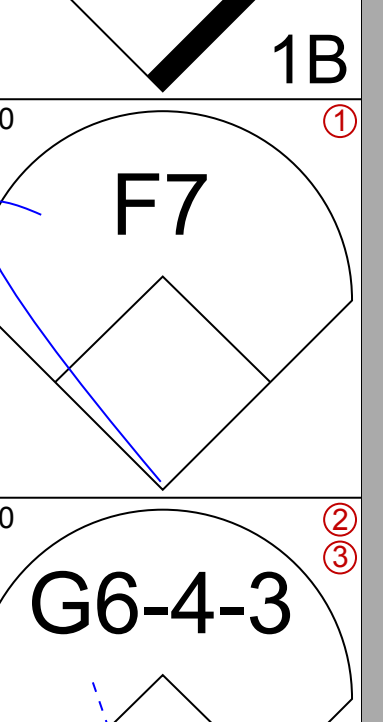
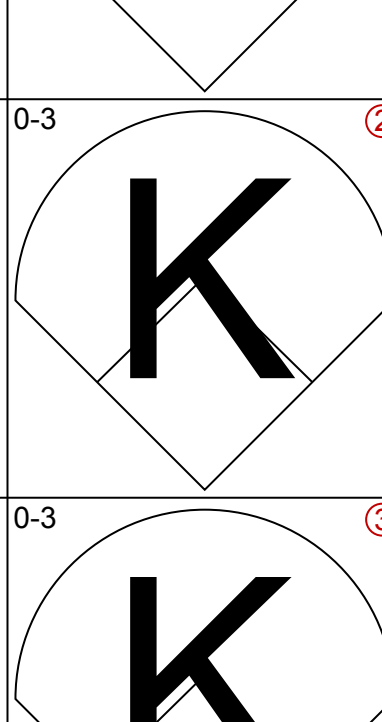
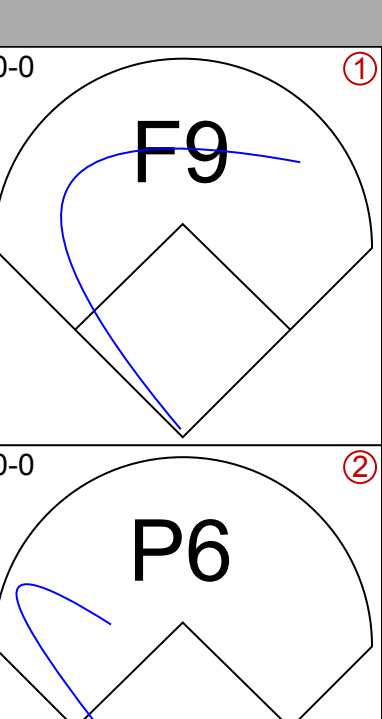
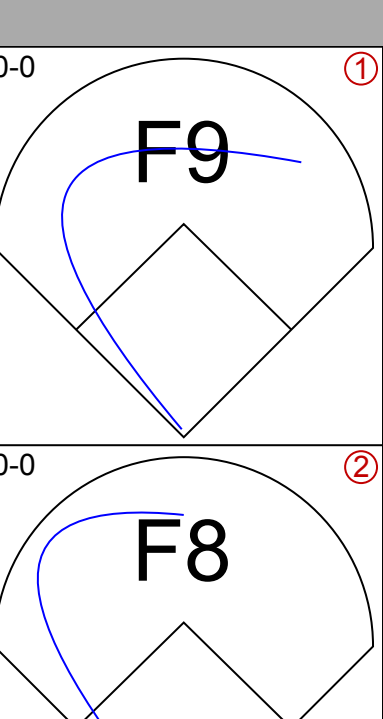
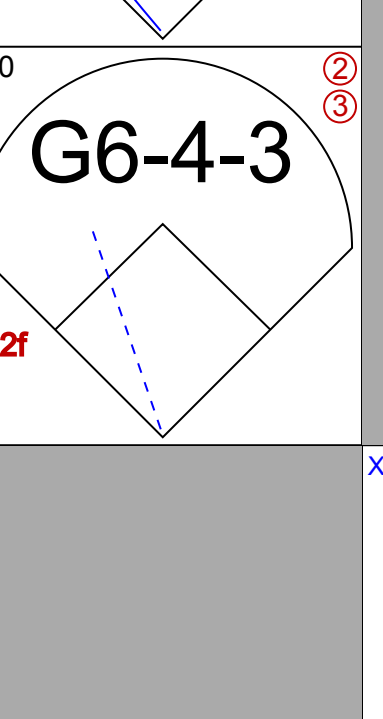

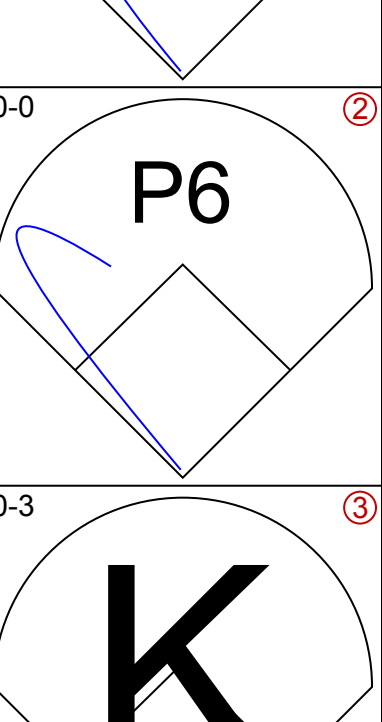
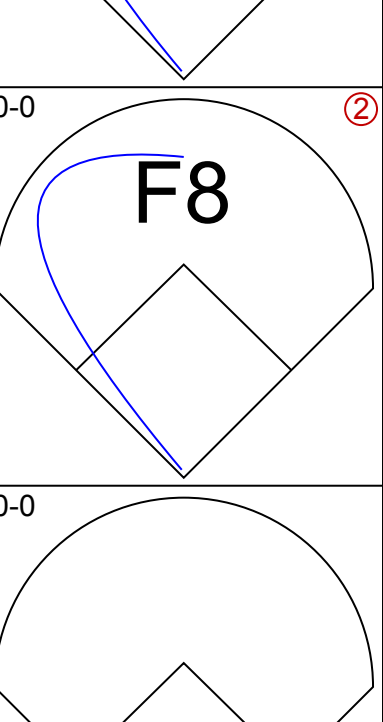
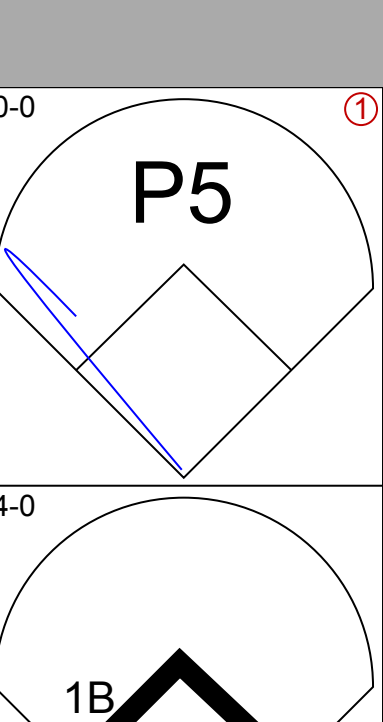
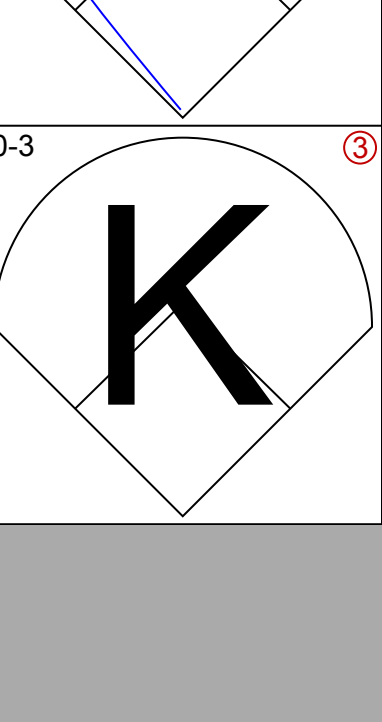
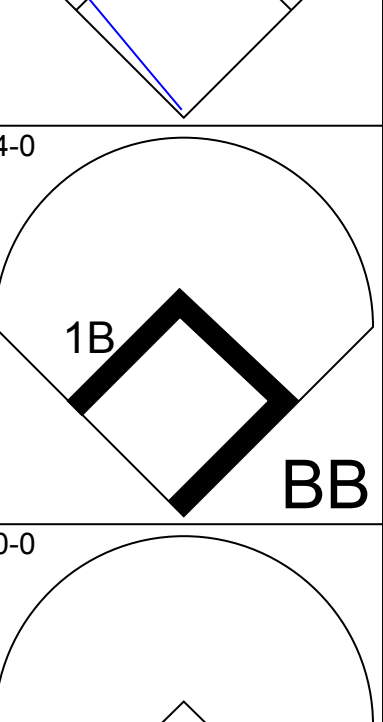
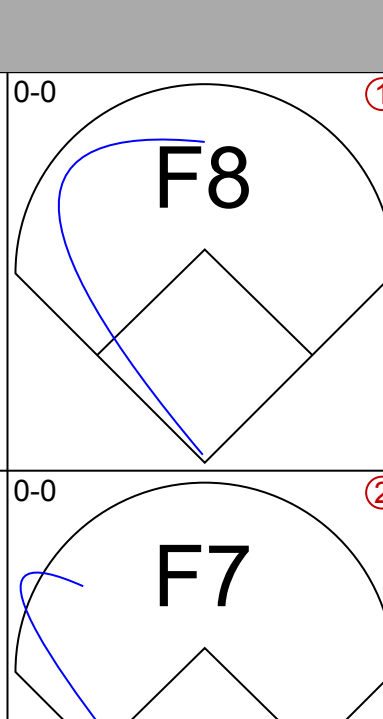
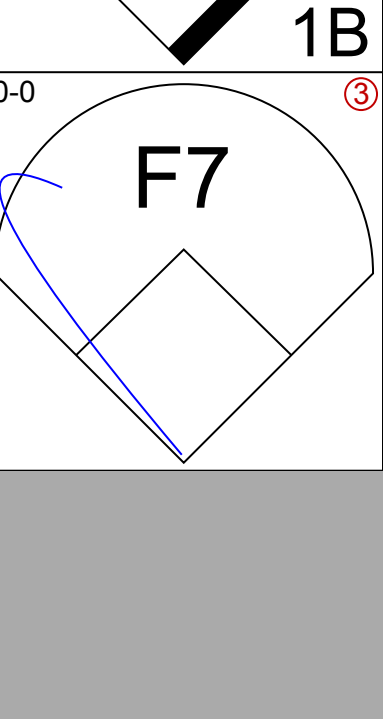
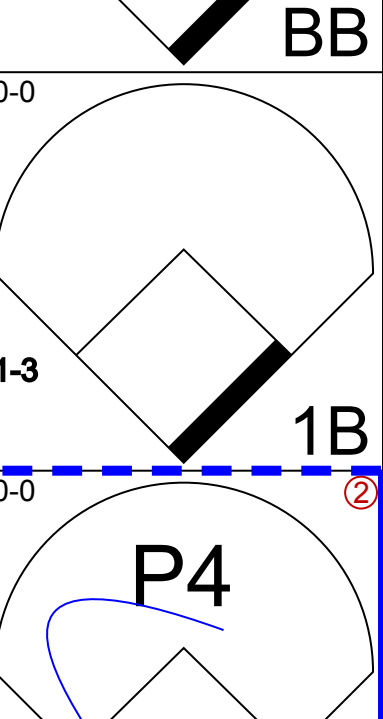
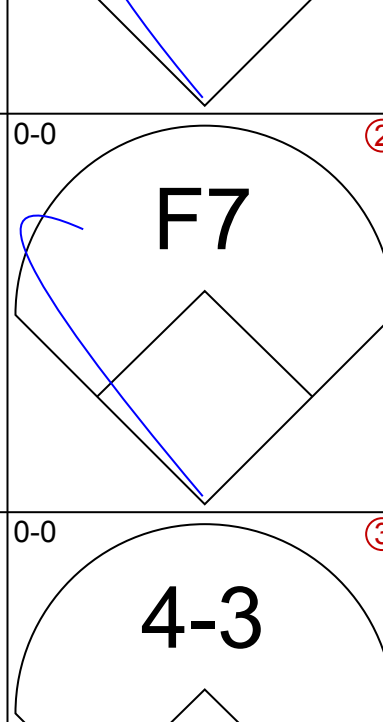
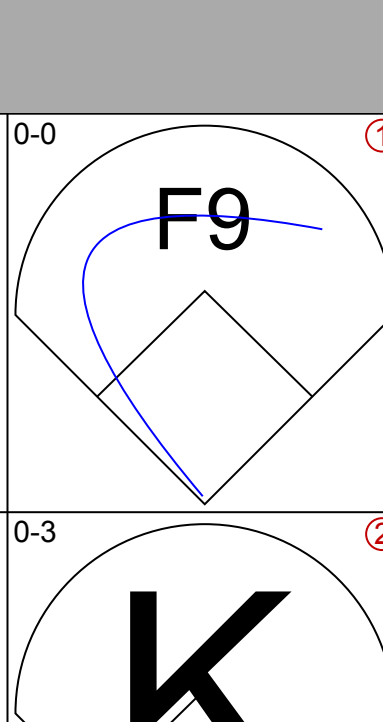
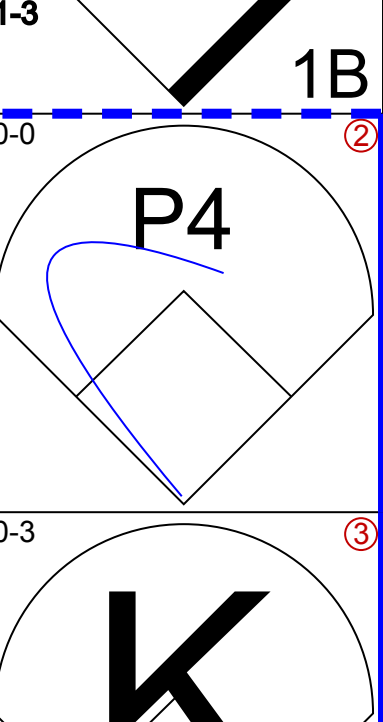
Batter	1	2	3	4	5	6	7	8	9	AB	R	H	RBI	BB	SO	LOB	BOTTOM	
Sandy Alomar Sr., S OBP: 0.303, SLG: 0.299 (1, 4)	6-3	BB FC5 1B						1B		3	1	2	2	3	0	0	Cleveland Indians @ California Angels Anaheim Stadium, Anaheim, CA Tue Aug 18 1970, 10:05 PM EDT Att: 10,027 - Unknown	
Roger Repoz, L OBP: 0.326, SLG: 0.453 (1, 8) (8, 9)		FC5 BB		F9				1B FC3-6 IBB		5	1	2	0	1	1	5		
Jim Fregosi, R OBP: 0.366, SLG: 0.489 (1, 6)	K			F8				FC5-4		5	2	2	2	1	1	5		
Alex Johnson, R OBP: 0.362, SLG: 0.446 (1, 7)	K	L4		F8						4	1	1	0	1	1	4		
Jim Spencer, L OBP: 0.323, SLG: 0.418 (1, 3)		1B 1B		6-3				FC3-6		5	2	2	2	0	1	2		
Ken McMullen, R OBP: 0.325, SLG: 0.372 (1, 5)		1B E 1B		5-3						4	2	3	1	1	0	0		
Bill Voss, L OBP: 0.337, SLG: 0.349 Tommy Reynolds, R OBP: 0.300, SLG: 0.326 Jay Johnstone, L OBP: 0.282, SLG: 0.392 (1, 9) (7, PH) (7, PH) (8, 8)		E 1B 1B		P6						3	1	1	1	0	1	1		
Tom Egan, R OBP: 0.299, SLG: 0.344 (1, 2)		K		P4						4	0	0	0	1	1	4		
Clyde Wright, R OBP: 0.228, SLG: 0.346 (1, 1)		E1 FC5 1B								5	1	2	1	0	0	2		
Inning Stats	R: 0 E: 0 K: 2 S: 8	H: 1 LOB: 1 BB: 0 P: 8	R: 3 E: 1 K: 1 S: 10	H: 4 LOB: 3 BB: 1 P: 14	R: 0 E: 0 K: 0 S: 3	H: 0 LOB: 0 BB: 0 P: 3	R: 0 E: 0 K: 0 S: 4	H: 1 LOB: 2 BB: 1 P: 8	R: 0 E: 0 K: 1 S: 5	H: 0 LOB: 1 BB: 1 P: 9	R: 9 E: 0 K: 1 S: 13	H: 8 LOB: 2 BB: 3 P: 25	R: 0 E: 0 K: 0 S: 3	H: 1 LOB: 2 BB: 2 P: 11	1B: 12 2B: 4 3B: 0 HR: 0	SF: 0 SAC: 0 DP: 1 HBP: 0		WP: 0 PB: 0 SB: 0 CS: 0
PITCHER Dean Chance, R ERA: 4.3 Rick Austin, L ERA: 5.88 Vince Colbert, R ERA: 10.91 Steve Mingori, L ERA: 7.5 Steve Dunning, R ERA: 4.76 (1, 1) (3, 1) (7, 1) (7, 1) (8, 1)	IP: 2.0 WLS: L BF: 13 H: 5 R: 3 ER: 4 SO: 3 BB: 2 IBB: 1 HBP: 0 BLK: 0 WP: 0 HR: 0 S: 18 P: 22 ERA: 9.00 WHIP: 3.000																	

Batter	1	2	3	4	5	6	7	8	9	AB	R	H	RBI	BB	SO	LOB	TOP								
<b>Eddie Leon, R</b> OBP: 0.311, SLG: 0.360 (1, 4)										3	0	0	0	1	1	2									
<b>Vada Pinson, L</b> OBP: 0.307, SLG: 0.441 (1, 9)										4	0	0	0	0	2	2									
<b>Roy Foster, R</b> OBP: 0.362, SLG: 0.451 (1, 7)										4	0	0	0	0	1	1									
<b>Ted Uhlhaender, L</b> OBP: 0.303, SLG: 0.366 (8, 7)										0	0	0	0	0	0	0									
<b>Ray Fosse, R</b> OBP: 0.363, SLG: 0.475 (1, 2)										3	0	1	0	1	0	0									
<b>Tony Horton, R</b> OBP: 0.320, SLG: 0.457 (1, 3)										4	1	2	0	0	0	2									
<b>Vern Fuller, R</b> OBP: 0.143, SLG: 0.214 (9, 5)										0	0	0	0	0	0	0									
<b>Buddy Bradford, R</b> OBP: 0.276, SLG: 0.335 (1, 8)										4	0	0	0	0	2	3									
<b>Jack Heidemann, R</b> OBP: 0.260, SLG: 0.273 (1, 6)										4	1	2	0	0	0	1									
<b>Graig Nettles, L</b> OBP: 0.340, SLG: 0.382 (7, PH)										2	0	0	0	0	2	2									
<b>Chuck Hinton, R</b> OBP: 0.420, SLG: 0.495 (7, 5)										1	0	1	1	0	0	0									
<b>Duke Sims, L</b> OBP: 0.358, SLG: 0.476 (9, 3)										1	0	1	0	0	0	0									
<b>Rich Hand, R</b> OBP: 0.171, SLG: 0.156 (1, 1)										2	0	1	1	0	0	0									
<b>Dennis Higgins, R</b> OBP: 0.455, SLG: 0.333 (8, 1)										1	0	0	0	0	0	1									
<b>Inning Stats</b>	R: 0 E: 0 K: 2 S: 7	H: 0 LOB: 0 BB: 7	R: 0 E: 0 K: 2 S: 9	H: 2 LOB: 2 BB: 9	R: 0 E: 0 K: 1 S: 5	H: 1 LOB: 1 BB: 9	R: 0 E: 0 K: 0 S: 3	H: 0 LOB: 0 BB: 7	R: 0 E: 0 K: 1 S: 5	H: 0 LOB: 0 BB: 5	R: 0 E: 0 K: 0 S: 3	H: 0 LOB: 0 BB: 3	R: 2 E: 0 K: 1 S: 8	H: 3 LOB: 1 BB: 8	R: 0 E: 0 K: 1 S: 6	H: 1 LOB: 1 BB: 6	R: 0 E: 0 K: 0 S: 4	H: 1 LOB: 1 BB: 4	R: 0 E: 0 K: 0 S: 4	H: 1 LOB: 1 BB: 4	1B: 6 2B: 3 HR: 0	SF: 0 SAC: 1 DP: 1	WP: 0 PB: 0 SB: 0 CS: 0	PA: 36	
<b>PITCHER</b>	IP	WLS	BF	H	R	ER	SO	BB	IBB	HBP	BLK	WP	HR	S	P	ERA	WHIP								
<b>Rudy May, L</b> ERA: 3.71 (1, 1)	6.1	L	26	6	2	2	7	2	0	0	0	0	0	38	46	2.84	1.263								
<b>Mel Queen, R</b> ERA: 2.95 (7, 1)	1.2		6	1	0	0	1	0	0	0	0	0	0	8	8	0.00	0.600								
<b>Ken Tatum, R</b> ERA: 2.78 (9, 1)	1.0		4	1	0	0	0	0	0	0	0	0	0	4	4	0.00	1.000								

Cleveland Indians @ California Angels  
Anaheim Stadium, Anaheim, CA  
Wed Aug 19 1970, 10:05 PM EDT  
Att: 9,739 - Unknown

AB 33  
R 2  
H 8  
RBI 2  
BB 2  
SO 8  
LOB 14



Batter	1	2	3	4	5	6	7	8	9	AB	R	H	RBI	BB	SO	LOB	BOTTOM								
<b>Sandy Alomar Sr., S</b> OBP: 0.303, SLG: 0.299 (1, 4)										4	0	1	0	0	1	0									
<b>Roger Repoz, L</b> OBP: 0.328, SLG: 0.452 (1, 8)										3	0	1	0	1	2	1									
<b>Jim Fregosi, R</b> OBP: 0.365, SLG: 0.487 (1, 6)										4	0	1	0	0	2	3									
<b>Alex Johnson, R</b> OBP: 0.359, SLG: 0.442 (1, 7)										4	0	0	0	0	1	2									
<b>Jim Spencer, L</b> OBP: 0.321, SLG: 0.414 (1, 3)										3	0	0	0	0	0	0									
<b>Ken McMullen, R</b> OBP: 0.327, SLG: 0.372 (1, 5)										2	0	1	0	1	1	0									
<b>Bill Voss, L</b> OBP: 0.337, SLG: 0.348 (1, 9)										3	0	1	0	0	0	1									
<b>Tom Egan, R</b> OBP: 0.296, SLG: 0.339 (1, 2)										2	0	0	0	0	0	0									
<b>Jay Johnstone, L</b> OBP: 0.391, SLG: 0.390 (8, PH)										1	0	0	0	0	0	2									
<b>Giraldo Ruiz, S</b> OBP: 0.307, SLG: 0.286 (9, 2)										0	0	0	0	0	0	0									
<b>Rudy May, L</b> OBP: 0.113, SLG: 0.119 (1, 1)										2	0	0	0	0	1	0									
<b>Mel Queen, L</b> (7, 1)										0	0	0	0	0	0	0									
<b>Billy Cowan, R</b> OBP: 0.349, SLG: 0.521 (8, PH)										1	0	0	0	0	1	2									
<b>Ken Tatum, R</b> OBP: 0.111, SLG: 0.444 (9, 1)										0	0	0	0	0	0	0									
<b>Inning Stats</b>	R: 0 E: 0 K: 2 S: 7	H: 1 LOB: 1 BB: 7	R: 0 E: 0 K: 1 S: 5	H: 0 LOB: 0 BB: 5	R: 0 E: 0 K: 0 S: 3	H: 0 LOB: 0 BB: 3	R: 0 E: 0 K: 1 S: 4	H: 0 LOB: 0 BB: 8	R: 0 E: 0 K: 0 S: 4	H: 1 LOB: 1 BB: 4	R: 0 E: 0 K: 1 S: 5	H: 0 LOB: 0 BB: 5	R: 0 E: 0 K: 0 S: 3	H: 1 LOB: 1 BB: 3	R: 0 E: 0 K: 1 S: 8	H: 1 LOB: 1 BB: 8	R: 0 E: 0 K: 1 S: 6	H: 1 LOB: 1 BB: 10	R: 0 E: 0 K: 3 S: 10	H: 1 LOB: 1 BB: 10	1B: 5 2B: 0 HR: 0	SF: 0 SAC: 0 DP: 1	WP: 0 PB: 0 SB: 0 CS: 1	PA: 31	
<b>PITCHER</b>	IP	WLS	BF	H	R	ER	SO	BB	IBB	HBP	BLK	WP	HR	S	P	ERA	WHIP								
<b>Rich Hand, R</b> ERA: 3.88 (1, 1)	7.1	W	25	4	0	0	5	2	0	0	0	0	0	33	41	0.00	0.818								
<b>Dennis Higgins, R</b> ERA: 4.14 (8, 1)	1.2	S	6	1	0	0	4	0	0	0	0	0	0	14	14	0.00	0.600								

Cleveland Indians @ California Angels  
Anaheim Stadium, Anaheim, CA  
Wed Aug 19 1970, 10:05 PM EDT  
Att: 9,739 - Unknown

AB 29  
R 0  
H 5  
RBI 0  
BB 2  
SO 9  
LOB 11



Batter	1	2	3	4	5	6	7	8	9	AB	R	H	RBI	BB	SO	LOB	TOP										
<b>Bert Campaneris, R</b> OBP: 0.313, SLG: 0.439 (1, 6)	0-3 K		0-3 K	0-3 K			0-0 CS WP 1B	0-0 F8	5	0	1	0	0	3	1		<b>Oakland Athletics @ Cleveland Indians</b> Cleveland Municipal Stadium, Cleveland, OH Fri Aug 21 1970, 7:05 PM EDT Att: 20,827 - Unknown  <b>AB 37</b> <b>R 3</b> <b>H 12</b> <b>RBI 3</b> <b>BB 3</b> <b>SO 10</b> <b>LOB 21</b>										
<b>Rick Monday, L</b> OBP: 0.387, SLG: 0.458 (1, 8)	4-0 CS BB		0-0 1B 2B	4-0 1-2 BB		0-0 F7	0-3 K	3	1	1	0	2	1	1													
<b>Felipe Alou, R</b> OBP: 0.323, SLG: 0.391 (1, 9) (8, 7)	0-0 F8		0-0 2B 1-2 1B	0-0 F9		0-3 K	0-0 1B	5	0	2	0	0	1	4													
<b>Tommy Davis, R</b> OBP: 0.301, SLG: 0.367 (1, 7) (8, 3)		0-0 F2	0-0 1-3 2H 2B		0-0 5-3		0-0 4-3	0-0 F7	5	0	1	1	0	0	1												
<b>Sal Bando, R</b> OBP: 0.402, SLG: 0.466 (1, 5)		0-0 1B 1B	4-0 1B IBB		0-3 K		0-0 1B 1B		3	1	2	0	1	1	0												
<b>Don Mincher, L</b> OBP: 0.327, SLG: 0.474 (8, PH) <b>Allan Lewis, S</b> (8, PH) <b>Reggie Jackson, L</b> OBP: 0.345, SLG: 0.434 (8, 9)		0-0 1B	0-3 K		0-0 4-3		0-0 1B 1B		4	0	2	0	0	1	3												
<b>Gene Tenace, R</b> OBP: 0.357, SLG: 0.308 (1, 2)		0-0 L5	0-3 K			0-3 K	0-0 1-3 3H 1B		4	0	1	1	0	2	5												
<b>Dick Green, R</b> OBP: 0.296, SLG: 0.241 (8, PH) <b>John Donaldson, L</b> OBP: 0.329, SLG: 0.406 (8, PH) <b>Frank Fernandez, R</b> OBP: 0.323, SLG: 0.406 (8, PH) <b>Mudcat Grant, R</b> OBP: 0.167, SLG: 0.167 (8, PH) <b>Paul Lindblad, L</b> OBP: 0.143, SLG: 0.143 (8, PH)		0-0 F5		0-0 5-3		0-0 6-3	0-0 F4		3	0	0	0	0	0	2												
<b>Caffish Hunter, R</b> OBP: 0.211, SLG: 0.288 (1, 1) <b>Tony La Russa, R</b> OBP: 0.280, SLG: 0.233 (8, PH)			0-0 HR		0-0 4-3		0-3 K		3	1	2	1	0	0	0												
<b>Inning Stats</b>	R: 0 E: 0 K: 1 S: 4	H: 0 LOB: 0 BB: 1 P: 8	R: 0 E: 0 K: 0 S: 5	H: 2 LOB: 2 BB: 0 P: 5	R: 2 E: 0 K: 3 S: 13	H: 4 LOB: 3 BB: 1 P: 17	R: 0 E: 0 K: 1 S: 6	H: 1 LOB: 2 BB: 1 P: 10	R: 0 E: 0 K: 1 S: 5	H: 0 LOB: 0 BB: 0 P: 5	R: 0 E: 0 K: 1 S: 5	H: 1 LOB: 1 BB: 0 P: 5	R: 1 E: 0 K: 1 S: 8	H: 3 LOB: 2 BB: 0 P: 8	R: 0 E: 0 K: 1 S: 6	H: 1 LOB: 1 BB: 0 P: 6		1B: 10 2B: 2 3B: 0 HR: 1	SF: 0 SAC: 0 DP: 1 HBP: 0	WP: 1 PB: 0 SB: 0 CS: 2	PA: 40						
<b>PITCHER</b>	IP	WLS	BF	H	R	ER	SO	BB	IBB	HBP	BLK	WP	HR	S	P	ERA	WHIP										
<b>Sam McDowell, L</b> ERA: 2.7 (1, 1)	5.1	W	25	7	2	2	7	2	1	0	0	0	1	36	48	3.38	1.688										
<b>Dean Chance, R</b> ERA: 4.3 (6, 1)	2.0		9	4	1	1	1	0	0	0	0	1	0	11	11	4.50	2.000										
<b>Rick Austin, L</b> ERA: 5.68 (8, 1)	1.2	S	6	1	0	0	2	0	0	0	0	0	0	10	10	0.00	0.600										

Batter	1	2	3	4	5	6	7	8	9	AB	R	H	RBI	BB	SO	LOB	BOTTOM										
<b>Ted Uhlhaender, L</b> OBP: 0.304, SLG: 0.376 (1, 8) (9, 7)	0-0 BB HR 1B		0-0 5-3			0-0 4-3		0-0 HR	4	2	2	1	0	0	0		<b>Oakland Athletics @ Cleveland Indians</b> Cleveland Municipal Stadium, Cleveland, OH Fri Aug 21 1970, 7:05 PM EDT Att: 20,827 - Unknown  <b>AB 33</b> <b>R 6</b> <b>H 9</b> <b>RBI 6</b> <b>BB 1</b> <b>SO 8</b> <b>LOB 8</b>										
<b>Roy Foster, R</b> OBP: 0.361, SLG: 0.457 (1, 7) <b>Buddy Bradford, R</b> OBP: 0.278, SLG: 0.335 (9, 8)	0-0 F5		0-0 F3			0-0 HR		0-0 1-3	4	1	1	1	0	0	1												
<b>Vada Pinson, L</b> OBP: 0.307, SLG: 0.446 (1, 9)	0-0 F7		0-0 G3			0-0 F7		0-0 HR	4	1	1	1	0	0	1												
<b>Ray Fosse, R</b> OBP: 0.364, SLG: 0.474 (1, 2)	4-0 HR BB			0-3 K		0-0 F8		0-0 1B 1B	3	1	1	0	1	1	0												
<b>Duke Sims, L</b> OBP: 0.357, SLG: 0.487 (1, 3) <b>Chuck Hinton, R</b> OBP: 0.425, SLG: 0.500 (8, PH) (9, 3)	0-0 1-1H 2H HR			0-3 K		0-0 F8		0-0 1-2 1B	3	1	1	3	0	1	0												
<b>Graig Nettles, L</b> OBP: 0.338, SLG: 0.379 (1, 5)	0-3 K			0-0 F2		0-0 6-3		0-0 F9	4	0	0	0	0	1	2												
<b>Eddie Leon, R</b> OBP: 0.311, SLG: 0.360 (1, 4) <b>Tony Horton, R</b> OBP: 0.320, SLG: 0.456 (8, PH) <b>Vern Fuller, R</b> OBP: 0.143, SLG: 0.214 (9, 4)		0-0 F5			0-0 5-3		0-0 1B 1B	0-3 K	3	0	1	0	0	0	0												
<b>Jack Heidemann, R</b> OBP: 0.261, SLG: 0.273 (1, 6)		0-0 F4			0-3 K		0-0 1-2 1B		3	0	1	0	0	1	0												
<b>Sam McDowell, L</b> OBP: 0.159, SLG: 0.174 (1, 1) <b>Dean Chance, R</b> OBP: 0.128, SLG: 0.083 (6, 1) <b>Rick Austin, R</b> OBP: 0.235, SLG: 0.200 (8, 1)		0-3 K			0-3 K		0-3 K		2	0	0	0	0	2	0												
<b>Inning Stats</b>	R: 3 E: 0 K: 1 S: 7	H: 2 LOB: 1 BB: 1 P: 11	R: 0 E: 0 K: 1 S: 5	H: 0 LOB: 0 BB: 0 P: 5	R: 0 E: 0 K: 0 S: 3	H: 0 LOB: 0 BB: 0 P: 3	R: 0 E: 0 K: 2 S: 7	H: 0 LOB: 0 BB: 0 P: 7	R: 1 E: 0 K: 0 S: 4	H: 1 LOB: 0 BB: 0 P: 4	R: 0 E: 0 K: 1 S: 7	H: 2 LOB: 2 BB: 0 P: 7	R: 2 E: 0 K: 1 S: 9	H: 4 LOB: 2 BB: 0 P: 9	R: 0 E: 0 K: 1 S: 6	H: 1 LOB: 1 BB: 0 P: 6		1B: 5 2B: 0 3B: 0 HR: 4	SF: 0 SAC: 0 DP: 0 HBP: 0	WP: 0 PB: 0 SB: 0 CS: 0	PA: 34						
<b>PITCHER</b>	IP	WLS	BF	H	R	ER	SO	BB	IBB	HBP	BLK	WP	HR	S	P	ERA	WHIP										
<b>Caffish Hunter, R</b> ERA: 3.61 (1, 1)	7.0	L	27	5	4	4	7	1	0	0	0	0	2	40	44	5.14	0.857										
<b>Mudcat Grant, R</b> ERA: 1.71 (8, 1)	0.1		4	3	2	2	0	0	0	0	0	0	2	4	4	54.00	9.000										
<b>Paul Lindblad, L</b> ERA: 3.47 (8, 1)	0.1		2	1	0	0	0	0	0	0	0	0	2	2	2	0.00	3.000										
<b>Bob Locker, R</b> ERA: 2.84 (8, 1)	0.1		1	0	0	0	1	0	0	0	0	0	0	3	3	0.00	0.000										

Batter	1	2	3	4	5	6	7	8	9	10	AB	R	H	RBI	BB	SO	LOB	TOP						
Bert Campaneris, R OBP: 0.314, SLG: 0.445 (1, 6)	6-3																	5	1	2	2	0	0	1
Rick Monday, L OBP: 0.382, SLG: 0.451 (1, 8)	K																	5	0	0	0	0	1	2
Felipe Alou, R OBP: 0.322, SLG: 0.389 (1, 7)	F9																	5	1	1	0	0	0	0
Don Mincher, L OBP: 0.333, SLG: 0.485 (1, 3)																		4	1	3	2	1	0	0
Sal Bando, R OBP: 0.402, SLG: 0.465 (1, 5)																		5	0	2	1	0	2	3
Reggie Jackson, L OBP: 0.344, SLG: 0.430 (1, 9)																		3	0	0	0	1	1	1
Frank Fernandez, R OBP: 0.323, SLG: 0.405 John Donaldson, L OBP: 0.329, SLG: 0.342 Bob Locker, S OBP: 0.143, SLG: 0.143 Tony La Russa, R OBP: 0.257, SLG: 0.231 Marcel Lachemann, R (10, 1)																		3	0	1	0	0	1	3
Dick Green, R OBP: 0.259, SLG: 0.241 (1, 4)																		4	1	1	0	1	1	4
Chuck Dobson, R OBP: 0.154, SLG: 0.156 Steve Hovley, L OBP: 0.330, SLG: 0.312 Paul Lindblad, L (7, 1) Gene Tenace, R OBP: 0.400, SLG: 0.308 (8, 2)																		2	0	0	0	0	0	2
<b>Inning Stats</b>	R: 0 E: 0 K: 1 S: 5	H: 0 LOB: 0 BB: 0 P: 5	R: 0 E: 0 K: 1 S: 6	H: 1 LOB: 1 BB: 0 P: 6	R: 0 E: 0 K: 0 S: 4	H: 2 LOB: 1 BB: 0 P: 4	R: 0 E: 0 K: 1 S: 6	H: 1 LOB: 2 BB: 1 P: 10	R: 2 E: 0 K: 0 S: 4	H: 1 LOB: 0 BB: 1 P: 8	R: 1 E: 0 K: 0 S: 7	H: 0 LOB: 0 BB: 0 P: 3	R: 1 E: 1 K: 0 S: 4	H: 1 LOB: 2 BB: 2 P: 12	R: 1 E: 0 K: 1 S: 7	H: 2 LOB: 2 BB: 1 P: 11	R: 0 E: 0 K: 1 S: 5	H: 0 LOB: 0 BB: 0 P: 5	1B: 8 2B: 0 3B: 0 HR: 2	SF: 0 SAC: 1 DP: 2 HBP: 0	WP: 0 PB: 0 SB: 0 CS: 0	PA: 44		
<b>PITCHER</b>	IP 7.0	WLS 31	H 7	R 4	ER 3	SO 4	BB 3	IBB 0	HBP 0	BLK 0	WP 0	HR 2	S 36	P 48	ERA 3.86	WHIP 1.429								
Steve Hargan, R ERA: 2.83 (1, 1)	0.1	2	1	0	0	0	0	0	0	0	0	0	2	2	0.00	3.000								
Rick Austin, L ERA: 5.65 (8, 1)	2.2	W	11	2	1	1	2	1	1	0	0	0	13	21	3.38	1.125								
Dennis Higgins, R ERA: 4.11 (8, 1)																								

Oakland Athletics @ Cleveland Indians  
Cleveland Municipal Stadium, Cleveland, OH  
Sat Aug 22 1970, 3:33 AM EDT  
Att: 9,615 - Unknown

AB	38
R	5
H	10
RBI	5
BB	5
SO	6
LOB	16



Batter	1	2	3	4	5	6	7	8	9	10	AB	R	H	RBI	BB	SO	LOB	BOTTOM						
Ted Uhlender, L OBP: 0.306, SLG: 0.375 (1, 8)	F9																	4	0	1	0	1	0	1
Roy Foster, R OBP: 0.359, SLG: 0.452 (1, 7)	F3																	4	1	0	0	1	1	3
Vada Pinson, L OBP: 0.310, SLG: 0.453 (1, 9)																		4	1	2	1	1	0	2
Ray Fosse, R OBP: 0.362, SLG: 0.469 (1, 2)																		4	1	0	0	1	2	5
Duke Sims, L OBP: 0.303, SLG: 0.509 Chuck Hinton, R OBP: 0.430, SLG: 0.505 (9, 3)																		4	1	3	2	0	0	0
Graig Nettles, L OBP: 0.337, SLG: 0.385 (1, 5)																		4	1	1	1	0	0	2
Eddie Leon, R OBP: 0.310, SLG: 0.366 (10, 6)																		4	1	1	1	0	1	1
Jack Heidemann, R OBP: 0.261, SLG: 0.272 Tony Horton, R OBP: 0.319, SLG: 0.455 Vern Fuller, R OBP: 0.143, SLG: 0.214 (10, 4)																		2	0	0	0	1	0	0
Steve Hargan, R OBP: 0.160, SLG: 0.160 Rick Austin, R OBP: 0.255, SLG: 0.200 Dennis Higgins, R OBP: 0.417, SLG: 0.300 (8, 1)																		2	0	0	0	0	0	0
<b>Inning Stats</b>	R: 1 E: 0 K: 1 S: 6	H: 1 LOB: 0 BB: 0 P: 6	R: 0 E: 0 K: 1 S: 5	H: 1 LOB: 0 BB: 0 P: 5	R: 0 E: 1 K: 1 S: 6	H: 0 LOB: 3 BB: 2 P: 14	R: 0 E: 0 K: 0 S: 3	H: 1 LOB: 0 BB: 0 P: 3	R: 0 E: 0 K: 1 S: 5	H: 0 LOB: 1 BB: 0 P: 9	R: 4 E: 0 K: 0 S: 7	H: 4 LOB: 0 BB: 0 P: 7	R: 0 E: 0 K: 0 S: 4	H: 1 LOB: 1 BB: 0 P: 4	R: 0 E: 0 K: 0 S: 3	H: 0 LOB: 0 BB: 0 P: 3	R: 0 E: 0 K: 1 S: 5	H: 0 LOB: 0 BB: 0 P: 5	R: 1 E: 0 K: 0 S: 2	H: 1 LOB: 2 BB: 2 P: 10	1B: 4 2B: 1 3B: 0 HR: 4	SF: 0 SAC: 1 DP: 1 HBP: 0	WP: 1 PB: 0 SB: 0 CS: 1	PA: 41
<b>PITCHER</b>	IP 6.0	WLS 27	H 7	R 5	ER 5	SO 4	BB 3	IBB 0	HBP 0	BLK 0	WP 0	HR 4	S 32	P 44	ERA 7.50	WHIP 1.667								
Chuck Dobson, R ERA: 3.49 (1, 1)	1.0	4	1	0	0	0	0	0	0	0	0	0	4	4	0.00	1.000								
Paul Lindblad, L ERA: 3.4 (7, 1)	2.0	6	0	0	0	1	0	0	0	0	0	0	8	8	0.00	0.000								
Bob Locker, R ERA: 2.97 (8, 1)	0.1	L	4	1	1	1	0	1	1	0	0	1	0	2	10	27.00	6.000							
Marcel Lachemann, R ERA: 2.6 (10, 1)																								

Oakland Athletics @ Cleveland Indians  
Cleveland Municipal Stadium, Cleveland, OH  
Sat Aug 22 1970, 3:33 AM EDT  
Att: 9,615 - Unknown

AB	35
R	6
H	9
RBI	6
BB	5
SO	5
LOB	14



Batter	1	2	3	4	5	6	7	8	9	AB	R	H	RBI	BB	SO	LOB	TOP								
<b>Bert Campaneris, R</b> OBP: 0.315, SLG: 0.444 (1, 6)										5	0	2	1	0	0	0	<b>Oakland Athletics @ Cleveland Indians</b> Cleveland Municipal Stadium, Cleveland, OH Sun Aug 23 1970, 3:33 AM EDT Att: 8,585 - Unknown								
<b>Rick Monday, L</b> OBP: 0.383, SLG: 0.462 (1, 8)										5	1	2	1	0	1	3									
<b>Felipe Alou, R</b> OBP: 0.318, SLG: 0.385 (1, 7)										5	0	0	0	0	0	4									
<b>Don Mincher, L</b> OBP: 0.333, SLG: 0.491 (1, 3)										4	1	1	1	1	1	0									
<b>Sal Bando, R</b> OBP: 0.402, SLG: 0.461 (1, 5)										3	0	0	0	1	1	2									
<b>Reggie Jackson, L</b> OBP: 0.348, SLG: 0.432 (1, 9)										3	1	1	0	2	1	1									
<b>Gene Tenace, R</b> OBP: 0.500, SLG: 0.563 (1, 2)										3	1	2	2	2	0	1									
<b>Dick Green, R</b> OBP: 0.257, SLG: 0.239 (6, PH)										2	0	0	0	0	0	2									
<b>Tommy Davis, R</b> OBP: 0.301, SLG: 0.366 (6, PR)										1	0	0	0	0	0	3									
<b>Tony La Russa, R</b> OBP: 0.265, SLG: 0.231 (6, 4)										0	1	0	0	1	0	0									
<b>Blue Moon Odom, R</b> OBP: 0.143, SLG: 0.143 (5, 1)										2	1	1	1	0	1	2									
<b>Steve Hovley, L</b> OBP: 0.143, SLG: 0.143 (5, 1)										0	0	0	0	0	0	0									
<b>Rollie Fingers, R</b> OBP: 0.097, SLG: 0.097 (5, 1)										1	0	0	0	0	1	3									
<b>Allan Lewis, S</b> OBP: 0.143, SLG: 0.143 (5, 1)										1	0	0	0	0	0	2									
<b>Bob Locker, S</b> OBP: 0.143, SLG: 0.143 (5, 1)										0	0	0	0	0	0	0									
<b>Mudcat Grant, R</b> OBP: 0.000, SLG: 0.167 (5, 1)										0	0	0	0	0	0	0									
<b>Inning Stats</b>	R: 0 E: 0 K: 0 S: 4	H: 1 LOB: 2 BB: 1 P: 8	R: 2 E: 0 K: 1 S: 7	H: 2 LOB: 0 BB: 7 P: 7	R: 0 E: 0 K: 1 S: 5	H: 0 LOB: 0 BB: 0 P: 5	R: 0 E: 0 K: 1 S: 5	H: 0 LOB: 2 BB: 1 P: 10	R: 0 E: 0 K: 0 S: 3	H: 1 LOB: 3 BB: 3 P: 3	R: 0 E: 0 K: 0 S: 5	H: 0 LOB: 0 BB: 0 P: 17	R: 2 E: 0 K: 0 S: 5	H: 2 LOB: 0 BB: 0 P: 5	R: 2 E: 0 K: 1 S: 8	H: 3 LOB: 2 BB: 1 P: 12	R: 0 E: 0 K: 1 S: 5	H: 0 LOB: 1 BB: 1 P: 9	1B: 3 2B: 2 3B: 0 HR: 4	SF: 0 SAC: 0 DP: 1 HBP: 1	WP: 0 PB: 0 SB: 0 CS: 0	PA: 43			
<b>PITCHER</b>	IP	WLS	BF	H	R	ER	SO	BB	IBB	HBP	BLK	WP	HR	S	P	ERA	WHIP								
<b>Rich Hand, R</b> ERA: 3.66 (1, 1)	5.1		25	4	2	2	3	5	0	1	0	0	2	25	46	3.38	1.688								
<b>Dean Chance, R</b> ERA: 4.51 (6, 1)	1.2		9	4	4	4	1	0	0	0	0	0	2	11	11	21.60	2.400								
<b>Steve Dunning, R</b> ERA: 4.74 (8, 1)	0.1		3	1	0	0	0	1	0	0	0	0	0	2	6	0.00	6.000								
<b>Rick Austin, L</b> ERA: 5.47 (8, 1)	1.2	W	6	0	0	0	2	1	0	0	0	0	0	9	13	0.00	0.600								

AB 35  
R 6  
H 9  
RBI 6  
BB 7  
SO 6  
LOB 23



Batter	1	2	3	4	5	6	7	8	9	AB	R	H	RBI	BB	SO	LOB	BOTTOM								
<b>Ted Uhlhaender, L</b> OBP: 0.305, SLG: 0.373 (1, 8)										4	1	1	0	0	0	0	<b>Oakland Athletics @ Cleveland Indians</b> Cleveland Municipal Stadium, Cleveland, OH Sun Aug 23 1970, 3:33 AM EDT Att: 8,585 - Unknown								
<b>Roy Foster, R</b> OBP: 0.355, SLG: 0.447 (1, 7)										4	0	0	0	0	2	1									
<b>Chuck Hinton, R</b> OBP: 0.430, SLG: 0.505 (9, 3)										0	0	0	0	0	0	0									
<b>Vada Pinson, L</b> OBP: 0.312, SLG: 0.455 (1, 9)										3	2	1	0	1	0	0									
<b>Ray Fosse, R</b> OBP: 0.366, SLG: 0.475 (1, 2)										4	2	3	2	0	0	0									
<b>Duke Sims, L</b> OBP: 0.362, SLG: 0.504 (8, PR)										4	0	1	0	0	1	3									
<b>Buddy Bradford, R</b> OBP: 0.278, SLG: 0.335 (9, 8)										0	1	0	0	0	0	0									
<b>Graig Nettles, L</b> OBP: 0.338, SLG: 0.393 (1, 5)										4	1	2	3	0	0	2									
<b>Eddie Leon, R</b> OBP: 0.310, SLG: 0.367 (1, 4)										4	0	1	2	0	1	1									
<b>Jack Heidemann, R</b> OBP: 0.264, SLG: 0.280 (1, 6)										3	1	1	1	1	0	0									
<b>Rich Hand, R</b> OBP: 0.162, SLG: 0.147 (1, 1)										2	0	0	0	0	0	0									
<b>Dean Chance, R</b> OBP: 0.125, SLG: 0.081 (8, 1)										1	0	0	0	0	1	0									
<b>Steve Dunning, R</b> OBP: 0.160, SLG: 0.125 (8, 1)										0	0	0	0	0	0	0									
<b>Rick Austin, R</b> OBP: 0.222, SLG: 0.188 (8, 1)										1	0	0	0	0	0	2									
<b>Inning Stats</b>	R: 0 E: 0 K: 1 S: 5	H: 0 LOB: 0 BB: 0 P: 5	R: 0 E: 0 K: 1 S: 6	H: 1 LOB: 1 BB: 0 P: 6	R: 1 E: 0 K: 0 S: 4	H: 1 LOB: 0 BB: 0 P: 4	R: 3 E: 0 K: 0 S: 6	H: 3 LOB: 0 BB: 0 P: 6	R: 2 E: 0 K: 1 S: 7	H: 2 LOB: 1 BB: 1 P: 11	R: 0 E: 0 K: 0 S: 3	H: 0 LOB: 0 BB: 0 P: 3	R: 0 E: 0 K: 2 S: 7	H: 0 LOB: 0 BB: 0 P: 7	R: 2 E: 0 K: 0 S: 6	H: 3 LOB: 2 BB: 1 P: 10	R: 0 E: 0 K: 0 S: 5	H: 0 LOB: 1 BB: 1 P: 9	1B: 5 2B: 3 3B: 0 HR: 2	SF: 0 SAC: 0 DP: 0 HBP: 0	WP: 0 PB: 0 SB: 0 CS: 0	PA: 36			
<b>PITCHER</b>	IP	WLS	BF	H	R	ER	SO	BB	IBB	HBP	BLK	WP	HR	S	P	ERA	WHIP								
<b>Blue Moon Odom, R</b> ERA: 4.68 (1, 1)	4.2		22	7	6	6	2	1	0	0	0	0	0	3	3	0.00	0.000								
<b>Paul Lindblad, L</b> ERA: 3.38 (5, 1)	0.1		1	0	0	0	1	0	0	0	0	0	0	3	3	0.00	0.000								
<b>Rollie Fingers, R</b> ERA: 4.04 (6, 1)	2.0		6	0	0	0	2	0	0	0	0	0	0	10	10	0.00	0.000								
<b>Bob Locker, R</b> ERA: 2.82 (8, 1)	0.1	L	3	2	2	2	0	0	0	0	0	0	0	3	3	54.00	6.000								
<b>Mudcat Grant, R</b> ERA: 1.7 (8, 1)	0.2		4	1	0	0	0	0	1	0	0	0	0	3	7	0.00	1.500								

AB 34  
R 8  
H 10  
RBI 8  
BB 2  
SO 5  
LOB 9




Batter	1	2	3	4	5	6	7	8	9	10	AB	R	H	RBI	BB	SO	LOB					
<b>Bernie Smith, R</b> OBP: 0.379, SLG: 0.519 (1, 9)	0-3 K		0-0 FC3-6 BB			0-0 6-3		0-0 F9		0-0 HR	5	1	1	2	0	1	1					
<b>Ted Kubiak, S</b> OBP: 0.342, SLG: 0.330 (1, 4)	0-0 F9		4-0 BB			0-0 6-3		0-0 1-3		4-0 BB BB	3	0	0	0	2	0	0					
<b>Tommy Harper, R</b> OBP: 0.373, SLG: 0.526 (1, 8) (9, 7) (10, 5)	0-0 1-3		0-3 K			4-0 BB		0-3 K		4-0 BB BB	3	0	0	0	2	2	2					
<b>Danny Walton, R</b> OBP: 0.337, SLG: 0.429 (1, 7)		0-3 K		0-3 K		0-0 F8		0-0 L9		0-0 G3	3	0	0	0	0	2	1					
<b>Dave May, L</b> OBP: 0.318, SLG: 0.335 (9, PH) (9, 8)		0-3 K		0-0 5-3		0-0 F8		0-3 K		0-0 G3	2	0	0	0	0	0	2					
<b>Jerry McNertney, R</b> OBP: 0.322, SLG: 0.373 (1, 2)		0-3 K		0-0 5-3		0-0 F8		0-0 K		0-3 K	4	0	0	0	0	2	0					
<b>Roberto Pena, R</b> OBP: 0.283, SLG: 0.295 (1, 6)		0-0 2B		0-3 K		0-0 HR		0-0 L6			4	1	2	0	0	1	0					
<b>Mike Hegan, L</b> OBP: 0.324, SLG: 0.380 (1, 3)		0-3 K		0-0 F8		0-0 HR		0-0 K			4	1	1	2	0	2	1					
<b>Max Alvis, R</b> OBP: 0.218, SLG: 0.286 (1, 5)		0-3 K		0-3 K		0-0 HR		0-0 F7			3	0	1	0	0	2	0					
<b>Russ Snyder, L</b> OBP: 0.292, SLG: 0.333 (10, PH) (10, 7)		0-3 K		0-3 K		0-0 CS 1B		0-0 F7			1	0	0	0	0	0	0					
<b>Skip Lockwood, R</b> OBP: 0.250, SLG: 0.359 (1, 1)		0-0 FC3-6 1B		0-0 K		0-3 K		0-3 K		0-0 HR 1B	3	0	1	0	0	2	1					
<b>Ken Sanders, R</b> OBP: 0.444, SLG: 0.167 (9, 1)				0-0 FC3-6 1B		0-0 K		0-3 K		0-0 HR 1B	1	1	1	0	0	0	0					
<b>Inning Stats</b>	R: 0 E: 0 K: 1 S: 5	H: 0 LOB: 0 BB: 0 P: 5	R: 0 E: 0 K: 3 S: 10	H: 1 LOB: 1 BB: 0 P: 10	R: 0 E: 0 K: 2 S: 8	H: 1 LOB: 2 BB: 1 P: 12	R: 0 E: 0 K: 2 S: 7	H: 0 LOB: 0 BB: 0 P: 7	R: 0 E: 0 K: 2 S: 7	H: 0 LOB: 1 BB: 1 P: 7	R: 2 E: 0 K: 1 S: 7	H: 3 LOB: 0 BB: 0 P: 7	R: 0 E: 0 K: 1 S: 5	H: 0 LOB: 0 BB: 0 P: 5	R: 0 E: 0 K: 1 S: 5	H: 0 LOB: 0 BB: 0 P: 5	R: 2 E: 0 K: 1 S: 7	H: 2 LOB: 2 BB: 2 P: 15	1B: 4 2B: 1 3B: 0 HR: 2	SF: 0 SAC: 0 DP: 0 HBP: 0	WP: 0 PB: 0 SB: 0 CS: 1	PA: 40
<b>PITCHER</b>	IP 8.0	WLS L	BF 30	H 5	R 2	ER 2	SO 12	BB 2	IBB 0	HBP 0	BLK 0	WP 0	HR 1	S 52	P 60	ERA 2.25	WHIP 0.875					
<b>Sam McDowell, L</b> ERA: 2.68 (1, 1)	1.2	L	9	2	2	2	2	2	0	0	0	0	1	11	19	10.80	2.400					
<b>Dennis Higgins, R</b> ERA: 4.25 (9, 1)	0.1	1	0	0	0	0	0	0	0	0	0	0	0	1	1	0.00	0.000					
<b>Rick Austin, L</b> ERA: 5.43 (10, 1)																						

**Milwaukee Brewers @ Cleveland Indians**  
Cleveland Municipal Stadium, Cleveland, OH  
Tue Aug 25 1970, 7:05 PM EDT  
Att: 13,564 - Unknown

AB 36  
R 4  
H 7  
RBI 4  
BB 4  
SO 14  
LOB 8

WP: 0 PA: 40  
PB: 0  
SB: 0  
CS: 1



Batter	1	2	3	4	5	6	7	8	9	10	AB	R	H	RBI	BB	SO	LOB							
<b>Ted Uhlender, L</b> OBP: 0.304, SLG: 0.371 (1, 8)	0-0 4-3		0-0 1B			0-0 P5		0-0 F7		0-0 6-3	5	0	1	1	0	0	3							
<b>Roy Foster, R</b> OBP: 0.358, SLG: 0.454 (1, 7)	0-0 FC3-6 1B		3-0 F9			0-0 5-3		0-0 HR		0-0 L5	5	1	2	1	0	0	1							
<b>Vada Pinson, L</b> OBP: 0.311, SLG: 0.453 (1, 9)	0-0 FC3-6 CS		0-0 F8			0-0 5-3		0-0 G3			4	0	1	0	0	0	2							
<b>Ray Fosse, R</b> OBP: 0.365, SLG: 0.472 (1, 2)	0-0 CS	0-0 FC4-6 1B		0-0 5-3		0-0 F3		0-0 F9			4	0	1	0	0	0	1							
<b>Duke Sims, L</b> OBP: 0.300, SLG: 0.500 (1, 3)		0-0 FC4-6		0-0 4-3		0-0 4-1		0-0 1B 1B			4	0	1	0	0	0	2							
<b>Chuck Hinton, R</b> OBP: 0.430, SLG: 0.505 (9, PR) (10, 3)		0-0 FC4-6 G4-6-3		0-0 4-3		0-0 4-1		0-0 1B 1B			0	0	0	0	0	0	0							
<b>Graig Nettles, L</b> OBP: 0.338, SLG: 0.394 (1, 5)		0-0 G4-6-3		0-0 1B 1B		0-0 G3		0-0 1B 1B			4	0	2	0	0	0	1							
<b>Eddie Leon, R</b> OBP: 0.309, SLG: 0.365 (1, 4)			4-0 6-3 WP 1B BB		0-0 F9		0-0 6-3		0-3 K		3	1	0	0	1	1	3							
<b>Jack Heidemann, R</b> OBP: 0.264, SLG: 0.280 (1, 6)			0-0 6-3		0-0 K		0-3 K		0-3 K		4	0	1	0	0	2	3							
<b>Sam McDowell, L</b> OBP: 0.198, SLG: 0.170 (8, PH) (8, PH) (8, PH) (8, PH) (9, 1) (10, 1) (10, PH)			0-3 K		0-0 F9		0-0 CS 1B		0-0 L9		2	0	0	0	0	1	3							
<b>Inning Stats</b>	R: 0 E: 0 K: 0 S: 3	H: 1 LOB: 0 BB: 0 P: 3	R: 0 E: 0 K: 0 S: 3	H: 1 LOB: 0 BB: 0 P: 3	R: 1 E: 0 K: 1 S: 6	H: 1 LOB: 1 BB: 1 P: 10	R: 0 E: 0 K: 0 S: 3	H: 0 LOB: 0 BB: 0 P: 3	R: 0 E: 0 K: 0 S: 5	H: 2 LOB: 2 BB: 2 P: 5	R: 0 E: 0 K: 0 S: 4	H: 1 LOB: 1 BB: 1 P: 4	R: 0 E: 0 K: 0 S: 5	H: 0 LOB: 0 BB: 0 P: 5	R: 1 E: 0 K: 0 S: 4	H: 2 LOB: 1 BB: 4 P: 4	R: 0 E: 0 K: 2 S: 9	H: 2 LOB: 2 BB: 0 P: 9	R: 0 E: 0 K: 0 S: 3	H: 0 LOB: 0 BB: 0 P: 3	1B: 9 2B: 0 3B: 0 HR: 1	SF: 0 SAC: 0 DP: 1 HBP: 0	WP: 1 PB: 0 SB: 0 CS: 2	PA: 39
<b>PITCHER</b>	IP 8.0	WLS W	BF 30	H 8	R 2	ER 2	SO 2	BB 1	IBB 0	HBP 0	BLK 0	WP 1	HR 1	S 33	P 37	ERA 2.25	WHIP 1.125							
<b>Skip Lockwood, R</b> ERA: 4.94 (1, 1)	2.0	W	8	2	0	0	2	0	0	0	0	0	0	12	12	0.00	1.000							
<b>Ken Sanders, R</b> ERA: 1.79 (9, 1)																								

**Milwaukee Brewers @ Cleveland Indians**  
Cleveland Municipal Stadium, Cleveland, OH  
Tue Aug 25 1970, 7:05 PM EDT  
Att: 13,564 - Unknown

AB 37  
R 2  
H 10  
RBI 2  
BB 1  
SO 4  
LOB 19



Batter	1	2	3	4	5	6	7	8	9	AB	R	H	RBI	BB	SO	LOB	TOP					
<b>Bernie Smith, R</b> OBP: 0.382, SLG: 0.484 (1, 9)	F8		FC5-4 BB E 1B		CS BB		4-3		F9	4	1	1	0	1	0	2	<b>Milwaukee Brewers @ Cleveland Indians</b> Cleveland Municipal Stadium, Cleveland, OH Wed Aug 26 1970, 7:05 PM EDT Att: 5,407 - Unknown <a href="http://livebaseballscorecards.com">livebaseballscorecards.com</a>					
<b>Dave May, L</b> OBP: 0.317, SLG: 0.331 (1, 8)	F8		FC5-4 BB		K				3-1	3	0	0	0	1	1							
<b>Tommy Harper, R</b> OBP: 0.374, SLG: 0.524 (1, 5)	WP BB		FC5-4 E		P4				4-3 BB	2	1	0	0	2	0							
<b>Mike Hegan, L</b> OBP: 0.325, SLG: 0.383 (1, 3)	1-2 BB		E9						4-3	3	0	1	2	1	0	1						
<b>Danny Walton, R</b> OBP: 0.339, SLG: 0.427 (1, 7)	K		1-H 3-H 2B		F8				4-3 BB	2	0	0	0	2	1	2						
<b>Jerry McNettney, R</b> OBP: 0.321, SLG: 0.375 (1, 2)			K		F8				6-3	4	0	1	0	0	1	4						
<b>Roberto Pena, R</b> OBP: 0.284, SLG: 0.295 (1, 6)		SH1-4-3 2B			P4				1-3	3	0	1	0	0	0	0						
<b>Ted Kubiak, S</b> OBP: 0.342, SLG: 0.329 (1, 4)		B5-6			4-3				SH1-4 BB	2	0	0	0	1	0	1						
<b>Al Downing, R</b> OBP: 0.125, SLG: 0.120 (6, 1)			F9		4-3				F8	2	0	0	0	0	0	0						
<b>Dave Salvo, R</b> OBP: 0.353, SLG: 0.351 (7, PH)										0	0	0	0	0	0	0						
<b>Tito Francona, L</b> OBP: 0.353, SLG: 0.351 (7, 1)										0	0	0	0	0	0	1						
<b>Bobby Bolin, R</b> OBP: 0.285, SLG: 0.288 (8, 1)										0	0	0	0	0	0	0						
<b>John Gelnar, R</b> OBP: 0.304, SLG: 0.312 (8, PH)										1	0	0	0	0	0	1						
<b>Bob Burda, L</b> OBP: 0.304, SLG: 0.312 (8, PH)										0	0	0	0	0	0	0						
<b>Inning Stats</b>	R: 0 E: 0 K: 1 S: 5	H: 0 LOB: 2 BB: 2 P: 13	R: 0 E: 0 K: 0 S: 3	H: 1 LOB: 0 BB: 0 P: 3	R: 2 E: 1 K: 1 S: 7	H: 2 LOB: 2 BB: 2 P: 15	R: 0 E: 0 K: 0 S: 3	H: 0 LOB: 0 BB: 0 P: 3	R: 0 E: 0 K: 1 S: 4	H: 0 LOB: 0 BB: 1 P: 8	R: 0 E: 0 K: 0 S: 3	H: 0 LOB: 0 BB: 0 P: 3	R: 0 E: 0 K: 1 S: 6	H: 1 LOB: 1 BB: 0 P: 6	R: 0 E: 0 K: 0 S: 3	H: 0 LOB: 2 BB: 2 P: 11	R: 0 E: 0 K: 0 S: 3	H: 0 LOB: 1 BB: 1 P: 7	1B: 2 2B: 3 3B: 0 HR: 0	SF: 0 SAC: 2 DP: 1 HBP: 0	WP: 1 PB: 0 CS: 1	PA: 37
<b>PITCHER</b>	IP	WLS	BF	H	R	ER	SO	BB	IBB	HBP	BLK	WP	HR	S	P	ERA	WHIP					
<b>Steve Hargan, R</b> ERA: 2.79 (1, 1)	7.2	W	32	4	2	2	4	7	0	0	0	1	0	33	61	2.35	1.435					
<b>Vince Colbert, R</b> ERA: 10.06 (8, 1)	1.1	S	5	0	0	0	0	1	0	0	0	0	0	4	8	0.00	0.750					

Batter	1	2	3	4	5	6	7	8	9	AB	R	H	RBI	BB	SO	LOB	BOTTOM				
<b>Eddie Leon, R</b> OBP: 0.311, SLG: 0.368 (1, 4)	F9									4	1	2	1	0	0	1	<b>Milwaukee Brewers @ Cleveland Indians</b> Cleveland Municipal Stadium, Cleveland, OH Wed Aug 26 1970, 7:05 PM EDT Att: 5,407 - Unknown <a href="http://livebaseballscorecards.com">livebaseballscorecards.com</a>				
<b>Graig Nettles, L</b> OBP: 0.341, SLG: 0.393 (1, 5)	4-3		2-H 2B							3	1	1	0	1	0	1					
<b>Roy Foster, R</b> OBP: 0.355, SLG: 0.460 (1, 7)	P4		4-3							4	1	1	3	0	0	1					
<b>Ray Fosse, R</b> OBP: 0.366, SLG: 0.473 (1, 2)										4	0	2	0	0	0	0					
<b>Chuck Hinton, R</b> OBP: 0.427, SLG: 0.495 (8, PH)										2	0	0	0	1	0	1					
<b>Vada Pinson, L</b> OBP: 0.310, SLG: 0.452 (9, 9)										1	0	0	0	0	0	0					
<b>Tony Horton, R</b> OBP: 0.320, SLG: 0.454 (1, 3)	L3									4	0	1	0	0	1	2					
<b>Buddy Bradford, R</b> OBP: 0.276, SLG: 0.331 (1, 8)										2	0	0	0	0	0	1					
<b>Ted Uhlhaender, L</b> OBP: 0.307, SLG: 0.382 (8, 8)										2	1	2	1	0	0	0					
<b>Jack Heidemann, R</b> OBP: 0.263, SLG: 0.279 (1, 6)										4	1	1	0	0	1	1					
<b>Steve Hargan, R</b> OBP: 0.222, SLG: 0.231 (1, 1)										1	2	1	0	1	0	0					
<b>Vince Colbert, R</b> (8, 1)										0	0	0	0	0	0	0					
<b>Inning Stats</b>	R: 0 E: 0 K: 0 S: 3	H: 0 LOB: 0 BB: 0 P: 3	R: 0 E: 0 K: 0 S: 3	H: 0 LOB: 0 BB: 0 P: 3	R: 1 E: 0 K: 0 S: 5	H: 2 LOB: 1 BB: 0 P: 5	R: 0 E: 0 K: 0 S: 3	H: 1 LOB: 0 BB: 0 P: 3	R: 0 E: 0 K: 0 S: 3	H: 1 LOB: 0 BB: 0 P: 3	R: 2 E: 0 K: 0 S: 5	H: 3 LOB: 2 BB: 2 P: 13	R: 4 E: 0 K: 0 S: 6	H: 3 LOB: 0 BB: 1 P: 10	R: 0 E: 0 K: 2 S: 8	H: 1 LOB: 1 BB: 0 P: 8	1B: 7 2B: 2 3B: 0 HR: 2	SF: 0 SAC: 1 DP: 3 HBP: 0	WP: 0 PB: 1 CS: 0	PA: 35	
<b>PITCHER</b>	IP	WLS	BF	H	R	ER	SO	BB	IBB	HBP	BLK	WP	HR	S	P	ERA	WHIP				
<b>Al Downing, L</b> ERA: 3.33 (1, 1)																					
<b>Dave Baldwin, R</b> ERA: 2.13 (6, 1)	1.0	L	4	1	0	0	0	1	0	0	0	0	0	3	7	0.00	2.000				
<b>Bobby Bolin, R</b> ERA: 4.49 (7, 1)	1.0		7	3	4	4	0	1	0	0	0	0	2	6	10	36.00	4.000				
<b>John Gelnar, R</b> ERA: 4.79 (8, 1)	1.0		4	1	0	0	2	0	0	0	0	0	0	8	8	0.00	1.000				



Batter	1	2	3	4	5	6	7	8	9	AB	R	H	RBI	BB	SO	LOB	TOP				
<b>Tommy Harper, R</b> OBP: 0.378, SLG: 0.529 (1.5)										3	3	1	3	3	0	3	<b>Milwaukee Brewers @ Cleveland Indians</b> Cleveland Municipal Stadium, Cleveland, OH Thu Aug 27 1970, 7:05 PM EDT Att: 5,156 - Unknown <a href="http://livebaseballscorecards.com">livebaseballscorecards.com</a>				
<b>Mike Hegan, L</b> OBP: 0.325, SLG: 0.380 (1.3)										5	2	1	1	1	0	3					
<b>Dave May, L</b> OBP: 0.314, SLG: 0.327 (1.8)										6	0	1	1	0	2	4					
<b>Danny Walton, R</b> OBP: 0.345, SLG: 0.436 (1.7)										3	1	2	1	3	0	1					
<b>Bob Burda, L</b> OBP: 0.302, SLG: 0.307 <b>Bernie Smith, R</b> OBP: 0.400, SLG: 0.500 (1.9)										3	0	0	2	1	0	4					
<b>Roberto Pena, R</b> OBP: 0.282, SLG: 0.302 (1.6)										6	2	1	1	0	2	9					
<b>Phil Roof, R</b> OBP: 0.326, SLG: 0.391 (1.2)										4	3	3	1	2	0	1					
<b>Ted Kubiak, S</b> OBP: 0.341, SLG: 0.327 (1.4)										5	2	1	0	1	0	4					
<b>Lew Krausse, R</b> OBP: 0.270, SLG: 0.200 (1.1)										2	1	1	1	0	1	0					
<b>Inning Stats</b>	R: 1 E: 1 K: 0 S: 4	H: 0 LOB: 1 BB: 1 P: 8	R: 4 E: 1 K: 1 S: 9	H: 3 LOB: 3 BB: 3 P: 21	R: 0 E: 0 K: 0 S: 3	H: 0 LOB: 1 BB: 1 P: 7	R: 0 E: 0 K: 1 S: 5	H: 0 LOB: 2 BB: 2 P: 13	R: 3 E: 1 K: 1 S: 8	H: 2 LOB: 0 BB: 0 P: 8	R: 1 E: 0 K: 0 S: 5	H: 2 LOB: 1 BB: 0 P: 5	R: 2 E: 0 K: 1 S: 7	H: 2 LOB: 2 BB: 2 P: 15	R: 2 E: 1 K: 1 S: 6	H: 1 LOB: 1 BB: 2 P: 14		R: 1 E: 0 K: 0 S: 5	H: 2 LOB: 1 BB: 0 P: 5	1B: 9 2B: 0 3B: 0 HR: 3	SF: 1 SAC: 3 DP: 0 HBP: 0
<b>PITCHER</b>	IP	WLS	BF	H	R	ER	SO	BB	IBB	HBP	BLK	WP	HR	S	P	ERA	WHIP				
<b>Steve Dunning, R</b> ERA: 4.89 (1.1)	1.1	L	9	3	4	2	0	1	0	0	0	0	1	8	12	13.50	3.000				
<b>Steve Mingo, L</b> ERA: 7.11 (2.1)	0.1		5	0	1	0	0	1	2	0	0	0	0	2	14	0.00	3.000				
<b>Fred Lasher, R</b> ERA: 4.23 (2.1)	5.1		30	6	8	6	4	7	0	0	0	0	1	31	59	10.12	2.438				
<b>Vince Colbert, R</b> ERA: 9.47 (8.1)	2.0		9	3	1	1	1	0	0	0	0	1	1	11	11	4.50	1.500				

Batter	1	2	3	4	5	6	7	8	9	AB	R	H	RBI	BB	SO	LOB	BOTTOM				
<b>Ted Uhlhaender, L</b> OBP: 0.307, SLG: 0.383 (1.8)										4	0	1	0	0	0	0	<b>Milwaukee Brewers @ Cleveland Indians</b> Cleveland Municipal Stadium, Cleveland, OH Thu Aug 27 1970, 7:05 PM EDT Att: 5,156 - Unknown <a href="http://livebaseballscorecards.com">livebaseballscorecards.com</a>				
<b>Roy Foster, R</b> OBP: 0.352, SLG: 0.455 <b>Rich Rollins, R</b> OBP: 0.292, SLG: 0.338 (1.7)										4	0	0	0	0	0	1					
<b>Vada Pinson, L</b> OBP: 0.312, SLG: 0.458 (1.9)										3	1	1	1	1	0	1					
<b>Ray Fosse, R</b> OBP: 0.366, SLG: 0.472 <b>Vern Fuller, R</b> OBP: 0.155, SLG: 0.200 (1.2)										3	0	1	0	0	0	1					
<b>Duke Sims, L</b> OBP: 0.358, SLG: 0.508 (7.2)										4	1	1	1	0	0	1					
<b>Graig Nettles, L</b> OBP: 0.339, SLG: 0.392 <b>Tony Horton, R</b> OBP: 0.323, SLG: 0.457 (1.5)										2	0	0	0	0	0	0					
<b>Eddie Leon, R</b> OBP: 0.312, SLG: 0.369 <b>Lou Camilli, S</b> (7.5)										2	0	0	0	0	0	2					
<b>Jack Heidemann, R</b> OBP: 0.262, SLG: 0.278 <b>Larry Brown, R</b> OBP: 0.358, SLG: 0.330 (1.6)										2	0	0	0	0	1	1					
<b>Steve Dunning, R</b> OBP: 0.180, SLG: 0.125 <b>Steve Mingo, L</b> <b>Fred Lasher, R</b> <b>Vince Colbert, R</b> <b>Buddy Bradford, R</b> OBP: 0.174, SLG: 0.326 (1.1)										0	0	0	0	0	0	0					
<b>Inning Stats</b>	R: 0 E: 0 K: 0 S: 3	H: 0 LOB: 1 BB: 1 P: 7	R: 0 E: 0 K: 0 S: 3	H: 0 LOB: 0 BB: 0 P: 3	R: 0 E: 0 K: 0 S: 3	H: 0 LOB: 0 BB: 0 P: 3	R: 0 E: 0 K: 0 S: 4	H: 1 LOB: 1 BB: 0 P: 4	R: 0 E: 0 K: 1 S: 6	H: 1 LOB: 1 BB: 0 P: 6	R: 1 E: 0 K: 0 S: 4	H: 1 LOB: 0 BB: 0 P: 4	R: 1 E: 0 K: 0 S: 4	H: 2 LOB: 0 BB: 0 P: 4	R: 0 E: 0 K: 1 S: 6	H: 1 LOB: 1 BB: 0 P: 6		R: 0 E: 0 K: 0 S: 4	H: 1 LOB: 1 BB: 0 P: 4	1B: 4 2B: 1 3B: 0 HR: 2	SF: 0 SAC: 0 DP: 1 HBP: 0
<b>PITCHER</b>	IP	WLS	BF	H	R	ER	SO	BB	IBB	HBP	BLK	WP	HR	S	P	ERA	WHIP				
<b>Lew Krausse, R</b> ERA: 4.33 (1.1)	9.0	W	34	7	2	2	2	1	0	0	0	0	2	37	41	2.00	0.889				

Batter	1	2	3	4	5	6	7	8	9	AB	R	H	RBI	BB	SO	LOB	TOP			
<b>Sandy Alomar Sr. S</b> OBP: 0.309, SLG: 0.309 (1, 4)										3	1	2	1	1	0	0	<b>California Angels @ Cleveland Indians</b> Cleveland Municipal Stadium, Cleveland, OH Fri Aug 28, 1970, 7:05 PM EDT Unknown <a href="http://livebaseballscorecards.com">livebaseballscorecards.com</a>			
<b>Roger Repoz L</b> OBP: 0.323, SLG: 0.463 (1, 9)										4	1	2	0	0	0	2				
<b>Jim Fregosi R</b> OBP: 0.360, SLG: 0.475 (1, 6)										4	0	1	1	0	2	2				
<b>Alex Johnson, R</b> OBP: 0.362, SLG: 0.448 (1, 7)										4	0	1	1	0	0	2				
<b>Jim Spencer, L</b> OBP: 0.325, SLG: 0.424 (1, 3)										3	0	1	0	1	1	1				
<b>Ken McMullen, R</b> OBP: 0.326, SLG: 0.368 (1, 5)										4	0	0	0	0	1	3				
<b>Jay Johnstone, L</b> OBP: 0.290, SLG: 0.404 (1, 8)										3	1	2	0	1	1	0				
<b>Joe Azcue, R</b> OBP: 0.292, SLG: 0.303 (1, 2)										4	0	1	0	0	0	3				
<b>Rudy May, L</b> OBP: 0.117, SLG: 0.117 (4, 1)										0	0	0	0	0	0	0				
<b>Tom Bradley, R</b> OBP: 0.231, SLG: 0.306 (7, PH)										1	0	0	0	0	1	0				
<b>Bill Voss, L</b> OBP: 0.336, SLG: 0.341 (7, 1)										1	0	0	0	0	0	0				
<b>Ken Tatum, R</b> OBP: 0.286, SLG: 0.469 (9, 1)										1	0	0	0	0	0	1				
<b>Dave LaRoche, L</b> OBP: 0.192, SLG: 0.192 (9, 1)										0	0	0	0	0	0	0				
<b>Andy Messersmith, R</b> OBP: 0.195, SLG: 0.246 (9, 1)										0	0	0	0	0	0	0				
<b>Inning Stats</b>	R: 1 E: 0 K: 2 S: 8	H: 1 LOB: 2 BB: 2 P: 16	R: 1 E: 0 K: 0 S: 5	H: 2 LOB: 1 BB: 0 P: 5	R: 0 E: 0 K: 1 S: 5	H: 0 LOB: 0 BB: 0 P: 5	R: 0 E: 0 K: 0 S: 3	H: 1 LOB: 0 BB: 0 P: 3	R: 0 E: 0 K: 1 S: 6	H: 1 LOB: 1 BB: 0 P: 6	R: 0 E: 0 K: 0 S: 2	H: 0 LOB: 0 BB: 1 P: 6	R: 0 E: 0 K: 1 S: 7	H: 3 LOB: 1 BB: 0 P: 7	R: 0 E: 0 K: 1 S: 6	H: 1 LOB: 1 BB: 0 P: 6	1B: 10 2B: 0 3B: 0 HR: 0	SF: 0 SAC: 1 DP: 3 HBP: 0	WP: 0 PB: 1 SB: 1 CS: 0	PA: 36
<b>PITCHER</b>	IP WLS BF H R ER SO BB IBB HBP BLK WP HR S P ERA WHIP																			
<b>Dean Chance, R</b> ERA: 4.42 (1, 1)	7.0	27	6	2	2	4	3	0	0	0	0	0	0	0	32	44	2.57	1.286		
<b>Dennis Higgins, R</b> ERA: 4.26 (8, 1)	2.0	L 9	4	1	1	2	0	0	0	0	0	0	0	13	13	4.50	2.000			

Batter	1	2	3	4	5	6	7	8	9	AB	R	H	RBI	BB	SO	LOB	BOTTOM			
<b>Eddie Leon, R</b> OBP: 0.313, SLG: 0.368 (1, 4)										4	1	1	0	1	1	4	<b>California Angels @ Cleveland Indians</b> Cleveland Municipal Stadium, Cleveland, OH Fri Aug 28, 1970, 7:05 PM EDT Unknown <a href="http://livebaseballscorecards.com">livebaseballscorecards.com</a>			
<b>Graig Nettles, L</b> OBP: 0.338, SLG: 0.389 (1, 5)										5	0	1	0	0	2	3				
<b>Roy Foster, R</b> OBP: 0.351, SLG: 0.452 (1, 7)										3	0	0	0	1	1	1				
<b>Dennis Higgins, R</b> OBP: 0.417, SLG: 0.300 (8, 1)										0	0	0	0	0	0	0				
<b>Ray Fosse, R</b> OBP: 0.367, SLG: 0.472 (1, 2)										4	1	2	1	0	0	2				
<b>Tony Horton, R</b> OBP: 0.322, SLG: 0.455 (1, 3)										4	0	1	0	0	0	3				
<b>Chuck Hinton, R</b> OBP: 0.422, SLG: 0.486 (1, 9)										4	0	1	1	0	2	0				
<b>Buddy Bradford, R</b> OBP: 0.273, SLG: 0.328 (1, 8)										1	0	0	0	0	0	0				
<b>Vada Pinson, L</b> OBP: 0.312, SLG: 0.457 (4, PH)										3	0	1	0	0	0	2				
<b>Jack Heidemann, R</b> OBP: 0.265, SLG: 0.279 (9, PH)										2	0	1	0	1	1	1				
<b>Duke Sims, L</b> OBP: 0.361, SLG: 0.508 (9, PH)										0	0	0	0	1	0	0				
<b>Vern Fuller, R</b> OBP: 0.133, SLG: 0.200 (9, FR)										0	0	0	0	0	0	0				
<b>Dean Chance, R</b> OBP: 0.119, SLG: 0.077 (1, 1)										2	0	0	0	0	1	4				
<b>Ted Uhaender, L</b> OBP: 0.308, SLG: 0.385 (7, PH)										1	0	1	0	0	0	0				
<b>Larry Brown, R</b> OBP: 0.355, SLG: 0.327 (9, PH)										1	0	0	0	0	0	1				
<b>Inning Stats</b>	R: 1 E: 0 K: 0 S: 3	H: 1 LOB: 1 BB: 2 P: 11	R: 0 E: 0 K: 0 S: 4	H: 1 LOB: 1 BB: 0 P: 4	R: 0 E: 0 K: 2 S: 7	H: 0 LOB: 0 BB: 0 P: 7	R: 1 E: 0 K: 1 S: 8	H: 3 LOB: 3 BB: 1 P: 12	R: 0 E: 0 K: 2 S: 7	H: 1 LOB: 1 BB: 0 P: 7	R: 0 E: 0 K: 0 S: 4	H: 1 LOB: 1 BB: 0 P: 4	R: 0 E: 0 K: 1 S: 5	H: 0 LOB: 0 BB: 0 P: 5	R: 0 E: 0 K: 1 S: 6	H: 1 LOB: 2 BB: 1 P: 10	1B: 9 2B: 1 3B: 0 HR: 0	SF: 0 SAC: 0 DP: 2 HBP: 0	WP: 0 PB: 0 SB: 0 CS: 1	PA: 38
<b>PITCHER</b>	IP WLS BF H R ER SO BB IBB HBP BLK WP HR S P ERA WHIP																			
<b>Rudy May, L</b> ERA: 3.62 (1, 1)	3.0	15	5	2	2	2	2	0	0	0	0	0	0	17	25	6.00	2.333			
<b>Tom Bradley, R</b> ERA: 4.17 (4, 1)	3.0	11	2	0	0	4	0	1	0	0	0	0	0	18	22	0.00	0.667			
<b>Ken Tatum, R</b> ERA: 2.86 (7, 1)	2.1	W 9	1	0	0	1	1	0	0	0	0	0	0	10	14	0.00	0.857			
<b>Dave LaRoche, L</b> ERA: 4.4 (9, 1)	0.1	1	0	0	0	0	0	0	0	0	0	0	0	1	1	0.00	0.000			
<b>Andy Messersmith, R</b> ERA: 3.05 (9, 1)	0.1	S 2	1	0	0	1	0	0	0	0	0	0	0	4	4	0.00	3.000			

Batter	1	2	3	4	5	6	7	8	9	AB	R	H	RBI	BB	SO	LOB	TOP			
Sandy Alomar Sr. S OBP: 0.307, SLG: 0.306	F5		K		F8			6-3		4	0	0	0	0	1	2				
Roger Repoz L OBP: 0.323, SLG: 0.469	HR			G3	F8			G3		4	1	1	1	0	0	0				
Jim Fregosi R OBP: 0.357, SLG: 0.471	P6			E6	5-3			6-3		4	0	0	0	0	0	0				
Alex Johnson R OBP: 0.359, SLG: 0.444	F9			F9	P4			4-3		4	0	0	0	0	0	1				
Jay Johnstone L OBP: 0.290, SLG: 0.401		L6-3 BB		F3				F8		2	0	0	0	1	0	1				
Ken McMullen R OBP: 0.324, SLG: 0.366		L6-3 1-2			5-3			F2		3	0	0	0	0	0	1				
Bill Voss L OBP: 0.335, SLG: 0.337				4-3		BB BB		K		2	0	0	0	1	1	0				
Tom Egan R OBP: 0.284, SLG: 0.322			F7		K			K		3	0	0	0	0	2	1				
Tom Murphy R OBP: 0.217, SLG: 0.159								F7		1	0	0	0	0	1	0				
Tommy Reynolds R (5, PH) OBP: 0.299, SLG: 0.310										0	0	0	0	1	0	0				
Eddie Fisher R OBP: 0.125, SLG: 0.125										0	0	0	0	0	0	0				
Giraldo Ruiz S (8, PH) OBP: 0.296, SLG: 0.267										1	0	0	0	0	0	0				
Dave LaRoche L OBP: 0.425, SLG: 0.500										0	0	0	0	0	0	0				
<b>Inning Stats</b>	R: 1 E: 0 K: 0 S: 4	H: 1 LOB: 0 BB: 0 P: 4	R: 0 E: 0 K: 0 S: 2	H: 0 LOB: 0 BB: 1 P: 6	R: 0 E: 0 K: 2 S: 7	H: 0 LOB: 0 BB: 0 P: 7	R: 0 E: 1 K: 0 S: 4	H: 0 LOB: 1 BB: 0 P: 4	R: 0 E: 0 K: 1 S: 5	H: 0 LOB: 2 BB: 2 P: 13	R: 0 E: 0 K: 0 S: 3	H: 0 LOB: 0 BB: 0 P: 3	R: 0 E: 0 K: 1 S: 5	H: 0 LOB: 0 BB: 0 P: 5	R: 0 E: 0 K: 0 S: 3	H: 0 LOB: 0 BB: 0 P: 3	1B: 0 2B: 1 3B: 0 HR: 1	SF: 0 SAC: 0 DP: 1 HBP: 0	WP: 0 PB: 0 SB: 0 CS: 0	PA: 31
<b>PITCHER</b> Rich Hand, R ERA: 3.49	IP: 9.0 WLS: W BF: 31 H: 1 R: 1 ER: 1 SO: 5 BB: 3 IBB: 0 HBP: 0 BLK: 0 WP: 0 HR: 1 S: 38 P: 50 ERA: 1.00 WHIP: 0.444															<b>PITCHER</b>				

California Angels @ Cleveland Indians  
Cleveland Municipal Stadium, Cleveland, OH  
Fri Aug 28 1970, 7:05 PM EDT  
Att: 11,160 - Unknown

AB 28  
R 1  
H 1  
RBI 1  
BB 3  
SO 5  
LOB 6

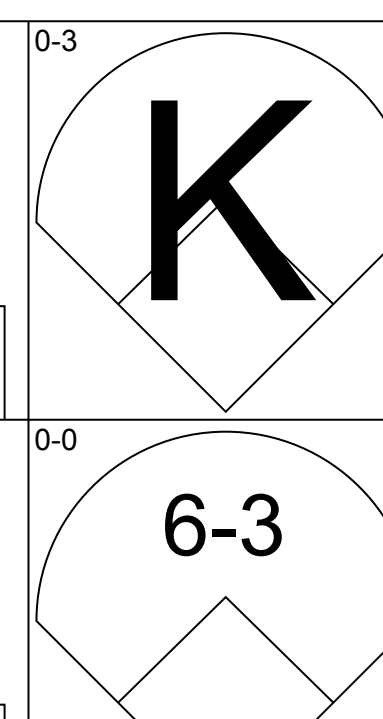
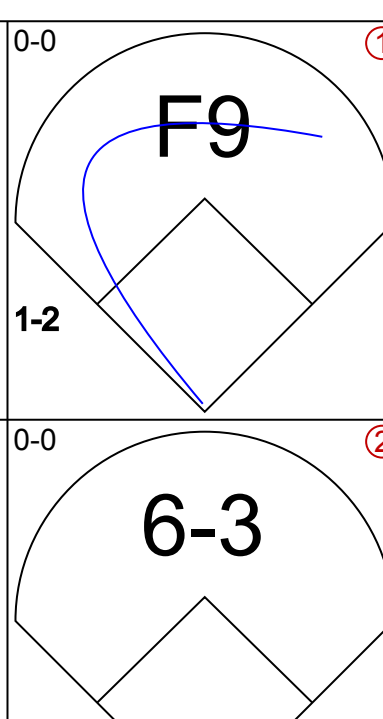
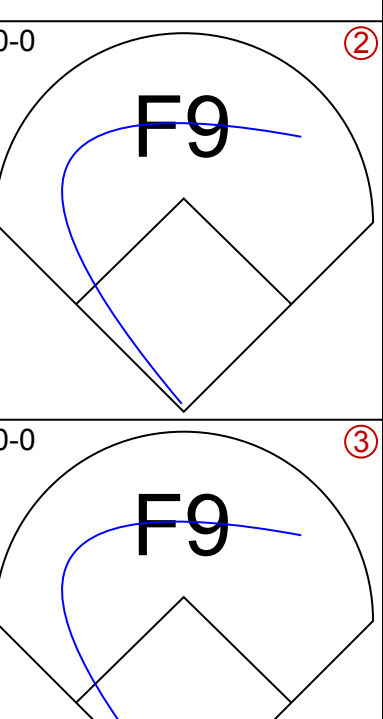
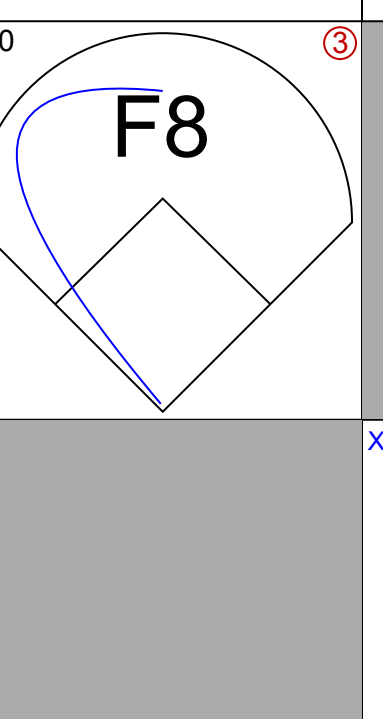
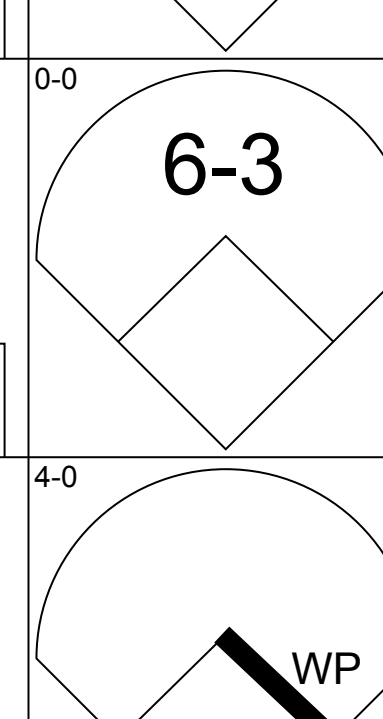
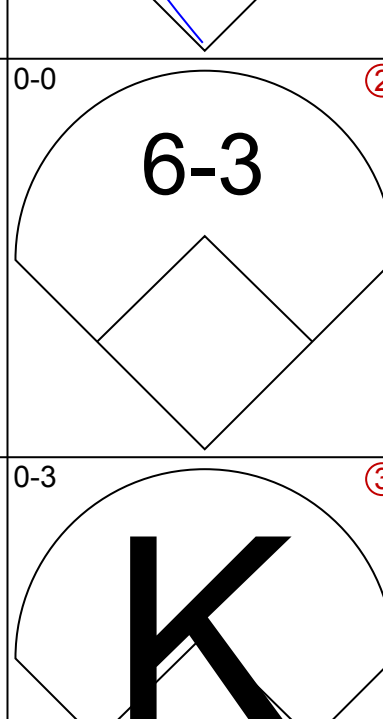
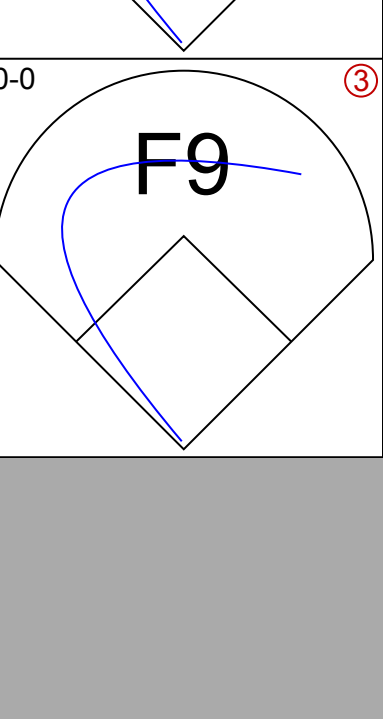
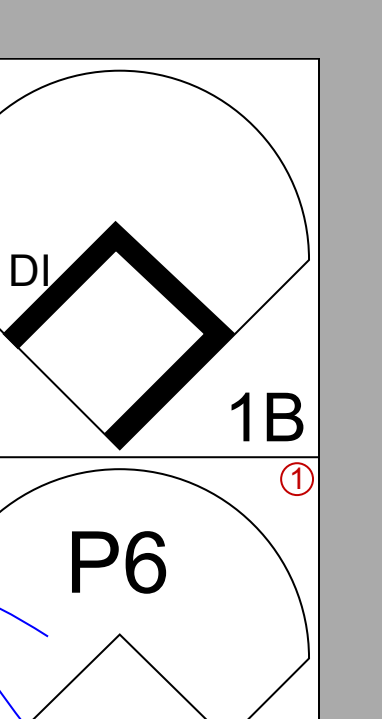
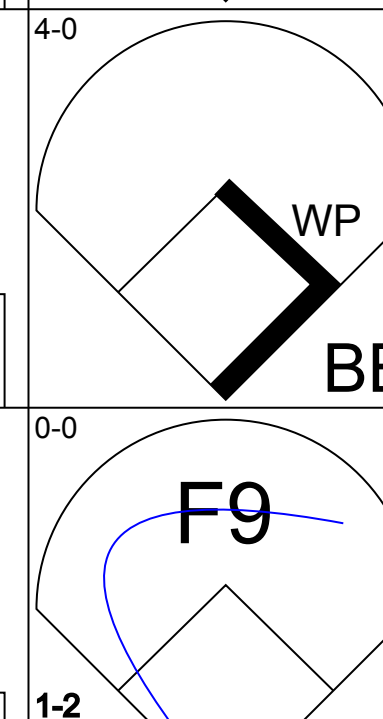

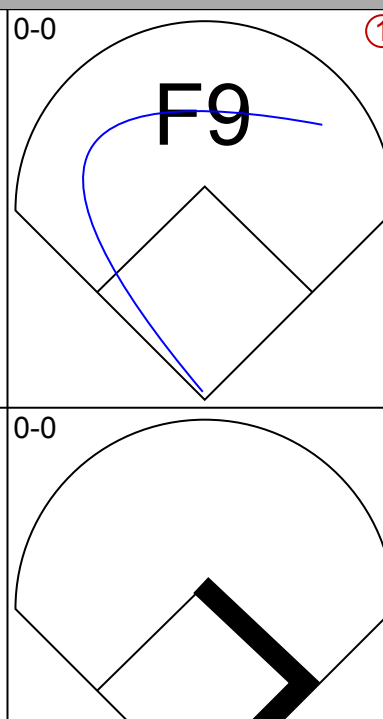
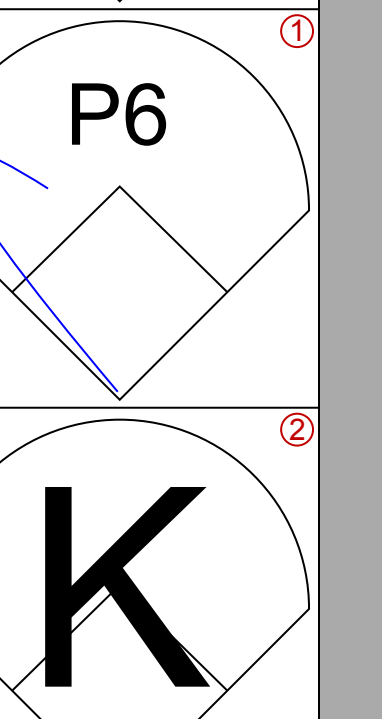
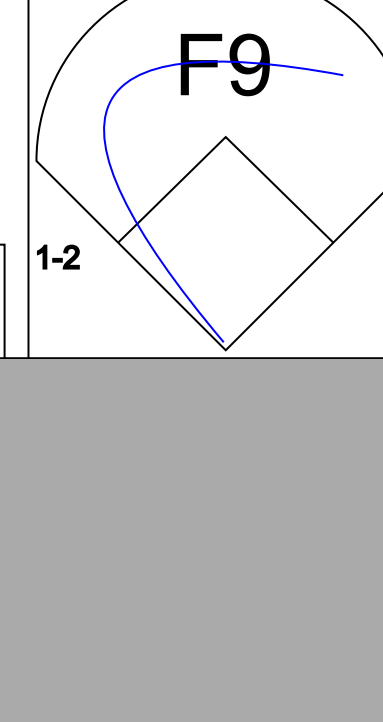
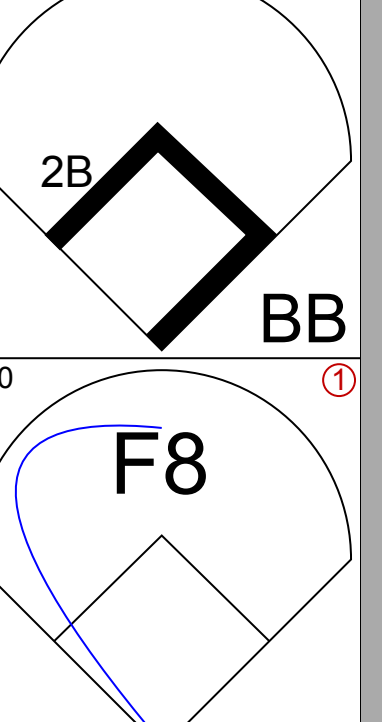
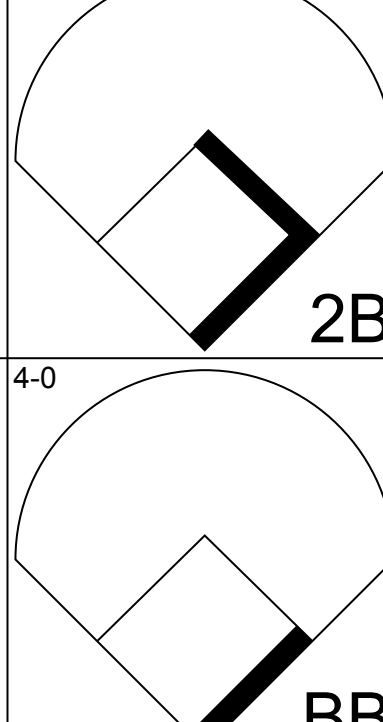
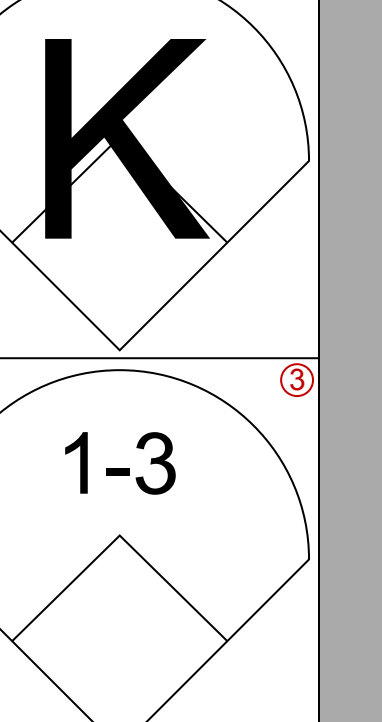
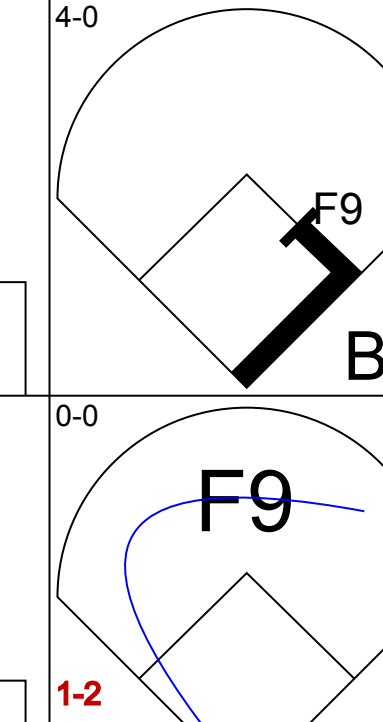
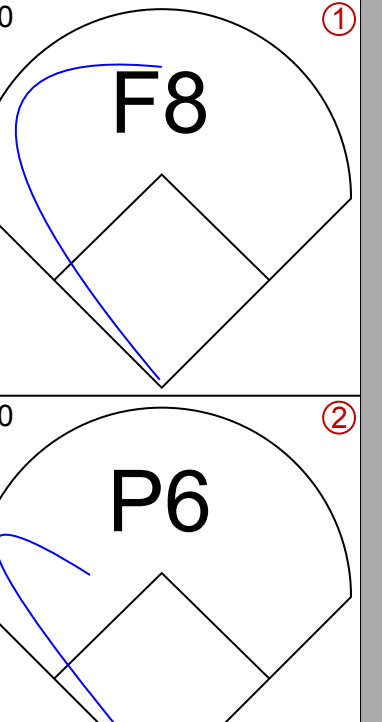
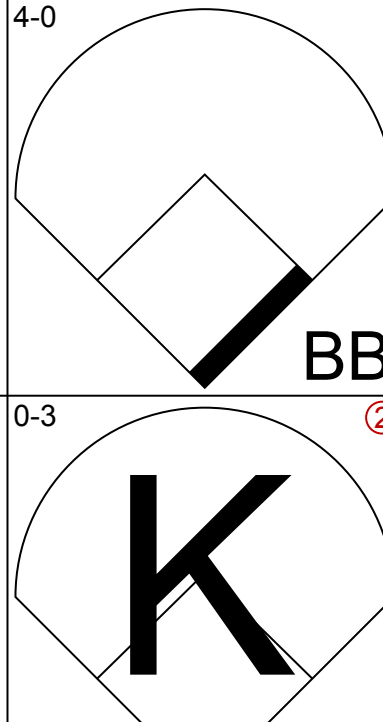
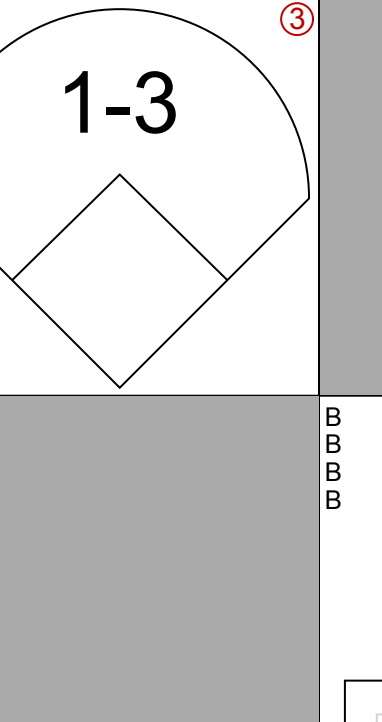
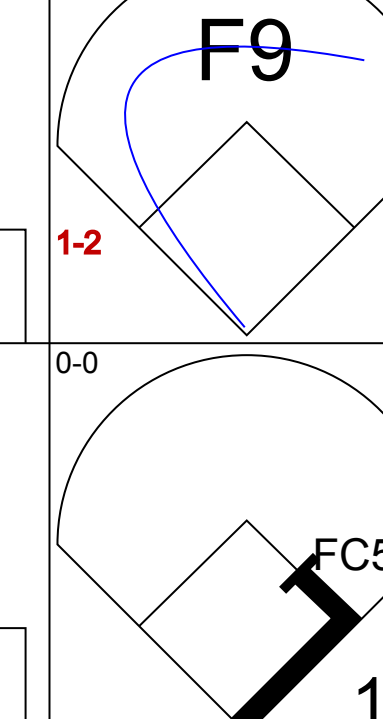
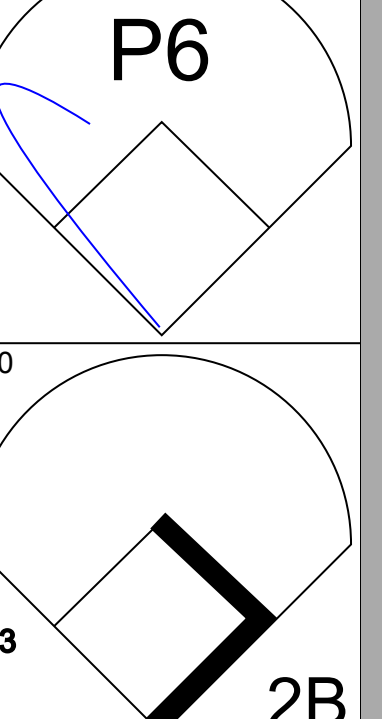
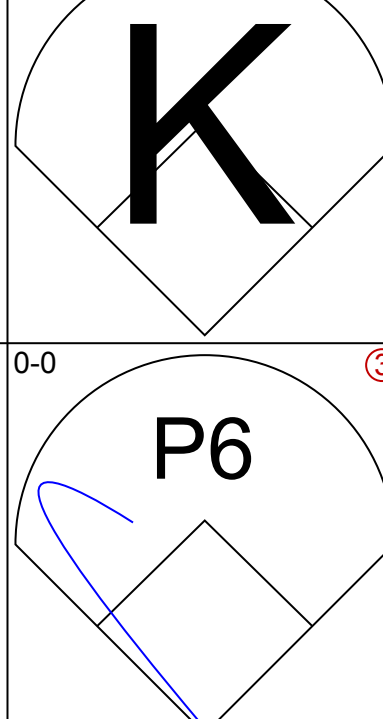
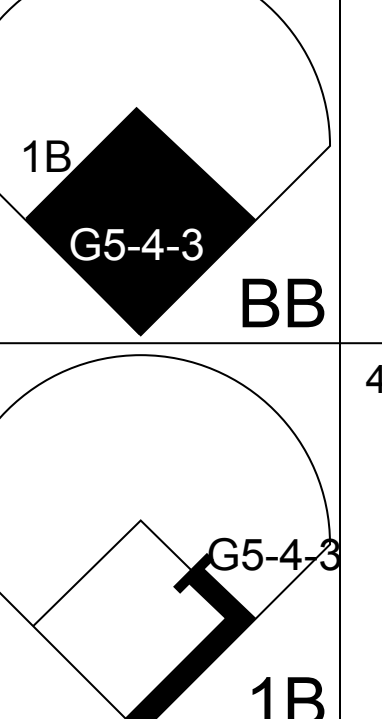
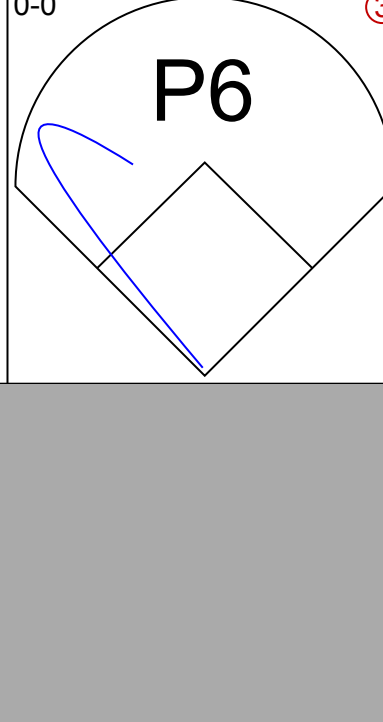
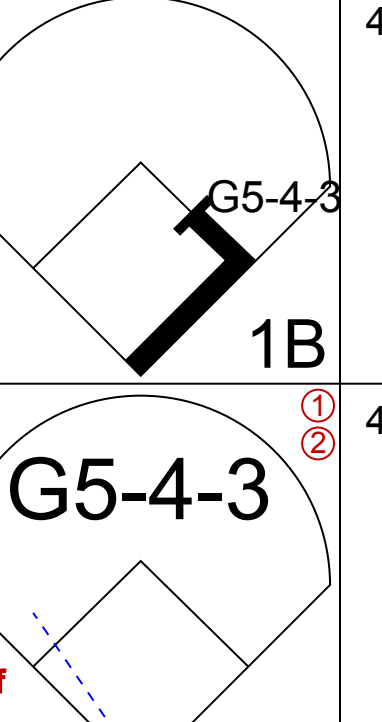
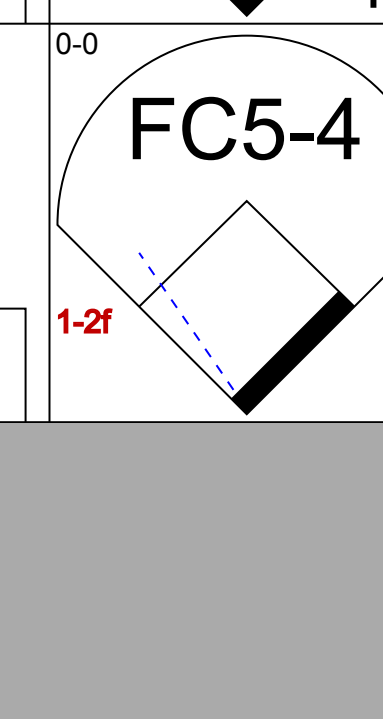
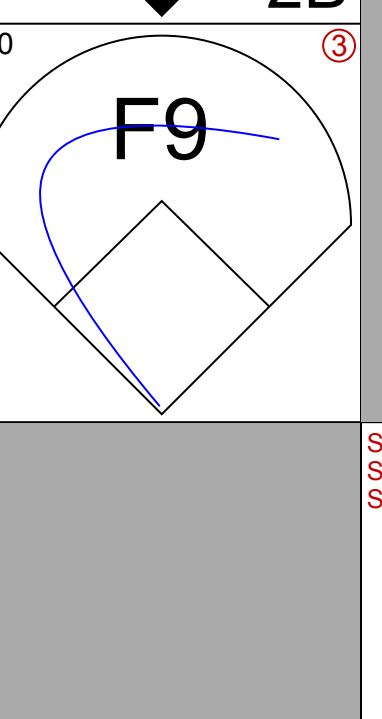
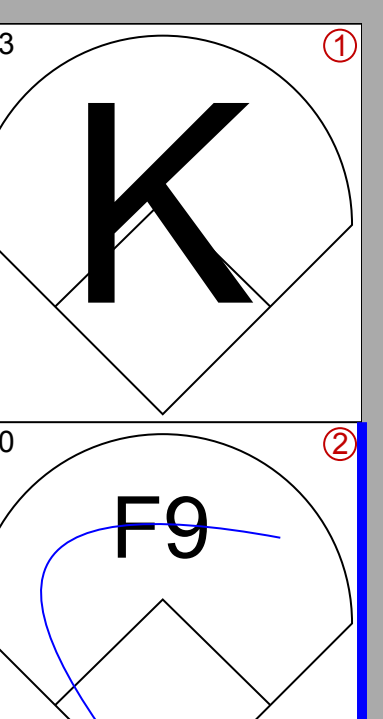
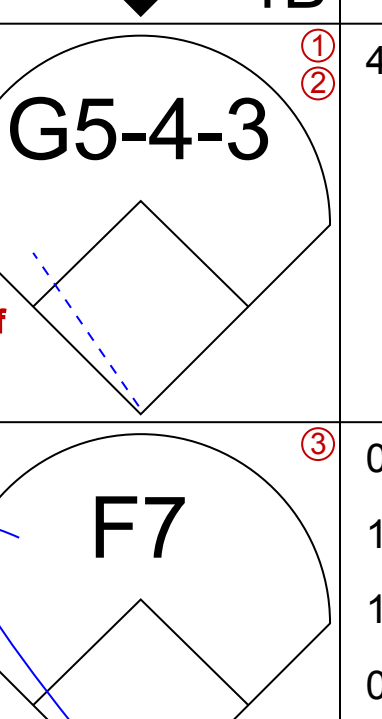
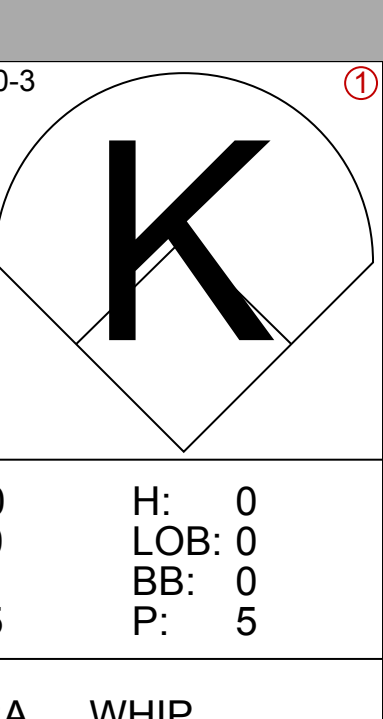
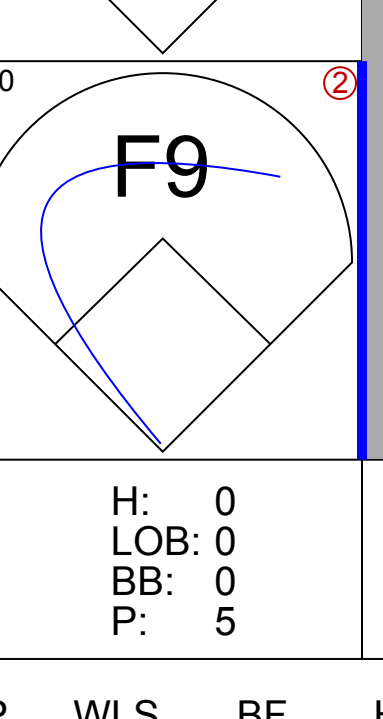
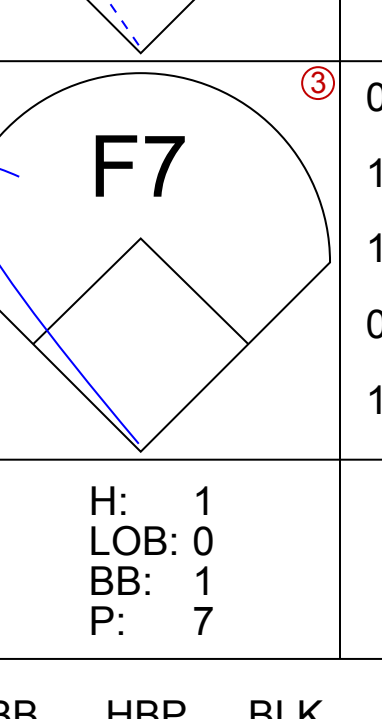
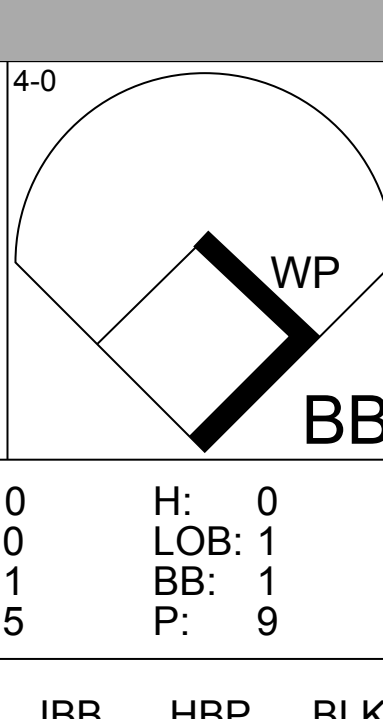


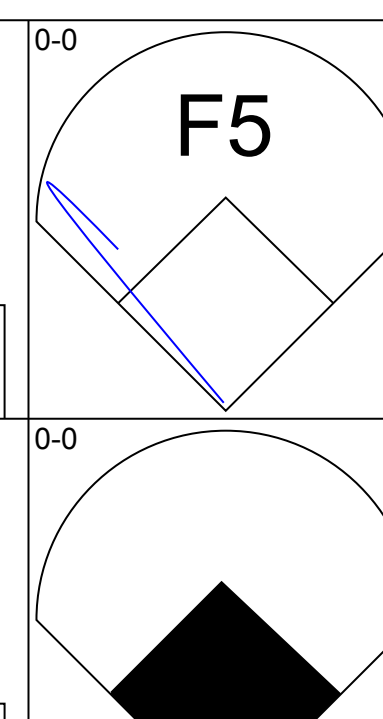
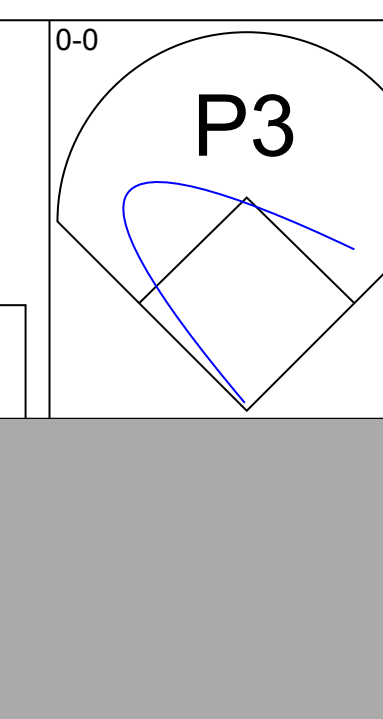
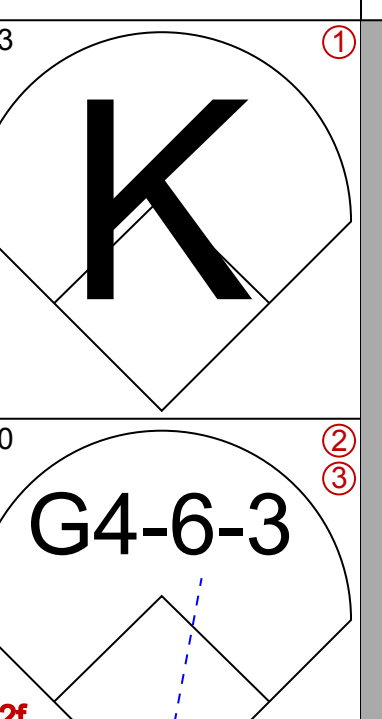
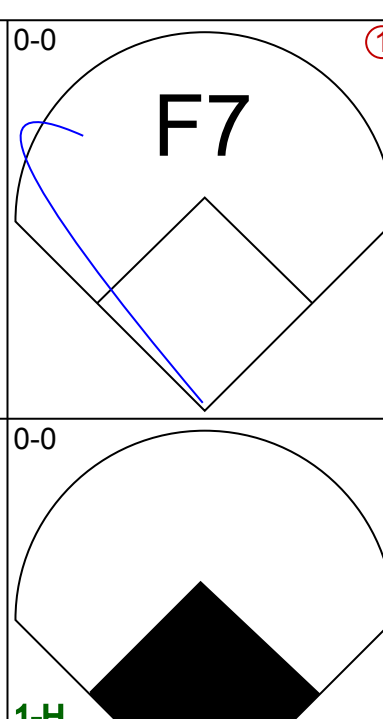
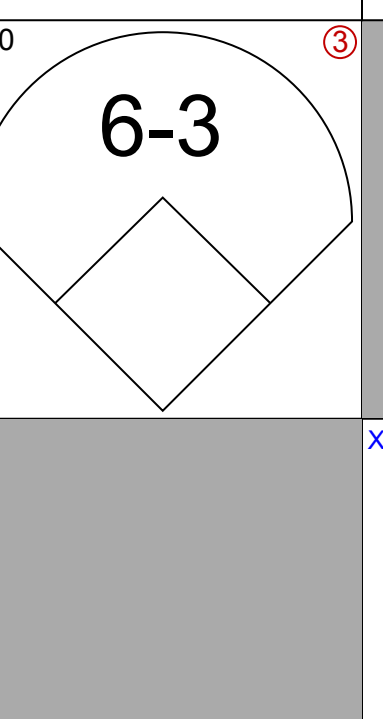
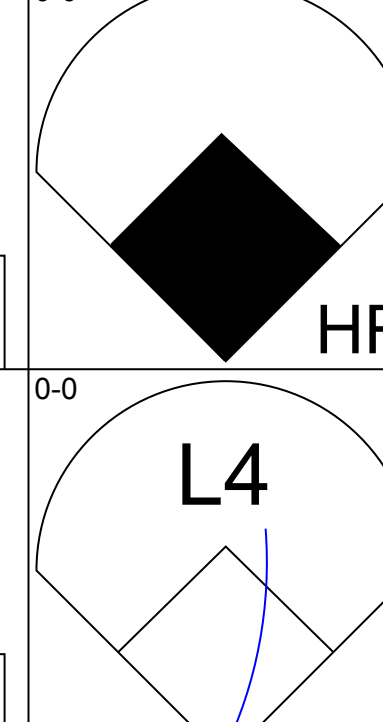
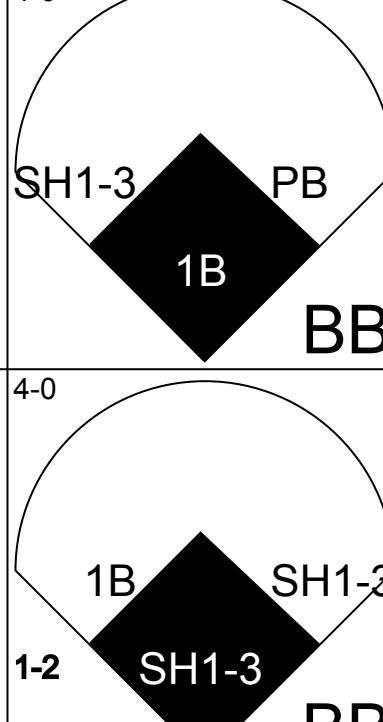
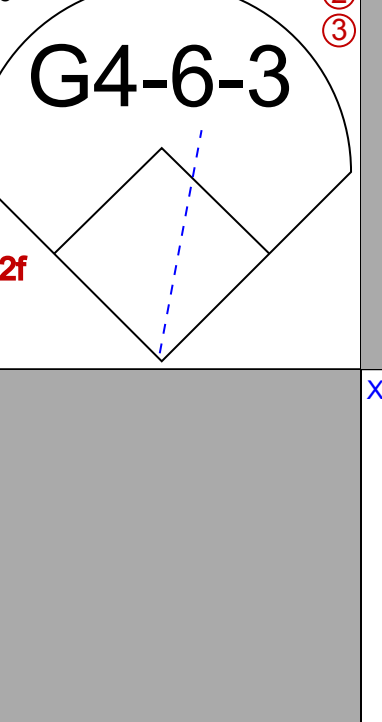
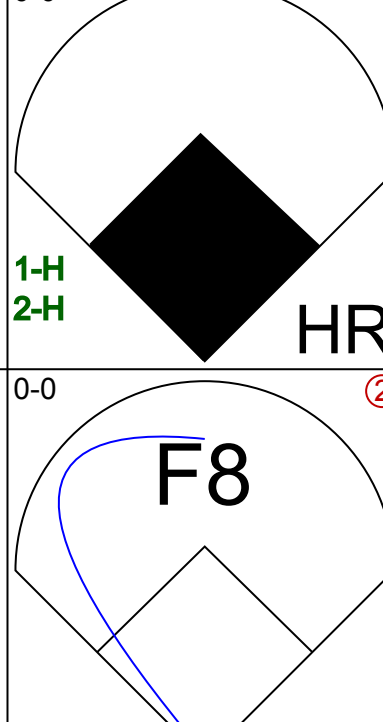
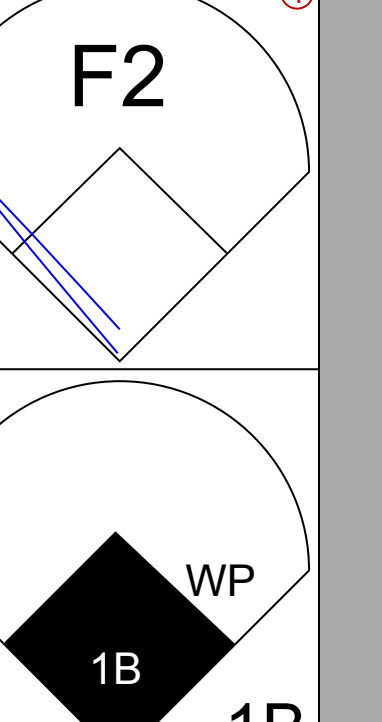
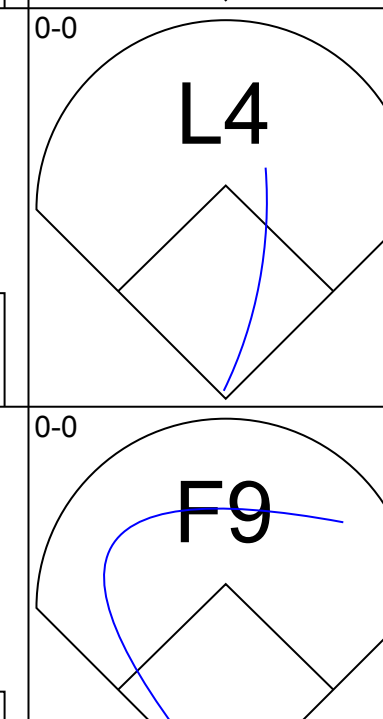
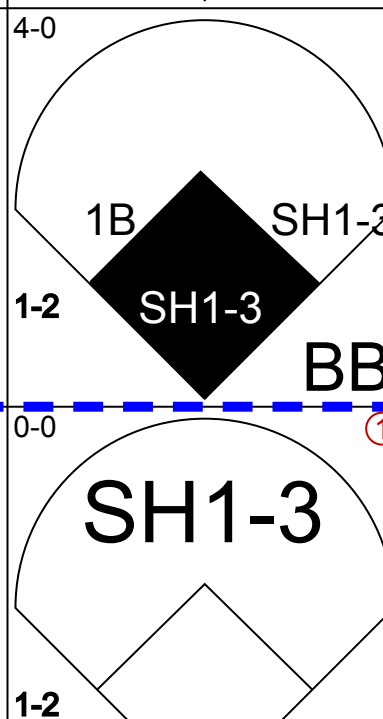
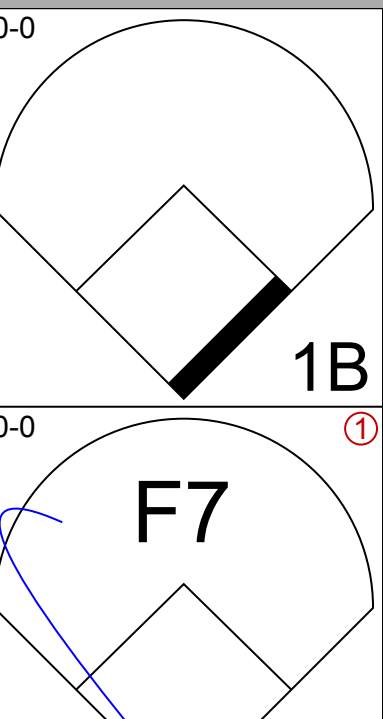
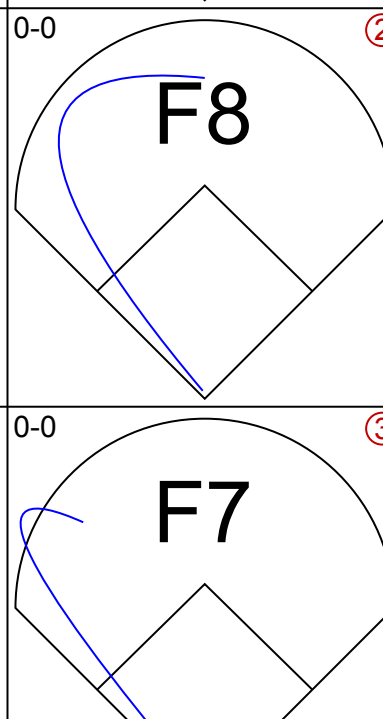
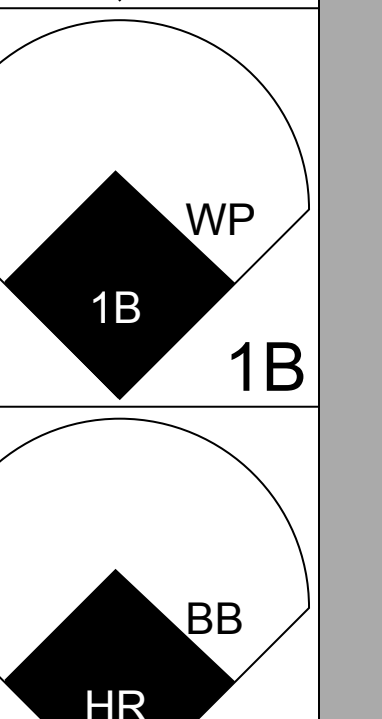
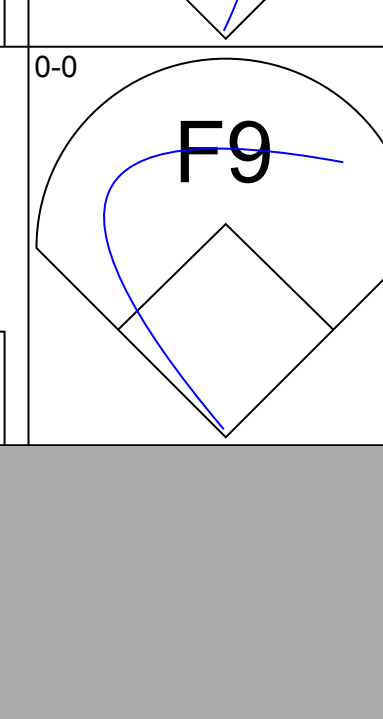
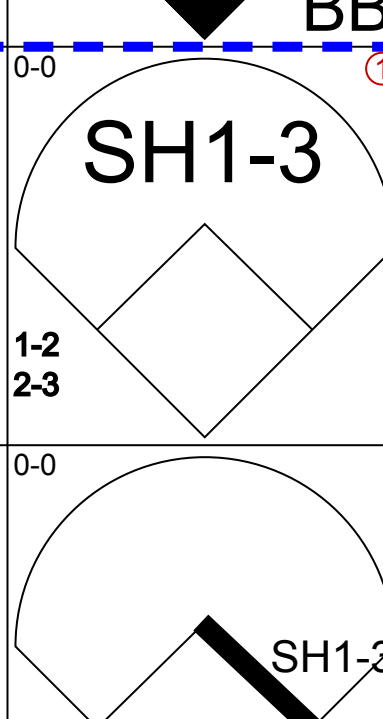
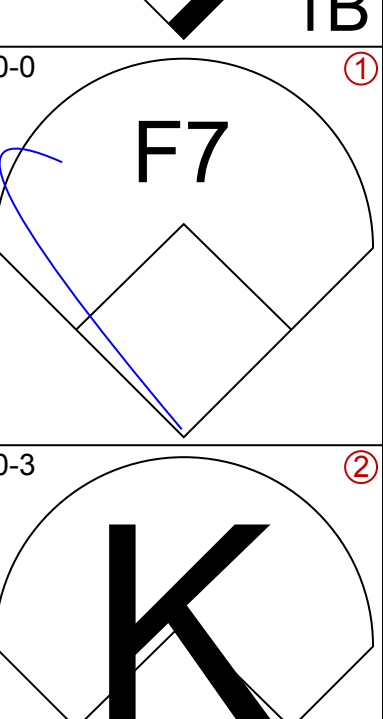
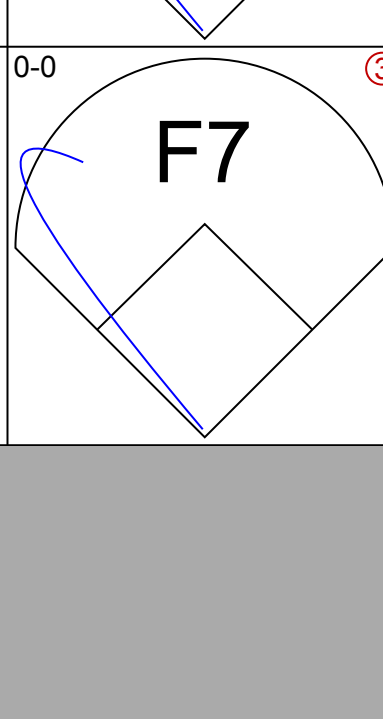
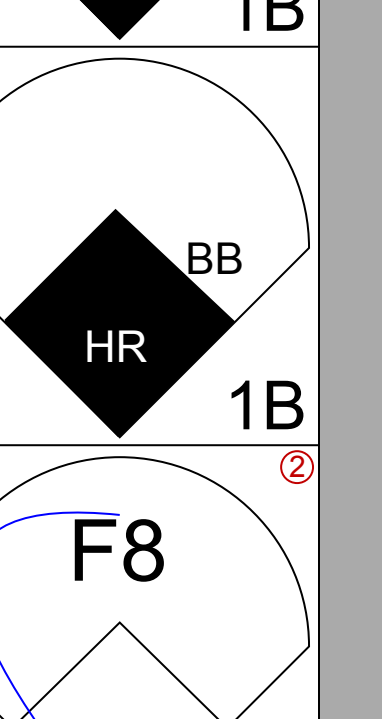
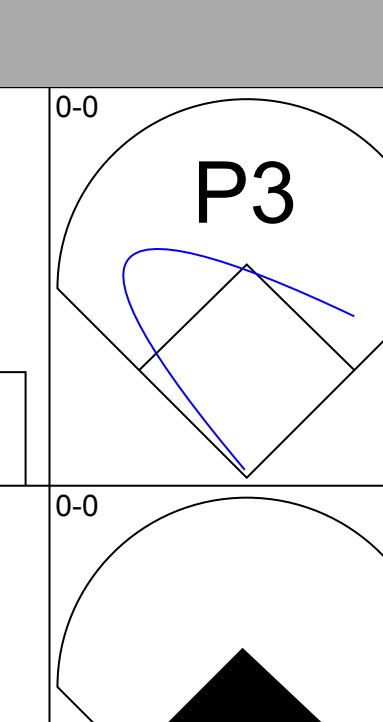
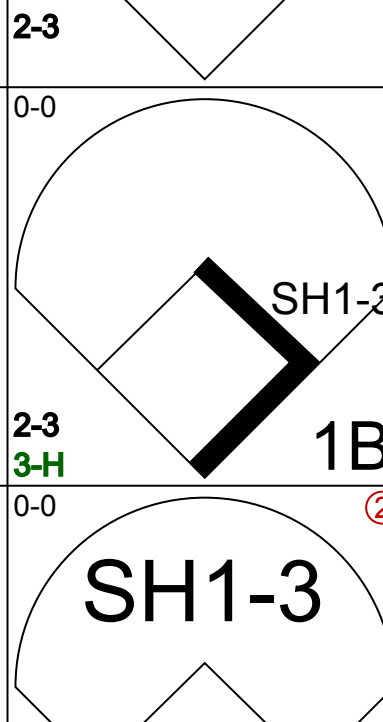
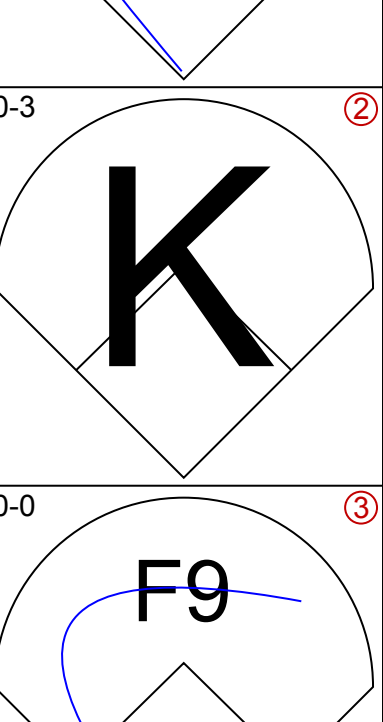
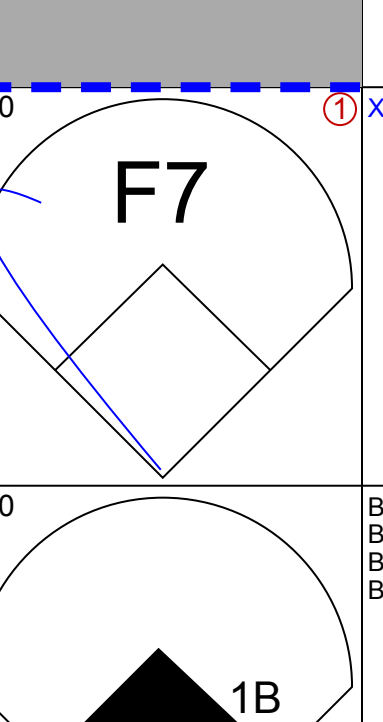
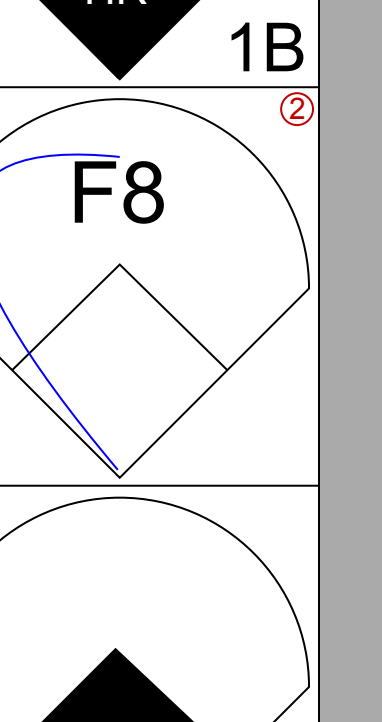
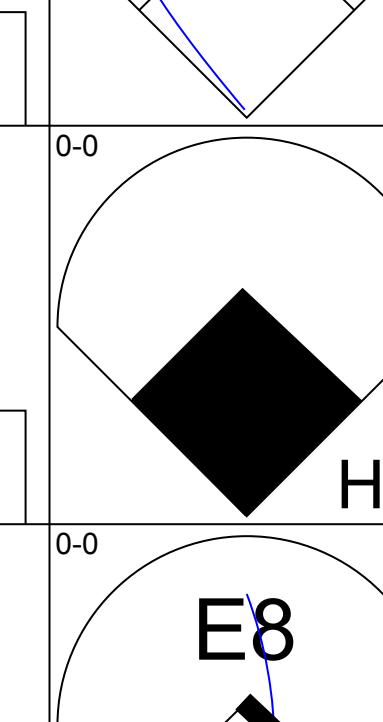
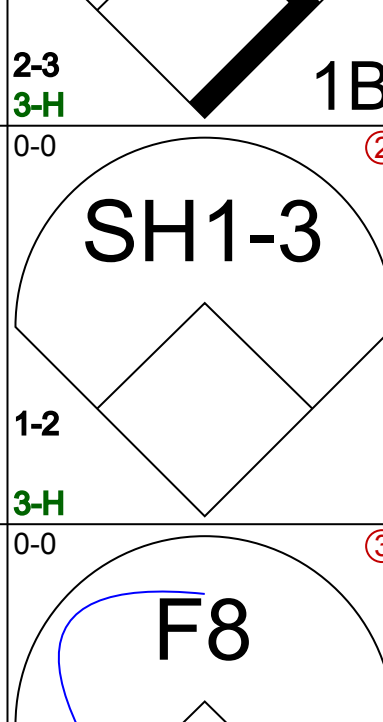
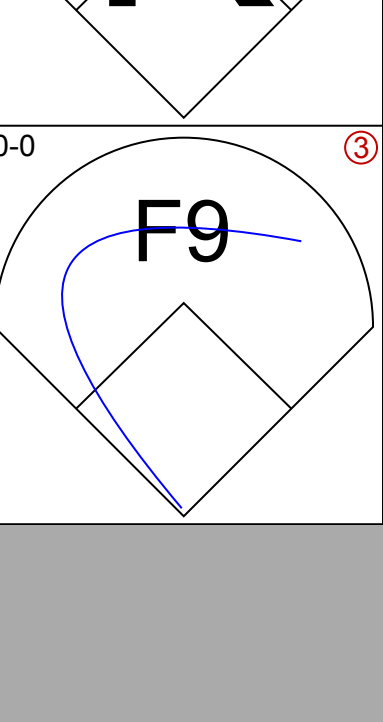
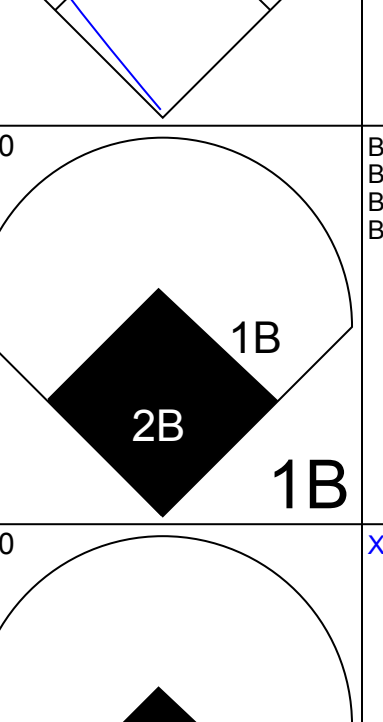
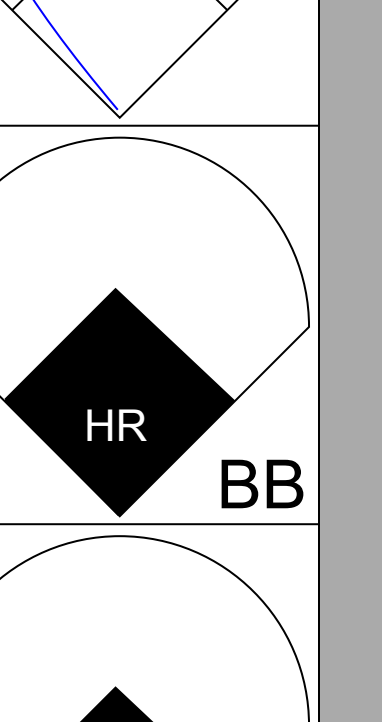
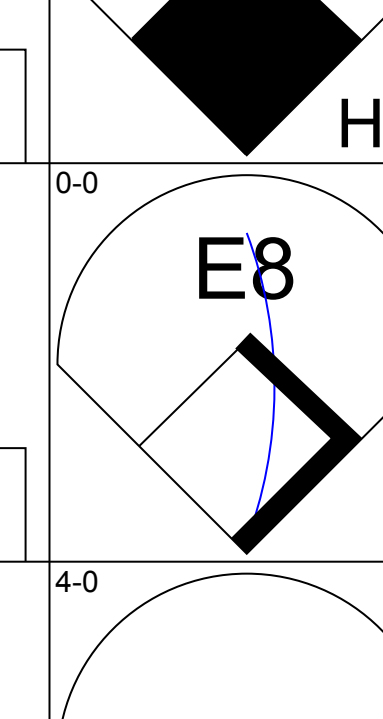
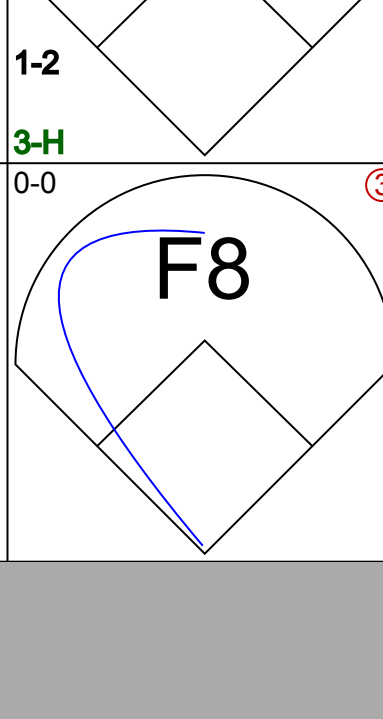
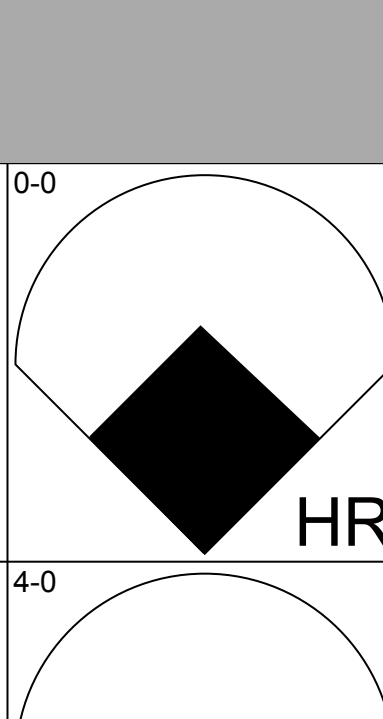
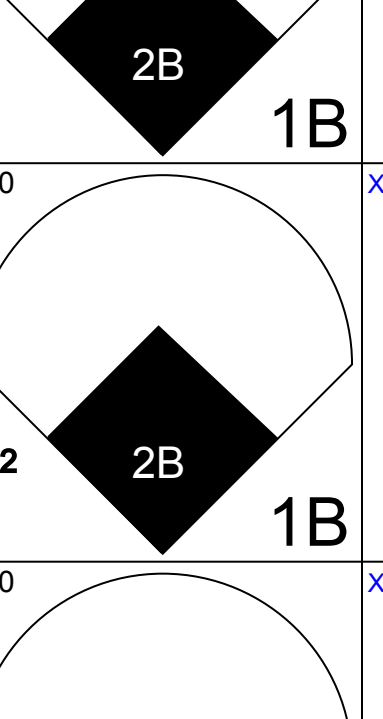
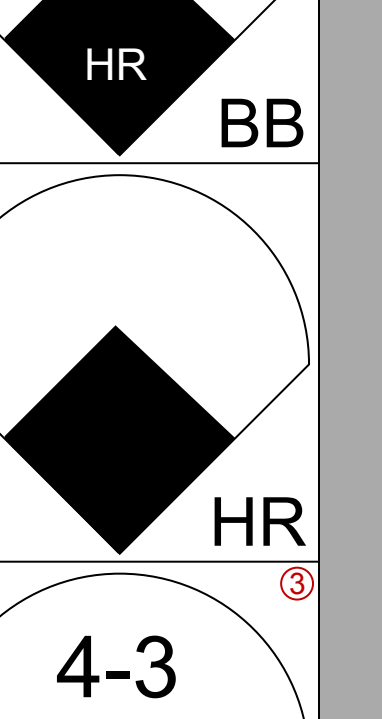
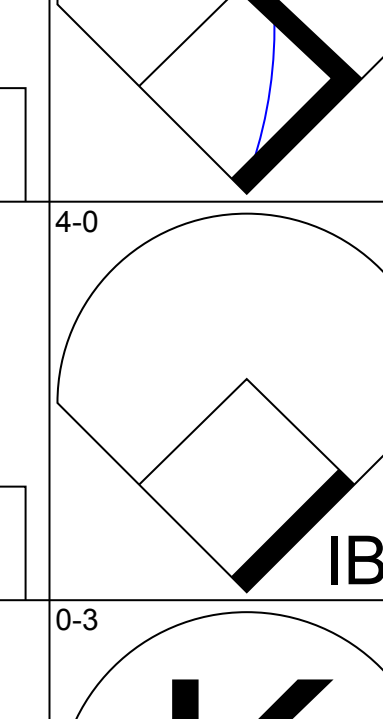
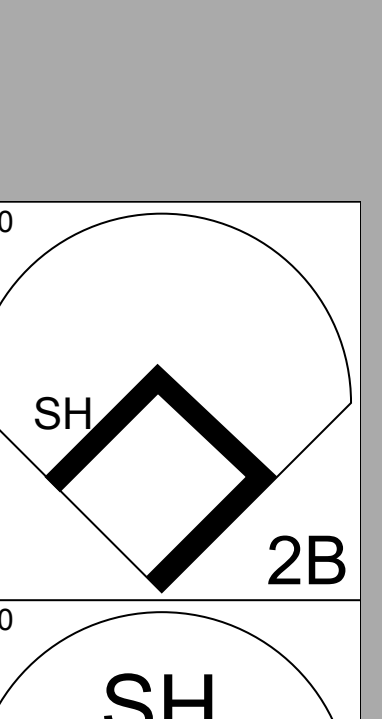
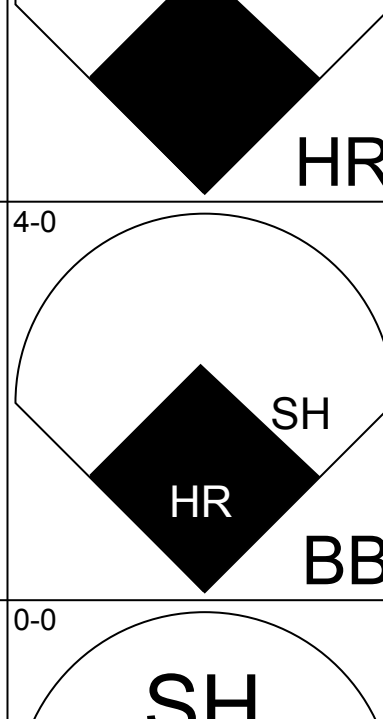
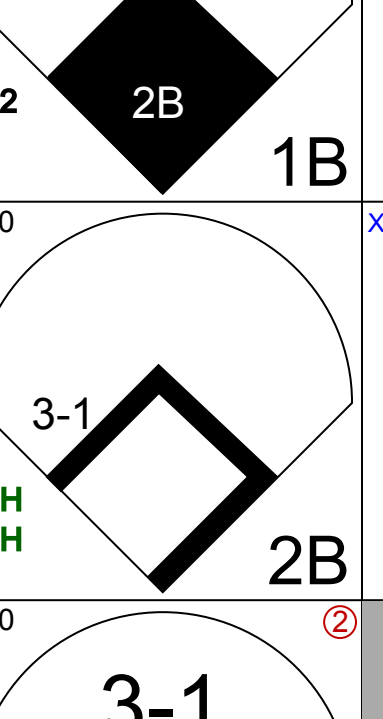
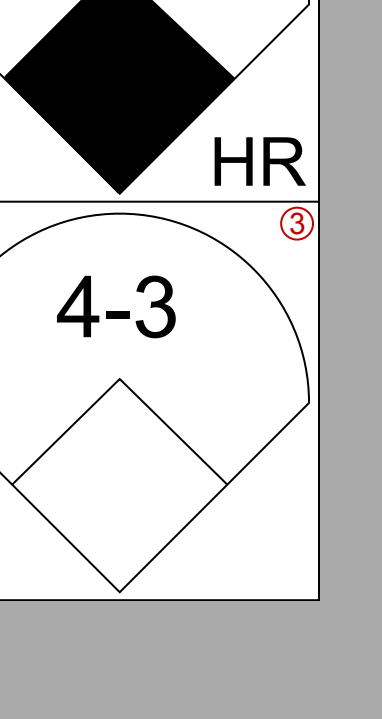

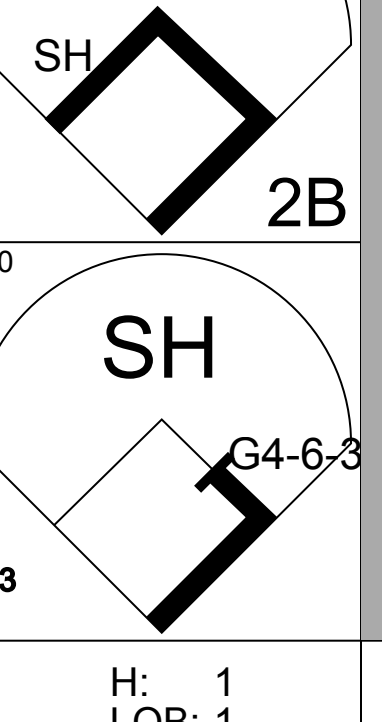
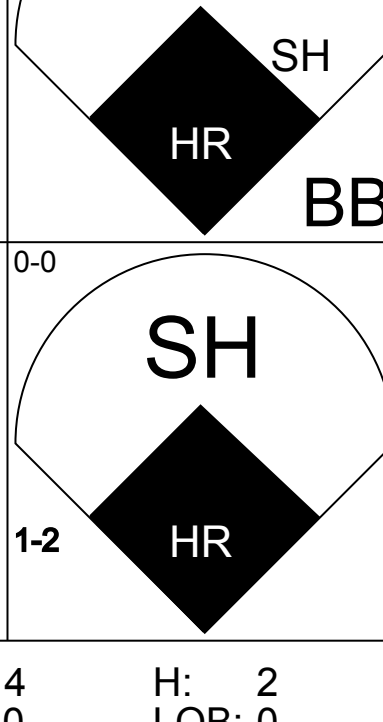
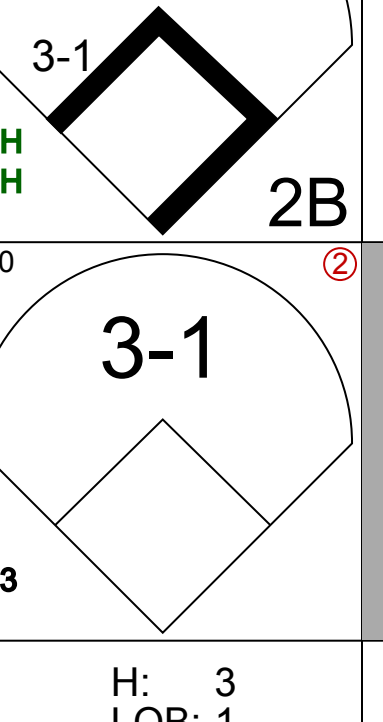
Batter	1	2	3	4	5	6	7	8	9	AB	R	H	RBI	BB	SO	LOB	BOTTOM			
Ted Uhlhaender L OBP: 0.312, SLG: 0.387	HBP WP 1B	G5-4-3 HBP		1-2 1B		1-3				3	1	2	0	0	0	0				
Roy Foster R OBP: 0.350, SLG: 0.449	WP HBP 1B	G5-4-3		F9				6-3		4	1	1	0	0	0	3				
Vada Pinson L OBP: 0.312, SLG: 0.454	WP 1B HBP		K		F2			L6		3	1	0	0	0	1	0				
Tony Horton R OBP: 0.321, SLG: 0.453	P6		4-3		1-3			6-3		2	0	0	0	0	0	2				
Chuck Hinton R OBP: 0.415, SLG: 0.478					1-3			6-3		2	0	0	0	0	0	0				
Duke Sims L OBP: 0.359, SLG: 0.502	K		G3					K		3	0	0	0	1	2	2				
Graig Nettles L OBP: 0.337, SLG: 0.387	1B IBB			P6	F8			G3		3	0	0	0	1	0	1				
Eddie Leon R OBP: 0.314, SLG: 0.369				FC4-6 1B				K		4	0	2	2	0	1	0				
Jack Heidemann R OBP: 0.265, SLG: 0.287	F7			FC4-6 PB WP 1B				HR		3	2	1	1	0	0	3				
Rich Hand R OBP: 0.175, SLG: 0.162		5-3		1B 1B				5-3		3	0	1	1	0	0	0				
<b>Inning Stats</b>	R: 3 E: 0 K: 1 S: 8	H: 3 LOB: 2 BB: 1 P: 13	R: 0 E: 0 K: 0 S: 2	H: 0 LOB: 0 BB: 0 P: 3	R: 0 E: 0 K: 1 S: 5	H: 0 LOB: 0 BB: 0 P: 5	R: 1 E: 0 K: 0 S: 6	H: 3 LOB: 2 BB: 0 P: 6	R: 0 E: 0 K: 0 S: 3	H: 0 LOB: 1 BB: 1 P: 7	R: 1 E: 0 K: 0 S: 4	H: 1 LOB: 0 BB: 0 P: 4	R: 0 E: 0 K: 0 S: 3	H: 0 LOB: 0 BB: 0 P: 3	R: 0 E: 0 K: 2 S: 7	H: 0 LOB: 0 BB: 0 P: 7	1B: 6 2B: 0 3B: 0 HR: 1	SF: 0 SAC: 0 DP: 1 HBP: 2	WP: 2 PB: 1 SB: 0 CS: 0	PA: 34
<b>PITCHER</b> Tom Murphy R ERA: 3.9	IP: 4.0 WLS: L BF: 20 H: 6 R: 4 ER: 4 SO: 2 BB: 0 IBB: 1 HBP: 2 BLK: 0 WP: 0 HR: 0 S: 21 P: 27 ERA: 9.00 WHIP: 1.500															<b>PITCHER</b>				
Eddie Fisher R ERA: 2.63	IP: 3.0 WLS: 11 BF: 1 H: 1 R: 1 ER: 1 SO: 0 BB: 1 IBB: 0 HBP: 0 BLK: 0 WP: 0 HR: 1 S: 10 P: 14 ERA: 3.00 WHIP: 0.667															<b>PITCHER</b>				
Dave LaRoche L ERA: 4.26	IP: 1.0 WLS: 3 BF: 0 H: 0 R: 0 ER: 0 SO: 2 BB: 0 IBB: 0 HBP: 0 BLK: 0 WP: 0 HR: 0 S: 7 P: 7 ERA: 0.00 WHIP: 0.000															<b>PITCHER</b>				

California Angels @ Cleveland Indians  
Cleveland Municipal Stadium, Cleveland, OH  
Fri Aug 28 1970, 7:05 PM EDT  
Att: 11,160 - Unknown

AB 30  
R 5  
H 7  
RBI 4  
BB 2  
SO 4  
LOB 11




Batter	1	2	3	4	5	6	7	8	9	AB	R	H	RBI	BB	SO	LOB	TOP			
Sandy Alomar Sr. S OBP: 0.305, SLG: 0.304										4	0	0	0	0	1	1	<b>California Angels @ Cleveland Indians</b> Cleveland Municipal Stadium, Cleveland, OH Sat Aug 29 1970, 3:33 AM EDT Att: 14,304 - Unknown			
Jarvis Tatum R OBP: 0.311, SLG: 0.279										4	0	1	0	0	0	1				
Jim Fregosi R OBP: 0.357, SLG: 0.470 Ray Oyler R OBP: 0.235, SLG: 0.071										2	0	0	0	1	1	1				
Alex Johnson R OBP: 0.360, SLG: 0.446										3	0	1	0	1	1	2				
Ken McMullen R OBP: 0.325, SLG: 0.364										2	0	0	0	2	0	2				
Billy Cowan R OBP: 0.353, SLG: 0.519										3	1	0	0	1	1	4				
Tommie Reynolds R OBP: 0.315, SLG: 0.337											4	0	3	0	0	2				
Joe Azcue R OBP: 0.288, SLG: 0.299											4	0	0	0	0	1		4		
Greg Garrett S OBP: 0.182, SLG: 0.100 Mel Queen L											0	0	0	0	1	0		0		
Jay Johnstone L OBP: 0.289, SLG: 0.399 Eddie Fisher R OBP: 0.125, SLG: 0.125 Girardo Ruiz S OBP: 0.293, SLG: 0.263										1	0	0	0	0	0	0				
<b>Inning Stats</b>	R: 0 E: 0 K: 1 S: 5	H: 0 LOB: 1 BB: 1 P: 9	R: 0 E: 0 K: 0 S: 3	H: 1 LOB: 1 BB: 1 P: 7	R: 0 E: 0 K: 1 S: 5	H: 0 LOB: 1 BB: 1 P: 9	R: 0 E: 0 K: 0 S: 4	H: 1 LOB: 2 BB: 1 P: 8	R: 0 E: 0 K: 1 S: 6	H: 0 LOB: 0 BB: 0 P: 5	R: 0 E: 0 K: 1 S: 5	H: 0 LOB: 0 BB: 0 P: 5	R: 0 E: 0 K: 1 S: 6	H: 1 LOB: 1 BB: 0 P: 6	R: 1 E: 0 K: 0 S: 3	H: 1 LOB: 0 BB: 1 P: 7	1B: 3 2B: 2 3B: 0 HR: 0	SF: 0 SAC: 0 DP: 1 HBP: 0	WP: 2 PB: 2 SB: 0 CS: 0	PA: 36
<b>PITCHER</b> Sam McDowell L ERA: 2.62	IP: 9.0 WLS: W BF: 36 H: 5 R: 1 ER: 1 SO: 6 BB: 6 IBB: 0 HBP: 0 BLK: 0 WP: 2 HR: 0 S: 42 P: 66 ERA: 1.00 WHIP: 1.222															<b>PITCHER</b>				

Batter	1	2	3	4	5	6	7	8	9	AB	R	H	RBI	BB	SO	LOB	BOTTOM			
Graig Nettles L OBP: 0.334, SLG: 0.382										5	0	0	0	0	1	7	<b>California Angels @ Cleveland Indians</b> Cleveland Municipal Stadium, Cleveland, OH Sat Aug 29 1970, 3:33 AM EDT Att: 14,304 - Unknown			
Roy Foster R OBP: 0.353, SLG: 0.465										4	3	2	4	1	0	2				
Vada Pinson L OBP: 0.315, SLG: 0.455										4	2	2	0	1	0	0				
Ray Fosse R OBP: 0.366, SLG: 0.470										4	1	1	1	0	0	1				
Chuck Hinton R OBP: 0.407, SLG: 0.466										5	0	1	1	0	1	2				
Eddie Leon R OBP: 0.318, SLG: 0.378										3	3	2	2	1	0	1				
Buddy Bradford R OBP: 0.281, SLG: 0.369										5	3	3	4	0	0	1				
Jack Heidemann R OBP: 0.271, SLG: 0.294										3	1	2	2	2	0	0				
Sam McDowell L OBP: 0.152, SLG: 0.167										2	1	0	0	0	1	3				
<b>Inning Stats</b>	R: 1 E: 0 K: 0 S: 4	H: 1 LOB: 0 BB: 0 P: 4	R: 1 E: 1 K: 1 S: 7	H: 1 LOB: 2 BB: 1 P: 11	R: 2 E: 0 K: 0 S: 4	H: 1 LOB: 1 BB: 2 P: 12	R: 0 E: 0 K: 1 S: 6	H: 1 LOB: 1 BB: 0 P: 6	R: 0 E: 0 K: 0 S: 6	H: 1 LOB: 1 BB: 0 P: 6	R: 4 E: 0 K: 0 S: 6	H: 2 LOB: 0 BB: 1 P: 10	R: 2 E: 0 K: 0 S: 6	H: 3 LOB: 1 BB: 0 P: 6	R: 4 E: 0 K: 0 S: 6	H: 3 LOB: 0 BB: 1 P: 10		1B: 6 2B: 2 3B: 0 HR: 5	SF: 0 SAC: 4 DP: 1 HBP: 0	WP: 1 PB: 1 SB: 0 CS: 0
<b>PITCHER</b> Greg Garrett L ERA: 2.79 Mel Queen R ERA: 3.47 Eddie Fisher R ERA: 3.08	IP: 2.0 WLS: L BF: 12 H: 2 R: 4 ER: 4 SO: 4 BB: 2 IBB: 1 HBP: 0 BLK: 0 WP: 0 HR: 2 S: 11 P: 23 ERA: 18.00 WHIP: 2.000															<b>PITCHER</b>				

Batter	1	2	3	4	5	6	7	8	9	AB	R	H	RBI	BB	SO	LOB	TOP					
Sandy Alomar Sr. S OBP: 0.309, SLG: 0.313 (1.4)	4-3	BB BB		1-H HR		1B 1B		SH1-3 WP 1B		4	3	3	2	1	0	0						
Roger Repoz L OBP: 0.327, SLG: 0.470 (1.3)	HR BB	FC6-4 BB		F9		BB 1B		SH1-3		2	2	1	0	2	0	0						
Jim Fregosi R OBP: 0.356, SLG: 0.466 (1.6)	F7	FC6-4		P4		1B BB		K		4	0	0	0	1	1	3						
Alex Johnson R OBP: 0.361, SLG: 0.451 (1.7)	1-H HR		F8		K	1-2 2-H 3-H		K		5	1	2	4	0	2	0						
Jay Johnstone L OBP: 0.295, SLG: 0.414 (1.8)	HR		K		1B	K		SH5-4 BB 2-1 1B		5	1	3	1	0	2	2						
Ken McMullen R OBP: 0.330, SLG: 0.373 (1.5)	6-3		1B		HR		F8 SH2-4 BB	1-2 BB		3	1	2	1	2	0	0						
Bill Voss L OBP: 0.335, SLG: 0.355 (1.9)										3	1	1	1	0	0	1	AB 35					
Tom Bradley R OBP: 0.231, SLG: 0.308 (5.1)										0	0	0	0	0	0	0	R 10					
Dave LaRoche L OBP: 0.429, SLG: 0.500 (6.1)										0	0	0	0	0	0	0	H 13					
Andy Messersmith R OBP: 0.199, SLG: 0.246 (6.1)										0	0	0	0	0	0	0	RBI 9					
Joe Azcue R OBP: 0.283, SLG: 0.294 (1.2)	1-3				F8		F8	F8		5	0	0	0	0	1	3	BB 6					
Clyde Wright R OBP: 0.218, SLG: 0.318 (1.1)										1	0	0	0	0	0	0	SO 6					
Ken Tatum R OBP: 0.162, SLG: 0.455 (3.1)	1-3									1	1	1	0	0	0	0	LOB 10					
Tommie Reynolds R OBP: 0.310, SLG: 0.330 (5.9)					HR	1B		2-1		2	0	0	0	0	0	1						
<b>Inning Stats</b>	R: 3 E: 0 K: 0 S: 5	H: 2 LOB: 0 BB: 1 P: 9	R: 1 E: 0 K: 0 S: 4	H: 1 LOB: 2 BB: 2 P: 12	R: 0 E: 0 K: 1 S: 6	H: 1 LOB: 1 BB: 0 P: 6	R: 2 E: 0 K: 0 S: 5	H: 2 LOB: 0 BB: 0 P: 5	R: 1 E: 0 K: 1 S: 6	H: 2 LOB: 0 BB: 0 P: 6	R: 2 E: 0 K: 1 S: 8	H: 3 LOB: 2 BB: 1 P: 12	R: 0 E: 0 K: 1 S: 3	H: 0 LOB: 1 BB: 1 P: 7	R: 1 E: 0 K: 2 S: 8	H: 1 LOB: 0 BB: 0 P: 8	R: 0 E: 0 K: 1 S: 5	H: 1 LOB: 2 BB: 1 P: 9	1B: 8 2B: 0 3B: 0 HR: 5	SF: 0 SAC: 3 DP: 0 HBP: 0	WP: 2 PB: 2 SB: 0 CS: 0	PA: 44
<b>PITCHER</b>	IP	WLS	BF	H	R	ER	SO	BB	IBB	HBP	BLK	WP	HR	S	P	ERA	WHIP					
Steve Hargan R ERA: 3.13 (1.1)	1.2		10	3	4	4	0	2	0	0	0	0	3	8	16	21.60	3.000					
Rick Austin L ERA: 5.53 (2.1)	2.1	L	11	3	2	2	1	1	0	0	0	0	1	12	16	7.71	1.714					
Vince Colbert R ERA: 10.02 (5.1)	1.2		10	5	3	3	1	1	0	0	0	0	1	11	15	16.20	3.600					
Steve Mingori L ERA: 5.87 (6.1)	1.1		5	0	0	0	1	1	0	0	0	0	0	6	10	0.00	0.750					
Dennis Higgins R ERA: 4.22 (8.1)	2.0		9	2	1	1	3	1	0	0	0	1	0	13	17	4.50	1.500					

California Angels @ Cleveland Indians  
Cleveland Municipal Stadium, Cleveland, OH  
Sun Aug 30 1970, 3:33 AM EDT  
Att: 7,885 - Unknown


AB 35  
R 10  
H 13  
RBI 9  
BB 6  
SO 6  
LOB 10



Batter	1	2	3	4	5	6	7	8	9	AB	R	H	RBI	BB	SO	LOB	BOTTOM					
Graig Nettles L OBP: 0.335, SLG: 0.389 (1.5)	2B SF8 1B	4-3		2-H HR		K		P6		5	2	2	2	0	1	0						
Roy Foster R OBP: 0.355, SLG: 0.470 (1.7)	1-3 1B 2B		F8 SF8 2B	5-3		1B BB		K		4	2	2	0	1	1	0						
Vada Pinson L OBP: 0.318, SLG: 0.464 (1.9)	SF8		F8		HR	1B		1B		4	1	3	2	0	0	1						
Ray Fosse R OBP: 0.364, SLG: 0.475 (1.2)	P3		SF8		HR	K		5-3		4	1	1	2	0	1	4						
Chuck Hinton R OBP: 0.414, SLG: 0.496 (1.3)	1B 2-H 1B		HR		K	F8		FC4-6 1B SF8 1B		5	2	3	2	0	1	2						
Eddie Leon R OBP: 0.321, SLG: 0.380 (1.4)	1-2 1B		3-1		BB 1B		F3	FC4-6 1B		5	0	3	0	0	0	0						
Buddy Bradford R OBP: 0.283, SLG: 0.367 (1.8)				SH5-3 HR BB	1-2 BB		E4	FC4-6		1	1	0	0	1	1	2	AB 38					
Ted Uhlhaender L OBP: 0.313, SLG: 0.385 (5. PH) (6.8)	K							1-2 2-3		2	0	0	0	1	0	2	R 9					
Jack Heidemann R OBP: 0.269, SLG: 0.292 (1.6)		6-3		SH5-3	1-2	K		SF8		3	0	0	1	0	1	3	H 14					
Steve Hargan R ERA: 3.13 (1.1)										0	0	0	0	0	0	0	RBI 9					
Rick Austin L ERA: 5.53 (2.1)										1	0	0	0	0	1	0	BB 3					
Larry Brown R ERA: 3.3 (4. PH)										0	0	0	0	0	1	2	SO 9					
Vince Colbert R ERA: 10.02 (5.1)										0	0	0	0	0	0	0	LOB 19					
Steve Mingori L ERA: 5.87 (6.1)										1	0	0	0	0	1	1						
Duke Sims L ERA: 3.05, SLG: 0.500 (8.1)										0	0	0	0	0	0	0						
Dennis Higgins R ERA: 4.22 (8.1)										1	0	0	0	0	0	0						
Lou Camilli S ERA: 3.07 (9. PH)										0	0	0	0	0	0	0						
<b>Inning Stats</b>	R: 2 E: 0 K: 1 S: 9	H: 4 LOB: 2 BB: 0 P: 9	R: 0 E: 0 K: 1 S: 5	H: 0 LOB: 0 BB: 0 P: 5	R: 2 E: 0 K: 0 S: 5	H: 2 LOB: 0 BB: 0 P: 5	R: 2 E: 0 K: 0 S: 4	H: 1 LOB: 0 BB: 1 P: 8	R: 2 E: 0 K: 3 S: 12	H: 3 LOB: 2 BB: 1 P: 16	R: 0 E: 0 K: 2 S: 8	H: 1 LOB: 2 BB: 1 P: 12	R: 0 E: 1 K: 1 S: 6	H: 0 LOB: 1 BB: 0 P: 6	R: 0 E: 0 K: 1 S: 6	H: 1 LOB: 1 BB: 0 P: 6	R: 1 E: 0 K: 0 S: 5	H: 2 LOB: 1 BB: 0 P: 5	1B: 8 2B: 2 3B: 0 HR: 4	SF: 3 SAC: 1 DP: 0 HBP: 0	WP: 0 PB: 0 SB: 0 CS: 0	PA: 45
<b>PITCHER</b>	IP	WLS	BF	H	R	ER	SO	BB	IBB	HBP	BLK	WP	HR	S	P	ERA	WHIP					
Clyde Wright L ERA: 3.01 (1.1)	2.2		14	6	4	4	2	0	0	0	0	0	1	18	18	13.50	2.250					
Ken Tatum R ERA: 3.3 (3.1)	1.2		10	4	4	4	1	1	0	0	0	0	3	11	15	21.60	3.000					
Tom Bradley R ERA: 4.15 (5.1)	0.2		3	0	0	0	2	1	0	0	0	0	0	6	10	0.00	1.500					
Dave LaRoche L ERA: 4.22 (6.1)	0.1		3	1	0	0	1	1	0	0	0	0	0	4	8	0.00	6.000					
Andy Messersmith R ERA: 3.07 (6.1)	3.2	W	15	3	1	1	3	0	0	0	0	0	0	21	21	2.46	0.818					

California Angels @ Cleveland Indians  
Cleveland Municipal Stadium, Cleveland, OH  
Sun Aug 30 1970, 3:33 AM EDT  
Att: 7,885 - Unknown

AB 38  
R 9  
H 14  
RBI 9  
BB 3  
SO 9  
LOB 19



Batter	1	2	3	4	5	6	7	8	9	AB	R	H	RBI	BB	SO	LOB	TOP										
<b>Ted Uhlhaender, L</b> (1, 8) OBP: 0.312, SLG: 0.384 <b>Buddy Bradford, R</b> (9, PH) OBP: 0.286, SLG: 0.376	F8		F8						F8	4	0	1	0	0	1	1	<b>Cleveland Indians @ Washington Senators</b> Robert F. Kennedy Memorial Stadium, Washington, DC Mon Aug 31 1970, 7:05 PM EDT Att: 7,379 - Unknown <a href="http://livebaseballscorecards.com">livebaseballscorecards.com</a>										
<b>Roy Foster, R</b> (1, 7) OBP: 0.356, SLG: 0.467	2B		5-3						4-3	3	0	0	0	1	1	2											
<b>Vada Pinson, L</b> (1, 9) OBP: 0.320, SLG: 0.467	F2									5	1	3	2	0	0	2											
<b>Ray Fosse, R</b> (1, 2) OBP: 0.364, SLG: 0.476			1-3						F8	5	0	2	0	0	0	3											
<b>Duke Sims, L</b> (1, 3) OBP: 0.358, SLG: 0.498 <b>Chuck Hinton, R</b> (7, PH) OBP: 0.411, SLG: 0.492	P4									3	0	1	0	0	0	3											
<b>Graig Nettles, L</b> (1, 5) OBP: 0.337, SLG: 0.398 <b>Larry Brown, R</b> (8, PH) OBP: 0.350, SLG: 0.321										3	1	2	2	0	0	1											
<b>Eddie Leon, R</b> (1, 4) OBP: 0.320, SLG: 0.381										4	0	1	0	0	1	1											
<b>Jack Heidemann, R</b> (1, 6) OBP: 0.269, SLG: 0.292 <b>Dean Chance, R</b> (8, 1) OBP: 0.119, SLG: 0.077										4	0	1	0	0	1	1											
<b>Steve Dunning, R</b> (1, 1) OBP: 0.148, SLG: 0.115 <b>Fred Lasher, R</b> (6, 1)										0	0	0	0	0	0	0											
<b>Vern Fuller, R</b> (7, PH) OBP: 0.188, SLG: 0.313 <b>Steve Mingo, L</b> (7, 1) <b>Lou Camilli, S</b> (8, 6)										1	1	1	0	0	0	0											
<b>Inning Stats</b>	R: 0 E: 0 K: 0 S: 4	H: 1 LOB: 2 BB: 1 P: 8	R: 0 E: 0 K: 0 S: 4	H: 2 LOB: 1 BB: 0 P: 4	R: 0 E: 0 K: 0 S: 4	H: 1 LOB: 1 BB: 0 P: 4	R: 0 E: 0 K: 1 S: 5	H: 1 LOB: 0 BB: 0 P: 5	R: 0 E: 0 K: 1 S: 6	H: 3 LOB: 1 BB: 0 P: 6	R: 2 E: 0 K: 0 S: 6	H: 3 LOB: 1 BB: 0 P: 6	R: 1 E: 0 K: 1 S: 7	H: 2 LOB: 2 BB: 0 P: 8	R: 0 E: 0 K: 1 S: 5	H: 0 LOB: 0 BB: 0 P: 5		R: 1 E: 0 K: 0 S: 5	H: 2 LOB: 1 BB: 0 P: 5	1B: 7 2B: 5 3B: 0 HR: 1	SF: 0 SAC: 0 DP: 2 HBP: 1	WP: 1 PB: 0 SB: 1 CS: 0	PA: 40				
<b>PITCHER</b>	IP	WLS	BF	H	R	ER	SO	BB	IBB	HBP	BLK	WP	HR	S	P	ERA	WHIP										
<b>Casey Cox, R</b> (1, 1) ERA: 4.53	6.0	W	26	9	2	2	2	1	0	0	0	0	1	29	33	3.00	1.667										
<b>Darold Knowles, L</b> (7, 1) ERA: 2.1	3.0	S	14	4	2	2	2	0	0	1	0	1	0	17	18	6.00	1.333										

Batter	1	2	3	4	5	6	7	8	9	AB	R	H	RBI	BB	SO	LOB	BOTTOM										
<b>Ed Stroud, L</b> (1, 8) OBP: 0.350, SLG: 0.361	6-3		F8						E7	4	1	1	1	0	1	1	<b>Cleveland Indians @ Washington Senators</b> Robert F. Kennedy Memorial Stadium, Washington, DC Mon Aug 31 1970, 7:05 PM EDT Att: 7,379 - Unknown <a href="http://livebaseballscorecards.com">livebaseballscorecards.com</a>										
<b>Del Unser, L</b> (1, 9) OBP: 0.317, SLG: 0.326 <b>Rick Reichardt, R</b> (7, PH) OBP: 0.351, SLG: 0.510	4-3									3	1	1	1	0	0	0											
<b>Frank Howard, R</b> (1, 7) OBP: 0.430, SLG: 0.569 <b>Wayne Comer, R</b> (9, 7) OBP: 0.328, SLG: 0.258	P3									3	1	1	2	1	0	0											
<b>Mike Epstein, L</b> (1, 3) OBP: 0.354, SLG: 0.427										3	0	0	0	0	3	0											
<b>Aurelio Rodriguez, R</b> (1, 5) OBP: 0.297, SLG: 0.426										4	1	2	1	0	1	2											
<b>Ed Brinkman, R</b> (1, 6) OBP: 0.340, SLG: 0.315										3	0	1	0	1	1	3											
<b>Jim French, L</b> (1, 2) OBP: 0.359, SLG: 0.259										2	1	0	0	1	1	2											
<b>Tim Cullen, R</b> (1, 4) OBP: 0.297, SLG: 0.284										3	0	0	0	0	1	1											
<b>Casey Cox, R</b> (1, 1) OBP: 0.125, SLG: 0.109 <b>Darold Knowles, L</b> (7, 1) OBP: 0.105, SLG: 0.056										1	0	0	0	0	0	0											
<b>Inning Stats</b>	R: 0 E: 0 K: 0 S: 3	H: 0 LOB: 0 BB: 0 P: 3	R: 1 E: 0 K: 2 S: 8	H: 2 LOB: 0 BB: 0 P: 8	R: 0 E: 0 K: 0 S: 3	H: 0 LOB: 0 BB: 0 P: 3	R: 0 E: 0 K: 1 S: 5	H: 0 LOB: 2 BB: 1 P: 10	R: 4 E: 1 K: 1 S: 8	H: 3 LOB: 0 BB: 1 P: 12	R: 0 E: 0 K: 1 S: 4	H: 0 LOB: 1 BB: 1 P: 8	R: 0 E: 0 K: 3 S: 9	H: 0 LOB: 1 BB: 0 P: 10	R: 0 E: 0 K: 1 S: 6	H: 1 LOB: 1 BB: 0 P: 6		1B: 3 2B: 1 3B: 0 HR: 2	SF: 0 SAC: 1 DP: 1 HBP: 2	WP: 0 PB: 0 SB: 1 CS: 1	PA: 33						
<b>PITCHER</b>	IP	WLS	BF	H	R	ER	SO	BB	IBB	HBP	BLK	WP	HR	S	P	ERA		WHIP									
<b>Steve Dunning, R</b> (1, 1) ERA: 5.14	5.0	L	22	5	5	5	4	2	0	1	0	0	0	4	8	9.00	1.400										
<b>Fred Lasher, R</b> (6, 1) ERA: 4.16	1.0		3	0	0	0	1	1	0	0	0	0	0	4	8	0.00	1.000										
<b>Steve Mingo, L</b> (7, 1) ERA: 5.19	1.0		4	0	0	0	3	0	0	1	0	0	0	9	10	0.00	0.000										
<b>Dean Chance, R</b> (8, 1) ERA: 4.39	1.0		4	1	0	0	1	0	0	0	0	0	0	6	6	0.00	1.000										

Batter	1	2	3	4	5	6	7	8	9	AB	R	H	RBI	BB	SO	LOB	TOP										
Ted Uhlhaender, L (1, 8) OBP: 0.314, SLG: 0.383 Buddy Bradford, R (9, PH) OBP: 0.285, SLG: 0.374	G5-4-3 1B		4-0 BB		0-3 K			FC5-6 1B 3B	F9	3	1	1	0	1	1	2											
Roy Foster, R (1, 7) OBP: 0.354, SLG: 0.464	G5-4-3 1-2		F7		0-0 6-3			3B 1B	P3	5	1	1	0	0	0	4											
Vada Pinson, L (1, 9) OBP: 0.320, SLG: 0.470	K		K		0-0 P4			3B 1B		4	0	1	2	0	2	1											
Ray Fosse, R (1, 2) OBP: 0.366, SLG: 0.475		E5 1B E		G4-6-3 1B		4-0 BB		P4		3	1	1	0	1	0	1											
Duke Sims, L (1, 3) OBP: 0.357, SLG: 0.496 Chuck Hinton, R (8, PH) OBP: 0.415, SLG: 0.492	E 1-3 WP 1B		G4-6-3		0-0 4-3			4-0 IBB		3	1	1	0	0	0	2											
Graig Nettles, L (1, 5) OBP: 0.334, SLG: 0.394	E3 4-3 1-3 WP 6-3		4-3		0-0 4-3			K		4	0	0	1	0	1	3											
Eddie Leon, R (1, 4) OBP: 0.320, SLG: 0.380	4-3 1-3 3-H		4-3		0-0 K S 1B			4-3		4	0	1	0	0	1	1	AB 34 R 4 H 8 RBI 3 BB 3 SO 7 LOB 19										
Jack Heidemann, R (1, 6) OBP: 0.268, SLG: 0.291	6-3 3-H		6-3		0-3 K			1-3		4	0	1	0	0	1	2											
Mike Paul, L (1, 1) OBP: 0.133, SLG: 0.133 Rick Austin, R (9, 1) OBP: 0.211, SLG: 0.176			F8		0-3 K			FC5-6 1B	SH	3	0	1	0	0	1	1											
<b>Inning Stats</b>	R: 0 E: 0 K: 1 S: 5	H: 1 LOB: 0 BB: 0 P: 5	R: 2 E: 2 K: 0 S: 5	H: 1 LOB: 0 BB: 0 P: 5	R: 0 E: 0 K: 1 S: 5	H: 0 LOB: 1 BB: 1 P: 9	R: 0 E: 0 K: 0 S: 3	H: 1 LOB: 0 BB: 0 P: 3	R: 0 E: 0 K: 3 S: 10	H: 1 LOB: 1 BB: 0 P: 10	R: 0 E: 0 K: 0 S: 3	H: 0 LOB: 1 BB: 1 P: 7	R: 0 E: 0 K: 1 S: 5	H: 0 LOB: 0 BB: 0 P: 5	R: 2 E: 0 K: 1 S: 8	H: 3 LOB: 2 BB: 1 P: 12	R: 0 E: 0 K: 0 S: 5	H: 1 LOB: 2 BB: 0 P: 5	1B: 7 2B: 0 3B: 1 HR: 0	SF: 0 SAC: 1 DP: 2 HBP: 0	WP: 1 PB: 0 SB: 1 CS: 0	PA: 38					
<b>PITCHER</b>	IP	WLS	BF	H	R	ER	SO	BB	IBB	HBP	BLK	WP	HR	S	P	ERA	WHIP										
Jackie Brown, R (1, 1) ERA: 3.58	7.0	L	26	4	2	0	6	2	0	0	0	1	0	36	44	0.00	0.857										
Joe Grzenda, L (8, 1) ERA: 5.15	0.1		4	3	2	2	0	0	0	0	0	0	0	4	4	54.00	9.000										
Horacio Pina, R (8, 1) ERA: 2.45	0.1		1	0	0	0	0	0	0	0	0	0	0	1	1	0.00	0.000										
Jim Shellenback, L (8, 1) ERA: 3.21	1.1		7	1	0	0	1	0	1	0	0	0	0	8	12	0.00	0.750										

Cleveland Indians @ Washington Senators  
Robert F. Kennedy Memorial Stadium, Washington, DC  
Tue Sep 01 1970, 7:05 PM EDT  
Att: 7,567 - Unknown

AB	34
R	4
H	8
RBI	3
BB	3
SO	7
LOB	19



Batter	1	2	3	4	5	6	7	8	9	AB	R	H	RBI	BB	SO	LOB	BOTTOM										
Ed Brinkman, R (1, 6) OBP: 0.337, SLG: 0.312	F9		P4		4-3			4-3		5	0	0	0	0	0	2											
Wayne Comer, R (1, 8) OBP: 0.325, SLG: 0.250	G4-6-3 BB		5-3		F7			K	FC6-4	4	0	0	0	1	1	2											
Frank Howard, R (1, 3) OBP: 0.433, SLG: 0.568	G4-6-3 1-2		4-0 BB		4-0 BB			G5-4-3 BB		1	0	0	0	3	0	1											
Rick Reichardt, R (1, 9) OBP: 0.354, SLG: 0.507		4-0 2B SF9 BB	F2		0-0 F2			G5-4-3		3	1	1	0	1	0	2											
Aurelio Rodriguez, R (1, 5) OBP: 0.299, SLG: 0.429		0-0 SF9 1-3 2B		FC5-4 1B		0-0 F9		F8		4	0	2	0	0	0	2											
Greg Goossen, R (1, 7) OBP: 0.397, SLG: 0.382 Del Unser, L (9, FR) OBP: 0.317, SLG: 0.326		0-0 SF9		FC5-4 FC5-4		0-0 G6-4-3		G6-4-3		3	0	1	1	0	0	3											
Paul Casanova, R (1, 2) OBP: 0.265, SLG: 0.381		0-0 BB		K		0-0 F3		F3		3	1	1	0	1	1	1	AB 31 R 3 H 7 RBI 2 BB 6 SO 4 LOB 21										
Tim Cullen, R (1, 4) OBP: 0.301, SLG: 0.288		0-3 K		FC5-4		0-0 FC5-4		FC5-4		4	0	2	1	0	1	3											
Jackie Brown, R (1, 1) Tom Grifone, R (7, PH) Joe Grzenda, R (8, 1) Horacio Pina, R (8, 1) Jim Shellenback, L (8, 1) Ed Stroud, L (9, PH) OBP: 0.340, SLG: 0.390		0-0 1-3		1-3		0-0 5-3		K	FC4-6 1B E 1B	2	0	0	0	0	0	2											
<b>Inning Stats</b>	R: 0 E: 0 K: 0 S: 2	H: 0 LOB: 0 BB: 1 P: 6	R: 1 E: 0 K: 1 S: 6	H: 1 LOB: 2 BB: 2 P: 14	R: 0 E: 0 K: 0 S: 3	H: 0 LOB: 1 BB: 1 P: 7	R: 0 E: 0 K: 1 S: 6	H: 1 LOB: 1 BB: 0 P: 6	R: 0 E: 0 K: 0 S: 3	H: 0 LOB: 0 BB: 0 P: 3	R: 0 E: 0 K: 0 S: 3	H: 1 LOB: 1 BB: 1 P: 7	R: 0 E: 0 K: 1 S: 4	H: 0 LOB: 0 BB: 1 P: 8	R: 2 E: 1 K: 0 S: 7	H: 3 LOB: 2 BB: 0 P: 7	1B: 6 2B: 1 3B: 0 HR: 0	SF: 1 SAC: 0 DP: 3 HBP: 0	WP: 0 PB: 0 SB: 0 CS: 0	PA: 38							
<b>PITCHER</b>	IP	WLS	BF	H	R	ER	SO	BB	IBB	HBP	BLK	WP	HR	S	P	ERA	WHIP										
Mike Paul, L (1, 1) ERA: 5.26	8.1	W	35	7	3	2	4	6	0	0	0	0	0	37	61	2.16	1.560										
Rick Austin, L (9, 1) ERA: 5.40	0.2	S	3	0	0	0	0	0	0	0	0	0	0	3	3	0.00	0.000										

Cleveland Indians @ Washington Senators  
Robert F. Kennedy Memorial Stadium, Washington, DC  
Tue Sep 01 1970, 7:05 PM EDT  
Att: 7,567 - Unknown

AB	31
R	3
H	7
RBI	2
BB	6
SO	4
LOB	21



Batter	1	2	3	4	5	6	7	8	9	AB	R	H	RBI	BB	SO	LOB	TOP
Ted Uhlhaender, L OBP: 0.313, SLG: 0.382 (1, 8)	0-0 1-3		0-3 K			0-0 4-3			0-0 3B 1B	4	1	1	0	0	1	0	
Roy Foster, R OBP: 0.352, SLG: 0.460 Dean Chance, R OBP: 0.119, SLG: 0.077 John Lowenstein, L (7, 7)	0-0 4-3			0-3 K		0-3 K			0-3 K	3	0	0	0	0	2	0	
Vada Pinson, L OBP: 0.321, SLG: 0.474 (6, 7) (7, 9)	0-0 FC4 1B			0-0 F9			0-0 F5		0-0 1-H 3B	4	0	2	1	0	0	0	
Ray Fosse, R OBP: 0.363, SLG: 0.471 (1, 2)	0-0 FC4 1-2			0-0 L6			0-0 5-3		0-3 K	4	0	0	0	0	1	2	
Duke Sims, L OBP: 0.354, SLG: 0.490 (1, 3) (6, 9) (7, 3)		0-0 3-1			0-0 3-1		0-0 4-3			3	0	0	0	0	0	0	
Graig Nettles, L OBP: 0.334, SLG: 0.394 (1, 5)		0-0 L9			0-0 1B			0-0 F5		3	0	1	0	0	0	0	
Eddie Leon, R OBP: 0.318, SLG: 0.378 (1, 4)		0-0 F9			0-0 F8			0-0 F8		3	0	0	0	0	0	1	
Jack Heidemann, R OBP: 0.267, SLG: 0.289 (1, 6)			0-3 K		0-0 F8			0-0 4-3		3	0	0	0	0	1	1	
Sam McDowell, L OBP: 0.149, SLG: 0.163 (6, 3) (7, 1) Lou Camilli, S (9, PH)			0-3 K			0-0 F9			0-3 K	2	0	0	0	0	1	0	
<b>Inning Stats</b>	R: 0 E: 0 K: 0 S: 4	H: 1 LOB: 1 BB: 0 P: 4	R: 0 E: 0 K: 0 S: 3	H: 0 LOB: 0 BB: 0 P: 3	R: 0 E: 0 K: 3 S: 9	H: 0 LOB: 0 BB: 0 P: 9	R: 0 E: 0 K: 1 S: 5	H: 0 LOB: 1 BB: 0 P: 5	R: 0 E: 0 K: 0 S: 4	H: 0 LOB: 0 BB: 0 P: 3	R: 0 E: 0 K: 0 S: 3	H: 0 LOB: 0 BB: 0 P: 3	R: 1 E: 0 K: 3 S: 11	H: 2 LOB: 1 BB: 0 P: 11	1B: 3 2B: 0 3B: 1 HR: 0	SF: 0 SAC: 0 DP: 0 HBP: 0	WP: 0 PA: 31 CS: 0
<b>PITCHER</b> Dick Bosman, R ERA: 2.89 (1, 1)	IP: 9.0 WLS: W BF: 31 H: 4 R: 1 ER: 1 SO: 8 BB: 0 IBB: 0 HBP: 0 BLK: 0 WP: 0 HR: 0 S: 47 P: 47 ERA: 1.00 WHIP: 0.444																

Cleveland Indians @ Washington Senators  
Robert F. Kennedy Memorial Stadium, Washington, DC  
Wed Sep 02 1970, 7:05 PM EDT  
Att: 10,509 - Unknown

AB	31
R	1
H	4
RBI	1
BB	0
SO	8
LOB	5



Batter	1	2	3	4	5	6	7	8	9	AB	R	H	RBI	BB	SO	LOB	BOTTOM		
Ed Brinkman, R OBP: 0.339, SLG: 0.315 (1, 6)	0-0 1-3 2B	0-0 FC5-4 1-2 1B		0-0 FC5-4 1-2 1B		4-0 1B FC6-4 1B	0-0 1-3			4	1	2	0	1	0	3			
Wayne Comer, R OBP: 0.321, SLG: 0.248 (1, 8)	0-0 5-3	0-0 FC5-4 1-2 1B		0-0 5-3		0-0 1B FC6-4 1B		0-0 F8		5	1	1	0	0	0	4			
Frank Howard, R OBP: 0.436, SLG: 0.568 (1, 3)	4-0 1-3 IBB		4-0 FC6-4 1B IBB		4-0 1B WP IBB	0-0 FC6-4 1-2 2-3 1B		0-0 P6		2	1	1	0	3	0	0			
Rick Reichardt, R OBP: 0.351, SLG: 0.500 (1, 9) (8, 7)	0-0 1-3 1-2 2-3		0-3 K		0-0 WP CS 1B	0-0 FC6-4 1-2 2-3 FC6-4		0-3 K		5	0	1	2	0	2	4			
Aurelio Rodriguez, R OBP: 0.302, SLG: 0.430 (1, 5)	4-0 FC5-4 IBB		0-0 FC6-4 1-2 1B		0-0 WP 1B	0-0 FC6-4 1-2 1B				3	0	2	0	1	0	1			
Greg Goossen, R OBP: 0.389, SLG: 0.390 Del Unser, L OBP: 0.317, SLG: 0.326 (7, PR) (8, 9)	0-0 FC5-4 1-2		0-0 FC6-4 1-2 2-3 FC6-4		0-3 K		0-0 1B 2B			4	0	1	0	0	1	7			
Paul Casanova, R OBP: 0.261, SLG: 0.375 (1, 2)		0-0 5-3		0-0 FC6-4 1-2		0-3 K		0-0 F2		4	0	0	0	0	1	5			
Tim Cullen, R OBP: 0.304, SLG: 0.289 (1, 4)		0-0 P6		0-0 FC5-6 1B		4-0 K		0-3 K		3	0	1	0	1	1	1			
Dick Bosman, R OBP: 0.149, SLG: 0.136 (1, 1)		0-0 1B		0-0 FC5-6 1-2 FC5-4		0-0 CS		0-3 K		4	0	2	1	0	1	1			
<b>Inning Stats</b>	R: 0 E: 0 K: 0 S: 4	H: 1 LOB: 3 BB: 2 P: 12	R: 0 E: 0 K: 0 S: 5	H: 2 LOB: 2 BB: 0 P: 5	R: 0 E: 0 K: 1 S: 6	H: 1 LOB: 2 BB: 1 P: 10	R: 0 E: 0 K: 0 S: 4	H: 1 LOB: 1 BB: 0 P: 4	R: 1 E: 0 K: 2 S: 8	H: 2 LOB: 2 BB: 2 P: 16	R: 2 E: 0 K: 1 S: 7	H: 2 LOB: 1 BB: 1 P: 11	R: 1 E: 0 K: 1 S: 7	H: 2 LOB: 2 BB: 0 P: 7	R: 0 E: 0 K: 1 S: 5	H: 0 LOB: 0 BB: 0 P: 5	1B: 9 2B: 2 3B: 0 HR: 0	SF: 0 SAC: 0 DP: 0 HBP: 0	WP: 1 PA: 41 CS: 1
<b>PITCHER</b> Sam McDowell, L ERA: 2.69 Dean Chance, R ERA: 4.37 Sam McDowell, L ERA: 2.69 (1, 1) (6, 1) (7, 1)	IP: 7.1 WLS: L BF: 37 H: 10 R: 4 ER: 4 SO: 6 BB: 1 IBB: 5 HBP: 0 BLK: 0 WP: 1 HR: 0 S: 43 P: 67 ERA: 4.91 WHIP: 1.500																		

Cleveland Indians @ Washington Senators  
Robert F. Kennedy Memorial Stadium, Washington, DC  
Wed Sep 02 1970, 7:05 PM EDT  
Att: 10,509 - Unknown

AB	34
R	4
H	11
RBI	3
BB	6
SO	6
LOB	26





Batter	1	2	3	4	5	6	7	8	9	AB	R	H	RBI	BB	SO	LOB	TOP				
Roy Foster, R OBP: 0.351, SLG: 0.457 (1, 7)	5-3		1B BB	F9			6-3			3	1	0	0	1	0	1					
Ted Uhlensder, L OBP: 0.313, SLG: 0.382 Buddy Bradford, R OBP: 0.284, SLG: 0.372 (7, PH) (7, 8)	4-3		1B 1-2 1B			K	6-3			3	0	1	0	0	1	0					
Vada Pinson, L OBP: 0.321, SLG: 0.472 (1, 9)	1-3		1-3 2-H 1B			F2			L4	4	0	1	1	0	0	0					
Ray Fosse, R OBP: 0.361, SLG: 0.469 Chuck Hinton, R OBP: 0.410, SLG: 0.484 (4, 3)	5-3		K			F4			F9	2	0	0	0	0	1	2					
Duke Sims, L OBP: 0.356, SLG: 0.500 (1, 3) (4, 2)	HR		1-2 BB			6-3			1-3	3	1	1	1	1	0	0					
Graig Nettles, L OBP: 0.335, SLG: 0.400 (1, 5)	K		F6			HR			G6-3 BB	3	1	1	1	1	1	3					
Eddie Leon, R OBP: 0.317, SLG: 0.377 (1, 4)	F9		FC5-4 1B			6-3			G6-3 1-2	4	0	1	0	0	0	1					
Jack Heidemann, R OBP: 0.269, SLG: 0.298 (1, 6)			HR			4-3			1B	4	1	2	1	0	0	1					
Steve Hargan, R OBP: 0.207, SLG: 0.214 Rick Austin, R OBP: 0.211, SLG: 0.176 Dennis Higgins, R OBP: 0.385, SLG: 0.273 (1, 1) (7, 1) (8, 1)	L4		SH1-4			6-3			K	2	0	0	0	0	0	0					
<b>Inning Stats</b>	R: 0 E: 0 K: 0 S: 3	H: 0 LOB: 0 BB: 0 P: 3	R: 1 E: 0 K: 1 S: 6	H: 1 LOB: 0 BB: 0 P: 6	R: 2 E: 0 K: 1 S: 8	H: 3 LOB: 3 BB: 2 P: 16	R: 0 E: 0 K: 0 S: 4	H: 1 LOB: 0 BB: 0 P: 4	R: 0 E: 0 K: 1 S: 5	H: 0 LOB: 0 BB: 0 P: 5	R: 1 E: 0 K: 0 S: 4	H: 1 LOB: 0 BB: 0 P: 4	R: 0 E: 0 K: 0 S: 3	H: 0 LOB: 0 BB: 0 P: 3	R: 0 E: 0 K: 1 S: 5	H: 1 LOB: 1 BB: 1 P: 9	1B: 4 2B: 0 3B: 0 HR: 3	SF: 0 SAC: 1 DP: 1 HBP: 0	WP: 0 PB: 0 CS: 0	PA: 36	
<b>PITCHER</b>	IP	WLS	BF	H	R	ER	SO	BB	IBB	HBP	BLK	WP	HR	S	P	ERA	WHIP				
Jim Hannan, R ERA: 3.58 (1, 1)	2.1	L	11	3	3	3	1	1	0	0	0	0	2	12	16	11.57	1.714				
Bill Gogolewski, R ERA: 2.45 (3, 1)	3.2		15	3	1	1	2	1	0	0	0	0	1	18	22	2.46	1.091				
Joe Grzenda, L ERA: 5.08 (7, 1)	1.0		3	0	0	0	0	0	0	0	0	0	0	3	3	0.00	0.000				
Darold Knowles, L ERA: 2.06 (8, 1)	2.0		7	1	0	0	1	1	0	0	0	0	0	8	12	0.00	1.000				

Cleveland Indians @ Washington Senators  
Robert F. Kennedy Memorial Stadium, Washington, DC

AB 32  
R 4  
H 7  
RBI 4  
BB 3  
SO 4  
LOB 9



WP: 0 PA: 36  
PB: 0  
CS: 0

Thu Sep 03 1970, 7:05 PM EDT  
Att: 5,550 - Unknown

Batter	1	2	3	4	5	6	7	8	9	AB	R	H	RBI	BB	SO	LOB	BOTTOM				
Ed Stroud, L OBP: 0.347, SLG: 0.357 Wayne Comer, R OBP: 0.319, SLG: 0.246 (1, 8) (8, PH) (9, 8)	G3		G6-3 1-2			K			6-3	3	0	0	0	0	1	2					
Del Unser, L OBP: 0.317, SLG: 0.326 Tom Grieve, R OBP: 0.293, SLG: 0.397 (1, 9) (8, PH) (9, 9)	G3					F9			E5	3	0	1	0	0	0	0					
Frank Howard, R OBP: 0.436, SLG: 0.565 (1, 7) (9, 3)	6-3					FC5-4 1B			1B	2	1	0	0	2	0	2					
Mike Epstein, L OBP: 0.357, SLG: 0.432 Rick Reichardt, R OBP: 0.349, SLG: 0.498 Paul Casanova, R OBP: 0.281, SLG: 0.375 (1, 3) (8, PH) (9, 2)	FC1-5 1B					K			K	3	0	2	2	0	1	1					
Aurelio Rodriguez, R OBP: 0.302, SLG: 0.429 (1, 5)	FC1-5 1B					1-H 3-H 2B			K	1	0	0	0	0	0	0					
Ed Brinkman, R OBP: 0.337, SLG: 0.313 (1, 6)	FC1-5 1B					F8			F9	4	0	1	0	0	0	4					
Jim French, L OBP: 0.363, SLG: 0.266 (1, 2) (9, 7)	FC1-5 1B					F8			4-3	4	0	0	0	0	2						
Jim French, L OBP: 0.363, SLG: 0.266 (1, 2) (9, 7)	G6-4-3 1-2					5-3			1B	4	0	2	0	0	2						
Tim Cullen, R OBP: 0.299, SLG: 0.284 (1, 4)			4-3			F7			F9	4	0	0	0	0	1	2					
Jim Hannan, R OBP: 0.194, SLG: 0.138 Bill Gogolewski, L OBP: 0.342, SLG: 0.375 Bernie Allen, L OBP: 0.306, SLG: 0.375 Joe Grzenda, R OBP: 0.385, SLG: 0.273 Lee Maye, L OBP: 0.342, SLG: 0.406 Greg Goossen, R OBP: 0.306, SLG: 0.375 Darold Knowles, L OBP: 0.385, SLG: 0.273 Jim Steltenback, R OBP: 0.115, SLG: 0.120 (1, 1) (3, 1) (8, PH) (7, 1) (7, PH) (8, 1) (9, PH)	FC5-4 1B					FC5-4 1B			F4	0	0	0	0	0	0	0					
<b>Inning Stats</b>	R: 0 E: 0 K: 0 S: 3	H: 2 LOB: 1 BB: 0 P: 4	R: 0 E: 0 K: 0 S: 2	H: 0 LOB: 0 BB: 1 P: 6	R: 0 E: 0 K: 1 S: 5	H: 0 LOB: 1 BB: 1 P: 9	R: 0 E: 0 K: 0 S: 3	H: 0 LOB: 0 BB: 0 P: 3	R: 2 E: 0 K: 1 S: 7	H: 2 LOB: 1 BB: 1 P: 11	R: 0 E: 0 K: 0 S: 4	H: 1 LOB: 1 BB: 0 P: 4	R: 0 E: 1 K: 1 S: 6	H: 1 LOB: 2 BB: 1 P: 10	R: 0 E: 0 K: 1 S: 6	H: 1 LOB: 1 BB: 0 P: 6	1B: 6 2B: 1 3B: 0 HR: 0	SF: 0 SAC: 0 DP: 2 HBP: 0	WP: 0 PB: 0 CS: 0	PA: 36	
<b>PITCHER</b>	IP	WLS	BF	H	R	ER	SO	BB	IBB	HBP	BLK	WP	HR	S	P	ERA	WHIP				
Steve Hargan, R ERA: 3.1 (1, 1)	6.2	W	26	5	2	2	2	3	0	0	0	0	27	39		2.70	1.200				
Rick Austin, L ERA: 5.4 (7, 1)	0.2		4	1	0	0	0	0	1	0	0	0	0	3	7	0.00	1.500				
Dennis Higgins, R ERA: 4.18 (8, 1)	1.2	S	6	1	0	0	2	0	0	0	0	0	0	10	10	0.00	0.600				

Cleveland Indians @ Washington Senators  
Robert F. Kennedy Memorial Stadium, Washington, DC

AB 32  
R 2  
H 7  
RBI 2  
BB 4  
SO 4  
LOB 19



WP: 0 PA: 36  
PB: 0  
CS: 0

Thu Sep 03 1970, 7:05 PM EDT  
Att: 5,550 - Unknown

Batter	1	2	3	4	5	6	7	8	9	AB	R	H	RBI	BB	SO	LOB	TOP			
Ted Uhlhaender, L (1, 8) OBP: 0.313, SLG: 0.380	0-0 5-3 1B		0-0 4-3		0-0 G3			0-0 F9		4	1	1	0	0	0	1	<b>Cleveland Indians @ New York Yankees</b> Yankee Stadium, Bronx, NY Fri Sep 04 1970, 7:05 PM EDT Alt. 9,394 - Unknown - 83 F			
Graig Nettles, L (1, 5) OBP: 0.336, SLG: 0.400	0-0 F7		4-0 FC6-4 BB			0-0 5-3 1B		0-0 4-3		3	1	1	0	1	0	1				
Vada Pinson, L (1, 7) OBP: 0.318, SLG: 0.468	0-0 5-3 1-2		0-0 FC6-4 1-2			0-0 F7		0-0 4-3		4	0	0	0	0	0	3				
Chuck Hinton, R (1, 3) OBP: 0.405, SLG: 0.477	0-0 2H 1B			0-0 F3		0-0 5-3		0-3 K		4	0	1	1	0	1	1				
Duke Sims, L (1, 2) OBP: 0.354, SLG: 0.496	0-0 L6			0-0 G3		0-0 1B		0-0 L9		4	0	1	1	0	0	1				
Roy Foster, R (1, 9) OBP: 0.348, SLG: 0.453		0-0 6-3		0-0 5-3		0-0 F7		0-0 F8		4	0	0	0	0	0	1				
Eddie Leon, R (1, 4) OBP: 0.317, SLG: 0.376		0-3 K			0-0 FC5-4 1B		0-0 F9			3	0	1	0	0	1	0				
Jack Heidemann, R (1, 6) OBP: 0.267, SLG: 0.296		0-3 K			0-0 FC5-4 SH1-4 1-2		0-0 F7			3	0	0	0	0	1	1				
Rich Hand, R (1, 1) OBP: 0.167, SLG: 0.154			0-0 6-3		0-0 SH1-4 1-2		0-3 K			2	0	0	0	0	1	0				
Steve Mingori, L (7, 1)										0	0	0	0	0	0	0				
<b>Inning Stats</b>	R: 1 E: 0 K: 0 S: 5	H: 2 LOB: 1 BB: 0 P: 5	R: 0 E: 0 K: 2 S: 7	H: 0 LOB: 0 BB: 0 P: 7	R: 0 E: 0 K: 0 S: 3	H: 0 LOB: 1 BB: 1 P: 7	R: 0 E: 0 K: 0 S: 3	H: 1 LOB: 0 BB: 0 P: 3	R: 1 E: 0 K: 0 S: 5	H: 2 LOB: 1 BB: 0 P: 5	R: 0 E: 0 K: 1 S: 5	H: 0 LOB: 0 BB: 0 P: 3	R: 0 E: 0 K: 0 S: 3	H: 0 LOB: 0 BB: 0 P: 5	R: 0 E: 0 K: 1 S: 5	H: 0 LOB: 0 BB: 0 P: 5	1B: 5 2B: 0 3B: 0 HR: 0	SF: 0 SAC: 1 DP: 0 HBP: 0	WP: 0 PB: 0 SB: 0 CS: 0	PA: 33
<b>PITCHER</b> Steve Kline, R (1, 1) ERA: 4.06	IP: 9.0 WLS: W BF: 33 H: 5 R: 2 ER: 2 SO: 4 BB: 1 IBB: 0 HBP: 0 BLK: 0 WP: 0 HR: 0 S: 40 P: 44 ERA: 2.00 WHIP: 0.667															<b>PITCHER</b>				


Batter	1	2	3	4	5	6	7	8	9	AB	R	H	RBI	BB	SO	LOB	BOTTOM			
Horace Clarke, S (1, 4) OBP: 0.282, SLG: 0.305	0-0 4-3	0-3 K			0-0 6-3		0-0 F8			4	0	0	0	0	1	4	<b>Cleveland Indians @ New York Yankees</b> Yankee Stadium, Bronx, NY Fri Sep 04 1970, 7:05 PM EDT Alt. 9,394 - Unknown - 83 F			
Jake Gibbs, L (1, 2) OBP: 0.343, SLG: 0.575	0-0 G3		0-0 HR		0-3 K		2-3 2B 1B			4	1	2	2	0	1	0				
Roy White, S (1, 7) OBP: 0.390, SLG: 0.477	0-0 F9		0-0 F8		0-3 K		3H 2B			4	0	1	0	0	1	0				
Bobby Murcer, L (1, 8) OBP: 0.353, SLG: 0.435		4-0 1B 3-4-1 BB	0-0 F8		0-0 K		0-0 E7 F7	0-0 F2		3	1	0	0	1	0	2				
Danny Cater, R (1, 3) OBP: 0.335, SLG: 0.399		0-0 E 3-4-1 1B	0-0 1B			0-0 F7	1-2	0-0 6-3		4	0	2	0	0	0	1				
Jim Lyttle, L (1, 9) OBP: 0.380, SLG: 0.463		0-3 K	0-0 G3			0-0 F7		0-3 K		4	0	0	0	0	2	4				
Frank Baker, L (1, 6) OBP: 0.384, SLG: 0.314		0-0 3-4-1 1-2 3H		0-0 4-3		0-0 F7		4-0 BB		3	0	0	1	1	0	2				
Jerry Kenney, L (1, 5) OBP: 0.294, SLG: 0.299		4-0 E BB	0-0 L8		0-0 L8		0-0 F8 SH3 1B	0-0 F7		3	1	1	0	1	0	1				
Steve Kline, R (1, 1) OBP: 0.300, SLG: 0.222		4-0 1-2 2-3 BB	0-3 K		0-0 SH3		1-2			1	0	0	0	1	1	0				
<b>Inning Stats</b>	R: 0 E: 0 K: 0 S: 3	H: 0 LOB: 0 BB: 0 P: 3	R: 1 E: 1 K: 2 S: 8	H: 1 LOB: 3 BB: 3 P: 20	R: 1 E: 0 K: 0 S: 5	H: 2 LOB: 1 BB: 0 P: 5	R: 0 E: 0 K: 1 S: 5	H: 0 LOB: 0 BB: 0 P: 5	R: 0 E: 0 K: 0 S: 4	H: 0 LOB: 1 BB: 0 P: 4	R: 1 E: 0 K: 0 S: 6	H: 3 LOB: 2 BB: 0 P: 6	R: 0 E: 0 K: 1 S: 5	H: 0 LOB: 1 BB: 1 P: 9	R: 0 E: 0 K: 0 S: 5	H: 0 LOB: 0 BB: 0 P: 5	1B: 4 2B: 1 3B: 0 HR: 1	SF: 0 SAC: 1 DP: 0 HBP: 0	WP: 0 PB: 0 SB: 0 CS: 0	PA: 35
<b>PITCHER</b> Rich Hand, R (1, 1) ERA: 3.52	IP: 6.2 WLS: L BF: 30 H: 6 R: 3 ER: 3 SO: 3 BB: 3 IBB: 0 HBP: 0 BLK: 0 WP: 1 HR: 1 S: 37 P: 49 ERA: 4.05 WHIP: 1.350															<b>PITCHER</b>				
Steve Mingori, L (7, 1) ERA: 4.5	IP: 1.1 WLS: L BF: 5 H: 0 R: 0 ER: 0 SO: 1 BB: 1 IBB: 0 HBP: 0 BLK: 0 WP: 0 HR: 0 S: 6 P: 10 ERA: 0.00 WHIP: 0.750															<b>PITCHER</b>				

Batter	1	2	3	4	5	6	7	8	9	AB	R	H	RBI	BB	SO	LOB	TOP			
Ted Ford, R OBP: 0.192, SLG: 0.292 (1,9)	6-3		5-3		F9			F4	F3	5	0	0	0	0	0	3	Cleveland Indians @ New York Yankees Yankee Stadium, Bronx, NY Sat Sep 05 1970, 3:33 AM EDT Alt. 9,232 - Unknown - 87 F			
Ted Uhlaender, L OBP: 0.311, SLG: 0.378 (1,8)	4-3		F6		FC6-4			E	4-3	5	0	1	0	0	0	3				
Vada Pinson, L OBP: 0.316, SLG: 0.465 (1,7)	L4			F8		4-3		F9		4	0	0	0	0	0	1				
Chuck Hinton, R OBP: 0.401, SLG: 0.470 (1,3)		F9		BB		6-3		E6		4	0	1	0	0	0	1				
Duke Sims, L OBP: 0.353, SLG: 0.491 (1,2)		F8		BB		K		F5		3	0	0	0	1	1	2				
Graig Nettles, L OBP: 0.338, SLG: 0.403 (1,5)		FC5		F4			F7		1B	4	1	2	0	0	0	2				
Eddie Leon, R OBP: 0.321, SLG: 0.378 (1,4)		BB		5-3			1-3	1B	1B	3	0	2	0	1	0	2				
Jack Heidemann, R OBP: 0.266, SLG: 0.295 (7,PH)		FC5		6-3			1-3		K	2	0	0	0	0	0	2				
John Lowenstein, L OBP: 0.355, SLG: 0.327 (7,6)		2-3f					1-2			2	0	0	0	0	1	3				
Steve Dunning, R OBP: 0.172, SLG: 0.143 (1,1)			3-1				6-3			2	0	1	0	0	0	0				
Steve Mingo, L OBP: 0.347, SLG: 0.452 (6,1)					FC6-4					0	0	0	0	0	0	0				
Roy Foster, R OBP: 0.211, SLG: 0.176 (7,1)										1	0	0	0	0	0	0				
Rick Austin, R OBP: 0.355, SLG: 0.327 (9,PH)								1-2	2-H	1	0	1	1	0	0	0				
<b>Inning Stats</b>	R: 0 E: 0 K: 0 S: 3	H: 0 LOB: 0 BB: 0 P: 3	R: 0 E: 0 K: 0 S: 4	H: 1 LOB: 2 BB: 1 P: 8	R: 0 E: 0 K: 0 S: 3	H: 0 LOB: 0 BB: 0 P: 3	R: 0 E: 0 K: 0 S: 4	H: 1 LOB: 2 BB: 1 P: 8	R: 0 E: 0 K: 1 S: 5	H: 0 LOB: 0 BB: 0 P: 5	R: 0 E: 0 K: 0 S: 4	H: 1 LOB: 1 BB: 0 P: 4	R: 0 E: 1 K: 0 S: 5	H: 1 LOB: 2 BB: 0 P: 5	R: 1 E: 0 K: 1 S: 8	H: 3 LOB: 2 BB: 0 P: 8	1B: 7 2B: 1 3B: 0 HR: 0	SF: 0 SAC: 0 DP: 0 HBP: 0	WP: 0 PB: 0 SB: 0 CS: 0	PA: 38
<b>PITCHER</b>	IP WLS BF H R ER SO BB IBB HBP BLK WP HR S P ERA WHIP																			
Stan Bahnsen, R ERA: 3.18 (1,1)	8.0 W 34 7 1 1 1 2 0 0 0 0 0 0 34 42 1.12 1.125																			
Lindy McDaniel, R ERA: 1.9 (9,1)	1.0 S 4 1 0 0 1 0 0 0 0 0 0 0 6 6 0.00 1.000																			

AB	36
R	1
H	8
RBI	1
BB	2
SO	2
LOB	20



Batter	1	2	3	4	5	6	7	8	9	AB	R	H	RBI	BB	SO	LOB	BOTTOM	
Frank Baker, L OBP: 0.378, SLG: 0.311 (1,6)	K		4-3		1-2			K		4	0	1	1	0	2	0	Cleveland Indians @ New York Yankees Yankee Stadium, Bronx, NY Sat Sep 05 1970, 3:33 AM EDT Alt. 9,232 - Unknown - 87 F	
Thurman Munson, R OBP: 0.382, SLG: 0.412 (1,2)	5-3		5-3		3-H			F8		4	0	0	0	0	1	2		
Roy White, S OBP: 0.391, SLG: 0.476 (1,7)		1B		S		F9		K		3	0	1	0	1	1	2		
Bobby Murcer, L OBP: 0.352, SLG: 0.439 (1,8)	G3		K			F9			HR	4	1	1	1	0	1	4		
Danny Cater, R OBP: 0.336, SLG: 0.398 (1,3)		6-3		5-3		G6-4-3		1B	BB	3	0	1	0	1	0	0		
Jim Lytle, L OBP: 0.383, SLG: 0.464 (1,9)				B1-3		G6-4-3			BB	2	1	1	0	0	0	0		
Ron Woods, R OBP: 0.329, SLG: 0.372 (6,PH)		4-3				1-2f		1-2	1B	2	0	1	0	0	0	1		
Jerry Kenney, L OBP: 0.291, SLG: 0.296 (1,5)		4-3		F4		F9		K		4	0	0	0	0	1	3		
Gene Michael, S OBP: 0.300, SLG: 0.270 (1,4)							B1-3			3	1	2	1	0	0	0		
Stan Bahnsen, R OBP: 0.179, SLG: 0.185 (1,1)		2-H						1B	1B	3	0	1	0	0	1	1		
Lindy McDaniel, R OBP: 0.182, SLG: 0.227 (9,1)		L1								0	0	0	0	0	0	0		
<b>Inning Stats</b>	R: 0 E: 0 K: 1 S: 6	H: 1 LOB: 1 BB: 0 P: 6	R: 1 E: 0 K: 0 S: 5	H: 2 LOB: 1 BB: 0 P: 5	R: 0 E: 0 K: 1 S: 5	H: 0 LOB: 1 BB: 1 P: 9	R: 0 E: 0 K: 0 S: 3	H: 0 LOB: 0 BB: 0 P: 3	R: 1 E: 1 K: 1 S: 8	H: 3 LOB: 2 BB: 0 P: 8	R: 0 E: 0 K: 2 S: 7	H: 0 LOB: 0 BB: 0 P: 7	R: 1 E: 0 K: 2 S: 9	H: 2 LOB: 2 BB: 1 P: 13	1B: 8 2B: 0 3B: 0 HR: 1	SF: 0 SAC: 0 DP: 1 HBP: 0		WP: 0 PB: 0 SB: 1 CS: 0
<b>PITCHER</b>	IP WLS BF H R ER SO BB IBB HBP BLK WP HR S P ERA WHIP																	
Steve Dunning, R ERA: 5.05 (1,1)	5.0 L 23 7 2 2 3 1 0 0 0 0 0 0 28 32 3.60 1.600																	
Steve Mingo, L ERA: 4.09 (6,1)	1.0 2 0 0 0 0 0 0 0 0 0 0 2 2 0.00 0.000																	
Rick Austin, L ERA: 5.37 (7,1)	2.0 9 2 1 1 4 1 0 0 0 0 1 16 20 4.50 1.500																	



Batter	1	2	3	4	5	6	7	8	9	AB	R	H	RBI	BB	SO	LOB	TOP			
<b>Graig Nettles, L</b> OBP: 0.335, SLG: 0.399 (1.5)										4	0	0	0	0	0	0	<b>Cleveland Indians @ New York Yankees</b> Yankee Stadium, Bronx, NY Sun Sep 06 1970, 3:33 AM EDT Att: 13,127 - Unknown - 78 F			
<b>Eddie Leon, R</b> OBP: 0.320, SLG: 0.381 (1.4)										4	0	1	0	0	0	0				
<b>Vada Pinson, L</b> OBP: 0.313, SLG: 0.461 (1.7)										4	0	0	0	0	1	1				
<b>Roy Foster, R</b> OBP: 0.349, SLG: 0.451 (1.9)										3	0	1	0	1	0	1				
<b>Ken Harrelson, R</b> OBP: 0.250, SLG: 0.250 (1.3)										4	0	1	0	0	0	1				
<b>Steve Hargan, R</b> OBP: 0.207, SLG: 0.214 (9, PR)										0	0	0	0	0	0	0				
<b>Ted Ford, R</b> OBP: 0.200, SLG: 0.286 (1.8)										4	1	1	0	0	1	3				
<b>Duke Sims, L</b> OBP: 0.353, SLG: 0.489 (1.2)										3	0	1	0	0	2	1				
<b>Jack Heidemann, R</b> OBP: 0.264, SLG: 0.293 (1.6)										2	0	0	1	0	0	0				
<b>Mike Paul, L</b> OBP: 0.111, SLG: 0.111 (1.1)										3	0	0	0	0	0	1				
<b>Inning Stats</b>	R: 0 E: 0 K: 1 S: 4	H: 1 LOB: 1 BB: 0 P: 4	R: 1 E: 0 K: 0 S: 5	H: 2 LOB: 1 BB: 0 P: 5	R: 0 E: 0 K: 1 S: 3	H: 0 LOB: 0 BB: 0 P: 3	R: 0 E: 0 K: 1 S: 5	H: 0 LOB: 1 BB: 1 P: 9	R: 0 E: 0 K: 0 S: 3	H: 0 LOB: 0 BB: 0 P: 3	R: 0 E: 0 K: 2 S: 7	H: 0 LOB: 0 BB: 0 P: 7	R: 0 E: 0 K: 0 S: 3	H: 0 LOB: 0 BB: 0 P: 3	R: 0 E: 0 K: 1 S: 7	H: 2 LOB: 2 BB: 0 P: 7	1B: 4 2B: 0 3B: 1 HR: 0	SF: 1 SAC: 0 DP: 0 HBP: 0	WP: 0 PB: 0 SB: 0 CS: 0	PA: 33
<b>PITCHER</b> <b>Fritz Peterson, L</b> ERA: 2.96 (1.1)	IP: 9.0 WLS: W BF: 33	H: 5 R: 1 ER: 1 SO: 4	BB: 1 IBB: 0 HBP: 0 BLK: 0	WP: 0 HR: 0 S: 40 P: 44	ERA: 1.00 WHIP: 0.667											ERA: 1.00 WHIP: 0.667				

Batter	1	2	3	4	5	6	7	8	9	AB	R	H	RBI	BB	SO	LOB	BOTTOM			
<b>Horace Clarke, S</b> OBP: 0.283, SLG: 0.307 (1.4)										4	0	2	1	0	0	0	<b>Cleveland Indians @ New York Yankees</b> Yankee Stadium, Bronx, NY Sun Sep 06 1970, 3:33 AM EDT Att: 13,127 - Unknown - 78 F			
<b>Thurman Munson, R</b> OBP: 0.381, SLG: 0.409 (1.2)										3	0	0	0	1	1	2				
<b>Roy White, S</b> OBP: 0.390, SLG: 0.473 (1.7)										3	0	0	0	1	1	2				
<b>Danny Cater, R</b> OBP: 0.337, SLG: 0.399 (1.5)										4	0	2	0	0	0	2				
<b>Bobby Murcer, L</b> OBP: 0.351, SLG: 0.438 (1.8)										4	1	1	0	0	0	3				
<b>John Ellis, R</b> OBP: 0.309, SLG: 0.421 (1.3)										4	1	2	0	0	0	2				
<b>Jerry Kenney, L</b> OBP: 0.291, SLG: 0.296 (9.5)										0	0	0	0	0	0	0				
<b>Ron Woods, R</b> OBP: 0.332, SLG: 0.382 (1.9)										3	1	1	2	1	1	1				
<b>Gene Michael, S</b> OBP: 0.302, SLG: 0.273 (1.6)										4	1	2	0	0	1	4				
<b>Fritz Peterson, S</b> OBP: 0.203, SLG: 0.299 (1.1)										3	0	0	0	0	0	1				
<b>Inning Stats</b>	R: 0 E: 0 K: 1 S: 5	H: 0 LOB: 1 BB: 1 P: 9	R: 0 E: 0 K: 1 S: 6	H: 1 LOB: 1 BB: 0 P: 6	R: 0 E: 0 K: 0 S: 4	H: 1 LOB: 1 BB: 0 P: 4	R: 0 E: 0 K: 0 S: 3	H: 1 LOB: 0 BB: 0 P: 3	R: 1 E: 0 K: 0 S: 5	H: 2 LOB: 1 BB: 0 P: 5	R: 0 E: 0 K: 1 S: 6	H: 1 LOB: 2 BB: 2 P: 14	R: 0 E: 0 K: 1 S: 5	H: 0 LOB: 0 BB: 0 P: 5	R: 3 E: 1 K: 0 S: 7	H: 4 LOB: 1 BB: 0 P: 7	1B: 9 2B: 1 3B: 1 HR: 0	SF: 0 SAC: 1 DP: 1 HBP: 0	WP: 0 PB: 0 SB: 0 CS: 0	PA: 36
<b>PITCHER</b> <b>Mike Paul, L</b> ERA: 4.99 (1.1)	IP: 8.0 WLS: L BF: 36	H: 10 R: 4 ER: 3 SO: 4	BB: 3 IBB: 0 HBP: 0 BLK: 0	WP: 0 HR: 0 S: 41 P: 53	ERA: 3.38 WHIP: 1.625											ERA: 3.38 WHIP: 1.625				

Batter	1	2	3	4	5	6	7	8	9	AB	R	H	RBI	BB	SO	LOB	TOP									
<b>Mike Andrews, R</b> OBP: 0.338, SLG: 0.391 (1, 4)										5	0	1	0	0	1	3	<b>Boston Red Sox @ Cleveland Indians</b> <b>Cleveland Municipal Stadium, Cleveland, OH</b> Mon Sep 07 1970, 3:33 AM EDT Unknown									
<b>George Thomas, R</b> OBP: 0.418, SLG: 0.511 (1, 7)										4	0	2	2	1	0	1										
<b>Carl Yastrzemski, L</b> OBP: 0.446, SLG: 0.594 (1, 3)										4	1	1	0	1	1	4										
<b>Tony Conigliaro, R</b> OBP: 0.327, SLG: 0.479 (1, 9)										2	1	0	0	2	1	2										
<b>Rico Petrocelli, R</b> OBP: 0.331, SLG: 0.468 <b>Luis Alvarado, R</b> OBP: 0.270, SLG: 0.294 (6, PH) (6, 6)										0	0	0	0	1	0	0										
<b>George Scott, R</b> OBP: 0.357, SLG: 0.472 <b>John Kennedy, R</b> OBP: 0.296, SLG: 0.409 (7, 5)										3	0	1	1	0	1	3										
<b>Billy Conigliaro, R</b> OBP: 0.363, SLG: 0.593 (1, 8)										3	0	0	0	1	0	2										
<b>Bob Montgomery, R</b> OBP: 0.500, SLG: 0.333 (1, 2)										2	1	1	0	2	0	1										
<b>Gary Peters, L</b> OBP: 0.308, SLG: 0.319 <b>Gary Wagner, R</b> OBP: 0.200, SLG: 0.200 <b>Sparky Lyle, L</b> (9, 1)										2	1	0	0	1	2	3										
<b>Inning Stats</b>	R: 0 E: 0 K: 1 S: 5	H: 1 LOB: 1 BB: 1 P: 9	R: 0 E: 0 K: 1 S: 5	H: 0 LOB: 1 BB: 1 P: 9	R: 0 E: 0 K: 1 S: 5	H: 0 LOB: 0 BB: 0 P: 5	R: 0 E: 0 K: 0 S: 2	H: 0 LOB: 1 BB: 1 P: 7	R: 2 E: 0 K: 1 S: 6	H: 1 LOB: 1 BB: 2 P: 14	R: 1 E: 0 K: 0 S: 3	H: 1 LOB: 1 BB: 1 P: 7	R: 0 E: 0 K: 1 S: 6	H: 1 LOB: 1 BB: 0 P: 6	R: 1 E: 0 K: 1 S: 6	H: 1 LOB: 3 BB: 3 P: 18		R: 0 E: 0 K: 0 S: 3	H: 1 LOB: 1 BB: 0 P: 3	1B: 6 2B: 0 3B: 0 HR: 0	SF: 0 SAC: 2 DP: 2 HBP: 1	WP: 0 PB: 2 SB: 0 CS: 1	PA: 39			
<b>PITCHER</b>	IP	WLS	BF	H	R	ER	SO	BB	IBB	HBP	BLK	WP	HR	S	P	ERA		WHIP								
<b>Sam McDowell, L</b> ERA: 2.72	7.0	L	29	4	3	3	5	6	0	1	0	0	0	32	57	3.86		1.429								
<b>Jim Rittwage, R</b> ERA: 13.5	0.2		6	1	1	1	0	3	0	0	0	0	0	3	15	13.50		6.000								
<b>Steve Mingo, L</b> ERA: 3.97	0.1		1	0	0	0	1	0	0	0	0	0	0	3	3	0.00		0.000								
<b>Vince Colbert, R</b> ERA: 9.55	1.0		3	1	0	0	0	0	0	0	0	0	0	3	3	0.00	1.000									

Batter	1	2	3	4	5	6	7	8	9	AB	R	H	RBI	BB	SO	LOB	BOTTOM									
<b>Graig Nettles, L</b> OBP: 0.333, SLG: 0.396 <b>Vern Fuller, R</b> OBP: 0.176, SLG: 0.294 (9, PH)										4	0	0	0	0	0	1	<b>Boston Red Sox @ Cleveland Indians</b> <b>Cleveland Municipal Stadium, Cleveland, OH</b> Mon Sep 07 1970, 3:33 AM EDT Unknown									
<b>Eddie Leon, R</b> OBP: 0.320, SLG: 0.380 (1, 4)										4	1	1	0	0	1	0										
<b>Vada Pinson, L</b> OBP: 0.315, SLG: 0.467 (1, 9)										4	1	2	2	0	1	0										
<b>Ken Harrelson, R</b> OBP: 0.375, SLG: 0.286 (1, 3)										3	1	1	0	1	0	1										
<b>Roy Foster, R</b> OBP: 0.348, SLG: 0.448 (1, 7)										3	0	0	0	0	1	2										
<b>Buddy Bradford, R</b> OBP: 0.283, SLG: 0.374 (1, 8)										4	0	1	1	0	1	2										
<b>Duke Sims, L</b> OBP: 0.355, SLG: 0.487 <b>Lou Camilli, S</b> (9, PR)										3	0	1	0	1	1	2										
<b>Jack Heidemann, R</b> OBP: 0.265, SLG: 0.293 <b>Larry Brown, R</b> OBP: 0.352, SLG: 0.324 (7, PH) (8, 6)										1	0	0	0	0	1	2										
<b>Sam McDowell, L</b> ERA: 2.72 <b>Ted Frazier, R</b> ERA: 19.6 <b>Jim Rittwage, R</b> ERA: 13.5 <b>Steve Mingo, L</b> ERA: 3.97 <b>Vince Colbert, R</b> ERA: 9.55 <b>Ted Hiltender, L</b> ERA: 3.11, SLG: 0.378 <b>Chuck Hinton, R</b> OBP: 0.296, SLG: 0.467 (9, PH)										2	0	0	0	0	1	1										
<b>Inning Stats</b>	R: 0 E: 0 K: 1 S: 5	H: 0 LOB: 0 BB: 0 P: 5	R: 0 E: 0 K: 2 S: 8	H: 1 LOB: 2 BB: 1 P: 12	R: 0 E: 0 K: 1 S: 5	H: 0 LOB: 0 BB: 0 P: 5	R: 0 E: 0 K: 0 S: 4	H: 1 LOB: 1 BB: 0 P: 4	R: 0 E: 0 K: 1 S: 5	H: 0 LOB: 1 BB: 0 P: 6	R: 1 E: 0 K: 0 S: 6	H: 1 LOB: 2 BB: 1 P: 11	R: 0 E: 0 K: 1 S: 5	H: 0 LOB: 0 BB: 0 P: 5	R: 2 E: 0 K: 1 S: 7	H: 2 LOB: 2 BB: 0 P: 7		R: 0 E: 0 K: 0 S: 4	H: 1 LOB: 0 BB: 0 P: 4	1B: 4 2B: 1 3B: 0 HR: 1	SF: 0 SAC: 1 DP: 0 HBP: 2	WP: 1 PB: 0 SB: 0 CS: 0	PA: 37			
<b>PITCHER</b>	IP	WLS	BF	H	R	ER	SO	BB	IBB	HBP	BLK	WP	HR	S	P	ERA		WHIP								
<b>Gary Peters, L</b> ERA: 4.15	7.0	W	30	5	3	3	7	2	0	2	0	0	1	40	50	3.86		1.000								
<b>Gary Wagner, R</b> ERA: 2.57	1.1		5	1	0	0	1	0	0	0	0	0	0	7	7	0.00		0.750								
<b>Sparky Lyle, L</b> ERA: 4.02	0.2	S	2	0	0	0	0	0	0	0	0	0	0	2	2	0.00		0.000								

AB 27  
R 4  
H 6  
RBI 3  
BB 9  
SO 6  
LOB 22



AB 32  
R 3  
H 6  
RBI 3  
BB 2  
SO 8  
LOB 15




Batter	1	2	3	4	5	6	7	8	9	AB	R	H	RBI	BB	SO	LOB	TOP		
Mike Andrews, R (1.4) OBP: 0.337, SLG: 0.389	F3		G4-6-3 1B			K			F3	4	0	1	0	0	1	0	<b>Boston Red Sox @ Cleveland Indians</b> Cleveland Municipal Stadium, Cleveland, OH Mon Sep 07 1970, 3:38 AM EDT Att: 17,837 - Unknown		
Joe Lahoud, L (1.7) OBP: 0.200, SLG: 0.111	G3		G4-6-3 1-2			G3			BB BB	3	0	0	0	1	0				
Carl Yastrzemski, L (1.3) OBP: 0.446, SLG: 0.598	HR			6-3					BB BB	3	1	1	1	1	0	0			
Tony Conigliaro, R (1.9) OBP: 0.326, SLG: 0.484	HR			F9					BB	4	1	1	1	0	0	2			
Billy Conigliaro, R (1.8) OBP: 0.360, SLG: 0.498	6-3			K						3	0	0	0	0	1	0			
John Kennedy, R (1.5) OBP: 0.297, SLG: 0.408		5-3				G5-4-3 1B			6-3	3	0	1	0	0	0	0			
Luis Alvarado, R (1.6) OBP: 0.266, SLG: 0.289		F8				G5-4-3 1-2			K	3	0	0	0	0	1	1			
Tom Satriano, L (1.2) OBP: 0.322, SLG: 0.358		4-3				F6			F8	3	0	0	0	0	0	0			
Cal Koonce, R (1.1) OBP: 0.222, SLG: 0.091			F9			4-3			4-3	1	0	0	0	0	0	0			
Chuck Hartenstein, R (5.1) Dick Schofield, S (6, PH) Dick Mills, R (6.1) Mike Fiorsi, L (9, PH) OBP: 0.283, SLG: 0.228										0	0	0	0	0	0	0			
<b>Inning Stats</b>	R: 2 E: 0 K: 0 S: 5	H: 2 LOB: 0 BB: 0 P: 5	R: 0 E: 0 K: 0 S: 3	H: 0 LOB: 0 BB: 0 P: 3	R: 0 E: 0 K: 1 S: 3	H: 1 LOB: 0 BB: 0 P: 3	R: 0 E: 0 K: 1 S: 5	H: 0 LOB: 0 BB: 0 P: 5	R: 0 E: 0 K: 1 S: 5	H: 0 LOB: 0 BB: 0 P: 5	R: 0 E: 0 K: 1 S: 5	H: 0 LOB: 2 BB: 2 P: 11	R: 0 E: 0 K: 0 S: 3	H: 0 LOB: 0 BB: 0 P: 5	R: 0 E: 0 K: 0 S: 3	H: 0 LOB: 0 BB: 0 P: 5	1B: 2 2B: 0 3B: 0 HR: 2	SF: 0 SAC: 0 DP: 2 HBP: 0	WP: 0 PA: 31 PB: 0 SB: 0 CS: 0
<b>PITCHER</b>	IP WLS BF H R ER SO BB IBB HBP BLK WP HR S P ERA WHIP																		
Dean Chance, R (1.1) ERA: 4.28	7.0 W 23 4 2 2 2 0 0 0 0 0 2 27 27 2.57 0.571																		
Vince Colbert, R (8.1) ERA: 8.75	2.0 S 8 0 0 0 1 2 0 0 0 0 0 0 8 16 0.00 1.000																		

AB	29
R	2
H	4
RBI	2
BB	2
SO	3
LOB	4



Batter	1	2	3	4	5	6	7	8	9	AB	R	H	RBI	BB	SO	LOB	BOTTOM		
Graig Nettles, L (1.5) OBP: 0.333, SLG: 0.395	4-3		3-1		1B HR	4-3 SH1-3 1B	K			4	2	1	0	1	1	2	<b>Boston Red Sox @ Cleveland Indians</b> Cleveland Municipal Stadium, Cleveland, OH Mon Sep 07 1970, 3:38 AM EDT Att: 17,837 - Unknown		
Eddie Leon, R (1.4) OBP: 0.323, SLG: 0.386	6-3		FC6-4 1B		HR 1B	SH1-3			2B	4	1	3	0	0	0	0			
Vada Pinson, L (1.9) OBP: 0.314, SLG: 0.471	3-1		K		HR 1B	4-3			L9	5	1	1	3	0	1	3			
Ken Harrelson, R (1.3) OBP: 0.364, SLG: 0.300		6-3	FC6-4						L6	3	0	1	0	0	0	1			
Chuck Hinton, R (6, PR) OBP: 0.400, SLG: 0.467			1-2		G4-6-3 1B	3-H 1B			L6	2	0	1	1	0	0	1			
Duke Sims, L (1.2) OBP: 0.358, SLG: 0.484		PB 3B BB			FC1-6-4 1B	G4-6-3 1B			BB	2	1	0	0	3	0	2			
Ted Uhlhaender, L (1.8) OBP: 0.315, SLG: 0.381			PB 3B 1B		FC1-6-4 1B	2B 1B			K	5	2	3	0	0	1	3			
Roy Foster, R (1.7) OBP: 0.351, SLG: 0.451			1-2 2-3 3B BB		FC6-4 1B	1-H 2B			F9	3	1	2	1	1	0	1			
Larry Brown, R (1.6) OBP: 0.364, SLG: 0.345			1-H 2-H 3-H 3B		F8	2-3 2B			BB	2	0	1	3	2	0	2			
Dean Chance, R (1.1) ERA: 3.55			K2-5-2 3B		FC6-4	K			F8	3	0	0	0	0	2	5			
John Lowenstein, L (7, PH) Vince Colbert, R (8.1) OBP: 0.111, SLG: 0.071			3-3		1-2					1	0	0	0	0	0	2			
<b>Inning Stats</b>	R: 3 E: 0 K: 0 S: 3	H: 2 LOB: 1 BB: 2 P: 14	R: 0 E: 0 K: 1 S: 6	H: 1 LOB: 1 BB: 0 P: 6	R: 0 E: 0 K: 0 S: 4	H: 1 LOB: 2 BB: 1 P: 8	R: 4 E: 0 K: 1 S: 9	H: 5 LOB: 2 BB: 2 P: 17	R: 1 E: 0 K: 0 S: 5	H: 2 LOB: 1 BB: 0 P: 5	R: 0 E: 0 K: 1 S: 6	H: 1 LOB: 2 BB: 1 P: 10	R: 0 E: 0 K: 1 S: 6	H: 1 LOB: 2 BB: 1 P: 10	R: 0 E: 0 K: 1 S: 6	H: 1 LOB: 2 BB: 1 P: 10	1B: 9 2B: 3 3B: 1 HR: 1	SF: 0 SAC: 1 DP: 2 HBP: 0	WP: 1 PA: 42 PB: 1 SB: 0 CS: 0
<b>PITCHER</b>	IP WLS BF H R ER SO BB IBB HBP BLK WP HR S P ERA WHIP																		
Cal Koonce, R (1.1) ERA: 3.55	4.0 L 21 6 6 6 2 4 0 0 0 0 0 1 21 37 13.50 2.500																		
Chuck Hartenstein, R (5.1) ERA: 6.75	1.0 6 3 1 1 1 0 1 0 0 0 0 0 7 11 9.00 3.000																		
Dick Mills, R (6.1) ERA: 3.0	3.0 15 4 1 1 2 2 0 0 0 0 1 0 17 25 3.00 2.000																		

AB	34
R	8
H	13
RBI	8
BB	7
SO	5
LOB	22




Batter	1	2	3	4	5	6	7	8	9	AB	R	H	RBI	BB	SO	LOB	TOP							
Mike Andrews, R (1,4) OBP: 0.335, SLG: 0.386	L9		F2		6-3			F8		4	0	0	0	0	0	1	Boston Red Sox @ Cleveland Indians Cleveland Municipal Stadium, Cleveland, OH Tue Sep 08 1970, 7:05 PM EDT Att: 3,194 - Unknown							
Joe Lahoud, L (1,7) OBP: 0.286, SLG: 0.417	HR			G4-6-3 BB		F7		4-3		3	1	1	1	1	0	0								
Carl Yastrzemski, L (1,3) OBP: 0.444, SLG: 0.594	F6		G4-6-3 1-2			K			G3	4	0	0	0	0	1	1								
Tony Conigliaro, R (1,9) OBP: 0.326, SLG: 0.481 George Thomas, R (9,7) OBP: 0.416, SLG: 0.511	6-3			HR HBP		K			K	3	1	0	0	0	2	0								
Rico Petrocelli, R (1,6) OBP: 0.330, SLG: 0.472		F5						K	K	4	1	1	2	0	2	0								
George Scott, R (1,5) OBP: 0.357, SLG: 0.471				HR	4-3			F7		3	0	1	0	0	0	0								
Billy Conigliaro, R (1,8) OBP: 0.363, SLG: 0.500		G5-4-3 1B								3	0	2	0	0	0	1								
Bob Montgomery, R (1,2) OBP: 0.364, SLG: 0.222						K				3	0	0	0	0	2	1								
Ken Brett, L (1,1) OBP: 0.306, SLG: 0.424 Gary Wagner, R (9,1) OBP: 0.200, SLG: 0.200									F9	3	1	1	1	0	0	1								
										0	0	0	0	0	0	0								
<b>Inning Stats</b>	R: 1 E: 0 K: 0 S: 4	H: 1 LOB: 0 BB: 0 P: 4	R: 0 E: 0 K: 0 S: 3	H: 1 LOB: 0 BB: 0 P: 3	R: 0 E: 0 K: 1 S: 5	H: 0 LOB: 0 BB: 0 P: 5	R: 2 E: 0 K: 0 S: 3	H: 1 LOB: 0 BB: 1 P: 8	R: 0 E: 0 K: 1 S: 6	H: 1 LOB: 1 BB: 0 P: 6	R: 0 E: 0 K: 2 S: 7	H: 0 LOB: 0 BB: 0 P: 7	R: 0 E: 0 K: 1 S: 5	H: 1 LOB: 0 BB: 0 P: 5	R: 1 E: 0 K: 0 S: 4	H: 1 LOB: 0 BB: 0 P: 4	R: 0 E: 0 K: 2 S: 7	H: 0 LOB: 0 BB: 0 P: 7	R: 0 E: 0 K: 1 S: 7	H: 0 LOB: 0 BB: 0 P: 7	1B: 3 2B: 0 3B: 0 HR: 3	SF: 0 SAC: 0 DP: 2 HBP: 1	WP: 0 PB: 0 SB: 1 CS: 0	PA: 32
<b>PITCHER</b> Steve Hargan, R (1,1) ERA: 3.18	IP: 9.0 WLS: L BF: 32 H: 6 R: 4 ER: 4 SO: 7 BB: 1 IBB: 0 HBP: 1 BLK: 0 WP: 0 HR: 3 S: 44 P: 49 ERA: 4.00 WHIP: 0.778															<b>PITCHER</b>								

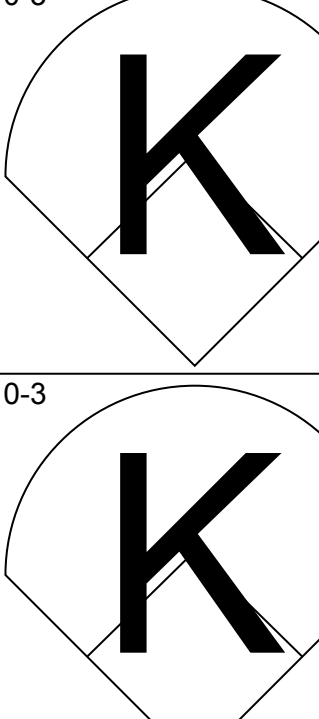
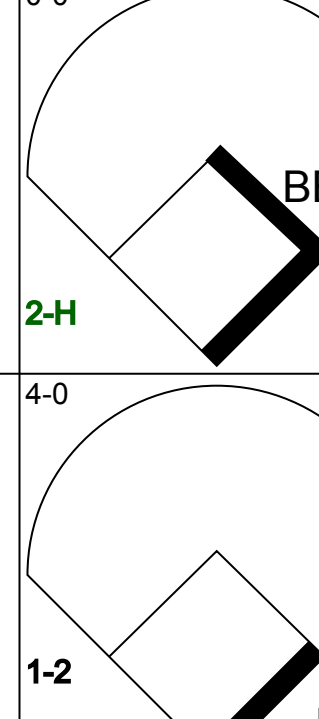
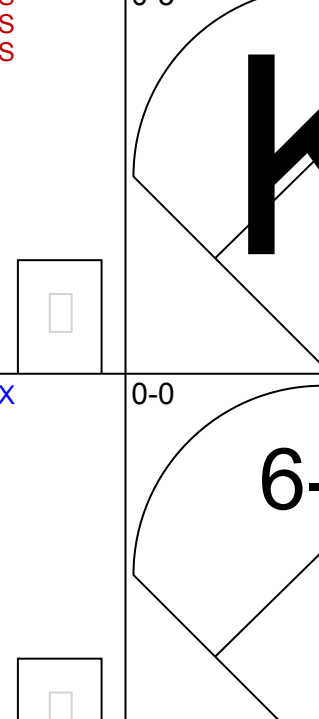
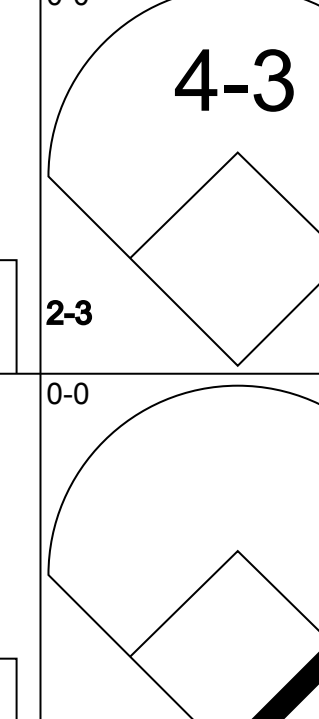
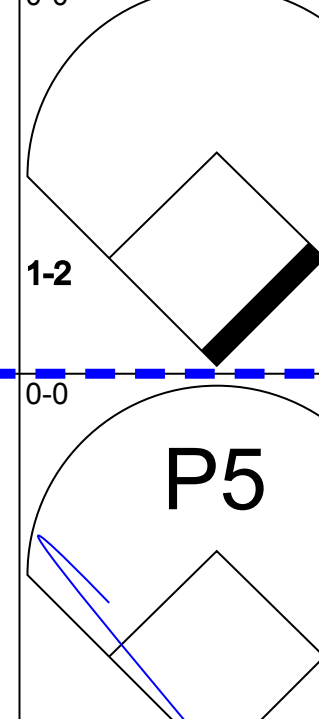
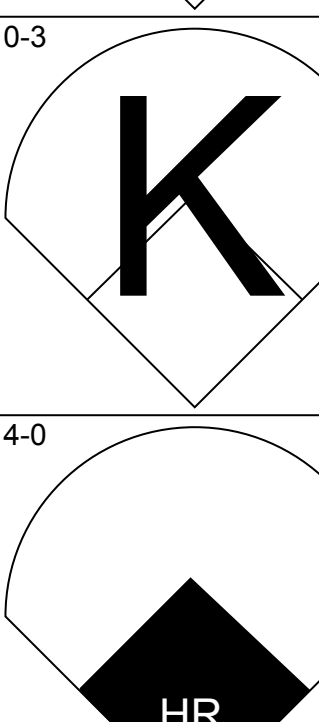
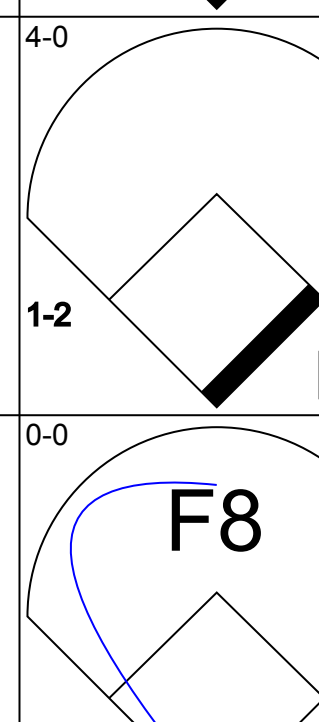
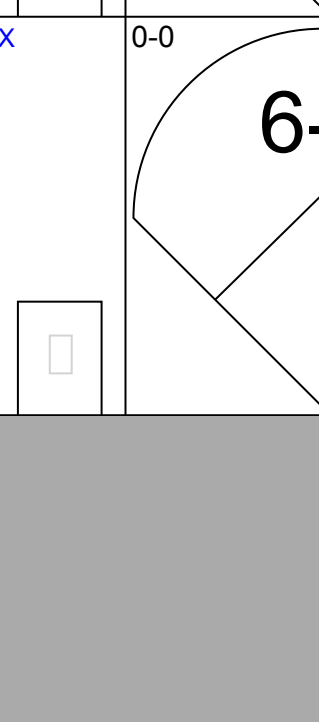
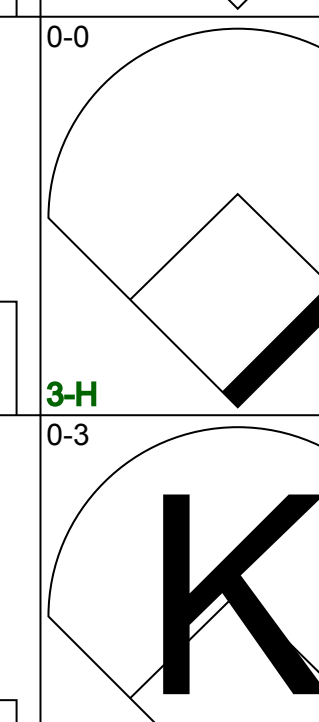
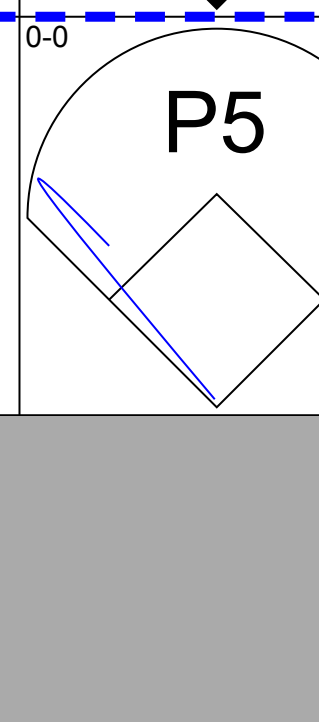
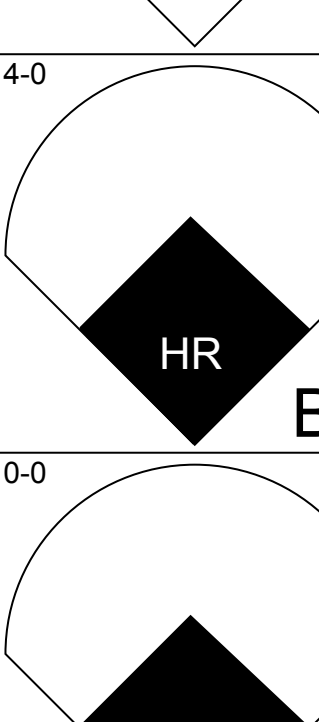
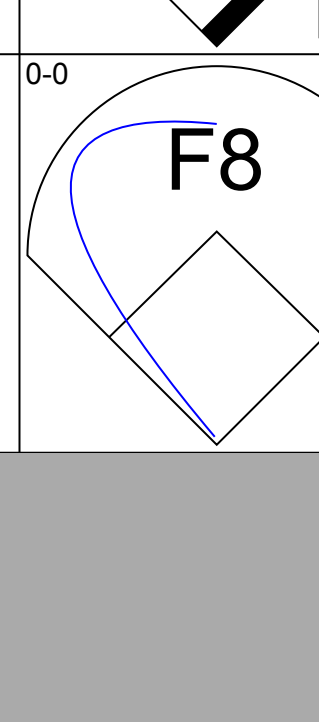
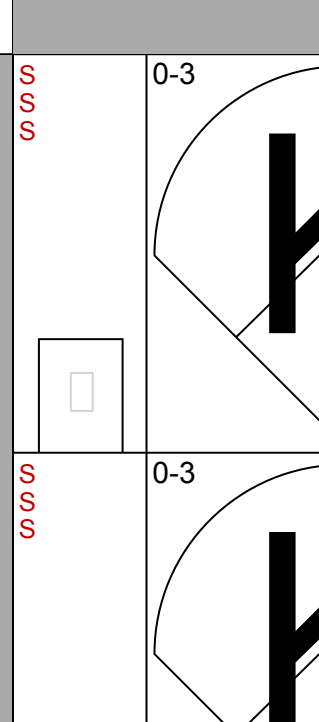
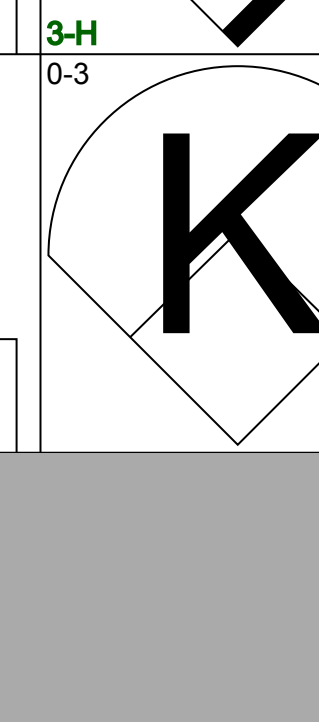
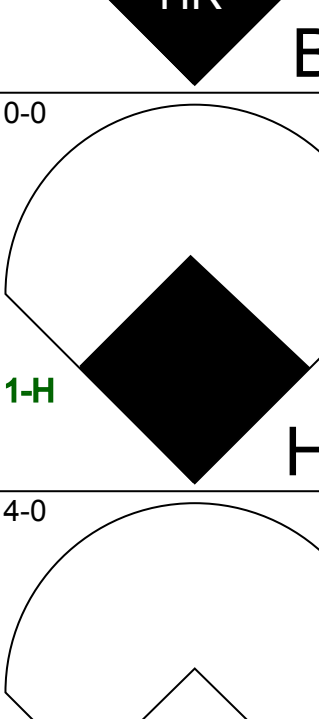
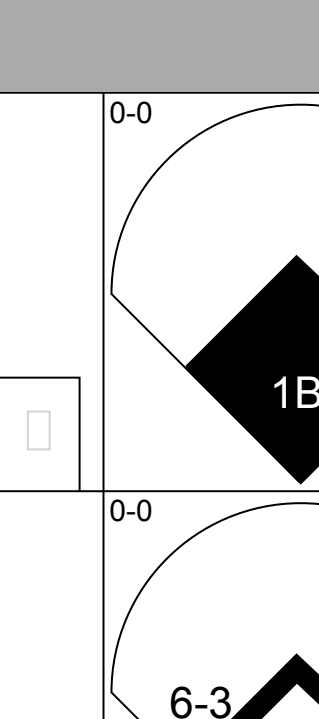
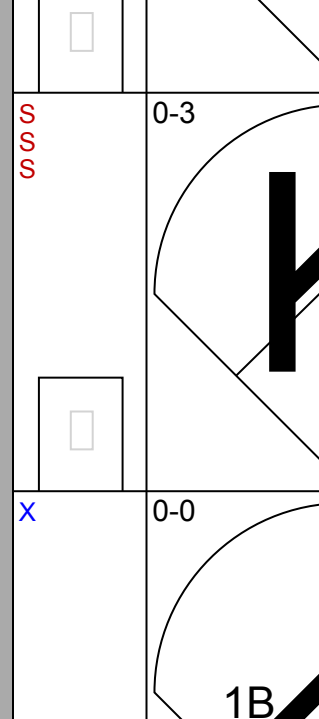
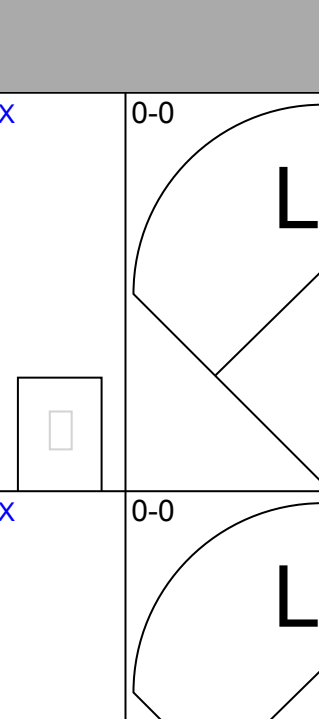
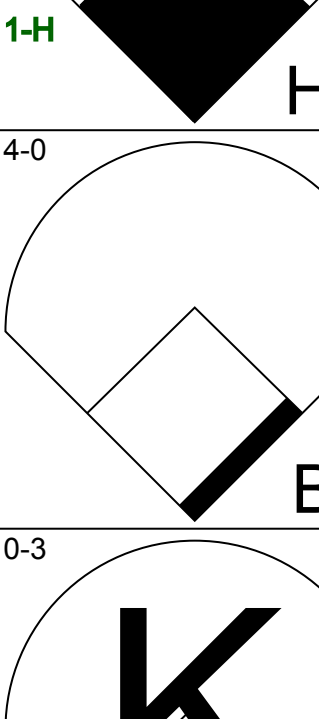
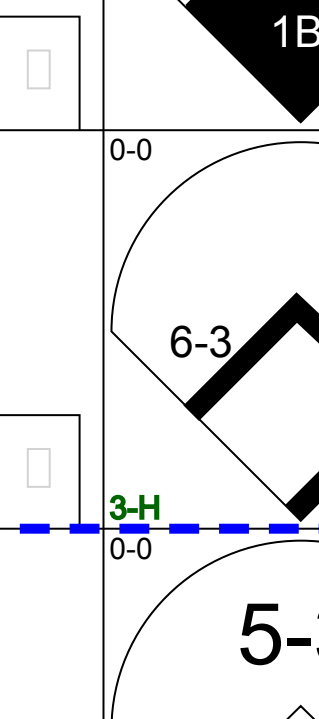
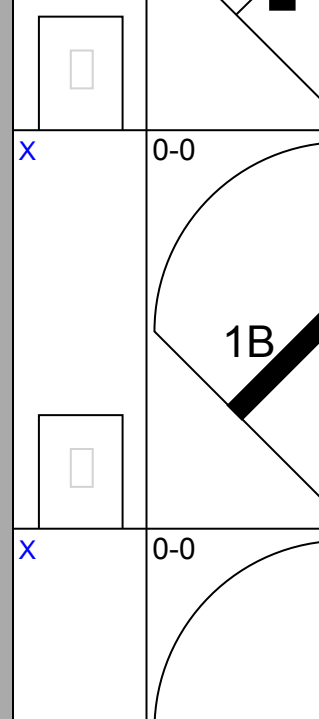
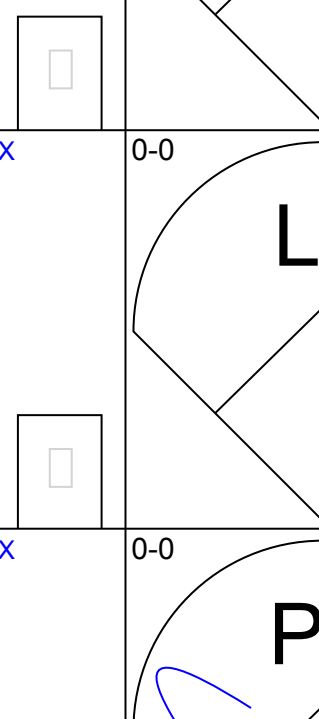
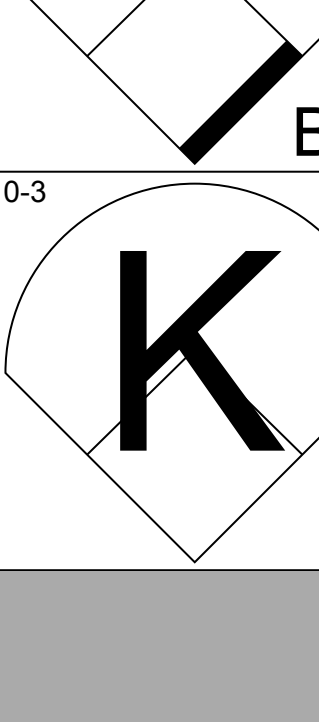
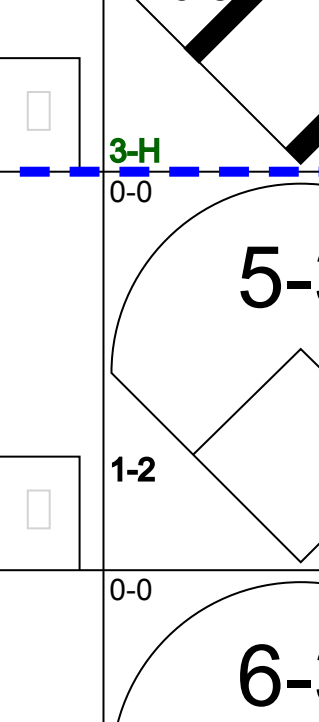
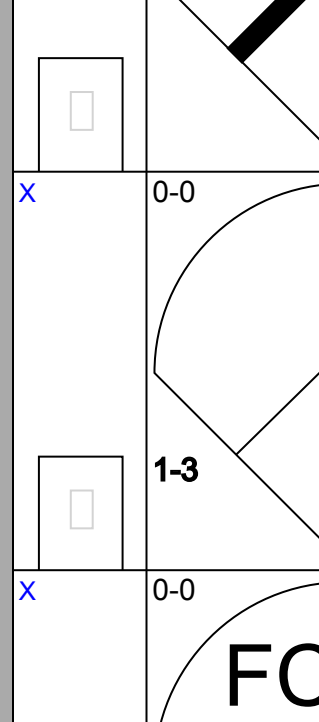
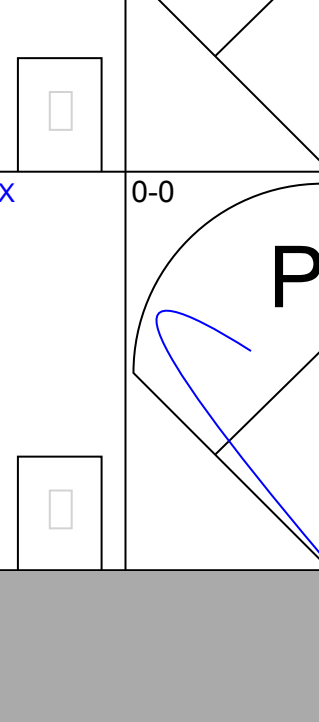
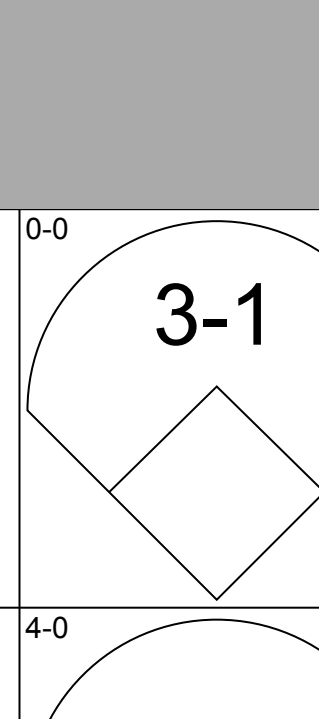
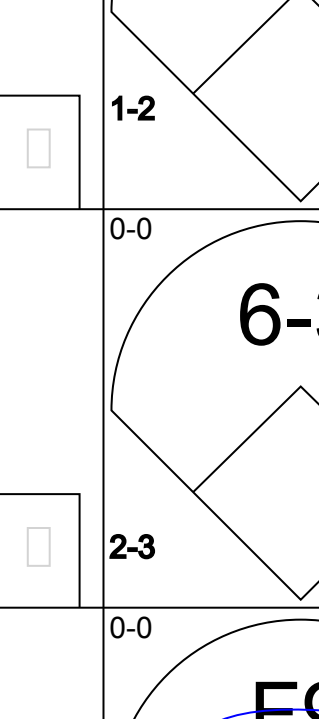
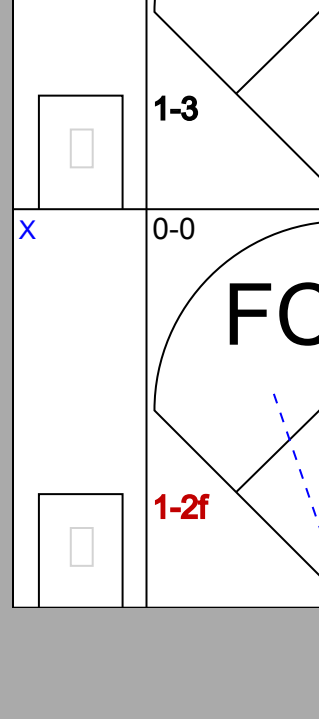
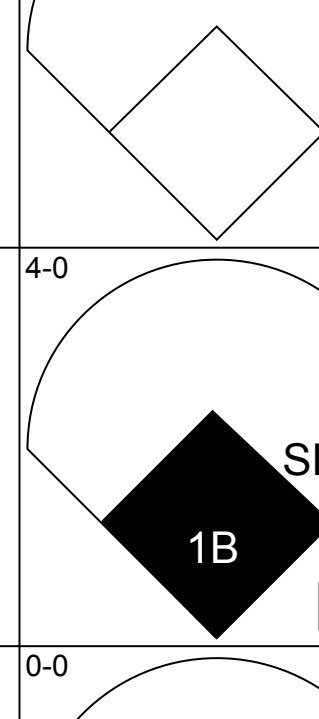
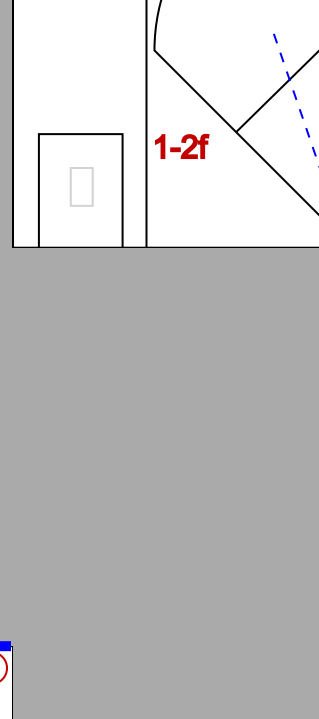

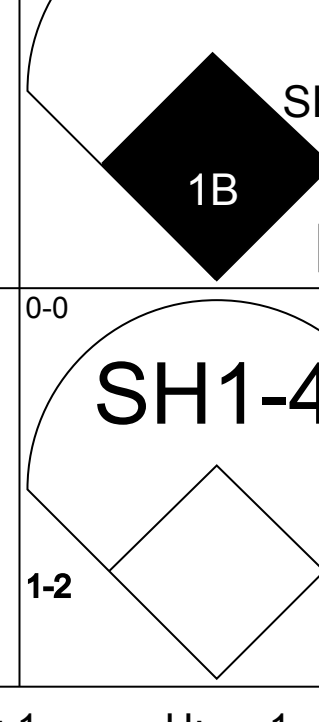
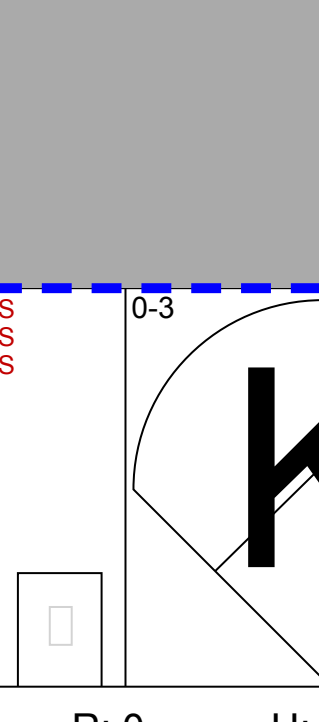
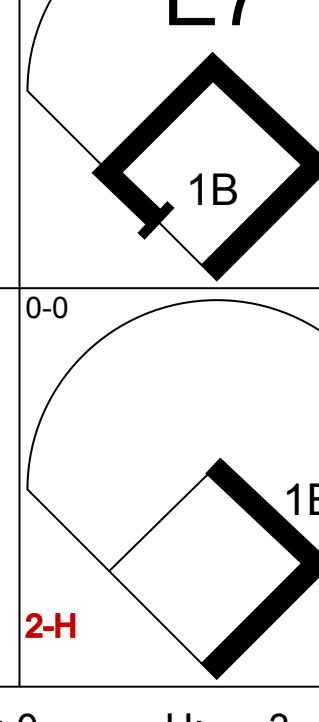
Batter	1	2	3	4	5	6	7	8	9	AB	R	H	RBI	BB	SO	LOB	BOTTOM							
Graig Nettles, L (1,5) OBP: 0.334, SLG: 0.397	K		F9					F8		5	0	2	0	0	1	1	Boston Red Sox @ Cleveland Indians Cleveland Municipal Stadium, Cleveland, OH Tue Sep 08 1970, 7:05 PM EDT Att: 3,194 - Unknown							
Eddie Leon, R (1,4) OBP: 0.320, SLG: 0.382	K		4-3					F9		5	0	0	0	0	2	4								
Vada Pinson, L (1,9) OBP: 0.315, SLG: 0.470	K		3-1							3	0	1	0	0	1	0								
Ken Harrelson, R (1,3) OBP: 0.333, SLG: 0.357		HR 2B						1-3 1B		4	1	1	0	0	0	2								
Roy Foster, R (1,7) OBP: 0.352, SLG: 0.451		HR BB								3	1	1	0	1	0	1								
Buddy Bradford, R (1,8) OBP: 0.292, SLG: 0.392		HR								2	1	1	3	2	0	1								
Duke Sims, L (1,2) OBP: 0.355, SLG: 0.478 Chuck Hinton, R (9, PH) OBP: 0.397, SLG: 0.464		1-3								3	0	0	0	0	1	3								
Larry Brown, R (1,6) OBP: 0.368, SLG: 0.350 John Lowenstein, L (9, PR)		F6								4	0	2	0	0	0	0								
Steve Hargan, R (1,1) OBP: 0.188, SLG: 0.194 Ted Ford, R (9, PH) OBP: 0.194, SLG: 0.276 Ted Uhlhaender, L (9, PH) OBP: 0.314, SLG: 0.380		K								3	0	0	0	0	2	1								
										1	0	0	0	0	1	0								
<b>Inning Stats</b>	R: 0 E: 0 K: 3 S: 9	H: 0 LOB: 0 BB: 0 P: 9	R: 3 E: 0 K: 1 S: 7	H: 2 LOB: 1 BB: 1 P: 11	R: 0 E: 0 K: 0 S: 3	H: 0 LOB: 0 BB: 0 P: 3	R: 0 E: 0 K: 1 S: 5	H: 0 LOB: 1 BB: 1 P: 9	R: 0 E: 0 K: 2 S: 8	H: 1 LOB: 1 BB: 0 P: 8	R: 0 E: 0 K: 0 S: 4	H: 1 LOB: 2 BB: 1 P: 8	R: 0 E: 0 K: 0 S: 4	H: 1 LOB: 1 BB: 0 P: 4	R: 0 E: 0 K: 0 S: 3	H: 1 LOB: 1 BB: 0 P: 4	R: 0 E: 0 K: 1 S: 7	H: 2 LOB: 2 BB: 0 P: 7	R: 0 E: 0 K: 1 S: 7	H: 0 LOB: 0 BB: 0 P: 7	1B: 5 2B: 2 3B: 0 HR: 1	SF: 0 SAC: 0 DP: 1 HBP: 1	WP: 0 PB: 0 SB: 0 CS: 0	PA: 38
<b>PITCHER</b> Ken Brett, L (1,1) ERA: 4.06 Gary Wagner, R (9,1) ERA: 2.92	IP: 8.1 WLS: W BF: 35 H: 7 R: 3 ER: 3 SO: 8 BB: 3 IBB: 0 HBP: 1 BLK: 0 WP: 0 HR: 1 S: 47 P: 60 ERA: 3.24 WHIP: 1.200															<b>PITCHER</b>								

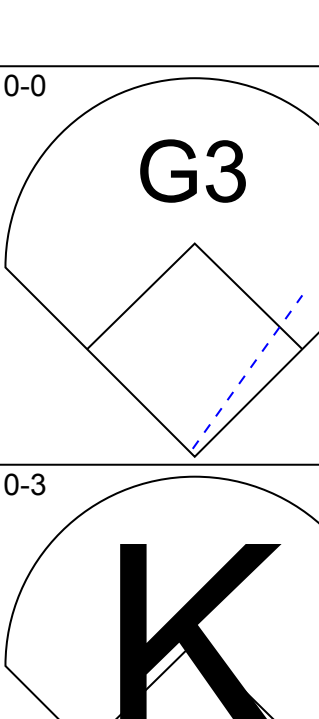
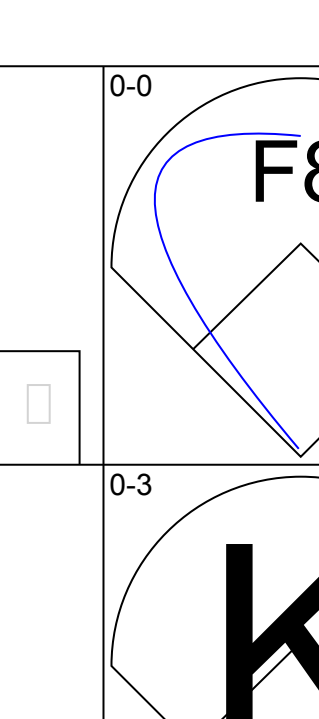
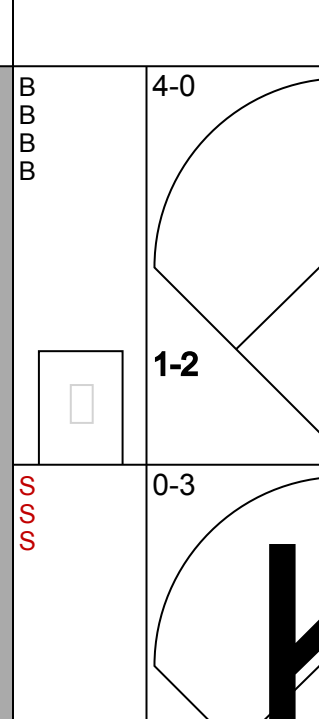
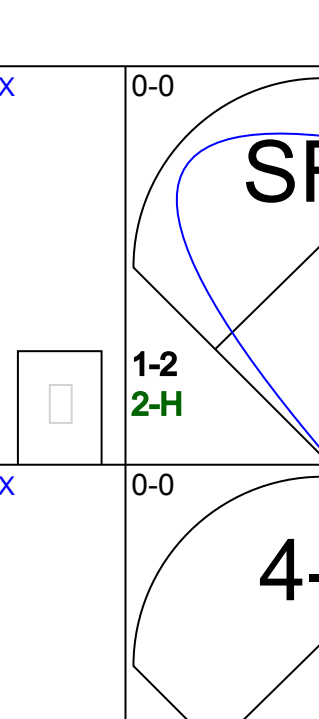
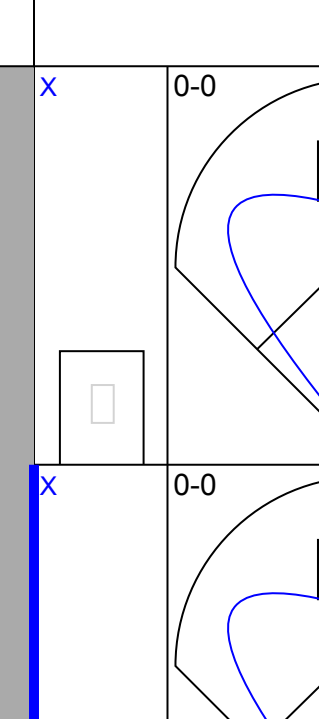
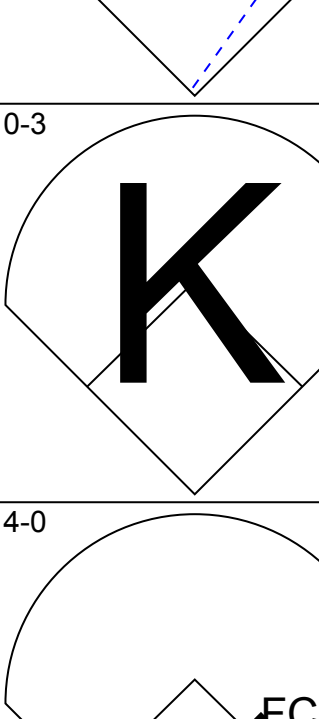
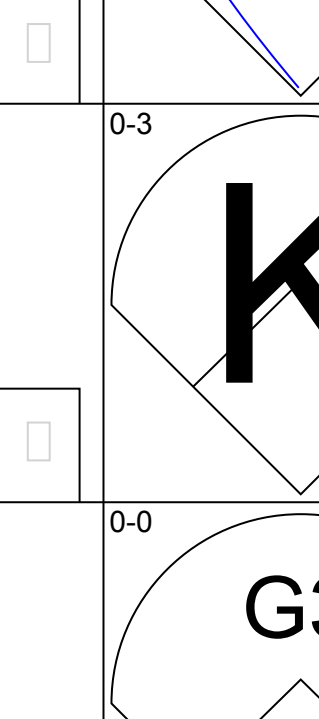
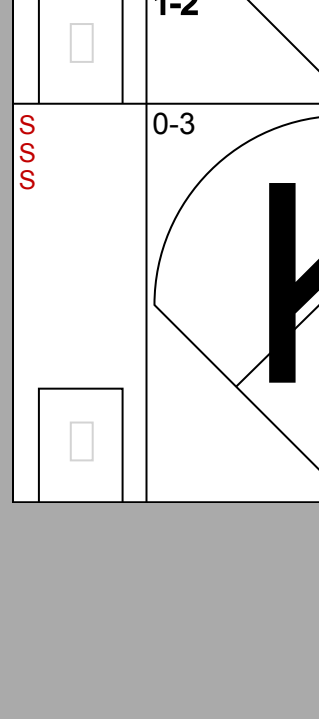
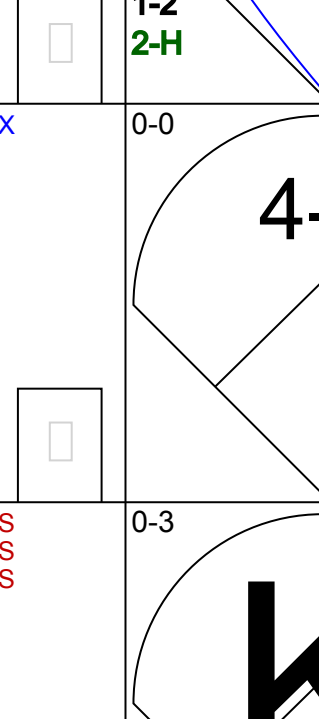
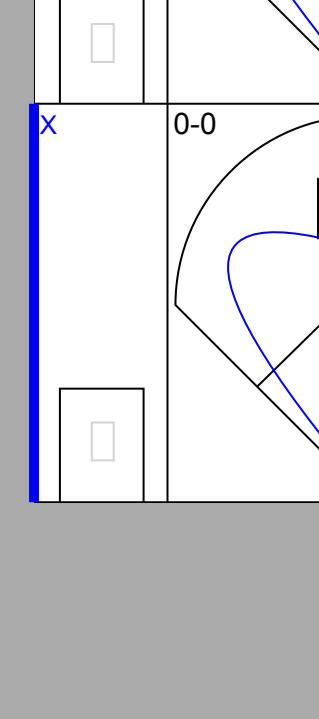
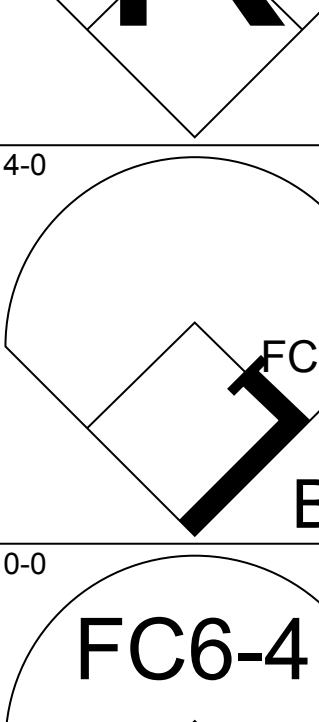
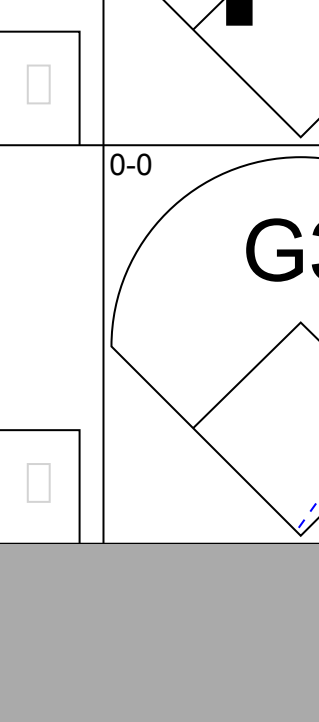

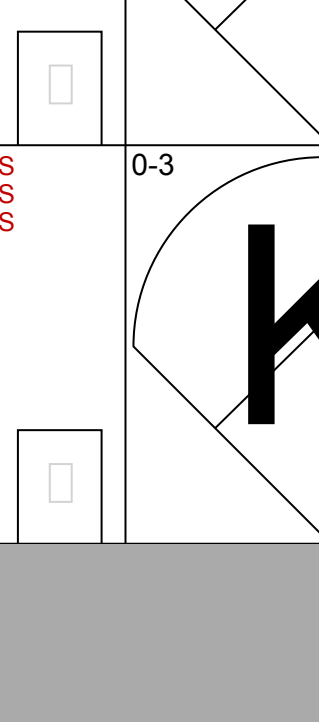
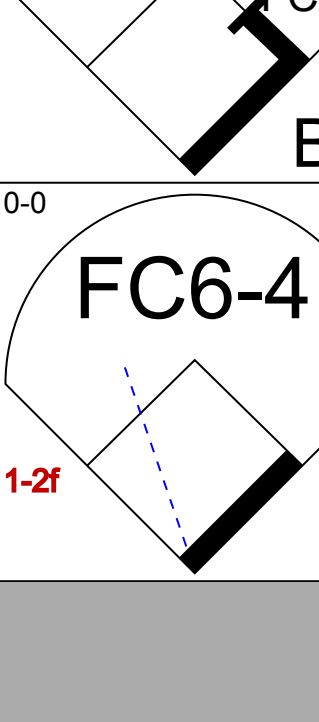
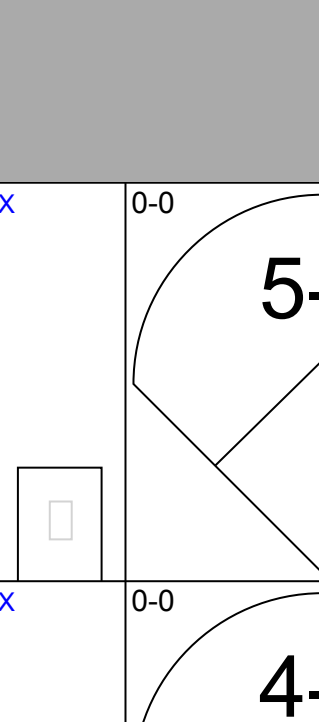
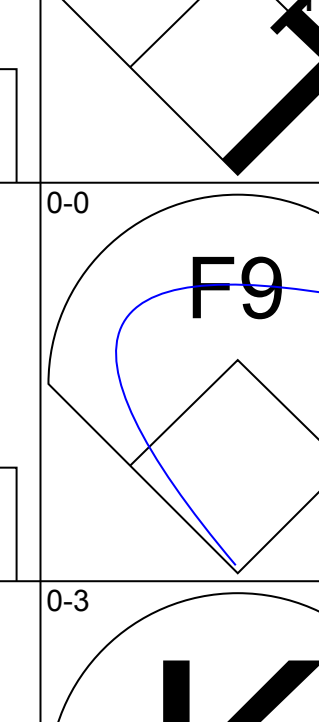
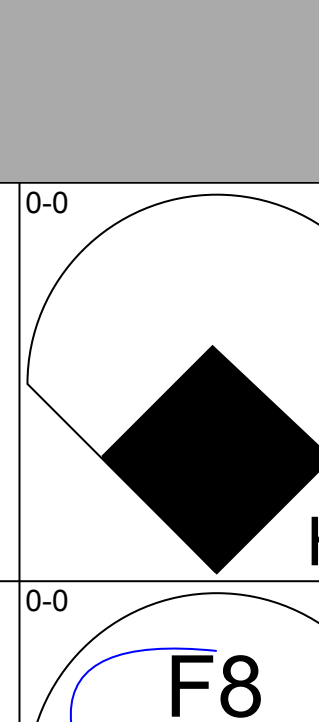
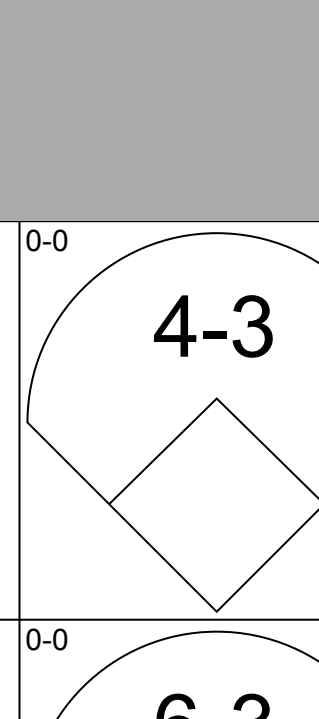
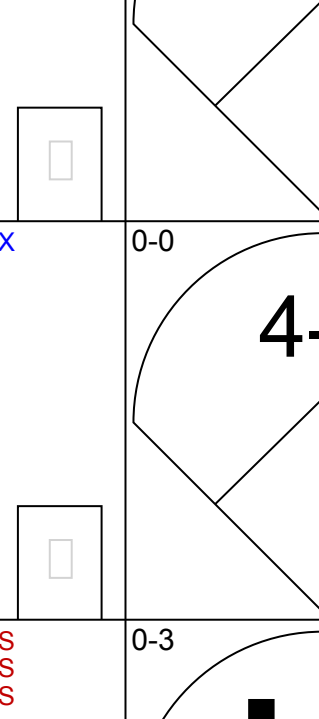
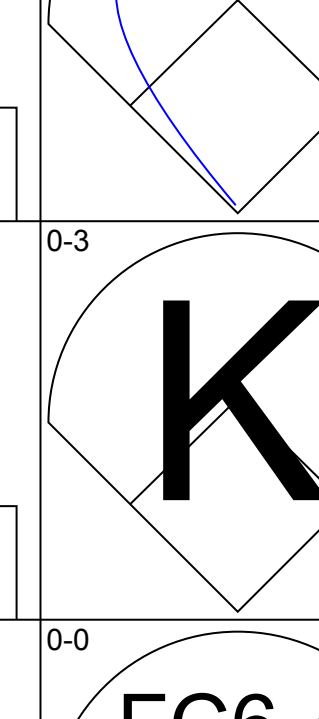
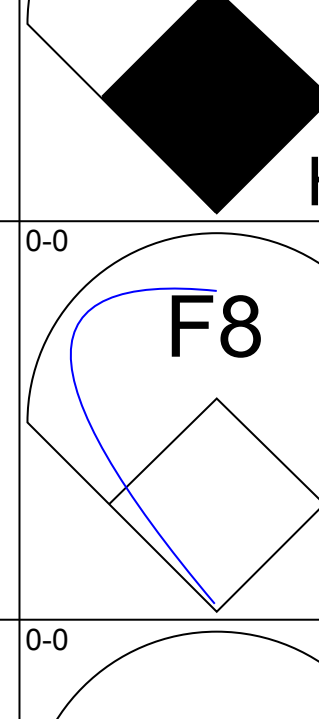
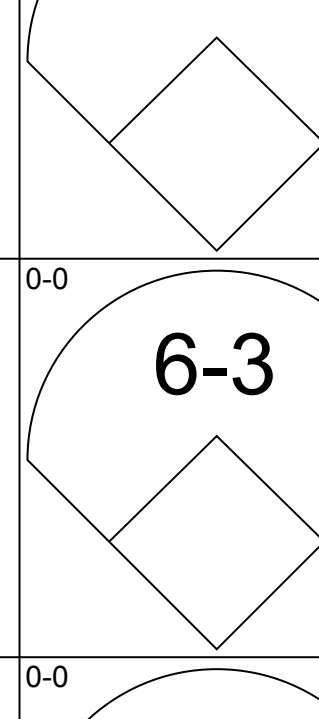
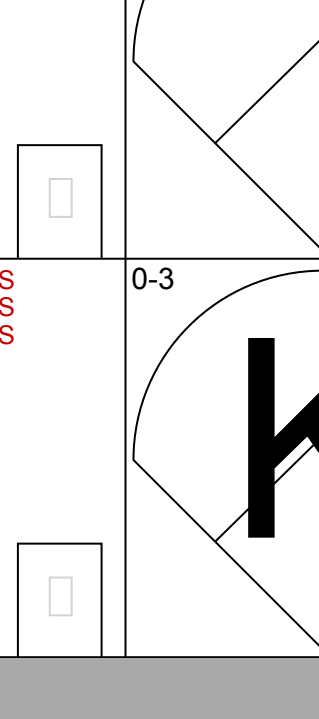

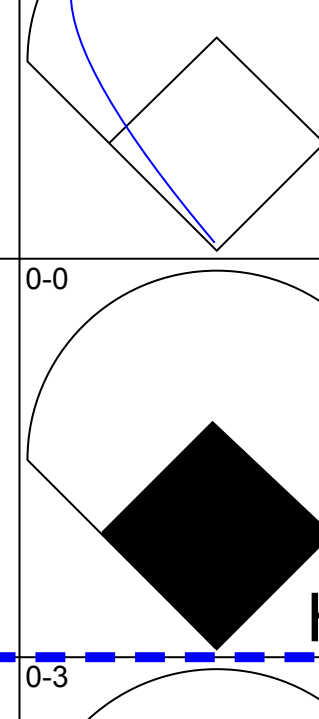
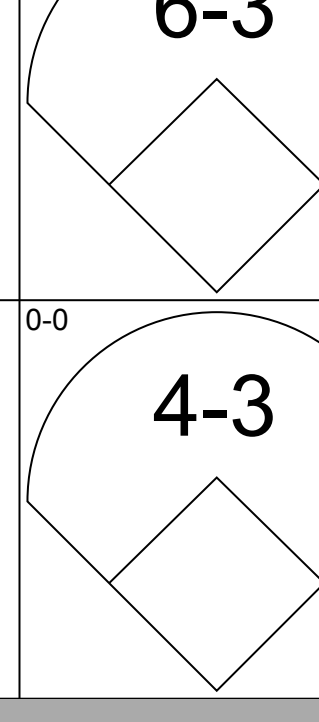
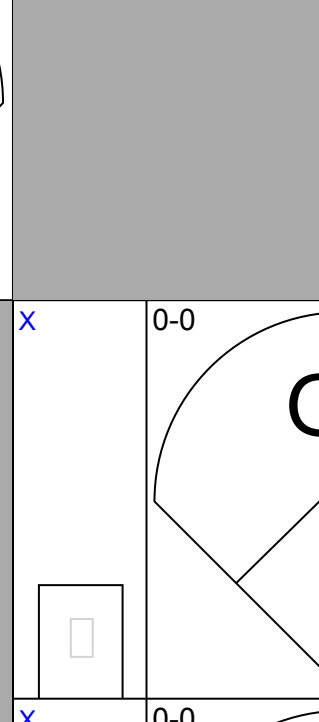
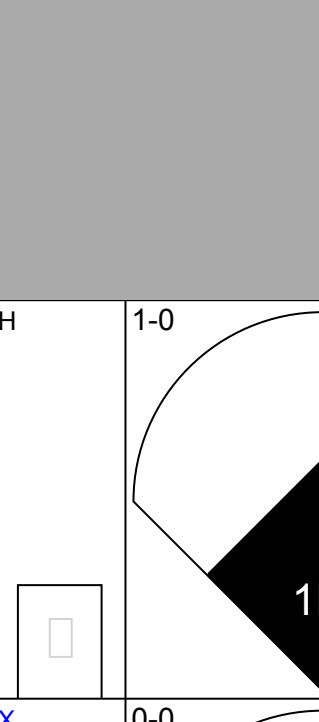
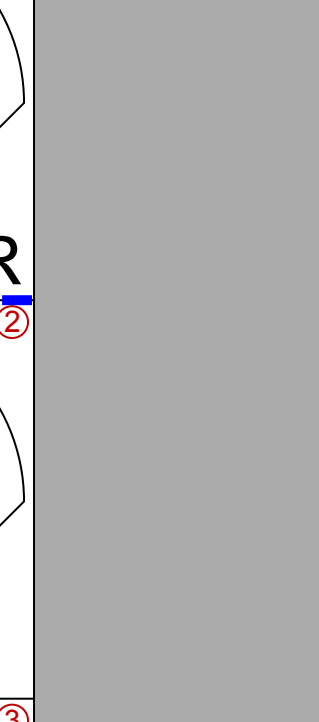
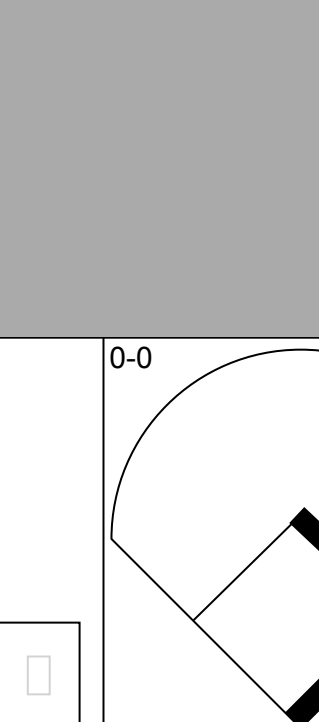
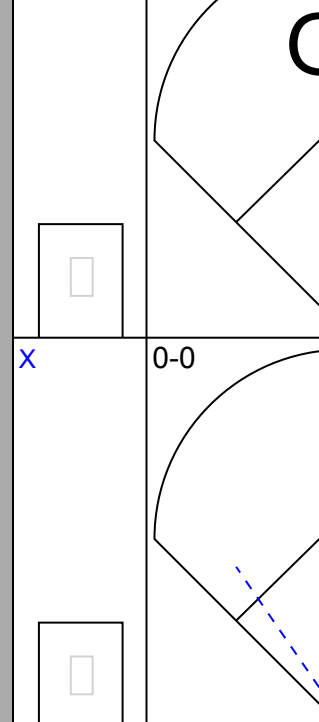
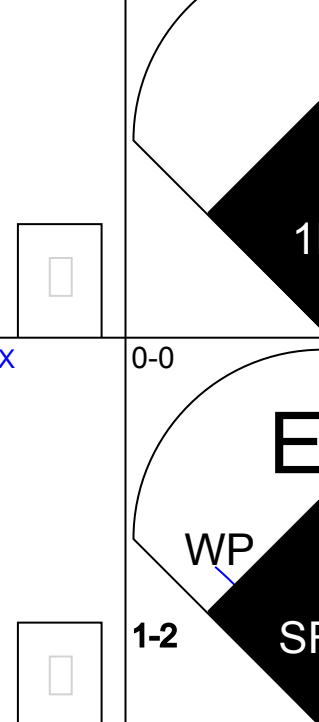
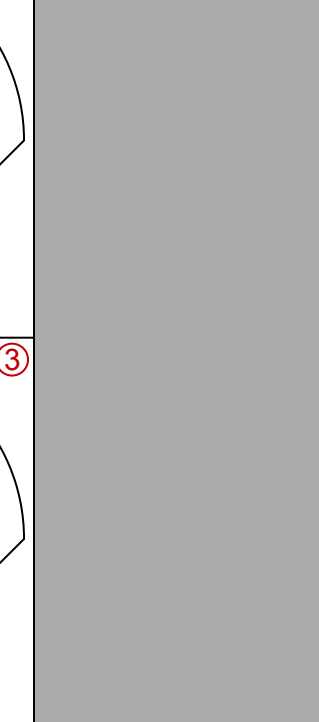
AB	30
R	4
H	6
RBI	4
BB	1
SO	7
LOB	5



AB	34
R	3
H	8
RBI	3
BB	3
SO	8
LOB	14



Batter	1	2	3	4	5	6	7	8	9	AB	R	H	RBI	BB	SO	LOB	TOP
<b>Ed Stroud, L</b> OBP: 0.348, SLG: 0.364 (1, 8)	 <sup>1</sup>	 <sup>1</sup>		 <sup>2</sup>		 <sup>2</sup>		 <sup>2</sup>		5	0	2	1	0	2	1	<b>Washington Senators @ Cleveland Indians</b> Cleveland Municipal Stadium, Cleveland, OH Wed Sep 09 1970, 7:05 PM EDT Att: 3,138 - Unknown
<b>Del Unser, L</b> OBP: 0.316, SLG: 0.321 (1, 9)	 <sup>2</sup>	 <sup>2</sup>		 <sup>3</sup>		 <sup>3</sup>		 <sup>3</sup>		4	0	1	1	1	1	2	
<b>Frank Howard, R</b> OBP: 0.434, SLG: 0.567 (1, 7)	 <sup>3</sup>	 <sup>3</sup>				 <sup>1</sup>		 <sup>1</sup>		4	1	0	0	1	2	3	
<b>Mike Epstein, L</b> OBP: 0.357, SLG: 0.439 (1, 3)	 <sup>1</sup>			 <sup>1</sup>		 <sup>2</sup>		 <sup>1</sup>		5	2	2	2	0	2	0	
<b>Bernie Allen, L</b> OBP: 0.347, SLG: 0.378 <b>Wayne Comer, R</b> OBP: 0.321, SLG: 0.243 (1, 5) (7, PH) (7, 5)	 <sup>1</sup>			 <sup>1</sup>		 <sup>1</sup>		 <sup>2</sup>		2	0	2	1	1	0	0	
<b>Ed Brinkman, R</b> OBP: 0.336, SLG: 0.309 (1, 6)	 <sup>3</sup>			 <sup>1</sup>		 <sup>3</sup>		 <sup>3</sup>		4	0	1	0	0	1	2	
<b>Paul Casanova, R</b> OBP: 0.253, SLG: 0.364 (1, 2)				 <sup>1</sup>		 <sup>2</sup>		 <sup>3</sup>		4	0	0	0	0	0	3	
<b>Tim Cullen, R</b> OBP: 0.312, SLG: 0.293 (1, 4)				 <sup>1</sup>		 <sup>1</sup>		 <sup>1</sup>		3	2	2	0	1	0	1	
<b>Joe Coleman, R</b> OBP: 0.250, SLG: 0.123 <b>Joe Grzenda, R</b> (8, 1)				 <sup>2</sup>		 <sup>1</sup>		 <sup>2</sup>		3	0	1	0	0	2	1	
<b>Inning Stats</b>	R: 2 H: 1 E: 0 K: 3 S: 10	H: 1 R: 1 ER: 0 BB: 2 P: 18	H: 1 R: 1 ER: 0 BB: 2 P: 12	H: 2 R: 1 ER: 0 BB: 0 P: 5	H: 0 R: 0 ER: 0 BB: 0 P: 7	H: 2 R: 0 ER: 0 BB: 2 P: 9	H: 2 R: 1 ER: 0 LOB: 1 BB: 0 P: 9	H: 0 R: 0 ER: 0 LOB: 0 BB: 0 P: 3	H: 3 R: 1 ER: 1 LOB: 2 BB: 0 P: 5	H: 0 R: 0 ER: 0 LOB: 0 BB: 0 P: 5	1B: 8 2B: 1 3B: 1 HR: 1	SF: 0 SAC: 1 DP: 0 HBP: 0	WP: 0 PB: 1 SB: 0 CS: 0	PA: 41	<b>AB 36</b> <b>R 5</b> <b>H 11</b> <b>RBI 5</b> <b>BB 4</b> <b>SO 10</b> <b>LOB 13</b>		
<b>PITCHER</b>	IP WLS BF H R ER SO BB IBB HBP BLK WP HR S P ERA WHIP	IP WLS BF H R ER SO BB IBB HBP BLK WP HR S P ERA WHIP															
<b>Rich Hand, R</b> ERA: 3.71 <b>Fred Lasher, R</b> ERA: 4.1 <b>Jim Rittwage, R</b> ERA: 3.38 <b>Rick Austin, L</b> ERA: 5.34 <b>Phil Hennigan, R</b> ERA: 4.18	2.0 1.0 2.0 2.0 0.2	L 3 8 8 4	14 0 2 2 3	4 0 0 2 0	4 0 0 0 0	3 0 4 2 0	3 0 0 0 0	0 0 0 0 0	0 0 0 0 0	0 0 0 0 0	0 0 0 0 0	0 0 0 0 0	0 0 0 0 0	4 3 12 12 4	0.00 0.00 0.00 4.50 0.00	4.00 0.00 1.000 1.000 4.500	
<b>Steve Mingeri, L</b> ERA: 3.55	1.1	4	0	0	0	1	0	0	0	0	0	6	6	0.00	0.000		

Batter	1	2	3	4	5	6	7	8	9	AB	R	H	RBI	BB	SO	LOB	BOTTOM
<b>Ted Uhlhaender, L</b> OBP: 0.313, SLG: 0.377 (1, 8)	 <sup>1</sup>		 <sup>1</sup>		 <sup>3</sup>		 <sup>1</sup>		 <sup>2</sup>	3	0	0	1	1	0	2	<b>Washington Senators @ Cleveland Indians</b> Cleveland Municipal Stadium, Cleveland, OH Wed Sep 09 1970, 7:05 PM EDT Att: 3,138 - Unknown
<b>Eddie Leon, R</b> OBP: 0.219, SLG: 0.379 <b>Rick Austin, L</b> OBP: 0.334, SLG: 0.176 <b>Ted Uhlhaender, L</b> OBP: 0.313, SLG: 0.377 <b>Phil Hennigan, R</b> OBP: 0.442, SLG: 0.333 <b>Steve Mingeri, L</b> OBP: 0.442, SLG: 0.333 <b>Vern Fuller, R</b> OBP: 0.167, SLG: 0.278 (1, 4) (5, 1) (5, 1) (5, 1) (5, 1) (5, PH)	0-3 0-3 0-3 0-3 0-3	 <sup>2</sup>	 <sup>2</sup>		 <sup>3</sup>		 <sup>2</sup>		 <sup>3</sup>	3	0	0	0	0	3	4	
<b>Vada Pinson, L</b> OBP: 0.316, SLG: 0.469 (1, 9) (9, 3)	 <sup>3</sup>		 <sup>3</sup>		 <sup>1</sup>		 <sup>3</sup>			3	0	1	0	1	1	3	
<b>Roy Foster, R</b> OBP: 0.351, SLG: 0.456 (1, 7)	 <sup>3</sup>			 <sup>1</sup>		 <sup>1</sup>		 <sup>1</sup>		4	1	1	1	0	0	2	
<b>Duke Sims, L</b> OBP: 0.351, SLG: 0.472 (1, 2)			 <sup>1</sup>	 <sup>2</sup>		 <sup>2</sup>		 <sup>1</sup>		4	0	0	0	0	1	1	
<b>Ken Harrelson, R</b> OBP: 0.278, SLG: 0.294 <b>Chuck Hinton, R</b> OBP: 0.401, SLG: 0.489 (1, 3) (7, 3) (9, 5)			 <sup>2</sup>	 <sup>3</sup>		 <sup>3</sup>		 <sup>1</sup>		3	0	0	0	0	1	1	
<b>Graig Nettles, L</b> OBP: 0.187, SLG: 0.395 <b>Buddy Bradford, R</b> OBP: 0.290, SLG: 0.389 (1, 5) (8, PH) (9, 9)			 <sup>3</sup>		 <sup>1</sup>		 <sup>1</sup>		 <sup>2</sup>	2	1	0	0	0	0	0	
<b>Larry Brown, R</b> OBP: 0.372, SLG: 0.364 (1, 6)			 <sup>1</sup>		 <sup>1</sup>		 <sup>1</sup>		 <sup>3</sup>	4	1	2	0	0	0	1	
<b>Inning Stats</b>	R: 0 H: 0 E: 0 K: 1 S: 5	H: 0 R: 0 ER: 0 LOB: 1 P: 9	H: 0 R: 0 ER: 0 LOB: 0 P: 3	H: 1 R: 1 ER: 0 LOB: 1 P: 10	H: 0 R: 0 ER: 0 LOB: 0 P: 5	H: 1 R: 0 ER: 0 LOB: 2 P: 10	H: 1 R: 0 ER: 0 LOB: 1 P: 6	H: 1 R: 2 ER: 1 LOB: 1 P: 8	H: 2 R: 0 ER: 0 LOB: 0 P: 7	H: 0 R: 0 ER: 0 LOB: 0 P: 3	1B: 3 2B: 1 3B: 0 HR: 2	SF: 1 SAC: 0 DP: 0 HBP: 1	WP: 1 PB: 0 SB: 0 CS: 0	PA: 38	<b>AB 33</b> <b>R 4</b> <b>H 6</b> <b>RBI 4</b> <b>BB 3</b> <b>SO 7</b> <b>LOB 16</b>		
<b>PITCHER</b>	IP WLS BF H R ER SO BB IBB HBP BLK WP HR S P ERA WHIP	IP WLS BF H R ER SO BB IBB HBP BLK WP HR S P ERA WHIP															
<b>Joe Coleman, R</b> ERA: 3.6 <b>Joe Grzenda, L</b> ERA: 4.83	1.1 1.2	S 5	33 0	6 0	3 0	0 0	0 1	0 0	0 0	0 0	0 0	0 7	41 7	3.68 0.00	1.227 0.000		
<b>PITCHER</b>	IP WLS BF H R ER SO BB IBB HBP BLK WP HR S P ERA WHIP	IP WLS BF H R ER SO BB IBB HBP BLK WP HR S P ERA WHIP															
<b>Rich Hand, R</b> OBP: 0.187, SLG: 0.154 <b>Fred Lasher, R</b> <b>Lou Camilli, S</b> <b>Jim Rittwage, R</b> <b>John Lowenstein, L</b> OBP: 0.143, SLG: 0.143 (1, 1) (2, 1) (3, PH) (4, 1) (5, PH) (6, 4)	7.1 1.2	W S	33 5	4 0	4 0	3 0	6 1	0 0	0 0	0 0	0 0	0 7	41 7	3.68 0.00	1.227 0.000		



Batter	1	2	3	4	5	6	7	8	9	AB	R	H	RBI	BB	SO	LOB	TOP																																																						
Ed Stroud, L (1, 8) OBP: 0.344, SLG: 0.360	 0-3		 0-3				 0-0		 0-0		4	0	0	0	0	2	1																																																						
Del Unser, L (1, 9) OBP: 0.318, SLG: 0.321	 0-0		 0-0			 4-0		 0-0		3	2	1	0	1	0	1																																																							
Frank Howard, R (1, 7) OBP: 0.436, SLG: 0.580	 0-3		 0-0			 0-0		 0-0		4	2	3	3	0	1	0																																																							
Mike Epstein, L (1, 3) OBP: 0.356, SLG: 0.437		 0-0	 0-0			 0-0		 0-0		4	0	1	1	0	0	0																																																							
Bernie Allen, L (1, 5) OBP: 0.349, SLG: 0.375	 4-0		 0-0			 4-0		 0-3		2	0	0	0	2	1	2																																																							
Ed Brinkman, R (1, 6) OBP: 0.333, SLG: 0.307	 0-0				 0-0	 0-0		 0-0		4	0	0	0	0	0	2																																																							
Jim French, L (1, 2) OBP: 0.361, SLG: 0.265	 4-0				 0-0	 0-3		 0-0		3	0	0	0	1	1	0																																																							
Tim Cullen, R (1, 4) OBP: 0.310, SLG: 0.291		 0-3					 0-3		 0-0	2	0	0	0	0	2	2																																																							
Jim Shellenback, L (7, 1) OBP: 0.111, SLG: 0.115										0	0	0	0	0	0	0																																																							
Lee Mays, L (9, PH) OBP: 0.321, SLG: 0.400										1	0	0	0	0	0	0																																																							
Casey Cox, R (1, 1) Tom Givone, R (3, PH) Jackie Brown, R (3, 1) Jim Hannan, R (4, 1) Davey Nelson, R (4, 4) Greg Goossen, R (7, PH)			 0-0			 0-3		 0-0		0	0	0	0	0	0	0																																																							
<b>Inning Stats</b>	R: 0 E: 0 K: 2 S: 7	H: 0 LOB: 0 BB: 0 P: 7	R: 0 E: 0 K: 1 S: 5	H: 0 LOB: 2 BB: 2 P: 13	R: 1 E: 0 K: 1 S: 8	H: 3 LOB: 2 BB: 0 P: 8	R: 0 E: 0 K: 1 S: 5	H: 0 LOB: 0 BB: 0 P: 5	R: 2 E: 0 K: 1 S: 6	H: 1 LOB: 0 BB: 1 P: 10	R: 0 E: 0 K: 1 S: 4	H: 0 LOB: 0 BB: 1 P: 8	R: 0 E: 0 K: 1 S: 6	H: 1 LOB: 1 BB: 0 P: 6	R: 1 E: 0 K: 0 S: 6	H: 1 LOB: 0 BB: 0 P: 3	R: 0 E: 0 K: 0 S: 3	H: 0 LOB: 0 BB: 0 P: 3	1B: 4 2B: 0 3B: 0 HR: 2	SF: 0 SAC: 0 DP: 1 HBP: 0	WP: 1 PB: 0 SB: 0 CS: 0	PA: 36																																																	
<b>PITCHER</b>	IP WLS BF H R ER SO BB IBB HBP BLK WP HR S P ERA WHIP	<table border="1"> <thead> <tr> <th>PITCHER</th> <th>IP</th> <th>WLS</th> <th>BF</th> <th>H</th> <th>R</th> <th>ER</th> <th>SO</th> <th>BB</th> <th>IBB</th> <th>HBP</th> <th>BLK</th> <th>WP</th> <th>HR</th> <th>S</th> <th>P</th> <th>ERA</th> <th>WHIP</th> </tr> </thead> <tbody> <tr> <td>Steve Dunning, R (1, 1) ERA: 4.96</td> <td>7.0</td> <td>W</td> <td>29</td> <td>5</td> <td>3</td> <td>3</td> <td>8</td> <td>4</td> <td>0</td> <td>0</td> <td>0</td> <td>1</td> <td>1</td> <td>41</td> <td>57</td> <td>3.86</td> <td>1.286</td> </tr> <tr> <td>Dennis Higgins, R (8, 1) ERA: 4.19</td> <td>2.0</td> <td>S</td> <td>7</td> <td>1</td> <td>1</td> <td>1</td> <td>1</td> <td>0</td> <td>0</td> <td>0</td> <td>0</td> <td>0</td> <td>1</td> <td>9</td> <td>9</td> <td>4.50</td> <td>0.500</td> </tr> </tbody> </table>															PITCHER	IP	WLS	BF	H	R	ER	SO	BB	IBB	HBP	BLK	WP	HR	S	P	ERA	WHIP	Steve Dunning, R (1, 1) ERA: 4.96	7.0	W	29	5	3	3	8	4	0	0	0	1	1	41	57	3.86	1.286	Dennis Higgins, R (8, 1) ERA: 4.19	2.0	S	7	1	1	1	1	0	0	0	0	0	1	9	9	4.50	0.500	ERA WHIP
PITCHER	IP	WLS	BF	H	R	ER	SO	BB	IBB	HBP	BLK	WP	HR	S	P	ERA	WHIP																																																						
Steve Dunning, R (1, 1) ERA: 4.96	7.0	W	29	5	3	3	8	4	0	0	0	1	1	41	57	3.86	1.286																																																						
Dennis Higgins, R (8, 1) ERA: 4.19	2.0	S	7	1	1	1	1	0	0	0	0	0	1	9	9	4.50	0.500																																																						

Washington Senators @ Cleveland Indians  
Cleveland Municipal Stadium, Cleveland, OH  
Thu Sep 10 1970, 7:05 PM EDT  
Att: 2,746 - Unknown

AB 32  
R 4  
H 6  
RBI 4  
BB 4  
SO 9  
LOB 8



Batter	1	2	3	4	5	6	7	8	9	AB	R	H	RBI	BB	SO	LOB	BOTTOM																																																																																										
Ted Uhlhaender, L (1, 8) OBP: 0.318, SLG: 0.389	 0-0		 0-0		 0-0		 0-0			5	2	4	4	0	0	0																																																																																											
Graig Nettles, L (1, 5) OBP: 0.331, SLG: 0.391	 0-0	 1-2	 0-0		 0-0		 0-0			5	1	0	0	0	0	4																																																																																											
Vada Pinson, L (1, 9) OBP: 0.317, SLG: 0.474	 0-0	 0-0			 0-0		 0-0			5	2	2	1	0	0	3																																																																																											
Roy Foster, R (1, 7) OBP: 0.354, SLG: 0.464	 0-0				 0-0		 0-0			1	1	1	2	0	0	0																																																																																											
Buddy Bradford, R (2, PR) OBP: 0.295, SLG: 0.394	 1-2	 1-2			 0-0		 0-0			3	1	2	0	0	0	0																																																																																											
Duke Sims, L (1, 2) OBP: 0.358, SLG: 0.479	 0-0	 0-3			 0-0		 0-0			4	1	3	3	1	1	3																																																																																											
Chuck Hinton, R (1, 3) OBP: 0.395, SLG: 0.476	 0-0		 4-0		 0-3		 0-0		 0-0	4	1	0	0	1	1	5																																																																																											
John Lowenstein, L (1, 4) OBP: 0.250, SLG: 0.500		 0-0	 0-0		 0-0		 0-0		 0-0	5	2	2	2	0	0	3																																																																																											
Larry Brown, R (1, 6) OBP: 0.387, SLG: 0.371		 0-0	 4-0		 4-0		 0-0		 0-0	3	2	2	0	2	0	0																																																																																											
Steve Dunning, R (1, 1) OBP: 0.188, SLG: 0.161		 0-0	 0-3		 0-3				 0-0	3	0	1	1	0	2	5																																																																																											
Ted Ford, R (7, PH) OBP: 0.162, SLG: 0.258		 0-0	 0-3		 0-3				 0-0	1	0	0	0	0	1	0																																																																																											
Dennis Higgins, R (8, 1) OBP: 0.357, SLG: 0.250		 1-3	 0-0		 0-3				 0-0	1	0	0	0	0	0	1																																																																																											
<b>Inning Stats</b>	R: 2 E: 0 K: 0 S: 6	H: 3 LOB: 1 BB: 0 P: 6	R: 2 E: 1 K: 1 S: 9	H: 4 LOB: 3 BB: 0 P: 10	R: 3 E: 0 K: 1 S: 6	H: 1 LOB: 0 BB: 2 P: 14	R: 1 E: 0 K: 2 S: 10	H: 3 LOB: 3 BB: 1 P: 14	R: 0 E: 0 K: 0 S: 3	H: 0 LOB: 0 BB: 0 P: 3	R: 2 E: 0 K: 0 S: 4	H: 1 LOB: 0 BB: 1 P: 8	R: 3 E: 0 K: 1 S: 9	H: 4 LOB: 1 BB: 0 P: 9	R: 0 E: 0 K: 0 S: 3	H: 1 LOB: 0 BB: 0 P: 3	1B: 12 2B: 1 3B: 0 HR: 4	SF: 0 SAC: 0 DP: 1 HBP: 1	WP: 0 PB: 0 SB: 0 CS: 0	PA: 45																																																																																							
<b>PITCHER</b>	IP WLS BF H R ER SO BB IBB HBP BLK WP HR S P ERA WHIP	<table border="1"> <thead> <tr> <th>PITCHER</th> <th>IP</th> <th>WLS</th> <th>BF</th> <th>H</th> <th>R</th> <th>ER</th> <th>SO</th> <th>BB</th> <th>IBB</th> <th>HBP</th> <th>BLK</th> <th>WP</th> <th>HR</th> <th>S</th> <th>P</th> <th>ERA</th> <th>WHIP</th> </tr> </thead> <tbody> <tr> <td>Casey Cox, R (1, 1) ERA: 4.57</td> <td>2.0</td> <td>L</td> <td>14</td> <td>7</td> <td>4</td> <td>4</td> <td>1</td> <td>0</td> <td>0</td> <td>0</td> <td>0</td> <td>0</td> <td>1</td> <td>15</td> <td>16</td> <td>18.00</td> <td>3.500</td> </tr> <tr> <td>Jackie Brown, R (3, 1) ERA: 5.27</td> <td>1.0</td> <td></td> <td>9</td> <td>4</td> <td>4</td> <td>4</td> <td>1</td> <td>2</td> <td>0</td> <td>0</td> <td>0</td> <td>0</td> <td>2</td> <td>9</td> <td>17</td> <td>36.00</td> <td>6.000</td> </tr> <tr> <td>Jim Hannan, R (4, 1) ERA: 3.48</td> <td>3.0</td> <td></td> <td>12</td> <td>1</td> <td>2</td> <td>2</td> <td>2</td> <td>2</td> <td>0</td> <td>0</td> <td>0</td> <td>0</td> <td>1</td> <td>14</td> <td>22</td> <td>6.00</td> <td>1.000</td> </tr> <tr> <td>Jim Shellenback, L (7, 1) ERA: 3.6</td> <td>2.0</td> <td></td> <td>10</td> <td>5</td> <td>3</td> <td>3</td> <td>1</td> <td>0</td> <td>0</td> <td>0</td> <td>0</td> <td>0</td> <td>0</td> <td>12</td> <td>12</td> <td>13.50</td> <td>2.500</td> </tr> </tbody> </table>															PITCHER	IP	WLS	BF	H	R	ER	SO	BB	IBB	HBP	BLK	WP	HR	S	P	ERA	WHIP	Casey Cox, R (1, 1) ERA: 4.57	2.0	L	14	7	4	4	1	0	0	0	0	0	1	15	16	18.00	3.500	Jackie Brown, R (3, 1) ERA: 5.27	1.0		9	4	4	4	1	2	0	0	0	0	2	9	17	36.00	6.000	Jim Hannan, R (4, 1) ERA: 3.48	3.0		12	1	2	2	2	2	0	0	0	0	1	14	22	6.00	1.000	Jim Shellenback, L (7, 1) ERA: 3.6	2.0		10	5	3	3	1	0	0	0	0	0	0	12	12	13.50	2.500	ERA WHIP
PITCHER	IP	WLS	BF	H	R	ER	SO	BB	IBB	HBP	BLK	WP	HR	S	P	ERA	WHIP																																																																																										
Casey Cox, R (1, 1) ERA: 4.57	2.0	L	14	7	4	4	1	0	0	0	0	0	1	15	16	18.00	3.500																																																																																										
Jackie Brown, R (3, 1) ERA: 5.27	1.0		9	4	4	4	1	2	0	0	0	0	2	9	17	36.00	6.000																																																																																										
Jim Hannan, R (4, 1) ERA: 3.48	3.0		12	1	2	2	2	2	0	0	0	0	1	14	22	6.00	1.000																																																																																										
Jim Shellenback, L (7, 1) ERA: 3.6	2.0		10	5	3	3	1	0	0	0	0	0	0	12	12	13.50	2.500																																																																																										

Washington Senators @ Cleveland Indians  
Cleveland Municipal Stadium, Cleveland, OH  
Thu Sep 10 1970, 7:05 PM EDT  
Att: 2,746 - Unknown

AB 40  
R 13  
H 17  
RBI 13  
BB 4  
SO 5  
LOB 24



Batter	1	2	3	4	5	6	7	8	9	AB R H RBI BB SO LOB	TOP														
Horace Clarke, S OBP: 0.284, SLG: 0.309 (1, 4)										5 0 3 0 0 1 3	<p><b>New York Yankees @ Cleveland Indians</b> Cleveland Municipal Stadium, Cleveland, OH</p> <p>Fri Sep 11 1970, 7:05 PM EDT Att. 5,567 - Unknown - 63 F</p> <p>livebaseballscores.com</p> <p>AB 36 R 2 H 12 RBI 1 BB 4 SO 4 LOB 19</p>														
Thurman Munson, R OBP: 0.381, SLG: 0.410 (1, 2)										5 1 2 0 0 0 3															
Roy White, S OBP: 0.391, SLG: 0.476 (1, 7)										5 0 1 0 0 0 3															
Danny Cater, R OBP: 0.343, SLG: 0.401 (1, 5)										4 0 2 0 1 0 2															
Bobby Murcer, L OBP: 0.350, SLG: 0.436 (1, 8)										4 0 1 0 0 0 4															
John Ellis, R OBP: 0.312, SLG: 0.409 (1, 3)										3 0 0 0 1 0 1															
Ron Woods, R OBP: 0.326, SLG: 0.377 (8, PH)										3 1 1 1 0 0 2															
Jim Lyttle, L OBP: 0.364, SLG: 0.438 (8, 9)										1 0 0 0 0 1 0															
Gene Michael, S OBP: 0.296, SLG: 0.265 (1, 6)										2 0 0 0 2 2 0															
Fritz Peterson, S OBP: 0.220, SLG: 0.313 (8, PH)										3 0 2 0 0 0 0															
Pete Ward, L OBP: 0.325, SLG: 0.370 (8, PH)										0 0 0 0 0 0 0															
Ron Hansen, R OBP: 0.434, SLG: 0.459 (8, 1)										1 0 0 0 0 0 1															
Ron Klimkowski, R (8, 1)										0 0 0 0 0 0 0															
<b>Inning Stats</b>	R: 0 E: 0 K: 0 S: 4	H: 1 LOB: 2 BB: 1 P: 8	R: 0 E: 0 K: 1 S: 6	H: 1 LOB: 2 BB: 1 P: 10	R: 0 E: 0 K: 0 S: 4	H: 2 LOB: 1 BB: 0 P: 4	R: 1 E: 0 K: 1 S: 7	H: 2 LOB: 1 BB: 0 P: 7	R: 1 E: 0 K: 0 S: 5	H: 3 LOB: 1 BB: 1 P: 9		R: 0 E: 0 K: 1 S: 6	H: 1 LOB: 1 BB: 0 P: 6	R: 0 E: 0 K: 0 S: 4	H: 1 LOB: 1 BB: 0 P: 4	R: 0 E: 0 K: 1 S: 4	H: 0 LOB: 0 BB: 1 P: 8	R: 0 E: 0 K: 0 S: 4	H: 1 LOB: 1 BB: 0 P: 4	R: 0 E: 0 K: 0 S: 4	H: 1 LOB: 1 BB: 0 P: 4	1B: 8 2B: 3 3B: 0 HR: 1	SF: 0 SAC: 0 DP: 3 HBP: 0	WP: 0 PB: 1 SB: 0 CS: 0	PA: 40
<b>PITCHER</b>	IP WLS BF H R ER SO BB IBB HBP BLK WP HR S P ERA WHIP											<b>PITCHER</b>	IP WLS BF H R ER SO BB IBB HBP BLK WP HR S P ERA WHIP												
Mike Paul, L ERA: 4.73 (1, 1)	7.0 W 33 11 2 2 3 3 0 0 0 0 0 1 36 48 2.57 2.000																								
Jim Rittwage, R ERA: 3.0 (8, 1)	0.1 2 0 0 0 1 1 0 0 0 0 0 0 3 7 0.00 3.000																								
Steve Mingori, L ERA: 3.21 (8, 1)	1.1 4 1 0 0 0 0 0 0 0 0 0 0 4 4 0.00 0.750																								
Dennis Higgins, R ERA: 4.17 (9, 1)	0.1 S 1 0 0 0 0 0 0 0 0 0 0 0 1 1 0.00 0.000																								

Batter	1	2	3	4	5	6	7	8	9	AB R H RBI BB SO LOB	BOTTOM												
Larry Brown, R OBP: 0.384, SLG: 0.362 (1, 6)										3 0 0 0 1 0 0	<p><b>New York Yankees @ Cleveland Indians</b> Cleveland Municipal Stadium, Cleveland, OH</p> <p>Fri Sep 11 1970, 7:05 PM EDT Att. 5,567 - Unknown - 63 F</p> <p>livebaseballscores.com</p> <p>AB 31 R 3 H 9 RBI 3 BB 2 SO 4 LOB 13</p>												
Eddie Leon, R OBP: 0.318, SLG: 0.378 (1, 4)										4 0 1 0 0 0 2													
Vada Pinson, L OBP: 0.317, SLG: 0.472 (1, 9)										4 0 1 1 0 0 1													
Chuck Hinton, R OBP: 0.394, SLG: 0.493 (1, 7)										3 1 1 1 0 0 2													
Ted Uhlhaender, L OBP: 0.317, SLG: 0.388 (8, PH)										1 0 0 0 0 0 0													
Ken Harrelson, R OBP: 0.381, SLG: 0.368 (7, 9)										2 0 2 0 1 0 0													
Ted Ford, R OBP: 0.206, SLG: 0.281 (9, 7)										1 0 1 0 0 0 0													
Buddy Bradford, R OBP: 0.290, SLG: 0.386 (1, 8)										4 1 0 0 0 1 4													
Duke Sims, L OBP: 0.357, SLG: 0.481 (1, 2)										3 0 1 1 0 2 2													
John Lowenstein, L OBP: 0.267, SLG: 0.467 (1, 5)										3 0 1 0 0 1 1													
Mike Paul, L OBP: 0.150, SLG: 0.150 (1, 1)										2 1 1 0 0 0 1													
Rich Rollins, R OBP: 0.288, SLG: 0.333 (7, PH)										1 0 0 0 0 0 0													
Jim Rittwage, R (8, 1)										0 0 0 0 0 0 0													
Steve Mingori, L (8, 1)										0 0 0 0 0 0 0													
Dennis Higgins, R OBP: 0.357, SLG: 0.250 (9, 1)										0 0 0 0 0 0 0													
<b>Inning Stats</b>	R: 0 E: 0 K: 0 S: 3	H: 0 LOB: 0 BB: 0 P: 3	R: 0 E: 0 K: 2 S: 8	H: 1 LOB: 1 BB: 0 P: 8	R: 1 E: 0 K: 0 S: 5	H: 2 LOB: 2 BB: 1 P: 9	R: 1 E: 0 K: 1 S: 7	H: 2 LOB: 1 BB: 0 P: 7	R: 0 E: 0 K: 0 S: 3	H: 0 LOB: 0 BB: 0 P: 3	R: 1 E: 0 K: 1 S: 6	H: 2 LOB: 2 BB: 1 P: 10	R: 0 E: 0 K: 0 S: 4	H: 1 LOB: 1 BB: 0 P: 4	R: 0 E: 0 K: 0 S: 3	H: 1 LOB: 1 BB: 0 P: 3	1B: 7 2B: 1 3B: 0 HR: 1	SF: 0 SAC: 0 DP: 1 HBP: 0	WP: 0 PB: 0 SB: 0 CS: 0	PA: 33			
<b>PITCHER</b>	IP WLS BF H R ER SO BB IBB HBP BLK WP HR S P ERA WHIP											<b>PITCHER</b>	IP WLS BF H R ER SO BB IBB HBP BLK WP HR S P ERA WHIP										
Fritz Peterson, L ERA: 2.99 (1, 1)	7.0 L 30 8 3 3 4 2 0 0 0 0 0 0 1 36 44 3.86 1.429																						
Ron Klimkowski, R ERA: 2.67 (8, 1)	1.0 3 1 0 0 0 0 0 0 0 0 0 0 3 3 0.00 1.000																						

Batter	1	2	3	4	5	6	7	8	9	10	11	AB	R	H	RBI	BB	SO	LOB	TOP					
Horace Clarke, S OBP: 0.286, SLG: 0.312	(1.4) 0-3 K		(1) 0-0 1B E		(1) 0-0 1B 5-3		(1) 0-0 6-3		(2) 0-0 WP 2B		(2) 0-0 F7	6	1	3	0	0	1	2						
Thurman Munson, R OBP: 0.382, SLG: 0.418	(1.2) 0-3 K		(1) 0-0 F7 E 1-2 2H		(1) 0-0 F7		(2) 0-0 HR		(2) 0-3 K		(3) 4-0 BB 1-2 2-3	5	1	2	2	1	2	2						
Roy White, S OBP: 0.390, SLG: 0.473	(1.7) 4-0 BB		(1) 0-0 E5 G3-6-3 1-3 2H		(1) 0-0 1B 5-3		(2) 0-0 L9		(3) 0-0 F2		(3) 0-0 F7	5	0	1	0	1	0	5						
Danny Cater, R OBP: 0.340, SLG: 0.397	(1.5) 0-0 F9		(2) 0-0 G3-6-3 1-2		(2) 0-0 5-3		(3) 0-0 1-3				(1) 0-0 4-3	5	0	0	0	0	0	5						
Bobby Murcer, L OBP: 0.349, SLG: 0.434	(1.8)		(1) 0-3 K		(1) 0-0 1B G5-4-3		(3) 0-3 K		(1) 0-0 G3		(2) 0-3 K	5	0	1	0	0	3	2						
John Ellis, R OBP: 0.306, SLG: 0.400	(1.3) 0-0 F8		(2) 0-0 G5-4-3 1-2		(2) 0-3 K		(2) 0-0 4-3		(2) 0-0 4-3		(3) 0-0 F7	4	0	0	0	0	1	1						
Jerry Kenney, L OBP: 0.290, SLG: 0.295	(8.5)											1	0	0	0	0	0	0						
Ron Woods, R OBP: 0.332, SLG: 0.376	(1.9) 0-3 K		(3) 0-0 1B S		(2) 0-0 E5		(3) 4-0 BB		(3) 0-0 F4		(4) 0-0 BB SH BB	3	0	1	0	2	1	0						
Gene Michael, S OBP: 0.296, SLG: 0.263	(1.6) 0-3 K		(1) 0-0 1B BB		(2) 4-0 FC4-6 BB		(2) 0-3 K		(3) 0-0 F4		(3) 0-0 SH BB	3	0	0	0	1	2	2						
Mike Kekich, R OBP: 0.310, SLG: 0.304	(1.1) 4-0 BB		(1) 0-0 1B BB		(2) 0-0 FC4-6 1-2		(3) 0-0 6-3		(3) 0-0 F7		(4) 0-0 F1	2	1	0	0	1	0	3						
Lindy McDaniel, R OBP: 0.317, SLG: 0.317	(7.1)											0	0	0	0	0	0	0						
Jack Aker, R OBP: 0.313, SLG: 0.365	(9.9H)											1	0	0	0	0	0	0						
Ron Harston, R OBP: 0.315, SLG: 0.267	(8.1)											0	0	0	0	0	0	0						
Ron Klimkowski, R OBP: 0.303, SLG: 0.493	(11.9H)											1	0	0	0	0	0	2						
Ron Klimkowski, R OBP: 0.303, SLG: 0.493	(11.1)											0	0	0	0	0	0	0						
<b>Inning Stats</b>	R: 0 E: 0 K: 2 S: 7	H: 0 LOB: 1 BB: 1 P: 11	R: 0 E: 0 K: 2 S: 7	H: 0 LOB: 0 BB: 0 P: 7	R: 2 E: 1 K: 1 S: 7	H: 2 LOB: 1 BB: 1 P: 11	R: 0 E: 0 K: 0 S: 4	H: 2 LOB: 2 BB: 1 P: 8	R: 0 E: 0 K: 1 S: 7	H: 2 LOB: 2 BB: 0 P: 7	R: 1 E: 0 K: 0 S: 4	H: 1 LOB: 0 BB: 0 P: 4	R: 0 E: 0 K: 0 S: 3	H: 0 LOB: 1 BB: 1 P: 7	R: 0 E: 0 K: 1 S: 6	H: 1 LOB: 1 BB: 0 P: 6	R: 0 E: 0 K: 2 S: 5	H: 0 LOB: 0 BB: 0 P: 5	R: 0 E: 1 K: 0 S: 4	H: 0 LOB: 3 BB: 2 P: 12	1B: 6 2B: 1 3B: 0 HR: 1	SF: 0 SAC: 1 DP: 2 HBP: 0	WP: 1 PB: 0 SB: 1 CS: 0	PA: 48

New York Yankees @ Cleveland Indians  
Cleveland Municipal Stadium, Cleveland, OH

Sat Sep 12 1970, 3:33 AM EDT  
Att: 5,861 - Unknown - 67 F

AB 41  
R 3  
H 8  
RBI 2  
BB 6  
SO 10  
LOB 24



PITCHER	IP	WLS	BF	H	R	ER	SO	BB	IBB	HBP	BLK	WP	HR	S	P	ERA	WHIP
Sam McDowell, L ERA: 2.7	(1.1)	4	35	7	3	2	8	4	0	0	0	1	0	11	11	0.00	0.500
Dennis Higgins, R ERA: 4.08	(9.1)	2.0	7	1	0	0	2	0	0	0	0	0	0	3	7	0.00	1.500
Steve Mingo, L ERA: 3.07	(11.1)	0.0	1	0	0	0	0	1	0	0	0	0	0	4	∞	∞	∞
Fred Lasher, R ERA: 4.1	(11.1)	0.1	W	1	0	0	0	0	0	0	0	0	0	1	1	0.00	0.000

Batter	1	2	3	4	5	6	7	8	9	10	11	AB	R	H	RBI	BB	SO	LOB	BOTTOM			
Larry Brown, R OBP: 0.376, SLG: 0.354	(1.6) 0-0 6-3		(2) 0-0 F8			(2) 0-0 F9		(1) 0-0 HR		(2) 0-3 K		3	0	0	0	0	0	0				
Graig Nettles, L OBP: 0.332, SLG: 0.398	(8.9H)					(3) 0-0 5-3		(2) 0-0 F8		(1) 1-0 IBB HBP		3	0	0	0	1	0	0				
Eddie Leon, R OBP: 0.318, SLG: 0.376	(1.4) 4-0 FC6-4 BB		(3) 0-0 6-3			(1) 0-0 F6		(1) 0-0 F7		(4) 1-2 IBB 2-3		4	0	1	0	1	0	1				
Vada Pinson, L OBP: 0.317, SLG: 0.471	(1.9) 0-0 FC6-4 1-2					(2) 0-0 F8		(3) 0-0 F3		(3) 0-0 L3		4	0	1	0	0	1	2				
Chuck Hinton, R OBP: 0.391, SLG: 0.487	(1.7) 0-3 K					(2) 0-0 F8		(3) 0-0 1B		(3) 0-0 1B		4	0	1	0	0	1	2				
Dennis Higgins, R OBP: 0.315, SLG: 0.250	(8.1)					(1) 0-0 F8		(2) 0-0 1B		(3) 0-0 L3		0	0	0	0	0	0	0				
Lou Camilli, S OBP: 0.303, SLG: 0.250	(10.9H)					(1) 0-0 F8		(2) 0-0 1B		(3) 0-0 L3		1	0	0	0	0	0	3				
Steve Mingo, L ERA: 3.07	(11.1)					(1) 0-0 F8		(2) 0-0 1B		(3) 0-0 L3		0	0	0	0	0	0	0				
Fred Lasher, R ERA: 4.1	(11.1)					(1) 0-0 F8		(2) 0-0 1B		(3) 0-0 L3		0	0	0	0	0	0	0				
Dean Chance, R ERA: 4.26	(11.1)					(1) 0-0 F8		(2) 0-0 1B		(3) 0-0 L3		0	0	0	0	0	0	0				
Ken Harston, R OBP: 0.417, SLG: 0.409	(1.3) 0-0 1B G4-6-3		(3) 0-0 F9			(1) 0-0 F9		(2) 0-0 1B		(3) 0-0 1B 3-6		3	0	2	0	0	0	0				
Ted Ford, R OBP: 0.250, SLG: 0.303	(7.9H)					(2) 0-0 F9		(3) 0-0 1B		(3) 0-0 1B 2-4		1	0	1	0	1	0	0				
Buddy Bradford, R OBP: 0.284, SLG: 0.376	(1.8) 0-0 G4-6-3 1-2		(3) 0-0 F9			(1) 0-0 F9		(2) 0-0 K		(3) 0-3 K		5	0	0	0	0	2	5				
Duke Sims, L OBP: 0.388, SLG: 0.500	(1.2) 0-0 HR					(2) 0-0 F7		(3) 0-0 K		(3) 0-0 3-6 1-2		5	2	2	2	0	1	3				
John Lowenstein, L OBP: 0.211, SLG: 0.368	(1.5) 0-0 F6		(3) 0-0 F6			(1) 0-0 F6		(2) 0-0 L4		(3) 0-3 K		4	0	0	0	0	2	0				
Sam McDowell, L ERA: 4.83	(1.1) 0-0 G3		(1) 0-0 G3			(1) 0-3 K		(1) 0-0 HR 1B		(2) 0-0 IBB HBP 1B		2	0	0	0	0	1	0				
Ted Uhlaender, L OBP: 0.320, SLG: 0.391	(8.9H)					(1) 0-3 K		(2) 0-0 HR 1B		(3) 0-0 IBB HBP 1B		2	1	2	0	0	0	0				
<b>Inning Stats</b>	R: 0 E: 0 K: 1 S: 5	H: 0 LOB: 1 BB: 1 P: 9	R: 1 E: 0 K: 0 S: 4	H: 2 LOB: 0 BB: 0 P: 4	R: 0 E: 0 K: 0 S: 3	H: 0 LOB: 0 BB: 0 P: 3	R: 0 E: 0 K: 0 S: 3	H: 0 LOB: 0 BB: 0 P: 3	R: 0 E: 0 K: 1 S: 5	H: 2 LOB: 2 BB: 0 P: 9	R: 2 E: 0 K: 0 S: 6	H: 3 LOB: 1 BB: 0 P: 6	R: 0 E: 0 K: 1 S: 5	H: 1 LOB: 0 BB: 0 P: 5	R: 0 E: 0 K: 2 S: 8	H: 1 LOB: 3 BB: 1 P: 13	R: 1 E: 0 K: 0 S: 2	H: 1 LOB: 0 BB: 1 P: 6	1B: 7 2B: 2 3B: 0 HR: 3	SF: 0 SAC: 0 DP: 3 HBP: 1	WP: 0 PB: 0 SB: 0 CS: 0	PA: 43

New York Yankees @ Cleveland Indians  
Cleveland Municipal Stadium, Cleveland, OH

Sat Sep 12 1970, 3:33 AM EDT  
Att: 5,861 - Unknown - 67 F

AB 39  
R 4  
H 10  
RBI 4  
BB 3  
SO 8  
LOB 15




PITCHER	IP	WLS	BF	H	R	ER	SO	BB	IBB	HBP	BLK	WP	HR	S	P	ERA	WHIP
Mike Kekich, L ERA: 4.83	(1.1)	6.1	23	8	3	1	2	1	0	0	0	0	1	28	32	1.42	0.789
Lindy McDaniel, R ERA: 1.96	(7.1)	1.2	8	3	2	2	2	0	0	0	0	0	1	12	12	10.80	1.800
Jack Aker, R ERA: 2.03	(9.1)	2.0	9	2	0	0	3	0	1	1	0	0	0	13	18	0.00	1.000
Ron Klimkowski, R ERA: 2.95	(11.1)	0.2	L	3	1	1	1	0	1	0	0	0	1	2	6	13.50	3.000

Batter	1	2	3	4	5	6	7	8	9	AB	R	H	RBI	BB	SO	LOB	TOP			
Horace Clarke, S OBP: 0.284, SLG: 0.310	G3			E6 1B F8 FC4-6		6-3			1-3	4	1	0	0	0	0	0				
Jake Gibbs, L OBP: 0.342, SLG: 0.574	F9			F8			F8		3-1	4	0	0	0	0	0	1				
Roy White, S OBP: 0.390, SLG: 0.473	F7			FC4-6 1B			F7			3	0	1	0	0	0	0				
Bobby Murcer, L OBP: 0.347, SLG: 0.432		4-3		FC4-6 CS			6-3			3	0	0	1	0	0	1				
Danny Cater, R OBP: 0.340, SLG: 0.397		K		CS	6-3			FC4-6 1B		3	0	1	0	0	1	0				
Jim Lytle, L OBP: 0.353, SLG: 0.424		4-3			F5			L8		3	0	0	0	0	0	1				
Frank Baker, L OBP: 0.351, SLG: 0.284			F6		F8			K		3	0	0	0	0	1	1	AB 29 R 1 H 2 RBI 1 BB 0 SO 4 LOB 5			
Jerry Kenney, L OBP: 0.288, SLG: 0.293			L7			4-3		FC4-6		3	0	0	0	0	0	1				
Mel Stottlemyre, R OBP: 0.311, SLG: 0.351 Curt Blefary, L OBP: 0.317, SLG: 0.326			K			K		L4		2	0	0	0	0	2	0				
										1	0	0	0	0	0	0				
<b>Inning Stats</b>	R: 0 E: 0 K: 0 S: 3	H: 0 LOB: 0 BB: 0 P: 3	R: 0 E: 0 K: 1 S: 5	H: 0 LOB: 0 BB: 0 P: 5	R: 0 E: 0 K: 1 S: 5	H: 0 LOB: 0 BB: 0 P: 5	R: 1 E: 1 K: 0 S: 4	H: 1 LOB: 0 BB: 0 P: 4	R: 0 E: 0 K: 0 S: 3	H: 0 LOB: 0 BB: 0 P: 3	R: 0 E: 0 K: 0 S: 3	H: 0 LOB: 0 BB: 0 P: 3	R: 0 E: 0 K: 1 S: 6	H: 1 LOB: 0 BB: 0 P: 6	R: 0 E: 0 K: 0 S: 3	H: 0 LOB: 0 BB: 0 P: 3	1B: 2 2B: 0 3B: 0 HR: 0	SF: 0 SAC: 0 DP: 0 HBP: 0	WP: 0 PB: 0 SB: 0 CS: 1	PA: 30
<b>PITCHER</b> Steve Hargan, R ERA: 2.93	IP: 9.0 WLS: W BF: 29 H: 2 R: 1 ER: 0 SO: 4 BB: 0 IBB: 0 HBP: 0 BLK: 0 WP: 0 HR: 0 S: 37 P: 37 ERA: 0.00 WHIP: 0.222															<b>PITCHER</b> Steve Hargan, R ERA: 2.93	IP: 9.0 WLS: W BF: 29 H: 2 R: 1 ER: 0 SO: 4 BB: 0 IBB: 0 HBP: 0 BLK: 0 WP: 0 HR: 0 S: 37 P: 37 ERA: 0.00 WHIP: 0.222			

New York Yankees @ Cleveland Indians  
Cleveland Municipal Stadium, Cleveland, OH  
Sun Sep 13 1970, 3:33 AM EDT  
Att: 6,651 - Unknown


livebaseballscores.com



Batter	1	2	3	4	5	6	7	8	9	AB	R	H	RBI	BB	SO	LOB	BOTTOM			
Graig Nettles, L OBP: 0.333, SLG: 0.406	HR		F9		K			SH1-4 FC6-4 2B		4	2	2	1	0	1	0				
Eddie Leon, R OBP: 0.318, SLG: 0.376	6-3		F9			G6-3 1B		SH1-4		3	0	1	0	0	0	0				
Vada Pinson, L OBP: 0.317, SLG: 0.468	F6			F8		G6-3 1-2		FC6-4 IBB		3	0	0	0	1	0	1				
Duke Sims, L OBP: 0.354, SLG: 0.493	F8			4-3		F7		FC6-4		4	0	0	1	0	0	1				
Ted Uhlhaender, L OBP: 0.322, SLG: 0.391		6-3		BB 1B			SH1-4 BB	F8		3	0	1	0	1	0	1				
Chuck Hinton, R OBP: 0.392, SLG: 0.483		K			BB 1-2 BB		SH1-4 1-2			1	0	0	0	1	1	0				
John Lowenstein, L OBP: 0.192, SLG: 0.318 Vern Fuller, R OBP: 0.167, SLG: 0.278		4-3			L7		5-3			3	0	0	0	0	0	3	AB 26 R 3 H 5 RBI 3 BB 4 SO 6 LOB 8			
Buddy Bradford, R OBP: 0.289, SLG: 0.392			HR			K		BB		2	1	1	1	1	1	0				
Steve Hargan, R OBP: 0.171, SLG: 0.176			K			K		K		3	0	0	0	0	3	2				
<b>Inning Stats</b>	R: 1 E: 0 K: 0 S: 4	H: 1 LOB: 0 BB: 0 P: 4	R: 0 E: 0 K: 1 S: 5	H: 0 LOB: 0 BB: 0 P: 5	R: 1 E: 0 K: 1 S: 6	H: 1 LOB: 0 BB: 0 P: 6	R: 0 E: 0 K: 0 S: 4	H: 1 LOB: 2 BB: 1 P: 8	R: 0 E: 0 K: 3 S: 9	H: 0 LOB: 0 BB: 0 P: 9	R: 0 E: 0 K: 0 S: 3	H: 1 LOB: 0 BB: 0 P: 3	R: 0 E: 0 K: 1 S: 5	H: 0 LOB: 2 BB: 2 P: 13	R: 1 E: 0 K: 0 S: 4	H: 1 LOB: 1 BB: 1 P: 8	1B: 2 2B: 1 3B: 0 HR: 2	SF: 0 SAC: 2 DP: 1 HBP: 0	WP: 0 PB: 0 SB: 0 CS: 0	PA: 32
<b>PITCHER</b> Mel Stottlemyre, R ERA: 3.23	IP: 8.0 WLS: L BF: 32 H: 5 R: 3 ER: 3 SO: 6 BB: 3 IBB: 1 HBP: 0 BLK: 0 WP: 0 HR: 2 S: 40 P: 56 ERA: 3.38 WHIP: 1.000															<b>PITCHER</b> Mel Stottlemyre, R ERA: 3.23	IP: 8.0 WLS: L BF: 32 H: 5 R: 3 ER: 3 SO: 6 BB: 3 IBB: 1 HBP: 0 BLK: 0 WP: 0 HR: 2 S: 40 P: 56 ERA: 3.38 WHIP: 1.000			

New York Yankees @ Cleveland Indians  
Cleveland Municipal Stadium, Cleveland, OH  
Sun Sep 13 1970, 3:33 AM EDT  
Att: 6,651 - Unknown

livebaseballscores.com



Batter	1	2	3	4	5	6	7	8	9	AB	R	H	RBI	BB	SO	LOB	TOP				
Dick McAuliffe, L OBP: 0.365, SLG: 0.353 (1, 5)										3	2	1	1	2	0	0	<b>Detroit Tigers @ Cleveland Indians</b> Cleveland Municipal Stadium, Cleveland, OH Tue Sep 15 1970, 7:05 PM EDT Att: 3,404 - Unknown				
Mickey Stanley, R OBP: 0.312, SLG: 0.405 (1, 8)										4	1	1	0	0	0	1					
Al Kaline, R OBP: 0.377, SLG: 0.448 (1, 9)										4	0	2	1	1	0	1					
Jim Northrup, L OBP: 0.355, SLG: 0.482 (1, 7)										2	0	0	0	1	2	1					
Norm Cash, L OBP: 0.385, SLG: 0.445 (1, 3)										4	0	1	1	0	1	3					
Dalton Jones, L OBP: 0.335, SLG: 0.342 Don Wert, R OBP: 0.321, SLG: 0.349 (1, 4) (8, PH) (8, 5)										3	0	1	0	0	1	5					
Jim Price, R OBP: 0.295, SLG: 0.297 (1, 2)										4	0	1	0	0	0	3					
Ken Szotkiewicz, L OBP: 0.213, SLG: 0.232 Elliott Maddox, R OBP: 0.321, SLG: 0.349 Cesar Gutierrez, R OBP: 0.276, SLG: 0.299 (1, 6) (8, PH) (8, 6)										3	0	0	0	0	2	2					
Les Cain, L OBP: 0.174, SLG: 0.221 Bob Reed, R OBP: 0.143, SLG: 0.143 Fred Scherman, L OBP: 0.167, SLG: 0.167 Ike Brown, R OBP: 0.386, SLG: 0.519 (1, 1) (3, 1) (8, 1) (8, PH)										1	0	0	0	0	1	0					
<b>Inning Stats</b>	R: 1 E: 0 K: 0 S: 5	H: 2 LOB: 2 BB: 0 P: 6	R: 0 E: 0 K: 1 S: 5	H: 0 LOB: 0 BB: 0 P: 5	R: 1 E: 0 K: 1 S: 6	H: 1 LOB: 3 BB: 3 P: 18	R: 0 E: 0 K: 1 S: 5	H: 0 LOB: 0 BB: 0 P: 5	R: 0 E: 0 K: 1 S: 7	H: 2 LOB: 2 BB: 0 P: 7	R: 1 E: 0 K: 2 S: 8	H: 1 LOB: 1 BB: 1 P: 12	R: 0 E: 0 K: 1 S: 5	H: 0 LOB: 0 BB: 0 P: 5	R: 0 E: 0 K: 0 S: 4	H: 1 LOB: 1 BB: 0 P: 4		1B: 6 2B: 0 3B: 0 HR: 1	SF: 0 SAC: 1 DP: 0 HBP: 1	WP: 0 PB: 0 SB: 0 CS: 0	PA: 39
<b>PITCHER</b>	IP WLS BF H R ER SO BB IBB HBP BLK WP HR S P ERA WHIP																				
Rich Hand, R ERA: 3.77 (1, 1)	2.1 13 2 2 2 1 3 0 1 0 0 1 11 24 7.71 2.143																				
Rick Austin, L ERA: 5.04 (3, 1)	3.2 14 3 0 0 4 0 0 0 0 0 0 22 22 0.00 0.818																				
Jim Rittwage, R ERA: 5.4 (7, 1)	0.1 3 1 1 1 0 1 0 0 0 0 0 2 6 27.00 6.000																				
Steve Mingori, L ERA: 2.65 (7, 1)	2.1 W 8 1 0 0 3 0 0 0 0 0 0 14 14 0.00 0.429																				
Dean Chance, R ERA: 4.27 (9, 1)	0.1 S 1 0 0 0 0 0 0 0 0 0 0 1 1 0.00 0.000																				

Batter	1	2	3	4	5	6	7	8	9	AB	R	H	RBI	BB	SO	LOB	BOTTOM				
Graig Nettles, L OBP: 0.330, SLG: 0.403 (1, 5)										4	0	0	0	0	1	1	<b>Detroit Tigers @ Cleveland Indians</b> Cleveland Municipal Stadium, Cleveland, OH Tue Sep 15 1970, 7:05 PM EDT Att: 3,404 - Unknown				
Eddie Leon, R OBP: 0.320, SLG: 0.377 (1, 6)										4	1	2	0	0	0	0					
Vada Pinson, L OBP: 0.318, SLG: 0.473 (1, 9) (5, 3) (9, 9)										3	1	1	2	1	0	2					
Roy Foster, R OBP: 0.351, SLG: 0.459 Chuck Hinton, R OBP: 0.392, SLG: 0.483 (1, 7) (9, 3)										4	0	0	0	0	2	1					
Ken Harrelson, R OBP: 0.400, SLG: 0.391 Ted Uhlhaender, L OBP: 0.320, SLG: 0.389 (1, 3) (4, PH) (5, 9) (9, 7)										1	0	0	0	0	0	0					
Buddy Bradford, R OBP: 0.289, SLG: 0.391 (1, 8)										2	0	0	0	0	0	0					
Duke Sims, L OBP: 0.354, SLG: 0.502 (1, 2)										3	1	1	2	0	1	0					
Vern Fuller, R OBP: 0.143, SLG: 0.238 (1, 4)										3	0	0	0	0	1	0					
Rich Hand, R OBP: 0.167, SLG: 0.154 Rick Austin, R OBP: 0.238, SLG: 0.167 Jim Rittwage, R Steve Mingori, L Dean Chance, R OBP: 0.311, SLG: 0.071 (1, 1) (3, 1) (7, 1) (7, 1) (9, 1)										0	0	0	0	0	0	0					
<b>Inning Stats</b>	R: 0 E: 0 K: 1 S: 5	H: 0 LOB: 1 BB: 1 P: 9	R: 0 E: 0 K: 0 S: 3	H: 0 LOB: 0 BB: 0 P: 3	R: 0 E: 0 K: 1 S: 6	H: 1 LOB: 2 BB: 1 P: 10	R: 0 E: 0 K: 0 S: 3	H: 0 LOB: 0 BB: 0 P: 3	R: 0 E: 0 K: 2 S: 7	H: 0 LOB: 0 BB: 0 P: 7	R: 2 E: 0 K: 0 S: 5	H: 2 LOB: 0 BB: 0 P: 5	R: 2 E: 0 K: 0 S: 5	H: 2 LOB: 0 BB: 0 P: 5	R: 0 E: 0 K: 1 S: 5	H: 0 LOB: 0 BB: 0 P: 5		1B: 3 2B: 0 3B: 0 HR: 2	SF: 0 SAC: 0 DP: 0 HBP: 0	WP: 0 PB: 0 SB: 1 CS: 0	PA: 31
<b>PITCHER</b>	IP WLS BF H R ER SO BB IBB HBP BLK WP HR S P ERA WHIP																				
Les Cain, L ERA: 3.84 Bob Reed, R ERA: 5.04 Fred Scherman, L ERA: 3.08 (1, 1) (3, 1) (8, 1)	2.1 L 20 5 4 4 3 2 0 0 0 0 0 2 26 7.20 1.000																				
2.1 2 0 0 0 1 0 0 0 0 0 0 4 4 0.00 0.000																					

Batter	1	2	3	4	5	6	7	8	9	AB	R	H	RBI	BB	SO	LOB	TOP		
Mickey Stanley, R OBP: 0.312, SLG: 0.404	4-3		E4	FC5 HBP BB		F8			S	4	0	1	0	1	0	0	<b>Detroit Tigers @ Cleveland Indians</b> Cleveland Municipal Stadium, Cleveland, OH Wed Sep 16 1970, 7:05 PM EDT Att: 3,681 - Unknown - 62 F		
Ike Brown, R OBP: 0.378, SLG: 0.506	K		K	FC5 HBP			4-3		F7	2	0	0	0	0	2	1			
Dick McAuliffe, L OBP: 0.364, SLG: 0.352	K		K	FC5 HBP					F7	2	0	0	1	0	0	1			
Al Kaline, R OBP: 0.377, SLG: 0.453	L9			HR					L7	4	1	1	2	1	0	3			
Jim Northrup, L OBP: 0.355, SLG: 0.480			K						F7	4	0	1	0	1	1	3			
Jim Price, R OBP: 0.299, SLG: 0.322				HR					IBB	4	1	1	1	1	1	3			
Don Wert, R OBP: 0.311, SLG: 0.311	K			1B					F6	3	1	0	0	1	1	2			
Elliott Maddox, R OBP: 0.320, SLG: 0.348	F2			2B					6-3	4	1	1	0	0	0	1			
Cesar Gutierrez, R OBP: 0.278, SLG: 0.304			F8	1B HBP 2B					FC6-4 1B	4	1	2	2	0	1	0			
Mickey Lolich, S OBP: 0.218, SLG: 0.128			K	HBP BB 1B					FC6-4	4	1	1	0	0	1	1			
Tom Timmermann, R OBP: 0.311, SLG: 0.311			K	HBP BB 1B					FC6-4	0	0	0	0	0	0	0			
<b>Inning Stats</b>	R: 0 E: 0 K: 1 S: 5	H: 0 LOB: 0 BB: 0 P: 5	R: 0 E: 0 K: 1 S: 5	H: 1 LOB: 1 BB: 1 P: 9	R: 0 E: 1 K: 2 S: 8	H: 0 LOB: 1 BB: 0 P: 8	R: 6 E: 0 K: 1 S: 10	H: 5 LOB: 2 BB: 2 P: 19	R: 0 E: 0 K: 1 S: 5	H: 0 LOB: 0 BB: 0 P: 5	R: 0 E: 0 K: 1 S: 5	H: 0 LOB: 1 BB: 1 P: 7	R: 0 E: 0 K: 0 S: 4	H: 1 LOB: 1 BB: 0 P: 4	R: 0 E: 0 K: 0 S: 4	H: 1 LOB: 2 BB: 1 P: 8	1B: 5 2B: 1 3B: 0 HR: 2	SF: 0 SAC: 0 DP: 0 HBP: 1	WP: 0 PA: 41
<b>PITCHER</b>	IP WLS BF H R ER SO BB IBB HBP BLK WP HR S P ERA WHIP	IP WLS BF H R ER SO BB IBB HBP BLK WP HR S P ERA WHIP	IP WLS BF H R ER SO BB IBB HBP BLK WP HR S P ERA WHIP	IP WLS BF H R ER SO BB IBB HBP BLK WP HR S P ERA WHIP	IP WLS BF H R ER SO BB IBB HBP BLK WP HR S P ERA WHIP	IP WLS BF H R ER SO BB IBB HBP BLK WP HR S P ERA WHIP	IP WLS BF H R ER SO BB IBB HBP BLK WP HR S P ERA WHIP	IP WLS BF H R ER SO BB IBB HBP BLK WP HR S P ERA WHIP	IP WLS BF H R ER SO BB IBB HBP BLK WP HR S P ERA WHIP	IP WLS BF H R ER SO BB IBB HBP BLK WP HR S P ERA WHIP	IP WLS BF H R ER SO BB IBB HBP BLK WP HR S P ERA WHIP	IP WLS BF H R ER SO BB IBB HBP BLK WP HR S P ERA WHIP	IP WLS BF H R ER SO BB IBB HBP BLK WP HR S P ERA WHIP	IP WLS BF H R ER SO BB IBB HBP BLK WP HR S P ERA WHIP	IP WLS BF H R ER SO BB IBB HBP BLK WP HR S P ERA WHIP	IP WLS BF H R ER SO BB IBB HBP BLK WP HR S P ERA WHIP	IP WLS BF H R ER SO BB IBB HBP BLK WP HR S P ERA WHIP		

AB	35
R	6
H	8
RBI	6
BB	5
SO	7
LOB	15



Batter	1	2	3	4	5	6	7	8	9	AB	R	H	RBI	BB	SO	LOB	BOTTOM				
Graig Nettles, L OBP: 0.333, SLG: 0.403	1B BB	K		L3			F9 WP L4-3 BB		1B	3	1	1	0	2	1	2	<b>Detroit Tigers @ Cleveland Indians</b> Cleveland Municipal Stadium, Cleveland, OH Wed Sep 16 1970, 7:05 PM EDT Att: 3,681 - Unknown - 62 F				
Eddie Leon, R OBP: 0.317, SLG: 0.373	K		K				F9		F9	5	0	0	0	0	2	3					
Vada Pinson, L OBP: 0.319, SLG: 0.480	K			HR			L4-3		WP SF8 2B	5	2	2	2	0	2	1					
Roy Foster, R OBP: 0.354, SLG: 0.459				1B BB			F7		K	3	0	1	0	1	1	1					
Chuck Hinton, R OBP: 0.403, SLG: 0.487	F9			1B					BB	3	0	2	0	2	0	2					
Buddy Bradford, R OBP: 0.289, SLG: 0.386			F8				F5		BB	3	0	0	0	1	0	3					
Ted Uhlhaender, L OBP: 0.320, SLG: 0.389			F7				BB		SF8	0	0	0	1	0	0	0					
Duke Sims, L OBP: 0.349, SLG: 0.493	K		K				F2		K	5	0	0	0	0	3	7					
Vern Fuller, R OBP: 0.240, SLG: 0.227				1B BB			L5-4-3		L5-3	1	0	0	0	3	0	0					
Mike Paul, L ERA: 5.03				1B			L5-4-3		K	1	0	0	0	0	0	0					
Phil Hennigan, R ERA: 4.45										1	0	0	0	0	0	0					
Vince Colbert, R ERA: 8.63										0	0	0	0	0	0	0					
Steve Mingori, L ERA: 2.6										0	0	0	0	0	0	0					
Fred Lasher, R ERA: 3.97										0	0	0	0	0	0	0					
<b>Inning Stats</b>	R: 0 E: 0 K: 2 S: 8	H: 1 LOB: 2 BB: 1 P: 12	R: 0 E: 0 K: 2 S: 8	H: 1 LOB: 1 BB: 1 P: 12	R: 1 E: 0 K: 2 S: 9	H: 2 LOB: 2 BB: 1 P: 13	R: 0 E: 0 K: 0 S: 2	H: 0 LOB: 0 BB: 1 P: 6	R: 0 E: 0 K: 1 S: 5	H: 0 LOB: 0 BB: 0 P: 5	R: 0 E: 0 K: 1 S: 5	H: 0 LOB: 2 BB: 2 P: 13	R: 1 E: 0 K: 0 S: 4	H: 1 LOB: 3 BB: 2 P: 13	R: 0 E: 0 K: 1 S: 6	H: 1 LOB: 1 BB: 0 P: 6	R: 1 E: 0 K: 2 S: 8	H: 1 LOB: 1 BB: 1 P: 12	1B: 5 2B: 1 3B: 0 HR: 1	SF: 1 SAC: 0 DP: 1 HBP: 1	WP: 2 PA: 43
<b>PITCHER</b>	IP WLS BF H R ER SO BB IBB HBP BLK WP HR S P ERA WHIP	IP WLS BF H R ER SO BB IBB HBP BLK WP HR S P ERA WHIP	IP WLS BF H R ER SO BB IBB HBP BLK WP HR S P ERA WHIP	IP WLS BF H R ER SO BB IBB HBP BLK WP HR S P ERA WHIP	IP WLS BF H R ER SO BB IBB HBP BLK WP HR S P ERA WHIP	IP WLS BF H R ER SO BB IBB HBP BLK WP HR S P ERA WHIP	IP WLS BF H R ER SO BB IBB HBP BLK WP HR S P ERA WHIP	IP WLS BF H R ER SO BB IBB HBP BLK WP HR S P ERA WHIP	IP WLS BF H R ER SO BB IBB HBP BLK WP HR S P ERA WHIP	IP WLS BF H R ER SO BB IBB HBP BLK WP HR S P ERA WHIP	IP WLS BF H R ER SO BB IBB HBP BLK WP HR S P ERA WHIP	IP WLS BF H R ER SO BB IBB HBP BLK WP HR S P ERA WHIP	IP WLS BF H R ER SO BB IBB HBP BLK WP HR S P ERA WHIP	IP WLS BF H R ER SO BB IBB HBP BLK WP HR S P ERA WHIP	IP WLS BF H R ER SO BB IBB HBP BLK WP HR S P ERA WHIP	IP WLS BF H R ER SO BB IBB HBP BLK WP HR S P ERA WHIP	IP WLS BF H R ER SO BB IBB HBP BLK WP HR S P ERA WHIP				

AB	32
R	3
H	7
RBI	3
BB	9
SO	11
LOB	22



Batter	1	2	3	4	5	6	7	8	9	AB	R	H	RBI	BB	SO	LOB	TOP		
Mickey Stanley, R OBP: 0.312, SLG: 0.402 (1, 8)	5-3		SH3-4 1B		F9		F9			4	1	1	0	0	0	2	<b>Detroit Tigers @ Cleveland Indians</b> Cleveland Municipal Stadium, Cleveland, OH Thu Sep 17 1970, 7:05 PM EDT Att: 4,005 - Unknown		
Ike Brown, R OBP: 0.376, SLG: 0.500 (1, 4)	BB 1B		SH3-4		K			K		3	0	1	0	0	2	0			
Al Kaline, R OBP: 0.380, SLG: 0.454 (1, 3)	BB 1B		1B		L8			G5-6-3 1B		3	0	2	2	1	0	0			
Jim Northrup, L OBP: 0.352, SLG: 0.476 (1, 9)	K		K		K			G5-6-3 1B		4	0	0	0	0	3	4			
Jim Price, R OBP: 0.291, SLG: 0.311 (1, 2)	F8		F4		F4			K		4	0	0	0	0	1	3			
Don Wert, R OBP: 0.307, SLG: 0.307 (1, 5)		4-3			F4			E6		4	0	0	0	0	1	0			
Elliott Maddox, R OBP: 0.319, SLG: 0.346 (1, 7)	F8		F9		F9			6-3		4	0	1	0	0	0	1			
Cesar Gutierrez, R OBP: 0.278, SLG: 0.303 (1, 6)	5-3		1-6-3		1-6-3			L7		4	0	1	0	0	0	1			
Joe Niekro, R Fred Scherman, L Kevin Collins, L Daryl Patterson, L Tim Hosley, R Norm McRae, R (1, 1) (4, 1) (5, 1) (5, 1) (7, 1) (7, 1)			SH3-4 1B		K			K		1	1	1	0	0	0	0			
<b>Inning Stats</b>	R: 0 E: 0 K: 1 S: 6	H: 1 LOB: 2 BB: 1 P: 10	R: 0 E: 0 K: 0 S: 3	H: 0 LOB: 0 BB: 0 P: 3	R: 2 E: 0 K: 1 S: 8	H: 3 LOB: 1 BB: 0 P: 8	R: 0 E: 0 K: 0 S: 3	H: 0 LOB: 0 BB: 0 P: 3	R: 0 E: 0 K: 2 S: 7	H: 0 LOB: 0 BB: 0 P: 7	R: 0 E: 1 K: 1 S: 5	H: 1 LOB: 2 BB: 0 P: 7	R: 0 E: 0 K: 1 S: 5	H: 1 LOB: 0 BB: 0 P: 5	R: 0 E: 0 K: 2 S: 8	H: 1 LOB: 1 BB: 0 P: 8		1B: 7 2B: 0 3B: 0 HR: 0	SF: 0 SAC: 1 DP: 1 HBP: 0
<b>PITCHER</b> Sam McDowell, L ERA: 2.68 (1, 1)	IP: 9.0 WLS: W BF: 35 H: 7 R: 2 ER: 2 SO: 9 BB: 1 IBB: 0 HBP: 0 BLK: 0 WP: 0 HR: 0 S: 52 P: 56 ERA: 2.00 WHIP: 0.889											<b>PITCHER</b>	IP: 9.0 WLS: W BF: 35 H: 7 R: 2 ER: 2 SO: 9 BB: 1 IBB: 0 HBP: 0 BLK: 0 WP: 0 HR: 0 S: 52 P: 56 ERA: 2.00 WHIP: 0.889						

Batter	1	2	3	4	5	6	7	8	9	AB	R	H	RBI	BB	SO	LOB	BOTTOM		
Ted Uhlhaender, L OBP: 0.320, SLG: 0.388 (1, 8) (8, 7)	2B 1B		F9	BB 1B		L1-3		FC6-4 BB		4	2	1	0	1	0	1	<b>Detroit Tigers @ Cleveland Indians</b> Cleveland Municipal Stadium, Cleveland, OH Thu Sep 17 1970, 7:05 PM EDT Att: 4,005 - Unknown		
Graig Nettles, L OBP: 0.337, SLG: 0.404 (1, 5)	F7		HR	1B BB			FC3-6 1B	BB		3	1	2	0	2	0	1			
Vada Pinson, L OBP: 0.320, SLG: 0.481 (1, 9)	1B 2B		F7	1B			FC3-6 1B	F6		5	0	2	2	0	0	4			
Roy Foster, R OBP: 0.355, SLG: 0.466 Buddy Bradford, R OBP: 0.299, SLG: 0.386 (1, 7) (8, 8)	CS 1B		HR			F9	F5			4	1	2	3	0	0	1			
Duke Sims, L OBP: 0.350, SLG: 0.490 (1, 2)	K		F4				1B BB			0	0	0	0	0	0	0			
Chuck Hinton, R OBP: 0.406, SLG: 0.487 (1, 3)	CS		F4	E 1B		F9	1B BB			4	1	2	0	0	0	1			
John Lowenstein, L OBP: 0.192, SLG: 0.346 (1, 4)			F8	E6 1B		F8	K			4	1	1	1	0	1	4			
Eddie Leon, R OBP: 0.316, SLG: 0.371 (1, 6)			BB	L6-3		F8	L6-3			3	0	0	0	1	0	1			
Sam McDowell, L OBP: 0.147, SLG: 0.160 (1, 1)	F7		K			K	FC6-4 1B			4	0	1	0	0	2	2			
<b>Inning Stats</b>	R: 1 E: 0 K: 1 S: 7	H: 3 LOB: 1 BB: 0 P: 7	R: 0 E: 0 K: 0 S: 3	H: 0 LOB: 1 BB: 1 P: 7	R: 2 E: 0 K: 0 S: 5	H: 2 LOB: 0 BB: 0 P: 5	R: 3 E: 1 K: 1 S: 7	H: 3 LOB: 2 BB: 2 P: 15	R: 0 E: 0 K: 0 S: 3	H: 0 LOB: 1 BB: 1 P: 7	R: 0 E: 0 K: 1 S: 5	H: 0 LOB: 0 BB: 0 P: 5	R: 0 E: 1 K: 1 S: 7	H: 2 LOB: 3 BB: 1 P: 11	R: 0 E: 0 K: 0 S: 4	H: 1 LOB: 2 BB: 1 P: 8		1B: 8 2B: 2 3B: 0 HR: 1	SF: 0 SAC: 0 DP: 0 HBP: 0
<b>PITCHER</b> Joe Niekro, R ERA: 3.96 Fred Scherman, L ERA: 3.18 Daryl Patterson, R ERA: 5.22 Norm McRae, R ERA: 2.84 (1, 1) (4, 1) (5, 1) (7, 1)	IP: 3.0 WLS: L BF: 16 H: 7 R: 5 ER: 5 SO: 1 BB: 1 IBB: 0 HBP: 0 BLK: 0 WP: 0 HR: 1 S: 17 P: 21 ERA: 15.00 WHIP: 2.667											<b>PITCHER</b>	IP: 3.0 WLS: L BF: 16 H: 7 R: 5 ER: 5 SO: 1 BB: 1 IBB: 0 HBP: 0 BLK: 0 WP: 0 HR: 1 S: 17 P: 21 ERA: 15.00 WHIP: 2.667						

Batter	1	2	3	4	5	6	7	8	9	10	11	AB	R	H	RBI	BB	SO	LOB	TOP			
Ted Uhlhaender, L OBP: 0.318, SLG: 0.383	4-3		4-3		4-3				6-3		6-3	5	0	0	0	1	0	0				
Graig Nettles, L OBP: 0.339, SLG: 0.405							F9		1-3			4	0	2	0	1	0	0				
Vada Pinson, L OBP: 0.319, SLG: 0.480	K		FC4-6				F6				F7	5	1	1	0	0	1	4				
Roy Foster, R OBP: 0.355, SLG: 0.464	F7		F7				F8				F9	4	1	1	0	1	0	4				
Duke Sims, L OBP: 0.351, SLG: 0.497		L3			L9				F9			4	1	1	3	1	0	0				
Chuck Hinton, R OBP: 0.400, SLG: 0.479					5-3		6-3		F8		F9	5	0	1	0	0	0	2				
John Lowenstein, L OBP: 0.233, SLG: 0.433												4	0	2	0	0	1	1				
Ted Ford, R OBP: 0.237, SLG: 0.286	F8											1	0	0	0	0	0	2				
Vern Fuller, R OBP: 0.240, SLG: 0.227												0	0	0	0	0	0	0				
Eddie Leon, R OBP: 0.317, SLG: 0.370												4	0	1	0	1	0	2				
Steve Hargan, R OBP: 0.158, SLG: 0.162												3	0	0	0	0	2	2				
Buddy Bradford, R OBP: 0.288, SLG: 0.384												1	0	0	0	0	0	0				
Dennis Higgins, R OBP: 0.357, SLG: 0.250												0	0	0	0	0	0	0				
Larry Brown, R OBP: 0.371, SLG: 0.348												1	0	0	0	0	1	1				
Fred Lasher, R OBP: 0.371, SLG: 0.348												0	0	0	0	0	0	0				
<b>Inning Stats</b>	R: 0 E: 0 K: 1 S: 6	H: 1 LOB: 1 BB: 0 P: 6	R: 0 E: 0 K: 1 S: 7	H: 2 LOB: 2 BB: 0 P: 7	R: 0 E: 0 K: 1 S: 3	H: 0 LOB: 1 BB: 1 P: 7	R: 0 E: 0 K: 1 S: 5	H: 0 LOB: 0 BB: 0 P: 5	R: 0 E: 0 K: 0 S: 3	H: 4 LOB: 1 BB: 0 P: 7	R: 0 E: 0 K: 1 S: 6	H: 1 LOB: 2 BB: 1 P: 10	R: 0 E: 0 K: 0 S: 4	H: 1 LOB: 1 BB: 0 P: 4	R: 0 E: 0 K: 0 S: 3	H: 0 LOB: 2 BB: 2 P: 11	R: 0 E: 0 K: 1 S: 4	H: 0 LOB: 0 BB: 1 P: 8	1B: 6 2B: 2 3B: 1 HR: 1	SF: 0 SAC: 0 DP: 1 HBP: 0	WP: 0 PB: 0 SB: 0 CS: 1	PA: 46
<b>PITCHER</b>	IP ERA WLS BF	WLS BF H R ER SO	WLS BF H R ER SO	WLS BF H R ER SO	WLS BF H R ER SO	WLS BF H R ER SO	WLS BF H R ER SO	WLS BF H R ER SO	WLS BF H R ER SO	WLS BF H R ER SO	WLS BF H R ER SO	WLS BF H R ER SO	WLS BF H R ER SO	WLS BF H R ER SO	WLS BF H R ER SO	WLS BF H R ER SO	WLS BF H R ER SO	WLS BF H R ER SO	WLS BF H R ER SO	WLS BF H R ER SO		
Tom Phoebus, R ERA: 3.08	(1, 1)	(8, 1)	(10, 1)																			
Jim Hardin, R ERA: 3.56	(8, 1)	(10, 1)																				
Pete Richert, L ERA: 2.2	(10, 1)																					

Cleveland Indians @ Baltimore Orioles  
Memorial Stadium, Baltimore, MD

Fri Sep 18 1970, 7:05 PM EDT  
Att. 5,752 - Unknown

AB 41  
R 3  
H 9  
RBI 3  
BB 5  
SO 5  
LOB 18



Batter	1	2	3	4	5	6	7	8	9	10	11	AB	R	H	RBI	BB	SO	LOB	BOTTOM			
Don Buford, S OBP: 0.394, SLG: 0.409	BB 1B BB	F8		F8						F2		3	1	0	0	2	0	2				
Chico Salmon, R OBP: 0.306, SLG: 0.427							F7			F6		4	1	1	0	1	0	2				
Terry Crowley, L OBP: 0.407, SLG: 0.409												4	0	0	0	1	2	3				
Roger Freed, R OBP: 0.345, SLG: 0.422	F3											4	0	0	0	1	0	3				
Paul Blair, R OBP: 0.345, SLG: 0.422												0	1	0	0	0	0	0				
Don Baylor, R OBP: 0.400, SLG: 0.400												5	0	2	3	0	0	0				
Johnny Oates, L OBP: 0.400, SLG: 0.400												4	1	1	0	0	0	2				
Bobby Grich, R OBP: 0.272, SLG: 0.288												3	0	1	1	1	1	2				
Mark Belanger, R OBP: 0.288, SLG: 0.232												4	0	0	0	0	0	2				
Tom Phoebus, R ERA: 2.98	(1, 1)	(8, 1)	(11, 1)																			
Curt Motton, R OBP: 0.364, SLG: 0.413	(7, PH)	(8, 1)	(9, PH)																			
Jim Hardin, R OBP: 0.149, SLG: 0.116	(8, 1)	(9, PH)																				
Boog Powell, L OBP: 0.408, SLG: 0.553	(9, PH)																					
Pete Richert, L ERA: 4.11	(10, 1)																					
<b>Inning Stats</b>	R: 2 E: 0 K: 1 S: 7	H: 2 LOB: 2 BB: 2 P: 15	R: 0 E: 0 K: 1 S: 5	H: 0 LOB: 0 BB: 0 P: 5	R: 0 E: 0 K: 1 S: 4	H: 0 LOB: 0 BB: 1 P: 8	R: 1 E: 0 K: 0 S: 6	H: 3 LOB: 2 BB: 0 P: 6	R: 0 E: 0 K: 0 S: 3	H: 0 LOB: 1 BB: 2 P: 7	R: 0 E: 0 K: 0 S: 3	H: 0 LOB: 0 BB: 0 P: 3	R: 0 E: 0 K: 0 S: 3	H: 0 LOB: 0 BB: 0 P: 3	R: 0 E: 0 K: 1 S: 5	H: 0 LOB: 0 BB: 0 P: 5	R: 1 E: 0 K: 0 S: 1	H: 1 LOB: 1 BB: 1 P: 5	1B: 5 2B: 0 3B: 1 HR: 0	SF: 0 SAC: 0 DP: 1 HBP: 0	WP: 0 PB: 0 SB: 1 CS: 1	PA: 41
<b>PITCHER</b>	IP ERA WLS BF	WLS BF H R ER SO	WLS BF H R ER SO	WLS BF H R ER SO	WLS BF H R ER SO	WLS BF H R ER SO	WLS BF H R ER SO	WLS BF H R ER SO	WLS BF H R ER SO	WLS BF H R ER SO	WLS BF H R ER SO	WLS BF H R ER SO	WLS BF H R ER SO	WLS BF H R ER SO	WLS BF H R ER SO	WLS BF H R ER SO	WLS BF H R ER SO	WLS BF H R ER SO	WLS BF H R ER SO			
Steve Hargan, R ERA: 2.98	(1, 1)	(9, 1)	(11, 1)																			
Dennis Higgins, R ERA: 3.99	(9, 1)																					
Fred Lasher, R ERA: 4.11	(11, 1)																					

Cleveland Indians @ Baltimore Orioles  
Memorial Stadium, Baltimore, MD

Fri Sep 18 1970, 7:05 PM EDT  
Att. 5,752 - Unknown

AB 34  
R 4  
H 6  
RBI 4  
BB 7  
SO 4  
LOB 16



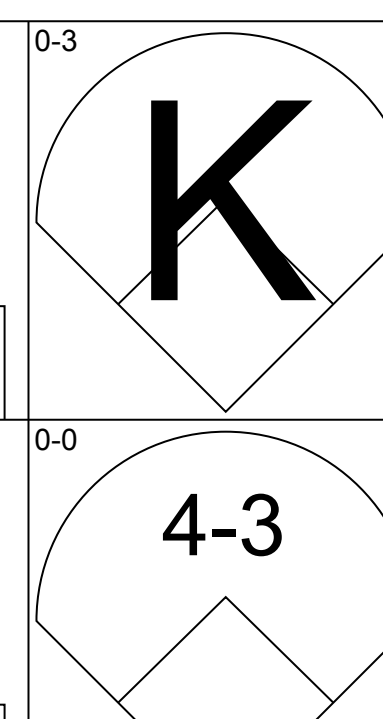
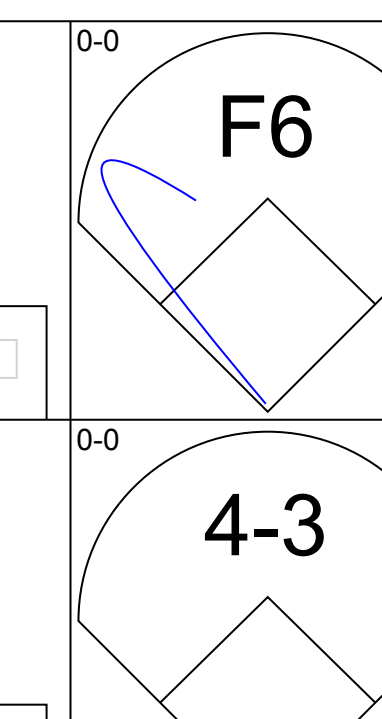
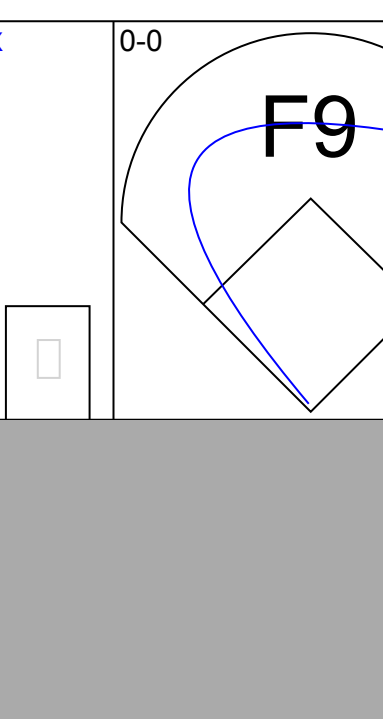
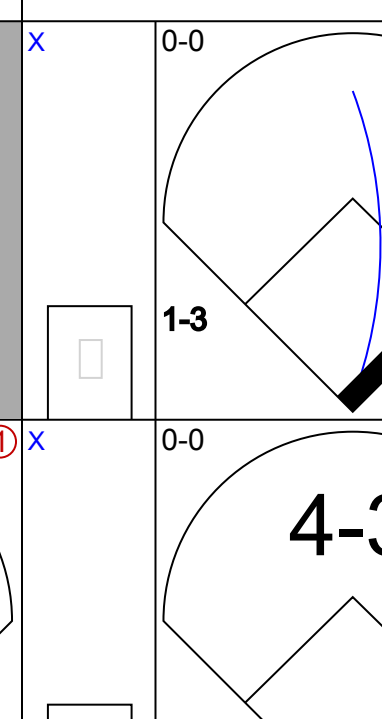
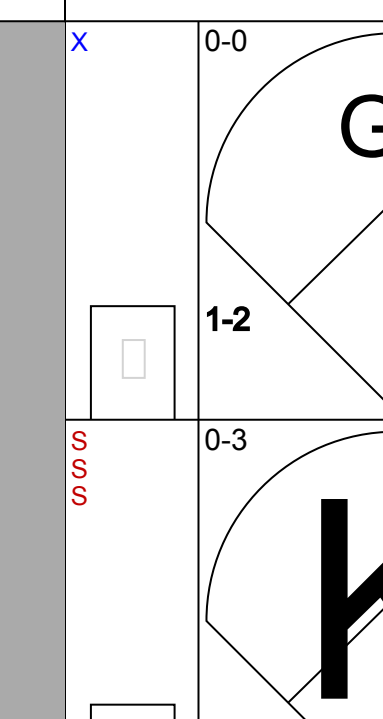
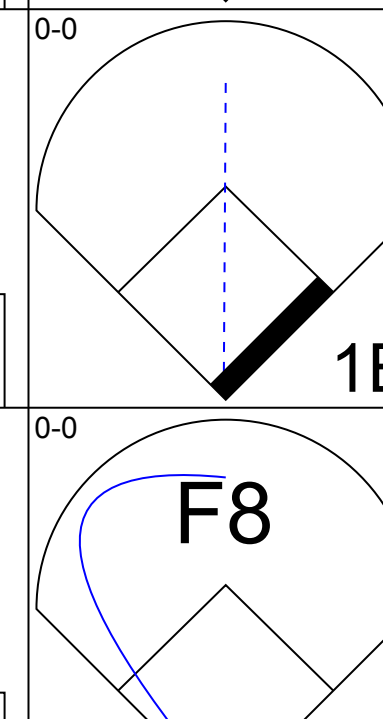
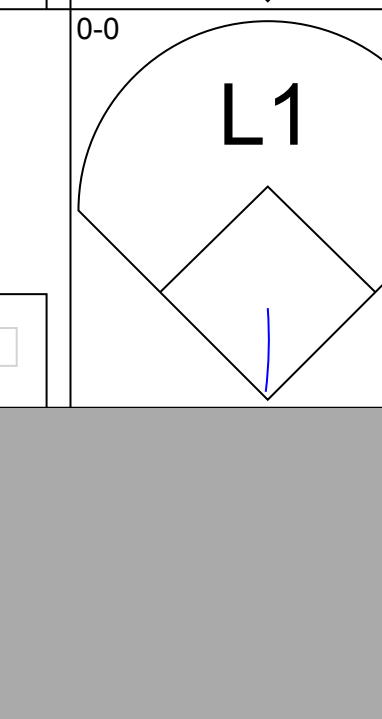
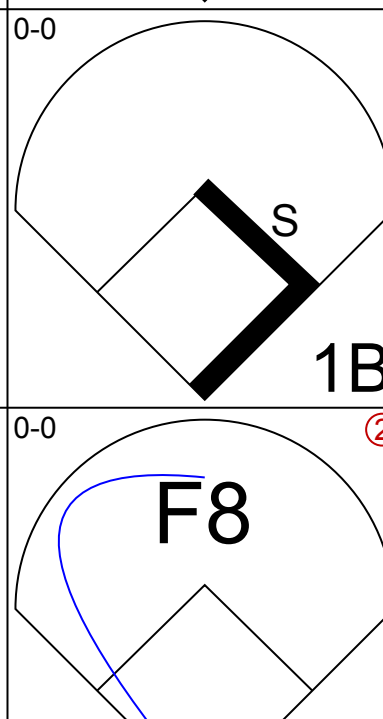
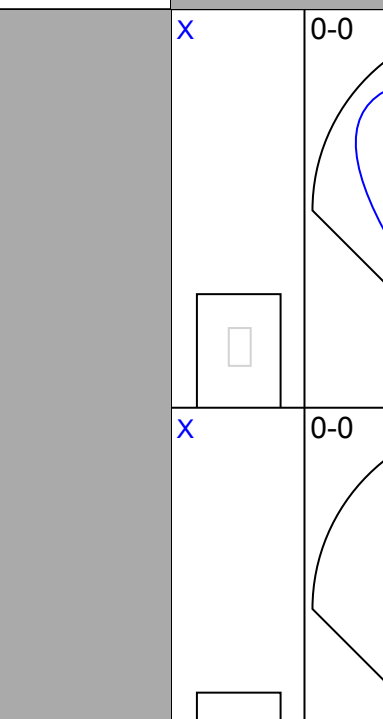



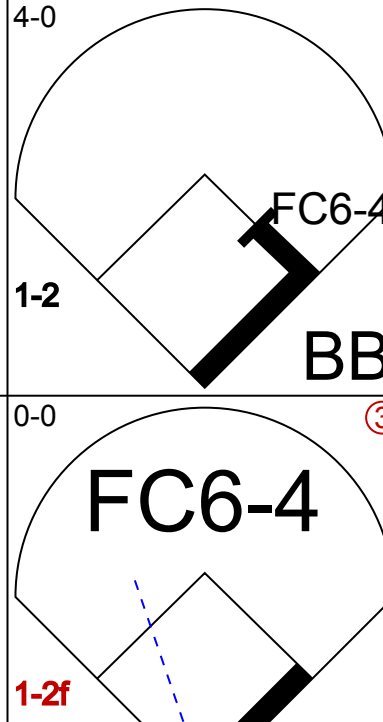
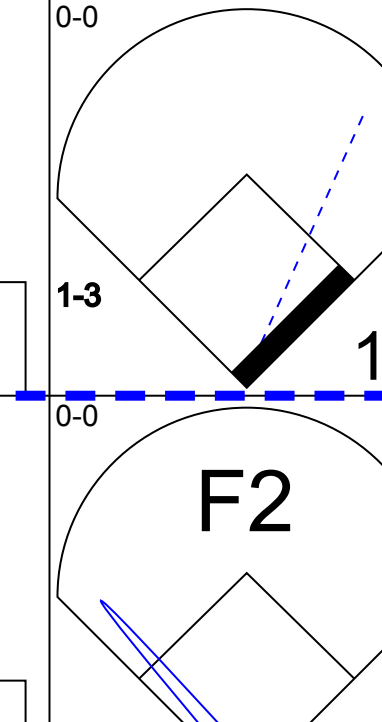

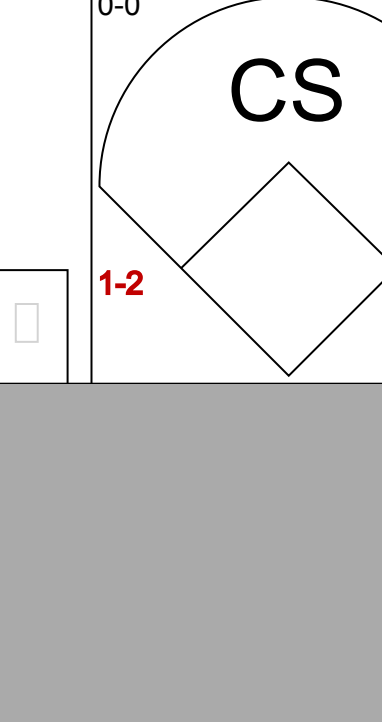

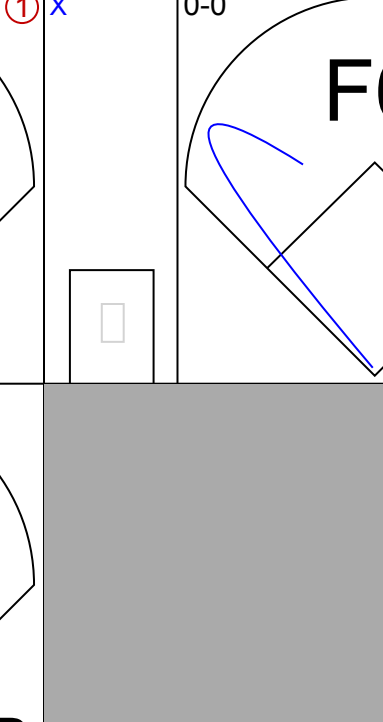
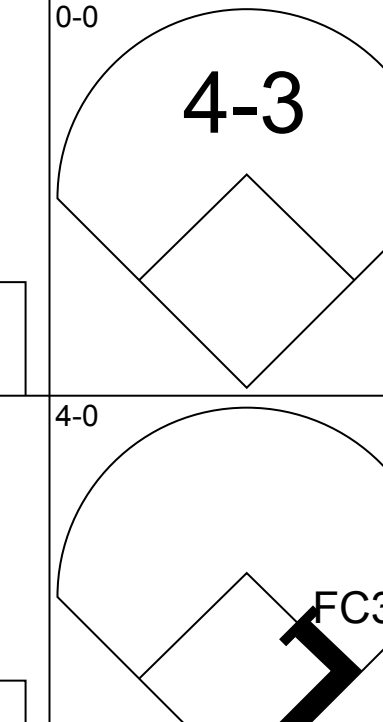
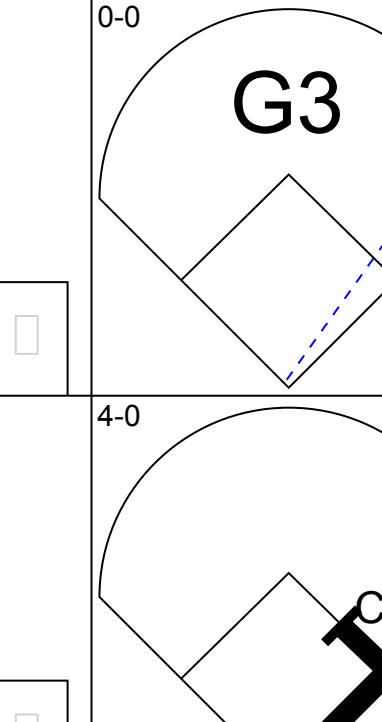
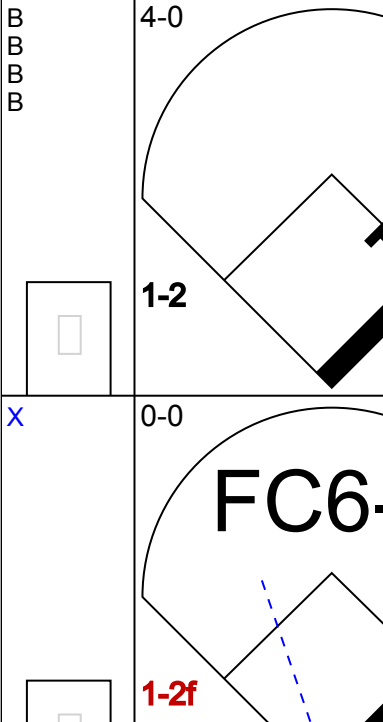
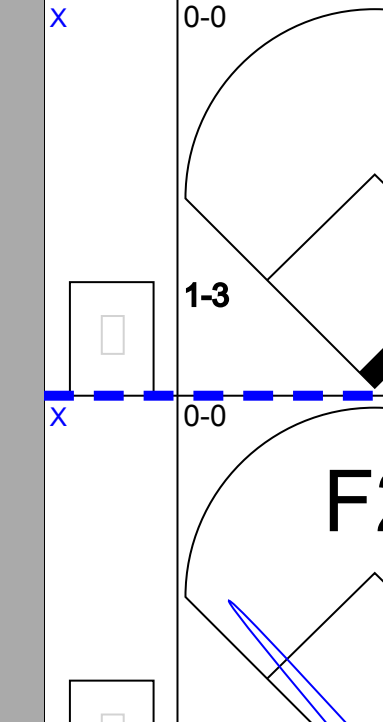
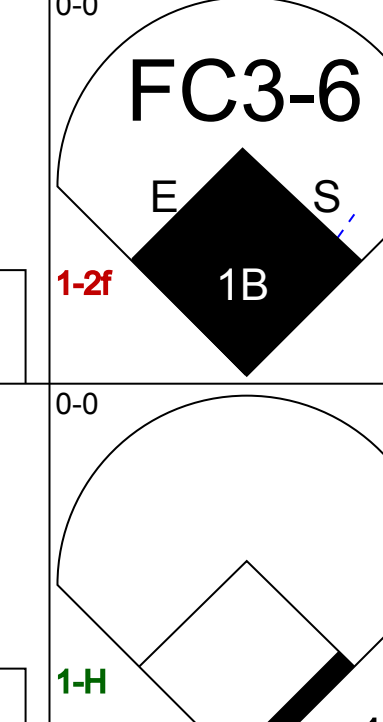
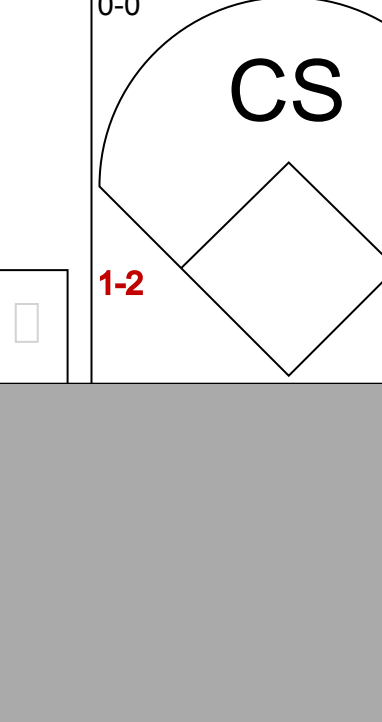

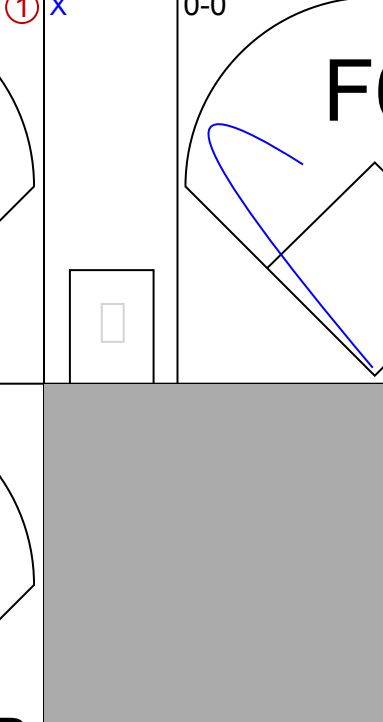
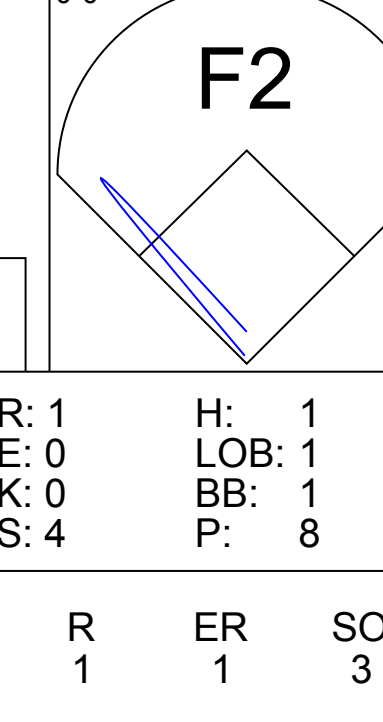
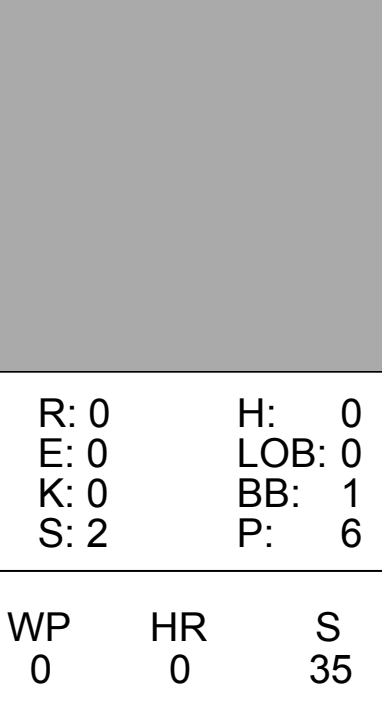
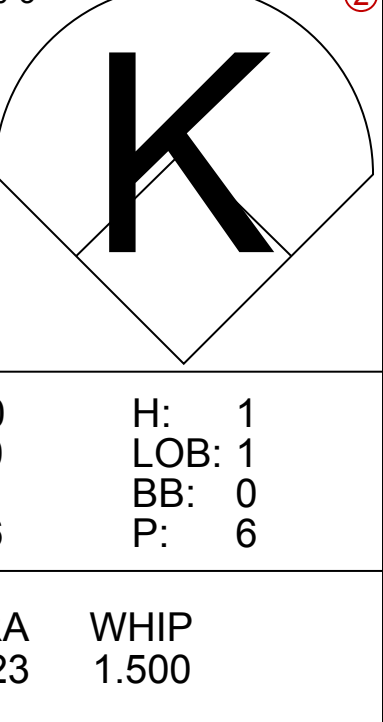
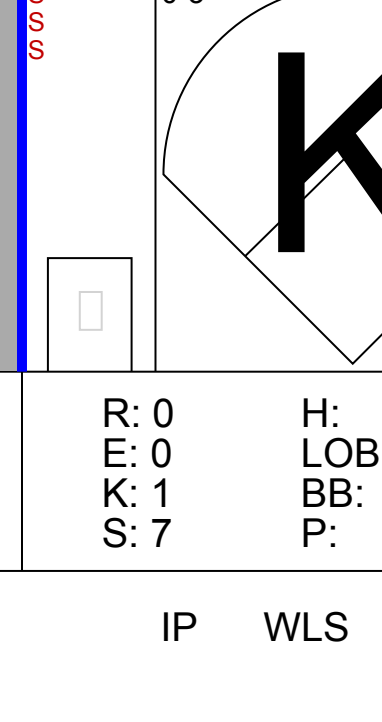
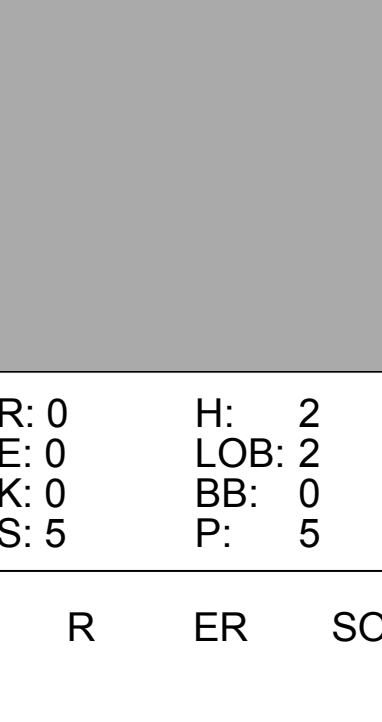
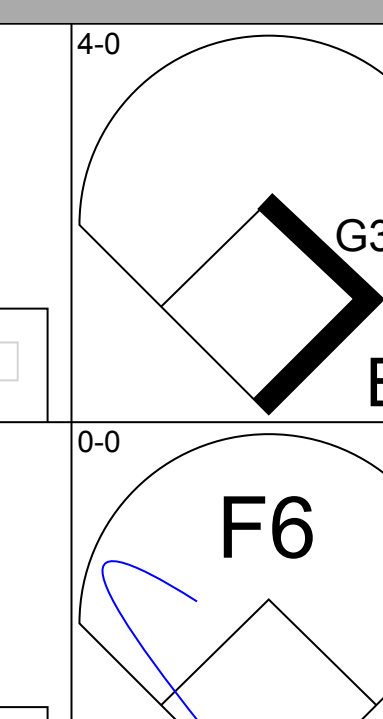
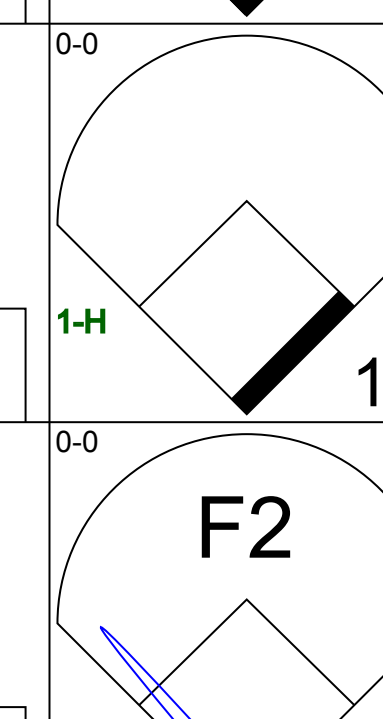
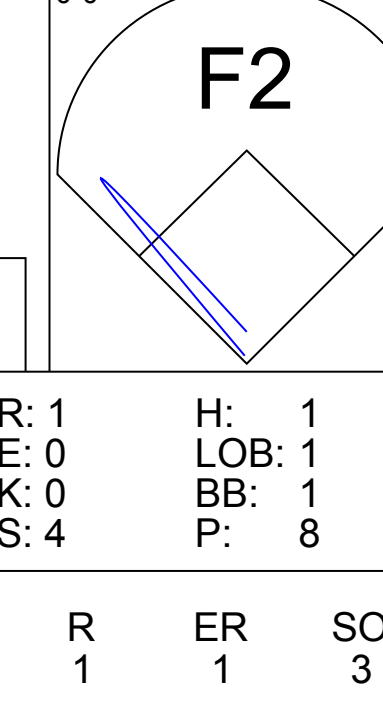


Batter	1	2	3	4	5	6	7	8	9	AB	R	H	RBI	BB	SO	LOB	TOP										
<b>Buddy Bradford, R</b> OBP: 0.286, SLG: 0.377 (1, 8)	0-0 6-3	4-0 FC6-4 BB			0-0 4-3	0-0 L8		0-0 F8		4	0	0	0	1	0	4	<b>Cleveland Indians @ Baltimore Orioles</b> Memorial Stadium, Baltimore, MD Sat Sep 19 1970, 7:05 PM EDT Att: 7,857 - Unknown										
<b>Eddie Leon, R</b> OBP: 0.318, SLG: 0.369 (1, 4) (8, 6)	4-0 BB 1B BB	0-0 FC6-4			0-0 HR 1B		0-0 5-3	0-0 F9	4	1	1	1	1	0	2												
<b>Vada Pinson, L</b> OBP: 0.319, SLG: 0.485 (1, 9)	0-0 BB 1-2 1B		0-3 K		0-0 HR 1B		0-0 4-3	0-3 K	5	1	2	2	0	2	0												
<b>Roy Foster, R</b> OBP: 0.354, SLG: 0.460 <b>Ted Uhlander, L</b> OBP: 0.316, SLG: 0.383 (9, 7)	0-3 K		0-3 K		0-0 F4		0-0 1-3	4-0 BB	4	0	0	0	1	2	2												
<b>Duke Sims, L</b> OBP: 0.352, SLG: 0.494 (1, 2)	4-0 FC6-4 1-2 2-3 BB		0-0 4-3		0-0 FC6-4 1B			0-0 F7	0-0 F9	4	0	1	0	1	0	1											
<b>Chuck Hinton, R</b> OBP: 0.397, SLG: 0.473 (1, 3)	0-0 FC6-4 1-2			0-0 5-3	0-0 FC6-4 1B			0-0 1B E 1B	4	1	1	0	0	0	4												
<b>Lary Brown, R</b> OBP: 0.370, SLG: 0.356 <b>John Lowenstein, L</b> OBP: 0.226, SLG: 0.419 <b>Vern Fuller, R</b> OBP: 0.240, SLG: 0.227 (8, 4)		0-0 E 2B		0-3 K		0-0 4-3		0-3 K	3	0	1	0	0	1	0												
<b>Graig Nettles, L</b> OBP: 0.338, SLG: 0.404 (1, 5)		0-0 4-3		0-3 K		0-0 4-3		0-0 E 1B	4	0	1	0	0	1	1												
<b>Jim Rittwage, R</b> OBP: 0.500, SLG: 0.500 (1, 1)		0-0 F3			0-0 4-3 WP 1B 1B			0-0 E5	4	1	2	0	0	0	2												
<b>Inning Stats</b>	R: 0 E: 0 K: 1 S: 6	H: 1 LOB: 3 BB: 2 P: 14	R: 0 E: 1 K: 0 S: 4	H: 1 LOB: 2 BB: 1 P: 8	R: 0 E: 0 K: 2 S: 7	H: 0 LOB: 0 BB: 0 P: 7	R: 0 E: 0 K: 2 S: 7	H: 0 LOB: 0 BB: 0 P: 7	R: 3 E: 0 K: 0 S: 7	H: 4 LOB: 1 BB: 0 P: 7	R: 0 E: 0 K: 0 S: 4	H: 1 LOB: 1 BB: 0 P: 4	R: 0 E: 0 K: 0 S: 3	H: 0 LOB: 0 BB: 0 P: 3	R: 1 E: 1 K: 1 S: 8	H: 2 LOB: 2 BB: 0 P: 8		R: 0 E: 0 K: 1 S: 5	H: 0 LOB: 1 BB: 1 P: 9	1B: 7 2B: 1 3B: 0 HR: 1	SF: 0 SAC: 0 DP: 0 HBP: 0	WP: 1 PB: 0 SB: 0 CS: 0	PA: 41				
<b>PITCHER</b>	IP	WLS	BF	H	R	ER	SO	BB	IBB	HBP	BLK	WP	HR	S	P	ERA	WHIP										
<b>Dave McNally, L</b> ERA: 3.29 (1, 1)	7.0	L	31	7	3	3	5	3	0	0	0	1	1	38	50	3.86	1.429										
<b>Moe Drabowsky, R</b> ERA: 3.53 (8, 1)	1.0		6	2	1	0	1	0	0	0	0	0	0	8	8	0.00	2.000										
<b>Fred Beene, R</b> ERA: 9.0 (9, 1)	1.0		4	0	0	0	1	1	0	0	0	0	0	5	9	0.00	1.000										
Batter	1	2	3	4	5	6	7	8	9	AB	R	H	RBI	BB	SO	LOB	BOTTOM										
<b>Bobby Grich, R</b> OBP: 0.271, SLG: 0.276 <b>Brooks Robinson, R</b> OBP: 0.339, SLG: 0.431 (1, 6) (9, PH)	0-0 F7		4-0 1-4-3 SH5-3 BB		0-3 K			0-0 6-3	0-3 K	3	0	0	0	1	1	0	<b>Cleveland Indians @ Baltimore Orioles</b> Memorial Stadium, Baltimore, MD Sat Sep 19 1970, 7:05 PM EDT Att: 7,857 - Unknown										
<b>Paul Blair, R</b> OBP: 0.344, SLG: 0.422 (1, 8)	0-0 6-3 1B		0-0 SH5-3		0-0 F8		0-0 F8		3	0	1	0	0	0	0												
<b>Terry Crowley, L</b> OBP: 0.398, SLG: 0.397 (1, 9)	0-0 6-3		0-0 1-4-3		0-0 F8		0-0 G3		4	0	0	1	0	0	2												
<b>Boog Powell, L</b> OBP: 0.407, SLG: 0.549 <b>Don Baylor, R</b> OBP: 0.400, SLG: 0.400 (1, 3) (9, PR)	0-0 F7		0-0 F8		0-3 K			4-0 FC6-4 BB	3	0	0	0	1	1	2												
<b>Curt Motton, R</b> OBP: 0.358, SLG: 0.403 (1, 7)		0-0 S 1B		0-3 K		0-0 G3		0-0 FC6-4 WP 1B	4	1	1	0	0	1	1												
<b>Davey Johnson, R</b> OBP: 0.384, SLG: 0.396 (1, 4)		0-0 F9		0-3 K		0-0 1-3		0-0 BB E 1B	4	0	1	1	0	1	1												
<b>Chico Salmon, R</b> OBP: 0.305, SLG: 0.422 (1, 5)		0-0 F2		0-3 K		0-0 1B 1B		0-0 F7	4	0	1	0	0	1	2												
<b>Andy Etchebarren, R</b> OBP: 0.313, SLG: 0.343 (1, 2)		0-0 F7			0-0 F9		0-0 1B 1B	0-0 E6 BB	4	0	1	0	0	0	2												
<b>Dave McNally, R</b> OBP: 0.232, SLG: 0.230 <b>Don Buford, S</b> OBP: 0.394, SLG: 0.408 <b>Moe Drabowsky, R</b> OBP: 0.111, SLG: 0.111 <b>Fred Beene, S</b> (9, 1) <b>Frank Robinson, R</b> OBP: 0.395, SLG: 0.511 (9, PH)			0-0 SH5-3 BB 1-4-3 1B		0-3 K		0-0 F8	4-0 BB	2	1	1	0	0	1	0												
<b>Inning Stats</b>	R: 0 E: 0 K: 0 S: 4	H: 1 LOB: 1 BB: 0 P: 4	R: 0 E: 0 K: 0 S: 4	H: 1 LOB: 0 BB: 0 P: 4	R: 1 E: 0 K: 0 S: 4	H: 1 LOB: 1 BB: 1 P: 8	R: 0 E: 0 K: 3 S: 9	H: 0 LOB: 0 BB: 0 P: 9	R: 0 E: 0 K: 2 S: 7	H: 0 LOB: 0 BB: 0 P: 7	R: 0 E: 0 K: 1 S: 5	H: 0 LOB: 0 BB: 0 P: 5	R: 0 E: 0 K: 0 S: 5	H: 2 LOB: 2 BB: 0 P: 5	R: 0 E: 0 K: 0 S: 3	H: 0 LOB: 0 BB: 0 P: 3		R: 1 E: 1 K: 1 S: 7	H: 1 LOB: 3 BB: 2 P: 15	1B: 6 2B: 0 3B: 0 HR: 0	SF: 0 SAC: 1 DP: 0 HBP: 0	WP: 1 PB: 0 SB: 1 CS: 0	PA: 37				
<b>PITCHER</b>	IP	WLS	BF	H	R	ER	SO	BB	IBB	HBP	BLK	WP	HR	S	P	ERA	WHIP										
<b>Jim Rittwage, R</b> ERA: 2.51 (1, 1)	9.0	W	37	6	2	2	7	3	0	0	0	1	0	48	60	2.00	1.000										



Batter	1	2	3	4	5	6	7	8	9	AB	R	H	RBI	BB	SO	LOB	TOP										
<b>Buddy Bradford, R</b> (1, 8) OBP: 0.285, SLG: 0.372										3	0	0	0	1	2	2	<b>Cleveland Indians @ Baltimore Orioles</b> <b>Memorial Stadium, Baltimore, MD</b> Sun Sep 20 1970, 3:33 AM EDT Att: 9,085 - Unknown										
<b>Ted Uhlhaender, L</b> (1, 7) OBP: 0.316, SLG: 0.382										4	0	1	0	0	0	1											
<b>Vada Pinson, L</b> (1, 9) OBP: 0.319, SLG: 0.485										4	0	1	0	0	1	1											
<b>Graig Nettles, L</b> (1, 5) OBP: 0.336, SLG: 0.401										4	0	0	0	0	2	2											
<b>Duke Sims, L</b> (1, 2) OBP: 0.351, SLG: 0.489										3	0	0	0	1	0	2											
<b>Chuck Hinton, R</b> (1, 3) OBP: 0.396, SLG: 0.471										3	0	1	0	0	1	1											
<b>John Lowenstein, L</b> (1, 4) OBP: 0.235, SLG: 0.441										3	0	1	0	0	0	1											
<b>Eddie Leon, R</b> (1, 6) OBP: 0.316, SLG: 0.366										3	0	0	0	0	1	1											
<b>Mike Paul, L</b> (1, 1) OBP: 0.174, SLG: 0.174										2	0	0	0	0	1	0											
<b>Lou Camilli, S</b> (8, PH)										0	0	0	0	1	0	0											
<b>Phil Hennigan, R</b> (8, 1) OBP: 0.444, SLG: 0.333										0	0	0	0	0	0	0											
<b>Inning Stats</b>	R: 0 E: 0 K: 2 S: 7	H: 0 LOB: 0 BB: 0 P: 7	R: 0 E: 0 K: 1 S: 6	H: 1 LOB: 1 BB: 0 P: 6	R: 0 E: 0 K: 1 S: 7	H: 0 LOB: 0 BB: 0 P: 7	R: 0 E: 0 K: 1 S: 6	H: 1 LOB: 1 BB: 0 P: 6	R: 0 E: 0 K: 0 S: 3	H: 0 LOB: 0 BB: 0 P: 3	R: 0 E: 0 K: 1 S: 4	H: 0 LOB: 0 BB: 1 P: 8	R: 0 E: 0 K: 1 S: 5	H: 0 LOB: 1 BB: 1 P: 9	R: 0 E: 0 K: 0 S: 3	H: 1 LOB: 1 BB: 1 P: 7	R: 0 E: 0 K: 0 S: 4	H: 1 LOB: 1 BB: 0 P: 4	1B: 2 2B: 2 3B: 0 HR: 0	SF: 0 SAC: 0 DP: 2 HBP: 0	WP: 0 PB: 0 SB: 0 CS: 0	PA: 32					
<b>PITCHER</b>	IP	WLS	BF	H	R	ER	SO	BB	IBB	HBP	BLK	WP	HR	S	P	ERA	WHIP										
<b>Jim Palmer, R</b> (1, 1) ERA: 2.68	9.0	W	32	4	0	0	8	3	0	0	0	0	0	45	57	0.00	0.778										

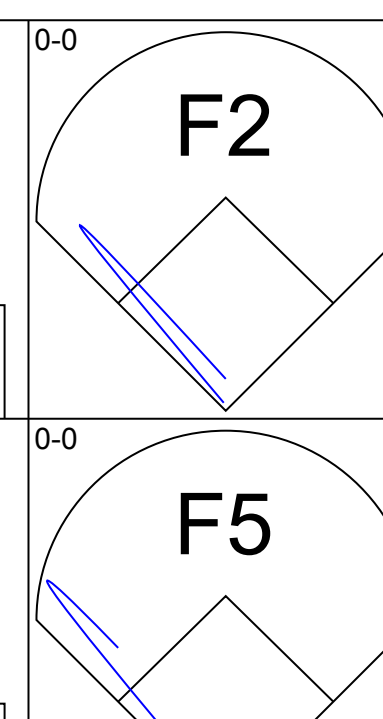
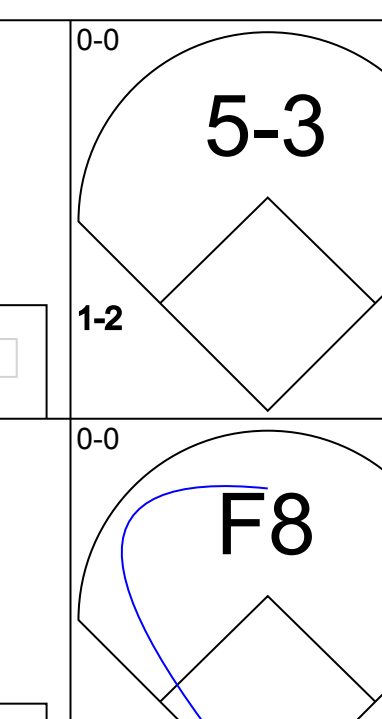
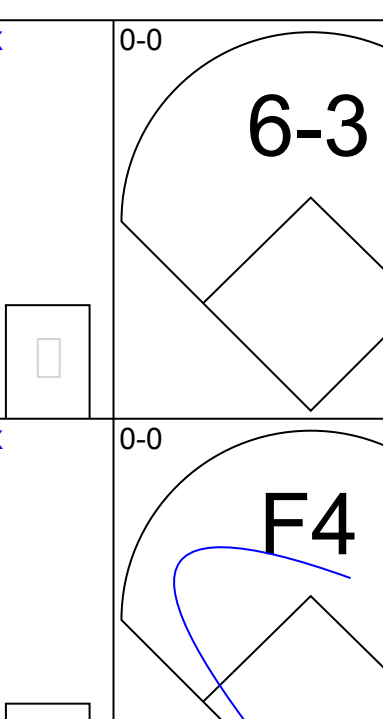
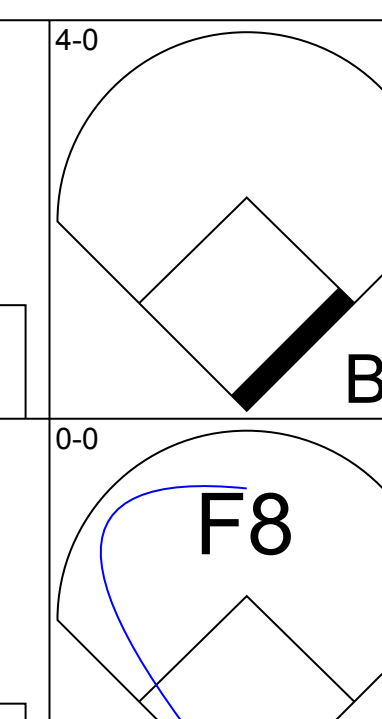
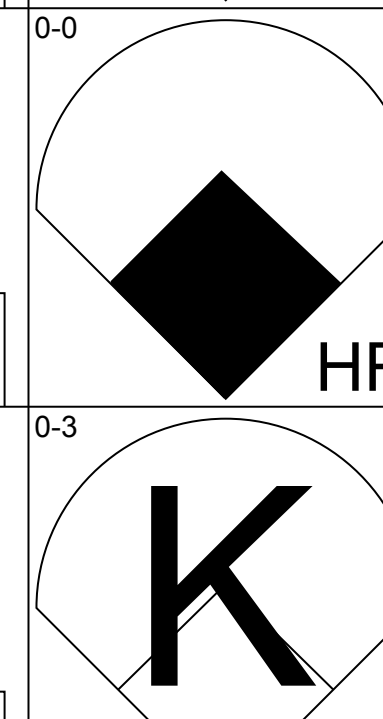
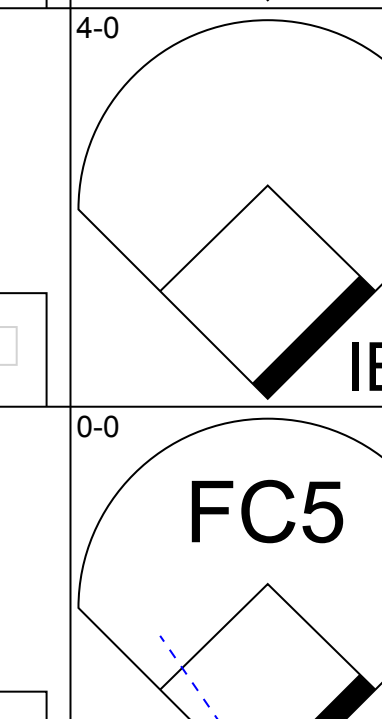

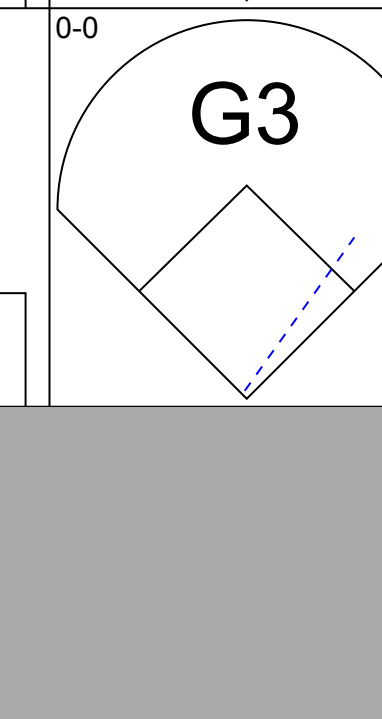


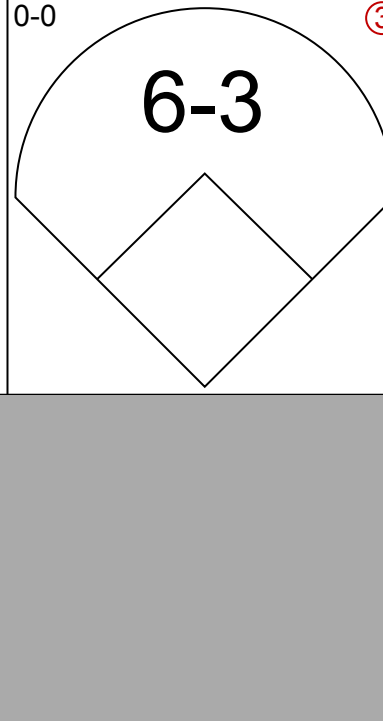




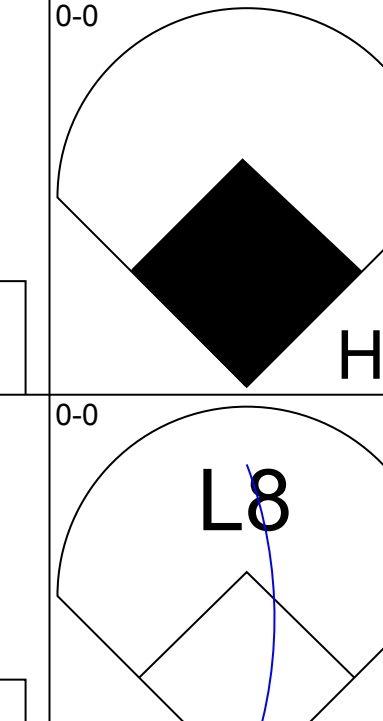
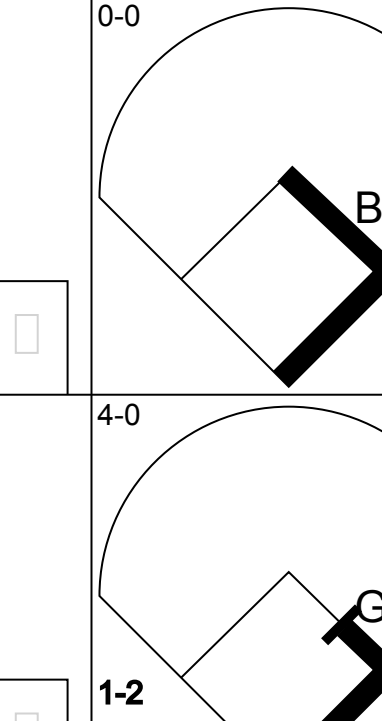
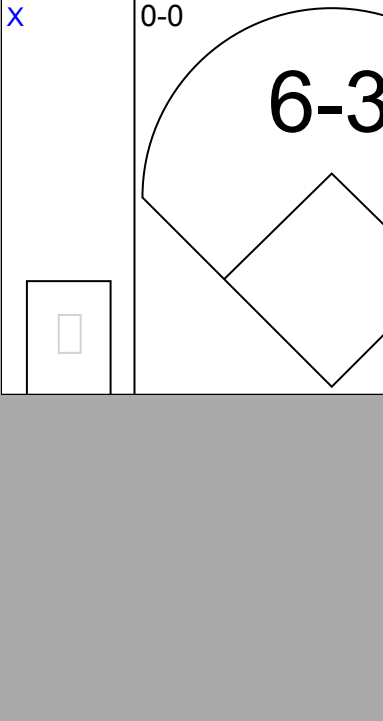
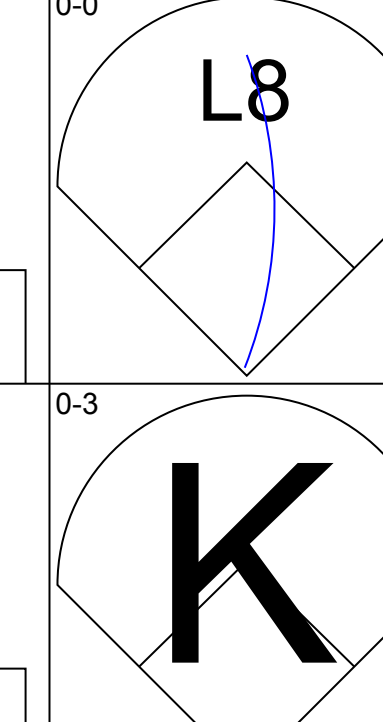
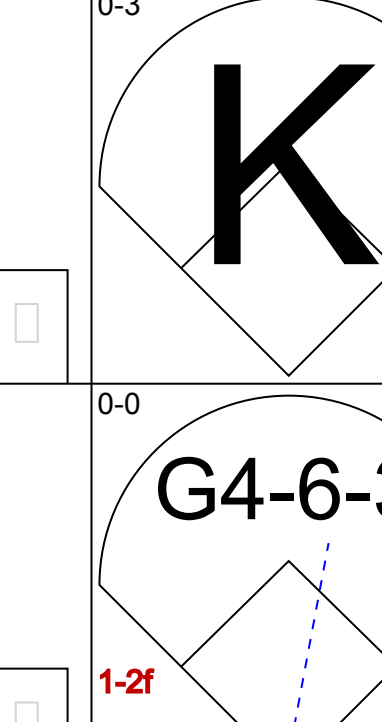
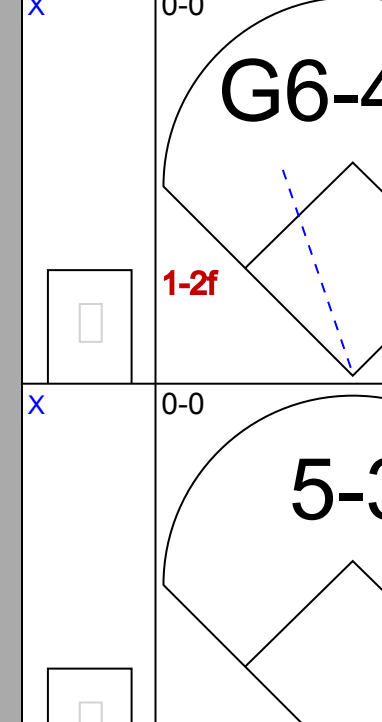
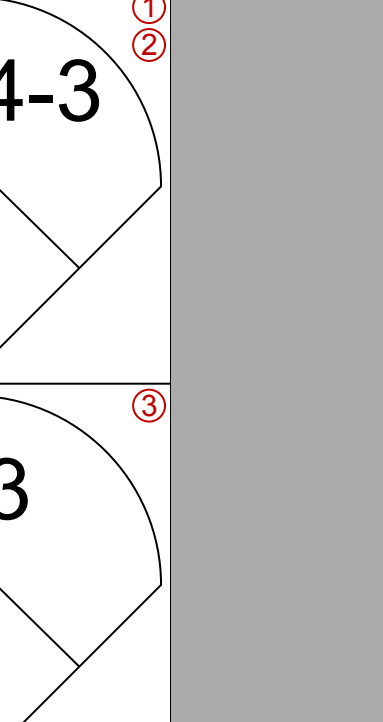

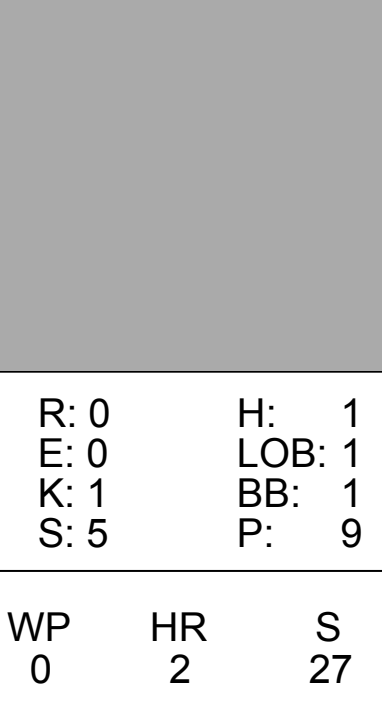

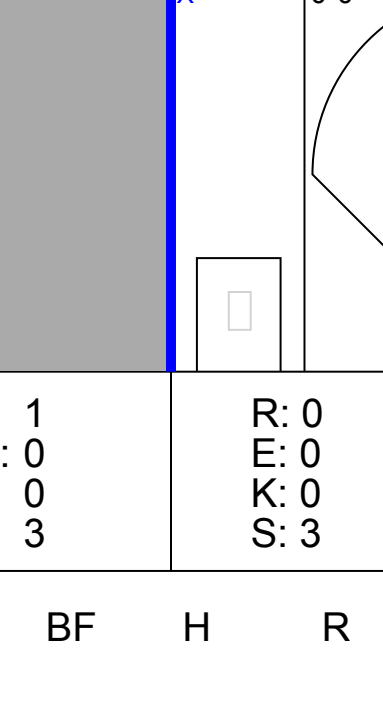



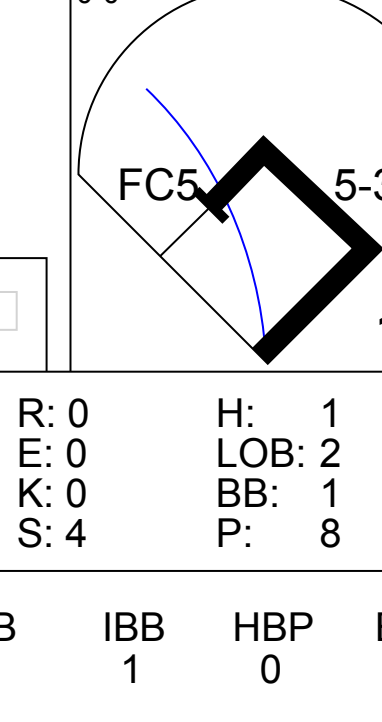
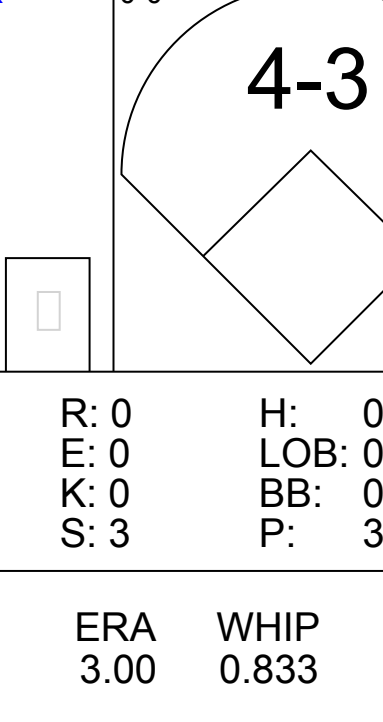
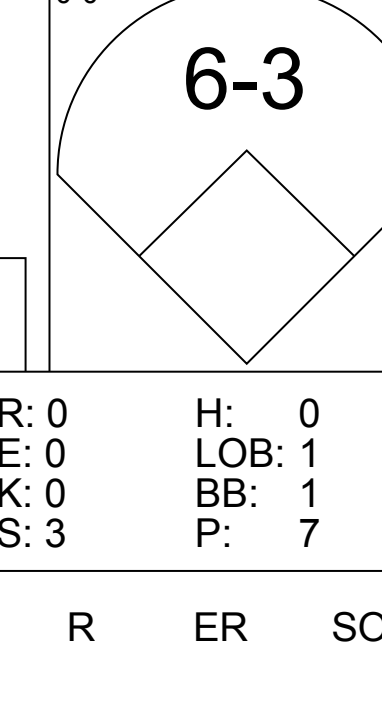
Batter	1	2	3	4	5	6	7	8	9	AB	R	H	RBI	BB	SO	LOB	BOTTOM										
<b>Mark Belanger, R</b> (1, 6) OBP: 0.294, SLG: 0.244										4	3	4	3	0	0	0	<b>Cleveland Indians @ Baltimore Orioles</b> <b>Memorial Stadium, Baltimore, MD</b> Sun Sep 20 1970, 3:33 AM EDT Att: 9,085 - Unknown										
<b>Paul Blair, R</b> (1, 8) OBP: 0.344, SLG: 0.419										3	0	0	1	1	0	2											
<b>Frank Robinson, R</b> (1, 9) OBP: 0.392, SLG: 0.507										4	0	0	0	0	2	3											
<b>Brooks Robinson, R</b> (1, 5) OBP: 0.338, SLG: 0.430										3	1	1	2	0	1	0											
<b>Curt Motton, R</b> (1, 7) OBP: 0.353, SLG: 0.408										4	0	1	1	0	1	1											
<b>Roger Freed, R</b> (1, 3) OBP: 0.222, SLG: 0.125										4	0	1	0	0	1	1											
<b>Davey Johnson, R</b> (1, 4) OBP: 0.365, SLG: 0.401										4	2	2	0	0	0	1											
<b>Andy Etchebarran, R</b> (1, 2) OBP: 0.312, SLG: 0.338										3	0	0	0	1	2	2											
<b>Jim Palmer, R</b> (1, 1) OBP: 0.174, SLG: 0.187										2	1	0	0	0	2	2											
<b>Inning Stats</b>	R: 2 E: 1 K: 1 S: 8	H: 3 LOB: 1 BB: 0 P: 8	R: 3 E: 1 K: 2 S: 10	H: 2 LOB: 0 BB: 0 P: 10	R: 0 E: 0 K: 1 S: 5	H: 0 LOB: 0 BB: 0 P: 5	R: 1 E: 0 K: 2 S: 9	H: 2 LOB: 1 BB: 0 P: 9	R: 0 E: 0 K: 2 S: 7	H: 0 LOB: 0 BB: 0 P: 7	R: 0 E: 0 K: 1 S: 5	H: 0 LOB: 1 BB: 1 P: 9	R: 1 E: 0 K: 0 S: 4	H: 1 LOB: 1 BB: 1 P: 8	R: 0 E: 0 K: 0 S: 3	H: 1 LOB: 0 BB: 0 P: 3		1B: 5 2B: 3 3B: 1 HR: 0	SF: 1 SAC: 1 DP: 1 HBP: 0	WP: 0 PB: 0 SB: 1 CS: 0	PA: 35						
<b>PITCHER</b>	IP	WLS	BF	H	R	ER	SO	BB	IBB	HBP	BLK	WP	HR	S	P	ERA	WHIP										
<b>Mike Paul, L</b> (1, 1) ERA: 5.16	7.0	L	32	8	7	5	9	2	0	0	0	0	0	3	3	6.43	1.429										
<b>Phil Hennigan, R</b> (8, 1) ERA: 4.39	1.0		3	1	0	0	0	0	0	0	0	0	0	3	3	0.00	1.000										

Batter	1	2	3	4	5	6	7	8	9	AB	R	H	RBI	BB	SO	LOB	TOP			
Ted Uhlhaender, L (1, 8) OBP: 0.317, SLG: 0.380										5	0	1	0	0	1	2				
Graig Nettles, L (1, 5) OBP: 0.333, SLG: 0.397										5	0	0	0	0	1	4				
Vada Pinson, L (1, 9) OBP: 0.320, SLG: 0.485										4	0	2	0	0	0	0				
Roy Foster, R (1, 7) OBP: 0.353, SLG: 0.458										4	0	1	0	0	0	2				
Duke Sims, L (1, 2) OBP: 0.352, SLG: 0.488										3	0	1	0	1	0	0				
Chuck Hinton, R (1, 3) OBP: 0.398, SLG: 0.465										2	0	0	0	2	0	4				
John Lowenstein, L (1, 4) OBP: 0.237, SLG: 0.447										4	1	1	0	0	0	3				
Eddie Leon, R (1, 6) OBP: 0.318, SLG: 0.368										3	0	2	1	0	0	1				
Ken Harrelson, R (9, PH) OBP: 0.423, SLG: 0.391										0	0	0	0	1	0	0				
Steve Hargan, R (9, PR) OBP: 0.158, SLG: 0.162										0	0	0	0	0	0	0				
Rich Hand, R (1, 1) OBP: 0.159, SLG: 0.146										2	0	0	0	0	1	2				
Ted Ford, R (7, PH) OBP: 0.231, SLG: 0.278										1	0	0	0	0	1	1				
Vince Colbert, R (7, 1) OBP: 0.284, SLG: 0.370										0	0	0	0	0	0	0				
Buddy Bradford, R (9, PH) OBP: 0.284, SLG: 0.370										1	0	0	0	0	0	1				
<b>Inning Stats</b>	R: 0 E: 0 K: 1 S: 6	H: 1 LOB: 1 BB: 0 P: 6	R: 1 E: 0 K: 0 S: 4	H: 1 LOB: 1 BB: 1 P: 8	R: 0 E: 0 K: 0 S: 3	H: 0 LOB: 0 BB: 0 P: 3	R: 0 E: 0 K: 0 S: 2	H: 0 LOB: 0 BB: 1 P: 6	R: 0 E: 0 K: 1 S: 6	H: 1 LOB: 2 BB: 0 P: 8	R: 0 E: 0 K: 0 S: 4	H: 2 LOB: 2 BB: 0 P: 7	R: 0 E: 0 K: 0 S: 5	H: 2 LOB: 2 BB: 0 P: 5	R: 0 E: 0 K: 1 S: 5	H: 0 LOB: 2 BB: 1 P: 9	1B: 7 2B: 1 3B: 0 HR: 0	SF: 0 SAC: 0 DP: 0 HBP: 0	WP: 0 PB: 0 SB: 2 CS: 1	PA: 39
<b>PITCHER</b>	IP WLS BF H R ER SO BB IBB HBP BLK WP HR S P ERA WHIP																			
Sonny Siebert, R (1, 1) ERA: 3.44	7.1 W 32 8 1 1 3 3 0 0 0 0 0 0 35 47 1.23 1.500																			
Bobby Bolin, R (8, 1) ERA: 4.7	1.2 S 6 0 0 0 1 1 0 0 0 0 0 0 7 11 0.00 0.600																			

Cleveland Indians @ Boston Red Sox  
Fenway Park, Boston, MA  
Mon Sep 21 1970, 7:05 PM EDT  
Att: 10,010 - Unknown

AB 34  
R 1  
H 8  
RBI 1  
BB 4  
SO 4  
LOB 20



Batter	1	2	3	4	5	6	7	8	9	AB	R	H	RBI	BB	SO	LOB	BOTTOM			
Mike Andrews, R (1, 4) OBP: 0.346, SLG: 0.397										3	0	0	0	1	0	1				
Reggie Smith, S (1, 8) OBP: 0.385, SLG: 0.505										4	0	0	0	0	0	2				
Carl Yastrzemski, L (1, 3) OBP: 0.447, SLG: 0.593										3	1	1	1	1	0	1				
Tony Conigliaro, R (1, 9) OBP: 0.320, SLG: 0.480										3	0	0	0	0	1	2				
Rico Petrocelli, R (1, 6) OBP: 0.329, SLG: 0.466										3	1	2	1	0	0	0				
George Scott, R (1, 5) OBP: 0.359, SLG: 0.462										2	0	1	0	1	0	0				
Billy Conigliaro, R (1, 7) OBP: 0.342, SLG: 0.466										3	0	0	0	0	1	3				
Bob Montgomery, R (1, 2) OBP: 0.232, SLG: 0.255										3	0	0	0	0	1	2				
Sonny Siebert, R (1, 1) OBP: 0.143, SLG: 0.160										2	0	1	0	0	0	0				
Bobby Bolin, R (8, 1) OBP: 0.250, SLG: 0.270										1	0	0	0	0	0	0				
<b>Inning Stats</b>	R: 1 E: 0 K: 1 S: 6	H: 1 LOB: 0 BB: 0 P: 6	R: 1 E: 0 K: 1 S: 6	H: 1 LOB: 0 BB: 0 P: 6	R: 0 E: 0 K: 0 S: 4	H: 1 LOB: 2 BB: 1 P: 8	R: 0 E: 0 K: 1 S: 5	H: 1 LOB: 1 BB: 1 P: 9	R: 0 E: 0 K: 0 S: 3	H: 0 LOB: 0 BB: 0 P: 3	R: 0 E: 0 K: 0 S: 3	H: 1 LOB: 0 BB: 0 P: 3	R: 0 E: 0 K: 0 S: 3	H: 0 LOB: 1 BB: 1 P: 7	R: 0 E: 0 K: 0 S: 3	H: 0 LOB: 1 BB: 1 P: 7	1B: 3 2B: 0 3B: 0 HR: 2	SF: 0 SAC: 0 DP: 2 HBP: 0	WP: 0 PB: 0 SB: 0 CS: 0	PA: 30
<b>PITCHER</b>	IP WLS BF H R ER SO BB IBB HBP BLK WP HR S P ERA WHIP																			
Rich Hand, R (1, 1) ERA: 3.74	6.0 L 23 4 2 2 3 4 2 2 0 0 0 0 27 35 3.00 0.833																			
Vince Colbert, R (7, 1) ERA: 7.96	2.0 7 1 0 0 0 1 0 0 0 0 0 0 6 10 0.00 1.000																			

Cleveland Indians @ Boston Red Sox  
Fenway Park, Boston, MA  
Mon Sep 21 1970, 7:05 PM EDT  
Att: 10,010 - Unknown

AB 27  
R 2  
H 5  
RBI 2  
BB 3  
SO 3  
LOB 11

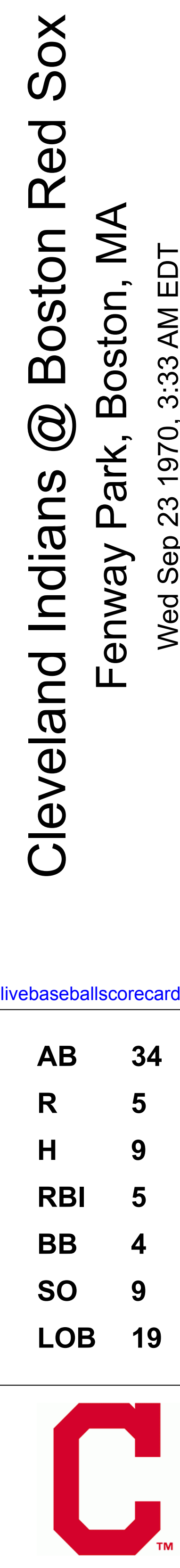


Batter	1	2	3	4	5	6	7	8	9	AB	R	H	RBI	BB	SO	LOB	TOP					
Buddy Bradford, R (1, 8) OBP: 0.286, SLG: 0.368										4	0	1	0	1	2	1	<b>Cleveland Indians @ Boston Red Sox</b> Fenway Park, Boston, MA Tue Sep 22 1970, 7:05 PM EDT Att: 11,959 - Unknown					
Eddie Leon, R (1, 4) OBP: 0.318, SLG: 0.367										4	1	1	0	0	1	3						
Vada Pinson, L (1, 9) OBP: 0.320, SLG: 0.484 Steve Mingori, L (8, 1)										4	0	1	0	0	3	2						
Roy Foster, R (1, 7) OBP: 0.350, SLG: 0.454										4	0	0	0	0	1	2						
Duke Sims, L (1, 2) OBP: 0.356, SLG: 0.494										4	0	3	1	0	0	2						
Ken Harrelson, R (1, 3) OBP: 0.400, SLG: 0.370 Vern Fuller, R (8, PR) OBP: 0.240, SLG: 0.227 (8, 3)										4	0	1	0	0	0	4						
Larry Brown, R (1, 6) OBP: 0.361, SLG: 0.345										4	0	0	0	0	0	6						
Graig Nettles, L (1, 5) OBP: 0.333, SLG: 0.402										4	1	1	1	0	1	0						
Sam McDowell, L (1, 1) OBP: 0.144, SLG: 0.157 Phil Hennigan, R (5, 1) OBP: 0.444, SLG: 0.333 Ted Ford, R (7, PH) OBP: 0.225, SLG: 0.270 Fred Lasher, R (7, 1)										2	0	0	0	0	1	1						
Chuck Hinton, R (8, 9) OBP: 0.396, SLG: 0.462										1	0	0	0	0	0	0						
<b>Inning Stats</b>	R: 0 E: 0 K: 1 S: 5	H: 1 LOB: 0 BB: 0 P: 5	R: 0 E: 0 K: 1 S: 6	H: 1 LOB: 1 BB: 0 P: 6	R: 0 E: 1 K: 2 S: 8	H: 0 LOB: 1 BB: 0 P: 8	R: 0 E: 1 K: 0 S: 5	H: 1 LOB: 2 BB: 1 P: 5	R: 1 E: 0 K: 2 S: 8	H: 1 LOB: 1 BB: 1 P: 12	R: 0 E: 0 K: 0 S: 4	H: 0 LOB: 0 BB: 0 P: 4	R: 0 E: 0 K: 1 S: 5	H: 0 LOB: 0 BB: 0 P: 5	R: 1 E: 0 K: 1 S: 8	H: 3 LOB: 2 BB: 0 P: 8	R: 0 E: 0 K: 1 S: 5	H: 0 LOB: 0 BB: 0 P: 5	1B: 6 2B: 1 3B: 0 HR: 1	SF: 0 SAC: 0 DP: 1 HBP: 0	WP: 2 PB: 0 SB: 0 CS: 0	PA: 37
<b>PITCHER</b> Gary Peters, L (1, 1) ERA: 4.19	IP: 9.0 WLS: W BF: 37 H: 8 R: 2 ER: 2 SO: 9 BB: 1 IBB: 0 HBP: 0 BLK: 0 WP: 2 HR: 1 S: 54 P: 58 ERA: 2.00 WHIP: 1.000																					

Batter	1	2	3	4	5	6	7	8	9	AB	R	H	RBI	BB	SO	LOB	BOTTOM			
Mike Andrews, R (1, 4) OBP: 0.347, SLG: 0.398 Dick Schofield, S (8, 4) OBP: 0.286, SLG: 0.232										4	0	2	2	0	0	2	<b>Cleveland Indians @ Boston Red Sox</b> Fenway Park, Boston, MA Tue Sep 22 1970, 7:05 PM EDT Att: 11,959 - Unknown			
Reggie Smith, S (1, 8) OBP: 0.363, SLG: 0.504										5	1	1	0	0	2	4				
Carl Yastrzemski, L (1, 3) OBP: 0.448, SLG: 0.593 Mike Fiore, L (7, 3) OBP: 0.286, SLG: 0.185										3	2	1	0	1	2	1				
Tony Conigliaro, R (1, 9) OBP: 0.323, SLG: 0.487										3	2	2	3	1	0	0				
Rico Petrocelli, R (1, 6) OBP: 0.330, SLG: 0.470 Luis Alvarado, R (9, 6) OBP: 0.261, SLG: 0.284										3	1	1	2	1	0	0				
George Scott, R (1, 5) OBP: 0.358, SLG: 0.460 John Kennedy, R (8, 5) OBP: 0.295, SLG: 0.406										4	0	1	0	0	1	2				
Billy Conigliaro, R (1, 7) OBP: 0.341, SLG: 0.464										4	1	1	0	0	0	2				
Bob Montgomery, R (1, 2) OBP: 0.250, SLG: 0.259										3	1	1	0	0	1	1				
Gary Peters, L (1, 1) OBP: 0.314, SLG: 0.308										3	0	1	0	0	0	2				
<b>Inning Stats</b>	R: 2 E: 0 K: 1 S: 7	H: 2 LOB: 0 BB: 0 P: 7	R: 0 E: 0 K: 1 S: 7	H: 2 LOB: 2 BB: 0 P: 7	R: 2 E: 0 K: 0 S: 4	H: 2 LOB: 1 BB: 2 P: 12	R: 1 E: 0 K: 1 S: 6	H: 1 LOB: 1 BB: 0 P: 7	R: 3 E: 0 K: 1 S: 9	H: 4 LOB: 2 BB: 1 P: 13	R: 0 E: 0 K: 1 S: 5	H: 0 LOB: 0 BB: 0 P: 5	R: 0 E: 0 K: 0 S: 3	H: 0 LOB: 0 BB: 0 P: 3	R: 0 E: 0 K: 1 S: 6	H: 1 LOB: 1 BB: 0 P: 6		1B: 8 2B: 2 3B: 0 HR: 2	SF: 0 SAC: 1 DP: 1 HBP: 1	WP: 1 PB: 0 SB: 0 CS: 0
<b>PITCHER</b> Sam McDowell, L (1, 1) ERA: 2.89 Phil Hennigan, R (5, 1) ERA: 4.25 Fred Lasher, R (7, 1) ERA: 4.05 Steve Mingori, L (8, 1) ERA: 2.45	IP: 4.0 WLS: L BF: 24 H: 9 R: 8 ER: 8 SO: 3 BB: 3 IBB: 0 HBP: 1 BLK: 0 WP: 1 HR: 2 S: 26 P: 39 ERA: 18.00 WHIP: 3.000																			

Batter	1	2	3	4	5	6	7	8	9	AB	R	H	RBI	BB	SO	LOB	TOP										
Larry Brown, R OBP: 0.356, SLG: 0.336 (1, 5) (8, 6)	F9		F3	F6			G4-3 BB	F4		4	0	0	0	1	0	0	<b>Cleveland Indians @ Boston Red Sox</b> Fenway Park, Boston, MA Wed Sep 23 1970, 3:33 AM EDT Att: 3,334 - Unknown <a href="http://livebaseballscorecards.com">livebaseballscorecards.com</a>										
Eddie Leon, R OBP: 0.315, SLG: 0.364 (1, 6) (8, 4)	K		K		6-3		G4-3 1-2	K		5	0	0	0	0	3	1											
Buddy Bradford, R OBP: 0.288, SLG: 0.366 (1, 8)	1B		2B BB		F8		6-3	K		4	1	1	0	1	1	0											
Roy Foster, R OBP: 0.233, SLG: 0.460 Craig Nettles, L OBP: 0.334, SLG: 0.402 (8, PH) (8, 5)	F3		2B					SH 1B BB		3	0	2	1	0	0	1											
Chuck Hinton, R OBP: 0.395, SLG: 0.460 (1, 2)		G3 E 1B	K					SH 1B 1-2 1B		3	1	1	0	0	2	2											
Ken Harrelson, R OBP: 0.424, SLG: 0.483 John Lowenstein, L OBP: 0.256, SLG: 0.462 (6, PR) (6, 4) (8, 7)	FC5 G3					G4-6-3 1B BB		P2-6 1B 1-3 2-H 1B		2	1	1	1	1	0	1											
Ted Ford, R OBP: 0.275, SLG: 0.382 Ted Uhlhaender, L OBP: 0.318, SLG: 0.382 (1, 9) (6, 9)	G3		L9			G4-6-3 1B		1-2 3-H 1B		3	0	1	0	0	0	2											
Vern Fuller, R OBP: 0.259, SLG: 0.375 Vada Pinson, L OBP: 0.319, SLG: 0.482 (6, PH) (6, 3)	K					G4-6-3 1-2 2-3		K		2	1	1	1	0	1	2											
Steve Hargan, R OBP: 0.143, SLG: 0.146 (1, 1)	F2					4-3		P2-6 2-3		2	0	0	0	0	1	4											
Inning Stats	R: 0 E: 0 K: 1 S: 6	H: 1 LOB: 1 BB: 0 P: 6	R: 0 E: 1 K: 1 S: 7	H: 1 LOB: 2 BB: 0 P: 7	R: 1 E: 0 K: 2 S: 8	H: 1 LOB: 1 BB: 1 P: 12	R: 2 E: 0 K: 1 S: 7	H: 2 LOB: 0 BB: 0 P: 7	R: 0 E: 0 K: 0 S: 6	H: 1 LOB: 2 BB: 1 P: 7	R: 0 E: 0 K: 0 S: 2	H: 0 LOB: 0 BB: 1 P: 6	R: 2 E: 1 K: 1 S: 7	H: 2 LOB: 1 BB: 1 P: 11	R: 0 E: 0 K: 2 S: 7	H: 0 LOB: 0 BB: 0 P: 7		1B: 5 2B: 3 3B: 0 HR: 2	SF: 0 SAC: 1 DP: 3 HBP: 0	WP: 0 PB: 0 SB: 0 CS: 0	PA: 39						
PITCHER	IP	WLS	BF	H	R	ER	SO	BB	IBB	HBP	BLK	WP	HR	S	P	ERA	WHIP										
Ken Brett, L ERA: 4.09 (1, 1)	5.0	L	25	7	3	2	6	2	0	0	0	0	2	35	43	3.60	1.800										
Cal Koonce, R ERA: 3.48 (6, 1)	2.0		5	0	0	0	0	1	0	0	0	0	0	4	8	0.00	0.500										
Gary Wagner, R ERA: 3.4 (8, 1)	0.0		3	1	2	1	0	1	0	0	0	0	0	2	6	∞	∞										
Sparky Lytle, L ERA: 3.93 (8, 1)	2.0		6	1	0	0	3	0	0	0	0	0	0	12	12	0.00	0.500										

Batter	1	2	3	4	5	6	7	8	9	AB	R	H	RBI	BB	SO	LOB	BOTTOM										
Mike Andrews, R OBP: 0.346, SLG: 0.396 (1, 4)	F3		SH1-3		SF7		G5-4-3			2	0	0	1	0	0	1	<b>Cleveland Indians @ Boston Red Sox</b> Fenway Park, Boston, MA Wed Sep 23 1970, 3:33 AM EDT Att: 3,334 - Unknown <a href="http://livebaseballscorecards.com">livebaseballscorecards.com</a>										
Reggie Smith, S OBP: 0.364, SLG: 0.504 (1, 8)	F5		BB					F7		3	0	1	0	1	0	0											
Carl Yastrzemski, L OBP: 0.447, SLG: 0.590 (1, 3)	4-3		BB		F8			4-3		3	0	0	0	1	0	1											
Tony Conigliaro, R OBP: 0.321, SLG: 0.483 (1, 9)	F5		F4		L7			6-3		4	0	0	0	0	0	3											
Rico Petrocelli, R OBP: 0.331, SLG: 0.472 (1, 6)	F9				G6-4-3 1B			F7		4	0	2	0	0	1	0											
George Scott, R OBP: 0.355, SLG: 0.456 (1, 5)	F9		G6-4-3		E6 WP			K		4	0	0	0	0	1	2											
Joe Lahoud, L OBP: 0.351, SLG: 0.438 (1, 7)	F6		F9		F9			HR		4	1	1	1	0	0	2											
Bob Montgomery, R OBP: 0.234, SLG: 0.241 (1, 2)			F8		F8			3-1		4	0	0	0	0	1	0											
Ken Brett, L OBP: 0.341, SLG: 0.500 Cal Koonce, R OBP: 0.222, SLG: 0.091 Mike Fiore, L OBP: 0.291, SLG: 0.185 Gary Wagner, R OBP: 0.167, SLG: 0.167 Sparky Lytle, L (8, 1)			WP SH1-3 1B		PB SF7 2B			G5-4-3 BB		2	1	2	0	0	0	0											
Inning Stats	R: 0 E: 0 K: 0 S: 3	H: 0 LOB: 0 BB: 0 P: 3	R: 0 E: 0 K: 0 S: 4	H: 1 LOB: 1 BB: 0 P: 4	R: 0 E: 0 K: 0 S: 4	H: 1 LOB: 3 BB: 2 P: 12	R: 0 E: 0 K: 0 S: 3	H: 1 LOB: 0 BB: 0 P: 3	R: 1 E: 0 K: 0 S: 5	H: 2 LOB: 1 BB: 0 P: 5	R: 0 E: 1 K: 1 S: 6	H: 0 LOB: 1 BB: 0 P: 6	R: 0 E: 0 K: 1 S: 4	H: 0 LOB: 0 BB: 1 P: 8	R: 0 E: 0 K: 0 S: 3	H: 0 LOB: 0 BB: 0 P: 3		R: 1 E: 0 K: 1 S: 6	H: 1 LOB: 0 BB: 0 P: 6	1B: 3 2B: 2 3B: 0 HR: 1	SF: 1 SAC: 1 DP: 2 HBP: 0	WP: 2 PB: 1 SB: 0 CS: 0	PA: 35				
PITCHER	IP	WLS	BF	H	R	ER	SO	BB	IBB	HBP	BLK	WP	HR	S	P	ERA	WHIP										
Steve Hargan, R ERA: 2.9 (1, 1)	9.0	W	35	6	2	2	3	3	0	0	0	2	1	38	50	2.00	1.000										



Batter	1	2	3	4	5	6	7	8	9	10	11	12	13	AB R H RBI BB SO LOB	TOP																
Don Buford, S OBP: 0.399, SLG: 0.407 (1, 7)	4-3		K	2B		1B		1B		K		1B	K	5 1 1 1 3 3 2	<b>Baltimore Orioles @ Cleveland Indians</b> Cleveland Municipal Stadium, Cleveland, OH Fri Sep 25 1970, 7:05 PM EDT Att: 4,386 - Unknown <a href="http://livebaseballscorecards.com">livebaseballscorecards.com</a>																
Mark Belanger, R OBP: 0.295, SLG: 0.247 (1, 8)	F9		F9	F6						F4				7 0 3 1 0 0 2																	
Boog Powell, L OBP: 0.412, SLG: 0.556 (10, PR)														4 0 2 2 2 1 4																	
Paul Blair, R OBP: 0.352, SLG: 0.445 (10, 8)			BB	BB		G3-6-1		1B				1-3		1 0 0 0 0 0 2																	
Merv Rettenmund, R OBP: 0.391, SLG: 0.538 (7, 8)														2 0 0 0 2 1 1																	
Don Baylor, R OBP: 0.308, SLG: 0.250 (10, 9)	F6													2 2 1 0 1 0 1																	
Terry Crowley, L OBP: 0.400, SLG: 0.400 (10, 3)														5 2 1 2 2 1 3																	
Chico Salmon, R OBP: 0.296, SLG: 0.410 (1, 5)														7 1 1 0 0 1 5																	
Johnny Oates, L OBP: 0.353, SLG: 0.438 (1, 2)														6 0 2 1 1 0 1																	
Bobby Grich, R OBP: 0.281, SLG: 0.287 (1, 4)														7 2 3 2 0 0 2																	
Dave McNally, R OBP: 0.250, SLG: 0.223 (8, PR)														3 1 0 0 1 2 2																	
Curt Wright, R OBP: 0.247, SLG: 0.479 (8, 1)														1 0 0 0 0 0 1 2																	
Edgar Winter, R OBP: 0.242, SLG: 0.165 (8, 1)														0 0 0 0 0 0 0 0																	
Tom Phoebus, R OBP: 0.218, SLG: 0.185 (8, 1)														0 0 0 0 0 0 0 0																	
Fred Beane, R OBP: 0.218, SLG: 0.287 (12, PR)														1 0 0 0 0 1 1 0																	
Pete Richert, L OBP: 0.218, SLG: 0.287 (12, 1)														0 0 0 0 0 1 0 0																	
<b>Inning Stats</b>	R: 0 E: 0 K: 0 S: 3	H: 0 LOB: 1 BB: 1 P: 7	R: 2 E: 0 K: 1 S: 6	H: 2 LOB: 0 BB: 1 P: 10	R: 0 E: 0 K: 1 S: 5	H: 0 LOB: 3 BB: 3 P: 17	R: 3 E: 0 K: 0 S: 6	H: 3 LOB: 2 BB: 2 P: 14	R: 0 E: 0 K: 0 S: 3	H: 0 LOB: 0 BB: 0 P: 3	R: 0 E: 0 K: 1 S: 5	H: 1 LOB: 1 BB: 1 P: 7	R: 1 E: 0 K: 2 S: 9	H: 2 LOB: 2 BB: 1 P: 13	R: 1 E: 1 K: 1 S: 7	H: 2 LOB: 2 BB: 1 P: 11	R: 0 E: 0 K: 1 S: 6	H: 1 LOB: 1 BB: 0 P: 6	R: 0 E: 0 K: 2 S: 6	H: 0 LOB: 0 BB: 0 P: 7	R: 0 E: 0 K: 1 S: 6	H: 1 LOB: 2 BB: 1 P: 10	R: 2 E: 0 K: 1 S: 7	H: 2 LOB: 2 BB: 2 P: 15	1B: 11 2B: 2 3B: 0 HR: 1	SF: 0 SAC: 0 DP: 2 HBP: 0	WP: 1 PB: 0 SB: 0 CS: 1	PA: 64			
<b>PITCHER</b>	IP WLS BF H R ER SO BB IBB HBP BLK WP HR S P ERA WHIP														Rich Hand, R ERA: 3.83 (13, 1)	IP WLS BF H R ER SO BB IBB HBP BLK WP HR S P ERA WHIP															
Jim Rittwage, R ERA: 3.86 (4, 1)	6.2	30	5	5	5	3	7	0	0	0	0	0	0	0	2	6	0.00	3.000													
Rick Austin, L ERA: 5.01 (5, 1)	0.1	3	1	0	0	0	0	1	0	0	0	0	0	0	2	6	0.00	3.000													
Jim Rittwage, R ERA: 3.86 (8, 1)	6.2	30	5	5	5	3	7	0	0	0	0	0	0	2	6	0.00	3.000														
Vince Colbert, R ERA: 8.0 (8, 1)	1.0	6	2	1	1	2	1	0	0	0	0	0	0	9	13	9.00	3.000														
Phil Hennigan, R ERA: 4.02 (8, 1)	4.0	18	4	1	0	5	2	0	0	0	0	0	0	26	34	0.00	1.500														

Batter	1	2	3	4	5	6	7	8	9	10	11	12	13	AB R H RBI BB SO LOB	BOTTOM																
Buddy Bradford, R OBP: 0.292, SLG: 0.362 (1, 8)	5-3													5 1 1 0 2 1 2	<b>Baltimore Orioles @ Cleveland Indians</b> Cleveland Municipal Stadium, Cleveland, OH Fri Sep 25 1970, 7:05 PM EDT Att: 4,386 - Unknown <a href="http://livebaseballscorecards.com">livebaseballscorecards.com</a>																
Eddie Leon, R OBP: 0.312, SLG: 0.360 (1, 8)	K		FC6-4											6 0 0 0 0 2 3																	
Vada Pinson, L OBP: 0.322, SLG: 0.482 (8, 3)														4 1 2 0 2 0 2																	
Roy Foster, R OBP: 0.354, SLG: 0.465 (1, 7)	F5													5 1 2 2 1 1 3																	
Chuck Hinton, R OBP: 0.393, SLG: 0.456 (1, 2)														4 0 1 1 1 0 2																	
Ken Hareless, R OBP: 0.242, SLG: 0.165 (7, PR)														2 0 0 0 0 1 0 1																	
Steve Hargan, R OBP: 0.242, SLG: 0.165 (8, 1)														0 0 1 0 0 0 0 0																	
Vince Colbert, R OBP: 0.242, SLG: 0.165 (8, 1)														1 0 0 0 0 0 0 0																	
Lon Callini, S OBP: 0.242, SLG: 0.165 (8, 1)														1 0 0 0 0 0 0 0																	
Phil Hennigan, R OBP: 0.242, SLG: 0.165 (12, PR)														1 0 0 0 0 0 1 1																	
Jack Heidinger, R OBP: 0.242, SLG: 0.165 (12, PR)														1 0 0 0 0 0 1 0																	
Rich Hand, R OBP: 0.242, SLG: 0.165 (12, 1)														0 0 0 0 0 0 0 0																	
Larry Brown, R OBP: 0.354, SLG: 0.333 (4, 1)														1 0 0 0 0 0 0 0																	
Rick Austin, R OBP: 0.238, SLG: 0.167 (4, PH)														0 0 0 0 0 0 0 0																	
Rich Rollins, R OBP: 0.284, SLG: 0.328 (5, 5)														1 0 0 0 0 1 1																	
Graig Nettles, L OBP: 0.337, SLG: 0.406 (1, 4)														4 1 3 0 0 1 0																	
Vern Fuller, R OBP: 0.242, SLG: 0.333 (1, 4)														6 1 1 1 0 2 3																	
Jim Rittwage, R OBP: 0.292, SLG: 0.362 (4, 5)														2 0 1 0 0 0 0 0																	
Ted Ford, R OBP: 0.227, SLG: 0.288 (7, PR)														1 0 0 0 0 0 0 2																	
Ted Lilianders, L OBP: 0.218, SLG: 0.288 (10, 9)														3 1 1 3 0 0 0 0																	
<b>Inning Stats</b>	R: 0 E: 0 K: 1 S: 5	H: 0 LOB: 1 BB: 1 P: 9	R: 0 E: 0 K: 0 S: 3	H: 0 LOB: 0 BB: 0 P: 3	R: 0 E: 0 K: 1 S: 7	H: 1 LOB: 2 BB: 2 P: 10	R: 0 E: 0 K: 2 S: 5	H: 0 LOB: 1 BB: 1 P: 11	R: 0 E: 0 K: 0 S: 3	H: 0 LOB: 0 BB: 0 P: 3	R: 0 E: 0 K: 1 S: 4	H: 1 LOB: 2 BB: 1 P: 8	R: 1 E: 0 K: 0 S: 5	H: 1 LOB: 1 BB: 0 P: 5	R: 5 E: 0 K: 1 S: 10	H: 5 LOB: 1 BB: 1 P: 14	R: 0 E: 0 K: 1 S: 5	H: 0 LOB: 1 BB: 0 P: 5	R: 0 E: 0 K: 2 S: 8	H: 1 LOB: 1 BB: 0 P: 7	R: 0 E: 0 K: 2 S: 8	H: 1 LOB: 1 BB: 0 P: 8	R: 0 E: 0 K: 2 S: 7	H: 0 LOB: 0 BB: 0 P: 7	1B: 8 2B: 2 3B: 0 HR: 2	SF: 1 SAC: 1 DP: 2 HBP: 0	WP: 1 PB: 0 SB: 0 CS: 0	PA: 56			
<b>PITCHER</b>	IP WLS BF H R ER SO BB IBB HBP BLK WP HR S P ERA WHIP																														
Dave McNally, L ERA: 3.26 (8, 1)	8.0	33	5	2	2	4	5	0	0	0	0	0	0	1	3	7	2.25	1.250													
Eddie Watt, R ERA: 3.46 (8, 1)	0.0	4	3	4	4	0	1	0	0	0	0	0	0	1	3	7	==	==													
Tom Phoebus, R ERA: 3.07 (10, 1)	1.0	5	2	1	1	1	0	0	0	0	0	0	0	7	7	9.00	2.000														
Fred Beane, R ERA: 6.0 (12, 1)	2.0	7	1	0	0	0	0	1	0	0	0	0	0	8	12	0.00	0.500														
Pete Richert, L ERA: 2.05 (12, 1)	2.0	W	7	1	0	0	4	0	0	0	0	0	0	15	15	0.00	0.500														



Batter	1	2	3	4	5	6	7	8	9	10	11	AB	R	H	RBI	BB	SO	LOB	TOP			
Mark Belanger, R OBP: 0.299, SLG: 0.256												4	4	3	0	0	0	0				
Paul Blair, R OBP: 0.360, SLG: 0.448												5	1	1	2	0	0	4				
Frank Robinson, R OBP: 0.394, SLG: 0.510 Pete Richert, L												3	1	1	3	1	0	0				
Merv Rettenmund, R OBP: 0.391, SLG: 0.536												5	0	2	1	0	0	0				
Brooks Robinson, R OBP: 0.334, SLG: 0.426												5	0	0	0	0	1	2				
Davey Johnson, R OBP: 0.360, SLG: 0.395												4	0	0	0	0	1	0				
Curt Molton, R OBP: 0.351, SLG: 0.397												4	0	0	0	0	2	0				
Andy Etchebarren, R OBP: 0.312, SLG: 0.354												4	0	0	0	0	1	0				
Jim Palmer, R OBP: 0.170, SLG: 0.182 Eddie Watt, R OBP: 0.125, SLG: 0.125 Boog Powell, L OBP: 0.413, SLG: 0.556 Don Baylor, R OBP: 0.308, SLG: 0.250 Terry Crowley, L OBP: 0.400, SLG: 0.400												3	0	0	0	0	1	0				
<b>Inning Stats</b>	R: 1 E: 0 K: 0 S: 4	H: 1 LOB: 0 BB: 0 P: 4	R: 0 E: 0 K: 1 S: 5	H: 0 LOB: 0 BB: 0 P: 5	R: 0 E: 0 K: 0 S: 3	H: 0 LOB: 0 BB: 0 P: 3	R: 0 E: 0 K: 0 S: 3	H: 0 LOB: 0 BB: 0 P: 3	R: 0 E: 0 K: 1 S: 7	H: 2 LOB: 0 BB: 0 P: 7	R: 0 E: 0 K: 2 S: 7	H: 0 LOB: 0 BB: 0 P: 7	R: 1 E: 1 K: 0 S: 4	H: 2 LOB: 1 BB: 1 P: 8	R: 0 E: 0 K: 1 S: 5	H: 0 LOB: 0 BB: 0 P: 5	R: 3 E: 1 K: 0 S: 5	H: 2 LOB: 1 BB: 1 P: 11	1B: 4 2B: 0 3B: 1 HR: 2	SF: 1 SAC: 1 DP: 0 HBP: 0	WP: 0 PB: 1 SB: 2 CS: 1	PA: 41
<b>PITCHER</b>	IP WLS BF H R ER SO BB IBB HBP BLK WP HR S P ERA WHIP																					
Mike Paul, L ERA: 5.11	(1, 1) 6.0 21 3 3 3 0 0 0 0 0 0 0 16 20 3.00 0.667																					
Vince Colbert, R ERA: 7.5	(7, 1) 3.0 11 2 1 1 3 0 1 0 0 0 0 0 5 5 0.00 0.000																					
Rick Austin, L ERA: 4.95	(10, 1) 1.0 3 0 0 0 1 0 0 0 0 0 0 0 1 5 0.00 0.000																					
Fred Lasher, R ERA: 4.19	(11, 1) 2.0 L 2 0 3 2 0 1 0 0 0 0 0 0 1 5 0.00 0.000																					
Steve Mingori, L ERA: 2.79	(11, 1) 1.0 4 2 0 0 0 0 0 0 0 0 0 1 4 6 0.00 2.000																					
Batter	1	2	3	4	5	6	7	8	9	10	11	AB	R	H	RBI	BB	SO	LOB	BOTTOM			
Buddy Bradford, R OBP: 0.287, SLG: 0.354												5	0	0	0	0	0	1				
Ted Uhlaender, L OBP: 0.319, SLG: 0.390												5	0	2	0	0	0	1				
Vada Pinson, L OBP: 0.321, SLG: 0.481												5	1	1	0	0	2	2				
Graig Nettles, L OBP: 0.337, SLG: 0.410												4	1	1	3	1	0	1				
Duke Sims, L OBP: 0.355, SLG: 0.491 Rich Rollins, R OBP: 0.280, SLG: 0.324												4	0	1	0	0	0	0				
Chuck Hinton, R OBP: 0.380, SLG: 0.467												4	1	1	1	0	0	1				
Eddie Leon, R OBP: 0.309, SLG: 0.357												4	0	0	0	0	0	0				
Larry Brown, R OBP: 0.345, SLG: 0.324												4	0	0	0	0	0	0				
Mike Paul, L OBP: 0.287, SLG: 0.354 Ken Harmon, R OBP: 0.319, SLG: 0.390 Vince Colbert, R ERA: 7.5 Ted Ford, R OBP: 0.284, SLG: 0.286 Rick Austin, L OBP: 0.413, SLG: 0.556 Lou Camilli, S OBP: 0.308, SLG: 0.250 Fred Lasher, R OBP: 0.400, SLG: 0.400 Steve Mingori, L ERA: 2.79												1	0	0	0	0	0	0				
<b>Inning Stats</b>	R: 0 E: 0 K: 0 S: 3	H: 0 LOB: 0 BB: 0 P: 3	R: 0 E: 0 K: 0 S: 3	H: 0 LOB: 0 BB: 0 P: 3	R: 0 E: 0 K: 0 S: 3	H: 0 LOB: 0 BB: 0 P: 3	R: 0 E: 0 K: 1 S: 5	H: 1 LOB: 1 BB: 0 P: 6	R: 1 E: 0 K: 0 S: 4	H: 1 LOB: 0 BB: 0 P: 4	R: 3 E: 0 K: 0 S: 7	H: 4 LOB: 1 BB: 0 P: 7	R: 0 E: 0 K: 0 S: 3	H: 0 LOB: 0 BB: 0 P: 3	R: 0 E: 0 K: 0 S: 4	H: 1 LOB: 2 BB: 1 P: 8	1B: 3 2B: 2 3B: 0 HR: 2	SF: 0 SAC: 0 DP: 0 HBP: 0	WP: 1 PB: 0 SB: 0 CS: 0	PA: 41		
<b>PITCHER</b>	IP WLS BF H R ER SO BB IBB HBP BLK WP HR S P ERA WHIP																					
Jim Palmer, R ERA: 2.73	(1, 1) 8.2 32 6 4 4 0 0 0 0 0 0 0 2 36 36 4.15 0.692																					
Eddie Watt, R ERA: 3.38	(9, 1) 1.1 W 4 0 0 0 0 0 0 0 0 0 0 0 4 4 0.00 0.000																					
Pete Richert, L ERA: 2.01	(11, 1) 1.0 S 5 1 0 0 0 1 0 0 0 0 1 0 4 8 0.00 2.000																					

Baltimore Orioles @ Cleveland Indians  
Cleveland Municipal Stadium, Cleveland, OH

Sat Sep 26 1970, 3:33 AM EDT  
Att: 5,397 - Unknown - 75 F

AB 37  
R 7  
H 7  
RBI 6  
BB 2  
SO 6  
LOB 6



Baltimore Orioles @ Cleveland Indians  
Cleveland Municipal Stadium, Cleveland, OH

Sat Sep 26 1970, 3:33 AM EDT  
Att: 5,397 - Unknown - 75 F

AB 40  
R 4  
H 7  
RBI 4  
BB 1  
SO 2  
LOB 8



Batter	1	2	3	4	5	6	7	8	9	AB	R	H	RBI	BB	SO	LOB	TOP			
Don Buford, S (1, 5) OBP: 0.399, SLG: 0.405	K			HR	F7			1B SF9	F8	4	2	1	0	1	1	0	<b>Baltimore Orioles @ Cleveland Indians</b> Cleveland Municipal Stadium, Cleveland, OH Sun Sep 27 1970, 3:33 AM EDT Att: 6,718 - Unknown - 54 F			
Mery Rettenmund, R (1, 8) OBP: 0.392, SLG: 0.544	5-3			HR			K	BB 1B		4	2	2	2	0	1	0				
Don Baylor, R (1, 9) OBP: 0.294, SLG: 0.214	K			6-3			CS BB	SF9		2	0	0	1	1	1	0				
Andy Etchebarren, R (1, 2)		F8		F8			4-3	3-H 1B BB		3	0	0	0	1	0	1				
Curt Motton, R (1, 7) OBP: 0.357, SLG: 0.395	K			BB BB			F7	1-2 2-H 1B		3	0	1	1	1	1	0				
Roger Freed, R (1, 3) OBP: 0.294, SLG: 0.154	5-3			BB			E 1B BB	K		2	0	0	0	2	1	2				
Chico Salmon, R (1, 6) OBP: 0.291, SLG: 0.400			4-3	4-3			F4	5-3		4	0	0	0	0	0	5				
Bobby Grich, R (1, 4) OBP: 0.280, SLG: 0.286			F9		K		E5 1-3 1B	F8		4	0	1	0	0	1	0				
Jim Hardin, R (1, 1) OBP: 0.143, SLG: 0.111			F4		K		F9	K		2	0	0	0	0	1	0				
Frank Robinson, R (7, PH) OBP: 0.394, SLG: 0.509										1	0	0	0	0	0	2				
Dick Hall, R (7, 1) OBP: 0.083, SLG: 0.083										1	0	0	0	0	1	0				
<b>Inning Stats</b>	R: 0 E: 0 K: 2 S: 7	H: 0 LOB: 0 BB: 0 P: 7	R: 0 E: 0 K: 1 S: 5	H: 0 LOB: 0 BB: 0 P: 5	R: 0 E: 0 K: 0 S: 3	H: 0 LOB: 0 BB: 0 P: 3	R: 2 E: 0 K: 0 S: 4	H: 1 LOB: 2 BB: 3 P: 16	R: 0 E: 0 K: 2 S: 7	H: 0 LOB: 0 BB: 1 P: 7	R: 0 E: 0 K: 1 S: 4	H: 1 LOB: 2 BB: 1 P: 8	R: 2 E: 0 K: 1 S: 8	H: 3 LOB: 2 BB: 1 P: 12	R: 0 E: 0 K: 1 S: 5	H: 0 LOB: 0 BB: 0 P: 5	1B: 4 2B: 0 3B: 0 HR: 1	SF: 1 SAC: 0 DP: 0 HBP: 0	WP: 0 PB: 0 SB: 0 CS: 1	PA: 37
<b>PITCHER</b> Sam McDowell, L (1, 1) ERA: 2.92	IP: 9.0 WLS: L BF: 37 H: 5 R: 4 ER: 4 SO: 8 BB: 6 IBB: 0 HBP: 0 BLK: 0 WP: 0 HR: 1 S: 47 P: 71 ERA: 4.00 WHIP: 1.222															<b>PITCHER</b>				

Batter	1	2	3	4	5	6	7	8	9	AB	R	H	RBI	BB	SO	LOB	BOTTOM			
Buddy Bradford, R (1, 8) OBP: 0.286, SLG: 0.353	4-3		K		1B		F4			4	0	1	0	0	1	0	<b>Baltimore Orioles @ Cleveland Indians</b> Cleveland Municipal Stadium, Cleveland, OH Sun Sep 27 1970, 3:33 AM EDT Att: 6,718 - Unknown - 54 F			
Ted Uhlhaender, L (1, 7) OBP: 0.316, SLG: 0.389	1B		F5		F9		F8			4	0	1	0	0	0	1				
Vada Pinson, L (1, 9) OBP: 0.319, SLG: 0.478	F7		F8		F9		F9			4	0	0	0	0	0	2				
Graig Nettles, L (1, 5) OBP: 0.335, SLG: 0.407	4-1			G3		K	F9			4	0	0	0	0	1	1				
Duke Sims, L (1, 3) OBP: 0.354, SLG: 0.488		F8		3-1		WP 1B 1B	4-3			4	1	1	0	0	0	0				
Chuck Hinton, R (1, 2) OBP: 0.397, SLG: 0.489		HR		2B 1B		1B WP 1B			6-3	4	2	3	1	0	0	0				
Eddie Leon, R (1, 4) OBP: 0.311, SLG: 0.360		4-3		1-H 2B		G5-4-3 1-3 2-H 1B		K		4	0	2	2	0	1	0				
Larry Brown, R (1, 6) OBP: 0.345, SLG: 0.325										3	0	1	0	0	0	3				
Ken Harrelson, R (9, PH) OBP: 0.395, SLG: 0.424									P2	1	0	0	0	0	0	0				
Sam McDowell, L (1, 1) OBP: 0.140, SLG: 0.152		1-3			K		F7			3	0	0	0	0	1	1				
<b>Inning Stats</b>	R: 0 E: 0 K: 0 S: 4	H: 1 LOB: 1 BB: 0 P: 4	R: 1 E: 0 K: 0 S: 5	H: 2 LOB: 1 BB: 0 P: 5	R: 0 E: 0 K: 1 S: 5	H: 0 LOB: 0 BB: 0 P: 5	R: 1 E: 0 K: 0 S: 5	H: 2 LOB: 1 BB: 0 P: 5	R: 0 E: 0 K: 1 S: 6	H: 1 LOB: 1 BB: 0 P: 6	R: 1 E: 0 K: 1 S: 7	H: 3 LOB: 1 BB: 0 P: 7	R: 0 E: 0 K: 0 S: 3	H: 0 LOB: 0 BB: 0 P: 3	R: 0 E: 0 K: 1 S: 5	H: 0 LOB: 0 BB: 0 P: 5	1B: 7 2B: 1 3B: 0 HR: 1	SF: 0 SAC: 0 DP: 1 HBP: 0	WP: 1 PB: 0 SB: 0 CS: 0	PA: 35
<b>PITCHER</b> Jim Hardin, R (1, 1) ERA: 3.55	IP: 6.0 WLS: W BF: 26 H: 9 R: 3 ER: 3 SO: 3 BB: 0 IBB: 0 HBP: 0 BLK: 0 WP: 0 HR: 1 S: 32 P: 32 ERA: 4.50 WHIP: 1.500															<b>PITCHER</b>				
Dick Hall, R (7, 1) ERA: 3.06	IP: 3.0 WLS: W BF: 9 H: 0 R: 0 ER: 0 SO: 1 BB: 0 IBB: 0 HBP: 0 BLK: 0 WP: 0 HR: 0 S: 11 P: 11 ERA: 0.00 WHIP: 0.000															<b>PITCHER</b>				





Batter	1	2	3	4	5	6	7	8	9	AB	R	H	RBI	BB	SO	LOB	TOP			
<b>Buddy Bradford, R</b> OBP: 0.286, SLG: 0.351 (1, 8)										4	1	1	0	0	1	0	<b>Cleveland Indians @ Detroit Tigers</b> Tiger Stadium, Detroit, MI Tue Sep 29 1970, 7:05 PM EDT Att: 6,334 - Unknown			
<b>Eddie Leon, R</b> OBP: 0.310, SLG: 0.358 (1, 4)										3	0	0	0	1	0	1				
<b>Vada Pinson, L</b> OBP: 0.317, SLG: 0.475 (1, 9) (6, 3) (8, 9)										4	0	0	0	0	0	2				
<b>Roy Foster, R</b> OBP: 0.357, SLG: 0.468 (8, PR) <b>Chuck Hinton, R</b> OBP: 0.317, SLG: 0.489 (8, 3)										2	2	1	1	1	1	0				
<b>Duke Sims, L</b> OBP: 0.356, SLG: 0.491 (1, 2)										4	1	2	1	0	1	2				
<b>Ken Harrelson, R</b> OBP: 0.415, SLG: 0.429 <b>John Lowenstein, L</b> OBP: 0.256, SLG: 0.462 (6, PR) <b>Ted Uhaender, L</b> OBP: 0.316, SLG: 0.388 (6, 9) (8, 7)										2	0	1	0	1	1	1				
<b>Graig Nettles, L</b> OBP: 0.336, SLG: 0.407 (1, 5)										3	0	1	1	1	1	0				
<b>Larry Brown, R</b> OBP: 0.337, SLG: 0.318 (1, 6)										3	0	0	2	0	1	2				
<b>Steve Hargan, R</b> OBP: 0.130, SLG: 0.133 (1, 1)										4	0	0	0	0	1	3				
<b>Inning Stats</b>	R: 2 E: 0 K: 1 S: 8	H: 3 LOB: 1 BB: 0 P: 8	R: 0 E: 0 K: 1 S: 5	H: 0 LOB: 0 BB: 0 P: 5	R: 0 E: 0 K: 0 S: 3	H: 0 LOB: 0 BB: 0 P: 3	R: 1 E: 0 K: 2 S: 8	H: 1 LOB: 2 BB: 2 P: 16	R: 0 E: 0 K: 1 S: 4	H: 0 LOB: 0 BB: 1 P: 8	R: 2 E: 0 K: 1 S: 7	H: 2 LOB: 1 BB: 1 P: 11	R: 0 E: 0 K: 0 S: 3	H: 0 LOB: 1 BB: 0 P: 3	R: 0 E: 0 K: 1 S: 5	H: 0 LOB: 1 BB: 0 P: 5		1B: 4 2B: 2 3B: 0 HR: 0	SF: 1 SAC: 0 DP: 1 HBP: 1	WP: 0 PB: 0 SB: 0 CS: 1
<b>PITCHER</b>	IP WLS BF H R ER SO BB IBB HBP BLK WP HR S P ERA WHIP	IP WLS BF H R ER SO BB IBB HBP BLK WP HR S P ERA WHIP																		
<b>Mickey Lolich, L</b> ERA: 3.8 (1, 1)	6.0 L 27 6 5 5 6 4 0 0 0 0 0 35 51 7.50 1.667																			
<b>Daryl Patterson, R</b> ERA: 4.85 (7, 1)	3.0 9 0 0 0 1 0 0 1 0 0 0 10 11 0.00 0.000																			

Batter	1	2	3	4	5	6	7	8	9	AB	R	H	RBI	BB	SO	LOB	BOTTOM					
<b>Dick McAuliffe, L</b> OBP: 0.359, SLG: 0.346 (1, 6)										3	1	0	0	2	0	2	<b>Cleveland Indians @ Detroit Tigers</b> Tiger Stadium, Detroit, MI Tue Sep 29 1970, 7:05 PM EDT Att: 6,334 - Unknown					
<b>Mickey Stanley, R</b> OBP: 0.307, SLG: 0.399 (1, 8)										5	0	1	0	0	1	2						
<b>Jim Northrup, L</b> OBP: 0.344, SLG: 0.458 (1, 9)										3	0	1	1	0	0	1						
<b>Norm Cash, L</b> OBP: 0.382, SLG: 0.443 (1, 3)										2	0	1	1	1	0	1						
<b>Dalton Jones, L</b> OBP: 0.333, SLG: 0.358 (1, 4)										4	0	0	0	0	0	5						
<b>Gates Brown, L</b> OBP: 0.326, SLG: 0.325 (1, 7)										4	0	0	0	0	0	3						
<b>Gene Lamont, L</b> OBP: 0.349, SLG: 0.500 (1, 2)										4	0	1	0	0	0	0						
<b>Don Wert, R</b> OBP: 0.309, SLG: 0.307 (1, 5)										4	0	1	0	0	0	1						
<b>Mickey Lolich, S</b> OBP: 0.245, SLG: 0.134 <b>Russ Nagelson, L</b> OBP: 0.279, SLG: 0.245 (6, PH) <b>Daryl Patterson, L</b> (7, 1) <b>Kevin Collins, L</b> OBP: 0.227, SLG: 0.381 (8, PH)										2	1	1	0	0	1	1						
<b>Inning Stats</b>	R: 1 E: 0 K: 1 S: 6	H: 1 LOB: 1 BB: 1 P: 10	R: 0 E: 0 K: 0 S: 3	H: 0 LOB: 0 BB: 0 P: 3	R: 1 E: 0 K: 0 S: 5	H: 2 LOB: 3 BB: 1 P: 10	R: 0 E: 0 K: 1 S: 6	H: 1 LOB: 1 BB: 0 P: 6	R: 0 E: 0 K: 0 S: 3	H: 0 LOB: 1 BB: 1 P: 7	R: 0 E: 1 K: 0 S: 4	H: 1 LOB: 1 BB: 0 P: 4	R: 0 E: 0 K: 0 S: 4	H: 1 LOB: 1 BB: 0 P: 4	R: 0 E: 0 K: 0 S: 3	H: 0 LOB: 0 BB: 0 P: 3		R: 0 E: 0 K: 1 S: 4	H: 1 LOB: 1 BB: 0 P: 4	1B: 5 2B: 2 3B: 0 HR: 0	SF: 1 SAC: 0 DP: 0 HBP: 1	WP: 0 PB: 0 SB: 0 CS: 0
<b>PITCHER</b>	IP WLS BF H R ER SO BB IBB HBP BLK WP HR S P ERA WHIP	IP WLS BF H R ER SO BB IBB HBP BLK WP HR S P ERA WHIP																				
<b>Steve Hargan, R</b> ERA: 2.84 (1, 1)	9.0 W 38 7 2 2 2 3 0 1 0 0 0 38 51 2.00 1.111																					

Batter	1	2	3	4	5	6	7	8	9	AB	R	H	RBI	BB	SO	LOB	TOP				
<b>Buddy Bradford, R</b> OBP: 0.283, SLG: 0.347	0-0 5-3		0-0 1B		0-0 F8		0-0 6-3	0-0 F9	0-0 F8	6	0	1	0	0	0	4	<b>Cleveland Indians @ Detroit Tigers</b> Tiger Stadium, Detroit, MI Wed Sep 30 1970, 4:33 AM EDT Att: 3,420 - Unknown				
<b>Graig Nettles, L</b> OBP: 0.338, SLG: 0.407	4-0 1B		0-0 1B		4-0 F9		0-0 F9		0-3 K	3	0	1	0	2	1	0					
<b>Vada Pinson, L</b> OBP: 0.319, SLG: 0.481	0-3 K		0-0 F8		0-0 1B		0-0 1B		0-0 HR	5	1	3	1	0	1	3					
<b>Duke Sims, L</b> OBP: 0.359, SLG: 0.500	0-0 1B		0-0 L9		0-0 F9		4-0 1B		0-0 HR	4	1	2	1	1	0	4					
<b>Chuck Hinton, R</b> OBP: 0.397, SLG: 0.484	0-3 K		0-0 F8		0-0 F3		0-0 1B		4-0 BB	4	1	1	0	1	1	4					
<b>Ted Uhlhaender, L</b> OBP: 0.321, SLG: 0.391		0-3 K		0-0 4-3		0-0 G4-6-3		0-0 G3	4-0 BB	4	0	2	0	1	1	3					
<b>Eddie Leon, R</b> OBP: 0.309, SLG: 0.355		0-0 6-3		0-0 4-3		0-0 E6		4-0 BB	0-3 K	4	0	0	0	1	1	4					
<b>John Lowenstein, L</b> OBP: 0.273, SLG: 0.442		0-3 K		4-0 FC6-4		0-0 G4-6-3		0-0 F7	0-0 BB	4	0	1	1	1	1	3					
<b>Jim Rittwage, R</b> OBP: 0.376, SLG: 0.500			0-0 4-3		0-0 FC6-4		0-0 5-3		4-0 BB	2	0	0	0	0	0	2					
<b>Ken Patterson, R</b> OBP: 0.409, SLG: 0.417					1-2 BB				1-2 2-3	1	0	0	0	0	0	1					
<b>Rick Austin, L</b> OBP: 0.226, SLG: 0.167					1-2 BB				1-2 2-3	0	0	0	0	0	0	0					
<b>Ted Ford, R</b> OBP: 0.256, SLG: 0.279					1-2 BB				1-2 2-3	0	0	0	0	0	0	0					
<b>Steve Mingo, L</b> OBP: 0.341, SLG: 0.318					1-2 BB				1-2 2-3	0	0	0	0	0	0	0					
<b>Inning Stats</b>	R: 0 E: 0 K: 2 S: 8	H: 1 LOB: 2 BB: 1 P: 12	R: 0 E: 0 K: 2 S: 7	H: 0 LOB: 0 BB: 0 P: 7	R: 0 E: 0 K: 0 S: 5	H: 2 LOB: 2 BB: 0 P: 5	R: 0 E: 0 K: 0 S: 4	H: 1 LOB: 2 BB: 1 P: 8	R: 0 E: 0 K: 0 S: 4	H: 1 LOB: 1 BB: 0 P: 4	R: 0 E: 0 K: 0 S: 5	H: 2 LOB: 3 BB: 1 P: 9	R: 0 E: 0 K: 0 S: 3	H: 0 LOB: 1 BB: 1 P: 7	R: 3 E: 0 K: 2 S: 10	H: 3 LOB: 3 BB: 3 P: 22	1B: 8 2B: 1 3B: 0 HR: 2	SF: 0 SAC: 0 DP: 1 HBP: 0	WP: 0 PA: 46		
<b>PITCHER</b>	IP WLS BF H R ER SO	IP WLS BF H R ER SO	IP WLS BF H R ER SO	IP WLS BF H R ER SO	IP WLS BF H R ER SO	IP WLS BF H R ER SO	IP WLS BF H R ER SO	IP WLS BF H R ER SO	IP WLS BF H R ER SO	IP WLS BF H R ER SO	IP WLS BF H R ER SO	IP WLS BF H R ER SO	IP WLS BF H R ER SO	IP WLS BF H R ER SO	IP WLS BF H R ER SO	IP WLS BF H R ER SO	ERA WHIP	ERA WHIP			
<b>Bob Reed, R</b> ERA: 4.86	8.1	W	40	10	2	2	5	5	0	0	0	0	0	0	0	0	2	45	65	2.16	1.800
<b>Tom Timmermann, R</b> ERA: 4.11	0.2	S	6	1	1	1	1	3	0	0	0	0	0	0	0	0	0	5	17	13.50	6.000

Batter	1	2	3	4	5	6	7	8	9	AB	R	H	RBI	BB	SO	LOB	BOTTOM				
<b>Dick McAuliffe, L</b> OBP: 0.358, SLG: 0.345	0-0 4-3		0-0 F5		0-0 F7		0-0 L6-3		0-0 1B	4	0	1	0	0	0	1	<b>Cleveland Indians @ Detroit Tigers</b> Tiger Stadium, Detroit, MI Wed Sep 30 1970, 4:33 AM EDT Att: 3,420 - Unknown				
<b>Mickey Stanley, R</b> OBP: 0.305, SLG: 0.396	0-0 F8		0-0 4-3		0-0 F8		0-0 L6-3		0-0 1B	4	0	0	0	0	0	1					
<b>Jim Northrup, L</b> OBP: 0.343, SLG: 0.458	0-0 BB		0-0 4-3		0-0 1-3		0-0 4-3		0-0 2B	4	1	1	0	0	0	0					
<b>Norm Cash, L</b> OBP: 0.383, SLG: 0.441	4-0 BB		0-0 4-3		0-0 G3		4-0 E		0-0 2B	2	2	0	0	2	0	0					
<b>Dalton Jones, L</b> OBP: 0.336, SLG: 0.354	4-0 1B		4-0 BB		0-0 4-3		0-0 5-3		0-3 K	2	1	0	0	2	1	1					
<b>Gates Brown, L</b> OBP: 0.331, SLG: 0.323	4-0 1B		0-0 4-3		0-0 1B		0-0 1B		0-0 2B	1	0	0	1	1	0	1					
<b>Elliott Maddox, R</b> OBP: 0.329, SLG: 0.357	1-2 2-3		0-0 4-3		0-0 1B		0-0 1B		0-0 2B	2	0	2	1	0	0	0					
<b>Gene Lamont, L</b> OBP: 0.340, SLG: 0.477	0-0 1B		0-0 K		0-3 K		0-3 K		0-0 4-3	4	0	1	2	0	2	2					
<b>Don Wert, R</b> OBP: 0.309, SLG: 0.306	0-0 F6		4-0 4-1		4-0 BB		0-0 4-3		4-0 1B	2	0	0	0	1	0	3					
<b>Bob Reed, R</b> OBP: 0.154, SLG: 0.083		0-0 6-3		0-0 4-1		0-0 1B		4-0 BB		2	0	0	0	1	0	1					
<b>Tom Timmermann, R</b> ERA: 4.11					1-2 BB					0	0	0	0	0	0	0					
<b>Inning Stats</b>	R: 3 E: 0 K: 0 S: 5	H: 2 LOB: 3 BB: 3 P: 17	R: 0 E: 0 K: 0 S: 3	H: 0 LOB: 0 BB: 0 P: 3	R: 0 E: 0 K: 1 S: 5	H: 0 LOB: 1 BB: 1 P: 7	R: 0 E: 0 K: 1 S: 5	H: 0 LOB: 1 BB: 1 P: 9	R: 0 E: 0 K: 0 S: 3	H: 0 LOB: 0 BB: 0 P: 3	R: 0 E: 0 K: 1 S: 6	H: 1 LOB: 0 BB: 1 P: 6	R: 0 E: 0 K: 0 S: 2	H: 1 LOB: 1 BB: 1 P: 6	R: 1 E: 1 K: 1 S: 6	H: 1 LOB: 1 BB: 1 P: 10	1B: 3 2B: 3 3B: 0 HR: 0	SF: 0 SAC: 0 DP: 1 HBP: 0	WP: 0 PA: 34		
<b>PITCHER</b>	IP WLS BF H R ER SO	IP WLS BF H R ER SO	IP WLS BF H R ER SO	IP WLS BF H R ER SO	IP WLS BF H R ER SO	IP WLS BF H R ER SO	IP WLS BF H R ER SO	IP WLS BF H R ER SO	IP WLS BF H R ER SO	IP WLS BF H R ER SO	IP WLS BF H R ER SO	IP WLS BF H R ER SO	IP WLS BF H R ER SO	IP WLS BF H R ER SO	IP WLS BF H R ER SO	IP WLS BF H R ER SO	ERA WHIP	ERA WHIP			
<b>Jim Rittwage, R</b> ERA: 4.15	5.0	L	22	2	3	3	1	5	0	0	0	0	0	0	0	0	2	19	39	5.40	1.400
<b>Rick Austin, L</b> ERA: 4.79	2.0		7	2	0	0	1	1	0	0	0	0	0	0	0	0	0	8	12	0.00	1.500
<b>Steve Mingo, L</b> ERA: 2.66	1.0		5	1	1	0	1	1	0	0	0	0	0	0	0	0	0	6	10	0.00	2.000

Batter	1	2	3	4	5	6	7	8	9	AB	R	H	RBI	BB	SO	LOB	TOP	
<b>Buddy Bradford, R</b> OBP: 0.283, SLG: 0.343 (1, 8)	4-0 7-5 1B BB		0-3 K			0-0 F4		0-0 F9	3 0 0 0 1 1 1									
<b>Eddie Leon, R</b> OBP: 0.308, SLG: 0.353 <b>Lou Camilli, S</b> (6, 6)	0-3 K		0-3 K			0-0 FC4-6 1-2		0-3 K	3 0 0 0 0 2 2 1 0 0 0 0 1 0									
<b>Duke Sims, L</b> OBP: 0.360, SLG: 0.499 (1, 2)	0-0 1-2 1B		0-3 K			4-0 4-3 BB		0-0 F5	3 0 1 0 1 1 0									
<b>Ken Harrelson, R</b> OBP: 0.378, SLG: 0.385 (1, 3)	0-0 7-5 2-3		0-3 K			0-3 K			3 0 0 0 0 2 3									
<b>Chuck Hinton, R</b> OBP: 0.392, SLG: 0.477 (1, 7)		0-0 F4				0-3 K		0-0 4-3 1-2	3 0 0 0 0 1 1									
<b>Ted Ford, R</b> OBP: 0.224, SLG: 0.261 (1, 9)		0-0 6-3				0-0 5-3		0-3 K	3 0 0 0 0 1 1									
<b>Graig Nettles, L</b> OBP: 0.336, SLG: 0.404 (1, 5)		0-0 F7				0-0 3-1		0-0 4-3	3 0 0 0 0 0 0									
<b>Vern Fuller, R</b> OBP: 0.250, SLG: 0.333 (1, 4)			0-3 K			0-0 FC4-6 1B		0-0 F9	3 0 1 0 0 1 0									
<b>Mike Paul, L</b> OBP: 0.154, SLG: 0.154 <b>Larry Brown, R</b> OBP: 0.339, SLG: 0.316 <b>Vince Colbert, R</b> (8, 1)			0-3 K			0-0 F1		0-0 1-3	2 0 0 0 0 1 1 1 0 0 0 0 0 0 0 0 0 0 0 0 0									
<b>Inning Stats</b>	R: 0 E: 0 K: 1 S: 5	H: 1 LOB: 1 BB: 1 P: 9	R: 0 E: 0 K: 0 S: 3	H: 0 LOB: 0 BB: 0 P: 3	R: 0 E: 0 K: 3 S: 9	H: 0 LOB: 0 BB: 0 P: 9	R: 0 E: 0 K: 1 S: 5	H: 0 LOB: 0 BB: 0 P: 5	R: 0 E: 0 K: 2 S: 7	H: 1 LOB: 1 BB: 1 P: 11	R: 0 E: 0 K: 0 S: 3	H: 0 LOB: 0 BB: 0 P: 3	R: 0 E: 0 K: 1 S: 5	H: 0 LOB: 0 BB: 0 P: 5	1B: 2 2B: 1 3B: 0 HR: 0	SF: 0 SAC: 0 DP: 1 HBP: 0	WP: 0 PB: 0 SB: 0 CS: 0	PA: 30
<b>PITCHER</b> <b>John Hiller, L</b> ERA: 3.03 (1, 1)	IP: 9.0 WLS: W BF: 30 H: 2 R: 0 ER: 0 SO: 11 BB: 2 IBB: 0 HBP: 0 BLK: 0 WP: 0 HR: 0 S: 50 P: 58 ERA: 0.00 WHIP: 0.444															<b>PITCHER</b> <b>John Hiller, L</b> ERA: 3.03 (1, 1)	IP: 9.0 WLS: W BF: 30 H: 2 R: 0 ER: 0 SO: 11 BB: 2 IBB: 0 HBP: 0 BLK: 0 WP: 0 HR: 0 S: 50 P: 58 ERA: 0.00 WHIP: 0.444	

Cleveland Indians @ Detroit Tigers  
Tiger Stadium, Detroit, MI  
Thu Oct 01 1970, 4:33 AM EDT  
Att: 3,875 - Unknown

AB	28
R	0
H	2
RBI	0
BB	2
SO	11
LOB	9



Batter	1	2	3	4	5	6	7	8	9	AB	R	H	RBI	BB	SO	LOB	BOTTOM			
<b>Mickey Stanley, R</b> OBP: 0.305, SLG: 0.396 <b>Dalton Jones, L</b> OBP: 0.333, SLG: 0.351 (6, 4)	0-0 1B SF9 1B		0-0 6-3			0-0 F3		0-0 G3	2 1 1 0 0 0 0 2 0 0 0 0 0 0											
<b>Kevin Collins, L</b> OBP: 0.240, SLG: 0.375 (1, 3)	0-3 K		0-0 1B			0-3 K			3 0 1 0 0 2 1											
<b>Elliott Maddox, R</b> OBP: 0.332, SLG: 0.364 (6, 8)	0-0 1-3 1B		0-3 K			0-0 2B			3 0 2 0 0 1 1											
<b>Ike Brown, R</b> OBP: 0.376, SLG: 0.468 (6, 9)	0-0 SF9			0-0 G5-4-3 1B		0-3 K			2 0 1 1 0 1 1											
<b>Tim Hosley, R</b> OBP: 0.154, SLG: 0.417 (1, 2)	0-3 K		0-3 F5			0-3 K			3 0 0 0 0 2 2											
<b>Don Wert, R</b> OBP: 0.307, SLG: 0.303 (1, 5)		0-0 F2		0-0 G5-4-3 1-2		0-0 F8		0-0 F8	3 0 0 0 0 0 1											
<b>Russ Nagelson, L</b> OBP: 0.266, SLG: 0.232 (6, 7)		0-3 K			0-0 4-3		0-0 F8		3 0 0 0 0 1 0											
<b>Cesar Gutierrez, R</b> OBP: 0.275, SLG: 0.299 (1, 6)		0-0 6-3			0-0 5-3		0-3 K		3 0 0 0 0 1 0											
<b>John Hiller, R</b> (1, 1)			0-3 K			0-3 K		0-0 6-3	3 0 0 0 0 2 0											
<b>Inning Stats</b>	R: 1 E: 0 K: 2 S: 9	H: 2 LOB: 1 BB: 0 P: 9	R: 0 E: 0 K: 1 S: 5	H: 0 LOB: 0 BB: 0 P: 5	R: 0 E: 0 K: 2 S: 8	H: 1 LOB: 1 BB: 0 P: 8	R: 0 E: 0 K: 0 S: 3	H: 1 LOB: 0 BB: 0 P: 3	R: 0 E: 0 K: 1 S: 5	H: 0 LOB: 0 BB: 0 P: 5	R: 0 E: 0 K: 2 S: 8	H: 1 LOB: 1 BB: 0 P: 8	R: 0 E: 0 K: 1 S: 5	H: 0 LOB: 0 BB: 0 P: 5	R: 0 E: 0 K: 1 S: 5	H: 0 LOB: 0 BB: 0 P: 5	1B: 4 2B: 1 3B: 0 HR: 0	SF: 1 SAC: 0 DP: 1 HBP: 0	WP: 0 PB: 0 SB: 0 CS: 0	PA: 28
<b>PITCHER</b> <b>Mike Paul, L</b> ERA: 4.81 <b>Vince Colbert, R</b> ERA: 7.25 (8, 1)	IP: 7.0 WLS: L BF: 25 H: 5 R: 1 ER: 1 SO: 9 BB: 0 IBB: 0 HBP: 0 BLK: 0 WP: 0 HR: 0 S: 43 P: 43 ERA: 1.29 WHIP: 0.714															<b>PITCHER</b> <b>John Hiller, R</b> ERA: 3.03 (1, 1)	IP: 9.0 WLS: W BF: 30 H: 2 R: 0 ER: 0 SO: 11 BB: 2 IBB: 0 HBP: 0 BLK: 0 WP: 0 HR: 0 S: 50 P: 58 ERA: 0.00 WHIP: 0.444			

Cleveland Indians @ Detroit Tigers  
Tiger Stadium, Detroit, MI  
Thu Oct 01 1970, 4:33 AM EDT  
Att: 3,875 - Unknown

AB	27
R	1
H	5
RBI	1
BB	0
SO	10
LOB	6

