


Cleveland Indians - 1971

Batter	1	2	3	4	5	6	7	8	9	AB	R	H	RBI	BB	SO	LOB	TOP					
Larry Brown, R OBP: 0.500, SLG: 0.333										3	1	1	0	1	0	1						
Graig Nettles, L OBP: 0.500, SLG: 0.750										4	0	2	0	0	0	2						
Roy Foster, R OBP: 0.250, SLG: 0.750										4	0	1	1	1	0	3						
Ray Fosse, R										4	0	0	0	0	2	2						
Ken Harrelson, R										4	0	0	0	0	2	1						
Eddie Leon, R										4	0	0	0	0	1	1						
Ted Ford, R										3	0	0	0	0	2	1						
Buddy Bradford, R OBP: 0.333, SLG: 1.000										3	1	1	0	0	0	1						
Steve Hargan, R Chuck Machede, R Steve Dunning, R Gomer Hodges, S Camilo Pascual, R Lou Camilli, S Ray Lamb, R Rick Austin, R										1	0	0	0	0	1	0						
Inning Stats	R: 0 E: 0 K: 0 S: 3	H: 1 LOB: 0 BB: 0 P: 3	R: 0 E: 0 K: 2 S: 7	H: 0 LOB: 0 BB: 0 P: 7	R: 0 E: 0 K: 1 S: 5	H: 0 LOB: 0 BB: 0 P: 5	R: 1 E: 0 K: 1 S: 6	H: 1 LOB: 1 BB: 1 P: 10	R: 1 E: 0 K: 1 S: 7	H: 2 LOB: 1 BB: 0 P: 7	R: 0 E: 0 K: 0 S: 3	H: 1 LOB: 0 BB: 0 P: 3	R: 0 E: 1 K: 2 S: 8	H: 0 LOB: 1 BB: 0 P: 8	R: 0 E: 0 K: 0 S: 4	H: 1 LOB: 1 BB: 0 P: 4	R: 0 E: 0 K: 1 S: 5	H: 0 LOB: 0 BB: 0 P: 5	1B: 3 2B: 1 3B: 2 HR: 0	SF: 0 SAC: 0 DP: 2 HBP: 0	WP: 0 PB: 0 SB: 0 CS: 0	PA: 33
PITCHER Mickey Lolich, L ERA: 2.0	IP: 9.0 WLS: W BF: 33 H: 6 R: 2 ER: 2 SO: 8 BB: 1 IBB: 0 HBP: 0 BLK: 0 WP: 0 HR: 0 S: 48 P: 52 ERA: 2.00 WHIP: 0.778											PITCHER	IP: 0.1 WLS: 1 BF: 1 H: 0 R: 0 ER: 0 SO: 0 BB: 0 IBB: 0 HBP: 0 BLK: 0 WP: 0 HR: 0 S: 1 P: 1 ERA: 0.00 WHIP: 0.000									

Cleveland Indians @ Detroit Tigers
Tiger Stadium, Detroit, MI
Tue Apr 06 1971, 3:33 AM EST
Att: 54,089 - Unknown - 46 F


AB 32
R 2
H 6
RBI 2
BB 1
SO 8
LOB 12





Batter	1	2	3	4	5	6	7	8	9	AB	R	H	RBI	BB	SO	LOB	BOTTOM			
Dick McAuliffe, L OBP: 0.800, SLG: 0.500										2	1	1	0	3	0	0				
Al Kaline, R OBP: 0.400, SLG: 0.250										4	1	1	0	1	1	5				
Jim Northrup, L OBP: 0.400, SLG: 0.750										4	2	1	2	1	0	4				
Willie Horton, R OBP: 0.500, SLG: 0.750										4	1	2	1	0	0	1				
Aurelio Rodriguez, R										3	1	0	0	0	2	3				
Bill Freehan, R OBP: 0.500, SLG: 0.333										3	0	1	0	1	1	0				
Mickey Stanley, R OBP: 0.500, SLG: 0.333										3	2	1	1	1	0	1				
Ed Brinkman, R OBP: 0.250, SLG: 0.333										3	0	1	1	0	0	1				
Mickey Lolich, S OBP: 0.333, SLG: 0.333										3	0	1	1	0	0	2				
Inning Stats	R: 0 E: 0 K: 0 S: 4	H: 1 LOB: 1 BB: 0 P: 4	R: 2 E: 0 K: 0 S: 5	H: 2 LOB: 1 BB: 1 P: 10	R: 2 E: 0 K: 0 S: 4	H: 1 LOB: 2 BB: 3 P: 16	R: 3 E: 0 K: 2 S: 8	H: 2 LOB: 0 BB: 2 P: 16	R: 0 E: 0 K: 0 S: 3	H: 0 LOB: 0 BB: 0 P: 3	R: 0 E: 0 K: 1 S: 5	H: 0 LOB: 0 BB: 0 P: 5	R: 0 E: 0 K: 1 S: 7	H: 2 LOB: 2 BB: 1 P: 11	R: 1 E: 0 K: 1 S: 7	H: 2 LOB: 2 BB: 1 P: 11	1B: 7 2B: 1 3B: 1 HR: 0	SF: 1 SAC: 1 DP: 0 HBP: 1	WP: 1 PB: 0 SB: 1 CS: 2	PA: 39
PITCHER Steve Hargan, R ERA: 18.0 Chuck Machede, R ERA: 27.0 Steve Dunning, R ERA: Camilo Pascual, R ERA: Ray Lamb, R ERA: 13.5	IP: 2.0 WLS: L BF: 13 H: 4 R: 4 ER: 4 SO: 4 BB: 2 IBB: 0 HBP: 1 BLK: 0 WP: 0 HR: 0 S: 10 P: 19 ERA: 18.00 WHIP: 3.000											PITCHER Rick Austin, L ERA:	IP: 0.1 WLS: 1 BF: 1 H: 0 R: 0 ER: 0 SO: 0 BB: 0 IBB: 0 HBP: 0 BLK: 0 WP: 0 HR: 0 S: 1 P: 1 ERA: 0.00 WHIP: 0.000							


Cleveland Indians @ Detroit Tigers
Tiger Stadium, Detroit, MI
Tue Apr 06 1971, 3:33 AM EST
Att: 54,089 - Unknown - 46 F


AB 29
R 8
H 9
RBI 6
BB 7
SO 4
LOB 17



Batter	1	2	3	4	5	6	7	8	9	AB	R	H	RBI	BB	SO	LOB	TOP		
Luis Aparicio, R (1.6) OBP: 0.500, SLG: 0.833	4-0 BB		X 0-0 HR		X 0-0 F7					2	1	1	1	2	0	0	Boston Red Sox @ Cleveland Indians Cleveland Municipal Stadium, Cleveland, OH Thu Apr 08 1971, 3:33 AM EST Att: 40,462 - Unknown - 52 F AB 30 R 2 H 3 RBI 2 BB 5 SO 10 LOB 11 		
Reggie Smith, S (1.9) OBP: 0.375, SLG: 0.500	4-3 1-2		0-3 K		X 0-0 F8		X 0-0 F7			4	0	0	0	0	1	3			
Carl Yastrzemski, L (1.7) OBP: 0.250, SLG: 0.375	0-3 K		X 0-0 F7		X 0-0 P5			X 0-3 K		4	0	0	0	0	2	1			
Rico Petrocelli, R (1.5) OBP: 0.375, SLG: 0.167	4-0 BB		4-0 BB		X 0-0 1-6-3			X 0-0 P4		2	0	0	0	2	0	0			
George Scott, R (1.3) OBP: 0.125, SLG: 0.143	0-3 K		0-3 K		X 0-0 F8			X 0-0 1-3		4	0	0	0	0	2	3			
Duane Josephson, R (1.2) OBP: 0.500, SLG: 0.429		4-0 BB		X 0-0 5-3		X 0-0 1-3			X 0-0 G3	3	0	0	0	1	0	0			
Billy Conigliaro, R (1.8)		0-3 K		0-3 K			X 0-3 K		X 0-0 F9	4	0	0	0	0	3	1			
Doug Griffin, R (1.4) OBP: 0.333, SLG: 0.200		0-3 K		0-3 K			X 0-0 F7		X 0-0 1B	4	0	1	0	0	2	1			
Sonny Siebert, R (1.1) OBP: 0.667, SLG: 2.000		0-0 4-3			X 0-0 HR				X 0-0 F7	2	1	1	1	0	0	1			
Sparky Lyle, L (8.1)										0	0	0	0	0	0	0			
Mike Fiore, L (9. PH)										1	0	0	0	0	0	1			
Ken Tatum, R (9.1)										0	0	0	0	0	0	0			
Inning Stats	R: 0 E: 0 K: 2 S: 7	H: 0 LOB: 2 BB: 2 P: 15	R: 0 E: 0 K: 2 S: 7	H: 0 LOB: 1 BB: 1 P: 11	R: 1 E: 0 K: 2 S: 8	H: 1 LOB: 1 BB: 1 P: 12	R: 0 E: 0 K: 2 S: 7	H: 0 LOB: 0 BB: 0 P: 7	R: 1 E: 0 K: 0 S: 4	H: 1 LOB: 0 BB: 0 P: 4	R: 0 E: 0 K: 0 S: 3	H: 0 LOB: 0 BB: 0 P: 3	R: 0 E: 0 K: 1 S: 5	H: 0 LOB: 2 BB: 1 P: 10	R: 0 E: 0 K: 0 S: 5	H: 1 LOB: 1 BB: 0 P: 4	1B: 1 2B: 0 3B: 0 HR: 2	SF: 0 SAC: 0 DP: 0 HBP: 1	WP: 0 PA: 36 PB: 0 SB: 0 CS: 0
PITCHER	IP WLS BF H R ER SO BB IBB HBP BLK WP HR S P ERA WHIP																		
Sam McDowell, L (1.1) ERA: 2.57	7.0	29	2	2	2	9	5	0	1	0	0	0	0	0	2	41	62	2.57	1.000
Vince Colbert, R (8.1) ERA:	2.0	7	1	0	0	1	0	0	0	0	0	0	0	0	9	9	0.00	0.500	

Batter	1	2	3	4	5	6	7	8	9	AB	R	H	RBI	BB	SO	LOB	BOTTOM		
Larry Brown, R (1.6) OBP: 0.500, SLG: 0.429	0-0 L7			X 0-0 FC4-6 1B		X 0-0 BB 1B		X 0-0 G4-6-3		4	0	2	0	0	0	2	Boston Red Sox @ Cleveland Indians Cleveland Municipal Stadium, Cleveland, OH Thu Apr 08 1971, 3:33 AM EST Att: 40,462 - Unknown - 52 F AB 31 R 3 H 7 RBI 3 BB 1 SO 6 LOB 10 		
Graig Nettles, L (1.5) OBP: 0.375, SLG: 0.429	0-0 G3			X 0-0 FC4-6 1-2		X 4-0 BB 1-2		X 0-0 F7		3	0	0	0	1	0	2			
Vada Pinson, L (1.9) OBP: 0.250, SLG: 0.250	0-0 G3			X 0-0 F7		X 0-0 P6			X 0-0 SH3-4 FC3-2 1B	4	0	1	0	0	0	3			
Ray Fosse, R (1.2)		X 0-0 P4		X 0-0 F9			X 0-3 K		X 1-0 FC3-2 SH3-4 1B HBP	3	1	0	0	0	1	1			
Ken Harrelson, R (1.3)		0-3 K			X 0-0 6-3		X 0-0 1-3		X 0-0 SH3-4	3	0	0	0	0	1	0			
Roy Foster, R (1.7) OBP: 0.167, SLG: 0.500		X 0-0 F8			X 0-3 K		X 0-0 F3		X 0-0 FC3-2	2	0	0	0	0	1	0			
Ted Ford, R (6.7)										1	0	0	0	0	0	0			
Vince Colbert, R (8.1)										0	0	0	0	0	0	0			
Lou Camilli, S (9. PH)										1	1	0	0	0	0	2			
Eddie Leon, R (1.4)			X 0-0 F9		X 0-0 4-3			X 0-0 1B 2B	X 0-0 2B 3H 3H	2	0	0	0	0	0	0			
Gomer Hodge, S (8. PH) ERA: 1.29										2	1	2	2	0	0	0			
Buddy Bradford, R (1.8) OBP: 0.200, SLG: 0.600			X 0-0 6-3			X 0-3 K		X 0-0 G4-6-3 1B		2	0	0	0	0	1	0			
Ted Uhlaender, L (8. PH) ERA: 1.000, SLG: 1.000								X 2-3 1B		1	0	1	0	0	0	0			
Sam McDowell, L (1.1)			X 0-3 K			X 0-3 K		X 1-2 3H 1B		2	0	0	0	0	2	0			
John Lowenstein, L (8.7) ERA: 27.0										1	0	1	1	0	0	0			
Inning Stats	R: 0 E: 0 K: 0 S: 3	H: 0 LOB: 0 BB: 0 P: 3	R: 0 E: 0 K: 1 S: 5	H: 0 LOB: 0 BB: 0 P: 5	R: 0 E: 0 K: 0 S: 4	H: 1 LOB: 1 BB: 0 P: 4	R: 0 E: 0 K: 1 S: 5	H: 0 LOB: 0 BB: 0 P: 5	R: 0 E: 0 K: 2 S: 8	H: 1 LOB: 2 BB: 1 P: 12	R: 0 E: 0 K: 1 S: 5	H: 0 LOB: 0 BB: 0 P: 5	R: 1 E: 0 K: 0 S: 5	H: 3 LOB: 1 BB: 0 P: 5	R: 2 E: 0 K: 0 S: 4	H: 2 LOB: 1 BB: 0 P: 5	1B: 6 2B: 1 3B: 0 HR: 0	SF: 0 SAC: 1 DP: 1 HBP: 1	WP: 0 PA: 34 PB: 0 SB: 0 CS: 0
PITCHER	IP WLS BF H R ER SO BB IBB HBP BLK WP HR S P ERA WHIP																		
Sonny Siebert, R (1.1) ERA: 1.29	7.0	27	5	1	1	6	1	0	0	0	0	0	0	0	2	2	1.29	0.857	
Sparky Lyle, L (8.1) ERA:	1.0	2	0	0	0	0	0	0	0	0	0	2	2	0.00	0.000				
Ken Tatum, R (9.1) ERA: 27.0	0.2	5	2	2	2	0	0	0	1	0	0	0	4	5	27.00	3.000			

Batter	1	2	3	4	5	6	7	8	9	AB	R	H	RBI	BB	SO	LOB	TOP										
Luis Aparicio, R OBP: 0.500, SLG: 1.000	5-3	HR		K		BB 1B	2B		P6	5	2	6	1	1	1		Boston Red Sox @ Cleveland Indians Cleveland Municipal Stadium, Cleveland, OH Sat Apr 10 1971, 3:33 AM EST Att. 4,955 - Unknown - 40 F livebaseballscores.com AB 37 R 10 H 11 RBI 10 BB 9 SO 7 LOB 20 										
Reggie Smith, S OBP: 0.385, SLG: 0.417	L3	F8			FC1-4 1B	BB 1B	G3			4	1	1	0	1	0	1											
Carl Yastrzemski, L OBP: 0.308, SLG: 0.462	F8		1-3		F8	BB 1B			4-3 2B	5	0	2	2	0	0	1											
Rico Petrocelli, R OBP: 0.462, SLG: 0.222		BB 1B	BB		FC1-4 2B	1B			4-3	3	1	1	1	2	0	2											
George Scott, R OBP: 0.308, SLG: 0.364		F8 1B HR	G1-6-3 BB		1-3 2B	K			1-3	4	1	2	0	1	1	3											
Duane Josephson, R Bill Lee, L Joe Lohoud, L Bobby Bolin, R Mike Fiore, L Ken Tatum, R		F8 HR	G1-6-3		F7		F8		FC6-4 BB	3	1	1	1	0	0	4											
Billy Conigliaro, R OBP: 0.063, SLG: 0.167	F8			K		K			FC6-4	5	1	1	0	0	2	4											
Doug Griffin, R OBP: 0.273, SLG: 0.111	F9			S BB		K			P4	4	0	0	0	1	1	3											
Cal Koonce, R Ken Brett, L Don Pavletich, R OBP: 0.667, SLG: 0.500		HR BB		K		BB 1B	BB 2B		K	0	1	0	0	1	0	0											
Inning Stats	R: 0 E: 0 K: 0 S: 3	H: 0 LOB: 0 BB: 0 P: 3	R: 5 E: 0 K: 0 S: 6	H: 3 LOB: 0 BB: 2 P: 14	R: 0 E: 0 K: 0 S: 2	H: 0 LOB: 1 BB: 2 P: 10	R: 0 E: 0 K: 3 S: 9	H: 0 LOB: 1 BB: 1 P: 13	R: 0 E: 0 K: 0 S: 5	H: 2 LOB: 2 BB: 0 P: 5	R: 3 E: 0 K: 3 S: 12	H: 3 LOB: 2 BB: 2 P: 20	R: 2 E: 0 K: 0 S: 5	H: 2 LOB: 1 BB: 1 P: 9	R: 0 E: 0 K: 0 S: 4	H: 1 LOB: 2 BB: 1 P: 8		R: 0 E: 0 K: 1 S: 5	H: 0 LOB: 0 BB: 0 P: 5	1B: 6 2B: 4 3B: 0 HR: 1	SF: 0 SAC: 0 DP: 1 HBP: 0	WP: 0 PB: 0 SB: 1 CS: 0	PA: 46				
PITCHER	IP	WLS	BF	H	R	ER	SO	BB	IBB	HBP	BLK	WP	HR	S	P	ERA	WHIP										
Steve Hargan, R ERA: 20.25	2.0		11	3	5	5	0	2	0	0	0	0	1	9	17	22.50	2.500										
Camilo Pascual, R ERA: 4.05	3.2	W	18	3	3	3	5	5	0	0	0	0	0	23	43	7.36	2.182										
Rick Austin, L ERA:	0.0		1	1	0	0	0	0	0	0	0	0	0	1	1	∞	∞										
Vince Colbert, R ERA: 4.91	1.2		10	4	2	2	1	1	0	0	0	0	0	11	15	10.80	3.000										
Chuck Machemehl, R ERA: 10.13	1.2	S	6	0	0	0	1	1	0	0	0	0	0	7	11	0.00	0.600										

Batter	1	2	3	4	5	6	7	8	9	AB	R	H	RBI	BB	SO	LOB	BOTTOM										
Larry Brown, R OBP: 0.538, SLG: 0.545	G3-6-1 BB	6-3		FC4 2B	BB 1B		K			4	0	2	5	1	1	1	Boston Red Sox @ Cleveland Indians Cleveland Municipal Stadium, Cleveland, OH Sat Apr 10 1971, 3:33 AM EST Att. 4,955 - Unknown - 40 F livebaseballscores.com AB 31 R 11 H 9 RBI 10 BB 10 SO 7 LOB 21 										
Graig Nettles, L OBP: 0.385, SLG: 0.300	G3-6-1 1-2	F9		FC4 FC6-4	BB		BB			3	0	0	1	2	0	2											
Vada Pinson, L OBP: 0.333, SLG: 0.250	HR 1B		F7	P6	BB		K			4	1	1	0	1	1	3											
Ray Fosse, R OBP: 0.154, SLG: 0.333	HR		K	FC6-4	6-3				4-3	5	1	1	2	0	1	5											
Ken Harrelson, R OBP: 0.167, SLG: 0.167	4-3		5-3		SH1-3 1B	PB PB 1B			5-3	5	1	2	0	0	0	0											
John Lowenstein, L OBP: 0.800, SLG: 0.500		BB 2B BB		BB 2B BB	SH1-3 1B		F8		BB	1	2	0	0	3	0	1											
Eddie Leon, R OBP: 0.273, SLG: 0.200		BB 2B 1B		BB 2B BB	SH5-4 1B	BB 1B	K G5-4-3		L3	4	3	2	1	1	1	2											
Buddy Bradford, R OBP: 0.333, SLG: 0.429		K		BB 2B BB	SH5-4 1B	BB	G5-4-3			2	2	0	0	2	1	4											
Steve Hargan, R Ted Uhlhaender, L Camilo Pascual, R Rick Austin, R Vince Colbert, R Chuck Machemehl, R		6-3 WP 2B		K	SH5-4		K			0	0	0	0	0	0	0											
Inning Stats	R: 2 E: 0 K: 0 S: 4	H: 2 LOB: 0 BB: 1 P: 8	R: 3 E: 0 K: 1 S: 7	H: 2 LOB: 1 BB: 1 P: 11	R: 0 E: 0 K: 1 S: 5	H: 0 LOB: 0 BB: 0 P: 5	R: 3 E: 0 K: 1 S: 7	H: 1 LOB: 2 BB: 3 P: 19	R: 3 E: 0 K: 0 S: 6	H: 3 LOB: 3 BB: 3 P: 18	R: 0 E: 0 K: 1 S: 6	H: 1 LOB: 1 BB: 0 P: 6	R: 0 E: 0 K: 3 S: 9	H: 0 LOB: 1 BB: 1 P: 13	R: 0 E: 0 K: 0 S: 3	H: 0 LOB: 1 BB: 1 P: 7		R: 0 E: 0 K: 1 S: 5	H: 0 LOB: 0 BB: 0 P: 5	1B: 6 2B: 2 3B: 0 HR: 1	SF: 0 SAC: 2 DP: 2 HBP: 0	WP: 1 PB: 2 SB: 0 CS: 0	PA: 43				
PITCHER	IP	WLS	BF	H	R	ER	SO	BB	IBB	HBP	BLK	WP	HR	S	P	ERA	WHIP										
Cal Koonce, R ERA: 33.75	1.1		9	4	5	5	1	2	0	0	0	1	0	19	35	16.20	2.400										
Ken Brett, L ERA: 16.2	1.1	L	19	4	6	6	2	4	0	0	0	0	0	7	15	0.00	2.250										
Bill Lee, L ERA:	1.1		7	1	0	0	1	2	0	0	0	0	0	7	15	0.00	2.250										
Bobby Bolin, R ERA:	1.0		4	0	0	0	3	1	0	0	0	0	0	9	13	0.00	1.000										
Ken Tatum, R ERA: 10.8	1.0		4	0	0	0	0	1	0	0	0	0	0	3	7	0.00	1.000										

Batter	1	2	3	4	5	6	7	8	9	AB	R	H	RBI	BB	SO	LOB	TOP		
Luis Aparicio, R (1, 6) OBP: 0.474, SLG: 0.867	4-0 BB	0-3 K		0-0 2B			0-0 6-3		0-0 F6	4	0	1	1	1	1	4			
Reggie Smith, S (1, 9) OBP: 0.276, SLG: 0.294	0-0 F2	0-0 4-3		0-0 L6			0-0 P6		0-0 4-1	5	0	0	0	0	0	6			
Carl Yastrzemski, L (1, 7) OBP: 0.235, SLG: 0.353	0-0 F2		0-0 G3				0-0 4-3			4	0	0	0	0	0	1			
Rico Petrocelli, R (1, 5) OBP: 0.529, SLG: 0.200	4-0 BB		4-0 BB				4-0 G4-6-3 BB		0-0 5-3	1	0	0	0	3	0	0			
George Scott, R (1, 3) OBP: 0.235, SLG: 0.267	0-0 6-3		0-3 K				0-0 G4-6-3		0-3 K	4	0	0	0	0	2	4			
Duane Josephson, R (1, 2) OBP: 0.400, SLG: 0.308		4-0 SH5-3 1B BB	0-3 K				0-3 K		0-0 6-3	3	1	0	0	1	2	1			
Billy Conigliaro, R (1, 8) OBP: 0.169, SLG: 0.143	4-0 1B SH5-3 BB			0-0 F7			0-0 6-3		4-0 BB	2	0	0	0	2	0	0			
Doug Griffin, R (1, 4) OBP: 0.357, SLG: 0.273	0-0 SH5-3			0-0 4-3 2B			4-0 BB		0-0 F8	2	1	1	0	1	0	1			
Gary Peters, L (1, 1) OBP: 0.333, SLG: 0.333		0-0		0-0 4-3			0-0 F9		4-0 BB	3	0	1	1	0	0	2			
Bobby Bolin, R (8, 1)										0	0	0	0	0	0	0			
Sparky Lyle, L (8, 1)										0	0	0	0	0	0	0			
Ken Tatum, R (8, 1)										0	0	0	0	0	0	0			
Joe Lahoud, L (9, PH)		2-3 3H		2-3					1-2 BB	0	0	0	0	1	0	0			
Inning Stats	R: 0 E: 0 K: 0 S: 3	H: 0 LOB: 2 BB: 2 P: 11	R: 1 E: 0 K: 1 S: 6	H: 1 LOB: 2 BB: 2 P: 14	R: 0 E: 0 K: 2 S: 7	H: 0 LOB: 1 BB: 1 P: 11	R: 1 E: 0 K: 0 S: 5	H: 2 LOB: 1 BB: 0 P: 5	R: 0 E: 0 K: 1 S: 5	H: 0 LOB: 0 BB: 1 P: 9	R: 0 E: 0 K: 0 S: 3	H: 0 LOB: 0 BB: 0 P: 3	R: 0 E: 0 K: 1 S: 5	H: 0 LOB: 0 BB: 2 P: 5	R: 0 E: 0 K: 0 S: 3	H: 0 LOB: 2 BB: 2 P: 11	1B: 1 2B: 2 3B: 0 HR: 0	SF: 0 SAC: 1 DP: 1 HBP: 0	WP: 0 PA: 38 PB: 0 SB: 1 CS: 0
PITCHER	IP WLS BF H R ER SO BB IBB HBP BLK WP HR S P ERA WHIP	8.1 W 36 3 2 2 5 9 0 0 0 0 0 0 37 73 2.16 1.440	0.2 S 2 0 0 0 0 0 0 0 0 0 0 0 2 2 0.00 0.000																

Boston Red Sox @ Cleveland Indians
Cleveland Municipal Stadium, Cleveland, OH
Sun Apr 11 1971, 3:33 AM EST
Att. 6,005 - Unknown - 64 F

AB 28
R 2
H 3
RBI 2
BB 9
SO 5
LOB 19



Batter	1	2	3	4	5	6	7	8	9	AB	R	H	RBI	BB	SO	LOB	BOTTOM		
Larry Brown, R (1, 6) OBP: 0.471, SLG: 0.429	0-0 5-3		0-0 6-3		0-0 F7			1-0 1B SH5-4 FC6 HBP		3	1	0	0	0	0	0			
Graig Nettles, L (1, 5) OBP: 0.375, SLG: 0.308	0-0 3-1		0-0 G1-6-3 1B		0-0 F8			0-0 SH5-4		3	0	1	0	0	0	0			
Vada Pinson, L (1, 9) OBP: 0.308, SLG: 0.250	0-3 K		0-0 G1-6-3		0-0 F7			0-0 BB FC6 1B		4	1	1	1	0	1	1			
Ray Fosse, R (1, 2) OBP: 0.176, SLG: 0.313		0-0 F7		0-0 6-3			0-0 FC6-4 1B		0-0 FC6 BB 1B	4	1	1	1	0	0	1			
Ken Harrelson, R (1, 3) OBP: 0.188, SLG: 0.133		0-0 P3		0-0 4-3			0-0 FC6-4		4-0 1B BB 2B BB	3	1	0	0	1	0	1			
Chuck Hinton, R (1, 7)		4-0		0-0 E8			0-0 4-3		4-0 1B 2B BB	2	1	0	0	1	0	0			
Ted Uhlhaender, L (8, PH) OBP: 1.000, SLG: 1.500		1B 2B BB		0-3 K			0-0 1-3		1-2 2-3 3H	0	0	0	0	0	0	0			
Ted Ford, R (8, PH)		1B 2B BB							1-2 2-3 3H	0	0	0	1	1	0	0			
Eddie Leon, R (1, 4) OBP: 0.333, SLG: 0.286		0-0 1B 2B		0-3 K			0-0 1-3		0-0 1B	4	1	2	1	0	1	1			
Buddy Bradford, R (1, 8) OBP: 0.333, SLG: 0.500		0-0			0-0 L5		0-0 6-3		0-0 2B	3	0	1	2	0	0	0			
Gomer Hodge, S (8, PH) OBP: 1.000, SLG: 1.500									1-3 2H 3H	1	0	1	1	0	0	0			
John Lowenstein, L (8, PR) OBP: 0.800, SLG: 0.500		1H 2H							1-3 2H 3H	0	0	0	0	0	0	0			
Alan Foster, R (1, 1) OBP: 0.250, SLG: 0.500		0-0 4-3			0-0 P4				1-3 2B	4	1	1	0	0	0	3			
Chuck Machemehl, R (9, 1)									1-3	0	0	0	0	0	0	0			
Inning Stats	R: 0 E: 0 K: 1 S: 5	H: 0 LOB: 0 BB: 0 P: 5	R: 2 E: 0 K: 0 S: 5	H: 2 LOB: 1 BB: 1 P: 9	R: 0 E: 0 K: 1 S: 6	H: 1 LOB: 0 BB: 0 P: 3	R: 0 E: 0 K: 1 S: 6	H: 0 LOB: 1 BB: 0 P: 6	R: 0 E: 0 K: 0 S: 3	H: 1 LOB: 1 BB: 0 P: 4	R: 0 E: 0 K: 0 S: 3	H: 0 LOB: 0 BB: 0 P: 3	R: 0 E: 0 K: 0 S: 7	H: 4 LOB: 2 BB: 2 P: 16	R: 5 E: 0 K: 0 S: 7	H: 4 LOB: 2 BB: 2 P: 16	1B: 5 2B: 3 3B: 0 HR: 0	SF: 0 SAC: 1 DP: 1 HBP: 1	WP: 0 PA: 36 PB: 0 SB: 0 CS: 0
PITCHER	IP WLS BF H R ER SO BB IBB HBP BLK WP HR S P ERA WHIP	7.1 L 30 6 5 5 2 1 0 0 0 0 0 0 32 37 6.14 0.955	0.0 L 2 0 0 0 0 1 0 0 0 0 0 0 1 5 ∞ ∞	0.0 L 2 1 1 1 0 1 0 0 0 0 0 0 1 5 ∞ ∞	0.2 L 2 1 1 1 0 0 0 0 0 0 0 0 2 2 13.50 1.500														

Boston Red Sox @ Cleveland Indians
Cleveland Municipal Stadium, Cleveland, OH
Sun Apr 11 1971, 3:33 AM EST
Att. 6,005 - Unknown - 64 F

AB 31
R 7
H 8
RBI 7
BB 3
SO 2
LOB 7



Batter	1	2	3	4	5	6	7	8	9	AB	R	H	RBI	BB	SO	LOB	TOP					
Merv Rettenmund, R OBP: 0.478, SLG: 0.200	1-3		6-3 HR BB		4-3		K			3	1	0	0	1	1	2						
Davey Johnson, R OBP: 0.421, SLG: 0.722			6-3			L6	F8			4	0	1	0	0	0	3						
Boog Powell, L OBP: 0.333, SLG: 0.522							K			2	1	1	2	2	1	0						
Frank Robinson, R OBP: 0.429, SLG: 0.421	G6-4-3 BB		2-H HR		P6		WP 2B 1B			4	1	1	0	0	0	3						
Paul Blair, R OBP: 0.182, SLG: 0.318					5-3					4	0	1	1	0	0	1						
Brooks Robinson, R OBP: 0.346, SLG: 0.480					F7		F8			4	0	0	0	0	0	2						
Andy Etchebarren, R OBP: 0.250, SLG: 0.100										3	0	0	0	1	2	1						
Mark Belanger, R OBP: 0.304, SLG: 0.200					CS BB		P4			3	0	0	0	1	0	1						
Mike Cuellar, L OBP: 0.167, SLG: 0.167							4-3			4	0	1	0	0	2	0						
Inning Stats	R: 0 E: 0 K: 0 S: 3	H: 1 LOB: 1 BB: 1 P: 7	R: 0 E: 1 K: 0 S: 4	H: 0 LOB: 1 BB: 0 P: 4	R: 2 E: 0 K: 1 S: 6	H: 1 LOB: 0 BB: 1 P: 10	R: 0 E: 0 K: 0 S: 2	H: 0 LOB: 0 BB: 1 P: 6	R: 0 E: 0 K: 0 S: 3	H: 0 LOB: 0 BB: 0 P: 3	R: 1 E: 0 K: 1 S: 7	H: 2 LOB: 1 BB: 0 P: 7	R: 0 E: 0 K: 2 S: 8	H: 1 LOB: 2 BB: 1 P: 12	R: 0 E: 1 K: 0 S: 3	H: 0 LOB: 0 BB: 1 P: 7	R: 0 E: 0 K: 2 S: 7	H: 0 LOB: 0 BB: 0 P: 7	1B: 2 2B: 2 3B: 0 HR: 1	SF: 0 SAC: 0 DP: 1 HBP: 0	WP: 1 PB: 0 SB: 0 CS: 1	PA: 37
PITCHER	IP	WLS	BF	H	R	ER	SO	BB	IBB	HBP	BLK	WP	HR	S	P	ERA	WHIP					
Sam McDowell, L ERA: 3.46	(1, 1)	6.0	L 24	4	3	3	2	3	0	0	0	1	1	25	37	4.50	1.167					
Vince Colbert, R ERA: 3.18	(7, 1)	2.0	9	1	0	0	2	2	0	0	0	0	0	11	19	0.00	1.500					
Ray Lamb, R ERA: 5.4	(9, 1)	1.0	3	0	0	0	2	0	0	0	0	0	0	7	7	0.00	0.000					

Baltimore Orioles @ Cleveland Indians
Cleveland Municipal Stadium, Cleveland, OH
Wed Apr 14 1971, 3:33 AM EST
Att. 4,676 - Unknown - 34 F

AB 31
R 3
H 5
RBI 3
BB 5
SO 6
LOB 13



Batter	1	2	3	4	5	6	7	8	9	AB	R	H	RBI	BB	SO	LOB	BOTTOM				
Larry Brown, R OBP: 0.381, SLG: 0.333	F9		F2			F7		FC1-4		4	0	0	0	0	0	1					
Graig Nettles, L OBP: 0.350, SLG: 0.250			G1			G3		F5		3	0	0	0	1	0	1					
Vada Pinson, L OBP: 0.294, SLG: 0.250						F8				4	0	1	0	0	0	1					
Ray Fosse, R OBP: 0.143, SLG: 0.250	FC6-4					5-3		F8		4	0	0	0	0	0	2					
Ken Harrelson, R OBP: 0.150, SLG: 0.105			6-3		6-3		P6			4	0	0	0	0	0	1					
Roy Foster, R OBP: 0.333, SLG: 0.556						F7				3	0	2	0	0	0	0					
Eddie Leon, R OBP: 0.278, SLG: 0.235			K			4-3		F9		3	0	0	0	0	1	3					
Buddy Bradford, R OBP: 0.333, SLG: 0.462			6-3			F7				3	0	1	0	0	0	1					
Sam McDowell, L	(1, 1)									1	0	0	0	0	1	0					
Ted Ford, R	(6, PH)									1	0	0	0	0	0	0					
Vince Colbert, R	(7, 1)									0	0	0	0	0	0	0					
Chuck Hinton, R	(8, PH)									1	0	0	0	0	0	1					
Ray Lamb, R	(9, 1)									0	0	0	0	0	0	0					
Inning Stats	R: 0 E: 0 K: 0 S: 3	H: 0 LOB: 1 BB: 1 P: 7	R: 0 E: 0 K: 1 S: 6	H: 1 LOB: 0 BB: 0 P: 6	R: 0 E: 0 K: 1 S: 5	H: 0 LOB: 0 BB: 0 P: 5	R: 0 E: 0 K: 0 S: 3	H: 0 LOB: 0 BB: 0 P: 3	R: 0 E: 0 K: 0 S: 5	H: 0 LOB: 0 BB: 0 P: 3	R: 0 E: 0 K: 0 S: 4	H: 1 LOB: 1 BB: 0 P: 4	R: 0 E: 0 K: 0 S: 3	H: 0 LOB: 0 BB: 0 P: 3	1B: 4 2B: 0 3B: 0 HR: 0	SF: 0 SAC: 0 DP: 0 HBP: 0	WP: 0 PB: 0 SB: 1 CS: 0	PA: 32			
PITCHER	IP	WLS	BF	H	R	ER	SO	BB	IBB	HBP	BLK	WP	HR	S	P	ERA	WHIP				
Mike Cuellar, L ERA: 2.25	(1, 1)	9.0	W 32	4	0	0	2	1	0	0	0	0	0	35	39	0.00	0.556				

Baltimore Orioles @ Cleveland Indians
Cleveland Municipal Stadium, Cleveland, OH
Wed Apr 14 1971, 3:33 AM EST
Att. 4,676 - Unknown - 34 F

AB 31
R 0
H 4
RBI 0
BB 1
SO 2
LOB 11



Batter	1	2	3	4	5	6	7	8	9	10	AB	R	H	RBI	BB	SO	LOB	TOP				
Don Buford, S OBP: 0.571, SLG: 0.588 (1, 7)	4-0 1B HR BB	0-0 F9		0-0 1B		4-0 BB			0-3 K	4-0 BB BB	3	1	1	1	3	1	0					
Paul Blair, R OBP: 0.214, SLG: 0.296 (1, 8)	0-0 HR 1B	0-0 F8		0-3 K		0-3 K			0-3 K	4-0 FC5 BB BB	5	1	1	1	1	3	3					
Boog Powell, L OBP: 0.364, SLG: 0.607 (1, 3)	0-0 HR		0-3 K	0-0 4-3				0-0 4-3	0-0 BB 1B	4-0 BB BB	5	1	2	4	1	1	2					
Frank Robinson, R OBP: 0.444, SLG: 0.391 (1, 9)	0-0 5-3		0-0 1B		0-0 6-3			4-0 BB	4-0 BB	4-0 FC5	4	0	1	0	2	0	3					
Elrod Hendricks, L OBP: 0.234, SLG: 0.143 (1, 2)	4-0 1B BB		0-0 F8		0-3 K			0-0 F7	0-3 K2-3		4	0	0	0	1	2	4					
Brooks Robinson, R OBP: 0.355, SLG: 0.467 Chico Salmon, R (10, PR) (10, 5)	0-0 F8		0-0 F7					0-0 4-3		0-0 E BB 1B	5	0	2	0	0	0	3					
Davey Johnson, R OBP: 0.375, SLG: 0.609 (1, 4)	0-0 1B			0-0 F7	0-0 F7			0-0 F7		0-0 E3 FC4-6	5	0	1	0	0	0	2					
Mark Belanger, R OBP: 0.250, SLG: 0.160 (1, 6)	0-0 4-3			0-0 E1 1B 1B		0-0 F8		0-0 F9		0-0 FC4-6 BB BB BB	5	2	0	0	0	0	4					
Jim Palmer, R OBP: 0.167, SLG: 0.167 Tom Shopay, L OBP: 0.333, SLG: 0.333 Eddie Watt, R (10, PH) (10, 1)		0-3 K		0-0 1B 1B		0-0 5-3		0-0 5-3		0-3 K	4	0	1	0	0	1	0					
Inning Stats	R: 3 E: 0 K: 0 S: 6	H: 3 LOB: 2 BB: 2 P: 14	R: 0 E: 0 K: 1 S: 5	H: 0 LOB: 0 BB: 0 P: 5	R: 0 E: 0 K: 1 S: 6	H: 1 LOB: 1 BB: 0 P: 6	R: 1 E: 0 K: 1 S: 8	H: 2 LOB: 2 BB: 0 P: 8	R: 0 E: 0 K: 1 S: 6	H: 1 LOB: 1 BB: 1 P: 6	R: 0 E: 0 K: 0 S: 3	H: 0 LOB: 0 BB: 1 P: 7	R: 0 E: 0 K: 0 S: 3	H: 0 LOB: 0 BB: 0 P: 3	R: 0 E: 0 K: 3 S: 10	H: 1 LOB: 2 BB: 2 P: 14	R: 2 E: 1 K: 1 S: 7	H: 1 LOB: 3 BB: 3 P: 19	1B: 8 2B: 0 3B: 0 HR: 1	SF: 0 SAC: 0 DP: 0 HBP: 0	WP: 0 PB: 0 SB: 1 CS: 0	PA: 49
PITCHER	IP WLS BF H R ER SO BB IBB HBP BLK WP HR S P ERA WHIP	IP WLS BF H R ER SO BB IBB HBP BLK WP HR S P ERA WHIP																	IP WLS BF H R ER SO BB IBB HBP BLK WP HR S P ERA WHIP			
Alan Foster, R ERA: 3.86 (1, 1)	3.1 0.1 19 6 4 3 2 2 0 0 0 0 1 21 29 8.10 2.400																		0.1 0 2 0 0 0 0 1 0 0 0 0 6 14 0.00 4.500			
Ray Lamb, R ERA: 4.5 (4, 1)	0.1 1 0 0 0 1 0 0 0 0 0 0 0 3 3 0.00 0.000																					
Rick Austin, L ERA: (4, 1)	0.1 1 0 0 0 0 0 0 0 0 0 0 0 1 1 0.00 0.000																					
Camilo Pascual, R ERA: 2.31 (5, 1)	5.0 20 2 0 0 5 3 0 0 0 0 0 0 27 39 0.00 1.000																					
Chuck Machedera, R ERA: 6.75 (10, 1)	0.2 L 6 1 2 0 1 2 0 0 0 0 0 6 14 0.00 4.500																					

Baltimore Orioles @ Cleveland Indians
Cleveland Municipal Stadium, Cleveland, OH
Thu Apr 15 1971, 3:33 AM EST
Att: 4,461 - Unknown - 51 F

AB 41
R 6
H 9
RBI 6
BB 8
SO 9
LOB 23



Batter	1	2	3	4	5	6	7	8	9	10	AB	R	H	RBI	BB	SO	LOB	BOTTOM				
Larry Brown, R OBP: 0.346, SLG: 0.273 (1, 6)	0-0 P6	4-0 HR BB		0-0 4-3		0-0 1-3			0-0 P5		4	1	0	0	1	0	3					
Graig Nettles, L OBP: 0.360, SLG: 0.476 (1, 5)	0-0 6-3 2B	0-0 HR			0-0 F8			0-0 3-1	0-0 F9		5	2	2	2	0	0	1					
Vada Pinson, L OBP: 0.273, SLG: 0.200 (1, 9)	0-0 6-3	1-0 HBP			0-0 P6			0-0 4-3		0-0 F8	4	0	0	0	0	0	1					
Ray Fosse, R OBP: 0.231, SLG: 0.304 (1, 2)	0-0 1B 2B	0-0 F2			4-0 BB			0-0 F7		4-0 G5-4-3 BB	3	1	1	1	2	0	1					
Ken Harrelson, R OBP: 0.100, SLG: 0.125 (1, 3)	0-0 S 1B		0-0 F9		0-0 P4			0-0 F9		0-0 G5-4-3	5	0	1	1	0	0	2					
Roy Foster, R OBP: 0.308, SLG: 0.417 (1, 7)	4-0 BB		0-3 K			0-0 F9		0-0 L7		4-0 BB	3	0	0	0	1	1	0					
Eddie Leon, R OBP: 0.273, SLG: 0.200 Ted Ford, R (8, PR) Lou Camilli, S (9, 4)	0-0 F9		0-0 1-3			0-3 K		4-0 BB		0-0 G5-4-3	3	0	0	0	1	1	2					
Buddy Bradford, R OBP: 0.333, SLG: 0.400 John Lowenstein, L OBP: 0.833, SLG: 0.667 (10, 8)		0-3 K		0-3 K		4-0 1B BB		0-0 CS		0-0 1B	2	0	0	0	1	2	0					
Alan Foster, R ERA: 3.86 (1, 1)	9.0 1.0 38 6 4 4 7 5 0 0 0 0 0 46 67 4.00 1.222																		0.00 3.000			
Ray Lamb, R ERA: 4.5 (4, 1)	0.1 1 0 0 0 1 0 0 0 0 0 0 0 3 3 0.00 0.000																					
Rick Austin, R ERA: (4, 1)	0.1 1 0 0 0 0 0 0 0 0 0 0 0 1 1 0.00 0.000																					
Ted Uhlenhuth, L OBP: 0.200, SLG: 0.200 Camilo Pascual, R ERA: 2.31 (5, 1)	5.0 20 2 0 0 5 3 0 0 0 0 0 0 27 39 0.00 1.000																					
Chuck Machedera, R ERA: 6.75 (10, 1)	0.2 L 6 1 2 0 1 2 0 0 0 0 0 6 14 0.00 4.500																					
Inning Stats	R: 2 E: 0 K: 0 S: 6	H: 3 LOB: 2 BB: 1 P: 10	R: 2 E: 0 K: 2 S: 8	H: 1 LOB: 1 BB: 1 P: 13	R: 0 E: 0 K: 1 S: 5	H: 0 LOB: 0 BB: 0 P: 5	R: 0 E: 0 K: 2 S: 7	H: 0 LOB: 0 BB: 0 P: 7	R: 0 E: 0 K: 0 S: 3	H: 0 LOB: 0 BB: 1 P: 7	R: 0 E: 0 K: 0 S: 3	H: 0 LOB: 0 BB: 0 P: 3	R: 0 E: 0 K: 0 S: 2	H: 0 LOB: 1 BB: 1 P: 6	R: 0 E: 0 K: 1 S: 6	H: 1 LOB: 1 BB: 0 P: 6	R: 0 E: 0 K: 0 S: 2	H: 0 LOB: 0 BB: 1 P: 6	1B: 3 2B: 2 3B: 0 HR: 1	SF: 0 SAC: 0 DP: 1 HBP: 1	WP: 0 PB: 0 SB: 2 CS: 1	PA: 42
PITCHER	IP WLS BF H R ER SO BB IBB HBP BLK WP HR S P ERA WHIP	IP WLS BF H R ER SO BB IBB HBP BLK WP HR S P ERA WHIP																	IP WLS BF H R ER SO BB IBB HBP BLK WP HR S P ERA WHIP			
Jim Palmer, R ERA: 2.5 (1, 1)	9.0 1.0 38 6 4 4 7 5 0 0 0 0 0 46 67 4.00 1.222																		0.00 3.000			
Eddie Watt, R ERA: (10, 1)	1.0 S 3 0 0 0 0 1 0 0 0 0 0 2 6 0.00 1.000																					

Baltimore Orioles @ Cleveland Indians
Cleveland Municipal Stadium, Cleveland, OH
Thu Apr 15 1971, 3:33 AM EST
Att: 4,461 - Unknown - 51 F

AB 34
R 4
H 6
RBI 4
BB 6
SO 7
LOB 11



Batter	1	2	3	4	5	6	7	8	9	AB	R	H	RBI	BB	SO	LOB	TOP				
Toby Harrah, R OBP: 0.162, SLG: 0.143 Bernie Allen, L OBP: 0.286, SLG: 0.167	5-3		6-3		F8		FC5 1B BB		F7	3	0	0	0	0	0	0	1 0 0 0 0 0 0				
Curt Flood, R OBP: 0.250, SLG: 0.160	FC4-6 BB		K			5-3	1-2 2-3 3-H		4-3	4	0	1	1	1	1	0	4 0 1 1 1 1 0				
Mike Epstein, L OBP: 0.415, SLG: 0.343 Dick Billings, R Darold Knowles, L	K		4-3			K	SF8			3	0	0	0	0	0	2	1 0 0 0 1 0 0 0 0 0 0 0 0 0 0				
Joe Foy, R OBP: 0.400, SLG: 0.471	FC4-6			6-3		6-3	FC5			4	0	0	0	0	0	3	4 0 0 0 0 0 3				
Frank Howard, R OBP: 0.286, SLG: 0.333		K					FC4 1B 1B		F2	4	1	2	0	0	1	0	4 1 2 0 0 1 0				
Tom McCraw, L OBP: 0.500, SLG: 0.778		2B 1B			F8		FC4 1-2 1B		F7	4	1	2	0	0	0	1	4 1 2 0 0 0 1				
Jim French, L OBP: 0.400, SLG: 0.462		1B CS 2B			4-3		FC4 1B FC4 1B BB		E8	4	1	1	1	0	0	3	4 1 1 1 0 0 3				
Tim Cullen, R OBP: 0.263, SLG: 0.243					P4		BB 1B FC4 1B		6-3	4	1	2	1	0	0	1	4 1 2 1 0 0 1				
Dick Bosman, R Rchie Scheinblum, S OBP: 0.286, SLG: 0.116			K		2-3		FC4 1B BB SF8		6-3	2	0	0	0	0	1	2	2 1 0 0 0 0 2				
Inning Stats	R: 0 E: 0 K: 1 S: 5	H: 0 LOB: 1 BB: 1 P: 9	R: 1 E: 0 K: 2 S: 9	H: 3 LOB: 1 BB: 0 P: 9	R: 0 E: 0 K: 1 S: 5	H: 0 LOB: 0 BB: 0 P: 5	R: 0 E: 0 K: 0 S: 4	H: 1 LOB: 1 BB: 0 P: 4	R: 0 E: 0 K: 0 S: 3	H: 0 LOB: 0 BB: 0 P: 3	R: 0 E: 0 K: 1 S: 5	H: 0 LOB: 0 BB: 0 P: 5	R: 4 E: 0 K: 0 S: 8	H: 4 LOB: 2 BB: 1 P: 12	R: 0 E: 1 K: 0 S: 4	H: 0 LOB: 1 BB: 0 P: 4	R: 0 E: 0 K: 0 S: 3	H: 0 LOB: 0 BB: 0 P: 3	1B: 7 2B: 1 3B: 0 HR: 0	SF: 1 SAC: 0 DP: 0 HBP: 0	WP: 0 PA: 38 PB: 0 SB: 0 CS: 2
PITCHER	IP WLS BF H R ER SO BB IBB HBP BLK WP HR S P ERA WHIP	6.1 L 29 8 5 5 5 2 0 0 0 0 0 0 37 45 7.11 1.579	0.2 2 0 0 0 0 0 0 0 0 0 0 0 2 2 0.00 0.000	2.0 7 0 0 0 0 0 0 0 0 0 0 0 7 7 0.00 0.000											IP WLS BF H R ER SO BB IBB HBP BLK WP HR S P ERA WHIP						

Washington Senators @ Cleveland Indians
Cleveland Municipal Stadium, Cleveland, OH

AB 35
R 5
H 8
RBI 5
BB 2
SO 5
LOB 13



Sat Apr 17 1971, 3:33 AM EST
Att. 5,108 - Unknown - 53 F

Batter	1	2	3	4	5	6	7	8	9	AB	R	H	RBI	BB	SO	LOB	BOTTOM		
John Lowenstein, L OBP: 0.600, SLG: 0.429	K			K		2B 4-3 1B			4-3	4	1	1	0	0	2	0	4 1 1 0 0 2 0		
Vada Pinson, L OBP: 0.346, SLG: 0.333	F7			2B 1B		4-3 1-3 2B				4	1	3	0	0	0	0	4 1 3 0 0 0 0		
Ray Fosse, R OBP: 0.267, SLG: 0.346	P6			1B 2B		4-3 BB			F7	3	1	1	0	1	0	1	3 1 1 0 1 0 1		
Graig Nettles, L OBP: 0.345, SLG: 0.417		4-3		1B IBB		4-3			F9	3	0	0	1	1	0	3	3 0 0 1 1 0 3		
Ken Harrelson, R OBP: 0.207, SLG: 0.148		6-3		G6-4-3 1B		G3-6-1 IBB			4-3	3	0	1	2	1	0	0	3 0 1 2 1 0 0		
Roy Foster, R OBP: 0.267, SLG: 0.357 Ted Uhlhaender, L OBP: 0.500, SLG: 0.750 Buddy Bradford, R OBP: 0.316, SLG: 0.375				G6-4-3 1-2 2-H 3-H		G3-6-1 1-2 2-H 3-H			F8	2	0	0	0	0	0	2	2 0 0 0 0 0 2 1 0 0 0 0 0 3 1 0 0 0 0 0 0		
Larry Brown, R OBP: 0.333, SLG: 0.269				5-3		4-3			6-3	4	0	1	0	0	0	0	4 0 1 0 0 0 0		
Eddie Leon, R OBP: 0.231, SLG: 0.167				1-4-3		L8			1B	4	0	0	0	0	1	1	4 0 0 0 0 1 1		
Steve Hargan, R Steve Mingori, L Ted Ford, R Vince Colbert, R				F7		K			5-3	2	0	0	0	0	1	0	2 0 0 0 0 1 0 0 0 0 0 0 0 0 1 0 0 0 0 0 0 0 0 0 0 0 0 0		
Inning Stats	R: 0 E: 0 K: 1 S: 5	H: 0 LOB: 0 BB: 0 P: 5	R: 0 E: 0 K: 0 S: 3	H: 0 LOB: 0 BB: 0 P: 3	R: 0 E: 0 K: 1 S: 7	H: 3 LOB: 1 BB: 1 P: 11	R: 0 E: 0 K: 1 S: 5	H: 0 LOB: 0 BB: 0 P: 5	R: 1 E: 0 K: 0 S: 4	H: 2 LOB: 2 BB: 2 P: 12	R: 0 E: 0 K: 0 S: 3	H: 0 LOB: 0 BB: 0 P: 3	R: 0 E: 0 K: 0 S: 4	H: 1 LOB: 1 BB: 0 P: 4	R: 0 E: 0 K: 1 S: 6	H: 1 LOB: 1 BB: 0 P: 6	1B: 5 2B: 2 3B: 0 HR: 0	SF: 0 SAC: 0 DP: 2 HBP: 0	WP: 0 PA: 35 PB: 0 SB: 0 CS: 0
PITCHER	IP WLS BF H R ER SO BB IBB HBP BLK WP HR S P ERA WHIP	6.0 W 24 5 3 3 3 1 2 0 0 0 0 0 27 39 4.50 1.000	3.0 S 11 2 0 0 1 0 0 0 0 0 0 13 13 0.00 0.667											IP WLS BF H R ER SO BB IBB HBP BLK WP HR S P ERA WHIP					

Washington Senators @ Cleveland Indians
Cleveland Municipal Stadium, Cleveland, OH

AB 32
R 3
H 7
RBI 3
BB 3
SO 4
LOB 10



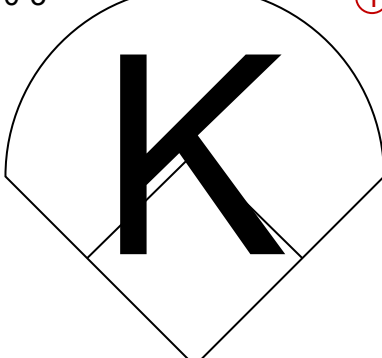
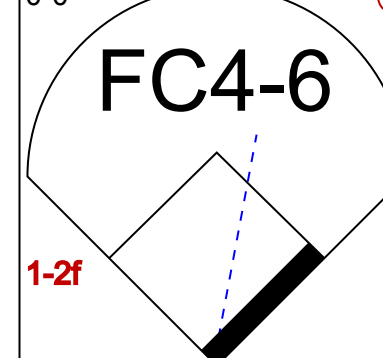
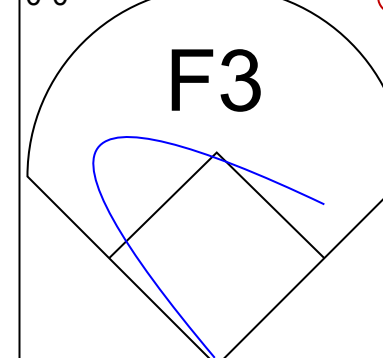
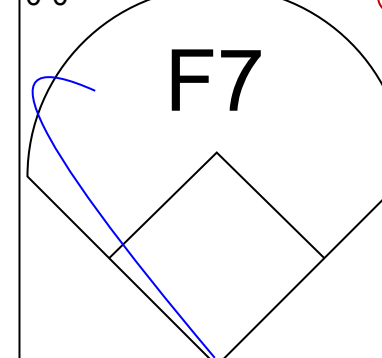
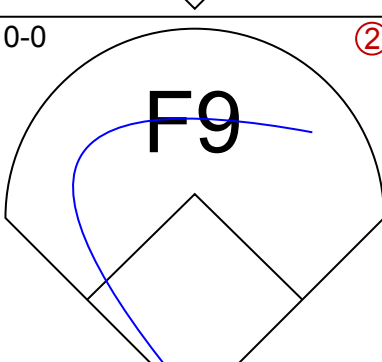
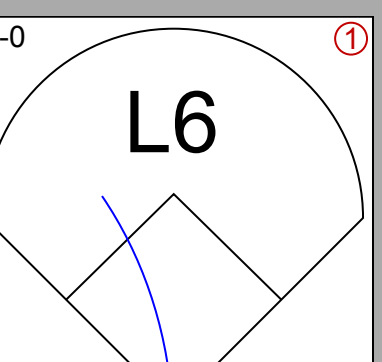
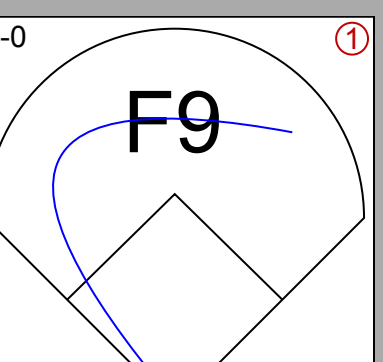
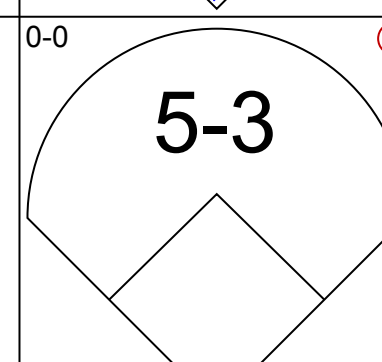
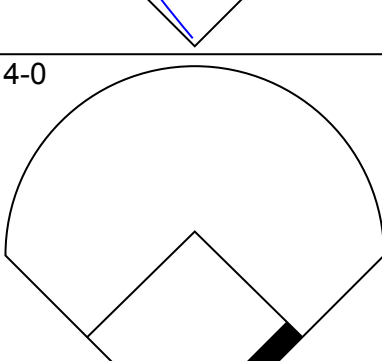
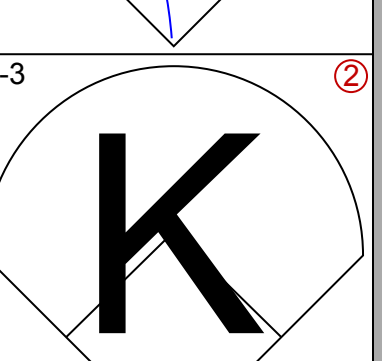
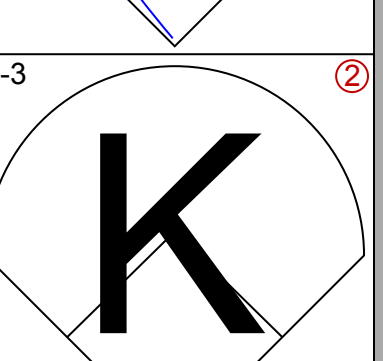
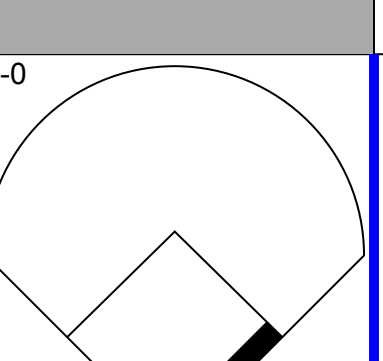
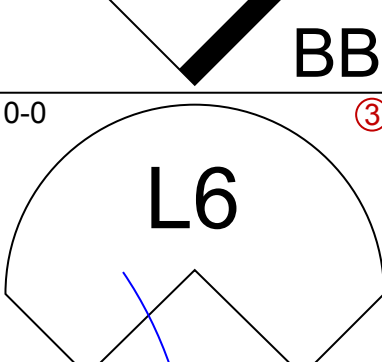
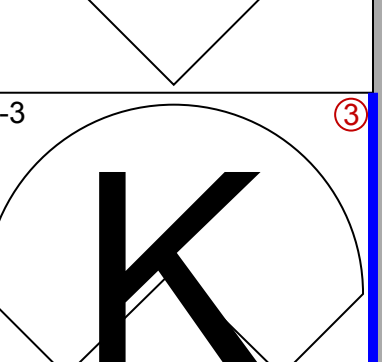
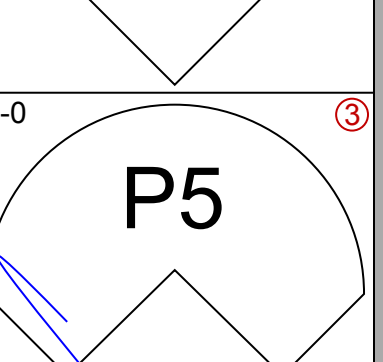
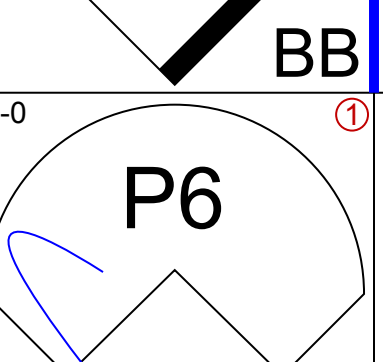
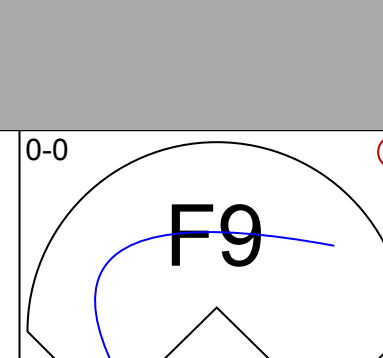
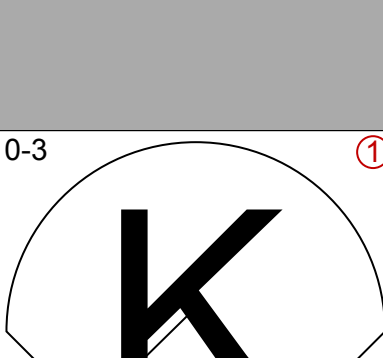
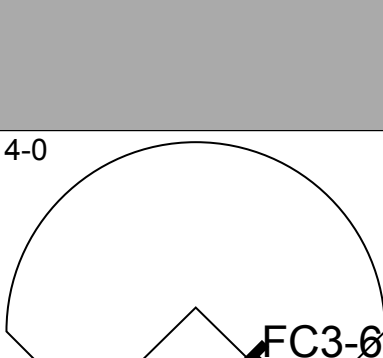
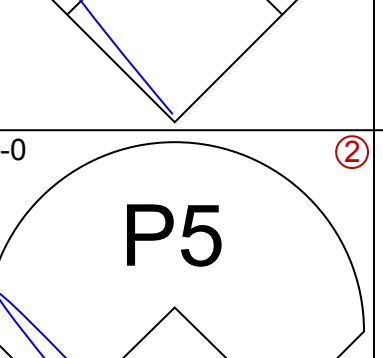
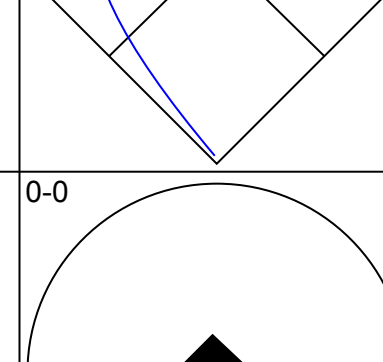

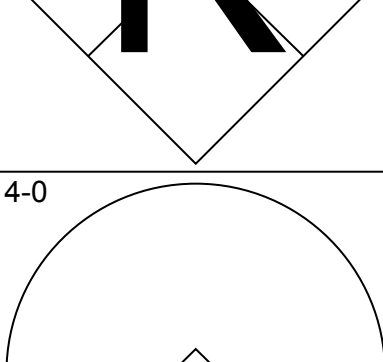

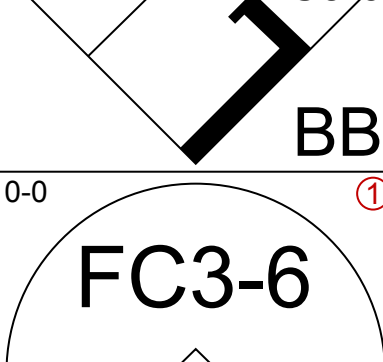
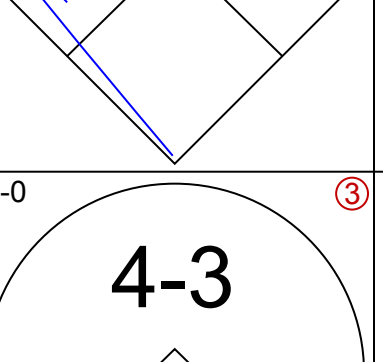
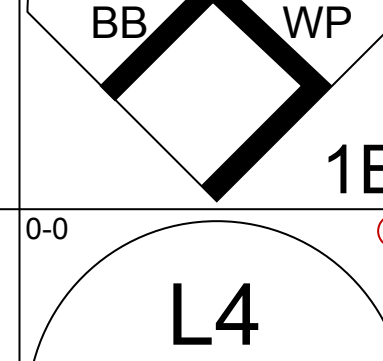
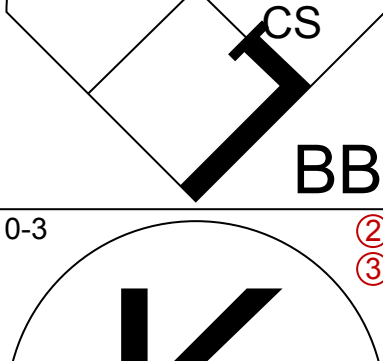
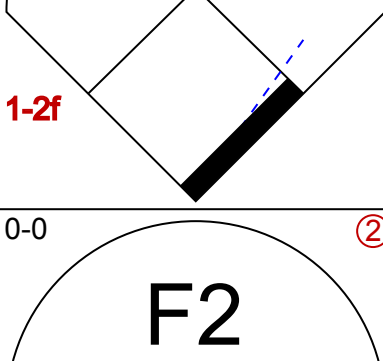
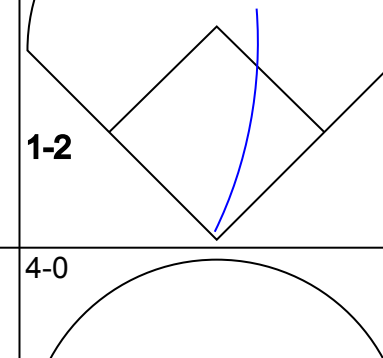

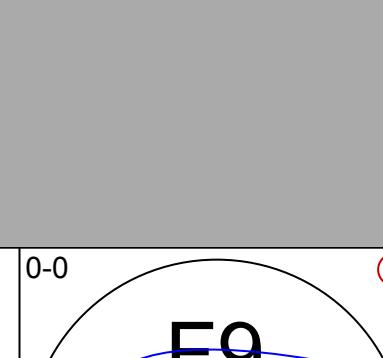
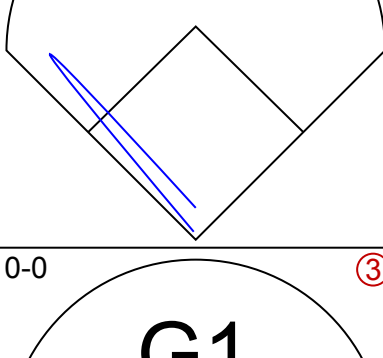
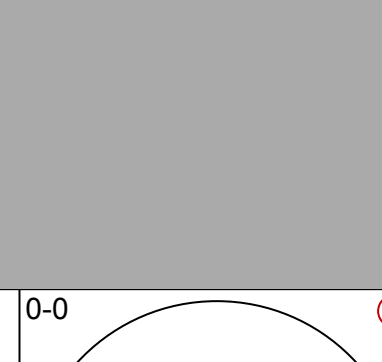
Sat Apr 17 1971, 3:33 AM EST
Att. 5,108 - Unknown - 53 F

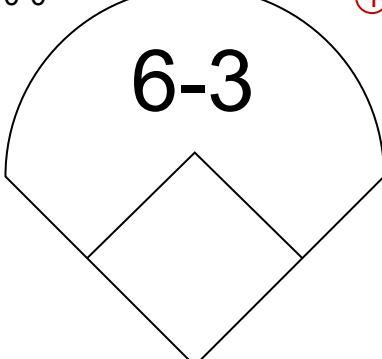
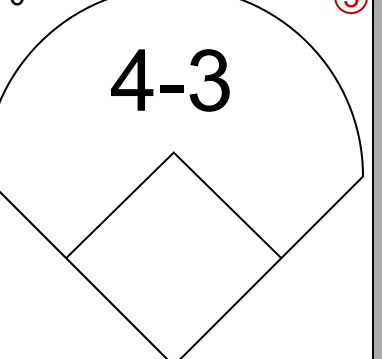
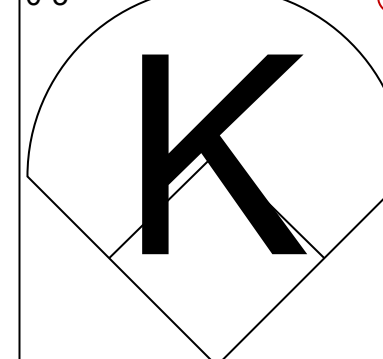
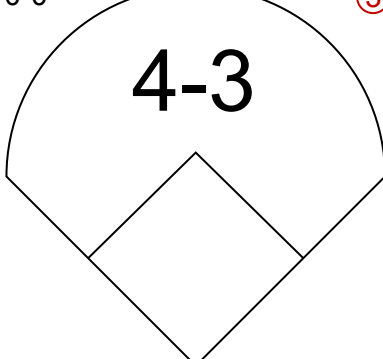
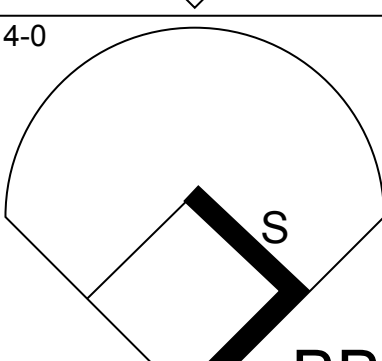

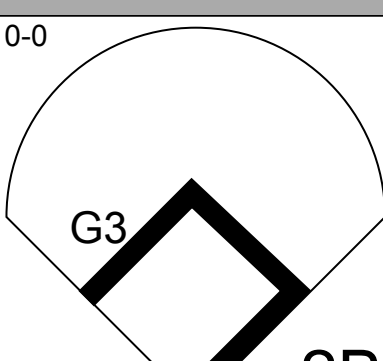

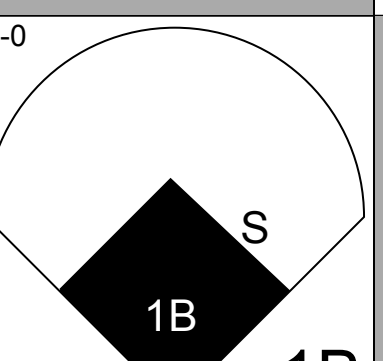

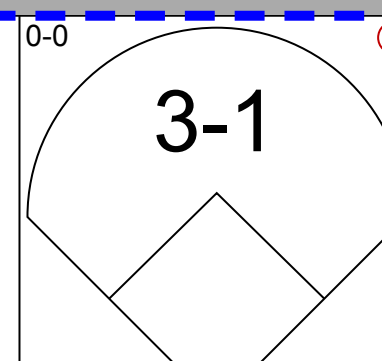
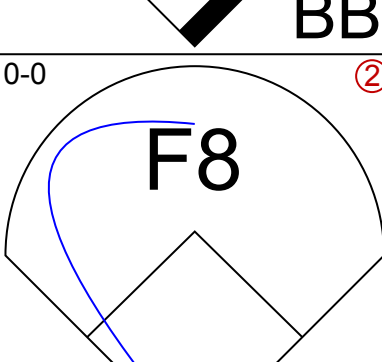
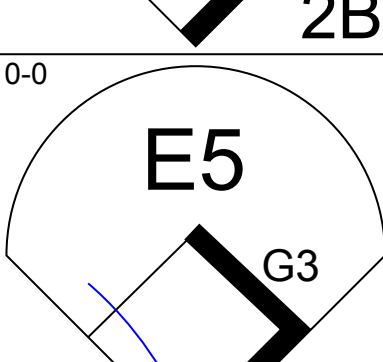

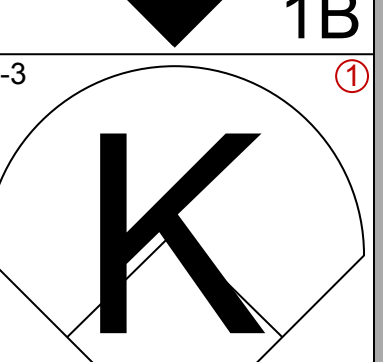
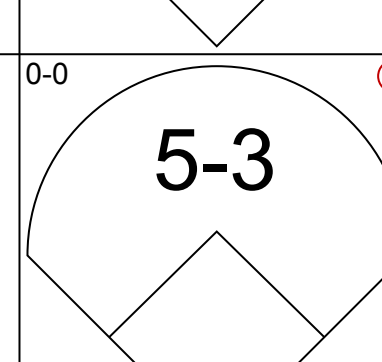
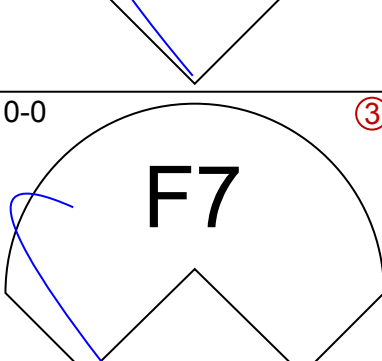
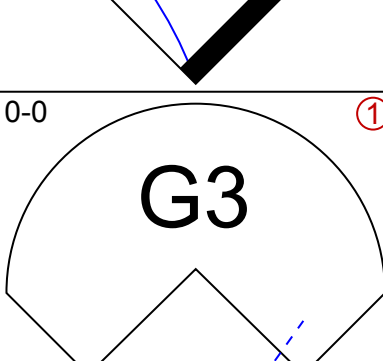
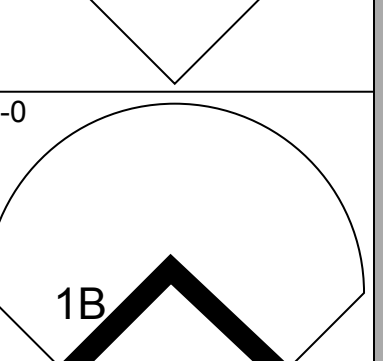

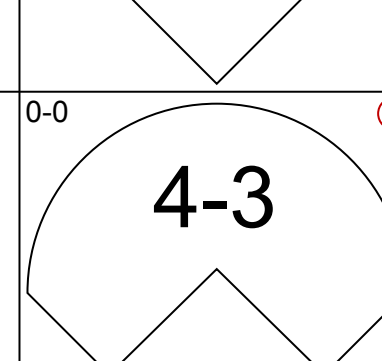
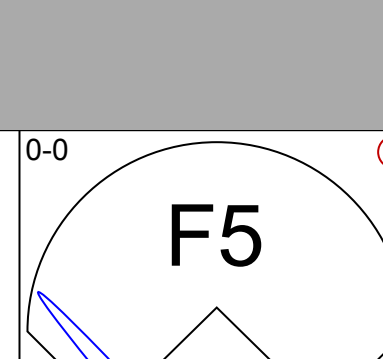
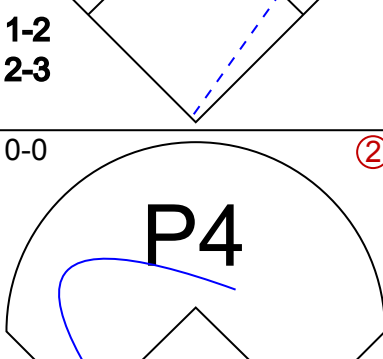
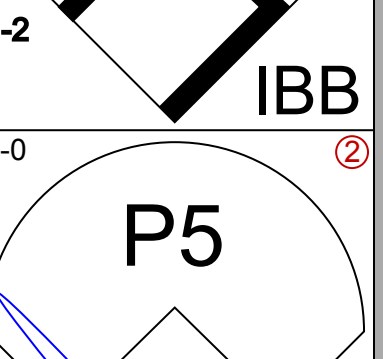
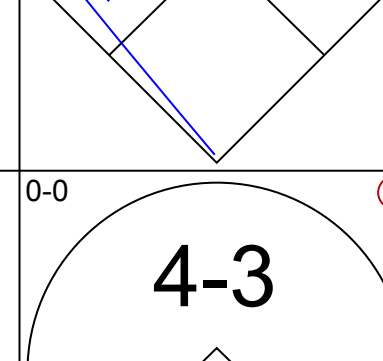
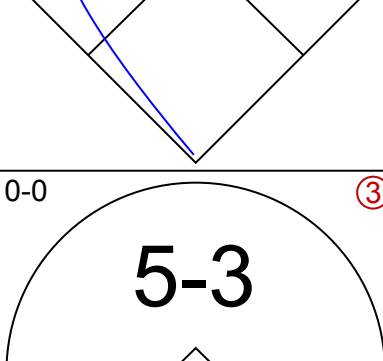
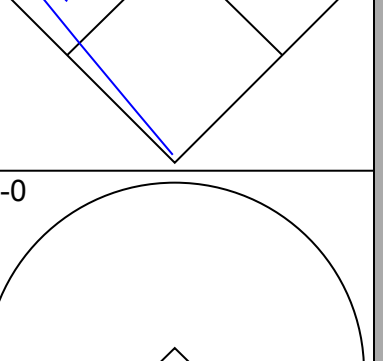
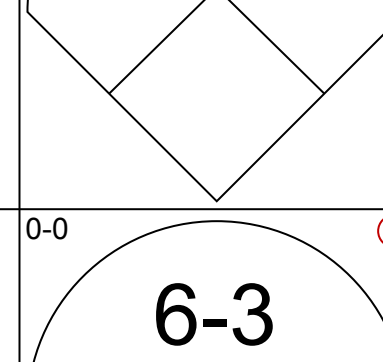
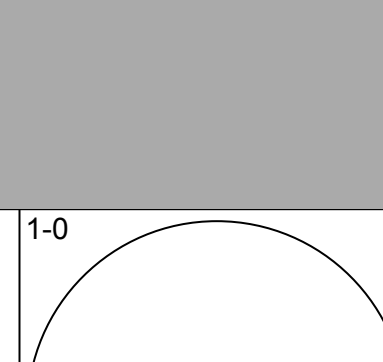
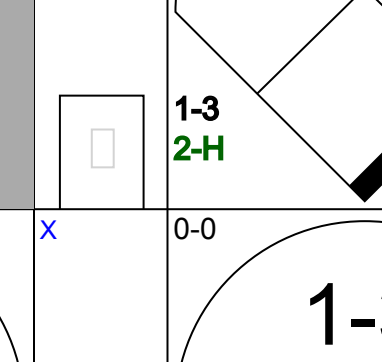
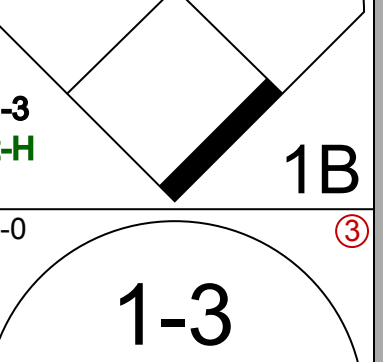
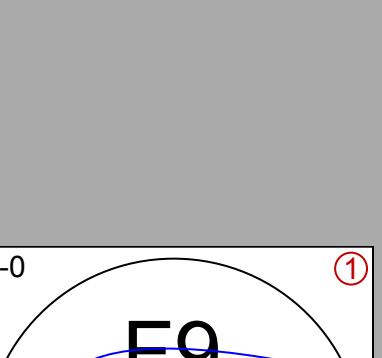
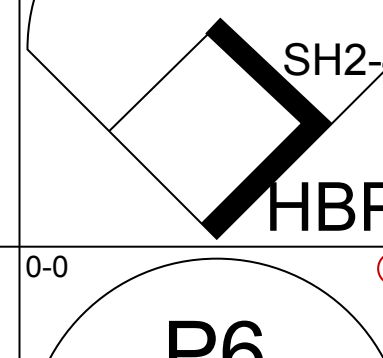
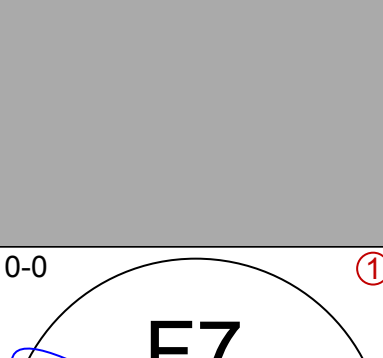
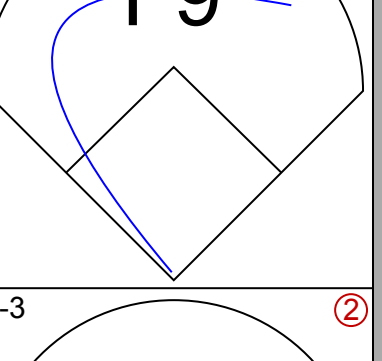
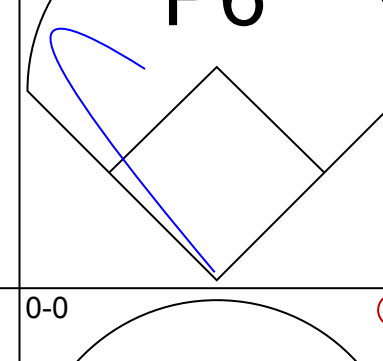
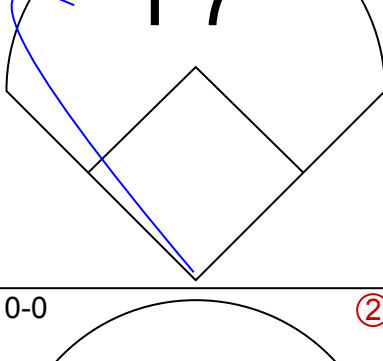
Batter	1	2	3	4	5	6	7	8	9	AB	R	H	RBI	BB	SO	LOB	TOP					
Tim Cullen, R OBP: 0.279, SLG: 0.244 (1, 4)										4	1	1	1	1	0	2	Washington Senators @ Cleveland Indians Cleveland Municipal Stadium, Cleveland, OH Sun Apr 18 1971, 3:33 AM EST Unknown - 51 F					
Curt Flood, R OBP: 0.242, SLG: 0.167 Del Unser, L OBP: 0.375, SLG: 0.400 (1, 8) (8, 9)										5	0	1	0	0	0	3						
Frank Howard, R OBP: 0.298, SLG: 0.326 (1, 3)										4	0	1	0	1	1	0						
Joe Foy, R OBP: 0.444, SLG: 0.472 (1, 5)										2	1	1	1	3	0	0						
Elliott Maddox, R OBP: 0.346, SLG: 0.286 (1, 9) (8, 8)										2	1	0	0	3	2	5						
Richie Scheinblum, S OBP: 0.259, SLG: 0.143 (1, 7)										4	0	0	0	1	0	5						
Paul Casanova, R OBP: 0.308, SLG: 0.440 (1, 2)										5	1	3	1	0	0	2						
Toby Harrah, R OBP: 0.195, SLG: 0.135 (1, 6)										2	0	0	0	2	1	1						
Denny McLain, R (1, 1)										3	0	0	1	0	0	3						
Inning Stats	R: 0 E: 0 K: 1 S: 6	H: 1 LOB: 2 BB: 1 P: 10	R: 0 E: 0 K: 0 S: 3	H: 0 LOB: 1 BB: 1 P: 7	R: 0 E: 0 K: 0 S: 3	H: 0 LOB: 0 BB: 0 P: 3	R: 3 E: 1 K: 0 S: 5	H: 2 LOB: 2 BB: 3 P: 17	R: 0 E: 0 K: 1 S: 5	H: 0 LOB: 2 BB: 2 P: 13	R: 1 E: 0 K: 2 S: 9	H: 2 LOB: 3 BB: 2 P: 17	R: 0 E: 0 K: 0 S: 4	H: 1 LOB: 2 BB: 1 P: 8	R: 0 E: 0 K: 0 S: 3	H: 0 LOB: 0 BB: 0 P: 3	R: 0 E: 0 K: 0 S: 2	H: 1 LOB: 0 BB: 1 P: 6	1B: 6 2B: 1 3B: 0 HR: 0	SF: 0 SAC: 1 DP: 2 HBP: 0	WP: 2 PB: 0 SB: 1 CS: 1	PA: 44
PITCHER	IP WLS BF H R ER SO BB IBB HBP BLK WP HR S P ERA WHIP																					
Sam McDowell, L ERA: 3.86 (1, 1)	5.2 L 31 5 4 3 3 9 0 0 0 0 2 0 28 64 4.76 2.471																					
Ray Lamb, R ERA: 2.08 (6, 1)	2.1 9 1 0 0 1 1 0 0 0 0 0 0 10 14 0.00 0.857																					
Rick Austin, L ERA: (9, 1)	1.0 3 1 0 0 0 1 0 0 0 0 0 0 2 6 0.00 2.000																					



Batter	1	2	3	4	5	6	7	8	9	AB	R	H	RBI	BB	SO	LOB	BOTTOM				
John Lowenstein, L OBP: 0.571, SLG: 0.500 (1, 9) (9, 4)										3	0	1	0	1	0	0	Washington Senators @ Cleveland Indians Cleveland Municipal Stadium, Cleveland, OH Sun Apr 18 1971, 3:33 AM EST Unknown - 51 F				
Vada Pinson, L OBP: 0.333, SLG: 0.321 (1, 8)										4	0	1	0	0	2						
Ray Fosse, R OBP: 0.294, SLG: 0.321 (1, 2)										2	0	0	0	2	0	1					
Graig Nettles, L OBP: 0.303, SLG: 0.357 (1, 5)										4	0	0	0	1	1	4					
Ken Harrelson, R OBP: 0.188, SLG: 0.133 (1, 3)										3	0	0	0	0	2	3					
Ted Uhlhaender, L OBP: 0.286, SLG: 0.429 (1, 7)										3	0	0	0	0	1						
Larry Brown, R OBP: 0.333, SLG: 0.276 (1, 6)										3	0	1	0	0	0	0					
Lou Camilli, S Ted Ford, R (1, 4) (8, PH) (9, 9)										2	0	0	0	0	1	1					
Sam McDowell, L Ray Lamb, R Roy Foster, R Rick Austin, R (1, 1) (6, 1) (8, PH) (9, 1)										2	0	0	0	0	1	0					
Inning Stats	R: 0 E: 0 K: 1 S: 6	H: 1 LOB: 2 BB: 1 P: 10	R: 0 E: 0 K: 1 S: 5	H: 0 LOB: 0 BB: 0 P: 5	R: 0 E: 0 K: 0 S: 2	H: 0 LOB: 0 BB: 1 P: 6	R: 0 E: 0 K: 0 S: 3	H: 0 LOB: 1 BB: 1 P: 7	R: 0 E: 0 K: 1 S: 5	H: 1 LOB: 0 BB: 0 P: 5	R: 0 E: 0 K: 1 S: 6	H: 1 LOB: 1 BB: 0 P: 6	R: 0 E: 0 K: 1 S: 5	H: 0 LOB: 0 BB: 0 P: 5	R: 0 E: 0 K: 1 S: 5	H: 0 LOB: 0 BB: 0 P: 3	R: 0 E: 0 K: 0 S: 3	1B: 2 2B: 1 3B: 0 HR: 0	SF: 0 SAC: 0 DP: 1 HBP: 0	WP: 0 PB: 0 SB: 0 CS: 1	PA: 31
PITCHER	IP WLS BF H R ER SO BB IBB HBP BLK WP HR S P ERA WHIP																				
Denny McLain, R ERA: 3.0 (1, 1)	9.0 W 31 3 0 0 6 3 0 0 0 0 0 0 40 52 0.00 0.667																				



Batter	1	2	3	4	5	6	7	8	9	AB	R	H	RBI	BB	SO	LOB	TOP			
Del Unser, L OBP: 0.300, SLG: 0.316 (1, 8)										4	0	0	0	0	1	3	Washington Senators @ Cleveland Indians Cleveland Municipal Stadium, Cleveland, OH Sun Apr 18 1971, 3:38 AM EST Att: 11,400 - Unknown livebaseballscorecards.com			
Tim Cullen, R OBP: 0.255, SLG: 0.222 (1, 4)										4	0	0	0	0	0	0				
Mike Epstein, L OBP: 0.422, SLG: 0.324 (1, 3)										2	0	0	0	2	2	0				
Curt Flood, R OBP: 0.242, SLG: 0.167 (9, PR)										0	0	0	0	0	0	0				
Joe Foy, R OBP: 0.426, SLG: 0.447 (1, 5)										2	0	0	0	0	1	1				
Bernie Allen, L OBP: 0.222, SLG: 0.125 (3, 5)										2	0	0	0	0	0	1				
Frank Howard, R OBP: 0.294, SLG: 0.304 (1, 7)										3	0	0	0	1	1	1				
Tom McCraw, L OBP: 0.500, SLG: 0.667 (1, 9)										3	0	1	0	1	0	2				
Jim French, L OBP: 0.333, SLG: 0.375 (1, 2)										3	0	0	0	0	1	3				
Toby Harrah, R OBP: 0.205, SLG: 0.128 (1, 6)										2	0	0	0	1	0	1				
Casey Cox, R OBP: 0.200, SLG: 0.136 (8, PH)										1	0	0	0	1	1	0				
Richie Scheinblum, S OBP: 0.259, SLG: 0.136 (8, 1)										1	0	0	0	0	0	0				
Gerry Janeski, R OBP: 0.242, SLG: 0.167 (8, 1)										0	0	0	0	0	0	0				
Inning Stats	R: 0 E: 0 K: 1 S: 5	H: 0 LOB: 1 BB: 1 P: 9	R: 0 E: 0 K: 0 S: 4	H: 1 LOB: 3 BB: 2 P: 12	R: 0 E: 0 K: 2 S: 7	H: 0 LOB: 0 BB: 0 P: 7	R: 0 E: 0 K: 2 S: 6	H: 0 LOB: 0 BB: 1 P: 10	R: 0 E: 0 K: 1 S: 5	H: 0 LOB: 0 BB: 0 P: 5	R: 0 E: 0 K: 1 S: 5	H: 0 LOB: 1 BB: 1 P: 7	R: 0 E: 0 K: 0 S: 3	H: 0 LOB: 0 BB: 1 P: 3	R: 0 E: 0 K: 0 S: 3	H: 0 LOB: 1 BB: 1 P: 7	1B: 1 2B: 0 3B: 0 HR: 0	SF: 0 SAC: 0 DP: 0 HBP: 0	WP: 1 PB: 0 SB: 0 CS: 1	PA: 33
PITCHER Steve Dunning, R ERA:	IP: 9.0 WLS: W BF: 33	H: 1 R: 0 ER: 0 SO: 7	BB: 6 IBB: 0 HBP: 0 BLK: 0	WP: 1 HR: 0 S: 41 P: 65	ERA: 0.00 WHIP: 0.778											IP: 9.0 WLS: W BF: 33	H: 1 R: 0 ER: 0 SO: 7	BB: 6 IBB: 0 HBP: 0 BLK: 0	WP: 1 HR: 0 S: 41 P: 65	ERA: 0.00 WHIP: 0.778

Batter	1	2	3	4	5	6	7	8	9	AB	R	H	RBI	BB	SO	LOB	BOTTOM			
John Lowenstein, L OBP: 0.444, SLG: 0.357 (1, 4)										4	0	0	0	0	1	1	Washington Senators @ Cleveland Indians Cleveland Municipal Stadium, Cleveland, OH Sun Apr 18 1971, 3:38 AM EST Att: 11,400 - Unknown livebaseballscorecards.com			
Vada Pinson, L OBP: 0.382, SLG: 0.387 (1, 8)										3	1	2	0	1	0	0				
Roy Foster, R OBP: 0.263 (1, 9)										4	0	0	0	0	1	3				
Buddy Bradford, R OBP: 0.316, SLG: 0.375 (9, 8)										0	0	0	0	0	0	0				
Graig Nettles, L OBP: 0.297, SLG: 0.323 (1, 5)										3	0	0	0	1	0	3				
Ray Fosse, R OBP: 0.270, SLG: 0.290 (1, 2)										3	0	0	0	0	0	4				
Ted Uhlhaender, L OBP: 0.300, SLG: 0.400 (1, 7)										3	0	1	1	0	0	2				
Gomer Hodge, S OBP: 0.625, SLG: 0.857 (1, 3)										2	0	0	0	0	0	2				
Larry Brown, R OBP: 0.306, SLG: 0.250 (1, 6)										3	0	0	0	0	0	1				
Steve Dunning, R OBP: 0.270, SLG: 0.290 (1, 1)										2	0	0	0	0	1	0				
Inning Stats	R: 0 E: 0 K: 0 S: 3	H: 0 LOB: 1 BB: 1 P: 7	R: 0 E: 0 K: 0 S: 3	H: 0 LOB: 0 BB: 0 P: 3	R: 0 E: 0 K: 1 S: 5	H: 0 LOB: 0 BB: 0 P: 5	R: 0 E: 0 K: 0 S: 5	H: 1 LOB: 2 BB: 0 P: 5	R: 0 E: 0 K: 1 S: 5	H: 0 LOB: 1 BB: 0 P: 6	R: 1 E: 0 K: 0 S: 7	H: 2 LOB: 2 BB: 1 P: 11	R: 0 E: 0 K: 0 S: 3	H: 0 LOB: 0 BB: 0 P: 3	R: 0 E: 0 K: 0 S: 3	H: 0 LOB: 0 BB: 0 P: 3	1B: 2 2B: 1 3B: 0 HR: 0	SF: 0 SAC: 1 DP: 0 HBP: 1	WP: 0 PB: 0 SB: 2 CS: 0	PA: 31
PITCHER Casey Cox, R ERA: 2.75	IP: 7.0 WLS: L BF: 28	H: 3 R: 1 ER: 1 SO: 3	BB: 1 IBB: 1 HBP: 1 BLK: 0	WP: 0 HR: 0 S: 31 P: 40	ERA: 1.29 WHIP: 0.571											IP: 7.0 WLS: L BF: 28	H: 3 R: 1 ER: 1 SO: 3	BB: 1 IBB: 1 HBP: 1 BLK: 0	WP: 0 HR: 0 S: 31 P: 40	ERA: 1.29 WHIP: 0.571
Gerry Janeski, R ERA: 4.5	IP: 1.0 WLS: L BF: 3	H: 0 R: 0 ER: 0 SO: 0	BB: 0 IBB: 0 HBP: 0 BLK: 0	WP: 0 HR: 0 S: 3 P: 3	ERA: 0.00 WHIP: 0.000											IP: 1.0 WLS: L BF: 3	H: 0 R: 0 ER: 0 SO: 0	BB: 0 IBB: 0 HBP: 0 BLK: 0	WP: 0 HR: 0 S: 3 P: 3	ERA: 0.00 WHIP: 0.000

Batter	1	2	3	4	5	6	7	8	9	10	11	12	13	AB	R	H	RBI	BB	SO	LOB	TOP						
Ted Uhlhaender, L OBP: 0.385, SLG: 0.385 Chuck Hinton, R (8, PH) Ted Ford, R (8, 7) (9, 9)	K		G3		2-6 1B			F8		SH1-4		5-3		3	0	1	0	0	1	0	1						
Vada Pinson, L OBP: 0.375, SLG: 0.361 (1, 9) (9, 3)	F7			HR 1B	2-6	3-1		F7				4-3		5	1	1	0	1	0	1	1						
Ray Fosse, R OBP: 0.279, SLG: 0.297 (1, 2)	1B		6-3			E5		1B		F8		K		6	0	2	0	0	1	3							
Graig Nettles, L OBP: 0.326, SLG: 0.294 (1, 5)	F3			HR BB				F7		4-3			HR BB	3	2	0	0	3	0	5							
Ken Harrelson, R OBP: 0.222, SLG: 0.265 Roy Foster, R OBP: 0.227, SLG: 0.429 (9, PR) (9, 7)	1-3			HR	G6-4-3			SH2-3 1B			F4		HR BB	4	1	2	3	0	0	2							
John Lowenstein, L OBP: 0.391, SLG: 0.368 (1, 4)	F9		F8					4-3		SH2-3			HR	5	0	1	0	0	1	0							
Larry Brown, R OBP: 0.262, SLG: 0.211 (1, 6)	F4		1-3					F8		5-3			K	6	0	0	0	0	1	3							
Buddy Bradford, R OBP: 0.280, SLG: 0.286 (1, 8)			F8					6-3		K			K	5	0	0	0	1	2	2							
Alan Foster, R OBP: 0.275, SLG: 0.275 Chuck Mitchell, R OBP: 0.275, SLG: 0.275 Gomez, HOBP: 0.275 Vince Colbert, R (9, 7) (9, 7)	K				5-3			1B		SH1-4 1B			F7	2	0	0	0	0	1	0							
Eddie Leon, R OBP: 0.222, SLG: 0.160 Steve Mingo, L (11, 1) Ray Lamb, R (13, 1)														1	0	0	0	0	0	2							
Inning Stats	R: 0 E: 0 K: 1 S: 6	H: 1 LOB: 1 BB: 0 P: 6	R: 0 E: 0 K: 0 S: 3	H: 0 LOB: 0 BB: 0 P: 3	R: 0 E: 0 K: 1 S: 5	H: 0 LOB: 0 BB: 0 P: 5	R: 3 E: 0 K: 0 S: 5	H: 2 LOB: 0 BB: 1 P: 9	R: 0 E: 0 K: 0 S: 3	H: 1 LOB: 1 BB: 0 P: 3	R: 0 E: 1 K: 0 S: 3	H: 0 LOB: 0 BB: 0 P: 7	R: 0 E: 0 K: 1 S: 6	H: 1 LOB: 2 BB: 0 P: 6	R: 0 E: 0 K: 0 S: 4	H: 1 LOB: 2 BB: 1 P: 8	R: 0 E: 0 K: 1 S: 5	H: 0 LOB: 0 BB: 0 P: 5	R: 2 E: 0 K: 3 S: 10	H: 1 LOB: 0 BB: 1 P: 14	1B: 7 2B: 1 3B: 0 HR: 2	SF: 0 SAC: 2 DP: 1 HBP: 0	WIP: 0 PB: 0 SB: 1 CS: 0	PA: 53			
PITCHER	IP	WLS	BF	H	R	ER	SO	BB	IBB	HBP	BLK	WP	HR	S	P	ERA	WHIP										
Mike Nagy, R ERA: 4.85 (1, 1)	7.0		27	4	3	3	2	2	0	0	0	0	0	1	28	3.86	0.857										
Sparky Lyle, L ERA: (8, 1)	1.1		7	3	0	0	0	0	0	0	0	0	0	0	7	0.00	2.250										
Bobby Bolin, R ERA: 9.82 (9, 1)	0.2		2	0	0	0	1	0	0	0	0	0	0	0	4	0.00	0.000										
Ken Brett, L ERA: 8.53 (10, 1)	2.0		10	2	0	0	0	1	1	0	0	0	0	0	8	0.00	1.500										
Bill Lee, L ERA: 4.15 (12, 1)	2.0	L	8	1	2	2	4	1	0	0	0	0	0	1	15	9.00	1.000										

Cleveland Indians @ Boston Red Sox
Fenway Park, Boston, MA
Mon Apr 19 1971, 3:33 AM EST
Att. 20,453 - Unknown - 52 F


AB 46
R 5
H 10
RBI 5
BB 5
SO 7
LOB 19



Batter	1	2	3	4	5	6	7	8	9	10	11	12	13	AB	R	H	RBI	BB	SO	LOB	BOTTOM						
Luis Aparicio, R OBP: 0.278, SLG: 0.354 (1, 6)	F7		5-3		F8		F3		4-3				FC6-4	6	0	0	1	1	0	3							
Reggie Smith, S OBP: 0.302, SLG: 0.455 Phil Gagliano, R (8, PR) George Thomas, R (9, 9)	F9			FC4-6 1B		1B BB		E 1B BB		1-3	F3		F8	2	1	1	0	2	0	0							
Carl Yastrzemski, L OBP: 0.429, SLG: 0.550 (1, 7)	B1-3		FC4-6 1B			1B BB		K		1-3			F4	6	1	1	0	0	1	2							
Rico Petrocelli, R OBP: 0.423, SLG: 0.333 (1, 5)		BB BB BB	F3			1-3 3-H 1B		E5 1B		BB BB		6-3		4	0	1	1	2	0	2							
George Scott, R OBP: 0.360, SLG: 0.356 (1, 3)	K			6-3				1B		BB BB		6-3		5	0	2	2	1	1	1							
Duane Josephson, R OBP: 0.391, SLG: 0.368 (1, 2)		BB BB		5-3		3-H 1B		K		BB		5-3		5	1	1	0	1	2	5							
Billy Conigliaro, R OBP: 0.292, SLG: 0.293 (1, 8)	K			F8				G3					K	6	0	1	0	0	2	5							
Doug Griffin, R OBP: 0.302, SLG: 0.229 (1, 4)		1-2 2-3 BB			K			F9		5-3			F7	4	0	0	0	2	1	0							
Alan Nagy, R Joe Lutzke, L Sparky Lyle, L Bobby Bolin, R Moe Faria, L Steve Mingo, L Don Patech, R Ray Lamb, R Gerry Harvey, L (11, 1)	F4				F2			F8		CS BB			BB	2	0	0	0	0	0	0							
Inning Stats	R: 0 E: 0 K: 0 S: 3	H: 0 LOB: 0 BB: 0 P: 3	R: 0 E: 0 K: 2 S: 7	H: 0 LOB: 3 BB: 3 P: 19	R: 0 E: 0 K: 0 S: 4	H: 1 LOB: 1 BB: 0 P: 4	R: 0 E: 0 K: 0 S: 3	H: 0 LOB: 0 BB: 0 P: 3	R: 0 E: 0 K: 1 S: 5	H: 0 LOB: 0 BB: 0 P: 5	R: 2 E: 0 K: 1 S: 7	H: 3 LOB: 1 BB: 1 P: 11	R: 0 E: 0 K: 0 S: 3	H: 0 LOB: 0 BB: 1 P: 6	R: 0 E: 0 K: 0 S: 3	H: 0 LOB: 2 BB: 2 P: 11	R: 0 E: 0 K: 1 S: 5	H: 0 LOB: 2 BB: 2 P: 13	R: 0 E: 0 K: 0 S: 3	H: 0 LOB: 0 BB: 0 P: 3	R: 1 E: 0 K: 1 S: 7	H: 2 LOB: 2 BB: 1 P: 11	1B: 7 2B: 0 3B: 0 HR: 0	SF: 0 SAC: 0 DP: 0 HBP: 0	WIP: 0 PB: 0 SB: 0 CS: 1	PA: 56	
PITCHER	IP	WLS	BF	H	R	ER	SO	BB	IBB	HBP	BLK	WP	HR	S	P	ERA	WHIP										
Alan Foster, R ERA: 3.71 (1, 1)	5.1		23	4	2	2	3	4	0	0	0	0	0	0	25	3.38	1.500										
Chuck Machemehl, R ERA: 3.52 (8, 1)	3.2		14	1	1	0	3	2	0	0	0	0	0	18	26	0.00	0.818										
Vince Colbert, R ERA: 2.08 (10, 1)	1.0		5	0	0	0	0	2	0	0	0	0	0	3	11	0.00	2.000										
Steve Mingo, L ERA: 3.0 (11, 1)	2.0	W	11	2	1	1	1	3	0	0	0	0	0	10	22	4.50	2.500										
Ray Lamb, R ERA: 1.89 (13, 1)	1.0	S	3	0	0	0	1	0	0	0	0	0	0	5	5	0.00	0.000										

Cleveland Indians @ Boston Red Sox
Fenway Park, Boston, MA
Mon Apr 19 1971, 3:33 AM EST
Att. 20,453 - Unknown - 52 F

AB 45
R 4
H 7
RBI 4
BB 11
SO 8
LOB 28



Batter	1	2	3	4	5	6	7	8	9	AB	R	H	RBI	BB	SO	LOB	TOP			
Eddie Leon, R (1,4) OBP: 0.200, SLG: 0.143 John Lowenstein, L (7,PH) OBP: 0.360, SLG: 0.333	0-0 6-3		0-0 FC4-6		0-0 F3		0-0 F8		0-0 4-3	3	0	0	0	0	0	1	Cleveland Indians @ Boston Red Sox Fenway Park, Boston, MA Tue Apr 20 1971, 3:33 AM EST Att: 11,416 - Unknown - 58 F			
Vada Pinson, L (1,9) OBP: 0.341, SLG: 0.325	0-0 L8		0-0 F3		0-0 G3		0-0 4-3			4	0	0	0	0	0	1				
Graig Nettles, L (1,5) OBP: 0.319, SLG: 0.270	4-0 FC6 BB		0-3 K		0-0 F8		0-0 4-3			3	0	0	0	1	1	1				
Ray Fosse, R (1,2) OBP: 0.277, SLG: 0.366	0-0 FC6			0-0 5-3		0-0 HR		0-0 F7		4	1	1	1	0	0	1				
Ken Harrelson, R (1,3) OBP: 0.250, SLG: 0.250		0-0 F7		4-0 1B BB		0-0 5-3		4-0 FC1-6-4 BB		2	0	0	0	2	0	0				
Roy Foster, R (1,7) OBP: 0.308, SLG: 0.458		4-0 FC4 BB		0-0 1B		0-0 BB 1B		0-0 FC1-6-4 1-2		3	0	2	0	1	0	1				
Larry Brown, R (1,6) OBP: 0.283, SLG: 0.238		0-0 FC4		0-0 G6-4-3 1B		0-0 BB 1B		0-0 F9		4	0	2	0	0	0	2				
Buddy Bradford, R (1,8) OBP: 0.286, SLG: 0.261 Lou Camilli, S (9,PH)		0-0 F7		0-0 G6-4-3		0-0 BB			0-0 F7	2	0	0	0	1	0	4				
Camilo Pascual, R (1,1) OBP: 0.500, SLG: 0.500 Steve Mingo, L (5,1)									0-3 K	1	0	0	0	0	0	0				
Gomer Hodge, S (6,PH) OBP: 0.600, SLG: 0.778 Ray Lamb, R (6,1) Ted Uhlhaender, L (9,PH)										1	0	0	0	0	0	3				
Inning Stats	R: 0 E: 0 K: 0 S: 3	H: 0 LOB: 1 BB: 1 P: 7	R: 0 E: 0 K: 0 S: 3	H: 0 LOB: 1 BB: 1 P: 7	R: 0 E: 0 K: 1 S: 6	H: 1 LOB: 0 BB: 0 P: 6	R: 0 E: 0 K: 0 S: 4	H: 2 LOB: 2 BB: 1 P: 8	R: 0 E: 0 K: 0 S: 3	H: 0 LOB: 0 BB: 0 P: 3	R: 1 E: 0 K: 0 S: 6	H: 3 LOB: 3 BB: 1 P: 10	R: 0 E: 0 K: 0 S: 3	H: 0 LOB: 1 BB: 0 P: 7	R: 0 E: 0 K: 1 S: 5	H: 0 LOB: 0 BB: 0 P: 5	1B: 5 2B: 0 3B: 0 HR: 1	SF: 0 SAC: 0 DP: 1 HBP: 0	WP: 0 PB: 0 SB: 0 CS: 0	PA: 37
PITCHER	IP WLS BF H R ER SO BB IBB HBP BLK WP HR S P ERA WHIP		IP WLS BF H R ER SO BB IBB HBP BLK WP HR S P ERA WHIP		IP WLS BF H R ER SO BB IBB HBP BLK WP HR S P ERA WHIP		IP WLS BF H R ER SO BB IBB HBP BLK WP HR S P ERA WHIP		IP WLS BF H R ER SO BB IBB HBP BLK WP HR S P ERA WHIP		IP WLS BF H R ER SO BB IBB HBP BLK WP HR S P ERA WHIP		IP WLS BF H R ER SO BB IBB HBP BLK WP HR S P ERA WHIP		IP WLS BF H R ER SO BB IBB HBP BLK WP HR S P ERA WHIP		IP WLS BF H R ER SO BB IBB HBP BLK WP HR S P ERA WHIP			

AB	32
R	1
H	6
RBI	1
BB	5
SO	2
LOB	14



Batter	1	2	3	4	5	6	7	8	9	AB	R	H	RBI	BB	SO	LOB	BOTTOM			
John Kennedy, R (1,6)	0-0 4-3		0-3 K		1-0 2B HBP		0-3 K			3	1	0	0	0	2	0	Cleveland Indians @ Boston Red Sox Fenway Park, Boston, MA Tue Apr 20 1971, 3:33 AM EST Att: 11,416 - Unknown - 58 F			
Reggie Smith, S (1,9) OBP: 0.382, SLG: 0.458	0-0 G3		0-0 F8		0-0 3-1 1-H 3-H 2B		0-0 L8			4	0	1	2	0	0	0				
Carl Yastrzemski, L (1,7) OBP: 0.415, SLG: 0.523	0-0 1B		0-3 K		0-0 3-1			0-0 F7		4	0	1	0	0	1	1				
Rico Petrocelli, R (1,5) OBP: 0.411, SLG: 0.326	0-0 F8			0-0 5-3		0-0 L5		0-0 FC5-4 1B		4	0	1	0	0	0	2				
George Scott, R (1,3) OBP: 0.333, SLG: 0.327		0-3 K		0-3 K		0-0 2-3		0-0 FC5-4 1-2		4	0	0	0	0	2	2				
Duane Josephson, R (1,2) OBP: 0.380, SLG: 0.357		0-0 1B		0-0 L9		0-0 F2		0-0 L8		4	0	1	0	0	0	1				
Billy Conigliaro, R (1,8) OBP: 0.314, SLG: 0.341		0-0 1B		0-0 1B		0-0 2B		0-3 K		3	1	2	0	0	1	0				
Doug Griffin, R (1,4) OBP: 0.304, SLG: 0.237		0-0 F7		0-0 2B		0-0 2B		0-0 F6		3	1	1	0	0	0	2				
Gary Peters, L (1,1) OBP: 0.400, SLG: 0.444 Ken Tatum, R (6,1)		0-0 3-1		0-0 2B		0-3 K				2	1	1	2	0	0	2				
Inning Stats	R: 0 E: 0 K: 0 S: 4	H: 1 LOB: 1 BB: 0 P: 4	R: 0 E: 0 K: 1 S: 7	H: 2 LOB: 0 BB: 0 P: 7	R: 0 E: 0 K: 2 S: 7	H: 0 LOB: 0 BB: 0 P: 7	R: 0 E: 0 K: 1 S: 5	H: 0 LOB: 0 BB: 0 P: 5	R: 0 E: 0 K: 2 S: 7	H: 0 LOB: 0 BB: 0 P: 7	R: 0 E: 0 K: 0 S: 4	H: 1 LOB: 1 BB: 0 P: 4	R: 0 E: 0 K: 0 S: 4	H: 0 LOB: 0 BB: 0 P: 4	R: 0 E: 0 K: 0 S: 4	H: 1 LOB: 1 BB: 0 P: 4		1B: 5 2B: 3 3B: 0 HR: 0	SF: 0 SAC: 0 DP: 0 HBP: 1	WP: 0 PB: 0 SB: 0 CS: 0
PITCHER	IP WLS BF H R ER SO BB IBB HBP BLK WP HR S P ERA WHIP		IP WLS BF H R ER SO BB IBB HBP BLK WP HR S P ERA WHIP		IP WLS BF H R ER SO BB IBB HBP BLK WP HR S P ERA WHIP		IP WLS BF H R ER SO BB IBB HBP BLK WP HR S P ERA WHIP		IP WLS BF H R ER SO BB IBB HBP BLK WP HR S P ERA WHIP		IP WLS BF H R ER SO BB IBB HBP BLK WP HR S P ERA WHIP		IP WLS BF H R ER SO BB IBB HBP BLK WP HR S P ERA WHIP		IP WLS BF H R ER SO BB IBB HBP BLK WP HR S P ERA WHIP		IP WLS BF H R ER SO BB IBB HBP BLK WP HR S P ERA WHIP			

AB	32
R	4
H	8
RBI	4
BB	0
SO	7
LOB	10



Batter	1	2	3	4	5	6	7	8	9	AB	R	H	RBI	BB	SO	LOB	TOP			
Buddy Bradford, R (1, 8) Gomer Hodge, S (9, PH) OBP: 0.313, SLG: 0.308	K		2B	6-3			FC5-4 BB		4-3 BB	3	1	1	0	1	1	0	Cleveland Indians @ Boston Red Sox Fenway Park, Boston, MA Wed Apr 21 1971, 3:33 AM EST Att: 12,524 - Unknown			
Vada Pinson, L (1, 9) OBP: 0.327, SLG: 0.333	F9		2B		L7		K		4-3	5	1	1	2	0	1	2				
Ray Fosse, R (1, 2) OBP: 0.308, SLG: 0.444	PB BB		HR		1B		FC5-4 1-2		F3	4	2	2	1	1	0	2				
Graig Nettles, L (1, 5) OBP: 0.314, SLG: 0.341	F8		HR		F3		F5			4	1	1	2	0	0	3				
Ken Harrelson, R (1, 3) OBP: 0.250, SLG: 0.250	K		G1						F8	4	0	1	1	0	1	0				
Roy Foster, R (1, 7) OBP: 0.300, SLG: 0.429	K		L5		L9				FC3-6 1B	4	0	1	0	0	1	1				
John Lowenstein, L (1, 4) OBP: 0.345, SLG: 0.320	G3			E S G5-4-3 1B			4-3		FC3-6 1-2	4	1	1	0	0	0	1				
Larry Brown, R (1, 6) OBP: 0.280, SLG: 0.239			2B 2B 1B	E5 G5-4-3			1-3		K	4	1	1	0	0	1	2				
Steve Hargan, R (1, 1) Chuck Machemehl, R (4, 1) Rick Austin, R (6, 1) Vince Colbert, R (6, 1) Ted Uhlender, L (9, PH) OBP: 0.287, SLG: 0.333			B1	G5-4-3 1-2 3-H			K		F7	2	0	0	0	0	0	2				
Inning Stats	R: 0 E: 0 K: 1 S: 5	H: 0 LOB: 1 BB: 1 P: 9	R: 0 E: 0 K: 2 S: 7	H: 0 LOB: 0 BB: 0 P: 7	R: 5 E: 0 K: 0 S: 8	H: 5 LOB: 0 BB: 0 P: 8	R: 1 E: 1 K: 0 S: 4	H: 1 LOB: 0 BB: 0 P: 4	R: 1 E: 0 K: 0 S: 5	H: 2 LOB: 1 BB: 0 P: 5	R: 0 E: 0 K: 1 S: 5	H: 0 LOB: 1 BB: 1 P: 9	R: 0 E: 0 K: 1 S: 6	H: 1 LOB: 1 BB: 0 P: 6	R: 0 E: 0 K: 0 S: 3	H: 0 LOB: 1 BB: 1 P: 7		1B: 4 2B: 3 3B: 1 HR: 1	SF: 0 SAC: 0 DP: 1 HBP: 0	WP: 0 PB: 1 SB: 1 CS: 0
PITCHER	IP WLS BF H R ER SO BB IBB HBP BLK WP HR S P ERA WHIP																			
Ray Culp, R (1, 1) ERA: 6.58	2.1	13	5	5	5	3	1	0	0	0	0	0	0	0	1	18	22	19.29	2.571	
Cal Koonce, R (3, 1) ERA: 15.0	1.2	6	1	1	0	0	0	0	0	0	0	0	0	0	6	6	0.00	0.600		
Bill Lee, L (5, 1) ERA: 4.26	2.0	8	2	1	1	1	0	0	0	0	0	0	0	10	10	4.50	1.000			
Sparky Lyle, L (7, 1) ERA: 7.2	2.0	W	8	1	0	0	2	1	0	0	0	0	0	11	15	0.00	1.000			
Bobby Bolin, R (9, 1) ERA: 7.71	1.0	S	4	0	0	0	0	1	0	0	0	0	0	3	7	0.00	1.000			
Batter	1	2	3	4	5	6	7	8	9	AB	R	H	RBI	BB	SO	LOB	BOTTOM			
John Kennedy, R (1, 6) OBP: 0.250, SLG: 0.286	5-3		F9	FC5-4 1-2				SH3-4 1-2		4	1	1	0	0	0	2	Cleveland Indians @ Boston Red Sox Fenway Park, Boston, MA Wed Apr 21 1971, 3:33 AM EST Att: 12,524 - Unknown			
Reggie Smith, S (1, 9) OBP: 0.400, SLG: 0.451	WP 1B BB		3-1		1B BB		1B BB	1-3		3	2	1	1	2	0	1				
Carl Yastrzemski, L (1, 7) OBP: 0.466, SLG: 0.646	1B 1-H			HR	1B HR		1B HR	1B 2B		4	3	4	3	1	0	0				
Rico Petrocelli, R (1, 5) OBP: 0.426, SLG: 0.340	F9		FC6-4 BB		1B HR		K	FC5 1B		4	1	2	2	1	1	3				
George Scott, R (1, 3) OBP: 0.339, SLG: 0.333	1-3 1B		FC6-4 1-2		F9		1-3	1B		5	0	2	0	0	0	5				
Duane Josephson, R (1, 2) OBP: 0.394, SLG: 0.340	F3			1B	F6		F3	FC5 2-3		5	0	1	0	0	0	6				
Billy Conigliaro, R (1, 8) OBP: 0.345, SLG: 0.426			B5-3	FC5-4 1B	HR		G5-4-3 BB			3	1	2	3	1	0	0				
Doug Griffin, R (1, 4) OBP: 0.280, SLG: 0.214	5-3			F8	5-3		G5-4-3 1-2			4	0	0	0	0	0	3				
Ray Culp, R (1, 1) Cal Koonce, R (3, 1) Gary Peters, L (4, PH) Bill Lee, L (5, 1) Mike Fiore, L (6, PH) Sparky Lyle, L (7, 1) Joe Lohoud, L (8, PH) Bobby Bolin, R (9, 1)			F4	L8			F5	SH3-4 2B BB		1	0	0	0	0	0	0				
Inning Stats	R: 1 E: 0 K: 0 S: 5	H: 2 LOB: 2 BB: 1 P: 9	R: 0 E: 0 K: 0 S: 3	H: 0 LOB: 0 BB: 0 P: 3	R: 1 E: 0 K: 0 S: 4	H: 1 LOB: 1 BB: 1 P: 8	R: 0 E: 0 K: 0 S: 5	H: 2 LOB: 2 BB: 0 P: 5	R: 4 E: 0 K: 0 S: 6	H: 3 LOB: 0 BB: 1 P: 10	R: 1 E: 0 K: 1 S: 7	H: 2 LOB: 1 BB: 1 P: 11	R: 0 E: 0 K: 0 S: 2	H: 0 LOB: 0 BB: 1 P: 6	R: 2 E: 0 K: 0 S: 6	H: 3 LOB: 2 BB: 1 P: 10		1B: 9 2B: 2 3B: 0 HR: 2	SF: 0 SAC: 1 DP: 1 HBP: 0	WP: 2 PB: 0 SB: 0 CS: 0
PITCHER	IP WLS BF H R ER SO BB IBB HBP BLK WP HR S P ERA WHIP																			
Steve Hargan, R (1, 1) ERA: 10.8	3.0	16	5	2	2	0	2	0	0	0	0	0	0	1	14	22	6.00	2.333		
Chuck Machemehl, R (4, 1) ERA: 7.2	2.1	13	5	5	5	0	1	0	0	0	0	1	12	16	19.29	2.571				
Rick Austin, L (6, 1) ERA: 3.18	0.0	L	12	3	2	2	1	2	0	0	0	0	0	12	20	6.75	1.875			

Batter	1	2	3	4	5	6	7	8	9	AB	R	H	RBI	BB	SO	LOB	TOP										
John Lowenstein, L OBP: 0.303, SLG: 0.276 (1, 4)										4	0	0	0	0	1	4	Cleveland Indians @ Kansas City Royals Municipal Stadium, Kansas City, MO Fri Apr 23 1971, 7:05 PM EST Att. 7,696 - Unknown - 65 F										
Roy Foster, R OBP: 0.265, SLG: 0.375 (1, 9) (8, 7)										4	0	0	0	0	0	4											
Vada Pinson, L OBP: 0.302, SLG: 0.306 (1, 8)										4	0	0	0	0	0	2											
Ray Fosse, R OBP: 0.321, SLG: 0.449 (1, 2)										4	0	2	0	0	1	0											
Graig Nettles, L OBP: 0.291, SLG: 0.311 (1, 5)										4	0	0	0	0	0	2											
Ken Harrelson, R OBP: 0.229, SLG: 0.227 Steve Mingori, L (8, 1)										4	0	0	0	0	1	1											
Ted Uhlaender, L OBP: 0.368, SLG: 0.389 (1, 7) (8, 9)										3	2	2	0	1	0	0											
Larry Brown, R OBP: 0.278, SLG: 0.240 (1, 6)										4	0	1	0	0	0	2											
Sam McDowell, L OBP: 0.286, SLG: 0.286 Vince Colbert, R (6, 1)										2	0	2	1	0	0	0											
Gomer Hodge, S OBP: 0.667, SLG: 0.800 Chuck Machemehl, R OBP: 0.500, SLG: 0.500 Chuck Hinton, R (8, 3)										0	0	0	0	0	0	0											
Inning Stats	R: 0 E: 0 K: 0 S: 3	H: 0 LOB: 0 BB: 0 P: 3	R: 0 E: 0 K: 0 S: 3	H: 0 LOB: 0 BB: 0 P: 3	R: 1 E: 1 K: 0 S: 6	H: 2 LOB: 2 BB: 0 P: 6	R: 0 E: 0 K: 2 S: 7	H: 0 LOB: 0 BB: 0 P: 7	R: 0 E: 0 K: 0 S: 4	H: 1 LOB: 1 BB: 0 P: 4	R: 1 E: 0 K: 1 S: 8	H: 3 LOB: 2 BB: 0 P: 8	R: 0 E: 0 K: 0 S: 4	H: 1 LOB: 1 BB: 0 P: 4	R: 0 E: 0 K: 0 S: 3	H: 0 LOB: 0 BB: 0 P: 3	1B: 8 2B: 0 3B: 0 HR: 0	SF: 0 SAC: 0 DP: 1 HBP: 0	WP: 0 PB: 0 SB: 1 CS: 0	PA: 36							
PITCHER	IP	WLS	BF	H	R	ER	SO	BB	IBB	HBP	BLK	WP	HR	S	P	ERA	WHIP										
Dick Drago, R ERA: 2.01 (1, 1)	7.1	W	31	8	2	2	3	1	0	0	0	0	0	36	40	2.46	1.227										
Tom Burgmeier, L ERA: 0.97 (8, 1)	0.2	S	2	0	0	0	0	0	0	0	0	0	0	2	2	0.00	0.000										
Ted Abernathy, R ERA: (9, 1)	1.0		3	0	0	0	0	0	0	0	0	0	0	3	3	0.00	0.000										

Batter	1	2	3	4	5	6	7	8	9	AB	R	H	RBI	BB	SO	LOB	BOTTOM										
Freddie Patek, R OBP: 0.329, SLG: 0.328 (1, 6)										4	0	1	3	1	1	2	Cleveland Indians @ Kansas City Royals Municipal Stadium, Kansas City, MO Fri Apr 23 1971, 7:05 PM EST Att. 7,696 - Unknown - 65 F										
Cookie Rojas, R OBP: 0.377, SLG: 0.460 (1, 4)										4	0	0	0	1	0	5											
Lou Piniella, R OBP: 0.300, SLG: 0.254 (1, 7)										5	0	0	0	0	3	7											
Bob Oliver, R OBP: 0.258, SLG: 0.393 (1, 3)										3	1	1	0	1	0	0											
Dennis Paepke, R OBP: 0.278, SLG: 0.294 (1, 9)										4	1	1	0	0	0	1											
Paul Schaaf, R OBP: 0.444, SLG: 0.519 (1, 5)										3	1	1	0	1	0	2											
Ed Kirkpatrick, L OBP: 0.313, SLG: 0.256 (1, 8)										1	2	0	0	3	0	1											
Jerry May, R OBP: 0.364, SLG: 0.316 (1, 2)										3	0	0	1	1	2	3											
Dick Drago, R OBP: 0.300, SLG: 0.125 Tom Burgmeier, L OBP: 0.500, SLG: 0.500 Gail Hopkins, L (8, PH)										0	0	0	1	2	0	0											
Carl Taylor, R OBP: 0.250, SLG: 0.111 Ted Abernathy, R (9, 1)										0	0	0	0	0	0	0											
Inning Stats	R: 0 E: 0 K: 1 S: 5	H: 0 LOB: 0 BB: 0 P: 5	R: 0 E: 0 K: 0 S: 3	H: 0 LOB: 1 BB: 1 P: 7	R: 0 E: 0 K: 1 S: 5	H: 0 LOB: 2 BB: 2 P: 13	R: 3 E: 0 K: 1 S: 6	H: 1 LOB: 3 BB: 5 P: 26	R: 0 E: 0 K: 0 S: 3	H: 0 LOB: 0 BB: 0 P: 3	R: 0 E: 0 K: 1 S: 5	H: 0 LOB: 1 BB: 1 P: 9	R: 0 E: 0 K: 1 S: 6	H: 1 LOB: 1 BB: 0 P: 6	R: 2 E: 0 K: 1 S: 7	H: 2 LOB: 2 BB: 2 P: 15	1B: 3 2B: 0 3B: 1 HR: 0	SF: 0 SAC: 1 DP: 0 HBP: 0	WP: 0 PB: 0 SB: 0 CS: 0	PA: 39							
PITCHER	IP	WLS	BF	H	R	ER	SO	BB	IBB	HBP	BLK	WP	HR	S	P	ERA	WHIP										
Sam McDowell, L ERA: 4.13 (1, 1)	5.1	L	26	1	3	3	4	9	0	0	0	0	0	25	61	5.06	1.875										
Vince Colbert, R ERA: 3.0 (6, 1)	0.2		2	0	0	0	0	0	0	0	0	0	0	2	2	0.00	0.000										
Chuck Machemehl, R ERA: 7.94 (7, 1)	1.1		7	2	2	2	2	0	1	0	0	0	0	10	14	13.50	1.500										
Steve Mingori, L ERA: 1.93 (8, 1)	0.2		4	1	0	0	0	1	0	0	0	0	0	3	7	0.00	3.000										



Batter	1	2	3	4	5	6	7	8	9	AB	R	H	RBI	BB	SO	LOB	TOP			
Ted Ford, R (1, 9)	0-0 4-3		0-0 6-3			0-0 6-3		0-0 F8		4	0	0	0	0	0	2	Cleveland Indians @ Kansas City Royals Municipal Stadium, Kansas City, MO Sat Apr 24 1971, 4:33 AM EST Alt. 7, 625 - Unknown - 77 F			
Vada Pinson, L OBP: 0.291, SLG: 0.283 (1, 7)	0-0 F8		0-0 PO	0-0 1-3		0-0 F4		0-0 L3		4	0	0	0	0	1					
Ray Fosse, R OBP: 0.317, SLG: 0.434 (1, 2)	0-0 5-3			0-0 1-3			0-0 2-3 1B		0-0 5-3	4	0	1	0	0	0					
Graig Nettles, L OBP: 0.271, SLG: 0.286 (1, 5)		0-0 4-3		0-3 K			0-0 F9		0-0 4-3	4	0	0	0	0	1					
Ken Harrelson, R OBP: 0.269, SLG: 0.239 (1, 3)		0-0 FC4-6 1B			4-0 4-3 BB		0-0 2-3		4-0 BB	2	0	1	0	2	0					
John Lowenstein, L OBP: 0.297, SLG: 0.250 (1, 6)		0-0 FC4-6 1-2			0-0 4-3 1-2		4-0 BB		0-0 G3	3	0	0	0	1	3					
Eddie Leon, R OBP: 0.182, SLG: 0.129 (1, 4)		0-0 6-3			0-0 4-3 2-3		0-0 4-3			3	0	0	0	0	4					
Buddy Bradford, R OBP: 0.314, SLG: 0.310 (1, 8)			0-0 PO SH2-3 1B		0-0 6-3			0-0 L7		3	0	1	0	0	1					
Alan Foster, R OBP: 0.143, SLG: 0.296 (5, 1)			0-0 SH2-3			0-0 4-3		4-0 BB		0	0	0	0	0	0					
Chuck Machemehl, R OBP: 0.500, SLG: 0.500 (5, 1)										1	0	0	0	0	0					
Ted Ugliastro, L OBP: 0.320, SLG: 0.368 (6, 1)										0	0	0	0	0	0					
Rick Austin, L OBP: 0.282, SLG: 0.300 (6, 1)										0	0	0	0	0	0					
Gomer Hodges, S OBP: 0.292, SLG: 0.300 (8, 1)										0	0	0	1	0	0					
Steve Mingori, L OBP: 0.292, SLG: 0.300 (8, 1)										0	0	0	0	0	0					
Inning Stats	R: 0 E: 0 K: 0 S: 3	H: 0 LOB: 0 BB: 0 P: 3	R: 0 E: 0 K: 0 S: 4	H: 1 LOB: 1 BB: 0 P: 4	R: 0 E: 0 K: 0 S: 3	H: 1 LOB: 0 BB: 0 P: 3	R: 0 E: 0 K: 1 S: 5	H: 0 LOB: 0 BB: 0 P: 5	R: 0 E: 0 K: 0 S: 3	H: 0 LOB: 0 BB: 0 P: 3	R: 0 E: 0 K: 0 S: 4	H: 1 LOB: 2 BB: 1 P: 8	R: 0 E: 0 K: 0 S: 3	H: 0 LOB: 1 BB: 1 P: 7	R: 0 E: 0 K: 0 S: 3	H: 0 LOB: 1 BB: 1 P: 7	1B: 3 2B: 0 3B: 0 HR: 0	SF: 0 SAC: 1 DP: 0 HBP: 0	WP: 0 PB: 0 SB: 0 CS: 0	PA: 34
PITCHER Mike Hedlund, R ERA: 1.59 (1, 1)	IP: 9.0 WLS: W BF: 33 H: 3 R: 0 ER: 0 SO: 1 BB: 4 IBB: 0 HBP: 0 BLK: 0 WP: 0 HR: 0 S: 31 P: 47 ERA: 0.00 WHIP: 0.778																			



Batter	1	2	3	4	5	6	7	8	9	AB	R	H	RBI	BB	SO	LOB	BOTTOM			
Freddie Patek, R OBP: 0.325, SLG: 0.324 (1, 6)	0-0 5-3	0-0 F8			0-0 1B 1B	0-0 F3				4	1	1	0	0	0	2	Cleveland Indians @ Kansas City Royals Municipal Stadium, Kansas City, MO Sat Apr 24 1971, 4:33 AM EST Alt. 7, 625 - Unknown - 77 F			
Cookie Rojas, R OBP: 0.397, SLG: 0.470 (1, 4)	0-0 1B		4-0 2B 6-3 BB		0-0 1B 1-3 SF8 1B	0-0 F4				3	2	2	0	1	0					
Ed Kirkpatrick, L OBP: 0.327, SLG: 0.302 (1, 8)	0-0 F6		0-0 1B 1-3 2B		0-0 1B 1-3 1B 1B		0-3 K			4	1	2	1	0	1					
Lou Piniella, R OBP: 0.284, SLG: 0.242 (1, 7)	0-0 5-3		0-0 6-3		0-0 SF8		0-0 E6			3	0	0	2	0	2					
Bob Oliver, R OBP: 0.273, SLG: 0.391 (1, 3)		4-0 2B HBP BB	0-0 G4-6-3 1B		0-0 F5		0-3 K			3	1	1	0	1	2					
Paul Schaaf, R OBP: 0.433, SLG: 0.491 (1, 5)		0-0 F9	0-0 G4-6-3 1-2		4-0 1B 1-2 BB		0-0 5-3			3	1	0	0	1	4					
Joe Keough, L OBP: 0.245, SLG: 0.200 (1, 9)		1-0 2B 1-2 HBP		0-0 3-1	0-0 1B 1-2 2-3 1B		0-0 F9			3	0	1	0	0	0					
Jerry May, R OBP: 0.385, SLG: 0.391 (1, 2)		0-0 K		0-0 F7	0-0 1B 1-3 2H 3H		0-3 K			4	0	2	3	0	1					
Mike Hedlund, R OBP: 0.182, SLG: 0.100 (1, 1)		0-3 K		0-0 4-3		0-3 K		0-0 5-3		4	0	0	0	0	2					
Inning Stats	R: 0 E: 0 K: 0 S: 4	H: 1 LOB: 1 BB: 0 P: 4	R: 1 E: 0 K: 1 S: 6	H: 1 LOB: 2 BB: 1 P: 11	R: 1 E: 0 K: 0 S: 4	H: 2 LOB: 1 BB: 1 P: 8	R: 0 E: 0 K: 0 S: 3	H: 0 LOB: 0 BB: 0 P: 3	R: 4 E: 0 K: 0 S: 7	H: 5 LOB: 2 BB: 1 P: 11	R: 0 E: 0 K: 1 S: 5	H: 0 LOB: 0 BB: 0 P: 5	R: 0 E: 1 K: 2 S: 8	H: 0 LOB: 1 BB: 0 P: 8	R: 0 E: 0 K: 1 S: 5	H: 0 LOB: 0 BB: 0 P: 5		1B: 7 2B: 2 3B: 0 HR: 0	SF: 1 SAC: 0 DP: 1 HBP: 1	WP: 0 PB: 0 SB: 0 CS: 0
PITCHER Alan Foster, R ERA: 5.14 Chuck Machemehl, R ERA: 9.03 Rick Austin, L ERA: Steve Mingori, L ERA: 1.59 (1, 1)	IP: 4.0 WLS: L BF: 21 H: 7 R: 5 ER: 5 SO: 1 BB: 2 IBB: 0 HBP: 1 BLK: 0 WP: 0 HR: 0 S: 20 P: 29 ERA: 11.25 WHIP: 2.250																			



Batter	1	2	3	4	5	6	7	8	9	AB	R	H	RBI	BB	SO	LOB	TOP										
Ted Uhlhaender, L (1,7) OBP: 0.375, SLG: 0.391	L8			1B G5-4-3		1B G5-4-3	L6			4	2	2	0	0	0	0	Cleveland Indians @ Kansas City Royals Municipal Stadium, Kansas City, MO Sun Apr 25 1971, 4:33 AM EDT Att: 9,648 - Unknown - 61 F										
Vada Pinson, L (1,8) OBP: 0.311, SLG: 0.316	F9			1B G5-4-3		1B 1-2 2B		1B S		4	0	3	1	0	0	0											
Ray Fosse, R (1,2) OBP: 0.313, SLG: 0.439	1-3			G5-4-3		2B 1-3 2-H		F8 1-2		4	0	1	1	0	0	2											
Graig Nettles, L (1,5) OBP: 0.262, SLG: 0.275		F5		F7		1-3		K		2	0	0	0	0	0	0											
Chuck Hinton, R (6,PH)										1	0	0	0	0	0	2											
Camilo Pascual, R (6,1) OBP: 0.500, SLG: 0.500										0	0	0	0	0	0	0											
Ted Ford, R (8,PH)										1	0	0	0	0	1	1											
Steve Mingori, L (8,1)										0	0	0	0	0	0	0											
Ken Harrelson, R (1,3) OBP: 0.286, SLG: 0.245	F5				G5-4-3	1B		6-3		3	0	1	0	1	0	1											
Roy Foster, R (1,9) OBP: 0.237, SLG: 0.333	5-3				G5-4-3	F9		6-3		4	0	0	0	0	0	4											
John Lowenstein, L (1,6) OBP: 0.293, SLG: 0.333			F4		K2-3			F5		4	1	1	1	0	1	0											
Eddie Leon, R (1,4) OBP: 0.216, SLG: 0.171				G5-4-3		1B		5-3		4	1	2	0	0	1	0											
Steve Hargan, R (1,1)				G5-4-3						1	0	0	0	0	0	1											
Gomer Hodge, S (6,PH) OBP: 0.600, SLG: 0.667						F8		4-3		2	0	0	0	0	0	1											
Inning Stats	R: 0 E: 0 K: 0 S: 3	H: 0 LOB: 0 BB: 0 P: 3	R: 0 E: 0 K: 0 S: 3	H: 0 LOB: 0 BB: 0 P: 3	R: 0 E: 0 K: 0 S: 3	H: 1 LOB: 0 BB: 0 P: 3	R: 1 E: 0 K: 0 S: 4	H: 2 LOB: 0 BB: 0 P: 4	R: 0 E: 0 K: 1 S: 5	H: 1 LOB: 0 BB: 0 P: 5	R: 2 E: 0 K: 0 S: 7	H: 4 LOB: 3 BB: 1 P: 11	R: 1 E: 0 K: 1 S: 6	H: 1 LOB: 0 BB: 0 P: 6	R: 0 E: 0 K: 1 S: 6	H: 1 LOB: 1 BB: 0 P: 6	R: 0 E: 0 K: 0 S: 3	H: 0 LOB: 0 BB: 0 P: 3	1B: 8 2B: 1 3B: 0 HR: 1	SF: 0 SAC: 0 DP: 3 HBP: 0	WP: 0 PB: 0 SB: 1 CS: 1	PA: 35					
PITCHER	IP	WLS	BF	H	R	ER	SO	BB	IBB	HBP	BLK	WP	HR	S	P	ERA	WHIP	PITCHER									
Wally Bunker, R (1,1) ERA: 5.52	5.1	W	21	8	3	3	1	0	0	0	0	0	0	23	23	5.06	1.500										
Tom Burgmeier, L (6,1) ERA: 0.94	0.1		2	0	0	0	0	1	0	0	0	0	0	1	5	0.00	3.000										
Ken Wright, R (6,1) ERA: 2.19	3.1	S	12	2	1	1	2	0	0	0	0	0	1	16	16	2.70	0.600										
Batter	1	2	3	4	5	6	7	8	9	AB	R	H	RBI	BB	SO	LOB	BOTTOM										
Freddie Patek, R (1,6) OBP: 0.321, SLG: 0.320	1B F8			5-3				6-3		4	0	1	0	0	0	1	Cleveland Indians @ Kansas City Royals Municipal Stadium, Kansas City, MO Sun Apr 25 1971, 4:33 AM EDT Att: 9,648 - Unknown - 61 F										
Cookie Rojas, R (1,4) OBP: 0.390, SLG: 0.457	1B S HR	5-3			5-3		F9			4	1	1	0	0	0	0											
Amos Otis, R (1,8) OBP: 0.354, SLG: 0.414	1B HR BB	F9			1B S		L9			3	1	1	0	1	0	0											
Ed Kirkpatrick, L (1,7) OBP: 0.321, SLG: 0.362	HR		F8		L4		K			4	1	1	3	0	1	1											
Bob Oliver, R (1,3) OBP: 0.271, SLG: 0.382	F4		F2		1B		F7			4	0	1	0	0	0	0											
Paul Schaaf, R (1,5) OBP: 0.423, SLG: 0.475	2B 1B		3-1		F7		F9			4	1	1	0	0	0	2											
Joe Keough, L (1,9) OBP: 0.269, SLG: 0.250	HR 2B				F8 WP		F3			3	1	2	1	0	0	0											
Jerry May, R (1,2) OBP: 0.379, SLG: 0.500	HR		L3		L3		G1			3	1	1	2	0	0	1											
Wally Bunker, R (1,1)	6-3				F8		F8			2	0	0	0	0	0	0											
Tom Burgmeier, L (6,1) ERA: 3.57										0	0	0	0	0	0	0											
Ken Wright, R (6,1)										1	0	0	0	0	0	0											
Inning Stats	R: 6 E: 0 K: 0 S: 8	H: 6 LOB: 0 BB: 1 P: 12	R: 0 E: 0 K: 0 S: 3	H: 0 LOB: 0 BB: 0 P: 3	R: 0 E: 0 K: 0 S: 3	H: 0 LOB: 0 BB: 0 P: 3	R: 0 E: 0 K: 0 S: 4	H: 1 LOB: 1 BB: 0 P: 4	R: 0 E: 0 K: 0 S: 5	H: 2 LOB: 2 BB: 0 P: 5	R: 0 E: 0 K: 0 S: 3	H: 0 LOB: 0 BB: 0 P: 3	R: 0 E: 0 K: 1 S: 5	H: 0 LOB: 0 BB: 0 P: 5	R: 0 E: 0 K: 1 S: 5	H: 0 LOB: 0 BB: 0 P: 5		1B: 6 2B: 1 3B: 0 HR: 2	SF: 0 SAC: 0 DP: 0 HBP: 0	WP: 1 PB: 0 SB: 2 CS: 0	PA: 33						
PITCHER	IP	WLS	BF	H	R	ER	SO	BB	IBB	HBP	BLK	WP	HR	S	P	ERA	WHIP	PITCHER									
Steve Hargan, R (1,1) ERA: 10.8	5.0	L	24	9	6	6	0	1	0	0	0	0	0	23	27	10.80	2.000										
Camilo Pascual, R (6,1) ERA: 3.57	2.0		6	0	0	0	0	0	0	0	0	0	0	6	6	0.00	0.000										
Steve Mingori, L (8,1) ERA: 1.35	1.0		3	0	0	0	1	0	0	0	0	0	0	5	5	0.00	0.000										

Batter	1	2	3	4	5	6	7	8	9	AB	R	H	RBI	BB	SO	LOB	TOP		
Buddy Bradford, R (1, 8) OBP: 0.282, SLG: 0.273										4	0	0	0	0	2	2			
Graig Nettles, L (1, 5) OBP: 0.250, SLG: 0.259										3	0	0	0	0	0	0			
Gomer Hodge, S (9, PH) OBP: 0.563, SLG: 0.615										1	0	0	0	0	1	1			
Vada Pinson, L (1, 9) OBP: 0.308, SLG: 0.300										3	0	0	0	1	1	0			
Ray Fosse, R (1, 2) OBP: 0.309, SLG: 0.417										3	0	0	0	1	1	0			
Ken Harrelson, R (1, 3) OBP: 0.283, SLG: 0.264										4	0	1	0	0	1	3			
Roy Foster, R (1, 7) OBP: 0.220, SLG: 0.308										3	0	0	0	0	1	1			
Eddie Leon, R (1, 4) OBP: 0.200, SLG: 0.158										3	0	0	0	0	0	1			
Jack Heidemann, R (1, 6) OBP: 0.333, SLG: 0.333										3	0	1	0	0	0	1			
Steve Dunning, R (1, 1)										1	0	0	0	0	1	1			
Chuck Hinton, R (6, PH)										1	0	0	0	0	0	0			
Rick Austin, R (6, 1)										0	0	0	0	0	0	0			
Vince Colbert, R (8, 1)										0	0	0	0	0	0	0			
Ted Ford, R (9, PH) OBP: 0.133, SLG: 0.143										1	0	1	0	0	0	0			
Inning Stats	R: 0 E: 0 K: 2 S: 7	H: 0 LOB: 0 BB: 0 P: 7	R: 0 E: 0 K: 2 S: 7	H: 0 LOB: 0 BB: 0 P: 7	R: 0 E: 0 K: 2 S: 8	H: 1 LOB: 1 BB: 0 P: 8	R: 0 E: 0 K: 0 S: 3	H: 0 LOB: 0 BB: 0 P: 3	R: 0 E: 0 K: 0 S: 3	H: 0 LOB: 0 BB: 0 P: 3	R: 0 E: 0 K: 0 S: 3	H: 0 LOB: 0 BB: 0 P: 3	R: 0 E: 0 K: 0 S: 4	H: 1 LOB: 1 BB: 0 P: 4	R: 0 E: 0 K: 2 S: 8	H: 1 LOB: 3 BB: 2 P: 16	1B: 1 2B: 2 3B: 0 HR: 0	SF: 0 SAC: 0 DP: 0 HBP: 0	WP: 0 PA: 32 PB: 0 SB: 0 CS: 0
PITCHER Rudy May, L (1, 1) ERA: 1.03	IP: 9.0 WLS: W BF: 32 H: 3 R: 0 ER: 0 SO: 8 BB: 2 IBB: 0 HBP: 0 BLK: 0 WP: 0 HR: 0 S: 46 P: 54 ERA: 0.00 WHIP: 0.556															PITCHER IP: WLS: BF: H: R: ER: SO: BB: IBB: HBP: BLK: WP: HR: S: P: ERA: WHIP			

Cleveland Indians @ California Angels
Anaheim Stadium, Anaheim, CA
Mon Apr 26 1971, 10:05 PM EDT
Att: 5,153 - Unknown

AB 30
R 0
H 3
RBI 0
BB 2
SO 8
LOB 10



Batter	1	2	3	4	5	6	7	8	9	AB	R	H	RBI	BB	SO	LOB	BOTTOM		
Sandy Alomar Sr., S (1, 4) OBP: 0.274, SLG: 0.312										3	2	1	1	1	0	0			
Jim Spencer, L (1, 3) OBP: 0.297, SLG: 0.413										2	2	1	2	2	0	0			
Alex Johnson, R (1, 7) OBP: 0.321, SLG: 0.355										4	1	1	0	0	0	2			
Tony Conigliaro, R (1, 9) OBP: 0.273, SLG: 0.403										3	1	1	2	0	0	0			
Jim Fregosi, R (1, 6) OBP: 0.314, SLG: 0.313										3	0	0	0	1	2	1			
Roger Repoz, L (1, 8) OBP: 0.526, SLG: 0.615										1	1	0	0	2	0	0			
Ken Berry, R (8, PH) OBP: 0.169, SLG: 0.182										0	0	0	2	0	0	0			
Ken McMullen, R (1, 5) OBP: 0.270, SLG: 0.343										3	1	1	0	1	1	1			
Jerry Moses, R (1, 2) OBP: 0.241, SLG: 0.365										4	0	0	0	0	0	4			
Rudy May, L (1, 1)										3	0	0	0	0	1	1			
Inning Stats	R: 1 E: 0 K: 1 S: 5	H: 0 LOB: 1 BB: 2 P: 13	R: 0 E: 0 K: 1 S: 5	H: 0 LOB: 0 BB: 0 P: 5	R: 0 E: 0 K: 1 S: 5	H: 0 LOB: 0 BB: 0 P: 5	R: 0 E: 0 K: 1 S: 5	H: 0 LOB: 0 BB: 0 P: 5	R: 4 E: 0 K: 0 S: 6	H: 3 LOB: 0 BB: 1 P: 10	R: 0 E: 0 K: 0 S: 3	H: 0 LOB: 1 BB: 1 P: 7	R: 0 E: 0 K: 0 S: 3	H: 0 LOB: 0 BB: 0 P: 3	R: 3 E: 0 K: 0 S: 4	H: 2 LOB: 1 BB: 3 P: 16	1B: 3 2B: 1 3B: 0 HR: 1	SF: 2 SAC: 0 DP: 1 HBP: 0	WP: 0 PA: 35 PB: 1 SB: 1 CS: 0
PITCHER Steve Dunning, R (1, 1) ERA: 3.0	IP: 5.0 WLS: L BF: 21 H: 3 R: 5 ER: 5 SO: 4 BB: 3 IBB: 0 HBP: 0 BLK: 0 WP: 0 HR: 1 S: 26 P: 38 ERA: 9.00 WHIP: 1.200															PITCHER IP: WLS: BF: H: R: ER: SO: BB: IBB: HBP: BLK: WP: HR: S: P: ERA: WHIP			
Rick Austin, L (6, 1) ERA: 4.78	2.0 WLS: L BF: 11 H: 2 R: 3 ER: 3 SO: 0 BB: 2 IBB: 1 HBP: 0 BLK: 0 WP: 0 HR: 0 S: 8 P: 20 ERA: 13.50 WHIP: 2.000															PITCHER IP: WLS: BF: H: R: ER: SO: BB: IBB: HBP: BLK: WP: HR: S: P: ERA: WHIP			
Vince Colbert, R (8, 1) ERA: 2.77	1.0 WLS: L BF: 3 H: 0 R: 0 ER: 0 SO: 0 BB: 1 IBB: 0 HBP: 0 BLK: 0 WP: 0 HR: 0 S: 2 P: 6 ERA: 0.00 WHIP: 1.000															PITCHER IP: WLS: BF: H: R: ER: SO: BB: IBB: HBP: BLK: WP: HR: S: P: ERA: WHIP			

Cleveland Indians @ California Angels
Anaheim Stadium, Anaheim, CA
Mon Apr 26 1971, 10:05 PM EDT
Att: 5,153 - Unknown

AB 26
R 8
H 5
RBI 7
BB 7
SO 4
LOB 9



Batter	1	2	3	4	5	6	7	8	9	AB	R	H	RBI	BB	SO	LOB	TOP										
Ted Ford, R OBP: 0.158, SLG: 0.167 (1, 9)										4	0	1	0	0	1	0	Cleveland Indians @ California Angels Anaheim Stadium, Anaheim, CA Tue Apr 27 1971, 10:05 PM EDT Att: 6,692 - Unknown										
Ted Uhlhaender, L OBP: 0.357, SLG: 0.370 Buddy Bradford, R OBP: 0.282, SLG: 0.273 (1, 7) (9, 8)										4	0	1	0	0	0	1											
Vada Pinson, L OBP: 0.290, SLG: 0.281 (1, 8) (9, 9)										4	0	0	0	0	0	2											
Ken Harrelson, R OBP: 0.281, SLG: 0.316 Chuck Hinton, R (9, 3)										4	1	1	1	0	0	1											
Graig Nettles, L OBP: 0.250, SLG: 0.246 (1, 5)										3	0	0	0	1	1	1											
Ray Fosse, R OBP: 0.319, SLG: 0.422 (1, 2)										4	0	2	0	0	0	1											
Eddie Leon, R OBP: 0.227, SLG: 0.171 (1, 4)										3	0	1	0	1	0	1											
Jack Heidemann, R OBP: 0.286, SLG: 0.286 (1, 6)										4	0	1	0	0	2	2											
Ray Lamb, R (1, 1)										3	0	0	0	0	2	3											
Camilo Pascual, R OBP: 0.500, SLG: 0.500 Steve Mingori, L (9, 1) Chuck Machedehl, R OBP: 0.500, SLG: 0.500 (9, 1)										0	0	0	0	0	0	0											
Inning Stats	R: 0 E: 0 K: 0 S: 3	H: 0 LOB: 0 BB: 0 P: 3	R: 1 E: 0 K: 0 S: 5	H: 3 LOB: 2 BB: 1 P: 9	R: 0 E: 0 K: 1 S: 5	H: 1 LOB: 0 BB: 0 P: 5	R: 0 E: 0 K: 0 S: 3	H: 0 LOB: 1 BB: 1 P: 7	R: 0 E: 0 K: 1 S: 5	H: 0 LOB: 0 BB: 0 P: 5	R: 0 E: 1 K: 0 S: 4	H: 0 LOB: 1 BB: 0 P: 4	R: 0 E: 0 K: 1 S: 5	H: 0 LOB: 0 BB: 0 P: 5	R: 0 E: 0 K: 1 S: 6	H: 1 LOB: 1 BB: 0 P: 6	R: 0 E: 0 K: 2 S: 9	H: 2 LOB: 2 BB: 0 P: 9	1B: 6 2B: 1 3B: 0 HR: 1	SF: 0 SAC: 0 DP: 2 HBP: 0	WP: 1 PB: 0 SB: 2 CS: 0	PA: 35					
PITCHER	IP	WLS	BF	H	R	ER	SO	BB	IBB	HBP	BLK	WP	HR	S	P	ERA	WHIP										
Andy Messersmith, R ERA: 2.55 Lloyd Allen, R ERA: 4.5	(1, 1) (9, 1)	8.0 W	30 5	5 2	1 0	1 0	4 2	2 0	0 0	0 0	0 0	1 0	1 0	36 9	44 9	1.12 0.00	0.875 2.000										

AB 33
R 1
H 7
RBI 1
BB 2
SO 6
LOB 12



Batter	1	2	3	4	5	6	7	8	9	AB	R	H	RBI	BB	SO	LOB	BOTTOM										
Sandy Alomar Sr., S OBP: 0.261, SLG: 0.296 (1, 4)										4	0	0	0	0	1	1	Cleveland Indians @ California Angels Anaheim Stadium, Anaheim, CA Tue Apr 27 1971, 10:05 PM EDT Att: 6,692 - Unknown										
Jim Spencer, L OBP: 0.295, SLG: 0.403 (1, 3)										4	0	1	0	0	1	0											
Alex Johnson, R OBP: 0.329, SLG: 0.363 (1, 7)										4	1	2	0	0	0	1											
Tony Conigliaro, R OBP: 0.284, SLG: 0.413 (1, 9)										3	1	1	0	1	0	1											
Jim Fregosi, R OBP: 0.311, SLG: 0.299 (1, 6)										3	0	0	0	1	0	2											
Roger Repoz, L OBP: 0.455, SLG: 0.500 Ken Berry, R OBP: 0.169, SLG: 0.182 John Stephenson, L (9, PH) (9, PH)										3	0	0	0	0	0	2											
Ken McMullen, R OBP: 0.269, SLG: 0.338 (1, 5)										4	0	1	1	0	0	0											
Jerry Moses, R OBP: 0.232, SLG: 0.352 Tony Gonzalez, L OBP: 0.500, SLG: 0.429 Jeff Torborg, R OBP: 0.071, SLG: 0.077 (1, 2) (9, PH) (9, 2)										2	0	0	0	0	0	0											
Andy Messersmith, R OBP: 0.200, SLG: 0.500 Billy Cowan, R OBP: 0.200, SLG: 0.200 Lloyd Allen, R (9, 1)										2	0	1	0	0	0	0											
Inning Stats	R: 0 E: 0 K: 0 S: 4	H: 1 LOB: 1 BB: 0 P: 4	R: 0 E: 0 K: 0 S: 3	H: 0 LOB: 0 BB: 0 P: 3	R: 0 E: 0 K: 1 S: 5	H: 0 LOB: 0 BB: 0 P: 5	R: 0 E: 0 K: 0 S: 4	H: 1 LOB: 2 BB: 1 P: 8	R: 0 E: 0 K: 0 S: 4	H: 1 LOB: 1 BB: 0 P: 4	R: 0 E: 0 K: 0 S: 3	H: 0 LOB: 0 BB: 0 P: 3	R: 0 E: 0 K: 1 S: 5	H: 0 LOB: 0 BB: 0 P: 5	R: 2 E: 0 K: 1 S: 7	H: 3 LOB: 2 BB: 1 P: 11		1B: 5 2B: 1 3B: 0 HR: 0	SF: 1 SAC: 0 DP: 0 HBP: 0	WP: 0 PB: 0 SB: 0 CS: 0	PA: 34						
PITCHER	IP	WLS	BF	H	R	ER	SO	BB	IBB	HBP	BLK	WP	HR	S	P	ERA	WHIP										
Ray Lamb, R ERA: 1.08 Camilo Pascual, R ERA: 4.09 Steve Mingori, L ERA: 1.35 Chuck Machedehl, R ERA: 7.82	(1, 1) (9, 1) (9, 1) (9, 1)	8.1 L	30 1	4 1	1 0	1 0	3 0	1 0	0 0	0 0	0 0	0 0	0 0	35 1	39 1	1.08 ∞	0.600 ∞										



Batter	1	2	3	4	5	6	7	8	9	AB	R	H	RBI	BB	SO	LOB	TOP							
Ted Ford, R OBP: 0.167, SLG: 0.174 (1, 7)										5	1	1	0	0	1	2								
Vada Pinson, L OBP: 0.315, SLG: 0.309 (1, 8) (9, 9)										4	0	3	0	0	0	0								
Ray Fosse, R OBP: 0.303, SLG: 0.397 (1, 2)										4	0	0	1	0	1	4								
Ken Harrelson, R OBP: 0.265, SLG: 0.295 Buddy Bradford, R OBP: 0.292, SLG: 0.273 (1, 3) (9, 8)										4	1	0	0	0	0	4								
Chuck Hinton, R OBP: 0.167, SLG: 0.091 (1, 9) (9, 3)										4	0	1	1	0	1	2								
Eddie Leon, R OBP: 0.234, SLG: 0.182 John Lowenstein, L OBP: 0.310, SLG: 0.333 Lou Camilli, S (1, 4) (9, PH) (9, 4)										3	0	1	0	0	0	0								
Graig Nettles, L OBP: 0.250, SLG: 0.246 (1, 5)										4	0	1	0	0	0	2								
Jack Heidemann, R OBP: 0.182, SLG: 0.182 (1, 6)										4	0	0	0	0	2	2								
Sam McDowell, L OBP: 0.200, SLG: 0.200 Camilo Pascual, R OBP: 0.500, SLG: 0.500 Gomer Hodges, S OBP: 0.528, SLG: 0.615 Steve Mingori, L (1, 1) (8, 1) (9, PH) (9, 1)										3	0	0	0	0	0	0								
Inning Stats	R: 1 E: 1 K: 0 S: 5	H: 2 LOB: 1 BB: 0 P: 5	R: 0 E: 0 K: 0 S: 3	H: 0 LOB: 0 BB: 0 P: 3	R: 0 E: 1 K: 1 S: 7	H: 1 LOB: 2 BB: 0 P: 7	R: 0 E: 0 K: 0 S: 3	H: 0 LOB: 0 BB: 0 P: 3	R: 0 E: 0 K: 2 S: 7	H: 0 LOB: 0 BB: 0 P: 7	R: 0 E: 0 K: 0 S: 6	H: 2 LOB: 2 BB: 0 P: 6	R: 0 E: 0 K: 1 S: 5	H: 0 LOB: 0 BB: 0 P: 5	R: 0 E: 0 K: 1 S: 6	H: 1 LOB: 1 BB: 0 P: 6	R: 0 E: 0 K: 0 S: 4	H: 1 LOB: 1 BB: 1 P: 8	1B: 7 2B: 0 3B: 0 HR: 0	SF: 1 SAC: 0 DP: 0 HBP: 0	WP: 0 PB: 0 SB: 0 CS: 0	PA: 37		
PITCHER	IP	WLS	BF	H	R	ER	SO	BB	IBB	HBP	BLK	WP	HR	S	P	ERA	WHIP							
Clyde Wright, L ERA: 3.57 (1, 1)	8.0		32	6	2	1	5	0	0	0	0	0	0	42	42	1.12	0.750							
Mel Queen, R ERA: 1.13 (9, 1)	0.1	L	3	1	1	1	0	1	0	0	0	0	0	2	6	27.00	6.000							
Dave LaRoche, L ERA: (9, 1)	0.2		2	0	0	0	0	0	0	0	0	0	0	2	2	0.00	0.000							

Cleveland Indians @ California Angels
Anaheim Stadium, Anaheim, CA
Wed Apr 28 1971, 10:05 PM EDT
Att: 6,096 - Unknown

AB 35
R 3
H 7
RBI 3
BB 1
SO 5
LOB 16



Batter	1	2	3	4	5	6	7	8	9	AB	R	H	RBI	BB	SO	LOB	BOTTOM							
Sandy Alomar Sr, S OBP: 0.247, SLG: 0.279 (1, 4)										5	0	0	0	0	1	4								
Jim Spencer, L OBP: 0.305, SLG: 0.408 Roger Repoz, L OBP: 0.455, SLG: 0.500 (1, 3) (7, PR) (8, 3)										4	1	2	0	0	1	0								
Billy Cowan, R OBP: 0.167, SLG: 0.167 (9, PH)										1	0	0	0	0	0	0								
Alex Johnson, R OBP: 0.333, SLG: 0.365 (1, 7)										5	1	2	0	0	2	2								
Tony Conigliaro, R OBP: 0.302, SLG: 0.410 (1, 9)										3	0	1	0	2	2	3								
Jim Fregosi, R OBP: 0.304, SLG: 0.282 (1, 6)										4	0	0	0	1	0	5								
Ken McMullen, R OBP: 0.293, SLG: 0.370 (1, 5)										2	0	2	1	1	0	0								
Jerry Moses, R OBP: 0.237, SLG: 0.351 Giraldo Ruiz, S OBP: 0.500, SLG: 0.400 Jeff Torborg, R OBP: 0.071, SLG: 0.077 (1, 2) (8, PH) (9, 2)										3	0	1	1	0	0	3								
Ken Berry, R OBP: 0.190, SLG: 0.175 (1, 8)										2	0	0	0	2	0	2								
Clyde Wright, R (1, 1) Tony Gonzalez, L OBP: 0.455, SLG: 0.375 Mel Queen, L (9, 1) Dave LaRoche, L OBP: 0.500, SLG: 0.500 (9, 1)										3	0	0	0	0	3	2								
Inning Stats	R: 0 E: 0 K: 2 S: 8	H: 1 LOB: 2 BB: 1 P: 12	R: 0 E: 0 K: 1 S: 6	H: 1 LOB: 1 BB: 1 P: 10	R: 2 E: 0 K: 1 S: 8	H: 3 LOB: 2 BB: 1 P: 12	R: 0 E: 0 K: 1 S: 5	H: 0 LOB: 0 BB: 0 P: 5	R: 0 E: 0 K: 1 S: 6	H: 1 LOB: 2 BB: 1 P: 10	R: 0 E: 0 K: 1 S: 5	H: 0 LOB: 0 BB: 0 P: 5	R: 0 E: 0 K: 1 S: 5	H: 1 LOB: 1 BB: 1 P: 9	R: 0 E: 0 K: 1 S: 6	H: 1 LOB: 2 BB: 1 P: 10	R: 0 E: 1 K: 1 S: 6	H: 0 LOB: 1 BB: 0 P: 6	1B: 7 2B: 2 3B: 0 HR: 0	SF: 1 SAC: 1 DP: 1 HBP: 0	WP: 0 PB: 0 SB: 2 CS: 1	PA: 41		
PITCHER	IP	WLS	BF	H	R	ER	SO	BB	IBB	HBP	BLK	WP	HR	S	P	ERA	WHIP							
Sam McDowell, L ERA: 3.77 (1, 1)	7.0		32	7	2	2	8	4	1	0	0	0	0	43	63	2.57	1.571							
Camilo Pascual, R ERA: 3.86 (8, 1)	1.0	W	5	1	0	0	1	1	0	0	0	0	0	6	10	0.00	2.000							
Steve Mingori, L ERA: 1.17 (9, 1)	1.0	S	4	0	0	0	1	0	0	0	0	0	0	6	6	0.00	0.000							

Cleveland Indians @ California Angels
Anaheim Stadium, Anaheim, CA
Wed Apr 28 1971, 10:05 PM EDT
Att: 6,096 - Unknown

AB 33
R 2
H 8
RBI 2
BB 6
SO 10
LOB 23




Batter	1	2	3	4	5	6	7	8	9	AB	R	H	RBI	BB	SO	LOB	TOP																	
Ted Ford, R OBP: 0.207, SLG: 0.214 (1, 9)										5	0	2	1	0	1	1	Cleveland Indians @ California Angels Anaheim Stadium, Anaheim, CA Thu Apr 29 1971, 10:05 PM EDT Att: 6,205 - Unknown																	
Ted Uhlhaender, L OBP: 0.313, SLG: 0.323 (1, 7)										4	0	0	0	0	0	3																		
Vada Pinson, L OBP: 0.312, SLG: 0.296 (1, 8)										3	0	0	0	1	0	0																		
Ken Harrelson, R OBP: 0.264, SLG: 0.292 (1, 3)										4	1	1	0	0	0	1																		
Graig Nettles, L OBP: 0.289, SLG: 0.306 (1, 5)										1	1	1	2	3	0	0																		
Ray Fosse, R OBP: 0.300, SLG: 0.389 (1, 2)										4	1	1	0	0	0	2																		
Eddie Leon, R OBP: 0.235, SLG: 0.170 (1, 4)										3	1	0	0	1	1	3																		
Jack Heidemann, R OBP: 0.214, SLG: 0.154 (1, 6)										2	0	0	0	0	0	0																		
John Lowenstein, L OBP: 0.302, SLG: 0.324 (9, PH)										1	0	0	0	0	0	0																		
Alan Foster, R OBP: 0.125, SLG: 0.286 (1, 1)										0	0	0	1	0	0	0																		
Rick Austin, R OBP: 0.231, SLG: 0.167 (4, PH)										1	0	1	0	0	0	0																		
Vince Colbert, R OBP: 0.500, SLG: 0.571 (9, PH)										1	0	0	0	0	0	0																		
Inning Stats	R: 0 E: 0 K: 0 S: 3	H: 1 LOB: 1 BB: 1 P: 7	R: 2 E: 1 K: 0 S: 4	H: 1 LOB: 2 BB: 2 P: 13	R: 0 E: 0 K: 0 S: 4	H: 1 LOB: 0 BB: 1 P: 8	R: 0 E: 0 K: 0 S: 3	H: 0 LOB: 0 BB: 0 P: 3	R: 2 E: 0 K: 0 S: 5	H: 2 LOB: 0 BB: 0 P: 5	R: 0 E: 0 K: 0 S: 3	H: 0 LOB: 0 BB: 0 P: 3	R: 0 E: 0 K: 1 S: 5	H: 0 LOB: 1 BB: 1 P: 9	R: 0 E: 0 K: 1 S: 5	H: 0 LOB: 0 BB: 0 P: 5	1B: 5 2B: 0 3B: 0 HR: 1	SF: 1 SAC: 0 DP: 1 HBP: 1	WP: 1 PB: 0 SB: 1 CS: 1	PA: 38														
PITCHER	IP WLS BF H R ER SO BB IBB HBP BLK WP HR S P ERA WHIP																																	
Tom Murphy, R ERA: 3.86 (1, 1)	4.2	23	6	4	4	0	0	4	0	1	0	0	1	1	18	35	7.71	2.143																
Eddie Fisher, R ERA: 2.12 (5, 1)	4.1	W	14	0	0	0	2	1	0	0	0	0	0	0	17	21	0.00	0.231																

AB 30
R 4
H 6
RBI 4
BB 5
SO 2
LOB 10



Batter	1	2	3	4	5	6	7	8	9	AB	R	H	RBI	BB	SO	LOB	BOTTOM																	
Sandy Alomar Sr., S OBP: 0.255, SLG: 0.286 (1, 4)										5	1	2	0	0	0	2	Cleveland Indians @ California Angels Anaheim Stadium, Anaheim, CA Thu Apr 29 1971, 10:05 PM EDT Att: 6,205 - Unknown																	
Tony Gonzalez, L OBP: 0.467, SLG: 0.455 (1, 8)										3	1	1	2	1	0	2																		
Ken Berry, R OBP: 0.190, SLG: 0.175 (8, 8)										0	0	0	0	0	0	0																		
Alex Johnson, R OBP: 0.319, SLG: 0.348 (1, 7)										4	0	0	0	0	1	4																		
Jim Spencer, L OBP: 0.302, SLG: 0.392 (1, 3)										3	1	0	0	1	0	1																		
Jim Fregosi, R OBP: 0.313, SLG: 0.282 (1, 6)										0	1	0	0	1	0	0																		
Syd O'Brien, R OBP: 0.235, SLG: 0.333 (3, 6)										2	2	1	1	1	0	0																		
Ken McMullen, R OBP: 0.302, SLG: 0.377 (1, 5)										4	1	2	1	0	1	2																		
Roger Repoz, L OBP: 0.500, SLG: 0.579 (1, 9)										3	1	2	3	1	0	0																		
Jerry Moses, R OBP: 0.238, SLG: 0.344 (1, 2)										4	0	1	0	0	1	4																		
Tom Murphy, R OBP: 0.143, SLG: 0.214 (1, 1)										2	0	0	1	0	0	3																		
Eddie Fisher, R ERA: 4.5 (5, 1)										1	0	0	0	1	0	0																		
Inning Stats	R: 0 E: 0 K: 0 S: 3	H: 0 LOB: 0 BB: 0 P: 3	R: 2 E: 1 K: 1 S: 6	H: 0 LOB: 3 BB: 3 P: 18	R: 3 E: 0 K: 0 S: 4	H: 2 LOB: 1 BB: 2 P: 12	R: 0 E: 0 K: 1 S: 7	H: 2 LOB: 2 BB: 0 P: 7	R: 0 E: 0 K: 0 S: 3	H: 1 LOB: 1 BB: 0 P: 3	R: 2 E: 0 K: 0 S: 5	H: 3 LOB: 1 BB: 1 P: 9	R: 1 E: 0 K: 1 S: 6	H: 1 LOB: 0 BB: 0 P: 6	R: 0 E: 0 K: 0 S: 3	H: 0 LOB: 0 BB: 0 P: 3	1B: 6 2B: 2 3B: 0 HR: 1	SF: 0 SAC: 0 DP: 0 HBP: 0	WP: 0 PB: 0 SB: 1 CS: 0	PA: 37														
PITCHER	IP WLS BF H R ER SO BB IBB HBP BLK WP HR S P ERA WHIP																																	
Alan Foster, R ERA: 5.7 (1, 1)	2.2	L	15	1	5	3	1	5	0	0	0	0	0	0	1	1	0.00	3.000																
Rick Austin, L ERA: 4.5 (3, 1)	0.1	1	1	0	0	0	0	0	0	0	0	0	0	0	1	1	0.00	3.000																
Vince Colbert, R ERA: 3.5 (4, 1)	5.0	21	7	3	3	2	1	1	0	0	0	0	0	1	24	28	5.40	1.600																



Batter	1	2	3	4	5	6	7	8	9	AB	R	H	RBI	BB	SO	LOB	TOP					
Ted Ford, R OBP: 0.235, SLG: 0.219 (1, 9)										4	0	1	0	1	1	3	Cleveland Indians @ Oakland Athletics Oakland-Alameda County Coliseum, Oakland, CA Fri Apr 30 1971, 7:05 PM PDT Att: 7,245 - Unknown livebaseballscorecards.com					
Eddie Leon, R OBP: 0.236, SLG: 0.160 (1, 4)										3	0	0	0	1	0	2						
Vada Pinson, L OBP: 0.309, SLG: 0.307 (1, 8)										4	1	1	0	0	1	3						
Ken Harrelson, R OBP: 0.250, SLG: 0.275 (1, 3)										4	0	0	0	0	2	2						
Chuck Hinton, R OBP: 0.294, SLG: 0.250 (1, 7)										4	0	2	1	0	1	0						
Ken Suarez, R (1, 2)										2	0	0	0	1	0	0						
Ray Fosse, R OBP: 0.296, SLG: 0.384 (8, PH) (8, 2)										1	0	0	0	0	1	1						
Graig Nettles, L OBP: 0.288, SLG: 0.292 (1, 5)										3	0	0	0	1	1	0						
Jack Heidemann, R OBP: 0.200, SLG: 0.143 (6, PH)										1	0	0	0	0	1	0						
Roy Foster, R OBP: 0.214, SLG: 0.300 (6, PH)										1	0	0	0	0	0	3						
Lou Camilli, S OBP: 0.167, SLG: 0.167 (6, 6)										1	0	1	0	0	0	0						
Steve Hargan, R OBP: 0.111, SLG: 0.111 (1, 1)										3	0	1	0	0	0	1						
Steve Mingori, L (7, 1)										0	0	0	0	0	0	0						
Chuck Machemehl, R OBP: 0.500, SLG: 0.500 (8, PH)										0	0	0	0	0	0	0						
Gomer Hodge, S OBP: 0.474, SLG: 0.533 (8, PH)										1	0	0	0	0	1	1						
Inning Stats	R: 0 E: 0 K: 1 S: 5	H: 0 LOB: 1 BB: 1 P: 9	R: 0 E: 0 K: 0 S: 3	H: 0 LOB: 0 BB: 0 P: 3	R: 0 E: 0 K: 2 S: 8	H: 1 LOB: 2 BB: 1 P: 12	R: 0 E: 0 K: 1 S: 5	H: 0 LOB: 0 BB: 0 P: 5	R: 0 E: 0 K: 0 S: 4	H: 0 LOB: 1 BB: 0 P: 4	R: 1 E: 0 K: 1 S: 7	H: 2 LOB: 3 BB: 2 P: 15	R: 0 E: 0 K: 0 S: 3	H: 1 LOB: 1 BB: 0 P: 3	R: 0 E: 0 K: 2 S: 8	H: 1 LOB: 1 BB: 0 P: 8	R: 0 E: 0 K: 2 S: 8	H: 1 LOB: 1 BB: 0 P: 8	1B: 5 2B: 1 3B: 0 HR: 0	SF: 0 SAC: 1 DP: 1 HBP: 0	WP: 1 PB: 1 SB: 0 CS: 0	PA: 37
PITCHER Vida Blue, L ERA: 1.2 (1, 1)	IP: 9.0 WLS: W BF: 37 H: 6 R: 1 ER: 1 SO: 9 BB: 4 IBB: 0 HBP: 0 BLK: 0 WP: 1 HR: 0 S: 51 P: 67 ERA: 1.00 WHIP: 1.111															PITCHER						

Batter	1	2	3	4	5	6	7	8	9	AB	R	H	RBI	BB	SO	LOB	BOTTOM	
Larry Brown, R OBP: 0.281, SLG: 0.245 (1, 6)										3	0	1	0	0	0	0	Cleveland Indians @ Oakland Athletics Oakland-Alameda County Coliseum, Oakland, CA Fri Apr 30 1971, 7:05 PM PDT Att: 7,245 - Unknown livebaseballscorecards.com	
Joe Rudi, R OBP: 0.330, SLG: 0.420 (1, 7)										1	1	0	0	2	0	0		
Reggie Jackson, L OBP: 0.286, SLG: 0.360 (1, 9)										2	0	0	0	2	2	4		
Don Mincher, L OBP: 0.344, SLG: 0.346 (7, PH)										2	0	0	0	1	0	3		
Tommy Davis, R OBP: 0.309, SLG: 0.467 (8, 3)										1	0	1	3	0	0	0		
Sal Bando, R OBP: 0.394, SLG: 0.523 (1, 5)										4	0	0	0	0	0	3		
Rick Monday, L OBP: 0.398, SLG: 0.433 (1, 8)										3	0	1	0	1	1	0		
Dave Duncan, R OBP: 0.317, SLG: 0.360 (1, 2)										3	0	1	0	1	0	1		
Dick Green, R OBP: 0.333, SLG: 0.378 (1, 4)										4	1	2	0	0	1	2		
Vida Blue, S OBP: 0.211, SLG: 0.263 (1, 1)										4	1	1	0	0	1	4		
Inning Stats	R: 0 E: 0 K: 0 S: 3	H: 0 LOB: 1 BB: 1 P: 7	R: 0 E: 0 K: 0 S: 5	H: 2 LOB: 2 BB: 0 P: 5	R: 0 E: 0 K: 1 S: 6	H: 1 LOB: 2 BB: 1 P: 10	R: 0 E: 1 K: 3 S: 10	H: 0 LOB: 1 BB: 0 P: 10	R: 0 E: 0 K: 0 S: 2	H: 0 LOB: 1 BB: 1 P: 6	R: 3 E: 1 K: 1 S: 8	H: 3 LOB: 1 BB: 1 P: 12	R: 0 E: 0 K: 0 S: 3	H: 1 LOB: 1 BB: 1 P: 7	1B: 4 2B: 3 3B: 0 HR: 0	SF: 0 SAC: 2 DP: 1 HBP: 0	WP: 0 PB: 0 SB: 1 CS: 1	PA: 36
PITCHER Steve Hargan, R ERA: 8.76 Steve Mingori, L ERA: 2.16 Chuck Machemehl, R ERA: 7.24	IP: 6.1 WLS: L BF: 28 H: 5 R: 2 ER: 2 SO: 2 BB: 4 IBB: 1 HBP: 0 BLK: 0 WP: 0 HR: 0 S: 31 P: 51 ERA: 2.84 WHIP: 1.421															PITCHER		



Batter	1	2	3	4	5	6	7	8	9	AB	R	H	RBI	BB	SO	LOB	TOP				
Freddie Patek, R OBP: 0.322, SLG: 0.321	4-3		5-3		SF8			K		3	0	0	1	0	1	0	Kansas City Royals @ Cleveland Indians Cleveland Municipal Stadium, Cleveland, OH Tue May 04 1971, 3:33 AM EDT Att. 2,931 - Unknown - 59 F livebaseballscorecards.com				
Joe Kousser, L OBP: 0.290, SLG: 0.254	L7		4-3		6-3			1B		4	0	1	0	0	0	1					
Amos Otis, R OBP: 0.347, SLG: 0.419	1B				F8			F8		3	1	0	0	1	0	1					
Ed Kirkpatrick, L OBP: 0.329, SLG: 0.368	1B				G3			K		4	0	1	1	0	1	1					
Lou Piniella, R OBP: 0.293, SLG: 0.284 Carl Taylor, R OBP: 0.385, SLG: 0.263	1B				HBP			G5-4-3		1	0	1	0	0	0	0					
Bob Oliver, R OBP: 0.260, SLG: 0.351					L5			K		4	0	1	0	0	1	3					
Cookie Rojas, R OBP: 0.374, SLG: 0.429					F9			G5-4-3		4	1	1	0	0	0	2					
Paul Schaaf, R OBP: 0.449, SLG: 0.494					G4-6-3			1B		3	0	0	0	0	0	2					
Bruce Dal Canton, R Ted Abernathy, R					5-3			5-3		2	0	0	0	0	0	0					
					5-3			5-3		0	0	0	0	0	0	0					
Inning Stats	R: 1 E: 0 K: 0 S: 4	H: 2 LOB: 2 BB: 1 P: 8	R: 0 E: 0 K: 0 S: 3	H: 1 LOB: 0 BB: 0 P: 3	R: 0 E: 0 K: 0 S: 3	H: 0 LOB: 0 BB: 0 P: 3	R: 0 E: 0 K: 0 S: 3	H: 0 LOB: 1 BB: 0 P: 4	R: 1 E: 1 K: 0 S: 5	H: 1 LOB: 1 BB: 0 P: 5	R: 0 E: 0 K: 0 S: 3	H: 0 LOB: 0 BB: 0 P: 3	R: 0 E: 0 K: 2 S: 8	H: 1 LOB: 1 BB: 0 P: 8	R: 0 E: 0 K: 1 S: 4	H: 0 LOB: 0 BB: 1 P: 8	1B: 5 2B: 0 3B: 0 HR: 0	SF: 1 SAC: 1 DP: 2 HBP: 1	WP: 0 PB: 1 SB: 1 CS: 0	PA: 34	
PITCHER	IP	WLS	BF	H	R	ER	SO	BB	IBB	HBP	BLK	WP	HR	S	P	ERA	WHIP				
Steve Hargan, R ERA: 7.85	4.0	L	17	4	2	1	0	1	0	1	0	0	0	15	20	2.25	1.250				
Vince Colbert, R ERA: 3.43	1.0		3	0	0	0	0	0	0	0	0	0	0	3	3	0.00	0.000				
Alan Foster, R ERA: 5.26	2.0		7	0	0	0	0	1	0	0	0	0	0	6	10	0.00	0.500				
Steve Mingo, L ERA: 1.74	2.0		7	1	0	0	3	1	0	0	0	0	0	12	16	0.00	1.000				

Batter	1	2	3	4	5	6	7	8	9	AB	R	H	RBI	BB	SO	LOB	BOTTOM				
Ted Ford, R OBP: 0.278, SLG: 0.373	6-3		1B		FC5-4			G3-6-3	F9	5	0	2	0	0	0	3	Kansas City Royals @ Cleveland Indians Cleveland Municipal Stadium, Cleveland, OH Tue May 04 1971, 3:33 AM EDT Att. 2,931 - Unknown - 59 F livebaseballscorecards.com				
Ted Uhlhaender, L OBP: 0.280, SLG: 0.255	4-3		1B		1B			G3-6-3		3	0	1	0	1	0	1					
Vada Pinson, L OBP: 0.313, SLG: 0.330	G3		K		4-3			1B		4	0	1	0	0	1	4					
Ray Fosse, R OBP: 0.316, SLG: 0.384			F3		5-3			1B		4	0	2	0	0	0	0					
Graig Nettles, L OBP: 0.330, SLG: 0.346			K		F8			4-3		4	0	0	0	0	1	3					
Ken Harrelson, R OBP: 0.271, SLG: 0.179 Roy Foster, R OBP: 0.227, SLG: 0.381			BB		5-3			1B		3	0	1	0	1	0	1					
John Lowenstein, L OBP: 0.220, SLG: 0.226			4-3		4-3			1B		0	0	0	0	0	0	0					
Jack Heidemann, R OBP: 0.207, SLG: 0.179 Gomer Hodge, S OBP: 0.435, SLG: 0.444			F4		FC5-4			F4		1	0	0	0	0	0	1					
Steve Hargan, R ERA: 7.85 Vince Colbert, R ERA: 3.43 Lou Camilli, S ERA: 0.143 Alan Foster, R ERA: 5.26 Buddy Bradford, R ERA: 0.000 Steve Mingo, L ERA: 1.74 Chuck Hinton, R ERA: 0.364			K		F3			1B		1	0	0	0	0	1	0					
			1-2		1B			1B		1	0	1	0	0	0	0					
Inning Stats	R: 0 E: 0 K: 0 S: 3	H: 0 LOB: 0 BB: 0 P: 3	R: 0 E: 0 K: 1 S: 5	H: 0 LOB: 1 BB: 1 P: 9	R: 0 E: 0 K: 2 S: 9	H: 2 LOB: 2 BB: 0 P: 9	R: 0 E: 0 K: 0 S: 4	H: 1 LOB: 1 BB: 0 P: 4	R: 0 E: 0 K: 0 S: 4	H: 1 LOB: 2 BB: 1 P: 8	R: 0 E: 0 K: 0 S: 3	H: 0 LOB: 0 BB: 0 P: 3	R: 0 E: 0 K: 1 S: 5	H: 3 LOB: 2 BB: 0 P: 5	R: 0 E: 0 K: 0 S: 5	H: 2 LOB: 2 BB: 0 P: 5	1B: 9 2B: 0 3B: 0 HR: 0	SF: 0 SAC: 0 DP: 1 HBP: 0	WP: 0 PB: 0 SB: 0 CS: 0	PA: 37	
PITCHER	IP	WLS	BF	H	R	ER	SO	BB	IBB	HBP	BLK	WP	HR	S	P	ERA	WHIP				
Bruce Dal Canton, R ERA: 2.48 Ted Abernathy, R ERA: 0.68	8.2	W	36	9	0	0	4	2	0	0	0	0	0	42	50	0.00	1.269				
	0.1	S	1	0	0	0	0	0	0	0	0	0	0	1	1	0.00	0.000				

Batter	1	2	3	4	5	6	7	8	9	AB	R	H	RBI	BB	SO	LOB	TOP					
Freddie Patek, R (1, 6) OBP: 0.317, SLG: 0.309	E1 CS SH5-3		F5		L1			K		4	0	0	1	1	1	3	Kansas City Royals @ Cleveland Indians Cleveland Municipal Stadium, Cleveland, OH Wed May 05 1971, 3:33 AM EDT Alt. 3, 056 - Unknown - 63 F					
Joe Kouogh, L (1, 9) OBP: 0.301, SLG: 0.258	SH5-3								F7	3	1	1	0	1	0	3						
Amos Otis, R (1, 8) OBP: 0.350, SLG: 0.444			F8						L8	4	1	1	2	1	1	1						
Ed Kirkpatrick, L (1, 2) OBP: 0.311, SLG: 0.346	K								K	5	0	0	0	0	3	1						
Bob Oliver, R (1, 3) OBP: 0.260, SLG: 0.347			F7						F3	4	1	1	0	0	1	0						
Carl Taylor, R (1, 7) OBP: 0.400, SLG: 0.304			4-3		1-3					4	1	2	0	0	0	0						
Cookie Rojas, R (1, 4) OBP: 0.378, SLG: 0.436									F9	3	0	1	1	1	0	1						
Paul Schaal, R (1, 5) OBP: 0.451, SLG: 0.488			4-3						F2	3	0	1	0	1	0	2						
Dick Drago, R (1, 1) OBP: 0.267, SLG: 0.083										3	0	0	0	1	3	4						
Tom Burgmeier, L (9, 1) OBP: 0.333, SLG: 0.333			K		K		K			0	0	0	0	0	0	0						
Inning Stats	R: 0 E: 1 K: 1 S: 5	H: 0 LOB: 1 BB: 1 P: 9	R: 0 E: 0 K: 0 S: 3	H: 0 LOB: 1 BB: 1 P: 7	R: 0 E: 0 K: 1 S: 5	H: 0 LOB: 0 BB: 1 P: 9	R: 0 E: 0 K: 2 S: 7	H: 0 LOB: 0 BB: 0 P: 7	R: 0 E: 0 K: 1 S: 6	H: 1 LOB: 1 BB: 0 P: 6	R: 4 E: 0 K: 1 S: 10	H: 5 LOB: 3 BB: 2 P: 18	R: 0 E: 0 K: 1 S: 5	H: 0 LOB: 0 BB: 0 P: 5	R: 0 E: 0 K: 1 S: 6	H: 1 LOB: 2 BB: 1 P: 10	R: 0 E: 0 K: 1 S: 5	H: 0 LOB: 0 BB: 0 P: 5	1B: 5 2B: 1 3B: 0 HR: 1	SF: 0 SAC: 1 DP: 0 HBP: 0	WP: 0 PB: 0 SB: 1 CS: 1	PA: 40
PITCHER	IP	WLS	BF	H	R	ER	SO	BB	IBB	HBP	BLK	WP	HR	S	P	ERA	WHIP					
Steve Dunning, R (1, 1) ERA: 3.1	5.2	L	28	6	4	4	6	4	1	0	0	0	1	35	55	6.35	1.765					
Steve Mingori, L (6, 1) ERA: 1.99	0.1		1	0	0	0	0	0	0	0	0	0	0	1	1	0.00	0.000					
Chuck Machede, R (7, 1) ERA: 6.06	1.0		3	0	0	0	1	0	0	0	0	0	0	5	5	0.00	0.000					
Camilo Pascual, R (8, 1) ERA: 3.09	2.0		8	1	0	0	2	1	0	0	0	0	0	11	15	0.00	1.000					

AB 33
R 4
H 7
RBI 4
BB 6
SO 9
LOB 15



Batter	1	2	3	4	5	6	7	8	9	AB	R	H	RBI	BB	SO	LOB	BOTTOM					
Jack Heidemann, R (1, 6) OBP: 0.265, SLG: 0.242	1B SF8		6-3 SH1-3		F8			5-3 1B	F3	5	1	3	0	0	0	2	Kansas City Royals @ Cleveland Indians Cleveland Municipal Stadium, Cleveland, OH Wed May 05 1971, 3:33 AM EDT Alt. 3, 056 - Unknown - 63 F					
Eddie Leon, R (1, 4) OBP: 0.241, SLG: 0.170			SH1-3				K	5-3		3	0	1	0	0	1	1						
Ted Ford, R (1, 9) OBP: 0.299, SLG: 0.345										4	0	0	0	0	0	4						
Vada Pinson, L (1, 8) OBP: 0.301, SLG: 0.319										3	0	0	1	0	2	2						
Ray Fosse, R (1, 2) OBP: 0.333, SLG: 0.393										3	1	2	0	1	0	0						
Graig Nettles, L (1, 5) OBP: 0.317, SLG: 0.329										4	0	0	0	0	1	4						
Ken Harrelson, R (1, 3) OBP: 0.281, SLG: 0.309										4	0	2	0	0	0	1						
Ted Uhlhaender, L (1, 7) OBP: 0.302, SLG: 0.280										3	0	2	0	0	0	0						
Chuck Hinton, R (9, PH) OBP: 0.333, SLG: 0.348										1	0	0	0	0	0	2						
Steve Dunning, R (1, 1) ERA: 3.1										2	0	0	0	0	2	1						
Steve Mingori, L (6, 1) ERA: 1.99										0	0	0	0	0	0	0						
Chuck Machede, R (7, 1) ERA: 6.06										0	0	0	0	0	0	0						
Gomer Hodges, S (7, PH) OBP: 0.179, SLG: 0.142										1	0	0	0	0	0	2						
Camilo Pascual, R (8, 1) ERA: 3.09										0	0	0	0	0	0	0						
Buddy Bradford, R (9, PH) OBP: 0.303, SLG: 0.285										1	0	1	1	0	0	0						
Inning Stats	R: 1 E: 0 K: 1 S: 7	H: 2 LOB: 2 BB: 1 P: 11	R: 0 E: 0 K: 1 S: 5	H: 1 LOB: 0 BB: 0 P: 5	R: 0 E: 0 K: 0 S: 4	H: 1 LOB: 1 BB: 0 P: 4	R: 0 E: 0 K: 0 S: 3	H: 0 LOB: 0 BB: 0 P: 3	R: 0 E: 0 K: 1 S: 5	H: 1 LOB: 0 BB: 0 P: 5	R: 0 E: 0 K: 2 S: 7	H: 0 LOB: 0 BB: 0 P: 7	R: 0 E: 0 K: 0 S: 5	H: 2 LOB: 2 BB: 0 P: 5	R: 0 E: 0 K: 1 S: 6	H: 1 LOB: 1 BB: 0 P: 6	R: 1 E: 0 K: 0 S: 6	H: 3 LOB: 2 BB: 0 P: 6	1B: 10 2B: 1 3B: 0 HR: 0	SF: 1 SAC: 1 DP: 0 HBP: 0	WP: 0 PB: 0 SB: 0 CS: 1	PA: 37
PITCHER	IP	WLS	BF	H	R	ER	SO	BB	IBB	HBP	BLK	WP	HR	S	P	ERA	WHIP					
Dick Drago, R (1, 1) ERA: 1.89	8.1		34	10	2	2	6	1	0	0	0	0	0	45	49	2.16	1.320					
Tom Burgmeier, L (9, 1) ERA: 1.06	0.2	S	3	1	0	0	0	0	0	0	0	0	0	3	3	0.00	1.500					



Batter	1	2	3	4	5	6	7	8	9	AB	R	H	RBI	BB	SO	LOB	TOP					
Sandy Alomar Sr. S OBP: 0.261, SLG: 0.266 (1.4)	1-3		CS 1B			FC4			F8	5	0	2	1	0	0	1						
Jim Spencer L OBP: 0.268, SLG: 0.343 (1.3)	6-3		CS	L3	5-3		G3		P2	5	0	0	0	0	0	2						
Alex Johnson R OBP: 0.285, SLG: 0.312 (1.7)	1-3			5-3		3-1	6-3			4	0	0	0	0	0	0						
Tony Conigliaro R OBP: 0.325, SLG: 0.402 Ken Berry R OBP: 0.205, SLG: 0.185 (7.8)		K2-3			5-3					3	0	1	0	1	1	0						
Roger Repoz L OBP: 0.531, SLG: 0.576 (7.9)		G3		BB	F7					4	1	1	1	0	0	2						
Ken McMullen R OBP: 0.310, SLG: 0.385 (1.5)						HR				4	1	2	0	0	0	0						
John Stephenson L OBP: 0.409, SLG: 0.524 (1.2)										4	2	3	0	0	0	1						
Syd O'Brien R OBP: 0.289, SLG: 0.476 (1.6)										4	1	1	2	0	0	2						
Rudy May L OBP: 0.091, SLG: 0.091 Dave LaRoche L OBP: 0.333, SLG: 0.333 (8.1)										3	0	1	1	0	1	2						
										1	0	0	0	0	0	0						
Inning Stats	R: 0 E: 0 K: 0 S: 3	H: 0 LOB: 0 BB: 0 P: 3	R: 0 E: 0 K: 1 S: 6	H: 1 LOB: 1 BB: 0 P: 6	R: 0 E: 0 K: 0 S: 3	H: 1 LOB: 0 BB: 0 P: 3	R: 0 E: 0 K: 0 S: 3	H: 0 LOB: 1 BB: 1 P: 7	R: 1 E: 1 K: 1 S: 8	H: 2 LOB: 2 BB: 0 P: 8	R: 4 E: 0 K: 0 S: 8	H: 5 LOB: 1 BB: 0 P: 8	R: 0 E: 0 K: 0 S: 4	H: 1 LOB: 1 BB: 0 P: 4	R: 0 E: 0 K: 0 S: 3	H: 1 LOB: 0 BB: 0 P: 3	R: 0 E: 0 K: 0 S: 3	H: 0 LOB: 0 BB: 0 P: 3	1B: 9 2B: 0 3B: 1 HR: 1	SF: 0 SAC: 0 DP: 1 HBP: 0	WP: 0 PB: 0 SB: 0 CS: 1	PA: 39
PITCHER	IP	WLS	BF	H	R	ER	SO	BB	IBB	HBP	BLK	WP	HR	S	P	ERA	WHIP					
Ray Lamb R ERA: 1.3 (1.1)	5.0		20	4	1	0	2	1	0	0	0	0	0	23	27	0.00	1.000					
Rich Hand R ERA: 12.0 (6.1)	3.0	L	15	7	4	4	0	0	0	0	0	0	1	15	15	12.00	2.333					
Phil Hennigan R ERA: (9.1)	1.0		3	0	0	0	0	0	0	0	0	0	0	3	3	0.00	0.000					

California Angels @ Cleveland Indians
Cleveland Municipal Stadium, Cleveland, OH

AB 37
R 5
H 11
RBI 5
BB 1
SO 2
LOB 10



Sat May 08 1971, 3:33 AM EDT
Att. 4,295 - Unknown - 55 F

Batter	1	2	3	4	5	6	7	8	9	AB	R	H	RBI	BB	SO	LOB	BOTTOM					
Jack Heidemann R OBP: 0.256, SLG: 0.244 (1.6)	G1-4-3 BB	FC6-4		F9			1-5-3		K	4	0	0	0	1	1	4						
Ted Ford R OBP: 0.266, SLG: 0.333 Chuck Hinton R OBP: 0.333, SLG: 0.321 (2.9)	G1-4-3		BB		1B		P4		K	1	0	0	0	0	0	1						
Vada Pinson L OBP: 0.310, SLG: 0.320 (1.8)	4-3				1B		F8		F9	4	0	0	0	1	0	1						
Ray Fosse R OBP: 0.343, SLG: 0.392 (1.2)		BB BB 1B	F8		FC6-4 1B		F3			4	1	2	0	0	0	2						
Roy Foster R OBP: 0.213, SLG: 0.356 Rich Hand R OBP: 0.385, SLG: 0.381 Gomer Hodge S OBP: 0.385, SLG: 0.381 Phil Hennigan R OBP: 0.385, SLG: 0.381 (8.1)			K	F7		F7	K			3	0	0	0	0	1	5						
Ken Harrelson R OBP: 0.289, SLG: 0.291 (1.3)		BB BB BB	K		FC6-4		1B BB			2	1	0	0	2	1	4						
Eddie Leon R OBP: 0.258, SLG: 0.200 (1.4)		BB BB BB			5-3		P4		1B 1B	3	0	1	0	1	0	0						
Graig Nettles L OBP: 0.330, SLG: 0.330 (1.5)		BB BB BB	FC6-4		SH3-1-4 1B		4-3		1B 1B	3	0	2	2	1	0	0						
Ray Lamb R (1.1)										1	0	0	0	0	1	3						
Ted Uhlhaender L OBP: 0.281, SLG: 0.259 (6.7)					SH3-1-4 1B		F7		G3	2	0	0	0	0	0	2						
Inning Stats	R: 0 E: 0 K: 0 S: 2	H: 0 LOB: 0 BB: 1 P: 6	R: 1 E: 0 K: 2 S: 8	H: 1 LOB: 3 BB: 3 P: 20	R: 0 E: 0 K: 1 S: 5	H: 0 LOB: 2 BB: 2 P: 13	R: 0 E: 0 K: 0 S: 4	H: 1 LOB: 1 BB: 0 P: 4	R: 0 E: 0 K: 0 S: 5	H: 2 LOB: 2 BB: 0 P: 5	R: 0 E: 0 K: 0 S: 3	H: 0 LOB: 0 BB: 0 P: 3	R: 0 E: 0 K: 0 S: 3	H: 0 LOB: 0 BB: 0 P: 3	R: 1 E: 0 K: 1 S: 7	H: 2 LOB: 2 BB: 1 P: 11	R: 0 E: 0 K: 2 S: 7	H: 0 LOB: 0 BB: 0 P: 7	1B: 6 2B: 0 3B: 0 HR: 0	SF: 0 SAC: 1 DP: 1 HBP: 0	WP: 0 PB: 0 SB: 0 CS: 0	PA: 39
PITCHER	IP	WLS	BF	H	R	ER	SO	BB	IBB	HBP	BLK	WP	HR	S	P	ERA	WHIP					
Rudy May L ERA: 2.81 (1.1)	7.2		35	6	2	2	4	7	0	0	0	0	0	36	64	2.35	1.696					
Dave LaRoche L ERA: (8.1)	1.1	S	4	0	0	0	2	0	0	0	0	0	0	8	8	0.00	0.000					

California Angels @ Cleveland Indians
Cleveland Municipal Stadium, Cleveland, OH

AB 31
R 2
H 6
RBI 2
BB 7
SO 6
LOB 22



Sat May 08 1971, 3:33 AM EDT
Att. 4,295 - Unknown - 55 F

Batter	1	2	3	4	5	6	7	8	9	AB	R	H	RBI	BB	SO	LOB	TOP			
Sandy Alomar Sr. S OBP: 0.252, SLG: 0.256 (1.4)	F7		4-3	4-3			E4		3-1	5	0	0	0	0	0	0				
Syd O'Brien R OBP: 0.280, SLG: 0.468 (1.6)	F3		1B 2B			K	F9		F2	5	0	1	0	0	1	1				
Alex Johnson R OBP: 0.291, SLG: 0.318 (1.7)	1B		2-3 1B			5-3	K			4	0	2	0	0	1	1				
Roger Repoz L OBP: 0.509, SLG: 0.528 (1.9)	F7		P4			BB	P5			3	0	0	0	1	0	4				
Ken McMullen R OBP: 0.308, SLG: 0.374 (1.5)		P6	BB			K			5-3	3	0	0	0	1	1	1				
Jim Spencer L OBP: 0.288, SLG: 0.348 (1.3)	4-3		F9			K			2B	4	0	1	0	0	1	3				
John Stephenson L OBP: 0.423, SLG: 0.542 (1.2)	1B BB					4-3			6-3	3	0	1	0	1	0	1				
Ken Berry R OBP: 0.221, SLG: 0.246 (1.8)	1-2 1B					HR	F8		P4	4	1	2	1	0	0	2				
Tom Murphy R OBP: 0.118, SLG: 0.176 (1.1)						K			6-3	2	0	0	0	0	2	2				
Tony Gonzalez L OBP: 0.400, SLG: 0.381 (6, PH)	K						F5			1	0	0	0	0	0	1				
Dave LaRoche L OBP: 0.333, SLG: 0.333 (6.1)										0	0	0	0	0	0	0				
Archie Reynolds R OBP: 0.222, SLG: 0.222 (7.1)										0	0	0	0	0	0	0				
Billy Cowan R OBP: 0.222, SLG: 0.222 (9, PH)										1	0	0	0	0	0	0				
Inning Stats	R: 0 E: 0 K: 0 S: 4	H: 1 LOB: 1 BB: 0 P: 4	R: 0 E: 0 K: 1 S: 6	H: 1 LOB: 2 BB: 1 P: 10	R: 0 E: 0 K: 0 S: 5	H: 2 LOB: 3 BB: 1 P: 9	R: 1 E: 0 K: 1 S: 6	H: 1 LOB: 0 BB: 0 P: 6	R: 0 E: 0 K: 1 S: 7	H: 0 LOB: 1 BB: 1 P: 11	R: 0 E: 0 K: 1 S: 6	H: 0 LOB: 1 BB: 0 P: 6	R: 0 E: 0 K: 0 S: 4	H: 1 LOB: 1 BB: 0 P: 4	R: 0 E: 0 K: 0 S: 3	H: 0 LOB: 0 BB: 0 P: 3	1B: 3 2B: 3 3B: 0 HR: 1	SF: 0 SAC: 0 DP: 0 HBP: 0	WP: 0 PB: 0 SB: 1 CS: 0	PA: 38
PITCHER Alan Foster, R ERA: 4.15 (1.1)	IP: 9.0 WLS: W BF: 38 H: 7 R: 1 ER: 1 SO: 6 BB: 3 IBB: 0 HBP: 0 BLK: 0 WP: 0 HR: 1 S: 47 P: 59 ERA: 1.00 WHIP: 1.111															PITCHER				

California Angels @ Cleveland Indians
Cleveland Municipal Stadium, Cleveland, OH

AB 35
R 1
H 7
RBI 1
BB 3
SO 6
LOB 16



WP: 0 PA: 38
PB: 0
SB: 1
CS: 0

Sun May 09 1971, 3:33 AM EDT
Att. 4,288 - Unknown - 67 F

Batter	1	2	3	4	5	6	7	8	9	AB	R	H	RBI	BB	SO	LOB	BOTTOM			
Ted Uhlhaender L OBP: 0.290, SLG: 0.288 (1.7)	E6 FC3-6	BB 1B		4-3		F7 2H 2B		F7		5	0	2	2	0	0	2				
Graig Nettles L OBP: 0.325, SLG: 0.315 (1.5)	F8	2H 1B BB				F7		G3		4	0	0	0	1	0	3				
Vada Pinson L OBP: 0.299, SLG: 0.308 (1.8)	FC3-6 1-2 1B	4-3				F8				4	0	0	0	0	0	4				
Ray Fosse R OBP: 0.357, SLG: 0.400 (1.2)	1-2 1B					F8		BB 1B		3	1	2	0	1	0	0				
Ken Harrelson R OBP: 0.287, SLG: 0.281 (1.3)	1-3					P3		F9		3	0	0	0	1	0	3				
John Lowenstein L OBP: 0.234, SLG: 0.228 (1.9)		1B FC6-4 BB		4-3		1-3 2H 1B		F8		3	1	1	1	1	0	1				
Eddie Leon R OBP: 0.271, SLG: 0.219 (1.4)		FC6-4 1-3 1B				SH1-3 1B		F8		4	0	2	0	0	1	3				
Jack Heidemann R OBP: 0.255, SLG: 0.227 (1.6)		FC6-4 1-2 1B				F8		SH1-4 2B BB		3	2	0	1	1	1	2				
Alan Foster R OBP: 0.200, SLG: 0.250 (1.1)		L4				SH1-3		SH1-4		1	0	0	0	1	0	1				
Inning Stats	R: 0 E: 1 K: 0 S: 5	H: 1 LOB: 2 BB: 0 P: 5	R: 2 E: 1 K: 0 S: 5	H: 2 LOB: 2 BB: 2 P: 13	R: 0 E: 0 K: 0 S: 3	H: 0 LOB: 0 BB: 0 P: 3	R: 0 E: 0 K: 0 S: 4	H: 1 LOB: 1 BB: 0 P: 4	R: 1 E: 0 K: 0 S: 5	H: 2 LOB: 2 BB: 1 P: 9	R: 1 E: 0 K: 0 S: 4	H: 1 LOB: 1 BB: 1 P: 8	R: 0 E: 0 K: 1 S: 5	H: 0 LOB: 1 BB: 1 P: 9	R: 0 E: 0 K: 1 S: 5	H: 0 LOB: 1 BB: 1 P: 9	1B: 6 2B: 1 3B: 0 HR: 0	SF: 0 SAC: 2 DP: 0 HBP: 0	WP: 0 PB: 0 SB: 0 CS: 0	PA: 38
PITCHER Tom Murphy, R ERA: 4.08 (1.1)	IP: 5.0 WLS: L BF: 25 H: 6 R: 3 ER: 2 SO: 2 BB: 3 IBB: 0 HBP: 0 BLK: 0 WP: 0 HR: 0 S: 22 P: 34 ERA: 3.60 WHIP: 1.800															PITCHER				
Dave LaRoche L ERA: 0.68 (6.1)	1.0 5 1 1 1 0 1 0 0 0 0 0 4 8 9.00 2.000																			
Archie Reynolds R ERA: (7.1)	2.0 8 0 0 0 2 2 0 0 0 0 0 10 18 0.00 1.000																			

California Angels @ Cleveland Indians
Cleveland Municipal Stadium, Cleveland, OH

AB 30
R 4
H 7
RBI 4
BB 6
SO 2
LOB 19



WP: 0 PA: 38
PB: 0
SB: 0
CS: 0

Sun May 09 1971, 3:33 AM EDT
Att. 4,288 - Unknown - 67 F

Batter	1	2	3	4	5	6	7	8	9	AB	R	H	RBI	BB	SO	LOB	TOP				
Bert Campaneris, R OBP: 0.255, SLG: 0.261	F7		FC3-6 1B	FC5-4 1B		G6-3 BB		P4		4	0	1	0	1	0	2					
Joe Rudi, R OBP: 0.333, SLG: 0.415	K		K	CS 1B		G6-3		F8		5	0	1	0	0	2	2					
Reggie Jackson, L OBP: 0.315, SLG: 0.406			FC3-6 1B	CS		4-3		1-3		3	2	2	0	0	0	1					
Steve Howley, L OBP: 0.375, SLG: 0.294	1B		1B	BB		1B		1-3		2	0	0	0	0	0	0					
Mike Epstein, L OBP: 0.373, SLG: 0.330	1B		BB	1B		HR		K		5	1	4	0	0	1	0					
Sal Bando, R OBP: 0.381, SLG: 0.457	F8		1-2 2-3 1B	HR		1B		4-3		5	1	2	1	0	1	3					
Rick Monday, L OBP: 0.371, SLG: 0.407	F7		1-2 2-3 3-H BB	HR		HR		F8		3	1	1	4	1	0	0					
Dave Duncan, R OBP: 0.297, SLG: 0.315	K		1-3	6-3				5-3 1B		4	0	1	0	0	1	3					
Dick Green, R OBP: 0.347, SLG: 0.353			BB	4-3		1-3		K		3	0	0	0	1	1	1					
Diego Segui, R OBP: 0.318, SLG: 0.294	K			4-3		F8		5-3		1	0	0	0	0	1	1					
Rollie Fingers, R OBP: 0.250, SLG: 0.200				FC5-4 BB				1-2		1	0	0	0	0	1	0					
Angel Mangual, R OBP: 0.250, SLG: 0.379										1	0	0	0	0	0	1					
Ron Klimkowski, R OBP: 0.667, SLG: 0.500										0	0	0	0	0	0	0					
Darold Knowles, L ERA: 4.09										0	0	0	0	0	0	0					
Inning Stats	R: 0 E: 0 K: 1 S: 7	H: 2 LOB: 2 BB: 7	R: 0 E: 0 K: 2 S: 7	H: 0 LOB: 1 BB: 11	R: 1 E: 0 K: 1 S: 8	H: 3 LOB: 3 BB: 1	R: 0 E: 0 K: 0 S: 3	H: 1 LOB: 1 BB: 7	R: 4 E: 0 K: 0 S: 7	H: 4 LOB: 0 BB: 0	R: 0 E: 0 K: 1 S: 5	H: 0 LOB: 0 BB: 0	R: 0 E: 0 K: 1 S: 5	H: 1 LOB: 1 BB: 0	R: 0 E: 0 K: 1 S: 6	H: 1 LOB: 1 BB: 0	R: 0 E: 0 K: 1 S: 6	1B: 11 2B: 0 3B: 0 HR: 1	SF: 0 SAC: 0 DP: 1 HBP: 0	WP: 0 PB: 0 SB: 0 CS: 1	PA: 42
PITCHER	IP WLS BF H R ER SO BB IBB HBP BLK WP HR S P ERA WHIP																				
Steve Dunning, R ERA: 4.09	4.0		24	10	5	5	4	3	0	0	0	0	0	1	29	41	11.25	3.250			
Phil Hennigan, R ERA:	5.0	W	17	2	0	0	3	1	0	0	0	0	0	0	22	26	0.00	0.600			

Oakland Athletics @ Cleveland Indians
Cleveland Municipal Stadium, Cleveland, OH
Tue May 11 1971, 7:05 PM EDT
Att. 2,992 - Unknown - 72 F

AB 37
R 5
H 12
RBI 5
BB 4
SO 7
LOB 14



Batter	1	2	3	4	5	6	7	8	9	AB	R	H	RBI	BB	SO	LOB	BOTTOM				
Ted Uhlhaender, L OBP: 0.313, SLG: 0.333	K			L7				BB 1-2 BB		4	0	2	1	1	1	2					
Graig Nettles, L OBP: 0.318, SLG: 0.302	1-3		4-3	F8		F8		BB 1-2 2-3 BB		4	0	0	0	1	0	4					
Vada Pinson, L OBP: 0.295, SLG: 0.304	4-3		K			F9		K		5	1	1	0	0	2	5					
Ray Fosse, R OBP: 0.353, SLG: 0.394			BB 1B S	5-3		1-3		5-3		4	1	1	0	0	0	1					
Ken Harrelson, R OBP: 0.295, SLG: 0.275			1B BB HR	G5-4-3 BB		5-3		K		2	1	0	0	2	1	1					
Roy Foster, R OBP: 0.235, SLG: 0.375			HR BB	G5-4-3		2B		F2		3	1	1	1	1	0	1					
Eddie Leon, R OBP: 0.284, SLG: 0.235			HR 1B			4-3		5-3		4	1	2	1	0	0	1					
Jack Heidemann, R OBP: 0.294, SLG: 0.239	F8			FC1-6 HBP		SH5-4 1B		CS BB		2	1	1	0	1	0	3					
Steve Dunning, R OBP: 0.182, SLG: 0.400				FC1-6		SH5-4		E3		2	1	1	4	0	0	2					
Phil Hennigan, R ERA: 3.45			HR					BB 1-2		1	0	0	0	0	0	1					
Inning Stats	R: 0 E: 0 K: 1 S: 5	H: 0 LOB: 0 BB: 0	R: 5 E: 0 K: 1 S: 9	H: 4 LOB: 1 BB: 2	R: 0 E: 0 K: 0 S: 2	H: 0 LOB: 0 BB: 1	R: 0 E: 0 K: 0 S: 4	H: 1 LOB: 2 BB: 0	R: 1 E: 0 K: 0 S: 5	H: 2 LOB: 1 BB: 0	R: 0 E: 0 K: 1 S: 5	H: 0 LOB: 0 BB: 0	R: 0 E: 0 K: 1 S: 5	H: 0 LOB: 3 BB: 3	R: 0 E: 1 K: 1 S: 5	H: 0 LOB: 3 BB: 3	1B: 6 2B: 1 3B: 1 HR: 1	SF: 0 SAC: 1 DP: 1 HBP: 1	WP: 0 PB: 0 SB: 2 CS: 1	PA: 39	
PITCHER	IP WLS BF H R ER SO BB IBB HBP BLK WP HR S P ERA WHIP																				
Diego Segui, R ERA: 3.48	1.1		10	4	5	5	1	0	0	0	0	0	0	0	10	18	33.75	4.500			
Rollie Fingers, R ERA: 3.95	5.2	L	23	5	2	2	2	1	0	1	0	0	0	25	30	3.18	1.059				
Ron Klimkowski, R ERA: 2.35	0.2		4	0	0	0	0	2	0	0	0	0	0	2	10	0.00	3.000				
Darold Knowles, L ERA: 3.45	0.1		2	0	0	0	1	1	0	0	0	0	0	3	7	0.00	3.000				

Oakland Athletics @ Cleveland Indians
Cleveland Municipal Stadium, Cleveland, OH
Tue May 11 1971, 7:05 PM EDT
Att. 2,992 - Unknown - 72 F

AB 31
R 7
H 9
RBI 7
BB 6
SO 4
LOB 21



Batter	1	2	3	4	5	6	7	8	9	AB	R	H	RBI	BB	SO	LOB	TOP										
Bert Campaneris, R OBP: 0.272, SLG: 0.321 (1, 6)										6	3	4	4	0	0	2	Oakland Athletics @ Cleveland Indians Cleveland Municipal Stadium, Cleveland, OH Wed May 12 1971, 7:05 PM EDT Att: 3,030 - Unknown - 51 F										
Joe Rudi, R OBP: 0.336, SLG: 0.410 Steve Hovley, L OBP: 0.360, SLG: 0.278 (7, FR) (7, 9)										4	0	1	1	0	1	0											
Mike Epstein, L OBP: 0.379, SLG: 0.333 (1, 3)										5	1	2	0	1	2	4											
Tommy Davis, R OBP: 0.361, SLG: 0.414 (1, 7)										4	1	2	1	1	1	2											
Sal Bando, R OBP: 0.393, SLG: 0.458 (1, 5)										4	0	2	0	2	0	3											
Angel Mangual, R OBP: 0.270, SLG: 0.382 (1, 8)										5	0	2	2	0	0	5											
Dave Duncan, R OBP: 0.292, SLG: 0.309 (1, 2)										5	0	1	0	0	1	7											
Dick Green, R OBP: 0.357, SLG: 0.358 (1, 4)										4	1	2	0	1	1	1											
Chuck Dobson, R OBP: 0.400, SLG: 0.600 (1, 1)										4	2	2	0	0	0	4											
Inning Stats	R: 1 E: 0 K: 0 S: 4	H: 1 LOB: 0 BB: 0 P: 4	R: 0 E: 0 K: 1 S: 6	H: 2 LOB: 1 BB: 0 P: 6	R: 2 E: 0 K: 1 S: 8	H: 3 LOB: 1 BB: 0 P: 8	R: 0 E: 0 K: 1 S: 7	H: 2 LOB: 2 BB: 0 P: 7	R: 0 E: 0 K: 1 S: 7	H: 2 LOB: 3 BB: 1 P: 11	R: 4 E: 0 K: 0 S: 6	H: 3 LOB: 2 BB: 3 P: 18	R: 1 E: 0 K: 2 S: 9	H: 2 LOB: 2 BB: 0 P: 10	R: 0 E: 0 K: 0 S: 4	H: 1 LOB: 2 BB: 1 P: 8		R: 0 E: 0 K: 1 S: 7	H: 2 LOB: 2 BB: 0 P: 7	1B: 14 2B: 2 3B: 0 HR: 2	SF: 1 SAC: 1 DP: 1 HBP: 1	WP: 1 PB: 0 SB: 0 CS: 0	PA: 50				
PITCHER	IP	WLS	BF	H	R	ER	SO	BB	IBB	HBP	BLK	WP	HR	S	P	ERA	WHIP										
Sam McDowell, L ERA: 4.59 (1, 1)	5.2	L	30	12	6	6	4	1	1	0	0	1	2	36	44	9.53	2.294										
Vince Colbert, R ERA: 4.03 (6, 1)	0.2		8	3	2	2	0	2	0	1	0	0	0	5	14	27.00	7.500										
Rick Austin, L ERA: 2.53 (7, 1)	2.2		12	3	0	0	3	1	0	0	0	0	0	17	21	0.00	1.500										

AB	42
R	8
H	18
RBI	8
BB	5
SO	7
LOB	28




Batter	1	2	3	4	5	6	7	8	9	AB	R	H	RBI	BB	SO	LOB	BOTTOM										
Ted Uhlhaender, L OBP: 0.324, SLG: 0.333 (1, 7)										3	0	1	0	1	0	2	Oakland Athletics @ Cleveland Indians Cleveland Municipal Stadium, Cleveland, OH Wed May 12 1971, 7:05 PM EDT Att: 3,030 - Unknown - 51 F										
Vada Pinson, L OBP: 0.294, SLG: 0.302 (1, 8)										4	0	1	0	0	0	2											
Graig Nettles, L OBP: 0.325, SLG: 0.296 (1, 5)										2	0	0	0	2	0	1											
Ray Fosse, R OBP: 0.342, SLG: 0.380 (1, 2)										4	0	0	0	0	1	4											
Ken Harrelson, R OBP: 0.296, SLG: 0.277 Rick Austin, R (7, 1)										3	1	1	0	0	0	1											
John Lowenstein, L OBP: 0.246, SLG: 0.241 (9, PH)										4	0	1	0	0	0	2											
Roy Foster, R OBP: 0.236, SLG: 0.365 (1, 9)										4	0	1	1	0	0	3											
Eddie Leon, R OBP: 0.282, SLG: 0.236 (1, 4)										2	0	1	0	0	0	0											
Jack Heidemann, R OBP: 0.278, SLG: 0.224 (1, 6)										3	0	0	0	0	2	2											
Sam McDowell, L OBP: 0.250, SLG: 0.250 Vince Colbert, R (6, 1)										2	0	1	0	0	0	0											
Gomer Hodge, S OBP: 0.370, SLG: 0.364 (7, 3)										1	0	0	0	0	0	1											
Inning Stats	R: 0 E: 0 K: 1 S: 5	H: 1 LOB: 1 BB: 1 P: 9	R: 1 E: 1 K: 0 S: 6	H: 3 LOB: 2 BB: 0 P: 6	R: 0 E: 0 K: 0 S: 3	H: 0 LOB: 0 BB: 0 P: 3	R: 0 E: 0 K: 0 S: 3	H: 1 LOB: 0 BB: 0 P: 3	R: 0 E: 0 K: 1 S: 6	H: 1 LOB: 1 BB: 0 P: 6	R: 0 E: 0 K: 0 S: 2	H: 0 LOB: 0 BB: 1 P: 6	R: 0 E: 1 K: 1 S: 6	H: 0 LOB: 1 BB: 0 P: 6	R: 0 E: 0 K: 0 S: 3	H: 0 LOB: 1 BB: 1 P: 7	R: 0 E: 0 K: 0 S: 3	H: 1 LOB: 0 BB: 0 P: 3	1B: 7 2B: 0 3B: 0 HR: 0	SF: 0 SAC: 0 DP: 2 HBP: 0	WP: 1 PB: 0 SB: 0 CS: 2	PA: 34					
PITCHER	IP	WLS	BF	H	R	ER	SO	BB	IBB	HBP	BLK	WP	HR	S	P	ERA	WHIP										
Chuck Dobson, R ERA: 0.69 (1, 1)	9.0	W	34	7	1	1	3	2	1	0	0	1	0	37	49	1.00	1.000										



Batter	1	2	3	4	5	6	7	8	9	AB	R	H	RBI	BB	SO	LOB	TOP			
Ted Uhlhaender, L (1,7) X OBP: 0.333, SLG: 0.343	0-0 FC1-6 1B		0-0 L3			0-0 F7		0-0 FC4-6 1B		4	0	2	0	0	0	0				
Vada Pinson, L (1,8) X OBP: 0.295, SLG: 0.292	0-0 FC1-6 1B FC1-4 1-2		0-0 F7			0-3 K		0-0 FC4-6 1-2		4	1	0	0	0	1	2				
Graig Nettles, L (1,5) X OBP: 0.331, SLG: 0.333	0-0 FC1-4 1-3 1B			0-0 L3-4-1				0-0 HR	0-0 F7	4	1	2	1	0	0	0				
Ray Fosse, R (1,2) X OBP: 0.339, SLG: 0.375	0-0 FC1-4 1-2 1B			0-0 6-3 1B				0-0 6-3	0-3 K	4	0	1	1	0	1	1				
Roy Foster, R (1,9) X OBP: 0.220, SLG: 0.339	0-0 F6 3-H			0-0 6-3 1-2				0-3 K	0-0 1-3	4	0	0	0	0	1	2				
Gomer Hodges, S (1,3) X OBP: 0.333, SLG: 0.320		0-0 L1-3		0-0 F5				0-0 4-3		3	0	0	0	0	0	1				
Eddie Leon, R (1,4) X OBP: 0.272, SLG: 0.227		0-0 4-3			0-0 6-3			0-0 5-3		3	0	0	0	0	0	0				
Jack Heidemann, R (1,6) X OBP: 0.263, SLG: 0.212		0-3 K			0-3 K			0-3 K		3	0	0	0	0	3	0				
Ray Lamb, R (1,1) X OBP: 0.263, SLG: 0.212			0-3 K		0-3 K			0-3 K		3	0	0	0	0	3	0				
Inning Stats	R: 1 E: 0 K: 0 S: 5	H: 2 LOB: 1 BB: 0 P: 5	R: 0 E: 0 K: 1 S: 5	H: 0 LOB: 0 BB: 0 P: 5	R: 0 E: 0 K: 1 S: 5	H: 0 LOB: 0 BB: 0 P: 5	R: 0 E: 0 K: 0 S: 4	H: 1 LOB: 1 BB: 0 P: 4	R: 0 E: 0 K: 2 S: 7	H: 0 LOB: 0 BB: 0 P: 7	R: 0 E: 0 K: 1 S: 6	H: 1 LOB: 0 BB: 0 P: 6	R: 0 E: 0 K: 1 S: 5	H: 0 LOB: 1 BB: 0 P: 8	R: 0 E: 0 K: 1 S: 5	H: 0 LOB: 0 BB: 0 P: 5	1B: 4 2B: 0 3B: 0 HR: 1	SF: 0 SAC: 0 DP: 0 HBP: 0	WP: 0 PB: 0 SB: 0 CS: 0	PA: 32
PITCHER	IP WLS BF H R ER SO BB IBB HBP BLK WP HR S P ERA WHIP	8.0 L 29 5 2 2 8 0 0 0 0 0 1 45 45 2.25 0.625	1.0 3 0 0 0 1 0 0 0 0 0 0 0 5 5 0.00 0.000																	

Cleveland Indians @ New York Yankees
 Yankee Stadium, Bronx, NY
 Fri May 14 1971, 7:05 PM EDT
 Att: 10,541 - Unknown - 64 F


AB 32
 R 2
 H 5
 RBI 2
 BB 0
 SO 9
 LOB 6



Batter	1	2	3	4	5	6	7	8	9	AB	R	H	RBI	BB	SO	LOB	BOTTOM					
Horace Clarke, S (1,4) X OBP: 0.399, SLG: 0.375	0-3 K		0-0 S 1B			0-0 L3 1B			0-0 4-3	4	0	2	0	0	1	0						
Jake Gibbs, L (1,2) X OBP: 0.213, SLG: 0.310	0-0 F9		0-3 K 1-2			0-0 L3 1-2			0-3 K	4	0	0	0	0	2	2						
Roy White, S (1,7) X OBP: 0.364, SLG: 0.545	0-0 4-3			0-0 F5		0-3 K			0-0 F5	4	0	0	0	0	1	0						
Bobby Murcer, L (1,8) X OBP: 0.446, SLG: 0.550		0-0 1B 2B		0-0 G5-4-3 1B		0-0 4-3			0-0 4-3	3	1	2	0	0	0	0						
Danny Cater, R (1,3) X OBP: 0.260, SLG: 0.286		0-0 G5-4-3 2H 1B		0-0 G5-4-3 1-2		0-0 FC6-4 1B			0-0 FC6-4	3	0	2	1	0	0	1						
Felipe Alou, R (1,9) X OBP: 0.314, SLG: 0.409		0-0 G5-4-3 1-2			0-0 F2		0-0 FC6-4 1-2		0-0 FC6-4	3	0	0	0	0	0	2						
Jerry Kenney, L (1,5) X OBP: 0.308, SLG: 0.185		0-0 CS 1B		0-3 K					0-0 1-3	3	0	1	0	0	1	0						
Gene Michael, S (1,6) X OBP: 0.349, SLG: 0.281		0-0 CS 1-2	0-0 F2		0-0 F8				0-0 F9	3	0	0	0	0	0	0						
Steve Kline, R (1,1) X OBP: 0.222, SLG: 0.222				0-0 L1-3					0-0 6-3	2	0	0	0	0	0	0						
Curt Blefary, L (8,PH) X OBP: 0.259, SLG: 0.320										1	0	0	0	0	0	0						
Jack Aker, R (9,1) X OBP: 0.259, SLG: 0.320										0	0	0	0	0	0	0						
Inning Stats	R: 0 E: 0 K: 1 S: 5	H: 3 LOB: 0 BB: 0 P: 4	R: 1 E: 0 K: 0 S: 4	H: 3 LOB: 0 BB: 0 P: 4	R: 0 E: 0 K: 1 S: 6	H: 1 LOB: 1 BB: 0 P: 6	R: 0 E: 0 K: 0 S: 3	H: 1 LOB: 0 BB: 0 P: 3	R: 0 E: 0 K: 1 S: 5	H: 0 LOB: 0 BB: 0 P: 5	R: 0 E: 0 K: 0 S: 3	H: 1 LOB: 1 BB: 0 P: 3	R: 0 E: 0 K: 1 S: 6	H: 1 LOB: 1 BB: 0 P: 6	R: 0 E: 0 K: 0 S: 3	H: 0 LOB: 0 BB: 0 P: 3	R: 0 E: 0 K: 1 S: 5	H: 0 LOB: 0 BB: 0 P: 5	1B: 6 2B: 2 3B: 0 HR: 0	SF: 0 SAC: 0 DP: 3 HBP: 0	WP: 0 PB: 0 SB: 1 CS: 1	PA: 31
PITCHER	IP WLS BF H R ER SO BB IBB HBP BLK WP HR S P ERA WHIP	9.0 W 30 7 1 1 5 0 0 0 0 0 0 40 40 1.00 0.778																				

Cleveland Indians @ New York Yankees
 Yankee Stadium, Bronx, NY
 Fri May 14 1971, 7:05 PM EDT
 Att: 10,541 - Unknown - 64 F

AB 30
 R 1
 H 7
 RBI 1
 BB 0
 SO 5
 LOB 5



Batter	1	2	3	4	5	6	7	8	9	AB	R	H	RBI	BB	SO	LOB	TOP					
John Lowenstein, L (1, 7) Lou Camilli, S (4, 6)	F8		K	K			K		K	3	1	1	1	0	1	0	Cleveland Indians @ Washington Senators Robert F. Kennedy Memorial Stadium, Washington, DC Mon May 17 1971, 7:05 PM EDT Att: 3,186 - Unknown					
Vada Pinson, L (1, 8) Chuck Hinton, R (4, 7)	F8 1B 2B		K				K			2	1	1	0	0	1	0						
Graig Nettles, L (1, 5)	F8 2-3		K				FC1-6 BB			2	1	1	1	2	0	2						
Ray Fosse, R (1, 2)			5-3				FC1-6 BB			3	1	1	1	0	1	5						
Ken Harrelson, R (1, 3)	F7		HR				6-3			5	1	1	2	0	3							
Roy Foster, R (1, 9)										3	1	2	0	0	0							
Eddie Leon, R (1, 4)										4	0	2	0	0	1	2						
Jack Heidemann, R (1, 6) Ted Ford, R (4, 8)										2	0	0	0	0	2	1						
Steve Dunning, R (1, 1) Phil Hennigan, R (9, 1)										4	1	1	0	0	1	2						
										0	0	0	0	0	0	0						
Inning Stats	R: 1 E: 0 K: 0 S: 5	H: 2 LOB: 1 P: 5	R: 0 E: 0 K: 1 S: 6	H: 1 LOB: 1 BB: 0 P: 6	R: 3 E: 0 K: 2 S: 10	H: 3 LOB: 1 BB: 1 P: 14	R: 0 E: 0 K: 2 S: 7	H: 0 LOB: 0 BB: 0 P: 7	R: 0 E: 0 K: 1 S: 5	H: 1 LOB: 0 BB: 0 P: 5	R: 0 E: 0 K: 0 S: 4	H: 1 LOB: 1 BB: 0 P: 4	R: 1 E: 0 K: 1 S: 6	H: 1 LOB: 1 BB: 1 P: 10	R: 1 E: 0 K: 1 S: 6	H: 1 LOB: 1 BB: 0 P: 7	R: 0 E: 0 K: 2 S: 8	H: 1 LOB: 2 BB: 1 P: 12	1B: 6 2B: 3 3B: 0 HR: 2	SF: 0 SAC: 0 DP: 1 HBP: 1	WP: 2 PB: 0 SB: 1 CS: 1	PA: 41
PITCHER	IP WLS BF H R ER SO BB IBB HBP BLK WP HR S P ERA WHIP																					
Dick Bosman, R (1, 1) ERA: 4.09	5.0 L 22 7 4 4 6 1 0 0 0 0 2 33 37 7.20 1.600																					
Bill Gogolewski, R (6, 1) ERA: 3.95	1.1 7 2 1 1 1 1 0 0 0 0 1 0 8 12 6.75 2.250																					
Jim Shellenback, L (7, 1) ERA: 4.88	0.1 1 0 0 0 0 0 0 0 0 0 0 0 1 1 0.00 0.000																					
Gerry Janeski, R (7, 1) ERA: 3.94	1.1 6 1 1 1 1 0 0 1 0 0 0 0 7 8 6.75 0.750																					
Horacio Pina, R (9, 1) ERA: 2.79	1.0 5 1 0 0 2 0 1 0 0 0 0 0 8 12 0.00 1.000																					

Batter	1	2	3	4	5	6	7	8	9	AB	R	H	RBI	BB	SO	LOB	BOTTOM					
Toby Harrah, R (1, 6) OBP: 0.310, SLG: 0.280	6-3		3-1				F9		K	5	0	1	0	0	1	3	Cleveland Indians @ Washington Senators Robert F. Kennedy Memorial Stadium, Washington, DC Mon May 17 1971, 7:05 PM EDT Att: 3,186 - Unknown					
Del Unser, L (1, 8) OBP: 0.351, SLG: 0.490	5-3		4-3				F8			4	0	0	0	0	4							
Tom McCraw, L (1, 9) OBP: 0.291, SLG: 0.475	K						F9			4	1	1	1	0	1	0						
Frank Howard, R (1, 7) OBP: 0.367, SLG: 0.467							IHR			3	1	1	0	0	2	0						
Don Mincher, L (1, 3) OBP: 0.406, SLG: 0.455							K			4	0	0	1	0	1	1						
Joe Foy, R (1, 5) OBP: 0.297, SLG: 0.248							F8			1	0	0	0	2	0	0						
Jim Shellenback, L (7, 1)							F9			0	0	0	0	0	0	0						
Gerry Janeski, R (7, 1) OBP: 0.341, SLG: 0.200							F9			0	0	0	0	0	0	0						
Frank Fernandez, R (8, PH) Horacio Pina, R (9, 1)							BB			1	0	0	0	0	1	1						
Paul Casanova, R (1, 2) OBP: 0.303, SLG: 0.471	F8						BB			0	0	0	0	0	0	0						
Inning Stats	R: 0 E: 0 K: 1 S: 5	H: 0 LOB: 0 P: 5	R: 0 E: 0 K: 2 S: 7	H: 0 LOB: 1 BB: 1 P: 11	R: 0 E: 0 K: 0 S: 3	H: 0 LOB: 1 BB: 1 P: 7	R: 1 E: 0 K: 1 S: 6	H: 1 LOB: 0 BB: 0 P: 6	R: 0 E: 0 K: 0 S: 5	H: 2 LOB: 2 BB: 0 P: 5	R: 1 E: 0 K: 1 S: 6	H: 1 LOB: 1 BB: 1 P: 10	R: 0 E: 0 K: 0 S: 4	H: 2 LOB: 1 BB: 0 P: 4	R: 0 E: 0 K: 1 S: 5	H: 0 LOB: 1 BB: 0 P: 6	R: 1 E: 0 K: 2 S: 8	H: 1 LOB: 0 BB: 0 P: 8	1B: 4 2B: 0 3B: 1 HR: 2	SF: 0 SAC: 0 DP: 0 HBP: 1	WP: 0 PB: 0 SB: 1 CS: 0	PA: 37
PITCHER	IP WLS BF H R ER SO BB IBB HBP BLK WP HR S P ERA WHIP																					
Steve Dunning, R (1, 1) ERA: 3.95	8.0 W 34 7 3 3 6 3 0 1 0 0 1 42 55 3.38 1.250																					
Phil Hennigan, R (9, 1) ERA:	1.0 S 3 0 0 0 2 0 0 0 0 0 0 0 7 7 0.00 0.000																					

Batter	1	2	3	4	5	6	7	8	9	AB	R	H	RBI	BB	SO	LOB	TOP			
Ted Ford, R OBP: 0.271, SLG: 0.333 (1, 8)										4	1	2	0	0	1	1	Cleveland Indians @ Washington Senators Robert F. Kennedy Memorial Stadium, Washington, DC Tue May 18 1971, 7:05 PM EDT Att: 5,690 - Unknown			
Ted Uhlaender, L OBP: 0.329, SLG: 0.338 (1, 7)										4	0	1	1	0	1	1				
Graig Nettles, L OBP: 0.329, SLG: 0.315 (1, 5)										3	0	0	1	0	0	0				
Ray Fosse, R OBP: 0.336, SLG: 0.376 (1, 2)										4	1	1	0	0	0	1				
Ken Harrelson, R OBP: 0.281, SLG: 0.283 (1, 3)										3	1	0	0	1	1	0				
Roy Foster, R OBP: 0.254, SLG: 0.418 (1, 9)										4	2	2	2	0	1	0				
Eddie Leon, R OBP: 0.290, SLG: 0.299 (1, 4)										4	1	2	3	0	0	0				
Lou Camilli, S OBP: 0.231, SLG: 0.167 (1, 6)										3	1	1	0	1	0	0				
Sam McDowell, L OBP: 0.263, SLG: 0.263 Vince Colbert, R (7, 1)										3	0	1	0	0	1	1				
										1	0	0	0	0	1	1				
Inning Stats	R: 0 E: 0 K: 0 S: 3	H: 1 LOB: 0 BB: 0 P: 3	R: 1 E: 0 K: 0 S: 4	H: 1 LOB: 0 BB: 0 P: 4	R: 2 E: 0 K: 0 S: 5	H: 2 LOB: 1 BB: 1 P: 9	R: 0 E: 0 K: 2 S: 7	H: 1 LOB: 0 BB: 0 P: 7	R: 0 E: 0 K: 0 S: 3	H: 1 LOB: 0 BB: 0 P: 3	R: 4 E: 0 K: 0 S: 6	H: 3 LOB: 0 BB: 1 P: 10	R: 0 E: 0 K: 3 S: 9	H: 0 LOB: 0 BB: 0 P: 9	R: 0 E: 0 K: 0 S: 3	H: 1 LOB: 1 BB: 0 P: 6	1B: 7 2B: 1 3B: 0 HR: 2	SF: 1 SAC: 0 DP: 2 HBP: 0	WP: 1 PB: 0 CS: 1	PA: 37
PITCHER	IP WLS BF H R ER SO BB IBB HBP BLK WP HR S P ERA WHIP	IP WLS BF H R ER SO BB IBB HBP BLK WP HR S P ERA WHIP	IP WLS BF H R ER SO BB IBB HBP BLK WP HR S P ERA WHIP	IP WLS BF H R ER SO BB IBB HBP BLK WP HR S P ERA WHIP	IP WLS BF H R ER SO BB IBB HBP BLK WP HR S P ERA WHIP	IP WLS BF H R ER SO BB IBB HBP BLK WP HR S P ERA WHIP	IP WLS BF H R ER SO BB IBB HBP BLK WP HR S P ERA WHIP	IP WLS BF H R ER SO BB IBB HBP BLK WP HR S P ERA WHIP	IP WLS BF H R ER SO BB IBB HBP BLK WP HR S P ERA WHIP	IP WLS BF H R ER SO BB IBB HBP BLK WP HR S P ERA WHIP	IP WLS BF H R ER SO BB IBB HBP BLK WP HR S P ERA WHIP	IP WLS BF H R ER SO BB IBB HBP BLK WP HR S P ERA WHIP	IP WLS BF H R ER SO BB IBB HBP BLK WP HR S P ERA WHIP	IP WLS BF H R ER SO BB IBB HBP BLK WP HR S P ERA WHIP	IP WLS BF H R ER SO BB IBB HBP BLK WP HR S P ERA WHIP	IP WLS BF H R ER SO BB IBB HBP BLK WP HR S P ERA WHIP	IP WLS BF H R ER SO BB IBB HBP BLK WP HR S P ERA WHIP			
Denny McLain, R ERA: 3.98 Denny Riddleberger, L ERA: 5.79	6.0 L 26 9 7 7 2 2 0 0 0 0 1 2 28 36 10.50 1.833	3.0 S 10 1 0 0 4 0 0 0 0 0 0 0 18 18 0.00 0.333																		

Cleveland Indians @ Washington Senators
 Robert F. Kennedy Memorial Stadium, Washington, DC
 Tue May 18 1971, 7:05 PM EDT
 Att: 5,690 - Unknown

AB	33
R	7
H	10
RBI	7
BB	2
SO	6
LOB	5



Batter	1	2	3	4	5	6	7	8	9	AB	R	H	RBI	BB	SO	LOB	BOTTOM					
Toby Harrah, R OBP: 0.297, SLG: 0.267 (1, 6)										5	0	0	0	0	2	5	Cleveland Indians @ Washington Senators Robert F. Kennedy Memorial Stadium, Washington, DC Tue May 18 1971, 7:05 PM EDT Att: 5,690 - Unknown					
Elliott Maddox, R OBP: 0.314, SLG: 0.193 (1, 8) (9, 5)										3	1	1	0	2	1	3						
Joe Foy, R OBP: 0.317, SLG: 0.260 (1, 5) (9, 4)										3	1	2	1	2	0	1						
Frank Howard, R OBP: 0.368, SLG: 0.456 (1, 3)										3	0	0	0	2	1	4						
Frank Fernandez, R (1, 7)										5	0	0	1	0	0	5						
Dick Billings, R OBP: 0.233, SLG: 0.241 (1, 9)										4	0	0	0	0	1	5						
Paul Casanova, R OBP: 0.301, SLG: 0.455 (1, 2)										3	0	0	0	1	1	2						
Tim Cullen, R OBP: 0.210, SLG: 0.207 Del Unser, L OBP: 0.348, SLG: 0.485 (8, PH) (9, 8)										2	0	0	0	1	0	1						
Denny McLain, R OBP: 0.143, SLG: 0.200 Don Wert, R OBP: 0.174, SLG: 0.143 Denny Riddleberger, R (7, 1) Larry Blittner, L OBP: 1.000, SLG: 1.000 (9, PH)										1	0	0	0	1	1	1						
										0	0	0	0	1	0	0						
										0	0	0	0	0	0	0						
										1	1	1	0	0	0	0						
Inning Stats	R: 2 E: 1 K: 2 S: 8	H: 0 LOB: 2 BB: 3 P: 20	R: 0 E: 0 K: 2 S: 7	H: 0 LOB: 1 BB: 1 P: 11	R: 0 E: 1 K: 0 S: 3	H: 0 LOB: 1 BB: 1 P: 7	R: 0 E: 0 K: 1 S: 5	H: 0 LOB: 1 BB: 1 P: 9	R: 0 E: 0 K: 0 S: 3	H: 0 LOB: 2 BB: 2 P: 11	R: 0 E: 0 K: 1 S: 5	H: 0 LOB: 2 BB: 2 P: 13	R: 0 E: 0 K: 0 S: 3	H: 1 LOB: 0 BB: 0 P: 3	R: 0 E: 0 K: 1 S: 5	H: 0 LOB: 0 BB: 0 P: 5	R: 1 E: 0 K: 1 S: 8	H: 3 LOB: 2 BB: 0 P: 8	1B: 4 2B: 0 3B: 0 HR: 0	SF: 0 SAC: 0 DP: 2 HBP: 0	WP: 1 PB: 1 SB: 0 CS: 0	PA: 41
PITCHER	IP WLS BF H R ER SO BB IBB HBP BLK WP HR S P ERA WHIP	IP WLS BF H R ER SO BB IBB HBP BLK WP HR S P ERA WHIP	IP WLS BF H R ER SO BB IBB HBP BLK WP HR S P ERA WHIP	IP WLS BF H R ER SO BB IBB HBP BLK WP HR S P ERA WHIP	IP WLS BF H R ER SO BB IBB HBP BLK WP HR S P ERA WHIP	IP WLS BF H R ER SO BB IBB HBP BLK WP HR S P ERA WHIP	IP WLS BF H R ER SO BB IBB HBP BLK WP HR S P ERA WHIP	IP WLS BF H R ER SO BB IBB HBP BLK WP HR S P ERA WHIP	IP WLS BF H R ER SO BB IBB HBP BLK WP HR S P ERA WHIP	IP WLS BF H R ER SO BB IBB HBP BLK WP HR S P ERA WHIP	IP WLS BF H R ER SO BB IBB HBP BLK WP HR S P ERA WHIP	IP WLS BF H R ER SO BB IBB HBP BLK WP HR S P ERA WHIP	IP WLS BF H R ER SO BB IBB HBP BLK WP HR S P ERA WHIP	IP WLS BF H R ER SO BB IBB HBP BLK WP HR S P ERA WHIP	IP WLS BF H R ER SO BB IBB HBP BLK WP HR S P ERA WHIP	IP WLS BF H R ER SO BB IBB HBP BLK WP HR S P ERA WHIP	IP WLS BF H R ER SO BB IBB HBP BLK WP HR S P ERA WHIP					
Sam McDowell, L ERA: 4.25 Vince Colbert, R ERA: 3.91	6.0 W 30 1 2 1 6 8 2 0 0 0 0 0 0 15 15 1.50 1.500	3.0 S 11 3 1 1 2 0 0 0 0 0 0 0 0 15 15 3.00 1.000																				

Cleveland Indians @ Washington Senators
 Robert F. Kennedy Memorial Stadium, Washington, DC
 Tue May 18 1971, 7:05 PM EDT
 Att: 5,690 - Unknown

AB	31
R	3
H	4
RBI	2
BB	10
SO	8
LOB	27



Batter	1	2	3	4	5	6	7	8	9	AB	R	H	RBI	BB	SO	LOB	TOP			
Dick McAuliffe, L OBP: 0.270, SLG: 0.357	4-3		1-3	2B	CS	K		HR	F9	6	1	2	4	0	1	0	Detroit Tigers @ Cleveland Indians Cleveland Municipal Stadium, Cleveland, OH Wed May 19 1971, 7:05 PM EDT Att. 4,284 - Unknown - 83 F			
Al Kaline, R OBP: 0.457, SLG: 0.420	BB 1B		HR	IBB		HR		2B BB		3	4	3	2	3	0					
Jim Northrup, L OBP: 0.374, SLG: 0.430	1B BB		4-3	4-3		FC5-4 BB		6-3 1B 2B	P5	4	1	1	1	2	0	4				
Willie Horton, R OBP: 0.277, SLG: 0.430	F8		F8		SH2-3 1B BB	FC5-4		6-3	K	3	1	0	0	1	0	3				
Mickey Stanley, R OBP: 0.292, SLG: 0.359	F8				SH2-3 1B BB	1-2		2-3	K	2	0	0	0	0	1	2				
Norm Cash, L OBP: 0.396, SLG: 0.625	1B			4-1	SH2-3	K		1B SF9 BB		3	1	1	1	1	1	1				
Delton Jones, L OBP: 0.455, SLG: 0.571				P6				F8	BB 1B	3	1	2	2	0	0	0				
Aurelio Rodriguez, R OBP: 0.285, SLG: 0.324	HR			BB HBP CS 1B				1-3 3-H 1B		2	0	1	1	0	0	0				
Bill Freehan, R OBP: 0.238, SLG: 0.222	P5			BB 1B 2B BB				P3		2	1	0	0	1	0	0				
Jim Price, R OBP: 0.238, SLG: 0.222				1-2 HBP				1-2		0	0	0	0	1	0	0				
Ed Brinkman, R OBP: 0.257, SLG: 0.228	6-3			BB 2B 1B				F8	SF9	4	1	1	1	0	0	2				
Mickey Lolich, S OBP: 0.333, SLG: 0.200	K			1-2 2-3 BB				3-H 1B	F9	1	0	0	0	2	1	0				
Kevin Collins, L OBP: 0.364, SLG: 0.636				1-2 2-3 BB						2	1	1	0	0	0	2				
Bill Denehy, S OBP: 0.364, SLG: 0.636										0	0	0	0	0	0	0				
Inning Stats	R: 1 E: 0 K: 0 S: 4	H: 2 LOB: 2 BB: 1 P: 8	R: 1 E: 0 K: 1 S: 6	H: 1 LOB: 0 BB: 0 P: 6	R: 1 E: 0 K: 0 S: 4	H: 1 LOB: 0 BB: 0 P: 4	R: 2 E: 0 K: 0 S: 5	H: 2 LOB: 3 BB: 3 P: 17	R: 1 E: 0 K: 0 S: 3	H: 1 LOB: 2 BB: 2 P: 12	R: 0 E: 0 K: 0 S: 3	H: 0 LOB: 0 BB: 0 P: 3	R: 5 E: 0 K: 0 S: 7	H: 4 LOB: 2 BB: 3 P: 19	R: 0 E: 0 K: 1 S: 5	H: 0 LOB: 1 BB: 1 P: 9	1B: 6 2B: 2 3B: 0 HR: 4	SF: 1 SAC: 1 DP: 0 HBP: 1	WP: 0 PB: 0 SB: 0 CS: 1	PA: 50
PITCHER	IP WLS BF H R ER SO BB IBB HBP BLK WP HR S P ERA WHIP	IP WLS BF H R ER SO BB IBB HBP BLK WP HR S P ERA WHIP	IP WLS BF H R ER SO BB IBB HBP BLK WP HR S P ERA WHIP	IP WLS BF H R ER SO BB IBB HBP BLK WP HR S P ERA WHIP	IP WLS BF H R ER SO BB IBB HBP BLK WP HR S P ERA WHIP	IP WLS BF H R ER SO BB IBB HBP BLK WP HR S P ERA WHIP	IP WLS BF H R ER SO BB IBB HBP BLK WP HR S P ERA WHIP	IP WLS BF H R ER SO BB IBB HBP BLK WP HR S P ERA WHIP	IP WLS BF H R ER SO BB IBB HBP BLK WP HR S P ERA WHIP	IP WLS BF H R ER SO BB IBB HBP BLK WP HR S P ERA WHIP	IP WLS BF H R ER SO BB IBB HBP BLK WP HR S P ERA WHIP	IP WLS BF H R ER SO BB IBB HBP BLK WP HR S P ERA WHIP	IP WLS BF H R ER SO BB IBB HBP BLK WP HR S P ERA WHIP	IP WLS BF H R ER SO BB IBB HBP BLK WP HR S P ERA WHIP	IP WLS BF H R ER SO BB IBB HBP BLK WP HR S P ERA WHIP	IP WLS BF H R ER SO BB IBB HBP BLK WP HR S P ERA WHIP	IP WLS BF H R ER SO BB IBB HBP BLK WP HR S P ERA WHIP			
Ray Lamb, R ERA: 2.23	3.2	18	5	5	5	1	3	0	0	0	0	0	0	0	0	0	12.27	2.182		
Rick Austin, L ERA: 3.45	2.1	14	3	2	2	2	3	1	1	0	0	1	13	30	7.71	2.571				
Steve Mingo, L ERA: 1.46	1.0	3	0	0	0	0	0	0	0	0	0	0	3	3	0.00	0.000				
Vince Colbert, R ERA: 5.61	0.1	6	3	5	5	0	2	0	0	0	0	1	4	12	135.00	15.000				
Phil Hennigan, R ERA:	1.2	8	1	0	0	1	2	0	0	0	0	0	8	16	0.00	1.800				

Batter	1	2	3	4	5	6	7	8	9	AB	R	H	RBI	BB	SO	LOB	BOTTOM					
Ted Ford, R OBP: 0.267, SLG: 0.324	F8	P3		1B		K			5-3	5	0	1	0	0	1	2	Detroit Tigers @ Cleveland Indians Cleveland Municipal Stadium, Cleveland, OH Wed May 19 1971, 7:05 PM EDT Att. 4,284 - Unknown - 83 F					
Graig Nettles, L OBP: 0.338, SLG: 0.328	2B 1B			1-3				F7	FC6-4 1B	5	0	3	0	0	0	1						
Roy Foster, R OBP: 0.263, SLG: 0.431				F7		6-3		FC6-4 1B	FC6-4	5	0	2	0	0	0	2						
Ray Fosse, R OBP: 0.333, SLG: 0.367	2B			L9		5-3		FC6-4 FC6-4		3	0	0	0	1	0	2						
Phil Hennigan, R ERA:	BB					5-3		FC6-4 FC6-4		0	0	0	0	0	0	0						
Ken Harrelson, R OBP: 0.280, SLG: 0.275	F8			E BB		F8		FC6-4		3	0	0	0	1	0	4						
Chuck Hinton, R OBP: 0.324, SLG: 0.324	F8			E6		F8		6-3		4	0	0	0	0	0	5						
Eddie Leon, R OBP: 0.299, SLG: 0.333				1-2 2-3 BB		4-3		4-3		3	1	1	1	1	0	3						
Lou Camilli, S OBP: 0.176, SLG: 0.125	L9					4-3		E5		4	0	0	0	0	0	1						
Ray Lamb, R ERA: 2.23						K				1	0	0	0	0	1	1						
Rick Austin, L ERA: 3.45						K				1	0	0	0	0	1	0						
Gomer Hodge, S OBP: 0.227, SLG: 0.308						K				1	0	0	0	0	0	0						
Steve Mingo, L ERA: 1.46						K				0	0	0	0	0	0	0						
Vince Colbert, R ERA: 5.61						K				0	0	0	0	0	0	0						
Ken Suarez, R OBP: 0.266, SLG: 0.305						K				1	0	0	0	0	0	0						
Inning Stats	R: 0 E: 0 K: 0 S: 5	H: 2 LOB: 3 BB: 1 P: 9	R: 0 E: 0 K: 1 S: 5	H: 0 LOB: 1 BB: 1 P: 9	R: 0 E: 1 K: 0 S: 5	H: 1 LOB: 3 BB: 1 P: 9	R: 0 E: 0 K: 1 S: 6	H: 1 LOB: 1 BB: 0 P: 6	R: 0 E: 0 K: 0 S: 3	H: 0 LOB: 0 BB: 0 P: 3	R: 0 E: 0 K: 2 S: 9	H: 1 LOB: 1 BB: 0 P: 9	R: 0 E: 0 K: 0 S: 4	H: 1 LOB: 1 BB: 0 P: 4	R: 0 E: 0 K: 0 S: 3	H: 0 LOB: 0 BB: 0 P: 3	R: 0 E: 0 K: 0 S: 4	H: 1 LOB: 1 BB: 0 P: 4	1B: 5 2B: 1 3B: 0 HR: 1	SF: 0 SAC: 0 DP: 0 HBP: 0	WP: 0 PB: 0 SB: 0 CS: 0	PA: 39
PITCHER	IP WLS BF H R ER SO BB IBB HBP BLK WP HR S P ERA WHIP	IP WLS BF H R ER SO BB IBB HBP BLK WP HR S P ERA WHIP	IP WLS BF H R ER SO BB IBB HBP BLK WP HR S P ERA WHIP	IP WLS BF H R ER SO BB IBB HBP BLK WP HR S P ERA WHIP	IP WLS BF H R ER SO BB IBB HBP BLK WP HR S P ERA WHIP	IP WLS BF H R ER SO BB IBB HBP BLK WP HR S P ERA WHIP	IP WLS BF H R ER SO BB IBB HBP BLK WP HR S P ERA WHIP	IP WLS BF H R ER SO BB IBB HBP BLK WP HR S P ERA WHIP	IP WLS BF H R ER SO BB IBB HBP BLK WP HR S P ERA WHIP	IP WLS BF H R ER SO BB IBB HBP BLK WP HR S P ERA WHIP	IP WLS BF H R ER SO BB IBB HBP BLK WP HR S P ERA WHIP	IP WLS BF H R ER SO BB IBB HBP BLK WP HR S P ERA WHIP	IP WLS BF H R ER SO BB IBB HBP BLK WP HR S P ERA WHIP	IP WLS BF H R ER SO BB IBB HBP BLK WP HR S P ERA WHIP	IP WLS BF H R ER SO BB IBB HBP BLK WP HR S P ERA WHIP	IP WLS BF H R ER SO BB IBB HBP BLK WP HR S P ERA WHIP	IP WLS BF H R ER SO BB IBB HBP BLK WP HR S P ERA WHIP					
Mickey Lolich, L ERA: 2.89	7.0	32	6	1	1	4	3	0	0	0	0	0	0	0	0	0	1.29	1.286				
Bill Denehy, R ERA: 2.61	2.0	7	1	0	0	0	0	0	0	0	0	7	7	0.00	0.500							

Batter	1	2	3	4	5	6	7	8	9	AB	R	H	RBI	BB	SO	LOB	TOP														
Horace Clarke, S OBP: 0.385, SLG: 0.348 (1, 4)												4	2	1	0	1	1														
Thurman Munson, R OBP: 0.346, SLG: 0.345 (1, 2)												4	3	2	0	1	0	2													
Roy White, S OBP: 0.345, SLG: 0.504 (1, 7)												3	1	2	3	1	1	1													
Bobby Murcer, L OBP: 0.474, SLG: 0.620 (1, 8)											3	1	2	2	2	0	1														
Danny Cater, R OBP: 0.253, SLG: 0.289 (1, 3)												5	0	1	2	0	0	5													
Felipe Alou, R OBP: 0.309, SLG: 0.384 (1, 9)												3	0	0	0	1	0	2													
Jerry Kenney, L OBP: 0.284, SLG: 0.176 (1, 5)												3	0	1	0	1	0	2													
Gene Michael, S OBP: 0.352, SLG: 0.283 (1, 6)												3	0	0	0	0	0	2													
Mike Kekich, R OBP: 0.222, SLG: 0.222 (5, 1)												2	0	1	0	0	0	0													
Gary Waslewski, R OBP: 0.222, SLG: 0.222 (5, 1)												0	0	0	0	0	0	0													
Ron Hansen, R OBP: 0.222, SLG: 0.222 (5, 1)												1	0	0	0	0	0	0													
Gary Jones, L OBP: 0.222, SLG: 0.222 (5, 1)												0	0	0	0	0	0	0													
Jack Aker, R OBP: 0.222, SLG: 0.222 (7, 1)												0	0	0	0	0	0	0													
Curt Blefary, R OBP: 0.222, SLG: 0.222 (9, 1)												1	0	0	0	0	0	0													
Lindy McDaniel, R OBP: 0.222, SLG: 0.222 (9, 1)												0	0	0	0	0	0	0													
Inning Stats	R: 1 E: 0 K: 0 S: 5	H: 2 LOB: 1 BB: 0 P: 5	R: 0 E: 0 K: 0 S: 2	H: 0 LOB: 1 BB: 1 P: 6	R: 0 E: 0 K: 0 S: 4	H: 1 LOB: 3 BB: 2 P: 12	R: 0 E: 0 K: 0 S: 2	H: 0 LOB: 0 BB: 0 P: 3	R: 2 E: 0 K: 0 S: 5	H: 2 LOB: 1 BB: 1 P: 9	R: 0 E: 0 K: 0 S: 3	H: 0 LOB: 1 BB: 0 P: 7	R: 2 E: 0 K: 2 S: 8	H: 1 LOB: 0 BB: 1 P: 12	R: 0 E: 0 K: 0 S: 3	H: 1 LOB: 2 BB: 1 P: 3	R: 2 E: 0 K: 0 S: 6	H: 3 LOB: 2 BB: 1 P: 10	1B: 7 2B: 1 3B: 1 HR: 1	SF: 1 SAC: 1 DP: 2 HBP: 1	WP: 1 PB: 0 SB: 1 CS: 0	PA: 42									
PITCHER	IP WLS BF H R ER SO BB IBB HBP BLK WP HR S P ERA WHIP																	PITCHER	IP WLS BF H R ER SO BB IBB HBP BLK WP HR S P ERA WHIP												
Rich Hand, R ERA: 8.59 (1, 1)	4.1	21	5	3	3	0	4	0	1	0	16	33	6.23	2.077																	
Steve Mingo, L ERA: 3.19 (5, 1)	2.2	11	1	2	2	2	2	0	0	0	1	13	21	6.75	1.125																
Vince Colbert, R ERA: 5.93 (8, 1)	1.2	7	3	2	2	0	0	0	0	0	7	7	10.80	1.800																	
Rick Austin, L ERA: 3.46 (9, 1)	0.0	1	0	0	0	0	1	0	0	0	0	4	∞	∞																	
Phil Hennigan, R ERA: (9, 1)	0.1	W	2	1	0	0	0	0	0	0	2	2	0.00	3.000																	
Batter	1	2	3	4	5	6	7	8	9	AB	R	H	RBI	BB	SO	LOB	BOTTOM														
Ted Ford, R OBP: 0.244, SLG: 0.293 (1, 8)										5	0	0	0	0	0	4															
Graig Nettles, L OBP: 0.335, SLG: 0.339 (1, 5)										3	2	1	1	2	0	2															
Roy Foster, R OBP: 0.291, SLG: 0.418 (1, 9)										3	2	1	0	2	1	2															
Ray Fosse, R OBP: 0.338, SLG: 0.377 (1, 2)										5	2	2	1	0	0	3															
Ken Harrelson, R OBP: 0.306, SLG: 0.328 (1, 3)										4	1	3	3	0	0	1															
Steve Dunning, R OBP: 0.200, SLG: 0.357 (9, PR)										0	1	0	0	0	0	0															
Chuck Hinton, R OBP: 0.386, SLG: 0.351 (1, 7)										2	0	1	1	0	0	1															
Vada Pinson, L OBP: 0.283, SLG: 0.319 (5, FH)										3	0	1	0	0	0	3															
Eddie Leon, R OBP: 0.290, SLG: 0.320 (1, 4)										5	0	1	1	0	1	2															
Fred Stanley, R (1, 6)										2	0	0	0	2	1	0															
Gomer Hodges, S OBP: 0.333, SLG: 0.321 (9, PH)										1	0	1	1	0	0	0															
Rich Hand, R ERA: 5.65 (5, 1)	4.0	21	5	4	3	1	4	0	0	0	19	35	6.75	2.250																	
Steve Mingo, L ERA: 3.69 (5, 1)	1.0	3	0	0	0	0	0	0	0	0	3	3	0.00	0.000																	
Vince Colbert, R ERA: 5.06 (6, 1)	1.1	6	1	1	1	1	1	0	0	0	7	11	6.75	1.500																	
Gary Jones, L ERA: 5.06 (7, 1)	1.2	9	2	1	1	2	2	0	0	0	11	19	5.40	2.400																	
Jack Aker, R ERA: 1.83 (9, 1)	L	5	4	2	2	0	0	0	0	0	5	5	54.00	12.000																	
Lindy McDaniel, R ERA: 4.98 (9, 1)																															
Inning Stats	R: 2 E: 0 K: 0 S: 5	H: 2 LOB: 2 BB: 1 P: 9	R: 0 E: 0 K: 0 S: 3	H: 0 LOB: 2 BB: 2 P: 11	R: 1 E: 1 K: 0 S: 5	H: 2 LOB: 1 BB: 0 P: 5	R: 0 E: 0 K: 1 S: 5	H: 0 LOB: 0 BB: 0 P: 5	R: 1 E: 0 K: 0 S: 4	H: 1 LOB: 1 BB: 1 P: 8	R: 0 E: 0 K: 1 S: 6	H: 1 LOB: 0 BB: 0 P: 6	R: 2 E: 0 K: 0 S: 5	H: 2 LOB: 1 BB: 1 P: 9	R: 0 E: 0 K: 2 S: 7	H: 0 LOB: 2 BB: 2 P: 15	R: 2 E: 0 K: 0 S: 5	H: 4 LOB: 2 BB: 0 P: 5	1B: 10 2B: 0 3B: 0 HR: 2	SF: 1 SAC: 0 DP: 0 HBP: 0	WP: 0 PB: 0 SB: 1 CS: 0	PA: 44									
PITCHER	IP WLS BF H R ER SO BB IBB HBP BLK WP HR S P ERA WHIP																	PITCHER	IP WLS BF H R ER SO BB IBB HBP BLK WP HR S P ERA WHIP												
Mike Kekich, L ERA: 5.65 (5, 1)	1.0	3	0	0	0	0	0	0	0	0	3	3	0.00	0.000																	
Gary Waslewski, R ERA: 3.69 (6, 1)	1.1	6	1	1	1	1	1	0	0	0	7	11	6.75	1.500																	
Jack Aker, R ERA: 1.83 (9, 1)	L	5	4	2	2	0	0	0	0	0	5	5	54.00	12.000																	
Lindy McDaniel, R ERA: 4.98 (9, 1)																															

New York Yankees @ Cleveland Indians
Cleveland Municipal Stadium, Cleveland, OH
Fri May 21 1971, 7:05 PM EDT
Att. 6,981 - Unknown - 61 F

AB 32
R 7
H 10
RBI 7
BB 7
SO 2
LOB 17



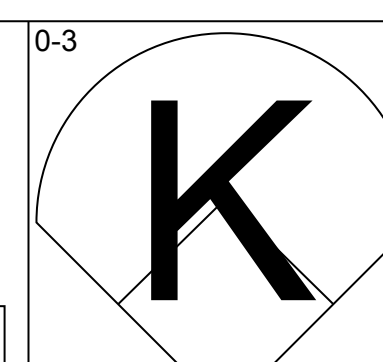
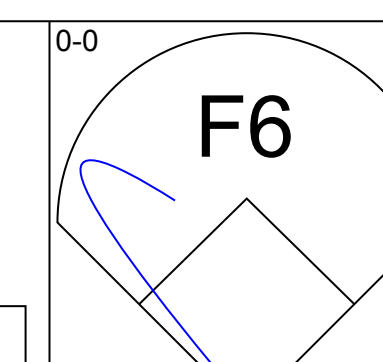
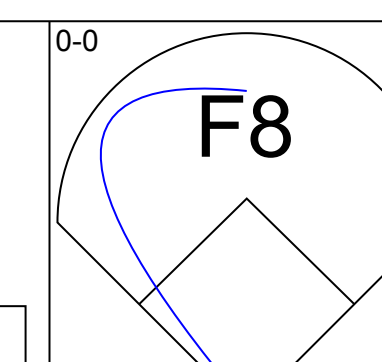
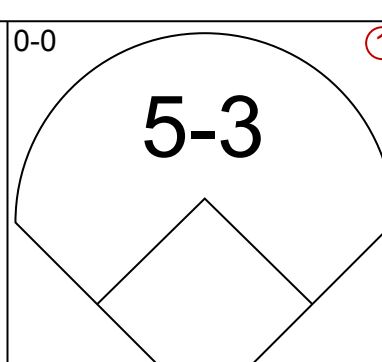
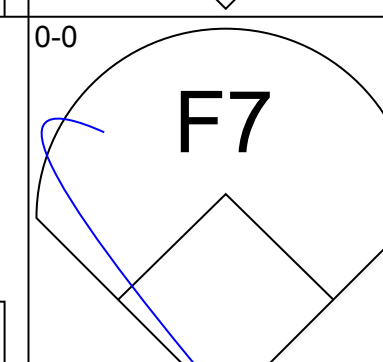
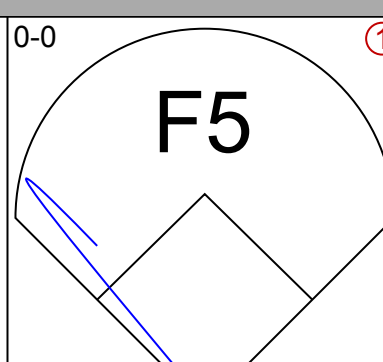
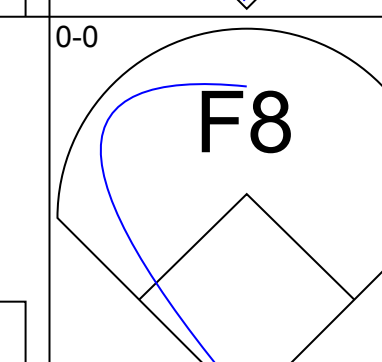
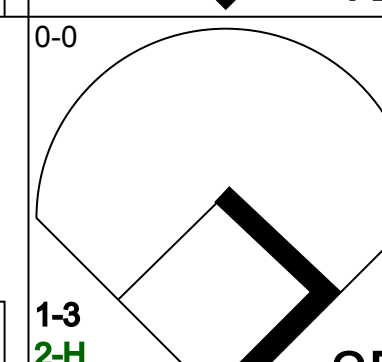
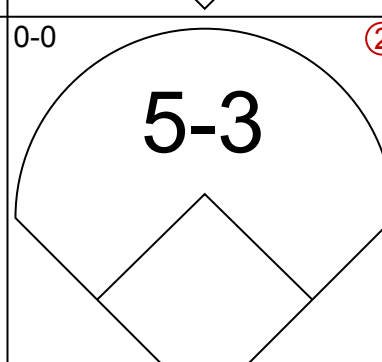
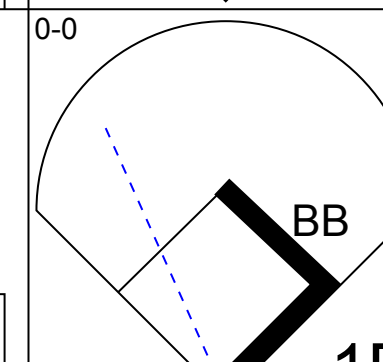
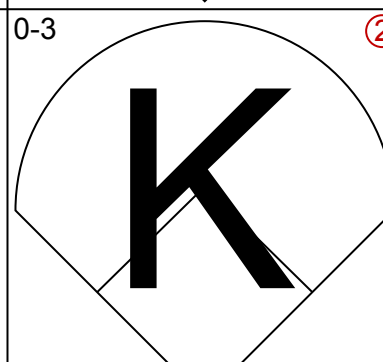
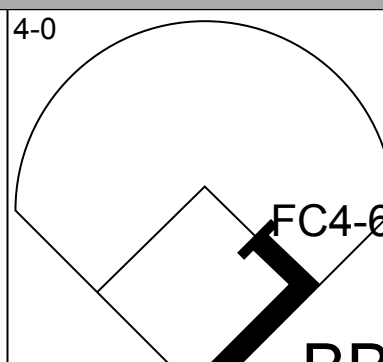
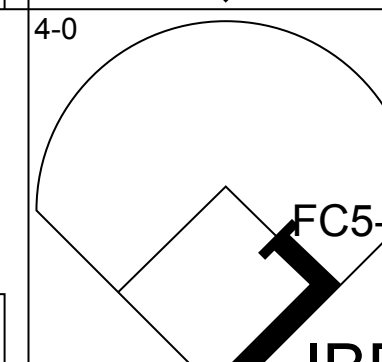
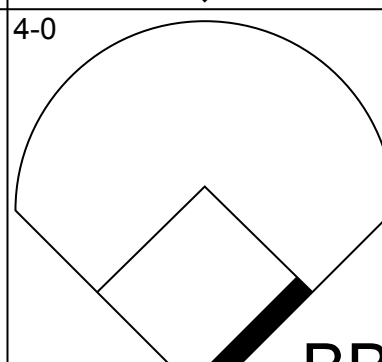
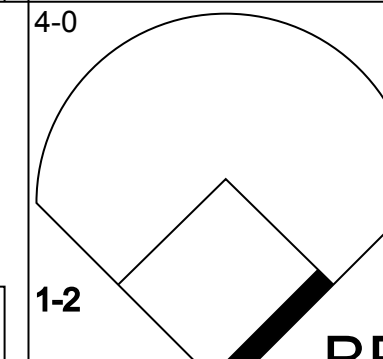
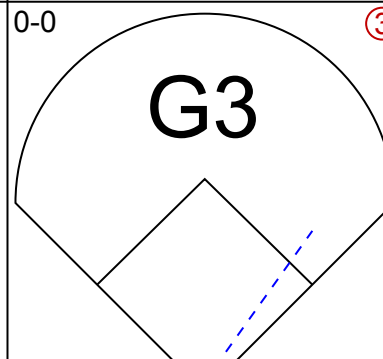
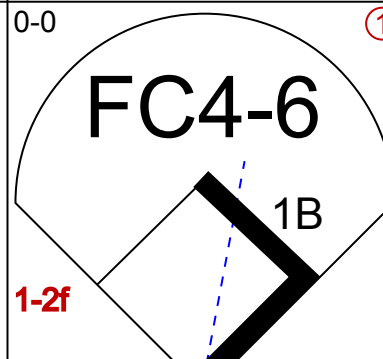
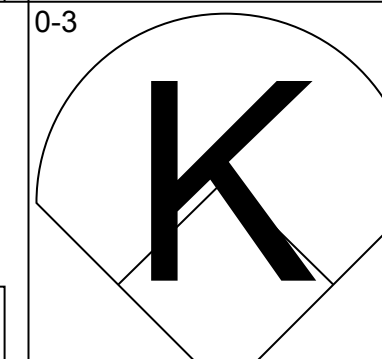
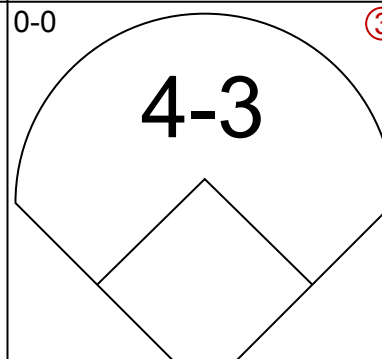
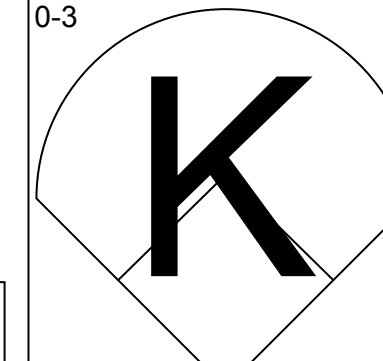
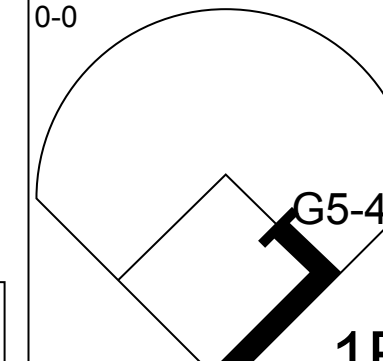
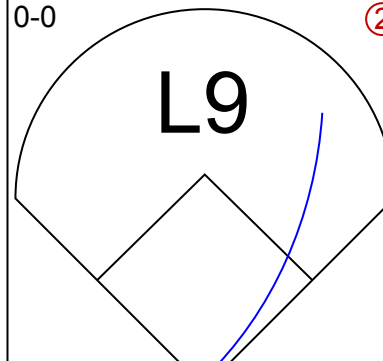
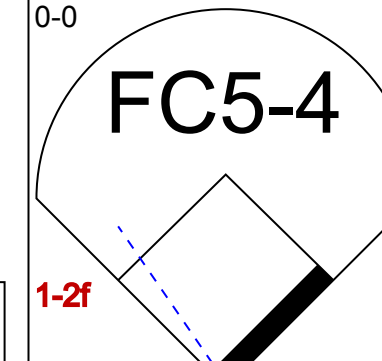
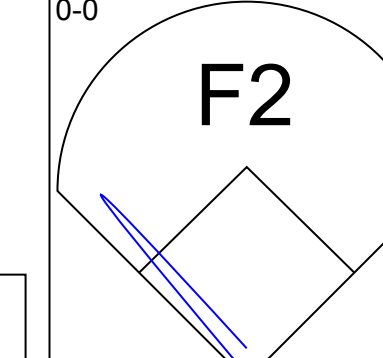
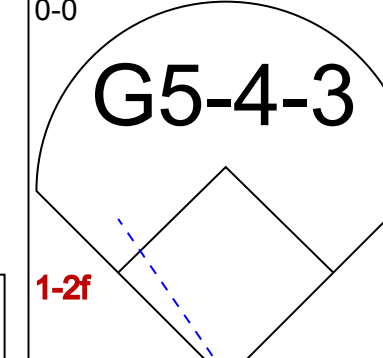
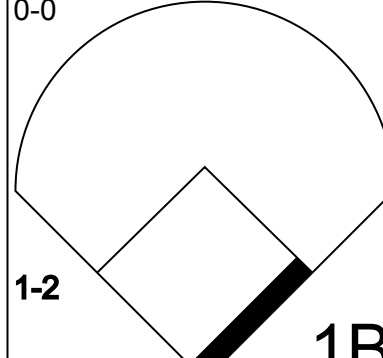
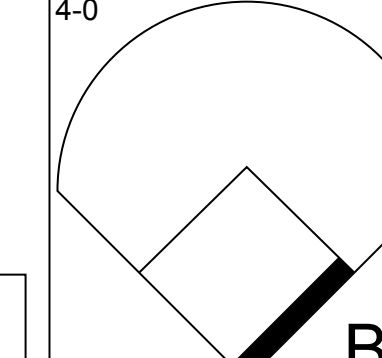
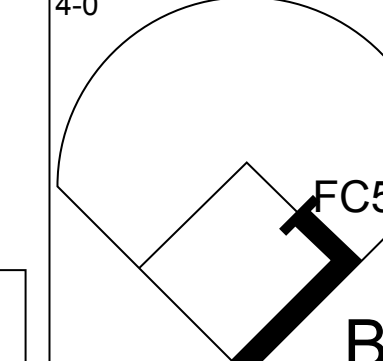
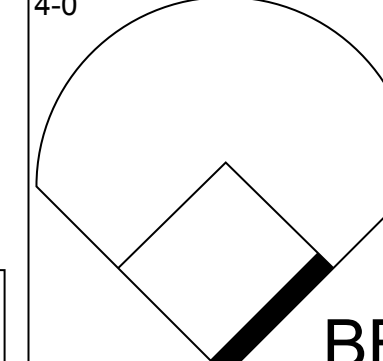
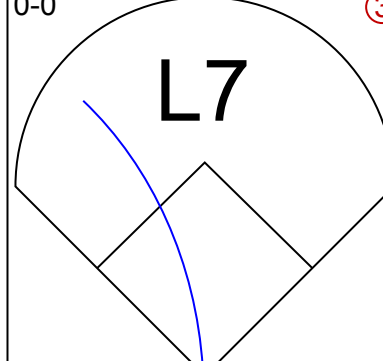
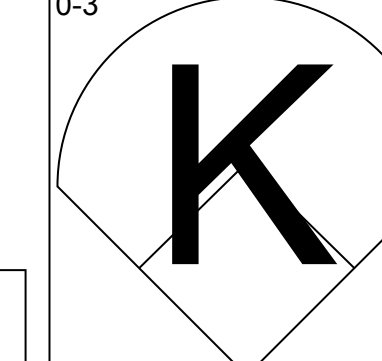
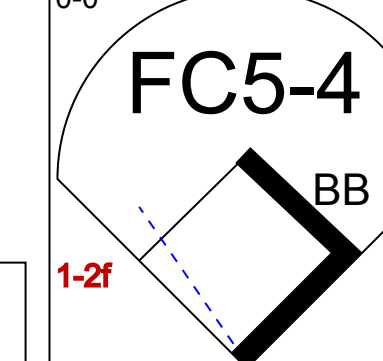
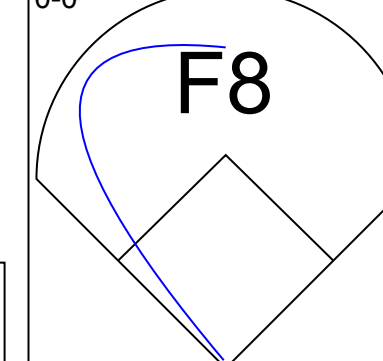
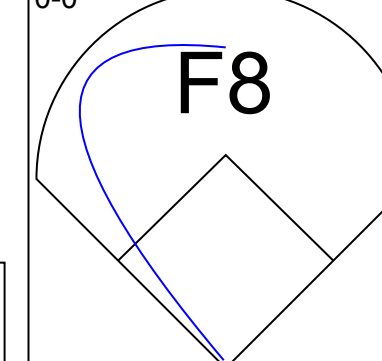
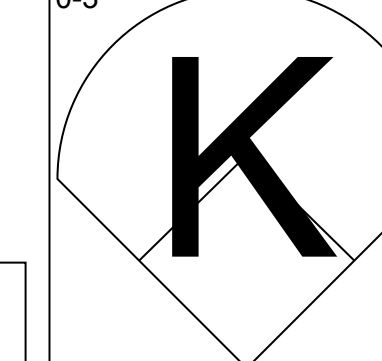
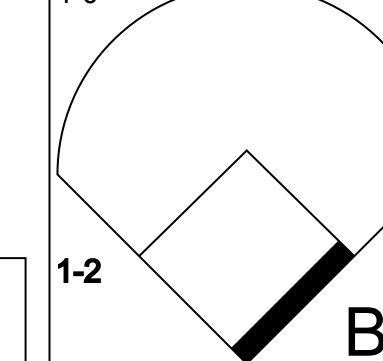
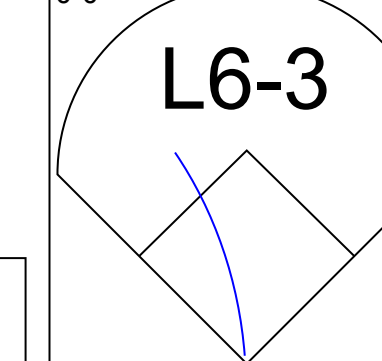
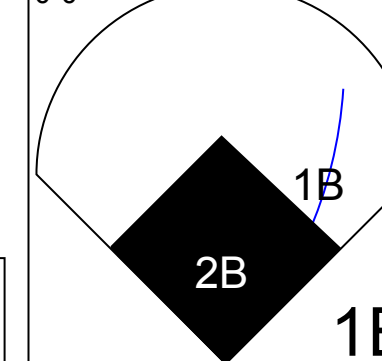
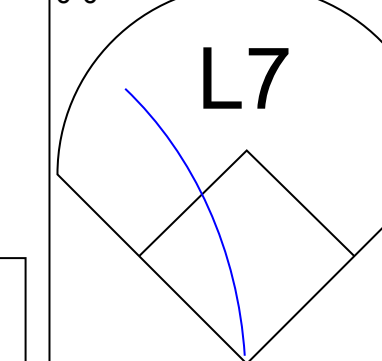
New York Yankees @ Cleveland Indians
Cleveland Municipal Stadium, Cleveland, OH
Fri May 21 1971, 7:05 PM EDT
Att. 6,981 - Unknown - 61 F

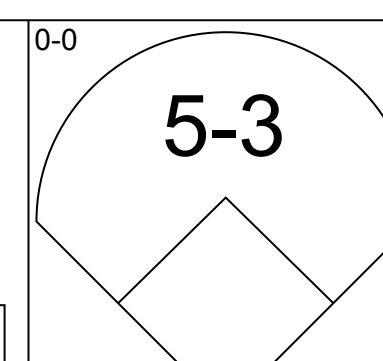
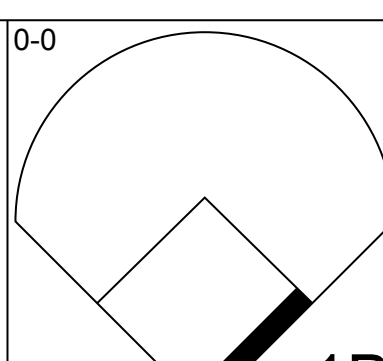
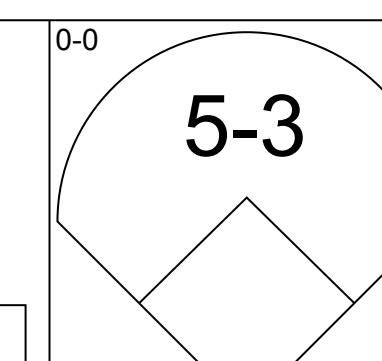
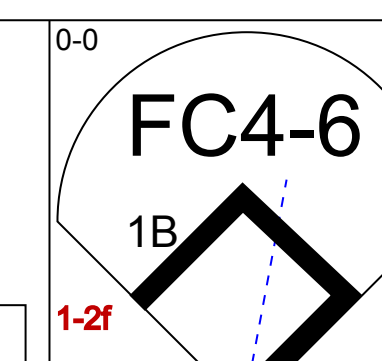
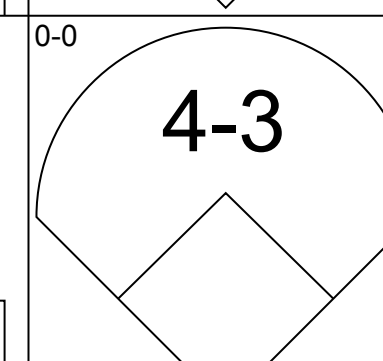
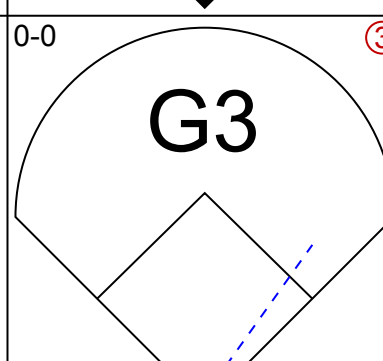
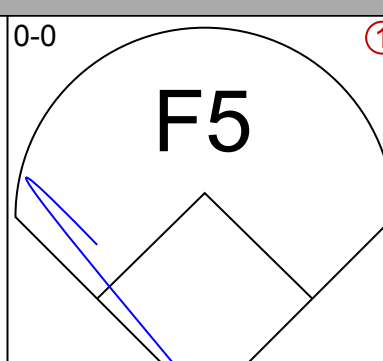
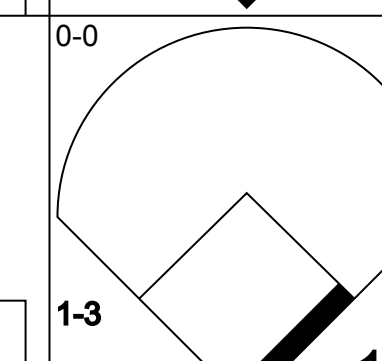
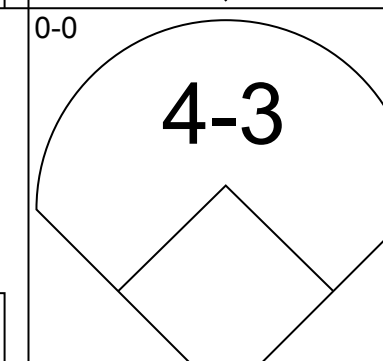
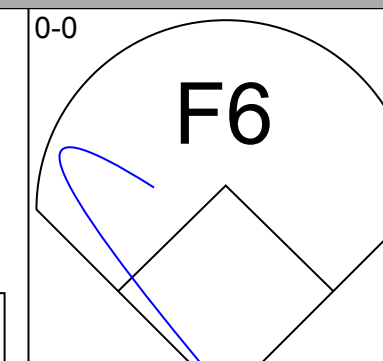
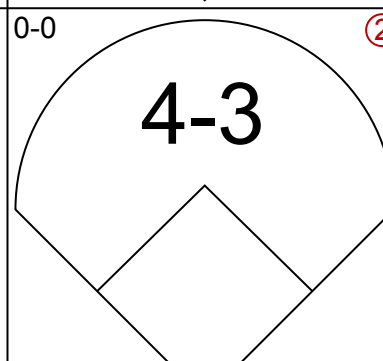
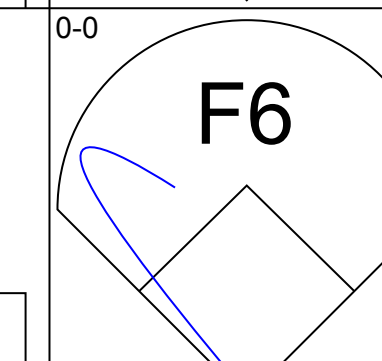
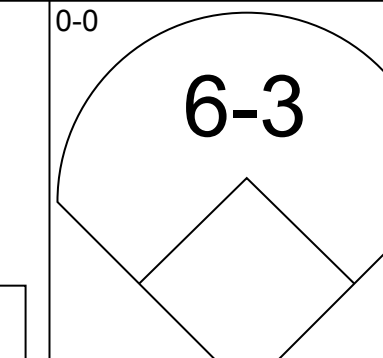
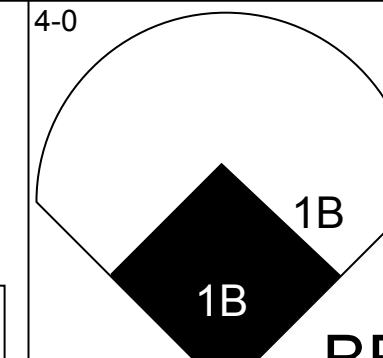

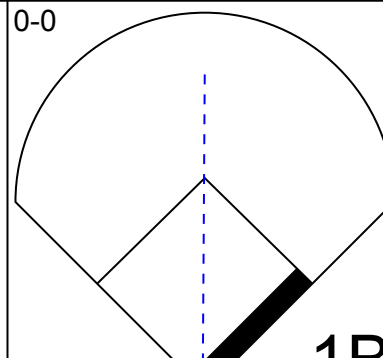
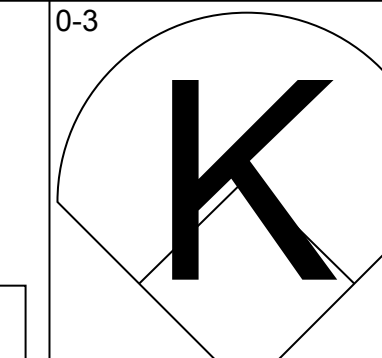
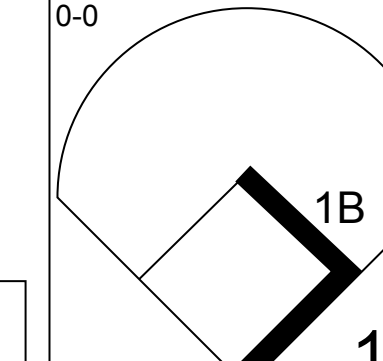
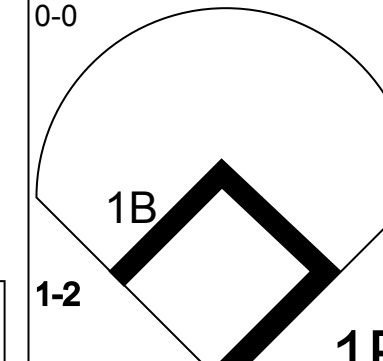

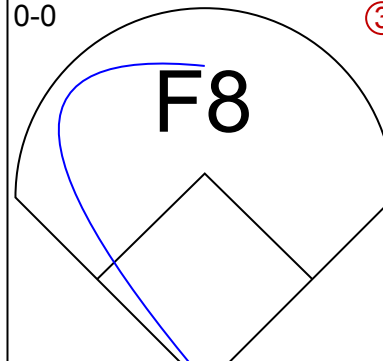
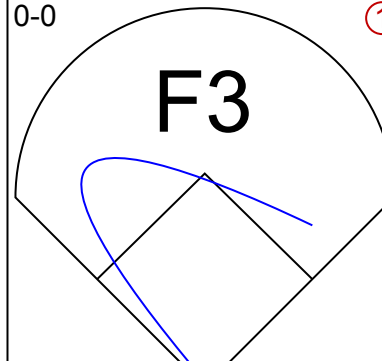
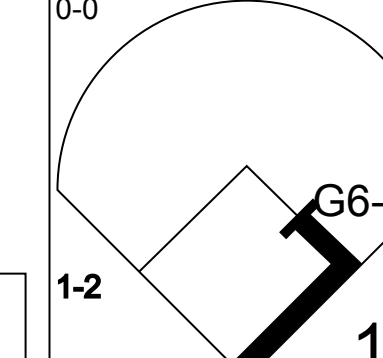
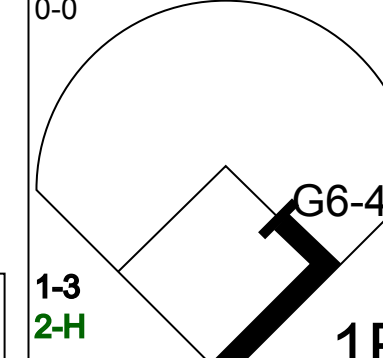

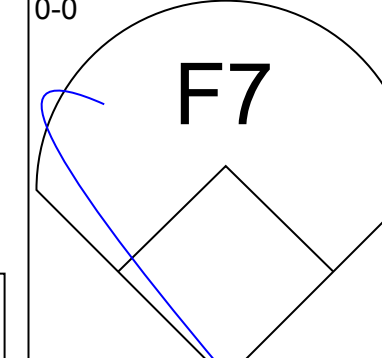
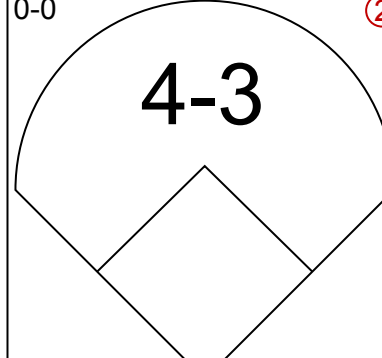
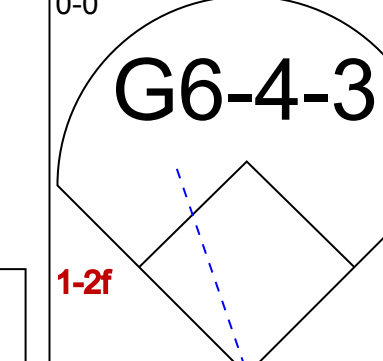
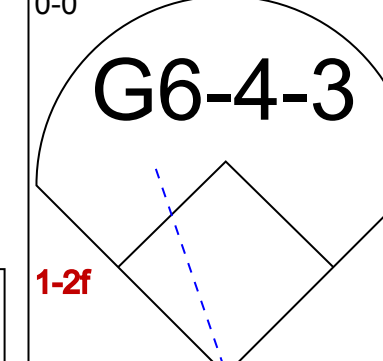

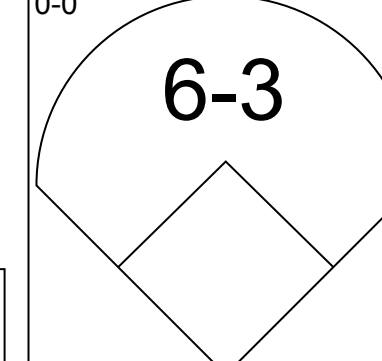
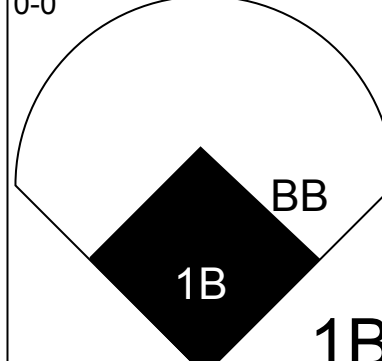
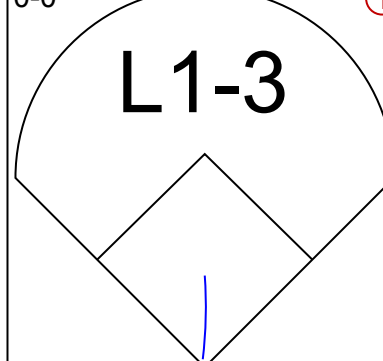
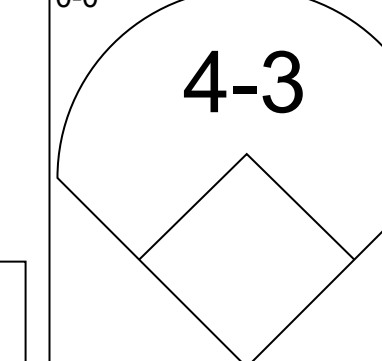
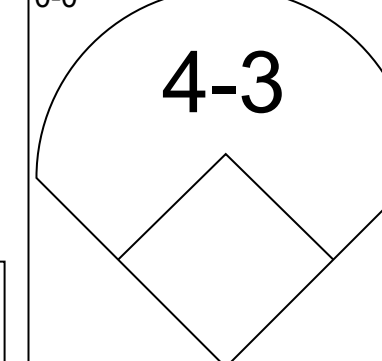
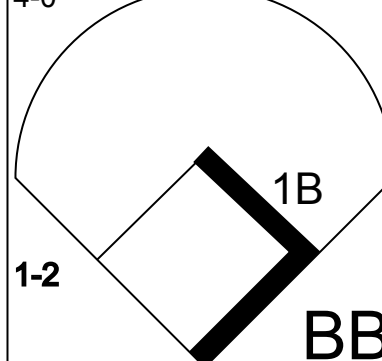
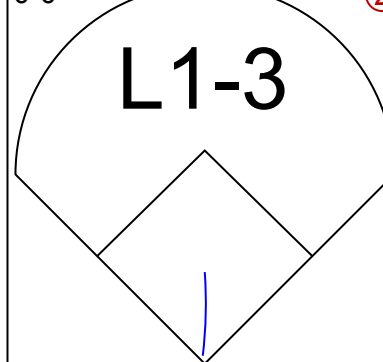
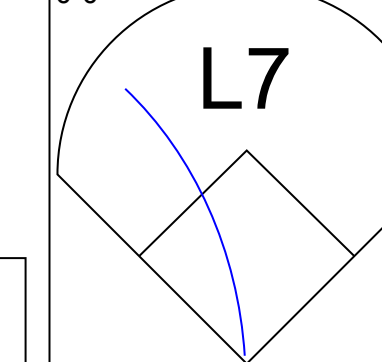
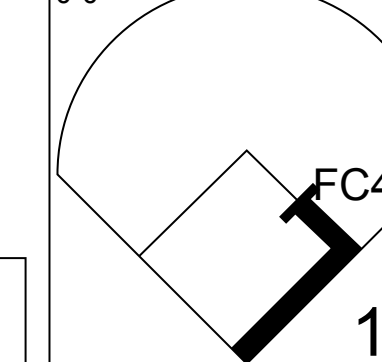
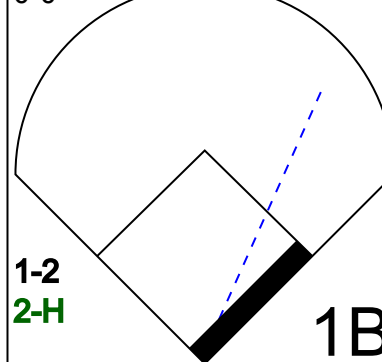
AB 36
R 8
H 12
RBI 8
BB 7
SO 4
LOB 19



Batter	1	2	3	4	5	6	7	8	9	AB	R	H	RBI	BB	SO	LOB	TOP			
Horace Clarke, S (1, 4) OBP: 0.387, SLG: 0.352										4	0	2	0	0	0	1	New York Yankees @ Cleveland Indians Cleveland Municipal Stadium, Cleveland, OH Sat May 22 1971, 3:33 AM EDT Att: 10,351 - Unknown - 56 F livebaseballscores.com			
Jake Gibbs, L (1, 2) OBP: 0.206, SLG: 0.281										3	0	0	0	1	0	1				
Roy White, S (1, 7) OBP: 0.342, SLG: 0.492										3	0	0	0	1	0	3				
Bobby Murcer, L (1, 8) OBP: 0.475, SLG: 0.617										4	0	2	0	0	0	3				
Curt Blefary, L (1, 3) OBP: 0.243, SLG: 0.265										4	0	0	0	0	2	4				
Jim Lyttle, L (1, 9) OBP: 0.160, SLG: 0.320										4	1	1	1	0	2	2				
Jerry Kenney, L (1, 5) OBP: 0.282, SLG: 0.194										4	0	1	0	0	0	1				
Frank Baker, L (1, 6) OBP: 0.286, SLG: 0.333										3	0	1	0	0	1	0				
Mel Stottlemyre, R (1, 1) OBP: 0.333, SLG: 0.286										2	0	0	0	0	1	1				
Thurman Munson, R (8, PH) OBP: 0.343, SLG: 0.341										1	0	0	0	0	1	0				
Stan Bahnsen, R (8, 1) OBP: 0.133, SLG: 0.267										0	0	0	0	0	0	0				
Inning Stats	R: 0 E: 0 K: 1 S: 6	H: 1 LOB: 2 BB: 1 P: 10	R: 0 E: 0 K: 1 S: 5	H: 0 LOB: 0 BB: 0 P: 5	R: 0 E: 0 K: 1 S: 5	H: 0 LOB: 0 BB: 0 P: 5	R: 0 E: 0 K: 2 S: 8	H: 1 LOB: 1 BB: 0 P: 8	R: 0 E: 0 K: 0 S: 4	H: 0 LOB: 0 BB: 1 P: 4	R: 1 E: 0 K: 0 S: 4	H: 2 LOB: 0 BB: 0 P: 4	R: 0 E: 0 K: 1 S: 6	H: 1 LOB: 1 BB: 0 P: 6	R: 0 E: 0 K: 1 S: 6	H: 1 LOB: 1 BB: 0 P: 6	1B: 4 2B: 2 3B: 0 HR: 1	SF: 0 SAC: 0 DP: 0 HBP: 0	WP: 0 PB: 0 SB: 0 CS: 1	PA: 34
PITCHER Steve Dunning, R (1, 1) ERA: 3.42	IP: 9.0 WLS: W BF: 34 H: 7 R: 1 ER: 1 SO: 7 BB: 2 IBB: 0 HBP: 0 BLK: 0 WP: 0 HR: 1 S: 46 P: 54 ERA: 1.00 WHIP: 1.000															PITCHER				

Batter	1	2	3	4	5	6	7	8	9	AB	R	H	RBI	BB	SO	LOB	BOTTOM	
Ted Ford, R (1, 8) OBP: 0.244, SLG: 0.291										4	0	1	0	0	0	0	New York Yankees @ Cleveland Indians Cleveland Municipal Stadium, Cleveland, OH Sat May 22 1971, 3:33 AM EDT Att: 10,351 - Unknown - 56 F livebaseballscores.com	
Vada Pinson, L (1, 9) OBP: 0.275, SLG: 0.309										4	0	0	0	0	1	1		
Graig Nettles, L (1, 5) OBP: 0.333, SLG: 0.359										4	1	1	1	0	0	0		
Ray Fosse, R (1, 2) OBP: 0.348, SLG: 0.394										4	0	3	0	0	0	0		
Ken Harrelson, R (1, 3) OBP: 0.304, SLG: 0.325										4	0	1	0	0	0	3		
Roy Foster, R (1, 7) OBP: 0.311, SLG: 0.439										3	0	2	0	0	0	0		
Eddie Leon, R (1, 4) OBP: 0.288, SLG: 0.311										3	0	0	0	1	1	3		
Lou Camilli, S (1, 6) OBP: 0.190, SLG: 0.105										2	0	0	0	1	0	1		
Gomer Hodge, S (8, PH) OBP: 0.324, SLG: 0.310										1	0	0	0	0	0	3		
Fred Stanley, R (9, 6) OBP: 0.133, SLG: 0.267										0	0	0	0	0	0	0		
Steve Dunning, R (1, 1) OBP: 0.222, SLG: 0.412										3	1	1	0	0	0	4		
Inning Stats	R: 0 E: 0 K: 0 S: 3	H: 0 LOB: 0 BB: 0 P: 3	R: 0 E: 0 K: 0 S: 5	H: 2 LOB: 3 BB: 1 P: 9	R: 1 E: 0 K: 1 S: 7	H: 2 LOB: 1 BB: 0 P: 7	R: 0 E: 0 K: 1 S: 5	H: 0 LOB: 0 BB: 0 P: 6	R: 0 E: 0 K: 0 S: 3	H: 1 LOB: 0 BB: 0 P: 3	R: 1 E: 1 K: 0 S: 5	H: 2 LOB: 1 BB: 0 P: 5	R: 0 E: 0 K: 0 S: 5	H: 2 LOB: 3 BB: 1 P: 9	1B: 5 2B: 3 3B: 0 HR: 1	SF: 0 SAC: 0 DP: 1 HBP: 1	WP: 0 PB: 0 SB: 1 CS: 0	PA: 35
PITCHER Mel Stottlemyre, R (1, 1) ERA: 2.79	IP: 7.0 WLS: L BF: 29 H: 7 R: 2 ER: 1 SO: 2 BB: 0 IBB: 1 HBP: 1 BLK: 0 WP: 0 HR: 1 S: 31 P: 36 ERA: 1.29 WHIP: 1.000															PITCHER		
Stan Bahnsen, R (8, 1) ERA: 4.81	IP: 1.0 WLS: 6 BF: 2 H: 2 R: 0 ER: 0 SO: 0 BB: 0 IBB: 1 HBP: 0 BLK: 0 WP: 0 HR: 0 S: 5 P: 9 ERA: 0.00 WHIP: 2.000															PITCHER		

Batter	1	2	3	4	5	6	7	8	9	AB	R	H	RBI	BB	SO	LOB	TOP					
Horace Clarke, S (1,4) OBP: 0.372, SLG: 0.335										5	0	1	0	0	1	2	New York Yankees @ Cleveland Indians Cleveland Municipal Stadium, Cleveland, OH Sun May 23 1971, 3:38 AM EDT Att: 19,014 - Unknown - 65 F livebaseballscorecards.com					
Thurman Munson, R (1,2) OBP: 0.336, SLG: 0.344										5	0	1	1	0	0	0						
Roy White, S (1,7) OBP: 0.364, SLG: 0.511										2	0	1	0	3	1	0						
Bobby Murcer, L (1,8) OBP: 0.476, SLG: 0.594										4	0	0	0	1	1	5						
Danny Cater, R (1,5) OBP: 0.255, SLG: 0.284										4	0	1	0	0	1	6						
Felipe Alou, R (1,9) OBP: 0.315, SLG: 0.385										3	0	1	0	1	0	1						
John Ellis, R (1,3) OBP: 0.315, SLG: 0.462										2	0	0	0	2	1	3						
Gene Michael, S (1,6) OBP: 0.341, SLG: 0.273										4	0	0	0	0	1	3						
Steve Kline, R (1,1) OBP: 0.292, SLG: 0.227										3	1	1	0	1	0	1						
Inning Stats	R: 0 E: 0 K: 2 S: 8	H: 1 LOB: 2 BB: 1 P: 12	R: 0 E: 0 K: 0 S: 3	H: 0 LOB: 2 BB: 11	R: 0 E: 0 K: 1 S: 5	H: 0 LOB: 0 BB: 0 P: 5	R: 0 E: 0 K: 0 S: 3	H: 1 LOB: 1 BB: 1 P: 7	R: 0 E: 0 K: 0 S: 3	H: 0 LOB: 0 BB: 0 P: 3	R: 0 E: 0 K: 0 S: 4	H: 1 LOB: 2 BB: 1 P: 8	R: 1 E: 0 K: 1 S: 8	H: 3 LOB: 3 BB: 1 P: 12	R: 0 E: 0 K: 2 S: 7	H: 0 LOB: 1 BB: 1 P: 11	R: 0 E: 0 K: 0 S: 3	H: 0 LOB: 1 BB: 1 P: 7	1B: 5 2B: 1 3B: 0 HR: 0	SF: 0 SAC: 0 DP: 1 HBP: 0	WP: 0 PB: 0 SB: 0 CS: 0	PA: 40
PITCHER Sam McDowell, L (1,1) ERA: 3.8	IP: 9.0 WLS: W BF: 40 H: 6 R: 1 ER: 1 SO: 6 BB: 7 IBB: 1 HBP: 0 BLK: 0 WP: 0 HR: 0 S: 44 P: 76 ERA: 1.00 WHIP: 1.444																					

Batter	1	2	3	4	5	6	7	8	9	AB	R	H	RBI	BB	SO	LOB	BOTTOM			
Ted Ford, R (1,8) OBP: 0.235, SLG: 0.277										4	0	1	0	0	0	1	New York Yankees @ Cleveland Indians Cleveland Municipal Stadium, Cleveland, OH Sun May 23 1971, 3:38 AM EDT Att: 19,014 - Unknown - 65 F livebaseballscorecards.com			
Vada Pinson, L (1,9) OBP: 0.275, SLG: 0.308										4	0	1	0	0	0	1				
Ken Harrelson, R (1,3) OBP: 0.301, SLG: 0.320										4	0	0	0	0	0	2				
Graig Nettles, L (1,5) OBP: 0.335, SLG: 0.351										3	1	1	0	1	1	2				
Ray Fosse, R (1,2) OBP: 0.344, SLG: 0.387										4	0	2	0	0	0	1				
Ted Uhlhaender, L (1,7) OBP: 0.325, SLG: 0.338										4	0	2	1	0	0	0				
Eddie Leon, R (1,4) OBP: 0.297, SLG: 0.318										4	1	1	0	0	0	4				
Lou Camilli, S (1,6) OBP: 0.167, SLG: 0.091										3	0	0	0	0	0	0				
Chuck Hinton, R (9, PH) OBP: 0.391, SLG: 0.425										1	0	1	1	0	0	0				
Sam McDowell, L (1,1) OBP: 0.273, SLG: 0.273	R: 0 E: 0 K: 0 S: 3	H: 0 LOB: 0 BB: 0 P: 3	R: 0 E: 0 K: 0 S: 4	H: 2 LOB: 1 BB: 0 P: 4	R: 0 E: 0 K: 0 S: 4	H: 1 LOB: 1 BB: 0 P: 4	R: 1 E: 0 K: 0 S: 4	H: 2 LOB: 1 BB: 1 P: 8	R: 0 E: 0 K: 0 S: 3	H: 0 LOB: 0 BB: 0 P: 3	R: 0 E: 0 K: 0 S: 4	H: 1 LOB: 1 BB: 0 P: 4	R: 0 E: 0 K: 1 S: 7	H: 2 LOB: 2 BB: 0 P: 7	R: 1 E: 0 K: 0 S: 4	H: 2 LOB: 2 BB: 1 P: 8	1B: 10 2B: 0 3B: 0 HR: 0	SF: 0 SAC: 0 DP: 2 HBP: 0	WP: 0 PB: 0 SB: 0 CS: 0	PA: 36
PITCHER Steve Kline, R (1,1) ERA: 1.95	IP: 8.2 WLS: L BF: 36 H: 10 R: 2 ER: 2 SO: 1 BB: 2 IBB: 0 HBP: 0 BLK: 0 WP: 0 HR: 0 S: 36 P: 44 ERA: 2.08 WHIP: 1.385																			



Batter	1	2	3	4	5	6	7	8	9	AB	R	H	RBI	BB	SO	LOB	TOP				
Ted Ford, R OBP: 0.233, SLG: 0.265 (1, 8)										4	0	0	0	1	0	2	Cleveland Indians @ Baltimore Orioles Memorial Stadium, Baltimore, MD Wed May 26 1971, 7:05 PM EDT Att: 8,865 - Unknown				
Vada Pinson, L OBP: 0.333, SLG: 0.333 (1, 9)										4	1	2	1	0	0	1					
Roy Foster, R OBP: 0.306, SLG: 0.433 (1, 7)										4	0	2	0	0	0	2					
Ray Fosse, R OBP: 0.335, SLG: 0.377 (1, 2)										4	0	0	0	0	1	4					
Ken Harrelson, R OBP: 0.307, SLG: 0.321 (1, 3)										3	0	1	0	1	0	0					
Eddie Leon, R OBP: 0.295, SLG: 0.316 (1, 4)										4	1	1	0	0	0	2					
Graig Nettles, L OBP: 0.333, SLG: 0.355 (1, 5)										4	0	1	0	0	0	1					
Fred Stanley, R OBP: 0.500, SLG: 0.125 (9, PR)									1	0	1	1	3	0	0						
Ted Uhlhaender, L OBP: 0.329, SLG: 0.338 (9, PR)									0	0	0	0	0	0	0						
Rich Hand, R OBP: 0.324, SLG: 0.313 (7, PH)									2	0	0	0	0	1	3						
Chuck Hinton, R OBP: 0.383, SLG: 0.415 (7, PH)									1	0	0	0	0	0	1						
Vince Colbert, R OBP: 0.329, SLG: 0.338 (9, PR)									0	0	0	0	0	0	0						
Gomer Hodge, S OBP: 0.324, SLG: 0.313 (9, PH)									1	0	0	0	0	0	1						
Inning Stats	R: 0 E: 0 K: 1 S: 5	H: 0 LOB: 1 BB: 1 P: 9	R: 1 E: 0 K: 1 S: 7	H: 2 LOB: 1 BB: 0 P: 7	R: 0 E: 0 K: 0 S: 4	H: 1 LOB: 1 BB: 0 P: 4	R: 0 E: 0 K: 0 S: 4	H: 2 LOB: 2 BB: 1 P: 8	R: 0 E: 0 K: 0 S: 3	H: 0 LOB: 0 BB: 0 P: 3	R: 0 E: 0 K: 0 S: 2	H: 0 LOB: 0 BB: 1 P: 6	R: 1 E: 0 K: 0 S: 4	H: 2 LOB: 1 BB: 1 P: 8	R: 0 E: 0 K: 0 S: 3	H: 0 LOB: 1 BB: 1 P: 7	1B: 5 2B: 2 3B: 0 HR: 1	SF: 0 SAC: 0 DP: 3 HBP: 0	WP: 0 PB: 0 SB: 1 CS: 0	PA: 37	
PITCHER Mike Cuellar, L ERA: 3.27 (1, 1)	IP: 9.0 WLS: W BF: 37	H: 8 R: 2 ER: 2 SO: 2	BB: 4 IBB: 1 HBP: 0 BLK: 0	WP: 0 HR: 1 S: 36 P: 56	ERA: 2.00 WHIP: 1.333											PITCHER	IP: 9.0 WLS: W BF: 37	H: 8 R: 2 ER: 2 SO: 2	BB: 4 IBB: 1 HBP: 0 BLK: 0	WP: 0 HR: 1 S: 36 P: 56	ERA: 2.00 WHIP: 1.333

Batter	1	2	3	4	5	6	7	8	9	AB	R	H	RBI	BB	SO	LOB	BOTTOM				
Mark Belanger, R OBP: 0.373, SLG: 0.341 (1, 6)										4	0	0	0	0	0	3	Cleveland Indians @ Baltimore Orioles Memorial Stadium, Baltimore, MD Wed May 26 1971, 7:05 PM EDT Att: 8,865 - Unknown				
Paul Blair, R OBP: 0.280, SLG: 0.347 (1, 8)										4	0	0	0	0	0	0					
Brooks Robinson, R OBP: 0.363, SLG: 0.413 (1, 5)										4	0	1	0	0	1	0					
Frank Robinson, R OBP: 0.366, SLG: 0.430 (1, 9)										4	1	1	0	0	0	1					
Boog Powell, L OBP: 0.339, SLG: 0.386 (1, 3)										3	1	1	0	1	0	1					
Mery Rettenmund, R OBP: 0.411, SLG: 0.380 (1, 7)										4	1	2	0	0	0	2					
Davey Johnson, R OBP: 0.362, SLG: 0.458 (1, 4)										2	0	0	0	2	0	2					
Eliot Hendricks, L OBP: 0.261, SLG: 0.301 (1, 2)										3	0	3	2	0	0	0					
Mike Cuellar, L OBP: 0.125, SLG: 0.167 (1, 1)										3	0	0	0	0	1	6					
Inning Stats	R: 0 E: 0 K: 0 S: 3	H: 0 LOB: 0 BB: 0 P: 3	R: 1 E: 0 K: 1 S: 7	H: 2 LOB: 2 BB: 1 P: 11	R: 0 E: 0 K: 0 S: 3	H: 0 LOB: 0 BB: 0 P: 3	R: 1 E: 0 K: 0 S: 5	H: 2 LOB: 3 BB: 2 P: 13	R: 0 E: 0 K: 0 S: 3	H: 1 LOB: 0 BB: 0 P: 3	R: 1 E: 1 K: 0 S: 5	H: 2 LOB: 1 BB: 0 P: 5	R: 0 E: 0 K: 1 S: 5	H: 0 LOB: 0 BB: 0 P: 5	R: 0 E: 0 K: 0 S: 4	H: 1 LOB: 1 BB: 0 P: 4		1B: 8 2B: 0 3B: 0 HR: 0	SF: 0 SAC: 0 DP: 1 HBP: 0	WP: 0 PB: 0 SB: 0 CS: 0	PA: 34
PITCHER Rich Hand, R ERA: 6.08 (1, 1)	IP: 6.0 WLS: L BF: 27	H: 7 R: 3 ER: 2 SO: 1	BB: 3 IBB: 0 HBP: 0 BLK: 0	WP: 0 HR: 0 S: 26 P: 38	ERA: 3.00 WHIP: 1.667											PITCHER	IP: 6.0 WLS: L BF: 27	H: 7 R: 3 ER: 2 SO: 1	BB: 3 IBB: 0 HBP: 0 BLK: 0	WP: 0 HR: 0 S: 26 P: 38	ERA: 3.00 WHIP: 1.667
PITCHER Vince Colbert, R ERA: 5.46 (7, 1)	IP: 2.0 WLS: 7 BF: 1	H: 1 R: 0 ER: 0 SO: 1	BB: 0 IBB: 0 HBP: 0 BLK: 0	WP: 0 HR: 0 S: 9 P: 9	ERA: 0.00 WHIP: 0.500											PITCHER	IP: 2.0 WLS: 7 BF: 1	H: 1 R: 0 ER: 0 SO: 1	BB: 0 IBB: 0 HBP: 0 BLK: 0	WP: 0 HR: 0 S: 9 P: 9	ERA: 0.00 WHIP: 0.500

Batter	1	2	3	4	5	6	7	8	9	AB	R	H	RBI	BB	SO	LOB	TOP										
Graig Nettles, L OBP: 0.339, SLG: 0.357 (1, 5)	0-0 3-1		0-0 FC6-4 1B	0-0 4-1		0-0 BB 1B	0-0 G4-6-3		4-0 BB	5	2	2	0	1	0	2											
Vada Pinson, L OBP: 0.298, SLG: 0.340 (1, 8)	0-0 F8		0-0 FC6-4 1B	0-0 6-3		0-0 BB 1B		0-0 2B SF8 1B	0-0 F7	6	2	3	0	0	0	2											
Roy Foster, R OBP: 0.317, SLG: 0.453 (1, 9)	0-0 2B		0-0 F6	0-0 F5		0-0 P4		0-0 1-3 1B 2B	4-0 BB	5	1	2	0	1	0	5											
Ken Harrelson, R OBP: 0.310, SLG: 0.313 (8, PR)	0-0 P4		0-0 FC6-4 1B E		0-0 5-3	4-0 1B BB		4-0 1B BB	0-3 K	3	1	0	0	2	0	3											
Chuck Hinton, R OBP: 0.375, SLG: 0.405 (8, 3)			1-2 2-3			1-2 2-3				1	1	0	0	0	1	2											
Ted Uhlhaender, L OBP: 0.344, SLG: 0.357 (1, 7)		0-0 F7	0-0 E 1B		0-0 BB	0-0 1B		0-0 SF8		4	1	3	4	0	0	0											
Ray Fosse, R OBP: 0.337, SLG: 0.377 (1, 2)	0-0 S 1B	0-0 E9	0-0 1-1 2-H		0-0 F8	0-0 F8		0-0 1-2 2-H	0-0 1B	5	1	2	1	0	0	3											
Eddie Leon, R OBP: 0.315, SLG: 0.325 (1, 4)	0-0 F9	0-0 1-2	4-0 BB		4-0 1-2 BB		0-0 SH3 1B	0-0 FC6-4 1B		3	1	2	1	2	0	1											
Fred Stanley, R OBP: 0.444, SLG: 0.167 (1, 6)	0-0 FC6-4 1B	0-0 2-H	0-0 F8		0-3 K		0-0 SH3	0-0 FC6-4		4	0	1	1	0	1	5											
Steve Dunning, R OBP: 0.261, SLG: 0.409 (1, 1)	0-0 FC6-4			0-0 4-1 1B		0-0 P4		0-0 G4-6-3 1B	0-3 K	5	0	2	1	0	1	1											
Phil Hennigan, R (9, 1)	1-2									0	0	0	0	0	0	0											
Inning Stats	R: 0 E: 0 K: 0 S: 4	H: 1 LOB: 1 BB: 0 P: 4	R: 1 E: 0 K: 0 S: 5	H: 2 LOB: 1 BB: 0 P: 5	R: 3 E: 1 K: 0 S: 7	H: 3 LOB: 2 BB: 1 P: 11	R: 0 E: 0 K: 0 S: 4	H: 1 LOB: 1 BB: 0 P: 4	R: 0 E: 0 K: 1 S: 6	H: 2 LOB: 2 BB: 1 P: 10	R: 2 E: 0 K: 0 S: 6	H: 3 LOB: 2 BB: 1 P: 10	R: 1 E: 0 K: 0 S: 4	H: 2 LOB: 0 BB: 0 P: 4	R: 3 E: 0 K: 0 S: 6	H: 4 LOB: 1 BB: 2 P: 10	R: 0 E: 0 K: 2 S: 7	H: 0 LOB: 2 BB: 2 P: 15	1B: 15 2B: 2 3B: 0 HR: 0	SF: 1 SAC: 1 DP: 1 HBP: 0	WP: 0 PA: 49 PB: 0 SB: 1 CS: 0						
PITCHER	IP	WLS	BF	H	R	ER	SO	BB	IBB	HBP	BLK	WP	HR	S	P	ERA	WHIP										
Jim Palmer, R ERA: 2.42	(1, 1)	2.2	16	6	4	2	0	1	0	0	0	0	0	15	19	6.75	2.625										
Grant Jackson, L ERA: 0.96	(3, 1)	2.1	10	2	0	0	1	1	0	0	0	0	0	11	15	0.00	1.286										
Tom Dukas, R ERA: 3.68	(6, 1)	0.2	L	6	3	2	2	0	1	0	0	0	0	5	9	27.00	6.000										
Jim Hardin, R ERA: 4.76	(6, 1)	1.1	5	2	1	1	0	0	0	0	0	0	0	5	5	6.75	1.500										
Dick Hall, R ERA: 5.4	(8, 1)	1.0	7	4	3	3	0	1	0	0	0	0	0	6	10	27.00	5.000										
Pete Richert, L ERA: 4.7	(9, 1)	1.0	5	0	0	0	2	2	0	0	0	0	0	7	15	0.00	2.000										

Cleveland Indians @ Baltimore Orioles
Memorial Stadium, Baltimore, MD
Thu May 27 1971, 7:05 PM EDT
Att: 6,054 - Unknown

AB 41
R 10
H 17
RBI 8
BB 6
SO 3
LOB 24



Batter	1	2	3	4	5	6	7	8	9	AB	R	H	RBI	BB	SO	LOB	BOTTOM										
Don Buford, S OBP: 0.392, SLG: 0.426 (1, 7)	0-0 G5-4-3 2B		0-0 F2		0-0 2B 1B		0-0 4-3		0-3 K	5	1	2	1	0	1	1											
Davey Johnson, R OBP: 0.365, SLG: 0.463 (1, 4)	4-0 G5-4-3 BB		0-0 F8		0-0 1-3 2-H 2B		0-0 F9			3	1	1	1	1	0	0											
Brooks Robinson, R OBP: 0.354, SLG: 0.493 (1, 5)	0-0 G5-4-3		0-0 F7		0-0 F3		0-0 P6		0-0 P1	4	0	0	0	0	0	4											
Frank Robinson, R OBP: 0.363, SLG: 0.432 (1, 9)	0-3 K			0-3 K	0-0 2B		0-0 P1		0-0 P1	4	0	1	2	0	2	1											
Boog Powell, L OBP: 0.343, SLG: 0.406 (1, 3)		4-0 1-3 BB BB		0-0 P5	0-0 F7		0-0 P6		0-0 HR	3	1	1	1	1	0	1											
Mery Rettenmund, R OBP: 0.405, SLG: 0.368 (1, 8)		4-0 1-2 BB		0-3 K		0-3 K		0-0 1-3		3	0	0	0	1	2	0											
Elirod Hendricks, L OBP: 0.281, SLG: 0.306 (1, 2)		0-3 K			4-0 1B BB	0-0 G5-4-3 1B		4-0 G4-6-3 BB	4-0 BB	2	1	1	0	2	1	2											
Jerry Davanon, R OBP: 0.556, SLG: 0.333 (1, 6)		0-0 1-3		0-0 1-3	0-0 1B BB	0-0 G5-4-3		4-0 G4-6-3 BB	4-0 BB	3	1	1	0	1	0	3											
Jim Palmer, R ERA: 2.42	(1, 1)	2.2	16	6	4	2	0	1	0	0	0	0	0	15	19	6.75	2.625										
Grant Jackson, L ERA: 0.96	(3, 1)	2.1	10	2	0	0	1	1	0	0	0	0	0	11	15	0.00	1.286										
Tom Dukas, R ERA: 3.68	(6, 1)	0.2	L	6	3	2	2	0	1	0	0	0	0	5	9	27.00	6.000										
Jim Hardin, R ERA: 4.76	(6, 1)	1.1	5	2	1	1	0	0	0	0	0	0	0	5	5	6.75	1.500										
Dick Hall, R ERA: 5.4	(8, 1)	1.0	7	4	3	3	0	1	0	0	0	0	0	6	10	27.00	5.000										
Inning Stats	R: 0 E: 0 K: 1 S: 5	H: 1 LOB: 1 BB: 1 P: 9	R: 0 E: 0 K: 2 S: 7	H: 0 LOB: 2 BB: 2 P: 15	R: 0 E: 0 K: 0 S: 3	H: 0 LOB: 0 BB: 0 P: 3	R: 0 E: 0 K: 2 S: 7	H: 0 LOB: 0 BB: 0 P: 7	R: 4 E: 0 K: 1 S: 9	H: 4 LOB: 1 BB: 1 P: 13	R: 0 E: 0 K: 1 S: 5	H: 1 LOB: 0 BB: 0 P: 5	R: 0 E: 0 K: 1 S: 5	H: 0 LOB: 0 BB: 0 P: 5	R: 1 E: 0 K: 0 S: 4	H: 1 LOB: 0 BB: 0 P: 4	R: 0 E: 0 K: 1 S: 4	H: 0 LOB: 1 BB: 2 P: 12	1B: 3 2B: 3 3B: 0 HR: 1	SF: 0 SAC: 0 DP: 3 HBP: 0	WP: 0 PA: 37 PB: 0 SB: 0 CS: 0						
PITCHER	IP	WLS	BF	H	R	ER	SO	BB	IBB	HBP	BLK	WP	HR	S	P	ERA	WHIP										
Steve Dunning, R ERA: 3.72	(1, 1)	8.0	W	34	7	5	5	8	5	0	0	0	0	45	65	5.62	1.500										
Phil Hennigan, R ERA:	(9, 1)	1.0	S	3	0	0	0	1	1	0	0	0	0	4	8	0.00	1.000										

Cleveland Indians @ Baltimore Orioles
Memorial Stadium, Baltimore, MD
Thu May 27 1971, 7:05 PM EDT
Att: 6,054 - Unknown

AB 31
R 5
H 7
RBI 5
BB 6
SO 9
LOB 18



Batter	1	2	3	4	5	6	7	8	9	AB	R	H	RBI	BB	SO	LOB	TOP										
Graig Nettles, L (1, 5) OBP: 0.337, SLG: 0.349										5	1	1	0	0	1	0	Cleveland Indians @ Chicago White Sox Comiskey Park, Chicago, IL Sat May 29 1971, 8:05 PM EDT Att: 10,231 - Unknown										
Vada Pinson, L (1, 8) OBP: 0.289, SLG: 0.350										5	1	1	0	0	2	0											
Roy Foster, R (1, 9) OBP: 0.319, SLG: 0.447										3	0	0	0	1	0	0											
Chris Chambliss, L (1, 3)										4	0	1	2	0	0	0											
Ray Fosse, R (1, 2) OBP: 0.348, SLG: 0.389										4	0	2	0	0	0	2											
Ted Uhlhaender, L (1, 7) OBP: 0.347, SLG: 0.344										3	0	1	0	1	0	1											
Eddie Leon, R (1, 4) OBP: 0.311, SLG: 0.315										3	0	1	0	1	1	1											
Fred Stanley, R (1, 6) OBP: 0.417, SLG: 0.125										2	0	0	0	1	1	0											
Gomer Hodge, S (8, PH) OBP: 0.316, SLG: 0.303										1	0	0	0	0	0	3											
Jack Heidemann, R (8, 6) OBP: 0.254, SLG: 0.207										0	0	0	0	0	0	0											
Ray Lamb, R (1, 1) OBP: 0.254, SLG: 0.207										4	0	0	0	0	1	3											
Inning Stats	R: 0 E: 0 K: 0 S: 3	H: 0 LOB: 0 BB: 0 P: 3	R: 0 E: 0 K: 0 S: 5	H: 2 LOB: 3 BB: 1 P: 9	R: 0 E: 0 K: 2 S: 7	H: 0 LOB: 0 BB: 0 P: 7	R: 0 E: 0 K: 1 S: 6	H: 1 LOB: 1 BB: 0 P: 6	R: 2 E: 0 K: 0 S: 6	H: 3 LOB: 2 BB: 1 P: 10	R: 0 E: 0 K: 1 S: 5	H: 0 LOB: 0 BB: 0 P: 5	R: 0 E: 0 K: 1 S: 5	H: 0 LOB: 0 BB: 0 P: 5	R: 0 E: 0 K: 0 S: 4	H: 1 LOB: 3 BB: 2 P: 12	R: 0 E: 0 K: 1 S: 5	H: 0 LOB: 0 BB: 0 P: 5	1B: 6 2B: 1 3B: 0 HR: 0	SF: 0 SAC: 0 DP: 0 HBP: 0	WP: 0 PB: 0 CS: 0	PA: 38					
PITCHER	IP	WLS	BF	H	R	ER	SO	BB	IBB	HBP	BLK	WP	HR	S	P	ERA	WHIP										
Tom Bradley, R (1, 1) ERA: 1.58	8.0	L	35	7	2	2	5	3	1	0	0	0	0	41	57	2.25	1.250										
Terry Forster, L (9, 1) ERA: 2.16	1.0		3	0	0	0	1	0	0	0	0	0	0	5	5	0.00	0.000										



Batter	1	2	3	4	5	6	7	8	9	AB	R	H	RBI	BB	SO	LOB	BOTTOM										
Lee Richard, R (1, 6) OBP: 0.293, SLG: 0.290											3	0	0	0	1	1	Cleveland Indians @ Chicago White Sox Comiskey Park, Chicago, IL Sat May 29 1971, 8:05 PM EDT Att: 10,231 - Unknown										
Jay Johnstone, L (1, 9) OBP: 0.333, SLG: 0.395											4	0	2	0	0	1		0									
Terry Forster, L (9, 1)											0	0	0	0	0	0		0									
Carlos May, L (1, 3) OBP: 0.367, SLG: 0.400											4	0	0	0	0	1		3									
Rich McKinney, R (1, 5) OBP: 0.405, SLG: 0.408											4	0	0	0	0	1		0									
Rick Reichardt, R (1, 7) OBP: 0.350, SLG: 0.489											4	0	2	0	0	0		0									
Ed Herrmann, L (1, 2) OBP: 0.349, SLG: 0.433											4	0	0	0	0	0		2									
Mike Andrews, R (1, 4) OBP: 0.369, SLG: 0.398											3	1	1	1	0	0		2									
Mike Hershberger, R (1, 8) OBP: 0.410, SLG: 0.313											3	0	0	0	0	0		1									
Tom Bradley, R (1, 1) OBP: 0.111, SLG: 0.077											2	0	0	0	0	2		0									
Ed Stroud, L (8, PH) OBP: 0.230, SLG: 0.241											1	0	0	0	0	0	0										
Inning Stats	R: 0 E: 0 K: 3 S: 9	H: 0 LOB: 0 BB: 0 P: 9	R: 0 E: 0 K: 1 S: 6	H: 1 LOB: 1 BB: 0 P: 6	R: 0 E: 0 K: 1 S: 6	H: 1 LOB: 2 BB: 1 P: 10	R: 0 E: 0 K: 0 S: 3	H: 0 LOB: 0 BB: 0 P: 3	R: 1 E: 0 K: 1 S: 6	H: 1 LOB: 0 BB: 0 P: 6	R: 0 E: 0 K: 0 S: 3	H: 0 LOB: 0 BB: 0 P: 3	R: 0 E: 0 K: 0 S: 4	H: 1 LOB: 1 BB: 0 P: 4	R: 0 E: 0 K: 0 S: 4	H: 1 LOB: 1 BB: 0 P: 4	R: 0 E: 0 K: 0 S: 3	H: 0 LOB: 0 BB: 0 P: 3	1B: 4 2B: 0 3B: 0 HR: 1	SF: 0 SAC: 0 DP: 0 HBP: 0	WP: 0 PB: 0 CS: 0	PA: 33					
PITCHER	IP	WLS	BF	H	R	ER	SO	BB	IBB	HBP	BLK	WP	HR	S	P	ERA	WHIP										
Ray Lamb, R (1, 1) ERA: 2.7	9.0	W	33	5	1	1	6	1	0	0	0	0	1	44	48	1.00	0.667										



Batter	1	2	3	4	5	6	7	8	9	10	AB	R	H	RBI	BB	SO	LOB	TOP	
Graig Nettles, L OBP: 0.333, SLG: 0.344 (1, 5)											5	0	1	0	0	1	1		
Vada Pinson, L OBP: 0.288, SLG: 0.343 (1, 8)											3	0	0	0	1	0	1		
Roy Foster, R OBP: 0.316, SLG: 0.434 Phil Hennigan, R (10, 1)											3	0	0	0	1	1	2		
Ken Harrelson, R OBP: 0.313, SLG: 0.307 Jack Heidemann, R OBP: 0.250, SLG: 0.203 (7, 6)											3	0	0	0	0	2	1		
Ray Fosse, R OBP: 0.346, SLG: 0.386 (1, 2)											4	1	1	0	0	0	0		
Chris Chambliss, L OBP: 0.222, SLG: 0.222 (1, 3)											4	0	1	0	0	1	1		
Eddie Leon, R OBP: 0.317, SLG: 0.320 (1, 4)											4	0	2	0	0	0	1		
Fred Stanley, R OBP: 0.423, SLG: 0.167 Chuck Hinton, R OBP: 0.350, SLG: 0.386 Ted Uhlaender, L OBP: 0.343, SLG: 0.341 (7, 7)											2	1	1	1	0	0	0		
Alan Foster, R OBP: 0.176, SLG: 0.200 Steve Mingori, L OBP: 0.500, SLG: 0.500 Ted Ford, R OBP: 0.231, SLG: 0.263 (8, 9)											3	0	1	1	0	0	2		
Inning Stats	R: 0 E: 0 K: 1 S: 6	H: 1 LOB: 1 BB: 0 P: 6	R: 2 E: 0 K: 0 S: 6	H: 3 LOB: 1 BB: 0 P: 6	R: 0 E: 0 K: 0 S: 3	H: 0 LOB: 0 BB: 0 P: 3	R: 0 E: 0 K: 2 S: 6	H: 0 LOB: 0 BB: 1 P: 10	R: 0 E: 0 K: 0 S: 5	H: 2 LOB: 2 BB: 0 P: 5	R: 0 E: 0 K: 0 S: 3	H: 0 LOB: 1 BB: 1 P: 7	R: 0 E: 0 K: 1 S: 5	H: 0 LOB: 0 BB: 0 P: 5	R: 0 E: 0 K: 1 S: 5	H: 0 LOB: 0 BB: 0 P: 5	1B: 7 2B: 0 3B: 0 HR: 0	SF: 0 SAC: 0 DP: 0 HBP: 0	WP: 0 PA: 38 PB: 0 SB: 0 CS: 2
PITCHER	IP WLS BF H R ER SO ERA WHIP	IP WLS BF H R ER SO ERA WHIP	IP WLS BF H R ER SO ERA WHIP	IP WLS BF H R ER SO ERA WHIP	IP WLS BF H R ER SO ERA WHIP	IP WLS BF H R ER SO ERA WHIP	IP WLS BF H R ER SO ERA WHIP	IP WLS BF H R ER SO ERA WHIP	IP WLS BF H R ER SO ERA WHIP	IP WLS BF H R ER SO ERA WHIP	IP WLS BF H R ER SO ERA WHIP	IP WLS BF H R ER SO ERA WHIP	IP WLS BF H R ER SO ERA WHIP	IP WLS BF H R ER SO ERA WHIP	IP WLS BF H R ER SO ERA WHIP	IP WLS BF H R ER SO ERA WHIP	IP WLS BF H R ER SO ERA WHIP	IP WLS BF H R ER SO ERA WHIP	
Wilbur Wood, L ERA: 2.08	6.1	0.2	1.0	2.0	0.0	0.0	0.0	0.0	0.0	0.0	2.84	1.263							
Steve Kealey, R ERA: 4.84	0.2	0.2	0.2	0.2	0.0	0.0	0.0	0.0	0.0	0.0	0.00	0.000							
Don Eddy, L ERA: 2.45	1.0	1.0	1.0	1.0	0.0	0.0	0.0	0.0	0.0	0.0	0.00	1.000							
Terry Forster, L ERA: 1.93	2.0	2.0	2.0	2.0	0.0	0.0	0.0	0.0	0.0	0.0	0.00	0.000							

Cleveland Indians @ Chicago White Sox
Comiskey Park, Chicago, IL
Sun May 30 1971, 4:33 AM EDT
Att: 12,295 - Unknown

AB 35
R 2
H 7
RBI 2
BB 2
SO 5
LOB 12



Batter	1	2	3	4	5	6	7	8	9	10	AB	R	H	RBI	BB	SO	LOB	BOTTOM			
Ed Stroud, L OBP: 0.231, SLG: 0.241 Rich Morales, R OBP: 0.440, SLG: 0.409 Terry Forster, L (9, 1) Tom Egan, R OBP: 0.341, SLG: 0.600 (10, PH)											4	1	1	0	0	0	5				
Jay Johnstone, L OBP: 0.341, SLG: 0.390 (1, 9)											4	0	1	1	2	0	1				
Carlos May, L OBP: 0.362, SLG: 0.394 (1, 3)											5	1	1	0	0	1	2				
Rich McKinney, R OBP: 0.417, SLG: 0.419 (1, 5)											3	0	1	2	2	0	1				
Rick Reichardt, R OBP: 0.338, SLG: 0.471 (1, 7)											5	0	0	0	0	1	5				
Ed Herrmann, L OBP: 0.354, SLG: 0.446 Luis Alvarado, R OBP: 0.244, SLG: 0.209 (8, PR) (9, 6)											4	0	2	0	0	0	0				
Mike Andrews, R OBP: 0.370, SLG: 0.394 (1, 4)											4	1	1	0	1	1	1				
Lee Richard, R OBP: 0.292, SLG: 0.284 Chuck Brinkman, R OBP: 0.091, SLG: 0.091 (9, 2)											3	0	0	0	1	1	1				
Wilbur Wood, R ERA: 2.08 Steve Kealey, R ERA: 4.84 Walt Williams, R ERA: 2.57 Don Eddy, R Mike Hershberger, R OBP: 0.426, SLG: 0.333 (8, 8)											2	0	1	0	0	1	3				
Inning Stats	R: 0 E: 0 K: 0 S: 3	H: 0 LOB: 2 BB: 2 P: 11	R: 0 E: 1 K: 0 S: 5	H: 1 LOB: 2 BB: 0 P: 5	R: 0 E: 0 K: 0 S: 3	H: 0 LOB: 0 BB: 0 P: 3	R: 0 E: 0 K: 1 S: 7	H: 2 LOB: 3 BB: 1 P: 11	R: 0 E: 0 K: 0 S: 3	H: 0 LOB: 0 BB: 0 P: 3	R: 2 E: 0 K: 1 S: 8	H: 3 LOB: 1 BB: 0 P: 8	R: 0 E: 0 K: 3 S: 10	H: 1 LOB: 2 BB: 1 P: 14	R: 0 E: 0 K: 1 S: 6	H: 1 LOB: 1 BB: 0 P: 6	R: 1 E: 0 K: 0 S: 3	H: 1 LOB: 3 BB: 3 P: 15	1B: 7 2B: 2 3B: 0 HR: 0	SF: 0 SAC: 1 DP: 0 HBP: 0	WP: 0 PA: 47 PB: 0 SB: 0 CS: 0
PITCHER	IP WLS BF H R ER SO ERA WHIP	IP WLS BF H R ER SO ERA WHIP	IP WLS BF H R ER SO ERA WHIP	IP WLS BF H R ER SO ERA WHIP	IP WLS BF H R ER SO ERA WHIP	IP WLS BF H R ER SO ERA WHIP	IP WLS BF H R ER SO ERA WHIP	IP WLS BF H R ER SO ERA WHIP	IP WLS BF H R ER SO ERA WHIP	IP WLS BF H R ER SO ERA WHIP	IP WLS BF H R ER SO ERA WHIP	IP WLS BF H R ER SO ERA WHIP	IP WLS BF H R ER SO ERA WHIP	IP WLS BF H R ER SO ERA WHIP	IP WLS BF H R ER SO ERA WHIP	IP WLS BF H R ER SO ERA WHIP	IP WLS BF H R ER SO ERA WHIP	IP WLS BF H R ER SO ERA WHIP			
Alan Foster, R ERA: 3.54	7.0	2.0	1.0	2.0	0.0	0.0	0.0	0.0	0.0	0.0	2.57	1.571									
Steve Mingori, L ERA: 2.57	2.0	2.0	2.0	2.0	0.0	0.0	0.0	0.0	0.0	0.0	0.00	0.500									
Phil Hennigan, R ERA: 0.64	0.2	0.2	0.2	0.2	0.0	0.0	0.0	0.0	0.0	0.0	13.50	4.500									

Cleveland Indians @ Chicago White Sox
Comiskey Park, Chicago, IL
Sun May 30 1971, 4:33 AM EDT
Att: 12,295 - Unknown

AB 38
R 3
H 9
RBI 3
BB 8
SO 6
LOB 21



Batter	1	2	3	4	5	6	7	8	9	AB	R	H	RBI	BB	SO	LOB	TOP					
Graig Nettles, L OBP: 0.340, SLG: 0.350 (1, 5) X	0-0 FC6-4 1B	0-0 1B		0-0 SF9		0-0 4-1		0-0 BB		3	0	2	2	1	0	0						
Vada Pinson, L OBP: 0.296, SLG: 0.351 (1, 8) X	0-0 FC6-4 1-2	0-0 G3		0-0 1-H 3B		0-0 L3		0-0 F8		5	0	1	1	0	0	4						
Ray Fosse, R OBP: 0.337, SLG: 0.375 (1, 2) S	0-3 K		0-3 K	0-0 F7		0-0 6-3		0-3 K		5	0	0	0	0	3	3						
Chris Chambliss, L OBP: 0.286, SLG: 0.286 (1, 3) X	0-0 5-3		0-0 5-3 1B		0-0 2B 1B		0-0 E1 FC3-6	0-0 4-3		5	1	2	0	0	0	2						
Ted Ford, R OBP: 0.239, SLG: 0.279 (1, 9) S		0-3 K	0-0 5-3		0-0 4-3 2B		0-0 FC3-6 WP BB 1-2		0-0 FC4-6 1B	5	0	2	1	0	1	2						
Ted Uhlhaender, L OBP: 0.337, SLG: 0.326 (1, 7) S		0-3 K	0-0 4-3		0-0 4-3 2-3		4-0 1-3 BB		0-0 FC4-6 CS 1-2	4	0	0	0	1	1	3						
Eddie Leon, R OBP: 0.326, SLG: 0.326 (1, 4) X	0-0 BB WP 1B			0-0 1B SF9 1B		4-0 CS IBB		0-0 1-3		4	2	2	0	1	1	3	AB 36					
Phil Hennigan, R (9, 1)								0-3 K 1-2		0	0	0	0	0	0	0	R 5					
Fred Stanley, R OBP: 0.500, SLG: 0.211 (1, 6) S	4-0 K 1B BB			0-0 1-3 3B 1B		4-0 1-2 BB				1	2	1	0	3	0	0	H 10					
Rich Hand, R (1, 1)		0-3 K		0-3 K		0-0 4-1				2	0	0	0	0	2	3	RBI 4					
Rick Austin, R (4, 1)										0	0	0	0	0	0	0	BB 6					
Gomer Hodge, S OBP: 0.267, SLG: 0.294 (5, PH)										1	0	0	0	0	0	2	SO 8					
Vince Colbert, R (5, 1)										0	0	0	0	0	0	0	LOB 25					
Steve Mingo, L OBP: 0.291, SLG: 0.500 (9, 1)										0	0	0	0	0	0	0						
Lou Camilli, S OBP: 0.101, SLG: 0.093 (9, 4)										0	0	0	0	0	0	0						
Inning Stats	R: 0 E: 0 K: 1 S: 6	H: 1 LOB: 1 BB: 0 P: 6	R: 2 E: 1 K: 3 S: 12	H: 2 LOB: 2 BB: 1 P: 16	R: 0 E: 0 K: 1 S: 6	H: 1 LOB: 1 BB: 0 P: 6	R: 2 E: 0 K: 1 S: 8	H: 3 LOB: 1 BB: 0 P: 8	R: 1 E: 0 K: 0 S: 4	H: 2 LOB: 2 BB: 2 P: 12	R: 0 E: 0 K: 0 S: 3	H: 0 LOB: 0 BB: 0 P: 3	R: 0 E: 1 K: 0 S: 4	H: 0 LOB: 3 BB: 2 P: 12	R: 0 E: 0 K: 1 S: 5	H: 0 LOB: 1 BB: 1 P: 9	R: 0 E: 0 K: 1 S: 5	H: 1 LOB: 0 BB: 0 P: 5	1B: 8 2B: 1 3B: 1 HR: 0	SF: 1 SAC: 0 DP: 0 HBP: 0	WP: 2 PB: 0 SB: 0 CS: 0	PA: 43
PITCHER	IP	WLS	BF	H	R	ER	SO	BB	IBB	HBP	BLK	WP	HR	S	P	ERA	WHIP					
Skip Lockwood, R ERA: 2.99 (1, 1)	4.0		23	9	5	3	6	1	0	0	0	1	0	34	38	6.75	2.500					
Jim Hannan, R ERA: 2.91 (5, 1)	3.0		13	0	0	0	0	2	2	0	0	1	0	9	25	0.00	0.667					
Ken Sanders, R ERA: 2.6 (8, 1)	2.0	W	7	1	0	0	2	1	0	0	0	0	0	10	14	0.00	1.000					

Cleveland Indians @ Milwaukee Brewers
Milwaukee County Stadium, Milwaukee, WI
Mon May 31 1971, 8:05 PM EDT
Att. 4,221 - Unknown - 46 F

AB 36
R 5
H 10
RBI 4
BB 6
SO 8
LOB 25



Batter	1	2	3	4	5	6	7	8	9	AB	R	H	RBI	BB	SO	LOB	BOTTOM					
Tommy Harper, R OBP: 0.280, SLG: 0.272 (1, 5) X	0-0 WP BB S 1B	0-0 G6-4-3 1-2		0-0 3-1 FC1-5 1B		0-0 5-3		4-0 5-3 SH1-4 BB		4	1	2	2	1	0	1						
Mike Hegan, L OBP: 0.368, SLG: 0.398 (1, 3) S	4-0 BB WP BB		0-0 F8	0-0 FC1-5 3-1		0-0 4-3		0-0 SH1-4		3	0	0	0	1	0	2						
Dave May, L OBP: 0.352, SLG: 0.397 (1, 8) S	4-0 1-2 2-3 BB		0-0 4-3	0-0 3-1		0-0 1B		0-0 5-3		4	0	1	0	1	0	3						
Bill Voss, L OBP: 0.333, SLG: 0.441 (1, 9) S	0-3 K		0-0 HR	0-3 K		0-0 1-3		1-0 FC6-4 HBP		4	1	1	1	0	2	6						
John Briggs, L OBP: 0.353, SLG: 0.400 (8, PH)	4-0 1-2 2-3 3-H BB							0-0 FC6-4 1-2		2	1	1	1	2	1	0						
Andy Kosco, R OBP: 0.298, SLG: 0.311 (9, 7)								0-0 FC6-4 BB		1	0	0	0	0	0	2						
Elie Rodriguez, R OBP: 0.359, SLG: 0.370 (1, 2) X	0-0 F9		0-0 5-3		4-0 BB BB		0-0 SH1-4		0-3 K	3	0	0	0	1	1	4						
Ted Kubiak, S OBP: 0.292, SLG: 0.292 (1, 4) X	0-0 F7			0-0 2B 1B		4-0 1-2 BB		4-0 FC6-4 BB		3	2	2	1	2	0	3	AB 31					
Rick Auerbach, R OBP: 0.265, SLG: 0.225 (1, 6) S		0-0 F8		0-0 1-3 1B 2B		0-3 K		0-0 FC6-4		4	1	1	1	0	1	3	R 6					
Skip Lockwood, R OBP: 0.273, SLG: 0.158 (1, 1)								0-0 FC6-4 1-2		4	1	1	1	0	1	3	H 9					
Jim Hannan, R (5, 1)										1	0	1	1	0	1	3	RBI 6					
Danny Walton, R OBP: 0.319, SLG: 0.377 (7, PH)										1	0	1	0	1	0	0	BB 9					
Ken Sanders, R (8, 1)										0	0	0	0	0	0	0	SO 7					
Inning Stats	R: 1 E: 0 K: 1 S: 6	H: 1 LOB: 3 BB: 3 P: 18	R: 0 E: 0 K: 0 S: 3	H: 1 LOB: 0 BB: 0 P: 3	R: 1 E: 0 K: 0 S: 5	H: 2 LOB: 1 BB: 0 P: 5	R: 2 E: 0 K: 1 S: 8	H: 3 LOB: 2 BB: 1 P: 12	R: 0 E: 0 K: 3 S: 9	H: 0 LOB: 2 BB: 2 P: 17	R: 0 E: 0 K: 0 S: 4	H: 1 LOB: 1 BB: 0 P: 4	R: 1 E: 0 K: 1 S: 5	H: 0 LOB: 1 BB: 2 P: 13	R: 0 E: 0 K: 0 S: 3	H: 0 LOB: 2 BB: 1 P: 8	R: 1 E: 0 K: 1 S: 4	H: 1 LOB: 0 BB: 0 P: 4	1B: 6 2B: 1 3B: 0 HR: 2	SF: 0 SAC: 2 DP: 1 HBP: 1	WP: 1 PB: 0 SB: 1 CS: 0	PA: 43
PITCHER	IP	WLS	BF	H	R	ER	SO	BB	IBB	HBP	BLK	WP	HR	S	P	ERA	WHIP					
Rich Hand, R ERA: 7.16 (1, 1)	3.0		19	7	4	4	1	4	0	0	0	0	0	5	5	12.00	3.667					
Rick Austin, L ERA: 3.0 (4, 1)	1.0		3	0	0	0	1	0	0	0	0	0	0	5	5	0.00	0.000					
Vince Colbert, R ERA: 5.24 (5, 1)	3.0		15	1	1	1	4	5	0	0	1	0	0	18	38	3.00	2.000					
Steve Mingo, L ERA: 2.45 (8, 1)	1.0		4	0	0	0	0	0	0	1	0	0	0	3	4	0.00	0.000					
Phil Hennigan, R ERA: 1.29 (9, 1)	0.1	L	2	1	1	1	1	0	0	0	0	0	1	4	4	27.00	3.000					


Cleveland Indians @ Milwaukee Brewers
Milwaukee County Stadium, Milwaukee, WI
Mon May 31 1971, 8:05 PM EDT
Att. 4,221 - Unknown - 46 F


AB 31
R 6
H 9
RBI 6
BB 9
SO 7
LOB 27



Batter	1	2	3	4	5	6	7	8	9	AB	R	H	RBI	BB	SO	LOB	TOP			
Graig Nettles, L OBP: 0.337, SLG: 0.364 (1, 5)	3-1	F7					F9		F8	5	1	1	1	0	0	1	Cleveland Indians @ Milwaukee Brewers Milwaukee County Stadium, Milwaukee, WI Tue Jun 01 1971, 8:05 PM EDT Att. 4,020 - Unknown - 47 F			
Vada Pinson, L OBP: 0.290, SLG: 0.351 (1, 8)	1B HBP		F8			F8				3	1	1	0	0	0					
Ted Ford, R OBP: 0.239, SLG: 0.278 (1, 9)	F8 1B 1B		K			F9			K	4	1	1	0	0	2	1				
Chris Chambliss, L OBP: 0.333, SLG: 0.333 (1, 3)	1B F8 1B					F5			F8	4	0	2	1	0	0	0				
Ted Uhlhaender, L OBP: 0.343, SLG: 0.333 (1, 7)	F8								L6	4	0	2	0	0	0	2				
Eddie Leon, R OBP: 0.327, SLG: 0.326 (1, 4)	FC6-4 1B								F9	3	0	1	1	0	0	2				
Ken Suarez, R OBP: 0.294, SLG: 0.333 Ken Harrelson, R OBP: 0.311, SLG: 0.305 (9, PH)	FC6-4								K	2	0	0	0	1	0	2				
Fred Stanley, R OBP: 0.469, SLG: 0.190 Chuck Hinton, R OBP: 0.353, SLG: 0.378 Jack Heidemann, R OBP: 0.250, SLG: 0.203 Ray Fosse, R OBP: 0.335, SLG: 0.373 (9, PH)									P4	2	0	0	0	0	1	0				
Steve Dunning, R OBP: 0.231, SLG: 0.300 Vince Colbert, R Rick Austin, R Ray Lamb, R Phil Hennigan, R Gomer Hodges, S OBP: 0.325, SLG: 0.343 (9, PH)										3	0	0	0	0	1	2				
Inning Stats	R: 2 E: 0 K: 0 S: 6	H: 3 LOB: 2 BB: 0 P: 7	R: 0 E: 0 K: 2 S: 7	H: 0 LOB: 0 BB: 0 P: 7	R: 0 E: 0 K: 1 S: 7	H: 2 LOB: 2 BB: 0 P: 7	R: 0 E: 0 K: 0 S: 3	H: 0 LOB: 0 BB: 0 P: 3	R: 1 E: 0 K: 0 S: 4	H: 1 LOB: 2 BB: 1 P: 10	R: 0 E: 0 K: 1 S: 5	H: 1 LOB: 1 BB: 0 P: 5	R: 0 E: 0 K: 0 S: 3	H: 0 LOB: 0 BB: 0 P: 3	R: 0 E: 0 K: 1 S: 6	H: 1 LOB: 1 BB: 0 P: 6		1B: 7 2B: 2 3B: 0 HR: 1	SF: 0 SAC: 1 DP: 1 HBP: 1	WP: 0 PB: 0 SB: 0 CS: 1
PITCHER Marty Pattin, R ERA: 2.62 (1, 1)	IP: 9.0 WLS: W BF: 37 H: 9 R: 3 ER: 3 SO: 6 BB: 0 IBB: 1 HBP: 1 BLK: 0 WP: 0 HR: 1 S: 47 P: 52 ERA: 3.00 WHIP: 1.000											PITCHER	IP: 9.0 WLS: W BF: 37 H: 9 R: 3 ER: 3 SO: 6 BB: 0 IBB: 1 HBP: 1 BLK: 0 WP: 0 HR: 1 S: 47 P: 52 ERA: 3.00 WHIP: 1.000							

Batter	1	2	3	4	5	6	7	8	9	AB	R	H	RBI	BB	SO	LOB	BOTTOM			
Tommy Harper, R OBP: 0.278, SLG: 0.266 (1, 5)	P6		F8						6-3	4	0	0	0	1	0	0	Cleveland Indians @ Milwaukee Brewers Milwaukee County Stadium, Milwaukee, WI Tue Jun 01 1971, 8:05 PM EDT Att. 4,020 - Unknown - 47 F			
Mike Hegan, L OBP: 0.370, SLG: 0.393 (1, 3)	1B BB		WP 1B						F7	4	1	1	0	1	1	2				
Dave May, L OBP: 0.361, SLG: 0.399 (1, 8)	1B 1-2		WP BB						SH5-3 BB	2	1	1	0	2	0	0				
Bill Voss, L OBP: 0.333, SLG: 0.434 (1, 9)	K		F7						SH5-3	2	1	0	0	1	1	4				
John Briggs, L OBP: 0.367, SLG: 0.437 (1, 7)	1-3 2-H 1B								K	3	1	2	3	1	1	1				
Ted Kubiak, S OBP: 0.299, SLG: 0.293 (1, 4)	4-3								6-3 1B BB	3	1	1	0	1	1	5				
Elie Rodriguez, R OBP: 0.354, SLG: 0.365 (1, 2)			K						FC6-4 1B	4	0	1	1	0	1	1				
Rick Auerbach, R OBP: 0.265, SLG: 0.226 (1, 6)	1-3								FC6-4	4	0	1	1	0	1	2				
Marty Pattin, R OBP: 0.226, SLG: 0.143 (1, 1)	6-3								F9	3	0	0	0	0	0	0				
Inning Stats	R: 1 E: 0 K: 1 S: 7	H: 2 LOB: 1 BB: 1 P: 11	R: 0 E: 0 K: 1 S: 5	H: 0 LOB: 0 BB: 0 P: 5	R: 0 E: 0 K: 1 S: 6	H: 1 LOB: 2 BB: 2 P: 14	R: 0 E: 0 K: 1 S: 5	H: 0 LOB: 0 BB: 0 P: 5	R: 0 E: 0 K: 1 S: 5	H: 0 LOB: 0 BB: 0 P: 5	R: 3 E: 0 K: 0 S: 6	H: 3 LOB: 2 BB: 2 P: 14	R: 1 E: 0 K: 1 S: 6	H: 1 LOB: 2 BB: 2 P: 14	R: 0 E: 0 K: 0 S: 3	H: 0 LOB: 0 BB: 0 P: 3		1B: 6 2B: 0 3B: 0 HR: 1	SF: 0 SAC: 2 DP: 0 HBP: 0	WP: 2 PB: 0 SB: 0 CS: 0
PITCHER Steve Dunning, R ERA: 3.98 Vince Colbert, R ERA: 5.19 Rick Austin, L ERA: 3.38 Ray Lamb, R ERA: 2.88 Phil Hennigan, R ERA: 1.17 (8, 1)	IP: 5.1 WLS: L BF: 26 H: 4 R: 4 ER: 4 SO: 5 BB: 4 IBB: 0 HBP: 0 BLK: 0 WP: 0 HR: 1 S: 32 P: 48 ERA: 6.75 WHIP: 1.875											PITCHER	IP: 5.1 WLS: L BF: 26 H: 4 R: 4 ER: 4 SO: 5 BB: 4 IBB: 0 HBP: 0 BLK: 0 WP: 0 HR: 1 S: 32 P: 48 ERA: 6.75 WHIP: 1.875							

Batter	1	2	3	4	5	6	7	8	9	AB	R	H	RBI	BB	SO	LOB	TOP					
Graig Nettles, L OBP: 0.329, SLG: 0.353 (1,5)	F8		E6 1B FC6-4	6-3		1-3	G3			5	1	0	0	0	0	2	Cleveland Indians @ Milwaukee Brewers Milwaukee County Stadium, Milwaukee, WI Wed Jun 02 1971, 8:05 PM EDT Alt: 5,359 - Unknown - 67 F AB 41 R 4 H 13 RBI 4 BB 3 SO 5 LOB 25 					
Vada Pinson, L OBP: 0.298, SLG: 0.369 (1,8)	F9		FC6-4 1B	1B		1B	4-3			5	1	3	0	0	0	2						
Ray Fosse, R OBP: 0.337, SLG: 0.374 (1,2)	1B		FC6-4 2B SF	5-3		FC6-4 1B		F9		5	1	2	2	0	0	2						
Chris Chambliss, L OBP: 0.348, SLG: 0.391 (1,3)	1B		SF 1B 2B		K	FC6-4 1B		F8		5	1	2	0	0	1	1						
Ted Uhlhaender, L OBP: 0.336, SLG: 0.330 (1,7)	K		SF 1B WP		E4 2B	1B		3-1		4	0	1	1	0	1	2						
Ted Ford, R OBP: 0.254, SLG: 0.295 (1,9)		6-3 BB	WP 1B		1-3 2B	F8			K	4	0	2	1	1	1	2						
Eddie Leon, R OBP: 0.342, SLG: 0.341 (1,4)	F9		1-2 3H IBB		IBB	1B		FC1-6-5 2B		3	0	2	0	2	0	1						
Fred Stanley, R OBP: 0.441, SLG: 0.174 (5, PH)	6-3		K		P6			FC1-6-5		2	0	0	0	0	1	3						
Gomer Hodge, S OBP: 0.317, SLG: 0.333 (5, PH)	1-2							2-3		1	0	0	0	0	0	3						
Jack Heidemann, R OBP: 0.242, SLG: 0.197 (5,6)										2	0	0	0	0	1	2						
Sam McDowell, L OBP: 0.226, SLG: 0.226 (1,1)	G3				F8			4-3		5	0	1	0	0	0	5						
Phil Hennigan, R (9,1)										0	0	0	0	0	0	0						
Rick Austin, R (9,1)										0	0	0	0	0	0	0						
Inning Stats	R: 0 E: 0 K: 1 S: 7	H: 2 LOB: 2 P: 7	R: 0 E: 0 K: 0 S: 3	H: 0 LOB: 1 BB: 1 P: 7	R: 3 E: 2 K: 1 S: 9	H: 3 LOB: 2 BB: 1 P: 13	R: 0 E: 0 K: 0 S: 4	H: 1 LOB: 1 BB: 0 P: 4	R: 0 E: 1 K: 1 S: 7	H: 1 LOB: 3 BB: 1 P: 11	R: 1 E: 0 K: 0 S: 6	H: 3 LOB: 2 BB: 0 P: 6	R: 0 E: 0 K: 1 S: 7	H: 2 LOB: 2 BB: 0 P: 7	R: 0 E: 0 K: 0 S: 3	H: 0 LOB: 0 BB: 0 P: 3	R: 0 E: 0 K: 1 S: 6	H: 1 LOB: 1 BB: 0 P: 6	1B: 9 2B: 3 3B: 1 HR: 0	SF: 1 SAC: 0 DP: 0 HBP: 0	WP: 1 PB: 0 CS: 0	PA: 45
PITCHER	IP WLS BF H R ER SO BB IBB HBP BLK WP HR S P ERA WHIP																					
Bill Parsons, R ERA: 1.96 (1,1)	5.2 L 32 10 4 1 3 1 2 0 0 0 0 0 35 47 1.59 1.941																					
Jim Hannan, R ERA: 2.92 (6,1)	0.2 4 2 0 0 1 0 0 0 0 0 0 0 6 6 0.00 3.000																					
John Morris, L ERA: 1.86 (7,1)	1.2 5 0 0 0 0 0 0 0 0 0 0 0 5 5 0.00 0.000																					
Ken Sanders, R ERA: 2.52 (9,1)	1.0 4 1 0 0 1 0 0 0 0 0 0 0 6 6 0.00 1.000																					

Batter	1	2	3	4	5	6	7	8	9	AB	R	H	RBI	BB	SO	LOB	BOTTOM					
Tommy Harper, R OBP: 0.281, SLG: 0.261 (1,8)	F5		F7		BB		K		BB	3	0	0	0	2	1	2	Cleveland Indians @ Milwaukee Brewers Milwaukee County Stadium, Milwaukee, WI Wed Jun 02 1971, 8:05 PM EDT Alt: 5,359 - Unknown - 67 F AB 32 R 2 H 5 RBI 2 BB 7 SO 10 LOB 18 					
Roberto Pena, R OBP: 0.289, SLG: 0.293 (1,5)	6-3		P3		F9				K	4	0	1	1	0	0	2						
John Briggs, L OBP: 0.367, SLG: 0.437 (9, PH)										0	0	0	0	0	0	0						
Bob Heise, R (9, PH)										1	0	0	0	0	1	1						
Al Yates, R OBP: 0.211, SLG: 0.211 (1,9)	K		5-3		K		P4		K	5	0	0	0	0	3	5						
Andy Kosco, R OBP: 0.307, SLG: 0.359 (1,3)		HR			K		K		1B 1-3 1B	4	1	2	1	0	2	0						
Danny Walton, R OBP: 0.301, SLG: 0.354 (1,7)	F8				K		F9		F3	4	0	0	0	0	1	1						
Phil Roof, R OBP: 0.288, SLG: 0.284 (1,2)										3	0	1	0	0	1	0						
John Morris, R (7,1)										0	0	0	0	0	0	0						
Ron Theobald, R OBP: 0.429, SLG: 0.375 (8, PH)					1B		5-3		1-3	1	0	0	0	0	0	1						
Ted Kubiak, S OBP: 0.312, SLG: 0.297 (1,4)		BB BB			6-3				BB 1B BB	2	1	1	0	2	0	1						
Rick Auerbach, R OBP: 0.264, SLG: 0.220 (1,6)		BB BB					F2		P5 K	3	0	0	0	1	1	3						
Ken Sanders, R (9,1)										0	0	0	0	0	0	0						
Bill Parsons, R OBP: 0.261, SLG: 0.200 (6,1)	1-3				BB				L8	1	0	0	0	1	0	2						
Jim Hannan, R (6,1)										0	0	0	0	0	0	0						
Ellie Rodriguez, R OBP: 0.357, SLG: 0.360 (7,2)					BB					1	0	0	0	1	0	0						
Inning Stats	R: 0 E: 0 K: 1 S: 5	H: 0 LOB: 0 BB: 0 P: 5	R: 1 E: 0 K: 1 S: 6	H: 1 LOB: 2 BB: 2 P: 14	R: 0 E: 0 K: 0 S: 3	H: 0 LOB: 0 BB: 0 P: 3	R: 0 E: 0 K: 2 S: 8	H: 1 LOB: 1 BB: 0 P: 8	R: 0 E: 0 K: 1 S: 5	H: 0 LOB: 2 BB: 2 P: 13	R: 0 E: 0 K: 1 S: 5	H: 0 LOB: 0 BB: 0 P: 5	R: 1 E: 0 K: 1 S: 6	H: 1 LOB: 2 BB: 2 P: 14	R: 0 E: 0 K: 1 S: 7	H: 2 LOB: 2 BB: 0 P: 7	R: 0 E: 0 K: 2 S: 7	H: 0 LOB: 1 BB: 1 P: 11	1B: 4 2B: 0 3B: 0 HR: 1	SF: 0 SAC: 0 DP: 0 HBP: 0	WP: 0 PB: 0 CS: 0	PA: 39
PITCHER	IP WLS BF H R ER SO BB IBB HBP BLK WP HR S P ERA WHIP																					
Sam McDowell, L ERA: 3.22 (1,1)	8.0 W 35 10 4 2 2 8 6 0 0 0 0 0 45 69 2.25 1.375																					
Phil Hennigan, R ERA: 1.15 (9,1)	0.1 2 0 0 0 0 1 0 0 0 0 0 0 1 5 0.00 3.000																					
Rick Austin, L ERA: 3.24 (9,1)	0.2 S 2 0 0 0 2 0 0 0 0 0 0 0 6 6 0.00 0.000																					

Batter	1	2	3	4	5	6	7	8	9	AB	R	H	RBI	BB	SO	LOB	TOP			
Graig Nettles, L OBP: 0.329, SLG: 0.349 (1, 5)										2	0	0	0	1	1	0	Cleveland Indians @ Minnesota Twins Metropolitan Stadium, Bloomington, MI Fri Jun 04 1971, 8:05 PM EDT Att: 10,494 - Unknown - 74 F livebaseballscorecards.com			
Vada Pinson, L OBP: 0.299, SLG: 0.365 (1, 8)										2	0	0	0	0	1	0				
Ray Fosse, R OBP: 0.337, SLG: 0.378 (1, 2)										3	1	1	0	0	0	1				
Chris Chambliss, L OBP: 0.385, SLG: 0.423 (1, 3)										3	2	2	0	0	0	1				
Ted Uhlaender, L OBP: 0.336, SLG: 0.330 (1, 7)										3	1	1	1	0	0	2				
Ted Ford, R OBP: 0.284, SLG: 0.313 (1, 9)										3	0	2	3	0	1	0				
Eddie Leon, R OBP: 0.335, SLG: 0.333 (1, 4)										3	0	0	0	0	1	2				
Jack Heidemann, R OBP: 0.235, SLG: 0.190 (1, 6)										2	0	0	0	0	1	0				
Alan Foster, R OBP: 0.158, SLG: 0.176 (1, 1)										2	0	0	0	0	1	0				
Inning Stats	R: 3 E: 0 K: 2 S: 10	H: 3 LOB: 1 BB: 0 P: 11	R: 0 E: 0 K: 2 S: 6	H: 0 LOB: 0 BB: 1 P: 10	R: 0 E: 0 K: 0 S: 4	H: 1 LOB: 1 BB: 0 P: 4	R: 0 E: 0 K: 1 S: 5	H: 0 LOB: 0 BB: 0 P: 5	R: 0 E: 0 K: 1 S: 5	H: 0 LOB: 0 BB: 0 P: 5	R: 1 E: 1 K: 0 S: 5	H: 2 LOB: 1 BB: 0 P: 5						1B: 4 2B: 2 3B: 0 HR: 0	SF: 0 SAC: 0 DP: 0 HBP: 1	WP: 0 PB: 0 SB: 0 CS: 1
PITCHER Bert Blyleven, R ERA: 2.19 (1, 1)	IP: 6.0 WLS: L BF: 25 H: 6 R: 4 ER: 4 SO: 6 BB: 1 IBB: 0 HBP: 1 BLK: 0 WP: 0 HR: 0 S: 35 P: 40 ERA: 6.00 WHIP: 1.167															PITCHER	IP: WLS: BF: H: R: ER: SO: BB: IBB: HBP: BLK: WP: HR: S: P: ERA: WHIP:			

Batter	1	2	3	4	5	6	7	8	9	AB	R	H	RBI	BB	SO	LOB	BOTTOM			
Cesar Tovar, R OBP: 0.378, SLG: 0.391 (1, 7)										2	1	1	0	1	0	0	Cleveland Indians @ Minnesota Twins Metropolitan Stadium, Bloomington, MI Fri Jun 04 1971, 8:05 PM EDT Att: 10,494 - Unknown - 74 F livebaseballscorecards.com			
Rod Carew, L OBP: 0.255, SLG: 0.311 (1, 5)										3	0	0	0	0	1	2				
Tony Oliva, L OBP: 0.402, SLG: 0.665 (1, 9)										3	1	1	1	0	1	1				
Harmon Killebrew, R OBP: 0.380, SLG: 0.483 (1, 3)										3	0	1	0	0	0	0				
Jim Holt, L OBP: 0.314, SLG: 0.386 (1, 8)										3	0	1	1	0	0	0				
Steve Braun, L OBP: 0.369, SLG: 0.406 (1, 4)										1	0	0	0	1	1	0				
Leo Cardenas, R OBP: 0.357, SLG: 0.436 (1, 6)										2	0	0	0	0	1	3				
George Mitterwald, R OBP: 0.340, SLG: 0.369 (1, 2)										2	0	0	0	0	0	0				
Bert Blyleven, R OBP: 0.108, SLG: 0.083 (1, 1)										2	0	0	0	0	2	0				
Inning Stats	R: 1 E: 0 K: 0 S: 5	H: 2 LOB: 3 BB: 2 P: 13	R: 0 E: 0 K: 1 S: 6	H: 1 LOB: 0 BB: 0 P: 6	R: 0 E: 0 K: 1 S: 5	H: 0 LOB: 0 BB: 0 P: 5	R: 0 E: 0 K: 2 S: 7	H: 0 LOB: 0 BB: 0 P: 7	R: 0 E: 0 K: 2 S: 7	H: 0 LOB: 0 BB: 0 P: 7	R: 1 E: 0 K: 0 S: 3	H: 1 LOB: 0 BB: 0 P: 3						1B: 2 2B: 1 3B: 0 HR: 1	SF: 0 SAC: 0 DP: 0 HBP: 0	WP: 0 PB: 0 SB: 0 CS: 0
PITCHER Alan Foster, R ERA: 3.5 (1, 1)	IP: 5.2 WLS: W BF: 23 H: 4 R: 2 ER: 2 SO: 6 BB: 1 IBB: 1 HBP: 0 BLK: 0 WP: 0 HR: 1 S: 33 P: 41 ERA: 3.18 WHIP: 0.882															PITCHER	IP: WLS: BF: H: R: ER: SO: BB: IBB: HBP: BLK: WP: HR: S: P: ERA: WHIP:			

Batter	1	2	3	4	5	6	7	8	9	AB	R	H	RBI	BB	SO	LOB	TOP											
Graig Nettles, L OBP: 0.338, SLG: 0.371 (1, 5)										6	2	4	3	0	0	3												
Eddie Leon, R OBP: 0.350, SLG: 0.363 (1, 4)										5	2	4	0	0	0	1												
Ray Fosse, R OBP: 0.338, SLG: 0.395 (1, 2)										5	2	2	4	0	0	3												
Chris Chambliss, L OBP: 0.323, SLG: 0.355 (1, 3)										5	0	0	0	0	4	5												
Ted Ford, R OBP: 0.262, SLG: 0.308 (1, 8) (5, 9)										5	1	1	0	0	0	2												
Ken Harrelson, R OBP: 0.307, SLG: 0.301 Ted Uhlhaender, L OBP: 0.345, SLG: 0.339 (1, 7) (3, PR) (3, 7)										2	0	0	0	0	0	2												
Chuck Hinton, R OBP: 0.307, SLG: 0.354 Vada Pinson, L OBP: 0.296, SLG: 0.361 (1, 9) (5, 8)										3	0	0	0	0	1	1												
Jack Heidemann, R OBP: 0.233, SLG: 0.179 (1, 6)										4	1	0	0	1	1	3												
Ray Lamb, R OBP: 0.053, SLG: 0.053 Phil Hennigan, R (9, 1)										5	1	1	0	0	1	3												
Inning Stats	R: 1 E: 1 K: 0 S: 6	H: 2 LOB: 2 BB: 0 P: 6	R: 0 E: 0 K: 0 S: 3	H: 0 LOB: 0 BB: 0 P: 3	R: 3 E: 1 K: 2 S: 11	H: 3 LOB: 1 BB: 0 P: 11	R: 0 E: 1 K: 0 S: 3	H: 0 LOB: 0 BB: 0 P: 3	R: 3 E: 1 K: 1 S: 9	H: 3 LOB: 1 BB: 0 P: 9	R: 0 E: 0 K: 0 S: 6	H: 0 LOB: 0 BB: 1 P: 10	R: 0 E: 0 K: 0 S: 5	H: 0 LOB: 0 BB: 0 P: 5	R: 0 E: 1 K: 2 S: 9	H: 1 LOB: 2 BB: 0 P: 9	1B: 11 2B: 0 3B: 2 HR: 1	SF: 0 SAC: 0 DP: 1 HBP: 0	WP: 1 PB: 0 SB: 0 CS: 0	PA: 46								
PITCHER	IP	WLS	BF	H	R	ER	SO	BB	IBB	HBP	BLK	WP	HR	S	P	ERA	WHIP											
Jim Kaat, L ERA: 3.29 Ray Corbin, R ERA: 3.14 Jim Strickland, L ERA: Ron Perranoski, L ERA: 8.71 Stan Williams, R ERA: 3.35	(1, 1)	4.0	L	21	7	6	5	2	0	0	0	0	0	1	25	25	11.25	1.750										
	(5, 1)	0.1		2	1	0	0	1	0	0	0	0	0	0	4	4	0.00	3.000										
	(5, 1)	0.2		3	0	1	0	0	0	0	0	0	1	0	3	3	0.00	0.000										
	(6, 1)	2.0		12	5	3	3	1	1	0	0	0	0	0	13	17	13.50	3.000										
	(8, 1)	2.0		8	1	0	0	3	0	0	0	0	0	0	14	14	0.00	0.500										

Cleveland Indians @ Minnesota Twins
Metropolitan Stadium, Bloomington, MI
Sat Jun 05 1971, 4:33 AM EDT
Att: 10,331 - Unknown - 78 F

AB 45
R 10
H 14
RBI 7
BB 1
SO 7
LOB 26



Batter	1	2	3	4	5	6	7	8	9	AB	R	H	RBI	BB	SO	LOB	BOTTOM												
Cesar Tovar, R OBP: 0.376, SLG: 0.389 (1, 7)										4	1	1	0	0	0	1													
Rich Reese, L OBP: 0.241, SLG: 0.187 (1, 3)										4	0	1	0	0	1	1													
Tony Oliva, L OBP: 0.404, SLG: 0.667 (1, 9)										4	0	2	1	0	1	1													
Harmon Killebrew, R OBP: 0.382, SLG: 0.497 (1, 5)										3	1	1	1	1	0	2													
Jim Holt, L OBP: 0.312, SLG: 0.382 (1, 8)										4	0	1	0	0	0	4													
Steve Braun, L OBP: 0.357, SLG: 0.390 (1, 4)										4	0	0	0	0	0	3													
Leo Cardenas, R OBP: 0.355, SLG: 0.429 (1, 6)										3	0	0	0	1	0	0													
George Mitterwald, R OBP: 0.331, SLG: 0.358 (1, 2)										4	0	0	0	0	0	2													
Jim Kaat, L OBP: 0.219, SLG: 0.281 Ray Corbin, R OBP: 0.200, SLG: 0.200 Jim Strickland, L OBP: 0.221, SLG: 0.250 Charlie Manuel, L OBP: 0.221, SLG: 0.250 Ron Perranoski, L OBP: 0.305, SLG: 0.500 Jim Nettles, L OBP: 0.305, SLG: 0.500 Stan Williams, R OBP: 0.192, SLG: 0.391 (1, 1) (5, 1) (5, 1) (5, 1) (5, PR) (6, 1) (7, PR) (8, 1) (9, PR)	(1, 1)	8.0	W	32	7	2	2	3	0	1	0	0	0	0	37	41	2.25	0.875											
	(9, 1)	1.0	S	4	0	0	0	0	1	0	0	0	0	1	0	3	7	0.00	1.000										
Inning Stats	R: 0 E: 0 K: 1 S: 6	H: 1 LOB: 2 BB: 1 P: 10	R: 0 E: 0 K: 0 S: 3	H: 0 LOB: 0 BB: 0 P: 3	R: 0 E: 0 K: 1 S: 6	H: 1 LOB: 1 BB: 0 P: 6	R: 0 E: 0 K: 0 S: 3	H: 0 LOB: 0 BB: 0 P: 3	R: 0 E: 0 K: 1 S: 5	H: 0 LOB: 0 BB: 0 P: 5	R: 1 E: 0 K: 0 S: 6	H: 3 LOB: 2 BB: 0 P: 6	R: 0 E: 0 K: 0 S: 3	H: 0 LOB: 0 BB: 0 P: 3	R: 0 E: 0 K: 0 S: 3	H: 0 LOB: 0 BB: 0 P: 3	R: 0 E: 0 K: 0 S: 5	H: 2 LOB: 2 BB: 1 P: 9	1B: 5 2B: 1 3B: 0 HR: 1	SF: 0 SAC: 0 DP: 0 HBP: 0	WP: 1 PB: 0 SB: 0 CS: 0	PA: 36							
PITCHER	IP	WLS	BF	H	R	ER	SO	BB	IBB	HBP	BLK	WP	HR	S	P	ERA	WHIP												
Ray Lamb, R ERA: 2.63 Phil Hennigan, R ERA: 1.06	(1, 1)	8.0	W	32	7	2	2	3	0	1	0	0	0	0	37	41	2.25	0.875											
	(9, 1)	1.0	S	4	0	0	0	0	1	0	0	0	0	1	0	3	7	0.00	1.000										

Cleveland Indians @ Minnesota Twins
Metropolitan Stadium, Bloomington, MI
Sat Jun 05 1971, 4:33 AM EDT
Att: 10,331 - Unknown - 78 F

AB 34
R 2
H 7
RBI 2
BB 2
SO 3
LOB 16



Batter	1	2	3	4	5	6	7	8	9	AB	R	H	RBI	BB	SO	LOB	TOP					
Graig Nettles, L OBP: 0.336, SLG: 0.385 (1, 5)										4	1	1	2	0	0	1	Cleveland Indians @ Minnesota Twins Metropolitan Stadium, Bloomington, MI Sun Jun 06 1971, 4:33 AM EDT Att: 12,146 - Unknown - 79 F livebaseballscores.com					
Vada Pinson, L OBP: 0.295, SLG: 0.358 (1, 8)										4	0	1	0	0	0	0						
Ray Fosse, R OBP: 0.332, SLG: 0.387 (1, 2)										4	0	0	0	0	0	1						
Chris Chambliss, L OBP: 0.314, SLG: 0.429 (1, 3)										4	1	1	1	0	0	1						
Ted Uhlaender, L OBP: 0.341, SLG: 0.336 (1, 7)										4	0	1	0	0	1	0						
Ted Ford, R OBP: 0.254, SLG: 0.298 (1, 9)										4	0	0	0	0	1	1						
Eddie Leon, R OBP: 0.350, SLG: 0.362 (1, 4)										3	0	1	0	0	0	0						
Jack Heidemann, R OBP: 0.313, SLG: 0.319 (5, PH)										0	0	0	0	1	0	0						
Ken Harrison, R OBP: 0.296, SLG: 0.299 (5, PH)										1	0	0	0	0	1	2						
Rick Austin, R OBP: 0.296, SLG: 0.299 (5, PH)										0	0	0	0	0	0	0						
Vince Colbert, R OBP: 0.296, SLG: 0.299 (5, PH)										0	0	0	0	0	0	0						
Roy Foster, R OBP: 0.296, SLG: 0.299 (5, PH)										0	0	0	0	0	0	0						
Phil Hennigan, R OBP: 0.296, SLG: 0.299 (5, PH)										1	0	0	0	0	0	0						
Steve Mingo, L OBP: 0.296, SLG: 0.299 (5, PH)										0	0	0	0	0	0	0						
Steve Dunning, R OBP: 0.222, SLG: 0.346 (5, PH)										1	0	0	0	0	0	1						
Gomer Hodge, S OBP: 0.316, SLG: 0.324 (5, PH)										1	0	0	0	0	1	2						
Fred Stanley, R OBP: 0.457, SLG: 0.174 (5, 6)										0	1	0	0	1	0	0						
Inning Stats	R: 0 E: 0 K: 0 S: 4	H: 1 LOB: 1 BB: 0 P: 4	R: 0 E: 0 K: 0 S: 3	H: 0 LOB: 0 BB: 0 P: 3	R: 0 E: 0 K: 0 S: 2	H: 0 LOB: 0 BB: 1 P: 6	R: 0 E: 0 K: 0 S: 3	H: 0 LOB: 0 BB: 0 P: 3	R: 0 E: 0 K: 3 S: 11	H: 2 LOB: 2 BB: 0 P: 11	R: 0 E: 0 K: 0 S: 3	H: 0 LOB: 0 BB: 0 P: 3	R: 0 E: 0 K: 0 S: 3	H: 0 LOB: 0 BB: 0 P: 3	R: 2 E: 0 K: 0 S: 4	H: 1 LOB: 0 BB: 1 P: 8	R: 1 E: 0 K: 1 S: 6	H: 1 LOB: 0 BB: 0 P: 6	1B: 3 2B: 0 3B: 0 HR: 2	SF: 0 SAC: 0 DP: 1 HBP: 0	WP: 0 PB: 0 SB: 0 CS: 0	PA: 33
PITCHER	IP	WLS	BF	H	R	ER	SO	BB	IBB	HBP	BLK	WP	HR	S	P	ERA	WHIP					
Jim Perry, R ERA: 4.0 (1, 1)	8.0	W	29	4	2	2	3	2	0	0	0	0	1	33	41	2.25	0.750					
Tom Hall, L ERA: 3.54 (9, 1)	1.0	S	4	1	1	1	1	0	0	0	0	0	1	6	6	9.00	1.000					

Batter	1	2	3	4	5	6	7	8	9	AB	R	H	RBI	BB	SO	LOB	BOTTOM					
Steve Braun, L OBP: 0.350, SLG: 0.381 (1, 4)										5	0	1	0	0	1	6	Cleveland Indians @ Minnesota Twins Metropolitan Stadium, Bloomington, MI Sun Jun 06 1971, 4:33 AM EDT Att: 12,146 - Unknown - 79 F livebaseballscores.com					
Cesar Tovar, R OBP: 0.372, SLG: 0.384 (1, 7)										5	0	1	0	0	0	2						
Tony Oliva, L OBP: 0.406, SLG: 0.663 (1, 9)										4	0	2	0	0	0	2						
Harmon Killebrew, R OBP: 0.384, SLG: 0.495 (1, 5)										3	1	1	0	1	0	2						
Rich Reese, L OBP: 0.242, SLG: 0.216 (1, 3)										4	1	1	2	0	1	5						
Jim Holt, L OBP: 0.310, SLG: 0.393 (1, 8)										4	1	1	0	0	0	0						
Leo Cardenas, R OBP: 0.363, SLG: 0.441 (1, 6)										4	1	3	1	0	1	0						
George Mitterwald, R OBP: 0.335, SLG: 0.358 (1, 2)										3	0	1	0	1	0	1						
Jim Perry, S OBP: 0.343, SLG: 0.258 (1, 1)										2	0	1	0	0	0	0						
Rod Carew, L OBP: 0.255, SLG: 0.311 (8, PH)										0	0	0	0	0	0	0						
Brant Alvea, R OBP: 0.330, SLG: 0.330 (8, PH)										1	0	1	1	0	0	0						
Jim Kaat, L OBP: 0.219, SLG: 0.281 (8, PR)										0	0	0	0	0	0	0						
Tom Hall, L OBP: 0.350, SLG: 0.368 (9, 1)										0	0	0	0	0	0	0						
Inning Stats	R: 0 E: 0 K: 0 S: 5	H: 3 LOB: 2 BB: 0 P: 5	R: 0 E: 0 K: 1 S: 5	H: 0 LOB: 0 BB: 0 P: 5	R: 0 E: 0 K: 0 S: 3	H: 0 LOB: 0 BB: 0 P: 3	R: 3 E: 0 K: 0 S: 7	H: 4 LOB: 2 BB: 1 P: 11	R: 0 E: 0 K: 0 S: 4	H: 1 LOB: 1 BB: 0 P: 4	R: 0 E: 0 K: 1 S: 7	H: 2 LOB: 2 BB: 0 P: 7	R: 0 E: 0 K: 1 S: 6	H: 1 LOB: 1 BB: 0 P: 6	R: 1 E: 1 K: 0 S: 5	H: 2 LOB: 2 BB: 1 P: 9	R: 1 E: 0 K: 1 S: 6	H: 2 LOB: 2 BB: 1 P: 9	1B: 10 2B: 2 3B: 1 HR: 1	SF: 0 SAC: 1 DP: 1 HBP: 0	WP: 0 PB: 0 SB: 0 CS: 0	PA: 38
PITCHER	IP	WLS	BF	H	R	ER	SO	BB	IBB	HBP	BLK	WP	HR	S	P	ERA	WHIP					
Steve Dunning, R ERA: 4.14 (1, 1)	4.0	L	19	7	3	3	1	0	0	0	1	0	0	13	13	6.75	2.000					
Rick Austin, L ERA: 2.39 (5, 1)	2.1		11	4	0	0	1	0	0	0	0	0	0	13	13	0.00	1.714					
Vince Colbert, R ERA: 5.09 (7, 1)	0.2		2	0	0	0	1	0	0	0	0	0	0	4	4	0.00	0.000					
Phil Hennigan, R ERA: 1.59 (8, 1)	0.1		3	1	1	1	0	0	1	0	0	0	0	2	6	27.00	3.000					
Steve Mingo, L ERA: 2.39 (8, 1)	0.2		3	1	0	0	0	0	0	0	0	0	0	3	3	0.00	1.500					


Batter	1	2	3	4	5	6	7	8	9	AB	R	H	RBI	BB	SO	LOB	TOP			
Lee Richard, R OBP: 0.293, SLG: 0.281	F9		BB 1B	P3			F5			4	1	1	0	0	0	3	Chicago White Sox @ Cleveland Indians Cleveland Municipal Stadium, Cleveland, OH Tue Jun 08 1971, 7:05 PM EDT Att: 3,238 - Unknown - 57 F			
Mike Hershberger, R OBP: 0.397, SLG: 0.314	K		1B BB				F8			3	0	0	0	1	2	1				
Rick Reichardt, R OBP: 0.338, SLG: 0.456	6-3		FC6-4 1B				1-3			4	0	1	2	0	0	0				
Bill Melton, R OBP: 0.356, SLG: 0.457		K	P5				K			4	0	0	0	0	2	2				
Rich McKinney, R OBP: 0.400, SLG: 0.398		5-3	FC6-4 1-2				6-3			4	0	0	0	0	0	2				
Carlos May, L OBP: 0.367, SLG: 0.379							F8			3	0	1	0	1	0	0				
Tom Egan, R OBP: 0.379, SLG: 0.642		K					K			4	1	2	1	0	2	1				
Luis Alvarado, R OBP: 0.222, SLG: 0.243			K				K			4	0	0	0	0	4	2				
Wilbur Wood, R OBP: 0.154, SLG: 0.043										1	1	0	0	1	0	2				
Walt Williams, R (7, PH) OBP: 0.311, SLG: 0.353										1	0	1	0	0	0	0				
Terry Forster, L (7, PH)										0	0	0	0	0	0	0				
Steve Kealey, R (8, 1)			BB 1B							0	0	0	0	0	0	0				
Mike Andrews, R (9, PH)			BB				1B			1	0	0	0	0	0	0				
Inning Stats	R: 0 E: 0 K: 1 S: 5	H: 0 LOB: 0 BB: 0 P: 5	R: 0 E: 0 K: 2 S: 7	H: 0 LOB: 1 BB: 1 P: 11	R: 2 E: 0 K: 1 S: 7	H: 2 LOB: 2 BB: 2 P: 15	R: 0 E: 0 K: 1 S: 7	H: 2 LOB: 0 BB: 0 P: 7	R: 0 E: 0 K: 1 S: 5	H: 0 LOB: 0 BB: 0 P: 5	R: 0 E: 0 K: 1 S: 6	H: 1 LOB: 1 BB: 0 P: 6	R: 0 E: 0 K: 0 S: 3	H: 0 LOB: 0 BB: 0 P: 3	R: 1 E: 0 K: 1 S: 6	H: 1 LOB: 0 BB: 0 P: 6	1B: 5 2B: 0 3B: 0 HR: 1	SF: 0 SAC: 0 DP: 0 HBP: 0	WP: 0 PB: 0 CS: 0	PA: 36
PITCHER Sam McDowell, L ERA: 3.2	IP: 9.0 WLS: W BF: 36 H: 6 R: 3 ER: 3 SO: 10 BB: 3 IBB: 0 HBP: 0 BLK: 0 WP: 0 HR: 1 S: 53 P: 65 ERA: 3.00 WHIP: 1.000																			

Batter	1	2	3	4	5	6	7	8	9	AB	R	H	RBI	BB	SO	LOB	BOTTOM			
Graig Nettles, L OBP: 0.335, SLG: 0.380	4-3		K				SF9			2	0	0	1	1	1	0	Chicago White Sox @ Cleveland Indians Cleveland Municipal Stadium, Cleveland, OH Tue Jun 08 1971, 7:05 PM EDT Att: 3,238 - Unknown - 57 F			
Vada Pinson, L OBP: 0.295, SLG: 0.358	4-3		PB S E BB			G4-6-3 BB	3H			3	1	1	0	1	0	1				
Ray Fosse, R OBP: 0.325, SLG: 0.379	5-3		K E			P6	1-2			4	0	0	0	0	1	3				
Chris Chambliss, L OBP: 0.333, SLG: 0.421		HR 1B	6-3			4-3				3	1	1	0	1	0	1				
Ken Harrelson, R OBP: 0.306, SLG: 0.299		HR 1B	6-3			F7				3	1	1	0	0	0	1				
Ted Uhlhaender, L OBP: 0.347, SLG: 0.342		HR 1B	6-3							1	0	1	0	0	0	0				
Roy Foster, R OBP: 0.320, SLG: 0.459		HR				K				4	1	2	3	0	1	2				
Eddie Leon, R OBP: 0.347, SLG: 0.355		HR								3	1	0	0	1	2	3				
Jack Heidemann, R OBP: 0.234, SLG: 0.171		5-3				1B SH1-3 SF9 BB				3	0	0	0	0	0	3				
Sam McDowell, L OBP: 0.235, SLG: 0.235		4-3				F8				3	0	0	0	0	0	3				
		K				K				3	0	1	0	0	2	1				
Inning Stats	R: 0 E: 0 K: 0 S: 3	H: 0 LOB: 0 BB: 0 P: 3	R: 3 E: 0 K: 1 S: 8	H: 3 LOB: 0 BB: 0 P: 8	R: 1 E: 1 K: 2 S: 8	H: 0 LOB: 1 BB: 1 P: 12	R: 0 E: 0 K: 2 S: 8	H: 1 LOB: 1 BB: 0 P: 8	R: 0 E: 0 K: 0 S: 2	H: 0 LOB: 0 BB: 1 P: 6	R: 0 E: 0 K: 1 S: 5	H: 0 LOB: 0 BB: 0 P: 5	R: 1 E: 0 K: 0 S: 5	H: 2 LOB: 2 BB: 1 P: 9	R: 0 E: 0 K: 1 S: 6	H: 1 LOB: 2 BB: 1 P: 10	1B: 6 2B: 0 3B: 0 HR: 1	SF: 1 SAC: 1 DP: 1 HBP: 0	WP: 0 PB: 1 SB: 1 CS: 0	PA: 35
PITCHER Wilbur Wood, L ERA: 2.14	IP: 6.0 WLS: L BF: 24 H: 4 R: 4 ER: 3 SO: 6 BB: 2 IBB: 0 HBP: 0 BLK: 0 WP: 0 HR: 1 S: 34 P: 42 ERA: 4.50 WHIP: 1.000																			
Terry Forster, L ERA: 2.21	IP: 1.0 WLS: L BF: 8 H: 3 R: 1 ER: 1 SO: 0 BB: 2 IBB: 0 HBP: 0 BLK: 0 WP: 0 HR: 0 S: 6 P: 14 ERA: 9.00 WHIP: 5.000																			
Steve Kealey, R ERA: 4.28	IP: 1.0 WLS: L BF: 3 H: 0 R: 0 ER: 0 SO: 1 BB: 0 IBB: 0 HBP: 0 BLK: 0 WP: 0 HR: 0 S: 5 P: 5 ERA: 0.00 WHIP: 0.000																			

Batter	1	2	3	4	5	6	7	8	9	AB	R	H	RBI	BB	SO	LOB	TOP										
Lee Richard, R OBP: 0.287, SLG: 0.274 (1, 6)	0-0 4-3		0-0 F5			0-3 K		0-0 5-3		4	0	0	0	0	1	2											
Ed Stroud, L OBP: 0.257, SLG: 0.283 (1, 8)	0-0 6-3			0-3 K		0-0 G5-4-3 1B			4-0 1B 1B BB	3	1	1	0	1	1	0											
Carlos May, L OBP: 0.365, SLG: 0.381 (1, 3)	0-3 K			0-0 F8 2B		0-0 G5-4-3 1-2			0-3 K	4	0	1	0	0	2	2											
Bill Melton, R OBP: 0.349, SLG: 0.446 (1, 5)		0-0 5-3		0-0 F8 2-3			0-0 6-3		0-3 K	4	0	0	0	0	1	2											
Rick Reichardt, R OBP: 0.335, SLG: 0.450 (1, 7)		0-3 K		0-0 6-3			0-0 F8		0-0 WP 1B 1-3 1B	4	0	1	0	0	1	1											
Jay Johnstone, L OBP: 0.329, SLG: 0.410 (1, 9)	0-0 L3				0-3 K		0-0 1-3		0-0 WP 1-2 3-H 1B	4	0	1	1	0	1	0											
Tom Egan, R OBP: 0.371, SLG: 0.614 (1, 2)			0-0 1B FC5-6-2 1B		0-0 F8			0-0 F8	0-3 K 1-2 2-3	4	0	1	0	0	1	2											
Luis Alvarado, R OBP: 0.240, SLG: 0.250 (1, 4)			0-0 1B FC5-6-2 1-3 1B		4-0 BB BB			0-0 E5 FC3-6		2	0	1	0	1	0	0											
Tommy John, R OBP: 0.118, SLG: 0.118 Vicente Romo, R (6, 1) Lee Mays, L OBP: 0.379, SLG: 0.375 (8, PH) Don Eddy, R (8, 1)			0-0 FC5-6-2 1-2 3-H		0-0 F9			0-0 FC3-6 1-2		2	0	0	0	0	0	3											
Inning Stats	R: 0 E: 0 K: 1 S: 5	H: 0 LOB: 0 BB: 0 P: 5	R: 0 E: 0 K: 1 S: 5	H: 0 LOB: 0 BB: 0 P: 5	R: 0 E: 0 K: 0 S: 4	H: 2 LOB: 1 BB: 0 P: 4	R: 0 E: 0 K: 1 S: 6	H: 1 LOB: 1 BB: 0 P: 6	R: 0 E: 0 K: 1 S: 5	H: 0 LOB: 1 BB: 1 P: 9	R: 0 E: 0 K: 0 S: 3	H: 0 LOB: 0 BB: 0 P: 3	R: 0 E: 1 K: 0 S: 4	H: 0 LOB: 1 BB: 0 P: 4	R: 1 E: 0 K: 3 S: 11	H: 2 LOB: 2 BB: 1 P: 15	1B: 5 2B: 2 3B: 0 HR: 0	SF: 0 SAC: 0 DP: 2 HBP: 0	WP: 1 PB: 0 CS: 0	PA: 34							
PITCHER	IP	WLS	BF	H	R	ER	SO	BB	IBB	HBP	BLK	WP	HR	S	P	ERA	WHIP										
Alan Foster, R ERA: 3.2 Ed Farmer, R ERA:	(1, 1) (9, 1)	8.2 S	W 1	33 0	6 0	1 0	1 0	7 1	2 0	0 0	0 0	0 1	0 0	45 3	53 3	1.04 0.00	0.923 0.000										

Chicago White Sox @ Cleveland Indians
Cleveland Municipal Stadium, Cleveland, OH
Wed Jun 09 1971, 7:05 PM EDT
Att. 3,951 - Unknown - 65 F


AB 32
R 1
H 6
RBI 1
BB 2
SO 8
LOB 13



Batter	1	2	3	4	5	6	7	8	9	AB	R	H	RBI	BB	SO	LOB	BOTTOM										
Graig Nettles, L OBP: 0.342, SLG: 0.394 (1, 5)	0-0 E 2B		0-0 G4-6-3 1B			0-0 1B 1B		0-0 F9		4	2	3	0	0	0	0											
Eddie Leon, R OBP: 0.357, SLG: 0.361 (1, 4)	0-0 E9 FC6-4 2-H 1B		0-0 G4-6-3 1-2			0-0 1B 1-2 1B		4-0 E BB		3	1	2	0	1	0	1											
Ray Fosse, R OBP: 0.329, SLG: 0.378 (1, 2)	0-0 FC6-4 6-3 WP 2-3 1B			0-0 1-3		0-0 E 1-2 2-H 1B		4-0 1B 1-2 BB		3	0	1	1	1	0	1											
Chris Chambliss, L OBP: 0.326, SLG: 0.405 (1, 3)	0-0 6-3 1-3 1B			0-0 F7		0-0 E7 1-3 2-H 1B		0-0 L8		4	0	1	1	0	0	3											
Ken Harrelson, R OBP: 0.301, SLG: 0.293 Ted Uhlhaender, L OBP: 0.344, SLG: 0.339 (7, 7)	0-0 1-3 1B			0-0 L3		0-0 1-3 1B		0-0 P5		3	0	0	0	0	0	3											
Roy Foster, R OBP: 0.312, SLG: 0.447 (1, 9)		0-3 K			0-0 5-3		0-0 L7			3	0	0	0	0	1	2											
Ted Ford, R OBP: 0.258, SLG: 0.302 Vada Pinson, L OBP: 0.298, SLG: 0.356 (7, PH) (8, 8)		0-0 5-3 1B			0-0 G4-6-3 1B		0-0 4-3			2	0	1	0	0	0	0											
Jack Heidemann, R OBP: 0.225, SLG: 0.164 (1, 6)		0-0 5-3 1B			0-0 G4-6-3 1-2		0-3 K			3	0	0	0	0	1	1											
Alan Foster, R OBP: 0.136, SLG: 0.150 Ed Farmer, R (9, 1)			0-3 K			0-0 2-3		0-3 K		3	0	0	0	0	2	0											
Inning Stats	R: 1 E: 1 K: 0 S: 5	H: 2 LOB: 1 BB: 0 P: 5	R: 0 E: 0 K: 1 S: 5	H: 0 LOB: 0 BB: 0 P: 5	R: 0 E: 0 K: 1 S: 5	H: 1 LOB: 0 BB: 0 P: 5	R: 0 E: 0 K: 0 S: 3	H: 0 LOB: 0 BB: 0 P: 3	R: 2 E: 1 K: 0 S: 7	H: 4 LOB: 2 BB: 0 P: 7	R: 0 E: 0 K: 2 S: 7	H: 0 LOB: 0 BB: 0 P: 7	R: 0 E: 1 K: 0 S: 3	H: 0 LOB: 2 BB: 2 P: 11	R: 0 E: 0 K: 0 S: 3	H: 0 LOB: 2 BB: 2 P: 11	1B: 7 2B: 1 3B: 0 HR: 0	SF: 0 SAC: 0 DP: 2 HBP: 0	WP: 1 PB: 0 CS: 0	PA: 32							
PITCHER	IP	WLS	BF	H	R	ER	SO	BB	IBB	HBP	BLK	WP	HR	S	P	ERA	WHIP										
Tommy John, L ERA: 5.02 Vicente Romo, R ERA: 4.33 Don Eddy, L ERA: 3.38	(1, 1) (6, 1) (8, 1)	5.1 L	22 5	8 0	3 0	3 0	2 0	0 0	0 0	0 0	0 0	0 0	0 0	26 9	26 9	5.06 0.00	1.500 0.000										

Chicago White Sox @ Cleveland Indians
Cleveland Municipal Stadium, Cleveland, OH
Wed Jun 09 1971, 7:05 PM EDT
Att. 3,951 - Unknown - 65 F


AB 30
R 3
H 8
RBI 2
BB 2
SO 4
LOB 13




Batter	1	2	3	4	5	6	7	8	9	AB	R	H	RBI	BB	SO	LOB	TOP					
Lee Richard, R (1, 6) OBP: 0.282, SLG: 0.269 Lee Maye, L (7, PH) OBP: 0.367, SLG: 0.360 Rich McKinney, R (7, 4) OBP: 0.400, SLG: 0.398	F2		K		F7		FC5-2 PB			3	0	0	0	0	1	1	Chicago White Sox @ Cleveland Indians Cleveland Municipal Stadium, Cleveland, OH Thu Jun 10 1971, 7:05 PM EDT Att. 4,265 - Unknown - 69 F					
Ed Stroud, L (1, 8) OBP: 0.257, SLG: 0.282 Jim Magnuson, R (7, 1)	WP 4-3 1B			K	F7		K			4	0	1	0	0	2	3						
Carlos May, L (1, 3) OBP: 0.363, SLG: 0.376	4-3			BB 1B BB		F8		F8		3	0	0	0	1	0	1						
Bill Melton, R (1, 5) OBP: 0.352, SLG: 0.448	P5			BB 1B				P4		4	0	2	0	0	0	1						
Rick Reichardt, R (1, 7) OBP: 0.327, SLG: 0.439		F8		K		K		F8		4	0	0	0	0	2	3						
Jay Johnstone, L (1, 9) OBP: 0.327, SLG: 0.401	F2			1-2 2-3 BB		L3			P4	3	0	0	0	1	0	1						
Tom Egan, R (1, 2) OBP: 0.364, SLG: 0.583	F9			5-3				6-3		3	0	0	0	1	0	3						
Luis Alvarado, R (1, 4) OBP: 0.253, SLG: 0.276			6-3			FC6-4 1B		6-3		4	0	2	0	0	0	0						
Tom Bradley, R (1, 1) OBP: 0.121, SLG: 0.094 Walt Williams, R (3, PH) OBP: 0.307, SLG: 0.348 Bart Johnson, R (3, 1) OBP: 0.188, SLG: 0.219 Mike Hershberger, R (7, PH) OBP: 0.391, SLG: 0.308			5-3			FC6-4 1-2		K		0	0	0	0	0	0	0						
Inning Stats	R: 0 E: 0 K: 0 S: 4	H: 1 LOB: 1 BB: 0 P: 4	R: 0 E: 0 K: 0 S: 3	H: 0 LOB: 0 BB: 0 P: 3	R: 0 E: 0 K: 1 S: 5	H: 0 LOB: 0 BB: 0 P: 5	R: 0 E: 0 K: 2 S: 8	H: 1 LOB: 3 BB: 2 P: 16	R: 0 E: 0 K: 0 S: 4	H: 1 LOB: 1 BB: 0 P: 4	R: 0 E: 0 K: 1 S: 6	H: 1 LOB: 2 BB: 1 P: 6	R: 0 E: 0 K: 2 S: 8	H: 1 LOB: 1 BB: 1 P: 12	R: 0 E: 0 K: 0 S: 3	H: 0 LOB: 0 BB: 0 P: 3		R: 0 E: 0 K: 0 S: 3	H: 0 LOB: 0 BB: 0 P: 3	1B: 4 2B: 1 3B: 0 HR: 0	SF: 0 SAC: 0 DP: 0 HBP: 0	WP: 1 PB: 1 SB: 0 CS: 0
PITCHER Ray Lamb, R (1, 1) ERA: 2.29	IP: 9.0 WLS: W BF: 35 H: 5 R: 0 ER: 0 SO: 6 BB: 3 IBB: 0 HBP: 0 BLK: 0 WP: 1 HR: 0 S: 44 P: 56 ERA: 0.00 WHIP: 0.889															PITCHER						

Batter	1	2	3	4	5	6	7	8	9	AB	R	H	RBI	BB	SO	LOB	BOTTOM					
Graig Nettles, L (1, 5) OBP: 0.348, SLG: 0.396	F8			K		FC6-4 1B		2B BB		4	2	2	0	1	1	0	Chicago White Sox @ Cleveland Indians Cleveland Municipal Stadium, Cleveland, OH Thu Jun 10 1971, 7:05 PM EDT Att. 4,265 - Unknown - 69 F					
Vada Pinson, L (1, 8) OBP: 0.305, SLG: 0.383	1B FC6					FC6-4 1-2		2B 1-H		5	2	3	1	0	0	3						
Ray Fosse, R (1, 2) OBP: 0.330, SLG: 0.393	2B FC6					F9		F3		5	2	2	3	0	1	3						
Chris Chambliss, L (1, 3) OBP: 0.313, SLG: 0.404	FC6 2B					6-3		K		5	1	1	2	0	1	2						
Roy Foster, R (1, 9) OBP: 0.308, SLG: 0.445	K					P5		F7		5	1	1	0	0	2	3						
Ted Uhlender, L (1, 7) OBP: 0.364, SLG: 0.353						1B 2B		1B IBB		1	0	1	2	3	0	0						
Eddie Leon, R (1, 4) OBP: 0.354, SLG: 0.354	K					K		FC6-4 FC6-4		3	0	0	0	1	2	4						
Jack Heidemann, R (1, 6) OBP: 0.226, SLG: 0.169						G6-4-3 1-2		FC6-4		4	0	1	1	0	1	3						
Ray Lamb, R (1, 1) OBP: 0.087, SLG: 0.045						K		K		3	1	0	0	1	2	2						
Inning Stats	R: 3 E: 0 K: 2 S: 11	H: 3 LOB: 1 BB: 0 P: 11	R: 3 E: 0 K: 1 S: 7	H: 2 LOB: 1 BB: 1 P: 11	R: 0 E: 0 K: 0 S: 2	H: 0 LOB: 2 BB: 2 P: 10	R: 0 E: 0 K: 3 S: 10	H: 1 LOB: 1 BB: 0 P: 10	R: 1 E: 0 K: 2 S: 9	H: 2 LOB: 2 BB: 1 P: 13	R: 0 E: 0 K: 1 S: 6	H: 1 LOB: 1 BB: 0 P: 6	R: 0 E: 0 K: 0 S: 3	H: 0 LOB: 1 BB: 1 P: 7	R: 2 E: 0 K: 1 S: 7	H: 2 LOB: 1 BB: 1 P: 11		R: 2 E: 0 K: 1 S: 7	H: 2 LOB: 1 BB: 1 P: 11	1B: 4 2B: 5 3B: 1 HR: 1	SF: 0 SAC: 0 DP: 1 HBP: 0	WP: 0 PB: 0 SB: 0 CS: 0
PITCHER Tom Bradley, R (1, 1) ERA: 2.13 Bart Johnson, R (3, 1) ERA: 4.04 Jim Magnuson, L (7, 1) ERA: 3.68	IP: 2.0 WLS: L BF: 13 H: 4 R: 1 ER: 1 SO: 6 BB: 2 IBB: 1 HBP: 0 BLK: 0 WP: 0 HR: 1 S: 18 P: 22 ERA: 27.00 WHIP: 3.000															PITCHER						

AB 32
R 0
H 5
RBI 0
BB 3
SO 6
LOB 18



AB 35
R 9
H 11
RBI 9
BB 6
SO 10
LOB 20



Batter	1	2	3	4	5	6	7	8	9	AB	R	H	RBI	BB	SO	LOB	TOP					
Ron Theobald, R OBP: 0.359, SLG: 0.343 (1, 4)	K		1-3			K	1-3			4	0	0	0	0	2	1	Milwaukee Brewers @ Cleveland Indians Cleveland Municipal Stadium, Cleveland, OH Fri Jun 11 1971, 7:05 PM EDT Att. 9,155 - Unknown - 78 F					
Dave May, L OBP: 0.342, SLG: 0.364 (1, 8)	P6		L6			4-3 WP 1B		G3 SH1-4 1B		4	1	2	0	0	0	0						
John Briggs, L OBP: 0.371, SLG: 0.470 (1, 7)			P4			4-3		SH1-4		3	0	1	0	0	0	1						
Bill Voss, L OBP: 0.325, SLG: 0.425 (1, 9)	1-3			K				G3		4	0	1	1	0	1	2						
Frank Tepedino, L OBP: 0.077, SLG: 0.077 Roberto Pena, R OBP: 0.245, SLG: 0.283 Mike Hegan, L OBP: 0.395, SLG: 0.369 (1, 3) (8, PH) (8, PH) (8, 3)		F7		P6				4-3		3	0	1	0	0	0	0						
Tommy Harper, R OBP: 0.285, SLG: 0.243 (1, 5)					F9					3	0	0	0	1	1	2						
Phil Roof, R OBP: 0.273, SLG: 0.259 Andy Kosco, R OBP: 0.314, SLG: 0.337 (1, 2) (8, PH)		5-3			K			F8		3	0	0	0	0	1	1						
Rick Auerbach, R OBP: 0.260, SLG: 0.205 Gus Gil, R (9, PH) (1, 6)					L8			1-3		2	0	0	0	1	0	0						
Marty Pattin, R OBP: 0.270, SLG: 0.242 (1, 1)					1-4-3					3	0	1	0	0	0	2						
Inning Stats	R: 0 E: 0 K: 1 S: 6	H: 1 LOB: 1 BB: 0 P: 6	R: 0 E: 0 K: 0 S: 3	H: 0 LOB: 2 BB: 2 P: 11	R: 0 E: 0 K: 0 S: 3	H: 0 LOB: 0 BB: 0 P: 3	R: 0 E: 0 K: 1 S: 5	H: 0 LOB: 0 BB: 0 P: 5	R: 0 E: 0 K: 1 S: 5	H: 3 LOB: 2 BB: 0 P: 8	R: 0 E: 0 K: 0 S: 4	H: 1 LOB: 1 BB: 0 P: 4	R: 0 E: 0 K: 0 S: 4	H: 1 LOB: 1 BB: 0 P: 4	R: 0 E: 0 K: 2 S: 7	H: 0 LOB: 0 BB: 0 P: 7		1B: 5 2B: 1 3B: 0 HR: 0	SF: 0 SAC: 1 DP: 0 HBP: 0	WP: 1 PB: 0 CS: 1	PA: 35	
PITCHER	IP	WLS	BF	H	R	ER	SO	BB	IBB	HBP	BLK	WP	HR	S	P	ERA		WHIP				
Steve Dunning, R ERA: 3.87 (1, 1)	7.0	W	29	6	1	1	4	2	0	0	0	1	0	35	43	1.29		1.143				
Steve Mingori, L ERA: 2.31 (8, 1)	0.2		2	0	0	0	0	0	0	0	0	0	0	2	2	0.00	0.000					
Ed Farmer, R ERA: (8, 1)	1.1	S	4	0	0	0	2	0	0	0	0	0	0	8	8	0.00	0.000					

AB	32
R	1
H	6
RBI	1
BB	2
SO	6
LOB	10



Batter	1	2	3	4	5	6	7	8	9	AB	R	H	RBI	BB	SO	LOB	BOTTOM			
Graig Nettles, L OBP: 0.343, SLG: 0.390 (1, 5)	G3			G3		G3				3	0	0	0	0	0	1	Milwaukee Brewers @ Cleveland Indians Cleveland Municipal Stadium, Cleveland, OH Fri Jun 11 1971, 7:05 PM EDT Att. 9,155 - Unknown - 78 F			
Vada Pinson, L OBP: 0.305, SLG: 0.382 (1, 8)	G3			4-3				HR 1B		3	1	1	0	0	0	0				
Ray Fosse, R OBP: 0.326, SLG: 0.388 (1, 2)				K				K		3	0	0	0	0	3	1				
Chris Chambliss, L OBP: 0.333, SLG: 0.480 (1, 3)					F7			HR		3	1	2	2	0	0	0				
Frank Baker, L (1, 9)					F8			6-3		3	0	0	0	0	0	1				
Ted Uhlhaender, L OBP: 0.396, SLG: 0.345 (1, 7)					F7			4-3		3	0	0	0	0	0	1				
Eddie Leon, R OBP: 0.348, SLG: 0.348 (1, 4)					F7			F8		3	0	0	0	0	1	0				
Jack Heidemann, R OBP: 0.230, SLG: 0.175 (1, 6)					K			4-3		3	0	1	0	0	1	0				
Steve Dunning, R OBP: 0.214, SLG: 0.333 Steve Mingori, L OBP: 0.300, SLG: 0.500 Ed Farmer, R (1, 1) (8, 1) (8, 1)					6-3			F8		1	0	0	0	0	0	0				
Inning Stats	R: 0 E: 0 K: 1 S: 5	H: 0 LOB: 0 BB: 0 P: 5	R: 0 E: 0 K: 0 S: 3	H: 1 LOB: 0 BB: 0 P: 3	R: 0 E: 0 K: 1 S: 5	H: 0 LOB: 0 BB: 0 P: 5	R: 0 E: 0 K: 1 S: 5	H: 0 LOB: 0 BB: 0 P: 5	R: 0 E: 0 K: 1 S: 6	H: 1 LOB: 1 BB: 0 P: 6	R: 2 E: 0 K: 1 S: 7	H: 2 LOB: 0 BB: 0 P: 7	R: 0 E: 0 K: 0 S: 3	H: 0 LOB: 0 BB: 0 P: 3	1B: 3 2B: 1 3B: 0 HR: 1	SF: 0 SAC: 1 DP: 1 HBP: 0		WP: 0 PB: 0 CS: 0	PA: 27	
PITCHER	IP	WLS	BF	H	R	ER	SO	BB	IBB	HBP	BLK	WP	HR	S	P	ERA		WHIP		
Marty Pattin, R ERA: 2.78 (1, 1)	8.0	L	27	4	2	2	5	0	0	0	0	0	1	37	37	2.25		0.500		



Batter	1	2	3	4	5	6	7	8	9	AB	R	H	RBI	BB	SO	LOB	TOP				
Tommy Harper, R OBP: 0.275, SLG: 0.250 (1, 5)										3	1	1	0	2	0	0	Milwaukee Brewers @ Cleveland Indians Cleveland Municipal Stadium, Cleveland, OH Sat Jun 12 1971, 3:33 AM EDT Att: 11,262 - Unknown - 71 F				
Dave May, L OBP: 0.354, SLG: 0.376 (1, 8)										5	1	4	3	0	0	0					
John Briggs, L OBP: 0.368, SLG: 0.462 (1, 7)										4	0	1	0	0	0	5					
Bill Voss, L OBP: 0.316, SLG: 0.411 (1, 9)										5	0	0	0	0	0	5					
Frank Tepedino, L OBP: 0.176, SLG: 0.125 (1, 3)										3	0	1	1	0	0	2					
Ted Kubiak, S OBP: 0.295, SLG: 0.279 (1, 4)										3	0	0	0	0	1	1					
Phil Roof, R OBP: 0.272, SLG: 0.250 (1, 2)										3	1	0	0	1	2	2					
Rick Auerbach, R OBP: 0.267, SLG: 0.208 (1, 6)										3	1	1	0	1	0	1					
Jim Slaton, R (1, 1)										1	0	0	0	0	1	2					
John Morris, R (5, 1)										2	0	0	0	0	1	3					
Inning Stats	R: 0 E: 0 K: 0 S: 4	H: 1 LOB: 2 BB: 1 P: 8	R: 2 E: 1 K: 1 S: 8	H: 2 LOB: 2 BB: 1 P: 12	R: 0 E: 0 K: 0 S: 3	H: 0 LOB: 0 BB: 0 P: 3	R: 0 E: 0 K: 0 S: 2	H: 0 LOB: 0 BB: 1 P: 6	R: 2 E: 0 K: 1 S: 8	H: 3 LOB: 1 BB: 0 P: 8	R: 0 E: 0 K: 2 S: 7	H: 0 LOB: 0 BB: 0 P: 7	R: 0 E: 0 K: 0 S: 4	H: 1 LOB: 1 BB: 0 P: 4	R: 0 E: 0 K: 1 S: 5	H: 0 LOB: 2 BB: 0 P: 10	R: 0 E: 0 K: 0 S: 4	H: 1 LOB: 1 BB: 0 P: 4	1B: 7 2B: 2 3B: 0 HR: 0	SF: 0 SAC: 0 DP: 2 HBP: 1	WP: 1 PA: 40 CS: 0
PITCHER	IP	WLS	BF	H	R	ER	SO	BB	IBB	HBP	BLK	WP	HR	S	P	ERA	WHIP				
Rich Hand, R ERA: 6.64 (1, 1)	4.0	L	20	5	4	2	1	3	0	0	0	0	0	19	31	4.50	2.000				
Steve Mingo, L ERA: 2.22 (5, 1)	1.0		4	1	0	0	1	0	0	0	0	0	0	6	6	0.00	1.000				
Vince Colbert, R ERA: 4.82 (6, 1)	2.0		7	1	0	0	2	0	0	0	0	0	0	11	11	0.00	0.500				
Phil Hennigan, R ERA: 1.42 (8, 1)	2.0		9	1	0	0	1	1	0	1	0	1	0	9	14	0.00	1.000				

Batter	1	2	3	4	5	6	7	8	9	AB	R	H	RBI	BB	SO	LOB	BOTTOM				
Graig Nettles, L OBP: 0.346, SLG: 0.389 (1, 5)										3	0	1	0	1	1	0	Milwaukee Brewers @ Cleveland Indians Cleveland Municipal Stadium, Cleveland, OH Sat Jun 12 1971, 3:33 AM EDT Att: 11,262 - Unknown - 71 F				
Vada Pinson, L OBP: 0.308, SLG: 0.385 (1, 8)										1	0	1	0	0	0	0					
Roy Foster, R OBP: 0.308, SLG: 0.443 (1, FR)										3	1	1	0	0	0	1					
Ray Fosse, R OBP: 0.329, SLG: 0.387 (1, 2)										3	0	1	0	1	0	2					
Chris Chambliss, L OBP: 0.327, SLG: 0.481 (1, 3)										4	0	1	1	0	0	4					
Frank Baker, L (1, 9)										3	0	0	0	1	1	0					
Ted Uhlhaender, L OBP: 0.346, SLG: 0.333 (1, 7)										4	0	0	0	0	0	3					
Eddie Leon, R OBP: 0.341, SLG: 0.339 (1, 4)										4	0	0	0	0	1	0					
Jack Heidemann, R OBP: 0.222, SLG: 0.169 (1, 6)										3	0	0	0	0	0	0					
Rich Hand, R OBP: 0.265, SLG: 0.200 (5, PH)										1	0	0	0	0	0	0					
Ken Harris, R OBP: 0.265, SLG: 0.318 (5, PH)										0	0	0	0	0	0	0					
Vince Colbert, R OBP: 0.265, SLG: 0.318 (6, PH)										0	0	0	0	0	0	0					
Ted Ford, R OBP: 0.296, SLG: 0.299 (7, PH)										0	0	0	0	0	0	0					
Phil Hennigan, R (8, PH)										0	0	0	0	0	0	0					
Inning Stats	R: 1 E: 0 K: 0 S: 5	H: 3 LOB: 3 BB: 1 P: 9	R: 0 E: 0 K: 0 S: 3	H: 0 LOB: 0 BB: 0 P: 3	R: 0 E: 0 K: 0 S: 3	H: 1 LOB: 1 BB: 1 P: 7	R: 0 E: 0 K: 0 S: 3	H: 0 LOB: 0 BB: 0 P: 3	R: 1 E: 0 K: 0 S: 5	H: 2 LOB: 2 BB: 1 P: 9	R: 0 E: 0 K: 1 S: 5	H: 0 LOB: 0 BB: 0 P: 5	R: 0 E: 0 K: 1 S: 5	H: 0 LOB: 0 BB: 0 P: 5	R: 0 E: 0 K: 0 S: 3	H: 0 LOB: 0 BB: 0 P: 3	R: 0 E: 0 K: 1 S: 5	H: 0 LOB: 0 BB: 0 P: 5	1B: 4 2B: 1 3B: 0 HR: 1	SF: 0 SAC: 0 DP: 2 HBP: 0	WP: 0 PA: 34 CS: 0
PITCHER	IP	WLS	BF	H	R	ER	SO	BB	IBB	HBP	BLK	WP	HR	S	P	ERA	WHIP				
Jim Slaton, R ERA: 6.92 (1, 1)	4.1		20	6	2	2	0	3	0	0	0	0	0	17	29	4.15	2.077				
John Morris, L ERA: 2.33 (5, 1)	4.2	W	14	0	0	0	3	0	0	0	0	0	0	20	20	0.00	0.000				



Batter	1	2	3	4	5	6	7	8	9	AB	R	H	RBI	BB	SO	LOB	TOP			
Tommy Harper, R (1,5) OBP: 0.275, SLG: 0.246	0-3 K			0-0 F9		4-0 BB BB		0-0 G1-4-3		3	0	0	0	1	1	1	Milwaukee Brewers @ Cleveland Indians Cleveland Municipal Stadium, Cleveland, OH Sun Jun 13 1971, 3:33 AM EDT Att: 8,934 - Unknown - 78 F livebaseballscorecards.com			
Ron Theobald, R (1,4) OBP: 0.354, SLG: 0.329 Jim Hannan, R (8,1)	0-0 6-3			0-3 K		4-0 BB BB		0-0 F7		3	0	0	0	1	1	0				
Roberto Pena, R (1,3)	0-0 5-3			0-0 4-3		0-0 P4			0-0 6-3	4	0	0	0	0	0	3				
Andy Kosco, R (1,7)		0-3 K			0-0 F8			0-0 F7		4	0	0	0	0	1	0				
Al Yates, R (1,9)		0-0 6-3			0-0 F8		4-0 1B BB		0-0 F9	3	0	0	0	1	0	0				
Phil Roof, R (1,2) OBP: 0.263, SLG: 0.241		0-0 5-3			0-3 K		0-3 K			3	0	0	0	0	2	1				
Dave May, L (1,8) OBP: 0.353, SLG: 0.376			0-3 K			0-0 P6	0-0 1B			3	0	1	0	0	1	0				
Rick Auerbach, R (1,6) OBP: 0.268, SLG: 0.220			0-3 K			0-0 BB	0-3 K			3	0	1	0	0	2	2				
Bill Parsons, R (1,1) OBP: 0.240, SLG: 0.182 Marcelino Lopez, R (2,1) OBP: 0.250, SLG: 0.250 Dick Ellsworth, L (3,1) Gus Gil, R (8,PH) (8,4)			0-3 K			0-0 6-3		4-0 G1-4-3 BB		0	0	0	0	0	0	0				
Inning Stats	R: 0 E: 0 K: 1 S: 5	H: 0 LOB: 0 BB: 0 P: 5	R: 0 E: 0 K: 1 S: 5	H: 0 LOB: 0 BB: 0 P: 5	R: 0 E: 0 K: 3 S: 9	H: 0 LOB: 0 BB: 0 P: 9	R: 0 E: 0 K: 1 S: 5	H: 0 LOB: 0 BB: 0 P: 5	R: 0 E: 0 K: 0 S: 4	H: 1 LOB: 3 BB: 2 P: 12	R: 0 E: 0 K: 2 S: 8	H: 1 LOB: 2 BB: 1 P: 12	R: 0 E: 0 K: 0 S: 2	H: 0 LOB: 0 BB: 1 P: 6	R: 0 E: 0 K: 0 S: 3	H: 0 LOB: 0 BB: 0 P: 3		1B: 1 2B: 1 3B: 0 HR: 0	SF: 0 SAC: 0 DP: 1 HBP: 0	WP: 0 PB: 0 CS: 0
PITCHER Sam McDowell, L (1,1) ERA: 2.91	IP: 9.0 WLS: W BF: 32 H: 2 R: 0 ER: 0 SO: 9 BB: 4 IBB: 0 HBP: 0 BLK: 0 WP: 0 HR: 0 S: 46 P: 62 ERA: 0.00 WHIP: 0.667															PITCHER				

Batter	1	2	3	4	5	6	7	8	9	AB	R	H	RBI	BB	SO	LOB	BOTTOM			
Graig Nettles, L (1,5) OBP: 0.351, SLG: 0.406	4-0 BB 1B SF8		0-0 HR		0-3 K	0-0 FC3-2				4	3	2	3	1	1	2	Milwaukee Brewers @ Cleveland Indians Cleveland Municipal Stadium, Cleveland, OH Sun Jun 13 1971, 3:33 AM EDT Att: 8,934 - Unknown - 78 F livebaseballscorecards.com			
Frank Baker, L (1,8) OBP: 0.167, SLG: 0.364	0-3 K	0-0 4-3	0-0 HR		0-3 K	0-0 F9				5	1	1	3	0	2	3				
Ray Fosse, R (1,2) OBP: 0.335, SLG: 0.396 Ken Suarez, R (8,2) OBP: 0.294, SLG: 0.333	0-0 2B		0-0 F9		0-0 1B		0-0 L9			5	1	3	0	0	0	0				
Chris Chambliss, L (1,3) OBP: 0.373, SLG: 0.500 Ken Harrelson, R (7,3) OBP: 0.303, SLG: 0.316	4-0 2B	4-0 2B	0-0 FC6-4		0-0 1B		0-0 E5			2	1	2	0	2	0	0				
Roy Foster, R (1,9) OBP: 0.312, SLG: 0.440	0-0 SF8	0-0 F7	0-0 FC6-4		4-0 BB		0-0 1B			3	0	1	2	1	0	3				
Ted Uhlhaender, L (1,7) OBP: 0.340, SLG: 0.336	0-0 1B		0-3 K	0-3 K	0-0 F8		0-0 G4-6-3			5	1	1	2	0	2	4				
Eddie Leon, R (1,4) OBP: 0.349, SLG: 0.345 Fred Stanley, R (7,4) OBP: 0.444, SLG: 0.167	0-0 1B		4-0 1B	0-3 K		0-0 2B		0-0 F8		3	1	2	1	1	1	0				
Jack Heidemann, R (1,6) OBP: 0.242, SLG: 0.205	0-0 5-3		0-0 1B		0-0 1B		0-0 F8			5	1	3	0	0	0	1				
Sam McDowell, L (1,1) OBP: 0.231, SLG: 0.211		0-0 F9	4-0 HR	0-0 F8		0-3 K		0-0 F7		4	1	0	0	1	1	3				
Inning Stats	R: 4 E: 0 K: 1 S: 8	H: 3 LOB: 1 BB: 2 P: 16	R: 1 E: 0 K: 0 S: 5	H: 2 LOB: 2 BB: 1 P: 9	R: 5 E: 0 K: 1 S: 9	H: 4 LOB: 1 BB: 2 P: 17	R: 0 E: 0 K: 2 S: 8	H: 1 LOB: 1 BB: 0 P: 8	R: 0 E: 0 K: 2 S: 9	H: 2 LOB: 3 BB: 1 P: 13	R: 0 E: 0 K: 1 S: 7	H: 2 LOB: 2 BB: 0 P: 7	R: 1 E: 1 K: 0 S: 4	H: 1 LOB: 0 BB: 0 P: 4	R: 0 E: 0 K: 0 S: 3	H: 0 LOB: 0 BB: 0 P: 3		1B: 10 2B: 3 3B: 0 HR: 2	SF: 1 SAC: 0 DP: 1 HBP: 0	WP: 0 PB: 0 CS: 0
PITCHER Bill Parsons, R (1,1) ERA: 2.85 Marcelino Lopez, L (2,1) ERA: 5.29 Dick Ellsworth, L (3,1) ERA: 2.92 Jim Hannan, R (8,1) ERA: 3.6	IP: 1.1 WLS: L BF: 10 H: 4 R: 5 ER: 5 SO: 1 BB: 2 IBB: 0 HBP: 0 BLK: 0 WP: 0 HR: 1 S: 10 P: 18 ERA: 33.75 WHIP: 4.500															PITCHER				

Batter	1	2	3	4	5	6	7	8	9	AB	R	H	RBI	BB	SO	LOB	TOP										
Cesar Tovar, R OBP: 0.379, SLG: 0.389 (1, 7)										4	1	2	0	0	0	0	Minnesota Twins @ Cleveland Indians Cleveland Municipal Stadium, Cleveland, OH Mon Jun 14 1971, 7:05 PM EDT Att: 15,394 - Cloudy - 67 F										
Rod Carew, L OBP: 0.282, SLG: 0.288 (1, 4)										3	1	1	0	1	0	0											
Tony Oliva, L OBP: 0.403, SLG: 0.659 (1, 9)										3	1	2	3	1	0	0											
Harmon Killebrew, R OBP: 0.373, SLG: 0.455 Rich Reese, L OBP: 0.231, SLG: 0.208 (1, 3) (9, 3)										4	0	0	0	0	2	3											
Jim Holt, L OBP: 0.297, SLG: 0.379 (1, 8)										4	0	1	0	0	0	0											
Leo Cardenas, R OBP: 0.344, SLG: 0.444 (1, 6)										4	0	0	0	0	0	1											
Paul Ratliff, L OBP: 0.212, SLG: 0.400 (1, 2)										4	0	1	0	0	3	0											
Danny Thompson, R OBP: 0.297, SLG: 0.242 Steve Braun, L OBP: 0.349, SLG: 0.372 (1, 5) (6, 5)										1	0	0	0	1	0	0											
Jim Perry, S OBP: 0.316, SLG: 0.235 (1, 1)										3	0	0	0	0	2	0											
Inning Stats	R: 3 E: 0 K: 0 S: 5	H: 2 LOB: 0 BB: 1 P: 9	R: 0 E: 0 K: 1 S: 5	H: 0 LOB: 0 BB: 0 P: 5	R: 0 E: 0 K: 1 S: 6	H: 1 LOB: 1 BB: 0 P: 6	R: 0 E: 0 K: 0 S: 4	H: 2 LOB: 2 BB: 1 P: 8	R: 0 E: 0 K: 1 S: 3	H: 0 LOB: 0 BB: 0 P: 5	R: 0 E: 0 K: 1 S: 5	H: 1 LOB: 0 BB: 0 P: 5	R: 0 E: 0 K: 1 S: 5	H: 0 LOB: 0 BB: 0 P: 5	R: 0 E: 0 K: 1 S: 5	H: 0 LOB: 0 BB: 0 P: 5		1B: 5 2B: 1 3B: 0 HR: 1	SF: 0 SAC: 0 DP: 2 HBP: 0	WP: 0 PB: 0 SB: 1 CS: 1	PA: 35						
PITCHER	IP	WLS	BF	H	R	ER	SO	BB	IBB	HBP	BLK	WP	HR	S	P	ERA	WHIP										
Alan Foster, R ERA: 3.22 Steve Mingori, L ERA: 2.13 (1, 1) (9, 1)	8.0	L	31	7	3	3	5	3	0	0	0	0	1	38	50	3.38	1.250										

Batter	1	2	3	4	5	6	7	8	9	AB	R	H	RBI	BB	SO	LOB	BOTTOM										
Graig Nettles, L OBP: 0.349, SLG: 0.403 (1, 5)										4	0	1	0	0	0	0	Minnesota Twins @ Cleveland Indians Cleveland Municipal Stadium, Cleveland, OH Mon Jun 14 1971, 7:05 PM EDT Att: 15,394 - Cloudy - 67 F										
Frank Baker, L OBP: 0.188, SLG: 0.400 (1, 8)										4	0	1	0	0	0	1											
Ray Fosse, R OBP: 0.333, SLG: 0.391 (1, 2)										3	0	0	0	1	2	1											
Chris Chambliss, L OBP: 0.365, SLG: 0.500 (1, 3)										4	1	1	0	0	2	3											
Roy Foster, R OBP: 0.317, SLG: 0.450 (1, 9)										4	0	2	0	0	0	3											
Ted Uhlhaender, L OBP: 0.338, SLG: 0.341 (1, 7)										4	0	1	1	0	1	2											
Eddie Leon, R OBP: 0.342, SLG: 0.337 (1, 4)										4	0	0	0	0	2	2											
Jack Heidemann, R OBP: 0.235, SLG: 0.198 (1, 6)										3	0	0	0	0	1	2											
Alan Foster, R OBP: 0.125, SLG: 0.136 Vada Pinson, L OBP: 0.307, SLG: 0.383 Steve Mingori, L OBP: 0.500, SLG: 0.500 (1, 1) (8, PH) (9, 1)										2	0	0	0	0	2	0											
Inning Stats	R: 0 E: 0 K: 2 S: 8	H: 1 LOB: 1 BB: 0 P: 8	R: 0 E: 0 K: 3 S: 10	H: 1 LOB: 0 BB: 0 P: 10	R: 0 E: 0 K: 1 S: 5	H: 0 LOB: 0 BB: 0 P: 5	R: 0 E: 0 K: 2 S: 8	H: 1 LOB: 1 BB: 0 P: 8	R: 0 E: 0 K: 1 S: 5	H: 0 LOB: 0 BB: 0 P: 5	R: 0 E: 0 K: 0 S: 4	H: 1 LOB: 2 BB: 1 P: 8	R: 0 E: 0 K: 0 S: 3	H: 0 LOB: 0 BB: 0 P: 3	R: 0 E: 0 K: 1 S: 5	H: 0 LOB: 1 BB: 0 P: 5		R: 1 E: 0 K: 1 S: 7	H: 2 LOB: 1 BB: 0 P: 7	1B: 2 2B: 4 3B: 0 HR: 0	SF: 0 SAC: 0 DP: 1 HBP: 0	WP: 1 PB: 0 SB: 0 CS: 0	PA: 34				
PITCHER	IP	WLS	BF	H	R	ER	SO	BB	IBB	HBP	BLK	WP	HR	S	P	ERA	WHIP										
Jim Perry, R ERA: 4.14 (1, 1)	9.0	W	34	6	1	1	11	1	0	0	0	1	0	55	59	1.00	0.778										

AB	31
R	3
H	7
RBI	3
BB	3
SO	6
LOB	6



AB	33
R	1
H	6
RBI	1
BB	1
SO	11
LOB	14



Batter	1	2	3	4	5	6	7	8	9	AB	R	H	RBI	BB	SO	LOB	TOP								
Rod Carew, L OBP: 0.265, SLG: 0.290 (1, 4)	5-3		E8 SF9 1-3		CS 1-2	F7		FC 1B 1B		5	1	2	0	0	0	1	Minnesota Twins @ Cleveland Indians Cleveland Municipal Stadium, Cleveland, OH Tue Jun 15 1971, 7:05 PM EDT Att: 6,238 - Unknown - 73 F								
Cesar Tovar, R OBP: 0.372, SLG: 0.383 (1, 7)	L4		SF9			F7		FC 1B 1-2	1-3	4	0	0	1	0	0	3									
Tony Oliva, L OBP: 0.404, SLG: 0.670 (1, 9)	P6		F8			HR		1B 1-3 2-H		4	1	2	2	0	0	1									
Harmon Killebrew, R OBP: 0.371, SLG: 0.448 (1, 5)		F8		F7		F7		1B 1B		3	0	0	0	1	0	0									
Jim Holt, L OBP: 0.290, SLG: 0.369 (1, 8)	F9			4-3			L6	P5		4	0	0	0	0	0	3									
Steve Braun, L OBP: 0.338, SLG: 0.359 (1, 6)	P5			F7			K	K		4	0	0	0	0	2	3									
Rich Reese, L OBP: 0.246, SLG: 0.236 (1, 3)			HR		CS BB		K		1B HBP	2	1	1	1	1	1	0									
Paul Ratliff, L OBP: 0.200, SLG: 0.375 (8, PH)			K						F7	2	0	0	0	0	2	1									
Brant Alyea, R OBP: 0.116, SLG: 0.337 (8, PH)										1	1	1	1	0	0	0									
Tom Tischinski, R OBP: 0.190, SLG: 0.250 (8, 2)										1	0	0	0	0	0	1									
Bert Blyleven, R OBP: 0.119, SLG: 0.098 (1, 1)										3	1	1	0	0	2	1									
Tom Hall, L OBP: 0.350, SLG: 0.368 (8, 1)										0	0	0	0	0	0	0									
Ray Corbin, R OBP: 0.125, SLG: 0.125 (8, 1)			E SF9 1B							1	0	0	0	0	1	1									
Inning Stats	R: 0 E: 0 K: 0 S: 3	H: 0 LOB: 0 BB: 0 P: 3	R: 0 E: 0 K: 0 S: 3	H: 0 LOB: 0 BB: 0 P: 3	R: 2 E: 1 K: 1 S: 8	H: 2 LOB: 1 BB: 0 P: 8	R: 0 E: 0 K: 0 S: 3	H: 0 LOB: 0 BB: 0 P: 3	R: 0 E: 0 K: 2 S: 6	H: 0 LOB: 0 BB: 1 P: 10	R: 1 E: 0 K: 0 S: 4	H: 1 LOB: 0 BB: 0 P: 4	R: 0 E: 0 K: 2 S: 7	H: 0 LOB: 0 BB: 0 P: 7	R: 2 E: 0 K: 2 S: 11	H: 3 LOB: 3 BB: 1 P: 15	R: 0 E: 0 K: 1 S: 6	H: 1 LOB: 2 BB: 0 P: 7	1B: 4 2B: 0 3B: 0 HR: 3	SF: 1 SAC: 0 DP: 0 HBP: 1	WP: 0 PB: 0 SB: 0 CS: 1	PA: 39			
PITCHER	IP	WLS	BF	H	R	ER	SO	BB	IBB	HBP	BLK	WP	HR	S	P	ERA	WHIP								
Ray Lamb, R ERA: 2.35 (1, 1)	6.0	L	22	3	3	2	3	1	0	0	0	0	2	27	31	3.00	0.667								
Rick Austin, L ERA: 3.43 (7, 1)	2.0		11	3	2	2	4	0	1	0	0	0	1	18	22	9.00	1.500								
Phil Hennigan, R ERA: 1.35 (9, 1)	1.0		5	1	0	0	1	0	0	1	0	0	0	6	7	0.00	1.000								

AB	34
R	5
H	7
RBI	5
BB	2
SO	8
LOB	15



Batter	1	2	3	4	5	6	7	8	9	AB	R	H	RBI	BB	SO	LOB	BOTTOM								
Graig Nettles, L OBP: 0.348, SLG: 0.397 (1, 5)	G5-4-3 BB		G3			F8		P3		3	0	0	0	1	0	3	Minnesota Twins @ Cleveland Indians Cleveland Municipal Stadium, Cleveland, OH Tue Jun 15 1971, 7:05 PM EDT Att: 6,238 - Unknown - 73 F								
Frank Baker, L OBP: 0.200, SLG: 0.368 (1, 8)	F7			F8		F9		BB WP 1B		4	0	1	1	0	0	1									
Ray Fosse, R OBP: 0.332, SLG: 0.386 (1, 2)	G5-4-3 1-2			F8			L1	BB BB		3	0	0	0	1	0	1									
Chris Chambliss, L OBP: 0.373, SLG: 0.484 (1, 3)		F7			4-0 BB		F5	1-2 2-3 3-H	BB	2	0	0	1	2	0	0									
Roy Foster, R OBP: 0.315, SLG: 0.466 (1, 9)		F8		F8				P6		4	1	1	1	0	0	4									
Ted Uhlhaender, L OBP: 0.336, SLG: 0.338 (1, 7)			K				HR			4	0	1	0	0	1	0									
Eddie Leon, R OBP: 0.345, SLG: 0.341 (1, 4)					G6-4-3 1B					4	1	2	0	0	0	1									
Jack Heidemann, R OBP: 0.228, SLG: 0.191 (9, PH)								1B 4-3 1B		3	0	0	0	0	0	3									
Gomer Hodge, S OBP: 0.326, SLG: 0.342 (9, PH)			L4			G6-4-3 1-2		4-3	WP	1	0	1	0	0	0	0									
Ray Lamb, R OBP: 0.383, SLG: 0.043 (9, PH)								WP 1B BB		1	0	0	0	0	1	1									
Ted Ficht, R OBP: 0.224, SLG: 0.297 (7, 1)										1	0	0	0	0	0	0									
Rick Austin, L OBP: 0.150, SLG: 0.136 (9, 1)										0	0	0	0	0	0	0									
Vada Pinson, L OBP: 0.320, SLG: 0.336 (8, PH)										0	1	0	0	0	0	0									
Alan Foster, R OBP: 0.125, SLG: 0.136 (9, 1)										0	0	0	0	0	0	0									
Phil Hennigan, R OBP: 0.125, SLG: 0.125 (9, 1)										0	0	0	0	0	0	0									
Ken Harrison, R OBP: 0.200, SLG: 0.314 (9, PH)										1	0	0	0	0	0	1									
Inning Stats	R: 0 E: 0 K: 0 S: 2	H: 0 LOB: 1 BB: 1 P: 6	R: 0 E: 0 K: 1 S: 5	H: 0 LOB: 0 BB: 0 P: 5	R: 0 E: 1 K: 1 S: 6	H: 1 LOB: 1 BB: 0 P: 6	R: 0 E: 0 K: 0 S: 3	H: 0 LOB: 1 BB: 1 P: 7	R: 0 E: 0 K: 0 S: 3	H: 0 LOB: 0 BB: 0 P: 3	R: 0 E: 0 K: 0 S: 3	H: 0 LOB: 0 BB: 0 P: 3	R: 1 E: 0 K: 0 S: 4	H: 1 LOB: 0 BB: 0 P: 4	R: 2 E: 0 K: 0 S: 6	H: 3 LOB: 3 BB: 2 P: 14	R: 0 E: 0 K: 0 S: 4	H: 1 LOB: 1 BB: 0 P: 4	1B: 6 2B: 0 3B: 0 HR: 1	SF: 0 SAC: 0 DP: 2 HBP: 0	WP: 2 PB: 0 SB: 0 CS: 0	PA: 36			
PITCHER	IP	WLS	BF	H	R	ER	SO	BB	IBB	HBP	BLK	WP	HR	S	P	ERA	WHIP								
Bert Blyleven, R ERA: 2.82 (1, 1)	7.2		29	6	3	3	2	2	0	0	0	0	1	31	39	3.52	1.043								
Tom Hall, L ERA: 3.27 (8, 1)	0.0		2	0	0	0	0	2	0	0	0	1	0	0	8	∞	∞								
Ray Corbin, R ERA: 3.58 (8, 1)	1.1	S	5	1	0	0	0	0	0	0	0	1	0	5	5	0.00	0.750								

AB	32
R	3
H	7
RBI	3
BB	4
SO	2
LOB	15



Batter	1	2	3	4	5	6	7	8	9	AB	R	H	RBI	BB	SO	LOB	TOP					
Aurelio Rodriguez, R OBP: 0.292, SLG: 0.363 (1, 5)	F7		F3				P4	4-3		5	0	1	1	0	0	2	Detroit Tigers @ Cleveland Indians Cleveland Municipal Stadium, Cleveland, OH Thu Jun 17 1971, 7:05 PM EDT Alt: 6,732 - Unknown - 72 F					
Tony Taylor, R OBP: 0.313, SLG: 0.328 (1, 4)	4-3			G6-4-3			L9		4-3	3	0	0	0	2	0							
Al Kaline, R OBP: 0.472, SLG: 0.472 (1, 9)	L5-3			G6-4-3					K	3	0	0	0	2	1							
Willie Horton, R OBP: 0.326, SLG: 0.516 (1, 7)				G6-4-3			F8		6-3	4	0	0	0	0	3							
Ike Brown, R OBP: 0.442, SLG: 0.727 Norm Cash, L OBP: 0.401, SLG: 0.623 (7, 3)	G4-6-3			K						2	1	0	0	1	1							
Bill Freehan, R OBP: 0.354, SLG: 0.447 (1, 2)										3	0	3	1	0	0							
Mickey Stanley, R OBP: 0.335, SLG: 0.376 (1, 8)										3	1	0	0	1	0							
Ed Brinkman, R OBP: 0.262, SLG: 0.258 (1, 6)										2	0	0	1	1	0							
Les Cain, L OBP: 0.263, SLG: 0.278 Tom Timmermann, R (6, 1)										3	1	1	1	0	2							
Fred Scherman, L OBP: 0.222, SLG: 0.222 (8, 1)										1	0	0	0	0	1							
Inning Stats	R: 0 E: 0 K: 0 S: 3	H: 0 LOB: 0 BB: 0 P: 3	R: 0 E: 0 K: 0 S: 3	H: 1 LOB: 1 BB: 0 P: 4	R: 0 E: 0 K: 1 S: 5	H: 0 LOB: 0 BB: 0 P: 5	R: 0 E: 0 K: 1 S: 4	H: 0 LOB: 1 BB: 2 P: 12	R: 2 E: 1 K: 0 S: 5	H: 2 LOB: 2 BB: 1 P: 10	R: 1 E: 0 K: 1 S: 6	H: 1 LOB: 2 BB: 2 P: 14	R: 0 E: 0 K: 0 S: 3	H: 0 LOB: 1 BB: 1 P: 7	R: 1 E: 0 K: 1 S: 7	H: 2 LOB: 2 BB: 1 P: 11	R: 0 E: 0 K: 1 S: 5	H: 0 LOB: 0 BB: 0 P: 5	1B: 3 2B: 2 3B: 1 HR: 0	SF: 1 SAC: 0 DP: 2 HBP: 2	WP: 0 PB: 0 SB: 0 CS: 0	PA: 40
PITCHER	IP	WLS	BF	H	R	ER	SO	BB	IBB	HBP	BLK	WP	HR	S	P	ERA	WHIP					
Sam McDowell, L ERA: 2.91 (1, 1)	6.0	L	27	4	3	2	3	4	1	2	0	0	0	26	48	3.00	1.333					
Phil Hennigan, R ERA: 1.51 (7, 1)	2.0		10	2	1	1	1	2	0	0	0	0	0	10	18	4.50	2.000					
Ed Farmer, R ERA: (9, 1)	1.0		3	0	0	0	1	0	0	0	0	0	0	5	5	0.00	0.000					

Batter	1	2	3	4	5	6	7	8	9	AB	R	H	RBI	BB	SO	LOB	BOTTOM				
Graig Nettles, L OBP: 0.365, SLG: 0.417 (1, 5)	G4-6-3		L1-3		4-3			K		4	0	2	0	1	1	1	Detroit Tigers @ Cleveland Indians Cleveland Municipal Stadium, Cleveland, OH Thu Jun 17 1971, 7:05 PM EDT Alt: 6,732 - Unknown - 72 F				
Eddie Leon, R OBP: 0.335, SLG: 0.330 (1, 4)	K		L1-3				G6-4-3		L9	5	0	1	0	0	1						
Ray Fosse, R OBP: 0.327, SLG: 0.386 (1, 2)	G4-6-3				F8		P6		F8	5	1	1	0	0	3						
Chris Chambliss, L OBP: 0.395, SLG: 0.507 (1, 3)					G3				6-3	5	0	3	1	0	0						
Roy Foster, R OBP: 0.318, SLG: 0.453 (1, 7)										3	0	1	0	1	2						
Ken Harrelson, R OBP: 0.302, SLG: 0.310 Ted Uhlhaender, L OBP: 0.338, SLG: 0.336 (6, PH) (7, 8)										1	0	1	0	1	0						
Ted Ford, R OBP: 0.243, SLG: 0.194 Gomer Hodge, S OBP: 0.316, SLG: 0.333 Phil Hennigan, R (7, 1)										1	1	0	0	1	0						
Ted Ford, R OBP: 0.286, SLG: 0.286 Frank Baker, L OBP: 0.261, SLG: 0.429 (6, PH) (7, 9)										2	0	0	0	0	4						
Jack Heidemann, R OBP: 0.243, SLG: 0.194 Gomer Hodge, S OBP: 0.316, SLG: 0.333 Phil Hennigan, R (7, 1)										1	0	0	0	1	0						
Vada Pinson, L OBP: 0.359, SLG: 0.384 Ed Farmer, R (9, 1)										1	0	0	0	0	1						
Sam McDowell, L OBP: 0.220, SLG: 0.200 Chuck Hinton, R OBP: 0.339, SLG: 0.347 Fred Stanley, R OBP: 0.432, SLG: 0.160 (7, 6)										2	0	0	0	2	1						
Inning Stats	R: 0 E: 0 K: 1 S: 5	H: 1 LOB: 0 BB: 0 P: 5	R: 0 E: 0 K: 1 S: 7	H: 2 LOB: 2 BB: 0 P: 7	R: 0 E: 0 K: 1 S: 5	H: 1 LOB: 0 BB: 0 P: 5	R: 0 E: 0 K: 0 S: 3	H: 0 LOB: 2 BB: 2 P: 11	R: 0 E: 0 K: 1 S: 6	H: 1 LOB: 3 BB: 1 P: 10	R: 1 E: 0 K: 0 S: 4	H: 2 LOB: 1 BB: 1 P: 8	R: 2 E: 0 K: 1 S: 6	H: 1 LOB: 0 BB: 1 P: 10	R: 0 E: 0 K: 0 S: 3	H: 0 LOB: 0 BB: 0 P: 3	1B: 8 2B: 3 3B: 0 HR: 0	SF: 0 SAC: 0 DP: 3 HBP: 0	WP: 0 PB: 0 SB: 0 CS: 0	PA: 40	
PITCHER	IP	WLS	BF	H	R	ER	SO	BB	IBB	HBP	BLK	WP	HR	S	P	ERA	WHIP				
Les Cain, L ERA: 1.1 (1, 1)	5.0	W	22	6	0	0	4	3	0	0	0	0	0	27	39	0.00	1.800				
Tom Timmermann, R ERA: 3.76 (6, 1)	2.0		12	4	3	3	1	3	0	0	0	0	0	11	23	13.50	3.500				
Fred Scherman, L ERA: 1.76 (8, 1)	2.0	S	6	0	0	0	1	0	0	0	0	0	0	8	8	0.00	0.000				

Batter	1	2	3	4	5	6	7	8	9	AB	R	H	RBI	BB	SO	LOB	TOP					
Dick McAuliffe, L (1,4) OBP: 0.284, SLG: 0.357	4-3		F9		4-3		G3			4	0	0	0	0	0	4	Detroit Tigers @ Cleveland Indians Cleveland Municipal Stadium, Cleveland, OH Fri Jun 18 1971, 7:05 PM EDT Att: 12,084 - Unknown - 80 F					
Aurelio Rodriguez, R (1,5) OBP: 0.291, SLG: 0.358	5-3		6-3			BB HBP FC5-2 BB	K			3	0	0	0	1	1	3						
Jim Northrup, L (1,9) OBP: 0.366, SLG: 0.421	E3			F9		FC5-2 BB HBP		F7		3	0	0	0	0	0	0						
Willie Horton, R (1,7) OBP: 0.329, SLG: 0.511	F8			BB BB		FC5-2 BB		F7		2	0	0	0	2	0	1						
Norm Cash, L (1,3) OBP: 0.402, SLG: 0.619		L4		BB BB		FC5-2 BB				1	0	0	0	1	0	0						
Al Kaline, R (6,PH) OBP: 0.468, SLG: 0.466				G5-4-3 BB		FC5-2 G4-6-3		L6-3		2	0	0	0	0	0	3						
Bill Freehan, R (1,2) OBP: 0.385, SLG: 0.444										1	0	0	0	0	0	2						
Gates Brown, L (6,PH) OBP: 0.343, SLG: 0.455										1	0	0	0	0	0	3						
Jim Price, R (6,2) OBP: 0.276, SLG: 0.208				G6-4-3 HBP		G4-6-3				1	0	0	0	0	0	0						
Mickey Stanley, R (1,8) OBP: 0.339, SLG: 0.385				G6-4-3						4	0	2	0	0	0	1						
Ed Brinkman, R (1,6) OBP: 0.266, SLG: 0.259										3	0	1	0	0	0	2						
Joe Coleman, R (1,1) OBP: 0.194, SLG: 0.152				PB SH3-4 1B																		
Cesar Gutierrez, R (7,PH) OBP: 0.154, SLG: 0.154				SH3-4						1	0	0	0	0	0	0						
Bill Denethy, S (7,1)										1	0	1	0	0	0	0						
Dalton Jones, L (8,3) OBP: 0.309, SLG: 0.485										0	0	0	0	0	0	0						
Tom Timmermann, R (8,1) OBP: 0.309, SLG: 0.485				1-2						0	0	0	0	0	0	0						
Inning Stats	R: 0 E: 1 K: 0 S: 4	H: 0 LOB: 1 BB: 0 P: 4	R: 0 E: 0 K: 0 S: 2	H: 0 LOB: 0 BB: 0 P: 3	R: 0 E: 0 K: 0 S: 4	H: 1 LOB: 1 BB: 0 P: 4	R: 0 E: 0 K: 0 S: 2	H: 0 LOB: 1 BB: 2 P: 10	R: 0 E: 0 K: 0 S: 4	H: 1 LOB: 1 BB: 0 P: 4	R: 0 E: 0 K: 0 S: 2	H: 0 LOB: 2 BB: 2 P: 11	R: 0 E: 0 K: 1 S: 6	H: 1 LOB: 2 BB: 0 P: 7	R: 0 E: 0 K: 0 S: 3	H: 0 LOB: 0 BB: 0 P: 3	R: 0 E: 0 K: 0 S: 3	H: 1 LOB: 0 BB: 0 P: 3	1B: 3 2B: 1 3B: 0 HR: 0	SF: 0 SAC: 1 DP: 4 HBP: 3	WP: 0 PB: 1 SB: 0 CS: 0	PA: 35
PITCHER	IP WLS BF H R ER SO BB IBB HBP BLK WP HR S P ERA WHIP																					
Rich Hand, R (1,1) ERA: 5.33	5.0 W 19 2 0 0 0 0 2 0 0 1 0 0 0 0 16 25 0.00 0.800																					
Ed Farmer, R (6,1) ERA:	0.0 2 0 0 0 0 0 1 0 0 1 0 0 0 0 0 5 ∞ ∞																					
Steve Mingori, L (6,1) ERA: 2.77	0.0 1 0 0 0 0 0 1 0 0 0 0 0 0 0 0 4 ∞ ∞																					
Vince Colbert, R (6,1) ERA: 4.35	4.0 S 13 2 0 0 1 0 0 0 1 0 0 0 0 14 15 0.00 0.500																					

Batter	1	2	3	4	5	6	7	8	9	AB	R	H	RBI	BB	SO	LOB	BOTTOM			
Graig Nettles, L (1,5) OBP: 0.371, SLG: 0.425	5-3			1B 3B 2B						3	1	2	1	1	0	0	Detroit Tigers @ Cleveland Indians Cleveland Municipal Stadium, Cleveland, OH Fri Jun 18 1971, 7:05 PM EDT Att: 12,084 - Unknown - 80 F			
Vada Pinson, L (1,9) OBP: 0.303, SLG: 0.377	G3			F7						4	0	0	0	0	0	4				
Ray Fosse, R (1,2) OBP: 0.329, SLG: 0.386										3	1	1	0	0	1	0				
Ted Ford, R (6,PR) OBP: 0.250, SLG: 0.286	6-3			3B 1B						0	1	0	0	0	0	0				
Ken Suarez, R (9,2) OBP: 0.294, SLG: 0.333				2-3 3B 1B						0	0	0	0	0	0	0				
Chris Chambliss, L (1,3) OBP: 0.413, SLG: 0.581										3	2	2	4	1	0	0				
Frank Baker, L (1,7) OBP: 0.259, SLG: 0.391				1-H 3-H SF8 3B						2	0	0	1	1	0	1				
Ted Uhlhaender, L (1,8) OBP: 0.325, SLG: 0.326				3-H SF8						4	0	0	0	0	0	1				
Eddie Leon, R (1,4) OBP: 0.338, SLG: 0.333										4	1	2	0	0	1	1				
Jack Heidemann, R (1,6) OBP: 0.234, SLG: 0.186										4	0	0	0	0	2	3				
Rich Hand, R (1,1) ERA: 4.24										1	0	0	0	0	1	0				
Gomer Hodge, S (5,PH) OBP: 0.311, SLG: 0.325										1	0	0	0	0	1	1				
Ed Farmer, R (6,1) ERA: 2.75										0	0	0	0	0	0	0				
Steve Mingori, L (6,1) OBP: 0.500, SLG: 0.500										0	0	0	0	0	0	0				
Vince Colbert, R (6,1) OBP: 0.167, SLG: 0.167										1	1	1	0	0	0	0				
Inning Stats	R: 0 E: 0 K: 0 S: 3	H: 0 LOB: 0 BB: 0 P: 3	R: 0 E: 0 K: 0 S: 3	H: 0 LOB: 0 BB: 0 P: 3	R: 0 E: 0 K: 1 S: 5	H: 0 LOB: 0 BB: 0 P: 5	R: 3 E: 0 K: 0 S: 6	H: 3 LOB: 0 BB: 0 P: 6	R: 0 E: 0 K: 2 S: 8	H: 1 LOB: 2 BB: 1 P: 12	R: 0 E: 0 K: 1 S: 4	H: 0 LOB: 0 BB: 1 P: 8	R: 2 E: 1 K: 0 S: 6	H: 3 LOB: 1 BB: 0 P: 6	R: 2 E: 0 K: 2 S: 8	H: 1 LOB: 1 BB: 1 P: 13		1B: 5 2B: 1 3B: 1 HR: 1	SF: 1 SAC: 0 DP: 1 HBP: 1	WP: 0 PB: 0 SB: 0 CS: 0
PITCHER	IP WLS BF H R ER SO BB IBB HBP BLK WP HR S P ERA WHIP																			
Joe Coleman, R (1,1) ERA: 4.24	6.0 L 23 4 3 3 4 0 0 0 1 0 0 0 0 29 37 4.50 1.000																			
Bill Denethy, R (7,1) ERA: 2.75	1.0 7 3 3 2 0 0 0 0 1 0 0 0 0 6 7 18.00 3.000																			
Tom Timmermann, R (8,1) ERA: 3.95	1.0 5 1 1 1 2 1 0 0 0 0 0 1 8 12 9.00 2.000																			

Batter	1	2	3	4	5	6	7	8	9	AB	R	H	RBI	BB	SO	LOB	TOP											
Aurelio Rodriguez, R OBP: 0.290, SLG: 0.370	0-0 4-3	0-0 F2			0-0 E5		0-0 HR			4	2	1	1	0	0	3	Detroit Tigers @ Cleveland Indians Cleveland Municipal Stadium, Cleveland, OH Sat Jun 19 1971, 3:33 AM EDT Att: 13,818 - Unknown - 79 F livebaseballscores.com											
Jim Northrup, L OBP: 0.362, SLG: 0.420	4-0 BB 1B		0-0 1-3		0-0 E8		0-0 4-3			3	1	1	1	1	0	0												
Willie Horton, R OBP: 0.328, SLG: 0.504	4-0 1B 1-2 BB		0-0 F3		0-0 K			0-0 F8		3	0	0	0	1	1	1												
Norm Cash, L OBP: 0.404, SLG: 0.634	0-0 G5-4-3 1-3 2H 1B		0-0 P6		0-0 3-1			0-0 HR		4	1	2	2	0	0	1												
Bill Freehan, R OBP: 0.349, SLG: 0.436	0-0 G5-4-3			0-0 L6		0-0 F5		0-0 F8		4	0	0	0	0	0	2												
Dick McAuliffe, L OBP: 0.264, SLG: 0.352		4-0 FC4-6 1B BB		0-0 3-1		0-0 P5		0-0 F5		3	0	0	0	1	0	0												
Mickey Stanley, R OBP: 0.337, SLG: 0.382		0-0 FC4-6 1-2 1B		0-0 6-3		0-0 6-3			0-0 4-3	4	0	1	0	0	0	0												
Ed Brinkman, R OBP: 0.261, SLG: 0.254		0-0 F9			0-0 5-3		0-0 5-3		0-0 6-3	4	0	0	0	0	0	2												
Dean Chance, R OBP: 0.304, SLG: 0.478		0-0 FC4-6			0-0 E WP 1B		0-0 6-3		0-0 F9	0	0	0	0	0	0	0												
Joe Niekro, R OBP: 0.333, SLG: 0.313		1-2 2-3								1	0	0	0	0	0	2												
Fred Scherman, L OBP: 0.222, SLG: 0.222										3	1	1	0	0	0	0												
Inning Stats	R: 1 E: 0 K: 0 S: 3	H: 1 LOB: 1 BB: 2 P: 11	R: 0 E: 0 K: 0 S: 4	H: 1 LOB: 2 BB: 1 P: 8	R: 0 E: 0 K: 0 S: 3	H: 0 LOB: 0 BB: 0 P: 3	R: 0 E: 0 K: 0 S: 3	H: 0 LOB: 0 BB: 0 P: 3	R: 2 E: 2 K: 1 S: 8	H: 2 LOB: 1 BB: 0 P: 8	R: 0 E: 0 K: 0 S: 3	H: 0 LOB: 0 BB: 0 P: 3	R: 1 E: 0 K: 0 S: 4	H: 1 LOB: 0 BB: 0 P: 4	R: 1 E: 0 K: 0 S: 4	H: 1 LOB: 0 BB: 0 P: 4	R: 0 E: 0 K: 0 S: 3	H: 0 LOB: 0 BB: 0 P: 3	1B: 4 2B: 0 3B: 0 HR: 2	SF: 0 SAC: 0 DP: 1 HBP: 0	WP: 1 PB: 0 SB: 0 CS: 0	PA: 36						
PITCHER	IP	WLS	BF	H	R	ER	SO	BB	IBB	HBP	BLK	WP	HR	S	P	ERA	WHIP											
Alan Foster, R ERA: 3.23	(1, 1)	8.0	L	33	6	5	3	1	3	0	0	0	1	2	32	44	3.38	1.125										
Phil Hennigan, R ERA: 1.54	(9, 1)	1.0		3	0	0	0	0	0	0	0	0	0	0	3	3	0.00	0.000										

Batter	1	2	3	4	5	6	7	8	9	AB	R	H	RBI	BB	SO	LOB	BOTTOM											
Graig Nettles, L OBP: 0.368, SLG: 0.434	0-0 HR	0-0 G3		0-0 F8		0-0 6-3		0-0 F8		5	1	1	1	0	0	0	Detroit Tigers @ Cleveland Indians Cleveland Municipal Stadium, Cleveland, OH Sat Jun 19 1971, 3:33 AM EDT Att: 13,818 - Unknown - 79 F livebaseballscores.com											
Vada Pinson, L OBP: 0.314, SLG: 0.401	0-0 HR	0-0 1B		0-0 G3 1B		0-0 FC6-4 1B		0-0 F8		5	1	4	1	0	0	0												
Ted Uhlhaender, L OBP: 0.319, SLG: 0.315	0-0 1-3	0-0 F8		0-0 G3 1-2		0-0 FC6-4 1-2		0-0 6-3		5	0	0	0	0	0	3												
Chris Chambliss, L OBP: 0.424, SLG: 0.577	0-0 S 1B		0-3 K	4-0 FC6-4 BB		0-3 K		0-0 FC6-4 1B		4	1	2	0	1	2	1												
Frank Baker, L OBP: 0.258, SLG: 0.346	0-3 K		4-0 BB BB	0-0 FC6-4 1-2		0-0 3-1		0-0 FC6-4 1-2		3	0	0	0	1	1	3												
Chuck Hinton, R OBP: 0.333, SLG: 0.340	1-2 K		BB BB	0-0 FC6-4 1-2		0-0 4-3		0-0 FC6-4 1-2		1	0	0	0	0	0	1												
Eddie Leon, R OBP: 0.341, SLG: 0.333	0-0 BB 2H 1B		0-0 P4		1-0 FC4-6 HBP		0-0 4-3			3	0	1	1	0	0	1												
Ken Suarez, R OBP: 0.333, SLG: 0.294	4-0 1-2 BB		4-0 BB 1-2 BB		0-0 F8		0-0 1-3			2	0	0	0	2	0	1												
Jack Heidemann, R OBP: 0.237, SLG: 0.183	0-0 F8		4-0 BB BB		0-0 FC4-6		0-0 F3			2	0	0	0	1	0	3												
Ted Ford, R OBP: 0.248, SLG: 0.284			0-0 1-2 2-3 BB		0-3 K		0-0 5-3			1	0	0	0	0	0	0												
Phil Hennigan, R ERA: 1.75	(9, 1)	0.1	S	1	0	0	0	0	0	0	0	0	0	0	0	0												
Inning Stats	R: 3 E: 0 K: 1 S: 9	H: 4 LOB: 2 BB: 1 P: 13	R: 0 E: 0 K: 0 S: 4	H: 1 LOB: 1 BB: 0 P: 4	R: 0 E: 0 K: 1 S: 5	H: 0 LOB: 3 BB: 3 P: 17	R: 0 E: 0 K: 0 S: 4	H: 1 LOB: 2 BB: 1 P: 8	R: 0 E: 0 K: 1 S: 5	H: 0 LOB: 1 BB: 0 P: 6	R: 0 E: 0 K: 1 S: 6	H: 1 LOB: 1 BB: 0 P: 6	R: 0 E: 0 K: 0 S: 3	H: 0 LOB: 0 BB: 0 P: 3	R: 0 E: 0 K: 0 S: 3	H: 0 LOB: 0 BB: 0 P: 3	R: 0 E: 0 K: 0 S: 4	H: 1 LOB: 1 BB: 0 P: 4	1B: 6 2B: 0 3B: 0 HR: 2	SF: 0 SAC: 0 DP: 0 HBP: 1	WP: 0 PB: 0 SB: 1 CS: 0	PA: 41						
PITCHER	IP	WLS	BF	H	R	ER	SO	BB	IBB	HBP	BLK	WP	HR	S	P	ERA	WHIP											
Dean Chance, R ERA: 3.45	(1, 1)	1.0		9	1	0	0	1	3	0	0	0	0	0	8	20	0.00	2.400										
Mike Kilkenny, L ERA: 5.91	(2, 1)	1.2		9	1	0	0	1	3	0	0	0	0	0	8	20	0.00	2.400										
Joe Niekro, R ERA: 4.27	(3, 1)	6.0	W	23	3	0	0	2	1	0	1	0	0	0	25	30	0.00	0.667										
Fred Scherman, L ERA: 1.75	(9, 1)	0.1	S	1	0	0	0	0	0	0	0	0	0	0	1	1	0.00	0.000										

Batter	1	2	3	4	5	6	7	8	9	10	11	AB	R	H	RBI	BB	SO	LOB	TOP			
Aurelio Rodriguez, R OBP: 0.297, SLG: 0.387 (1, 5)												4	2	2	1	1	1	0				
Jim Northrup, L OBP: 0.363, SLG: 0.438 (8, 3)												5	2	2	3	0	1	1				
Willie Horton, R OBP: 0.329, SLG: 0.502 (1, 7)												5	0	2	0	0	0	0				
Norm Cash, L OBP: 0.403, SLG: 0.629 Al Kaline, R OBP: 0.464, SLG: 0.461 (8, 9)												3	0	1	0	0	0	1				
Dick McAuliffe, L OBP: 0.291, SLG: 0.347 Ike Brown, R OBP: 0.434, SLG: 0.727 Tony Taylor, R OBP: 0.311, SLG: 0.325 (8, 4)												3	0	0	0	0	0	2				
Bill Freehan, R OBP: 0.349, SLG: 0.432 Dalton Jones, L OBP: 0.300, SLG: 0.471 Jim Price, R OBP: 0.300, SLG: 0.208 (8, 2)												2	0	0	0	1	0	0				
Mickey Stanley, R OBP: 0.330, SLG: 0.373 (1, 8)												4	0	0	0	0	0	2				
Ed Brinkman, R OBP: 0.286, SLG: 0.249 (1, 6)												5	0	0	0	0	0	1				
Mickey Lolich, S OBP: 0.279, SLG: 0.125 Gates Brown, L OBP: 0.361, SLG: 0.559 Fred Scherman, L OBP: 0.222, SLG: 0.222 (9, 1)												2	1	0	0	0	1	0				
Inning Stats	R: 1 E: 0 K: 1 S: 6	H: 1 LOB: 0 BB: 0 P: 6	R: 0 E: 0 K: 3 S: 3	H: 0 LOB: 0 BB: 0 P: 3	R: 3 E: 0 K: 0 S: 5	H: 2 LOB: 1 BB: 1 P: 10	R: 0 E: 0 K: 0 S: 3	H: 0 LOB: 0 BB: 0 P: 3	R: 0 E: 0 K: 2 S: 7	H: 0 LOB: 2 BB: 0 P: 7	R: 1 E: 0 K: 1 S: 7	H: 2 LOB: 1 BB: 0 P: 7	R: 1 E: 0 K: 0 S: 5	H: 2 LOB: 1 BB: 0 P: 5	R: 0 E: 0 K: 0 S: 3	H: 0 LOB: 0 BB: 0 P: 3	R: 0 E: 0 K: 0 S: 2	H: 0 LOB: 0 BB: 0 P: 3	1B: 4 2B: 2 3B: 0 HR: 3	SF: 1 SAC: 1 DP: 1 HBP: 2	WP: 0 PB: 0 SB: 0 CS: 0	PA: 44
PITCHER	IP 7.0	WLS 3.86	BF 30	H 6	R 5	ER 5	SO 3	BB 2	IBB 0	HBP 1	BLK 0	WP 0	HR 2	S 33	P 42	ERA 6.43	WHIP 1.143					
Steve Dunning, R ERA: 3.86 Steve Mingori, L ERA: 2.7 Phil Hennigan, R ERA: 1.48 Rick Austin, L ERA: 3.68 Vince Colbert, R ERA: 4.15	(1, 1)	(8, 1)	(8, 1)	(9, 1)	(10, 1)																	

Detroit Tigers @ Cleveland Indians
Cleveland Municipal Stadium, Cleveland, OH
Sun Jun 20 1971, 3:33 AM EDT
Unknown - 81 F

AB 38
R 6
H 8
RBI 6
BB 2
SO 4
LOB 10



Batter	1	2	3	4	5	6	7	8	9	10	11	AB	R	H	RBI	BB	SO	LOB	BOTTOM					
Graig Nettles, L OBP: 0.365, SLG: 0.429 (1, 5)												5	1	1	0	0	2	2						
Eddie Leon, R OBP: 0.343, SLG: 0.328 (1, 4)												3	1	0	0	2	2	0						
Roy Foster, R OBP: 0.325, SLG: 0.493 (1, 9)												4	2	2	4	1	1	0						
Chris Chambliss, L OBP: 0.411, SLG: 0.549 Vince Colbert, R OBP: 0.167, SLG: 0.167 (10, 1)												4	0	0	0	0	2	3						
Ken Harrelson, R OBP: 0.301, SLG: 0.304 Ted Uhlhaender, L OBP: 0.317, SLG: 0.313 (9, 7)												3	0	0	0	1	0	1						
Ted Ford, R OBP: 0.248, SLG: 0.283 Vada Pinson, L OBP: 0.317, SLG: 0.408 (9, 8)												4	2	1	0	0	0	2						
Jack Heidemann, R OBP: 0.244, SLG: 0.202 (1, 6)												5	0	2	2	0	0	2						
Ken Suarez, R OBP: 0.346, SLG: 0.286 (1, 2)												4	0	1	0	1	1	2						
Steve Dunning, R ERA: 3.37 Phil Hennigan, R ERA: 1.86 Rick Austin, R ERA: 3.37 Chuck Hinton, R ERA: 4.12 (16, 3)												3	0	0	0	0	3	3						
Inning Stats	R: 4 E: 0 K: 1 S: 8	H: 3 LOB: 2 BB: 2 P: 17	R: 0 E: 0 K: 3 S: 9	H: 0 LOB: 0 BB: 0 P: 9	R: 0 E: 0 K: 1 S: 5	H: 0 LOB: 0 BB: 0 P: 5	R: 0 E: 0 K: 2 S: 8	H: 1 LOB: 1 BB: 0 P: 8	R: 0 E: 0 K: 1 S: 5	H: 2 LOB: 1 BB: 0 P: 6	R: 0 E: 0 K: 0 S: 6	H: 0 LOB: 0 BB: 0 P: 7	R: 1 E: 0 K: 0 S: 4	H: 1 LOB: 1 BB: 1 P: 8	R: 0 E: 0 K: 0 S: 3	H: 0 LOB: 3 BB: 3 P: 15	R: 0 E: 0 K: 0 S: 4	H: 1 LOB: 1 BB: 0 P: 4	R: 1 E: 0 K: 0 S: 1	H: 1 LOB: 0 BB: 0 P: 1	1B: 4 2B: 3 3B: 0 HR: 3	SF: 0 SAC: 0 DP: 1 HBP: 1	WP: 0 PB: 1 SB: 0 CS: 1	PA: 45
PITCHER	IP 8.0	WLS 3.37	BF 34	H 7	R 6	ER 5	SO 11	BB 3	IBB 0	HBP 1	BLK 0	WP 0	HR 2	S 52	P 65	ERA 5.62	WHIP 1.250							
Mickey Lolich, L ERA: 1.86 Fred Scherman, L ERA: 1.86	(1, 1)	(9, 1)																						

Detroit Tigers @ Cleveland Indians
Cleveland Municipal Stadium, Cleveland, OH
Sun Jun 20 1971, 3:33 AM EDT
Unknown - 81 F

AB 38
R 7
H 9
RBI 7
BB 6
SO 11
LOB 15



Batter	1	2	3	4	5	6	7	8	9	AB	R	H	RBI	BB	SO	LOB	TOP								
Graig Nettles, L OBP: 0.365, SLG: 0.430 (1, 5)	0-0 4-3		0-0 4-3		0-0 2B	0-0 E8		0-0 4-3	0-3 K	6	1	2	3	0	1	3	Cleveland Indians @ Boston Red Sox Fenway Park, Boston, MA Tue Jun 22 1971, 7:05 PM EDT Unknown								
Jack Heidemann, R OBP: 0.236, SLG: 0.205 (1, 6)	0-0 6-3		0-0 4-3		0-0 1B	0-0 5-3		0-0 L8		5	0	1	0	0	0	1									
Roy Foster, R OBP: 0.337, SLG: 0.493 (1, 9) (6, 7)	0-0 1B			0-0 F6	0-0 6-3	4-0 E		0-0 1B		4	1	2	0	1	0	2									
Chris Chambliss, L OBP: 0.434, SLG: 0.578 (1, 3)	0-3 K			0-0 4-3		0-0 1B		0-0 4-3		5	1	2	2	0	1	2									
Chuck Hinton, R OBP: 0.364, SLG: 0.456 Phil Hennigan, R (6, 1)		4-0 FC6-4 BB		0-0 6-3		0-0 1B		4-0 1B BB		3	1	1	0	1	0	1									
Ted Ford, R OBP: 0.238, SLG: 0.271 (1, 8)	0-0 F3				0-0 F3	0-0 E3	0-3 K	0-3 K		5	1	0	0	0	2	4									
Kurt Bevacqua, R OBP: 0.500, SLG: 0.500 Frank Baker, L OBP: 0.286, SLG: 0.467 Fred Stanley, R OBP: 0.462, SLG: 0.192 (6, PH) (6, 4)	0-0 FC6-4				0-0 2B 1B	0-0 1B 2B	0-0 1B	4-0 1B BB		2	1	1	0	0	0	1									
Ken Suarez, R OBP: 0.375, SLG: 0.346 (1, 2)	0-3 K				0-0 1B 2B	0-0 5-3	0-0 F3	0-0 1B		5	1	2	0	0	1	3									
Steve Hargan, R OBP: 0.083, SLG: 0.083 Ted Uhlhaender, L OBP: 0.320, SLG: 0.318 (6, PH) (6, 9)			0-3 K		0-3 K	4-0 1B IBB	0-0 F8	0-0 F6		2	0	0	0	0	2	2									
Inning Stats	R: 0 E: 0 K: 1 S: 6	H: 1 LOB: 1 BB: 0 P: 6	R: 0 E: 0 K: 1 S: 5	H: 0 LOB: 1 BB: 1 P: 9	R: 0 E: 0 K: 1 S: 5	H: 0 LOB: 0 BB: 0 P: 5	R: 0 E: 0 K: 0 S: 3	H: 0 LOB: 0 BB: 0 P: 3	R: 2 E: 0 K: 1 S: 9	H: 4 LOB: 2 BB: 0 P: 9	R: 7 E: 3 K: 0 S: 9	H: 5 LOB: 1 BB: 2 P: 17	R: 0 E: 0 K: 1 S: 6	H: 1 LOB: 1 BB: 0 P: 6	R: 0 E: 0 K: 0 S: 4	H: 1 LOB: 1 BB: 0 P: 4		R: 0 E: 0 K: 2 S: 8	H: 1 LOB: 3 BB: 2 P: 16	1B: 9 2B: 4 3B: 0 HR: 0	SF: 0 SAC: 0 DP: 0 HBP: 0	WP: 0 PB: 0 SB: 0 CS: 0	PA: 46		
PITCHER	IP	WLS	BF	H	R	ER	SO	BB	IBB	HBP	BLK	WP	HR	S	P	ERA	WHIP								
Bill Lee, L ERA: 3.4 Bobby Bolin, R ERA: 3.27 Ken Tatum, R ERA: 2.7 Ken Brett, L ERA: 3.5	(1, 1) (6, 1) (6, 1) (7, 1)	5.0 0.1 0.2 3.0	L 4 4 14	24 2 1 3	7 2 2 0	5 1 2 0	4 0 2 3	1 0 1 2	0 1 0 0	0 0 0 0	0 0 0 0	0 0 3 0	0 0 3 18	31 7 7 26	35 7 7 26	9.00 27.00 27.00 0.00	1.600 6.000 3.000 1.667								

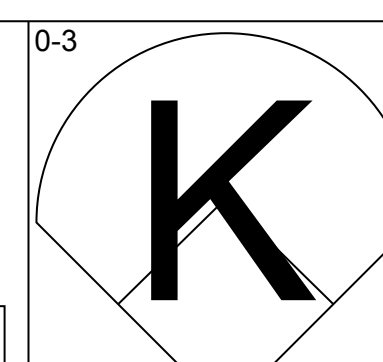
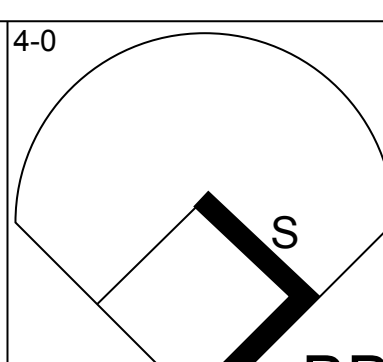
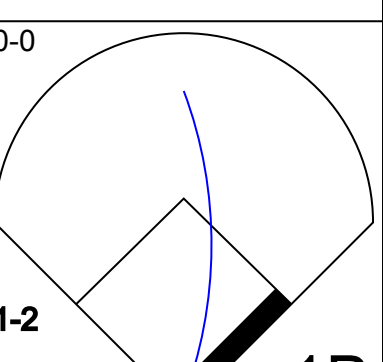
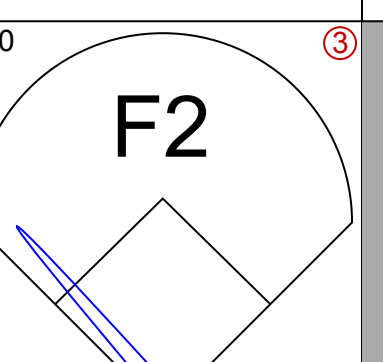
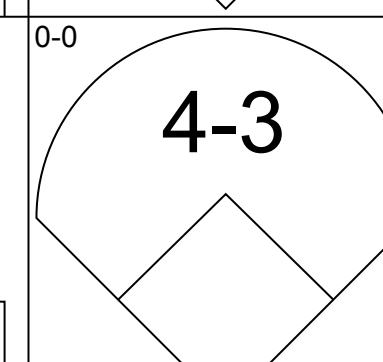
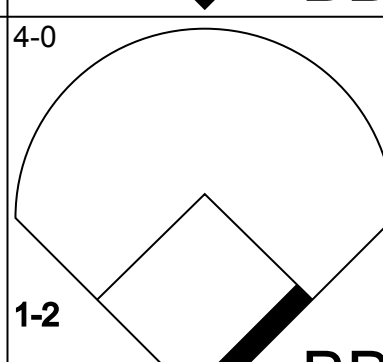
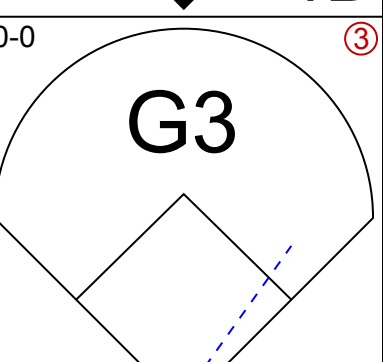
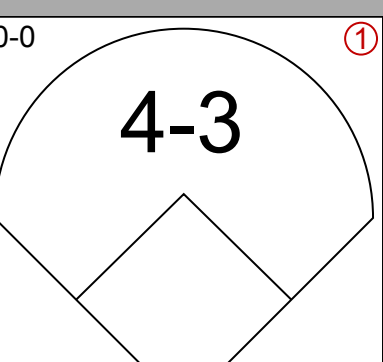
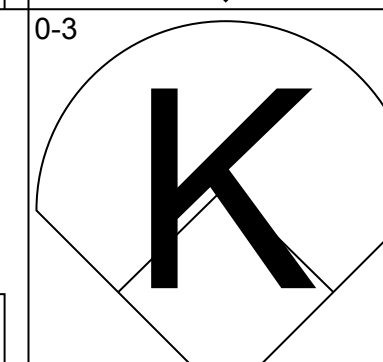
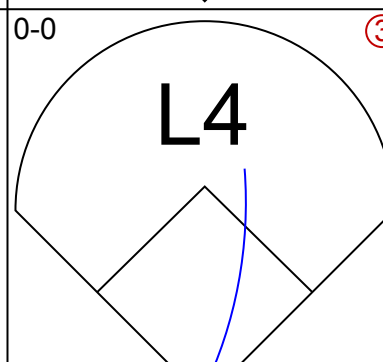
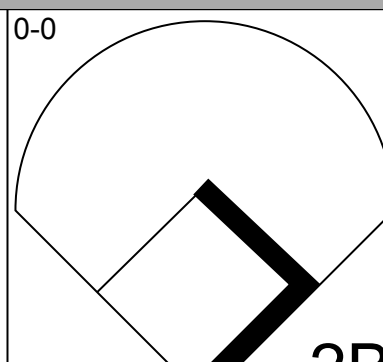
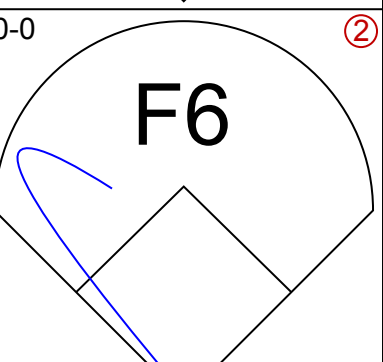
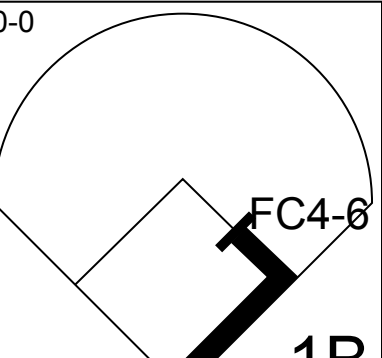
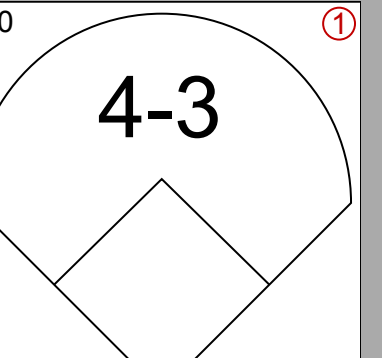
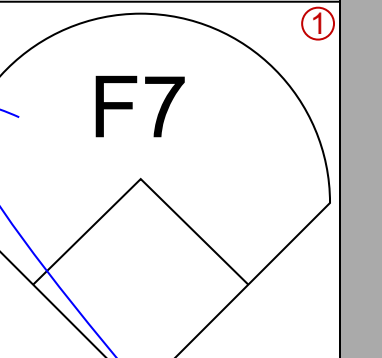
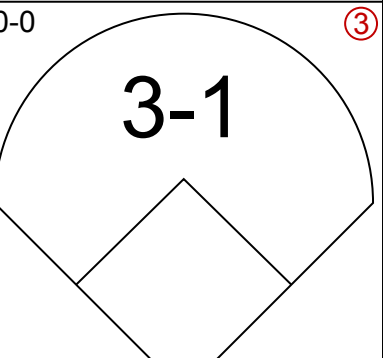
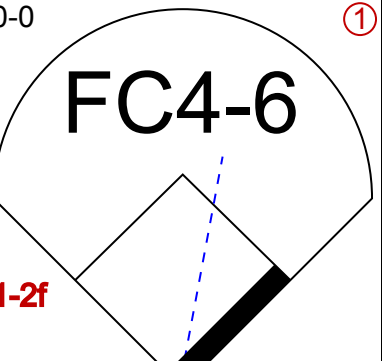
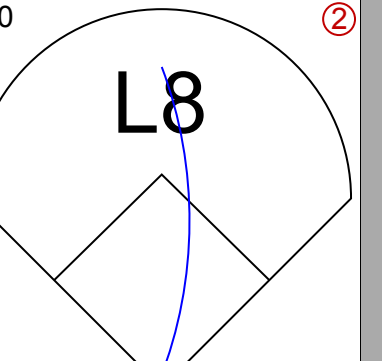
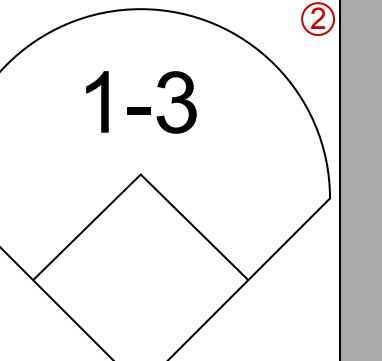
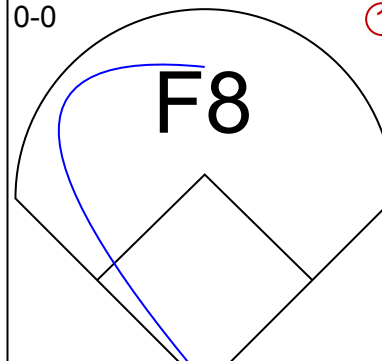
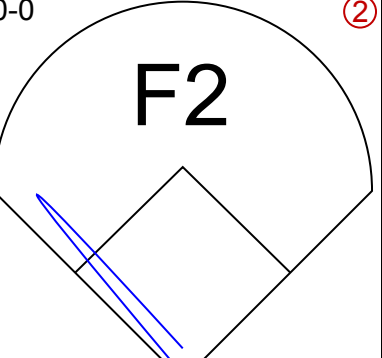
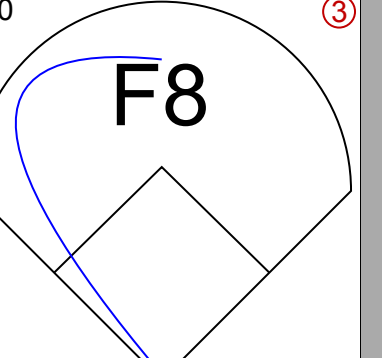
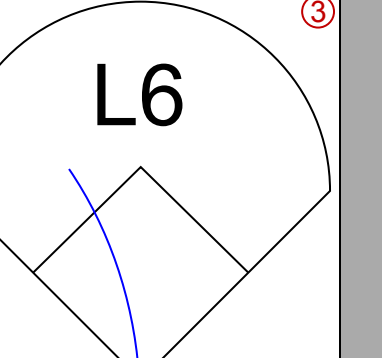
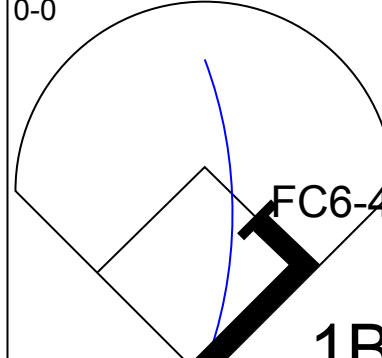
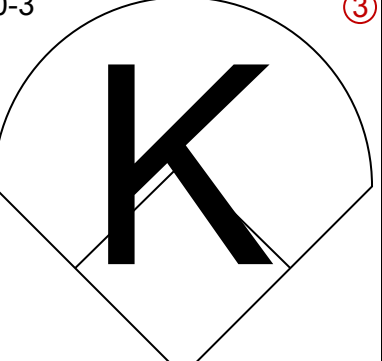
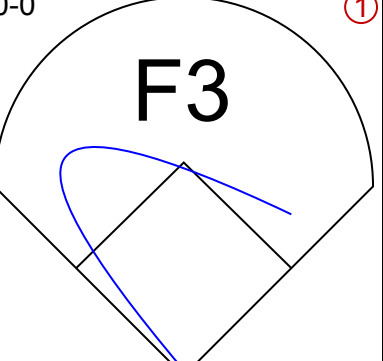
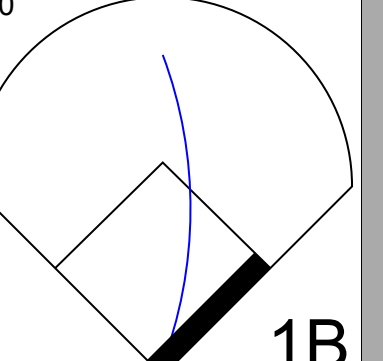
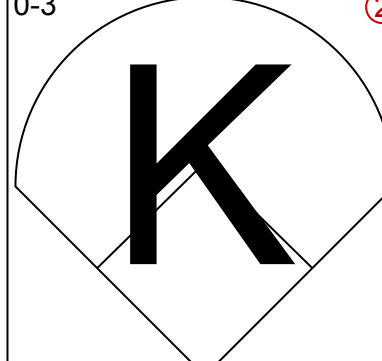
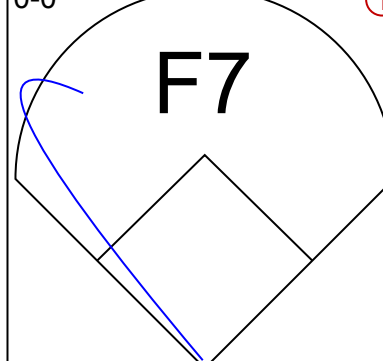
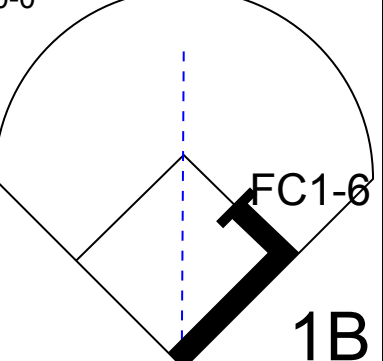
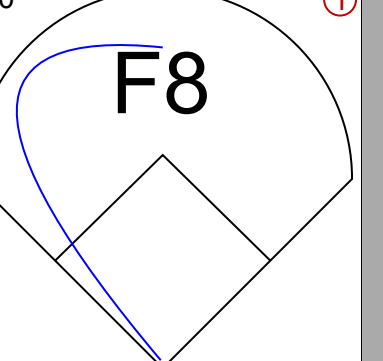
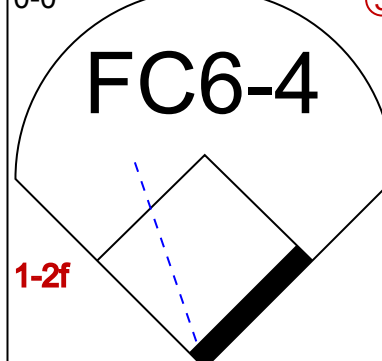

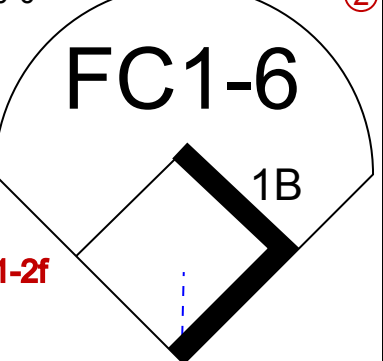
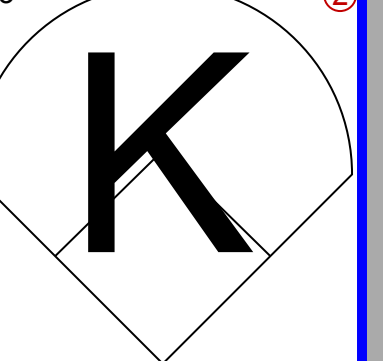
AB	41
R	9
H	13
RBI	8
BB	5
SO	7
LOB	23



Batter	1	2	3	4	5	6	7	8	9	AB	R	H	RBI	BB	SO	LOB	BOTTOM								
Luis Aparicio, R OBP: 0.221, SLG: 0.252 (1, 6)	0-0 G3 1B	0-0 1H 2B			0-0 F9	0-0 F8			0-0 1-3	5	1	2	0	0	0	2	Cleveland Indians @ Boston Red Sox Fenway Park, Boston, MA Tue Jun 22 1971, 7:05 PM EDT Unknown								
Joe Lahoud, L OBP: 0.377, SLG: 0.533 (1, 9)	0-0 G3	0-0 F5			4-0 WP 1B BB		0-3 K	0-0 2B 1B		4	1	1	0	1	1	2									
Reggie Smith, S OBP: 0.363, SLG: 0.490 (1, 8)	4-0 1B BB			0-0 G3	4-0 1B 1-2 BB		0-0 4-3	0-0 1-3 2B		3	0	1	0	2	0	0									
Carl Yastrzemski, L OBP: 0.425, SLG: 0.466 (1, 7)	0-0 1-3 3H 1B			0-0 4-3	0-0 FC5-4 1B		0-0 F8	0-3 K		5	0	2	2	0	1	2									
Rico Petrocelli, R OBP: 0.351, SLG: 0.408 (1, 5)	0-0 F3			0-0 F3	0-0 FC5-4 1-2		0-3 K			4	0	0	0	0	1	4									
George Scott, R OBP: 0.326, SLG: 0.412 (1, 3)	0-0 F8			0-0 6-3	0-0 6-3	0-0 5-3		0-0 1B		4	0	1	0	0	0	2									
Doug Griffin, R OBP: 0.303, SLG: 0.302 (1, 4)		0-0 E 2B		0-0 6-3	0-0 6-3	0-0 1B 2B		0-0 F7		4	1	2	0	0	0	1									
Duane Josephson, R OBP: 0.290, SLG: 0.376 (1, 2)		0-0 5-3		0-3 K	0-0 K	0-0 2B 1B		0-0 F3		4	0	1	0	0	1	2									
Bill Lee, L OBP: 0.222, SLG: 0.222 Bobby Bolin, R OBP: 0.209, SLG: 0.500 Ken Tatum, R OBP: 0.400, SLG: 0.333 Gary Peters, R OBP: 0.222, SLG: 0.396 Ken Brett, L OBP: 0.222, SLG: 0.222 Mike Filice, L OBP: 0.271, SLG: 0.111 (1, 1) (6, 1) (6, 1) (6, PH) (7, 1) (6, PH)	(1, 1) (6, 1) (6, 1) (6, PH) (7, 1) (6, PH)	5.0 4.0	W S	23 17	6 5	3 0	2 0	1 0	0 4	3 0	0 0	0 0	0 0	0 0	0 0	0 0									
Inning Stats	R: 1 E: 0 K: 0 S: 5	H: 2 LOB: 2 BB: 1 P: 9	R: 1 E: 1 K: 0 S: 5	H: 3 LOB: 1 BB: 0 P: 5	R: 0 E: 0 K: 0 S: 3	H: 0 LOB: 0 BB: 0 P: 3	R: 0 E: 0 K: 1 S: 5	H: 0 LOB: 0 BB: 0 P: 5	R: 1 E: 0 K: 0 S: 4	H: 1 LOB: 2 BB: 2 P: 12	R: 0 E: 0 K: 1 S: 7	H: 2 LOB: 2 BB: 0 P: 7	R: 0 E: 0 K: 1 S: 5	H: 0 LOB: 0 BB: 0 P: 5	R: 0 E: 0 K: 1 S: 6	H: 1 LOB: 1 BB: 0 P: 6		R: 0 E: 0 K: 1 S: 7	H: 2 LOB: 2 BB: 0 P: 7	1B: 6 2B: 5 3B: 0 HR: 0	SF: 0 SAC: 0 DP: 0 HBP: 0	WP: 1 PB: 0 SB: 0 CS: 0	PA: 40		
PITCHER	IP	WLS	BF	H	R	ER	SO	BB	IBB	HBP	BLK	WP	HR	S	P	ERA	WHIP								
Steve Hargan, R ERA: 7.22 Phil Hennigan, R ERA: 1.55	(1, 1) (6, 1)	5.0 4.0	W S	23 17	6 5	3 0	2 0	1 0	0 4	3 0	0 0	0 0	0 0	0 25	25	0.00 3.60	1.800 1.800								

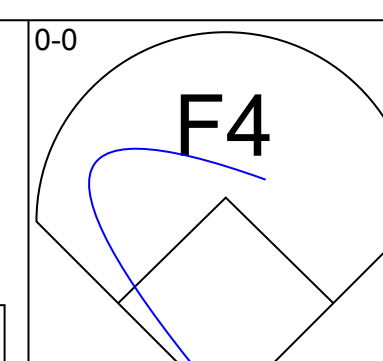
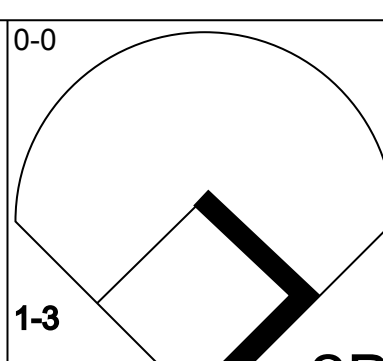
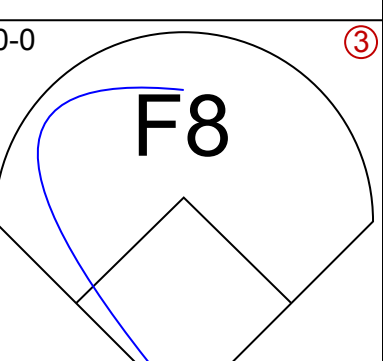
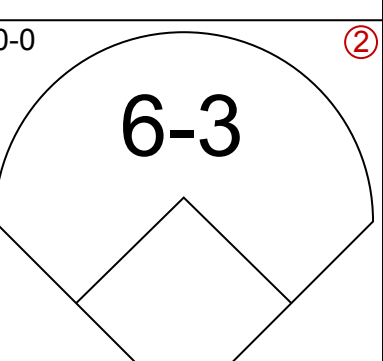
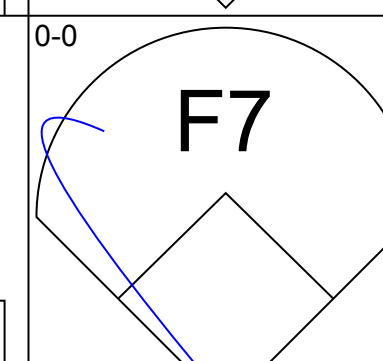
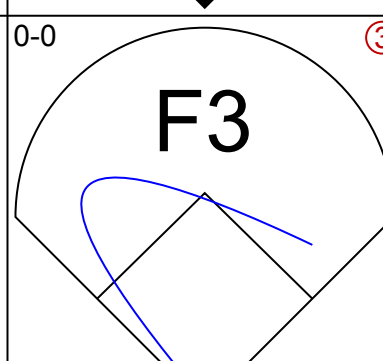
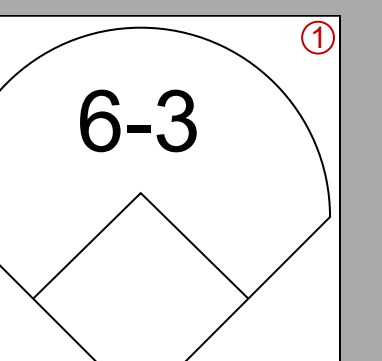
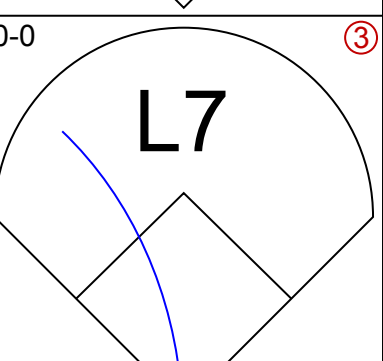
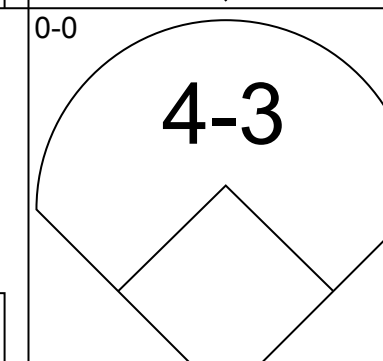
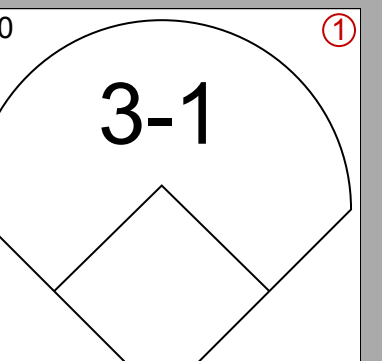
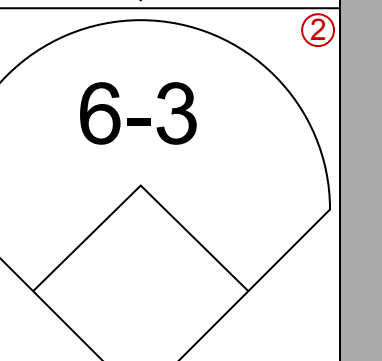
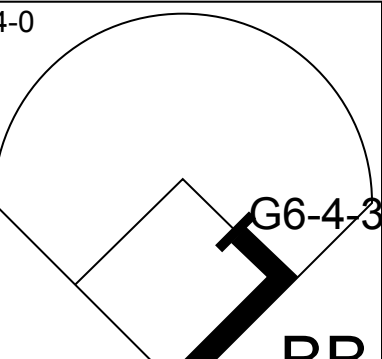
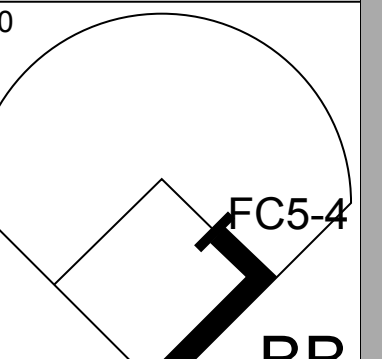
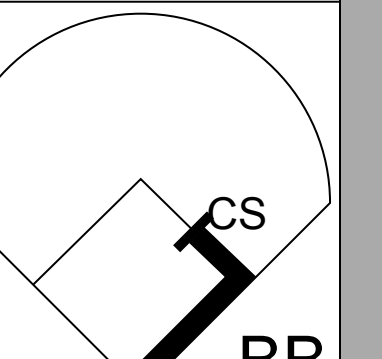
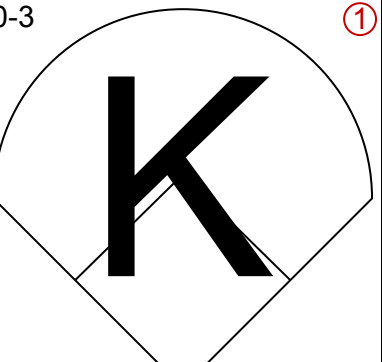
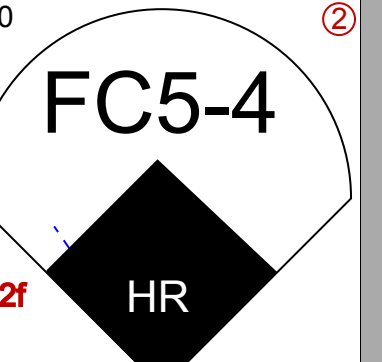
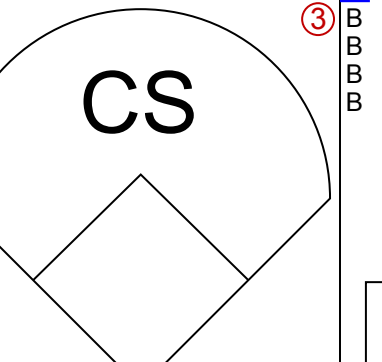
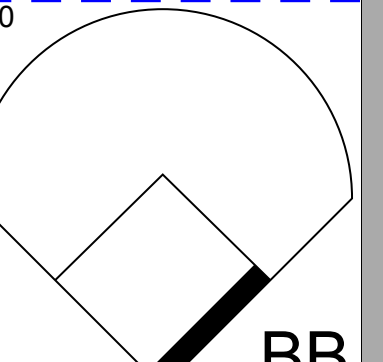

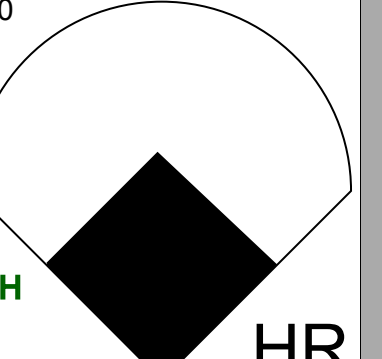
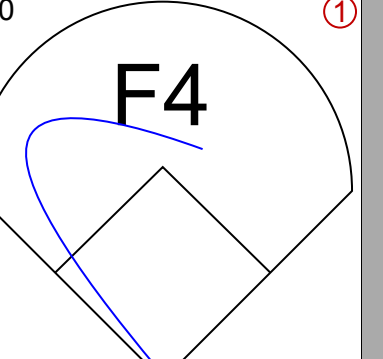
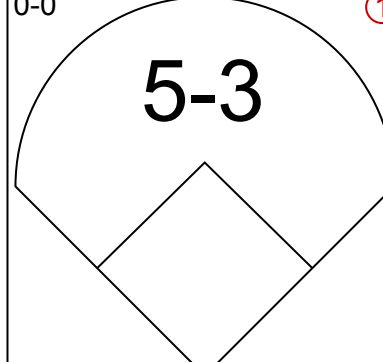


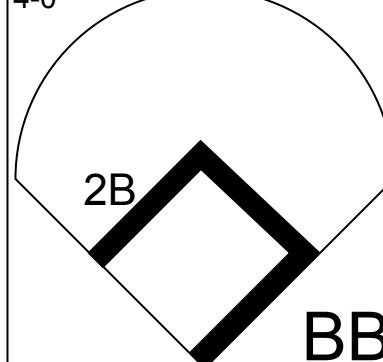
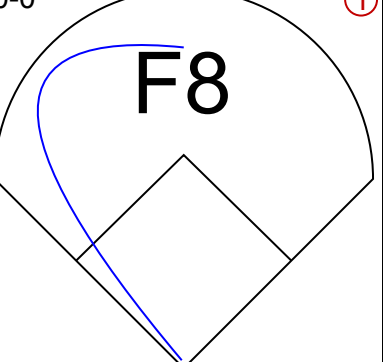

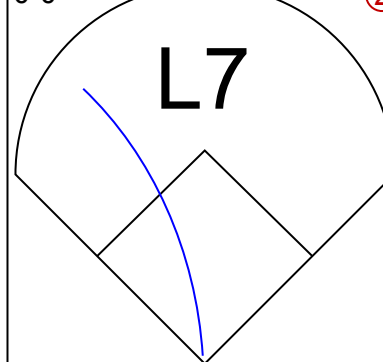
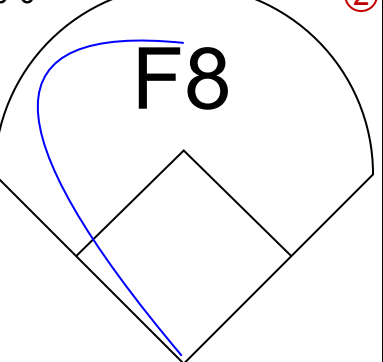
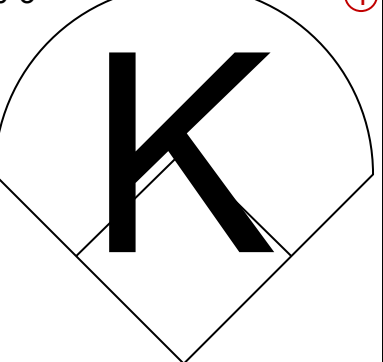
AB	37
R	3
H	11
RBI	2
BB	3
SO	5
LOB	17



Batter	1	2	3	4	5	6	7	8	9	AB	R	H	RBI	BB	SO	LOB	TOP					
Graig Nettles, L OBP: 0.366, SLG: 0.429 (1, 5)										3	0	1	0	1	1	1	Cleveland Indians @ Boston Red Sox Fenway Park, Boston, MA Tue Jun 22 1971, 7:05 PM EDT Att: 25,578 - Unknown					
Vada Pinson, L OBP: 0.318, SLG: 0.403 (1, 8)										3	0	0	0	1	0	2						
Frank Baker, L OBP: 0.282, SLG: 0.471 (1, 7)										4	0	1	0	0	1	2						
Chris Chambliss, L OBP: 0.427, SLG: 0.564 (1, 3)										4	0	1	0	0	0	1						
Ted Uhlhaender, L OBP: 0.312, SLG: 0.310 (1, 9)										4	0	0	0	0	0	2						
Kurt Bevacqua, R OBP: 0.333, SLG: 0.333 (1, 4)										4	0	1	0	0	0	2						
Jack Heidemann, R OBP: 0.237, SLG: 0.207 (1, 6)										4	0	1	0	0	2	2						
Ken Suarez, R OBP: 0.361, SLG: 0.333 (1, 2)										4	0	1	0	0	0	2						
Rich Hand, R (7, PH) Chuck Hinton, R OBP: 0.358, SLG: 0.448 Ed Farmer, R (7, 1)										2	0	0	0	0	1	1						
Inning Stats	R: 0 E: 0 K: 2 S: 7	H: 0 LOB: 0 BB: 0 P: 7	R: 0 E: 0 K: 1 S: 6	H: 1 LOB: 1 BB: 0 P: 6	R: 0 E: 0 K: 1 S: 5	H: 0 LOB: 2 BB: 2 P: 13	R: 0 E: 0 K: 0 S: 3	H: 0 LOB: 0 BB: 0 P: 3	R: 0 E: 0 K: 0 S: 5	H: 2 LOB: 2 BB: 0 P: 5	R: 0 E: 0 K: 0 S: 4	H: 1 LOB: 1 BB: 0 P: 4	R: 0 E: 0 K: 1 S: 6	H: 1 LOB: 1 BB: 0 P: 6	R: 0 E: 0 K: 0 S: 3	H: 0 LOB: 0 BB: 0 P: 3	R: 0 E: 0 K: 1 S: 6	H: 1 LOB: 1 BB: 0 P: 6	1B: 5 2B: 1 3B: 0 HR: 0	SF: 0 SAC: 0 DP: 0 HBP: 0	WP: 0 PB: 0 SB: 1 CS: 0	PA: 35
PITCHER Sonny Siebert, R ERA: 2.64 (1, 1)	IP: 9.0 WLS: W BF: 35 H: 6 R: 0 ER: 0 SO: 6 BB: 2 IBB: 0 HBP: 0 BLK: 0 WP: 0 HR: 0 S: 45 P: 53 ERA: 0.00 WHIP: 0.889																	PITCHER Sonny Siebert, R ERA: 2.64 (1, 1)				

AB 33
R 0
H 6
RBI 0
BB 2
SO 6
LOB 16



Batter	1	2	3	4	5	6	7	8	9	AB	R	H	RBI	BB	SO	LOB	BOTTOM			
Doug Griffin, R OBP: 0.302, SLG: 0.305 (1, 4)										4	0	1	0	0	0	0	Cleveland Indians @ Boston Red Sox Fenway Park, Boston, MA Tue Jun 22 1971, 7:05 PM EDT Att: 25,578 - Unknown			
Luis Aparicio, R OBP: 0.217, SLG: 0.248 (1, 6)										4	0	0	0	0	2					
Reggie Smith, S OBP: 0.360, SLG: 0.485 (1, 9)										3	0	0	0	0	0	0				
Carl Yastrzemski, L OBP: 0.431, SLG: 0.466 (1, 7)										0	0	0	0	3	0	0				
Rico Petrocelli, R OBP: 0.351, SLG: 0.404 (1, 5)										2	1	0	0	1	1	2				
George Scott, R OBP: 0.326, SLG: 0.423 (1, 3)										3	1	1	2	0	0	2				
Billy Conigliaro, R OBP: 0.317, SLG: 0.469 (1, 8)										3	0	0	0	0	2	1				
Bob Montgomery, R OBP: 0.310, SLG: 0.259 (1, 2)										2	0	0	0	1	1	1				
Sonny Siebert, R OBP: 0.244, SLG: 0.450 (1, 1)										3	0	0	0	0	1	1				
Inning Stats	R: 0 E: 0 K: 0 S: 3	H: 0 LOB: 0 BB: 0 P: 3	R: 0 E: 0 K: 1 S: 4	H: 0 LOB: 1 BB: 1 P: 8	R: 0 E: 0 K: 0 S: 4	H: 1 LOB: 2 BB: 1 P: 8	R: 2 E: 0 K: 1 S: 6	H: 1 LOB: 0 BB: 1 P: 10	R: 0 E: 0 K: 0 S: 3	H: 0 LOB: 0 BB: 0 P: 3	R: 0 E: 0 K: 0 S: 2	H: 0 LOB: 1 BB: 1 P: 6	R: 0 E: 0 K: 2 S: 7	H: 0 LOB: 1 BB: 1 P: 11	R: 0 E: 0 K: 1 S: 5	H: 0 LOB: 0 BB: 0 P: 5	1B: 0 2B: 1 3B: 0 HR: 1	SF: 0 SAC: 0 DP: 1 HBP: 0	WP: 0 PB: 0 SB: 0 CS: 1	PA: 30
PITCHER Rich Hand, R ERA: 4.88 Ed Farmer, R ERA: 3.72 (7, 1)	IP: 6.0 WLS: L BF: 22 H: 2 R: 2 ER: 2 SO: 2 BB: 2 IBB: 2 HBP: 2 BLK: 2 WP: 0 HR: 1 S: 22 P: 38 ERA: 3.00 WHIP: 1.000																	PITCHER Rich Hand, R ERA: 4.88 Ed Farmer, R ERA: 3.72 (7, 1)		

AB 24
R 2
H 2
RBI 2
BB 5
SO 5
LOB 9



Batter	1	2	3	4	5	6	7	8	9	AB	R	H	RBI	BB	SO	LOB	TOP			
Graig Nettles, L (1, 5) OBP: 0.361, SLG: 0.422										4	0	0	0	0	1	3	Cleveland Indians @ Boston Red Sox Fenway Park, Boston, MA Wed Jun 23 1971, 3:33 AM EDT Att: 17,513 - Unknown			
Vada Pinson, L (1, 8) OBP: 0.317, SLG: 0.397										3	0	0	0	1	1					
Roy Foster, R (1, 7) OBP: 0.341, SLG: 0.493										4	0	2	0	0	0					
Chris Chambliss, L (1, 3) OBP: 0.411, SLG: 0.541										4	0	0	0	0	1	2				
Frank Baker, L (1, 9) OBP: 0.256, SLG: 0.421										4	0	0	0	0	1	1				
Kurt Bevacqua, R (1, 4) OBP: 0.333, SLG: 0.444										3	1	1	0	0	1	1				
Ray Fosse, R (9, PH) OBP: 0.327, SLG: 0.382										1	0	0	0	0	1	0				
Jack Heidemann, R (1, 6) OBP: 0.231, SLG: 0.202										3	0	0	0	0	2	1				
Ken Suarez, R (1, 2) OBP: 0.359, SLG: 0.313										2	0	0	0	1	0	0				
Sam McDowell, L (1, 1) OBP: 0.250, SLG: 0.233										3	0	2	1	0	0	0				
Inning Stats	R: 0 E: 0 K: 2 S: 7	H: 1 LOB: 1 BB: 1 P: 11	R: 1 E: 1 K: 0 S: 5	H: 2 LOB: 2 BB: 1 P: 9	R: 0 E: 0 K: 1 S: 5	H: 0 LOB: 0 BB: 0 P: 5	R: 0 E: 0 K: 1 S: 5	H: 0 LOB: 0 BB: 0 P: 5	R: 0 E: 0 K: 2 S: 8	H: 1 LOB: 1 BB: 0 P: 8	R: 0 E: 0 K: 1 S: 5	H: 0 LOB: 0 BB: 0 P: 5	R: 0 E: 0 K: 0 S: 3	H: 0 LOB: 0 BB: 0 P: 3	R: 0 E: 0 K: 1 S: 5	H: 0 LOB: 0 BB: 0 P: 5	1B: 4 2B: 1 3B: 0 HR: 0	SF: 0 SAC: 0 DP: 0 HBP: 0	WP: 0 PB: 0 SB: 0 CS: 0	PA: 33
PITCHER Ray Culp, R (1, 1) ERA: 3.39	IP: 9.0 WLS: W BF: 33 H: 5 R: 1 ER: 1 SO: 8 BB: 2 IBB: 0 HBP: 0 BLK: 0 WP: 0 HR: 0 S: 47 P: 55 ERA: 1.00 WHIP: 0.778															PITCHER				

Batter	1	2	3	4	5	6	7	8	9	AB	R	H	RBI	BB	SO	LOB	BOTTOM			
Doug Griffin, R (1, 4) OBP: 0.302, SLG: 0.301										3	0	0	0	1	2	0	Cleveland Indians @ Boston Red Sox Fenway Park, Boston, MA Wed Jun 23 1971, 3:33 AM EDT Att: 17,513 - Unknown			
Luis Aparicio, R (1, 6) OBP: 0.222, SLG: 0.245										2	1	0	0	2	1	1				
Reggie Smith, S (1, 9) OBP: 0.358, SLG: 0.479										3	0	0	0	1	2	1				
George Scott, R (1, 3) OBP: 0.321, SLG: 0.416										4	0	0	0	0	3	3				
Billy Conigliaro, R (1, 8) OBP: 0.325, SLG: 0.493										4	0	3	1	0	0	2				
Duane Josephson, R (1, 2) OBP: 0.289, SLG: 0.370										3	0	0	0	1	1	2				
Joe Lahoud, L (1, 7) OBP: 0.370, SLG: 0.563										4	1	1	1	0	1	3				
John Kennedy, R (1, 5) OBP: 0.405, SLG: 0.400										3	0	1	0	0	1	0				
Ray Culp, R (1, 1) OBP: 0.216, SLG: 0.171										3	0	0	0	0	3	1				
Inning Stats	R: 0 E: 0 K: 1 S: 5	H: 0 LOB: 2 BB: 2 P: 13	R: 0 E: 0 K: 2 S: 8	H: 1 LOB: 0 BB: 0 P: 8	R: 0 E: 0 K: 3 S: 9	H: 0 LOB: 0 BB: 0 P: 9	R: 0 E: 0 K: 1 S: 6	H: 1 LOB: 1 BB: 0 P: 6	R: 0 E: 0 K: 1 S: 5	H: 0 LOB: 0 BB: 0 P: 5	R: 1 E: 0 K: 2 S: 8	H: 1 LOB: 1 BB: 1 P: 12	R: 1 E: 0 K: 2 S: 8	H: 1 LOB: 1 BB: 1 P: 12	R: 0 E: 0 K: 2 S: 8	H: 1 LOB: 2 BB: 1 P: 12		1B: 1 2B: 2 3B: 1 HR: 1	SF: 0 SAC: 0 DP: 0 HBP: 0	WP: 0 PB: 0 SB: 0 CS: 0
PITCHER Sam McDowell, L (1, 1) ERA: 2.9	IP: 8.0 WLS: L BF: 34 H: 5 R: 2 ER: 2 SO: 14 BB: 4 IBB: 1 HBP: 0 BLK: 0 WP: 0 HR: 1 S: 57 P: 77 ERA: 2.25 WHIP: 1.125															PITCHER				

Batter	1	2	3	4	5	6	7	8	9	AB	R	H	RBI	BB	SO	LOB	TOP					
Graig Nettles, L (1,5) OBP: 0.355, SLG: 0.413										5	0	0	0	0	4	5	Cleveland Indians @ Detroit Tigers Tiger Stadium, Detroit, MI Thu Jun 24 1971, 7:05 PM EDT Att: 17,900 - Unknown					
Eddie Leon, R (1,6) OBP: 0.345, SLG: 0.328										3	0	1	0	1	0	2						
Roy Foster, R (1,9) OBP: 0.339, SLG: 0.484										3	0	0	0	1	1	4						
Chris Chambliss, L (1,3) OBP: 0.396, SLG: 0.520										4	0	0	0	0	4	2						
Ray Fosse, R (1,2) OBP: 0.333, SLG: 0.388										4	0	3	0	0	0	0						
Chuck Hinton, R (1,7) OBP: 0.338, SLG: 0.419										4	0	0	0	0	1	4						
Kurt Bevacqua, R (1,4) OBP: 0.385, SLG: 0.462										4	0	2	0	0	0	1						
Ted Ford, R (1,8) OBP: 0.239, SLG: 0.270										4	0	1	0	0	0	1						
Alan Foster, R (1,1) OBP: 0.107, SLG: 0.115										1	0	0	0	0	1	0						
Gomer Hodge, S (7, PH) OBP: 0.326, SLG: 0.341										1	0	1	0	0	0	0						
Vince Colbert, R (7, 1) OBP: 0.167, SLG: 0.167										0	0	0	0	0	0	0						
Frank Baker, L (9, PH) OBP: 0.250, SLG: 0.410										1	0	0	0	0	0	1						
Inning Stats	R: 0 E: 0 K: 2 S: 8	H: 1 LOB: 1 BB: 0 P: 8	R: 0 E: 0 K: 1 S: 5	H: 1 LOB: 0 BB: 0 P: 5	R: 0 E: 0 K: 1 S: 5	H: 0 LOB: 0 BB: 0 P: 5	R: 0 E: 0 K: 1 S: 6	H: 1 LOB: 2 BB: 1 P: 10	R: 0 E: 0 K: 2 S: 9	H: 2 LOB: 3 BB: 1 P: 13	R: 0 E: 0 K: 1 S: 5	H: 0 LOB: 0 BB: 0 P: 5	R: 0 E: 0 K: 1 S: 7	H: 2 LOB: 2 BB: 0 P: 7	R: 0 E: 0 K: 1 S: 6	H: 1 LOB: 1 BB: 0 P: 6	R: 0 E: 1 K: 1 S: 6	H: 0 LOB: 1 BB: 0 P: 6	1B: 8 2B: 0 3B: 0 HR: 0	SF: 0 SAC: 1 DP: 1 HBP: 0	WP: 0 PB: 1 SB: 0 CS: 0	PA: 37
PITCHER	IP	WLS	BF	H	R	ER	SO	BB	IBB	HBP	BLK	WP	HR	S	P	ERA	WHIP					
Mickey Lolich, L (1,1) ERA: 3.19	9.0	W	37	8	0	0	11	2	0	0	0	0	0	57	65	0.00	1.111					

Batter	1	2	3	4	5	6	7	8	9	AB	R	H	RBI	BB	SO	LOB	BOTTOM				
Dick McAuliffe, L (1,4) OBP: 0.273, SLG: 0.363										4	1	2	1	0	1	1	Cleveland Indians @ Detroit Tigers Tiger Stadium, Detroit, MI Thu Jun 24 1971, 7:05 PM EDT Att: 17,900 - Unknown				
Mickey Stanley, R (1,8) OBP: 0.340, SLG: 0.392										4	0	3	0	0	0	1					
Norm Cash, L (1,3) OBP: 0.402, SLG: 0.624										3	0	0	1	0	0	2					
Willie Horton, R (1,9) OBP: 0.337, SLG: 0.496										4	0	0	0	0	0	2					
Gates Brown, L (1,7) OBP: 0.451, SLG: 0.660										3	0	0	0	1	0	1					
Aurelio Rodriguez, R (1,5) OBP: 0.291, SLG: 0.378										3	1	1	0	0	0	2					
Gene Lamont, L (1,2) OBP: 0.250, SLG: 0.250										3	1	1	1	0	1	0					
Cesar Gutierrez, R (1,6) OBP: 0.143, SLG: 0.143										3	0	0	0	0	2	1					
Mickey Lolich, S (1,1) OBP: 0.283, SLG: 0.140										2	0	1	0	0	1	0					
Inning Stats	R: 1 E: 0 K: 0 S: 4	H: 2 LOB: 0 BB: 0 P: 4	R: 0 E: 0 K: 0 S: 3	H: 0 LOB: 0 BB: 0 P: 3	R: 0 E: 0 K: 2 S: 7	H: 0 LOB: 0 BB: 0 P: 7	R: 0 E: 0 K: 0 S: 4	H: 1 LOB: 2 BB: 1 P: 8	R: 0 E: 0 K: 2 S: 8	H: 1 LOB: 1 BB: 0 P: 8	R: 0 E: 0 K: 1 S: 4	H: 0 LOB: 0 BB: 0 P: 4	R: 2 E: 0 K: 1 S: 8	H: 3 LOB: 1 BB: 0 P: 8	R: 0 E: 0 K: 0 S: 3	H: 0 LOB: 0 BB: 0 P: 3		1B: 6 2B: 1 3B: 1 HR: 0	SF: 1 SAC: 1 DP: 0 HBP: 0	WP: 1 PB: 0 SB: 1 CS: 0	PA: 32
PITCHER	IP	WLS	BF	H	R	ER	SO	BB	IBB	HBP	BLK	WP	HR	S	P	ERA	WHIP				
Alan Foster, R (1,1) ERA: 3.12	6.0	L	23	5	1	1	4	0	0	0	0	0	0	30	34	1.50	0.833				
Vince Colbert, R (7, 1) ERA: 4.37	2.0		9	3	2	2	1	0	0	0	0	0	0	11	11	9.00	1.500				

Batter	1	2	3	4	5	6	7	8	9	AB	R	H	RBI	BB	SO	LOB	TOP		
Kurt Bevacqua, R OBP: 0.278, SLG: 0.333 (1, 4)	F9	F7		P6		FC5-2			L9	5	0	0	0	0	0	5	Cleveland Indians @ Detroit Tigers Tiger Stadium, Detroit, MI Fri Jun 25 1971, 4:33 AM EDT Att: 24,714 - Unknown		
Graig Nettles, L OBP: 0.353, SLG: 0.407 (1, 5)	K		P5	4-3		G3				4	0	0	0	1	1	4			
Ray Fosse, R OBP: 0.338, SLG: 0.390 (1, 2)	HBP BB 1B		E S BB		6-3				4-3	4	0	2	0	1	0	1			
Chris Chambliss, L OBP: 0.391, SLG: 0.505 (1, 3)	HBP BB 1-2		K		6-3				G6-3	3	0	0	0	1	1	2			
Roy Foster, R OBP: 0.343, SLG: 0.478 (1, 9)					K				K	2	0	0	0	1	2	0			
Vada Pinson, L OBP: 0.316, SLG: 0.395 (1, 8)	P4		K			SH1-4 BB 1B			F8	4	1	1	0	0	1	5			
Ted Ford, R OBP: 0.252, SLG: 0.280 (1, 7)		SH2-3 BB				1B SH1-4 FC5-2 BB			F9	2	0	1	0	2	0	0			
Eddie Leon, R OBP: 0.345, SLG: 0.325 (1, 6)		K				SH1-4			F9	2	0	0	0	1	1	1			
Steve Dunning, R OBP: 0.200, SLG: 0.294 (1, 1)										2	0	1	1	0	1	2			
Steve Mingo, L OBP: 0.500, SLG: 0.500 (7, 1)	SH2-3									0	0	0	0	0	0	0			
Phil Hennigan, R (8, 1)										0	0	0	0	0	0	0			
Chuck Hinton, R OBP: 0.333, SLG: 0.413 (9, PH)	1-2					FC5-2 1B			P4	1	0	0	0	0	0	0			
Inning Stats	R: 0 E: 0 K: 1 S: 6	H: 1 LOB: 3 BB: 1 P: 11	R: 0 E: 0 K: 2 S: 5	H: 0 LOB: 1 BB: 1 P: 9	R: 0 E: 0 K: 2 S: 7	H: 0 LOB: 2 BB: 2 P: 15	R: 0 E: 0 K: 1 S: 6	H: 1 LOB: 2 BB: 1 P: 10	R: 0 E: 0 K: 0 S: 5	H: 0 LOB: 0 BB: 0 P: 5	R: 0 E: 0 K: 1 S: 5	H: 1 LOB: 0 BB: 0 P: 5	R: 0 E: 0 K: 0 S: 3	H: 0 LOB: 0 BB: 0 P: 3	R: 0 E: 0 K: 0 S: 3	H: 0 LOB: 1 BB: 1 P: 7	1B: 4 2B: 1 3B: 0 HR: 0	SF: 0 SAC: 2 DP: 1 HBP: 1	WP: 0 PA: 39 PB: 0 SB: 1 CS: 0
PITCHER Bill Gilbreth, L ERA: 1.0 (1, 1)	IP: 9.0 WLS: W BF: 39 H: 5 R: 1 ER: 1 SO: 7 BB: 6 IBB: 1 HBP: 1 BLK: 0 WP: 0 HR: 0 S: 45 P: 74 ERA: 1.00 WHIP: 1.222															PITCHER			

Batter	1	2	3	4	5	6	7	8	9	AB	R	H	RBI	BB	SO	LOB	BOTTOM		
Dick McAuliffe, L OBP: 0.274, SLG: 0.362 (1, 4)										3	0	1	0	0	0	1	Cleveland Indians @ Detroit Tigers Tiger Stadium, Detroit, MI Fri Jun 25 1971, 4:33 AM EDT Att: 24,714 - Unknown		
Tony Taylor, R OBP: 0.303, SLG: 0.311 (7, PH)	CS 1B		G3		G3					1	0	0	0	0	0	3			
Mickey Stanley, R OBP: 0.338, SLG: 0.389 (1, 8)	5-3 1-2			5-3		F8				4	0	1	2	0	0	1			
Norm Cash, L OBP: 0.395, SLG: 0.611 (1, 3)	G3			F8		F9				4	0	0	0	0	1	0			
Willie Horton, R OBP: 0.339, SLG: 0.512 (9, 7)		F8			HR	5-3				4	2	2	1	0	0	0			
Gates Brown, L OBP: 0.481, SLG: 0.673 (1, 7)										2	0	2	0	1	0	0			
Al Kaline, R OBP: 0.460, SLG: 0.461 (8, PH)				FC5-4 1B		CS BB				1	1	1	2	0	0	0			
Aurelio Rodriguez, R OBP: 0.294, SLG: 0.388 (1, 5)		K			FC5-4 1-2		SH 3B			4	1	2	0	0	1	2			
Gene Lamont, L OBP: 0.167, SLG: 0.167 (1, 2)										2	0	0	0	0	2	1			
Jim Northrup, L OBP: 0.363, SLG: 0.434 (7, PH)										0	1	0	0	1	0	0			
Bill Freehan, R OBP: 0.336, SLG: 0.413 (8, 2)										1	0	0	0	0	0	1			
Cesar Gutierrez, R OBP: 0.167, SLG: 0.167 (1, 6)				4-3						3	1	1	1	0	0	0			
Bill Gilbreth, L OBP: 0.500, SLG: 0.500 (1, 1)				K						4	0	2	0	0	1	2			
Inning Stats	R: 0 E: 0 K: 0 S: 3	H: 1 LOB: 0 BB: 0 P: 3	R: 0 E: 0 K: 2 S: 8	H: 1 LOB: 0 BB: 0 P: 8	R: 0 E: 0 K: 1 S: 5	H: 0 LOB: 0 BB: 0 P: 5	R: 1 E: 0 K: 0 S: 5	H: 2 LOB: 1 BB: 0 P: 5	R: 0 E: 0 K: 1 S: 6	H: 1 LOB: 1 BB: 0 P: 6	R: 0 E: 0 K: 0 S: 3	H: 0 LOB: 0 BB: 0 P: 3	R: 3 E: 0 K: 0 S: 5	H: 3 LOB: 2 BB: 2 P: 13	R: 2 E: 0 K: 1 S: 9	H: 4 LOB: 2 BB: 0 P: 9	1B: 8 2B: 1 3B: 1 HR: 2	SF: 0 SAC: 1 DP: 0 HBP: 0	WP: 0 PA: 36 PB: 0 SB: 0 CS: 2
PITCHER Steve Dunning, R ERA: 3.98 (1, 1)	IP: 6.1 WLS: L BF: 27 H: 7 R: 4 ER: 4 SO: 4 BB: 2 IBB: 0 HBP: 0 BLK: 0 WP: 0 HR: 1 S: 33 P: 41 ERA: 5.68 WHIP: 1.421															PITCHER			
Steve Mingo, L ERA: 2.79 (7, 1)	IP: 1.0 WLS: L BF: 4 H: 2 R: 1 ER: 1 SO: 1 BB: 0 IBB: 0 HBP: 0 BLK: 0 WP: 0 HR: 0 S: 6 P: 6 ERA: 9.00 WHIP: 2.000															PITCHER			
Phil Hennigan, R ERA: 1.82 (8, 1)	IP: 0.2 WLS: L BF: 5 H: 3 R: 1 ER: 1 SO: 0 BB: 0 IBB: 0 HBP: 0 BLK: 0 WP: 0 HR: 1 S: 5 P: 5 ERA: 13.50 WHIP: 4.500															PITCHER			


Batter	1	2	3	4	5	6	7	8	9	AB	R	H	RBI	BB	SO	LOB	TOP			
Graig Nettles, L OBP: 0.348, SLG: 0.401 (1, 5)										4	0	0	0	0	1	2	Cleveland Indians @ Detroit Tigers Tiger Stadium, Detroit, MI Sat Jun 26 1971, 7:05 PM EDT Att: 34,447 - Unknown			
Vada Pinson, L OBP: 0.315, SLG: 0.392 (1, 8)										4	0	1	0	0	0	0				
Ray Fosse, R OBP: 0.333, SLG: 0.384 (1, 2)										4	0	0	0	0	0	1				
Chris Chambliss, L OBP: 0.387, SLG: 0.491 (1, 3)										3	0	0	0	1	0	2				
Ted Uhlhaender, L OBP: 0.316, SLG: 0.315 (1, 7)										4	0	2	0	0	0	2				
Frank Baker, L OBP: 0.229, SLG: 0.372 (1, 9)										4	0	0	0	0	1	4				
Kurt Bevacqua, R OBP: 0.273, SLG: 0.318 (1, 4)										4	0	1	0	0	2	2				
Eddie Leon, R OBP: 0.341, SLG: 0.320 Jack Heidemann, R OBP: 0.231, SLG: 0.202 (7, 6)										3	0	0	0	0	0	1				
Steve Hargan, R OBP: 0.133, SLG: 0.133 (1, 1)										0	0	0	0	0	0	0				
Inning Stats	R: 0 E: 0 K: 0 S: 3	H: 0 LOB: 0 BB: 0 P: 3	R: 0 E: 0 K: 1 S: 5	H: 0 LOB: 1 BB: 1 P: 9	R: 0 E: 0 K: 0 S: 3	H: 0 LOB: 0 BB: 0 P: 3	R: 0 E: 1 K: 0 S: 4	H: 0 LOB: 1 BB: 0 P: 4	R: 0 E: 0 K: 1 S: 7	H: 2 LOB: 2 BB: 0 P: 7	R: 0 E: 0 K: 0 S: 5	H: 0 LOB: 0 BB: 0 P: 5	R: 0 E: 0 K: 1 S: 5	H: 0 LOB: 0 BB: 0 P: 5	R: 0 E: 0 K: 1 S: 6	H: 1 LOB: 1 BB: 0 P: 6		1B: 5 2B: 0 3B: 0 HR: 0	SF: 0 SAC: 0 DP: 0 HBP: 0	WP: 0 PB: 0 SB: 0 CS: 0
PITCHER Joe Coleman, R ERA: 3.75 (1, 1)	IP: 9.0 WLS: W BF: 34 H: 5 R: 0 ER: 0 SO: 5 BB: 1 IBB: 0 HBP: 0 BLK: 0 WP: 0 HR: 0 S: 43 P: 47 ERA: 0.00 WHIP: 0.667															PITCHER				

Batter	1	2	3	4	5	6	7	8	9	AB	R	H	RBI	BB	SO	LOB	BOTTOM			
Dick McAuliffe, L OBP: 0.274, SLG: 0.358 (1, 4)										3	0	0	0	1	0	1	Cleveland Indians @ Detroit Tigers Tiger Stadium, Detroit, MI Sat Jun 26 1971, 7:05 PM EDT Att: 34,447 - Unknown			
Jim Northrup, L OBP: 0.361, SLG: 0.431 (1, 8)										4	0	1	0	0	0	2				
Norm Cash, L OBP: 0.396, SLG: 0.606 (1, 3)										3	1	1	0	1	1	1				
Willie Horton, R OBP: 0.339, SLG: 0.510 (5, 7)										3	0	1	0	0	0	2				
Gates Brown, L OBP: 0.482, SLG: 0.667 Al Kaline, R OBP: 0.462, SLG: 0.464 (4, PR) (5, 9)										2	0	1	0	0	0	1				
Aurelio Rodriguez, R OBP: 0.291, SLG: 0.383 (1, 5)										1	0	1	0	0	0	0				
Gene Lamont, L OBP: 0.111, SLG: 0.111 (1, 2)										3	0	0	0	0	0	3				
Cesar Gutierrez, R OBP: 0.185, SLG: 0.185 Ed Brinkman, R OBP: 0.264, SLG: 0.247 (9, 6)										3	0	1	0	0	0	0				
Joe Coleman, R OBP: 0.175, SLG: 0.135 (1, 1)										2	0	0	0	0	1	0				
Inning Stats	R: 0 E: 0 K: 1 S: 5	H: 0 LOB: 0 BB: 0 P: 5	R: 0 E: 0 K: 0 S: 4	H: 1 LOB: 1 BB: 0 P: 4	R: 0 E: 0 K: 0 S: 4	H: 1 LOB: 1 BB: 0 P: 4	R: 1 E: 1 K: 0 S: 4	H: 1 LOB: 2 BB: 1 P: 8	R: 0 E: 0 K: 1 S: 5	H: 0 LOB: 1 BB: 1 P: 9	R: 0 E: 0 K: 0 S: 3	H: 2 LOB: 1 BB: 0 P: 3	R: 0 E: 0 K: 0 S: 3	H: 0 LOB: 0 BB: 0 P: 3	R: 0 E: 0 K: 0 S: 4	H: 1 LOB: 1 BB: 0 P: 4		1B: 6 2B: 0 3B: 0 HR: 0	SF: 0 SAC: 1 DP: 1 HBP: 0	WP: 0 PB: 0 SB: 0 CS: 0
PITCHER Steve Hargan, R ERA: 5.83 (1, 1)	IP: 8.0 WLS: L BF: 30 H: 6 R: 1 ER: 0 SO: 2 BB: 2 IBB: 0 HBP: 0 BLK: 0 WP: 0 HR: 0 S: 32 P: 40 ERA: 0.00 WHIP: 1.000															PITCHER				

Batter	1	2	3	4	5	6	7	8	9	AB	R	H	RBI	BB	SO	LOB	TOP								
Graig Nettles, L OBP: 0.349, SLG: 0.398 (1, 5)	0-0 4-3		0-0 G3		0-0 1B		4-0 CS BB		0-0 F8	4	0	1	0	1	0	1									
Vada Pinson, L OBP: 0.310, SLG: 0.386 (1, 8)	0-0 F7			0-0 1-3	0-0 G3		0-0 CS	0-0 L9		4	0	0	0	0	0	1									
Roy Foster, R OBP: 0.352, SLG: 0.488 (1, 9)				0-0 1B 2B		0-0 5-3		4-0 WP S BB		3	1	2	0	1	0	0									
Ray Fosse, R OBP: 0.332, SLG: 0.382 (1, 2)	0-3 K			0-0 1B		0-0 5-3		0-0 P6		4	0	1	1	0	1	2									
Ted Ford, R OBP: 0.253, SLG: 0.281 Frank Baker, L OBP: 0.245, SLG: 0.372 (8, PH) (8, 7)		0-0 L5		0-3 K		0-0 2B 1B		4-0 FC6-4 IBB		3	1	1	0	0	1	1									
Chris Chambliss, L OBP: 0.382, SLG: 0.491 (1, 3)	0-0 F8		0-3 K		0-0 2B		0-0 FC6-4		0-0 FC6-4	4	0	1	1	0	1	3									
Kurt Bevacqua, R OBP: 0.231, SLG: 0.269 (1, 4)	0-0 F8				0-0 F3		0-0 6-3		0-0 P3	4	0	0	0	0	0	1									
Jack Heidemann, R OBP: 0.232, SLG: 0.197 (1, 6)			0-0 L5		4-0 1B E BB		0-0 6-3		0-0 L9	3	1	0	0	1	0	0									
Sam McDowell, L OBP: 0.250, SLG: 0.234 (1, 1)			0-0 L9		0-0 P6		0-3 K		0-0 1B	4	0	1	0	0	1	1									
Inning Stats	R: 0 E: 0 K: 1 S: 6	H: 1 LOB: 1 BB: 0 P: 6	R: 0 E: 0 K: 0 S: 3	H: 0 LOB: 0 BB: 0 P: 3	R: 0 E: 0 K: 0 S: 3	H: 0 LOB: 0 BB: 0 P: 3	R: 1 E: 0 K: 2 S: 9	H: 2 LOB: 1 BB: 0 P: 9	R: 1 E: 0 K: 0 S: 4	H: 1 LOB: 1 BB: 1 P: 8	R: 1 E: 0 K: 0 S: 5	H: 2 LOB: 0 BB: 0 P: 5	R: 0 E: 0 K: 1 S: 4	H: 0 LOB: 0 BB: 1 P: 8	R: 0 E: 0 K: 0 S: 3	H: 0 LOB: 2 BB: 2 P: 11	R: 0 E: 0 K: 0 S: 4	H: 1 LOB: 1 BB: 0 P: 4	1B: 5 2B: 2 HR: 0	SF: 0 SAC: 0 DP: 0 HBP: 0	WP: 1 PB: 0 SB: 3 CS: 1	PA: 38			
PITCHER	IP	WLS	BF	H	R	ER	SO	BB	IBB	HBP	BLK	WP	HR	S	P	ERA	WHIP								
Mike Kilkenny, L ERA: 5.12 (1, 1)	5.2	L	24	6	3	2	3	1	0	0	0	0	0	29	33	3.18	1.235								
Dean Chance, R ERA: 3.23 (6, 1)	2.0		8	0	0	0	1	2	1	0	0	1	0	7	19	0.00	1.000								
Fred Scherman, L ERA: 2.12 (8, 1)	0.1		1	0	0	0	0	0	0	0	0	0	0	1	1	0.00	0.000								
Bill Denehy, R ERA: 2.66 (9, 1)	1.0		4	1	0	0	0	0	0	0	0	0	0	4	4	0.00	1.000								

Cleveland Indians @ Detroit Tigers
Tiger Stadium, Detroit, MI
Sun Jun 27 1971, 4:33 AM EDT
Att: 21,734 - Unknown


AB 33
R 3
H 7
RBI 2
BB 4
SO 4
LOB 10



Batter	1	2	3	4	5	6	7	8	9	AB	R	H	RBI	BB	SO	LOB	BOTTOM								
Aurelio Rodriguez, R OBP: 0.286, SLG: 0.377 (1, 5)	0-0 5-3		0-3 K		0-0 L7			0-0 F9		4	0	0	0	0	1	1									
Tony Taylor, R OBP: 0.295, SLG: 0.301 (1, 4)	0-0 P3		0-0 E3		0-0 5-3		0-0 5-3			4	0	0	0	0	0	0									
Al Kaline, R OBP: 0.463, SLG: 0.480 (1, 9)	0-0 FC6-4 1B		0-3 K		0-0 HR			0-0 F3		4	1	2	1	0	1	1									
Willie Horton, R OBP: 0.338, SLG: 0.506 (1, 7)	0-0 FC6-4		0-3 K		0-3 K		0-3 K	0-0 FC5-4 1B		4	0	1	0	0	2	1									
Bill Freehan, R OBP: 0.331, SLG: 0.406 (1, 2)		0-0 F8		0-0 P6		0-0 L6		0-0 F8		4	0	0	0	0	0	1									
Ike Brown, R OBP: 0.397, SLG: 0.623 (1, 3)		0-0 6-3		0-3 K		0-0 F9		0-0 FC5-4		4	0	0	0	0	1	1									
Mickey Stanley, R OBP: 0.338, SLG: 0.389 (1, 8)		0-0 1B		0-0 F3		0-0 P6		0-0 F3		3	0	1	0	0	0	0									
Ed Brinkman, R OBP: 0.265, SLG: 0.245 (1, 6)		0-0 F7		0-0 BB		0-3 K				2	0	0	0	1	1	1									
Mike Kilkenny, R (1, 1)			0-3 K		0-3 K				0-0 L4	2	0	0	0	0	2	1									
Dean Chance, R (6, 1)										0	0	0	0	0	0	0									
Fred Scherman, L OBP: 0.222, SLG: 0.222 (8, 1)										0	0	0	0	0	0	0									
Dalton Jones, L OBP: 0.299, SLG: 0.493 (8, PH)										1	0	0	0	0	0	0									
Bill Denehy, S (9, 1)										0	0	0	0	0	0	0									
Inning Stats	R: 0 E: 0 K: 0 S: 4	H: 1 LOB: 1 BB: 0 P: 4	R: 0 E: 0 K: 0 S: 4	H: 1 LOB: 0 BB: 0 P: 4	R: 0 E: 1 K: 3 S: 10	H: 0 LOB: 1 BB: 0 P: 10	R: 0 E: 0 K: 2 S: 7	H: 0 LOB: 0 BB: 0 P: 7	R: 0 E: 0 K: 1 S: 5	H: 0 LOB: 1 BB: 1 P: 9	R: 1 E: 0 K: 1 S: 6	H: 1 LOB: 0 BB: 0 P: 6	R: 0 E: 0 K: 1 S: 5	H: 0 LOB: 0 BB: 0 P: 5	R: 0 E: 0 K: 0 S: 3	H: 0 LOB: 0 BB: 0 P: 3	R: 0 E: 0 K: 0 S: 4	H: 1 LOB: 1 BB: 0 P: 4	1B: 3 2B: 0 3B: 0 HR: 1	SF: 0 SAC: 0 DP: 0 HBP: 0	WP: 0 PB: 0 SB: 0 CS: 0	PA: 33			
PITCHER	IP	WLS	BF	H	R	ER	SO	BB	IBB	HBP	BLK	WP	HR	S	P	ERA	WHIP								
Sam McDowell, L ERA: 2.76 (1, 1)	9.0	W	33	4	1	1	8	1	0	0	0	0	1	48	52	1.00	0.556								

Cleveland Indians @ Detroit Tigers
Tiger Stadium, Detroit, MI
Sun Jun 27 1971, 4:33 AM EDT
Att: 21,734 - Unknown

AB 32
R 1
H 4
RBI 1
BB 1
SO 8
LOB 7



Batter	1	2	3	4	5	6	7	8	9	AB	R	H	RBI	BB	SO	LOB	TOP				
Ted Ford, R OBP: 0.247, SLG: 0.274 Vada Pinson, L OBP: 0.310, SLG: 0.386	(1, 8) 0-3 K		(2) 0-0 F9			(2) 0-0 F5		(3) 0-0 F9		4	0	0	0	0	1	1	Cleveland Indians @ New York Yankees Yankee Stadium, Bronx, NY Mon Jun 28 1971, 7:05 PM EDT Overcast - 74 F				
Graig Nettles, L OBP: 0.351, SLG: 0.400	(1, 5) 4-3		(3) 0-0 P6			(3) 0-0 1B			(0-0) E9 1B SF9 1B	4	1	2	0	0	0	1					
Roy Foster, R OBP: 0.349, SLG: 0.482	(1, 7) 0-0 F8			(1) 0-0 3-1		(3) 0-0 F3			(0-0) SF9 1B 2-3 1B	4	1	1	0	0	0	1					
Ray Fosse, R OBP: 0.327, SLG: 0.377		(1, 2) 0-0 L7		(2) 0-0 F7			(1) 0-3 K2-3		(0-0) SF9 1-2 3-H 4-0	3	0	0	1	0	1	0					
Chuck Hinton, R OBP: 0.355, SLG: 0.424 Frank Baker, L OBP: 0.245, SLG: 0.372	(1, 9) 0-0 1B (9, PR) 0-0 1B			(3) 0-0 F7			(0-0) FC6-4 1B		(0-0) E 1B SF9 IBB	3	0	2	0	1	0	0					
Chris Chambliss, L OBP: 0.378, SLG: 0.483	(1, 3) 0-3 K				(1) 0-0 F6		(2) 0-3 K		(0-0) E8 1-3 2-H 1B	4	0	1	1	0	2	2					
Kurt Bevacqua, R OBP: 0.233, SLG: 0.241	(1, 4) 0-0 F9				(2) 0-0 L6		(3) 0-0 FC6-4 1-2		(4-0) 1B IBB	3	0	0	0	1	0	2					
Jack Heidemann, R OBP: 0.225, SLG: 0.192	(1, 6) 0-3 K		(1) 0-3 K		(3) 0-0 6-3			(0-0) F3	(0-0) SF9 3-H	3	0	0	1	0	1	0					
Ray Lamb, R OBP: 0.107, SLG: 0.074 Steve Mingori, L OBP: 0.500, SLG: 0.500	(1, 1) 0-0 1B (9, 1) 0-0 1B					(1) 0-0 5-3		(0-3) K	(0-0) F7 3-H	4	0	1	0	0	1	2					
Inning Stats	R: 0 E: 0 K: 1 S: 5	H: 0 LOB: 0 BB: 0 P: 5	R: 0 E: 0 K: 1 S: 6	H: 1 LOB: 1 BB: 0 P: 6	R: 0 E: 0 K: 1 S: 6	H: 1 LOB: 1 BB: 0 P: 6	R: 0 E: 0 K: 0 S: 3	H: 0 LOB: 0 BB: 0 P: 3	R: 0 E: 0 K: 0 S: 3	H: 0 LOB: 0 BB: 0 P: 3	R: 0 E: 0 K: 2 S: 8	H: 1 LOB: 1 BB: 0 P: 8	R: 0 E: 0 K: 1 S: 5	H: 0 LOB: 0 BB: 0 P: 5	R: 3 E: 2 K: 0 S: 6	H: 3 LOB: 2 BB: 2 P: 14		1B: 7 2B: 0 3B: 0 HR: 0	SF: 2 SAC: 0 DP: 0 HBP: 0	WP: 0 PB: 0 SB: 0 CS: 0	PA: 36
PITCHER Fritz Peterson, L ERA: 3.64	(1, 1) 9.0	WLS 36	BF 7	H 3	R 3	ER 3	SO 6	BB 0	IBB 2	HBP 0	BLK 0	WP 0	HR 0	S 46	P 54	ERA 3.00	WHIP 0.778				

Batter	1	2	3	4	5	6	7	8	9	AB	R	H	RBI	BB	SO	LOB	BOTTOM				
Horace Clarke, S OBP: 0.342, SLG: 0.331	(1, 4) 0-0 G3-6-3 BB 1B		(1) 0-0 1-3				(3) 0-0 G3			4	0	1	0	0	0	2	Cleveland Indians @ New York Yankees Yankee Stadium, Bronx, NY Mon Jun 28 1971, 7:05 PM EDT Overcast - 74 F				
Jerry Kenney, L OBP: 0.382, SLG: 0.322	(1, 5) 4-0 G3-6-3 1-2 BB									3	0	3	0	1	0	0					
Bobby Murcer, L OBP: 0.454, SLG: 0.581	(1, 8) 0-0 G3-6-3 1-2 2-3		(2) 0-0 F6		(3) 0-0 G3					4	0	0	0	0	1	6					
Felipe Alou, R OBP: 0.299, SLG: 0.351	(1, 3) 4-0 BB BB		(3) 0-0 F8			(1) 0-0 5-3		(2) 0-0 F8		3	0	0	0	1	0	2					
Ron Blomberg, L OBP: 0.313, SLG: 0.533	(1, 9) 0-3 K			(1) 0-0 G3				(3) 0-0 F8		4	0	1	0	0	1	3					
Jake Gibbs, L OBP: 0.275, SLG: 0.303	(1, 2) 0-0 G3			(2) 0-0 F7				(2) 0-0 F8		3	0	0	0	1	0	1					
Jim Lyttle, L OBP: 0.229, SLG: 0.299 Ron Swoboda, R OBP: 0.371, SLG: 0.371	(1, 7) 0-0 FC6-4 1B (9, PH) 0-0 1B			(3) 0-0 P4			(3) 0-0 CS 1B		(0-0) G5-4-3 BB	3	0	1	0	0	0	0					
Gene Michael, S OBP: 0.336, SLG: 0.289	(1, 6) 0-3 K				(1) 0-0 F7				(0-3) K SH1-4 1B	4	0	1	0	0	2	1					
Fritz Peterson, S OBP: 0.205, SLG: 0.061	(1, 1) 4-0 FC6-4 1-2					(2) 4-0 1B 5-3 BB			(0-0) SH1-4 1-2	1	0	0	0	1	0	1					
Inning Stats	R: 0 E: 0 K: 1 S: 5	H: 1 LOB: 2 BB: 2 P: 13	R: 0 E: 0 K: 1 S: 6	H: 1 LOB: 1 BB: 0 P: 6	R: 0 E: 0 K: 0 S: 4	H: 1 LOB: 1 BB: 0 P: 4	R: 0 E: 0 K: 0 S: 3	H: 0 LOB: 0 BB: 0 P: 3	R: 0 E: 0 K: 0 S: 3	H: 1 LOB: 2 BB: 1 P: 8	R: 0 E: 0 K: 0 S: 4	H: 1 LOB: 1 BB: 0 P: 4	R: 0 E: 0 K: 1 S: 6	H: 0 LOB: 1 BB: 0 P: 6	R: 0 E: 0 K: 1 S: 4	H: 0 LOB: 0 BB: 1 P: 8		1B: 7 2B: 0 3B: 0 HR: 0	SF: 0 SAC: 1 DP: 2 HBP: 0	WP: 0 PB: 0 SB: 0 CS: 1	PA: 36
PITCHER Ray Lamb, R ERA: 2.13 Steve Mingori, L ERA: 2.7	(1, 1) 8.0	WLS 33	BF 7	H 0	R 0	ER 0	SO 3	BB 4	IBB 0	HBP 0	BLK 0	WP 0	HR 0	S 35	P 51	ERA 0.00	WHIP 1.375				

AB	32
R	3
H	7
RBI	3
BB	2
SO	6
LOB	9

AB	30
R	0
H	7
RBI	0
BB	4
SO	4
LOB	17



Batter	1	2	3	4	5	6	7	8	9	AB	R	H	RBI	BB	SO	LOB	TOP																			
Vada Pinson, L OBP: 0.315, SLG: 0.394 (1, 8)																																				
Gray Nettles, L OBP: 0.352, SLG: 0.398 (1, 5)																																				
Roy Foster, R OBP: 0.346, SLG: 0.470 (1, 7)																																				
Chris Chambliss, L OBP: 0.386, SLG: 0.492 (1, 3)																																				
Ray Fosse, R OBP: 0.329, SLG: 0.378 (1, 2)																																				
Frank Baker, L OBP: 0.259, SLG: 0.362 (1, 9)																																				
Kurt Bevacqua, R OBP: 0.235, SLG: 0.242 (9, PH)																																				
Eddie Leon, R OBP: 0.339, SLG: 0.319 (9, 4)																																				
Jack Heidemann, R OBP: 0.233, SLG: 0.291 (1, 6)																																				
Rich Hand, R OBP: 0.236, SLG: 0.182 (7, PH)																																				
Phil Hennigan, R OBP: 0.315, SLG: 0.333 (7, 1)																																				
Chuck Hinton, R OBP: 0.212, SLG: 0.418 (8, PH)																																				
Ed Farmer, R OBP: 0.250, SLG: 0.500 (8, 1)																																				
Steve Mingori, L OBP: 0.250, SLG: 0.500 (8, 1)																																				
Inning Stats	R: 0 E: 0 K: 0 S: 5	H: 2 LOB: 3 BB: 1 P: 9	R: 0 E: 0 K: 0 S: 5	H: 2 LOB: 2 BB: 0 P: 5	R: 0 E: 0 K: 0 S: 3	H: 1 LOB: 0 BB: 0 P: 3	R: 0 E: 0 K: 1 S: 5	H: 0 LOB: 0 BB: 0 P: 5	R: 1 E: 1 K: 0 S: 5	H: 2 LOB: 1 BB: 0 P: 5	R: 0 E: 0 K: 1 S: 5	H: 0 LOB: 0 BB: 0 P: 5	R: 1 E: 1 K: 0 S: 5	H: 2 LOB: 1 BB: 0 P: 5	R: 2 E: 0 K: 1 S: 8	H: 4 LOB: 3 BB: 0 P: 8	R: 1 E: 0 K: 0 S: 4	H: 1 LOB: 3 BB: 3 P: 16	1B: 12 2B: 2 3B: 0 HR: 0	SF: 0 SAC: 0 DP: 1 HBP: 0	WP: 3 PB: 0 SB: 1 CS: 1	PA: 44														
PITCHER	IP WLS BF H R ER SO BB IBB HBP BLK WP HR S P ERA WHIP																																			
Jim Hardin, R ERA: 3.66 (1, 1)	6.1	28	9	2	1	2	1	0	0	0	0	2	0	31	35	1.42	1.579																			
Lindy McDaniel, R ERA: 5.8 (7, 1)	1.2	L	8	4	2	2	1	0	0	0	0	1	0	10	10	10.80	2.400																			
Jack Aker, R ERA: 2.56 (9, 1)	1.0		7	1	1	1	0	2	1	0	0	0	0	4	16	9.00	3.000																			

Cleveland Indians @ New York Yankees
Yankee Stadium, Bronx, NY
Mon Jun 28 1971, 7:05 PM EDT
Att: 11,690 - Cloudy - 71 F

AB	39
R	5
H	14
RBI	4
BB	4
SO	3
LOB	21

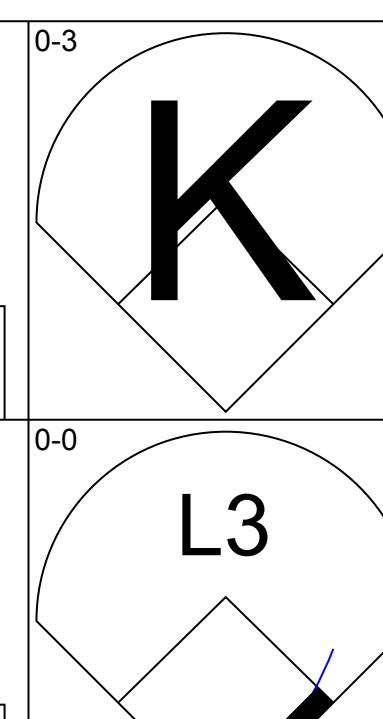
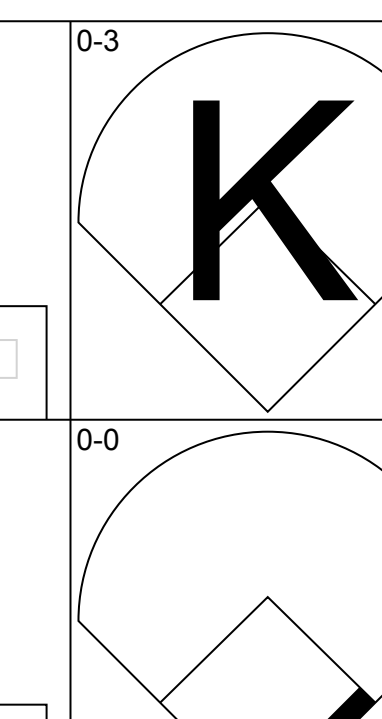
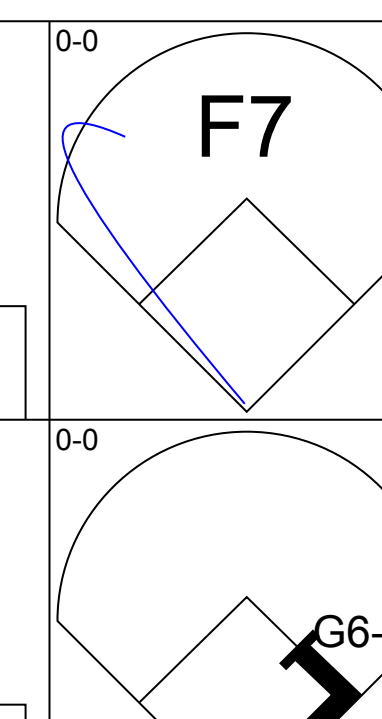
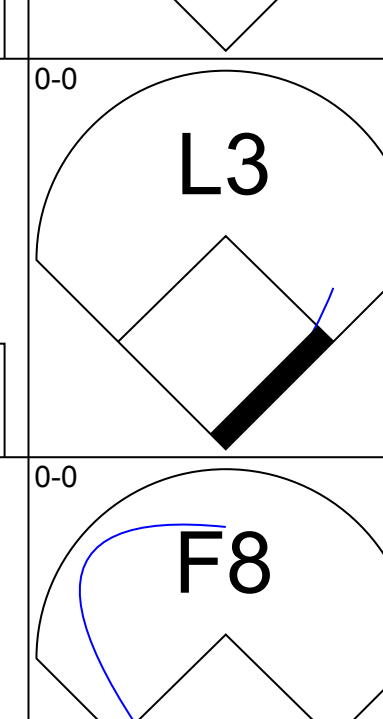
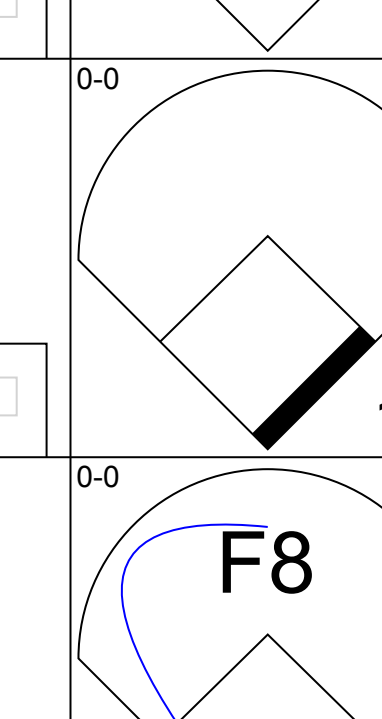
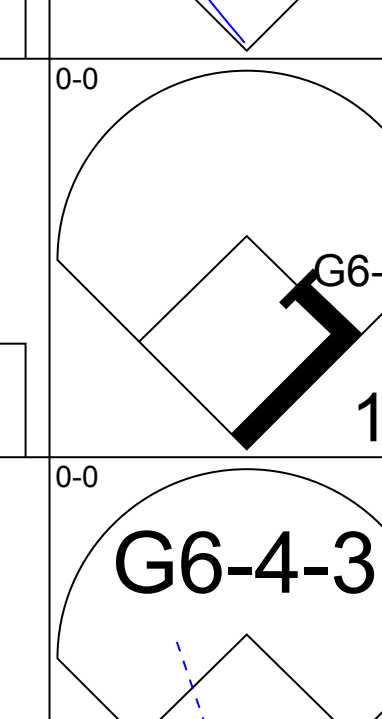
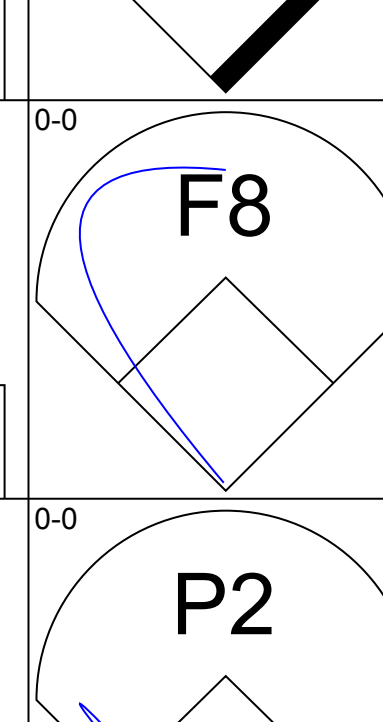
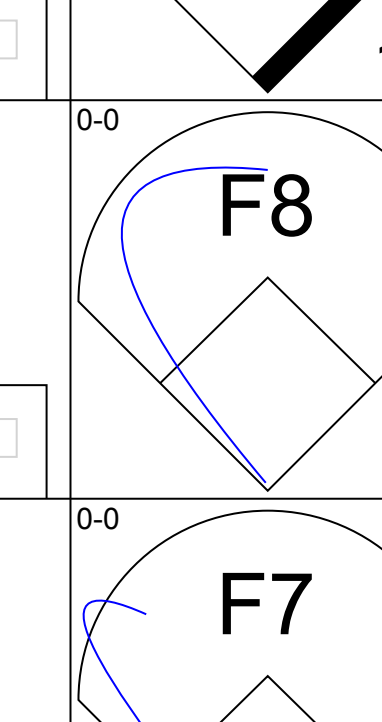
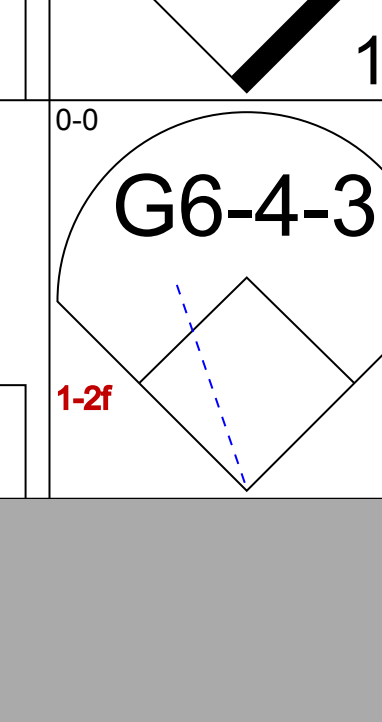
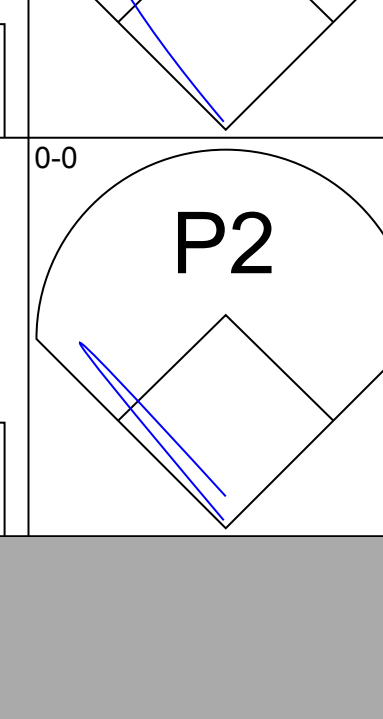
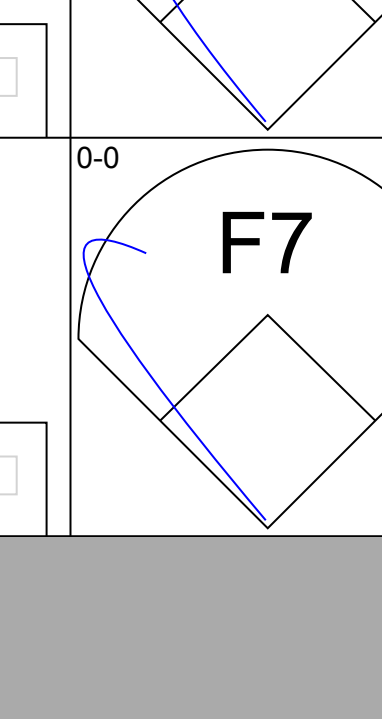

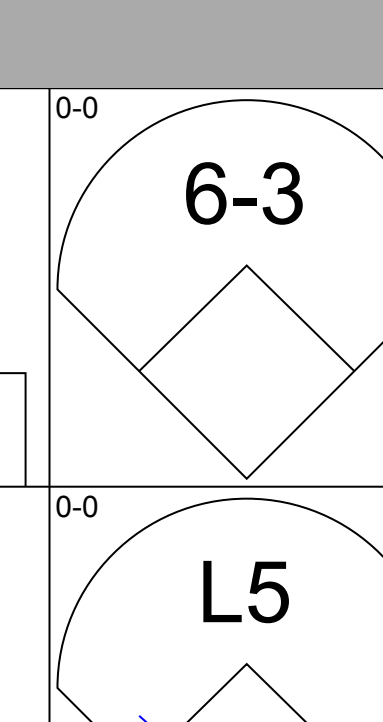
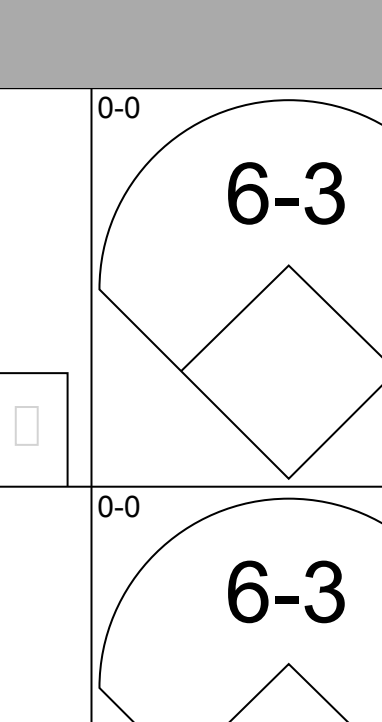
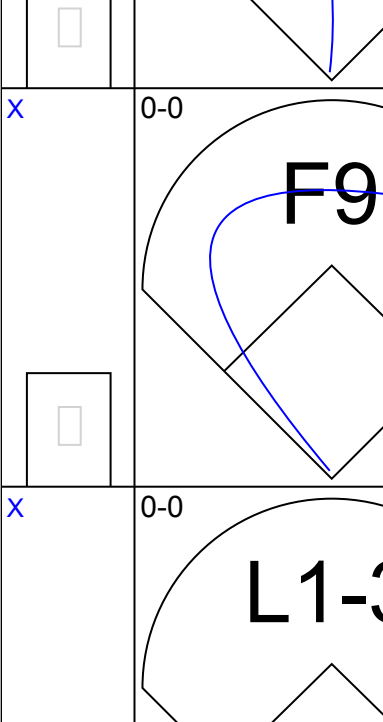
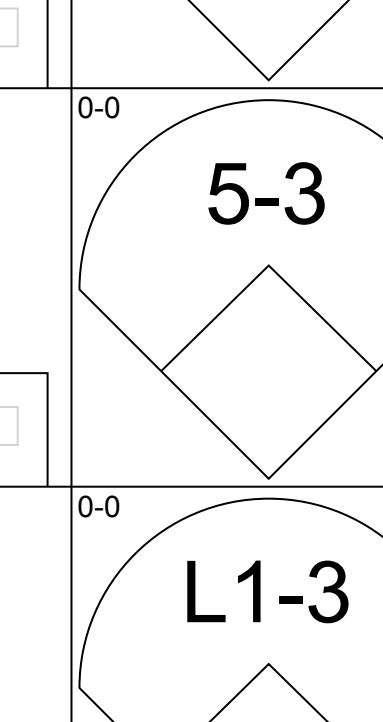
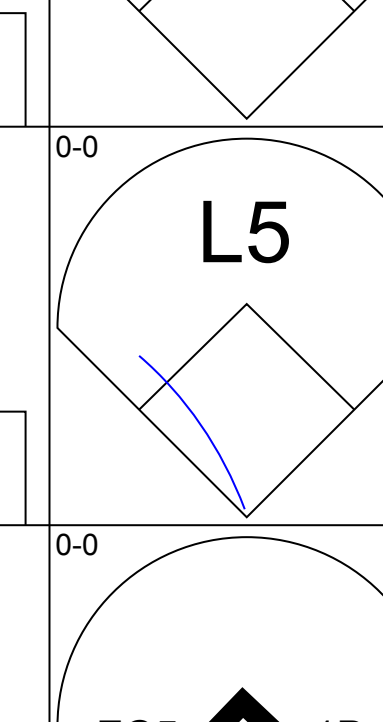
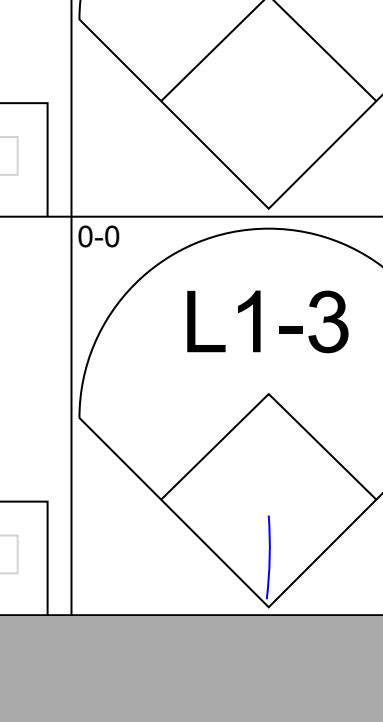
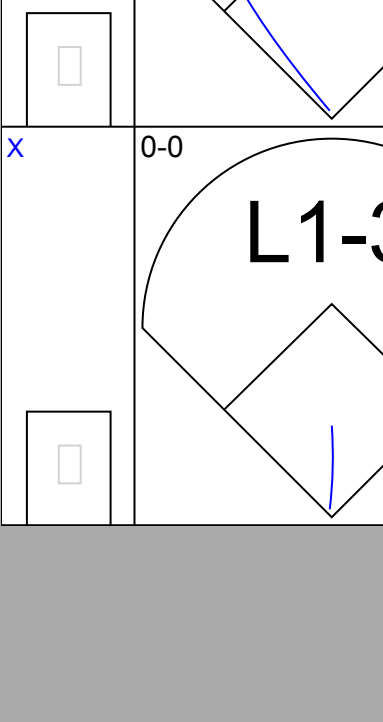
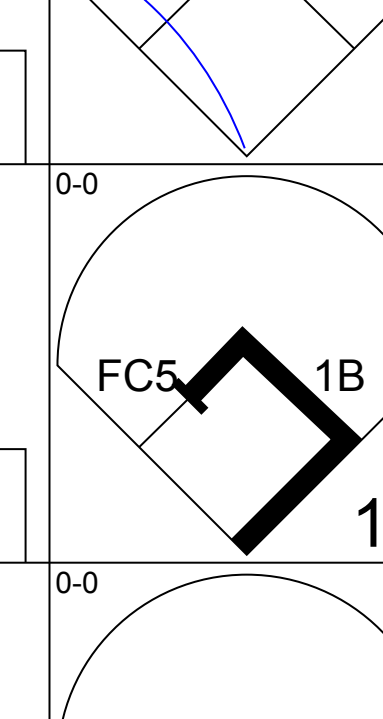
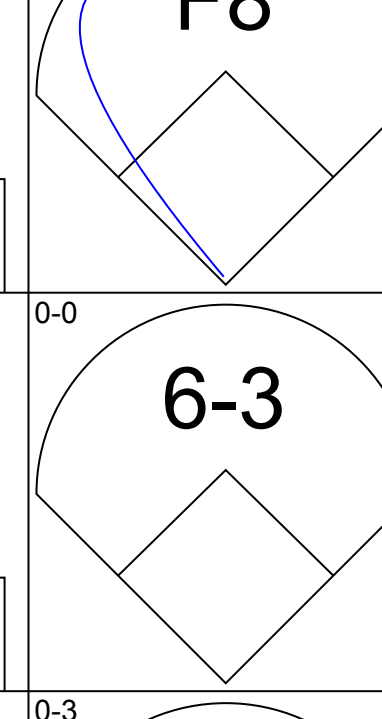
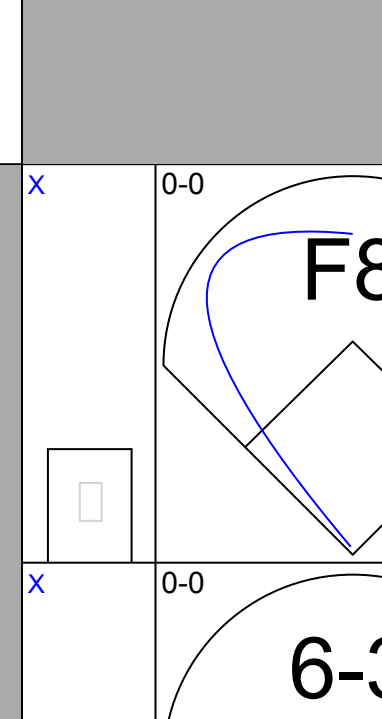
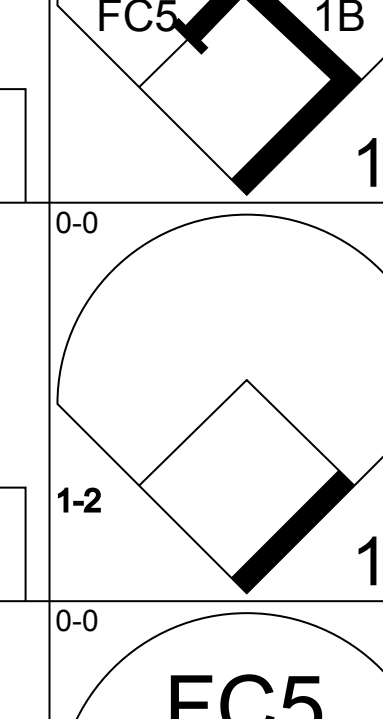
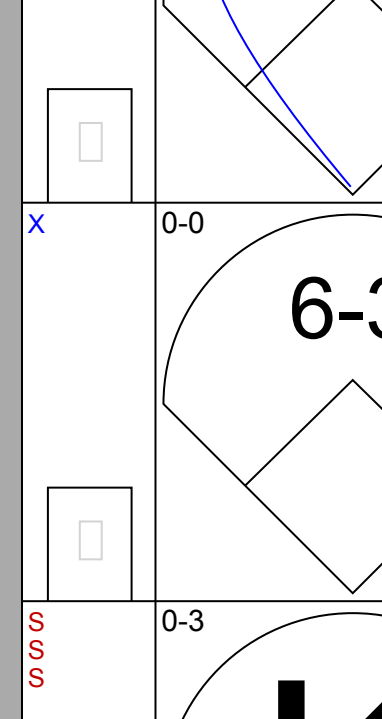

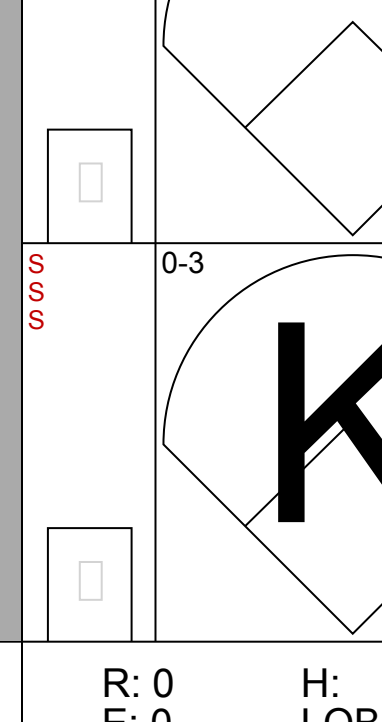
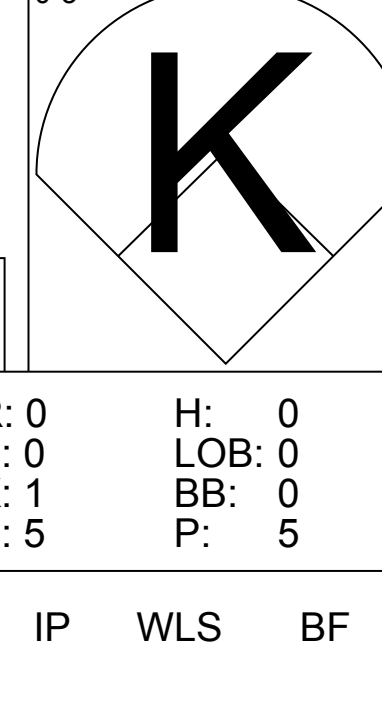


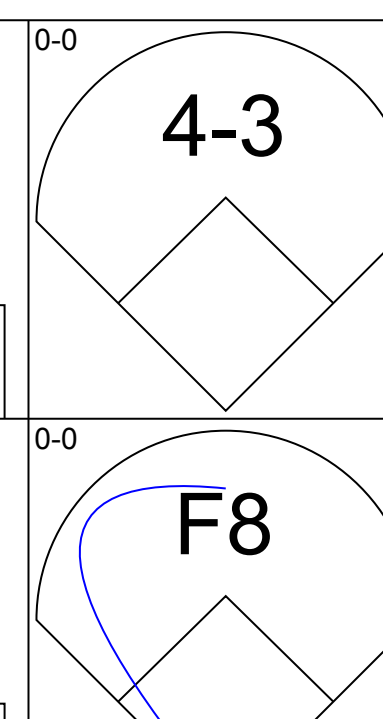
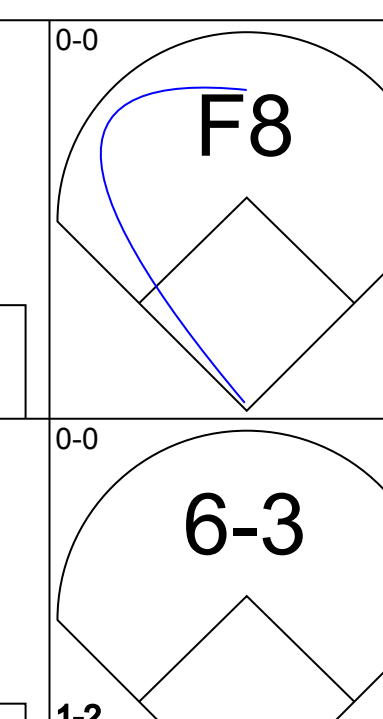
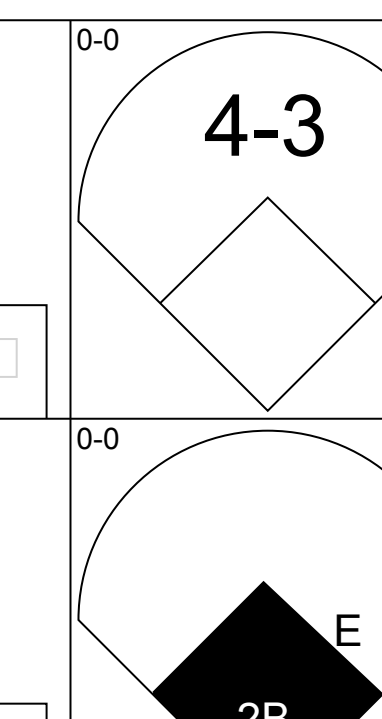
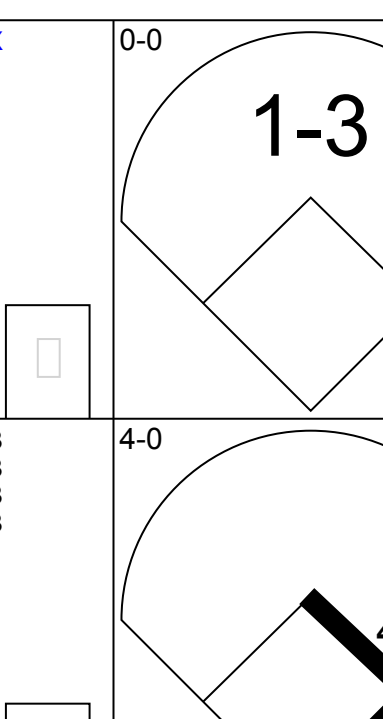
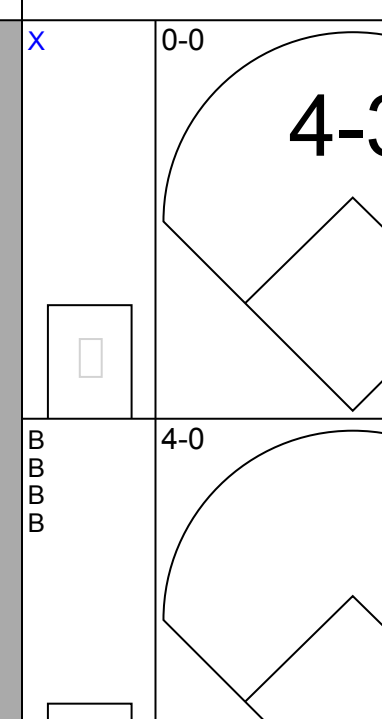
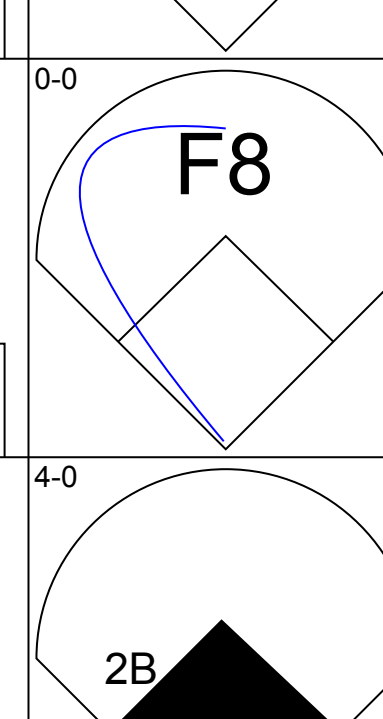
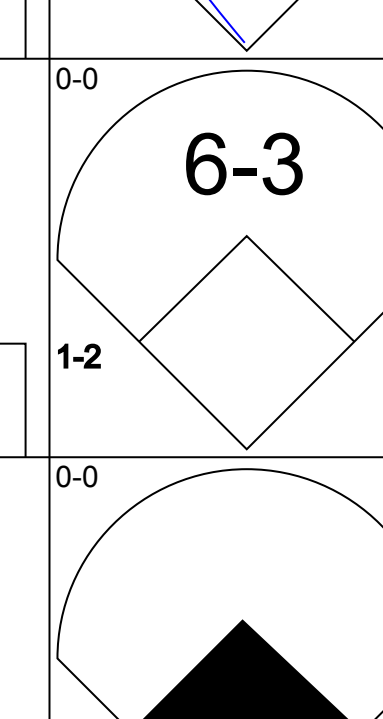
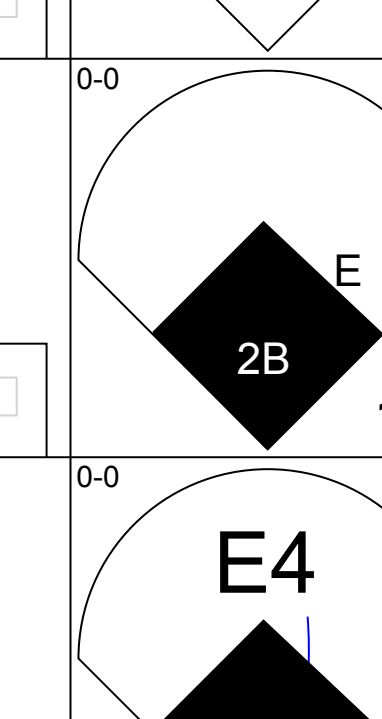
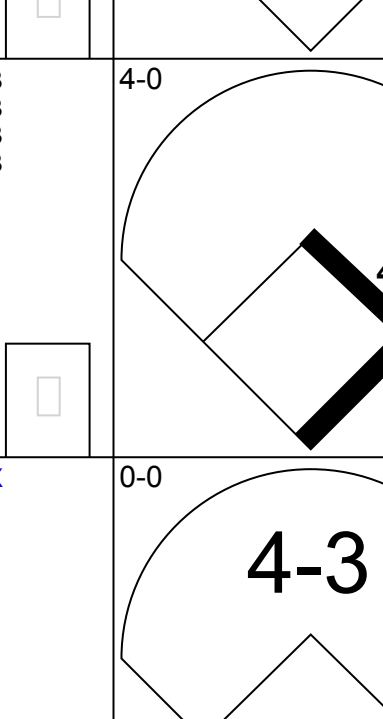
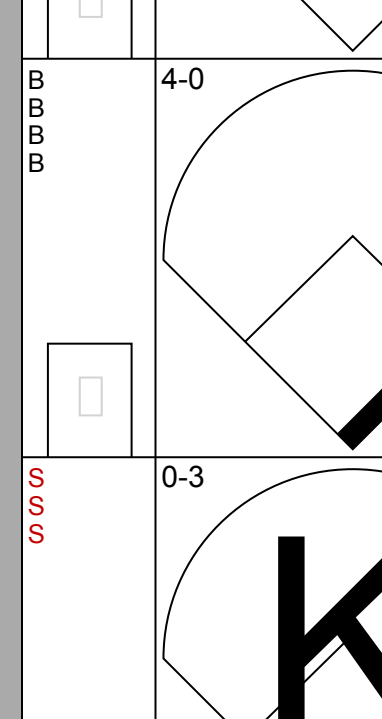
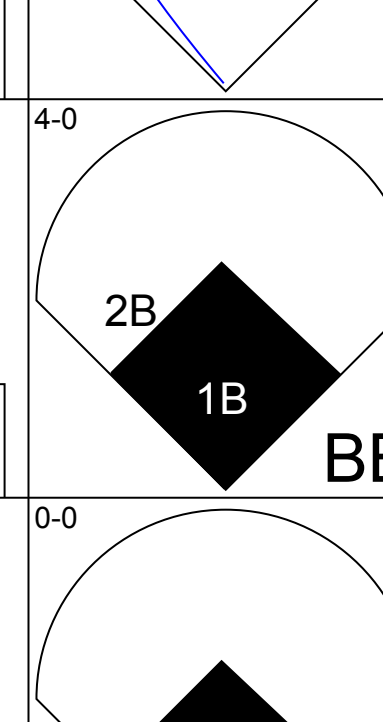
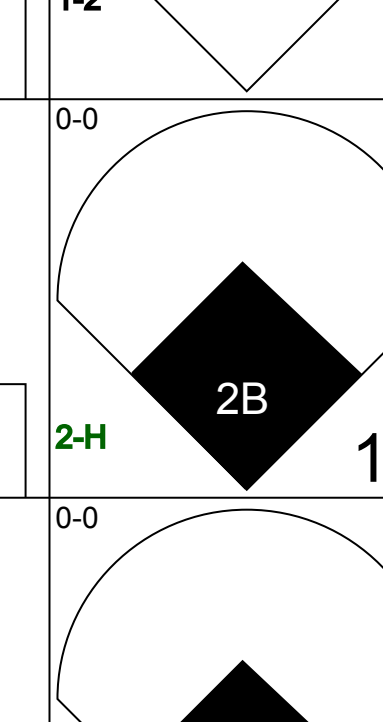
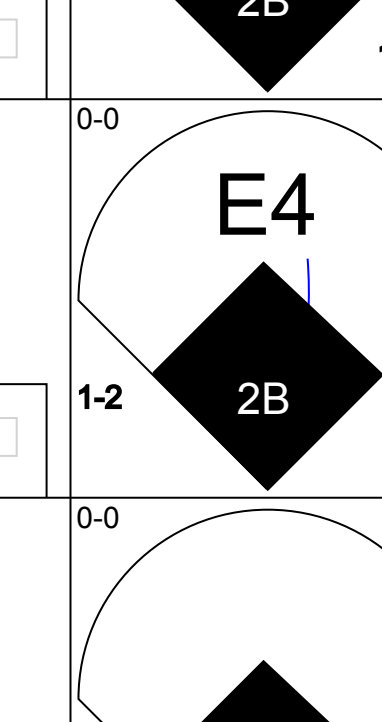
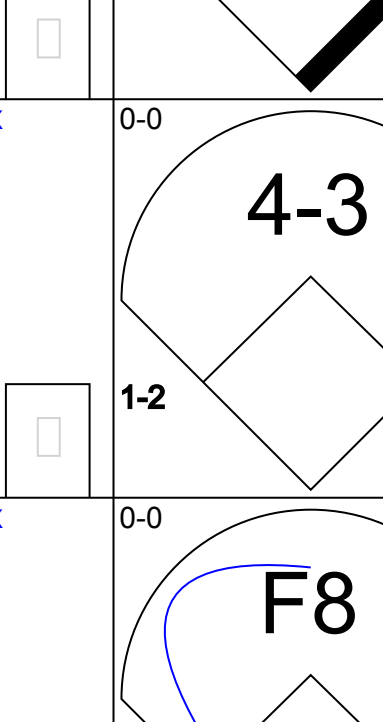
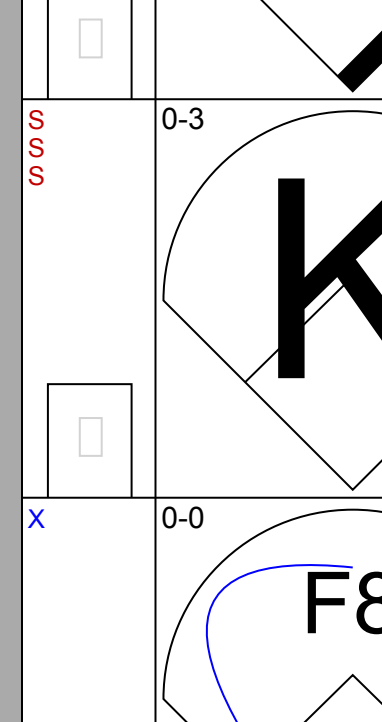
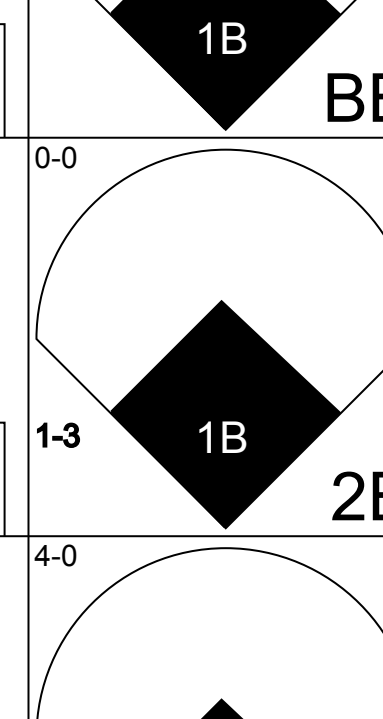
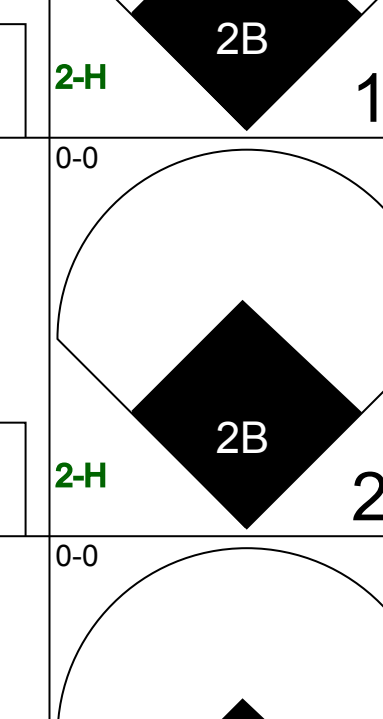
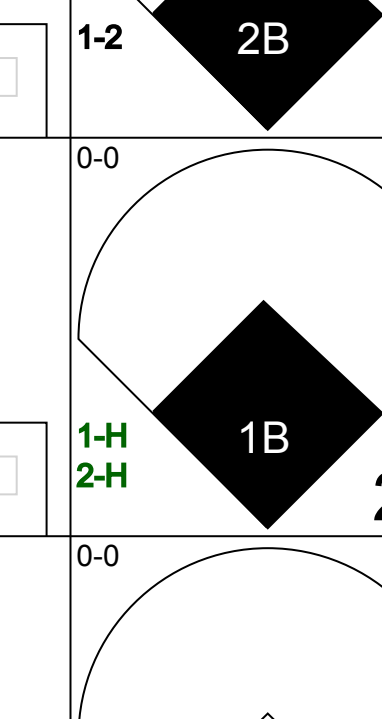
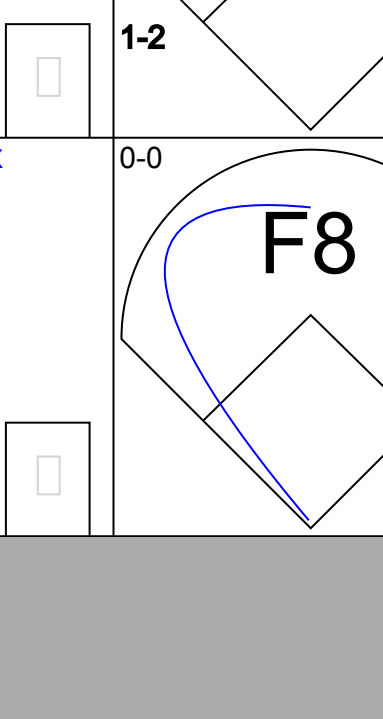
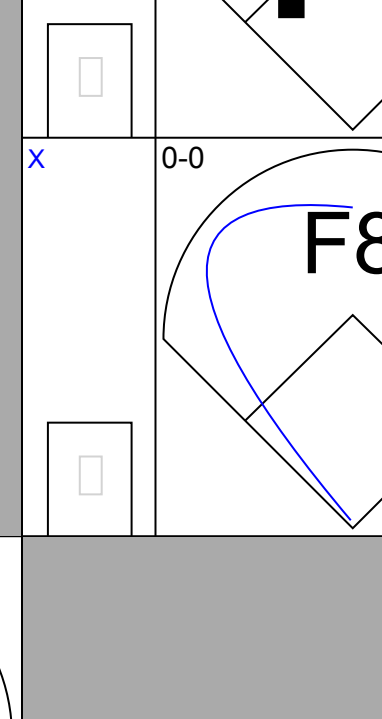
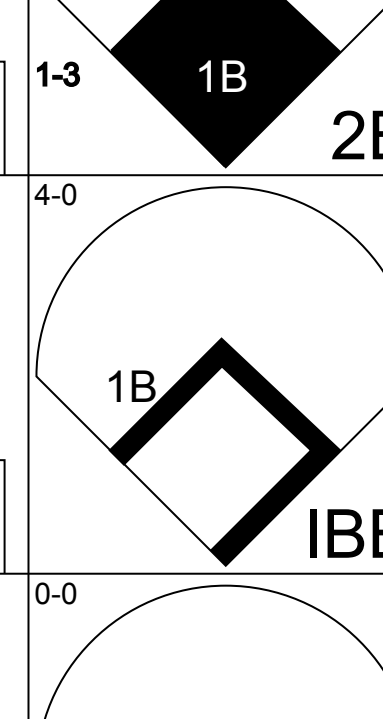
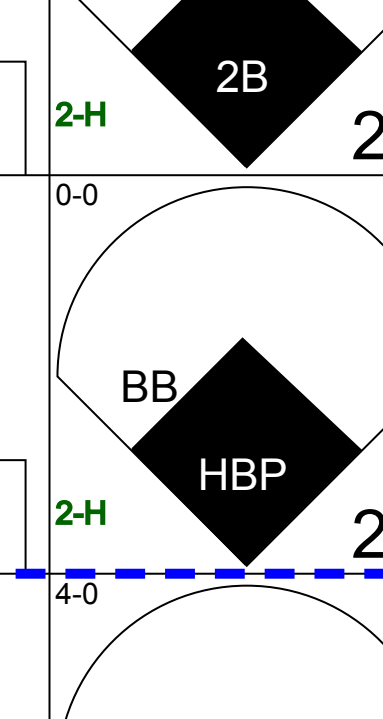
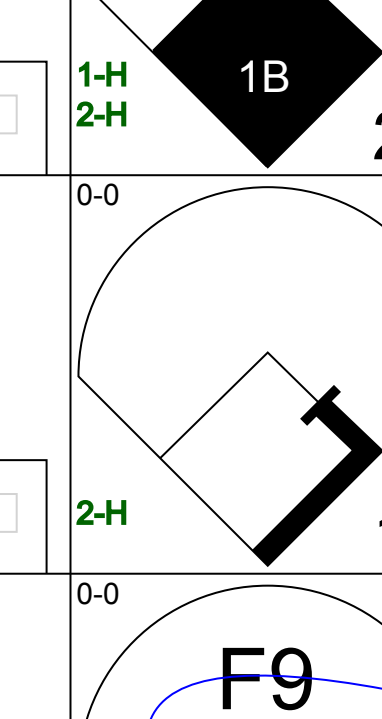


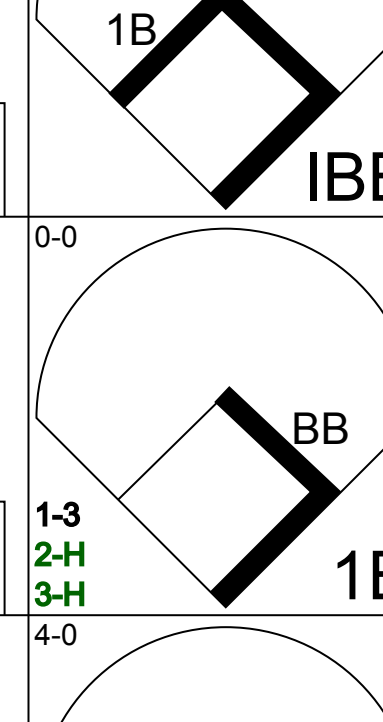
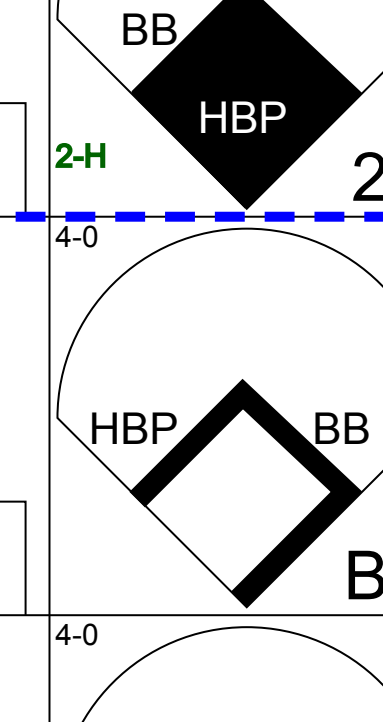
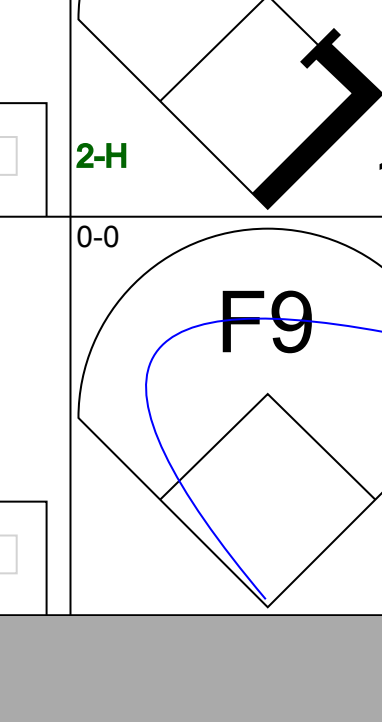


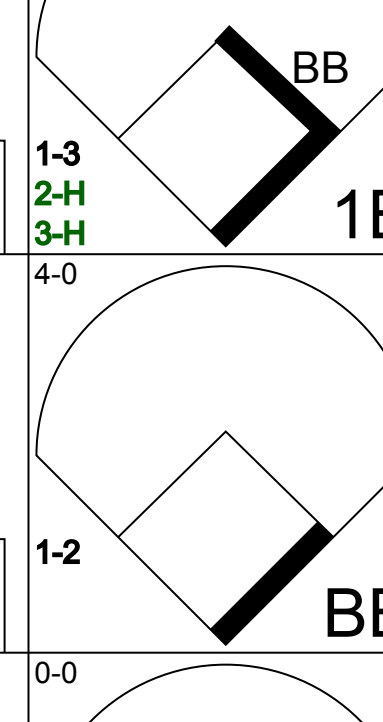
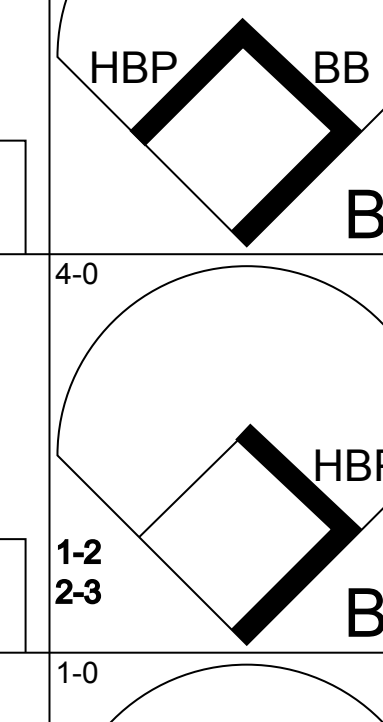
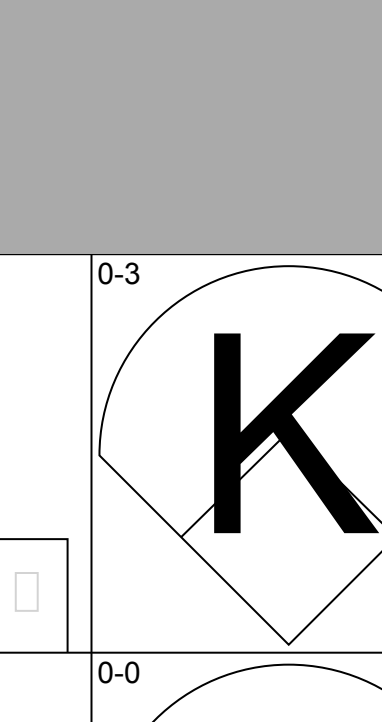
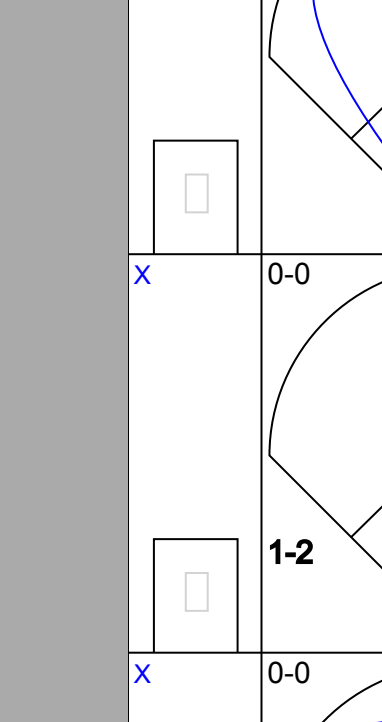
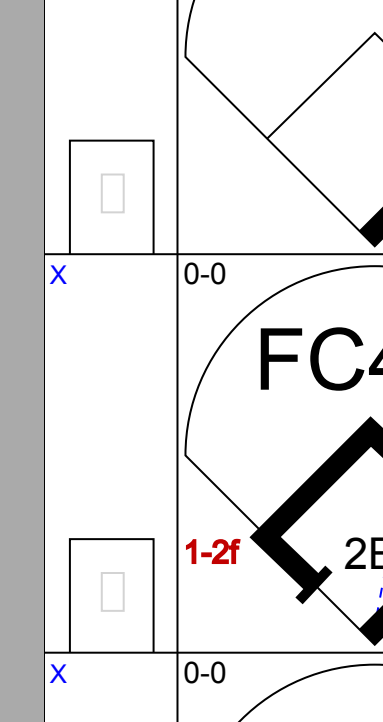
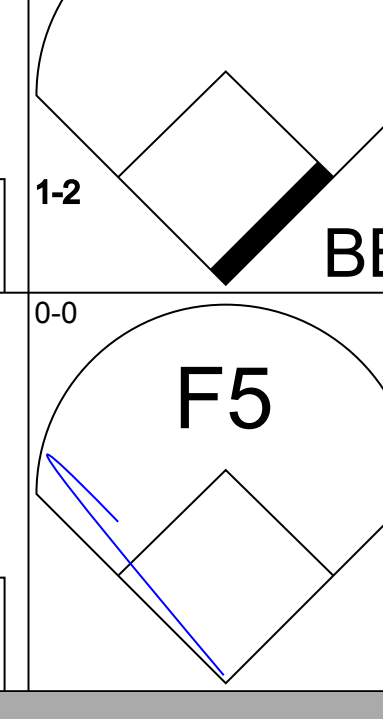
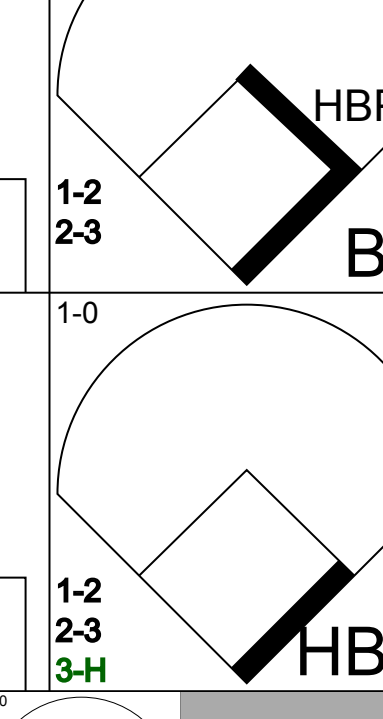
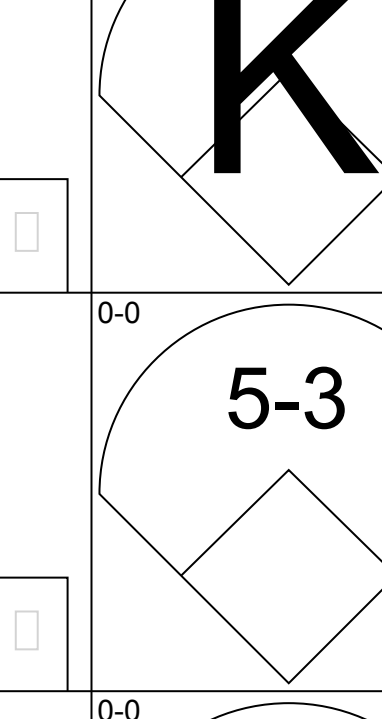
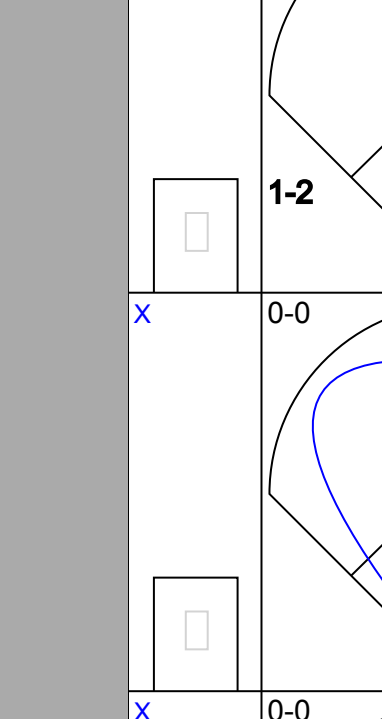
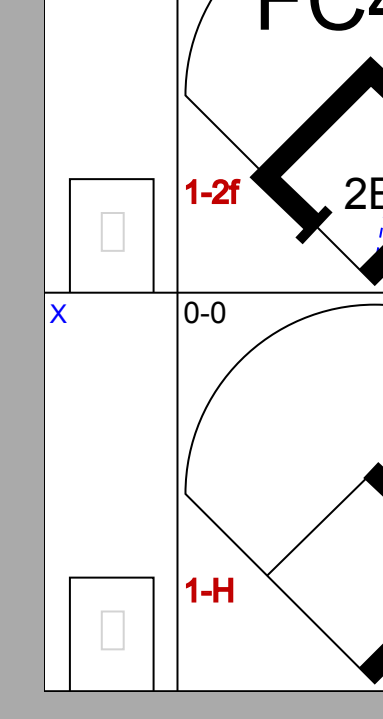
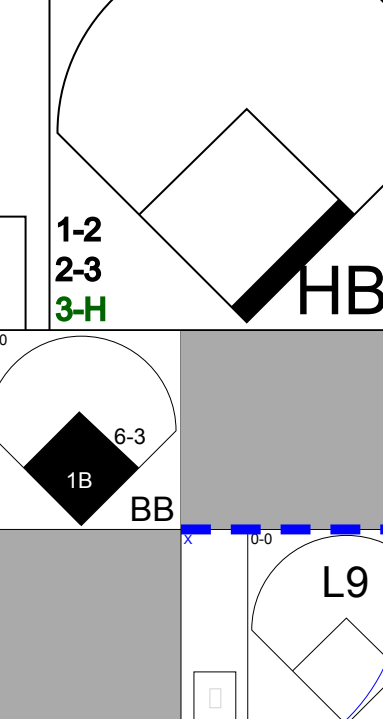
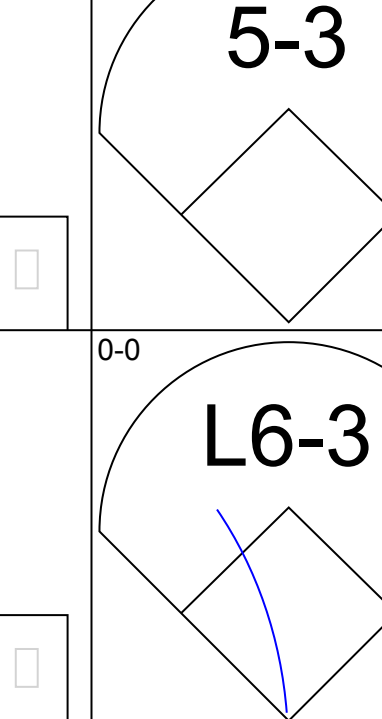
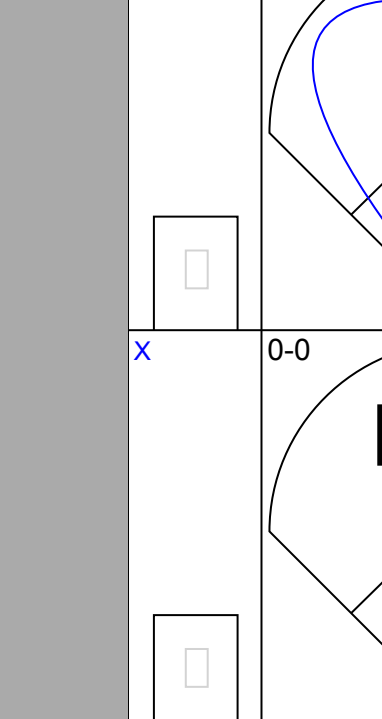
Batter	1	2	3	4	5	6	7	8	9	AB	R	H	RBI	BB	SO	LOB	BOTTOM																			
Jerry Kenney, L OBP: 0.370, SLG: 0.320 (1, 5)																																				
Jim Lytle, L OBP: 0.247, SLG: 0.314 (8, PH)																																				
Felipe Alou, R OBP: 0.302, SLG: 0.353 (9, 8)																																				
Thurman Munson, R OBP: 0.345, SLG: 0.368 (1, 2)																																				
Ron Blomberg, L OBP: 0.350, SLG: 0.471 (1, 9)																																				
Danny Cater, R OBP: 0.268, SLG: 0.303 (1, 3)																																				
Ron Swoboda, R OBP: 0.356, SLG: 0.355 (1, 7)																																				
Ron Hansen, R OBP: 0.228, SLG: 0.212 (1, 4)																																				
Frank Baker, L OBP: 0.282, SLG: 0.161 (9, PH)																																				
Gene Michael, S OBP: 0.335, SLG: 0.288 (9, PH)																																				
Jim Hardin, R (1, 1)																																				
Lindy McDaniel, R OBP: 0.200, SLG: 0.200 (7, 1)																																				
Bobby Murcer, L OBP: 0.453, SLG: 0.579 (6, PH)																																				
Jack Aker, R (9, 1)																																				
Inning Stats	R: 2 E: 0 K: 0 S: 6	H: 3 LOB: 2 BB: 1 P: 10	R: 0 E: 0 K: 1 S: 5	H: 0 LOB: 0 BB: 0 P: 5	R: 0 E: 0 K: 1 S: 3	H: 1 LOB: 1 BB: 1 P: 7	R: 0 E: 0 K: 1 S: 5	H: 0 LOB: 0 BB: 0 P: 5	R: 0 E: 0 K: 3 S: 9	H: 0 LOB: 0 BB: 0 P: 9	R: 0 E: 0 K: 0 S: 4	H: 0 LOB: 3 BB: 2 P: 12	R: 0 E: 0 K: 0 S: 3	H: 0 LOB: 0 BB: 0 P: 3	1B: 5 2B: 2 3B: 0 HR: 0	SF: 0 SAC: 0 DP: 2 HBP: 0	WP: 0 PB: 0 SB: 0 CS: 1	PA: 35																		
PITCHER	IP WLS BF H R ER SO BB IBB HBP BLK WP HR S P ERA WHIP																																			
Rich Hand, R ERA: 4.58 (1, 1)	6.0	23	4	2	2	4	3	0	0	0	0	0	0	28	40	3.00	1.167																			
Phil Hennigan, R ERA: 1.76 (7, 1)	1.0	W	3	0	0	0	3	0	0	0	0	0	0	9	9	0.00	0.000																			
Ed Farmer, R ERA: 3.6 (8, 1)	0.1		2	0	0	0	1	0	0	0	0	0	0	1	5	0.00	3.000																			
Steve Mingori, L ERA: 2.56 (8, 1)	1.2	S	7	1	0	0	0	1	0	0	0	0	0	6	10	0.00	1.200																			

Cleveland Indians @ New York Yankees
Yankee Stadium, Bronx, NY
Mon Jun 28 1971, 7:05 PM EDT
Att: 11,690 - Cloudy - 71 F

AB	30
R	2
H	5
RBI	2
BB	5
SO	7
LOB	15



Batter	1	2	3	4	5	6	7	8	9	AB	R	H	RBI	BB	SO	LOB	TOP			
Vada Pinson, L OBP: 0.310, SLG: 0.388 (1, 8)										4	0	0	1	0	2	1	Cleveland Indians @ New York Yankees Yankee Stadium, Bronx, NY Tue Jun 29 1971, 3:33 AM EDT Att. 7,192 - Overcast - 74 F			
Graig Nettles, L OBP: 0.354, SLG: 0.401 (1, 5)										3	0	2	1	0	0	0				
Roy Foster, R OBP: 0.338, SLG: 0.459 (1, 7)										4	0	0	0	0	0	3				
Chris Chambliss, L OBP: 0.375, SLG: 0.476 (1, 3)										4	0	0	0	0	0	2				
Ray Fosse, R OBP: 0.326, SLG: 0.375 Ken Suarez, R OBP: 0.341, SLG: 0.294 (4, 2)										2	0	0	0	0	0	0				
Ted Ford, R OBP: 0.241, SLG: 0.267 (1, 9)										4	0	0	0	0	0	0				
Kurt Bevacqua, R OBP: 0.243, SLG: 0.250 (1, 4)										3	0	1	0	0	0	0				
Jack Heidemann, R OBP: 0.242, SLG: 0.212 (1, 6)										3	1	2	0	0	0	0				
Alan Foster, R OBP: 0.103, SLG: 0.111 Ed Farmer, R OBP: 0.250, SLG: 0.375 Vince Colbert, R OBP: 0.250, SLG: 0.375 (2, 1)										1	0	0	0	0	0	2				
Inning Stats	R: 0 E: 1 K: 1 S: 6	H: 0 LOB: 1 BB: 0 P: 6	R: 0 E: 0 K: 0 S: 5	H: 2 LOB: 2 BB: 0 P: 5	R: 0 E: 0 K: 1 S: 6	H: 1 LOB: 1 BB: 0 P: 6	R: 0 E: 0 K: 0 S: 3	H: 0 LOB: 0 BB: 0 P: 3	R: 2 E: 0 K: 0 S: 5	H: 2 LOB: 0 BB: 0 P: 5	R: 0 E: 0 K: 0 S: 3	H: 0 LOB: 0 BB: 0 P: 3	R: 0 E: 0 K: 1 S: 5	H: 1 LOB: 0 BB: 0 P: 3	R: 0 E: 0 K: 0 S: 3	H: 0 LOB: 0 BB: 0 P: 3		1B: 5 2B: 1 3B: 0 HR: 0	SF: 1 SAC: 0 DP: 1 HBP: 0	WP: 0 PB: 0 SB: 0 CS: 0
PITCHER Steve Kline, R ERA: 2.99 (1, 1)	IP: 9.0 WLS: W BF: 33 H: 6 R: 2 ER: 2 SO: 3 BB: 0 IBB: 0 HBP: 0 BLK: 0 WP: 0 HR: 0 S: 39 P: 39 ERA: 2.00 WHIP: 0.667															PITCHER				

Batter	1	2	3	4	5	6	7	8	9	AB	R	H	RBI	BB	SO	LOB	BOTTOM			
Horace Clarke, S OBP: 0.337, SLG: 0.326 (1, 4)										5	0	0	0	0	0	1	Cleveland Indians @ New York Yankees Yankee Stadium, Bronx, NY Tue Jun 29 1971, 3:33 AM EDT Att. 7,192 - Overcast - 74 F			
Jerry Kenney, L OBP: 0.376, SLG: 0.320 (1, 5)										3	1	1	0	2	0	1				
Thurman Munson, R OBP: 0.346, SLG: 0.365 (1, 2)										4	3	1	1	1	1	3				
Felipe Alou, R OBP: 0.308, SLG: 0.371 (1, 3)										5	3	3	3	0	0	2				
Ron Blomberg, L OBP: 0.440, SLG: 0.571 (1, 9)										4	1	3	2	1	0	0				
Ron Swoboda, R OBP: 0.368, SLG: 0.354 (1, 7)										3	0	1	2	2	0	1				
Jim Lyttle, L OBP: 0.269, SLG: 0.315 (1, 8)										3	0	1	0	2	1	1				
Gene Michael, S OBP: 0.336, SLG: 0.292 (1, 6)										4	0	1	1	0	0	5				
Steve Kline, R OBP: 0.238, SLG: 0.205 (1, 1)										3	1	0	0	1	0	5				
Inning Stats	R: 2 E: 0 K: 0 S: 5	H: 2 LOB: 3 BB: 3 P: 17	R: 4 E: 0 K: 0 S: 6	H: 3 LOB: 3 BB: 3 P: 19	R: 3 E: 1 K: 0 S: 6	H: 3 LOB: 0 BB: 0 P: 6	R: 0 E: 0 K: 1 S: 5	H: 0 LOB: 0 BB: 0 P: 5	R: 0 E: 0 K: 0 S: 5	H: 2 LOB: 2 BB: 0 P: 5	R: 0 E: 0 K: 1 S: 5	H: 0 LOB: 1 BB: 1 P: 9	R: 0 E: 0 K: 0 S: 3	H: 1 LOB: 2 BB: 1 P: 7	R: 0 E: 0 K: 1 S: 3	H: 1 LOB: 2 BB: 1 P: 7		1B: 6 2B: 5 3B: 0 HR: 0	SF: 0 SAC: 0 DP: 0 HBP: 1	WP: 0 PB: 0 SB: 0 CS: 0
PITCHER Alan Foster, R ERA: 3.64 Ed Farmer, R ERA: 3.6 Vince Colbert, R ERA: 4.18 (2, 1)	IP: 1.2 WLS: L BF: 14 H: 5 R: 6 ER: 6 SO: 0 BB: 3 IBB: 1 HBP: 0 BLK: 0 WP: 0 HR: 0 S: 10 P: 26 ERA: 32.40 WHIP: 4.800															PITCHER				

Batter	1	2	3	4	5	6	7	8	9	AB	R	H	RBI	BB	SO	LOB	TOP			
Don Buford, S (1, 7) Mark Belanger, R (7, 6)	E7 BB 1B		1B 1B		F7		CS BB		F9	3	2	1	0	1	0	0				
Mery Rettenmund, R (1, 8) (7, 7)	1B G6-4-3 BB		1B G5-3-5 1B		K		CS BB 1-2		F4	3	1	1	0	2	1	2				
Boog Powell, L (1, 3)	G6-4-3 1B		G5-3-5 1B		F9				K	4	0	2	2	0	1	1				
Frank Robinson, R (1, 9)	G6-4-3 1-2 3-H		G5-3-5 1-2 3-H		1B				BB	3	0	1	0	1	0	3				
Eliud Hendricks, L (1, 2)	1B		F8		F5				F2	4	0	1	0	0	0	4				
Brooks Robinson, R (1, 5)	1-3			K	F8				F4	4	0	0	0	0	1	4				
Davey Johnson, R (1, 4)		5-3		1-3			5-3		FC5-6 BB	3	0	0	0	1	0	0				
Jerry Davanon, R (1, 6) Paul Blair, R (7, 8)		K		K			E5 2B		FC5-6 BB 1-2	3	1	1	0	0	2	0				
Mike Cuellar, L (1, 1) Eddie Watt, R (7, 1)		K					F5			3	0	0	0	0	0	2				
Terry Crowley, L (9, PH) Pete Richert, L (9, 1)										0	0	0	0	0	0	0				
Tom Dukes, R (9, 1)									1-2 BB	0	0	0	0	0	0	0				
Inning Stats	R: 2 E: 1 K: 0 S: 5	H: 2 LOB: 1 BB: 1 P: 9	R: 0 E: 0 K: 2 S: 7	H: 0 LOB: 0 BB: 0 P: 7	R: 1 E: 0 K: 0 S: 5	H: 3 LOB: 1 BB: 0 P: 5	R: 0 E: 0 K: 2 S: 7	H: 0 LOB: 0 BB: 0 P: 7	R: 0 E: 0 K: 0 S: 4	H: 1 LOB: 1 BB: 0 P: 4	R: 1 E: 1 K: 0 S: 3	H: 1 LOB: 0 BB: 1 P: 7	R: 0 E: 0 K: 1 S: 5	H: 0 LOB: 2 BB: 2 P: 13	R: 0 E: 0 K: 0 S: 3	H: 0 LOB: 2 BB: 2 P: 11	1B: 6 2B: 1 3B: 0 HR: 0	SF: 0 SAC: 0 DP: 2 HBP: 0	WP: 0 PA: 39 PB: 0 SB: 0 CS: 1	
PITCHER	IP WLS BF H R ER SO BB IBB HBP BLK WP HR S P ERA WHIP	7.0 28 7 4 1 6 2 0 0 0 0 0 38 46 1.29 1.286	2.0 W 10 0 0 0 1 4 0 0 0 0 0 8 24 0.00 2.000																	

Baltimore Orioles @ Cleveland Indians
Cleveland Municipal Stadium, Cleveland, OH
Wed Jun 30 1971, 7:05 PM EDT
Unknown

AB 32
R 4
H 7
RBI 2
BB 6
SO 7
LOB 17



Batter	1	2	3	4	5	6	7	8	9	AB	R	H	RBI	BB	SO	LOB	BOTTOM		
Vada Pinson, L (1, 8)	5-3		F5		F8		F2		SH	4	0	0	0	0	0	2			
Graig Nettles, L (1, 5)	G3		3-1			WP 1B	HR		IBB	4	2	2	2	1	0	0			
Roy Foster, R (1, 7)	2B		F3		F4		1B		SF7	4	0	2	1	0	0	1			
Chris Chambliss, L (1, 3)	F8		F3		F3		F7			4	0	1	1	0	0	2			
Ray Fosse, R (1, 2)	F8		F5		F4		6-3			4	0	0	0	0	0	1			
Frank Baker, L (1, 9)	2B		K		K		L8			4	0	2	0	0	1	0			
Eddie Leon, R (1, 4)	F9		F9		F4		1B			4	1	2	0	0	0	3			
Jack Heidemann, R (1, 6)	F9		F9		1B		HR		F6	4	1	2	0	0	0	2			
Steve Dunning, R (1, 1) Ted Ford, R (7, PH) Phil Hennigan, R (8, 1)			K		SF7		L6		SH SF7 BB	1	0	0	1	0	1	0			
Chuck Hinton, R (9, PH) Fred Stanley, R (9, PR)					3-H					0	0	0	0	0	0	0			
Inning Stats	R: 0 E: 0 K: 0 S: 4	H: 1 LOB: 1 BB: 0 P: 4	R: 0 E: 0 K: 0 S: 4	H: 1 LOB: 0 BB: 0 P: 4	R: 0 E: 0 K: 1 S: 5	H: 0 LOB: 0 BB: 0 P: 5	R: 0 E: 0 K: 0 S: 3	H: 0 LOB: 0 BB: 0 P: 3	R: 1 E: 0 K: 0 S: 6	H: 3 LOB: 2 BB: 0 P: 6	R: 2 E: 0 K: 0 S: 6	H: 3 LOB: 1 BB: 0 P: 6	R: 0 E: 0 K: 0 S: 4	H: 1 LOB: 1 BB: 0 P: 4	R: 1 E: 1 K: 0 S: 2	H: 0 LOB: 2 BB: 2 P: 10	1B: 8 2B: 2 3B: 0 HR: 1	SF: 2 SAC: 1 DP: 0 HBP: 0	WP: 1 PA: 39 PB: 0 SB: 0 CS: 0
PITCHER	IP WLS BF H R ER SO BB IBB HBP BLK WP HR S P ERA WHIP	6.2 29 4 4 2 0 0 0 0 0 0 0 6 6 0.00 1.500	1.1 6 2 0 0 0 0 0 0 0 0 0 6 6 0.00 1.500	0.0 L 3 0 1 1 0 1 1 0 0 0 0 0 1 9 ∞ ∞	0.1 1 0 0 0 0 0 0 0 0 0 0 1 1 0.00 0.000														

Baltimore Orioles @ Cleveland Indians
Cleveland Municipal Stadium, Cleveland, OH
Wed Jun 30 1971, 7:05 PM EDT
Unknown

AB 34
R 5
H 11
RBI 5
BB 2
SO 2
LOB 12



Batter	1	2	3	4	5	6	7	8	9	AB	R	H	RBI	BB	SO	LOB	TOP					
Don Buford, S OBP: 0.432, SLG: 0.531 (1, 7)										3	2	2	2	2	0	2	Baltimore Orioles @ Cleveland Indians Cleveland Municipal Stadium, Cleveland, OH Wed Jun 30 1971, 7:05 PM EDT Att: 13,945 - Unknown					
Mark Belanger, R OBP: 0.376, SLG: 0.337 (1, 6)										5	0	3	0	0	0	2						
Paul Blair, R OBP: 0.292, SLG: 0.373 (1, 8)										4	0	0	0	1	1	6						
Boog Powell, L OBP: 0.366, SLG: 0.418 Terry Crowley, L OBP: 0.293, SLG: 0.125 (5, 3)										3	0	0	0	0	3	4						
Merv Rettenmund, R OBP: 0.438, SLG: 0.400 (1, 9)										3	0	2	1	2	1	2						
Chico Salmon, R OBP: 0.162, SLG: 0.222 Brooks Robinson, R OBP: 0.345, SLG: 0.396 (8, 5)										4	0	0	0	0	1	4						
Clay Dalrymple, L OBP: 0.357, SLG: 0.250 (1, 2)										5	0	1	0	0	1	2						
Jerry Davanon, R OBP: 0.536, SLG: 0.500 (1, 4)										4	0	1	0	1	0	3						
Grant Jackson, S OBP: 0.286, SLG: 0.667 Dick Hall, R OBP: 0.333, SLG: 0.333 (9, 1)										3	2	1	1	1	1	2						
Inning Stats	R: 0 E: 0 K: 2 S: 8	H: 1 LOB: 2 BB: 1 P: 12	R: 0 E: 0 K: 1 S: 5	H: 0 LOB: 1 BB: 1 P: 9	R: 1 E: 0 K: 3 S: 12	H: 3 LOB: 2 BB: 0 P: 12	R: 2 E: 0 K: 0 S: 5	H: 2 LOB: 0 BB: 0 P: 5	R: 0 E: 0 K: 1 S: 6	H: 1 LOB: 1 BB: 0 P: 6	R: 0 E: 0 K: 0 S: 4	H: 1 LOB: 2 BB: 1 P: 8	R: 0 E: 0 K: 0 S: 2	H: 0 LOB: 2 BB: 2 P: 10	R: 1 E: 0 K: 0 S: 5	H: 2 LOB: 2 BB: 1 P: 9		R: 0 E: 0 K: 1 S: 6	H: 1 LOB: 2 BB: 1 P: 10	1B: 8 2B: 1 3B: 0 HR: 2	SF: 0 SAC: 0 DP: 0 HBP: 0	WP: 0 PB: 0 SB: 0 CS: 1
PITCHER	IP	WLS	BF	H	R	ER	SO	BB	IBB	HBP	BLK	WP	HR	S	P	ERA	WHIP					
Steve Hargan, R ERA: 5.66 Steve Mingori, L ERA: 2.45	(1, 1) (8, 1)	7.2 1.1	L 7	37 2	9 0	4 0	4 0	7 1	6 0	0 0	0 0	0 0	0 0	2 8	45 12	69 0.00	4.70 2.250					

Batter	1	2	3	4	5	6	7	8	9	AB	R	H	RBI	BB	SO	LOB	BOTTOM					
Ted Ford, R OBP: 0.240, SLG: 0.265 (1, 8)										4	1	1	0	0	0	1	Baltimore Orioles @ Cleveland Indians Cleveland Municipal Stadium, Cleveland, OH Wed Jun 30 1971, 7:05 PM EDT Att: 13,945 - Unknown					
Gomer Hodge, S OBP: 0.313, SLG: 0.326 (9, PH)										1	0	0	0	0	0	1						
Graig Nettles, L OBP: 0.355, SLG: 0.407 (1, 5)										4	1	0	0	1	1	2						
Roy Foster, R OBP: 0.343, SLG: 0.464 (1, 7)										3	0	1	0	1	0	0						
Ray Fosse, R OBP: 0.321, SLG: 0.368 (1, 2)										4	0	1	2	0	0	1						
Chuck Hinton, R OBP: 0.358, SLG: 0.406 Vada Pinson, L OBP: 0.305, SLG: 0.380 (6, PR) (7, 8)										2	0	0	0	1	2	2						
Chris Chambliss, L OBP: 0.368, SLG: 0.485 (1, 3)										4	1	1	1	0	1	3						
Eddie Leon, R OBP: 0.336, SLG: 0.316 (1, 4)										4	0	0	0	0	1	3						
Jack Heidemann, R OBP: 0.261, SLG: 0.234 (1, 6)										4	0	3	0	0	0	0						
Steve Hargan, R OBP: 0.111, SLG: 0.111 Steve Mingori, L OBP: 0.500, SLG: 0.500 Frank Baker, L OBP: 0.271, SLG: 0.385 (9, PH)										3	0	0	0	0	0	3						
Inning Stats	R: 2 E: 0 K: 1 S: 7	H: 2 LOB: 2 BB: 2 P: 15	R: 0 E: 1 K: 0 S: 4	H: 0 LOB: 1 BB: 0 P: 4	R: 0 E: 0 K: 1 S: 5	H: 0 LOB: 0 BB: 0 P: 5	R: 1 E: 0 K: 0 S: 5	H: 2 LOB: 1 BB: 0 P: 5	R: 0 E: 0 K: 0 S: 3	H: 0 LOB: 0 BB: 0 P: 3	R: 0 E: 0 K: 2 S: 8	H: 1 LOB: 2 BB: 1 P: 12	R: 0 E: 0 K: 1 S: 6	H: 1 LOB: 1 BB: 0 P: 6	R: 0 E: 0 K: 1 S: 5	H: 0 LOB: 0 BB: 0 P: 5	R: 0 E: 0 K: 0 S: 4	H: 1 LOB: 1 BB: 0 P: 4	1B: 6 2B: 0 3B: 0 HR: 1	SF: 0 SAC: 0 DP: 0 HBP: 0	WP: 1 PB: 0 SB: 0 CS: 0	PA: 38
PITCHER	IP	WLS	BF	H	R	ER	SO	BB	IBB	HBP	BLK	WP	HR	S	P	ERA	WHIP					
Grant Jackson, L ERA: 2.64 Dick Hall, R ERA: 5.16	(1, 1) (9, 1)	8.0 1.0	W S	35 3	7 0	3 0	3 0	6 0	3 0	0 0	0 0	0 0	0 3	44 3	56 3	3.38 0.000	1.250					



Batter	1	2	3	4	5	6	7	8	9	AB	R	H	RBI	BB	SO	LOB	TOP					
Don Buford, S OBP: 0.435, SLG: 0.530 (1, 7)	0-0 1B		4-0 BB		0-3 K		0-0 1B		0-0 6-3	4	0	2	1	1	1	1	Baltimore Orioles @ Cleveland Indians Cleveland Municipal Stadium, Cleveland, OH Thu Jul 01 1971, 3:33 AM EDT Att: 7,862 - Unknown					
Paul Blair, R OBP: 0.288, SLG: 0.368 (1, 8)	0-3 K		0-0 F1			0-0 F8	0-3 K			4	0	0	0	0	2	4						
Frank Robinson, R OBP: 0.398, SLG: 0.511 Boog Powell, L OBP: 0.366, SLG: 0.418 (8, 3)	0-3 K		0-0 F7			0-0 HR		4-0 BB		3	1	1	1	1	1	2						
Merv Rettenmund, R OBP: 0.431, SLG: 0.392 (1, 9)	0-0 P5		0-3 K			0-0 6-3		0-0 F2		4	0	0	0	0	1	3						
Brooks Robinson, R OBP: 0.340, SLG: 0.391 (1, 5)		0-0 1-4-3		0-0 5-3		0-3 K		0-0 F7		4	0	0	0	0	1	1						
Andy Etchebarren, R OBP: 0.264, SLG: 0.317 (1, 2)		0-0 1B		0-0 1-3			0-0 6-3	0-0 F7		4	0	1	0	0	0	1						
Mark Belanger, R OBP: 0.373, SLG: 0.332 (1, 6)		0-3 K		0-0 5-3			0-3 K		0-3 K	4	0	0	0	0	3	1						
Jerry Davanon, R OBP: 0.500, SLG: 0.458 (1, 4)		0-0 E3		0-3 K		0-3 K	0-0 1B	0-0 5-3		4	1	1	0	0	1	1						
Jim Palmer, R OBP: 0.218, SLG: 0.204 Terry Crowley, L OBP: 0.300, SLG: 0.176 Eddie Watt, R (9, 1)	0-3 K		0-3 K		0-3 K		0-0 1B	0-0 1B		3	0	1	0	0	2	2						
Inning Stats	R: 0 E: 0 K: 2 S: 8	H: 1 LOB: 1 BB: 0 P: 8	R: 0 E: 1 K: 2 S: 9	H: 1 LOB: 2 BB: 0 P: 9	R: 0 E: 0 K: 1 S: 5	H: 0 LOB: 1 BB: 1 P: 9	R: 0 E: 0 K: 0 S: 3	H: 0 LOB: 0 BB: 0 P: 3	R: 0 E: 0 K: 3 S: 9	H: 0 LOB: 0 BB: 0 P: 9	R: 1 E: 0 K: 2 S: 6	H: 1 LOB: 0 BB: 0 P: 6	R: 1 E: 0 K: 2 S: 10	H: 3 LOB: 2 BB: 0 P: 10	R: 0 E: 0 K: 0 S: 3	H: 0 LOB: 1 BB: 1 P: 7		R: 0 E: 0 K: 1 S: 6	H: 1 LOB: 1 BB: 0 P: 6	1B: 6 2B: 0 3B: 0 HR: 1	SF: 0 SAC: 0 DP: 0 HBP: 0	WP: 0 PB: 0 SB: 1 CS: 0
PITCHER Sam McDowell, L ERA: 2.73 Ed Farmer, R ERA: 3.27	IP: 8.0 WLS: 33 BF: 6	WLS: 4 BF: 1	H: 2 R: 2 ER: 2 SO: 11	H: 2 R: 2 ER: 2 SO: 11	BB: 2 IBB: 0 HBP: 0 BLK: 0	BB: 0 IBB: 0 HBP: 0 BLK: 0	WP: 0 HR: 1 S: 53 P: 61	ERA: 2.25 WHIP: 1.000	IP: 1.0 WLS: 4 BF: 1	H: 0 R: 0 ER: 0 SO: 1	BB: 0 IBB: 0 HBP: 0 BLK: 0	WP: 0 HR: 0 S: 6 P: 6	ERA: 0.00 WHIP: 1.000									

AB 35
R 2
H 7
RBI 2
BB 2
SO 12
LOB 16



Batter	1	2	3	4	5	6	7	8	9	AB	R	H	RBI	BB	SO	LOB	BOTTOM			
Vada Pinson, L OBP: 0.303, SLG: 0.388 (1, 8)	0-3 K			0-0 E4		0-3 K		0-0 F4	0-0 HR	5	1	1	1	0	2	1	Baltimore Orioles @ Cleveland Indians Cleveland Municipal Stadium, Cleveland, OH Thu Jul 01 1971, 3:33 AM EDT Att: 7,862 - Unknown			
Graig Nettles, L OBP: 0.357, SLG: 0.406 (1, 5)	0-0 CS			0-0 F7		0-3 K		4-0 BB	0-0 1B	3	1	1	0	1	1	1				
Ray Fosse, R OBP: 0.320, SLG: 0.366 (1, 2)	0-0 F4			0-3 K			0-3 K	0-0 BB	1-2 2B	4	1	1	0	0	2	1				
Chris Chambliss, L OBP: 0.378, SLG: 0.485 (1, 3)		0-3 K			4-0 BB		0-0 BB	4-0 2B	1-2 2-3 BB	2	0	1	0	2	1	0				
Frank Baker, L OBP: 0.270, SLG: 0.393 (1, 9)		0-3 K			0-3 K		0-3 K	0-0 2B	1-3 2-4 3-4	4	0	1	2	0	3	2				
Ted Uhlhaender, L OBP: 0.320, SLG: 0.315 (1, 7)		0-3 K			0-0 F7		0-0 BB	4-0 IBB		3	0	1	0	1	1	1				
Eddie Leon, R OBP: 0.338, SLG: 0.318 Roy Foster, R OBP: 0.346, SLG: 0.464 Fred Stanley, R OBP: 0.462, SLG: 0.192 Gomer Hodge, S OBP: 0.305, SLG: 0.318 Ed Farmer, R (9, 1)			0-0 FC5-4		0-3 K		4-0 BB	0-3 BB	1-2 2-3 BB	2	0	1	0	0	1	1				
Jack Heidemann, R OBP: 0.261, SLG: 0.242 (1, 6)			0-0 FC5-4			0-0 FC1-5		0-0 F9	0-0 4-3	4	0	1	0	0	0	4				
Sam McDowell, L OBP: 0.240, SLG: 0.224 Ted Ford, R OBP: 0.239, SLG: 0.263 Kurt Bevacqua, R OBP: 0.237, SLG: 0.243 (9, 4)			0-3 K			0-0 FC1-5		0-0 F9	0-0 F7	2	0	0	0	0	1	2				
Inning Stats	R: 0 E: 0 K: 1 S: 5	H: 1 LOB: 0 BB: 0 P: 5	R: 0 E: 0 K: 3 S: 9	H: 0 LOB: 0 BB: 0 P: 9	R: 0 E: 1 K: 1 S: 5	H: 0 LOB: 0 BB: 0 P: 5	R: 0 E: 0 K: 2 S: 7	H: 0 LOB: 1 BB: 1 P: 11	R: 0 E: 0 K: 2 S: 8	H: 1 LOB: 1 BB: 0 P: 8	R: 0 E: 0 K: 2 S: 9	H: 2 LOB: 3 BB: 1 P: 13	R: 2 E: 0 K: 1 S: 7	H: 2 LOB: 3 BB: 3 P: 19	R: 1 E: 0 K: 0 S: 3	H: 1 LOB: 0 BB: 0 P: 3		1B: 5 2B: 2 3B: 0 HR: 1	SF: 0 SAC: 0 DP: 0 HBP: 0	WP: 0 PB: 0 SB: 0 CS: 2
PITCHER Jim Palmer, R ERA: 2.67 Eddie Watt, R ERA: 2.11	IP: 8.0 WLS: 34 BF: 7	WLS: 3 BF: 1	H: 2 R: 2 ER: 2 SO: 13	H: 2 R: 2 ER: 2 SO: 13	BB: 4 IBB: 1 HBP: 0 BLK: 0	BB: 0 IBB: 0 HBP: 0 BLK: 0	WP: 0 HR: 0 S: 55 P: 75	ERA: 2.25 WHIP: 1.375	IP: 0.2 WLS: 3 BF: 1	H: 1 R: 1 ER: 1 SO: 0	BB: 0 IBB: 0 HBP: 0 BLK: 0	WP: 0 HR: 1 S: 3 P: 3	ERA: 13.50 WHIP: 1.500							

AB 32
R 3
H 8
RBI 3
BB 5
SO 13
LOB 16



Batter	1	2	3	4	5	6	7	8	9	AB	R	H	RBI	BB	SO	LOB	TOP			
Del Unser, L OBP: 0.343, SLG: 0.366 (1, 8)	F8		F8	1-H 2B		IBB			4-3	4	0	1	0	1	0	0	Washington Senators @ Cleveland Indians Cleveland Municipal Stadium, Cleveland, OH Sat Jul 03 1971, 3:33 AM EDT Att. 4,849 - Unknown - 73 F			
Lenny Randle, S OBP: 0.275, SLG: 0.292 (1, 4)	5-3		F7		6-3	K			BB	4	0	0	0	1	1	2				
Don Mincher, L OBP: 0.404, SLG: 0.438 (1, 3)	1B BB		1B		FC6-4 BB			4-3	4-3	3	1	1	0	2	0	1				
Frank Howard, R OBP: 0.370, SLG: 0.475 (1, 7)	1B BB		K		FC6-4 BLK E			2-6 1B		3	1	1	0	1	1	2				
Larry Blittner, L OBP: 0.316, SLG: 0.289 (1, 9)	1B			4-3	E3 1B			P4		4	0	2	1	0	0	1				
Bernie Allen, L OBP: 0.320, SLG: 0.374 (1, 5)	P6			HR	K			2-6	6-3	4	1	1	1	0	1	3				
Dick Billings, R OBP: 0.282, SLG: 0.327 (1, 2)			F9	1B 2B		5-3			F7	4	1	1	0	0	0	0				
Tim Cullen, R OBP: 0.242, SLG: 0.238 (1, 6)	L5			5-3					6-3	4	0	1	0	0	0	1				
Jackie Brown, R OBP: 0.100, SLG: 0.100 (6, 1)	6-3					K			5-3	3	0	1	1	0	1	1				
Denny Riddleberger, R Horacio Pina, R Joe Grzenda, R Elliott Maddox, R OBP: 0.277, SLG: 0.238 (7, 8)				2B 1B						0	0	0	0	0	0	0				
Inning Stats	R: 1 E: 0 K: 0 S: 4	H: 1 LOB: 2 BB: 2 P: 12	R: 0 E: 0 K: 0 S: 3	H: 0 LOB: 0 BB: 0 P: 3	R: 0 E: 0 K: 1 S: 6	H: 1 LOB: 1 BB: 0 P: 6	R: 2 E: 0 K: 0 S: 6	H: 4 LOB: 2 BB: 0 P: 6	R: 1 E: 1 K: 1 S: 6	H: 1 LOB: 1 BB: 1 P: 10	R: 0 E: 0 K: 0 S: 3	H: 1 LOB: 0 BB: 0 P: 3	R: 0 E: 0 K: 0 S: 3	H: 0 LOB: 0 BB: 0 P: 3	R: 0 E: 0 K: 0 S: 3	H: 0 LOB: 1 BB: 1 P: 7	1B: 5 2B: 3 3B: 0 HR: 1	SF: 0 SAC: 0 DP: 0 HBP: 0	WP: 0 PB: 0 SB: 1 CS: 0	PA: 39
PITCHER	IP WLS BF H R ER SO BB IBB HBP BLK WP HR S P ERA WHIP	IP WLS BF H R ER SO BB IBB HBP BLK WP HR S P ERA WHIP																		
Alan Foster, R ERA: 3.77 (1, 1)	4.0 L 19 6 3 3 1	2.0 10 2 1 0 3 1	1.0 4 1 0 0 0 0	2.0 7 0 0 0 0 1	4.0 L 19 6 3 3 1	2.0 10 2 1 0 3 1	1.0 4 1 0 0 0 0	2.0 7 0 0 0 0 1	4.0 L 19 6 3 3 1	2.0 10 2 1 0 3 1	1.0 4 1 0 0 0 0	2.0 7 0 0 0 0 1	4.0 L 19 6 3 3 1	2.0 10 2 1 0 3 1	1.0 4 1 0 0 0 0	2.0 7 0 0 0 0 1	6.75 2.000			
Vince Colbert, R ERA: 4.02 (5, 1)	2.0	1.0	2.0	2.0	4.0	2.0	1.0	2.0	4.0	2.0	1.0	2.0	2.0	4.0	2.0	1.0	0.00 1.500			
Steve Mingori, L ERA: 2.36 Ed Farmer, R ERA: 2.77 (7, 1)	1.0	2.0	1.0	1.0	1.0	1.0	1.0	1.0	1.0	1.0	1.0	1.0	1.0	1.0	1.0	1.0	0.00 1.000			

Batter	1	2	3	4	5	6	7	8	9	AB	R	H	RBI	BB	SO	LOB	BOTTOM					
Vada Pinson, L OBP: 0.304, SLG: 0.388 (1, 8)	L4		F9			1B 2B				4	1	2	0	0	0	0	Washington Senators @ Cleveland Indians Cleveland Municipal Stadium, Cleveland, OH Sat Jul 03 1971, 3:33 AM EDT Att. 4,849 - Unknown - 73 F					
Graig Nettles, L OBP: 0.356, SLG: 0.405 (1, 5)	G6-4-3 1B			4-3		BB 1B BB			F8	3	1	1	0	1	0	1						
Ray Fosse, R OBP: 0.315, SLG: 0.359 (1, 2)	G6-4-3			3-1		1B 1B			K	4	1	1	1	0	1	1						
Chris Chambliss, L OBP: 0.391, SLG: 0.496 (1, 3)				F7		1B BB			6-3	3	0	1	0	1	0	0						
Frank Baker, L OBP: 0.300, SLG: 0.429 (1, 9)	F8				G3	BB 1B			K	4	0	1	2	0	1	1						
Ted Uhlhaender, L OBP: 0.326, SLG: 0.314 Kurt Bevacqua, R OBP: 0.225, SLG: 0.231 (7, PH)	K				4-3	1-3 2-H 2-H			K	2	0	0	0	1	1	1						
Eddie Leon, R OBP: 0.327, SLG: 0.307 (8, 1)	K				K	1-2 BB			K	1	0	0	0	0	1	0						
Jack Heidemann, R OBP: 0.251, SLG: 0.232 Roy Foster, R OBP: 0.348, SLG: 0.464 Fred Stanley, R OBP: 0.475, SLG: 0.222 (8, 6)					K				K	2	0	0	0	0	1	0						
Alan Foster, R Vince Colbert, R Ted Pickett, R Steve Mingori, L Chuck Hinton, R Ed Farmer, R Gomer Hodges, S OBP: 0.106, SLG: 0.107 OBP: 0.320, SLG: 0.375 OBP: 0.228, SLG: 0.260 OBP: 0.277, SLG: 0.300 OBP: 0.354, SLG: 0.400 OBP: 0.298, SLG: 0.324 OBP: 0.268, SLG: 0.304 (1, 1)	6-3					K			G6-4-3 1B	1	0	0	0	0	0	0						
Inning Stats	R: 0 E: 0 K: 0 S: 3	H: 1 LOB: 0 BB: 0 P: 3	R: 0 E: 0 K: 2 S: 8	H: 1 LOB: 1 BB: 0 P: 8	R: 0 E: 0 K: 1 S: 5	H: 0 LOB: 0 BB: 0 P: 5	R: 0 E: 0 K: 0 S: 3	H: 0 LOB: 0 BB: 0 P: 3	R: 0 E: 0 K: 1 S: 5	H: 0 LOB: 0 BB: 0 P: 5	R: 3 E: 0 K: 1 S: 8	H: 3 LOB: 3 BB: 3 P: 20	R: 0 E: 0 K: 0 S: 4	H: 2 LOB: 1 BB: 0 P: 4	R: 0 E: 0 K: 2 S: 7	H: 0 LOB: 0 BB: 0 P: 7		R: 0 E: 0 K: 2 S: 8	H: 1 LOB: 1 BB: 0 P: 8	1B: 6 2B: 1 3B: 1 HR: 0	SF: 0 SAC: 0 DP: 2 HBP: 0	WP: 0 PB: 0 SB: 0 CS: 0
PITCHER	IP WLS BF H R ER SO BB IBB HBP BLK WP HR S P ERA WHIP	IP WLS BF H R ER SO BB IBB HBP BLK WP HR S P ERA WHIP																				
Jackie Brown, R ERA: 3.88 (1, 1)	0.0	0.1	3.0	5.2	0.0	0.1	3.0	5.2	0.0	0.1	3.0	5.2	0.0	0.1	3.0	5.2	4.76 1.235					
Denny Riddleberger, L ERA: 4.54 (6, 1)	0.0	0.1	3.0	5.2	0.0	0.1	3.0	5.2	0.0	0.1	3.0	5.2	0.0	0.1	3.0	5.2						
Horacio Pina, R ERA: 3.45 (6, 1)	0.1	2	0	0	0	0	0	0	0	2	2	0.00 3.000										
Joe Grzenda, L ERA: 1.27 (7, 1)	3.0	S 10	2	0	0	4	0	0	0	18	18	0.00 0.667										



Batter	1	2	3	4	5	6	7	8	9	AB	R	H	RBI	BB	SO	LOB	TOP								
Del Unser, L OBP: 0.344, SLG: 0.376 (1, 8)	F8		G3				F7	G3 BB		4	1	1	2	1	0	0	Washington Senators @ Cleveland Indians Cleveland Municipal Stadium, Cleveland, OH Sun Jul 04 1971, 3:33 AM EDT Att: 11,264 - Unknown livebaseballscorecards.com								
Lenny Randle, S OBP: 0.297, SLG: 0.362 (1, 4)	K			4-3 HR	2B		HR	K		4	2	2	1	1	2	1									
Don Mincher, L OBP: 0.401, SLG: 0.434 Tom McCraw, L OBP: 0.294, SLG: 0.422 (1, 3) (4, 7) (8, 3)	K			4-3	1B		HR	G3		2	0	0	0	0	1	1									
Frank Howard, R OBP: 0.370, SLG: 0.483 (4, 3)		K		4-3	HR		F8			4	2	1	2	1	2	3									
Elliott Maddox, R OBP: 0.277, SLG: 0.238 (8, 8)				HR			F8	K		0	0	0	0	0	0	0									
Bernie Allen, L OBP: 0.316, SLG: 0.375 (1, 5)		F7		4-3			F7			5	1	1	1	0	0	0									
Larry Bittner, L OBP: 0.330, SLG: 0.283 (1, 9)		FC5-4 BB		3-1			BB	1B IBB		2	1	0	0	3	1	0									
Dick Billings, R OBP: 0.276, SLG: 0.321 (1, 2)		FC5-4		6-3			F8	1B		5	0	1	2	0	0	2									
Tim Cullen, R OBP: 0.245, SLG: 0.242 (1, 6)			F8				4-3	1B		4	1	2	1	0	0	1									
Pete Broberg, R (1, 1)			K				F3	K		4	0	0	0	0	3	3									
Inning Stats	R: 0 E: 0 K: 2 S: 7	H: 0 LOB: 0 BB: 0 P: 7	R: 0 E: 0 K: 1 S: 5	H: 0 LOB: 1 BB: 1 P: 9	R: 0 E: 0 K: 1 S: 5	H: 0 LOB: 0 BB: 0 P: 5	R: 2 E: 0 K: 0 S: 5	H: 2 LOB: 0 BB: 0 P: 5	R: 2 E: 0 K: 0 S: 5	H: 2 LOB: 2 BB: 1 P: 10	R: 0 E: 0 K: 0 S: 3	H: 0 LOB: 1 BB: 1 P: 7	R: 5 E: 0 K: 2 S: 12	H: 5 LOB: 2 BB: 2 P: 20	R: 0 E: 0 K: 2 S: 7	H: 0 LOB: 1 BB: 0 P: 11	R: 0 E: 0 K: 1 S: 5	H: 0 LOB: 0 BB: 0 P: 5	1B: 4 2B: 2 3B: 0 HR: 3	SF: 0 SAC: 0 DP: 0 HBP: 1	WP: 0 PB: 0 SB: 1 CS: 0	PA: 43			
PITCHER	IP	WLS	BF	H	R	ER	SO	BB	IBB	HBP	BLK	WP	HR	S	P	ERA	WHIP								
Steve Dunning, R ERA: 4.31 (1, 1)	6.2	L	33	7	9	9	5	3	2	1	1	0	3	37	58	12.15	1.500								
Phil Hennigan, R ERA: 2.1 (7, 1)	0.1		3	2	0	0	1	0	0	0	0	0	0	5	5	0.00	6.000								
Ed Farmer, R ERA: 2.4 (8, 1)	2.0		7	0	0	0	3	1	0	0	0	0	0	12	16	0.00	0.500								

Batter	1	2	3	4	5	6	7	8	9	AB	R	H	RBI	BB	SO	LOB	BOTTOM								
Vada Pinson, L OBP: 0.303, SLG: 0.386 (1, 8)	K		WP 2B 1B		4-3			P6		4	1	1	0	0	1	0	Washington Senators @ Cleveland Indians Cleveland Municipal Stadium, Cleveland, OH Sun Jul 04 1971, 3:33 AM EDT Att: 11,264 - Unknown livebaseballscorecards.com								
Graig Nettles, L OBP: 0.352, SLG: 0.401 (1, 5)	F8		SF8		4-3			4-3		3	0	0	1	0	0	0									
Ray Fosse, R OBP: 0.314, SLG: 0.355 (1, 2)	1-3		3H 4.0 2B BB		5-3			5-3		3	0	0	0	1	0	0									
Chris Chambliss, L OBP: 0.400, SLG: 0.507 (1, 3)		L5-4 BB BB	1-3 3H 2B		F7			F8 1B SF8		3	1	2	1	1	0	0									
Frank Baker, L OBP: 0.311, SLG: 0.424 (1, 9)		FC5-4 BB	F7		F9			SF8 E BLK 1B		3	1	1	0	1	0	2									
Ted Uhlhaender, L OBP: 0.330, SLG: 0.318 (1, 7)		L5-4			G6-4-3 1B			F8		4	0	2	0	0	0	4									
Kurt Bevacqua, R OBP: 0.205, SLG: 0.214 (1, 4)		FC5-4			K			G6-4-3		3	0	0	1	0	1	3									
Fred Stanley, R OBP: 0.477, SLG: 0.207 (1, 6)			1B SH1-4 SF8 BB		G6-4-3			1-6-3		2	1	0	0	2	0	1									
Steve Dunning, R OBP: 0.184, SLG: 0.278 (1, 1)			SH1-4		K					1	0	0	0	0	1	0									
Phil Hennigan, R (7, 1)										0	0	0	0	0	0	0									
Gomer Hodge, S OBP: 0.288, SLG: 0.298 (7, PH)										1	0	0	0	0	1	1									
Ed Farmer, R (8, 1)										0	0	0	0	0	0	0									
Inning Stats	R: 0 E: 0 K: 1 S: 5	H: 0 LOB: 0 BB: 0 P: 5	R: 0 E: 0 K: 0 S: 2	H: 0 LOB: 2 BB: 2 P: 10	R: 2 E: 0 K: 0 S: 5	H: 2 LOB: 2 BB: 2 P: 13	R: 0 E: 0 K: 1 S: 5	H: 1 LOB: 0 BB: 0 P: 5	R: 0 E: 0 K: 1 S: 5	H: 0 LOB: 0 BB: 0 P: 5	R: 0 E: 0 K: 0 S: 3	H: 0 LOB: 0 BB: 0 P: 3	R: 0 E: 0 K: 1 S: 5	H: 1 LOB: 1 BB: 1 P: 9	R: 0 E: 0 K: 0 S: 3	H: 0 LOB: 0 BB: 0 P: 3	R: 2 E: 1 K: 0 S: 5	H: 2 LOB: 0 BB: 0 P: 5	1B: 5 2B: 2 3B: 0 HR: 0	SF: 2 SAC: 1 DP: 3 HBP: 0	WP: 1 PB: 0 SB: 1 CS: 0	PA: 35			
PITCHER	IP	WLS	BF	H	R	ER	SO	BB	IBB	HBP	BLK	WP	HR	S	P	ERA	WHIP								
Pete Broberg, R ERA: 5.01 (1, 1)	9.0	W	35	6	4	3	4	5	0	0	0	1	0	38	58	3.00	1.222								



Batter	1	2	3	4	5	6	7	8	9	AB	R	H	RBI	BB	SO	LOB	TOP										
John Kennedy, R OBP: 0.403, SLG: 0.519 (1, 6)	0-0 BB 1-3 1B	1-0 HBP		0-0 6-3		0-0 E6 3B			0-0 5-3	4	1	2	1	0	0	1											
Joe Lahoud, L OBP: 0.375, SLG: 0.584 (1, 9)	0-0 F7	0-3 K		0-0 G3		0-0 F4			0-0 4-3	5	0	0	0	0	1	4											
Reggie Smith, S OBP: 0.356, SLG: 0.505 (1, 8)	0-0 1-3		0-0 F7		0-0 HR				0-3 K	5	1	1	1	0	1	1											
Carl Yastrzemski, L OBP: 0.419, SLG: 0.451 (1, 7)	4-0 BB BB		0-0 F7		0-0 G6-4-3 1B			4-0 CS F8 BB		2	0	1	0	2	0	0											
Rico Petrocelli, R OBP: 0.362, SLG: 0.453 (1, 5)	4-0 BB BB		4-0 2B BB		0-0 G6-4-3 1-2			0-0 F8 1-2		2	0	0	0	2	0	2											
George Scott, R OBP: 0.324, SLG: 0.449 (1, 3)	0-0 F6		0-0 2B		4-0 BB			0-3 K 2-3		3	0	1	0	1	1	4											
Bob Montgomery, R OBP: 0.357, SLG: 0.328 (1, 2)		0-0 HBP 1B	0-3 K		0-0 1-3			0-3 K		4	0	1	0	0	2	3											
Buddy Hunter, R OBP: 0.600, SLG: 0.333 (1, 4)	0-0 F6		4-0 6-3 SH1-4 BB		4-0 SH5-4 E BB			0-0 G3-6-3 1B		2	1	1	0	2	0	1											
Sonny Siebert, R OBP: 0.292, SLG: 0.553 (1, 1)	0-3 K		0-0 SH1-4		0-0 SH5-4			0-0 G3-6-3		1	0	0	0	0	1	1											
Gary Peters, L OBP: 0.304, SLG: 0.358 (7, 1)			1-2 K		1-2 K			1-2 K		1	0	0	0	0	0	1											
Inning Stats	R: 0 E: 0 K: 0 S: 4	H: 1 LOB: 3 BB: 2 P: 12	R: 0 E: 0 K: 2 S: 8	H: 1 LOB: 2 BB: 0 P: 9	R: 0 E: 0 K: 1 S: 6	H: 1 LOB: 1 BB: 1 P: 10	R: 0 E: 0 K: 0 S: 3	H: 0 LOB: 1 BB: 1 P: 7	R: 1 E: 0 K: 0 S: 4	H: 2 LOB: 1 BB: 1 P: 8	R: 0 E: 0 K: 1 S: 4	H: 0 LOB: 1 BB: 1 P: 8	R: 0 E: 0 K: 1 S: 5	H: 1 LOB: 0 BB: 0 P: 5	R: 0 E: 0 K: 1 S: 5	H: 0 LOB: 0 BB: 0 P: 5	1B: 4 2B: 2 3B: 1 HR: 1	SF: 0 SAC: 2 DP: 3 HBP: 1	WP: 0 PB: 0 SB: 0 CS: 1	PA: 39							
PITCHER	IP	WLS	BF	H	R	ER	SO	BB	IBB	HBP	BLK	WP	HR	S	P	ERA	WHIP										
Ray Lamb, R ERA: 2.33 (1, 1)	6.0	L	30	6	3	2	3	6	0	1	0	0	1	29	54	3.00	2.000										
Ed Farmer, R ERA: 2.12 (7, 1)	2.0		6	1	0	0	2	1	0	0	0	0	0	9	13	0.00	1.000										
Steve Mingo, L ERA: 2.23 (9, 1)	1.0		3	0	0	0	1	0	0	0	0	0	0	5	5	0.00	0.000										

Boston Red Sox @ Cleveland Indians
Cleveland Municipal Stadium, Cleveland, OH

Tue Jul 06 1971, 7:05 PM EDT
Alt: 9,309 - Unknown - 81 F

AB 29
R 3
H 7
RBI 2
BB 7
SO 6
LOB 18



Batter	1	2	3	4	5	6	7	8	9	AB	R	H	RBI	BB	SO	LOB	BOTTOM										
Vada Pinson, L OBP: 0.307, SLG: 0.402 (1, 8)	0-0 HR		0-0 SH1-3 1B	0-0 FC6-4 1-2		0-0 1-2 2H 1B			0-3 K	5	2	3	1	0	1	1											
Eddie Leon, R OBP: 0.332, SLG: 0.323 (1, 4)	0-0 6-3		0-0 SH1-3 1-2		0-0 S 1B			4-0 BB		3	0	1	0	1	0	0											
Graig Nettles, L OBP: 0.354, SLG: 0.412 (1, 5)	0-0 G3		0-0 FC5 2H 1B		0-3 K 1-2			0-0 FC5-4 1B		5	0	2	1	0	2	2											
Chris Chambliss, L OBP: 0.393, SLG: 0.490 (1, 3)	0-0 G3		0-0 FC5 2-3		0-0 F7			0-3 K		5	0	0	0	0	1	4											
Frank Baker, L OBP: 0.309, SLG: 0.394 (7, PH) (8, 9)		4-0 F9 FC5-2 BB	4-0 1-2 BB		0-3 K			0-0 FC5-4 1-2		1	0	0	0	2	1	1											
Ted Uhlhaender, L OBP: 0.333, SLG: 0.328 (1, 7) Kurt Bevacqua, R OBP: 0.200, SLG: 0.209 (8, PH) Steve Mingo, L OBP: 0.500, SLG: 0.500 (9, 1)		0-0 FC5-2 1B	0-0 G3		0-0 SH3 1B 1B			0-3 K		3	0	2	0	0	0	2											
Jack Heidemann, R OBP: 0.247, SLG: 0.228 (1, 6)	0-0 F9 2-3		0-3 K		0-0 SH3 1-2			0-0 1B		3	0	1	0	0	1	2											
Ken Suarez, R OBP: 0.292, SLG: 0.244 (1, 2)	0-0 FC5-2 1-2 3H		0-0 F9		0-0 F8			0-0 L8		4	0	0	0	0	0	4											
Ray Lamb, R OBP: 0.156, SLG: 0.129 (1, 1) Gomer Hodge, S OBP: 0.302, SLG: 0.298 (6, PH) Ed Farmer, R (7, 1) Chuck Hinton, R OBP: 0.353, SLG: 0.411 (8, PH) (9, 7)		0-0 K	0-0 FC6-4 1B		1-0 1B HBP			0-0 6-3		2	0	1	0	0	1	2											
Inning Stats	R: 1 E: 0 K: 0 S: 4	H: 1 LOB: 0 BB: 0 P: 4	R: 0 E: 0 K: 1 S: 6	H: 1 LOB: 1 BB: 1 P: 10	R: 1 E: 0 K: 0 S: 5	H: 2 LOB: 2 BB: 1 P: 9	R: 0 E: 0 K: 1 S: 6	H: 1 LOB: 1 BB: 0 P: 6	R: 0 E: 0 K: 2 S: 8	H: 1 LOB: 1 BB: 0 P: 8	R: 0 E: 0 K: 0 S: 4	H: 1 LOB: 2 BB: 0 P: 5	R: 0 E: 0 K: 1 S: 6	H: 1 LOB: 1 BB: 0 P: 6	R: 0 E: 0 K: 1 S: 6	H: 1 LOB: 1 BB: 0 P: 6	R: 0 E: 0 K: 2 S: 7	H: 0 LOB: 1 BB: 1 P: 11	1B: 9 2B: 0 3B: 0 HR: 1	SF: 0 SAC: 2 DP: 0 HBP: 1	WP: 0 PB: 0 SB: 3 CS: 0	PA: 40					
PITCHER	IP	WLS	BF	H	R	ER	SO	BB	IBB	HBP	BLK	WP	HR	S	P	ERA	WHIP										
Sonny Siebert, R ERA: 2.85 (1, 1)	6.0	W	28	8	2	2	4	2	0	1	0	0	1	33	42	3.00	1.667										
Gary Peters, L ERA: 4.99 (7, 1)	3.0	S	12	2	0	0	4	1	0	0	0	0	0	19	23	0.00	1.000										

Boston Red Sox @ Cleveland Indians
Cleveland Municipal Stadium, Cleveland, OH

Tue Jul 06 1971, 7:05 PM EDT
Alt: 9,309 - Unknown - 81 F

AB 34
R 2
H 10
RBI 2
BB 3
SO 8
LOB 20



Batter	1	2	3	4	5	6	7	8	9	AB	R	H	RBI	BB	SO	LOB	TOP		
John Kennedy, R OBP: 0.390, SLG: 0.500 (1, 6)	F2		6-3		L9			5-3		4	0	0	0	0	0	1			
Joe Lahoud, L OBP: 0.370, SLG: 0.570 (1, 9)	BB HR 1B		G3		F9			F9		4	1	1	0	0	0	0			
Reggie Smith, S OBP: 0.358, SLG: 0.513 (1, 8)	HR BB		F6		G3			HR		3	2	1	1	1	0	0			
Carl Yastrzemski, L OBP: 0.420, SLG: 0.463 (1, 7)	HR		F7		G3			4-3		4	1	2	3	0	0	0			
Rico Petrocelli, R OBP: 0.358, SLG: 0.446 (1, 5)	K		K		K			F8		4	0	0	0	0	3	1			
George Scott, R OBP: 0.323, SLG: 0.446 (1, 3)	K		K		K			4-3		4	0	1	0	0	2	0			
Bob Montgomery, R OBP: 0.356, SLG: 0.343 (1, 2)	K		K		5-3 2B			5-3		3	0	1	0	0	1	1			
Buddy Hunter, R OBP: 0.375, SLG: 0.167 (1, 4)	G3		F3		K			K		3	0	0	0	0	1	1			
Ray Culp, R OBP: 0.200, SLG: 0.143 (1, 1)	K		K		K			K		3	0	0	0	0	3	1			
Inning Stats	R: 3 H: 2 E: 0 K: 2 S: 9	H: 2 LOB: 0 BB: 1 P: 13	R: 0 H: 0 E: 0 K: 2 S: 7	H: 0 LOB: 0 BB: 0 P: 7	R: 0 H: 0 E: 0 K: 0 S: 3	H: 0 LOB: 0 BB: 0 P: 3	R: 0 H: 0 E: 0 K: 2 S: 7	H: 0 LOB: 0 BB: 0 P: 7	R: 0 H: 1 E: 0 K: 1 S: 6	H: 1 LOB: 1 BB: 0 P: 6	R: 0 H: 1 E: 0 K: 1 S: 5	H: 1 LOB: 0 BB: 0 P: 5	R: 0 H: 0 E: 0 K: 1 S: 5	H: 0 LOB: 0 BB: 0 P: 5	R: 1 H: 1 E: 0 K: 0 S: 4	H: 1 LOB: 0 BB: 0 P: 4	1B: 3 2B: 1 3B: 0 HR: 2	SF: 0 SAC: 0 DP: 0 HBP: 0	WP: 0 PA: 33 PB: 0 SB: 1 CS: 1
PITCHER	IP	WLS	BF	H	R	ER	SO	BB	IBB	HBP	BLK	WP	HR	S	P	ERA	WHIP		
Alan Foster, R ERA: 3.74 (1, 1)	8.0	L	29	5	3	3	10	1	0	0	0	0	1	48	52	3.38	0.750		
Vince Colbert, R ERA: 4.13 (9, 1)	1.0		4	1	1	1	0	0	0	0	0	0	1	4	4	9.00	1.000		

Boston Red Sox @ Cleveland Indians
Cleveland Municipal Stadium, Cleveland, OH
Wed Jul 07 1971, 7:05 PM EDT
Unknown - 87 F

AB 32
R 4
H 6
RBI 4
BB 1
SO 10
LOB 5



Batter	1	2	3	4	5	6	7	8	9	AB	R	H	RBI	BB	SO	LOB	BOTTOM		
Vada Pinson, L OBP: 0.306, SLG: 0.398 (1, 8)	BB HBP		G3		F9			F4		3	0	0	0	0	0	0			
Eddie Leon, R OBP: 0.331, SLG: 0.322 (1, 4)	F3		L8		F4			1B		4	0	1	0	0	0	1			
Graig Nettles, L OBP: 0.356, SLG: 0.412 (1, 5)	BB		G3		G3			G1		3	0	1	0	1	0	1			
Chris Chambliss, L OBP: 0.384, SLG: 0.477 (1, 3)	F5		K		F5			5-3		4	0	0	0	0	1	3			
Roy Foster, R OBP: 0.347, SLG: 0.457 (1, 9)	K		F3		F3			5-3		3	0	0	0	1	1	2			
Ted Uhlhaender, L OBP: 0.332, SLG: 0.322 (1, 7)	G4-6-3 BB		4-3		4-3			F8		3	0	0	0	1	1	1			
Jack Heidemann, R OBP: 0.244, SLG: 0.226 (1, 6)	F9		4-3		4-3			F8		2	0	0	0	0	0	1			
Frank Baker, L OBP: 0.305, SLG: 0.389 (7, PH)	F9		4-3		4-3			F8		1	0	0	0	0	0	1			
Fred Stanley, R OBP: 0.477, SLG: 0.207 (8, 6)	F9		4-3		4-3			F8		0	0	0	0	0	0	0			
Ken Suarez, R OBP: 0.294, SLG: 0.233 (1, 2)	G4-6-3		G4-6-3		G4-6-3			K		2	0	0	0	1	1	2			
Alan Foster, R OBP: 0.094, SLG: 0.100 (1, 1)	F9		K		K			3-1		2	0	0	0	0	2	1			
Gomer Hodge, S OBP: 0.296, SLG: 0.292 (8, PH)	F9		K		K			3-1		1	0	0	0	0	0	0			
Vince Colbert, R OBP: 0.250, SLG: 0.375 (9, 1)	F9		K		K			3-1		0	0	0	0	0	0	0			
Inning Stats	R: 0 H: 0 E: 0 K: 1 S: 5	H: 0 LOB: 2 BB: 1 P: 10	R: 0 H: 0 E: 0 K: 0 S: 2	H: 0 LOB: 0 BB: 1 P: 6	R: 0 H: 0 E: 0 K: 1 S: 5	H: 0 LOB: 0 BB: 0 P: 5	R: 0 H: 0 E: 0 K: 1 S: 5	H: 0 LOB: 0 BB: 0 P: 5	R: 0 H: 1 E: 0 K: 0 S: 4	H: 1 LOB: 1 BB: 0 P: 4	R: 0 H: 0 E: 0 K: 1 S: 5	H: 0 LOB: 0 BB: 1 P: 9	R: 0 H: 1 E: 0 K: 0 S: 4	H: 1 LOB: 1 BB: 0 P: 4	R: 0 H: 1 E: 0 K: 0 S: 5	H: 0 LOB: 0 BB: 0 P: 5	1B: 2 2B: 0 3B: 0 HR: 0	SF: 0 SAC: 0 DP: 1 HBP: 1	WP: 0 PA: 33 PB: 0 SB: 0 CS: 0
PITCHER	IP	WLS	BF	H	R	ER	SO	BB	IBB	HBP	BLK	WP	HR	S	P	ERA	WHIP		
Ray Culp, R ERA: 3.06 (1, 1)	9.0	W	33	2	0	0	6	4	0	1	0	0	0	40	57	0.00	0.667		

Boston Red Sox @ Cleveland Indians
Cleveland Municipal Stadium, Cleveland, OH
Wed Jul 07 1971, 7:05 PM EDT
Unknown - 87 F

AB 28
R 0
H 2
RBI 0
BB 4
SO 6
LOB 13



Batter	1	2	3	4	5	6	7	8	9	AB	R	H	RBI	BB	SO	LOB	TOP				
John Kennedy, R OBP: 0.386, SLG: 0.491 (1, 6)	4-3		4-3		L7		5-3			4	1	1	0	0	0	0	Boston Red Sox @ Cleveland Indians Cleveland Municipal Stadium, Cleveland, OH Wed Jul 07 1971, 7:05 PM EDT Att: 8,582 - Unknown				
Billy Conigliaro, R OBP: 0.377, SLG: 0.475 (1, 8)	F4		4-3		1-3			1B		4	1	2	0	0	0						
Reggie Smith, S OBP: 0.354, SLG: 0.506 (1, 9)	K		4-3					L7		4	0	0	1	0	2						
Carl Yastrzemski, L OBP: 0.421, SLG: 0.463 (1, 7)		G4-6-3	1B		G3		4-3			4	1	2	0	0	0	1					
Rico Petrocelli, R OBP: 0.360, SLG: 0.445 (1, 5)		G4-6-3	1B		5-3		BB			1	0	0	1	2	0	1					
George Scott, R OBP: 0.322, SLG: 0.442 (1, 3)		G4-6-3			6-3		BB			3	0	0	0	1	1	3					
Duane Josephson, R OBP: 0.283, SLG: 0.363 (1, 2)		2B			K		L8			4	0	1	1	0	2	2					
Buddy Hunter, R OBP: 0.400, SLG: 0.375 (1, 4)		3-H			6-3		L8			2	0	1	0	0	0	0					
Mike Fiers, L OBP: 0.250, SLG: 0.100 (7, PH)					6-3					1	0	0	0	0	0	0					
Phil Gagliano, R OBP: 0.529, SLG: 0.533 (7, 4)										1	0	0	0	0	0	0					
Luis Tiant, R OBP: 0.400, SLG: 0.600 (1, 1)					L7					2	0	0	0	0	0	2					
Joe Lahoud, L OBP: 0.367, SLG: 0.564 (7, PH)										1	0	0	0	0	1	0					
Ken Brett, L OBP: 0.222, SLG: 0.222 (7, 1)										0	0	0	0	0	0	0					
Gary Peters, L OBP: 0.298, SLG: 0.352 (9, PH)										1	0	0	0	0	1	0					
Inning Stats	R: 0 E: 0 K: 1 S: 5	H: 0 LOB: 0 BB: 0 P: 5	R: 1 E: 0 K: 0 S: 5	H: 3 LOB: 2 BB: 1 P: 9	R: 1 E: 0 K: 0 S: 5	H: 2 LOB: 1 BB: 0 P: 5	R: 0 E: 0 K: 1 S: 5	H: 0 LOB: 0 BB: 0 P: 5	R: 0 E: 0 K: 0 S: 3	H: 0 LOB: 2 BB: 2 P: 13	R: 0 E: 0 K: 1 S: 5	H: 0 LOB: 1 BB: 0 P: 5	R: 1 E: 0 K: 1 S: 7	H: 2 LOB: 1 BB: 0 P: 7	R: 0 E: 0 K: 2 S: 7	H: 0 LOB: 0 BB: 0 P: 7	1B: 5 2B: 2 3B: 0 HR: 0	SF: 1 SAC: 0 DP: 1 HBP: 0	WP: 0 PB: 0 SB: 0 CS: 0	PA: 36	
PITCHER	IP	WLS	BF	H	R	ER	SO	BB	IBB	HBP	BLK	WP	HR	S	P	ERA	WHIP				
Rich Hand, R ERA: 4.65 (1, 1)	2.0		11	5	2	2	1	1	0	0	0	0	0	12	16	9.00	3.000				
Ed Farmer, R ERA: 1.71 (3, 1)	4.0	W	14	0	0	0	2	2	0	0	0	0	0	16	24	0.00	0.500				
Phil Hennigan, R ERA: 4.17 (7, 1)	3.0	S	11	2	1	1	4	0	0	0	0	0	0	19	19	3.00	0.667				

Batter	1	2	3	4	5	6	7	8	9	AB	R	H	RBI	BB	SO	LOB	BOTTOM				
Ted Uhlhaender, L OBP: 0.330, SLG: 0.317 (1, 7)	F9				F8		F6			3	1	0	0	1	0	0	Boston Red Sox @ Cleveland Indians Cleveland Municipal Stadium, Cleveland, OH Wed Jul 07 1971, 7:05 PM EDT Att: 8,582 - Unknown				
Vada Pinson, L OBP: 0.305, SLG: 0.396 (1, 8)	F7				F9		4-3			4	0	1	0	0	0	1					
Frank Baker, L OBP: 0.291, SLG: 0.368 (1, 9)	K				F3		6-3			4	0	0	0	0	2	2					
Chris Chambliss, L OBP: 0.381, SLG: 0.468 (1, 3)	2B				F9		K			3	1	0	0	1	1	0					
Graig Nettles, L OBP: 0.360, SLG: 0.419 (1, 5)	HR				L9		2B			4	1	3	1	0	0	0					
Chuck Hinton, R OBP: 0.384, SLG: 0.474 (1, 2)					5-3		1B			3	1	2	3	0	0	0					
Ray Fosse, R OBP: 0.313, SLG: 0.354 (6, FR)										0	0	0	0	0	0	0					
Ken Suarez, R OBP: 0.286, SLG: 0.227 (7, 2)	HR						2B			1	0	0	0	0	1	1					
Eddie Leon, R OBP: 0.331, SLG: 0.322 (1, 4)	F5						F3			3	0	1	0	0	0	2					
Fred Stanley, R OBP: 0.457, SLG: 0.194 (1, 6)					5-3					2	0	0	0	0	0	1					
Roy Foster, R OBP: 0.346, SLG: 0.455 (6, PH)										1	0	0	0	0	1	2					
Phil Hennigan, R ERA: 4.17 (7, 1)										0	0	0	0	0	0	0					
Rich Hand, R OBP: 0.231, SLG: 0.167 (1, 1)										1	0	0	0	0	1	0					
Ed Farmer, R ERA: 1.71 (3, 1)										1	0	0	0	0	1	0					
Jack Heidemann, R OBP: 0.243, SLG: 0.224 (7, 6)										1	0	0	0	0	1	0					
Inning Stats	R: 4 E: 0 K: 1 S: 7	H: 2 LOB: 0 BB: 2 P: 15	R: 0 E: 0 K: 1 S: 5	H: 0 LOB: 0 BB: 0 P: 5	R: 0 E: 0 K: 0 S: 3	H: 0 LOB: 0 BB: 0 P: 3	R: 0 E: 0 K: 0 S: 4	H: 1 LOB: 1 BB: 0 P: 4	R: 0 E: 0 K: 1 S: 6	H: 1 LOB: 1 BB: 0 P: 6	R: 0 E: 0 K: 2 S: 9	H: 2 LOB: 2 BB: 0 P: 9	R: 0 E: 0 K: 1 S: 5	H: 0 LOB: 0 BB: 0 P: 5	R: 0 E: 0 K: 2 S: 8	H: 1 LOB: 1 BB: 0 P: 8	1B: 4 2B: 2 3B: 0 HR: 1	SF: 0 SAC: 0 DP: 0 HBP: 0	WP: 0 PB: 0 SB: 0 CS: 0	PA: 33	
PITCHER	IP	WLS	BF	H	R	ER	SO	BB	IBB	HBP	BLK	WP	HR	S	P	ERA	WHIP				
Luis Tiant, R ERA: 6.86 (1, 1)	6.0	L	26	6	4	4	5	2	0	0	0	0	0	13	34	6.00	1.333				
Ken Brett, L ERA: 3.67 (7, 1)	2.0		7	1	0	0	3	0	0	0	0	0	0	13	13	0.00	0.500				



Batter	1	2	3	4	5	6	7	8	9	AB	R	H	RBI	BB	SO	LOB	TOP			
John Kennedy, R OBP: 0.382, SLG: 0.500 (1, 6)										4	1	1	0	0	0	3	Boston Red Sox @ Cleveland Indians Cleveland Municipal Stadium, Cleveland, OH Thu Jul 08 1971, 7:05 PM EDT Alt: 8,305 - Unknown - 86 F			
Phil Gaigliano, R OBP: 0.524, SLG: 0.556 (1, 4)										3	0	2	1	0	0	0				
Reggie Smith, S OBP: 0.353, SLG: 0.503 (1, 9)										4	0	1	0	0	1	1				
Carl Yastrzemski, L OBP: 0.416, SLG: 0.457 (1, 7)										4	0	0	0	0	0	3				
Rico Petrocelli, R OBP: 0.358, SLG: 0.453 (1, 5)										4	1	1	1	0	1	0				
George Scott, R OBP: 0.321, SLG: 0.439 (1, 3)										4	1	1	0	0	1	0				
Billy Conigliaro, R OBP: 0.333, SLG: 0.480 (1, 8)										4	1	3	0	0	1	0				
Duane Josephson, R OBP: 0.283, SLG: 0.363 (1, 2)										3	0	1	1	0	0	1				
Luis Aparicio, R OBP: 0.273, SLG: 0.290 (7, PR)										0	0	0	0	0	0	0				
Bob Montgomery, R OBP: 0.385, SLG: 0.397 (7, 2)										1	1	1	2	0	0	0				
Jim Lonborg, R OBP: 0.190, SLG: 0.105 (1, 1)										2	0	0	0	0	1	0				
Joe Lahoud, L OBP: 0.373, SLG: 0.564 (7, PH)										0	0	0	0	1	0	0				
Bill Lee, L OBP: 0.231, SLG: 0.167 (7, 1)										1	0	0	0	0	1	0				
Sparky Lyle, L OBP: 1.000, SLG: 1.000 (9, 1)										0	0	0	0	0	0	0				
Inning Stats	R: 0 E: 0 K: 0 S: 4	H: 2 LOB: 1 BB: 0 P: 4	R: 0 E: 0 K: 2 S: 7	H: 0 LOB: 0 BB: 0 P: 7	R: 0 E: 0 K: 0 S: 3	H: 1 LOB: 0 BB: 0 P: 3	R: 0 E: 0 K: 0 S: 3	H: 1 LOB: 1 BB: 0 P: 4	R: 1 E: 0 K: 2 S: 8	H: 1 LOB: 0 BB: 0 P: 8	R: 2 E: 0 K: 0 S: 6	H: 4 LOB: 3 BB: 1 P: 10	R: 0 E: 0 K: 0 S: 3	H: 0 LOB: 0 BB: 0 P: 3	R: 2 E: 0 K: 2 S: 9	H: 2 LOB: 0 BB: 0 P: 9	1B: 8 2B: 0 3B: 1 HR: 2	SF: 1 SAC: 0 DP: 3 HBP: 0	WP: 0 PB: 0 SB: 0 CS: 0	PA: 36
PITCHER	IP	WLS	BF	H	R	ER	SO	BB	IBB	HBP	BLK	WP	HR	S	P	ERA	WHIP			
Steve Hargan, R ERA: 5.9 (1, 1)	6.1		25	8	3	3	4	0	0	0	0	0	1	33	33	4.26	1.263			
Vince Colbert, R ERA: 4.25 (7, 1)	2.2	L	11	3	2	2	2	1	0	0	0	0	1	14	18	6.75	1.500			

AB	34
R	5
H	11
RBI	5
BB	1
SO	6
LOB	8



Batter	1	2	3	4	5	6	7	8	9	AB	R	H	RBI	BB	SO	LOB	BOTTOM			
Ted Uhlhaender, L OBP: 0.336, SLG: 0.321 (1, 7) (9, 8)										4	0	2	0	1	1	1	Boston Red Sox @ Cleveland Indians Cleveland Municipal Stadium, Cleveland, OH Thu Jul 08 1971, 7:05 PM EDT Alt: 8,305 - Unknown - 86 F			
Eddie Leon, R OBP: 0.336, SLG: 0.328 (1, 4)										5	0	3	2	0	2	1				
Vada Pinson, L OBP: 0.304, SLG: 0.392 (1, 8) (9, 9)										5	0	1	0	0	1	4				
Chris Chambliss, L OBP: 0.389, SLG: 0.472 (1, 3)										3	0	2	0	1	1	1				
Graig Nettles, L OBP: 0.356, SLG: 0.414 (1, 5)										4	0	0	0	0	0	5				
Frank Baker, L OBP: 0.292, SLG: 0.380 (1, 9)										3	1	1	0	0	0	0				
Roy Foster, R OBP: 0.344, SLG: 0.452 (8, PH) (9, 7)										1	0	0	0	0	1	0				
Chuck Hinton, R OBP: 0.380, SLG: 0.525 (1, 2)										4	2	3	1	0	0	0				
Jack Heidemann, R OBP: 0.243, SLG: 0.225 (1, 6)										4	0	1	0	0	1	3				
Steve Hargan, R OBP: 0.091, SLG: 0.091 (1, 1)										3	0	0	0	0	1	3				
Vince Colbert, R OBP: 0.250, SLG: 0.375 (7, 1)										0	0	0	0	0	0	0				
Kurt Bevacqua, R OBP: 0.217, SLG: 0.227 (9, PH)										1	0	1	0	0	0	0				
Inning Stats	R: 0 E: 0 K: 0 S: 5	H: 3 LOB: 2 BB: 0 P: 5	R: 2 E: 0 K: 2 S: 9	H: 3 LOB: 1 BB: 1 P: 13	R: 0 E: 0 K: 0 S: 3	H: 1 LOB: 0 BB: 0 P: 3	R: 1 E: 0 K: 0 S: 4	H: 1 LOB: 0 BB: 0 P: 4	R: 0 E: 0 K: 2 S: 8	H: 1 LOB: 1 BB: 0 P: 4	R: 0 E: 0 K: 1 S: 6	H: 1 LOB: 1 BB: 0 P: 6	R: 0 E: 0 K: 1 S: 6	H: 2 LOB: 1 BB: 0 P: 6	R: 0 E: 0 K: 1 S: 6	H: 2 LOB: 1 BB: 0 P: 6	1B: 12 2B: 1 3B: 0 HR: 1	SF: 0 SAC: 0 DP: 2 HBP: 0	WP: 0 PB: 0 SB: 0 CS: 0	PA: 39
PITCHER	IP	WLS	BF	H	R	ER	SO	BB	IBB	HBP	BLK	WP	HR	S	P	ERA	WHIP			
Jim Lonborg, R ERA: 4.46 (1, 1)	6.0		27	10	3	3	4	2	0	0	0	0	0	19	19	0.00	1.714			
Bill Lee, L ERA: 2.87 (7, 1)	2.1	W	11	4	0	0	4	0	0	0	0	0	0	19	19	0.00	1.714			
Sparky Lyle, L ERA: 2.41 (9, 1)	0.2	S	1	0	0	0	0	0	0	0	0	0	0	1	1	0.00	0.000			

AB	37
R	3
H	14
RBI	3
BB	2
SO	8
LOB	18



Batter	1	2	3	4	5	6	7	8	9	AB	R	H	RBI	BB	SO	LOB	TOP														
Ted Uhlhaender, L (1, 8) OBP: 0.342, SLG: 0.321										3	1	1	0	1	0	0	Cleveland Indians @ Baltimore Orioles Memorial Stadium, Baltimore, MD Sat Jul 10 1971, 7:05 PM EDT Unknown														
Graig Nettles, L (1, 5) OBP: 0.357, SLG: 0.422										4	1	1	0	0	0	1															
Roy Foster, R (1, 9) OBP: 0.336, SLG: 0.440										4	0	0	0	0	1	3															
Chris Chambliss, L (1, 3) OBP: 0.394, SLG: 0.476										4	1	2	2	0	0	0															
Chuck Hinton, R (1, 7) OBP: 0.361, SLG: 0.494 Frank Baker, L (1, 7) OBP: 0.271, SLG: 0.349										1	0	0	0	0	0	1															
Eddie Leon, R (1, 4) OBP: 0.331, SLG: 0.327 Vince Colbert, R (6, 1) OBP: 0.250, SLG: 0.375 Gomer Hodge, S (6, PH) OBP: 0.286, SLG: 0.280										3	0	1	1	0	0	0															
Jack Heidemann, R (1, 6) OBP: 0.241, SLG: 0.218										3	0	0	0	1	1	1															
Ken Suarez, R (1, 2) OBP: 0.273, SLG: 0.213										3	0	0	0	0	0	2															
Sam McDowell, L (1, 1) OBP: 0.231, SLG: 0.216 Kurt Bevacqua, R (6, 4) OBP: 0.208, SLG: 0.217										2	0	0	0	0	0	0															
										1	0	0	0	0	0	0															
Inning Stats	R: 3 E: 1 K: 0 S: 7	H: 4 LOB: 2 BB: 1 P: 11	R: 0 E: 0 K: 0 S: 3	H: 0 LOB: 0 BB: 0 P: 3	R: 0 E: 0 K: 0 S: 3	H: 0 LOB: 0 BB: 0 P: 3	R: 0 E: 0 K: 1 S: 5	H: 0 LOB: 1 BB: 1 P: 9	R: 0 E: 0 K: 0 S: 3	H: 0 LOB: 0 BB: 0 P: 3	R: 0 E: 0 K: 0 S: 3	H: 0 LOB: 0 BB: 0 P: 3	R: 0 E: 0 K: 1 S: 6	H: 1 LOB: 1 BB: 0 P: 6	1B: 3 2B: 2 3B: 0 HR: 0	SF: 0 SAC: 0 DP: 0 HBP: 0	WP: 0 PB: 0 SB: 1 CS: 0	PA: 34													
PITCHER	IP WLS BF H R ER SO BB IBB HBP BLK WP HR S P ERA WHIP																														
Grant Jackson, L (1, 1) ERA: 3.38	0.2	6	4	3	3	0	0	0	0	0	0	6	6	40.50	6.000																
Dave Leonhard, R (1, 1) ERA:	8.1	W	28	1	0	0	2	2	0	0	0	0	30	38	0.00	0.360															

Batter	1	2	3	4	5	6	7	8	9	AB	R	H	RBI	BB	SO	LOB	BOTTOM														
Don Buford, S (1, 7) OBP: 0.440, SLG: 0.529										3	2	0	1	0	0	0	Cleveland Indians @ Baltimore Orioles Memorial Stadium, Baltimore, MD Sat Jul 10 1971, 7:05 PM EDT Unknown														
Chico Salmon, R (1, 4) OBP: 0.125, SLG: 0.170										5	1	0	0	0	1	6															
Frank Robinson, R (1, 3) OBP: 0.404, SLG: 0.528 Paul Blair, R (7, 8) OBP: 0.298, SLG: 0.372										3	2	2	3	1	0	0															
Merv Rettenmund, R (1, 8) OBP: 0.431, SLG: 0.450										5	3	3	2	0	1	1															
Brooks Robinson, R (1, 5) OBP: 0.350, SLG: 0.411										4	0	1	0	1	1	3															
Andy Etchebarren, R (1, 2) OBP: 0.287, SLG: 0.295 Elrod Hendricks, L (6, PH) OBP: 0.353, SLG: 0.394										1	1	0	0	2	1	1															
Curt Motton, R (1, 9) OBP: 0.304, SLG: 0.278 Mark Belanger, R (7, 6) OBP: 0.380, SLG: 0.339										4	1	1	4	0	0	4															
Jerry Davanon, R (1, 6) OBP: 0.361, SLG: 0.308										4	0	0	0	0	2	2															
Grant Jackson, S (1, 1) OBP: 0.222, SLG: 0.500 Dave Leonhard, R (1, 1) OBP: 0.500, SLG: 0.500										0	0	0	0	0	0	0															
										4	1	2	0	0	1	0															
Inning Stats	R: 0 E: 0 K: 1 S: 6	H: 1 LOB: 0 BB: 0 P: 6	R: 0 E: 0 K: 1 S: 4	H: 0 LOB: 0 BB: 1 P: 8	R: 0 E: 0 K: 2 S: 7	H: 0 LOB: 1 BB: 1 P: 11	R: 1 E: 0 K: 1 S: 7	H: 2 LOB: 2 BB: 1 P: 11	R: 6 E: 0 K: 1 S: 9	H: 4 LOB: 0 BB: 2 P: 17	R: 4 E: 0 K: 0 S: 7	H: 4 LOB: 1 BB: 0 P: 8	R: 0 E: 0 K: 1 S: 6	H: 1 LOB: 1 BB: 0 P: 6	R: 0 E: 0 K: 0 S: 3	H: 0 LOB: 0 BB: 0 P: 3	1B: 6 2B: 2 3B: 1 HR: 3	SF: 0 SAC: 0 DP: 1 HBP: 1	WP: 1 PB: 0 SB: 0 CS: 0	PA: 41											
PITCHER	IP WLS BF H R ER SO BB IBB HBP BLK WP HR S P ERA WHIP																														
Sam McDowell, L (1, 1) ERA: 3.09	5.0	L	26	7	7	7	6	5	0	0	1	2	33	53	12.60	2.400															
Vince Colbert, R (6, 1) ERA: 4.62	3.0	15	5	4	4	1	0	0	0	1	16	17	12.00	1.667																	

Batter	1	2	3	4	5	6	7	8	9	AB	R	H	RBI	BB	SO	LOB	TOP								
Ted Uhlhaender, L (1, 8) OBP: 0.348, SLG: 0.328	F9		1B		1B	1B			F8	5	0	3	2	0	0	0	Cleveland Indians @ Baltimore Orioles Memorial Stadium, Baltimore, MD Sat Jul 10 1971, 7:05 PM EDT Att: 21,464 - Unknown								
Vada Pinson, L (1, 9) OBP: 0.302, SLG: 0.387	K		1B		1B	F5			F8	5	0	2	0	0	1	2									
Graig Nettles, L (1, 5) OBP: 0.355, SLG: 0.422	2B		P5		3-1				F9	5	0	1	0	0	0	4									
Chris Chambliss, L (1, 3) OBP: 0.391, SLG: 0.471	4-3				4-3	FC4-5 1B			F9	4	1	1	0	0	1	1									
Frank Baker, L (1, 7) OBP: 0.260, SLG: 0.333			4-3		F8	E3 FC4-5 1B			K	4	0	0	0	0	1	1									
Eddie Leon, R (1, 4) OBP: 0.330, SLG: 0.329	6-3				2B	FC4-5 BB 1B 6-3			K	4	1	1	1	0	1	1									
Jack Heidemann, R (1, 6) OBP: 0.236, SLG: 0.213	1-3				K	6-3			K	4	0	0	0	0	2	2									
Ken Suarez, R (1, 2) OBP: 0.288, SLG: 0.220			5-3		F8	BB 1B IBB			1B	3	1	1	0	1	0	0									
Mike Paul, L (1, 1) Phil Hennigan, R (9, 1)			K		F7	1B BB			K	3	0	0	0	1	2	1									
Inning Stats	R: 0 E: 0 K: 1 S: 6	H: 1 LOB: 1 BB: 0 P: 6	R: 0 E: 0 K: 0 S: 3	H: 0 LOB: 0 BB: 0 P: 3	R: 0 E: 0 K: 1 S: 7	H: 2 LOB: 2 BB: 0 P: 7	R: 0 E: 0 K: 1 S: 6	H: 1 LOB: 1 BB: 0 P: 6	R: 0 E: 0 K: 0 S: 5	H: 2 LOB: 2 BB: 0 P: 5	R: 3 E: 1 K: 0 S: 6	H: 2 LOB: 2 BB: 2 P: 14	R: 0 E: 0 K: 2 S: 7	H: 0 LOB: 0 BB: 0 P: 7	R: 0 E: 0 K: 3 S: 10	H: 1 LOB: 1 BB: 0 P: 10	R: 0 E: 0 K: 0 S: 3	H: 0 LOB: 0 BB: 0 P: 3	1B: 7 2B: 2 3B: 0 HR: 0	SF: 0 SAC: 0 DP: 0 HBP: 0	WP: 0 PB: 0 SB: 0 CS: 0	PA: 39			
PITCHER	IP WLS BF H R ER SO BB IBB HBP BLK WP HR S P ERA WHIP	IP WLS BF H R ER SO BB IBB HBP BLK WP HR S P ERA WHIP	IP WLS BF H R ER SO BB IBB HBP BLK WP HR S P ERA WHIP	IP WLS BF H R ER SO BB IBB HBP BLK WP HR S P ERA WHIP	IP WLS BF H R ER SO BB IBB HBP BLK WP HR S P ERA WHIP	IP WLS BF H R ER SO BB IBB HBP BLK WP HR S P ERA WHIP	IP WLS BF H R ER SO BB IBB HBP BLK WP HR S P ERA WHIP	IP WLS BF H R ER SO BB IBB HBP BLK WP HR S P ERA WHIP	IP WLS BF H R ER SO BB IBB HBP BLK WP HR S P ERA WHIP	IP WLS BF H R ER SO BB IBB HBP BLK WP HR S P ERA WHIP	IP WLS BF H R ER SO BB IBB HBP BLK WP HR S P ERA WHIP	IP WLS BF H R ER SO BB IBB HBP BLK WP HR S P ERA WHIP	IP WLS BF H R ER SO BB IBB HBP BLK WP HR S P ERA WHIP	IP WLS BF H R ER SO BB IBB HBP BLK WP HR S P ERA WHIP	IP WLS BF H R ER SO BB IBB HBP BLK WP HR S P ERA WHIP	IP WLS BF H R ER SO BB IBB HBP BLK WP HR S P ERA WHIP	IP WLS BF H R ER SO BB IBB HBP BLK WP HR S P ERA WHIP	IP WLS BF H R ER SO BB IBB HBP BLK WP HR S P ERA WHIP	IP WLS BF H R ER SO BB IBB HBP BLK WP HR S P ERA WHIP	IP WLS BF H R ER SO BB IBB HBP BLK WP HR S P ERA WHIP	IP WLS BF H R ER SO BB IBB HBP BLK WP HR S P ERA WHIP	IP WLS BF H R ER SO BB IBB HBP BLK WP HR S P ERA WHIP	IP WLS BF H R ER SO BB IBB HBP BLK WP HR S P ERA WHIP	IP WLS BF H R ER SO BB IBB HBP BLK WP HR S P ERA WHIP	IP WLS BF H R ER SO BB IBB HBP BLK WP HR S P ERA WHIP

AB 37
R 3
H 9
RBI 3
BB 2
SO 8
LOB 12



Batter	1	2	3	4	5	6	7	8	9	AB	R	H	RBI	BB	SO	LOB	BOTTOM								
Paul Blair, R (1, 8) OBP: 0.298, SLG: 0.370	1B	F9			P4				5-3	4	0	1	0	0	0	4	Cleveland Indians @ Baltimore Orioles Memorial Stadium, Baltimore, MD Sat Jul 10 1971, 7:05 PM EDT Att: 21,464 - Unknown								
Mark Belanger, R (1, 6) OBP: 0.376, SLG: 0.336	F8				FC4-6 HBP				G3	3	0	0	0	0	0	0									
Frank Robinson, R (1, 3) OBP: 0.402, SLG: 0.524	1B				FC4-6 G4-6-3				5-3	4	0	1	0	0	0	1									
Merv Rettenmund, R (1, 9) OBP: 0.425, SLG: 0.443	FC5-4				G4-6-3				6-3	4	0	0	0	0	0	2									
Brooks Robinson, R (1, 5) OBP: 0.355, SLG: 0.416					SH1-3 1B BB				6-3	3	1	2	0	1	0	0									
Curt Motton, R (1, 7) OBP: 0.333, SLG: 0.455					SH1-3 1B				F9	4	1	2	2	0	0	1									
Davey Johnson, R (1, 4) OBP: 0.362, SLG: 0.410					SH1-3				BLK 1B	3	0	1	0	0	1	1									
Andy Etchebarren, R (1, 2) OBP: 0.276, SLG: 0.292									1-2 2-3	1	0	0	0	2	1	1									
Tom Shopay, L (9, PH) OBP: 0.333, SLG: 0.300									K	1	0	0	0	0	1	0									
Dave Boswell, R (1, 1) OBP: 0.250, SLG: 0.500									K	2	0	0	0	0	1	5									
Pete Richert, L (6, 1)									K	0	0	0	0	0	0	0									
Don Buford, S (7, PH) OBP: 0.438, SLG: 0.527									K	1	0	0	0	0	0	1									
Dick Hall, R (8, 1) OBP: 0.333, SLG: 0.333									K	0	0	0	0	0	0	0									
Erold Hendricks, L (9, PH) OBP: 0.351, SLG: 0.392									K	1	0	0	0	0	1	0									
Inning Stats	R: 0 E: 0 K: 0 S: 4	H: 2 LOB: 1 BB: 0 P: 4	R: 0 E: 0 K: 1 S: 6	H: 1 LOB: 3 BB: 2 P: 14	R: 0 E: 0 K: 0 S: 2	H: 0 LOB: 0 BB: 0 P: 3	R: 0 E: 0 K: 0 S: 4	H: 1 LOB: 2 BB: 1 P: 8	R: 0 E: 0 K: 0 S: 3	H: 0 LOB: 0 BB: 0 P: 3	R: 0 E: 0 K: 0 S: 6	H: 1 LOB: 1 BB: 0 P: 6	R: 0 E: 0 K: 0 S: 3	H: 0 LOB: 0 BB: 0 P: 3	R: 0 E: 0 K: 3 S: 11	H: 2 LOB: 0 BB: 0 P: 11	R: 2 E: 0 K: 0 S: 11	H: 2 LOB: 0 BB: 0 P: 11	1B: 5 2B: 1 3B: 0 HR: 1	SF: 0 SAC: 1 DP: 1 HBP: 1	WP: 0 PB: 0 SB: 0 CS: 0	PA: 36			
PITCHER	IP WLS BF H R ER SO BB IBB HBP BLK WP HR S P ERA WHIP	IP WLS BF H R ER SO BB IBB HBP BLK WP HR S P ERA WHIP	IP WLS BF H R ER SO BB IBB HBP BLK WP HR S P ERA WHIP	IP WLS BF H R ER SO BB IBB HBP BLK WP HR S P ERA WHIP	IP WLS BF H R ER SO BB IBB HBP BLK WP HR S P ERA WHIP	IP WLS BF H R ER SO BB IBB HBP BLK WP HR S P ERA WHIP	IP WLS BF H R ER SO BB IBB HBP BLK WP HR S P ERA WHIP	IP WLS BF H R ER SO BB IBB HBP BLK WP HR S P ERA WHIP	IP WLS BF H R ER SO BB IBB HBP BLK WP HR S P ERA WHIP	IP WLS BF H R ER SO BB IBB HBP BLK WP HR S P ERA WHIP	IP WLS BF H R ER SO BB IBB HBP BLK WP HR S P ERA WHIP	IP WLS BF H R ER SO BB IBB HBP BLK WP HR S P ERA WHIP	IP WLS BF H R ER SO BB IBB HBP BLK WP HR S P ERA WHIP	IP WLS BF H R ER SO BB IBB HBP BLK WP HR S P ERA WHIP	IP WLS BF H R ER SO BB IBB HBP BLK WP HR S P ERA WHIP	IP WLS BF H R ER SO BB IBB HBP BLK WP HR S P ERA WHIP	IP WLS BF H R ER SO BB IBB HBP BLK WP HR S P ERA WHIP	IP WLS BF H R ER SO BB IBB HBP BLK WP HR S P ERA WHIP	IP WLS BF H R ER SO BB IBB HBP BLK WP HR S P ERA WHIP	IP WLS BF H R ER SO BB IBB HBP BLK WP HR S P ERA WHIP	IP WLS BF H R ER SO BB IBB HBP BLK WP HR S P ERA WHIP	IP WLS BF H R ER SO BB IBB HBP BLK WP HR S P ERA WHIP	IP WLS BF H R ER SO BB IBB HBP BLK WP HR S P ERA WHIP	IP WLS BF H R ER SO BB IBB HBP BLK WP HR S P ERA WHIP	IP WLS BF H R ER SO BB IBB HBP BLK WP HR S P ERA WHIP

AB 31
R 2
H 7
RBI 2
BB 3
SO 5
LOB 16




Batter	1	2	3	4	5	6	7	8	9	AB	R	H	RBI	BB	SO	LOB	TOP			
Ted Uhlhaender, L OBP: 0.346, SLG: 0.327 (1, 8)										4	0	1	0	0	1	0	Cleveland Indians @ Baltimore Orioles Memorial Stadium, Baltimore, MD Sun Jul 11 1971, 7:05 PM EDT Att: 16,071 - Unknown			
Vada Pinson, L OBP: 0.304, SLG: 0.392 (1, 9)										4	1	2	0	0	0	0				
Graig Nettles, L OBP: 0.354, SLG: 0.420 (1, 5)										4	0	1	1	0	0	2				
Chris Chambliss, L OBP: 0.383, SLG: 0.460 (1, 3)										4	0	0	0	0	3	3				
Roy Foster, R OBP: 0.330, SLG: 0.431 (1, 7)										4	0	0	0	0	0	2				
Eddie Leon, R OBP: 0.330, SLG: 0.329 (1, 4) (7, 6)										3	0	1	0	0	0	0				
Fred Stanley, R OBP: 0.449, SLG: 0.182 Steve Mingori, L OBP: 0.500, SLG: 0.500 (7, 1)										2	0	0	0	0	1	0				
Ken Suarez, R OBP: 0.274, SLG: 0.208 (1, 2)										3	0	0	0	0	0	1				
Ed Farmer, R OBP: 0.091, SLG: 0.091 Steve Hargan, R OBP: 0.204, SLG: 0.213 Kurt Bevacqua, R OBP: 0.204, SLG: 0.213 (7, 1) (7, 4)										2	0	0	0	0	0	0				
Inning Stats	R: 0 E: 0 K: 1 S: 7	H: 2 LOB: 2 BB: 0 P: 7	R: 0 E: 0 K: 0 S: 3	H: 0 LOB: 0 BB: 0 P: 3	R: 1 E: 0 K: 2 S: 9	H: 2 LOB: 1 BB: 0 P: 9	R: 0 E: 0 K: 0 S: 3	H: 1 LOB: 1 BB: 1 P: 7	R: 0 E: 0 K: 0 S: 3	H: 0 LOB: 0 BB: 0 P: 3	R: 0 E: 0 K: 1 S: 5	H: 0 LOB: 0 BB: 0 P: 5	R: 0 E: 0 K: 0 S: 3	H: 0 LOB: 0 BB: 0 P: 3	R: 0 E: 0 K: 0 S: 3	H: 0 LOB: 0 BB: 0 P: 3	1B: 4 2B: 1 3B: 0 HR: 0	SF: 0 SAC: 0 DP: 0 HBP: 0	WP: 0 PB: 0 SB: 1 CS: 1	PA: 32
PITCHER Pat Dobson, R ERA: 3.02 (1, 1)	IP: 9.0 WLS: W BF: 32 H: 5 R: 1 ER: 1 SO: 5 BB: 1 IBB: 0 HBP: 0 BLK: 0 WP: 0 HR: 0 S: 41 P: 45 ERA: 1.00 WHIP: 0.667															PITCHER				

Batter	1	2	3	4	5	6	7	8	9	AB	R	H	RBI	BB	SO	LOB	BOTTOM			
Don Buford, S OBP: 0.441, SLG: 0.525 (1, 7)										3	1	1	0	2	0	0	Cleveland Indians @ Baltimore Orioles Memorial Stadium, Baltimore, MD Sun Jul 11 1971, 7:05 PM EDT Att: 16,071 - Unknown			
Paul Blair, R OBP: 0.300, SLG: 0.372 (1, 8)										4	0	2	0	0	1	2				
Frank Robinson, R OBP: 0.405, SLG: 0.528 (1, 3)										2	1	1	1	2	0	0				
Elirod Hendricks, L OBP: 0.348, SLG: 0.383 (1, 2)										4	1	0	0	1	0	5				
Merv Rettenmund, R OBP: 0.421, SLG: 0.438 (1, 9)										5	1	1	1	0	1	3				
Brooks Robinson, R OBP: 0.359, SLG: 0.424 (1, 5)										3	1	2	3	1	1	0				
Davey Johnson, R OBP: 0.360, SLG: 0.419 (1, 4)										4	1	1	2	0	0	3				
Mark Belanger, R OBP: 0.379, SLG: 0.333 (1, 6)										2	0	0	0	1	0	0				
Pat Dobson, R OBP: 0.189, SLG: 0.140 (1, 1)										3	1	0	0	1	1	3				
Inning Stats	R: 0 E: 0 K: 0 S: 4	H: 1 LOB: 2 BB: 1 P: 8	R: 0 E: 0 K: 1 S: 5	H: 0 LOB: 0 BB: 0 P: 5	R: 0 E: 0 K: 0 S: 3	H: 0 LOB: 0 BB: 0 P: 3	R: 0 E: 0 K: 1 S: 6	H: 1 LOB: 2 BB: 1 P: 10	R: 1 E: 0 K: 0 S: 4	H: 1 LOB: 2 BB: 2 P: 12	R: 0 E: 0 K: 0 S: 4	H: 1 LOB: 2 BB: 1 P: 8	R: 6 E: 0 K: 2 S: 11	H: 4 LOB: 3 BB: 3 P: 24	R: 0 E: 0 K: 0 S: 3	H: 0 LOB: 0 BB: 0 P: 3	1B: 4 2B: 3 3B: 0 HR: 1	SF: 1 SAC: 1 DP: 0 HBP: 1	WP: 0 PB: 0 SB: 1 CS: 0	PA: 41
PITCHER Ed Farmer, R ERA: 1.67 Steve Hargan, R ERA: 8.79 Steve Mingori, L ERA: 2.08 (1, 1) (7, 1) (7, 1)	IP: 6.0 WLS: L BF: 8 H: 3 R: 6 ER: 6 SO: 0 BB: 2 IBB: 1 HBP: 1 BLK: 0 WP: 0 HR: 1 S: 26 P: 46 ERA: 1.50 WHIP: 1.500															PITCHER				

Batter	1	2	3	4	5	6	7	8	9	AB	R	H	RBI	BB	SO	LOB	TOP			
Ted Uhlhaender, L (1,8) OBP: 0.345, SLG: 0.325										4	0	1	0	0	0	2				
Vada Pinson, L (1,7) OBP: 0.303, SLG: 0.390										4	0	1	0	0	0	1				
Graig Nettles, L (1,5) OBP: 0.353, SLG: 0.421										4	0	1	0	0	0	1				
Chris Chambliss, L (1,3) OBP: 0.390, SLG: 0.463										3	0	2	0	1	0	0				
Roy Foster, R (1,9) OBP: 0.329, SLG: 0.428										4	0	1	0	0	0	3				
Eddie Leon, R (1,4) OBP: 0.326, SLG: 0.326										3	0	0	0	0	1	3				
Jack Heidemann, R (1,6) OBP: 0.238, SLG: 0.217 Gomer Hodge, S (8, PH) OBP: 0.298, SLG: 0.294 Fred Stanley, R (8,6) OBP: 0.449, SLG: 0.182										2	0	1	0	0	0	0				
Ken Suarez, R (1,2) OBP: 0.266, SLG: 0.200 Frank Baker, L (8, PH) OBP: 0.257, SLG: 0.330 Phil Hennigan, R (8,1)										2	0	0	0	0	0	1				
Sam McDowell, L (1,1) OBP: 0.222, SLG: 0.208 Chuck Hinton, R (8, PH) OBP: 0.357, SLG: 0.488										2	0	0	0	0	1	1				
Inning Stats	R: 0 E: 0 K: 0 S: 3	H: 1 LOB: 0 BB: 0 P: 3	R: 0 E: 0 K: 0 S: 3	H: 1 LOB: 0 BB: 0 P: 3	R: 0 E: 0 K: 1 S: 6	H: 1 LOB: 1 BB: 0 P: 6	R: 0 E: 0 K: 1 S: 7	H: 2 LOB: 2 BB: 0 P: 7	R: 0 E: 0 K: 0 S: 3	H: 0 LOB: 0 BB: 0 P: 3	R: 0 E: 0 K: 0 S: 3	H: 0 LOB: 0 BB: 0 P: 3	R: 0 E: 0 K: 0 S: 4	H: 1 LOB: 1 BB: 0 P: 4	R: 0 E: 0 K: 0 S: 3	H: 1 LOB: 1 BB: 1 P: 7	1B: 7 2B: 2 3B: 0 HR: 0	SF: 0 SAC: 0 DP: 4 HBP: 0	WP: 0 PB: 0 CS: 0	PA: 32
PITCHER Dick Drago, R (1,1) ERA: 3.2	IP: 9.0 WLS: W BF: 32 H: 8 R: 0 ER: 0 SO: 2 BB: 1 IBB: 0 HBP: 0 BLK: 0 WP: 0 HR: 0 S: 35 P: 39 ERA: 0.00 WHIP: 1.000															PITCHER				

Cleveland Indians @ Kansas City Royals
Municipal Stadium, Kansas City, MO
Thu Jul 15 1971, 8:05 PM EDT
Att: 9,663 - Unknown - 86 F


AB 31
R 0
H 8
RBI 0
BB 1
SO 2
LOB 14



Batter	1	2	3	4	5	6	7	8	9	AB	R	H	RBI	BB	SO	LOB	BOTTOM			
Freddie Patek, R (1,6) OBP: 0.320, SLG: 0.349										3	0	0	0	0	0	0				
Paul Schaaf, R (1,5) OBP: 0.411, SLG: 0.422										4	0	1	0	0	0	1				
Cookie Rojas, R (1,4) OBP: 0.367, SLG: 0.443										2	0	0	0	1	0	1				
Lou Piniella, R (1,7) OBP: 0.290, SLG: 0.313										3	0	1	1	0	0	1				
Dennis Paepke, R (1,9) OBP: 0.280, SLG: 0.343 Joe Keough, L (8,9) OBP: 0.330, SLG: 0.290										3	0	0	0	0	1	2				
Bob Oliver, R (1,3) OBP: 0.276, SLG: 0.317										2	0	0	0	1	1	0				
Jerry May, R (1,2) OBP: 0.316, SLG: 0.338										3	0	0	0	0	1	1				
Ed Kirkpatrick, L (1,8) OBP: 0.316, SLG: 0.345										3	0	0	0	0	1	1				
Dick Drago, R (1,1) OBP: 0.205, SLG: 0.128										2	1	0	0	1	1	0				
Inning Stats	R: 0 E: 0 K: 0 S: 4	H: 1 LOB: 1 BB: 0 P: 4	R: 0 E: 0 K: 2 S: 7	H: 0 LOB: 1 BB: 1 P: 11	R: 0 E: 0 K: 0 S: 3	H: 0 LOB: 0 BB: 0 P: 3	R: 0 E: 0 K: 1 S: 5	H: 0 LOB: 0 BB: 0 P: 5	R: 0 E: 0 K: 0 S: 3	H: 0 LOB: 0 BB: 0 P: 3	R: 0 E: 0 K: 0 S: 5	H: 0 LOB: 0 BB: 0 P: 5	R: 0 E: 0 K: 1 S: 5	H: 0 LOB: 0 BB: 0 P: 5	R: 0 E: 0 K: 0 S: 3	H: 0 LOB: 0 BB: 0 P: 3	1B: 2 2B: 0 3B: 0 HR: 0	SF: 0 SAC: 1 DP: 0 HBP: 0	WP: 0 PB: 0 CS: 0	PA: 29
PITCHER Sam McDowell, L (1,1) ERA: 3.0 Phil Hennigan, R (8,1) ERA: 4.0	IP: 7.0 WLS: L BF: 26 H: 2 R: 1 ER: 1 SO: 4 BB: 3 IBB: 0 HBP: 0 BLK: 0 WP: 0 HR: 0 S: 31 P: 43 ERA: 1.29 WHIP: 0.714															PITCHER				

Cleveland Indians @ Kansas City Royals
Municipal Stadium, Kansas City, MO
Thu Jul 15 1971, 8:05 PM EDT
Att: 9,663 - Unknown - 86 F

AB 25
R 1
H 2
RBI 1
BB 3
SO 5
LOB 7



Batter	1	2	3	4	5	6	7	8	9	AB	R	H	RBI	BB	SO	LOB	TOP								
Ted Uhlhaender, L OBP: 0.346, SLG: 0.324 (1, 8)	0-0 4-3	0-0 P5			4-0 1B SH1-3 3B BB	0-0 1B WP 1-2 1B		0-0 F7 1-2		4	1	1	0	1	0	2									
Vada Pinson, L OBP: 0.303, SLG: 0.388 (1, 7)	0-0 F5	0-0 4-3			0-0 SH1-3 1-2	0-0 F6 1-2 2-3			0-0 8-6 1B	4	0	1	0	0	0	3									
Graig Nettles, L OBP: 0.356, SLG: 0.420 (1, 5)	4-0 BB		4-0 G4-3 BB		0-0 1-3	0-0 1B 2-3 3-H			0-0 8-6 1-2	3	0	1	1	2	0	2									
Chris Chambliss, L OBP: 0.385, SLG: 0.453 (1, 3)	0-0 4-3		0-0 F7		4-0 1B 3B BB	0-0 F8			0-0 6-3	4	1	0	0	1	0	4									
Roy Foster, R OBP: 0.332, SLG: 0.434 (1, 9)		0-0 1B 2B	0-0 G4-3 1-2		0-0 1-2 2-3 3B 1B		0-3 K			4	2	2	0	0	1	1									
Kurt Bevacqua, R OBP: 0.226, SLG: 0.275 (1, 4)		0-3 K		0-0 WP SH2-3 SF8 1B	0-0 1-1 1-H 2-H 3-H 3B		0-0 F7			4	1	2	3	0	1	1									
Jack Heidemann, R OBP: 0.240, SLG: 0.219 (1, 6)		0-0 2B 2-H		0-0 SH2-3 1-2	0-0 4-3		0-3 K			3	1	1	1	0	1	1	AB 33 R 8 H 11 RBI 7 BB 4 SO 3 LOB 15								
Ken Suarez, R OBP: 0.279, SLG: 0.241 (1, 2)		0-0 E 2B 2-H		0-0 SF8 2-H	0-0 WP 1B 1B		0-0 4-3			3	2	2	2	0	0	0									
Steve Dunning, R OBP: 0.195, SLG: 0.282 (1, 1)		0-0 E5		0-0 4-3		0-0 F9		0-0 CS 1B		2	0	0	0	0	0	0									
Jim Clark, R (6, PH)										1	0	0	0	0	0	1									
Ed Farmer, R (6, PH)										0	0	0	0	0	0	0									
Frank Baker, L OBP: 0.265, SLG: 0.337 (8, PH)										1	0	1	0	0	0	0									
Phil Hennigan, R (8, 1)										0	0	0	0	0	0	0									
Inning Stats	R: 0 E: 0 K: 0 S: 3	H: 0 LOB: 1 BB: 1 P: 7	R: 3 E: 1 K: 1 S: 9	H: 3 LOB: 1 BB: 0 P: 9	R: 0 E: 0 K: 0 S: 2	H: 0 LOB: 0 BB: 1 P: 6	R: 1 E: 0 K: 0 S: 4	H: 1 LOB: 0 BB: 2 P: 4	R: 3 E: 0 K: 0 S: 5	H: 2 LOB: 1 BB: 2 P: 13	R: 1 E: 0 K: 2 S: 6	H: 3 LOB: 2 BB: 0 P: 6	R: 0 E: 0 K: 2 S: 7	H: 0 LOB: 0 BB: 0 P: 7	R: 0 E: 0 K: 0 S: 3	H: 1 LOB: 0 BB: 0 P: 3	R: 0 E: 0 K: 0 S: 3	H: 1 LOB: 0 BB: 0 P: 3	1B: 8 2B: 3 3B: 1 HR: 0	SF: 1 SAC: 2 DP: 2 HBP: 0	WP: 2 PB: 2 SB: 0 CS: 0	PA: 40			
PITCHER	IP	WLS	BF	H	R	ER	SO	BB	IBB	HBP	BLK	WP	HR	S	P	ERA	WHIP								
Bruce Dal Canton, R ERA: 3.36	4.2	L	24	6	7	6	1	4	0	0	0	1	0	22	38	11.57	2.143								
Al Fitzmorris, R ERA: 4.97	1.1		7	3	1	1	0	0	0	0	0	1	0	7	7	6.75	2.250								
Jim York, R ERA: 3.42	2.0		6	1	0	0	2	0	0	0	0	0	0	10	10	0.00	0.500								
Roger Nelson, R ERA: 7.71	1.0		3	1	0	0	0	0	0	0	0	0	0	3	3	0.00	1.000								

Cleveland Indians @ Kansas City Royals
Municipal Stadium, Kansas City, MO

AB 33
R 8
H 11
RBI 7
BB 4
SO 3
LOB 15



WP: 2
PB: 2
SB: 0
CS: 0
PA: 40

Cleveland Indians @ Kansas City Royals
Municipal Stadium, Kansas City, MO

AB 37
R 4
H 9
RBI 3
BB 6
SO 10
LOB 22



WP: 3
PB: 0
SB: 3
CS: 0
PA: 44

Batter	1	2	3	4	5	6	7	8	9	AB	R	H	RBI	BB	SO	LOB	BOTTOM								
Freddie Patek, R OBP: 0.318, SLG: 0.345 (1, 6)	0-0 L8	0-3 K BB		0-0 P5		1-0 WP S HBP		0-3 K		4	0	0	0	0	2	1									
Paul Schaaf, R OBP: 0.414, SLG: 0.421 (1, 5)	4-0 S BB	4-0 1-2 2-3 BB			0-0 F7	0-3 K 1-3		0-0 1B		3	0	1	0	2	1	1									
Cookie Rojas, R OBP: 0.368, SLG: 0.441 (1, 4)	4-0 1-2 BB	0-0 F8			0-0 WP S 1B		0-0 5-3	0-0 F8		4	1	1	0	1	0	4									
Ed Kirkpatrick, L OBP: 0.318, SLG: 0.370 (1, 8)	0-0 P5		0-0 F7		0-0 P6		0-0 HR		0-0 HR	5	2	2	2	0	0	3									
Gail Hopkins, L OBP: 0.367, SLG: 0.457 (1, 3)	0-0 P6		0-0 P6		4-0 1B BB		0-0 2B		0-0 FC6-4 1B	4	0	2	0	1	0	2									
Lou Piniella, R OBP: 0.293, SLG: 0.312 (1, 7)		0-0 1-3	4-0 BB		0-0 1-3 3-H 1B		0-0 5-3		0-3 K	4	0	1	1	1	1	2									
Joe Keough, L OBP: 0.332, SLG: 0.289 (1, 9)		0-0 1B WP 1B		0-0 F7		0-0 4-1		0-0 BB		4	1	1	0	1	0	4	AB 37 R 4 H 9 RBI 3 BB 6 SO 10 LOB 22								
Jerry May, R OBP: 0.313, SLG: 0.333 (1, 2)		0-0 BB WP 1B		0-3 K		0-3 K		0-3 K		5	0	1	0	0	3	3									
Bruce Dal Canton, R OBP: 0.114, SLG: 0.093 (1, 1)		0-0 B3		0-3 K		0-3 K		0-3 K		2	0	0	0	0	1	2									
Al Fitzmorris, S OBP: 0.167, SLG: 0.167 (5, PH)										0	0	0	0	0	0	0									
Chuck Harrison, R OBP: 0.125, SLG: 0.194 (7, 1)										1	0	0	0	0	1	0									
Jim York, R (7, 1)										0	0	0	0	0	0	0									
Bobby Floyd, R OBP: 0.294, SLG: 0.143 (8, PH)										1	0	0	0	0	1	0									
Roger Nelson, R (9, 1)										0	0	0	0	0	0	0									
Inning Stats	R: 0 E: 0 K: 0 S: 3	H: 0 LOB: 2 BB: 2 P: 11	R: 1 E: 0 K: 1 S: 8	H: 2 LOB: 3 BB: 1 P: 12	R: 0 E: 0 K: 0 S: 3	H: 0 LOB: 1 BB: 1 P: 7	R: 0 E: 0 K: 2 S: 7	H: 0 LOB: 0 BB: 0 P: 7	R: 1 E: 0 K: 0 S: 5	H: 2 LOB: 2 BB: 1 P: 9	R: 0 E: 0 K: 3 S: 9	H: 0 LOB: 1 BB: 0 P: 10	R: 1 E: 0 K: 1 S: 7	H: 2 LOB: 2 BB: 1 P: 11	R: 0 E: 0 K: 2 S: 8	H: 1 LOB: 1 BB: 0 P: 8	R: 1 E: 0 K: 1 S: 7	H: 2 LOB: 1 BB: 0 P: 7	1B: 6 2B: 1 3B: 0 HR: 2	SF: 0 SAC: 0 DP: 0 HBP: 1	WP: 3 PB: 0 SB: 3 CS: 0	PA: 44			
PITCHER	IP	WLS	BF	H	R	ER	SO	BB	IBB	HBP	BLK	WP	HR	S	P	ERA	WHIP								
Steve Dunning, R ERA: 4.32	5.0	W	25	4	2	2	3	5	0	0	0	2	0	26	46	3.60	1.800								
Ed Farmer, R ERA: 1.69	2.0		10	2	1	1	4	1	0	1	0	1	1	16	21	4.50	1.500								
Phil Hennigan, R ERA: 4.02	2.0	S	9	3	1	1	3	0	0	0	0	0	1	15	15	4.50	1.500								

WP: 3
PB: 0
SB: 3
CS: 0
PA: 44

Batter	1	2	3	4	5	6	7	8	9	AB	R	H	RBI	BB	SO	LOB	TOP										
Ted Uhlhaender, L (1.8) OBP: 0.349, SLG: 0.327	0-0 FC4-6 1B		0-0 4-3		0-0 1B			0-0 1-3		4	0	2	0	0	0	0											
Vada Pinson, L (1.7) OBP: 0.302, SLG: 0.387	0-0 FC4-6 G1-6-3 1-2			0-0 4-3	0-0 F8			0-0 L4-3 1B		4	0	1	0	0	0	2											
Jim Clark, R (1.3) OBP: 0.357, SLG: 0.429	0-0 G1-6-3 1-2			0-0 6-3		0-3 K		0-0 L4-3 1-2		4	0	0	0	0	1	2											
Graig Nettles, L (1.5) OBP: 0.331, SLG: 0.431		0-0 F7		0-0 HR		0-0 P6		0-0 1B		4	1	2	1	0	0	0											
Roy Foster, R (1.9) OBP: 0.331, SLG: 0.431		0-0 5-3		0-0 1B 1B		0-0 P5		0-0 F9		4	0	1	0	0	0	1											
Kurt Bevacqua, R (1.4) OBP: 0.228, SLG: 0.273		0-0 L7		0-0 1B			0-0 P6	0-0 L6		4	0	1	0	0	0	1											
Jack Heidemann, R (1.6) OBP: 0.240, SLG: 0.225			0-0 F9 4-3 2B	0-0 1-3		0-0 4-3		0-0 L3		4	1	1	0	0	0	3											
Ken Suarez, R (1.2) OBP: 0.282, SLG: 0.262			0-0 F9 2-3		0-0 6-3		0-0 2B			3	0	1	0	0	0	1											
Ray Lamb, R (1.1) Mike Paul, L (2.1) Chris Chambliss, L (3.1) Vince Colbert, R (3.1) Chuck Hinton, R (7.1) Steve Mingo, L (7.1)			0-0 4-3 3-H		0-3 K		0-0 F7			0	0	0	0	0	0	0											
Inning Stats	R: 0 E: 0 K: 0 S: 3	H: 1 LOB: 0 BB: 0 P: 3	R: 0 E: 0 K: 0 S: 3	H: 0 LOB: 0 BB: 0 P: 3	R: 1 E: 0 K: 0 S: 4	H: 3 LOB: 2 BB: 0 P: 6	R: 0 E: 0 K: 1 S: 5	H: 0 LOB: 0 BB: 0 P: 5	R: 0 E: 0 K: 0 S: 4	H: 1 LOB: 1 BB: 0 P: 4	R: 0 E: 0 K: 0 S: 3	H: 1 LOB: 1 BB: 0 P: 3	R: 0 E: 0 K: 0 S: 4	H: 1 LOB: 1 BB: 0 P: 4	R: 0 E: 0 K: 0 S: 4	H: 1 LOB: 1 BB: 0 P: 4	1B: 6 2B: 3 3B: 0 HR: 1	SF: 0 SAC: 0 DP: 2 HBP: 0	WP: 0 PB: 0 SB: 0 CS: 0	PA: 34							
PITCHER	IP	WLS	BF	H	R	ER	SO	BB	IBB	HBP	BLK	WP	HR	S	P	ERA	WHIP										
Mike Hedlund, R (1.1) ERA: 2.79	5.0	W	20	6	2	2	1	0	0	0	0	0	1	22	22	3.60	1.200										
Tom Burgmeier, L (6.1) ERA: 1.44	4.0	S	14	3	0	0	1	0	0	0	0	0	0	16	16	0.00	0.750										

Cleveland Indians @ Kansas City Royals
Municipal Stadium, Kansas City, MO

AB 34
R 2
H 9
RBI 2
BB 0
SO 2
LOB 11



WP: 0 PA: 34
PB: 0
SB: 0
CS: 0

Sat Jul 17 1971, 4:33 AM EDT
Att: 10,319 - Unknown - 97 F

livebaseballscores.com

Batter	1	2	3	4	5	6	7	8	9	AB	R	H	RBI	BB	SO	LOB	BOTTOM										
Freddie Patek, R (1.6) OBP: 0.319, SLG: 0.348	0-0 E SF8 1B	0-0 F3	0-0 F9			0-0 1B 2B		0-0 1-3		5	2	2	0	0	0	2											
Paul Schaaf, R (1.5) OBP: 0.416, SLG: 0.422	4-0 SF8 1B BB	0-0 1B		0-0 F9		0-0 FC4-6 1B 2-H		0-0 P6		4	1	2	1	1	0	0											
Cookie Rojas, R (1.4) OBP: 0.365, SLG: 0.437	0-0 E1 1B BLK 1-2 2-3	0-0 F8		0-0 4-3		0-0 FC4-6 1-2		0-0 1B		5	1	1	0	0	0	5											
Ed Kirkpatrick, L (1.8) OBP: 0.316, SLG: 0.368	0-0 SF8 1-2 2-3 3-H	0-3 K		0-0 F8		0-0 SF9 1B		0-3 K		4	1	1	1	0	2	3											
Gail Hopkins, L (1.3) OBP: 0.374, SLG: 0.467	4-0 BLK 1B IBB		0-0 2B 2B		0-0 3-1		0-0 E5 SF9 1-3			2	1	1	0	1	0	0											
Bob Oliver, R (7.3) OBP: 0.277, SLG: 0.316										1	0	0	0	0	0	1											
Lou Piniella, R (1.7) OBP: 0.296, SLG: 0.321	0-0 G5-3 BLK 1B 1-2 2-3 3-H		0-0 E G4-6-3 2B		0-0 6-3		0-0 1-3			4	1	2	2	0	0	2											
Joe Keough, L (1.9) OBP: 0.330, SLG: 0.286	4-0 1-2 2-3 3-H BB		0-0 E3 G4-6-3 BB 2-3		0-3 K		0-0 SF9			2	0	0	1	1	1	1											
Jerry May, R (1.2) OBP: 0.317, SLG: 0.329	0-0 G5-3 2-3		0-0 G4-6-3 BB 1-2		0-3 K		0-0 K			2	0	0	0	2	1	3											
Mike Hedlund, R (1.1) OBP: 0.128, SLG: 0.105		0-0 1B		0-0 G4-6-3 1-2 2-3 3-H		0-3 K		0-3 K		2	0	1	0	0	0	2											
Tom Burgmeier, L (6.1) OBP: 0.273, SLG: 0.200										2	0	0	0	0	2	2											
Inning Stats	R: 3 E: 1 K: 0 S: 5	H: 2 LOB: 2 BB: 3 P: 17	R: 0 E: 0 K: 1 S: 7	H: 2 LOB: 2 BB: 0 P: 7	R: 2 E: 1 K: 0 S: 5	H: 2 LOB: 1 BB: 1 P: 9	R: 0 E: 0 K: 0 S: 3	H: 0 LOB: 0 BB: 0 P: 3	R: 0 E: 0 K: 1 S: 5	H: 0 LOB: 0 BB: 0 P: 5	R: 1 E: 0 K: 2 S: 9	H: 2 LOB: 1 BB: 0 P: 9	R: 1 E: 1 K: 1 S: 7	H: 1 LOB: 2 BB: 1 P: 11	R: 0 E: 0 K: 1 S: 6	H: 1 LOB: 1 BB: 0 P: 6	1B: 7 2B: 3 3B: 0 HR: 0	SF: 2 SAC: 0 DP: 2 HBP: 0	WP: 0 PB: 0 SB: 1 CS: 0	PA: 40							
PITCHER	IP	WLS	BF	H	R	ER	SO	BB	IBB	HBP	BLK	WP	HR	S	P	ERA	WHIP										
Ray Lamb, R (1.1) ERA: 2.57	1.1	L	11	4	3	3	0	2	1	0	0	0	0	4	4	0.00	4.500										
Mike Paul, L (2.1) ERA: 2.08	0.2		2	0	0	0	1	0	0	0	0	0	0	4	4	0.00	0.000										
Vince Colbert, R (3.1) ERA: 4.61	4.0		17	4	3	2	3	1	0	0	0	0	0	22	26	4.50	1.250										
Steve Mingo, L (7.1) ERA: 1.98	2.0		10	2	1	0	2	0	1	0	0	0	0	13	17	0.00	1.000										

Cleveland Indians @ Kansas City Royals
Municipal Stadium, Kansas City, MO

AB 33
R 7
H 10
RBI 5
BB 5
SO 6
LOB 21



WP: 0 PA: 40
PB: 0
SB: 1
CS: 0

Sat Jul 17 1971, 4:33 AM EDT
Att: 10,319 - Unknown - 97 F

livebaseballscores.com

Batter	1	2	3	4	5	6	7	8	9	AB	R	H	RBI	BB	SO	LOB	TOP		
Ted Uhlhaender, L (1,8) OBP: 0.343, SLG: 0.321	0-0 1-4-3		0-0 P6			0-0 F7		0-0 6-3		4	0	0	0	0	0	0	Cleveland Indians @ California Angels Anaheim Stadium, Anaheim, CA Sun Jul 18 1971, 10:05 PM EDT Att: 10,607 - Unknown		
Eddie Leon, R (1,4) OBP: 0.325, SLG: 0.322	0-0 6-3		0-3 K			4-0 2B BB		0-0 F9		3	1	0	0	1	1	0			
Roy Foster, R (1,9) OBP: 0.325, SLG: 0.423	0-0 G1				0-0 P5			0-0 F9		4	0	0	0	0	0	1			
Chuck Hinton, R (1,3) OBP: 0.359, SLG: 0.505		0-0 P7			0-0 2B				0-3 K	4	0	2	1	0	1	0			
Jim Clark, R (1,7) OBP: 0.111, SLG: 0.111		0-0 BB 1B			0-0 5-3			0-0 4-3	0-3 K	4	0	1	0	0	1	2			
Kurt Bevacqua, R (1,5) OBP: 0.213, SLG: 0.254		0-0 F8			0-3 K				0-0 L5	4	0	0	0	0	1	2			
Jack Heidemann, R (1,6) OBP: 0.241, SLG: 0.222		4-0 1-2 BB			0-0 P4			0-0 6-3		2	0	0	0	1	0	0			
Ken Suarez, R (1,2) OBP: 0.284, SLG: 0.266		0-3 K			0-0 5-3					3	0	1	0	0	1	2			
Alan Foster, R (1,1) OBP: 0.086, SLG: 0.091			0-3 K			0-0 4-3			0-3 K	3	0	0	0	0	2	1			
Inning Stats	R: 0 E: 0 K: 0 S: 3	H: 0 LOB: 0 BB: 0 P: 3	R: 0 E: 0 K: 1 S: 6	H: 1 LOB: 2 BB: 1 P: 10	R: 0 E: 0 K: 2 S: 7	H: 0 LOB: 0 BB: 0 P: 7	R: 0 E: 0 K: 1 S: 6	H: 1 LOB: 1 BB: 0 P: 6	R: 0 E: 0 K: 0 S: 3	H: 0 LOB: 0 BB: 0 P: 3	R: 1 E: 0 K: 0 S: 4	H: 1 LOB: 1 BB: 1 P: 8	R: 0 E: 0 K: 1 S: 6	H: 1 LOB: 1 BB: 0 P: 6	R: 0 E: 0 K: 0 S: 3	H: 0 LOB: 0 BB: 0 P: 3	1B: 2 2B: 2 3B: 0 HR: 0	SF: 0 SAC: 0 DP: 0 HBP: 0	WP: 0 PA: 33 PB: 0 SB: 0 CS: 0
PITCHER Rudy May, L (1,1) ERA: 2.72	IP: 9.0 WLS: W BF: 33 H: 4 R: 1 ER: 1 SO: 7 BB: 2 IBB: 0 HBP: 0 BLK: 0 WP: 0 HR: 0 S: 45 P: 53 ERA: 1.00 WHIP: 0.667																		

Batter	1	2	3	4	5	6	7	8	9	AB	R	H	RBI	BB	SO	LOB	BOTTOM		
Sandy Alomar Sr., S (1,4) OBP: 0.298, SLG: 0.302	0-3 K			0-0 S SF7 2B		0-0 4-3		0-0 F7		4	1	1	0	0	1	0	Cleveland Indians @ California Angels Anaheim Stadium, Anaheim, CA Sun Jul 18 1971, 10:05 PM EDT Att: 10,607 - Unknown		
Mickey Rivers, L (1,8) OBP: 0.333, SLG: 0.381	0-0 P4			0-0 4-3		0-0 4-3			0-3 K	4	0	0	0	0	1	1			
Tony Gonzalez, L (1,7) OBP: 0.328, SLG: 0.322	0-0 P3			0-0 SF7		0-0 1B			0-0 HR G3 1B	3	1	2	1	0	0	0			
John Stephenson, L (1,2) OBP: 0.304, SLG: 0.360		4-0 FC3-6 BB		4-0 3-H BB		0-0 G3			0-0 G3	2	0	0	0	2	0	2			
Ken McMullen, R (1,5) OBP: 0.314, SLG: 0.402		0-0 FC3-6 G5-4-3 1-2		0-0 F8				0-0 F7		4	1	1	2	0	0	2			
Jim Spencer, L (1,3) OBP: 0.293, SLG: 0.385		0-0 G5-4-3 1-2			0-0 L3			0-0 G3		3	0	0	0	0	0	1			
Roger Repoz, L (1,9) OBP: 0.371, SLG: 0.350			0-0 F9		4-0 1B BB			0-3 K		2	0	0	0	1	1	0			
Bruce Christensen, L (1,6) OBP: 0.333, SLG: 0.200				0-0 4-3		0-0 G4-3 1B		0-0 4-3		3	0	1	0	0	0	0			
Rudy May, L (1,1) OBP: 0.200, SLG: 0.176			0-3 K		0-0 G4-3 1-2			0-0 F8		3	0	0	0	0	1	2			
Inning Stats	R: 0 E: 0 K: 1 S: 5	H: 0 LOB: 0 BB: 0 P: 5	R: 0 E: 0 K: 0 S: 2	H: 0 LOB: 0 BB: 1 P: 6	R: 0 E: 0 K: 1 S: 5	H: 0 LOB: 0 BB: 0 P: 5	R: 1 E: 0 K: 0 S: 4	H: 1 LOB: 1 BB: 1 P: 8	R: 0 E: 0 K: 0 S: 3	H: 1 LOB: 1 BB: 1 P: 7	R: 0 E: 0 K: 0 S: 4	H: 1 LOB: 1 BB: 0 P: 4	R: 0 E: 0 K: 1 S: 5	H: 0 LOB: 0 BB: 0 P: 5	R: 0 E: 0 K: 0 S: 3	H: 0 LOB: 0 BB: 0 P: 3	1B: 3 2B: 1 3B: 0 HR: 1	SF: 1 SAC: 0 DP: 2 HBP: 0	WP: 0 PA: 32 PB: 0 SB: 1 CS: 0
PITCHER Alan Foster, R (1,1) ERA: 3.69	IP: 8.2 WLS: L BF: 32 H: 5 R: 3 ER: 3 SO: 4 BB: 3 IBB: 0 HBP: 0 BLK: 0 WP: 0 HR: 1 S: 37 P: 49 ERA: 3.12 WHIP: 0.923																		

Batter	1	2	3	4	5	6	7	8	9	AB	R	H	RBI	BB	SO	LOB	TOP										
Ted Uhlhaender, L (1, 8) OBP: 0.340, SLG: 0.319	4-3		4-3	FC4			5-3		1B BB FC1-6	5	1	1	0	0	0	2	Cleveland Indians @ California Angels Anaheim Stadium, Anaheim, CA Mon Jul 19 1971, 10:05 PM EDT Att: 8,100 - Unknown										
Vada Pinson, L (1, 7) OBP: 0.304, SLG: 0.387	P5		4-3			CS	WP FC4-2		FC1-6 BB 1B E	5	1	2	0	0	0	2											
Graig Nettles, L (1, 5) OBP: 0.363, SLG: 0.431	BB		HBP	1B			FC4-2 WP		E BB FC6-4	3	1	2	0	2	1	1											
Chris Chambliss, L (1, 3) OBP: 0.384, SLG: 0.443	1-3		HBP				FC4-2		FC6-4 E BB	3	0	0	1	1	1	4											
Roy Foster, R (1, 9) OBP: 0.324, SLG: 0.417 Frank Baker, L (9, PH) OBP: 0.262, SLG: 0.333	F8		1-3				F9		E6 FC6-4	3	0	0	0	1	0	4											
Eddie Leon, R (1, 4) OBP: 0.324, SLG: 0.321	FC6-4			G3		SH2-6-4			F8 FC6-4	4	0	1	1	0	0	2											
Jack Heidemann, R (1, 6) OBP: 0.240, SLG: 0.222	FC6-4			1B			6-3		F7 G3	5	0	1	0	0	0	4											
Ken Suarez, R (1, 2) OBP: 0.308, SLG: 0.273	BB			FC4			6-3		6-3	2	0	1	0	2	0	0											
Sam McDowell, L (1, 1) OBP: 0.224, SLG: 0.211	K			K			K		FC1-6	4	0	1	0	0	3	6											
Inning Stats	R: 0 E: 0 K: 0 S: 3	H: 0 LOB: 1 BB: 1 P: 7	R: 0 E: 0 K: 1 S: 6	H: 1 LOB: 2 BB: 1 P: 10	R: 0 E: 0 K: 0 S: 4	H: 1 LOB: 2 BB: 0 P: 5	R: 0 E: 0 K: 1 S: 7	H: 2 LOB: 1 BB: 0 P: 7	R: 0 E: 0 K: 1 S: 5	H: 0 LOB: 2 BB: 2 P: 13	R: 0 E: 0 K: 0 S: 4	H: 1 LOB: 2 BB: 1 P: 8	R: 0 E: 0 K: 0 S: 3	H: 0 LOB: 0 BB: 0 P: 3	R: 3 E: 1 K: 0 S: 7	H: 3 LOB: 2 BB: 1 P: 11		1B: 9 2B: 1 3B: 0 HR: 0	SF: 0 SAC: 1 DP: 1 HBP: 1	WP: 1 PB: 0 SB: 1 CS: 1	PA: 43						
PITCHER	IP	WLS	BF	H	R	ER	SO	BB	IBB	HBP	BLK	WP	HR	S	P	ERA	WHIP										
Rickey Clark, R (1, 1) ERA: 1.85	8.0	L	37	8	2	2	5	4	1	1	0	1	0	41	62	2.25	1.500										
Dave LaRoche, L (9, 1) ERA: 2.15	0.1		3	1	0	0	0	1	0	0	0	0	0	2	6	0.00	6.000										
Lloyd Allen, R (9, 1) ERA: 3.35	0.2		3	0	1	0	0	0	0	0	0	0	0	3	3	0.00	0.000										

Batter	1	2	3	4	5	6	7	8	9	AB	R	H	RBI	BB	SO	LOB	BOTTOM										
Sandy Alomar Sr., S (1, 4) OBP: 0.299, SLG: 0.305	F7		6-3			4-3			K	5	0	2	0	0	1	1	Cleveland Indians @ California Angels Anaheim Stadium, Anaheim, CA Mon Jul 19 1971, 10:05 PM EDT Att: 8,100 - Unknown										
Mickey Rivers, L (1, 8) OBP: 0.314, SLG: 0.358	P6			K		4-3			K	4	0	0	0	0	2	2											
Ken McMullen, R (1, 5) OBP: 0.316, SLG: 0.404	6-3			F8		FC6-4			2B	3	0	1	0	1	0	0											
Billy Cowan, R (1, 7) OBP: 0.312, SLG: 0.440			K			FC6-4			2B	3	0	1	0	1	1	2											
Jim Spencer, L (1, 3) OBP: 0.293, SLG: 0.383	4-3			G3					2B	4	0	1	0	0	0	3											
Tommie Reynolds, R (1, 9) OBP: 0.444, SLG: 0.286						SH2-4			4-3	2	0	2	0	1	0	0											
Jerry Moses, R (1, 2) OBP: 0.238, SLG: 0.345						FC4-6			1B	4	0	0	0	0	2	4											
Syd O'Brien, R (1, 6) OBP: 0.255, SLG: 0.320						G5-4-3			K	3	1	0	0	1	0	2											
Rickey Clark, R (1, 1) OBP: 0.083, SLG: 0.083 Dave LaRoche, L (9, 1) OBP: 0.222, SLG: 0.125 Lloyd Allen, R (9, 1) OBP: 0.222, SLG: 0.556 John Stephenson, L (9, PH) OBP: 0.303, SLG: 0.358									E4	3	0	0	0	0	1	2											
Inning Stats	R: 0 E: 0 K: 0 S: 3	H: 0 LOB: 0 BB: 0 P: 3	R: 0 E: 0 K: 1 S: 6	H: 1 LOB: 0 BB: 0 P: 6	R: 0 E: 0 K: 1 S: 5	H: 0 LOB: 0 BB: 0 P: 5	R: 0 E: 0 K: 1 S: 6	H: 1 LOB: 1 BB: 0 P: 6	R: 0 E: 0 K: 0 S: 2	H: 0 LOB: 0 BB: 1 P: 6	R: 0 E: 0 K: 0 S: 4	H: 1 LOB: 2 BB: 1 P: 8	R: 0 E: 0 K: 1 S: 6	H: 1 LOB: 2 BB: 1 P: 10	R: 0 E: 0 K: 1 S: 6	H: 2 LOB: 1 BB: 1 P: 10		R: 1 E: 1 K: 2 S: 9	H: 1 LOB: 1 BB: 0 P: 9	1B: 5 2B: 2 3B: 0 HR: 0	SF: 0 SAC: 1 DP: 1 HBP: 0	WP: 0 PB: 0 SB: 0 CS: 1	PA: 37				
PITCHER	IP	WLS	BF	H	R	ER	SO	BB	IBB	HBP	BLK	WP	HR	S	P	ERA	WHIP										
Sam McDowell, L (1, 1) ERA: 2.82	9.0	W	37	7	1	0	7	1	3	0	0	0	0	47	63	0.00	0.889										

Batter	1	2	3	4	5	6	7	8	9	AB	R	H	RBI	BB	SO	LOB	TOP					
Ted Uhlhaender, L (1, 8) OBP: 0.339, SLG: 0.317	F8		K		5-3			1B		4	0	1	0	0	1	0	Cleveland Indians @ Oakland Athletics Oakland-Alameda County Coliseum, Oakland, CA Tue Jul 20 1971, 7:05 PM PDT Att: 8,539 - Unknown					
Chris Chambliss, L (1, 3) OBP: 0.381, SLG: 0.439	1-3			1B G3 1B		F7		K		4	1	1	0	0	1	1						
Vada Pinson, L (1, 9) OBP: 0.306, SLG: 0.388	F8			G3 1B SF9 1B		E S G3 1B		F9		4	2	2	0	0	1							
Graig Nettles, L (1, 5) OBP: 0.364, SLG: 0.435				SF9 G3 1B		G3			4-3	4	0	2	1	0	0	0						
Frank Baker, L (1, 7) OBP: 0.252, SLG: 0.320	F5			G3		F7		F8		4	0	0	1	0	0	3						
Kurt Bevacqua, R (1, 4) OBP: 0.215, SLG: 0.258	5-3			SF9				1B		3	0	1	1	0	0	1						
Jack Heidemann, R (1, 6) OBP: 0.237, SLG: 0.218	F9			2-3 3-H 6-3		F8		1B		3	0	0	0	0	1	2						
Ed Farmer, R (7, 1) Gomer Hodge, S (9, PH) OBP: 0.310, SLG: 0.308				K				1-3 1B		0	0	0	0	0	0	0						
Ken Suarez, R (1, 2) OBP: 0.296, SLG: 0.261			L8		K			G3		3	0	0	0	0	1	0						
Chuck Hinton, R (9, PH) OBP: 0.356, SLG: 0.500										1	0	0	0	0	0	2						
Ray Lamb, R (1, 1) OBP: 0.152, SLG: 0.125			4-3		4-3			6-3		1	0	0	0	0	0	0						
Steve Mingo, L (4, 1) OBP: 0.500, SLG: 0.500										0	0	0	0	0	0	0						
Jim Clark, R (5, PH) OBP: 0.100, SLG: 0.100										1	0	0	0	0	0	0						
Vince Colbert, R (5, 1) OBP: 0.222, SLG: 0.333										0	0	0	0	0	0	0						
Fred Stanley, R (7, 6) OBP: 0.440, SLG: 0.176										1	0	0	0	0	0	0						
Inning Stats	R: 0 E: 0 K: 0 S: 3	H: 0 LOB: 0 BB: 0 P: 3	R: 0 E: 0 K: 0 S: 4	H: 1 LOB: 1 BB: 0 P: 4	R: 0 E: 0 K: 1 S: 5	H: 0 LOB: 0 BB: 0 P: 5	R: 2 E: 0 K: 1 S: 8	H: 3 LOB: 1 BB: 0 P: 8	R: 0 E: 0 K: 0 S: 5	H: 0 LOB: 0 BB: 0 P: 5	R: 1 E: 0 K: 0 S: 4	H: 1 LOB: 0 BB: 0 P: 4	R: 0 E: 0 K: 0 S: 3	H: 0 LOB: 0 BB: 0 P: 3	R: 0 E: 0 K: 1 S: 6	H: 1 LOB: 1 BB: 0 P: 6	R: 0 E: 0 K: 0 S: 5	H: 2 LOB: 2 BB: 0 P: 5	1B: 7 2B: 1 3B: 0 HR: 0	SF: 1 SAC: 0 DP: 0 HBP: 0	WP: 0 PB: 0 SB: 1 CS: 0	PA: 35
PITCHER	IP WLS BF H R ER SO BB IBB HBP BLK WP HR S P ERA WHIP																					
Chuck Dobson, R (1, 1) ERA: 3.09	8.2 W 34 8 3 2 4 0 0 0 0 0 0 0 42 42 2.08 0.923																					
Rollie Fingers, R (9, 1) ERA: 2.7	0.1 S 1 0 0 0 0 0 0 0 0 0 0 0 1 1 0.00 0.000																					

Batter	1	2	3	4	5	6	7	8	9	AB	R	H	RBI	BB	SO	LOB	BOTTOM			
Larry Brown, R (1, 6) OBP: 0.255, SLG: 0.238	1-3	G5-4		K		G3		F9		5	0	0	0	0	1	4	Cleveland Indians @ Oakland Athletics Oakland-Alameda County Coliseum, Oakland, CA Tue Jul 20 1971, 7:05 PM PDT Att: 8,539 - Unknown			
Joe Rudi, R (1, 9) OBP: 0.297, SLG: 0.410	5-3	P4		1B				1B		4	0	2	1	0	0	2				
Tommy Davis, R (1, 7) OBP: 0.377, SLG: 0.421				P3						4	0	1	1	0	1	1				
George Hendrick, R (8, 9) OBP: 0.294, SLG: 0.382	K			FC5 S 1B		6-3				0	0	0	0	0	0	0				
Mike Epstein, L (1, 3) OBP: 0.386, SLG: 0.485		1B BB						HR		1	2	1	1	3	0	0				
Sal Bando, R (1, 5) OBP: 0.364, SLG: 0.403		1B BB		P3		FC5		F5		4	1	1	0	0	0	4				
Rick Monday, L (1, 8) OBP: 0.354, SLG: 0.415		1B 1B		F8		4-3		CS		3	1	1	1	1	0	1				
Dave Duncan, R (1, 2) OBP: 0.300, SLG: 0.420		E5		G5-4 1B		1-3		6-3		4	1	2	1	0	0	1				
Dick Green, R (1, 4) OBP: 0.322, SLG: 0.362		G5-4 1B				K		5-3		3	0	0	0	1	1	1				
Chuck Dobson, R (1, 1) OBP: 0.275, SLG: 0.395		SF7				1B				3	1	1	1	0	1	0				
Rollie Fingers, R (9, 1) OBP: 0.222, SLG: 0.192		3-H				1B		P5		0	0	0	0	0	0	0				
Inning Stats	R: 0 E: 0 K: 1 S: 5	H: 0 LOB: 0 BB: 0 P: 5	R: 3 E: 1 K: 0 S: 6	H: 3 LOB: 2 BB: 2 P: 14	R: 0 E: 0 K: 0 S: 3	H: 0 LOB: 1 BB: 1 P: 7	R: 2 E: 0 K: 2 S: 11	H: 4 LOB: 3 BB: 1 P: 15	R: 0 E: 0 K: 0 S: 3	H: 0 LOB: 0 BB: 0 P: 3	R: 0 E: 0 K: 0 S: 4	H: 1 LOB: 1 BB: 0 P: 4	R: 1 E: 0 K: 0 S: 3	H: 1 LOB: 0 BB: 1 P: 7	R: 0 E: 0 K: 1 S: 5	H: 0 LOB: 0 BB: 0 P: 5	1B: 8 2B: 0 3B: 0 HR: 1	SF: 1 SAC: 0 DP: 0 HBP: 0	WP: 0 PB: 0 SB: 1 CS: 1	PA: 37
PITCHER	IP WLS BF H R ER SO BB IBB HBP BLK WP HR S P ERA WHIP																			
Ray Lamb, R (1, 1) ERA: 2.92	3.2 L 21 7 5 3 3 2 1 0 0 0 0 0 0 24 36 12.27 2.455																			
Steve Mingo, L (4, 1) ERA: 1.99	0.1 2 0 0 0 0 1 0 0 0 0 0 0 1 5 0.00 3.000																			
Vince Colbert, R (5, 1) ERA: 4.59	2.1 10 2 1 1 0 1 0 0 0 0 0 1 9 13 3.86 1.286																			
Ed Farmer, R (7, 1) ERA: 1.76	1.2 4 0 0 0 0 1 0 0 0 0 0 0 6 6 0.00 0.000																			

Batter	1	2	3	4	5	6	7	8	9	10	11	12	AB	R	H	RBI	BB	SO	LOB	TOP															
Ted Uhlhaender, L OBP: 0.340, SLG: 0.319 (1.8)													5	0	2	0	0	0	1																
Graig Nettles, L OBP: 0.362, SLG: 0.440 (1.5)													5	1	1	2	0	1	2																
Roy Foster, R OBP: 0.317, SLG: 0.407 (1.9) (8.7)													5	0	0	0	0	1	2																
Chuck Hinton, R OBP: 0.339, SLG: 0.474 (1.3)													5	0	0	0	0	3	1																
Kurt Bevacqua, R OBP: 0.214, SLG: 0.254 (1.4)													5	0	1	0	0	1	0																
Jim Clark, R OBP: 0.154, SLG: 0.154 (1.7) Vada Pinson, L OBP: 0.304, SLG: 0.396 (8.9)													3	0	1	0	0	2	1																
Jack Heidemann, R OBP: 0.236, SLG: 0.218 (1.6)													5	0	1	0	0	0	1																
Ken Suarez, R OBP: 0.294, SLG: 0.301 (1.2)													4	1	1	1	0	0	2																
Steve Dunning, R OBP: 0.206, SLG: 0.286 (1.1) Gomer Hodge, S OBP: 0.305, SLG: 0.302 (10, PH) Phil Hennigan, R OBP: 0.500, SLG: 0.500 (12.1) Steve Mingoni, L OBP: 0.500, SLG: 0.500 (12.1) Ed Farmer, R OBP: 0.500, SLG: 0.500 (12.1)													3	1	1	0	0	1	0																
Inning Stats	R: 0 E: 0 K: 1 S: 6	H: 1 LOB: 1 BB: 0 P: 6	R: 0 E: 0 K: 1 S: 5	H: 1 LOB: 0 BB: 0 P: 5	R: 1 E: 0 K: 0 S: 4	H: 1 LOB: 0 BB: 0 P: 4	R: 0 E: 0 K: 0 S: 3	H: 0 LOB: 0 BB: 0 P: 3	R: 0 E: 0 K: 1 S: 5	H: 0 LOB: 0 BB: 0 P: 5	R: 0 E: 0 K: 3 S: 10	H: 1 LOB: 1 BB: 0 P: 10	R: 0 E: 0 K: 0 S: 5	H: 2 LOB: 2 BB: 0 P: 5	R: 2 E: 1 K: 1 S: 7	H: 2 LOB: 0 BB: 0 P: 7	R: 0 E: 0 K: 2 S: 7	H: 0 LOB: 0 BB: 0 P: 7	R: 0 E: 0 K: 1 S: 5	H: 0 LOB: 0 BB: 0 P: 5	R: 0 E: 0 K: 0 S: 3	H: 0 LOB: 0 BB: 0 P: 3	1B: 6 2B: 1 3B: 0 HR: 2	SF: 0 SAC: 0 DP: 1 HBP: 0	WP: 0 PB: 0 SB: 0 CS: 0	PA: 43									
PITCHER	IP WLS BF H R ER SO BB IBB HBP BLK WP HR S P ERA WHIP	IP WLS BF H R ER SO BB IBB HBP BLK WP HR S P ERA WHIP																			IP WLS BF H R ER SO BB IBB HBP BLK WP HR S P ERA WHIP														
Vida Blue, L ERA: 1.41 Darold Knowles, L ERA: 4.25	(1.1) (12.1)	11.0 1.0	40 W	8 3	0 0	0 0	0 0	0 0	0 0	0 0	0 0	0 0	0 0	0 0	3 3	0.00 0.00	0.00 0.00																		

Cleveland Indians @ Oakland Athletics
Oakland-Alameda County Coliseum, Oakland, CA
Wed Jul 21 1971, 7:05 PM PDT
Att. 21,363 - Unknown

AB	43
R	3
H	8
RBI	3
BB	0
SO	11
LOB	10



Batter	1	2	3	4	5	6	7	8	9	10	11	12	AB	R	H	RBI	BB	SO	LOB	BOTTOM																
Larry Brown, R OBP: 0.250, SLG: 0.238 (1.6) Tony La Russa, R (12, PR)													4	0	1	0	1	0	0																	
Joe Rudi, R OBP: 0.296, SLG: 0.406 (1.9)													6	0	1	0	0	3	3																	
Tommy Davis, R OBP: 0.378, SLG: 0.415 (1.7)													4	0	1	0	1	2	2																	
Mike Epstein, L OBP: 0.385, SLG: 0.480 (1.3) Blue Moon Odom, R OBP: 0.043, SLG: 0.174 (9, PR) Mike Hegan, L OBP: 0.360, SLG: 0.373 (10.3) Gene Tenace, R OBP: 0.387, SLG: 0.339 (12, PH)													3	0	0	0	1	1	1																	
Sal Bando, R OBP: 0.366, SLG: 0.411 (1.5)													3	2	1	3	2	0	3																	
Rick Manday, L OBP: 0.351, SLG: 0.408 (1.8)													4	0	0	0	1	1	3																	
Dave Duncan, R OBP: 0.298, SLG: 0.416 (1.2)													5	0	1	0	0	0	2																	
Dick Green, R OBP: 0.324, SLG: 0.361 (1.4)													4	0	1	0	1	1	2																	
Vida Blue, S ERA: 1.16, SLG: 0.118 Reggie Jackson, L OBP: 0.361, SLG: 0.495 (11, PH) Darold Knowles, L OBP: 0.250, SLG: 0.250 (12.1)													4	0	1	0	0	2	2																	
Inning Stats	R: 0 E: 1 K: 2 S: 8	H: 1 LOB: 1 BB: 0 P: 8	R: 1 E: 0 K: 3 S: 10	H: 1 LOB: 1 BB: 1 P: 14	R: 0 E: 0 K: 1 S: 5	H: 0 LOB: 0 BB: 0 P: 5	R: 0 E: 0 K: 0 S: 3	H: 0 LOB: 1 BB: 1 P: 7	R: 0 E: 0 K: 1 S: 6	H: 0 LOB: 2 BB: 1 P: 10	R: 0 E: 0 K: 0 S: 5	H: 0 LOB: 0 BB: 0 P: 5	R: 0 E: 0 K: 2 S: 7	H: 0 LOB: 0 BB: 0 P: 7	R: 2 E: 0 K: 0 S: 4	H: 1 LOB: 1 BB: 1 P: 8	R: 0 E: 0 K: 0 S: 4	H: 1 LOB: 3 BB: 2 P: 12	R: 0 E: 0 K: 0 S: 4	H: 1 LOB: 1 BB: 0 P: 4	R: 1 E: 0 K: 0 S: 3	H: 1 LOB: 2 BB: 2 P: 11	1B: 6 2B: 0 3B: 0 HR: 1	SF: 1 SAC: 2 DP: 1 HBP: 0	WP: 0 PB: 0 SB: 1 CS: 0	PA: 50										
PITCHER	IP WLS BF H R ER SO BB IBB HBP BLK WP HR S P ERA WHIP	IP WLS BF H R ER SO BB IBB HBP BLK WP HR S P ERA WHIP																			IP WLS BF H R ER SO BB IBB HBP BLK WP HR S P ERA WHIP															
Steve Dunning, R ERA: 4.04 Phil Hennigan, R ERA: 4.04 Steve Mingoni, L ERA: 1.94 Ed Farmer, R ERA: 1.74	(1.1) (10.1) (12.1) (12.1)	9.0 2.0	35 L	4 3	3 1	2 1	10 0	5 2	0 1	0 0	0 0	0 0	0 0	0 0	0 0	1 21	2.00 4.50	1.000 2.500																		

Cleveland Indians @ Oakland Athletics
Oakland-Alameda County Coliseum, Oakland, CA
Wed Jul 21 1971, 7:05 PM PDT
Att. 21,363 - Unknown

AB	38
R	4
H	7
RBI	3
BB	9
SO	10
LOB	19



Batter	1	2	3	4	5	6	7	8	9	AB	R	H	RBI	BB	SO	LOB	TOP										
Freddie Patek, R OBP: 0.318, SLG: 0.347 (1, 6)	L7		E5		BB 1B	P6		F3		5	1	1	0	0	0	1											
Paul Schaaf, R OBP: 0.404, SLG: 0.409 (1, 5)	F9		4-3		SF7	FC6-4		1-3		4	0	0	1	0	0	2											
Amos Otis, R OBP: 0.370, SLG: 0.523 (1, 8)	1B				FC6-4 1B			HR		4	1	3	1	1	1	0											
Cookie Rojas, R OBP: 0.373, SLG: 0.445 (1, 4)	K				FC6-4 1B			P4		4	0	2	2	1	1	1											
Lou Piniella, R OBP: 0.306, SLG: 0.369 (1, 7)		P5			L8	FC6-4		1B		5	0	1	0	0	0	4											
Dennis Paepke, R OBP: 0.273, SLG: 0.333 Ed Kirkpatrick, L OBP: 0.306, SLG: 0.351 (5, PH) (5, 9)	K				L8			1B		2	0	0	0	0	2	1											
Gail Hopkins, L OBP: 0.403, SLG: 0.496 Bob Oliver, R OBP: 0.275, SLG: 0.316 (1, 3) (9, 3)	5-3					2B		1B		3	2	1	0	1	0	2											
Jerry May, R OBP: 0.333, SLG: 0.357 (1, 2)			1-4-3		1B SF7	2B		1-3		4	1	2	2	0	0	0											
Paul Splittorff, L OBP: 0.143, SLG: 0.053 Chuck Harrison, R OBP: 0.217, SLG: 0.192 Jim Rooker, R OBP: 0.250, SLG: 0.182 Ted Abernathy, R OBP: 0.250, SLG: 0.182 Tom Burgmeier, L OBP: 0.250, SLG: 0.182 (1, 1) (5, PH) (5, 1) (8, 1) (9, 1)	P5				BB 1B	B1		F8		1	0	0	0	0	0	0											
Inning Stats	R: 0 E: 0 K: 1 S: 6	H: 1 LOB: 1 BB: 0 P: 6	R: 0 E: 0 K: 1 S: 5	H: 0 LOB: 0 BB: 0 P: 5	R: 0 E: 1 K: 0 S: 4	H: 0 LOB: 1 BB: 0 P: 4	R: 0 E: 0 K: 1 S: 5	H: 1 LOB: 1 BB: 1 P: 9	R: 4 E: 0 K: 0 S: 6	H: 3 LOB: 2 BB: 3 P: 18	R: 1 E: 0 K: 0 S: 5	H: 2 LOB: 1 BB: 0 P: 5	R: 1 E: 0 K: 0 S: 5	H: 3 LOB: 1 BB: 0 P: 5	R: 0 E: 0 K: 0 S: 3	H: 0 LOB: 0 BB: 0 P: 3	R: 0 E: 0 K: 1 S: 6	H: 1 LOB: 1 BB: 0 P: 6	1B: 8 2B: 2 3B: 0 HR: 1	SF: 1 SAC: 0 DP: 1 HBP: 0	WP: 0 PA: 41 PB: 0 SB: 0 CS: 1						
PITCHER	IP	WLS	BF	H	R	ER	SO	BB	IBB	HBP	BLK	WP	HR	S	P	ERA	WHIP										
Sam McDowell, L ERA: 2.97 Phil Hennigan, R ERA: 4.28 Ed Farmer, R ERA: 1.72 Steve Mingo, L ERA: 1.87 Vince Colbert, R ERA: 4.52 (1, 1) (5, 1) (7, 1) (7, 1) (9, 1)	4.1	L	22	5	4	4	3	4	0	0	0	0	0	24	40	8.31	2.077										

Kansas City Royals @ Cleveland Indians
Cleveland Municipal Stadium, Cleveland, OH

AB 36
R 6
H 11
RBI 6
BB 4
SO 4
LOB 14



WP: 0 PA: 41
PB: 0
SB: 0
CS: 1

Fri Jul 23 1971, 7:05 PM EDT
Att: 14,004 - Unknown - 80 F

livebaseballscorecards.com

Batter	1	2	3	4	5	6	7	8	9	AB	R	H	RBI	BB	SO	LOB	BOTTOM										
Ted Uhlhaender, L OBP: 0.337, SLG: 0.314 (1, 8)	6-3		1-3	4-3			P6		4-1 1B	4	0	0	0	1	0	3											
Vada Pinson, L OBP: 0.303, SLG: 0.383 (1, 7)	5-3		4-1			F8	P6		4-1 1B	5	0	1	0	0	0	1											
Graig Nettles, L OBP: 0.362, SLG: 0.448 (1, 5)	F8		CS 1B			HR	P4		4-1	5	1	2	1	0	0	3											
Roy Foster, R OBP: 0.319, SLG: 0.420 (1, 9)		FC4-6 4-3 1B	CS	F8	5-3			HR	6-3	5	1	2	1	0	0	2											
Chris Chambliss, L OBP: 0.384, SLG: 0.451 (1, 3)	4-3			2B	4-1			FC3-6 1B		4	1	2	0	0	0	1											
Eddie Leon, R OBP: 0.327, SLG: 0.325 (1, 4) (7, 6)	FC4-6 BB			1B 2B			L4	P4		3	1	1	1	1	0	1											
Jack Heidemann, R OBP: 0.237, SLG: 0.220 Steve Mingo, L OBP: 0.500, SLG: 0.500 Frank Baker, L OBP: 0.250, SLG: 0.316 Vince Colbert, R OBP: 0.222, SLG: 0.333 (1, 6) (7, 1) (8, PH) (9, 1)	FC4-6 HBP			1B 2B			F9	FC3-6		3	0	1	0	0	0	2											
Ken Suarez, R OBP: 0.303, SLG: 0.316 (1, 2)		1-2 HBP		1B			F8	1-3		3	0	1	1	0	0	1											
Sam McDowell, L OBP: 0.217, SLG: 0.203 Phil Hennigan, R OBP: 0.222, SLG: 0.250 (1, 1) (5, 1) (7, 1) (7, 4)	K			L4				5-3		2	0	0	0	0	1	5											
Inning Stats	R: 0 E: 0 K: 0 S: 3	H: 0 LOB: 0 BB: 0 P: 3	R: 0 E: 0 K: 1 S: 6	H: 1 LOB: 3 BB: 1 P: 11	R: 0 E: 0 K: 0 S: 3	H: 1 LOB: 0 BB: 0 P: 3	R: 2 E: 0 K: 0 S: 7	H: 4 LOB: 2 BB: 0 P: 7	R: 1 E: 0 K: 0 S: 4	H: 1 LOB: 0 BB: 0 P: 4	R: 0 E: 0 K: 0 S: 3	H: 0 LOB: 0 BB: 0 P: 3	R: 0 E: 0 K: 0 S: 3	H: 2 LOB: 1 BB: 1 P: 7	R: 1 E: 0 K: 0 S: 5	H: 2 LOB: 1 BB: 0 P: 5	R: 0 E: 0 K: 0 S: 4	H: 1 LOB: 2 BB: 1 P: 8	1B: 5 2B: 2 3B: 1 HR: 2	SF: 0 SAC: 0 DP: 0 HBP: 1	WP: 0 PA: 41 PB: 0 SB: 0 CS: 1						
PITCHER	IP	WLS	BF	H	R	ER	SO	BB	IBB	HBP	BLK	WP	HR	S	P	ERA	WHIP										
Paul Splittorff, L ERA: 2.44 Jim Rooker, L ERA: 5.54 Ted Abernathy, R ERA: 1.9 Tom Burgmeier, L ERA: 1.32 (1, 1) (5, 1) (8, 1) (9, 1)	4.0	W	13	3	2	2	0	1	0	0	0	0	2	12	16	6.00	1.333										

Kansas City Royals @ Cleveland Indians
Cleveland Municipal Stadium, Cleveland, OH


AB 36
R 4
H 10
RBI 4
BB 3
SO 1
LOB 20




WP: 0 PA: 41
PB: 0
SB: 0
CS: 1

Fri Jul 23 1971, 7:05 PM EDT
Att: 14,004 - Unknown - 80 F

livebaseballscorecards.com

Batter	1	2	3	4	5	6	7	8	9	AB	R	H	RBI	BB	SO	LOB	TOP			
Freddie Patek, R OBP: 0.319, SLG: 0.357 Bobby Floyd, R OBP: 0.286, SLG: 0.118	0-0 HR		0-0 6-3	0-3 K			0-3 K		4-0 FC6-4 BB	2	1	1	1	0	0	0	Kansas City Royals @ Cleveland Indians Cleveland Municipal Stadium, Cleveland, OH Sat Jul 24 1971, 3:33 AM EDT Att: 8,930 - Overcast - 70 F livebaseballscorecards.com			
Paul Schaaf, R OBP: 0.401, SLG: 0.404	0-0 6-3		0-0 6-3		0-0 L3		4-0 2B BB	0-0 FC6-4 1-2	4	0	0	0	1	0	1					
Amos Otis, R OBP: 0.366, SLG: 0.516	0-0 6-3			0-0 P4	0-0 6-3		0-3 K	0-3 K	5	0	0	0	0	2	2					
Gail Hopkins, L OBP: 0.412, SLG: 0.508	4-0 BB			0-0 F8 1B	0-0 4-3		0-0 2B		3	1	2	0	1	0	0					
Cookie Rojas, R OBP: 0.371, SLG: 0.443	0-0 L4			0-0 BB 1B		0-0 F8	0-3 K		4	1	1	0	0	1	3					
Lou Piniella, R OBP: 0.305, SLG: 0.367		0-3 K		0-0 F8		0-0 F2		0-0 G1-6-3 1B	4	0	1	0	0	1	2					
Ed Kirkpatrick, L OBP: 0.308, SLG: 0.348	0-0 6-3			4-0 1B HR BB		1-0 1B HBP		0-0 G1-6-3 1-2	2	1	0	0	1	0	1					
Dennis Paepke, R OBP: 0.284, SLG: 0.342	0-0 F8			0-0 HR 1B		0-0 1B		0-0 F4	4	1	2	2	0	0	0					
Bill Butler, L OBP: 0.111, SLG: 0.111 Jim York, R OBP: 0.250, SLG: 0.545			0-0 F8	1-2 2-H 3-H	0-0 HR	0-3 K		0-0 L8	0	0	0	0	0	0	0					
Inning Stats	R: 1 E: 0 K: 0 S: 4	H: 1 LOB: 1 BB: 1 P: 8	R: 0 E: 0 K: 1 S: 5	H: 0 LOB: 0 BB: 0 P: 5	R: 0 E: 0 K: 0 S: 3	H: 0 LOB: 0 BB: 0 P: 3	R: 5 E: 0 K: 1 S: 9	H: 4 LOB: 0 BB: 1 P: 13	R: 0 E: 0 K: 0 S: 3	H: 1 LOB: 2 BB: 0 P: 7	R: 0 E: 0 K: 3 S: 10	H: 1 LOB: 2 BB: 1 P: 14	R: 0 E: 0 K: 0 S: 3	H: 1 LOB: 0 BB: 0 P: 3	R: 0 E: 0 K: 1 S: 5	H: 0 LOB: 1 BB: 1 P: 9	1B: 5 2B: 1 3B: 0 HR: 2	SF: 0 SAC: 0 DP: 1 HBP: 1	WP: 0 PB: 0 SB: 0 CS: 0	PA: 39
PITCHER	IP WLS BF H R ER SO BB IBB HBP BLK WP HR S P ERA WHIP																			
Alan Foster, R ERA: 4.02	(1, 1) 4.0 L 19 5 6 6 2 2 0 0 0 0 2 21 29 13.50 1.750																			
Steve Hargan, R ERA: 8.46	(5, 1) 3.0 13 2 0 0 4 1 0 1 0 0 0 19 24 0.00 1.000																			
Ed Farmer, R ERA: 1.62	(8, 1) 2.0 7 1 0 0 1 1 0 0 0 0 0 8 12 0.00 1.000																			

Batter	1	2	3	4	5	6	7	8	9	AB	R	H	RBI	BB	SO	LOB	BOTTOM			
Ted Uhlhaender, L OBP: 0.332, SLG: 0.309	0-0 P4	0-0 P6		0-0 P6			0-0 F8			4	0	0	0	0	0	3	Kansas City Royals @ Cleveland Indians Cleveland Municipal Stadium, Cleveland, OH Sat Jul 24 1971, 3:33 AM EDT Att: 8,930 - Overcast - 70 F livebaseballscorecards.com			
Eddie Leon, R OBP: 0.326, SLG: 0.321	4-0 1B BB	0-3 K			0-0 F8		0-0 P6			3	0	0	0	1	1	2				
Roy Foster, R OBP: 0.318, SLG: 0.417	0-0 1-2 1B		0-0 F2		0-0 F2			0-0 P6		4	0	1	0	0	0	0				
Graig Nettles, L OBP: 0.364, SLG: 0.447	0-3 K		0-0 E3 FC4			0-0 1B		4-0 WP BB		3	0	1	0	1	1	2				
Chuck Hinton, R OBP: 0.336, SLG: 0.469 Frank Baker, L OBP: 0.243, SLG: 0.307	0-0 F3		0-0 FC4 FC6-4			0-3 K		0-0 F3 1-2		1	0	0	0	0	0	2				
Chris Chambliss, L OBP: 0.381, SLG: 0.444		4-0 BB FC1-6-4 BB	0-0 FC6-4			0-3 K		0-0 F2		3	1	0	0	1	1	2				
Jack Heidemann, R OBP: 0.238, SLG: 0.216		4-0 FC1-6-4 BB 1-2 BB		0-3 K		0-3 K		0-0 F9		3	0	0	0	1	2	0				
Ken Suarez, R OBP: 0.301, SLG: 0.304		4-0 FC1-6-4 BB 1-2 2-3 BB		0-0 F8		0-3 K		0-0 6-3		3	0	0	0	1	1	0				
Alan Foster, R OBP: 0.383, SLG: 0.588 Graig Nettles, L OBP: 0.371, SLG: 0.302 Steve Hargan, R OBP: 0.308, SLG: 0.095 Vada Pinson, R OBP: 0.330, SLG: 0.382 Ed Farmer, R OBP: 0.243, SLG: 0.143		0-0 FC1-6-4		0-0 BB		0-3 K		0-3 K		1	0	0	1	0	0	2				
Inning Stats	R: 0 E: 0 K: 1 S: 6	H: 1 LOB: 2 BB: 1 P: 10	R: 1 E: 0 K: 1 S: 5	H: 0 LOB: 3 BB: 3 P: 17	R: 0 E: 1 K: 0 S: 4	H: 0 LOB: 1 BB: 0 P: 4	R: 0 E: 0 K: 1 S: 5	H: 0 LOB: 1 BB: 1 P: 9	R: 0 E: 0 K: 3 S: 9	H: 0 LOB: 0 BB: 0 P: 9	R: 0 E: 0 K: 1 S: 5	H: 0 LOB: 1 BB: 0 P: 5	R: 0 E: 0 K: 0 S: 3	H: 0 LOB: 1 BB: 1 P: 7	R: 0 E: 0 K: 1 S: 5	H: 0 LOB: 0 BB: 0 P: 5	1B: 2 2B: 0 3B: 0 HR: 0	SF: 0 SAC: 0 DP: 0 HBP: 0	WP: 1 PB: 0 SB: 0 CS: 0	PA: 36
PITCHER	IP WLS BF H R ER SO BB IBB HBP BLK WP HR S P ERA WHIP																			
Bill Butler, L ERA: 3.75	(1, 1) 1.0 W 28 1 0 0 8 2 0 0 0 1 0 42 50 0.00 0.375																			
Jim York, R ERA: 2.64	(2, 1) 8.0 W 28 1 0 0 8 2 0 0 0 1 0 42 50 0.00 0.375																			

Batter	1	2	3	4	5	6	7	8	9	AB	R	H	RBI	BB	SO	LOB	TOP					
Freddie Patek, R OBP: 0.315, SLG: 0.351 (1, 6)	5-3			P5		F8		SH FC6-2		3	0	0	0	0	0	0						
Paul Schaaf, R OBP: 0.395, SLG: 0.400 (1, 5)	K			P3		4-3		FC6-2 G6-4-3		4	0	0	0	0	1	2						
Amos Otis, R OBP: 0.366, SLG: 0.511 (1, 8)	P3			6-3				G6-4-3 1-2 3-H		4	0	1	0	0	0	2						
Lou Piniella, R OBP: 0.303, SLG: 0.367 (1, 7)		F9			SH5-4 2B	F7			5-3	4	0	1	0	0	0	1						
Bob Oliver, R OBP: 0.278, SLG: 0.317 (1, 9)		F4			SH5-4 HBP		6-3		1B 1B	3	0	1	0	0	0	0						
Gail Hopkins, L OBP: 0.403, SLG: 0.489 Cookie Rojas, R OBP: 0.369, SLG: 0.439 (9, PH)		F2			SH5-4 1-2 2-3		4-3		L5	2	0	0	0	0	0	0						
Bobby Knoop, R OBP: 0.314, SLG: 0.311 (1, 4)			F9							3	1	2	1	1	0	0						
Dennis Paepke, R OBP: 0.270, SLG: 0.313 (1, 2)			K						F9	4	0	0	0	0	3	5						
Bruce Dal Canton, R OBP: 0.109, SLG: 0.089 Tom Burgmeier, L OBP: 0.308, SLG: 0.333 (7, 1)			K			F9		SH FC6-2 2B		2	0	0	0	0	1	3						
Inning Stats	R: 0 E: 0 K: 1 S: 5	H: 0 LOB: 0 BB: 0 P: 5	R: 0 E: 0 K: 0 S: 3	H: 0 LOB: 0 BB: 0 P: 3	R: 0 E: 0 K: 2 S: 7	H: 0 LOB: 0 BB: 0 P: 7	R: 0 E: 0 K: 0 S: 3	H: 0 LOB: 0 BB: 0 P: 3	R: 0 E: 0 K: 1 S: 6	H: 1 LOB: 3 BB: 1 P: 11	R: 0 E: 0 K: 0 S: 4	H: 1 LOB: 1 BB: 0 P: 4	R: 1 E: 0 K: 1 S: 6	H: 1 LOB: 0 BB: 0 P: 6	R: 0 E: 1 K: 0 S: 4	H: 1 LOB: 1 BB: 0 P: 4	R: 0 E: 0 K: 0 S: 5	H: 2 LOB: 2 BB: 0 P: 5	1B: 3 2B: 2 3B: 0 HR: 1	SF: 0 SAC: 2 DP: 1 HBP: 1	WP: 0 PB: 0 SB: 0 CS: 0	PA: 35
PITCHER	IP	WLS	BF	H	R	ER	SO	BB	IBB	HBP	BLK	WP	HR	S	P	ERA	WHIP					
Mike Paul, L ERA: 1.72 (1, 1)	7.0		26	3	1	1	5	0	1	1	0	0	1	34	39	1.29	0.429					
Ed Farmer, R ERA: 1.56 (8, 1)	1.1	W	6	2	0	0	0	0	0	0	0	0	0	6	6	0.00	1.500					
Steve Mingo, L ERA: 1.84 (9, 1)	0.2	S	3	1	0	0	0	0	0	0	0	0	0	3	3	0.00	1.500					

Kansas City Royals @ Cleveland Indians
Cleveland Municipal Stadium, Cleveland, OH
Sun Jul 25 1971, 3:38 AM EDT
Att: 12,247 - Cloudy

AB 31
R 1
H 6
RBI 1
BB 1
SO 5
LOB 14



Batter	1	2	3	4	5	6	7	8	9	AB	R	H	RBI	BB	SO	LOB	BOTTOM					
Ted Uhlhaender, L OBP: 0.330, SLG: 0.311 (1, 8)	G3		F8		1B 1B		E 1-3 2B			4	0	2	0	0	0	0						
Eddie Leon, R OBP: 0.327, SLG: 0.326 (1, 4)	K						5-3			4	0	2	0	0	1	2						
Vada Pinson, L OBP: 0.298, SLG: 0.376 (8, 3) (9, 7)	1B 1B		F8		G3		K			4	0	1	0	0	1	5						
Graig Nettles, L OBP: 0.368, SLG: 0.461 (1, 5)						3-1	E4			4	0	2	0	0	0	1						
Chris Chambliss, L OBP: 0.372, SLG: 0.446 Ed Farmer, R (8, 1) Steve Mingo, L OBP: 0.500, SLG: 0.500 (9, 1)	F8			G6-3		3-1	6-3			4	0	0	0	0	0	5						
Frank Baker, L OBP: 0.252, SLG: 0.314 Jim Clark, R OBP: 0.188, SLG: 0.133 Chuck Hinton, R OBP: 0.333, SLG: 0.465 (9, 3)	K					1B 1B		SH1-4 1B BB		3	0	2	0	0	1	0						
Jack Heidemann, R OBP: 0.240, SLG: 0.220 (1, 6)	F8			1-3				SH1-4		3	0	1	0	0	0	1						
Ken Suarez, R OBP: 0.290, SLG: 0.294 (1, 2)	P6				6-3	F9				4	0	1	1	0	0	2						
Mike Paul, L (1, 1) Roy Foster, R OBP: 0.318, SLG: 0.415 (7, PH) (8, 9)			P6			F8		G6-4-3 1B		2	0	0	0	0	0	0						
Inning Stats	R: 0 E: 0 K: 1 S: 7	H: 2 LOB: 2 BB: 0 P: 7	R: 0 E: 0 K: 1 S: 5	H: 0 LOB: 0 BB: 0 P: 5	R: 0 E: 0 K: 0 S: 4	H: 1 LOB: 1 BB: 0 P: 4	R: 0 E: 0 K: 0 S: 4	H: 2 LOB: 1 BB: 0 P: 4	R: 0 E: 0 K: 0 S: 5	H: 2 LOB: 2 BB: 0 P: 5	R: 0 E: 0 K: 0 S: 5	H: 2 LOB: 2 BB: 0 P: 5	R: 1 E: 1 K: 1 S: 8	H: 2 LOB: 2 BB: 0 P: 8	R: 0 E: 0 K: 0 S: 3	H: 1 LOB: 0 BB: 1 P: 7	1B: 10 2B: 2 3B: 0 HR: 0	SF: 0 SAC: 1 DP: 2 HBP: 0	WP: 0 PB: 0 SB: 0 CS: 0	PA: 36		
PITCHER	IP	WLS	BF	H	R	ER	SO	BB	IBB	HBP	BLK	WP	HR	S	P	ERA	WHIP					
Bruce Dal Canton, R ERA: 3.19 (1, 1)	6.1		29	1	1	0	2	0	0	0	0	0	0	33	33	0.00	1.737					
Tom Burgmeier, L ERA: 1.44 (7, 1)	1.2	L	7	1	1	1	1	1	0	0	0	0	0	8	12	5.40	1.200					

Kansas City Royals @ Cleveland Indians
Cleveland Municipal Stadium, Cleveland, OH
Sun Jul 25 1971, 3:38 AM EDT
Att: 12,247 - Cloudy

AB 34
R 2
H 12
RBI 1
BB 1
SO 3
LOB 17



Batter	1	2	3	4	5	6	7	8	9	AB	R	H	RBI	BB	SO	LOB	TOP					
Sandy Alomar Sr. S (1.4) X OBP: 0.309, SLG: 0.321	0-0 2B		4-0 BB			0-0 SH1-3 HR 2B	0-3 K			3	1	2	0	1	1	1	California Angels @ Cleveland Indians Cleveland Municipal Stadium, Cleveland, OH Tue Jul 27 1971, 7:05 PM EDT Att: 8,016 - Unknown - 71 F					
Ken Berry R (1.8) X OBP: 0.261, SLG: 0.305	0-0 F7		0-0 G5-4-3			0-0 SH1-3		0-0 F5		3	0	0	0	0	2							
Ken McMullen, R (1.5) X OBP: 0.319, SLG: 0.411	0-0 6-3		0-0 L5			0-0 HR		0-0 F8		4	1	1	2	0	1							
Billy Cowan, R (1.7) X OBP: 0.348, SLG: 0.461	0-3 K			0-0 P4		0-0 G4-6-3 1B		0-0 5-3		4	0	1	0	0	1							
Tommie Reynolds, R (1.9) X OBP: 0.296, SLG: 0.250		4-0 WP FC5-2 BB		0-0 F7		0-0 G4-6-3		0-0 F3		3	0	0	0	1	1							
Jim Spencer L (1.3) X OBP: 0.302, SLG: 0.399	0-0 6-3		0-0 1-3					0-0 F9		4	1	1	1	0	1							
Syd O'Brien, R (1.6) X OBP: 0.258, SLG: 0.321	0-0 FC5-2 BB			0-0 G1-4-3 1B			0-3 K	0-0 6-3		4	0	1	0	0	1							
Jerry Moses, R (1.2) X OBP: 0.258, SLG: 0.367	4-0 1-2 BB			0-0 G1-4-3			0-0 F8			2	0	0	0	1	1							
Clyde Wright, R (1.1) X OBP: 0.262, SLG: 0.273	0-0 F8			0-3 K			4-0 BB			2	0	0	0	1	2							
Inning Stats	R: 0 E: 0 K: 1 S: 6	H: 1 LOB: 1 BB: 0 P: 6	R: 0 E: 0 K: 0 S: 3	H: 0 LOB: 2 BB: 1 P: 11	R: 0 E: 0 K: 0 S: 2	H: 0 LOB: 0 BB: 1 P: 6	R: 0 E: 0 K: 0 S: 3	H: 0 LOB: 0 BB: 0 P: 3	R: 0 E: 0 K: 1 S: 5	H: 1 LOB: 0 BB: 0 P: 5	R: 2 E: 0 K: 0 S: 5	H: 3 LOB: 0 BB: 0 P: 5	R: 1 E: 0 K: 2 S: 8	H: 1 LOB: 1 BB: 1 P: 12	R: 0 E: 0 K: 0 S: 3	H: 0 LOB: 0 BB: 0 P: 3	R: 0 E: 0 K: 0 S: 3	H: 0 LOB: 0 BB: 0 P: 3	1B: 2 2B: 2 3B: 0 HR: 2	SF: 0 SAC: 1 DP: 3 HBP: 0	WP: 1 PB: 0 SB: 0 CS: 0	PA: 34
PITCHER Sam McDowell, L (1.1) ERA: 2.98	IP: 9.0 WLS: W BF: 34 H: 6 R: 3 ER: 3 SO: 4 BB: 4 IBB: 0 HBP: 0 BLK: 0 WP: 1 HR: 2 S: 38 P: 54 ERA: 3.00 WHIP: 1.11															PITCHER						

AB	29
R	3
H	6
RBI	3
BB	4
SO	4
LOB	11



Batter	1	2	3	4	5	6	7	8	9	AB	R	H	RBI	BB	SO	LOB	BOTTOM			
Ted Uhlaender, L (1.8) X OBP: 0.332, SLG: 0.308	4-0 F9 WP SF7 BB		0-0 4-3			4-0 E 1B BB	0-0 P4-3			2	2	0	0	2	0	2	California Angels @ Cleveland Indians Cleveland Municipal Stadium, Cleveland, OH Tue Jul 27 1971, 7:05 PM EDT Att: 8,016 - Unknown - 71 F			
Eddie Leon, R (1.4) X OBP: 0.323, SLG: 0.322	0-0 F9			0-0 3-1		0-0 E4 1B SF9		0-0 F9		4	1	0	1	0	2					
Vada Pinson, L (1.7) X OBP: 0.297, SLG: 0.375	0-0 SF7			0-3 K		0-0 BB 1B		0-0 F7		3	0	1	2	0	1					
Graig Nettles, L (1.5) X OBP: 0.367, SLG: 0.460	0-0 4-3			0-0 4-3		0-0 SF9		0-0 1B 2-1 1B		3	0	1	1	0	0					
Chuck Hinton, R (1.3) X OBP: 0.348, SLG: 0.465		0-0 5-3			4-0 G6-4-3 BB	4-0 1-2 BB		0-0 1B		2	0	1	0	2	0					
Roy Foster, R (1.9) X OBP: 0.315, SLG: 0.410		0-0 5-3			0-0 G6-4-3	0-0 6-3		0-0 2-1		3	0	0	0	0	3					
Jack Heidemann, R (1.6) X OBP: 0.237, SLG: 0.217	0-3 K				0-0 F8		0-0 L4			3	0	0	0	0	1					
Ken Suarez, R (1.2) X OBP: 0.301, SLG: 0.299			0-3 K			0-0 PB SH5-4 E 1B	4-0 SH BB			2	1	1	0	1	1					
Sam McDowell, L (1.1) X OBP: 0.213, SLG: 0.200			0-3 K			0-0 SH5-4	0-0 SH P4-3			1	0	0	0	0	1					
Inning Stats	R: 1 E: 0 K: 0 S: 3	H: 0 LOB: 0 BB: 1 P: 7	R: 0 E: 0 K: 1 S: 5	H: 0 LOB: 0 BB: 0 P: 5	R: 0 E: 0 K: 2 S: 7	H: 0 LOB: 0 BB: 0 P: 7	R: 0 E: 0 K: 1 S: 5	H: 0 LOB: 0 BB: 0 P: 5	R: 0 E: 0 K: 0 S: 2	H: 0 LOB: 1 BB: 1 P: 6	R: 3 E: 1 K: 0 S: 6	H: 2 LOB: 2 BB: 2 P: 14	R: 0 E: 0 K: 0 S: 3	H: 0 LOB: 1 BB: 1 P: 7	R: 0 E: 0 K: 0 S: 4	H: 2 LOB: 2 BB: 0 P: 4	1B: 4 2B: 1 3B: 0 HR: 0	SF: 2 SAC: 2 DP: 2 HBP: 0	WP: 1 PB: 1 SB: 0 CS: 0	PA: 32
PITCHER Clyde Wright, L (1.1) ERA: 3.39	IP: 8.0 WLS: L BF: 33 H: 4 R: 4 ER: 3 SO: 4 BB: 5 IBB: 0 HBP: 0 BLK: 0 WP: 1 HR: 0 S: 35 P: 55 ERA: 3.38 WHIP: 1.125															PITCHER				

AB	23
R	4
H	4
RBI	4
BB	5
SO	4
LOB	7



Batter	1	2	3	4	5	6	7	8	9	AB	R	H	RBI	BB	SO	LOB	TOP										
Sandy Alomar Sr. S OBP: 0.309, SLG: 0.320 (1,4)	6-3		1-3						5-3	5	0	1	1	1	0	6	California Angels @ Cleveland Indians Cleveland Municipal Stadium, Cleveland, OH Wed Jul 28 1971, 7:05 PM EDT Att: 3,512 - Unknown - 79 F										
Mickey Rivers L OBP: 0.308, SLG: 0.318 Ken Berry R OBP: 0.259, SLG: 0.303 (1,8) (5,8)	G4-6-3 BB		K						5-3	2	0	0	0	1	1	1											
Tony Gonzalez L OBP: 0.339, SLG: 0.349 (1,7)	G4-6-3		K							4	0	1	0	1	1	2											
Ken McMullen R OBP: 0.315, SLG: 0.405 (1,5)		6-3		E6 FC3-6 1B	G6-4-3	K			1-3 1B	5	1	0	0	0	1	5											
John Stephenson L OBP: 0.295, SLG: 0.359 (1,2)				E6 FC3-6 1-2		P4	F8		K	5	0	1	0	0	1	2											
Jim Spencer L OBP: 0.303, SLG: 0.401 (1,3)				FC3-6 BB FC5-2 1-2 2-3		1B	F2		1B BB	4	1	1	0	1	0	3											
Roger Repoz L OBP: 0.373, SLG: 0.335 (1,9)				FC5-2 BB 1-2 3-H 1B		1B BB	1B BB		K	2	2	1	1	3	1	1											
Bruce Christensen L OBP: 0.393, SLG: 0.292 (1,6)		4-3		FC5-2 1-2 2-3 1B BB		BB SF5 1B			1B	4	1	3	1	1	0	2											
Rudy May L OBP: 0.227, SLG: 0.214 (1,1)				1-3 2B	FC5-2 1-2 2-3 3-H 1B		E BB 1-2 3-H 1B		K	4	0	2	1	1	1	5											
Inning Stats	R: 0 E: 0 K: 0 S: 2	H: 0 LOB: 0 BB: 1 P: 6	R: 0 E: 0 K: 0 S: 4	H: 1 LOB: 2 BB: 1 P: 8	R: 0 E: 0 K: 2 S: 8	H: 1 LOB: 2 BB: 0 P: 8	R: 2 E: 2 K: 0 S: 6	H: 2 LOB: 2 BB: 1 P: 10	R: 0 E: 1 K: 0 S: 3	H: 0 LOB: 0 BB: 0 P: 3	R: 3 E: 1 K: 1 S: 8	H: 3 LOB: 3 BB: 3 P: 20	R: 0 E: 0 K: 0 S: 4	H: 1 LOB: 3 BB: 2 P: 12	R: 0 E: 0 K: 1 S: 6	H: 1 LOB: 1 BB: 0 P: 6	R: 0 E: 0 K: 2 S: 8	H: 1 LOB: 2 BB: 1 P: 12	1B: 7 2B: 3 3B: 0 HR: 0	SF: 1 SAC: 0 DP: 2 HBP: 0	WP: 0 PB: 0 SB: 0 CS: 0	PA: 46					
PITCHER	IP	WLS	BF	H	R	ER	SO	BB	IBB	HBP	BLK	WP	HR	S	P	ERA	WHIP										
Steve Hargan R ERA: 6.16 (1,1)	5.1	L	26	6	5	3	2	3	1	0	0	0	0	26	42	5.06	1.688										
Steve Mingo L ERA: 1.94 (6,1)	0.0		2	1	0	0	0	1	0	0	0	0	0	1	5	∞	∞										
Ray Lamb R ERA: 3.04 (6,1)	2.2		13	2	0	0	2	3	0	0	1	0	0	14	26	0.00	1.875										
Vince Colbert R ERA: 4.42 (9,1)	1.0		5	1	0	0	2	1	0	0	0	0	0	8	12	0.00	2.000										

AB	36
R	5
H	10
RBI	5
BB	9
SO	6
LOB	27



Batter	1	2	3	4	5	6	7	8	9	AB	R	H	RBI	BB	SO	LOB	BOTTOM										
Ted Uhlhaender L OBP: 0.331, SLG: 0.307 (1,8)	F8 FC6-4 1B		P5						4-3	4	1	1	0	0	0	1	California Angels @ Cleveland Indians Cleveland Municipal Stadium, Cleveland, OH Wed Jul 28 1971, 7:05 PM EDT Att: 3,512 - Unknown - 79 F										
Eddie Leon R OBP: 0.325, SLG: 0.328 (1,4)	FC6-4 1-2 1B								5-3	4	0	2	0	0	0	0											
Vada Pinson L OBP: 0.294, SLG: 0.371 (1,9)	F8		4-3						F8	4	0	0	0	0	0	3											
Graig Nettles L OBP: 0.366, SLG: 0.458 (1,5)	FC6-4 1-2 3-H 1B								K	4	0	1	1	0	1	1											
Chuck Hinton R OBP: 0.339, SLG: 0.452 (1,3)	K								G6-4-3 1-2	3	0	0	0	0	2	2											
Roy Foster R OBP: 0.315, SLG: 0.409 (1,7)									P6	3	0	1	0	0	0	0											
Ray Fosse R OBP: 0.310, SLG: 0.351 (1,2)		G6-4-3							F8	3	0	0	0	0	0	1											
Jack Heidemann R OBP: 0.238, SLG: 0.218 (1,6)		4-3							F7	3	0	1	0	0	0	0											
Steve Hargan R OBP: 0.083, SLG: 0.083 Steve Mingo L OBP: 0.500, SLG: 0.500 Ray Lamb R OBP: 0.152, SLG: 0.125 Jim Clark R OBP: 0.178, SLG: 0.125 Vince Colbert R OBP: 0.222, SLG: 0.333 (1,1) (6,1) (6,1) (8,PH) (9,1)			F9						K	2	0	0	0	0	1	0											
Inning Stats	R: 1 E: 0 K: 1 S: 7	H: 2 LOB: 1 BB: 0 P: 7	R: 0 E: 0 K: 0 S: 3	H: 1 LOB: 0 BB: 0 P: 3	R: 0 E: 0 K: 1 S: 5	H: 0 LOB: 0 BB: 0 P: 5	R: 0 E: 0 K: 1 S: 5	H: 0 LOB: 0 BB: 0 P: 5	R: 0 E: 0 K: 0 S: 3	H: 0 LOB: 0 BB: 0 P: 3	R: 0 E: 0 K: 0 S: 3	H: 1 LOB: 0 BB: 0 P: 3	R: 0 E: 0 K: 1 S: 6	H: 1 LOB: 1 BB: 0 P: 6	R: 0 E: 0 K: 1 S: 5	H: 0 LOB: 0 BB: 0 P: 5	1B: 5 2B: 1 3B: 0 HR: 0	SF: 0 SAC: 0 DP: 2 HBP: 0	WP: 0 PB: 0 SB: 0 CS: 0	PA: 31							
PITCHER	IP	WLS	BF	H	R	ER	SO	BB	IBB	HBP	BLK	WP	HR	S	P	ERA	WHIP										
Rudy May L ERA: 2.71 (1,1)	9.0	W	31	6	1	1	5	0	0	0	0	0	0	41	41	1.00	0.667										



Batter	1	2	3	4	5	6	7	8	9	AB	R	H	RBI	BB	SO	LOB	TOP								
Sandy Alomar Sr., S OBP: 0.312, SLG: 0.323 (1, 4)	4-3		1B						4-3	5	1	3	1	0	0	0									
Ken Berry, R OBP: 0.262, SLG: 0.305 (1, 8)	P5		1B						E5 HR	5	1	2	1	0	1	1									
Ken McMullen, R OBP: 0.318, SLG: 0.415 (1, 5)	5-3		1B							5	2	3	3	0	1	1									
Billy Cowan, R OBP: 0.340, SLG: 0.479 Mickey Rivers, L OBP: 0.309, SLG: 0.318 (9, 7)		F8	K						5-3	5	1	1	1	0	2	3									
Tommy Reynolds, R OBP: 0.267, SLG: 0.222 Roger Repoz, L OBP: 0.376, SLG: 0.335 (8, PH) (8, 9)		6-3	FC6-4							3	0	0	0	0	0	2									
Jim Spencer, L OBP: 0.305, SLG: 0.402 (1, 3)										4	0	2	0	0	1	2									
Syd O'Brien, R OBP: 0.257, SLG: 0.320 (1, 6)			F9							4	0	1	1	0	0	2									
Jerry Moses, R OBP: 0.258, SLG: 0.370 (1, 2)			1B							4	1	1	0	0	1	3									
Tom Murphy, R OBP: 0.185, SLG: 0.212 Eddie Fisher, R (5, 1)			1B							2	1	1	0	0	0	0									
Inning Stats	R: 0 E: 0 K: 0 S: 3	H: 0 LOB: 0 BB: 0 P: 3	R: 0 E: 0 K: 0 S: 3	H: 0 LOB: 0 BB: 0 P: 3	R: 3 E: 0 K: 1 S: 10	H: 5 LOB: 2 BB: 0 P: 10	R: 0 E: 0 K: 0 S: 3	H: 1 LOB: 1 BB: 0 P: 3	R: 0 E: 0 K: 1 S: 6	H: 2 LOB: 1 BB: 0 P: 6	R: 1 E: 0 K: 0 S: 4	H: 2 LOB: 0 BB: 0 P: 4	R: 0 E: 0 K: 3 S: 10	H: 1 LOB: 1 BB: 0 P: 10	R: 1 E: 0 K: 2 S: 9	H: 2 LOB: 2 BB: 1 P: 13	R: 2 E: 1 K: 1 S: 7	H: 1 LOB: 0 BB: 0 P: 7	1B: 11 2B: 1 3B: 0 HR: 2	SF: 0 SAC: 0 DP: 1 HBP: 0	WP: 1 PB: 1 SB: 0 CS: 1	PA: 40			
PITCHER	IP	WLS	BF	H	R	ER	SO	BB	IBB	HBP	BLK	WP	HR	S	P	ERA	WHIP								
Mike Paul, L ERA: 3.0 (1, 1)	2.1	L	12	5	3	3	0	0	0	0	0	0	0	12	12	11.57	2.143								
Ed Farmer, R ERA: 1.54 (3, 1)	3.2		13	5	1	1	2	0	0	0	0	1	1	17	17	2.46	1.364								
Phil Hennigan, R ERA: 4.33 (7, 1)	1.1		7	2	1	1	4	1	0	0	0	0	0	14	18	6.75	2.250								
Steve Mingori, L ERA: 1.81 (8, 1)	0.2		3	1	0	0	1	0	0	0	0	0	0	5	5	0.00	1.500								
Vince Colbert, R ERA: 4.39 (9, 1)	1.0		5	1	2	0	1	0	0	0	0	0	1	7	7	0.00	1.000								

California Angels @ Cleveland Indians
Cleveland Municipal Stadium, Cleveland, OH

AB 39
R 7
H 14
RBI 7
BB 1
SO 8
LOB 14



Thu Jul 29 1971, 7:05 PM EDT
Att. 3,272 - Unknown - 72 F

Batter	1	2	3	4	5	6	7	8	9	AB	R	H	RBI	BB	SO	LOB	BOTTOM								
Ted Uhlhaender, L OBP: 0.339, SLG: 0.314 (1, 8)	1-3		WP							4	0	3	0	1	0	0									
Eddie Leon, R OBP: 0.321, SLG: 0.323 (1, 4)	F9		K							4	0	0	0	0	1	6									
Vada Pinson, L OBP: 0.290, SLG: 0.366 (1, 7)	F7		P4							5	0	0	0	0	1	2									
Graig Nettles, L OBP: 0.367, SLG: 0.459 (1, 5)		SH1-3 1B	4-3							4	1	1	0	1	0	1									
Chris Chambliss, L OBP: 0.374, SLG: 0.442 (1, 3)		SH1-3								2	1	0	0	2	1	0									
Frank Baker, L OBP: 0.252, SLG: 0.312 (1, 9)		L6								4	0	1	0	0	0	4									
Ray Fosse, R OBP: 0.309, SLG: 0.350 (1, 2)		1B								3	0	1	2	0	0	0									
Jack Heidemann, R OBP: 0.243, SLG: 0.223 (1, 6)		1B								4	0	2	0	0	0	1									
Mike Paul, L Ed Farmer, R Chuck Hinton, R Phil Hennigan, R Steve Mingori, L Jim Clark, R Vince Colbert, R (1, 1) (3, 1) (6, PH) (7, 1) (8, PH) (8, PH) (9, 1)		1-3								1	0	0	0	0	0	2									
Inning Stats	R: 0 E: 0 K: 0 S: 3	H: 3 LOB: 2 BB: 0 P: 6	R: 0 E: 0 K: 1 S: 6	H: 1 LOB: 1 BB: 0 P: 6	R: 1 E: 0 K: 0 S: 4	H: 1 LOB: 1 BB: 1 P: 8	R: 0 E: 0 K: 1 S: 6	H: 1 LOB: 2 BB: 2 P: 14	R: 0 E: 0 K: 0 S: 3	H: 0 LOB: 0 BB: 0 P: 3	R: 0 E: 0 K: 0 S: 4	H: 1 LOB: 3 BB: 2 P: 12	R: 0 E: 0 K: 1 S: 5	H: 0 LOB: 0 BB: 0 P: 5	1B: 7 2B: 1 3B: 0 HR: 0	SF: 1 SAC: 2 DP: 0 HBP: 0	WP: 1 PB: 0 SB: 0 CS: 0	PA: 41							
PITCHER	IP	WLS	BF	H	R	ER	SO	BB	IBB	HBP	BLK	WP	HR	S	P	ERA	WHIP								
Tom Murphy, R ERA: 4.24 (1, 1)	4.1		20	6	2	2	1	1	0	0	0	0	0	21	25	4.15	1.615								
Eddie Fisher, R ERA: 2.09 (5, 1)	4.2	W	21	2	0	0	2	5	0	0	0	0	0	20	40	0.00	1.500								

California Angels @ Cleveland Indians
Cleveland Municipal Stadium, Cleveland, OH

AB 32
R 2
H 8
RBI 2
BB 6
SO 3
LOB 17



Thu Jul 29 1971, 7:05 PM EDT
Att. 3,272 - Unknown - 72 F

Batter	1	2	3	4	5	6	7	8	9	AB	R	H	RBI	BB	SO	LOB	TOP								
Bert Campaneris, R OBP: 0.280, SLG: 0.331 (1, 6)										5	0	1	0	0	3	4	Oakland Athletics @ Cleveland Indians Cleveland Municipal Stadium, Cleveland, OH Fri Jul 30 1971, 7:05 PM EDT Att: 10,045 - Unknown - 65 F livebaseballscorecards.com								
Curt Blefary, L OBP: 0.333, SLG: 0.415 (1, 2)										5	0	1	0	0	1	4									
Reggie Jackson, L OBP: 0.350, SLG: 0.468 (1, 9)										3	0	0	0	1	1	1									
Mike Epstein, L OBP: 0.375, SLG: 0.453 (1, 3)										1	0	0	0	2	0	0									
Sal Bando, R OBP: 0.374, SLG: 0.446 (1, 5)										4	0	2	0	0	0	3									
Rick Monday, L OBP: 0.330, SLG: 0.379 (1, 8)										4	0	0	0	0	2	4									
George Hendrick, R OBP: 0.317, SLG: 0.387 (1, 7)										4	0	2	0	0	1	2									
Dick Green, R OBP: 0.331, SLG: 0.363 (1, 4)										3	1	1	1	1	0	2									
Vida Blue, S OBP: 0.169, SLG: 0.125 (1, 1)										2	0	0	0	0	2	2									
Mike Hegan, L OBP: 0.363, SLG: 0.372 (7, PH)										1	0	1	0	0	0	0									
Ron Klimkowski, R OBP: 0.500, SLG: 0.333 (7, 1)										0	0	0	0	0	0	0									
Tommy Davis, R OBP: 0.371, SLG: 0.395 (9, PH)										0	0	0	0	1	0	0									
Inning Stats	R: 0 E: 0 K: 1 S: 5	H: 1 LOB: 2 BB: 1 P: 10	R: 0 E: 0 K: 2 S: 8	H: 1 LOB: 1 BB: 0 P: 8	R: 0 E: 0 K: 1 S: 5	H: 1 LOB: 1 BB: 0 P: 5	R: 0 E: 0 K: 0 S: 3	H: 0 LOB: 0 BB: 0 P: 3	R: 0 E: 0 K: 1 S: 6	H: 1 LOB: 1 BB: 0 P: 6	R: 0 E: 0 K: 0 S: 4	H: 1 LOB: 2 BB: 1 P: 8	R: 1 E: 0 K: 2 S: 9	H: 2 LOB: 1 BB: 0 P: 9	R: 0 E: 0 K: 2 S: 8	H: 1 LOB: 2 BB: 1 P: 12	R: 0 E: 0 K: 1 S: 4	H: 0 LOB: 1 BB: 2 P: 12	1B: 5 2B: 3 3B: 0 HR: 1	SF: 0 SAC: 0 DP: 2 HBP: 1	WP: 0 PB: 0 SB: 0 CS: 0	PA: 38			
PITCHER	IP	WLS	BF	H	R	ER	SO	BB	IBB	HBP	BLK	WP	HR	S	P	ERA	WHIP								
Alan Foster, R ERA: 3.83 (1, 1)	6.1	W	27	7	1	1	5	2	0	1	0	0	1	34	43	1.42	1.421								
Ray Lamb, R ERA: 2.59 (7, 1)	1.2		9	1	0	0	4	3	0	0	0	0	0	14	26	0.00	2.400								
Phil Hennigan, R ERA: 4.25 (9, 1)	1.0	S	2	0	0	0	1	0	0	0	0	0	0	4	4	0.00	0.000								

Batter	1	2	3	4	5	6	7	8	9	AB	R	H	RBI	BB	SO	LOB	BOTTOM								
Ted Uhlhaender, L OBP: 0.340, SLG: 0.313 (1, 8)										4	0	1	2	1	0	0	Oakland Athletics @ Cleveland Indians Cleveland Municipal Stadium, Cleveland, OH Fri Jul 30 1971, 7:05 PM EDT Att: 10,045 - Unknown - 65 F livebaseballscorecards.com								
Eddie Leon, R OBP: 0.322, SLG: 0.324 (1, 4)										5	0	2	0	0	0	3									
Roy Foster, R OBP: 0.310, SLG: 0.402 (1, 9)										4	0	0	0	0	0	2									
Chuck Hinton, R OBP: 0.350, SLG: 0.463 (1, 7)										4	1	2	0	0	2	2									
Ray Fosse, R OBP: 0.315, SLG: 0.351 (1, 3)										2	1	1	0	2	1	0									
Vada Pinson, L OBP: 0.290, SLG: 0.366 (8, 9)										0	0	0	0	0	0	0									
Ken Suarez, R OBP: 0.302, SLG: 0.292 (1, 2)										2	0	0	0	1	0	6									
Kurt Bevacqua, R OBP: 0.224, SLG: 0.250 (1, 5)										4	1	1	0	0	2	3									
Jack Heidemann, R OBP: 0.251, SLG: 0.232 (1, 6)										4	1	3	2	0	0	1									
Alan Foster, R OBP: 0.079, SLG: 0.083 (1, 1)										2	0	0	0	0	1	2									
Ray Lamb, R OBP: 0.147, SLG: 0.121 (7, 1)										1	0	0	0	0	1	1									
Phil Hennigan, R ERA: 4.55 (9, 1)										0	0	0	0	0	0	0									
Inning Stats	R: 0 E: 0 K: 0 S: 3	H: 0 LOB: 0 BB: 0 P: 3	R: 2 E: 0 K: 2 S: 10	H: 3 LOB: 1 BB: 0 P: 10	R: 0 E: 1 K: 1 S: 7	H: 1 LOB: 3 BB: 1 P: 11	R: 2 E: 0 K: 0 S: 5	H: 3 LOB: 0 BB: 0 P: 5	R: 0 E: 0 K: 2 S: 7	H: 0 LOB: 0 BB: 0 P: 7	R: 0 E: 0 K: 0 S: 3	H: 0 LOB: 1 BB: 1 P: 7	R: 0 E: 0 K: 0 S: 5	H: 2 LOB: 3 BB: 1 P: 9	R: 0 E: 0 K: 2 S: 8	H: 1 LOB: 2 BB: 1 P: 12	R: 0 E: 0 K: 2 S: 8	H: 1 LOB: 2 BB: 1 P: 12	1B: 9 2B: 1 3B: 0 HR: 0	SF: 0 SAC: 2 DP: 0 HBP: 0	WP: 0 PB: 1 SB: 1 CS: 1	PA: 38			
PITCHER	IP	WLS	BF	H	R	ER	SO	BB	IBB	HBP	BLK	WP	HR	S	P	ERA	WHIP								
Vida Blue, L ERA: 1.5 (1, 1)	6.0	L	27	7	4	4	5	1	1	0	0	0	0	35	43	6.00	1.333								
Ron Klimkowski, R ERA: 4.55 (7, 1)	2.0		11	3	0	0	2	0	2	0	0	0	0	13	21	0.00	1.500								

Batter	1	2	3	4	5	6	7	8	9	AB	R	H	RBI	BB	SO	LOB	TOP					
Bert Campaneris, R (1,6) OBP: 0.279, SLG: 0.331 Larry Brown, R (8,6) OBP: 0.250, SLG: 0.229	1-3			5-3		FC5-4 HR		WP SH1-3 1B	6-3	4	2	1	0	0	0	2						
Rick Monday, L (1,8) OBP: 0.332, SLG: 0.407	K			K		HR		SH1-3	HR	4	2	2	3	0	2	0						
Reggie Jackson, L (1,9) OBP: 0.351, SLG: 0.465	F7			CS 1B		K		WP 1B IBB	P4	4	1	1	0	1	1	0						
Mike Epstein, L (1,3) OBP: 0.375, SLG: 0.449 Mike Hegan, L (9,3) OBP: 0.363, SLG: 0.372		K		CS	F7			F5	1B 2B BB	3	2	0	0	2	1	0						
Sal Bando, R (1,5) OBP: 0.379, SLG: 0.456		F8			4-3 2B			SH3 HR 1B	2B 1B	5	1	4	3	0	0	0						
George Hendrick, R (1,7) OBP: 0.299, SLG: 0.364		K			4-3			SH3	K	4	0	0	0	0	2	4						
Gene Tenace, R (1,2) OBP: 0.426, SLG: 0.434					6-3			HR	2B	4	1	3	3	0	0	1						
Dick Green, R (1,4) OBP: 0.335, SLG: 0.366				L3		FC5-4 HR 1B			1B IBB	3	0	2	0	1	0	1						
Chuck Dobson, R (1,1) OBP: 0.250, SLG: 0.357				1-3		SH FC5-4		F7	P3	3	0	0	0	0	0	4						
Inning Stats	R: 0 E: 0 K: 1 S: 5	H: 0 LOB: 0 BB: 0 P: 5	R: 0 E: 0 K: 2 S: 7	H: 0 LOB: 0 BB: 0 P: 7	R: 0 E: 0 K: 0 S: 3	H: 1 LOB: 0 BB: 0 P: 3	R: 0 E: 0 K: 1 S: 5	H: 1 LOB: 0 BB: 0 P: 5	R: 0 E: 0 K: 0 S: 4	H: 1 LOB: 1 BB: 0 P: 4	R: 2 E: 0 K: 1 S: 7	H: 2 LOB: 0 BB: 0 P: 7	R: 2 E: 0 K: 0 S: 6	H: 3 LOB: 1 BB: 0 P: 6	R: 3 E: 0 K: 1 S: 8	H: 3 LOB: 3 BB: 3 P: 20	R: 2 E: 0 K: 0 S: 5	H: 2 LOB: 1 BB: 1 P: 9	1B: 7 2B: 4 3B: 0 HR: 3	SF: 0 SAC: 3 DP: 1 HBP: 0	WP: 1 PB: 0 SB: 0 CS: 1	PA: 43
PITCHER	IP	WLS	BF	H	R	ER	SO	BB	IBB	HBP	BLK	WP	HR	S	P	ERA	WHIP					
Steve Dunning, R (1,1) ERA: 4.21	7.0	L	27	8	4	4	5	0	0	0	0	0	2	37	37	5.14	1.143					
Ed Farmer, R (8,1) ERA: 2.33	0.1		4	1	3	3	0	1	1	0	0	1	0	2	10	81.00	6.000					
Phil Hennigan, R (8,1) ERA: 4.45	1.2		11	4	2	2	1	1	1	0	0	0	1	11	19	10.80	3.000					

Oakland Athletics @ Cleveland Indians
Cleveland Municipal Stadium, Cleveland, OH

AB	34
R	9
H	13
RBI	9
BB	4
SO	6
LOB	12



Sat Jul 31 1971, 3:33 AM EDT
Att: 15,341 - Unknown

Batter	1	2	3	4	5	6	7	8	9	AB	R	H	RBI	BB	SO	LOB	BOTTOM					
Ted Uhlhaender, L (1,8) OBP: 0.336, SLG: 0.309	F7		L8			6-3		P6		4	0	0	0	0	0	0						
Eddie Leon, R (1,4) OBP: 0.321, SLG: 0.333	HR		K			K		4-3		4	1	1	1	0	2	0						
Vada Pinson, L (1,9) OBP: 0.292, SLG: 0.370			G3			FC5 2B		P6		4	0	2	0	0	0	0						
Graig Nettles, L (1,5) OBP: 0.368, SLG: 0.458	F9			G4-6-3 1B		BB		F4		3	0	1	0	1	0	1						
Roy Foster, R (1,7) OBP: 0.306, SLG: 0.396	5-3			F8		FC5		5-3		4	0	0	0	0	0	4						
Chris Chambliss, L (1,3) OBP: 0.368, SLG: 0.433		L4		G4-6-3		K		G3		4	0	0	0	0	1	1						
Ray Fosse, R (1,2) OBP: 0.318, SLG: 0.356		1-3 BB			P3			2B		2	0	1	0	1	0	0						
Jack Heidemann, R (1,6) OBP: 0.248, SLG: 0.229		1-3			F9			5-3		3	0	0	0	0	0	2						
Steve Dunning, R (1,1) OBP: 0.196, SLG: 0.273 Frank Baker, L (7,PH) OBP: 0.250, SLG: 0.309 Ed Farmer, R (8,1) Phil Hennigan, R (8,1)		6-3			K			F8		2	0	0	0	0	1	1						
Inning Stats	R: 1 E: 0 K: 0 S: 5	H: 2 LOB: 1 BB: 0 P: 5	R: 0 E: 0 K: 0 S: 3	H: 0 LOB: 1 BB: 1 P: 7	R: 0 E: 0 K: 1 S: 5	H: 0 LOB: 0 BB: 0 P: 5	R: 0 E: 0 K: 0 S: 3	H: 1 LOB: 0 BB: 0 P: 3	R: 0 E: 0 K: 1 S: 5	H: 0 LOB: 0 BB: 0 P: 5	R: 0 E: 0 K: 1 S: 6	H: 1 LOB: 2 BB: 1 P: 10	R: 0 E: 0 K: 1 S: 6	H: 1 LOB: 1 BB: 0 P: 6	R: 0 E: 0 K: 0 S: 3	H: 0 LOB: 0 BB: 0 P: 3	R: 0 E: 0 K: 0 S: 3	H: 0 LOB: 0 BB: 0 P: 3	1B: 2 2B: 2 3B: 0 HR: 1	SF: 0 SAC: 0 DP: 1 HBP: 0	WP: 0 PB: 0 SB: 0 CS: 0	PA: 33
PITCHER	IP	WLS	BF	H	R	ER	SO	BB	IBB	HBP	BLK	WP	HR	S	P	ERA	WHIP					
Chuck Dobson, R (1,1) ERA: 3.06	9.0	W	33	5	1	1	4	2	0	0	0	0	1	39	47	1.00	0.778					

Oakland Athletics @ Cleveland Indians
Cleveland Municipal Stadium, Cleveland, OH

AB	31
R	1
H	5
RBI	1
BB	2
SO	4
LOB	10



Sat Jul 31 1971, 3:33 AM EDT
Att: 15,341 - Unknown

Batter	1	2	3	4	5	6	7	8	9	AB	R	H	RBI	BB	SO	LOB	TOP										
Larry Brown, R OBP: 0.249, SLG: 0.228 (1, 6)	5-3	K		F9		6-3				0	0	0	0	0	0	0											
Rick Monday, L OBP: 0.337, SLG: 0.428 (1, 8)	1B	HR			HR	4-3			FC4-6	5	3	3	1	0	0	2											
Reggie Jackson, L OBP: 0.350, SLG: 0.463 George Hendrick, R OBP: 0.294, SLG: 0.358 (1, 9)	1B	K			K				K	4	1	1	0	0	3	1											
Mike Epstein, L OBP: 0.371, SLG: 0.443 Mike Hegan, L OBP: 0.363, SLG: 0.372 (1, 3)	K			4-3		K			6-3	4	0	0	0	0	2	2											
Sal Bando, R OBP: 0.380, SLG: 0.453 Tony La Russa, R (1, 5)	BB	BB			HR				F8	2	2	0	0	2	1	0											
Gene Tenace, R OBP: 0.429, SLG: 0.465 (1, 2)	BB			5-3					6-3	3	1	1	3	1	0	0											
Angel Mangual, R OBP: 0.355, SLG: 0.404 (1, 7)	1B			F9		F9			K	4	0	1	2	0	1	0											
Dick Green, R OBP: 0.337, SLG: 0.367 (1, 4)	1-3					SH5-3			F7	4	0	2	0	0	0	2											
Caffish Hunter, R OBP: 0.357, SLG: 0.426 (1, 1)				F9		SH5-3			K	3	0	0	0	0	1	1											
Inning Stats	R: 3 E: 0 K: 1 S: 8	H: 3 LOB: 2 BB: 2 P: 16	R: 1 E: 0 K: 2 S: 8	H: 1 LOB: 0 BB: 0 P: 8	R: 0 E: 0 K: 1 S: 5	H: 0 LOB: 0 BB: 0 P: 5	R: 0 E: 0 K: 0 S: 4	H: 1 LOB: 1 BB: 0 P: 4	R: 3 E: 0 K: 2 S: 9	H: 2 LOB: 0 BB: 1 P: 13	R: 0 E: 0 K: 1 S: 5	H: 0 LOB: 0 BB: 0 P: 5	R: 0 E: 0 K: 1 S: 5	H: 0 LOB: 0 BB: 0 P: 5	R: 0 E: 0 K: 2 S: 8	H: 1 LOB: 1 BB: 0 P: 8	1B: 6 2B: 1 3B: 0 HR: 2	SF: 0 SAC: 1 DP: 0 HBP: 0	WP: 0 PB: 1 SB: 0 CS: 0	PA: 39							
PITCHER	IP	WLS	BF	H	R	ER	SO	BB	IBB	HBP	BLK	WP	HR	S	P	ERA	WHIP										
Steve Hargan, R ERA: 6.6 (1, 1)	5.0	L	25	7	7	7	6	3	0	0	0	0	2	34	46	12.60	2.000										
Ed Farmer, R ERA: 2.16 (6, 1)	3.0		10	1	0	0	2	0	0	0	0	0	0	14	14	0.00	0.333										
Ray Lamb, R ERA: 2.96 (9, 1)	1.0		4	1	0	0	2	0	0	0	0	0	0	8	8	0.00	1.000										

Oakland Athletics @ Cleveland Indians
Cleveland Municipal Stadium, Cleveland, OH
Sun Aug 01 1971, 3:33 AM EDT
Unknown - 75 F

AB 30
R 7
H 8
RBI 6
BB 3
SO 9
LOB 9



Batter	1	2	3	4	5	6	7	8	9	AB	R	H	RBI	BB	SO	LOB	BOTTOM										
Ted Uhlhaender, L OBP: 0.331, SLG: 0.304 (1, 8)	6-3		P6		F7				F9	4	0	0	0	0	0	0											
Eddie Leon, R OBP: 0.317, SLG: 0.329 (1, 4)	F7			P4		6-3			6-3	4	0	0	0	0	0	0											
Vada Pinson, L OBP: 0.294, SLG: 0.370 (1, 9)	1-3			HR	BB	F8			E5	3	2	1	0	1	0	0											
Graig Nettles, L OBP: 0.369, SLG: 0.466 (1, 5)		F8		HR	HR	P6			G4-3-6	4	1	2	2	0	0	0											
Roy Foster, R OBP: 0.309, SLG: 0.395 (1, 7)		E5		5-3					1B	3	0	1	0	0	0	0											
Chris Chambliss, L OBP: 0.366, SLG: 0.430 (1, 3)		K							F7	4	0	1	0	0	1	4											
Ray Fosse, R OBP: 0.314, SLG: 0.351 (1, 2)		FC4-6		K					F7	4	0	0	0	0	2	4											
Jack Heidemann, R OBP: 0.245, SLG: 0.226 (1, 6)				F7		6-3			P6	3	0	0	0	0	0	1											
Steve Hargan, R OBP: 0.080, SLG: 0.080 Jim Clark, R OBP: 0.211, SLG: 0.118 Ed Farmer, R (1, 1)				K					K	1	0	0	0	0	1	0											
Gomer Hodge, S OBP: 0.306, SLG: 0.291 Ray Lamb, R OBP: 0.347, SLG: 0.121 (8, PH)									K	0	0	0	0	0	0	0											
Inning Stats	R: 0 E: 0 K: 0 S: 3	H: 0 LOB: 0 BB: 0 P: 3	R: 0 E: 1 K: 1 S: 6	H: 0 LOB: 1 BB: 0 P: 6	R: 0 E: 0 K: 1 S: 5	H: 0 LOB: 0 BB: 0 P: 5	R: 2 E: 0 K: 1 S: 7	H: 2 LOB: 1 BB: 1 P: 11	R: 0 E: 0 K: 1 S: 5	H: 0 LOB: 0 BB: 0 P: 5	R: 0 E: 0 K: 0 S: 3	H: 1 LOB: 1 BB: 0 P: 3	R: 0 E: 0 K: 1 S: 6	H: 0 LOB: 0 BB: 0 P: 6	R: 0 E: 0 K: 1 S: 5	H: 0 LOB: 0 BB: 0 P: 5	R: 1 E: 1 K: 0 S: 4	H: 2 LOB: 1 BB: 0 P: 5	1B: 4 2B: 0 3B: 0 HR: 1	SF: 0 SAC: 0 DP: 1 HBP: 1	WP: 0 PB: 0 SB: 0 CS: 0	PA: 34					
PITCHER	IP	WLS	BF	H	R	ER	SO	BB	IBB	HBP	BLK	WP	HR	S	P	ERA	WHIP										
Caffish Hunter, R ERA: 3.56 (1, 1)	9.0	W	34	5	3	3	6	1	0	1	0	0	1	44	49	3.00	0.667										


Oakland Athletics @ Cleveland Indians
Cleveland Municipal Stadium, Cleveland, OH
Sun Aug 01 1971, 3:33 AM EDT
Unknown - 75 F

AB 32
R 3
H 5
RBI 2
BB 1
SO 6
LOB 9



Batter	1	2	3	4	5	6	7	8	9	AB	R	H	RBI	BB	SO	LOB	TOP				
Jerry Kenney, L OBP: 0.371, SLG: 0.307										3	0	0	0	1	0	3	New York Yankees @ Cleveland Indians Cleveland Municipal Stadium, Cleveland, OH Tue Aug 03 1971, 7:05 PM EDT Att: 5,084 - Unknown - 71 F livebaseballscores.com				
Thurman Munson, R OBP: 0.339, SLG: 0.397										4	1	1	0	1	0	0					
Bobby Murcer, L OBP: 0.435, SLG: 0.561										5	1	2	1	0	1	2					
Roy White, S OBP: 0.376, SLG: 0.471										5	1	0	0	0	0	4					
Ron Blomberg, L OBP: 0.408, SLG: 0.527										5	1	1	1	0	0	3					
Felipe Alou, R OBP: 0.325, SLG: 0.388										4	1	2	1	0	0	0					
Horace Clarke, S OBP: 0.326, SLG: 0.316										4	1	1	1	0	1	2					
Gene Michael, S OBP: 0.331, SLG: 0.309										3	1	1	1	1	1	0					
Mike Kekich, R OBP: 0.241, SLG: 0.185										2	1	0	1	2	0	0					
Inning Stats	R: 0 E: 0 K: 0 S: 4	H: 1 LOB: 2 BB: 1 P: 8	R: 3 E: 1 K: 0 S: 10	H: 6 LOB: 3 BB: 4 P: 26	R: 0 E: 0 K: 1 S: 5	H: 1 LOB: 0 BB: 0 P: 4	R: 0 E: 0 K: 0 S: 3	H: 0 LOB: 0 BB: 0 P: 3	R: 0 E: 0 K: 1 S: 5	H: 0 LOB: 0 BB: 0 P: 5	R: 0 E: 0 K: 0 S: 3	H: 0 LOB: 0 BB: 0 P: 3	R: 0 E: 0 K: 1 S: 5	H: 0 LOB: 0 BB: 0 P: 5	R: 0 E: 0 K: 1 S: 5	H: 0 LOB: 0 BB: 0 P: 5	1B: 7 2B: 1 3B: 0 HR: 0	SF: 0 SAC: 1 DP: 0 HBP: 0	WP: 0 PB: 1 SB: 0 CS: 0	PA: 41	
PITCHER	IP	WLS	BF	H	R	ER	SO	BB	IBB	HBP	BLK	WP	HR	S	P	ERA	WHIP				
Alan Foster, R ERA: 4.08	1.0	L	9	4	4	4	0	2	0	0	0	0	0	7	15	36.00	6.000				
Rick Austin, L ERA: 4.43	0.1		5	2	2	2	0	1	0	0	0	0	0	4	8	54.00	9.000				
Ed Farmer, R ERA: 1.86	4.2		18	2	2	0	1	2	0	0	0	0	0	18	26	0.00	0.857				
Steve Mingo, L ERA: 1.6	3.0		9	0	0	0	2	0	0	0	0	0	0	13	13	0.00	0.000				

Batter	1	2	3	4	5	6	7	8	9	AB	R	H	RBI	BB	SO	LOB	BOTTOM				
Ted Uhlhaender, L OBP: 0.329, SLG: 0.304										3	0	1	0	0	0	0	New York Yankees @ Cleveland Indians Cleveland Municipal Stadium, Cleveland, OH Tue Aug 03 1971, 7:05 PM EDT Att: 5,084 - Unknown - 71 F livebaseballscores.com				
Frank Baker, L OBP: 0.258, SLG: 0.325										1	0	1	1	0	0	0					
Vada Pinson, L OBP: 0.291, SLG: 0.364										3	0	0	0	0	0	1					
Steve Mingo, L OBP: 0.500, SLG: 0.500										0	0	0	0	0	0	0					
Ken Suarez, R OBP: 0.304, SLG: 0.287										1	0	0	0	0	0	1					
Roy Foster, R OBP: 0.306, SLG: 0.389										4	0	0	0	0	0	2					
Graig Nettles, L OBP: 0.366, SLG: 0.457										3	0	1	0	1	1	0					
Ray Fosse, R OBP: 0.310, SLG: 0.345										4	0	0	0	0	2	4					
Chris Chambliss, L OBP: 0.360, SLG: 0.420										3	0	1	0	0	2	0					
Eddie Leon, R OBP: 0.312, SLG: 0.323										3	0	0	0	0	0	1					
Jack Heidemann, R OBP: 0.251, SLG: 0.238										0	0	0	0	0	0	0					
Kurt Bevacqua, R OBP: 0.205, SLG: 0.231										3	0	0	0	0	0	0					
Alan Foster, R OBP: 0.079, SLG: 0.083										0	0	0	0	0	0	0					
Rick Austin, R										0	0	0	0	0	0	0					
Ed Farmer, R										1	0	0	0	0	1	0					
Chuck Hinton, R (6, PH)										1	0	0	0	0	1	0					
Jim Clark, R OBP: 0.250, SLG: 0.278										1	1	1	0	0	0	0					
Inning Stats	R: 0 E: 0 K: 0 S: 4	H: 1 LOB: 2 BB: 1 P: 8	R: 0 E: 0 K: 1 S: 5	H: 0 LOB: 0 BB: 0 P: 5	R: 0 E: 0 K: 1 S: 5	H: 0 LOB: 0 BB: 0 P: 5	R: 0 E: 0 K: 0 S: 3	H: 0 LOB: 0 BB: 0 P: 3	R: 0 E: 0 K: 2 S: 7	H: 0 LOB: 0 BB: 0 P: 7	R: 0 E: 0 K: 1 S: 5	H: 0 LOB: 0 BB: 0 P: 5	R: 0 E: 0 K: 1 S: 5	H: 0 LOB: 0 BB: 0 P: 5	R: 1 E: 0 K: 1 S: 8	H: 3 LOB: 2 BB: 0 P: 8	1B: 3 2B: 1 3B: 1 HR: 0	SF: 0 SAC: 0 DP: 1 HBP: 0	WP: 1 PB: 0 SB: 0 CS: 0	PA: 32	
PITCHER	IP	WLS	BF	H	R	ER	SO	BB	IBB	HBP	BLK	WP	HR	S	P	ERA	WHIP				
Mike Kekich, L ERA: 3.74	9.0	W	32	5	1	1	7	1	0	0	0	1	0	45	49	1.00	0.667				

Batter	1	2	3	4	5	6	7	8	9	AB	R	H	RBI	BB	SO	LOB	TOP			
Jerry Kenney, L (1.5) OBP: 0.368, SLG: 0.305	K		F7				K		5-3	5	0	1	0	0	2	0	New York Yankees @ Cleveland Indians Cleveland Municipal Stadium, Cleveland, OH Wed Aug 04 1971, 7:05 PM EDT Att: 4,721 - Unknown			
Thurman Munson, R (1.2) OBP: 0.340, SLG: 0.410	HR		G3			CS	K		HR	5	2	2	1	0	1	0				
Bobby Murcer, L (1.8) OBP: 0.437, SLG: 0.560	F9			FC6 BB 6-3 BB		1B BB BB		2B SF9 1B	K	3	3	1	0	2	1	1				
Roy White, S (1.7) OBP: 0.381, SLG: 0.486	HR			FC6 BB 1-2		BB SF7 1B		SF9 2B	K	4	2	3	2	1	1	0				
Ron Blomberg, L (1.9) OBP: 0.411, SLG: 0.516	4-3			FC6 BB 1-2 2-3		BB BB		BB BB		2	0	0	0	2	0	2				
Danny Cater, R (1.3) OBP: 0.289, SLG: 0.342		1-3		6-3		BB		SF9		2	0	0	3	1	0	1				
Horace Clarke, S (1.4) OBP: 0.324, SLG: 0.314		3-1		5-3		BB		L7		3	0	0	1	0	0	3				
Gene Michael, S (1.6) OBP: 0.330, SLG: 0.306	K				F7	F9				3	0	0	0	1	1	2				
Stan Bahnsen, R (1.1) OBP: 0.164, SLG: 0.222			K			5-3				4	0	0	0	0	3	3				
Lindy McDaniel, R (8.1) OBP: 0.111, SLG: 0.111							K	K		0	0	0	0	0	0	0				
Inning Stats	R: 2 E: 0 K: 1 S: 7	H: 2 LOB: 0 BB: 0 P: 7	R: 0 E: 0 K: 1 S: 5	H: 0 LOB: 0 BB: 0 P: 5	R: 0 E: 0 K: 1 S: 5	H: 0 LOB: 1 BB: 0 P: 11	R: 0 E: 0 K: 0 S: 3	H: 1 LOB: 0 BB: 0 P: 3	R: 2 E: 0 K: 3 S: 4	H: 1 LOB: 2 BB: 3 P: 16	R: 0 E: 0 K: 3 S: 9	H: 0 LOB: 0 BB: 0 P: 9	R: 1 E: 0 K: 1 S: 7	H: 2 LOB: 2 BB: 2 P: 15	R: 1 E: 0 K: 2 S: 8	H: 1 LOB: 0 BB: 0 P: 8	1B: 3 2B: 2 3B: 0 HR: 2	SF: 2 SAC: 0 DP: 0 HBP: 0	WP: 0 PB: 0 SB: 0 CS: 1	PA: 41
PITCHER	IP WLS BF H R ER SO BB IBB HBP BLK WP HR S P ERA WHIP																			
Ray Lamb, R (1.1) ERA: 3.02	5.0 L 19 3 3 3 3 2 0 0 0 0 1 23 31 5.40 1.000																			
Alan Foster, R (6.1) ERA: 4.15	2.0 10 1 2 2 3 3 0 0 0 0 0 13 25 9.00 2.000																			
Phil Hennigan, R (8.1) ERA: 4.53	2.0 11 3 2 2 3 2 0 0 0 0 0 1 15 23 9.00 2.500																			

Batter	1	2	3	4	5	6	7	8	9	AB	R	H	RBI	BB	SO	LOB	BOTTOM					
Ted Uhlhaender, L (1.8) OBP: 0.327, SLG: 0.300	4-3				3-1		FC6		G3	4	0	0	0	1	0	1	New York Yankees @ Cleveland Indians Cleveland Municipal Stadium, Cleveland, OH Wed Aug 04 1971, 7:05 PM EDT Att: 4,721 - Unknown					
Vada Pinson, L (1.9) OBP: 0.290, SLG: 0.362	L3			BB		F7	FC4-6			5	0	1	0	0	1	2						
Chris Chambliss, L (1.3) OBP: 0.360, SLG: 0.419					4-3		1B 2B 1B		F7	5	1	2	0	0	0	1						
Graig Nettles, L (1.5) OBP: 0.369, SLG: 0.467	G3					HR	2B 1B			4	1	3	1	0	0	1						
Frank Baker, L (1.7) OBP: 0.266, SLG: 0.339		4-3			E4		1B 2B			4	1	2	1	0	0	0						
John Lowenstein, L (1.6) OBP: 0.282, SLG: 0.348		F8				G1-6-3 BB	F6			3	0	1	0	1	0	2						
Eddie Leon, R (1.4) OBP: 0.311, SLG: 0.322		6-3				G1-6-3	K			4	0	1	1	0	1	4						
Ken Suarez, R (1.2) OBP: 0.304, SLG: 0.281					F7				L9	2	0	0	0	1	0	0						
Chuck Hinton, R (8. PH) OBP: 0.341, SLG: 0.450										1	0	0	0	0	0	2						
Ray Fosse, R (9.2) OBP: 0.310, SLG: 0.345							FC6 BB			0	0	0	0	0	0	0						
Ray Lamb, R (1.1) OBP: 0.143, SLG: 0.115										1	0	0	0	0	0	0						
Roy Foster, R (5. PH) OBP: 0.206, SLG: 0.306										1	0	0	0	0	0	0						
Alan Foster, R (8.1) OBP: 0.279, SLG: 0.383										0	0	0	0	0	0	0						
Gomer Hodgson, R (7. PH) OBP: 0.279, SLG: 0.281										1	0	0	0	0	0	1						
Phil Hennigan, R (8.1) OBP: 0.202, SLG: 0.228										0	0	0	0	0	0	0						
Kurt Bavacchia, R (9. PH) OBP: 0.202, SLG: 0.228										1	0	0	0	0	1	0						
Inning Stats	R: 0 E: 0 K: 0 S: 4	H: 1 LOB: 1 BB: 0 P: 4	R: 0 E: 0 K: 0 S: 3	H: 0 LOB: 0 BB: 0 P: 3	R: 0 E: 0 K: 1 S: 5	H: 0 LOB: 1 BB: 1 P: 9	R: 1 E: 1 K: 0 S: 4	H: 1 LOB: 1 BB: 1 P: 8	R: 0 E: 0 K: 0 S: 3	H: 0 LOB: 0 BB: 0 P: 3	R: 1 E: 0 K: 1 S: 8	H: 3 LOB: 2 BB: 0 P: 8	R: 0 E: 0 K: 0 S: 3	H: 0 LOB: 1 BB: 1 P: 7	R: 1 E: 0 K: 0 S: 6	H: 4 LOB: 2 BB: 0 P: 6	R: 0 E: 0 K: 1 S: 6	H: 1 LOB: 1 BB: 0 P: 6	1B: 8 2B: 1 3B: 0 HR: 1	SF: 0 SAC: 0 DP: 1 HBP: 0	WP: 1 PB: 0 SB: 0 CS: 0	PA: 39
PITCHER	IP WLS BF H R ER SO BB IBB HBP BLK WP HR S P ERA WHIP																					
Stan Bahnsen, R (1.1) ERA: 3.76	7.2 33 8 3 3 2 3 0 0 0 0 1 34 46 3.52 1.435																					
Lindy McDaniel, R (8.1) ERA: 4.76	1.1 S 6 2 0 0 1 0 0 0 0 0 0 8 8 0.00 1.500																					



Batter	1	2	3	4	5	6	7	8	9	AB	R	H	RBI	BB	SO	LOB	TOP					
Ted Uhlhaender, L OBP: 0.328, SLG: 0.305										5	1	2	0	0	0	2	Cleveland Indians @ Washington Senators Robert F. Kennedy Memorial Stadium, Washington, DC Thu Aug 05 1971, 7:05 PM EDT Att: 4,694 - Unknown					
Vada Pinson, L OBP: 0.294, SLG: 0.366										4	1	2	1	0	0	2						
Chris Chambliss, L OBP: 0.361, SLG: 0.421										4	2	1	1	1	2	3						
Graig Nettles, L OBP: 0.370, SLG: 0.465										4	1	1	0	1	0	3						
Frank Baker, L OBP: 0.263, SLG: 0.341										5	1	1	1	0	2	4						
Ray Fosse, R OBP: 0.311, SLG: 0.346										5	1	2	2	0	1	0						
John Lowenstein, L OBP: 0.277, SLG: 0.329										4	0	0	0	1	3	3						
Eddie Leon, R OBP: 0.313, SLG: 0.322										3	0	1	1	1	1	0						
Vince Colbert, R OBP: 0.167, SLG: 0.250										3	0	0	0	0	1	2						
Rick Austin, R Ed Farmer, R										0	0	0	0	0	0	0						
Inning Stats	R: 0 E: 0 K: 1 S: 7	H: 2 LOB: 2 BB: 0 P: 7	R: 1 E: 0 K: 0 S: 5	H: 2 LOB: 2 BB: 1 P: 9	R: 0 E: 0 K: 0 S: 3	H: 0 LOB: 0 BB: 0 P: 3	R: 0 E: 0 K: 3 S: 9	H: 0 LOB: 0 BB: 0 P: 9	R: 5 E: 1 K: 1 S: 10	H: 4 LOB: 2 BB: 2 P: 18	R: 0 E: 0 K: 1 S: 5	H: 0 LOB: 1 BB: 0 P: 6	R: 0 E: 0 K: 1 S: 5	H: 0 LOB: 0 BB: 0 P: 5	R: 0 E: 0 K: 1 S: 5	H: 0 LOB: 0 BB: 0 P: 5	R: 1 E: 0 K: 2 S: 9	H: 2 LOB: 2 BB: 1 P: 13	1B: 6 2B: 4 3B: 0 HR: 0	SF: 0 SAC: 1 DP: 0 HBP: 1	WP: 1 PB: 1 SB: 2 CS: 0	PA: 43
PITCHER	IP WLS BF H R ER SO BB IBB HBP BLK WP HR S P ERA WHIP																					
Mike Thompson, R ERA: 4.82	(1, 1) 4.1 L 21 7 4 4 4 4 1 0 0 0 0 0 0 28 32 8.31 1.846																					
Joe Szumata, L ERA: 2.4	(5, 1) 0.0 2 1 0 0 0 0 1 0 0 0 0 0 0 1 5 ∞ ∞																					
Horacio Pina, R ERA: 2.98	(5, 1) 0.0 1 0 2 2 0 0 0 0 0 0 0 0 0 1 1 ∞ ∞																					
Paul Lindblad, L ERA: 2.41	(5, 1) 2.2 10 0 0 0 3 0 1 1 0 1 0 14 19 0.00 0.000																					
Denny Riddleberger, L ERA: 3.98	(8, 1) 2.0 9 2 1 1 3 1 0 0 0 0 0 0 14 18 4.50 1.500																					

Batter	1	2	3	4	5	6	7	8	9	AB	R	H	RBI	BB	SO	LOB	BOTTOM					
Del Unser, L OBP: 0.345, SLG: 0.373										2	1	0	0	2	0	3	Cleveland Indians @ Washington Senators Robert F. Kennedy Memorial Stadium, Washington, DC Thu Aug 05 1971, 7:05 PM EDT Att: 4,694 - Unknown					
Davey Nelson, R OBP: 0.327, SLG: 0.397										4	0	0	0	0	0	2						
Don Mincher, L OBP: 0.418, SLG: 0.450										3	0	3	1	1	0	0						
Frank Howard, R OBP: 0.384, SLG: 0.505										3	0	0	0	1	0	3						
Dick Billings, R OBP: 0.288, SLG: 0.341										4	0	0	0	0	2	4						
Tom McCraw, L OBP: 0.289, SLG: 0.425										3	0	1	0	0	0	0						
Elliott Maddox, R OBP: 0.303, SLG: 0.246										0	0	0	0	1	0	0						
Bernie Allen, L OBP: 0.360, SLG: 0.383										2	0	2	0	1	0	0						
Toby Harrah, R OBP: 0.297, SLG: 0.280										0	0	0	0	1	0	0						
Tim Cullen, R OBP: 0.246, SLG: 0.249										4	0	0	0	0	0	6						
Mike Thompson, R ERA: 2.26, SLG: 0.143	(1, 1) 8.0 W 32 8 1 1 3 3 5 0 1 0 0 0 0 32 33 1.12 1.375																					
Joe Szumata, R ERA: 4.43	(9, 1) 0.0 2 0 0 0 0 2 0 0 0 0 0 0 0 8 ∞ ∞																					
Paul Lindblad, L ERA: 3.16	(5, 1) 0.0 2 0 0 0 1 0 0 0 0 0 0 0 4 4 0.00 0.000																					
Lenny Randle, S Denny Riddleberger, R Jeff Burroughs, R	(9, 1) 1.0 S 2 0 0 0 1 0 0 0 0 0 0 0 4 4 0.00 0.000																					
Inning Stats	R: 1 E: 0 K: 1 S: 6	H: 1 LOB: 1 BB: 1 P: 10	R: 0 E: 0 K: 1 S: 6	H: 1 LOB: 0 BB: 0 P: 6	R: 0 E: 0 K: 0 S: 3	H: 0 LOB: 2 BB: 2 P: 11	R: 0 E: 0 K: 0 S: 3	H: 1 LOB: 2 BB: 1 P: 8	R: 0 E: 0 K: 1 S: 6	H: 1 LOB: 1 BB: 0 P: 6	R: 0 E: 0 K: 0 S: 2	H: 0 LOB: 0 BB: 1 P: 6	R: 0 E: 0 K: 0 S: 3	H: 1 LOB: 0 BB: 0 P: 3	R: 0 E: 0 K: 0 S: 3	H: 1 LOB: 1 BB: 0 P: 3	R: 0 E: 0 K: 1 S: 4	H: 0 LOB: 1 BB: 2 P: 12	1B: 5 2B: 2 3B: 0 HR: 0	SF: 0 SAC: 0 DP: 5 HBP: 1	WP: 1 PB: 0 SB: 0 CS: 0	PA: 36
PITCHER	IP WLS BF H R ER SO BB IBB HBP BLK WP HR S P ERA WHIP																					
Vince Colbert, R Rick Austin, L Ed Farmer, R	(1, 1) 0.0 2 0 0 0 0 2 0 0 0 0 0 0 0 4 4 0.00 0.000																					

Batter	1	2	3	4	5	6	7	8	9	AB	R	H	RBI	BB	SO	LOB	TOP					
Ted Uhlhaender, L (1.8) OBP: 0.329, SLG: 0.306	0-0 1B		0-0 1B	0-0 F5			0-0 1-3		0-0 4-3	5	1	2	0	0	0	1						
Vada Pinson, L (1.9) OBP: 0.294, SLG: 0.365	0-0 P4		0-0 1B	0-0 2B		0-0 L8	0-0 F8			4	1	1	0	0	0	1						
Chris Chambliss, L (1.3) OBP: 0.360, SLG: 0.418	0-0 L7		0-0 1B	0-0 2B		0-0 3-1		0-0 3-1		4	0	1	1	0	0	1						
Graig Nettles, L (1.5) OBP: 0.369, SLG: 0.465	0-3 K		0-0 2B	0-0 2B		0-0 G3		0-0 3-1		4	0	1	1	0	1	1						
Frank Baker, L (1.7) OBP: 0.270, SLG: 0.341		0-0 5-3 1B	0-0 1B	0-0 IBB		0-0 F8		0-0 F5		3	0	1	0	1	0	0						
Ray Fosse, R (1.2) OBP: 0.310, SLG: 0.345		0-0 5-3 1-2	0-0 P4	0-0 P4		0-0 1B		0-3 K		4	0	1	0	0	1	4						
John Lowenstein, L (1.4) OBP: 0.276, SLG: 0.325	0-0 L8		0-0 F5	0-0 F5		0-0 F7		0-0 K		4	1	1	0	0	0	5						
Eddie Leon, R (1.6) OBP: 0.313, SLG: 0.327	0-3 K		0-0 6-3	0-0 6-3		0-0 F7		0-0 3B		4	0	1	1	0	1	2						
Steve Hargan, R (1.1) OBP: 0.274, SLG: 0.274			0-3 K	0-3 K				0-3 K		2	0	0	0	0	2	0						
Mark Ballinger, R (4.1) OBP: 0.344, SLG: 0.388										0	0	0	0	0	0	0						
Roy Foster, R (7. PR) OBP: 0.344, SLG: 0.388										0	0	0	0	0	0	0						
Rick Austin, L (7.1) OBP: 0.344, SLG: 0.388										0	0	0	0	0	0	0						
Ray Lamb, R (7.1) OBP: 0.344, SLG: 0.388										0	0	0	0	0	0	0						
Chuck Hinton, R (9. PR) OBP: 0.344, SLG: 0.388										1	0	0	0	0	1	1						
Inning Stats	R: 0 E: 0 K: 1 S: 6	H: 1 LOB: 1 BB: 0 P: 6	R: 0 E: 0 K: 1 S: 6	H: 1 LOB: 1 BB: 0 P: 6	R: 2 E: 0 K: 1 S: 9	H: 4 LOB: 3 BB: 1 P: 13	R: 0 E: 0 K: 1 S: 5	H: 0 LOB: 0 BB: 0 P: 5	R: 0 E: 0 K: 0 S: 3	H: 0 LOB: 0 BB: 0 P: 3	R: 0 E: 0 K: 0 S: 4	H: 1 LOB: 1 BB: 0 P: 4	R: 0 E: 0 K: 0 S: 3	H: 0 LOB: 0 BB: 0 P: 3	R: 0 E: 0 K: 0 S: 3	H: 0 LOB: 0 BB: 0 P: 3	R: 1 E: 0 K: 2 S: 9	H: 2 LOB: 1 BB: 0 P: 9	1B: 7 2B: 1 3B: 1 HR: 0	SF: 0 SAC: 0 DP: 0 HBP: 0	WP: 0 PB: 0 SB: 0 CS: 0	PA: 37
PITCHER Bill Gogolewski, R (1.1) ERA: 2.86	IP: 9.0 WLS: W BF: 37 H: 9 R: 3 ER: 3 SO: 6 BB: 0 IBB: 1 HBP: 0 BLK: 0 WP: 0 HR: 0 S: 48 P: 52 ERA: 3.00 WHIP: 1.000															PITCHER						


Cleveland Indians @ Washington Senators
Robert F. Kennedy Memorial Stadium, Washington, DC
Fri Aug 06 1971, 7:05 PM EDT
Att: 8,211 - Unknown

AB	36
R	3
H	9
RBI	3
BB	1
SO	6
LOB	16

WP	0
PB	0
SB	0
CS	0

Cleveland Indians @ Washington Senators
Robert F. Kennedy Memorial Stadium, Washington, DC
Fri Aug 06 1971, 7:05 PM EDT
Att: 8,211 - Unknown

Batter	1	2	3	4	5	6	7	8	9	AB	R	H	RBI	BB	SO	LOB	BOTTOM			
Del Unser, L (1.8) OBP: 0.343, SLG: 0.369	0-0 F7	0-0 4-3		4-0 1B		0-0 6-3		0-3 K2-3		4	0	0	0	1	1	3				
Davey Nelson, R (1.5) OBP: 0.329, SLG: 0.397	0-0 5-3		0-0 6-3	0-0 1B		0-0 S	0-0 4-3			5	1	2	2	0	0	0				
Don Mincher, L (1.3) OBP: 0.414, SLG: 0.444	0-0 F8		0-0 F7	0-0 F8		0-3 K				4	0	0	0	0	1	3				
Frank Howard, R (1.7) OBP: 0.383, SLG: 0.501		0-3 K	0-0 1-3		0-0 4-3		4-0 S			3	0	0	0	1	1	0				
Elliott Maddox, R (7. PR) OBP: 0.303, SLG: 0.246							S			0	1	0	0	0	0	0				
Tom McCraw, L (1.9) OBP: 0.288, SLG: 0.419	0-0 F8			1-0 1B	0-3 K		0-0 SF8			2	1	0	1	0	1	0				
Bernie Allen, L (1.4) OBP: 0.369, SLG: 0.392	0-0 HR			0-0 1B	0-0 F7		0-0 1B			4	2	3	0	0	0	0				
Tim Cullen, R (7. PR) OBP: 0.246, SLG: 0.249				1-3 1B			1-3 1B			0	0	0	0	0	0	0				
Paul Casanova, R (1.2) OBP: 0.231, SLG: 0.298	0-0 HR			0-3 K		4-0 SH1-4	0-0 1B			3	1	2	2	1	1	2				
Toby Harrah, R (1.6) OBP: 0.299, SLG: 0.283	0-0 S			0-0 SH1-4		0-0 F9	0-0 F9			4	1	2	1	0	0	3				
Bill Gogolewski, L (1.1) OBP: 0.188, SLG: 0.071	4-0 BB			0-0 SH1-4		0-0 SH1-4		0-3 K		1	0	0	0	1	1	0				
Inning Stats	R: 0 E: 0 K: 0 S: 3	H: 0 LOB: 0 BB: 0 P: 3	R: 2 E: 0 K: 1 S: 8	H: 3 LOB: 2 BB: 1 P: 12	R: 0 E: 0 K: 0 S: 3	H: 0 LOB: 0 BB: 0 P: 3	R: 3 E: 0 K: 1 S: 8	H: 3 LOB: 2 BB: 1 P: 13	R: 0 E: 0 K: 1 S: 5	H: 0 LOB: 0 BB: 0 P: 5	R: 0 E: 0 K: 0 S: 3	H: 0 LOB: 1 BB: 1 P: 7	R: 2 E: 0 K: 1 S: 8	H: 3 LOB: 2 BB: 1 P: 12	R: 0 E: 0 K: 2 S: 7	H: 0 LOB: 0 BB: 0 P: 7	1B: 8 2B: 0 3B: 0 HR: 1	SF: 1 SAC: 2 DP: 0 HBP: 1	WP: 0 PB: 0 SB: 0 CS: 0	PA: 38
PITCHER Steve Hargan, R (1.1) ERA: 6.87	IP: 3.2 WLS: L BF: 20 H: 6 R: 5 ER: 5 SO: 2 BB: 1 IBB: 1 HBP: 0 BLK: 0 WP: 0 HR: 1 S: 21 P: 30 ERA: 12.27 WHIP: 1.909															PITCHER				
Mark Ballinger, R (4.1) ERA: 5.09	2.1 8 0 0 0 1 1 0 0 0 0 0 9 13 0.00 0.429																			
Rick Austin, L (7.1) ERA: 5.09	0.2 5 2 2 2 1 0 1 0 0 0 0 6 10 27.00 3.000																			
Ray Lamb, R (7.1) ERA: 2.98	1.1 5 1 0 0 2 0 0 0 0 0 0 9 9 0.00 0.750																			



Batter	1	2	3	4	5	6	7	8	9	AB	R	H	RBI	BB	SO	LOB	TOP					
Ted Uhlhaender, L (1,8) OBP: 0.328, SLG: 0.306	E5 G3 1B		FC4-6 1B		L5			5-3		4	0	1	0	0	0	0	Cleveland Indians @ Washington Senators Robert F. Kennedy Memorial Stadium, Washington, DC Sat Aug 07 1971, 7:05 PM EDT Att: 5,202 - Unknown					
Vada Pinson, L (1,9) OBP: 0.293, SLG: 0.364	G3 1-2 1B		FC4-6 1B		F8			F8		4	0	1	0	0	0	1						
Chris Chambliss, L (1,3) OBP: 0.362, SLG: 0.419	K		1-2 1B		WP 1B			F7		4	0	2	0	0	1	2						
Graig Nettles, L (1,5) OBP: 0.368, SLG: 0.462	G3 1-2 2-3		K		F7			HBP		3	0	0	0	0	1	5						
Frank Baker, L (1,7) OBP: 0.270, SLG: 0.338	6-3			CS 1B	K			P4		4	0	1	0	0	1	4						
Ray Fosse, R (1,2) OBP: 0.307, SLG: 0.341		6-3		1-2 K				F8		4	0	0	0	0	2	2						
John Lowenstein, L (1,4) OBP: 0.267, SLG: 0.313		F8		1-2 K				4-3		3	0	0	0	0	1	0						
Eddie Leon, R (1,6) OBP: 0.310, SLG: 0.324		6-3			4-3			3-1		3	0	0	0	0	0	0						
Kurt Bevacqua, R (7,6) OBP: 0.202, SLG: 0.228		6-3								0	0	0	0	0	0	0						
Mike Paul, L (1,1) Ed Farmer, R (4,1) Ray Lamb, R (4,1) Gomer Hodge, S (8, PH) Phil Hennigan, R (8,1)			K		K			K		1	0	0	0	0	1	0						
Inning Stats	R: 0 E: 1 K: 1 S: 7	H: 1 LOB: 2 BB: 0 P: 7	R: 0 E: 0 K: 0 S: 3	H: 0 LOB: 0 BB: 0 P: 3	R: 0 E: 0 K: 2 S: 9	H: 2 LOB: 2 BB: 0 P: 9	R: 0 E: 0 K: 2 S: 7	H: 1 LOB: 0 BB: 0 P: 7	R: 0 E: 0 K: 1 S: 5	H: 0 LOB: 0 BB: 0 P: 5	R: 0 E: 0 K: 1 S: 6	H: 1 LOB: 1 BB: 0 P: 6	R: 0 E: 0 K: 0 S: 3	H: 0 LOB: 0 BB: 0 P: 3	R: 0 E: 0 K: 1 S: 5	H: 0 LOB: 0 BB: 0 P: 5	R: 0 E: 0 K: 1 S: 5	H: 0 LOB: 1 BB: 0 P: 6	1B: 5 2B: 0 3B: 0 HR: 0	SF: 0 SAC: 0 DP: 0 HBP: 1	WP: 1 PB: 0 SB: 0 CS: 1	PA: 33
PITCHER Pete Broberg, R (1,1) ERA: 3.28	IP: 9.0 WLS: W BF: 33 H: 5 R: 0 ER: 0 SO: 9 BB: 0 IBB: 0 HBP: 1 BLK: 0 WP: 1 HR: 0 S: 50 P: 51 ERA: 0.00 WHIP: 0.556											PITCHER	IP: 9.0 WLS: W BF: 33 H: 5 R: 0 ER: 0 SO: 9 BB: 0 IBB: 0 HBP: 1 BLK: 0 WP: 1 HR: 0 S: 50 P: 51 ERA: 0.00 WHIP: 0.556									

Batter	1	2	3	4	5	6	7	8	9	AB	R	H	RBI	BB	SO	LOB	BOTTOM			
Del Unser, L (1,9) OBP: 0.342, SLG: 0.367	K		4-3	1-3 1B		F7		4-3		5	0	1	1	0	1	1	Cleveland Indians @ Washington Senators Robert F. Kennedy Memorial Stadium, Washington, DC Sat Aug 07 1971, 7:05 PM EDT Att: 5,202 - Unknown			
Lenny Randle, S (1,4) OBP: 0.304, SLG: 0.336	K		4-3	1-3 1B		K				4	0	0	0	0	2	2				
Frank Howard, R (1,3) OBP: 0.382, SLG: 0.497	K		1-3	4-0 IBB		F3				3	0	0	0	1	1	0				
Tom McCraw, L (9,3) OBP: 0.288, SLG: 0.419	K		1-3							0	0	0	0	0	0	0				
Jeff Burroughs, R (1,7) OBP: 0.333, SLG: 0.444		4-3 1B 2B		1B F5		6-3				4	2	2	0	0	0	3				
Davey Nelson, R (1,5) OBP: 0.327, SLG: 0.400		4-3		1B F3		6-3				4	1	1	0	0	0	4				
Paul Casanova, R (1,2) OBP: 0.236, SLG: 0.301		1B SF9 1B		BB 1B 1B		6-3		F9		4	2	2	3	0	0	0				
Elliott Maddox, R (1,8) OBP: 0.311, SLG: 0.253		3-H SF9 1B		BB 1B 1B		F8		BB		3	1	2	0	1	0	0				
Toby Harrah, R (1,6) OBP: 0.302, SLG: 0.288		SF9		1B 1B BB				F8		2	1	1	1	1	0	1				
Pete Broberg, R (1,1) OBP: 0.050, SLG: 0.050		3-H K		1-3 1B 1B		F9		K		4	0	1	2	0	2	3				
Inning Stats	R: 0 E: 0 K: 3 S: 9	H: 0 LOB: 0 BB: 0 P: 9	R: 2 E: 0 K: 1 S: 8	H: 3 LOB: 1 BB: 0 P: 8	R: 0 E: 0 K: 0 S: 3	H: 0 LOB: 0 BB: 0 P: 3	R: 5 E: 0 K: 0 S: 9	H: 6 LOB: 3 BB: 2 P: 17	R: 0 E: 0 K: 0 S: 4	H: 1 LOB: 1 BB: 0 P: 4	R: 0 E: 0 K: 1 S: 5	H: 0 LOB: 0 BB: 0 P: 5	R: 0 E: 0 K: 0 S: 3	H: 0 LOB: 0 BB: 0 P: 3	R: 0 E: 0 K: 1 S: 5	H: 0 LOB: 1 BB: 1 P: 9	1B: 7 2B: 3 3B: 0 HR: 0	SF: 1 SAC: 0 DP: 0 HBP: 0	WP: 0 PB: 0 SB: 0 CS: 0	PA: 37
PITCHER Mike Paul, L (1,1) ERA: 5.79 Ed Farmer, R (4,1) Ray Lamb, R (4,1) Phil Hennigan, R (8,1) ERA: 4.45	IP: 3.0 WLS: L BF: 15 H: 6 R: 5 ER: 5 SO: 4 BB: 0 IBB: 0 HBP: 0 BLK: 0 WP: 0 HR: 0 S: 23 P: 23 ERA: 15.00 WHIP: 2.000											PITCHER	IP: 3.0 WLS: L BF: 15 H: 6 R: 5 ER: 5 SO: 4 BB: 0 IBB: 0 HBP: 0 BLK: 0 WP: 0 HR: 0 S: 23 P: 23 ERA: 15.00 WHIP: 2.000							


Batter	1	2	3	4	5	6	7	8	9	AB	R	H	RBI	BB	SO	LOB	TOP					
Ted Uhlhaender, L OBP: 0.326, SLG: 0.304 (1, 7)										5	1	1	1	0	0	6	Cleveland Indians @ Washington Senators Robert F. Kennedy Memorial Stadium, Washington, DC Sun Aug 08 1971, 3:33 AM EDT Att: 13,921 - Unknown livebaseballscorecards.com					
Vada Pinson, L OBP: 0.292, SLG: 0.364 (1, 8)										5	1	1	0	0	2	4						
Chris Chambliss, L OBP: 0.366, SLG: 0.424 (1, 3)										4	1	2	2	1	1	0						
Graig Nettles, L OBP: 0.366, SLG: 0.459 (1, 5)										5	0	1	0	0	0	3						
Frank Baker, L OBP: 0.267, SLG: 0.333 (1, 9)										5	1	1	0	0	0	3						
John Lowenstein, L OBP: 0.289, SLG: 0.313 (1, 4)										3	0	1	1	0	0	0						
Ken Suarez, R OBP: 0.311, SLG: 0.290 (1, 2)										4	1	2	1	0	0	1						
Eddie Leon, R OBP: 0.316, SLG: 0.326 (1, 6)										1	1	1	0	2	0	0						
Steve Dunning, R OBP: 0.229, SLG: 0.273 Phil Hennigan, R (7, 1)										0	0	0	0	2	0	0						
Inning Stats	R: 0 E: 1 K: 1 S: 5	H: 0 LOB: 0 BB: 0 P: 5	R: 0 E: 0 K: 0 S: 3	H: 0 LOB: 0 BB: 0 P: 3	R: 0 E: 0 K: 1 S: 6	H: 1 LOB: 2 BB: 1 P: 10	R: 0 E: 0 K: 0 S: 3	H: 1 LOB: 0 BB: 0 P: 3	R: 0 E: 0 K: 0 S: 3	H: 0 LOB: 0 BB: 0 P: 11	R: 2 E: 0 K: 0 S: 6	H: 3 LOB: 1 BB: 0 P: 6	R: 2 E: 0 K: 0 S: 5	H: 2 LOB: 1 BB: 1 P: 9	R: 2 E: 0 K: 0 S: 6	H: 3 LOB: 1 BB: 0 P: 6	R: 0 E: 0 K: 1 S: 5	H: 0 LOB: 1 BB: 1 P: 9	1B: 8 2B: 2 3B: 0 HR: 0	SF: 0 SAC: 4 DP: 3 HBP: 0	WP: 0 PB: 1 SB: 0 CS: 0	PA: 41
PITCHER	IP WLS BF H R ER SO BB IBB HBP BLK WP HR S P ERA WHIP																					
Denny McLain, R ERA: 4.34 (1, 1)	6.2 L 30 7 4 3 2 4 0 0 0 0 0 0 30 46 4.05 1.650																					
Denny Riddleberger, L ERA: 3.96 (7, 1)	0.1 1 0 0 0 0 0 0 0 0 0 0 0 1 1 0.00 0.000																					
Paul Lindblad, L ERA: 2.58 (8, 1)	2.0 10 3 2 2 1 1 0 0 0 0 0 0 11 15 9.00 2.000																					

Batter	1	2	3	4	5	6	7	8	9	AB	R	H	RBI	BB	SO	LOB	BOTTOM					
Del Unser, L OBP: 0.342, SLG: 0.367 (8, 9)										5	2	2	0	0	0	1	Cleveland Indians @ Washington Senators Robert F. Kennedy Memorial Stadium, Washington, DC Sun Aug 08 1971, 3:33 AM EDT Att: 13,921 - Unknown livebaseballscorecards.com					
Lenny Randle, S OBP: 0.308, SLG: 0.331 Paul Lindblad, L OBP: 0.211, SLG: 0.316 Jeff Burroughs, R OBP: 0.323, SLG: 0.429 (1, 4)										2	0	0	0	2	1	1						
Don Mincher, L OBP: 0.417, SLG: 0.442 Elliott Maddox, R OBP: 0.314, SLG: 0.257 (7, PR)										1	0	0	0	3	1	0						
Frank Howard, R OBP: 0.380, SLG: 0.494 (8, 3)										5	0	1	2	0	1	6						
Tom McCraw, L OBP: 0.282, SLG: 0.409 (8, 7)										4	0	0	0	0	0	5						
Davey Nelson, R OBP: 0.337, SLG: 0.405 (1, 5)										3	0	2	0	1	0	0						
Paul Casanova, R OBP: 0.240, SLG: 0.302 (1, 2)										3	0	1	0	1	0	2						
Toby Harrah, R OBP: 0.298, SLG: 0.284 (1, 6)										4	0	0	0	0	0	6						
Denny McLain, R OBP: 0.116, SLG: 0.122 Denny Riddleberger, R OBP: 0.363, SLG: 0.388 Bernie Allen, L OBP: 0.363, SLG: 0.388 (7, PH)										1	0	0	0	1	1	0						
Inning Stats	R: 0 E: 0 K: 1 S: 5	H: 0 LOB: 1 BB: 1 P: 9	R: 0 E: 0 K: 0 S: 4	H: 1 LOB: 0 BB: 0 P: 4	R: 0 E: 0 K: 2 S: 7	H: 1 LOB: 0 BB: 0 P: 7	R: 0 E: 0 K: 1 S: 7	H: 2 LOB: 3 BB: 1 P: 11	R: 1 E: 0 K: 0 S: 3	H: 0 LOB: 2 BB: 3 P: 15	R: 0 E: 0 K: 0 S: 3	H: 1 LOB: 0 BB: 0 P: 3	R: 1 E: 0 K: 0 S: 4	H: 1 LOB: 2 BB: 2 P: 12	R: 0 E: 0 K: 0 S: 3	H: 0 LOB: 1 BB: 1 P: 7	R: 0 E: 0 K: 0 S: 4	H: 1 LOB: 1 BB: 0 P: 4	1B: 7 2B: 1 3B: 0 HR: 0	SF: 0 SAC: 0 DP: 1 HBP: 0	WP: 0 PB: 0 SB: 0 CS: 1	PA: 40
PITCHER	IP WLS BF H R ER SO BB IBB HBP BLK WP HR S P ERA WHIP																					
Steve Dunning, R ERA: 4.15 (1, 1)	6.1 W 29 6 2 2 4 6 0 0 0 0 0 0 31 55 2.84 1.895																					
Phil Hennigan, R ERA: 4.26 (7, 1)	2.2 S 11 1 0 0 0 2 0 0 0 0 0 0 9 17 0.00 1.125																					

Batter	1	2	3	4	5	6	7	8	9	AB	R	H	RBI	BB	SO	LOB	TOP			
Ted Uhlhaender, L (1, 7) OBP: 0.327, SLG: 0.305	0-0 4-3		0-0 1B	0-0 3-1			0-0 1B	0-0 4-1		5	2	2	0	0	0	2				
Vada Pinson, L (1, 8) OBP: 0.295, SLG: 0.367	0-0 1B		F8				0-0 1B		0-0 SH2-4	5	1	3	0	0	0	1				
Chris Chambliss, L (1, 3) OBP: 0.368, SLG: 0.426	0-0 F7		0-0 1B				0-0 1B		0-0 SH2-4	4	1	2	1	0	1	1				
Graig Nettles, L (1, 5) OBP: 0.368, SLG: 0.460	0-0 6-3		0-0 1B				0-0 1B		0-0 F7	5	0	3	2	0	0	2				
Frank Baker, L (1, 9) OBP: 0.275, SLG: 0.341			0-0 1B				0-0 F8		0-3 K	3	0	2	1	0	0	1				
Roy Foster, R (7, PH) OBP: 0.302, SLG: 0.383			0-0 1B				0-0 F6		0-3 K	2	0	0	0	0	1	3				
John Lowenstein, L (1, 4) OBP: 0.280, SLG: 0.302			0-3 K				0-0 F7		0-0 L5-3	3	0	0	0	0	2	3				
Kurt Bevacqua, R (7, PH) OBP: 0.200, SLG: 0.225			0-3 K				0-0 L5-3		0-3 K	1	0	0	0	0	2	2				
Ray Fosse, R (1, 2) OBP: 0.309, SLG: 0.338			0-0 E6				0-0 SH1-4		0-0 F9	2	0	0	0	2	0	0				
Eddie Leon, R (1, 6) OBP: 0.316, SLG: 0.326			0-0 F9				0-0 SH1-4		0-0 K	3	0	1	0	0	1	2				
Sam McDowell, L (1, 1) OBP: 0.203, SLG: 0.190			0-0 5-3				0-0 F9		0-3 K	3	0	0	0	0	1	2				
Alan Foster, R (7, 1) OBP: 0.079, SLG: 0.083										0	0	0	0	0	0	0				
Phil Hennigan, R (7, 1)										1	0	0	0	0	1	1				
Inning Stats	R: 0 E: 0 K: 0 S: 4	H: 1 LOB: 1 BB: 0 P: 4	R: 0 E: 1 K: 1 S: 6	H: 1 LOB: 1 BB: 0 P: 6	R: 2 E: 0 K: 1 S: 9	H: 4 LOB: 2 BB: 0 P: 9	R: 0 E: 0 K: 1 S: 5	H: 0 LOB: 1 BB: 1 P: 9	R: 0 E: 0 K: 1 S: 6	H: 1 LOB: 1 BB: 0 P: 6	R: 2 E: 0 K: 0 S: 6	H: 4 LOB: 1 BB: 0 P: 6	R: 0 E: 0 K: 1 S: 6	H: 1 LOB: 1 BB: 0 P: 6	R: 0 E: 0 K: 1 S: 6	H: 1 LOB: 1 BB: 0 P: 6	1B: 13 2B: 1 3B: 0 HR: 0	SF: 0 SAC: 2 DP: 1 HBP: 0	WP: 0 PB: 0 SB: 0 CS: 1	PA: 41
PITCHER	IP WLS BF H R ER SO BB IBB HBP BLK WP HR S P ERA WHIP	IP WLS BF H R ER SO BB IBB HBP BLK WP HR S P ERA WHIP	IP WLS BF H R ER SO BB IBB HBP BLK WP HR S P ERA WHIP	IP WLS BF H R ER SO BB IBB HBP BLK WP HR S P ERA WHIP	IP WLS BF H R ER SO BB IBB HBP BLK WP HR S P ERA WHIP	IP WLS BF H R ER SO BB IBB HBP BLK WP HR S P ERA WHIP	IP WLS BF H R ER SO BB IBB HBP BLK WP HR S P ERA WHIP	IP WLS BF H R ER SO BB IBB HBP BLK WP HR S P ERA WHIP	IP WLS BF H R ER SO BB IBB HBP BLK WP HR S P ERA WHIP	IP WLS BF H R ER SO BB IBB HBP BLK WP HR S P ERA WHIP	IP WLS BF H R ER SO BB IBB HBP BLK WP HR S P ERA WHIP	IP WLS BF H R ER SO BB IBB HBP BLK WP HR S P ERA WHIP	IP WLS BF H R ER SO BB IBB HBP BLK WP HR S P ERA WHIP	IP WLS BF H R ER SO BB IBB HBP BLK WP HR S P ERA WHIP	IP WLS BF H R ER SO BB IBB HBP BLK WP HR S P ERA WHIP	IP WLS BF H R ER SO BB IBB HBP BLK WP HR S P ERA WHIP	IP WLS BF H R ER SO BB IBB HBP BLK WP HR S P ERA WHIP	IP WLS BF H R ER SO BB IBB HBP BLK WP HR S P ERA WHIP		
Tom Bradley, R (1, 1) ERA: 2.95	6.0 L	30 10	4 4	4 5	2 2	0 0	0 0	0 0	0 0	0 0	0 2	2 2	0.00 3.000							
Terry Forster, L (7, 1) ERA: 4.39	0.1	2 1	0 0	0 0	0 0	0 0	0 0	0 0	0 0	0 2	2 1	0.00 0.000								
Steve Kealey, R (7, 1) ERA: 4.47	0.2	1 0	0 0	0 0	0 0	0 0	0 0	0 0	0 1	1 1	0.00 0.000									
Rich Hinton, L (8, 1) ERA: 1.26	2.0	8 2	0 0	0 2	0 0	0 0	0 0	0 0	0 12	12 12	0.00 1.000									

Cleveland Indians @ Chicago White Sox
Comiskey Park, Chicago, IL
Tue Aug 10 1971, 8:05 PM EDT
Att: 17,337 - Unknown


AB 37
R 4
H 13
RBI 4
BB 2
SO 7
LOB 20



Batter	1	2	3	4	5	6	7	8	9	AB	R	H	RBI	BB	SO	LOB	BOTTOM			
Lee Richard, R (1, 6) OBP: 0.294, SLG: 0.308	0-0 FC5-4		4-0 CS				4-0 1-3		4-0 BB	2	0	1	0	1	0	0				
Pat Kelly, L (7, PH) OBP: 0.419, SLG: 0.434	0-0 1B		4-0 BB				0-0 1-2		0-0 BB	0	0	0	0	2	0	0				
Walt Williams, R (1, 9) OBP: 0.359, SLG: 0.448	0-0 F6		4-0 BB				0-0 6-3		0-3 K	3	0	0	0	1	1	4				
Rich Hinton, L (8, 1)	0-0 F6		4-0 BB				0-0 6-3		0-3 K	0	0	0	0	0	0	0				
Ed Herrmann, L (9, PH) OBP: 0.326, SLG: 0.383	0-0 F6		4-0 BB				0-0 6-3		0-3 K	1	0	0	0	0	1	1				
Mike Andrews, R (1, 3) OBP: 0.391, SLG: 0.413	0-0 F4		0-0 FC5-4				0-0 6-3		0-0 F8	4	0	0	0	0	0	2				
Rick Reichardt, R (1, 7) OBP: 0.354, SLG: 0.470	0-0 FC5-4		0-0 1B				0-0 2B		0-3 K	4	0	2	0	0	1	1				
Tom Egan, R (1, 2) OBP: 0.336, SLG: 0.456			0-3 K				0-3 K		4-0 BB	3	0	0	0	1	3	2				
Mike Hershberger, R (1, 8) OBP: 0.390, SLG: 0.325			0-0 F4				0-0 6-3		0-0 F7	4	0	1	0	0	0	2				
Steve Huntz, S (1, 5) OBP: 0.385, SLG: 0.538			0-0 1B				0-3 K		0-0 6-3	4	1	2	0	0	1	2				
Rich Morales, R (1, 4) OBP: 0.344, SLG: 0.312			0-0 F9				0-0 F7		0-0 6-3	4	0	0	1	0	1	2				
Tom Bradley, R (1, 1) OBP: 0.119, SLG: 0.152			0-3 K				0-3 K		0-0 F6	2	0	0	0	0	2	0				
Terry Forster, L (7, 1)			0-0 F4				0-3 K		0-0 F6	0	0	0	0	0	0	0				
Steve Kealey, R (7, 1) OBP: 0.143, SLG: 0.143			0-0 K				0-0 K		0-0 F6	0	0	0	0	0	0	0				
Jay Johnstone, L (7, PH) OBP: 0.337, SLG: 0.398			0-0 K				0-0 K		0-0 F6	1	0	0	0	1	0	0				
Inning Stats	R: 0 E: 0 K: 0 S: 4	H: 1 LOB: 1 BB: 0 P: 4	R: 0 E: 0 K: 1 S: 6	H: 1 LOB: 1 BB: 0 P: 6	R: 0 E: 0 K: 1 S: 4	H: 0 LOB: 1 BB: 2 P: 12	R: 0 E: 0 K: 2 S: 8	H: 1 LOB: 1 BB: 0 P: 8	R: 0 E: 0 K: 1 S: 5	H: 0 LOB: 0 BB: 0 P: 5	R: 0 E: 0 K: 2 S: 8	H: 1 LOB: 3 BB: 0 P: 8	R: 0 E: 0 K: 1 S: 6	H: 0 LOB: 1 BB: 1 P: 9	R: 1 E: 0 K: 1 S: 6	H: 1 LOB: 1 BB: 1 P: 10	1B: 4 2B: 1 3B: 1 HR: 0	SF: 0 SAC: 0 DP: 0 HBP: 0	WP: 1 PB: 0 SB: 0 CS: 1	PA: 38
PITCHER	IP WLS BF H R ER SO BB IBB HBP BLK WP HR S P ERA WHIP	IP WLS BF H R ER SO BB IBB HBP BLK WP HR S P ERA WHIP	IP WLS BF H R ER SO BB IBB HBP BLK WP HR S P ERA WHIP	IP WLS BF H R ER SO BB IBB HBP BLK WP HR S P ERA WHIP	IP WLS BF H R ER SO BB IBB HBP BLK WP HR S P ERA WHIP	IP WLS BF H R ER SO BB IBB HBP BLK WP HR S P ERA WHIP	IP WLS BF H R ER SO BB IBB HBP BLK WP HR S P ERA WHIP	IP WLS BF H R ER SO BB IBB HBP BLK WP HR S P ERA WHIP	IP WLS BF H R ER SO BB IBB HBP BLK WP HR S P ERA WHIP	IP WLS BF H R ER SO BB IBB HBP BLK WP HR S P ERA WHIP	IP WLS BF H R ER SO BB IBB HBP BLK WP HR S P ERA WHIP	IP WLS BF H R ER SO BB IBB HBP BLK WP HR S P ERA WHIP	IP WLS BF H R ER SO BB IBB HBP BLK WP HR S P ERA WHIP	IP WLS BF H R ER SO BB IBB HBP BLK WP HR S P ERA WHIP	IP WLS BF H R ER SO BB IBB HBP BLK WP HR S P ERA WHIP	IP WLS BF H R ER SO BB IBB HBP BLK WP HR S P ERA WHIP	IP WLS BF H R ER SO BB IBB HBP BLK WP HR S P ERA WHIP	IP WLS BF H R ER SO BB IBB HBP BLK WP HR S P ERA WHIP		
Sam McDowell, L (1, 1) ERA: 2.87	6.0 W	23 4	0 0	0 1	0 0	0 0	0 5	0.00 4.500												
Alan Foster, R (7, 1) ERA: 4.13	0.2	5 1	0 0	0 1	2 2	0 0	0 0	0.00 4.500												
Phil Hennigan, R (7, 1) ERA: 4.24	2.1	10 1	1 1	1 2	2 2	0 0	0 0	3.86 1.286												

Cleveland Indians @ Chicago White Sox
Comiskey Park, Chicago, IL
Tue Aug 10 1971, 8:05 PM EDT
Att: 17,337 - Unknown


AB 32
R 1
H 6
RBI 1
BB 6
SO 10
LOB 16



Batter	1	2	3	4	5	6	7	8	9	AB	R	H	RBI	BB	SO	LOB	TOP										
Ted Uhlhaender, L OBP: 0.335, SLG: 0.330 (1, 7)	0-0 FC4-6 1B	0-0 PB 1B		0-0 PB 1-3 2B			0-0 L7		0-0 1-3	5	0	3	1	0	0	0											
Vada Pinson, L OBP: 0.292, SLG: 0.361 (1, 8)	0-0 FC4-6 1B	0-0 6-3		0-0 4-3			0-0 1-3			4	1	0	0	0	0	3											
Ray Fosse, R OBP: 0.307, SLG: 0.344 (1, 2)	0-0 F8 1B		0-0 F9		0-0 5-3		0-0 F2			4	0	1	1	0	0	0											
Graig Nettles, L OBP: 0.364, SLG: 0.453 (1, 5)	0-0 F8 1-2		0-0 G3		0-0 F9			0-0 G3		4	0	0	0	0	0	1											
Chuck Hinton, R OBP: 0.333, SLG: 0.436 (1, 3)		0-0 F9	0-0 6-3		0-0 F8			0-0 1B		4	0	1	0	0	0	0											
Roy Foster, R OBP: 0.300, SLG: 0.380 (1, 9)		0-0 WP 1B		0-0 5-3		0-0 P3		0-0 L5		4	1	1	0	0	0	1											
Eddie Leon, R OBP: 0.314, SLG: 0.324 (1, 6)		0-0 E6 1-2		0-0 6-3		0-0 1B		0-0 L4		4	1	1	0	0	0	2											
Kurt Bevacqua, R OBP: 0.207, SLG: 0.264 (1, 4)		0-0 E8 1B		0-0 HR		0-3 K			0-0 1-5-3	4	2	2	2	0	1	1											
Mike Paul, L OBP: 0.167, SLG: 0.091 (1, 1)		0-0 F5		0-0 2B PB 1B		0-3 K			0-0 F9	2	1	1	0	0	0	1											
Alan Foster, R OBP: 0.075, SLG: 0.079 (4, 1)										2	0	0	0	0	0	1											
Inning Stats	R: 1 E: 0 K: 0 S: 4	H: 2 LOB: 1 BB: 0 P: 4	R: 3 E: 2 K: 0 S: 7	H: 3 LOB: 1 BB: 0 P: 7	R: 0 E: 0 K: 0 S: 3	H: 0 LOB: 0 BB: 0 P: 3	R: 2 E: 0 K: 0 S: 6	H: 3 LOB: 1 BB: 0 P: 6	R: 0 E: 0 K: 2 S: 8	H: 1 LOB: 1 BB: 0 P: 8	R: 0 E: 0 K: 0 S: 3	H: 0 LOB: 0 BB: 0 P: 3	R: 0 E: 0 K: 0 S: 4	H: 1 LOB: 1 BB: 0 P: 4	R: 0 E: 0 K: 0 S: 3	H: 0 LOB: 0 BB: 0 P: 3	1B: 8 2B: 1 3B: 0 HR: 1	SF: 0 SAC: 0 DP: 0 HBP: 0	WP: 1 PB: 2 SB: 1 CS: 0	PA: 37							
PITCHER	IP	WLS	BF	H	R	ER	SO	BB	IBB	HBP	BLK	WP	HR	S	P	ERA	WHIP										
Wilbur Wood, L ERA: 1.99	4.0	L	20	8	6	3	0	0	0	0	0	1	1	20	20	6.75	2.000										
Vicente Romo, R ERA: 4.33	3.0		10	1	0	0	2	0	0	0	0	0	0	14	14	0.00	0.333										
Steve Kealey, R ERA: 4.17	2.0		7	1	0	0	0	0	0	0	0	0	0	7	7	0.00	0.500										

Cleveland Indians @ Chicago White Sox
Comiskey Park, Chicago, IL
Thu Aug 12 1971, 4:33 AM EDT
Att: 8,836 - Unknown


AB 37
R 6
H 10
RBI 4
BB 0
SO 2
LOB 10



Batter	1	2	3	4	5	6	7	8	9	AB	R	H	RBI	BB	SO	LOB	BOTTOM										
Lee Richard, R OBP: 0.291, SLG: 0.301 (1, 6)	0-0 4-3		0-0 F9		0-0 G6-4-3 BB		0-0 F9		0-0 G6-4-3 1-2	4	0	0	0	1	0	2											
Mike Hershberger, R OBP: 0.364, SLG: 0.315 (1, 8)	0-0 E4		0-0 F7		0-0 G6-4-3 1-2		0-0 FC5-4 BB			3	0	0	0	1	0	1											
Walt Williams, R OBP: 0.437, SLG: 0.437 (1, 9)	0-0 F8			0-0 1B SF7 1B	0-0 L5		0-0 FC5-4 1-2			4	1	1	0	0	0	3											
Steve Kealey, R OBP: 0.143, SLG: 0.143 (8, 1)										0	0	0	0	0	0	0											
Rick Reichardt, R OBP: 0.353, SLG: 0.466 (1, 7)	0-0 F9			0-0 1B BB 1B		0-0 FC4-6 1B		0-0 P4		4	1	2	0	0	0	1											
Mike Andrews, R OBP: 0.387, SLG: 0.406 (1, 3)		0-0 4-3		0-0 1B BB	0-0 FC4-6 PB			0-0 1B		3	0	1	0	1	0	1											
Steve Huntz, S OBP: 0.364, SLG: 0.450 (1, 5)		0-0 FC5-4 BB		0-0 SF7	0-0 L4		0-0 F8			2	0	0	1	1	0	2											
Tom Egan, R OBP: 0.335, SLG: 0.452 (1, 2)		0-0 F7		0-0 3H 1B	0-3 K		0-0 5-3			4	0	1	1	0	1	3											
Rich Morales, R OBP: 0.339, SLG: 0.308 (1, 4)		0-0 FC5-4		0-0 P6	0-0 F2			0-0 5-3		1	0	0	0	0	0	1											
Jay Johnstone, L OBP: 0.334, SLG: 0.392 (4, PH)				0-0 K	0-0 F8				0-0 G6-4-3	3	0	0	0	0	0	2											
Pat Kelly, L OBP: 0.415, SLG: 0.418 (4, PH)										1	0	0	0	0	0	2											
Vicente Romo, R OBP: 0.250, SLG: 0.143 (5, 1)										0	0	0	0	0	0	0											
Tony Muser, L OBP: 0.667, SLG: 0.600 (7, PH)										1	0	1	0	1	0	0											
Inning Stats	R: 0 E: 1 K: 0 S: 4	H: 0 LOB: 1 BB: 0 P: 4	R: 0 E: 0 K: 0 S: 3	H: 0 LOB: 1 BB: 1 P: 7	R: 0 E: 0 K: 1 S: 5	H: 0 LOB: 0 BB: 0 P: 5	R: 2 E: 0 K: 0 S: 6	H: 3 LOB: 2 BB: 1 P: 10	R: 0 E: 0 K: 0 S: 2	H: 0 LOB: 0 BB: 1 P: 6	R: 0 E: 0 K: 1 S: 6	H: 1 LOB: 1 BB: 0 P: 6	R: 0 E: 0 K: 0 S: 3	H: 0 LOB: 2 BB: 2 P: 11	R: 0 E: 0 K: 0 S: 4	H: 1 LOB: 1 BB: 0 P: 4	R: 0 E: 0 K: 0 S: 3	H: 1 LOB: 0 BB: 0 P: 3	1B: 6 2B: 0 3B: 0 HR: 0	SF: 1 SAC: 0 DP: 2 HBP: 0	WP: 0 PB: 1 SB: 0 CS: 0	PA: 37					
PITCHER	IP	WLS	BF	H	R	ER	SO	BB	IBB	HBP	BLK	WP	HR	S	P	ERA	WHIP										
Mike Paul, L ERA: 5.74	3.1		16	3	2	2	1	2	0	0	0	0	0	16	24	5.40	1.500										
Alan Foster, R ERA: 3.96	5.2	W	21	3	0	0	1	3	0	0	0	0	0	20	32	0.00	1.059										

Cleveland Indians @ Chicago White Sox
Comiskey Park, Chicago, IL
Thu Aug 12 1971, 4:33 AM EDT
Att: 8,836 - Unknown

AB 31
R 2
H 6
RBI 2
BB 5
SO 2
LOB 18



Batter	1	2	3	4	5	6	7	8	9	AB	R	H	RBI	BB	SO	LOB	TOP		
Ted Uhlhaender, L OBP: 0.333, SLG: 0.328 (1, 7)										5	0	1	0	0	0	3			
Vada Pinson, L OBP: 0.291, SLG: 0.363 John Lowenstein, L OBP: 0.263, SLG: 0.303 (1, 8) (7, 8)										4	0	1	0	0	0	1			
Chris Chambliss, L OBP: 0.366, SLG: 0.419 (1, 3)										4	0	2	0	1	1	1			
Graig Nettles, L OBP: 0.364, SLG: 0.450 (1, 5)										3	0	0	0	2	0	3			
Ray Fosse, R OBP: 0.311, SLG: 0.350 (1, 2)										3	1	2	0	1	0	2			
Frank Baker, L OBP: 0.266, SLG: 0.329 (1, 9)										4	0	1	1	0	0	4			
Eddie Leon, R OBP: 0.318, SLG: 0.325 (1, 6)										2	0	1	0	2	0	0			
Kurt Bevacqua, R OBP: 0.198, SLG: 0.253 (1, 4)										4	0	0	0	0	0	4			
Steve Dunning, R OBP: 0.229, SLG: 0.273 Steve Hargan, R OBP: 0.074, SLG: 0.074 Mark Ballinger, R OBP: 0.500, SLG: 0.500 Chuck Hinton, R OBP: 0.331, SLG: 0.432 Ed Farmer, R (8, 1)										0	0	0	0	0	0	0			
Inning Stats	R: 0 E: 0 K: 0 S: 3	H: 1 LOB: 1 BB: 1 P: 7	R: 1 E: 0 K: 0 S: 6	H: 3 LOB: 2 BB: 0 P: 6	R: 0 E: 0 K: 0 S: 4	H: 1 LOB: 2 BB: 1 P: 8	R: 0 E: 0 K: 0 S: 4	H: 0 LOB: 0 BB: 1 P: 4	R: 0 E: 0 K: 0 S: 2	H: 0 LOB: 0 BB: 1 P: 6	R: 0 E: 0 K: 1 S: 6	H: 1 LOB: 2 BB: 1 P: 10	R: 0 E: 0 K: 1 S: 5	H: 0 LOB: 1 BB: 1 P: 9	R: 0 E: 0 K: 0 S: 4	H: 1 LOB: 1 BB: 0 P: 4	1B: 7 2B: 2 3B: 0 HR: 0	SF: 0 SAC: 1 DP: 2 HBP: 0	WP: 1 PA: 40 CS: 0
PITCHER Jim Slaton, R ERA: 3.6 (1, 1)	IP: 9.0 WLS: W BF: 40 H: 9 R: 1 ER: 1 SO: 2 BB: 6 IBB: 0 HBP: 0 BLK: 0 WP: 1 HR: 0 S: 38 P: 62 ERA: 1.00 WHIP: 1.667															PITCHER			

Cleveland Indians @ Milwaukee Brewers
Milwaukee County Stadium, Milwaukee, WI

AB 33
R 1
H 9
RBI 1
BB 6
SO 2
LOB 19



WP: 1 PA: 40
CS: 0

livebaseballscores.com

Fri Aug 13 1971, 8:05 PM EDT
Alt. 7, 204 - Unknown - 76 F

Batter	1	2	3	4	5	6	7	8	9	AB	R	H	RBI	BB	SO	LOB	BOTTOM		
Tommy Harper, R OBP: 0.327, SLG: 0.389 Bobby Mitchell, R OBP: 0.250, SLG: 0.389 (1, 7) (7, 7)										4	2	2	0	0	1	0			
Ron Theobald, R OBP: 0.350, SLG: 0.329 (1, 4)										3	0	1	0	1	0	0			
John Briggs, L OBP: 0.390, SLG: 0.473 (1, 3)										4	2	2	2	1	0	2			
Jose Cardenal, R OBP: 0.310, SLG: 0.370 (1, 8)										3	2	0	0	2	0	5			
Dave May, L OBP: 0.356, SLG: 0.442 (1, 9)										3	1	1	2	1	0	2			
Tom Matchick, L OBP: 0.289, SLG: 0.229 (1, 5)										4	1	2	2	0	1	3			
Elie Rodriguez, R OBP: 0.270, SLG: 0.213 (1, 2)										4	1	2	2	0	0	0			
Bob Heise, R OBP: 0.260, SLG: 0.289 (1, 6)										3	0	1	1	0	0	2			
Jim Slaton, R OBP: 0.214, SLG: 0.120 (1, 1)										4	0	0	0	0	1	1			
Inning Stats	R: 3 E: 0 K: 0 S: 7	H: 4 LOB: 2 BB: 1 P: 11	R: 0 E: 0 K: 1 S: 5	H: 0 LOB: 0 BB: 0 P: 5	R: 5 E: 0 K: 1 S: 9	H: 4 LOB: 0 BB: 1 P: 13	R: 0 E: 1 K: 0 S: 4	H: 0 LOB: 1 BB: 0 P: 4	R: 0 E: 0 K: 0 S: 3	H: 0 LOB: 0 BB: 0 P: 3	R: 1 E: 0 K: 1 S: 7	H: 2 LOB: 3 BB: 2 P: 15	R: 0 E: 0 K: 0 S: 3	H: 1 LOB: 0 BB: 0 P: 3	R: 0 E: 0 K: 1 S: 5	H: 0 LOB: 1 BB: 1 P: 9	1B: 9 2B: 2 3B: 0 HR: 1	SF: 1 SAC: 1 DP: 1 HBP: 0	WP: 1 PA: 40 CS: 0
PITCHER Steve Dunning, R ERA: 4.32 Steve Hargan, R ERA: 7.23 Mark Ballinger, R ERA: 1.23 Ed Farmer, R ERA: 2.03 (1, 1) (1, 1) (3, 1) (8, 1)	IP: 0.2 WLS: L BF: 7 H: 4 R: 3 ER: 3 SO: 0 BB: 1 IBB: 0 HBP: 0 BLK: 0 WP: 0 HR: 0 S: 10 P: 10 ERA: 40.50 WHIP: 7.500															PITCHER			

Cleveland Indians @ Milwaukee Brewers
Milwaukee County Stadium, Milwaukee, WI

AB 33
R 9
H 11
RBI 9
BB 5
SO 4
LOB 15



WP: 1 PA: 40
CS: 0

livebaseballscores.com

Fri Aug 13 1971, 8:05 PM EDT
Alt. 7, 204 - Unknown - 76 F

Batter	1	2	3	4	5	6	7	8	9	AB	R	H	RBI	BB	SO	LOB	TOP			
Ted Uhlhaender, L OBP: 0.332, SLG: 0.327 (1, 7)										4	1	1	0	0	0	0	Cleveland Indians @ Milwaukee Brewers Milwaukee County Stadium, Milwaukee, WI Sat Aug 14 1971, 8:05 PM EDT Alt: 6,005 - Unknown - 61 F			
Vada Pinson, L OBP: 0.291, SLG: 0.362 (1, 8)										4	1	1	0	0	2	0				
Chris Chambliss, L OBP: 0.364, SLG: 0.416 (1, 3)										4	0	1	0	0	0	2				
Graig Nettles, L OBP: 0.365, SLG: 0.457 (1, 5)										4	1	2	3	0	1	1				
Ray Fosse, R OBP: 0.311, SLG: 0.349 (1, 2)										4	0	1	0	0	0	1				
Frank Baker, L OBP: 0.261, SLG: 0.320 (1, 9)										4	0	0	0	0	0	1				
Eddie Leon, R OBP: 0.316, SLG: 0.322 (1, 6)										3	0	0	0	0	1	0				
John Lowenstein, L OBP: 0.255, SLG: 0.293 (1, 4)										3	0	0	0	0	0	0				
Vince Colbert, R OBP: 0.143, SLG: 0.214 Phil Hennigan, R (8, 1)										2	0	0	0	0	1	0				
Gomer Hodge, S OBP: 0.288, SLG: 0.271 (9, PH)										0	0	0	0	0	0	0				
Inning Stats	R: 0 E: 0 K: 2 S: 8	H: 1 LOB: 1 BB: 0 P: 8	R: 0 E: 0 K: 1 S: 5	H: 0 LOB: 0 BB: 0 P: 5	R: 0 E: 0 K: 0 S: 3	H: 0 LOB: 0 BB: 0 P: 3	R: 0 E: 0 K: 1 S: 6	H: 1 LOB: 1 BB: 0 P: 6	R: 0 E: 0 K: 0 S: 3	H: 0 LOB: 0 BB: 0 P: 3	R: 0 E: 0 K: 0 S: 3	H: 0 LOB: 0 BB: 0 P: 3	R: 0 E: 0 K: 0 S: 3	H: 0 LOB: 0 BB: 0 P: 3	R: 3 E: 0 K: 0 S: 7	H: 4 LOB: 1 BB: 0 P: 7	1B: 5 2B: 0 3B: 0 HR: 1	SF: 0 SAC: 0 DP: 0 HBP: 0	WP: 0 PA: 33 SB: 0 CS: 0	
PITCHER	IP	WLS	BF	H	R	ER	SO	BB	IBB	HBP	BLK	WP	HR	S	P	ERA	WHIP			
Lew Krausse, R ERA: 3.2 Ken Sanders, R ERA: 2.03	(1, 1)	8.2	W	32	6	3	3	5	0	0	0	0	0	1	42	42	3.12	0.692		
(9, 1)	0.1	S	1	0	0	0	0	0	0	0	0	0	0	1	1	0.00	0.000			

Batter	1	2	3	4	5	6	7	8	9	AB	R	H	RBI	BB	SO	LOB	BOTTOM			
Tommy Harper, R OBP: 0.326, SLG: 0.386 (1, 7)										4	0	0	0	1	1	4	Cleveland Indians @ Milwaukee Brewers Milwaukee County Stadium, Milwaukee, WI Sat Aug 14 1971, 8:05 PM EDT Alt: 6,005 - Unknown - 61 F			
Ron Theobald, R OBP: 0.345, SLG: 0.324 (1, 4)										4	0	0	0	0	0	4				
John Briggs, L OBP: 0.388, SLG: 0.469 (1, 3)										4	0	1	0	0	0	0				
Jose Cardenal, R OBP: 0.309, SLG: 0.368 (1, 8)										4	0	1	0	0	1	0				
Dave May, L OBP: 0.355, SLG: 0.443 (1, 9)										4	1	1	0	0	0	2				
Tom Matchick, L OBP: 0.333, SLG: 0.359 (1, 5)										4	2	3	1	0	0	0				
Ellie Rodriguez, R OBP: 0.274, SLG: 0.223 (1, 2)										3	2	2	1	0	0	2				
Bob Heise, R OBP: 0.279, SLG: 0.307 (1, 6)										4	0	3	1	0	0	1				
Lew Krausse, R OBP: 0.059, SLG: 0.030 Ken Sanders, R (9, 1)										2	0	1	1	0	0	2				
Inning Stats	R: 0 E: 0 K: 1 S: 7	H: 2 LOB: 2 BB: 0 P: 7	R: 1 E: 0 K: 0 S: 5	H: 2 LOB: 1 BB: 1 P: 9	R: 0 E: 1 K: 1 S: 5	H: 0 LOB: 0 BB: 0 P: 5	R: 1 E: 0 K: 0 S: 5	H: 2 LOB: 1 BB: 0 P: 5	R: 0 E: 0 K: 0 S: 3	H: 0 LOB: 0 BB: 0 P: 3	R: 2 E: 1 K: 0 S: 7	H: 3 LOB: 2 BB: 0 P: 7	R: 0 E: 0 K: 0 S: 3	H: 0 LOB: 0 BB: 0 P: 3	R: 1 E: 0 K: 0 S: 5	H: 3 LOB: 1 BB: 0 P: 5		1B: 9 2B: 2 3B: 0 HR: 1	SF: 1 SAC: 2 DP: 1 HBP: 0	WP: 0 PA: 38 SB: 1 CS: 1
PITCHER	IP	WLS	BF	H	R	ER	SO	BB	IBB	HBP	BLK	WP	HR	S	P	ERA	WHIP			
Vince Colbert, R ERA: 4.19 Phil Hennigan, R ERA: 4.16	(1, 1)	7.0	L	34	11	5	4	2	1	0	0	0	0	3	37	41	5.14	1.714		
(8, 1)	1.0	3	1	0	0	0	0	0	0	0	0	0	0	3	3	0.00	1.000			

Batter	1	2	3	4	5	6	7	8	9	AB	R	H	RBI	BB	SO	LOB	TOP					
Ted Uhlhaender, L (1,7) OBP: 0.331, SLG: 0.323	4-0 PB BB BB		0-3 K			0-0 4-3		0-0 6-3		0-0 4-3	4	0	0	0	1	1						
Vada Pinson, L (1,8) OBP: 0.291, SLG: 0.361	0-0 L7		0-0 4-3			0-0 4-3		0-0 L3 1B			4	0	1	0	0	0	1					
Chris Chambliss, L (1,3) OBP: 0.366, SLG: 0.417	0-0 L8		0-0 1B			0-0 1B		0-3 K			4	0	2	0	0	1	2					
Graig Nettles, L (1,5) OBP: 0.366, SLG: 0.456	4-0 PB BB		0-0 1B			0-0 F5		0-0 L3			3	0	1	0	1	0	2					
Ray Fosse, R (1,2) OBP: 0.310, SLG: 0.351	0-3 K		0-0 1-3			0-0 1B 2B		0-0 F8			4	1	1	0	0	1	4					
Frank Baker, L (1,9) OBP: 0.281, SLG: 0.318		0-0 G3		0-0 5-3		0-0 1B SH1-4 SH1		0-0 4-3			4	1	1	1	0	0	0					
Eddie Leon, R (1,4) OBP: 0.316, SLG: 0.322		0-0 6-3		0-0 1B		0-0 SH1-4		0-0 6-3			3	0	1	0	0	0	0					
Fred Stanley, R (1,6) OBP: 0.444, SLG: 0.211		0-0 1B		0-0 F9		0-0 SH1		0-0 F8			4	0	2	0	0	0	1					
Sam McDowell, L (1,1) OBP: 0.197, SLG: 0.185		0-0 F8		0-0 3-1		0-0 SH1		0-0 4-3			2	0	0	1	0	0	2					
Ed Farmer, R (7,1)											0	0	0	0	0	0	0					
Phil Hennigan, R (8,1)											0	0	0	0	0	0	0					
John Lowenstein, L (8,4) OBP: 0.252, SLG: 0.290											1	0	0	0	0	0	0					
Inning Stats	R: 0 E: 0 K: 1 S: 5	H: 0 LOB: 2 BB: 2 P: 13	R: 0 E: 0 K: 0 S: 4	H: 1 LOB: 1 BB: 0 P: 4	R: 0 E: 0 K: 1 S: 7	H: 2 LOB: 2 BB: 0 P: 7	R: 0 E: 0 K: 0 S: 4	H: 1 LOB: 1 BB: 0 P: 4	R: 0 E: 0 K: 0 S: 4	H: 1 LOB: 1 BB: 0 P: 4	R: 2 E: 0 K: 0 S: 6	H: 3 LOB: 1 BB: 0 P: 6	R: 0 E: 0 K: 0 S: 5	H: 1 LOB: 0 BB: 0 P: 5	R: 0 E: 0 K: 0 S: 3	H: 0 LOB: 0 BB: 0 P: 3	R: 0 E: 0 K: 0 S: 3	H: 0 LOB: 0 BB: 0 P: 3	1B: 8 2B: 2 3B: 0 HR: 0	SF: 0 SAC: 2 DP: 1 HBP: 0	WP: 0 PB: 1 SB: 0 CS: 0	PA: 37
PITCHER	IP WLS BF H R ER SO BB IBB HBP BLK WP HR S P ERA WHIP																					
Bill Parsons, R (1,1) ERA: 2.81	6.0 W 28 8 2 2 2 2 2 0 0 0 0 0 0 30 38 3.00 1.667																					
John Morris, L (7,1) ERA: 3.33	1.0 3 1 0 0 1 0 0 0 0 0 0 0 5 5 0.00 1.000																					
Ken Sanders, R (8,1) ERA: 1.99	2.0 S 6 0 0 0 0 0 0 0 0 0 0 0 6 6 0.00 0.000																					

Cleveland Indians @ Milwaukee Brewers
 Milwaukee County Stadium, Milwaukee, WI
 Sun Aug 15 1971, 4:33 AM EDT
 Att: 22,604 - Unknown - 66 F


AB 33
 R 2
 H 9
 RBI 2
 BB 2
 SO 3
 LOB 13



Batter	1	2	3	4	5	6	7	8	9	AB	R	H	RBI	BB	SO	LOB	BOTTOM			
Tommy Harper, R (1,7) OBP: 0.323, SLG: 0.381	0-3 K		0-0 FC6-5		0-3 K		0-0 5-3	0-0 L6		5	0	0	0	0	2	7				
Ron Theobald, R (1,4) OBP: 0.340, SLG: 0.320	0-0 F7		0-0 6-3		0-0 SF8		0-0 6-3			3	0	0	1	0	0	1				
John Briggs, L (1,3) OBP: 0.383, SLG: 0.462	0-0 4-3			0-3 K	0-0 F9		0-0 F8			4	0	0	0	0	1	2				
Ken Sanders, R (8,1)										0	0	0	0	0	0	0				
Jose Cardenal, R (1,8) OBP: 0.311, SLG: 0.370		0-0 WP 1B CS 1B		0-0 F8		0-0 F3		0-0 E 2B S 1B		4	1	2	0	0	0	0				
Andy Kosco, R (1,5) OBP: 0.294, SLG: 0.326		0-0 WP 1B		0-0 5-3		4-0 2B FC6-4 BB		0-0 CS 2B		2	1	1	0	1	0	0				
Tom Matchick, L (7,5) OBP: 0.349, SLG: 0.400		1-2 1B						1-H CS 2B		1	0	1	1	0	0	0				
Bobby Mitchell, R (1,9) OBP: 0.279, SLG: 0.436	0-3 K				0-0 1B	0-0 FC6-4 2B		4-0 1B CS IBB		3	1	2	0	0	1	2				
Dave May, L (8,PH) OBP: 0.357, SLG: 0.443	1-2 2-H K				0-0 2B	0-0 FC6-4 IBB		0-3 K		0	0	0	0	1	0	0				
Elie Rodriguez, R (1,2) OBP: 0.277, SLG: 0.224	0-3 K				0-0 2B SF8 1B	4-0 FC6-4 IBB		0-3 K		3	1	1	0	1	2	3				
Bob Heise, R (1,6) OBP: 0.287, SLG: 0.317			0-0 F7		0-0 2B	0-0 FC6-4		4-0 1B BB		3	0	1	2	1	0	2				
Bill Parsons, R (1,1) OBP: 0.214, SLG: 0.220					4-0 2B	0-0 P4		0-0 1B		2	0	1	0	1	0	2				
John Morris, R (7,1) OBP: 0.167, SLG: 0.200										0	0	0	0	0	0	0				
Roberto Pena, R (8,3) OBP: 0.284, SLG: 0.345			0-0 FC6-5 2B					1-2 2-3 K		1	0	1	0	0	0	0				
Inning Stats	R: 0 E: 0 K: 1 S: 5	H: 2 LOB: 1 BB: 0 P: 8	R: 0 E: 0 K: 0 S: 4	H: 1 LOB: 1 BB: 0 P: 4	R: 0 E: 0 K: 1 S: 5	H: 0 LOB: 0 BB: 0 P: 5	R: 2 E: 0 K: 1 S: 8	H: 3 LOB: 2 BB: 1 P: 12	R: 1 E: 0 K: 0 S: 4	H: 1 LOB: 2 BB: 2 P: 12	R: 0 E: 0 K: 0 S: 3	H: 0 LOB: 0 BB: 0 P: 3	R: 1 E: 0 K: 1 S: 7	H: 3 LOB: 3 BB: 2 P: 15	R: 0 E: 0 K: 0 S: 3	H: 0 LOB: 0 BB: 0 P: 3	1B: 6 2B: 5 3B: 0 HR: 0	SF: 1 SAC: 0 DP: 1 HBP: 0	WP: 1 PB: 0 SB: 1 CS: 3	PA: 37
PITCHER	IP WLS BF H R ER SO BB IBB HBP BLK WP HR S P ERA WHIP																			
Sam McDowell, L (1,1) ERA: 2.93	6.0 L 27 7 3 3 5 2 1 0 0 0 1 0 0 34 46 4.50 1.500																			
Ed Farmer, R (7,1) ERA: 2.15	1.0 6 2 1 1 0 0 0 1 0 0 0 0 5 9 9.00 2.000																			
Phil Hennigan, R (8,1) ERA: 4.11	1.0 4 1 0 0 1 1 0 0 0 0 0 0 5 9 0.00 2.000																			

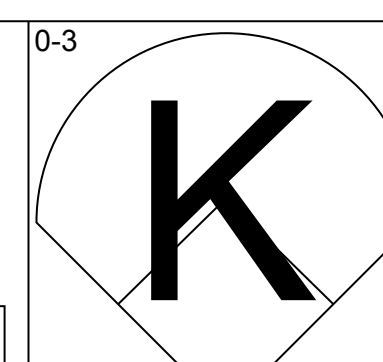
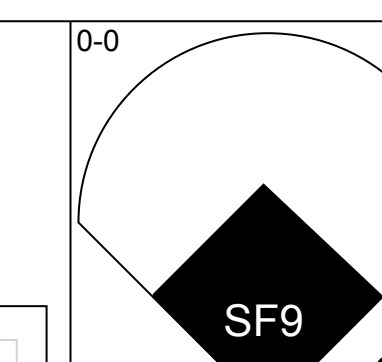
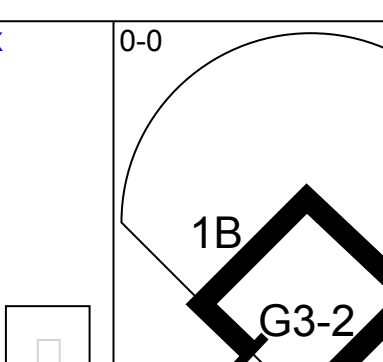
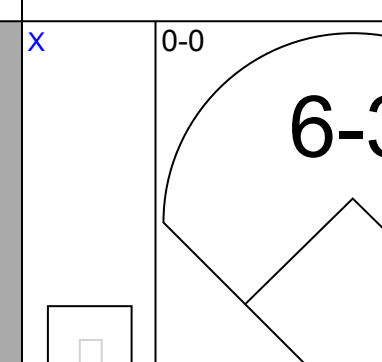
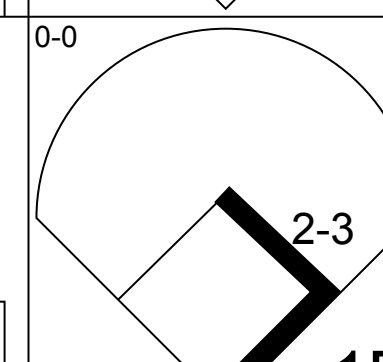
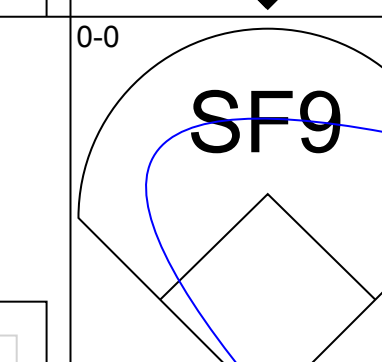
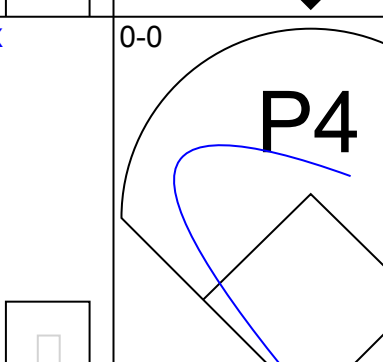
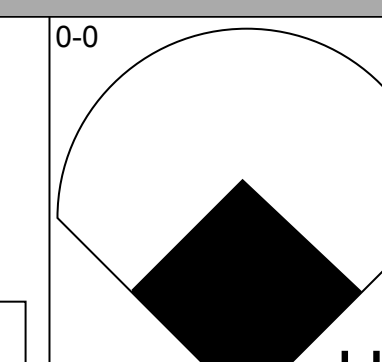
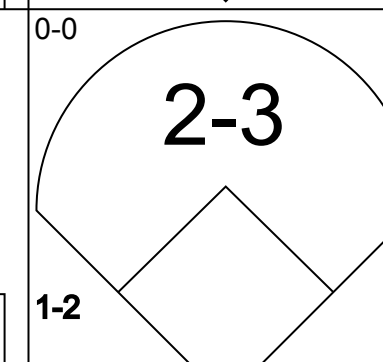
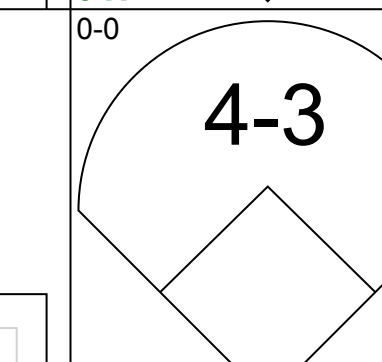
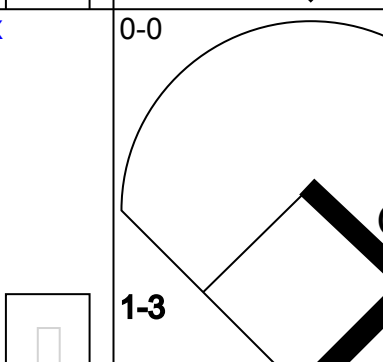
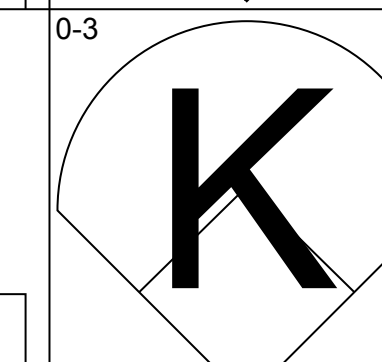
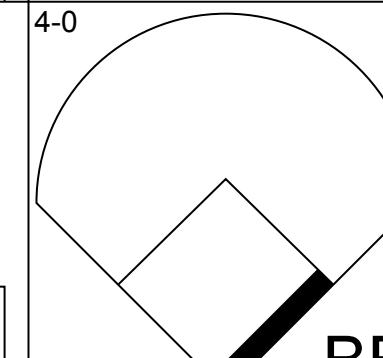
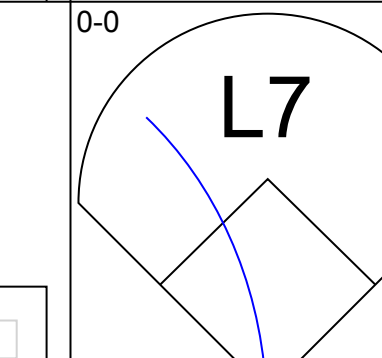
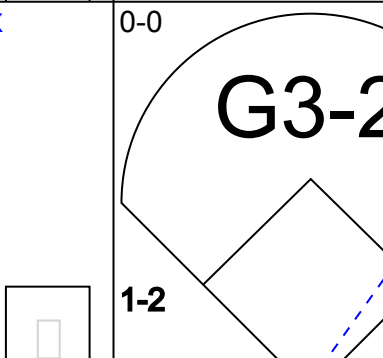
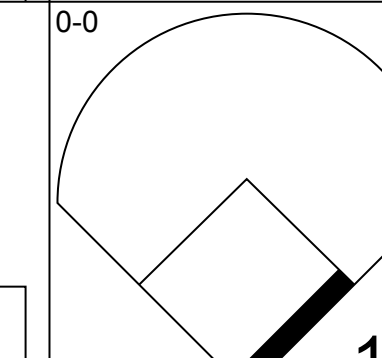
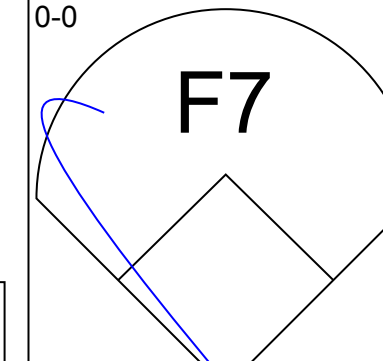
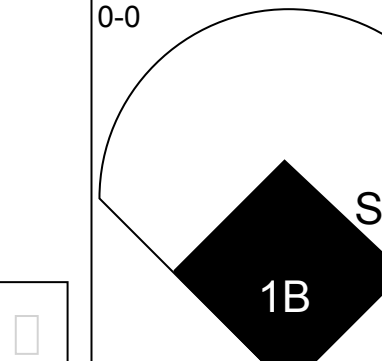
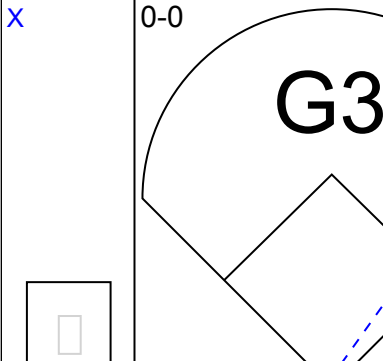
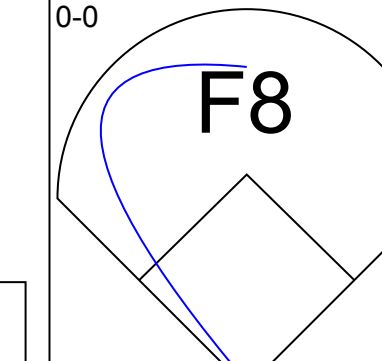
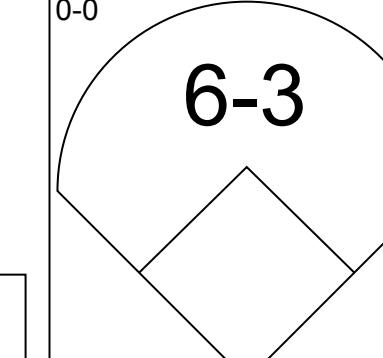
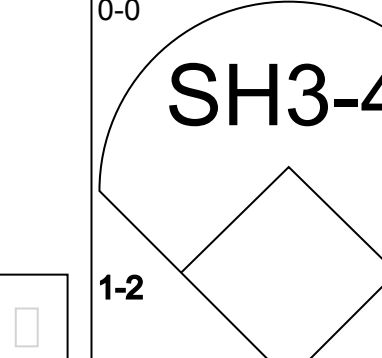
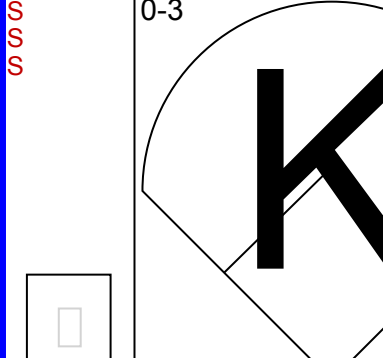
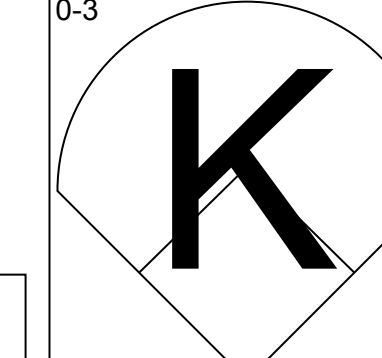
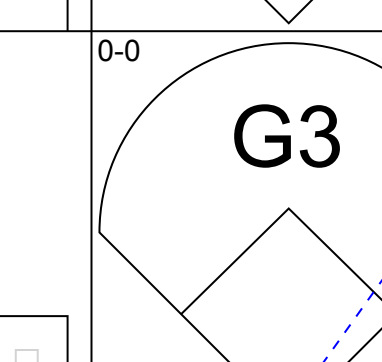
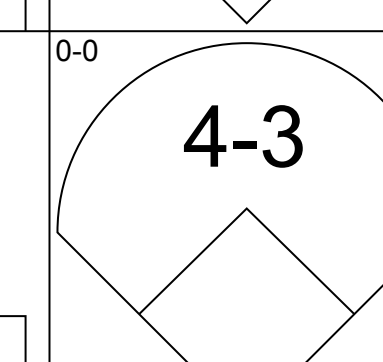
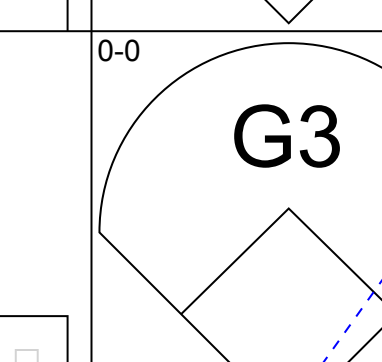
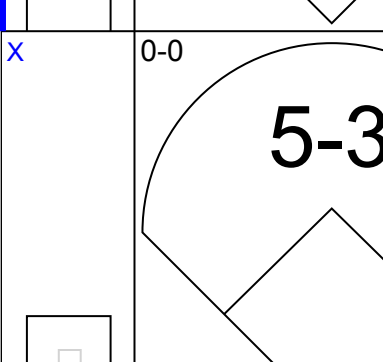
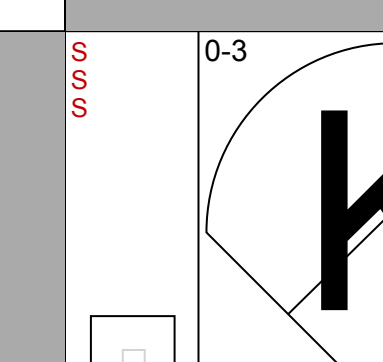
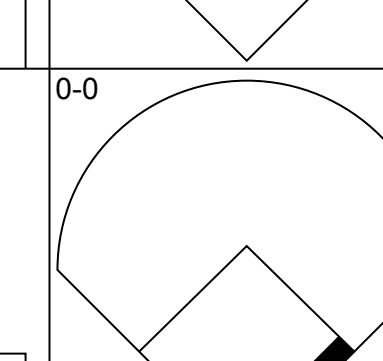
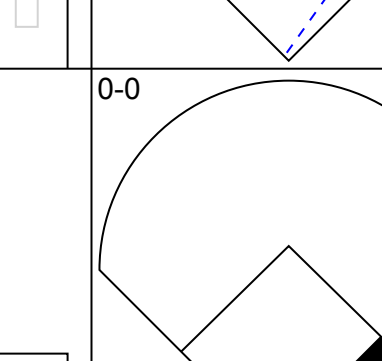
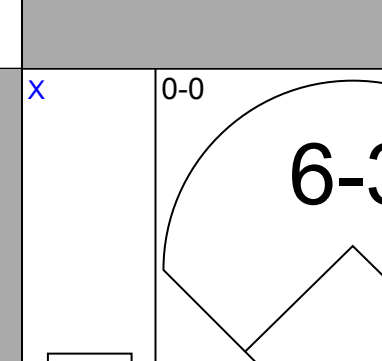
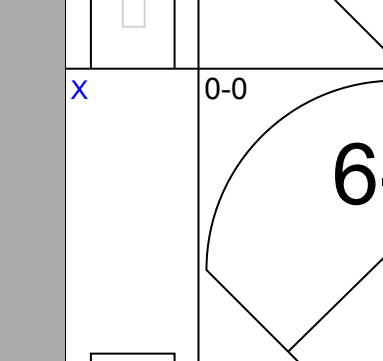

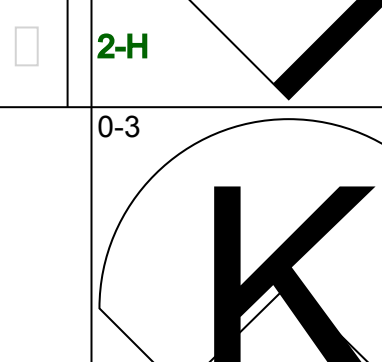
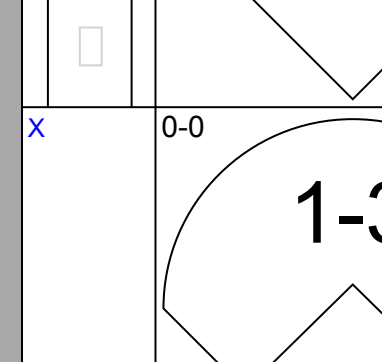
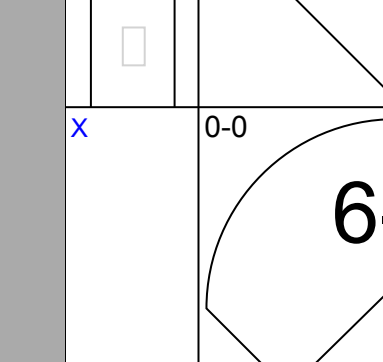
Cleveland Indians @ Milwaukee Brewers
 Milwaukee County Stadium, Milwaukee, WI
 Sun Aug 15 1971, 4:33 AM EDT
 Att: 22,604 - Unknown - 66 F

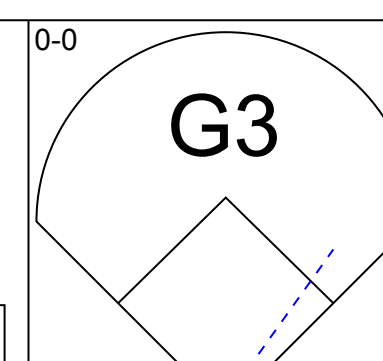
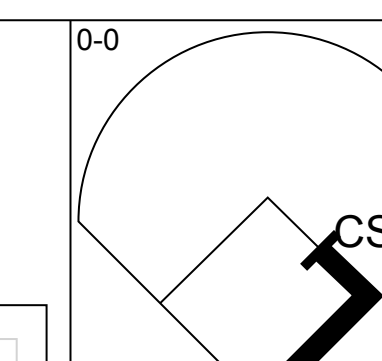
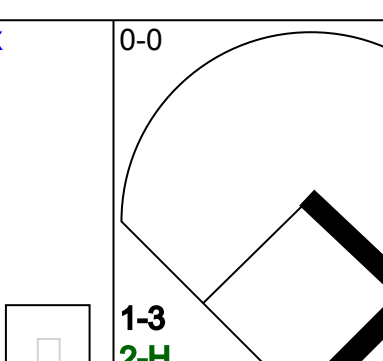
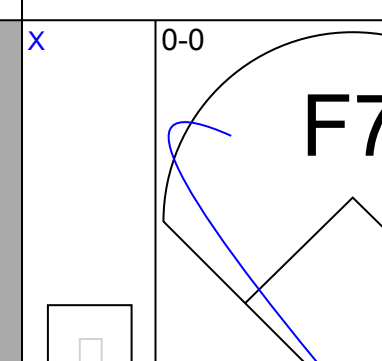
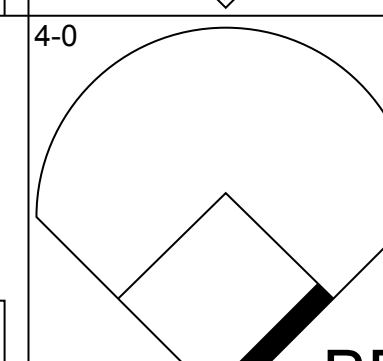
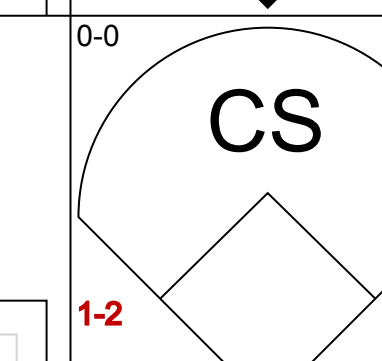
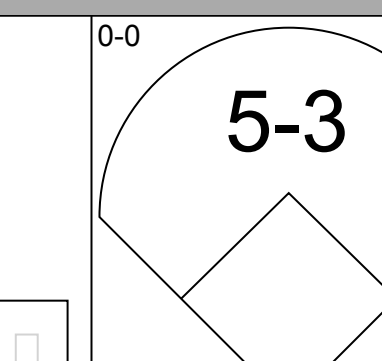
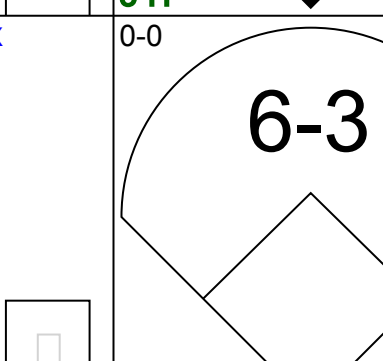
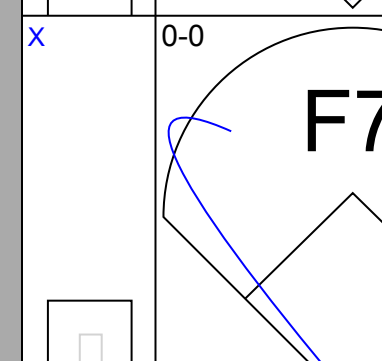
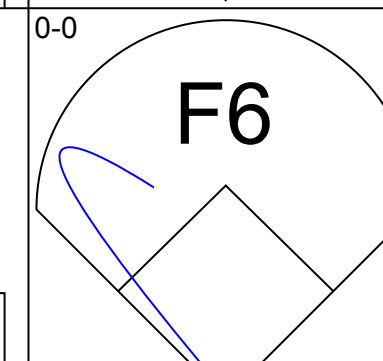
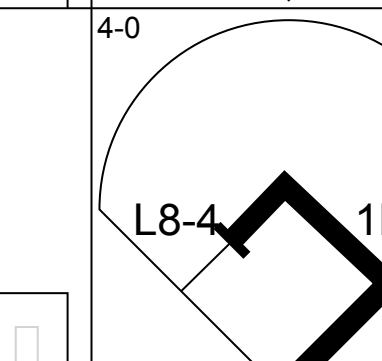
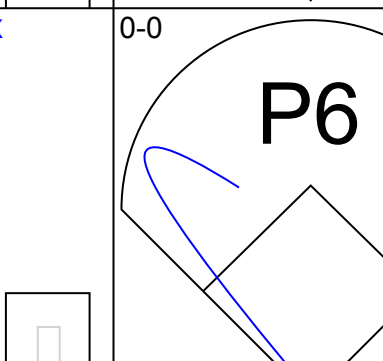
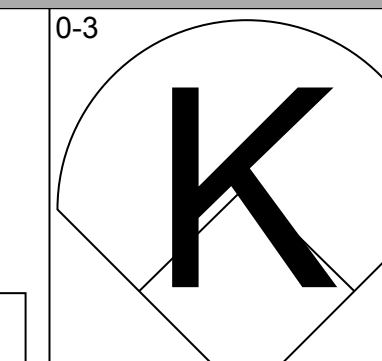
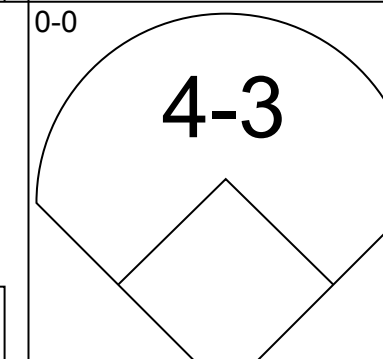
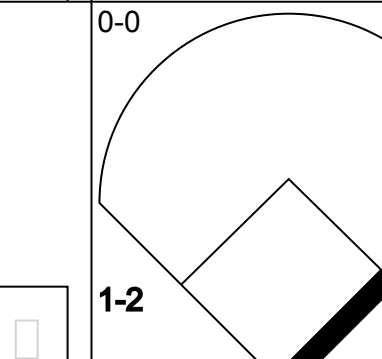
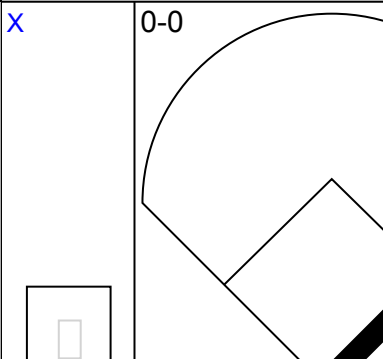
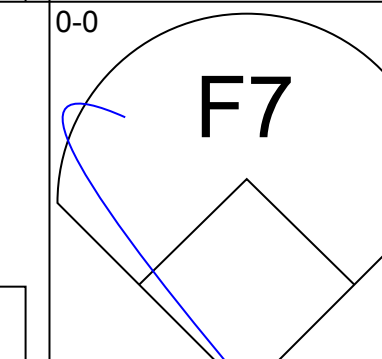
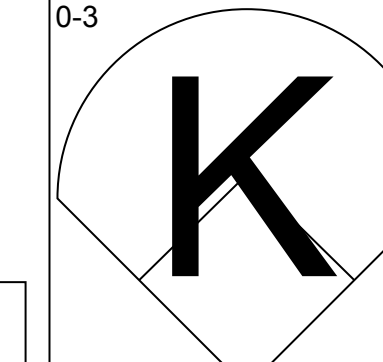
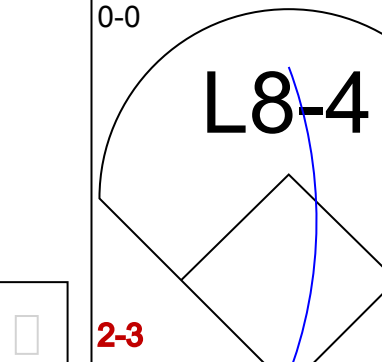
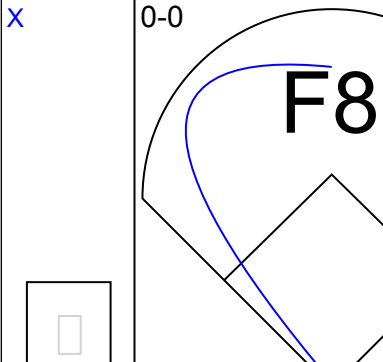
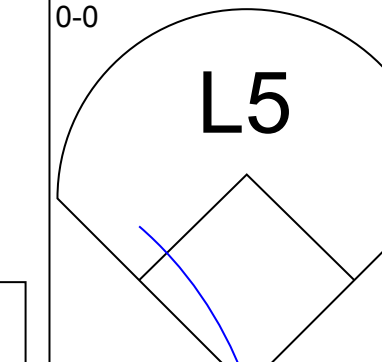
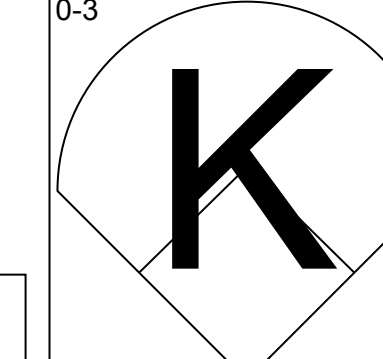
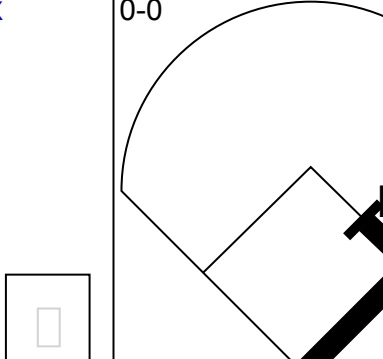
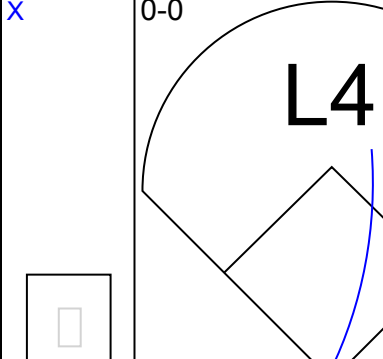
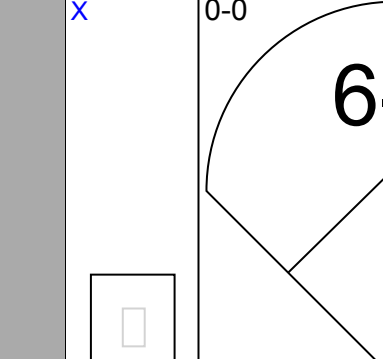
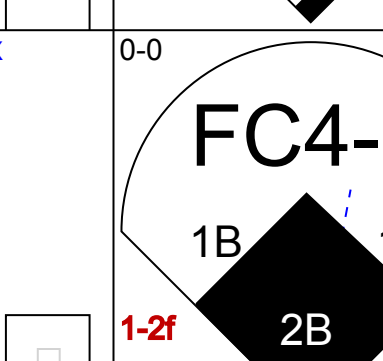
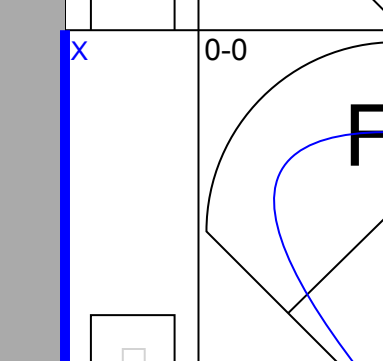

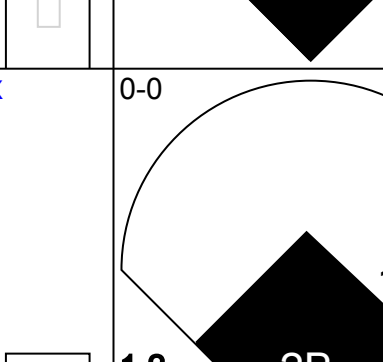
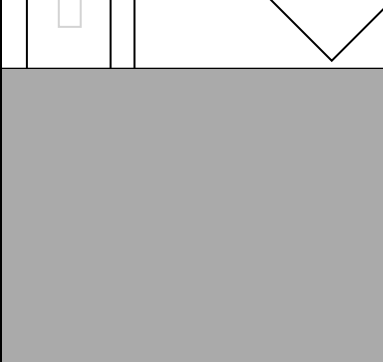
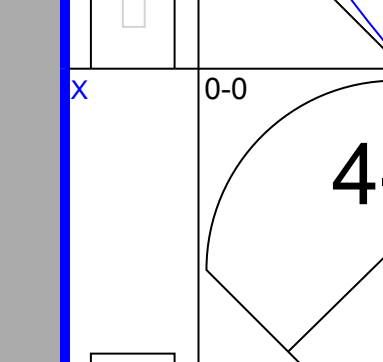
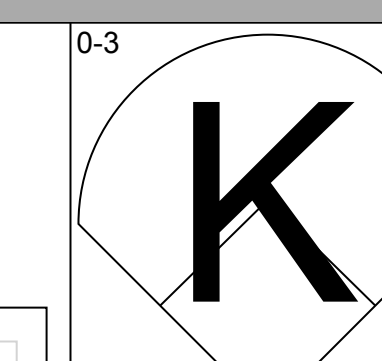
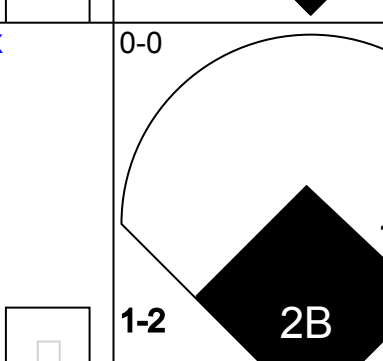
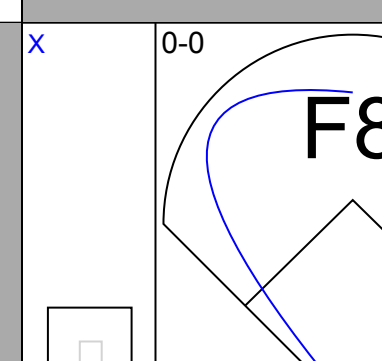
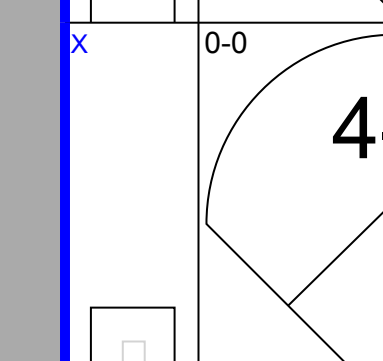
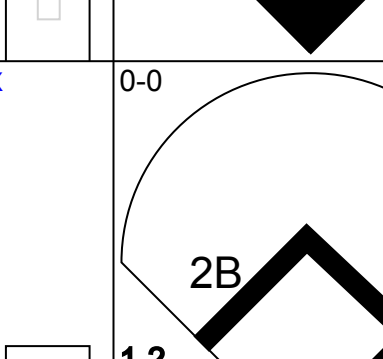
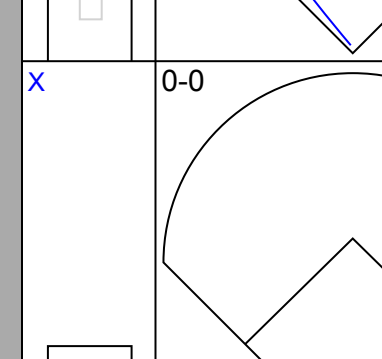
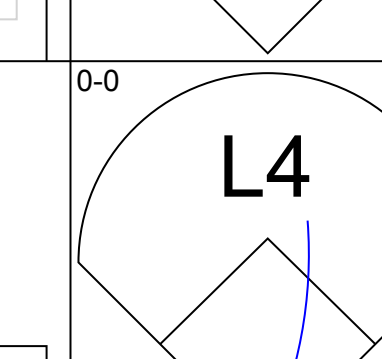
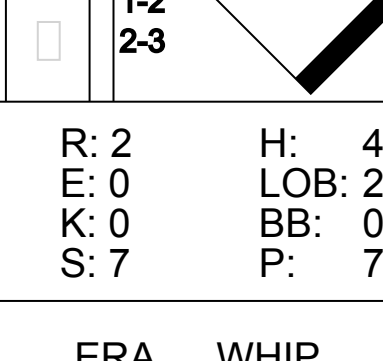
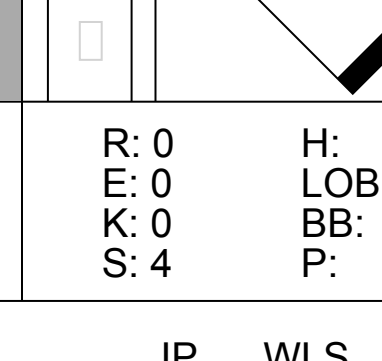
AB 31
 R 4
 H 10
 RBI 4
 BB 5
 SO 6
 LOB 19



Batter	1	2	3	4	5	6	7	8	9	AB	R	H	RBI	BB	SO	LOB	TOP			
Ted Uhlhaender, L (1, 8) OBP: 0.332, SLG: 0.324										5	0	2	0	0	0	0	Cleveland Indians @ Minnesota Twins Metropolitan Stadium, Bloomington, MI Mon Aug 16 1971, 8:05 PM EDT Att: 9,372 - Unknown - 83 F			
Chris Chambliss, L (1, 3) OBP: 0.366, SLG: 0.417										5	1	2	0	0	0	2				
Ray Fosse, R (1, 2) OBP: 0.310, SLG: 0.350										4	0	1	0	0	1	4				
Graig Nettles, L (1, 5) OBP: 0.367, SLG: 0.457										4	1	2	1	0	0	3				
Chuck Hinton, R (1, 7) OBP: 0.321, SLG: 0.418										4	0	0	0	0	1	5				
Roy Foster, R (1, 9) OBP: 0.296, SLG: 0.375										4	0	0	0	0	1	1				
Eddie Leon, R (1, 4) OBP: 0.318, SLG: 0.327										4	0	2	1	0	0	0				
Fred Stanley, R (1, 6) OBP: 0.431, SLG: 0.214										4	0	1	0	0	1	2				
Ray Lamb, R (1, 1) OBP: 0.150, SLG: 0.105										1	0	0	0	0	1	1				
Steve Hargan, R (3, 1) OBP: 0.071, SLG: 0.071										1	0	0	0	0	0	0				
Mark Ballinger, R (6, 1) OBP: 0.333, SLG: 0.333										1	0	0	0	0	1	0				
Kurt Bevacqua, R (9, PH) OBP: 0.196, SLG: 0.250										1	0	0	0	0	1	0				
Inning Stats	R: 0 E: 1 K: 0 S: 5	H: 1 LOB: 2 BB: 0 P: 5	R: 0 E: 0 K: 1 S: 6	H: 1 LOB: 1 BB: 0 P: 6	R: 0 E: 0 K: 1 S: 6	H: 1 LOB: 1 BB: 0 P: 6	R: 1 E: 0 K: 0 S: 6	H: 3 LOB: 2 BB: 0 P: 6	R: 0 E: 0 K: 1 S: 3	H: 0 LOB: 0 BB: 0 P: 3	R: 0 E: 0 K: 1 S: 6	H: 1 LOB: 1 BB: 0 P: 6	R: 1 E: 0 K: 2 S: 9	H: 2 LOB: 1 BB: 0 P: 9	R: 0 E: 0 K: 1 S: 5	H: 0 LOB: 0 BB: 0 P: 5	1B: 9 2B: 1 3B: 0 HR: 0	SF: 0 SAC: 0 DP: 0 HBP: 0	WP: 2 PB: 0 SB: 0 CS: 0	PA: 38
PITCHER Jim Kaat, L (1, 1) ERA: 3.44	IP: 9.0 WLS: W BF: 38 H: 10 R: 2 ER: 2 SO: 7 BB: 0 IBB: 0 HBP: 0 BLK: 0 WP: 2 HR: 0 S: 52 P: 52 ERA: 2.00 WHIP: 1.111															PITCHER				

Batter	1	2	3	4	5	6	7	8	9	AB	R	H	RBI	BB	SO	LOB	BOTTOM													
Cesar Tovar, R (1, 8) OBP: 0.354, SLG: 0.361										4	4	3	0	1	0	1	Cleveland Indians @ Minnesota Twins Metropolitan Stadium, Bloomington, MI Mon Aug 16 1971, 8:05 PM EDT Att: 9,372 - Unknown - 83 F													
Rod Carew, L (1, 4) OBP: 0.333, SLG: 0.358										5	2	3	1	0	0	2														
Tony Oliva, L (1, 9) OBP: 0.385, SLG: 0.597										3	1	3	2	1	0	0														
Jim Nettles, L (7, 8) OBP: 0.296, SLG: 0.423										1	0	0	0	0	0	1														
Harmon Killebrew, R (1, 5) OBP: 0.383, SLG: 0.429										5	0	2	2	0	0	5														
Steve Braun, L (8, PR) OBP: 0.353, SLG: 0.336										0	1	0	0	0	0	0														
Rich Reese, L (1, 3) OBP: 0.264, SLG: 0.328										5	2	2	2	0	1	1														
Leo Cardenas, R (1, 6) OBP: 0.344, SLG: 0.450										5	0	1	0	0	1	5														
Jim Holt, L (1, 7) OBP: 0.293, SLG: 0.326										5	1	2	2	0	0	4														
George Mitterwald, R (1, 2) OBP: 0.315, SLG: 0.387										5	0	2	0	0	1	2														
Jim Kaat, L (1, 1) OBP: 0.216, SLG: 0.236										4	0	0	0	0	1	3														
Inning Stats	R: 1 E: 0 K: 0 S: 4	H: 2 LOB: 0 BB: 0 P: 4	R: 1 E: 2 K: 0 S: 5	H: 1 LOB: 1 BB: 0 P: 5	R: 2 E: 1 K: 0 S: 7	H: 4 LOB: 2 BB: 0 P: 7	R: 1 E: 0 K: 1 S: 7	H: 2 LOB: 1 BB: 1 P: 11	R: 1 E: 0 K: 0 S: 5	H: 2 LOB: 1 BB: 0 P: 5	R: 2 E: 0 K: 1 S: 7	H: 2 LOB: 1 BB: 1 P: 11	R: 0 E: 0 K: 1 S: 6	H: 1 LOB: 1 BB: 0 P: 6	R: 3 E: 0 K: 1 S: 9	H: 4 LOB: 1 BB: 0 P: 9	1B: 13 2B: 4 3B: 1 HR: 0	SF: 0 SAC: 0 DP: 2 HBP: 0	WP: 1 PB: 0 SB: 1 CS: 0	PA: 44										
PITCHER Ray Lamb, R (1, 1) ERA: 3.0	IP: 2.1 WLS: L BF: 14 H: 7 R: 4 ER: 3 SO: 0 BB: 0 IBB: 0 HBP: 0 BLK: 0 WP: 0 HR: 0 S: 14 P: 14 ERA: 11.57 WHIP: 3.000															PITCHER														
Steve Hargan, R (3, 1) ERA: 7.4	3.0	17	6	4	4	1	2	0	0	0	1	0	17	25	12.00	2.667														
Mark Ballinger, R (6, 1) ERA: 3.6	2.2	13	5	3	3	3	0	0	0	0	0	0	19	19	10.12	1.875														

Batter	1	2	3	4	5	6	7	8	9	AB	R	H	RBI	BB	SO	LOB	TOP			
Ted Uhlhaender, L (1, 7) OBP: 0.333, SLG: 0.332										4	1	2	0	0	1	0	Cleveland Indians @ Minnesota Twins Metropolitan Stadium, Bloomington, MI Tue Aug 17 1971, 8:05 PM EDT Att: 10,926 - Unknown - 87 F livebaseballscorecards.com			
Vada Pinson, L (1, 8) OBP: 0.293, SLG: 0.370										3	1	2	2	0	0	1				
Chris Chambliss, L (1, 3) OBP: 0.365, SLG: 0.415										4	0	1	0	0	1	1				
Graig Nettles, L (1, 5) OBP: 0.368, SLG: 0.456										3	0	1	0	1	0	2				
Frank Baker, L (1, 9) OBP: 0.260, SLG: 0.316										4	1	1	0	0	0	3				
Eddie Leon, R (1, 4) OBP: 0.317, SLG: 0.326										1	0	0	0	0	0	0				
Kurt Bevacqua, R (5, 4) OBP: 0.192, SLG: 0.245										2	0	0	0	0	2	1				
Ken Suarez, R (1, 2) OBP: 0.301, SLG: 0.279										4	0	0	0	0	1	1				
Fred Stanley, R (1, 6) OBP: 0.435, SLG: 0.239										4	0	2	1	0	0	0				
Mike Paul, L (1, 1) OBP: 0.125, SLG: 0.067										4	0	0	0	0	1	2				
Inning Stats	R: 0 E: 0 K: 1 S: 6	H: 1 LOB: 2 BB: 1 P: 10	R: 0 E: 0 K: 0 S: 4	H: 1 LOB: 1 BB: 0 P: 4	R: 1 E: 0 K: 0 S: 4	H: 1 LOB: 0 BB: 0 P: 4	R: 1 E: 0 K: 1 S: 7	H: 2 LOB: 1 BB: 0 P: 7	R: 0 E: 0 K: 0 S: 4	H: 0 LOB: 0 BB: 0 P: 5	R: 0 E: 0 K: 0 S: 3	H: 0 LOB: 0 BB: 0 P: 3	R: 1 E: 0 K: 2 S: 9	H: 2 LOB: 1 BB: 0 P: 9	R: 0 E: 0 K: 1 S: 5	H: 0 LOB: 0 BB: 0 P: 5	1B: 7 2B: 1 3B: 1 HR: 1	SF: 1 SAC: 1 DP: 1 HBP: 0	WP: 0 PB: 0 SB: 0 CS: 0	PA: 36
PITCHER Bert Blyleven, R (1, 1) ERA: 3.14	IP: 9.0 WLS: L BF: 36	H: 9 R: 3 ER: 3 SO: 6	BB: 1 IBB: 0 HBP: 0 BLK: 0	WP: 0 HR: 1 S: 47 P: 51	ERA: 3.00 WHIP: 1.111	PITCHER										IP: 9.0 WLS: L BF: 36	H: 9 R: 3 ER: 3 SO: 6	BB: 1 IBB: 0 HBP: 0 BLK: 0	WP: 0 HR: 1 S: 47 P: 51	ERA: 3.00 WHIP: 1.111

Batter	1	2	3	4	5	6	7	8	9	AB	R	H	RBI	BB	SO	LOB	BOTTOM					
Cesar Tovar, R (1, 8) OBP: 0.355, SLG: 0.364										4	0	2	2	0	0	1	Cleveland Indians @ Minnesota Twins Metropolitan Stadium, Bloomington, MI Tue Aug 17 1971, 8:05 PM EDT Att: 10,926 - Unknown - 87 F livebaseballscorecards.com					
Rod Carew, L (1, 4) OBP: 0.333, SLG: 0.356										3	0	0	0	1	0	3						
Harmon Killebrew, R (1, 5) OBP: 0.362, SLG: 0.426										3	0	0	0	1	1	3						
Tony Oliva, L (1, 9) OBP: 0.386, SLG: 0.596										4	0	2	0	0	0	1						
Leo Cardenas, R (1, 6) OBP: 0.342, SLG: 0.445										4	0	0	0	0	1	3						
George Thomas, R (1, 7) OBP: 0.256, SLG: 0.194										4	0	1	0	0	1	1						
Rich Reese, L (1, 3) OBP: 0.262, SLG: 0.325										3	1	0	0	0	1	2						
Danny Thompson, R (9, PH) OBP: 0.357, SLG: 0.327										1	0	0	0	0	0	0						
Phil Roof, R (1, 2) OBP: 0.268, SLG: 0.265										3	1	1	0	0	1	0						
Brant Aiyee, R (9, PH) OBP: 0.276, SLG: 0.253										1	0	0	0	0	0	0						
Bert Blyleven, R (1, 1) OBP: 0.134, SLG: 0.121										3	0	2	0	0	0	0						
Inning Stats	R: 0 E: 0 K: 0 S: 3	H: 0 LOB: 1 BB: 1 P: 7	R: 0 E: 0 K: 2 S: 7	H: 0 LOB: 0 BB: 0 P: 7	R: 0 E: 0 K: 1 S: 5	H: 1 LOB: 0 BB: 0 P: 5	R: 0 E: 0 K: 0 S: 3	H: 1 LOB: 1 BB: 1 P: 7	R: 2 E: 0 K: 0 S: 7	H: 4 LOB: 2 BB: 0 P: 7	R: 0 E: 0 K: 1 S: 6	H: 1 LOB: 1 BB: 0 P: 6	R: 0 E: 0 K: 0 S: 4	H: 1 LOB: 1 BB: 0 P: 4	R: 0 E: 0 K: 1 S: 5	H: 0 LOB: 0 BB: 0 P: 5	R: 0 E: 0 K: 0 S: 3	H: 0 LOB: 0 BB: 0 P: 3	1B: 7 2B: 2 3B: 0 HR: 0	SF: 0 SAC: 0 DP: 1 HBP: 0	WP: 0 PB: 0 SB: 0 CS: 1	PA: 36
PITCHER Mike Paul, L (1, 1) ERA: 4.91	IP: 9.0 WLS: W BF: 35	H: 8 R: 2 ER: 2 SO: 5	BB: 2 IBB: 0 HBP: 0 BLK: 0	WP: 0 HR: 0 S: 43 P: 51	ERA: 2.00 WHIP: 1.111	PITCHER										IP: 9.0 WLS: W BF: 35	H: 8 R: 2 ER: 2 SO: 5	BB: 2 IBB: 0 HBP: 0 BLK: 0	WP: 0 HR: 0 S: 43 P: 51	ERA: 2.00 WHIP: 1.111		

Batter	1	2	3	4	5	6	7	8	9	AB	R	H	RBI	BB	SO	LOB	TOP					
Ted Uhlhaender, L (1, 7) OBP: 0.335, SLG: 0.334	1-3		L8			1B		FC5-4 1-3 2-H		4	0	2	1	0	0	0	Cleveland Indians @ Minnesota Twins Metropolitan Stadium, Bloomington, MI Wed Aug 18 1971, 8:05 PM EDT Alt: 8,971 - Unknown - 74 F					
Vada Pinson, L (1, 8) OBP: 0.292, SLG: 0.367	BB			F7		F8		FC4-2-5 FC5-4		3	0	0	0	1	0	3						
Chris Chambliss, L (1, 3) OBP: 0.363, SLG: 0.410	BB			4-3		P6		FC5-4		3	0	0	0	1	0	3						
Graig Nettles, L (1, 5) OBP: 0.365, SLG: 0.452	G4-6-3			G3			F5	F3		4	0	0	0	0	0	4						
Ray Fosse, R (1, 2) OBP: 0.312, SLG: 0.351		4-3			4-3			FC5-4		4	0	2	0	0	0	0						
Frank Baker, L (1, 9) OBP: 0.282, SLG: 0.323				6-3		FC1-4-6		F5		3	1	1	0	0	0	1						
Roy Foster, R (9, PH) OBP: 0.295, SLG: 0.373					1B	2B				1	0	0	0	0	0	1						
Eddie Leon, R (1, 4) OBP: 0.316, SLG: 0.325				K		F8		FC5-4		4	0	1	1	0	1	2						
Fred Stanley, R (1, 6) OBP: 0.424, SLG: 0.224				F9		G3-6-3		K		3	1	0	0	1	1	2						
Steve Dunning, R (1, 1) OBP: 0.220, SLG: 0.261				F8		F2				2	0	0	0	0	0	0						
Ed Farmer, R (7, 1)										0	0	0	0	0	0	0						
Chuck Hinton, R (8, PH) OBP: 0.326, SLG: 0.423										1	0	1	0	0	0	0						
Alan Foster, R (8, 1) OBP: 0.075, SLG: 0.079										0	0	0	0	0	0	0						
Inning Stats	R: 0 E: 0 K: 0 S: 2	H: 0 LOB: 1 BB: 2 P: 10	R: 0 E: 0 K: 1 S: 5	H: 0 LOB: 0 BB: 0 P: 5	R: 0 E: 0 K: 0 S: 3	H: 0 LOB: 0 BB: 0 P: 3	R: 0 E: 0 K: 0 S: 3	H: 0 LOB: 0 BB: 0 P: 3	R: 1 E: 0 K: 0 S: 4	H: 2 LOB: 0 BB: 0 P: 4	R: 0 E: 0 K: 0 S: 4	H: 1 LOB: 1 BB: 0 P: 4	R: 0 E: 0 K: 0 S: 4	H: 1 LOB: 1 BB: 0 P: 4	R: 1 E: 1 K: 0 S: 5	H: 2 LOB: 2 BB: 1 P: 9	R: 0 E: 0 K: 1 S: 6	H: 1 LOB: 1 BB: 0 P: 6	1B: 6 2B: 1 3B: 0 HR: 0	SF: 0 SAC: 0 DP: 2 HBP: 0	WP: 0 PB: 0 SB: 0 CS: 0	PA: 35
PITCHER	IP WLS BF H R ER SO BB IBB HBP BLK WP HR S P ERA WHIP	7.0 W 25 4 1 1 1 2 0 0 0 0 0 25 33 1.29 0.857	0.0 3 2 1 1 0 1 0 0 0 0 0 2 6 ∞ ∞	2.0 S 7 1 0 0 1 0 0 0 0 0 0 9 9 0.00 0.500																		

Batter	1	2	3	4	5	6	7	8	9	AB	R	H	RBI	BB	SO	LOB	BOTTOM			
Cesar Tovar, R (1, 7) OBP: 0.397, SLG: 0.368	G5-3				SH3		FC5-2			3	0	2	2	0	0	3	Cleveland Indians @ Minnesota Twins Metropolitan Stadium, Bloomington, MI Wed Aug 18 1971, 8:05 PM EDT Alt: 8,971 - Unknown - 74 F			
Rod Carew, L (1, 4) OBP: 0.332, SLG: 0.354	1B	2B			L6-4		K			3	0	0	0	1	1	5				
Tony Oliva, L (1, 9) OBP: 0.387, SLG: 0.602	G5-3			6-3		G4-6-3		HR		3	1	1	1	1	0	2				
Rich Reese, L (1, 3) OBP: 0.262, SLG: 0.327	4-3			K		G4-6-3		2B		4	0	1	0	0	1	2				
Leo Cardenas, R (1, 6) OBP: 0.340, SLG: 0.442		K		6-3		4-3		SH3-4		3	0	0	0	0	1	0				
Steve Braun, L (1, 5) OBP: 0.355, SLG: 0.336		1B		K			SH5-4	F9		3	1	1	0	1	1	1				
Jim Nettles, L (1, 8) OBP: 0.304, SLG: 0.426		1B		L5			FC5-2	G3		4	1	2	0	0	0	1				
George Mitterwald, R (1, 2) OBP: 0.316, SLG: 0.388		SH5-4		F5			SH5-4			2	1	1	1	0	0	0				
Steve Luebber, R (1, 1) OBP: 0.077, SLG: 0.077		1B					SH5-4			1	0	1	0	0	0	0				
Jim Holt, L (7, PH) OBP: 0.295, SLG: 0.326		SH5-4								0	0	0	0	1	0	0				
Ray Corbin, R (8, 1) OBP: 0.267, SLG: 0.241										0	0	0	0	0	0	0				
Jim Strickland, L (8, 1) OBP: 0.075, SLG: 0.079										0	0	0	0	0	0	0				
Inning Stats	R: 0 E: 0 K: 0 S: 3	H: 1 LOB: 1 BB: 1 P: 7	R: 3 E: 0 K: 1 S: 8	H: 3 LOB: 1 BB: 1 P: 12	R: 0 E: 0 K: 1 S: 5	H: 0 LOB: 0 BB: 0 P: 5	R: 0 E: 0 K: 1 S: 5	H: 0 LOB: 0 BB: 0 P: 5	R: 0 E: 0 K: 0 S: 3	H: 1 LOB: 0 BB: 0 P: 3	R: 0 E: 0 K: 0 S: 2	H: 0 LOB: 1 BB: 1 P: 6	R: 0 E: 0 K: 1 S: 7	H: 2 LOB: 3 BB: 1 P: 11	R: 1 E: 0 K: 0 S: 5	H: 2 LOB: 1 BB: 0 P: 5	1B: 6 2B: 3 3B: 0 HR: 1	SF: 0 SAC: 4 DP: 3 HBP: 0	WP: 0 PB: 0 SB: 0 CS: 0	PA: 34
PITCHER	IP WLS BF H R ER SO BB IBB HBP BLK WP HR S P ERA WHIP	6.1 L 27 7 3 3 3 3 0 0 0 0 0 29 45 4.26 1.579	0.2 2 0 0 0 1 0 0 0 0 0 0 4 4 0.00 0.000	1.0 5 2 1 1 0 0 0 0 0 0 1 5 5 9.00 2.000																

Batter	1	2	3	4	5	6	7	8	9	AB	R	H	RBI	BB	SO	LOB	TOP					
Pat Kelly, L OBP: 0.421, SLG: 0.437 (1, 9)	 1B								 1B	5	2	2	0	0	1	0						
Jay Johnstone, L OBP: 0.345, SLG: 0.423 (1, 8)	 1-H		 1B		 SF7 BB				 1-H	4	3	3	4	1	1	0						
Mike Andrews, R OBP: 0.393, SLG: 0.424 (1, 3)	 BB				 2B					4	2	2	1	1	0	1						
Bill Melton, R OBP: 0.360, SLG: 0.538 (1, 5)	 1-H									4	1	1	3	0	0	1						
Carlos May, L OBP: 0.368, SLG: 0.378 (1, 7)								 2B 1B	 HBP	4	1	1	0	0	1	2						
Steve Hantz, S OBP: 0.306, SLG: 0.511 (1, 4)									 1B	5	0	1	0	0	0	1						
Ed Herrmann, L OBP: 0.317, SLG: 0.358 (1, 2)				 BB				 1-2 BB		3	0	0	0	2	2	2						
Rich Morales, R OBP: 0.324, SLG: 0.287 (1, 6)				 1-2						2	0	0	0	0	0	1						
Luis Alvarado, R OBP: 0.217, SLG: 0.266 (4, 6)								 2-H 2B		2	0	1	1	0	0	0						
Tom Bradley, R OBP: 0.108, SLG: 0.137 (1, 1)										4	0	0	0	0	0	3						
Bart Johnson, R OBP: 0.227, SLG: 0.250 (8, 1)										0	0	0	0	0	0	0						
Inning Stats	R: 4 E: 0 K: 1 S: 8	H: 3 LOB: 0 BB: 1 P: 12	R: 0 E: 0 K: 1 S: 5	H: 0 LOB: 0 BB: 0 P: 5	R: 0 E: 0 K: 0 S: 4	H: 1 LOB: 1 BB: 0 P: 4	R: 0 E: 1 K: 0 S: 3	H: 0 LOB: 1 BB: 1 P: 7	R: 1 E: 0 K: 1 S: 4	H: 1 LOB: 1 BB: 1 P: 8	R: 0 E: 0 K: 1 S: 5	H: 0 LOB: 0 BB: 0 P: 5	R: 0 E: 0 K: 1 S: 5	H: 0 LOB: 0 BB: 0 P: 5	R: 2 E: 0 K: 0 S: 6	H: 3 LOB: 2 BB: 1 P: 10	R: 2 E: 0 K: 1 S: 8	H: 3 LOB: 2 BB: 0 P: 9	1B: 5 2B: 2 3B: 0 HR: 4	SF: 1 SAC: 0 DP: 0 HBP: 1	WP: 0 PB: 0 SB: 1 CS: 0	PA: 43
PITCHER	IP WLS BF H R ER SO BB IBB HBP BLK WP HR S P ERA WHIP																					
Vince Colbert, R ERA: 4.58 (1, 1)	0.0 L 4 3 4 4 0 1 0 0 0 0 0 2 3 7 ∞ ∞																					
Alan Foster, R ERA: 3.99 (1, 1)	7.1 28 4 3 3 4 2 0 0 0 0 1 34 42 3.68 0.818																					
Phil Hennigan, R ERA: 4.07 (8, 1)	0.2 4 1 0 0 0 1 0 0 0 0 0 1 3 7 0.00 3.000																					
Steve Hargan, R ERA: 7.53 (9, 1)	1.0 7 3 2 2 1 0 0 1 0 0 1 8 9 18.00 3.000																					

Chicago White Sox @ Cleveland Indians
Cleveland Municipal Stadium, Cleveland, OH

AB 37
R 9
H 11
RBI 9
BB 4
SO 5
LOB 11



WP: 0 PA: 43
PB: 0
SB: 1
CS: 0

Chicago White Sox @ Cleveland Indians
Cleveland Municipal Stadium, Cleveland, OH

AB 33
R 1
H 8
RBI 1
BB 2
SO 5
LOB 16



WP: 0 PA: 35
PB: 0
SB: 0
CS: 0

Batter	1	2	3	4	5	6	7	8	9	AB	R	H	RBI	BB	SO	LOB	BOTTOM					
Ted Uhlhaender, L OBP: 0.334, SLG: 0.333 (1, 7)	 1B									4	0	1	0	0	1	0						
Vada Pinson, L OBP: 0.294, SLG: 0.376 (1, 8)						 1B				4	1	2	1	0	0	1						
Chris Chambliss, L OBP: 0.362, SLG: 0.408 (1, 3)	 1-2					 1-2		 1B		4	0	1	0	0	0	2						
Graig Nettles, L OBP: 0.368, SLG: 0.456 (1, 5)							 2B	 BB		3	0	2	0	1	0	1						
Ray Fosse, R OBP: 0.308, SLG: 0.347 (1, 2)										4	0	0	0	0	0	4						
Frank Baker, L OBP: 0.287, SLG: 0.323 (1, 9)	 1B							 BB		3	0	1	0	1	1	2						
Eddie Leon, R OBP: 0.313, SLG: 0.321 (1, 4)							 2-3			4	0	0	0	0	1	3						
Fred Stanley, R OBP: 0.414, SLG: 0.226 (1, 6)	 1B							 1-2		4	0	1	0	0	1	3						
Vince Colbert, R OBP: 0.143, SLG: 0.214 (1, 1)										0	0	0	0	0	0	0						
Alan Foster, R OBP: 0.071, SLG: 0.075 (1, 1)										2	0	0	0	0	1	0						
Phil Hennigan, R (8, 1)										0	0	0	0	0	0	0						
John Lowenstein, L OBP: 0.250, SLG: 0.287 (8, PH)										1	0	0	0	0	0	0						
Steve Hargan, R OBP: 0.071, SLG: 0.071 (9, 1)										0	0	0	0	0	0	0						
Inning Stats	R: 0 E: 0 K: 0 S: 4	H: 1 LOB: 2 BB: 0 P: 4	R: 0 E: 0 K: 0 S: 4	H: 2 LOB: 0 BB: 0 P: 4	R: 0 E: 0 K: 0 S: 3	H: 0 LOB: 0 BB: 0 P: 3	R: 0 E: 0 K: 0 S: 4	H: 1 LOB: 1 BB: 0 P: 4	R: 0 E: 0 K: 1 S: 5	H: 0 LOB: 0 BB: 0 P: 5	R: 0 E: 0 K: 1 S: 5	H: 1 LOB: 2 BB: 0 P: 5	R: 0 E: 1 K: 2 S: 9	H: 1 LOB: 2 BB: 0 P: 9	R: 1 E: 0 K: 0 S: 5	H: 2 LOB: 2 BB: 1 P: 9	R: 0 E: 0 K: 1 S: 4	H: 0 LOB: 0 BB: 1 P: 8	1B: 6 2B: 1 3B: 0 HR: 1	SF: 0 SAC: 0 DP: 2 HBP: 0	WP: 0 PB: 0 SB: 0 CS: 0	PA: 35
PITCHER	IP WLS BF H R ER SO BB IBB HBP BLK WP HR S P ERA WHIP																					
Tom Bradley, R ERA: 2.76 (1, 1)	7.2 W 31 8 1 1 4 1 0 0 0 0 1 38 42 1.17 1.174																					
Bart Johnson, R ERA: 3.11 (8, 1)	1.1 S 4 0 0 0 1 1 0 0 0 0 0 5 9 0.00 0.750																					

Chicago White Sox @ Cleveland Indians
Cleveland Municipal Stadium, Cleveland, OH

AB 33
R 1
H 8
RBI 1
BB 2
SO 5
LOB 16



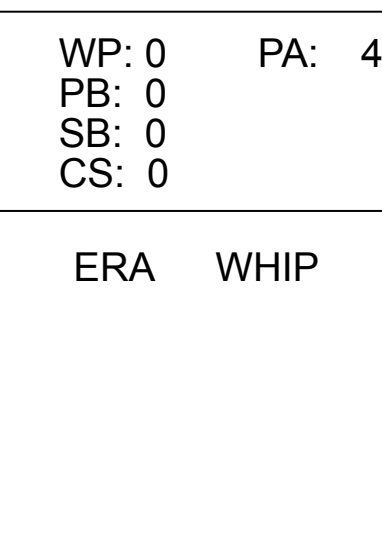
WP: 0 PA: 35
PB: 0
SB: 0
CS: 0

Fri Aug 20 1971, 7:05 PM EDT
Att. 7,256 - Unknown - 84 F

Batter	1	2	3	4	5	6	7	8	9	AB	R	H	RBI	BB	SO	LOB	TOP				
Walt Williams, R OBP: 0.355, SLG: 0.447 (1, 7)	0-0 FC6-4 1B		0-0 5-3		0-0 4-3		0-0 1B BB 1B	0-0 6-3		5	1	2	0	0	0	0					
Pat Kelly, L OBP: 0.421, SLG: 0.439 (1, 9)	0-0 F7		0-0 F8		0-0 2B		4-0 BB 1B FC3-2 BB		0-0 L4	4	0	1	0	1	0	1					
Mike Andrews, R OBP: 0.398, SLG: 0.424 (1, 3) (6, 4)	0-0 FC6-4 1B		4-0 BB		4-0 G6-4-3 BB		0-0 FC3-2 BB 1B		4-0 1B 1B 1B BB	2	1	1	0	3	0	1					
Bill Melton, R OBP: 0.363, SLG: 0.538 (1, 5)	0-0 1B		0-0 F8		0-0 G6-4-3		4-0 FC3-2 BB		0-0 1B 1B	4	1	2	1	1	0	3					
Steve Huntz, S OBP: 0.315, SLG: 0.480 (1, 4) (6, 6)	0-0 4-3						0-0 FC3-2		0-0 F9	3	0	0	0	2	0	7					
Jay Johnstone, L OBP: 0.344, SLG: 0.421 (1, 8)			0-0 F8		0-0 F7		0-0 SH2-3 BB		0-0 1B 1B	4	1	1	0	0	1	4					
Ed Herrmann, L OBP: 0.319, SLG: 0.359 Jim Magnuson, R Carlos May, L OBP: 0.368, SLG: 0.378 (6, PH) (6, 3)					0-0 F6		0-0 F7		0-0 L3	2	0	1	0	0	0	1	AB 36 R 4 H 11 RBI 4 BB 8 SO 5 LOB 29				
Luis Alvarado, R OBP: 0.223, SLG: 0.269 Steve Kealey, R OBP: 0.143, SLG: 0.143 Mike Hersberger, R OBP: 0.369, SLG: 0.369 Terry Forster, L OBP: 0.348, SLG: 0.451 (1, 6) (6, 1) (8, PH) (8, PH)			0-0 B5-3 1B		0-0 1B		4-0 BB		0-0 F9	2	0	1	0	1	0	1					
Tommy John, R OBP: 0.164, SLG: 0.115 Rich Morales, R OBP: 0.323, SLG: 0.285 Joe Horlen, R OBP: 0.108, SLG: 0.111 Tom Egan, R OBP: 0.322, SLG: 0.427 (1, 1) (2, PH) (2, 1) (4, PH) (4, 2)			0-0 5-3		0-3 K		0-3 K		0-3 K	0	0	0	0	0	0	0					
Inning Stats	R: 0 E: 0 K: 0 S: 5	H: 2 LOB: 2 BB: 0 P: 5	R: 0 E: 0 K: 0 S: 4	H: 1 LOB: 1 BB: 0 P: 4	R: 0 E: 0 K: 1 S: 3	H: 0 LOB: 1 BB: 1 P: 7	R: 0 E: 0 K: 1 S: 6	H: 1 LOB: 2 BB: 1 P: 10	R: 0 E: 0 K: 1 S: 5	H: 0 LOB: 2 BB: 2 P: 13	R: 1 E: 0 K: 1 S: 7	H: 2 LOB: 3 BB: 2 P: 15	R: 0 E: 0 K: 1 S: 5	H: 0 LOB: 0 BB: 0 P: 5	R: 3 E: 0 K: 1 S: 9	H: 4 LOB: 2 BB: 1 P: 13	1B: 10 2B: 1 3B: 0 HR: 0	SF: 0 SAC: 1 DP: 1 HBP: 0	WP: 0 PB: 0 CS: 0	PA: 45	
PITCHER	IP WLS BF H R ER SO BB IBB HBP BLK WP HR S P ERA WHIP	IP WLS BF H R ER SO BB IBB HBP BLK WP HR S P ERA WHIP	IP WLS BF H R ER SO BB IBB HBP BLK WP HR S P ERA WHIP	IP WLS BF H R ER SO BB IBB HBP BLK WP HR S P ERA WHIP	IP WLS BF H R ER SO BB IBB HBP BLK WP HR S P ERA WHIP	IP WLS BF H R ER SO BB IBB HBP BLK WP HR S P ERA WHIP	IP WLS BF H R ER SO BB IBB HBP BLK WP HR S P ERA WHIP	IP WLS BF H R ER SO BB IBB HBP BLK WP HR S P ERA WHIP	IP WLS BF H R ER SO BB IBB HBP BLK WP HR S P ERA WHIP	IP WLS BF H R ER SO BB IBB HBP BLK WP HR S P ERA WHIP	IP WLS BF H R ER SO BB IBB HBP BLK WP HR S P ERA WHIP	IP WLS BF H R ER SO BB IBB HBP BLK WP HR S P ERA WHIP	IP WLS BF H R ER SO BB IBB HBP BLK WP HR S P ERA WHIP	IP WLS BF H R ER SO BB IBB HBP BLK WP HR S P ERA WHIP	IP WLS BF H R ER SO BB IBB HBP BLK WP HR S P ERA WHIP	IP WLS BF H R ER SO BB IBB HBP BLK WP HR S P ERA WHIP	IP WLS BF H R ER SO BB IBB HBP BLK WP HR S P ERA WHIP	IP WLS BF H R ER SO BB IBB HBP BLK WP HR S P ERA WHIP	IP WLS BF H R ER SO BB IBB HBP BLK WP HR S P ERA WHIP	IP WLS BF H R ER SO BB IBB HBP BLK WP HR S P ERA WHIP	IP WLS BF H R ER SO BB IBB HBP BLK WP HR S P ERA WHIP

Chicago White Sox @ Cleveland Indians
Cleveland Municipal Stadium, Cleveland, OH

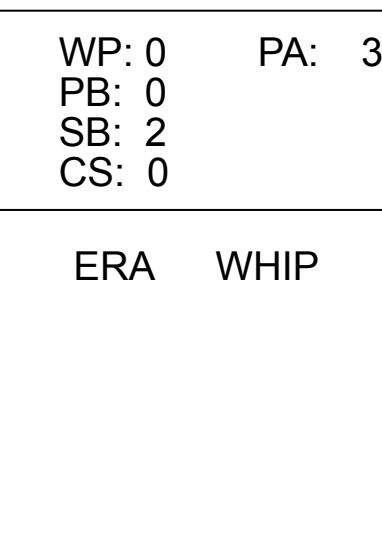
Sat Aug 21 1971, 3:33 AM EDT
Att: 11,078 - Unknown - 80 F



Batter	1	2	3	4	5	6	7	8	9	AB	R	H	RBI	BB	SO	LOB	BOTTOM				
Ted Uhlhaender, L OBP: 0.338, SLG: 0.340 (1, 7)	0-0 1B 1B		0-0 2-3					0-0 6-3		5	1	3	0	0	0	2					
Vada Pinson, L OBP: 0.295, SLG: 0.376 Frank Baker, L OBP: 0.267, SLG: 0.323 (1, 8) (9, 8)	0-0 S 1B HR		0-0 E8 1B		0-0 4-3		0-0 5-3		0-0 1-3	5	1	2	0	0	0	3					
Ray Fosse, R OBP: 0.307, SLG: 0.345 (1, 2)	0-0 1B HR		0-0 5-3		0-0 5-3		0-0 F8		0-0 6-3	5	1	1	0	0	0	2					
Graig Nettles, L OBP: 0.369, SLG: 0.454 (1, 5)	4-0 HR BB		4-0 1B HR BB		0-0 F7		0-0 F8			2	2	0	0	2	0	1					
Roy Foster, R OBP: 0.301, SLG: 0.387 (1, 9)	0-0 HR		0-0 1B HR		0-0 F8		4-0 S 2B BB			3	3	2	4	1	0	0					
Chris Chambliss, L OBP: 0.361, SLG: 0.416 (1, 3)	0-0 3-1		0-0 HR		0-0 F8		0-3 K		0-3 K	4	1	1	3	0	1	1					
Eddie Leon, R OBP: 0.315, SLG: 0.326 Kurt Bevacqua, R OBP: 0.192, SLG: 0.245 (1, 4) (8, 4)	0-0 F9		0-0 1B 1B		0-3 K		0-0 2B			4	0	2	1	0	1	0	AB 35 R 9 H 12 RBI 8 BB 4 SO 4 LOB 14				
Fred Stanley, R OBP: 0.419, SLG: 0.232 (1, 6)			0-0 6-3		0-0 1B		4-0 BB		0-0 F4	3	0	1	0	1	0	1					
Ray Lamb, R OBP: 0.140, SLG: 0.098 Ed Farmer, R (1, 1) (7, 1)			0-3 K		0-3 K		0-0 4-3		0-0 5-3	3	0	0	0	0	2	3					
Inning Stats	R: 4 E: 0 K: 0 S: 6	H: 4 LOB: 0 BB: 1 P: 10	R: 1 E: 1 K: 1 S: 7	H: 2 LOB: 1 BB: 0 P: 7	R: 3 E: 0 K: 1 S: 9	H: 4 LOB: 2 BB: 1 P: 13	R: 0 E: 0 K: 0 S: 3	H: 0 LOB: 0 BB: 0 P: 3	R: 0 E: 0 K: 1 S: 5	H: 0 LOB: 1 BB: 1 P: 9	R: 0 E: 0 K: 0 S: 4	H: 1 LOB: 1 BB: 0 P: 4	R: 1 E: 0 K: 1 S: 6	H: 1 LOB: 1 BB: 1 P: 10	R: 0 E: 0 K: 0 S: 3	H: 0 LOB: 0 BB: 0 P: 3	1B: 8 2B: 2 3B: 0 HR: 2	SF: 0 SAC: 0 DP: 0 HBP: 0	WP: 0 PB: 0 CS: 0	PA: 39	
PITCHER	IP WLS BF H R ER SO BB IBB HBP BLK WP HR S P ERA WHIP	IP WLS BF H R ER SO BB IBB HBP BLK WP HR S P ERA WHIP	IP WLS BF H R ER SO BB IBB HBP BLK WP HR S P ERA WHIP	IP WLS BF H R ER SO BB IBB HBP BLK WP HR S P ERA WHIP	IP WLS BF H R ER SO BB IBB HBP BLK WP HR S P ERA WHIP	IP WLS BF H R ER SO BB IBB HBP BLK WP HR S P ERA WHIP	IP WLS BF H R ER SO BB IBB HBP BLK WP HR S P ERA WHIP	IP WLS BF H R ER SO BB IBB HBP BLK WP HR S P ERA WHIP	IP WLS BF H R ER SO BB IBB HBP BLK WP HR S P ERA WHIP	IP WLS BF H R ER SO BB IBB HBP BLK WP HR S P ERA WHIP	IP WLS BF H R ER SO BB IBB HBP BLK WP HR S P ERA WHIP	IP WLS BF H R ER SO BB IBB HBP BLK WP HR S P ERA WHIP	IP WLS BF H R ER SO BB IBB HBP BLK WP HR S P ERA WHIP	IP WLS BF H R ER SO BB IBB HBP BLK WP HR S P ERA WHIP	IP WLS BF H R ER SO BB IBB HBP BLK WP HR S P ERA WHIP	IP WLS BF H R ER SO BB IBB HBP BLK WP HR S P ERA WHIP	IP WLS BF H R ER SO BB IBB HBP BLK WP HR S P ERA WHIP	IP WLS BF H R ER SO BB IBB HBP BLK WP HR S P ERA WHIP	IP WLS BF H R ER SO BB IBB HBP BLK WP HR S P ERA WHIP	IP WLS BF H R ER SO BB IBB HBP BLK WP HR S P ERA WHIP	IP WLS BF H R ER SO BB IBB HBP BLK WP HR S P ERA WHIP

Chicago White Sox @ Cleveland Indians
Cleveland Municipal Stadium, Cleveland, OH

Sat Aug 21 1971, 3:33 AM EDT
Att: 11,078 - Unknown - 80 F



Batter	1	2	3	4	5	6	7	8	9	AB	R	H	RBI	BB	SO	LOB	TOP																					
Pat Kelly, L OBP: 0.420, SLG: 0.457 (1, 9)										4	1	1	1	1	0	1																						
Jay Johnstone, L OBP: 0.339, SLG: 0.414 (1, 8)										5	0	0	0	0	0	1																						
Mike Andrews, R OBP: 0.401, SLG: 0.434 Rick Reichardt, R OBP: 0.349, SLG: 0.450 (6, 7)										2	1	1	1	1	0	0																						
Bill Melton, R OBP: 0.363, SLG: 0.535 (1, 5)										4	1	1	0	1	1	1																						
Carlos May, L OBP: 0.372, SLG: 0.388 (6, 3)										3	2	2	2	1	1	2																						
Steve Huntz, S OBP: 0.310, SLG: 0.463 (1, 4)										4	0	1	0	0	0	3																						
Ed Herrmann, L OBP: 0.322, SLG: 0.359 (1, 2)										3	0	1	1	1	0	0																						
Luis Alvarado, R OBP: 0.233, SLG: 0.271 (1, 6)										2	0	1	0	2	0	0																						
Wilbur Wood, R OBP: 0.128, SLG: 0.042 Bart Johnson, R OBP: 0.222, SLG: 0.244 (6, 1)										2	0	0	0	0	1	3																						
Inning Stats	R: 1 E: 0 K: 1 S: 7	H: 2 LOB: 2 BB: 1 P: 11	R: 0 E: 0 K: 1 S: 5	H: 0 LOB: 0 BB: 0 P: 5	R: 0 E: 0 K: 0 S: 2	H: 0 LOB: 0 BB: 1 P: 6	R: 1 E: 1 K: 0 S: 4	H: 2 LOB: 1 BB: 2 P: 12	R: 3 E: 0 K: 0 S: 5	H: 2 LOB: 0 BB: 1 P: 9	R: 0 E: 0 K: 0 S: 4	H: 1 LOB: 1 BB: 0 P: 4	R: 0 E: 0 K: 0 S: 3	H: 0 LOB: 0 BB: 0 P: 3	R: 0 E: 0 K: 1 S: 5	H: 1 LOB: 2 BB: 1 P: 13	R: 0 E: 0 K: 1 S: 5	H: 0 LOB: 1 BB: 1 P: 9	1B: 5 2B: 0 3B: 0 HR: 3	SF: 0 SAC: 1 DP: 2 HBP: 0	WP: 1 PB: 0 CS: 0	PA: 40																
PITCHER	IP	WLS	BF	H	R	ER	SO	BB	IBB	HBP	BLK	WP	HR	S	P	ERA	WHIP	PITCHER				IP	WLS	BF	H	R	ER	SO	BB	IBB	HBP	BLK	WP	HR	S	P	ERA	WHIP
Steve Dunning, R ERA: 4.47 (1, 1)	5.0	L	24	6	5	5	2	5	0	0	0	0	3	23	43	9.00	2.200																					
Mark Ballinger, R ERA: 3.0 (6, 1)	2.0		7	1	0	0	0	0	0	0	0	1	0	7	7	0.00	0.500																					
Vince Colbert, R ERA: 4.48 (8, 1)	2.0		9	1	0	0	2	1	2	0	0	0	0	10	22	0.00	1.000																					

Chicago White Sox @ Cleveland Indians
Cleveland Municipal Stadium, Cleveland, OH

Sun Aug 22 1971, 3:33 AM EDT
Alt. 5,124 - Unknown - 76 F

AB 31
R 5
H 8
RBI 5
BB 8
SO 4
LOB 13



Batter	1	2	3	4	5	6	7	8	9	AB	R	H	RBI	BB	SO	LOB	BOTTOM																					
Ted Uhlhaender, L OBP: 0.337, SLG: 0.339 (1, 7)										4	1	1	0	0	2	1																						
Vada Pinson, L OBP: 0.295, SLG: 0.375 (1, 8)										4	0	1	0	0	1	2																						
Ray Fosse, R OBP: 0.306, SLG: 0.344 (1, 2)										4	0	1	1	0	1	0																						
Graig Nettles, L OBP: 0.372, SLG: 0.456 (1, 5)										4	0	3	1	0	0	0																						
Roy Foster, R OBP: 0.304, SLG: 0.397 (1, 9)										3	1	1	1	1	0	2																						
Chris Chambliss, L OBP: 0.356, SLG: 0.410 (1, 3)										4	0	0	0	0	2	2																						
Eddie Leon, R OBP: 0.312, SLG: 0.322 (6, 6)										4	0	0	0	0	1	0																						
Fred Stanley, R OBP: 0.408, SLG: 0.224 Mark Ballinger, R OBP: 0.333, SLG: 0.333 Frank Baker, L OBP: 0.266, SLG: 0.321 Vince Colbert, R OBP: 0.143, SLG: 0.214 John Lowenstein, L OBP: 0.248, SLG: 0.284 (1, 6)										2	0	0	0	0	0	0																						
Steve Dunning, R OBP: 0.216, SLG: 0.255 Kurt Bevacqua, R OBP: 0.208, SLG: 0.253 (6, 4)										1	1	1	0	1	0	0																						
Inning Stats	R: 0 E: 0 K: 2 S: 7	H: 0 LOB: 0 BB: 0 P: 7	R: 1 E: 0 K: 0 S: 4	H: 1 LOB: 0 BB: 0 P: 4	R: 0 E: 0 K: 1 S: 5	H: 0 LOB: 0 BB: 0 P: 5	R: 0 E: 0 K: 1 S: 6	H: 2 LOB: 1 BB: 0 P: 6	R: 0 E: 0 K: 1 S: 5	H: 0 LOB: 0 BB: 0 P: 5	R: 2 E: 0 K: 1 S: 8	H: 4 LOB: 2 BB: 1 P: 12	R: 0 E: 0 K: 2 S: 7	H: 0 LOB: 1 BB: 1 P: 11	R: 0 E: 0 K: 0 S: 4	H: 1 LOB: 1 BB: 0 P: 4	R: 0 E: 0 K: 1 S: 5	H: 0 LOB: 0 BB: 0 P: 5	1B: 7 2B: 0 3B: 0 HR: 1	SF: 0 SAC: 0 DP: 0 HBP: 0	WP: 1 PB: 0 CS: 0	PA: 35																
PITCHER	IP	WLS	BF	H	R	ER	SO	BB	IBB	HBP	BLK	WP	HR	S	P	ERA	WHIP	PITCHER				IP	WLS	BF	H	R	ER	SO	BB	IBB	HBP	BLK	WP	HR	S	P	ERA	WHIP
Wilbur Wood, L ERA: 2.03 (1, 1)	3.2	S	13	1	0	0	4	2	0	0	0	1	0	19	27	0.00	0.818																					
Bart Johnson, R ERA: 3.03 (6, 1)																																						

Chicago White Sox @ Cleveland Indians
Cleveland Municipal Stadium, Cleveland, OH

Sun Aug 22 1971, 3:33 AM EDT
Alt. 5,124 - Unknown - 76 F

AB 33
R 3
H 8
RBI 3
BB 2
SO 9
LOB 7



Batter	1	2	3	4	5	6	7	8	9	AB	R	H	RBI	BB	SO	LOB	TOP			
Tommy Harper, R OBP: 0.333, SLG: 0.398 (1, 7)	6-3		SH2-4 1-H 1B 2B	F8		5-3 1B		SH2-4 WP 1B		5	2	3	1	0	0	3	Milwaukee Brewers @ Cleveland Indians Cleveland Municipal Stadium, Cleveland, OH Wed Aug 25 1971, 7:05 PM EDT Alt. 2:954 - Unknown - 80 F			
Ron Theobald, R OBP: 0.341, SLG: 0.317 (1, 4)	1B		SH2-4	WP HBP		5-3 1-2		SH2-4		2	0	1	1	0	0	1				
Jose Cardenal, R OBP: 0.304, SLG: 0.364 (1, 8)	1-2 1B		1B	F8				F9		5	0	2	1	0	0	2				
John Briggs, L OBP: 0.371, SLG: 0.430 Roberto Pena, R OBP: 0.296, SLG: 0.339 (1, 3) (8, 3)	F2		P4	BB				4-3		3	0	0	0	2	0	3				
Andy Kosco, R OBP: 0.300, SLG: 0.359 Tom Matchick, L OBP: 0.294, SLG: 0.333 (1, 5) (7, 5)	K		K	K				FC6-4 1B		4	1	0	0	0	3	7				
Elie Rodriguez, R OBP: 0.294, SLG: 0.238 (1, 2)		6-3		1B 1B				1B 1B		4	3	2	1	1	0	0				
Dave May, L OBP: 0.354, SLG: 0.441 (1, 9)	K		1B HBP 1B	K				1B 1B		5	2	3	2	0	2	0				
Bob Heise, R OBP: 0.275, SLG: 0.301 (1, 6)	6-3		HBP WP 1B	3-1				F9		4	1	1	0	1	0	0				
Bill Parsons, R OBP: 0.238, SLG: 0.232 John Morris, R OBP: 0.167, SLG: 0.200 Ken Sanders, R (1, 1) (7, 1) (8, 1)			2B BB	WP HBP 1B		4-3		G3		3	1	2	2	1	0	0				
Inning Stats	R: 0 E: 0 K: 1 S: 7	H: 2 LOB: 2 BB: 0 P: 7	R: 0 E: 0 K: 1 S: 5	H: 0 LOB: 0 BB: 0 P: 5	R: 2 E: 0 K: 1 S: 7	H: 2 LOB: 1 BB: 1 P: 11	R: 3 E: 0 K: 1 S: 9	H: 4 LOB: 3 BB: 1 P: 14	R: 0 E: 0 K: 0 S: 3	H: 1 LOB: 0 BB: 0 P: 3	R: 2 E: 0 K: 0 S: 5	H: 3 LOB: 2 BB: 2 P: 13	R: 1 E: 0 K: 0 S: 4	H: 1 LOB: 0 BB: 0 P: 4	R: 2 E: 0 K: 0 S: 4	H: 1 LOB: 0 BB: 1 P: 8		1B: 12 2B: 1 3B: 0 HR: 1	SF: 0 SAC: 2 DP: 0 HBP: 1	WP: 3 PB: 1 CS: 2
PITCHER	IP WLS BF H R ER SO	IP WLS BF H R ER SO	IP WLS BF H R ER SO	IP WLS BF H R ER SO	IP WLS BF H R ER SO	IP WLS BF H R ER SO	IP WLS BF H R ER SO	IP WLS BF H R ER SO	IP WLS BF H R ER SO	IP WLS BF H R ER SO	IP WLS BF H R ER SO	IP WLS BF H R ER SO	IP WLS BF H R ER SO	IP WLS BF H R ER SO	IP WLS BF H R ER SO	IP WLS BF H R ER SO	ERA WHIP	ERA WHIP		
Mike Paul, L ERA: 5.61 (1, 1)	3.0	17	7	5	5	3	1	0	0	0	0	0	0	0	0	22	26	15.00	2.667	
Vince Colbert, R ERA: 4.35 (4, 1)	3.0	12	2	0	0	2	1	0	1	0	1	0	14	19	0.00	1.000				
Steve Hargan, R ERA: 7.68 (7, 1)	0.2	6	2	2	2	0	2	0	0	0	0	0	4	12	27.00	6.000				
Phil Hennigan, R ERA: 4.05 (7, 1)	0.1	1	1	0	0	0	0	0	0	0	0	0	1	1	0.00	3.000				
Mark Ballinger, R ERA: 3.94 (8, 1)	2.0	9	2	3	3	0	1	0	0	0	2	1	8	12	13.50	1.500				

Batter	1	2	3	4	5	6	7	8	9	AB	R	H	RBI	BB	SO	LOB	BOTTOM				
Ted Uhlaender, L OBP: 0.339, SLG: 0.342 (1, 7)	3-1		E6			1B 2B	1-2 2-H 1B		1B E 1B	5	2	3	1	0	0	0	Milwaukee Brewers @ Cleveland Indians Cleveland Municipal Stadium, Cleveland, OH Wed Aug 25 1971, 7:05 PM EDT Alt. 2:954 - Unknown - 80 F				
Vada Pinson, L OBP: 0.289, SLG: 0.367 (1, 8)	4-3		F9			F8	4-3		E4 1B	5	1	0	0	0	5						
Roy Foster, R OBP: 0.311, SLG: 0.414 (1, 9)	F7			5-3		2-H 1B		1B 2B		5	1	3	1	0	0						
Graig Nettles, L OBP: 0.371, SLG: 0.453 (1, 5)		F7		P4		1-3		1B 2-3 1B		5	1	2	3	0	0	1					
Chris Chambliss, L OBP: 0.358, SLG: 0.415 (1, 3)		F8		F9		2B SF8 1B		1-3 1B		5	1	2	0	0	1	2					
Ray Fosse, R OBP: 0.307, SLG: 0.349 (1, 2)		6-3			F8		K	2-3 1-2 3-H		5	0	0	1	0	1	4					
Eddie Leon, R OBP: 0.118, SLG: 0.063 Vince Colbert, R OBP: 0.145, SLG: 0.214 Gordon Hodgson, R OBP: 0.248, SLG: 0.287 Steve Hargan, R OBP: 0.248, SLG: 0.287 Phil Hennigan, R OBP: 0.296, SLG: 0.319 Frank Baker, L OBP: 0.296, SLG: 0.319 Mark Ballinger, R OBP: 0.296, SLG: 0.319 Chuck Hinton, R OBP: 0.296, SLG: 0.319 (1, 1) (4, 1) (8, PH) (8, PH) (7, PH) (8, 1) (8, PH)			2B 1B		K		1B 2B		K	1	1	1	0	0	0	0					
Fred Stanley, R OBP: 0.386, SLG: 0.234 (1, 6)			1-H 2B		K		SF8	6-3		3	0	1	2	0	1	1					
Inning Stats	R: 0 E: 0 K: 0 S: 3	H: 0 LOB: 0 BB: 0 P: 3	R: 0 E: 0 K: 0 S: 3	H: 0 LOB: 0 BB: 0 P: 3	R: 1 E: 1 K: 1 S: 7	H: 2 LOB: 1 BB: 0 P: 7	R: 0 E: 0 K: 0 S: 3	H: 0 LOB: 0 BB: 0 P: 3	R: 0 E: 0 K: 2 S: 7	H: 0 LOB: 0 BB: 0 P: 7	R: 1 E: 0 K: 0 S: 5	H: 2 LOB: 1 BB: 0 P: 5	R: 2 E: 0 K: 1 S: 8	H: 3 LOB: 1 BB: 0 P: 8	R: 2 E: 1 K: 2 S: 11	H: 3 LOB: 2 BB: 0 P: 11		1B: 9 2B: 4 3B: 0 HR: 0	SF: 1 SAC: 0 DP: 0 HBP: 0	WP: 0 PB: 0 CS: 0	PA: 42
PITCHER	IP WLS BF H R ER SO	IP WLS BF H R ER SO	IP WLS BF H R ER SO	IP WLS BF H R ER SO	IP WLS BF H R ER SO	IP WLS BF H R ER SO	IP WLS BF H R ER SO	IP WLS BF H R ER SO	IP WLS BF H R ER SO	IP WLS BF H R ER SO	IP WLS BF H R ER SO	IP WLS BF H R ER SO	IP WLS BF H R ER SO	IP WLS BF H R ER SO	IP WLS BF H R ER SO	IP WLS BF H R ER SO		ERA WHIP	ERA WHIP		
Bill Parsons, R ERA: 2.95 (1, 1)	6.2	27	6	4	4	4	1	0	0	0	0	0	6	6	27.00	6.000					
John Morris, L ERA: 3.77 (7, 1)	0.2	6	4	2	2	0	0	0	0	0	0	0	6	6	27.00	6.000					
Ken Sanders, R ERA: 1.98 (8, 1)	1.2	S	9	3	2	1	3	0	0	0	0	0	15	15	5.40	1.800					



Batter	1	2	3	4	5	6	7	8	9	AB	R	H	RBI	BB	SO	LOB	TOP					
Tommy Harper, R (1, 7) OBP: 0.337, SLG: 0.409	0-0 SH2-4 1B 2B	0-0 HR		4-0 BB			0-0 6-3		0-0 2B SF8 1B	4	3	3	1	1	0	0						
Ron Theobald, R (1, 4) OBP: 0.340, SLG: 0.319	0-0 SH2-4 2-3	0-0 F7		0-0 5-3			0-0 P4		0-0 1-3 1B 2B	4	1	1	0	0	0	1						
John Briggs, L (1, 3) OBP: 0.372, SLG: 0.431	0-0 HR 1B	0-3 K			0-0 4-1		0-0 1B		0-0 SF8	4	1	2	2	0	1	0						
Jose Cardenal, R (1, 8) OBP: 0.310, SLG: 0.376	0-0 HR 1-H			0-0 1B	4-0 G6-3 BB		0-0 6-3		0-0 FC4-6 1B	4	1	3	3	1	0	1						
Dave May, L (1, 9) OBP: 0.352, SLG: 0.436	4-0 1B BB			0-0 P3	0-0 G6-3 1-2			0-0 4-3	0-0 FC4-6 1-2	4	0	0	0	1	0	3						
Andy Kosco, R (1, 5) OBP: 0.301, SLG: 0.358	0-3 K			0-0 P4		0-0 SH1-4 1B		0-0 F9		3	0	1	0	0	0	1						
Bobby Mitchell, R (6, PR) OBP: 0.291, SLG: 0.388										0	0	0	0	0	0	0						
Tom Matchick, L (6, 5) OBP: 0.298, SLG: 0.327										1	0	0	0	0	0	0						
Elie Rodriguez, R (1, 2) OBP: 0.295, SLG: 0.240	0-0 1-3 1B			0-0 L8		0-0 SH1-4 1-2		0-0 1B		2	0	1	0	0	0	1						
Paul Rattliff, L (8, PH) OBP: 0.216, SLG: 0.370										1	0	1	0	0	0	0						
Bob Heise, R (1, 6) OBP: 0.270, SLG: 0.294	0-0 L4			0-0 L9		0-0 5-3		0-0 4-3		3	0	0	0	0	0	4						
Dick Schofield, S (8, PH) OBP: 0.329, SLG: 0.275										1	0	0	0	0	0	1						
Skip Lockwood, R (1, 1) OBP: 0.176, SLG: 0.184			0-0 5-3		0-0 6-3		0-0 4-3		0-0 F3	2	0	0	0	0	0	0						
John Morris, R (4, 1) OBP: 0.167, SLG: 0.200										0	0	0	0	0	0	0						
Bill Vossler, L (6, PH) OBP: 0.310, SLG: 0.381										0	0	0	0	0	0	2						
Floyd Weaver, R (6, 1) OBP: 0.310, SLG: 0.381										0	0	0	0	0	0	0						
Jim Hannan, R (7, 1) OBP: 0.271, SLG: 0.270										0	0	0	0	0	0	0						
Frank Tepedino, L (8, PH) OBP: 0.271, SLG: 0.270										1	0	0	0	0	0	0						
Inning Stats	R: 3 E: 0 K: 1 S: 9	H: 4 LOB: 2 BB: 1 P: 13	R: 1 E: 0 K: 1 S: 6	H: 1 LOB: 0 BB: 0 P: 6	R: 0 E: 0 K: 0 S: 4	H: 1 LOB: 1 BB: 0 P: 4	R: 0 E: 0 K: 0 S: 3	H: 0 LOB: 1 BB: 1 P: 7	R: 0 E: 0 K: 0 S: 2	H: 0 LOB: 0 BB: 1 P: 6	R: 0 E: 0 K: 0 S: 4	H: 1 LOB: 2 BB: 0 P: 4	R: 0 E: 0 K: 0 S: 4	H: 1 LOB: 1 BB: 0 P: 4	R: 0 E: 0 K: 0 S: 4	H: 1 LOB: 1 BB: 0 P: 4	R: 2 E: 0 K: 0 S: 6	H: 3 LOB: 1 BB: 0 P: 6	1B: 8 2B: 2 3B: 0 HR: 2	SF: 1 SAC: 2 DP: 1 HBP: 0	WP: 0 PB: 0 CS: 0	PA: 41
PITCHER	IP WLS BF H R ER SO BB IBB HBP BLK WP HR S P ERA WHIP																					
Ray Lamb, R (1, 1) ERA: 3.13	3.0	W	16	6	4	4	2	1	0	0	0	0	0	0	2	19	23	12.00	2.333			
Ed Farmer, R (4, 1) ERA: 2.53	5.0	W	19	3	0	0	0	2	0	0	0	0	0	0	0	17	25	0.00	1.000			
Phil Hennigan, R (9, 1) ERA: 4.26	1.0	S	6	3	2	2	0	0	0	0	0	0	0	0	6	6	18.00	3.000				

Milwaukee Brewers @ Cleveland Indians
Cleveland Municipal Stadium, Cleveland, OH

AB 35
R 6
H 12
RBI 6
BB 3
SO 2
LOB 15



WP: 0 PA: 41
PB: 0
CS: 0

Thu Aug 26 1971, 7:05 PM EDT
Att. 2,804 - Unknown - 80 F

Batter	1	2	3	4	5	6	7	8	9	AB	R	H	RBI	BB	SO	LOB	BOTTOM			
Ted Uhlhaender, L (1, 7) OBP: 0.340, SLG: 0.341	0-0 L4		0-0 4-3	4-0 1-2 2-3 3-H BB		0-0 F5 1-2	0-0 1-2 2-H 3-H 1B			4	0	1	3	1	0	1				
Vada Pinson, L (1, 8) OBP: 0.286, SLG: 0.363	0-0 P4			0-0 F9		0-0 6-3				5	0	0	0	0	0	5				
Roy Foster, R (1, 9) OBP: 0.312, SLG: 0.427	0-0 F9			0-0 HR	0-3 K		0-0 4-3 1B 2B		0-0 F8	5	2	2	1	0	1	0				
Graig Nettles, L (1, 5) OBP: 0.375, SLG: 0.460		0-0 HR		0-0 BB 1B	4-0 WP BB		4-0 1B 4-3 IBB		0-0 F8	3	3	2	1	2	0	0				
Chris Chambliss, L (1, 3) OBP: 0.359, SLG: 0.413		0-0 L7		4-0 1-2 2B BB	0-0 L8 1-2		0-0 4-3 1-2 2-3 1B		0-0 FC4-6 1B	4	1	1	0	1	0	3				
Ray Fosse, R (1, 2) OBP: 0.311, SLG: 0.350		0-0 F7		0-0 2B BB 1B	4-0 IBB		0-0 HBP WP 1B		0-0 FC4-6 1-2	4	2	2	3	1	0	1				
John Lowenstein, L (1, 4) OBP: 0.261, SLG: 0.310		0-3 K		0-0 BB 1B 1-3 2-H 2B	0-0 4-3		0-0 WP HBP 1B IBB			3	1	1	1	1	1	2				
Fred Stanley, R (1, 6) OBP: 0.402, SLG: 0.242			0-0 F9	4-0 BB IBB		0-0 F5 1B	1-0 WP 1B HBP			2	1	1	0	1	0	0				
Ray Lamb, R (1, 1) OBP: 0.140, SLG: 0.098			0-3 K		0-3 K		4-0 1B			0	0	0	0	0	0	0				
Gomer Hodge, S (3, PH) OBP: 0.279, SLG: 0.262										1	0	0	0	0	1	0				
Ed Farmer, R (4, 1) ERA: 2.53										2	0	0	0	1	2	4				
Phil Hennigan, R (9, 1) ERA: 4.26							1-2 2-3 3-H BB			0	0	0	0	0	0	0				
Inning Stats	R: 0 E: 0 K: 0 S: 3	H: 0 LOB: 0 BB: 0 P: 3	R: 1 E: 0 K: 1 S: 6	H: 1 LOB: 0 BB: 0 P: 6	R: 0 E: 0 K: 1 S: 5	H: 0 LOB: 0 BB: 0 P: 5	R: 4 E: 0 K: 1 S: 9	H: 4 LOB: 3 BB: 3 P: 21	R: 0 E: 0 K: 1 S: 5	H: 0 LOB: 2 BB: 2 P: 13	R: 0 E: 0 K: 1 S: 5	H: 1 LOB: 0 BB: 0 P: 5	R: 5 E: 0 K: 0 S: 6	H: 3 LOB: 2 BB: 3 P: 19	R: 0 E: 0 K: 0 S: 4	H: 1 LOB: 1 BB: 0 P: 4	1B: 6 2B: 2 3B: 0 HR: 2	SF: 0 SAC: 0 DP: 0 HBP: 1	WP: 2 PB: 0 CS: 0	PA: 42
PITCHER	IP WLS BF H R ER SO BB IBB HBP BLK WP HR S P ERA WHIP																			
Skip Lockwood, R (1, 1) ERA: 3.31	3.2	L	19	5	5	5	3	2	1	0	0	0	0	0	1	14	22	0.00	0.750	
John Morris, L (4, 1) ERA: 3.68	1.1		6	0	0	0	1	1	1	0	0	1	0	6	14	0.00	0.750			
Floyd Weaver, R (6, 1) ERA: 7.97	1.2		12	4	5	5	1	1	2	1	0	1	0	10	23	27.00	3.000			
Jim Hannan, R (7, 1) ERA: 4.6	1.1		5	1	0	0	0	0	0	0	0	0	0	5	5	0.00	0.750			

Milwaukee Brewers @ Cleveland Indians
Cleveland Municipal Stadium, Cleveland, OH

AB 33
R 10
H 10
RBI 9
BB 8
SO 5
LOB 16



WP: 2 PA: 42
PB: 0
CS: 0

Thu Aug 26 1971, 7:05 PM EDT
Att. 2,804 - Unknown - 80 F

Batter	1	2	3	4	5	6	7	8	9	AB	R	H	RBI	BB	SO	LOB	TOP										
Cesar Tovar, R OBP: 0.354, SLG: 0.366 (1, 7)	0-0 6-3		0-0 4-3		0-0 L6	0-0 F3		0-0 SH5-4		4	0	0	0	0	0	2											
Rod Carew, L OBP: 0.340, SLG: 0.363 (1, 4)	4-0 G6-3 BB			4-0 6-3	4-0 1B HR BB		0-0 HR 1B	0-0 G6-3 1B		3	2	2	1	2	0	0											
Tony Oliva, L OBP: 0.379, SLG: 0.577 (1, 9)	0-0 G6-3 1-2			0-0 BB SF9 1B	0-0 HR 1B		0-0 F8	0-0 G6-3 1-2		5	2	2	0	0	0	3											
Harmon Killebrew, R OBP: 0.381, SLG: 0.434 (1, 5)		0-3 K		4-0 1B BB 1-2	0-0 HR 1B		0-0 HR		0-0 F8	4	2	5	1	1	0												
Rich Reese, L OBP: 0.258, SLG: 0.317 (1, 3)	0-0 F8			4-0 1B BB 1-2 2-3	0-0 4-3		0-0 1-3 1B		0-0 F9	4	1	1	0	1	0	0											
Leo Cardenas, R OBP: 0.339, SLG: 0.441 (1, 6)	4-0 BB			0-0 SF9		0-0 L4	0-0 1-3		0-0 F3	3	0	0	1	1	0	1											
Jim Nettles, L OBP: 0.308, SLG: 0.403 (1, 8)	0-3 K			0-0 FC6-4 1B 1-2 2-3	0-0 1-3		0-0 2H 1B			4	0	2	1	0	1	1											
Phil Roof, R OBP: 0.273, SLG: 0.272 (1, 2)			4-0 B3-4 BB	0-0 FC6-4 1-2		0-0 HBP 1B	0-0 F9			3	0	1	0	1	0	4											
Bert Blyleven, R OBP: 0.153, SLG: 0.143 (1, 1)			0-0 B3-4 1-2		0-3 K	1-0 HBP		0-0 SH5-4 1B 2B		3	1	1	0	0	1	1											
Inning Stats	R: 0 E: 0 K: 0 S: 2	H: 0 LOB: 0 BB: 1 P: 6	R: 0 E: 0 K: 2 S: 7	H: 0 LOB: 1 BB: 1 P: 11	R: 0 E: 0 K: 0 S: 2	H: 0 LOB: 0 BB: 1 P: 6	R: 1 E: 0 K: 0 S: 5	H: 2 LOB: 3 BB: 2 P: 13	R: 3 E: 0 K: 1 S: 7	H: 2 LOB: 0 BB: 1 P: 11	R: 0 E: 0 K: 0 S: 4	H: 1 LOB: 2 BB: 0 P: 5	R: 3 E: 0 K: 0 S: 7	H: 4 LOB: 1 BB: 0 P: 7	R: 1 E: 0 K: 0 S: 4	H: 2 LOB: 0 BB: 0 P: 4	R: 0 E: 0 K: 0 S: 3	H: 0 LOB: 0 BB: 0 P: 3	1B: 8 2B: 2 3B: 0 HR: 2	SF: 1 SAC: 1 DP: 3 HBP: 1	WP: 0 PA: 42 PB: 0 SB: 0 CS: 0						
PITCHER	IP	WLS	BF	H	R	ER	SO	BB	IBB	HBP	BLK	WP	HR	S	P	ERA	WHIP										
Steve Dunning, R ERA: 4.58 (1, 1)	6.0	L	29	6	5	5	3	6	0	1	0	0	1	28	53	7.50	2.000										
Mike Paul, L ERA: 5.89 (7, 1)	1.0		6	3	2	2	0	0	0	0	0	0	1	6	6	18.00	3.000										
Vince Colbert, R ERA: 4.39 (8, 1)	1.0		4	2	1	1	0	0	0	0	0	0	0	4	4	9.00	2.000										
Steve Hargan, R ERA: 7.59 (9, 1)	1.0		3	0	0	0	0	0	0	0	0	0	0	3	3	0.00	0.000										

Minnesota Twins @ Cleveland Indians
Cleveland Municipal Stadium, Cleveland, OH

AB 33
R 8
H 11
RBI 8
BB 6
SO 3
LOB 12



WP: 0 PA: 42
PB: 0
SB: 0
CS: 0

Fri Aug 27 1971, 7:05 PM EDT
Att: 15,899 - Unknown - 75 F

livebaseballscores.com

Batter	1	2	3	4	5	6	7	8	9	AB	R	H	RBI	BB	SO	LOB	BOTTOM										
Ted Uhlhaender, L OBP: 0.343, SLG: 0.343 (1, 7)	0-0 1B 2B 1B	0-0 6-3		0-3 K			4-0 BB		0-0 1B	4	1	2	0	1	1	3											
Vada Pinson, L OBP: 0.285, SLG: 0.361 (1, 8)	0-0 2B 1-3 1B	0-0 G3			0-0 F8		0-3 K		0-0 F9	5	1	1	0	0	1	3											
Roy Foster, R OBP: 0.314, SLG: 0.435 (1, 9)	0-0 1-3 3H 1B 2B		0-0 5-3		0-3 K			0-0 2B 2B		4	2	2	1	0	1	0											
Graig Nettles, L OBP: 0.373, SLG: 0.456 (1, 5)	0-3 K		0-3 K		0-0 1-3			0-0 P4		4	0	0	0	0	2	3											
Chris Chambliss, L OBP: 0.361, SLG: 0.417 (1, 3)	0-0 PB 1B 2H 3H 1B		0-0 F7		0-0 L4		0-0 2H 2B			4	0	2	3	0	0	0											
Ray Fosse, R OBP: 0.310, SLG: 0.347 (1, 2)	0-0 F4			4-0 SH1-4 BB BB		0-0 P4		0-3 K		3	0	0	0	1	1	2											
John Lowenstein, L OBP: 0.270, SLG: 0.311 (1, 4)	0-0 2H 1B			4-0 SH1-4 BB		0-0 F8		0-0 P6		3	0	1	0	1	0	1											
Fred Stanley, R OBP: 0.400, SLG: 0.246 (1, 6)		0-0 SH2-4 1B		0-0 SH1-4			0-0 4-3		0-3 K	3	0	1	0	0	1	0											
Steve Dunning, R BP: 0.212, SLG: 0.250 (7, 1)					0-3 K					1	0	0	0	0	1	2											
Mike Paul, L OBP: 0.116, SLG: 0.000 (7, 1)										0	0	0	0	0	0	0											
Frank Baker, R OBP: 0.267, SLG: 0.317 (8, 1)										0	0	0	0	0	0	0											
Vince Colbert, R OBP: 0.142, SLG: 0.214 (9, 1)										0	0	0	0	0	0	0											
Steve Hargan, R OBP: 0.091, SLG: 0.075 (9, 1)										0	0	0	0	0	0	0											
Chuck Hinton, R OBP: 0.316, SLG: 0.413 (9, 1)										1	0	0	0	0	0	0											
Inning Stats	R: 3 E: 0 K: 1 S: 9	H: 5 LOB: 2 BB: 0 P: 9	R: 0 E: 0 K: 0 S: 4	H: 1 LOB: 0 BB: 0 P: 4	R: 0 E: 0 K: 1 S: 5	H: 0 LOB: 0 BB: 0 P: 5	R: 0 E: 0 K: 2 S: 7	H: 0 LOB: 2 BB: 2 P: 15	R: 0 E: 0 K: 1 S: 5	H: 0 LOB: 0 BB: 0 P: 5	R: 0 E: 0 K: 0 S: 3	H: 0 LOB: 0 BB: 0 P: 3	R: 0 E: 0 K: 2 S: 7	H: 0 LOB: 1 BB: 1 P: 11	R: 1 E: 0 K: 1 S: 7	H: 2 LOB: 1 BB: 0 P: 7	R: 0 E: 0 K: 1 S: 6	H: 1 LOB: 1 BB: 0 P: 6	1B: 6 2B: 3 3B: 0 HR: 0	SF: 0 SAC: 2 DP: 0 HBP: 0	WP: 0 PA: 38 PB: 1 SB: 0 CS: 0						
PITCHER	IP	WLS	BF	H	R	ER	SO	BB	IBB	HBP	BLK	WP	HR	S	P	ERA	WHIP										
Bert Blyleven, R ERA: 3.22 (1, 1)	9.0	W	38	9	4	4	9	3	0	0	0	0	0	53	65	4.00	1.333										

Minnesota Twins @ Cleveland Indians
Cleveland Municipal Stadium, Cleveland, OH

AB 33
R 4
H 9
RBI 4
BB 3
SO 9
LOB 14



WP: 0 PA: 38
PB: 1
SB: 0
CS: 0

Fri Aug 27 1971, 7:05 PM EDT
Att: 15,899 - Unknown - 75 F

livebaseballscores.com

Batter	1	2	3	4	5	6	7	8	9	AB	R	H	RBI	BB	SO	LOB	TOP										
Cesar Tovar, R OBP: 0.353, SLG: 0.365 (1, 7)	0-0 6-3	0-0 5-3		0-0 1-3	0-0 1B			0-0 6-3		5	0	1	0	0	0	0	Minnesota Twins @ Cleveland Indians Cleveland Municipal Stadium, Cleveland, OH Sat Aug 28 1971, 3:33 AM EDT Att: 5,663 - Unknown - 74 F AB 38 R 8 H 13 RBI 6 BB 3 SO 5 LOB 7										
Rod Carew, L OBP: 0.342, SLG: 0.364 (1, 4)	0-0 1B WP		0-0 6-3	0-0 1B E	0-0 P6			4-0 BB		4	2	2	0	1	0	2											
Tony Oliva, L OBP: 0.382, SLG: 0.584 (1, 9)	0-0 1B WP HR		0-0 HR	0-0 1B E9 SF8		0-0 4-3		0-0 F8		5	3	3	1	0	0	1											
Rich Reese, L OBP: 0.261, SLG: 0.339 (1, 3)	0-0 1B HR		0-0 HR	0-0 1B SF8		0-0 4-3		0-3 K		4	2	2	4	0	1	0											
Leo Cardenas, R OBP: 0.337, SLG: 0.441 (1, 6)	0-0 5-3		0-0 5-3	0-0 2B		0-0 1-3		0-3 K		5	0	1	0	0	1	0											
Steve Braun, L OBP: 0.357, SLG: 0.337 (1, 5)	0-0 1B		0-0 1B S	0-0 F8			0-0 G3	0-0 P5		5	1	2	0	0	0	1											
Jim Nettles, L OBP: 0.307, SLG: 0.407 (1, 8)	0-0 G3		0-0 2B	0-0 F7			0-0 P6			4	0	1	1	0	0	1											
George Mitterwald, R OBP: 0.312, SLG: 0.381 (1, 2)		0-3 K	4-0 1B	0-0 1B CS			0-0 L5			3	0	1	0	1	1	0											
Steve Luebber, R OBP: 0.059, SLG: 0.059 (1, 1)		0-3 K	0-0 5-3		4-0 1B			0-3 K		2	0	0	0	0	1	2											
Ray Corbin, R OBP: 0.290, SLG: 0.241 (3, 1)										0	0	0	0	1	0	0											
Jim Holt, L OBP: 0.298, SLG: 0.327 (6, PH)										1	0	0	0	0	1	0											
Jim Strickland, L OBP: 0.298, SLG: 0.327 (8, 1)										0	0	0	0	0	0	0											
Inning Stats	R: 3 E: 0 K: 0 S: 7	H: 4 LOB: 1 BB: 0 P: 7	R: 0 E: 0 K: 2 S: 7	H: 0 LOB: 0 BB: 0 P: 7	R: 3 E: 0 K: 0 S: 7	H: 4 LOB: 2 BB: 1 P: 11	R: 2 E: 1 K: 0 S: 6	H: 3 LOB: 1 BB: 0 P: 6	R: 0 E: 0 K: 0 S: 4	H: 2 LOB: 2 BB: 1 P: 8	R: 0 E: 0 K: 0 S: 3	H: 0 LOB: 0 BB: 0 P: 3	R: 0 E: 0 K: 0 S: 3	H: 0 LOB: 0 BB: 0 P: 3	R: 0 E: 0 K: 1 S: 5	H: 0 LOB: 1 BB: 1 P: 9	R: 0 E: 0 K: 2 S: 7	H: 0 LOB: 0 BB: 0 P: 7	1B: 8 2B: 2 3B: 0 HR: 3	SF: 1 SAC: 0 DP: 0 HBP: 0	WP: 1 PB: 0 SB: 1 CS: 1	PA: 42					
PITCHER	IP	WLS	BF	H	R	ER	SO	BB	IBB	HBP	BLK	WP	HR	S	P	ERA	WHIP										
Alan Foster, R ERA: 4.17 (1, 1)	2.2		15	7	6	6	2	0	0	0	0	1	3	19	19	20.25	2.625										
Ray Lamb, R ERA: 3.2 (3, 1)	2.1	L	14	6	2	2	0	1	1	0	0	0	0	12	20	7.71	3.000										
Mark Ballinger, R ERA: 3.15 (6, 1)	4.0	W	13	0	0	0	3	1	0	0	0	0	0	18	22	0.00	0.250										

Batter	1	2	3	4	5	6	7	8	9	AB	R	H	RBI	BB	SO	LOB	BOTTOM										
Ted Uhlhaender, L OBP: 0.344, SLG: 0.344 (1, 7)	0-0 1B BB	0-0 4-3		0-0 6-3		0-0 1B HR		0-0 3-1		5	1	2	0	0	0	0	Minnesota Twins @ Cleveland Indians Cleveland Municipal Stadium, Cleveland, OH Sat Aug 28 1971, 3:33 AM EDT Att: 5,663 - Unknown - 74 F AB 32 R 9 H 9 RBI 9 BB 4 SO 4 LOB 13										
Vada Pinson, L OBP: 0.297, SLG: 0.368 (1, 8)	4-0 1B BB		0-0 F9	0-0 F8		0-0 1B HR				3	1	1	3	1	0	0											
Roy Foster, R OBP: 0.316, SLG: 0.434 (1, 9)	0-0 L7		0-0 1B HR	0-0 1B HR	4-0 BB G5-3	0-0 5-3				3	1	1	0	1	0	2											
Graig Nettles, L OBP: 0.373, SLG: 0.456 (1, 5)	0-0 P5		0-0 1B HR	0-0 1B HR	0-0 F8		4-0 BB 5-3			3	1	1	0	1	0	3											
Chris Chambliss, L OBP: 0.362, SLG: 0.416 (1, 3)	0-0 F7		0-0 1B HR	0-0 1B HR	4-0 BB G5-3	0-0 5-3		0-0 F7		3	1	1	0	1	0	3											
Ray Fosse, R OBP: 0.312, SLG: 0.355 (1, 2)		1-0 HR HBP	0-0 1B HR	0-0 1B HR	0-0 G5-3	0-0 5-3		0-0 F7		3	2	1	4	0	0	3											
John Lowenstein, L OBP: 0.269, SLG: 0.336 (1, 4)		0-0 HR HBP	0-0 F8	0-0 F8		0-0 F8		0-3 K		4	1	1	2	0	1	1											
Fred Stanley, R OBP: 0.394, SLG: 0.247 (1, 6)		0-0 4-3	0-0 K			0-0 FC5-6 1B		0-3 K		4	0	1	0	0	2	0											
Alan Foster, R OBP: 0.067, SLG: 0.070 (1, 1)		0-0 F8		0-0 1-3		0-0 FC5-6 1B		0-3 K		1	0	0	0	0	0	0											
Ray Lamb, R ERA: 4.03 (3, 1)	4.2	L	19	3	3	3	2	3	0	0	0	0	0	0	0	0											
Mark Ballinger, R OBP: 0.200, SLG: 0.200 (6, 1)	1.0		3	0	0	0	2	0	0	0	0	0	0	0	1	1											
Inning Stats	R: 0 E: 0 K: 0 S: 4	H: 1 LOB: 2 BB: 1 P: 8	R: 2 E: 0 K: 0 S: 4	H: 1 LOB: 0 BB: 0 P: 5	R: 4 E: 0 K: 1 S: 9	H: 4 LOB: 0 BB: 0 P: 9	R: 0 E: 0 K: 0 S: 3	H: 0 LOB: 0 BB: 0 P: 3	R: 0 E: 0 K: 0 S: 2	H: 0 LOB: 1 BB: 2 P: 10	R: 3 E: 0 K: 0 S: 6	H: 3 LOB: 0 BB: 0 P: 6	R: 0 E: 0 K: 1 S: 5	H: 0 LOB: 1 BB: 1 P: 9	R: 0 E: 0 K: 2 S: 7	H: 0 LOB: 0 BB: 0 P: 7	1B: 6 2B: 0 3B: 0 HR: 3	SF: 0 SAC: 0 DP: 1 HBP: 1	WP: 0 PB: 0 SB: 0 CS: 0	PA: 37							
PITCHER	IP	WLS	BF	H	R	ER	SO	BB	IBB	HBP	BLK	WP	HR	S	P	ERA	WHIP										
Steve Luebber, R ERA: 5.5 (1, 1)	2.1		15	6	6	6	0	1	0	0	0	0	1	20	32	5.79	1.286										
Ray Corbin, R ERA: 4.03 (3, 1)	4.2	L	19	3	3	3	2	3	0	0	0	0	0	0	0	0	0										
Jim Strickland, L ERA: 1.44 (8, 1)	1.0		3	0	0	0	2	0	0	0	0	0	0	7	7	0.00	0.000										

Batter	1	2	3	4	5	6	7	8	9	AB	R	H	RBI	BB	SO	LOB	TOP		
Cesar Tovar, R OBP: 0.353, SLG: 0.364 (1, 9)	F8	BB 1B				WP 1B BB	5-3		P4	4	1	1	1	1	0	1			
Rod Carew, L OBP: 0.345, SLG: 0.365 (1, 4)	F8	G6-4-3 BB			G4 1B				F8	4	0	2	1	1	0	0			
Harmon Killebrew, R OBP: 0.377, SLG: 0.428 (1, 5)	5-3	G6-4-3 BB			G4 1-2				F8	5	0	0	0	0	1	5			
Leo Cardenas, R OBP: 0.335, SLG: 0.437 (1, 6)		F9			1-6-3				F3	4	0	0	0	0	1	2			
George Mitterwald, R OBP: 0.317, SLG: 0.383 (1, 2)		1B BB			G3-6-3 1B				K	3	1	2	0	1	1	1			
Rich Reese, L OBP: 0.286, SLG: 0.354 (1, 3)		BB BB 1B			G3-6-3 1-2				HR	4	2	3	1	0	0	1			
Brant Alyea, R OBP: 0.277, SLG: 0.244 Jim Holt, L OBP: 0.296, SLG: 0.325 (5, 7)		WP BB 1B			5-3				G4-6-3 1-2	1	1	0	0	1	0	0			
Jim Nettles, L OBP: 0.319, SLG: 0.403 (1, 8)		1B WP BB			F9				BB	1	1	0	1	3	0	0			
Jim Perry, S OBP: 0.253, SLG: 0.195 Hal Haydel, R (9, 1)		BB 1B 1B			6-3				F8	4	0	1	1	0	0	2			
									P6	0	0	0	0	0	0	0			
Inning Stats	R: 0 E: 0 K: 0 S: 3	H: 0 LOB: 0 BB: 0 P: 3	R: 4 E: 0 K: 0 S: 5	H: 3 LOB: 2 BB: 4 P: 21	R: 0 E: 0 K: 1 S: 5	H: 1 LOB: 0 BB: 0 P: 5	R: 0 E: 0 K: 0 S: 3	H: 0 LOB: 0 BB: 0 P: 3	R: 1 E: 0 K: 0 S: 4	H: 2 LOB: 1 BB: 1 P: 10	R: 0 E: 0 K: 2 S: 8	H: 1 LOB: 1 BB: 0 P: 8	R: 0 E: 0 K: 0 S: 3	H: 1 LOB: 1 BB: 1 P: 7	R: 0 E: 0 K: 0 S: 3	H: 0 LOB: 0 BB: 0 P: 3	1B: 8 2B: 0 3B: 0 HR: 1	SF: 0 SAC: 0 DP: 3 HBP: 0	WP: 2 PA: 39 PB: 0 SB: 1 CS: 0
PITCHER	IP WLS BF H R ER SO BB IBB HBP BLK WP HR S P ERA WHIP	IP WLS BF H R ER SO BB IBB HBP BLK WP HR S P ERA WHIP	IP WLS BF H R ER SO BB IBB HBP BLK WP HR S P ERA WHIP	IP WLS BF H R ER SO BB IBB HBP BLK WP HR S P ERA WHIP	IP WLS BF H R ER SO BB IBB HBP BLK WP HR S P ERA WHIP	IP WLS BF H R ER SO BB IBB HBP BLK WP HR S P ERA WHIP	IP WLS BF H R ER SO BB IBB HBP BLK WP HR S P ERA WHIP	IP WLS BF H R ER SO BB IBB HBP BLK WP HR S P ERA WHIP	IP WLS BF H R ER SO BB IBB HBP BLK WP HR S P ERA WHIP	IP WLS BF H R ER SO BB IBB HBP BLK WP HR S P ERA WHIP	IP WLS BF H R ER SO BB IBB HBP BLK WP HR S P ERA WHIP	IP WLS BF H R ER SO BB IBB HBP BLK WP HR S P ERA WHIP	IP WLS BF H R ER SO BB IBB HBP BLK WP HR S P ERA WHIP	IP WLS BF H R ER SO BB IBB HBP BLK WP HR S P ERA WHIP	IP WLS BF H R ER SO BB IBB HBP BLK WP HR S P ERA WHIP	IP WLS BF H R ER SO BB IBB HBP BLK WP HR S P ERA WHIP	IP WLS BF H R ER SO BB IBB HBP BLK WP HR S P ERA WHIP	IP WLS BF H R ER SO BB IBB HBP BLK WP HR S P ERA WHIP	IP WLS BF H R ER SO BB IBB HBP BLK WP HR S P ERA WHIP

Minnesota Twins @ Cleveland Indians
Cleveland Municipal Stadium, Cleveland, OH
Sun Aug 29 1971, 3:33 AM EDT
Att: 5,121 - Unknown - 77 F

AB 32
R 6
H 9
RBI 5
BB 7
SO 4
LOB 13



Batter	1	2	3	4	5	6	7	8	9	AB	R	H	RBI	BB	SO	LOB	BOTTOM				
Ted Uhlaender, L OBP: 0.347, SLG: 0.347 (1, 7)	1B		L4		2B 1B		4-3		HR 1B	5	1	3	0	0	0	0					
Vada Pinson, L OBP: 0.290, SLG: 0.379 (1, 8)	1B		F5		2B		4-3		HR	5	1	3	2	0	0	0					
Roy Foster, R OBP: 0.312, SLG: 0.427 (1, 9)	P4		P6		F5		F8		K	5	0	0	0	0	1	4					
Graig Nettles, L OBP: 0.373, SLG: 0.454 (1, 5)	K				1B		G3		F8	4	0	1	0	0	1	2					
Chris Chambliss, L OBP: 0.367, SLG: 0.427 (1, 3)	P6				1B		2B 2B		2B	4	1	3	0	0	0	2					
Ray Fosse, R OBP: 0.311, SLG: 0.357 (1, 2)		P4			F7		HR 2B		F8	4	1	1	1	0	0	3					
John Lowenstein, L OBP: 0.260, SLG: 0.324 (1, 4)		K			K		P6		P5	4	0	0	0	0	2	4					
Fred Stanley, R OBP: 0.388, SLG: 0.286 (1, 6)		K			F8		HR		6-3	4	1	1	2	0	1	0					
Sam McDowell, L OBP: 0.197, SLG: 0.185 Steve Hargan, R OBP: 0.069, SLG: 0.069 Gomer Hodge, S OBP: 0.275, SLG: 0.258 Phil Hennigan, R (6, 1) Frank Baker, L OBP: 0.285, SLG: 0.315 (9, PH)			K		4-3		K		K	0	0	0	0	0	0	0					
Inning Stats	R: 0 E: 0 K: 1 S: 7	H: 2 LOB: 2 BB: 0 P: 7	R: 0 E: 0 K: 2 S: 7	H: 0 LOB: 0 BB: 0 P: 7	R: 0 E: 0 K: 1 S: 5	H: 0 LOB: 0 BB: 0 P: 5	R: 0 E: 0 K: 1 S: 7	H: 2 LOB: 2 BB: 0 P: 7	R: 0 E: 0 K: 0 S: 5	H: 2 LOB: 2 BB: 0 P: 5	R: 3 E: 0 K: 1 S: 8	H: 3 LOB: 0 BB: 0 P: 8	R: 0 E: 0 K: 0 S: 3	H: 0 LOB: 0 BB: 0 P: 3	R: 0 E: 0 K: 0 S: 4	H: 1 LOB: 1 BB: 0 P: 4	R: 2 E: 0 K: 2 S: 9	H: 2 LOB: 0 BB: 0 P: 9	1B: 6 2B: 4 3B: 0 HR: 2	SF: 0 SAC: 0 DP: 0 HBP: 0	WP: 0 PA: 39 PB: 0 SB: 0 CS: 0
PITCHER	IP WLS BF H R ER SO BB IBB HBP BLK WP HR S P ERA WHIP	IP WLS BF H R ER SO BB IBB HBP BLK WP HR S P ERA WHIP	IP WLS BF H R ER SO BB IBB HBP BLK WP HR S P ERA WHIP	IP WLS BF H R ER SO BB IBB HBP BLK WP HR S P ERA WHIP	IP WLS BF H R ER SO BB IBB HBP BLK WP HR S P ERA WHIP	IP WLS BF H R ER SO BB IBB HBP BLK WP HR S P ERA WHIP	IP WLS BF H R ER SO BB IBB HBP BLK WP HR S P ERA WHIP	IP WLS BF H R ER SO BB IBB HBP BLK WP HR S P ERA WHIP	IP WLS BF H R ER SO BB IBB HBP BLK WP HR S P ERA WHIP	IP WLS BF H R ER SO BB IBB HBP BLK WP HR S P ERA WHIP	IP WLS BF H R ER SO BB IBB HBP BLK WP HR S P ERA WHIP	IP WLS BF H R ER SO BB IBB HBP BLK WP HR S P ERA WHIP	IP WLS BF H R ER SO BB IBB HBP BLK WP HR S P ERA WHIP	IP WLS BF H R ER SO BB IBB HBP BLK WP HR S P ERA WHIP	IP WLS BF H R ER SO BB IBB HBP BLK WP HR S P ERA WHIP	IP WLS BF H R ER SO BB IBB HBP BLK WP HR S P ERA WHIP	IP WLS BF H R ER SO BB IBB HBP BLK WP HR S P ERA WHIP	IP WLS BF H R ER SO BB IBB HBP BLK WP HR S P ERA WHIP	IP WLS BF H R ER SO BB IBB HBP BLK WP HR S P ERA WHIP		

Minnesota Twins @ Cleveland Indians
Cleveland Municipal Stadium, Cleveland, OH
Sun Aug 29 1971, 3:33 AM EDT
Att: 5,121 - Unknown - 77 F


AB 39
R 5
H 12
RBI 5
BB 0
SO 8
LOB 15



Batter	1	2	3	4	5	6	7	8	9	AB	R	H	RBI	BB	SO	LOB	TOP					
Ted Uhlhaender, L (1,7) OBP: 0.344, SLG: 0.344	L9		FC3-6			G3		4-3		4	0	0	0	0	0	1						
Vada Pinson, L (1,8) OBP: 0.290, SLG: 0.376	F5		CS			K			4-3	3	0	0	0	1	1	0						
Roy Foster, R (1,9) OBP: 0.311, SLG: 0.434	HR		CS	5-3		K			5-3	4	1	1	1	0	1	0						
Graig Nettles, L (1,5) OBP: 0.372, SLG: 0.451	BB			K				F8		3	0	0	0	1	1	0						
Chris Chambliss, L (1,3) OBP: 0.366, SLG: 0.426	F7					1-3				3	0	1	0	0	0	1						
Ray Fosse, R (1,2) OBP: 0.311, SLG: 0.356		F2		6-3			FC6-4			3	0	1	0	0	0	1						
Eddie Leon, R (1,4) OBP: 0.313, SLG: 0.324		F3				4-3		FC6-4		3	0	0	0	0	0	1						
Fred Stanley, R (1,6) OBP: 0.386, SLG: 0.278		F3				L9				2	0	0	0	1	0	0						
Ed Farmer, R (1,1) OBP: 0.143, SLG: 0.077						6-3				2	0	1	0	0	0	0						
Mark Ballinger, R (5,1) OBP: 0.200, SLG: 0.200										0	0	0	0	0	0	0						
Frank Baker, L (6,PH) OBP: 0.264, SLG: 0.314										1	0	0	0	0	0	1						
Phil Hennigan, R (8,1) OBP: 0.264, SLG: 0.314										0	0	0	0	0	0	0						
Inning Stats	R: 1 E: 0 K: 0 S: 4	H: 1 LOB: 1 BB: 1 P: 8	R: 0 E: 0 K: 0 S: 3	H: 0 LOB: 0 BB: 0 P: 3	R: 0 E: 0 K: 0 S: 2	H: 1 LOB: 0 BB: 1 P: 6	R: 0 E: 0 K: 1 S: 6	H: 1 LOB: 1 BB: 0 P: 6	R: 0 E: 0 K: 0 S: 3	H: 0 LOB: 0 BB: 0 P: 3	R: 0 E: 0 K: 2 S: 7	H: 0 LOB: 0 BB: 0 P: 7	R: 0 E: 0 K: 0 S: 4	H: 1 LOB: 1 BB: 0 P: 4	R: 0 E: 0 K: 0 S: 2	H: 0 LOB: 0 BB: 1 P: 6	R: 0 E: 0 K: 0 S: 3	H: 0 LOB: 0 BB: 0 P: 3	1B: 3 2B: 0 3B: 0 HR: 1	SF: 0 SAC: 0 DP: 1 HBP: 0	WP: 0 PB: 0 SB: 0 CS: 2	PA: 32
PITCHER Joe Coleman, R (1,1) ERA: 3.41	IP: 9.0 WLS: W BF: 31 H: 4 R: 1 ER: 1 SO: 3 BB: 3 IBB: 0 HBP: 0 BLK: 0 WP: 0 HR: 1 S: 34 P: 46 ERA: 1.00 WHIP: 0.778																					

Cleveland Indians @ Detroit Tigers
Tiger Stadium, Detroit, MI
Tue Aug 31 1971, 7:05 PM EDT
Unknown


AB 28
R 1
H 4
RBI 1
BB 3
SO 3
LOB 5



Batter	1	2	3	4	5	6	7	8	9	AB	R	H	RBI	BB	SO	LOB	BOTTOM			
Dick McAuliffe, L (1,4) OBP: 0.300, SLG: 0.394	FC1-6							F7		4	2	3	1	1	0	1				
Aurelio Rodriguez, R (1,5) OBP: 0.263, SLG: 0.300	FC1-6		P4		P6		F8	K		5	1	0	0	0	1	5				
Gates Brown, L (1,7) OBP: 0.455, SLG: 0.612	1B		F4							3	2	2	0	1	0	2				
Mickey Stanley, R (6,8) OBP: 0.324, SLG: 0.364	FC4-6				HR					0	0	0	0	0	0	0				
Al Kaline, R (1,9) OBP: 0.421, SLG: 0.474	SF9		L8		K		L6			3	0	0	1	0	1	5				
Norm Cash, L (1,3) OBP: 0.377, SLG: 0.544	FC4-6									4	1	3	4	0	0	1				
Jim Northrup, L (1,8) OBP: 0.351, SLG: 0.420		4-3		F5	1-3		FC3-2			4	0	0	0	0	0	3				
Bill Freehan, R (1,2) OBP: 0.354, SLG: 0.464		6-3		F8		6-3		L7		4	0	0	0	0	0	3				
Ed Brinkman, R (1,6) OBP: 0.288, SLG: 0.271		5-3					F7			4	0	2	0	0	0	0				
Joe Coleman, R (1,1) OBP: 0.143, SLG: 0.115			1B		4-3		K			2	0	0	0	1	1	2				
Inning Stats	R: 1 E: 0 K: 0 S: 5	H: 2 LOB: 1 BB: 0 P: 5	R: 0 E: 0 K: 0 S: 3	H: 0 LOB: 0 BB: 0 P: 3	R: 0 E: 0 K: 0 S: 4	H: 1 LOB: 2 BB: 1 P: 8	R: 0 E: 0 K: 0 S: 5	H: 2 LOB: 2 BB: 0 P: 5	R: 3 E: 0 K: 1 S: 8	H: 3 LOB: 0 BB: 0 P: 8	R: 0 E: 0 K: 1 S: 5	H: 0 LOB: 0 BB: 0 P: 5	R: 2 E: 1 K: 0 S: 5	H: 1 LOB: 2 BB: 2 P: 13	R: 0 E: 0 K: 1 S: 6	H: 1 LOB: 1 BB: 0 P: 6	1B: 8 2B: 0 3B: 0 HR: 2	SF: 1 SAC: 1 DP: 0 HBP: 0	WP: 1 PB: 0 SB: 0 CS: 0	PA: 38
PITCHER Ed Farmer, R (1,1) ERA: 2.88	IP: 4.2 WLS: L BF: 23 H: 8 R: 4 ER: 4 SO: 4 BB: 1 IBB: 0 HBP: 0 BLK: 0 WP: 1 HR: 2 S: 24 P: 28 ERA: 7.71 WHIP: 1.929																			
Mark Ballinger, R (5,1) ERA: 3.22	IP: 2.1 WLS: L BF: 11 H: 1 R: 2 ER: 1 SO: 1 BB: 0 IBB: 0 HBP: 0 BLK: 0 WP: 0 HR: 0 S: 11 P: 19 ERA: 3.86 WHIP: 1.286																			
Phil Hennigan, R (8,1) ERA: 4.09	IP: 1.0 WLS: L BF: 4 H: 1 R: 0 ER: 0 SO: 1 BB: 0 IBB: 0 HBP: 0 BLK: 0 WP: 0 HR: 0 S: 6 P: 6 ERA: 0.00 WHIP: 1.000																			

Cleveland Indians @ Detroit Tigers
Tiger Stadium, Detroit, MI
Tue Aug 31 1971, 7:05 PM EDT
Unknown

AB 33
R 6
H 10
RBI 6
BB 3
SO 3
LOB 22



Batter	1	2	3	4	5	6	7	8	9	AB	R	H	RBI	BB	SO	LOB	TOP										
Ted Uhlhaender, L (1.7) OBP: 0.342, SLG: 0.342	0-0 P6		0-0 P5	0-0 5-3		0-0 SH2-4 1B		0-0 4-3		5	0	1	0	0	0	1	Cleveland Indians @ Detroit Tigers Tiger Stadium, Detroit, MI Tue Aug 31 1971, 7:05 PM EDT Att: 27,209 - Unknown										
Vada Pinson, L (1.8) OBP: 0.291, SLG: 0.376	0-0 4-3		4-0 2B BB	0-0 HR 1B		0-0 SH2-4 1-2		0-0 G3 2-3		3	2	1	0	1	0	1											
Roy Foster, R (1.9) OBP: 0.312, SLG: 0.437	0-0 1B		0-0 HR 2B	0-0 G3 1-2		0-0 F9		0-3 K		5	1	2	1	0	1	3											
Graig Nettles, L (1.5) OBP: 0.372, SLG: 0.456	0-3 K		0-0 HR 2H	1-0 HR HBP		0-0 F8		0-0 1-3		4	2	1	2	0	1	2											
Chris Chambliss, L (1.3) OBP: 0.367, SLG: 0.435		0-0 4-3	0-0 1B 4-3	0-0 HR 1-2 2H		0-0 F8		0-3 K		5	1	2	3	0	1	0											
John Lowenstein, L (1.4) OBP: 0.286, SLG: 0.328	0-0 4-3 1B		0-0 4-3 1-2	0-3 K		0-0 4-3		0-0 CS 1B		5	0	2	0	0	1	1											
Ken Suarez, R (1.2) OBP: 0.307, SLG: 0.274	0-0 4-3 1-2		4-0 1B BB		0-0 F7		1-0 HBP		0-0 CS 1-2	2	0	0	0	1	0	1											
Fred Stanley, R (1.6) OBP: 0.390, SLG: 0.280	4-0 BB		0-0 FC6-4 1-2 2-3 1B		0-3 K		0-0 1-3			3	0	1	0	1	1	1											
Vince Colbert, R (1.1) OBP: 0.118, SLG: 0.176	0-0 F8		0-0 FC6-4 1-2		0-3 K			0-0 G3 4-3 1B		3	0	0	0	0	1	5											
Alan Foster, R (7.1) OBP: 0.067, SLG: 0.070										0	0	0	0	0	0	0											
Chuck Hinton, R (6. PH) OBP: 0.324, SLG: 0.417										1	0	1	0	0	0	0											
Sam McDowell, L (8.1) OBP: 0.197, SLG: 0.185										0	0	0	0	0	0	0											
Inning Stats	R: 0 E: 0 K: 1 S: 6	H: 1 LOB: 1 BB: 0 P: 6	R: 0 E: 0 K: 0 S: 4	H: 1 LOB: 2 BB: 1 P: 8	R: 3 E: 0 K: 0 S: 7	H: 4 LOB: 3 BB: 2 P: 15	R: 3 E: 0 K: 1 S: 7	H: 2 LOB: 0 BB: 0 P: 8	R: 0 E: 0 K: 2 S: 7	H: 0 LOB: 0 BB: 0 P: 7	R: 0 E: 0 K: 0 S: 4	H: 1 LOB: 1 BB: 0 P: 4	R: 0 E: 0 K: 0 S: 3	H: 0 LOB: 1 BB: 0 P: 4	R: 0 E: 0 K: 1 S: 6	H: 1 LOB: 0 BB: 0 P: 6	R: 0 E: 0 K: 1 S: 5	H: 1 LOB: 0 BB: 0 P: 5	1B: 8 2B: 1 3B: 0 HR: 2	SF: 0 SAC: 1 DP: 0 HBP: 2	WP: 0 PB: 0 SB: 1 CS: 1	PA: 43					
PITCHER	IP	WLS	BF	H	R	ER	SO	BB	IBB	HBP	BLK	WP	HR	S	P	ERA	WHIP										
Joe Niekro, R (1.1) ERA: 4.63	4.0	L	24	8	6	6	2	3	0	1	0	0	2	24	37	13.50	2.750										
Bill Denney, R (5.1) ERA: 3.91	1.0		3	0	0	0	2	0	0	0	0	0	0	7	7	0.00	0.000										
Ron Perranoski, L (6.1) ERA: 6.22	3.0		12	2	0	0	1	0	0	1	0	0	0	13	14	0.00	0.667										
Fred Scherman, L (9.1) ERA: 2.88	1.0		3	1	0	0	1	0	0	0	0	0	0	5	5	0.00	1.000										

AB 36
R 6
H 11
RBI 6
BB 3
SO 6
LOB 15



Batter	1	2	3	4	5	6	7	8	9	AB	R	H	RBI	BB	SO	LOB	BOTTOM										
Dick McAuliffe, L (1.4) OBP: 0.302, SLG: 0.394	0-0 4-3 1B			0-0 P5		0-0 L8		0-3 K		3	0	1	0	1	0	0	Cleveland Indians @ Detroit Tigers Tiger Stadium, Detroit, MI Tue Aug 31 1971, 7:05 PM EDT Att: 27,209 - Unknown										
Aurelio Rodriguez, R (8. PH) OBP: 0.253, SLG: 0.389	0-0 1B	4-0 BB		0-3 K		0-0 6-3		0-0 BB 1B		5	0	2	0	0	1	2											
Tony Taylor, R (1.5) OBP: 0.309, SLG: 0.332	0-0 4-3 1-2 1B	0-0 1-3		0-3 K		0-3 K		4-0 BB 1-2 BB		4	1	1	0	0	2	2											
Gates Brown, L (1.7) OBP: 0.450, SLG: 0.602	0-0 4-3		0-0 1B 1B		0-3 K		0-3 K		0-0 BB	4	1	1	0	0	2	2											
Al Kaline, R (6. PH) OBP: 0.422, SLG: 0.474	1-2 2-3		0-0 1B 1B		0-0 K		0-0 K		0-0 BB	0	0	0	0	1	0	0											
Norm Cash, L (1.3) OBP: 0.378, SLG: 0.542	0-0 P5		0-0 1B 1-2 1B		0-0 1B SF8 1B		0-0 6-3		0-0 G3	5	1	2	0	0	0	4											
Jim Northrup, L (1.9) OBP: 0.354, SLG: 0.419	4-0 FC5-4 IBB		0-0 1-2 2H 1B		4-0 WP 1B BB		0-0 6-3		0-3 K	3	0	1	1	2	1	0											
Jim Price, R (1.2) OBP: 0.321, SLG: 0.333	0-0 FC5-4 1-2		0-0 F8		0-0 WP 1-2 2-3 1B		0-0 1B E 1B		0-3 K	5	1	2	0	0	1	5											
Mickey Stanley, R (1.8) OBP: 0.328, SLG: 0.369		0-0 FC5-4 1B	0-3 K		0-0 SF8		0-0 E 1-2 1B		0-0 WP 1B	4	0	3	1	0	1	2											
Ed Brinkman, R (1.6) OBP: 0.287, SLG: 0.269		0-0 FC5-4 SH1 1-2	0-0 FC5-4 1-2		0-0 3H 4-0 1-2 2-3 BB		0-0 5-3 1-3 2H		0-0 4-3 1-2	4	0	0	0	1	0	5											
Joe Niekro, R (1.1) OBP: 0.266, SLG: 0.179										0	0	0	0	0	0	0											
Kevin Collins, L (4. PH) OBP: 0.242, SLG: 0.424										1	0	0	0	0	0	0											
Bill Denney, R (5.1) ERA: 3.91										0	0	0	0	0	0	0											
Dalton Jones, L (5. PH) OBP: 0.266, SLG: 0.371										0	0	0	0	0	0	3											
Ron Perranoski, L (6.1) ERA: 6.22										0	0	0	0	0	0	0											
Bill Freshman, R (8. PH) OBP: 0.303, SLG: 0.463										1	0	0	0	0	0	0											
Fred Scherman, L (9.1) ERA: 2.88										0	0	0	0	0	0	0											
Inning Stats	R: 0 E: 0 K: 0 S: 5	H: 2 LOB: 3 BB: 1 P: 9	R: 0 E: 0 K: 0 S: 4	H: 1 LOB: 2 BB: 1 P: 8	R: 1 E: 0 K: 1 S: 8	H: 3 LOB: 2 BB: 0 P: 8	R: 0 E: 0 K: 1 S: 5	H: 0 LOB: 0 BB: 0 P: 5	R: 1 E: 0 K: 1 S: 7	H: 2 LOB: 3 BB: 2 P: 15	R: 0 E: 0 K: 1 S: 5	H: 0 LOB: 0 BB: 0 P: 5	R: 1 E: 1 K: 0 S: 5	H: 2 LOB: 1 BB: 0 P: 5	R: 0 E: 0 K: 1 S: 6	H: 1 LOB: 2 BB: 1 P: 10	R: 0 E: 0 K: 2 S: 8	H: 1 LOB: 1 BB: 0 P: 8	1B: 12 2B: 0 3B: 0 HR: 0	SF: 1 SAC: 1 DP: 0 HBP: 0	WP: 2 PB: 0 SB: 0 CS: 0	PA: 44					
PITCHER	IP	WLS	BF	H	R	ER	SO	BB	IBB	HBP	BLK	WP	HR	S	P	ERA	WHIP										
Vince Colbert, R (1.1) ERA: 4.29	6.2	W	34	10	3	2	4	3	1	0	0	0	0	38	4	2.70	1.950										
Alan Foster, R (7.1) ERA: 4.16	0.1		1	0	0	0	0	0	0	0	0	0	0	1	1	0.00	0.000										
Sam McDowell, L (8.1) ERA: 3.07	2.0	S	9	2	0	0	3	1	0	0	0	1	0	14	18	0.00	1.500										

AB 37
R 3
H 12
RBI 2
BB 5
SO 7
LOB 23



Batter	1	2	3	4	5	6	7	8	9	AB	R	H	RBI	BB	SO	LOB	TOP					
Ted Uhlhaender, L (1, 8) OBP: 0.339, SLG: 0.339										3	0	1	0	0	1		Cleveland Indians @ Detroit Tigers Tiger Stadium, Detroit, MI Wed Sep 01 1971, 7:05 PM EDT Att: 8,455 - Unknown					
Eddie Leon, R (1, 4) OBP: 0.312, SLG: 0.321										3	0	0	1	0	2							
Roy Foster, R (1, 9) Gomer Hodge, S (6, 5) OBP: 0.271, SLG: 0.254										3	1	1	1	0	0	1						
Chuck Hinton, R (1, 7) John Lowenstein, L (8, PR) OBP: 0.296, SLG: 0.329										4	0	2	0	0	0	1						
Ray Fosse, R (1, 3) OBP: 0.313, SLG: 0.360										4	0	2	0	0	1	2						
Kurt Bevacqua, R (1, 5) OBP: 0.208, SLG: 0.280										4	1	1	1	0	0	3						
Ken Suarez, R (1, 2) OBP: 0.305, SLG: 0.266										3	1	0	0	1	0	1						
Fred Stanley, R (1, 6) OBP: 0.394, SLG: 0.282										3	0	1	0	1	1	0						
Mike Paul, L (1, 1) OBP: 0.111, SLG: 0.059										1	0	0	0	0	0	0						
Chris Chambliss, L (7, PH) OBP: 0.366, SLG: 0.433										1	0	0	0	0	1	2						
Steve Hargan, R (7, 1) OBP: 0.069, SLG: 0.069										0	0	0	0	0	0	0						
Phil Hennigan, R (8, 1) OBP: 0.291, SLG: 0.375										0	0	0	0	0	0	0						
Vado Pinson, L (9, PH) OBP: 0.291, SLG: 0.375										1	0	0	0	0	0	0						
Inning Stats	R: 0 E: 0 K: 0 S: 3	H: 0 LOB: 1 BB: 1 P: 7	R: 0 E: 0 K: 0 S: 3	H: 1 LOB: 0 BB: 0 P: 3	R: 0 E: 0 K: 0 S: 3	H: 0 LOB: 1 BB: 1 P: 7	R: 1 E: 0 K: 0 S: 5	H: 2 LOB: 1 BB: 0 P: 5	R: 0 E: 0 K: 1 S: 5	H: 0 LOB: 0 BB: 0 P: 5	R: 0 E: 0 K: 0 S: 4	H: 1 LOB: 1 BB: 0 P: 4	R: 2 E: 0 K: 1 S: 7	H: 2 LOB: 1 BB: 1 P: 11	R: 0 E: 0 K: 1 S: 6	H: 1 LOB: 1 BB: 0 P: 6	R: 0 E: 0 K: 0 S: 3	H: 0 LOB: 0 BB: 0 P: 3	1B: 4 2B: 1 3B: 0 HR: 2	SF: 1 SAC: 1 DP: 1 HBP: 0	WP: 0 PB: 0 SB: 0 CS: 0	PA: 36
PITCHER	IP WLS BF H R ER SO BB IBB HBP BLK WP HR S P ERA WHIP																					
Les Cain, L (1, 1) ERA: 4.1	8.0 W 33 7 3 3 3 3 3 0 0 0 0 0 2 36 48 3.38 1.250																					
Fred Scherman, L (9, 1) ERA: 2.65	1.0 S 3 0 0 0 0 0 0 0 0 0 0 0 0 3 3 0.00 0.000																					

Batter	1	2	3	4	5	6	7	8	9	AB	R	H	RBI	BB	SO	LOB	BOTTOM			
Aurelio Rodriguez, R (1, 5) OBP: 0.282, SLG: 0.388										4	0	1	0	0	1	0	Cleveland Indians @ Detroit Tigers Tiger Stadium, Detroit, MI Wed Sep 01 1971, 7:05 PM EDT Att: 8,455 - Unknown			
Tony Taylor, R (1, 4) OBP: 0.316, SLG: 0.340										3	1	2	0	1	0	1				
Al Kaline, R (1, 9) OBP: 0.421, SLG: 0.472										4	0	1	0	0	0	2				
Bill Freehan, R (1, 2) OBP: 0.354, SLG: 0.466										4	1	2	1	0	1	2				
Norm Cash, L (1, 3) OBP: 0.376, SLG: 0.539										4	1	1	0	0	0	3				
Ike Brown, R (1, 7) OBP: 0.364, SLG: 0.522										3	1	2	3	0	1	1				
Mickey Stanley, R (1, 8) OBP: 0.325, SLG: 0.365										3	0	0	0	0	0	1				
Ed Brinkman, R (1, 6) OBP: 0.285, SLG: 0.267										3	0	0	0	0	2	0				
Les Cain, L (1, 1) OBP: 0.167, SLG: 0.234										3	0	0	0	0	1	0				
Fred Scherman, L (9, 1) OBP: 0.333, SLG: 0.250										0	0	0	0	0	0	0				
Inning Stats	R: 0 E: 0 K: 1 S: 5	H: 1 LOB: 0 BB: 0 P: 5	R: 3 E: 0 K: 2 S: 10	H: 3 LOB: 0 BB: 0 P: 10	R: 0 E: 0 K: 0 S: 3	H: 1 LOB: 0 BB: 0 P: 3	R: 0 E: 0 K: 0 S: 4	H: 1 LOB: 1 BB: 0 P: 4	R: 0 E: 0 K: 1 S: 5	H: 0 LOB: 0 BB: 0 P: 5	R: 1 E: 0 K: 1 S: 7	H: 2 LOB: 1 BB: 0 P: 7	R: 0 E: 0 K: 0 S: 3	H: 0 LOB: 0 BB: 0 P: 3	R: 0 E: 0 K: 1 S: 6	H: 1 LOB: 2 BB: 1 P: 10	1B: 6 2B: 3 3B: 0 HR: 1	SF: 0 SAC: 0 DP: 2 HBP: 0	WP: 0 PB: 0 SB: 0 CS: 0	PA: 32
PITCHER	IP WLS BF H R ER SO BB IBB HBP BLK WP HR S P ERA WHIP																			
Mike Paul, L (1, 1) ERA: 5.9	6.0 L 24 8 4 4 4 5 0 0 0 0 0 1 34 34 6.00 1.333																			
Steve Hargan, R (7, 1) ERA: 7.27	1.1 6 1 0 0 0 1 0 0 0 0 0 0 5 9 0.00 1.500																			
Phil Hennigan, R (8, 1) ERA: 4.05	0.2 2 0 0 0 0 1 0 0 0 0 0 0 4 4 0.00 0.000																			

Batter	1	2	3	4	5	6	7	8	9	AB	R	H	RBI	BB	SO	LOB	TOP					
Ted Uhlhaender, L OBP: 0.338, SLG: 0.338 (1, 8)	L9		FC6-4			1B		F8		4	0	1	0	0	0	1						
Eddie Leon, R OBP: 0.312, SLG: 0.320 (1, 4)	1B		K			F3		L5		4	0	1	0	0	1	2						
Chuck Hinton, R OBP: 0.320, SLG: 0.407 (1, 7)	F8				L9			F8		4	0	0	0	0	0	2						
Ray Fosse, R OBP: 0.313, SLG: 0.359 (1, 3)	L9				L5			F8		4	0	1	0	0	0	1						
Kurt Bevacqua, R OBP: 0.218, SLG: 0.298 (1, 9)		K				F8				4	0	2	0	0	1	2						
Gomer Hodges, S OBP: 0.257, SLG: 0.239 (1, 5)	F8				L6					4	0	0	0	0	0	2						
Ken Suarez, R OBP: 0.299, SLG: 0.259 (1, 2)	P4					L9				3	0	0	0	0	1	0						
Fred Stanley, R OBP: 0.384, SLG: 0.273 (1, 6)			K		4-3			5-3		3	0	0	0	0	1	0						
Steve Dunning, R OBP: 0.222, SLG: 0.260 (1, 1)										2	0	1	0	0	1	0						
Alan Foster, R OBP: 0.067, SLG: 0.070 (5, 1)										0	0	0	0	0	0	0						
John Lowenstein, L OBP: 0.264, SLG: 0.325 (6, PH)										1	0	0	0	0	1	0						
Mark Ballinger, R OBP: 0.200, SLG: 0.200 (8, 1)								K		0	0	0	0	0	0	0						
Inning Stats	R: 0 E: 0 K: 0 S: 4	H: 1 LOB: 1 BB: 0 P: 4	R: 0 E: 0 K: 1 S: 5	H: 0 LOB: 0 BB: 0 P: 5	R: 0 E: 0 K: 2 S: 8	H: 1 LOB: 1 BB: 0 P: 8	R: 0 E: 0 K: 0 S: 4	H: 1 LOB: 1 BB: 0 P: 4	R: 0 E: 0 K: 2 S: 7	H: 0 LOB: 0 BB: 0 P: 7	R: 0 E: 0 K: 0 S: 5	H: 2 LOB: 2 BB: 0 P: 5	R: 0 E: 0 K: 0 S: 3	H: 0 LOB: 0 BB: 0 P: 3	R: 0 E: 0 K: 1 S: 5	H: 0 LOB: 0 BB: 0 P: 5	R: 0 E: 0 K: 0 S: 4	H: 1 LOB: 1 BB: 0 P: 4	1B: 5 2B: 1 3B: 0 HR: 0	SF: 0 SAC: 0 DP: 0 HBP: 0	WP: 0 PB: 0 SB: 1 CS: 0	PA: 33
PITCHER Mickey Lolich, L ERA: 3.02 (1, 1)	IP: 9.0 WLS: W BF: 33 H: 6 R: 0 ER: 0 SO: 6 BB: 0 IBB: 0 HBP: 0 BLK: 0 WP: 0 HR: 0 S: 45 P: 45 ERA: 0.00 WHIP: 0.667											PITCHER	IP: 9.0 WLS: W BF: 33 H: 6 R: 0 ER: 0 SO: 6 BB: 0 IBB: 0 HBP: 0 BLK: 0 WP: 0 HR: 0 S: 45 P: 45 ERA: 0.00 WHIP: 0.667									

Cleveland Indians @ Detroit Tigers
Tiger Stadium, Detroit, MI
Thu Sep 02 1971, 7:05 PM EDT
Att: 15,500 - Unknown

AB	33
R	0
H	6
RBI	0
BB	0
SO	6
LOB	10



Batter	1	2	3	4	5	6	7	8	9	AB	R	H	RBI	BB	SO	LOB	BOTTOM					
Dick McAuliffe, L OBP: 0.299, SLG: 0.389 (1, 4)	4-3	P5		L8		F8		4-3		5	0	0	0	0	0	2						
Al Kaline, R OBP: 0.424, SLG: 0.475 (1, 9)										2	2	1	0	2	0	0						
Ike Brown, R OBP: 0.361, SLG: 0.516 (8, 7)	CS		4-3	WP	L6-3		1B	K		1	0	0	0	0	1	0						
Gates Brown, L OBP: 0.458, SLG: 0.603 (1, 7)	CS		4-3							3	2	2	0	1	0	1						
Mickey Stanley, R OBP: 0.325, SLG: 0.365 (8, 8)	1-2		4-3		1B					0	0	0	0	0	0	0						
Norm Cash, L OBP: 0.380, SLG: 0.545 (1, 3)					P5			E9		3	2	2	2	1	0	1						
Jim Northrup, L OBP: 0.355, SLG: 0.420 (1, 8)	4-1		SF7							2	0	1	1	1	0	2						
Bill Freehan, R OBP: 0.356, SLG: 0.474 (1, 2)										3	1	2	3	0	0	0						
Aurelio Rodriguez, R OBP: 0.262, SLG: 0.367 (1, 5)	F8		F3		FC6-4					4	0	1	1	0	0	2						
Ed Brinkman, R OBP: 0.287, SLG: 0.269 (1, 6)										4	0	2	0	0	1	2						
Mickey Lolich, S OBP: 0.237, SLG: 0.124 (1, 1)					G2-6-4					3	0	0	0	1	2	1						
Inning Stats	R: 0 E: 0 K: 0 S: 2	H: 0 LOB: 2 BB: 3 P: 14	R: 0 E: 0 K: 0 S: 4	H: 1 LOB: 1 BB: 1 P: 8	R: 3 E: 0 K: 0 S: 5	H: 2 LOB: 0 BB: 1 P: 9	R: 0 E: 0 K: 0 S: 3	H: 1 LOB: 0 BB: 0 P: 3	R: 1 E: 0 K: 0 S: 6	H: 3 LOB: 2 BB: 0 P: 6	R: 0 E: 0 K: 2 S: 7	H: 0 LOB: 0 BB: 0 P: 7	R: 3 E: 1 K: 0 S: 6	H: 4 LOB: 1 BB: 1 P: 10	R: 0 E: 0 K: 2 S: 7	H: 0 LOB: 0 BB: 0 P: 7	R: 0 E: 0 K: 0 S: 4	H: 1 LOB: 1 BB: 0 P: 4	1B: 8 2B: 1 3B: 1 HR: 1	SF: 2 SAC: 0 DP: 2 HBP: 0	WP: 1 PB: 0 SB: 1 CS: 2	PA: 38
PITCHER Steve Dunning, R ERA: 4.67 (1, 1)	IP: 4.2 WLS: L BF: 24 H: 7 R: 4 ER: 4 SO: 4 BB: 5 IBB: 0 HBP: 0 BLK: 0 WP: 1 HR: 1 S: 19 P: 39 ERA: 7.71 WHIP: 2.571											PITCHER	IP: 4.2 WLS: L BF: 24 H: 7 R: 4 ER: 4 SO: 4 BB: 5 IBB: 0 HBP: 0 BLK: 0 WP: 1 HR: 1 S: 19 P: 39 ERA: 7.71 WHIP: 2.571									
Alan Foster, R ERA: 4.27 (5, 1)	2.1 BF: 11 H: 4 R: 3 ER: 3 SO: 2 BB: 0 IBB: 1 HBP: 0 BLK: 0 WP: 0 HR: 0 S: 14 P: 18 ERA: 11.57 WHIP: 1.714											PITCHER	IP: 1.0 WLS: 3 BF: 0 H: 0 R: 0 ER: 0 SO: 2 BB: 0 IBB: 0 HBP: 0 BLK: 0 WP: 0 HR: 0 S: 7 P: 7 ERA: 0.00 WHIP: 0.000									

Cleveland Indians @ Detroit Tigers
Tiger Stadium, Detroit, MI
Thu Sep 02 1971, 7:05 PM EDT
Att: 15,500 - Unknown

AB	30
R	7
H	11
RBI	7
BB	6
SO	4
LOB	11

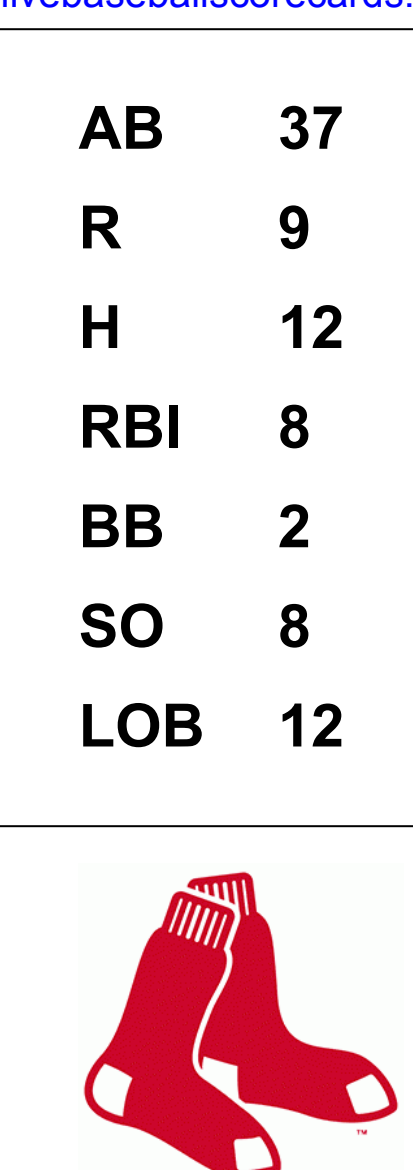


Batter	1	2	3	4	5	6	7	8	9	AB	R	H	RBI	BB	SO	LOB	TOP				
Ted Ford, R OBP: 0.230, SLG: 0.253 (1, 9)	0-0 4-3		0-0 5-3		0-3 K		0-3 K		0-3 K	5	0	0	0	0	3	2	Cleveland Indians @ Boston Red Sox Fenway Park, Boston, MA Fri Sep 03 1971, 7:05 PM EDT Att: 16,086 - Unknown				
Vada Pinson, L OBP: 0.292, SLG: 0.376 (1, 8)	0-0 F9		0-0 1B		0-3 K		G5-4-3 1B		0-0 E3	5	0	2	0	0	1	2					
Ray Fosse, R OBP: 0.311, SLG: 0.356 (1, 2)	0-0 4-3		0-0 F9		4-0 BB		G5-4-3 1-2		0-0 FC5	4	0	0	0	1	0	5					
Graig Nettles, L OBP: 0.369, SLG: 0.452 (1, 5)		0-0 6-3		0-3 K		0-0 P3			0-0 G3	4	0	0	0	0	1	1					
Chris Chambliss, L OBP: 0.367, SLG: 0.440 (1, 3)		0-0 E		0-0 4-3					0-3 K	4	1	2	0	0	1	0					
Kurt Bevacqua, R OBP: 0.219, SLG: 0.296 (1, 7)		0-0 E6		0-0 BB					0-0 F9	4	0	1	1	0	0	1					
Lou Camilli, S OBP: 0.179, SLG: 0.080 (1, 4)		0-0 FC4-6		4-0 BB					0-0 5-3	3	0	0	0	1	0	2					
Fred Stanley, R OBP: 0.388, SLG: 0.267 (1, 6)		0-3 K		4-0 BB					4-0 E	2	0	0	0	2	1	2					
Sam McDowell, L OBP: 0.194, SLG: 0.182 (4, PH)				0-0 F8					4-0 FC5	1	0	0	0	0	1	0					
Roy Foster, R OBP: 0.312, SLG: 0.444 (4, PH)									1-2 E	1	0	0	0	0	0	3					
Steve Hargan, R OBP: 0.288, SLG: 0.394 (7, PH)									0-0 0	0	0	0	0	0	0	0					
Gomer Hodgson, S OBP: 0.287, SLG: 0.394 (7, PH)									0-0 0	1	1	1	1	0	0	0					
Mark Ballinger, R OBP: 0.287, SLG: 0.394 (7, PH)									0-0 0	0	0	0	0	0	0	0					
Bob Kaiser, S OBP: 0.287, SLG: 0.394 (8, PH)									0-0 0	0	0	0	0	0	0	0					
Chuck Hinton, R OBP: 0.326, SLG: 0.427 (9, PH)									1-2 BB	0	0	0	0	1	0	0					
Inning Stats	R: 0 E: 0 K: 0 S: 3	H: 0 LOB: 0 BB: 0 P: 3	R: 1 E: 1 K: 1 S: 7	H: 1 LOB: 0 BB: 0 P: 7	R: 0 E: 0 K: 1 S: 6	H: 1 LOB: 1 BB: 0 P: 6	R: 0 E: 0 K: 1 S: 6	H: 1 LOB: 3 BB: 2 P: 14	R: 0 E: 0 K: 2 S: 7	H: 0 LOB: 1 BB: 1 P: 11	R: 1 E: 0 K: 1 S: 6	H: 2 LOB: 0 BB: 0 P: 6	R: 0 E: 0 K: 1 S: 5	H: 0 LOB: 0 BB: 0 P: 5	R: 0 E: 1 K: 1 S: 6	H: 0 LOB: 3 BB: 2 P: 14	1B: 4 2B: 0 3B: 1 HR: 1	SF: 0 SAC: 0 DP: 1 HBP: 0	WP: 0 PB: 0 SB: 0 CS: 0	PA: 39	
PITCHER	IP	WLS	BF	H	R	ER	SO	BB	IBB	HBP	BLK	WP	HR	S	P	ERA	WHIP				
Roger Moret, L ERA: 3.26 (1, 1)	9.0	W	39	6	2	2	8	5	0	0	0	0	1	50	70	2.00	1.222				

AB	34
R	2
H	6
RBI	2
BB	5
SO	8
LOB	18



Batter	1	2	3	4	5	6	7	8	9	AB	R	H	RBI	BB	SO	LOB	BOTTOM				
Doug Griffin, R OBP: 0.301, SLG: 0.337 (1, 4)	0-0 1B			0-0 4-3		0-0 G6-3		0-0 WP		5	1	2	0	0	1	1	Cleveland Indians @ Boston Red Sox Fenway Park, Boston, MA Fri Sep 03 1971, 7:05 PM EDT Att: 16,086 - Unknown				
Luis Aparicio, R OBP: 0.276, SLG: 0.288 (1, 6)	0-0 1B			0-0 1B				0-0 5-3		5	2	3	1	0	0	1					
Carl Yastrzemski, L OBP: 0.384, SLG: 0.412 (1, 7)	0-0 BB			0-0 F8				0-3 K		5	1	2	3	0	2	3					
Reggie Smith, S OBP: 0.359, SLG: 0.501 (1, 8)	0-3 K			0-0 E		0-0 F9		0-0 F8		4	1	1	0	0	1	2					
Rico Petrocelli, R OBP: 0.349, SLG: 0.443 (1, 5)	0-0 6-3			0-0 E1		0-3 K		0-0 4-3		4	1	0	0	0	1	1					
George Scott, R OBP: 0.317, SLG: 0.442 (1, 3)	4-0 BB			0-0 HR		0-0 F9		0-0 HR		3	2	2	3	1	0	0					
Billy Conigliaro, R OBP: 0.315, SLG: 0.439 (1, 9)	4-0 FC5-4			0-3 K		0-0 4-3		0-0 2-3		3	0	0	0	1	1	0					
Duane Josephson, R OBP: 0.298, SLG: 0.398 (1, 2)	0-0 FC5-4			0-0 P4		0-0 FC3-6		0-0 HR		4	1	2	1	0	0	3					
Roger Moret, S (1, 1)		0-0 5-3		0-3 K		0-0 FC3-6		0-3 K		4	0	0	0	0	2	1					
Inning Stats	R: 2 E: 0 K: 1 S: 8	H: 3 LOB: 3 BB: 2 P: 16	R: 0 E: 1 K: 2 S: 8	H: 0 LOB: 0 BB: 0 P: 8	R: 3 E: 1 K: 2 S: 10	H: 2 LOB: 0 BB: 0 P: 10	R: 0 E: 0 K: 0 S: 4	H: 1 LOB: 0 BB: 0 P: 4	R: 0 E: 0 K: 0 S: 3	H: 1 LOB: 0 BB: 0 P: 3	R: 3 E: 0 K: 0 S: 6	H: 3 LOB: 0 BB: 0 P: 6	R: 1 E: 0 K: 2 S: 9	H: 2 LOB: 1 BB: 0 P: 9	1B: 5 2B: 3 3B: 0 HR: 4	SF: 0 SAC: 0 DP: 1 HBP: 0		WP: 1 PB: 0 SB: 1 CS: 0	PA: 39		
PITCHER	IP	WLS	BF	H	R	ER	SO	BB	IBB	HBP	BLK	WP	HR	S	P	ERA	WHIP				
Sam McDowell, L ERA: 3.22 (1, 1)	3.0	L	18	5	5	4	5	2	0	0	0	0	0	12	12	0.00	0.667				
Steve Hargan, R ERA: 7.04 (4, 1)	3.0		10	2	0	0	1	0	0	0	0	0	0	6	6	27.00	3.000				
Mark Ballinger, R ERA: 4.07 (7, 1)	1.0		6	3	3	3	0	0	0	0	0	0	2	6	6	9.00	2.000				
Bob Kaiser, L ERA: 9.0 (8, 1)	1.0		5	2	1	1	2	0	0	0	0	1	1	9	9	9.00	2.000				



Batter	1	2	3	4	5	6	7	8	9	AB	R	H	RBI	BB	SO	LOB	TOP					
Ted Uhlhaender, L (1.9) OBP: 0.339, SLG: 0.342	F8		K			2B	1B	F8		5	2	2	1	0	1	0	Cleveland Indians @ Boston Red Sox Fenway Park, Boston, MA Sat Sep 04 1971, 3:33 AM EDT Att: 16,506 - Unknown					
Vada Pinson, L (1.8) OBP: 0.295, SLG: 0.384	3B				F8	HR	2B	1-3		5	2	3	2	0	0	0						
Roy Foster, R (1.7) OBP: 0.314, SLG: 0.457	5-3				K			F9		4	1	2	3	0	1	1						
Ted Ford, R (7.7) OBP: 0.228, SLG: 0.251					K					1	1	0	0	0	0	0						
Graig Nettles, L (1.5) OBP: 0.368, SLG: 0.450	F9				L9			K		5	1	1	1	0	1	1						
Chris Chambliss, L (1.3) OBP: 0.374, SLG: 0.453		G1-6-3 BB								2	2	2	1	2	0	0						
Ray Fosse, R (1.2) OBP: 0.311, SLG: 0.362	F7				5-3					4	1	1	3	0	0	2						
Ken Suarez, R (7.2) OBP: 0.299, SLG: 0.259					5-3	P4				0	0	0	0	0	0	0						
Eddie Leon, R (1.4) OBP: 0.309, SLG: 0.317	G1-6-3				5-3					4	0	0	0	0	0	3						
Fred Stanley, R (1.6) OBP: 0.383, SLG: 0.277			5-3		K			5-3		4	1	1	0	0	1	1						
Rich Hand, R (1.1) OBP: 0.200, SLG: 0.143					K			5-3		2	0	0	0	0	1	0						
Phil Hennigan, R (6.1)						F7		5-3		2	0	0	0	0	0	1						
Inning Stats	R: 0 E: 0 K: 0 S: 4	H: 1 LOB: 1 BB: 0 P: 4	R: 0 E: 0 K: 0 S: 2	H: 0 LOB: 0 BB: 1 P: 6	R: 0 E: 0 K: 2 S: 7	H: 0 LOB: 0 BB: 0 P: 7	R: 0 E: 0 K: 1 S: 5	H: 0 LOB: 0 BB: 1 P: 5	R: 0 E: 0 K: 1 S: 5	H: 0 LOB: 1 BB: 1 P: 9	R: 4 E: 0 K: 0 S: 7	H: 4 LOB: 0 BB: 0 P: 7	R: 7 E: 0 K: 0 S: 10	H: 7 LOB: 1 BB: 0 P: 10	R: 0 E: 0 K: 0 S: 3	H: 0 LOB: 0 BB: 0 P: 3	R: 0 E: 0 K: 1 S: 5	H: 0 LOB: 0 BB: 0 P: 5	1B: 4 2B: 4 3B: 1 HR: 3	SF: 0 SAC: 0 DP: 1 HBP: 0	WP: 0 PB: 1 SB: 1 CS: 0	PA: 40
PITCHER	IP WLS BF H R ER SO BB IBB HBP BLK WP HR S P ERA WHIP																					
Jim Lonborg, R (1.1) ERA: 4.5	6.0 L 24 5 4 4 4 4 2 0 0 0 0 0 2 30 38 6.00 1.167																					
Bobby Bolin, R (7.1) ERA: 4.55	0.2 6 4 4 4 0 0 0 0 0 0 0 0 0 6 6 54.00 6.000																					
Bill Lee, L (7.1) ERA: 2.68	0.0 3 3 3 3 0 0 0 0 0 0 0 0 1 3 3 ∞ ∞																					
Ken Tatum, R (7.1) ERA: 4.25	1.1 4 0 0 0 0 0 0 0 0 0 0 0 0 4 4 0.00 0.000																					
Sparky Lyle, L (9.1) ERA: 2.77	1.0 3 0 0 0 0 1 0 0 0 0 0 0 0 5 5 0.00 0.000																					

Batter	1	2	3	4	5	6	7	8	9	AB	R	H	RBI	BB	SO	LOB	BOTTOM					
Doug Griffin, R (1.4) OBP: 0.300, SLG: 0.338	5-3		G4-6-3			G6-4-3		F2		5	0	1	0	0	0	3	Cleveland Indians @ Boston Red Sox Fenway Park, Boston, MA Sat Sep 04 1971, 3:33 AM EDT Att: 16,506 - Unknown					
Luis Aparicio, R (1.6) OBP: 0.280, SLG: 0.290					FC6-5					4	0	2	0	0	0	1						
Juan Beniquez, R (8.6)					FC6-5		P6			1	0	0	0	0	0	0						
Carl Yastrzemski, L (1.7) OBP: 0.394, SLG: 0.409										3	0	0	0	1	1	3						
Phil Gagliano, R (7.7) OBP: 0.412, SLG: 0.375	K		G3		F4		1B			0	2	0	0	1	0	0						
Reggie Smith, S (1.8) OBP: 0.362, SLG: 0.505										4	1	3	0	0	0	0						
Rick Miller, L (7.7) OBP: 1.000, SLG: 2.000	F9				FC3-6					1	2	1	0	0	0	0						
George Scott, R (1.3) OBP: 0.320, SLG: 0.455										3	2	2	4	1	0	2						
Sparky Lyle, L (9.1) OBP: 1.000, SLG: 1.000										0	0	0	0	0	0	0						
Gary Peters, L (9.7) OBP: 0.300, SLG: 0.435										1	1	1	3	0	0	0						
Joe Lahoud, L (1.9) OBP: 0.336, SLG: 0.452					FC3-6					5	1	2	0	0	1	3						
John Kennedy, R (1.5) OBP: 0.319, SLG: 0.403										5	0	0	0	0	1	5						
Bob Montgomery, R (1.2) OBP: 0.316, SLG: 0.363										3	0	1	1	0	1	1						
Jim Lonborg, R (1.1) OBP: 0.265, SLG: 0.146										2	0	1	0	0	0	2						
Ben Ciglaric, L (6.7) OBP: 0.227, SLG: 0.227										1	0	0	0	0	0	0						
Bobby Bolin, R (7.1) OBP: 0.279, SLG: 0.279										0	0	0	0	0	0	0						
Bill Lee, L (7.1) OBP: 0.227, SLG: 0.227										0	0	0	0	0	0	0						
Ken Tatum, R (7.1) OBP: 0.417, SLG: 0.600										0	0	0	0	0	0	0						
Mike Flicke, L (8.7) OBP: 0.234, SLG: 0.214										1	0	0	0	0	1	0						
Inning Stats	R: 0 E: 0 K: 1 S: 5	H: 1 LOB: 1 BB: 0 P: 5	R: 1 E: 0 K: 0 S: 5	H: 2 LOB: 1 BB: 0 P: 5	R: 0 E: 0 K: 0 S: 4	H: 2 LOB: 1 BB: 0 P: 4	R: 1 E: 0 K: 1 S: 7	H: 2 LOB: 2 BB: 1 P: 11	R: 0 E: 0 K: 0 S: 5	H: 2 LOB: 2 BB: 0 P: 5	R: 1 E: 1 K: 0 S: 4	H: 1 LOB: 1 BB: 0 P: 5	R: 3 E: 0 K: 0 S: 5	H: 2 LOB: 1 BB: 1 P: 9	R: 0 E: 0 K: 2 S: 7	H: 0 LOB: 0 BB: 0 P: 7	R: 3 E: 0 K: 1 S: 7	H: 2 LOB: 0 BB: 1 P: 11	1B: 6 2B: 6 3B: 0 HR: 3	SF: 0 SAC: 0 DP: 3 HBP: 1	WP: 0 PB: 0 SB: 0 CS: 1	PA: 43
PITCHER	IP WLS BF H R ER SO BB IBB HBP BLK WP HR S P ERA WHIP																					
Rich Hand, R (1.1) ERA: 4.7	5.1 W 27 10 3 3 2 3 1 0 0 0 0 1 29 34 5.06 2.062																					
Phil Hennigan, R (6.1) ERA: 4.56	3.2 S 16 4 6 6 3 2 0 0 0 0 0 2 20 28 14.73 1.636																					

Batter	1	2	3	4	5	6	7	8	9	AB	R	H	RBI	BB	SO	LOB	TOP					
Ted Uhlhaender, L (1, 8) OBP: 0.340, SLG: 0.343	F8		FC4-6 1B		1B			6-3		4	0	2	0	0	0	0	Cleveland Indians @ Boston Red Sox Fenway Park, Boston, MA Sun Sep 05 1971, 3:33 AM EDT Att: 22,820 - Unknown					
Chris Chambliss, L (1, 3) OBP: 0.370, SLG: 0.447	K		FC4-6 FC5-4 1-2		6-3			F7		4	0	0	0	0	1	2						
Roy Foster, R (1, 7) OBP: 0.316, SLG: 0.466	1B		FC5-4 1-2		F8			HR		4	1	2	1	0	0	1						
Graig Nettles, L (1, 5) OBP: 0.365, SLG: 0.446	4-3		F7		G3			L9		4	0	0	0	0	0	2						
Ray Fosse, R (1, 2) OBP: 0.310, SLG: 0.361		L7		F2				G6-4-3 1B		4	0	1	0	0	0	0						
Eddie Leon, R (1, 4) OBP: 0.311, SLG: 0.319		FC4-6 1B		F8			G6-4-3 1B	G6-4-3 1B		4	0	2	0	0	0	1						
Ted Ford, R (1, 9) OBP: 0.234, SLG: 0.263		FC4-6 1B 1-2		4-3			G6-4-3 1B	2B		4	0	2	0	0	0	1						
Lou Camilli, S (1, 6) OBP: 0.188, SLG: 0.103		1-2 1B		F8			G6-4-3 1-2 2-3	6-3		4	0	1	0	0	0	3						
Ed Farmer, R (1, 1) OBP: 0.143, SLG: 0.077		F7		4-3			4-3			0	0	0	0	0	0	0						
Alan Foster, R (1, 1) OBP: 0.064, SLG: 0.067										2	0	0	0	0	0	2						
Gomer Hodge, S (7, PH) OBP: 0.263, SLG: 0.290										1	0	0	0	0	0	1						
Ray Lamb, R (7, 1) OBP: 0.136, SLG: 0.095										0	0	0	0	0	0	0						
Inning Stats	R: 0 E: 0 K: 1 S: 6	H: 1 LOB: 1 BB: 0 P: 6	R: 0 E: 0 K: 0 S: 5	H: 2 LOB: 2 BB: 0 P: 5	R: 0 E: 0 K: 0 S: 4	H: 1 LOB: 1 BB: 0 P: 4	R: 0 E: 0 K: 0 S: 3	H: 0 LOB: 0 BB: 0 P: 3	R: 0 E: 0 K: 0 S: 4	H: 1 LOB: 1 BB: 0 P: 4	R: 0 E: 0 K: 0 S: 3	H: 0 LOB: 0 BB: 0 P: 3	R: 0 E: 0 K: 0 S: 4	H: 2 LOB: 1 BB: 0 P: 4	R: 1 E: 0 K: 0 S: 4	H: 1 LOB: 0 BB: 0 P: 4	R: 0 E: 0 K: 0 S: 4	H: 2 LOB: 1 BB: 0 P: 4	1B: 8 2B: 1 3B: 0 HR: 1	SF: 0 SAC: 0 DP: 2 HBP: 0	WP: 0 PB: 0 SB: 0 CS: 0	PA: 35
PITCHER Gary Peters, L (1, 1) ERA: 4.61	IP: 9.0 WLS: W BF: 35 H: 10 R: 1 ER: 1 SO: 1 BB: 0 IBB: 0 HBP: 0 BLK: 0 WP: 0 HR: 1 S: 37 P: 37 ERA: 1.00 WHIP: 1.111															PITCHER	IP: 9.0 WLS: W BF: 35 H: 10 R: 1 ER: 1 SO: 1 BB: 0 IBB: 0 HBP: 0 BLK: 0 WP: 0 HR: 1 S: 37 P: 37 ERA: 1.00 WHIP: 1.111					

Batter	1	2	3	4	5	6	7	8	9	AB	R	H	RBI	BB	SO	LOB	BOTTOM			
Doug Griffin, R (1, 4) OBP: 0.299, SLG: 0.336	L7			F8		5-3		4-3		5	0	1	0	0	0	0	Cleveland Indians @ Boston Red Sox Fenway Park, Boston, MA Sun Sep 05 1971, 3:33 AM EDT Att: 22,820 - Unknown			
Joe Lahoud, L (1, 9) OBP: 0.333, SLG: 0.444	BB 2B 4-3			4-3		5-3		4-1		4	1	0	0	1	0	2				
Carl Yastrzemski, L (1, 7) OBP: 0.394, SLG: 0.409	4-0 1-2 2B BB		F6	L7				1B 2B		3	2	1	0	1	0	0				
Reggie Smith, S (1, 8) OBP: 0.361, SLG: 0.505	0-0 1-2 2H E 2B		3-1		F8		F4			4	1	1	2	0	0	1				
Rico Petrocelli, R (1, 5) OBP: 0.350, SLG: 0.442	4-0 FC5-4 E 2B BB		F7		F3		1-2 2B 1B			3	2	1	0	1	0	0				
George Scott, R (1, 3) OBP: 0.319, SLG: 0.453	0-0 1-2 3-H FC5-4 E6		5-3		2B HBP		F8			3	0	0	1	0	0	3				
Juan Beniquez, R (1, 6) OBP: 0.600, SLG: 1.000	0-0 1-2 2-3 FC5-4 2B		FC5-4 1B		1-3 2B		1-H 2-H 2B			4	1	3	2	0	0	2				
Duane Josephson, R (1, 2) OBP: 0.297, SLG: 0.399	0-0 1-H 3-H 1B 2B		FC5-4 1-2		6-3		F8			4	1	1	2	0	0	4				
Gary Peters, L (1, 1) OBP: 0.298, SLG: 0.427	0-0 2-H 1B		F5		L9			F7		4	0	1	1	0	0	1				
Inning Stats	R: 6 E: 1 K: 0 S: 8	H: 4 LOB: 2 BB: 3 P: 20	R: 0 E: 0 K: 0 S: 3	H: 0 LOB: 0 BB: 0 P: 3	R: 0 E: 0 K: 0 S: 4	H: 1 LOB: 1 BB: 0 P: 4	R: 0 E: 0 K: 0 S: 3	H: 0 LOB: 0 BB: 0 P: 3	R: 0 E: 0 K: 0 S: 3	H: 0 LOB: 0 BB: 0 P: 3	R: 2 E: 0 K: 0 S: 6	H: 3 LOB: 1 BB: 0 P: 6	R: 0 E: 0 K: 0 S: 3	H: 0 LOB: 0 BB: 0 P: 3	R: 0 E: 0 K: 0 S: 3	H: 0 LOB: 0 BB: 0 P: 3		1B: 5 2B: 4 3B: 0 HR: 0	SF: 0 SAC: 0 DP: 0 HBP: 1	WP: 0 PB: 0 SB: 0 CS: 0
PITCHER Ed Farmer, R (1, 1) ERA: 3.25	IP: 0.2 WLS: L BF: 20 H: 3 R: 6 ER: 3 SO: 0 BB: 3 IBB: 0 HBP: 0 BLK: 0 WP: 0 HR: 0 S: 6 P: 18 ERA: 40.50 WHIP: 9.000															PITCHER	IP: 0.2 WLS: L BF: 20 H: 3 R: 6 ER: 3 SO: 0 BB: 3 IBB: 0 HBP: 0 BLK: 0 WP: 0 HR: 0 S: 6 P: 18 ERA: 40.50 WHIP: 9.000			
Alan Foster, R (1, 1) ERA: 4.13	IP: 5.1 WLS: 0 BF: 20 H: 3 R: 0 ER: 0 SO: 0 BB: 0 IBB: 0 HBP: 1 BLK: 0 WP: 0 HR: 0 S: 19 P: 20 ERA: 0.00 WHIP: 0.562															PITCHER	IP: 5.1 WLS: 0 BF: 20 H: 3 R: 0 ER: 0 SO: 0 BB: 0 IBB: 0 HBP: 1 BLK: 0 WP: 0 HR: 0 S: 19 P: 20 ERA: 0.00 WHIP: 0.562			
Ray Lamb, R (7, 1) ERA: 3.28	IP: 2.0 WLS: 0 BF: 9 H: 3 R: 2 ER: 2 SO: 0 BB: 0 IBB: 0 HBP: 0 BLK: 0 WP: 0 HR: 0 S: 9 P: 9 ERA: 9.00 WHIP: 1.500															PITCHER	IP: 2.0 WLS: 0 BF: 9 H: 3 R: 2 ER: 2 SO: 0 BB: 0 IBB: 0 HBP: 0 BLK: 0 WP: 0 HR: 0 S: 9 P: 9 ERA: 9.00 WHIP: 1.500			

Batter	1	2	3	4	5	6	7	8	9	AB	R	H	RBI	BB	SO	LOB	TOP					
Ted Uhlhaender, L (1,7) OBP: 0.341, SLG: 0.343	4-0 BB 1-3		X 0-0 1B		X 0-0 F8		X 0-0 6-3		X 0-0 4-3	4	0	1	0	1	0	0	Cleveland Indians @ Baltimore Orioles Memorial Stadium, Baltimore, MD Mon Sep 06 1971, 7:05 PM EDT Att: 16,088 - Unknown					
Vada Pinson, L (1,8) OBP: 0.295, SLG: 0.384	0-0 1-3		X 0-0 1B		X 0-0 G3		X 0-0 F5		X 0-0 F7	5	0	1	0	0	0	1						
Roy Foster, R (1,9) OBP: 0.314, SLG: 0.460	0-0 F7		X 0-0 1B		X 0-0 4-3		X 0-0 F9			4	0	0	0	0	0	3						
Ted Ford, R (9,9) OBP: 0.234, SLG: 0.263										0	0	0	0	0	0	0						
Graig Nettles, L (1,5) OBP: 0.362, SLG: 0.440	0-3 K		X 0-0 F9						X 0-0 G3	4	0	0	0	0	1	3						
Chris Chambliss, L (1,3) OBP: 0.368, SLG: 0.452		0-3 K		X 0-0 F7					X 0-0 G3	4	0	1	0	0	1	0						
Ken Suarez, R (1,2) OBP: 0.312, SLG: 0.284		0-0 6-3		X 0-0 F8 E					X 0-0 CS 1B	4	1	3	0	0	0	0						
Lou Camilli, S (1,4) OBP: 0.222, SLG: 0.156		0-0 2B		X 0-0 F8					X 4-0 1B BB	3	0	1	0	1	0	3						
Fred Stanley, R (1,6) OBP: 0.376, SLG: 0.273		0-0 F9		X 0-0 E8					X 0-0 BB	2	0	1	1	0	0	1						
Eddie Leon, R (4, PR) OBP: 0.313, SLG: 0.320				X 0-0 1B					X 1-2 2-H 1B	1	0	1	0	1	0	0						
Vince Colbert, R (1,1) OBP: 0.095, SLG: 0.143			X 0-0 5-3		X 0-0 6-3				X 0-0 F5	4	0	0	0	0	0	4						
Steve Dunning, R (9,1) OBP: 0.222, SLG: 0.260										0	0	0	0	0	0	0						
Inning Stats	R: 0 E: 0 K: 1 S: 5	H: 0 LOB: 1 BB: 1 P: 9	R: 0 E: 0 K: 1 S: 6	H: 1 LOB: 1 BB: 0 P: 6	R: 0 E: 0 K: 0 S: 5	H: 2 LOB: 2 BB: 0 P: 5	R: 1 E: 1 K: 0 S: 5	H: 2 LOB: 1 BB: 0 P: 5	R: 0 E: 0 K: 0 S: 3	H: 0 LOB: 0 BB: 0 P: 3	R: 0 E: 0 K: 0 S: 5	H: 2 LOB: 3 BB: 1 P: 9	R: 0 E: 0 K: 0 S: 3	H: 0 LOB: 0 BB: 0 P: 3	R: 0 E: 0 K: 0 S: 4	H: 2 LOB: 2 BB: 1 P: 8	R: 0 E: 0 K: 0 S: 3	H: 0 LOB: 0 BB: 0 P: 3	1B: 7 2B: 2 3B: 0 HR: 0	SF: 0 SAC: 0 DP: 0 HBP: 0	WP: 0 PB: 0 SB: 0 CS: 1	PA: 38
PITCHER	IP WLS BF H R ER SO BB IBB HBP BLK WP HR S P ERA WHIP																					
Dave Leonhard, R (1,1) ERA: 1.85	8.0 L 35 9 1 1 2 3 0 0 0 0 0 0 36 48 1.12 1.500																					
Pete Richert, L (9,1) ERA: 4.25	1.0 3 0 0 0 0 0 0 0 0 0 0 0 3 3 0.00 0.000																					

Batter	1	2	3	4	5	6	7	8	9	AB	R	H	RBI	BB	SO	LOB	BOTTOM					
Tom Shopay, L (1,7) OBP: 0.242, SLG: 0.220	0-0 1-3		X 0-0 FC4-2						X 0-0 6-3	4	0	0	0	0	0	2	Cleveland Indians @ Baltimore Orioles Memorial Stadium, Baltimore, MD Mon Sep 06 1971, 7:05 PM EDT Att: 16,088 - Unknown					
Paul Blair, R (1,8) OBP: 0.297, SLG: 0.383	0-3 K		X 0-0 F9						X 0-0 F8	4	0	1	0	0	1	2						
Boog Powell, L (1,3) OBP: 0.377, SLG: 0.438	0-0 6-3								X 0-0 1B	2	0	1	0	2	0	0						
Merv Rettenmund, R (1,9) OBP: 0.421, SLG: 0.450		0-0 6-3		X 0-0 1-3					X 0-0 F7	4	0	0	0	0	0	4						
Eliud Hendricks, L (1,2) OBP: 0.331, SLG: 0.372		0-0 4-3		X 0-0 4-3					X 0-0 1B	4	0	2	0	0	0	1						
Curt Motton, R (9, PR) OBP: 0.250, SLG: 0.357									X 0-0 BB 1B	0	0	0	0	0	0	0						
Brooks Robinson, R (1,5) OBP: 0.345, SLG: 0.399		0-0 6-3		X 0-0 6-3					X 0-0 1B	4	0	1	0	0	0	2						
Davey Johnson, R (1,4) OBP: 0.358, SLG: 0.451			4-0 SH1-4 FC4-2 BB		X 0-0 1B				X 0-0 F8	2	0	1	0	2	0	1						
Jerry Davanon, R (1,6) OBP: 0.338, SLG: 0.281			0-0 FC4-2 SH1-4 1B		X 0-0 F7				X 0-0 6-3	4	0	1	0	0	1	4						
Dave Leonhard, R (1,1) OBP: 0.286, SLG: 0.286			0-0 SH1-4		X 0-0 K				X 0-0 F9	1	0	0	0	0	1	0						
Mark Belanger, R (8, PH) OBP: 0.386, SLG: 0.316									X 0-0 G5-4-3 BB	1	0	0	0	0	0	0						
Pete Richert, L (9,1) ERA: 4.25									X 1-2 2-H 1B	0	0	0	0	0	0	0						
Frank Robinson, R (9, PH) OBP: 0.383, SLG: 0.490			1-2 2-3							1	0	0	0	0	0	3						
Inning Stats	R: 0 E: 0 K: 1 S: 5	H: 0 LOB: 0 BB: 0 P: 5	R: 0 E: 0 K: 0 S: 3	H: 0 LOB: 0 BB: 0 P: 3	R: 0 E: 0 K: 0 S: 4	H: 1 LOB: 2 BB: 1 P: 8	R: 0 E: 0 K: 0 S: 3	H: 0 LOB: 1 BB: 1 P: 7	R: 0 E: 0 K: 0 S: 5	H: 1 LOB: 0 BB: 0 P: 5	R: 0 E: 0 K: 0 S: 4	H: 1 LOB: 1 BB: 0 P: 4	R: 0 E: 0 K: 0 S: 4	H: 1 LOB: 1 BB: 0 P: 4	R: 0 E: 0 K: 0 S: 4	H: 1 LOB: 2 BB: 1 P: 8	R: 0 E: 0 K: 0 S: 6	H: 2 LOB: 3 BB: 1 P: 10	1B: 6 2B: 1 3B: 0 HR: 0	SF: 0 SAC: 1 DP: 1 HBP: 0	WP: 0 PB: 0 SB: 0 CS: 0	PA: 36
PITCHER	IP WLS BF H R ER SO BB IBB HBP BLK WP HR S P ERA WHIP																					
Vince Colbert, R (1,1) ERA: 3.98	8.0 W 33 7 0 0 2 3 0 0 0 0 0 0 34 46 0.00 1.250																					
Steve Dunning, R (9,1) ERA: 4.65	1.0 S 3 0 0 0 1 1 0 0 0 0 0 0 4 8 0.00 1.000																					

Batter	1	2	3	4	5	6	7	8	9	AB	R	H	RBI	BB	SO	LOB	TOP					
Ted Ford, R OBP: 0.229, SLG: 0.257 (1, 8)										4	0	0	0	0	0	1	Cleveland Indians @ Baltimore Orioles Memorial Stadium, Baltimore, MD Tue Sep 07 1971, 7:05 PM EDT Att: 7,196 - Unknown					
Kurt Bevacqua, R OBP: 0.212, SLG: 0.286 (1, 7)										4	0	0	0	0	0	0						
Roy Foster, R OBP: 0.313, SLG: 0.456 (1, 9)										3	0	0	0	0	0	0						
Ray Fosse, R OBP: 0.318, SLG: 0.376 (1, 2)										4	0	3	0	0	0	0						
Graig Nettles, L OBP: 0.359, SLG: 0.437 (1, 5)										4	0	0	0	0	0	4						
Chris Chambliss, L OBP: 0.365, SLG: 0.448 (1, 3)										3	0	0	0	0	0	0						
Eddie Leon, R OBP: 0.315, SLG: 0.324 (1, 6)										1	1	1	0	0	0	0						
Gomer Hodge, S OBP: 0.253, SLG: 0.278 (3, 4)										2	0	0	0	0	1	0						
Lou Camilli, S OBP: 0.231, SLG: 0.171 (1, 4)										3	0	1	0	0	0	1						
Sam McDowell, L OBP: 0.191, SLG: 0.179 (1, 1)										1	0	0	1	0	0	1						
Chuck Hinton, R OBP: 0.320, SLG: 0.401 (8, PH)										1	0	0	0	0	0	1						
Steve Hargan, R OBP: 0.069, SLG: 0.069 (8, 1)										0	0	0	0	0	0	0						
Inning Stats	R: 0 E: 0 K: 0 S: 3	H: 0 LOB: 0 BB: 0 P: 3	R: 0 E: 0 K: 0 S: 3	H: 1 LOB: 0 BB: 0 P: 3	R: 0 E: 0 K: 0 S: 4	H: 1 LOB: 0 BB: 0 P: 4	R: 0 E: 0 K: 0 S: 3	H: 1 LOB: 1 BB: 0 P: 4	R: 0 E: 1 K: 1 S: 6	H: 0 LOB: 1 BB: 0 P: 6	R: 0 E: 0 K: 0 S: 3	H: 0 LOB: 0 BB: 0 P: 3	R: 0 E: 0 K: 0 S: 3	H: 0 LOB: 0 BB: 0 P: 3	R: 0 E: 0 K: 0 S: 4	H: 1 LOB: 1 BB: 0 P: 4	R: 0 E: 0 K: 0 S: 4	H: 1 LOB: 1 BB: 0 P: 4	1B: 3 2B: 2 3B: 0 HR: 0	SF: 0 SAC: 1 DP: 2 HBP: 1	WP: 0 PB: 0 SB: 0 CS: 0	PA: 32
PITCHER Dave McNally, L ERA: 2.94 (1, 1)	IP: 9.0 WLS: W BF: 32 H: 5 R: 1 ER: 1 SO: 1 BB: 0 IBB: 0 HBP: 1 BLK: 0 WP: 0 HR: 0 S: 33 P: 34 ERA: 1.00 WHIP: 0.556															PITCHER						

AB	30
R	1
H	5
RBI	1
BB	0
SO	1
LOB	8



Batter	1	2	3	4	5	6	7	8	9	AB	R	H	RBI	BB	SO	LOB	BOTTOM			
Curt Motton, R OBP: 0.269, SLG: 0.341 (1, 7)										2	1	0	0	2	1	1	Cleveland Indians @ Baltimore Orioles Memorial Stadium, Baltimore, MD Tue Sep 07 1971, 7:05 PM EDT Att: 7,196 - Unknown			
Paul Blair, R OBP: 0.297, SLG: 0.383 (8, 8)										0	0	0	0	0	0	0				
Merv Rettenmund, R OBP: 0.422, SLG: 0.452 (1, 8)										3	0	1	1	1	0	1				
Frank Robinson, R OBP: 0.380, SLG: 0.485 (1, 9)										4	0	0	0	0	0	4				
Brooks Robinson, R OBP: 0.346, SLG: 0.398 (1, 5)										2	0	0	0	2	0	0				
Andy Etchebarren, R OBP: 0.333, SLG: 0.451 (1, 2)										4	0	1	0	0	1	3				
Boog Powell, L OBP: 0.376, SLG: 0.436 (1, 3)										4	0	1	0	0	3	2				
Davey Johnson, R OBP: 0.358, SLG: 0.449 (1, 4)										4	0	1	0	0	1	2				
Mark Belanger, R OBP: 0.367, SLG: 0.318 (1, 6)										3	1	2	0	0	1	1				
Dave McNally, R OBP: 0.221, SLG: 0.323 (1, 1)										2	1	1	2	1	1	1				
Inning Stats	R: 1 E: 0 K: 0 S: 3	H: 1 LOB: 1 BB: 2 P: 11	R: 2 E: 0 K: 1 S: 7	H: 2 LOB: 0 BB: 0 P: 7	R: 0 E: 0 K: 0 S: 3	H: 0 LOB: 0 BB: 0 P: 3	R: 0 E: 0 K: 1 S: 6	H: 1 LOB: 1 BB: 0 P: 6	R: 0 E: 0 K: 0 S: 2	H: 0 LOB: 1 BB: 2 P: 10	R: 0 E: 0 K: 3 S: 9	H: 0 LOB: 1 BB: 1 P: 13	R: 0 E: 0 K: 2 S: 8	H: 1 LOB: 2 BB: 1 P: 12	R: 0 E: 0 K: 1 S: 6	H: 2 LOB: 2 BB: 0 P: 6	1B: 5 2B: 1 3B: 0 HR: 1	SF: 0 SAC: 0 DP: 1 HBP: 0	WP: 1 PB: 0 SB: 0 CS: 0	PA: 34
PITCHER Sam McDowell, L ERA: 3.24 (1, 1)	IP: 7.0 WLS: L BF: 30 H: 5 R: 3 ER: 3 SO: 7 BB: 6 IBB: 0 HBP: 0 BLK: 0 WP: 1 HR: 1 S: 38 P: 62 ERA: 3.86 WHIP: 1.571															PITCHER				
Steve Hargan, R ERA: 6.94 (8, 1)	IP: 1.0 WLS: L BF: 4 H: 2 R: 0 ER: 0 SO: 1 BB: 0 IBB: 0 HBP: 0 BLK: 0 WP: 0 HR: 0 S: 6 P: 6 ERA: 0.00 WHIP: 2.000															PITCHER				

AB	28
R	3
H	7
RBI	3
BB	6
SO	8
LOB	15



Batter	1	2	3	4	5	6	7	8	9	AB	R	H	RBI	BB	SO	LOB	TOP			
Jerry Kenney, L (1, 5) OBP: 0.360, SLG: 0.304	L5-3 1B	G3		4-3		HR 1B	4-3			5	1	2	0	0	0	2				
Thurman Munson, R (1, 2) OBP: 0.341, SLG: 0.385	K		F8	K		HR 1B		FC1-6 BB		4	1	1	2	1	2	1				
Felipe Alou, R (1, 8) OBP: 0.322, SLG: 0.388 (2, 3)	L5-3		1B 2B BB	L5		6-3		F7		4	1	0	0	1	0	2				
Roy White, S (1, 7) OBP: 0.378, SLG: 0.462		F7	1B		HR	3B 1B		FC1-6 1-2		5	2	3	1	0	0	1				
Ron Blomberg, L (1, 9) OBP: 0.366, SLG: 0.503	1B HBP 1B	2B BB		1B BB G1-2-3 1B	HR	3B 1B		G3		4	3	3	1	1	0	1				
Danny Cater, R (1, 3) OBP: 0.308, SLG: 0.364	1B HBP	1B	2B		G1-2-3 1B BB	SF7		G4-3 1B HBP		0	0	0	0	0	0	0				
Jim Lytle, L (2, PR) OBP: 0.272, SLG: 0.301 (2, 8)	1B HBP	1B	2B		G1-2-3 1B BB	SF7		G4-3 1B HBP		1	2	1	3	1	0	0				
Horace Clarke, S (1, 4) OBP: 0.328, SLG: 0.322	1B 1-2 2-3	1B	BB		G1-2-3 1B	F8		G4-3 1B		4	0	3	0	1	0	0				
Gene Michael, S (1, 6) OBP: 0.309, SLG: 0.293	F7		1B		G1-2-3	1-3		G4-3		5	0	1	1	0	0	8				
Mike Kekich, R (1, 1) OBP: 0.200, SLG: 0.163			F9		5-3			1-3		4	0	1	2	0	0	4				
Al Closter, L (7, 1)								1-3		1	0	0	0	0	0	1				
Roger Hambright, R (9, 1) OBP: 0.500, SLG: 0.500	1-3 2-H 3-H	1B						1-3		0	0	0	0	0	0	0				
Inning Stats	R: 0 E: 0 K: 1 S: 5	H: 1 LOB: 0 BB: 0 P: 5	R: 2 E: 0 K: 0 S: 6	H: 3 LOB: 2 BB: 0 P: 7	R: 3 E: 0 K: 0 S: 5	H: 3 LOB: 3 BB: 1 P: 17	R: 0 E: 0 K: 1 S: 5	H: 0 LOB: 0 BB: 0 P: 5	R: 1 E: 0 K: 0 S: 5	H: 3 LOB: 2 BB: 1 P: 9	R: 4 E: 0 K: 0 S: 7	H: 4 LOB: 0 BB: 0 P: 7	R: 0 E: 0 K: 0 S: 3	H: 0 LOB: 1 BB: 0 P: 7	R: 0 E: 0 K: 0 S: 3	H: 1 LOB: 1 BB: 0 P: 4	1B: 11 2B: 2 3B: 1 HR: 2	SF: 1 SAC: 0 DP: 3 HBP: 2	WP: 0 PB: 0 SB: 0 CS: 0	PA: 45
PITCHER	IP WLS BF H R ER SO BB IBB HBP BLK WP HR S P ERA WHIP	IP WLS BF H R ER SO BB IBB HBP BLK WP HR S P ERA WHIP	IP WLS BF H R ER SO BB IBB HBP BLK WP HR S P ERA WHIP	IP WLS BF H R ER SO BB IBB HBP BLK WP HR S P ERA WHIP	IP WLS BF H R ER SO BB IBB HBP BLK WP HR S P ERA WHIP	IP WLS BF H R ER SO BB IBB HBP BLK WP HR S P ERA WHIP	IP WLS BF H R ER SO BB IBB HBP BLK WP HR S P ERA WHIP	IP WLS BF H R ER SO BB IBB HBP BLK WP HR S P ERA WHIP	IP WLS BF H R ER SO BB IBB HBP BLK WP HR S P ERA WHIP	Rich Hand, R (1, 1) ERA: 5.33	Bob Kaiser, L (9, 1) ERA: 4.5	Mike Paul, L (4, 1) ERA: 5.0	Ed Farmer, R (5, 1) ERA: 3.82	Mark Ballinger, R (6, 1) ERA: 4.78	Steve Hargan, R (7, 1) ERA: 6.6					

New York Yankees @ Cleveland Indians
Cleveland Municipal Stadium, Cleveland, OH
Sat Sep 11 1971, 3:33 AM EDT
Att. 4,925 - Overcast - 76 F

AB 37
R 10
H 15
RBI 10
BB 5
SO 2
LOB 20



Batter	1	2	3	4	5	6	7	8	9	AB	R	H	RBI	BB	SO	LOB	BOTTOM					
Ted Uhlhaender, L (1, 7) OBP: 0.342, SLG: 0.340	1B E BB	K		FC6-4			2B BB	5-3		3	2	0	0	2	1	5						
Vada Pinson, L (1, 8) OBP: 0.294, SLG: 0.385	F9		F8		F9		1B 2B	F9		5	1	1	1	0	0	2						
Roy Foster, R (1, 9) OBP: 0.317, SLG: 0.458	E FC4-6 1B		P4		F4		1B 2B	HR 1B		5	2	3	1	0	0	0						
Ray Fosse, R (1, 2) OBP: 0.319, SLG: 0.384	E6 FC4-6 1B		F9		5-3		F9	HR HR		5	1	2	2	0	0	1						
Graig Nettles, L (1, 5) OBP: 0.358, SLG: 0.435	FC4-6			G3		E3 1B	1B	F9		5	0	1	1	0	0	1						
Chris Chambliss, L (1, 3) OBP: 0.363, SLG: 0.444	K		F7		L8		F8	HR 1B		5	1	1	0	0	1	4						
Eddie Leon, R (1, 6) OBP: 0.316, SLG: 0.326						K		HR		1	0	1	0	0	0	0						
Kurt Bevacqua, R (3, 4) OBP: 0.221, SLG: 0.328				BB		K		HR		4	1	2	2	0	2	3						
Lou Camilli, S (1, 4) OBP: 0.250, SLG: 0.179 (3, 6)		FC6-4 SH1-4		BB		1B		F8		4	0	1	0	1	0	1						
Bob Hand, R (1, 1) Mike Paul, L (4, 1) Ed Farmer, R (5, 1) Mark Ballinger, R (6, 1) Steve Hargan, R (7, 1) Ted Foltz, R (8, 1) Bob Kaiser, L (9, 1) John Lovestrom, L (9, 1)				FC6-4		G3		5-3		0	0	0	0	0	0	0						
Inning Stats	R: 2 E: 1 K: 1 S: 7	H: 2 LOB: 1 BB: 1 P: 11	R: 0 E: 0 K: 1 S: 6	H: 1 LOB: 0 BB: 0 P: 6	R: 0 E: 0 K: 0 S: 3	H: 0 LOB: 0 BB: 0 P: 3	R: 0 E: 0 K: 0 S: 4	H: 1 LOB: 3 BB: 2 P: 12	R: 0 E: 0 K: 1 S: 7	H: 0 LOB: 0 BB: 0 P: 3	R: 0 E: 0 K: 1 S: 7	H: 1 LOB: 2 BB: 0 P: 7	R: 2 E: 0 K: 1 S: 8	H: 3 LOB: 2 BB: 1 P: 12	R: 0 E: 0 K: 0 S: 4	H: 1 LOB: 1 BB: 0 P: 4	R: 4 E: 0 K: 1 S: 9	H: 4 LOB: 0 BB: 0 P: 9	1B: 9 2B: 2 3B: 0 HR: 2	SF: 0 SAC: 1 DP: 0 HBP: 0	WP: 0 PB: 0 SB: 0 CS: 0	PA: 45
PITCHER	IP WLS BF H R ER SO BB IBB HBP BLK WP HR S P ERA WHIP	IP WLS BF H R ER SO BB IBB HBP BLK WP HR S P ERA WHIP	IP WLS BF H R ER SO BB IBB HBP BLK WP HR S P ERA WHIP	IP WLS BF H R ER SO BB IBB HBP BLK WP HR S P ERA WHIP	IP WLS BF H R ER SO BB IBB HBP BLK WP HR S P ERA WHIP	IP WLS BF H R ER SO BB IBB HBP BLK WP HR S P ERA WHIP	IP WLS BF H R ER SO BB IBB HBP BLK WP HR S P ERA WHIP	IP WLS BF H R ER SO BB IBB HBP BLK WP HR S P ERA WHIP	IP WLS BF H R ER SO BB IBB HBP BLK WP HR S P ERA WHIP	Mike Kekich, L (1, 1) ERA: 3.64	Al Closter, L (7, 1) ERA: 4.5	Roger Hambright, R (9, 1) ERA: 3.8										

New York Yankees @ Cleveland Indians
Cleveland Municipal Stadium, Cleveland, OH
Sat Sep 11 1971, 3:33 AM EDT
Att. 4,925 - Overcast - 76 F

AB 40
R 8
H 13
RBI 7
BB 4
SO 5
LOB 19



Batter	1	2	3	4	5	6	7	8	9	AB	R	H	RBI	BB	SO	LOB	TOP					
Horace Clarke, S OBP: 0.326, SLG: 0.319	F8	1-3		6-3		5-3			F8	5	0	0	0	0	0	4						
Ron Swoboda, R OBP: 0.384, SLG: 0.365	F3		1B	K			K		K	5	0	1	0	0	3	3						
Roy White, S OBP: 0.379, SLG: 0.460	HR		1B		F8		K		FC6-4	4	1	1	0	1	1	2						
Felipe Alou, R OBP: 0.323, SLG: 0.399	HR		5-3				6-3			4	1	2	2	0	0	2						
Thurman Munson, R OBP: 0.343, SLG: 0.384			FC5-4				K		K	3	0	1	0	1	2	1						
Ron Blomberg, L OBP: 0.394, SLG: 0.494	F7		K				BB		2-3	3	0	0	0	1	1	4						
Ron Hansen, R OBP: 0.245, SLG: 0.250		FC3-6	FC5-4				K		K	3	0	0	0	1	2	5						
Gene Michael, S OBP: 0.311, SLG: 0.293	FC3-6			6-3	SH3-4		4-3		BB	3	0	1	0	1	0	1						
Fritz Peterson, S OBP: 0.134, SLG: 0.080	F5			SH3-4			4-3		BB	2	0	0	0	0	0	1						
Bobby Murcer, L OBP: 0.420, SLG: 0.531										0	0	0	0	1	0	0						
Jerry Kenney, L OBP: 0.360, SLG: 0.304									FC6-4	0	0	0	0	0	0	0						
Inning Stats	R: 2 E: 0 K: 0 S: 5	H: 2 LOB: 1 BB: 1 P: 9	R: 0 E: 0 K: 0 S: 3	H: 0 LOB: 1 BB: 1 P: 7	R: 0 E: 0 K: 1 S: 7	H: 2 LOB: 3 BB: 1 P: 11	R: 0 E: 0 K: 1 S: 5	H: 0 LOB: 1 BB: 1 P: 9	R: 0 E: 0 K: 2 S: 8	H: 1 LOB: 2 BB: 1 P: 12	R: 0 E: 0 K: 0 S: 3	H: 0 LOB: 0 BB: 0 P: 3	R: 0 E: 0 K: 2 S: 7	H: 0 LOB: 0 BB: 0 P: 7	R: 0 E: 0 K: 2 S: 7	H: 0 LOB: 0 BB: 0 P: 7	R: 0 E: 0 K: 1 S: 6	H: 1 LOB: 2 BB: 1 P: 10	1B: 4 2B: 1 3B: 0 HR: 1	SF: 0 SAC: 1 DP: 0 HBP: 0	WP: 0 PB: 0 SB: 0 CS: 0	PA: 39
PITCHER	IP	WLS	BF	H	R	ER	SO	BB	IBB	HBP	BLK	WP	HR	S	P	ERA	WHIP					
Sam McDowell, L ERA: 3.2	(1, 1)	8.0	W	36	6	2	2	8	6	0	0	0	0	1	46	70	2.25	1.500				
Phil Hennigan, R ERA: 4.69	(9, 1)	1.0	S	3	0	0	0	1	0	0	0	0	0	5	5	0.00	0.000					

New York Yankees @ Cleveland Indians
Cleveland Municipal Stadium, Cleveland, OH
Sun Sep 12 1971, 3:33 AM EDT
Att. 7,556 - Overcast - 71 F

AB 32
R 2
H 6
RBI 2
BB 6
SO 9
LOB 23



Batter	1	2	3	4	5	6	7	8	9	AB	R	H	RBI	BB	SO	LOB	BOTTOM				
Ted Uhlhaender, L OBP: 0.341, SLG: 0.342	HR	3-1			P3		5-3			4	1	1	0	0	0	2					
Vada Pinson, L OBP: 0.295, SLG: 0.386	3-1		S		CS			G3		4	0	2	0	0	0	1					
Roy Foster, R OBP: 0.315, SLG: 0.464	2-3		1B		1B			F9		4	1	1	2	0	2	2					
Ted Ford, R OBP: 0.233, SLG: 0.261	HR		K		K					0	0	0	0	0	0	0					
Ray Fosse, R OBP: 0.320, SLG: 0.387	5-3		F7			G3-6-3		HR		4	1	2	0	0	0	1					
Graig Nettles, L OBP: 0.359, SLG: 0.446	HR		3-1		G3-6-3			HR		4	2	2	3	0	0	2					
Chris Chambliss, L OBP: 0.359, SLG: 0.439	6-3				F8		3-1		K	4	0	0	0	0	1	0					
Kurt Bevacqua, R OBP: 0.216, SLG: 0.319		P4			6-3			F9		3	0	0	0	0	0	0					
Lou Camilli, S OBP: 0.298, SLG: 0.262							SH3-4		1B	3	0	3	0	0	0	0					
Sam McDowell, L OBP: 0.186, SLG: 0.174										2	0	0	0	0	1	2					
Phil Hennigan, R ERA: 4.69					F5		SH3-4			0	0	0	0	0	0	0					
Inning Stats	R: 3 E: 0 K: 0 S: 6	H: 3 LOB: 0 BB: 0 P: 6	R: 0 E: 0 K: 1 S: 6	H: 1 LOB: 1 BB: 0 P: 6	R: 0 E: 0 K: 1 S: 6	H: 1 LOB: 1 BB: 0 P: 6	R: 0 E: 0 K: 0 S: 4	H: 1 LOB: 0 BB: 0 P: 4	R: 0 E: 0 K: 0 S: 3	H: 1 LOB: 0 BB: 0 P: 3	R: 0 E: 0 K: 0 S: 4	H: 1 LOB: 1 BB: 0 P: 4	R: 2 E: 0 K: 1 S: 7	H: 2 LOB: 0 BB: 0 P: 7	R: 0 E: 0 K: 1 S: 7	H: 2 LOB: 0 BB: 0 P: 7	1B: 5 2B: 3 3B: 0 HR: 3	SF: 0 SAC: 1 DP: 1 HBP: 0	WP: 0 PB: 0 SB: 1 CS: 1	PA: 33	
PITCHER	IP	WLS	BF	H	R	ER	SO	BB	IBB	HBP	BLK	WP	HR	S	P	ERA	WHIP				
Fritz Peterson, L ERA: 3.23	(1, 1)	8.0	L	33	11	5	5	4	0	0	0	0	3	41	41	5.62	1.375				

New York Yankees @ Cleveland Indians
Cleveland Municipal Stadium, Cleveland, OH
Sun Sep 12 1971, 3:33 AM EDT
Att. 7,556 - Overcast - 71 F

AB 32
R 5
H 11
RBI 5
BB 0
SO 4
LOB 10



Batter	1	2	3	4	5	6	7	8	9	AB	R	H	RBI	BB	SO	LOB	TOP			
Del Unser, L OBP: 0.332, SLG: 0.364 (1, 8)	1-3		BB		G6-3			F8		3	0	0	0	1	0	2	Washington Senators @ Cleveland Indians Cleveland Municipal Stadium, Cleveland, OH Tue Sep 14 1971, 7:05 PM EDT Unknown - 73 F livebaseballscorecards.com			
Davey Nelson, R OBP: 0.302, SLG: 0.352 (1, 5)	P4		P5			G6-4-3		G3		3	0	0	0	1	0	2				
Don Mincher, L OBP: 0.395, SLG: 0.448 (1, 3)						G6-4-3			HR	3	1	2	1	1	0	1				
Frank Howard, R OBP: 0.366, SLG: 0.464 (1, 7)	F8		K			5-3			2-3	4	0	0	0	0	1	3				
Bernie Allen, L OBP: 0.359, SLG: 0.366 (1, 4)		4-3			P3				F8	4	0	0	0	0	0	0				
Dick Billings, R OBP: 0.279, SLG: 0.329 (1, 2)		F9			6-3				F7	4	0	0	0	0	0	0				
Larry Bittner, L OBP: 0.326, SLG: 0.302 (1, 9)					F7					2	0	0	0	1	1	0				
Tim Cullen, R OBP: 0.249, SLG: 0.263 (8, PH)										2	0	1	0	0	0	1				
Tom McCraw, L OBP: 0.292, SLG: 0.401 (8, PH)										1	0	1	0	0	0	0				
Toby Harrah, R OBP: 0.288, SLG: 0.278 (8, 6)										0	0	0	0	0	0	0				
Bill Gogolewski, L OBP: 0.207, SLG: 0.148 (1, 1)										2	0	0	0	0	0	1				
Paul Lindblad, L OBP: 0.190, SLG: 0.296 (5, 1)										0	0	0	0	0	0	0				
Jeff Burroughs, R OBP: 0.340, SLG: 0.412 (8, PH)										1	0	0	0	0	1	1				
Denny Riddleberger, R OBP: 0.288, SLG: 0.278 (8, 1)										0	0	0	0	0	0	0				
Inning Stats	R: 0 E: 0 K: 0 S: 4	H: 1 LOB: 1 BB: 0 P: 4	R: 0 E: 0 K: 0 S: 3	H: 0 LOB: 1 BB: 1 P: 7	R: 0 E: 0 K: 1 S: 5	H: 0 LOB: 2 BB: 2 P: 13	R: 0 E: 0 K: 0 S: 3	H: 0 LOB: 0 BB: 0 P: 3	R: 0 E: 0 K: 0 S: 2	H: 0 LOB: 0 BB: 1 P: 6	R: 0 E: 0 K: 1 S: 5	H: 0 LOB: 0 BB: 0 P: 5	R: 0 E: 0 K: 1 S: 6	H: 1 LOB: 1 BB: 0 P: 6	R: 1 E: 0 K: 0 S: 4	H: 1 LOB: 0 BB: 0 P: 4	1B: 2 2B: 1 3B: 0 HR: 1	SF: 0 SAC: 0 DP: 2 HBP: 0	WP: 0 PB: 0 SB: 0 CS: 0	PA: 33
PITCHER Vince Colbert, R ERA: 3.76 (1, 1)	IP: 9.0 WLS: W BF: 33 H: 4 R: 1 ER: 1 SO: 3 BB: 4 IBB: 0 HBP: 0 BLK: 0 WP: 0 HR: 1 S: 35 P: 51 ERA: 1.00 WHIP: 0.889																			


Batter	1	2	3	4	5	6	7	8	9	AB	R	H	RBI	BB	SO	LOB	BOTTOM			
Ted Uhlhaender, L OBP: 0.343, SLG: 0.348 (1, 9)	6-3			E4				4-3		4	1	2	1	0	0	0	Washington Senators @ Cleveland Indians Cleveland Municipal Stadium, Cleveland, OH Tue Sep 14 1971, 7:05 PM EDT Unknown - 73 F livebaseballscorecards.com			
Vada Pinson, L OBP: 0.295, SLG: 0.383 (1, 8)	F9			3B				K		3	0	0	0	1	2	2				
Roy Foster, R OBP: 0.320, SLG: 0.469 (1, 7)				2B						3	1	2	0	1	0	0				
Ted Ford, R OBP: 0.233, SLG: 0.261 (9, 7)	F8			1B				S		0	0	0	0	0	0	0				
Graig Nettles, L OBP: 0.358, SLG: 0.445 (1, 5)				2B				1B		4	0	1	1	0	1	2				
Chris Chambliss, L OBP: 0.356, SLG: 0.435 (1, 3)				1B				G3		3	0	0	0	0	1	1				
Ray Fosse, R OBP: 0.320, SLG: 0.389 (1, 2)				G3				4-3		3	0	1	0	0	1	0				
John Lowenstein, L ERA: 2.79 (1, 1)										1	0	0	0	1	0	0				
Kurt Bevacqua, R OBP: 0.214, SLG: 0.317 (7, PH)				P4				6-3		1	0	0	0	0	0	1				
Lou Camilli, S OBP: 0.300, SLG: 0.250 (1, 6)				4-3				L4		2	1	0	0	1	0	1				
Vince Colbert, R OBP: 0.125, SLG: 0.130 (1, 1)				K				5-3		2	0	0	0	1	1	1				
Inning Stats	R: 0 E: 0 K: 0 S: 3	H: 0 LOB: 0 BB: 0 P: 3	R: 0 E: 0 K: 3 S: 9	H: 0 LOB: 0 BB: 0 P: 9	R: 0 E: 0 K: 1 S: 5	H: 0 LOB: 0 BB: 0 P: 5	R: 2 E: 1 K: 0 S: 4	H: 3 LOB: 0 BB: 1 P: 8	R: 1 E: 0 K: 1 S: 5	H: 1 LOB: 2 BB: 3 P: 17	R: 0 E: 0 K: 0 S: 2	H: 0 LOB: 0 BB: 1 P: 6	R: 0 E: 0 K: 0 S: 4	H: 1 LOB: 1 BB: 0 P: 4	R: 0 E: 0 K: 1 S: 6	H: 1 LOB: 1 BB: 0 P: 6	1B: 3 2B: 2 3B: 1 HR: 0	SF: 0 SAC: 0 DP: 2 HBP: 0	WP: 0 PB: 0 SB: 1 CS: 1	PA: 31
PITCHER Bill Gogolewski, R ERA: 2.85 (1, 1)	IP: 2.1 WLS: L BF: 8 H: 1 R: 0 ER: 0 SO: 1 BB: 4 IBB: 0 HBP: 0 BLK: 0 WP: 0 HR: 0 S: 9 P: 13 ERA: 0.00 WHIP: 0.857																			
Paul Lindblad, L ERA: 2.85 (5, 1)	IP: 2.1 WLS: L BF: 8 H: 1 R: 0 ER: 0 SO: 1 BB: 4 IBB: 0 HBP: 0 BLK: 0 WP: 0 HR: 0 S: 9 P: 13 ERA: 0.00 WHIP: 1.000																			
Denny Riddleberger, L ERA: 3.43 (8, 1)	IP: 1.0 WLS: L BF: 4 H: 1 R: 0 ER: 0 SO: 1 BB: 0 IBB: 0 HBP: 0 BLK: 0 WP: 0 HR: 0 S: 6 P: 6 ERA: 0.00 WHIP: 1.000																			

Batter	1	2	3	4	5	6	7	8	9	AB	R	H	RBI	BB	SO	LOB	TOP		
Doug Griffin, R OBP: 0.290, SLG: 0.321	6-3		FC6-4		FC6-4		6-3			5	0	1	0	0	0	2	Boston Red Sox @ Cleveland Indians Cleveland Municipal Stadium, Cleveland, OH Wed Sep 15 1971, 7:05 PM EDT Alt. 2,449 - Unknown - 69 F		
Juan Beniquez, R OBP: 0.269, SLG: 0.320	F9			F8	5-3		3-1		F4	5	0	0	0	0	3				
Joe Lahoud, L OBP: 0.332, SLG: 0.435	F6			HR		WP		WP		3	3	2	1	2	0				
Reggie Smith, S OBP: 0.358, SLG: 0.492		F8		F4		WP		F8		3	0	0	0	2	2				
Rico Petrocelli, R OBP: 0.338, SLG: 0.431	K			HR		F8		1B	FC6-4	4	1	1	2	0	1				
Ben Oglivie, L OBP: 0.286, SLG: 0.333	3-1			K		F4				4	0	1	1	0	1				
Cecil Cooper, L OBP: 0.429, SLG: 0.462			F8		1B	WP		7-2		4	1	2	1	0	2				
Carlton Fisk, R OBP: 0.238, SLG: 0.381			F7		FC6-4	F9			1B	4	1	2	1	0	2				
Jim Lonborg, R Bill Lee, L Bobby Bolin, R Sparky Lyle, L Mike Figue, L Ken Brett, L			FC6-4		FC6-4		K		SH2-4	1 0 0 0 0 1 0 1 1 0 0 0 0 0 1 0	WP: 3 PA: 41 RB: 0 SB: 1 CS: 0								
Inning Stats	R: 0 E: 0 K: 0 S: 3	H: 0 LOB: 0 BB: 0 P: 3	R: 0 E: 0 K: 1 S: 5	H: 0 LOB: 0 BB: 0 P: 5	R: 0 E: 0 K: 0 S: 3	H: 0 LOB: 1 BB: 1 P: 7	R: 2 E: 0 K: 1 S: 6	H: 1 LOB: 0 BB: 1 P: 10	R: 1 E: 0 K: 0 S: 5	H: 2 LOB: 1 BB: 0 P: 5	R: 1 E: 0 K: 0 S: 5	H: 2 LOB: 2 BB: 1 P: 9	R: 0 E: 0 K: 1 S: 5	H: 0 LOB: 0 BB: 0 P: 5	R: 1 E: 0 K: 0 S: 6	H: 1 LOB: 1 BB: 1 P: 8	R: 1 E: 0 K: 0 S: 6	H: 3 LOB: 3 BB: 1 P: 10	1B: 6 SF: 0 2B: 3 SAC: 1 3B: 0 DP: 1 HR: 1 HBP: 1
PITCHER	IP WLS BF H R ER SO BB IBB HBP BLK WP HR S P ERA WHIP																		
Alan Foster, R ERA: 4.2	(1, 1) 5.2	WLS: 25	BF: 5	H: 4	R: 4	ER: 4	SO: 2	BB: 3	IBB: 0	HBP: 0	BLK: 0	WP: 1	HR: 1	S: 26	P: 38	ERA: 6.35	WHIP: 1.412		
Ray Lamb, R ERA: 3.24	(6, 1) 0.1	WLS: 1	BF: 0	H: 0	R: 0	ER: 0	SO: 0	BB: 0	IBB: 0	HBP: 0	BLK: 0	WP: 1	HR: 0	S: 1	P: 1	ERA: 0.00	WHIP: 0.000		
Mark Ballinger, R ERA: 4.66	(7, 1) 2.0	WLS: 8	BF: 1	H: 1	R: 1	ER: 1	SO: 1	BB: 1	IBB: 0	HBP: 1	BLK: 0	WP: 1	HR: 0	S: 8	P: 13	ERA: 4.50	WHIP: 1.000		
Ed Farmer, R ERA: 3.96	(9, 1) 1.0	WLS: L	BF: 7	H: 3	R: 1	ER: 1	SO: 0	BB: 0	IBB: 1	HBP: 0	BLK: 0	WP: 0	HR: 0	S: 6	P: 10	ERA: 9.00	WHIP: 3.000		

Batter	1	2	3	4	5	6	7	8	9	AB	R	H	RBI	BB	SO	LOB	BOTTOM		
Ted Uhlhaender, L OBP: 0.344, SLG: 0.348			1B	4-3		1B		1B		4	1	3	3	1	0	1	Boston Red Sox @ Cleveland Indians Cleveland Municipal Stadium, Cleveland, OH Wed Sep 15 1971, 7:05 PM EDT Alt. 2,449 - Unknown - 69 F		
Vada Pinson, L OBP: 0.300, SLG: 0.386			1-3		F8	1B		1B		5	0	3	0	0	1				
Roy Foster, R OBP: 0.322, SLG: 0.459			E5		6-3	1B		F7		4	0	1	1	0	5				
Graig Nettles, L OBP: 0.358, SLG: 0.443			F8		4-3	G3		7-2		5	0	0	0	0	9				
Chris Chambliss, L OBP: 0.356, SLG: 0.428			F7			1B	K		K	3	0	0	0	2	2				
Ray Fosse, R OBP: 0.325, SLG: 0.388			4-3			1B	F7		L4	5	1	2	0	0	1				
John Lowenstein, L OBP: 0.261, SLG: 0.312			1-3		P6		5-3			3	1	1	0	0	1				
Kurt Bevacqua, R OBP: 0.218, SLG: 0.315						1B			1B	2	0	1	0	0	0				
Lou Camilli, S OBP: 0.293, SLG: 0.250			4-3			K		SH		4	1	2	0	0	1				
Chuck Hinton, R OBP: 0.321, SLG: 0.396					SH1			1B		1	0	0	0	0	1				
Alan Foster, R Ray Lamb, R Frank Baker, R Mark Ballinger, R Eddie Leon, R Rich Hand, R Ed Farmer, R			L4		SH1	FC1-2		SH		1 0 0 0 0 0 0 1 0 0 0 0 0 0 0 0 1 1 0 0 0 0 0 2 0	WP: 0 PA: 44 RB: 0 SB: 0 CS: 0								
Inning Stats	R: 0 E: 1 K: 0 S: 5	H: 2 LOB: 2 BB: 0 P: 5	R: 0 E: 0 K: 0 S: 4	H: 1 LOB: 1 BB: 0 P: 4	R: 0 E: 0 K: 1 S: 5	H: 0 LOB: 2 BB: 2 P: 14	R: 0 E: 0 K: 0 S: 4	H: 1 LOB: 1 BB: 0 P: 4	R: 0 E: 0 K: 0 S: 3	H: 0 LOB: 0 BB: 0 P: 3	R: 4 E: 1 K: 1 S: 10	H: 5 LOB: 2 BB: 1 P: 14	R: 0 E: 0 K: 1 S: 5	H: 0 LOB: 0 BB: 0 P: 5	R: 1 E: 1 K: 0 S: 6	H: 3 LOB: 2 BB: 0 P: 6	R: 0 E: 0 K: 1 S: 6	H: 1 LOB: 1 BB: 0 P: 6	1B: 13 SF: 0 2B: 1 SAC: 2 3B: 0 DP: 1 HR: 0 HBP: 1
PITCHER	IP WLS BF H R ER SO BB IBB HBP BLK WP HR S P ERA WHIP																		
Jim Lonborg, R ERA: 4.48	(1, 1) 5.2	WLS: 28	BF: 7	H: 4	R: 4	ER: 4	SO: 2	BB: 2	IBB: 1	HBP: 0	BLK: 0	WP: 0	HR: 0	S: 28	P: 41	ERA: 6.35	WHIP: 1.588		
Bill Lee, L ERA: 2.68	(6, 1) 1.1	WLS: 10	BF: 5	H: 1	R: 1	ER: 1	SO: 1	BB: 0	IBB: 0	HBP: 0	BLK: 0	WP: 0	HR: 0	S: 12	P: 12	ERA: 6.75	WHIP: 3.750		
Bobby Bolin, R ERA: 4.48	(8, 1) 0.1	WLS: 1	BF: 0	H: 0	R: 0	ER: 0	SO: 0	BB: 0	IBB: 0	HBP: 0	BLK: 0	WP: 0	HR: 0	S: 1	P: 1	ERA: 0.00	WHIP: 0.000		
Sparky Lyle, L ERA: 2.88	(8, 1) 0.2	WLS: W	BF: 1	H: 0	R: 0	ER: 0	SO: 0	BB: 0	IBB: 0	HBP: 0	BLK: 0	WP: 0	HR: 0	S: 1	P: 1	ERA: 0.00	WHIP: 0.000		
Ken Brett, L ERA: 4.65	(9, 1) 1.0	WLS: S	BF: 4	H: 1	R: 0	ER: 0	SO: 1	BB: 0	IBB: 0	HBP: 0	BLK: 0	WP: 0	HR: 0	S: 6	P: 6	ERA: 0.00	WHIP: 1.000		


Batter	1	2	3	4	5	6	7	8	9	AB	R	H	RBI	BB	SO	LOB	TOP				
Doug Griffin, R (1,4) OBP: 0.293, SLG: 0.323	F8			1B		K				3	0	1	1	2	1	0	Boston Red Sox @ Cleveland Indians Cleveland Municipal Stadium, Cleveland, OH Thu Sep 16 1971, 7:05 PM EDT Att. 2,301 - Unknown - 65 F				
Juan Beniquez, R (1,6) OBP: 0.256, SLG: 0.300	F8	6-3		2-3			F8	F4		5	0	1	1	0	0	3					
Joe Lahoud, L (1,9) OBP: 0.330, SLG: 0.442	K				4-3		F9		HR	5	1	1	1	0	2	0					
Reggie Smith, S (1,8) OBP: 0.355, SLG: 0.488		4-3	P4		4-3		6-3		6-3	5	0	0	0	0	0	0					
Rico Petrocelli, R (1,5) OBP: 0.342, SLG: 0.437		HR			HR			1B	F7	2	3	1	1	3	0	0					
Cecil Cooper, L (1,3) OBP: 0.421, SLG: 0.500	E3				1B			K	WP	5	2	2	0	0	2	3					
Rick Miller, L (1,7) OBP: 0.571, SLG: 1.000	HR			WP	5-3			K	G3	4	2	2	4	1	1	2					
Carlton Fisk, R (1,2) OBP: 0.280, SLG: 0.480				5-3		CS	F7			4	1	2	0	0	0	1					
Mike Garman, R (1,1) Gary Peters, L (4,1) John Curtis, L (6,1) Mike Fiore, L (8, PH) Sparky Lyle, L (8,1)	K			K			F5			2	0	0	0	0	2	2					
Inning Stats	R: 0 E: 0 K: 1 S: 5	H: 0 LOB: 0 BB: 0 P: 5	R: 3 E: 1 K: 1 S: 8	H: 2 LOB: 2 BB: 2 P: 16	R: 0 E: 0 K: 2 S: 7	H: 0 LOB: 1 BB: 1 P: 11	R: 1 E: 0 K: 1 S: 5	H: 1 LOB: 2 BB: 2 P: 13	R: 2 E: 0 K: 0 S: 5	H: 3 LOB: 0 BB: 0 P: 5	R: 0 E: 0 K: 1 S: 5	H: 0 LOB: 0 BB: 0 P: 3	R: 0 E: 0 K: 2 S: 10	H: 3 LOB: 1 BB: 1 P: 14	R: 1 E: 0 K: 0 S: 5	H: 2 LOB: 1 BB: 0 P: 5		1B: 4 2B: 3 3B: 1 HR: 3	SF: 0 SAC: 0 DP: 0 HBP: 0	WP: 3 PB: 1 SB: 0 CS: 1	PA: 44
PITCHER	IP	WLS	BF	H	R	ER	SO	BB	IBB	HBP	BLK	WP	HR	S	P	ERA	WHIP				
Rich Hand, R (1,1) ERA: 5.56	6.0		28	6	6	5	6	5	0	0	0	1	2	35	55	7.50	1.833				
Ray Lamb, R (7,1) ERA: 3.39	2.0	L	10	3	3	3	2	1	0	0	0	0	0	13	17	13.50	2.000				
Bob Kaiser, L (9,1) ERA: 6.0	1.0		5	2	1	1	0	0	0	0	0	1	1	5	5	9.00	2.000				

AB 37
R 10
H 11
RBI 10
BB 6
SO 8
LOB 11



Batter	1	2	3	4	5	6	7	8	9	AB	R	H	RBI	BB	SO	LOB	BOTTOM					
Ted Uhlhaender, L (1,9) OBP: 0.345, SLG: 0.358	G3		FC4-6			K				5	1	2	2	0	1	3	Boston Red Sox @ Cleveland Indians Cleveland Municipal Stadium, Cleveland, OH Thu Sep 16 1971, 7:05 PM EDT Att. 2,301 - Unknown - 65 F					
Vada Pinson, L (1,8) OBP: 0.301, SLG: 0.392	HR		F5	F8		FC5-4		3-1		5	1	2	2	0	0	3						
Roy Foster, R (1,7) OBP: 0.323, SLG: 0.458	6-3			1B		FC5-4				5	1	2	0	0	1	2						
Graig Nettles, L (1,5) OBP: 0.358, SLG: 0.443	4-3			1B		F9			F2	5	1	2	0	0	0	1						
Chris Chambliss, L (1,3) OBP: 0.354, SLG: 0.425		4-3		F8	FC4-6		K			5	0	1	0	0	1	4						
Ray Fosse, R (1,2) OBP: 0.326, SLG: 0.395		G3		HR	FC4-6			F8		5	1	2	3	0	0	2						
John Lowenstein, L (1,4) OBP: 0.271, SLG: 0.325										1	1	1	0	1	0	0						
Kurt Bevacqua, R (6, PH) OBP: 0.221, SLG: 0.315									F8	3	0	1	0	0	0	3						
Lou Camilli, S (1,6) OBP: 0.323, SLG: 0.259		CS		2B		1B				2	1	1	0	2	0	2						
Rich Hand, R (1,1) ERA: 12.27	3.2									2	0	0	0	0	0	3						
Gomer Hodge, S (6, PH) ERA: 4.49	1.2									1	0	1	0	0	0	0						
Ray Lamb, R (7,1) OBP: 0.136, SLG: 0.095	1.2	W	8	3	0	0	2	0	0	0	0	0	0	0	0	0						
Ted Ford, R (8, PH) OBP: 0.231, SLG: 0.258	1.2									1	0	0	0	0	1	0						
Bob Kaiser, S (9,1) ERA: 2.75	2.0	S	8	2	1	1	2	0	0	0	0	0	0	0	0	0						
Inning Stats	R: 1 E: 0 K: 0 S: 4	H: 1 LOB: 0 BB: 0 P: 4	R: 0 E: 0 K: 0 S: 2	H: 0 LOB: 0 BB: 1 P: 6	R: 0 E: 0 K: 0 S: 3	H: 0 LOB: 1 BB: 1 P: 7	R: 4 E: 0 K: 0 S: 8	H: 5 LOB: 2 BB: 1 P: 12	R: 0 E: 0 K: 0 S: 4	H: 1 LOB: 1 BB: 0 P: 4	R: 1 E: 0 K: 1 S: 8	H: 4 LOB: 2 BB: 0 P: 8	R: 0 E: 0 K: 1 S: 7	H: 2 LOB: 2 BB: 0 P: 7	R: 1 E: 0 K: 2 S: 8	H: 1 LOB: 0 BB: 0 P: 8	R: 0 E: 0 K: 0 S: 4	H: 1 LOB: 1 BB: 0 P: 4	1B: 10 2B: 2 3B: 0 HR: 3	SF: 0 SAC: 0 DP: 0 HBP: 0	WP: 0 PB: 0 SB: 0 CS: 1	PA: 44
PITCHER	IP	WLS	BF	H	R	ER	SO	BB	IBB	HBP	BLK	WP	HR	S	P	ERA	WHIP					
Mike Garman, R (1,1) ERA: 12.27	19		19	6	5	5	0	3	0	0	0	0	0	8	8	5.40	2.400					
Gary Peters, L (4,1) ERA: 4.49	8		4	1	1	0	0	0	0	0	0	0	0	8	8	5.40	2.400					
John Curtis, L (6,1) ERA: 3.38	8		8	3	0	0	2	0	0	0	0	0	0	12	12	0.00	1.800					
Sparky Lyle, L (8,1) ERA: 2.75	8		8	2	1	1	2	0	0	0	0	1	1	12	12	4.50	1.000					

AB 40
R 7
H 15
RBI 7
BB 3
SO 4
LOB 23



Batter	1	2	3	4	5	6	7	8	9	AB	R	H	RBI	BB	SO	LOB	TOP			
Ted Uhlhaender, L (1.7) OBP: 0.342, SLG: 0.355	L3		K			P6			F9	4	0	0	0	0	1	1	Cleveland Indians @ New York Yankees Yankee Stadium, Bronx, NY Fri Sep 17 1971, 7:05 PM EDT Unknown - 73 F			
Eddie Leon, R (1.6) OBP: 0.317, SLG: 0.327	E5		1B			6-3			1-3	4	0	1	0	0	0	0				
Roy Foster, R (1.9) OBP: 0.324, SLG: 0.455	K			5-3			FC6-4 BB		BB BB BB	2	0	0	0	2	1	1				
Ray Fosse, R (1.2) OBP: 0.323, SLG: 0.391	L7			1-3			F8		F8	4	0	0	0	0	0	3				
Graig Nettles, L (1.5) OBP: 0.357, SLG: 0.440		4-3		L9			F9			3	0	0	0	0	0	1				
Chuck Hinton, R (1.3) OBP: 0.314, SLG: 0.387		K			K		FC6-4 1-2			3	0	0	0	0	2	1				
Ted Ford, R (1.8) OBP: 0.227, SLG: 0.254					F9				2-3	3	0	0	0	0	0	0				
Lou Camilli, S (1.4) OBP: 0.323, SLG: 0.263					5-3				K	3	0	1	0	0	1	0				
Sam McDowell, L (1.1) OBP: 0.181, SLG: 0.169							2-3			1	0	0	0	0	0	0				
Gomer Hodge, S (8, PH) OBP: 0.265, SLG: 0.289			SH1-4						6-3	1	0	0	0	0	0	0				
Steve Hargan, R (8.1) OBP: 0.067, SLG: 0.067										0	0	0	0	0	0	0				
Inning Stats	R: 0 E: 1 K: 1 S: 6	H: 0 LOB: 1 BB: 0 P: 6	R: 0 E: 0 K: 1 S: 5	H: 0 LOB: 0 BB: 0 P: 5	R: 0 E: 0 K: 1 S: 6	H: 2 LOB: 2 BB: 0 P: 6	R: 0 E: 0 K: 0 S: 3	H: 0 LOB: 0 BB: 0 P: 3	R: 0 E: 0 K: 0 S: 5	H: 0 LOB: 0 BB: 0 P: 5	R: 0 E: 0 K: 0 S: 3	H: 0 LOB: 1 BB: 1 P: 7	R: 0 E: 0 K: 1 S: 5	H: 0 LOB: 0 BB: 0 P: 5	R: 0 E: 0 K: 0 S: 3	H: 0 LOB: 1 BB: 1 P: 7	1B: 2 2B: 0 3B: 0 HR: 0	SF: 0 SAC: 1 DP: 0 HBP: 0	WP: 0 PB: 0 SB: 0 CS: 0	PA: 31
PITCHER Fritz Peterson, L (1.1) ERA: 3.12	IP: 9.0 WLS: W BF: 31 H: 2 R: 0 ER: 0 SO: 5 BB: 2 IBB: 0 HBP: 0 BLK: 0 WP: 0 HR: 0 S: 39 P: 47 ERA: 0.00 WHIP: 0.444															PITCHER				

Batter	1	2	3	4	5	6	7	8	9	AB	R	H	RBI	BB	SO	LOB	BOTTOM			
Horace Clarke, S (1.4) OBP: 0.317, SLG: 0.311	5-3		5-3		4-3		F8			4	0	0	0	0	0	0	Cleveland Indians @ New York Yankees Yankee Stadium, Bronx, NY Fri Sep 17 1971, 7:05 PM EDT Unknown - 73 F			
Thurman Munson, R (1.2) OBP: 0.340, SLG: 0.374	E6		1B		P4		5-3			4	1	1	0	0	0	0				
Bobby Murcer, L (1.8) OBP: 0.422, SLG: 0.535	4-3		1B		BB		F9			3	0	1	0	1	0	1				
Roy White, S (1.7) OBP: 0.375, SLG: 0.450	F7		1B		L7				4-3	3	0	0	0	1	0	2				
Felipe Alou, R (1.9) OBP: 0.334, SLG: 0.410		1B	G6-4-3		1B	FC2 BB		2B	1B	3	0	3	1	1	0	0				
John Ellis, R (1.3) OBP: 0.329, SLG: 0.345		K	G6-4-3		F8			1-3	2B	4	0	1	0	0	1	5				
Ron Hansen, R (1.5) OBP: 0.272, SLG: 0.304		1B			G6-3	1B		FC4-6	IBB	3	0	3	0	1	0	0				
Gene Michael, S (1.6) OBP: 0.305, SLG: 0.284					G6-3				K	2	0	0	0	1	0	3				
Ron Blomberg, L (8, PH) OBP: 0.382, SLG: 0.492						FC2				1	0	0	0	0	1	3				
Frank Baker, L (9.6) OBP: 0.291, SLG: 0.185						1-2				0	0	0	0	0	0	0				
Fritz Peterson, S (1.1) OBP: 0.128, SLG: 0.076		G5-2-3			4-3		F7		FC4-6	4	0	0	0	0	0	8				
Inning Stats	R: 0 E: 1 K: 0 S: 4	H: 0 LOB: 1 BB: 0 P: 4	R: 0 E: 0 K: 1 S: 6	H: 2 LOB: 2 BB: 1 P: 10	R: 1 E: 0 K: 0 S: 5	H: 3 LOB: 2 BB: 1 P: 9	R: 0 E: 0 K: 0 S: 3	H: 1 LOB: 0 BB: 0 P: 3	R: 0 E: 0 K: 0 S: 3	H: 0 LOB: 0 BB: 0 P: 7	R: 0 E: 0 K: 0 S: 4	H: 1 LOB: 2 BB: 1 P: 8	R: 0 E: 0 K: 0 S: 3	H: 0 LOB: 0 BB: 0 P: 3	R: 0 E: 0 K: 1 S: 7	H: 2 LOB: 3 BB: 1 P: 11	1B: 8 2B: 1 3B: 0 HR: 0	SF: 0 SAC: 0 DP: 3 HBP: 0	WP: 0 PB: 0 SB: 0 CS: 0	PA: 36
PITCHER Sam McDowell, L (1.1) ERA: 3.17	IP: 7.0 WLS: L BF: 30 H: 7 R: 1 ER: 1 SO: 1 BB: 3 IBB: 1 HBP: 0 BLK: 0 WP: 0 HR: 0 S: 28 P: 44 ERA: 1.29 WHIP: 1.429															PITCHER				
Steve Hargan, R (8.1) ERA: 6.4	IP: 1.0 WLS: L BF: 6 H: 2 R: 0 ER: 0 SO: 1 BB: 0 IBB: 1 HBP: 0 BLK: 0 WP: 0 HR: 0 S: 7 P: 11 ERA: 0.00 WHIP: 2.000															PITCHER				

Batter	1	2	3	4	5	6	7	8	9	AB	R	H	RBI	BB	SO	LOB	TOP				
Ted Uhlhaender, L (1, 7) OBP: 0.341, SLG: 0.354										4	0	1	0	0	1	1	Cleveland Indians @ New York Yankees Yankee Stadium, Bronx, NY Fri Sep 17 1971, 7:05 PM EDT Att: 7,527 - Cloudy - 73 F				
Vada Pinson, L (1, 8) OBP: 0.299, SLG: 0.389										4	0	0	0	0	2						
Chris Chambliss, L (1, 3) OBP: 0.351, SLG: 0.420										4	0	0	0	1	2						
Graig Nettles, L (1, 5) OBP: 0.356, SLG: 0.444										4	1	1	1	0	2						
Frank Baker, L (1, 9) OBP: 0.270, SLG: 0.314										3	0	1	0	0	0						
John Lowenstein, L (1, 4) OBP: 0.278, SLG: 0.320										2	0	0	0	2	1						
Lou Camilli, S (1, 6) OBP: 0.304, SLG: 0.246										4	0	0	0	0	4						
Ken Suarez, R (1, 2) OBP: 0.310, SLG: 0.283										2	0	0	0	1	2						
Ray Fosse, R (7, PH) OBP: 0.326, SLG: 0.393										1	0	1	0	1	0						
Mike Paul, L (1, 1) ERA: 6.12										0	0	0	0	1	0						
Inning Stats	R: 0 E: 0 K: 1 S: 5	H: 0 LOB: 0 BB: 0 P: 5	R: 0 E: 0 K: 1 S: 6	H: 1 LOB: 2 BB: 1 P: 10	R: 0 E: 0 K: 0 S: 2	H: 0 LOB: 0 BB: 1 P: 6	R: 1 E: 0 K: 1 S: 6	H: 1 LOB: 0 BB: 0 P: 6	R: 0 E: 0 K: 0 S: 3	H: 0 LOB: 0 BB: 0 P: 3	R: 0 E: 1 K: 0 S: 4	H: 0 LOB: 1 BB: 0 P: 4	R: 0 E: 0 K: 0 S: 2	H: 0 LOB: 2 BB: 2 P: 11	R: 0 E: 0 K: 0 S: 4	H: 1 LOB: 1 BB: 0 P: 4	R: 0 E: 1 K: 2 S: 9	H: 1 LOB: 2 BB: 0 P: 9	1B: 3 2B: 0 3B: 0 HR: 1	SF: 0 SAC: 0 DP: 1 HBP: 1	WP: 0 PA: 37
PITCHER Stan Bahnsen, R (1, 1) ERA: 3.18	IP: 9.0 WLS: W BF: 36 H: 4 R: 1 ER: 1 SO: 5 BB: 4 IBB: 0 HBP: 1 BLK: 0 WP: 0 HR: 1 S: 41 P: 58 ERA: 1.00 WHIP: 0.889															PITCHER					

AB	31
R	1
H	4
RBI	1
BB	4
SO	5
LOB	18



Batter	1	2	3	4	5	6	7	8	9	AB	R	H	RBI	BB	SO	LOB	BOTTOM													
Horace Clarke, S (1, 4) OBP: 0.319, SLG: 0.313										5	1	3	1	0	0	0	Cleveland Indians @ New York Yankees Yankee Stadium, Bronx, NY Fri Sep 17 1971, 7:05 PM EDT Att: 7,527 - Cloudy - 73 F													
Thurman Munson, R (1, 2) OBP: 0.340, SLG: 0.380										4	1	1	1	0	4															
Bobby Murcer, L (1, 8) OBP: 0.424, SLG: 0.535										4	1	2	0	1	0															
Roy White, S (1, 7) OBP: 0.375, SLG: 0.448										3	0	0	0	2	3															
John Ellis, R (1, 3) OBP: 0.330, SLG: 0.347										5	0	2	1	0	2															
Ron Swoboda, R (1, 9) OBP: 0.396, SLG: 0.371										3	1	2	1	2	2															
Ron Hansen, R (1, 5) OBP: 0.277, SLG: 0.308										5	1	2	0	0	6															
Gene Michael, S (1, 6) OBP: 0.305, SLG: 0.282										3	1	0	0	1	4															
Stan Bahnsen, R (1, 1) OBP: 0.158, SLG: 0.200										4	1	2	2	0	1															
Inning Stats	R: 1 E: 0 K: 1 S: 7	H: 2 LOB: 3 BB: 1 P: 12	R: 0 E: 0 K: 1 S: 5	H: 0 LOB: 0 BB: 0 P: 5	R: 1 E: 0 K: 1 S: 8	H: 3 LOB: 3 BB: 1 P: 12	R: 1 E: 0 K: 0 S: 5	H: 3 LOB: 2 BB: 1 P: 9	R: 0 E: 0 K: 1 S: 6	H: 1 LOB: 1 BB: 0 P: 6	R: 0 E: 0 K: 0 S: 3	H: 0 LOB: 0 BB: 0 P: 3	R: 3 E: 0 K: 1 S: 9	H: 4 LOB: 2 BB: 1 P: 13	R: 0 E: 0 K: 0 S: 3	H: 1 LOB: 1 BB: 2 P: 11		1B: 13 2B: 1 3B: 0 HR: 1	SF: 0 SAC: 0 DP: 2 HBP: 1	WP: 1 PA: 43										
PITCHER Mike Paul, L (1, 1) ERA: 6.12	IP: 3.0 WLS: L BF: 19 H: 7 R: 3 ER: 3 SO: 3 BB: 2 IBB: 0 HBP: 1 BLK: 0 WP: 1 HR: 0 S: 12 P: 16 ERA: 9.00 WHIP: 3.000															PITCHER														
Ray Lamb, R (4, 1) ERA: 3.32	3.0	11	2	0	0	1	1	0	0	0	1	0	12	16	0.00	1.000														
Ed Farmer, R (7, 1) ERA: 4.3	0.2	7	4	3	3	1	1	0	0	0	0	0	8	12	40.50	7.500														
Steve Mingo, L (7, 1) ERA: 1.57	0.1	1	0	0	0	0	0	0	0	0	0	0	1	1	0.00	0.000														
Bob Kaiser, L (8, 1) ERA: 6.75	1.0	5	1	1	1	0	2	0	0	0	0	0	3	11	9.00	3.000														

AB	36
R	7
H	14
RBI	6
BB	6
SO	5
LOB	25



Batter	1	2	3	4	5	6	7	8	9	AB	R	H	RBI	BB	SO	LOB	TOP			
Ted Uhlhaender, L (1,7) OBP: 0.339, SLG: 0.351	F7			K		L8			F7	4	0	0	0	0	1	1	Cleveland Indians @ New York Yankees Yankee Stadium, Bronx, NY Sat Sep 18 1971, 3:33 AM EDT Att. 9,105 - Overcast - 74 F			
Vada Pinson, L (1,8) OBP: 0.299, SLG: 0.388	G6-4-3 1B			E4			1-3		F7	4	0	1	0	0	0	1				
Ray Fosse, R (1,2) OBP: 0.327, SLG: 0.394	G6-4-3			5-3					1B	4	0	2	0	0	0	2				
Graig Nettles, L (1,5) OBP: 0.355, SLG: 0.443		F9		P6					1-3	4	0	1	0	0	0	3				
Chris Chambliss, L (1,3) OBP: 0.348, SLG: 0.417		F7			L7				G6-3	3	0	0	0	0	0	2				
Frank Baker, L (1,9) OBP: 0.286, SLG: 0.309					K				F7	3	0	0	0	0	1	0				
Eddie Leon, R (1,6) OBP: 0.317, SLG: 0.327										3	0	1	0	0	0	0				
Kurt Bevacqua, R (8, PR) OBP: 0.221, SLG: 0.315				6-3		5-3			G1-6-3 1B	0	0	0	0	0	0	0				
Lou Camilli, S (1,4) OBP: 0.292, SLG: 0.234				6-3		4-3			G1-6-3	3	0	0	0	0	0	1				
Vince Colbert, R (1,1) OBP: 0.120, SLG: 0.125										1	0	0	0	0	1	0				
Mark Ballinger, R (5,1) OBP: 0.200, SLG: 0.200										0	0	0	0	0	0	0				
Ted Ford, R (6, PH) OBP: 0.226, SLG: 0.253										0	0	0	0	0	0	0				
Steve Mingori, L (6,1) OBP: 0.300, SLG: 0.500										0	0	0	0	0	0	0				
Bob Kaiser, S (7,1) OBP: 0.271, SLG: 0.295										1	0	1	0	0	0	0				
Gomer Hodges, S (6, PH)										0	0	0	0	0	0	0				
Inning Stats	R: 0 E: 0 K: 0 S: 3	H: 1 LOB: 0 BB: 0 P: 3	R: 0 E: 0 K: 0 S: 3	H: 0 LOB: 0 BB: 0 P: 3	R: 0 E: 0 K: 1 S: 5	H: 0 LOB: 0 BB: 0 P: 5	R: 0 E: 1 K: 1 S: 6	H: 0 LOB: 1 BB: 0 P: 6	R: 0 E: 0 K: 1 S: 5	H: 0 LOB: 0 BB: 0 P: 5	R: 0 E: 0 K: 0 S: 4	H: 2 LOB: 1 BB: 0 P: 4	R: 0 E: 0 K: 0 S: 3	H: 1 LOB: 1 BB: 0 P: 3	R: 0 E: 0 K: 0 S: 5	H: 2 LOB: 2 BB: 0 P: 5	1B: 6 2B: 0 3B: 0 HR: 0	SF: 0 SAC: 0 DP: 3 HBP: 0	WP: 0 PB: 0 CS: 0	PA: 31
PITCHER Mel Stottlemyre, R (1,1) ERA: 2.69	IP: 9.0 WLS: W BF: 31 H: 6 R: 0 ER: 0 SO: 4 BB: 0 IBB: 0 HBP: 0 BLK: 0 WP: 0 HR: 0 S: 39 P: 39 ERA: 0.00 WHIP: 0.667											PITCHER	IP: 9.0 WLS: W BF: 31 H: 6 R: 0 ER: 0 SO: 4 BB: 0 IBB: 0 HBP: 0 BLK: 0 WP: 0 HR: 0 S: 39 P: 39 ERA: 0.00 WHIP: 0.667							

Batter	1	2	3	4	5	6	7	8	9	AB	R	H	RBI	BB	SO	LOB	BOTTOM			
Jerry Kenney, L (1,5) OBP: 0.368, SLG: 0.311	6-3		SF8		2B	L1-3				1	1	0	1	2	0	0	Cleveland Indians @ New York Yankees Yankee Stadium, Bronx, NY Sat Sep 18 1971, 3:33 AM EDT Att. 9,105 - Overcast - 74 F			
Ron Hansen, R (8, PR) OBP: 0.277, SLG: 0.308					3B	BB			BB	0	0	0	0	0	0	0				
Jake Gibbs, L (1,2) OBP: 0.287, SLG: 0.332	G3-6-3 BB		2B		3B	L1-3			F8	4	2	2	0	1	0	2				
Bobby Murcer, L (1,8) OBP: 0.426, SLG: 0.544	G3-6-3		2B		2B					4	2	3	4	0	0	1				
Jim Lyttle, L (7,8) OBP: 0.266, SLG: 0.294	G3-6-3		1B		3B				K	1	0	0	0	0	1	1				
Roy White, S (1,7) OBP: 0.376, SLG: 0.446		L7			F7					4	0	1	1	1	1	2				
Ron Blomberg, L (1,9) OBP: 0.358, SLG: 0.484		2-3		3-4-1					F2	5	1	1	1	0	0	3				
John Ellis, R (1,3) OBP: 0.333, SLG: 0.355					1B					4	1	2	1	0	1	0				
Horace Clarke, S (1,4) OBP: 0.320, SLG: 0.314					6-3				F6	4	1	2	1	0	0	1				
Frank Baker, L (1,6) OBP: 0.301, SLG: 0.191					G3					3	0	1	0	1	1	2				
Mel Stottlemyre, R (1,1) OBP: 0.215, SLG: 0.218					5-3				F8	4	1	1	0	0	1	4				
Inning Stats	R: 0 E: 0 K: 0 S: 2	H: 0 LOB: 0 BB: 1 P: 6	R: 0 E: 0 K: 0 S: 3	H: 0 LOB: 0 BB: 0 P: 3	R: 4 E: 0 K: 0 S: 8	H: 5 LOB: 1 BB: 0 P: 8	R: 0 E: 0 K: 1 S: 5	H: 0 LOB: 1 BB: 1 P: 9	R: 5 E: 0 K: 1 S: 10	H: 5 LOB: 1 BB: 1 P: 14	R: 0 E: 0 K: 1 S: 7	H: 1 LOB: 1 BB: 0 P: 7	R: 0 E: 0 K: 1 S: 5	H: 0 LOB: 2 BB: 1 P: 10	R: 0 E: 0 K: 1 S: 5	H: 0 LOB: 2 BB: 1 P: 10	1B: 7 2B: 6 3B: 1 HR: 0	SF: 1 SAC: 0 DP: 2 HBP: 1	WP: 0 PB: 0 CS: 0	PA: 41
PITCHER Vince Colbert, R (1,1) ERA: 4.2	IP: 0.2 WLS: L BF: 4 H: 2 R: 1 ER: 1 SO: 1 BB: 0 IBB: 0 HBP: 0 BLK: 0 WP: 0 HR: 0 S: 6 P: 6 ERA: 13.50 WHIP: 3.000											PITCHER	IP: 0.2 WLS: L BF: 4 H: 2 R: 1 ER: 1 SO: 1 BB: 0 IBB: 0 HBP: 0 BLK: 0 WP: 0 HR: 0 S: 6 P: 6 ERA: 13.50 WHIP: 3.000							
Mark Ballinger, R (5,1) ERA: 4.55	IP: 1.0 WLS: 0 BF: 4 H: 1 R: 0 ER: 0 SO: 1 BB: 0 IBB: 0 HBP: 0 BLK: 0 WP: 0 HR: 0 S: 5 P: 5 ERA: 0.00 WHIP: 2.000											PITCHER	IP: 1.0 WLS: 0 BF: 4 H: 1 R: 0 ER: 0 SO: 1 BB: 0 IBB: 0 HBP: 0 BLK: 0 WP: 0 HR: 0 S: 5 P: 5 ERA: 0.00 WHIP: 2.000							
Steve Mingori, L (6,1) ERA: 1.54	IP: 2.0 WLS: 10 BF: 2 H: 0 R: 0 ER: 0 SO: 2 BB: 1 IBB: 0 HBP: 0 BLK: 0 WP: 0 HR: 0 S: 12 P: 17 ERA: 0.00 WHIP: 1.500											PITCHER	IP: 2.0 WLS: 10 BF: 2 H: 0 R: 0 ER: 0 SO: 2 BB: 1 IBB: 0 HBP: 0 BLK: 0 WP: 0 HR: 0 S: 12 P: 17 ERA: 0.00 WHIP: 1.500							



Batter	1	2	3	4	5	6	7	8	9	AB	R	H	RBI	BB	SO	LOB	TOP					
Ted Uhlhaender, L (1.7)										3	2	0	1	0	3							
Vada Pinson, L (1.8)										4	0	2	0	0	2							
Roy Foster, R (1.9)										4	0	0	1	0	2							
Graig Nettles, L (1.5)										4	0	0	0	1	1							
Chris Chambliss, L (1.3)										4	0	1	0	0	0							
Ray Fosse, R (1.2)										4	0	0	0	0	1							
Eddie Leon, R (1.6)										4	0	1	0	0	1							
Lou Camilli, S (1.4)										3	0	1	0	0	0							
Steve Dunning, R (1.1)										2	0	1	0	1	0							
Inning Stats	R: 1 E: 0 K: 0 S: 4	H: 2 LOB: 0 BB: 0 P: 4	R: 0 E: 0 K: 0 S: 3	H: 1 LOB: 0 BB: 0 P: 3	R: 0 E: 0 K: 0 S: 2	H: 0 LOB: 1 BB: 2 P: 10	R: 0 E: 0 K: 1 S: 5	H: 0 LOB: 0 BB: 0 P: 5	R: 0 E: 0 K: 0 S: 3	H: 0 LOB: 0 BB: 0 P: 3	R: 1 E: 0 K: 0 S: 7	H: 2 LOB: 1 BB: 0 P: 7	R: 0 E: 0 K: 0 S: 6	H: 3 LOB: 3 BB: 0 P: 6	R: 0 E: 0 K: 0 S: 3	H: 0 LOB: 0 BB: 0 P: 3	R: 0 E: 0 K: 0 S: 3	H: 0 LOB: 0 BB: 0 P: 3	1B: 8 2B: 0 3B: 0 HR: 0	SF: 0 SAC: 0 DP: 3 HBP: 0	WP: 0 PB: 0 CS: 0	PA: 34
PITCHER Steve Kline, R (1.1) ERA: 2.85	IP: 9.0 WLS: W BF: 34 H: 8 R: 2 ER: 2 SO: 2 BB: 2 IBB: 0 HBP: 0 BLK: 0 WP: 0 HR: 0 S: 36 P: 44 ERA: 2.00 WHIP: 1.11															PITCHER						

Cleveland Indians @ New York Yankees
 Yankee Stadium, Bronx, NY
 Sun Sep 19 1971, 3:33 AM EDT
 Att: 9,177 - Cloudy - 68 F


AB 32
 R 2
 H 8
 RBI 1
 BB 2
 SO 2
 LOB 10



Batter	1	2	3	4	5	6	7	8	9	AB	R	H	RBI	BB	SO	LOB	BOTTOM			
Horace Clarke, S (1.4)										4	0	1	0	0	1					
Jake Gibbs, L (1.2)										4	1	2	1	0	1					
Felipe Alou, R (1.8)										3	0	0	0	0	2					
Roy White, S (1.7)										2	1	0	0	2	1					
Ron Blomberg, L (1.9)										4	0	1	1	0	1					
John Ellis, R (1.3)										3	0	0	0	0	0					
Ron Hansen, R (1.5)										3	0	0	0	0	0					
Frank Baker, L (1.6)										2	1	0	0	1	0					
Steve Kline, R (1.1)										2	0	0	0	1	0					
Inning Stats	R: 0 E: 0 K: 1 S: 6	H: 1 LOB: 1 BB: 0 P: 6	R: 0 E: 0 K: 0 S: 3	H: 0 LOB: 0 BB: 0 P: 3	R: 1 E: 0 K: 1 S: 6	H: 1 LOB: 1 BB: 1 P: 10	R: 0 E: 0 K: 0 S: 3	H: 0 LOB: 0 BB: 0 P: 3	R: 1 E: 0 K: 0 S: 3	H: 0 LOB: 0 BB: 1 P: 7	R: 0 E: 0 K: 0 S: 3	H: 0 LOB: 0 BB: 0 P: 3	R: 1 E: 1 K: 0 S: 3	H: 2 LOB: 2 BB: 1 P: 7	R: 0 E: 0 K: 0 S: 3	H: 0 LOB: 0 BB: 0 P: 3	1B: 4 2B: 0 3B: 0 HR: 0	SF: 0 SAC: 2 DP: 0 HBP: 0	WP: 0 PB: 0 CS: 0	PA: 32
PITCHER Steve Dunning, R (1.1) ERA: 4.4	IP: 8.1 WLS: L BF: 32 H: 4 R: 3 ER: 2 SO: 3 BB: 2 IBB: 1 HBP: 0 BLK: 0 WP: 0 HR: 0 S: 35 P: 47 ERA: 2.16 WHIP: 0.720															PITCHER				

Cleveland Indians @ New York Yankees
 Yankee Stadium, Bronx, NY
 Sun Sep 19 1971, 3:33 AM EDT
 Att: 9,177 - Cloudy - 68 F

AB 27
 R 3
 H 4
 RBI 2
 BB 3
 SO 3
 LOB 6



Batter	1	2	3	4	5	6	7	8	9	AB	R	H	RBI	BB	SO	LOB	TOP			
Ted Uhlhaender, L (1, 7) OBP: 0.342, SLG: 0.354	4-0 CS BB		0-0 G1			0-0 1-3		0-0 G6-4-3 1B		3	0	1	0	1	0	1	Cleveland Indians @ Washington Senators Robert F. Kennedy Memorial Stadium, Washington, DC Tue Sep 21 1971, 7:05 PM EDT Att: 1,311 - Unknown livebaseballscorecards.com			
Vada Pinson, L (1, 8) OBP: 0.295, SLG: 0.385	0-3 K			0-0 4-3		0-0 G5-4-3 1B		0-0 F8		4	0	1	0	0	1	2				
Ray Fosse, R (1, 2) OBP: 0.319, SLG: 0.384	0-3 K			0-0 F8		0-0 G5-4-3 1-2		0-0 G6-4-3 1-2		4	0	0	0	0	1	2				
Graig Nettles, L (1, 5) OBP: 0.352, SLG: 0.442		0-0 F2		0-0 4-3					0-0 G3	4	1	1	1	0	0	0				
Chris Chambliss, L (1, 3) OBP: 0.346, SLG: 0.412	0-3 K				0-0 1B 1B			0-3 K	0-0 F9	4	0	1	0	0	2	0				
John Lowenstein, L (1, 9) OBP: 0.270, SLG: 0.309	0-0 1-3				0-0 F8			0-0 3-1	0-3 K	4	0	0	0	0	1	1				
Eddie Leon, R (1, 4) Lou Camilli, S (7, 4) OBP: 0.293, SLG: 0.239			0-0 SH5-3 2B		0-0 1-2 1B			4-0 1B BB		2	0	2	0	1	0	0				
Fred Stanley, R (1, 6) OBP: 0.363, SLG: 0.294			0-0 F9		0-0 F8			0-0 1-3 1B		3	0	1	0	0	0	3				
Rich Hand, R (1, 1) Ray Lamb, R (4, 1) Gomer Hodge, S (5, PH) Ed Farmer, R (5, 1) Frank Baker, L (7, PH) Mark Ballinger, R (7, 1) OBP: 0.176, SLG: 0.125 OBP: 0.384, SLG: 0.334 OBP: 0.293, SLG: 0.291 OBP: 0.354, SLG: 0.401 OBP: 0.307 OBP: 0.291, SLG: 0.220			0-0 SH5-3 2-3		0-0 4-3			0-3 K		0	0	0	0	0	0	0				
Inning Stats	R: 0 E: 0 K: 2 S: 6	H: 0 LOB: 0 BB: 1 P: 10	R: 0 E: 0 K: 1 S: 5	H: 0 LOB: 0 BB: 0 P: 5	R: 0 E: 0 K: 0 S: 4	H: 1 LOB: 1 BB: 0 P: 4	R: 0 E: 0 K: 0 S: 3	H: 0 LOB: 0 BB: 0 P: 3	R: 0 E: 0 K: 0 S: 5	H: 2 LOB: 2 BB: 0 P: 5	R: 0 E: 0 K: 0 S: 3	H: 1 LOB: 0 BB: 0 P: 3	R: 1 E: 0 K: 2 S: 9	H: 2 LOB: 2 BB: 1 P: 13	R: 0 E: 0 K: 0 S: 3	H: 1 LOB: 0 BB: 0 P: 5		1B: 5 2B: 2 3B: 0 HR: 1	SF: 0 SAC: 1 DP: 3 HBP: 0	WP: 0 PB: 0 CS: 1
PITCHER Dick Bosman, R (1, 1) ERA: 3.59	IP: 9.0 WLS: W BF: 33 H: 7 R: 1 ER: 1 SO: 6 BB: 2 IBB: 0 HBP: 0 BLK: 0 WP: 0 HR: 1 S: 43 P: 51 ERA: 1.00 WHIP: 1.000															PITCHER				

Batter	1	2	3	4	5	6	7	8	9	AB	R	H	RBI	BB	SO	LOB	BOTTOM			
Del Unser, L (1, 8) OBP: 0.335, SLG: 0.369	0-0 1-3		0-0 F8 1B 1B	0-0 2B 1B	0-0 6-3			0-0 6-3 2B		5	3	3	0	0	0	1	Cleveland Indians @ Washington Senators Robert F. Kennedy Memorial Stadium, Washington, DC Tue Sep 21 1971, 7:05 PM EDT Att: 1,311 - Unknown livebaseballscorecards.com			
Davey Nelson, R (1, 5) OBP: 0.320, SLG: 0.375	4-0 S 1B BB		0-0 S 1B 1B	0-0 1-H 1B 2B		0-0 HR		0-0 6-3 2-3		4	4	3	2	1	0	1				
Don Mincher, L (1, 3) Tom McCraw, L (6, PR) OBP: 0.289, SLG: 0.386	0-3 K		0-0 F8 2-3	0-0 2-H 1B		0-0 G5-4-3 1B		0-0 3-H 1B		4	0	2	1	0	1	3				
Frank Howard, R (1, 7) OBP: 0.366, SLG: 0.469	0-0 BB 1B		0-0 1B 1B	0-0 L9		0-0 G5-4-3 1-2		0-3 K		4	0	1	1	1	1	3				
Larry Bittner, L (9, 3) OBP: 0.326, SLG: 0.299	2-H BB 1B		1-2 1B 1B			0-0 1-2 K		0-0 4-3		0	0	0	0	0	0	0				
Dick Billings, R (1, 2) OBP: 0.281, SLG: 0.330	4-0 1-2 BB		0-0 1-2 2-H 3-H 1B		0-0 WP 2B 1B			0-0 4-3		4	1	2	2	1	1	2				
Jeff Burroughs, R (1, 9) OBP: 0.316, SLG: 0.386	0-3 K		0-3 K		0-0 4-3			0-0 6-3		4	0	0	0	0	2	5				
Toby Harrah, R (1, 6) OBP: 0.296, SLG: 0.280		0-0 1-4-3	0-0 4-3		4-0 2-3 BB			0-0 6-3		3	1	0	0	1	0	2				
Lenny Randle, S (1, 4) OBP: 0.289, SLG: 0.290		0-0 5-3		0-0 F2	0-0 5-3 1-H 3-H 2B			0-0 1B		4	0	2	2	0	0	0				
Dick Bosman, R (1, 1) OBP: 0.188, SLG: 0.111	0-3 K		0-0 4-3		0-0 5-3			0-3 K		4	0	0	0	0	2	2				
Inning Stats	R: 1 E: 0 K: 2 S: 8	H: 1 LOB: 2 BB: 2 P: 16	R: 0 E: 0 K: 1 S: 5	H: 0 LOB: 0 BB: 0 P: 5	R: 2 E: 0 K: 1 S: 8	H: 3 LOB: 2 BB: 1 P: 12	R: 2 E: 0 K: 0 S: 6	H: 3 LOB: 1 BB: 0 P: 6	R: 2 E: 0 K: 0 S: 5	H: 2 LOB: 1 BB: 1 P: 9	R: 1 E: 0 K: 1 S: 6	H: 2 LOB: 1 BB: 0 P: 6	R: 0 E: 0 K: 1 S: 6	H: 1 LOB: 1 BB: 0 P: 6	R: 1 E: 0 K: 1 S: 7	H: 2 LOB: 1 BB: 0 P: 7	1B: 10 2B: 3 3B: 0 HR: 1	SF: 0 SAC: 0 DP: 1 HBP: 0	WP: 1 PB: 0 SB: 2 CS: 0	PA: 41
PITCHER Rich Hand, R (1, 1) ERA: 5.98 Ray Lamb, R (4, 1) ERA: 3.31 Ed Farmer, R (5, 1) ERA: 4.54 Mark Ballinger, R (7, 1) ERA: 4.83	IP: 3.2 WLS: L BF: 20 H: 6 R: 5 ER: 5 SO: 4 BB: 2 IBB: 0 HBP: 0 BLK: 0 WP: 0 HR: 0 S: 25 P: 37 ERA: 12.27 WHIP: 2.182															PITCHER				

Batter	1	2	3	4	5	6	7	8	9	AB	R	H	RBI	BB	SO	LOB	TOP								
Ted Uhlhaender, L OBP: 0.341, SLG: 0.352 (1, 9)	G1		BB 1B		E4 1-2		1-3		E3	5	1	1	0	0	0	2	Cleveland Indians @ Washington Senators Robert F. Kennedy Memorial Stadium, Washington, DC Wed Sep 22 1971, 7:05 PM EDT Att: 1,458 - Unknown								
Vada Pinson, L OBP: 0.302, SLG: 0.388 (1, 8) (8, 3)	G4-6-3 1B		1B		1-2 2-3		2H 1B		P6	4	0	3	1	1	0	1									
Roy Foster, R OBP: 0.321, SLG: 0.448 (1, 7)	G4-6-3 1-2		1-2 2H 1B		G5-3 3H		F8			4	0	1	1	0	0	5									
Graig Nettles, L OBP: 0.350, SLG: 0.438 (1, 5)		F7	4-3			5-3		F5		4	0	0	0	0	0	2									
Chris Chambliss, L OBP: 0.343, SLG: 0.409 (8, PH)				4-3			1-3			3	0	0	0	0	1	0									
Chuck Hinton, R OBP: 0.317, SLG: 0.385 (8, PR)		K						BB		0	0	0	0	1	0	0									
John Lowenstein, L OBP: 0.270, SLG: 0.309 (8, 8)										0	0	0	0	0	0	0									
Ray Fosse, R OBP: 0.321, SLG: 0.385 (1, 2)				4-3				F8		4	0	2	0	0	0	1									
Eddie Leon, R OBP: 0.321, SLG: 0.331 (1, 4)		P4		4-3				F8		4	0	0	0	0	0	3									
Fred Stanley, R OBP: 0.353, SLG: 0.283 (1, 6)			5-3		P4		5-3		6-3	4	0	0	0	0	0	0									
Vince Colbert, R OBP: 0.179, SLG: 0.185 (8, 1)			1-3							3	1	2	0	0	0	0									
Phil Hennigan, R OBP: 0.264, SLG: 0.288 (9, PH)				1B G5-3 1B			1-3 1B		K	0	0	0	0	0	0	0									
Gomer Hodge, S OBP: 0.264, SLG: 0.288 (9, PH)										1	0	0	0	0	1	0									
Inning Stats	R: 0 E: 0 K: 0 S: 3	H: 1 LOB: 0 BB: 0 P: 3	R: 0 E: 0 K: 1 S: 6	H: 1 LOB: 1 BB: 0 P: 6	R: 1 E: 0 K: 0 S: 5	H: 2 LOB: 2 BB: 1 P: 9	R: 0 E: 0 K: 0 S: 3	H: 0 LOB: 0 BB: 0 P: 3	R: 0 E: 1 K: 0 S: 5	H: 2 LOB: 2 BB: 0 P: 5	R: 0 E: 0 K: 0 S: 4	H: 1 LOB: 1 BB: 0 P: 4	R: 1 E: 0 K: 0 S: 5	H: 2 LOB: 1 BB: 0 P: 5	R: 0 E: 0 K: 0 S: 3	H: 0 LOB: 1 BB: 1 P: 7	R: 0 E: 1 K: 1 S: 6	H: 0 LOB: 1 BB: 0 P: 6	1B: 9 2B: 0 3B: 0 HR: 0	SF: 0 SAC: 0 DP: 2 HBP: 0	WP: 0 PB: 0 SB: 0 CS: 0	PA: 38			
PITCHER	IP	WLS	BF	H	R	ER	SO	BB	IBB	HBP	BLK	WP	HR	S	P	ERA	WHIP								
Bill Gogolewski, R ERA: 2.74 (1, 1)	7.0	W	30	9	2	2	1	1	0	0	0	0	0	31	35	2.57	1.429								
Joe Grzenda, L ERA: 2.03 (8, 1)	2.0	S	8	0	0	0	1	1	0	0	0	0	0	9	13	0.00	0.500								

Batter	1	2	3	4	5	6	7	8	9	AB	R	H	RBI	BB	SO	LOB	BOTTOM								
Del Unser, L OBP: 0.333, SLG: 0.366 (1, 8) (9, 9)	6-3	F8			4-3		F5			4	0	0	0	0	0	1	Cleveland Indians @ Washington Senators Robert F. Kennedy Memorial Stadium, Washington, DC Wed Sep 22 1971, 7:05 PM EDT Att: 1,458 - Unknown								
Davey Nelson, R OBP: 0.326, SLG: 0.379 (1, 5)	CS BB		G3 BB		K		F9 2B			2	0	1	0	2	1	0									
Don Mincher, L OBP: 0.382, SLG: 0.427 (1, 3)			G3		K		F9			3	0	0	0	0	2	2									
Tom McCraw, L OBP: 0.288, SLG: 0.384 (6, 7) (9, 3)	K		G3		K		F9 2-3			1	0	0	0	0	0	1									
Frank Howard, R OBP: 0.366, SLG: 0.467 (1, 7) (6, 3)		4-3 BB 2B	K		5-3		G5-3 S IBB			2	1	0	0	2	1	1									
Elliott Maddox, R OBP: 0.353, SLG: 0.272 (8, PR) (9, 8)										0	0	0	0	0	0	0									
Dick Billings, R OBP: 0.284, SLG: 0.328 (1, 2)		F9	6-3							2	0	0	0	2	0	2									
Jeff Burroughs, R OBP: 0.315, SLG: 0.379 (1, 9) (9, 7)		4-3 2B BB		6-3		K		G5-3		3	1	0	0	1	1	4									
Toby Harrah, R OBP: 0.294, SLG: 0.278 (1, 6)		4-3		F2		K				3	0	0	0	0	1	3									
Lenny Randle, S OBP: 0.298, SLG: 0.298 (1, 4)		2B IBB						CS BB		1	1	1	0	2	0	0									
Bill Gogolewski, L OBP: 0.212, SLG: 0.194 (1, 1)										2	0	1	3	0	1	1									
Larry Bittner, L OBP: 0.324, SLG: 0.297 (7, PH)					K		F7			1	0	0	0	0	0	1									
Joe Grzenda, R OBP: 0.167, SLG: 0.167 (8, 1)										0	0	0	0	0	0	0									
Inning Stats	R: 0 E: 0 K: 1 S: 4	H: 0 LOB: 0 BB: 1 P: 8	R: 3 E: 0 K: 0 S: 4	H: 1 LOB: 1 BB: 3 P: 16	R: 0 E: 0 K: 1 S: 5	H: 0 LOB: 1 BB: 1 P: 9	R: 0 E: 0 K: 1 S: 6	H: 1 LOB: 0 BB: 0 P: 6	R: 0 E: 0 K: 2 S: 7	H: 0 LOB: 0 BB: 0 P: 7	R: 0 E: 0 K: 2 S: 7	H: 0 LOB: 1 BB: 1 P: 11	R: 0 E: 0 K: 0 S: 2	H: 0 LOB: 0 BB: 1 P: 6	R: 0 E: 0 K: 0 S: 3	H: 1 LOB: 2 BB: 2 P: 11	R: 0 E: 0 K: 0 S: 6	H: 0 LOB: 1 BB: 0 P: 6	1B: 0 2B: 3 3B: 0 HR: 0	SF: 0 SAC: 0 DP: 1 HBP: 0	WP: 0 PB: 0 SB: 1 CS: 2	PA: 33			
PITCHER	IP	WLS	BF	H	R	ER	SO	BB	IBB	HBP	BLK	WP	HR	S	P	ERA	WHIP								
Vince Colbert, R ERA: 4.17 (1, 1)	3	L	32	3	3	3	7	7	0	0	0	0	0	37	73	3.68	1.364								
Phil Hennigan, R ERA: 4.84 (8, 1)	0.2		1	0	0	0	0	0	0	0	0	0	0	1	1	0.00	0.000								

Batter	1	2	3	4	5	6	7	8	9	AB	R	H	RBI	BB	SO	LOB	TOP					
Don Buford, S OBP: 0.412, SLG: 0.479 (1, 7)										5	2	1	0	1	0	2	Baltimore Orioles @ Cleveland Indians Cleveland Municipal Stadium, Cleveland, OH Fri Sep 24 1971, 7:05 PM EDT Att: 3,511 - Unknown					
Bobby Grich, R OBP: 0.550, SLG: 0.600 (1, 4)										3	3	3	0	2	0	0						
Merv Rettenmund, R OBP: 0.423, SLG: 0.452 (1, 8)										4	1	2	4	0	0	4						
Brooks Robinson, R OBP: 0.341, SLG: 0.409 (6, PR)										3	0	1	1	1	1	4						
Mark Belanger, R OBP: 0.305, SLG: 0.319 (6, 6)										1	0	0	0	0	0	1						
Don Baylor, R (1, 9)										2	0	0	1	2	1	0						
Andy Etchebarren, R OBP: 0.318, SLG: 0.427 (1, 2)										4	0	1	1	1	2	2						
Chico Salmon, R OBP: 0.192, SLG: 0.263 (1, 3)										5	0	1	0	0	3	6						
Jerry Davanon, R OBP: 0.329, SLG: 0.257 (1, 6)										4	1	0	0	1	0	4						
Pat Dobson, R OBP: 0.138, SLG: 0.110 (1, 1)										5	0	1	0	0	2	1						
Inning Stats	R: 2 E: 0 K: 1 S: 8	H: 3 LOB: 3 BB: 1 P: 13	R: 0 E: 0 K: 0 S: 5	H: 2 LOB: 2 BB: 0 P: 5	R: 0 E: 0 K: 1 S: 5	H: 0 LOB: 0 BB: 0 P: 5	R: 1 E: 1 K: 2 S: 8	H: 0 LOB: 2 BB: 2 P: 16	R: 0 E: 0 K: 2 S: 7	H: 0 LOB: 0 BB: 0 P: 7	R: 3 E: 0 K: 1 S: 8	H: 3 LOB: 2 BB: 2 P: 16	R: 0 E: 0 K: 1 S: 5	H: 1 LOB: 0 BB: 0 P: 5	R: 1 E: 0 K: 1 S: 6	H: 1 LOB: 3 BB: 3 P: 18	R: 0 E: 0 K: 0 S: 3	H: 0 LOB: 0 BB: 0 P: 3	1B: 8 2B: 2 3B: 0 HR: 0	SF: 1 SAC: 0 DP: 1 HBP: 1	WP: 1 PB: 0 SB: 0 CS: 0	PA: 46
PITCHER	IP WLS BF H R ER SO BB IBB HBP BLK WP HR S P ERA WHIP																					
Mike Paul, L ERA: 6.23 (1, 1)	0.1 L 5 2 2 1 0 1 0 0 1 0 0 0 0 3 8 27.00 9.000																					
Ray Lamb, R ERA: 3.37 (1, 1)	5.1 27 6 4 3 6 4 0 0 0 0 0 0 0 35 51 5.06 1.875																					
Ed Farmer, R ERA: 4.46 (6, 1)	1.1 4 1 0 0 2 0 0 0 0 0 0 0 8 8 0.00 0.750																					
Phil Hennigan, R ERA: 4.83 (8, 1)	2.0 10 1 1 1 1 3 0 0 0 1 0 9 21 4.50 2.000																					

AB 36
R 7
H 10
RBI 7
BB 8
SO 9
LOB 24



Batter	1	2	3	4	5	6	7	8	9	AB	R	H	RBI	BB	SO	LOB	BOTTOM			
Ted Uhlaender, L OBP: 0.341, SLG: 0.352 (1, 7)										4	0	2	0	0	0	0	Baltimore Orioles @ Cleveland Indians Cleveland Municipal Stadium, Cleveland, OH Fri Sep 24 1971, 7:05 PM EDT Att: 3,511 - Unknown			
Vada Pinson, L OBP: 0.295, SLG: 0.384 (1, 8)										4	0	1	0	0	0	2				
Chris Chambliss, L OBP: 0.340, SLG: 0.405 (1, 3)										4	0	0	0	0	1	4				
Graig Nettles, L OBP: 0.350, SLG: 0.436 (1, 5)										3	0	0	0	1	0	0				
John Lowenstein, L OBP: 0.269, SLG: 0.307 (1, 9)										4	0	1	0	0	2	1				
Lou Camilli, S OBP: 0.291, SLG: 0.239 (6, 6)										4	0	1	0	0	0	2				
Fred Stanley, R OBP: 0.347, SLG: 0.274 (1, 6)										2	0	0	0	0	1	2				
Ed Farmer, R OBP: 0.133, SLG: 0.071 (6, 1)										0	0	0	0	0	0	0				
Frank Baker, L OBP: 0.263, SLG: 0.306 (7, PH)										1	0	0	0	0	0	1				
Phil Hennigan, R (8, 1)										0	0	0	0	0	0	0				
Ken Suarez, R OBP: 0.310, SLG: 0.285 (1, 2)										3	0	1	0	0	0	0				
Mike Paul, L OBP: 0.143, SLG: 0.053 (1, 1)										0	0	0	0	0	0	0				
Ray Lamb, R OBP: 0.130, SLG: 0.091 (1, 1)										1	0	0	0	0	1	0				
Kurt Bevacqua, R OBP: 0.223, SLG: 0.316 (6, 4)										2	0	0	0	0	1	1				
Inning Stats	R: 0 E: 0 K: 1 S: 5	H: 0 LOB: 0 BB: 0 P: 5	R: 0 E: 0 K: 2 S: 7	H: 0 LOB: 1 BB: 1 P: 11	R: 0 E: 0 K: 1 S: 5	H: 0 LOB: 0 BB: 0 P: 5	R: 0 E: 0 K: 0 S: 3	H: 0 LOB: 0 BB: 0 P: 3	R: 0 E: 0 K: 0 S: 5	H: 2 LOB: 2 BB: 0 P: 5	R: 0 E: 0 K: 1 S: 6	H: 1 LOB: 1 BB: 0 P: 6	R: 0 E: 0 K: 1 S: 7	H: 2 LOB: 2 BB: 0 P: 7	R: 0 E: 0 K: 0 S: 3	H: 0 LOB: 0 BB: 0 P: 3	1B: 6 2B: 0 3B: 0 HR: 0	SF: 0 SAC: 0 DP: 1 HBP: 0	WP: 0 PB: 0 SB: 0 CS: 0	PA: 33
PITCHER	IP WLS BF H R ER SO BB IBB HBP BLK WP HR S P ERA WHIP																			
Pat Dobson, R ERA: 2.92 (1, 1)	9.0 W 33 6 0 0 6 1 0 0 0 0 0 0 44 48 0.00 0.778																			



Batter	1	2	3	4	5	6	7	8	9	10	11	AB	R	H	RBI	BB	SO	LOB	TOP							
Don Buford, S OBP: 0.413, SLG: 0.480 (1, 7)												6	1	3	1	0	1	2								
Tom Shopay, L OBP: 0.268, SLG: 0.286 (1, 9)												6	3	3	1	0	0	3								
Merv Rettenmund, R OBP: 0.426, SLG: 0.454 (1, 8)												5	0	3	3	1	0	1								
Eliud Hendricks, L Dick Hall, R Tom Dukes, R Boog Powell, R Pete Richert, L Tony Crowley, L Jim Fanning, R Eddie Watt, R (1, 3) (7, 1) (8, 1) (9, PH) (10, PR) (11, PR)												4	0	1	1	0	2	2								
Bobby Grich, R OBP: 0.452, SLG: 0.462 (1, 4)												6	0	0	0	0	4	8								
Clay Dalrymple, L OBP: 0.469, SLG: 0.286 (1, 2)												4	0	0	0	2	1	4								
Mark Belanger, R OBP: 0.363, SLG: 0.316 (1, 6)												4	0	0	0	1	1	3								
Jerry Davanon, R OBP: 0.310, SLG: 0.240 (1, 5)												5	0	0	0	0	1	3								
Dave Leonhard, R Grant Jackson, S Chico Salmon, R OBP: 0.279, SLG: 0.278 OBP: 0.174, SLG: 0.238 OBP: 0.200, SLG: 0.260 (1, 1) (4, 1) (7, 3)												1	0	0	0	0	0	0								
Inning Stats	R: 0 E: 0 K: 0 S: 4	H: 1 LOB: 1 BB: 0 P: 4	R: 0 E: 0 K: 1 S: 4	H: 0 LOB: 0 BB: 1 P: 8	R: 0 E: 0 K: 1 S: 5	H: 0 LOB: 0 BB: 0 P: 5	R: 1 E: 0 K: 2 S: 10	H: 3 LOB: 3 BB: 1 P: 14	R: 3 E: 0 K: 2 S: 10	H: 3 LOB: 2 BB: 2 P: 18	R: 0 E: 0 K: 0 S: 4	H: 1 LOB: 1 BB: 0 P: 4	R: 0 E: 0 K: 1 S: 5	H: 0 LOB: 0 BB: 0 P: 5	R: 0 E: 0 K: 0 S: 3	H: 0 LOB: 0 BB: 0 P: 3	R: 0 E: 1 K: 1 S: 5	H: 0 LOB: 3 BB: 3 P: 17	R: 0 E: 0 K: 1 S: 5	H: 0 LOB: 0 BB: 0 P: 5	R: 2 E: 1 K: 1 S: 9	H: 3 LOB: 2 BB: 0 P: 9	1B: 10 2B: 1 3B: 0 HR: 0	SF: 0 SAC: 0 DP: 1 HBP: 0	WP: 2 PB: 0 SB: 1 CS: 0	PA: 51
PITCHER	IP: 4.0 WLS: 21 BF: 8 H: 1 R: 0 ER: 0 SO: 4 BB: 1 IBB: 0 HBP: 0 BLK: 0 WP: 0 HR: 0 S: 26 P: 38 ERA: 9.00 WHIP: 2.500	IP: 5.1 WLS: 8 BF: 1 H: 0 R: 0 ER: 0 SO: 2 BB: 1 IBB: 0 HBP: 0 BLK: 0 WP: 0 HR: 0 S: 11 P: 15 ERA: 0.00 WHIP: 1.000	IP: 7.1 WLS: 6 BF: 0 H: 0 R: 0 ER: 0 SO: 1 BB: 0 IBB: 0 HBP: 0 BLK: 0 WP: 0 HR: 0 S: 8 P: 8 ERA: 0.00 WHIP: 0.000	IP: 9.1 WLS: 4 BF: 0 H: 0 R: 0 ER: 0 SO: 2 BB: 0 IBB: 0 HBP: 0 BLK: 0 WP: 0 HR: 2 S: 10 P: 10 ERA: 0.00 WHIP: 3.000	IP: 9.1 WLS: 5 BF: 0 H: 0 R: 0 ER: 0 SO: 2 BB: 1 IBB: 0 HBP: 0 BLK: 0 WP: 0 HR: 8 S: 12 P: 12 ERA: 0.00 WHIP: 0.750	IP: 11.1 WLS: 7 BF: 3 H: 3 R: 2 ER: 1 SO: 1 BB: 0 IBB: 0 HBP: 0 BLK: 0 WP: 1 HR: 0 S: 9 P: 9 ERA: 9.00 WHIP: 3.000																				

Baltimore Orioles @ Cleveland Indians
Cleveland Municipal Stadium, Cleveland, OH
Sat Sep 25 1971, 7:05 PM EDT
Att: 3,307 - Unknown


AB 44
R 6
H 11
RBI 6
BB 7
SO 10
LOB 26



Batter	1	2	3	4	5	6	7	8	9	10	11	AB	R	H	RBI	BB	SO	LOB	BOTTOM			
Ted Uhlhaender, L OBP: 0.341, SLG: 0.354 (1, 9)												6	0	2	2	0	0	5				
Vada Pinson, L OBP: 0.296, SLG: 0.380 (1, 8)												6	0	0	0	0	1	6				
Ray Fosse, R OBP: 0.330, SLG: 0.400 (1, 2)												5	0	4	0	1	0	0				
Graig Nettles, L OBP: 0.350, SLG: 0.439 (1, 5)												5	1	1	1	0	1	5				
Roy Foster, R OBP: 0.315, SLG: 0.438 (1, 7)												5	0	0	0	1	0	5				
Chris Chambliss, L OBP: 0.340, SLG: 0.404 (1, 3)												5	1	1	0	1	2	5				
Eddie Leon, R OBP: 0.317, SLG: 0.326 (1, 4)												5	1	1	0	0	2	2				
Fred Stanley, R Chuck Hinton, R Lou Camilli, S OBP: 0.365, SLG: 0.300 OBP: 0.319, SLG: 0.377 OBP: 0.291, SLG: 0.239 (1, 6) (10, PH) (10, PR) (11, 6)												3	1	3	1	1	0	0				
Inning Stats	R: 0 E: 0 K: 0 S: 3	H: 0 LOB: 0 BB: 0 P: 3	R: 1 E: 0 K: 0 S: 3	H: 1 LOB: 0 BB: 1 P: 7	R: 1 E: 0 K: 1 S: 7	H: 2 LOB: 2 BB: 1 P: 11	R: 2 E: 0 K: 0 S: 6	H: 3 LOB: 2 BB: 1 P: 10	R: 0 E: 0 K: 1 S: 5	H: 1 LOB: 1 BB: 0 P: 9	R: 0 E: 0 K: 0 S: 4	H: 1 LOB: 1 BB: 0 P: 4	R: 0 E: 0 K: 1 S: 6	H: 1 LOB: 1 BB: 0 P: 6	R: 0 E: 0 K: 1 S: 6	H: 1 LOB: 3 BB: 2 P: 14	R: 0 E: 0 K: 1 S: 6	H: 1 LOB: 1 BB: 0 P: 6	1B: 8 2B: 3 3B: 0 HR: 1	SF: 0 SAC: 1 DP: 1 HBP: 1	WP: 1 PB: 0 SB: 0 CS: 0	PA: 51
PITCHER	IP: 3.2 WLS: 19 BF: 6 H: 1 R: 0 ER: 0 SO: 4 BB: 3 IBB: 0 HBP: 0 BLK: 0 WP: 0 HR: 1 S: 18 P: 30 ERA: 9.82 WHIP: 2.455	IP: 4.1 WLS: 9 BF: 1 H: 0 R: 0 ER: 0 SO: 2 BB: 1 IBB: 0 HBP: 0 BLK: 0 WP: 0 HR: 0 S: 12 P: 16 ERA: 0.00 WHIP: 0.857	IP: 7.1 WLS: 5 BF: 1 H: 0 R: 0 ER: 0 SO: 0 BB: 0 IBB: 0 HBP: 0 BLK: 0 WP: 0 HR: 4 S: 5 P: 5 ERA: 0.00 WHIP: 1.000	IP: 8.1 WLS: 4 BF: 1 H: 0 R: 0 ER: 0 SO: 4 BB: 0 IBB: 0 HBP: 0 BLK: 0 WP: 0 HR: 4 S: 4 P: 4 ERA: 0.00 WHIP: 1.000	IP: 9.1 WLS: 10 BF: 2 H: 0 R: 0 ER: 0 SO: 2 BB: 1 IBB: 0 HBP: 0 BLK: 0 WP: 1 HR: 12 S: 20 P: 20 ERA: 0.00 WHIP: 1.500	IP: 11.1 WLS: 4 BF: 1 H: 1 R: 0 ER: 0 SO: 1 BB: 0 IBB: 0 HBP: 0 BLK: 0 WP: 0 HR: 0 S: 6 P: 6 ERA: 0.00 WHIP: 1.000																

Baltimore Orioles @ Cleveland Indians
Cleveland Municipal Stadium, Cleveland, OH
Sat Sep 25 1971, 7:05 PM EDT
Att: 3,307 - Unknown

AB 43
R 4
H 12
RBI 4
BB 6
SO 6
LOB 32



Batter	1	2	3	4	5	6	7	8	9	AB	R	H	RBI	BB	SO	LOB	TOP			
Don Buford, S OBP: 0.411, SLG: 0.475 (1, 7)	F4		BB	FC4-5		FC4-5	4-3		K	4	0	0	0	1	1	2				
Paul Blair, R OBP: 0.307, SLG: 0.398 (1, 8)	F8		BB			K				4	1	1	0	0	1	3				
Boog Powell, L OBP: 0.376, SLG: 0.456 (1, 3)	K					F7				4	0	0	0	0	1	2				
Merv Rettenmund, R OBP: 0.427, SLG: 0.454 (1, 9)		6-3		6-3						4	2	2	0	0	0	0				
Eliot Hendricks, L OBP: 0.333, SLG: 0.379 (1, 2)	F4			K						4	1	1	0	0	1	2				
Brooks Robinson, R OBP: 0.340, SLG: 0.408 (1, 5)	6-3									4	0	1	2	0	0	2				
Davey Johnson, R OBP: 0.353, SLG: 0.445 (1, 4)										3	1	0	0	1	0	1				
Jerry Davanon, R OBP: 0.310, SLG: 0.240 (8, 4)				3-1						0	0	0	0	0	0	0				
Mark Belanger, R OBP: 0.361, SLG: 0.315 (1, 6)				F7						3	0	0	1	0	0	0				
Jim Palmer, R OBP: 0.219, SLG: 0.206 (1, 1)				E5						4	0	1	1	0	0	0				
Inning Stats	R: 0 E: 0 K: 1 S: 5	H: 0 LOB: 0 BB: 0 P: 5	R: 0 E: 0 K: 0 S: 3	H: 0 LOB: 0 BB: 0 P: 3	R: 0 E: 1 K: 0 S: 4	H: 0 LOB: 2 BB: 1 P: 8	R: 0 E: 0 K: 0 S: 5	H: 0 LOB: 0 BB: 0 P: 5	R: 0 E: 0 K: 0 S: 3	R: 0 E: 1 K: 1 S: 6	H: 0 LOB: 1 BB: 0 P: 6	R: 3 E: 0 K: 0 S: 6	H: 3 LOB: 1 BB: 1 P: 10	R: 2 E: 0 K: 0 S: 6	H: 3 LOB: 1 BB: 0 P: 6	R: 0 E: 0 K: 1 S: 5	H: 0 LOB: 0 BB: 0 P: 5	1B: 4 2B: 2 3B: 0 HR: 0	SF: 1 SAC: 0 DP: 0 HBP: 0	WP: 1 PA: 37 PB: 0 SB: 0 CS: 0
PITCHER	IP	WLS	BF	H	R	ER	SO	BB	IBB	HBP	BLK	WP	HR	S	P	ERA	WHIP			
Alan Foster, R ERA: 4.16 (1, 1)	7.1	L	31	5	5	5	3	1	1	0	0	1	0	35	43	6.14	0.818			
Steve Hargan, R ERA: 8.2 (8, 1)	0.2		3	1	0	0	0	0	0	0	0	0	0	3	3	0.00	1.500			
Mike Paul, L ERA: 6.13 (9, 1)	1.0		3	0	0	0	1	0	0	0	0	0	0	5	5	0.00	0.000			

Baltimore Orioles @ Cleveland Indians
Cleveland Municipal Stadium, Cleveland, OH

AB 34
R 5
H 6
RBI 4
BB 2
SO 4
LOB 12



WP: 1 PA: 37
PB: 0
SB: 0
CS: 0

Baltimore Orioles @ Cleveland Indians
Cleveland Municipal Stadium, Cleveland, OH

AB 30
R 0
H 3
RBI 0
BB 2
SO 9
LOB 9



WP: 0 PA: 32
PB: 0
SB: 1
CS: 0

Batter	1	2	3	4	5	6	7	8	9	AB	R	H	RBI	BB	SO	LOB	BOTTOM				
Ted Uhlhaender, L OBP: 0.338, SLG: 0.351 (1, 9)	K		K		1-3					4	0	0	0	0	3	1					
Vada Pinson, L OBP: 0.295, SLG: 0.379 (1, 8)	F9									4	0	1	0	0	0	0					
Ray Fosse, R OBP: 0.328, SLG: 0.397 (1, 2)	E5									4	0	0	0	0	2	1					
Graig Nettles, L OBP: 0.349, SLG: 0.437 (1, 5)	F9									3	0	0	0	1	0	2					
Chris Chambliss, L OBP: 0.342, SLG: 0.404 (1, 3)										3	0	1	0	1	2	1					
Roy Foster, R OBP: 0.313, SLG: 0.434 (1, 7)										3	0	0	0	0	0	3					
Lou Camilli, S OBP: 0.280, SLG: 0.230 (1, 4)										3	0	0	0	0	0	0					
Fred Stanley, R OBP: 0.364, SLG: 0.309 (1, 6)										3	0	1	0	0	1	0					
Alan Foster, R OBP: 0.057, SLG: 0.059 (1, 1)										2	0	0	0	0	0	1					
Steve Hargan, R OBP: 0.067, SLG: 0.067 (8, 1)										0	0	0	0	0	0	0					
Gomer Hodge, S OBP: 0.256, SLG: 0.277 (6, PH)										1	0	0	0	0	1	0					
Mike Paul, L OBP: 0.143, SLG: 0.053 (9, 1)										0	0	0	0	0	0	0					
Inning Stats	R: 0 E: 1 K: 1 S: 6	H: 0 LOB: 1 BB: 0 P: 6	R: 0 E: 0 K: 0 S: 3	H: 1 LOB: 0 BB: 0 P: 3	R: 0 E: 0 K: 1 S: 5	H: 0 LOB: 0 BB: 0 P: 5	R: 0 E: 0 K: 0 S: 4	H: 1 LOB: 2 BB: 1 P: 8	R: 0 E: 0 K: 0 S: 4	H: 1 LOB: 1 BB: 0 P: 4	R: 0 E: 0 K: 2 S: 7	H: 0 LOB: 1 BB: 1 P: 11	R: 0 E: 0 K: 1 S: 5	H: 0 LOB: 0 BB: 0 P: 5	R: 0 E: 0 K: 2 S: 7	H: 0 LOB: 0 BB: 0 P: 7	R: 0 E: 0 K: 2 S: 7	H: 0 LOB: 0 BB: 0 P: 7	1B: 2 2B: 1 3B: 0 HR: 0	SF: 0 SAC: 0 DP: 1 HBP: 0	WP: 0 PA: 32 PB: 0 SB: 1 CS: 0
PITCHER	IP	WLS	BF	H	R	ER	SO	BB	IBB	HBP	BLK	WP	HR	S	P	ERA	WHIP				
Jim Palmer, R ERA: 2.88 (1, 1)	9.0	W	32	3	0	0	9	2	0	0	0	0	0	48	56	0.00	0.556				

WP: 0 PA: 32
PB: 0
SB: 1
CS: 0

Batter	1	2	3	4	5	6	7	8	9	AB	R	H	RBI	BB	SO	LOB	TOP										
Dick McAuliffe, L (1,4) OBP: 0.293, SLG: 0.382	F8		4-3		G3		F9			4	0	0	0	0	0	2	Detroit Tigers @ Cleveland Indians Cleveland Municipal Stadium, Cleveland, OH Tue Sep 28 1971, 7:05 PM EDT Att. 2,266 - Unknown - 83 F										
Aurelio Rodriguez, R (1,5) OBP: 0.286, SLG: 0.400	6-3		5-3		K			F7		4	0	0	0	0	1	2											
Gates Brown, L (1,7) OBP: 0.411, SLG: 0.555 Mickey Stanley, R (8, PH) OBP: 0.329, SLG: 0.406	HR			4-3		4-3		K		3	1	1	1	0	0	0											
Willie Horton, R (1,9) OBP: 0.352, SLG: 0.499	F9			5-3		5-3		K		4	0	0	0	0	1	0											
Norm Cash, L (1,3)		G5-4-3 1B		HR		HR		P4		4	2	3	2	0	0	0											
Bill Freehan, R (1,2) OBP: 0.353, SLG: 0.465	G5-4-3 1-2			HR				F7		4	1	2	1	0	0	1											
Jim Northrup, L (1,8) OBP: 0.355, SLG: 0.442	4-3			HR		1B		K		4	0	0	0	0	1	1											
Ed Brinkman, R (1,6) OBP: 0.293, SLG: 0.276			F7		G3 SH5-4 1B		L7			3	0	1	0	0	0	0											
Joe Coleman, R (1,1) OBP: 0.146, SLG: 0.115			4-3 WP 1B		SH5-4		K			2	0	1	0	0	1	0											
Inning Stats	R: 1 E: 0 K: 0 S: 4	H: 1 LOB: 0 BB: 0 P: 4	R: 0 E: 0 K: 0 S: 3	H: 1 LOB: 0 BB: 0 P: 3	R: 0 E: 0 K: 0 S: 4	H: 1 LOB: 1 BB: 0 P: 4	R: 2 E: 0 K: 0 S: 5	H: 2 LOB: 0 BB: 0 P: 5	R: 0 E: 0 K: 1 S: 6	H: 1 LOB: 1 BB: 0 P: 6	R: 1 E: 0 K: 0 S: 5	H: 2 LOB: 1 BB: 0 P: 5	R: 0 E: 0 K: 1 S: 5	H: 0 LOB: 0 BB: 0 P: 5	R: 0 E: 0 K: 2 S: 7	H: 0 LOB: 0 BB: 0 P: 7		R: 0 E: 0 K: 1 S: 5	H: 0 LOB: 0 BB: 0 P: 5	R: 0 E: 0 K: 1 S: 5	H: 0 LOB: 0 BB: 0 P: 5	1B: 4 2B: 0 3B: 0 HR: 4	SF: 0 SAC: 1 DP: 1 HBP: 0	WP: 1 PB: 0 SB: 0 CS: 0	PA: 34		
PITCHER	IP	WLS	BF	H	R	ER	SO	BB	IBB	HBP	BLK	WP	HR	S	P	ERA	WHIP										
Steve Hargan, R (1,1) ERA: 6.19	6.0	L	25	8	4	4	1	0	0	0	0	1	4	27	27	6.00	1.333										
Ray Lamb, R (7,1) ERA: 3.35	1.0		3	0	0	0	1	0	0	0	0	0	0	5	5	0.00	0.000										
Steve Mingo, L (8,1) ERA: 1.43	2.0		6	0	0	0	3	0	0	0	0	0	0	12	12	0.00	0.000										

Batter	1	2	3	4	5	6	7	8	9	AB	R	H	RBI	BB	SO	LOB	BOTTOM										
Ted Uhlhaender, L (1,9) OBP: 0.338, SLG: 0.352	6-3		K			F7 2B	F9			4	0	1	0	0	1	2	Detroit Tigers @ Cleveland Indians Cleveland Municipal Stadium, Cleveland, OH Tue Sep 28 1971, 7:05 PM EDT Att. 2,266 - Unknown - 83 F										
Vada Pinson, L (1,8) OBP: 0.294, SLG: 0.376	F7		1-4-3			P6		F8		4	0	0	0	0	0	1											
Ray Fosse, R (1,2) OBP: 0.327, SLG: 0.396	F7			L6		F7				4	0	1	0	0	0	1											
Graig Nettles, L (1,5) OBP: 0.350, SLG: 0.436		1B 1B		G3		4-0 BB		G3-6-3 1B		3	0	1	0	1	0	1											
Chris Chambliss, L (1,3) OBP: 0.345, SLG: 0.412		1-2 1B				4-3				4	1	3	0	0	0	2											
Roy Foster, R (1,7) OBP: 0.315, SLG: 0.443		K		L7			1B 1B		HR 2B	4	1	2	2	0	1	3											
Lou Camilli, S (1,4) OBP: 0.279, SLG: 0.231		K			3-1		1-2 1B		K HR	4	0	1	0	0	2	2											
Fred Stanley, R (1,6) OBP: 0.355, SLG: 0.299		4-3			F9		K		F8	4	0	0	0	0	1	4											
Steve Hargan, R (1,1) OBP: 0.063, SLG: 0.063 Ray Lamb, R (7,1) OBP: 0.130, SLG: 0.091 Chuck Hinton, R (7, PH) OBP: 0.317, SLG: 0.374 Steve Mingo, L (8,1) OBP: 0.500, SLG: 0.500 Frank Baker, L (8, PH) OBP: 0.292, SLG: 0.304			K						4-3	2	0	0	0	0	1	0											
Inning Stats	R: 0 E: 0 K: 0 S: 3	H: 0 LOB: 0 BB: 0 P: 3	R: 0 E: 0 K: 2 S: 9	H: 2 LOB: 0 BB: 0 P: 9	R: 0 E: 0 K: 2 S: 7	H: 0 LOB: 0 BB: 0 P: 7	R: 0 E: 0 K: 0 S: 4	H: 1 LOB: 1 BB: 0 P: 4	R: 0 E: 0 K: 0 S: 3	H: 0 LOB: 0 BB: 0 P: 3	R: 0 E: 0 K: 0 S: 4	H: 1 LOB: 2 BB: 1 P: 8	R: 0 E: 0 K: 2 S: 9	H: 2 LOB: 2 BB: 0 P: 9	R: 0 E: 0 K: 0 S: 3	H: 1 LOB: 0 BB: 0 P: 3		R: 2 E: 0 K: 1 S: 7	H: 2 LOB: 2 BB: 0 P: 7	R: 0 E: 0 K: 1 S: 5	H: 0 LOB: 0 BB: 0 P: 5	1B: 5 2B: 3 3B: 0 HR: 1	SF: 0 SAC: 0 DP: 1 HBP: 0	WP: 0 PB: 0 SB: 0 CS: 0	PA: 36		
PITCHER	IP	WLS	BF	H	R	ER	SO	BB	IBB	HBP	BLK	WP	HR	S	P	ERA	WHIP										
Joe Coleman, R (1,1) ERA: 3.15	9.0	W	36	9	2	2	7	1	0	0	0	0	1	49	53	2.00	1.111										

Batter	1	2	3	4	5	6	7	8	9	AB	R	H	RBI	BB	SO	LOB	TOP			
Norm Cash, L OBP: 0.372, SLG: 0.531 (1, 3)	F8		6-3		G3		G3			4	0	1	0	0	0	0	Detroit Tigers @ Cleveland Indians Cleveland Municipal Stadium, Cleveland, OH Wed Sep 29 1971, 7:05 PM EDT Att: 2,596 - Unknown - 75 F			
Aurelio Rodriguez, R OBP: 0.298, SLG: 0.401 (1, 5)	FC5-4		K		4-3			G3-6-3		4	0	2	0	0	1	1				
Gates Brown, L OBP: 0.408, SLG: 0.549 (1, 7)	F7			3-1	G3			G3-6-3		4	1	1	0	0	0	3				
Willie Horton, R OBP: 0.349, SLG: 0.496 Kevin Collins, L OBP: 0.298, SLG: 0.439 (1, 9) (5, 9)	FC5-4			3-1	4-3			1-3		3	0	0	0	0	0	3				
Dick McAuliffe, L OBP: 0.293, SLG: 0.379 (1, 4)		6-3		FC6-4		G3			4-3	3	0	0	0	1	0	0				
Tim Hosley, R OBP: 0.188, SLG: 0.563 (1, 2)	1-3			FC6-4		5-3			F8	4	0	1	1	0	0	0				
Mickey Stanley, R OBP: 0.329, SLG: 0.404 (1, 8)				FC6-4		F3			K	4	0	1	0	0	1	2				
Ed Brinkman, R OBP: 0.293, SLG: 0.275 (1, 6)		K								2	0	0	0	1	1	1				
Mickey Lolich, S OBP: 0.242, SLG: 0.148 (1, 1)			1-3	K						3	0	0	0	0	1	3				
Inning Stats	R: 0 E: 0 K: 0 S: 4	H: 1 LOB: 1 BB: 0 P: 4	R: 0 E: 0 K: 1 S: 6	H: 1 LOB: 1 BB: 0 P: 6	R: 0 E: 0 K: 1 S: 5	H: 0 LOB: 0 BB: 0 P: 5	R: 1 E: 0 K: 1 S: 7	H: 2 LOB: 3 BB: 2 P: 15	R: 0 E: 0 K: 0 S: 4	H: 1 LOB: 1 BB: 0 P: 4	R: 0 E: 0 K: 0 S: 3	H: 0 LOB: 0 BB: 0 P: 3	R: 0 E: 0 K: 0 S: 3	H: 1 LOB: 0 BB: 0 P: 3	R: 0 E: 0 K: 1 S: 5	H: 0 LOB: 0 BB: 0 P: 5		1B: 6 2B: 0 3B: 0 HR: 0	SF: 0 SAC: 0 DP: 1 HBP: 0	WP: 0 PB: 0 SB: 0 CS: 0
PITCHER Vince Colbert, R ERA: 3.97 (1, 1)	IP: 9.0 WLS: W BF: 34 H: 6 R: 1 ER: 1 SO: 4 BB: 2 IBB: 0 HBP: 0 BLK: 0 WP: 0 HR: 0 S: 40 P: 48 ERA: 1.00 WHIP: 0.889																			

Batter	1	2	3	4	5	6	7	8	9	AB	R	H	RBI	BB	SO	LOB	BOTTOM			
Ted Ford, R OBP: 0.229, SLG: 0.255 (1, 8)	SF8		5-3	L1			F7			4	1	1	0	0	0	1	Detroit Tigers @ Cleveland Indians Cleveland Municipal Stadium, Cleveland, OH Wed Sep 29 1971, 7:05 PM EDT Att: 2,596 - Unknown - 75 F			
Kurt Bevacqua, R OBP: 0.222, SLG: 0.307 John Lowenstein, L OBP: 0.269, SLG: 0.307 (1, 9) (9, 9)	E6		K		F9		5-3			4	0	0	0	0	1	1				
Roy Foster, R OBP: 0.314, SLG: 0.439 Frank Baker, L OBP: 0.262, SLG: 0.304 (1, 7) (9, 7)	P4		BB		F8		F3			3	1	0	0	1	0	2				
Ray Fosse, R OBP: 0.328, SLG: 0.396 (1, 2)	SF8		BB							2	0	1	1	1	1	0				
Graig Nettles, L OBP: 0.350, SLG: 0.435 (1, 5)	F9				4-3				F9	4	0	1	1	0	0	2				
Chris Chambliss, L OBP: 0.342, SLG: 0.408 (1, 3)	F8		K						K	4	0	0	0	0	2	2				
Lou Camilli, S OBP: 0.270, SLG: 0.222 (1, 4)	6-3			K		K				3	0	0	0	0	2	0				
Fred Stanley, R OBP: 0.361, SLG: 0.302 (1, 6)				L3						2	0	1	0	1	0	0				
Vince Colbert, R OBP: 0.194, SLG: 0.172 (1, 1)	K									2	0	0	0	1	1	2				
Inning Stats	R: 1 E: 1 K: 0 S: 5	H: 1 LOB: 1 BB: 0 P: 5	R: 0 E: 0 K: 1 S: 6	H: 1 LOB: 1 BB: 0 P: 6	R: 1 E: 0 K: 2 S: 8	H: 1 LOB: 2 BB: 2 P: 16	R: 0 E: 0 K: 1 S: 5	H: 0 LOB: 1 BB: 1 P: 9	R: 0 E: 0 K: 0 S: 4	H: 1 LOB: 1 BB: 0 P: 4	R: 0 E: 0 K: 1 S: 5	H: 0 LOB: 1 BB: 1 P: 9	R: 0 E: 0 K: 2 S: 7	H: 0 LOB: 0 BB: 0 P: 7	R: 0 E: 0 K: 2 S: 7	H: 0 LOB: 0 BB: 0 P: 7		1B: 4 2B: 0 3B: 0 HR: 0	SF: 1 SAC: 0 DP: 0 HBP: 0	WP: 1 PB: 0 SB: 0 CS: 0
PITCHER Mickey Lolich, L ERA: 2.92 (1, 1)	IP: 8.0 WLS: L BF: 33 H: 4 R: 2 ER: 1 SO: 7 BB: 4 IBB: 0 HBP: 0 BLK: 0 WP: 1 HR: 0 S: 43 P: 59 ERA: 1.12 WHIP: 1.000																			