

Cleveland Indians - 1972

Batter	1	2	3	4	5	6	7	8	9	AB R H RBI BB SO LOB	TOP		
Rick Auerbach, R OBP: 0.200, SLG: 0.200 (1, 6)	0-0 F7	0-0 F6			0-0 FC4 FC5 1B 1B		0-3 K		0-0 6-3	5 1 1 0 0 1 2			
Dave May, L OBP: 0.400, SLG: 1.000 (1, 8)	0-0 5-3		0-0 1-3		0-0 FC4 1B		0-0 HR		0-3 K	5 1 2 1 0 1 0			
John Briggs, L OBP: 0.250, SLG: 0.500 Ken Sanders, R (1, 3) (7, 1)	0-0 2B		0-0 F9		0-0 FC4 FC5 1B 1-2f 2-3		0-0 F8			4 1 1 0 0 0 2 0 0 0 0 0 0 0			
George Scott, R (1, 5) (7, 3)	0-3 K		0-0 5-3		0-0 FC5 1B 1B 1-2 3-H		0-0 F3			4 0 0 1 0 1 2			
Joe Lahoud, L OBP: 0.500, SLG: 1.000 (1, 7)		0-0 BB 1B 1B		0-0 3B	0-0 F7		0-3 K			4 1 2 0 0 1 2			
Bill Voss, L OBP: 0.250, SLG: 0.250 (1, 9)		0-0 F7		0-0 6-3	0-0 1B 1-H 2-H		0-0 F8			4 0 1 1 0 0 2			
Paul Ratliff, L OBP: 0.333, SLG: 0.333 Ellie Rodriguez, R (1, 2) (8, PH) (8, 2)		0-0 BB 1B 1B		0-0 6-3	0-3 K		0-0 1-3			3 0 1 0 0 1 1 1 0 0 0 0 0 0			
Ron Theobald, R OBP: 0.750, SLG: 2.000 (1, 4)		4-0 BB BB BB 1B 1B 1-2 2-3 BB		4-0 IBB	0-0 F9		0-0 HR			2 1 1 1 2 0 0			
Bill Parsons, R OBP: 0.333, SLG: 0.333 Mike Ferraro, R (1, 1) (7, 5)		0-0 1B		0-3 K	0-3 K		0-0 F7			3 0 1 1 0 2 2 1 0 0 0 0 0 0			
Inning Stats	R: 0 E: 0 K: 1 S: 6 H: 1 LOB: 1 BB: 0 P: 6	R: 1 E: 0 K: 0 S: 5 H: 3 LOB: 2 BB: 1 P: 9	R: 0 E: 0 K: 0 S: 3 H: 0 LOB: 0 BB: 0 P: 3	R: 0 E: 0 K: 1 S: 6 H: 1 LOB: 2 BB: 1 P: 10	R: 2 E: 0 K: 0 S: 6 H: 3 LOB: 2 BB: 0 P: 6	R: 0 E: 0 K: 2 S: 7 H: 0 LOB: 0 BB: 0 P: 7	R: 1 E: 0 K: 1 S: 6 H: 1 LOB: 0 BB: 0 P: 6	R: 0 E: 0 K: 1 S: 5 H: 0 LOB: 0 BB: 0 P: 5	R: 1 E: 0 K: 1 S: 6 H: 1 LOB: 0 BB: 0 P: 6	1B: 6 2B: 1 3B: 1 HR: 2 SF: 0 SAC: 0 DP: 0 HBP: 0	WP: 0 PB: 0 SB: 0 CS: 0 PA: 38		
PITCHER	IP WLS BF H R ER SO BB IBB HBP BLK WP HR S P ERA WHIP	IP WLS BF H R ER SO BB IBB HBP BLK WP HR S P ERA WHIP											
Gaylord Perry, R ERA: 5.14 (1, 1)	7.0 L 31 9 4 4 5 1 1 0 0 0 1 39 47 5.14 1.429	Denny Riddleberger, L ERA: 4.5 (8, 1)	2.0 7 1 1 1 2 0 0 0 0 0 1 11 11 4.50 0.500										

Milwaukee Brewers @ Cleveland Indians
Cleveland Municipal Stadium, Cleveland, OH
Sat Apr 15 1972, 3:33 AM EST
Att: 22,831 - Unknown

livebaseballscorecards.com

AB	36
R	5
H	10
RBI	5
BB	2
SO	7
LOB	13



Batter	1	2	3	4	5	6	7	8	9	AB	R	H	RBI	BB	SO	LOB
Del Unser, L OBP: 0.500, SLG: 0.750 (1, 8)	0-0 SH4-3 SF8 2B		0-3 K		0-0 FC6-4 1B			0-0 F8		4	1	2	0	0	1	1
Eddie Leon, R OBP: 0.333, SLG: 0.333 (1, 4)	0-0 SH4-3 2-3		0-0 1B 1-2 1B		0-0 F7			0-0 6-3		3	0	1	0	0	0	1
Alex Johnson, R OBP: 0.250, SLG: 0.333 (1, 7)	0-0 SF8 3-H		0-0 1-2 2-3 1B		0-0 FC6-4 1-2f			0-0 F9		3	0	1	1	0	0	1
Graig Nettles, L OBP: 0.250, SLG: 0.250 (1, 5)	0-0 F8		0-0 4-3		0-0 F7			0-0 G6-4-3 1B		4	0	1	0	0	0	3
Chris Chambliss, L (1, 3)		0-0 4-3		0-0 F8			0-0 4-3	0-0 G6-4-3 1-2f		4	0	0	0	0	0	1
Ray Fosse, R OBP: 0.250, SLG: 0.250 (1, 2)		0-0 F9		0-0 1B		0-0 F7		0-0 F9		4	0	1	0	0	0	0
Buddy Bell, R Denny Riddleberger, R (1, 9) (8, 1)		0-0 6-3		0-0 F3			0-0 1-3			3	0	0	0	0	0	1
Frank Duffy, R OBP: 0.333, SLG: 0.333 (1, 6)			0-0 1B 1B 1B		0-0 F7		0-3 K			3	0	1	0	0	1	1
Gaylord Perry, R Tom McCraw, L (1, 1) (7, PH) (8, 9)			0-3 K		0-3 K		0-0 F6			2	0	0	0	0	2	1
										1	0	0	0	0	0	0

BOTTOM	
Milwaukee Brewers @ Cleveland Indians Cleveland Municipal Stadium, Cleveland, OH	AB 31
	R 1
	H 7
	RBI 1
	BB 0
	SO 4
	LOB 10
	

Inning Stats	
R: 1 E: 0 K: 0 S: 4	H: 1 LOB: 0 BB: 0 P: 4
R: 0 E: 0 K: 0 S: 3	H: 0 LOB: 0 BB: 0 P: 3
R: 0 E: 0 K: 2 S: 10	H: 3 LOB: 3 BB: 0 P: 10
R: 0 E: 0 K: 0 S: 4	H: 1 LOB: 1 BB: 0 P: 4
R: 0 E: 0 K: 1 S: 6	H: 1 LOB: 1 BB: 0 P: 6
R: 0 E: 0 K: 0 S: 3	H: 0 LOB: 0 BB: 0 P: 3
R: 0 E: 0 K: 1 S: 5	H: 0 LOB: 0 BB: 0 P: 5
R: 0 E: 0 K: 0 S: 3	H: 0 LOB: 0 BB: 0 P: 3
R: 0 E: 0 K: 0 S: 3	H: 1 LOB: 0 BB: 0 P: 3
1B: 6 2B: 1 3B: 0 HR: 0	SF: 1 SAC: 1 DP: 1 HBP: 0
WP: 0 PB: 0 SB: 0 CS: 0	PA: 33

PITCHER	IP	WLS	BF	H	R	ER	SO	BB	IBB	HBP	BLK	WP	HR	S	P	ERA	WHIP
Bill Parsons, R ERA: 1.5 (1, 1)	6.0	W	24	6	1	1	3	0	0	0	0	0	0	30	30	1.50	1.000
Ken Sanders, R ERA: (7, 1)	3.0	S	9	1	0	0	1	0	0	0	0	0	0	11	11	0.00	0.333

PITCHER	IP	WLS	BF	H	R	ER	SO	BB	IBB	HBP	BLK	WP	HR	S	P	ERA	WHIP

Sat Apr 15 1972, 3:33 AM EST
Att. 22,831 - Unknown

livebaseballscorecards.com

Batter	1	2	3	4	5	6	7	8	9	AB R H RBI BB SO LOB	TOP									
Del Unser, L (1, 8) OBP: 0.333, SLG: 0.444	0-0 L4		0-0 4-3			0-0 G3		0-0 B2-3	0-0 1B	5 0 1 1 0 0 0										
Eddie Leon, R (1, 4) OBP: 0.250, SLG: 0.250	0-0 5-3			0-3 K		0-0 L6-3 1B		0-0 5-3	0-3 K	5 0 1 0 0 2 2										
Alex Johnson, R (1, 7) OBP: 0.222, SLG: 0.250	0-0 F7			0-0 L6		0-0 L6-3 1-2		0-0 HR 1B	0-0 4-3	5 1 1 0 0 0 3										
Graig Nettles, L (1, 5) OBP: 0.375, SLG: 0.500		0-0 F8		0-0 F6			0-0 FC5-4 2B	0-0 HR 1B		4 1 2 0 0 0 0										
Chris Chambliss, L (1, 3) OBP: 0.167, SLG: 0.167		0-0 1B			0-0 3-1		0-3 K	0-0 HR		2 0 1 0 0 0 0										
Tom McCraw, L (6, 3) OBP: 0.333, SLG: 1.333								1-H 2-H HR		2 1 1 3 0 1 1										
Ray Fosse, R (1, 2) OBP: 0.375, SLG: 0.167		0-0 F7			4-0 BB BB		4-0 FC5-4 IBB	0-0 6-3		2 0 0 0 2 0 1										
Buddy Bell, R (1, 9)		0-0 F7			0-0 L5		0-0 FC5-4 BB		0-0 F7	4 0 0 0 0 0 4										
Adolfo Phillips, R (9, 9)							1-2 2-3			0 0 0 0 0 0 0										
Frank Duffy, R (1, 6) OBP: 0.571, SLG: 0.400			0-3 K		4-0 BB BB		4-0 FC6-4 BB		0-0 SH 1B 1B	2 1 1 0 2 1 0										
Milt Wilcox, R (1, 1)			0-0 F3		0-0 F9		0-0 FC6-4 1-2		0-0 SH 1B	3 0 0 0 0 0 5										
Inning Stats	R: 0 E: 0 K: 0 S: 3	H: 0 LOB: 0 BB: 0 P: 3	R: 0 E: 0 K: 0 S: 4	H: 1 LOB: 1 BB: 0 P: 4	R: 0 E: 0 K: 1 S: 5	H: 0 LOB: 0 BB: 0 P: 5	R: 0 E: 0 K: 1 S: 5	H: 0 LOB: 0 BB: 0 P: 5	R: 0 E: 0 K: 0 S: 3	H: 1 LOB: 0 BB: 0 P: 3	R: 0 E: 0 K: 1 S: 6	H: 1 LOB: 3 BB: 2 P: 14	R: 3 E: 0 K: 0 S: 6	H: 3 LOB: 0 BB: 0 P: 6	R: 1 E: 0 K: 1 S: 8	H: 2 LOB: 2 BB: 0 P: 8	1B: 6 2B: 2 3B: 0 HR: 1	SF: 0 SAC: 1 DP: 1 HBP: 0	WP: 0 PB: 0 SB: 0 CS: 0	PA: 39
PITCHER	IP WLS BF H R ER SO BB IBB HBP BLK WP HR S P ERA WHIP																			
Ray Culp, R (1, 1) ERA: 2.35	7.2 L 31 5 2 2 3 3 1 0 0 0 0 0 33 49 2.35 1.043																			
Bill Lee, L (8, 1) ERA: 27.0	0.1 2 1 1 1 0 0 0 0 0 0 0 1 2 2 27.00 3.000																			
Lew Krausse, R (9, 1) ERA: 9.0	1.0 6 2 1 1 1 0 0 0 0 0 0 0 8 8 9.00 2.000																			

Cleveland Indians @ Boston Red Sox
Fenway Park, Boston, MA
 Mon Apr 17 1972, 3:33 AM EST
 Att. 24,989 - Unknown

livebaseballscorecards.com

AB	34
R	4
H	8
RBI	4
BB	4
SO	4
LOB	16



Batter	1	2	3	4	5	6	7	8	9	AB R H RBI BB SO LOB
Tommy Harper, R (1, 8) OBP: 0.375, SLG: 0.167	4-0 5-3 BB		0-3 K		0-3 K			0-3 K		3 0 0 0 1 3 2
Luis Aparicio, R (1, 6) OBP: 0.250, SLG: 0.375	0-0 5-3 1-2		0-0 1-3			0-0 5-3		0-0 FC6-4 1-2f		4 0 0 0 0 0 2
Carl Yastrzemski, L (1, 7) OBP: 0.250, SLG: 0.143	4-0 BB		0-0 4-3			0-0 L7		0-0 4-3		3 0 0 0 1 0 0
Reggie Smith, S (1, 9)	0-3 K			0-0 F9		0-0 6-3		0-0 F7		4 0 0 0 0 1 2
Rico Petrocelli, R (1, 5) OBP: 0.125, SLG: 0.125	0-0 L6			0-0 F2			0-0 6-3	0-0 F6		4 0 0 0 0 0 2
Danny Cater, R (1, 3)		0-0 F5		0-0 L9			0-0 L7			3 0 0 0 0 0 0
Doug Griffin, R (1, 4) OBP: 0.333, SLG: 0.200		4-0 BB			0-0 F7		0-3 K			2 0 0 0 1 1 0
Duane Josephson, R (1, 2) OBP: 0.333, SLG: 0.500		0-3 K			0-0 1-3 2B			0-0 FC6-4 1B		3 0 2 0 0 1 1
Ray Culp, R (1, 1)		0-3 K			0-0 1-3			0-3 K		2 0 0 0 0 1 2
Bill Lee, L (8, 1)										0 0 0 0 0 0 0
Bob Burda, L (8, PH)										1 0 0 0 0 1 1
Lew Krausse, R (9, 1)					2-3					0 0 0 0 0 0 0

Inning Stats	R: 0 E: 0 K: 1 S: 5	H: 0 LOB: 2 BB: 2 P: 13	R: 0 E: 0 K: 2 S: 7	H: 0 LOB: 1 BB: 1 P: 11	R: 0 E: 0 K: 1 S: 5	H: 0 LOB: 0 BB: 0 P: 5	R: 0 E: 0 K: 0 S: 3	H: 0 LOB: 0 BB: 0 P: 3	R: 0 E: 0 K: 1 S: 6	H: 1 LOB: 1 BB: 0 P: 6	R: 0 E: 0 K: 0 S: 3	H: 0 LOB: 0 BB: 0 P: 3	R: 0 E: 0 K: 1 S: 5	H: 0 LOB: 0 BB: 0 P: 5	R: 0 E: 0 K: 2 S: 8	H: 1 LOB: 1 BB: 0 P: 8	R: 0 E: 0 K: 0 S: 3	H: 0 LOB: 0 BB: 0 P: 3	1B: 1 2B: 1 3B: 0 HR: 0	SF: 0 SAC: 0 DP: 0 HBP: 0	WP: 0 PB: 0 SB: 1 CS: 0	PA: 32
--------------	------------------------------	----------------------------------	------------------------------	----------------------------------	------------------------------	---------------------------------	------------------------------	---------------------------------	------------------------------	---------------------------------	------------------------------	---------------------------------	------------------------------	---------------------------------	------------------------------	---------------------------------	------------------------------	---------------------------------	----------------------------------	------------------------------------	----------------------------------	--------

PITCHER	IP	WLS	BF	H	R	ER	SO	BB	IBB	HBP	BLK	WP	HR	S	P	ERA	WHIP	PITCHER	IP	WLS	BF	H	R	ER	SO	BB	IBB	HBP	BLK	WP	HR	S	P	ERA	WHIP		
Milt Wilcox, R (1, 1) ERA:	9.0	W	32	2	0	0	8	3	0	0	0	0	0	45	57	0.00	0.556																				

BOTTOM

Cleveland Indians @ Boston Red Sox

Fenway Park, Boston, MA

Mon Apr 17 1972, 3:33 AM EST

Att. 24,989 - Unknown

AB	29
R	0
H	2
RBI	0
BB	3
SO	8
LOB	12



Batter	1	2	3	4	5	6	7	8	9	AB R H RBI BB SO LOB	TOP
Del Unser, L (1, 8) OBP: 0.286, SLG: 0.357	0-0 3-1	0-0 FC6-4 1-2 2-H 1B		0-0 F8			0-0 6-3		0-0 4-3	5 0 1 1 0 0 4	
Eddie Leon, R (1, 4) OBP: 0.333, SLG: 0.200 Steve Mingori, L (8, 1)	4-0 2-3 BB	0-0 FC6-4 1-2f			0-0 F3		4-0 BB			2 0 0 0 2 0 2 0 0 0 0 0 0 0	
Alex Johnson, R (1, 7) OBP: 0.154, SLG: 0.167	0-0 2-3 1-2		0-0 5-3		0-0 F8		0-0 4-3			4 0 0 0 0 0 3	
Graig Nettles, L (1, 5) OBP: 0.250, SLG: 0.333	0-0 3-1		0-0 F8		0-0 1-3			0-3 K		4 0 0 0 0 1 1	
Tom McCraw, L (1, 3) OBP: 0.429, SLG: 0.833		0-0 FC5-4 1B 1B	0-0 G3		0-0 F8			4-0 G5-4-3 BB		3 1 1 0 1 0 0	
Ray Fosse, R (1, 2) OBP: 0.333, SLG: 0.200		0-0 FC5-4 1-2 1B		0-0 5-3		0-0 6-3		0-0 G5-4-3 1-2f		4 0 1 0 0 0 1	
Buddy Bell, R (1, 9) Ray Lamb, R (4, 1) Adolfo Phillips, R (6, PH) Ed Farmer, R (6, 1) Jack Brohamer, L (8, 4) OBP: 1.000, SLG: 1.000		0-0 FC5-4 1B 1-2f 2-3		0-0 5-3		0-3 K			0-0 G3 1B	2 1 0 0 0 0 2 0 0 0 0 0 0 0 1 0 0 0 0 1 0 0 0 0 0 0 0 0 1 0 1 0 0 0 0	AB 32 R 2 H 6 RBI 2 BB 5 SO 4 LOB 17
Frank Duffy, R (1, 6) OBP: 0.500, SLG: 0.500 Lou Camilli, S (9, PH)		0-0 F3		0-0 2B			0-3 K		0-0 G3 1-2	3 0 1 0 0 1 2 1 0 0 0 0 0 1	
Dick Tidrow, R (1, 1) OBP: 1.000, SLG: 1.000 Vince Colbert, R (2, 1) John Lowenstein, L (4, PH) (4, 9)		0-0 1B 1-2 3-H 1B		4-0 BB			4-0 6-3 BB		0-3 K	1 0 1 1 0 0 0 0 0 0 0 0 0 0 1 0 0 0 2 1 1	
Inning Stats	R: 0 H: 0 E: 0 LOB: 1 K: 0 BB: 1 S: 3 P: 7	R: 2 H: 4 E: 0 LOB: 2 K: 0 BB: 0 S: 7 P: 7	R: 0 H: 0 E: 0 LOB: 0 K: 0 BB: 0 S: 3 P: 3	R: 0 H: 1 E: 0 LOB: 2 K: 0 BB: 1 S: 4 P: 8	R: 0 H: 0 E: 0 LOB: 0 K: 0 BB: 0 S: 3 P: 3	R: 0 H: 0 E: 0 LOB: 0 K: 1 BB: 0 S: 5 P: 5	R: 0 H: 0 E: 0 LOB: 2 K: 1 BB: 2 S: 5 P: 13	R: 0 H: 0 E: 0 LOB: 0 K: 1 BB: 1 S: 4 P: 8	R: 0 H: 1 E: 0 LOB: 1 K: 1 BB: 0 S: 6 P: 6	1B: 5 SF: 0 2B: 1 SAC: 0 3B: 0 DP: 1 HR: 0 HBP: 0	WP: 0 PA: 37 PB: 0 SB: 0 CS: 0
PITCHER Sonny Siebert, R (1, 1) ERA: 2.7 Ken Tatum, R (7, 1) ERA:	IP WLS BF H R ER SO BB IBB HBP BLK WP HR S P ERA WHIP	6.2 W 29 5 2 2 2 4 0 0 0 0 0 0 29 45 2.70 1.350	2.1 S 8 1 0 0 2 1 0 0 0 0 0 0 11 15 0.00 0.857								
PITCHER	IP WLS BF H R ER SO BB IBB HBP BLK WP HR S P ERA WHIP										

Cleveland Indians @ Boston Red Sox
 Fenway Park, Boston, MA
 Tue Apr 18 1972, 3:33 AM EST
 Att. 8,231 - Unknown

livebaseballscorecards.com



Batter	1	2	3	4	5	6	7	8	9
Tommy Harper, R OBP: 0.333, SLG: 0.111 (1, 8)	0-0 L8	4-0 FC1-2 BB		0-3 K		0-0 F7			
Luis Aparicio, R OBP: 0.167, SLG: 0.250 (1, 6)	0-3 K	0-0 FC1-2 G6-4-3		0-0 6-3			0-0 6-3		
Carl Yastrzemski, L OBP: 0.167, SLG: 0.091 (1, 7)	0-0 4-3	0-0 G6-4-3			0-0 4-3		0-0 6-3		
Reggie Smith, S (1, 9)		4-0 1B BB		0-0 F8		0-0 1-3		0-3 K	
Rico Petrocelli, R OBP: 0.167, SLG: 0.167 (1, 5)		0-0 1B 1B		0-3 K		0-0 1-3		0-3 K	
Danny Cater, R OBP: 0.182, SLG: 0.100 (1, 3)		0-0 1B 1B 1B		4-0 PB BB		0-0 1-3		0-0 E5 G6-4-3	
Doug Griffin, R OBP: 0.500, SLG: 0.286 (1, 4)		0-0 1B 1B		4-0 BB		4-0 1B BB		0-0 G6-4-3	
Duane Josephson, R OBP: 0.333, SLG: 0.500 Bob Montgomery, R OBP: 0.667, SLG: 0.667 (1, 2)		0-0 1B FC1-2 1B		0-3 K		0-0 1-3 1B			
Sonny Siebert, R OBP: 0.333, SLG: 0.333 Ken Tatum, R (7, 1)		0-0 FC1-2 BB 1B		0-0 6-3		0-3 K			

Inning Stats	R: 0	H: 0	E: 0	K: 1	S: 5	LOB: 0	BB: 0	P: 5	R: 4	H: 5	E: 0	K: 0	S: 7	LOB: 2	BB: 2	P: 15	R: 0	H: 0	E: 0	K: 2	S: 7	LOB: 0	BB: 0	P: 3	R: 0	H: 1	E: 0	K: 1	S: 6	LOB: 2	BB: 1	P: 10	R: 0	H: 0	E: 0	K: 1	S: 5	LOB: 0	BB: 0	P: 5	R: 0	H: 0	E: 1	K: 1	S: 5	LOB: 0	BB: 0	P: 5
--------------	------	------	------	------	------	--------	-------	------	------	------	------	------	------	--------	-------	-------	------	------	------	------	------	--------	-------	------	------	------	------	------	------	--------	-------	-------	------	------	------	------	------	--------	-------	------	------	------	------	------	------	--------	-------	------

AB	R	H	RBI	BB	SO	LOB
3	0	0	0	1	1	2
4	0	0	0	0	1	3
4	0	0	0	0	0	3
3	1	0	0	1	1	0
4	1	1	0	0	2	0
3	1	1	1	1	0	0
2	1	1	1	2	0	1
0	0	0	0	0	0	0
3	0	2	0	0	1	2
3	0	1	2	0	1	2
0	0	0	0	0	0	0

BOTTOM

Cleveland Indians @ Boston Red Sox
Fenway Park, Boston, MA
Tue Apr 18 1972, 3:33 AM EST
Att. 8,231 - Unknown

livebaseballscorecards.com

AB	29
R	4
H	6
RBI	4
BB	5
SO	7
LOB	13



PITCHER	IP	WLS	BF	H	R	ER	SO	BB	IBB	HBP	BLK	WP	HR	S	P	ERA	WHIP
Dick Tidrow, R ERA: 36.0 (1, 1)	1.0	L	9	5	4	4	1	1	0	0	0	0	0	10	14	36.00	6.000
Vince Colbert, R ERA: (2, 1)	2.0		8	0	0	0	2	3	0	0	0	0	0	9	21	0.00	1.500
Ray Lamb, R ERA: (4, 1)	2.0		6	0	0	0	1	0	0	0	0	0	0	8	8	0.00	0.000
Ed Farmer, R ERA: (6, 1)	2.0		8	1	0	0	2	1	0	0	0	0	0	11	15	0.00	1.000
Steve Mingori, L ERA: (8, 1)	1.0		3	0	0	0	1	0	0	0	0	0	0	5	5	0.00	0.000

Batter	1	2	3	4	5	6	7	8	9	AB R H RBI BB SO LOB	TOP	
Del Unser, L (1, 8) OBP: 0.333, SLG: 0.353	0-0 G4-6-3 1B		4-0 1B BB		0-0 2-3		0-0 4-3			3 0 1 0 1 0 1		
Eddie Leon, R (1, 4) OBP: 0.313, SLG: 0.214	0-3 K		0-0 F8		0-0 F8			0-0 1B		4 0 1 0 0 1 2		
Alex Johnson, R (1, 7) OBP: 0.176, SLG: 0.188	0-0 G4-6-3 1-2f		0-0 1-3 1B		0-0 L9			0-3 K		4 0 1 0 0 1 2		
Graig Nettles, L (1, 5) OBP: 0.188, SLG: 0.250		0-0 4-3	0-0 F9		0-0 6-3			0-0 F7		4 0 0 0 0 0 3		
Tom McCraw, L (1, 3) OBP: 0.455, SLG: 0.700		0-0 E 1B		0-0 1B 1B		0-3 K		0-3 K		4 2 2 0 0 2 1		
Ray Fosse, R (1, 2) OBP: 0.375, SLG: 0.286		0-0 F6 1-2		0-0 1-H 1B		0-0 1B SF8 1B		0-0 6-3		4 1 2 1 0 0 1		
Buddy Bell, R (1, 9) Adolfo Phillips, R (9, 9)		0-0 E6 2-H 1B		0-0 G5-4-3 1B		0-0 1-3 1B		0-3 K		4 0 3 0 0 1 0 0 0 0 0 0 0 0		
Frank Duffy, R (1, 6) OBP: 0.429, SLG: 0.364		0-0 3-1		0-0 G5-4-3 1-2f		0-0 F6		4-0 BB		3 0 0 0 1 0 4		
Gaylord Perry, R (1, 1) Steve Mingori, L (9, 1)			0-3 K		0-3 K		0-0 SF8		0-3 K	3 0 0 1 0 3 1 0 0 0 0 0 0 0		
Inning Stats	R: 0 H: 1 E: 0 LOB: 0 K: 1 BB: 0 S: 5 P: 5	R: 1 H: 2 E: 1 LOB: 1 K: 0 BB: 0 S: 5 P: 5	R: 0 H: 1 E: 0 LOB: 2 K: 1 BB: 1 S: 6 P: 10	R: 1 H: 3 E: 0 LOB: 0 K: 0 BB: 0 S: 4 P: 4	R: 0 H: 0 E: 0 LOB: 0 K: 1 BB: 0 S: 5 P: 5	R: 0 H: 0 E: 0 LOB: 0 K: 1 BB: 0 S: 5 P: 5	R: 1 H: 2 E: 0 LOB: 1 K: 0 BB: 0 S: 5 P: 5	R: 0 H: 1 E: 0 LOB: 1 K: 2 BB: 0 S: 8 P: 8	R: 0 H: 0 E: 0 LOB: 1 K: 2 BB: 1 S: 7 P: 11	1B: 10 SF: 1 2B: 0 SAC: 0 3B: 0 DP: 2 HR: 0 HBP: 0	WP: 0 PA: 36 PB: 0 SB: 4 CS: 0	
PITCHER	IP WLS BF H R ER SO BB IBB HBP BLK WP HR S P ERA WHIP											
Marty Pattin, R (1, 1) ERA: 3.46	7.0 L 28 9 3 2 4 1 0 0 0 0 0 0 35 39 2.57 1.429											
Luis Tiant, R (8, 1) ERA:	2.0 8 1 0 0 4 1 0 0 0 0 0 0 15 19 0.00 1.000											

Cleveland Indians @ Boston Red Sox
Fenway Park, Boston, MA
Wed Apr 19 1972, 3:33 AM EST
Att. 9,735 - Unknown

livebaseballscorecards.com

AB	33
R	3
H	10
RBI	2
BB	2
SO	8
LOB	15



Batter	1	2	3	4	5	6	7	8	9	AB R H RBI BB SO LOB
Tommy Harper, R (1, 8) OBP: 0.294, SLG: 0.143	0-3 K		0-0 FC5-2 BB		0-0 1B		0-0 FC5-4 1-2f		0-0 FC6-4 1-2f	5 0 1 1 0 1 5
Luis Aparicio, R (1, 6) OBP: 0.188, SLG: 0.200	0-0 5-3		4-0 BB		0-0 4-3			0-0 F4		3 0 0 0 1 0 1
Carl Yastrzemski, L (1, 7) OBP: 0.125, SLG: 0.067	0-0 F7		0-0 3-1		0-0 4-3			0-0 4-3		4 0 0 0 0 0 3
Reggie Smith, S (1, 9) OBP: 0.125, SLG: 0.067		0-0 G3		0-0 4-3		0-0 F7		0-0 FC6-4 1B		4 0 1 0 0 0 0
Rico Petrocelli, R (1, 5) OBP: 0.188, SLG: 0.133		0-0 F8		0-3 K		4-0 BB		0-0 FC6-4 1-2f		3 0 0 0 1 1 1
Danny Cater, R (1, 3) OBP: 0.133, SLG: 0.071		0-3 K		0-0 4-3		0-0 L9			0-0 E5 1-3	4 0 0 0 0 1 1
Doug Griffin, R (1, 4) OBP: 0.500, SLG: 0.300			0-0 FC1-6 1B FC5-2 1B		4-0 SH1-4 1B BB		0-0 5-3		0-0 1-3	3 1 1 0 1 0 1
Bob Montgomery, R (1, 2) OBP: 0.714, SLG: 0.667 Rick Miller, L (9, PR)			0-0 FC1-6 1B		0-0 F8		0-0 FC5-4 1B		4-0 FC6-4 BB	3 0 2 0 1 0 1 0 0 0 0 0 0 0
Marty Pattin, R (1, 1) Ben Oglivie, L (7, PH) Luis Tiant, R (8, 1) Bob Burda, L (9, PH) Phil Gagliano, R (9, PH)			0-0 FC1-6 BB FC5-2 1-2f 2-3		0-0 SH1-4 1-2		0-0 F9		0-3 K	1 0 0 0 0 0 2 1 0 0 0 0 0 1 0 0 0 0 0 0 0 0 0 0 0 0 0 0 1 0 0 0 0 1 2

Inning Stats	R: 0	H: 0	E: 0	LOB: 0	K: 1	S: 5	R: 0	H: 0	E: 0	LOB: 0	K: 1	S: 5	R: 0	H: 0	E: 0	LOB: 0	K: 1	S: 5	R: 1	H: 1	E: 0	LOB: 1	K: 0	S: 4	R: 0	H: 0	E: 0	LOB: 1	K: 0	S: 4	R: 0	H: 1	E: 0	LOB: 1	K: 0	S: 4	R: 0	H: 0	E: 1	LOB: 2	K: 1	S: 6	1B: 5	SF: 0	2B: 0	SAC: 1	3B: 0	DP: 0	HR: 0	HBP: 0	WP: 0	PA: 37
--------------	------	------	------	--------	------	------	------	------	------	--------	------	------	------	------	------	--------	------	------	------	------	------	--------	------	------	------	------	------	--------	------	------	------	------	------	--------	------	------	------	------	------	--------	------	------	-------	-------	-------	--------	-------	-------	-------	--------	-------	--------

PITCHER	IP	WLS	BF	H	R	ER	SO	BB	IBB	HBP	BLK	WP	HR	S	P	ERA	WHIP
Gaylord Perry, R (1, 1) ERA: 2.93	8.1	W	35	5	1	1	3	4	0	0	0	0	0	37	53	1.08	1.080
Steve Mingori, L (9, 1) ERA:	0.2	S	2	0	0	0	1	0	0	0	0	0	0	4	4	0.00	0.000

BOTTOM


Cleveland Indians @ Boston Red Sox

Fenway Park, Boston, MA

Wed Apr 19 1972, 3:33 AM EST

Att. 9,735 - Unknown

AB	32
R	1
H	5
RBI	1
BB	4
SO	4
LOB	18



livebaseballscorecards.com

Baltimore Orioles @ Cleveland Indians
Cleveland Municipal Stadium, Cleveland, OH

Fri Apr 21 1972, 3:33 AM EST
 Att. 4,424 - Unknown

AB	35
R	6
H	8
RBI	6
BB	6
SO	8
LOB	15



Batter	1	2	3	4	5	6	7	8	9	AB	R	H	RBI	BB	SO	LOB
Don Buford, S (1, 7) OBP: 0.320, SLG: 0.364	0-0 F4		0-3 K			0-0 F4		0-0 G3	0-0 1B HR 1B	5	1	1	0	0	1	2
Mark Belanger, R (1, 6) OBP: 0.429, SLG: 0.450	0-0 F7			0-0 F5		0-0 F7		0-0 F2	0-0 1B HR 1B	5	1	1	1	0	0	1
Merv Rettenmund, R (1, 9) OBP: 0.304, SLG: 0.286	0-0 F9			0-0 F5		1-3 1B		4-0 2B S BB	0-0 1B HR 1B	4	2	2	0	1	0	0
Boog Powell, L (1, 3) OBP: 0.348, SLG: 0.412		0-3 K		0-0 4-3		4-0 FC6-4 IBB		4-0 2B BB	0-0 1B HR	3	1	1	4	2	1	0
Paul Blair, R (1, 8) OBP: 0.250, SLG: 0.417		0-0 G3		0-0 5-3		0-0 FC6-4		0-0 1-3 2B	0-0 6-3	5	0	1	1	0	0	3
Brooks Robinson, R (1, 5) OBP: 0.318, SLG: 0.300		0-3 K		0-0 F8		0-0 FC6-4 1B		0-0 6-3		4	0	1	0	0	1	2
Davey Johnson, R (1, 4) OBP: 0.318, SLG: 0.350			4-0 BB	0-0 2B		0-0 FC6-4 1-4-3 PB 1-2f		0-3 K		3	0	1	0	1	1	1
Andy Etchebarren, R (1, 2) OBP: 0.333, SLG: 0.364			0-0 F8	0-3 K		0-0 1-4-3		4-0 1B BB		3	1	0	0	1	1	3
Dave McNally, R (1, 1) OBP: 0.286, SLG: 0.333			0-3 K	4-0 1B BB		0-3 K		0-3 K		3	0	0	0	1	3	3

Inning Stats	R: 0	H: 0	E: 0	K: 0	S: 3	P: 3	R: 0	H: 0	E: 0	K: 2	S: 7	P: 7	R: 0	H: 0	E: 0	K: 2	S: 7	P: 11	R: 0	H: 0	E: 0	K: 0	S: 3	P: 3	R: 0	H: 1	E: 0	K: 1	S: 6	P: 6	R: 0	H: 1	E: 0	K: 0	S: 4	P: 12	R: 0	H: 1	E: 0	K: 1	S: 6	P: 6	R: 1	H: 1	E: 0	K: 0	S: 4	P: 12	R: 5	H: 4	E: 0	K: 2	S: 11	P: 15	1B: 5	SF: 0	2B: 2	SAC: 0	3B: 0	DP: 0	HR: 1	HBP: 0	WP: 0	PA: 41
--------------	------	------	------	------	------	------	------	------	------	------	------	------	------	------	------	------	------	-------	------	------	------	------	------	------	------	------	------	------	------	------	------	------	------	------	------	-------	------	------	------	------	------	------	------	------	------	------	------	-------	------	------	------	------	-------	-------	-------	-------	-------	--------	-------	-------	-------	--------	-------	--------

PITCHER	IP	WLS	BF	H	R	ER	SO	BB	IBB	HBP	BLK	WP	HR	S	P	ERA	WHIP
Milt Wilcox, R (1, 1) ERA: 0.54	7.2	L	32	4	1	1	6	4	1	0	0	0	0	39	59	1.17	1.043
Ed Farmer, R (8, 1) ERA:	0.1		1	0	0	0	0	0	0	0	0	0	0	1	1	0.00	0.000
Steve Mingori, L (9, 1) ERA: 19.29	0.2		7	4	5	5	2	1	0	0	0	0	1	10	14	67.50	7.500
Vince Colbert, R (9, 1) ERA:	0.1		1	0	0	0	0	0	0	0	0	0	0	1	1	0.00	0.000

Batter	1	2	3	4	5	6	7	8	9	AB	R	H	RBI	BB	SO	LOB
Del Unser, L (1, 8) OBP: 0.273, SLG: 0.286	0-0 6-3		0-0 F7			0-0 F8			0-0 1-3	4	0	0	0	0	0	1
Eddie Leon, R (1, 4) OBP: 0.250, SLG: 0.167	0-0 F9			0-0 F9		0-0 4-3			0-0 F9	4	0	0	0	0	0	0
Alex Johnson, R (1, 7) OBP: 0.143, SLG: 0.150	0-0 F8			0-0 L6			0-0 4-3		0-0 F9	4	0	0	0	0	0	0
Graig Nettles, L (1, 5) OBP: 0.211, SLG: 0.263		0-0 F4		0-0 F9			0-0 G1-6-3 1B			3	0	1	0	0	0	0
Ray Fosse, R (1, 2) OBP: 0.316, SLG: 0.235		0-0 F4			0-0 F6		0-0 G1-6-3 1-2f			3	0	0	0	0	0	1
Buddy Bell, R (1, 9) OBP: 0.250, SLG: 0.200		0-0 F9			0-0 F3			4-0 BB FC5-6 BB		2	0	0	0	1	0	0
Tom McCraw, L (1, 3) OBP: 0.429, SLG: 0.615			0-0 1-3		0-0 1B			0-0 FC5-6 SH3		3	0	1	0	0	0	1
Frank Duffy, R (1, 6) OBP: 0.375, SLG: 0.308			0-0 6-3		0-0 F8			0-0 SH3		2	0	0	0	0	0	1
Milt Wilcox, R (1, 1) OBP: 0.200, SLG: 0.200			0-0 1B			0-0 F8		0-3 K		2	0	1	0	0	0	0
Ed Farmer, R (8, 1)										0	0	0	0	0	0	0
Roy Foster, R (8, PH)										1	0	0	0	0	1	1
Steve Mingori, L (9, 1)										0	0	0	0	0	0	0
Vince Colbert, R (9, 1)										0	0	0	0	0	0	0

Inning Stats	R: 0	H: 0	R: 0	H: 0	R: 0	H: 1	R: 0	H: 1	R: 0	H: 0	R: 0	H: 1	R: 0	H: 0	R: 0	H: 0	1B: 3	SF: 0	WP: 0	PA: 30	
E: 0	LOB: 0	E: 0	LOB: 0	E: 0	LOB: 1	E: 0	LOB: 0	E: 0	LOB: 0	E: 0	LOB: 1	E: 0	LOB: 0	E: 0	LOB: 0	E: 0	LOB: 0	2B: 0	SAC: 1	PB: 0	
K: 0	BB: 0	K: 0	BB: 0	K: 0	BB: 0	K: 0	BB: 0	K: 0	BB: 0	K: 1	BB: 1	K: 0	BB: 0	K: 0	BB: 0	K: 0	BB: 0	3B: 0	DP: 1	SB: 0	
S: 3	P: 3	S: 3	P: 3	S: 4	P: 4	S: 3	P: 3	S: 4	P: 4	S: 3	P: 3	S: 5	P: 9	S: 3	P: 3	S: 3	P: 3	HR: 0	HBP: 0	CS: 0	

PITCHER	IP	WLS	BF	H	R	ER	SO	BB	IBB	HBP	BLK	WP	HR	S	P	ERA	WHIP	PITCHER	IP	WLS	BF	H	R	ER	SO	BB	IBB	HBP	BLK	WP	HR	S	P	ERA	WHIP		
Dave McNally, L (1, 1)	9.0	W	30	3	0	0	1	1	0	0	0	0	0	31	35	0.00	0.444																				

BOTTOM

Baltimore Orioles @ Cleveland Indians
Cleveland Municipal Stadium, Cleveland, OH

Fri Apr 21 1972, 3:33 AM EST
 Att. 4,424 - Unknown

livebaseballscores.com

AB	28
R	0
H	3
RBI	0
BB	1
SO	1
LOB	5



Batter	1	2	3	4	5	6	7	8	9	AB R H RBI BB SO LOB	TOP											
Don Buford, S (1, 7) OBP: 0.276, SLG: 0.308	0-3 K		0-0 FC4-6		0-0 F9		0-3 K			4 0 0 0 0 2 2												
Merv Rettenmund, R (1, 9) OBP: 0.296, SLG: 0.250	0-0 F9		4-0 BB			0-0 F8		0-0 F9		3 0 0 0 1 0 0												
Paul Blair, R (1, 8) OBP: 0.250, SLG: 0.370	0-3 K		0-0 F8			4-0 HR BB		0-0 F8		3 1 0 0 1 1 3												
Boog Powell, L (1, 3) Terry Crowley, L (4, PR) OBP: 0.360, SLG: 0.389 OBP: 0.333, SLG: 1.333		0-0 F3		1-0 HBP		0-0 HR		0-0 L6		1 0 0 0 0 0 0 2 1 1 2 0 0 0												
Brooks Robinson, R (1, 5) OBP: 0.308, SLG: 0.333		0-0 5-3		0-3 K		0-0 3-1 2B		0-0 F6		4 0 1 0 0 1 1												
Elrod Hendricks, L (1, 2)		0-0 F9		0-0 F7		0-0 3-1		0-0 1-3		4 0 0 0 0 0 2												
Davey Johnson, R (1, 4) OBP: 0.308, SLG: 0.333			0-0 FC4-6 1B		0-0 F8		0-3 K		0-3 K	4 0 1 0 0 2 2												
Mark Belanger, R (1, 6) OBP: 0.375, SLG: 0.391			0-0 F9		0-0 5-3		0-3 K			3 0 0 0 0 1 1												
Jim Palmer, R (1, 1) Dave Leonhard, R (5, 1) Tom Shopay, L (7, PH) Grant Jackson, S (7, 1) Eddie Watt, R (7, 1)			0-0 FC4-6 1B		0-0 F9		0-0 4-3			2 0 1 0 0 0 0 0 0 0 0 0 0 0 1 0												
Inning Stats	R: 0 E: 0 K: 2 S: 7	H: 0 LOB: 0 BB: 0 P: 7	R: 0 E: 0 K: 0 S: 3	H: 0 LOB: 0 BB: 0 P: 3	R: 0 E: 0 K: 0 S: 5	H: 2 LOB: 3 BB: 1 P: 9	R: 0 E: 0 K: 1 S: 5	H: 0 LOB: 1 BB: 0 P: 6	R: 0 E: 0 K: 0 S: 3	H: 0 LOB: 0 BB: 0 P: 3	R: 2 E: 0 K: 1 S: 7	H: 2 LOB: 1 BB: 1 P: 11	R: 0 E: 0 K: 2 S: 7	H: 0 LOB: 0 BB: 0 P: 7	R: 0 E: 0 K: 0 S: 3	H: 0 LOB: 0 BB: 0 P: 3	R: 0 E: 0 K: 1 S: 5	H: 0 LOB: 0 BB: 0 P: 5	1B: 2 2B: 1 3B: 0 HR: 1	SF: 0 SAC: 0 DP: 0 HBP: 1	WP: 0 PB: 0 SB: 1 CS: 0	PA: 34
PITCHER	IP WLS BF H R ER SO BB IBB HBP BLK WP HR S P ERA WHIP																					
Dick Tidrow, R (1, 1) Ed Farmer, R (7, 1)	6.0 W 25 4 2 2 4 2 0 1 0 0 1 30 39 3.00 1.000																					
	3.0 S 9 0 0 0 3 0 0 0 0 0 0 0 15 15 0.00 0.000																					

Baltimore Orioles @ Cleveland Indians
Cleveland Municipal Stadium, Cleveland, OH
Sat Apr 22 1972, 3:33 AM EST
Att. 2,683 - Unknown

livebaseballscorecards.com

AB 31
R 2
H 4
RBI 2
BB 2
SO 7
LOB 11



Batter	1	2	3	4	5	6	7	8	9	AB	R	H	RBI	BB	SO	LOB
Del Unser, L OBP: 0.296, SLG: 0.280 (1, 8)	4-0 BB 4-3		0-0 F7 2	0-0 3-1 3		0-0 F8 3	0-0 1-2 1B			4	0	1	0	1	0	2
Jack Brohamer, L OBP: 0.667, SLG: 0.667 (1, 4)	0-0 4-3 1-2		0-0 1B 1B		0-0 HR 1B		0-0 WP 1B G3			5	2	3	0	0	0	3
Alex Johnson, R OBP: 0.231, SLG: 0.360 (1, 7)	0-3 K 1-3		0-0 WP 1B		0-0 HR 1-H		0-0 F3 1-2	0-0 G3 1B		5	1	3	2	0	1	2
Graig Nettles, L OBP: 0.208, SLG: 0.250 (1, 5)	0-0 3-1		0-0 G3 1-2		0-0 4-3 1		0-0 WP HR 1B	0-0 G3 1-2		5	1	1	0	0	0	4
Tom McCraw, L OBP: 0.421, SLG: 0.500 (1, 3)		0-0 F8 1		0-0 F8 1	0-0 F7 2		4-0 WP HR BB 1-2	4-0 FC6-4 BB		3	1	0	0	2	0	0
Ray Fosse, R OBP: 0.417, SLG: 0.524 (1, 2)		0-0 HR		0-0 S 2B 1B	0-0 2B		4-0 HR IBB 1-2 2-3 3-H	0-0 L5		4	3	3	1	1	0	2
Buddy Bell, R OBP: 0.286, SLG: 0.450 (1, 9)		0-0 F3 1-2		0-0 1-H 2B	0-0 F4 3		0-0 1-H 2-H 3-H HR	0-0 FC6-4 1-2f		5	1	2	5	0	0	3
Frank Duffy, R OBP: 0.400, SLG: 0.267 (1, 6)		0-0 1-3 3		4-0 BB		0-0 F7 1	4-0 1B BB			2	0	0	0	2	0	0
Dick Tidrow, R OBP: 0.333, SLG: 0.333 (6, PH) Lou Camilli, S Ed Farmer, R (7, 1)			0-3 K 1	0-0 B3		0-0 G3	0-3 K			2	0	0	0	0	1	2

Inning Stats	R: 0	H: 0	E: 0	K: 1	S: 5	LOB: 1	BB: 1	P: 9	R: 1	H: 1	E: 0	K: 0	S: 4	LOB: 0	BB: 0	P: 4	R: 0	H: 2	E: 0	K: 1	S: 7	LOB: 2	BB: 0	P: 7	R: 1	H: 2	E: 0	K: 0	S: 5	LOB: 2	BB: 1	P: 9	R: 2	H: 3	E: 0	K: 0	S: 6	LOB: 1	BB: 0	P: 6	R: 0	H: 0	E: 0	K: 0	S: 3	LOB: 0	BB: 0	P: 3	R: 5	H: 4	E: 0	K: 1	S: 9	LOB: 2	BB: 3	P: 21	R: 0	H: 1	E: 0	K: 0	S: 4	LOB: 2	BB: 1	P: 8
1B: 8	SF: 0	2B: 2	SAC: 0	3B: 0	DP: 0	HR: 3	HBP: 0	WP: 2	PA: 43	PB: 0	SB: 1	CS: 0																																																				

PITCHER	IP	WLS	BF	H	R	ER	SO	BB	IBB	HBP	BLK	WP	HR	S	P	ERA	WHIP
Jim Palmer, R ERA: 7.45 (1, 1)	4.2	L	24	8	4	4	2	2	0	0	0	1	2	26	34	7.71	2.143
Dave Leonhard, R ERA: (5, 1)	1.1		4	0	0	0	0	0	0	0	0	0	0	4	4	0.00	0.000
Grant Jackson, L ERA: 81.0 (7, 1)	0.1		4	2	3	3	0	1	0	0	0	0	0	3	7	81.00	9.000
Eddie Watt, R ERA: 10.8 (7, 1)	1.2		11	3	2	2	1	2	1	0	0	1	1	10	22	10.80	3.000

BOTTOM

Baltimore Orioles @ Cleveland Indians
Cleveland Municipal Stadium, Cleveland, OH

Sat Apr 22 1972, 3:33 AM EST
Att. 2,683 - Unknown

livebaseballscorecards.com

AB	37
R	9
H	13
RBI	8
BB	6
SO	3
LOB	19



Batter	1	2	3	4	5	6	7	8	9	AB R H RBI BB SO LOB	TOP									
Don Buford, S (1, 7) OBP: 0.333, SLG: 0.321	0-0 G4-6-3 1B		4-0 FC6-4 BB			4-0 4-3 1B BB		0-0 G3		2 0 1 0 2 0 0										
Paul Blair, R (1, 8) OBP: 0.250, SLG: 0.355	0-3 K		0-0 FC6-4 1-2f			0-0 4-3 1B		0-3 K		4 0 1 0 0 2 2										
Terry Crowley, L (1, 3) OBP: 0.429, SLG: 1.000	0-0 G4-6-3 1-2f					0-0 4-3 1B 1-2 2-3		0-0 1B 2B		4 1 2 0 0 0 3										
Brooks Robinson, R (1, 5) OBP: 0.300, SLG: 0.321						0-0 F9 1B		0-0 F4		4 0 1 0 0 0 4										
Don Baylor, R (1, 9) OBP: 0.200, SLG: 0.200						0-0 G5-4-3 1-2f		0-0 6-3		4 0 1 1 0 0 2										
Elrod Hendricks, L (1, 2) OBP: 0.118, SLG: 0.125						0-0 F8 1B		0-0 F3 2B		3 0 1 0 1 0 0										
Davey Johnson, R (1, 4) OBP: 0.267, SLG: 0.286						0-0 5-3 1B		0-0 4-3		4 0 0 0 0 1 3										
Mark Belanger, R (1, 6) OBP: 0.333, SLG: 0.346						0-3 K		0-0 F9		3 0 0 0 0 1 0										
Mike Cuellar, L (1, 1)						0-3 K		0-3 K		2 0 0 0 0 2 0										
Tom Shopay, L (8, PH)										1 0 0 0 0 1 0										
Roric Harrison, R (8, 1)										0 0 0 0 0 0 0										
Inning Stats	R: 0 E: 0 K: 1 S: 5	H: 1 LOB: 0 BB: 0 P: 5	R: 0 E: 0 K: 1 S: 5	H: 1 LOB: 1 BB: 1 P: 9	R: 0 E: 0 K: 2 S: 7	H: 0 LOB: 1 BB: 1 P: 11	R: 0 E: 0 K: 0 S: 3	H: 1 LOB: 0 BB: 0 P: 3	R: 0 E: 0 K: 1 S: 6	H: 0 LOB: 2 BB: 1 P: 10	R: 0 E: 0 K: 0 S: 3	H: 0 LOB: 0 BB: 0 P: 3	R: 0 E: 0 K: 1 S: 5	H: 0 LOB: 0 BB: 0 P: 5	R: 1 E: 0 K: 1 S: 8	H: 3 LOB: 2 BB: 0 P: 8	1B: 5 2B: 2 3B: 0 HR: 0	SF: 0 SAC: 0 DP: 3 HBP: 0	WP: 0 PB: 0 SB: 0 CS: 0	PA: 34
PITCHER Gaylord Perry, R (1, 1) ERA: 2.22	IP: 9.0 WLS: W BF: 34 H: 7 R: 1 ER: 1 SO: 7 BB: 3 IBB: 0 HBP: 0 BLK: 0 WP: 0 HR: 0 S: 45 P: 57 ERA: 1.00 WHIP: 1.111																			

Baltimore Orioles @ Cleveland Indians
Cleveland Municipal Stadium, Cleveland, OH
Sun Apr 23 1972, 3:33 AM EST
Att. 20,513 - Unknown

livebaseballscorecards.com

AB	31
R	1
H	7
RBI	1
BB	3
SO	7
LOB	14



Batter	1	2	3	4	5	6	7	8	9	AB	R	H	RBI	BB	SO	LOB
Del Unser, L OBP: 0.300, SLG: 0.286 (1, 8)	0-0 1-3		0-0 SH 1B	0-3 K2-3			0-0 G5-4-3 1B			3	1	1	0	0	1	1
Eddie Leon, R OBP: 0.304, SLG: 0.250 (1, 4)	0-0 2B		0-0 SH5-3		4-0 BB	0-0 G5-4-3 BB	0-0 G5-4-3			2	0	1	0	1	0	1
Alex Johnson, R OBP: 0.233, SLG: 0.345 (1, 7)	0-0 5-3		0-0 F5		0-0 G5-4-3			0-0 CS 1B		4	0	1	0	0	0	3
Graig Nettles, L OBP: 0.250, SLG: 0.259 (1, 5)	0-0 F7		0-0 1B		0-0 F8			4-0 FC3-6 BB		3	0	1	1	1	0	1
Ray Fosse, R OBP: 0.429, SLG: 0.520 (1, 2)		0-0 F8	0-0 1B			0-0 FC1-5 6-3 1B		0-0 FC3-6		4	0	2	0	0	0	1
Buddy Bell, R OBP: 0.240, SLG: 0.375 (1, 9)		0-0 6-3	0-0 F3			0-0 6-3		0-0 4-3		4	0	0	0	0	0	4
Tom McCraw, L OBP: 0.409, SLG: 0.474 (1, 3)		0-0 S 1B			0-0 4-3		0-0 FC1-5			3	0	1	0	0	0	1
Frank Duffy, R OBP: 0.391, SLG: 0.235 (1, 6)		0-0 6-3			4-0 SH1-4 BB		0-0 F5			2	0	0	0	1	0	2
Gaylord Perry, R OBP: 0.125, SLG: 0.286 (1, 1)			0-0 SH 2B		0-0 SH1-4		0-3 K			2	1	1	0	0	1	0

Inning Stats	R: 0	H: 1	E: 0	LOB: 1	K: 0	BB: 0	S: 4	R: 0	H: 1	E: 0	LOB: 1	K: 0	BB: 0	S: 4	R: 2	H: 3	E: 1	LOB: 2	K: 0	BB: 0	S: 7	R: 0	H: 0	E: 0	LOB: 1	K: 1	BB: 1	S: 5	R: 0	H: 1	E: 0	LOB: 1	K: 0	BB: 0	S: 4	R: 0	H: 1	E: 0	LOB: 0	K: 1	BB: 0	S: 5	R: 0	H: 1	E: 0	LOB: 0	K: 1	BB: 0	S: 5	R: 0	H: 1	E: 0	LOB: 1	K: 0	BB: 1	S: 3	P: 7
--------------	------	------	------	--------	------	-------	------	------	------	------	--------	------	-------	------	------	------	------	--------	------	-------	------	------	------	------	--------	------	-------	------	------	------	------	--------	------	-------	------	------	------	------	--------	------	-------	------	------	------	------	--------	------	-------	------	------	------	------	--------	------	-------	------	------

PITCHER	IP	WLS	BF	H	R	ER	SO	BB	IBB	HBP	BLK	WP	HR	S	P	ERA	WHIP
Mike Cuellar, L ERA: 1.93 (1, 1)	7.0	L	29	7	2	1	2	2	0	0	0	0	0	31	39	1.29	1.286
Roric Harrison, R ERA: 3.0 (8, 1)	1.0		4	1	0	0	0	1	0	0	0	0	0	3	7	0.00	2.000


BOTTOM

Baltimore Orioles @ Cleveland Indians
Cleveland Municipal Stadium, Cleveland, OH

Sun Apr 23 1972, 3:33 AM EST
Att. 20,513 - Unknown

livebaseballscorecards.com

AB	27
R	2
H	8
RBI	1
BB	3
SO	2
LOB	14



WP: 0	PA: 33
PB: 0	
SB: 1	
CS: 1	

Batter	1	2	3	4	5	6	7	8	9	AB R H RBI BB SO LOB	TOP									
Del Unser, L (1, 8) OBP: 0.294, SLG: 0.281	0-0 B2		0-0 G6-4-3 1B		0-0 F7			0-0 1-3		4 0 1 0 0 0 2										
Eddie Leon, R (1, 4) OBP: 0.259, SLG: 0.208	0-3 K CS 1B		0-0 G6-4-3 1-2f		0-3 K			0-0 6-3		4 0 0 0 0 2 3										
Alex Johnson, R (1, 7) OBP: 0.265, SLG: 0.364	0-0 1-2 1B			0-0 G1-6-3 BB 1B		0-0 F7		0-0 1-3		4 0 2 0 0 0 0										
Graig Nettles, L (1, 5) OBP: 0.313, SLG: 0.276	0-3 K 2-3			4-0 G1-6-3 BB 1-2		4-0 FC5-4 BB			0-0 FC3-6 1B	2 0 1 0 2 1 2										
Ray Fosse, R (1, 2) OBP: 0.375, SLG: 0.448		0-0 F9		0-0 G1-6-3 1-2f 2-3		0-0 FC5-4 1-2f		0-0 FC3-6 1-2f		4 0 0 0 0 0 4										
Buddy Bell, R (1, 9) OBP: 0.207, SLG: 0.321		0-0 6-3		0-0 6-3		0-0 F9		0-0 F2		4 0 0 0 0 0 3										
Tom McCraw, L (1, 3) OBP: 0.462, SLG: 0.500		0-0 S 1B			0-0 S 1B		4-0 G5-4-3 BB		0-0 F8	3 0 2 0 1 0 1										
Frank Duffy, R (1, 6) OBP: 0.385, SLG: 0.250		0-3 K 1-2			0-0 S 1B		0-0 G5-4-3 1-2f			3 0 1 0 0 1 2										
Milt Wilcox, R (1, 1) OBP: 0.143, SLG: 0.143			0-0 F6		0-3 K		0-3 K			2 0 0 0 0 1 2										
Denny Riddleberger, R (6, 1)										0 0 0 0 0 0 0										
Lou Camilli, S (7, PH)										1 0 0 0 0 1 0										
Ray Lamb, R (7, 1)										0 0 0 0 0 0 0										
Inning Stats	R: 0 E: 0 K: 2 S: 8	H: 1 LOB: 2 BB: 0 P: 8	R: 0 E: 0 K: 1 S: 6	H: 1 LOB: 1 BB: 0 P: 6	R: 0 E: 0 K: 0 S: 3	H: 1 LOB: 0 BB: 0 P: 3	R: 0 E: 0 K: 0 S: 3	H: 1 LOB: 1 BB: 1 P: 7	R: 0 E: 0 K: 0 S: 9	H: 2 LOB: 2 BB: 0 P: 9	R: 0 E: 0 K: 1 S: 4	H: 0 LOB: 0 BB: 1 P: 8	R: 0 E: 0 K: 0 S: 3	H: 0 LOB: 0 BB: 0 P: 3	R: 0 E: 0 K: 0 S: 4	H: 1 LOB: 1 BB: 0 P: 4	1B: 7 2B: 1 3B: 0 HR: 0	SF: 0 SAC: 0 DP: 4 HBP: 0	WP: 0 PB: 1 SB: 3 CS: 1	PA: 34
PITCHER Wilbur Wood, L (1, 1) ERA: 0.25	IP: 9.0 WLS: W BF: 34 H: 7 R: 0 ER: 0 SO: 6 BB: 3 IBB: 0 HBP: 0 BLK: 0 WP: 0 HR: 0 S: 43 P: 55 ERA: 0.00 WHIP: 1.111																			

Cleveland Indians @ Chicago White Sox

Comiskey Park, Chicago, IL

Tue Apr 25 1972, 7:05 PM EST
Att: 8,942 - Unknown - 42 F

livebaseballscorecards.com

AB	31
R	0
H	7
RBI	0
BB	3
SO	6
LOB	19



Batter	1	2	3	4	5	6	7	8	9
Pat Kelly, L OBP: 0.440, SLG: 0.652 (1, 9) X	0-0 F9 PO S 1B		0-0 4-3		0-0 4-3		0-0 3B 1B		
Jorge Orta, L OBP: 0.385, SLG: 0.480 (1, 6) X	0-0 F9 1-3		0-0 3-1			4-0 1B BB	0-0 1-H 2-H 3B		
Dick Allen, R OBP: 0.513, SLG: 0.735 (1, 3)	4-0 IBB		0-3 K			0-0 1-2 1B 1B	0-0 5-3		
Bill Melton, R OBP: 0.368, SLG: 0.294 (1, 5) X	0-0 F3			0-0 1B 1B		0-0 1-2 2-H WP 1B	0-0 5-3		
Carlos May, L OBP: 0.474, SLG: 0.636 (1, 7)	0-0 PO 3-H	0-3 K		0-0 1-2 G4-3 1B		0-0 1-3 2-H CS 1B	4-0 2B BB		
Jay Johnstone, L OBP: 0.412, SLG: 0.429 (1, 8)		4-0 1B BB		0-0 F8		0-3 K 1-2 3-H	0-3 K		
Mike Andrews, R OBP: 0.243, SLG: 0.182 (1, 4)		0-0 1-2 1B		0-0 G4-3 1-2f		0-3 K	0-0 1-H 2B		
Ed Herrmann, L OBP: 0.227, SLG: 0.238 (1, 2)		0-0 F6			0-0 F9		0-0 6-3	0-0 4-3	
Wilbur Wood, R OBP: 0.154, SLG: 0.083 (1, 1)		0-3 K			0-3 K		0-0 1B 3B 1B	0-3 K	

Inning Stats	R: 0	H: 1	E: 0	LOB: 1	K: 0	BB: 1	S: 3	P: 7
	R: 0	H: 1	E: 0	LOB: 2	K: 2	BB: 1	S: 8	P: 12
	R: 0	H: 0	E: 0	LOB: 0	K: 1	BB: 0	S: 5	P: 5
	R: 0	H: 2	E: 0	LOB: 1	K: 0	BB: 0	S: 4	P: 4
	R: 0	H: 0	E: 0	LOB: 0	K: 1	BB: 0	S: 5	P: 5
	R: 3	H: 3	E: 0	LOB: 0	K: 2	BB: 1	S: 9	P: 13
	R: 2	H: 3	E: 0	LOB: 1	K: 0	BB: 0	S: 6	P: 6
	R: 1	H: 1	E: 0	LOB: 1	K: 2	BB: 1	S: 8	P: 12

PITCHER	IP	WLS	BF	H	R	ER	SO	BB	IBB	HBP	BLK	WP	HR	S	P	ERA	WHIP
Milt Wilcox, R ERA: 1.66 (1, 1)	5.0	L	22	6	3	3	4	2	1	0	0	0	0	27	39	5.40	1.600
Denny Riddleberger, L ERA: 3.0 (6, 1)	1.0		3	1	0	0	2	0	0	0	0	1	0	7	7	0.00	1.000
Ray Lamb, R ERA: 6.75 (7, 1)	2.0		11	4	3	3	2	1	0	0	0	0	0	14	18	13.50	2.500

BOTTOM


Cleveland Indians @ Chicago White Sox
Comiskey Park, Chicago, IL

Tue Apr 25 1972, 7:05 PM EST
Att. 8,942 - Unknown - 42 F

AB	R	H	RBI	BB	SO	LOB
4	1	2	0	0	0	0
3	1	1	2	1	0	1
3	1	1	0	1	1	1
4	1	2	1	0	0	3
3	1	2	1	1	1	0
3	0	0	0	1	2	4
4	0	2	1	0	1	2
4	0	0	0	0	0	3
4	1	1	0	0	3	3

AB	32
R	6
H	11
RBI	5
BB	4
SO	8
LOB	17

WP: 1 PA: 37
PB: 0 SB: 1 CS: 1
SF: 0 SAC: 0 DP: 1 HBP: 0



WP	HR	S	P	ERA	WHIP
1	0	12	12	5.40	1.600

Batter	1	2	3	4	5	6	7	8	9	10	AB R H RBI BB SO LOB	TOP						
Del Unser, L (1, 8) OBP: 0.308, SLG: 0.278	1-0 1B HBP	0-0 CS 1B		0-0 L3		0-0 4-3		0-3 K			4 1 1 0 0 1 3							
Jack Brohamer, L (1, 4) OBP: 0.500, SLG: 0.500 Eddie Leon, R (9, PH) OBP: 0.250, SLG: 0.200	0-0 1B G3 1B	0-3 K			0-3 K		0-0 5-3		0-3 K		4 1 1 0 0 2 1 1 0 0 0 0 1 0							
Alex Johnson, R (1, 7) OBP: 0.308, SLG: 0.405	0-0 CS G3 1B		0-0 F8		0-0 6-3		4-0 2B BB		0-0 1B 2B		4 1 2 1 1 0 0							
Graig Nettles, L (1, 5) OBP: 0.297, SLG: 0.242	0-0 G3		4-0 BB		0-0 F7		0-0 F9		0-0 F2		4 0 0 1 1 0 3							
Tom McCraw, L (1, 3) OBP: 0.467, SLG: 0.520 Jerry Moses, R (9, PH) John Lowenstein, L (9, PH) OBP: 0.750, SLG: 0.500	4-0 BB E BB		0-3 K		0-0 3-1		0-0 1-3 2B		0-0 2-H 1B		3 0 1 0 1 1 1 0 0 0 0 0 0 0 1 0 1 1 0 0 0							
Ray Fosse, R (1, 2) OBP: 0.324, SLG: 0.382	0-0 E5 BB		0-0 4-3		0-0 F6		0-0 G3		0-0 G3		5 0 0 0 0 0 5							
Buddy Bell, R (1, 9) OBP: 0.294, SLG: 0.406	4-0 FC6-4 BB		0-0 SH3 1B		0-0 1B 2B		0-0 SH3-4 1B		0-0 4-3		4 1 3 0 1 0 0							
Frank Duffy, R (1, 6) OBP: 0.367, SLG: 0.217	0-0 FC6-4		0-3 K		4-0 1B IBB		0-0 SH3-4		0-0 F4		3 1 0 0 1 1 4							
Dick Tidrow, R (1, 1) OBP: 0.400, SLG: 0.400 Ed Farmer, R (7, 1) Roy Foster, R (8, PH) Steve Mingori, L (8, 1)		0-3 K		0-0 SH3		0-0 1-H 2-H 1B		0-3 K		0-0 F8		2 0 1 2 0 1 0 0 0 0 0 0 0 0 1 0 0 0 0 1 1 1 0 0 0 0 0 0						
Inning Stats	R: 2 H: 2 E: 1 LOB: 3 K: 0 BB: 2 S: 5	R: 0 H: 1 E: 0 LOB: 0 K: 2 BB: 0 S: 7	R: 0 H: 0 E: 0 LOB: 1 K: 1 BB: 1 S: 5	R: 0 H: 1 E: 0 LOB: 1 K: 1 BB: 0 S: 6	R: 0 H: 0 E: 0 LOB: 0 K: 1 BB: 0 S: 5	R: 2 H: 2 E: 0 LOB: 1 K: 0 BB: 1 S: 5	R: 0 H: 1 E: 0 LOB: 2 K: 0 BB: 1 S: 4	R: 0 H: 1 E: 0 LOB: 2 K: 2 BB: 1 S: 8	R: 1 H: 2 E: 0 LOB: 1 K: 1 BB: 0 S: 7	R: 0 H: 0 E: 0 LOB: 0 K: 0 BB: 0 S: 3	1B: 7 2B: 3 3B: 0 HR: 0 SF: 0 SAC: 2 DP: 0 HBP: 1	WP: 0 PA: 45 PB: 0 SB: 0 CS: 2						
PITCHER	IP WLS BF H R ER SO BB IBB HBP BLK WP HR S P ERA WHIP																	
Tom Bradley, R (1, 1) ERA: 3.54	6.0	28	6	4	4	5	3	1	0	0	0	0	0	0	33	50	6.00	1.500
Terry Forster, L (7, 1) ERA: 1.69	2.2	12	3	1	1	3	1	0	0	0	0	0	0	0	17	21	3.38	1.500
Bart Johnson, R (9, 1) ERA: 4.5	0.1	2	1	0	0	0	0	0	0	0	0	0	0	2	2	0.00	3.000	
Steve Kealey, R (10, 1) ERA:	1.0	W 3	0	0	0	0	0	0	0	0	0	0	0	3	3	0.00	0.000	

Cleveland Indians @ Chicago White Sox
Comiskey Park, Chicago, IL
Wed Apr 26 1972, 4:33 AM EST
Att. 7,235 - Unknown - 51 F

livebaseballscorecards.com

AB 37
R 5
H 10
RBI 5
BB 5
SO 8
LOB 18



BOTTOM

Cleveland Indians @ Chicago White Sox
Comiskey Park, Chicago, IL
Wed Apr 26 1972, 4:33 AM EST
Att. 7,235 - Unknown - 51 F

livebaseballscorecards.com

AB	38
R	7
H	10
RBI	7
BB	1
SO	6
LOB	8



WP:	0	PA:	39
PB:	0		
SB:	0		
CS:	0		

AB R H RBI BB SO LOB


3	0	0	0	0	1	1
2	1	1	0	0	0	0
3	0	0	0	0	1	0
1	1	0	0	1	1	1
5	1	1	2	0	0	1
4	1	3	1	0	0	0
4	1	1	0	0	0	3
4	1	1	0	0	1	0
4	1	2	4	0	0	0
4	0	0	0	0	2	1
1	0	1	0	0	0	0
1	0	0	0	0	0	0
1	0	0	0	0	0	0
0	0	0	0	0	0	1
0	0	0	0	0	0	0

1B:	8	SF:	0
2B:	0	SAC:	0
3B:	0	DP:	1
HR:	2	HBP:	0

Batter	1	2	3	4	5	6	7	8	9	10
Pat Kelly, L (1, 9) OBP: 0.393, SLG: 0.577 Walt Williams, R (8, PH) OBP: 0.438, SLG: 0.467	0-3 K		0-0 F7			0-0 F8		0-0 E 1B 1B		0-0 5-3
Jorge Orta, L (1, 6) OBP: 0.345, SLG: 0.429 Rich Morales, R (8, PH) OBP: 0.400, SLG: 0.250	0-0 F9			0-3 K		0-0 F8		0-3 K		4-0 HR BB
Dick Allen, R (1, 3) OBP: 0.477, SLG: 0.744	0-0 6-3			0-0 6-3			0-0 5-3	0-0 E5 1B		0-0 1-H HR
Bill Melton, R (1, 5) OBP: 0.405, SLG: 0.342		0-0 5-3		0-0 1B			0-0 1B HR 1B	0-0 1-2 2-H 1B		0-0 G4-6-3 1B
Carlos May, L (1, 7) OBP: 0.452, SLG: 0.595		0-0 4-3		0-0 L6			0-0 1-2 HR 1B	0-0 G4-6-3 1-2f		
Jay Johnstone, L (1, 8) OBP: 0.381, SLG: 0.389		0-0 4-3			0-3 K		0-0 1-2 2-3 HR 1B		0-0 F7	
Mike Andrews, R (1, 4) OBP: 0.268, SLG: 0.297			0-0 F6		0-0 F9		0-0 1-H 2-H 3-H HR		0-0 1B	
Tom Egan, R (1, 2) OBP: 0.118, SLG: 0.118			0-3 K		0-3 K		0-0 5-3		0-0 F9	
Tom Bradley, R (1, 1) Jim Qualls, S (6, PH) Terry Forster, L (7, 1) Bart Johnson, R (8, 1) Rick Reichardt, R (9, PH) Steve Kealey, R (10, 1)			0-0 1B			0-0 F7	0-0 6-3		0-0 F7	

Inning Stats	R: 0	H: 0	E: 0	K: 1	S: 5	R: 0	H: 0	E: 0	K: 0	S: 3	R: 0	H: 1	E: 0	K: 1	S: 6	R: 0	H: 1	E: 0	K: 1	S: 6	R: 0	H: 0	E: 0	K: 2	S: 7	R: 4	H: 4	E: 0	K: 0	S: 7	R: 1	H: 2	E: 1	K: 1	S: 7	R: 0	H: 1	E: 0	K: 0	S: 4	R: 2	H: 1	E: 0	K: 0	S: 2	1B: 8	SF: 0	2B: 0	3B: 0	HR: 2	SAC: 0	DP: 1	HBP: 0	WP: 0	PA: 39
--------------	------	------	------	------	------	------	------	------	------	------	------	------	------	------	------	------	------	------	------	------	------	------	------	------	------	------	------	------	------	------	------	------	------	------	------	------	------	------	------	------	------	------	------	------	------	-------	-------	-------	-------	-------	--------	-------	--------	-------	--------

PITCHER	IP	WLS	BF	H	R	ER	SO	BB	IBB	HBP	BLK	WP	HR	S	P	ERA	WHIP
Dick Tidrow, R (1, 1) ERA: 5.4	6.1		24	5	3	3	5	0	0	0	0	0	0	34	34	4.26	0.789
Ed Farmer, R (7, 1) ERA: 1.5	0.2		3	1	1	0	0	0	0	0	0	0	1	3	3	0.00	1.500
Steve Mingo, L (8, 1) ERA: 13.5	2.1	L	12	4	3	2	1	1	0	0	0	0	1	13	17	7.71	2.143

Batter	1	2	3	4	5	6	7	8	9	AB R H RBI BB SO LOB	TOP	
Del Unser, L (1, 8) Denny Riddleberger, R (8, 1)	0-0 4-3		0-0 F7			0-0 B1		0-0 1B		4 0 1 0 0 0 0 0 0 0 0 0 0 0		
Eddie Leon, R (1, 4) OBP: 0.250, SLG: 0.179	4-0 BB G4-6-3			0-3 K		0-0 5-3		0-0 F9		3 0 0 0 1 1 1		
Alex Johnson, R (1, 7) OBP: 0.326, SLG: 0.415	0-0 G4-6-3 1-2f			0-0 FC6-4 WP 1B		0-0 F9			0-0 FC6-4 1B	4 0 2 0 0 0 1		
Ray Fosse, R (1, 2) OBP: 0.341, SLG: 0.395		0-0 1B		0-0 FC6-4 1-2 1B		0-0 4-3			0-0 FC6-4 FC5-4 1-2f	4 0 2 0 0 0 1		
Graig Nettles, L (1, 5) OBP: 0.268, SLG: 0.216		0-0 F4		0-0 FC6-4 FC5-4 1-2f 2-3		0-0 6-3			0-0 F8	4 0 0 0 0 0 4		
Buddy Bell, R (1, 9) OBP: 0.289, SLG: 0.371		0-0 F8		0-0 FC5-4 1-2f		4-0 BB			0-0 FC5-4 1-2f	3 0 0 0 1 0 4		
Tom McCraw, L (1, 3) OBP: 0.438, SLG: 0.481 Jack Brohamer, L (7, PH) OBP: 0.455, SLG: 0.455 John Lowenstein, L (7, 3) OBP: 0.750, SLG: 0.500		0-0 F7			0-0 1-3		0-0 F7			2 0 0 0 0 0 1 1 0 0 0 0 0 1 0 0 0 0 0 0 0	AB 31 R 0 H 5 RBI 0 BB 2 SO 3 LOB 13	
Frank Duffy, R (1, 6) OBP: 0.344, SLG: 0.200 Adolfo Phillips, R (8, PH) (8, 8)			0-0 5-3		0-0 6-3			0-0 6-3		2 0 0 0 0 0 0 1 0 0 0 0 0 0		
Gaylord Perry, R (1, 1) OBP: 0.100, SLG: 0.222 Lou Camilli, S (8, PH) Fred Stanley, R (8, 6)			0-3 K		0-0 F9			0-3 K		2 0 0 0 0 1 0 1 0 0 0 0 1 0 0 0 0 0 0 0 0		
Inning Stats	R: 0 E: 0 K: 0 S: 2 H: 0 LOB: 0 BB: 1 P: 6	R: 0 E: 0 K: 0 S: 4 H: 1 LOB: 1 BB: 0 P: 4	R: 0 E: 0 K: 1 S: 5 H: 0 LOB: 0 BB: 0 P: 5	R: 0 E: 0 K: 1 S: 7 H: 2 LOB: 2 BB: 0 P: 7	R: 0 E: 0 K: 0 S: 3 H: 0 LOB: 0 BB: 0 P: 3	R: 0 E: 0 K: 0 S: 3 H: 0 LOB: 0 BB: 0 P: 3	R: 0 E: 0 K: 0 S: 3 H: 0 LOB: 1 BB: 1 P: 7	R: 0 E: 0 K: 1 S: 6 H: 1 LOB: 1 BB: 0 P: 6	R: 0 E: 0 K: 0 S: 4 H: 1 LOB: 1 BB: 0 P: 4	1B: 5 SF: 0 2B: 0 SAC: 0 3B: 0 DP: 1 HR: 0 HBP: 0	WP: 1 PA: 33 PB: 0 SB: 0 CS: 0	
PITCHER Paul Splittorff, L (1, 1) ERA: 0.41	IP 9.0 WLS W BF 33 H 5 R 0 ER 0 SO 3 BB 2 IBB 0 HBP 0 BLK 0 WP 1 HR 0 S 37 P 45 ERA 0.00 WHIP 0.778											PITCHER IP WLS BF H R ER SO BB IBB HBP BLK WP HR S P ERA WHIP

Cleveland Indians @ Kansas City Royals
Municipal Stadium, Kansas City, MO

Fri Apr 28 1972, 7:05 PM EST
Att: 7,647 - Unknown - 62 F

livebaseballscorecards.com

Batter	1	2	3	4	5	6	7	8	9
Freddie Patek, R OBP: 0.455, SLG: 0.600 (1, 6)	0-3 K		0-0 F7		0-0 FC5-4-5 BB		0-0 6-3 2-H 1B		
Paul Schaal, R OBP: 0.340, SLG: 0.275 (1, 5)	0-0 4-3		0-0 F2		4-0 1-2 BB		0-0 6-3 2-3		
Amos Otis, R OBP: 0.200, SLG: 0.205 (1, 8)	0-3 K		0-0 2B 1B		0-3 K		0-0 4-3		
John Mayberry, L OBP: 0.362, SLG: 0.432 (1, 3)		0-0 HR	0-0 1-H 2B			0-0 G3		0-0 F9	
Lou Piniella, R OBP: 0.354, SLG: 0.395 (1, 7)		0-0 FC4-5 3B		1-0 G4-3 HBP		0-0 4-3 2B		0-0 1B SF7 1B	
Bob Oliver, R OBP: 0.304, SLG: 0.422 (1, 9)		0-0 FC4-5 2B		0-3 K		0-0 4-3 2-3		0-0 BB 1-3 1B	
Cookie Rojas, R OBP: 0.347, SLG: 0.391 (1, 4)		0-0 1B 1-H 2B		0-0 G4-3 1-2f		0-0 5-3		0-0 SF7 3-H	
Jerry May, R OBP: 0.405, SLG: 0.406 (1, 2)		0-0 G1-6-3 2-3 1B			0-0 FC5-4-5 SH2-4 1B		0-0 SH3 1B	4-0 1-2 BB	
Paul Splittorf, L OBP: 0.143, SLG: 0.143 (1, 1)		0-0 G1-6-3 1-2f			0-0 SH2-4 1-2		0-0 SH3 1-2	0-0 5-3	

Inning Stats	R: 0	H: 0	E: 0	K: 2	S: 7	R: 2	H: 4	E: 0	K: 0	S: 6	R: 0	H: 2	E: 0	K: 0	S: 4	R: 0	H: 0	E: 0	K: 1	S: 4	R: 0	H: 1	E: 0	K: 1	S: 6	R: 0	H: 1	E: 0	K: 0	S: 4	R: 1	H: 2	E: 0	K: 0	S: 5	R: 1	H: 2	E: 0	K: 0	S: 5
	LOB: 0	BB: 0	BB: 7	LOB: 1	BB: 0	LOB: 1	BB: 0	LOB: 2	BB: 0	BB: 4	LOB: 0	BB: 0	LOB: 0	BB: 0	BB: 5	LOB: 2	BB: 1	LOB: 1	BB: 0	BB: 10	LOB: 1	BB: 1	LOB: 1	BB: 0	LOB: 2	BB: 0	LOB: 1	BB: 0	LOB: 1	LOB: 1	LOB: 1	LOB: 1	LOB: 2	LOB: 1	LOB: 2	LOB: 1	LOB: 9			

PITCHER	IP	WLS	BF	H	R	ER	SO	BB	IBB	HBP	BLK	WP	HR	S	P	ERA	WHIP
Gaylord Perry, R ERA: 2.59 (1, 1)	7.0	L	30	10	3	3	4	1	0	1	0	0	1	36	41	3.86	1.571
Denny Riddleberger, L ERA: 4.5 (8, 1)	1.0		6	2	1	1	0	1	0	0	0	0	0	5	9	9.00	3.000

AB R H RBI BB SO LOB

4	0	1	1	0	1	1
3	0	0	0	1	0	1
4	0	1	0	0	2	3
4	1	2	1	0	0	0
3	1	3	0	0	0	0
4	1	1	0	0	1	3
3	0	1	2	0	0	2
3	1	3	0	1	0	0
2	0	0	0	0	0	4

1B: 7	SF: 1	WP: 0	PA: 36
2B: 3	SAC: 2	PB: 0	
3B: 1	DP: 2	SB: 0	
HR: 1	HBP: 1	CS: 0	

PITCHER	IP	WLS	BF	H	R	ER	SO	BB	IBB	HBP	BLK	WP	HR	S	P	ERA	WHIP
---------	----	-----	----	---	---	----	----	----	-----	-----	-----	----	----	---	---	-----	------

Cleveland Indians @ Kansas City Royals
Municipal Stadium, Kansas City, MO
Fri Apr 28 1972, 7:05 PM EST
Att. 7,647 - Unknown - 62 F

livebaseballscorecards.com

AB	30
R	4
H	12
RBI	4
BB	2
SO	4
LOB	14



Batter	1	2	3	4	5	6	7	8	9	AB R H RBI BB SO LOB	TOP		
Del Unser, L (1, 8) OBP: 0.340, SLG: 0.302	0-0 6-3 1B		4-0 BB		0-3 K			0-0 SF8 SH1-4 2B 1B		3 1 2 0 1 1 0			
Jack Brohamer, L (1, 4) OBP: 0.429, SLG: 0.429	0-0 F5		0-0 F9			0-0 1B G4-6-3 1B		0-0 SH1-4		3 1 1 0 0 0 2			
Alex Johnson, R (1, 7) OBP: 0.340, SLG: 0.409 Steve Mingori, L (8, 7)	0-0 6-3		0-0 F7			0-0 1B G4-6-3 1B		4-0 2B IBB		3 0 1 0 1 0 2 0 0 0 0 0 0 0			
Graig Nettles, L (1, 5) OBP: 0.250, SLG: 0.200 Roy Foster, R (8, PH) Eddie Leon, R (8, 4) OBP: 0.250, SLG: 0.179	0-0 F7			0-3 K		0-0 G4-6-3		0-0 SF8		3 0 0 0 0 1 2 0 0 0 1 0 0 0 0 0 0 0 0 0 0			
Tom McCraw, L (1, 3) OBP: 0.444, SLG: 0.500		0-0 4-3		4-0 BB		0-0 F9		0-0 2B		3 0 1 1 1 0 0			
Ray Fosse, R (1, 2) OBP: 0.333, SLG: 0.381		0-0 1B 1B		0-0 F4			0-0 F8	0-0 4-3		4 0 1 0 0 0 3			
Buddy Bell, R (1, 9) OBP: 0.286, SLG: 0.359		0-0 1B G6-4-3 1B		0-0 F5			0-0 F8		0-0 6-3	4 0 1 0 0 0 1			
Frank Duffy, R (1, 6) OBP: 0.306, SLG: 0.172		0-0 G6-4-3			0-0 F3		0-0 5-3		0-0 F9	4 0 0 0 0 0 2			
Milt Wilcox, R (1, 1) OBP: 0.182, SLG: 0.182			0-0 F4		0-0 F7			0-0 SH1-4 SF8 1B 1B	0-3 K	4 1 1 0 0 1 0			
Inning Stats	R: 0 H: 1 E: 0 LOB: 1 K: 0 BB: 0 S: 4 P: 4	R: 0 H: 2 E: 0 LOB: 1 K: 0 BB: 0 S: 4 P: 4	R: 0 H: 0 E: 0 LOB: 1 K: 0 BB: 1 S: 3 P: 7	R: 0 H: 0 E: 0 LOB: 1 K: 1 BB: 1 S: 5 P: 9	R: 0 H: 0 E: 0 LOB: 0 K: 1 BB: 0 S: 5 P: 5	R: 1 H: 2 E: 0 LOB: 0 K: 0 BB: 0 S: 4 P: 4	R: 0 H: 0 E: 0 LOB: 0 K: 0 BB: 0 S: 3 P: 3	R: 2 H: 3 E: 0 LOB: 2 K: 0 BB: 1 S: 6 P: 10	R: 0 H: 0 E: 0 LOB: 0 K: 1 BB: 0 S: 5 P: 5	1B: 7 SF: 1 2B: 1 SAC: 1 3B: 0 DP: 2 HR: 0 HBP: 0	WP: 0 PA: 36 PB: 0 SB: 0 CS: 0		
PITCHER	IP WLS BF H R ER SO BB IBB HBP BLK WP HR S P ERA WHIP											PITCHER	IP WLS BF H R ER SO BB IBB HBP BLK WP HR S P ERA WHIP
Monty Montgomery, R (1, 1) ERA: 3.26	7.1 L 30 7 3 3 2 2 1 0 0 0 0 0 31 43 3.68 1.227												
Tom Burgmeier, L (8, 1) ERA: 1.5	1.2 6 1 0 0 1 0 0 0 0 0 0 0 8 8 0.00 0.600												

Cleveland Indians @ Kansas City Royals
Municipal Stadium, Kansas City, MO
Sat Apr 29 1972, 4:33 AM EST
Att: 7,414 - Unknown - 70 F

livebaseballscores.com



Batter	1	2	3	4	5	6	7	8	9	AB	R	H	RBI	BB	SO	LOB	BOTTOM					
Freddie Patek, R OBP: 0.333, SLG: 0.429 (1, 6) SS	0-3 ① 		X 0-0 ② 		X 0-0 ① 		X 0-0 ② 			4	0	0	0	0	1	2	Cleveland Indians @ Kansas City Royals Municipal Stadium, Kansas City, MO Sat Apr 29 1972, 4:33 AM EST Att. 7,414 - Unknown - 70 F					
Paul Schaal, R OBP: 0.333, SLG: 0.273 (1, 5) X	0-0 ② 		X 0-0 ② 		SS 0-3 ② 		X 0-0 ③ 			4	0	1	1	0	1	1						
Amos Otis, R OBP: 0.227, SLG: 0.256 (1, 8) X	0-0 ③ 		X 0-0 ③ 		X 0-0 ③ 		X 0-0 ① 			4	0	2	0	0	0	1						
John Mayberry, L OBP: 0.353, SLG: 0.404 (1, 3) X	0-0 ③ 		4-0 ③ 		X 0-0 ① 		X 0-0 ② 			3	0	0	0	1	0	1						
Lou Piniella, R OBP: 0.346, SLG: 0.383 (1, 7)		X 0-0 ① 	X 0-0 ③ 		X 0-0 ③ 		X 0-0 ③ 			4	0	1	0	0	0	3						
Bob Oliver, R OBP: 0.300, SLG: 0.396 (1, 9)		X 0-0 ② 		SS 0-3 ① 		BB 4-0 ② 		X 0-0 ① 		3	0	0	0	1	1	0						
Cookie Rojas, R OBP: 0.321, SLG: 0.360 (1, 4)		X 0-0 ③ 		X 0-0 ② 		X 0-0 ② 		X 0-0 ② 		4	0	0	0	0	0	2						
Jerry May, R OBP: 0.390, SLG: 0.371 (1, 2)			BB 4-0 ③ 		X 0-0 ③ 		X 0-0 ③ 		X 0-0 ③ 	3	1	0	0	1	0	2						
Monty Montgomery, R OBP: 0.333, SLG: 0.200 Tom Burgmeier, L (8, 1)			X 0-0 ① 		BB 4-0 ① 		X 0-0 ① 			1	0	0	0	1	0	0						
			X 0-0 ① 		BB 4-0 ① 		X 0-0 ① 			0	0	0	0	0	0	0						
Inning Stats	R: 0 E: 0 K: 1 S: 6	H: 1 LOB: 1 BB: 0 P: 6	R: 0 E: 0 K: 0 S: 3	H: 0 LOB: 0 BB: 0 P: 3	R: 1 E: 0 K: 0 S: 5	H: 2 LOB: 3 BB: 2 P: 13	R: 0 E: 0 K: 1 S: 5	H: 0 LOB: 0 BB: 0 P: 5	R: 0 E: 0 K: 1 S: 5	H: 0 LOB: 1 BB: 1 P: 9	R: 0 E: 0 K: 0 S: 4	H: 1 LOB: 2 BB: 1 P: 8	R: 0 E: 0 K: 0 S: 3	H: 0 LOB: 0 BB: 0 P: 3	R: 0 E: 0 K: 0 S: 3	H: 0 LOB: 0 BB: 0 P: 3	R: 0 E: 0 K: 0 S: 3	H: 0 LOB: 0 BB: 0 P: 3	1B: 3 2B: 1 3B: 0 HR: 0	SF: 0 SAC: 1 DP: 0 HBP: 0	WP: 0 PB: 0 SB: 0 CS: 0	PA: 35
PITCHER Milt Wilcox, R ERA: 1.47 (1, 1)	IP 9.0	WLS W	BF 35	H 4	R 1	ER 1	SO 3	BB 3	IBB 1	HBP 0	BLK 0	WP 0	HR 0	S 37	P 53	ERA 1.00	WHIP 0.778			ERA 1.47	WHIP 0.778	

livebaseballscores.com

AB	30
R	1
H	4
RBI	1
BB	4
SO	3
LOB	12



Batter	1	2	3	4	5	6	7	8	9	10	11	12	13	14	15	16	AB	R	H	RBI	BB	SO	LOB	TOP			
Del Unser, L OBP: 0.315, SLG: 0.300 (1, 8)	0-0 6-3		0-0 2B		0-3 K		0-3 K		0-3 K		0-0 2-3			0-0 4-3		0-0 SH1-4	7	0	1	0	0	3	1				
Jack Brohamer, L OBP: 0.364, SLG: 0.429 (1, 4)	0-0 F9		0-0 F8		0-0 4-3		0-0 2B		0-0 4-3		0-0 6-3			0-0 1B		0-0 SF8	7	0	2	2	0	0	1				
Alex Johnson, R OBP: 0.333, SLG: 0.396 Adolfo Phillips, R (8, 7)	0-0 1B		0-0 6-3			0-0 5-3	0-0 F8		0-3 K				0-0 F7		0-0 F7	4-0 1B BB	4	0	1	0	0	0	2				
Graig Nettles, L OBP: 0.250, SLG: 0.208 (1, 5)	0-0 F9		0-0 F7			0-0 4-3		0-0 F6		0-3 K			0-0 FC6-4 1B		0-0 4-3	4-0 1B BB	8	0	2	0	0	1	3				
Tom McCraw, L OBP: 0.432, SLG: 0.526 (1, 3)		0-0 1B 1B		0-0 4-3		0-0 1B		0-0 2B 3B		0-0 4-3			0-0 F8		0-0 4-3	0-0 F8	8	1	3	0	0	0	2				
Ray Fosse, R OBP: 0.365, SLG: 0.426 (1, 2)		0-0 F7		0-0 F8		4-0 FC6-4 BB		0-0 1B 2B		0-0 2B			0-0 FC6-4 1-2f		4-0 FC6-4 BB	5-0 FC6-4 BB	5	1	2	1	2	0	2				
Buddy Bell, R OBP: 0.327, SLG: 0.378 (1, 9)		0-0 1B		0-0 1B		0-0 FC6-4 1-2f		0-0 1B		4-0 IBB				0-0 6-3		0-0 FC6-4 FC6-4	6	0	3	1	1	0	3				
Frank Duffy, R Lou Camilli, S Ed Farmer, R Steve Mingo, L Vince Colbert, R John Lowenstein, L Ray Lamb, R Gaylord Perry, S	0-0 F8		0-0 F8		0-0 F8		0-0 SH3 2B 1B	0-3 K		0-0 4-3				0-3 K		0-0 FC6-4 1-2f	2	0	0	0	0	0	3				
Dick Tidrow, R Fred Stanley, R	0-3 K		0-3 K		0-3 K		0-0 SH3 1-2	0-0 F8			0-0 F3			0-3 K		0-0 PB SH1-4 SF8 1B	2	0	0	0	0	2	2				
																	1B: 11	SF: 1	2B: 4	SAC: 2	3B: 1	DP: 0	HR: 0	HBP: 0			
Inning Stats	R: 0 E: 0 K: 0 S: 4	H: 1 LOB: 1 BB: 0 P: 4	R: 0 E: 0 K: 1 S: 7	H: 2 LOB: 2 BB: 0 P: 7	R: 0 E: 0 K: 0 S: 4	H: 1 LOB: 1 BB: 0 P: 4	R: 0 E: 0 K: 0 S: 4	H: 1 LOB: 1 BB: 0 P: 4	R: 0 E: 0 K: 2 S: 7	H: 0 LOB: 0 BB: 0 P: 7	R: 0 E: 0 K: 1 S: 8	H: 0 LOB: 0 BB: 0 P: 7	R: 0 E: 0 K: 2 S: 7	H: 0 LOB: 0 BB: 0 P: 3	R: 0 E: 0 K: 0 S: 4	H: 1 LOB: 1 BB: 0 P: 4	R: 0 E: 0 K: 0 S: 3	H: 0 LOB: 0 BB: 0 P: 7	R: 0 E: 0 K: 0 S: 4	H: 1 LOB: 1 BB: 0 P: 4	R: 0 E: 0 K: 0 S: 3	H: 0 LOB: 1 BB: 1 P: 7	R: 2 E: 0 K: 0 S: 5	H: 2 LOB: 1 BB: 1 P: 9	WP: 0 PB: 1 SB: 2 CS: 0	PA: 68	
PITCHER	IP	WLS	BF	H	R	ER	SO	BB	IBB	HBP	BLK	WP	HR	S	P	ERA	WHIP										
Dick Drago, R ERA: 2.48 (1, 1)	8.0		36	11	3	3	5	1	0	0	0	0	0	45	49	3.38	1.500										
Al Fitzmorris, R ERA: 0.77 (8, 1)	7.2	L	30	4	2	1	5	2	1	0	0	0	0	37	49	1.17	0.783										
Tom Burgmeier, L ERA: 1.42 (16, 1)	0.1		2	1	0	0	0	0	0	0	0	0	0	2	2	0.00	3.000										

Cleveland Indians @ Kansas City Royals
Municipal Stadium, Kansas City, MO

Sun Apr 30 1972, 4:33 AM EDT
Att. 17,556 - Unknown - 68 F

AB 61
R 5
H 16
RBI 4
BB 4
SO 10
LOB 25



Batter	1	2	3	4	5	6	7	8	9	10	11	12	13	14	15	16	AB	R	H	RBI	BB	SO	LOB
Freddie Patek, R OBP: 0.435, SLG: 0.450 (1.6)	0-0 G3 S 1B		0-0 F9			0-0 CS 1B		4-0 S 1B BB	4-0 1-2 2-3 BB		0-0 E S 1B		0-0 F8			0-0 F8	6	2	3	0	2	0	1
Paul Schaal, R OBP: 0.306, SLG: 0.250 (1.5)	0-0 G3 1-3		0-0 F8			0-0 6-3 1-2		0-0 1B 1H 1B	0-0 F8		0-0 4-3 1-3			0-0 F8		0-3 K	8	0	1	1	0	1	7
Amos Otis, R OBP: 0.269, SLG: 0.280 (1.8)	0-0 HBP BLK 1B		0-0 F4			0-3 K		0-0 1B 1-2	4-0 BB BB BB			0-0 6-3		0-0 CS 1B		0-0 F8	7	0	3	1	1	1	1
John Mayberry, L OBP: 0.328, SLG: 0.358 (1.3)	4-0 1-2 HBP IBB			0-0 1-3			0-0 F8	0-3 K	0-3 K			0-0 4-3		0-0 6-3 1-2			6	0	0	0	1	2	4
Lou Piniella, R OBP: 0.373, SLG: 0.415 (1.7)	1-0 G6-4-3 1-2 2-3 HBP			0-0 6-3			0-0 F8		0-0 2B 2B			0-0 E 1B			0-0 4-3		6	1	3	0	0	0	0
Bob Oliver, R OBP: 0.298, SLG: 0.382 (1.9)	0-0 G6-4-3 1-2			0-0 F9			0-0 1B		0-0 F3 1B			0-0 F7		0-0 E6 1-2			7	0	2	0	0	0	7
Cookie Rojas, R OBP: 0.300, SLG: 0.351 (1.4)		0-0 5-3			0-0 F8		0-0 F6		0-0 1B 2B 2H			0-0 F8		0-0 F9			7	0	1	1	0	0	6
Jerry May, R OBP: 0.372, SLG: 0.351 (1.2)		0-3 K			0-0 F6			0-0 1-3	0-0 BB 1B 1B			0-0 F4		0-0 4-3			2	0	0	0	0	1	0
Steve Hovley, L OBP: 0.417, SLG: 0.384 (8, PH)															0-0 4-3		1	0	0	0	0	0	0
Ed Kirkpatrick, L OBP: 0.333, SLG: 0.273 (9, 2)																	4	0	1	0	0	0	1
Dick Drago, R OBP: 0.111, SLG: 0.111 (8, PH)																	2	0	0	0	0	2	0
Richie Schenck, S OBP: 0.200, SLG: 0.200 (8, PH)																	1	0	0	0	0	0	0
Al Fitzmorris, S OBP: 0.250, SLG: 0.250 (8, 1)																	3	0	1	0	0	2	0
Tom Burgmeier, L OBP: 0.250, SLG: 0.250 (16, 1)																	0	0	0	0	0	0	0
Gail Hopkins, L OBP: 0.250, SLG: 0.250 (16, PH)																	0	0	0	0	1	0	0
Joe Keough, L OBP: 0.250, SLG: 0.250 (16, PH)																	0	0	0	0	0	0	0

BOTTOM

Cleveland Indians @ Kansas City Royals
Municipal Stadium, Kansas City, MO

Sun Apr 30 1972, 4:33 AM EDT
Att: 17,556 - Unknown - 68 F

AB	60
R	3
H	15
RBI	3
BB	5
SO	9
LOB	27



WP: 0	PA: 66
PB: 0	
SB: 3	
CS: 2	

PITCHER	IP	WLS	BF	H	R	ER	SO	BB	IBB	HBP	BLK	WP	HR	S	P	ERA	WHIP
Dick Tidrow, R ERA: 4.19 (1, 1)	6.0		21	3	1	1	4	0	1	1	1	0	0	27	32	1.50	0.500
Ed Farmer, R ERA: 2.35 (7, 1)	1.2		8	2	1	1	0	1	0	0	0	0	0	7	11	5.40	1.800
Steve Mingori, L ERA: 12.71 (8, 1)	1.0		7	5	1	1	1	0	0	0	0	0	0	9	9	9.00	5.000
Vince Colbert, R ERA: (9, 1)	0.1		2	0	0	0	0	1	0	0	0	0	0	1	5	0.00	3.000
Ray Lamb, R ERA: 2.7 (10, 1)	6.0	W	25	5	0	0	3	2	0	0	0	0	0	29	37	0.00	1.167
Gaylord Perry, R ERA: 2.51 (16, 1)	1.0		5	3	0	0	1	0	0	0	0	0	0	5	5	0.00	0.000

1B: 13	SF: 0
2B: 2	SAC: 0
3B: 0	DP: 1
HR: 0	HBP: 1

Batter	1	2	3	4	5	6	7	8	9	AB R H RBI BB SO LOB	TOP											
Del Unser, L (1, 8) OBP: 0.288, SLG: 0.273	0-0 4-3		0-0 F7			0-3 K	0-0 FC1-4		0-0 G1-6-3	5 0 0 0 0 1 2												
Jack Brohamer, L (1, 4) OBP: 0.346, SLG: 0.400	0-0 4-3			0-0 G3		0-0 1B	0-0 F8			4 1 1 0 0 0 1												
Alex Johnson, R (1, 7) Adolfo Phillips, R (8, 7) OBP: 0.327, SLG: 0.385	0-0 F8			0-0 F9		0-0 1B		0-0 5-3		4 1 1 1 0 0 0 0 0 0 0 0 0 0												
Graig Nettles, L (1, 5) OBP: 0.304, SLG: 0.275		0-0 3B		0-0 2B		0-0 2B		4-0 4-3		3 2 3 0 1 0 0												
Tom McCraw, L (1, 3) OBP: 0.438, SLG: 0.561		0-0 8-2		4-0 BB		0-0 F3		0-0 4-3		3 0 1 1 1 0 3												
Ray Fosse, R (1, 2) OBP: 0.375, SLG: 0.440		0-0 8-2		0-0 F9		0-0 2B		4-0 IBB		3 0 1 2 1 0 3												
Buddy Bell, R (1, 9) OBP: 0.302, SLG: 0.347		0-0 F2			0-0 4-3	0-0 F7		0-0 F8		4 0 0 0 0 0 3												
Fred Stanley, R (1, 6) OBP: 0.375, SLG: 0.429			0-0 1-3		0-0 5-3		0-0 FC1-4		4-0 G1-6-3	3 0 1 0 1 0 0												
Gaylord Perry, R (1, 1) Steve Mingori, L (8, 1) OBP: 0.077, SLG: 0.167			0-3 K		0-0 F8		0-3 K		0-0 F2	3 0 0 0 0 2 1 1 0 0 0 0 0 1												
Inning Stats	R: 0 E: 0 K: 0 S: 3	H: 0 LOB: 0 BB: 0 P: 3	R: 1 E: 0 K: 0 S: 4	H: 2 LOB: 0 BB: 0 P: 4	R: 0 E: 0 K: 1 S: 5	H: 0 LOB: 0 BB: 0 P: 5	R: 0 E: 0 K: 0 S: 4	H: 1 LOB: 2 BB: 1 P: 8	R: 0 E: 0 K: 0 S: 3	H: 0 LOB: 0 BB: 0 P: 3	R: 3 E: 0 K: 1 S: 9	H: 4 LOB: 1 BB: 0 P: 9	R: 0 E: 0 K: 1 S: 6	H: 1 LOB: 1 BB: 0 P: 6	R: 0 E: 0 K: 0 S: 3	H: 0 LOB: 2 BB: 2 P: 11	R: 0 E: 0 K: 0 S: 2	H: 0 LOB: 0 BB: 1 P: 6	1B: 4 2B: 4 3B: 1 HR: 0	SF: 0 SAC: 0 DP: 2 HBP: 0	WP: 0 PB: 0 SB: 2 CS: 0	PA: 37
PITCHER	IP WLS BF H R ER SO BB IBB HBP BLK WP HR S P ERA WHIP																					
Dick Bosman, R (1, 1) ERA: 4.5	5.2 L 24 7 4 4 2 1 0 0 0 0 0 0 27 31 6.35 1.412																					
Horacio Pina, R (6, 1) ERA: 2.31	1.1 5 1 0 0 1 0 0 0 0 0 0 0 7 7 0.00 0.750																					
Mike Paul, L (8, 1) ERA: 2.45	2.0 8 0 0 0 0 2 1 0 0 0 0 0 5 17 0.00 1.000																					

Cleveland Indians @ Texas Rangers
Arlington Stadium, Arlington, TX
Tue May 02 1972, 8:05 PM EDT
Att. 6,570 - Unknown

livebaseballscorecards.com

AB	33
R	4
H	8
RBI	4
BB	4
SO	3
LOB	14



Batter	1	2	3	4	5	6	7	8	9	AB R H RBI BB SO LOB
Lenny Randle, S (1, 4) OBP: 0.302, SLG: 0.339	0-3 K		0-0 1B		0-3 K			0-3 K	0-0 F7	5 0 1 0 0 3 0
Davey Nelson, R (1, 5) OBP: 0.361, SLG: 0.321	0-3 K		0-0 1B			0-0 3-4-1		0-3 K	4-0 BB	4 0 1 0 1 2 0
Don Mincher, L (1, 3) OBP: 0.356, SLG: 0.333	0-0 4-3		0-0 F7			0-0 1B		0-0 BB 1B	0-0 4-3	5 1 2 0 0 0 3
Hal King, L (1, 2) OBP: 0.447, SLG: 0.200		0-3 K		1-0 FC2-6 1B HBP		0-3 K		0-0 1B BB		3 1 1 0 0 2 1
Frank Howard, R (1, 7) OBP: 0.353, SLG: 0.455		4-0 BB		0-0 FC4 BB		0-0 6-3		4-0 BB 1B		2 0 1 0 2 0 1
Larry Büttner, L (1, 9) OBP: 0.206, SLG: 0.156		0-0 FC4		0-0 FC2-6			0-0 1-3	0-0 BB		3 0 0 0 0 0 3
Ted Ford, R (8, PH) OBP: 0.600, SLG: 1.250		1-2f		1-2f 2-3 G4-3				1-2 2-3 BB		1 0 1 1 0 0 0
Elliott Maddox, R (1, 8) OBP: 0.410, SLG: 0.241		0-0 5-3		0-0 G4-3			4-0 BB	4-0 BB		2 0 0 1 2 0 3
Toby Harrah, R (1, 6) OBP: 0.327, SLG: 0.293			0-3 K		0-3 K		0-3 K	0-0 F4		2 0 0 0 0 2 0
Ted Kubiak, S (7, PH) (8, 6)										2 0 0 0 0 1 4
Dick Bosman, R (1, 1)			0-3 K				0-0 L9		0-3 K	2 0 0 0 0 2 0
Horacio Pina, R (6, 1)										0 0 0 0 0 0 0
Jim Driscoll, L (7, PH)										1 0 0 0 0 0 1
Mike Paul, L (8, 1)										0 0 0 0 0 0 0
Joe Lovitto, S (9, PH) OBP: 0.323, SLG: 0.125										1 0 0 0 0 1 0

Inning Stats	R: 0	H: 0	E: 0	K: 2	S: 7	R: 0	H: 0	E: 0	K: 1	S: 5	R: 0	H: 2	E: 0	K: 2	S: 9	R: 0	H: 1	E: 0	K: 0	S: 3	R: 0	H: 0	E: 0	K: 3	S: 9	R: 0	H: 1	E: 0	K: 1	S: 6	R: 0	H: 0	E: 0	K: 1	S: 5	R: 2	H: 3	E: 0	K: 2	S: 10	R: 0	H: 0	E: 0	K: 1	S: 5	R: 0	H: 0	E: 0	K: 1	S: 5	1B: 7	2B: 0	3B: 0	HR: 0	SF: 0	SAC: 0	DP: 1	HBP: 1	WP: 0	PB: 0	SB: 0	CS: 0	PA: 39
--------------	------	------	------	------	------	------	------	------	------	------	------	------	------	------	------	------	------	------	------	------	------	------	------	------	------	------	------	------	------	------	------	------	------	------	------	------	------	------	------	-------	------	------	------	------	------	------	------	------	------	------	-------	-------	-------	-------	-------	--------	-------	--------	-------	-------	-------	-------	--------

PITCHER	IP	WLS	BF	H	R	ER	SO	BB	IBB	HBP	BLK	WP	HR	S	P	ERA	WHIP
Gaylord Perry, R (1, 1) ERA: 2.48	7.2	W	32	6	2	2	12	3	0	1	0	0	0	52	65	2.35	1.174
Steve Mingori, L (8, 1) ERA: 10.29	1.1	S	7	1	0	0	1	2	0	0	0	0	0	7	15	0.00	2.250

BOTTOM

Cleveland Indians @ Texas Rangers
Arlington Stadium, Arlington, TX
Tue May 02 1972, 8:05 PM EDT
Att. 6,570 - Unknown

AB	33
R	2
H	7
RBI	2
BB	5
SO	13
LOB	16



PITCHER	IP	WLS	BF	H	R	ER	SO	BB	IBB	HBP	BLK	WP	HR	S	P	ERA	WHIP
---------	----	-----	----	---	---	----	----	----	-----	-----	-----	----	----	---	---	-----	------

Batter	1	2	3	4	5	6	7	8	9	AB R H RBI BB SO LOB	TOP		
Del Unser, L (1, 8) OBP: 0.286, SLG: 0.288	0-0 G3	0-0 L4			0-3 K		0-0 2B			4 0 1 0 0 1 2			
Jack Brohamer, L (1, 4) OBP: 0.300, SLG: 0.345	0-3 K		0-0 1-3		0-0 4-3		0-0 F5			4 0 0 0 0 1 2			
Alex Johnson, R (1, 7) Adolfo Phillips, R (7, 7)	0-0 WP 2B		0-0 6-3			0-0 F9	0-0 1-3			4 0 1 0 0 0 2 0 0 0 0 0 0 0			
Graig Nettles, L (1, 5) OBP: 0.317, SLG: 0.278	0-0 F6		0-0 F7			0-0 1B E 1B		4-0 FC3-6 BB		3 1 1 0 1 0 1			
Tom McCraw, L (1, 3) OBP: 0.423, SLG: 0.533		0-0 CS WP 1B		0-3 K		0-0 E6 CS 1B		0-0 FC3-6 G6-4-3		4 1 1 0 0 1 2			
Ray Fosse, R (1, 2) OBP: 0.400, SLG: 0.463		0-0 FC1-5 1B 1B		0-0 1-3 1B		0-0 E2 CS 1B		0-0 G6-4-3		4 0 3 1 0 0 1			
Buddy Bell, R (1, 9) OBP: 0.316, SLG: 0.358		0-0 1-2 FC1-5 1B		0-0 1-3 1-2		0-0 1-3 1-2 2-3				4 0 2 0 0 0 3			
Fred Stanley, R (1, 6) OBP: 0.333, SLG: 0.300		0-3 K		0-0 5-3			4-0 2B SH3-4 BB		0-0 9-3	3 0 0 0 1 1 4			
Milt Wilcox, R (1, 1) OBP: 0.143, SLG: 0.143		0-0 FC1-5			0-3 K		0-0 SH3-4		0-0 L6	3 0 0 0 0 1 2			
Inning Stats	R: 0 H: 1 E: 0 LOB: 1 K: 1 BB: 0 S: 6 P: 6	R: 1 H: 3 E: 0 LOB: 2 K: 1 BB: 0 S: 8 P: 8	R: 0 H: 0 E: 0 LOB: 0 K: 0 BB: 0 S: 3 P: 3	R: 0 H: 1 E: 0 LOB: 1 K: 1 BB: 0 S: 6 P: 6	R: 0 H: 0 E: 0 LOB: 0 K: 2 BB: 0 S: 7 P: 7	R: 1 H: 2 E: 2 LOB: 1 K: 0 BB: 0 S: 5 P: 5	R: 0 H: 1 E: 0 LOB: 2 K: 0 BB: 1 S: 4 P: 8	R: 0 H: 0 E: 0 LOB: 0 K: 0 BB: 1 S: 2 P: 6	R: 0 H: 1 E: 0 LOB: 0 K: 0 BB: 0 S: 3 P: 3	1B: 7 SF: 0 2B: 3 SAC: 1 3B: 0 DP: 2 HR: 0 HBP: 0	WP: 2 PA: 36 PB: 0 SB: 0 CS: 3		
PITCHER	IP WLS BF H R ER SO BB IBB HBP BLK WP HR S P ERA WHIP											PITCHER	IP WLS BF H R ER SO BB IBB HBP BLK WP HR S P ERA WHIP
Pete Broberg, R (1, 1) ERA: 1.86	7.0 L 31 8 2 0 5 2 0 0 0 0 2 0 39 47 0.00 1.429												
Paul Lindblad, L (8, 1) ERA:	2.0 5 1 0 0 0 0 0 0 0 0 0 0 5 5 0.00 0.500												

Cleveland Indians @ Texas Rangers
Arlington Stadium, Arlington, TX
Wed May 03 1972, 8:05 PM EDT
Att. 5,859 - Unknown

livebaseballscorecards.com

AB	33
R	2
H	9
RBI	1
BB	2
SO	5
LOB	19




Batter	1	2	3	4	5	6	7	8	9	AB	R	H	RBI	BB	SO	LOB
Lenny Randle, S (1, 4) OBP: 0.284, SLG: 0.317	0-3 K		0-0 F5		0-3 K			0-0 1-3		4	0	0	0	0	2	1
Davey Nelson, R (1, 5) OBP: 0.369, SLG: 0.333	0-0 6-3		0-0 G3 S E 1B		0-0 F7			0-0 1B		4	1	2	0	0	0	1
Don Mincher, L (1, 3) OBP: 0.347, SLG: 0.308	4-0 1B BB		0-0 G3		0-0 L6			0-0 F7		3	0	0	0	1	0	2
Frank Howard, R (1, 7) OBP: 0.345, SLG: 0.438	0-0 1-2 1B		0-3 K		0-0 5-3			0-0 6-3		4	0	1	0	0	1	0
Dick Billings, R (1, 2) OBP: 0.320, SLG: 0.227 Joe Lovitto, S (9, PR) OBP: 0.323, SLG: 0.125	0-0 1-3		0-3 K		0-0 6-3			0-0 E 1B		4	0	1	0	0	1	2
Ted Ford, R (1, 9) OBP: 0.500, SLG: 0.833		0-3 K		4-0 FC5-4 BB		0-3 K		0-0 E4		2	0	0	0	1	2	0
Elliott Maddox, R (1, 8) OBP: 0.395, SLG: 0.242		0-0 1-3 1B		0-0 FC5-4 CS		0-3 K		0-0 F8		4	0	1	0	0	1	3
Ted Kubiak, S (1, 6)		0-0 1-3		0-0 CS	0-0 4-3		0-0 3-1		0-0 4-3	4	0	0	0	0	0	3
Pete Broberg, R (1, 1) OBP: 0.222, SLG: 0.125 Paul Lindblad, L (8, 1) Larry Bittner, L (8, 9) OBP: 0.200, SLG: 0.152 Hal King, L (9, PH) OBP: 0.436, SLG: 0.192 Toby Harrah, R (9, PR) OBP: 0.327, SLG: 0.293		0-3 K		0-0 CS	0-0 4-3			0-0 F7		1	0	0	0	1	1	1

Inning Stats	R: 0	H: 1	E: 0	LOB: 2	K: 1	BB: 1	S: 6	R: 0	H: 1	E: 0	LOB: 1	K: 2	BB: 0	S: 8	R: 1	H: 1	E: 1	LOB: 0	K: 1	BB: 0	S: 6	R: 0	H: 0	E: 0	LOB: 0	K: 1	BB: 1	S: 4	R: 0	H: 0	E: 0	LOB: 0	K: 0	BB: 0	S: 3	R: 0	H: 0	E: 0	LOB: 0	K: 2	BB: 0	S: 7	R: 0	H: 1	E: 0	LOB: 1	K: 0	BB: 0	S: 4	R: 0	H: 1	E: 1	LOB: 2	K: 0	BB: 0	S: 5	1B: 5	SF: 0	2B: 0	SAC: 0	3B: 0	DP: 0	HR: 0	HBP: 0	WP: 0	PA: 36
--------------	------	------	------	--------	------	-------	------	------	------	------	--------	------	-------	------	------	------	------	--------	------	-------	------	------	------	------	--------	------	-------	------	------	------	------	--------	------	-------	------	------	------	------	--------	------	-------	------	------	------	------	--------	------	-------	------	------	------	------	--------	------	-------	------	-------	-------	-------	--------	-------	-------	-------	--------	-------	--------

PITCHER	IP	WLS	BF	H	R	ER	SO	BB	IBB	HBP	BLK	WP	HR	S	P	ERA	WHIP
Milt Wilcox, R (1, 1) ERA: 1.13	9.0	W	35	5	1	0	8	3	0	0	0	0	0	48	60	0.00	0.889

Cleveland Indians @ Texas Rangers
Arlington Stadium, Arlington, TX
Wed May 03 1972, 8:05 PM EDT
Att. 5,859 - Unknown

AB	32
R	1
H	5
RBI	0
BB	3
SO	8
LOB	14



Batter	1	2	3	4	5	6	7	8	9	AB R H RBI BB SO LOB	TOP
Pat Kelly, L (1, 9) OBP: 0.390, SLG: 0.500	0-0 4-3 SF9 1B	0-0 F5			0-0 E 1B		4-0 S BB			3 1 2 0 1 0 1	
Jorge Orta, L (1, 6) OBP: 0.310, SLG: 0.439	0-0 4-3 1-3	0-0 F7			0-0 F6		0-0 3-1 1-2			4 0 0 0 0 0 4	
Dick Allen, R (1, 3) OBP: 0.400, SLG: 0.632	0-0 SF9		0-3 K		0-0 5-3 1-2		0-0 4-3			3 0 0 1 0 1 1	
Bill Melton, R (1, 5) OBP: 0.355, SLG: 0.316	0-0 3-H 1B 1B		0-3 K		0-0 5-3		0-0 F3			4 1 1 0 0 1 1	
Carlos May, L (1, 7) OBP: 0.443, SLG: 0.538	0-0 1B 1-2 1B		0-0 S 1B		0-0 F9 5-3 BB		0-0 F9			3 0 2 0 1 0 0	
Rick Reichardt, R (1, 8) OBP: 0.188, SLG: 0.133	0-0		0-0 5-3		0-0 F9 1-3				0-0 3-1	3 0 1 1 0 0 2	
Jay Johnstone, L (7, 8) OBP: 0.300, SLG: 0.269	0-0 1-3 2-H 1B		0-0 5-3 1-2		0-0 5-3 3-H				0-0 3-1	1 0 0 0 0 0 0	
Mike Andrews, R (1, 4) OBP: 0.267, SLG: 0.264	0-0 F8		0-0 4-3		0-0 5-3				0-3 K	4 0 0 0 0 1 3	
Ed Herrmann, L (1, 2) OBP: 0.250, SLG: 0.353		0-0 4-3 2B		0-0 F4		0-0 E2 B3-6-4			0-0 F5	4 0 1 0 0 0 0	
Wilbur Wood, R (1, 1) OBP: 0.118, SLG: 0.063		0-0 4-3 2-3		0-3 K		0-0 B3-6-4 1-2f				3 0 0 0 0 1 2	
Inning Stats	R: 2 H: 4 E: 0 LOB: 2 K: 0 BB: 0 S: 7 P: 7	R: 0 H: 1 E: 0 LOB: 1 K: 0 BB: 0 S: 4 P: 4	R: 0 H: 1 E: 0 LOB: 1 K: 2 BB: 0 S: 8 P: 8	R: 0 H: 0 E: 0 LOB: 0 K: 1 BB: 0 S: 5 P: 5	R: 0 H: 1 E: 1 LOB: 1 K: 0 BB: 0 S: 4 P: 4	R: 0 H: 0 E: 0 LOB: 1 K: 0 BB: 1 S: 2 P: 6	R: 0 H: 0 E: 1 LOB: 1 K: 0 BB: 1 S: 3 P: 7	R: 0 H: 0 E: 0 LOB: 0 K: 1 BB: 0 S: 5 P: 5	1B: 6 SF: 1 2B: 1 SAC: 0 3B: 0 DP: 1 HR: 0 HBP: 0	WP: 0 PA: 35 PB: 0 SB: 4 CS: 0	
PITCHER	IP WLS BF H R ER SO BB IBB HBP BLK WP HR S P ERA WHIP										
Dick Tidrow, R (1, 1) ERA: 3.91	6.0 L 25 7 2 2 3 1 0 0 0 0 0 0 30 34 3.00 1.333										
Steve Hargan, R (7, 1) ERA:	2.0 7 0 0 0 0 1 0 0 0 0 0 0 6 10 0.00 0.500										
Vince Colbert, R (9, 1) ERA:	1.0 3 0 0 0 0 1 0 0 0 0 0 0 5 5 0.00 0.000										

Chicago White Sox @ Cleveland Indians
Cleveland Municipal Stadium, Cleveland, OH

Fri May 05 1972, 7:05 PM EDT
Att: 8,969 - Cloudy - 58 F

livebaseballscorecards.com



Batter	1	2	3	4	5	6	7	8	9	AB	R	H	RBI	BB	SO	LOB
Del Unser, L OBP: 0.299, SLG: 0.302 (1, 8)	0-0 2-3		0-0 1B			0-0 E4 4-3 1B		0-3 K2-3		4	1	2	0	0	1	0
Jack Brohamer, L OBP: 0.265, SLG: 0.303 Vince Colbert, R (9, 1)	0-0 4-3		0-0 4-3			0-0 4-3		0-3 K		4	0	0	0	0	1	3
Alex Johnson, R OBP: 0.317, SLG: 0.383 (1, 7)	0-0 F9				0-0 F9				0-0 5-3	4	0	1	1	0	0	0
Ray Fosse, R OBP: 0.375, SLG: 0.431 (1, 2)		0-0 6-3			0-0 F5				0-0 5-3	4	0	0	0	0	0	1
Graig Nettles, L OBP: 0.297, SLG: 0.259 (1, 5)		0-0 F9			0-0 F7				0-0 F6	4	0	0	0	0	1	0
Buddy Bell, R OBP: 0.300, SLG: 0.339 (1, 9)		0-0 F7				0-3 K				3	0	0	0	0	2	0
Tom McCraw, L OBP: 0.418, SLG: 0.521 (1, 3)			0-0 F7			0-3 K2-3				3	0	1	0	0	1	0
Frank Duffy, R OBP: 0.293, SLG: 0.176 (1, 6)			0-0 1B			0-3 K				3	0	1	0	0	1	1
Dick Tidrow, R OBP: 0.250, SLG: 0.250 Lou Camilli, S (6, PH) Steve Hargan, R (7, 1) Eddie Leon, R (8, PH)	0-0 F5		0-0 F5			0-0 6-3		0-0 4-3		1	0	0	0	0	0	1
										1	0	0	0	0	0	0
										0	0	0	0	0	0	0
										1	0	0	0	0	0	0

Inning Stats	R: 0	H: 0	E: 0	K: 0	S: 3	R: 0	H: 0	E: 0	K: 0	S: 3	R: 0	H: 2	E: 0	K: 0	S: 5	R: 0	H: 0	E: 0	K: 0	S: 3	R: 0	H: 0	E: 0	K: 3	S: 9	R: 1	H: 2	E: 1	K: 0	S: 5	R: 0	H: 1	E: 0	K: 2	S: 8	R: 0	H: 0	E: 0	K: 2	S: 7	R: 0	H: 0	E: 0	K: 0	S: 3	1B: 5	SF: 0	2B: 0	3B: 0	HR: 0	WP: 0	PB: 0	SB: 1	CS: 0	PA: 32				
WILBUR WOOD, L ERA: 1.13 (1, 1)	IP: 9.0	WLS: W	BF: 32	H: 5	R: 1	ER: 0	SO: 7	BB: 0	IBB: 0	HBP: 0	BLK: 0	WP: 0	HR: 0	S: 46	P: 46	ERA: 0.00	WHIP: 0.556																																										
												<table border="1"> <thead> <tr> <th>PITCHER</th> <th>IP</th> <th>WLS</th> <th>BF</th> <th>H</th> <th>R</th> <th>ER</th> <th>SO</th> <th>BB</th> <th>IBB</th> <th>HBP</th> <th>BLK</th> <th>WP</th> <th>HR</th> <th>S</th> <th>P</th> <th>ERA</th> <th>WHIP</th> </tr> </thead> <tbody> <tr> <td></td> <td></td> <td></td> <td></td> <td></td> <td></td> <td></td> <td></td> <td></td> <td></td> <td></td> <td></td> <td></td> <td></td> <td></td> <td></td> <td></td> <td></td> </tr> </tbody> </table>												PITCHER	IP	WLS	BF	H	R	ER	SO	BB	IBB	HBP	BLK	WP	HR	S	P	ERA	WHIP																		
PITCHER	IP	WLS	BF	H	R	ER	SO	BB	IBB	HBP	BLK	WP	HR	S	P	ERA	WHIP																																										

BOTTOM

Chicago White Sox @ Cleveland Indians
Cleveland Municipal Stadium, Cleveland, OH

Fri May 05 1972, 7:05 PM EDT
Att. 8,969 - Cloudy - 58 F

livebaseballscorecards.com

AB	32
R	1
H	5
RBI	1
BB	0
SO	7
LOB	6



Batter	1	2	3	4	5	6	7	8	9	AB R H RBI BB SO LOB	TOP											
Pat Kelly, L (1, 9) OBP: 0.400, SLG: 0.488	0-0 4-3		0-0 F7			0-0 FC5-4 1B		4-0 BB		3 0 1 0 1 0 0												
Jorge Orta, L (1, 6) OBP: 0.283, SLG: 0.400	0-0 4-3		0-3 K			0-0 FC5-4 BB 1-2f		0-0 F7		4 0 0 0 0 1 2												
Dick Allen, R (1, 3) OBP: 0.406, SLG: 0.617	0-0 1B		0-0 5-3			4-0 G4-3 BB 1-2			0-0 6-3	3 0 1 0 1 0 0												
Bill Melton, R (1, 5) OBP: 0.333, SLG: 0.295	0-3 K			0-0 6-3		0-0 G4-3 1-2f			0-0 5-3	4 0 0 0 0 1 3												
Carlos May, L (1, 7) OBP: 0.415, SLG: 0.500		0-0 3-1		0-0 4-3			0-0 F7		0-0 4-3	4 0 0 0 0 0 0												
Jay Johnstone, L (1, 8) OBP: 0.303, SLG: 0.276		0-0 BB 1B		0-0 G3			0-0 F4			3 0 1 0 0 0 0												
Mike Andrews, R (1, 4) OBP: 0.254, SLG: 0.250					0-0 F8		0-0 F8			3 0 0 0 0 0 1												
Ed Herrmann, L (1, 2) OBP: 0.263, SLG: 0.343		4-0 BB BB			0-0 F9			0-3 K		1 0 0 0 1 0 0												
Tom Egan, R (5, 2) OBP: 0.091, SLG: 0.091		1-2 BB			0-0 F9					1 0 0 0 0 1 0												
Tom Bradley, R (1, 1) OBP: 0.091, SLG: 0.091		0-0 G3			0-3 K			0-0 F9		0 0 0 0 0 0 0												
Bart Johnson, R (1, 1)										1 0 0 0 0 0 2												
Rich Gossage, R (4, 1)										1 0 0 0 0 1 0												
Dave Lemonds, L (7, 1)										0 0 0 0 0 0 0												
Rick Reichardt, R (8, PH)										1 0 0 0 0 0 0												
Jim Ceddes, R (8, 1)										0 0 0 0 0 0 0												
Inning Stats	R: 0 E: 0 K: 1 S: 6	H: 1 LOB: 1 BB: 0 P: 6	R: 0 E: 0 K: 0 S: 4	H: 1 LOB: 2 BB: 1 P: 8	R: 0 E: 0 K: 1 S: 5	H: 0 LOB: 0 BB: 0 P: 5	R: 0 E: 0 K: 0 S: 3	H: 0 LOB: 0 BB: 0 P: 3	R: 0 E: 0 K: 1 S: 5	H: 0 LOB: 0 BB: 0 P: 5	R: 0 E: 0 K: 0 S: 3	H: 1 LOB: 1 BB: 1 P: 7	R: 0 E: 0 K: 0 S: 3	H: 0 LOB: 0 BB: 0 P: 3	R: 0 E: 0 K: 1 S: 5	H: 0 LOB: 1 BB: 1 P: 9	R: 0 E: 0 K: 0 S: 3	H: 0 LOB: 0 BB: 0 P: 3	1B: 3 2B: 0 3B: 0 HR: 0	SF: 0 SAC: 0 DP: 1 HBP: 0	WP: 0 PB: 0 SB: 0 CS: 0	PA: 32
PITCHER Gaylord Perry, R (1, 1) ERA: 2.02	IP: 9.0 WLS: W BF: 32 H: 3 R: 0 ER: 0 SO: 4 BB: 3 IBB: 0 HBP: 0 BLK: 0 WP: 0 HR: 0 S: 37 P: 49 ERA: 0.00 WHIP: 0.667																					

Chicago White Sox @ Cleveland Indians
Cleveland Municipal Stadium, Cleveland, OH

Sat May 06 1972, 3:33 AM EDT
Att. 4,239 - Unknown - 72 F

livebaseballscorecards.com

AB	29
R	0
H	3
RBI	0
BB	3
SO	4
LOB	8



BOTTOM

Chicago White Sox @ Cleveland Indians
 Cleveland Municipal Stadium, Cleveland, OH

Sat May 06 1972, 3:33 AM EDT
 Att. 4,239 - Unknown - 72 F

livebaseballscorecards.com

AB	39
R	12
H	18
RBI	11
BB	5
SO	5
LOB	18



WP: 1	PA: 45
PB: 0	
SB: 0	
CS: 1	

AB R H RBI BB SO LOB

5 1 1 0 0 0 2

4 2 3 3 0 0 0
 1 0 0 0 0 1 0

4 2 3 3 0 0 1
 1 0 1 0 0 0 0

3 3 3 1 2 0 0

4 1 3 2 1 0 2

3 0 1 1 0 0 3
 2 0 0 0 0 1 3

5 0 1 1 0 1 3

4 1 2 0 1 1 1

3 2 0 0 1 1 3

1B: 12	SF: 0
2B: 6	SAC: 0
3B: 0	DP: 2
HR: 1	HBP: 1

Batter	1	2	3	4	5	6	7	8	9
Del Unser, L OBP: 0.292, SLG: 0.309 (1, 8)	0-0 F7	0-0 1B 2B	0-0 F8		0-0 6-3		0-0 4-3		
Jack Brohamer, L OBP: 0.316, SLG: 0.351 Eddie Leon, R OBP: 0.235, SLG: 0.167 (7, 4)	0-0 HR	0-0 1B E4 1B	0-0 1B 1B		0-0 E6 4-3 WP 2B		0-3 K		
Alex Johnson, R OBP: 0.343, SLG: 0.453 Roy Foster, R OBP: 0.250, SLG: 0.333 (6, 7)	0-0 1-H HR	0-0 2-H 3-H BB E 1B	0-0 3-H 1B		0-0 4-3		0-0 2B 1B		
Graig Nettles, L OBP: 0.348, SLG: 0.344 (1, 5)	0-0 1B 2B	4-0 E 1-2 BB		4-0 1B E BB	0-0 1B 2B		0-0 1-3 2B		
Tom McCraw, L OBP: 0.450, SLG: 0.538 (1, 3)	0-0 2-H 1B	0-0 E4 1-3 2-H 3-H		0-0 1-3 E 4-3 1B	0-0 2-H 1B		4-0 BB		
Ray Fosse, R OBP: 0.373, SLG: 0.426 Jerry Moses, R (6, 2)	0-0 1-3 1B	0-0 F6		0-0 1-3 3-H E5 4-3		0-3 K	0-0 F8		
Buddy Bell, R OBP: 0.292, SLG: 0.328 (1, 9)	0-0 L3 1-2		0-0 CS 1B	0-0 1-2 3-H 4-3		0-3 K		0-0 4-3	
Frank Duffy, R OBP: 0.326, SLG: 0.237 (1, 6)		0-3 K	0-0 F8 1B 2B	0-0 F7		0-0 1B		4-0 G1-6-3 BB	
Gaylord Perry, R OBP: 0.167, SLG: 0.133 (1, 1)		4-0 2B 1B BB	1-0 1B HBP	0-0 F9		0-3 K		0-0 G1-6-3 1-2f	

Inning Stats	R: 3	H: 5	E: 0	LOB: 1	K: 0	P: 7	R: 3	H: 3	E: 1	LOB: 2	K: 1	P: 16	R: 2	H: 4	E: 0	LOB: 2	K: 0	P: 6	R: 2	H: 1	E: 1	LOB: 1	K: 0	P: 9	R: 2	H: 2	E: 0	LOB: 1	K: 0	P: 5	R: 0	H: 1	E: 0	LOB: 1	K: 3	P: 10	R: 0	H: 2	E: 0	LOB: 3	K: 1	P: 11	R: 0	H: 0	E: 0	LOB: 0	K: 0	P: 6
--------------	------	------	------	--------	------	------	------	------	------	--------	------	-------	------	------	------	--------	------	------	------	------	------	--------	------	------	------	------	------	--------	------	------	------	------	------	--------	------	-------	------	------	------	--------	------	-------	------	------	------	--------	------	------

PITCHER	IP	WLS	BF	H	R	ER	SO	BB	IBB	HBP	BLK	WP	HR	S	P	ERA	WHIP
Tom Bradley, R ERA: 4.91 (1, 1)	0.1	L	6	5	3	3	0	0	0	0	0	0	0	6	6	81.00	15.000
Bart Johnson, R ERA: 8.22 (1, 1)	2.2		16	7	6	5	1	3	0	1	0	0	0	14	27	16.88	3.750
Rich Gossage, R ERA: (4, 1)	3.0		14	4	3	0	3	0	0	0	0	1	0	20	20	0.00	1.333
Dave Lemonds, L ERA: 4.91 (7, 1)	1.0		6	2	0	0	1	1	0	0	0	0	0	7	11	0.00	3.000
Jim Geddes, R ERA: 19.29 (8, 1)	1.0		3	0	0	0	0	1	0	0	0	0	0	2	6	0.00	1.000

Batter	1	2	3	4	5	6	7	8	9	AB R H RBI BB SO LOB	TOP	
Pat Kelly, L (1, 9) OBP: 0.367, SLG: 0.444 Vicente Romo, R (8, 1)	0-3 K		0-0 4-3		0-0 F9			0-0 L3		4 0 0 0 0 1 0 0 0 0 0 0 0 0		
Jorge Orta, L (1, 6) OBP: 0.260, SLG: 0.367	0-0 3-1		0-0 3-1			0-0 F4			0-3 K	4 0 0 0 0 1 0		
Dick Allen, R (1, 3) OBP: 0.397, SLG: 0.594	0-0 1B		0-0 5-3			0-0 5-3			0-3 K	4 0 1 0 0 1 0		
Bill Melton, R (1, 5) OBP: 0.314, SLG: 0.277	0-0 F4			0-3 K		0-0 6-3			0-0 F9	4 0 0 0 0 1 1		
Carlos May, L (1, 7) OBP: 0.397, SLG: 0.475		0-3 K		0-0 5-3			0-0 G3			3 0 0 0 0 1 0		
Rick Reichardt, R (1, 8) OBP: 0.250, SLG: 0.156		4-0 1B BB		4-0 BB			0-0 G5-4-3 1B			1 0 1 0 2 0 0		
Mike Andrews, R (1, 4) OBP: 0.242, SLG: 0.237		0-0 F7		0-0 4-3			0-0 G5-4-3 1-2f			3 0 0 0 0 0 3		
Ed Herrmann, L (1, 2) OBP: 0.268, SLG: 0.342		0-0 1-3 1B			0-0 F3			0-0 F2		3 0 1 0 0 0 0		
Stan Bahnsen, R (1, 1) OBP: 0.250, SLG: 0.250 Terry Forster, L (5, 1) Jay Johnstone, L (8, PH) OBP: 0.294, SLG: 0.267 (8, 9)		0-3 K			0-3 K			0-0 F8		2 0 0 0 0 2 2 0 0 0 0 0 0 0 1 0 0 0 0 0 0		
Inning Stats	R: 0 H: 1 E: 0 LOB: 1 K: 1 BB: 0 S: 6 P: 6	R: 0 H: 1 E: 0 LOB: 2 K: 2 BB: 1 S: 8 P: 12	R: 0 H: 0 E: 0 LOB: 0 K: 0 BB: 0 S: 3 P: 3	R: 0 H: 0 E: 0 LOB: 1 K: 1 BB: 1 S: 5 P: 9	R: 0 H: 0 E: 0 LOB: 0 K: 1 BB: 0 S: 5 P: 5	R: 0 H: 0 E: 0 LOB: 0 K: 0 BB: 0 S: 3 P: 3	R: 0 H: 1 E: 0 LOB: 0 K: 0 BB: 0 S: 3 P: 3	R: 0 H: 0 E: 0 LOB: 0 K: 0 BB: 0 S: 3 P: 3	R: 0 H: 0 E: 0 LOB: 0 K: 2 BB: 0 S: 7 P: 7	1B: 3 SF: 0 2B: 0 SAC: 0 3B: 0 DP: 1 HR: 0 HBP: 0	WP: 0 PA: 31 PB: 0 SB: 0 CS: 0	
PITCHER Milt Wilcox, R (1, 1) ERA: 0.92	IP WLS BF H R ER SO BB IBB HBP BLK WP HR S P ERA WHIP	9.0 W 31 3 0 0 7 2 0 0 0 0 0 0 43 51 0.00 0.556										

Chicago White Sox @ Cleveland Indians
Cleveland Municipal Stadium, Cleveland, OH
Sun May 07 1972, 3:33 AM EDT
Att. 7,926 - Unknown - 41 F

AB	29
R	0
H	3
RBI	0
BB	2
SO	7
LOB	6



Batter	1	2	3	4	5	6	7	8	9	AB R H RBI BB SO LOB
Del Unser, L OBP: 0.276, SLG: 0.292 (1, 8)	F7		E5		FC4-2-5 1B		F5			4 0 0 0 0 0 3
Jack Brohamer, L OBP: 0.333, SLG: 0.390 (1, 4)	F3		K		1B		2B			4 0 2 1 0 1 1
Alex Johnson, R OBP: 0.338, SLG: 0.433 (1, 7)	K			K	F9		IBB			3 0 0 0 1 2 1
Adolfo Phillips, R (9, 7)									0 0 0 0 0 0 0	
Graig Nettles, L OBP: 0.356, SLG: 0.369 (1, 5)		SF7 2B		1B		1-3	K			4 1 2 0 0 1 3
Tom McCraw, L OBP: 0.422, SLG: 0.500 (1, 3)		4-3		F6		6-3	1-3			4 0 0 0 0 0 2
Ray Fosse, R OBP: 0.380, SLG: 0.422 (1, 2)		E S 1B		F9		BB	F8			3 0 1 0 1 0 1
Buddy Bell, R OBP: 0.290, SLG: 0.328 (1, 9)		SF7			1B 2B 1B	F7	F9			3 1 1 1 0 0 1
Frank Duffy, R OBP: 0.347, SLG: 0.250 (1, 6)		K			2B 1B		2B BB			2 0 1 0 1 1 1
Milt Wilcox, R OBP: 0.176, SLG: 0.235 (1, 1)			6-3		1B 2B		K			3 1 1 1 0 1 1

BOTTOM

Chicago White Sox @ Cleveland Indians
Cleveland Municipal Stadium, Cleveland, OH

Sun May 07 1972, 3:33 AM EDT
Att. 7,926 - Unknown - 41 F

AB	30
R	3
H	8
RBI	3
BB	3
SO	6
LOB	14



Inning Stats	R: 0	H: 0	E: 0	K: 1	S: 5	R: 1	H: 2	E: 0	K: 1	S: 7	R: 0	H: 0	E: 1	K: 1	S: 5	R: 0	H: 1	E: 0	K: 1	S: 6	R: 2	H: 4	E: 0	K: 0	S: 6	R: 0	H: 0	E: 0	K: 0	S: 3	R: 0	H: 1	E: 0	K: 2	S: 8	R: 0	H: 0	E: 0	K: 0	S: 3
	0	0	0	1	5	1	2	0	1	7	0	0	1	1	5	0	1	0	1	6	2	4	0	0	3	6	0	0	0	0	1	0	1	0	16	0	0	0	3	

PITCHER	IP	WLS	BF	H	R	ER	SO	BB	IBB	HBP	BLK	WP	HR	S	P	ERA	WHIP
Stan Bahnsen, R ERA: 3.86 (1, 1)	4.0	L	18	6	3	3	4	0	0	0	0	0	0	26	26	6.75	1.500
Terry Forster, L ERA: 0.73 (5, 1)	3.0		13	2	0	0	2	2	1	0	0	0	0	14	26	0.00	1.333
Vicente Romo, R ERA: 1.42 (8, 1)	1.0		3	0	0	0	0	0	0	0	0	0	0	3	3	0.00	0.000

WP	PA	ERA	WHIP
0	34		

Batter	1	2	3	4	5	6	7	8	9	AB R H RBI BB SO LOB	TOP											
Freddie Patek, R (1, 6) OBP: 0.311, SLG: 0.341	0-3 K		0-0 F5			0-0 L6		0-0 2B		4 0 1 1 0 1 1	Kansas City Royals @ Cleveland Indians Cleveland Municipal Stadium, Cleveland, OH Wed May 10 1972, 7:05 PM EDT Att. 4,596 - Sunny - 50 F											
Cookie Rojas, R (1, 4) OBP: 0.287, SLG: 0.305	0-3 K			0-0 6-3		0-0 G5-4-3		0-0 F9		4 0 0 0 0 1 2												
Steve Hovley, L (1, 8) OBP: 0.273, SLG: 0.286	0-0 4-3			0-0 3-1			0-0 1B 2B	0-0 F9		4 1 1 0 0 0 1												
Lou Piniella, R (1, 7) OBP: 0.388, SLG: 0.494		0-0 F9		0-0 1B		0-0 F8		0-0 F7		4 0 1 0 0 0 1												
Richie Scheinblum, S (1, 9) OBP: 0.308, SLG: 0.250		0-3 K		0-0 1-3		0-0 FC4-6 1B		0-0 6-3		4 0 1 1 0 1 1												
John Mayberry, L (1, 3) OBP: 0.302, SLG: 0.316		4-0 FC6-4 BB			0-0 G3	0-0 FC4-6		0-3 K		3 0 0 0 1 1 1												
Paul Schaal, R (1, 5) OBP: 0.300, SLG: 0.256		0-0 FC6-4			0-3 K	0-0 F9				3 0 0 0 0 1 2												
Ed Kirkpatrick, L (1, 2) OBP: 0.367, SLG: 0.630			0-3 K		0-0 1-3			0-0 5-3 2B 1B		3 1 1 0 0 1 0												
Mike Hedlund, R (1, 1) OBP: 0.300, SLG: 0.300 Joe Keough, L (8, PH) Jim Rooker, R (6, 1) Tom Murphy, R (7, 1) Gail Hopkins, L (8, PH) Roger Nelson, R (8, 1)			0-3 K			4-0 G5-4-3 BB		0-0 5-3		1 0 0 0 0 1 0 0 0 0 0 1 0 0 0 0 0 0 0 0 0 0 0 0 0 0 0 0 1 0 0 0 0 0 1 0 0 0 0 0 0 0												
Inning Stats	R: 0 E: 0 K: 2 S: 7	H: 0 LOB: 0 BB: 0 P: 7	R: 0 E: 0 K: 1 S: 5	H: 0 LOB: 1 BB: 1 P: 9	R: 0 E: 0 K: 2 S: 7	H: 0 LOB: 0 BB: 0 P: 7	R: 0 E: 0 K: 0 S: 4	H: 1 LOB: 1 BB: 0 P: 4	R: 0 E: 0 K: 1 S: 5	H: 0 LOB: 0 BB: 0 P: 5	R: 0 E: 0 K: 0 S: 2	H: 0 LOB: 0 BB: 1 P: 6	R: 1 E: 0 K: 0 S: 5	H: 2 LOB: 1 BB: 0 P: 5	R: 1 E: 0 K: 0 S: 5	H: 2 LOB: 1 BB: 0 P: 5	R: 0 E: 0 K: 1 S: 5	H: 0 LOB: 0 BB: 0 P: 5	1B: 3 2B: 2 3B: 0 HR: 0	SF: 0 SAC: 0 DP: 1 HBP: 0	WP: 0 PB: 0 SB: 0 CS: 0	PA: 33
PITCHER Gaylord Perry, R (1, 1) ERA: 2.02	IP 9.0	WLS W	BF 33	H 5	R 2	ER 2	SO 7	BB 2	IBB 0	HBP 0	BLK 0	WP 0	HR 0	S 45	P 53	ERA 2.00	WHIP 0.778					PITCHER IP WLS BF H R ER SO BB IBB HBP BLK WP HR S P ERA WHIP

livebaseballscorecards.com

AB	31
R	2
H	5
RBI	2
BB	2
SO	7
LOB	10



Batter	1	2	3	4	5	6	7	8	9	AB	R	H	RBI	BB	SO	LOB
Del Unser, L OBP: 0.274, SLG: 0.316 (1, 8) X	0-0 F8 ①		4-0 1B HR BB		0-0 F1 ① S S	0-3 K ③				3	1	0	0	1	1	2
Jack Brohamer, L OBP: 0.340, SLG: 0.388 (1, 4) X	0-0 1-3 ②		0-0 1-2 HR 1B		0-0 F8 ②		0-0 1B ①			4	1	2	0	0	0	1
Alex Johnson, R OBP: 0.321, SLG: 0.446 (1, 7) X	0-0 F9 ③		0-0 1-H 2-H HR		0-0 FC1-6-4 ③ 1-2f		0-0 F8 ②			4	1	1	3	0	0	1
Graig Nettles, L OBP: 0.325, SLG: 0.333 (1, 5) X		0-0 2-3 ① X	0-0 F2 ③			0-0 F7 ① X	0-0 1-3 ③			4	0	0	0	0	0	0
Tom McCraw, L OBP: 0.423, SLG: 0.475 (1, 3) X		0-0 F4 ②		0-0 F8 ①		4-0 1B 1B BB		4-0 FC4-8 BB		2	1	0	0	2	0	0
Ray Fosse, R OBP: 0.372, SLG: 0.408 (1, 2) X		0-0 1B		0-0 F7 ②		0-0 1-3 1B PB 1B		0-0 FC4-6 1B WP ① 1-2f		4	2	2	0	0	0	1
Buddy Bell, R OBP: 0.303, SLG: 0.338 (1, 9) X		0-0 F8 ③		0-0 1B		0-3 K ② 1-2		0-0 WP S FC7-2-5 1B		4	0	2	0	0	1	3
Frank Duffy, R OBP: 0.357, SLG: 0.261 (1, 6) X			0-0 6-3 ① X	0-0 L5 ③		0-0 1B 1B ②-H ③-H		0-0 FC7-2-5 ② ③ 1-H 3-H		4	1	1	2	0	0	2
Gaylord Perry, R OBP: 0.238, SLG: 0.222 (1, 1) S S			0-3 K ②		0-0 FC1-6-4 1B	0-0 2-H 3-H 1B				3	0	2	1	0	1	0

Inning Stats	R: 0	H: 0	E: 0	K: 0	S: 3	LOB: 0	BB: 0	P: 3	R: 0	H: 1	E: 0	K: 0	S: 4	LOB: 1	BB: 0	P: 4	R: 3	H: 2	E: 0	K: 1	S: 7	LOB: 0	BB: 1	P: 11	R: 0	H: 1	E: 0	K: 0	S: 4	LOB: 1	BB: 0	P: 4	R: 0	H: 1	E: 0	K: 0	S: 4	LOB: 1	BB: 0	P: 4	R: 3	H: 3	E: 0	K: 2	S: 10	LOB: 1	BB: 1	P: 14	R: 0	H: 1	E: 0	K: 0	S: 3	LOB: 0	BB: 0	P: 3	R: 1	H: 1	E: 0	K: 0	S: 3	LOB: 0	BB: 1	P: 7
1B: 9	SF: 0	2B: 1	SAC: 0	3B: 0	DP: 1	HR: 1	HBP: 0	WP: 1	PA: 35																																																							

PITCHER	IP	WLS	BF	H	R	ER	SO	BB	IBB	HBP	BLK	WP	HR	S	P	ERA	WHIP
Mike Hedlund, R ERA: 3.42 (1, 1)	5.0	L	21	5	3	3	1	1	0	0	0	0	1	22	26	5.40	1.200
Jim Rooker, L ERA: 4.05 (6, 1)	1.0		7	3	3	3	2	1	0	0	0	0	0	10	14	27.00	4.000
Tom Murphy, R ERA: 4.91 (7, 1)	1.0		3	1	0	0	0	0	0	0	0	0	0	3	3	0.00	1.000
Roger Nelson, R ERA: 6.0 (8, 1)	1.0		4	1	1	1	0	1	0	0	0	1	0	3	7	9.00	2.000

BOTTOM

Kansas City Royals @ Cleveland Indians
Cleveland Municipal Stadium, Cleveland, OH

Wed May 10 1972, 7:05 PM EDT
Att. 4,596 - Sunny - 50 F

livebaseballscorecards.com

AB	32
R	7
H	10
RBI	6
BB	3
SO	3
LOB	10



Batter	1	2	3	4	5	6	7	8	9	AB R H RBI BB SO LOB	TOP									
Elliott Maddox, R (1, 8) OBP: 0.377, SLG: 0.328	0-0 1B 6-3 1B		0-0 6-3		0-0 F9		0-0 5-3		4-0 PB S BB	4 1 1 0 1 0 4										
Davey Nelson, R (1, 5) OBP: 0.363, SLG: 0.338	0-0 1-3 1B		0-3 K		0-0 F6		0-0 1B	3B	4-0 BB	4 1 2 0 1 1 0										
Don Mincher, L (1, 3) OBP: 0.308, SLG: 0.231 Dick Billings, R (8, PH) OBP: 0.324, SLG: 0.258 (8, 2)	0-0 1-2 3-H 6-3		0-0 G3		0-3 K		0-0 SH1-3 1B		0-0 5-3	3 0 0 1 0 1 1 2 0 1 1 0 0 2										
Hal King, L (1, 2) OBP: 0.377, SLG: 0.237 Tom Grieve, R (8, PH) OBP: 0.280, SLG: 0.250 (8, 7)	0-0 L9		0-0 F7		0-3 K		0-0 SH1-3		0-0 2-3	3 0 0 0 0 1 1 0 0 0 0 0 0 0										
Frank Howard, R (1, 7) OBP: 0.370, SLG: 0.391 (8, 3)	0-0 4-3		0-0 5-3		0-0 6-3		0-0 FC6-4 SH 1B	4-0 IBB		3 0 1 0 1 0 1										
Ted Ford, R (1, 9) OBP: 0.321, SLG: 0.600		0-0 HR		0-0 6-3		0-0 SH FC6-4		0-0 F4		3 1 1 1 0 0 2										
Lenny Randle, S (1, 4) OBP: 0.279, SLG: 0.288 Jim Driscoll, L (8, PH) (8, 4)		0-0 G3		0-0 G3		0-3 K		0-0 F8		3 0 0 0 0 1 2 1 0 0 0 0 0 2										
Toby Harrah, R (1, 6) OBP: 0.317, SLG: 0.278		0-0 G3		4-0 SH2-4 BB		0-0 FC6-4 BB		0-0 F9		3 0 0 0 1 0 2										
Dick Bosman, R (1, 1) Larry Bittner, L (7, PH) OBP: 0.216, SLG: 0.147 Mike Paul, L (7, 1) Horacio Pina, R (9, 1)		0-3 K		0-0 SH2-4		4-0 BB		0-0 6-3		1 0 0 0 0 1 0 0 0 0 0 1 0 0 1 0 0 0 0 0 0 0 0 0 0 0 0 0										
Inning Stats	R: 1 E: 0 K: 0 S: 5	H: 2 LOB: 1 BB: 0 P: 5	R: 1 E: 0 K: 1 S: 6	H: 1 LOB: 0 BB: 0 P: 6	R: 0 E: 0 K: 1 S: 5	H: 0 LOB: 0 BB: 0 P: 5	R: 0 E: 0 K: 0 S: 3	H: 0 LOB: 0 BB: 0 P: 3	R: 0 E: 0 K: 2 S: 7	H: 0 LOB: 0 BB: 0 P: 7	R: 0 E: 1 K: 1 S: 7	H: 1 LOB: 3 BB: 1 P: 11	R: 1 E: 0 K: 0 S: 5	H: 2 LOB: 2 BB: 1 P: 9	R: 0 E: 0 K: 0 S: 3	H: 0 LOB: 2 BB: 2 P: 11	1B: 4 2B: 0 3B: 1 HR: 1	SF: 0 SAC: 3 DP: 0 HBP: 0	WP: 0 PB: 1 SB: 1 CS: 0	PA: 39
PITCHER	IP WLS BF H R ER SO BB IBB HBP BLK WP HR S P ERA WHIP																			
Milt Wilcox, R (1, 1) ERA: 1.24	2.0 L 9 3 2 2 1 0 0 0 0 0 0 1 11 11 9.00 1.500																			
Vince Colbert, R (3, 1) ERA:	3.0 10 0 0 0 1 1 0 0 0 0 0 0 11 15 0.00 0.333																			
Ray Lamb, R (6, 1) ERA: 2.25	2.0 9 1 0 0 3 1 0 0 0 0 0 0 14 18 0.00 1.000																			
Denny Riddleberger, L (8, 1) ERA: 6.75	0.0 2 2 1 1 0 0 0 0 0 0 0 2 2 ∞ ∞																			
Ed Farmer, R (8, 1) ERA: 1.86	2.0 9 0 0 0 0 2 1 0 0 0 0 0 6 18 0.00 1.000																			

Texas Rangers @ Cleveland Indians
Cleveland Municipal Stadium, Cleveland, OH

Fri May 12 1972, 7:05 PM EDT
Att: 15,543 - Unknown

livebaseballscorecards.com

AB	31
R	3
H	6
RBI	3
BB	5
SO	5
LOB	17



Batter	1	2	3	4	5	6	7	8	9	AB	R	H	RBI	BB	SO	LOB
Del Unser, L (1, 8) OBP: 0.273, SLG: 0.313	0-0 6-3		0-0 1-2 1B		0-0 6-3		0-0 4-3			4	0	1	0	0	0	1
Jack Brohamer, L (1, 4) OBP: 0.333, SLG: 0.415	0-0 3-1		0-0 F9			0-0 4-3 3B		0-3 K		4	1	1	0	0	1	2
Alex Johnson, R (1, 7) OBP: 0.305, SLG: 0.423	0-0 4-3			0-0 F9		0-0 5-3		0-0 F7		4	0	0	0	0	0	1
Graig Nettles, L (1, 5) OBP: 0.310, SLG: 0.316		0-0 G3		0-0 F9		0-0 4-3		0-0 F4		4	0	0	1	0	0	0
Tom McCraw, L (1, 3) OBP: 0.446, SLG: 0.500 Adolfo Phillips, R (9, PH)		0-0 1B		0-0 1B		0-0 1B		0-0 F7		3	0	3	0	0	0	0
Ray Fosse, R (1, 2) OBP: 0.366, SLG: 0.400		0-0 F6		0-0 1B		0-0 F7		0-0 E4		4	0	1	0	0	0	1
Buddy Bell, R (1, 9) OBP: 0.291, SLG: 0.324 John Lowenstein, L (9, PH) OBP: 0.500, SLG: 0.250			0-0 L1	0-0 F8			0-0 6-3	0-3 K	0-3 K	3	0	0	0	0	0	2
Frank Duffy, R (1, 6) OBP: 0.359, SLG: 0.245 Denny Riddleberger, R (8, 1) Ed Farmer, R (8, 1) Chris Chambliss, L (9, PH) OBP: 0.143, SLG: 0.143			0-0 6-3		0-3 K		0-0 F7	0-0 F7	0-0 F7	3	0	0	0	0	0	1
Milt Wilcox, R (1, 1) OBP: 0.176, SLG: 0.235 Vince Colbert, R (3, 1) OBP: 1.000, SLG: 1.000 Lou Camilli, S (5, PH) OBP: 0.143, SLG: 0.143 Ray Lamb, R (8, 1) Eddie Leon, R (7, PH) OBP: 0.297, SLG: 0.167			0-0 1B		0-0 4-3		4-0 BB			0	0	0	0	0	0	0

BOTTOM

Texas Rangers @ Cleveland Indians
Cleveland Municipal Stadium, Cleveland, OH

Fri May 12 1972, 7:05 PM EDT
Att. 15,543 - Unknown

livebaseballscorecards.com

AB	34
R	1
H	7
RBI	1
BB	1
SO	3
LOB	9



Inning Stats	R: 0	H: 0	E: 0	K: 0	S: 3	H: 0	LOB: 0	BB: 0	P: 3	R: 0	H: 1	E: 0	K: 0	S: 3	R: 0	H: 2	E: 0	K: 0	S: 5	R: 0	H: 2	E: 0	K: 0	S: 5	R: 0	H: 0	E: 0	K: 1	S: 5	R: 1	H: 2	E: 0	K: 0	S: 5	R: 0	H: 0	E: 0	K: 0	S: 5	R: 0	H: 0	E: 0	K: 0	S: 3	R: 0	H: 0	E: 1	K: 1	S: 6	R: 0	H: 0	E: 0	K: 1	S: 6	1B: 6	2B: 0	3B: 1	SF: 0	SAC: 0	DP: 0	HBP: 0	WP: 0	PB: 0	SB: 0	CS: 0	PA: 35
--------------	------	------	------	------	------	------	--------	-------	------	------	------	------	------	------	------	------	------	------	------	------	------	------	------	------	------	------	------	------	------	------	------	------	------	------	------	------	------	------	------	------	------	------	------	------	------	------	------	------	------	------	------	------	------	------	-------	-------	-------	-------	--------	-------	--------	-------	-------	-------	-------	--------

PITCHER	IP	WLS	BF	H	R	ER	SO	BB	IBB	HBP	BLK	WP	HR	S	P	ERA	WHIP
Dick Bosman, R (1, 1) ERA: 5.03	6.0	W	24	7	1	1	1	0	0	0	0	0	0	26	26	1.50	1.167
Mike Paul, L (7, 1) ERA: 1.64	2.1		9	0	0	0	1	1	0	0	0	0	0	10	14	0.00	0.429
Horacio Pina, R (9, 1) ERA: 1.88	0.2	S	2	0	0	0	1	0	0	0	0	0	0	4	4	0.00	0.000

Batter	1	2	3	4	5	6	7	8	9	AB R H RBI BB SO LOB	TOP										
Elliott Maddox, R (1, 8) OBP: 0.378, SLG: 0.311	0-3 K		0-3 K			4-0 BB BB		4-0 3-1 1-2 6-3 BB	0-3 K	3 1 0 0 2 3 0	Texas Rangers @ Cleveland Indians Cleveland Municipal Stadium, Cleveland, OH Sat May 13 1972, 3:33 AM EDT Att. 14,510 - Sunny - 70 F										
Davey Nelson, R (1, 5) OBP: 0.368, SLG: 0.337	0-0 F9			0-0 K		4-0 FC5-4 1-2 BB		0-0 6-3 1-2 2-H 1B		3 1 1 1 1 1 0											
Don Mincher, L (1, 3) OBP: 0.304, SLG: 0.218 Tom Grieve, R (8, 7) OBP: 0.280, SLG: 0.250	4-0 S BB			0-0 L4		0-0 F6		0-0 3-1		3 0 0 0 1 0 4 0 0 0 0 0 0 0											
Frank Howard, R (1, 7) OBP: 0.365, SLG: 0.384 Mike Paul, L (8, 1)	0-3 K 1-2			0-0 1B		0-3 K		0-0 6-3		4 0 1 1 0 2 4 0 0 0 0 0 0 0											
Ted Ford, R (1, 9) OBP: 0.313, SLG: 0.536		0-3 K		0-0 F7		0-0 FC5-4 1-2f		4-0 1B BB		3 0 0 0 1 1 3											
Ken Suarez, R (1, 2) OBP: 0.200, SLG: 0.200 Hal King, L (8, PH) OBP: 0.377, SLG: 0.237 Dick Billings, R (8, PH) OBP: 0.343, SLG: 0.281		0-0 5-3			0-0 F7		0-0 5-3	0-0 1-2 3-H 1B		3 0 0 0 0 0 0 0 0 0 0 0 0 0 1 0 1 1 0 0 0											
Toby Harrah, R (1, 6) OBP: 0.313, SLG: 0.276		0-0 5-3			0-0 1B		0-0 F6	0-3 K		4 0 1 0 0 1 2											
Lenny Randle, S (1, 4) OBP: 0.267, SLG: 0.274			0-0 4-3		0-0 F9		0-0 6-3		0-0 F7	4 0 0 0 0 0 1											
Rich Hand, R (1, 1) OBP: 0.500, SLG: 0.500 Casey Cox, R (3, 1) Jim Driscoll, L (5, PH) Jim Panther, R (5, 1) Larry Bittner, L (8, PH) OBP: 0.231, SLG: 0.167			0-0 5-3		0-0 F8			0-0 1B BB	0-0 1-3	1 0 0 0 0 0 0 0 0 0 0 0 0 0 1 0 0 0 0 0 1 0 0 0 0 0 0 0 2 1 1 0 0 0 0											
Inning Stats	R: 0 E: 0 K: 2 S: 7	H: 0 LOB: 1 BB: 1 P: 11	R: 0 E: 0 K: 1 S: 5	H: 0 LOB: 0 BB: 0 P: 5	R: 0 E: 0 K: 1 S: 6	H: 1 LOB: 1 BB: 0 P: 6	R: 0 E: 0 K: 1 S: 4	H: 1 LOB: 1 BB: 0 P: 4	R: 0 E: 0 K: 0 S: 5	H: 0 LOB: 2 BB: 2 P: 13		R: 0 E: 0 K: 0 S: 3	H: 0 LOB: 0 BB: 0 P: 3	R: 3 E: 0 K: 1 S: 8	H: 3 LOB: 2 BB: 2 P: 16	R: 0 E: 0 K: 1 S: 5	H: 0 LOB: 0 BB: 0 P: 5	1B: 5 2B: 0 3B: 0 HR: 0	SF: 0 SAC: 0 DP: 0 HBP: 0	WP: 0 PB: 0 SB: 1 CS: 0	PA: 37
PITCHER Dick Tidrow, R (1, 1) ERA: 3.24 Steve Mingori, L (8, 1) ERA: 8.31	IP 7.2	WLS W	BF 32	H 4	R 3	ER 3	SO 6	BB 5	IBB 0	HBP 0	BLK 0	WP 0	HR 0	S 39	P 59	ERA 3.52	WHIP 1.174				
PITCHER	IP	WLS	BF	H	R	ER	SO	BB	IBB	HBP	BLK	WP	HR	S	P	ERA	WHIP				

livebaseballscorecards.com

AB	32
R	3
H	5
RBI	3
BB	5
SO	8
LOB	15



Batter	1	2	3	4	5	6	7	8	9	AB	R	H	RBI	BB	SO	LOB
Del Unser, L OBP: 0.283, SLG: 0.326 (1, 8)	0-0 1-6-3		0-0 SF HR 2B	4-0 BB		0-3 K				3	1	1	2	1	1	0
Jack Brohamer, L OBP: 0.328, SLG: 0.411 (1, 4)	0-0 G6-4-3 1B		0-0 SF HR	0-0 F3			0-0 G3			3	1	1	1	0	0	1
Alex Johnson, R OBP: 0.306, SLG: 0.457 (1, 7) Adolfo Phillips, R (7, 7)	0-0 G6-4-3 1-2f		0-0 HR		0-0 F8		0-0 1-3			3	1	1	3	0	0	1
Graig Nettles, L OBP: 0.295, SLG: 0.300 (1, 5)		0-0 3-1	0-3 K		0-0 F9		0-0 G3			4	0	0	0	0	1	0
Tom McCraw, L OBP: 0.436, SLG: 0.485 (1, 3)		0-3 K	0-0 1-3		0-0 2B 1B		0-0 F7			4	1	1	0	0	1	0
Buddy Bell, R OBP: 0.313, SLG: 0.372 (1, 9)		0-0 5-3	0-0 2B		0-0 1-H 2B		0-0 CS 1B			4	0	3	1	0	0	0
Eddie Leon, R OBP: 0.256, SLG: 0.176 (1, 6)			0-0 BB 1B		0-0 F9		0-3 K			4	1	1	0	0	1	3
Jerry Moses, R OBP: 0.200, SLG: 0.200 (1, 2)			0-0 BB 2B 1B		0-0 F3		0-0 5-3			3	1	1	0	0	0	0
Dick Tidrow, R OBP: 0.286, SLG: 0.231 (1, 1) Steve Mingori, L (8, 1)			4-0 2B SF BB		0-0 5-3		0-3 K			2	1	0	0	1	1	0
										0	0	0	0	0	0	0

Inning Stats	R: 0	H: 1	E: 0	LOB: 0	K: 0	P: 3	R: 0	H: 0	E: 0	LOB: 0	K: 1	P: 5	R: 6	H: 5	E: 1	LOB: 1	K: 1	P: 15	R: 0	H: 0	E: 0	LOB: 1	K: 0	P: 7	R: 1	H: 2	E: 0	LOB: 1	K: 0	P: 5	R: 0	H: 0	E: 0	LOB: 0	K: 2	P: 7	R: 0	H: 0	E: 0	LOB: 0	K: 0	P: 3	R: 0	H: 1	E: 0	LOB: 1	K: 1	P: 5
	3	1	1	0	0	1	3	1	1	0	0	1	3	4	1	1	0	0	1	3	4	1	1	0	0	1	3	4	1	1	0	0	1	3	4	1	1	0	0	1	3	4	1	1	0	0	1	3

PITCHER	IP	WLS	BF	H	R	ER	SO	BB	IBB	HBP	BLK	WP	HR	S	P	ERA	WHIP
Rich Hand, R (1, 1) ERA: 9.0	2.0	L	10	4	4	4	1	1	0	0	0	0	0	11	15	18.00	2.500
Casey Cox, R (3, 1) ERA: 4.09	2.0		10	2	2	1	1	1	0	0	0	0	1	11	15	4.50	1.500
Jim Panther, R (5, 1) ERA: 10.32	3.0		11	2	1	1	2	0	0	0	0	0	0	15	15	3.00	0.667
Mike Paul, L (8, 1) ERA: 1.5	1.0		3	1	0	0	1	0	0	0	0	0	0	5	5	0.00	1.000

BOTTOM

Texas Rangers @ Cleveland Indians
Cleveland Municipal Stadium, Cleveland, OH

Sat May 13 1972, 3:33 AM EDT
Att. 14,510 - Sunny - 70 F

livebaseballscorecards.com

AB	31
R	7
H	9
RBI	7
BB	2
SO	5
LOB	5



WP	HR	S	P	ERA	WHIP
0	0	0	0	0	0

Batter	1	2	3	4	5	6	7	8	9	10	AB R H RBI BB SO LOB	TOP												
Elliott Maddox, R OBP: 0.354, SLG: 0.288 (1, 8) X	0-0 5-3		0-0 F3		0-0 F9		0-0 F9			0-3 K	5 0 0 0 0 1 0													
Davey Nelson, R OBP: 0.370, SLG: 0.345 (1, 5) S	0-3 K			0-0 5-3		0-0 FC1-6-5 2B		0-0 F6		1-0 CS HBP	4 0 1 0 0 1 0													
Don Mincher, L OBP: 0.284, SLG: 0.200 (1, 3) X	0-0 F7			0-0 L9		0-0 F5		0-0 F6		0-0 F7	5 0 0 0 0 0 2													
Dick Billings, R OBP: 0.353, SLG: 0.278 (1, 2) X		0-0 L9		0-0 1B E 1B		0-0 FC1-6-5 2-3		0-0 5-3			4 1 1 0 0 0 1													
Frank Howard, R OBP: 0.382, SLG: 0.387 (1, 7) Joe Lovitto, S OBP: 0.323, SLG: 0.125 (9, PR) (9, 7)		0-3 K		0-0 1-3 E 1B		4-0 IBB			4-0 BB BB		2 0 1 0 2 1 0 0 0 0 0 0 0 0													
Ted Ford, R OBP: 0.278, SLG: 0.469 (1, 9) X		0-0 4-3		0-0 E3		0-0 4-3			0-3 K		4 0 0 0 0 1 4													
Lenny Randle, S OBP: 0.277, SLG: 0.295 (1, 4) X			0-0 G3 4-3 2B		0-0 4-3		0-0 6-3 SH1-4 WP 1B		0-0 F8		4 2 2 0 0 0 3													
Toby Harrah, R OBP: 0.314, SLG: 0.279 (1, 6) X			0-0 G3 2-3		0-0 F8		0-0 SH1-4		0-0 1-3 1B		3 0 1 0 0 0 1													
Jim Shellenback, L (1, 1) Larry Guttner, L OBP: 0.225, SLG: 0.162 (7, PH) Horacio Pina, R (7, 1) Paul Lindblad, L (7, 1) Hal King, L OBP: 0.370, SLG: 0.231 (9, PH) Bill Gogolewski, L OBP: 0.222, SLG: 0.125 (9, 1)			0-0 4-3 3-H		0-0 2-3		0-0 6-3 2-3		0-0 F9		2 0 0 1 0 0 0 1 0 0 0 0 0 1 0 0 0 0 0 0 0 0 0 0 0 0 0 0 1 0 0 0 0 0 2 0 0 0 0 0 0 0													
Inning Stats	R: 0 E: 0 K: 1 S: 5	H: 0 LOB: 0 BB: 0 P: 5	R: 0 E: 0 K: 1 S: 5	H: 0 LOB: 0 BB: 0 P: 5	R: 1 E: 0 K: 0 S: 4	H: 1 LOB: 0 BB: 0 P: 4	R: 1 E: 1 K: 0 S: 6	H: 2 LOB: 2 BB: 0 P: 6	R: 0 E: 0 K: 0 S: 3	H: 0 LOB: 0 BB: 0 P: 3	R: 0 E: 0 K: 0 S: 4	H: 1 LOB: 2 BB: 1 P: 8	R: 1 E: 0 K: 0 S: 4	H: 1 LOB: 0 BB: 0 P: 4	R: 0 E: 0 K: 0 S: 3	H: 0 LOB: 0 BB: 0 P: 3	R: 0 E: 0 K: 1 S: 6	H: 1 LOB: 2 BB: 1 P: 10	R: 0 E: 0 K: 1 S: 4	H: 0 LOB: 0 BB: 0 P: 5	1B: 4 2B: 2 3B: 0 HR: 0	SF: 0 SAC: 1 DP: 0 HBP: 1	WP: 1 PB: 0 SB: 1 CS: 1	PA: 39
PITCHER Gaylord Perry, R ERA: 1.99 (1, 1)	IP 10.0	WLS W	BF 39	H 6	R 3	ER 2	SO 4	BB 1	IBB 1	HBP 1	BLK 0	WP 1	HR 0	S 44	P 53	ERA 1.80	WHIP 0.700							

Texas Rangers @ Cleveland Indians
Cleveland Municipal Stadium, Cleveland, OH

Sun May 14 1972, 3:33 AM EDT
Att. 9,152 - Cloudy - 64 F

livebaseballscorecards.com


AB	35
R	3
H	6
RBI	1
BB	2
SO	4
LOB	14



Batter	1	2	3	4	5	6	7	8	9	10	AB	R	H	RBI	BB	SO	LOB
Del Unser, L (1, 8) OBP: 0.271, SLG: 0.311	0-0 4-3		0-0 1-3			0-0 2-3		0-0 L4			4	0	0	0	0	0	0
Eddie Leon, R (1, 6) OBP: 0.302, SLG: 0.316	0-0 G6-4-3 1B			0-0 HR		0-0 FC6-4 1B		0-0 F4			4	1	3	1	0	0	0
Alex Johnson, R (1, 7) OBP: 0.292, SLG: 0.435	0-0 G6-4-3 1-2f		0-3 K			0-0 FC6-4 1-2f		0-3 K			4	0	0	0	0	2	2
Ray Fosse, R (1, 2) OBP: 0.360, SLG: 0.430		0-0 HR		0-0 F9		0-0 F2		0-0 F9			4	1	1	1	0	0	0
Roy Foster, R (1, 9) OBP: 0.250, SLG: 0.429		0-0 F8		0-0 F9		0-0 4-3 2B		0-0 F5			4	1	1	0	0	0	0
Buddy Bell, R (1, 5) OBP: 0.299, SLG: 0.354		0-0 1-3			0-0 5-3		0-0 4-3		0-0 F3		4	0	0	0	0	0	1
Tom McCraw, L (1, 3) OBP: 0.438, SLG: 0.478		0-0 5-3			4-0 G4-3 BB		0-0 2B		0-0 HR		1	0	0	0	1	0	0
Jerry Moses, R (7, PH) OBP: 0.333, SLG: 0.500					BB		0-0 3-H 2B				1	0	1	1	0	0	0
Chris Chambliss, L (10, 3) OBP: 0.250, SLG: 0.625											1	1	1	1	0	0	0
Jack Brohamer, L (1, 4) OBP: 0.311, SLG: 0.390			0-0 L3		0-0 G4-3 1-2f		0-0 6-3				3	0	0	0	0	0	2
Gaylord Perry, R (1, 1) OBP: 0.208, SLG: 0.190			0-0 G3			0-0 F8		0-3 K			3	0	0	0	0	1	0

BOTTOM	
Texas Rangers @ Cleveland Indians Cleveland Municipal Stadium, Cleveland, OH	Sun May 14 1972, 3:33 AM EDT Att. 9,152 - Cloudy - 64 F
livebaseballscorecards.com	
AB 33	
R 4	
H 7	
RBI 4	
BB 1	
SO 3	
LOB 5	
	
WP: 0 PA: 34	
PB: 0	
SB: 0	
CS: 0	

Inning Stats	R: 0	H: 1	E: 0	K: 0	S: 3	P: 3	R: 1	H: 1	E: 0	K: 0	S: 4	P: 4	R: 0	H: 0	E: 0	K: 0	S: 3	P: 3	R: 1	H: 1	E: 0	K: 1	S: 6	P: 6	R: 0	H: 0	E: 0	K: 0	S: 2	P: 6	R: 0	H: 1	E: 0	K: 0	S: 4	P: 4	R: 1	H: 2	E: 0	K: 0	S: 5	P: 5	R: 0	H: 0	E: 0	K: 1	S: 5	P: 5	R: 0	H: 0	E: 0	K: 1	S: 5	P: 5	R: 1	H: 1	E: 0	K: 0	S: 2	P: 2	1B: 2	2B: 2	3B: 0	HR: 3	SF: 0	SAC: 0	DP: 2	HBP: 0	WP: 0	PA: 34
PITCHER	IP	WLS	BF	H	R	ER	SO	BB	IBB	HBP	BLK	WP	HR	S	P	ERA	WHIP																																																					
Jim Shellenback, L (1, 1) ERA: 1.71	6.0		21	4	2	2	1	1	0	0	0	0	0	2	26	3.00	0.833																																																					
Horacio Pina, R (7, 1) ERA: 2.4	0.2		3	1	1	1	0	0	0	0	0	0	0	3	3	13.50	1.500																																																					
Paul Lindblad, L (7, 1) ERA: 0.64	1.1		5	1	0	0	1	0	0	0	0	0	0	7	7	0.00	0.750																																																					
Bill Gogolewski, R (9, 1) ERA: 4.39	1.1	L	5	1	1	1	1	0	0	0	0	0	0	1	7	6.75	0.750																																																					

Batter	1	2	3	4	5	6	7	8	9	AB R H RBI BB SO LOB	TOP														
Horace Clarke, S (1, 4) OBP: 0.319, SLG: 0.299	0-0 S 1B	0-0 E5 1-2 2-3		0-0 L8		0-0 G4-6-3 1B			0-0 F7	5 0 2 0 0 0 2	<p>New York Yankees @ Cleveland Indians Cleveland Municipal Stadium, Cleveland, OH</p> <p>Tue May 16 1972, 7:05 PM EDT Att: 6,377 - Unknown - 59 F</p> <p>livebaseballscorecards.com</p> <table border="1"> <tr><td>AB</td><td>35</td></tr> <tr><td>R</td><td>3</td></tr> <tr><td>H</td><td>7</td></tr> <tr><td>RBI</td><td>3</td></tr> <tr><td>BB</td><td>4</td></tr> <tr><td>SO</td><td>2</td></tr> <tr><td>LOB</td><td>19</td></tr> </table> 	AB	35	R	3	H	7	RBI	3	BB	4	SO	2	LOB	19
AB	35																								
R	3																								
H	7																								
RBI	3																								
BB	4																								
SO	2																								
LOB	19																								
Johnny Callison, L (1, 9) OBP: 0.263, SLG: 0.373	0-0 F8	0-0 F9			0-0 F5	0-0 G4-6-3 1-2f			0-0 F3	5 0 0 0 0 0 5															
Bobby Murcer, L (1, 8) OBP: 0.245, SLG: 0.310	0-0 F4		0-0 F4		0-0 S 2B 1B	0-0 F9			0-0 F8	5 1 1 0 0 0 1															
Roy White, S (1, 7) OBP: 0.326, SLG: 0.263	4-0 BB 1-2		4-0 BB 1B BB		4-0 BB 2B FC5 BB				0-0 5-3	1 1 0 0 3 0 0															
Ron Blomberg, L (1, 3) OBP: 0.333, SLG: 0.550	0-0 3-1		0-0 F8		0-0 FC5 1-3 2-H 1B 2B				0-0 6-3	4 1 1 1 0 0 3															
Thurman Munson, R (1, 2) OBP: 0.411, SLG: 0.455		0-0 6-3	0-0 1-2 1B		0-0 FC5 FC5 1B				0-0 6-3	4 0 1 1 0 0 1															
Rich McKinney, R (1, 5) OBP: 0.229, SLG: 0.231		4-0 BB E 1B BB	0-3 K		0-0 1-2 3-H 1B				0-0 6-3	3 0 1 1 1 1 2															
Hal Lanier, R (8, 5) OBP: 0.143, SLG: 0.143										0 0 0 0 0 0 0															
Gene Michael, S (1, 6) OBP: 0.293, SLG: 0.353		0-0 F6		0-0 F8		0-0 K			0-0 5-3	4 0 0 0 0 1 3															
Mike Kekich, R (1, 1) OBP: 0.125, SLG: 0.250		0-0 E 1B		0-0 1-3		0-0 FC5 2-3f			0-0 5-3	4 0 1 0 0 0 2															
Sparky Lyle, L (8, 1)		1-2 1B								0 0 0 0 0 0 0															
Inning Stats	R: 0 E: 0 K: 0 S: 4	H: 1 LOB: 2 BB: 1 P: 8	R: 0 E: 1 K: 0 S: 5	H: 1 LOB: 3 BB: 1 P: 9	R: 0 E: 0 K: 1 S: 6	H: 1 LOB: 2 BB: 1 P: 10	R: 0 E: 0 K: 0 S: 3	H: 0 LOB: 0 BB: 0 P: 3	R: 0 E: 0 K: 1 S: 9	H: 3 LOB: 2 BB: 1 P: 13	R: 0 E: 0 K: 0 S: 3	H: 1 LOB: 0 BB: 0 P: 3	R: 0 E: 0 K: 0 S: 3	H: 0 LOB: 0 BB: 0 P: 3	R: 0 E: 0 K: 0 S: 3	H: 0 LOB: 0 BB: 0 P: 3	R: 0 E: 0 K: 0 S: 3	H: 0 LOB: 0 BB: 0 P: 3	1B: 6 2B: 1 3B: 0 HR: 0	SF: 0 SAC: 0 DP: 1 HBP: 0	WP: 0 PB: 0 SB: 2 CS: 0	PA: 39			
PITCHER	IP WLS BF H R ER SO BB IBB HBP BLK WP HR S P ERA WHIP																								
Steve Hargan, R (1, 1) ERA: 4.26	4.1 L 25 6 3 3 1 4 0 0 0 0 0 0 23 39 6.23 2.308																								
Ray Lamb, R (5, 1) ERA: 2.13	0.2 2 0 0 0 1 0 0 0 0 0 0 0 4 4 0.00 0.000																								
Denny Riddleberger, L (6, 1) ERA: 3.86	3.0 9 1 0 0 0 0 0 0 0 0 0 0 9 9 0.00 0.333																								
Ed Farmer, R (9, 1) ERA: 1.69	1.0 3 0 0 0 0 0 0 0 0 0 0 0 3 3 0.00 0.000																								

Batter	1	2	3	4	5	6	7	8	9	AB	R	H	RBI	BB	SO	LOB
Del Unser, L (1, 8) OBP: 0.280, SLG: 0.312 Ed Farmer, R (9, 1)	0-0 6-3		0-0 1B			0-0 F2		4-0 FC6-4 BB		3	0	1	0	1	0	0
Eddie Leon, R (1, 6) OBP: 0.298, SLG: 0.293	0-0 6-3		0-0 F9			4-0 BB		0-0 F8		3	0	0	0	1	0	3
Alex Johnson, R (1, 7) OBP: 0.290, SLG: 0.420	4-0 FC6-4 BB		0-3 K			0-0 F9		0-0 FC6-4		3	0	0	1	1	1	3
Ray Fosse, R (1, 2) OBP: 0.344, SLG: 0.410	0-0 FC6-4			0-0 5-3		0-0 4-3		0-0 F9		4	0	0	0	0	0	3
Graig Nettles, L (1, 5) OBP: 0.293, SLG: 0.298		0-3 K		0-0 F8			0-0 1B		0-0 6-3	4	0	1	0	0	1	0
Buddy Bell, R (1, 9) OBP: 0.297, SLG: 0.349		0-0 5-3		0-0 1B			0-0 F5		0-0 F7	4	0	1	0	0	0	1
Tom McCraw, L (1, 3) OBP: 0.434, SLG: 0.472 Jerry Moses, R (9, PH) OBP: 0.286, SLG: 0.429		0-0 E S 1B			0-0 3-1			0-0 F9		3	0	1	0	0	0	1
Jack Brohamer, L (1, 4) OBP: 0.297, SLG: 0.371		0-0 6-3			0-3 K			0-3 K		3	0	0	0	0	2	2
Steve Hagan, R (1, 1) Ray Lamb, R (5, 1) Frank Duffy, R (5, PH) OBP: 0.353, SLG: 0.240 Denny Riddleberger, R (8, 1) Adolfo Phillips, R (8, PH) (9, 8)			0-0 1-6-3			0-0 F8		4-0 F8 FC6-4 BB BB		1	0	0	0	0	0	0

Inning Stats	R: 0	H: 0	E: 0	K: 0	S: 3	R: 0	H: 1	E: 0	K: 1	S: 6	R: 0	H: 1	E: 0	K: 1	S: 6	R: 0	H: 1	E: 0	K: 1	S: 3	R: 0	H: 0	E: 0	K: 1	S: 5	R: 0	H: 0	E: 0	K: 0	S: 3	R: 0	H: 1	E: 0	K: 1	S: 6	R: 1	H: 0	E: 0	K: 0	S: 3	R: 0	H: 0	E: 0	K: 0	S: 3	1B: 4	2B: 0	3B: 0	HR: 0	SF: 0	SAC: 0	DP: 0	HBP: 0	WP: 0	PA: 34
--------------	------	------	------	------	------	------	------	------	------	------	------	------	------	------	------	------	------	------	------	------	------	------	------	------	------	------	------	------	------	------	------	------	------	------	------	------	------	------	------	------	------	------	------	------	------	-------	-------	-------	-------	-------	--------	-------	--------	-------	--------


PITCHER	IP	WLS	BF	H	R	ER	SO	BB	IBB	HBP	BLK	WP	HR	S	P	ERA	WHIP
Mike Kekich, L (1, 1) ERA: 2.63	7.0	W	27	4	1	1	4	3	0	0	0	0	0	32	44	1.29	1.000
Sparky Lyle, L (8, 1) ERA: 1.54	2.0	S	7	0	0	0	0	1	0	0	0	0	0	6	10	0.00	0.500

BOTTOM

New York Yankees @ Cleveland Indians
Cleveland Municipal Stadium, Cleveland, OH

Tue May 16 1972, 7:05 PM EDT
Att. 6,377 - Unknown - 59 F

AB	30
R	1
H	4
RBI	1
BB	4
SO	4
LOB	13



Batter	1	2	3	4	5	6	7	8	9	AB R H RBI BB SO LOB	TOP											
Horace Clarke, S (1, 4) OBP: 0.323, SLG: 0.297	0-0 F8		0-0 F8 WP 1B		4-0 BB		0-0 F7		0-0 F7	4 0 1 0 1 0 1	New York Yankees @ Cleveland Indians Cleveland Municipal Stadium, Cleveland, OH Wed May 17 1972, 7:05 PM EDT Att. 7,722 - Overcast - 63 F livebaseballscorecards.com											
Johnny Callison, L (1, 9) OBP: 0.246, SLG: 0.345	0-0 F5		0-0 F8 1-3		0-0 G3			0-0 4-3		4 0 0 0 0 0 2												
Bobby Murcer, L (1, 8) OBP: 0.255, SLG: 0.344	0-0 HR		0-0 L6			0-0 F8		4-0 SH1-3 BB		3 1 1 1 1 0 1												
Roy White, S (1, 7) OBP: 0.337, SLG: 0.268	4-0 S BB		0-0 F5			0-0 1B 1B		0-0 SH1-3 1-2		2 0 1 0 1 0 1												
Ron Blomberg, L (1, 3) OBP: 0.348, SLG: 0.535	0-0 G3 1-2			0-0 L8		0-0 1B 1B		4-0 IBB		3 0 1 0 1 0 1												
Thurman Munson, R (1, 2) OBP: 0.404, SLG: 0.444		0-0 S 5-3 1B		0-0 F9		0-0 F3		0-0 F9		4 0 1 0 0 0 4												
Rich McKinney, R (1, 5) OBP: 0.218, SLG: 0.220		0-0 5-3 1-2		0-0 5-3		0-0 F8			0-0 F9	4 0 0 0 0 0 3												
Gene Michael, S (1, 6) OBP: 0.278, SLG: 0.333		0-3 K 2-3			0-0 4-3		0-0 F8		0-0 F3	4 0 0 0 0 1 1												
Steve Kline, R (1, 1)		0-0 L1-3			0-0 L8		0-0 L1-3		0-0 1B	3 0 0 0 0 0 1												
Jim Roland, R (8, 1)										0 0 0 0 0 0 0												
Rusty Torres, S (9, PH) OBP: 0.356, SLG: 0.375										1 0 1 0 0 0 0												
Fred Beene, S (9, 1)										0 0 0 0 0 0 0												
Inning Stats	R: 1 E: 0 K: 0 S: 4	H: 1 LOB: 1 BB: 1 P: 8	R: 0 E: 0 K: 1 S: 6	H: 1 LOB: 1 BB: 0 P: 6	R: 0 E: 0 K: 0 S: 4	H: 1 LOB: 1 BB: 0 P: 4	R: 0 E: 0 K: 0 S: 3	H: 0 LOB: 0 BB: 0 P: 3	R: 0 E: 0 K: 0 S: 3	H: 0 LOB: 1 BB: 1 P: 7	R: 0 E: 0 K: 0 S: 5	H: 2 LOB: 2 BB: 0 P: 5	R: 0 E: 0 K: 0 S: 3	H: 0 LOB: 0 BB: 0 P: 3	R: 0 E: 0 K: 0 S: 3	H: 0 LOB: 2 BB: 2 P: 11	R: 0 E: 0 K: 0 S: 4	H: 1 LOB: 1 BB: 0 P: 4	1B: 5 2B: 0 3B: 0 HR: 1	SF: 0 SAC: 1 DP: 0 HBP: 0	WP: 1 PB: 0 SB: 2 CS: 0	PA: 37
PITCHER Dick Tidrow, R (1, 1) ERA: 2.84	IP: 9.0 WLS: W BF: 37 H: 6 R: 1 ER: 1 SO: 1 BB: 3 IBB: 1 HBP: 0 BLK: 0 WP: 1 HR: 1 S: 35 P: 51 ERA: 1.00 WHIP: 1.000											PITCHER	IP: 0.0 WLS: 0 BF: 0 H: 0 R: 0 ER: 0 SO: 0 BB: 0 IBB: 0 HBP: 0 BLK: 0 WP: 0 HR: 0 S: 0 P: 0 ERA: 0.00 WHIP: 0.000									

New York Yankees @ Cleveland Indians
Cleveland Municipal Stadium, Cleveland, OH
 Wed May 17 1972, 7:05 PM EDT
 Att. 7,722 - Overcast - 63 F

AB	32
R	1
H	6
RBI	1
BB	4
SO	1
LOB	15



Batter	1	2	3	4	5	6	7	8	9	AB	R	H	RBI	BB	SO	LOB
Del Unser, L OBP: 0.279, SLG: 0.309 (1, 8)	0-0 5-3		0-0 L1-3			0-0 1B 1B		0-0 FC5-6		4	0	1	0	0	0	1
Eddie Leon, R OBP: 0.275, SLG: 0.267 (1, 6)	0-0 L1-3		0-3 K			0-0 L9		0-0 4-3		4	0	0	0	0	1	2
Alex Johnson, R OBP: 0.309, SLG: 0.440 (1, 7)	0-0 1B 2B				0-0 5-3	0-0 1-2 1B		4-0 IBB		3	1	2	0	1	0	0
Graig Nettles, L OBP: 0.292, SLG: 0.295 (1, 5)	0-0 1B			0-0 L1 FC5-4		0-0 P6		0-0 4-3		4	0	1	1	0	0	4
Tom McCraw, L OBP: 0.425, SLG: 0.487 (1, 3)	0-0 L1-3			0-0 F7		0-0 G3			0-0 BB 3B	4	1	1	0	0	0	4
Ray Fosse, R OBP: 0.340, SLG: 0.395 (1, 2)		0-0 5-3		0-0 FC5-4			0-0 6-3		4-0 BB IBB IBB	3	0	0	0	1	0	1
Buddy Bell, R OBP: 0.295, SLG: 0.337 (1, 9)		0-0 P4			0-0 F9		0-0 6-3		4-0 BB IBB	3	0	0	0	1	0	0
Jack Brohamer, L OBP: 0.294, SLG: 0.354 (1, 4)		0-0 4-3			0-0 4-3		0-0 F8		4-0 BB 1-2 2-3 3-H	3	0	0	1	1	0	0
Dick Tidrow, R OBP: 0.294, SLG: 0.250 (1, 1)			0-0 L1-3		0-0 5-3			0-0 FC5-6 1B		3	0	1	0	0	0	0

Inning Stats	R: 1	H: 2	E: 0	K: 0	S: 5	H: 2	LOB: 1	BB: 0	P: 5	R: 0	H: 0	E: 0	K: 0	S: 3	H: 0	LOB: 0	BB: 0	P: 3	R: 0	H: 0	E: 1	K: 0	S: 4	H: 0	LOB: 1	BB: 0	P: 4	R: 0	H: 0	E: 0	K: 0	S: 3	H: 0	LOB: 0	BB: 0	P: 3	R: 0	H: 2	E: 0	K: 0	S: 5	H: 2	LOB: 2	BB: 0	P: 5	R: 0	H: 0	E: 0	K: 0	S: 3	H: 0	LOB: 0	BB: 0	P: 3	R: 0	H: 1	E: 0	K: 0	S: 4	H: 1	LOB: 2	BB: 1	P: 8	R: 1	H: 1	E: 0	K: 0	S: 1	H: 1	LOB: 3	BB: 3	P: 13	1B: 4	2B: 1	3B: 1	HR: 0	SF: 0	SAC: 0	DP: 0	HBP: 0	WP: 0	PB: 0	SB: 0	CS: 0	PA: 35
--------------	------	------	------	------	------	------	--------	-------	------	------	------	------	------	------	------	--------	-------	------	------	------	------	------	------	------	--------	-------	------	------	------	------	------	------	------	--------	-------	------	------	------	------	------	------	------	--------	-------	------	------	------	------	------	------	------	--------	-------	------	------	------	------	------	------	------	--------	-------	------	------	------	------	------	------	------	--------	-------	-------	-------	-------	-------	-------	-------	--------	-------	--------	-------	-------	-------	-------	--------

PITCHER	IP	WLS	BF	H	R	ER	SO	BB	IBB	HBP	BLK	WP	HR	S	P	ERA	WHIP
Steve Kline, R ERA: 2.32 (1, 1)	7.2		30	5	1	1	1	0	1	0	0	0	0	31	35	1.17	0.652
Jim Roland, L ERA: 4.26 (8, 1)	0.1		1	0	0	0	0	0	0	0	0	0	0	1	1	0.00	0.000
Fred Beene, R ERA: 2.19 (9, 1)	0.0	L	4	1	1	1	0	1	2	0	0	0	0	1	13	∞	∞


BOTTOM

New York Yankees @ Cleveland Indians
Cleveland Municipal Stadium, Cleveland, OH

Wed May 17 1972, 7:05 PM EDT
Att. 7,722 - Overcast - 63 F

livebaseballscorecards.com

AB	31
R	2
H	6
RBI	2
BB	4
SO	1
LOB	12



Batter	1	2	3	4	5	6	7	8	9	AB R H RBI BB SO LOB	TOP
Tom McCraw, L (1, 3) OBP: 0.422, SLG: 0.481 Chris Chambliss, L (5, PR) OBP: 0.300, SLG: 0.556 (5, 3)	0-0 E1 SF7		0-0 G3 1B		0-0 E1 1B FC5-4		4-0 FC4-6 BB		0-0 1-3	3 1 1 0 0 0 0 1 1 0 0 1 0 0	
Eddie Leon, R (1, 4) OBP: 0.273, SLG: 0.271	0-0 SF7		0-0 G3		0-0 FC5-4 1B		0-0 FC4-6 CS WP			3 0 1 1 0 0 3	
Alex Johnson, R (1, 7) OBP: 0.307, SLG: 0.426	0-0 F8		0-0 5-3		0-0 FC5-4		4-0 BB			3 0 0 1 1 0 3	
Ray Fosse, R (1, 2) OBP: 0.337, SLG: 0.382	4-0 BB		0-0 F8		0-0 F7		0-3 K			3 0 0 0 1 1 4	
Roy Foster, R (1, 9) OBP: 0.273, SLG: 0.400 Del Unser, L (6, 8) OBP: 0.276, SLG: 0.306	0-3 K			0-0 CS 1B		0-0 P5		0-3 K		3 0 1 0 0 1 1 1 0 0 0 0 1 0	
Buddy Bell, R (1, 8) OBP: 0.293, SLG: 0.344 (6, 9)		0-0 L6		0-0 F7		0-0 1B 2B		0-0 4-3		4 0 1 0 0 0 1	
Graig Nettles, L (1, 5) OBP: 0.290, SLG: 0.286		0-0 F8		4-0 BB		0-3 K		0-0 6-3		3 0 0 0 1 1 1	
Frank Duffy, R (1, 6) OBP: 0.328, SLG: 0.241		0-0 L6		0-0 F7		0-0 1B				4 0 1 0 0 0 1	
Gaylord Perry, R (1, 1) OBP: 0.214, SLG: 0.167			4-0 G3 1B BB		0-0 6-3		0-0 6-3		0-0 P4	3 0 0 0 1 0 2	
Inning Stats	R: 1 H: 0 E: 1 LOB: 1 K: 1 BB: 1 S: 6 P: 10	R: 0 H: 0 E: 0 LOB: 0 K: 0 BB: 0 S: 3 P: 3	R: 0 H: 1 E: 0 LOB: 2 K: 0 BB: 1 S: 4 P: 8	R: 0 H: 1 E: 0 LOB: 1 K: 0 BB: 1 S: 3 P: 7	R: 1 H: 1 E: 1 LOB: 1 K: 0 BB: 0 S: 5 P: 5	R: 0 H: 2 E: 0 LOB: 2 K: 1 BB: 0 S: 7 P: 7	R: 0 H: 0 E: 0 LOB: 1 K: 1 BB: 2 S: 4 P: 12	R: 0 H: 0 E: 0 LOB: 0 K: 1 BB: 0 S: 5 P: 5	R: 0 H: 0 E: 0 LOB: 0 K: 0 BB: 0 S: 3 P: 3	1B: 4 SF: 1 2B: 1 SAC: 0 3B: 0 DP: 0 HR: 0 HBP: 0	WP: 1 PA: 37 PB: 0 SB: 0 CS: 2
PITCHER Les Cain, L (1, 1) ERA: 2.95 Chuck Seelbach, R (7, 1) ERA: 3.46	IP WLS BF H R ER SO BB IBB HBP BLK WP HR S P ERA WHIP										

Cleveland Indians @ Detroit Tigers
Tiger Stadium, Detroit, MI
Fri May 19 1972, 7:05 PM EDT
Att. 25,124 - Unknown

AB	31
R	2
H	5
RBI	2
BB	5
SO	4
LOB	16



Batter	1	2	3	4	5	6	7	8	9	AB R H RBI BB SO LOB
Gates Brown, L (1, 7) OBP: 0.358, SLG: 0.449	0-0 4-3		0-3 K			0-0 1-3			0-0 1-3	4 0 0 0 0 1 0
Aurelio Rodriguez, R (1, 5) OBP: 0.287, SLG: 0.284	0-0 1B 2B			0-0 F8		0-0 6-3			0-0 6-3	4 1 1 0 0 0 0
Norm Cash, L (1, 3) OBP: 0.381, SLG: 0.563	0-0 G6-4-3 2-H 1B		0-3 K			0-0 F4			0-0 F4	3 0 1 1 0 1 0
Bill Freehan, R (1, 2) OBP: 0.359, SLG: 0.471	0-0 G6-4-3 1-2f		0-0 6-3			0-0 5-3			0-0 5-3	3 0 0 0 0 0 1
Jim Northrup, L (1, 8) OBP: 0.250, SLG: 0.227		0-0 L5-4-3 1B			0-0 1B CS 1B			0-0 F7	0-0 F7	3 0 2 0 0 0 0
Al Kaline, R (1, 9) OBP: 0.310, SLG: 0.323		0-0 L5-4-3 1-2			0-0 1B			0-0 L6-3	0-0 L6-3	3 0 1 0 0 0 1
Dick McAuliffe, L (1, 4) OBP: 0.405, SLG: 0.328 (9, 6)		0-0 4-3			0-0 F5			0-0 F8	0-0 F8	3 0 0 0 0 0 2
Ed Brinkman, R (1, 6) OBP: 0.277, SLG: 0.356			0-0 G3		0-3 K			0-0 F8	0-0 F8	2 0 0 0 0 1 1
Tom Haller, L (8, PH) OBP: 0.250, SLG: 0.600										1 0 0 0 0 0 0
Tony Taylor, R (9, 4) OBP: 0.323, SLG: 0.552										0 0 0 0 0 0 0
Les Cain, L (1, 1) OBP: 0.167, SLG: 0.167			0-0 F9			0-0 F9			0-0 F9	2 0 0 0 0 0 0
Chuck Seelbach, R (7, 1)										0 0 0 0 0 0 0
Dalton Jones, L (9, PH)										1 0 0 0 0 0 0


Inning Stats	R: 1	H: 2	E: 0	LOB: 0	K: 0	BB: 0	S: 4	P: 4	R: 0	H: 1	E: 0	LOB: 0	K: 0	BB: 0	S: 3	P: 3	R: 0	H: 0	E: 0	LOB: 0	K: 1	BB: 0	S: 5	P: 5	R: 0	H: 0	E: 0	LOB: 0	K: 1	BB: 0	S: 5	P: 5	R: 0	H: 2	E: 0	LOB: 1	K: 1	BB: 0	S: 6	P: 6	R: 0	H: 0	E: 0	LOB: 0	K: 0	BB: 0	S: 3	P: 3	R: 0	H: 0	E: 0	LOB: 0	K: 0	BB: 0	S: 3	P: 3	R: 0	H: 0	E: 0	LOB: 0	K: 0	BB: 0	S: 3	P: 3	R: 0	H: 0	E: 0	LOB: 0	K: 0	BB: 0	S: 3	P: 3
PITCHER Gaylord Perry, R (1, 1) ERA: 1.87	IP: 9.0	WLS: W	BF: 29	H: 5	R: 1	ER: 1	SO: 3	BB: 0	IBB: 0	HBP: 0	BLK: 0	WP: 0	HR: 0	S: 35	P: 35	ERA: 1.00	WHIP: 0.556																																																							
PITCHER	IP	WLS	BF	H	R	ER	SO	BB	IBB	HBP	BLK	WP	HR	S	P	ERA	WHIP																																																							

BOTTOM

Cleveland Indians @ Detroit Tigers
Tiger Stadium, Detroit, MI
Fri May 19 1972, 7:05 PM EDT
Att. 25,124 - Unknown

livebaseballscorecards.com

AB	29
R	1
H	5
RBI	1
BB	0
SO	3
LOB	5



WP: 0	PA: 29
PB: 0	
SB: 0	
CS: 1	

Batter	1	2	3	4	5	6	7	8	9	AB R H RBI BB SO LOB	TOP										
Del Unser, L (1, 8) OBP: 0.275, SLG: 0.314	0-0 F9		0-0 6-3 2B		0-0 F5			0-0 G3		4 0 1 0 0 0 1	<p>Cleveland Indians @ Detroit Tigers</p> <p>Tiger Stadium, Detroit, MI</p> <p>Sat May 20 1972, 4:33 AM EDT</p> <p>Att. 17,375 - Unknown</p>										
Eddie Leon, R (1, 6) OBP: 0.271, SLG: 0.255 (8, 4)	0-0 F3		0-0 6-3 2-3		0-0 F9			1-0 BB HBP		3 0 0 0 0 0 2											
Alex Johnson, R (1, 7) OBP: 0.295, SLG: 0.408 John Lowenstein, L (9, 7) OBP: 0.500, SLG: 0.250	0-0 E5 HR		0-0 F8		0-0 E6 FC3-6			0-0 P3		4 1 0 0 0 0 2 0 0 0 0 0 0 0											
Graig Nettles, L (1, 5) OBP: 0.298, SLG: 0.319	0-0 1-H HR			0-0 L4		0-0 FC3-6 4-3 1-2f		4-0 1-2 BB		3 1 1 2 1 0 1											
Chris Chambliss, L (1, 3) OBP: 0.214, SLG: 0.385	0-0 1-3			0-0 E4		0-0 4-3 1-2		0-3 K		4 0 0 0 0 1 3											
Ray Fosse, R (1, 2) OBP: 0.324, SLG: 0.366		0-0 E1 G6-3		0-0 F9		0-0 6-3		0-3 K		4 0 0 0 0 1 2											
Buddy Bell, R (1, 9) OBP: 0.291, SLG: 0.333		0-0 G6-3 1-2f		0-3 K		4-0 CS BB		0-0 F8		3 0 0 0 1 1 2											
Jack Brohamer, L (1, 4) OBP: 0.296, SLG: 0.343 Frank Duffy, R (8, 6) OBP: 0.338, SLG: 0.241		0-0 4-3		4-0 SH2-4 BB		0-3 K 1-2		4-0 BB		2 0 0 0 1 1 1 0 0 0 0 1 0 0											
Vince Colbert, R (1, 1) OBP: 0.500, SLG: 0.500 Denny Riddleberger, R (5, 1) Ed Farmer, R (7, 1) Steve Mingori, L (8, 1)			0-3 K		0-0 SH2-4 1-2		0-3 K		0-0 F7	1 0 0 0 0 1 0 1 0 0 0 0 1 0 0 0 0 0 0 0 0 1 0 0 0 0 0 1											
Inning Stats	R: 2 E: 1 K: 0 S: 5	H: 1 LOB: 0 BB: 0 P: 5	R: 0 E: 1 K: 0 S: 3	H: 0 LOB: 0 BB: 0 P: 3	R: 0 E: 0 K: 1 S: 6	H: 1 LOB: 1 BB: 0 P: 6	R: 0 E: 1 K: 1 S: 6	H: 0 LOB: 1 BB: 0 P: 6	R: 0 E: 0 K: 2 S: 4	H: 0 LOB: 0 BB: 1 P: 4	R: 0 E: 0 K: 2 S: 6	H: 0 LOB: 0 BB: 1 P: 10	R: 0 E: 0 K: 1 S: 5	H: 0 LOB: 2 BB: 1 P: 10	R: 0 E: 0 K: 1 S: 5	H: 0 LOB: 1 BB: 1 P: 9	1B: 0 2B: 1 3B: 0 HR: 1	SF: 0 SAC: 1 DP: 1 HBP: 1	WP: 0 PB: 0 SB: 0 CS: 1	PA: 36	
PITCHER	IP WLS BF H R ER SO BB IBB HBP BLK WP HR S P ERA WHIP																			PITCHER	IP WLS BF H R ER SO BB IBB HBP BLK WP HR S P ERA WHIP
Tom Timmermann, R (1, 1) ERA: 1.99	6.0 L 24 2 2 0 2 1 0 0 0 0 1 27 31 0.00 0.500																				
Fred Scherman, L (7, 1) ERA: 2.45	2.0 8 0 0 0 3 2 0 1 0 0 0 0 11 20 0.00 1.000																				
Bob Strampe, R (9, 1) ERA: 13.5	1.0 4 0 0 0 1 1 0 0 0 0 0 0 5 9 0.00 1.000																				

livebaseballscorecards.com

AB	30
R	2
H	2
RBI	2
BB	4
SO	6
LOB	15



Batter	1	2	3	4	5	6	7	8	9	AB R H RBI BB SO LOB
Dick McAuliffe, L (1, 4) OBP: 0.415, SLG: 0.323 Tony Taylor, R (7, PH) OBP: 0.303, SLG: 0.516 (8, 4)	4-0 2B BB		H 1-0 FC3-6 1B HBP		X 0-0 F9		0-3 K		X 0-0 4-3	1 1 0 0 1 0 1 2 0 0 0 0 1 0
Jim Northrup, L (1, 8) OBP: 0.271, SLG: 0.241 (6, 3)	0-0 F7		X 0-0 FC3-6 1B		X 0-0 WP 1B		4-0 1-3 BB		X 0-0 4-3	4 0 2 0 1 0 1
Gates Brown, L (1, 7) OBP: 0.357, SLG: 0.462 Mickey Stanley, R (6, 8) OBP: 0.342, SLG: 0.526	0-0 WP 2B 1-H		X 0-0 FC3-6 FC6-4		X 0-0 P6		0-0 1-3		X 0-0 1B	3 0 1 1 0 0 4 2 0 1 0 0 0 1
Bill Freehan, R (1, 2) OBP: 0.351, SLG: 0.449	0-3 K 2-3		X 0-0 FC6-4		B 4-0 BB		0-0 6-3		X 0-0 P2	4 0 0 0 1 1 5
Norm Cash, L (1, 3) OBP: 0.384, SLG: 0.557 Al Kaline, R (5, PH) OBP: 0.315, SLG: 0.344 (6, 9)	0-3 K		H 1-0 FC6-4 HBP		X 0-0 L8			X 0-0 PB 2B		1 0 0 0 0 1 1 2 0 1 0 0 0 3
Willie Horton, R (1, 9) OBP: 0.349, SLG: 0.493 (6, 7)		X 0-0 6-3		X 0-0 FC6-4		X 0-0 6-3 1B		X 0-0 5-3		4 0 1 0 0 0 2
Aurelio Rodriguez, R (1, 5) OBP: 0.286, SLG: 0.283 (9, 6)		X 0-0 L6		0-3 K		X 0-0 6-3		X 0-0 PB 1B		4 0 1 0 0 1 2
Ed Brinkman, R (1, 6) OBP: 0.268, SLG: 0.344 Dalton Jones, L (8, PH) Bob Strampe, S (9, 1)		X 0-0 F8		0-3 K		X 0-0 5-3		0-3 K 1-2 2-3		3 0 0 0 0 1 2 1 0 0 0 0 1 2 0 0 0 0 0 0 0
Tom Timmermann, R (1, 1) OBP: 0.133, SLG: 0.071 Paul Jata, R (6, PH) Fred Schermer, L (7, 1) OBP: 0.250, SLG: 0.143 Tom Haller, L (8, PH) OBP: 0.250, SLG: 0.600 Ike Brown, R (8, PH) OBP: 0.400, SLG: 0.250 (9, 5)			X 0-0 P6		B 4-0 WP 1B BB		X 0-0 6-3		X 0-3 K	1 0 0 0 0 1 0 0 1 0 0 0 0 0 0 1 0 0 0 0 0 0 0 0 0 0 0 0 0 0 0 0 1 0 0 0 0 0 1 2

Inning Stats	R: 1 E: 0 K: 2 S: 8	H: 1 LOB: 1 BB: 1 P: 12	R: 0 E: 0 K: 0 S: 3	H: 0 LOB: 0 BB: 0 P: 3	R: 0 E: 0 K: 0 S: 4	H: 1 LOB: 2 BB: 0 P: 5	R: 0 E: 0 K: 2 S: 7	H: 0 LOB: 1 BB: 0 P: 8	R: 0 E: 0 K: 0 S: 4	H: 1 LOB: 3 BB: 2 P: 12	R: 0 E: 0 K: 0 S: 4	H: 1 LOB: 1 BB: 0 P: 4	R: 0 E: 0 K: 1 S: 5	H: 0 LOB: 1 BB: 1 P: 9	R: 0 E: 0 K: 2 S: 9	H: 2 LOB: 2 BB: 0 P: 9	R: 0 E: 0 K: 0 S: 4	H: 1 LOB: 1 BB: 0 P: 4	1B: 5 2B: 2 3B: 0 HR: 0	SF: 0 SAC: 0 DP: 0 HBP: 2
--------------	------------------------------	----------------------------------	------------------------------	---------------------------------	------------------------------	---------------------------------	------------------------------	---------------------------------	------------------------------	----------------------------------	------------------------------	---------------------------------	------------------------------	---------------------------------	------------------------------	---------------------------------	------------------------------	---------------------------------	----------------------------------	------------------------------------

PITCHER	IP	WLS	BF	H	R	ER	SO	BB	IBB	HBP	BLK	WP	HR	S	P	ERA	WHIP
Vince Colbert, R (1, 1) ERA: 0.79	4.2		22	3	1	1	4	3	0	2	0	2	0	25	39	1.93	1.286
Denny Riddleberger, L (5, 1) ERA: 3.12	1.2	W	7	1	0	0	1	1	0	0	0	0	0	8	12	0.00	1.200
Ed Farmer, R (7, 1) ERA: 1.5	1.1		6	2	0	0	1	0	0	0	0	0	0	8	8	0.00	1.500
Steve Mingori, L (8, 1) ERA: 7.2	1.1	S	5	1	0	0	1	0	0	0	0	0	0	7	7	0.00	0.750

BOTTOM


Cleveland Indians @ Detroit Tigers

Tiger Stadium, Detroit, MI

Sat May 20 1972, 4:33 AM EDT

Att. 17,375 - Unknown

AB	34
R	1
H	7
RBI	1
BB	4
SO	7
LOB	27



WP	PA	ERA	WHIP
2	40		
1			
0			
0			

Batter	1	2	3	4	5	6	7	8	9	AB R H RBI BB SO LOB	TOP											
Del Unser, L (1, 8) OBP: 0.274, SLG: 0.321	0-0 2B		0-0 4-3		0-0 P5			0-0 6-3		4 0 1 0 0 0 1												
Eddie Leon, R (1, 4) OBP: 0.254, SLG: 0.236	0-0 6-3		0-0 L4			0-0 6-3		0-3 K		4 0 0 0 0 1 1												
Alex Johnson, R (1, 7) OBP: 0.284, SLG: 0.392	0-3 K			0-0 6-3		0-3 K		0-0 6-3		4 0 0 0 0 2 1												
Ray Fosse, R (1, 2) OBP: 0.330, SLG: 0.381	0-0 P4			0-0 2B		0-0 6-3			0-0 2B 1B	4 0 2 0 0 0 1												
Roy Foster, R (1, 9) OBP: 0.267, SLG: 0.357		0-0 5-3		0-3 K		0-0 FC6-4 1B		0-0 F7		4 0 1 0 0 1 2												
Buddy Bell, R (1, 5) OBP: 0.299, SLG: 0.350		0-0 1B		0-0 F3		0-0 F8		0-0 2B		4 0 2 0 0 0 2												
Jerry Moses, R (1, 3) OBP: 0.364, SLG: 0.455		0-3 K			0-0 SH1-4 1B		0-0 FC6-4 1B		0-3 K	4 0 2 0 0 2 3												
Frank Duffy, R (1, 6) OBP: 0.319, SLG: 0.224		0-0 F3			0-0 L9		0-0 FC6-4		0-3 K	4 0 0 0 0 1 6												
Dick Tidrow, R (1, 1) OBP: 0.278, SLG: 0.235			0-0 5-3		0-0 SH1-4		0-0 FC6-4			1 0 0 0 0 0 0												
Denny Riddleberger, R (6, 1)										0 0 0 0 0 0 0												
Lou Camilli, S (7, PH) OBP: 0.125, SLG: 0.125										1 0 0 0 0 0 2												
Ray Lamb, R (7, 1)										0 0 0 0 0 0 0												
Phil Hennigan, R (8, 1)										0 0 0 0 0 0 0												
Inning Stats	R: 0 E: 0 K: 1 S: 6	H: 1 LOB: 1 BB: 0 P: 6	R: 0 E: 0 K: 1 S: 6	H: 1 LOB: 1 BB: 0 P: 6	R: 0 E: 0 K: 0 S: 3	H: 0 LOB: 0 BB: 0 P: 3	R: 0 E: 0 K: 1 S: 6	H: 1 LOB: 1 BB: 0 P: 6	R: 0 E: 0 K: 0 S: 4	H: 1 LOB: 1 BB: 0 P: 4	R: 0 E: 0 K: 1 S: 5	H: 0 LOB: 0 BB: 0 P: 5	R: 0 E: 0 K: 0 S: 5	H: 2 LOB: 2 BB: 0 P: 5	R: 0 E: 0 K: 1 S: 5	H: 0 LOB: 0 BB: 0 P: 5	R: 0 E: 0 K: 2 S: 9	H: 2 LOB: 2 BB: 0 P: 9	1B: 5 2B: 3 3B: 0 HR: 0	SF: 0 SAC: 1 DP: 0 HBP: 0	WP: 0 PB: 0 SB: 0 CS: 0	PA: 35
PITCHER Mickey Lolich, L (1, 1) ERA: 1.7	IP: 9.0 WLS: W BF: 35 H: 8 R: 0 ER: 0 SO: 7 BB: 0 IBB: 0 HBP: 0 BLK: 0 WP: 0 HR: 0 S: 49 P: 49 ERA: 0.00 WHIP: 0.889																				PITCHER IP: WLS: BF: H: R: ER: SO: BB: IBB: HBP: BLK: WP: HR: S: P: ERA: WHIP:	

Cleveland Indians @ Detroit Tigers
Tiger Stadium, Detroit, MI
Sun May 21 1972, 4:33 AM EDT
Att. 52,150 - Unknown - 85 F

livebaseballscorecards.com

AB	34
R	0
H	8
RBI	0
BB	0
SO	7
LOB	19



BOTTOM

Cleveland Indians @ Detroit Tigers
Tiger Stadium, Detroit, MI
Sun May 21 1972, 4:33 AM EDT
Att: 52,150 - Unknown - 85 F

livebaseballscorecards.com

AB 32
R 5
H 10
RBI 5
BB 2
SO 3
LOB 15



WP: 0 PA: 35
PB: 0
SB: 1
CS: 0

AB R H RBI BB SO LOB

3 1 1 1 1 1 0

4 1 2 1 0 0 1

4 1 2 0 0 1 1

1 0 0 0 0 0 2
1 0 1 0 0 0 0
2 0 1 2 0 0 0

4 1 1 1 0 1 2

4 0 1 0 0 0 2

3 1 1 0 1 0 2

3 0 0 0 0 0 2

3 0 0 0 0 0 3

1B: 7 SF: 0
2B: 2 SAC: 1
3B: 1 DP: 2
HR: 1 HBP: 0

Batter	1	2	3	4	5	6	7	8	9
Dick McAuliffe, L (1, 4) OBP: 0.419, SLG: 0.338	4-0 1B L5-3 BB		0-3 K		0-0 F8		0-0 1B 2B		
Al Kaline, R (1, 9) OBP: 0.325, SLG: 0.353	0-0 L5-3 1-2		0-0 L8			0-0 1B 3B 1B	0-0 1B 2-H		
Jim Northrup, L (1, 8) (5, 7) OBP: 0.281, SLG: 0.253	0-0 G5-4-3 2-3 1B		0-3 K			0-0 1B 3B	0-0 P5		
Willie Horton, R (1, 7) OBP: 0.345, SLG: 0.487 Gates Brown, L (2, 7) OBP: 0.368, SLG: 0.472 Mickey Stanley, R (4, PR) OBP: 0.350, SLG: 0.575 (5, 8)	0-0 G5-4-3 1-2			0-0 1B		0-0 L5 3B 1-H 2-H	0-0 F7		
Norm Cash, L (1, 3) OBP: 0.379, SLG: 0.576		0-3 K		0-0 F9 1-2		0-0 1-3	0-0 HR		
Tom Haller, L (1, 2) OBP: 0.250, SLG: 0.526		0-0 3-1		0-0 5-3		0-0 L5 3-H	0-0 G3 1B		
Aurelio Rodriguez, R (1, 5) OBP: 0.293, SLG: 0.284		4-0 E BB		0-0 5-3			0-0 4-3 SH1-3 2B 1B	0-0 G3	
Ed Brinkman, R (1, 6) OBP: 0.260, SLG: 0.333		0-0 E6 1-2			0-0 F8		0-0 SH1-3 1-2	0-0 F8	
Mickey Lolich, S (1, 1) OBP: 0.172, SLG: 0.040		0-0 1-3			0-0 1-3		0-0 4-3 2-3		

Inning Stats	R: 0	H: 1	E: 0	LOB: 1	K: 0	BB: 1	S: 3	R: 0	H: 0	E: 1	LOB: 2	K: 1	BB: 1	S: 6	R: 0	H: 0	E: 0	LOB: 0	K: 2	BB: 0	S: 7	R: 0	H: 1	E: 0	LOB: 1	K: 0	BB: 0	S: 4	R: 0	H: 0	E: 0	LOB: 0	K: 0	BB: 0	S: 3	R: 2	H: 3	E: 0	LOB: 0	K: 0	BB: 0	S: 5	R: 2	H: 3	E: 0	LOB: 1	K: 0	BB: 0	S: 6	R: 1	H: 2	E: 0	LOB: 1	K: 0	BB: 0	S: 5
--------------	------	------	------	--------	------	-------	------	------	------	------	--------	------	-------	------	------	------	------	--------	------	-------	------	------	------	------	--------	------	-------	------	------	------	------	--------	------	-------	------	------	------	------	--------	------	-------	------	------	------	------	--------	------	-------	------	------	------	------	--------	------	-------	------

PITCHER	IP	WLS	BF	H	R	ER	SO	BB	IBB	HBP	BLK	WP	HR	S	P	ERA	WHIP
Dick Tidrow, R (1, 1) ERA: 2.91	5.0	L	22	5	2	2	3	2	0	0	0	0	0	26	34	3.60	1.400
Denny Riddleberger, L (6, 1) ERA: 2.79	1.0		2	0	0	0	0	0	0	0	0	0	0	2	2	0.00	0.000
Ray Lamb, R (7, 1) ERA: 3.29	1.0		6	3	2	2	0	0	0	0	0	0	0	6	6	18.00	3.000
Phil Hennigan, R (8, 1) ERA: 9.0	1.0		5	2	1	1	0	0	0	0	0	0	1	5	5	9.00	2.000

Batter	1	2	3	4	5	6	7	8	9	AB R H RBI BB SO LOB	TOP										
Del Unser, L (1, 8) OBP: 0.265, SLG: 0.309	0-0 1-3			0-0 E3 1B FC1-2		0-0 4-3		0-0 SH1-3 2-3	0-0 5-3	4 0 0 0 0 0 0	Cleveland Indians @ New York Yankees Yankee Stadium, Bronx, NY Tue May 23 1972, 7:05 PM EDT Att. 10,677 - Unknown - 72 F livebaseballscorecards.com										
Eddie Leon, R (1, 6) OBP: 0.265, SLG: 0.250	0-3 K			0-0 BB FC1-2 1-3 1B		0-0 4-3		0-0 BB BB 1B 1B 3-H	0-0 1-3	5 1 2 0 0 1 0											
Alex Johnson, R (1, 7) OBP: 0.274, SLG: 0.377 John Lowenstein, L (8, 7) OBP: 0.500, SLG: 0.250	0-0 6-3			0-3 K		0-3 K		0-0 L7		4 0 0 0 0 2 3 0 0 0 0 0 0 0											
Graig Nettles, L (1, 5) OBP: 0.296, SLG: 0.309		0-0 4-3		0-0 FC1-2 BB 1-2 3-H		0-0 4-3		0-0 BB BB BB BB 1-2 BB BB		3 1 0 0 1 0 2											
Tom McCraw, L (1, 3) OBP: 0.436, SLG: 0.481		0-0 F9		4-0 BB BB BB BB 1-2 2-3 BB		0-0 1B 1B		4-0 1B 1B 1-2 2-3 BB		2 0 1 0 2 0 0											
Ray Fosse, R (1, 2) OBP: 0.327, SLG: 0.376		0-3 K		0-3 K		0-0 P4		0-0 1-2 2-H 3-H 1B 1B		4 0 1 2 0 2 4											
Buddy Bell, R (1, 9) OBP: 0.306, SLG: 0.356			0-0 6-3		0-0 4-3		0-0 1-2 1B		0-0 1-2 2-3 1B	4 0 2 0 0 0 0											
Jack Brohamer, L (1, 4) OBP: 0.280, SLG: 0.324			0-0 F7		0-0 F7		0-0 L8		0-0 3-1	4 0 0 0 0 0 5											
Gaylord Perry, R (1, 1) OBP: 0.219, SLG: 0.214			0-0 6-3		0-0 1-6-3			0-0 SH1-3 WP 2B	0-3 K	4 1 1 0 0 1 0											
Inning Stats	R: 0 E: 0 K: 1 S: 5	H: 0 LOB: 0 BB: 0 P: 5	R: 0 E: 0 K: 1 S: 5	H: 0 LOB: 0 BB: 0 P: 5	R: 0 E: 0 K: 0 S: 3	H: 1 LOB: 3 BB: 1 P: 13	R: 0 E: 0 K: 0 S: 3	H: 0 LOB: 0 BB: 0 P: 3	R: 0 E: 0 K: 1 S: 5	H: 0 LOB: 0 BB: 0 P: 5	R: 0 E: 0 K: 0 S: 5	H: 2 LOB: 2 BB: 0 P: 5	R: 3 E: 0 K: 0 S: 7	H: 4 LOB: 3 BB: 2 P: 15	R: 0 E: 0 K: 1 S: 5	H: 0 LOB: 0 BB: 0 P: 5	1B: 6 2B: 1 3B: 0 HR: 0	SF: 0 SAC: 1 DP: 0 HBP: 0	WP: 1 PB: 0 SB: 0 CS: 0	PA: 38	
PITCHER	IP WLS BF H R ER SO BB IBB HBP BLK WP HR S P ERA WHIP																			PITCHER	IP WLS BF H R ER SO BB IBB HBP BLK WP HR S P ERA WHIP
Mel Stottlemyre, R (1, 1) ERA: 2.01	8.0 L 35 7 3 3 5 3 0 0 0 1 0 42 54 3.38 1.250																			Lindy McDaniel, R (9, 1) ERA: 3.38	1.0 3 0 0 0 1 0 0 0 0 0 0 0 5 5 0.00 0.000



Batter	1	2	3	4	5	6	7	8	9	AB R H RBI BB SO LOB
Horace Clarke, S OBP: 0.325, SLG: 0.306 (1, 4)	0-0 F8		0-0 F7			0-0 1-3 1B			0-0 6-3	4 0 1 0 0 0 1
Rusty Torres, S OBP: 0.302, SLG: 0.286 (1, 9)	0-3 K			0-0 F3		0-0 1-3			0-3 K	4 0 0 0 0 2 1
Bobby Murcer, L OBP: 0.284, SLG: 0.343 (1, 8)	0-0 F8			0-0 F9		0-0 4-3			0-3 K	4 0 0 0 0 1 1
Roy White, S OBP: 0.351, SLG: 0.316 (1, 7)		0-0 F9		0-0 4-3			0-0 G3			3 0 0 0 0 0 0
Ron Blomberg, L OBP: 0.333, SLG: 0.472 (1, 3)		0-0 L6			0-0 F9		0-0 3-1			3 0 0 0 0 0 0
Thurman Munson, R OBP: 0.390, SLG: 0.411 (1, 2)		0-3 K			0-0 4-3		0-0 CS 1B			3 0 1 0 0 1 0
Rich McKinney, R OBP: 0.265, SLG: 0.253 (1, 5)			0-0 6-3		0-0 WP 1B		0-0 CS	0-0 G4-6-3 1B		3 0 2 0 0 0 0
Gene Michael, S OBP: 0.298, SLG: 0.329 (1, 6)			0-0 F5		0-0 4-3			0-3 K		3 0 0 0 0 1 2
Mel Stottlemyre, R OBP: 0.350, SLG: 0.294 Johnny Callison, L OBP: 0.242, SLG: 0.339 Lindy McDaniel, R (8, PH) (9, 1)			4-0 BB			0-0 6-3		0-0 G4-6-3 1-2f		1 0 0 0 1 0 0 1 0 0 0 0 0 1 0 0 0 0 0 0 0

Inning Stats	R: 0 E: 0 K: 1 S: 5	H: 0 LOB: 0 BB: 0 P: 5	R: 0 E: 0 K: 1 S: 5	H: 0 LOB: 0 BB: 0 P: 5	R: 0 E: 0 K: 0 S: 3	H: 0 LOB: 1 BB: 1 P: 7	R: 0 E: 0 K: 0 S: 3	H: 0 LOB: 0 BB: 0 P: 3	R: 0 E: 0 K: 0 S: 4	H: 1 LOB: 1 BB: 0 P: 4	R: 0 E: 0 K: 0 S: 4	H: 1 LOB: 1 BB: 0 P: 4	R: 0 E: 0 K: 0 S: 3	H: 1 LOB: 0 BB: 0 P: 3	R: 0 E: 0 K: 1 S: 5	H: 1 LOB: 0 BB: 0 P: 5	R: 0 E: 0 K: 2 S: 7	H: 0 LOB: 0 BB: 0 P: 7	1B: 4 2B: 0 3B: 0 HR: 0	SF: 0 SAC: 0 DP: 1 HBP: 0
WP: 1 PB: 0 SB: 0 CS: 1	PA: 31																			

PITCHER	IP	WLS	BF	H	R	ER	SO	BB	IBB	HBP	BLK	WP	HR	S	P	ERA	WHIP	PITCHER	IP	WLS	BF	H	R	ER	SO	BB	IBB	HBP	BLK	WP	HR	S	P	ERA	WHIP	
Gaylord Perry, R ERA: 1.67 (1, 1)	9.0	W	30	4	0	0	5	1	0	0	0	1	0	39	43	0.00	0.556																			

BOTTOM

Cleveland Indians @ New York Yankees
 Yankee Stadium, Bronx, NY
 Tue May 23 1972, 7:05 PM EDT
 Att: 10,677 - Unknown - 72 F

livebaseballscores.com

AB	29
R	0
H	4
RBI	0
BB	1
SO	5
LOB	6



Batter	1	2	3	4	5	6	7	8	9	AB R H RBI BB SO LOB	TOP		
Del Unser, L (1, 8) OBP: 0.264, SLG: 0.301	4-0 BB G6-4-3		0-0 E3 1B		0-0 F8			0-0 6-3		3 0 0 0 1 0 0			
Eddie Leon, R (1, 4) OBP: 0.264, SLG: 0.250	0-0 G6-4-3 1-2f		0-0 G6-4-3 1B			0-0 P4		0-0 5-3		4 0 1 0 0 0 1			
Alex Johnson, R (1, 7) OBP: 0.282, SLG: 0.382	0-0 1B		0-0 L7			0-0 E 1B		0-0 4-3		4 0 2 0 0 0 2			
Ray Fosse, R (1, 2) OBP: 0.325, SLG: 0.371	0-0 4-3		0-0 G6-4-3 1-2f			0-0 P4		0-0 E 1B		4 1 1 0 0 0 4			
Graig Nettles, L (1, 5) OBP: 0.288, SLG: 0.300		0-0 G3		0-3 K		0-0 P6		0-0 F7		3 0 0 0 0 1 1			
Roy Foster, R (9, PH) OBP: 0.250, SLG: 0.333										1 0 0 0 0 0 1			
Buddy Bell, R (1, 9) OBP: 0.296, SLG: 0.343		0-0 5-3		0-0 F3		0-0 6-3		0-0 E5 1B		4 0 0 0 0 0 1			
Tom McCraw, L (1, 3) OBP: 0.433, SLG: 0.476		0-0 S 2B 1B		0-0 F7		0-0 L7		0-0 1B		3 1 1 0 0 0 0			
Jerry Moses, R (9, PH) OBP: 0.417, SLG: 0.500								1-2 2-H		1 0 1 1 0 0 0			
Frank Duffy, R (1, 6) OBP: 0.319, SLG: 0.246		0-0 1-H 2B				0-0 6-3		0-0 4-3		3 0 1 1 0 1 0			
Denny Riddleberger, R (7, 1) OBP: 0.200, SLG: 0.357										0 0 0 0 0 0 0			
Chris Chambliss, L (9, PH)										1 0 0 0 0 0 2			
Vince Colbert, R (1, 1) OBP: 0.250, SLG: 0.250		0-3 K		0-3 K				0-0 6-3		2 0 0 0 0 2 1			
Fred Stanley, R (7, 6) OBP: 0.308, SLG: 0.273										1 0 0 0 0 0 0			
Inning Stats	R: 0 H: 1 E: 0 LOB: 1 K: 0 BB: 1 S: 3 P: 7	R: 1 H: 2 E: 0 LOB: 1 K: 1 BB: 0 S: 7 P: 7	R: 0 H: 1 E: 1 LOB: 1 K: 0 BB: 0 S: 4 P: 4	R: 0 H: 0 E: 0 LOB: 0 K: 1 BB: 0 S: 5 P: 5	R: 0 H: 0 E: 0 LOB: 0 K: 1 BB: 0 S: 5 P: 5	R: 0 H: 1 E: 1 LOB: 1 K: 0 BB: 0 S: 4 P: 4	R: 0 H: 0 E: 0 LOB: 0 K: 1 BB: 0 S: 5 P: 5	R: 0 H: 0 E: 0 LOB: 0 K: 1 BB: 0 S: 3 P: 3	R: 1 H: 2 E: 1 LOB: 2 K: 0 BB: 0 S: 6 P: 6	1B: 6 SF: 0 2B: 1 SAC: 0 3B: 0 DP: 2 HR: 0 HBP: 0	WP: 0 PA: 35 PB: 0 SB: 1 CS: 0		
PITCHER	IP WLS BF H R ER SO BB IBB HBP BLK WP HR S P ERA WHIP											PITCHER	IP WLS BF H R ER SO BB IBB HBP BLK WP HR S P ERA WHIP
Rich Hinton, L (1, 1) ERA: 1.08	7.0 W 26 5 1 1 4 1 0 0 0 0 0 0 33 37 1.29 0.857												
Sparky Lyle, L (8, 1) ERA: 1.08	2.0 S 9 2 1 0 0 0 0 0 0 0 0 0 9 9 0.00 1.000												

Cleveland Indians @ New York Yankees
 Yankee Stadium, Bronx, NY
 Wed May 24 1972, 7:05 PM EDT
 Att: 7,134 - Unknown - 71 F

livebaseballscorecards.com

AB 34
 R 2
 H 7
 RBI 2
 BB 1
 SO 4
 LOB 13



Batter	1	2	3	4	5	6	7	8	9	AB	R	H	RBI	BB	SO	LOB					
Jerry Kenney, L (1, 6) OBP: 0.154, SLG: 0.083	0-0 6-3		0-0 5-3		0-3 K		0-0 E6			4	0	0	0	0	1	0					
Johnny Callison, L (1, 9) OBP: 0.258, SLG: 0.350 Sparky Lyle, L (8, 1)	0-0 F9		0-0 L7			0-0 1B SF9	0-0 1B	0-0 1-2		4	1	2	0	0	0	0					
Bobby Murcer, L (1, 8) OBP: 0.300, SLG: 0.352	4-0 CS			0-0 HBP		0-0 1B	0-0 6-3	0-0 F8		3	1	2	0	1	0	2					
Roy White, S (1, 7) OBP: 0.347, SLG: 0.310	0-0 CS	0-0 4-3		0-0 F5		0-0 SF9		4-0 1B		2	1	0	1	1	0	1					
Ron Blomberg, L (1, 3) OBP: 0.333, SLG: 0.455 Felipe Alou, R (8, 3) OBP: 0.254, SLG: 0.350		4-0 BB		0-0 F7		0-0 6-3		0-0 5-3		2	0	0	0	1	0	2					
Thurman Munson, R (1, 2) OBP: 0.404, SLG: 0.419		0-0 FC6-4		1-0 FC6-4		0-0 1B		0-0 2B		3	1	2	2	0	0	1					
Rich McKinney, R (1, 5) OBP: 0.274, SLG: 0.263		0-0 1B		0-0 FC6-4		0-0 F3		0-0 2B		4	0	2	0	0	0	3					
Bernie Allen, L (1, 4) OBP: 0.071, SLG: 0.077 Horace Clarke, S (8, PH) OBP: 0.331, SLG: 0.321 (9, 4)		0-3 K		0-0 1-4-3		0-0 L9		0-0 2B		3	0	0	0	0	1	2					
Rich Hinton, L (1, 1) Rusty Torres, S (7, PH) OBP: 0.292, SLG: 0.276 (8, 9)		0-3 K		0-0 1-3		0-0 F8		0-0 5-3		2	0	0	0	0	1	0					
Inning Stats	R: 0 E: 0 K: 0 S: 2	H: 0 LOB: 0 BB: 1 P: 6	R: 0 E: 0 K: 1 S: 6	H: 1 LOB: 2 BB: 1 P: 10	R: 0 E: 0 K: 1 S: 5	H: 0 LOB: 0 BB: 0 P: 5	R: 0 E: 0 K: 0 S: 4	H: 1 LOB: 2 BB: 0 P: 5	R: 0 E: 0 K: 1 S: 5	H: 0 LOB: 0 BB: 0 P: 5	R: 2 E: 0 K: 0 S: 6	H: 3 LOB: 1 BB: 0 P: 6	R: 0 E: 1 K: 0 S: 5	H: 1 LOB: 2 BB: 0 P: 5	R: 2 E: 0 K: 0 S: 5	H: 3 LOB: 1 BB: 1 P: 9	1B: 8 2B: 1 3B: 0 HR: 0	SF: 1 SAC: 0 DP: 0 HBP: 1	WP: 0 PB: 0 SB: 0 CS: 1	PA: 37	
PITCHER	IP	WLS	BF	H	R	ER	SO	BB	IBB	HBP	BLK	WP	HR	S	P	ERA	WHIP				
Vince Colbert, R (1, 1) ERA: 1.5	6.2	L	29	6	2	2	3	2	0	1	0	0	0	32	41	2.70	1.200				
Denny Riddleberger, L (7, 1) ERA: 4.09	1.1		7	3	2	2	0	1	0	0	0	0	0	6	10	13.50	3.000				

BOTTOM

Cleveland Indians @ New York Yankees
Yankee Stadium, Bronx, NY
 Wed May 24 1972, 7:05 PM EDT
 Att. 7,134 - Unknown - 71 F

livebaseballscores.com

AB	31
R	4
H	9
RBI	4
BB	3
SO	3
LOB	13



Batter	1	2	3	4	5	6	7	8	9	AB R H RBI BB SO LOB	TOP	
Frank Duffy, R (1, 6) OBP: 0.333, SLG: 0.266	0-3 K		0-0 SH5-3			0-0 1B		0-0 1B		3 0 2 0 0 1 0	Cleveland Indians @ New York Yankees Yankee Stadium, Bronx, NY Thu May 25 1972, 3:33 AM EDT Att. 5,519 - Cloudy - 63 F	
Eddie Leon, R (1, 4) OBP: 0.263, SLG: 0.250 Steve Mingori, L (8, 1)	0-0 F8		0-0 F7			0-0 1B		0-0 1-3		4 0 1 0 0 0 2 0 0 0 0 0 0 0		
Alex Johnson, R (1, 7) OBP: 0.273, SLG: 0.368	0-3 K				0-0 5-3	0-0 L9		0-0 F9		4 0 0 0 0 1 3		
Ray Fosse, R (1, 2) OBP: 0.322, SLG: 0.376		0-0 2B			0-3 K	0-0 1-3			0-0 6-3	4 0 1 0 0 1 2		
Roy Foster, R (1, 9) OBP: 0.200, SLG: 0.263		0-0 F9			0-0 F7		0-0 F4		0-0 F4	4 0 0 0 0 0 1		
Buddy Bell, R (1, 5) OBP: 0.303, SLG: 0.348		0-0 P4			0-0 6-3	0-0 1B			0-0 1B	4 0 2 0 0 0 1		
Jerry Moses, R (1, 3) OBP: 0.313, SLG: 0.375		0-0 P8			0-0 L6	0-0 F9			0-0 5-3	4 0 0 0 0 0 3		
Tom McCraw, L (1, 8) OBP: 0.420, SLG: 0.460			0-0 3-1		0-0 4-3	0-0 F8				3 0 0 0 0 0 1		
Dick Tidrow, R (1, 1) OBP: 0.300, SLG: 0.263 Fred Stanley, R (8, PH) OBP: 0.286, SLG: 0.250 (8, 4)	0-0 SH5-3 1B		0-0 K			0-0 F2		0-3 K		2 0 1 0 0 0 0 1 0 0 0 0 1 0		
Inning Stats	R: 0 H: 0 E: 0 LOB: 0 K: 2 BB: 0 S: 7 P: 7	R: 0 H: 1 E: 0 LOB: 1 K: 0 BB: 0 S: 4 P: 4	R: 0 H: 1 E: 0 LOB: 1 K: 0 BB: 0 S: 4 P: 4	R: 0 H: 0 E: 0 LOB: 0 K: 1 BB: 0 S: 5 P: 5	R: 0 H: 0 E: 0 LOB: 0 K: 0 BB: 0 S: 3 P: 3	R: 0 H: 2 E: 0 LOB: 2 K: 0 BB: 0 S: 5 P: 5	R: 0 H: 1 E: 0 LOB: 1 K: 0 BB: 0 S: 4 P: 4	R: 0 H: 1 E: 0 LOB: 1 K: 1 BB: 0 S: 6 P: 6	R: 0 H: 1 E: 0 LOB: 1 K: 0 BB: 0 S: 4 P: 4	1B: 6 SF: 0 2B: 1 SAC: 1 3B: 0 DP: 0 HR: 0 HBP: 0	WP: 0 PA: 34 PB: 0 SB: 0 CS: 0	
PITCHER Fritz Peterson, L (1, 1) ERA: 3.15	IP WLS BF H R ER SO BB IBB HBP BLK WP HR S P ERA WHIP	9.0 W 34 7 0 0 4 0 0 0 0 0 0 0 42 42 0.00 0.778										

AB	33
R	0
H	7
RBI	0
BB	0
SO	4
LOB	13



Batter	1	2	3	4	5	6	7	8	9
Horace Clarke, S OBP: 0.328, SLG: 0.327 (1, 4)	0-0 L9		0-0 WP 2B			0-0 4-3	0-0 L9		
Johnny Callison, L OBP: 0.257, SLG: 0.344 (1, 9)	0-0 BB 1B		0-0 F7			0-0 F8		0-3 K	
Bobby Murcer, L OBP: 0.298, SLG: 0.348 (1, 8)	0-0 F4		0-0 F8 2-3			0-0 HR 1B		0-0 4-3	
Roy White, S OBP: 0.352, SLG: 0.340 (1, 7)	4-0 1-2 BB			0-0 6-3		0-0 HR		0-0 G6-3	
Ron Blomberg, L OBP: 0.317, SLG: 0.431 Felipe Alou, R OBP: 0.254, SLG: 0.350 (1, 3) (9, 3)	0-0 4-3			0-0 F7		0-0 E3 WP			
Thurman Munson, R OBP: 0.393, SLG: 0.406 (1, 2)		0-3 K		0-0 F5		0-0 5-3 1-2			
Rich McKinney, R OBP: 0.266, SLG: 0.255 Hal Lanier, R OBP: 0.143, SLG: 0.143 (1, 5) (8, 5)		0-0 6-3			0-0 F8		0-0 F9		
Gene Michael, S OBP: 0.299, SLG: 0.322 (1, 6)		0-3 K			0-0 5-3		4-0 SH1-4 BB		
Fritz Peterson, S OBP: 0.200, SLG: 0.200 (1, 1)			0-0 1B		0-0 6-3		0-0 SH1-4 1-2		


AB	R	H	RBI	BB	SO	LOB
4	0	1	0	0	0	1
4	0	1	0	0	1	1
4	1	1	0	0	0	2
3	1	1	2	1	0	0
3	0	0	0	0	0	2
0	0	0	0	0	0	0
3	0	0	0	0	1	1
3	0	0	0	0	0	0
0	0	0	0	0	0	0
2	0	0	0	1	1	0
2	0	1	0	0	0	0

WP	PA
2	31
0	
0	
0	

Inning	R	H	E	K	S	IP	WLS	BF	H	R	ER	SO	BB	IBB	HBP	BLK	WP	HR	S	P	ERA	WHIP
1	0	1	0	0	4	7.0	L	28	5	2	2	2	2	2	0	0	2	1	30	38	2.57	1.000
8	0	0	0	0	1	1.0		3	0	0	0	1	0	0	0	0	0	0	5	5	0.00	0.000

Cleveland Indians @ New York Yankees
 Yankee Stadium, Bronx, NY
 Thu May 25 1972, 3:33 AM EDT
 Att. 5,519 - Cloudy - 63 F

AB 28
R 2
H 5
RBI 2
BB 2
SO 3
LOB 7



Batter	1	2	3	4	5	6	7	8	9	AB R H RBI BB SO LOB	TOP									
Frank Duffy, R (1, 6) OBP: 0.316, SLG: 0.250	0-0 5-3		0-0 5-3			0-0 1-3		0-0 B3		4 0 0 0 0 0 0										
Tom McCraw, L (1, 8) OBP: 0.404, SLG: 0.440	0-0 F5		0-0 F7			0-0 F4		0-0 B1		4 0 0 0 0 0 0										
Alex Johnson, R (1, 7) OBP: 0.264, SLG: 0.356	0-0 F4			0-3 K		0-0 L4		0-0 F8		4 0 0 0 0 1 0										
Ray Fosse, R (1, 2) OBP: 0.320, SLG: 0.381		0-3 K		0-0 F3		0-0 F9		0-0 2B		4 0 1 0 0 1 0										
Graig Nettles, L (1, 5) OBP: 0.287, SLG: 0.298		0-0 F7		0-0 1B		0-3 K		0-3 K		4 0 1 0 0 2 1										
Roy Foster, R (1, 9) OBP: 0.217, SLG: 0.318		0-0 E6 1B		0-0 F8		0-0 2B		0-0 2B		3 0 1 0 0 0 1										
Chris Chambliss, L (1, 3) OBP: 0.222, SLG: 0.353		0-0 1-3 1B		0-0 F8		0-3 K				3 0 1 0 0 1 1										
Eddie Leon, R (1, 4) OBP: 0.253, SLG: 0.239		0-0 F9			0-0 F7		0-0 F8			3 0 0 0 0 0 2										
Milt Wilcox, R (1, 1) OBP: 0.158, SLG: 0.211			0-3 K		0-0 F9			0-0 1-3		2 0 0 0 0 1 0										
Jack Brohamer, L (8, PH) OBP: 0.276, SLG: 0.319										1 0 0 0 0 0 0										
Ray Lamb, R (8, 1)										0 0 0 0 0 0 0										
Inning Stats	R: 0 E: 0 K: 0 S: 3	H: 0 LOB: 0 BB: 0 P: 3	R: 0 E: 1 K: 1 S: 7	H: 1 LOB: 2 BB: 0 P: 7	R: 0 E: 0 K: 1 S: 5	H: 0 LOB: 0 BB: 0 P: 5	R: 0 E: 0 K: 1 S: 6	H: 1 LOB: 1 BB: 0 P: 6	R: 0 E: 0 K: 0 S: 3	H: 0 LOB: 0 BB: 0 P: 3	R: 0 E: 0 K: 2 S: 8	H: 1 LOB: 1 BB: 0 P: 8	R: 0 E: 0 K: 0 S: 3	H: 0 LOB: 0 BB: 0 P: 3	R: 0 E: 0 K: 1 S: 6	H: 1 LOB: 1 BB: 0 P: 6	1B: 2 2B: 2 3B: 0 HR: 0	SF: 0 SAC: 0 DP: 0 HBP: 0	WP: 0 PB: 0 SB: 0 CS: 0	PA: 32
PITCHER Mike Cuellar, L (1, 1) ERA: 3.16	IP: 9.0 WLS: W BF: 32 H: 4 R: 0 ER: 0 SO: 6 BB: 0 IBB: 0 HBP: 0 BLK: 0 WP: 0 HR: 0 S: 44 P: 44 ERA: 0.00 WHIP: 0.444																			
PITCHER	IP	WLS	BF	H	R	ER	SO	BB	IBB	HBP	BLK	WP	HR	S	P	ERA	WHIP			

Cleveland Indians @ Baltimore Orioles
 Memorial Stadium, Baltimore, MD
 Fri May 26 1972, 7:05 PM EDT
 Att. 9,253 - Unknown

livebaseballscorecards.com

AB	32
R	0
H	4
RBI	0
BB	0
SO	6
LOB	5



Batter	1	2	3	4	5	6	7	8	9	AB	R	H	RBI	BB	SO	LOB
Mark Belanger, R (1, 6) OBP: 0.212, SLG: 0.250	0-3 K	0-0 FC6-4		0-0 F7			0-0 F8			4	0	0	0	0	1	3
Bobby Grich, R (1, 4) OBP: 0.385, SLG: 0.344	0-0 FC3-6 1B		4-0 F9 BB SF8 BB		0-3 K			0-0 SH1-3 1B		3	1	2	0	1	1	0
Terry Crowley, L (1, 9) OBP: 0.400, SLG: 0.735	0-0 FC3-6		4-0 1-2 BB		0-0 F8			0-0 SH1-3		2	0	0	0	1	0	1
Merv Rettenmund, R (6, 9) OBP: 0.333, SLG: 0.361	0-0 FC3-6		1-2 BB		0-0 F8			1-2 SH1-3		0	0	0	0	0	0	0
Don Baylor, R (1, 7) OBP: 0.447, SLG: 0.805	0-0 F8		0-0 F9		0-0 F7			0-0 F3		4	0	0	0	0	0	4
Paul Blair, R (1, 8) OBP: 0.288, SLG: 0.373		0-0 SF 3B		0-0 SF8		0-3 K		0-0 5-3		3	1	1	1	0	1	1
Boog Powell, L (1, 3) OBP: 0.264, SLG: 0.318		0-0 SF		0-0 F7		0-3 K				2	0	0	1	0	1	1
Brooks Robinson, R (1, 5) OBP: 0.320, SLG: 0.322		0-0 F8		0-0 F6		0-0 5-3				3	0	0	0	0	0	1
Elrod Hendricks, L (1, 2) OBP: 0.235, SLG: 0.111		4-0 FC6-4 BB		4-0 BB		0-3 K				1	0	0	0	2	1	0
Mike Cuellar, L (1, 1) OBP: 0.235, SLG: 0.111		0-3 K		0-0 F8				0-0 F5		3	0	0	0	0	1	3

Inning Stats	R: 0	H: 1	E: 0	K: 1	S: 6	LOB: 1	BB: 0	P: 6	R: 1	H: 1	E: 1	K: 1	S: 7	LOB: 2	BB: 1	P: 11	R: 1	H: 0	E: 0	K: 0	S: 3	LOB: 1	BB: 2	P: 11	R: 0	H: 0	E: 0	K: 1	S: 5	LOB: 0	BB: 0	P: 5	R: 0	H: 0	E: 0	K: 2	S: 7	LOB: 0	BB: 0	P: 7	R: 0	H: 0	E: 0	K: 1	S: 5	LOB: 0	BB: 0	P: 5	R: 0	H: 1	E: 0	K: 0	S: 4	LOB: 1	BB: 0	P: 4
1B: 2	SF: 2	2B: 0	SAC: 1	3B: 1	DP: 0	HR: 0	HBP: 0	WP: 0	PA: 32	1B: 2	SF: 2	2B: 0	SAC: 1	3B: 1	DP: 0	HR: 0	HBP: 0	WP: 0	PA: 32	1B: 2	SF: 2	2B: 0	SAC: 1	3B: 1	DP: 0	HR: 0	HBP: 0	WP: 0	PA: 32	1B: 2	SF: 2	2B: 0	SAC: 1	3B: 1	DP: 0	HR: 0	HBP: 0	WP: 0	PA: 32	1B: 2	SF: 2	2B: 0	SAC: 1	3B: 1	DP: 0	HR: 0	HBP: 0	WP: 0	PA: 32							


PITCHER	IP	WLS	BF	H	R	ER	SO	BB	IBB	HBP	BLK	WP	HR	S	P	ERA	WHIP
Milt Wilcox, R (1, 1) ERA: 1.4	7.0	L	28	2	2	2	6	4	0	0	0	0	0	36	52	2.57	0.857
Ray Lamb, R (8, 1) ERA: 3.07	1.0		4	1	0	0	0	0	0	0	0	0	0	4	4	0.00	1.000

BOTTOM

Cleveland Indians @ Baltimore Orioles
Memorial Stadium, Baltimore, MD
 Fri May 26 1972, 7:05 PM EDT
 Att. 9,253 - Unknown

livebaseballscorecards.com

AB	25
R	2
H	3
RBI	2
BB	4
SO	6
LOB	14



Batter	1	2	3	4	5	6	7	8	9	AB R H RBI BB SO LOB	TOP									
Frank Duffy, R (1, 6) OBP: 0.313, SLG: 0.250	0-0 5-3		0-0 2B SF6 1B		0-0 F7		0-3 K			4 1 1 0 0 1 1										
Tom McCraw, L (1, 8) OBP: 0.398, SLG: 0.442	0-3 K		0-0 E 1-3 2B		0-0 F8			0-3 K		4 0 1 0 0 2 0										
Alex Johnson, R (1, 7) OBP: 0.264, SLG: 0.347	0-0 F7		4-0 IBB IBB		0-0 F7			0-0 4-3		3 0 0 0 1 0 0										
Graig Nettles, L (1, 5) OBP: 0.294, SLG: 0.302		0-0 F8 1B	0-0 SF6 1B 2-3 3-H		0-0 F7			4-0 BB BB		2 1 1 1 1 0 0										
Ray Fosse, R (1, 2) OBP: 0.325, SLG: 0.374		0-0 F8 1-2	4-0 1-2 IBB		0-3 K			4-0 1-2 BB		2 0 0 0 2 1 1										
Roy Foster, R (1, 9) OBP: 0.192, SLG: 0.280		0-0 6-3	0-0 F3		0-3 K			0-3 K		3 0 0 0 0 1 4										
Del Unser, L (6, 9) OBP: 0.262, SLG: 0.298										1 0 0 0 0 1 2										
Chris Chambliss, L (1, 3) OBP: 0.273, SLG: 0.381		0-0 2-H 1B		0-0 F7			0-0 G3 1B		0-3 K	4 0 2 1 0 1 0	AB 31 R 2 H 6 RBI 2 BB 4 SO 8 LOB 10									
Eddie Leon, R (1, 4) OBP: 0.241, SLG: 0.227		0-0 F9		0-0 L3			0-0 G3 1-2		0-0 F4	4 0 0 0 0 0 2										
Gaylord Perry, R (1, 1) OBP: 0.229, SLG: 0.226			0-0 F9		0-3 K				0-0 5-3	3 0 1 0 0 1 0	C									
Jerry Moses, R (9, PH) OBP: 0.294, SLG: 0.353										1 0 0 0 0 0 0										
Inning Stats	R: 0 E: 0 K: 1 S: 5	H: 0 LOB: 0 BB: 0 P: 5	R: 1 E: 0 K: 0 S: 5	H: 2 LOB: 1 BB: 0 P: 5	R: 1 E: 1 K: 0 S: 5	H: 2 LOB: 3 BB: 2 P: 13	R: 0 E: 0 K: 1 S: 5	H: 0 LOB: 0 BB: 0 P: 5	R: 0 E: 0 K: 2 S: 7	H: 0 LOB: 0 BB: 0 P: 7	R: 0 E: 0 K: 1 S: 6	H: 2 LOB: 1 BB: 0 P: 6	R: 0 E: 0 K: 2 S: 7	H: 0 LOB: 2 BB: 2 P: 15	R: 0 E: 0 K: 1 S: 5	H: 0 LOB: 0 BB: 0 P: 5	1B: 5 2B: 1 3B: 0 HR: 0	SF: 1 SAC: 0 DP: 0 HBP: 0	WP: 0 PB: 0 SB: 0 CS: 0	PA: 36
PITCHER Dave McNally, L (1, 1) ERA: 2.31	IP 9.0 WLS W BF 36 H 6 R 2 ER 2 SO 8 BB 2 IBB 2 HBP 0 BLK 0 WP 0 HR 0 S 48 P 64 ERA 2.00 WHIP 0.889											PITCHER	IP WLS BF H R ER SO BB IBB HBP BLK WP HR S P ERA WHIP							

Cleveland Indians @ Baltimore Orioles
 Memorial Stadium, Baltimore, MD
 Sat May 27 1972, 7:05 PM EDT
 Att: 39,714 - Unknown

livebaseballscorecards.com

Batter	1	2	3	4	5	6	7	8	9
Mark Belanger, R OBP: 0.222, SLG: 0.245 (1, 6)	0-0 F9		0-0 6-3			4-0 4-3 1B 2B BB		4-0 FC6-4 BB	
Bobby Grich, R OBP: 0.372, SLG: 0.333 (1, 4)	0-3 K			0-3 K		0-0 4-3 1-2 2B 1B		0-0 FC6-4 1-2f HR	
Terry Crowley, L OBP: 0.436, SLG: 0.842 (1, 9)	0-0			0-0		0-0 4-3		0-0	
Merv Rettenmund, R OBP: 0.333, SLG: 0.361 (9, 9)	PB 1B			2B		1-2 2-3		1-H HR	
Don Baylor, R OBP: 0.431, SLG: 0.778 (1, 7)	0-0 P1			0-0 5-3		0-0 2B		0-0 E5	
Paul Blair, R OBP: 0.279, SLG: 0.360 (1, 8)		0-0 1-3		0-0 6-3		0-3 K		0-3 K	
Boog Powell, L OBP: 0.264, SLG: 0.315 (1, 3)		0-0 4-3			0-0 G1-6-3 1B		0-0 4-3	0-0 F6	
Brooks Robinson, R OBP: 0.313, SLG: 0.314 (1, 5)		0-0 F8			0-0 G1-6-3 1-2f		0-0 5-3		
Andy Etchebarren, R OBP: 0.219, SLG: 0.209 (1, 2)			0-0 F9		0-0 6-3		4-0 FC5-4 BB		
Dave McNally, R OBP: 0.130, SLG: 0.136 (1, 1)			0-3 K			0-0 5-3	0-0 FC5-4 1-2f		


AB	R	H	RBI	BB	SO	LOB
2	1	0	0	2	0	0
4	2	1	0	0	2	1
4	1	3	2	0	0	2
0	0	0	0	0	0	0
4	0	1	2	0	0	2
4	0	0	0	0	2	3
4	0	1	0	0	0	1
3	0	0	0	0	0	1
2	0	0	0	1	0	0
3	0	0	0	0	1	1

BOTTOM

Cleveland Indians @ Baltimore Orioles
Memorial Stadium, Baltimore, MD

Sat May 27 1972, 7:05 PM EDT
 Att. 39,714 - Unknown

AB	30
R	4
H	6
RBI	4
BB	3
SO	5
LOB	11



Inning Stats	R	H	E	K	S	P	IP	WLS	BF	H	R	ER	SO	BB	IBB	HBP	BLK	WP	HR	S	P	ERA	WHIP
	0	1	0	1	6		8.0	L	33	6	4	4	5	3	0	0	0	0	1	40	52	4.50	1.125

WP	PA	ERA	WHIP
0	33		

Batter	1	2	3	4	5	6	7	8	9	AB R H RBI BB SO LOB	TOP							
Del Unser, L (1, 9) OBP: 0.262, SLG: 0.297	0-0 4-3		0-0 1B		0-0 F7			0-3 K		4 0 1 0 0 1 1								
Jack Brohamer, L (1, 4) OBP: 0.288, SLG: 0.329	0-0 1B		0-0 1B			0-0 G3		0-0 4-3		4 1 2 0 0 0 0								
Tom McCraw, L (1, 8) OBP: 0.393, SLG: 0.429	0-0 1B		0-0 1B			4-0 BB		0-0 F4		3 0 0 0 1 0 3								
Graig Nettles, L (1, 5) OBP: 0.293, SLG: 0.300	0-0 1B			0-0 L6		0-0 F7		0-0 E3		4 0 1 1 0 0 1								
Chris Chambliss, L (1, 3) OBP: 0.231, SLG: 0.320	0-0 FC6-4			0-0 L6		0-0 FC5-4		0-0 FC4-6		4 0 0 0 0 0 3								
Jerry Moses, R (1, 2) OBP: 0.286, SLG: 0.300		0-0 4-3		0-0 F7		4-0 BB		0-3 K		3 0 0 0 1 1 1								
John Lowenstein, L (1, 7) OBP: 0.300, SLG: 0.125			0-0 G3		0-0 F8		0-3 K	0-0 F3		4 0 0 0 0 1 2								
Frank Duffy, R (1, 6) OBP: 0.314, SLG: 0.243				0-0 F4		4-0 BB		0-3 K		2 0 0 0 1 1 1								
Vince Colbert, R (1, 1) OBP: 0.200, SLG: 0.200 Steve Hargan, R (4, 1) Eddie Leon, R (5, PH) Phil Hennigan, R (5, 1) Roy Foster, R (7, PH) Denny Riddleberger, R (7, 1)			0-0 1-3		0-0 F7		0-0 F5			1 0 0 0 0 0 0 0 0 0 0 0 0 0 1 0 0 0 0 0 1 0 0 0 0 0 0 0 1 0 0 0 0 0 1 0 0 0 0 0 0 0								
Inning Stats	R: 1 E: 0 K: 0 S: 5	H: 2 LOB: 1 BB: 0 P: 5	R: 0 E: 0 K: 0 S: 3	H: 0 LOB: 0 BB: 0 P: 3	R: 0 E: 0 K: 0 S: 4	H: 2 LOB: 1 BB: 0 P: 4	R: 0 E: 0 K: 0 S: 3	H: 0 LOB: 0 BB: 0 P: 3	R: 0 E: 0 K: 2 S: 7	H: 0 LOB: 1 BB: 1 P: 11	R: 0 E: 0 K: 1 S: 6	H: 0 LOB: 0 BB: 0 P: 6	R: 0 E: 1 K: 1 S: 6	H: 0 LOB: 1 BB: 0 P: 6	1B: 4 2B: 0 3B: 0 HR: 0	SF: 0 SAC: 0 DP: 1 HBP: 0	WP: 0 PB: 0 SB: 1 CS: 0	PA: 34
PITCHER Jim Palmer, R (1, 1) ERA: 2.06	IP 9.0 WLS W BF 34 H 4 R 1 ER 1 SO 4 BB 3 IBB 0 HBP 0 BLK 0 WP 0 HR 0 S 39 P 51 ERA 1.00 WHIP 0.778											PITCHER	IP WLS BF H R ER SO BB IBB HBP BLK WP HR S P ERA WHIP					

Cleveland Indians @ Baltimore Orioles
 Memorial Stadium, Baltimore, MD
 Sun May 28 1972, 3:33 AM EDT
 Att. 14,192 - Unknown

livebaseballscorecards.com

AB	31
R	1
H	4
RBI	1
BB	3
SO	4
LOB	14



Batter	1	2	3	4	5	6	7	8	9
Mark Belanger, R (1, 6) OBP: 0.221, SLG: 0.235	4-0 F8 1B BB	0-0 F8		0-0 E5 WP SF8 1-3 2-H		0-3 K		0-3 K	
Bobby Grich, R (1, 4) OBP: 0.354, SLG: 0.325	0-0 G5-4-3 1-2 1B		0-0 6-3	0-0 SF8 2-H 3-H		0-3 K		0-0 F6	
Terry Crowley, L (1, 9) OBP: 0.405, SLG: 0.780 Merv Rettenmund, R (7, PH) OBP: 0.340, SLG: 0.369 (8, 9)	0-0 F8 2-3		0-0 4-3	0-0 F7			0-0 FC4-6 1B		
Don Baylor, R (1, 7) OBP: 0.455, SLG: 0.816	0-0 G5-4-3 1-2f		0-0 3B		0-0 S 1B		0-0 FC4-6 1-2 1B		
Boog Powell, L (1, 3) OBP: 0.283, SLG: 0.305		0-0 F7	4-0 FC6-4 IBB		0-0 F4 1-2		0-0 FC4-6 1-2f 2-3 G6-4-3		
Paul Blair, R (1, 8) OBP: 0.270, SLG: 0.347		0-3 K	0-0 FC6-4 1-2f		0-3 K		0-0 G6-4-3 1-2f		
Brooks Robinson, R (1, 5) OBP: 0.319, SLG: 0.315		4-0 BB 2B BB		0-0 F8	0-0 F3			0-0 1B 1B	
Elrod Hendricks, L (1, 2) OBP: 0.289, SLG: 0.138		4-0 BB BB 1-2 2B BB		4-0 BB BB 1B E BB		0-0 1B		0-0 F8	
Jim Palmer, R (1, 1) OBP: 0.348, SLG: 0.455		0-0 1-H 2-H 2B		0-0 E WP 1B		0-0 F9		0-0 1B	

Inning Stats	R: 0	H: 1	E: 0	K: 0	S: 3	LOB: 1	BB: 1	P: 7	R: 2	H: 1	E: 0	K: 1	S: 6	LOB: 1	BB: 2	P: 14	R: 0	H: 1	E: 0	K: 0	S: 4	LOB: 2	BB: 1	P: 8	R: 3	H: 1	E: 1	K: 0	S: 5	LOB: 0	BB: 1	P: 9	R: 0	H: 1	E: 0	K: 1	S: 6	LOB: 1	BB: 0	P: 6	R: 0	H: 1	E: 0	K: 2	S: 8	LOB: 1	BB: 0	P: 8	R: 0	H: 2	E: 0	K: 0	S: 4	LOB: 1	BB: 0	P: 4	R: 0	H: 2	E: 0	K: 1	S: 7	LOB: 2	BB: 0	P: 7
--------------	------	------	------	------	------	--------	-------	------	------	------	------	------	------	--------	-------	-------	------	------	------	------	------	--------	-------	------	------	------	------	------	------	--------	-------	------	------	------	------	------	------	--------	-------	------	------	------	------	------	------	--------	-------	------	------	------	------	------	------	--------	-------	------	------	------	------	------	------	--------	-------	------

AB	R	H	RBI	BB	SO	LOB
4	1	0	0	1	2	5
4	0	1	1	0	1	3
3	0	0	0	0	0	2
1	0	1	0	0	0	0
4	0	3	0	0	0	2
3	0	0	0	1	0	3
4	0	0	0	0	2	5
3	1	1	0	1	0	1
2	2	1	0	2	0	1
4	1	3	2	0	0	1

BOTTOM


Cleveland Indians @ Baltimore Orioles
Memorial Stadium, Baltimore, MD

Sun May 28 1972, 3:33 AM EDT
Att. 14,192 - Unknown

AB	32
R	5
H	10
RBI	3
BB	5
SO	5
LOB	23

livebaseballscorecards.com

WP : 1	PA : 38
PB : 0	
SB : 1	
CS : 0	



PITCHER	IP	WLS	BF	H	R	ER	SO	BB	IBB	HBP	BLK	WP	HR	S	P	ERA	WHIP
Vince Colbert, R (1, 1) ERA: 2.11	3.1	L	18	4	4	2	1	4	1	0	0	0	0	15	35	5.40	2.400
Steve Hargan, R (4, 1) ERA: 3.86	0.2		3	0	1	0	0	0	0	0	0	1	0	3	3	0.00	0.000
Phil Hennigan, R (5, 1) ERA: 3.0	2.0		8	2	0	0	3	0	0	0	0	0	0	14	14	0.00	1.000
Denny Riddleberger, L (7, 1) ERA: 3.46	2.0		9	4	0	0	1	0	0	0	0	0	0	11	11	0.00	2.000

Batter	1	2	3	4	5	6	7	8	9	AB R H RBI BB SO LOB	TOP											
Tom McCraw, L (1, 8) OBP: 0.405, SLG: 0.451	0-0 4-3		0-0 1B			0-0 1B 2B		0-0 1B		4 1 3 0 0 0 0	Cleveland Indians @ Baltimore Orioles Memorial Stadium, Baltimore, MD Mon May 29 1972, 7:05 PM EDT Att. 10,467 - Unknown											
Jack Brohamer, L (1, 4) OBP: 0.298, SLG: 0.338	0-3 K		0-0 1B			0-0 G4-6-3 1B		0-0 G3		4 0 2 1 0 1 1												
Alex Johnson, R (1, 7) OBP: 0.263, SLG: 0.339	0-0 6-3		0-0 F8			0-3 K		H 1-0 FC3-6 HBP		3 0 0 0 0 1 3												
Graig Nettles, L (1, 5) OBP: 0.283, SLG: 0.289		0-0 6-3		0-0 4-1		0-0 G4-6-3		X 0-0 FC3-6 WBP		4 0 0 0 0 0 2												
Chris Chambliss, L (1, 3) OBP: 0.200, SLG: 0.276		0-0 4-3		0-0 G3			0-3 K	X 0-0 F9		4 0 0 0 0 1 1												
Ray Fosse, R (1, 2) OBP: 0.323, SLG: 0.364		4-0 BB		0-0 F7			0-0 6-3	X 0-0 6-3		3 0 0 0 1 0 1												
Del Unser, L (1, 9) OBP: 0.256, SLG: 0.289		0-0 1-3			0-0 L6		0-3 K			3 0 0 0 0 1 1												
Frank Duffy, R (1, 6) OBP: 0.307, SLG: 0.237			0-0 5-3		0-0 5-3			0-3 K		2 0 0 0 0 0 0												
Lou Camilli, S (8, PH) OBP: 0.111, SLG: 0.111										1 0 0 0 0 1 0												
Dick Tidrow, R (1, 1) OBP: 0.286, SLG: 0.250			0-3 K		0-3 K			0-3 K		1 0 0 0 0 1 0												
Eddie Leon, R (5, PH) OBP: 0.235, SLG: 0.221										0 0 0 0 0 0 0												
Ray Lamb, R (5, 1)										0 0 0 0 0 0 0												
Denny Riddleberger, R (6, 1)										0 0 0 0 0 0 0												
John Lowenstein, L (8, PH) OBP: 0.273, SLG: 0.111										1 0 0 0 0 1 0												
Ed Farmer, R (8, 1)										0 0 0 0 0 0 0												
Inning Stats	R: 0 E: 0 K: 1 S: 5	H: 0 LOB: 0 BB: 0 P: 5	R: 0 E: 0 K: 0 S: 3	H: 0 LOB: 1 BB: 1 P: 7	R: 0 E: 0 K: 1 S: 7	H: 2 LOB: 2 BB: 0 P: 7	R: 0 E: 0 K: 0 S: 3	H: 0 LOB: 0 BB: 0 P: 3	R: 0 E: 0 K: 1 S: 5	H: 0 LOB: 0 BB: 0 P: 5	R: 1 E: 0 K: 1 S: 6	H: 2 LOB: 0 BB: 0 P: 6	R: 0 E: 0 K: 2 S: 7	H: 0 LOB: 0 BB: 0 P: 7	R: 0 E: 0 K: 2 S: 8	H: 1 LOB: 1 BB: 0 P: 8	R: 0 E: 0 K: 0 S: 3	H: 0 LOB: 1 BB: 0 P: 4	1B: 4 2B: 1 3B: 0 HR: 0	SF: 0 SAC: 0 DP: 1 HBP: 1	WP: 1 PB: 0 SB: 0 CS: 0	PA: 33
PITCHER Pat Dobson, R (1, 1) ERA: 2.51	IP: 9.0 WLS: W BF: 33 H: 5 R: 1 ER: 1 SO: 8 BB: 1 IBB: 0 HBP: 1 BLK: 0 WP: 1 HR: 0 S: 47 P: 52 ERA: 1.00 WHIP: 0.667											PITCHER	IP: WLS: BF: H: R: ER: SO: BB: IBB: HBP: BLK: WP: HR: S: P: ERA: WHIP:									

AB	31
R	1
H	5
RBI	1
BB	1
SO	8
LOB	9



livebaseballscorecards.com

Batter	1	2	3	4	5	6	7	8	9
Merv Rettenmund, R OBP: 0.353, SLG: 0.416 (1, 8) (7, 9)	0-0 1B 3B	0-0 1-3 1B		0-0 F9		0-0 2B		0-0 1-3	
Bobby Grich, R OBP: 0.358, SLG: 0.341 (1, 4)	0-3 K	0-0 F9 1-2		0-3 K		0-0 2B 1B 2B		4-0 FC4-6 BB	
Terry Crowley, L OBP: 0.400, SLG: 0.744 Paul Blair, R OBP: 0.273, SLG: 0.350 (1, 9) (6, PH) (7, 8)	0-3 K	4-0 IBB			0-0 F3	0-0 BB 1B		0-0 FC4-6 1-2f	
Don Baylor, R OBP: 0.450, SLG: 0.774 (1, 7)	0-0 1B 1B	0-3 K			0-0 G3	4-0 1-2 BB		0-0 F4	
Boog Powell, L OBP: 0.280, SLG: 0.316 (1, 3)	0-0 BB 1B			0-0 3-1 1B		4-0 1B 2B BB		0-3 K	
Brooks Robinson, R OBP: 0.324, SLG: 0.315 (1, 5)	4-0 1-2 BB			0-3 K		0-0 2B 1B WP		0-0 F8	
Johnny Oates, L OBP: 0.176, SLG: 0.471 (1, 2)	0-0 F9			0-0 3-1		0-0 WP CS 2B		0-0 L3	
Mark Belanger, R OBP: 0.231, SLG: 0.231 (1, 6)		4-0 1B BB		0-0 F9		4-0 2-3 3-H IBB		0-0 5-3	
Pat Dobson, R OBP: 0.174, SLG: 0.182 (1, 1)		0-0 F3		0-3 K		0-0 CS		0-3 F8 K	

Inning Stats	R: 2 E: 0 K: 2 S: 10	H: 3 LOB: 2 BB: 1 P: 14	R: 0 E: 0 K: 1 S: 6	H: 1 LOB: 3 BB: 2 P: 14	R: 0 E: 0 K: 1 S: 6	H: 1 LOB: 1 BB: 0 P: 6	R: 0 E: 0 K: 2 S: 7	H: 0 LOB: 0 BB: 0 P: 7	R: 2 E: 0 K: 0 S: 4	H: 2 LOB: 1 BB: 2 P: 12	R: 2 E: 0 K: 1 S: 8	H: 3 LOB: 2 BB: 1 P: 12	R: 0 E: 0 K: 1 S: 5	H: 0 LOB: 0 BB: 0 P: 5	R: 0 E: 0 K: 0 S: 3	H: 0 LOB: 1 BB: 1 P: 7
--------------	-------------------------------	----------------------------------	------------------------------	----------------------------------	------------------------------	---------------------------------	------------------------------	---------------------------------	------------------------------	----------------------------------	------------------------------	----------------------------------	------------------------------	---------------------------------	------------------------------	---------------------------------

PITCHER	IP	WLS	BF	H	R	ER	SO	BB	IBB	HBP	BLK	WP	HR	S	P	ERA	WHIP
Dick Tidrow, R ERA: 2.97 (1, 1)	4.0	L	20	5	2	2	6	2	1	0	0	0	0	29	41	4.50	1.750
Ray Lamb, R ERA: 5.06 (5, 1)	1.1		9	4	4	4	0	1	1	0	0	1	0	7	15	27.00	3.750
Denny Riddleberger, L ERA: 3.07 (6, 1)	1.2		7	1	0	0	2	1	0	0	0	0	0	10	14	0.00	1.200
Ed Farmer, R ERA: 1.36 (8, 1)	1.0		4	0	0	0	0	1	0	0	0	0	0	3	7	0.00	1.000

AB R H RBI BB SO LOB

5	2	3	0	0	0	0
4	1	1	1	1	2	3
2	0	0	0	1	1	1
2	0	1	1	0	0	1
4	1	1	1	1	1	4
3	1	2	1	1	1	2
3	1	1	0	1	1	3
4	0	1	1	0	0	3
2	0	0	0	2	0	1
4	0	0	0	0	2	1

1B: 6	SF: 0	WP: 1	PA: 41
2B: 3	SAC: 0	PB: 0	
3B: 1	DP: 0	SB: 3	
HR: 0	HBP: 0	CS: 1	

Cleveland Indians @ Baltimore Orioles
Memorial Stadium, Baltimore, MD
 Mon May 29 1972, 7:05 PM EDT
 Att. 10,467 - Unknown

livebaseballscorecards.com

AB	33
R	6
H	10
RBI	5
BB	7
SO	8
LOB	19



Batter	1	2	3	4	5	6	7	8	9	10	AB R H RBI BB SO LOB	TOP										
Jim Northrup, L (1, 9) OBP: 0.280, SLG: 0.266	0-0 4-3	4-0 BB IBB		0-0 G3-6-1 1-2F			0-0 F2		0-0 6-3		4 0 0 0 1 0 1	Detroit Tigers @ Cleveland Indians Cleveland Municipal Stadium, Cleveland, OH Wed May 31 1972, 7:05 PM EDT Att: 7,176 - Unknown										
Aurelio Rodriguez, R (1, 5) OBP: 0.283, SLG: 0.288	0-0 P4	4-0 BB				0-0 F7	0-0 F7		0-0 5-3		4 0 0 1 1 0 0											
Gates Brown, L (1, 7) Wayne Comer, R (9, 7) OBP: 0.362, SLG: 0.438	0-0 BB 1B	0-3 K				0-0 F9		0-0 P4	0-0 F7		5 0 1 0 0 1 3 0 0 0 0 0 0 0											
Norm Cash, L (1, 3) Bill Freehan, R (10, PH) OBP: 0.366, SLG: 0.530 OBP: 0.371, SLG: 0.474	4-0 1-2 BB			0-0 F9		0-0 1B		0-0 HR		0-0 BB SH1-4 SF8 1B	3 1 2 1 1 0 0 1 1 1 0 0 0 0											
Tom Haller, L (1, 2) Paul Jata, R (10, PH) OBP: 0.308, SLG: 0.383 OBP: 0.240, SLG: 0.217	0-0 F7			0-0 6-3 1B		0-0 F8		0-0 HR 1B		0-0 SH1-4 1-2	4 1 2 0 0 0 3 0 0 0 0 0 0 0											
Dick McAuliffe, L (1, 4) Tony Taylor, R (10, PH) OBP: 0.367, SLG: 0.279 OBP: 0.370, SLG: 0.469		0-0 P5		0-0 6-3		0-0 F7		0-0 F8		1-0 SF8 BB HBP	4 0 0 0 0 0 2 0 0 0 0 0 0 0											
Mickey Stanley, R (1, 8) OBP: 0.308, SLG: 0.466		0-0 SH5-4 BB 1B		0-0 F8		0-0 F7		0-0 1-H HR		4-0 SF8 BB	4 2 2 2 1 0 1											
Ed Brinkman, R (1, 6) OBP: 0.289, SLG: 0.333		0-0 BB SH5-4 1B		0-3 K		0-0 F8		4-0 BB BB BB		0-0 SF8	3 0 1 1 1 1 0											
Tom Timmermann, R (1, 1) Al Kaline, R (7, PH) Chuck Seelbach, R (7, 1) Fred Scherman, L (9, 1) OBP: 0.167, SLG: 0.063 OBP: 0.313, SLG: 0.318 OBP: 0.333, SLG: 0.400 OBP: 0.154, SLG: 0.083		0-0 SH5-4		4-0 G3-6-1 BB			0-0 L1	0-3 K		0-3 K	0 0 0 0 1 0 0 1 0 0 0 0 0 0 1 0 0 0 0 1 1 1 0 0 0 0 1 2											
Inning Stats	R: 0 E: 0 K: 0 S: 4	H: 1 LOB: 2 BB: 1 P: 8	R: 1 E: 0 K: 1 S: 7	H: 2 LOB: 3 BB: 2 P: 15	R: 0 E: 0 K: 0 S: 4	H: 1 LOB: 1 BB: 0 P: 4	R: 0 E: 0 K: 1 S: 4	H: 0 LOB: 0 BB: 1 P: 8	R: 0 E: 0 K: 0 S: 4	H: 0 LOB: 0 BB: 0 P: 4	R: 0 E: 0 K: 0 S: 3		H: 0 LOB: 0 BB: 0 P: 3	R: 3 E: 0 K: 1 S: 8	H: 3 LOB: 1 BB: 1 P: 12	R: 0 E: 0 K: 0 S: 3	H: 0 LOB: 0 BB: 0 P: 3	R: 1 E: 0 K: 1 S: 6	H: 1 LOB: 2 BB: 1 P: 11	1B: 7 2B: 0 3B: 0 HR: 2	SF: 1 SAC: 2 DP: 1 HBP: 1	WP: 0 PB: 0 SB: 0 CS: 0
PITCHER	IP WLS BF H R ER SO BB IBB HBP BLK WP HR S P ERA WHIP																					
Milt Wilcox, R (1, 1) ERA: 1.79	7.2																					
Ed Farmer, R (8, 1) ERA: 1.26	1.1																					
Steve Mingori, L (10, 1) ERA: 7.15	0.1	L																				
Phil Hennigan, R (10, 1) ERA: 2.45	0.2																					

livebaseballscorecards.com

AB	35
R	5
H	9
RBI	5
BB	6
SO	4
LOB	13



BOTTOM

Detroit Tigers @ Cleveland Indians
Cleveland Municipal Stadium, Cleveland, OH

Wed May 31 1972, 7:05 PM EDT
Att. 7,176 - Unknown

livebaseballscorecards.com

AB 40
R 4
H 11
RBI 4
BB 4
SO 5
LOB 24



WP: 0 PA: 45
PB: 1
SB: 0
CS: 0

AB R H RBI BB SO LOB

4 0 0 0 0 0 2
0 0 0 0 1 0 0

4 0 2 0 0 1 0
0 0 0 1 0 0 0

3 0 0 0 0 1 2
2 0 0 0 0 0 3

3 1 1 0 1 0 2
1 0 0 0 0 1 3
0 0 0 0 0 0 0
0 0 0 0 0 0 0

4 1 2 0 1 0 4

5 0 1 1 0 0 3

4 1 1 0 1 0 2

3 0 0 0 0 1 2
2 1 2 0 0 0 0

3 0 1 1 0 0 0
0 0 0 0 0 0 0
2 0 1 1 0 1 1

1B: 8 SF: 1
2B: 3 SAC: 0
3B: 0 DP: 1
HR: 0 HBP: 0

Batter	1	2	3	4	5	6	7	8	9	10								
Tom McCraw, L (1, 8) OBP: 0.392, SLG: 0.434 Roy Foster, R (9, PH) OBP: 0.214, SLG: 0.269 (10, 9)	0-0 P4	0-0 4-3		0-0 4-3			0-0 F8		4-0 SF BB									
Jack Brohamer, L (1, 4) OBP: 0.307, SLG: 0.357 Eddie Leon, R (9, PH) OBP: 0.233, SLG: 0.221 (10, 4)	0-0 FC5-4 1B		0-0 F7		0-0 G3 2B		0-3 K		0-0 SF									
Alex Johnson, R (1, 7) OBP: 0.257, SLG: 0.331 Del Unser, L (6, 7) OBP: 0.252, SLG: 0.285 (10, 8)	0-0 FC5-4 1-2f		0-3 K		0-0 F8		0-0 G3		0-0 P2									
Graig Nettles, L (1, 5) OBP: 0.290, SLG: 0.291 Jerry Moses, R (9, PH) OBP: 0.273, SLG: 0.286 Steve Mingori, L (10, 1) Phil Hennigan, R (10, 1)	0-0 L7		4-0 1B 1B BB		0-0 G3 2-3		0-0 G6-4-3 1B		0-3 K									
Chris Chambliss, L (1, 3) OBP: 0.257, SLG: 0.333		0-0 1B 2B	0-0 1B 1B		4-0 FC6-4 BB		0-0 G6-4-3 1-2f		0-0 L4									
Ray Fosse, R (1, 2) OBP: 0.319, SLG: 0.358		0-0 5-3	0-0 1B		0-0 FC6-4 1-2f		0-0 4-3		0-0 6-3									
Buddy Bell, R (1, 9) OBP: 0.306, SLG: 0.345 (10, 5)		4-0 1B BB	0-0 5-3		0-0 5-3				0-0 1B 1B	0-0 F9								
Frank Duffy, R (1, 6) OBP: 0.297, SLG: 0.228 Lou Camilli, S (9, PH) OBP: 0.273, SLG: 0.364 (10, 6)		0-3 K		0-0 F8		0-0 6-3			0-0 PB SF 1B	0-0 2B								
Milt Wilcox, R (1, 1) OBP: 0.182, SLG: 0.227 Ed Farmer, R (8, 1) John Lowenstein, L (9, PH) OBP: 0.308, SLG: 0.182 (10, 7)		0-0 1B 1-3 2-H		0-0 4-3		0-0 1-3			0-0 SF PB 1B	0-3 K								
Inning Stats	R: 0 H: 1 E: 0 LOB: 1 K: 0 BB: 0 S: 4 P: 4	R: 1 H: 2 E: 0 LOB: 2 K: 1 BB: 1 S: 7 P: 11	R: 1 H: 2 E: 0 LOB: 2 K: 1 BB: 1 S: 7 P: 11	R: 0 H: 0 E: 0 LOB: 0 K: 0 BB: 0 S: 3 P: 3	R: 0 H: 1 E: 0 LOB: 2 K: 0 BB: 1 S: 4 P: 8	R: 0 H: 0 E: 0 LOB: 0 K: 0 BB: 0 S: 3 P: 3	R: 0 H: 0 E: 0 LOB: 0 K: 1 BB: 0 S: 5 P: 5	R: 0 H: 1 E: 0 LOB: 0 K: 0 BB: 0 S: 3 P: 3	R: 2 H: 3 E: 1 LOB: 3 K: 1 BB: 1 S: 9 P: 13	R: 0 H: 1 E: 0 LOB: 1 K: 1 BB: 0 S: 6 P: 6								
PITCHER	IP WLS BF H R ER SO BB IBB HBP BLK WP HR S P ERA WHIP																	
Tom Timmermann, R (1, 1) ERA: 2.06	6.0	27	6	2	2	2	2	3	0	0	0	0	0	0	28	40	3.00	1.500
Chuck Seelbach, R (7, 1) ERA: 2.96	2.0	9	4	2	2	1	0	0	0	0	0	0	0	0	11	11	9.00	2.000
Fred Scherman, L (9, 1) ERA: 2.12	2.0	W 9	1	0	0	2	1	0	0	0	0	0	0	0	12	16	0.00	1.000

Batter	1	2	3	4	5	6	7	8	9	AB R H RBI BB SO LOB	TOP											
Jim Northrup, L (1, 9) OBP: 0.287, SLG: 0.274	0-0 CS 1B		0-0 4-3		0-0 F9			0-0 1B		4 0 2 0 0 0 2												
Aurelio Rodriguez, R (1, 5) OBP: 0.276, SLG: 0.261	0-3 K 1-2		0-0 1-3			0-0 F7		0-0 F9		4 0 0 0 0 1 2												
Gates Brown, L (1, 7) OBP: 0.356, SLG: 0.426	0-0 1B			0-0 F7		0-0 F7			0-0 P4	4 0 1 0 0 0 0												
Norm Cash, L (1, 3) OBP: 0.363, SLG: 0.521	0-0 G3			0-0 9-3 1B		0-0 4-3			0-0 4-3	4 0 1 0 0 0 1												
Tom Haller, L (1, 2) OBP: 0.286, SLG: 0.353		0-0 F7		0-0 9-3 1-2f			0-0 G1		0-0 F8	4 0 0 0 0 0 1												
Mickey Stanley, R (1, 8) OBP: 0.321, SLG: 0.474		0-0 1B			0-0 1B 1B		0-0 F7			3 0 2 0 0 0 0												
Dick McAuliffe, L (1, 4) OBP: 0.357, SLG: 0.270		0-0 F2			0-0 F8		0-3 K			3 0 0 0 0 1 2												
Ed Brinkman, R (1, 6) OBP: 0.290, SLG: 0.333		0-0 P3			0-0 FC3-6 1B			0-0 5-3		3 0 1 0 0 0 1												
Joe Coleman, R (1, 1) OBP: 0.167, SLG: 0.130			0-3 K		0-0 FC3-6 1-2f			0-0 L7		2 0 0 0 0 1 2												
Al Kaline, R (8, PH) OBP: 0.309, SLG: 0.314										1 0 0 0 0 0 0												
Ron Perranoski, L (8, 1)										0 0 0 0 0 0 0												
Inning Stats	R: 0 E: 0 K: 1 S: 6	H: 2 LOB: 1 BB: 0 P: 6	R: 0 E: 0 K: 0 S: 4	H: 1 LOB: 1 BB: 0 P: 4	R: 0 E: 0 K: 1 S: 5	H: 0 LOB: 0 BB: 0 P: 5	R: 0 E: 0 K: 0 S: 3	H: 1 LOB: 0 BB: 0 P: 3	R: 0 E: 0 K: 0 S: 5	H: 2 LOB: 2 BB: 0 P: 5	R: 0 E: 0 K: 0 S: 3	H: 0 LOB: 0 BB: 0 P: 3	R: 0 E: 0 K: 1 S: 5	H: 0 LOB: 0 BB: 0 P: 5	R: 0 E: 0 K: 0 S: 4	H: 1 LOB: 1 BB: 0 P: 4	R: 0 E: 0 K: 0 S: 3	H: 0 LOB: 0 BB: 0 P: 3	1B: 7 2B: 1 3B: 0 HR: 0	SF: 0 SAC: 0 DP: 1 HBP: 0	WP: 0 PB: 0 SB: 0 CS: 1	PA: 32
PITCHER Gaylord Perry, R (1, 1) ERA: 1.75	IP: 9.0 WLS: W BF: 32 H: 7 R: 0 ER: 0 SO: 3 BB: 0 IBB: 0 HBP: 0 BLK: 0 WP: 0 HR: 0 S: 38 P: 38 ERA: 0.00 WHIP: 0.778											PITCHER	IP: 9.0 WLS: W BF: 32 H: 7 R: 0 ER: 0 SO: 3 BB: 0 IBB: 0 HBP: 0 BLK: 0 WP: 0 HR: 0 S: 38 P: 38 ERA: 0.00 WHIP: 0.778									

Detroit Tigers @ Cleveland Indians
Cleveland Municipal Stadium, Cleveland, OH

Thu Jun 01 1972, 7:05 PM EDT
Att. 5,712 - Unknown

livebaseballscorecards.com

AB	32
R	0
H	7
RBI	0
BB	0
SO	3
LOB	11



Batter	1	2	3	4	5	6	7	8	9	AB R H RBI BB SO LOB	TOP											
Sandy Alomar Sr., S OBP: 0.332, SLG: 0.322 (1, 4) X	0-0 4-3		0-0 4-3		0-0 SH1-3 1B		0-0 CS 1B		0-3 K	5 0 2 0 0 1 0	California Angels @ Cleveland Indians Cleveland Municipal Stadium, Cleveland, OH Fri Jun 02 1972, 7:05 PM EDT Att. 8,523 - Overcast - 53 F											
Ken Berry, R OBP: 0.398, SLG: 0.398 (1, 8) X	0-0 F9		0-0 2-3		0-0 SH1-3 1-2		0-0 5-3 1-2		0-0 F8	4 0 0 0 0 0 1												
Vada Pinson, L OBP: 0.333, SLG: 0.409 (1, 7) B B B	4-0 BB			1-0 1B HR HBP	4-0 IBB		0-0 4-3			1 1 0 0 2 0 0												
Bob Oliver, R OBP: 0.308, SLG: 0.448 (1, 3) X	0-0 F7			0-0 1-2 HR 1B	0-0 F7		0-0 WP 1B 1B			4 1 2 0 0 0 3												
Ken McMullen, R OBP: 0.345, SLG: 0.336 (1, 5) X		0-0 F9		0-0 HR 1-H 2-H	0-0 4-3		0-0 WP 1B 4-3 1-H			4 2 2 3 0 0 2												
Leroy Stanton, R OBP: 0.320, SLG: 0.462 (1, 9) B B B B		4-0 BB		0-0 1-3		0-0 4-3		0-0 4-3 2-3		3 0 0 0 1 0 1												
Leo Cardenas, R OBP: 0.278, SLG: 0.301 (1, 6) S S S S		0-3 K		0-0 2B		0-0 5-3		4-0 BB 3-H		3 0 1 0 1 1 1												
Art Kusnyer, R OBP: 0.264, SLG: 0.208 (1, 2) X		0-0 F4		0-3 K		0-0 1B		0-0 F8		4 0 1 0 0 1 3												
Clyde Wright, R OBP: 0.167, SLG: 0.389 (1, 1) X		0-0 6-3		0-0 6-3		0-0 F9		0-3 K		3 0 0 0 0 0 2												
Lloyd Allen, R OBP: 0.400, SLG: 0.400 (8, 1)									0 0 0 0 0 0 0													
Eddie Fisher, R OBP: 0.182, SLG: 0.182 (8, 1)									1 0 0 0 0 1 0													
Inning Stats	R: 0 E: 0 K: 0 S: 3	H: 0 LOB: 1 BB: 1 P: 7	R: 0 E: 0 K: 1 S: 5	H: 0 LOB: 1 BB: 1 P: 9	R: 0 E: 0 K: 0 S: 3	H: 0 LOB: 0 BB: 0 P: 3	R: 3 E: 0 K: 1 S: 8	H: 3 LOB: 1 BB: 0 P: 9	R: 0 E: 0 K: 0 S: 4	H: 1 LOB: 2 BB: 1 P: 8	R: 0 E: 0 K: 0 S: 4	H: 1 LOB: 1 BB: 0 P: 4	R: 0 E: 0 K: 0 S: 3	H: 1 LOB: 0 BB: 0 P: 3	R: 1 E: 0 K: 0 S: 4	H: 2 LOB: 1 BB: 1 P: 8	R: 0 E: 0 K: 2 S: 7	H: 0 LOB: 0 BB: 0 P: 7	1B: 6 2B: 1 3B: 0 HR: 1	SF: 0 SAC: 1 DP: 0 HBP: 1	WP: 2 PB: 0 SB: 0 CS: 1	PA: 38
PITCHER	IP WLS BF H R ER SO BB IBB HBP BLK WP HR S P ERA WHIP												PITCHER	IP WLS BF H R ER SO BB IBB HBP BLK WP HR S P ERA WHIP								
Vince Colbert, R ERA: 2.54 (1, 1)	7.0 L 30 6 3 3 2 2 1 1 0 0 1 30 43 3.86 1.143																					
Phil Hennigan, R ERA: 3.86 (8, 1)	1.0 5 2 1 1 0 1 0 0 0 2 0 4 8 9.00 3.000																					
Steve Mingori, L ERA: 6.57 (9, 1)	1.0 3 0 0 0 0 2 0 0 0 0 0 0 7 7 0.00 0.000																					

livebaseballscorecards.com

AB	32
R	4
H	8
RBI	3
BB	4
SO	4
LOB	13



Batter	1	2	3	4	5	6	7	8	9	AB	R	H	RBI	BB	SO	LOB
Tom McCraw, L (1, 8) OBP: 0.395, SLG: 0.430	0-0 FC4-6 1B	0-3 K			0-0 1-3		0-3 K		0-0 2B 1B	5	0	2	0	0	2	4
Jack Brohamer, L (1, 4) OBP: 0.292, SLG: 0.330	0-0 F8	0-0 F6			0-0 4-3			4-0 FC4-6 BB	0-0 P3	4	0	0	0	1	0	5
Alex Johnson, R (1, 7) OBP: 0.257, SLG: 0.333	0-0 FC4-6 1B 1-2f				0-0 F8		0-0 FC6-4 1B	0-0 FC4-6 BB 1B 1-2f	0-0 2B	5	1	2	0	0	0	2
Ray Fosse, R (1, 2) OBP: 0.324, SLG: 0.362	0-0 1-2 1B				0-0 F8		0-0 F3	0-0 6-3 BB 1B 1-2		4	1	2	0	0	0	1
Chris Chambliss, L (1, 3) OBP: 0.262, SLG: 0.308	0-3 K				0-0 F8		0-0 FC6-4 FC6-4 1-2f	4-0 6-3 1B BB 1-2 2-3		3	1	0	0	1	1	3
Buddy Bell, R (1, 9) OBP: 0.290, SLG: 0.325					0-0 5-3		0-0 FC6-4 1-2f	0-0 6-3		4	0	0	1	0	0	3
Graig Nettles, L (1, 5) OBP: 0.304, SLG: 0.301					0-0 G1-6-3 1B			0-0 4-3		4	0	3	2	0	0	0
Eddie Leon, R (1, 6) OBP: 0.237, SLG: 0.217					0-0 G1-6-3 1B 1-2f			0-0 F9	0-0 F9	4	0	1	0	0	0	2
Vince Colbert, R (1, 1) OBP: 0.286, SLG: 0.286					0-3 K			4-0 BB		2	0	1	0	0	1	0
Lou Camilli, S (7, PH) OBP: 0.333, SLG: 0.364									0-0 F7	0	0	0	0	1	0	0
Phil Hennigan, R (8, 1)										0	0	0	0	0	0	0
Steve Mingori, L (9, 1)										0	0	0	0	0	0	0
Del Unser, L (9, PH) OBP: 0.250, SLG: 0.282										1	0	0	0	0	0	0

BOTTOM

California Angels @ Cleveland Indians
Cleveland Municipal Stadium, Cleveland, OH

Fri Jun 02 1972, 7:05 PM EDT
Att. 8,523 - Overcast - 53 F

livebaseballscorecards.com

AB	36
R	3
H	11
RBI	3
BB	3
SO	4
LOB	20



Inning Stats	R: 0	H: 2	E: 0	K: 1	S: 7	H: 3	LOB: 3	BB: 0	P: 8	R: 0	H: 0	E: 0	K: 0	S: 3	R: 0	H: 1	E: 0	K: 0	S: 3	R: 0	H: 0	E: 0	K: 1	S: 5	R: 0	H: 1	E: 0	K: 0	S: 4	R: 0	H: 0	E: 0	K: 1	S: 5	R: 3	H: 2	E: 0	K: 0	S: 5	R: 0	H: 2	E: 0	K: 0	S: 4	1B: 10	SF: 0	2B: 1	SAC: 0	3B: 0	DP: 1	HR: 0	HBP: 0	WP: 0	PA: 39
--------------	------	------	------	------	------	------	--------	-------	------	------	------	------	------	------	------	------	------	------	------	------	------	------	------	------	------	------	------	------	------	------	------	------	------	------	------	------	------	------	------	------	------	------	------	------	--------	-------	-------	--------	-------	-------	-------	--------	-------	--------

PITCHER	IP	WLS	BF	H	R	ER	SO	BB	IBB	HBP	BLK	WP	HR	S	P	ERA	WHIP
Clyde Wright, L (1, 1) ERA: 2.44	7.0		28	7	0	0	4	1	0	0	0	0	0	35	39	0.00	1.143
Lloyd Allen, R (8, 1) ERA: 2.81	0.1		4	1	3	3	0	2	0	0	0	0	0	2	10	81.00	9.000
Eddie Fisher, R (8, 1) ERA: 4.19	1.2	S	7	3	0	0	0	0	0	0	0	0	0	7	7	0.00	1.800

Batter	1	2	3	4	5	6	7	8	9	AB R H RBI BB SO LOB	TOP																
Sandy Alomar Sr., S OBP: 0.344, SLG: 0.341 (1, 4)	0-0 SH1-3 1B	0-0 S 1B		0-0 P6			0-0 G4-6-3 1B		0-0 FC1-6-5 2B	5 1 4 1 0 0 0	California Angels @ Cleveland Indians Cleveland Municipal Stadium, Cleveland, OH Sat Jun 03 1972, 3:33 AM EDT Att. 5,643 - Unknown livebaseballscorecards.com																
Mickey Rivers, L OBP: 0.280, SLG: 0.258 (1, 8)	0-0 SH1-3 1-2	0-0 F9 1-2			0-0 4-3		0-0 F9	0-0 FC1-6-5 1B	4 1 0 0 0 0 3																		
Vada Pinson, L OBP: 0.342, SLG: 0.412 (1, 7)	4-0 1B SF9 BB	0-0 4-3			0-0 HR 1B		0-0 G4-6-3 1-2f	0-0 FC5-4 1B	4 2 2 1 1 0 2																		
Bob Oliver, R OBP: 0.316, SLG: 0.449 (1, 3)	0-0 SF9 HR 1B		4-0 1-3 5-3 BB		0-0 F8		0-0	0-0 FC5-4 1B	4 1 2 1 1 0 2																		
Ken McMullen, R OBP: 0.342, SLG: 0.358 (1, 5)	0-0 SF9 1-2		0-0 5-3 1-2		0-0 HR		0-0 F8		3 1 1 3 0 0 2																		
Leroy Stanton, R OBP: 0.317, SLG: 0.484 (1, 9)	0-0 HR		0-0 1-3 2-3		0-0 5-3		0-3 K		4 1 1 2 0 1 2																		
Leo Cardenas, R OBP: 0.272, SLG: 0.293 (1, 6)	0-0 E5		0-0 F8		0-3 K		0-3 K		4 0 0 0 0 2 2																		
John Stephenson, L OBP: 0.417, SLG: 0.364 (1, 2)	0-3 K		0-0 F9		0-0 G3		0-0	0-0 SH2-4 2B 1B	4 1 1 0 0 1 1																		
Nolan Ryan, R OBP: 0.250, SLG: 0.263 (1, 1)		0-0 F8		0-0 5-3		0-3 K		0-0 SH2-4 1-2	2 0 0 0 0 0 0																		
Rudy May, L (4, 1)									1 0 0 0 0 1 0																		
Inning Stats	R: 4 E: 1 K: 1 S: 9	H: 3 LOB: 1 BB: 1 P: 13	R: 0 E: 0 K: 0 S: 4	H: 1 LOB: 1 BB: 0 P: 4	R: 0 E: 0 K: 0 S: 3	H: 0 LOB: 1 BB: 1 P: 7	R: 0 E: 0 K: 0 S: 3	H: 0 LOB: 0 BB: 0 P: 3	R: 2 E: 0 K: 0 S: 5	H: 2 LOB: 0 BB: 0 P: 5	R: 0 E: 0 K: 2 S: 7	H: 0 LOB: 0 BB: 0 P: 7	R: 0 E: 0 K: 0 S: 3	H: 1 LOB: 0 BB: 0 P: 3	R: 0 E: 0 K: 2 S: 8	H: 1 LOB: 1 BB: 0 P: 8	R: 2 E: 0 K: 0 S: 6	H: 3 LOB: 1 BB: 0 P: 6	1B: 8 2B: 1 3B: 0 HR: 2	SF: 1 SAC: 2 DP: 1 HBP: 0	WP: 0 PB: 0 SB: 1 CS: 0	PA: 40					
PITCHER	IP WLS BF H R ER SO BB IBB HBP BLK WP HR S P ERA WHIP																										
Dick Tidrow, R ERA: 3.41 (1, 1)	2.0		12	4	4	4	1	1	0	0	0	0	1	13	17	18.00	2.500										
Steve Hargan, R ERA: 4.09 (3, 1)	4.0	L	15	2	2	2	2	1	0	0	0	0	1	18	22	4.50	0.750										
Denny Riddleberger, L ERA: 3.57 (7, 1)	3.0		13	5	2	2	2	0	0	0	0	0	0	17	17	6.00	1.667										



Batter	1	2	3	4	5	6	7	8	9	AB R H RBI BB SO LOB
Tom McCraw, L (1, 8) OBP: 0.388, SLG: 0.437	0-3 K		0-0 4-3	0-0 1B 3B		0-0 F8			0-0 G4-6-3	5 1 1 0 0 1 1
Jack Brohamer, L (1, 4) OBP: 0.297, SLG: 0.326	0-0 P3		4-0 1B BB	0-0 1B			0-0 G3		0-0 G3	4 0 1 1 1 0 0
Alex Johnson, R (1, 7) OBP: 0.250, SLG: 0.324	0-0 6-3		0-3 K	0-3 K			0-0 4-3			4 0 0 0 0 2 2
Ray Fosse, R (1, 2) OBP: 0.322, SLG: 0.358		0-0 P3	0-0 1-2 1B	0-0 1-3			0-0 F8			4 0 1 0 0 0 1
Chris Chambliss, L (1, 3) OBP: 0.283, SLG: 0.310		4-0 BB BB BB	0-0 L4		0-0 1-3			0-0 1B		3 0 1 0 1 0 2
Graig Nettles, L (1, 5) OBP: 0.310, SLG: 0.296		4-0 BB BB		4-0 1B HR BB	0-0 4-3			0-0 F7		2 1 0 0 2 0 1
Buddy Bell, R (1, 9) OBP: 0.296, SLG: 0.325		4-0 BB BB	1-2 2-3 BB	0-0 1-2 HR 1B	0-0 P3			0-0 F8		3 1 1 0 1 0 1
Eddie Leon, R (1, 6) OBP: 0.237, SLG: 0.253		0-3 K		0-0 1-H 2-H HR		0-0 5-3		0-3 K		4 1 1 3 0 2 4
Dick Tidrow, R (1, 1) OBP: 0.286, SLG: 0.250 Lou Canilli, S (2, PH) OBP: 0.308, SLG: 0.333 Steve Hargan, R (3, 1) Frank Duffy, R (6, PH) OBP: 0.263, SLG: 0.225 Denny Riddleberger, R (7, 1) Roy Foster, R (9, PH) OBP: 0.241, SLG: 0.289	0-3 K	0-3 K	0-0 4-3			0-0 P4			4-0 G4-6-3 BB	0 0 0 0 0 0 0 1 0 0 0 0 0 1 3 1 0 0 0 0 0 0 0 1 0 1 0 0

Inning Stats	R: 0	H: 0	E: 0	LOB: 0	K: 1	BB: 0	S: 5	P: 5	R: 0	H: 0	E: 0	LOB: 3	K: 2	BB: 3	S: 7	P: 19	R: 0	H: 1	E: 0	LOB: 2	K: 1	BB: 1	S: 6	P: 10	R: 4	H: 4	E: 0	LOB: 1	K: 1	BB: 1	S: 9	P: 13	R: 0	H: 0	E: 0	LOB: 0	K: 0	BB: 0	S: 3	P: 3	R: 0	H: 0	E: 0	LOB: 0	K: 0	BB: 0	S: 3	P: 3	R: 0	H: 1	E: 0	LOB: 1	K: 1	BB: 0	S: 6	P: 6	R: 0	H: 0	E: 0	LOB: 0	K: 0	BB: 0	S: 2	P: 6	R: 0	H: 0	E: 0	LOB: 0	K: 0	BB: 1	S: 2	P: 6	1B: 4	SF: 0	2B: 0	SAC: 0	3B: 1	DP: 1	HR: 1	HBP: 0	WP: 0	PA: 38
--------------	------	------	------	--------	------	-------	------	------	------	------	------	--------	------	-------	------	-------	------	------	------	--------	------	-------	------	-------	------	------	------	--------	------	-------	------	-------	------	------	------	--------	------	-------	------	------	------	------	------	--------	------	-------	------	------	------	------	------	--------	------	-------	------	------	------	------	------	--------	------	-------	------	------	------	------	------	--------	------	-------	------	------	-------	-------	-------	--------	-------	-------	-------	--------	-------	--------

PITCHER	IP	WLS	BF	H	R	ER	SO	BB	IBB	HBP	BLK	WP	HR	S	P	ERA	WHIP
Nolan Ryan, R (1, 1) ERA: 3.27	3.1		20	5	4	4	4	5	0	0	0	0	1	23	43	10.80	3.000
Rudy May, L (4, 1) ERA: 4.19	5.2	W	18	1	0	0	2	1	0	0	0	0	0	21	25	0.00	0.353

BOTTOM

California Angels @ Cleveland Indians
Cleveland Municipal Stadium, Cleveland, OH

Sat Jun 03 1972, 3:33 AM EDT
Att. 5,643 - Unknown

livebaseballscorecards.com

AB	32
R	4
H	6
RBI	4
BB	6
SO	6
LOB	15



Batter	1	2	3	4	5	6	7	8	9	AB R H RBI BB SO LOB	TOP																
Sandy Alomar Sr., S OBP: 0.339, SLG: 0.335 Syd O'Brien, R OBP: 0.263, SLG: 0.412	0-0 E4 CS	0-0 P4		0-0 FC4-6 1-2f		0-0 F9		0-0 1B 1B	0-0 FC5 2-3f	3 0 0 0 0 0 3 3 0 1 0 0 0 3																	
Ken Berry, R OBP: 0.408, SLG: 0.414 Eddie Fisher, R OBP: 0.182, SLG: 0.182	4-0 2B 1-2 BB		0-0 E 1B FC5-2 1B	0-3 K		0-0 F8 BLK 2B		0-3 K		4 1 2 0 1 2 2 0 0 0 0 0 0 0																	
Vada Pinson, L OBP: 0.351, SLG: 0.426	0-0 1-3 2B		0-0 E1 FC6-4 FC5-2 1-3 1B		0-3 K	0-0 F8 2-3		0-0 1-2 1B		5 0 3 0 0 1 1																	
Bob Oliver, R OBP: 0.313, SLG: 0.442	0-0 F8		0-0 FC5-2 FC6-4 1-2 3-H		0-0 BB 1B	0-0 L4 3-H		0-3 K		5 0 1 0 0 1 6																	
Ken McMullen, R OBP: 0.344, SLG: 0.350	0-0 F8		0-0 FC6-4 BB 1-2f 2-3		0-0 P3	4-0 HR BB		4-0 5-3 1B BB		3 2 0 0 2 0 5																	
Leroy Stanton, R OBP: 0.339, SLG: 0.515		1-0 1B HBP	4-0 1-2 BB		4-0 PO BB	0-0 HR		0-0 F8		2 1 1 2 2 0 1																	
Leo Cardenas, R OBP: 0.270, SLG: 0.286		0-3 K	0-0 F9		0-0 PO 1-2	4-0 6-3		0-0 5-3 1-2		4 0 0 0 1 1 5																	
Art Kusnyer, R OBP: 0.256, SLG: 0.200 Jim Spencer, L OBP: 0.238, SLG: 0.258 John Stephenson, L OBP: 0.462, SLG: 0.417		0-3 K		0-0 F7		0-0 F7		0-0 4-3		3 0 0 0 0 1 1 1 0 0 0 0 0 1 1 0 1 1 0 0 0																	
Rickey Clark, R OBP: 0.136, SLG: 0.095 Roger Repoz, L OBP: 1.000, SLG: 1.000 Alan Foster, R OBP: 0.429, SLG: 0.333 Steve Barber, L OBP: 0.400, SLG: 0.400 Lloyd Allen, R OBP: 0.284, SLG: 0.283		0-0 1-2 1B		0-0 FC4-6 1B		4-0 BB		0-0 4-3		1 0 1 0 0 0 0 1 0 1 0 0 0 0 0 0 0 0 0 1 0 0 0 0 0 0 0 0 0 0 2 0 1 0 0 0 0 0																	
Inning Stats	R: 0 E: 1 K: 0 S: 4	H: 1 LOB: 2 BB: 1 P: 8	R: 0 E: 0 K: 2 S: 8	H: 1 LOB: 2 BB: 0 P: 9	R: 0 E: 1 K: 0 S: 5	H: 2 LOB: 3 BB: 1 P: 9	R: 0 E: 0 K: 1 S: 6	H: 1 LOB: 1 BB: 0 P: 6	R: 0 E: 0 K: 1 S: 5	H: 1 LOB: 1 BB: 1 P: 9	R: 0 E: 0 K: 0 S: 3	H: 0 LOB: 1 BB: 1 P: 7	R: 3 E: 0 K: 0 S: 5	H: 2 LOB: 1 BB: 2 P: 13	R: 0 E: 0 K: 2 S: 9	H: 2 LOB: 2 BB: 0 P: 9	R: 1 E: 0 K: 0 S: 5	H: 2 LOB: 2 BB: 1 P: 9	1B: 9 2B: 2 3B: 0 HR: 1	SF: 0 SAC: 0 DP: 0 HBP: 1	WP: 0 PB: 0 SB: 0 CS: 1	PA: 47					
PITCHER Milt Wilcox, R ERA: 2.0 Ed Farmer, R ERA: 1.62	IP 6.2	WLS W	BF 33	H 8	R 3	ER 3	SO 4	BB 5	IBB 0	HBP 1	BLK 1	WP 0	HR 1	S 35	P 56	ERA 4.05	WHIP 1.950										
	IP 2.1	WLS S	BF 13	H 4	R 1	ER 1	SO 2	BB 2	IBB 0	HBP 0	BLK 0	WP 0	HR 0	S 15	P 23	ERA 3.86	WHIP 2.571										

California Angels @ Cleveland Indians
Cleveland Municipal Stadium, Cleveland, OH
Sun Jun 04 1972, 3:33 AM EDT
Att. 11,677 - Sunny - 67 F

livebaseballscorecards.com

AB	38
R	4
H	12
RBI	3
BB	7
SO	6
LOB	28



Batter	1	2	3	4	5	6	7	8	9
Tom McCraw, L (1, 8) OBP: 0.391, SLG: 0.439	0-0 6-3	0-0 4-3		0-0 1B		0-0 1B		0-0 SH3-4	
Jack Brohamer, L (1, 4) OBP: 0.292, SLG: 0.320 Frank Duffy, R (9, 6) OBP: 0.293, SLG: 0.225	0-0 G3		0-0 F7 WP SF7 1B	0-0 L3		0-3 K		0-0 F8	
Alex Johnson, R (1, 7) OBP: 0.255, SLG: 0.343 Del Unser, L (9, 7) OBP: 0.250, SLG: 0.282	0-0 HR		0-0 F7		4-0 S WP E BB	0-0 F9		0-0 F9	
Ray Fosse, R (1, 2) OBP: 0.333, SLG: 0.356	0-0 5-3		4-0 FC6 BB		4-0 E BB	4-0 IBB			
Chris Chambliss, L (1, 3) OBP: 0.260, SLG: 0.269		0-0 6-3	0-0 SF7		0-0 P5	0-0 F7			
Graig Nettles, L (1, 5) OBP: 0.322, SLG: 0.299		0-0 1B 2B 1B	0-0 FC6		4-0 BB BB		4-0 CS BB		
Buddy Bell, R (1, 9) OBP: 0.295, SLG: 0.318		0-0 P2		0-3 K	4-0 BB		0-0 F8		
Eddie Leon, R (1, 6) OBP: 0.248, SLG: 0.264		0-0 1B 2B 1B		0-0 SH3 1B	0-3 K		0-3 K		
Milt Wilcox, R (1, 1) OBP: 0.208, SLG: 0.292 Ed Farmer, R (7, 1) OBP: 0.333, SLG: 0.333		0-0 1B 2B		0-0 SH3	0-3 K			0-0 SH3-4 1B	

AB	R	H	RBI	BB	SO	LOB
4	0	2	1	0	0	1
5	1	1	0	0	1	3
0	0	0	0	0	0	0
4	2	1	1	1	0	3
0	0	0	0	0	0	0
1	0	0	0	3	0	0
3	0	0	1	0	0	3
2	1	1	0	2	0	1
3	0	0	0	1	1	2
4	2	2	0	0	2	3
2	0	1	2	0	1	3
1	0	1	0	0	0	0

BOTTOM

California Angels @ Cleveland Indians
Cleveland Municipal Stadium, Cleveland, OH
 Sun Jun 04 1972, 3:33 AM EDT
 Att. 11,677 - Sunny - 67 F

livebaseballscorecards.com

AB	29
R	6
H	9
RBI	5
BB	7
SO	5
LOB	19



1B: 7	SF: 1
2B: 1	SAC: 2
3B: 0	DP: 0
HR: 1	HBP: 0

WP: 2	PA: 39
PB: 0	
SB: 2	
CS: 1	

Inning Stats	R: 1	H: 1	E: 0	K: 0	S: 4	H: 1	LOB: 0	BB: 0	P: 4	R: 2	H: 3	E: 0	K: 0	S: 6	R: 1	H: 1	E: 0	K: 0	S: 4	R: 1	H: 2	E: 0	K: 1	S: 7	R: 1	H: 0	E: 0	K: 2	S: 7	R: 0	H: 1	E: 0	K: 1	S: 6	R: 0	H: 0	E: 0	K: 1	S: 4	R: 0	H: 1	E: 0	K: 0	S: 4	R: 0	H: 1	E: 0	K: 0	S: 4
PITCHER	IP	WLS	BF	H	R	ER	SO	BB	IBB	HBP	BLK	WP	HR	S	P	ERA	WHIP																																
Rickey Clark, R (1, 1) ERA: 3.93	3.0	L	15	5	4	4	0	1	0	0	0	1	0	14	18	12.00	2.000																																
Alan Foster, R (4, 1) ERA: 5.06	1.0		7	2	2	2	1	2	0	0	0	1	0	7	15	18.00	4.000																																
Steve Barber, L (5, 1) ERA: 4.1	2.0		10	1	0	0	3	2	1	0	0	0	0	13	25	0.00	1.500																																
Lloyd Allen, R (7, 1) ERA: 2.7	1.0		3	0	0	0	1	1	0	0	0	0	0	4	8	0.00	1.000																																
Eddie Fisher, R (8, 1) ERA: 4.08	1.0		4	1	0	0	0	0	0	0	0	0	0	4	4	0.00	1.000																																

Batter	1	2	3	4	5	6	7	8	9	10	AB R H RBI BB SO LOB	TOP										
Bert Campaneris, R (1.6) OBP: 0.256, SLG: 0.307	0-0 4-3		0-0 SH		0-3 K			0-0 FC6 1B		0-0 HR	4 1 2 1 0 1 0	Oakland Athletics @ Cleveland Indians Cleveland Municipal Stadium, Cleveland, OH Mon Jun 05 1972, 7:05 PM EDT Att. 7,863 - Unknown - 67 F										
Joe Rudi, R (1.7) OBP: 0.354, SLG: 0.488	0-0 G3 2B		0-0 G4-6-3			0-0 5-3		0-0 FC6		0-3 K	5 0 1 0 0 1 3											
Reggie Jackson, L (1.9) OBP: 0.355, SLG: 0.534	0-0 G3		0-0 HR			0-3 K			0-0 FC6-5 1-3 1B		4 1 2 2 0 1 1											
Sal Bando, R (1.5) OBP: 0.371, SLG: 0.338	0-0 4-3		0-0 P4			0-0 1-3			0-0 1-3		4 0 0 0 0 0 2											
Mike Epstein, L (1.3) OBP: 0.365, SLG: 0.419			0-0 WP 1B		1-0 FC6-4 HBP		0-3 K		0-0 FC6-5 FC5 1B		1 0 1 0 0 0 0 2 0 0 0 0 1 1											
Mike Hegan, L (4.3) OBP: 0.200, SLG: 0.267																						
Angel Mangual, R (1.8) OBP: 0.288, SLG: 0.333			0-3 K		0-0 FC6-4 CS		0-0 6-3		0-0 1-2 1B		4 0 1 0 0 1 2											
Dave Duncan, R (1.2) OBP: 0.310, SLG: 0.505			0-0 FC1-4-5		0-0 F9		0-0 F8		0-0 FC5		4 0 0 0 0 0 4											
Larry Brown, R (1.4) OBP: 0.242, SLG: 0.186			0-0 F5			0-3 K		0-0 1-3		0-0 G3	4 0 0 0 0 1 1											
Blue Moon Odom, R (1.1) OBP: 0.167, SLG: 0.167					0-3 K			0-3 K		0-0 1-3	4 1 1 0 0 2 0 0 0 0 0 0 0 0											
Darold Knowles, L (10.1)			0-0 G4-6-3 HR 1B																			
Inning Stats	R: 0 E: 0 K: 0 S: 4	H: 1 LOB: 1 BB: 0 P: 4	R: 0 E: 0 K: 1 S: 6	H: 1 LOB: 1 BB: 0 P: 6	R: 2 E: 1 K: 0 S: 5	H: 2 LOB: 0 BB: 0 P: 5	R: 0 E: 0 K: 0 S: 2	H: 0 LOB: 0 BB: 0 P: 3	R: 0 E: 0 K: 3 S: 9	H: 0 LOB: 0 BB: 0 P: 9	R: 0 E: 0 K: 1 S: 5	H: 0 LOB: 0 BB: 0 P: 5	R: 0 E: 0 K: 1 S: 6	H: 1 LOB: 1 BB: 0 P: 6	R: 0 E: 0 K: 0 S: 5	H: 2 LOB: 2 BB: 0 P: 5	R: 1 E: 0 K: 1 S: 6	H: 1 LOB: 0 BB: 0 P: 6	1B: 5 2B: 1 3B: 0 HR: 2	SF: 0 SAC: 1 DP: 1 HBP: 1	WP: 1 PB: 0 SB: 0 CS: 1	PA: 38
PITCHER Gaylord Perry, R (1.1) ERA: 1.83	IP 10.0	WLS L	BF 38	H 8	R 3	ER 3	SO 8	BB 0	IBB 0	HBP 1	BLK 0	WP 1	HR 2	S 53	P 54	ERA 2.70	WHIP 0.800					

livebaseballscores.com

AB 36
R 3
H 8
RBI 3
BB 0
SO 8
LOB 14



Batter 1 2 3 4 5 6 7 8 9 AB R H RBI BB SO LOB TOP

Bert Campaneris, R OBP: 0.260, SLG: 0.310 (1, 6) X	0-0 1B 1B 1B		0-0 5-3		0-3 K		0-0 FC6-4 2B	0-0 1B HR 1B	5 3 2 0 0 1 2
Joe Rudi, R OBP: 0.356, SLG: 0.491 (1, 7) X	0-0 F8		0-0 5-3		0-3 K		0-0 1B 2B	0-0 HR 1B	5 2 2 2 0 1 1
Reggie Jackson, L OBP: 0.362, SLG: 0.554 (1, 9) X	0-0 E 1B 1-3 1B		0-0 F9		0-3 K		0-0 BB 1B 2-3 1B	0-0 HR	5 1 3 3 0 1 0
Sal Bando, R OBP: 0.377, SLG: 0.342 (1, 5) X	0-0 E6 BB 1-3 1B 3-H		0-3 K		0-0 F9		0-0 BB 1-2 3-H 1B	4-0 BB	4 0 2 2 1 1 0
Mike Epstein, L OBP: 0.369, SLG: 0.412 Blue Moon Odom, R OBP: 0.167, SLG: 0.167 Bob Locker, S (8, 1)	4-0 G6-4-3 1-2 BB		0-3 K		0-0 F9		4-0 1-2 2-3 BB	0-0 6-3	2 0 0 0 2 1 0 0 0 0 0 0 0 0 1 0 0 0 0 0 1
George Hendrick, R OBP: 0.205, SLG: 0.368 (1, 8) X	0-0 G6-4-3 1-2f		0-0 5-3		0-0 F8		0-0 1-3		4 0 0 0 0 0 6
Dave Duncan, R OBP: 0.308, SLG: 0.495 (1, 2) X		0-0 F4		0-0 WP 1B		0-0 5-3		0-0 6-3	4 0 1 0 0 0 0
Larry Brown, R OBP: 0.238, SLG: 0.183 Mike Hegan, L OBP: 0.235, SLG: 0.294 (8, 3)		0-0 F8		0-0 1-3		0-0 1-2		0-0 FC6-4 1B	2 0 0 0 0 0 1 2 0 1 0 0 0 0
Vida Blue, S Darold Knowles, L Rolie Fingers, R Adrian Garrett, L Gene Tenace, R Ron Claitor, R OBP: 0.249, SLG: 0.277 OBP: 0.667, SLG: 1.000 (8, 4)		0-3 K		0-3 K		0-3 K		0-0 1B 1B	2 0 0 0 0 0 2 1 0 0 0 0 0 0 0 0 0 0 0 0 0 0 0 0 1 0 0 0 0 0 1 1 1 1 1 0 0 0 0 0

Inning Stats	R: 1 E: 1 K: 0 S: 5	H: 3 LOB: 2 BB: 1 P: 9	R: 0 E: 0 K: 1 S: 5	H: 0 LOB: 0 BB: 0 P: 5	R: 0 E: 0 K: 2 S: 3	H: 0 LOB: 0 BB: 0 P: 3	R: 0 E: 0 K: 2 S: 7	H: 0 LOB: 0 BB: 0 P: 7	R: 0 E: 0 K: 2 S: 8	H: 1 LOB: 1 BB: 0 P: 8	R: 0 E: 0 K: 2 S: 7	H: 0 LOB: 0 BB: 0 P: 7	R: 0 E: 0 K: 0 S: 3	H: 0 LOB: 0 BB: 0 P: 3	R: 2 E: 1 K: 1 S: 9	H: 4 LOB: 3 BB: 1 P: 13	R: 4 E: 0 K: 0 S: 7	H: 4 LOB: 1 BB: 1 P: 11	1B: 10 2B: 1 3B: 0 HR: 1	SF: 0 SAC: 0 DP: 1 HBP: 0	WP: 1 PB: 0 SB: 0 CS: 0	PA: 41
--------------	------------------------------	---------------------------------	------------------------------	---------------------------------	------------------------------	---------------------------------	------------------------------	---------------------------------	------------------------------	---------------------------------	------------------------------	---------------------------------	------------------------------	---------------------------------	------------------------------	----------------------------------	------------------------------	----------------------------------	-----------------------------------	------------------------------------	----------------------------------	--------

PITCHER	IP	WLS	BF	H	R	ER	SO	BB	IBB	HBP	BLK	WP	HR	S	P	ERA	WHIP	PITCHER	IP	WLS	BF	H	R	ER	SO	BB	IBB	HBP	BLK	WP	HR	S	P	ERA	WHIP	
Vince Colbert, R ERA: 2.55 (1, 1)	7.0		26	5	2	2	7	1	0	0	0	1	0	39	43	2.57	0.857	Steve Mingori, L ERA: 6.92 (8, 1)	0.2	L	6	3	1	1	1	1	0	0	0	0	0	7	11	13.50	6.000	
Ed Farmer, R ERA: 3.5 (8, 1)	1.1		9	4	4	4	0	1	0	0	0	0	1	8	12	27.00	3.750																			

Oakland Athletics @ Cleveland Indians
Cleveland Municipal Stadium, Cleveland, OH
Tue Jun 06 1972, 7:05 PM EDT
Att: 9,424 - Cloudy - 68 F

livebaseballscorecards.com

AB	38
R	7
H	12
RBI	7
BB	3
SO	8
LOB	13



Batter	1	2	3	4	5	6	7	8	9	AB	R	H	RBI	BB	SO	LOB
Tom McCraw, L (1, 8) OBP: 0.386, SLG: 0.430	0-3 K		0-0 SF7		0-0 SH5-3		4-0 IBB			1	0	0	1	1	1	0
Eddie Leon, R (1, 6) OBP: 0.248, SLG: 0.293	0-0 4-3		0-0 1B		0-0 4-3		0-3 K			4	0	1	1	0	1	4
Alex Johnson, R (1, 7) OBP: 0.255, SLG: 0.344	0-3 K		0-0 1B		0-0 1B		0-0 F9		0-0 F8	4	0	1	0	0	1	0
Ray Fosse, R (1, 2) OBP: 0.316, SLG: 0.336		0-0 F8	0-0 1-3		0-0 P3		0-3 K			4	0	0	0	0	1	2
Graig Nettles, L (1, 5) OBP: 0.331, SLG: 0.306		0-0 F7		0-0 G3		0-0 F7		0-0 1B		4	0	1	0	0	0	0
Buddy Bell, R (1, 9) OBP: 0.288, SLG: 0.309		0-0 F8		0-0 1-3		0-0 FC 1B		0-0 G3		4	0	1	0	0	0	1
Chris Chambliss, L (1, 3) OBP: 0.276, SLG: 0.302			0-0 FC4-6 1B		0-0 4-3		0-0 FC 1B		0-0 4-3	4	0	2	0	0	0	0
Jack Brohamer, L (1, 4) OBP: 0.281, SLG: 0.306			0-0 FC4-6 2B		0-0 6-3		0-0 FC		0-0 F8	4	1	0	0	0	0	3
Vince Colbert, R (1, 1) OBP: 0.400, SLG: 0.500			0-0 SF7		0-0 6-3		0-0 FC		0-3 K	3	1	2	0	0	0	3
Steve Mingori, L (8, 1)			0-0 SF7		0-0 SH5-3		0-0 G6-2-3			0	0	0	0	0	0	0
Ed Farmer, R (8, 1) OBP: 0.333, SLG: 0.333			0-0 1B				1-2 2-3			0	0	0	0	0	0	0
John Lowenstein, L (9, PH) OBP: 0.286, SLG: 0.167			1-3 2B				3-H			1	0	0	0	0	1	0

Inning Stats	R: 0	H: 0	E: 0	K: 7	S: 7	R: 0	H: 0	E: 0	K: 3	S: 3	R: 2	H: 4	E: 0	K: 7	S: 7	R: 0	H: 0	E: 0	K: 3	S: 3	R: 0	H: 1	E: 0	K: 4	S: 4	R: 0	H: 0	E: 0	K: 3	S: 3	R: 0	H: 2	E: 0	K: 7	S: 7	R: 0	H: 1	E: 0	K: 6	S: 6	R: 0	H: 0	E: 0	K: 5	S: 5	1B: 7	SF: 1	2B: 1	SAC: 1	3B: 0	DP: 1	HR: 0	HBP: 0	WP: 0	PA: 36
PITCHER	IP	WLS	BF	H	R	ER	SO	BB	IBB	HBP	BLK	WP	HR	S	P	ERA	WHIP																																						
Vida Blue, L (1, 1) ERA: 4.24	6.0		25	7	2	2	2	0	0	0	0	0	0	29	29	3.00	1.167																																						
Darold Knowles, L (7, 1) ERA: 1.76	0.0		1	0	0	0	0	0	0	0	0	0	0	1	1	∞	∞																																						
Rollie Fingers, R (7, 1) ERA: 2.57	1.0	W	3	0	0	0	1	0	1	0	0	0	0	4	8	0.00	0.000																																						
Bob Locker, R (8, 1) ERA: 1.4	2.0	S	7	1	0	0	2	0	0	0	0	0	0	11	11	0.00	0.500																																						

BOTTOM

Oakland Athletics @ Cleveland Indians
Cleveland Municipal Stadium, Cleveland, OH

Tue Jun 06 1972, 7:05 PM EDT
Att. 9,424 - Cloudy - 68 F

livebaseballscorecards.com

AB	33
R	2
H	8
RBI	2
BB	1
SO	5
LOB	13



Batter	1	2	3	4	5	6	7	8	9	AB R H RBI BB SO LOB	TOP											
Bert Campaneris, R (1, 6) OBP: 0.258, SLG: 0.307	0-3 K		0-3 K	0-0 FC5 3B	0-0 F8		0-0 1B			5 1 1 0 0 2 1												
Joe Rudi, R (1, 7) OBP: 0.362, SLG: 0.520	0-0 HR		4-0 1B 2B BB	0-0 1B 3B		0-3 K	0-3 K			4 3 2 3 1 2 2												
Reggie Jackson, L (1, 8) OBP: 0.368, SLG: 0.550	0-3 K		0-0 2B 1B BB	4-0 FC3-6 1B BB		4-0 CS BB		0-0 4-3		3 1 1 0 2 1 0												
Sal Bando, R (1, 5) OBP: 0.383, SLG: 0.353	4-0 HR BB		0-0 2B	0-0 FC3-6 1B		0-3 K		0-0 4-3		4 1 2 2 1 1 1												
Mike Epstein, L (1, 3) OBP: 0.362, SLG: 0.440	0-0 HR		4-0 IBB	0-0 FC3-6 FC5 1B			0-0 1B 1B	4-0 BB		3 2 2 2 2 0 2												
Ollie Brown, R (1, 9) OBP: 0.265, SLG: 0.234	0-0 5-3		0-3 K	0-0 1B			0-0 1B G6-3 1B	0-3 K		5 1 2 1 0 2 4												
Dave Duncan, R (1, 2) OBP: 0.304, SLG: 0.483		0-0 L6	0-0 F7	0-0 FC5			0-0 G6-3 1B		0-0 F7	5 0 1 1 0 0 5												
Larry Brown, R (1, 4) OBP: 0.237, SLG: 0.183		0-0 G5-4-3 1B		0-0 5-3	0-0 6-3		0-0 G6-3		0-0 F2	5 0 1 0 0 0 1												
Ken Holtzman, R (1, 1) OBP: 0.257, SLG: 0.235		0-0 G5-4-3		0-0 E 3B 1B	0-3 K		0-0 1B 1B		0-0 P5	5 1 2 0 0 1 1												
Inning Stats	R: 3 E: 0 K: 2 S: 9	H: 2 LOB: 0 BB: 1 P: 13	R: 0 E: 0 K: 0 S: 3	H: 1 LOB: 0 BB: 0 P: 3	R: 1 E: 0 K: 2 S: 9	H: 2 LOB: 3 BB: 2 P: 17	R: 4 E: 1 K: 0 S: 8	H: 4 LOB: 2 BB: 1 P: 12	R: 0 E: 0 K: 1 S: 5	H: 0 LOB: 0 BB: 0 P: 5	R: 0 E: 0 K: 2 S: 6	H: 0 LOB: 1 BB: 1 P: 10	R: 2 E: 0 K: 1 S: 9	H: 5 LOB: 2 BB: 0 P: 9	R: 0 E: 0 K: 1 S: 5	H: 0 LOB: 1 BB: 1 P: 9	R: 0 E: 0 K: 0 S: 3	H: 0 LOB: 0 BB: 0 P: 3	1B: 10 2B: 2 3B: 1 HR: 2	SF: 0 SAC: 0 DP: 3 HBP: 0	WP: 0 PB: 0 SB: 0 CS: 1	PA: 45
PITCHER	IP WLS BF H R ER SO BB IBB HBP BLK WP HR S P ERA WHIP																					
Dick Tidrow, R (1, 1) ERA: 4.0	3.1 L 20 7 7 6 4 2 1 0 0 0 2 25 37 16.20 2.700																					
Denny Riddleberger, L (4, 1) ERA: 3.44	0.2 5 2 1 0 0 1 0 0 0 0 0 4 8 0.00 4.500																					
Steve Hargan, R (5, 1) ERA: 4.2	4.0 17 5 2 2 5 2 0 0 0 0 0 25 33 4.50 1.750																					
Phil Hennigan, R (9, 1) ERA: 3.18	1.0 3 0 0 0 0 0 0 0 0 0 0 3 3 0.00 0.000																					

Oakland Athletics @ Cleveland Indians
Cleveland Municipal Stadium, Cleveland, OH
Wed Jun 07 1972, 7:05 PM EDT
Att: 4,720 - Cloudy - 58 F

livebaseballscorecards.com

AB 39
R 10
H 14
RBI 9
BB 6
SO 9
LOB 17



Batter	1	2	3	4	5	6	7	8	9	AB	R	H	RBI	BB	SO	LOB
Tom McCraw, L (1, 8) Phil Hennigan, R (9, 1) OBP: 0.373, SLG: 0.414	0-0 P5	0-0 F8		0-0 F7		0-3 K		0-0 FC3-6		5	0	0	0	0	1	5
Eddie Leon, R (1, 6) OBP: 0.254, SLG: 0.298	0-0 4-3	0-0 1B		0-0 FC6-4 1B		0-0 F9		0-0 FC1-6-4		5	0	2	1	0	0	2
Alex Johnson, R (1, 7) OBP: 0.265, SLG: 0.353	0-0 1B	0-0 1B		0-0 FC6-4			0-0 P2		0-0 FC6-4 1B	5	0	3	1	0	0	2
Jerry Moses, R (1, 2) OBP: 0.296, SLG: 0.423	0-0 1B	0-3 K			0-0 HR		0-3 K		0-0 FC6-4	5	1	2	1	0	2	3
Graig Nettles, L (1, 5) OBP: 0.333, SLG: 0.309	0-0 5-3		0-0 4-3		0-0 FC5-4 1B		0-0 1B		0-0 P3	5	0	2	0	0	0	3
Buddy Bell, R (1, 9) OBP: 0.278, SLG: 0.298		0-0 E6 1B	0-0 6-3		0-0 FC5-4		0-0 F8		0-0 P4	5	1	0	0	0	0	3
Chris Chambliss, L (1, 3) OBP: 0.290, SLG: 0.316		0-0 1B	0-0 4-3		0-3 K			0-0 FC3-6 1B		4	1	2	0	0	1	1
Jack Brohamer, L (1, 4) OBP: 0.288, SLG: 0.313		0-0 1B		0-0 1B	0-0 F7			0-0 F7		4	1	2	1	0	0	2
Dick Tidrow, R (1, 1) Denny Riddleberger, R (4, 1) Frank Duffy, R (4, PH) Steve Hargan, R (5, 1) Roy Foster, R (8, PH)		0-0 B3		0-0 L6		0-0 1-3		0-0 FC3-6 1B		1	0	0	0	0	0	2

Inning Stats	R: 0 E: 0 K: 0 S: 5	H: 2 LOB: 2 BB: 0 P: 5	R: 3 E: 1 K: 1 S: 10	H: 4 LOB: 2 BB: 0 P: 10	R: 0 E: 0 K: 0 S: 3	H: 0 LOB: 0 BB: 0 P: 3	R: 0 E: 0 K: 0 S: 5	H: 2 LOB: 2 BB: 0 P: 5	R: 1 E: 0 K: 1 S: 7	H: 2 LOB: 1 BB: 0 P: 7	R: 0 E: 0 K: 1 S: 5	H: 0 LOB: 0 BB: 0 P: 5	R: 0 E: 0 K: 1 S: 6	H: 1 LOB: 1 BB: 0 P: 6	R: 0 E: 0 K: 0 S: 5	H: 2 LOB: 2 BB: 0 P: 5	R: 0 E: 0 K: 0 S: 4	H: 1 LOB: 1 BB: 0 P: 4	1B: 13 2B: 0 3B: 0 HR: 1	SF: 0 SAC: 0 DP: 0 HBP: 0	WP: 0 PB: 0 SB: 0 CS: 0	PA: 42
PITCHER Ken Holtzman, L (1, 1) ERA: 2.21	IP: 9.0 WLS: W BF: 42 H: 14 R: 4 ER: 1 SO: 4 BB: 0 IBB: 0 HBP: 0 BLK: 0 WP: 0 HR: 1 S: 50 P: 50 ERA: 1.00 WHIP: 1.556																					


BOTTOM

Oakland Athletics @ Cleveland Indians
Cleveland Municipal Stadium, Cleveland, OH

Wed Jun 07 1972, 7:05 PM EDT
Att. 4,720 - Cloudy - 58 F

livebaseballscorecards.com

AB	42
R	4
H	14
RBI	4
BB	0
SO	4
LOB	24



Batter	1	2	3	4	5	6	7	8	9	AB R H RBI BB SO LOB	TOP																
Steve Braun, L (1, 6) OBP: 0.348, SLG: 0.385	0-0 4-3			0-0 FC5-4 1B	0-0 F7		0-0 2B			4 0 2 0 0 0 2																	
Cesar Tovar, R (1, 9) OBP: 0.353, SLG: 0.341	0-3 K			0-0 FC5-4 PB 1B 1-2f		0-0 1B 2B	0-0 F7			4 1 1 0 0 1 2																	
Rod Carew, L (1, 4) OBP: 0.372, SLG: 0.350	0-0 1-3			0-0 PB 1B 1-2		0-0 FC5-4 1B 2-H		0-0 6-3		4 0 2 1 0 0 0																	
Harmon Killebrew, R (1, 3) OBP: 0.373, SLG: 0.416		0-0 6-3		0-3 K 1-2 2-3		0-0 FC5-4 BB 1-2f		0-3 K		4 0 0 0 0 2 3																	
Bobby Darwin, R (1, 8) OBP: 0.326, SLG: 0.404		0-3 K		0-0 5-3		0-0 L3		0-3 K		4 0 0 0 0 2 3																	
Jim Nettles, L (1, 7) OBP: 0.317, SLG: 0.163		0-3 K			4-0 1B BB	4-0 1-2 BB		0-3 K		2 0 0 0 2 2 0																	
Eric Soderholm, R (1, 5) OBP: 0.241, SLG: 0.387			0-0 5-3		0-0 1-2 1B	0-0 G1		0-0 6-3		4 0 1 0 0 0 2																	
Phil Roof, R (1, 2) OBP: 0.254, SLG: 0.400			0-0 6-3		0-3 K		0-0 4-3		0-3 K	2 0 0 0 0 1 2																	
Rich Reese, L (7, PH) OBP: 0.256, SLG: 0.257										1 0 0 0 0 0 0																	
Rick Dempsey, R (7, 2) OBP: 0.314, SLG: 0.200										1 0 0 0 0 1 0																	
Bert Blyleven, R (1, 1) OBP: 0.188, SLG: 0.219			0-3 K		0-0 F7		0-3 K			1 0 0 0 0 1 0																	
Charlie Manuel, L (5, PH) OBP: 0.222, SLG: 0.280										1 0 0 0 0 0 2																	
Tom Norton, R (5, 1)										0 0 0 0 0 0 0																	
Dan Monzon, R (7, PH) OBP: 0.273, SLG: 0.200										1 0 0 0 0 1 0																	
Ray Corbin, R (7, 1)										0 0 0 0 0 0 0																	
Inning Stats	R: 0 E: 0 K: 1 S: 5	H: 0 LOB: 0 BB: 0 P: 5	R: 0 E: 0 K: 2 S: 7	H: 0 LOB: 0 BB: 0 P: 7	R: 0 E: 0 K: 1 S: 5	H: 0 LOB: 0 BB: 0 P: 5	R: 0 E: 0 K: 1 S: 6	H: 2 LOB: 2 BB: 0 P: 7	R: 0 E: 0 K: 1 S: 6	H: 1 LOB: 2 BB: 1 P: 10	R: 1 E: 0 K: 0 S: 5	H: 2 LOB: 2 BB: 1 P: 9	R: 0 E: 0 K: 1 S: 6	H: 1 LOB: 1 BB: 0 P: 6	R: 0 E: 0 K: 2 S: 7	H: 0 LOB: 0 BB: 0 P: 7	R: 0 E: 0 K: 2 S: 7	H: 0 LOB: 0 BB: 0 P: 7	R: 0 E: 0 K: 2 S: 7	H: 0 LOB: 0 BB: 0 P: 7	1B: 4 2B: 2 3B: 0 HR: 0	SF: 0 SAC: 0 DP: 0 HBP: 0	WP: 0 PB: 1 SB: 0 CS: 0	PA: 35			
PITCHER Gaylord Perry, R (1, 1) ERA: 1.77	IP 9.0	WLS W	BF 35	H 6	R 1	ER 1	SO 11	BB 2	IBB 0	HBP 0	BLK 0	WP 0	HR 0	S 55	P 63	ERA 1.00	WHIP 0.889										

Minnesota Twins @ Cleveland Indians
Cleveland Municipal Stadium, Cleveland, OH

Fri Jun 09 1972, 7:05 PM EDT
Att: 7,703 - Unknown - 50 F

livebaseballscorecards.com

AB	33
R	1
H	6
RBI	1
BB	2
SO	11
LOB	16



Batter	1	2	3	4	5	6	7	8	9
Tom McCraw, L (1, 8) OBP: 0.361, SLG: 0.399	0-0 F8	0-0 F8		0-3 K			0-0 F9	0-0 P5	
Jack Brohamer, L (1, 4) OBP: 0.298, SLG: 0.374 Frank Duffy, R (7, PH) OBP: 0.287, SLG: 0.220	0-0 P5		0-0 HR	0-0 HR			0-3 K		
Alex Johnson, R (1, 7) OBP: 0.271, SLG: 0.352	0-0 5-3		0-0 4-3 S 1B	0-0 4-3			4-0 WP 1B BB		
Graig Nettles, L (1, 5) OBP: 0.331, SLG: 0.308		0-0 6-3	0-0 P4		0-0 1-3		0-0 1B		
Chris Chambliss, L (1, 3) OBP: 0.288, SLG: 0.311		0-0 HBP 2B 1B	0-0 4-3		0-0 6-3		0-0 F7		
Jerry Moses, R (1, 2) OBP: 0.323, SLG: 0.393		1-0 2B 1-2 HBP	0-0 1-3		0-3 K			4-0 FC5-4 BB	
Buddy Bell, R (1, 9) OBP: 0.284, SLG: 0.310		0-0 1-3 2-H 2B		0-0 HR 1B		0-0 G3		0-0 FC5-4 1-2f 1B	
Eddie Leon, R (1, 6) OBP: 0.254, SLG: 0.296		0-3 K		0-3 K		0-3 K		0-0 1B	
Gaylord Perry, R (1, 1) OBP: 0.250, SLG: 0.289		4-0 BB		0-0 1-H HR		0-3 K		0-3 K	

AB	R	H	RBI	BB	SO	LOB
5	0	0	0	0	1	4
3	2	2	2	0	0	0
1	0	0	0	0	1	0
3	1	1	0	1	0	0
4	0	1	1	0	0	1
4	1	1	0	0	0	2
2	0	0	0	1	1	1
4	2	2	1	0	0	1
4	0	1	1	0	3	3
3	1	1	2	1	2	1

BOTTOM

Minnesota Twins @ Cleveland Indians
Cleveland Municipal Stadium, Cleveland, OH

Fri Jun 09 1972, 7:05 PM EDT
Att. 7,703 - Unknown - 50 F

livebaseballscorecards.com

AB	33
R	7
H	9
RBI	7
BB	3
SO	8
LOB	13



1B: 5	SF: 0	WP: 1	PA: 37
2B: 1	SAC: 0	PB: 0	
3B: 0	DP: 0	SB: 1	
HR: 3	HBP: 1	CS: 0	

Inning Stats	Pitcher														Pitcher																																																												
	R: 0	H: 0	E: 0	K: 0	S: 3	H: 0	LOB: 0	BB: 0	P: 3	R: 1	H: 2	E: 0	K: 1	S: 7	H: 2	LOB: 1	BB: 0	P: 5	R: 3	H: 3	E: 0	K: 2	S: 10	H: 3	LOB: 0	BB: 0	P: 10	R: 0	H: 0	E: 0	K: 1	S: 5	H: 0	LOB: 0	BB: 0	P: 5	R: 0	H: 0	E: 0	K: 2	S: 7	H: 0	LOB: 0	BB: 0	P: 7	R: 1	H: 1	E: 0	K: 1	S: 6	H: 1	LOB: 1	BB: 1	P: 10	R: 1	H: 1	E: 1	K: 1	S: 6	H: 1	LOB: 1	BB: 1	P: 10	1B: 5	SF: 0	WP: 1 <th>2B: 1</th> <th>SAC: 0</th> <th>PB: 0 <th>3B: 0</th><th>DP: 0</th><th>SB: 1 <th>HR: 3</th><th>HBP: 1</th><th>CS: 0 <th>PA: 37</th> </th></th></th>	2B: 1	SAC: 0	PB: 0 <th>3B: 0</th> <th>DP: 0</th> <th>SB: 1 <th>HR: 3</th><th>HBP: 1</th><th>CS: 0 <th>PA: 37</th> </th></th>	3B: 0	DP: 0	SB: 1 <th>HR: 3</th> <th>HBP: 1</th> <th>CS: 0 <th>PA: 37</th> </th>	HR: 3	HBP: 1	CS: 0 <th>PA: 37</th>
Bert Blyleven, R (1, 1) ERA: 2.82	IP: 4.0	WLS: L	BF: 21	H: 7	R: 5	ER: 5	SO: 3	BB: 1	IBB: 0	HBP: 1	BLK: 0	WP: 0	HR: 3	S: 25	P: 30	ERA: 11.25	WHIP: 2.000	Tom Norton, R (5, 1)	IP: 2.0	WLS: L	BF: 6	H: 0	R: 0	ER: 0	SO: 3	BB: 0	IBB: 0	HBP: 0	BLK: 0	WP: 0	HR: 0	S: 12	P: 12	ERA: 0.00	WHIP: 0.000	Ray Corbin, R (7, 1)	IP: 2.0	WLS: L	BF: 10	H: 2	R: 2	ER: 1	SO: 2	BB: 2	IBB: 0	HBP: 0	BLK: 0	WP: 1	HR: 0	S: 12	P: 20	ERA: 4.50	WHIP: 2.000																						

Batter	1	2	3	4	5	6	7	8	9	AB R H RBI BB SO LOB	TOP		
Steve Braun, L (1, 6) OBP: 0.345, SLG: 0.375	4-0 CS BB		x 0-0 P6		x 0-0 L6-4			x 0-0 P4		3 0 0 0 1 0 2			
Cesar Tovar, R (1, 9) OBP: 0.351, SLG: 0.345	x 0-0 1-2 2B		x 0-0 F8			x 0-0 F7		x 0-0 P3		4 0 1 0 0 0 0			
Rod Carew, L (1, 4) OBP: 0.369, SLG: 0.359	x 0-0 5-3			x 0-0 G4-6-3 3B		x 0-0 G3		x 0-0 F8		4 1 1 0 0 0 1			
Harmon Killebrew, R (1, 3) OBP: 0.364, SLG: 0.404	S S S 0-3 K			x 0-0 E3 G4-6-3		x 0-0 P6		x 0-0 6-3		4 0 0 0 0 1 2			
Charlie Manuel, L (1, 7) OBP: 0.233, SLG: 0.286		x 0-0 1B 1B		x 0-0 G4-6-3			x 0-0 F5			3 0 1 0 0 0 1			
Jim Nettles, L (7, 7) OBP: 0.317, SLG: 0.163										0 0 0 0 0 0 0			
Bobby Darwin, R (1, 8) OBP: 0.320, SLG: 0.396		S S S 0-3 K		S S S 0-3 K			x 0-0 5-3			3 0 0 0 0 2 1			
Eric Soderholm, R (1, 5) OBP: 0.252, SLG: 0.394		x 0-0 G6-3 1-2 1B			x 0-0 L6-4 1B 1B		x 0-0 6-3			3 0 2 0 0 0 0			
Rick Dempsey, R (1, 2) OBP: 0.316, SLG: 0.212		x 0-0 G6-3 1-2f			x 0-0 1-2 1B			x 0-0 6-3		3 0 1 0 0 0 2			
Dick Woodson, R (1, 1) OBP: 0.080, SLG: 0.080			x 0-0 F8		S S S 0-3 K			S S S 0-3 K		3 0 0 0 0 2 2			
Dave LaRoche, L (8, 1)										0 0 0 0 0 0 0			
Tom Norton, R (8, 1)										0 0 0 0 0 0 0			
Inning Stats	R: 0 H: 1 E: 0 LOB: 1 K: 1 BB: 1 S: 5 P: 9	R: 0 H: 2 E: 0 LOB: 1 K: 1 BB: 0 S: 6 P: 6	R: 0 H: 0 E: 0 LOB: 0 K: 0 BB: 0 S: 3 P: 3	R: 1 H: 1 E: 1 LOB: 0 K: 1 BB: 0 S: 6 P: 6	R: 0 H: 2 E: 0 LOB: 1 K: 1 BB: 0 S: 6 P: 6	R: 0 H: 0 E: 0 LOB: 0 K: 0 BB: 0 S: 3 P: 3	R: 0 H: 0 E: 0 LOB: 0 K: 0 BB: 0 S: 3 P: 3	R: 0 H: 0 E: 0 LOB: 0 K: 1 BB: 0 S: 5 P: 5	R: 0 H: 0 E: 0 LOB: 0 K: 0 BB: 0 S: 3 P: 3	1B: 4 SF: 0 2B: 2 SAC: 0 3B: 1 DP: 3 HR: 0 HBP: 0	WP: 0 PA: 31 PB: 0 SB: 0 CS: 1		
PITCHER	IP WLS BF H R ER SO BB IBB HBP BLK WP HR S P ERA WHIP											PITCHER	IP WLS BF H R ER SO BB IBB HBP BLK WP HR S P ERA WHIP
Milt Wilcox, R (1, 1) ERA: 1.91	8.0 W 28 6 1 1 5 1 0 0 0 0 0 0 37 41 1.12 0.875												
Steve Mingori, L (9, 1) ERA: 6.43	1.0 S 3 0 0 0 0 0 0 0 0 0 0 0 3 3 0.00 0.000												

Minnesota Twins @ Cleveland Indians
Cleveland Municipal Stadium, Cleveland, OH
Sat Jun 10 1972, 3:33 AM EDT
Att. 9,075 - Overcast - 47 F

livebaseballscorecards.com

AB	30
R	1
H	6
RBI	0
BB	1
SO	5
LOB	11



Batter	1	2	3	4	5	6	7	8	9
Tom McCraw, L OBP: 0.361, SLG: 0.397 (1, 8) SS (9, 3)	0-3 K		0-0 1B		0-0 F2			0-0 SH1-4	
Jack Brohamer, L OBP: 0.296, SLG: 0.378 Frank Duffy, R OBP: 0.287, SLG: 0.220 (1, 4) X (9, 6)	0-0 6-3		0-0 F7			0-0 P6		0-0 E 2B	
Alex Johnson, R OBP: 0.276, SLG: 0.352 (1, 7) X	0-0 1B			0-0 F8		0-0 6-3		4-0 E 1B IBB	
Graig Nettles, L OBP: 0.329, SLG: 0.306 (1, 5) X	0-0 6-3			0-0 4-3		0-0 P4		0-0 E9 1B 1B	
Chris Chambliss, L OBP: 0.286, SLG: 0.297 Steve Mingori, L (1, 3) (9, 1)		0-3 K		0-0 F8			4-0 3-1 5-3 BB	0-0 P4	
Buddy Bell, R OBP: 0.283, SLG: 0.309 (1, 9) X	0-0 6-3				0-3 K		0-0 5-3	0-0 1B 1B	
Jerry Moses, R OBP: 0.314, SLG: 0.375 (1, 2) X	0-0 6-3				0-0 F2		0-0 3-1	0-0 1B 1B	
Eddie Leon, R OBP: 0.254, SLG: 0.288 (1, 6) (9, 4)			0-0 1-3		4-0 1B BB		0-0 1-3	0-3 K	
Milt Wilcox, R OBP: 0.231, SLG: 0.308 Del Unser, L OBP: 0.254, SLG: 0.286 (1, 1) (8, PH) (9, 8)			0-3 K		0-0 1B			0-0 SH1-4 2B 1B	

AB	R	H	RBI	BB	SO	LOB
3	0	1	0	0	1	2
4	1	1	1	0	0	1
0	0	0	0	0	0	0
3	1	1	0	1	0	0
4	1	1	1	0	0	1
3	0	0	0	1	1	2
0	0	0	0	0	0	0
4	0	1	2	0	1	1
4	0	1	0	0	0	1
3	0	0	0	1	1	3
2	0	1	0	0	1	0
1	1	1	0	0	0	0

BOTTOM

Minnesota Twins @ Cleveland Indians
Cleveland Municipal Stadium, Cleveland, OH

Sat Jun 10 1972, 3:33 AM EDT
Att. 9,075 - Overcast - 47 F

AB	31
R	4
H	8
RBI	4
BB	3
SO	5
LOB	11



1B:	7	SF:	0	WP:	0	PA:	35
2B:	1	SAC:	1	PB:	0		
3B:	0	DP:	0	SB:	0		
HR:	0	HBP:	0	CS:	0		

INNING STATS										PITCHER																					
R	H	E	K	S	R	H	E	K	S	R	H	E	K	S	IP	WLS	BF	H	R	ER	SO	BB	IBB	HBP	BLK	WP	HR	S	P	ERA	WHIP
0	1	0	1	6	0	0	0	1	5	0	0	0	1	3	7.1	L	30	5	3	3	4	3	2	0	0	0	0	3	4	3.68	0.955
1	0	0	0	6	0	0	0	0	5	0	0	0	0	3	0.1		3	2	1	1	0	1	0	0	0	0	0	3	3	27.00	6.000
0	0	0	0	6	0	0	0	0	5	0	0	0	0	4	0.1		2	1	0	0	1	0	0	0	0	0	0	4	4	0.00	3.000

Batter	1	2	3	4	5	6	7	8	9	AB R H RBI BB SO LOB	TOP		
Steve Braun, L (1, 6) OBP: 0.339, SLG: 0.374	0-0 L6		0-0 G3 1B		0-0 SF8		0-0 E3 BB	0-0 SF7		3 0 1 2 0 0 0			
Cesar Tovar, R (1, 9) OBP: 0.352, SLG: 0.339	0-0 F9		0-0 G3		0-0 5-3		4-0 BB	4-0 BB		3 0 0 0 2 0 2			
Rod Carew, L (1, 4) OBP: 0.365, SLG: 0.351	0-0 5-3		0-3 K		4-0 BB IBB		0-0 FC5-4	0-0 1-3		4 0 0 0 1 1 6			
Harmon Killebrew, R (1, 3) OBP: 0.362, SLG: 0.396 Rich Reese, L (7, 3) OBP: 0.250, SLG: 0.250		0-3 K		0-0 5-3	4-0 BB		0-0 G6-4-3		0-0 4-3	3 0 0 0 1 1 2 1 0 0 0 0 0 0			
Tony Oliva, L (1, 7) OBP: 0.333, SLG: 0.333 Bobby Darwin, R (5, 7) OBP: 0.322, SLG: 0.416		0-3 K		0-0 1-3 1B	0-0 F8				0-0 5-3	3 0 1 0 0 1 3 2 1 1 1 0 0 0			
Jim Nettles, L (1, 8) OBP: 0.338, SLG: 0.259		0-0 FC5-4 1B		0-0 1-3		0-0 HR		0-0 SH5-4 1B	0-0 4-3	5 2 3 1 0 0 1			
Eric Soderholm, R (1, 5) OBP: 0.252, SLG: 0.389		0-0 FC5-4		0-0 6-3		0-3 K		0-0 BB SH5-4 1B		4 0 1 0 0 1 2			
Phil Roof, R (1, 2) OBP: 0.257, SLG: 0.397			0-0 6-3		0-0 1B SF8 1B		0-0 6-3	0-0 SH5-4		3 1 1 0 0 0 0			
Jim Kaat, L (1, 1) OBP: 0.250, SLG: 0.464 Rick Renick, R (8, PH) OBP: 0.313, SLG: 0.333 Wayne Granger, R (8, 1) OBP: 0.500, SLG: 0.500			0-0 HR		0-0 BB WP 1B		0-0 4-3	4-0 BB		3 1 2 1 0 0 0 0 0 0 0 1 0 0 0 0 0 0 0 0 0			
Inning Stats	R: 0 H: 0 E: 0 LOB: 0 K: 0 BB: 0 S: 3 P: 3	R: 0 H: 1 E: 0 LOB: 1 K: 2 BB: 0 S: 8 P: 8	R: 1 H: 2 E: 0 LOB: 1 K: 1 BB: 0 S: 7 P: 7	R: 0 H: 1 E: 0 LOB: 1 K: 0 BB: 0 S: 4 P: 4	R: 1 H: 2 E: 0 LOB: 3 K: 0 BB: 2 S: 5 P: 13	R: 1 H: 1 E: 0 LOB: 0 K: 1 BB: 0 S: 6 P: 6	R: 0 H: 0 E: 1 LOB: 1 K: 0 BB: 1 S: 3 P: 7	R: 2 H: 3 E: 0 LOB: 3 K: 0 BB: 2 S: 6 P: 14	R: 0 H: 0 E: 0 LOB: 0 K: 0 BB: 0 S: 3 P: 3	1B: 7 SF: 2 2B: 0 SAC: 1 3B: 0 DP: 1 HR: 3 HBP: 0	WP: 1 PA: 42 PB: 0 SB: 0 CS: 0		
PITCHER	IP WLS BF H R ER SO BB IBB HBP BLK WP HR S P ERA WHIP											PITCHER	IP WLS BF H R ER SO BB IBB HBP BLK WP HR S P ERA WHIP
Vince Colbert, R (1, 1) ERA: 3.19	7.0 L 33 9 5 5 4 2 1 0 0 0 1 3 38 50 6.43 1.571												
Phil Hennigan, R (8, 1) ERA: 3.0	0.1 2 1 0 0 0 0 0 0 0 0 0 0 2 2 0.00 3.000												
Denny Riddleberger, L (8, 1) ERA: 3.32	0.2 4 0 0 0 0 0 2 0 0 0 0 0 2 10 0.00 3.000												
Ed Farmer, R (9, 1) ERA: 3.32	1.0 3 0 0 0 0 0 0 0 0 0 0 0 0 3 3 0.00 0.000												

Minnesota Twins @ Cleveland Indians
Cleveland Municipal Stadium, Cleveland, OH
Sun Jun 11 1972, 3:33 AM EDT
Att. 10,852 - Overcast - 58 F

livebaseballscorecards.com

AB 34
R 5
H 10
RBI 5
BB 5
SO 4
LOB 16



Batter	1	2	3	4	5	6	7	8	9	AB R H RBI BB SO LOB
Tom McCraw, L (1, 8) OBP: 0.358, SLG: 0.393	0-0 4-3 		0-0 4-3 		0-0 3-1 			0-0 FC4 1B 		4 0 1 0 0 0 1
Jack Brohamer, L (1, 4) OBP: 0.287, SLG: 0.366	0-0 6-3 		0-0 5-3 			0-0 3-1 		0-0 FC4 		4 0 0 0 0 0 1
Alex Johnson, R (1, 7) OBP: 0.275, SLG: 0.349	0-0 		0-0 P4 			0-0 5-3 		0-0 5-3 		4 0 1 0 0 0 1
Jerry Moses, R (1, 2) OBP: 0.282, SLG: 0.333	0-0 CS 	0-0 5-3 		0-0 F7 		0-0 P4 			0-0 6-3 	4 0 0 0 0 0 0
Graig Nettles, L (1, 5) OBP: 0.333, SLG: 0.327		4-0 		0-0 G3 			0-0 		0-0 1-3 	3 2 1 1 1 0 0
Buddy Bell, R (1, 9) OBP: 0.282, SLG: 0.307		0-0 E6 		0-0 P3 			0-0 F8 		0-0 	4 1 1 0 0 0 1
Chris Chambliss, L (1, 3) OBP: 0.297, SLG: 0.338		0-0 			0-0 		0-0 F6 		0-0 4-3 	4 0 2 2 0 0 1
Eddie Leon, R (1, 6) OBP: 0.248, SLG: 0.281		0-0 5-3 			0-3 K 		0-3 K 			3 0 0 0 0 2 2
Vince Colbert, R (1, 1) OBP: 0.333, SLG: 0.417		0-3 K 			0-0 P3 			0-0 5-3 		2 0 0 0 0 1 2
Phil Hennigan, R (8, 1)										0 0 0 0 0 0 0
Denny Riddleberger, R (8, 1)										0 0 0 0 0 0 0
Del Unser, L (8, PH) OBP: 0.252, SLG: 0.283										1 0 0 0 0 0 0
Ed Farmer, R (9, 1) OBP: 0.333, SLG: 0.333										0 0 0 0 0 0 0

BOTTOM

Minnesota Twins @ Cleveland Indians
 Cleveland Municipal Stadium, Cleveland, OH
 Sun Jun 11 1972, 3:33 AM EDT
 Att. 10,852 - Overcast - 58 F

livebaseballscorecards.com

AB	33
R	3
H	6
RBI	3
BB	1
SO	3
LOB	9



Inning Stats	R: 0	H: 1	E: 0	LOB: 0	K: 0	S: 3	R: 2	H: 1	E: 1	LOB: 1	K: 1	S: 7	R: 0	H: 0	E: 0	LOB: 0	K: 0	S: 3	R: 0	H: 1	E: 0	LOB: 1	K: 1	S: 6	R: 0	H: 0	E: 0	LOB: 0	K: 0	S: 3	R: 1	H: 1	E: 0	LOB: 0	K: 1	S: 6	R: 0	H: 1	E: 0	LOB: 1	K: 0	S: 4	R: 0	H: 1	E: 0	LOB: 1	K: 0	S: 4	R: 0	H: 1	E: 0	LOB: 1	K: 0	S: 4	1B: 3	SF: 0	2B: 2	SAC: 0	3B: 0	DP: 0	HR: 1	HBP: 0	WP: 0	PA: 35
--------------	------	------	------	--------	------	------	------	------	------	--------	------	------	------	------	------	--------	------	------	------	------	------	--------	------	------	------	------	------	--------	------	------	------	------	------	--------	------	------	------	------	------	--------	------	------	------	------	------	--------	------	------	------	------	------	--------	------	------	-------	-------	-------	--------	-------	-------	-------	--------	-------	--------

PITCHER	IP	WLS	BF	H	R	ER	SO	BB	IBB	HBP	BLK	WP	HR	S	P	ERA	WHIP
Jim Kaat, L (1, 1) ERA: 1.99	7.0	W	26	4	3	2	3	1	0	0	0	0	1	31	35	2.57	0.714
Wayne Granger, R (8, 1) ERA: 0.55	2.0	S	8	2	0	0	0	0	0	0	0	0	0	8	8	0.00	1.000

PITCHER	IP	WLS	BF	H	R	ER	SO	BB	IBB	HBP	BLK	WP	HR	S	P	ERA	WHIP
---------	----	-----	----	---	---	----	----	----	-----	-----	-----	----	----	---	---	-----	------

Batter	1	2	3	4	5	6	7	8	9	10	11	AB R H RBI BB SO LOB	TOP			
Tom McCraw, L (1, 8) OBP: 0.359, SLG: 0.385	F8		G4-6-3		FC5-4			WP E FC6-2-5 BB	FC4 BB			3 0 0 0 2 0 2	Cleveland Indians @ California Angels Anaheim Stadium, Anaheim, CA Tue Jun 13 1972, 6:33 AM EDT Att. 8,649 - Unknown - 73 F			
Jack Brohamer, L (1, 4) OBP: 0.284, SLG: 0.359	1B			E3 1B E	CS	G3		FC1 WP FC6-2-5 1-2	FC4 BB			5 1 1 0 0 0 3				
Alex Johnson, R (1, 7) OBP: 0.273, SLG: 0.345	F9			F8		S 1B		F9		F9		5 0 1 0 0 0 4				
Ray Fosse, R (1, 2) OBP: 0.313, SLG: 0.331	F9			E8 1B 1-H	P2	1-2		FC6-2-5		4-3		5 0 1 0 0 0 4				
Graig Nettles, L (1, 5) OBP: 0.330, SLG: 0.318		K		4-3	P6			FC6-4 IBB		L9		4 0 0 0 1 1 2				
Buddy Bell, R (1, 9) OBP: 0.274, SLG: 0.297		5-3		K			5-3	FC6-4		4-3		5 0 0 0 0 1 4				
Chris Chambliss, L (1, 3) OBP: 0.304, SLG: 0.356		K			E8 SF9 2B		F7		G1-6-3 1B	G3		5 1 2 0 0 1 0				
Eddie Leon, R (1, 6) OBP: 0.256, SLG: 0.291 Frank Duffy, R (9, PR) OBP: 0.255, SLG: 0.229			F3		SF9				G1-6-3 1B			3 0 2 1 0 0 0 1 0 1 0 0 0 0				
Gaylord Perry, R (1, 1) OBP: 0.265, SLG: 0.302			G4-6-3 1B		FC5-4 1B		F8		G1-6-3 1B			5 0 2 0 0 0 4				
Inning Stats	R: 0 H: 1 E: 0 LOB: 1 K: 0 BB: 0 S: 4 P: 4	R: 0 H: 0 E: 0 LOB: 0 K: 2 BB: 0 S: 7 P: 7	R: 0 H: 1 E: 0 LOB: 0 K: 0 BB: 0 S: 3 P: 3	R: 1 H: 1 E: 2 LOB: 1 K: 1 BB: 0 S: 7 P: 7	R: 1 H: 2 E: 1 LOB: 0 K: 0 BB: 0 S: 4 P: 4	R: 0 H: 1 E: 0 LOB: 1 K: 0 BB: 0 S: 4 P: 4	R: 0 H: 1 E: 0 LOB: 1 K: 0 BB: 0 S: 4 P: 4	R: 0 H: 0 E: 1 LOB: 3 K: 0 BB: 2 S: 4 P: 12	R: 0 H: 2 E: 0 LOB: 2 K: 0 BB: 1 S: 4 P: 8	R: 0 H: 0 E: 0 LOB: 0 K: 0 BB: 0 S: 3 P: 3	R: 0 H: 1 E: 0 LOB: 1 K: 0 BB: 0 S: 4 P: 4	1B: 9 SF: 1 2B: 1 SAC: 0 3B: 0 DP: 2 HR: 0 HBP: 0		WP: 1 PA: 46 PB: 0 SB: 1 CS: 1		
PITCHER	IP WLS BF H R ER SO BB IBB HBP BLK WP HR S P ERA WHIP															
Rudy May, L (1, 1) ERA: 3.74	7.0	29	7	2	1	3	1	0	0	0	0	0	0	0	1.29	1.143
Lloyd Allen, R (8, 1) ERA: 2.14	4.0	16	3	0	0	0	1	1	0	0	1	0	14	22	0.00	1.000

livebaseballscorecards.com

AB	41
R	2
H	10
RBI	1
BB	3
SO	3
LOB	23



Batter	1	2	3	4	5	6	7	8	9	10	11	AB R H RBI BB SO LOB	BOTTOM	
Sandy Alomar Sr., S OBP: 0.351, SLG: 0.368 (1, 4)	0-3 K ①			0-0 4-3 ①		0-0 4-3 ③		0-0 FC5 2-3 1B		0-0 G4-6-3 1-2f ② ③		5 0 1 0 0 1 1	Cleveland Indians @ California Angels Anaheim Stadium, Anaheim, CA Tue Jun 13 1972, 6:33 AM EDT Att. 8,649 - Unknown - 73 F	
Mickey Rivers, L OBP: 0.277, SLG: 0.270 (1, 8)	0-0 3-1 ②			0-0 F8 ②			0-0 1B 2B ②	0-0 2-3			1-0 6-3 E HBP	4 2 1 0 0 0 1		
Vada Pinson, L OBP: 0.341, SLG: 0.399 (1, 7)	0-0 5-3 ③			0-3 K ③			0-0 WP 2B 1B	4-0 FC5 IBB			0-0 6-3 ① 1-2	4 1 1 0 1 1 1		
Bob Oliver, R OBP: 0.325, SLG: 0.483 (1, 3)		0-0 F8 ①			0-0 FC4-6 1B		0-0 6-3 1-H 3-H 2B	0-0 FC5 ③ 1-2 2-3f			4-0 FC6-4 IBB	4 0 2 2 1 0 2		
Ken McMullen, R OBP: 0.330, SLG: 0.335 (1, 5)		0-0 5-3 ②			0-0 FC4-6 1-2f ①		0-0 6-3 ①		0-3 K ①		0-0 FC6-4 1-2f 2-H ②	5 0 0 0 0 1 3		
Leroy Stanton, R OBP: 0.331, SLG: 0.508 (1, 9)		0-3 K ③			0-3 K ②		0-3 K ②		0-0 6-3 ②			4 0 0 0 0 3 2		
John Stephenson, L OBP: 0.481, SLG: 0.391 (1, 2)			0-0 6-3 ①		0-0 P6 ③		4-0 FC4-6 IBB		0-3 K ③			2 0 0 0 1 0 1		
Leo Cardenas, R OBP: 0.268, SLG: 0.293 (1, 6)			0-0 1-3 ②			0-0 6-3 ①	0-0 FC4-6 1-2f ③			0-0 G4-6-3 1B		4 0 1 0 0 0 2		
Rudy May, L Lloyd Allen, R Art Kusnyer, R OBP: 0.286, SLG: 0.286 OBP: 0.272, SLG: 0.258 (1, 1) (8, 1) (8, 2)			0-3 K ③			0-0 4-3 ②		0-0 F9 ①		0-3 K ①		2 0 0 0 0 1 0 1 0 0 0 0 1 0 2 0 0 0 0 1 1		
Inning Stats	R: 0 H: 0 E: 0 LOB: 0 K: 1 BB: 0 S: 5 P: 5	R: 0 H: 0 E: 0 LOB: 0 K: 1 BB: 0 S: 5 P: 5	R: 0 H: 0 E: 0 LOB: 0 K: 1 BB: 0 S: 5 P: 5	R: 0 H: 0 E: 0 LOB: 0 K: 1 BB: 0 S: 5 P: 5	R: 0 H: 1 E: 0 LOB: 1 K: 1 BB: 0 S: 6 P: 6	R: 0 H: 0 E: 0 LOB: 0 K: 0 BB: 0 S: 3 P: 3	R: 2 H: 3 E: 0 LOB: 2 K: 1 BB: 1 S: 8 P: 12	R: 0 H: 1 E: 0 LOB: 2 K: 0 BB: 1 S: 4 P: 8	R: 0 H: 0 E: 0 LOB: 0 K: 2 BB: 0 S: 7 P: 7	R: 0 H: 1 E: 0 LOB: 0 K: 1 BB: 0 S: 5 P: 5	R: 1 H: 0 E: 1 LOB: 2 K: 0 BB: 1 S: 2 P: 7	1B: 4 SF: 0 2B: 2 SAC: 0 3B: 0 DP: 1 HR: 0 HBP: 1		WP: 1 PA: 41 PB: 0 SB: 0 CS: 0
PITCHER Gaylord Perry, R ERA: 1.76 (1, 1)	IP WLS BF H R ER SO BB IBB HBP BLK WP HR S P ERA WHIP													
	10.2 L 41 6 3 2 9 0 3 1 0 55 68 1.69 0.562													

AB	37
R	3
H	6
RBI	2
BB	3
SO	9
LOB	14



Batter	1	2	3	4	5	6	7	8	9	AB R H RBI BB SO LOB	TOP		
Tom McCraw, L (1, 8) OBP: 0.355, SLG: 0.375	4-0 S 2B BB	0-0 P6			0-0 F9		0-0 6-3		0-0 5-3	4 1 0 0 1 0 1	Cleveland Indians @ California Angels Anaheim Stadium, Anaheim, CA Wed Jun 14 1972, 10:05 PM EDT Att. 8,412 - Unknown		
Jack Brohamer, L (1, 4) OBP: 0.288, SLG: 0.361	0-3 K 1-2		0-3 K		0-0 F8		0-0 WP 1B		0-0 1B 1B	5 1 2 0 0 2 2			
Alex Johnson, R (1, 7) OBP: 0.282, SLG: 0.349	4-0 2B 1B BB		0-3 K		0-0 1B		0-0 4-3		0-0 1B BB 1B	4 1 2 0 1 1 1			
Graig Nettles, L (1, 5) OBP: 0.337, SLG: 0.325	0-0 1B 2B		4-0 BB		0-0 4-3			0-3 K	4-0 1B BB	3 0 1 1 2 1 2			
Chris Chambliss, L (1, 3) OBP: 0.321, SLG: 0.377	4-0 1B BB		0-3 K		0-0 F8			0-0 1B 2B	0-0 FC6-4 1B	4 0 2 1 1 1 1			
Ray Fosse, R (1, 2) OBP: 0.315, SLG: 0.329	0-0 1B			0-0 P3		0-3 K		1-0 1B HBP	0-0 FC6-4	4 0 1 1 0 1 2			
Buddy Bell, R (1, 9) OBP: 0.279, SLG: 0.302	0-0 F9			0-0 6-3		0-0 1B		0-0 1B		4 0 2 0 0 0 2			
Eddie Leon, R (1, 6) OBP: 0.248, SLG: 0.281		0-3 K		0-0 F8		0-0 F9		0-3 K		4 0 0 0 0 2 4			
Milt Wilcox, R (1, 1) OBP: 0.231, SLG: 0.308 Dick Tidrow, R (1, 1) OBP: 0.261, SLG: 0.227 John Lowenstein, L (5, PH) OBP: 0.333, SLG: 0.167 Mike Kilkenny, R (5, 1) Lou Camilli, S (7, PH) OBP: 0.286, SLG: 0.308 Phil Hennigan, R (7, 1) Del Unser, L (8, PH) OBP: 0.250, SLG: 0.281 Steve Mingori, L (8, 1)		0-0 3-1		4-0 1B BB			0-0 F9	0-0 F7		0 0 0 0 0 0 0 1 0 0 0 0 0 0 0 0 0 0 1 0 0 0 0 0 0 0 0 0 1 0 0 0 0 0 0 0 0 0 0 0 0 0 1 0 0 0 0 0 3 0 0 0 0 0 0 0		C	
Inning Stats	R: 2 H: 2 E: 0 LOB: 2 K: 1 BB: 3 S: 6 P: 18	R: 0 H: 0 E: 0 LOB: 0 K: 1 BB: 0 S: 5 P: 5	R: 0 H: 0 E: 0 LOB: 1 K: 3 BB: 1 S: 9 P: 13	R: 0 H: 0 E: 0 LOB: 0 K: 0 BB: 0 S: 3 P: 3	R: 0 H: 1 E: 0 LOB: 2 K: 0 BB: 1 S: 4 P: 8	R: 0 H: 1 E: 0 LOB: 1 K: 1 BB: 0 S: 6 P: 6	R: 0 H: 1 E: 0 LOB: 1 K: 0 BB: 0 S: 4 P: 4	R: 0 H: 2 E: 0 LOB: 3 K: 2 BB: 0 S: 9 P: 10	R: 1 H: 3 E: 0 LOB: 2 K: 0 BB: 1 S: 5 P: 9	1B: 8 SF: 0 2B: 2 SAC: 0 3B: 0 DP: 0 HR: 0 HBP: 1	WP: 1 PA: 42 PB: 0 SB: 1 CS: 0		
PITCHER	IP WLS BF H R ER SO BB IBB HBP BLK WP HR S P ERA WHIP											PITCHER	IP WLS BF H R ER SO BB IBB HBP BLK WP HR S P ERA WHIP
Nolan Ryan, R (1, 1) ERA: 3.21	7.1 W 34 7 2 2 7 5 0 1 0 1 0 42 63 2.46 1.636												
Don Rose, R (8, 1) ERA: 4.5	1.0 6 2 1 1 1 1 0 0 0 0 0 7 11 9.00 3.000												
Lloyd Allen, R (9, 1) ERA: 2.1	0.2 S 2 1 0 0 0 0 0 0 0 0 0 2 2 0.00 1.500												

livebaseballscorecards.com

Batter	1	2	3	4	5	6	7	8	9
Sandy Alomar Sr., S OBP: 0.349, SLG: 0.366 (1, 4)	0-0 E7 FC4-6 1B	0-0 F2			0-0 K 1B		0-3 K		
Mickey Rivers, L OBP: 0.268, SLG: 0.261 (1, 8)	0-0 FC4-6 G3 HR	0-0 L6			0-0 F7 1-2		0-0 F9		
Vada Pinson, L OBP: 0.333, SLG: 0.389 (1, 7)	0-0 G3 1-2	0-0 F5			0-3 K			0-0 F8	
Bob Oliver, R OBP: 0.329, SLG: 0.495 (1, 3)	0-0 HR		0-0 6-3		0-0 P4			4-0 WP 1B BB	
Ken McMullen, R OBP: 0.344, SLG: 0.351 (1, 5)	0-0 HR 1B		0-0 G4-6-3 1B		0-0 K 1B			0-0 BB 1B	
Leroy Stanton, R OBP: 0.329, SLG: 0.523 (1, 9)	0-0 HR		0-0 G4-6-3		0-3 K			0-3 K	
John Stephenson, L OBP: 0.467, SLG: 0.385 (1, 2)	0-0 BB 1B		0-0 4-3		0-0 P4			4-0 BB	
Winston Llenas, R OBP: 0.343, SLG: 0.333 (8, PH)								1-2 BB	
Art Kusnyer, R OBP: 0.272, SLG: 0.258 (9, 2)								0-0 1-3	
Leo Cardenas, R OBP: 0.268, SLG: 0.288 (1, 6)	4-0 FC6-4 1-2 BB		0-0 P4		0-0 6-3				
Nolan Ryan, R OBP: 0.179, SLG: 0.185 (1, 1)	0-0 FC6-4		0-3 K				0-3 K		
Don Rose, R OBP: 0.143, SLG: 0.571 (8, 1)									
Lloyd Allen, R OBP: 0.286, SLG: 0.286 (9, 1)									

Inning Stats	R: 4 E: 1 K: 0 S: 8	H: 4 LOB: 2 BB: 1 P: 12	R: 0 E: 0 K: 0 S: 3	H: 0 LOB: 0 BB: 0 P: 3	R: 0 E: 0 K: 0 S: 3	H: 1 LOB: 0 BB: 0 P: 3	R: 0 E: 0 K: 1 S: 5	H: 0 LOB: 0 BB: 0 P: 5	R: 0 E: 0 K: 1 S: 6	H: 1 LOB: 1 BB: 0 P: 6	R: 0 E: 0 K: 2 S: 7	H: 0 LOB: 0 BB: 0 P: 7	R: 0 E: 0 K: 1 S: 6	H: 1 LOB: 3 BB: 2 P: 14
--------------	------------------------------	----------------------------------	------------------------------	---------------------------------	------------------------------	---------------------------------	------------------------------	---------------------------------	------------------------------	---------------------------------	------------------------------	---------------------------------	------------------------------	----------------------------------

PITCHER	IP	WLS	BF	H	R	ER	SO	BB	IBB	HBP	BLK	WP	HR	S	P	ERA	WHIP
Milt Wilcox, R ERA: 1.9	(1, 1)	0.2	L	8	4	4	0	0	1	0	0	0	0	12	11	0.00	7.500
Dick Tidrow, R ERA: 3.82	(1, 1)	3.1		10	1	0	0	1	0	0	0	0	0	12	12	0.00	0.300
Mike Kilkenny, L ERA: 5.4	(5, 1)	2.0		8	2	0	0	2	0	0	0	0	0	12	12	0.00	1.000
Phil Hennigan, R ERA: 2.57	(7, 1)	1.0		3	0	0	0	2	0	0	0	0	0	7	7	0.00	0.000
Steve Mingori, L ERA: 6.0	(8, 1)	1.0		6	1	0	0	1	2	0	0	1	0	6	14	0.00	3.000


BOTTOM

Cleveland Indians @ California Angels
Anaheim Stadium, Anaheim, CA
 Wed Jun 14 1972, 10:05 PM EDT
 Att. 8,412 - Unknown

AB	R	H	RBI	BB	SO	LOB
4	0	1	0	0	1	0
4	1	0	0	0	0	2
4	0	0	0	0	1	2
3	1	1	2	1	0	1
4	1	4	0	0	0	0
4	1	1	2	0	2	4
3	0	1	0	0	0	1
0	0	0	0	1	0	0
0	0	0	0	0	0	0
3	0	0	0	1	0	4
3	0	0	0	0	2	2
0	0	0	0	0	0	0
0	0	0	0	0	0	0

livebaseballscores.com

AB	32
R	4
H	8
RBI	4
BB	3
SO	6
LOB	16



1B	6	SF	0	WP	1	PA	35
2B	0	SAC	0	PB	0		
3B	0	DP	1	SB	2		
HR	2	HBP	0	CS	0		

Batter	1	2	3	4	5	6	7	8	9	AB R H RBI BB SO LOB	TOP											
Buddy Bell, R (1, 8) OBP: 0.271, SLG: 0.293	0-0 F8		0-0 1-3		0-0 5-3			0-0 1-3	0-0 4-3	5 0 0 0 0 0 3												
Jack Brohamer, L (1, 4) OBP: 0.294, SLG: 0.365	0-0 4-3			0-0 F8		0-0 BB 1B		0-0 FC5-4 1B		4 0 2 0 0 0 0												
Alex Johnson, R (1, 7) OBP: 0.286, SLG: 0.348	0-0 E 1B			0-0 6-3		4-0 L1-3 BB		0-0 FC5-4 1B		3 0 1 0 1 0 1												
Del Unser, L (8, 7) OBP: 0.250, SLG: 0.281						1-2		1-2f		0 0 0 0 0 0 0												
Ray Fosse, R (1, 2) OBP: 0.320, SLG: 0.333	0-0 6-3 1-2			0-0 2B 1B		0-0 L1-3 1-2		0-0 1-2 1B		4 1 2 0 0 0 3												
Graig Nettles, L (1, 5) OBP: 0.341, SLG: 0.331		0-0 G3		0-0 1-H 2B		4-0 BB		0-0 4-3		3 0 1 1 1 0 2												
Roy Foster, R (1, 9) OBP: 0.257, SLG: 0.281		0-3 K		0-0 F9		0-0 1-3			0-0 FC1-6 1B	4 0 1 0 0 1 3												
Chris Chambliss, L (1, 3) OBP: 0.307, SLG: 0.358		0-0 6-3			0-0 G3		0-0 G3		0-0 FC1-6 PB	4 0 0 0 0 0 1												
Eddie Leon, R (1, 6) OBP: 0.248, SLG: 0.274			0-0 6-3		4-0 BB		0-0 4-3		0-0 F9	3 0 0 0 1 0 1												
Frank Duffy, R (9, 6) OBP: 0.295, SLG: 0.229									1-2	0 0 0 0 0 0 0												
Vince Colbert, R (1, 1) OBP: 0.313, SLG: 0.333		0-0 G3		0-3 K		0-3 K		0-3 K	4-0 BB	3 0 0 0 1 2 1												
Inning Stats	R: 0 E: 1 K: 0 S: 4	H: 1 LOB: 1 BB: 0 P: 4	R: 0 E: 0 K: 1 S: 5	H: 0 LOB: 0 BB: 0 P: 5	R: 0 E: 0 K: 0 S: 3	H: 0 LOB: 0 BB: 0 P: 3	R: 1 E: 0 K: 0 S: 5	H: 2 LOB: 1 BB: 0 P: 5	R: 0 E: 0 K: 1 S: 5	H: 0 LOB: 1 BB: 1 P: 9	R: 0 E: 0 K: 1 S: 5	H: 1 LOB: 2 BB: 2 P: 11	R: 0 E: 0 K: 1 S: 5	H: 0 LOB: 0 BB: 0 P: 5	R: 0 E: 0 K: 0 S: 5	H: 2 LOB: 2 BB: 0 P: 5	R: 0 E: 0 K: 0 S: 4	H: 1 LOB: 2 BB: 1 P: 8	1B: 6 2B: 2 3B: 0 HR: 0	SF: 0 SAC: 0 DP: 1 HBP: 0	WP: 0 PB: 1 SB: 0 CS: 0	PA: 37
PITCHER	IP WLS BF H R ER SO BB IBB HBP BLK WP HR S P ERA WHIP																					
Clyde Wright, L (1, 1) ERA: 2.17	8.0 L 32 6 1 1 3 3 0 0 0 0 0 0 35 47 1.12 1.125																					
Eddie Fisher, R (9, 1) ERA: 4.6	1.0 5 1 0 0 0 1 0 0 0 0 0 0 4 8 0.00 2.000																					

Cleveland Indians @ California Angels
Anaheim Stadium, Anaheim, CA
Thu Jun 15 1972, 10:05 PM EDT
Att. 7,336 - Unknown

livebaseballscorecards.com

AB	33
R	1
H	7
RBI	1
BB	4
SO	3
LOB	15



Batter	1	2	3	4	5	6	7	8	9	AB R H RBI BB SO LOB	TOP												
Buddy Bell, R (1, 8) OBP: 0.271, SLG: 0.292	0-0 F9		0-0 6-3			0-0 FC6-4 1B		0-0 G4-6-3 1-2f		4 0 1 0 0 0 1	Cleveland Indians @ Oakland Athletics Oakland-Alameda County Coliseum, Oakland, CA Fri Jun 16 1972, 7:05 PM PDT Att. 6,298 - Unknown livebaseballscorecards.com												
Jack Brohamer, L (1, 4) OBP: 0.293, SLG: 0.362	0-0 F4			0-0 E1 G1-4-3 E		0-0 F8		0-0 1B		4 0 1 0 0 0 1													
Alex Johnson, R (1, 7) OBP: 0.286, SLG: 0.346	0-0 1B			0-0 E6 G1-4-3 1-2		0-0 FC6-4 1-2f		0-0 F4		4 0 1 0 0 0 3													
Ray Fosse, R (1, 2) OBP: 0.324, SLG: 0.338	0-0 F9			0-0 G1-4-3 1-2f 2-3		0-0 1B 1B		0-0 G5-4-3 1B		4 0 2 0 0 0 3													
Graig Nettles, L (1, 5) OBP: 0.333, SLG: 0.323		0-0 F2		0-0 F7		0-0 F8		0-3 K		4 0 0 0 0 1 3													
Roy Foster, R (1, 9) OBP: 0.256, SLG: 0.278		0-3 K			0-0 6-3		0-0 FC4 1-2 1B	0-0 G5-4-3 1-2f		4 0 1 0 0 1 1													
Chris Chambliss, L (1, 3) OBP: 0.297, SLG: 0.345		0-0 6-3			0-3 K		0-0 F7			3 0 0 0 0 1 2													
Frank Duffy, R (1, 6) OBP: 0.286, SLG: 0.221			0-3 K		0-0 1-3		0-0 FC4 1-2f			3 0 0 0 0 1 2													
Dick Tidrow, R (1, 1) OBP: 0.261, SLG: 0.227 Ray Lamb, R (1, 1) Lou Camilli, S (6, PH) Phil Hennigan, R (6, 1) Denny Riddleberger, R (7, 1) Eddie Leon, R (8, PH) Steve Hargan, R (8, 1)			0-3 K			0-0 F8		0-0 G4-6-3 1B		0 0 0 0 0 0 0 1 0 0 0 0 1 0 1 0 1 0 1 0 0 0 0 0 0 0 0 0 0 0													
Inning Stats	R: 0 E: 0 K: 0 S: 4	H: 1 LOB: 1 BB: 0 P: 4	R: 0 E: 0 K: 1 S: 5	H: 0 LOB: 0 BB: 0 P: 5	R: 0 E: 0 K: 2 S: 7	H: 0 LOB: 0 BB: 0 P: 7	R: 0 E: 2 K: 0 S: 4	H: 0 LOB: 1 BB: 0 P: 4	R: 0 E: 0 K: 1 S: 5	H: 0 LOB: 0 BB: 0 P: 5	R: 0 E: 0 K: 0 S: 4	H: 1 LOB: 1 BB: 0 P: 4	R: 0 E: 0 K: 0 S: 5	H: 2 LOB: 2 BB: 0 P: 5	R: 0 E: 0 K: 0 S: 4	H: 2 LOB: 1 BB: 0 P: 4	R: 0 E: 0 K: 1 S: 5	H: 1 LOB: 0 BB: 0 P: 5	1B: 7 2B: 0 3B: 0 HR: 0	SF: 0 SAC: 0 DP: 3 HBP: 0	WP: 0 PB: 0 SB: 0 CS: 0	PA: 33	
PITCHER Ken Holtzman, L (1, 1) ERA: 2.12	IP 9.0	WLS W	BF 33	H 7	R 0	ER 0	SO 5	BB 0	IBB 0	HBP 0	BLK 0	WP 0	HR 0	S 43	P 43	ERA 0.00	WHIP 0.778					ERA 0.00	WHIP 0.778



Batter	1	2	3	4	5	6	7	8	9	AB	R	H	RBI	BB	SO	LOB
Marty Martinez, S OBP: 0.375, SLG: 0.286 (1, 6)	0-3 K	0-0 FC1-6 SH5-3		0-0 2-3		0-0 F6				4	0	0	0	0	1	3
Joe Rudi, R OBP: 0.352, SLG: 0.505 (1, 7)	0-0 HR 1B	0-0 SH5-3			0-0 F7	0-0 G3				3	1	1	0	0	0	1
Reggie Jackson, L OBP: 0.356, SLG: 0.523 (1, 8)	0-0 HR	0-0 G3			0-3 K		0-3 K			4	1	1	2	0	2	1
Sal Bando, R OBP: 0.378, SLG: 0.409 (1, 5)	0-0 5-3 1B 2B		0-3 K		0-0 2B 1B		0-0 5-3			4	1	2	0	0	1	0
Mike Epstein, L OBP: 0.385, SLG: 0.446 (1, 3)	1-0 5-3 1B HBP		0-3 K		0-0 1-3 2B		4-0 BB			2	1	1	0	1	1	0
Angel Mangual, R OBP: 0.284, SLG: 0.333 George Hendrick, R OBP: 0.195, SLG: 0.350 (1, 9) (8, 9)	0-0 5-3 1-2 2-3		0-3 K		0-3 K		0-0 F7			4	0	0	0	0	2	5
Dave Duncan, R OBP: 0.296, SLG: 0.453 (1, 2)	0-0 2-H 3-H 1B			0-3 K		0-0 F9 2B 2B		0-0 1-3		4	1	2	2	0	1	0
Larry Brown, R OBP: 0.236, SLG: 0.191 (1, 4)	0-0 F8			0-0 5-3		0-0 F9 2-3		0-0 F2		4	0	0	0	0	0	2
Ken Holtzman, R OBP: 0.286, SLG: 0.293 (1, 1)		0-0 FC1-6 1B		0-0 1B		0-0 3-H 2B		0-0 F7		4	0	3	1	0	0	0

Inning Stats	R: 4	H: 4	E: 0	K: 1	S: 9	LOB: 1	BB: 0	P: 10	R: 0	H: 1	E: 0	K: 0	S: 4	LOB: 1	BB: 0	P: 4	R: 0	H: 0	E: 0	K: 3	S: 9	LOB: 0	BB: 0	P: 9	R: 0	H: 2	E: 0	K: 2	S: 9	LOB: 2	BB: 0	P: 9	R: 1	H: 2	E: 0	K: 0	S: 5	LOB: 1	BB: 0	P: 5	R: 0	H: 0	E: 0	K: 1	S: 5	LOB: 1	BB: 1	P: 9	R: 0	H: 0	E: 0	K: 0	S: 3	LOB: 0	BB: 0	P: 3
1B: 5	SF: 0	2B: 4	SAC: 1	3B: 0	DP: 0	HR: 1	HBP: 1	WP: 0	PA: 36	PB: 0	SB: 0	CS: 0																																												

PITCHER	IP	WLS	BF	H	R	ER	SO	BB	IBB	HBP	BLK	WP	HR	S	P	ERA	WHIP	
Dick Tidrow, R ERA: 4.26 (1, 1)	0.2	L	7	4	4	4	1	0	0	0	0	0	0	1	8	9	54.00	6.000
Ray Lamb, R ERA: 3.98 (1, 1)	4.1		17	4	0	0	6	0	0	0	0	0	0	29	29	0.00	0.923	
Phil Hennigan, R ERA: 3.38 (6, 1)	1.0		5	2	1	1	0	0	0	0	0	0	0	5	5	9.00	2.000	
Denny Riddleberger, L ERA: 3.15 (7, 1)	1.0		4	0	0	0	1	1	0	0	0	0	0	5	9	0.00	1.000	
Steve Hargan, R ERA: 3.94 (8, 1)	1.0		3	0	0	0	0	0	0	0	0	0	0	3	3	0.00	0.000	

BOTTOM

Cleveland Indians @ Oakland Athletics
Oakland-Alameda County Coliseum, Oakland, CA

Fri Jun 16 1972, 7:05 PM PDT
Att. 6,298 - Unknown

livebaseballscorecards.com

AB	33
R	5
H	10
RBI	5
BB	1
SO	8
LOB	12



Batter	1	2	3	4	5	6	7	8	9	AB R H RBI BB SO LOB	TOP											
Buddy Bell, R (1, 8) OBP: 0.269, SLG: 0.286	0-0 F8		0-0 6-3		4-0 FC1-6 BB		0-0 F9		0-0	4 0 0 0 1 0 2												
Jack Brohamer, L (1, 4) OBP: 0.291, SLG: 0.359	0-0 1B		0-0 F7		0-0 FC1-6 FC5-4			0-0 G3		4 0 1 0 0 0 1												
Alex Johnson, R (1, 7) OBP: 0.280, SLG: 0.339	0-0 F9		0-0 6-3		0-0 FC5-4			0-0 L6		4 0 0 0 0 0 2												
Ray Fosse, R (1, 2) OBP: 0.317, SLG: 0.329	0-0 F4			0-0 6-3		0-0 5-3		0-0 5-3		4 0 0 0 0 0 1												
Graig Nettles, L (1, 5) OBP: 0.332, SLG: 0.321		0-3 K		0-0 4-3		0-0 1B			0-0 4-3	4 0 1 0 0 1 0												
Roy Foster, R (1, 9) OBP: 0.256, SLG: 0.256		0-0 F7		4-0 1B BB		0-3 K			0-0 E8 1B BB FC1-6	3 1 0 0 1 1 1												
Chris Chambliss, L (1, 3) OBP: 0.316, SLG: 0.379		0-0 2B 3B		0-0 1-2 1B		0-0 F4			4-0 FC1-6 1B 1-2 BB	3 1 2 0 1 0 1												
Frank Duffy, R (1, 6) OBP: 0.304, SLG: 0.256		0-0 2B		0-0 F8			0-0 G6-4-3 1B		0-0 FC1-6 1B 1-2 2-3	4 0 3 1 0 0 2												
Gaylord Perry, R (1, 1) OBP: 0.255, SLG: 0.289		0-0 6-3			0-0 1-3		0-0 G6-4-3		0-0 FC1-6	2 0 0 0 0 0 1												
Eddie Leon, R (7, PH) OBP: 0.252, SLG: 0.278										1 0 0 0 0 0 1												
Mike Kilkenny, R (7, 1)										0 0 0 0 0 0 0												
Ed Farmer, R (8, 1) OBP: 0.333, SLG: 0.333										0 0 0 0 0 0 0												
Jerry Moses, R (9, PH) OBP: 0.275, SLG: 0.324										1 0 0 1 0 0 2												
Inning Stats	R: 0 E: 0 K: 0 S: 4	H: 1 LOB: 1 BB: 0 P: 4	R: 1 E: 0 K: 1 S: 7	H: 2 LOB: 1 BB: 0 P: 7	R: 0 E: 0 K: 0 S: 3	H: 0 LOB: 0 BB: 0 P: 3	R: 0 E: 0 K: 0 S: 4	H: 1 LOB: 2 BB: 1 P: 8	R: 0 E: 0 K: 0 S: 3	H: 0 LOB: 1 BB: 1 P: 7	R: 0 E: 0 K: 1 S: 6	H: 1 LOB: 1 BB: 0 P: 6	R: 0 E: 0 K: 0 S: 3	H: 1 LOB: 0 BB: 0 P: 3	R: 0 E: 0 K: 0 S: 3	H: 0 LOB: 0 BB: 0 P: 3	R: 1 E: 1 K: 0 S: 5	H: 1 LOB: 2 BB: 1 P: 9	1B: 5 2B: 1 3B: 1 HR: 0	SF: 0 SAC: 0 DP: 1 HBP: 0	WP: 0 PB: 0 SB: 0 CS: 0	PA: 37
PITCHER	IP WLS BF H R ER SO BB IBB HBP BLK WP HR S P ERA WHIP																					
Dave Hamilton, L (1, 1) ERA: 1.3	8.0 W 31 6 1 1 2 2 0 0 0 0 0 0 33 41 1.12 1.000																					
Darold Knowles, L (9, 1) ERA: 1.42	1.0 S 6 1 1 0 0 1 0 0 0 0 0 0 5 9 0.00 2.000																					

Cleveland Indians @ Oakland Athletics
Oakland-Alameda County Coliseum, Oakland, CA
Sat Jun 17 1972, 3:33 AM PDT
Att: 28,934 - Unknown

livebaseballscorecards.com

AB	34
R	2
H	7
RBI	2
BB	3
SO	2
LOB	14



Batter	1	2	3	4	5	6	7	8	9	AB R H RBI BB SO LOB
--------	---	---	---	---	---	---	---	---	---	----------------------

Marty Martinez, S (1, 6) OBP: 0.350, SLG: 0.278	0-0 6-3		0-3 K		0-0 6-3		0-0 BB 1B			4 0 1 0 0 1 0
Joe Rudi, R (1, 7) OBP: 0.364, SLG: 0.510	0-0 1B 1B			1-0 2B HBP	0-0 FC4-6 1B		4-0 1-2 BB			2 1 2 0 1 0 0
Reggie Jackson, L (1, 8) OBP: 0.358, SLG: 0.527	0-0 G6-4-3 1-2 1B			0-0 1B 2B	0-0 FC4-6 S		0-3 K			4 1 2 1 0 1 3
Sal Bando, R (1, 5) OBP: 0.371, SLG: 0.400	0-0 G6-4-3 1-2f			0-0 4-3	0-0 5-3		0-0 5-3			4 0 0 0 0 0 4
Mike Epstein, L (1, 3) OBP: 0.385, SLG: 0.440		0-0 F8		4-0 1B 2B IBB		0-0 F5		0-0 BB 1B 1B		2 1 0 0 1 0 0 1 0 1 0 0 0 0
Mike Hegan, L (7, 3) OBP: 0.263, SLG: 0.316										
Angel Mangual, R (1, 9) OBP: 0.289, SLG: 0.338		0-0 6-3		0-0 2B 1B		0-0 G3		0-3 K		2 0 1 1 0 0 0 2 0 0 0 0 1 1
George Hendrick, R (6, 9) OBP: 0.186, SLG: 0.333										
Dave Duncan, R (1, 2) OBP: 0.301, SLG: 0.462		0-0 4-3		0-0 1-3 2-H 2B		0-0 6-3		0-0 BB 1-2 1B		4 0 2 1 0 0 0
Larry Brown, R (1, 4) OBP: 0.237, SLG: 0.187			0-0 F4	0-0 F6		0-3 K	0-0 BB BB BB	4-0 1-2 2-3 BB		3 0 0 0 1 1 2
Dave Hamilton, L (1, 1) Gene Tenace, R (8, PH) Adrian Garrett, L (8, PH) Darold Knowles, L (9, 1)			0-3 K	0-0 4-3		0-3 K	0-0 F8			3 0 0 0 0 2 2 0 0 0 0 0 0 0 1 0 0 0 0 0 3 0 0 0 0 0 0 0

Inning Stats	R: 0 H: 2 E: 0 K: 4 S: 4	R: 0 H: 0 E: 0 K: 3 S: 3	R: 0 H: 0 E: 0 K: 2 S: 7	R: 3 H: 3 E: 0 K: 0 S: 6	R: 0 H: 1 E: 0 K: 4 S: 4	R: 0 H: 0 E: 0 K: 3 S: 3	R: 0 H: 2 E: 0 K: 1 S: 7	1B: 7 2B: 2 3B: 0 HR: 0 SF: 0 SAC: 0 DP: 1 HBP: 1	WP: 0 PB: 0 SB: 1 CS: 0	PA: 36
--------------	--------------------------	--------------------------	--------------------------	--------------------------	--------------------------	--------------------------	--------------------------	---	-------------------------	--------


PITCHER	IP	WLS	BF	H	R	ER	SO	BB	IBB	HBP	BLK	WP	HR	S	P	ERA	WHIP
Gaylord Perry, R (1, 1) ERA: 1.88	6.0	L	25	6	3	3	2	0	0	0	0	0	0	27	32	4.50	1.000
Mike Kilkenny, L (7, 1) ERA: 4.5	1.2		10	3	0	0	4	2	0	0	0	0	0	16	24	0.00	3.000
Ed Farmer, R (8, 1) ERA: 3.26	0.1		1	0	0	0	0	0	0	0	0	0	0	1	1	0.00	0.000

OTTOM

Cleveland Indians @ Oakland Athletics
Oakland-Alameda County Coliseum, Oakland, CA

Sat Jun 17 1972, 3:33 AM PDT
Att. 28,934 - Unknown

AB	32
R	3
H	9
RBI	3
BB	3
SO	6
LOB	15



PITCHER	IP	WLS	BF	H	R	ER	SO	BB	IBB	HBP	BLK	WP	HR	S	P	ERA	WHIP
---------	----	-----	----	---	---	----	----	----	-----	-----	-----	----	----	---	---	-----	------

Batter	1	2	3	4	5	6	7	8	9	AB R H RBI BB SO LOB	TOP												
Del Unser, L (1, 8) OBP: 0.243, SLG: 0.273	0-0 4-3		0-0 F8		0-0 F7			0-0 3-1		4 0 0 0 0 0 3	Cleveland Indians @ Oakland Athletics Oakland-Alameda County Coliseum, Oakland, CA Sun Jun 18 1972, 3:33 AM PDT Att. 26,210 - Unknown livebaseballscorecards.com												
Buddy Bell, R (1, 9) OBP: 0.268, SLG: 0.281	0-0 F7			0-3 K		0-0 F5		4-0 BB		3 0 0 0 1 1 0													
Alex Johnson, R (1, 7) OBP: 0.275, SLG: 0.332	0-0 L6			0-0 6-3		0-0 F3		0-0 6-3		4 0 0 0 0 0 1													
Chris Chambliss, L (1, 3) OBP: 0.313, SLG: 0.374		0-0 F9		0-0 1B		0-0 F5		0-0 6-3		4 0 1 0 0 0 0													
Ray Fosse, R (1, 2) OBP: 0.310, SLG: 0.321		0-0 5-3		0-0 F9		0-0 F8		0-0 E4		4 0 0 0 0 0 1													
Jack Brohamer, L (1, 4) OBP: 0.290, SLG: 0.356		0-0 F6			0-0 F8		0-0 1B	0-0 E4		4 0 1 0 0 0 1													
Graig Nettles, L (1, 5) OBP: 0.330, SLG: 0.326			0-0 SH3 2B		0-0 F2		0-0 F9	0-0 G3		4 0 1 0 0 0 3													
Frank Duffy, R (1, 6) OBP: 0.305, SLG: 0.258			0-0 SH3 2-3		0-0 BB 1B		0-0 F3	0-0 F8		3 0 1 0 0 0 3													
Milt Wilcox, R (1, 1) OBP: 0.222, SLG: 0.296 Lou Camilli, S (5, PH) OBP: 0.313, SLG: 0.286 Denny Riddleberger, R (5, 1) Steve Hargan, R (6, 1) Steve Mingori, L (7, 1) Eddie Leon, R (8, PH) OBP: 0.250, SLG: 0.276 Ed Farmer, R (8, 1) OBP: 0.333, SLG: 0.333			0-3 K		4-0 BB			0-0 4-3		1 0 0 0 0 0 1 1 0 0 0 0 0 1 0 1 0 0 0 0 0 0 0 0 0 0 0 0 0 0 0													
Inning Stats	R: 0 E: 0 K: 0 S: 3	H: 0 LOB: 0 BB: 0 P: 3	R: 0 E: 0 K: 0 S: 3	H: 0 LOB: 0 BB: 0 P: 3	R: 0 E: 0 K: 1 S: 6	H: 1 LOB: 1 BB: 0 P: 6	R: 0 E: 0 K: 1 S: 6	H: 1 LOB: 1 BB: 0 P: 6	R: 0 E: 0 K: 0 S: 4	H: 0 LOB: 0 BB: 0 P: 3	R: 0 E: 0 K: 0 S: 4	H: 1 LOB: 1 BB: 0 P: 4	R: 0 E: 0 K: 0 S: 3	H: 0 LOB: 1 BB: 1 P: 7	R: 0 E: 2 K: 0 S: 5	H: 0 LOB: 2 BB: 0 P: 5	1B: 3 2B: 1 3B: 0 HR: 0	SF: 0 SAC: 1 DP: 0 HBP: 0	WP: 0 PB: 0 SB: 0 CS: 0	PA: 35			
PITCHER Vida Blue, L (1, 1) ERA: 2.38	IP 9.0	WLS W	BF 35	H 4	R 0	ER 0	SO 2	BB 2	IBB 0	HBP 0	BLK 0	WP 0	HR 0	S 37	P 45	ERA 0.00	WHIP 0.667					ERA 0.00	WHIP 0.667



Batter	1	2	3	4	5	6	7	8	9	AB R H RBI BB SO LOB	TOP	
Del Unser, L (1, 8) OBP: 0.243, SLG: 0.279	0-0 3-1 1B 2B		0-0 4-3	0-0 F5			0-0 6-3			4 1 1 0 0 0 3		
Jack Brohamer, L (1, 4) OBP: 0.289, SLG: 0.353	0-0 3-1 2-3		0-0 F7			0-0 FC6-4 1B	0-3 K			4 0 1 0 0 1 1		
Alex Johnson, R (1, 7) OBP: 0.274, SLG: 0.330	0-0 E S 1B		0-0 F8			0-0 F8		0-0 6-3		4 1 1 1 0 0 1		
Graig Nettles, L (1, 5) OBP: 0.328, SLG: 0.324	0-0 3-H 1-H 1B			0-0 4-3		0-0 F2		0-0 F7		4 0 1 1 0 0 1		
Ray Fosse, R (1, 2) OBP: 0.303, SLG: 0.314	0-0 F8			0-0 5-3		0-0 FC6-4 1-2f		0-3 K		4 0 0 0 0 1 2		
Chris Chambliss, L (1, 3) OBP: 0.311, SLG: 0.362	0-0 4-3			4-0 E BB BB		0-3 K		0-0 3-1		3 1 0 0 1 1 1		
Buddy Bell, R (1, 9) OBP: 0.273, SLG: 0.282		0-0 F8		4-0 BB E BB		0-0 6-3		0-0 L8-4 1B 1B		3 0 1 0 1 0 0		
Frank Duffy, R (1, 6) OBP: 0.303, SLG: 0.258		0-0 F5		0-0 E5 BB		0-0 F9		0-0 1-2 1B		4 0 1 0 0 0 2		
Vince Colbert, R (1, 1) OBP: 0.294, SLG: 0.313 Eddie Leon, R (4, PH) OBP: 0.255, SLG: 0.276 Dick Tidrow, R (4, 1) OBP: 0.251, SLG: 0.227 Lou Camilli, S (7, PH) OBP: 0.294, SLG: 0.267 Phil Hennigan, R (7, 1) Roy Foster, R (8, PH) OBP: 0.250, SLG: 0.250		0-3 K		4-0 1-2 2-3 3-H BB			0-0 F7		0-0 L8-4 2-3	1 0 0 0 0 1 0 0 0 0 1 1 0 0 0 0 0 0 0 0 0 1 0 0 0 0 0 0 0 0 0 0 0 0 0 1 0 0 0 0 0 2		
Inning Stats	R: 2 H: 3 E: 1 LOB: 1 K: 0 BB: 0 S: 6 P: 6	R: 0 H: 0 E: 0 LOB: 0 K: 1 BB: 0 S: 5 P: 5	R: 0 H: 0 E: 0 LOB: 0 K: 0 BB: 0 S: 3 P: 3	R: 1 H: 0 E: 1 LOB: 3 K: 0 BB: 3 S: 4 P: 16	R: 0 H: 1 E: 0 LOB: 1 K: 0 BB: 0 S: 4 P: 4	R: 0 H: 0 E: 0 LOB: 0 K: 1 BB: 0 S: 5 P: 5	R: 0 H: 0 E: 0 LOB: 0 K: 1 BB: 0 S: 5 P: 5	R: 0 H: 0 E: 0 LOB: 0 K: 1 BB: 0 S: 5 P: 5	R: 0 H: 2 E: 0 LOB: 1 K: 0 BB: 0 S: 4 P: 4	1B: 5 SF: 0 2B: 2 SAC: 0 3B: 0 DP: 1 HR: 0 HBP: 0	WP: 0 PA: 36 PB: 0 SB: 1 CS: 0	
PITCHER Jim Kaat, L (1, 1) ERA: 2.09	IP WLS BF H R ER SO BB IBB HBP BLK WP HR S P ERA WHIP											PITCHER IP WLS BF H R ER SO BB IBB HBP BLK WP HR S P ERA WHIP
	9.0 W 36 6 3 2 4 3 0 0 0 0 0 0 41 53 2.00 1.000											

Cleveland Indians @ Minnesota Twins
 Metropolitan Stadium, Bloomington, MI
 Tue Jun 20 1972, 8:05 PM EDT
 Unknown - 59 F

livebaseballscorecards.com

AB 33
 R 3
 H 6
 RBI 3
 BB 3
 SO 4
 LOB 13



Batter	1	2	3	4	5	6	7	8	9	AB	R	H	RBI	BB	SO	LOB
Cesar Tovar, R (1, 9) OBP: 0.348, SLG: 0.337	0-0 F4	0-0 1B		0-0 SH3-4		0-0 SH5-3				2	0	1	1	0	0	0
Danny Thompson, R (1, 6) OBP: 0.309, SLG: 0.370	0-0 6-3		0-0 5-3	0-0 F8		0-0 FC3-2				4	0	0	0	0	0	2
Rod Carew, L (1, 4) OBP: 0.356, SLG: 0.340	0-0 1-3		0-0 F7	0-0 F7		0-0 F8				4	0	0	0	0	0	2
Harmon Killebrew, R (1, 3) OBP: 0.377, SLG: 0.425 Dan Monzon, R (7, PR) OBP: 0.278, SLG: 0.235 Rich Reese, L (8, 3) OBP: 0.283, SLG: 0.310		4-0 2B BB	0-0 HR		4-0 1B BB		4-0 G6-4-3 BB			1	2	1	1	3	0	0
Tony Oliva, L (1, 7) OBP: 0.368, SLG: 0.421 Bobby Darwin, R (5, PR) OBP: 0.313, SLG: 0.399		0-0 F6	0-0 WP HR 1B		0-0 FC FC6-4 1B		0-0 F3			3	1	1	0	0	0	2
Jim Nettles, L (1, 8) OBP: 0.386, SLG: 0.294		4-0 2B BB	4-0 HR IBB		0-0 FC6-4 1B		0-0 G6-4-3			2	2	1	0	2	0	1
Eric Soderholm, R (1, 5) OBP: 0.255, SLG: 0.391		0-3 K	0-0 1-H 2-H HR		0-0 FC6-4		0-0 F6			4	1	1	3	0	1	4
Phil Roof, R (1, 2) OBP: 0.244, SLG: 0.382		0-0 1B 2B	0-0 1-3		0-0 4-3		0-0 4-3			4	1	1	2	0	0	2
Jim Kaat, L (1, 1) OBP: 0.343, SLG: 0.559		4-0 1B BB		0-0 SH3-4 1B		0-0 SH5-3 FC3-2 2B		0-0 4-3		3	0	2	0	1	0	0

Inning Stats	R: 0	H: 0	E: 0	K: 0	S: 3	R: 3	H: 2	E: 0	K: 1	S: 6	R: 4	H: 3	E: 0	K: 0	S: 6	R: 0	H: 1	E: 1	K: 0	S: 4	R: 0	H: 1	E: 0	K: 0	S: 4	R: 0	H: 0	E: 0	K: 0	S: 2	R: 0	H: 0	E: 0	K: 0	S: 3	R: 0	H: 0	E: 0	K: 0	S: 3	1B: 4	SF: 0	2B: 2	SAC: 2	3B: 0	DP: 1	HR: 2	HBP: 0	WP: 1	PA: 36
--------------	------	------	------	------	------	------	------	------	------	------	------	------	------	------	------	------	------	------	------	------	------	------	------	------	------	------	------	------	------	------	------	------	------	------	------	------	------	------	------	------	-------	-------	-------	--------	-------	-------	-------	--------	-------	--------

PITCHER	IP	WLS	BF	H	R	ER	SO	BB	IBB	HBP	BLK	WP	HR	S	P	ERA	WHIP
Vince Colbert, R (1, 1) ERA: 3.64	3.0	L	17	5	7	7	1	3	1	0	0	1	2	15	31	21.00	2.667
Dick Tidrow, R (4, 1) ERA: 4.1	3.0		13	3	0	0	0	1	0	0	0	0	0	12	16	0.00	1.333
Phil Hennigan, R (7, 1) ERA: 2.7	2.0		6	0	0	0	0	1	0	0	0	0	0	5	9	0.00	0.500

BOTTOM

Cleveland Indians @ Minnesota Twins
Metropolitan Stadium, Bloomington, MI
Tue Jun 20 1972, 8:05 PM EDT
Unknown - 59 F

livebaseballscorecards.com

AB	28
R	7
H	8
RBI	7
BB	6
SO	1
LOB	14



Batter	1	2	3	4	5	6	7	8	9	AB R H RBI BB SO LOB	TOP											
Del Unser, L (1, 8) OBP: 0.236, SLG: 0.271	0-3 K		0-0 3-1		0-0 F9			0-0 F8		4 0 0 0 0 1 0												
Tom McCraw, L (1, 9) OBP: 0.358, SLG: 0.374	0-0 6-3		0-0 1B 1B			0-0 3-1		4-0 BB		3 0 1 0 1 0 0												
Chris Chambliss, L (1, 3) OBP: 0.318, SLG: 0.378	0-0 2B		0-0 1B			0-0 4-3		0-0 L6		4 0 2 0 0 0 1												
Graig Nettles, L (1, 5) OBP: 0.332, SLG: 0.324	4-0 BB		0-0 4-3			0-0 1B		0-3 K		3 0 1 0 1 1 3												
Jack Brohamer, L (1, 4) OBP: 0.282, SLG: 0.344	0-0 G3			0-0 F2		0-0 G3			0-0 4-3	4 0 0 0 0 0 3												
John Lowenstein, L (1, 7) OBP: 0.316, SLG: 0.375		0-3 K		0-3 K		0-0 G3			0-0 HR	4 1 1 1 0 2 0												
Jerry Moses, R (1, 2) OBP: 0.273, SLG: 0.317		0-0 1B G1-6-3		0-0 4-3		0-0 F7			0-0 6-3	4 0 1 0 0 0 0												
Frank Duffy, R (1, 6) OBP: 0.297, SLG: 0.253		0-0 G1-6-3			0-0 6-3		4-0 BB		0-3 K	2 0 0 0 0 0 1												
Eddie Leon, R (7, PH) OBP: 0.261, SLG: 0.276										0 0 0 0 1 0 0												
Mike Kilkenny, R (7, 1)										0 0 0 0 0 0 0												
Alex Johnson, R (9, PH) OBP: 0.273, SLG: 0.328		1-2								1 0 0 0 0 1 0												
Ray Lamb, R (1, 1)			0-0 1-3		0-0 4-3					1 0 0 0 0 0 0												
Buddy Bell, R (5, PH) OBP: 0.272, SLG: 0.280										1 0 0 0 0 0 0												
Denny Riddleberger, R (5, 1)										0 0 0 0 0 0 0												
Lou Camilli, S (7, PH) OBP: 0.278, SLG: 0.250										1 0 0 0 0 1 1												
Inning Stats	R: 0 E: 0 K: 1 S: 6	H: 1 LOB: 2 BB: 1 P: 10	R: 0 E: 0 K: 1 S: 5	H: 1 LOB: 0 BB: 0 P: 5	R: 0 E: 0 K: 0 S: 5	H: 2 LOB: 2 BB: 0 P: 5	R: 0 E: 0 K: 1 S: 5	H: 0 LOB: 0 BB: 0 P: 5	R: 0 E: 0 K: 0 S: 3	H: 0 LOB: 0 BB: 0 P: 3	R: 0 E: 0 K: 0 S: 4	H: 1 LOB: 1 BB: 0 P: 4	R: 0 E: 0 K: 1 S: 5	H: 0 LOB: 1 BB: 1 P: 9	R: 0 E: 0 K: 1 S: 5	H: 0 LOB: 1 BB: 1 P: 9	R: 1 E: 0 K: 1 S: 6	H: 1 LOB: 0 BB: 0 P: 6	1B: 4 2B: 1 3B: 0 HR: 1	SF: 0 SAC: 0 DP: 1 HBP: 0	WP: 0 PB: 0 SB: 0 CS: 0	PA: 35
PITCHER Dick Woodson, R (1, 1) ERA: 3.11	IP: 9.0 WLS: W BF: 35 H: 6 R: 1 ER: 1 SO: 6 BB: 3 IBB: 0 HBP: 0 BLK: 0 WP: 0 HR: 1 S: 44 P: 56 ERA: 1.00 WHIP: 1.000											PITCHER	IP: 9.0 WLS: W BF: 35 H: 6 R: 1 ER: 1 SO: 6 BB: 3 IBB: 0 HBP: 0 BLK: 0 WP: 0 HR: 1 S: 44 P: 56 ERA: 1.00 WHIP: 1.000									

Cleveland Indians @ Minnesota Twins
Metropolitan Stadium, Bloomington, MI

Tue Jun 20 1972, 8:05 PM EDT
Att. 11,378 - Unknown

livebaseballscorecards.com

AB	32
R	1
H	6
RBI	1
BB	3
SO	6
LOB	9



Batter	1	2	3	4	5	6	7	8	9	AB	R	H	RBI	BB	SO	LOB
Cesar Tovar, R OBP: 0.346, SLG: 0.335 (1, 9)	0-0 5-3	0-0 1B		0-0 FC6-4			0-0 F8			4	1	1	2	0	0	1
Danny Thompson, R OBP: 0.308, SLG: 0.368 (1, 6)	0-0 4-3	0-0 1B				0-3 K	0-0 G3			4	0	1	1	0	1	0
Rod Carew, L OBP: 0.368, SLG: 0.344 (1, 4)	4-0 BB					0-0 1B	4-0 BB			1	0	1	0	3	0	0
Tony Oliva, L OBP: 0.364, SLG: 0.381 (1, 7)	4-0 BB					0-0 F8	0-0 1B			2	0	0	0	1	0	2
Bobby Darwin, R OBP: 0.316, SLG: 0.402 (6, 7)	1-3 BB					1-2 1B	1-2 1B			1	0	1	0	0	0	0
Rich Reese, L OBP: 0.260, SLG: 0.283 (1, 3)	0-0 F6					0-0 1-3	0-0 4-3			4	0	0	0	0	0	6
Jim Nettles, L OBP: 0.379, SLG: 0.282 (1, 8)		4-0 SH5-4 1B BB		0-0 4-3		0-3 K		0-3 K		3	1	0	0	1	2	1
Eric Soderholm, R OBP: 0.262, SLG: 0.394 (1, 5)		0-0 SH5-4 1B 1B		0-0 4-3		0-0 1B		0-0 5-3		4	1	2	0	0	0	0
Rick Dempsey, R OBP: 0.311, SLG: 0.231 (1, 2)		0-3 K		0-0 4-3		0-3 K		0-3 K		4	0	0	0	0	3	3
Dick Woodson, R OBP: 0.138, SLG: 0.107 (1, 1)		0-0 SH5-4		0-0 FC6-4 1B		0-0 L6				2	0	1	0	0	0	1

Inning Stats	R: 0	H: 0	E: 1	K: 0	S: 3	R: 3	H: 3	E: 0	K: 1	S: 7	R: 0	H: 0	E: 0	K: 0	S: 3	R: 0	H: 1	E: 0	K: 1	S: 4	R: 0	H: 1	E: 0	K: 2	S: 8	R: 0	H: 1	E: 0	K: 0	S: 4	R: 0	H: 0	E: 0	K: 2	S: 7	R: 0	H: 0	E: 0	K: 2	S: 7
	LOB: 2	BB: 2	P: 11	ER: 3	LOB: 1	BB: 1	P: 11	LOB: 1	BB: 1	P: 7	LOB: 1	BB: 0	P: 6	LOB: 1	BB: 0	P: 8	LOB: 2	BB: 1	P: 8	LOB: 0	BB: 0	P: 7	LOB: 0	BB: 0	P: 7	LOB: 0	BB: 0	P: 7	LOB: 0	BB: 0	P: 7	LOB: 0	BB: 0	P: 7	LOB: 0	BB: 0	P: 7	LOB: 0	BB: 0	P: 7

PITCHER	IP	WLS	BF	H	R	ER	SO	BB	IBB	HBP	BLK	WP	HR	S	P	ERA	WHIP
Ray Lamb, R ERA: 4.44 (1, 1)	4.0	L	19	4	3	3	1	4	0	0	0	0	0	17	33	6.75	2.000
Denny Riddleberger, L ERA: 2.66 (5, 1)	2.0		8	2	0	0	3	0	0	0	0	0	0	14	14	0.00	1.000
Mike Kilkenny, L ERA: 3.75 (7, 1)	2.0		8	1	0	0	2	1	0	0	0	0	0	11	15	0.00	1.000


BOTTOM

Cleveland Indians @ Minnesota Twins
Metropolitan Stadium, Bloomington, MI

Tue Jun 20 1972, 8:05 PM EDT
Att. 11,378 - Unknown

livebaseballscorecards.com

AB	29
R	3
H	7
RBI	3
BB	5
SO	6
LOB	14



1B: 7	SF: 0	WP: 0	PA: 35
2B: 0	SAC: 1	PB: 0	
3B: 0	DP: 0	SB: 2	
HR: 0	HBP: 0	CS: 0	

Batter	1	2	3	4	5	6	7	8	9	AB R H RBI BB SO LOB	TOP
Del Unser, L (1, 8) OBP: 0.235, SLG: 0.271	0-0 BB FC3-2 1B	0-0 SF9		0-0 F7			0-0 4-3		0-0 F3	4 0 1 1 0 0 3	
Tom McCraw, L (1, 9) OBP: 0.354, SLG: 0.369	0-0 FC3-2 1-2 1B	0-0 4-3			0-3 K		0-0 4-3		0-0 E4 FC5-4	5 0 1 0 0 1 1	
Chris Chambliss, L (1, 3) OBP: 0.313, SLG: 0.363	0-3 K		0-0 4-3		0-0 1-3			4-0 HR BB	0-0 FC5-4	4 1 0 0 1 1 3	
Graig Nettles, L (1, 5) OBP: 0.333, SLG: 0.339	4-0 FC3-2 1-2 2-3 BB		0-0 3-1		0-3 K			0-0 HR	0-0 G3	4 1 1 2 1 1 1	
Jack Brohamer, L (1, 4) OBP: 0.275, SLG: 0.335	0-0 FC3-2 1-2 2-3 3-Hf		0-0 4-3		0-3 K			0-0 4-3		4 0 0 0 0 1 3	
John Lowenstein, L (1, 7) OBP: 0.304, SLG: 0.316	0-3 K			4-0 1B BB		0-0 G3		0-0 4-3		3 0 0 0 1 1 3	
Ray Fosse, R (1, 2) OBP: 0.313, SLG: 0.347		0-0 HR		0-0 1-2 1B		0-0 L6		0-0 2B		4 1 3 1 0 0 0	
Frank Duffy, R (1, 6) OBP: 0.313, SLG: 0.284		0-0 SF9 3B		0-3 K			0-0 4-3 SH1-4 1B	4-0 IBB		3 1 2 0 1 1 2	
Gaylord Perry, R (1, 1) OBP: 0.241, SLG: 0.271		0-0 4-3		0-3 K			0-0 SH1-4	0-3 K		3 0 0 0 0 2 5	
Inning Stats	R: 0 E: 0 K: 2 S: 9 H: 2 LOB: 3 BB: 1 P: 13	R: 2 E: 0 K: 0 S: 5 H: 2 LOB: 0 BB: 0 P: 5	R: 0 E: 0 K: 0 S: 3 H: 0 LOB: 0 BB: 0 P: 3	R: 0 E: 0 K: 2 S: 8 H: 1 LOB: 2 BB: 1 P: 12	R: 0 E: 0 K: 2 S: 7 H: 0 LOB: 0 BB: 0 P: 7	R: 0 E: 0 K: 1 S: 5 H: 0 LOB: 0 BB: 0 P: 5	R: 0 E: 0 K: 0 S: 4 H: 1 LOB: 1 BB: 0 P: 4	R: 2 E: 0 K: 1 S: 7 H: 2 LOB: 2 BB: 2 P: 15	R: 0 E: 1 K: 0 S: 4 H: 0 LOB: 1 BB: 0 P: 4	1B: 4 2B: 1 3B: 1 HR: 2 SF: 1 SAC: 1 DP: 0 HBP: 0	WP: 0 PB: 0 SB: 0 CS: 0 PA: 40
PITCHER	IP WLS BF H R ER SO BB IBB HBP BLK WP HR S P ERA WHIP										
Bert Blyleven, R (1, 1) ERA: 2.95	7.0 L 29 6 2 2 7 2 0 0 0 0 0 1 41 49 2.57 1.143										
Dave LaRoche, L (8, 1) ERA: 2.5	2.0 11 2 2 2 1 1 1 0 0 0 0 1 11 19 9.00 1.500										

Cleveland Indians @ Minnesota Twins
Metropolitan Stadium, Bloomington, MI

Wed Jun 21 1972, 8:05 PM EDT
Att: 9,843 - Unknown - 69 F

livebaseballscorecards.com

AB 34
R 4
H 8
RBI 4
BB 4
SO 8
LOB 21



Batter	1	2	3	4	5	6	7	8	9	AB R H RBI BB SO LOB	TOP											
Horace Clarke, S (1, 4) OBP: 0.293, SLG: 0.280	0-0 5-3		0-0 HR 1B		0-0 1-6-3		0-0 5-3			4 1 1 0 0 0 1	<p style="text-align: center;">New York Yankees @ Cleveland Indians Cleveland Municipal Stadium, Cleveland, OH</p> <p style="text-align: center;">Fri Jun 23 1972, 7:05 PM EDT Att. 5,882 - Overcast - 58 F</p>											
Bernie Allen, L (1, 5) Hal Lanier, R (7, 5) OBP: 0.343, SLG: 0.452 OBP: 0.154, SLG: 0.158	0-0 F8		0-0 1-H HR		0-0 4-3		0-3 K			4 1 1 2 0 1 1 0 0 0 0 0 0 0												
Bobby Murcer, L (1, 8) OBP: 0.359, SLG: 0.470	0-0 G3		0-0 F7		0-0 1B 3B			0-0 F8		4 1 1 1 0 0 0												
Roy White, S (1, 7) OBP: 0.394, SLG: 0.365		0-0 3-1	4-0 S BB		0-0 3-H 1B			0-0 WP 1B		3 0 2 1 1 0 0												
Ron Blomberg, L (1, 3) Felipe Alou, R (8, 3) OBP: 0.350, SLG: 0.438 OBP: 0.308, SLG: 0.361		0-0 F7 SH 1B	0-0 5-3		0-0 3-1			0-0 F7		4 0 1 0 0 0 3 0 0 0 0 0 0 0												
Johnny Callison, L (1, 9) Rusty Torres, S (8, 9) OBP: 0.232, SLG: 0.305 OBP: 0.265, SLG: 0.322		0-0 SH 1-2		0-0 6-3		0-0 G3		0-3 K		3 0 0 0 0 1 1 0 0 0 0 0 0 0												
Thurman Munson, R (1, 2) OBP: 0.343, SLG: 0.331		0-0 F7 2-3		0-0 5-3		0-0 F7			0-0 F9	4 0 0 0 0 0 2												
Gene Michael, S (1, 6) OBP: 0.278, SLG: 0.279		0-0 F4		0-0 F9		0-0 6-3			0-0 F7	4 0 0 0 0 0 2												
Fritz Peterson, S (1, 1) OBP: 0.313, SLG: 0.290			0-0 F7		0-0 4-3 1-6-3 3B 1B		0-0 F8		0-0 F7	4 1 1 0 0 0 0												
Inning Stats	R: 0 E: 0 K: 0 S: 3	H: 0 LOB: 0 BB: 0 P: 3	R: 0 E: 1 K: 0 S: 5	H: 1 LOB: 2 BB: 0 P: 5	R: 2 E: 0 K: 0 S: 5	H: 2 LOB: 1 BB: 1 P: 9	R: 0 E: 0 K: 0 S: 3	H: 0 LOB: 0 BB: 0 P: 3	R: 2 E: 0 K: 0 S: 6	H: 3 LOB: 1 BB: 0 P: 6		R: 0 E: 0 K: 0 S: 3	H: 0 LOB: 0 BB: 0 P: 3	R: 0 E: 0 K: 1 S: 5	H: 0 LOB: 0 BB: 0 P: 5	R: 0 E: 0 K: 1 S: 6	H: 1 LOB: 1 BB: 0 P: 6	R: 0 E: 0 K: 0 S: 3	H: 0 LOB: 0 BB: 0 P: 3	1B: 5 2B: 0 3B: 1 HR: 1	SF: 0 SAC: 1 DP: 0 HBP: 0	WP: 1 PB: 0 SB: 1 CS: 0
PITCHER	IP WLS BF H R ER SO BB IBB HBP BLK WP HR S P ERA WHIP																					
Milt Wilcox, R (1, 1) ERA: 2.42	4.2 L 22 6 4 4 0 1 0 0 0 0 0 1 21 25 7.71 1.500																					
Denny Riddleberger, L (5, 1) ERA: 2.42	2.1 7 0 0 0 1 0 0 0 0 0 0 0 9 9 0.00 0.000																					
Phil Hennigan, R (8, 1) ERA: 2.25	2.0 7 1 0 0 1 0 0 0 0 0 1 0 9 9 0.00 0.500																					

AB	34
R	4
H	7
RBI	4
BB	1
SO	2
LOB	10



Batter	1	2	3	4	5	6	7	8	9	AB	R	H	RBI	BB	SO	LOB
Del Unser, L OBP: 0.242, SLG: 0.277 (1, 8)	0-0 5-3 1B		0-0 FC1-6 1-3 1B		0-0 FC4-6 1-2f 1B		0-0 F7 1B			4	0	2	0	0	0	0
Jack Brohamer, L OBP: 0.269, SLG: 0.327 Phil Hennigan, R (8, 1)	0-0 6-3 1B		0-0 FC1-6 1-2f 3-H BB		0-0 FC4-6 1-2f BB		0-0 F9 1B			4	0	0	1	0	0	2
Alex Johnson, R OBP: 0.272, SLG: 0.327 (1, 7)	0-0 1B		0-0 F7 1B		0-0 F9 1B			0-0 E6 FC2-6 1B		4	0	1	0	0	0	2
Graig Nettles, L OBP: 0.332, SLG: 0.333 (1, 5)	0-0 F7 1B		0-0 FC4-6 1-2 BB		0-0 1-3 1B			0-0 FC2-6 1-2f G3 1B		3	0	0	0	1	0	3
Ray Fosse, R OBP: 0.311, SLG: 0.350 (1, 2)		0-0 2B	0-0 FC4-6 1-2f 1B		0-0 4-3 1B			0-0 G3 1-2 1B		4	0	1	0	0	0	3
Buddy Bell, R OBP: 0.266, SLG: 0.274 (1, 9)	0-0 5-3 1B			0-0 5-3 1B		0-0 6-3 1B		0-0 F6 1B		4	0	0	0	0	0	2
Tom McCraw, L OBP: 0.353, SLG: 0.374 Roy Foster, R (9, PH) OBP: 0.244, SLG: 0.244	0-3 K			0-0 5-3 1B		0-0 2B			0-0 6-3 1B	3	0	1	0	0	1	1
Frank Duffy, R OBP: 0.314, SLG: 0.279 Jerry Moses, R (9, PH) OBP: 0.267, SLG: 0.310	0-0 5-3 1B			0-0 FC6-4 BB 1B		0-0 6-3 1B			0-0 F3 1B	2	0	0	0	1	0	2
Milt Wilcox, R OBP: 0.241, SLG: 0.310 Denny Riddleberger, R (5, 1) Eddie Leon, R (7, PH) OBP: 0.257, SLG: 0.271 (8, 4)			0-0 1B FC1-6 1B		0-0 FC6-4 1-2f 1B		0-0 F6 1B		0-0 1-3 1B	2	1	1	0	0	0	1

Inning Stats	R: 0	H: 1	E: 0	LOB: 1	K: 0	BB: 0	S: 4	P: 4	R: 0	H: 1	E: 0	LOB: 1	K: 0	BB: 0	S: 3	P: 4	R: 0	H: 0	E: 0	LOB: 0	K: 0	BB: 0	S: 3	P: 3	R: 0	H: 0	E: 1	LOB: 1	K: 0	BB: 0	S: 4	P: 4	R: 0	H: 0	E: 0	LOB: 0	K: 0	BB: 0	S: 3	P: 3	R: 0	H: 0	E: 0	LOB: 0	K: 0	BB: 0	S: 3	P: 3				
	0	1	0	1	0	0	4	4	0	1	0	1	0	0	3	4	0	0	0	1	0	0	0	3	3	0	0	1	1	0	0	4	4	0	0	0	0	0	0	3	3	0	0	0	0	3	3					
PITCHER Fritz Peterson, L (1, 1) ERA: 3.36	IP	WLS	BF	H	R	ER	SO	BB	IBB	HBP	BLK	WP	HR	S	P	ERA	WHIP	IP	WLS	BF	H	R	ER	SO	BB	IBB	HBP	BLK	WP	HR	S	P	ERA	WHIP	IP	WLS	BF	H	R	ER	SO	BB	IBB	HBP	BLK	WP	HR	S	P	ERA	WHIP	
	9.0	W	36	6	1	1	1	2	0	0	0	0	0	36	44	1.00	0.889																																			


BOTTOM

New York Yankees @ Cleveland Indians
Cleveland Municipal Stadium, Cleveland, OH

Fri Jun 23 1972, 7:05 PM EDT
Att. 5,882 - Overcast - 58 F

livebaseballscorecards.com

AB	34
R	1
H	6
RBI	1
BB	2
SO	1
LOB	16



WP: 0 PA: 36
PB: 0 SB: 0
CS: 0

New York Yankees @ Cleveland Indians
 Cleveland Municipal Stadium, Cleveland, OH

Sun Jun 25 1972, 3:33 AM EDT
 Overcast - 69 F

livebaseballscorecards.com

AB	32
R	3
H	8
RBI	3
BB	3
SO	2
LOB	11



WP: 0	PA: 35
PB: 0	
SB: 0	
CS: 0	

AB R H RBI BB SO LOB

3	0	0	0	1	0	0
2	0	0	0	2	0	1
4	0	0	0	0	0	3
4	2	2	0	0	1	1
4	1	2	2	0	0	0
4	0	2	0	0	0	1
4	0	1	1	0	1	1
3	0	1	0	0	0	1
1	0	0	0	0	0	0
3	0	0	0	0	0	3

1B: 6	SF: 0
2B: 2	SAC: 0
3B: 0	DP: 2
HR: 0	HBP: 0

Batter	1	2	3	4	5	6	7	8	9
Horace Clarke, S (1, 4) OBP: 0.293, SLG: 0.276	0-0 F9		4-0 BB			0-0 G3		0-0 G3	
Bernie Allen, L (1, 5) OBP: 0.351, SLG: 0.438	4-0 G4-6-3 BB		0-0 F8			4-0 BB		0-0 L3	
Bobby Murcer, L (1, 8) OBP: 0.352, SLG: 0.460	0-0 G4-6-3 1-2f		0-0 4-3			0-0 F8		0-0 4-3	
Roy White, S (1, 7) OBP: 0.396, SLG: 0.378		0-0 1B 2B		0-3 K		0-0 3-1		0-0 1B 2B	
Ron Blomberg, L (1, 3) OBP: 0.354, SLG: 0.440		0-0 F9 1B 2-H		0-0 6-3		0-0 G3		0-0 1B 6-3 1B 2-H	
Johnny Callison, L (1, 9) OBP: 0.241, SLG: 0.312		0-0 F9 1-2		0-0 4-3		0-0 1B 1B 1B G1-2-3		0-0 1B 1-3	
Thurman Munson, R (1, 2) OBP: 0.341, SLG: 0.330		0-3 K		0-0 F8		0-0 1B 1-2		0-0 6-3 1B 3-H	
Jerry Kenney, L (1, 6) OBP: 0.294, SLG: 0.200		0-0 6-3		0-0 4-3		0-0 4-3		0-0 F8	
Rusty Torres, S (9, PH) OBP: 0.263, SLG: 0.320									
Mel Stottlemyre, R (1, 1) OBP: 0.324, SLG: 0.267			0-0 5-3		0-0 4-3		0-0 G1-2-3 3-Hf		

Inning Stats	R: 0	H: 0	E: 0	K: 0	S: 2	P: 6	R: 1	H: 2	E: 0	K: 1	S: 7	P: 7	R: 0	H: 0	E: 0	K: 0	S: 3	P: 7	R: 0	H: 0	E: 0	K: 1	S: 5	P: 5	R: 0	H: 0	E: 0	K: 0	S: 3	P: 3	R: 0	H: 3	E: 0	K: 0	S: 5	P: 5	R: 0	H: 0	E: 0	K: 0	S: 3	P: 3	R: 2	H: 3	E: 0	K: 0	S: 5	P: 5		
	LOB: 0	BB: 1		LOB: 1	BB: 0		LOB: 0	BB: 1		LOB: 0	BB: 0		LOB: 0	BB: 0		LOB: 1	BB: 1		LOB: 2	BB: 0		LOB: 0	BB: 0		LOB: 0	BB: 0		LOB: 0	BB: 0		LOB: 0	BB: 0		LOB: 0	BB: 0		LOB: 0	BB: 0		LOB: 0	BB: 0		LOB: 0	BB: 0		LOB: 0	BB: 0		LOB: 0	BB: 0

PITCHER	IP	WLS	BF	H	R	ER	SO	BB	IBB	HBP	BLK	WP	HR	S	P	ERA	WHIP
Gaylord Perry, R (1, 1) ERA: 1.96	8.1	W	33	8	3	3	2	3	0	0	0	0	0	34	46	3.24	1.320
Ed Farmer, R (9, 1) ERA: 3.0	0.2	S	2	0	0	0	0	0	0	0	0	0	0	2	2	0.00	0.000

Batter	1	2	3	4	5	6	7	8	9
Del Unser, L (1, 8) OBP: 0.250, SLG: 0.285	0-0 4-3 1B		0-0 1B		0-0 SH F9 FC1-5		0-0 L4		
Jack Brohamer, L (1, 4) OBP: 0.263, SLG: 0.320	0-0 4-3 1-2		0-0 F8		0-0 FC1-5 1-2 2-3f			0-0 1-3	
Alex Johnson, R (1, 7) OBP: 0.267, SLG: 0.320 Eddie Leon, R (9, 6) OBP: 0.257, SLG: 0.271	0-0 4-3 2-3		0-0 F9		0-0 F9 2-3			0-0 F9	
Graig Nettles, L (1, 5) OBP: 0.330, SLG: 0.328	0-0 3-1		0-0 5-3		0-0 F7			4-0 1B 2B BB	
Tom McCraw, L (1, 3) OBP: 0.362, SLG: 0.386		0-0 1B SF8 2B		4-0 1B BB		0-0 F4		0-0 2B 2B 1B	
Ray Fosse, R (1, 2) OBP: 0.315, SLG: 0.359		0-0 SF8 1B		0-0 F4		0-0 6-3		0-0 2B 2B	
Ron Lolich, R (1, 9) OBP: 0.500, SLG: 0.500		0-0 SF8		0-0 1B		0-0 F7		4-0 2B IBB	
Frank Duffy, R (1, 6) OBP: 0.306, SLG: 0.271 John Lowenstein, L (8, PH) OBP: 0.333, SLG: 0.400 (9, 7)		0-0 F2		0-0 4-3			0-0 F8	0-0 2B	
Gaylord Perry, R (1, 1) OBP: 0.241, SLG: 0.269 Ed Farmer, R (9, 1) OBP: 0.333, SLG: 0.333		0-0 F5			0-0 FC1-5 SH 1B		0-3 K	0-0 1-3 2-H 3-H 1-3	

Inning Stats	R: 0	H: 1	E: 0	LOB: 1	K: 0	BB: 0	S: 4	P: 4
	R: 1	H: 2	E: 0	LOB: 1	K: 0	BB: 0	S: 5	P: 5
	R: 0	H: 1	E: 0	LOB: 1	K: 0	BB: 0	S: 4	P: 4
	R: 0	H: 1	E: 0	LOB: 1	K: 0	BB: 1	S: 3	P: 7
	R: 0	H: 1	E: 1	LOB: 2	K: 0	BB: 0	S: 5	P: 5
	R: 0	H: 0	E: 0	LOB: 0	K: 0	BB: 0	S: 3	P: 3
	R: 0	H: 0	E: 0	LOB: 0	K: 1	BB: 0	S: 5	P: 5
	R: 3	H: 3	E: 0	LOB: 2	K: 0	BB: 2	S: 6	P: 14

PITCHER	IP	WLS	BF	H	R	ER	SO	BB	IBB	HBP	BLK	WP	HR	S	P	ERA	WHIP
Mel Stottlemyre, R (1, 1) ERA: 2.94	8.0	L	36	9	4	4	1	2	1	0	0	0	0	35	47	4.50	1.375

AB R H RBI BB SO LOB

3	0	2	0	0	0	0
4	0	0	0	0	0	4
4	0	0	0	0	0	4
0	0	0	0	0	0	0
3	1	0	0	1	0	4
3	2	2	0	1	0	0
4	1	2	1	0	0	1
2	0	1	1	1	0	0
3	0	0	0	0	0	2
1	0	1	2	0	0	0
4	0	1	0	0	1	3
0	0	0	0	0	0	0

1B: 6	SF: 1	WP: 0	PA: 36
2B: 3	SAC: 1	PB: 0	
3B: 0	DP: 0	SB: 0	
HR: 0	HBP: 0	CS: 0	

NEW YORK YANKEES @ CLEVELAND INDIANS
CLEVELAND MUNICIPAL STADIUM, CLEVELAND, OH
 Sun Jun 25 1972, 3:33 AM EDT
 Overcast - 69 F

livebaseballscorecards.com

AB	31
R	4
H	9
RBI	4
BB	3
SO	1
LOB	18



Batter	1	2	3	4	5	6	7	8	9	AB R H RBI BB SO LOB	TOP																					
Gene Michael, S (1, 6) OBP: 0.283, SLG: 0.291	0-0 F9		0-0 E BB 1-2 1B		0-0 G3		0-0 1-3 2B			4 0 2 0 0 0 0	New York Yankees @ Cleveland Indians Cleveland Municipal Stadium, Cleveland, OH Sun Jun 25 1972, 3:38 AM EDT Att. 23,196 - Overcast - 65 F livebaseballscorecards.com																					
Rusty Torres, S (1, 9) OBP: 0.263, SLG: 0.312	0-0 F9		4-0 G5-3 1-2 2-3 BB		0-0 F4		0-0 F3			3 0 0 0 1 0 2																						
Bobby Murcer, L (1, 8) OBP: 0.351, SLG: 0.454	4-0 BB		0-0 E3 1-2 2-3 3-H		0-0 G3			0-0 F9		3 0 0 1 1 0 2																						
Roy White, S (1, 7) OBP: 0.389, SLG: 0.371	0-0 F3		0-0 G5-3 2-3f			0-0 1-3		0-0 5-3		4 0 0 0 0 0 4																						
Felipe Alou, R (1, 3) OBP: 0.296, SLG: 0.347		0-0 F4		0-0 E5 G6-4-3 1B		0-0 1-3		0-0 F8		4 0 0 0 0 0 0																						
Celerino Sanchez, R (1, 5) OBP: 0.333, SLG: 0.273		0-0 5-3		0-0 G6-4-3 1-2 1B		0-0 F8		0-0 G5-4-3 1B		4 0 2 0 0 0 0																						
John Ellis, R (1, 2) OBP: 0.240, SLG: 0.306		0-3 K		0-0 G6-4-3 1-2f 2-3			0-0 5-3	0-0 G5-4-3 1-2f		4 0 0 0 0 1 3																						
Hal Lanier, R (1, 4) OBP: 0.186, SLG: 0.171			0-0 BB E 1B 1B	4-0 FC4-6 BB			0-0 F9	0-0 F8		3 1 1 0 1 0 0																						
Steve Kline, R (1, 1) OBP: 0.133, SLG: 0.071 Ron Swoboda, R (7, PH) OBP: 0.385, SLG: 0.429 Rob Gardner, R (7, 1)			0-3 K	0-0 FC4-6 1-2f			4-0 2B BB			2 0 0 0 0 1 3 0 0 0 0 1 0 0 0 0 0 0 0 0 0																						
Inning Stats	R: 0 E: 0 K: 0 S: 3	H: 0 LOB: 1 BB: 1 P: 7	R: 0 E: 0 K: 1 S: 5	H: 0 LOB: 0 BB: 0 P: 5	R: 1 E: 1 K: 1 S: 7	H: 2 LOB: 2 BB: 1 P: 11	R: 0 E: 1 K: 0 S: 4	H: 1 LOB: 2 BB: 1 P: 8	R: 0 E: 0 K: 0 S: 3	H: 0 LOB: 0 BB: 0 P: 3	R: 0 E: 0 K: 0 S: 4	H: 1 LOB: 2 BB: 1 P: 8	R: 0 E: 0 K: 0 S: 3	H: 0 LOB: 0 BB: 0 P: 3	R: 0 E: 0 K: 0 S: 3	H: 1 LOB: 0 BB: 0 P: 3	1B: 4 2B: 1 3B: 0 HR: 0	SF: 0 SAC: 0 DP: 3 HBP: 0	WP: 0 PB: 0 SB: 0 CS: 0	PA: 35												
PITCHER Mike Kilkenny, L (1, 1) ERA: 2.57	IP 9.0	WLS W	BF 35	H 5	R 1	ER 1	SO 2	BB 4	IBB 0	HBP 0	BLK 0	WP 0	HR 0	S 35	P 51	ERA 1.00	WHIP 1.000															
											PITCHER	IP	WLS	BF	H	R	ER	SO	BB	IBB	HBP	BLK	WP	HR	S	P	ERA	WHIP				

New York Yankees @ Cleveland Indians
 Cleveland Municipal Stadium, Cleveland, OH
 Sun Jun 25 1972, 3:38 AM EDT
 Att. 23,196 - Overcast - 65 F

AB	31
R	1
H	5
RBI	1
BB	4
SO	2
LOB	14



BOTTOM

New York Yankees @ Cleveland Indians
Cleveland Municipal Stadium, Cleveland, OH

Sun Jun 25 1972, 3:38 AM EDT
Att. 23,196 - Overcast - 65 F

livebaseballscorecards.com

AB	31
R	5
H	8
RBI	4
BB	4
SO	5
LOB	15



WP:	0	PA:	37
PB:	0	SB:	0
CS:	0		

AB R H RBI BB SO LOB

4	1	1	1	0	0	1
4	0	1	0	0	0	1
4	0	1	1	0	0	1
0	0	0	0	0	0	0
3	1	1	0	1	0	1
3	1	0	0	1	1	1
4	0	1	0	0	1	4
3	1	1	2	0	1	1
2	1	1	0	2	0	1
4	0	1	0	0	2	4

1B:	7	SF:	1
2B:	1	SAC:	0
3B:	0	DP:	0
HR:	0	HBP:	1

WP	HR	S	P	ERA	WHIP
----	----	---	---	-----	------

Batter	1	2	3	4	5	6	7	8	9
Del Unser, L OBP: 0.248, SLG: 0.284 (1, 8)	0-0 1B FC6-4 1B	0-0 5-6-3		0-0 4-3		0-0 SF8 2-3 3-H		0-0 F9	
Jack Brohamer, L OBP: 0.263, SLG: 0.318 (1, 4)	0-0 1-3 FC6-4 1B	0-0 F7		0-0 G3		0-0 L4			
Alex Johnson, R OBP: 0.267, SLG: 0.319 Buddy Bell, R OBP: 0.266, SLG: 0.274 (1, 7) (8, 9)	0-0 1-2f 3-H FC6-4 FC1-2 1B	0-0 1B			0-0 F7		0-0 F7		
Graig Nettles, L OBP: 0.333, SLG: 0.328 (1, 5)	0-0 1-3 FC1-2 E 1B	0-0 L3-1			0-0 F7		4-0 BB		
Tom McCraw, L OBP: 0.359, SLG: 0.379 (1, 3)	4-0 BB FC1-2 E BB		0-0 L3-1		0-0 4-3		0-3 K		
Ron Lolich, R OBP: 0.375, SLG: 0.333 (1, 9) (8, 7)	0-0 1-2 2-3 3-H FC1-2 E 1B		0-0 FC6-4 1B		0-3 K		0-0 F9		
Jerry Moses, R OBP: 0.286, SLG: 0.311 (1, 2)	0-0 1-3 2-H 3-H E7 1B		0-0 1-2f FC6-4 FC5-4 1B		H 1-0 1B E HBP		0-3 K		
Eddie Leon, R OBP: 0.270, SLG: 0.282 (1, 6)	4-0 IBB		0-0 1-2f FC5-4		B 4-0 E 1-2 SF8 BB		0-0 2B		
Mike Kilkenny, R OBP: 0.250, SLG: 0.250 (1, 1)	0-0 4-3		S 0-3 K		X 0-0 E1 E 1-3 2-H 1B		0-3 K		

Inning Stats	R	H	E	K	S	H	LOB	BB	P	R	H	E	K	S	H	LOB	BB	P	R	H	E	K	S	H	LOB	BB	P	R	H	E	K	S	H	LOB	BB	P	R	H	E	K	S	H	LOB	BB	P	R	H	E	K	S	H	LOB	BB	P
	3	4	2	7	15	0	1	0	4	0	1	0	0	4	0	0	0	3	0	0	0	3	0	0	0	1	3	2	1	0	1	11	0	1	0	1	9	0	1	0	1	8	0	1	0	2	4	0	1	0	2	4		

PITCHER	IP	WLS	BF	H	R	ER	SO	BB	IBB	HBP	BLK	WP	HR	S	P	ERA	WHIP
Steve Kline, R ERA: 2.17 (1, 1)	6.0	L	29	7	5	2	2	2	2	1	0	0	0	29	42	3.00	1.500
Rob Gardner, L ERA: 3.0 (7, 1)	2.0		8	1	0	0	3	1	0	0	0	0	0	13	17	0.00	1.000

Batter	1	2	3	4	5	6	7	8	9	AB R H RBI BB SO LOB	TOP											
Tommy Harper, R (1, 8) OBP: 0.378, SLG: 0.496	0-3 K		0-0 2B		0-0 1B		0-3 K		0-0 P8	5 0 2 0 0 2 1	Boston Red Sox @ Cleveland Indians Cleveland Municipal Stadium, Cleveland, OH Mon Jun 26 1972, 7:05 PM EDT Att. 34,370 - Unknown - 67 F											
Doug Griffin, R (1, 4) OBP: 0.341, SLG: 0.298	0-3 K		0-0 5-3		0-0 F7		0-0 1B		0-0 G3	5 0 1 0 0 1 3												
Carl Yastrzemski, L (1, 7) OBP: 0.375, SLG: 0.345	4-0 BB		0-0 F7			0-0 1B	0-0 1B	1-2 1B		3 1 2 1 1 0 1												
Reggie Smith, S (1, 9) OBP: 0.339, SLG: 0.431	0-0 6-3			0-0 L9		0-0 F5	0-0 G3			4 0 0 0 0 0 4												
Rico Petrocelli, R (1, 5) OBP: 0.291, SLG: 0.361		0-0 2-3		0-3 K		0-0 FC6-4 1B		0-0 L8		4 0 1 1 0 1 0												
Bob Burda, L (1, 3) OBP: 0.226, SLG: 0.286		0-0 1B		0-3 K		0-3 K		0-0 1-3		4 0 1 0 0 2 1												
Juan Beniquez, R (1, 6)		0-0 2-3		0-0 6-3	0-0 FC6-4		0-0 F9			4 0 0 0 0 0 2												
Carlton Fisk, R (1, 2) OBP: 0.339, SLG: 0.559		0-0 5-3		0-0 FC4-6 1B		0-0 F7		0-0 SF8 3B		4 1 2 0 0 0 1												
Ray Culp, R (1, 1) OBP: 0.269, SLG: 0.240		0-3 K		0-0 FC4-6 1B		1-0 1B HBP		0-0 SF8		2 0 0 0 0 1 1												
Luis Tiant, R (6, 1)										0 0 0 0 0 0 0												
Ben Oglivie, L (7, PH) OBP: 0.293, SLG: 0.368										0 1 0 0 0 0 0												
Gary Peters, L (7, 1) OBP: 0.267, SLG: 0.357										0 0 0 1 0 0 0												
Inning Stats	R: 0 E: 0 K: 2 S: 7	H: 0 LOB: 1 BB: 1 P: 11	R: 0 E: 0 K: 0 S: 4	H: 1 LOB: 1 BB: 0 P: 4	R: 0 E: 0 K: 1 S: 6	H: 1 LOB: 1 BB: 0 P: 6	R: 0 E: 0 K: 2 S: 7	H: 0 LOB: 0 BB: 0 P: 7	R: 0 E: 0 K: 2 S: 5	H: 2 LOB: 2 BB: 0 P: 5	R: 1 E: 0 K: 1 S: 7	H: 2 LOB: 1 BB: 0 P: 7	R: 1 E: 0 K: 1 S: 7	H: 2 LOB: 2 BB: 0 P: 8	R: 0 E: 0 K: 0 S: 3	H: 0 LOB: 0 BB: 0 P: 3	R: 1 E: 0 K: 0 S: 4	H: 1 LOB: 0 BB: 0 P: 4	1B: 7 2B: 1 3B: 1 HR: 0	SF: 1 SAC: 0 DP: 0 HBP: 1	WP: 0 PB: 0 SB: 1 CS: 0	PA: 38
PITCHER	IP WLS BF H R ER SO BB IBB HBP BLK WP HR S P ERA WHIP																					
Ray Lamb, R (1, 1) ERA: 3.86	6.0 W 25 6 1 1 6 1 0 0 0 0 0 0 36 40 1.50 1.167																					
Phil Hennigan, R (7, 1) ERA: 3.0	3.0 S 13 3 2 2 1 0 0 1 0 0 0 0 14 15 6.00 1.000																					

livebaseballscorecards.com

AB	35
R	3
H	9
RBI	3
BB	1
SO	7
LOB	14



Batter	1	2	3	4	5	6	7	8	9	AB	R	H	RBI	BB	SO	LOB
--------	---	---	---	---	---	---	---	---	---	----	---	---	-----	----	----	-----

Del Unser, L <small>(1, 8) OBP: 0.249, SLG: 0.278</small>										3	1	0	0	1	1	2
Jack Brohamer, L <small>(1, 4) OBP: 0.262, SLG: 0.322</small>										4	1	1	0	0	0	2
Alex Johnson, R <small>(1, 7) OBP: 0.263, SLG: 0.314</small> Buddy Bell, R <small>(7, 9) OBP: 0.270, SLG: 0.283</small>										3	1	0	0	0	0	4
Graig Nettles, L <small>(1, 5) OBP: 0.336, SLG: 0.333</small>										3	1	1	2	1	0	2
Tom McCraw, L <small>(1, 3) OBP: 0.362, SLG: 0.374</small>										2	1	0	0	2	0	1
Ray Fosse, R <small>(1, 2) OBP: 0.314, SLG: 0.353</small>										3	1	0	0	1	0	1
Ron Lolicch, R <small>(1, 9) OBP: 0.333, SLG: 0.300</small>										4	1	1	2	0	0	0
Frank Duffy, R <small>(1, 6) OBP: 0.306, SLG: 0.273</small>										3	0	1	2	0	0	0
Ray Lamb, R <small>(1, 1)</small> Vince Colbert, R <small>(6, PR) OBP: 0.294, SLG: 0.313</small> Phil Hennigan, R <small>(7, 1)</small>										1	0	0	0	1	0	0
										0	0	0	0	0	0	0
										1	0	0	0	0	0	0

Inning Stats	R: 0	H: 0	E: 0	K: 0	S: 3	H: 0	LOB: 1	BB: 1	P: 7	R: 0	H: 0	E: 0	K: 0	S: 2	H: 0	LOB: 0	BB: 1	P: 6	R: 0	H: 0	E: 0	K: 0	S: 3	H: 0	LOB: 0	BB: 0	P: 3	R: 0	H: 0	E: 0	K: 0	S: 3	H: 4	LOB: 1	BB: 3	P: 20	R: 1	H: 1	E: 1	K: 0	S: 5	H: 0	LOB: 0	BB: 0	P: 3	R: 0	H: 0	E: 0	K: 0	S: 3	H: 0	LOB: 0	BB: 0	P: 3
--------------	------	------	------	------	------	------	--------	-------	------	------	------	------	------	------	------	--------	-------	------	------	------	------	------	------	------	--------	-------	------	------	------	------	------	------	------	--------	-------	-------	------	------	------	------	------	------	--------	-------	------	------	------	------	------	------	------	--------	-------	------

PITCHER	IP	WLS	BF	H	R	ER	SO	BB	IBB	HBP	BLK	WP	HR	S	P	ERA	WHIP
Ray Culp, R <small>(1, 1) ERA: 4.16</small>	5.2	L	25	3	6	6	1	5	1	0	0	0	0	21	45	9.53	1.412
Luis Tiant, R <small>(6, 1) ERA: 3.48</small>	0.1		1	1	0	0	0	0	0	0	0	0	0	1	1	0.00	3.000
Gary Peters, L <small>(7, 1) ERA: 3.68</small>	2.0		8	1	1	0	0	0	0	0	0	0	0	8	8	0.00	0.500

BOTTOM

Boston Red Sox @ Cleveland Indians
Cleveland Municipal Stadium, Cleveland, OH
 Mon Jun 26 1972, 7:05 PM EDT
 Att: 34,370 - Unknown - 67 F

AB	28
R	7
H	5
RBI	7
BB	6
SO	1
LOB	12



WP	PA	ERA	WHIP
0	34		

Boston Red Sox @ Cleveland Indians
Cleveland Municipal Stadium, Cleveland, OH

Tue Jun 27 1972, 7:05 PM EDT
 Att. 24,112 - Unknown - 74 F

livebaseballscorecards.com

AB	37
R	8
H	11
RBI	8
BB	4
SO	4
LOB	14



WP: 0	PA: 43
PB: 1	
SB: 1	
CS: 0	

Batter	1	2	3	4	5	6	7	8	9	AB R H RBI BB SO LOB
Tommy Harper, R (1, 8) OBP: 0.371, SLG: 0.487	0-0 4-3		0-3 K	0-0 SF E		0-0 4-3		0-0 1-3		4 1 0 1 0 1 0
Doug Griffin, R (1, 4) OBP: 0.343, SLG: 0.301	0-0 1-3		0-0 1-3	0-0 E7 BB		0-0 G4-6-3 1B		0-0 G3		5 0 2 2 0 0 0
Carl Yastrzemski, L (1, 7) OBP: 0.376, SLG: 0.342	0-0 1B			1B HR BB		0-0 G4-6-3 1-2f		0-0 4-3		4 1 1 0 1 0 2
Reggie Smith, S (1, 9) OBP: 0.341, SLG: 0.432	0-0 4-3			K				0-0 F8		4 1 1 0 1 1 2
Rico Petrocelli, R (1, 5) OBP: 0.294, SLG: 0.359		0-0 F8		1B HR				0-0 F9		4 1 1 0 1 0 1
Bob Burda, L (1, 3) OBP: 0.306, SLG: 0.438		0-0 FC6-4 1B		HR				0-0 F7		4 1 3 3 1 0 3
Juan Beniquez, R (1, 6) OBP: 0.111, SLG: 0.111		0-0 FC6-4 FC4		1B S		0-0 L9		0-0 FC6-4 HBP		5 1 1 1 0 0 3
Carlton Fisk, R (1, 2) OBP: 0.343, SLG: 0.555		0-0 FC4		1B PB SF		0-0 F3		1-0 HBP		3 1 1 1 0 0 1
John Curtis, L (1, 1) OBP: 0.167, SLG: 0.167			0-0 B1-3	0-0 SF E		0-3 K		0-3 K		4 1 1 0 0 2 2

Inning Stats	R: 0 E: 0 K: 0 S: 4	H: 1 LOB: 1 BB: 0 P: 4	R: 0 E: 0 K: 0 S: 4	H: 1 LOB: 1 BB: 0 P: 4	R: 0 E: 0 K: 1 S: 5	H: 0 LOB: 0 BB: 0 P: 5	R: 7 E: 2 K: 1 S: 12	H: 6 LOB: 3 BB: 3 P: 24	R: 0 E: 0 K: 1 S: 5	H: 0 LOB: 0 BB: 0 P: 5	R: 0 E: 0 K: 0 S: 3	H: 1 LOB: 0 BB: 0 P: 3	R: 1 E: 0 K: 1 S: 6	H: 1 LOB: 2 BB: 1 P: 11	R: 0 E: 0 K: 0 S: 3	H: 0 LOB: 0 BB: 0 P: 3	R: 0 E: 0 K: 0 S: 4	H: 1 LOB: 1 BB: 0 P: 4	1B: 9 2B: 1 3B: 0 HR: 1	SF: 1 SAC: 0 DP: 1 HBP: 1	WP: 0 PB: 1 SB: 1 CS: 0	PA: 43
--------------	------------------------------	---------------------------------	------------------------------	---------------------------------	------------------------------	---------------------------------	-------------------------------	----------------------------------	------------------------------	---------------------------------	------------------------------	---------------------------------	------------------------------	----------------------------------	------------------------------	---------------------------------	------------------------------	---------------------------------	----------------------------------	------------------------------------	----------------------------------	--------

PITCHER	IP	WLS	BF	H	R	ER	SO	BB	IBB	HBP	BLK	WP	HR	S	P	ERA	WHIP
Vince Colbert, R (1, 1) ERA: 4.37	3.1	L	18	7	6	6	2	1	0	0	0	0	1	21	25	16.20	2.400
Steve Hargan, R (4, 1) ERA: 4.96	0.0		2	1	1	0	0	0	0	0	0	0	0	2	2	∞	∞
Steve Mingori, L (4, 1) ERA: 5.4	0.2		4	0	0	0	0	2	0	0	0	0	0	2	10	0.00	3.000
Phil Hennigan, R (5, 1) ERA: 2.65	2.0		6	1	0	0	1	0	0	0	0	0	0	8	8	0.00	0.500
Denny Riddleberger, L (7, 1) ERA: 2.57	2.0		9	1	1	1	1	1	0	1	0	0	0	9	14	4.50	1.000
Ed Farmer, R (9, 1) ERA: 2.86	1.0		4	1	0	0	0	0	0	0	0	0	0	4	4	0.00	1.000

Batter	1	2	3	4	5	6	7	8	9	AB	R	H	RBI	BB	SO	LOB
Del Unser, L OBP: 0.243, SLG: 0.272 (1, 8)	0-0 6-3	0-0 2-3		0-0 6-3			0-0 F7			4	0	0	0	0	0	2
Jack Brohamer, L OBP: 0.257, SLG: 0.315 (1, 4)	0-3 K	0-0 F7			0-0 L8		0-0 F9			4	0	0	0	0	1	1
Alex Johnson, R OBP: 0.268, SLG: 0.311 (1, 7)	4-0 BB 1B		0-0 6-3		0-0 F9			4-0 G6-4-3 BB		2	1	0	0	2	0	0
Ed Farmer, R OBP: 0.333, SLG: 0.333 (9, 1)										0	0	0	0	0	0	0
Ray Fosse, R OBP: 0.313, SLG: 0.351 (1, 2)	0-0 BB		0-0 P9		0-0 F3			0-0 G6-4-3		4	1	1	0	0	0	1
(7, 3)	1-2 1B							1-2f								
Graig Nettles, L OBP: 0.339, SLG: 0.333 (1, 5)	4-0 BB 1B		0-0 FC5-4		0-0 6-3			0-0 F6		3	0	1	0	1	0	0
(9, 1)	1-2 2-3 BB		1-2f													
Ron Lolich, R OBP: 0.313, SLG: 0.286 (1, 9)	0-0 BB		0-0 FC5-4		0-0 5-3			0-3 K		4	0	1	2	0	1	1
(7, 1)	1-2 2-3 1B		1-2f													
Tom McCraw, L OBP: 0.362, SLG: 0.370 (1, 3)	4-0 BB		0-0 6-3		0-0 6-3			0-0 F3		2	0	0	0	1	0	0
Denny Riddleberger, R OBP: 0.239, SLG: 0.238 (7, 1)	1-2 2-3 BB									0	0	0	0	0	0	0
Roy Foster, R OBP: 0.239, SLG: 0.238 (9, 7)										1	0	0	0	0	0	0
Frank Duffy, R OBP: 0.297, SLG: 0.263 (1, 6)	0-0 6-3		0-0 E6		0-0 F7			0-0 P1		4	0	0	0	0	0	3
(7, 2)																
Vince Colbert, R OBP: 0.276, SLG: 0.294 (1, 1)		0-3 K		0-3 K			4-0 BB			1	0	0	0	0	1	0
Steve Hargan, R OBP: 0.288, SLG: 0.280 (4, PH)										0	0	0	0	0	0	0
Steve Mingori, L OBP: 0.288, SLG: 0.280 (5, 1)										0	0	0	0	0	0	0
Eddie Leon, R OBP: 0.300, SLG: 0.311 (7, 2)										1	0	0	0	0	1	1
Phil Hennigan, R OBP: 0.300, SLG: 0.311 (7, 2)										0	0	0	0	0	0	0
Jerry Moses, R OBP: 0.300, SLG: 0.311 (7, 2)										0	0	0	0	1	0	0

Inning Stats	R: 2	H: 2	E: 0	K: 1	S: 7	LOB: 3	BB: 3	P: 19	R: 0	H: 0	E: 0	K: 1	S: 5	LOB: 0	BB: 0	P: 5	R: 0	H: 1	E: 0	K: 0	S: 4	LOB: 1	BB: 0	P: 4	R: 0	H: 0	E: 1	K: 1	S: 6	LOB: 1	BB: 0	P: 6	R: 0	H: 0	E: 0	K: 0	S: 3	LOB: 0	BB: 0	P: 3	R: 0	H: 0	E: 0	K: 0	S: 3	LOB: 0	BB: 0	P: 3	R: 0	H: 0	E: 0	K: 0	S: 3	LOB: 1	BB: 1	P: 7	R: 0	H: 0	E: 0	K: 0	S: 2	LOB: 0	BB: 1	P: 6	R: 0	H: 0	E: 0	K: 1	S: 5	LOB: 0	BB: 0	P: 5	1B: 3	2B: 0	3B: 0	HR: 0	SF: 0	SAC: 0	DP: 1	HBP: 0	WP: 0	PB: 0	SB: 0	CS: 0	PA: 35
PITCHER John Curtis, L ERA: 4.53 (1, 1)	IP	WLS	BF	H	R	ER	SO	BB	IBB	HBP	BLK	WP	HR	S	P	ERA	WHIP	IP	WLS	BF	H	R	ER	SO	BB	IBB	HBP	BLK	WP	HR	S	P	ERA	WHIP	IP	WLS	BF	H	R	ER	SO	BB	IBB	HBP	BLK	WP	HR	S	P	ERA	WHIP																																		

BOTTOM

Boston Red Sox @ Cleveland Indians
Cleveland Municipal Stadium, Cleveland, OH

Tue Jun 27 1972, 7:05 PM EDT
Att: 24,112 - Unknown - 74 F

livebaseballscorecards.com

AB	30
R	2
H	3
RBI	2
BB	5
SO	4
LOB	9



Batter	1	2	3	4	5	6	7	8	9	AB R H RBI BB SO LOB	TOP	
Del Unser, L (1, 8) OBP: 0.237, SLG: 0.265	0-0 F7	0-0 FC6-4			0-0 4-3		0-3 K			4 0 0 0 0 1 1	Cleveland Indians @ Milwaukee Brewers Milwaukee County Stadium, Milwaukee, WI Wed Jun 28 1972, 8:05 PM EDT Unknown livebaseballscorecards.com	
Jack Brohamer, L (1, 4) OBP: 0.257, SLG: 0.324	0-0 F7		0-0 F7		0-0 3B	0-0 F9				4 0 1 0 0 0 0		
Ron Lolich, R (1, 7) OBP: 0.300, SLG: 0.278	0-0 1B		0-0 F7		0-0 5-3		0-3 K			4 0 1 0 0 1 1		
Graig Nettles, L (1, 5) OBP: 0.333, SLG: 0.327	0-0 4-3		0-0 F9		0-0 6-3		0-0 4-3			4 0 0 0 0 0 1		
Ray Fosse, R (1, 2) OBP: 0.311, SLG: 0.349		0-0 F8		0-3 K	0-0 FC1-4 1B		0-0 6-3			4 0 1 0 0 1 0		
Buddy Bell, R (1, 9) OBP: 0.279, SLG: 0.293		0-0 2B FC1-5 1B		0-0 1B	0-0 FC1-4 1B		0-0 6-3			4 0 3 0 0 0 0		
Tom McCraw, L (1, 3) OBP: 0.361, SLG: 0.375 Alex Johnson, R (9, PH) OBP: 0.266, SLG: 0.310		0-0 FC1-5 1B 2B		0-0 F7	0-0 FC1-4		0-0 F8			3 1 1 0 0 0 3 1 0 0 0 0 0 0		
Frank Duffy, R (1, 6) OBP: 0.292, SLG: 0.259 Eddie Leon, R (6, PH) OBP: 0.265, SLG: 0.276 (6, 6)		0-0 FC1-5 1B		0-0 6-3	0-3 K		0-0 6-3			2 1 0 0 0 0 3 2 0 0 0 0 1 2		
Dick Tidrow, R (1, 1) OBP: 0.292, SLG: 0.261 Denny Riddleberger, R (3, 1) Roy Foster, R (7, PH) OBP: 0.234, SLG: 0.233 Phil Hennigan, R (7, 1) Steve Mingori, L (7, 1)		0-0 FC6-4 1B		0-3 K	0-3 5-3					1 0 1 2 0 0 0 1 0 0 0 0 1 0 1 0		
Inning Stats	R: 0 H: 1 E: 0 LOB: 1 K: 0 BB: 0 S: 4 P: 4	R: 2 H: 3 E: 0 LOB: 1 K: 0 BB: 0 S: 6 P: 6	R: 0 H: 0 E: 0 LOB: 0 K: 0 BB: 0 S: 3 P: 3	R: 0 H: 1 E: 0 LOB: 1 K: 1 BB: 0 S: 6 P: 6	R: 0 H: 1 E: 0 LOB: 1 K: 1 BB: 0 S: 6 P: 6	R: 0 H: 2 E: 0 LOB: 2 K: 1 BB: 0 S: 7 P: 7	R: 0 H: 0 E: 0 LOB: 0 K: 1 BB: 0 S: 5 P: 5	R: 0 H: 0 E: 0 LOB: 0 K: 0 BB: 0 S: 5 P: 5	R: 0 H: 0 E: 0 LOB: 0 K: 0 BB: 0 S: 3 P: 3	1B: 6 SF: 0 2B: 1 SAC: 0 3B: 1 DP: 0 HR: 0 HBP: 0		WP: 0 PA: 35 PB: 0 SB: 1 CS: 0
PITCHER Gary Ryerson, L (1, 1) ERA: 2.0	IP WLS BF H R ER SO BB IBB HBP BLK WP HR S P ERA WHIP	9.0 W 35 8 2 2 5 0 0 0 0 0 0 0 45 45 2.00 0.889										



Batter	1	2	3	4	5	6	7	8	9
Ron Theobald, R OBP: 0.364, SLG: 0.261 (1, 4)	0-0 5-3		0-0 E1 BB 2B	0-0 5-3			0-0 1B 1B		
Joe Lahoud, L OBP: 0.290, SLG: 0.304 (1, 9)	0-0 F9		4-0 2B BB		4-0 G5-4-3 BB		0-0 1B 1B		
George Scott, R OBP: 0.320, SLG: 0.413 (1, 3)	0-0 1B		0-0 SH1-3 1-H 2-H 2B		0-0 G5-4-3		0-0 BB 1B		
John Briggs, L OBP: 0.359, SLG: 0.426 (1, 7)	0-0 4-3		0-0 SH1-3		0-3 K		4-0 1-2 2-3 BB		
Dave May, L OBP: 0.281, SLG: 0.349 (1, 8)		4-0 E SF7 BB	0-3 K			0-0 F5	0-0 4-3		
Ellie Rodriguez, R OBP: 0.412, SLG: 0.388 (1, 2)		0-0 E6 SF7 FC5-2 1-3	0-0 5-3			0-0 5-3		0-0 1-3	
Mike Ferraro, R OBP: 0.297, SLG: 0.349 (1, 5)		0-0 SF7		0-0 6-3		0-3 K		0-0 6-3	
Rick Auerbach, R OBP: 0.261, SLG: 0.258 (1, 6)		0-0 FC5-2		0-0 SH4-3 1B			0-0 F5	0-3 K	
Gary Ryerson, R (1, 1)		0-0 4-3		0-0 SH4-3			0-3 K		

AB	R	H	RBI	BB	SO	LOB
4	2	1	0	0	0	1
2	1	1	0	2	0	0
4	0	3	3	0	0	1
2	0	0	0	1	1	1
3	1	0	0	1	1	4
4	0	0	0	0	0	2
3	0	0	1	0	1	0
4	0	1	0	0	1	1
2	0	0	0	0	1	1

Cleveland Indians @ Milwaukee Brewers
Milwaukee County Stadium, Milwaukee, WI
 Wed Jun 28 1972, 8:05 PM EDT
 Unknown

livebaseballscorecards.com

AB	28
R	4
H	6
RBI	4
BB	4
SO	5
LOB	11



Inning	1	2	3	4	5	6	7	8	9
R: 0	R: 1	R: 2	R: 0	R: 0	R: 0	R: 1	R: 0	R: 0	R: 1
E: 0	E: 1	E: 1	E: 0	E: 0	E: 0	E: 0	E: 0	E: 0	E: 0
K: 0	K: 0	K: 0	K: 1	K: 0	K: 1	K: 1	K: 1	K: 1	K: 1
S: 4	S: 4	S: 7	S: 4	S: 4	S: 4	S: 5	S: 8	S: 5	S: 5
H: 1	H: 0	H: 1	H: 1	H: 1	H: 0	H: 0	H: 3	H: 0	H: 0
LOB: 1	LOB: 1	LOB: 1	LOB: 1	LOB: 1	LOB: 0	LOB: 0	LOB: 3	LOB: 0	LOB: 0
BB: 0	BB: 1	BB: 1	BB: 1	BB: 0	BB: 1	BB: 0	BB: 1	BB: 0	BB: 0
P: 4	P: 8	P: 11	P: 4	P: 4	P: 8	P: 5	P: 12	P: 5	P: 5

1B:	5	SF:	1	WP:	0	PA:	35
2B:	1	SAC:	2	PB:	0		
3B:	0	DP:	1	SB:	0		
HR:	0	HBP:	0	CS:	0		

PITCHER	IP	WLS	BF	H	R	ER	SO	BB	IBB	HBP	BLK	WP	HR	S	P	ERA	WHIP
Dick Tidrow, R ERA: 4.11 (1, 1)	2.0	L	12	2	3	1	0	2	0	0	0	0	0	10	18	4.50	2.000
Denny Riddleberger, L ERA: 2.25 (3, 1)	4.0		13	1	0	0	3	1	0	0	0	0	0	18	22	0.00	0.500
Phil Hennigan, R ERA: 3.06 (7, 1)	0.2		5	3	1	1	1	0	0	0	0	0	0	7	7	13.50	4.500
Steve Mingori, L ERA: 5.0 (7, 1)	1.1		5	0	0	0	1	1	0	0	0	0	0	6	10	0.00	0.750

Batter	1	2	3	4	5	6	7	8	9	AB R H RBI BB SO LOB	TOP											
Del Unser, L (1, 8) OBP: 0.231, SLG: 0.257	0-0 4-3		0-0 L7		0-0 F8		0-0 FC1-6 FC4		0-0 4-3	5 0 0 0 0 0 4	Cleveland Indians @ Milwaukee Brewers Milwaukee County Stadium, Milwaukee, WI Wed Jun 28 1972, 8:05 PM EDT Att. 9,306 - Unknown livebaseballscorecards.com											
Jack Brohamer, L (1, 4) OBP: 0.267, SLG: 0.339	0-0 FC6 1B			0-0 5-3 1B 2B	0-0 1-2 1B	0-0 FC4			4 1 3 0 0 0 2													
Graig Nettles, L (1, 5) OBP: 0.336, SLG: 0.327	0-0 F9			1-0 5-3 1B HBP	0-0 4-3			0-0 1B	3 1 1 0 0 0 3													
Ron Lolich, R (1, 7) OBP: 0.292, SLG: 0.273	0-0 FC6 1-2f			0-3 K		0-0 1-3		0-0 1B	4 0 1 0 0 1 3													
Tom McCraw, L (1, 3) OBP: 0.356, SLG: 0.369		0-0 F5		0-0 5-3		0-0 4-3		0-0 F9	3 0 0 0 0 0 2													
Alex Johnson, R (8, PH) OBP: 0.265, SLG: 0.308				1-2 2-3					1 0 0 0 0 0 1													
Ed Farmer, R (8, 1) OBP: 0.333, SLG: 0.333									0 0 0 0 0 0 0													
Buddy Bell, R (1, 9) OBP: 0.279, SLG: 0.292		0-3 K		0-0 1-2 2-3 1B		0-0 1-3		0-0 L4	4 0 1 2 0 1 1													
Jerry Moses, R (1, 2) OBP: 0.278, SLG: 0.286		0-0 1-3		0-0 F3			0-0 F8		4 0 0 0 0 0 1													
Eddie Leon, R (1, 6) OBP: 0.277, SLG: 0.274			0-0 F9		4-0 1B BB		4-0 FC1-6 1B BB		1 0 0 0 3 0 0													
Milt Wilcox, R (1, 1) OBP: 0.233, SLG: 0.300			0-0 F9		0-3 K		0-0 FC1-6 1B		1 0 0 0 0 0 0													
Roy Foster, R (5, PH) OBP: 0.229, SLG: 0.227									1 0 0 0 0 1 1													
Steve Minton, L (5, 1) OBP: 0.316, SLG: 0.294									0 0 0 0 0 0 0													
Lou Camilli, S (7, PH) OBP: 0.310, SLG: 0.294									1 0 1 0 0 0 0													
Denny Riddleberger, R (7, 1) OBP: 0.310, SLG: 0.347									0 0 0 0 0 0 0													
Ray Fosse, R (8, 3) OBP: 0.310, SLG: 0.347									1 0 0 0 0 1 1													
Inning Stats	R: 0 E: 0 K: 0 S: 4	H: 1 LOB: 1 BB: 0 P: 4	R: 0 E: 0 K: 1 S: 5	H: 0 LOB: 0 BB: 0 P: 5	R: 0 E: 0 K: 0 S: 3	H: 0 LOB: 0 BB: 0 P: 3	R: 2 E: 0 K: 1 S: 7	H: 2 LOB: 1 BB: 0 P: 8	R: 0 E: 0 K: 1 S: 6	H: 1 LOB: 2 BB: 1 P: 10	R: 0 E: 0 K: 0 S: 3	H: 0 LOB: 0 BB: 0 P: 3	R: 0 E: 0 K: 0 S: 4	H: 1 LOB: 2 BB: 1 P: 8	R: 0 E: 0 K: 0 S: 4	H: 2 LOB: 1 BB: 0 P: 4	R: 0 E: 0 K: 1 S: 5	H: 0 LOB: 1 BB: 1 P: 9	1B: 6 2B: 1 3B: 0 HR: 0	SF: 0 SAC: 0 DP: 0 HBP: 1	WP: 0 PB: 0 SB: 0 CS: 0	PA: 37
PITCHER	IP WLS BF H R ER SO BB IBB HBP BLK WP HR S P ERA WHIP												IP WLS BF H R ER SO BB IBB HBP BLK WP HR S P ERA WHIP									
Jim Lonborg, R (1, 1) ERA: 2.63	6.1 W 27 5 2 2 3 2 0 1 0 0 0 0 30 39 2.84 1.105																					
Ray Newman, L (7, 1) ERA:	2.2 S 10 2 0 0 1 1 0 0 0 0 0 0 11 15 0.00 1.125																					

Cleveland Indians @ Milwaukee Brewers
Milwaukee County Stadium, Milwaukee, WI
 Wed Jun 28 1972, 8:05 PM EDT
 Att. 9,306 - Unknown

AB	33
R	2
H	7
RBI	2
BB	3
SO	4
LOB	19



Batter	1	2	3	4	5	6	7	8	9	AB	R	H	RBI	BB	SO	LOB
Ron Theobald, R OBP: 0.362, SLG: 0.256 (1, 4)	0-3 K	0-0 L4		0-0 FC4 HBP		4-0 BB		0-0 SH1-3		3	0	0	1	1	1	3
Joe Lahoud, L OBP: 0.301, SLG: 0.331 (1, 9)	4-0 S 1B BB		0-0 HR	0-0 F8		0-3 K		4-0 IBB		3	2	1	1	2	1	2
George Scott, R OBP: 0.317, SLG: 0.406 (1, 3)	0-3 K		0-0 F4	1-0 HBP			0-0 F8	0-3 K		4	0	0	0	0	2	4
John Briggs, L OBP: 0.362, SLG: 0.425 (1, 7)	0-0 1B		4-0 1B BB	0-0 F9			0-0 6-3			3	0	1	1	1	0	2
Dave May, L OBP: 0.281, SLG: 0.347 (1, 8)	0-0 1-3		0-0 G4-6-3 1B		0-3 K		0-0 6-3			4	0	1	0	0	1	1
Ellie Rodriguez, R OBP: 0.414, SLG: 0.392 (1, 2)		0-0 F9	0-0 G4-6-3		0-0 6-3-5 1B			0-0 FC5-4 1B		4	1	2	0	0	0	2
Bob Heise, R OBP: 0.333, SLG: 0.336 (1, 5)		0-0 FC1-5 1B		0-0 3B 1B		0-0 6-3-5		0-0 FC5-4 1B		4	1	3	0	0	0	1
Rick Auerbach, R OBP: 0.265, SLG: 0.272 (1, 6)		0-0 FC1-5 1B		0-0 FC4 3B		0-0 F8		0-0 FC5-4 1B		4	1	2	1	0	0	2
Jim Lonborg, R OBP: 0.233, SLG: 0.179 (1, 1)		0-0 FC1-5		4-0 FC4 BB		0-3 K		0-0 SH1-3 1B		2	0	0	0	1	1	2
Ray Newman, L OBP: 1.000, SLG: 1.000 (7, 1)		1-2 2-3f								1	0	1	1	0	0	0

Inning Stats	R: 1	H: 1	E: 0	K: 2	S: 8	R: 0	H: 2	E: 0	K: 0	S: 5	R: 0	H: 2	E: 0	K: 0	S: 4	R: 2	H: 2	E: 0	K: 0	S: 5	R: 0	H: 1	E: 0	K: 1	S: 5	R: 0	H: 0	E: 0	K: 2	S: 7	R: 0	H: 0	E: 0	K: 0	S: 3	R: 1	H: 3	E: 1	K: 1	S: 8
	LOB: 1	BB: 1	P: 12	ER: 0	SO: 2	LOB: 2	BB: 0	P: 5	LOB: 2	BB: 1	LOB: 0	BB: 0	P: 5	LOB: 1	BB: 1	LOB: 0	BB: 1	LOB: 3	BB: 1	P: 12	LOB: 0	SAC: 1	DP: 2	HBP: 1																

BOTTOM

Cleveland Indians @ Milwaukee Brewers
Milwaukee County Stadium, Milwaukee, WI
 Wed Jun 28 1972, 8:05 PM EDT
 Att. 9,306 - Unknown

livebaseballscorecards.com

AB	32
R	5
H	11
RBI	5
BB	5
SO	6
LOB	19



PITCHER	IP	WLS	BF	H	R	ER	SO	BB	IBB	HBP	BLK	WP	HR	S	P	ERA	WHIP
Milt Wilcox, R ERA: 2.7 (1, 1)	4.0	L	22	7	4	4	2	3	0	1	0	0	1	22	35	9.00	2.500
Steve Mingori, L ERA: 4.5 (5, 1)	2.0		7	1	0	0	3	1	0	0	0	0	0	12	16	0.00	1.000
Denny Riddleberger, L ERA: 2.18 (7, 1)	1.0		3	0	0	0	0	0	0	0	0	0	0	3	3	0.00	0.000
Ed Farmer, R ERA: 3.13 (8, 1)	1.0		7	3	1	1	1	0	1	0	0	0	0	8	12	9.00	3.000

Batter	1	2	3	4	5	6	7	8	9	AB R H RBI BB SO LOB	TOP											
Tom McCraw, L (1, 3) OBP: 0.359, SLG: 0.372	0-0 F8		0-0 E7 1B			0-0 5-3		0-0 1B 1B		4 1 2 0 0 0 0	Cleveland Indians @ Milwaukee Brewers Milwaukee County Stadium, Milwaukee, WI Thu Jun 29 1972, 4:33 AM EDT Att. 8,930 - Unknown											
Jack Brohamer, L (1, 4) OBP: 0.276, SLG: 0.344	0-0 G3		0-0 1B			4-0 FC5-4 BB		0-0 1-3 1B		3 0 2 1 1 0 0												
Ron Lolich, R (1, 7) Mike Kilkenny, R (8, 1) OBP: 0.250, SLG: 0.231 OBP: 0.250, SLG: 0.250	0-0 6-3		0-3 K			0-0 FC5-4 1B 1-2f		0-3 K		4 0 0 0 0 2 4 0 0 0 0 0 0 0												
Ray Fosse, R (1, 2) OBP: 0.309, SLG: 0.345		0-3 K			0-0 5-3		0-0 1-2 1B	0-0 1-3		4 0 1 0 0 1 2												
Graig Nettles, L (1, 5) OBP: 0.335, SLG: 0.325		0-0 1B			0-0 4-3		0-0 F8		0-3 K	4 0 1 0 0 1 2												
Buddy Bell, R (1, 8) OBP: 0.274, SLG: 0.286 (8, 9)		0-0 F3			0-0 5-3			0-0 G3		4 0 0 0 0 0 1												
Roy Foster, R (1, 9) OBP: 0.216, SLG: 0.213 (8, 7)		0-0 F9			0-0 6-3		0-0 6-3		4-0 BB	3 0 0 0 0 0 1 0 0 0 0 1 0 0												
John Lowenstein, L (9, PH) OBP: 0.360, SLG: 0.400					0-0 6-3		0-0 5-3		0-0 F9	3 0 0 0 0 0 0 1 0 0 0 0 0 1												
Eddie Leon, R (1, 6) OBP: 0.272, SLG: 0.268 Alex Johnson, R (9, PH) OBP: 0.264, SLG: 0.307			0-0 F7		0-0 6-3				0-0 F9													
Ray Lamb, R (1, 1) Lou Camilli, S (5, PH) OBP: 0.300, SLG: 0.278 Steve Mingori, L (5, 1) Del Unser, L (8, PH) OBP: 0.230, SLG: 0.256 (8, 8)			0-0 F3		0-3 K			0-0 F1		1 0 0 0 0 0 0 1 0 0 0 0 1 0 0 0 0 0 0 0 0 1 0 0 0 0 0 0												
Inning Stats	R: 0 E: 0 K: 0 S: 3	H: 0 LOB: 0 BB: 0 P: 3	R: 0 E: 0 K: 1 S: 6	H: 1 LOB: 1 BB: 0 P: 6	R: 1 E: 1 K: 1 S: 7	H: 2 LOB: 1 BB: 0 P: 7	R: 0 E: 0 K: 0 S: 3	H: 0 LOB: 0 BB: 0 P: 3	R: 0 E: 0 K: 1 S: 5	H: 0 LOB: 0 BB: 0 P: 5	R: 0 E: 0 K: 0 S: 4	H: 1 LOB: 2 BB: 1 P: 8	R: 0 E: 0 K: 0 S: 3	H: 0 LOB: 0 BB: 0 P: 3	R: 0 E: 0 K: 1 S: 7	H: 2 LOB: 2 BB: 0 P: 7	R: 0 E: 0 K: 1 S: 5	H: 0 LOB: 1 BB: 1 P: 9	1B: 6 2B: 0 3B: 0 HR: 0	SF: 0 SAC: 0 DP: 0 HBP: 0	WP: 0 PB: 0 SB: 0 CS: 0	PA: 35
PITCHER Earl Stephenson, L (1, 1) ERA: 0.44 Frank Linzy, R (8, 1) ERA: 2.72	IP 7.1	WLS W	BF 29	H 6	R 1	ER 0	SO 3	BB 1	IBB 0	HBP 0	BLK 0	WP 0	HR 0	S 34	P 38	ERA 0.00	WHIP 0.955					

livebaseballscorecards.com

AB	33
R	1
H	6
RBI	1
BB	2
SO	5
LOB	11



Batter	1	2	3	4	5	6	7	8	9	AB R H RBI BB SO LOB
Rick Auerbach, R OBP: 0.269, SLG: 0.273 (1, 6) X	0-0 2B E 1B	0-0 F7			0-0 F1		4-0 E S CS BB			3 1 1 0 1 0 1
Joe Lahoud, L OBP: 0.307, SLG: 0.344 (1, 9) X	0-0 1-3 E 2B	0-3 K			0-0 E 1B 1B		0-0 F8 1-3			4 1 2 0 0 1 2
George Scott, R OBP: 0.320, SLG: 0.405 (1, 3) X	0-0 6-3		0-3 K		0-0 1-2 E 1B		4-0 S BB			3 0 1 0 1 1 2
John Briggs, L OBP: 0.360, SLG: 0.418 (1, 7) X	4-0 E FC4-6 IBB		0-3 K		0-3 K		0-0 4-3 1-2 3-H			3 1 0 0 1 2 4
Dave May, L OBP: 0.285, SLG: 0.351 (1, 8) X	0-0 E5 FC4-6 1-3 2-H 3-H		H 1-0 HBP		0-0 E4 1-2 2-3		0-0 FC6-5 2B			3 0 1 0 0 0 3
Paul Ratliff, L OBP: 0.156, SLG: 0.200 Elie Rodriguez, R OBP: 0.411, SLG: 0.388 (1, 2) X (8, 2) X	0-0 FC4-6 BLK 1-2f 3-H		0-0 F3		0-3 K		0-0 FC6-5 1B 2-3			3 0 0 1 0 1 5 1 0 0 0 0 0 1
Bob Heise, R OBP: 0.331, SLG: 0.333 (1, 5) X	0-0 F5 1-2			0-0 6-3		0-0 5-3		0-0 1-2 1B		4 0 1 0 0 0 1
Ron Clark, R OBP: 0.320, SLG: 0.318 (1, 4) X				0-0 F4 1B		0-0 3-1		0-3 K		4 0 1 0 0 1 2
Earl Stephenson, L Frank Linzy, R (1, 1) (8, 1)				0-0 FC3-6 1B		0-3 K		0-3 K		3 0 0 0 0 1 1 1 0 0 0 0 1 2

Inning Stats	R: 3	H: 2	E: 1	K: 0	S: 6	LOB: 1	BB: 1	P: 10	R: 0	H: 1	E: 0	K: 1	S: 6	LOB: 1	BB: 0	P: 6	R: 0	H: 0	E: 0	K: 2	S: 7	LOB: 1	BB: 0	P: 8	R: 0	H: 0	E: 0	K: 0	S: 3	LOB: 0	BB: 0	P: 3	R: 0	H: 2	E: 1	K: 2	S: 10	LOB: 3	BB: 0	P: 10	R: 0	H: 0	E: 0	K: 1	S: 5	LOB: 0	BB: 0	P: 5	R: 0	H: 0	E: 0	K: 0	S: 2	LOB: 1	BB: 2	P: 10	R: 0	H: 2	E: 0	K: 2	S: 9	LOB: 2	BB: 0	P: 9
--------------	------	------	------	------	------	--------	-------	-------	------	------	------	------	------	--------	-------	------	------	------	------	------	------	--------	-------	------	------	------	------	------	------	--------	-------	------	------	------	------	------	-------	--------	-------	-------	------	------	------	------	------	--------	-------	------	------	------	------	------	------	--------	-------	-------	------	------	------	------	------	--------	-------	------

PITCHER	IP	WLS	BF	H	R	ER	SO	BB	IBB	HBP	BLK	WP	HR	S	P	ERA	WHIP
Ray Lamb, R ERA: 3.41 (1, 1)	4.0	L	18	3	3	0	3	0	0	1	1	0	0	22	27	0.00	0.750
Steve Mingori, L ERA: 3.91 (5, 1)	3.0		13	2	0	0	3	2	0	0	0	0	0	17	25	0.00	1.333
Mike Kilkenny, L ERA: 2.45 (8, 1)	1.0		5	2	0	0	2	0	0	0	0	0	0	9	9	0.00	2.000


BOTTOM

Cleveland Indians @ Milwaukee Brewers
Milwaukee County Stadium, Milwaukee, WI

Thu Jun 29 1972, 4:33 AM EDT
Att. 8,930 - Unknown

AB	32
R	3
H	7
RBI	1
BB	3
SO	8
LOB	24

WP: 0 PA: 36
PB: 0
SB: 2
CS: 1



PITCHER	IP	WLS	BF	H	R	ER	SO	BB	IBB	HBP	BLK	WP	HR	S	P	ERA	WHIP
---------	----	-----	----	---	---	----	----	----	-----	-----	-----	----	----	---	---	-----	------

Batter	1	2	3	4	5	6	7	8	9	AB R H RBI BB SO LOB	TOP
Del Unser, L OBP: 0.235, SLG: 0.267 (1, 8) X	0-0 4-3 1B		0-0 2B		0-0 1-2 1B			0-0 6-3		4 0 2 0 0 0 0	Cleveland Indians @ New York Yankees Yankee Stadium, Bronx, NY Fri Jun 30 1972, 7:05 PM EDT Att: 9,567 - Unknown - 70 F
Jack Brohamer, L OBP: 0.276, SLG: 0.342 (1, 4) X	0-0 4-3 1B		0-0 4-3		0-0 F7			0-0 L5		4 0 1 0 0 0 3	
Graig Nettles, L OBP: 0.329, SLG: 0.319 (1, 5) X	0-0 4-3 1-2				0-0 F8			0-0 F8		4 0 0 0 0 0 3	
Alex Johnson, R OBP: 0.268, SLG: 0.311 (1, 7) X	0-0 6-3				0-0 1B L1 1B			0-0 CS 1B		4 0 2 0 0 0 1	
Tom McCraw, L OBP: 0.352, SLG: 0.364 (1, 3) X		0-0 F8			0-0 L1 1-2			0-0 L9		4 0 0 0 0 0 2	
Ray Fosse, R OBP: 0.312, SLG: 0.348 (1, 2) X		0-0 G5-4-3 1B			0-0 2-3 1B			0-0 L9		4 0 2 0 0 0 1	
Buddy Bell, R OBP: 0.270, SLG: 0.282 (1, 9) X		0-0 G5-4-3 1-2			0-0 F7		0-0 CS 1-2	0-0 5-3		3 0 0 0 0 0 3	
Frank Duffy, R OBP: 0.233, SLG: 0.261 (1, 6) X			0-3 K		0-0 1B 1B			0-0 6-3		3 0 1 0 0 1 0	
Gaylord Perry, R OBP: 0.230, SLG: 0.255 (1, 1) X			0-0 F8		0-3 K		0-3 K			3 0 0 0 0 2 1	
Inning Stats	R: 0 E: 0 K: 0 S: 4 H: 1 LOB: 1 BB: 0 P: 4	R: 0 E: 0 K: 0 S: 3 H: 1 LOB: 0 BB: 0 P: 3	R: 0 E: 0 K: 1 S: 6 H: 1 LOB: 1 BB: 0 P: 6	R: 0 E: 0 K: 0 S: 5 H: 2 LOB: 2 BB: 0 P: 5	R: 0 E: 0 K: 1 S: 7 H: 2 LOB: 2 BB: 0 P: 7	R: 0 E: 0 K: 0 S: 3 H: 1 LOB: 0 BB: 0 P: 3	R: 0 E: 0 K: 1 S: 5 H: 0 LOB: 0 BB: 0 P: 5	R: 0 E: 0 K: 0 S: 3 H: 0 LOB: 0 BB: 0 P: 3	R: 0 E: 0 K: 0 S: 3 H: 0 LOB: 0 BB: 0 P: 3	1B: 7 2B: 1 3B: 0 HR: 0 SF: 0 SAC: 0 DP: 1 HBP: 0	WP: 0 PB: 0 SB: 0 CS: 1 PA: 34
PITCHER Steve Kline, R ERA: 1.95 (1, 1)	IP: 9.0 WLS: W BF: 33 H: 8 R: 0 ER: 0 SO: 3 BB: 0 IBB: 0 HBP: 0 BLK: 0 WP: 0 HR: 0 S: 39 P: 39 ERA: 0.00 WHIP: 0.889										

AB	33
R	0
H	8
RBI	0
BB	0
SO	3
LOB	14



livebaseballscorecards.com

Batter	1	2	3	4	5	6	7	8	9	AB R H RBI BB SO LOB
Horace Clarke, S (1, 4) OBP: 0.294, SLG: 0.272	0-0 PB 1B		0-0 G6-3			0-0 F7			4-0 6-3 SH2-4 1B BB	3 1 1 0 1 0 0
Rusty Torres, S (1, 9) OBP: 0.261, SLG: 0.312	0-3 K		0-3 K			0-0 P4			0-0 SH2-4 1-2	3 0 0 0 0 2 1
Bobby Murcer, L (1, 8) OBP: 0.351, SLG: 0.473	0-0 4-3 1-2			0-0 4-3				0-3 K	0-0 6-3 2-3	4 0 0 0 0 1 2
Roy White, S (1, 7) OBP: 0.384, SLG: 0.363	0-0 4-3			0-0 6-3				0-0 4-3 1B	0-0 1B 3-H	4 0 2 1 0 0 1
Ron Blomberg, L (1, 3) OBP: 0.346, SLG: 0.456		0-0 2B		0-0 F7				0-0 4-3 1-2		3 0 1 0 0 0 1
Bernie Allen, L (1, 5) OBP: 0.326, SLG: 0.387		0-3 K			0-0 3-1			0-3 K		3 0 0 0 0 2 2
Thurman Munson, R (1, 2) OBP: 0.333, SLG: 0.318		0-3 K			0-0 6-3			0-0 4-3		3 0 0 0 0 1 1
Gene Michael, S (1, 6) OBP: 0.268, SLG: 0.274		0-0 F6			0-0 F8			0-0 6-3		3 0 0 0 0 0 1
Steve Kline, R (1, 1) OBP: 0.121, SLG: 0.065			0-0 L6-3			0-3 K		0-3 K		3 0 0 0 0 2 0

BOTTOM

Cleveland Indians @ New York Yankees
 Yankee Stadium, Bronx, NY
 Fri Jun 30 1972, 7:05 PM EDT
 Att. 9,567 - Unknown - 70 F

livebaseballscorecards.com

AB	29
R	1
H	4
RBI	1
BB	1
SO	8
LOB	9



Inning Stats	R: 0	H: 1	E: 0	LOB: 1	K: 1	S: 6	P: 6	R: 0	H: 1	E: 0	LOB: 1	K: 2	S: 8	P: 8	R: 0	H: 0	E: 0	LOB: 0	K: 1	S: 5	R: 0	H: 0	E: 0	LOB: 0	K: 0	S: 3	R: 0	H: 0	E: 0	LOB: 0	K: 0	S: 3	R: 0	H: 0	E: 0	LOB: 0	K: 1	S: 5	R: 0	H: 1	E: 0	LOB: 1	K: 2	S: 8	R: 0	H: 0	E: 0	LOB: 0	K: 1	S: 5	R: 1	H: 1	E: 0	LOB: 1	K: 0	S: 3	1B: 3	SF: 0	2B: 1	SAC: 1	3B: 0	DP: 0	HR: 0	HBP: 0	WP: 0	PA: 31	PB: 1	SB: 0	CS: 0
PITCHER Gaylord Perry, R (1, 1) ERA: 1.91	IP	WLS	BF	H	R	ER	SO	BB	IBB	HBP	BLK	WP	HR	S	P	ERA	WHIP																			PITCHER	IP	WLS	BF	H	R	ER	SO	BB	IBB	HBP	BLK	WP	HR	S	P	ERA	WHIP																

Batter	1	2	3	4	5	6	7	8	9	AB R H RBI BB SO LOB	TOP											
Del Unser, L (1, 8) OBP: 0.232, SLG: 0.263 Buddy Bell, R (8, PH) OBP: 0.273, SLG: 0.286 (8, 8)	0-0 5-3		0-0 F7		0-0 5-3			0-0 FC4-8 1B		3 0 0 0 0 0 2 1 0 1 0 0 0 0	Cleveland Indians @ New York Yankees Yankee Stadium, Bronx, NY Sat Jul 01 1972, 3:33 AM EDT Att. 9,406 - Overcast - 75 F											
Jack Brohamer, L (1, 4) OBP: 0.275, SLG: 0.340	0-0 F6			0-0 P6		0-0 FC5-4 1B		0-0 FC4-6 FC4-8 1-2f	4 0 1 0 0 0 1													
Alex Johnson, R (1, 7) OBP: 0.264, SLG: 0.305	0-0 F9			0-0 6-3		0-0 P4		0-0 F9	4 0 0 0 0 0 2													
Graig Nettles, L (1, 5) OBP: 0.332, SLG: 0.333		0-0 HR		4-0 FC6-4 BB		0-0 L8		0-0 FC4-6 1-2f	3 1 1 1 1 0 2													
Ray Fosse, R (1, 2) OBP: 0.307, SLG: 0.341		0-0 F4		0-0 FC6-4 1-2f		0-0 FC5-4 1-2f		0-0 6-3	4 0 0 0 0 0 2													
Ron Lolich, R (1, 9) OBP: 0.313, SLG: 0.276		0-0 G4-6-3 1B			0-0 SH1-4 4-3 1B		4-0 WP BB	0-0 P4	3 0 2 0 1 0 0													
Tom McCraw, L (1, 3) OBP: 0.347, SLG: 0.358 Jerry Moses, R (9, PH) OBP: 0.273, SLG: 0.280		0-0 G4-6-3 1-2f			0-0 4-3 1-2		0-0 F8	0-0 F3	3 0 0 0 0 0 3 1 0 0 0 0 0 0													
Frank Duffy, R (1, 6) OBP: 0.294, SLG: 0.256			0-0 5-3		4-0 SH1-4 BB		0-0 F5 1-2		2 0 0 0 1 0 1													
Mike Kilkenny, R (1, 1) OBP: 0.200, SLG: 0.200 Phil Hennigan, R (5, 1) Roy Foster, R (7, PH) OBP: 0.212, SLG: 0.208 Denny Riddleberger, R (7, 1) Dick Tidrow, R (7, 1) OBP: 0.292, SLG: 0.261			0-0 6-3		0-0 SH1-4 1-2 2-3		0-0 P4		1 0 0 0 0 0 0 0 0 0 0 0 0 0 1 0 0 0 0 0 1 0 0 0 0 0 0 0 0 0 0 0 0 0 0													
Inning Stats	R: 0 E: 0 K: 0 S: 3	H: 0 LOB: 0 BB: 0 P: 3	R: 1 E: 0 K: 0 S: 4	H: 2 LOB: 0 BB: 0 P: 4	R: 0 E: 0 K: 0 S: 3	H: 0 LOB: 0 BB: 0 P: 3	R: 0 E: 0 K: 0 S: 3	H: 0 LOB: 1 BB: 1 P: 7	R: 0 E: 0 K: 0 S: 4	H: 1 LOB: 2 BB: 1 P: 8		R: 0 E: 0 K: 0 S: 4	H: 1 LOB: 1 BB: 0 P: 4	R: 0 E: 0 K: 0 S: 3	H: 0 LOB: 1 BB: 1 P: 7	R: 0 E: 0 K: 0 S: 4	H: 1 LOB: 0 BB: 0 P: 4	R: 0 E: 0 K: 0 S: 3	H: 0 LOB: 0 BB: 0 P: 3	1B: 4 2B: 0 3B: 0 HR: 1	SF: 0 SAC: 1 DP: 1 HBP: 0	WP: 1 PB: 0 SB: 0 CS: 0
PITCHER Mike Kekich, L (1, 1) ERA: 2.5	IP 9.0 WLS W BF 34 H 5 R 1 ER 1 SO 0 BB 3 IBB 0 HBP 0 BLK 0 WP 1 HR 1 S 31 P 43 ERA 1.00 WHIP 0.889											PITCHER	IP WLS BF H R ER SO BB IBB HBP BLK WP HR S P ERA WHIP									

livebaseballscores.com

AB	30
R	1
H	5
RBI	1
BB	3
SO	0
LOB	14



Batter	1	2	3	4	5	6	7	8	9	AB R H RBI BB SO LOB
Horace Clarke, S OBP: 0.297, SLG: 0.281 (1, 4)	0-0 6-3		0-0 F6		0-0 1B 2B		0-0 PB 1B 1B			4 2 2 0 0 0 0
Thurman Munson, R OBP: 0.341, SLG: 0.323 (1, 2)	0-0 5-3		4-0 FC4-6 BB		0-0 F8 2B 1B		0-0 1B 2-1 1B			3 1 2 2 1 0 0
Bobby Murcer, L OBP: 0.349, SLG: 0.469 (1, 8)	0-0 4-3		0-0 FC4-6 BB		0-0 F8 2B 1B		0-0 F8			4 1 1 0 0 0 2
Roy White, S OBP: 0.385, SLG: 0.359 (1, 7)		4-0 5-3 1B SF8 BB	4-0 1-2 BB		0-0 F8 1-2 2-3		0-3 K			2 1 0 0 2 1 3
Felipe Alou, R OBP: 0.298, SLG: 0.351 (1, 3)		0-0 5-3 1B	0-0 1-3		0-0 2-H 3-H 2B		0-0 1-3 1B			4 0 3 2 0 0 2
Celerino Sanchez, R OBP: 0.222, SLG: 0.200 (1, 5)		0-0 5-3 1-2 2-3		0-0 1-3	0-3 K		0-0 2-1 3-H	0-0 F9		4 0 0 0 0 1 3
Rusty Torres, S OBP: 0.268, SLG: 0.313 (1, 9)		4-0 IBB		0-0 5-3		0-0 CS 1B		0-0 F9		3 0 1 0 1 0 0
Gene Michael, S OBP: 0.262, SLG: 0.269 (1, 6)		0-0 SF8		0-0 1-3		0-0 F8		0-0 3-1		3 0 0 1 0 0 1
Mike Kekich, R OBP: 0.114, SLG: 0.171 (1, 1)		0-0 1-3			0-3 K	0-0 L9				3 0 0 0 0 1 3

Inning Stats	R: 0 E: 0 K: 0 S: 3	H: 0 LOB: 0 BB: 0 P: 3	R: 1 E: 0 K: 0 S: 4	H: 1 LOB: 2 BB: 2 P: 12	R: 0 E: 0 K: 0 S: 3	H: 0 LOB: 2 BB: 2 P: 11	R: 0 E: 0 K: 0 S: 3	H: 0 LOB: 0 BB: 0 P: 3	R: 3 E: 0 K: 2 S: 11	H: 4 LOB: 1 BB: 0 P: 11	R: 0 E: 0 K: 0 S: 3	H: 1 LOB: 0 BB: 0 P: 3	R: 1 E: 0 K: 1 S: 7	H: 3 LOB: 2 BB: 0 P: 7	R: 0 E: 0 K: 0 S: 3	H: 0 LOB: 0 BB: 0 P: 3
1B: 7 2B: 2 3B: 0 HR: 0	SF: 1 SAC: 0 DP: 0 HBP: 0	WP: 0 PB: 1 SB: 0 CS: 1	1B: 7 2B: 2 3B: 0 HR: 0	SF: 1 SAC: 0 DP: 0 HBP: 0	WP: 0 PB: 1 SB: 0 CS: 1	WP: 0 PB: 1 SB: 0 CS: 1	WP: 0 PB: 1 SB: 0 CS: 1	WP: 0 PB: 1 SB: 0 CS: 1	WP: 0 PB: 1 SB: 0 CS: 1	WP: 0 PB: 1 SB: 0 CS: 1	WP: 0 PB: 1 SB: 0 CS: 1	WP: 0 PB: 1 SB: 0 CS: 1	WP: 0 PB: 1 SB: 0 CS: 1	WP: 0 PB: 1 SB: 0 CS: 1	WP: 0 PB: 1 SB: 0 CS: 1	WP: 0 PB: 1 SB: 0 CS: 1

PITCHER	IP	WLS	BF	H	R	ER	SO	BB	IBB	HBP	BLK	WP	HR	S	P	ERA	WHIP
Mike Kilkenny, L ERA: 3.38 (1, 1)	4.2	L	22	4	4	4	1	3	1	0	0	0	0	20	36	7.71	1.500
Phil Hennigan, R ERA: 2.84 (5, 1)	1.1		5	2	0	0	1	0	0	0	0	0	0	7	7	0.00	1.500
Denny Riddleberger, L ERA: 2.41 (7, 1)	0.2		5	3	1	1	1	0	0	0	0	0	0	7	7	13.50	4.500
Dick Tidrow, R ERA: 4.04 (7, 1)	1.1		4	0	0	0	0	0	0	0	0	0	0	3	3	0.00	0.000

BOTTOM

Cleveland Indians @ New York Yankees
 Yankee Stadium, Bronx, NY
 Sat Jul 01 1972, 3:33 AM EDT
 Att. 9,406 - Overcast - 75 F

livebaseballscorecards.com

AB	30
R	5
H	9
RBI	5
BB	4
SO	3
LOB	14



Batter	1	2	3	4	5	6	7	8	9	AB R H RBI BB SO LOB	TOP											
Buddy Bell, R (1, 8) OBP: 0.268, SLG: 0.280	0-0 1-3		0-0 6-3		0-0 5-3			0-0 F7		4 0 0 0 0 0 2	Cleveland Indians @ New York Yankees Yankee Stadium, Bronx, NY Sun Jul 02 1972, 3:33 AM EDT Sunny - 88 F											
Jack Brohamer, L (1, 4) OBP: 0.280, SLG: 0.343	0-0 F7			0-0 3-1		0-0 2B 4-3 1B		0-0 1B		4 1 2 0 0 0 0												
Ron Lolich, R (1, 9) OBP: 0.333, SLG: 0.333	0-0 F8			0-0 1B 1B		0-0 1-3 2B		0-3 K		4 0 2 0 0 1 1												
Graig Nettles, L (1, 5) OBP: 0.331, SLG: 0.332		0-0 F3		0-0 1-3 1B G6-4-3		0-0 4-3		0-0 4-3		4 0 1 1 0 0 2												
Ray Fosse, R (1, 2) OBP: 0.301, SLG: 0.335		0-0 L4		0-0 G6-4-3 1-2f		0-0 5-3			0-0 F8	4 0 0 0 0 0 3												
Alex Johnson, R (1, 7) OBP: 0.272, SLG: 0.314		0-0 2B			0-0 G4-6-3 1B		0-0 5-3		4-0 BB FC4-6	3 0 2 0 1 0 1												
Chris Chambliss, L (1, 3) OBP: 0.302, SLG: 0.349		0-0 F7			0-0 G4-6-3 1-2f		0-0 6-3		0-0 FC4-6 1-2f	4 0 0 0 0 0 3												
Frank Duffy, R (1, 6) OBP: 0.233, SLG: 0.256			0-0 6-3		0-0 WP 1B 1B		0-0 F8		0-0 3-1	4 0 1 0 0 0 1												
Ray Lamb, R (1, 1) Steve Mingo, L (2, 1) Eddie Leon, R (5, PH) Vince Colbert, R (5, 1) Roy Foster, R (7, PH) Dick Tidrow, R (7, 1) Denny Riddleberger, R (7, 1)			0-3 K		0-0 WP 1B		0-0 F3			0 0 0 0 0 0 0 1 0 0 0 0 1 0 1 0 1 0 0 0 0 0 0 0 0 0 0 0 1 0												
Inning Stats	R: 0 E: 0 K: 0 S: 3	H: 0 LOB: 0 BB: 0 P: 3	R: 0 E: 0 K: 0 S: 4	H: 1 LOB: 1 BB: 0 P: 4	R: 0 E: 0 K: 1 S: 5	H: 0 LOB: 0 BB: 0 P: 5	R: 0 E: 0 K: 0 S: 4	H: 2 LOB: 1 BB: 0 P: 4	R: 0 E: 0 K: 0 S: 5	H: 3 LOB: 2 BB: 0 P: 5		R: 1 E: 0 K: 0 S: 5	H: 2 LOB: 1 BB: 0 P: 5	R: 0 E: 0 K: 0 S: 3	H: 0 LOB: 0 BB: 0 P: 3	R: 0 E: 0 K: 1 S: 6	H: 1 LOB: 1 BB: 0 P: 6	R: 0 E: 0 K: 0 S: 3	H: 0 LOB: 1 BB: 1 P: 7	1B: 7 2B: 2 3B: 0 HR: 0	SF: 0 SAC: 0 DP: 2 HBP: 0	WP: 1 PB: 0 SB: 0 CS: 0
PITCHER Fritz Peterson, L (1, 1) ERA: 3.32	IP: 9.0 WLS: W BF: 35 H: 9 R: 1 ER: 1 SO: 2 BB: 1 IBB: 0 HBP: 0 BLK: 0 WP: 1 HR: 0 S: 38 P: 42 ERA: 1.00 WHIP: 1.111											PITCHER IP: WLS: BF: H: R: ER: SO: BB: IBB: HBP: BLK: WP: HR: S: P: ERA: WHIP										

livebaseballscorecards.com

AB	34
R	1
H	9
RBI	1
BB	1
SO	2
LOB	13



Batter	1	2	3	4	5	6	7	8	9	AB	R	H	RBI	BB	SO	LOB
Horace Clarke, S OBP: 0.303, SLG: 0.293 (1, 4)	0-0 L9	0-0 1B 2B	0-0 5-3			0-0 1B SF7 2B	4-0 1B IBB			4	2	2	1	1	0	1
Thurman Munson, R OBP: 0.350, SLG: 0.332 (1, 2)	0-0 6-3	4-0 1B IBB		0-0 L4-3 1B		0-0 2-3 1B	0-0 1-2 2-3 1B			4	0	3	0	1	0	0
Bobby Murcer, L OBP: 0.350, SLG: 0.474 (1, 8)	0-0 1B 2B	0-0 WP 1B		0-0 L4-3		0-0 SF7	0-3 K			4	1	2	3	0	1	4
Roy White, S OBP: 0.390, SLG: 0.359 (1, 7)	0-0 1B	4-0 1-2 BB		0-0 4-3		4-0 1-2 BB	0-0 F7			3	0	1	1	2	0	0
Ron Blomberg, L OBP: 0.350, SLG: 0.449 Felipe Alou, R OBP: 0.295, SLG: 0.348 (1, 3) (7, 3)	4-0 FC6-4 IBB	0-0 F6		4-0 FC5-4 BB		0-0 F7	0-0 F7			2	0	0	0	2	0	5
Celerino Sanchez, R OBP: 0.219, SLG: 0.233 (1, 5)	0-0 FC6-4	0-0 1-3		0-0 FC5-4 1B		0-0 4-3 1B 2B	0-0 4-3			5	1	1	0	0	0	6
Rusty Torres, S OBP: 0.273, SLG: 0.313 (1, 9)		4-0 1B 2B BB		0-0 F9		0-0 1-3 G1-6-3 1B	0-0 4-3			3	1	1	0	1	0	1
Gene Michael, S OBP: 0.267, SLG: 0.275 (1, 6)		0-0 2B 1B		0-0 5-3		0-0 1-2f G1-6-3	0-0 1B SH3-4 1B			4	1	2	1	0	0	2
Fritz Peterson, S OBP: 0.306, SLG: 0.314 (1, 1)		0-0 L7		0-0 2B		0-3 K	0-0 SH3-4			3	0	1	0	0	1	2

Inning Stats	R: 1 E: 0 K: 0 S: 5	H: 2 LOB: 2 BB: 1 P: 9	R: 3 E: 0 K: 0 S: 6	H: 3 LOB: 3 BB: 3 P: 18	R: 0 E: 0 K: 0 S: 4	H: 1 LOB: 1 BB: 0 P: 4	R: 0 E: 0 K: 0 S: 3	H: 1 LOB: 0 BB: 0 P: 3	R: 0 E: 0 K: 0 S: 3	H: 1 LOB: 1 BB: 1 P: 7	R: 1 E: 0 K: 1 S: 7	H: 2 LOB: 2 BB: 1 P: 11	R: 1 E: 0 K: 1 S: 8	H: 3 LOB: 3 BB: 1 P: 12	R: 0 E: 0 K: 0 S: 3	H: 0 LOB: 0 BB: 0 P: 3
--------------	------------------------------	---------------------------------	------------------------------	----------------------------------	------------------------------	---------------------------------	------------------------------	---------------------------------	------------------------------	---------------------------------	------------------------------	----------------------------------	------------------------------	----------------------------------	------------------------------	---------------------------------

PITCHER	IP	WLS	BF	H	R	ER	SO	BB	IBB	HBP	BLK	WP	HR	S	P	ERA	WHIP
Ray Lamb, R ERA: 4.29 (1, 1)	1.1	L	10	4	4	4	0	1	1	0	0	0	0	8	16	27.00	3.750
Steve Mingori, L ERA: 3.51 (2, 1)	2.2		12	3	0	0	0	1	1	0	0	1	0	10	18	0.00	1.500
Vince Colbert, R ERA: 4.37 (5, 1)	2.0		10	3	1	1	1	2	0	0	0	0	0	10	18	4.50	2.500
Dick Tidrow, R ERA: 4.12 (7, 1)	0.2		6	3	1	1	0	0	1	0	0	0	0	5	9	13.50	4.500
Denny Riddleberger, L ERA: 2.31 (7, 1)	1.1		4	0	0	0	1	0	0	0	0	0	0	6	6	0.00	0.000

BOTTOM

Cleveland Indians @ New York Yankees
Yankee Stadium, Bronx, NY

Sun Jul 02 1972, 3:33 AM EDT
Sunny - 88 F

livebaseballscorecards.com

AB	33
R	6
H	13
RBI	6
BB	7
SO	2
LOB	21



WP: 1	PA: 42
PB: 0	
SB: 0	
CS: 0	

Batter	1	2	3	4	5	6	7	8	9	AB R H RBI BB SO LOB	TOP											
Buddy Bell, R (1, 8) OBP: 0.272, SLG: 0.281	0-0 6-3		4-0 BB		0-0 WP 1B		0-0 5-3			3 0 1 0 1 0 0	Cleveland Indians @ New York Yankees Yankee Stadium, Bronx, NY Sun Jul 02 1972, 3:38 AM EDT Att. 20,140 - Sunny - 90 F											
Jack Brohamer, L (1, 4) OBP: 0.279, SLG: 0.341	0-3 K		0-0 L7		0-0 L8		0-0 FC5-4 1B			4 0 1 0 0 1 3												
Ron Lolich, R (1, 9) OBP: 0.325, SLG: 0.306	0-0 F7			0-0 L9	4-0 BB		0-0 FC5-4			3 0 0 0 1 0 1												
Jerry Moses, R (1, 2) OBP: 0.254, SLG: 0.259		0-0 5-3		0-0 F8	0-0 F2		0-3 K			4 0 0 0 0 1 3												
Graig Nettles, L (1, 5) OBP: 0.333, SLG: 0.353		0-0 F1		0-0 1B 2B		0-0 HR		0-0 4-3		4 2 2 1 0 0 0												
Alex Johnson, R (1, 7) OBP: 0.275, SLG: 0.322		0-0 2B		0-0 2-H 1B		0-0 F7		0-0 4-3		4 0 2 1 0 0 0												
Chris Chambliss, L (1, 3) OBP: 0.292, SLG: 0.336		0-0 G6-3		0-0 F8		0-0 4-3		0-0 4-3		4 0 0 0 0 0 2												
Lou Camilli, S (1, 6) OBP: 0.250, SLG: 0.227			0-0 5-3		0-0 L5	0-0 5-3		0-0 F8		4 0 0 0 0 0 0												
Milt Wilcox, R (1, 1) OBP: 0.250, SLG: 0.313			0-3 K		0-0 WP 1B		0-0 6-3		0-3 K	2 0 1 0 0 1 0												
Eddie Leon, R (7, PH) OBP: 0.275, SLG: 0.271										1 0 0 0 0 0 0												
Steve Mingori, L (7, 1)										0 0 0 0 0 0 0												
Ed Farmer, R (8, 1) OBP: 0.333, SLG: 0.333										0 0 0 0 0 0 0												
Ray Fosse, R (9, PH) OBP: 0.300, SLG: 0.333										1 0 0 0 0 1 0												
Inning Stats	R: 0 E: 0 K: 1 S: 5	H: 0 LOB: 0 BB: 0 P: 5	R: 0 E: 0 K: 0 S: 4	H: 1 LOB: 1 BB: 0 P: 4	R: 0 E: 0 K: 1 S: 5	H: 0 LOB: 1 BB: 1 P: 9	R: 1 E: 0 K: 0 S: 5	H: 2 LOB: 1 BB: 0 P: 5	R: 0 E: 0 K: 0 S: 5	H: 2 LOB: 3 BB: 1 P: 9	R: 1 E: 0 K: 0 S: 4	H: 1 LOB: 0 BB: 0 P: 4	R: 0 E: 0 K: 0 S: 4	H: 1 LOB: 1 BB: 0 P: 4	R: 0 E: 0 K: 1 S: 5	H: 0 LOB: 0 BB: 0 P: 5	R: 0 E: 0 K: 1 S: 5	H: 0 LOB: 0 BB: 0 P: 5	1B: 4 2B: 2 3B: 0 HR: 1	SF: 0 SAC: 0 DP: 0 HBP: 0	WP: 1 PB: 0 SB: 0 CS: 0	PA: 36
PITCHER	IP WLS BF H R ER SO BB IBB HBP BLK WP HR S P ERA WHIP																					
Rob Gardner, L (1, 1) ERA: 2.45	6.0 W 26 6 2 2 2 2 2 0 0 0 1 1 28 36 3.00 1.333																					
Sparky Lyle, L (7, 1) ERA: 0.98	3.0 S 10 1 0 0 2 0 0 0 0 0 0 0 14 14 0.00 0.333																					

livebaseballscorecards.com

AB	34
R	2
H	7
RBI	2
BB	2
SO	4
LOB	9



Batter	1	2	3	4	5	6	7	8	9
Rusty Torres, S OBP: 0.277, SLG: 0.316 (1, 9) X	0-0 1B		0-3 K			0-0 G3	0-0 4-3	0-0 1B	
Celerino Sanchez, R OBP: 0.216, SLG: 0.229 (1, 5) X	0-0 F3		0-0 F8			0-0 F4	0-0 PB BB 1B	0-0 F8	
Bobby Murcer, L OBP: 0.352, SLG: 0.472 (1, 8) X	0-0 F8		0-0 1-6-3			0-0 1B 1B	4-0 PB BB		
Roy White, S OBP: 0.395, SLG: 0.360 (1, 7)		0-3 K		4-0 F7-3 BB		0-0 1B 1B	4-0 1-2 2-3 IBB		
Ron Blomberg, L OBP: 0.357, SLG: 0.477 (1, 3)		0-0 HR		0-0 F7-3		0-0 1B 1B	0-0 1-3		
Felipe Alou, R OBP: 0.293, SLG: 0.345 (7, PH) (8, 3)				1-2		1-2 3-H 1B			
Bernie Allen, L OBP: 0.337, SLG: 0.397 (1, 4)		0-0 BB 1B		0-0 F7		0-0 FC5-4 1B		0-3 K	
Sparky Lyle, L OBP: 0.222, SLG: 0.250 (7, 1)						1-2 2-H 1B			
John Ellis, R OBP: 0.255, SLG: 0.352 (1, 2)		0-3 K			0-0 G4-6-3 1B	0-0 FC5-4		0-0 1B 3B	
Jerry Kenney, L OBP: 0.328, SLG: 0.220 (1, 6)		4-0 BB 1-2 BB			0-0 G4-6-3		4-0 4-3 SH2-4 1B BB	0-0 1B 1B	
Rob Gardner, R (1, 1)		0-3 K			0-0 F9		0-0 SH2-4	0-0 F7	
Horace Clarke, S OBP: 0.302, SLG: 0.292 (7, 4)							1-2		

AB	R	H	RBI	BB	SO	LOB
5	0	2	0	0	1	1
5	0	1	1	0	0	2
3	1	1	0	1	0	0
2	1	1	0	2	1	0
3	1	2	2	0	0	1
1	0	0	0	0	0	3
3	0	2	1	0	0	0
1	0	0	0	0	1	0
4	1	2	0	0	1	3
2	1	1	1	2	0	1
2	0	0	0	0	1	2
1	0	0	0	0	0	1

BOTTOM

Cleveland Indians @ New York Yankees
Yankee Stadium, Bronx, NY
 Sun Jul 02 1972, 3:38 AM EDT
 Att. 20,140 - Sunny - 90 F

AB	32
R	5
H	12
RBI	5
BB	5
SO	5
LOB	14




1B: 10	SF: 0
2B: 1	SAC: 1
3B: 1	DP: 2
HR: 1	HBP: 0

WP: 0	PA: 38
PB: 1	
SB: 0	
CS: 0	

Inning Stats	R	H	E	K	S	P	IP	WLS	BF	H	R	ER	SO	BB	IBB	HBP	BLK	WP	HR	S	P	ERA	WHIP
Milt Wilcox, R ERA: 2.81 (1, 1)	0	1	0	0	3	3	6.0	L	25	8	3	3	4	2	0	0	0	0	1	31	39	4.50	1.667
Steve Mingori, L ERA: 3.95 (7, 1)	0	0	0	0	0	0	1.2		12	4	2	2	1	2	1	0	0	0	0	11	23	10.80	3.600
Ed Farmer, R ERA: 3.09 (8, 1)	0	0	0	0	0	0	0.1		1	0	0	0	0	0	0	0	0	0	0	1	1	0.00	0.000

PITCHER	IP	WLS	BF	H	R	ER	SO	BB	IBB	HBP	BLK	WP	HR	S	P	ERA	WHIP
Milt Wilcox, R	6.0	L	25	8	3	3	4	2	0	0	0	0	1	31	39	4.50	1.667
Steve Mingori, L	1.2		12	4	2	2	1	2	1	0	0	0	0	11	23	10.80	3.600
Ed Farmer, R	0.1		1	0	0	0	0	0	0	0	0	0	0	1	1	0.00	0.000

Batter	1	2	3	4	5	6	7	8	9	AB R H RBI BB SO LOB	TOP																									
Davey Nelson, R (1, 5) OBP: 0.352, SLG: 0.319	0-3 K			0-0 5-3		0-0 L5-3 1B			0-0 5-3	4 0 1 0 0 1 0	<p>Texas Rangers @ Cleveland Indians Cleveland Municipal Stadium, Cleveland, OH</p> <p>Tue Jul 04 1972, 3:33 AM EDT Att. 8,953 - Unknown</p> <p>livebaseballscorecards.com</p> <table border="1"> <tr><td>AB</td><td>29</td></tr> <tr><td>R</td><td>0</td></tr> <tr><td>H</td><td>4</td></tr> <tr><td>RBI</td><td>0</td></tr> <tr><td>BB</td><td>1</td></tr> <tr><td>SO</td><td>8</td></tr> <tr><td>LOB</td><td>7</td></tr> </table> 	AB	29	R	0	H	4	RBI	0	BB	1	SO	8	LOB	7											
AB	29																																			
R	0																																			
H	4																																			
RBI	0																																			
BB	1																																			
SO	8																																			
LOB	7																																			
Toby Harrah, R (1, 6) OBP: 0.315, SLG: 0.326	0-0 5-3			0-0 FC6-4 1B		0-0 L5-3 1-2			0-0 5-3	4 0 1 0 0 0 1																										
Frank Howard, R (1, 3) OBP: 0.352, SLG: 0.373	0-3 K			0-0 FC6-4 1-2 1B		0-3 K			0-0 5-3	4 0 1 0 0 2 0																										
Dick Billings, R (1, 2) OBP: 0.321, SLG: 0.359		0-3 K		0-0 FC6-4 FC5-4 1-2f 2-3		0-3 K				3 0 0 0 0 2 2																										
Tom Grieve, R (1, 7) OBP: 0.229, SLG: 0.231		0-3 K		0-0 FC5-4 1-2f		0-3 K				3 0 0 0 0 2 2																										
Joe Lovitto, S (1, 8) OBP: 0.306, SLG: 0.234		0-3 K			0-0 4-3		0-0 F7			3 0 0 0 0 1 0																										
Paul Lindblad, L (7, 1) OBP: 0.222, SLG: 0.222										0 0 0 0 0 0 0																										
Larry Bittner, L (1, 9) OBP: 0.362, SLG: 0.376			4-0 BB BB BB	0-0 G1-4-3 BB	0-0 4-3			0-0 G3		2 0 0 0 1 0 0																										
Ted Kubiak, S (1, 4) OBP: 0.322, SLG: 0.256			0-0 G1-4-3 1-2f	0-0 G1-4-3 1-2f	0-0 4-3			0-0 5-3		3 0 1 0 0 0 1																										
Rich Hand, R (1, 1) OBP: 0.238, SLG: 0.111			0-0 6-3	0-0 6-3	0-0 F8			0-0 4-3		2 0 0 0 0 0 1																										
Dalton Jones, L (7, 7) OBP: 0.227, SLG: 0.339										1 0 0 0 0 0 0																										
Inning Stats	R: 0 E: 0 K: 2 S: 7	H: 0 LOB: 0 BB: 0 P: 7	R: 0 E: 0 K: 3 S: 9	H: 0 LOB: 0 BB: 0 P: 9	R: 0 E: 0 K: 0 S: 2	H: 0 LOB: 0 BB: 1 P: 6	R: 0 E: 0 K: 0 S: 5	H: 2 LOB: 2 BB: 0 P: 5	R: 0 E: 0 K: 0 S: 4	H: 1 LOB: 1 BB: 0 P: 4	R: 0 E: 0 K: 1 S: 5	H: 1 LOB: 0 BB: 0 P: 5	R: 0 E: 0 K: 2 S: 7	H: 0 LOB: 0 BB: 0 P: 7	R: 0 E: 0 K: 0 S: 3	H: 0 LOB: 0 BB: 0 P: 3	R: 0 E: 0 K: 0 S: 3	H: 0 LOB: 0 BB: 0 P: 3	R: 0 E: 0 K: 0 S: 3	H: 0 LOB: 0 BB: 0 P: 3	1B: 4 2B: 1 3B: 0 HR: 0	SF: 0 SAC: 0 DP: 2 HBP: 0	WP: 0 PB: 0 SB: 0 CS: 0	PA: 30												
PITCHER	IP WLS BF H R ER SO BB IBB HBP BLK WP HR S P ERA WHIP																				IP WLS BF H R ER SO BB IBB HBP BLK WP HR S P ERA WHIP															
Mike Kilkenny, L (1, 1) ERA: 3.07	2.2	8	0	0	0	5	1	0	0	0	0	0	0	17	21	0.00	0.375																			
Dick Tidrow, R (3, 1) ERA: 3.83	6.1	22	4	0	0	3	0	0	0	0	0	0	0	28	28	0.00	0.632																			

Batter	1	2	3	4	5	6	7	8	9	AB	R	H	RBI	BB	SO	LOB
John Lowenstein, L (1, 8) OBP: 0.345, SLG: 0.500	0-0 F8		0-3 K		0-0 HR		0-3 K			4	1	1	2	0	2	3
Jack Brohamer, L (1, 4) OBP: 0.279, SLG: 0.340	0-3 K		0-0 FC5-4 1B		0-0 F3		0-3 K			4	0	1	0	0	2	3
Ron Lolich, R (1, 9) OBP: 0.318, SLG: 0.300	0-0 F8		0-0 FC5-4 1-2f			0-0 1B		0-0 F4		4	0	1	0	0	0	1
Graig Nettles, L (1, 5) OBP: 0.328, SLG: 0.346		0-3 K		0-3 K		0-3 K		0-0 4-3		4	0	0	0	0	3	1
Chris Chambliss, L (1, 3) OBP: 0.290, SLG: 0.333		0-0 BB 1B		0-0 F7		0-3 K		0-0 4-3		4	0	1	0	0	1	1
Alex Johnson, R (1, 7) OBP: 0.272, SLG: 0.318 Del Unser, L (7, 7) OBP: 0.232, SLG: 0.263		0-3 K		0-3 K		0-0 L9				3	0	0	0	0	2	2
Ray Fosse, R (1, 2) OBP: 0.309, SLG: 0.336		4-0 BB 1-2 BB			4-0 SH3 HR BB		0-0 SH1-4 E 1B			1	1	1	0	2	0	0
Lou Camilli, S (1, 6) OBP: 0.222, SLG: 0.200 Frank Duffy, R (7, PR) OBP: 0.293, SLG: 0.256 (8, 6)		0-3 K		0-0 F9		0-0 E1 SH1-4				3	0	0	0	0	1	4
Mike Kilkenny, R (1, 1) OBP: 0.200, SLG: 0.200 Dick Tidrow, R (3, 1) OBP: 0.280, SLG: 0.250			0-3 K		0-0 SH3		0-0 SH1-4			0	0	0	0	0	0	0
					1-2 2-3					1	0	0	0	0	1	0
Inning Stats	R: 0 H: 0 E: 0 LOB: 0 K: 1 BB: 0 S: 5 P: 5	R: 0 H: 1 E: 0 LOB: 2 K: 3 BB: 1 S: 10 P: 14	R: 0 H: 1 E: 0 LOB: 1 K: 2 BB: 0 S: 8 P: 8	R: 0 H: 0 E: 0 LOB: 0 K: 2 BB: 0 S: 7 P: 7	R: 2 H: 1 E: 0 LOB: 0 K: 0 BB: 1 S: 4 P: 8	R: 0 H: 1 E: 0 LOB: 1 K: 2 BB: 0 S: 8 P: 8	R: 0 H: 1 E: 1 LOB: 3 K: 2 BB: 0 S: 9 P: 9	R: 0 H: 0 E: 0 LOB: 0 K: 0 BB: 0 S: 3 P: 3		1B: 4 SF: 0 2B: 0 SAC: 2 3B: 0 DP: 0 HR: 1 HBP: 0	WP: 0 PA: 32 PB: 0 SB: 0 CS: 0					
PITCHER	IP WLS BF H R ER SO BB IBB HBP BLK WP HR S P ERA WHIP															
Rich Hand, R (1, 1) ERA: 3.24	6.1 L 27 5 2 2 10 2 0 0 0 0 0 1 45 53 2.84 1.105															
Paul Lindblad, L (7, 1) ERA: 1.33	1.2 5 0 0 0 2 0 0 0 0 0 0 0 9 9 0.00 0.000															

BOTTOM

Texas Rangers @ Cleveland Indians
Cleveland Municipal Stadium, Cleveland, OH

Tue Jul 04 1972, 3:33 AM EDT
Att. 8,953 - Unknown

livebaseballscorecards.com

AB	28
R	2
H	5
RBI	2
BB	2
SO	12
LOB	15



Batter	1	2	3	4	5	6	7	8	9	AB R H RBI BB SO LOB	TOP	
Toby Harrah, R (1, 6) OBP: 0.318, SLG: 0.333	0-0 4-3 S 4-3 1B		0-0 S 2B		0-0 1-3 6-3			0-0 6-3		4 1 2 0 0 0 1		
Dalton Jones, L (1, 5) OBP: 0.214, SLG: 0.318	0-0 4-3 1-3		0-3 S K			0-0 4-3		0-0 F9		4 0 0 0 0 1 2		
Don Mincher, L (1, 3) OBP: 0.364, SLG: 0.353	0-0 4-3 3-H			4-0 S BB		0-0 L5		0-0 F9		3 0 0 1 1 0 0		
Dick Billings, R (1, 7) OBP: 0.324, SLG: 0.362	0-0 1-3		0-3 S K	1-2		0-0 1B		0-0 2B 1B		4 1 2 0 0 1 1		
Larry Bittner, L (1, 9) OBP: 0.366, SLG: 0.388		0-0 G1-6-3 1B		0-3 S K		0-0 1-3		0-0 1B 2B		4 1 2 0 0 1 2		
Hal King, L (1, 2) OBP: 0.324, SLG: 0.306		0-0 G1-6-3		0-0 3-1			0-0 G3		0-0 FC 1B	4 0 1 2 0 0 2 0 0 0 0 0 0 0		
Davey Nelson, R (9, PR) OBP: 0.352, SLG: 0.319		1-2f						2-H 3-H				
Joe Lovitto, S (1, 8) OBP: 0.301, SLG: 0.229		0-0 G3				0-0 F9		0-0 FC		3 0 0 0 0 0 0 1 0 0 0 0 0 1		
Ted Ford, R (9, PH) OBP: 0.337, SLG: 0.437							0-0 F7		1-2 G6-4-3			
Ted Kubiak, S (1, 4) OBP: 0.312, SLG: 0.247			0-0 F4			0-0 6-3		0-0 F8		3 0 0 0 0 0 0 0 0 0 0 0 0 0		
Paul Lindblad, L (7, 1) OBP: 0.222, SLG: 0.222									1-2f	1 0 0 0 0 0 2		
Frank Howard, R (9, PH) OBP: 0.350, SLG: 0.371												
Bill Gogolewski, L (1, 1) OBP: 0.273, SLG: 0.200			0-0 F7			0-0 WP PB 1B		0-0 5-3		2 0 1 0 0 0 0 0 0 0 0 0 0 0 1 0 0 0 0 0 0		
Horacio Pina, R (7, 1) OBP: 0.500, SLG: 0.500												
Lenny Randle, S (7, 4) OBP: 0.243, SLG: 0.282												
Inning Stats	R: 1 H: 1 E: 0 LOB: 0 K: 0 BB: 0 S: 4 P: 4	R: 0 H: 1 E: 0 LOB: 0 K: 0 BB: 0 S: 3 P: 3	R: 0 H: 1 E: 0 LOB: 1 K: 1 BB: 0 S: 6 P: 6	R: 0 H: 0 E: 0 LOB: 1 K: 2 BB: 1 S: 7 P: 11	R: 0 H: 1 E: 0 LOB: 1 K: 0 BB: 0 S: 4 P: 4	R: 0 H: 1 E: 0 LOB: 1 K: 0 BB: 0 S: 4 P: 4	R: 0 H: 0 E: 0 LOB: 0 K: 0 BB: 0 S: 3 P: 3	R: 0 H: 0 E: 0 LOB: 0 K: 0 BB: 0 S: 3 P: 3	R: 2 H: 3 E: 0 LOB: 2 K: 0 BB: 0 S: 6 P: 6	1B: 6 SF: 0 2B: 2 SAC: 0 3B: 0 DP: 2 HR: 0 HBP: 0	WP: 1 PA: 35 PB: 1 SB: 2 CS: 0	
PITCHER Gaylord Perry, R (1, 1) ERA: 1.97	IP WLS BF H R ER SO BB IBB HBP BLK WP HR S P ERA WHIP											
	9.0 W 35 8 3 3 3 1 0 0 0 1 0 40 44 3.00 1.000											
PITCHER	IP WLS BF H R ER SO BB IBB HBP BLK WP HR S P ERA WHIP											

Texas Rangers @ Cleveland Indians
Cleveland Municipal Stadium, Cleveland, OH
Thu Jul 06 1972, 7:05 PM EDT
Unknown - 68 F

livebaseballscorecards.com

AB	34
R	3
H	8
RBI	3
BB	1
SO	3
LOB	11



Batter	1	2	3	4	5	6	7	8	9	AB	R	H	RBI	BB	SO	LOB
John Lowenstein, L (1, 8) OBP: 0.333, SLG: 0.464	0-3 K		0-0 F3		0-0 4-3		0-0 1B			4	0	1	1	0	1	0
Jack Brohamer, L (1, 4) OBP: 0.274, SLG: 0.333	0-0 F7		0-3 K			0-0 F8	0-0 F7			4	0	0	0	0	1	3
Ron Lolich, R (1, 9) OBP: 0.313, SLG: 0.295	0-0 1B		0-3 K			0-0 1-3	0-0 F8			4	0	1	0	0	1	3
Graig Nettles, L (1, 5) OBP: 0.327, SLG: 0.345	0-0 1-3			0-0 FC3-6 1B SF8 1B		0-0 G3		0-0 F8		4	1	1	0	0	0	1
Chris Chambliss, L (1, 3) OBP: 0.305, SLG: 0.356		0-0 2B		0-0 FC3-6 1B			0-0 CS 1B	0-0 F2		4	1	3	0	0	0	0
Alex Johnson, R (1, 7) OBP: 0.277, SLG: 0.326 Del Unser, L (8, 7) OBP: 0.230, SLG: 0.261		0-0 2B		0-0 FC3-6 CS			0-0 1B CS FC 1B	0-0 F7		3	1	2	1	0	0	2
Ray Fosse, R (1, 2) OBP: 0.309, SLG: 0.338		0-0 F4		0-0 SF8			0-0 SH FC 1B 1B			2	1	1	1	0	0	1
Lou Camilli, S (1, 6) OBP: 0.200, SLG: 0.179 Frank Duffy, R (7, PR) OBP: 0.293, SLG: 0.256		0-0 1-3		0-0 CS	0-0 F9		0-0 FC SH 1B SH			3	0	0	1	0	0	2
Gaylord Perry, R (1, 1) OBP: 0.222, SLG: 0.246		0-0 4-3			0-0 4-3		0-0 SH 1B			0	0	0	0	0	0	1

Inning Stats	R: 0	H: 1	E: 0	K: 1	S: 6	R: 1	H: 2	E: 0	K: 0	S: 5	R: 0	H: 0	E: 0	K: 2	S: 7	R: 1	H: 2	E: 0	K: 0	S: 4	R: 0	H: 0	E: 0	K: 0	S: 3	R: 0	H: 0	E: 0	K: 0	S: 3	R: 2	H: 4	E: 1	K: 0	S: 8	R: 0	H: 0	E: 0	K: 0	S: 3
	LOB: 1	BB: 0	P: 6	ER: 0	SO: 5	LOB: 0	BB: 0	P: 7	ER: 0	SO: 4	LOB: 0	BB: 0	P: 3	ER: 0	SO: 3	LOB: 3	BB: 0	P: 8	ER: 0	SO: 3	LOB: 0	BB: 0	P: 3	ER: 0	SO: 3	LOB: 0	BB: 0	P: 3	ER: 0	SO: 3	LOB: 0	BB: 0	P: 3	ER: 0	SO: 3	LOB: 0	BB: 0	P: 3		

PITCHER	IP	WLS	BF	H	R	ER	SO	BB	IBB	HBP	BLK	WP	HR	S	P	ERA	WHIP
Bill Gogolewski, R (1, 1) ERA: 5.26	6.0	L	24	7	4	4	3	0	0	0	0	0	0	30	30	6.00	1.167
Horacio Pina, R (7, 1) ERA: 2.75	0.1		3	1	0	0	0	0	0	0	0	0	0	3	3	0.00	3.000
Paul Lindblad, L (7, 1) ERA: 1.29	1.2		6	1	0	0	0	0	0	0	0	0	0	6	6	0.00	0.600

BOTTOM

Texas Rangers @ Cleveland Indians
Cleveland Municipal Stadium, Cleveland, OH

Thu Jul 06 1972, 7:05 PM EDT
Unknown - 68 F

AB	31
R	4
H	9
RBI	4
BB	0
SO	3
LOB	13



WP	HR	S	P	ERA	WHIP
0	0	0	34	0.00	1.167

Batter	1	2	3	4	5	6	7	8	9	10	11	12	AB	R	H	RBI	BB	SO	LOB	TOP							
Toby Harrah, R (1, 6) OBP: 0.326, SLG: 0.354	0-0 F8		0-0 HR		0-0 4-3 1B		0-0 1B		0-0 6-3		0-0 1B		6	2	4	1	0	0	0								
Dalton Jones, L (1, 5) OBP: 0.211, SLG: 0.296	4-0 BB		0-0 F6		0-0 4-3		0-0 F8		0-3 K		0-0 F8		5	0	0	1	1	1	3								
Don Mincher, L (1, 3) OBP: 0.353, SLG: 0.340	0-0 F9		0-0 L6		0-3 K				0-0 4-3		0-0 4-3		6	0	0	0	0	1	3								
Dick Billings, R (1, 2) OBP: 0.324, SLG: 0.366	0-0 F9		0-0 6-3					0-0 1B		0-0 2B		0-0 F3		6	1	2	0	0	0	1							
Larry Blittner, L (1, 7) OBP: 0.366, SLG: 0.382		4-0 6-3 1B		0-0 F5		0-0 F5		4-0 2B		0-3 K		0-0 6-3		2	0	0	0	1	0	1							
Frank Howard, R (8, PH) OBP: 0.354, SLG: 0.371																											
Davey Nelson, R (8, PR) OBP: 0.352, SLG: 0.319																											
Elliott Maddox, R (8, 8) OBP: 0.330, SLG: 0.264																											
Ted Ford, R (1, 9) OBP: 0.337, SLG: 0.439		0-3 K		0-3 K		0-3 K		0-0 2B		0-0 1B		0-0 1-3		6	0	2	2	0	3	2							
Joe Lovitto, S (1, 8) OBP: 0.298, SLG: 0.228		0-0 1-2 1B		0-0 F5		0-0 F8		1-2 2B		0-0 5-3		0-0 4-3		5	0	1	0	0	0	4							
Ted Kubiak, S (1, 4) OBP: 0.327, SLG: 0.259		0-0 6-3		0-0 E 1B		0-0 G3		4-0 IBB		0-0 1B		0-0 1B		4	1	2	0	1	0	2							
Pete Broberg, R (1, 1) OBP: 0.135, SLG: 0.167		0-3 K		0-3 K		0-3 K		0-0 1-3		0-0 K		0-3 K		3	0	0	0	0	3	3							
Paul Lindblad, L (7, 1) OBP: 0.200, SLG: 0.200														1	0	0	0	0	0	2							
Horacio Pina, R (8, 1) OBP: 0.500, SLG: 0.500														0	0	0	0	0	0	0							
Mike Paul, L (9, 1) OBP: 0.500, SLG: 0.500														1	0	0	0	0	1	1							
Jim Shellenback, L (11, 1) OBP: 0.182, SLG: 0.100														0	0	0	0	0	0	0							
Inning Stats	R: 0 E: 0 K: 0 S: 3	H: 0 LOB: 1 BB: 1 P: 7	R: 0 E: 0 K: 2 S: 8	H: 1 LOB: 2 BB: 1 P: 12	R: 1 E: 0 K: 0 S: 4	H: 1 LOB: 0 BB: 0 P: 4	R: 0 E: 0 K: 1 S: 5	H: 0 LOB: 0 BB: 0 P: 5	R: 2 E: 1 K: 2 S: 9	H: 2 LOB: 0 BB: 0 P: 9	R: 0 E: 0 K: 1 S: 6	H: 1 LOB: 1 BB: 0 P: 6	R: 2 E: 0 K: 0 S: 5	H: 2 LOB: 2 BB: 2 P: 13	R: 0 E: 0 K: 1 S: 5	H: 0 LOB: 0 BB: 0 P: 5	R: 0 E: 0 K: 1 S: 6	H: 1 LOB: 1 BB: 0 P: 6	R: 0 E: 0 K: 1 S: 7	H: 2 LOB: 2 BB: 0 P: 7	R: 0 E: 0 K: 0 S: 3	H: 0 LOB: 0 BB: 0 P: 3	1B: 8 2B: 2 3B: 0 HR: 1	SF: 0 SAC: 0 DP: 0 HBP: 0	WP: 0 PB: 0 SB: 1 CS: 0	PA: 51	
PITCHER	IP WLS BF H R ER SO BB IBB HBP BLK WP HR S P ERA WHIP																										
Ray Lamb, R (1, 1) ERA: 4.01	7.0		29	6	3	2	7	2	0	0	0	0	0	0	0	0	0	0	0	0	0	0	0	0	0	0	0
Steve Mingori, L (8, 1) ERA: 4.45	1.0		7	2	2	2	0	0	2	0	0	0	0	0	0	0	0	0	0	0	0	0	0	0	0	0	0
Ed Farmer, R (9, 1) ERA: 2.63	4.0	W	15	3	0	0	3	0	0	0	0	0	0	0	0	0	0	0	0	0	0	0	0	0	0	0	0

Texas Rangers @ Cleveland Indians
Cleveland Municipal Stadium, Cleveland, OH
Thu Jul 06 1972, 7:05 PM EDT
Att. 12,382 - Unknown

livebaseballscorecards.com

AB	47
R	5
H	11
RBI	4
BB	4
SO	10
LOB	22



Batter	1	2	3	4	5	6	7	8	9	10	11	12
John Lowenstein, L (1, 8) OBP: 0.333, SLG: 0.455	0-0 1B 1B 2B		0-0 4-3		0-0 F7		0-0 E4		4-0 PB 2B BB		0-0 4-3	
Jack Brohamer, L (1, 4) OBP: 0.278, SLG: 0.333	0-0		4-0 1B SF9 BB		0-0 F6		0-0 F7		0-3 K		0-0 F8	
Ron Lofich, R (9, PH) OBP: 0.306, SLG: 0.289	G4-6-3 1B								1-2 K			
Lou Camilli, S (10, 6) OBP: 0.194, SLG: 0.172	2-3 1B		BB									
Chris Chambliss, L (1, 3) OBP: 0.321, SLG: 0.374	0-0 1B		0-0 1B		4-0 1-2 BB		0-3 K		0-0 2B			0-0 F4
Alex Johnson, R (1, 7) OBP: 0.282, SLG: 0.329	0-0 G4-6-3		0-0 SF9		0-0 F9		0-0 FC6-4 1B		4-0 IBB			0-0 2B 1B
Graig Nettles, L (1, 5) OBP: 0.331, SLG: 0.350	1-0 HBP		0-0 4-3			0-0 K2-4-2 1B		0-0 FC6-4 HR		0-3 K		0-0 2B
Tom McCraw, L (1, 9) OBP: 0.347, SLG: 0.358	0-0 F7			0-0 1B		0-3 K		0-0 F3		0-0 5-3		
Ray Fosse, R (8, PH) OBP: 0.308, SLG: 0.336												
Ed Farmer, R (9, 1) OBP: 0.250, SLG: 0.250												
Jerry Moses, R (1, 2) OBP: 0.250, SLG: 0.305		0-3 K		0-3 K		0-3 K2-4-2		0-0 HR		0-3 K		
Frank Duffy, R (1, 6) OBP: 0.289, SLG: 0.252		0-0 6-3		0-0 F4			0-3 K	0-3 K		0-0 F7		
Del Unser, L (7, PH) OBP: 0.229, SLG: 0.260												
Steve Mingori, L (8, 1) OBP: 0.200, SLG: 0.196												
Roy Foster, R (8, PH) OBP: 0.200, SLG: 0.196												
Ray Lamb, R (1, 1) OBP: 0.276, SLG: 0.273	0-0 4-3				4-0 BB BB		0-0 E 1B		0-0 F7		0-3 K	
Eddie Leon, R (7, PH) OBP: 0.276, SLG: 0.273												

AB	R	H	RBI	BB	SO	LOB
5	2	1	0	1	0	2
3	1	1	0	1	0	3
1	0	0	0	0	1	1
1	0	0	0	0	0	0
5	0	3	2	1	1	2
4	1	2	1	1	0	4
5	1	2	1	0	1	4
3	0	1	0	0	1	3
1	0	0	0	0	0	1
1	0	0	0	0	0	0
5	1	1	2	0	4	2
2	0	0	0	0	0	0
1	0	0	0	0	1	0
0	0	0	0	0	0	0
2	0	0	0	0	1	0
1	0	0	0	1	0	0
3	0	1	0	0	1	0

AB	R	H	RBI	BB	SO	LOB
43	6	12	6	5	11	22

Inning Stats	R	H	E	K	S	WLS	BF	H	R	ER	SO	BB	IBB	HBP	BLK	WP	HR	S	P	ERA	WHIP	
R: 1 E: 0 K: 0 S: 5	H: 3 LOB: 2 BB: 0 P: 6	R: 0 E: 0 K: 1 S: 5	H: 0 LOB: 0 BB: 0 P: 5	R: 1 E: 0 K: 0 S: 4	H: 1 LOB: 1 BB: 1 P: 8	R: 0 E: 0 K: 1 S: 5	H: 1 LOB: 0 BB: 0 P: 5	R: 0 E: 0 K: 0 S: 3	H: 1 LOB: 2 BB: 0 P: 9	R: 2 E: 0 K: 1 S: 7	H: 2 LOB: 0 BB: 0 P: 7	R: 1 E: 0 K: 2 S: 8	H: 1 LOB: 2 BB: 2 P: 16	R: 0 E: 0 K: 1 S: 5	H: 0 LOB: 0 BB: 0 P: 5	R: 1 E: 0 K: 0 S: 3	H: 2 LOB: 1 BB: 0 P: 3	1B: 8 2B: 4 3B: 0 HR: 1	SF: 1 SAC: 0 DP: 2 HBP: 1	WP: 0 PB: 1 SB: 0 CS: 0	PA: 50	
PITCHER	IP	WLS	BF	H	R	ER	SO	BB	IBB	HBP	BLK	WP	HR	S	P	ERA	WHIP					
Pete Broberg, R (1, 1) ERA: 3.92	6.1		27	7	2	2	5	3	0	1	0	0	0	33	46	2.84	1.579					
Paul Lindblad, L (7, 1) ERA: 1.57	1.1		7	2	2	2	1	0	0	0	0	0	0	1	9	13.50	1.500					
Horacio Pina, R (8, 1) ERA: 2.93	0.2		3	0	1	1	1	1	0	0	0	0	0	4	8	13.50	1.500					
Mike Paul, L (9, 1) ERA: 2.15	1.2		7	1	0	0	3	0	1	0	0	0	0	12	16	0.00	0.600					
Jim Shellenback, L (11, 1) ERA: 3.76	1.1	L	6	2	1	1	1	0	0	0	0	0	0	0	8	6.75	1.500					

Texas Rangers @ Cleveland Indians
Cleveland Municipal Stadium, Cleveland, OH
Thu Jul 06 1972, 7:05 PM EDT
Att: 12,382 - Unknown

livebaseballscorecards.com



Batter	1	2	3	4	5	6	7	8	9	AB	R	H	RBI	BB	SO	LOB	TOP										
Freddie Patek, R OBP: 0.288, SLG: 0.310 (1, 6)	0-0 6-3	0-0 F4		0-0 5-3		0-0 F9	0-0 1-3			5	0	0	0	0	0	6											
Amos Otis, R OBP: 0.357, SLG: 0.398 (1, 8)	4-0 1B BB		0-0 5-3		0-0 F8	0-0 F9		0-0 HR		4	1	1	1	1	0	0											
Lou Piniella, R OBP: 0.362, SLG: 0.450 (1, 7)	0-0 1-2 1B		0-0 5-3		0-0 1B 2B 1B		0-0 E 2B	0-0 F8		5	2	3	0	0	0	0											
Richie Scheinblum, S OBP: 0.388, SLG: 0.503 (1, 9)	0-0 F5		0-0 2B		0-0 2B 1-3 SF7 1B		0-0 E4 BB 2B 2-H	0-0 G3		5	2	3	1	0	0	2											
John Mayberry, L OBP: 0.379, SLG: 0.472 (1, 3)	0-0 4-3		0-0 G3		0-0 1-3 2B		4-0 BB BB IBB	0-0 FC4-5 1B		4	0	2	1	1	0	3											
Ed Kirkpatrick, L OBP: 0.411, SLG: 0.477 (1, 2)		0-0 HR		4-0 FC5-4 BB IBB		0-0 F9	0-0 FC4-5 1-2f			3	1	1	1	2	0	3											
Cookie Rojas, R OBP: 0.330, SLG: 0.361 (1, 4)		0-3 K		0-0 FC5-4 SH3-4 BB 1-2f		0-0 SF7		0-0 F9		4	0	0	1	0	1	3											
Paul Schaal, R OBP: 0.311, SLG: 0.327 Bobby Floyd, R OBP: 0.250, SLG: 0.211 (7, PR) (7, 5)		0-0 5-3		4-0 SH3-4 BB 1-2		0-0 F6		4-0 BB BB		2	0	0	0	2	0	2											
Dick Drago, R OBP: 0.167, SLG: 0.054 (1, 1)		4-0 BB		0-0 SH3-4 1-2 2-3		0-0 5-3		4-0 BB		1	0	0	1	2	0	0											
Inning Stats	R: 0 E: 0 K: 0 S: 4	H: 1 LOB: 2 BB: 1 P: 8	R: 1 E: 0 K: 1 S: 6	H: 1 LOB: 1 BB: 1 P: 10	R: 0 E: 0 K: 0 S: 4	H: 1 LOB: 1 BB: 0 P: 4	R: 0 E: 0 K: 0 S: 3	H: 0 LOB: 2 BB: 2 P: 11	R: 2 E: 0 K: 0 S: 6	H: 3 LOB: 2 BB: 1 P: 10	R: 0 E: 0 K: 0 S: 3	H: 0 LOB: 0 BB: 0 P: 3	R: 2 E: 1 K: 0 S: 5	H: 2 LOB: 3 BB: 3 P: 17	R: 1 E: 0 K: 0 S: 5	H: 2 LOB: 1 BB: 0 P: 5	R: 0 E: 0 K: 1 S: 5	H: 0 LOB: 0 BB: 0 P: 5	1B: 4 2B: 4 3B: 0 HR: 2	SF: 1 SAC: 1 DP: 0 HBP: 0	WP: 0 PB: 0 SB: 0 CS: 0	PA: 45					
PITCHER	IP	WLS	BF	H	R	ER	SO	BB	IBB	HBP	BLK	WP	HR	S	P	ERA	WHIP										
Milt Wilcox, R ERA: 2.93 (1, 1)	5.0	L	26	6	3	3	1	4	1	0	0	0	1	23	43	5.40	2.000										
Phil Hennigan, R ERA: 3.6 (6, 1)	1.0		5	2	2	2	0	0	0	0	0	0	0	5	5	18.00	2.000										
Denny Riddleberger, L ERA: 2.27 (7, 1)	0.2		5	0	0	0	0	2	1	0	0	0	0	2	14	0.00	3.000										
Vince Colbert, R ERA: 4.43 (7, 1)	1.1		6	2	1	1	0	0	0	0	0	0	1	6	6	6.75	1.500										
Steve Mingori, L ERA: 4.3 (9, 1)	1.0		3	0	0	0	1	0	0	0	0	0	0	5	5	0.00	0.000										

Kansas City Royals @ Cleveland Indians
Cleveland Municipal Stadium, Cleveland, OH
 Fri Jul 07 1972, 7:05 PM EDT
 Att: 7,595 - Cloudy - 73 F

AB	35
R	6
H	10
RBI	6
BB	8
SO	2
LOB	19



WP: 0	PA: 45
-------	--------

ERA	WHIP
-----	------

Batter	1	2	3	4	5	6	7	8	9	AB R H RBI BB SO LOB
Tom McCraw, L (1, 8) OBP: 0.345, SLG: 0.355	0-0 4-3		0-0 G3		0-0 FC4-6			0-0 G3 1B		4 0 1 0 0 0 1
Jack Brohamer, L (1, 4) OBP: 0.273, SLG: 0.327	0-0 G3			0-0 F4		0-0 L8		0-0 G3		4 0 0 0 0 0 1
Chris Chambliss, L (1, 3) OBP: 0.319, SLG: 0.370	0-0 F8			0-0 1B		0-0 L8		0-0 F7		4 0 1 0 0 0 1
Alex Johnson, R (1, 7) OBP: 0.278, SLG: 0.324		0-0 F8		0-3 K		0-0 5-3			0-0 4-3	4 0 0 0 0 1 1
Graig Nettles, L (1, 5) OBP: 0.330, SLG: 0.361		0-0 HR		0-0 L4			0-0 F6		0-0 F8	4 1 1 1 0 0 1
Ron Lolich, R (1, 9) OBP: 0.283, SLG: 0.265		0-0 F9			0-0 F7		0-0 5-3		0-0 6-3	4 0 0 0 0 0 0
Ray Fosse, R (1, 2) OBP: 0.308, SLG: 0.350		0-0 F7			0-0 F7		0-0 HR			3 1 1 1 0 0 0
Frank Duffy, R (1, 6) OBP: 0.297, SLG: 0.269			0-0 G6-4-3 1B		0-0 1B 2B		0-0 L8			3 1 2 0 0 0 0
Milt Wilcox, R (1, 1) OBP: 0.242, SLG: 0.303			0-0 G6-4-3		0-0 FC4-6 1B			0-3 K		1 0 0 0 0 0 1
Eddie Leon, R (5, PH) OBP: 0.280, SLG: 0.278										1 0 1 1 0 0 0
Phil Hennigan, R (6, 1)										0 0 0 0 0 0 0
Denny Riddleberger, R (7, 1)										0 0 0 0 0 0 0
Vince Colbert, R (7, 1) OBP: 0.276, SLG: 0.294										0 0 0 0 0 0 0
Del Unser, L (8, PH) OBP: 0.228, SLG: 0.258										1 0 0 0 0 1 0
Steve Mingo, L (9, 1)										0 0 0 0 0 0 0

Inning Stats	R: 0	H: 0	E: 0	K: 0	S: 3	R: 1	H: 1	E: 0	K: 0	S: 4	R: 0	H: 1	E: 0	K: 1	S: 6	R: 1	H: 2	E: 0	K: 0	S: 5	R: 0	H: 0	E: 0	K: 0	S: 3	R: 1	H: 1	E: 0	K: 0	S: 4	R: 0	H: 1	E: 0	K: 1	S: 6	R: 0	H: 0	E: 0	K: 0	S: 3	1B: 4	SF: 0	2B: 1	SAC: 0	3B: 0	DP: 1	HR: 2	HBP: 0	WP: 0	PA: 33
PITCHER Dick Drago, R (1, 1) ERA: 2.44	IP	WLS	BF	H	R	ER	SO	BB	IBB	HBP	BLK	WP	HR	S	P	ERA	WHIP																																	
	9.0	W	33	7	3	3	2	0	0	0	0	0	2	37	37	3.00	0.778																																	

BOTTOM

Kansas City Royals @ Cleveland Indians
Cleveland Municipal Stadium, Cleveland, OH

Fri Jul 07 1972, 7:05 PM EDT
Att. 7,595 - Cloudy - 73 F

livebaseballscorecards.com

AB	33
R	3
H	7
RBI	3
BB	0
SO	2
LOB	6



Batter	1	2	3	4	5	6	7	8	9	AB R H RBI BB SO LOB	TOP											
Freddie Patek, R (1, 6) <small>OBP: 0.295, SLG: 0.315</small> Gail Hopkins, L (9, PH) <small>OBP: 0.229, SLG: 0.212</small>	0-0 1B 1B		0-0 F8		0-0 WP 1B		4-0 BB BB		0-0 FC6 1-2f	3 0 2 0 1 0 0 1 0 0 0 0 0 1	Kansas City Royals @ Cleveland Indians Cleveland Municipal Stadium, Cleveland, OH Sat Jul 08 1972, 3:33 AM EDT Att. 21,250 - Overcast - 68 F livebaseballscorecards.com											
Amos Otis, R (1, 8) <small>OBP: 0.359, SLG: 0.398</small>	0-0 CS 1B		0-0 F8		0-3 K		4-0 1-2 BB			3 0 1 0 1 1 1												
Lou Piniella, R (1, 7) <small>OBP: 0.364, SLG: 0.460</small>	4-0 1-2 IBB		0-0 HR		0-0 6-3		0-0 F8			3 1 1 1 1 0 3												
Richie Scheinblum, S (1, 9) <small>OBP: 0.381, SLG: 0.492</small>	0-3 K		0-3 K		0-0 1-4-3		0-0 L9			4 0 0 0 0 2 3												
John Mayberry, L (1, 3) <small>OBP: 0.377, SLG: 0.468</small>	0-0 G3				0-0 WP 1B 1B		0-0 F8		0-3 K	4 0 1 0 0 1 2												
Cookie Rojas, R (1, 4) <small>OBP: 0.329, SLG: 0.359</small>		0-0 BB 1B		0-0 L6		0-0 F9		0-0 6-3		4 0 1 0 0 0 1												
Jerry May, R (1, 2) <small>OBP: 0.326, SLG: 0.357</small> Steve Hovley, L (9, PH) <small>OBP: 0.276, SLG: 0.296</small>		4-0 K BB		0-3 K		0-0 F6		0-3 K	2 0 0 0 1 1 1 1 0 0 0 0 1 0													
Bobby Floyd, R (1, 5) <small>OBP: 0.253, SLG: 0.216</small> Joe Keough, L (9, PH) <small>OBP: 0.302, SLG: 0.216</small>		0-3 K		0-0 WP 1B		0-0 1-3		0-3 K	3 0 1 0 0 1 2 1 0 0 0 0 1 0													
Roger Nelson, R (1, 1) <small>OBP: 0.182, SLG: 0.182</small> Ed Kirkpatrick, L (9, PH) <small>OBP: 0.414, SLG: 0.477</small>		0-0 4-3		0-3 K		0-3 K		4-0 FC6 BB	3 0 0 0 0 2 3 0 0 0 0 1 0 0													
Inning Stats	R: 0 E: 0 K: 1 S: 6	H: 2 LOB: 2 BB: 1 P: 10	R: 0 E: 0 K: 1 S: 5	H: 1 LOB: 1 BB: 1 P: 9	R: 1 E: 0 K: 1 S: 6	H: 1 LOB: 0 BB: 0 P: 6	R: 0 E: 0 K: 2 S: 9	H: 2 LOB: 2 BB: 0 P: 9	R: 0 E: 0 K: 1 S: 6	H: 1 LOB: 1 BB: 0 P: 6		R: 0 E: 0 K: 0 S: 3	H: 0 LOB: 0 BB: 0 P: 3	R: 0 E: 0 K: 1 S: 5	H: 0 LOB: 2 BB: 2 P: 13	R: 0 E: 0 K: 1 S: 5	H: 0 LOB: 0 BB: 0 P: 5	R: 0 E: 0 K: 2 S: 7	H: 0 LOB: 1 BB: 1 P: 11	1B: 6 2B: 0 3B: 0 HR: 1	SF: 0 SAC: 0 DP: 0 HBP: 0	WP: 2 PB: 0 SB: 0 CS: 1
PITCHER Mike Kilkenny, L (1, 1) <small>ERA: 2.75</small> Phil Hennigan, R (7, 1) <small>ERA: 3.22</small>	IP: 6.2 WLS: W BF: 29 H: 7 R: 1 ER: 1 SO: 7 BB: 3 IBB: 1 HBP: 0 BLK: 0 WP: 2 HR: 1 S: 39 P: 55 ERA: 1.35 WHIP: 1.500	IP: 2.1 WLS: S BF: 8 H: 0 R: 0 ER: 0 SO: 3 BB: 1 IBB: 0 HBP: 0 BLK: 0 WP: 0 HR: 0 S: 13 P: 17 ERA: 0.00 WHIP: 0.429											PITCHER IP: 0 WLS: 0 BF: 0 H: 0 R: 0 ER: 0 SO: 0 BB: 0 IBB: 0 HBP: 0 BLK: 0 WP: 0 HR: 0 S: 0 P: 0 ERA: 0.00 WHIP: 0.000									

Kansas City Royals @ Cleveland Indians
Cleveland Municipal Stadium, Cleveland, OH
 Sat Jul 08 1972, 3:33 AM EDT
 Att. 21,250 - Overcast - 68 F

AB	32
R	1
H	7
RBI	1
BB	5
SO	10
LOB	17



Batter	1	2	3	4	5	6	7	8	9	AB	R	H	RBI	BB	SO	LOB
Del Unser, L (1, 8) OBP: 0.223, SLG: 0.253	0-0 F8		0-0 F7		0-0 4-3			0-0 F9		4	0	0	0	0	0	0
Jack Brohamer, L (1, 4) OBP: 0.272, SLG: 0.326	0-3 K		0-0 F5			0-0 F5		0-0 1B 1B		4	0	1	0	0	1	0
Chris Chambliss, L (1, 3) OBP: 0.317, SLG: 0.366	0-0 L7		0-0 1-3			0-0 3-1		0-0 1-2 1B		4	0	1	0	0	0	0
Ron Lulich, R (1, 9) (8, 7) OBP: 0.263, SLG: 0.245		0-0 6-3		0-0 F9		0-3 K		0-0 F8		4	0	0	0	0	1	2
Graig Nettles, L (1, 5) OBP: 0.333, SLG: 0.366		4-0 1B E BB		0-0 4-3 2B			0-0 F5			2	1	1	0	1	0	0
Alex Johnson, R (1, 7) Buddy Bell, R (8, 9) OBP: 0.278, SLG: 0.324 OBP: 0.272, SLG: 0.281		0-0 1-3 E 1B 1B		0-0 4-3 2-3			0-0 F4			3	1	1	0	0	0	1
Ray Fosse, R (1, 2) OBP: 0.313, SLG: 0.354		0-0 E8 1-H 3-H 1B		0-0 6-3			0-0 1B			3	0	2	1	0	0	1
Eddie Leon, R (1, 6) OBP: 0.275, SLG: 0.272		0-3 K		0-3 K		0-3 K		0-0 F4		3	0	0	0	0	2	2
Mike Kilkenny, R (1, 1) Phil Hennigan, R (7, 1) OBP: 0.143, SLG: 0.143		0-3 K		0-3 K				0-3 K		2	0	0	0	0	2	1
										1	0	0	0	0	1	0

Inning Stats	R: 0	H: 0	E: 0	K: 1	S: 5	R: 2	H: 2	E: 1	K: 2	S: 9	R: 0	H: 0	E: 0	K: 0	S: 3	R: 0	H: 1	E: 0	K: 0	S: 4	R: 0	H: 0	E: 0	K: 2	S: 7	R: 0	H: 0	E: 0	K: 1	S: 5	R: 0	H: 1	E: 0	K: 0	S: 4	R: 0	H: 2	E: 0	K: 1	S: 7	1B: 5	SF: 0	2B: 1	SAC: 0	3B: 0	DP: 0	HR: 0	HBP: 0	WP: 0	PA: 31
PITCHER Roger Nelson, R (1, 1) ERA: 1.07	IP	WLS	BF	H	R	ER	SO	BB	IBB	HBP	BLK	WP	HR	S	P	ERA	WHIP													IP	WLS	BF	H	R	ER	SO	BB	IBB	HBP	BLK	WP	HR	S	P	ERA	WHIP				
	8.0	L	31	6	2	1	7	1	0	0	0	0	0	44	48	1.12	0.875																																	


BOTTOM

Kansas City Royals @ Cleveland Indians
Cleveland Municipal Stadium, Cleveland, OH

Sat Jul 08 1972, 3:33 AM EDT
Att. 21,250 - Overcast - 68 F

livebaseballscorecards.com

AB	30
R	2
H	6
RBI	1
BB	1
SO	7
LOB	7



Batter	1	2	3	4	5	6	7	8	9	AB R H RBI BB SO LOB	TOP																
Freddie Patek, R (1, 6) OBP: 0.296, SLG: 0.320	0-0 5-3		0-3 K	0-0 1B 2B			0-0 2B 5-2-3 1B	0-0 E5 HR		5 2 2 0 0 1 0	Kansas City Royals @ Cleveland Indians Cleveland Municipal Stadium, Cleveland, OH Sun Jul 09 1972, 3:33 AM EDT Unknown - 78 F																
Amos Otis, R (1, 8) OBP: 0.367, SLG: 0.420	0-0 G6-4-3 1B		0-0 E6 E	0-0 CS 1B			0-0 5-2-3 2B	0-0 HR		5 2 4 4 0 0 0																	
Lou Piniella, R (1, 7) OBP: 0.365, SLG: 0.460	0-0 G6-4-3 1-2f		0-0 E6 2B	0-0 CS 1-2	0-0 5-3		4-0 5-2-3 IBB	0-0 L7		4 0 1 1 1 0 1																	
Richie Scheinblum, S (1, 9) OBP: 0.374, SLG: 0.482		0-0 F5	0-1 CI		0-0 F3		0-0 5-2-3		0-3 K	4 0 0 0 0 1 3																	
John Mayberry, L (1, 3) OBP: 0.377, SLG: 0.463		4-0 2B BB	0-3 K		0-0 F7		4-0 BB		0-0 L7	3 0 0 0 2 1 2																	
Ed Kirkpatrick, L (1, 2) OBP: 0.414, SLG: 0.481		0-0 1-3 2B	0-0 L5			0-0 1B	0-0 3-1		0-3 K	5 0 2 0 0 1 5																	
Cookie Rojas, R (1, 4) OBP: 0.331, SLG: 0.359		4-0 IBB		0-0 G6-4-3 1B		0-0 F9		0-0 L8		3 0 1 0 1 0 1																	
Bobby Floyd, R (1, 5) OBP: 0.253, SLG: 0.231		0-0 F4		0-0 G6-4-3 1-2f		0-0 F9		0-0 4-3 E 2B		4 1 1 0 0 0 5																	
Paul Splittorff, L (1, 1) OBP: 0.239, SLG: 0.283 Carl Taylor, R (8, PH) OBP: 0.310, SLG: 0.346 Ken Wright, R (8, 1) Tom Burgmeier, L (9, 1) OBP: 0.333, SLG: 0.333		0-0 G3		0-0 2B 1B		0-0 F6		0-0 4-3		3 1 1 0 0 0 4 1 0 0 0 0 0 1 0 0 0 0 0 0 0 0 0 0 0 0 0 0																	
Inning Stats	R: 0 H: 1 E: 0 LOB: 0 K: 0 BB: 0 S: 3 P: 3	R: 0 H: 1 E: 0 LOB: 3 K: 0 BB: 2 S: 4 P: 12	R: 1 H: 1 E: 3 LOB: 2 K: 2 BB: 0 S: 10 P: 10	R: 2 H: 4 E: 0 LOB: 0 K: 0 BB: 0 S: 5 P: 5	R: 0 H: 0 E: 0 LOB: 0 K: 0 BB: 0 S: 3 P: 3	R: 0 H: 1 E: 0 LOB: 1 K: 0 BB: 0 S: 4 P: 4	R: 0 H: 2 E: 0 LOB: 3 K: 0 BB: 2 S: 4 P: 12	R: 3 H: 2 E: 1 LOB: 0 K: 2 BB: 0 S: 6 P: 6	R: 0 H: 0 E: 0 LOB: 0 K: 2 BB: 0 S: 7 P: 7	1B: 6 SF: 0 2B: 6 SAC: 0 3B: 0 DP: 3 HR: 1 HBP: 0	WP: 0 PA: 43 PB: 0 SB: 0 CS: 1																
PITCHER	IP WLS BF H R ER SO BB IBB HBP BLK WP HR S P ERA WHIP											PITCHER	IP WLS BF H R ER SO BB IBB HBP BLK WP HR S P ERA WHIP														
Vince Colbert, R (1, 1) ERA: 4.3	6.0	29	10	3	2	2	1	1	0	0	0	0	0	31	39	3.00	1.833										
Denny Riddleberger, L (7, 1) ERA: 2.09	3.0	L	13	2	3	0	2	1	1	0	0	0	1	15	23	0.00	1.000										

AB	37
R	6
H	12
RBI	5
BB	4
SO	4
LOB	22



Batter	1	2	3	4	5	6	7	8	9	AB R H RBI BB SO LOB
Buddy Bell, R (1, 8) OBP: 0.271, SLG: 0.279	0-0 1B 1B	0-3 K		0-0 F8			0-0 5-3		0-0 F7	5 0 1 0 0 1 3
Jack Brohamer, L (1, 4) OBP: 0.279, SLG: 0.329	0-0 1-2 1B		0-0 BB HR 1B		0-3 K		0-0 4-3		4-0 1B BB	4 1 2 0 0 1 1 0
Ron Lolich, R (1, 9) OBP: 0.267, SLG: 0.236	0-3 K		4-0 1-2 HR BB		0-0 F2			0-3 K	0-0 G6-3 1B	2 1 0 0 0 1 1 2 1 0 0 0 0 1 0 1 0 1 1 0 0 0
Del Unser, L (6, 9) OBP: 0.222, SLG: 0.251										
Ray Fosse, R (9, PH) OBP: 0.316, SLG: 0.357										
Graig Nettles, L (1, 5) OBP: 0.335, SLG: 0.379	0-0 F6		0-0 1-H 2-H HR		0-0 1-3			0-0 BB 1B 1B	0-0 G6-3	5 1 2 3 0 0 0 4
Alex Johnson, R (1, 7) OBP: 0.274, SLG: 0.319	0-0 F9		0-0 5-3			0-0 F8		0-0 F9		4 0 0 0 0 0 3
Chris Chambliss, L (1, 3) OBP: 0.315, SLG: 0.363		0-3 K	0-0 6-3			0-0 F7		0-0 BB 1B		4 0 1 0 0 1 0
Eddie Leon, R (1, 6) OBP: 0.287, SLG: 0.280		0-0 BB 1B	0-0 4-1			0-0 1B		4-0 1-2 2-3 BB		3 0 2 0 1 0 0
Jerry Moses, R (1, 2) OBP: 0.235, SLG: 0.286		0-0 F9		0-0 6-3		0-0 F7		0-3 K		4 0 0 0 0 1 5
Vince Colbert, R (1, 1) OBP: 0.300, SLG: 0.278		4-0 BB		0-0 F8			0-3 K		0-0 WP 1B 1B	1 0 0 0 1 0 0 1 0 0 0 0 1 0 1 1 1 0 0 0 0
Denny Riddleberger, R (7, 1) OBP: 0.348, SLG: 0.359		1-2 BB								
Tom McCraw, L (9, PH)										

Inning Stats	R: 0 E: 0 K: 1 S: 7	H: 2 LOB: 2 BB: 0 P: 7	R: 0 E: 0 K: 2 S: 8	H: 1 LOB: 2 BB: 1 P: 12	R: 3 E: 0 K: 0 S: 5	H: 2 LOB: 0 BB: 1 P: 9	R: 0 E: 0 K: 0 S: 3	H: 0 LOB: 0 BB: 0 P: 3	R: 0 E: 0 K: 1 S: 5	H: 1 LOB: 1 BB: 0 P: 4	R: 0 E: 0 K: 1 S: 5	H: 0 LOB: 0 BB: 0 P: 5	R: 0 E: 0 K: 0 S: 4	H: 1 LOB: 1 BB: 0 P: 4	R: 0 E: 0 K: 1 S: 5	H: 0 LOB: 0 BB: 0 P: 5	R: 0 E: 0 K: 2 S: 9	H: 2 LOB: 3 BB: 1 P: 13	R: 1 E: 0 K: 0 S: 4	H: 2 LOB: 1 BB: 1 P: 8	1B: 9 2B: 0 3B: 0 HR: 1	SF: 0 SAC: 0 DP: 1 HBP: 0	WP: 1 PB: 0 SB: 0 CS: 0	PA: 40	
PITCHER	IP	WLS	BF	H	R	ER	SO	BB	IBB	HBP	BLK	WP	HR	S	P	ERA	WHIP								
Paul Splittorf, L (1, 1) ERA: 2.49	7.0	W	29	6	3	3	5	2	0	0	0	0	1	37	45	3.86	1.143								
Ken Wright, R (8, 1) ERA: 3.86	1.1		9	3	1	1	2	2	0	0	0	1	0	11	19	6.75	3.750								
Tom Burgmeier, L (9, 1) ERA: 2.36	0.2	S	2	1	0	0	0	0	0	0	0	0	0	2	2	0.00	1.500								

BOTTOM

Kansas City Royals @ Cleveland Indians
Cleveland Municipal Stadium, Cleveland, OH

Sun Jul 09 1972, 3:33 AM EDT
Unknown - 78 F

livebaseballscorecards.com

AB	36
R	4
H	10
RBI	4
BB	4
SO	7
LOB	17



Batter 1 2 3 4 5 6 7 8 9 AB R H RBI BB SO LOB TOP

Freddie Patek, R OBP: 0.298, SLG: 0.330 (1, 6)	0-0 SH3 SF8 2B	0-0 1-3 2B 2B		0-0 6-3		0-0 6-3	0-0 G3			5	2	2	0	0	0	0
Amos Otis, R OBP: 0.372, SLG: 0.432 (1, 8)	0-0 SH3 2-3	4-0 2B IBB		0-0 HR		4-0 4-3 2B BB	0-0 F9			2	3	1	1	2	0	0
Richie Scheinblum, S OBP: 0.374, SLG: 0.485 (1, 9)	0-0 SF8 3-H	0-0 2B		4-0 BB		0-0 4-3 1-3	0-0 3-1			3	0	1	4	1	0	1
Lou Piniella, R OBP: 0.368, SLG: 0.475 (1, 7)	0-0 HR	4-0 K2-3-2 IBB		0-3 K		0-0 1B 2B	0-0 5-3			4	2	2	2	1	1	1
John Mayberry, L OBP: 0.381, SLG: 0.461 (1, 3)	4-0 BB BB	0-3 K2-3-2 1-1				0-0 F8 1B BB	0-0 CS 1B			3	0	1	0	2	1	2
Ed Kirkpatrick, L OBP: 0.423, SLG: 0.484 (1, 2)	4-0 1-2 BB			0-0 G5-4-3 1B		4-0 FC5-4 BB 1-3 2-H 1B	0-3 K 1-2			3	0	2	1	2	1	1
Bobby Knoop, R OBP: 0.314, SLG: 0.233 (1, 4)	0-0 F9			0-0 G5-4-3 1-2f		0-0 FC5-4 1B 1-2f	0-0 L9			5	0	0	0	0	1	6
Bobby Floyd, R OBP: 0.253, SLG: 0.232 (1, 5)		0-3 K		0-0 F6		0-0 1B 1-2	0-3 K			4	0	1	0	0	2	0
Mike Hedlund, R OBP: 0.316, SLG: 0.316 (1, 1)		0-0 2B 2B 1B		0-0 F3		0-3 K	0-0 5-3			3	1	1	0	0	1	2
Ted Abernathy, R (6, 1)										1	0	0	0	0	0	0
Tom Burgmeier, L OBP: 0.333, SLG: 0.333 (7, 1)										0	0	0	0	0	0	0

Inning Stats	R: 2 E: 0 K: 0 S: 5	H: 2 LOB: 2 BB: 2 P: 13	R: 3 E: 0 K: 2 S: 9	H: 3 LOB: 2 BB: 2 P: 17	R: 0 E: 0 K: 0 S: 3	H: 1 LOB: 0 BB: 0 P: 3	R: 1 E: 0 K: 1 S: 6	H: 1 LOB: 1 BB: 1 P: 10	R: 0 E: 0 K: 1 S: 6	H: 1 LOB: 2 BB: 1 P: 10	R: 2 E: 0 K: 0 S: 5	H: 2 LOB: 2 BB: 2 P: 13	R: 0 E: 0 K: 1 S: 5	H: 0 LOB: 0 BB: 0 P: 5	R: 0 E: 0 K: 2 S: 7	H: 0 LOB: 0 BB: 0 P: 3	R: 0 E: 0 K: 2 S: 7	H: 1 LOB: 0 BB: 0 P: 7	1B: 5 2B: 6 3B: 0 HR: 2	SF: 1 SAC: 1 DP: 3 HBP: 0	WP: 0 PB: 0 SB: 1 CS: 1	PA: 43
--------------	------------------------------	----------------------------------	------------------------------	----------------------------------	------------------------------	---------------------------------	------------------------------	----------------------------------	------------------------------	----------------------------------	------------------------------	----------------------------------	------------------------------	---------------------------------	------------------------------	---------------------------------	------------------------------	---------------------------------	----------------------------------	------------------------------------	----------------------------------	--------

PITCHER	IP	WLS	BF	H	R	ER	SO	BB	IBB	HBP	BLK	WP	HR	S	P	ERA	WHIP
Ed Farmer, R ERA: 4.08 (1, 1)	1.1	L	12	5	5	5	1	2	1	0	0	0	1	11	23	33.75	5.250
Steve Minger, L ERA: 4.09 (2, 1)	3.2		15	3	1	1	3	2	1	0	0	0	1	18	30	2.46	1.364
Ray Lamb, R ERA: 4.23 (6, 1)	2.0		10	2	2	2	1	2	0	0	0	0	0	10	18	9.00	2.000
Milt Wilcox, R ERA: 2.88 (8, 1)	2.0		6	1	0	0	2	0	0	0	0	0	0	10	10	0.00	0.500

Kansas City Royals @ Cleveland Indians
Cleveland Municipal Stadium, Cleveland, OH

AB	33
R	8
H	11
RBI	8
BB	8
SO	7
LOB	13



Sun Jul 09 1972, 3:38 AM EDT
Att: 15,327 - Unknown

livebaseballscorecards.com

BOTTOM

Kansas City Royals @ Cleveland Indians
Cleveland Municipal Stadium, Cleveland, OH

Sun Jul 09 1972, 3:38 AM EDT
Att. 15,327 - Unknown

livebaseballscorecards.com

AB	35
R	5
H	7
RBI	5
BB	3
SO	3
LOB	14



WP:	0	PA:	38
PB:	0	SB:	0
CS:	0		

AB R H RBI BB SO LOB

4	1	0	0	1	0	0
5	1	2	0	0	0	1
3	1	1	1	1	1	1
4	0	1	1	0	0	3
4	1	1	1	0	1	4
2	0	1	1	1	0	0
1	0	0	0	0	0	0
4	1	1	1	0	0	3
4	0	0	0	0	0	2
0	0	0	0	0	0	0
1	0	0	0	0	1	0
1	0	0	0	0	0	0
0	0	0	0	0	0	0
1	0	0	0	0	0	0
0	0	0	0	0	0	0
1	0	0	0	0	0	0

Batter	1	2	3	4	5	6	7	8	9
Del Unser, L (1, 9) OBP: 0.222, SLG: 0.246	4-0 FC5-4 BB		0-0 G3		0-0 G3		0-0 E3 1B 1B		0-0 F5
Jack Brohamer, L (1, 4) OBP: 0.282, SLG: 0.331	0-0 F8		0-0 4-3			0-0 1B 1B	0-0 F9 1B 1B		0-0 F9
Chris Chambliss, L (1, 3) OBP: 0.320, SLG: 0.362	0-0 F8		0-3 K			4-0 1B 1B BB	0-0 1-2 FC6 1B		
Ray Fosse, R (1, 2) OBP: 0.315, SLG: 0.355	0-0 FC5-4 1-2f			0-0 6-3		0-0 F9 1B 1B 1-3 2-H	0-0 F9 2-3		
Graig Nettles, L (1, 5) OBP: 0.333, SLG: 0.389		0-0 HR		0-3 K		0-0 F4	0-0 FC6 1-2f		
Tom McCraw, L (1, 7) OBP: 0.352, SLG: 0.360		0-0 F8		4-0 BB		0-0 FC5-4 1B 1-2 3-H		0-0 F3	
Ron Lolich, R (8, PH) OBP: 0.262, SLG: 0.232									
Buddy Bell, R (1, 8) OBP: 0.270, SLG: 0.292		0-0 HR		0-0 L9		0-0 F9 2-3		0-0 6-3	
Eddie Leon, R (1, 6) OBP: 0.280, SLG: 0.273		0-0 F8			0-0 5-3	0-0 FC5-4 1-2f		0-0 4-3	
Ed Farmer, R (1, 1) OBP: 0.250, SLG: 0.250		0-3 K			0-0 F3		0-0 G3	0-0 1-4-3	
Steve Mingori, L (2, 1)									
Roy Foster, R (5, PH) OBP: 0.196, SLG: 0.192									
Ray Lamb, R (6, 1)									
Lou Camilli, S (7, PH) OBP: 0.169, SLG: 0.167									
Milt Wilcox, R (8, 1) OBP: 0.242, SLG: 0.303									
Alex Johnson, R (9, PH) OBP: 0.273, SLG: 0.317									

Inning Stats	R: 0 E: 0 K: 0 S: 3	H: 0 LOB: 1 BB: 1 P: 7	R: 2 E: 0 K: 1 S: 7	H: 2 LOB: 0 BB: 0 P: 7	R: 0 E: 0 K: 1 S: 5	H: 0 LOB: 0 BB: 0 P: 5	R: 0 E: 0 K: 1 S: 5	H: 0 LOB: 1 BB: 1 P: 9	R: 0 E: 0 K: 0 S: 3	H: 0 LOB: 0 BB: 0 P: 3	R: 2 E: 0 K: 0 S: 6	H: 3 LOB: 2 BB: 1 P: 10	R: 1 E: 1 K: 0 S: 6	H: 2 LOB: 2 BB: 0 P: 6	R: 0 E: 0 K: 0 S: 3	H: 0 LOB: 0 BB: 0 P: 3	R: 0 E: 0 K: 0 S: 3	H: 0 LOB: 0 BB: 0 P: 3	1B: 5 2B: 0 3B: 0 HR: 2	SF: 0 SAC: 0 DP: 0 HBP: 0	WP: 0 PB: 0 SB: 0 CS: 0	PA: 38
--------------	------------------------------	---------------------------------	------------------------------	---------------------------------	------------------------------	---------------------------------	------------------------------	---------------------------------	------------------------------	---------------------------------	------------------------------	----------------------------------	------------------------------	---------------------------------	------------------------------	---------------------------------	------------------------------	---------------------------------	----------------------------------	------------------------------------	----------------------------------	--------

PITCHER	IP	WLS	BF	H	R	ER	SO	BB	IBB	HBP	BLK	WP	HR	S	P	ERA	WHIP
Mike Hedlund, R (1, 1) ERA: 4.14	5.1	W	24	5	4	4	3	3	0	0	0	0	2	27	39	6.75	1.500
Ted Abernathy, R (6, 1) ERA: 1.5	1.1		7	2	1	0	0	0	0	0	0	0	0	7	7	0.00	1.500
Tom Burgmeier, L (7, 1) ERA: 2.21	2.1	S	7	0	0	0	0	0	0	0	0	0	0	7	7	0.00	0.000

Batter	1	2	3	4	5	6	7	8	9	AB R H RBI BB SO LOB	TOP	
Luis Alvarado, R (1, 6) OBP: 0.303, SLG: 0.316	0-0 G6-3		0-3 K		0-0 1B		0-3 K			4 0 1 0 0 2 0		
Mike Andrews, R (1, 4) OBP: 0.358, SLG: 0.355	0-0 G4-3		4-0 BB		0-0 F9		0-0 F8			3 0 0 0 1 0 1		
Dick Allen, R (1, 3) OBP: 0.399, SLG: 0.535	0-0 BB WP 1B		0-0 F9		0-0 G1-3			0-3 K		4 0 1 0 0 1 2		
Carlos May, L (1, 7) OBP: 0.401, SLG: 0.428	4-0 BB 1-2 IBB		0-3 K		0-0 E E 2B			4-0 BB		2 1 1 0 2 1 1		
Rick Reichardt, R (1, 8) OBP: 0.364, SLG: 0.396	4-0 1-2 2-3 BB			0-0 FC6 1B		0-3 K		0-0 F8		3 0 1 0 1 1 2		
Ed Spiezio, R (1, 5) OBP: 0.143, SLG: 0.175	0-0 F8			0-0 F7		0-0 E6 E 2-3		0-0 G1-3		4 0 0 0 0 0 6		
Ed Herrmann, L (1, 2) OBP: 0.295, SLG: 0.308		0-3 K		0-0 F9		0-0 G4-3		0-0 F9		4 0 0 0 0 1 2		
Jay Johnstone, L (1, 9) OBP: 0.235, SLG: 0.168		0-0 G3		0-0 FC6 1-2f		0-0 P5		0-3 K		4 0 0 0 0 1 2		
Dave Lemonds, L (1, 1) OBP: 0.063, SLG: 0.063 Tony Muser, L (7, PH) Steve Kealey, R (7, 1) Jim Lyttle, L (9, PH) OBP: 0.235, SLG: 0.324		0-3 K			0-0 G4-3		0-3 K		0-3 K	2 0 0 0 0 1 0 1 0 0 0 0 1 0 0 0 0 0 0 0 0 1 0 0 0 0 1 0		
Inning Stats	R: 0 H: 1 E: 0 LOB: 3 K: 0 BB: 2 S: 4 P: 12	R: 0 H: 0 E: 0 LOB: 0 K: 2 BB: 0 S: 7 P: 7	R: 0 H: 0 E: 0 LOB: 1 K: 2 BB: 1 S: 7 P: 11	R: 0 H: 1 E: 0 LOB: 1 K: 0 BB: 0 S: 4 P: 4	R: 0 H: 1 E: 0 LOB: 1 K: 0 BB: 0 S: 4 P: 4	R: 1 H: 1 E: 2 LOB: 1 K: 1 BB: 0 S: 7 P: 7	R: 0 H: 0 E: 0 LOB: 0 K: 2 BB: 0 S: 7 P: 7	R: 0 H: 0 E: 0 LOB: 1 K: 1 BB: 1 S: 5 P: 9	R: 0 H: 0 E: 0 LOB: 0 K: 2 BB: 0 S: 7 P: 7	1B: 3 SF: 0 2B: 1 SAC: 0 3B: 0 DP: 0 HR: 0 HBP: 0	WP: 1 PA: 36 PB: 0 SB: 0 CS: 0	
PITCHER Gaylord Perry, R (1, 1) ERA: 1.87	IP WLS BF H R ER SO BB IBB HBP BLK WP HR S P ERA WHIP	9.0 W 36 4 1 0 10 3 1 0 0 1 0 52 68 0.00 0.778										

Chicago White Sox @ Cleveland Indians
Cleveland Municipal Stadium, Cleveland, OH

Mon Jul 10 1972, 7:05 PM EDT
Att. 15,282 - Unknown - 81 F

livebaseballscorecards.com

AB 32
R 1
H 4
RBI 0
BB 4
SO 10
LOB 16



Batter	1	2	3	4	5	6	7	8	9	AB	R	H	RBI	BB	SO	LOB
Buddy Bell, R OBP: 0.274, SLG: 0.296 (1, 8)	0-0 1B SF9 1B	0-3 K			0-0 1B		0-0 G5-3			4	1	2	0	0	1	4
Jack Brohamer, L OBP: 0.277, SLG: 0.325 (1, 4)	0-0 P4		0-0 G4-3		0-0 G4-3		0-0 G4-3			4	0	0	0	0	0	3
Alex Johnson, R OBP: 0.274, SLG: 0.318 Del Unser, L OBP: 0.221, SLG: 0.245 (1, 7) (8, 7)	0-0 1-3 1B		0-0 F9		0-0 G5-3			0-3 K		3	0	1	0	0	0	0
Graig Nettles, L OBP: 0.336, SLG: 0.390 (1, 5)	0-0 SF9		0-0 1B			4-0 BB		0-0 G4-3		2	0	1	1	1	0	0
Ray Fosse, R OBP: 0.310, SLG: 0.349 (1, 2)	0-0 G6-3		0-0 P6			0-3 K		0-0 F9		4	0	0	0	0	1	3
Ron Lolich, R OBP: 0.266, SLG: 0.288 (1, 9)		0-0 F7		0-0 HR		0-0 P6				3	1	1	1	0	0	1
Chris Chambliss, L OBP: 0.314, SLG: 0.355 (1, 3)		0-3 K		0-0 L6		0-0 G1-3				3	0	0	0	0	1	1
Eddie Leon, R OBP: 0.287, SLG: 0.280 Frank Duffy, R OBP: 0.297, SLG: 0.269 (1, 6) (7, PR) (8, 6)		0-0 BB 1B		0-3 K			0-0 SH1-4 1B			3	0	2	0	0	1	0
Gaylord Perry, R OBP: 0.231, SLG: 0.241 (1, 1)		4-0 1-2 BB		0-3 K			0-0 SH1-4 1-2			0	0	0	0	1	1	0

Inning Stats		R: 1	H: 2	E: 0	K: 0	S: 5	R: 0	H: 1	E: 0	K: 2	S: 8	R: 0	H: 1	E: 0	K: 0	S: 4	R: 0	H: 1	E: 0	K: 1	S: 3	R: 0	H: 0	E: 0	K: 0	S: 5	R: 0	H: 0	E: 0	K: 1	S: 5	R: 0	H: 0	E: 0	K: 1	S: 5
PITCHER		IP	WLS	BF	H	R	ER	SO	BB	IBB	HBP	BLK	WP	HR	S	P	ERA	WHIP																		
Dave Lemonds, L ERA: 2.77 (1, 1)	6.0	L	25	6	2	2	5	5	2	0	0	0	0	0	33	41	3.00	1.333																		
Steve Kealey, R ERA: 2.61 (7, 1)	2.0		7	1	0	0	1	1	0	0	0	0	0	9	9	0.00	0.500																			


BOTTOM

Chicago White Sox @ Cleveland Indians
Cleveland Municipal Stadium, Cleveland, OH

Mon Jul 10 1972, 7:05 PM EDT
Att: 15,282 - Unknown - 81 F

livebaseballscorecards.com

AB	28
R	2
H	7
RBI	2
BB	2
SO	6
LOB	12



WP	HR	S	P	ERA	WHIP
0	0	0	0	0.00	0.500

Batter	1	2	3	4	5	6	7	8	9	AB R H RBI BB SO LOB	TOP	
Walt Williams, R (1, 9) OBP: 0.285, SLG: 0.331	0-3 K			0-0 G1-6-3		0-0 G5-3		0-0 FC6-4 1B		4 0 1 0 0 1 0		
Mike Andrews, R (1, 4) OBP: 0.353, SLG: 0.350	0-0 F5			0-0 F7		0-0 G6-3		0-0 F8		4 0 0 0 0 0 1		
Dick Allen, R (1, 3) OBP: 0.398, SLG: 0.542 Tony Muser, L (8, 3)	0-3 K			0-0 HR			0-3 K	0-0 FC6-4 1-2f		4 1 1 1 0 2 1 0 0 0 0 0 0 0		
Carlos May, L (1, 7) OBP: 0.399, SLG: 0.425		0-0 F8		0-3 K			0-0 HR 1B		0-0 F9	4 1 1 0 0 1 0		
Rick Reichardt, R (1, 8) OBP: 0.367, SLG: 0.416		0-3 K			0-0 G6-3 BB 1B		0-0 HR		0-0 L6	4 1 2 2 0 1 0		
Ed Spiezio, R (1, 5) OBP: 0.174, SLG: 0.256		0-3 K			4-0 G6-3 BB 1-2		0-0 HR		0-3 K	3 1 1 1 1 2 0		
Ed Herrmann, L (1, 2) OBP: 0.291, SLG: 0.302			0-3 K		0-0 G6-3 1-2f 2-3		0-0 G1-3			3 0 0 0 0 1 2		
Luis Alvarado, R (1, 6) OBP: 0.294, SLG: 0.306 Terry Forster, L (7, 1)			0-3 K		0-0 F8		0-0 F7			3 0 0 0 0 1 1 0 0 0 0 0 0 0		
Stan Bahnsen, R (1, 1) OBP: 0.196, SLG: 0.200 Jim Lyttle, L (6, PH) OBP: 0.229, SLG: 0.314 Rich Gossage, R (6, 1) Rich Morales, R (7, 6) OBP: 0.285, SLG: 0.291			0-3 K		0-3 K		0-3 K		0-3 K	1 0 0 0 0 1 0 1 0 0 0 0 1 0 0 0 0 0 0 0 0 1 0 0 0 0 1 0		
Inning Stats	R: 0 E: 0 K: 2 S: 7 H: 0 LOB: 0 BB: 0 P: 7	R: 0 E: 0 K: 2 S: 7 H: 0 LOB: 0 BB: 0 P: 7	R: 0 E: 0 K: 3 S: 9 H: 0 LOB: 0 BB: 0 P: 9	R: 1 E: 0 K: 1 S: 6 H: 1 LOB: 0 BB: 0 P: 6	R: 0 E: 0 K: 0 S: 3 H: 1 LOB: 1 BB: 1 P: 7	R: 0 E: 0 K: 1 S: 5 H: 0 LOB: 0 BB: 0 P: 5	R: 3 E: 0 K: 1 S: 8 H: 3 LOB: 0 BB: 0 P: 8	R: 0 E: 0 K: 1 S: 6 H: 1 LOB: 1 BB: 0 P: 6	R: 0 E: 0 K: 1 S: 5 H: 0 LOB: 0 BB: 0 P: 5	1B: 3 2B: 0 3B: 0 HR: 3 SF: 0 SAC: 0 DP: 1 HBP: 0	WP: 0 PB: 0 SB: 0 CS: 0 PA: 33	
PITCHER	IP WLS BF H R ER SO BB IBB HBP BLK WP HR S P ERA WHIP											
Dick Tidrow, R (1, 1) ERA: 3.95	6.1 L 24 5 4 4 10 1 0 0 0 0 3 43 47 5.68 0.947											
Denny Riddleberger, L (7, 1) ERA: 2.06	0.2 2 0 0 0 0 0 0 0 0 0 0 2 2 0.00 0.000											
Phil Hennigan, R (8, 1) ERA: 2.96	2.0 7 1 0 0 2 0 0 0 0 0 0 11 11 0.00 0.500											


Chicago White Sox @ Cleveland Indians
Cleveland Municipal Stadium, Cleveland, OH

Tue Jul 11 1972, 7:05 PM EDT
Att. 5,128 - Unknown - 88 F


AB	32
R	4
H	6
RBI	4
BB	1
SO	12
LOB	5



Batter	1	2	3	4	5	6	7	8	9	AB	R	H	RBI	BB	SO	LOB
Buddy Bell, R OBP: 0.274, SLG: 0.295 (1, 8)	F8		1B		G6-3		G5-3			4	0	1	0	0	0	1
Jack Brohamer, L OBP: 0.281, SLG: 0.325 (1, 4)	1B		F7		G4-3			FC4-6 BB		3	0	1	0	1	0	1
Chris Chambliss, L OBP: 0.306, SLG: 0.345 (1, 3)	F8		F8		F8			FC4-6 1-2f		4	0	0	0	0	0	3
Ron Loliich, R OBP: 0.250, SLG: 0.270 (1, 9)	G4-3		F7			K		K		4	0	0	0	0	2	3
Graig Nettles, L OBP: 0.338, SLG: 0.395 (1, 5)		CS 1B			1B		L3		K	4	1	2	0	0	1	1
Alex Johnson, R OBP: 0.277, SLG: 0.320 (1, 7)		1-2 HR 1B			FC5-4 1B		K		G4-3	4	1	2	1	0	1	0
Ray Fosse, R OBP: 0.316, SLG: 0.377 (1, 2)		1-1 2-3 HR			FC5-4 S			2B		4	1	3	2	0	0	1
Eddie Leon, R OBP: 0.280, SLG: 0.273 (1, 6)		S K			G6-3		K		G5-3	4	0	0	0	0	2	3
Dick Tidrow, R OBP: 0.258, SLG: 0.231 Denny Riddleberger, R (7, 1) Tom McCraw, L OBP: 0.352, SLG: 0.360 Roy Foster, R OBP: 0.193, SLG: 0.189 Phil Hennigan, R (8, 1) Jerry Moses, R OBP: 0.232, SLG: 0.281 (9, PH)		G6-3			G3-1		P4		K	2	0	0	0	0	0	1

BOTTOM	
<p align="center">Chicago White Sox @ Cleveland Indians Cleveland Municipal Stadium, Cleveland, OH</p> <p align="right">Tue Jul 11 1972, 7:05 PM EDT Att. 5,128 - Unknown - 88 F</p>	
AB 35 R 3 H 9 RBI 3 BB 1 SO 7 LOB 16	

Inning Stats																																	
R: 0		H: 1		R: 2		H: 3		R: 0		H: 1		R: 1		H: 2		R: 0		H: 0		R: 0		H: 0		R: 0		H: 1		R: 0		H: 1			
E: 0		LOB: 1		E: 0		LOB: 0		E: 0		LOB: 1		E: 0		LOB: 1		E: 0		LOB: 0		E: 0		LOB: 0		E: 0		LOB: 1		E: 0		LOB: 1			
K: 0		BB: 0		K: 1		BB: 0		K: 0		BB: 0		K: 0		BB: 1		K: 2		BB: 0		K: 1		BB: 0		K: 1		BB: 1		K: 1		BB: 0			
S: 4		P: 4		S: 7		P: 7		S: 4		P: 4		S: 5		P: 5		S: 3		P: 3		S: 7		P: 7		S: 6		P: 6		S: 7		P: 11			
PITCHER Stan Bahnsen, R (1, 1) IP 5.0 WLS 21 BF 7 H 3 R 3 ER 3 SO 1 BB 0 IBB 0 HBP 0 BLK 0 WP 0 HR 1 S 23 P 23 ERA 5.40 WHIP 1.400 Rich Gossage, R (6, 1) 1.1 W 5 1 0 0 3 0 0 0 0 0 0 11 11 0.00 0.750 Terry Forster, L (7, 1) 2.2 S 10 1 0 0 3 1 0 0 0 0 0 15 19 0.00 0.750																	PITCHER IP WLS BF H R ER SO BB IBB HBP BLK WP HR S P ERA WHIP																

Batter	1	2	3	4	5	6	7	8	9	AB R H RBI BB SO LOB	TOP																
Walt Williams, R (1, 9) OBP: 0.297, SLG: 0.366	0-0 HR		0-0 G6-3	0-0 BB 1B		0-0 F8		0-0 1B		5 1 3 2 0 0 1																	
Mike Andrews, R (1, 4) OBP: 0.354, SLG: 0.346	0-0 G6-3		4-0 BB BB	4-0 FC5-4 BB		0-0 L5		0-0 P5		3 0 0 0 2 0 4																	
Dick Allen, R (1, 3) OBP: 0.400, SLG: 0.540 Tony Muser, L (5, 3) OBP: 0.333, SLG: 0.333	4-0 HR BB		4-0 BB BB	0-0 FC5-4			0-0 F8		0-0 SH1 1B	1 1 0 0 2 0 2 2 1 1 0 0 0 0																	
Rick Reichardt, R (1, 8) OBP: 0.365, SLG: 0.429	0-0 HR		0-0 P3		0-0 G6-3		0-0 G5-3		0-0 SH1	4 1 1 2 0 0 2																	
Carlos May, L (1, 7) OBP: 0.399, SLG: 0.423	0-0 G4-3		4-0 FC5-4 BB		0-0 E6 1B WP		0-0 G5-3		0-0 1B	4 0 1 1 1 0 0																	
Ed Spiezio, R (1, 5) OBP: 0.196, SLG: 0.255	0-0 G5-3		0-0 FC5-4		0-0 G5-4-3 1B			0-0 G5-3	4-0 IBB	4 0 1 0 1 0 3																	
Tom Egan, R (1, 2) OBP: 0.264, SLG: 0.286 Dave Lemonds, L (8, PR) OBP: 0.063, SLG: 0.063 Ed Hermann, L (8, 2) OBP: 0.269, SLG: 0.300		0-3 K		0-0 1B 2B		0-0 G5-4-3		0-0 1B 1B 1B	0-0 F8	4 1 2 0 0 1 2 0 0 0 0 0 0 0 1 0 0 0 0 0 2	AB 37 R 5 H 11 RBI 5 BB 6 SO 3 LOB 21																
Luis Alvarado, R (1, 6) OBP: 0.280, SLG: 0.291		0-0 G6-3		0-3 K		0-0 G6-3		0-0 F2	0-0 F7	5 0 0 0 0 1 4																	
Wilbur Wood, R (1, 1) OBP: 0.191, SLG: 0.141		0-3 K		0-0 G5-3		0-0 1B		0-0 1B		4 0 2 0 0 1 1																	
Inning Stats	R: 3 E: 0 K: 0 S: 5	H: 2 LOB: 0 BB: 1 P: 9	R: 0 E: 0 K: 2 S: 7	H: 0 LOB: 0 BB: 0 P: 7	R: 0 E: 0 K: 0 S: 3	H: 0 LOB: 3 BB: 3 P: 15	R: 1 E: 0 K: 1 S: 7	H: 2 LOB: 2 BB: 1 P: 11	R: 0 E: 1 K: 0 S: 4	H: 1 LOB: 1 BB: 0 P: 4	R: 0 E: 0 K: 0 S: 4	H: 1 LOB: 1 BB: 0 P: 4	R: 0 E: 0 K: 0 S: 3	H: 0 LOB: 0 BB: 0 P: 3	R: 0 E: 0 K: 0 S: 6	H: 3 LOB: 3 BB: 0 P: 6	R: 1 E: 0 K: 0 S: 5	H: 2 LOB: 2 BB: 1 P: 9	1B: 8 2B: 1 3B: 0 HR: 2	SF: 0 SAC: 1 DP: 1 HBP: 0	WP: 1 PB: 0 SB: 0 CS: 0	PA: 44					
PITCHER	IP	WLS	BF	H	R	ER	SO	BB	IBB	HBP	BLK	WP	HR	S	P	ERA	WHIP										
Mike Kilkenny, L (1, 1) ERA: 3.38	4.0		21	4	4	4	3	5	0	0	0	0	2	22	42	9.00	2.250										
Ray Lamb, R (5, 1) ERA: 4.04	4.1	L	19	6	1	1	0	0	0	0	0	1	0	19	19	2.08	1.385										
Tom Hilgendorf, L (9, 1) ERA:	0.2		4	1	0	0	0	0	1	0	0	0	0	3	7	0.00	1.500										

Chicago White Sox @ Cleveland Indians
Cleveland Municipal Stadium, Cleveland, OH

Wed Jul 12 1972, 7:05 PM EDT
Att: 5,913 - Unknown - 76 F

livebaseballscorecards.com

Batter	1	2	3	4	5	6	7	8	9	AB	R	H	RBI	BB	SO	LOB
Buddy Bell, R OBP: 0.276, SLG: 0.297 (1, 8)	0-0 G5-3	0-0 P3			0-0 PB 1B		0-0 FC1-6 1B		0-0 G4-3	5	1	2	0	0	0	1
Jack Brohamer, L OBP: 0.280, SLG: 0.324 (1, 4)	0-3 K		0-0 B1-3		0-0 K WP 1B		0-0 FC1-6 FC6-4			4	0	1	1	0	1	1
Alex Johnson, R OBP: 0.277, SLG: 0.319 (1, 7)	0-0 G6-3		0-0 P4 1B		0-3 K L3		0-0 FC6-4			4	0	1	0	0	1	2
Ray Fosse, R OBP: 0.315, SLG: 0.388 (1, 2)		0-0 HR	0-0 P4		0-3 K			0-0 G6-3		4	1	1	1	0	1	3
Graig Nettles, L OBP: 0.343, SLG: 0.402 (1, 5)		4-0 HR BB		0-0 SH1-3 E 1B	0-0 L3			0-0 2B		3	1	2	0	1	0	2
Ron Lolich, R OBP: 0.250, SLG: 0.313 (1, 9)		0-0 HR		0-0 E5 SH1-3		0-0 G5-3		0-3 K		4	1	1	2	0	1	2
Chris Chambliss, L OBP: 0.300, SLG: 0.338 (1, 3)		0-0 P6		0-0 SH1-3		0-0 L6		0-0 F7		3	0	0	0	0	0	1
Eddie Leon, R OBP: 0.280, SLG: 0.273 (1, 6)		0-0 FC1-6 1B		0-0 F4		0-0 G6-3			0-0 F3	4	0	1	0	0	0	2
Mike Kilkeny, R OBP: 0.125, SLG: 0.125 (1, 1)		0-0 FC1-6		0-0 G5-3			0-0 G2-3		0-3 K	1	0	0	0	0	0	1
Roy Foster, R OBP: 0.190, SLG: 0.185 (4, PH)										1	0	0	0	0	0	2
Ray Lamb, R (5, 1)										1	0	0	0	0	0	0
Tom Hilgendorf, S (9, 1)										0	0	0	0	0	0	0
Tom McCraw, L OBP: 0.351, SLG: 0.358 (9, PH)										1	0	0	0	0	1	0

Inning Stats	R: 0	H: 0	E: 0	K: 1	S: 5	R: 3	H: 3	E: 0	K: 0	S: 6	R: 0	H: 1	E: 0	K: 0	S: 3	R: 0	H: 1	E: 1	K: 0	S: 5	R: 1	H: 2	E: 0	K: 2	S: 9	R: 0	H: 0	E: 0	K: 0	S: 3	R: 0	H: 1	E: 0	K: 1	S: 6	R: 0	H: 1	E: 0	K: 1	S: 5	R: 0	H: 0	E: 0	K: 1	S: 5	1B: 6	SF: 0	2B: 2	SAC: 1	3B: 0	DP: 1	HR: 2	HBP: 0	WP: 1	PA: 37
--------------	------	------	------	------	------	------	------	------	------	------	------	------	------	------	------	------	------	------	------	------	------	------	------	------	------	------	------	------	------	------	------	------	------	------	------	------	------	------	------	------	------	------	------	------	------	-------	-------	-------	--------	-------	-------	-------	--------	-------	--------

PITCHER	IP	WLS	BF	H	R	ER	SO	BB	IBB	HBP	BLK	WP	HR	S	P	ERA	WHIP
Wilbur Wood, L ERA: 2.41 (1, 1)	9.0	W	37	9	4	4	5	1	0	0	0	1	2	46	50	4.00	1.111

BOTTOM

Chicago White Sox @ Cleveland Indians
Cleveland Municipal Stadium, Cleveland, OH

Wed Jul 12 1972, 7:05 PM EDT
Att. 5,913 - Unknown - 76 F

livebaseballscorecards.com

AB	35
R	4
H	9
RBI	4
BB	1
SO	5
LOB	17



Batter	1	2	3	4	5	6	7	8	9	AB R H RBI BB SO LOB	TOP	
Buddy Bell, R (1, 8) OBP: 0.273, SLG: 0.294 Tom McCraw, L (8, PH) OBP: 0.349, SLG: 0.356 Lou Camilli, S (8, 6) OBP: 0.188, SLG: 0.167	0-0 F9		0-0 F9			0-3 K		0-0 F6		3 0 0 0 0 1 1 1 0 0 0 0 0 1 0 0 0 0 0 0 0	Cleveland Indians @ Texas Rangers Arlington Stadium, Arlington, TX Thu Jul 13 1972, 8:05 PM EDT Att. 7,726 - Unknown	
Jack Brohamer, L (1, 4) OBP: 0.287, SLG: 0.328	0-0 L4-3 1B		0-0 1-3 1B			0-0 F8		4-0 1-2 BB		3 0 2 0 1 0 0		
Chris Chambliss, L (1, 3) OBP: 0.299, SLG: 0.336	0-0 L4-3 1-2		0-0 F6			0-0 1B		0-0 F7		4 0 1 0 0 0 5		
Ray Fosse, R (1, 2) OBP: 0.314, SLG: 0.385		0-0 6-3			0-0 F9		0-0 L4		0-0 FC3-6 1B	4 0 1 0 0 0 1		
Graig Nettles, L (1, 5) OBP: 0.342, SLG: 0.400		0-0 1B			0-0 F4		0-0 G3		0-0 FC3-6 1-2f	4 0 1 0 0 0 1		
Alex Johnson, R (1, 7) OBP: 0.273, SLG: 0.315		0-0 F7			0-0 F3		0-0 F3		0-0 L8	4 0 0 0 0 0 2		
John Lowenstein, L (1, 9) OBP: 0.302, SLG: 0.405		0-0 F6			0-0 F8		0-0 1-3		0-0 F7	4 0 0 0 0 0 2		
Frank Duffy, R (1, 6) OBP: 0.233, SLG: 0.265 Del Unser, L (8, PH) OBP: 0.224, SLG: 0.249 (8, 8)			0-0 F8		0-3 K		0-0 BB 1B			2 0 0 0 0 1 0 1 0 1 0 0 0 0		
Milt Wilcox, R (1, 1) OBP: 0.265, SLG: 0.303 Vince Colbert, R (3, 1) OBP: 0.286, SLG: 0.263 Tom Hilgendorf, S (7, 1)			4-0 1B BB		0-3 K		0-3 K			0 0 0 0 1 0 0 1 0 0 0 0 1 0 1 0 0 0 0 1 1		
Inning Stats	R: 0 H: 1 E: 0 LOB: 0 K: 0 BB: 0 S: 3 P: 3	R: 0 H: 1 E: 0 LOB: 1 K: 0 BB: 0 S: 4 P: 4	R: 0 H: 1 E: 0 LOB: 2 K: 0 BB: 1 S: 4 P: 8	R: 0 H: 0 E: 0 LOB: 0 K: 0 BB: 0 S: 3 P: 3	R: 0 H: 0 E: 0 LOB: 0 K: 2 BB: 0 S: 7 P: 7	R: 0 H: 1 E: 0 LOB: 1 K: 1 BB: 0 S: 6 P: 6	R: 0 H: 0 E: 0 LOB: 0 K: 0 BB: 0 S: 3 P: 3	R: 0 H: 1 E: 0 LOB: 2 K: 1 BB: 1 S: 6 P: 10	R: 0 H: 1 E: 0 LOB: 1 K: 0 BB: 0 S: 4 P: 4	1B: 6 SF: 0 2B: 1 SAC: 0 3B: 0 DP: 1 HR: 0 HBP: 0	WP: 0 PA: 34 PB: 0 SB: 0 CS: 0	
PITCHER Rich Hand, R (1, 1) ERA: 2.66	IP WLS BF H R ER SO BB IBB HBP BLK WP HR S P ERA WHIP											PITCHER IP WLS BF H R ER SO BB IBB HBP BLK WP HR S P ERA WHIP

AB	32
R	0
H	6
RBI	0
BB	2
SO	4
LOB	14



livebaseballscorecards.com

Batter	1	2	3	4	5	6	7	8	9
Davey Nelson, R OBP: 0.356, SLG: 0.335 (1, 5)	0-3 K	0-0 1-3	4-0 BB			0-0 5-3		0-0 1B	
Toby Harrah, R OBP: 0.323, SLG: 0.351 (1, 6)	0-0 1B	0-0 F7	0-0 L6			4-0 CS BB			
Don Mincher, L OBP: 0.388, SLG: 0.388 Dalton Jones, L OBP: 0.200, SLG: 0.280 (7, PR) (8, 3)	0-0 1B	0-0 2B			0-0 L9	0-0 CS	0-0 FC5-4 1B		
Dick Billings, R OBP: 0.327, SLG: 0.355 (1, 7)	0-0 1B	0-0 F8			0-0 1B		0-0 FC5-4 G4-6-3		
Larry Büttner, L OBP: 0.364, SLG: 0.381 (1, 9)	0-0 2B		0-3 K		0-0 4-3		0-0 G4-6-3		
Joe Lovitto, S OBP: 0.312, SLG: 0.286 (1, 8)	0-0 F5		0-0 F7		0-3 K		0-0 BB 1B		
Hal King, L OBP: 0.336, SLG: 0.339 (1, 2)	0-0 2B		4-0 BB 2B		0-0 G3		4-0 1B BB		
Lenny Randle, S OBP: 0.247, SLG: 0.286 (1, 4)	4-0 BB		4-0 2B BB		0-3 K		0-3 K		
Rich Hand, R OBP: 0.214, SLG: 0.160 (1, 1)	0-0 F3		0-0 2B			0-0 F7		0-0 F2	

Inning Stats	R: 4	H: 5	E: 0	K: 1	S: 10	LOB: 2	BB: 1	P: 14	R: 0	H: 1	E: 0	K: 0	S: 4	LOB: 1	BB: 0	P: 4	R: 1	H: 1	E: 0	K: 1	S: 6	LOB: 3	BB: 3	P: 18	R: 0	H: 1	E: 0	K: 0	S: 3	LOB: 0	BB: 0	P: 3	R: 0	H: 0	E: 0	K: 2	S: 7	LOB: 0	BB: 0	P: 7	R: 0	H: 0	E: 0	K: 0	S: 2	LOB: 0	BB: 1	P: 6	R: 0	H: 1	E: 0	K: 0	S: 3	LOB: 1	BB: 0	P: 3	R: 0	H: 2	E: 0	K: 1	S: 6	LOB: 2	BB: 1	P: 10
--------------	------	------	------	------	-------	--------	-------	-------	------	------	------	------	------	--------	-------	------	------	------	------	------	------	--------	-------	-------	------	------	------	------	------	--------	-------	------	------	------	------	------	------	--------	-------	------	------	------	------	------	------	--------	-------	------	------	------	------	------	------	--------	-------	------	------	------	------	------	------	--------	-------	-------


PITCHER	IP	WLS	BF	H	R	ER	SO	BB	IBB	HBP	BLK	WP	HR	S	P	ERA	WHIP
Milt Wilcox, R ERA: 3.22 (1, 1)	2.2	L	19	7	5	5	2	4	0	0	0	0	0	19	35	16.88	4.125
Vince Colbert, R ERA: 4.09 (3, 1)	3.1		10	1	0	0	2	1	0	0	0	0	0	13	17	0.00	0.600
Tom Hilgendorf, L ERA: (7, 1)	2.0		8	3	0	0	1	1	0	0	0	0	0	9	13	0.00	2.000

BOTTOM

Cleveland Indians @ Texas Rangers
Arlington Stadium, Arlington, TX

Thu Jul 13 1972, 8:05 PM EDT
Att. 7,726 - Unknown

AB	31
R	5
H	11
RBI	5
BB	6
SO	5
LOB	14



1B	2B	3B	HR	SF	SAC	DP	HBP	WP	PA
8	3	0	0	0	1	0	0	0	38

Batter	1	2	3	4	5	6	7	8	9	10	11	12	13	14	AB R H RBI BB SO LOB	TOP											
Buddy Bell, R OBP: 0.271, SLG: 0.290 (1, 8)	F7			6-3			L8		F8			4-3		1B	6 0 1 1 0 0 0	Cleveland Indians @ Texas Rangers Arlington Stadium, Arlington, TX Fri Jul 14 1972, 8:05 PM EDT Att: 9,720 - Unknown											
Jack Brohamer, L OBP: 0.288, SLG: 0.328 (1, 4)	K			G6-3 1B			4-3		F8			F9		1B	6 0 2 1 0 1 0												
Alex Johnson, R OBP: 0.271, SLG: 0.311 Ed Farmer, R OBP: 0.250, SLG: 0.250 (1, 7) (14, 1)	K			G6-3 1-2f			6-3		E6				2-4 1B	F8	6 0 1 0 0 1 3 0 0 0 0 0 0 0												
Ray Fosse, R OBP: 0.309, SLG: 0.378 (1, 2)		K					5-3		6-3			E6	2-4 1-2f		5 0 0 0 0 1 2												
Graig Nettles, L OBP: 0.337, SLG: 0.393 (1, 5)		L9					F8		K			F3		G3	5 0 0 0 0 1 1												
Ron Lolich, R OBP: 0.247, SLG: 0.306 (1, 9)		K					K					F6		K	5 0 1 0 0 3 0												
Chris Chambliss, L OBP: 0.290, SLG: 0.325 (1, 3)							F8		K			L8		F7	5 0 0 0 0 2 1												
Frank Duffy, R OBP: 0.289, SLG: 0.263 (1, 6)							F9		G3			6-3		E5 1B	5 1 1 0 0 0 0												
Gaylord Perry, R OBP: 0.217, SLG: 0.226 Del Unser, L OBP: 0.223, SLG: 0.247 (14, PH) (14, 7)							K		K			6-3		F9	4 0 0 0 0 2 0 1 1 0 0 0 0 1												
Inning Stats	R: 0 E: 0 K: 2 S: 7	H: 0 LOB: 0 BB: 0 P: 7	R: 0 E: 0 K: 2 S: 7	H: 0 LOB: 0 BB: 0 P: 7	R: 0 E: 0 K: 1 S: 5	H: 0 LOB: 0 BB: 0 P: 5	R: 0 E: 0 K: 1 S: 5	H: 0 LOB: 0 BB: 0 P: 5	R: 0 E: 0 K: 2 S: 7	H: 0 LOB: 0 BB: 0 P: 7	R: 0 E: 0 K: 0 S: 3	H: 0 LOB: 0 BB: 0 P: 7	R: 0 E: 2 K: 0 S: 4	H: 0 LOB: 1 BB: 0 P: 4	R: 0 E: 0 K: 0 S: 3		H: 0 LOB: 0 BB: 0 P: 3	R: 0 E: 0 K: 0 S: 3	H: 1 LOB: 0 BB: 0 P: 3	R: 0 E: 0 K: 0 S: 3	H: 1 LOB: 0 BB: 0 P: 3	R: 2 E: 2 K: 1 S: 9	H: 2 LOB: 2 BB: 0 P: 9	1B: 6 2B: 1 3B: 0 HR: 0	SF: 0 SAC: 0 DP: 2 HBP: 0	WP: 0 PB: 0 SB: 1 CS: 0	PA: 48
PITCHER	IP WLS BF H R ER SO BB IBB HBP BLK WP HR S P ERA WHIP																										
Mike Paul, L ERA: 1.86 (1, 1)	11.0	35	3	0	0	0	10	0	0	0	0	0	0	0	0		0	0.00	0.273								
Horacio Pina, R ERA: 2.64 (12, 1)	1.0	3	0	0	0	0	0	0	0	0	0	0	0	0	0		0	0.00	0.000								
Jim Panther, R ERA: 4.45 (13, 1)	1.2	L	8	2	2	0	1	0	0	0	0	0	0	0	0		0	0.00	1.200								
Paul Lindblad, L ERA: 1.6 (14, 1)	0.1		2	1	0	0	0	0	0	0	0	0	0	0	0	0	0.00	3.000									

livebaseballscores.com

AB	48
R	2
H	6
RBI	2
BB	0
SO	11
LOB	8



Batter	1	2	3	4	5	6	7	8	9	10	11	12	13	14	AB	R	H	RBI	BB	SO	LOB
Davey Nelson, R (1, 5) OBP: 0.354, SLG: 0.335	0-0 4-3		0-0 4-3 2B		0-3 K			0-0 F8		0-0 5-3		4-0 G3 WP BB		0-3 K	6	0	1	0	1	2	3
Toby Harrah, R (1, 6) OBP: 0.326, SLG: 0.353	0-0 6-3		0-0 4-3		0-0 1B			0-0 FC4-6 1B		4-0 1B BB		0-0 G3		0-0 F3	4	0	2	0	0	0	1
Ted Kubiak, S (10, 6) OBP: 0.327, SLG: 0.271			2-3		1-2 2-3 1B			0-0 FC4-6 1B		0-0 1B		1-3		0-0 G3	2	0	0	0	1	0	2
Don Mincher, L (1, 3) OBP: 0.382, SLG: 0.380	0-0 6-3		0-3 K		0-0 4-3			0-0 FC4-6 1B		0-0 1B		0-0 G3			6	0	1	0	0	1	6
Dick Billings, R (1, 7) OBP: 0.323, SLG: 0.350		0-0 6-3		0-0 F2		0-3 K		0-0 1B		0-0 1-3			0-0 4-3		6	0	1	0	0	1	2
Larry Bittner, L (1, 9) OBP: 0.359, SLG: 0.382		0-0 FC 2B		0-3 K		0-0 F7		0-0 L7			0-0 E3		0-3 K		5	0	1	0	0	1	2
Elliott Maddox, R (11, PR) OBP: 0.338, SLG: 0.268															1	0	0	0	0	1	0
Joe Lovitto, S (1, 8) OBP: 0.307, SLG: 0.278		0-0 FC S		0-3 K		0-0 5-3			0-3 K		0-3 K		4-0 BB		5	0	0	0	1	3	2
Hal King, L (1, 2) OBP: 0.329, SLG: 0.330		0-3 K			0-0 1B 1B 1B			0-0 6-3		0-0 L4		0-0 4-3		0-0 F4	6	0	1	0	0	1	4
Lenny Randle, S (1, 4) OBP: 0.245, SLG: 0.283		0-0 F7			0-0 F3			0-0 4-3		0-0 CS 1B		0-0 5-3		0-0 6-3	6	0	1	0	0	0	5
Mike Paul, L (1, 11) OBP: 0.176, SLG: 0.125			0-0 F7					0-0 CS		0-0 4-3			0-0 6-3		4	0	1	0	0	0	0
Horacio Pina, R (12, 11) OBP: 0.333, SLG: 0.333					0-0 1B			0-0 F2						4-0 BB	0	0	0	0	0	0	0
Dalton Jones, L (12, PH) OBP: 0.198, SLG: 0.276					1-2 1B										1	0	0	0	0	0	0
Jim Frazier, R (13, 11) OBP: 0.331, SLG: 0.200															0	0	0	0	0	0	0
Paul Lindblad, L (14, 11) OBP: 0.200, SLG: 0.200															0	0	0	0	0	0	0
Ted Ford, R (14, PH) OBP: 0.222, SLG: 0.404															0	0	0	0	1	0	0

Inning Stats	R: 0	H: 0	E: 0	K: 0	S: 3	R: 0	H: 1	E: 0	K: 1	S: 7	R: 0	H: 1	E: 0	K: 1	S: 6	R: 0	H: 0	E: 0	K: 2	S: 7	R: 0	H: 3	E: 0	K: 1	S: 8	R: 0	H: 0	E: 0	K: 1	S: 5	R: 0	H: 0	E: 0	K: 0	S: 3	R: 0	H: 2	E: 0	K: 0	S: 5	R: 0	H: 1	E: 0	K: 1	S: 5	R: 0	H: 1	E: 0	K: 0	S: 4	R: 0	H: 0	E: 0	K: 0	S: 3	R: 0	H: 0	E: 0	K: 1	S: 5	R: 0	H: 0	E: 0	K: 1	S: 5	R: 0	H: 0	E: 0	K: 1	S: 9	R: 0	H: 0	E: 0	K: 1	S: 5	R: 0	H: 0	E: 0	K: 1	S: 9	R: 0	H: 0	E: 0	K: 1	S: 5
PITCHER	IP	WLS	BF	H	R	ER	SO	BB	IBB	HBP	BLK	WP	HR	S	P	ERA	WHIP															PITCHER	IP	WLS	BF	H	R	ER	SO	BB	IBB	HBP	BLK	WP	HR	S	P	ERA	WHIP																																				
Gaylord Perry, R (1, 1) ERA: 1.75	13.0	W	52	9	0	0	9	3	0	0	0	0	0	0	79	0.00	0.923															Ed Farmer, R (14, 1) ERA: 3.94	1.0	S	4	0	0	0	1	1	0	0	0	0	0	5	9	0.00	1.000																																				


BOTTOM

Cleveland Indians @ Texas Rangers
Arlington Stadium, Arlington, TX

Fri Jul 14 1972, 8:05 PM EDT
Att: 9,720 - Unknown

livebaseballscorecards.com

AB	52
R	0
H	9
RBI	0
BB	4
SO	10
LOB	27



WP: 1	PA: 57
PB: 0	SB: 2
CS: 1	

Batter	1	2	3	4	5	6	7	8	9	AB R H RBI BB SO LOB	TOP			
Del Unser, L (1, 8) OBP: 0.223, SLG: 0.246	0-0 1B	0-0 E4 SH5-4 2B	0-0 F7			0-0 4-3		0-0 F7		5 1 1 0 0 0 1				
Jack Brohamer, L (1, 4) OBP: 0.284, SLG: 0.323	0-0 F5	0-0 SH5-4		0-0 F7		0-0 4-3		0-0 4-3		4 0 0 0 0 0 1				
Chris Chambliss, L (1, 3) OBP: 0.299, SLG: 0.340	0-0 G6-4-3 1B	0-0 FC3-6 2B		0-0 F7			0-0 5-3		0-0 1B	5 0 3 2 0 0 0				
Ray Fosse, R (1, 2) OBP: 0.307, SLG: 0.372	0-0 G6-4-3 1-2f	4-0 FC3-6 IBB		0-3 K			0-0 F3		0-0 F8	4 0 0 0 1 1 3				
Graig Nettles, L (1, 5) OBP: 0.338, SLG: 0.388		WP 1B BB FC3-6 BB				0-0 4-3		4-0 1B BB		0-0 F8	3 1 0 0 2 0 3			
Tom McCraw, L (1, 7) OBP: 0.361, SLG: 0.380		2B 1B BB				0-0 HR		0-0 1-2 1B		3 2 3 2 1 0 0				
Buddy Bell, R (1, 9) OBP: 0.270, SLG: 0.294		E 2B F3				0-0 5-3		0-0 F7		4 1 1 1 0 0 5				
Frank Duffy, R (1, 6) OBP: 0.288, SLG: 0.277		0-0 E9 2-H 3B	0-0 6-3			0-0 4-3		0-0 F4		4 1 1 1 0 0 0				
Dick Tidrow, R (1, 1) OBP: 0.258, SLG: 0.207		4-0 SH5-4 E 2B BB	0-3 K			0-0 3-1		0-3 K		3 1 0 0 1 2 0				
Inning Stats	R: 0 E: 0 K: 0 S: 4 H: 2 LOB: 1 P: 4	R: 6 E: 2 K: 0 S: 8 H: 4 LOB: 3 BB: 4 P: 24	R: 0 E: 0 K: 1 S: 5 H: 0 LOB: 0 BB: 0 P: 5	R: 0 E: 0 K: 1 S: 5 H: 0 LOB: 0 BB: 0 P: 5	R: 1 E: 0 K: 0 S: 4 H: 1 LOB: 0 BB: 0 P: 4	R: 0 E: 0 K: 0 S: 3 H: 0 LOB: 0 BB: 0 P: 3	R: 0 E: 0 K: 0 S: 4 H: 1 LOB: 2 BB: 1 P: 8	R: 0 E: 0 K: 1 S: 5 H: 0 LOB: 0 BB: 0 P: 5	R: 0 E: 0 K: 0 S: 4 H: 1 LOB: 1 BB: 0 P: 4	1B: 5 2B: 2 3B: 1 HR: 1 SF: 0 SAC: 1 DP: 1 HBP: 0	WP: 1 PB: 0 SB: 0 CS: 0 PA: 41			
PITCHER	IP WLS BF H R ER SO BB IBB HBP BLK WP HR S P ERA WHIP												PITCHER	IP WLS BF H R ER SO BB IBB HBP BLK WP HR S P ERA WHIP
Casey Cox, R (1, 1) ERA: 4.19	1.0 L 8 5 4 4 0 1 0 0 0 0 1 0 7 11 36.00 6.000													
Jan Dukes, L (2, 1) ERA: 13.5	0.2 7 1 2 1 0 2 1 0 0 0 0 0 4 16 13.50 4.500													
Don Stanhouse, R (2, 1) ERA: 4.67	4.1 14 1 1 1 2 0 0 0 0 0 0 1 18 18 2.08 0.231													
Bill Gogolewski, R (7, 1) ERA: 5.01	2.0 8 1 0 0 1 1 0 0 0 0 0 0 9 13 0.00 1.000													
Jim Panther, R (9, 1) ERA: 4.37	1.0 4 1 0 0 0 0 0 0 0 0 0 0 4 4 0.00 1.000													

Cleveland Indians @ Texas Rangers
Arlington Stadium, Arlington, TX
Sat Jul 15 1972, 8:05 PM EDT
Att. 11,964 - Unknown

livebaseballscorecards.com

AB	35
R	7
H	9
RBI	6
BB	5
SO	3
LOB	13



BOTTOM

Cleveland Indians @ Texas Rangers

Arlington Stadium, Arlington, TX

Sat Jul 15 1972, 8:05 PM EDT

Att. 11,964 - Unknown

livebaseballscorecards.com

AB	30
R	0
H	4
RBI	0
BB	1
SO	3
LOB	10



WP:	0	PA:	31
PB:	0		
SB:	0		
CS:	0		

AB R H RBI BB SO LOB

4 0 0 0 0 0 2

3 0 0 0 1 1 1

4 0 1 0 0 0 1

4 0 1 0 0 0 2

3 0 0 0 0 0 3

3 0 0 0 0 0 1

3 0 0 0 0 1 0

3 0 0 0 0 1 0

0	0	0	0	0	0	0	0
0	0	0	0	0	0	0	0
1	0	0	0	0	0	0	0
1	0	1	0	0	0	0	0
0	0	0	0	0	0	0	0
0	0	0	0	0	0	0	0
1	0	1	0	0	0	0	0
0	0	0	0	0	0	0	0

1B:	3	SF:	0
2B:	1	SAC:	0
3B:	0	DP:	1
HR:	0	HBP:	0

Batter	1	2	3	4	5	6	7	8	9							
Davey Nelson, R OBP: 0.350, SLG: 0.330 (1, 5)	0-0 6-3 		0-0 6-3 			0-0 FC5-4 		0-0 FC6-4 								
Joe Lovitto, S OBP: 0.306, SLG: 0.273 (1, 8)	4-0 2B FC6-2 BB 		0-0 4-3 			0-3 K 			0-0 4-3 							
Don Mincher, L OBP: 0.380, SLG: 0.383 (1, 3)	0-0 			0-0 F7 		0-0 F9 			0-0 F5 							
Dick Billings, R OBP: 0.322, SLG: 0.348 (1, 7)	0-0 FC6-2 			0-0 F7 			0-0 G4-6-3 1B 		0-0 6-3 							
Larry Bittner, L OBP: 0.353, SLG: 0.374 (1, 9)	0-0 G3 			0-0 F7 			0-0 F8 									
Hal King, L OBP: 0.322, SLG: 0.322 (1, 2)		0-0 F6 			0-0 F8 		0-0 G4-6-3 1-2f 									
Ted Kubiak, S OBP: 0.319, SLG: 0.263 (1, 6)		0-3 K 			0-0 G3 			0-0 F7 								
Lenny Randle, S OBP: 0.242, SLG: 0.279 (1, 4)		0-0 6-3 			0-3 K 			0-0 6-3 								
Casey Cox, R Jan Dukes, L Don Stanhouse, R OBP: 0.125, SLG: 0.125 Dalton Jones, L OBP: 0.287, SLG: 0.286 Bill Gogolewski, L OBP: 0.223, SLG: 0.200 Ted Ford, R OBP: 0.325, SLG: 0.408 Jim Panther, R OBP: 0.333, SLG: 0.200			0-0 6-3 			0-0 FC5-4 1B 		0-0 FC6-4 1B 								
Inning Stats	R: 0 E: 0 K: 0 S: 4	H: 1 LOB: 2 BB: 1 P: 8	R: 0 E: 0 K: 1 S: 5	H: 0 LOB: 0 BB: 0 P: 5	R: 0 E: 0 K: 0 S: 3	H: 0 LOB: 0 BB: 0 P: 3	R: 0 E: 0 K: 1 S: 5	H: 0 LOB: 0 BB: 0 P: 5	R: 0 E: 0 K: 1 S: 6	H: 1 LOB: 1 BB: 0 P: 6	R: 0 E: 0 K: 0 S: 3	H: 1 LOB: 0 BB: 0 P: 3	R: 0 E: 0 K: 0 S: 4	H: 1 LOB: 1 BB: 0 P: 4	R: 0 E: 0 K: 0 S: 3	H: 0 LOB: 0 BB: 0 P: 3

PITCHER **Dick Tidrow, R** (1, 1) ERA: 3.61

IP	9.0	WLS	W	BF	31	H	4	R	0	ER	0	SO	3	BB	1	IBB	0	HBP	0	BLK	0	WP	0	HR	0	S	36	P	40	ERA	0.00	WHIP	0.556
----	-----	-----	---	----	----	---	---	---	---	----	---	----	---	----	---	-----	---	-----	---	-----	---	----	---	----	---	---	----	---	----	-----	------	------	-------

PITCHER

IP	WLS	BF	H	R	ER	SO	BB	IBB	HBP	BLK	WP	HR	S	P	ERA	WHIP
----	-----	----	---	---	----	----	----	-----	-----	-----	----	----	---	---	-----	------

Batter	1	2	3	4	5	6	7	8	9	10	11	12	AB R H RBI BB SO LOB	TOP												
Del Unser, L OBP: 0.226, SLG: 0.245 (1, 8)	4-0 FC4-6 BB		x 0-0 6-3	x 0-0 F8			x 0-0 F9		x 0-0 1B 1B		0-3 K		5 0 1 0 1 1 1													
Jack Brohamer, L OBP: 0.289, SLG: 0.322 (1, 4)	0-0 FC4-6 CS		x 0-0 6-3		x 0-0 4-3		4-0 BB		x 0-0 1B 1-2		4-0 FC1-6 BB		4 0 1 0 2 0 1													
Chris Chambliss, L OBP: 0.306, SLG: 0.341 (1, 3)	4-0 1B BB		x 0-0 1B		x 0-0 G3 1B		x 0-0 4-3		x 0-3 K		x 0-0 FC1-6 BB 1B FC6-2		5 0 2 0 1 1 4													
Graig Nettles, L OBP: 0.338, SLG: 0.387 (1, 5)	0-0 1B		x 0-0 4-3		x 0-0 G3		x 0-0 4-3		x 0-3 K		x 0-0 FC6-2 BB 1B		6 0 2 0 0 1 4													
Tom McCraw, L OBP: 0.360, SLG: 0.381 (1, 7)	0-0 F6			x 0-0 3-1		x 0-0 6-3		x 0-0 1B 2B		x 0-3 K		x 4-0 FC6-2 BB	5 0 1 0 1 1 3													
Ray Fosse, R OBP: 0.304, SLG: 0.364 (1, 2)		x 0-0 4-3		4-0 1B 2B BB		x 0-0 6-3		x 0-0 F7		x 0-0 5-3		x 0-0 FC6-2 FC4-6	5 1 0 0 1 0 4													
Buddy Bell, R OBP: 0.268, SLG: 0.291 (1, 9)		x 0-0 L1		x 0-0 F8		x 0-0 1-3		x 0-0 2-3 1B		x 0-0 5-3		x 0-0 FC4-6	6 0 1 0 0 0 4													
Frank Duffy, R OBP: 0.298, SLG: 0.283 (1, 6)		4-0 BB		x 0-0 2B 1B		x 0-0 5-3		x 0-0 2-3		x 0-0 CS 1B			4 1 2 0 1 0 2													
Mike Kilkenny, R OBP: 0.111, SLG: 0.111 (1, 1)		0-3 K		x 0-0 2B			x 0-3 K		x 0-3 K		x 0-3 K		1 0 0 0 0 1 1													
Lou Camilli, S OBP: 0.212, SLG: 0.226 (4, PH)													1 0 1 2 0 0 0													
Ray Lamb, R (4, 1)													3 0 0 0 0 3 1													
Ed Farmer, R OBP: 0.250, SLG: 0.250 (11, 1)													0 0 0 0 0 0 0													
Inning Stats	R: 0 E: 0 K: 0 S: 3	H: 1 LOB: 2 BB: 2 P: 11	R: 0 E: 0 K: 1 S: 5	H: 0 LOB: 1 BB: 1 P: 9	R: 0 E: 0 K: 0 S: 4	H: 1 LOB: 1 BB: 0 P: 4	R: 2 E: 0 K: 0 S: 5	H: 2 LOB: 1 BB: 1 P: 9	R: 0 E: 0 K: 1 S: 5	H: 0 LOB: 1 BB: 1 P: 9	R: 0 E: 0 K: 0 S: 3	H: 0 LOB: 2 BB: 0 P: 5	R: 0 E: 0 K: 3 S: 11	H: 2 LOB: 2 BB: 0 P: 11	R: 0 E: 0 K: 2 S: 7	H: 1 LOB: 0 BB: 0 P: 7	R: 0 E: 0 K: 0 S: 4	H: 1 LOB: 3 BB: 2 P: 12	1B: 9 2B: 2 3B: 0 HR: 0	SF: 0 SAC: 0 DP: 0 HBP: 0	WP: 0 PB: 0 SB: 0 CS: 2	PA: 52				
PITCHER	IP WLS BF H R ER SO BB IBB HBP BLK WP HR S P ERA WHIP																									
Pete Broberg, R ERA: 4.04 (1, 1)	8.1			8	2	2	3	5	0	0	0	0	0	0	0	0	0	0	0	0	0	0	0	0	2.16	1.560
Paul Lindblad, L ERA: 1.55 (9, 1)	1.2		6	1	0	0	3	0	0	0	0	0	0	0	0	0	0	0	0	0	0	0	0	0	0.00	0.600
Horacio Pina, R ERA: 2.53 (11, 1)	2.0	W	9	2	0	0	2	2	0	0	0	0	0	0	0	0	0	0	0	0	0	0	0	0	0.00	2.000

Cleveland Indians @ Texas Rangers
Arlington Stadium, Arlington, TX
Sun Jul 16 1972, 8:05 PM EDT
Att. 10,991 - Unknown

AB	45
R	2
H	11
RBI	2
BB	7
SO	8
LOB	25



Batter	1	2	3	4	5	6	7	8	9	10	11	12	AB	R	H	RBI	BB	SO	LOB
Davey Nelson, R OBP: 0.346, SLG: 0.326 (1, 5) X	0-0 1-3	0-0 F8			0-0 F8			0-0 6-3		0-0 F7		0-0 2-H 1B	6	0	1	1	0	0	0
Ted Kubiak, S OBP: 0.322, SLG: 0.269 (1, 6) X	0-0 BB 1B		0-0 F3		0-0 F7			0-0 4-3		0-0 1B			5	1	2	0	0	0	0
Ted Ford, R OBP: 0.332, SLG: 0.410 (1, 9) B B B	4-0 BB 1-2 BB		0-0 FC4 1B			0-0 G6-4-3 1B		0-0 6-3		0-0 F2			4	0	2	0	1	0	1
Dick Billings, R OBP: 0.323, SLG: 0.347 (1, 2) B B B	4-0 1B 1-2 BB		0-0 F7			0-0 G6-4-3 1-2f		0-0 1B 1B					4	1	1	0	1	0	2
Frank Howard, R OBP: 0.343, SLG: 0.354 (1, 3) X	0-0 1B 1-3 2-H 1B		0-0 FC4 1-2f			0-0 F9		0-3 K		0-0 6-3			5	0	1	1	0	1	2
Joe Lovitto, S OBP: 0.304, SLG: 0.271 (1, 8) X	0-0 1-2 3-H 1B			0-0 F5			0-0 4-3		0-0 F7		0-0 4-3			5	0	1	1	0	0
Elliott Maddox, R OBP: 0.340, SLG: 0.272 (1, 7) S S S	0-3 K			0-0 G6-4-3 1B			0-0 F8		0-0 1-2 1B				5	0	2	0	0	1	2
Lenny Randle, S OBP: 0.245, SLG: 0.282 (1, 4) X		0-0 F4		0-0 G6-4-3 1-2f			0-0 1B		0-3 K				5	1	2	0	0	1	3
Pete Broberg, R OBP: 0.122, SLG: 0.150 (1, 1) X		0-0 F9				0-0 6-3		0-0 6-3		0-0 F3			3	0	0	0	0	0	1
Paul Lindblad, L OBP: 0.200, SLG: 0.200 (9, 1) X													0	0	0	0	0	0	0
Larry Blittner, L OBP: 0.351, SLG: 0.372 (10, PH) X													1	0	0	0	0	0	0
Horacio Pina, R OBP: 0.333, SLG: 0.333 (11, 1) X													0	0	0	0	0	0	0

Inning Stats	R: 2	H: 3	E: 0	LOB: 2	K: 1	S: 7	R: 0	H: 0	E: 0	LOB: 0	K: 0	S: 3	R: 0	H: 1	E: 0	LOB: 1	K: 0	S: 4	R: 0	H: 1	E: 0	LOB: 0	K: 0	S: 3	R: 0	H: 0	E: 0	LOB: 0	K: 0	S: 3	R: 0	H: 1	E: 0	LOB: 1	K: 0	S: 4	R: 0	H: 0	E: 0	LOB: 0	K: 0	S: 3	R: 0	H: 2	E: 0	LOB: 2	K: 2	S: 9	R: 0	H: 1	E: 0	LOB: 1	K: 0	S: 4	R: 0	H: 0	E: 0	LOB: 0	K: 0	S: 3	R: 1	H: 2	E: 0	LOB: 1	K: 0	S: 4	1B: 12	2B: 0	3B: 0	HR: 0	SF: 0	SAC: 1	DP: 2	HBP: 0	WP: 1	PA: 46
--------------	------	------	------	--------	------	------	------	------	------	--------	------	------	------	------	------	--------	------	------	------	------	------	--------	------	------	------	------	------	--------	------	------	------	------	------	--------	------	------	------	------	------	--------	------	------	------	------	------	--------	------	------	------	------	------	--------	------	------	------	------	------	--------	------	------	------	------	------	--------	------	------	--------	-------	-------	-------	-------	--------	-------	--------	-------	--------


PITCHER	IP	WLS	BF	H	R	ER	SO	BB	IBB	HBP	BLK	WP	HR	S	P	ERA	WHIP
Mike Kilkenny, L ERA: 3.56 (1, 1)	3.0		14	4	2	2	1	2	0	0	0	0	0	14	22	6.00	2.000
Ray Lamb, R ERA: 3.54 (4, 1)	7.0		25	6	0	0	2	0	0	0	0	0	0	29	29	0.00	0.857
Ed Farmer, R ERA: 4.02 (11, 1)	1.2	L	7	2	1	1	0	0	0	0	0	1	0	7	7	5.40	1.200

BOTTOM

Cleveland Indians @ Texas Rangers
Arlington Stadium, Arlington, TX

Sun Jul 16 1972, 8:05 PM EDT
Att: 10,991 - Unknown

AB 43
R 3
H 12
RBI 3
BB 2
SO 3
LOB 12



PITCHER	IP	WLS	BF	H	R	ER	SO	BB	IBB	HBP	BLK	WP	HR	S	P	ERA	WHIP
---------	----	-----	----	---	---	----	----	----	-----	-----	-----	----	----	---	---	-----	------

Cleveland Indians @ Kansas City Royals
 Municipal Stadium, Kansas City, MO
 Tue Jul 18 1972, 8:05 PM EDT
 Unknown

livebaseballscorecards.com

AB	33
R	5
H	9
RBI	5
BB	4
SO	4
LOB	13



WP:	0	PA:	38
PB:	1		
SB:	0		
CS:	1		

AB	R	H	RBI	BB	SO	LOB
3	0	1	0	0	0	0
1	0	1	2	0	0	0
0	0	0	0	0	0	0
0	0	0	0	0	0	0
1	0	0	0	0	1	1

5	0	1	0	0	1	3
---	---	---	---	---	---	---

4	0	0	0	0	1	3
---	---	---	---	---	---	---

4	0	1	0	0	0	1
---	---	---	---	---	---	---

3	2	2	0	1	0	1
---	---	---	---	---	---	---

3	2	2	1	1	0	0
---	---	---	---	---	---	---

4	1	1	2	0	0	2
---	---	---	---	---	---	---

3	0	0	0	0	0	0
---	---	---	---	---	---	---

1	0	0	0	1	0	0
0	0	0	0	0	0	0
0	0	0	0	0	0	0
1	0	0	0	0	1	2
0	0	0	0	1	0	0

1B:	6	SF:	0
2B:	2	SAC:	1
3B:	1	DP:	1
HR:	0	HBP:	0

Batter	1	2	3	4	5	6	7	8	9	AB R H RBI BB SO LOB																		
Frank Duffy, R (1, 6) OBP: 0.259, SLG: 0.284	0-0 F9		0-0 1B			0-0 5-3	0-0 2B		0-3 K																			
Del Unser, L (7, PH) OBP: 0.229, SLG: 0.254																												
Denny Riddleberger, R (7, 1)																												
Ed Farmer, R (8, 1) OBP: 0.250, SLG: 0.250																												
Ray Fosse, R (9, PH) OBP: 0.302, SLG: 0.363																												
Jack Brohamer, L (1, 4) OBP: 0.287, SLG: 0.320	0-3 K		0-0 F9			0-0 1B	0-0 F7		0-0 F8																			
Ron Lolich, R (1, 9) OBP: 0.235, SLG: 0.289	0-3 K		0-0 F3			0-0 F4		0-0 L8																				
Alex Johnson, R (1, 7) OBP: 0.270, SLG: 0.310		0-0 F3		0-0 1B		0-0 1-3		0-0 6-3																				
Graig Nettles, L (1, 5) OBP: 0.343, SLG: 0.394		4-0 3B		0-0 G1-6-3			0-0 1B	0-0 2B																				
Buddy Bell, R (1, 8) OBP: 0.275, SLG: 0.303		0-0 3B		0-0 F9			0-0 1B	4-0 IBB																				
Chris Chambliss, L (1, 3) OBP: 0.304, SLG: 0.339		0-0 6-3			0-0 5-3		0-0 2B	0-0 3-1																				
Jerry Moses, R (1, 2) OBP: 0.222, SLG: 0.269		0-0 F9			0-0 F3		0-0 SH2-4		0-0 F5																			
Milt Wilcox, R (1, 1) OBP: 0.278, SLG: 0.294			4-0 1B		0-0 F8		0-3 K		4-0 BB																			
Tom Hilgendorf, S (5, 1)																												
Phil Hennigan, R (6, 1)																												
Tom McCraw, L (7, PH) OBP: 0.358, SLG: 0.379																												
Eddie Leon, R (7, 6) OBP: 0.283, SLG: 0.273																												
Inning Stats	R: 0 E: 0 K: 2 S: 7 H: 0 LOB: 0 BB: 0 P: 7	R: 2 E: 0 K: 0 S: 4 H: 1 LOB: 0 BB: 1 P: 8	R: 0 E: 0 K: 0 S: 3 H: 1 LOB: 1 BB: 1 P: 7	R: 0 E: 0 K: 0 S: 3 H: 1 LOB: 0 BB: 0 P: 3	R: 0 E: 0 K: 0 S: 3 H: 0 LOB: 0 BB: 0 P: 3	R: 0 E: 0 K: 0 S: 4 H: 1 LOB: 1 BB: 0 P: 4	R: 3 E: 0 K: 1 S: 9 H: 4 LOB: 1 BB: 0 P: 9	R: 0 E: 0 K: 0 S: 4 H: 1 LOB: 2 BB: 1 P: 8	R: 0 E: 0 K: 1 S: 5 H: 0 LOB: 1 BB: 1 P: 9	1B: 6 2B: 2 3B: 1 HR: 0 SF: 0 SAC: 1 DP: 1 HBP: 0																		
PITCHER	IP WLS BF H R ER SO BB IBB HBP BLK WP HR S P ERA WHIP											PITCHER	IP WLS BF H R ER SO BB IBB HBP BLK WP HR S P ERA WHIP															
Paul Splittorff, L (1, 1) ERA: 3.03	6.0		25	7	5	5	2	2	0	0	0	0	0	0	27	35	7.50	1.500										
Ted Abernathy, R (7, 1) ERA: 1.24	0.2		3	1	0	0	1	0	0	0	0	0	0	0	5	5	0.00	1.500										
Tom Burgmeier, L (7, 1) ERA: 2.09	1.2	W	8	1	0	0	0	1	1	0	0	0	0	0	6	14	0.00	1.200										
Ken Wright, R (9, 1) ERA: 1.17	0.2	S	2	0	0	0	1	0	0	0	0	0	0	0	4	4	0.00	0.000										

Batter	1	2	3	4	5	6	7	8	9
Freddie Patek, R (1, 6) OBP: 0.286, SLG: 0.319	0-0 F9		0-0 BB 1B	0-3 K		0-0 SF8 1B	0-0 F7		
Amos Otis, R (1, 8) OBP: 0.368, SLG: 0.434	0-3 K		0-0 F9		0-0 L8	4-0 SF8 1B BB	0-0 F7		
Richie Scheinblum, S (1, 9) OBP: 0.362, SLG: 0.483 Steve Hoyley, L (8, PR) OBP: 0.270, SLG: 0.289	0-0 4-3		4-0 BB		0-0 1B 1B	0-0 SF8		4-0 1B 2B BB	
John Mayberry, L (1, 3) OBP: 0.374, SLG: 0.443		0-0 F5	0-0 F6		0-0 1B E 1B	0-0 2B 1B		0-0 2B 1B	
Lou Piniella, R (1, 7) OBP: 0.366, SLG: 0.478		0-0 FC3-6 1B	0-0 6-3		0-0 E 1-3 2-H 1B	0-0 1B 2B		0-0 1B 2B	
Ed Kirkpatrick, L (1, 2) OBP: 0.420, SLG: 0.461		0-0 FC3-6 BB 1B		0-0 F8	0-0 E1	4-0 IBB		0-0 5-3	
Cookie Rojas, R (1, 5) OBP: 0.332, SLG: 0.362		0-0 BB 1B		0-0 SH5-3 1B	0-0 8-2	0-0 F9		4-0 L3 IBB	
Bobby Knoop, R (1, 4) OBP: 0.333, SLG: 0.244 Gail Hopkins, L (8, PH) OBP: 0.216, SLG: 0.200 Bobby Floyd, R (9, 5) OBP: 0.224, SLG: 0.216		4-0 BB 1B		0-0 SH5-3 1B		0-0 6-3	0-0 6-3	0-0 L3	
Paul Splittorf, L (1, 1) OBP: 0.250, SLG: 0.292 Ted Abernathy, R (7, 1) Tom Burgmeier, L (7, 1) OBP: 0.400, SLG: 0.400 Ken Wright, R (9, 1)		0-0 F7		0-0 SH5-3		0-0 BB 1B SF8 1B		0-0 1B	

AB R H RBI BB SO LOB

5	1	2	0	0	1	3
4	1	0	0	1	1	2
2	1	1	1	2	0	0
0	1	0	0	0	0	0
5	1	3	2	0	0	2
5	0	4	2	0	0	2
4	0	0	1	1	0	5
4	0	2	0	1	0	5
3	0	1	0	1	0	0
1	0	0	0	0	0	3
0	0	0	0	0	0	0
2	1	1	0	0	0	3
0	0	0	0	0	0	0
1	0	1	0	0	0	0
0	0	0	0	0	0	0

AB	36
R	6
H	15
RBI	6
BB	6
SO	2
LOB	25



1B: 13	SF: 1	WP: 0	PA: 44
2B: 4	SAC: 1	PB: 0	
3B: 0	DP: 2	SB: 0	
HR: 0	HBP: 0	CS: 0	

PITCHER	IP	WLS	BF	H	R	ER	SO	BB	IBB	HBP	BLK	WP	HR	S	P	ERA	WHIP
Milt Wilcox, R (1, 1) ERA: 3.26	4.1		23	8	2	2	2	2	0	0	0	0	0	25	33	4.15	2.308
Tom Hilgendorf, L (5, 1) ERA: 6.75	1.1		8	3	3	3	0	1	0	0	0	0	0	7	11	20.25	3.000
Phil Hennigan, R (6, 1) ERA: 2.92	0.1		3	1	0	0	0	0	1	0	0	0	0	2	6	0.00	3.000
Denny Riddleberger, L (7, 1) ERA: 2.21	1.1	L	8	3	1	1	0	1	0	0	0	0	0	7	11	6.75	3.000
Ed Farmer, R (8, 1) ERA: 3.94	0.2		2	0	0	0	0	0	1	0	0	0	0	1	5	0.00	0.000

Cleveland Indians @ Kansas City Royals
Municipal Stadium, Kansas City, MO
 Tue Jul 18 1972, 8:05 PM EDT
 Unknown

livebaseballscores.com

Batter	1	2	3	4	5	6	7	8	9	AB R H RBI BB SO LOB	TOP																										
Del Unser, L OBP: 0.242, SLG: 0.267 (1, 8) X	0-0 BB FC5-2 1B	0-0 BB 1B			0-0 G6-3 1B		0-0 FC4-6 BB 1B	0-0 E3 BB		5 1 4 1 0 0 1																											
Jack Brohamer, L OBP: 0.293, SLG: 0.320 (1, 4) X	0-0 FC5-2 BB 1-2 1B	4-0 BB 1-2 BB			0-0 G6-3 1-2f 1B		4-0 FC4-6 BB 1-2 BB	0-0 F3 3-H		3 1 1 0 2 0 3																											
Tom McCraw, L OBP: 0.359, SLG: 0.374 (1, 7) BB (5, 3) BB	4-0 FC5-2 BB 1-2 2-3 1B	0-0 4-3			0-3 K		0-0 FC4-6 BB 1-2f 2-3 1B	4-0 BB 1-2		3 1 0 0 2 1 4																											
Graig Nettles, L OBP: 0.347, SLG: 0.395 (1, 5) X	0-0 FC5-2 BB 1-2 2-3 3-Hf 1B				4-0 4-3-4 BB		0-0 WP BB 1-2 3-H 1B	0-0 F9 3-H		4 2 2 1 1 0 6																											
Chris Chambliss, L OBP: 0.306, SLG: 0.341 Roy Foster, R OBP: 0.197, SLG: 0.179 (1, 3) X (5, 7)	0-0 1B 1-2 2-H 3-H 1B				0-0 4-3-4 1-2f		4-0 WP BB 1-2 1B	0-0 F4	0-0 6-3	2 0 1 2 0 0 1 2 1 0 0 1 0 2																											
John Lowenstein, L OBP: 0.333, SLG: 0.476 (1, 9) X	0-0 G6-4-3 1-2 2-H 1B				0-0 F6		0-0 1-H 2-H 1B	0-0 F8	0-0 1B 3B	5 1 3 3 0 0 2																											
Ray Fosse, R OBP: 0.304, SLG: 0.364 (1, 2) X	0-0 G6-4-3 1-2f				0-0 6-3		0-0 F6		0-0 1B E 1B	5 1 2 1 0 0 3																											
Frank Duffy, R OBP: 0.290, SLG: 0.275 (1, 6) X		0-0 4-3			0-0 6-3		0-0 F9	0-0 F8	0-0 G6-4-3 1-2f	5 0 0 0 0 0 3																											
Vince Colbert, R OBP: 0.273, SLG: 0.250 Mike Kilkenny, R OBP: 0.111, SLG: 0.111 Phil Hennigan, R (2, 1) Buddy Bell, R OBP: 0.278, SLG: 0.306 (8, PH) Ed Farmer, R OBP: 0.250, SLG: 0.250 (8, 1)		0-0 F9			0-3 K		0-0 1-5-3	0-0 E 1-3 1B		1 0 0 0 0 0 0 0 0 0 0 0 0 0 2 0 0 0 0 1 1 1 0 1 0 0 0 0 0 0 0 0 0 0 0																											
Inning Stats	R: 3 E: 0 K: 0 S: 6	H: 4 LOB: 1 BB: 1 P: 10	R: 0 E: 0 K: 0 S: 4	H: 1 LOB: 2 BB: 1 P: 8	R: 0 E: 0 K: 0 S: 2	H: 0 LOB: 0 BB: 1 P: 6	R: 0 E: 0 K: 1 S: 5	H: 0 LOB: 0 BB: 0 P: 5	R: 0 E: 0 K: 1 S: 5	H: 1 LOB: 0 BB: 0 P: 5	R: 2 E: 0 K: 0 S: 5	H: 2 LOB: 1 BB: 1 P: 9	R: 1 E: 0 K: 0 S: 5	H: 2 LOB: 2 BB: 1 P: 9	R: 1 E: 1 K: 0 S: 6	H: 2 LOB: 3 BB: 1 P: 10	R: 1 E: 0 K: 0 S: 4	H: 2 LOB: 0 BB: 0 P: 4	1B: 13 2B: 1 3B: 1 HR: 0	SF: 0 SAC: 0 DP: 4 HBP: 0	WP: 1 PB: 0 SB: 0 CS: 0	PA: 44															
PITCHER	IP WLS BF H R ER SO BB IBB HBP BLK WP HR S P ERA WHIP																																				
Bruce Dal Canton, R ERA: 3.31 (1, 1)	0.1		6	4	3	3	0	1	0	0	0	0	0	5	9	81.00	15.000																				
Jim Rooker, L ERA: 4.38 (1, 1)	5.2	W	23	5	3	3	2	4	0	0	0	1	0	23	39	4.76	1.588																				
Tom Burgmeier, L ERA: 2.25 (7, 1)	1.1		7	3	1	1	0	0	0	0	0	0	0	7	7	6.75	2.250																				
Ken Wright, R ERA: 1.93 (8, 1)	1.2	S	8	2	1	1	0	1	0	0	0	0	0	7	11	5.40	1.800																				

Cleveland Indians @ Kansas City Royals
Municipal Stadium, Kansas City, MO
Tue Jul 18 1972, 8:05 PM EDT
Att. 10,707 - Unknown

AB	38
R	8
H	14
RBI	8
BB	6
SO	2
LOB	26



livebaseballscorecards.com

Batter	1	2	3	4	5	6	7	8	9
Freddie Patek, R OBP: 0.281, SLG: 0.314 (1, 6)	0-0 F9	0-0 5-3	0-0 F9			0-0 4-1		0-0 E4	
Amos Otis, R OBP: 0.368, SLG: 0.434 (1, 8)	0-0 E 1B	0-0 S BB 2B 1B	0-0 F9			0-0 6-3		0-0 FC6-4	
Richie Scheinblum, S OBP: 0.380, SLG: 0.477 (1, 9)	0-0 E3 1B	4-0 1-2 2B BB		0-0 F5		0-0 F7			
John Mayberry, L OBP: 0.375, SLG: 0.446 (1, 3)	4-0 1-2 1B BB	0-0 1-1 1B 2B		0-0 F8		0-0 4-3			
Lou Piniella, R OBP: 0.370, SLG: 0.489 (1, 7)	0-0 1-2 2-H 3-H 1B	4-0 1B 2B IBB		0-0 HR		0-0 F8			
Ed Kirkpatrick, L OBP: 0.417, SLG: 0.457 (1, 2)	0-0 G6-4-3 1-2 1B	0-0 1-3 2B 1B		0-0 L8		0-0 F5			
Cookie Rojas, R OBP: 0.335, SLG: 0.368 (1, 5)						0-0 F3		0-0 F4	
Bobby Floyd, R OBP: 0.222, SLG: 0.214 (6, 5)									
Bobby Knoop, R OBP: 0.346, SLG: 0.267 (1, 4)						0-0 F8		0-0 PB E 1B	
Bruce Dal Canton, R OBP: 0.125, SLG: 0.167 (1, 1)						0-0 F2		0-3 K	
Jim Rooker, R OBP: 0.095, SLG: 0.100 (1, 1)									
Tom Burgmeier, L OBP: 0.400, SLG: 0.400 (7, 1)									
Ken Wright, R (8, 1)									

Inning Stats	R: 2	H: 2	E: 1	LOB: 1	K: 0	P: 9	R: 7	H: 6	E: 0	LOB: 1	K: 1	P: 19	R: 0	H: 0	E: 0	LOB: 0	K: 0	P: 3	R: 1	H: 1	E: 0	LOB: 0	K: 0	P: 4	R: 0	H: 0	E: 0	LOB: 0	K: 0	P: 3	R: 0	H: 0	E: 1	LOB: 1	K: 1	P: 7
--------------	------	------	------	--------	------	------	------	------	------	--------	------	-------	------	------	------	--------	------	------	------	------	------	--------	------	------	------	------	------	--------	------	------	------	------	------	--------	------	------

PITCHER	IP	WLS	BF	H	R	ER	SO	BB	IBB	HBP	BLK	WP	HR	S	P	ERA	WHIP
Vince Colbert, R ERA: 4.5 (1, 1)	1.2	L	11	5	5	4	0	1	1	0	0	1	0	10	14	21.60	3.600
Mike Kilkenny, L ERA: 4.4 (2, 1)	0.0		5	3	4	4	0	1	1	0	0	0	0	3	11	∞	∞
Phil Hennigan, R ERA: 2.7 (2, 1)	5.1		17	1	1	1	1	0	0	0	0	0	1	19	19	1.69	0.188
Ed Farmer, R ERA: 3.82 (8, 1)	1.0		5	1	1	0	1	0	0	0	0	0	0	7	7	0.00	1.000

BOTTOM

Cleveland Indians @ Kansas City Royals
Municipal Stadium, Kansas City, MO

Tue Jul 18 1972, 8:05 PM EDT
Att. 10,707 - Unknown

AB	34
R	11
H	10
RBI	10
BB	3
SO	2
LOB	7



1B	7	SF	1	WP	1	PA	38
2B	2	SAC	0	PB	1		
3B	0	DP	1	SB	1		
HR	1	HBP	0	CS	0		

livebaseballscores.com

Batter	1	2	3	4	5	6	7	8	9	AB R H RBI BB SO LOB	TOP											
Del Unser, L (1, 8) OBP: 0.246, SLG: 0.270	0-0 F7	0-0 G1-6-3 1B			0-0 F7			0-0 G4-6-3 1B	0-0 G4-6-3	5 0 2 0 0 0 3												
Jack Brohamer, L (1, 4) OBP: 0.289, SLG: 0.315	0-0 4-3	0-0 G1-6-3 1-2f			0-0 6-3			0-0 G4-6-3 1-2f		4 0 0 0 0 0 3												
Tom McCraw, L (1, 7) OBP: 0.353, SLG: 0.367	0-0 6-3				0-0 L7			0-0 6-3		4 0 0 0 0 0 0												
Graig Nettles, L (1, 5) OBP: 0.348, SLG: 0.397		0-0 SH 1B			0-0 1-3			0-0 F8		4 2 2 0 0 0 0												
Chris Chambliss, L (1, 3) OBP: 0.305, SLG: 0.339		0-0 SH SF8 1B			0-0 1-3			0-0 G3		4 1 1 0 0 0 1												
John Lowenstein, L (1, 9) OBP: 0.353, SLG: 0.511		0-0 SH SF8 3B			0-0 G5-4-3 1B			0-3 K		3 2 2 0 0 1 0												
Ray Fosse, R (1, 2) OBP: 0.303, SLG: 0.361		0-0 SF8			0-0 G5-4-3 1-2f			0-0 F9		2 0 0 1 1 0 1												
Frank Duffy, R (1, 6) OBP: 0.301, SLG: 0.306		0-0 1B 3B			0-0 2B			0-0 5-3		4 1 3 2 0 0 0												
Gaylord Perry, R (1, 1) OBP: 0.233, SLG: 0.242		0-0 1B 1B			0-3 K			0-0 6-3		4 0 2 2 0 1 1												
Inning Stats	R: 0 E: 0 K: 0 S: 3	H: 0 LOB: 0 BB: 0 P: 3	R: 4 E: 1 K: 0 S: 8	H: 5 LOB: 1 BB: 0 P: 8	R: 0 E: 0 K: 0 S: 3	H: 0 LOB: 0 BB: 0 P: 3	R: 0 E: 0 K: 1 S: 6	H: 2 LOB: 1 BB: 0 P: 6	R: 0 E: 0 K: 0 S: 3	H: 0 LOB: 0 BB: 0 P: 3	R: 0 E: 0 K: 0 S: 5	H: 0 LOB: 0 BB: 0 P: 5	R: 0 E: 0 K: 0 S: 3	H: 0 LOB: 0 BB: 0 P: 3	R: 0 E: 0 K: 0 S: 3	H: 1 LOB: 0 BB: 0 P: 3	R: 2 E: 0 K: 0 S: 6	H: 4 LOB: 2 BB: 1 P: 10	1B: 9 2B: 2 3B: 1 HR: 0	SF: 1 SAC: 1 DP: 4 HBP: 0	WP: 0 PB: 0 SB: 0 CS: 0	PA: 37
PITCHER	IP WLS BF H R ER SO BB IBB HBP BLK WP HR S P ERA WHIP																					
Dick Drago, R (1, 1) ERA: 2.59	1.1 L 10 5 4 3 0 0 0 0 0 0 0 0 10 10 20.25 3.750																					
Al Fitzmorris, R (2, 1) ERA: 3.36	3.2 11 2 0 0 1 0 0 0 0 0 0 0 13 13 0.00 0.545																					
Mike Hedlund, R (6, 1) ERA: 4.0	2.0 6 0 0 0 1 0 0 0 0 0 0 0 8 8 0.00 0.000																					
Tom Burgmeier, L (8, 1) ERA: 2.57	2.0 10 5 2 2 0 0 0 1 0 0 0 0 9 13 9.00 2.500																					

Cleveland Indians @ Kansas City Royals
Municipal Stadium, Kansas City, MO
Wed Jul 19 1972, 8:05 PM EDT
Att. 8,952 - Unknown

AB	34
R	6
H	12
RBI	5
BB	1
SO	2
LOB	9



WP: 0	PA: 37
PB: 0	
SB: 0	
CS: 0	

Batter	1	2	3	4	5	6	7	8	9	AB	R	H	RBI	BB	SO	LOB	TOP				
Del Unser, L (1, 8) OBP: 0.252, SLG: 0.276	0-0 G4-3		0-0 S 1B	0-0 2B 1B		0-3 K		0-0 G3 S 1B	0-0 L4	6	3	3	1	0	1	1					
Jack Brohamer, L (1, 4) OBP: 0.294, SLG: 0.321	4-0 1B BB		0-0 1B HBP FC3-2	0-0 1B 2B		0-0 G1-3		0-0 G3		4	1	2	3	1	0	1					
Tom McCraw, L (1, 7) OBP: 0.362, SLG: 0.374	0-0 G4-6-3 1B		1-0 FC3-2 1B HBP	0-0 1B			0-0 G1-6-3	0-0 1B 1B		4	1	3	3	0	0	0					
Graig Nettles, L (1, 5) OBP: 0.348, SLG: 0.396	0-0 G4-6-3		0-0 FC3-2 1B	0-0 F7			4-0 2B FC3-2 BB	0-0 1B 1B		3	0	1	0	0	0	3					
Buddy Bell, R (5, 5) OBP: 0.283, SLG: 0.309	1-2f G4-6-3		1-2 2-3 1B				0-0 2B	1-2 1B		1	0	1	0	1	0	0					
Chris Chambliss, L (1, 3) OBP: 0.308, SLG: 0.346		0-0 G3	0-0 FC3-2	0-0 G5-3			0-0 2B	0-0 1B		5	0	2	1	0	0	4					
John Lowenstein, L (1, 9) OBP: 0.321, SLG: 0.460		0-3 K	0-3 K		0-0 G4-3		0-3 K	0-0 G4-3		5	0	0	0	0	3	7					
Ray Fosse, R (1, 2) OBP: 0.308, SLG: 0.364		0-0 G5-3		4-0 1B 2B BB	0-0 G6-3		4-0 IBB		0-0 2B	3	1	1	0	2	0	0					
Frank Duffy, R (1, 6) OBP: 0.303, SLG: 0.309			0-0 SH3 1B 1B	0-0 2B 1B	0-3 K		0-0 FC3-2		0-3 K	5	2	2	0	0	2	4					
Dick Tidrow, R (1, 1) OBP: 0.229, SLG: 0.182			0-0 SH3	0-0 F3		0-0 1-3		0-3 K	0-3 K	4	0	0	0	0	2	3					
Inning Stats	R: 0 E: 0 K: 0 S: 3	H: 1 LOB: 1 BB: 1 P: 7	R: 0 E: 0 K: 1 S: 5	H: 0 LOB: 0 BB: 0 P: 5	R: 2 E: 0 K: 1 S: 9	H: 4 LOB: 3 BB: 0 P: 10	R: 4 E: 0 K: 0 S: 7	H: 4 LOB: 1 BB: 1 P: 11	R: 0 E: 0 K: 1 S: 5	H: 0 LOB: 0 BB: 0 P: 5	R: 0 E: 0 K: 1 S: 6	H: 1 LOB: 3 BB: 2 P: 14	R: 2 E: 0 K: 1 S: 9	H: 4 LOB: 2 BB: 0 P: 9	R: 0 E: 0 K: 2 S: 8	H: 1 LOB: 1 BB: 0 P: 8	1B: 12 2B: 3 3B: 0 HR: 0	SF: 0 SAC: 1 DP: 1 HBP: 1	WP: 0 PB: 0 SB: 2 CS: 0	PA: 46	
PITCHER	IP	WLS	BF	H	R	ER	SO	BB	IBB	HBP	BLK	WP	HR	S	P	ERA	WHIP				
Tom Bradley, R (1, 1) ERA: 3.53	3.1	L	21	9	6	6	2	2	0	1	0	0	0	22	31	16.20	3.300				
Vicente Romo, R (4, 1) ERA: 2.61	4.2		21	5	2	2	4	1	1	0	0	0	0	27	35	3.86	1.286				
Steve Kealey, R (9, 1) ERA: 2.56	1.0		4	1	0	0	2	0	0	0	0	0	0	8	8	0.00	1.000				

Cleveland Indians @ Chicago White Sox
Comiskey Park, Chicago, IL

Fri Jul 21 1972, 8:05 PM EDT
Att. 31,715 - Unknown - 81 F

AB	40
R	8
H	15
RBI	8
BB	4
SO	8
LOB	23



livebaseballscorecards.com

Batter	1	2	3	4	5	6	7	8	9	AB	R	H	RBI	BB	SO	LOB
Luis Alvarado, R OBP: 0.264, SLG: 0.280 (1, 6)	0-0 1B 1B		0-0 G1-3		0-0 G6-3			0-0 P6		4	0	1	0	0	0	0
Jay Johnstone, L OBP: 0.253, SLG: 0.173 (1, 9)	0-0 F5		0-0 G3		0-0 G6-3			0-0 G4-3		4	0	0	0	0	0	1
Dick Allen, R OBP: 0.406, SLG: 0.546 (1, 3) Tony Muser, L OBP: 0.375, SLG: 0.375 (9, PR)	0-0 1-2 1B		4-0 BB		0-0 F7			0-0 FC6-4 1B		3	0	2	0	1	0	0
Carlos May, L OBP: 0.376, SLG: 0.395 (1, 7)	0-3 K		0-3 K		0-0 F8			0-0 FC6-4 2B E		4	1	0	0	0	2	4
Rick Reichardt, R OBP: 0.358, SLG: 0.445 (1, 8) Jim Lyttle, L OBP: 0.225, SLG: 0.325 (6, PH) (7, 8)	0-3 K				0-0 G4-3			0-0 E 1B 2B		2	0	0	0	0	1	2
Mike Andrews, R OBP: 0.334, SLG: 0.323 (1, 4)					0-0 G5-3			0-0 FC2 1B		4	0	0	0	0	1	2
Ed Spiezio, R OBP: 0.288, SLG: 0.338 (1, 5)					0-0			0-0 2-3 3-H 1B		4	0	3	1	0	0	0
Chuck Brinkman, R OBP: 0.138, SLG: 0.138 (1, 2)					0-0 1B			0-0 1-2 3-H 1B		4	0	0	0	0	0	4
Tom Bradley, R OBP: 0.190, SLG: 0.193 (1, 1) Vicente Romo, R (4, 1) Rich Morales, R OBP: 0.285, SLG: 0.286 (8, PH) Steve Kealey, R (9, 1) Ed Herrmann, L OBP: 0.275, SLG: 0.279 (9, PH)					0-0 F8			0-0 F7		4	0	0	0	0	0	4
					0-0 G6-3			0-0 G6-3		4	0	0	0	0	0	4
								0-0 K		1	0	0	0	0	0	1
								0-0 G3		1	0	0	0	0	0	0
								0-0 K		1	0	0	0	0	1	0
								0-0 G3		0	0	0	0	0	0	0
								0-0 K		0	0	0	0	0	0	0
								0-0 G3		1	0	0	0	0	0	2

BOTTOM

Cleveland Indians @ Chicago White Sox
Comiskey Park, Chicago, IL

AB	35
R	2
H	7
RBI	1
BB	1
SO	5
LOB	16



WP: 0	PA: 36
PB: 0	
SB: 0	
CS: 0	

PITCHER	IP	WLS	BF	H	R	ER	SO	BB	IBB	HBP	BLK	WP	HR	S	P	ERA	WHIP
Dick Tidrow, R ERA: 3.4 (1, 1)	9.0	W	36	7	2	1	5	1	0	0	0	0	0	45	49	1.00	0.889

Fri Jul 21 1972, 8:05 PM EDT
Att: 31,715 - Unknown - 81 F

livebaseballscorecards.com

Batter	1	2	3	4	5	6	7	8	9	AB R H RBI BB SO LOB	TOP
Del Unser, L (1, 8) OBP: 0.252, SLG: 0.276	0-0 CS 1B		0-3 K		0-0 G1-3			0-0 G4-3		4 0 1 0 0 1 0	
Jack Brohamer, L (1, 4) OBP: 0.293, SLG: 0.320	0-0 HBP 2B 1B		0-0 F8		0-0 P4			0-0 F7		4 1 1 0 0 0 0	
Tom McCraw, L (1, 9) OBP: 0.368, SLG: 0.378	1-0 2B HBP 1B		0-0 1B		0-0 CS 1B			0-0 G6-3		3 1 2 0 0 0 0	
Alex Johnson, R (1, 7) OBP: 0.267, SLG: 0.306	0-0 P3		0-0 F8		0-0 F8			0-3 K		4 0 0 0 0 1 4	
Chris Chambliss, L (1, 3) OBP: 0.312, SLG: 0.371	0-0 1-H 2-H 2B			0-0 HR		0-0 F9		0-3 K		4 1 2 3 0 1 1	
Buddy Bell, R (1, 5) OBP: 0.279, SLG: 0.304	0-0 G6-3			0-0 F7			0-0 G6-3	0-3 K		4 0 0 0 0 1 1	
Ray Fosse, R (1, 2) OBP: 0.305, SLG: 0.360		0-3 K		0-0 F9			0-0 F8			3 0 0 0 0 1 0	
Frank Duffy, R (1, 6) OBP: 0.304, SLG: 0.315		0-0 G6-3		0-0 P3			0-0 2B			3 0 1 0 0 0 0	
Phil Hennigan, R (1, 1) John Lowenstein, L (7, PH) Ron Lolich, R (7, PH) Mike Kilkenny, R (7, 1) OBP: 0.111, SLG: 0.111		0-0 F9		0-3 K			0-3 K			2 0 0 0 0 1 0 0 0 0 0 0 0 0 1 0 0 0 0 1 1 0 0 0 0 0 0 0	
Inning Stats	R: 2 H: 3 E: 0 LOB: 1 K: 0 BB: 0 S: 5 P: 6	R: 0 H: 0 E: 0 LOB: 0 K: 1 BB: 0 S: 5 P: 5	R: 0 H: 1 E: 0 LOB: 1 K: 1 BB: 0 S: 6 P: 6	R: 1 H: 1 E: 0 LOB: 0 K: 0 BB: 0 S: 4 P: 4	R: 0 H: 0 E: 0 LOB: 0 K: 1 BB: 0 S: 5 P: 5	R: 0 H: 1 E: 0 LOB: 0 K: 0 BB: 0 S: 3 P: 3	R: 0 H: 1 E: 0 LOB: 1 K: 1 BB: 0 S: 6 P: 6	R: 0 H: 0 E: 0 LOB: 0 K: 3 BB: 0 S: 9 P: 9	1B: 4 SF: 0 2B: 2 SAC: 0 3B: 0 DP: 0 HR: 1 HBP: 1	WP: 0 PA: 33 PB: 0 SB: 0 CS: 2	
PITCHER Stan Bahnsen, R (1, 1) ERA: 4.4 Terry Forster, L (7, 1) ERA: 1.76	IP WLS BF H R ER SO BB IBB HBP BLK WP HR S P ERA WHIP	6.2 W 26 7 3 3 3 0 0 1 0 0 0 1 31 32 4.05 1.050	2.1 S 7 0 0 0 4 0 0 0 0 0 0 0 15 15 0.00 0.000								

Cleveland Indians @ Chicago White Sox
Comiskey Park, Chicago, IL
Sat Jul 22 1972, 4:33 AM EDT
Att. 17,012 - Unknown - 91 F

AB	32
R	3
H	7
RBI	3
BB	0
SO	7
LOB	7

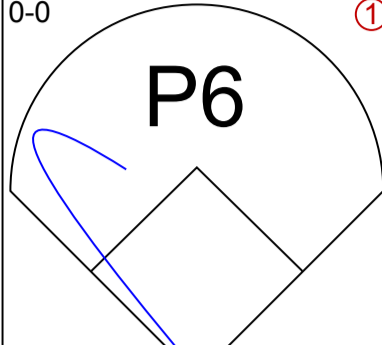
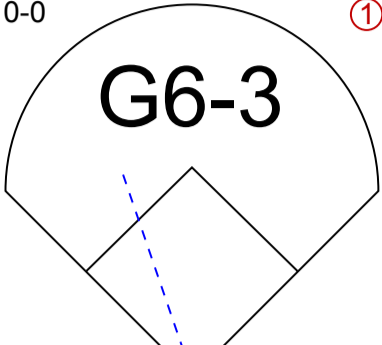
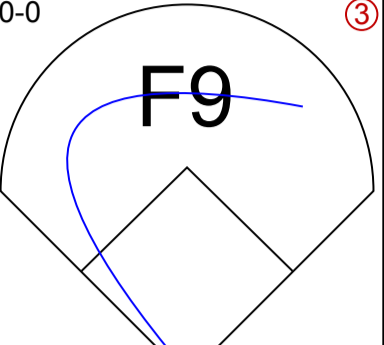
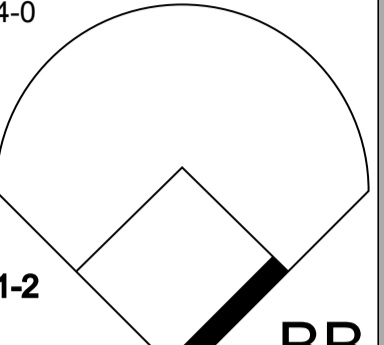
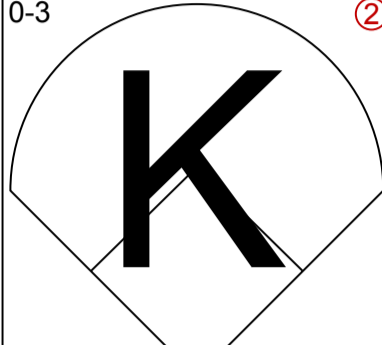
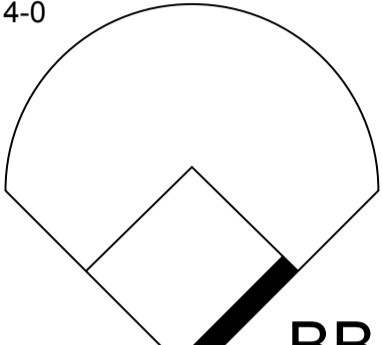
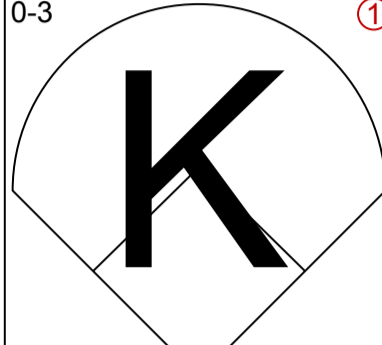
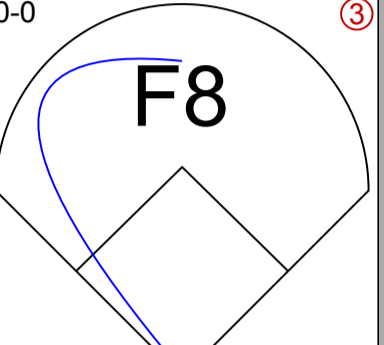
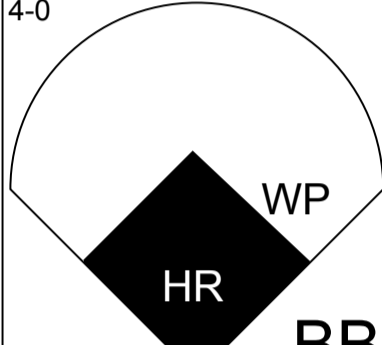
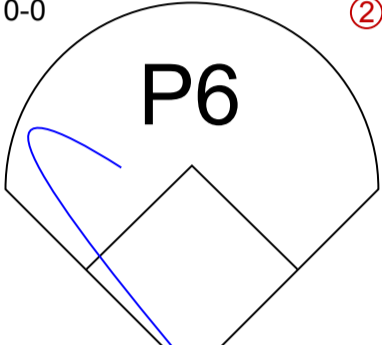
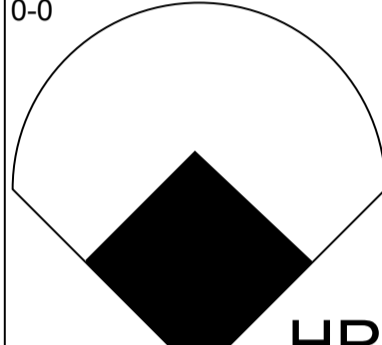
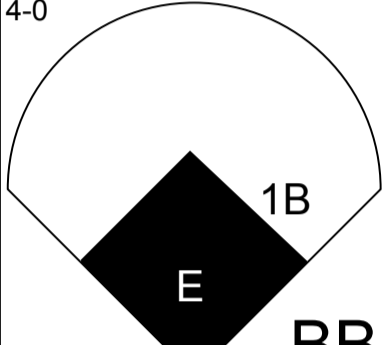
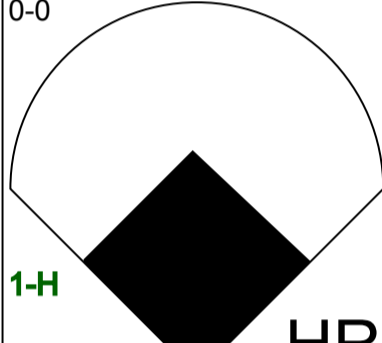
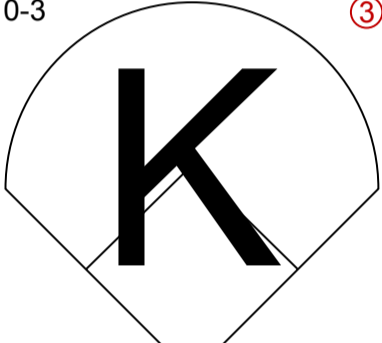
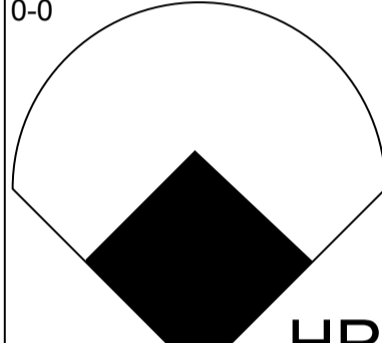
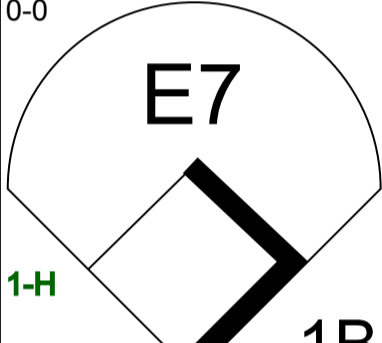
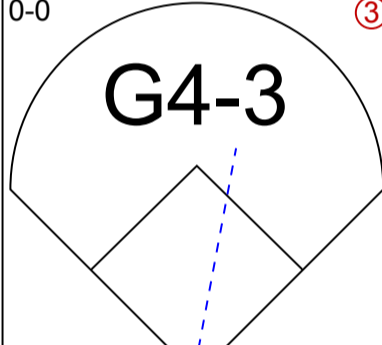
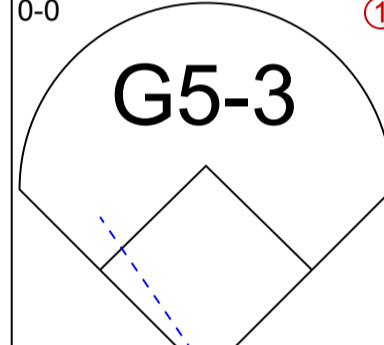
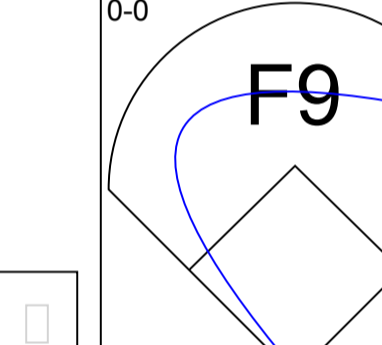
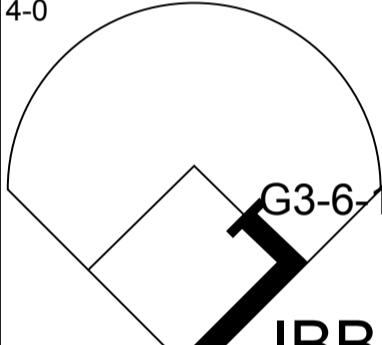
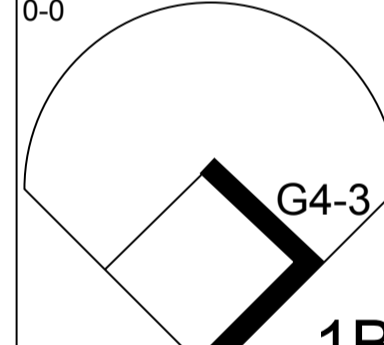
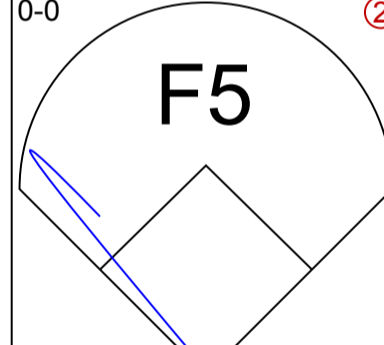
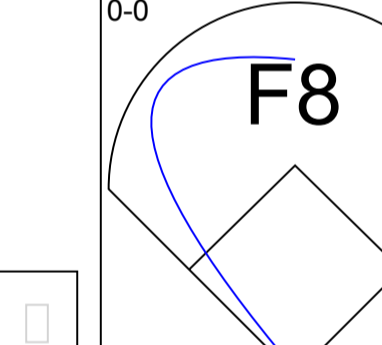
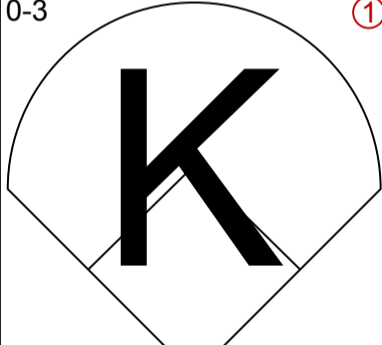
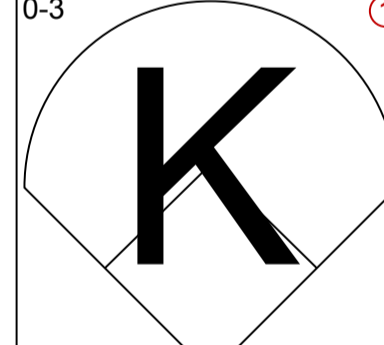
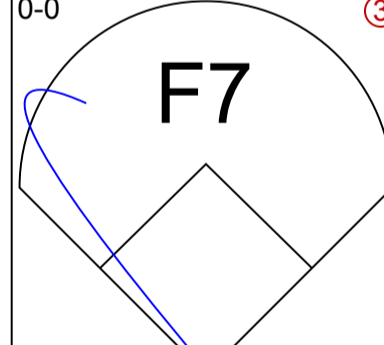
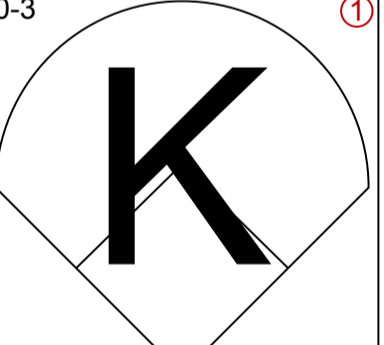
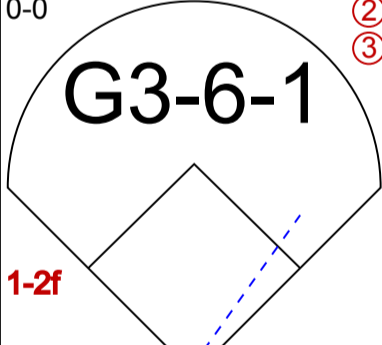
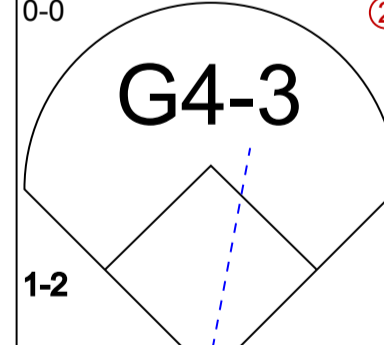
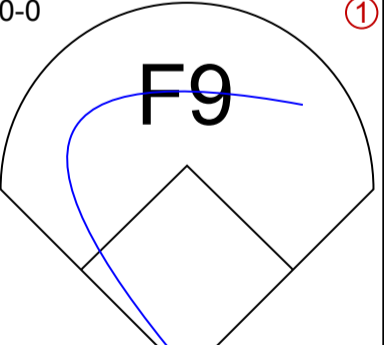
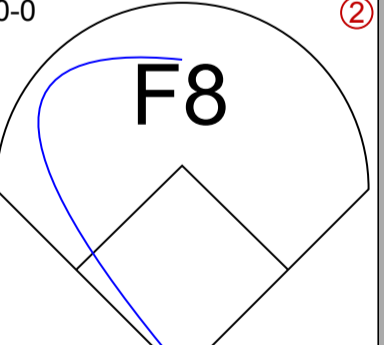
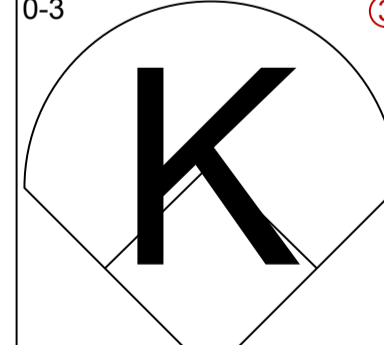
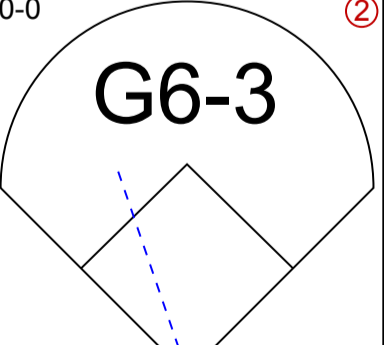
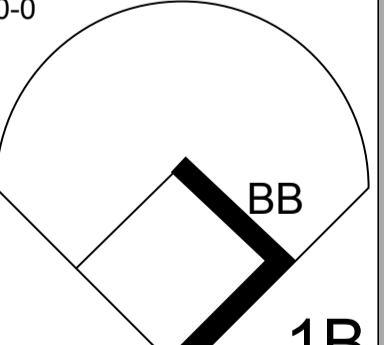


WP: 0	PA: 33
PB: 0	
SB: 0	
CS: 2	

ERA	WHIP
4.4	1.050
0.00	0.000

livebaseballscorecards.com

Batter	1	2	3	4	5	6	7	8	9	AB	R	H	RBI	BB	SO	LOB
--------	---	---	---	---	---	---	---	---	---	----	---	---	-----	----	----	-----

Walt Williams, R <small>OBP: 0.260, SLG: 0.308</small> (1, 9) X	0-0 		0-0 		0-0 		4-0 			3	0	0	0	1	0	0
Mike Andrews, R <small>OBP: 0.333, SLG: 0.320</small> (1, 4) S S S	0-3 		4-0 			0-3 	0-0 			3	0	0	0	1	2	2
Carlos May, L <small>OBP: 0.380, SLG: 0.405</small> (1, 7) B B B	4-0 		0-0 			0-0 	4-0 			2	3	1	1	2	0	1
Dick Allen, R <small>OBP: 0.408, SLG: 0.567</small> (1, 3) X Tony Muser, L <small>OBP: 0.444, SLG: 0.444</small> (7, 3)	0-0 		0-3 			0-0 	0-0 			3	2	2	3	0	1	1
Ed Spiezio, R <small>OBP: 0.286, SLG: 0.325</small> (1, 5) X	0-0 			0-0 		0-0 	4-0 			3	0	0	0	1	0	0
Jim Lyttle, L <small>OBP: 0.227, SLG: 0.318</small> (1, 8)		0-0 		0-0 		0-0 	0-3 			4	0	1	0	0	1	2
Ed Herrmann, L <small>OBP: 0.269, SLG: 0.273</small> (1, 2)		0-3 		0-0 			0-3 	0-0 		4	0	0	0	0	2	3
Luis Alvarado, R <small>OBP: 0.258, SLG: 0.273</small> (1, 6)		0-0 			0-0 		0-0 			3	0	0	0	0	0	1
Stan Bahnsen, R <small>OBP: 0.214, SLG: 0.218</small> (1, 1) S S S Terry Forster, L <small>OBP: 0.167, SLG: 0.167</small> (7, 1)		0-3 			0-0 		0-0 			2	0	0	0	0	1	1
										1	0	1	0	0	0	0

Inning Stats	R: 2	H: 1	E: 0	LOB: 0	K: 1	P: 10	R: 0	H: 1	E: 0	LOB: 1	K: 2	P: 8	R: 0	H: 0	E: 0	LOB: 1	K: 1	P: 9	R: 0	H: 0	E: 0	LOB: 0	K: 0	P: 3	R: 0	H: 0	E: 0	LOB: 0	K: 0	P: 3	R: 2	H: 2	E: 0	LOB: 0	K: 1	P: 7	R: 0	H: 1	E: 0	LOB: 2	K: 1	P: 10	R: 1	H: 1	E: 1	LOB: 1	K: 1	P: 13
--------------	------	------	------	--------	------	-------	------	------	------	--------	------	------	------	------	------	--------	------	------	------	------	------	--------	------	------	------	------	------	--------	------	------	------	------	------	--------	------	------	------	------	------	--------	------	-------	------	------	------	--------	------	-------

PITCHER	IP	WLS	BF	H	R	ER	SO	BB	IBB	HBP	BLK	WP	HR	S	P	ERA	WHIP
Phil Hennigan, R <small>ERA: 3.25</small> (1, 1)	6.0	L	24	4	4	4	5	2	0	0	0	1	3	32	40	6.00	1.000
Mike Kilkenny, L <small>ERA: 4.2</small> (7, 1)	2.0		10	2	1	0	2	2	1	0	0	0	0	11	23	0.00	2.000

BOTTOM

Cleveland Indians @ Chicago White Sox
 Comiskey Park, Chicago, IL
 Sat Jul 22 1972, 4:33 AM EDT
 Att: 17,012 - Unknown - 91 F

AB	29
R	5
H	6
RBI	4
BB	5
SO	7
LOB	11



WP	HR	S	P	ERA	WHIP
1	0	0	34		

Batter	1	2	3	4	5	6	7	8	9	AB R H RBI BB SO LOB	TOP									
Del Unser, L (1, 8) OBP: 0.248, SLG: 0.271	0-3 K			0-0 G6-3		0-3 K			0-3 K	4 0 0 0 0 3 0	Cleveland Indians @ Chicago White Sox Comiskey Park, Chicago, IL Sun Jul 23 1972, 4:33 AM EDT Unknown - 86 F livebaseballscorecards.com									
Jack Brohamer, L (1, 4) OBP: 0.294, SLG: 0.321	0-0 G1-4-3 1B			0-0 F9		0-0 F7				3 0 1 0 0 0 0										
Buddy Bell, R (1, 5) OBP: 0.276, SLG: 0.300	0-0 G1-4-3 1-2f			0-0 F8		0-0 G6-3				3 0 0 0 0 0 1										
Ray Fosse, R (1, 2) OBP: 0.306, SLG: 0.360		0-0 G1-6-3		0-0 G4-6-3 1B		0-3 K				3 0 1 0 0 1 0										
Chris Chambliss, L (1, 3) OBP: 0.307, SLG: 0.365		0-0 G4-3		0-0 G4-6-3 1-2f		0-0 F7				3 0 0 0 0 0 1										
Alex Johnson, R (1, 7) OBP: 0.267, SLG: 0.317		0-0 G6-3		0-0 HR		0-0 G4-3				3 1 1 1 0 0 0										
Ron Loliich, R (1, 9) OBP: 0.224, SLG: 0.275			0-0 P3	0-3 K		0-0 F9				3 0 0 0 0 1 0										
Frank Duffy, R (1, 6) OBP: 0.299, SLG: 0.310			0-3 K		0-0 F7			0-0 G5-3		3 0 0 0 0 1 0										
Gaylord Perry, R (1, 1) OBP: 0.224, SLG: 0.232			0-0 F2		0-0 G6-3			0-3 K		3 0 0 0 0 1 0										
Inning Stats	R: 0 E: 0 K: 1 S: 5	H: 1 LOB: 0 BB: 0 P: 5	R: 0 E: 0 K: 0 S: 3	H: 0 LOB: 0 BB: 0 P: 3	R: 0 E: 0 K: 1 S: 5	H: 0 LOB: 0 BB: 0 P: 5	R: 0 E: 0 K: 0 S: 3	H: 0 LOB: 0 BB: 0 P: 3	R: 1 E: 0 K: 1 S: 6	H: 2 LOB: 0 BB: 0 P: 6	R: 0 E: 0 K: 1 S: 5	H: 0 LOB: 0 BB: 0 P: 5	R: 0 E: 0 K: 1 S: 5	H: 0 LOB: 0 BB: 0 P: 5	R: 0 E: 0 K: 2 S: 7	H: 0 LOB: 0 BB: 0 P: 7	1B: 2 2B: 0 3B: 0 HR: 1	SF: 0 SAC: 0 DP: 2 HBP: 0	WP: 0 PB: 0 SB: 0 CS: 0	PA: 28
PITCHER Wilbur Wood, L (1, 1) ERA: 2.49	IP: 9.0 WLS: W BF: 28 H: 3 R: 1 ER: 1 SO: 7 BB: 0 IBB: 0 HBP: 0 BLK: 0 WP: 0 HR: 1 S: 42 P: 42 ERA: 1.00 WHIP: 0.333																			

Cleveland Indians @ Chicago White Sox
Comiskey Park, Chicago, IL
Sun Jul 23 1972, 4:33 AM EDT
Unknown - 86 F

AB	28
R	1
H	3
RBI	1
BB	0
SO	7
LOB	2



Batter	1	2	3	4	5	6	7	8	9	AB	R	H	RBI	BB	SO	LOB
Walt Williams, R OBP: 0.259, SLG: 0.313 (1, 9)	0-0 G5-3		0-0 G5-3			0-3 K		0-0 2B		4	0	1	0	0	1	0
Mike Andrews, R OBP: 0.332, SLG: 0.322 (1, 4)	0-0 2B		0-3 K			0-0 F5		0-0 L7		4	0	1	0	0	1	1
Carlos May, L OBP: 0.378, SLG: 0.403 (1, 7)	0-0 G6-3			0-0 L3 1B			0-0 G4-3		0-0 F7	4	0	1	0	0	0	1
Dick Allen, R OBP: 0.409, SLG: 0.576 (1, 3)	0-0 G1			0-3 K			0-0 HR		0-0 BB SH3-4 1B	4	2	2	1	0	1	2
Ed Spiezio, R OBP: 0.287, SLG: 0.325 (1, 5)		0-0 F6		0-0 L3			0-0 FC4-6 1B		0-0 SH3-4	3	0	1	0	0	0	1
Jim Lyttle, L OBP: 0.213, SLG: 0.298 (1, 8)		0-3 K			0-3 K		0-0 P6		4-0 1B BB IBB	3	0	0	0	0	2	1
Pat Kelly, L OBP: 0.382, SLG: 0.372 (9, PH)										0	0	0	0	1	0	0
Stan Bahnsen, R OBP: 0.214, SLG: 0.218 (9, PR)										0	0	0	0	0	0	0
Ed Herrmann, L OBP: 0.274, SLG: 0.274 (1, 2)		0-0 1B			0-0 G3		0-0 FC4-6		4-0 1B BB	3	0	1	0	1	0	1
Rich Morales, R OBP: 0.285, SLG: 0.286 (9, PR)							1-2f		1-2 2-3 BB	0	0	0	0	0	0	0
Luis Alvarado, R OBP: 0.252, SLG: 0.267 (1, 6)		0-0 G4-3			0-0 G6-3			0-0 P6	0-0 1B	3	0	0	0	0	0	1
Jay Johnstone, L OBP: 0.258, SLG: 0.179 (9, PH)									1-2 2-3 3-H 1B	1	0	1	1	0	0	0
Wilbur Wood, R OBP: 0.187, SLG: 0.141 (1, 1)			0-0 L4			0-0 G3		0-3 K		3	0	0	0	0	1	0

Inning Stats	R: 0	H: 1	R: 0	H: 1	R: 0	H: 0	R: 0	H: 1	R: 0	H: 0	R: 1	H: 2	R: 0	H: 1	R: 1	H: 2	1B: 5	SF: 0	WP: 0	PA: 35
	E: 0	LOB: 1	E: 0	LOB: 1	E: 0	LOB: 0	E: 0	LOB: 0	E: 0	LOB: 0	E: 0	LOB: 1	E: 0	LOB: 1	E: 0	LOB: 3	2B: 3	SAC: 1	PB: 0	
	K: 0	BB: 0	K: 1	BB: 0	K: 1	BB: 0	K: 1	BB: 0	K: 1	BB: 0	K: 0	BB: 0	K: 1	BB: 0	K: 0	BB: 2	3B: 0	DP: 1	SB: 0	
	S: 4	P: 4	S: 6	P: 6	S: 5	P: 5	S: 5	P: 5	S: 5	P: 5	S: 5	P: 5	S: 6	P: 6	S: 4	P: 12	HR: 1	HBP: 0	CS: 0	

PITCHER	IP	WLS	BF	H	R	ER	SO	BB	IBB	HBP	BLK	WP	HR	S	P	ERA	WHIP	PITCHER	IP	WLS	BF	H	R	ER	SO	BB	IBB	HBP	BLK	WP	HR	S	P	ERA	WHIP	
Gaylord Perry, R ERA: 1.73 (1, 1)	8.2	L	35	8	2	2	6	1	1	0	0	0	1	45	53	2.08	1.038																			

BOTTOM

Cleveland Indians @ Chicago White Sox

Comiskey Park, Chicago, IL

Sun Jul 23 1972, 4:33 AM EDT
Unknown - 86 F

AB	32
R	2
H	8
RBI	2
BB	2
SO	6
LOB	8



livebaseballscorecards.com

Batter	1	2	3	4	5	6	7	8	9	AB R H RBI BB SO LOB	TOP																
Frank Duffy, R (1, 6) OBP: 0.302, SLG: 0.312	0-0 G6-3 1B		0-0 1-2 2-H 1B		0-0 F7		0-0 F7		0-0 F7	5 0 2 1 0 0 0																	
Eddie Leon, R (1, 4) OBP: 0.283, SLG: 0.272	0-0 G6-3 1-2f		0-3 K		0-0 HR 1B		0-3 K			4 1 1 0 0 2 3																	
Buddy Bell, R (1, 9) OBP: 0.276, SLG: 0.311	0-0 F3		0-0 F9		0-0 HR		0-0 G5-3			4 1 1 2 0 0 2																	
Graig Nettles, L (1, 5) OBP: 0.344, SLG: 0.391		0-0 F8		0-0 F9	0-0 G4-3			0-0 F5		4 0 0 0 0 0 0																	
Alex Johnson, R (1, 7) OBP: 0.267, SLG: 0.314		0-3 K		0-0 E1 CS		0-3 K		4-0 BB		3 0 0 0 1 2 0																	
Tom McCraw, L (8, 7) OBP: 0.368, SLG: 0.378										0 0 0 0 0 0 0																	
Chris Chambliss, L (1, 3) OBP: 0.306, SLG: 0.359		0-0 P4		4-0 1B BB		0-0 F7		0-0 F8		3 0 0 0 1 0 1																	
Jerry Moses, R (1, 2) OBP: 0.250, SLG: 0.286			0-0 SH 1B	0-0 1-2 1B		4-0 BB BB		0-0 P4		3 1 2 0 1 0 1																	
Del Unser, L (1, 8) OBP: 0.248, SLG: 0.267			0-0 F9	0-0 L4		4-0 BB			0-3 K	3 0 0 0 1 1 3																	
Steve Dunning, R (1, 1)			0-0 SH 1B		0-3 K	0-3 K			0-3 K2-3	2 0 0 0 0 2 2																	
Ray Lamb, R (8, 1)										0 0 0 0 0 0 0																	
Ed Farmer, R (8, 1) OBP: 0.200, SLG: 0.200										1 0 0 0 0 1 0																	
Inning Stats	R: 0 E: 0 K: 0 S: 3	H: 1 LOB: 0 BB: 0 P: 3	R: 0 E: 0 K: 1 S: 5	H: 0 LOB: 0 BB: 0 P: 5	R: 1 E: 1 K: 1 S: 8	H: 2 LOB: 2 BB: 0 P: 8	R: 0 E: 1 K: 0 S: 4	H: 1 LOB: 2 BB: 1 P: 8	R: 2 E: 0 K: 1 S: 7	H: 2 LOB: 0 BB: 0 P: 7	R: 0 E: 0 K: 2 S: 7	H: 0 LOB: 2 BB: 2 P: 15	R: 0 E: 0 K: 1 S: 5	H: 0 LOB: 0 BB: 0 P: 5	R: 0 E: 0 K: 0 S: 3	H: 0 LOB: 1 BB: 1 P: 7	R: 0 E: 0 K: 2 S: 7	H: 0 LOB: 0 BB: 0 P: 7	R: 0 E: 0 K: 2 S: 7	H: 0 LOB: 0 BB: 0 P: 7	1B: 5 2B: 0 3B: 0 HR: 1	SF: 0 SAC: 1 DP: 1 HBP: 0	WP: 0 PB: 0 SB: 0 CS: 1	PA: 37			
PITCHER	IP WLS BF H R ER SO BB IBB HBP BLK WP HR S P ERA WHIP																										
Dave Lemonds, L (1, 1) ERA: 2.97	2.1		10	3	1	1	1	0	0	0	0	0	0	12	12	3.86	1.286										
Cy Acosta, R (3, 1) ERA: 2.76	1.1		6	1	0	0	1	1	0	0	0	0	0	7	11	0.00	1.500										
Steve Kealey, R (4, 1) ERA: 2.93	1.1		6	2	2	2	1	0	0	0	0	0	1	8	8	13.50	1.500										
Rich Gossage, R (6, 1) ERA: 3.72	3.0		12	0	0	0	3	3	0	0	0	0	0	15	27	0.00	1.000										
Terry Forster, L (9, 1) ERA: 1.73	1.0	W	3	0	0	0	2	0	0	0	0	0	0	7	7	0.00	0.000										

Cleveland Indians @ Chicago White Sox
Comiskey Park, Chicago, IL
Sun Jul 23 1972, 4:38 AM EDT
Att. 20,718 - Unknown

AB	32
R	3
H	6
RBI	3
BB	4
SO	8
LOB	12



WP: 0	PA: 37
PB: 0	
SB: 0	
CS: 1	

ERA	WHIP
-----	------


Batter	1	2	3	4	5	6	7	8	9	AB	R	H	RBI	BB	SO	LOB
Walt Williams, R (1, 9) OBP: 0.265, SLG: 0.318	0-0 FC1-6 1B		0-0 F8			0-0 F9		0-0 G4-3 1B		4	0	2	0	0	0	0
Mike Andrews, R (1, 4) OBP: 0.330, SLG: 0.319 Dick Allen, R (8, PH) OBP: 0.408, SLG: 0.574	0-0 FC1-6 G6-3 1-2f			0-3 K		0-0 F8		0-0 G4-3 1-2 3-H		3	0	0	0	0	1	1
Tony Muser, L (1, 3) OBP: 0.308, SLG: 0.308 Luis Alvarado, R (9, 4) OBP: 0.252, SLG: 0.267	0-0 G6-3 1-2f			0-0 F2		0-0 L8		0-0 G4-3		4	0	0	0	0	0	2
Carlos May, L (1, 7) OBP: 0.383, SLG: 0.427		0-0 HR		0-0 1B			0-0 G3		0-0 HR	4	2	3	2	0	0	0
Jay Johnstone, L (1, 8) OBP: 0.260, SLG: 0.182		0-0 P6		0-0 F7			0-0 G5-4-3 1B			3	0	1	0	0	0	1
Ed Spiezio, R (1, 5) OBP: 0.278, SLG: 0.313			0-3 K		0-0 F8		0-0 G5-4-3 1-2f			3	0	0	0	0	1	1
Ed Herrmann, L (1, 2) OBP: 0.279, SLG: 0.293		0-0 F8			4-0 FC1-4-6 BB			0-0 HR		2	1	1	1	1	0	0
Rich Morales, R (1, 6) OBP: 0.286, SLG: 0.283			0-0 G5-3		0-0 FC1-4-6 1-2f			4-0 1B SH3-4 G4-3 BB		2	1	0	0	1	0	1
Dave Lemonds, L (1, 1) OBP: 0.119, SLG: 0.063 Cy Acosta, R (3, 1) Steve Kealey, R (4, 1) Pat Kelly, L (5, PH) OBP: 0.380, SLG: 0.370 Rich Gossage, R (6, 1) Jim Lyttle, L (8, PH) OBP: 0.213, SLG: 0.298 Terry Forster, L (9, 1) OBP: 0.167, SLG: 0.167			0-3 K		0-0 G4-3			0-0 SH3-4		0	0	0	0	0	0	0

AB	R	H	RBI	BB	SO	LOB
4	0	2	0	0	0	0
3	0	0	0	0	1	1
1	0	0	1	0	0	1
4	0	0	0	0	0	2
0	0	0	0	0	0	0
4	2	3	2	0	0	0
3	0	1	0	0	0	1
3	0	0	0	0	1	1
2	1	1	1	1	0	0
2	1	0	0	1	0	1
0	0	0	0	0	0	0
1	0	0	0	0	1	0
0	0	0	0	0	0	0
1	0	0	0	0	0	1
0	0	0	0	0	0	0
0	0	0	0	0	0	0
0	0	0	0	0	0	0

Cleveland Indians @ Chicago White Sox
 Comiskey Park, Chicago, IL
 Sun Jul 23 1972, 4:38 AM EDT
 Att. 20,718 - Unknown

livebaseballscorecards.com

AB	28
R	4
H	7
RBI	4
BB	2
SO	3
LOB	8



WP: 0	PA: 31
PB: 0	
SB: 0	
CS: 0	

Inning Stats	R	H	E	K	S	P	H	LOB	BB	P	R	H	E	K	S	P	H	LOB	BB	P	
R: 0 E: 0 K: 0 S: 3	H: 1 LOB: 0 BB: 0 P: 3	R: 1 E: 0 K: 1 S: 6	H: 1 LOB: 0 BB: 0 P: 6	R: 0 E: 0 K: 1 S: 5	H: 0 LOB: 0 BB: 0 P: 5	R: 0 E: 0 K: 1 S: 6	H: 1 LOB: 1 BB: 0 P: 6	R: 0 E: 0 K: 0 S: 3	H: 0 LOB: 1 BB: 1 P: 7	R: 0 E: 0 K: 0 S: 3	H: 0 LOB: 0 BB: 0 P: 3	R: 0 E: 0 K: 0 S: 3	H: 1 LOB: 0 BB: 0 P: 3	R: 2 E: 0 K: 0 S: 5	H: 2 LOB: 1 BB: 1 P: 9	R: 1 E: 0 K: 0 S: 1	H: 1 LOB: 0 BB: 0 P: 1	1B: 4 2B: 0 3B: 0 HR: 3	SF: 0 SAC: 1 DP: 2 HBP: 0	WP: 0 PB: 0 SB: 0 CS: 0	PA: 31
PITCHER	IP	WLS	BF	H	R	ER	SO	BB	IBB	HBP	BLK	WP	HR	S	P	ERA	WHIP				
Steve Dunning, R (1, 1) ERA: 3.86	7.0		26	5	3	3	3	2	0	0	0	0	0	30	38	3.86	1.000				
Ray Lamb, R (8, 1) ERA: 3.51	0.1		2	1	0	0	0	0	0	0	0	0	0	2	2	0.00	3.000				
Ed Farmer, R (8, 1) ERA: 4.01	0.2	L	3	1	1	1	0	0	0	0	0	0	1	3	3	13.50	1.500				

Batter	1	2	3	4	5	6	7	8	9	AB R H RBI BB SO LOB	TOP									
Del Unser, L (1, 8) OBP: 0.251, SLG: 0.270	0-0 FC3-2 1B	0-0 G3			0-0 2B 1B		0-0 4-3		0-0 F8	5 0 2 0 0 0 0										
Jack Brohamer, L (1, 4) OBP: 0.295, SLG: 0.322	0-0 BB FC3-2 1-3 1B		0-0 G6-4-3 E 1B		0-0 F7		0-3 K		0-3 K	5 1 2 0 0 2 1										
Chris Chambliss, L (1, 3) OBP: 0.305, SLG: 0.362	0-0 FC3-2 BB 1-2 1B		0-0 E1 G6-4-3 1-2 1B		0-0 2B		0-0 F8			4 1 1 0 0 0 3										
Alex Johnson, R (1, 7) OBP: 0.267, SLG: 0.310 Steve Mingori, L (9, 1)	4-0 1B 1-2 2-3 BB		0-0 G6-4-3 1-2 2-3		0-0 6-3			0-0 1-3		3 0 0 0 1 0 4 0 0 0 0 0 0 0										
Graig Nettles, L (1, 5) OBP: 0.340, SLG: 0.385	0-3 K		0-0 F8		0-0 F9			0-0 F9		4 0 0 0 0 1 6										
John Lowenstein, L (1, 9) OBP: 0.317, SLG: 0.444	0-0 S 1-3 2-H 3-H 1B			0-3 K		0-3 K		0-0 4-3		4 0 1 2 0 2 0										
Ray Fosse, R (1, 2) OBP: 0.305, SLG: 0.356	0-0 F9 1-2			0-0 F4		4-0 BB			0-3 K	3 0 0 0 1 1 2										
Frank Duffy, R (1, 6) OBP: 0.306, SLG: 0.313		0-0 F6		4-0 BB		0-0 F7			0-0 HR 1B	3 1 1 0 1 0 1										
Dick Tidrow, R (1, 1) OBP: 0.211, SLG: 0.167 Mike Kilkenny, R (6, 1) OBP: 0.111, SLG: 0.111 Phil Hennigan, R (7, 1) Tom McCraw, L (9, PH) OBP: 0.371, SLG: 0.394		0-0 F9		0-3 K		0-3 K			0-0 HR	3 0 0 0 0 2 2 0 0 0 0 0 0 0 0 0 0 0 0 0 0 1 1 1 2 0 0 0										
Inning Stats	R: 2 E: 0 K: 1 S: 8	H: 3 LOB: 2 BB: 1 P: 12	R: 0 E: 0 K: 0 S: 3	H: 0 LOB: 0 BB: 0 P: 3	R: 0 E: 1 K: 0 S: 4	H: 1 LOB: 1 BB: 1 P: 4	R: 0 E: 0 K: 2 S: 7	H: 0 LOB: 1 BB: 1 P: 11	R: 0 E: 0 K: 2 S: 7	H: 0 LOB: 1 BB: 1 P: 11	R: 0 E: 0 K: 1 S: 5	H: 0 LOB: 0 BB: 0 P: 5	R: 0 E: 0 K: 1 S: 3	H: 0 LOB: 0 BB: 0 P: 3	R: 2 E: 0 K: 2 S: 9	H: 2 LOB: 0 BB: 0 P: 9	1B: 6 2B: 1 3B: 0 HR: 1	SF: 0 SAC: 0 DP: 1 HBP: 0	WP: 0 PB: 0 SB: 1 CS: 0	PA: 38
PITCHER Pat Dobson, R (1, 1) ERA: 2.44	IP: 9.0 WLS: L BF: 38 H: 8 R: 4 ER: 4 SO: 8 BB: 3 IBB: 0 HBP: 0 BLK: 0 WP: 0 HR: 1 S: 51 P: 63 ERA: 4.00 WHIP: 1.222											PITCHER	IP: WLS: BF: H: R: ER: SO: BB: IBB: HBP: BLK: WP: HR: S: P: ERA: WHIP:							

Cleveland Indians @ Baltimore Orioles
 Memorial Stadium, Baltimore, MD
 Thu Jul 27 1972, 7:05 PM EDT
 Att: 10,033 - Unknown

livebaseballscorecards.com

AB	35
R	4
H	8
RBI	4
BB	3
SO	8
LOB	19



BOTTOM

Cleveland Indians @ Baltimore Orioles
Memorial Stadium, Baltimore, MD

livebaseballscorecards.com

AB	34
R	3
H	10
RBI	3
BB	6
SO	6
LOB	22



WP	0	PA	43
PB	0	SB	1
CS	0		

ERA	3.38	WHIP	1.312
ERA	3.08	WHIP	1.500
ERA	3.97	WHIP	2.000

Thu Jul 27 1972, 7:05 PM EDT
Att. 10,033 - Unknown

AB R H RBI BB SO LOB

3 2 1 0 2 1 1

4 0 1 1 0 1 3

2 0 0 0 1 0 1

2 0 1 0 0 0 0

4 0 1 1 1 0 1

0 0 0 0 0 0 0

4 1 0 0 0 2 5

5 0 2 1 0 0 4

0 0 0 0 0 0 0

4 0 2 0 1 0 2

2 0 0 0 0 0 3

1 0 0 0 1 1 2

3 0 2 0 0 1 0

1B	9	SF	1
2B	0	SAC	1
3B	1	DP	1
HR	0	HBP	1

Batter	1	2	3	4	5	6	7	8	9
Don Buford, S (1, 7) OBP: 0.349, SLG: 0.270	0-0 G3		0-0 SF8 3B		0-3 K		4-0 1B 1B BB	4-0	
Bobby Grich, R (1, 6) OBP: 0.360, SLG: 0.451	0-3 K		0-0 SF8 3-H		0-0 F7		0-0 1B 1B 1B	0-0 F9	
Terry Crowley, L (1, 9) OBP: 0.324, SLG: 0.444 Paul Blair, R (7, PH) OBP: 0.237, SLG: 0.313 (8, 8)	0-0 F8		4-0		0-0 L3		0-0 1B 1B 1-2 2-3	0-0 F3	
Boog Powell, L (1, 3) OBP: 0.330, SLG: 0.398 Mark Belanger, R (9, PR) OBP: 0.253, SLG: 0.233		0-0 E2 5-3	0-0 F5		0-0 G3		0-0 1B 1B G6-4-3 1-2 2-3 3-H	4-0 1B BB	
Don Baylor, R (1, 8) OBP: 0.348, SLG: 0.473 (8, 9)		0-0 5-3		0-0 6-3		1-0 1B HBP	0-3 K	0-3 K	
Brooks Robinson, R (1, 5) OBP: 0.307, SLG: 0.339 Tom Shopay, L (9, PR) OBP: 0.400, SLG: 0.294		0-0 F8		0-0 L5		0-0 1B 1B 1-H	0-0 G6-4-3	0-0 1B	
Davey Johnson, R (1, 4) OBP: 0.351, SLG: 0.366		4-0		0-0		0-0 1B 1B 1-2		0-0 F8	0-0 6-3
Johnny Oates, L (1, 2) OBP: 0.364, SLG: 0.417 Andy Etchebarren, R (6, PH) OBP: 0.252, SLG: 0.254 (7, 2)		0-0 F8		0-0 F7		0-3 K		4-0 SH3-4 BB	
Pat Dobson, R (1, 1) OBP: 0.179, SLG: 0.200			0-3 K		0-0	0-0 1B 1-2 2-H		0-0 SH3-4	

Inning Stats	R: 0	H: 0	E: 0	K: 1	S: 5	R: 0	H: 0	E: 1	K: 0	S: 4	R: 1	H: 1	E: 0	K: 1	S: 6	R: 0	H: 1	E: 0	K: 0	S: 4	R: 0	H: 3	E: 0	K: 1	S: 7	R: 1	H: 3	E: 0	K: 1	S: 7	R: 0	H: 0	E: 0	K: 0	S: 3	R: 0	H: 1	E: 0	K: 1	S: 6	1B: 9	SF: 1	2B: 0	SAC: 1	3B: 1	DP: 1	HR: 0	HBP: 1	WP: 0	PA: 43
--------------	------	------	------	------	------	------	------	------	------	------	------	------	------	------	------	------	------	------	------	------	------	------	------	------	------	------	------	------	------	------	------	------	------	------	------	------	------	------	------	------	-------	-------	-------	--------	-------	-------	-------	--------	-------	--------

PITCHER	IP	WLS	BF	H	R	ER	SO	BB	IBB	HBP	BLK	WP	HR	S	P	ERA	WHIP
Dick Tidrow, R (1, 1) ERA: 3.4	5.1		25	5	2	2	3	2	0	1	0	0	0	28	37	3.38	1.312
Mike Kilkenny, L (6, 1) ERA: 4.34	0.2		4	2	1	1	1	1	0	0	0	0	0	5	9	13.50	4.500
Phil Hennigan, R (7, 1) ERA: 3.08	2.0	W	9	2	0	0	1	1	1	0	0	0	0	9	17	0.00	1.500
Steve Mingori, L (9, 1) ERA: 3.97	1.0	S	5	1	0	0	1	1	0	0	0	0	0	6	10	0.00	2.000

Batter	1	2	3	4	5	6	7	8	9	10	AB R H RBI BB SO LOB	TOP										
Frank Duffy, R OBP: 0.308, SLG: 0.311 (1, 6) X	0-0 G4-3 1B		0-0 F9			0-0 F6		0-0 6-3		4-0 CS 1B IBB	4 1 1 0 1 0 2											
Jack Brohamer, L OBP: 0.297, SLG: 0.323 (1, 4) X	0-0 G4-3 1-2f			0-0 F8 1B 1-3 1B		0-0 F2		0-0 E3 WP SH1-4	0-0 1B 1-H 2-H 3-H	5 1 2 2 0 0 1												
Alex Johnson, R OBP: 0.267, SLG: 0.310 (1, 7) X	0-0 F8			0-0 1-3 1B 1-2		0-0 5-3		0-0 SH1-4	0-0 4-3	4 0 1 0 0 0 1 0 0 0 0 0 0 0												
Tom McCraw, L OBP: 0.371, SLG: 0.394 (10, 7) X																						
Graig Nettles, L OBP: 0.336, SLG: 0.380 (1, 5) X		0-0 F8		0-0 F8		0-3 K		0-0 G3		4 0 0 0 0 1 3												
Buddy Bell, R OBP: 0.272, SLG: 0.306 (1, 9) X		0-0 5-3		0-0 1-3		0-0 6-3		0-0 6-3		4 0 0 1 0 0 2												
Chris Chambliss, L OBP: 0.304, SLG: 0.360 (1, 3) X		0-0 6-3		0-0 5-3		0-0 1-3				4 1 1 0 0 0 1												
Ray Fosse, R OBP: 0.304, SLG: 0.358 (1, 2) X			0-0 5-3		0-0 F8		0-0 6-3			4 0 1 0 0 0 0												
Del Unser, L OBP: 0.259, SLG: 0.272 (1, 8) X			4-0 SH1-4 BB		0-0 4-3		0-0 SH2-4 1B		4-0 CS SH1-4 1B IBB	2 1 1 0 2 0 0												
Gaylord Perry, R OBP: 0.221, SLG: 0.229 (1, 1) X			0-0 SH1-4		0-3 K		0-0 SH2-4		0-0 SH1-4	1 0 0 1 0 1 0												
Inning Stats	R: 0 E: 0 K: 0 S: 3	H: 1 LOB: 0 BB: 0 P: 3	R: 0 E: 0 K: 0 S: 3	H: 0 LOB: 0 BB: 0 P: 3	R: 0 E: 0 K: 0 S: 3	H: 0 LOB: 1 BB: 1 P: 7	R: 1 E: 0 K: 0 S: 5	H: 2 LOB: 1 BB: 0 P: 5	R: 0 E: 0 K: 1 S: 5	H: 0 LOB: 0 BB: 0 P: 5	R: 0 E: 0 K: 0 S: 3	H: 0 LOB: 0 BB: 0 P: 5	R: 0 E: 0 K: 1 S: 4	H: 1 LOB: 1 BB: 0 P: 4	R: 0 E: 1 K: 0 S: 4	H: 0 LOB: 1 BB: 0 P: 4	R: 3 E: 0 K: 0 S: 5	H: 3 LOB: 1 BB: 2 P: 13	1B: 6 2B: 1 3B: 0 HR: 0	SF: 0 SAC: 4 DP: 1 HBP: 0	WP: 1 PB: 0 SB: 0 CS: 3	PA: 39
PITCHER Dave McNally, L ERA: 2.53 (1, 1)	IP 10.0	WLS L	BF 39	H 7	R 4	ER 4	SO 2	BB 1	IBB 2	HBP 0	BLK 0	WP 1	HR 0	S 40	P 52	ERA 3.60	WHIP 0.800					

Cleveland Indians @ Baltimore Orioles
 Memorial Stadium, Baltimore, MD
 Fri Jul 28 1972, 7:05 PM EDT
 Att. 12,372 - Unknown

livebaseballscorecards.com

AB 32
 R 4
 H 7
 RBI 4
 BB 3
 SO 2
 LOB 10



Batter	1	2	3	4	5	6	7	8	9	10	AB	R	H	RBI	BB	SO	LOB
Don Buford, S OBP: 0.353, SLG: 0.270 (1, 7)	0-0 G6-4-3 HBP 1B	4-0 BB			0-0 F8		4-0 FC5-4 IBB			0-0 F7	3	1	1	0	2	0	0
Bobby Grich, R OBP: 0.357, SLG: 0.443 (1, 6)	1-0 G6-4-3 HBP	0-3 K			0-0 F8		0-0 FC5-4 1-2f			0-0 4-3	4	0	0	0	0	1	6
Terry Crowley, L OBP: 0.316, SLG: 0.432 (1, 9)	0-0 G6-4-3 1-2f 2-3				0-0 F8		0-0 1-3			0-0 G3	4	0	0	0	0	0	2
Boog Powell, L OBP: 0.329, SLG: 0.395 (1, 3)	0-0 FC6-4 1B 3-H				0-3 K		0-0 F8			0-0 G3	4	0	1	1	0	1	0
Don Baylor, R OBP: 0.341, SLG: 0.462 (1, 8)	0-0 FC6-4 1-2f				0-0 F4		0-0 F7			0-3 K	4	0	0	0	0	1	1
Brooks Robinson, R OBP: 0.307, SLG: 0.338 (1, 5)		0-0 4-3 1B 1B			0-0 F9		0-0 F8			0-3 K	4	0	1	0	0	1	0
Johnny Oates, L OBP: 0.368, SLG: 0.420 (1, 2)		0-0 4-3 1B 1-2			0-0 1-3		0-0 SH1-4 1B 1B			0-3 K	4	0	2	0	0	1	0
Davey Johnson, R OBP: 0.350, SLG: 0.364 (1, 4)		0-0 4-3 1-2 2-3			0-0 5-3		0-0 SH1-4 1B			0-0 F9	4	0	1	0	0	0	2
Dave McNally, R OBP: 0.145, SLG: 0.167 (1, 1)		0-0 6-3			0-0 F7		0-0 SH1-4			0-3 K	2	0	0	0	0	0	2
Tom Shopay, L OBP: 0.381, SLG: 0.278 (10, PH)											1	0	0	0	0	1	0

Inning Stats	R: 1	H: 2	E: 0	LOB: 1	K: 0	S: 4	P: 5	R: 0	H: 2	E: 0	LOB: 3	K: 1	S: 7	P: 11	R: 0	H: 0	E: 0	LOB: 0	K: 1	S: 5	P: 5	R: 0	H: 0	E: 0	LOB: 0	K: 0	S: 3	P: 3	R: 0	H: 0	E: 0	LOB: 0	K: 0	S: 3	P: 3	R: 0	H: 2	E: 0	LOB: 3	K: 0	S: 5	P: 9	R: 0	H: 0	E: 0	LOB: 0	K: 1	S: 5	P: 5	R: 0	H: 0	E: 0	LOB: 0	K: 2	S: 7	P: 7	R: 0	H: 0	E: 0	LOB: 0	K: 1	S: 5	P: 5	1B: 6	SF: 0	2B: 0	SAC: 1	3B: 0	DP: 1	HR: 0	HBP: 1	WP: 0	PA: 38
--------------	------	------	------	--------	------	------	------	------	------	------	--------	------	------	-------	------	------	------	--------	------	------	------	------	------	------	--------	------	------	------	------	------	------	--------	------	------	------	------	------	------	--------	------	------	------	------	------	------	--------	------	------	------	------	------	------	--------	------	------	------	------	------	------	--------	------	------	------	-------	-------	-------	--------	-------	-------	-------	--------	-------	--------


PITCHER	IP	WLS	BF	H	R	ER	SO	BB	IBB	HBP	BLK	WP	HR	S	P	ERA	WHIP
Gaylord Perry, R ERA: 1.69 (1, 1)	10.0	W	38	6	1	1	6	1	1	1	0	0	0	47	56	0.90	0.700

PITCHER	IP	WLS	BF	H	R	ER	SO	BB	IBB	HBP	BLK	WP	HR	S	P	ERA	WHIP

BOTTOM

Cleveland Indians @ Baltimore Orioles
 Memorial Stadium, Baltimore, MD
 Fri Jul 28 1972, 7:05 PM EDT
 Att: 12,372 - Unknown

AB	34
R	1
H	6
RBI	1
BB	2
SO	6
LOB	13



Batter	1	2	3	4	5	6	7	8	9	10	11	AB R H RBI BB SO LOB	TOP						
Del Unser, L OBP: 0.254, SLG: 0.266 (1.8)	5-3		F5		4-3		4-3			4-3		5 0 0 0 0 0 0	Cleveland Indians @ Baltimore Orioles Memorial Stadium, Baltimore, MD Sat Jul 29 1972, 3:33 AM EDT Att: 8,466 - Unknown						
Jack Brohamer, L OBP: 0.296, SLG: 0.319 (1.4)	G3		1B BB		F4		K			F6		4 0 0 0 1 1 0							
Tom McCraw, L OBP: 0.367, SLG: 0.387 (1.7)	BB		F8		F8					4-3		4 0 0 0 1 0 1							
Graig Nettles, L OBP: 0.334, SLG: 0.377 (1.5)	4-3		1-3 1B		F8		1-4-3					5 0 1 0 0 0 1							
Chris Chambliss, L OBP: 0.306, SLG: 0.358 (1.3)		HR BB	K		1B 1B		K					4 1 1 0 1 3 2							
John Lowenstein, L OBP: 0.323, SLG: 0.492 (1.9)		K		1-4-3		1-2 1B		HR				5 1 2 1 0 1 1							
Frank Duffy, R OBP: 0.307, SLG: 0.326 (1.6)		1-H HR		K		K		6-3				4 1 1 2 0 2 2							
Jerry Moses, R OBP: 0.250, SLG: 0.297 (1.2)		6-3		2B		K		F9				4 0 1 0 0 1 2							
Steve Dunning, R (1.1) Steve Mingori, L (8.1)		6-3		F8		B2		F7				3 0 0 0 0 0 1 1 0 0 0 0 0 0							
Inning Stats	R: 0 H: 0 E: 0 K: 0 S: 3 LOB: 1 BB: 1 P: 7	R: 2 H: 1 E: 0 K: 1 S: 6 LOB: 0 BB: 1 P: 10	R: 0 H: 1 E: 0 K: 1 S: 6 LOB: 2 BB: 1 P: 10	R: 0 H: 1 E: 0 K: 1 S: 6 LOB: 1 BB: 0 P: 6	R: 0 H: 0 E: 0 K: 0 S: 3 LOB: 0 BB: 0 P: 3	R: 0 H: 2 E: 0 K: 2 S: 9 LOB: 2 BB: 0 P: 9	R: 0 H: 0 E: 0 K: 1 S: 5 LOB: 0 BB: 0 P: 5	R: 0 H: 0 E: 0 K: 1 S: 5 LOB: 0 BB: 0 P: 5	R: 1 H: 1 E: 0 K: 0 S: 4 LOB: 0 BB: 0 P: 4	R: 0 H: 0 E: 0 K: 0 S: 3 LOB: 0 BB: 0 P: 3	R: 0 H: 0 E: 0 K: 1 S: 5 LOB: 0 BB: 0 P: 5	1B: 3 SF: 0 2B: 1 SAC: 0 3B: 0 DP: 0 HR: 2 HBP: 0		WP: 0 PA: 42 PB: 0 SB: 0 CS: 0					
PITCHER	IP WLS BF H R ER SO BB IBB HBP BLK WP HR S P ERA WHIP																		
Jim Palmer, R (1.1) ERA: 1.97	9.0	36	6	3	3	7	3	0	0	0	0	0	0	0	2	47	59	3.00	1.000
Grant Jackson, L (10.1) ERA: 3.72	2.0	6	0	0	0	1	0	0	0	0	0	0	0	0	8	8	0.00	0.000	

AB	39
R	3
H	6
RBI	3
BB	3
SO	8
LOB	10



livebaseballscores.com

Batter	1	2	3	4	5	6	7	8	9	10	11	AB R H RBI BB SO LOB	BOTTOM
--------	---	---	---	---	---	---	---	---	---	----	----	----------------------	--------

Don Buford, S (1, 7) OBP: 0.357, SLG: 0.276 												5 1 3 0 0 1 2	Cleveland Indians @ Baltimore Orioles Memorial Stadium, Baltimore, MD Sat Jul 29 1972, 3:33 AM EDT Att: 8,466 - Unknown
Merv Rettenmund, R (1, 8) OBP: 0.328, SLG: 0.345 (10, 9) 												4 0 1 0 1 0 4	
Bobby Grich, R (1, 6) OBP: 0.358, SLG: 0.442 												5 0 2 1 0 1 0	
Boog Powell, L (1, 3) OBP: 0.323, SLG: 0.387 												5 0 0 0 0 1 4	
Terry Crowley, L (1, 9) OBP: 0.310, SLG: 0.423 Paul Blair, R (9, PH) OBP: 0.238, SLG: 0.318 (10, 8) 												3 0 0 0 0 0 2 2 1 1 0 0 1 0	
Brooks Robinson, R (1, 5) OBP: 0.305, SLG: 0.345 												5 1 1 1 0 0 1	
Elrod Hendricks, L (1, 2) OBP: 0.247, SLG: 0.186 Don Baylor, R (9, PH) OBP: 0.344, SLG: 0.465 Andy Etchebarren, R (10, 2) OBP: 0.252, SLG: 0.254 												3 1 1 0 0 0 0 1 0 1 1 0 0 0 0 0 0 0 0 0 0	
Davey Johnson, R (1, 4) OBP: 0.348, SLG: 0.359 												3 0 0 0 1 2 1	
Jim Palmer, R (1, 1) OBP: 0.246, SLG: 0.300 Chico Salmon, R (9, PH) Grant Jackson, S (10, 1) 												3 0 1 1 0 1 0 1 0 0 0 0 0 1 0 0 0 0 0 0 0	

Inning Stats	R: 0 H: 1 E: 0 LOB: 0 K: 0 BB: 0 S: 3 P: 3	R: 0 H: 0 E: 0 LOB: 0 K: 1 BB: 0 S: 5 P: 5	R: 0 H: 0 E: 0 LOB: 0 K: 2 BB: 0 S: 7 P: 7	R: 0 H: 2 E: 0 LOB: 2 K: 1 BB: 0 S: 7 P: 7	R: 1 H: 2 E: 0 LOB: 2 K: 0 BB: 1 S: 5 P: 9	R: 0 H: 0 E: 0 LOB: 0 K: 0 BB: 0 S: 3 P: 3	R: 0 H: 0 E: 0 LOB: 0 K: 0 BB: 0 S: 3 P: 3	R: 1 H: 2 E: 0 LOB: 1 K: 0 BB: 1 S: 4 P: 8	R: 1 H: 2 E: 0 LOB: 1 K: 1 BB: 0 S: 7 P: 7	R: 0 H: 1 E: 0 LOB: 0 K: 1 BB: 0 S: 5 P: 5	R: 1 H: 1 E: 0 LOB: 0 K: 1 BB: 0 S: 5 P: 5	1B: 8 SF: 0 2B: 3 SAC: 0 3B: 0 DP: 3 HR: 1 HBP: 0	WP: 0 PA: 42 PB: 0 SB: 0 CS: 0
PITCHER	IP WLS BF H R ER SO BB IBB HBP BLK WP HR S P ERA WHIP												
Steve Dunning, R (1, 1) ERA: 3.14	7.1 29 6 2 2 4 2 0 0 0 0 0 35 43 2.46 1.091												
Steve Mingori, L (8, 1) ERA: 4.1	3.1 L 13 5 2 2 3 0 0 0 0 0 1 19 19 5.40 1.500												

AB 40
R 4
H 11
RBI 4
BB 2
SO 7
LOB 15

WP: 0 PA: 42	PB: 0	SB: 0	CS: 0
--------------	-------	-------	-------

Batter	1	2	3	4	5	6	7	8	9	AB R H RBI BB SO LOB	TOP																
Rick Auerbach, R (1, 6) OBP: 0.289, SLG: 0.283	0-0 F8		0-0 F7		0-0 F5		0-0 F1		0-0 SH1-4	4 0 0 0 0 0 0																	
Ron Theobald, R (1, 4) OBP: 0.363, SLG: 0.264	0-0 4-3 1B		0-0 G3-6-3 1B		4-0 2B BB		0-3 K		0-0 F3	4 1 2 0 1 1 1																	
Dave May, L (1, 8) OBP: 0.287, SLG: 0.348	0-0 4-3 1-2		0-0 G3-6-3 1-2f		0-3 K			0-0 FC1-6 1B	4-0 IBB	4 0 1 0 1 1 3																	
George Scott, R (1, 3) OBP: 0.300, SLG: 0.395	1-0 HBP			0-0 HR	0-0 WP 1-H 2B			0-0 FC1-6 BB 1-2f G3	0-3 K	4 1 2 2 0 1 3																	
John Briggs, L (1, 7) OBP: 0.360, SLG: 0.472	0-0 F8			4-0 G4-3 BB BB	0-3 K 2-3			0-0 G3 1-2		3 0 0 0 1 1 4																	
Joe Lahoud, L (1, 9) OBP: 0.316, SLG: 0.339		0-0 F4		4-0 G4-3 1-2 BB		0-0 F6		4-0 BB IBB		2 0 0 0 2 0 0																	
Mike Ferraro, R (1, 5) OBP: 0.297, SLG: 0.346		0-0 4-3		0-0 G4-3 1-2f 2-3		0-0 L4		4-0 1-2 2-3 BB		3 0 0 0 1 0 2																	
Ellie Rodriguez, R (1, 2) OBP: 0.382, SLG: 0.359		4-0 BB		4-0 IBB		0-0 F8		0-0 4-3		2 0 0 0 2 0 3																	
Earl Stephenson, L (1, 1) Frank Linzy, R (8, 1) OBP: 0.167, SLG: 0.167		0-3 K		0-3 K			0-3 K		0-0 SH1-4 1B	3 0 0 0 0 3 3 1 0 1 0 0 0 0																	
Inning Stats	R: 0 E: 0 K: 0 S: 4	H: 1 LOB: 2 BB: 0 P: 5	R: 0 E: 0 K: 1 S: 5	H: 0 LOB: 1 BB: 1 P: 9	R: 0 E: 0 K: 0 S: 3	H: 1 LOB: 0 BB: 0 P: 3	R: 1 E: 0 K: 1 S: 5	H: 1 LOB: 2 BB: 3 P: 17	R: 1 E: 0 K: 2 S: 8	H: 1 LOB: 1 BB: 1 P: 12	R: 0 E: 0 K: 0 S: 3	H: 0 LOB: 0 BB: 0 P: 3	R: 0 E: 0 K: 2 S: 7	H: 0 LOB: 0 BB: 0 P: 7	R: 0 E: 0 K: 0 S: 4	H: 1 LOB: 3 BB: 2 P: 12	R: 0 E: 0 K: 1 S: 6	H: 1 LOB: 2 BB: 1 P: 10	1B: 4 2B: 1 3B: 0 HR: 1	SF: 0 SAC: 1 DP: 2 HBP: 1	WP: 1 PB: 0 SB: 0 CS: 0	PA: 40					
PITCHER	IP WLS BF H R ER SO BB IBB HBP BLK WP HR S P ERA WHIP																										
Milt Wilcox, R (1, 1) ERA: 3.25	3.0		14	3	1	1	1	2	0	1	0	0	1	13	22	3.00	1.667										
Denny Riddleberger, L (4, 1) ERA: 2.27	3.0		12	1	1	1	3	2	1	0	0	1	0	15	27	3.00	1.000										
Ed Farmer, R (7, 1) ERA: 3.79	2.0		9	1	0	0	2	1	1	0	0	0	0	11	19	0.00	1.000										
Phil Hennigan, R (9, 1) ERA: 3.0	1.0	W	5	1	0	0	1	0	1	0	0	0	0	6	10	0.00	1.000										

Milwaukee Brewers @ Cleveland Indians
Cleveland Municipal Stadium, Cleveland, OH
Sun Jul 30 1972, 3:33 AM EDT
Sunny - 76 F

AB	30
R	2
H	6
RBI	2
BB	8
SO	7
LOB	19



Batter	1	2	3	4	5	6	7	8	9	AB R H RBI BB SO LOB
Frank Duffy, R OBP: 0.304, SLG: 0.328 (1, 6)	0-3 K		0-0 F9		0-0 F7		0-0 G3 2B		0-0 F7	5 0 1 0 0 1 0
Jack Brohamer, L OBP: 0.300, SLG: 0.325 (1, 4)	0-0 1-3		0-0 2B		0-0 1B 1B		0-0 G3 2-3	4-0 BB BB BB BB 1B BB	4 1 2 0 1 0 1	
Buddy Bell, R OBP: 0.274, SLG: 0.312 (1, 9)	0-0 2B		0-0 1-3		0-0 F8		0-0 F8	0-0 E 1B 1-2	5 0 2 0 0 0 3	
Graig Nettles, L OBP: 0.335, SLG: 0.378 (1, 5)	0-0 F8		0-0 4-3		0-0 1B 1-2			0-0 PB SH1-4 1B	5 0 2 0 0 0 4	
Ray Fosse, R OBP: 0.304, SLG: 0.354 (1, 2)		4-0 FC3-6 WP BB		0-3 K	0-0 1-3			0-0 SH1-4 1B	3 0 0 0 1 1 3	
Chris Chambliss, L OBP: 0.309, SLG: 0.361 (1, 3)		0-3 K		0-0 2B 1B		0-0 G6-4-3 1B	0-0 F8	0-0 E6 1-2 2-H	4 1 2 0 0 1 2	
Roy Foster, R OBP: 0.231, SLG: 0.207 (1, 7)		4-0 FC3-6 BB		0-0 FC1-6-5 2B		0-0 G6-4-3 1-2f	0-0 G6-4-3 1B	0-0 F8	2 0 1 1 1 0 1	
Steve Dunning, R (8, PR)		0-0 FC3-6 BB		0-0 FC1-6-5 2B		0-0 L8	0-0 G6-4-3 1B	1-0 HBP	0 0 0 0 0 0 0	
Phil Hennigan, R (9, 1)		0-0 FC3-6 BB		0-0 FC1-6-5 2B		0-0 L8	0-0 G6-4-3 1B	0-0 HBP	0 0 0 0 0 0 0	
Del Unser, L OBP: 0.251, SLG: 0.263 (1, 8)		0-0 FC3-6		0-0 FC1-6-5 2B		0-0 L8	0-0 L8	0-0 4-3	3 0 0 0 0 0 3	
Ed Farmer, R OBP: 0.200, SLG: 0.200 (7, 1)		0-0 FC3-6		0-0 FC1-6-5 2B		0-0 L8	0-0 L8	0-0 4-3	0 0 0 0 0 0 0	
Alex Johnson, R OBP: 0.267, SLG: 0.310 (8, PH)		0-0 FC3-6		0-0 FC1-6-5 2B		0-0 L8	0-0 L8	0-0 4-3	0 0 0 0 0 0 0	
John Lowenstein, L OBP: 0.318, SLG: 0.483 (8, PH)		1-2f 2-3		0-0 FC1-6-5 2B		0-0 L8	0-0 L8	0-0 4-3	0 0 0 0 0 0 0	
Milt Wilcox, R OBP: 0.270, SLG: 0.286 (1, 1)		0-3 K		0-0 F9		0-0 4-3	0-0 4-3	0-0 HR	1 0 0 0 0 1 2	
Denny Riddleberger, R (4, 1)		0-0 K		0-0 F9		0-0 4-3	0-0 4-3	0-0 HR	1 0 0 0 0 0 1	
Tom McCraw, L OBP: 0.368, SLG: 0.401 (7, 8)		0-0 K		0-0 F9		0-0 4-3	0-0 4-3	0-0 HR	2 1 1 1 0 0 0	

Inning Stats	R: 0 E: 0 K: 1 S: 6	H: 1 LOB: 1 BB: 0 P: 6	R: 0 E: 0 K: 2 S: 7	H: 0 LOB: 2 BB: 2 P: 15	R: 0 E: 0 K: 0 S: 4	H: 1 LOB: 1 BB: 0 P: 4	R: 1 E: 0 K: 1 S: 7	H: 2 LOB: 1 BB: 0 P: 7	R: 0 E: 0 K: 0 S: 5	H: 2 LOB: 2 BB: 0 P: 5	R: 0 E: 0 K: 0 S: 3	H: 1 LOB: 0 BB: 0 P: 3	R: 0 E: 0 K: 0 S: 4	H: 1 LOB: 1 BB: 0 P: 4	R: 0 E: 0 K: 0 S: 4	H: 1 LOB: 2 BB: 0 P: 5	R: 2 E: 1 K: 0 S: 5	H: 2 LOB: 2 BB: 1 P: 9	1B: 6 2B: 4 3B: 0 HR: 1	SF: 0 SAC: 1 DP: 1 HBP: 1
--------------	------------------------------	---------------------------------	------------------------------	----------------------------------	------------------------------	---------------------------------	------------------------------	---------------------------------	------------------------------	---------------------------------	------------------------------	---------------------------------	------------------------------	---------------------------------	------------------------------	---------------------------------	------------------------------	---------------------------------	----------------------------------	------------------------------------

PITCHER	IP	WLS	BF	H	R	ER	SO	BB	IBB	HBP	BLK	WP	HR	S	P	ERA	WHIP
Earl Stephenson, L ERA: 2.13 (1, 1)	7.2		34	9	1	1	4	2	0	1	0	2	0	39	48	1.17	1.435
Frank Linzy, R ERA: 3.1 (8, 1)	1.0	L	7	2	2	1	0	1	0	0	0	0	1	6	10	9.00	3.000

BOTTOM

Milwaukee Brewers @ Cleveland Indians
Cleveland Municipal Stadium, Cleveland, OH

Sun Jul 30 1972, 3:33 AM EDT
Sunny - 76 F

AB	36
R	3
H	11
RBI	2
BB	3
SO	4
LOB	22



WP	PA
2	41

Batter	1	2	3	4	5	6	7	8	9	AB R H RBI BB SO LOB	TOP											
Rick Auerbach, R (1, 6) OBP: 0.286, SLG: 0.279	0-0 F7		0-0 L8		0-0 F7		0-0 F7			4 0 0 0 0 0 2												
Brock Davis, L (1, 8) OBP: 0.384, SLG: 0.326	0-0 1B		0-0 1B		0-0 1B		0-0 6-3			4 0 3 1 0 0 1												
Syd O'Brien, R (1, 5) OBP: 0.286, SLG: 0.286	0-3 K		4-0 K		0-3 K			0-3 K		3 0 0 0 1 3 2												
George Scott, R (1, 3) OBP: 0.297, SLG: 0.390	0-3 K		0-0 F8		0-0 L6			0-3 K		4 0 0 0 0 2 3												
Tommie Reynolds, R (1, 7) OBP: 0.297, SLG: 0.273		0-3 K		0-0 F9		0-0 5-3		0-0 5-3		4 0 0 0 0 1 0												
Ollie Brown, R (1, 9) OBP: 0.287, SLG: 0.309		0-0 1B		0-3 K		0-0 2B		0-0 F9		4 0 2 0 0 1 0												
Bob Heise, R (1, 4) OBP: 0.294, SLG: 0.300		0-0 F7		0-0 6-3		0-0 5-3		0-0 6-3		4 0 0 0 0 0 2												
John Felske, R (1, 2) OBP: 0.185, SLG: 0.169 Ron Theobald, R (7, PH) OBP: 0.365, SLG: 0.272 Jerry Bell, S (7, 1) OBP: 0.500, SLG: 0.500 Mike Ferraro, R (9, PH) OBP: 0.296, SLG: 0.344		0-0 FC5-4		4-0 1B		0-0 2B		0-0 F9		1 1 0 0 1 0 1 1 0 1 0 0 0 0 0 0 0 0 0 0 0 1 0 0 0 0 0 0												
Archie Reynolds, R (1, 1) OBP: 0.500, SLG: 0.500 Joe Azcue, R (7, PH) (7, 2)			0-0 6-3		0-0 5-3		0-0 F8			2 0 0 0 0 0 1 1 0 0 0 0 0 1												
Inning Stats	R: 0 E: 0 K: 2 S: 8	H: 1 LOB: 1 BB: 0 P: 8	R: 0 E: 0 K: 1 S: 6	H: 1 LOB: 1 BB: 0 P: 6	R: 0 E: 0 K: 0 S: 4	H: 1 LOB: 2 BB: 1 P: 8	R: 0 E: 0 K: 1 S: 5	H: 0 LOB: 0 BB: 0 P: 5	R: 1 E: 0 K: 1 S: 6	H: 1 LOB: 1 BB: 1 P: 10	R: 0 E: 0 K: 0 S: 4	H: 1 LOB: 1 BB: 0 P: 4	R: 0 E: 0 K: 0 S: 4	H: 1 LOB: 1 BB: 0 P: 4	R: 0 E: 0 K: 2 S: 7	H: 0 LOB: 0 BB: 0 P: 7	R: 0 E: 0 K: 0 S: 3	H: 0 LOB: 0 BB: 0 P: 3	1B: 4 2B: 2 3B: 0 HR: 0	SF: 0 SAC: 0 DP: 0 HBP: 0	WP: 0 PB: 0 SB: 1 CS: 0	PA: 35
PITCHER Tom Hilgendorf, L (1, 1) ERA: 2.77	IP: 9.0 WLS: W BF: 35 H: 6 R: 1 ER: 1 SO: 7 BB: 2 IBB: 0 HBP: 0 BLK: 0 WP: 0 HR: 0 S: 47 P: 55 ERA: 1.00 WHIP: 0.889											PITCHER IP: WLS: BF: H: R: ER: SO: BB: IBB: HBP: BLK: WP: HR: S: P: ERA: WHIP										

Milwaukee Brewers @ Cleveland Indians
Cleveland Municipal Stadium, Cleveland, OH
Sun Jul 30 1972, 3:38 AM EDT
Att: 13,281 - Unknown

AB	33
R	1
H	6
RBI	1
BB	2
SO	7
LOB	13



Batter	1	2	3	4	5	6	7	8	9	AB R H RBI BB SO LOB
Del Unser, L OBP: 0.255, SLG: 0.265 (1, 8) BBB	4-0 E S E BB	0-0 SF7			0-0 F8	0-0 1B				2 1 1 1 1 0 0
Jack Brohamer, L OBP: 0.297, SLG: 0.320 (1, 4) X	0-0 F7	0-0 F7			0-0 F6	0-0 2-3	0-0 L4			5 0 0 0 0 0 3
Tom McCraw, L OBP: 0.363, SLG: 0.394 (1, 7) SSS	0-3 K		0-0 3-1		0-0 F3		0-0 4-3			4 0 0 0 0 1 1
Graig Nettles, L OBP: 0.337, SLG: 0.379 (1, 5) X	0-0 E3 1B FC6-5		0-0 F8		0-0 BB 1B 1B		0-0 1B			4 1 2 0 0 0 0
Chris Chambliss, L OBP: 0.313, SLG: 0.363 (1, 3) X	0-0 FC6-5 1B		0-3 K		0-0 1B BB E 1B		0-0 F6			4 1 2 0 0 1 1
Buddy Bell, R OBP: 0.274, SLG: 0.308 (1, 9) X	0-0 FC6-5			0-0 F7	4-0 1B SF8 BB		0-0 F6			3 1 0 0 1 0 2
Frank Duffy, R OBP: 0.308, SLG: 0.328 (1, 6) X		0-0 E S 1B 1B		0-0 F9	0-0 F6		4-0 G5-4-3 BB			3 1 1 0 1 0 3
Jerry Moses, R OBP: 0.274, SLG: 0.321 (1, 2) X		0-0 WP SF7 1B		0-0 1B	0-0 E3 None 1B 1B		0-0 G5-4-3			4 1 3 2 0 0 1
Tom Hilgendorf, S (1, 1) SSS		0-3 K		0-3 K	0-0 SF8					2 0 0 1 0 2 2

Inning Stats	R: 1	H: 1	E: 1	K: 1	S: 7	R: 2	H: 2	E: 0	K: 1	S: 7	R: 0	H: 0	E: 0	K: 1	S: 5	R: 0	H: 1	E: 0	K: 1	S: 6	R: 0	H: 0	E: 0	K: 0	S: 3	R: 3	H: 4	E: 1	K: 0	S: 6	R: 0	H: 1	E: 0	K: 0	S: 4	R: 0	H: 0	E: 0	K: 0	S: 2
	LOB: 2	BB: 1	P: 11			LOB: 0	BB: 0	P: 7			LOB: 1	BB: 0	P: 6			LOB: 1	BB: 1	P: 10			LOB: 1	BB: 0	P: 4			LOB: 0	BB: 1	P: 6			LOB: 1	BB: 0	P: 6			LOB: 0	BB: 1	P: 6		

PITCHER	IP	WLS	BF	H	R	ER	SO	BB	IBB	HBP	BLK	WP	HR	S	P	ERA	WHIP
Archie Reynolds, R ERA: 5.94 (1, 1)	6.0	L	29	8	6	4	4	2	0	0	0	1	0	34	42	6.00	1.667
Jerry Bell, R ERA: 3.32 (7, 1)	2.0		7	1	0	0	0	1	0	0	0	0	0	6	10	0.00	1.000

BOTTOM

Milwaukee Brewers @ Cleveland Indians
Cleveland Municipal Stadium, Cleveland, OH

Sun Jul 30 1972, 3:38 AM EDT
Att. 13,281 - Unknown

AB	31
R	6
H	9
RBI	4
BB	3
SO	4
LOB	13



1B	2B	3B	HR	SF	SAC	DP	HBP	WP	HR	S	P	ERA	WHIP
9	0	0	0	2	0	1	0	2	0	0	36		

Batter	1	2	3	4	5	6	7	8	9	10	AB R H RBI BB SO LOB	TOP												
Rick Auerbach, R (1, 6) OBP: 0.288, SLG: 0.279	0-0 F9 ①		0-0 F4 ②		0-0 FC5-6 1B ①		0-0 5-3 ①		4-0 1B BB		4 1 1 0 1 0 1	Milwaukee Brewers @ Cleveland Indians Cleveland Municipal Stadium, Cleveland, OH Mon Jul 31 1972, 7:05 PM EDT Unknown - 79 F												
Ron Theobald, R (1, 4) OBP: 0.366, SLG: 0.275	0-0 6-3 ②		0-0 1B		0-0 FC5-6 1B ①		0-0 6-3 ②		0-0 FC6-4 1B		5 0 2 0 0 0 2													
Dave May, L (1, 8) OBP: 0.287, SLG: 0.347	0-0 F3 ③		0-0 4-3 ③		0-0 F9 ②		0-0 1B		0-0 FC6-4 1-2f ③		4 0 1 0 0 0 4													
Ollie Brown, R (9, PH) OBP: 0.285, SLG: 0.307											1 0 0 0 0 0 2													
Joe Azcue, R (9, 2)											0 0 0 0 0 0 0													
George Scott, R (1, 3) OBP: 0.298, SLG: 0.390		0-0 1B G3-6-3 1B		0-3 K ①	0-0 1B 1-2 2-H		0-0 L9 ③			0-3 K ①	5 1 2 1 0 2 1													
John Briggs, L (1, 7) OBP: 0.360, SLG: 0.469		0-0 1B G3-6-3 1B		4-0 1B FC5-2 BB	0-0 F8 ③		0-0 F4 ①		0-0 F6 ②		4 0 1 0 1 0 2													
Joe Lahoud, L (1, 9) OBP: 0.313, SLG: 0.335		0-0 1B G3-6-3 1-2f ③		0-0 1B FC5-2 1B		0-0 F3 ①		0-0 F8 ②		0-3 K ③	5 0 1 0 0 1 1													
Mike Ferraro, R (1, 5) OBP: 0.290, SLG: 0.337		0-0 1B L8 ③		0-0 1B FC5-2 1-2 3-H ②		0-0 5-3 ②		0-0 L8 ③			4 0 0 0 0 0 2													
Ellie Rodriguez, R (1, 2) OBP: 0.367, SLG: 0.360			0-0 1B		0-0 F8 ③		4-0 BB		0-0 F6 ①		2 0 1 0 1 0 2													
Brock Davis, L (9, PH) OBP: 0.380, SLG: 0.322			0-0 1B								1 0 0 0 0 0 0													
Bill Parsons, R (1, 1) OBP: 0.149, SLG: 0.114			0-3 K ①		0-0 FC5-6 1B ①		0-3 K ③		0-0 6-3 ②		4 0 1 0 0 2 2													
Inning Stats	R: 0 E: 0 K: 0 S: 3	H: 0 LOB: 0 BB: 0 P: 3	R: 1 E: 0 K: 0 S: 4	H: 2 LOB: 0 BB: 0 P: 4	R: 0 E: 0 K: 1 S: 7	H: 2 LOB: 2 BB: 0 P: 7	R: 0 E: 0 K: 1 S: 6	H: 1 LOB: 2 BB: 1 P: 10	R: 1 E: 0 K: 0 S: 6	H: 3 LOB: 2 BB: 0 P: 6	R: 0 E: 0 K: 1 S: 5	H: 0 LOB: 1 BB: 1 P: 9	R: 0 E: 0 K: 0 S: 4	H: 1 LOB: 1 BB: 0 P: 4	R: 0 E: 0 K: 0 S: 3	H: 0 LOB: 0 BB: 0 P: 3	R: 0 E: 0 K: 2 S: 7	H: 0 LOB: 0 BB: 0 P: 7	1B: 10 2B: 0 3B: 0 HR: 0	SF: 0 SAC: 0 DP: 1 HBP: 0	WP: 0 PB: 0 SB: 0 CS: 0	PA: 42		
PITCHER	IP WLS BF H R ER SO BB IBB HBP BLK WP HR S P ERA WHIP																							
Ray Lamb, R (1, 1) ERA: 3.32	8.2																							
Mike Kilkenny, L (9, 1) ERA: 4.21	1.1	W	4	0	0	0	2	0	0	0	0	0	0	0	8	8	0.00	0.000						

livebaseballscorecards.com

AB 39
R 2
H 10
RBI 1
BB 3
SO 5
LOB 19



Batter	1	2	3	4	5	6	7	8	9	AB R H RBI BB SO LOB	TOP
Rick Auerbach, R (1, 6) OBP: 0.287, SLG: 0.279	0-0 F9 S 1B		0-0 4-3			0-0 F3			0-0 4-3	4 0 1 0 0 0 0	
Brock Davis, L (1, 8) OBP: 0.375, SLG: 0.319	0-0 F9 1-3			0-0 4-3		0-0 5-3			0-0 S 1B	4 0 1 0 0 0 1	
Syd O'Brien, R (1, 5) OBP: 0.264, SLG: 0.261	0-3 K			0-0 4-3		0-0 5-3			0-3 K 1-2	4 0 0 0 0 2 2	
John Briggs, L (1, 3) OBP: 0.359, SLG: 0.464	0-0 1-3			0-3 K			0-0 5-3		4-0 IBB	3 0 0 0 1 1 1	
Ollie Brown, R (1, 9) OBP: 0.290, SLG: 0.311		0-0 L7			0-0 6-3 1B 1B		0-0 G3-6-3 1B		0-0 F8	4 0 2 0 0 0 2	
Joe Lahoud, L (1, 7) OBP: 0.314, SLG: 0.335		0-0 F8			0-0 1-2 6-3 1B		0-0 G3-6-3 1-2f			3 0 1 0 0 0 1	
Bob Heise, R (1, 4) OBP: 0.291, SLG: 0.297 Ron Theobald, R (8, PH) OBP: 0.364, SLG: 0.274 (8, 4)		0-0 6-3			0-0 1-2 2-3 6-3			0-0 F3		2 0 0 0 0 0 2 1 0 0 0 0 0 0	
Joe Azcue, R (1, 2)			0-0 F4		4-0 G6-4-3 IBB			0-0 F9		2 0 0 0 1 0 0	
Gary Ryerson, R (1, 1) OBP: 0.111, SLG: 0.059			0-0 6-3		0-0 G6-4-3 1-2f			0-0 6-3		3 0 0 0 0 0 3	
Inning Stats	R: 0 E: 0 K: 1 S: 6 H: 1 LOB: 1 BB: 0 P: 6	R: 0 E: 0 K: 0 S: 3 H: 0 LOB: 0 BB: 0 P: 3	R: 0 E: 0 K: 0 S: 3 H: 0 LOB: 0 BB: 0 P: 3	R: 0 E: 0 K: 1 S: 5 H: 0 LOB: 0 BB: 0 P: 5	R: 0 E: 0 K: 0 S: 4 H: 2 LOB: 2 BB: 1 P: 8	R: 0 E: 0 K: 0 S: 3 H: 0 LOB: 0 BB: 0 P: 3	R: 0 E: 0 K: 0 S: 3 H: 1 LOB: 0 BB: 0 P: 3	R: 0 E: 0 K: 1 S: 6 H: 1 LOB: 2 BB: 1 P: 10	1B: 5 2B: 0 3B: 0 HR: 0 SF: 0 SAC: 0 DP: 2 HBP: 0	WP: 0 PB: 0 SB: 2 CS: 0 PA: 32	
PITCHER Dick Tidrow, R (1, 1) ERA: 3.16	IP: 9.0 WLS: W BF: 32 H: 5 R: 0 ER: 0 SO: 3 BB: 0 IBB: 2 HBP: 0 BLK: 0 WP: 0 HR: 0 S: 36 P: 44 ERA: 0.00 WHIP: 0.556										

Milwaukee Brewers @ Cleveland Indians
Cleveland Municipal Stadium, Cleveland, OH

Mon Jul 31 1972, 7:05 PM EDT
Att. 15,153 - Unknown - 79 F

AB	30
R	0
H	5
RBI	0
BB	2
SO	3
LOB	12




livebaseballscorecards.com

Batter	1	2	3	4	5	6	7	8	9	AB	R	H	RBI	BB	SO	LOB	BOTTOM																				
Frank Duffy, R OBP: 0.301, SLG: 0.320 (1, 6)	0-0 E5 FC4		0-0 G3			0-0 1B 1B		0-0 E5 3-4		4	0	1	0	0	0	0	Milwaukee Brewers @ Cleveland Indians Cleveland Municipal Stadium, Cleveland, OH Mon Jul 31 1972, 7:05 PM EDT Att: 15,153 - Unknown - 79 F																				
Jack Brohamer, L OBP: 0.298, SLG: 0.328 (1, 4)	0-0 FC4 FC6-4 1-2f		0-0 F7			0-0 F5		0-0 3-4 1-2f		4	0	0	0	0	0	3																					
Buddy Bell, R OBP: 0.273, SLG: 0.307 (1, 9)	0-0 FC6-4 1-2f				0-0 1-3	0-0 1-2 1B		0-0 F7		4	0	1	0	0	0	1																					
Ray Fosse, R OBP: 0.305, SLG: 0.353 (1, 3)	0-0 F9			0-3 K		0-0 F9			0-0 1B WP E 1B	4	1	1	0	0	1	3																					
Graig Nettles, L OBP: 0.332, SLG: 0.371 (1, 5)		0-0 4-3		0-0 5-3		0-0 F9			4-0 E 1B BB	3	0	0	0	1	0	2																					
Roy Foster, R OBP: 0.275, SLG: 0.258 (1, 7)		0-0 1B			0-0 CS 1B		0-0 FC6-4 1B		0-0 E 1B	4	0	4	0	0	0	0																					
Jerry Moses, R OBP: 0.273, SLG: 0.329 (1, 2)		0-3 K			0-0 PB 1-2 2B		0-0 F8		0-0 F3	4	0	1	0	0	1	5																					
Del Unser, L OBP: 0.255, SLG: 0.265 (1, 8) Alex Johnson, R OBP: 0.266, SLG: 0.308 (9, PH)		0-0 F7			0-0 F4 2-3		0-0 FC6-4 1-2f		0-0 E1 1-2 2-3 3-H	3	0	0	0	0	0	3																					
Dick Tidrow, R OBP: 0.195, SLG: 0.154 (1, 1)			0-0 2-3		0-3 K		0-3 K			1	0	0	0	0	0	2																					
Inning Stats	R: 0 E: 1 K: 0 S: 4	H: 0 LOB: 1 BB: 0 P: 4	R: 0 E: 0 K: 1 S: 6	H: 1 LOB: 1 BB: 0 P: 6	R: 0 E: 0 K: 0 S: 3	H: 0 LOB: 0 BB: 0 P: 3	R: 0 E: 0 K: 1 S: 5	H: 2 LOB: 1 BB: 0 P: 6	R: 0 E: 0 K: 0 S: 5	H: 2 LOB: 2 BB: 0 P: 5	R: 0 E: 0 K: 1 S: 6	H: 1 LOB: 1 BB: 0 P: 6	R: 0 E: 1 K: 0 S: 3	H: 0 LOB: 0 BB: 0 P: 3	R: 1 E: 1 K: 0 S: 4	H: 2 LOB: 3 BB: 1 P: 8	1B: 7 2B: 2 3B: 0 HR: 0	SF: 0 SAC: 0 DP: 1 HBP: 0	WP: 1 PB: 1 SB: 0 CS: 1	PA: 35																	
PITCHER Gary Ryerson, L ERA: 2.73 (1, 1)	IP 8.1	WLS L	BF 35	H 8	R 1	ER 0	SO 4	BB 1	IBB 0	HBP 0	BLK 0	WP 1	HR 0	S 42	P 46	ERA 0.00	WHIP 1.080				PITCHER IP 8.1	WLS L	BF 35	H 8	R 1	ER 0	SO 4	BB 1	IBB 0	HBP 0	BLK 0	WP 1	HR 0	S 42	P 46	ERA 0.00	WHIP 1.080

AB	34
R	1
H	8
RBI	0
BB	1
SO	4
LOB	21



livebaseballscorecards.com

Batter	1	2	3	4	5	6	7	8	9	AB R H RBI BB SO LOB	TOP														
Don Buford, S (1, 7) OBP: 0.348, SLG: 0.278	0-0 F5		0-3 K			4-0 1B BB			0-0 F9	3 0 0 0 1 1 0	<p>Baltimore Orioles @ Cleveland Indians Cleveland Municipal Stadium, Cleveland, OH</p> <p>Tue Aug 01 1972, 7:05 PM EDT Att: 30,543 - Unknown</p> <p>livebaseballscorecards.com</p> <table border="1"> <tr><td>AB</td><td>27</td></tr> <tr><td>R</td><td>0</td></tr> <tr><td>H</td><td>2</td></tr> <tr><td>RBI</td><td>0</td></tr> <tr><td>BB</td><td>2</td></tr> <tr><td>SO</td><td>6</td></tr> <tr><td>LOB</td><td>6</td></tr> </table> 	AB	27	R	0	H	2	RBI	0	BB	2	SO	6	LOB	6
AB	27																								
R	0																								
H	2																								
RBI	0																								
BB	2																								
SO	6																								
LOB	6																								
Merv Rettenmund, R (1, 8) OBP: 0.327, SLG: 0.338	0-0 5-3			0-0 6-3		0-0 1-2 1B		0-0 F9	4 0 1 0 0 0 0																
Johnny Oates, L (1, 2) OBP: 0.357, SLG: 0.405	0-0 F6			0-0 F7		0-0 L1-3		0-0 G3	4 0 0 0 0 0 2																
Boog Powell, L (1, 3) OBP: 0.325, SLG: 0.395		0-0 G3 SH1-3 1B		0-3 K			0-0 P4-3		3 0 1 0 0 1 0																
Brooks Robinson, R (1, 5) OBP: 0.299, SLG: 0.337		0-0 SH1-3			0-0 5-3		0-0 F6		2 0 0 0 0 0 0																
Terry Crowley, L (1, 9) OBP: 0.310, SLG: 0.417		0-0 G3			4-0 BB		0-0 4-3		2 0 0 0 1 0 1																
Bobby Grich, R (1, 4) OBP: 0.356, SLG: 0.435		0-0 4-3			0-3 K		0-0 F5		3 0 0 0 0 1 2																
Mark Belanger, R (1, 6) OBP: 0.254, SLG: 0.246			0-0 4-3		0-3 K		0-3 K		3 0 0 0 0 2 1																
Dave McNally, R (1, 1) OBP: 0.140, SLG: 0.161			0-0 6-3			0-0 4-3		0-3 K	2 0 0 0 0 0 0																
Tom Shopay, L (8, PH) OBP: 0.364, SLG: 0.263									1 0 0 0 0 1 0																
Grant Jackson, S (8, 1)									0 0 0 0 0 0 0																
Inning Stats	R: 0 E: 0 K: 0 S: 3	H: 0 LOB: 0 BB: 0 P: 3	R: 0 E: 0 K: 0 S: 4	H: 1 LOB: 1 BB: 0 P: 4	R: 0 E: 0 K: 1 S: 5	H: 0 LOB: 0 BB: 0 P: 5	R: 0 E: 0 K: 1 S: 5	H: 0 LOB: 0 BB: 0 P: 5	R: 0 E: 0 K: 2 S: 7	H: 1 LOB: 1 BB: 1 P: 7	R: 0 E: 0 K: 0 S: 3	H: 0 LOB: 0 BB: 0 P: 3	R: 0 E: 0 K: 2 S: 7	H: 0 LOB: 0 BB: 0 P: 7	R: 0 E: 0 K: 0 S: 3	H: 0 LOB: 0 BB: 0 P: 3	1B: 2 2B: 1 3B: 0 HR: 0	SF: 0 SAC: 1 DP: 1 HBP: 0	WP: 0 PB: 0 SB: 0 CS: 0	PA: 30					
PITCHER Gaylord Perry, R (1, 1) ERA: 1.63	IP: 9.0 WLS: W BF: 30 H: 2 R: 0 ER: 0 SO: 6 BB: 2 IBB: 0 HBP: 0 BLK: 0 WP: 0 HR: 0 S: 40 P: 48 ERA: 0.00 WHIP: 0.444																								

Batter	1	2	3	4	5	6	7	8	9
Frank Duffy, R OBP: 0.296, SLG: 0.314 (1, 6)	0-0 4-3		0-0 5-3		0-0 G6-3			0-0 F3	
Jack Brohamer, L OBP: 0.297, SLG: 0.327 (1, 4)	0-0 F7		0-0 G6-4-3 1B			0-0 6-3		0-3 K	
Roy Foster, R OBP: 0.260, SLG: 0.242 (1, 7) Del Unser, L OBP: 0.255, SLG: 0.265 (9, 7)	0-0 F8		0-0 G6-4-3			0-0 6-3		0-0 F9	
Ray Fosse, R OBP: 0.302, SLG: 0.349 (1, 2)		0-3 K		0-0 6-3		0-0 6-3			
Graig Nettles, L OBP: 0.335, SLG: 0.374 (1, 5)		0-0 F8		0-0 1B			0-0 FC6-4 4-3 1B		
Chris Chambliss, L OBP: 0.312, SLG: 0.361 (1, 3)		0-0 HR 1B		0-0 F8			0-0 4-3		
Buddy Bell, R OBP: 0.277, SLG: 0.319 (1, 9)		0-0 HR		0-0 F8			4-0 FC6-4 IBB		
Tom McCraw, L OBP: 0.365, SLG: 0.393 (1, 8)		0-0 1B			0-0 3-1		0-0 FC6-4		
Gaylord Perry, R OBP: 0.225, SLG: 0.233 (1, 1)		0-0 F8			0-0 G6-3 1B		0-0 FC6-4		


AB	R	H	RBI	BB	SO	LOB
4	0	0	0	0	0	1
4	0	1	0	0	1	0
4	0	0	0	0	0	1
0	0	0	0	0	0	0
3	0	0	0	0	1	0
3	0	2	0	0	0	0
3	1	1	0	0	0	2
2	1	1	2	1	0	1
3	0	1	0	0	0	2
3	0	1	0	0	0	3

BOTTOM

Baltimore Orioles @ Cleveland Indians
Cleveland Municipal Stadium, Cleveland, OH

Tue Aug 01 1972, 7:05 PM EDT
Att. 30,543 - Unknown

AB	29
R	2
H	7
RBI	2
BB	1
SO	2
LOB	10



Inning Stats	R: 0	H: 0	E: 0	K: 0	S: 3	LOB: 0	BB: 0	P: 3
R: 2	H: 3	E: 0	K: 1	S: 8	LOB: 1	BB: 0	P: 8	
R: 0	H: 1	E: 0	K: 0	S: 3	LOB: 0	BB: 0	P: 3	
R: 0	H: 1	E: 0	K: 0	S: 4	LOB: 1	BB: 0	P: 4	
R: 0	H: 1	E: 0	K: 0	S: 3	LOB: 0	BB: 0	P: 3	
R: 0	H: 0	E: 0	K: 0	S: 3	LOB: 0	BB: 0	P: 3	
R: 0	H: 1	E: 0	K: 0	S: 4	LOB: 2	BB: 1	P: 8	
R: 0	H: 0	E: 0	K: 1	S: 5	LOB: 0	BB: 0	P: 5	

1B:	SF:	WP:	PA:
6	0	0	30
2B:	SAC:	PB:	
0	0	0	
3B:	DP:	SB:	
0	2	0	
HR:	HBP:	CS:	
1	0	0	

PITCHER	IP	WLS	BF	H	R	ER	SO	BB	IBB	HBP	BLK	WP	HR	S	P	ERA	WHIP
Dave McNally, L ERA: 2.53 (1, 1)	7.0	L	27	7	2	2	1	0	0	0	0	0	1	28	32	2.57	1.000
Grant Jackson, L ERA: 3.54 (8, 1)	1.0		3	0	0	0	1	0	0	0	0	0	0	5	5	0.00	0.000

Batter	1	2	3	4	5	6	7	8	9	AB R H RBI BB SO LOB
Don Buford, S (1, 7) OBP: 0.346, SLG: 0.275	0-0 F5		0-3 K		0-0 4-3		1-0 HR HBP		0-0 F9	4 1 0 0 0 1 1
Paul Blair, R (1, 8) OBP: 0.236, SLG: 0.307	0-0 F9		0-0 5-3		0-0 F8		0-0 F7		0-0 5-3	5 0 0 0 0 0 3
Johnny Oates, L (1, 2) OBP: 0.366, SLG: 0.435	0-0 1B			0-0 4-3 1B		0-3 K	0-0 1-H 2-H HR		0-3 K	5 2 3 3 0 2 0
Boog Powell, L (1, 3) OBP: 0.324, SLG: 0.404	0-0 F6			0-0 4-3 1-2		0-0 HR	0-0 G3			4 1 1 1 0 0 2
Merv Rettenmund, R (1, 9) OBP: 0.326, SLG: 0.333		0-0 L1		0-0 F7		0-3 K		4-0 1B WP BB		3 1 0 0 1 1 1
Bobby Grich, R (1, 6) OBP: 0.358, SLG: 0.448		0-3 K		0-0 S 1B		0-0 HR		0-0 F3 1-2		4 1 2 2 0 1 1
Brooks Robinson, R (1, 5) OBP: 0.299, SLG: 0.334		0-3 K		4-0 1-2 BB		0-0 F6		0-0 F3		3 0 0 0 1 1 1
Davey Johnson, R (1, 4) OBP: 0.348, SLG: 0.362			0-0 WP 2B	0-3 K			0-0 SH1-4 HR 1B	0-0 FC6-4 2-H 1B		4 1 3 1 0 1 2
Jim Palmer, R (1, 1) OBP: 0.234, SLG: 0.286			0-0 5-3		0-3 K		0-0 SH1-4	0-0 FC6-4		3 0 0 0 0 1 2

Inning Stats	R: 0 E: 0 K: 0 S: 4	H: 1 LOB: 1 BB: 0 P: 4	R: 0 E: 0 K: 2 S: 7	H: 0 LOB: 0 BB: 0 P: 7	R: 0 E: 0 K: 1 S: 6	H: 1 LOB: 1 BB: 0 P: 6	R: 1 E: 0 K: 1 S: 7	H: 2 LOB: 2 BB: 1 P: 11	R: 0 E: 0 K: 1 S: 5	H: 0 LOB: 0 BB: 0 P: 5	R: 2 E: 0 K: 2 S: 9	H: 2 LOB: 0 BB: 0 P: 9	R: 3 E: 0 K: 0 S: 5	H: 2 LOB: 0 BB: 0 P: 6	R: 1 E: 0 K: 0 S: 4	H: 1 LOB: 1 BB: 1 P: 8	R: 0 E: 0 K: 1 S: 5	H: 0 LOB: 0 BB: 0 P: 5	1B: 5 2B: 1 3B: 0 HR: 3	SF: 0 SAC: 1 DP: 0 HBP: 1	WP: 2 PB: 0 SB: 1 CS: 0	PA: 39
--------------	------------------------------	---------------------------------	------------------------------	---------------------------------	------------------------------	---------------------------------	------------------------------	----------------------------------	------------------------------	---------------------------------	------------------------------	---------------------------------	------------------------------	---------------------------------	------------------------------	---------------------------------	------------------------------	---------------------------------	----------------------------------	------------------------------------	----------------------------------	--------

PITCHER	IP	WLS	BF	H	R	ER	SO	BB	IBB	HBP	BLK	WP	HR	S	P	ERA	WHIP
Steve Dunning, R (1, 1) ERA: 3.54	6.0	L	25	6	3	3	7	1	0	0	0	1	2	38	42	4.50	1.167
Ed Farmer, R (7, 1) ERA: 4.54	2.0		11	3	4	4	0	1	0	1	0	1	1	9	14	18.00	2.000
Denny Riddleberger, L (9, 1) ERA: 2.22	1.0		3	0	0	0	1	0	0	0	0	0	0	5	5	0.00	0.000

TOP

Baltimore Orioles @ Cleveland Indians
Cleveland Municipal Stadium, Cleveland, OH

Wed Aug 02 1972, 7:05 PM EDT
Unknown

livebaseballscorecards.com

AB	35
R	7
H	9
RBI	7
BB	2
SO	8
LOB	13

Batter	1	2	3	4	5	6	7	8	9	AB	R	H	RBI	BB	SO	LOB
Del Unser, L (1, 8) OBP: 0.251, SLG: 0.261	0-0 6-3			0-0 F4		0-0 F9		0-0 F4		4	0	0	0	0	0	0
Jack Brohamer, L (1, 4) OBP: 0.302, SLG: 0.330	0-0 F3			0-0 1B		4-0 FC4-6 BB		0-0 1B		3	0	2	0	1	0	0
Tom McCraw, L (1, 7) OBP: 0.359, SLG: 0.386	0-0 G3			0-0 F9		0-3 K		0-0 6-3		4	0	0	0	0	1	3
Graig Nettles, L (1, 5) OBP: 0.332, SLG: 0.369		0-0 F5		0-0 F4		0-0 FC4-6 1-2f		0-0 F2		4	0	0	0	0	0	2
Chris Chambliss, L (1, 3) OBP: 0.307, SLG: 0.354		0-3 K			0-0 F8		0-3 K		0-0 L5	4	0	0	0	0	2	0
Buddy Bell, R (1, 9) OBP: 0.279, SLG: 0.321		0-0 F8			0-0 BB 1B		0-0 F7		0-3 K	2	0	1	0	0	0	0
Roy Foster, R (6, 9) OBP: 0.253, SLG: 0.235										2	0	0	0	0	1	0
Ray Fosse, R (1, 2) OBP: 0.306, SLG: 0.350			0-0 F3		4-0 BB 1-2		0-0 FC6-4 1B			2	0	1	0	1	0	0
Frank Duffy, R (1, 6) OBP: 0.292, SLG: 0.309			0-0 F8		0-0 F3		0-0 FC6-4 1-2f			3	0	0	0	0	0	3
Steve Dunning, R (1, 1) Ed Farmer, R (7, 1) Lou Camilli, S (8, PH) Denny Riddleberger, R (9, 1)			0-0 4-3		0-3 K			0-0 F6		2	0	0	0	0	1	2

Inning Stats	R: 0	H: 0	E: 0	LOB: 0	K: 0	BB: 0	S: 3	P: 3	R: 0	H: 0	E: 0	LOB: 0	K: 1	BB: 0	S: 5	P: 5	R: 0	H: 0	E: 0	LOB: 0	K: 0	BB: 0	S: 3	P: 3	R: 0	H: 1	E: 0	LOB: 1	K: 0	BB: 0	S: 4	P: 4	R: 0	H: 1	E: 0	LOB: 2	K: 1	BB: 1	S: 6	P: 10	R: 0	H: 0	E: 0	LOB: 1	K: 1	BB: 1	S: 5	P: 9	R: 0	H: 1	E: 0	LOB: 1	K: 1	BB: 0	S: 6	P: 6	R: 0	H: 1	E: 0	LOB: 1	K: 0	BB: 0	S: 4	P: 4	R: 0	H: 0	E: 0	LOB: 0	K: 1	BB: 0	S: 5	P: 5
1B: 4	SF: 0	2B: 0	SAC: 0	3B: 0	DP: 0	HR: 0	HBP: 0	WP: 0	PA: 33	ERA: 0.00	WHIP: 0.667	ERA: 1.87	IP: 9.0	WLS: 0	BF: 33	H: 4	R: 0	ER: 0	SO: 5	BB: 2	IBB: 0	HBP: 0	BLK: 0	WP: 0	HR: 0	S: 41	P: 49	ERA: 0.00	WHIP: 0.667	IP: 9.0	WLS: 0	BF: 33	H: 4	R: 0	ER: 0	SO: 5	BB: 2	IBB: 0	HBP: 0	BLK: 0	WP: 0	HR: 0	S: 41	P: 49	ERA: 0.00	WHIP: 0.667																										

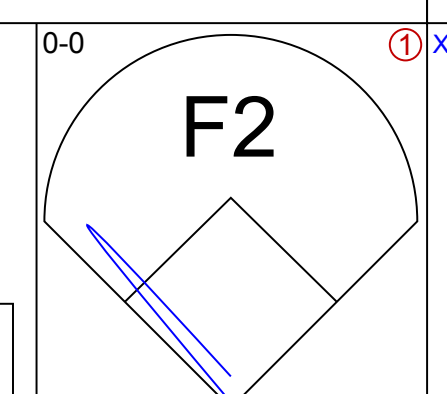
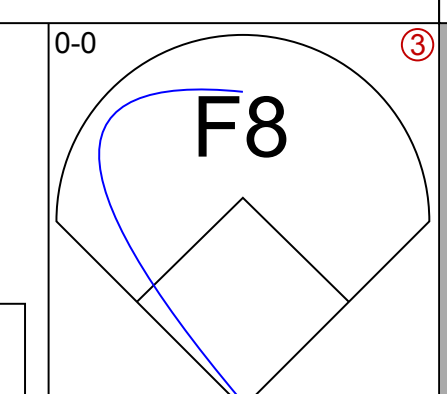

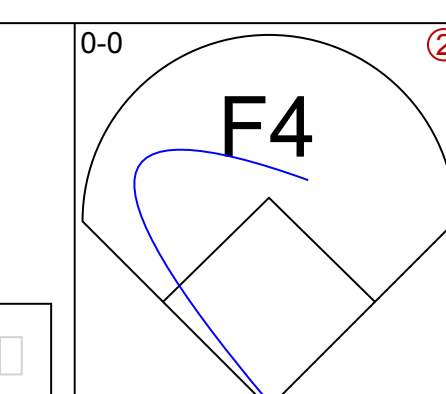

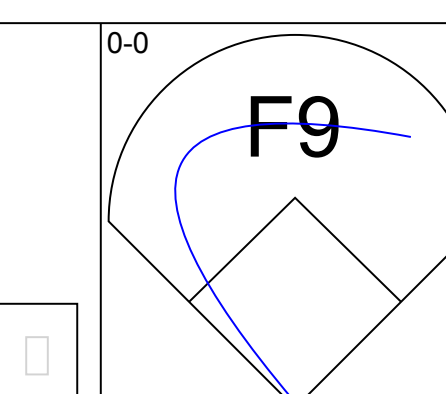


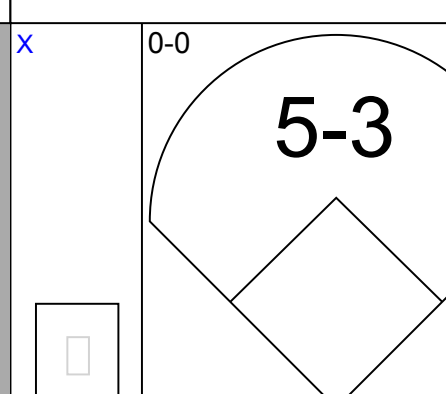

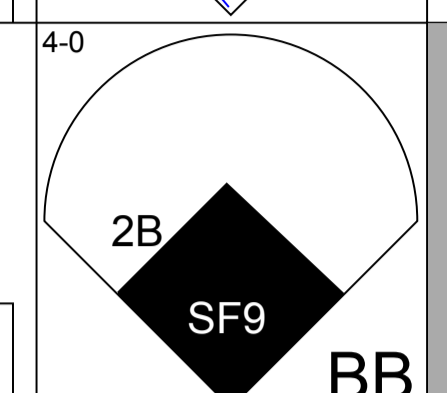

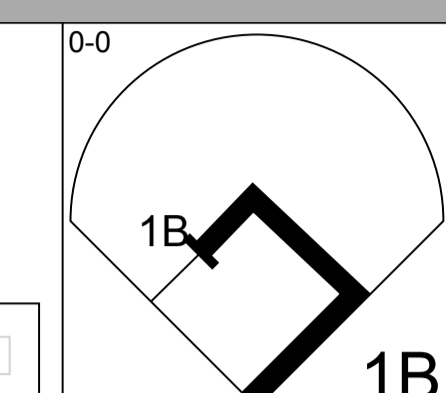
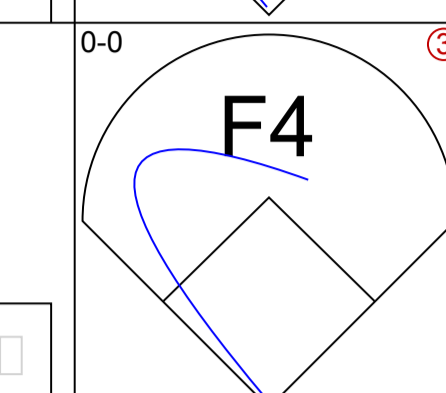


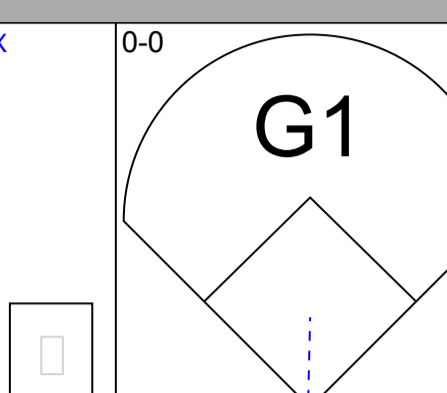

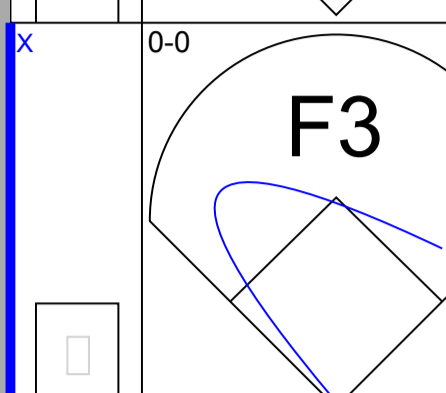
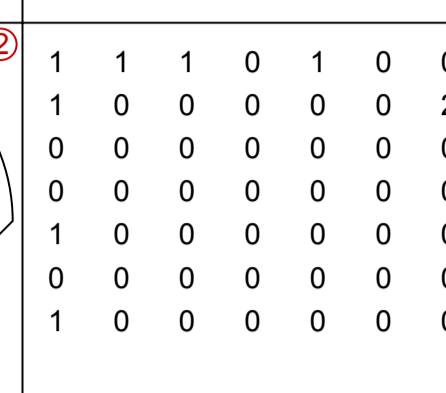
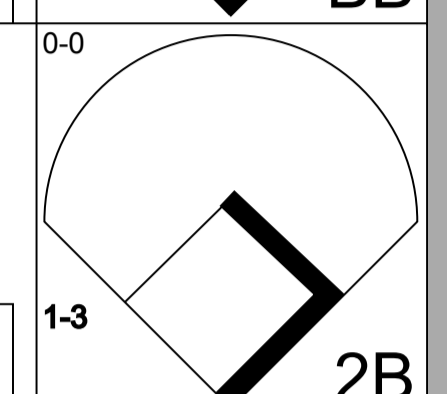

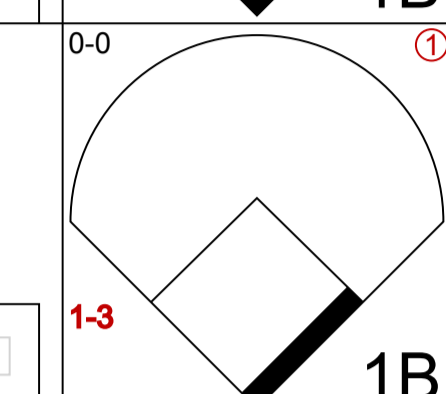

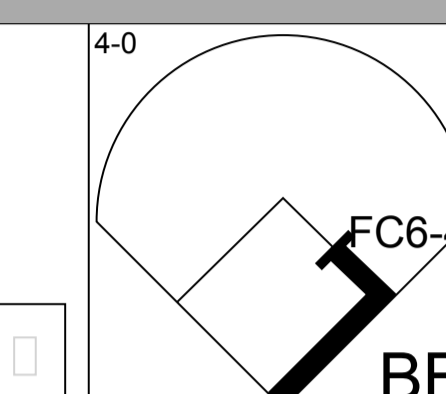

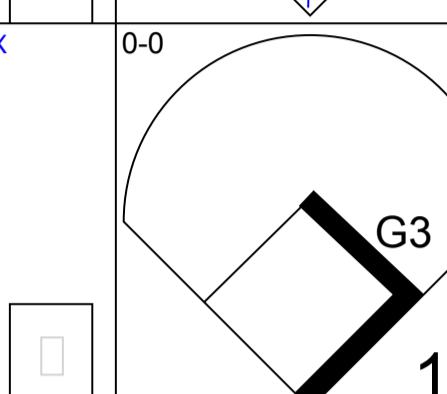

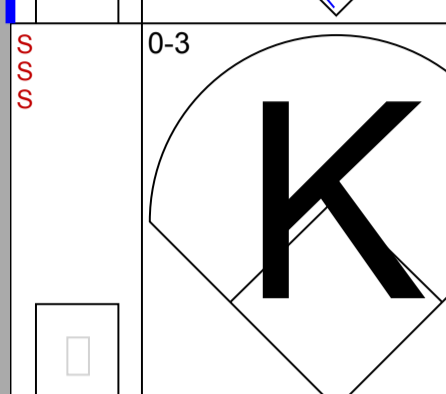

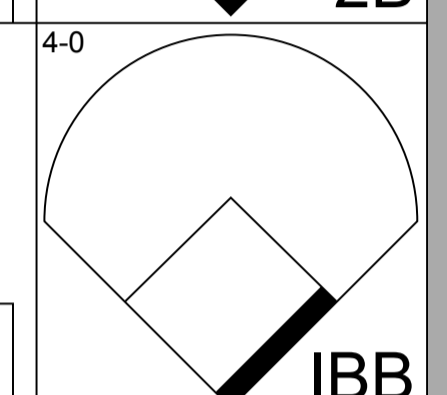

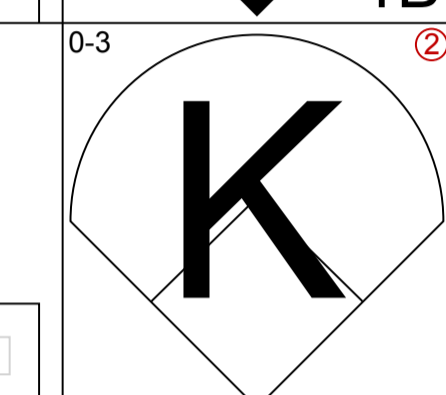

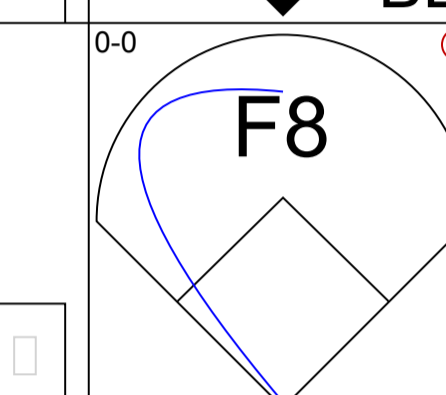

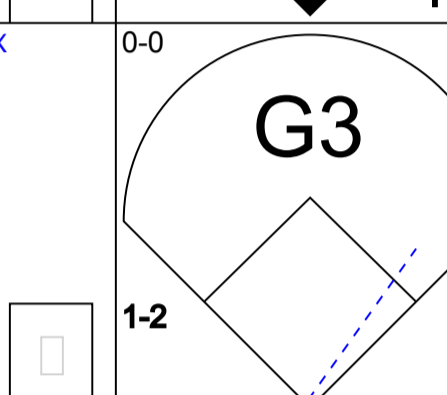



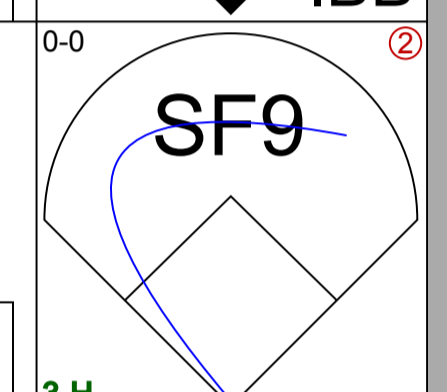

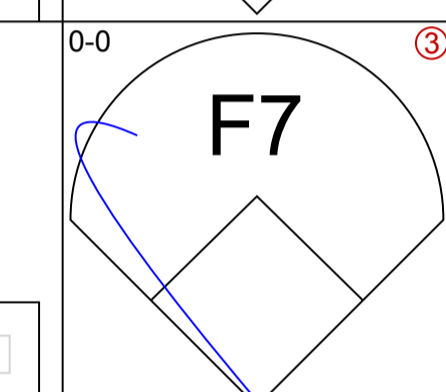

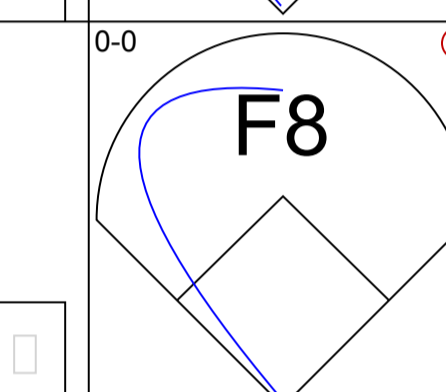

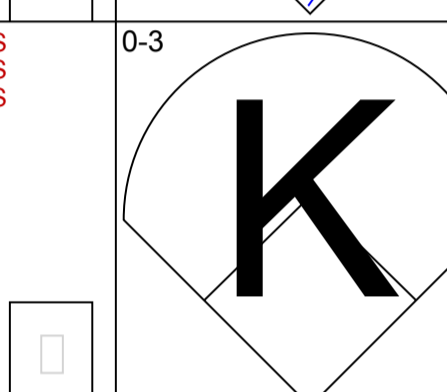


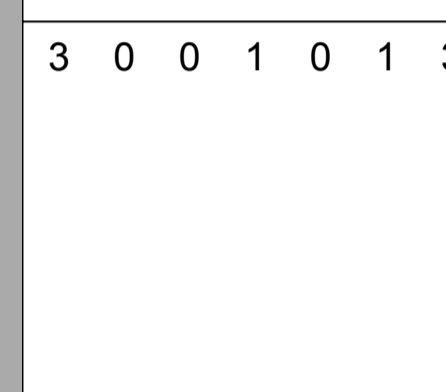
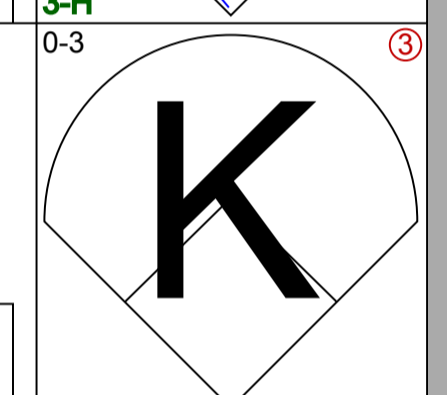


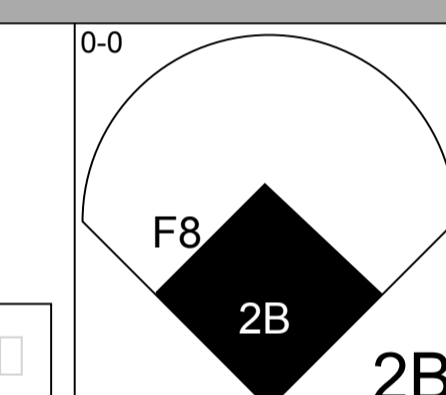
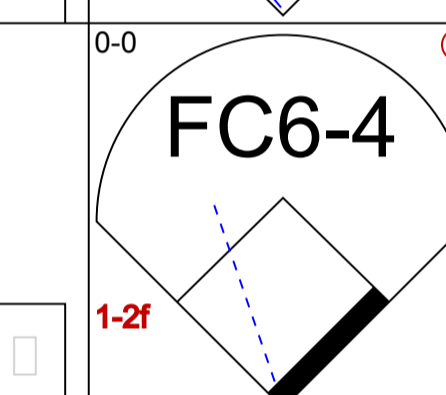


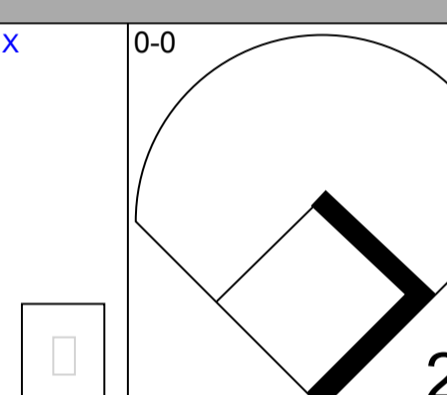



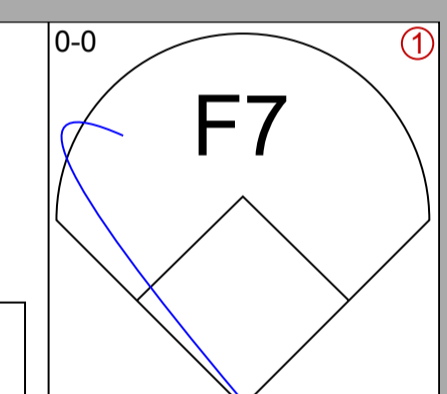

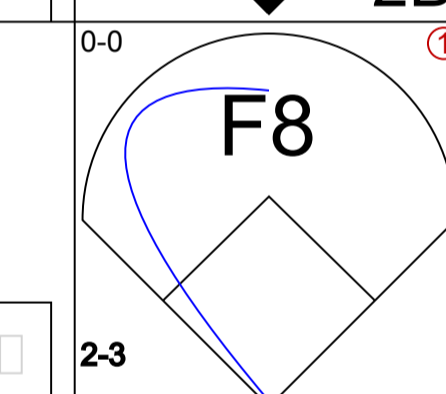

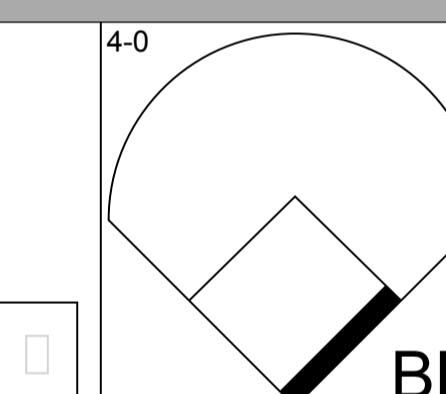

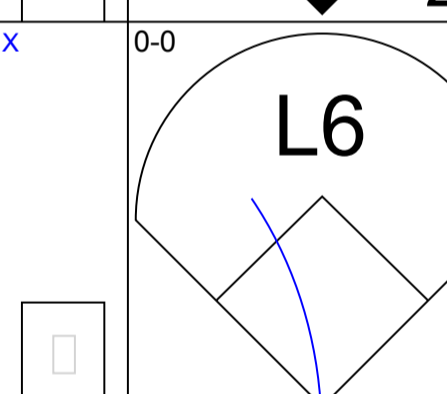

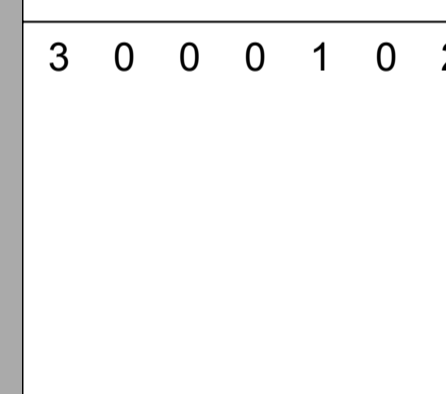

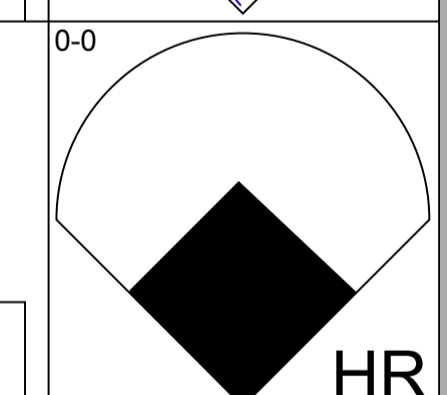

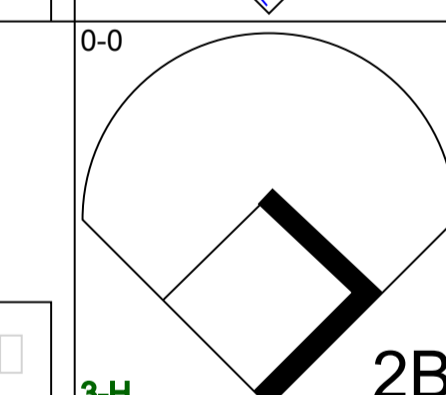

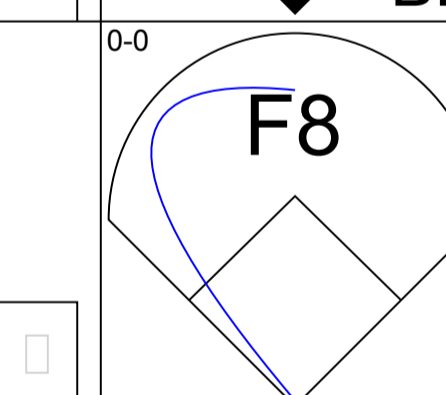

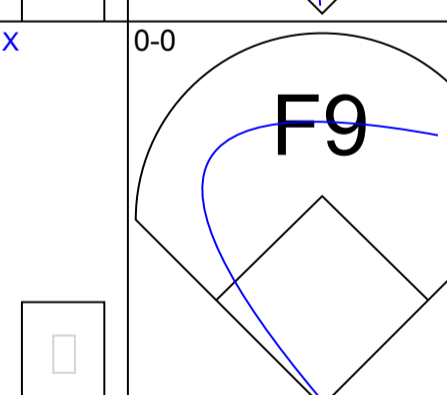



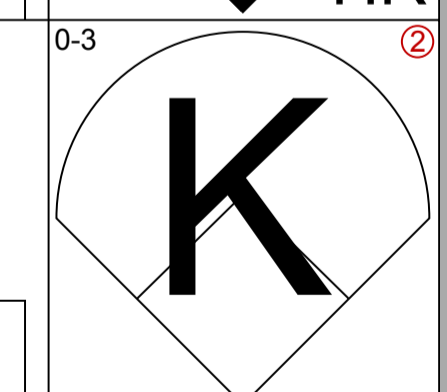

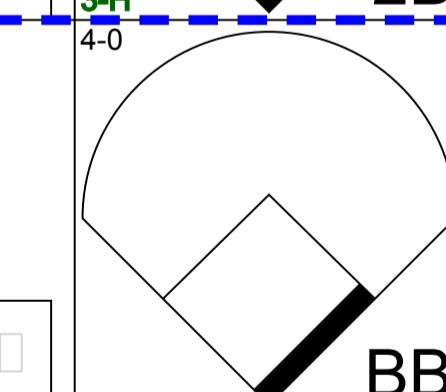

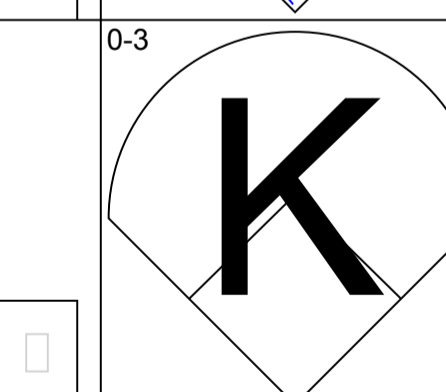

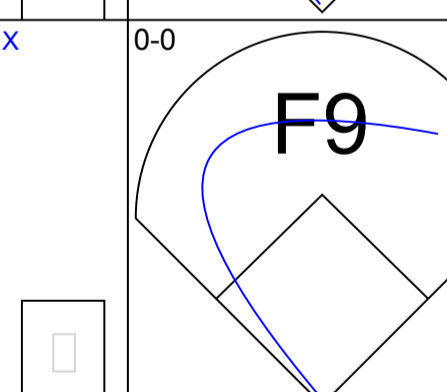


BOTTOM

Baltimore Orioles @ Cleveland Indians
Cleveland Municipal Stadium, Cleveland, OH
 Wed Aug 02 1972, 7:05 PM EDT
 Unknown

AB	31
R	0
H	4
RBI	0
BB	2
SO	5
LOB	10



Batter	1	2	3	4	5	6	7	8	9	AB R H RBI BB SO LOB	TOP
--------	---	---	---	---	---	---	---	---	---	----------------------	-----

<p>Mark Belanger, R (1, 6) OBP: 0.248, SLG: 0.240</p> 	<p>0-0</p> 	<p>0-0</p> 	<p>0-0</p> 	<p>0-0</p> 	<p>0-0</p> 	<p>0-0</p> 	<p>0-0</p> 	<p>0-0</p> 	<p>0-0</p> 	5 0 0 0 0 0 3
<p>Terry Crowley, L (1, 9) OBP: 0.319, SLG: 0.421 Merv Rettenmund, R (4, PH) OBP: 0.326, SLG: 0.332 Dave Leonhard, R (4, 1) OBP: 1.000, SLG: 2.000 Grant Jackson, S (4, 1) Chico Salmon, R (7, PH) Eddie Watt, R (7, 1) Brooks Robinson, R (9, PH) OBP: 0.298, SLG: 0.333</p> 	<p>4-0</p> 	<p>0-0</p> 	<p>0-0</p> 	<p>0-0</p> 	<p>0-0</p> 	<p>0-0</p> 	<p>0-0</p> 	<p>0-0</p> 	<p>0-0</p> 	1 1 1 0 1 0 0 1 0 0 0 0 0 2 0 0 0 0 0 0 0 0 0 0 0 0 0 0 1 0 0 0 0 0 0 0 0 0 0 0 0 0 1 0 0 0 0 0 0
<p>Johnny Oates, L (1, 2) OBP: 0.380, SLG: 0.452</p> 	<p>0-0</p> 	<p>0-0</p> 	<p>0-0</p> 	<p>4-0</p> 	<p>0-0</p> 	<p>0-0</p> 	<p>0-0</p> 	<p>0-3</p> 	<p>0-3</p> 	4 0 3 0 1 1 0
<p>Boog Powell, L (1, 3) OBP: 0.323, SLG: 0.400</p> 	<p>4-0</p> 	<p>0-3</p> 	<p>0-3</p> 	<p>0-0</p> 	<p>0-0</p> 	<p>0-0</p> 	<p>0-0</p> 	<p>0-3</p> 	<p>0-3</p> 	3 0 0 0 1 1 3
<p>Don Baylor, R (1, 7) OBP: 0.330, SLG: 0.446</p> 	<p>0-0</p> 	<p>0-0</p> 	<p>0-0</p> 	<p>0-0</p> 	<p>0-0</p> 	<p>0-3</p> 	<p>0-3</p> 	<p>0-3</p> 	<p>0-3</p> 	3 0 0 1 0 1 3
<p>Bobby Grich, R (1, 5) OBP: 0.360, SLG: 0.456</p> 	<p>0-3</p> 	<p>0-0</p> 	<p>0-0</p> 	<p>0-0</p> 	<p>0-0</p> 	<p>0-0</p> 	<p>0-0</p> 	<p>0-0</p> 	<p>0-0</p> 	4 1 2 0 0 1 3
<p>Davey Johnson, R (1, 4) OBP: 0.346, SLG: 0.358</p> 	<p>0-0</p> 	<p>0-0</p> 	<p>0-0</p> 	<p>4-0</p> 	<p>0-0</p> 	<p>0-0</p> 	<p>0-0</p> 	<p>0-0</p> 	<p>0-0</p> 	3 0 0 0 1 0 2
<p>Paul Blair, R (1, 8) OBP: 0.239, SLG: 0.322</p> 	<p>0-0</p> 	<p>0-0</p> 	<p>0-0</p> 	<p>0-0</p> 	<p>0-0</p> 	<p>0-0</p> 	<p>0-0</p> 	<p>0-0</p> 	<p>0-0</p> 	4 1 2 2 0 0 2
<p>Roric Harrison, R (1, 1) OBP: 0.111, SLG: 0.222 Mickey Scott, L (3, 1) Don Buford, S (4, PH) OBP: 0.346, SLG: 0.273</p> 	<p>0-3</p> 	<p>0-3</p> 	<p>4-0</p> 	<p>0-3</p> 	<p>0-3</p> 	<p>0-0</p> 	<p>0-0</p> 	<p>0-0</p> 	<p>0-0</p> 	1 0 0 0 0 1 0 0 0 0 0 0 0 0 2 0 0 0 1 1 2

Inning Stats														Pitcher													
R: 1	H: 1	R: 1	H: 1	R: 0	H: 2	R: 1	H: 2	R: 0	H: 0	R: 0	H: 1	R: 0	H: 1	R: 0	H: 0	R: 0	H: 0	R: 0	H: 1	R: 0	H: 0	1B: 3	SF: 1	WP: 0	PA: 39		
E: 0	LOB: 2	E: 0	LOB: 0	E: 0	LOB: 1	E: 0	LOB: 2	E: 0	LOB: 1	E: 0	LOB: 1	E: 0	LOB: 1	E: 0	LOB: 1	E: 0	LOB: 1	E: 0	LOB: 1	E: 0	LOB: 0	2B: 4	SAC: 0	PB: 0			
K: 1	BB: 2	K: 1	BB: 0	K: 1	BB: 0	K: 0	BB: 1	K: 0	BB: 1	K: 1	BB: 0	K: 1	BB: 0	K: 0	BB: 1	K: 1	BB: 0	K: 0	BB: 1	K: 0	BB: 0	3B: 0	DP: 0	SB: 0			
S: 6	P: 14	S: 6	P: 6	S: 6	P: 6	S: 5	P: 9	S: 3	P: 7	S: 5	P: 9	S: 6	P: 6	S: 4	P: 4	S: 5	P: 5	S: 5	P: 5	S: 5	P: 5	HR: 1	HBP: 0	CS: 0			

Pitcher														Pitcher																	
Milt Wilcox, R (1, 1) ERA: 3.38	3.1	WLS	17	H	6	R	3	ER	3	SO	3	BB	1	IBB	1	HBP	0	BLK	0	WP	0	HR	1	S	21	P	29	ERA	8.10	WHIP	2.100
Mike Kilkenny, L (4, 1) ERA: 3.76	5.2	W	22	H	2	R	0	ER	0	SO	3	BB	3	IBB	0	HBP	0	BLK	0	WP	0	HR	0	S	25	P	37	ERA	0.00	WHIP	0.882

Baltimore Orioles @ Cleveland Indians
Cleveland Municipal Stadium, Cleveland, OH
Wed Aug 02 1972, 7:05 PM EDT
Att: 14,148 - Unknown

AB	33
R	3
H	8
RBI	3
BB	5
SO	6
LOB	20



Batter	1	2	3	4	5	6	7	8	9	AB	R	H	RBI	BB	SO	LOB
Del Unser, L OBP: 0.250, SLG: 0.259 (1, 8)	F7		HR	F6		F8		4-3		5	1	1	0	0	0	1
Jack Brohamer, L OBP: 0.307, SLG: 0.332 (1, 4)	1B		HR	BB		4-3		K		4	1	2	0	1	1	0
Chris Chambliss, L OBP: 0.313, SLG: 0.370 (1, 3)	F8		HR	BB				4-3		4	1	2	3	1	0	1
Graig Nettles, L OBP: 0.331, SLG: 0.368 (1, 5)	4-3		HR	BB		F8				4	0	1	0	0	0	5
Tom McCraw, L OBP: 0.358, SLG: 0.384 (1, 9)		HR	4-3			F8				4	1	1	0	0	0	1
Roy Foster, R OBP: 0.266, SLG: 0.292 (1, 7)		HR	K			F9				4	2	2	2	0	1	1
Frank Duffy, R OBP: 0.296, SLG: 0.310 (1, 6)		6-3	K			BB		BB		3	0	1	0	1	1	1
Jerry Moses, R OBP: 0.283, SLG: 0.329 (1, 2)		F3				L4		BB		3	0	1	0	1	0	1
Milt Wilcox, R OBP: 0.263, SLG: 0.278 (1, 1)		F3				K		K		1	0	0	0	0	0	0
Mike Kilkeny, R OBP: 0.083, SLG: 0.083 (4, 1)										2	0	0	0	0	2	3

Inning Stats	R: 0	H: 1	R: 2	H: 2	R: 3	H: 4	R: 0	H: 1	R: 1	H: 1	R: 0	H: 1	R: 0	H: 0	R: 0	H: 0
	E: 0	LOB: 1	E: 0	LOB: 0	E: 1	LOB: 1	E: 0	LOB: 3	E: 1	LOB: 1	E: 0	LOB: 1	E: 0	LOB: 2	E: 0	LOB: 0
	K: 0	BB: 0	K: 0	BB: 0	K: 2	BB: 0	K: 0	BB: 2	K: 1	BB: 1	K: 0	BB: 0	K: 1	BB: 1	K: 1	BB: 0
	S: 4	P: 4	S: 5	P: 5	S: 11	P: 11	S: 4	P: 12	S: 6	P: 10	S: 4	P: 4	S: 6	P: 10	S: 5	P: 5


PITCHER	IP	WLS	BF	H	R	ER	SO	BB	IBB	HBP	BLK	WP	HR	S	P	ERA	WHIP
Roric Harrison, R ERA: 2.41 (1, 1)	2.0	L	12	6	5	5	0	0	0	0	0	0	2	12	12	22.50	3.000
Mickey Scott, L ERA: 2.37 (3, 1)	1.0		4	1	0	0	2	0	0	0	0	0	0	8	8	0.00	1.000
Dave Leonhard, R ERA: 4.5 (4, 1)	0.2		5	1	0	0	0	2	0	0	0	0	0	3	11	0.00	4.500
Grant Jackson, L ERA: 3.18 (4, 1)	2.1		10	2	1	0	1	1	0	0	0	0	0	11	15	0.00	1.286
Eddie Watt, R ERA: 3.18 (7, 1)	2.0		8	1	0	0	2	1	0	0	0	0	0	11	15	0.00	1.000

BOTTOM


Baltimore Orioles @ Cleveland Indians
Cleveland Municipal Stadium, Cleveland, OH

Wed Aug 02 1972, 7:05 PM EDT
Att. 14,148 - Unknown

AB 34
R 6
H 11
RBI 5
BB 4
SO 5
LOB 14



WP	HR	S	P	ERA	WHIP
0	0	0	0	0	0

Batter	1	2	3	4	5	6	7	8	9	AB R H RBI BB SO LOB	TOP														
Merv Rettenmund, R (1, 9) OBP: 0.322, SLG: 0.333	0-0 1-3		0-0 1-3		0-3 K		0-0 FC5-4		0-0 2B	5 0 1 0 0 1 3	<p>Baltimore Orioles @ Cleveland Indians Cleveland Municipal Stadium, Cleveland, OH</p> <p>Thu Aug 03 1972, 7:05 PM EDT Att: 12,449 - Unknown</p> <p>livebaseballscorecards.com</p> <table border="1"> <tr><td>AB</td><td>32</td></tr> <tr><td>R</td><td>3</td></tr> <tr><td>H</td><td>7</td></tr> <tr><td>RBI</td><td>3</td></tr> <tr><td>BB</td><td>3</td></tr> <tr><td>SO</td><td>4</td></tr> <tr><td>LOB</td><td>17</td></tr> </table> 	AB	32	R	3	H	7	RBI	3	BB	3	SO	4	LOB	17
AB	32																								
R	3																								
H	7																								
RBI	3																								
BB	3																								
SO	4																								
LOB	17																								
Paul Blair, R (1, 8) OBP: 0.239, SLG: 0.321 Don Buford, S (9, PH) OBP: 0.345, SLG: 0.272	0-3 K		0-0 1B			0-0 E5 HR	0-0 1-3		0-0 F9	4 1 1 0 0 1 2 1 0 0 0 0 0 1															
Bobby Grich, R (1, 6) OBP: 0.355, SLG: 0.449	0-0 L5		0-0 F8			0-3 K		0-0 6-3		4 0 0 0 0 1 2															
Brooks Robinson, R (1, 5) OBP: 0.303, SLG: 0.344 Mark Belanger, R (8, PR) OBP: 0.248, SLG: 0.240		0-0 1B		0-0 F7		0-0 HR		4-0 HBP		3 2 2 2 1 0 0 0 0 0 0 0 0 0															
Don Baylor, R (1, 7) OBP: 0.329, SLG: 0.442		0-0 1B		0-0 F8		0-0 F9		0-0 F4		4 0 1 0 0 0 1															
Boog Powell, L (1, 3) OBP: 0.325, SLG: 0.399		0-0 1B		0-0 G3		0-0 1-3		1-0 HBP		3 0 1 1 0 0 0															
Davey Johnson, R (1, 4) OBP: 0.345, SLG: 0.360		0-0 G6-4-3			0-0 5-3		0-0 FC5-6	0-0 F7		4 0 1 0 0 0 4															
Andy Etchebarren, R (1, 2) OBP: 0.268, SLG: 0.263 Johnny Oates, L (9, PH) OBP: 0.377, SLG: 0.449		4-0 IBB			4-0 SH5-4		1-0 FC5-4		0-0 F7	0 0 0 0 2 0 0 1 0 0 0 0 0 0															
Mike Cuellar, L (1, 1) OBP: 0.127, SLG: 0.236 Terry Crowley, L (9, PH) OBP: 0.317, SLG: 0.418		0-0 G3			0-0 SH5-4		0-0 FC5-6		0-3 K	2 0 0 0 0 0 4 1 0 0 0 0 1 0															
Inning Stats	R: 0 H: 0 E: 0 LOB: 0 K: 1 BB: 0 S: 5 P: 5	R: 1 H: 3 E: 0 LOB: 2 K: 0 BB: 1 S: 5 P: 9	R: 0 H: 1 E: 0 LOB: 0 K: 0 BB: 0 S: 3 P: 3	R: 0 H: 0 E: 0 LOB: 0 K: 0 BB: 0 S: 3 P: 3	R: 0 H: 0 E: 0 LOB: 1 K: 1 BB: 1 S: 5 P: 9	R: 2 H: 1 E: 1 LOB: 0 K: 1 BB: 0 S: 7 P: 7	R: 0 H: 1 E: 0 LOB: 2 K: 0 BB: 0 S: 4 P: 5	R: 0 H: 0 E: 0 LOB: 2 K: 0 BB: 1 S: 3 P: 8	R: 0 H: 1 E: 0 LOB: 1 K: 1 BB: 0 S: 6 P: 6	1B: 4 SF: 0 2B: 2 SAC: 1 3B: 0 DP: 1 HR: 1 HBP: 2	WP: 0 PA: 38 PB: 0 SB: 0 CS: 1														
PITCHER	IP WLS BF H R ER SO BB IBB HBP BLK WP HR S P ERA WHIP											PITCHER	IP WLS BF H R ER SO BB IBB HBP BLK WP HR S P ERA WHIP												
Tom Hilgendorf, L (1, 1) ERA: 2.7	7.0 W 29 6 3 2 3 1 1 1 0 0 1 32 41 2.57 1.000																								
Phil Hennigan, R (8, 1) ERA: 2.85	2.0 S 9 1 0 0 1 1 0 1 0 0 0 9 14 0.00 1.000																								

Batter	1	2	3	4	5	6	7	8	9	AB	R	H	RBI	BB	SO	LOB
Tom McCraw, L OBP: 0.353, SLG: 0.378 (1, 9)	G3 0-0		3-1 0-0		F8 0-0		F8 0-0			4	0	0	0	0	0	0
Jack Brohamer, L OBP: 0.309, SLG: 0.334 (1, 4)	G3 0-0			2B SF9 1B	F8 0-0		BB 1B			4	1	2	0	0	0	0
Chris Chambliss, L OBP: 0.320, SLG: 0.385 (1, 3)	1B 0-0			SF9 1-3 2B	2B 0-0		K 0-3			4	2	3	0	0	1	1
Roy Foster, R OBP: 0.289, SLG: 0.311 Phil Hennigan, R (8, 1)	F6 0-0			2B BB	1B 2B		BB 1-2 BB			2	1	1	1	2	0	1
Graig Nettles, L OBP: 0.330, SLG: 0.368 (1, 5)		6-3 0-0		SF9 2-3 3-H	1B 2B		F9 0-0			3	0	1	2	0	0	2
Ray Fosse, R OBP: 0.305, SLG: 0.352 (1, 2)		6-3 0-0		2B 1-3 3-H	4-3 0-0		F8 0-0			4	0	1	1	0	0	1
Frank Duffy, R OBP: 0.295, SLG: 0.305 (1, 6)		F4 0-0		IBB 4-0		6-3 0-0		L6 0-0		3	0	0	0	1	0	0
Del Unser, L OBP: 0.247, SLG: 0.256 (1, 8)			F9 0-0	K 0-3	4-3 0-0		G3 0-0			4	0	0	0	0	1	3
Tom Hilgendorf, S John Lowenstein, L OBP: 0.329, SLG: 0.524 (8, 7)			K 0-3	K 0-3	K 0-3					3	0	0	0	0	3	3
										0	0	0	0	0	0	0

Inning Stats	R: 0 E: 0 K: 0 S: 4	H: 1 LOB: 1 BB: 0 P: 4	R: 0 E: 0 K: 0 S: 3	H: 0 LOB: 0 BB: 0 P: 3	R: 0 E: 0 K: 1 S: 5	H: 0 LOB: 0 BB: 0 P: 5	R: 2 E: 0 K: 2 S: 10	H: 3 LOB: 3 BB: 2 P: 18	R: 2 E: 0 K: 0 S: 6	H: 3 LOB: 1 BB: 0 P: 6	R: 0 E: 0 K: 1 S: 5	H: 0 LOB: 0 BB: 0 P: 5	R: 0 E: 0 K: 1 S: 6	H: 1 LOB: 2 BB: 1 P: 10	R: 0 E: 0 K: 0 S: 3	H: 0 LOB: 0 BB: 0 P: 3	1B: 4 2B: 4 3B: 0 HR: 0	SF: 1 SAC: 0 DP: 0 HBP: 0
--------------	------------------------------	---------------------------------	------------------------------	---------------------------------	------------------------------	---------------------------------	-------------------------------	----------------------------------	------------------------------	---------------------------------	------------------------------	---------------------------------	------------------------------	----------------------------------	------------------------------	---------------------------------	----------------------------------	------------------------------------

PITCHER	IP	WLS	BF	H	R	ER	SO	BB	IBB	HBP	BLK	WP	HR	S	P	ERA	WHIP
Mike Cuellar, L ERA: 2.58 (1, 1)	8.0	L	35	8	4	4	5	2	1	0	0	0	0	42	54	4.50	1.250

BOTTOM

Baltimore Orioles @ Cleveland Indians
Cleveland Municipal Stadium, Cleveland, OH

Thu Aug 03 1972, 7:05 PM EDT
Att. 12,449 - Unknown

livebaseballscorecards.com

AB	31
R	4
H	8
RBI	4
BB	3
SO	5
LOB	11



WP: 0	PA: 35
PB: 0	SB: 0
CS: 0	

Batter	1	2	3	4	5	6	7	8	9	AB R H RBI BB SO LOB	TOP																													
Dick McAuliffe, L (1, 4) OBP: 0.349, SLG: 0.332	0-0 F5			0-0 F6		0-0 4-3		0-0 F8		4 0 0 0 0 0 1																														
Aurelio Rodriguez, R (1, 5) OBP: 0.268, SLG: 0.349	0-3 K			0-0 1B		0-0 F2		0-0 5-3		4 0 1 0 0 1 1																														
Gates Brown, L (1, 7) OBP: 0.309, SLG: 0.390	0-0 4-3			0-0 1B		0-0 F8		0-0 4-3		4 0 1 0 0 0 0																														
Bill Freehan, R (1, 2) OBP: 0.351, SLG: 0.388		0-3 K		0-0 F6		4-0 1B BB		0-0 F4		3 0 0 0 1 1 1																														
Norm Cash, L (1, 3) OBP: 0.325, SLG: 0.495		0-3 K			0-0 F8		0-3 K			3 0 0 0 0 2 1																														
Jim Northrup, L (1, 9) OBP: 0.338, SLG: 0.367		0-3 K			0-0 F9		0-0 1B			3 0 1 0 0 1 0																														
Mickey Stanley, R (1, 8) OBP: 0.260, SLG: 0.380			0-0 4-3		0-0 6-3		0-0 F7			3 0 0 0 0 0 2																														
Ed Brinkman, R (1, 6) OBP: 0.242, SLG: 0.270			0-0 L6			0-0 4-3 SH5-4 1B		0-0 F9		3 0 1 0 0 0 0																														
Mickey Lolich, S (1, 1) OBP: 0.237, SLG: 0.094			0-3 K			0-0 SH5-4		0-0 F8		1 0 0 0 0 1 0																														
Willie Horton, R (8, PH) OBP: 0.292, SLG: 0.384										1 0 0 0 0 0 0																														
Fred Scherman, L (8, 1) OBP: 0.158, SLG: 0.111										0 0 0 0 0 0 0																														
Inning Stats	R: 0 E: 0 K: 1 S: 5	H: 0 LOB: 0 BB: 0 P: 5	R: 0 E: 0 K: 3 S: 9	H: 0 LOB: 0 BB: 0 P: 9	R: 0 E: 0 K: 1 S: 5	H: 0 LOB: 0 BB: 0 P: 5	R: 0 E: 0 K: 0 S: 4	H: 2 LOB: 1 BB: 0 P: 4	R: 0 E: 0 K: 0 S: 3	H: 0 LOB: 0 BB: 0 P: 3	R: 0 E: 0 K: 0 S: 4	H: 1 LOB: 1 BB: 0 P: 4	R: 0 E: 0 K: 1 S: 6	H: 1 LOB: 2 BB: 1 P: 10	R: 0 E: 0 K: 0 S: 3	H: 0 LOB: 0 BB: 0 P: 3	R: 0 E: 0 K: 0 S: 3	H: 0 LOB: 0 BB: 0 P: 3	1B: 4 2B: 0 3B: 0 HR: 0	SF: 0 SAC: 1 DP: 0 HBP: 0	WP: 0 PB: 0 SB: 0 CS: 0	PA: 31																		
PITCHER Dick Tidrow, R (1, 1) ERA: 2.96	IP 9.0	WLS W	BF 31	H 4	R 0	ER 0	SO 6	BB 1	IBB 0	HBP 0	BLK 0	WP 0	HR 0	S 42	P 46	ERA 0.00	WHIP 0.556						PITCHER	IP 9.0	WLS W	BF 31	H 4	R 0	ER 0	SO 6	BB 1	IBB 0	HBP 0	BLK 0	WP 0	HR 0	S 42	P 46	ERA 0.00	WHIP 0.556

Detroit Tigers @ Cleveland Indians
Cleveland Municipal Stadium, Cleveland, OH

Fri Aug 04 1972, 7:05 PM EDT
Att: 18,230 - Unknown

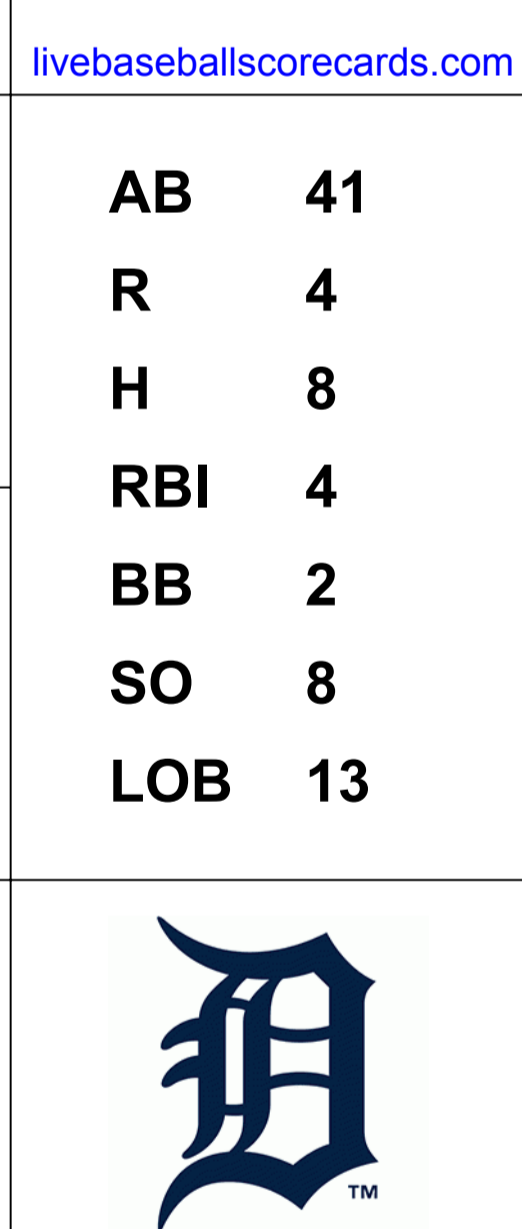
livebaseballscorecards.com

AB	29
R	0
H	4
RBI	0
BB	1
SO	6
LOB	6



Batter	1	2	3	4	5	6	7	8	9	10	11	AB R H RBI BB SO LOB	TOP
Dick McAuliffe, L (1.4) OBP: 0.350, SLG: 0.333	0-0 1B		0-0 F8			0-0 4-3		0-0 1B		0-0 L9		5 0 2 0 0 0 0	
Aurelio Rodriguez, R (1.5) OBP: 0.267, SLG: 0.350	0-3 K		0-0 F2			0-0 F8		0-0 6-3			0-0 FC6 1B 2B	5 1 1 0 0 1 2	
Gates Brown, L (1.7) OBP: 0.311, SLG: 0.409	0-0 BB 1-3 1B		0-0 4-3			0-0 G3			0-0 HR		0-3 K	5 1 2 1 0 1 1	
Norm Cash, L (1.3) OBP: 0.329, SLG: 0.503	4-0 1-2 BB			0-0 F9			0-0 F9		0-0 HR		4-0 FC6 IBB	3 1 1 1 2 0 0	
Jim Northrup, L (1.8) OBP: 0.332, SLG: 0.361 (11.9)	0-3 K			0-0 4-3			0-0 5-3		0-3 K		0-0 FC6 1B	5 0 0 0 0 2 5	
Duke Sims, L (1.2) OBP: 0.282, SLG: 0.301	0-0 4-3			0-0 G3			0-0 HR		0-3 K		0-0 1-2 3-H 1B	5 1 2 2 0 1 3	
Willie Horton, R (1.9) OBP: 0.285, SLG: 0.374		0-0 F6			0-0 5-3			0-3 K		0-0 F8		5 0 0 0 0 1 2	
Mickey Stanley, R (11.8) OBP: 0.260, SLG: 0.380												0 0 0 0 0 0 0	AB 41
Ed Brinkman, R (1.6) OBP: 0.239, SLG: 0.267		0-0 F8			0-0 F8			0-0 4-3		0-0 6-3		4 0 0 0 0 0 0	R 4
Bill Slayback, R (1.1) OBP: 0.158, SLG: 0.158		0-3 K			0-3 K			0-0 4-3		0-0 F9		0 0 0 0 0 0 0	H 8
Woodie Fryman, R (1.1) OBP: 0.189, SLG: 0.229												2 0 0 0 0 2 0	RBI 4
John Knox, L (8. PH) OBP: 0.200, SLG: 0.400												1 0 0 0 0 0 0	BB 2
Fred Scherman, L (8.1) OBP: 0.150, SLG: 0.105												1 0 0 0 0 0 0	SO 8
Inning Stats	R: 0 H: 2 E: 0 LOB: 3 K: 2 BB: 1 S: 9 P: 13	R: 0 H: 0 E: 0 LOB: 0 K: 1 BB: 0 S: 5 P: 5	R: 0 H: 0 E: 0 LOB: 0 K: 0 BB: 0 S: 3 P: 3	R: 0 H: 0 E: 0 LOB: 0 K: 0 BB: 0 S: 3 P: 3	R: 0 H: 0 E: 0 LOB: 0 K: 1 BB: 0 S: 5 P: 5	R: 0 H: 0 E: 0 LOB: 0 K: 0 BB: 0 S: 3 P: 3	R: 1 H: 1 E: 0 LOB: 0 K: 1 BB: 0 S: 6 P: 6	R: 0 H: 1 E: 0 LOB: 1 K: 2 BB: 0 S: 4 P: 4	R: 2 H: 2 E: 0 LOB: 0 K: 2 BB: 0 S: 9 P: 9	R: 0 H: 0 E: 0 LOB: 0 K: 0 BB: 0 S: 3 P: 3	R: 1 H: 2 E: 0 LOB: 2 K: 1 BB: 1 S: 7 P: 11	1B: 4 SF: 0 2B: 1 SAC: 0 3B: 0 DP: 0 HR: 3 HBP: 0	WP: 0 PA: 43 PB: 0 SB: 0 CS: 0
PITCHER Gaylord Perry, R (1.1) ERA: 1.7	IP WLS BF H R ER SO BB IBB HBP BLK WP HR S P ERA WHIP												
	11.0 L 43 8 4 4 8 1 1 0 0 0 3 57 65 3.27 0.818												

Detroit Tigers @ Cleveland Indians
 Cleveland Municipal Stadium, Cleveland, OH
 Sat Aug 05 1972, 3:33 AM EDT
 Att. 31,277 - Unknown



livebaseballscores.com

Batter	1	2	3	4	5	6	7	8	9	10	11	AB	R	H	RBI	BB	SO	LOB
Tom McCraw, L OBP: 0.344, SLG: 0.367 (1, 9)	0-3	0-0 6-3		0-0			0-3		0-0 1-3		0-0	6	0	0	0	0	2	1
Jack Brohamer, L OBP: 0.303, SLG: 0.326 (1, 4)	0-0 3-1	0-0		0-0 4-3			0-0		4-0		0-0 4-3	5	0	0	0	1	0	1
Chris Chambliss, L OBP: 0.319, SLG: 0.390 (1, 3)	0-0		0-0 6-3				0-0		0-0		0-0	6	1	2	0	0	0	1
Roy Foster, R OBP: 0.308, SLG: 0.321 John Lowenstein, L OBP: 0.324, SLG: 0.516 Alex Johnson, R OBP: 0.265, SLG: 0.307 (1, 7) (9, 7) (11, PH)	4-0		0-0				0-0		0-0		0-3	3	2	2	0	1	0	0
Graig Nettles, L OBP: 0.333, SLG: 0.372 (1, 5)	0-0		4-0				0-0		0-0		0-0	3	0	1	2	1	0	0
Ray Fosse, R OBP: 0.310, SLG: 0.348 (1, 2)	4-0		0-0 6-3				0-0		4-0		4-0	2	0	0	0	3	0	2
Frank Duffy, R OBP: 0.298, SLG: 0.315 (1, 6)	4-0		0-0				0-0 6-3		0-0		0-0 5-3	4	0	0	0	1	0	5
Del Unser, L OBP: 0.257, SLG: 0.264 (1, 8)	0-3			0-0			0-0		0-0		4-0	4	0	3	1	1	1	3
Gaylord Perry, R OBP: 0.214, SLG: 0.221 (1, 1)		0-3		0-0			0-3		0-3		0-0	4	0	0	0	0	3	5

BOTTOM

Detroit Tigers @ Cleveland Indians
Cleveland Municipal Stadium, Cleveland, OH
Sat Aug 05 1972, 3:33 AM EDT
Att. 31,277 - Unknown

livebaseballscorecards.com

AB	39
R	3
H	8
RBI	3
BB	8
SO	7
LOB	20



Inning Stats	R	H	E	K	S	H	LOB	BB	IBB	HBP	BLK	WP	HR	S	P	ERA	WHIP								
R: 2 E: 0 K: 2 S: 9	H: 2 LOB: 3 BB: 3 P: 21	R: 0 E: 0 K: 1 S: 5	H: 0 LOB: 0 BB: 0 P: 5	R: 0 E: 0 K: 0 S: 4	H: 1 LOB: 2 BB: 1 P: 8	R: 0 E: 0 K: 0 S: 4	H: 1 LOB: 1 BB: 0 P: 4	R: 0 E: 0 K: 0 S: 3	H: 0 LOB: 0 BB: 0 P: 3	R: 0 E: 0 K: 1 S: 6	H: 1 LOB: 1 BB: 0 P: 6	R: 0 E: 0 K: 1 S: 5	H: 0 LOB: 0 BB: 0 P: 5	R: 1 E: 0 K: 1 S: 7	H: 2 LOB: 2 BB: 1 P: 11	R: 0 E: 1 K: 0 S: 3	H: 0 LOB: 1 BB: 1 P: 7	R: 0 E: 0 K: 0 S: 3	H: 0 LOB: 2 BB: 2 P: 11	R: 0 E: 0 K: 1 S: 6	H: 1 LOB: 1 BB: 0 P: 6	1B: 5 2B: 3 3B: 0 HR: 0	SF: 0 SAC: 2 DP: 0 HBP: 0	WP: 1 PB: 1 SB: 1 CS: 0	PA: 49
PITCHER	IP	WLS	BF	H	R	ER	SO	BB	IBB	HBP	BLK	WP	HR	S	P	ERA	WHIP								
Bill Slayback, R ERA: 2.34 (1, 1)	0.2		7	2	2	2	1	2	1	0	0	0	0	6	18	27.00	6.000								
Woodie Fryman, L ERA: 4.08 (1, 1)	6.1		23	3	0	0	4	1	0	0	0	1	0	30	34	0.00	0.632								
Fred Scherman, L ERA: 2.8 (8, 1)	4.0	W	19	3	1	1	2	2	2	0	0	0	0	19	35	2.25	1.250								

Batter	1	2	3	4	5	6	7	8	9	AB R H RBI BB SO LOB	TOP	
Dick McAuliffe, L (1, 4) OBP: 0.350, SLG: 0.337 Tony Taylor, R (7, PH) OBP: 0.354, SLG: 0.433 (7, 4)	0-0 4-3		0-0 4-3 2B		0-0 F7		0-0 E6 1-2		0-0 FC6-4 1B	3 0 1 0 0 0 1 2 0 1 0 0 0 1		
Aurelio Rodriguez, R (1, 5) OBP: 0.269, SLG: 0.349	4-0 BB		0-0 4-3		0-0 G4-6-3 1B		0-3 K		0-0 FC6-4 1-2f	4 0 1 0 1 1 4		
Gates Brown, L (1, 7) OBP: 0.306, SLG: 0.401 Ike Brown, R (7, PH) OBP: 0.407, SLG: 0.490 (7, 7)	0-0 F5		0-0 F4		0-0 G4-6-3 1-2f		0-0 1-3		0-0 5-3	3 0 0 0 0 0 4 2 0 0 0 0 0 3		
Norm Cash, L (1, 3) OBP: 0.325, SLG: 0.497	0-0 F3			0-0 F8		0-0 F8		0-0 4-3		4 0 0 0 0 0 1		
Duke Sims, L (1, 2) OBP: 0.282, SLG: 0.297 Bill Freehan, R (8, PH) OBP: 0.353, SLG: 0.388 (8, 2)		0-0 F8		4-0 1B BB		0-0 F5		4-0 1B BB		2 0 0 0 1 0 0 0 0 0 0 1 0 0		
Jim Northrup, L (1, 8) OBP: 0.341, SLG: 0.381		0-0 1B		0-0 1-2 1B		0-0 HR		0-0 1-2 1B FC6-4		4 1 4 1 0 0 0		
Willie Horton, R (1, 9) OBP: 0.280, SLG: 0.367		0-0 F6		0-0 L7		0-0 F7		0-3 K		4 0 0 0 0 1 5		
Ed Brinkman, R (1, 6) OBP: 0.237, SLG: 0.263		0-0 F8		0-0 F3			0-0 L5	0-0 FC6-4 1-2f		4 0 0 0 0 0 5		
Joe Coleman, R (1, 1) OBP: 0.155, SLG: 0.109 John Knox, L (7, PH) OBP: 0.333, SLG: 0.400 John Hiller, R (7, 1) Chuck Seelbach, R (8, 1) OBP: 0.294, SLG: 0.214 Mickey Stanley, R (9, PH) OBP: 0.259, SLG: 0.379			0-0 L4		4-0 1B BB		4-0 E BB		0-0 F3	1 0 0 0 1 0 0 0 0 0 0 1 0 0 0 0 0 0 0 0 0 0 0 0 0 0 0 0 1 0 0 0 0 0 0		
Inning Stats	R: 0 H: 0 E: 0 LOB: 1 K: 0 BB: 1 S: 3 P: 7	R: 0 H: 1 E: 0 LOB: 1 K: 0 BB: 0 S: 4 P: 4	R: 0 H: 1 E: 0 LOB: 1 K: 0 BB: 0 S: 4 P: 4	R: 0 H: 1 E: 0 LOB: 2 K: 0 BB: 1 S: 4 P: 8	R: 0 H: 1 E: 0 LOB: 1 K: 0 BB: 1 S: 3 P: 7	R: 1 H: 1 E: 0 LOB: 0 K: 0 BB: 0 S: 4 P: 4	R: 0 H: 0 E: 1 LOB: 2 K: 1 BB: 1 S: 6 P: 10	R: 0 H: 1 E: 0 LOB: 2 K: 1 BB: 1 S: 6 P: 10	R: 0 H: 1 E: 0 LOB: 1 K: 0 BB: 0 S: 4 P: 4	1B: 5 SF: 0 2B: 1 SAC: 0 3B: 0 DP: 1 HR: 1 HBP: 0	WP: 0 PA: 39 PB: 0 SB: 0 CS: 0	
PITCHER	IP WLS BF H R ER SO BB IBB HBP BLK WP HR S P ERA WHIP											
Steve Dunning, R (1, 1) ERA: 3.04	6.1 W 27 5 1 1 0 4 0 0 0 0 0 1 23 39 1.42 1.421											
Steve Mingori, L (7, 1) ERA: 3.83	2.2 S 12 2 0 0 2 1 0 0 0 0 0 0 15 19 0.00 1.125											

Detroit Tigers @ Cleveland Indians
 Cleveland Municipal Stadium, Cleveland, OH
 Sun Aug 06 1972, 3:33 AM EDT
 Unknown

livebaseballscorecards.com

AB 34
R 1
H 7
RBI 1
BB 5
SO 2
LOB 24



Batter	1	2	3	4	5	6	7	8	9	AB	R	H	RBI	BB	SO	LOB
Del Unser, L (1, 8) OBP: 0.260, SLG: 0.267	0-0 G4-6-3 1B		0-0 1B		0-0 1-3		0-0 F9			4	0	2	0	0	0	1
Jack Brohamer, L (1, 4) OBP: 0.300, SLG: 0.322	0-0 G4-6-3 1-2f		0-0 F9		0-0 F5		0-0 L9			4	0	0	0	0	0	3
Eddie Leon, R (8, 4) OBP: 0.283, SLG: 0.272										0	0	0	0	0	0	0
Chris Chambliss, L (1, 3) OBP: 0.326, SLG: 0.406	0-0 1B		0-0 F9		0-0 HR			4-0 5-3 BB		3	1	2	1	1	0	1
Roy Foster, R (1, 7) OBP: 0.295, SLG: 0.306	0-3 K			0-0 5-3	0-3 K			0-0 5-3 1-2		4	0	0	0	0	2	2
John Lowenstein, L (9, 7) OBP: 0.324, SLG: 0.516										0	0	0	0	0	0	0
Graig Nettles, L (1, 5) OBP: 0.335, SLG: 0.371		4-0 BB	0-0 G1-6-3 BB		0-0 2B 1B		0-0 F9		0-0 L1	3	0	1	0	1	0	1
Tom McCraw, L (1, 9) OBP: 0.347, SLG: 0.371		0-0 G1-6-3 1-2f		0-0 1-3 2B		0-0 F9		4-0 FC5-4 IBB		3	0	1	0	1	0	1
Frank Duffy, R (1, 6) OBP: 0.293, SLG: 0.309		0-0 1-3		0-0 F2		0-3 K		0-0 FC5-4 1-2f		4	0	0	0	0	1	4
Jerry Moses, R (1, 2) OBP: 0.295, SLG: 0.368			0-0 HR	4-0 IBB			0-3 K			2	1	1	1	1	1	0
Steve Dunning, R (1, 1) OBP: 0.143, SLG: 0.143			0-3 K	0-0 1-3			0-0 1B			2	0	0	0	0	1	3
Steve Mingori, L (7, 1) OBP: 0.143, SLG: 0.143										1	0	1	0	0	0	0

Inning Stats	R: 0	H: 2	E: 0	LOB: 1	K: 1	BB: 0	S: 6	R: 0	H: 0	E: 0	LOB: 0	K: 0	BB: 1	S: 2	R: 1	H: 2	E: 0	LOB: 1	K: 1	BB: 0	S: 7	R: 0	H: 2	E: 0	LOB: 3	K: 0	BB: 1	S: 5	R: 1	H: 1	E: 0	LOB: 0	K: 1	BB: 0	S: 6	R: 0	H: 0	E: 0	LOB: 0	K: 1	BB: 0	S: 5	R: 0	H: 1	E: 0	LOB: 1	K: 1	BB: 0	S: 6	R: 0	H: 0	E: 0	LOB: 2	K: 0	BB: 2	S: 3	P: 11
1B: 5	SF: 0	2B: 1	SAC: 0	3B: 0	DP: 2	HR: 2	HBP: 0	WP: 0	PA: 34	WP: 0	PA: 34	PB: 0	SB: 0	CS: 0	ERA	WHIP	ERA	WHIP	ERA	WHIP	ERA	WHIP	ERA	WHIP	ERA	WHIP	ERA	WHIP	ERA	WHIP	ERA	WHIP	ERA	WHIP	ERA	WHIP	ERA	WHIP	ERA	WHIP	ERA	WHIP	ERA	WHIP	ERA	WHIP	ERA	WHIP	ERA	WHIP	ERA	WHIP	ERA	WHIP			

PITCHER	IP	WLS	BF	H	R	ER	SO	BB	IBB	HBP	BLK	WP	HR	S	P	ERA	WHIP
Joe Coleman, R (1, 1) ERA: 2.47	6.0	L	25	7	2	2	4	1	1	0	0	0	0	31	39	3.00	1.333
John Hiller, L (7, 1) ERA: 2.7	1.2		8	1	0	0	1	1	1	0	0	0	0	8	16	0.00	1.200
Chuck Seelbach, R (8, 1) ERA: 3.27	0.1		1	0	0	0	0	0	0	0	0	0	0	1	1	0.00	0.000

BOTTOM

Detroit Tigers @ Cleveland Indians
Cleveland Municipal Stadium, Cleveland, OH
Sun Aug 06 1972, 3:33 AM EDT
Unknown

livebaseballscores.com

AB	30
R	2
H	8
RBI	2
BB	4
SO	5
LOB	16



Batter	1	2	3	4	5	6	7	8	9	AB R H RBI BB SO LOB	TOP																									
Tony Taylor, R (1, 4) OBP: 0.349, SLG: 0.424	0-0 WP S 1B		0-0 6-3		0-3 K		0-0 G6-4-3		0-0 4-3	5 0 1 0 0 1 3																										
Aurelio Rodriguez, R (1, 5) OBP: 0.270, SLG: 0.348	0-0 F9 1-3		0-0 G6-4-3 1B		0-0 F7		0-3 K		4-0 BB	4 0 1 0 1 1 3																										
Ike Brown, R (1, 3) Norm Cash, L (6, PH) OBP: 0.393, SLG: 0.472 OBP: 0.322, SLG: 0.492	0-0 6-3		0-0 G6-4-3 1-2f		0-3 K		0-3 K		0-0 F8	2 0 0 0 0 0 2 3 0 0 0 0 2 1																										
Bill Freehan, R (1, 2) OBP: 0.354, SLG: 0.392	0-0 F7				0-0 F7		0-0 1B 2B		0-0 F8	5 1 2 0 0 0 2																										
Willie Horton, R (1, 7) OBP: 0.284, SLG: 0.384					0-0 L6		0-0 F8		0-0 HR	4 2 2 2 0 0 1																										
Jim Northrup, L (1, 9) OBP: 0.340, SLG: 0.377					0-0 4-3		4-0 1B IBB		0-3 K	3 0 0 0 1 1 1																										
Mickey Stanley, R (1, 8) OBP: 0.269, SLG: 0.413					0-0 2B		0-0 1B		0-0 HR	4 3 4 3 0 0 0																										
Ed Brinkman, R (1, 6) OBP: 0.240, SLG: 0.264					0-0 F8		4-0 G6-4-3 BB		0-0 1B	3 0 1 0 1 0 1																										
Joe Niekro, R (1, 1) Chuck Seelbach, R (5, 1) John Knox, L (8, PH) John Hiller, R (8, 1) OBP: 0.308, SLG: 0.333 OBP: 0.333, SLG: 0.214 OBP: 0.286, SLG: 0.333					0-0 2B		4-0 G6-4-3 BB		0-0 F5	2 0 1 1 0 0 0 0 0 0 0 1 0 0 1 0 0 0 0 0 1 0 0 0 0 0 0 0																										
Inning Stats	R: 0 E: 0 K: 0 S: 4	H: 1 LOB: 1 BB: 0 P: 4	R: 2 E: 0 K: 0 S: 5	H: 2 LOB: 0 BB: 0 P: 5	R: 0 E: 0 K: 0 S: 3	H: 1 LOB: 0 BB: 0 P: 3	R: 0 E: 0 K: 0 S: 3	H: 0 LOB: 0 BB: 0 P: 3	R: 1 E: 0 K: 1 S: 7	H: 2 LOB: 1 BB: 0 P: 7	R: 0 E: 0 K: 1 S: 6	H: 2 LOB: 2 BB: 1 P: 10	R: 0 E: 0 K: 1 S: 4	H: 0 LOB: 1 BB: 2 P: 12	R: 3 E: 0 K: 2 S: 11	H: 4 LOB: 1 BB: 0 P: 11	R: 0 E: 0 K: 0 S: 3	H: 0 LOB: 1 BB: 1 P: 7	1B: 6 2B: 3 3B: 0 HR: 3	SF: 0 SAC: 0 DP: 2 HBP: 0	WP: 1 PB: 0 SB: 1 CS: 0	PA: 40														
PITCHER	IP WLS BF H R ER SO BB IBB HBP BLK WP HR S P ERA WHIP																																			
Mike Kilkenny, L (1, 1) ERA: 3.95	4.1		18	6	3	3	0	0	0	0	0	1	1	18	18	6.23	1.385																			
Ray Lamb, R (5, 1) ERA: 3.29	0.2		2	0	0	0	1	0	0	0	0	0	0	4	4	0.00	0.000																			
Milt Wilcox, R (6, 1) ERA: 3.33	2.0		9	2	0	0	2	2	1	0	0	0	0	10	22	0.00	2.000																			
Denny Riddleberger, L (8, 1) ERA: 2.78	0.2	L	5	3	3	3	2	0	0	0	0	0	2	9	9	40.50	4.500																			
Phil Hennigan, R (8, 1) ERA: 2.76	1.1		6	1	0	0	0	1	0	0	0	0	0	5	9	0.00	1.500																			

Detroit Tigers @ Cleveland Indians
Cleveland Municipal Stadium, Cleveland, OH

Sun Aug 06 1972, 3:38 AM EDT
Att: 27,847 - Unknown

livebaseballscorecards.com

AB	36
R	6
H	12
RBI	6
BB	4
SO	5
LOB	15



BOTTOM

Detroit Tigers @ Cleveland Indians
Cleveland Municipal Stadium, Cleveland, OH

Sun Aug 06 1972, 3:38 AM EDT
Att. 27,847 - Unknown

livebaseballscorecards.com

AB	33
R	5
H	9
RBI	5
BB	1
SO	7
LOB	7



WP:	0	PA:	36
PB:	0		
SB:	0		
CS:	0		

AB R H RBI BB SO LOB

3 1 1 1 0 0 1

4 1 2 3 0 0 1

4 0 1 1 0 1 1

4 0 1 0 0 0 1

4 0 0 0 0 1 2

4 1 1 0 0 2 0

3 0 1 0 0 0 0

1B:	7	SF:	1
2B:	1	SAC:	1
3B:	0	DP:	0
HR:	1	HBP:	0

1B:	7	SF:	1
2B:	1	SAC:	1
3B:	0	DP:	0
HR:	1	HBP:	0

1B:	7	SF:	1
2B:	1	SAC:	1
3B:	0	DP:	0
HR:	1	HBP:	0

Batter	1	2	3	4	5	6	7	8	9
Del Unser, L (1, 8) OBP: 0.260, SLG: 0.268	0-0 2B 1B		0-0 4-3		0-0 1-3		0-0 SF8		
Eddie Leon, R (1, 4) OBP: 0.287, SLG: 0.295	0-0 F3		0-0 F8			0-0 3-1 1B	0-0 3-H 1-H 2-H HR		
Chris Chambliss, L (1, 3) OBP: 0.325, SLG: 0.407	0-0 1-H 1B 2B		0-0 G3			0-0 F7	0-3 K		
Graig Nettles, L (1, 5) OBP: 0.334, SLG: 0.370	0-0 2-H 1B			0-0 G3		0-0 3-1 1-2		0-0 G3	
Tom McCraw, L (1, 9) OBP: 0.342, SLG: 0.365	0-3 K			0-0 F8		0-0 6-3		0-0 F6	
John Lowenstein, L (1, 7) OBP: 0.320, SLG: 0.500		0-3 K		0-0 4-3			0-0 SH6-4 1B SF8 1B	0-3 K	
Ray Fosse, R (1, 2) OBP: 0.309, SLG: 0.346		0-0 F7			0-3 K		0-0 SH6-4 1-2 HR 1B	0-3 K	
Frank Duffy, R (1, 6) OBP: 0.293, SLG: 0.310		0-0 1B			0-0 5-3		0-0 SH6-4 1-2 2-3	0-0 F7	
Mike Kilkenny, R (1, 1) OBP: 0.077, SLG: 0.077		0-3 K			0-0 1B		4-0 HR BB	0-0 F6	

Inning Stats	R: 1	H: 3	E: 0	K: 1	S: 7	LOB: 1	BB: 0	P: 7	R: 0	H: 1	E: 0	K: 2	S: 8	LOB: 1	BB: 1	P: 8	R: 0	H: 0	E: 0	K: 0	S: 3	LOB: 0	BB: 0	P: 3	R: 0	H: 0	E: 0	K: 0	S: 3	LOB: 0	BB: 0	P: 3	R: 0	H: 1	E: 0	K: 1	S: 6	LOB: 1	BB: 0	P: 6	R: 0	H: 1	E: 0	K: 0	S: 4	LOB: 1	BB: 0	P: 4	R: 4	H: 3	E: 0	K: 1	S: 8	LOB: 0	BB: 1	P: 12	R: 0	H: 0	E: 0	K: 1	S: 5	LOB: 0	BB: 0	P: 5	R: 0	H: 0	E: 0	K: 1	S: 5	LOB: 0	BB: 0	P: 5
--------------	------	------	------	------	------	--------	-------	------	------	------	------	------	------	--------	-------	------	------	------	------	------	------	--------	-------	------	------	------	------	------	------	--------	-------	------	------	------	------	------	------	--------	-------	------	------	------	------	------	------	--------	-------	------	------	------	------	------	------	--------	-------	-------	------	------	------	------	------	--------	-------	------	------	------	------	------	------	--------	-------	------

PITCHER	IP	WLS	BF	H	R	ER	SO	BB	IBB	HBP	BLK	WP	HR	S	P	ERA	WHIP
Joe Niekro, R (1, 1) ERA: 3.68	4.0		15	4	1	1	3	0	0	0	0	0	0	21	21	2.25	1.000
Chuck Seelbach, R (5, 1) ERA: 3.62	3.0	W	15	5	4	4	2	1	0	0	0	0	1	18	22	12.00	2.000
John Hiller, L (8, 1) ERA: 2.35	2.0	S	6	0	0	0	2	0	0	0	0	0	0	10	10	0.00	0.000

Batter	1	2	3	4	5	6	7	8	9	AB R H RBI BB SO LOB	TOP											
Del Unser, L (1, 8) OBP: 0.266, SLG: 0.275	0-0 2B		0-0 F4			4-0 1B BB		0-0 FC1-5 BB 1B	0-0 SH1-3	3 0 2 0 1 0 0												
Eddie Leon, R (1, 4) OBP: 0.290, SLG: 0.294	0-3 K		0-3 K			0-0 G1-4-3 1B		4-0 FC1-5 1B BB	0-0 F8	4 1 1 0 1 2 2												
Chris Chambliss, L (1, 3) OBP: 0.322, SLG: 0.401	0-3 K			0-0 F9		0-0 G1-4-3 1-2f		0-0 FC1-5 BB 1B 1-2 2-3f	4-0 1B BB	4 1 0 0 1 1 5												
Graig Nettles, L (1, 5) OBP: 0.335, SLG: 0.370	0-3 K			0-0 6-3			0-0 3-4-1	0-0 BB 1B	0-0 1B	5 1 2 2 0 1 1												
Tom McCraw, L (1, 7) OBP: 0.343, SLG: 0.364		0-0 1-3		0-0 3-1			0-0 1B FC5-4 1B	4-0 BB 1B	0-3 K	4 2 1 0 1 1 2												
John Lowenstein, L (1, 9) OBP: 0.346, SLG: 0.507		4-0 BB BB BB			4-0 BB BB		0-0 FC5-4 1B	0-0 2B		1 0 1 0 2 0 0												
Roy Foster, R (8, PH) OBP: 0.302, SLG: 0.306										0 0 0 0 0 0 0												
Jack Brohamer, L (8, PH) OBP: 0.302, SLG: 0.327										1 0 1 3 0 0 0												
Buddy Bell, R (8, 9) OBP: 0.279, SLG: 0.321										0 0 0 0 0 0 0												
Frank Duffy, R (1, 6) OBP: 0.289, SLG: 0.304		0-3 K			0-0 G6-4-3 1-2f		0-0 FC5-4 1-2f 3-H	0-0 5-3		4 0 0 1 0 1 4												
Jerry Moses, R (1, 2) OBP: 0.290, SLG: 0.352		0-3 K			0-0 F5		4-0 IBB	0-0 F4		3 0 0 0 1 1 2												
Tom Hilgendorf, S (1, 1) Phil Hennigan, R (7, 1)			0-3 K			0-3 K	0-3 K		4-0 SH1-3 1B BB	3 0 0 0 0 3 2 0 1 0 0 1 0 0												
Inning Stats	R: 0 E: 0 K: 3 S: 10	H: 1 LOB: 1 BB: 0 P: 10	R: 0 E: 0 K: 2 S: 7	H: 0 LOB: 1 BB: 1 P: 11	R: 0 E: 0 K: 2 S: 7	H: 0 LOB: 0 BB: 0 P: 7	R: 0 E: 0 K: 0 S: 3	H: 0 LOB: 0 BB: 0 P: 3	R: 0 E: 0 K: 0 S: 2	H: 0 LOB: 0 BB: 1 P: 6	R: 0 E: 0 K: 1 S: 5	H: 1 LOB: 1 BB: 1 P: 9	R: 1 E: 0 K: 1 S: 7	H: 2 LOB: 2 BB: 1 P: 11	R: 4 E: 0 K: 0 S: 6	H: 3 LOB: 1 BB: 2 P: 14	R: 1 E: 0 K: 1 S: 6	H: 1 LOB: 2 BB: 2 P: 14	1B: 6 2B: 2 3B: 0 HR: 0	SF: 0 SAC: 1 DP: 2 HBP: 0	WP: 0 PB: 0 SB: 2 CS: 0	PA: 41
PITCHER	IP WLS BF H R ER SO BB IBB HBP BLK WP HR S P ERA WHIP																					
Lynn McGlothen, R (1, 1) ERA: 2.65	7.0 L 29 5 3 3 9 4 1 0 0 0 0 0 42 62 3.86 1.286																					
Bill Lee, L (8, 1) ERA: 4.25	0.1 3 1 0 0 0 1 0 0 0 0 0 0 2 6 0.00 6.000																					
Don Newhauser, R (8, 1) ERA: 2.78	1.1 8 2 3 3 0 2 0 0 0 0 0 0 6 14 20.25 3.000																					
Gary Peters, L (9, 1) ERA: 4.02	0.1 1 0 0 0 0 1 0 0 0 0 0 0 3 3 0.00 0.000																					

Cleveland Indians @ Boston Red Sox
Fenway Park, Boston, MA
 Mon Aug 07 1972, 7:05 PM EDT
 Att: 10,137 - Unknown

livebaseballscorecards.com

AB 32
R 6
H 8
RBI 6
BB 8
SO 10
LOB 18



Batter	1	2	3	4	5	6	7	8	9	AB R H RBI BB SO LOB	TOP
Del Unser, L (1, 8) OBP: 0.263, SLG: 0.271	0-0 1-3		0-0 F2			0-0 F7		0-0 L9		4 0 0 0 0 0 1	Cleveland Indians @ Boston Red Sox Fenway Park, Boston, MA Tue Aug 08 1972, 7:05 PM EDT Att. 19,651 - Unknown - 80 F
Jack Brohamer, L (1, 4) OBP: 0.301, SLG: 0.329	0-0 F8			0-0 4-3		0-0 1B 2B		0-0 4-3	4 1 1 0 0 0 0		
Chris Chambliss, L (1, 3) OBP: 0.321, SLG: 0.398	0-0 F5			0-0 F5		0-0 2H 1B		0-0 3-1	4 0 1 1 0 0 0		
Graig Nettles, L (1, 5) OBP: 0.334, SLG: 0.369		0-3 K		0-3 K		0-0 4-3		0-0 FC6-4 1B	4 0 1 0 0 2 1		
Tom McCraw, L (1, 7) OBP: 0.342, SLG: 0.362		0-0 F7			0-0 P8		0-0 C5-4-3 1B	0-0 FC6-4 1-2f	4 0 1 0 0 0 1		
John Lowenstein, L (1, 9) OBP: 0.346, SLG: 0.493		0-0 4-3			4-0 SH5-3 BB		0-0 F8		2 0 0 0 1 0 1		
Frank Duffy, R (1, 6) OBP: 0.286, SLG: 0.302			0-0 5-3		0-0 SH5-3 1-2		0-0 G5-4-3 1-2f		2 0 0 0 0 0 1		
Jerry Moses, R (1, 2) OBP: 0.291, SLG: 0.351			0-0 SH1-4 1B		0-0 3-1		0-3 K		3 0 1 0 0 1 1		
Dick Tidrow, R (1, 1) OBP: 0.178, SLG: 0.140 Steve Mingori, L (8, 1) OBP: 0.143, SLG: 0.143			0-0 SH1-4 1-2			0-0 4-3		0-0 6-3	2 0 0 0 0 0 0 0 0 0 0 0 0 0		
Inning Stats	R: 0 H: 0 E: 0 LOB: 0 K: 0 BB: 0 S: 3 P: 3	R: 0 H: 0 E: 0 LOB: 0 K: 1 BB: 0 S: 5 P: 5	R: 0 H: 1 E: 0 LOB: 1 K: 0 BB: 0 S: 4 P: 4	R: 0 H: 0 E: 0 LOB: 0 K: 1 BB: 0 S: 5 P: 5	R: 0 H: 0 E: 0 LOB: 1 K: 0 BB: 1 S: 3 P: 7	R: 1 H: 2 E: 0 LOB: 1 K: 0 BB: 0 S: 5 P: 5	R: 0 H: 1 E: 0 LOB: 0 K: 0 BB: 0 S: 3 P: 3	R: 0 H: 0 E: 0 LOB: 0 K: 1 BB: 0 S: 5 P: 5	R: 0 H: 1 E: 0 LOB: 1 K: 0 BB: 0 S: 4 P: 4	1B: 4 SF: 0 2B: 1 SAC: 2 3B: 0 DP: 1 HR: 0 HBP: 0	WP: 0 PA: 32 PB: 0 SB: 0 CS: 0
PITCHER Marty Pattin, R (1, 1) ERA: 3.49	IP WLS BF H R ER SO BB IBB HBP BLK WP HR S P ERA WHIP										

livebaseballscorecards.com

AB	29
R	1
H	5
RBI	1
BB	1
SO	3
LOB	6



Batter	1	2	3	4	5	6	7	8	9
Doug Griffin, R OBP: 0.340, SLG: 0.318 (1, 4)	0-0 S 1B		0-0 F9		0-0 5-3			0-0 2B SF8 1B	
Luis Aparicio, R OBP: 0.305, SLG: 0.336 (1, 6)	0-0 P9		0-0 6-3			0-0 F7		0-0 3-H SF8 1B 2B	
Carl Yastrzemski, L OBP: 0.348, SLG: 0.325 (1, 7)	0-0 F8			4-0 BB 1B BB		0-0 1-3		0-0 2-3 3-H SF8 1B	
Rico Petrocelli, R OBP: 0.328, SLG: 0.371 (1, 5)	0-0 G3 1-2			0-0 6-3 1-2		0-3 K		0-0 3-H 1B	
Ben Oglivie, L OBP: 0.314, SLG: 0.433 (1, 9)		0-0 L9		0-0 2-H 1B		0-3 K		0-0 G3	
Carlton Fisk, R OBP: 0.378, SLG: 0.606 (1, 2)		0-3 K		0-0 1B		0-0 F7			
Danny Cater, R OBP: 0.278, SLG: 0.394 (1, 3)		0-0 2B		0-0 6-3		0-0 6-3			
Rick Miller, L OBP: 0.277, SLG: 0.351 (1, 8)		0-3 K			0-0 G3			0-0 SH1-4 1B 2B	
Marty Pattin, R OBP: 0.148, SLG: 0.259 (1, 1)			0-0 6-3		0-3 K			0-0 2-3 SH1-4	

Inning Stats	R: 0 E: 0 K: 0 S: 4	H: 1 LOB: 1 BB: 0 P: 4	R: 0 E: 0 K: 2 S: 8	H: 1 LOB: 1 BB: 0 P: 8	R: 0 E: 0 K: 0 S: 3	H: 0 LOB: 0 BB: 0 P: 3	R: 1 E: 0 K: 0 S: 4	H: 2 LOB: 1 BB: 1 P: 8	R: 0 E: 0 K: 1 S: 5	H: 0 LOB: 0 BB: 0 P: 5	R: 0 E: 0 K: 1 S: 5	H: 0 LOB: 0 BB: 0 P: 5	R: 0 E: 0 K: 1 S: 5	H: 0 LOB: 0 BB: 0 P: 5	R: 3 E: 0 K: 0 S: 7	H: 4 LOB: 1 BB: 0 P: 7
1B: 5 2B: 3 3B: 0 HR: 0	SF: 1 SAC: 1 DP: 0 HBP: 0	WP: 0 PB: 0 SB: 1 CS: 0	PA: 32													

PITCHER	IP	WLS	BF	H	R	ER	SO	BB	IBB	HBP	BLK	WP	HR	S	P	ERA	WHIP
Dick Tidrow, R ERA: 3.06 (1, 1)	7.1	L	29	7	4	4	5	1	0	0	0	0	0	38	42	4.91	1.091
Steve Mingori, L ERA: 3.76 (8, 1)	0.2		3	1	0	0	0	0	0	0	0	0	0	3	3	0.00	1.500

BOTTOM


Cleveland Indians @ Boston Red Sox

Fenway Park, Boston, MA


Tue Aug 08 1972, 7:05 PM EDT
Att: 19,651 - Unknown - 80 F

AB	R	H	RBI	BB	SO	LOB
4	1	2	1	0	0	0
4	1	1	0	0	0	1
2	1	0	1	1	0	1
4	0	1	1	0	1	2
4	0	1	1	0	1	1
3	0	1	0	0	1	0
3	0	1	0	0	0	1
3	1	1	0	0	1	1
2	0	0	0	0	1	0

AB	29
R	4
H	8
RBI	4
BB	1
SO	5
LOB	7



livebaseballscorecards.com

Batter	1	2	3	4	5	6	7	8	9	AB R H RBI BB SO LOB	TOP											
Del Unser, L (1, 8) OBP: 0.263, SLG: 0.272 Buddy Bell, R (7, PH) OBP: 0.278, SLG: 0.319 (7, 8)	0-0 3-1		0-0 F9		0-0 1-2 1B		0-0 2-3 F9			3 0 1 0 0 0 0 1 0 0 0 0 0 2												
Jack Brohamer, L (1, 4) OBP: 0.298, SLG: 0.325	0-0 G3			0-0 G3	0-0 F7		0-0 F5			4 0 0 0 0 0 4												
Chris Chambliss, L (1, 3) OBP: 0.317, SLG: 0.392	0-0 6-3			0-0 E3 4-3	0-0 3-1			0-0 5-3		4 0 0 0 0 0 2												
Graig Nettles, L (1, 5) OBP: 0.331, SLG: 0.365		0-0 F7		0-0 4-3 1-2		0-0 4-3		0-0 F6		4 0 0 0 0 0 1												
Tom McCraw, L (1, 7) OBP: 0.338, SLG: 0.357		0-0 G3		0-0 4-3		0-0 5-3		0-0 L3		4 0 0 0 0 0 1												
John Lowenstein, L (1, 9) OBP: 0.357, SLG: 0.507 Alex Johnson, R (9, PH) OBP: 0.264, SLG: 0.306		4-0 BB			0-0 E 2B	0-0 4-3			0-0 F9	2 1 1 0 1 0 0 1 0 0 0 0 0 0												
Ray Fosse, R (1, 2) OBP: 0.314, SLG: 0.349		0-0 F2			0-0 E6 1B 1B		0-0 F9 BB 1B		4-0 G6-4-3 BB	3 1 2 0 1 0 1	AB 32 R 2 H 5 RBI 1 BB 3 SO 0 LOB 14											
Frank Duffy, R (1, 6) OBP: 0.283, SLG: 0.298 Eddie Leon, R (9, PH) OBP: 0.289, SLG: 0.292			0-0 F7		0-0 6-3		0-0 F7		0-0 G6-4-3	3 0 0 0 0 0 2 1 0 0 0 0 0 1												
Gaylord Perry, R (1, 1) OBP: 0.221, SLG: 0.228 Denny Riddleberger, R (5, 1) Ray Lamb, R (5, 1) Roy Foster, R (7, PH) OBP: 0.309, SLG: 0.306 Ed Farmer, R (7, 1) OBP: 0.280, SLG: 0.200 Phil Hennigan, R (8, 1)			0-0 6-3		0-0 1B 1B 2-H		4-0 BB BB BB			2 0 1 1 0 1 0 0 0 0 0 0 0 0 0 0 0 0 0 0 0 0 0 0												
Inning Stats	R: 0 E: 0 K: 0 S: 3	H: 0 LOB: 0 BB: 0 P: 3	R: 0 E: 0 K: 0 S: 3	H: 0 LOB: 1 BB: 1 P: 7	R: 0 E: 0 K: 0 S: 3	H: 0 LOB: 0 BB: 0 P: 3	R: 0 E: 1 K: 0 S: 4	H: 0 LOB: 1 BB: 0 P: 4	R: 2 E: 1 K: 0 S: 7	H: 4 LOB: 2 BB: 0 P: 7	R: 0 E: 0 K: 0 S: 3	H: 0 LOB: 0 BB: 0 P: 3	R: 0 E: 0 K: 0 S: 4	H: 1 LOB: 2 BB: 1 P: 8	R: 0 E: 0 K: 0 S: 3	H: 0 LOB: 0 BB: 0 P: 3	R: 0 E: 0 K: 0 S: 2	H: 0 LOB: 0 BB: 1 P: 6	1B: 4 2B: 1 3B: 0 HR: 0	SF: 0 SAC: 0 DP: 1 HBP: 0	WP: 0 PB: 0 SB: 0 CS: 0	PA: 35
PITCHER Sonny Siebert, R (1, 1) ERA: 2.91 Gary Peters, L (7, 1) ERA: 3.86	IP 6.1 WLS W BF 27 H 5 R 2 ER 2 SO 0 BB 2 IBB 0 HBP 0 BLK 0 WP 0 HR 0 S 25 P 33 ERA 2.84 WHIP 1.105	IP 2.2 WLS S BF 8 H 0 R 0 ER 0 SO 0 BB 1 IBB 0 HBP 0 BLK 0 WP 0 HR 0 S 7 P 11 ERA 0.00 WHIP 0.375											PITCHER	IP WLS BF H R ER SO BB IBB HBP BLK WP HR S P ERA WHIP								

Cleveland Indians @ Boston Red Sox
 Fenway Park, Boston, MA
 Wed Aug 09 1972, 3:33 AM EDT
 Att. 23,511 - Unknown - 85 F

livebaseballscorecards.com



Batter	1	2	3	4	5	6	7	8	9	AB	R	H	RBI	BB	SO	LOB	BOTTOM
--------	---	---	---	---	---	---	---	---	---	----	---	---	-----	----	----	-----	--------

Doug Griffin, R (1, 4) <small>OBP: 0.343, SLG: 0.319</small> John Kennedy, R (5, PR) <small>OBP: 0.331, SLG: 0.369</small> (6, 4)	0-0 		0-0 1B		1-0 WP 1B HBP		0-3 			2	0	1	0	0	0	0	Cleveland Indians @ Boston Red Sox Fenway Park, Boston, MA Wed Aug 09 1972, 3:33 AM EDT Att. 23,511 - Unknown - 85 F
Luis Aparicio, R (1, 6) <small>OBP: 0.308, SLG: 0.339</small>	0-0 1B		0-0 G6-3 1-2f		0-0 4-3 SH5-3 1-2 1-H 2-H 1B		0-0 			4	0	2	2	0	0	1	
Carl Yastrzemski, L (1, 7) <small>OBP: 0.346, SLG: 0.322</small> Bob Burda, L (4, 7) <small>OBP: 0.238, SLG: 0.268</small>	0-0 1-2f		0-0 1-2f		0-0 1-2		0-0 			2	0	0	0	0	0	2	
Rico Petrocelli, R (1, 5) <small>OBP: 0.332, SLG: 0.388</small>		0-0 3B		0-0 	4-0 IBB		0-0 HR			3	2	2	1	1	0	0	
Ben Oglivie, L (1, 9) <small>OBP: 0.312, SLG: 0.431</small>		0-0 3-H		0-0 1B 1B	0-0 1-2 2-3		0-0 			3	0	1	1	0	0	2	
Danny Cater, R (1, 3) <small>OBP: 0.281, SLG: 0.394</small>		0-0 		0-0 1-2 1B	0-0 		4-0 BB BB			3	0	1	0	1	0	3	
Rick Miller, L (1, 8) <small>OBP: 0.287, SLG: 0.364</small>		0-0 2B		0-0 1-2f 2-3		0-0 		4-0 1-2 BB		3	1	1	0	1	0	2	
Bob Montgomery, R (1, 2) <small>OBP: 0.313, SLG: 0.361</small>		0-0 1B		0-3 		0-0 		0-3 		4	0	1	1	0	2	4	
Sonny Siebert, R (1, 1) <small>OBP: 0.254, SLG: 0.283</small> Gary Peters, L (7, 1) <small>OBP: 0.207, SLG: 0.222</small>		0-3 		4-0 WP HBP 1B BB		0-3 		0-0 		2	1	0	0	1	2	1	
										1	0	0	0	0	0	2	

Inning Stats	R: 0 E: 0 K: 0 S: 3	H: 1 LOB: 0 BB: 0 P: 3	R: 2 E: 0 K: 1 S: 8	H: 3 LOB: 1 BB: 0 P: 8	R: 0 E: 0 K: 0 S: 3	H: 1 LOB: 0 BB: 0 P: 3	R: 0 E: 0 K: 1 S: 7	H: 2 LOB: 2 BB: 0 P: 7	R: 2 E: 0 K: 0 S: 4	H: 1 LOB: 3 BB: 2 P: 13	R: 0 E: 0 K: 1 S: 5	H: 0 LOB: 0 BB: 0 P: 5	R: 0 E: 0 K: 1 S: 5	H: 0 LOB: 0 BB: 0 P: 5	R: 1 E: 0 K: 1 S: 6	H: 1 LOB: 2 BB: 2 P: 14	1B: 6 2B: 1 3B: 1 HR: 1	SF: 1 SAC: 1 DP: 2 HBP: 1	WP: 1 PB: 0 SB: 0 CS: 0	PA: 36
--------------	------------------------------	---------------------------------	------------------------------	---------------------------------	------------------------------	---------------------------------	------------------------------	---------------------------------	------------------------------	----------------------------------	------------------------------	---------------------------------	------------------------------	---------------------------------	------------------------------	----------------------------------	----------------------------------	------------------------------------	----------------------------------	--------

PITCHER	IP	WLS	BF	H	R	ER	SO	BB	IBB	HBP	BLK	WP	HR	S	P	ERA	WHIP
Gaylord Perry, R (1, 1) <small>ERA: 1.82</small>	4.0	L	20	8	4	4	2	1	0	1	0	1	0	22	27	9.00	2.250
Denny Riddleberger, L (5, 1) <small>ERA: 2.74</small>	0.2		3	0	0	0	0	0	1	0	0	0	0	2	6	0.00	0.000
Ray Lamb, R (5, 1) <small>ERA: 3.22</small>	1.1		4	0	0	0	1	0	0	0	0	0	0	6	6	0.00	0.000
Ed Farmer, R (7, 1) <small>ERA: 4.62</small>	1.1		7	1	1	1	1	2	0	0	0	0	1	7	15	6.75	2.250
Phil Hennigan, R (8, 1) <small>ERA: 2.76</small>	0.2		2	0	0	0	1	0	0	0	0	0	0	4	4	0.00	0.000

livebaseballscorecards.com

AB	29
R	5
H	9
RBI	5
BB	4
SO	5
LOB	17



Batter	1	2	3	4	5	6	7	8	9	AB R H RBI BB SO LOB	TOP									
Buddy Bell, R OBP: 0.286, SLG: 0.328 (1, 8) (8, 9)	0-0 E 1B	0-0 FC4-6 1B			0-0 L5-4 1B		0-0 F7 1B		0-0 F9	5 1 4 0 0 0 1										
Jack Brohamer, L OBP: 0.299, SLG: 0.326 (1, 4)	0-0 E 1B	0-0 FC4-6			0-0 WP 1B		0-0 F7		0-0 F6	5 1 2 0 0 0 4										
Chris Chambliss, L OBP: 0.311, SLG: 0.385 (1, 3)	0-0 F8		0-0 4-3		0-0 L5-4		0-0 L7		0-3 K	5 0 0 0 0 1 7										
Roy Foster, R OBP: 0.317, SLG: 0.315 Del Unser, L OBP: 0.263, SLG: 0.272 (1, 9) (8, 8)	0-0 F8		0-0 FC4-6 1B		0-0 F6			0-0 BB 1B		4 1 2 0 0 0 3 0 0 0 0 0 0 0										
Ray Fosse, R OBP: 0.313, SLG: 0.346 (1, 2)	0-0 E7 1B		0-0 F8		0-0 G3			BB BB BB BB 1B SF8 BB		3 2 0 0 1 0 2										
Graig Nettles, L OBP: 0.333, SLG: 0.367 (1, 5)	0-0 FC4-6 1B		0-0 FC4-6		0-0 F7			BB BB BB BB 1B G6-4-3 1B		4 0 2 3 0 0 1										
Alex Johnson, R OBP: 0.263, SLG: 0.304 Tom McCraw, L OBP: 0.335, SLG: 0.356 (1, 7) (4, 7)	0-0 F8			0-0 F2		0-0 4-3		0-0 SF8		2 0 0 0 0 0 1 1 0 0 1 0 0 0										
Frank Duffy, R OBP: 0.279, SLG: 0.293 (1, 6)		0-0 F8		0-0 5-3		0-0 F7		0-0 G6-4-3		4 0 0 0 0 0 1										
Steve Dunning, R OBP: 0.154, SLG: 0.154 (1, 1)		0-0 6-3		0-3 K		0-0 1B		0-0 1B		4 0 2 0 0 1 0										
Inning Stats	R: 3 E: 1 K: 0 S: 7	H: 3 LOB: 1 BB: 0 P: 7	R: 0 E: 0 K: 0 S: 4	H: 1 LOB: 1 BB: 0 P: 4	R: 0 E: 0 K: 1 S: 5	H: 0 LOB: 0 BB: 0 P: 5	R: 0 E: 0 K: 0 S: 4	H: 2 LOB: 1 BB: 0 P: 4	R: 0 E: 0 K: 0 S: 3	H: 0 LOB: 0 BB: 0 P: 3	R: 0 E: 0 K: 0 S: 5	H: 2 LOB: 2 BB: 0 P: 5	R: 2 E: 0 K: 0 S: 4	H: 2 LOB: 0 BB: 1 P: 8	R: 0 E: 0 K: 1 S: 6	H: 1 LOB: 1 BB: 0 P: 6	1B: 12 2B: 1 3B: 0 HR: 0	SF: 1 SAC: 0 DP: 2 HBP: 0	WP: 1 PB: 0 SB: 0 CS: 0	PA: 39
PITCHER	IP WLS BF H R ER SO BB IBB HBP BLK WP HR S P ERA WHIP																			
John Hiller, L ERA: 1.86 (1, 1)	3.0 L 15 5 3 0 0 0 0 0 0 0 0 0 0 15 15 0.00 1.667																			
Chuck Seelbach, R ERA: 3.52 (4, 1)	2.0 7 2 0 0 1 0 0 0 0 0 1 0 9 9 0.00 1.000																			
Lerrin LaGrow, R ERA: (6, 1)	2.0 8 2 0 0 0 0 0 0 0 0 0 0 8 8 0.00 1.000																			
Fred Scherman, L ERA: 2.91 (8, 1)	2.0 9 3 2 2 1 1 0 0 0 0 0 0 10 14 9.00 2.000																			

Cleveland Indians @ Detroit Tigers
 Tiger Stadium, Detroit, MI
 Fri Aug 11 1972, 7:05 PM EDT
 Att. 29,157 - Unknown

AB	37
R	5
H	12
RBI	4
BB	1
SO	2
LOB	20



WP: 1	PA: 39
PB: 0	
SB: 0	
CS: 0	

ERA	WHIP

BOTTOM

Cleveland Indians @ Detroit Tigers

Tiger Stadium, Detroit, MI

Fri Aug 11 1972, 7:05 PM EDT
Att. 29,157 - Unknown

livebaseballscorecards.com

AB	34
R	1
H	7
RBI	1
BB	4
SO	1
LOB	18



WP:	1	PA:	38
PB:	0		
SB:	0		
CS:	0		

AB R H RBI BB SO LOB

4	0	1	0	1	0	1
4	0	0	0	1	0	4
4	0	0	0	0	0	5
4	0	0	0	0	1	1
4	0	2	0	0	0	0
4	0	1	0	0	0	3
3	1	1	1	1	0	2
4	0	1	0	0	0	2
0	0	0	0	0	0	0
1	0	1	0	0	0	0
0	0	0	0	0	0	0
1	0	0	0	0	0	0
0	0	0	0	0	0	0
1	0	0	0	0	0	0
0	0	0	0	1	0	0

0-0	FC6-4	②
0-0	L7	③
0-0	E4	FC5-4
0-0	FC5-4	1B
0-0		G5-4-3
0-0	G5-4-3	②
0-0		HR
0-0	F7	①
4-0		FC6-4
4-0		BB

0-0	4-3	②	
0-0	L5	③	
0-0		E5	
4-0		WP	
4-0		IBB	
0-0		F8	
0-0	6-3	①	
0-0		6-3	①

4-0	BB	BB
4-0	BB	BB
4-0	BB	BB
0-3	K	①
0-0	F7	②
0-0	E5	②
4-0		IBB
0-0	6-3	①
0-0	F8	③
0-0	G3	②

0-0	FC1-2	1B
0-0	FC1-2	G4-6-3
0-0	G4-6-3	②
0-0	F5	①
0-0	F7	②
0-0		FC6-4
0-0	FC6-4	1B
0-0		1B
0-0	FC1-2	1B
0-0	FC1-2	1B

0-0	4-3	①
0-0	5-3	②
0-0	F8	③
0-0	F9	①
0-0	F8	1B
0-0	F8	②
0-0	F9	③
0-0		1B
0-0		1B


0-0	4-3	①
0-0	5-3	②
0-0	F8	③
0-0	F9	①
0-0	F8	1B
0-0	F8	②
0-0	F9	③
0-0		1B
0-0		1B

0-0	4-3	①
0-0	5-3	②
0-0	F8	③
0-0	F9	①
0-0	F8	1B
0-0	F8	②
0-0	F9	③
0-0		1B
0-0		1B

0-0	4-3	①
0-0	5-3	②
0-0	F8	③
0-0	F9	①
0-0	F8	1B
0-0	F8	②
0-0	F9	③
0-0		1B
0-0		1B

0-0	4-3	①
0-0	5-3	②
0-0	F8	③
0-0	F9	①
0-0	F8	1B
0-0	F8	②
0-0	F9	③
0-0		1B
0-0		1B

Inning Stats	R: 0 E: 0 K: 0 S: 3	H: 0 LOB: 0 BB: 0 P: 3	R: 0 E: 0 K: 0 S: 4	H: 1 LOB: 1 BB: 0 P: 4	R: 0 E: 0 K: 0 S: 5	H: 3 LOB: 2 BB: 0 P: 5	R: 0 E: 0 K: 0 S: 4	H: 1 LOB: 1 BB: 0 P: 4	R: 0 E: 0 K: 0 S: 3	H: 0 LOB: 2 BB: 2 P: 11	R: 0 E: 1 K: 1 S: 6	H: 0 LOB: 2 BB: 1 P: 10	R: 0 E: 0 K: 0 S: 3	H: 0 LOB: 0 BB: 0 P: 3	R: 0 E: 1 K: 0 S: 4	H: 1 LOB: 1 BB: 0 P: 4	R: 1 E: 0 K: 0 S: 4	H: 1 LOB: 1 BB: 1 P: 8	1B: 6 2B: 0 3B: 0 HR: 1	SF: 0 SAC: 0 DP: 2 HBP: 0	WP: 1 PB: 0 SB: 0 CS: 0	PA: 38												
PITCHER Steve Dunning, R (1, 1) ERA: 2.52	IP 9.0	WLS W	BF 38	H 7	R 1	ER 1	SO 1	BB 3	IBB 1	HBP 0	BLK 0	WP 1	HR 1	S 36	P 52	ERA 1.00	WHIP 1.111	IP 9.0	WLS W	BF 38	H 7	R 1	ER 1	SO 1	BB 3	IBB 1	HBP 0	BLK 0	WP 1	HR 1	S 36	P 52	ERA 1.00	WHIP 1.111

Batter	1	2	3	4	5	6	7	8	9	AB R H RBI BB SO LOB	TOP											
Buddy Bell, R OBP: 0.294, SLG: 0.336 (1, 8) (7, 9)	0-0 1B SF8 1B	0-0 1B			0-0 1B		0-0 2B SF7 1B		0-0 F7	5 2 4 0 0 0 0												
Jack Brohamer, L OBP: 0.303, SLG: 0.332 (1, 4)	0-0 1B 1B	0-0 F9			0-0 F7		0-0 1B 2B		0-0 1B 1B	5 1 3 1 0 0 2												
Chris Chambliss, L OBP: 0.309, SLG: 0.384 (1, 3)	0-0 SF8		0-0 F8		0-0 F8		0-0 SF7		0-0 1B	3 0 1 2 0 0 1												
Roy Foster, R OBP: 0.314, SLG: 0.304 Del Unser, L OBP: 0.263, SLG: 0.271 (1, 9) (7, 8)	0-3 K		0-3 K		0-0 6-3		4-0 IBB		0-3 K2-3	3 0 0 0 1 2 1 1 0 0 0 0 1 2												
Graig Nettles, L OBP: 0.334, SLG: 0.368 (1, 5)	0-0 1B		0-0 4-3		0-0 CS 1B		0-0 G3			4 0 2 1 0 0 2												
Jerry Moses, R OBP: 0.290, SLG: 0.340 (1, 2)	0-0 F9		0-0 F4		0-3 K		1-0 HBP			3 0 0 0 0 1 2												
Frank Duffy, R OBP: 0.278, SLG: 0.300 (1, 6)		0-0 SH3-4 3B		0-0 5-3		0-0 CS	0-0 1-3	0-3 K		4 1 1 0 0 1 1	AB 35 R 6 H 13 RBI 6 BB 1 SO 6 LOB 13											
Tom McCraw, L OBP: 0.334, SLG: 0.365 (1, 7)		0-0 F4		0-0 1-3			0-0 IHR	0-0 G4-6-3		4 1 1 1 0 0 2												
Dick Tidrow, R OBP: 0.188, SLG: 0.152 (1, 1)		0-0 SH3-4		0-3 K			0-0 1B 2B 1B		0-0 5-3	3 1 1 1 0 1 0												
Inning Stats	R: 2 E: 0 K: 1 S: 8	H: 3 LOB: 1 BB: 0 P: 8	R: 1 E: 0 K: 0 S: 5	H: 2 LOB: 1 BB: 0 P: 5	R: 0 E: 0 K: 1 S: 5	H: 0 LOB: 0 BB: 0 P: 5	R: 0 E: 0 K: 0 S: 3	H: 0 LOB: 0 BB: 0 P: 3	R: 0 E: 0 K: 1 S: 6	H: 1 LOB: 1 BB: 0 P: 6	R: 0 E: 0 K: 1 S: 5	H: 1 LOB: 0 BB: 0 P: 5	R: 3 E: 0 K: 0 S: 7	H: 4 LOB: 2 BB: 1 P: 11	R: 0 E: 0 K: 1 S: 4	H: 0 LOB: 0 BB: 0 P: 5	R: 0 E: 0 K: 1 S: 7	H: 2 LOB: 2 BB: 0 P: 7	1B: 10 2B: 1 3B: 1 HR: 1	SF: 2 SAC: 1 DP: 1 HBP: 1	WP: 0 PB: 0 SB: 0 CS: 1	PA: 41
PITCHER	IP WLS BF H R ER SO BB IBB HBP BLK WP HR S P ERA WHIP																					
Mickey Lolich, L ERA: 2.47 (1, 1)	6.1 L 29 11 6 6 4 0 0 0 0 0 0 0 37 37 8.53 1.737																					
Fred Scherman, L ERA: 2.88 (7, 1)	0.2 3 0 0 0 0 0 0 1 0 0 0 0 2 6 0.00 0.000																					
Bill Slayback, R ERA: 2.26 (8, 1)	2.0 8 2 0 0 0 2 0 0 1 0 0 0 0 11 12 0.00 1.000																					

Cleveland Indians @ Detroit Tigers
Tiger Stadium, Detroit, MI
Sat Aug 12 1972, 4:33 AM EDT
Att: 31,578 - Unknown

livebaseballscorecards.com

BOTTOM

Cleveland Indians @ Detroit Tigers
Tiger Stadium, Detroit, MI
Sat Aug 12 1972, 4:33 AM EDT
Att. 31,578 - Unknown

livebaseballscorecards.com

AB	32
R	1
H	9
RBI	1
BB	0
SO	2
LOB	13



WP:	0	PA:	34
PB:	0	SB:	0
CS:	0		

AB R H RBI BB SO LOB

4	0	0	0	0	0	2
4	0	1	0	0	0	0
3	0	0	0	0	0	1
4	0	2	0	0	0	1
4	1	1	0	0	0	2
4	0	2	0	0	0	1
4	0	2	0	0	0	2
2	0	1	1	0	0	0
2	0	0	0	0	1	2
0	0	0	0	0	0	0
1	0	0	0	0	1	2
0	0	0	0	0	0	0

Batter	1	2	3	4	5	6	7	8	9
Dick McAuliffe, L (1, 4) OBP: 0.345, SLG: 0.335	0-0 G3		0-0 F6		0-0 4-3		0-0 4-3		
Aurelio Rodriguez, R (1, 5) OBP: 0.268, SLG: 0.343	0-0 G4-6-3 1B		0-0 6-3			0-0 5-3		0-0 F7	
Gates Brown, L (1, 7) OBP: 0.307, SLG: 0.392	0-0 G4-6-3 1-2f		0-0 G3			0-0 F8		1-0 G6-3 HBP	
Norm Cash, L (1, 3) OBP: 0.324, SLG: 0.488		0-0 2-3		0-0 2B		0-0 2B		0-0 G6-3 1-2f	
Duke Sims, L (1, 2) OBP: 0.289, SLG: 0.287		0-0 1B SF7 1B		0-0 F7		0-0 G3		0-0 4-3	
Jim Northrup, L (1, 9) OBP: 0.328, SLG: 0.362		0-0 E 1-2 1B 1B		0-0 F8		0-0 F8		0-0 G6-4-3 1B	
Mickey Stanley, R (1, 8) OBP: 0.277, SLG: 0.421		0-0 1-2 2-3 1B		0-0 6-3		0-0 2B 1B		0-0 G6-4-3 1-2f	
Ed Brinkman, R (1, 6) OBP: 0.247, SLG: 0.275		0-0 SF7 2-3 3-H		0-0 6-3		0-0 1-3 2B			
Mickey Lolich, S (1, 1) OBP: 0.225, SLG: 0.088		0-0 K		0-0 6-3		0-3 K			
Fred Scherman, L (7, 1) OBP: 0.150, SLG: 0.105									
Tom Haller, L (7, PH) OBP: 0.299, SLG: 0.356									
Bill Slayback, R (8, 1) OBP: 0.158, SLG: 0.158									

Inning Stats	R: 0	H: 1	E: 0	LOB: 0	K: 0	P: 3	R: 1	H: 3	E: 1	LOB: 2	K: 1	P: 8	R: 0	H: 0	E: 0	LOB: 0	K: 0	P: 3	R: 0	H: 1	E: 0	LOB: 1	K: 0	P: 4	R: 0	H: 0	E: 0	LOB: 0	K: 0	P: 3	R: 0	H: 2	E: 0	LOB: 2	K: 1	P: 7	R: 0	H: 0	E: 0	LOB: 0	K: 0	P: 3	R: 0	H: 1	E: 0	LOB: 0	K: 0	P: 3
	0	1	0	0	0	3	1	3	1	2	1	8	0	0	0	0	0	0	3	0	1	0	1	4	0	0	0	0	0	0	0	0	2	7	0	2	0	3	0	0	0	0	0	0	0	1	3	

PITCHER	IP	WLS	BF	H	R	ER	SO	BB	IBB	HBP	BLK	WP	HR	S	P	ERA	WHIP
Dick Tidrow, R (1, 1) ERA: 2.93	9.0	W	34	9	1	1	2	0	0	1	0	0	0	37	38	1.00	1.000

Batter	1	2	3	4	5	6	7	8	9	AB R H RBI BB SO LOB	TOP																						
Buddy Bell, R (1, 8) OBP: 0.297, SLG: 0.339	0-0 2B		0-0 6-3		4-0 BB		0-0 F9			3 0 1 0 1 0 0	Cleveland Indians @ Detroit Tigers Tiger Stadium, Detroit, MI Sun Aug 13 1972, 4:33 AM EDT Unknown																						
Jack Brohamer, L (1, 4) OBP: 0.300, SLG: 0.329	0-0 F3		0-0 F7		0-0 F9		0-0 F6		4 0 0 0 0 0 2																								
Chris Chambliss, L (1, 3) OBP: 0.305, SLG: 0.379	0-3 K		0-0 4-3		0-0 3-1		0-0 F8		4 0 0 0 0 1 1																								
Roy Foster, R (1, 9) OBP: 0.321, SLG: 0.337	0-0 F4			0-0 HR	4-0 HBP BB		0-0 F4		3 1 1 1 1 0 1																								
Graig Nettles, L (1, 5) OBP: 0.336, SLG: 0.368		0-0 F9		0-0 4-3	1-0 HBP		0-0 FC6-4 1B		3 0 1 0 0 0 0																								
Jerry Moses, R (1, 2) OBP: 0.288, SLG: 0.366		0-0		0-0 F3	0-0 F4		0-0 FC6-4 G6-4-3		4 1 1 1 0 0 3																								
Del Unser, L (9, PR) OBP: 0.263, SLG: 0.271		HR					1-2f		0 0 0 0 0 0 0																								
Tom McCraw, L (1, 7) OBP: 0.334, SLG: 0.362		4-0 BB		0-3 K	0-0 3-1		0-0 G6-4-3		2 0 0 0 1 1 2																								
Ray Fosse, R (9, PH) OBP: 0.313, SLG: 0.345		FC6-4 BB					1-2f		1 0 0 0 0 0 1																								
Frank Duffy, R (1, 6) OBP: 0.275, SLG: 0.297		0-3 K			0-0 F4		0-0 F8		3 0 0 0 0 1 1																								
Gaylord Perry, R (1, 1) OBP: 0.213, SLG: 0.220		0-0 FC6-4			0-3 K		0-0 5-3		3 0 0 0 0 1 1																								
Inning Stats	R: 0 E: 0 K: 1 S: 6	H: 1 LOB: 1 BB: 0 P: 6	R: 1 E: 0 K: 1 S: 6	H: 1 LOB: 1 BB: 1 P: 10	R: 0 E: 0 K: 0 S: 3	H: 0 LOB: 0 BB: 0 P: 3	R: 1 E: 0 K: 1 S: 6	H: 1 LOB: 0 BB: 0 P: 6	R: 0 E: 0 K: 1 S: 5	H: 0 LOB: 1 BB: 1 P: 9	R: 0 E: 0 K: 0 S: 3	H: 0 LOB: 2 BB: 1 P: 8	R: 0 E: 0 K: 0 S: 3	H: 0 LOB: 0 BB: 0 P: 3	R: 0 E: 0 K: 0 S: 3	H: 0 LOB: 0 BB: 0 P: 3	R: 0 E: 0 K: 0 S: 3	H: 1 LOB: 1 BB: 0 P: 3	1B: 1 2B: 1 3B: 0 HR: 2	SF: 0 SAC: 0 DP: 1 HBP: 1	WP: 0 PB: 0 SB: 0 CS: 0	PA: 34											
PITCHER Woodie Fryman, L (1, 1) ERA: 3.7	IP 9.0	WLS W	BF 34	H 4	R 2	ER 2	SO 4	BB 3	IBB 0	HBP 1	BLK 0	WP 0	HR 2	S 38	P 51	ERA 2.00	WHIP 0.778																
											PITCHER	IP	WLS	BF	H	R	ER	SO	BB	IBB	HBP	BLK	WP	HR	S	P	ERA	WHIP					

livebaseballscorecards.com

AB 30
R 2
H 4
RBI 2
BB 3
SO 4
LOB 12



Batter	1	2	3	4	5	6	7	8	9
Norm Cash, L OBP: 0.326, SLG: 0.488 (1, 3) X	0-0 G4-6-3 1B		0-0 1B			0-3 K		0-0 G3	
Jim Northrup, L OBP: 0.324, SLG: 0.357 (1, 9) X	0-0 G4-6-3 1-2f		0-0 F8			0-0 4-3		0-0 F6	
Willie Horton, R OBP: 0.269, SLG: 0.395 (1, 7) X	0-0 HR			0-0 F6		0-0 2B 1B		0-0 3B	
Ed Brinkman, R OBP: 0.247, SLG: 0.278 (1, 6) X	0-0 1-3			0-0 F8		0-0 1B 2B		0-0 F4	
Tony Taylor, R OBP: 0.341, SLG: 0.411 (1, 4) X		0-0 6-3		0-0 F3		0-0 1B			
Duke Sims, L OBP: 0.295, SLG: 0.290 (1, 2) X		0-0 G6-4-3 1B			4-0 5-3 BB	0-0 F4			
Mickey Stanley, R OBP: 0.274, SLG: 0.417 (1, 8) X		0-0 G6-4-3 1-2f			0-0 5-3		0-0 6-3		
Aurelio Rodriguez, R OBP: 0.266, SLG: 0.340 (1, 5) X			0-3 K		0-0 6-3		0-0 F7		
Woodie Fryman, R OBP: 0.159, SLG: 0.190 (1, 1) X			0-3 K		0-0 4-3		0-0 G3		

AB	R	H	RBI	BB	SO	LOB
4	0	2	0	0	1	0
4	0	0	0	0	0	2
4	2	3	1	0	0	0
4	1	1	1	0	0	1
3	0	1	1	0	0	0
2	0	1	0	1	0	1
3	0	0	0	0	0	2
3	0	0	0	0	1	1
3	0	0	0	0	1	1

BOTTOM

Cleveland Indians @ Detroit Tigers
Tiger Stadium, Detroit, MI
Sun Aug 13 1972, 4:33 AM EDT
Unknown

AB	30
R	3
H	8
RBI	3
BB	1
SO	3
LOB	8



Inning Stats	R	H	E	K	S	R	H	E	K	S	R	H	E	K	S	R	H	E	K	S	R	H	E	K	S
	1	2	0	4	4	0	1	0	0	3	0	0	0	0	3	0	0	0	0	0	0	0	0	0	0
	0	0	0	0	0	0	1	0	0	0	0	0	0	0	0	0	0	0	0	0	0	0	0	0	0
	0	0	0	2	8	0	1	0	0	3	0	0	0	0	0	0	0	0	0	0	0	0	0	0	0
	0	0	0	0	0	0	0	0	0	0	0	0	0	0	0	0	0	0	0	0	0	0	0	0	0
	0	0	0	0	0	0	0	0	0	0	0	0	0	0	0	0	0	0	0	0	0	0	0	0	0
	0	0	0	0	0	0	0	0	0	0	0	0	0	0	0	0	0	0	0	0	0	0	0	0	0
	0	0	0	0	0	0	0	0	0	0	0	0	0	0	0	0	0	0	0	0	0	0	0	0	0

PITCHER	IP	WLS	BF	H	R	ER	SO	BB	IBB	HBP	BLK	WP	HR	S	P	ERA	WHIP
Gaylord Perry, R ERA: 1.87 (1, 1)	8.0	L	31	8	3	3	3	1	0	0	0	0	1	36	40	3.38	1.125

WP	PA	ERA	WHIP
0	31		

Batter	1	2	3	4	5	6	7	8	9	AB R H RBI BB SO LOB	TOP	
Buddy Bell, R (1, 9) OBP: 0.298, SLG: 0.338	0-0 FC3-6 1B		0-0 F9		1-0 BB WP HBP		0-0 F5		0-0 F8	4 1 1 0 0 0 0		
Jack Brohamer, L (1, 4) OBP: 0.299, SLG: 0.325	0-0 FC3-6 1-2f		0-0 4-3		4-0 WP BB 1B BB		0-0 F7		0-0 F8	4 1 0 0 1 0 1		
Chris Chambliss, L (1, 3) OBP: 0.307, SLG: 0.378	0-3 K			0-0 4-3	4-0 WP BB 1B BB		0-0 HR 1B			3 2 1 0 1 1 1		
Graig Nettles, L (1, 5) OBP: 0.337, SLG: 0.377	0-0 F7			0-0 L6	0-0 1B		0-0 HR			4 1 2 4 0 0 1		
John Lowenstein, L (1, 7) OBP: 0.352, SLG: 0.487		4-0 BB BB BB 1B FC5-4 BB		0-0 3-1	0-0 F8		0-0 1-3			3 1 0 0 1 0 1		
Del Unser, L (1, 8) OBP: 0.266, SLG: 0.274		0-0 FC5-4 1B			0-0 HR 1B		0-0 F8		0-0 F3	4 1 2 0 0 0 0		
Ray Fosse, R (1, 2) OBP: 0.315, SLG: 0.366		0-0 FC5-4 G5-4-3 1-2f 3-H			0-0 HR		0-0 HR		0-0 F6	4 2 2 4 0 0 1		
Frank Duffy, R (1, 6) OBP: 0.271, SLG: 0.292		0-0 G5-4-3			0-0 F7		0-0 F4		0-0 F7	4 0 0 0 0 0 1		
Tom Hilgendorf, S (1, 1) Phil Hennigan, R (5, 1)			0-0 L7		0-3 K		0-0 6-3		0-0 F4	2 0 0 0 0 1 0 2 0 0 0 0 0 0		
Inning Stats	R: 0 E: 0 K: 1 S: 6 H: 1 LOB: 1 BB: 0 P: 6	R: 1 E: 0 K: 0 S: 3 H: 1 LOB: 0 BB: 1 P: 7	R: 0 E: 0 K: 0 S: 3 H: 0 LOB: 0 BB: 0 P: 3	R: 0 E: 0 K: 0 S: 3 H: 0 LOB: 0 BB: 0 P: 3	R: 5 E: 0 K: 1 S: 8 H: 3 LOB: 1 BB: 2 P: 17	R: 1 E: 0 K: 0 S: 4 H: 1 LOB: 0 BB: 0 P: 4	R: 2 E: 0 K: 0 S: 5 H: 2 LOB: 0 BB: 0 P: 5	R: 0 E: 0 K: 0 S: 3 H: 0 LOB: 0 BB: 0 P: 3	R: 0 E: 0 K: 0 S: 3 H: 0 LOB: 0 BB: 0 P: 3	1B: 5 2B: 0 3B: 0 HR: 3 SF: 0 SAC: 0 DP: 1 HBP: 1	WP: 1 PB: 0 SB: 1 CS: 0 PA: 38	
PITCHER	IP WLS BF H R ER SO BB IBB HBP BLK WP HR S P ERA WHIP											
Tom Timmermann, R (1, 1) ERA: 3.01	4.2 L 20 4 5 5 2 2 0 1 0 0 1 21 30 9.64 1.286											
Jim Foor, L (5, 1) ERA:	0.0 1 0 0 0 0 1 0 0 0 0 0 0 4 ∞ ∞											
John Hiller, L (5, 1) ERA: 2.91	2.1 11 4 4 4 0 0 0 0 0 1 2 11 11 15.43 1.714											
Lerrin LaGrow, R (8, 1) ERA:	2.0 6 0 0 0 0 0 0 0 0 0 0 6 6 0.00 0.000											

Cleveland Indians @ Detroit Tigers
 Tiger Stadium, Detroit, MI
 Sun Aug 13 1972, 4:38 AM EDT
 Att: 37,835 - Unknown

livebaseballscorecards.com

AB	34
R	9
H	8
RBI	8
BB	3
SO	2
LOB	6



Batter	1	2	3	4	5	6	7	8	9	AB	R	H	RBI	BB	SO	LOB
Tony Taylor, R OBP: 0.333, SLG: 0.400 (1, 4)	0-0 4-3		0-0 5-3		0-0 1-3		0-0 F9			4	0	0	0	0	0	0
Aurelio Rodriguez, R OBP: 0.271, SLG: 0.345 (1, 5)	0-0 1B 2B		4-0 FC5-4 BB		0-0 BB 1B 3-2 1B		0-3 K			3	1	2	0	1	1	0
Willie Horton, R OBP: 0.288, SLG: 0.392 (1, 9)	0-3 K		0-0 F3		0-0 3-2 BB 1-2 1B		0-0 F8			4	0	1	0	0	1	2
Bill Freehan, R OBP: 0.351, SLG: 0.382 (1, 2)	4-0 1B BB		0-0 FC5-4 1-2f		0-0 L7		0-0 F8			3	0	0	0	1	0	3
Ike Brown, R OBP: 0.392, SLG: 0.438 (1, 7)	0-0 1-3 2-H 1B				0-0 F9		4-0 3-2 BB 1-2 2-3		0-3 K	3	0	1	1	1	1	0
Mickey Stanley, R OBP: 0.277, SLG: 0.423 (1, 8)	4-0 1-2 PO 1B				0-0 3B		0-0 F9		0-0 6-3	3	0	1	0	1	0	0
Norm Cash, L OBP: 0.325, SLG: 0.494 (1, 3)	0-0 PO 1-2	0-3 K			0-3 K		0-0 F4		0-0 HR	4	1	1	1	0	2	1
Ed Brinkman, R OBP: 0.247, SLG: 0.275 (1, 6)		0-0 F7			4-0 IBB		0-0 F9		0-0 6-3	3	0	0	0	1	0	0
Tom Timmermann, R OBP: 0.156, SLG: 0.095 (1, 1)		0-3 K			0-3 K		0-0 4-3		0-0 F8	2	0	0	0	0	2	2
Jim Foor, L (5, 1)										0	0	0	0	0	0	0
John Hiller, R (5, 1)										0	0	0	0	0	0	0
Gates Brown, L (7, PH)										1	0	0	0	0	0	0
Lerrin LaGrow, R (8, 1)										0	0	0	0	0	0	0
Duke Sims, L (9, PH)										1	0	0	0	0	0	0

Inning Stats	R: 1	H: 2	E: 0	K: 1	S: 6	LOB: 2	BB: 2	P: 14	R: 0	H: 0	E: 0	K: 2	S: 7	LOB: 0	BB: 0	P: 7	R: 0	H: 1	E: 0	K: 0	S: 3	LOB: 1	BB: 1	P: 7	R: 0	H: 2	E: 0	K: 2	S: 8	LOB: 2	BB: 1	P: 12	R: 0	H: 0	E: 0	K: 0	S: 4	LOB: 0	BB: 0	P: 3	R: 0	H: 0	E: 0	K: 1	S: 5	LOB: 0	BB: 0	P: 5	R: 0	H: 0	E: 0	K: 1	S: 5	LOB: 0	BB: 0	P: 5	R: 0	H: 1	E: 0	K: 0	S: 4	LOB: 0	BB: 0	P: 4	1B: 3	SF: 0	2B: 1	SAC: 0	3B: 1	DP: 0	HR: 1	HBP: 0	WP: 0	PA: 37
PITCHER	IP	WLS	BF	H	R	ER	SO	BB	IBB	HBP	BLK	WP	HR	S	P	ERA	WHIP																																																									
Tom Hilgendorf, L (1, 1)	4.2		23	5	1	1	5	3	2	0	0	0	0	28	48	1.93	1.714																																																									
Phil Hennigan, R (5, 1)	4.1	W	14	1	1	1	2	0	0	0	0	0	0	17	17	2.08	0.231																																																									

BOTTOM

Cleveland Indians @ Detroit Tigers

Tiger Stadium, Detroit, MI

Sun Aug 13 1972, 4:38 AM EDT
Att. 37,835 - Unknown

livebaseballscorecards.com

AB	31
R	2
H	6
RBI	2
BB	5
SO	7
LOB	8

Batter	1	2	3	4	5	6	7	8	9	10	AB	R	H	RBI	BB	SO	LOB	TOP							
Sandy Alomar Sr., S OBP: 0.310, SLG: 0.297 (1, 4)	0-0 1-3		0-0 F6			0-0 4-3		0-0 G3		0-0 F8	5	0	0	0	0	0	0								
Chris Coletta, L OBP: 0.250, SLG: 0.500 Leroy Stanton, R OBP: 0.276, SLG: 0.374 (1, 7) (8, 9)	0-0 F8			0-0 F8		0-0 2B		0-0 F5		0-0 1B	4	1	1	0	0	0	0								
Vada Pinson, L OBP: 0.313, SLG: 0.367 (1, 9) (8, 7)	0-0 4-3			0-0 2B		0-0 F2		0-0 1B		0-0 1B	5	1	3	0	0	0	1								
Bob Oliver, R OBP: 0.318, SLG: 0.441 (1, 3)		0-0 6-3		0-0 5-3		0-0 2B		0-0 1B		0-0 1B	5	0	3	3	0	0	1								
Ken McMullen, R OBP: 0.344, SLG: 0.401 (1, 5)		0-0 1B		0-0 F8		0-0 F3		0-0 F7		0-0 F8	5	0	1	0	0	0	5								
John Stephenson, L OBP: 0.352, SLG: 0.364 Jack Hiatt, R OBP: 0.383, SLG: 0.395 Curt Motton, R OBP: 0.267, SLG: 0.231 Art Kusnyer, R OBP: 0.281, SLG: 0.272 (1, 2) (9, PH) (9, PR) (9, 2)		0-0 F8		0-0 F3		0-0 F6		0-0 BB		0-0 F9	3	0	0	0	0	0	1								
Leo Cardenas, R OBP: 0.284, SLG: 0.313 (1, 6)		0-0 F9		0-0 1B		0-0 5-3		0-0 FC1-6		0-0 FC1-6	4	0	1	0	0	0	2								
Ken Berry, R OBP: 0.367, SLG: 0.408 (1, 8)			0-0 F3		0-0 1B	0-0 E1		0-0 F7		0-0 F7	4	0	2	0	0	0	1								
Rudy May, L OBP: 0.167, SLG: 0.128 Steve Barber, L OBP: 0.357, SLG: 0.182 (1, 1) (10, 1)			0-3 K		0-0 G6-3	0-3 K		0-3 K		0-3 K	4	0	0	0	0	3	4								
											0	0	0	0	0	0	0								
Inning Stats	R: 0 E: 0 K: 0 S: 3	H: 0 LOB: 0 BB: 0 P: 3	R: 0 E: 0 K: 0 S: 4	H: 1 LOB: 1 BB: 0 P: 4	R: 0 E: 0 K: 1 S: 5	H: 0 LOB: 0 BB: 0 P: 5	R: 0 E: 0 K: 0 S: 4	H: 1 LOB: 1 BB: 0 P: 4	R: 0 E: 0 K: 0 S: 5	H: 2 LOB: 1 BB: 0 P: 5	R: 1 E: 0 K: 0 S: 5	H: 2 LOB: 1 BB: 0 P: 5	R: 0 E: 0 K: 0 S: 5	H: 1 LOB: 1 BB: 0 P: 6	R: 1 E: 0 K: 0 S: 5	H: 2 LOB: 1 BB: 0 P: 5	R: 0 E: 0 K: 1 S: 5	H: 0 LOB: 1 BB: 1 P: 9	R: 1 E: 0 K: 0 S: 6	H: 3 LOB: 2 BB: 0 P: 6	1B: 8 2B: 4 3B: 0 HR: 0	SF: 0 SAC: 0 DP: 1 HBP: 0	WP: 0 PB: 0 SB: 0 CS: 0	PA: 42	
PITCHER	IP	WLS	BF	H	R	ER	SO	BB	IBB	HBP	BLK	WP	HR	S	P	ERA	WHIP								
Steve Dunning, R ERA: 2.47 (1, 1)	8.0		32	9	2	2	2	0	0	0	0	0	0	36	36	2.25	1.125								
Steve Mingori, L ERA: 3.86 (9, 1)	1.1		7	2	1	1	1	1	0	0	0	0	0	8	12	6.75	2.250								
Phil Hennigan, R ERA: 2.66 (10, 1)	0.2	W	3	1	0	0	0	0	0	0	0	0	0	3	3	0.00	1.500								

California Angels @ Cleveland Indians
Cleveland Municipal Stadium, Cleveland, OH

Tue Aug 15 1972, 7:05 PM EDT
Att. 8,492 - Unknown - 70 F

livebaseballscorecards.com

AB 41
R 3
H 12
RBI 3
BB 1
SO 3
LOB 17



BOTTOM

California Angels @ Cleveland Indians
Cleveland Municipal Stadium, Cleveland, OH

Tue Aug 15 1972, 7:05 PM EDT
Att. 8,492 - Unknown - 70 F

livebaseballscorecards.com

AB	35
R	4
H	8
RBI	3
BB	6
SO	8
LOB	17



WP	1	PA	43
PB	0		
SB	0		
CS	0		

AB R H RBI BB SO LOB

5	2	3	1	0	0	0
3	0	1	0	0	2	0
4	1	1	0	1	1	1
3	0	0	1	1	1	3
0	0	0	0	0	0	0
0	0	0	0	1	0	0
4	0	0	0	1	0	4
4	0	0	0	0	1	3
0	0	0	0	0	0	0
0	0	0	0	0	0	0
1	0	0	0	0	0	3
4	0	1	1	1	2	0
3	0	1	0	1	0	1
2	0	0	0	0	1	1
1	1	1	0	0	0	0
1	0	0	0	0	0	1

1B	7	SF	0
2B	0	SAC	2
3B	0	DP	1
HR	1	HBP	0

WP	1	PA	43
PB	0		
SB	0		
CS	0		

Batter	1	2	3	4	5	6	7	8	9	10
Buddy Bell, R OBP: 0.303, SLG: 0.352 (1, 8)	0-0 HR		0-0 F3			0-0 F8		0-0 FC1-6 SH5-3 1-2 1B		0-0 1B SH WP 1B
Jack Brohamer, L OBP: 0.299, SLG: 0.325 (1, 4)	0-3 K		0-3 K			0-0 1B		0-0 SH5-3		0-0 SH WP 1B FC5-2
Ray Fosse, R OBP: 0.316, SLG: 0.364 (1, 3) (9, 2)	0-3 K			0-0 F7		0-0 F4		4-0 FC1-6 IBB		0-0 FC5-2 WP 1B 1B
Roy Foster, R OBP: 0.319, SLG: 0.327 (1, 7) John Lowenstein, L OBP: 0.352, SLG: 0.487 (9, 7) Alex Johnson, R OBP: 0.265, SLG: 0.304 (10, PH)	4-0 BB			0-3 K		0-0 F4		0-0 FC1-6 BB		4-0 1B FC5-2 IBB
Graig Nettles, L OBP: 0.336, SLG: 0.373 (1, 5)	0-0 F2			0-0 4-3			0-0 F3	4-0 BB		0-0 F8
Jerry Moses, R OBP: 0.278, SLG: 0.352 (1, 2) Steve Mingori, L OBP: 0.143, SLG: 0.143 (9, 1) Phil Hennigan, R (10, 1) Lou Camilli, S OBP: 0.222, SLG: 0.235 (10, PH)		0-3 K2-3			0-0 F5		0-0 F9	0-0 F6		0-0 FC5-2 1B
Frank Duffy, R OBP: 0.273, SLG: 0.291 (1, 6)		0-0 1-3			0-3 K		4-0 BB		0-3 K	0-0 1B
Tom McCraw, L OBP: 0.336, SLG: 0.362 (1, 9) (9, 3)		0-0 F5			4-0 BB		0-0 F8		0-0 G4-6-3 1B	
Steve Dunning, R OBP: 0.133, SLG: 0.133 (1, 1) Eddie Leon, R OBP: 0.292, SLG: 0.296 (8, PH) Del Unser, L OBP: 0.265, SLG: 0.273 (9, 9)			0-0 F8		0-3 K			0-0 SH5-3 1B FC1-6 1B	0-0 G4-6-3	

Inning Stats	R: 1	H: 1	R: 0	H: 0	R: 0	H: 0	R: 0	H: 0	R: 0	H: 1	R: 0	H: 0	R: 1	H: 2	R: 0	H: 1	R: 2	H: 3	1B: 7	SF: 0
	E: 0	LOB: 1	E: 0	LOB: 0	E: 0	LOB: 0	E: 0	LOB: 1	E: 0	LOB: 1	E: 0	LOB: 0	E: 0	LOB: 3	E: 0	LOB: 0	E: 0	LOB: 3	2B: 0	SAC: 2
	K: 2	BB: 1	K: 1	BB: 0	K: 1	BB: 0	K: 2	BB: 1	K: 0	BB: 0	K: 0	BB: 0	K: 0	BB: 2	K: 1	BB: 0	K: 0	BB: 1	3B: 0	DP: 1
	S: 8	P: 12	S: 5	P: 5	S: 5	P: 5	S: 7	P: 11	S: 4	P: 4	S: 3	P: 7	S: 5	P: 13	S: 5	P: 5	S: 6	P: 10	HR: 1	HBP: 0

PITCHER	IP	WLS	BF	H	R	ER	SO	BB	IBB	HBP	BLK	WP	HR	S	P	ERA	WHIP
Rudy May, L ERA: 2.93 (1, 1)	9.0		36	5	2	2	8	4	1	0	0	0	1	47	67	2.00	1.000
Steve Barber, L ERA: 2.84 (10, 1)	0.2	L	7	3	2	2	0	0	1	0	0	1	0	6	10	27.00	4.500

PITCHER	IP	WLS	BF	H	R	ER	SO	BB	IBB	HBP	BLK	WP	HR	S	P	ERA	WHIP
Rudy May, L ERA: 2.93 (1, 1)	9.0		36	5	2	2	8	4	1	0	0	0	1	47	67	2.00	1.000
Steve Barber, L ERA: 2.84 (10, 1)	0.2	L	7	3	2	2	0	0	1	0	0	1	0	6	10	27.00	4.500

Batter	1	2	3	4	5	6	7	8	9	AB R H RBI BB SO LOB	TOP	
Sandy Alomar Sr., S OBP: 0.307, SLG: 0.295 (1, 4)	0-0 4-3		0-0 4-3		0-0 5-3			0-0 6-3		4 0 0 0 0 0 0		
Chris Coletta, L OBP: 0.125, SLG: 0.250 (1, 7)	0-0 4-3			0-0 F9		0-0 4-3			0-0 4-3	4 0 0 0 0 0 0 0 0 0 0 0 0 0		
Leroy Stanton, R OBP: 0.276, SLG: 0.374 (9, 9)												
Vada Pinson, L OBP: 0.317, SLG: 0.371 (1, 9) (9, 7)	0-0 S 1B			0-0 1B 3-6-3 1B		0-0 F9			0-0 BB 1B	4 2 3 0 0 0 0		
Bob Oliver, R OBP: 0.320, SLG: 0.440 (1, 3)	0-3 K 1-2			0-0 3-6-3 BB 1B		0-3 K			4-0 BB 1B 1-2 BB	3 0 1 0 1 2 1		
Ken McMullen, R OBP: 0.346, SLG: 0.401 (1, 5)		0-0 F2		4-0 BB 1-2 3-6-3 BB		0-0 5-3			0-0 1-3 2-H 1B	3 0 1 1 1 0 0		
John Stephenson, L OBP: 0.349, SLG: 0.354 (1, 2)		0-0 F9		0-0 3-6-3		0-0 1-3			4-0 IBB	3 0 0 1 1 0 2		
Leo Cardenas, R OBP: 0.281, SLG: 0.310 (1, 6)		0-0 F7		0-0 1-2 2-3 3-H		0-0 6-3		0-0 F7	0-0 F6	4 0 0 0 0 0 5		
Ken Berry, R OBP: 0.366, SLG: 0.406 (1, 8)			0-0 G5-4-3 1B		0-0 F3			0-0 F9	0-0 F8	4 0 1 0 0 0 3		
Clyde Wright, R OBP: 0.242, SLG: 0.350 (1, 1)			0-0 G5-4-3 1-2		0-3 K			0-0 F8		3 0 0 0 0 1 1		
Inning Stats	R: 0 E: 0 K: 1 S: 6 H: 1 LOB: 1 BB: 0 P: 6	R: 0 E: 0 K: 0 S: 3 H: 0 LOB: 0 BB: 0 P: 3	R: 0 E: 0 K: 0 S: 3 H: 1 LOB: 0 BB: 0 P: 3	R: 1 E: 0 K: 0 S: 5 H: 2 LOB: 2 BB: 1 P: 9	R: 0 E: 0 K: 1 S: 5 H: 0 LOB: 0 BB: 0 P: 5	R: 0 E: 0 K: 1 S: 5 H: 0 LOB: 0 BB: 0 P: 5	R: 0 E: 0 K: 0 S: 3 H: 0 LOB: 0 BB: 0 P: 3	R: 0 E: 0 K: 0 S: 3 H: 0 LOB: 0 BB: 0 P: 3	R: 1 E: 0 K: 0 S: 5 H: 2 LOB: 3 BB: 2 P: 13	1B: 6 2B: 0 3B: 0 HR: 0 SF: 0 SAC: 0 DP: 1 HBP: 0	WP: 0 PB: 0 SB: 1 CS: 0 PA: 35	
PITCHER Dick Tidrow, R ERA: 2.88 (1, 1)	IP 9.0 WLS L BF 35 H 6 R 2 ER 2 SO 3 BB 2 IBB 1 HBP 0 BLK 0 WP 0 HR 0 S 38 P 50 ERA 2.00 WHIP 0.889											PITCHER IP WLS BF H R ER SO BB IBB HBP BLK WP HR S P ERA WHIP

California Angels @ Cleveland Indians
Cleveland Municipal Stadium, Cleveland, OH
Wed Aug 16 1972, 7:05 PM EDT
Att. 8,086 - Unknown

livebaseballscorecards.com

AB	32
R	2
H	6
RBI	2
BB	3
SO	3
LOB	12



Batter	1	2	3	4	5	6	7	8	9	AB R H RBI BB SO LOB
Buddy Bell, R OBP: 0.302, SLG: 0.350 (1, 8)	0-0 1B FC4-6 1B	0-0 F8			0-0 G3			0-0 F8		4 1 1 0 0 0 0
Eddie Leon, R OBP: 0.291, SLG: 0.295 (1, 4)	0-0 1-3 FC4-6 1B		0-0 6-3		0-0 6-3			0-0 6-3		4 0 1 0 0 0 0
Chris Chambliss, L OBP: 0.303, SLG: 0.373 (1, 3)	0-0 1-2f 3-H FC4-6 1B		0-0 4-3		0-0 4-3			0-3 K		4 0 0 1 0 1 1
Roy Foster, R OBP: 0.325, SLG: 0.327 (1, 9)	0-0 F4		0-0 1B		0-0 F6			4-0 G1-4-3 BB		3 0 1 0 1 0 1
Ray Fosse, R OBP: 0.315, SLG: 0.363 (1, 2)	0-0 1-3 BB 1B		0-0 5-3		0-0 F8			0-0 G1-4-3 1-2f		4 0 1 0 0 0 2
Graig Nettles, L OBP: 0.336, SLG: 0.371 (1, 5)	4-0 1-2 BB			0-0 F6		0-3 K				2 0 0 0 1 1 0
Frank Duffy, R OBP: 0.270, SLG: 0.288 (1, 6)	0-0 1-3			0-0 1-3		0-3 K				3 0 0 0 0 1 3
Tom McCraw, L OBP: 0.333, SLG: 0.358 (1, 7)		0-0 5-3		0-0 G3		0-0 5-3				3 0 0 0 0 0 0
Dick Tidrow, R OBP: 0.176, SLG: 0.143 (1, 1)		0-0 3-1			0-3 K			0-3 K		3 0 0 0 0 2 0

Inning Stats	R: 1	H: 3	E: 0	K: 0	S: 6	LOB: 3	BB: 1	P: 10	R: 0	H: 0	E: 0	K: 0	S: 3	LOB: 0	BB: 0	P: 3	R: 0	H: 1	E: 0	K: 0	S: 4	LOB: 1	BB: 0	P: 4	R: 0	H: 0	E: 0	K: 0	S: 3	LOB: 0	BB: 0	P: 3	R: 0	H: 0	E: 0	K: 1	S: 5	LOB: 0	BB: 0	P: 5	R: 0	H: 0	E: 0	K: 2	S: 7	LOB: 0	BB: 0	P: 7	R: 0	H: 0	E: 0	K: 1	S: 5	LOB: 0	BB: 0	P: 5	R: 0	H: 0	E: 0	K: 1	S: 4	LOB: 0	BB: 1	P: 8	1B: 4	2B: 0	3B: 0	HR: 0	SF: 0	SAC: 0	DP: 1	HBP: 0	WP: 0	PB: 0	SB: 0	CS: 0	PA: 32
PITCHER Clyde Wright, L ERA: 3.04 (1, 1)	IP	WLS	BF	H	R	ER	SO	BB	IBB	HBP	BLK	WP	HR	S	P	ERA	WHIP	IP	WLS	BF	H	R	ER	SO	BB	IBB	HBP	BLK	WP	HR	S	P	ERA	WHIP																																											


BOTTOM

California Angels @ Cleveland Indians
Cleveland Municipal Stadium, Cleveland, OH

Wed Aug 16 1972, 7:05 PM EDT
Att. 8,086 - Unknown

livebaseballscorecards.com

AB	30
R	1
H	4
RBI	1
BB	2
SO	5
LOB	7



Batter	1	2	3	4	5	6	7	8	9	AB R H RBI BB SO LOB	TOP		
Sandy Alomar Sr., S OBP: 0.304, SLG: 0.291 (1, 4) X	0-0 F8 ①		0-0 6-3 ③		0-0 F8 ③			0-0 FC2-6 1B ① X 1-2f	0-0 F8 ③	5 0 0 0 0 0 3			
Ken Berry, R OBP: 0.367, SLG: 0.407 (1, 8) X	0-0 5-3 ②			0-0 SH1-4 HR 1B		0-0 4-3 ①		0-0 1-2 1B		4 1 2 0 0 0 0			
Vada Pinson, L OBP: 0.315, SLG: 0.368 (1, 7) X	0-0 1-3 ③			0-0 SH1-4 1-2		0-0 F9 ②		0-0 F7 ②		3 0 0 0 0 0 2			
Bob Oliver, R OBP: 0.319, SLG: 0.445 (1, 3) X		0-0 6-3 ①		0-0 2-H HR		0-0 6-3 ③		0-3 K ③		4 1 1 2 0 1 2			
Ken McMullen, R OBP: 0.342, SLG: 0.396 (1, 5) S S		0-3 K ②		0-0 4-3 ②		0-0 6-3 ①		0-3 K ① S S		4 0 0 0 0 2 0			
Leroy Stanton, R OBP: 0.286, SLG: 0.404 (1, 9) X		0-0 HR		0-0 1B		0-0 1B 1B		0-0 HR		4 2 4 2 0 0 0			
Leo Cardenas, R OBP: 0.281, SLG: 0.310 (1, 6) X		0-0 5-3 ③		0-0 F3 ③		0-0 F7 ②		0-0 1B 1B		4 0 1 0 0 0 2			
Jeff Torborg, R OBP: 0.296, SLG: 0.258 (1, 2) X			0-0 F8 ①		0-0 F8 ①		0-0 1-3 1B ③		0-0 1-2 1B	4 0 2 0 0 0 0			
Andy Messersmith, R OBP: 0.241, SLG: 0.286 (1, 1) X			0-0 F9 ②		0-3 K ② S S		4-0 FC2-6 BB	0-3 K ② S S		3 0 0 0 1 2 2			
Inning Stats	R: 0 H: 0 E: 0 K: 0 S: 3 LOB: 0 BB: 0 P: 3	R: 1 H: 1 E: 0 K: 1 S: 6 LOB: 0 BB: 0 P: 6	R: 0 H: 0 E: 0 K: 0 S: 3 LOB: 0 BB: 0 P: 3	R: 2 H: 3 E: 0 K: 0 S: 6 LOB: 1 BB: 0 P: 6	R: 0 H: 0 E: 0 K: 1 S: 5 LOB: 0 BB: 0 P: 5	R: 0 H: 0 E: 0 K: 0 S: 3 LOB: 0 BB: 0 P: 3	R: 0 H: 2 E: 0 K: 0 S: 4 LOB: 2 BB: 0 P: 4	R: 0 H: 1 E: 0 K: 1 S: 6 LOB: 2 BB: 1 P: 10	R: 1 H: 3 E: 0 K: 2 S: 10 LOB: 2 BB: 0 P: 10	1B: 7 SF: 0 2B: 0 SAC: 1 3B: 0 DP: 0 HR: 3 HBP: 0	WP: 0 PA: 37 PB: 0 SB: 0 CS: 0		
PITCHER	IP WLS BF H R ER SO BB IBB HBP BLK WP HR S P ERA WHIP											PITCHER	IP WLS BF H R ER SO BB IBB HBP BLK WP HR S P ERA WHIP
Tom Hilgendorf, L ERA: 2.83 (1, 1)	4.0 L 16 4 3 3 1 0 0 0 0 0 0 2 18 18 6.75 1.000												
Milt Wilcox, R ERA: 3.27 (5, 1)	2.0 6 0 0 0 1 0 0 0 0 0 0 0 8 8 0.00 0.000												
Ed Farmer, R ERA: 4.5 (7, 1)	1.0 4 2 0 0 0 0 0 0 0 0 0 0 4 4 0.00 2.000												
Phil Hennigan, R ERA: 2.73 (8, 1)	2.0 11 4 1 1 3 1 0 0 0 0 0 1 16 20 4.50 2.500												

California Angels @ Cleveland Indians
Cleveland Municipal Stadium, Cleveland, OH
Thu Aug 17 1972, 7:05 PM EDT
Att: 16,634 - Unknown

livebaseballscorecards.com

AB 35
R 4
H 10
RBI 4
BB 1
SO 5
LOB 11



Batter	1	2	3	4	5	6	7	8	9	AB	R	H	RBI	BB	SO	LOB	BOTTOM					
Buddy Bell, R OBP: 0.302, SLG: 0.349 (1, 8) X	0-0 CS 1B			0-3 K		0-0 F3		0-0 F9		4	0	1	0	0	1	2						
Tom McCraw, L OBP: 0.329, SLG: 0.353 (1, 7) S S S	0-3 K 1-2			0-0 F7		0-0 F7		0-0 4-3		4	0	0	0	0	1	3						
Chris Chambliss, L OBP: 0.306, SLG: 0.382 (1, 3) X	0-0 F8			0-3 K				0-0 2B 2B		4	1	2	0	0	1	0						
Graig Nettles, L OBP: 0.333, SLG: 0.367 (1, 5) X		0-0 L4			0-0 F8			0-0 F7 F6		4	0	0	0	0	0	2						
John Lowenstein, L OBP: 0.337, SLG: 0.463 (1, 9) X		0-0 F6			0-0 F9			0-3 K		4	0	0	0	0	2	1						
Ray Fosse, R OBP: 0.314, SLG: 0.364 (1, 2) X		0-0 5-3			0-0 6-3			0-0 1B 1B 2B		4	1	1	1	0	0	0						
Eddie Leon, R OBP: 0.290, SLG: 0.294 (1, 4) S S S			0-3 K			0-0 4-3		0-0 1B 1B 2B		4	0	1	0	0	1	0						
Frank Duffy, R OBP: 0.272, SLG: 0.290 (1, 6) X			0-0 5-3			0-0 BB 1B		0-0 BB 1B		2	0	1	0	0	0	0						
Jack Brohamer, L OBP: 0.301, SLG: 0.327 (7, PH)										1	0	1	1	0	0	0						
Steve Dunning, R OBP: 0.133, SLG: 0.133 (7, PR)										0	0	0	0	0	0	0						
Lou Camilli, S OBP: 0.222, SLG: 0.235 (8, 6) S S S			0-3 K			4-0 1B BB		0-3 K		0	0	0	0	0	0	0						
Tom Hilgendorf, S OBP: 0.263, SLG: 0.278 (5, 1) B B B										1	0	0	0	0	1	0						
Milt Wilcox, R OBP: 0.263, SLG: 0.278 (5, 1)										0	0	0	0	0	0	0						
Del Unser, L OBP: 0.267, SLG: 0.273 (6, PH)										0	0	0	0	1	0	0						
Ed Farmer, R OBP: 0.200, SLG: 0.200 (7, 1)										0	0	0	0	0	0	0						
Roy Foster, R OBP: 0.322, SLG: 0.324 (7, PH)										1	0	0	0	0	1	2						
Phil Hennigan, R OBP: 0.322, SLG: 0.324 (8, 1)										0	0	0	0	0	0	0						
Inning Stats	R: 0 E: 0 K: 1 S: 5	H: 1 LOB: 0 BB: 0 P: 5	R: 0 E: 0 K: 0 S: 3	H: 0 LOB: 0 BB: 0 P: 3	R: 0 E: 0 K: 2 S: 7	H: 0 LOB: 0 BB: 0 P: 7	R: 0 E: 0 K: 2 S: 7	H: 0 LOB: 0 BB: 0 P: 7	R: 0 E: 0 K: 0 S: 3	H: 0 LOB: 0 BB: 0 P: 3	R: 0 E: 0 K: 0 S: 4	H: 1 LOB: 2 BB: 1 P: 8	R: 2 E: 0 K: 2 S: 11	H: 4 LOB: 2 BB: 0 P: 11	R: 0 E: 0 K: 0 S: 4	H: 1 LOB: 1 BB: 0 P: 4	R: 0 E: 0 K: 1 S: 5	H: 0 LOB: 0 BB: 0 P: 5	1B: 4 2B: 3 3B: 0 HR: 0	SF: 0 SAC: 0 DP: 0 HBP: 0	WP: 0 PB: 0 SB: 0 CS: 1	PA: 34
PITCHER Andy Messersmith, R ERA: 3.32 (1, 1)	IP 9.0	WLS W	BF 34	H 7	R 2	ER 2	SO 8	BB 1	IBB 0	HBP 0	BLK 0	WP 0	HR 0	S 49	P 53	ERA 2.00	WHIP 0.889					
PITCHER	IP	WLS	BF	H	R	ER	SO	BB	IBB	HBP	BLK	WP	HR	S	P	ERA	WHIP					

California Angels @ Cleveland Indians
Cleveland Municipal Stadium, Cleveland, OH

Thu Aug 17 1972, 7:05 PM EDT
Att. 16,634 - Unknown

AB	33
R	2
H	7
RBI	2
BB	1
SO	8
LOB	10



WP: 0	PA: 34
PB: 0	
SB: 0	
CS: 1	

livebaseballscorecards.com

Oakland Athletics @ Cleveland Indians
Cleveland Municipal Stadium, Cleveland, OH

Fri Aug 18 1972, 7:05 PM EDT
 Att. 18,252 - Cloudy - 79 F

AB	37
R	8
H	10
RBI	8
BB	2
SO	7
LOB	7



Batter	1	2	3	4	5	6	7	8	9	AB R H RBI BB SO LOB
Bert Campaneris, R (1, 6) OBP: 0.275, SLG: 0.338	0-0 F9		0-0 F9		0-0 1-H HR		0-0 2-H 1B		0-0 5-3	5 1 2 3 0 0 0
Angel Mangual, R (1, 8) OBP: 0.289, SLG: 0.340	0-0 4-3			0-3 K	0-0 6-3		0-0 4-3		0-0 G3	5 0 0 0 0 1 1
Joe Rudi, R (1, 7) OBP: 0.355, SLG: 0.518	0-0 2B			0-0 HR 1B		0-0 G3		0-0 6-3	0-0 L6	5 1 2 0 0 0 0
Mike Epstein, L (1, 3) OBP: 0.375, SLG: 0.497	0-3 K			0-3 K		0-0 F9		0-0 F1		4 0 0 0 0 2 2
Sal Bando, R (1, 5) OBP: 0.338, SLG: 0.391		0-0 F4		0-0 1-H HR		0-3 K		4-0 BB 1B 2B BB		3 2 1 2 1 1 0
Mike Hegan, L (1, 9) OBP: 0.328, SLG: 0.434		0-0 F7		0-0 4-3			0-0 HR	0-0 BB 1B		4 2 2 1 0 0 0
Dave Duncan, R (1, 2) OBP: 0.296, SLG: 0.409		0-3 K			0-0 F3		0-0 1B 2B	4-0 2B BB		3 1 1 0 1 1 0
Dick Green, R (1, 4) OBP: 0.393, SLG: 0.440			0-0 6-3		0-3 K		0-0 5-3	0-0 2B BB		2 0 0 0 0 1 0
Tim Cullen, R (6, 4) OBP: 0.258, SLG: 0.308								1-3 2-H 3-H 2B		2 0 1 2 0 0 1
Blue Moon Odom, R (1, 1) OBP: 0.128, SLG: 0.130			0-0 F5		0-0 HR 1B		0-0 5-3	0-3 K		4 1 1 0 0 1 3

Inning Stats	R: 0	H: 1	E: 0	K: 1	S: 6	P: 6	R: 0	H: 0	E: 0	K: 1	S: 5	P: 5	R: 0	H: 0	E: 0	K: 0	S: 3	R: 2	H: 2	E: 0	K: 2	S: 9	P: 9	R: 2	H: 2	E: 1	K: 1	S: 7	P: 7	R: 0	H: 0	E: 0	K: 1	S: 5	R: 2	H: 3	E: 0	K: 0	S: 6	R: 2	H: 2	E: 0	K: 1	S: 7	P: 15	R: 0	H: 0	E: 0	K: 0	S: 3	P: 3	1B: 4	SF: 0	2B: 3	SAC: 0	3B: 0	DP: 0	HR: 3	HBP: 0	WP: 0	PA: 39
--------------	------	------	------	------	------	------	------	------	------	------	------	------	------	------	------	------	------	------	------	------	------	------	------	------	------	------	------	------	------	------	------	------	------	------	------	------	------	------	------	------	------	------	------	------	-------	------	------	------	------	------	------	-------	-------	-------	--------	-------	-------	-------	--------	-------	--------

PITCHER	IP	WLS	BF	H	R	ER	SO	BB	IBB	HBP	BLK	WP	HR	S	P	ERA	WHIP
Gaylord Perry, R (1, 1) ERA: 1.96	6.0	L	23	5	4	4	6	0	0	0	0	0	2	35	35	6.00	0.833
Ray Lamb, R (7, 1) ERA: 3.44	1.0		6	3	2	2	0	0	0	0	0	0	1	6	6	18.00	3.000
Steve Mingori, L (8, 1) ERA: 4.19	1.0		7	2	2	2	1	2	0	0	0	0	0	7	15	18.00	4.000
Ed Farmer, R (9, 1) ERA: 4.39	1.0		3	0	0	0	0	0	0	0	0	0	0	3	3	0.00	0.000

PITCHER	IP	WLS	BF	H	R	ER	SO	BB	IBB	HBP	BLK	WP	HR	S	P	ERA	WHIP
---------	----	-----	----	---	---	----	----	----	-----	-----	-----	----	----	---	---	-----	------

Batter	1	2	3	4	5	6	7	8	9	AB	R	H	RBI	BB	SO	LOB
Buddy Bell, R OBP: 0.301, SLG: 0.346 (1, 8) x	0-0 6-3 ①		4-0 BB CS BB			0-0 F8 ②		0-0 FC5-4 1-2f		3	0	0	0	1	0	2
Del Unser, L OBP: 0.267, SLG: 0.273 (1, 9) x	0-0 4-3 ②		0-0 CS ② ③ 1-2 2-3	0-0 FC3-6 1B		0-0 F8 ③			0-0 F5 ①	4	0	1	0	0	0	0
Chris Chambliss, L OBP: 0.305, SLG: 0.380 (1, 3) x	0-0 5-3 ③			0-3 K ①			0-0 1-3 ①		0-0 1B	4	0	1	0	0	1	1
Graig Nettles, L OBP: 0.330, SLG: 0.364 (1, 5) x		0-0 G3 ①		0-0 FC3-6 FC5-4 1-2f			0-0 3-1 ②		0-0 F7 ②	4	0	0	0	0	0	2
Ray Fosse, R OBP: 0.311, SLG: 0.360 (1, 2) x		0-0 L6 ②		0-0 FC5-4 1-2f			0-0 6-3 ③		0-0 F7 ③	4	0	0	0	0	0	2
John Lowenstein, L OBP: 0.337, SLG: 0.470 (1, 7) x		0-0 2B			0-0 1-3 ①			0-0 4-3 ①		3	0	1	0	0	0	0
Eddie Leon, R OBP: 0.286, SLG: 0.289 (1, 4) x		0-0 4-3 ③			0-0 6-3 ②			0-0 5-3 ②		3	0	0	0	0	0	1
Frank Duffy, R OBP: 0.276, SLG: 0.291 (1, 6) x			0-0 CS SH1-4 1B		0-0 5-3 ③			4-0 BB BB		2	0	1	0	1	0	0
Gaylord Perry, R OBP: 0.213, SLG: 0.220 (1, 1) Tom McCraw, L OBP: 0.328, SLG: 0.352 (6, PH) Ray Lamb, R (7, 1) Steve Mingo, L OBP: 0.143, SLG: 0.143 (8, 1) Lou Camilli, S OBP: 0.243, SLG: 0.235 (8, PH) Ed Farmer, R OBP: 0.200, SLG: 0.200 (9, 1)			0-0 SH1-4 ① 1-2			0-0 4-3 ①		4-0 BB 1-2		0	0	0	0	0	0	0

BOTTOM

Oakland Athletics @ Cleveland Indians
Cleveland Municipal Stadium, Cleveland, OH

Fri Aug 18 1972, 7:05 PM EDT
Att. 18,252 - Cloudy - 79 F

livebaseballscorecards.com

AB	28
R	0
H	4
RBI	0
BB	3
SO	1
LOB	8



Inning Stats	R: 0 E: 0 K: 0 S: 3	H: 0 LOB: 0 BB: 0 P: 3	R: 0 E: 0 K: 0 S: 4	H: 1 LOB: 1 BB: 0 P: 4	R: 0 E: 0 K: 0 S: 2	H: 1 LOB: 0 BB: 1 P: 6	R: 0 E: 0 K: 1 S: 6	H: 1 LOB: 1 BB: 0 P: 6	R: 0 E: 0 K: 0 S: 3	H: 0 LOB: 0 BB: 0 P: 3	R: 0 E: 0 K: 0 S: 3	H: 0 LOB: 0 BB: 0 P: 3	R: 0 E: 0 K: 0 S: 3	H: 0 LOB: 2 BB: 2 P: 11	R: 0 E: 0 K: 0 S: 4	H: 1 LOB: 1 BB: 0 P: 4	1B: 3 2B: 1 3B: 0 HR: 0	SF: 0 SAC: 1 DP: 0 HBP: 0	WP: 0 PB: 0 SB: 0 CS: 1	PA: 33
--------------	------------------------------	---------------------------------	------------------------------	---------------------------------	------------------------------	---------------------------------	------------------------------	---------------------------------	------------------------------	---------------------------------	------------------------------	---------------------------------	------------------------------	----------------------------------	------------------------------	---------------------------------	----------------------------------	------------------------------------	----------------------------------	--------

PITCHER	Blue Moon Odom, R ERA: 2.2 (1, 1)	IP: 9.0 WLS: W BF: 32 H: 4 R: 0 ER: 0 SO: 1 BB: 3 IBB: 0 HBP: 0 BLK: 0 WP: 0 HR: 0 S: 31 P: 43 ERA: 0.00 WHIP: 0.778	PITCHER		IP: 0 WLS: 0 BF: 0 H: 0 R: 0 ER: 0 SO: 0 BB: 0 IBB: 0 HBP: 0 BLK: 0 WP: 0 HR: 0 S: 0 P: 0 ERA: 0.00 WHIP: 0.00
---------	---	--	---------	--	--

Oakland Athletics @ Cleveland Indians
 Cleveland Municipal Stadium, Cleveland, OH

Sat Aug 19 1972, 3:33 AM EDT
 Att: 12,830 - Unknown

livebaseballscorecards.com



WP: 0 PA: 38
 PB: 0
 SB: 0
 CS: 0

AB	R	H	RBI	BB	SO	LOB
5	2	2	0	0	0	1
5	0	3	2	0	1	0
4	0	1	0	0	1	3
4	1	1	1	0	0	5
4	0	0	0	0	0	0
1	0	1	0	0	0	0
3	0	0	0	0	0	0
3	1	2	1	1	0	1
3	0	0	0	0	1	2
1	0	0	0	0	1	1
0	0	0	0	0	0	0
1	0	0	0	0	0	0
0	0	0	0	0	0	0
0	0	0	0	1	0	0
0	0	0	0	0	0	0
1	0	0	0	0	0	0
0	0	0	0	0	0	0
1	0	0	0	0	1	0

AB	36
R	4
H	10
RBI	4
BB	2
SO	5
LOB	13

Batter	1	2	3	4	5	6	7	8	9
Bert Campaneris, R (1, 6) OBP: 0.276, SLG: 0.341	0-0 L3		0-0 2B		0-0 FC5-4 1B		0-0 2B 1B		0-0 F5
Angel Mangual, R (1, 8) OBP: 0.296, SLG: 0.355	0-0 1-3		0-0 1B 2B		0-0 1B		0-0 F8 2B		0-3 K
Joe Rudi, R (1, 7) OBP: 0.354, SLG: 0.515	0-0 F9		0-0 1B		0-3 K		0-0 F8		0-0 F8
Mike Epstein, L (1, 3) OBP: 0.373, SLG: 0.503		0-0 HR	0-0 5-3-2-5 1B		0-0 F9		0-0 F3		
Sal Bando, R (1, 5) OBP: 0.335, SLG: 0.387		0-0 F8		0-0 F8		0-0 F7		0-0 F8	
Mike Hegan, L (1, 9) OBP: 0.339, SLG: 0.444		0-0		0-0 4-3		0-0 F7		0-0 5-3	
Gene Tenace, R (4, PH) OBP: 0.254, SLG: 0.307		1B				4-0 BB			
Dave Duncan, R (1, 2) OBP: 0.301, SLG: 0.421		0-0 F7		0-0 HR		0-3 K		0-0 1B	
Dick Green, R (1, 4) OBP: 0.355, SLG: 0.393		0-0 F6		0-0 5-3		0-3 K		0-3 K	
Tim Cullen, R (6, 4) OBP: 0.256, SLG: 0.305									
Vida Blue, S (1, 1) OBP: 0.143, SLG: 0.063			0-0 6-3		4-0 FC5-4 BB		0-0 F6		0-3 K
Gary Waslewski, R (2, 1) OBP: 0.182, SLG: 0.182									
Bob Locker, S (4, 1) OBP: 0.276, SLG: 0.222									
Gonzalo Marquez, L (5, PH) OBP: 0.357, SLG: 0.571									
Joe Horlen, R (5, 1) OBP: 0.394, SLG: 0.345									
Ted Kubiak, S (7, PH) OBP: 0.276, SLG: 0.222									
Rollie Fingers, R (7, 1) OBP: 0.357, SLG: 0.571									
Don Mincher, L (9, PH) OBP: 0.394, SLG: 0.345									

Inning	R	H	E	K	S	P	R	H	E	K	S	P	R	H	E	K	S	R	H	E	K	S	P	R	H	E	K	S	P	R	H	E	K	S	P				
1	0	0	0	0	3	3	1	2	0	0	5	5	1	3	0	0	5	0	0	0	0	5	5	1	1	0	0	0	0	0	0	0	0	0	0	0	0		
2	0	0	0	0	0	0	1	2	1	0	0	0	1	1	0	0	0	0	0	0	0	0	0	0	0	0	0	0	0	0	0	0	0	0	0	0	0	0	
3	0	0	0	0	0	0	1	3	1	0	0	0	1	3	0	0	0	0	0	0	0	0	0	0	0	0	0	0	0	0	0	0	0	0	0	0	0	0	0
4	0	0	0	0	0	0	1	1	0	0	0	0	1	1	0	0	0	0	0	0	0	0	0	0	0	0	0	0	0	0	0	0	0	0	0	0	0	0	0
5	0	0	0	0	0	0	0	0	0	0	0	0	0	0	0	0	0	0	0	0	0	0	0	0	0	0	0	0	0	0	0	0	0	0	0	0	0	0	0
6	0	0	0	0	0	0	0	0	0	0	0	0	0	0	0	0	0	0	0	0	0	0	0	0	0	0	0	0	0	0	0	0	0	0	0	0	0	0	0
7	0	0	0	0	0	0	0	0	0	0	0	0	0	0	0	0	0	0	0	0	0	0	0	0	0	0	0	0	0	0	0	0	0	0	0	0	0	0	0
8	0	0	0	0	0	0	0	0	0	0	0	0	0	0	0	0	0	0	0	0	0	0	0	0	0	0	0	0	0	0	0	0	0	0	0	0	0	0	0
9	0	0	0	0	0	0	0	0	0	0	0	0	0	0	0	0	0	0	0	0	0	0	0	0	0	0	0	0	0	0	0	0	0	0	0	0	0	0	0

PITCHER	IP	WLS	BF	H	R	ER	SO	BB	IBB	HBP	BLK	WP	HR	S	P	ERA	WHIP
Steve Dunning, R (1, 1) ERA: 2.74	2.1		12	5	2	2	0	0	0	0	0	0	1	12	12	7.71	2.143
Denny Riddleberger, L (3, 1) ERA: 2.85	1.1		4	1	1	1	0	0	0	0	0	0	1	4	4	6.75	0.750
Ray Lamb, R (4, 1) ERA: 3.39	1.0	W	5	1	0	0	1	1	0	0	0	0	0	6	10	0.00	2.000
Mike Kilkenny, L (5, 1) ERA: 3.86	1.1		5	0	0	0	1	1	0	0	0	0	0	6	10	0.00	0.750
Phil Hennigan, R (7, 1) ERA: 2.75	3.0	S	12	3	1	1	3	0	0	0	0	0	0	18	18	3.00	1.000

Batter	1	2	3	4	5	6	7	8	9	AB	R	H	RBI	BB	SO	LOB
Buddy Bell, R OBP: 0.303, SLG: 0.344 (1, 8)	4-0 1B 2B BB		4-0 G5-4-3 BB	0-0 FC5-4 1-2f 2-3		0-0 F7				2	1	0	0	2	0	4
Eddie Leon, R OBP: 0.286, SLG: 0.289 (1, 4)	0-3 K		0-0 G5-4-3 1-2f	0-0 F7			0-0 FC4-6 1B			4	0	1	0	0	1	4
Chris Chambliss, L OBP: 0.304, SLG: 0.378 (1, 3)	0-0 1-3 2B 1B		0-3 K		0-0 4-3		0-0 FC4-6 1-2f S			4	1	1	0	0	1	1
Alex Johnson, R OBP: 0.268, SLG: 0.320 Del Unser, L OBP: 0.267, SLG: 0.273 (1, 7) (8, 7)	0-0 FC1-5-6-5 1-H 3-H 2B			0-0 HR	0-3 K		0-0 F9 1-2			4	1	2	3	0	1	1
Ray Fosse, R OBP: 0.306, SLG: 0.356 (1, 2)	0-0 FC1-5-6-5 2-3			0-0 1-3	0-3 K		0-0 F8			4	0	0	0	0	1	2
Roy Foster, R OBP: 0.325, SLG: 0.320 John Lowenstein, L OBP: 0.330, SLG: 0.459 (1, 9) (6, 9)	0-3 K			4-0 HR BB		0-0 F7		0-3 K		1	1	0	0	1	1	1
Graig Nettles, L OBP: 0.333, SLG: 0.373 (1, 5)		0-0 4-1		0-0 HR BB		0-0 F7		0-3 K		2	0	0	0	0	1	0
Frank Duffy, R OBP: 0.279, SLG: 0.298 (1, 6)		0-3 K		0-0 FC5-4 2B		0-0 1B 1B		0-3 K		3	1	2	2	0	0	0
Steve Dunning, R OBP: 0.125, SLG: 0.125 Denny Riedleberger, R Ray Lamb, R Mike Kilkenny, R OBP: 0.077, SLG: 0.077 Tom McCraw, L OBP: 0.027, SLG: 0.351 Phil Hennigan, R (1, 1) (3, 1) (4, 1) (5, 1) (6, PH) (7, 1)		0-0 F8		4-0 FC5-4 BB		0-3 K		0-3 K		1	0	0	0	0	0	0

Inning Stats	R: 2	H: 2	E: 0	K: 2	S: 9	LOB: 1	BB: 1	P: 13	R: 0	H: 0	E: 0	K: 1	S: 5	LOB: 0	BB: 0	P: 5	R: 0	H: 0	E: 0	K: 1	S: 4	LOB: 0	BB: 1	P: 8	R: 0	H: 3	E: 0	K: 0	S: 6	LOB: 2	BB: 2	P: 14	R: 0	H: 0	E: 0	K: 2	S: 7	LOB: 0	BB: 0	P: 7	R: 0	H: 2	E: 0	K: 1	S: 7	LOB: 2	BB: 0	P: 7	R: 0	H: 1	E: 0	K: 0	S: 4	LOB: 1	BB: 0	P: 4	R: 0	H: 0	E: 0	K: 3	S: 9	LOB: 1	BB: 0	P: 10
--------------	------	------	------	------	------	--------	-------	-------	------	------	------	------	------	--------	-------	------	------	------	------	------	------	--------	-------	------	------	------	------	------	------	--------	-------	-------	------	------	------	------	------	--------	-------	------	------	------	------	------	------	--------	-------	------	------	------	------	------	------	--------	-------	------	------	------	------	------	------	--------	-------	-------

PITCHER	IP	WLS	BF	H	R	ER	SO	BB	IBB	HBP	BLK	WP	HR	S	P	ERA	WHIP
Vida Blue, L ERA: 2.99 (1, 1)	1.0		6	2	2	2	2	1	0	0	0	0	0	9	13	18.00	3.000
Gary Waslewski, R ERA: 1.98 (2, 1)	2.1	L	10	2	3	3	2	2	0	0	0	0	2	12	20	11.57	1.714
Bob Locker, R ERA: 2.66 (4, 1)	0.2		4	1	0	0	0	1	0	0	0	0	0	3	7	0.00	3.000
Joe Horten, R ERA: 2.49 (5, 1)	2.0		8	2	0	0	3	0	0	0	0	0	0	14	14	0.00	1.000
Rollie Fingers, R ERA: 2.4 (7, 1)	2.0		8	1	0	0	3	0	0	1	0	0	0	13	14	0.00	0.500

BOTTOM

Oakland Athletics @ Cleveland Indians
Cleveland Municipal Stadium, Cleveland, OH

Sat Aug 19 1972, 3:33 AM EDT
Att. 12,830 - Unknown

AB	31
R	5
H	8
RBI	5
BB	4
SO	10
LOB	17



WP	PA	ERA	WHIP
0	36		

Batter	1	2	3	4	5	6	7	8	9	AB R H RBI BB SO LOB	TOP											
Bert Campaneris, R (1, 6) OBP: 0.277, SLG: 0.342	0-3 K		0-0 1B		0-0 1B		0-0 5-3		0-0 5-3	5 0 2 0 0 1 1												
Angel Mangual, R (1, 8) OBP: 0.291, SLG: 0.348	0-0 F8		0-0 F2		0-0 FC6-4		0-0 6-3			4 0 0 0 0 0 5												
Rollie Fingers, R (7, 1) OBP: 0.357, SLG: 0.571					1-2 2-3					0 0 0 0 0 0 0												
Joe Rudi, R (1, 7) OBP: 0.351, SLG: 0.512	0-0 F3		0-0 F4		0-0 SF7			0-0 F7		3 0 0 1 0 0 2												
Mike Epstein, L (1, 3) OBP: 0.372, SLG: 0.500		0-0 F8		0-0 1B		0-0 F9		0-0 F8		4 0 1 0 0 0 1												
Sal Bando, R (1, 5) OBP: 0.338, SLG: 0.389		0-0 FC3-6 1B		0-0 1B		0-3 K		4-0 1B BB		3 0 2 0 1 1 0												
Mike Hegan, L (1, 9) OBP: 0.333, SLG: 0.431		0-0 FC3-6		0-3 K		0-0 F3		0-0 1B		4 0 1 0 0 1 3												
Dave Duncan, R (1, 2) OBP: 0.298, SLG: 0.416		0-0 6-3		0-0 F2		0-0 F4		0-0 F5		4 0 0 0 0 0 5												
Dick Green, R (1, 4) OBP: 0.353, SLG: 0.367			4-0 1B BB		0-0 4-3		0-0 6-3		0-3 K	2 0 0 0 1 0 2												
Don Mincher, L (9, PH) OBP: 0.362, SLG: 0.344									0-3 K	1 0 0 0 0 1 0												
Ken Holtzman, R (1, 1) OBP: 0.222, SLG: 0.254			0-0 F5		4-0 FC6-4 1B SF7 BB		0-0 2B		0-3 K	0 0 0 0 0 0 0												
Gonzalo Marquez, L (3, PH) OBP: 0.152, SLG: 0.182										1 0 0 0 0 0 1												
Joe Horlen, R (3, 1) OBP: 0.282, SLG: 0.222										0 0 0 0 0 0 0												
Ted Kubiak, S (5, PH) OBP: 0.345, SLG: 0.217										0 0 1 0 0 1 0 0												
Dave Hamilton, L (5, 1) OBP: 0.275, SLG: 0.278										0 0 0 0 0 0 0												
Bill Voiss, L (7, PH) OBP: 0.275, SLG: 0.278										2 0 1 0 0 1 0												
Inning Stats	R: 0 E: 0 K: 1 S: 5	H: 0 LOB: 0 BB: 0 P: 5	R: 0 E: 1 K: 0 S: 4	H: 1 LOB: 1 BB: 0 P: 4	R: 0 E: 0 K: 0 S: 4	H: 1 LOB: 2 BB: 1 P: 8	R: 0 E: 0 K: 1 S: 7	H: 2 LOB: 2 BB: 0 P: 7	R: 1 E: 0 K: 0 S: 4	H: 1 LOB: 1 BB: 1 P: 8	R: 0 E: 0 K: 1 S: 5	H: 0 LOB: 0 BB: 0 P: 5	R: 0 E: 0 K: 0 S: 4	H: 1 LOB: 1 BB: 0 P: 4	R: 0 E: 0 K: 0 S: 4	H: 1 LOB: 2 BB: 1 P: 8	R: 0 E: 0 K: 2 S: 7	H: 0 LOB: 0 BB: 0 P: 7	1B: 6 2B: 1 3B: 0 HR: 0	SF: 1 SAC: 0 DP: 0 HBP: 0	WP: 0 PB: 0 SB: 0 CS: 0	PA: 37
PITCHER Dick Tidrow, R (1, 1) ERA: 2.78	IP 9.0 WLS W BF 37 H 7 R 1 ER 1 SO 5 BB 3 IBB 0 HBP 0 BLK 0 WP 0 HR 0 S 44 P 56 ERA 1.00 WHIP 1.111											PITCHER	IP WLS BF H R ER SO BB IBB HBP BLK WP HR S P ERA WHIP									

Oakland Athletics @ Cleveland Indians
Cleveland Municipal Stadium, Cleveland, OH

livebaseballscorecards.com

AB	33
R	1
H	7
RBI	1
BB	3
SO	5
LOB	20



Sun Aug 20 1972, 3:33 AM EDT
Att. 12,818 - Unknown - 79 F

Batter	1	2	3	4	5	6	7	8	9	AB	R	H	RBI	BB	SO	LOB
Buddy Bell, R OBP: 0.300, SLG: 0.339 (1, 8)	0-0 F9	0-0 F8			0-0 F9			0-0 F3		4	0	0	0	0	0	1
Eddie Leon, R OBP: 0.285, SLG: 0.284 (1, 4)	4-0 2B BB		0-0 F9		0-0 F9			0-0 6-3		3	1	0	0	1	0	0
Chris Chambliss, L OBP: 0.301, SLG: 0.373 (1, 3)	0-3 K		0-0 6-3		0-3 K			0-0 G3		4	0	0	0	0	2	1
Alex Johnson, R OBP: 0.271, SLG: 0.327 (1, 7)	0-0 2B		0-0 1B		0-3 K					3	0	2	1	0	1	0
John Lowenstein, L OBP: 0.330, SLG: 0.459 (7, 7)	1-H 2B		1B							0	0	0	0	0	0	0
Ray Fosse, R OBP: 0.311, SLG: 0.357 (1, 2)		4-0 1B 2B BB	0-0 1B		0-0 4-3					2	1	1	0	1	0	0
Roy Foster, R OBP: 0.325, SLG: 0.321 (1, 9)		0-0 2B BB	0-0 1B		0-0 5-3			0-0 F3		3	1	1	0	0	0	2
Del Unser, L OBP: 0.267, SLG: 0.273 (7, 9)		1-3 2B SF7 1B	0-0 5-3							0	0	0	0	0	0	0
Graig Nettles, L OBP: 0.333, SLG: 0.376 (1, 5)		0-0 2B			0-3 K			0-0 F8		3	0	1	1	0	1	0
Frank Duffy, R OBP: 0.276, SLG: 0.296 (1, 6)		0-0 SF7			0-0 6-3			0-0 5-3		2	0	0	1	0	0	0
Dick Tidrow, R OBP: 0.167, SLG: 0.135 (1, 1)		0-0 L4			0-3 K			0-3 K		3	0	0	0	0	2	1

Inning Stats	R: 1	H: 1	E: 0	K: 1	S: 5	H: 1	LOB: 2	BB: 1	P: 9	R: 2	H: 2	E: 0	K: 0	S: 5	H: 2	LOB: 1	BB: 1	P: 9	R: 0	H: 2	E: 0	K: 0	S: 5	R: 0	H: 0	E: 0	K: 2	S: 7	R: 0	H: 0	E: 0	K: 1	S: 5	R: 0	H: 0	E: 0	K: 1	S: 5	R: 0	H: 0	E: 0	K: 1	S: 5	R: 0	H: 0	E: 0	K: 0	S: 3	R: 0	H: 0	E: 0	K: 0	S: 3
--------------	------	------	------	------	------	------	--------	-------	------	------	------	------	------	------	------	--------	-------	------	------	------	------	------	------	------	------	------	------	------	------	------	------	------	------	------	------	------	------	------	------	------	------	------	------	------	------	------	------	------	------	------	------	------	------

PITCHER	IP	WLS	BF	H	R	ER	SO	BB	IBB	HBP	BLK	WP	HR	S	P	ERA	WHIP
Ken Holtzman, L ERA: 2.57 (1, 1)	2.0	L	10	3	3	3	1	2	0	0	0	0	0	10	18	13.50	2.500
Joe Horlen, R ERA: 2.42 (3, 1)	2.0		8	2	0	0	2	0	0	0	0	0	0	12	12	0.00	1.000
Dave Hamilton, L ERA: 3.11 (5, 1)	2.0		6	0	0	0	2	0	0	0	0	0	0	10	10	0.00	0.000
Rollie Fingers, R ERA: 2.34 (7, 1)	2.0		6	0	0	0	1	0	0	0	0	0	0	8	8	0.00	0.000

BOTTOM

Oakland Athletics @ Cleveland Indians
Cleveland Municipal Stadium, Cleveland, OH

Sun Aug 20 1972, 3:33 AM EDT
Att: 12,818 - Unknown - 79 F

AB	27
R	3
H	5
RBI	3
BB	2
SO	6
LOB	5



WP	HR	S	P	ERA	WHIP
0	0	0	0	0	0

Batter	1	2	3	4	5	6	7	8	9	AB R H RBI BB SO LOB	TOP
Jim Nettles, L (1, 8) <small>OBP: 0.325, SLG: 0.273</small> Cesar Tovar, R (9, PH) <small>OBP: 0.321, SLG: 0.311</small>	0-0 F6 	0-0 F4 			0-0 F8 		0-3 K 		0-0 FC6-4 	4 0 0 0 0 1 1 1 0 0 0 0 0 2	
Rod Carew, L (1, 4) <small>OBP: 0.370, SLG: 0.376</small>	0-0 1B 		0-0 F8 		0-0 G4-6-3 1B 			0-0 F4 		4 1 2 0 0 0 0	
Steve Braun, L (1, 5) <small>OBP: 0.360, SLG: 0.374</small>	0-0 BB 1B 		0-0 L6 		0-0 G4-6-3 			0-0 4-3 		4 0 1 0 0 0 1	
Bobby Darwin, R (1, 9) <small>OBP: 0.324, SLG: 0.432</small>	0-0 1B 		0-0 F7 			0-0 F8 			0-0 	4 0 2 1 0 0 0	
Rich Reese, L (1, 3) <small>OBP: 0.325, SLG: 0.382</small>	4-0 BB IBB 			4-0 HR BB 		0-0 F2 		0-3 K 		2 1 0 0 2 1 1	
Danny Thompson, R (1, 6) <small>OBP: 0.332, SLG: 0.379</small>	4-0 BB 			0-0 F8 		0-0 5-3 			0-0 	3 0 1 0 1 0 1	
Charlie Manuel, L (1, 7) <small>OBP: 0.248, SLG: 0.305</small> Eric Soderholm, R (9, PH) <small>OBP: 0.242, SLG: 0.342</small>	0-3 K 			0-0 F8 			0-0 5-3 		0-0 F8 	3 0 0 0 0 1 4 1 0 0 0 0 0 1	
Glenn Borgmann, R (1, 2) <small>OBP: 0.345, SLG: 0.344</small>		0-0 5-3 		0-0 HR 			4-0 		0-3 K 	3 1 1 2 1 1 1	
Jim Perry, S (1, 1) <small>OBP: 0.230, SLG: 0.211</small> Jim Strickland, L (3, 1) <small>OBP: 0.500, SLG: 0.333</small> Dave LaRoche, L (6, 1) <small>OBP: 0.353, SLG: 0.143</small> Dan Monzon, R (7, PH) <small>OBP: 0.321, SLG: 0.289</small> Wayne Granger, R (7, 1) <small>OBP: 0.288, SLG: 0.429</small> Steve Brive, R (9, PH) <small>OBP: 0.271, SLG: 0.273</small>		0-3 K 		0-3 K 			0-0 F2 		0-0 FC6-4 	1 0 0 0 0 0 1 0 1 0 0 0 0 0 1 0 0 0 0 0 0 0 0 0 1 0 0 0 0 0 0 1 0 0 0 0 0 0 0 0 1 0 1 0 0 0 0 0	
Inning Stats	R: 1 H: 3 E: 0 LOB: 3 K: 1 BB: 2 S: 7 P: 15	R: 0 H: 0 E: 0 LOB: 0 K: 1 BB: 0 S: 5 P: 5	R: 0 H: 0 E: 0 LOB: 0 K: 0 BB: 0 S: 3 P: 3	R: 2 H: 1 E: 0 LOB: 0 K: 1 BB: 1 S: 6 P: 10	R: 0 H: 1 E: 0 LOB: 0 K: 0 BB: 0 S: 3 P: 3	R: 0 H: 0 E: 0 LOB: 0 K: 0 BB: 0 S: 3 P: 3	R: 0 H: 0 E: 0 LOB: 1 K: 1 BB: 1 S: 5 P: 9	R: 0 H: 1 E: 0 LOB: 1 K: 1 BB: 0 S: 6 P: 6	R: 0 H: 2 E: 0 LOB: 2 K: 1 BB: 0 S: 7 P: 7	1B: 7 SF: 0 2B: 0 SAC: 0 3B: 0 DP: 1 HR: 1 HBP: 0	WP: 0 PA: 37 PB: 0 SB: 0 CS: 0
PITCHER Milt Wilcox, R (1, 1) <small>ERA: 3.36</small> Ray Lamb, R (6, 1) <small>ERA: 3.3</small> Steve Mingori, L (8, 1) <small>ERA: 4.0</small>	IP WLS BF H R ER SO BB IBB HBP BLK WP HR S P ERA WHIP 5.0 W 21 5 3 3 3 2 1 0 0 0 1 24 36 5.40 1.400 2.0 7 0 0 0 1 1 0 0 0 0 0 8 12 0.00 0.500 2.0 S 9 3 0 0 2 0 0 0 0 0 0 0 13 13 0.00 1.500	PITCHER IP WLS BF H R ER SO BB IBB HBP BLK WP HR S P ERA WHIP									

Minnesota Twins @ Cleveland Indians
Cleveland Municipal Stadium, Cleveland, OH
 Mon Aug 21 1972, 7:05 PM EDT
 Att. 18,009 - Unknown - 80 F

livebaseballscorecards.com

AB 33
R 3
H 8
RBI 3
BB 4
SO 6
LOB 13



Batter	1	2	3	4	5	6	7	8	9	AB R H RBI BB SO LOB	TOP																				
Cesar Tovar, R (1, 7) OBP: 0.318, SLG: 0.308	0-0 1-3		0-0 5-3		0-3 K		0-0 5-3			4 0 0 0 0 1 1																					
Rod Carew, L (1, 4) OBP: 0.372, SLG: 0.382	0-0 CS 1B		0-0 3B			0-0 G3		0-3 K		4 0 2 0 0 1 0																					
Steve Braun, L (1, 5) OBP: 0.359, SLG: 0.372	0-3 K 1-2		0-3 K			0-0 E9 1B		0-0 F6		4 0 1 0 0 2 2																					
Bobby Darwin, R (1, 9) OBP: 0.324, SLG: 0.438		0-0 6-3		0-3 K		0-0 F4		0-0 HR		4 1 1 1 0 1 1																					
Rich Reese, L (1, 3) OBP: 0.317, SLG: 0.372		0-0 4-3		0-0 4-3		0-3 K		0-0 4-3		4 0 0 0 0 1 1																					
Jim Nettles, L (1, 8) OBP: 0.335, SLG: 0.306		0-0 1B 1B		0-0 1B			0-0 HR		0-0 G3	4 1 3 1 0 0 0																					
Danny Thompson, R (1, 6) OBP: 0.331, SLG: 0.378		0-0 1-3 1B		0-0 5-3		0-0 F4		0-0 6-3		4 0 1 0 0 0 1																					
Glenn Borgmann, R (1, 2) OBP: 0.342, SLG: 0.340		0-0 F4			0-0 F6		0-3 K		0-0 FC6-4 1B	4 0 1 0 0 1 2																					
Dave Goltz, R (1, 1) OBP: 0.250, SLG: 0.143 Charlie Manuel, L (7, PH) OBP: 0.255, SLG: 0.305 Dan Monzon, R (7, PR) OBP: 0.321, SLG: 0.269 Dave LaRoche, L (7, 1) OBP: 0.332, SLG: 0.143 Harmon Killebrew, R (9, PH) OBP: 0.375, SLG: 0.461 Wayne Granger, R (9, 1) OBP: 0.286, SLG: 0.429			0-3 K		0-0 F9		4-0 BB		0-0 FC6-4 1-2f	2 0 0 0 0 0 1 0 0 0 0 0 0 1 0 0 0 0 0 0 0 0 0 0 0 0 0 0 0 0 0 0 1 0 0 0 0 0 0 1 0 0 0 0 0 0 0 0																					
Inning Stats	R: 0 E: 0 K: 1 S: 5	H: 1 LOB: 0 BB: 0 P: 5	R: 0 E: 0 K: 0 S: 5	H: 2 LOB: 2 BB: 0 P: 5	R: 0 E: 0 K: 2 S: 8	H: 1 LOB: 1 BB: 0 P: 8	R: 0 E: 0 K: 1 S: 6	H: 1 LOB: 1 BB: 0 P: 6	R: 0 E: 1 K: 1 S: 6	H: 1 LOB: 1 BB: 1 P: 6	R: 1 E: 0 K: 1 S: 6	H: 1 LOB: 1 BB: 1 P: 10	R: 1 E: 0 K: 1 S: 6	H: 1 LOB: 0 BB: 0 P: 6	R: 0 E: 0 K: 0 S: 4	H: 1 LOB: 1 BB: 0 P: 4	1B: 6 2B: 0 3B: 1 HR: 2	SF: 0 SAC: 0 DP: 0 HBP: 0	WP: 0 PB: 0 SB: 0 CS: 1	PA: 36											
PITCHER Gaylord Perry, R (1, 1) ERA: 1.96	IP 9.0	WLS W	BF 36	H 9	R 2	ER 2	SO 8	BB 1	IBB 0	HBP 0	BLK 0	WP 0	HR 2	S 51	P 55	ERA 2.00	WHIP 1.111														
											PITCHER	IP	WLS	BF	H	R	ER	SO	BB	IBB	HBP	BLK	WP	HR	S	P	ERA	WHIP			

Minnesota Twins @ Cleveland Indians
Cleveland Municipal Stadium, Cleveland, OH
 Tue Aug 22 1972, 7:05 PM EDT
 Att. 37,671 - Overcast - 73 F

livebaseballscorecards.com

AB 35
R 2
H 9
RBI 2
BB 1
SO 8
LOB 9



Batter	1	2	3	4	5	6	7	8	9	AB R H RBI BB SO LOB
Buddy Bell, R OBP: 0.306, SLG: 0.349 (1, 8)	0-0 F8		0-3 K	0-3 K			0-3 K		0-0 FC3-6 BB 1B	5 1 1 0 0 3 3
Jack Brohamer, L OBP: 0.298, SLG: 0.330 (1, 4)	0-0 6-3		0-3 K	0-0 4-3			0-0 F8		4-0 FC3-6 BB 1-2	4 0 0 0 1 1 3
Chris Chambliss, L OBP: 0.304, SLG: 0.375 (1, 3)	0-0 2B		0-0 1B			0-0 F7	4-0 E 1B BB		0-0 FC3-6 1B	4 0 2 0 1 0 2
Alex Johnson, R OBP: 0.277, SLG: 0.341 (1, 7)	0-0 F7		0-0 5-3			0-0 CS 1B	0-0 E8 1-3 1B		0-0 1-3 3-H 1B	3 0 1 0 0 0 2 2 0 2 1 0 0 0
Tom McCraw, L OBP: 0.331, SLG: 0.355 (7, 7)										
Graig Nettles, L OBP: 0.335, SLG: 0.389 (1, 5)		0-0 G4-3 1B 2B		0-0 1B SH 1B		0-0 F9 1-2				4 2 2 0 0 1 3
Ray Fosse, R OBP: 0.320, SLG: 0.362 (1, 2)		0-0 G4-3 1B		0-3 K		0-0 FC6-4 1B		0-3 K2-3		4 0 2 0 0 2 1
Del Unser, L OBP: 0.267, SLG: 0.273 (1, 9)		0-0 G4-3 1-2f 2-3		0-0 1B SH 1B		0-0 FC6-4 1-3 1-2f		0-3 K		4 0 1 0 0 1 3
Frank Duffy, R OBP: 0.280, SLG: 0.300 (1, 6)		0-0 1B		0-0 SH 1B		0-0 1-3		0-0 5-3		3 0 1 2 0 0 1
Gaylord Perry, R OBP: 0.215, SLG: 0.221 (1, 1)		0-0 F8 3-H		0-0 1-2 2-3 1B		0-0 5-3			0-0 1-3	4 0 1 0 0 0 2

Inning Stats	R: 0 E: 0 K: 4 S: 4	H: 1 LOB: 1 BB: 0 P: 4	R: 1 E: 0 K: 5 S: 5	H: 3 LOB: 1 BB: 0 P: 5	R: 0 E: 0 K: 2 S: 8	H: 1 LOB: 1 BB: 0 P: 8	R: 1 E: 0 K: 2 S: 11	H: 3 LOB: 3 BB: 0 P: 11	R: 0 E: 0 K: 3 S: 3	H: 1 LOB: 0 BB: 0 P: 3	R: 0 E: 0 K: 4 S: 4	H: 1 LOB: 1 BB: 0 P: 4	R: 0 E: 1 K: 2 S: 8	H: 1 LOB: 2 BB: 1 P: 12	R: 0 E: 0 K: 2 S: 7	H: 0 LOB: 0 BB: 0 P: 7	R: 1 E: 0 K: 0 S: 4	H: 2 LOB: 2 BB: 1 P: 8	1B: 11 2B: 2 3B: 0 HR: 0	SF: 0 SAC: 1 DP: 1 HBP: 0	WP: 0 PB: 0 SB: 0 CS: 1	PA: 40
--------------	------------------------------	---------------------------------	------------------------------	---------------------------------	------------------------------	---------------------------------	-------------------------------	----------------------------------	------------------------------	---------------------------------	------------------------------	---------------------------------	------------------------------	----------------------------------	------------------------------	---------------------------------	------------------------------	---------------------------------	-----------------------------------	------------------------------------	----------------------------------	--------

PITCHER	IP	WLS	BF	H	R	ER	SO	BB	IBB	HBP	BLK	WP	HR	S	P	ERA	WHIP
Dave Goltz, R ERA: 1.9 (1, 1)	6.0		27	10	2	2	4	0	0	0	0	0	0	35	35	3.00	1.667
Dave LaRoche, L ERA: 2.8 (7, 1)	2.0		8	1	0	0	4	1	0	0	0	0	0	15	19	0.00	1.000
Wayne Granger, R ERA: 3.2 (9, 1)	0.2	L	5	2	1	1	0	1	0	0	0	0	0	4	8	13.50	4.500

BOTTOM

Minnesota Twins @ Cleveland Indians
Cleveland Municipal Stadium, Cleveland, OH

Tue Aug 22 1972, 7:05 PM EDT
Att. 37,671 - Overcast - 73 F

livebaseballscorecards.com

AB	37
R	3
H	13
RBI	3
BB	2
SO	8
LOB	20



Batter	1	2	3	4	5	6	7	8	9	AB R H RBI BB SO LOB	TOP											
Jim Nettles, L (1, 8) OBP: 0.328, SLG: 0.298	0-3 K		0-0 F7			0-0 1-3		0-0 4-3		4 0 0 0 0 1 1												
Rod Carew, L (1, 4) OBP: 0.375, SLG: 0.385	0-0 1B		0-0 F7			0-0 1B		0-0 1B		4 0 3 0 0 0 1												
Steve Braun, L (1, 5) OBP: 0.358, SLG: 0.371	0-0 1B			0-0 G3		0-0 F8		0-0 F8		4 0 1 0 0 0 2												
Bobby Darwin, R (1, 9) OBP: 0.325, SLG: 0.439	0-0 G6-4-3			0-3 K		0-0 1B		0-0 1B		4 0 2 0 0 1 2												
Rich Reese, L (1, 3) OBP: 0.315, SLG: 0.388		0-0 G3		0-0 F2			0-0 HR	0-3 K		4 1 1 1 0 1 2												
Danny Thompson, R (1, 6) OBP: 0.330, SLG: 0.375		0-0 F3			0-0 F3		0-0 F8		4-0 BB	3 0 0 0 1 0 0												
Steve Bnye, R (1, 7) OBP: 0.267, SLG: 0.269		0-0 1-3			0-0 1-3		0-3 K		0-3 K	3 0 0 0 0 1 0												
Charlie Manuel, L (9, PH) OBP: 0.252, SLG: 0.302										1 0 0 0 0 1 1												
Glenn Borgmann, R (1, 2) OBP: 0.356, SLG: 0.343					0-0 1B		4-0 BB		0-0 L4	2 0 1 0 2 0 1												
Dick Woodson, R (1, 1) OBP: 0.094, SLG: 0.079			0-3 K		0-3 K		0-0 5-3		0-0 L2	3 0 0 0 0 2 3												
Wayne Granger, R (7, 1) OBP: 0.286, SLG: 0.429										0 0 0 0 0 0 0												
Dave LaRoche, L (8, 1) OBP: 0.333, SLG: 0.143										0 0 0 0 0 0 0												
Harmon Killebrew, R (9, PH) OBP: 0.374, SLG: 0.460										1 0 0 0 0 0 1												
Inning Stats	R: 0 E: 0 K: 1 S: 6	H: 2 LOB: 1 BB: 0 P: 6	R: 0 E: 0 K: 0 S: 3	H: 0 LOB: 0 BB: 0 P: 3	R: 0 E: 0 K: 1 S: 5	H: 0 LOB: 1 BB: 1 P: 9	R: 0 E: 0 K: 1 S: 5	H: 0 LOB: 0 BB: 0 P: 5	R: 0 E: 0 K: 1 S: 6	H: 1 LOB: 1 BB: 0 P: 6	R: 0 E: 0 K: 0 S: 4	H: 2 LOB: 2 BB: 0 P: 4	R: 1 E: 0 K: 1 S: 6	H: 1 LOB: 1 BB: 1 P: 10	R: 0 E: 0 K: 1 S: 7	H: 2 LOB: 2 BB: 0 P: 7	R: 0 E: 0 K: 1 S: 5	H: 0 LOB: 1 BB: 1 P: 9	1B: 7 2B: 0 3B: 0 HR: 1	SF: 0 SAC: 0 DP: 1 HBP: 0	WP: 0 PB: 0 SB: 0 CS: 0	PA: 36
PITCHER	IP WLS BF H R ER SO BB IBB HBP BLK WP HR S P ERA WHIP																					
Steve Dunning, R (1, 1) ERA: 2.55	7.0 W 27 6 1 1 5 2 0 0 0 0 0 1 35 43 1.29 1.143																					
Phil Hennigan, R (8, 1) ERA: 2.65	2.0 S 9 2 0 0 2 1 0 0 0 0 0 0 12 16 0.00 1.500																					

Minnesota Twins @ Cleveland Indians
Cleveland Municipal Stadium, Cleveland, OH

Wed Aug 23 1972, 7:05 PM EDT
Att. 12,706 - Unknown - 81 F

livebaseballscorecards.com

AB	33
R	1
H	8
RBI	1
BB	3
SO	7
LOB	14



Batter	1	2	3	4	5	6	7	8	9
Buddy Bell, R OBP: 0.308, SLG: 0.354 (1, 8)	0-0 F4		0-0 F9			0-0 SH5-4 E 1B	0-0 2B		
Jack Brohamer, L OBP: 0.296, SLG: 0.327 (1, 4)	0-0 F8		0-0 F9			0-0 SH5-4	0-0 F3		
Chris Chambliss, L OBP: 0.303, SLG: 0.371 (1, 3)	0-0 5-3			0-0 F7		4-0 SF8 IBB		0-3 K	
Alex Johnson, R OBP: 0.274, SLG: 0.339 (1, 7) Phil Hennigan, R OBP: 0.182, SLG: 0.100 (8, 1)		0-0 F9		0-0 F4		0-0 SF8		0-0 FC5-4 1B	
Graig Nettles, L OBP: 0.333, SLG: 0.386 (1, 5)		0-0 F8		0-3 K		0-0 4-3		0-0 F5	
Ray Fosse, R OBP: 0.321, SLG: 0.365 (1, 2)		4-0 BB			0-0 5-3		0-0 1B 2B 2B	0-0 FC5-4	
Del Unser, L OBP: 0.267, SLG: 0.273 (1, 9)		0-0 F8			0-0 4-3		0-0 SH1-3 2B 1B		
Frank Duffy, R OBP: 0.281, SLG: 0.302 (1, 6)			0-0 SH1-4 1B		0-0 6-3		0-0 SH1-3		
Steve Dunning, R OBP: 0.176, SLG: 0.176 (1, 1) Tom McCraw, L OBP: 0.333, SLG: 0.355 (7, PH) (8, 7)			0-0 SH1-4			0-0 SH5-4 E 1B	4-0 2B IBB		

Inning Stats	R: 0	H: 0	E: 0	K: 0	S: 3	LOB: 0	BB: 0	P: 3	R: 0	H: 0	E: 0	K: 0	S: 3	LOB: 0	BB: 0	P: 3	R: 0	H: 0	E: 0	K: 1	S: 5	LOB: 0	BB: 0	P: 5	R: 2	H: 2	E: 1	K: 0	S: 5	LOB: 1	BB: 1	P: 9	R: 3	H: 3	E: 0	K: 0	S: 5	LOB: 0	BB: 1	P: 9	R: 0	H: 1	E: 0	K: 1	S: 6	LOB: 1	BB: 0	P: 6
1B: 5	SF: 1	2B: 2	SAC: 3	3B: 0	DP: 0	HR: 0	HBP: 0																																									

BOTTOM

Minnesota Twins @ Cleveland Indians
Cleveland Municipal Stadium, Cleveland, OH

Wed Aug 23 1972, 7:05 PM EDT
Att: 12,706 - Unknown - 81 F

livebaseballscorecards.com

AB	26
R	5
H	7
RBI	4
BB	3
SO	2
LOB	6



PITCHER	IP	WLS	BF	H	R	ER	SO	BB	IBB	HBP	BLK	WP	HR	S	P	ERA	WHIP
Dick Woodson, R ERA: 2.56 (1, 1)	6.0	L	25	5	4	3	1	1	1	0	0	0	0	25	33	4.50	1.000
Wayne Granger, R ERA: 3.29 (7, 1)	1.0		4	1	1	1	0	0	1	0	0	0	0	3	7	9.00	1.000
Dave LaRoche, L ERA: 2.76 (8, 1)	1.0		4	1	0	0	1	0	0	0	0	0	0	6	6	0.00	1.000

Batter	1	2	3	4	5	6	7	8	9	10	11	AB R H RBI BB SO LOB	TOP	
Buddy Bell, R OBP: 0.306, SLG: 0.352 (1, 8)	6-3		F8			L5		5-3			SH3 3B 1B	5 1 1 0 0 0 0	Cleveland Indians @ California Angels Anaheim Stadium, Anaheim, CA Fri Aug 25 1972, 10:05 PM EDT Att: 6,516 - Unknown	
Jack Brohamer, L OBP: 0.296, SLG: 0.327 (1, 4)	G3		F7			4-3			SH1-4 1B	SH3 1-2	4 0 1 0 0 0 0			
Chris Chambliss, L OBP: 0.302, SLG: 0.373 (1, 3)	4-3		K			1B 2B			SH1-4 1-2	F7	4 0 1 0 0 1 1			
Alex Johnson, R OBP: 0.282, SLG: 0.350 Tom McCraw, L OBP: 0.333, SLG: 0.355 (11, 7)		BB 2B 1B			F9	2-H 1B			IBB	3B	4 1 3 1 1 0 0 0 0 0 0 0 0 0			
Ray Fosse, R OBP: 0.322, SLG: 0.363 (1, 2)		BB BB BB 2B 1-2 BB			5-3		G5-4-3 1B		F8	F9	4 0 1 0 1 0 3			
Roy Foster, R OBP: 0.313, SLG: 0.306 Del Unser, L OBP: 0.267, SLG: 0.273 (1, 9) (9, 9)			F8		6-3		G5-4-3 1-2f		6-3		4 0 0 0 0 0 5 0 0 0 0 0 0 0			
Graig Nettles, L OBP: 0.332, SLG: 0.387 (1, 5)					4-3		4-3			4-3	4 0 1 1 0 0 0			
Frank Duffy, R OBP: 0.281, SLG: 0.301 (1, 6)			4-3			B2-6-4 1B		1-3		K	4 0 1 0 0 1 2			
Dick Tidrow, R OBP: 0.155, SLG: 0.125 (1, 1)			K			B2-6-4 1-2f		K		F4	4 0 0 0 0 2 3			
Inning Stats	R: 0 H: 0 E: 0 LOB: 0 K: 0 BB: 0 S: 3 P: 3	R: 1 H: 2 E: 0 LOB: 2 K: 1 BB: 1 S: 7 P: 11	R: 0 H: 0 E: 0 LOB: 0 K: 1 BB: 0 S: 5 P: 5	R: 0 H: 0 E: 0 LOB: 0 K: 0 BB: 0 S: 3 P: 3	R: 0 H: 1 E: 0 LOB: 0 K: 0 BB: 0 S: 3 P: 3	R: 0 H: 2 E: 0 LOB: 2 K: 0 BB: 0 S: 4 P: 4	R: 0 H: 1 E: 0 LOB: 0 K: 0 BB: 0 S: 3 P: 3	R: 0 H: 0 E: 0 LOB: 0 K: 1 BB: 0 S: 5 P: 5	R: 0 H: 1 E: 0 LOB: 2 K: 0 BB: 1 S: 4 P: 8	R: 0 H: 0 E: 0 LOB: 0 K: 1 BB: 0 S: 5 P: 5	R: 1 H: 2 E: 0 LOB: 1 K: 0 BB: 0 S: 5 P: 5	1B: 6 SF: 0 2B: 2 SAC: 2 3B: 1 DP: 2 HR: 0 HBP: 0		WP: 0 PA: 41 PB: 0 SB: 0 CS: 0
PITCHER Clyde Wright, L ERA: 3.11 (1, 1)	IP WLS BF H R ER SO BB IBB HBP BLK WP HR S P ERA WHIP													

livebaseballscorecards.com

AB	37
R	2
H	9
RBI	2
BB	2
SO	4
LOB	14



Batter	1	2	3	4	5	6	7	8	9	AB R H RBI BB SO LOB	TOP											
Buddy Bell, R (1, 8) OBP: 0.306, SLG: 0.353	0-3 K			0-0 1B 2B		0-0 F4			0-0 5-3	4 1 1 0 0 1 0	Cleveland Indians @ California Angels Anaheim Stadium, Anaheim, CA Sat Aug 26 1972, 10:05 PM EDT Att: 11,298 - Unknown											
Jack Brohamer, L (1, 4) OBP: 0.293, SLG: 0.323	0-0 6-3			0-0 F8		0-0 4-3			0-0 E6 1B	4 0 0 0 0 0 1												
Chris Chambliss, L (1, 3) OBP: 0.305, SLG: 0.375	0-3 K			0-0 2-H 1B			0-0 F6		0-0 1-3 1B	4 0 2 1 0 1 0												
Alex Johnson, R (1, 7) OBP: 0.280, SLG: 0.347		0-0 6-3		0-0 F8			0-0 6-3		0-0 F8	3 0 0 0 0 0 1												
Steve Mingori, L (8, 1) OBP: 0.143, SLG: 0.143										0 0 0 0 0 0 0												
Roy Foster, R (9, PH) OBP: 0.310, SLG: 0.304										1 0 0 0 0 0 2												
Graig Nettles, L (1, 5) OBP: 0.330, SLG: 0.384	0-3 K			0-0 4-3			0-0 F9			3 0 0 0 0 1 1												
Ray Fosse, R (1, 2) OBP: 0.320, SLG: 0.360		0-0 5-3			0-0 F9			0-0 F5		3 0 0 0 0 0 0												
Del Unser, L (1, 9) OBP: 0.268, SLG: 0.274			0-0 G5-4-3 1B		0-0 4-3			0-0 4-3		3 0 1 0 0 0 0												
Frank Duffy, R (1, 6) OBP: 0.278, SLG: 0.298			0-0 G5-4-3 1-2f		0-0 6-3			0-0 5-3		3 0 0 0 0 0 1												
Gaylord Perry, R (1, 1) OBP: 0.215, SLG: 0.221			0-0 F9			0-3 K			0-3 K	0 0 0 0 0 0 0												
Denny Riddleberger, R (2, 1) OBP: 0.294, SLG: 0.283										0 0 0 0 0 0 0												
Eddie Leon, R (3, PH) OBP: 0.283, SLG: 0.283										1 0 0 0 0 0 0												
Ray Lamb, R (3, 1) OBP: 0.314, SLG: 0.433										0 0 0 0 0 0 0												
John Lowenstein, L (6, PH) OBP: 0.314, SLG: 0.433										1 0 0 0 0 1 0												
Tom Hilgendorf, S (6, 1) OBP: 0.332, SLG: 0.354										0 0 0 0 0 0 0												
Tom McCraw, L (8, 7) OBP: 0.332, SLG: 0.354										1 0 0 0 0 1 0												
Inning Stats	R: 0 E: 0 K: 2 S: 7	H: 0 LOB: 0 BB: 0 P: 7	R: 0 E: 0 K: 1 S: 5	H: 0 LOB: 0 BB: 0 P: 5	R: 0 E: 0 K: 0 S: 3	H: 1 LOB: 0 BB: 0 P: 3	R: 1 E: 0 K: 0 S: 5	H: 2 LOB: 1 BB: 0 P: 5	R: 0 E: 0 K: 0 S: 3	H: 0 LOB: 0 BB: 0 P: 3	R: 0 E: 0 K: 1 S: 5	H: 0 LOB: 0 BB: 0 P: 5	R: 0 E: 0 K: 0 S: 3	H: 0 LOB: 0 BB: 0 P: 3	R: 0 E: 0 K: 0 S: 3	H: 0 LOB: 0 BB: 0 P: 3	R: 0 E: 1 K: 1 S: 7	H: 1 LOB: 2 BB: 0 P: 7	1B: 3 2B: 1 3B: 0 HR: 0	SF: 0 SAC: 0 DP: 1 HBP: 0	WP: 0 PB: 0 SB: 0 CS: 0	PA: 31
PITCHER Andy Messersmith, R (1, 1) ERA: 3.16	IP: 9.0 WLS: W BF: 31 H: 4 R: 1 ER: 1 SO: 5 BB: 0 IBB: 0 HBP: 0 BLK: 0 WP: 0 HR: 0 S: 41 P: 41 ERA: 1.00 WHIP: 0.444											PITCHER	IP: 9.0 WLS: W BF: 31 H: 4 R: 1 ER: 1 SO: 5 BB: 0 IBB: 0 HBP: 0 BLK: 0 WP: 0 HR: 0 S: 41 P: 41 ERA: 1.00 WHIP: 0.444									

livebaseballscorecards.com

AB	31
R	1
H	4
RBI	1
BB	0
SO	5
LOB	6



BOTTOM

Cleveland Indians @ California Angels
Anaheim Stadium, Anaheim, CA

Sat Aug 26 1972, 10:05 PM EDT
Att. 11,298 - Unknown

livebaseballscorecards.com

AB	32
R	7
H	13
RBI	7
BB	5
SO	4
LOB	14



WP:	0	PA:	39
PB:	0		
SB:	0		
CS:	1		

AB R H RBI BB SO LOB

4	2	3	0	1	0	0	
5	2	3	1	0	0	4	
3	1	1	0	1	0	1	
4	1	2	4	0	2	2	
4	0	2	2	0	0	2	
0	0	0	0	0	0	0	
2	0	0	0	2	0	1	
4	0	0	0	0	1	3	
3	0	1	0	1	0	0	
3	1	1	0	0	1	1	
1B:	12	SF:	0	WP:	0	PA:	39
2B:	0	SAC:	2	PB:	0		
3B:	0	DP:	2	SB:	0		
HR:	1	HBP:	0	CS:	1		

Batter	1	2	3	4	5	6	7	8	9
Vada Pinson, L OBP: 0.328, SLG: 0.393 (1, 9) (7, 7)	0-0 SH5-3 1B 1B	0-0 1B 1B	4-0 IBB			0-0 G3		0-0 G4-6-3 1B	
Sandy Alomar Sr., S OBP: 0.300, SLG: 0.294 (1, 4)	0-0 SH5-3 1B 1B	0-0 1B 1B	0-0 F8			0-0 CS 1B		0-0 F5	
Leo Cardenas, R OBP: 0.285, SLG: 0.304 (1, 6)	0-0 SH5-3 1-2 2-3	4-0 1B IBB		0-0 5-3		0-0 1-2 HR 1B		0-0 G4-6-3 1-2f	
Bob Oliver, R OBP: 0.317, SLG: 0.439 (1, 3)	0-3 K	0-0 G4-3 1B		0-3 K		0-0 1-H HR			
Chris Coletta, L OBP: 0.300, SLG: 0.316 Leroy Stanton, R OBP: 0.288, SLG: 0.406 (1, 7) (7, 9)	0-0 BB 1B	0-0 G4-3		0-0 1B		0-0 4-3			
Ken McMullen, R OBP: 0.342, SLG: 0.388 (1, 5)	4-0 BB		4-0 SH5-3 1B BB	0-0 F4		0-0 F9			
Ken Berry, R OBP: 0.353, SLG: 0.385 (1, 8)	0-3 K		0-0 F9		0-0 1-3	0-0 L3			
Jeff Torborg, R OBP: 0.289, SLG: 0.243 (1, 2)		0-0 5-3	0-0 SH5-3 1B		0-0 3-4-3	4-0 BB			
Andy Messersmith, R OBP: 0.235, SLG: 0.273 (1, 1)		0-0 1B 1B	0-0 SH5-3		0-3 K	0-0 F8			

Inning Stats	R: 2	H: 3	E: 0	K: 2	S: 10	LOB: 2	BB: 1	P: 14	R: 3	H: 4	E: 0	K: 0	S: 6	LOB: 1	BB: 1	P: 10	R: 0	H: 1	E: 0	K: 0	S: 4	LOB: 3	BB: 2	P: 12	R: 0	H: 1	E: 0	K: 1	S: 6	LOB: 1	BB: 0	P: 6	R: 0	H: 0	E: 0	K: 1	S: 5	LOB: 0	BB: 0	P: 5	R: 2	H: 3	E: 0	K: 0	S: 5	LOB: 0	BB: 0	P: 5	R: 0	H: 0	E: 0	K: 0	S: 3	LOB: 1	BB: 1	P: 7	R: 0	H: 1	E: 0	K: 0	S: 3	LOB: 0	BB: 0	P: 3
--------------	------	------	------	------	-------	--------	-------	-------	------	------	------	------	------	--------	-------	-------	------	------	------	------	------	--------	-------	-------	------	------	------	------	------	--------	-------	------	------	------	------	------	------	--------	-------	------	------	------	------	------	------	--------	-------	------	------	------	------	------	------	--------	-------	------	------	------	------	------	------	--------	-------	------

PITCHER	IP	WLS	BF	H	R	ER	SO	BB	IBB	HBP	BLK	WP	HR	S	P	ERA	WHIP
Gaylord Perry, R ERA: 2.12 (1, 1)	1.1	L	13	7	5	5	2	1	1	0	0	0	0	15	23	33.75	6.000
Denny Riddleberger, L ERA: 2.81 (2, 1)	0.2		1	0	0	0	0	0	0	0	0	0	0	1	1	0.00	0.000
Ray Lamb, R ERA: 3.16 (3, 1)	3.0		13	2	0	0	2	1	1	0	0	0	0	15	23	0.00	1.000
Tom Hilgendorf, L ERA: 3.16 (6, 1)	2.0		9	3	2	2	0	1	0	0	0	0	1	8	12	9.00	2.000
Steve Mingori, L ERA: 3.91 (8, 1)	1.0		3	1	0	0	0	0	0	0	0	0	0	3	3	0.00	1.000

PITCHER	IP	WLS	BF	H	R	ER	SO	BB	IBB	HBP	BLK	WP	HR	S	P	ERA	WHIP
---------	----	-----	----	---	---	----	----	----	-----	-----	-----	----	----	---	---	-----	------

Batter	1	2	3	4	5	6	7	8	9	10	11	12	AB R H RBI BB SO LOB	TOP										
Buddy Bell, R OBP: 0.304, SLG: 0.351 (1, 8)	0-0 F9		0-0 L6			0-3 K		0-0 1B 1B		0-0 6-3			5 0 1 0 0 1 1											
Jack Brohamer, L OBP: 0.292, SLG: 0.322 (1, 4)	0-0 F7			0-0 F9		0-3 K		0-0 F2			0-0 SH1-3 1B		5 0 1 0 0 1 1											
Chris Chambliss, L OBP: 0.304, SLG: 0.373 (1, 3)	0-3 K			0-0 E3		0-3 K		0-0 1-2 1B			0-0 SH1-3		4 0 1 0 0 2 0											
Graig Nettles, L OBP: 0.326, SLG: 0.379 (1, 5)		0-0 1-6-3		0-0 L6			0-0 L6	0-3 K			0-0 4-3		5 0 0 0 0 1 4											
Tom McCraw, L OBP: 0.333, SLG: 0.351 (1, 7)		4-0 BB G4-6-3		0-0 4-3			0-0 F8		4-0 BB G3-6-3		0-0 F8		3 0 0 0 2 0 2											
Ray Fosse, R OBP: 0.319, SLG: 0.356 (1, 2)		0-0 G4-6-3			0-0 P3		4-0 PB 1B BB		0-0 G3-6-3			0-0 6-3	4 0 0 0 1 0 2											
Del Unser, L OBP: 0.276, SLG: 0.278 (1, 9)			4-0 SH3-4 BB		0-3 K		0-0 PB 1B		4-0 CS BB			0-0 1B	3 0 2 0 2 1 0											
Frank Duffy, R OBP: 0.277, SLG: 0.296 (1, 6)			0-0 F2		0-0 1B		0-3 K		0-0 CS	0-0 P4		0-0 F8	5 0 1 0 0 1 4											
Milt Wilcox, R OBP: 0.238, SLG: 0.250 Phil Hennigan, R OBP: 0.154, SLG: 0.083 (1, 1) (9, 1)			0-0 SH3-4		0-0 L6		0-3 K		0-3 K		0-3 K		2 0 0 0 0 1 1 2 0 0 0 0 2 1											
Inning Stats	R: 0 E: 0 K: 1 S: 5	H: 0 LOB: 0 BB: 0 P: 5	R: 0 E: 0 K: 0 S: 2	H: 0 LOB: 0 BB: 1 P: 6	R: 0 E: 1 K: 0 S: 4	H: 0 LOB: 1 BB: 0 P: 4	R: 0 E: 0 K: 1 S: 6	H: 1 LOB: 1 BB: 0 P: 6	R: 0 E: 0 K: 3 S: 9	H: 0 LOB: 0 BB: 0 P: 9	R: 0 E: 0 K: 1 S: 6	H: 1 LOB: 2 BB: 1 P: 10	R: 0 E: 0 K: 0 S: 1	H: 0 LOB: 0 BB: 2 P: 9	R: 0 E: 0 K: 1 S: 5	H: 0 LOB: 0 BB: 0 P: 5	R: 0 E: 0 K: 0 S: 4	H: 1 LOB: 1 BB: 0 P: 4	R: 0 E: 0 K: 1 S: 6	H: 1 LOB: 1 BB: 0 P: 6	1B: 6 2B: 0 3B: 0 HR: 0	SF: 0 SAC: 2 DP: 2 HBP: 0	WP: 0 PB: 1 SB: 2 CS: 1	PA: 46
PITCHER Nolan Ryan, R ERA: 2.57 (1, 1)	IP 12.0 WLS W BF 45 H 6 R 0 ER 0 SO 10 BB 5 IBB 0 HBP 0 BLK 0 WP 0 HR 0 S 60 P 80 ERA 0.00 WHIP 0.917													PITCHER IP WLS BF H R ER SO BB IBB HBP BLK WP HR S P ERA WHIP										

Cleveland Indians @ California Angels
Anaheim Stadium, Anaheim, CA
Sun Aug 27 1972, 10:05 PM EDT
Att: 7,145 - Unknown

livebaseballscorecards.com

AB	38
R	0
H	6
RBI	0
BB	5
SO	10
LOB	16



Batter	1	2	3	4	5	6	7	8	9	10	11	12
Sandy Alomar Sr., S OBP: 0.301, SLG: 0.298 (1, 4) X	0-0 3B		0-0 F8			4-0 P6-4 SH3-1 BB		0-0 F9		0-0 1-3		
Leo Cardenas, R OBP: 0.282, SLG: 0.301 (1, 6) X	0-0 F8		0-0 2-3			0-0 SH3-1 1-2		0-0 F8			0-3 K	
Chris Coletta, L OBP: 0.261, SLG: 0.273 Ken Berry, R OBP: 0.354, SLG: 0.384 (1, 7) X (7, 8)	0-0 P3			0-0 G3		0-0 P6-4 2-3f			0-0 4-3		4-0 BB	
Vada Pinson, L OBP: 0.332, SLG: 0.393 (1, 8) X (7, 7)	4-0 IBB			4-0 S BB			0-0 4-3		0-0 1B 1B		0-3 K	
Ken McMullen, R OBP: 0.342, SLG: 0.388 (1, 5) X	0-0 5-3			0-0 5-3 1-2			0-0 BB 1B		0-0 1B 1B		0-0 F9	
Leroy Stanton, R OBP: 0.289, SLG: 0.407 (1, 9) S		0-3 K		0-3 K			4-0 1-2 BB		0-3 K			0-0 F9 SF9 2B
Jim Spencer, L OBP: 0.263, SLG: 0.267 (1, 3) X		0-0 4-3			4-0 G4-6-3 BB		0-0 P4		0-0 1-2 2-H 1B			4-0 IBB
John Stephenson, L OBP: 0.336, SLG: 0.339 (1, 2) X		0-0 G3			0-0 G4-6-3 1-2f		0-0 F9			0-3 K		0-0 F9
Nolan Ryan, R OBP: 0.149, SLG: 0.205 Winston Lienas, R OBP: 0.306, SLG: 0.333 (1, 1) X (12, PH)			0-0 5-3		0-0 6-3			0-0 P4		0-3 K		0-0 SF9 3-H

AB	R	H	RBI	BB	SO	LOB
4	0	1	0	1	0	0
4	0	0	0	0	1	1
3	0	0	0	0	0	2
1	0	0	0	1	0	0
3	0	1	0	2	1	1
5	0	2	0	0	0	4
4	1	1	0	1	3	3
3	0	1	0	2	0	2
5	0	0	0	0	1	5
4	0	0	0	0	1	0
0	0	0	1	0	0	0

BOTTOM

Cleveland Indians @ California Angels
Anaheim Stadium, Anaheim, CA
 Sun Aug 27 1972, 10:05 PM EDT
 Att. 7,145 - Unknown

livebaseballscorecards.com

AB	36
R	1
H	6
RBI	1
BB	7
SO	7
LOB	18



Inning Stats	R: 0	H: 1	R: 0	H: 0	R: 0	H: 0	R: 0	H: 0	R: 0	H: 0	R: 0	H: 1	R: 0	H: 0	R: 0	H: 3	R: 0	H: 0	R: 0	H: 0	R: 0	H: 0	R: 1	H: 1	1B: 4	SF: 1	WP: 0	PA: 45
E: 0	LOB: 2	E: 0	LOB: 0	E: 0	LOB: 0	E: 0	LOB: 1	E: 0	LOB: 0	E: 0	LOB: 0	E: 0	LOB: 2	E: 0	LOB: 0	E: 0	LOB: 2	E: 0	LOB: 0	E: 0	LOB: 1	E: 0	LOB: 1	2B: 2	SAC: 1	PB: 0		
K: 0	BB: 1	K: 1	BB: 0	K: 0	BB: 0	K: 1	BB: 1	K: 0	BB: 1	K: 0	BB: 1	K: 0	BB: 1	K: 1	BB: 0	K: 2	BB: 0	K: 1	BB: 0	K: 2	BB: 0	K: 0	BB: 1	3B: 1	DP: 2	SB: 1		
S: 4	P: 8	S: 5	P: 5	S: 3	P: 3	S: 5	P: 9	S: 2	P: 6	S: 2	P: 6	S: 4	P: 8	S: 3	P: 3	S: 7	P: 7	S: 7	P: 7	S: 7	P: 11	S: 3	P: 7	HR: 0	HBP: 0	CS: 0		

PITCHER	IP	WLS	BF	H	R	ER	SO	BB	IBB	HBP	BLK	WP	HR	S	P	ERA	WHIP
Milt Wilcox, R ERA: 3.15 (1, 1)	8.1		32	4	0	0	2	4	1	0	0	0	0	31	51	0.00	0.960
Phil Hennigan, R ERA: 2.66 (9, 1)	3.1	L	13	2	1	1	5	1	1	0	0	0	0	21	29	2.70	0.900

Batter	1	2	3	4	5	6	7	8	9	AB R H RBI BB SO LOB	TOP																									
Buddy Bell, R OBP: 0.301, SLG: 0.347 (1, 8) X	0-0 4-3 ①		X 0-0 5-3 ②			X 0-0 F4 ①		X 0-0 F5 ①		4 0 0 0 0 0 0																										
Jack Brohamer, L OBP: 0.289, SLG: 0.319 (1, 4) X	0-0 6-3 ②		X 0-0 4-3 ③			X 0-0 F6 ②		X 0-0 F3 ②		4 0 0 0 0 0 0																										
Chris Chambliss, L OBP: 0.309, SLG: 0.378 (1, 3) X	0-0 1B ③			X 0-0 1B ①		X 0-0 HR 1B ①		S S S 0-3 K ③		4 1 3 0 0 1 0																										
Roy Foster, R OBP: 0.308, SLG: 0.328 (1, 7) X	0-0 F5 ③			X 0-0 F3 ①		X 0-0 HR 1-H ①		S S S 0-3 K ①		4 1 1 2 0 1 2																										
Ray Fosse, R OBP: 0.318, SLG: 0.353 (1, 2)		S S S 0-3 K ①		X 0-0 F4 ②		X 0-0 F9 ③		B B B B 4-0 HR BB ①		3 1 0 0 1 1 1																										
Graig Nettles, L OBP: 0.326, SLG: 0.385 (1, 5)		X 0-0 F6 ②		X 0-0 4-3 ③			X 0-0 3-1 ①		X 0-0 HR 1-H ①	4 1 1 2 0 0 1																										
Frank Duffy, R OBP: 0.281, SLG: 0.298 Tom McCraw, L OBP: 0.332, SLG: 0.350 (1, 6) (9, PH)		B B B B 4-0 BB ③			X 0-0 F8 ①		X 0-0 6-3 1B ②		X 0-0 6-3 ②	2 0 1 0 1 0 0 1 0 0 0 0 0 0																										
Del Unser, L OBP: 0.275, SLG: 0.275 (1, 9)		S S S 0-3 K ③			S S S 0-3 K ②		X 0-0 6-3 1-2 ②		B B B B 4-0 BB ③	3 0 0 0 1 2 2																										
Steve Dunning, R OBP: 0.150, SLG: 0.150 Mike Kilkenny, R OBP: 0.077, SLG: 0.077 Ed Farmer, R OBP: 0.200, SLG: 0.200 John Lowenstein, L OBP: 0.311, SLG: 0.429 (1, 1) (7, 1) (7, 1) (9, PH)			X 0-0 1-3 ①		X 0-0 1-3 ③		X 0-0 1-3 ③		X 0-0 1-3 ③	3 0 0 0 0 0 1 0 0 0 0 0 0 0 0 0 0 0 0 0 0 1 0 0 0 0 0 1																										
Inning Stats	R: 0 E: 0 K: 0 S: 4	H: 1 LOB: 1 BB: 0 P: 4	R: 0 E: 0 K: 2 S: 7	H: 0 LOB: 1 BB: 1 P: 11	R: 0 E: 0 K: 0 S: 3	H: 0 LOB: 0 BB: 0 P: 3	R: 0 E: 0 K: 1 S: 5	H: 1 LOB: 1 BB: 0 P: 5	R: 2 E: 0 K: 0 S: 5	H: 2 LOB: 0 BB: 0 P: 5	R: 0 E: 0 K: 0 S: 4	H: 1 LOB: 1 BB: 0 P: 4	R: 0 E: 0 K: 1 S: 5	H: 0 LOB: 0 BB: 0 P: 5	R: 2 E: 0 K: 1 S: 6	H: 1 LOB: 1 BB: 2 P: 14	1B: 4 2B: 0 3B: 0 HR: 2	SF: 0 SAC: 0 DP: 0 HBP: 0	WP: 0 PB: 0 SB: 0 CS: 0	PA: 36																
PITCHER	IP WLS BF H R ER SO BB IBB HBP BLK WP HR S P ERA WHIP																																			
Vida Blue, L ERA: 2.99 (1, 1)	6.0		23	4	2	2	3	1	0	0	0	0	1	28	32	3.00	0.833																			
Darold Knowles, L ERA: 1.44 (7, 1)	1.0	W	4	1	0	0	0	0	0	0	0	0	0	4	4	0.00	1.000																			
Dave Hamilton, L ERA: 3.2 (8, 1)	1.1		6	1	2	2	2	1	0	0	0	0	1	9	13	13.50	1.500																			
Bob Locker, R ERA: 2.37 (9, 1)	0.1		2	0	0	0	0	1	0	0	0	0	0	1	5	0.00	3.000																			
Rollie Fingers, R ERA: 2.66 (9, 1)	0.1	S	1	0	0	0	0	0	0	0	0	0	0	1	1	0.00	0.000																			

Cleveland Indians @ Oakland Athletics
Oakland-Alameda County Coliseum, Oakland, CA
Mon Aug 28 1972, 7:05 PM PDT
Att: 27,072 - Unknown

livebaseballscorecards.com

AB	33
R	4
H	6
RBI	4
BB	3
SO	5
LOB	8



BOTTOM

Cleveland Indians @ Oakland Athletics
Oakland-Alameda County Coliseum, Oakland, CA

livebaseballscores.com

AB	26
R	5
H	5
RBI	5
BB	4
SO	2
LOB	9



WP:	0	PA:	32
PB:	0	SB:	0
CS:	2		

Mon Aug 28 1972, 7:05 PM PDT
Att. 27,072 - Unknown

AB	R	H	RBI	BB	SO	LOB
4	0	2	0	0	0	1
3	0	0	0	0	0	2
4	1	1	0	0	0	1
3	1	0	0	1	0	1
4	0	0	0	0	0	3
2	1	0	0	1	0	0
0	0	0	0	0	0	0
0	0	0	0	1	0	0
1	0	0	1	0	0	0
3	1	1	1	0	1	1
1B:	4	SF:	1			
2B:	1	SAC:	1			
3B:	0	DP:	1			
HR:	1	HBP:	0			

Batter	1	2	3	4	5	6	7	8	9
Bert Campaneris, R OBP: 0.276, SLG: 0.341 (1, 6)	0-0 F7 ①			0-0 G3 SH1-3 1B		0-0 FC4-6 1-2f	0-0 1B		
Joe Rudi, R OBP: 0.348, SLG: 0.505 (1, 7)	0-0 6-3 ②			0-0 SH1-3 1-2		0-0 F9	0-0 6-3 ③		
Matty Alou, L OBP: 0.353, SLG: 0.387 (1, 9)	0-0 F9 ③			0-0 G3 2-3			0-0 G3 BB SF8 1B	0-0 4-3 ①	
Reggie Jackson, L OBP: 0.351, SLG: 0.484 (1, 8)		0-0 E7 ①		0-0 F1 ③			4-0 SF8 G3 1B BB	0-0 E4 CS	
Mike Epstein, L OBP: 0.367, SLG: 0.485 (1, 3)		0-0 F8 ②			0-0 F9 ①		0-0 G3 1-2 2-3	0-0 F9 ② ③	
Sal Bando, R OBP: 0.332, SLG: 0.373 (1, 5)		0-0 6-3 ③			0-0 5-3 ②		4-0 1B HR IBB		
Dick Green, R OBP: 0.353, SLG: 0.367 (1, 4)			4-0 CS BB		0-0 6-3 ③		0-0 SF8 ②		
Gonzalo Marquez, L OBP: 0.500, SLG: 0.250 (3, PH)							2-3 3-H		
Ted Kubiak, S OBP: 0.281, SLG: 0.233 (4, 4)							0-0 HR 1B		
Gene Tenace, R OBP: 0.264, SLG: 0.326 (1, 2)			0-3 K ① ② 1-2			0-0 F5 ①	0-0 HR 1B		
Vida Blue, S OBP: 0.139, SLG: 0.061 (6, PH)						4-0 FC4-6 BB	0-0 HR 1-H 2-H		
Don Mincher, L OBP: 0.364, SLG: 0.341 (7, 1)									
Darold Knowles, L OBP: 0.338, SLG: 0.450 (7, PH)			0-3 K ③						
Mike Hegan, L OBP: 0.338, SLG: 0.450 (7, PH)									
Angel Mangual, R OBP: 0.345, SLG: 0.217 (8, 1)									
Dave Hamilton, L OBP: 0.345, SLG: 0.217 (9, 1)									
Bob Locker, S OBP: 0.357, SLG: 0.571 (9, 1)									
Rollie Fingers, R OBP: 0.357, SLG: 0.571 (9, 1)									

Inning Stats	R: 0	H: 0	E: 0	LOB: 0	K: 0	BB: 0	S: 3	P: 3	R: 0	H: 0	E: 1	LOB: 0	K: 0	BB: 0	S: 3	P: 3	R: 0	H: 0	E: 0	LOB: 1	K: 0	BB: 0	S: 4	P: 4	R: 0	H: 0	E: 0	LOB: 0	K: 0	BB: 0	S: 3	P: 3	R: 0	H: 0	E: 0	LOB: 1	K: 0	BB: 1	S: 7	P: 7	R: 5	H: 4	E: 0	LOB: 1	K: 0	BB: 2	S: 7	P: 15	R: 0	H: 0	E: 1	LOB: 0	K: 0	BB: 0	S: 3	P: 3	R: 0	H: 0	E: 1	LOB: 0	K: 0	BB: 0	S: 3	P: 3
--------------	------	------	------	--------	------	-------	------	------	------	------	------	--------	------	-------	------	------	------	------	------	--------	------	-------	------	------	------	------	------	--------	------	-------	------	------	------	------	------	--------	------	-------	------	------	------	------	------	--------	------	-------	------	-------	------	------	------	--------	------	-------	------	------	------	------	------	--------	------	-------	------	------

PITCHER	IP	WLS	BF	H	R	ER	SO	BB	IBB	HBP	BLK	WP	HR	S	P	ERA	WHIP
Steve Dunning, R ERA: 2.87 (1, 1)	6.2	L	26	3	4	4	2	3	1	0	0	0	0	26	42	5.40	0.900
Mike Kilkenny, L ERA: 4.01 (7, 1)	0.0		1	1	1	1	0	0	0	0	0	0	1	1	∞	∞	
Ed Farmer, R ERA: 4.25 (7, 1)	1.1		5	1	0	0	0	0	0	0	0	0	0	5	5	0.00	0.750

PITCHER	IP	WLS	BF	H	R	ER	SO	BB	IBB	HBP	BLK	WP	HR	S	P	ERA	WHIP
---------	----	-----	----	---	---	----	----	----	-----	-----	-----	----	----	---	---	-----	------

Batter	1	2	3	4	5	6	7	8	9	AB	R	H	RBI	BB	SO	LOB	TOP										
Buddy Bell, R (1, 8) OBP: 0.301, SLG: 0.346 Steve Mingori, L (8, 1) OBP: 0.143, SLG: 0.143	0-0 F6		0-0 4-3			0-0 FC6-5 SH1-4 1B		0-0 F4		4	0	1	0	0	0	0											
Jack Brohamer, L (1, 4) OBP: 0.289, SLG: 0.319	0-0 F6			0-0 G4-6-3 E 1B		0-0 SH1-4		0-0 4-3		3	0	1	0	0	0	0											
Chris Chambliss, L (1, 3) OBP: 0.311, SLG: 0.380	4-0 BB			0-0 E5 G4-6-3		0-0 FC6-5 S		0-0 2B		3	0	1	0	1	0	2											
Graig Nettles, L (1, 5) OBP: 0.323, SLG: 0.382	0-0 4-3			0-0 G4-6-3 1-2f 2-3		0-0 F6		0-0 F9		4	0	0	0	0	0	5											
Tom McCraw, L (1, 7) OBP: 0.329, SLG: 0.345		0-0 F6		0-0 6-3			0-0 6-3		0-0 4-3	4	0	0	0	0	0	2											
Del Unser, L (1, 9) OBP: 0.273, SLG: 0.272		0-0 F8			0-0 5-3		0-0 4-3			3	0	0	0	0	0	0											
Ray Fosse, R (1, 2) OBP: 0.319, SLG: 0.360 Jerry Moses, R (6, 2) OBP: 0.274, SLG: 0.346		0-0 F6				0-0 K 3B	0-3 K			2	0	1	0	0	0	0											
Frank Duffy, R (1, 6) OBP: 0.279, SLG: 0.296 Roy Foster, R (8, PH) OBP: 0.306, SLG: 0.325 Eddie Leon, R (8, 6) OBP: 0.284, SLG: 0.283			0-0 1-3		0-3 K			0-0 F7		2	0	0	0	0	1	1											
Dick Tidrow, R (1, 1) OBP: 0.150, SLG: 0.121 John Lowenstein, L (8, PH) OBP: 0.308, SLG: 0.424			0-3 K2-3		0-3 K			0-3 K		1	0	0	0	0	1	0											
Inning Stats	R: 0 E: 0 K: 0 S: 3	H: 0 LOB: 1 BB: 1 P: 7	R: 0 E: 0 K: 0 S: 3	H: 0 LOB: 0 BB: 0 P: 3	R: 0 E: 0 K: 1 S: 5	H: 0 LOB: 0 BB: 0 P: 5	R: 0 E: 1 K: 0 S: 4	H: 1 LOB: 1 BB: 0 P: 4	R: 0 E: 0 K: 2 S: 8	H: 1 LOB: 1 BB: 0 P: 8	R: 0 E: 0 K: 1 S: 5	H: 0 LOB: 0 BB: 0 P: 5	R: 0 E: 0 K: 1 S: 5	H: 0 LOB: 0 BB: 0 P: 5	R: 0 E: 0 K: 0 S: 4	H: 1 LOB: 1 BB: 0 P: 4	1B: 2 2B: 1 3B: 1 HR: 0	SF: 0 SAC: 1 DP: 1 HBP: 0	WP: 0 PB: 0 SB: 1 CS: 0	PA: 32							
PITCHER	IP	WLS	BF	H	R	ER	SO	BB	IBB	HBP	BLK	WP	HR	S	P	ERA	WHIP										
Catfish Hunter, R (1, 1) ERA: 2.06	8.1	W	30	4	0	0	5	1	0	0	0	0	0	39	43	0.00	0.600										
Darold Knowles, L (9, 1) ERA: 1.42	0.2	S	2	0	0	0	0	0	0	0	0	0	0	2	2	0.00	0.000										

Cleveland Indians @ Oakland Athletics
Oakland-Alameda County Coliseum, Oakland, CA

Tue Aug 29 1972, 7:05 PM PDT
Att: 15,135 - Unknown

livebaseballscorecards.com

AB	30
R	0
H	4
RBI	0
BB	1
SO	5
LOB	11



Batter	1	2	3	4	5	6	7	8	9	AB	R	H	RBI	BB	SO	LOB
Bert Campaneris, R OBP: 0.276, SLG: 0.341 (1, 6)	0-3 K		0-3 K					0-0 B1-3		4	0	1	1	0	2	0
Joe Rudi, R OBP: 0.348, SLG: 0.504 Angel Mangual, R OBP: 0.290, SLG: 0.374 (1, 7) (7, 9)	0-3 K			0-0 1-3				0-0 F7		3	0	1	0	0	1	0
Matty Alou, L OBP: 0.352, SLG: 0.386 (1, 9) (7, 7)	0-0 4-3			0-0 F9				0-0 1B		4	0	1	0	0	0	0
Reggie Jackson, L OBP: 0.354, SLG: 0.486 (1, 8)		0-0 1B K2-5-2 1B		4-0 BB				0-0 4-3		3	0	2	0	1	0	1
Mike Epstein, L OBP: 0.367, SLG: 0.484 Mike Hegan, L OBP: 0.338, SLG: 0.450 (1, 3) (9, 3)		0-0 1-3 1B		0-3 K				0-0 FC5-4		3	0	1	0	0	1	2
Sal Bando, R OBP: 0.330, SLG: 0.371 (1, 5)		0-0 F5						0-0 K		3	0	0	0	0	1	3
Dick Green, R OBP: 0.353, SLG: 0.367 Gonzalo Marquez, L OBP: 0.429, SLG: 0.200 Ted Kubiak, S OBP: 0.279, SLG: 0.230 (1, 4) (2, PH) (3, 4)		0-3 K2-5-2						0-0 F8		0	0	0	0	0	0	0
Gene Tenace, R OBP: 0.265, SLG: 0.326 (1, 2)			0-0 5-3					0-0 1B 1B		3	1	1	0	0	0	0
Catfish Hunter, R OBP: 0.172, SLG: 0.176 Darold Knowles, L (1, 1) (9, 1)			0-0 F3					0-0 1B 1B		3	0	1	0	0	0	0

BOTTOM

Cleveland Indians @ Oakland Athletics
Oakland-Alameda County Coliseum, Oakland, CA

Tue Aug 29 1972, 7:05 PM PDT
Att. 15,135 - Unknown

livebaseballscorecards.com

AB	30
R	1
H	8
RBI	1
BB	1
SO	6
LOB	8



Inning Stats	R: 0	H: 0	E: 0	K: 2	S: 7	LOB: 0	BB: 0	P: 7											
PITCHER Dick Tidrow, R ERA: 2.57 Steve Mingori, L ERA: 3.83	IP: 7.0 WLS: L BF: 27 H: 7 R: 1 ER: 1 SO: 6	R: 0 H: 2 E: 0 K: 1 S: 6	H: 2 LOB: 2 BB: 0 P: 6	R: 0 H: 0 E: 0 K: 1 S: 5	H: 0 LOB: 0 BB: 0 P: 5	R: 0 H: 0 E: 0 K: 1 S: 5	H: 0 LOB: 1 BB: 1 P: 9	R: 1 H: 4 E: 0 K: 0 S: 6	H: 2 LOB: 2 BB: 0 P: 6	R: 0 H: 1 E: 0 K: 1 S: 6	H: 1 LOB: 1 BB: 0 P: 6	R: 0 H: 0 E: 0 K: 0 S: 3	H: 0 LOB: 0 BB: 0 P: 3	R: 0 H: 1 E: 0 K: 0 S: 4	H: 1 LOB: 1 BB: 0 P: 4	1B: 8 2B: 1 3B: 0 HR: 0	SF: 0 SAC: 0 DP: 1 HBP: 0	WP: 0 PB: 0 SB: 0 CS: 0	PA: 31 ERA WHIP

Batter	1	2	3	4	5	6	7	8	9	AB R H RBI BB SO LOB	TOP											
Del Unser, L (1, 8) OBP: 0.273, SLG: 0.272	0-0 B5-3		0-0 CS 1B			0-3 K		0-3 K		4 0 1 0 0 2 0	Cleveland Indians @ Oakland Athletics Oakland-Alameda County Coliseum, Oakland, CA Wed Aug 30 1972, 7:05 PM PDT Att. 5,201 - Unknown livebaseballscorecards.com											
Graig Nettles, L (1, 5) OBP: 0.322, SLG: 0.379	0-0 F6		0-0 CS 1-2	0-0 F6		0-0 4-3		4-0 BB		3 0 0 0 1 0 0												
Jack Brohamer, L (1, 4) OBP: 0.291, SLG: 0.320	0-3 K			0-0 BB 1B		0-0 1B		0-3 K		4 0 2 0 0 2 1												
Chris Chambliss, L (1, 3) OBP: 0.314, SLG: 0.380		0-0 FC4-6 1B		4-0 G1-6-3 BB		0-3 K		0-0 4-3		3 0 1 0 1 1 2												
Tom McCraw, L (1, 7) OBP: 0.329, SLG: 0.345 Buddy Bell, R (9, PH) OBP: 0.302, SLG: 0.346		0-0 FC4-6 1-2f FC4-6		0-0 G1-6-3 1-2f		0-0 BB K 1B		4-0 G4-6-3 BB		3 0 1 0 0 0 3 0 0 0 0 1 0 0												
John Lowenstein, L (1, 9) OBP: 0.318, SLG: 0.426 Eddie Leon, R (9, PH) OBP: 0.283, SLG: 0.281		0-0 FC4-6 1-2f FC6-4		0-0 5-3 1B		4-0 BB BB		0-0 G4-6-3 1-2f		2 0 1 0 1 0 1 1 0 0 0 0 0 1												
Frank Duffy, R (1, 6) OBP: 0.276, SLG: 0.293 Roy Foster, R (9, PH) OBP: 0.311, SLG: 0.331		0-0 FC6-4 1-2f		0-0 5-3 1-2		0-3 K		0-0 1B		3 0 0 0 0 1 4 1 0 1 0 0 0 0												
Jerry Moses, R (1, 2) OBP: 0.273, SLG: 0.336			0-0 F4		0-0 F8		4-0 BB 1-2 2-3	0-3 K		3 0 0 0 1 1 2												
Gaylord Perry, R (1, 1) OBP: 0.208, SLG: 0.213			0-3 K		0-3 K		0-3 K 3-H			3 0 0 0 0 3 4												
Inning Stats	R: 0 E: 0 K: 1 S: 5	H: 0 LOB: 0 BB: 0 P: 5	R: 0 E: 0 K: 0 S: 4	H: 1 LOB: 1 BB: 0 P: 4	R: 0 E: 0 K: 1 S: 5	H: 1 LOB: 0 BB: 0 P: 5	R: 0 E: 0 K: 0 S: 3	H: 1 LOB: 1 BB: 1 P: 7	R: 0 E: 0 K: 0 S: 6	H: 1 LOB: 1 BB: 0 P: 6	R: 0 E: 0 K: 2 S: 8	H: 1 LOB: 1 BB: 0 P: 8	R: 0 E: 0 K: 2 S: 7	H: 1 LOB: 2 BB: 2 P: 15	R: 0 E: 0 K: 2 S: 7	H: 0 LOB: 1 BB: 1 P: 11	R: 0 E: 0 K: 1 S: 5	H: 1 LOB: 1 BB: 1 P: 9	1B: 7 2B: 0 3B: 0 HR: 0	SF: 0 SAC: 0 DP: 2 HBP: 0	WP: 0 PB: 0 SB: 1 CS: 1	PA: 36
PITCHER	IP WLS BF H R ER SO BB IBB HBP BLK WP HR S P ERA WHIP																					
Blue Moon Odom, R (1, 1) ERA: 2.15	7.1 W 29 6 0 0 8 4 0 0 0 0 0 0 41 57 0.00 1.364																					
Darold Knowles, L (8, 1) ERA: 1.4	0.2 3 0 0 0 1 1 0 0 0 0 0 0 4 8 0.00 1.500																					
Rollie Fingers, R (9, 1) ERA: 2.62	1.0 S 3 1 0 0 1 0 0 0 0 0 0 0 5 5 0.00 1.000																					



Batter	1	2	3	4	5	6	7	8	9	AB	R	H	RBI	BB	SO	LOB	BOTTOM										
Bert Campaneris, R (1, 6) OBP: 0.274, SLG: 0.339	0-0 F9		0-0 5-3			0-0 6-3		0-0 SH1-4		3	0	0	0	0	0	1	Cleveland Indians @ Oakland Athletics Oakland-Alameda County Coliseum, Oakland, CA Wed Aug 30 1972, 7:05 PM PDT Att: 5,201 - Unknown livebaseballscorecards.com										
Angel Mangual, R (1, 9) OBP: 0.289, SLG: 0.372	0-0 4-3			0-0 F9		0-0 1B		0-0 F9		4	0	1	0	0	0	1											
Matty Alou, L (1, 7) OBP: 0.351, SLG: 0.383	0-0 F3			0-0 F3		0-3 K		4-0 IBB		3	0	0	0	1	1	1											
Reggie Jackson, L (1, 8) OBP: 0.353, SLG: 0.483		0-0 F7		0-0 1B			0-0 1-3	0-0 1-3		4	0	1	0	0	0	2											
Mike Epstein, L (1, 3) OBP: 0.366, SLG: 0.491		0-3 K		0-0 4-3			0-0 HR			3	1	1	1	0	1	1											
Mike Hegan, L (8, 3) OBP: 0.338, SLG: 0.450										0	0	0	0	0	0	0											
Sal Bando, R (1, 5) OBP: 0.328, SLG: 0.368		0-0 F3			0-0 5-3		0-0 4-3			3	0	0	0	0	0	0											
Gene Tenace, R (1, 2) OBP: 0.267, SLG: 0.326				0-0 1B		0-3 K		0-3 K		3	0	1	0	0	2	0											
Ted Kubiak, S (1, 4) OBP: 0.279, SLG: 0.243			0-0 F7		0-0 F6			0-0 1B 3B		3	1	1	0	0	0	1											
Blue Moon Odom, R (1, 1) OBP: 0.151, SLG: 0.212			0-0 B2			0-3 K		0-0 SH1-4 1B		2	0	0	0	0	1	1											
Darold Knowles, L (8, 1) OBP: 0.286, SLG: 0.167										1	0	1	1	0	0	0											
Rollie Fingers, R (9, 1) OBP: 0.357, SLG: 0.571										0	0	0	0	0	0	0											
Inning Stats	R: 0 E: 0 K: 0 S: 3	H: 0 LOB: 0 BB: 0 P: 3	R: 0 E: 0 K: 1 S: 5	H: 0 LOB: 0 BB: 0 P: 5	R: 0 E: 0 K: 0 S: 4	H: 1 LOB: 1 BB: 0 P: 4	R: 0 E: 0 K: 0 S: 4	H: 1 LOB: 1 BB: 0 P: 4	R: 0 E: 0 K: 1 S: 5	H: 0 LOB: 0 BB: 0 P: 5	R: 0 E: 0 K: 2 S: 8	H: 1 LOB: 1 BB: 0 P: 8	R: 1 E: 0 K: 1 S: 6	H: 1 LOB: 0 BB: 0 P: 6	R: 1 E: 0 K: 0 S: 5	H: 2 LOB: 2 BB: 1 P: 9	1B: 4 2B: 0 3B: 1 HR: 1	SF: 0 SAC: 1 DP: 0 HBP: 0	WP: 0 PB: 0 SB: 0 CS: 0	PA: 31							
PITCHER Gaylord Perry, R (1, 1) ERA: 2.12	IP 8.0	WLS L	BF 31	H 6	R 2	ER 2	SO 5	BB 0	IBB 1	HBP 0	BLK 0	WP 0	HR 1	S 40	P 44	ERA 2.25	WHIP 0.750										
										PITCHER	IP	WLS	BF	H	R	ER	SO	BB	IBB	HBP	BLK	WP	HR	S	P	ERA	WHIP



Batter	1	2	3	4	5	6	7	8	9	10	AB	R	H	RBI	BB	SO	LOB	TOP								
Buddy Bell, R (1, 8) OBP: 0.302, SLG: 0.343	0-0 5-3		0-0 F5		4-0 BB		0-0 1-3			4-0 FC3-6 BB	3	0	0	0	1	0	0									
Mike Kilkenny, R (7, 1) OBP: 0.077, SLG: 0.077											0	0	0	0	0	0	0									
Phil Hennigan, R (8, 1) OBP: 0.214, SLG: 0.083											0	0	0	0	1	0	0									
Steve Mingori, L (10, 1) OBP: 0.143, SLG: 0.143											0	0	0	0	0	0	0									
Tom McCraw, L (10, 9) OBP: 0.329, SLG: 0.345											0	0	0	0	0	0	0									
Jack Brohamer, L (1, 4) OBP: 0.288, SLG: 0.317	0-0 3-1		0-0 L9		0-0 F7			0-0 G3		0-0 FC3-6 E 1-2f	5	0	0	0	0	0	2									
Chris Chambliss, L (1, 3) OBP: 0.315, SLG: 0.383	0-0 6-3		0-0 FC6-4 1B				0-0 1-3	0-0 6-3 HR 2B		0-0 E3 1-3	5	1	2	0	0	0	1									
Alex Johnson, R (1, 7) OBP: 0.281, SLG: 0.348		0-0 SH3 1B 4-3 1B	0-0 FC6-4 1-2f				0-0 FC4-6 1B	0-0 6-3 2-3		0-3 K 2	5	1	2	0	0	1	4									
Ed Farmer, R (10, 1) OBP: 0.200, SLG: 0.200											0	0	0	0	0	0	0									
John Lowenstein, L (1, 9) OBP: 0.330, SLG: 0.475		0-0 4-3 SH3 1-2 2B 1B		0-0 CS 2B			0-0 FC4-6 1-2f 1B	0-0 HR		0-0 F4	5	2	3	2	0	0	3									
Graig Nettles, L (1, 5) OBP: 0.323, SLG: 0.379		0-0 SH3 1-2 2-3		0-0 1-3			0-0 1-3 1B	0-0 F6 3-H			3	0	1	0	0	0	1									
Ray Fosse, R (1, 2) OBP: 0.316, SLG: 0.356		0-0 4-3 2-3 3-H		0-3 K 2-3			0-0 L7		0-0 5-3		4	0	0	1	0	1	4									
Frank Duffy, R (1, 6) OBP: 0.276, SLG: 0.295		0-0 2B 3-H					0-3 K		0-0 6-3	0-0 6-3	4	0	1	1	0	1	0									
Milt Wilcox, R (1, 1) OBP: 0.227, SLG: 0.238			0-0 F9				0-3 K		0-0 F8	0-0 F7	2	0	0	0	0	1	1									
Del Unser, L (7, PH) OBP: 0.271, SLG: 0.271											2	0	0	0	0	0	0									
Inning Stats	R: 0 E: 0 K: 0 S: 3	H: 0 LOB: 0 BB: 0 P: 3	R: 2 E: 0 K: 0 S: 6	H: 3 LOB: 1 BB: 0 P: 6	R: 0 E: 0 K: 0 S: 4	H: 1 LOB: 1 BB: 0 P: 4	R: 0 E: 0 K: 1 S: 5	H: 1 LOB: 1 BB: 0 P: 5	R: 0 E: 0 K: 2 S: 7	H: 0 LOB: 1 BB: 1 P: 11	R: 0 E: 0 K: 0 S: 5	H: 2 LOB: 2 BB: 0 P: 5	R: 0 E: 0 K: 0 S: 5	H: 0 LOB: 0 BB: 0 P: 3	R: 2 E: 0 K: 0 S: 5	H: 2 LOB: 0 BB: 0 P: 5	R: 0 E: 0 K: 0 S: 3	H: 0 LOB: 0 BB: 0 P: 3	R: 0 E: 1 K: 1 S: 6	H: 0 LOB: 2 BB: 1 P: 10	1B: 5 2B: 4 3B: 0 HR: 1	SF: 0 SAC: 1 DP: 1 HBP: 0	WP: 0 PB: 0 SB: 0 CS: 1	PA: 41		
PITCHER	IP 9.0	WLS 36	BF 9	H 4	R 4	ER 4	SO 3	BB 1	IBB 0	HBP 0	BLK 0	WP 0	HR 1	S 41	P 45	ERA 4.00	WHIP 1.111									
Dave Goltz, R (1, 1) ERA: 2.28																										
Dave LaRoche, L (10, 1) ERA: 2.82	1.0	W	5	0	0	0	1	1	0	0	0	0	0	6	10	0.00	1.000									

Cleveland Indians @ Minnesota Twins
Metropolitan Stadium, Bloomington, MI

Fri Sep 01 1972, 8:05 PM EDT
Att. 6,175 - Unknown - 63 F

livebaseballscores.com

AB 38
R 4
H 9
RBI 4
BB 2
SO 4
LOB 16



BOTTOM

Cleveland Indians @ Minnesota Twins
Metropolitan Stadium, Bloomington, MI

Fri Sep 01 1972, 8:05 PM EDT
Att. 6,175 - Unknown - 63 F

livebaseballscorecards.com



AB R H RBI BB SO LOB

5	0	0	0	0	0	1
4	1	1	0	0	0	0
3	1	0	0	1	0	1
3	1	0	0	1	1	1
0	0	0	0	1	0	0
0	0	0	0	0	0	0
5	2	4	4	0	1	3
5	0	0	0	0	1	4
4	0	1	0	0	0	0
4	0	2	0	0	1	0
0	0	0	0	0	0	0
0	0	0	0	0	0	0
3	0	0	0	0	2	2
1	0	0	0	0	0	1
0	0	0	0	0	0	0

AB	37
R	5
H	8
RBI	4
BB	3
SO	6
LOB	13

WP:	0	PA:	42
PB:	0		
SB:	1		
CS:	0		

1B:	4	SF:	0
2B:	2	SAC:	0
3B:	0	DP:	1
HR:	2	HBP:	2

Batter	1	2	3	4	5	6	7	8	9	10
Cesar Tovar, R (1, 7) OBP: 0.317, SLG: 0.315	F8	F3			F7		F8			L1
Rod Carew, L (1, 4) OBP: 0.375, SLG: 0.380	FC3-6 HBP		G3		4-3			5-3		BB HBP 1B
Steve Braun, L (1, 5) OBP: 0.353, SLG: 0.356	FC3-6 2B		L9			F8		1B BB		BB HBP
Harmon Killebrew, R (1, 3) OBP: 0.375, SLG: 0.461	2B					E5 HR		F6		1-2 2-3 BB
Rich Reese, L (9, 3) OBP: 0.314, SLG: 0.359										
Rick Renick, R (10, PR) OBP: 0.271, SLG: 0.319	2B									
Bobby Darwin, R (1, 9) OBP: 0.325, SLG: 0.464	2B					HR	HR	1B		K
Jim Nettles, L (1, 8) OBP: 0.330, SLG: 0.286	F9				4-3		6-3		K	S
Danny Thompson, R (1, 6) OBP: 0.326, SLG: 0.370									L9	
Glenn Borgmann, R (1, 2) OBP: 0.343, SLG: 0.339										
Dan Monzon, R (9, PR) OBP: 0.310, SLG: 0.259										
George Mitterwald, R (10, 2) OBP: 0.217, SLG: 0.213										
Dave Goltz, R (1, 1) OBP: 0.182, SLG: 0.100										
Charlie Manuel, L (9, PH) OBP: 0.252, SLG: 0.300										
Dave LaRoche, L (10, 1) OBP: 0.333, SLG: 0.143										

Inning Stats	R:	H:	E:	K:	S:	1:	2:	3:	4:	5:	6:	7:	8:	9:	10:
	1	1	0	0	4	2	2	0	0	0	1	0	0	0	1
	2	2	0	0	1	1	1	0	0	0	0	0	0	0	0
	1	1	0	0	4	1	1	0	0	0	0	0	0	0	0
	9	9	5	5	4	4	4	5	5	5	5	7	3	6	10

PITCHER	IP	WLS	BF	H	R	ER	SO	BB	IBB	HBP	BLK	WP	HR	S	P	ERA	WHIP
Milt Wilcox, R (1, 1) ERA: 3.21	6.0		25	5	4	3	2	1	0	1	0	0	2	27	32	4.50	1.000
Mike Kilkenny, L (7, 1) ERA: 3.92	1.1		5	0	0	0	2	1	0	0	0	0	0	8	12	0.00	0.750
Phil Hennigan, R (8, 1) ERA: 2.59	1.2		6	2	0	0	1	0	0	0	0	0	0	8	8	0.00	1.200
Steve Mingori, L (10, 1) ERA: 3.99	0.1	L	4	1	1	1	0	1	0	1	0	0	0	2	7	27.00	6.000
Ed Farmer, R (10, 1) ERA: 4.22	0.1		2	0	0	0	1	0	0	0	0	0	0	3	3	0.00	0.000

Batter	1	2	3	4	5	6	7	8	9	AB R H RBI BB SO LOB	TOP											
Del Unser, L (1, 8) OBP: 0.273, SLG: 0.270	0-0 G3		0-0 FC3-6		0-0 FC4-6 1B	4-0 1B BB			0-3 K	4 0 1 0 1 1 1												
Jack Brohamer, L (1, 4) OBP: 0.287, SLG: 0.315	0-0 4-3		0-0 4-3		0-0 F7	0-0 1B			0-0 F8	5 0 1 0 0 0 2												
Chris Chambliss, L (1, 3) OBP: 0.316, SLG: 0.383	0-0 FC6-4 1B			0-0 1B HR 1B	0-0 FC4-6 1B	0-0 1-3			0-0 G3	5 1 2 0 0 0 3												
Alex Johnson, R (1, 7) Buddy Bell, R (5, 9) OBP: 0.285, SLG: 0.350 OBP: 0.301, SLG: 0.342	0-0 FC6-4			0-0 1B HR 1B	0-0 1B		0-0 F6			3 1 2 0 0 0 1 1 0 0 0 0 0 0												
John Lowenstein, L (1, 9) (5, 7) OBP: 0.336, SLG: 0.505		0-3 K		0-0 1B HR	0-0 F7		0-0 CS 1B			4 1 2 3 0 1 2												
Graig Nettles, L (1, 5) OBP: 0.324, SLG: 0.377		4-0 BB		0-0 G3		4-0 HR BB		0-3 K		2 1 0 0 2 1 1												
Ray Fosse, R (1, 2) OBP: 0.313, SLG: 0.352		0-0 G6-4-3		0-0 F7		0-0 4-3		0-0 F6		4 0 0 0 0 0 2												
Frank Duffy, R (1, 6) OBP: 0.276, SLG: 0.295		0-3 K		0-0 1B		0-0 5-3		0-0 1-3		4 0 1 0 0 1 1												
Steve Dunning, R (1, 1) Tom Hilgendorf, S (7, 1) Ed Farmer, R (7, 1) OBP: 0.217, SLG: 0.348 OBP: 0.167, SLG: 0.167		0-0 FC3-6 1B		0-3 K		0-0 HR		0-0 4-3		3 1 2 2 0 1 1 0 0 0 0 0 0 0 1 0 0 0 0 0 0												
Inning Stats	R: 0 E: 0 K: 0 S: 4	H: 1 LOB: 1 BB: 0 P: 4	R: 0 E: 0 K: 1 S: 4	H: 0 LOB: 0 BB: 1 P: 8	R: 0 E: 0 K: 1 S: 6	H: 1 LOB: 1 BB: 0 P: 6	R: 3 E: 0 K: 1 S: 9	H: 4 LOB: 1 BB: 0 P: 9	R: 0 E: 0 K: 0 S: 5	H: 2 LOB: 2 BB: 0 P: 5	R: 2 E: 0 K: 0 S: 5	H: 2 LOB: 2 BB: 2 P: 13	R: 0 E: 0 K: 1 S: 5	H: 1 LOB: 0 BB: 0 P: 5	R: 0 E: 0 K: 0 S: 3	H: 0 LOB: 0 BB: 0 P: 3	R: 0 E: 0 K: 1 S: 5	H: 0 LOB: 0 BB: 0 P: 5	1B: 9 2B: 0 3B: 0 HR: 2	SF: 0 SAC: 0 DP: 1 HBP: 0	WP: 0 PB: 0 SB: 0 CS: 1	PA: 39
PITCHER	IP WLS BF H R ER SO BB IBB HBP BLK WP HR S P ERA WHIP																					
Dick Woodson, R (1, 1) ERA: 2.66	5.2 L 27 9 5 5 3 2 0 0 0 0 0 2 31 39 7.94 1.941																					
Jim Strickland, L (6, 1) ERA: 2.5	0.1 3 1 0 0 0 1 0 0 0 0 0 0 2 6 0.00 6.000																					
Dave LaRoche, L (7, 1) ERA: 2.71	3.0 9 1 0 0 0 2 0 0 0 0 0 0 13 13 0.00 0.333																					

Cleveland Indians @ Minnesota Twins
Metropolitan Stadium, Bloomington, MI

Sat Sep 02 1972, 4:33 AM EDT
Att: 8,356 - Unknown - 68 F

livebaseballscorecards.com

AB	36
R	5
H	11
RBI	5
BB	3
SO	5
LOB	14



BOTTOM

Cleveland Indians @ Minnesota Twins
Metropolitan Stadium, Bloomington, MI
Sat Sep 02 1972, 4:33 AM EDT
Att. 8,356 - Unknown - 68 F

livebaseballscorecards.com

AB 37
R 3
H 11
RBI 3
BB 1
SO 8
LOB 14



WP: 0 PA: 38
PB: 0
SB: 0
CS: 0

AB R H RBI BB SO LOB

5 1 2 0 0 0 1

4 1 2 2 0 0 2

3 0 1 1 0 2 2
0 0 0 0 0 0 0
1 0 0 0 0 0 1

4 0 1 0 0 1 1

4 0 2 0 0 1 2

4 0 0 0 0 2 1

3 0 1 0 1 0 0

2 0 0 0 0 2 2
0 0 0 0 0 0 0
1 0 0 0 0 0 1
0 0 0 0 0 0 0
1 0 0 0 0 0 0

1B: 8 SF: 0
2B: 3 SAC: 0
3B: 0 DP: 0
HR: 0 HBP: 0

Batter	1	2	3	4	5	6	7	8	9
Cesar Tovar, R OBP: 0.318, SLG: 0.316 (1, 7)	0-0 6-3 1B		0-0 1B 2B 1B		0-0 L5	0-0 5-3			0-0 5-3
Rod Carew, L OBP: 0.375, SLG: 0.380 (1, 4)	0-0 6-3 1-2		0-0 1-3 2B 1B		0-0 5-3				0-0 F8
Steve Braun, L OBP: 0.355, SLG: 0.365 (1, 5)	0-0 F8		0-0 1-H 3-H 2B		0-0 1B 2B				0-0 F7
Harmon Killebrew, R OBP: 0.374, SLG: 0.460 Rich Reese, L OBP: 0.314, SLG: 0.359 (5, PR) Rick Renick, R OBP: 0.267, SLG: 0.315 (7, PH) (8, 3)	0-3 K		0-3 K		0-0 1B 1B				0-0 FC3-6 1-2f
Bobby Darwin, R OBP: 0.324, SLG: 0.462 (1, 9)		0-0 F7		0-0 F8	0-0 1-2 1B				0-3 K
Jim Nettles, L OBP: 0.333, SLG: 0.297 (1, 8)		0-0 1B		0-0 2B	0-0 L9				0-3 K
Danny Thompson, R OBP: 0.323, SLG: 0.367 (1, 6)		0-0 6-3		0-0 F9		0-3 K			0-3 K
Glenn Borgmann, R OBP: 0.347, SLG: 0.339 (1, 2)			0-0 6-3	4-0 IBB		0-0 1B			0-0 6-3
Dick Woodson, R OBP: 0.103, SLG: 0.076 Jim Strickland, L OBP: 0.500, SLG: 0.333 Charlie Manuel, L OBP: 0.250, SLG: 0.297 Dave LaRoche, L OBP: 0.333, SLG: 0.143 Dan Monzon, R OBP: 0.300, SLG: 0.250 (9, PH)			0-3 K	0-3 K		0-0 L8			0-0 5-3

Inning Stats	R: 0	H: 1	E: 0	K: 1	S: 6	LOB: 1	BB: 0	P: 6	R: 0	H: 1	E: 0	K: 1	S: 6	LOB: 2	BB: 1	P: 10	R: 1	H: 3	E: 0	K: 0	S: 6	LOB: 2	BB: 0	P: 6	R: 0	H: 1	E: 0	K: 1	S: 6	LOB: 1	BB: 0	P: 7	R: 0	H: 0	E: 0	K: 2	S: 7	LOB: 0	BB: 0	P: 3	R: 0	H: 0	E: 0	K: 0	S: 3	LOB: 0	BB: 0	P: 3
--------------	------	------	------	------	------	--------	-------	------	------	------	------	------	------	--------	-------	-------	------	------	------	------	------	--------	-------	------	------	------	------	------	------	--------	-------	------	------	------	------	------	------	--------	-------	------	------	------	------	------	------	--------	-------	------

PITCHER	IP	WLS	BF	H	R	ER	SO	BB	IBB	HBP	BLK	WP	HR	S	P	ERA	WHIP
Steve Dunning, R ERA: 3.02 (1, 1)	6.0	W	29	11	3	3	5	0	1	0	0	0	0	38	42	4.50	1.833
Tom Hilgendorf, L ERA: 3.13 (7, 1)	0.1		1	0	0	0	0	0	0	0	0	0	0	1	1	0.00	0.000
Ed Farmer, R ERA: 3.97 (7, 1)	2.2	S	8	0	0	0	3	0	0	0	0	0	0	14	14	0.00	0.000

Batter	1	2	3	4	5	6	7	8	9	AB R H RBI BB SO LOB	TOP											
Del Unser, L (1, 8) OBP: 0.277, SLG: 0.275	0-0 F6		0-0 SF8 1B		0-0 CS 1B	0-0 4-3			0-0 CS 1B	5 0 3 0 0 0 1												
Jack Brohamer, L (1, 4) OBP: 0.286, SLG: 0.315	0-0 1B		0-0 SF8		0-0 F8			0-0 F8	0-3 K	4 0 1 1 0 1 2												
Chris Chambliss, L (1, 3) OBP: 0.317, SLG: 0.382	0-0 F9		4-0 E IBB		0-0 1B E 1B			0-0 E3 FC4-6	0-0 F8	4 1 1 0 1 0 1												
Alex Johnson, R (1, 7) OBP: 0.285, SLG: 0.350 Tom McCraw, L (5, 7) OBP: 0.328, SLG: 0.344	0-0 F3		0-0 FC6-5		0-0 S 1B			0-0 FC4-6		3 0 1 1 0 0 3 1 0 0 0 0 0 1												
John Lowenstein, L (1, 9) OBP: 0.333, SLG: 0.495		0-0 4-3	0-0 L9		0-0 F7			0-0 1B		4 0 1 0 0 0 3												
Graig Nettles, L (1, 5) OBP: 0.323, SLG: 0.376		0-0 F9		0-0 F8				0-0 S E 1B	0-0 F9	4 1 1 0 0 0 2												
Ray Fosse, R (1, 2) OBP: 0.310, SLG: 0.348		0-0 6-3		0-0 6-3				0-0 F9		4 0 0 0 0 0 0												
Frank Duffy, R (1, 6) OBP: 0.278, SLG: 0.297			0-0 1B SH SF8 1B		0-0 E5			0-0 SH3-4 1B	0-0 1-3	4 1 2 0 0 0 0												
Dick Tidrow, R (1, 1) OBP: 0.145, SLG: 0.117			0-0 SH SF8 E 1B		0-0 G3			0-0 SH3-4	0-3 K	2 1 0 0 0 1 1												
Inning Stats	R: 0 E: 0 K: 0 S: 4	H: 1 LOB: 1 BB: 0 P: 4	R: 0 E: 0 K: 0 S: 3	H: 0 LOB: 0 BB: 0 P: 3	R: 2 E: 1 K: 0 S: 6	H: 2 LOB: 2 BB: 1 P: 10	R: 0 E: 1 K: 0 S: 4	H: 0 LOB: 1 BB: 0 P: 4	R: 1 E: 0 K: 0 S: 5	H: 3 LOB: 1 BB: 0 P: 5	R: 1 E: 1 K: 0 S: 5	H: 2 LOB: 1 BB: 0 P: 5	R: 0 E: 1 K: 0 S: 5	H: 1 LOB: 2 BB: 0 P: 5	R: 0 E: 0 K: 1 S: 5	H: 0 LOB: 0 BB: 0 P: 5	R: 0 E: 0 K: 1 S: 5	H: 1 LOB: 0 BB: 0 P: 5	1B: 10 2B: 0 3B: 0 HR: 0	SF: 1 SAC: 2 DP: 0 HBP: 0	WP: 0 PB: 0 SB: 2 CS: 2	PA: 39
PITCHER	IP WLS BF H R ER SO BB IBB HBP BLK WP HR S P ERA WHIP												PITCHER	IP WLS BF H R ER SO BB IBB HBP BLK WP HR S P ERA WHIP								
Jim Perry, R (1, 1) ERA: 3.62	8.0 L 36 9 4 2 1 0 1 0 0 0 0 0 0 37 41 2.25 1.125												Wayne Granger, R (9, 1) ERA: 3.42	1.0 3 1 0 0 1 0 0 0 0 0 0 0 5 5 0.00 1.000								

Cleveland Indians @ Minnesota Twins
Metropolitan Stadium, Bloomington, MI

Sun Sep 03 1972, 4:33 AM EDT
Att. 11,095 - Unknown - 59 F

livebaseballscorecards.com

AB	35
R	4
H	10
RBI	2
BB	1
SO	2
LOB	14



Batter	1	2	3	4	5	6	7	8	9	AB	R	H	RBI	BB	SO	LOB	BOTTOM										
Jim Nettles, L (1, 8) OBP: 0.332, SLG: 0.292	0-0 4-3 ①		0-0 F7 ②		0-3 K ③			4-0 BB BB BB BB		3	0	0	0	1	1	1	Cleveland Indians @ Minnesota Twins Metropolitan Stadium, Bloomington, MI Sun Sep 03 1972, 4:33 AM EDT Att. 11,095 - Unknown - 59 F										
Rod Carew, L (1, 4) OBP: 0.378, SLG: 0.381	4-0 E S SF8 BB		0-0 E7 1B			0-0 F7 ①		4-0 1-2 BB		2	1	1	0	2	0	0											
Steve Braun, L (1, 5) OBP: 0.351, SLG: 0.361	0-0 SF8 1-H		0-0 F6 ③			0-0 4-3 ②		0-0 F2 ③		3	0	0	1	0	0	3											
Harmon Killebrew, R (1, 3) OBP: 0.373, SLG: 0.458 Dan Monzon, R (9, PR) OBP: 0.300, SLG: 0.250	0-0 L7 ③			0-0 5-3 ①		0-0 5-3 ③			0-0 G6-4-3 1B	4	0	1	0	0	0	0											
Bobby Darwin, R (1, 9) OBP: 0.323, SLG: 0.459		0-0 F8 ①		0-3 K ②			4-0 G5-4-3 BB		0-0 G6-4-3 1-2f ① ②	3	0	0	0	1	1	1											
Charlie Manuel, L (1, 7) OBP: 0.241, SLG: 0.286		0-0 F7 ②		0-0 F8 ③			0-0 L9 ①		0-0 6-3 ③	4	0	0	0	0	0	2											
Danny Thompson, R (1, 6) OBP: 0.323, SLG: 0.367		0-0 E S 1B			0-0 F4 ①		0-0 G5-4-3 1-2f ② ③			3	0	1	0	0	0	1											
Glenn Borgmann, R (1, 2) OBP: 0.347, SLG: 0.346		0-0 F7 1-3 ③			0-0 2B			0-0 4-3 ①		3	0	1	0	0	0	1											
Jim Perry, S (1, 1) OBP: 0.215, SLG: 0.197 Rich Reese, L (8, PH) OBP: 0.312, SLG: 0.357 Wayne Granger, R (9, 1) OBP: 0.286, SLG: 0.429			0-0 4-3 ①			0-0 F2 ②		0-0 3-1 ②		2	0	0	0	0	0	1											
										1	0	0	0	0	0	0											
										0	0	0	0	0	0	0											
Inning Stats	R: 1 E: 0 K: 0 S: 3	H: 0 LOB: 0 BB: 1 P: 7	R: 0 E: 0 K: 0 S: 4	H: 1 LOB: 1 BB: 0 P: 4	R: 0 E: 1 K: 0 S: 4	H: 1 LOB: 1 BB: 0 P: 4	R: 0 E: 0 K: 1 S: 5	H: 0 LOB: 0 BB: 0 P: 5	R: 0 E: 0 K: 1 S: 6	H: 1 LOB: 1 BB: 0 P: 6	R: 0 E: 0 K: 0 S: 3	H: 0 LOB: 0 BB: 0 P: 3	R: 0 E: 0 K: 0 S: 2	H: 0 LOB: 0 BB: 1 P: 6	R: 0 E: 0 K: 0 S: 3	H: 0 LOB: 2 BB: 2 P: 11	R: 0 E: 0 K: 0 S: 3	H: 1 LOB: 1 BB: 0 P: 3	1B: 3 2B: 1 3B: 0 HR: 0	SF: 1 SAC: 0 DP: 2 HBP: 0	WP: 0 PB: 0 SB: 2 CS: 0	PA: 33					
PITCHER Dick Tidrow, R (1, 1) ERA: 2.45	IP 9.0	WLS W	BF 33	H 4	R 1	ER 0	SO 2	BB 4	IBB 0	HBP 0	BLK 0	WP 0	HR 0	S 33	P 49	ERA 0.00	WHIP 0.889										
										PITCHER	IP	WLS	BF	H	R	ER	SO	BB	IBB	HBP	BLK	WP	HR	S	P	ERA	WHIP

livebaseballscores.com

AB	28
R	1
H	4
RBI	1
BB	4
SO	2
LOB	10



Batter	1	2	3	4	5	6	7	8	9	AB R H RBI BB SO LOB	TOP										
Frank Duffy, R (1, 6) <small>OBP: 0.279, SLG: 0.298</small> Alex Johnson, R (9, PH) <small>OBP: 0.287, SLG: 0.350</small>	0-0 6-3		0-0 L6-3 1B		0-0 SH1-3			0-0 F8	4-0 IBB	3 0 1 0 0 0 0 0 0 0 0 1 0 0											
Jack Brohamer, L (1, 4) <small>OBP: 0.285, SLG: 0.313</small>	0-0 FC4-6 1B		0-0 L6-3 1-2		0-0 4-3			0-3 K F8 1B 1B	0-0 4-3	5 1 1 0 0 1 4											
Chris Chambliss, L (1, 3) <small>OBP: 0.316, SLG: 0.380</small>	0-0 FC4-6 1-2f		0-3 K					0-0 1B 1-2 1B		4 0 1 0 0 2 1											
Roy Foster, R (1, 9) <small>OBP: 0.309, SLG: 0.322</small>	0-0 5-3			H 1-0 FC3-6 HBP				0-0 F8 2-3		3 0 0 0 0 0 3											
Ray Fosse, R (1, 2) <small>OBP: 0.311, SLG: 0.350</small>		X 0-0 4-3		X 0-0 F8				X 0-0 1B 1-2 1B		4 0 2 1 0 0 1											
Graig Nettles, L (1, 5) <small>OBP: 0.321, SLG: 0.373</small>		0-3 K		X 0-0 FC3-6 1-2f				X 0-0 F6 3-H		4 0 0 0 0 1 4											
Buddy Bell, R (1, 8) <small>OBP: 0.303, SLG: 0.350</small>		X 0-0 2B		X 0-0 6-3			X 0-0 F3		X 0-0 2B	4 0 2 0 0 0 1											
John Lowenstein, L (1, 7) <small>OBP: 0.339, SLG: 0.500</small>		BB BB 4-0 BB		X 0-0 SH1-3 2B			X 0-0 F7		X 0-0 F5	3 0 1 0 1 0 1											
Gaylord Perry, R (1, 1) <small>OBP: 0.202, SLG: 0.207</small> Eddie Leon, R (9, PH) <small>OBP: 0.281, SLG: 0.280</small>		0-3 K		0-3 K			X 0-0 F9		0-3 K	3 0 0 0 0 2 3 1 0 0 0 0 1 1											
Inning Stats	R: 0 E: 0 K: 0 S: 4	H: 1 LOB: 1 BB: 0 P: 4	R: 0 E: 0 K: 2 S: 8	H: 1 LOB: 2 BB: 1 P: 12	R: 0 E: 0 K: 1 S: 5	H: 1 LOB: 0 BB: 0 P: 5	R: 0 E: 0 K: 0 S: 3	H: 0 LOB: 1 BB: 0 P: 4	R: 0 E: 0 K: 1 S: 6	H: 1 LOB: 1 BB: 0 P: 6	R: 0 E: 0 K: 0 S: 3	H: 0 LOB: 0 BB: 0 P: 3	R: 1 E: 0 K: 1 S: 8	H: 2 LOB: 2 BB: 0 P: 8	R: 0 E: 0 K: 1 S: 6	H: 1 LOB: 2 BB: 1 P: 10	1B: 5 2B: 4 3B: 0 HR: 0	SF: 0 SAC: 1 DP: 1 HBP: 1	WP: 0 PB: 1 SB: 0 CS: 0	PA: 38	
PITCHER Woodie Fryman, L (1, 1) <small>ERA: 3.56</small>	IP 9.0 WLS W BF 38 H 8 R 1 ER 0 SO 7 BB 1 IBB 1 HBP 1 BLK 0 WP 0 HR 0 S 49 P 58 ERA 0.00 WHIP 1.000																				

Cleveland Indians @ Detroit Tigers
 Tiger Stadium, Detroit, MI
 Mon Sep 04 1972, 7:05 PM EDT
 Att: 22,952 - Unknown

livebaseballscorecards.com

AB	34
R	1
H	8
RBI	1
BB	2
SO	7
LOB	19



Batter	1	2	3	4	5	6	7	8	9
Dick McAuliffe, L (1, 4) OBP: 0.336, SLG: 0.324 Aurelio Rodriguez, R (8, 5) OBP: 0.258, SLG: 0.343	0-0 4-3		0-0 G3		0-3 K		0-0 G3		
Tony Taylor, R (1, 5) OBP: 0.336, SLG: 0.386	0-0 F9		0-0 6-3			0-0 3B 2B		0-0 1-3	
Jim Northrup, L (1, 9) OBP: 0.322, SLG: 0.363	0-3 K			0-0 F8		0-0 6-3		0-0 FC3-6 BB 1B	
Bill Freehan, R (1, 2) OBP: 0.359, SLG: 0.426		0-3 K		0-0 F8		0-0 F8		4-0 FC3-6 BB 1-2	
Norm Cash, L (1, 3) OBP: 0.322, SLG: 0.460		0-0 L3		0-0 BB 1B		4-0 3B IBB		0-0 FC3-6 1-2f 2-3	
Willie Horton, R (1, 7) OBP: 0.281, SLG: 0.381 Al Kaline, R (9, 9) OBP: 0.357, SLG: 0.427		1-0 FC5-4 HBP		4-0 1-2 BB		0-0 1-H 2-H 3B		0-0 5-3	
Mickey Stanley, R (1, 8) OBP: 0.289, SLG: 0.429		0-0 FC5-4 1-2f		0-0 2-3		0-0 F7			
Ed Brinkman, R (1, 6) OBP: 0.251, SLG: 0.272			0-0 G3 SH3-4 1B		0-0 F8		0-0 6-3		
Woodie Fryman, R (1, 1) OBP: 0.125, SLG: 0.148			0-0 SH3-4 1-2		0-3 K		0-0 5-3		

Inning Stats	R: 0	H: 0	E: 0	LOB: 0	K: 1	BB: 0	S: 5	P: 5
	R: 0	H: 0	E: 0	LOB: 1	K: 1	BB: 0	S: 5	P: 6
	R: 0	H: 1	E: 0	LOB: 1	K: 0	BB: 0	S: 4	P: 4
	R: 0	H: 1	E: 0	LOB: 2	K: 0	BB: 1	S: 4	P: 8
	R: 0	H: 0	E: 0	LOB: 0	K: 2	BB: 0	S: 7	P: 7
	R: 2	H: 2	E: 0	LOB: 1	K: 0	BB: 1	S: 5	P: 9
	R: 0	H: 0	E: 0	LOB: 0	K: 0	BB: 0	S: 3	P: 3
	R: 0	H: 1	E: 0	LOB: 2	K: 0	BB: 1	S: 4	P: 8

PITCHER	IP	WLS	BF	H	R	ER	SO	BB	IBB	HBP	BLK	WP	HR	S	P	ERA	WHIP
Gaylord Perry, R (1, 1) ERA: 2.13	8.0	L	33	5	2	2	4	2	1	1	0	0	0	37	50	2.25	0.875

BOTTOM

AB	R	H	RBI	BB	SO	LOB
4	0	0	0	0	1	1
0	0	0	0	0	0	0
4	1	1	0	0	0	1
4	0	1	0	0	1	1
3	0	0	0	1	1	1
3	1	1	0	1	0	2
2	0	1	2	1	0	2
0	0	0	0	0	0	0
3	0	0	0	0	0	4
3	0	1	0	0	0	0
2	0	0	0	0	1	0


AB	28
R	2
H	5
RBI	2
BB	3
SO	4
LOB	12



WP	PA	ERA	WHIP
0	33		

Cleveland Indians @ Detroit Tigers
Tiger Stadium, Detroit, MI
 Mon Sep 04 1972, 7:05 PM EDT
 Att. 22,952 - Unknown

livebaseballscorecards.com

Batter	1	2	3	4	5	6	7	8	9	AB R H RBI BB SO LOB	TOP									
Del Unser, L (1, 9) OBP: 0.277, SLG: 0.275 (7, 8)	0-0 F7		0-0 2B 1B 1B		0-0 L9			0-3 K		4 1 1 0 0 1 0										
Jack Brohamer, L (1, 4) OBP: 0.287, SLG: 0.317	0-0 1B		0-0 FC5-4 1-3 2B		0-0 F7			0-0 G3		4 0 2 0 0 0 0										
Chris Chambliss, L (1, 3) OBP: 0.318, SLG: 0.382	0-0 F7		0-0 FC5-4 1B		0-3 K			0-0 1B		4 0 2 1 0 1 1										
Ray Fosse, R (1, 2) OBP: 0.309, SLG: 0.346	0-0 F8		0-0 FC5-4 1-2f 2-3		0-0 5-3			0-0 F8		4 0 0 0 0 0 4										
John Lowenstein, L (1, 7) OBP: 0.328, SLG: 0.482		0-0 F5	0-3 K		0-0 F7			0-3 K		4 0 0 0 0 2 2										
Graig Nettles, L (1, 5) OBP: 0.318, SLG: 0.369		0-3 K		0-3 K			0-0 F5		0-0 G3	4 0 0 0 0 2 0										
Buddy Bell, R (1, 8) OBP: 0.303, SLG: 0.348 Vince Colbert, R (7, 1) OBP: 0.273, SLG: 0.250 Tom Hilgendorf, S (8, 1) Ed Farmer, R (8, 1) Alex Johnson, R (9, PH) OBP: 0.286, SLG: 0.349		0-0 5-3		0-0 F2			4-0 BB		0-0 4-3	2 0 0 0 1 0 0 0 0 0 0 0 0 0 0 0 0 0 0 0 0 1 0 0 0 0 0 0	AB 33 R 2 H 6 RBI 2 BB 1 SO 7 LOB 9									
Frank Duffy, R (1, 6) OBP: 0.278, SLG: 0.308			0-0 HR		0-0 F5			0-0 F2		3 1 1 1 0 0 1										
Marcelino Lopez, R (1, 1) Ray Lamb, R (1, 1) Tom McCraw, L (7, PH) OBP: 0.327, SLG: 0.343 (7, 9)			0-3 K		0-0 4-3			0-0 F7		0 0 0 0 0 0 0 2 0 0 0 0 1 0 1 0 0 0 0 0 1										
Inning Stats	R: 0 E: 0 K: 0 S: 4	H: 1 LOB: 1 BB: 0 P: 4	R: 0 E: 0 K: 1 S: 5	H: 0 LOB: 0 BB: 0 P: 5	R: 2 E: 0 K: 2 S: 11	H: 4 LOB: 2 BB: 0 P: 11	R: 0 E: 0 K: 1 S: 5	H: 0 LOB: 0 BB: 0 P: 5	R: 0 E: 0 K: 1 S: 5	H: 0 LOB: 0 BB: 0 P: 5	R: 0 E: 0 K: 0 S: 3	H: 0 LOB: 1 BB: 1 P: 7	R: 0 E: 0 K: 1 S: 6	H: 1 LOB: 1 BB: 0 P: 6	R: 0 E: 0 K: 1 S: 5	H: 0 LOB: 0 BB: 0 P: 5	1B: 4 2B: 1 3B: 0 HR: 1	SF: 0 SAC: 0 DP: 0 HBP: 0	WP: 0 PB: 0 SB: 0 CS: 0	PA: 34
PITCHER Joe Coleman, R (1, 1) ERA: 2.53	IP 9.0 WLS W BF 34 H 6 R 2 ER 2 SO 7 BB 1 IBB 0 HBP 0 BLK 0 WP 0 HR 1 S 47 P 51 ERA 2.00 WHIP 0.778											PITCHER	IP WLS BF H R ER SO BB IBB HBP BLK WP HR S P ERA WHIP							

Cleveland Indians @ Detroit Tigers
Tiger Stadium, Detroit, MI
Tue Sep 05 1972, 7:05 PM EDT
Att. 14,327 - Unknown

livebaseballscorecards.com

Batter	1	2	3	4	5	6	7	8	9	AB	R	H	RBI	BB	SO	LOB
Tony Taylor, R OBP: 0.339, SLG: 0.385 (1, 4)	4-0 1B WP PB BB		0-0 6-3		0-0 5-3			0-0 BB HBP 1-2 FC3-2 1B		3	1	1	0	1	0	1
Al Kaline, R OBP: 0.359, SLG: 0.426 (1, 9)	0-0		0-0 L6-3		0-0 L5-3			1-0 FC3-2 BB 1-2 FC3-2 HBP		3	0	1	0	0	0	1
Joe Staton, L (8, PR)	WP BB 1-3 FC5-3 1B									0	0	0	0	0	0	0
Ike Brown, R OBP: 0.385, SLG: 0.390 (9, 7)										0	0	0	0	0	0	0
Bill Freehan, R OBP: 0.361, SLG: 0.424 (1, 2)	4-0 FC5-3 WP 1-2 BB			0-0 F7		0-0 F3		4-0 FC3-2 FC3-2 1-2 BB 2-3 3-H		2	0	0	1	2	0	0
Frank Howard, R OBP: 0.339, SLG: 0.364 (1, 3)	0-0 FC5-3 G6-3		0-0 K		0-0 5-3			0-0 FC3-2 FC3-2		3	0	0	0	0	1	2
Norm Cash, L OBP: 0.321, SLG: 0.459 (7, 3)	1-3 2-H							1-2 2-3 3-H		1	0	0	0	0	0	3
Willie Horton, R OBP: 0.281, SLG: 0.381 (1, 7)	0-0 G6-3		0-0 3-1		0-0 6-3			0-0 FC3-2		0	0	0	0	0	0	0
Jim Northrup, L OBP: 0.319, SLG: 0.359 (1, PH)	1-2f							1-2 2-3 3-H		4	0	0	0	0	0	5
(2, 7)																
(9, 9)																
Mickey Stanley, R OBP: 0.288, SLG: 0.425 (1, 8)		0-0 F6		4-0 2B 1B BB		0-0 6-3		0-0 F1		3	1	0	0	1	0	3
Aurelio Rodriguez, R OBP: 0.259, SLG: 0.345 (1, 5)		0-0 5-3		0-0 1B 2B		0-0 F9				3	1	1	0	0	0	0
Ed Brinkman, R OBP: 0.251, SLG: 0.272 (1, 6)		0-0 6-3		0-0 SH3-4 1B		0-3 K				3	0	1	2	0	1	0
Joe Coleman, R OBP: 0.155, SLG: 0.091 (1, 1)			0-0 1-3		0-0 SH3-4			4-0 HBP 1B BB BB		1	1	0	0	1	0	0


Inning Stats	R: 1	H: 1	E: 0	LOB: 1	K: 0	BB: 2	S: 3	P: 11	R: 0	H: 0	E: 0	LOB: 0	K: 0	BB: 0	S: 3	P: 3	R: 0	H: 0	E: 0	LOB: 0	K: 1	BB: 0	S: 5	R: 2	H: 2	E: 0	LOB: 1	K: 0	BB: 1	S: 5	P: 9	R: 0	H: 0	E: 0	LOB: 0	K: 1	BB: 0	S: 5	R: 1	H: 1	E: 0	LOB: 3	K: 0	BB: 2	S: 4	P: 13
--------------	------	------	------	--------	------	-------	------	-------	------	------	------	--------	------	-------	------	------	------	------	------	--------	------	-------	------	------	------	------	--------	------	-------	------	------	------	------	------	--------	------	-------	------	------	------	------	--------	------	-------	------	-------

PITCHER	IP	WLS	BF	H	R	ER	SO	BB	IBB	HBP	BLK	WP	HR	S	P	ERA	WHIP
Marcelino Lopez, L ERA: 3.15	0.0		3	1	1	1	0	2	0	0	0	1	0	1	9	∞	∞
Ray Lamb, R ERA: 3.15	6.0	L	20	2	2	2	1	1	0	0	0	1	0	21	25	3.00	0.500
Vince Colbert, R ERA: 4.56	1.0		7	1	1	1	1	2	0	1	0	0	0	6	15	9.00	3.000
Tom Hilgendorf, L ERA: 3.08	0.2		2	0	0	0	0	0	0	0	0	0	0	2	2	0.00	0.000
Ed Farmer, R ERA: 3.94	0.1		1	0	0	0	0	0	0	0	0	0	0	1	1	0.00	0.000

BOTTOM

Cleveland Indians @ Detroit Tigers
Tiger Stadium, Detroit, MI
Tue Sep 05 1972, 7:05 PM EDT
Att. 14,327 - Unknown

AB	26
R	4
H	4
RBI	3
BB	5
SO	2
LOB	15



1B: 3	SF: 0	WP: 2	PA: 33
2B: 1	SAC: 1	PB: 1	
3B: 0	DP: 1	SB: 0	
HR: 0	HBP: 1	CS: 0	

Milwaukee Brewers @ Cleveland Indians
 Cleveland Municipal Stadium, Cleveland, OH

Wed Sep 06 1972, 7:05 PM EDT
 Unknown - 77 F

AB	31
R	3
H	5
RBI	3
BB	4
SO	4
LOB	8



Batter	1	2	3	4	5	6	7	8	9	AB R H RBI BB SO LOB	TOP																
Rick Auerbach, R (1, 6) OBP: 0.276, SLG: 0.258	0-0 F6		0-0 F8			0-0 5-3		0-0 F9		4 0 0 0 0 0 0																	
Ron Theobald, R (1, 4) OBP: 0.347, SLG: 0.255	0-3 K			0-0 4-3		0-0 F8		0-0 E2 1-3 1B		4 0 1 0 0 1 0																	
Dave May, L (1, 8) OBP: 0.312, SLG: 0.352	0-0 F9			0-0 HR		0-0 F8		0-0 1-3		4 1 1 1 0 0 1																	
George Scott, R (1, 3) OBP: 0.314, SLG: 0.408		0-0 F9		0-0 1B		0-0 F3		4-0 E IBB		3 0 1 0 1 0 0																	
John Briggs, L (1, 7) OBP: 0.359, SLG: 0.443		0-0 6-3		0-0 L5		4-0 BLK 1B BB		0-0 E2	0-0 1-3	3 1 0 0 1 0 3																	
Tommie Reynolds, R (9, PH) OBP: 0.283, SLG: 0.321								1-2 2-H		1 0 0 0 0 0 0																	
Joe Lahoud, L (1, 9) OBP: 0.324, SLG: 0.399		4-0 BB		0-0 G3		0-0 PB 1B 1-H			0-3 K	2 1 1 1 1 0 1																	
Ollie Brown, R (9, PH) OBP: 0.308, SLG: 0.313										1 0 0 0 0 1 0																	
Ellie Rodriguez, R (1, 2) OBP: 0.385, SLG: 0.374		0-0 F9			0-0 F9		4-0 1B PB 1-2 8-2 BB		0-0 F3	3 0 0 0 1 0 1																	
Mike Ferraro, R (1, 5) OBP: 0.282, SLG: 0.338			0-0 6-3		0-0 K		0-0 1-3 2-H 1B			2 0 0 0 0 1 0																	
Brock Davis, L (7, PH) OBP: 0.367, SLG: 0.321										1 0 1 1 0 0 0																	
Bob Heise, R (7, 5) OBP: 0.293, SLG: 0.304										0 0 0 0 0 0 0																	
Jim Colborn, R (1, 1) OBP: 0.111, SLG: 0.143			0-3 K		0-0 6-3		0-0 8-2			3 0 0 0 0 1 2																	
Ken Sanders, R (8, 1)							3-H			0 0 0 0 0 0 0																	
Inning Stats	R: 0 E: 0 K: 1 S: 5	H: 0 LOB: 0 BB: 0 P: 5	R: 0 E: 0 K: 0 S: 3	H: 0 LOB: 1 BB: 1 P: 7	R: 0 E: 0 K: 1 S: 5	H: 0 LOB: 0 BB: 0 P: 5	R: 1 E: 0 K: 0 S: 5	H: 2 LOB: 1 BB: 0 P: 5	R: 0 E: 0 K: 1 S: 5	H: 0 LOB: 0 BB: 0 P: 5	R: 0 E: 0 K: 0 S: 3	H: 0 LOB: 0 BB: 0 P: 3	R: 2 E: 0 K: 0 S: 4	H: 2 LOB: 1 BB: 2 P: 12	R: 0 E: 2 K: 0 S: 3	H: 1 LOB: 1 BB: 1 P: 7	R: 0 E: 0 K: 1 S: 5	H: 0 LOB: 0 BB: 0 P: 5	1B: 4 2B: 1 3B: 0 HR: 1	SF: 0 SAC: 0 DP: 1 HBP: 0	WP: 0 PB: 1 SB: 0 CS: 0	PA: 35					
PITCHER	IP WLS BF H R ER SO BB IBB HBP BLK WP HR S P ERA WHIP																										
Steve Dunning, R (1, 1) ERA: 3.13	6.1		25	3	3	3	3	3	0	0	1	0	1	28	40	4.26	0.947										
Ed Farmer, R (7, 1) ERA: 3.88	0.2		2	1	0	0	0	0	0	0	0	0	0	2	2	0.00	1.500										
Tom Hilgendorf, L (8, 1) ERA: 2.93	2.0	W	8	1	0	0	1	0	1	0	0	0	0	8	12	0.00	0.500										

Milwaukee Brewers @ Cleveland Indians
 Cleveland Municipal Stadium, Cleveland, OH

Wed Sep 06 1972, 7:05 PM EDT
 Att. 3,798 - Unknown

AB	33
R	5
H	10
RBI	4
BB	2
SO	4
LOB	16



WP	0	PA	39
PB	0		
SB	0		
CS	2		

AB R H RBI BB SO LOB

4	0	2	1	0	0	0
2	0	0	0	1	1	2
1	0	0	0	0	0	3
1	0	1	1	0	0	0
5	0	0	0	0	1	8
4	1	1	1	0	0	2
4	1	1	1	0	0	0
2	0	1	0	0	0	0
2	0	0	0	0	1	0
3	1	1	0	1	1	1
2	2	1	0	0	0	0
1	0	0	0	0	0	0
2	0	2	0	0	0	0

1B	8	SF	0
2B	1	SAC	3
3B	0	DP	1
HR	2	HBP	1

Batter	1	2	3	4	5	6	7	8	9
Rick Auerbach, R (1, 6) OBP: 0.278, SLG: 0.260	0-0 F8		0-0 FC5-2 1B		0-0 F3		0-0 1-2 1B		0-0 SH1-3
Syd O'Brien, R (1, 5) OBP: 0.282, SLG: 0.329	0-3 K		0-0 FC5-2		4-0 BB		0-0 F8		0-0 1B
Brock Davis, L (7, PH) OBP: 0.365, SLG: 0.319			1-2 3-H						2-3 3-H
Ken Sanders, R (7, 1) OBP: 0.250, SLG: 0.143			3-H						0-3 K
Dave May, L (1, 8) OBP: 0.309, SLG: 0.348	0-0 6-3		0-0 F9		0-0 F8		0-0 4-3		0-3 3-H
George Scott, R (1, 3) OBP: 0.314, SLG: 0.413		0-0 F8	0-0 F9			0-0 6-3		0-0 HR	
John Briggs, L (1, 7) OBP: 0.358, SLG: 0.449		0-0 F9		0-0 HR		0-0 F6		0-0 4-3	
Joe Lahoud, L (1, 9) OBP: 0.325, SLG: 0.400		0-0 F9				0-3 K		0-0 F9	
Ollie Brown, R (6, PH) OBP: 0.305, SLG: 0.310									
Ellie Rodriguez, R (1, 2) OBP: 0.387, SLG: 0.373			0-0 SH 1B	0-3 K		4-0 1B SH3-4 BB		0-0 4-3	
Bob Heise, R (1, 4) OBP: 0.297, SLG: 0.306		0-0 SH 1B	0-0 F3						1-0 SH1-3 1B HBP
Jerry Bell, S (1, 1) OBP: 0.143, SLG: 0.143			0-0 SH 1B						0-0 1B SH1-3
Mike Ferraro, R (7, PH) OBP: 0.287, SLG: 0.342			1-3 2-H FC5-2		0-0 6-3		0-0 2-3 1B		1-2 CS 1B

Inning Stats	R: 0	H: 0	R: 0	H: 0	R: 2	H: 3	R: 1	H: 2	R: 0	H: 0	R: 0	H: 2	R: 1	H: 1	R: 1	H: 2	1B: 8	SF: 0	
E: 0	LOB: 0	E: 0	LOB: 0	E: 1	LOB: 2	E: 0	LOB: 0	E: 0	LOB: 1	E: 0	LOB: 0	E: 0	LOB: 0	E: 0	LOB: 0	E: 0	LOB: 1	2B: 1	SAC: 3
K: 1	BB: 0	K: 0	BB: 0	K: 0	BB: 0	K: 1	BB: 0	K: 0	BB: 1	K: 0	BB: 0	K: 0	BB: 0	K: 0	BB: 0	K: 1	BB: 0	3B: 0	DP: 1
S: 5	P: 5	S: 3	P: 3	S: 7	P: 7	S: 6	P: 6	S: 3	P: 7	S: 5	P: 5	S: 5	P: 9	S: 4	P: 4	S: 6	P: 7	HR: 2	HBP: 1

PITCHER	IP	WLS	BF	H	R	ER	SO	BB	IBB	HBP	BLK	WP	HR	S	P	ERA	WHIP
Milt Wilcox, R (1, 1) ERA: 3.24	4.0	L	17	5	3	2	2	0	0	0	0	0	1	21	21	4.50	1.250
Bill Butler, L (5, 1) ERA:	2.1		10	1	0	0	1	2	0	0	0	0	0	10	18	0.00	1.286
Phil Hennigan, R (7, 1) ERA: 2.56	0.2		3	1	0	0	0	0	0	0	0	0	0	3	3	0.00	1.500
Ed Farmer, R (8, 1) ERA: 3.99	1.0		4	1	1	1	0	0	0	0	0	0	1	4	4	9.00	1.000
Vince Colbert, R (9, 1) ERA: 4.66	0.1		4	2	1	1	0	0	0	1	0	0	0	3	4	27.00	6.000
PITCHER	IP	WLS	BF	H	R	ER	SO	BB	IBB	HBP	BLK	WP	HR	S	P	ERA	WHIP
Denny Riddleberger, L (9, 1) ERA: 2.77	0.2		1	0	0	0	1	0	0	0	0	0	0	3	3	0.00	0.000

Batter	1	2	3	4	5	6	7	8	9	AB R H RBI BB SO LOB
Tom McCraw, L (1, 7) OBP: 0.324, SLG: 0.337	0-0 F8		H 1-0 G3 1-2 HBP		S 0-3 K		X 0-0 1-3		X 0-0 F7	4 0 0 0 0 1 2
Jack Brohamer, L (1, 4) OBP: 0.286, SLG: 0.312	0-0 F7		X 0-0 G3		B 4-0 1B BB		B 4-0 BB		X 0-0 F7	3 0 0 0 2 0 3
Chris Chambliss, L (1, 3) OBP: 0.322, SLG: 0.384	0-0 F9		X 0-0 4-3		X 0-0 1-3 CS 1B		X 0-0 F8			4 0 1 0 0 0 4
Buddy Bell, R (1, 8) Phil Hennigan, R (7, 1) Ed Farmer, R (8, 1) Lou Carrilli, S (8, PH) Vince Colbert, R (9, 1) Denny Riddleberger, R (9, 1)		X 0-0 F2		X 0-0 6-3	X 0-0 F2			X 0-0 G3		3 0 0 0 0 0 2
John Lowenstein, L (1, 9) OBP: 0.324, SLG: 0.471		S 0-3 K		X 0-0 4-3		B 4-0 F9 BB		X 0-0 F5		3 0 0 0 1 1 0
Graig Nettles, L (1, 5) OBP: 0.325, SLG: 0.378		B 4-0 FC5-4 BB		B 4-0 1B BB		X 0-0 F9		X 0-0 HR		2 2 1 1 2 0 1
Ray Fosse, R (1, 2) OBP: 0.308, SLG: 0.345		X 0-0 FC5-4		X 0-0 1B 1B		X 0-0 F7		X 0-0 F8		4 0 1 0 0 0 1
Frank Duffy, R (1, 6) OBP: 0.276, SLG: 0.303			X 0-0 L5		X 0-0 FC6-4 1B		X 0-0 1-3		X 0-0 6-3	4 0 1 1 0 0 0
Milt Wilcox, R (1, 1) Kurt Bevacqua, R (4, PH) Bill Butler, L (5, 1) Del Unser, L (7, 8) OBP: 0.279, SLG: 0.280			X 0-0 G3 HBP 1B		X 0-0 FC6-4		X 0-0 2B		X 0-0 1B	1 0 1 0 0 0 0

Inning Stats	R: 0	H: 0	E: 0	K: 0	S: 3	LOB: 0	BB: 0	P: 3	R: 0	H: 0	E: 0	K: 1	S: 5	LOB: 1	BB: 1	P: 9	R: 0	H: 1	E: 0	K: 0	S: 4	LOB: 2	BB: 0	P: 5	R: 1	H: 2	E: 0	K: 0	S: 5	LOB: 2	BB: 1	P: 9	R: 0	H: 1	E: 0	K: 1	S: 5	LOB: 1	BB: 1	P: 9	R: 0	H: 0	E: 0	K: 0	S: 2	LOB: 0	BB: 1	P: 6	R: 0	H: 1	E: 0	K: 0	S: 4	LOB: 2	BB: 1	P: 8	R: 1	H: 1	E: 0	K: 0	S: 4	LOB: 0	BB: 0	P: 4	R: 0	H: 1	E: 0	K: 0	S: 4	LOB: 1	BB: 0	P: 4	1B: 5	SF: 0	2B: 1	SAC: 0	3B: 0	DP: 0	HR: 1	HBP: 1	WP: 0	PA: 38
--------------	------	------	------	------	------	--------	-------	------	------	------	------	------	------	--------	-------	------	------	------	------	------	------	--------	-------	------	------	------	------	------	------	--------	-------	------	------	------	------	------	------	--------	-------	------	------	------	------	------	------	--------	-------	------	------	------	------	------	------	--------	-------	------	------	------	------	------	------	--------	-------	------	------	------	------	------	------	--------	-------	------	-------	-------	-------	--------	-------	-------	-------	--------	-------	--------

PITCHER	IP	WLS	BF	H	R	ER	SO	BB	IBB	HBP	BLK	WP	HR	S	P	ERA	WHIP
Jerry Bell, R (1, 1) ERA: 1.98	6.0	W	25	4	1	1	2	4	0	1	0	0	0	24	41	1.50	1.333
Ken Sanders, R (7, 1) ERA: 3.33	3.0	S	13	3	1	1	0	1	0	0	0	0	1	12	16	3.00	1.333

BOTTOM

Milwaukee Brewers @ Cleveland Indians
Cleveland Municipal Stadium, Cleveland, OH

Wed Sep 06 1972, 7:05 PM EDT
Att: 3,798 - Unknown

livebaseballscores.com

AB	32
R	2
H	7
RBI	2
BB	5
SO	2
LOB	15



Milwaukee Brewers @ Cleveland Indians
 Cleveland Municipal Stadium, Cleveland, OH

Thu Sep 07 1972, 7:05 PM EDT
 Att. 1,851 - Unknown

AB	35
R	7
H	10
RBI	7
BB	5
SO	4
LOB	14



WP	0	PA	42
PB	0		
SB	1		
CS	1		

AB R H RBI BB SO LOB

5	1	2	1	0	0	0
3	1	1	1	0	0	1
4	0	1	2	1	0	2
5	2	3	3	0	0	2
0	0	0	0	0	0	0
4	0	0	0	1	1	2
5	0	1	0	0	2	3
3	1	1	0	1	0	1
3	1	1	0	1	0	1
3	1	0	0	1	1	2

Batter	1	2	3	4	5	6	7	8	9
Rick Auerbach, R OBP: 0.279, SLG: 0.261 (1, 6)	0-0 FC1-4 1B		0-0 5-3			0-0 E5 6-3 SH1-4		0-0 6-3	0-0 1B 1B
Syd O'Brien, R OBP: 0.280, SLG: 0.342 (1, 4)	0-0 FC1-4 CS 1-2f		0-0 F7			0-0 SH1-4		0-0 4-3 HR 2B	0-0 SF8
Dave May, L OBP: 0.310, SLG: 0.347 (1, 8)	4-0 FC6-4 BB 1-2			0-0 F9		0-0 6-3		0-0 4-3	0-0 1B 1B
George Scott, R OBP: 0.316, SLG: 0.427 John Felske, R OBP: 0.217, SLG: 0.224 (1, 3) (9, PR) (9, 3)	0-0 FC6-4 1-2f			0-0 HR		0-0 F9		0-0 HR	0-0 1B
John Briggs, L OBP: 0.356, SLG: 0.444 (1, 7)		0-0 F7		0-0 G3		0-0 6-3		4-0 BB	0-3 K
Ollie Brown, R OBP: 0.304, SLG: 0.312 (1, 9)		0-3 K		0-0 6-3		0-0 6-3 2B		0-3 K	0-0 F2
Ellie Rodriguez, R OBP: 0.386, SLG: 0.373 (1, 2)		0-0 1B			0-0 6-3		0-0 6-3	4-0 BB 1B BB	4-0 BB 1B BB
Mike Ferraro, R OBP: 0.289, SLG: 0.342 (1, 5)		0-0 4-3			0-0 F8		4-0 IBB	0-0 1B BB 1B	0-0 1B BB 1B
Bill Parsons, R OBP: 0.203, SLG: 0.186 (1, 1)			0-0 L4		0-3 K		0-0 4-3	4-0 SF8 1B BB	4-0 SF8 1B BB

Inning Stats	R: 0	H: 1	E: 0	LOB: 1	K: 0	BB: 1	S: 3	P: 7	R: 0	H: 1	E: 0	LOB: 1	K: 1	BB: 0	S: 6	P: 6	R: 0	H: 0	E: 0	LOB: 0	K: 0	BB: 0	S: 3	P: 3	R: 1	H: 1	E: 0	LOB: 0	K: 0	BB: 0	S: 4	P: 4	R: 0	H: 0	E: 0	LOB: 0	K: 1	BB: 0	S: 5	P: 5	R: 0	H: 0	E: 1	LOB: 1	K: 0	BB: 0	S: 4	P: 4	R: 0	H: 1	E: 0	LOB: 2	K: 0	BB: 1	S: 4	P: 8	R: 2	H: 2	E: 0	LOB: 1	K: 1	BB: 1	S: 7	P: 11	R: 4	H: 4	E: 0	LOB: 2	K: 1	BB: 2	S: 9	P: 17	1B: 6	SF: 1	2B: 2	SAC: 1	3B: 0	DP: 0	HR: 2	HBP: 0	WP: 0	PA: 42
--------------	------	------	------	--------	------	-------	------	------	------	------	------	--------	------	-------	------	------	------	------	------	--------	------	-------	------	------	------	------	------	--------	------	-------	------	------	------	------	------	--------	------	-------	------	------	------	------	------	--------	------	-------	------	------	------	------	------	--------	------	-------	------	------	------	------	------	--------	------	-------	------	-------	------	------	------	--------	------	-------	------	-------	-------	-------	-------	--------	-------	-------	-------	--------	-------	--------

PITCHER	IP	WLS	BF	H	R	ER	SO	BB	IBB	HBP	BLK	WP	HR	S	P	ERA	WHIP
Dick Tidrow, R ERA: 2.49 (1, 1)	8.0	L	33	6	3	3	3	2	1	0	0	0	2	36	48	3.38	1.000
Steve Mingori, L ERA: 4.56 (9, 1)	0.0		3	1	3	3	0	2	0	0	0	0	0	1	9	∞	∞
Steve Hargan, R ERA: 5.4 (9, 1)	0.1		4	3	1	1	0	0	0	0	0	0	0	4	4	27.00	9.000
Denny Riddleberger, L ERA: 2.74 (9, 1)	0.2		2	0	0	0	1	0	0	0	0	0	0	4	4	0.00	0.000

Batter	1	2	3	4	5	6	7	8	9	AB	R	H	RBI	BB	SO	LOB
Del Unser, L (1, 9) Steve Mingo, L (9, 1) Steve Hargan, R (9, 1) Denny Riddleberger, R (9, 1)	4-0 BB		0-0 6-3 1-2			0-0 G4-6-3 1B		0-3 K		3	0	1	0	1	1	2
Jack Brohamer, L (1, 4) OBP: 0.285, SLG: 0.310	0-0 F8		0-0 F9			0-0 F6		4-0 BB		3	0	0	0	1	0	3
Chris Chambliss, L (1, 3) OBP: 0.321, SLG: 0.383	0-3 K					0-0 G4-6-3 1B		0-0 F7		4	0	1	0	0	1	4
Ray Fosse, R (1, 2) OBP: 0.305, SLG: 0.342	0-0 4-3					0-0 F9		0-0 F7		4	0	0	0	0	0	2
John Lowenstein, L (1, 7) OBP: 0.314, SLG: 0.456		0-3 K				0-0 FC4 1B		0-0 F8		4	0	0	0	0	1	1
Graig Nettles, L (1, 5) OBP: 0.324, SLG: 0.384		0-0 F9				0-0 4-3		0-0 HR		4	1	1	1	0	0	1
Buddy Bell, R (1, 8) OBP: 0.300, SLG: 0.352		0-0 5-3				0-0 F8		0-0 5-3		3	0	0	0	0	0	0
Frank Duffy, R (1, 6) Tom McCraw, L (8, PH) OBP: 0.323, SLG: 0.336			0-0 6-3 1B			0-0 1-3		0-3 K		2	0	1	0	0	0	0
Dick Tidrow, R (1, 1) Roy Foster, R (8, PH) Jack Heidemann, R (9, 6)			0-0 F5			0-0 F9		0-0 BB 1B		1	0	1	0	0	0	0

Inning Stats	R: 0 E: 0 K: 1 S: 5	H: 0 LOB: 1 BB: 1 P: 9	R: 0 E: 0 K: 1 S: 5	H: 0 LOB: 0 BB: 0 P: 5	R: 0 E: 0 K: 0 S: 4	H: 1 LOB: 1 BB: 0 P: 4	R: 0 E: 0 K: 0 S: 4	H: 1 LOB: 1 BB: 0 P: 4	R: 0 E: 0 K: 0 S: 3	H: 0 LOB: 0 BB: 0 P: 3	R: 0 E: 0 K: 0 S: 3	H: 1 LOB: 0 BB: 0 P: 3	R: 1 E: 0 K: 0 S: 4	H: 1 LOB: 0 BB: 0 P: 4	R: 0 E: 0 K: 2 S: 8	H: 1 LOB: 2 BB: 1 P: 12	R: 0 E: 0 K: 0 S: 3	H: 0 LOB: 0 BB: 0 P: 3	1B: 4 2B: 0 3B: 0 HR: 1	SF: 0 SAC: 0 DP: 1 HBP: 0	WP: 0 PB: 0 SB: 0 CS: 0	PA: 33 ERA WHIP
PITCHER Bill Parsons, R (1, 1) ERA: 3.88	IP 9.0	WLS W	BF 33	H 5	R 1	ER 1	SO 4	BB 2	IBB 0	HBP 0	BLK 0	WP 0	HR 1	S 39	P 47	ERA 1.00	WHIP 0.778					ERA WHIP

BOTTOM

Milwaukee Brewers @ Cleveland Indians
Cleveland Municipal Stadium, Cleveland, OH

Thu Sep 07 1972, 7:05 PM EDT
Att. 1,851 - Unknown

AB 31
R 1
H 5
RBI 1
BB 2
SO 4
LOB 14



Batter	1	2	3	4	5	6	7	8	9	10	AB R H RBI BB SO LOB	TOP														
Tommy Harper, R (1, 8) OBP: 0.353, SLG: 0.412	0-3 K		0-0 5-3			0-0 5-3		4-0 SH2-3 BB		0-3 K	4 0 0 0 1 2 0	Boston Red Sox @ Cleveland Indians Cleveland Municipal Stadium, Cleveland, OH Sat Sep 09 1972, 3:33 AM EDT Att. 4,694 - Unknown - 67 F														
Luis Aparicio, R (1, 6) OBP: 0.305, SLG: 0.354	0-0 6-3			0-0 4-3 2B		0-0 F3		0-0 SH2-3		0-0 4-3	4 0 1 0 0 0 0															
Carl Yastrzemski, L (1, 3) OBP: 0.359, SLG: 0.365	0-0 1-3			0-0 4-3 2-3		0-0 E 1B		0-0 4-3		0-0 F7	5 1 1 0 0 0 2															
Reggie Smith, S (1, 9) OBP: 0.352, SLG: 0.470		0-0 F8		0-0 P9		0-0 E8 1-H 1B		0-3 K			4 0 1 0 0 1 1															
Rico Petrocelli, R (1, 5) OBP: 0.342, SLG: 0.383		0-0 5-3		0-0 6-3		4-0 FC5-4 BB		4-0 G3 BB			2 0 0 0 2 0 1															
Carlton Fisk, R (1, 2) OBP: 0.362, SLG: 0.547		0-0 2B			0-3 K		0-3 K	4-0 G3 BB			3 0 1 0 1 2 2															
Ben Oglivie, L (1, 7) OBP: 0.294, SLG: 0.403		0-3 K			0-3 K		0-3 K	0-0 G3			4 0 0 0 0 3 5															
Doug Griffin, R (1, 4) OBP: 0.332, SLG: 0.305			0-0 F6		0-0 B2-3		0-0 FC5-4 1-2f	4-0 FC4-6 IBB			3 0 0 0 1 0 2															
Lynn McGlothen, L (1, 1) OBP: 0.222, SLG: 0.273			0-0 F9			0-3 K		0-3 K	0-0 FC4-6 1-2f		3 0 0 0 0 2 0															
Cecil Cooper, L (9, PH) OBP: 0.333, SLG: 0.333											1 0 0 0 0 0 3															
Gary Peters, L (9, 1) OBP: 0.219, SLG: 0.267											0 0 0 0 0 0 0															
Inning Stats	R: 0 E: 0 K: 1 S: 5	H: 0 LOB: 0 BB: 0 P: 5	R: 0 E: 0 K: 1 S: 6	H: 1 LOB: 1 BB: 0 P: 6	R: 0 E: 0 K: 0 S: 3	H: 0 LOB: 0 BB: 0 P: 3	R: 0 E: 0 K: 0 S: 4	H: 1 LOB: 1 BB: 0 P: 4	R: 0 E: 0 K: 2 S: 7	H: 0 LOB: 0 BB: 0 P: 7	R: 0 E: 0 K: 1 S: 5	H: 0 LOB: 0 BB: 0 P: 5	R: 1 E: 1 K: 2 S: 9	H: 2 LOB: 2 BB: 1 P: 13	R: 0 E: 0 K: 1 S: 5	H: 0 LOB: 1 BB: 1 P: 9	R: 0 E: 0 K: 1 S: 5	H: 0 LOB: 3 BB: 3 P: 17	R: 0 E: 0 K: 1 S: 5	H: 0 LOB: 0 BB: 0 P: 5	R: 0 E: 0 K: 1 S: 5	H: 0 LOB: 0 BB: 0 P: 5	1B: 2 2B: 2 3B: 0 HR: 0	SF: 0 SAC: 1 DP: 0 HBP: 0	WP: 0 PB: 0 SB: 0 CS: 0	PA: 39
PITCHER Gaylord Perry, R (1, 1) ERA: 2.06	IP 10.0	WLS W	BF 39	H 4	R 1	ER 0	SO 10	BB 4	IBB 1	HBP 0	BLK 0	WP 0	HR 0	S 54	P 74	ERA 0.00	WHIP 0.800									

livebaseballscorecards.com

AB 33
R 1
H 4
RBI 0
BB 5
SO 10
LOB 16



Batter	1	2	3	4	5	6	7	8	9	10	AB	R	H	RBI	BB	SO	LOB
Del Unser, L OBP: 0.283, SLG: 0.278 (1, 9)	4-0 1B WP FC3-2 BB	0-0 6-3		0-0 L7			0-0 6-3		0-0 L3 BB		3	0	0	0	2	0	3
Jack Brohamer, L OBP: 0.285, SLG: 0.309 (1, 4)	0-0 FC3-2 1B		0-0 6-3		0-0 F7		0-0 4-1		0-3 K		5	1	1	0	0	1	1
Chris Chambliss, L OBP: 0.320, SLG: 0.380 (1, 3)	0-0 FC3-2 1B		0-0 L7		0-0 6-3		0-0 2B 1B		0-0 L3 1-2		5	0	1	0	0	0	3
Ray Fosse, R OBP: 0.309, SLG: 0.350 (1, 2)	0-0 1-3 2-H 1B		0-0 2B		0-3 K		0-0 1-H 2B			0-0 P9	5	0	3	1	0	1	0
Graig Nettles, L OBP: 0.323, SLG: 0.388 (1, 5)	0-0 5-3		0-3 K			0-3 K		0-0 F9		0-0 HR	5	1	1	1	0	2	3
John Lowenstein, L OBP: 0.313, SLG: 0.445 (1, 7)	0-0 4-3			4-0 FC6-4 BB		0-0 6-3		0-3 K			3	0	0	0	1	1	2
Buddy Bell, R OBP: 0.302, SLG: 0.352 (1, 8)		0-0 6-3		0-0 FC6-4 FC5-4 1-2f		4-0 1B BB		0-0 BB 1B			3	0	1	0	1	0	1
Jack Heidemann, R OBP: 0.750, SLG: 0.667 (1, 6)		0-0 SH1-4 1B		0-0 FC5-4 1B 1-2f		0-0 FC6-4 1B		4-0 FC6-4 1B 1-2		0-0 BB	3	0	2	0	1	0	1
Gaylord Perry, R OBP: 0.206, SLG: 0.211 (1, 1)		0-0 SH1-4		0-0 1B 1-2		0-0 FC6-4 1B 1-2f		0-3 K			3	0	1	0	0	1	4

Inning Stats	R: 1 E: 0 K: 0 S: 5	H: 2 LOB: 2 BB: 1 P: 9	R: 0 E: 0 K: 0 S: 4	H: 1 LOB: 1 BB: 0 P: 4	R: 0 E: 0 K: 1 S: 6	H: 1 LOB: 1 BB: 0 P: 6	R: 0 E: 0 K: 0 S: 4	H: 1 LOB: 2 BB: 1 P: 8	R: 0 E: 0 K: 1 S: 5	H: 0 LOB: 0 BB: 0 P: 5	R: 0 E: 0 K: 1 S: 6	H: 1 LOB: 2 BB: 1 P: 10	R: 0 E: 0 K: 2 S: 8	H: 1 LOB: 2 BB: 1 P: 12	R: 0 E: 0 K: 1 S: 4	H: 0 LOB: 0 BB: 1 P: 8	R: 1 E: 0 K: 0 S: 2	H: 1 LOB: 0 BB: 0 P: 2	1B: 7 2B: 3 3B: 0 HR: 1	SF: 0 SAC: 1 DP: 1 HBP: 0	WP: 1 PB: 0 SB: 0 CS: 0	PA: 41	
PITCHER Lynn McGlothen, R ERA: 3.17 (1, 1)	IP: 8.0	WLS: 36	BF: 9	H: 1	R: 1	ER: 1	SO: 5	BB: 4	IBB: 0	HBP: 0	BLK: 0	WP: 1	HR: 0	S: 42	P: 58	ERA: 1.12	WHIP: 1.625						
Gary Peters, L ERA: 4.18 (9, 1)	1.1	L	5	1	1	1	1	1	0	0	0	0	1	6	10	6.75	1.500						

BOTTOM

Boston Red Sox @ Cleveland Indians
Cleveland Municipal Stadium, Cleveland, OH

Sat Sep 09 1972, 3:33 AM EDT
Att: 4,694 - Unknown - 67 F

livebaseballscorecards.com

AB	35
R	2
H	10
RBI	2
BB	5
SO	6
LOB	18



Batter	1	2	3	4	5	6	7	8	9	10	11	12	AB R H RBI BB SO LOB	TOP
Tommy Harper, R OBP: 0.354, SLG: 0.412 Rick Miller, L OBP: 0.303, SLG: 0.356	(1, 8) BB 4-0 FC5-4 BB		X 0-0 CS 1B		S 0-3 K			S 0-3 K			S 0-3 K	X 0-0 E4 1-6-3 1B	3 0 1 0 1 2 1 2 0 0 1 0 1 1	
Luis Aparicio, R OBP: 0.308, SLG: 0.353	(1, 6) X 0-0 FC5-4 FC4-6 1-2f		0-0 CS 1-2	4-0 G3 1B BB		X 0-0 P8		X 0-0 FC6 1-2f			BB 4-0 BB BB	X 0-0 1-6-3 1B	4 1 1 1 2 0 2	
Carl Yastrzemski, L OBP: 0.356, SLG: 0.360	(1, 3) X 0-0 FC4-6 1-2f			0-0 G3 1-2		X 0-0 F7				X 0-0 G3	BB 4-0 BB	X 0-0 1-6-3	5 0 0 0 1 0 4	
Reggie Smith, S OBP: 0.351, SLG: 0.467	(1, 9) X 0-0 L7			0-0 BB 1B 2-H		X 0-0 4-3				S 0-3 K	X 0-0 F5	4-0 BB	5 0 1 1 1 1 3	
Rico Petrocelli, R OBP: 0.340, SLG: 0.379	(1, 5)	BB 4-0 BB BB		X 0-0 F7		X 0-0 F7				S 0-3 K		L6 F8	5 0 0 0 1 1 4	
Carlton Fisk, R OBP: 0.365, SLG: 0.554	(1, 2)	X 0-0 G5-4-3 1-2f		BB 4-0 BB 1-2		X 0-0 CS 1B				X 0-0 F7		X 0-0 HR	4 1 2 1 1 0 1	
Andy Kosco, R OBP: 0.261, SLG: 0.433	(1, 7)	X 0-0 5-3		X 0-0 L5		S 0-3 K				X 0-0 F3	BB 4-0 BB	BB 4-0 BB E	4 1 0 0 1 1 3	AB 42 R 5 H 8 RBI 4 BB 8 SO 7 LOB 19
Doug Griffin, R OBP: 0.330, SLG: 0.304	(1, 4)		X 0-0 F8		X 0-0 5-3		X 0-0 CS		X 0-0 5-3		X 0-0 F9	X 0-0 E 1B	5 1 1 0 0 0 0	
Marty Pattin, R OBP: 0.167, SLG: 0.239 Cecil Cooper, L OBP: 0.262, SLG: 0.250 Bob Veale, S OBP: 0.294, SLG: 0.403 Phil Gagliano, R OBP: 0.333, SLG: 0.356 Bobby Bolin, R	(1, 1) (11, PH) (11, 1) (12, PH) (12, PH) (12, 1)		X 0-0 F7		X 0-0 P8		X 0-0 FC6 1B		X 0-0 K		S 0-3 K	X 0-0 E 1B	3 0 1 0 0 0 0 1 0 0 0 0 0 1 0 0 0 0 0 0 0 0 0 0 0 0 0 0 1 1 1 0 0 0 0 0 0 0 0 0 0 0	
Inning Stats	R: 0 H: 0 E: 0 LOB: 1 K: 0 BB: 1 S: 3 P: 7	R: 0 H: 0 E: 0 LOB: 0 K: 0 BB: 1 S: 2 P: 6	R: 0 H: 1 E: 0 LOB: 0 K: 0 BB: 0 S: 3 P: 3	R: 1 H: 1 E: 0 LOB: 2 K: 0 BB: 2 S: 4 P: 12	R: 0 H: 0 E: 0 LOB: 0 K: 1 BB: 0 S: 5 P: 5	R: 0 H: 0 E: 0 LOB: 0 K: 0 BB: 0 S: 3 P: 3	R: 0 H: 1 E: 0 LOB: 0 K: 1 BB: 0 S: 5 P: 5	R: 0 H: 1 E: 0 LOB: 1 K: 1 BB: 0 S: 6 P: 6	R: 0 H: 0 E: 0 LOB: 0 K: 2 BB: 0 S: 7 P: 7	R: 0 H: 0 E: 0 LOB: 2 K: 0 BB: 2 S: 3 P: 15	R: 4 H: 4 E: 1 LOB: 3 K: 0 BB: 2 S: 8 P: 16	1B: 7 SF: 0 2B: 0 SAC: 0 3B: 0 DP: 1 HR: 1 HBP: 0	WP: 0 PA: 52 PB: 0 SB: 0 CS: 2	
PITCHER	IP WLS BF H R ER SO BB IBB HBP BLK WP HR S P ERA WHIP													
Marcelino Lopez, L ERA: 4.91	(1, 1) 3.2 0 15 2 1 1 0 4 0 0 0 0 0 0 27 2.46 1.636													
Ray Lamb, R ERA: 3.06	(4, 1) 2.1 0 7 0 0 0 1 0 0 0 0 0 0 0 9 0.00 0.000													
Milt Wilcox, R ERA: 3.22	(7, 1) 1.0 0 3 1 0 0 1 0 0 0 0 0 0 0 5 0.00 1.000													
Ed Farmer, R ERA: 4.18	(8, 1) 4.1 L 19 3 3 3 5 3 0 0 0 0 1 26 38 6.23 1.385													
Tom Hilgendorf, L ERA: 2.88	(12, 1) 0.2 0 6 2 1 0 0 1 0 0 0 0 0 0 5 0.00 4.500													

Boston Red Sox @ Cleveland Indians
Cleveland Municipal Stadium, Cleveland, OH

Sun Sep 10 1972, 3:33 AM EDT
Unknown - 67 F

livebaseballscores.com



Batter	1	2	3	4	5	6	7	8	9	10	11	12	AB	R	H	RBI	BB	SO	LOB	
Tom McCraw, L OBP: 0.324, SLG: 0.336 (1, 7) X (12, 9)	0-0 3-4-3 1B		0-0 B5-3			0-0 1-2 1B		0-0 6-3		0-0 4-3		0-0 4-3	6	0	2	0	0	0	1	
Jack Brohamer, L OBP: 0.284, SLG: 0.306 (1, 4) X	0-0 3-4-3 1-2			0-0 L9		0-3 K		0-0 4-3		4-0 BB BB		4-0 BB BB	4	0	0	0	1	1	3	
Chris Chambliss, L OBP: 0.316, SLG: 0.375 (1, 3) X	0-0 F6			0-0 F8		0-0 F6		0-0 4-3		0-3 K		0-3 K	5	0	0	0	0	1	4	
Ray Fosse, R OBP: 0.307, SLG: 0.348 (1, 2) X	0-0 5-3			0-3 K		0-0 FC4-6 1B		0-3 K		0-3 K		0-3 K	5	0	1	0	0	3	2	
Graig Nettles, L OBP: 0.324, SLG: 0.393 (1, 5) X		0-0 F6			0-0 4-3		0-0 FC4-6 1B 1-2f		0-0 HR		4-0 1-2 BB		4-0 1-2 BB	4	1	1	1	1	0	1
John Lowenstein, L OBP: 0.318, SLG: 0.447 Kurt Bevacqua, R (11, PH) (12, 7)		0-0 4-3			0-0 F7		0-0 1-3 1B		0-0 1B		0-0 P7		0-0 P7	4	0	2	0	0	0	0
Buddy Bell, R OBP: 0.299, SLG: 0.347 (1, 8) X		0-0 L7			0-0 F7		0-0 1-3 1-2		0-0 F5				0-0 F4	5	0	0	0	0	0	3
Jack Heidemann, R OBP: 0.500, SLG: 0.400 Del Unser, L OBP: 0.282, SLG: 0.277 Ed Farmer, R OBP: 0.143, SLG: 0.143 Tom Hilgendorf, S Lou Camilli, S OBP: 0.220, SLG: 0.211 (12, PH)			0-3 K			0-0 5-3		0-0 4-3		0-0 5-3		0-0 F5	2	0	0	0	0	1	0	
Marcelino Lopez, R Ray Lamb, R Roy Foster, R Milt Wilcox, R Eddie Leon, R OBP: 0.282, SLG: 0.281 (8, 6)			0-3 K			0-0 1B		0-3 K		0-0 F3		0-0 1B	1	0	0	0	0	1	0	

Inning Stats	R: 0	H: 1	E: 0	K: 0	S: 4	LOB: 1	BB: 0	P: 4	R: 0	H: 0	E: 0	K: 0	S: 3	LOB: 0	BB: 0	P: 3	R: 0	H: 0	E: 0	K: 2	S: 7	LOB: 0	BB: 0	P: 7	R: 0	H: 0	E: 0	K: 1	S: 5	LOB: 0	BB: 0	P: 5	R: 0	H: 2	E: 0	K: 0	S: 5	LOB: 2	BB: 0	P: 5	R: 0	H: 0	E: 0	K: 1	S: 5	LOB: 0	BB: 0	P: 5	R: 1	H: 2	E: 0	K: 1	S: 7	LOB: 1	BB: 0	P: 7	R: 0	H: 0	E: 0	K: 0	S: 3	LOB: 0	BB: 0	P: 3	R: 0	H: 0	E: 0	K: 2	S: 7	LOB: 2	BB: 2	P: 15	R: 0	H: 1	E: 0	K: 0	S: 4	LOB: 1	BB: 0	P: 4	1B: 7	2B: 0	3B: 0	HR: 1	SF: 0	SAC: 0	DP: 0	HBP: 0	WP: 0	PA: 46
--------------	------	------	------	------	------	--------	-------	------	------	------	------	------	------	--------	-------	------	------	------	------	------	------	--------	-------	------	------	------	------	------	------	--------	-------	------	------	------	------	------	------	--------	-------	------	------	------	------	------	------	--------	-------	------	------	------	------	------	------	--------	-------	------	------	------	------	------	------	--------	-------	------	------	------	------	------	------	--------	-------	-------	------	------	------	------	------	--------	-------	------	-------	-------	-------	-------	-------	--------	-------	--------	-------	--------

PITCHER	IP	WLS	BF	H	R	ER	SO	BB	IBB	HBP	BLK	WP	HR	S	P	ERA	WHIP
Marty Pattin, R ERA: 3.49 (1, 1)	10.0		37	7	1	1	6	0	0	0	0	0	1	49	49	0.90	0.700
Bob Veale, L ERA: 5.4 (11, 1)	1.0	W	5	0	0	0	2	2	0	0	0	0	0	7	15	0.00	2.000
Bobby Bolin, R ERA: 3.33 (12, 1)	1.0	S	4	1	0	0	0	0	0	0	0	0	0	4	4	0.00	1.000

BOTTOM

Boston Red Sox @ Cleveland Indians
Cleveland Municipal Stadium, Cleveland, OH

Sun Sep 10 1972, 3:33 AM EDT
Unknown - 67 F

AB	44
R	1
H	8
RBI	1
BB	2
SO	8
LOB	18



PITCHER	IP	WLS	BF	H	R	ER	SO	BB	IBB	HBP	BLK	WP	HR	S	P	ERA	WHIP
---------	----	-----	----	---	---	----	----	----	-----	-----	-----	----	----	---	---	-----	------

Batter	1	2	3	4	5	6	7	8	9	AB R H RBI BB SO LOB	TOP	
Tommy Harper, R (1, 8) OBP: 0.353, SLG: 0.409 Rick Miller, L (8, 8) OBP: 0.303, SLG: 0.356	0-0 L7		0-0 F5			0-0 F9		4-0 PO BB		3 0 0 0 1 0 1 0 0 0 0 0 0 0		
Luis Aparicio, R (1, 6) OBP: 0.308, SLG: 0.360	0-0 L7		0-0 F9			0-0 L5-3		0-0 PO	0-0 HR	4 1 1 1 0 0 1		
Carl Yastrzemski, L (1, 7) OBP: 0.360, SLG: 0.361	0-0 CS								4-0 FC3-6 BB	2 0 1 0 2 0 0		
Rico Petrocelli, R (1, 5) OBP: 0.341, SLG: 0.379	0-0 CS	4-0 L8 E 4-3 BB				0-0 8-4 BB		0-0 4-3 1B	0-3 K	3 1 1 0 1 1 2		
Ben Oglivie, L (1, 9) OBP: 0.289, SLG: 0.396						0-0 4-3		0-0 4-3	0-0 FC3-6 WP BB	4 0 0 0 0 0 3		
Cecil Cooper, L (1, 3) OBP: 0.375, SLG: 0.167						0-0 L8		4-0 WP	4-0 WP BB	2 0 0 0 2 0 2		
Doug Griffin, R (1, 4) OBP: 0.327, SLG: 0.301						0-0 4-3		0-3 IBB	0-0 L7	4 0 0 1 0 2 5		
Bob Montgomery, R (1, 2) OBP: 0.316, SLG: 0.387						0-0 F3			0-3 K	3 0 0 0 0 1 1		
John Curtis, L (1, 1) OBP: 0.146, SLG: 0.109						0-3 K		4-0 L5-3 BB	0-0 G3	2 0 0 0 1 1 0		
Inning Stats	R: 0 H: 1 E: 0 LOB: 0 K: 0 BB: 0 S: 3 P: 3	R: 1 H: 0 E: 1 LOB: 1 K: 0 BB: 1 S: 4 P: 8	R: 0 H: 0 E: 0 LOB: 0 K: 1 BB: 0 S: 5 P: 5	R: 0 H: 0 E: 0 LOB: 0 K: 0 BB: 1 S: 2 P: 6	R: 0 H: 0 E: 0 LOB: 0 K: 1 BB: 0 S: 5 P: 5	R: 0 H: 0 E: 0 LOB: 0 K: 0 BB: 1 S: 2 P: 6	R: 0 H: 1 E: 0 LOB: 2 K: 1 BB: 1 S: 6 P: 10	R: 0 H: 0 E: 0 LOB: 0 K: 1 BB: 1 S: 4 P: 8	R: 1 H: 1 E: 0 LOB: 2 K: 1 BB: 2 S: 6 P: 14	1B: 2 SF: 0 2B: 2 SAC: 0 3B: 0 DP: 2 HR: 1 HBP: 0	WP: 1 PA: 36 PB: 0 SB: 0 CS: 1	
PITCHER	IP WLS BF H R ER SO BB IBB HBP BLK WP HR S P ERA WHIP											
Steve Dunning, R (1, 1) ERA: 2.81	8.0 L 28 2 1 0 4 4 1 0 0 0 0 0 31 51 0.00 0.750											
Bill Butler, L (9, 1) ERA: 3.86	0.0 2 1 1 1 0 1 0 0 0 0 0 1 1 5 ∞ ∞											
Ray Lamb, R (9, 1) ERA: 3.02	1.0 4 0 0 0 0 1 1 0 0 0 1 0 5 9 0.00 1.000											

Boston Red Sox @ Cleveland Indians
Cleveland Municipal Stadium, Cleveland, OH
 Sun Sep 10 1972, 3:38 AM EDT
 Att: 10,842 - Unknown

livebaseballscorecards.com

AB 27
R 2
H 3
RBI 2
BB 7
SO 5
LOB 15



Batter	1	2	3	4	5	6	7	8	9	AB	R	H	RBI	BB	SO	LOB
Buddy Bell, R OBP: 0.305, SLG: 0.352 (1, 8)	4-0 PB 1-3 BB		X 0-0 G4-6-3 1B			X 0-0 FC6-4 1B		X 0-0 1-2 1B		3	0	3	0	1	0	0
Eddie Leon, R OBP: 0.277, SLG: 0.275 (1, 4)	0-0 1-3 1-2		X 0-0 G4-6-3 1-2f			X 0-0 P9		X 0-0 F8 2-3		4	0	0	0	0	0	5
Chris Chambliss, L OBP: 0.313, SLG: 0.371 (1, 3)	0-0 6-3 2-3		X 0-0 F7			X 0-0 FC6-4 FC4 1-2f		X 0-0 F7		4	0	0	0	0	0	4
Roy Foster, R OBP: 0.317, SLG: 0.325 (1, 9)	0-0 1-3			X 0-0 P7		X 0-0 FC4 1-2f			B 4-0 BB G1-6-3	3	0	0	0	1	0	2
Graig Nettles, L OBP: 0.321, SLG: 0.390 (1, 5)		X 0-0 G3		X 0-0 F5		X 0-0 G3		X 0-0 G1-6-3 1-2f		4	0	0	0	0	0	1
Kurt Bevacqua, R (1, 7)		0-3 K		X 0-0 6-3		0-3 K		X 0-0 6-3		4	0	0	0	0	2	0
Jerry Moses, R OBP: 0.270, SLG: 0.325 (1, 2)		4-0 BB BB			X 0-0 F7		0-3 K			2	0	0	0	1	1	0
Bill Butler, L (9, 1)		1B BB								0	0	0	0	0	0	0
Ray Lamb, R (9, 1)										0	0	0	0	0	0	0
Jack Heidemann, R OBP: 0.444, SLG: 0.375 (1, 6)		X 0-0 1-3 1B		X 0-0 F6		X 0-0 F3				3	0	1	0	0	0	0
Steve Dunning, R OBP: 0.259, SLG: 0.519 (1, 1)		0-3 K		X 0-0 4-3				X 0-0 F8 1B		2	0	0	0	0	1	2
Ray Fosse, R OBP: 0.309, SLG: 0.350 (8, PH) (9, 2)										1	0	1	0	0	0	0

Inning Stats	R: 0 E: 0 K: 0 S: 3	H: 0 LOB: 1 BB: 1 P: 7	R: 0 E: 0 K: 2 S: 8	H: 1 LOB: 2 BB: 1 P: 12	R: 0 E: 0 K: 0 S: 3	H: 1 LOB: 0 BB: 0 P: 3	R: 0 E: 0 K: 0 S: 3	H: 0 LOB: 0 BB: 0 P: 3	R: 0 E: 0 K: 0 S: 3	H: 0 LOB: 0 BB: 0 P: 3	R: 0 E: 0 K: 2 S: 4	H: 1 LOB: 1 BB: 0 P: 4	R: 0 E: 0 K: 2 S: 7	H: 0 LOB: 0 BB: 0 P: 7	R: 0 E: 0 K: 0 S: 5	H: 2 LOB: 2 BB: 0 P: 5	R: 0 E: 0 K: 0 S: 2	H: 0 LOB: 0 BB: 1 P: 6	1B: 5 2B: 0 3B: 0 HR: 0	SF: 0 SAC: 0 DP: 2 HBP: 0	WP: 0 PB: 1 SB: 0 CS: 0	PA: 33												
PITCHER John Curtis, L ERA: 3.45 (1, 1)	IP 9.0	WLS W	BF 33	H 5	R 0	ER 0	SO 4	BB 3	IBB 0	HBP 0	BLK 0	WP 0	HR 0	S 38	P 50	ERA 0.00	WHIP 0.889																	
																	PITCHER	IP	WLS	BF	H	R	ER	SO	BB	IBB	HBP	BLK	WP	HR	S	P	ERA	WHIP

BOTTOM

Boston Red Sox @ Cleveland Indians
Cleveland Municipal Stadium, Cleveland, OH

Sun Sep 10 1972, 3:38 AM EDT
Att. 10,842 - Unknown

livebaseballscorecards.com

AB	30
R	0
H	5
RBI	0
BB	3
SO	4
LOB	14



Batter	1	2	3	4	5	6	7	8	9	AB R H RBI BB SO LOB	TOP																
Tommy Harper, R OBP: 0.356, SLG: 0.411 (1, 8)	0-0 4-3 HR 1B		0-0 P7		0-0 6-3 4-1 1B		0-3 K		0-0 1B	5 1 3 0 0 1 0																	
Luis Aparicio, R OBP: 0.304, SLG: 0.355 (1, 6)	0-0 4-3 1-3		0-3 K		0-0 4-1 1-2		0-0 F8		0-0 F3	5 0 0 0 0 1 3																	
Carl Yastrzemski, L OBP: 0.360, SLG: 0.369 (1, 3)	0-0 HR		0-0 4-3		0-0 6-3 2-3		0-0 1B		0-0 L8	5 1 2 2 0 0 2																	
Reggie Smith, S OBP: 0.355, SLG: 0.474 (1, 9)	4-0 G6-4-3 BB			0-0 HR	4-0 FC4 IBB		0-3 K			2 1 1 1 2 1 1																	
Rico Petrocelli, R OBP: 0.338, SLG: 0.376 (1, 5)	0-0 G6-4-3 1-2f			0-0 6-3	0-0 FC4 1-2f			0-0 L7		4 0 0 0 0 0 3																	
Carlton Fisk, R OBP: 0.369, SLG: 0.563 (1, 2)		0-0 6-3		0-0 HR	0-0 FC6-4 1B			4-0 4-3 BB		3 1 2 1 1 0 0																	
Ben Oglivie, L OBP: 0.290, SLG: 0.395 (1, 7)		0-0	0-0	0-0 F4	0-3 K		0-0 4-3		0-0 4-3	3 0 1 0 0 1 1																	
Andy Kosco, R OBP: 0.259, SLG: 0.430 (8, PH)				0-0 1B			0-0 1-2			1 0 0 0 0 0 1																	
Doug Griffin, R OBP: 0.327, SLG: 0.300 (1, 4)		0-0	0-0	0-0 F6	0-0 FC6-4 1-2f		0-0 1-3			4 0 1 0 0 0 2																	
Sonny Siebert, R OBP: 0.304, SLG: 0.333 (1, 1)		0-0	0-0		0-0 HR		0-3 K		0-0 F3	1 0 0 0 0 0 2																	
Bill Lee, L OBP: 0.091, SLG: 0.364 (3, 1)		G5-4-3								2 1 1 1 0 1 1																	
Phil Gagliano, R OBP: 0.329, SLG: 0.351 (9, PH)		1-2f								1 0 0 0 0 0 0																	
Inning Stats	R: 2 E: 0 K: 0 S: 4	H: 2 LOB: 0 BB: 1 P: 8	R: 0 E: 0 K: 0 S: 4	H: 2 LOB: 1 BB: 0 P: 4	R: 0 E: 0 K: 1 S: 5	H: 0 LOB: 0 BB: 0 P: 5	R: 2 E: 0 K: 0 S: 5	H: 2 LOB: 0 BB: 0 P: 5	R: 1 E: 0 K: 0 S: 5	H: 2 LOB: 2 BB: 1 P: 9	R: 0 E: 0 K: 2 S: 8	H: 1 LOB: 1 BB: 0 P: 8	R: 0 E: 0 K: 2 S: 8	H: 1 LOB: 1 BB: 0 P: 8	R: 0 E: 0 K: 0 S: 3	H: 0 LOB: 1 BB: 1 P: 7	R: 0 E: 0 K: 0 S: 4	H: 1 LOB: 1 BB: 0 P: 4	1B: 7 2B: 0 3B: 0 HR: 4	SF: 0 SAC: 0 DP: 2 HBP: 0	WP: 0 PB: 0 SB: 1 CS: 0	PA: 39					
PITCHER	IP	WLS	BF	H	R	ER	SO	BB	IBB	HBP	BLK	WP	HR	S	P	ERA	WHIP									ERA	WHIP
Dick Tidrow, R ERA: 2.62 (1, 1)	3.1		15	6	4	4	1	1	0	0	0	0	3	16	20	10.80	2.100										
Denny Riddleberger, L ERA: 2.7 (4, 1)	0.2		2	0	0	0	0	0	0	0	0	0	0	2	2	0.00	0.000										
Ray Lamb, R ERA: 3.06 (5, 1)	2.0	W	10	3	1	1	2	0	1	0	0	0	1	13	17	4.50	1.500										
Steve Mingori, L ERA: 4.29 (7, 1)	3.0	S	12	2	0	0	2	1	0	0	0	0	0	15	19	0.00	1.000										


Boston Red Sox @ Cleveland Indians
Cleveland Municipal Stadium, Cleveland, OH

livebaseballscorecards.com

AB	36
R	5
H	11
RBI	5
BB	3
SO	5
LOB	16



Mon Sep 11 1972, 7:05 PM EDT
Att: 2,723 - Unknown - 73 F

Batter	1	2	3	4	5	6	7	8	9	AB R H RBI BB SO LOB	TOP		
John Lowenstein, L (1, 9) OBP: 0.322, SLG: 0.444	4-0 1B BB		x 0-0 F8		x 0-0 1B		x 0-0 P3			3 0 1 0 1 0 0			
Jack Brohamer, L (1, 4) OBP: 0.283, SLG: 0.312	x 0-0 1-3 1B		x 0-0 F7		x 0-0 F7			x 0-0 E4 1B 1B		4 1 1 0 0 0 1			
Chris Chambliss, L (1, 3) OBP: 0.314, SLG: 0.379	x 0-0 F8		x 0-0 F7					x 0-0 1B 1-3 SF9-4 1B		4 2 2 1 0 0 2			
Graig Nettles, L (1, 5) OBP: 0.324, SLG: 0.390	x 0-0 F6			x 0-0 F8		x 0-0 F7		x 0-0 1-3 3-H SF9-4 1B		4 0 1 1 0 0 2			
Tom McCraw, L (1, 7) OBP: 0.325, SLG: 0.353	S S S 0-3 K			x 0-0 F9		x 0-0 2B CS 1B		x 0-0 1-2 3-H SF9-4		3 0 1 1 0 1 2			
Buddy Bell, R (1, 8) OBP: 0.314, SLG: 0.361		x 0-0 F7		x 0-0 1B		x 0-0 1-3 2B		x 0-0 P3		4 0 2 0 0 0 0			
Jack Heidemann, R (1, 6) OBP: 0.313, SLG: 0.214 Kurt Bevacqua, R (9, PH)		x 0-0 1-3		x 0-0 F4		x 0-0 6-3			S S S 0-3 K	3 0 0 0 0 0 3 1 0 0 0 0 1 0	AB 33 R 3 H 8 RBI 3 BB 2 SO 2 LOB 11		
Jerry Moses, R (1, 2) OBP: 0.273, SLG: 0.319		BB B B 4-0 FC4-6 BB			x 0-0 F4		x 0-0 F9		x 0-0 4-3	3 0 0 0 1 0 0			
Bill Butler, L (1, 1) Lou Camilli, S (5, PH) Steve Hargan, R (5, 1) Del Unser, L (7, PH) Ed Farmer, R (7, 1) Phil Hennigan, R (8, 1) Roy Foster, R (9, PH)		x 0-0 FC4-6			x 0-0 F5		x 0-0 P3		x 0-0 F4	1 0 0 0 0 0 1 1 0 0 0 0 0 0 0 0 0 0 0 0 0 1 0 1 0 0 0 0 0 0			
Inning Stats	R: 0 H: 1 E: 0 LOB: 2 K: 1 BB: 1 S: 6 P: 10	R: 0 H: 0 E: 0 LOB: 1 K: 0 BB: 1 S: 3 P: 7	R: 0 H: 0 E: 0 LOB: 0 K: 0 BB: 0 S: 3 P: 3	R: 0 H: 1 E: 0 LOB: 1 K: 0 BB: 0 S: 4 P: 4	R: 0 H: 1 E: 0 LOB: 1 K: 0 BB: 0 S: 4 P: 4	R: 1 H: 3 E: 0 LOB: 1 K: 0 BB: 0 S: 5 P: 5	R: 0 H: 0 E: 0 LOB: 0 K: 0 BB: 0 S: 3 P: 3	R: 2 H: 2 E: 1 LOB: 0 K: 0 BB: 0 S: 5 P: 5	R: 0 H: 0 E: 0 LOB: 0 K: 1 BB: 0 S: 5 P: 5	1B: 6 SF: 1 2B: 2 SAC: 0 3B: 0 DP: 1 HR: 1 HBP: 0	WP: 0 PA: 36 PB: 0 SB: 0 CS: 1		
PITCHER	IP WLS BF H R ER SO BB IBB HBP BLK WP HR S P ERA WHIP											PITCHER	IP WLS BF H R ER SO BB IBB HBP BLK WP HR S P ERA WHIP
Bill Parsons, R (1, 1) ERA: 3.82	8.0 W 33 8 3 2 1 2 0 0 0 0 0 1 33 41 2.25 1.250												
Ken Sanders, R (9, 1) ERA: 3.21	1.0 S 3 0 0 0 1 0 0 0 0 0 0 0 5 5 0.00 0.000												

Cleveland Indians @ Milwaukee Brewers
 Milwaukee County Stadium, Milwaukee, WI
 Tue Sep 12 1972, 8:05 PM EDT
 Unknown

livebaseballscorecards.com

Batter	1	2	3	4	5	6	7	8	9	AB	R	H	RBI	BB	SO	LOB
Dave May, L OBP: 0.309, SLG: 0.344 (1, 8)	0-0 F7	0-0 CS 2-H 1B			4-0 CS BB			0-0 1B 2B		3	1	2	1	1	0	0
Ellie Rodriguez, R OBP: 0.386, SLG: 0.369 (1, 2)	0-0 PB 1B	0-0 CS 1-2	0-0 F9		0-3 K 1-2			0-0 SH SF7 2-H 1B		4	2	2	1	0	1	1
Syd O'Brien, R OBP: 0.260, SLG: 0.310 (1, 4)	0-0 F3 1-2		0-0 6 1B 1B		0-0 6-3			0-0 SH SF7 1-3		3	0	1	0	0	0	1
George Scott, R OBP: 0.316, SLG: 0.419 (1, 3)	4-0 1B BB		0-0 1-2 1B		0-0 G1-4-3 1B			4-0 G6-4-3 BB		2	0	2	0	2	0	0
Ollie Brown, R OBP: 0.305, SLG: 0.330 (1, 9)	0-0 FC5-4 1-2 2-H 1B		0-0 6 2-3f		0-0 G1-4-3 1-2f			0-0 SF7 2-3 3-H		3	0	1	2	0	0	3
Mike Ferraro, R OBP: 0.279, SLG: 0.329 (1, 5)	0-0 FC5-4 1-2f		0-0 F9		0-0 F9 1-2f			0-0 G6-4-3 1-2f		4	0	0	0	0	0	4
Tommie Reynolds, R OBP: 0.287, SLG: 0.331 John Briggs, L OBP: 0.351, SLG: 0.436 (7, PH) (8, 7)		0-0 5-3		0-3 K				0-0 P3		2	0	0	0	0	1	0
Rick Auerbach, R OBP: 0.275, SLG: 0.261 (1, 6)		0-0 E5 1B		4-0 BB				0-3 K		2	1	0	0	1	1	0
Bill Parsons, R OBP: 0.194, SLG: 0.177 Ken Sanders, R OBP: 0.250, SLG: 0.143 (9, 1)		0-3 K		0-3 K2-3				0-0 P3		3	0	0	0	0	2	2
										0	0	0	0	0	0	0

Inning Stats	R: 1	H: 2	E: 0	K: 0	S: 5	H: 2	LOB: 2	BB: 1	P: 9	R: 1	H: 1	E: 1	K: 1	S: 6	R: 0	H: 2	E: 0	K: 0	S: 4	R: 0	H: 0	E: 0	K: 2	S: 7	R: 0	H: 0	E: 0	K: 1	S: 4	R: 0	H: 1	E: 0	K: 0	S: 3	R: 0	H: 0	E: 1	K: 0	S: 5	R: 2	H: 2	E: 1	K: 0	S: 5
--------------	------	------	------	------	------	------	--------	-------	------	------	------	------	------	------	------	------	------	------	------	------	------	------	------	------	------	------	------	------	------	------	------	------	------	------	------	------	------	------	------	------	------	------	------	------

PITCHER	IP	WLS	BF	H	R	ER	SO	BB	IBB	HBP	BLK	WP	HR	S	P	ERA	WHIP
Bill Butler, L ERA: 2.84 (1, 1)	4.0		18	5	2	1	3	2	0	0	0	0	0	22	30	2.25	1.750
Steve Hargan, R ERA: 4.82 (5, 1)	2.0		6	1	0	0	1	1	0	0	0	0	0	7	11	0.00	1.000
Ed Farmer, R ERA: 4.27 (7, 1)	1.0	L	5	2	2	1	1	0	0	0	0	0	0	7	7	9.00	2.000
Phil Hennigan, R ERA: 2.52 (8, 1)	1.0		4	0	0	0	0	1	0	0	0	0	0	3	7	0.00	1.000

BOTTOM

Cleveland Indians @ Milwaukee Brewers
Milwaukee County Stadium, Milwaukee, WI

Tue Sep 12 1972, 8:05 PM EDT
Unknown

AB	27
R	4
H	8
RBI	4
BB	4
SO	5
LOB	11

livebaseballscorecards.com



WP: 0	PA: 34
PB: 1	SB: 0
CS: 2	

Batter	1	2	3	4	5	6	7	8	9	AB	R	H	RBI	BB	SO	LOB	TOP										
Buddy Bell, R (1, 8) OBP: 0.313, SLG: 0.360	0-0 FC1-6 1B		0-0 1-3		0-0 6-3			0-0 5-3		4	0	1	0	0	0	0	Cleveland Indians @ Milwaukee Brewers Milwaukee County Stadium, Milwaukee, WI Tue Sep 12 1972, 8:05 PM EDT Att. 2,884 - Unknown										
Eddie Leon, R (1, 4) OBP: 0.275, SLG: 0.274	0-0 F9		0-0 1B			0-0 F8		0-0 1-3		4	0	1	0	0	0	1											
Chris Chambliss, L (1, 3) OBP: 0.314, SLG: 0.379	0-0 FC1-6 1-2f HR		0-3 K2-3			0-0 FC5-4 1B				3	1	1	0	0	1	2											
Roy Foster, R (1, 9) OBP: 0.313, SLG: 0.346	0-0 1-H HR				0-0 F6		0-0 FC5-4 FC6-4 1-2f			3	1	1	2	0	0	1											
Alex Johnson, R (1, 7) OBP: 0.284, SLG: 0.346	0-3 K				0-0 1B		0-0 FC6-4 1-2f			3	0	1	0	0	1	1											
John Lowenstein, L (6, 9) OBP: 0.322, SLG: 0.444										0	0	0	0	0	0	0											
Kurt Bevacqua, R (1, 5)		0-3 K			0-0 F8			0-0 5-3		3	0	0	0	0	1	1											
Jerry Moses, R (1, 2) OBP: 0.267, SLG: 0.311		0-0 5-3			0-0 F9			0-0 6-3		3	0	0	0	0	0	1											
Frank Duffy, R (1, 6) OBP: 0.275, SLG: 0.302		0-0 6-3						0-0 6-3		3	0	0	0	0	0	0											
Phil Hennigan, R (7, 1) OBP: 0.214, SLG: 0.083										0	0	0	0	0	0	0											
Milt Wilcox, R (1, 1) OBP: 0.234, SLG: 0.244			0-0 F9			0-0 6-3				2	0	0	0	0	0	0											
Tom Hilgendorf, S (6, 1)										0	0	0	0	0	0	0											
Jack Heidemann, R (7, 6) OBP: 0.294, SLG: 0.200								0-0 6-3		1	0	0	0	0	0	0											
Inning Stats	R: 2 E: 0 K: 1 S: 7 H: 2 LOB: 0 BB: 0 P: 7	R: 0 E: 0 K: 1 S: 5 H: 0 LOB: 0 BB: 0 P: 5	R: 0 E: 0 K: 1 S: 6 H: 1 LOB: 1 BB: 0 P: 6	R: 0 E: 0 K: 0 S: 4 H: 1 LOB: 1 BB: 0 P: 4	R: 0 E: 0 K: 0 S: 3 H: 0 LOB: 0 BB: 0 P: 3	R: 0 E: 0 K: 0 S: 4 H: 1 LOB: 1 BB: 0 P: 4	R: 0 E: 0 K: 0 S: 3 H: 0 LOB: 0 BB: 0 P: 3	R: 0 E: 0 K: 0 S: 3 H: 0 LOB: 0 BB: 0 P: 3	R: 0 E: 0 K: 0 S: 3 H: 0 LOB: 0 BB: 0 P: 3	1B: 4 2B: 0 3B: 0 HR: 1 SF: 0 SAC: 0 DP: 0 HBP: 0	WP: 0 PB: 0 SB: 0 CS: 0 PA: 29																
PITCHER	IP	WLS	BF	H	R	ER	SO	BB	IBB	HBP	BLK	WP	HR	S	P	ERA	WHIP										
Gary Ryerson, L (1, 1) ERA: 3.79	6.0		23	5	2	2	3	0	0	0	0	0	1	29	29	3.00	0.833										
Earl Stephenson, L (7, 1) ERA: 2.87	1.0		3	0	0	0	0	0	0	0	0	0	0	3	3	0.00	0.000										
Ken Sanders, R (8, 1) ERA: 3.17	1.0	W	3	0	0	0	0	0	0	0	0	0	0	3	3	0.00	0.000										

livebaseballscores.com

AB 29
R 2
H 5
RBI 2
BB 0
SO 3
LOB 7



Batter	1	2	3	4	5	6	7	8	9
Ron Theobald, R (1, 4) OBP: 0.348, SLG: 0.256	0-0 G6-3 1B		0-3 K			4-0 2B BB	0-0 6-3		
Ellie Rodriguez, R (1, 2) OBP: 0.387, SLG: 0.372	0-0 G6-3 1-2f			0-0 6-3		0-0 E 2B		4-0 FC5-4 BB	
Dave May, L (1, 8) OBP: 0.309, SLG: 0.343	0-0 F7			0-0 G3		0-0 E8 1B		0-0 FC5-4 1B	
John Briggs, L (1, 3) OBP: 0.350, SLG: 0.434 (8, 7)		0-0 1-3		0-0 4-3		0-0 F8		0-0 5-3 1B	
Ollie Brown, R (1, 9) OBP: 0.307, SLG: 0.332		0-0 CS E 1B			0-0 E9 1B	0-0 6-3		0-0 5-3 1-2	
Joe Lahoud, L (1, 7) OBP: 0.321, SLG: 0.390 George Scott, R (7, PH) OBP: 0.317, SLG: 0.420 (8, 3)		4-0 1-2 IBB			0-0 F6		0-0 6-3	0-0 2-H 3-H 1B	
Mike Ferraro, R (1, 5) OBP: 0.279, SLG: 0.328		0-3 K 2-3			0-0 F6		0-0 1B 1B	0-0 F3	
Rick Auerbach, R (1, 6) OBP: 0.276, SLG: 0.261			0-0 5-3		0-0 F8		0-0 1-3 1B		
Gary Ryerson, R (1, 1) OBP: 0.120, SLG: 0.043 Syd O'Brien, R (6, PH) OBP: 0.258, SLG: 0.307 Earl Stephenson, L (7, 1) Tommie Reynolds, R (7, PH) OBP: 0.285, SLG: 0.328 Ken Sanders, R (8, 1) OBP: 0.250, SLG: 0.143			0-0 6-3			0-0 6-3	0-0 F6		

AB	R	H	RBI	BB	SO	LOB
3	1	1	0	1	1	2
3	1	1	1	1	0	1
4	1	1	1	0	0	1
4	1	1	0	0	0	1
4	0	2	0	0	0	3
1	0	0	0	1	0	1
2	0	1	2	0	0	0
4	0	1	0	0	1	4
3	0	1	0	0	0	1
1	0	0	0	0	0	0
1	0	0	0	0	0	0
0	0	0	0	0	0	0
1	0	0	0	0	0	2
0	0	0	0	0	0	0

BOTTOM

Cleveland Indians @ Milwaukee Brewers
Milwaukee County Stadium, Milwaukee, WI

Tue Sep 12 1972, 8:05 PM EDT
Att. 2,884 - Unknown

AB	31
R	4
H	9
RBI	4
BB	3
SO	2
LOB	16



Inning Stats	R: 0	H: 1	E: 0	LOB: 0	K: 0	BB: 0	S: 3	P: 3
	R: 0	H: 1	E: 1	LOB: 2	K: 1	BB: 1	S: 5	P: 9
	R: 0	H: 0	E: 0	LOB: 0	K: 1	BB: 0	S: 5	P: 5
	R: 0	H: 0	E: 0	LOB: 0	K: 0	BB: 0	S: 3	P: 3
	R: 0	H: 1	E: 1	LOB: 1	K: 0	BB: 0	S: 4	P: 4
	R: 2	H: 2	E: 1	LOB: 1	K: 0	BB: 1	S: 5	P: 9
	R: 0	H: 2	E: 0	LOB: 2	K: 0	BB: 0	S: 5	P: 5
	R: 2	H: 2	E: 0	LOB: 1	K: 0	BB: 1	S: 5	P: 9

PITCHER	IP	WLS	BF	H	R	ER	SO	BB	IBB	HBP	BLK	WP	HR	S	P	ERA	WHIP
Milt Wilcox, R (1, 1) ERA: 3.23	5.1		20	4	2	2	2	1	1	0	0	0	0	22	30	3.38	0.938
Tom Hilgendorf, L (6, 1) ERA: 2.81	1.0		6	3	0	0	0	0	0	0	0	0	0	6	6	0.00	3.000
Phil Hennigan, R (7, 1) ERA: 2.73	1.2	L	8	2	2	2	0	1	0	0	0	0	0	7	11	10.80	1.800

WP	PA
0	34

1B	2B	3B	HR	SF	SAC	DP	HBP
8	2	0	0	0	0	2	0

WP	HR	S	P	ERA	WHIP
0	0	0	0	0	0

Batter	1	2	3	4	5	6	7	8	9	AB R H RBI BB SO LOB	TOP
Buddy Bell, R (1, 8) <small>OBP: 0.311, SLG: 0.357</small> Ray Fosse, R (8, PH) <small>OBP: 0.310, SLG: 0.351</small> Steve Dunning, R (8, PR) <small>OBP: 0.259, SLG: 0.519</small> Steve Mingori, L (8, 1) <small>OBP: 0.143, SLG: 0.143</small>	0-0 F5 		0-0 4-3 			0-0 5-3 		0-0 1B 		3 0 0 0 0 0 0 1 0 1 0 0 0 0 0 0 0 0 0 0 0 0 0 0 0 0 0 0	Cleveland Indians @ Milwaukee Brewers Milwaukee County Stadium, Milwaukee, WI Wed Sep 13 1972, 8:05 PM EDT Att. 3,011 - Unknown livebaseballscorecards.com
Jack Brohamer, L (1, 4) <small>OBP: 0.281, SLG: 0.309</small>	0-0 G3 		0-0 4-3 			0-0 6-3 		0-0 G3 		4 0 0 0 0 0 2	
Chris Chambliss, L (1, 3) <small>OBP: 0.311, SLG: 0.375</small>	0-0 4-3 		0-0 6-3 			0-0 F7 		0-0 F7 		4 0 0 0 0 0 0	
Graig Nettles, L (1, 5) <small>OBP: 0.325, SLG: 0.391</small>		0-0 1-3 		0-0 3-1 			0-0 FC4 1B 	0-0 G4-3 1B 		4 0 2 0 0 0 0	
Tom McCraw, L (1, 7) <small>OBP: 0.324, SLG: 0.352</small>		0-0 E8 1B 		0-0 4-3 		0-0 FC4 G4-6-3 1-2f 		0-0 G4-3 1-2f 		4 1 1 0 0 0 2	
John Lowenstein, L (1, 9) <small>OBP: 0.316, SLG: 0.435</small>		0-3 K 		0-0 F7 		0-0 G4-6-3 1-2f 				3 0 0 0 0 1 2	
Jerry Moses, R (1, 2) <small>OBP: 0.268, SLG: 0.312</small>		0-0 BB 1B 		0-0 F7 			0-3 K 			3 0 1 1 0 1 0	
Frank Duffy, R (1, 6) <small>OBP: 0.276, SLG: 0.301</small> Del Unser, L (8, PH) <small>OBP: 0.281, SLG: 0.276</small> (8, 8)		4-0 BB 1B 		0-0 6-3 		0-0 6-3 		0-0 1B E 1B 		1 0 0 0 1 0 0 1 0 1 0 0 0 0	
Gaylord Perry, R (1, 1) <small>OBP: 0.202, SLG: 0.206</small> Roy Foster, R (8, PH) <small>OBP: 0.311, SLG: 0.344</small> Jack Heidemann, R (8, 6) <small>OBP: 0.294, SLG: 0.200</small>		0-0 6-3 		0-0 5-3 			0-0 E5 1B 			2 0 0 0 0 0 2 1 0 0 0 0 0 1 0 0 0 0 0 0 0	
Inning Stats	R: 0 H: 0 E: 0 LOB: 0 K: 0 BB: 0 S: 3 P: 3	R: 1 H: 2 E: 1 LOB: 2 K: 1 BB: 1 S: 7 P: 11	R: 0 H: 0 E: 0 LOB: 0 K: 0 BB: 0 S: 3 P: 3	R: 0 H: 0 E: 0 LOB: 0 K: 0 BB: 0 S: 3 P: 3	R: 0 H: 0 E: 0 LOB: 0 K: 0 BB: 0 S: 3 P: 3	R: 0 H: 0 E: 0 LOB: 0 K: 0 BB: 0 S: 3 P: 3	R: 0 H: 1 E: 0 LOB: 0 K: 0 BB: 0 S: 3 P: 3	R: 0 H: 2 E: 1 LOB: 2 K: 1 BB: 0 S: 7 P: 7	R: 0 H: 1 E: 0 LOB: 0 K: 0 BB: 0 S: 3 P: 3	1B: 6 SF: 0 2B: 0 SAC: 0 3B: 0 DP: 2 HR: 0 HBP: 0	WP: 0 PA: 32 PB: 0 SB: 0 CS: 0
PITCHER Buddy Bell, R (1, 1) <small>ERA: 1.72</small> Frank Linzy, R (8, 1) <small>ERA: 2.52</small>	IP WLS BF H R ER SO BB IBB HBP BLK WP HR S P ERA WHIP 7.2 W 28 5 1 0 2 1 0 0 0 0 0 0 31 35 0.00 0.783						PITCHER IP WLS BF H R ER SO BB IBB HBP BLK WP HR S P ERA WHIP 1.1 S 4 1 0 0 0 0 0 0 0 0 0 0 4 4 0.00 0.750				



Batter	1	2	3	4	5	6	7	8	9	AB	R	H	RBI	BB	SO	LOB
Ron Theobald, R OBP: 0.350, SLG: 0.257 (1, 4)	4-0 BB BB	0-0 F7			0-0 6-3	0-0 HBP 1B				3	0	1	0	1	0	1
Ellie Rodriguez, R OBP: 0.388, SLG: 0.369 (1, 2)	0-0 F8		0-3 K		1-0 BB E WP HBP	1-0 HBP				2	1	0	0	0	1	1
Dave May, L OBP: 0.308, SLG: 0.341 (1, 8)	0-0 F8		4-0 G6-4-3 BB		0-0 WP BB	0-3 K				3	0	0	0	1	1	4
George Scott, R OBP: 0.318, SLG: 0.418 (1, 3)	4-0 1-2 BB		0-0 G6-4-3 1-2f		4-0 WP BB		0-0 F8			2	0	0	0	2	0	1
John Briggs, L OBP: 0.347, SLG: 0.429 (1, 7)	0-0 4-3			0-0 F8	0-0 F4		0-3 K			4	0	0	0	0	1	4
Joe Lahoud, L OBP: 0.324, SLG: 0.401 (1, 9)		0-3 K		0-0 HR	4-0 FC4-6 IBB		0-3 K			3	1	1	1	1	2	0
Mike Ferraro, R OBP: 0.279, SLG: 0.327 (1, 5)		0-0 3B 1B		0-3 K	0-0 FC4-6 1-2f			0-0 F7		4	1	1	0	0	1	3
Rick Auerbach, R OBP: 0.277, SLG: 0.266 (1, 6)		0-0 1-H 3B		4-0 BB		0-3 K		0-3 K		3	0	1	1	1	2	0
Jerry Bell, S OBP: 0.100, SLG: 0.100 Frank Linzy, R OBP: 0.125, SLG: 0.125 (8, 1)		0-3 K		0-3 K		0-3 K		0-3 K		3	0	0	0	0	3	2
										1	0	0	0	0	1	0

Inning Stats	R: 0	H: 0	E: 0	K: 0	S: 3	R: 1	H: 2	E: 0	K: 2	S: 9	R: 0	H: 0	E: 0	K: 1	S: 4	R: 1	H: 1	E: 0	K: 2	S: 8	R: 1	H: 0	E: 1	K: 0	S: 4	R: 0	H: 1	E: 0	K: 3	S: 10	R: 0	H: 0	E: 0	K: 2	S: 7	R: 0	H: 0	E: 0	K: 2	S: 7	R: 0	H: 0	E: 0	K: 2	S: 7	1B: 2	2B: 0	3B: 1	HR: 1	SF: 0	SAC: 0	DP: 1	HBP: 2	WP: 1	PB: 0	SB: 0	CS: 0	PA: 36
PITCHER	IP	WLS	BF	H	R	ER	SO	BB	IBB	HBP	BLK	WP	HR	S	P	ERA	WHIP																																									
Gaylord Perry, R ERA: 2.07 Steve Mingori, L ERA: 4.21	(1, 1) (8, 1)	7.0 1.0	L	33 3	4 0	3 0	2 2	10 2	5 0	1 0	2 0	0 0	1 0	45 7	71 7	2.57 0.00	1.286 0.000																																									

BOTTOM

Cleveland Indians @ Milwaukee Brewers
Milwaukee County Stadium, Milwaukee, WI

Wed Sep 13 1972, 8:05 PM EDT
Att: 3,011 - Unknown

livebaseballscores.com

AB	28
R	3
H	4
RBI	2
BB	6
SO	12
LOB	16



Batter	1	2	3	4	5	6	7	8	9	10	11	12	13	14	15	AB R H RBI BB SO LOB	TOP	
Frank Duffy, R (1, 6) <small>OBP: 0.272, SLG: 0.296</small> Mike Kilkenny, R (11, 1) <small>OBP: 0.077, SLG: 0.077</small> Ray Fosse, R (14, PH) <small>OBP: 0.312, SLG: 0.351</small> Steve Dunning, R (14, PR) <small>OBP: 0.259, SLG: 0.519</small> Steve Hargan, R (14, 1)																5 0 0 0 0 3 2 0 0 0 0 0 0 0 0 0 0 0 1 0 0 0 0 0 0 0 0 0 0 0 0 0 0 0 0		
Eddie Leon, R (1, 4) <small>OBP: 0.270, SLG: 0.267</small> Jack Heidemann, R (11, 6) <small>OBP: 0.263, SLG: 0.176</small>																5 0 0 0 0 3 2 2 0 0 0 0 0 2		
Chris Chambliss, L (1, 3) <small>OBP: 0.311, SLG: 0.372</small>																6 0 1 0 1 1 2		
Alex Johnson, R (1, 7) <small>OBP: 0.282, SLG: 0.343</small> Del Unser, L (6, 8) <small>OBP: 0.281, SLG: 0.275</small>																3 0 0 0 0 1 1 4 0 1 0 0 1 1		
Roy Foster, R (1, 9) <small>OBP: 0.318, SLG: 0.341</small> John Lowenstein, L (6, 9) <small>OBP: 0.314, SLG: 0.426</small>																1 2 0 0 2 0 0 3 0 0 0 1 3 1		
Graig Nettles, L (1, 5) <small>OBP: 0.325, SLG: 0.392</small>																7 1 2 1 0 0 2		
Jerry Moses, R (1, 2) <small>OBP: 0.283, SLG: 0.321</small>																6 0 3 1 1 1 4	AB 52 R 3 H 11 RBI 3 BB 7 SO 14 LOB 26	
Tom McCraw, L (1, 8) <small>OBP: 0.327, SLG: 0.354</small>																6 0 3 1 0 0 4		
Ray Lamb, R (1, 1) <small>OBP: 0.143, SLG: 0.143</small> Steve Mingori, L (7, 1) <small>OBP: 0.143, SLG: 0.143</small> Tom Hilgersdorf, S (8, 1) <small>OBP: 0.077, SLG: 0.077</small> Ed Farmer, R (9, 1) <small>OBP: 0.143, SLG: 0.143</small> Jack Brachman, L (9, 4) <small>OBP: 0.280, SLG: 0.308</small> Kurt Bevacqua, R (11, PH)																2 0 0 0 0 1 1 4 0 0 0 0 0 0 0 0 1 0 0 1 0 0 0 0 0 0 0 0 0 0 0 0 1 0 0 0 0 0 0 0 0 0 0 0 0 0 0 1 0 0 0 0 0 0 0 0	WP: 0 PA: 63 FB: 0 CS: 3	
Inning Stats	R: 0 H: 0 E: 0 LOB: 1 K: 2 BB: 1 S: 7 P: 11	R: 0 H: 1 E: 0 LOB: 1 K: 0 BB: 0 S: 4 P: 4	R: 0 H: 0 E: 0 LOB: 1 K: 1 BB: 1 S: 5 P: 9	R: 2 H: 2 E: 0 LOB: 2 K: 1 BB: 2 S: 6 P: 14	R: 0 H: 0 E: 0 LOB: 0 K: 0 BB: 0 S: 3 P: 3	R: 1 H: 2 E: 0 LOB: 2 K: 0 BB: 1 S: 5 P: 9	R: 0 H: 1 E: 0 LOB: 1 K: 1 BB: 0 S: 6 P: 6	R: 0 H: 1 E: 0 LOB: 1 K: 1 BB: 0 S: 6 P: 6	R: 0 H: 1 E: 0 LOB: 1 K: 3 BB: 0 S: 10 P: 10	R: 0 H: 0 E: 1 LOB: 1 K: 1 BB: 0 S: 6 P: 6	R: 0 H: 1 E: 0 LOB: 0 K: 1 BB: 0 S: 5 P: 5	R: 0 H: 0 E: 0 LOB: 0 K: 1 BB: 0 S: 5 P: 5	R: 0 H: 0 E: 0 LOB: 1 K: 1 BB: 1 S: 4 P: 8	R: 0 H: 1 E: 0 LOB: 2 K: 0 BB: 1 S: 3 P: 7	R: 0 H: 1 E: 0 LOB: 2 K: 1 BB: 0 S: 7 P: 7	1B: 10 SF: 0 2B: 3 SAC: 2 3B: 0 DP: 2 HR: 0 HBP: 0	WP: 0 PA: 63 FB: 0 CS: 3	
PITCHER	IP WLS BF H R ER SO BB IBB HBP BLK WP HR S P ERA WHIP Ken Brett, L (1, 1) <small>ERA: 4.59</small> Chuck Taylor, R (7, 1) <small>ERA: 5.34</small> Ken Sanders, R (8, 1) <small>ERA: 3.02</small> Gary Ryerson, L (12, 1) <small>ERA: 3.67</small> Earl Stephenson, L (15, 1) <small>ERA: 2.83</small>																	

Cleveland Indians @ Milwaukee Brewers
 Milwaukee County Stadium, Milwaukee, WI
 Thu Sep 14 1972, 8:05 PM EDT
 Att. 3,286 - Unknown

livebaseballscorecards.com



Batter	1	2	3	4	5	6	7	8	9	10	11	12	13	14	15	AB	R	H	RBI	BB	SO	LOB
Ron Theobald, R OBP: 0.349, SLG: 0.253	5-3			5-3		E6 1B		K	G6-4-3 IBB			K				5	0	0	0	2	2	1
Ellie Rodriguez, R OBP: 0.359, SLG: 0.371	1-3			F9												4	0	2	1	0	0	0
Syd O'Brien, R OBP: 0.258, SLG: 0.307																0	1	0	0	0	0	0
John Felske, R OBP: 0.207, SLG: 0.213																0	0	0	0	0	0	0
Ollie Brown, R OBP: 0.304, SLG: 0.328						1B										3	0	0	0	0	0	4
Dave May, L OBP: 0.308, SLG: 0.341	4-3			1-4-3												6	0	1	0	1	0	2
George Scott, R OBP: 0.323, SLG: 0.421																4	2	2	0	3	1	1
John Briggs, L OBP: 0.346, SLG: 0.426																5	0	1	1	1	0	3
Joe Lahoud, L OBP: 0.326, SLG: 0.399																6	0	2	1	1	2	2
Mike Ferraro, R OBP: 0.281, SLG: 0.329																4	0	2	0	0	0	0
Brock Davis, L OBP: 0.365, SLG: 0.319																0	0	0	0	0	0	0
Joe Azcue, R OBP: 0.143, SLG: 0.077																3	0	0	0	0	0	4
Rick Auerbach, R OBP: 0.276, SLG: 0.265																6	0	1	0	0	0	3
Ken Brett, L OBP: 0.225, SLG: 0.225																1	0	0	0	0	0	0
Bob Heise, R OBP: 0.300, SLG: 0.308																1	1	1	0	0	0	0
Chuck Taylor, R OBP: 0.282, SLG: 0.325																0	0	0	0	0	0	0
Tommie Reynolds, R OBP: 0.290, SLG: 0.143																1	0	0	0	0	0	2
Ken Sanders, L OBP: 0.250, SLG: 0.143																0	0	0	0	0	0	0
Gary Livingston, R OBP: 0.115, SLG: 0.042																1	0	0	0	0	1	0
Earl Stephenson, L OBP: 0.115, SLG: 0.042																1	0	0	0	0	1	0

Inning Stats	R: 0	H: 0	R: 0	H: 1	R: 0	H: 0	R: 0	H: 0	R: 0	H: 0	R: 0	H: 0	R: 0	H: 0	R: 0	H: 0	R: 0	H: 1	R: 0	H: 0	R: 1	H: 1		
	E: 0	LOB: 0	E: 0	LOB: 0	E: 0	LOB: 0	E: 0	LOB: 0	E: 0	LOB: 0	E: 0	LOB: 0	E: 0	LOB: 0	E: 0	LOB: 0	E: 0	LOB: 2	E: 2	LOB: 2	E: 2	LOB: 2	E: 2	LOB: 2
	K: 0	BB: 0	K: 1	BB: 0	K: 0	BB: 0	K: 1	BB: 0	K: 0	BB: 0	K: 1	BB: 1	K: 0	BB: 1	K: 0	BB: 0	K: 2	BB: 2	K: 1	BB: 2	K: 0	BB: 2	K: 0	BB: 2
	S: 3	P: 3	S: 5	P: 5	S: 3	P: 3	S: 3	P: 3	S: 3	P: 3	S: 5	P: 5	S: 3	P: 3	S: 7	P: 7	S: 5	P: 13	S: 5	P: 9	S: 2	P: 10	S: 2	P: 10

PITCHER	IP	WLS	BF	H	R	ER	SO	BB	IBB	HBP	BLK	WP	HR	S	P	ERA	WHIP
Ray Lamb, R ERA: 2.96	6.0		22	4	2	1	20	0	0	0	0	0	0	26	26	1.50	0.667
Steve Mingori, L ERA: 4.27	1.1		9	4	1	1	1	0	1	0	0	0	0	10	14	6.75	3.000
Tom Hilgendorf, L ERA: 2.76	0.2		4	2	0	0	0	0	0	0	0	1	0	4	4	0.00	3.000
Ed Farmer, R ERA: 4.12	2.0		6	0	0	0	0	1	1	0	0	0	0	4	12	0.00	0.500
Mike Kilkenny, L ERA: 3.73	3.0		11	1	0	0	3	2	0	0	0	0	0	15	23	0.00	1.000

BOTTOM

Cleveland Indians @ Milwaukee Brewers
 Milwaukee County Stadium, Milwaukee, WI

Thu Sep 14 1972, 8:05 PM EDT
 Att. 3,286 - Unknown

AB	51
R	4
H	12
RBI	3
BB	8
SO	7
LOB	22



PITCHER	IP	WLS	BF	H	R	ER	SO	BB	IBB	HBP	BLK	WP	HR	S	P	ERA	WHIP
Steve Hargan, R ERA: 4.5	14.1		66	11	1	0	1	2	1	0	0	0	0	7	19	0.00	2.250

Batter	1	2	3	4	5	6	7	8	9	AB R H RBI BB SO LOB	TOP																
Buddy Bell, R (1, 8) OBP: 0.308, SLG: 0.353	0-3 K	0-0 5-3		0-3 K		0-0 FC4-6		0-3 K		5 0 0 0 0 3 2																	
Jack Brohamer, L (1, 4) OBP: 0.279, SLG: 0.307	0-0 4-3		0-3 K		0-0 2B	0-3 K			0-3 K	5 1 1 0 0 3 1																	
Chris Chambliss, L (1, 3) OBP: 0.314, SLG: 0.380	0-0 1B		0-0 E		0-0 2B		0-0 E4		0-0 4-3	5 2 3 0 0 0 0																	
Graig Nettles, L (1, 5) OBP: 0.326, SLG: 0.394	0-0 1B		0-0 E9		0-0 2B		0-3 K		0-0 F7	5 0 2 3 0 1 2																	
Tom McCraw, L (1, 7) OBP: 0.331, SLG: 0.355	0-0 FC6-4		4-0 IBB		4-0 BB		0-0 4-3			2 0 1 0 2 0 1																	
Ray Fosse, R (1, 2) OBP: 0.311, SLG: 0.349	0-0 FC6-4		0-3 K		0-0 F6		4-0 IBB			3 0 0 0 1 1 6																	
Del Unser, L (1, 9) OBP: 0.278, SLG: 0.272		0-0 4-3	0-0 F2		0-0 G3		0-0 F8			4 0 0 0 0 0 6																	
Milt Wilcox, R (7, 1) OBP: 0.234, SLG: 0.244										0 0 0 0 0 0 0																	
Frank Duffy, R (1, 6) OBP: 0.277, SLG: 0.301		0-0 SH1-4		0-0 1-3		0-0 FC2-6		0-0 G6-4-3		4 0 3 0 0 0 0																	
Steve Dunning, R (1, 1) OBP: 0.241, SLG: 0.483		0-0 SH1-4		0-3 K		0-0 FC2-6		0-0 G6-4-3		2 0 0 0 0 1 1																	
Roy Foster, R (7, 9) OBP: 0.316, SLG: 0.338						0-0 FC4-6		0-0 G6-4-3		1 0 0 0 0 0 1																	
Inning Stats	R: 1 E: 0 K: 1 S: 8	H: 3 LOB: 2 BB: 0 P: 8	R: 0 E: 0 K: 0 S: 4	H: 1 LOB: 1 BB: 0 P: 4	R: 0 E: 1 K: 2 S: 9	H: 1 LOB: 3 BB: 1 P: 13	R: 0 E: 0 K: 2 S: 7	H: 0 LOB: 0 BB: 0 P: 7	R: 2 E: 0 K: 0 S: 5	H: 3 LOB: 1 BB: 1 P: 9	R: 0 E: 0 K: 1 S: 6	H: 1 LOB: 1 BB: 0 P: 6	R: 0 E: 1 K: 1 S: 6	H: 0 LOB: 2 BB: 1 P: 10	R: 0 E: 0 K: 1 S: 5	H: 1 LOB: 0 BB: 0 P: 5	R: 0 E: 0 K: 1 S: 5	H: 0 LOB: 0 BB: 0 P: 5	1B: 7 2B: 3 3B: 0 HR: 0	SF: 0 SAC: 1 DP: 1 HBP: 0	WP: 0 PB: 0 SB: 0 CS: 0	PA: 40					
PITCHER	IP	WLS	BF	H	R	ER	SO	BB	IBB	HBP	BLK	WP	HR	S	P	ERA	WHIP										
Marty Pattin, R (1, 1) ERA: 3.53	5.0		25	8	3	3	5	1	1	0	0	0	0	33	41	5.40	1.800										
Bill Lee, L (6, 1) ERA: 3.49	3.0		12	2	0	0	3	0	1	0	0	0	0	17	21	0.00	0.667										
Bob Veale, L (9, 1) ERA: 3.95	1.0	W	3	0	0	0	1	0	0	0	0	0	0	5	5	0.00	0.000										

Cleveland Indians @ Boston Red Sox
Fenway Park, Boston, MA
 Fri Sep 15 1972, 7:05 PM EDT
 Att. 19,880 - Unknown - 65 F

livebaseballscorecards.com

AB	36
R	3
H	10
RBI	3
BB	3
SO	9
LOB	20



Batter	1	2	3	4	5	6	7	8	9	AB	R	H	RBI	BB	SO	LOB
Tommy Harper, R OBP: 0.352, SLG: 0.404 (1, 8) X	0-0 5-3 ①		0-0 L5-3 1B ②			0-0 L5 ① X	0-0 F7 ②		0-0 4-3 ①	5	0	1	0	0	0	0
Luis Aparicio, R OBP: 0.295, SLG: 0.344 (1, 6) X	0-0 F9 ②		0-0 L5-3 1-2 ②			0-0 F3 ② X	0-0 BB 1B ②		0-0 P8 ②	5	0	1	0	0	0	1
Carl Yastrzemski, L OBP: 0.362, SLG: 0.366 (1, 3) X	0-0 1B ①			4-0 BB ①		4-0 HR BB ①	4-0 1-2 BB ①		0-0 E1 2B ①	2	2	1	0	3	0	0
Reggie Smith, S OBP: 0.357, SLG: 0.483 (1, 9) S S S	0-3 K ③			0-3 K ①		0-0 1-H HR ①	4-0 1-2 2-3 BB ①		0-0 1-H 2B ①	4	1	2	3	1	2	2
Rico Petrocelli, R OBP: 0.341, SLG: 0.378 (1, 5) X		0-0 L8 ①		0-3 K ②		0-0 3B 2B ①	0-0 5-3 ③			4	1	1	0	0	1	4
Carlton Fisk, R OBP: 0.371, SLG: 0.566 (1, 2) X		0-0 2B ①		0-0 1-3 ③		0-0 2-H 3B ①		0-0 6-3 ①		4	0	2	1	0	0	1
Ben Oglivie, L OBP: 0.293, SLG: 0.401 (1, 7) S S S		0-3 K ②				0-0 P7 ①	4-0 IBB ①		0-0 SH1-3 1B ①	3	0	1	0	1	1	1
Doug Griffin, R OBP: 0.326, SLG: 0.303 (1, 4) X		0-0 F8 ③				0-0 4-3 ② S S	0-3 K ③		0-0 SH1-3 1-2 ②	3	0	0	0	0	1	3
Marty Pattin, R OBP: 0.164, SLG: 0.236 (1, 1) S S S			0-3 K ①			0-3 K ③ S S S		0-0 4-3 ① X	0-0 F8 ③	1	0	0	0	0	1	0
Cecil Cooper, L OBP: 0.333, SLG: 0.143 (5, PH)										1	0	0	0	0	1	0
Bill Lee, L OBP: 0.083, SLG: 0.333 (6, 1)										1	0	0	0	0	0	0
Phil Gagliano, R OBP: 0.333, SLG: 0.347 (8, PH)										1	0	0	0	0	0	1
Bob Veale, S (9, 1)										0	0	0	0	0	0	0

Inning Stats	R: 0	H: 1	E: 0	LOB: 1	K: 1	S: 6	P: 6	R: 0	H: 1	E: 0	LOB: 1	K: 1	S: 6	P: 6	R: 0	H: 0	E: 0	LOB: 1	K: 2	S: 7	R: 0	H: 0	E: 0	LOB: 0	K: 1	S: 5	R: 3	H: 3	E: 0	LOB: 2	K: 1	S: 8	R: 0	H: 1	E: 0	LOB: 3	K: 0	S: 4	R: 0	H: 1	E: 0	LOB: 1	K: 0	S: 4	R: 1	H: 1	E: 1	LOB: 1	K: 0	S: 4	1B: 4	SF: 0	2B: 4	SAC: 1	3B: 1	DP: 1	HR: 1	HBP: 0	WP: 0	PA: 40
--------------	------	------	------	--------	------	------	------	------	------	------	--------	------	------	------	------	------	------	--------	------	------	------	------	------	--------	------	------	------	------	------	--------	------	------	------	------	------	--------	------	------	------	------	------	--------	------	------	------	------	------	--------	------	------	-------	-------	-------	--------	-------	-------	-------	--------	-------	--------

PITCHER	IP	WLS	BF	H	R	ER	SO	BB	IBB	HBP	BLK	WP	HR	S	P	ERA	WHIP
Steve Dunning, R ERA: 2.91 (1, 1)	6.2		31	7	3	3	7	4	1	0	0	0	1	40	60	4.05	1.650
Milt Wilcox, R ERA: 3.19 (7, 1)	2.0	L	9	2	1	0	0	0	0	0	0	0	0	9	9	0.00	1.000


BOTTOM

Cleveland Indians @ Boston Red Sox

Fenway Park, Boston, MA

Fri Sep 15 1972, 7:05 PM EDT
Att: 19,880 - Unknown - 65 F

AB	34
R	4
H	9
RBI	4
BB	5
SO	7
LOB	13



livebaseballscorecards.com

Batter	1	2	3	4	5	6	7	8	9	AB R H RBI BB SO LOB	TOP											
John Lowenstein, L (1, 9) OBP: 0.307, SLG: 0.414	0-0 G3		0-3 K		0-3 K			0-0 P7		4 0 0 0 0 2 3												
Jack Brohamer, L (1, 4) OBP: 0.277, SLG: 0.305	0-0 F9			0-0 G3		0-0 F8		0-0 F8		4 0 0 0 0 0 1												
Chris Chambliss, L (1, 3) OBP: 0.313, SLG: 0.378	0-0 F7			0-0 1B		0-0 F8			0-0 4-3	4 0 1 0 0 0 0												
Graig Nettles, L (1, 5) OBP: 0.325, SLG: 0.393		0-0 F8		0-0 1B		0-0 F7			0-0 4-3	4 0 1 0 0 0 0												
Tom McCraw, L (1, 7) OBP: 0.328, SLG: 0.351		0-0 E3		0-0 F2			0-0 L9		0-3 K	4 0 0 0 0 1 2												
Ray Fosse, R (1, 2) OBP: 0.309, SLG: 0.346		0-0 F7		0-3 K			0-0 F3			3 0 0 0 0 1 3												
Buddy Bell, R (1, 8) OBP: 0.308, SLG: 0.353		0-0 CS	0-0 SH3-4 1B		0-0 5-3		0-0 5-3			3 0 1 0 0 0 0												
Frank Duffy, R (1, 6) OBP: 0.278, SLG: 0.300			0-3 K		4-0 G3 BB			0-0 F6		2 0 0 0 1 1 1												
Dick Tidrow, R Steve Hargan, R Denny Riddleberger, R Vince Colbert, R Eddie Ligon, R Marcelino Lopez, R Ray Lamb, R Kurt Bevacqua, R Bill Butler, L			0-0 SH3-4		0-0 G3			4-0 BB		0 0												
Inning Stats	R: 0 E: 0 K: 0 S: 3	H: 0 LOB: 0 BB: 0 P: 3	R: 0 E: 1 K: 0 S: 3	H: 0 LOB: 0 BB: 0 P: 3	R: 0 E: 0 K: 2 S: 8	H: 1 LOB: 1 BB: 0 P: 8	R: 0 E: 0 K: 1 S: 7	H: 2 LOB: 2 BB: 0 P: 7	R: 0 E: 0 K: 1 S: 5	H: 0 LOB: 1 BB: 1 P: 9	R: 0 E: 0 K: 0 S: 3	H: 0 LOB: 0 BB: 0 P: 3	R: 0 E: 0 K: 0 S: 3	H: 0 LOB: 0 BB: 0 P: 3	R: 0 E: 0 K: 0 S: 3	H: 0 LOB: 1 BB: 1 P: 7	R: 0 E: 0 K: 1 S: 5	H: 0 LOB: 0 BB: 0 P: 5	1B: 3 2B: 0 3B: 0 HR: 0	SF: 0 SAC: 1 DP: 0 HBP: 0	WP: 0 PB: 0 SB: 0 CS: 1	PA: 33
PITCHER Luis Tiant, R (1, 1) ERA: 2.05	IP: 9.0 WLS: W BF: 32 H: 3 R: 0 ER: 0 SO: 5 BB: 2 IBB: 0 HBP: 0 BLK: 0 WP: 0 HR: 0 S: 40 P: 48 ERA: 0.00 WHIP: 0.556											PITCHER IP: 0 WLS: 0 BF: 0 H: 0 R: 0 ER: 0 SO: 0 BB: 0 IBB: 0 HBP: 0 BLK: 0 WP: 0 HR: 0 S: 0 P: 0 ERA: 0.00 WHIP: 0.000										

Cleveland Indians @ Boston Red Sox
 Fenway Park, Boston, MA
 Sat Sep 16 1972, 3:33 AM EDT
 Att. 17,335 - Unknown - 79 F

livebaseballscorecards.com

AB	29
R	0
H	3
RBI	0
BB	2
SO	5
LOB	11



Batter	1	2	3	4	5	6	7	8	9
Tommy Harper, R OBP: 0.353, SLG: 0.411 Rick Miller, L OBP: 0.300, SLG: 0.352	0-0 HR		K			WP BB 1B	K		
Luis Aparicio, R OBP: 0.298, SLG: 0.342 John Kennedy, R OBP: 0.317, SLG: 0.343	4-0 BB		E6 HR	E6		WP BB 1B		F7	
Carl Yastrzemski, L OBP: 0.363, SLG: 0.375 Cecil Cooper, L OBP: 0.300, SLG: 0.125	0-0 L9-3		HR	G4-6-3		BB 1B		F6	
Reggie Smith, S OBP: 0.360, SLG: 0.483 Dwight Evans, R	4-0 BB		BB 1B BB	4-3		BB 1B		G3	
Rico Petrocelli, R OBP: 0.343, SLG: 0.378 Phil Gagliano, R OBP: 0.333, SLG: 0.347	0-0 L7		BB BB 1B FC6-4			BB BB			
Carlton Fisk, R OBP: 0.375, SLG: 0.573		HR	FC6-4 BB 1B BB			G6-3 BB		F8	
Ben Oglivie, L OBP: 0.292, SLG: 0.396		K	FC6-4 BB			G6-3		4-3	
Doug Griffin, R OBP: 0.325, SLG: 0.310		5-3	FC6-4 1B			F2		HR	
Luis Tiant, R OBP: 0.156, SLG: 0.140		F8	1B			L7		K	

Inning Stats	R: 1	H: 1	E: 0	LOB: 1	K: 0	BB: 2	S: 3	R: 1	H: 1	E: 0	LOB: 0	K: 1	BB: 0	S: 6	R: 5	H: 3	E: 1	LOB: 2	K: 1	BB: 3	S: 9	R: 0	H: 0	E: 1	LOB: 0	K: 0	BB: 0	S: 3	R: 0	H: 0	E: 0	LOB: 0	K: 0	BB: 1	S: 2	R: 2	H: 3	E: 0	LOB: 3	K: 0	BB: 2	S: 6	R: 1	H: 1	E: 0	LOB: 0	K: 2	BB: 0	S: 8	R: 0	H: 0	E: 0	LOB: 0	K: 0	BB: 0	S: 3	R: 0	H: 0	E: 0	LOB: 0	K: 0	BB: 0	S: 3
--------------	------	------	------	--------	------	-------	------	------	------	------	--------	------	-------	------	------	------	------	--------	------	-------	------	------	------	------	--------	------	-------	------	------	------	------	--------	------	-------	------	------	------	------	--------	------	-------	------	------	------	------	--------	------	-------	------	------	------	------	--------	------	-------	------	------	------	------	--------	------	-------	------

PITCHER														PITCHER																						
IP	WLS	BF	H	R	ER	SO	BB	IBB	HBP	BLK	WP	HR	S	P	ERA	WHIP	IP	WLS	BF	H	R	ER	SO	BB	IBB	HBP	BLK	WP	HR	S	P	ERA	WHIP			
Dick Tidrow, R ERA: 2.72	(1, 1)	2.1	L	12	3	4	3	2	2	0	0	0	0	0	11.57	2.143	Ray Lamb, R ERA: 3.01	(6, 1)	1.1	6	1	1	1	2	1	0	0	0	0	0	13	6.75	1.500			
Steve Hargan, R ERA: 5.85	(3, 1)	0.0	3	1	0	0	0	2	0	0	0	0	1	9	∞	∞	Bill Butler, L ERA: 2.45	(8, 1)	1.0	3	0	0	0	0	0	0	0	0	0	3	3	0.00	0.000			
Denny Riddleberger, L ERA: 2.68	(3, 1)	0.1	3	1	3	3	0	1	0	0	0	0	2	6	81.00	6.000																				
Vince Colbert, R ERA: 4.98	(3, 1)	1.1	4	0	0	0	0	0	0	0	0	0	4	4	0.00	0.000																				
Marcelino Lopez, L ERA: 6.75	(5, 1)	1.2	9	3	2	2	0	2	0	0	0	1	0	7	10.80	3.000																				

BOTTOM

Cleveland Indians @ Boston Red Sox
Fenway Park, Boston, MA
Sat Sep 16 1972, 3:33 AM EDT
Att: 17,335 - Unknown - 79 F

AB	R	H	RBI	BB	SO	LOB
4	2	2	1	0	1	2
1	0	0	0	0	1	0

2	2	0	0	2	0	0
1	0	0	0	0	0	0

4	1	2	4	0	0	2
1	0	0	0	0	0	0

2	1	1	0	2	0	0
1	0	0	0	0	0	0

3	1	1	0	1	0	1
0	0	0	0	0	0	0

2	2	1	1	2	0	3
---	---	---	---	---	---	---

3	0	0	1	1	1	1
---	---	---	---	---	---	---


4	1	1	2	0	0	2
---	---	---	---	---	---	---

4	0	1	1	0	1	0
---	---	---	---	---	---	---

1B:	5	SF:	0
2B:	1	SAC:	0
3B:	0	DP:	3
HR:	4	HBP:	0

WP:	1	PA:	40
PB:	0		
SB:	0		
CS:	0		

AB	32
R	10
H	9
RBI	10
BB	8
SO	4
LOB	11



Batter	1	2	3	4	5	6	7	8	9	AB R H RBI BB SO LOB	TOP											
Buddy Bell, R (1, 8) OBP: 0.313, SLG: 0.360	0-3 K		0-0 HR	4-0 FC4-6 IBB		1-0 1B HBP		0-0 F2	4-0 IBB	3 2 1 1 2 1 0												
Alex Johnson, R (1, 7) OBP: 0.282, SLG: 0.343	0-0 2-3		0-0 F8 1B	0-0 FC4-6 1B		0-0 WP 1B SF8		0-0 F9	0-3 K	3 0 1 1 0 0 2 3 1 1 0 0 1 3												
Tom McCraw, L (4, 7) OBP: 0.328, SLG: 0.351				1-2f 2-3 3-H																		
Chris Chambliss, L (1, 3) OBP: 0.314, SLG: 0.379	0-0 L8		0-0 F8	0-0 1B		0-0 SF8 WP 1B		0-0 F5		5 0 2 2 0 0 1												
Roy Foster, R (1, 9) OBP: 0.321, SLG: 0.341		0-0 2B 1B	4-0 IBB			0-0 SF8			0-3 K	2 1 1 1 1 0 2 1 0 0 0 0 1 0												
John Lowenstein, L (6, 9) OBP: 0.305, SLG: 0.411						1-3 2-H																
Graig Nettles, L (1, 5) OBP: 0.326, SLG: 0.397		0-0 2B 2B	0-0 P7			0-0 F8		0-3 K	0-0 1B 2B	5 2 2 1 0 1 3												
Ray Fosse, R (1, 2) OBP: 0.313, SLG: 0.348		0-0 F4	0-0 F3			4-0 FC4-6 BB		0-0 1B	0-0 1B 1B	4 1 2 1 1 0 3												
Frank Duffy, R (1, 6) OBP: 0.282, SLG: 0.310		0-0 2B				0-0 P7		0-0 F8	0-0 SH1-4 HBP 1B	5 1 3 2 0 0 2	AB 38 R 9 H 14 RBI 9 BB 4 SO 6 LOB 21											
Jack Brohamer, L (1, 4) OBP: 0.278, SLG: 0.304		0-0 L7				0-0 FC4-6 SH1-4 1B 1B		0-0 F6	1-0 SH1-4 HBP	4 1 1 0 0 0 3												
Gaylord Perry, R (1, 1) OBP: 0.196, SLG: 0.200	0-3 K		0-0 SH1-4			0-0 6-3		0-3 K	0-0 SH1-4	3 0 0 0 0 2 2												
Inning Stats	R: 0 E: 0 K: 1 S: 5	H: 0 LOB: 0 BB: 0 P: 5	R: 2 E: 0 K: 1 S: 8	H: 3 LOB: 1 BB: 0 P: 8	R: 1 E: 0 K: 0 S: 5	H: 2 LOB: 2 BB: 1 P: 9	R: 2 E: 0 K: 0 S: 6	H: 3 LOB: 2 BB: 1 P: 10	R: 0 E: 0 K: 0 S: 3	H: 0 LOB: 1 BB: 0 P: 7	R: 2 E: 0 K: 1 S: 7	H: 2 LOB: 1 BB: 0 P: 8	R: 0 E: 0 K: 1 S: 6	H: 1 LOB: 1 BB: 0 P: 6	R: 0 E: 0 K: 0 S: 3	H: 0 LOB: 0 BB: 0 P: 3	R: 2 E: 0 K: 2 S: 10	H: 3 LOB: 3 BB: 1 P: 15	1B: 9 2B: 4 3B: 0 HR: 1	SF: 1 SAC: 2 DP: 0 HBP: 2	WP: 1 PB: 0 SB: 0 CS: 0	PA: 47
PITCHER	IP WLS BF H R ER SO BB IBB HBP BLK WP HR S P ERA WHIP																					
John Curtis, L (1, 1) ERA: 3.71	3.0 L 17 7 5 5 2 0 0 0 0 0 0 1 20 24 15.00 2.333																					
Sonny Siebert, R (4, 1) ERA: 3.69	1.0 5 1 0 0 0 0 0 1 0 0 0 0 4 8 0.00 1.000																					
Mike Garman, R (5, 1) ERA: 3.0	1.0 4 0 0 0 0 0 1 0 0 0 0 0 3 7 0.00 1.000																					
Mike Nagy, R (6, 1) ERA: 9.0	2.0 10 3 2 2 2 0 0 0 1 0 1 0 13 14 9.00 1.500																					
Gary Peters, L (8, 1) ERA: 4.21	2.0 11 3 2 2 2 0 0 1 1 0 0 0 13 18 9.00 1.500																					

Cleveland Indians @ Boston Red Sox
 Fenway Park, Boston, MA
 Sun Sep 17 1972, 3:33 AM EDT
 Att. 21,502 - Unknown - 88 F

livebaseballscorecards.com



Batter	1	2	3	4	5	6	7	8	9	AB	R	H	RBI	BB	SO	LOB
--------	---	---	---	---	---	---	---	---	---	----	---	---	-----	----	----	-----

BOTTOM

<p>Tommy Harper, R OBP: 0.350, SLG: 0.407 (1, 8) X</p>	<p>0-0 F8 ① X</p>	<p>0-0 6-3 ③</p>			<p>0-0 5-3 ② X</p>			<p>0-0 F6 ③ X</p>	5 0 0 0 0 0 2
---	-------------------	------------------	--	--	--------------------	--	--	-------------------	---------------

<p>Luis Aparicio, R OBP: 0.300, SLG: 0.344 (1, 6) X</p>			<p>0-0 FC3-6 1B X</p>		<p>0-0 F3 1B X</p>				4 1 2 0 0 0 0
--	--	--	-----------------------	--	--------------------	--	--	--	---------------

<p>Carl Yastrzemski, L OBP: 0.360, SLG: 0.372 (1, 3) X</p>			<p>0-0 FC3-6 1B ① X</p>		<p>0-0 F8 ③ X</p>		<p>0-0 4-3 ① X</p>		4 0 0 0 0 0 3
---	--	--	-------------------------	--	-------------------	--	--------------------	--	---------------

<p>Reggie Smith, S OBP: 0.361, SLG: 0.484 (1, 9) X</p>			<p>0-0 6-3 ② X</p>		<p>0-0 2B X</p>		<p>0-0 F8 ② X</p>		3 0 1 0 1 0 1
---	--	--	--------------------	--	-----------------	--	-------------------	--	---------------

<p>Rico Petrocelli, R OBP: 0.344, SLG: 0.378 (1, 5) X</p>			<p>0-3 K ③ X</p>		<p>0-0 6-3 ① X</p>		<p>4-0 BB X</p>		3 0 1 1 1 1 2
--	--	--	------------------	--	--------------------	--	-----------------	--	---------------

<p>Carlton Fisk, R OBP: 0.371, SLG: 0.568 (1, 2) X</p>				<p>0-0 L8 ① X</p>		<p>0-3 K ② X</p>		<p>0-0 P8 ③ X</p>	4 0 0 0 0 2 4
---	--	--	--	-------------------	--	------------------	--	-------------------	---------------

<p>Ben Oglivie, L OBP: 0.292, SLG: 0.393 (1, 7) X</p>		<p>0-0 1-3 1B X</p>		<p>0-0 4-3 X</p>		<p>0-0 G3 ③ X</p>		<p>0-0 F8 ① X</p>	4 0 1 0 0 0 1
--	--	---------------------	--	------------------	--	-------------------	--	-------------------	---------------

<p>Doug Griffin, R OBP: 0.323, SLG: 0.307 (1, 4) X</p>				<p>0-0 F8 ③ X</p>		<p>0-0 F6 ① X</p>		<p>0-0 L4 ② X</p>	4 0 0 0 0 0 1
---	--	--	--	-------------------	--	-------------------	--	-------------------	---------------

<p>John Curtis, L OBP: 0.143, SLG: 0.106 (1, 1) Sonny Siebert, R OBP: 0.304, SLG: 0.333 (4, 1) Mike Garman, R (5, 1) Cecil Cooper, L OBP: 0.273, SLG: 0.111 (5, PH) Mike Nagy, R (6, 1) Andy Kosco, R OBP: 0.263, SLG: 0.441 (7, PH) Gary Peters, L OBP: 0.219, SLG: 0.267 (8, 1) Dwight Evans, R OBP: 0.500, SLG: 0.500 (9, PH)</p>		<p>0-3 K ② X</p>		<p>0-0 F8 ① X</p>		<p>0-0 HR X</p>		<p>0-0 1B X</p>	<p>1 0 0 0 0 0 1 1 0 0 0 0 0 0 0 0 0 0 0 0 0 0 0 0 1 0 0 0 0 0 0 0 0 0 0 0 0 0 0 0 1 1 1 1 0 0 0 0 0 0 0 0 0 0 0 0 1 0 1 0 0 0 0 0</p>
--	--	------------------	--	-------------------	--	-----------------	--	-----------------	--

Cleveland Indians @ Boston Red Sox
Fenway Park, Boston, MA
Sun Sep 17 1972, 3:33 AM EDT
Att: 21,502 - Unknown - 88 F

AB	35
R	2
H	7
RBI	2
BB	2
SO	4
LOB	15



Inning Stats	R: 1 E: 1 K: 1 S: 7	H: 1 LOB: 2 BB: 1 P: 11	R: 0 E: 0 K: 1 S: 6	H: 1 LOB: 1 BB: 0 P: 6	R: 0 E: 0 K: 1 S: 6	H: 1 LOB: 1 BB: 0 P: 6	R: 0 E: 0 K: 0 S: 3	H: 0 LOB: 0 BB: 0 P: 3	R: 0 E: 0 K: 0 S: 4	H: 1 LOB: 1 BB: 0 P: 4	R: 0 E: 0 K: 1 S: 6	H: 1 LOB: 1 BB: 0 P: 6	R: 1 E: 0 K: 0 S: 4	H: 1 LOB: 0 BB: 0 P: 4	R: 0 E: 0 K: 0 S: 3	H: 0 LOB: 1 BB: 1 P: 7	R: 0 E: 0 K: 0 S: 4	H: 1 LOB: 1 BB: 0 P: 4	R: 0 E: 0 K: 0 S: 4	H: 1 LOB: 1 BB: 0 P: 4	1B: 5 2B: 1 3B: 0 HR: 1	SF: 0 SAC: 0 DP: 0 HBP: 0	WP: 0 PB: 0 SB: 0 CS: 0	PA: 37
---------------------	------------------------------	----------------------------------	------------------------------	---------------------------------	------------------------------	---------------------------------	------------------------------	---------------------------------	------------------------------	---------------------------------	------------------------------	---------------------------------	------------------------------	---------------------------------	------------------------------	---------------------------------	------------------------------	---------------------------------	------------------------------	---------------------------------	----------------------------------	------------------------------------	----------------------------------	--------

PITCHER Gaylord Perry, R ERA: 2.04 (1, 1)	IP: 9.0 WLS: W BF: 37 H: 7 R: 2 ER: 1 SO: 4 BB: 1 IBB: 1 HBP: 0 BLK: 0 WP: 0 HR: 1 S: 43 P: 51 ERA: 1.00 WHIP: 0.889	PITCHER	IP: 9.0 WLS: W BF: 37 H: 7 R: 2 ER: 1 SO: 4 BB: 1 IBB: 1 HBP: 0 BLK: 0 WP: 0 HR: 1 S: 43 P: 51 ERA: 1.00 WHIP: 0.889
--	--	----------------	--

Batter	1	2	3	4	5	6	7	8	9	AB R H RBI BB SO LOB	TOP											
Dick McAuliffe, L (1, 4) OBP: 0.343, SLG: 0.349	0-0 F8		0-0 1B		0-0 F9		0-3 K2-3		0-0 F9	5 0 1 0 0 1 1												
Aurelio Rodriguez, R (1, 5) OBP: 0.263, SLG: 0.342	0-0 1B		0-0 1B			0-0 F7	0-0 4-3			4 0 2 0 0 0 0												
Gates Brown, L (1, 7) OBP: 0.308, SLG: 0.382	0-0 F5		0-0 G4-6-3			0-0 4-3		0-0 F8		4 0 0 0 0 0 3												
Norm Cash, L (1, 3) OBP: 0.329, SLG: 0.456	0-0 1B			0-3 K		0-0 1B		0-0 4-3		4 1 3 0 0 1 0												
Duke Sims, L (1, 2) OBP: 0.314, SLG: 0.309	0-0 F7			0-0 F8		0-0 FC3-5		0-0 4-3		4 0 1 0 0 0 3												
Jim Northrup, L (1, 9) OBP: 0.312, SLG: 0.346		0-0 F7		0-0 4-3		0-0 1B		0-0 2B		3 0 1 1 1 0 0												
Mickey Stanley, R (1, 8) OBP: 0.275, SLG: 0.400		0-0 F8			0-0 F4	0-0 FC3-5		0-0 6-3		4 0 0 0 0 0 4												
Ed Brinkman, R (1, 6) OBP: 0.252, SLG: 0.278		0-0 6-3			0-0 BB		0-0 HR		0-0 F9	3 1 1 1 1 0 0												
Mickey Lolich, S (1, 1) OBP: 0.242, SLG: 0.074			0-3 K		0-3 K		0-0 F9		0-0 L5-3	2 0 0 0 0 2 1												
Frank Howard, R (7, PH) OBP: 0.344, SLG: 0.377										1 0 0 0 0 0 0												
Lerrin LaGrow, R (7, 1)										0 0 0 0 0 0 0												
Al Kaline, R (9, PH) OBP: 0.345, SLG: 0.406										1 0 0 0 0 0 0												
Inning Stats	R: 0 E: 0 K: 0 S: 5	H: 2 LOB: 2 BB: 0 P: 5	R: 0 E: 0 K: 0 S: 3	H: 0 LOB: 0 BB: 0 P: 3	R: 0 E: 0 K: 1 S: 6	H: 2 LOB: 1 BB: 0 P: 6	R: 0 E: 0 K: 1 S: 5	H: 0 LOB: 0 BB: 0 P: 5	R: 0 E: 0 K: 1 S: 5	H: 0 LOB: 1 BB: 1 P: 9	R: 0 E: 0 K: 1 S: 5	H: 2 LOB: 3 BB: 1 P: 9	R: 1 E: 0 K: 1 S: 6	H: 1 LOB: 0 BB: 0 P: 6	R: 1 E: 0 K: 0 S: 5	H: 2 LOB: 1 BB: 0 P: 5	R: 0 E: 0 K: 0 S: 3	H: 0 LOB: 0 BB: 0 P: 3	1B: 6 2B: 2 3B: 0 HR: 1	SF: 0 SAC: 0 DP: 1 HBP: 0	WP: 0 PB: 0 SB: 0 CS: 0	PA: 37
PITCHER	IP WLS BF H R ER SO BB IBB HBP BLK WP HR S P ERA WHIP																					
Steve Dunning, R (1, 1) ERA: 2.86	7.2 W 33 9 2 2 4 2 0 0 0 0 0 1 39 47 2.35 1.435																					
Ed Farmer, R (8, 1) ERA: 4.02	1.1 S 4 0 0 0 0 0 0 0 0 0 0 0 4 4 0.00 0.000																					

Detroit Tigers @ Cleveland Indians
 Cleveland Municipal Stadium, Cleveland, OH
 Tue Sep 19 1972, 7:05 PM EDT
 Unknown

livebaseballscorecards.com

AB	35
R	2
H	9
RBI	2
BB	2
SO	4
LOB	12



Batter	1	2	3	4	5	6	7	8	9
Buddy Bell, R OBP: 0.312, SLG: 0.361 (1, 8)	0-0 F7	0-0 F9			0-0 1B 1B 2B		0-0 F1		
Alex Johnson, R OBP: 0.285, SLG: 0.346 (1, 7) John Lowenstein, L OBP: 0.303, SLG: 0.408 (6, 7)	0-0 2B 1B		0-3 K		0-0 1B 1B		0-0 F8		
Chris Chambliss, L OBP: 0.316, SLG: 0.382 (1, 3)	0-0 1-3 2B		0-0 F5		0-0 1-2 3-H 1B		0-0 6-3		
Roy Foster, R OBP: 0.319, SLG: 0.338 (1, 9) Kurt Bevacqua, R (2, 9) Tom McCraw, L OBP: 0.327, SLG: 0.350 (8, 9)	0-0 FC5-2-5-2-5-4 2-3 3-3		0-0 F8		0-0 FC5-6-4 1-2 2-3		0-0 1-3		
Graig Nettles, L OBP: 0.325, SLG: 0.398 (1, 5)		0-0 1B 2B		0-0 F8	0-3 K		0-0 F4		
Ray Fosse, R OBP: 0.313, SLG: 0.348 (1, 2)		0-0 2-H 1B		0-3 K		0-0 5-3			
Frank Duffy, R OBP: 0.283, SLG: 0.308 (1, 6)		0-0 F9 1-2		4-0 BB		0-0 F7			
Jack Brohamer, L OBP: 0.277, SLG: 0.302 (1, 4)		0-0 F3		0-0 G3		0-0 F3			
Steve Dunning, R OBP: 0.281, SLG: 0.581 (1, 1) Ed Farmer, R OBP: 0.143, SLG: 0.143 (8, 1)		4-0 BB			0-0 HR		0-0 F9		

AB	R	H	RBI	BB	SO	LOB
4	1	1	0	0	0	2
3	0	2	0	0	1	0
1	0	0	0	0	0	0
4	0	2	1	0	0	0
1	0	0	0	0	0	2
2	0	0	0	0	0	2
1	0	0	0	0	0	0
4	1	1	0	0	1	1
3	0	1	1	0	1	0
2	0	0	0	1	0	1
3	0	0	0	0	0	2
2	1	1	1	1	0	0
0	0	0	0	0	0	0


BOTTOM

Detroit Tigers @ Cleveland Indians
Cleveland Municipal Stadium, Cleveland, OH

Tue Sep 19 1972, 7:05 PM EDT
Unknown

livebaseballscorecards.com

AB	30
R	3
H	8
RBI	3
BB	2
SO	3
LOB	10



Inning Stats		R: 0	H: 2	R: 1	H: 2	R: 0	H: 0	R: 0	H: 0	R: 2	H: 4	R: 0	H: 0	R: 0	H: 0	R: 0	H: 0
		E: 0	LOB: 1	E: 0	LOB: 2	E: 0	LOB: 0	E: 0	LOB: 1	E: 0	LOB: 1	E: 0	LOB: 0	E: 0	LOB: 0	E: 0	LOB: 0
		K: 0	BB: 0	K: 0	BB: 1	K: 1	BB: 0	K: 1	BB: 1	K: 1	BB: 0	K: 0	BB: 0	K: 0	BB: 0	K: 0	BB: 0
		S: 4	P: 4	S: 5	P: 9	S: 5	P: 5	S: 5	P: 9	S: 8	P: 8	S: 3	P: 3	S: 3	P: 3	S: 3	P: 3

PITCHER		IP	WLS	BF	H	R	ER	SO	BB	IBB	HBP	BLK	WP	HR	S	P	ERA	WHIP
Mickey Lolich, L ERA: 2.6 (1, 1)		6.0	L	26	8	3	3	3	2	0	0	0	0	1	30	38	4.50	1.667
Lerrin LaGrow, R ERA: 1.74 (7, 1)		2.0		6	0	0	0	0	0	0	0	0	0	0	6	6	0.00	0.000

WP	PA	3B	DP	CS
0	32	0	2	0

Batter	1	2	3	4	5	6	7	8	9
Buddy Bell, R OBP: 0.309, SLG: 0.358 (1, 8) X	0-0 F5		0-0 F8		0-0 L9		0-0 FC5-2 FC3-6 1B		
Frank Duffy, R OBP: 0.285, SLG: 0.310 (1, 6) X	0-0 5-3			0-0 5-3		0-0 1B	0-0 FC3-6 1B		
Chris Chambliss, L OBP: 0.315, SLG: 0.381 (1, 3) X	0-0 F8			0-3 K		0-0 L4-3 1B	0-0 FC3-6		
Roy Foster, R OBP: 0.319, SLG: 0.333 (1, 9)		0-3 K		4-0 HR		0-0 L4-3 1B	0-0 L9		
Tom McCraw, L OBP: 0.326, SLG: 0.349 (7, 9)				BB					
Graig Nettles, L OBP: 0.325, SLG: 0.402 (1, 5) X		0-0 F8		0-0 HR		0-0 F8		0-0 L9	
Kurt Bevacqua, R (1, 7)		0-0 F8		4-0 BB			4-0 1B BB	0-0 F7	
John Lowenstein, L OBP: 0.305, SLG: 0.405 (6, 7)				BB					
Jerry Moses, R OBP: 0.291, SLG: 0.328 (1, 2)			0-0 FC3-6 1B	0-0 F4			0-0 BB BB	0-0 3B	
Eddie Leon, R OBP: 0.272, SLG: 0.279 (8, 4)							1-3 FC5-2 1B		
Jack Brohamer, L OBP: 0.276, SLG: 0.301 (1, 4)			0-0 F7		0-0 4-3		4-0 FC5-2 1B	4-0 IBB	
Ray Fosse, R OBP: 0.316, SLG: 0.348 (7, PH) (8, 2)							1-2 BB BB		
Bill Butler, L (1, 1)			0-0 FC3-6		0-0 4-3		4-0 1B FC5-2	0-3 K	
Ray Lamb, R (3, 1)							1-2 FC3-6 BB		
Del Unser, L OBP: 0.280, SLG: 0.272 (7, PH)									
Ed Farmer, R OBP: 0.143, SLG: 0.143 (8, 1)									
Mike Kilkenny, R OBP: 0.071, SLG: 0.071 (8, 1)									

Inning Stats	R: 0	H: 0	E: 0	K: 3	S: 3	R: 0	H: 0	E: 0	K: 1	S: 5	R: 0	H: 1	E: 0	K: 0	S: 4	R: 2	H: 1	E: 0	K: 1	S: 6	R: 0	H: 0	E: 0	K: 0	S: 3	R: 0	H: 2	E: 0	K: 0	S: 4	R: 4	H: 2	E: 0	K: 0	S: 5	R: 0	H: 1	E: 0	K: 1	S: 6
	LOB: 0	BB: 0	P: 3			LOB: 0	BB: 0	P: 5			LOB: 1	BB: 0	P: 4			LOB: 1	BB: 2	P: 14			LOB: 0	BB: 0	P: 3			LOB: 1	BB: 0	P: 4			LOB: 1	BB: 3	P: 17			LOB: 2	BB: 1	P: 10		

PITCHER	IP	WLS	BF	H	R	ER	SO	BB	IBB	HBP	BLK	WP	HR	S	P	ERA	WHIP	PITCHER	IP	WLS	BF	H	R	ER	SO	BB	IBB	HBP	BLK	WP	HR	S	P	ERA	WHIP	
John Hiller, L ERA: 2.31 (1, 1)	4.0	L	16	2	2	2	2	2	2	0	0	0	0	18	26	4.50	1.000	Tom Timmermann, R ERA: 2.91 (7, 1)	0.1		3	1	0	0	0	1	0	0	0	0	2	6	0.00	6.000		
Lerrin LaGrow, R ERA: 1.61 (5, 1)	1.2		6	2	0	0	0	0	0	0	0	0	0	6	6	0.00	1.200	Bob Strampe, R ERA: 11.57 (7, 1)	1.2		7	1	2	2	1	0	1	0	0	8	12	10.80	0.600			
Fred Scherman, L ERA: 3.5 (6, 1)	0.1		1	0	0	0	0	0	0	0	0	0	0	1	1	0.00	0.000																			
Joe Niekro, R ERA: 3.83 (7, 1)	0.0		2	1	2	2	0	1	0	0	0	0	0	1	5	∞	∞																			
Jim Foor, L ERA: 14.73 (7, 1)	0.0		1	0	0	0	0	1	0	0	0	0	0	0	4	∞	∞																			

BOTTOM

Detroit Tigers @ Cleveland Indians
Cleveland Municipal Stadium, Cleveland, OH

Tue Sep 19 1972, 7:05 PM EDT
Att. 5,453 - Unknown

livebaseballscores.com

AB	30
R	6
H	7
RBI	6
BB	6
SO	3
LOB	14



WP : 0	PA : 36
PB : 0	
SB : 0	
CS : 0	

Batter	1	2	3	4	5	6	7	8	9	AB R H RBI BB SO LOB	TOP										
Dick McAuliffe, L OBP: 0.340, SLG: 0.343 (1, 4) BB B B	4-0 FC4-6 BB BB		x 0-0 F7 ①		x 0-0 F9 ①			x 0-0 F9 ②x	x 0-0 F3 ③	4 0 0 0 1 0 4											
Jim Northrup, L OBP: 0.311, SLG: 0.347 (1, 8) (9, 7)	0-0 FC4-6 S 1B 1-2f		x 0-0 2B		x 0-0 G3-6-3 ② ③ 1-2f			x 0-0 3-1 ③		4 1 1 0 0 0 2											
Gates Brown, L OBP: 0.311, SLG: 0.384 Al Kaline, R OBP: 0.349, SLG: 0.405 (1, 7) (9, 9)	0-0 1B 1-H 1B		x 0-0 F7 ②		x 0-0 F5 ①			x 0-0 SH5-3 2B 1B		4 1 2 1 0 0 1 0 0 0 0 0 0 0											
Norm Cash, L OBP: 0.327, SLG: 0.452 (1, 3)	0-3 K ②		x 0-0 F7 ③		x 0-0 F8 ②			x 0-0 SH5-3 ① 1-2		3 0 0 0 0 1 2											
Duke Sims, L OBP: 0.316, SLG: 0.316 Marvin Lane, R (9, PR) Mickey Stanley, R OBP: 0.274, SLG: 0.398 (1, 9) (9, 8)	0-0 1-3 1B			x 0-0 F8 ①		x 0-0 F7 ③		x 0-0 1-3 2-H 1B 2B		4 0 2 1 0 0 0 0 1 0 0 0 0 0 0 0 0 0 0 0 0											
Tom Haller, L OBP: 0.295, SLG: 0.328 (1, 2)	0-0 F9 ③			4-0 FC2-6 BB BB BB B			x 0-0 F2 ①	x 4-0 1-3 1B IBB		2 1 0 0 2 0 2											
Aurelio Rodriguez, R OBP: 0.264, SLG: 0.341 (1, 5)		x 0-0 F7 ①		x 0-0 FC2-6 S 1-2f			x 0-0 G5-4-3 1B	x 0-0 1-3 ②		4 0 1 0 0 0 3											
Ed Brinkman, R OBP: 0.254, SLG: 0.277 (1, 6)		x 0-0 5-3 ②		0-3 K ③ 1-2			x 0-0 G5-4-3 ② ③ 1-2f	x 4-0 1B IBB		3 0 0 0 1 1 2											
Woodie Fryman, R OBP: 0.149, SLG: 0.169 (1, 1)		x 0-0 F3 ③			x 0-0 G3-6-3 1B			x 0-0 4-3 ①x	x 0-0 1-3 2-H 3-H 1B	4 0 2 2 0 0 0											
Inning Stats	R: 1 E: 0 K: 1 S: 7 H: 2 LOB: 2 BB: 1 P: 11	R: 0 E: 0 K: 0 S: 3 H: 0 LOB: 0 BB: 0 P: 3	R: 0 E: 0 K: 0 S: 4 H: 1 LOB: 1 BB: 1 P: 4	R: 0 E: 0 K: 1 S: 5 H: 0 LOB: 1 BB: 1 P: 9	R: 0 E: 0 K: 0 S: 3 H: 1 LOB: 0 BB: 0 P: 3	R: 0 E: 0 K: 0 S: 3 H: 0 LOB: 0 BB: 0 P: 3	R: 0 E: 0 K: 0 S: 3 H: 1 LOB: 0 BB: 0 P: 3	R: 0 E: 0 K: 0 S: 3 H: 0 LOB: 0 BB: 0 P: 3	R: 3 E: 0 K: 0 S: 6 H: 3 LOB: 3 BB: 2 P: 14	1B: 6 2B: 2 3B: 0 HR: 0 SF: 0 SAC: 1 DP: 2 HBP: 0	WP: 0 PB: 0 SB: 2 CS: 0 PA: 37										
PITCHER	IP WLS BF H R ER SO BB IBB HBP BLK WP HR S P ERA WHIP																				
Dick Tidrow, R ERA: 2.77 (1, 1)	8.2 L 36 8 4 4 2 2 2 0 0 0 0 0 36 52 4.15 1.154																				
Tom Hilgendorf, L ERA: 2.74 (9, 1)	0.1 1 0 0 0 0 0 0 0 0 0 0 0 1 1 0.00 0.000																				

Detroit Tigers @ Cleveland Indians
Cleveland Municipal Stadium, Cleveland, OH
Wed Sep 20 1972, 7:05 PM EDT
Att. 3,198 - Unknown

AB	32
R	4
H	8
RBI	4
BB	4
SO	2
LOB	16



Batter	1	2	3	4	5	6	7	8	9	AB	R	H	RBI	BB	SO	LOB
Buddy Bell, R OBP: 0.307, SLG: 0.354 (1, 8)	0-0 5-3		0-3 K			0-0 5-3		0-0 6-3		4	0	0	0	0	1	1
Eddie Leon, R OBP: 0.267, SLG: 0.274 (1, 4)	0-0 6-3		0-0 4-3			0-0 6-3		0-0 6-3		4	0	0	0	0	0	1
Chris Chambliss, L OBP: 0.315, SLG: 0.380 (1, 3)	0-0 F7			0-0 F5		0-0 E9 1B		0-0 F7		4	1	1	0	0	0	0
Roy Foster, R OBP: 0.323, SLG: 0.333 (1, 9)		0-3 K		0-0 F7		4-0 1B BB		0-0 FC3-6 1B		3	0	1	0	1	1	0
Graig Nettles, L OBP: 0.324, SLG: 0.401 (1, 5)		0-0 F9		0-0 F7		0-0 FC6-4 1B		0-0 FC3-6 4-3 1-2f		4	0	1	1	0	0	1
Ray Fosse, R OBP: 0.315, SLG: 0.347 (1, 2)		0-0 1B			0-0 F7	0-0 FC6-4 1-2f		0-0 4-3 1-2		4	0	1	0	0	0	3
John Lowenstein, L OBP: 0.300, SLG: 0.397 (1, 7)		0-0 F7		0-3 K			0-0 4-3	0-0 4-3		3	0	0	0	0	1	1
Kurt Bevacqua, R (9, PH)										1	0	0	0	0	0	1
Frank Duffy, R OBP: 0.288, SLG: 0.319 (1, 6)			0-0 SH1-4 2B		0-0 2B		0-0 3-1			3	0	2	0	0	0	0
Dick Tidrow, R OBP: 0.136, SLG: 0.109 (1, 1)			0-0 SH1-4		0-0 F9		0-3 K			2	0	0	0	0	1	1
Tom Hilgendorf, S OBP: 0.071, SLG: 0.077 (9, 1)			2-3							0	0	0	0	0	0	0

Inning Stats	R: 0	H: 0	E: 0	K: 0	S: 3	P: 3	R: 0	H: 1	E: 0	K: 1	S: 6	P: 6	R: 0	H: 1	E: 0	K: 1	S: 6	P: 6	R: 0	H: 0	E: 0	K: 0	S: 3	P: 3	R: 0	H: 1	E: 0	K: 1	S: 6	P: 6	R: 1	H: 2	E: 1	K: 0	S: 5	P: 9	R: 0	H: 0	E: 0	K: 1	S: 5	P: 5	R: 0	H: 0	E: 0	K: 0	S: 3	P: 3	R: 0	H: 1	E: 0	K: 0	S: 4	P: 4	1B: 4	2B: 2	3B: 0	HR: 0	SF: 0	SAC: 1	DP: 0	HBP: 0	WP: 0	PB: 0	SB: 0	CS: 0	PA: 34
PITCHER Woody Fryman, L ERA: 3.22 (1, 1)	IP	WLS	BF	H	R	ER	SO	BB	IBB	HBP	BLK	WP	HR	S	P	ERA	WHIP	IP	WLS	BF	H	R	ER	SO	BB	IBB	HBP	BLK	WP	HR	S	P	ERA	WHIP	IP	WLS	BF	H	R	ER	SO	BB	IBB	HBP	BLK	WP	HR	S	P	ERA	WHIP																

BOTTOM


Detroit Tigers @ Cleveland Indians
Cleveland Municipal Stadium, Cleveland, OH

Wed Sep 20 1972, 7:05 PM EDT
Att. 3,198 - Unknown

livebaseballscorecards.com

AB	32
R	1
H	6
RBI	1
BB	1
SO	4
LOB	9



Batter	1	2	3	4	5	6	7	8	9	AB R H RBI BB SO LOB	TOP											
Horace Clarke, S (1, 4) OBP: 0.321, SLG: 0.308	0-0 F8		0-0 6-3		0-0 1-2 1B		0-0 1-3			4 0 1 0 0 0 2												
Roy White, S (1, 7) OBP: 0.380, SLG: 0.362	0-0 4-3		0-0 F7		0-3 K			0-0 F5		4 0 0 0 0 1 3												
Bobby Murcer, L (1, 8) OBP: 0.359, SLG: 0.529	0-0 L4			0-0 1B 1B		0-0 F8		0-0 1B		4 0 2 0 0 0 0												
Ron Blomberg, L (1, 3) OBP: 0.350, SLG: 0.480		0-0 G6-3 2B		0-0 F5		0-0 4-3		0-3 K		4 0 1 0 0 1 2												
Johnny Callison, L (1, 9) OBP: 0.294, SLG: 0.382		0-0 G6-3 2-3		0-0 G3-6-3 1B		0-0 L3		0-0 4-3		4 0 1 0 0 0 2												
Bernie Allen, L (1, 5) OBP: 0.299, SLG: 0.390		0-3 K		0-0 G3-6-3 1-2f		4-0 2B 6-3 BB		0-3 K		3 1 0 0 1 2 3												
Thurman Munson, R (1, 2) OBP: 0.345, SLG: 0.363		0-0 P4			0-0 4-3		0-0 F8		0-0 6-3	4 0 0 0 0 0 2	AB 33 R 1 H 8 RBI 1 BB 1 SO 5 LOB 16											
Gene Michael, S (1, 6) OBP: 0.296, SLG: 0.293			0-0 SH1-4 1B		0-0 1B 1B		0-0 6-3 2B		0-0 G3	4 0 3 0 0 0 0												
Steve Kline, R (1, 1) OBP: 0.135, SLG: 0.072			0-0 SH1-4		0-3 K		0-0 6-3			1 0 0 0 0 1 1												
Felipe Alou, R (7, PH) OBP: 0.326, SLG: 0.408										1 0 0 1 0 0 1												
Wade Blasingame, L (7, 1)										0 0 0 0 0 0 0												
Ron Klimkowski, R (8, 1)			1-2				2-3 3-H			0 0 0 0 0 0 0												
Inning Stats	R: 0 E: 0 K: 0 S: 3	H: 0 LOB: 0 BB: 0 P: 3	R: 0 E: 0 K: 1 S: 6	H: 1 LOB: 1 BB: 0 P: 6	R: 0 E: 0 K: 0 S: 4	H: 1 LOB: 1 BB: 0 P: 4	R: 0 E: 0 K: 0 S: 4	H: 2 LOB: 1 BB: 0 P: 4	R: 0 E: 0 K: 2 S: 9	H: 2 LOB: 2 BB: 0 P: 9	R: 0 E: 0 K: 0 S: 3	H: 0 LOB: 0 BB: 0 P: 3	R: 1 E: 0 K: 0 S: 4	H: 1 LOB: 1 BB: 1 P: 8	R: 0 E: 0 K: 1 S: 6	H: 1 LOB: 1 BB: 0 P: 6	R: 0 E: 0 K: 1 S: 5	H: 0 LOB: 0 BB: 0 P: 5	1B: 6 2B: 2 3B: 0 HR: 0	SF: 0 SAC: 1 DP: 1 HBP: 0	WP: 0 PB: 0 SB: 0 CS: 0	PA: 35
PITCHER Gaylord Perry, R (1, 1) ERA: 2.01	IP 9.0 WLS W BF 35 H 8 R 1 ER 1 SO 5 BB 1 IBB 0 HBP 0 BLK 0 WP 0 HR 0 S 44 P 48 ERA 1.00 WHIP 1.000											PITCHER	IP WLS BF H R ER SO BB IBB HBP BLK WP HR S P ERA WHIP									

New York Yankees @ Cleveland Indians
Cleveland Municipal Stadium, Cleveland, OH

Fri Sep 22 1972, 7:05 PM EDT
Att: 3,436 - Unknown - 57 F

livebaseballscorecards.com

Batter	1	2	3	4	5	6	7	8	9	AB	R	H	RBI	BB	SO	LOB
Buddy Bell, R OBP: 0.308, SLG: 0.358 (1, 8)	0-0 1B		0-0 1B 2B	0-0 F8			0-0 6-3			4	1	2	0	0	0	2
Jack Brohamer, L OBP: 0.277, SLG: 0.305 (1, 4)	0-0 P6		0-0 G6-4-3 2-H 1B		0-0 1B 2B		0-0 F8			4	1	2	1	0	0	1
Chris Chambliss, L OBP: 0.314, SLG: 0.379 (1, 3)	0-0 F8		0-0 G6-4-3 1-2f		0-0 F6			0-0 1B WP L8 1B		4	0	1	0	0	0	3
Graig Nettles, L OBP: 0.325, SLG: 0.401 (1, 5)	0-0 6-3			0-0 F8	0-0 G4-6-3 2-H 1B			4-0 1B BB		3	0	1	1	1	0	1
Tom McCraw, L OBP: 0.325, SLG: 0.348 (1, 7)		0-0 6-3		0-0 1B 1B	0-0 G4-6-3 1-2f			0-3 K		4	1	1	0	0	1	3
Del Unser, L OBP: 0.287, SLG: 0.280 (1, 9)		0-0 CS 1B		0-0 1B 1B		0-0 CS 1B		0-0 1-2 2-3 1B		4	1	4	0	0	0	0
Ray Fosse, R OBP: 0.317, SLG: 0.347 (1, 2)		4-0 1-2 BB		0-0 1B 1B		0-3 1-2 K		0-0 L8 3-H		3	0	1	1	1	1	4
Frank Duffy, R OBP: 0.286, SLG: 0.316 (1, 6)		0-3 K		0-0 F7		0-0 F7				3	0	0	0	0	1	3
Gaylord Perry, R OBP: 0.200, SLG: 0.204 (1, 1)			0-0 G3	0-0 1-3 2-H 1B			0-0 6-3			3	0	1	1	0	0	0

Inning Stats	R: 0	H: 1	E: 0	K: 0	S: 4	L: 1	LOB: 1	BB: 0	P: 4	R: 0	H: 1	E: 0	K: 1	S: 5	L: 1	LOB: 1	BB: 1	P: 9	R: 1	H: 2	E: 0	K: 0	S: 4	R: 2	H: 4	E: 0	K: 0	S: 7	R: 1	H: 2	E: 0	K: 0	S: 4	R: 0	H: 1	E: 0	K: 1	S: 5	R: 0	H: 2	E: 0	K: 1	S: 6	R: 0	H: 2	E: 0	K: 1	S: 6
--------------	------	------	------	------	------	------	--------	-------	------	------	------	------	------	------	------	--------	-------	------	------	------	------	------	------	------	------	------	------	------	------	------	------	------	------	------	------	------	------	------	------	------	------	------	------	------	------	------	------	------


PITCHER	IP	WLS	BF	H	R	ER	SO	BB	IBB	HBP	BLK	WP	HR	S	P	ERA	WHIP
Steve Kline, R ERA: 2.24 (1, 1)	6.0	L	26	11	4	4	2	1	0	0	0	0	0	29	33	6.00	2.000
Wade Blasingame, L ERA: 5.68 (7, 1)	1.1		7	2	0	0	1	1	0	0	0	1	0	8	12	0.00	2.250
Ron Klimkowski, R ERA: 4.02 (8, 1)	0.2		1	0	0	0	0	0	0	0	0	0	0	1	1	0.00	0.000

BOTTOM

New York Yankees @ Cleveland Indians
Cleveland Municipal Stadium, Cleveland, OH

Fri Sep 22 1972, 7:05 PM EDT
Att. 3,436 - Unknown - 57 F

AB	32
R	4
H	13
RBI	4
BB	2
SO	3
LOB	17



1B: 11	SF: 0	WP: 1	PA: 34
2B: 2	SAC: 0	PB: 0	
3B: 0	DP: 2	SB: 0	
HR: 0	HBP: 0	CS: 2	

PITCHER	IP	WLS	BF	H	R	ER	SO	BB	IBB	HBP	BLK	WP	HR	S	P	ERA	WHIP
---------	----	-----	----	---	---	----	----	----	-----	-----	-----	----	----	---	---	-----	------

Batter	1	2	3	4	5	6	7	8	9	AB R H RBI BB SO LOB	TOP		
Horace Clarke, S OBP: 0.323, SLG: 0.308 (1, 4) BB	4-0 SH5-3 BB		0-0 1B		0-0 4-3	0-0 FC6-4 1-2f				3 0 1 0 1 0 1			
Roy White, S OBP: 0.380, SLG: 0.368 (1, 7) X	0-0 SH5-3 1-2		0-0 L7		0-0 HR		0-0 3-1			3 1 1 1 0 0 1			
Bobby Murcer, L OBP: 0.358, SLG: 0.527 (1, 8) X	0-0 P3		0-0 L5		4-0 HR BB		0-0 B1-3			3 1 0 0 1 0 2			
Ron Blomberg, L OBP: 0.352, SLG: 0.491 (1, 3) X	0-0 F8		0-0 L8		0-0 HR 1-H		0-0 1B			4 1 2 2 0 0 2			
Johnny Callison, L OBP: 0.294, SLG: 0.380 (1, 9) S		0-3 K		0-0 HR 1B	0-0 P4		0-3 K			4 1 1 0 0 2 1			
Bernie Allen, L OBP: 0.300, SLG: 0.404 (1, 5) X		0-0 E3 CS		0-0 HR 1-H	0-3 K					3 1 1 2 0 1 0			
Thurman Munson, R OBP: 0.347, SLG: 0.365 (1, 2) X		0-0 E 1-2 1B		0-0 6-3		0-0 FC6-4 1B				3 0 2 0 0 0 0			
Gene Michael, S OBP: 0.296, SLG: 0.291 (1, 6) S		4-0 1-2 IBB		0-0 4-3		0-3 K				2 0 0 0 1 1 1			
Fritz Peterson, S OBP: 0.268, SLG: 0.253 (1, 1) S		0-3 K		0-0 4-3		0-3 K				3 0 0 0 0 2 3			
Inning Stats	R: 0 E: 0 K: 0 S: 3 H: 0 LOB: 1 BB: 1 P: 7	R: 0 E: 2 K: 2 S: 8 H: 1 LOB: 2 BB: 1 P: 12	R: 0 E: 0 K: 0 S: 4 H: 1 LOB: 1 BB: 0 P: 4	R: 2 E: 0 K: 0 S: 5 H: 2 LOB: 0 BB: 0 P: 5	R: 3 E: 0 K: 1 S: 7 H: 2 LOB: 0 BB: 1 P: 11	R: 0 E: 0 K: 2 S: 8 H: 1 LOB: 1 BB: 0 P: 8	R: 0 E: 0 K: 1 S: 6 H: 1 LOB: 1 BB: 0 P: 6			1B: 5 2B: 0 3B: 0 HR: 3 SF: 0 SAC: 1 DP: 0 HBP: 0	WP: 0 PB: 0 SB: 0 CS: 1 PA: 32		
PITCHER	IP WLS BF H R ER SO BB IBB HBP BLK WP HR S P ERA WHIP											PITCHER	IP WLS BF H R ER SO BB IBB HBP BLK WP HR S P ERA WHIP
Steve Dunning, R ERA: 3.19 (1, 1)	4.1 L 22 6 5 5 2 2 1 0 0 0 3 23 35 10.38 1.846												
Denny Riddleberger, L ERA: 2.65 (5, 1)	0.2 2 0 0 0 1 0 0 0 0 0 0 4 4 0.00 0.000												
Tom Hilgendorf, L ERA: 2.62 (6, 1)	2.0 8 2 0 0 3 0 0 0 0 0 0 14 14 0.00 1.000												

New York Yankees @ Cleveland Indians
Cleveland Municipal Stadium, Cleveland, OH

Sat Sep 23 1972, 3:33 AM EDT
Att: 4,500 - Unknown - 51 F

livebaseballscorecards.com

AB	28
R	5
H	8
RBI	5
BB	3
SO	6
LOB	11



Batter	1	2	3	4	5	6	7	8	9	AB	R	H	RBI	BB	SO	LOB
--------	---	---	---	---	---	---	---	---	---	----	---	---	-----	----	----	-----

Buddy Bell, R OBP: 0.309, SLG: 0.359 (1, 8)	0-0 F8		0-0 SH 1B		0-0 1B					2	1	1	0	0	0	0
Jack Brohamer, L OBP: 0.282, SLG: 0.309 (1, 4)	0-0 1B		0-0 FC1-8 1B		0-0 1B					3	0	3	1	0	0	0
Chris Chambliss, L OBP: 0.314, SLG: 0.378 (1, 3)	0-0 1-3 1B		0-0 F8		0-0 P6					3	0	1	0	0	0	3
Alex Johnson, R OBP: 0.286, SLG: 0.344 (1, 7)	4-0 G6-3 IBB		0-0 FC1-6 FC6 1-2f		0-0 FC5-4 1-2f					2	0	0	0	1	0	3
Graig Nettles, L OBP: 0.324, SLG: 0.398 (1, 5)	0-0 G6-3 1-2f		0-0 FC6 1-2f		0-0 4-3					3	0	0	0	0	0	4
Kurt Bevacqua, R OBP: 0.200, SLG: 0.059 (1, 9)		0-0 G5-4-3 1B		0-0 1-3		0-3 K				3	0	1	0	0	1	0
Frank Duffy, R OBP: 0.284, SLG: 0.314 (1, 6)		0-0 G5-4-3 1-2f		0-0 F9		0-0 5-3				3	0	0	0	0	0	1
Jerry Moses, R OBP: 0.287, SLG: 0.324 (1, 2)		0-3 K		0-0 5-3						2	0	0	0	0	1	0
Steve Dunning, R OBP: 0.303, SLG: 0.581 (1, 1)			4-0 SH E BB		0-0 F9					0	1	0	0	1	0	0
Denny Riddleberger, R (5, 1)										0	0	0	0	0	0	0
Lou Camilli, S (5, PH)										1	0	0	0	0	0	0
Tom Hilgendorf, S (6, 1)										0	0	0	0	0	0	0

Inning Stats	R: 0	H: 2	R: 0	H: 1	R: 2	H: 1	R: 0	H: 2	R: 0	H: 0
	E: 0	LOB: 2	E: 0	LOB: 0	E: 1	LOB: 1	E: 0	LOB: 2	E: 0	LOB: 0
	K: 0	BB: 1	K: 1	BB: 0	K: 0	BB: 1	K: 0	BB: 0	K: 1	BB: 0
	S: 4	P: 8	S: 5	P: 5	S: 5	P: 9	S: 3	P: 5	S: 5	P: 5

PITCHER	IP	WLS	BF	H	R	ER	SO	BB	IBB	HBP	BLK	WP	HR	S	P	ERA	WHIP
Fritz Peterson, L (1, 1) ERA: 3.31	6.0	W	25	6	2	1	2	1	1	0	0	0	0	27	35	1.50	1.167

BOTTOM

New York Yankees @ Cleveland Indians
Cleveland Municipal Stadium, Cleveland, OH
 Sat Sep 23 1972, 3:33 AM EDT
 Att. 4,500 - Unknown - 51 F

AB	22
R	2
H	6
RBI	1
BB	2
SO	2
LOB	11



WP	PA	ERA	WHIP
0	25		

Batter	1	2	3	4	5	6	7	8	9	10	11	AB R H RBI BB SO LOB	TOP		
Horace Clarke, S (1.4) OBP: 0.323, SLG: 0.309	G6-3 1B		G6-3		FC3-2 BB 1-2 2-H 1B		K			K	E2	6 1 2 1 0 2 1	New York Yankees @ Cleveland Indians Cleveland Municipal Stadium, Cleveland, OH Sun Sep 24 1972, 3:33 AM EDT Cloudy - 67 F		
Roy White, S (1.7) OBP: 0.380, SLG: 0.368	G6-3 1-2f			L9	BB FC3-2 BB 1-2 2-3 1B		L6				K	5 0 1 0 1 1 2			
Bobby Murcer, L (1.8) OBP: 0.355, SLG: 0.522	F7			K	FC3-2 BB 1-2 2-3 3-HF 1B			4-3		P4		5 0 0 0 0 1 4			
Ron Blomberg, L (1.3) OBP: 0.353, SLG: 0.491 Felipe Alou, R (5, PH) OBP: 0.329, SLG: 0.407 (5, 3)		B1-3						F9				2 0 1 0 0 0 0 1 0 0 1 2 0 0			
Johnny Callison, L (1.9) OBP: 0.292, SLG: 0.377 Ron Swoboda, R (5, PH) OBP: 0.344, SLG: 0.348 Rusty Torres, S (5, PH) OBP: 0.289, SLG: 0.302 (5, 9)		F7		4-3	1-2 2-3 3-H 1B						IBB	2 0 0 0 0 0 1 0 0 0 0 0 0 0 3 0 1 0 0 0 5			
Bernie Allen, L (1.5) OBP: 0.300, SLG: 0.408 Hal Lanier, R (7, 5) OBP: 0.236, SLG: 0.245		K									L9	3 1 1 0 0 1 0 2 0 0 0 0 0 1			
Thurman Munson, R (1.2) OBP: 0.350, SLG: 0.367												5 2 3 0 0 0 0			
Gene Michael, S (1.6) OBP: 0.293, SLG: 0.287												5 1 0 0 0 3 3			
Mel Stottlemyre, R (1.1) OBP: 0.247, SLG: 0.260 Sparky Lyle, L (7, 1) OBP: 0.238, SLG: 0.250 Charlie Spikes, R (9, PH) OBP: 0.200, SLG: 0.207 Lindy McDaniel, R (9, 1) OBP: 0.167, SLG: 0.167												3 0 1 1 0 0 1 0 0 0 0 0 0 0 1 0 0 0 0 0 0 1 0 0 0 0 1 1			
Inning Stats	R: 0 H: 1 E: 0 LOB: 0 K: 0 BB: 0 S: 3 P: 3	R: 0 H: 0 E: 0 LOB: 0 K: 1 BB: 0 S: 5 P: 5	R: 0 H: 1 E: 0 LOB: 1 K: 1 BB: 0 S: 6 P: 6	R: 0 H: 1 E: 0 LOB: 1 K: 1 BB: 0 S: 6 P: 6	R: 3 H: 4 E: 0 LOB: 3 K: 1 BB: 2 S: 9 P: 17	R: 0 H: 0 E: 0 LOB: 0 K: 0 BB: 0 S: 3 P: 3	R: 0 H: 0 E: 0 LOB: 0 K: 1 BB: 0 S: 5 P: 5	R: 0 H: 1 E: 0 LOB: 1 K: 0 BB: 0 S: 4 P: 4	R: 0 H: 0 E: 0 LOB: 0 K: 1 BB: 0 S: 5 P: 5	R: 0 H: 1 E: 0 LOB: 1 K: 0 BB: 0 S: 4 P: 4	R: 0 H: 1 E: 2 LOB: 2 K: 1 BB: 1 S: 6 P: 10	R: 2 H: 1 E: 2 LOB: 1 K: 2 BB: 0 S: 10 P: 10		1B: 8 SF: 0 2B: 2 SAC: 0 3B: 0 DP: 1 HR: 0 HBP: 0	WP: 0 PA: 47 PB: 0 SB: 1 CS: 1
PITCHER	IP WLS BF H R ER SO BB IBB HBP BLK WP HR S P ERA WHIP														
Ray Lamb, R (1, 1) ERA: 3.01	4.1 19 7 3 3 4 0 0 0 0 0 0 0 27 27 6.23 1.615														
Mike Kilkenny, L (5, 1) ERA: 3.75	0.1 3 0 0 0 0 2 0 0 0 0 0 0 1 9 0.00 6.000														
Ed Farmer, R (5, 1) ERA: 4.42	0.1 1 0 0 0 0 0 0 0 0 0 0 0 1 1 0.00 0.000														
Denny Riddleberger, L (6, 1) ERA: 2.5	3.0 10 1 0 0 1 0 0 0 0 0 0 0 12 12 0.00 0.333														
Steve Mingo, L (9, 1) ERA: 4.04	3.0 L 14 2 2 0 4 0 1 0 0 0 0 0 21 25 0.00 0.667														

livebaseballscores.com

AB	44
R	5
H	10
RBI	3
BB	3
SO	9
LOB	19



Batter	1	2	3	4	5	6	7	8	9	10	11	AB R H RBI BB SO LOB	BOTTOM														
Buddy Bell, R OBP: 0.311, SLG: 0.362 (1, 8) BBB	4-0 1B BB	0-0 FC5-2 2-3 3-H		0-0 L4		0-0 5-3		0-0 4-3 2-H 2B			0-0 G3 WP 1B	5 1 2 1 1 0 2	New York Yankees @ Cleveland Indians Cleveland Municipal Stadium, Cleveland, OH Sun Sep 24 1972, 3:33 AM EDT Cloudy - 67 F														
Jack Brohamer, L OBP: 0.280, SLG: 0.306 (1, 4) X	0-0 F8	0-0 L7 2-3 3-H		4-0 1B E BB		0-0 F8		0-0 4-3			0-0 G3 1-3	5 1 0 0 1 0 5															
Chris Chambliss, L OBP: 0.319, SLG: 0.382 (1, 3) X	0-0 1B		0-0 1B 4-3 1B	0-0 E8 1-H 1B		0-0 F9		0-0 4-3			0-0 FC3-6 1B 3-H	6 1 4 1 0 0 1															
Graig Nettles, L OBP: 0.327, SLG: 0.399 (1, 5) X	4-0 IBB		0-0 1B 4-3 G2-3 1B	4-0 IBB		0-0 1B K2-5-2 1B					0-0 FC3-6 1-2f	4 0 2 0 2 0 1															
Tom McCraw, L OBP: 0.325, SLG: 0.348 (1, 7) SS	0-3 K		0-0 1B 4-3 1-2 2-3	0-0 F7		0-0 1B					0-0 F6	6 0 2 0 0 2 6															
Del Unser, L OBP: 0.283, SLG: 0.277 (1, 9) X	0-0 F8		0-0 4-3 1-2 2-3 3-H		0-0 G3		0-3 K				0-0 1-3	5 0 0 1 0 1 7															
Frank Duffy, R OBP: 0.288, SLG: 0.319 (1, 6) X		0-0 1B FC5-2 2B	4-0 IBB	0-0 FC6-4 1B		0-3 K2-5-2 3-3					0-0 6-3	4 0 2 0 1 1 2															
Jerry Moses, R OBP: 0.290, SLG: 0.326 (1, 2) X		0-0 FC5-2 SH1-3 1B 2-3	0-0 G2-3 3-H	0-0 F3		0-0 SH3-4 2B 1B					0-0 F9	5 1 2 0 0 0 4															
Ray Lamb, R Mike Kilkenny, R Ed Farmer, R Eddie Leon, R Denny Riddleberger, R Lou Camilli, S Steve Minton, E OBP: 0.125, SLG: 0.125 (1, 1) (5, 1) (5, 1) (5, PH) (6, 1) (8, PH) (9, 1)		0-0 SH1-3 1-2		0-0 1-3 1-2f		0-0 FC6-4 1-2f		0-0 SH3-4 1-2			0-0 4-3	1 0 1 0 0 0 0 0 1 0 0 0 0 0 0 0 0 0 0 0 0 0 0 1 0 0 0 0 0 0															
Inning Stats	R: 0 E: 0 K: 1 S: 6	H: 1 LOB: 3 BB: 2 P: 14	R: 0 E: 0 K: 0 S: 5	H: 2 LOB: 2 BB: 0 P: 5	R: 1 E: 0 K: 0 S: 5	H: 3 LOB: 2 BB: 1 P: 9	R: 1 E: 1 K: 0 S: 4	H: 1 LOB: 2 BB: 2 P: 12	R: 0 E: 0 K: 0 S: 4	H: 1 LOB: 1 BB: 0 P: 4	R: 0 E: 0 K: 2 S: 8	H: 0 LOB: 0 BB: 0 P: 3		R: 0 E: 0 K: 2 S: 8	H: 2 LOB: 2 BB: 0 P: 8	R: 1 E: 0 K: 0 S: 5	H: 2 LOB: 1 BB: 0 P: 5	R: 0 E: 0 K: 1 S: 5	H: 0 LOB: 0 BB: 0 P: 5	R: 0 E: 0 K: 0 S: 3	H: 0 LOB: 0 BB: 0 P: 3	R: 1 E: 0 K: 0 S: 5	H: 2 LOB: 1 BB: 0 P: 5	1B: 12 2B: 3 3B: 0 HR: 0	SF: 0 SAC: 2 DP: 2 HBP: 0	WP: 1 PB: 0 SB: 0 CS: 0	PA: 50
PITCHER	IP	WLS	BF	H	R	ER	SO	BB	IBB	HBP	BLK	WP		HR	S	P	ERA	WHIP									
Mel Stottlemyre, R ERA: 3.26 (1, 1)	6.0		32	10	2	1	1	2	3	0	0	0	0	29	49	1.50	2.000										
Sparky Lyle, L ERA: 1.84 (7, 1)	2.0		7	2	1	1	2	0	0	0	0	0	0	11	11	4.50	1.000										
Lindy McDaniel, R ERA: 2.51 (9, 1)	3.0	W	11	2	1	1	1	0	0	0	0	1	0	13	13	3.00	0.667										

AB	43
R	4
H	14
RBI	3
BB	5
SO	4
LOB	29



livebaseballscores.com

TOP

New York Yankees @ Cleveland Indians
Cleveland Municipal Stadium, Cleveland, OH

Sun Sep 24 1972, 3:38 AM EDT
Att. 6,979 - Overcast

AB	35
R	8
H	12
RBI	7
BB	6
SO	3
LOB	17



Batter	1	2	3	4	5	6	7	8	9	AB R H RBI BB SO LOB												
Horace Clarke, S (1, 4) OBP: 0.324, SLG: 0.310	4-0 E 1B BB	0-0 F6		0-0 6-3		0-0 1B 2B		0-0 F7		4 2 1 0 1 0 1												
Roy White, S (1, 7) OBP: 0.380, SLG: 0.368	0-0 E 1B SF8	0-0 6-3		0-0 F8		0-0 2-H 1B		0-0 F8		5 1 2 1 0 0 1												
Bobby Murcer, L (1, 8) OBP: 0.357, SLG: 0.528	0-0 E 1B 1B	0-0 4-3		0-0 1B		0-3 K		0-0 HR		5 2 3 1 0 1 1												
Ron Blomberg, L (1, 3) OBP: 0.353, SLG: 0.488 Felipe Alou, R (6, 3) OBP: 0.330, SLG: 0.408	0-0 F4 1-2 2-3 3-H		4-0 1B 2B BB	0-0 F8		0-0 5-3		0-0 5-3 1B		2 1 0 0 1 0 3 2 1 1 0 0 0 0												
Johnny Callison, L (1, 9) OBP: 0.294, SLG: 0.376	0-0 SF8 3-H		0-0 2B F8-2 1B		0-0 G3		4-0 FC6-4 BB	0-0 P6		3 0 1 1 1 0 1												
Bernie Allen, L (1, 5) OBP: 0.299, SLG: 0.402 Hal Lanier, R (7, 5) OBP: 0.234, SLG: 0.243	4-0 1B 1B IBB		0-0 F8		0-0 F2		0-0 F4	0-0 5-3 1-2		3 1 0 0 1 0 3 1 0 0 0 0 0 1												
John Ellis, R (1, 2) OBP: 0.331, SLG: 0.469	0-0 1-3 2-H 1B		0-0 1-3 2-H 2B		0-3 K		0-0 FC6-4 1-2f	0-0 1B		5 0 3 3 0 1 1												
Gene Michael, S (1, 6) OBP: 0.297, SLG: 0.288	0-0 1-2 3-H 1B		4-0 IBB		0-0 F7		4-0 SH1-4 BB			2 0 1 1 2 0 0												
Rob Gardner, R (1, 1) OBP: 0.115, SLG: 0.115 Sparky Lyle, L (9, 1) OBP: 0.238, SLG: 0.250	0-3 K		0-0 F8-2 3-H		0-0 5-3		0-0 SH1-4			3 0 0 0 0 1 5 0 0 0 0 0 0 0												
Inning Stats	R: 4 E: 1 K: 1 S: 9	H: 4 LOB: 2 BB: 2 P: 17	R: 0 E: 0 K: 0 S: 3	H: 0 LOB: 0 BB: 0 P: 3	R: 1 E: 0 K: 0 S: 4	H: 2 LOB: 2 BB: 2 P: 12	R: 0 E: 0 K: 0 S: 4	H: 1 LOB: 1 BB: 0 P: 4	R: 0 E: 0 K: 1 S: 5	H: 0 LOB: 0 BB: 0 P: 5	R: 1 E: 0 K: 1 S: 7	H: 2 LOB: 1 BB: 0 P: 7	R: 0 E: 0 K: 0 S: 3	H: 0 LOB: 1 BB: 1 P: 7	R: 0 E: 0 K: 0 S: 3	H: 0 LOB: 1 BB: 1 P: 7	R: 2 E: 0 K: 0 S: 5	H: 3 LOB: 1 BB: 0 P: 5	1B: 9 2B: 3 3B: 0 HR: 1	SF: 1 SAC: 1 DP: 1 HBP: 0	WP: 0 PB: 0 SB: 0 CS: 0	PA: 43
PITCHER	IP WLS BF H R ER SO BB IBB HBP BLK WP HR S P ERA WHIP																					
Milt Wilcox, R (1, 1) ERA: 3.4	0.2 L 7 3 4 4 0 1 1 0 0 0 0 0 5 13 54.00 6.000																					
Tom Hilgendorf, L (1, 1) ERA: 2.68	2.1 11 3 1 1 1 1 1 1 0 0 0 0 11 19 3.86 1.714																					
Bill Butler, L (4, 1) ERA: 1.54	2.0 7 1 0 0 1 0 0 0 0 0 0 0 9 9 0.00 0.500																					
Marcelino Lopez, L (6, 1) ERA: 5.4	3.0 13 2 1 1 1 2 0 0 0 0 0 13 21 3.00 1.333																					
Ed Farmer, R (9, 1) ERA: 4.66	1.0 5 3 2 2 0 0 0 0 0 0 0 1 5 5 18.00 3.000																					

livebaseballscorecards.com

Cleveland Indians @ Baltimore Orioles

Memorial Stadium, Baltimore, MD

Tue Sep 26 1972, 7:05 PM EDT
Att. 4,974 - Unknown

AB	31
R	3
H	10
RBI	3
BB	0
SO	5
LOB	10



WP	0	PA	32
PB	0		
SB	0		
CS	1		

AB	R	H	RBI	BB	SO	LOB
4	1	1	0	0	0	1
3	0	1	0	0	0	1
4	1	3	2	0	0	1
4	1	1	1	0	0	2
4	0	1	0	0	0	0
3	0	0	0	0	2	1
0	0	0	0	0	0	0
3	0	1	0	0	1	1
3	0	2	0	0	0	1
3	0	0	0	0	2	2
0	0	0	0	0	0	0

1B	SF	2B	SAC	3B	DP	HR	HBP
7	0	2	1	0	4	2	0

Batter	1	2	3	4	5	6	7	8	9									
Buddy Bell, R (1, 8) OBP: 0.313, SLG: 0.371	0-0 F8		0-0 F7			0-0 SH1-3 1B 2B		0-0 FC1-4 1-2f										
Jack Brohamer, L (1, 4) OBP: 0.279, SLG: 0.304	0-0 8-3 1B			0-0 F8		0-0 SH1-3		0-0 F7										
Chris Chambliss, L (1, 3) OBP: 0.322, SLG: 0.391	0-0 8-3 1-2f			0-0 HR		0-0 G5-4-3 1B		0-0 CS 1B										
Ray Fosse, R (1, 2) OBP: 0.318, SLG: 0.356		0-0 6-3		0-0 HR		0-0 G5-4-3 1-2f		0-0 5-3 1-2										
Graig Nettles, L (1, 5) OBP: 0.324, SLG: 0.395				0-0 F7 1B			0-0 4-3		0-0 4-3									
Kurt Bevacqua, R (1, 7) OBP: 0.185, SLG: 0.208				0-0 F7			0-3 K											
Del Unser, L (7, 7) OBP: 0.283, SLG: 0.277							0-3 K											
Frank Duffy, R (1, 6) OBP: 0.290, SLG: 0.321				0-0 F7		0-0 G6-4-3 1B		0-3 K										
Tom McCraw, L (1, 9) OBP: 0.328, SLG: 0.350			0-0 G1-6-3 1B			0-0 G6-4-3 1-2f		0-0 FC1-4 1B										
Dick Tidrow, R (1, 1) OBP: 0.130, SLG: 0.104			0-0 G1-6-3			0-3 K		0-3 K										
Phil Hennigan, R (9, 1) OBP: 0.214, SLG: 0.083																		
Inning Stats	R: 0 E: 0 K: 0 S: 3	H: 1 LOB: 0 BB: 0 P: 3	R: 0 E: 0 K: 0 S: 4	H: 1 LOB: 1 BB: 0 P: 4	R: 0 E: 0 K: 0 S: 3	H: 1 LOB: 0 BB: 0 P: 3	R: 2 E: 0 K: 1 S: 7	H: 2 LOB: 0 BB: 0 P: 7	R: 0 E: 0 K: 2 S: 5	H: 1 LOB: 0 BB: 0 P: 5	R: 1 E: 0 K: 0 S: 4	H: 2 LOB: 0 BB: 0 P: 4	R: 0 E: 0 K: 2 S: 7	H: 0 LOB: 0 BB: 0 P: 7	R: 0 E: 0 K: 1 S: 6	H: 1 LOB: 1 BB: 0 P: 6	R: 0 E: 0 K: 0 S: 3	H: 1 LOB: 0 BB: 0 P: 3

PITCHER	IP	WLS	BF	H	R	ER	SO	BB	IBB	HBP	BLK	WP	HR	S	P	ERA	WHIP
Mike Cuellar, L (1, 1) ERA: 2.63	5.0	L	18	6	2	2	2	0	0	0	0	0	2	22	22	3.60	1.200
Pat Dobson, R (6, 1) ERA: 2.65	2.0		7	2	1	1	2	0	0	0	0	0	0	11	11	4.50	1.000
Grant Jackson, L (8, 1) ERA: 2.37	2.0		7	2	0	0	1	0	0	0	0	0	0	9	9	0.00	1.000

Batter	1	2	3	4	5	6	7	8	9	AB R H RBI BB SO LOB
Bobby Grich, R (1, 6) OBP: 0.355, SLG: 0.412	4-0 G4-6-3 E BB		0-0 6-3		0-0 SF7			0-0 F5		2 0 0 1 1 0 0
Paul Blair, R (1, 8) OBP: 0.270, SLG: 0.361	0-0 E7 G4-6-3 1-2		0-0 F9		0-3 K			0-0 2B		4 0 1 0 0 1 2
Tommy Davis, R (1, 7) OBP: 0.316, SLG: 0.302	0-0 G4-6-3 1-2f 2-3		0-0 F9				0-0 4-3	0-0 F7		4 0 0 0 0 0 3
Boog Powell, L (1, 3) OBP: 0.343, SLG: 0.425	4-0 BB			0-0 F8			0-0 F8	0-0 L4		3 0 0 0 1 0 1
Terry Crowley, L (1, 9) OBP: 0.324, SLG: 0.408	0-0 F4			0-0 F6			0-0 G3		0-0 F9	4 0 0 0 0 0 2
Brooks Robinson, R (1, 5) OBP: 0.304, SLG: 0.347		0-0 F4		0-0 6-3			0-0 FC5-6 1B		0-0 1-3	4 0 1 0 0 0 0
Johnny Oates, L (1, 2) OBP: 0.327, SLG: 0.362		0-0 F9			0-0 1B SF7 1B		0-0 FC5-6 1-2f S		0-0 HR	4 2 2 1 0 0 1
Davey Johnson, R (1, 4) Mark Belanger, R (9, PR) OBP: 0.325, SLG: 0.342 OBP: 0.237, SLG: 0.249		0-0 1B			0-3 K		0-3 K		0-0 2B	4 0 2 0 0 2 2 0 0 0 0 0 0 0
Mike Cuellar, L (1, 1) Don Buford, S (5, PH) Pat Dobson, R (6, 1) Don Baylor, R (7, PH) Grant Jackson, S (8, 1) Merv Rettenmund, R (9, PH) OBP: 0.119, SLG: 0.190 OBP: 0.327, SLG: 0.271 OBP: 0.153, SLG: 0.167 OBP: 0.334, SLG: 0.419 OBP: 0.324, SLG: 0.344		0-3 K			0-0 1B S		0-0 F7		0-0 F8	1 0 0 0 0 0 1 1 1 0 1 0 0 0 0 0 0 0 0 0 0 0 0 0 1 0 0 0 0 0 0 1 0 0 0 0 0 0 0 0 1 0 0 0 0 0 0 1


Inning Stats	R: 0	H: 0	E: 1	K: 0	S: 3	H: 0	LOB: 2	BB: 2	P: 11	R: 0	H: 1	E: 0	K: 1	S: 6	H: 0	LOB: 1	BB: 0	P: 6	R: 0	H: 0	E: 0	K: 0	S: 3	H: 0	LOB: 0	BB: 0	P: 3	R: 0	H: 2	E: 0	K: 2	S: 9	H: 0	LOB: 1	BB: 0	P: 9	R: 0	H: 0	E: 0	K: 0	S: 3	H: 0	LOB: 0	BB: 0	P: 3	R: 0	H: 1	E: 0	K: 1	S: 6	H: 1	LOB: 1	BB: 0	P: 6	R: 0	H: 1	E: 0	K: 0	S: 4	H: 1	LOB: 1	BB: 0	P: 4	R: 1	H: 2	E: 0	K: 0	S: 5	H: 2	LOB: 1	BB: 0	P: 5	1B: 4	SF: 1	2B: 2	SAC: 0	3B: 0	DP: 1	HR: 1	HBP: 0	WP: 0	PA: 36
PITCHER	IP	WLS	BF	H	R	ER	SO	BB	IBB	HBP	BLK	WP	HR	S	P	ERA	WHIP																																																																	
Dick Tidrow, R (1, 1) ERA: 2.75	8.2	W	35	7	2	2	4	2	0	0	0	0	1	41	49	2.08	1.038																																																																	
Phil Hennigan, R (9, 1) ERA: 2.71	0.1	S	1	0	0	0	0	0	0	0	0	0	0	1	1	0.00	0.000																																																																	

BOTTOM

Cleveland Indians @ Baltimore Orioles
Memorial Stadium, Baltimore, MD

Tue Sep 26 1972, 7:05 PM EDT
Att. 4,974 - Unknown

AB	33
R	2
H	7
RBI	2
BB	2
SO	4
LOB	14



Batter	1	2	3	4	5	6	7	8	9	AB R H RBI BB SO LOB	TOP										
Buddy Bell, R OBP: 0.313, SLG: 0.370 (1, 8) X	0-0 E 3B 1B	0-3 K		H 1-0 HBP		X 0-0 F2		X 0-0 4-3	4 1 1 0 0 1 2												
Jack Brohamer, L OBP: 0.276, SLG: 0.301 (1, 4) X	0-0 E3 3B 1-2	0-0 4-3		X 0-0 F8		X 0-0 F8		X 0-0 3-1	5 1 0 0 0 0 3												
Chris Chambliss, L OBP: 0.325, SLG: 0.399 (1, 3) X	0-0 1-H 2-H 1B 3B		B B B 4-0 5-3 BB		X 0-0 F7		X 0-0 6-3	X 0-0 WP 2B	4 1 2 2 1 0 0												
Ray Fosse, R OBP: 0.318, SLG: 0.357 (1, 2) X	0-0 FC6-4 1B		X 0-0 5-3		X 0-0 5-3 1B		X 0-0 6-3	X 0-0 F7	5 0 2 1 0 0 2												
Graig Nettles, L OBP: 0.324, SLG: 0.393 (1, 5) X	0-0 F7		4-0 IBB		X 0-0 5-3		X 0-0 F7		3 0 0 0 1 0 2												
Kurt Bevacqua, R OBP: 0.167, SLG: 0.185 (1, 7) S Del Unser, L OBP: 0.283, SLG: 0.276 (5, 7) S	0-3 K		X 0-0 F4		X 0-0 F9		X 0-0 F4		3 0 0 0 0 1 4 1 0 0 0 0 0 0												
Frank Duffy, R OBP: 0.289, SLG: 0.318 (1, 6) X	0-0 FC6-4 1-2f		S S S 0-3 K		X 0-0 5-3		H 1-0 BB HBP		3 0 0 0 0 1 3												
Tom McCraw, L OBP: 0.329, SLG: 0.350 (1, 9) X		0-0 SH1-4 1B		S S S 0-3 K		X 0-0 6-3	B B B 4-0 FC6-4 BB		3 0 1 0 1 1 0												
Gaylord Perry, R OBP: 0.204, SLG: 0.208 (1, 1) X		0-0 SH1-4 1-2		S S S 0-3 K		X 0-0 1B	X 0-0 FC6-4 1-2f		3 0 1 0 0 1 2												
Inning Stats	R: 3 E: 1 K: 1 S: 9	H: 3 LOB: 1 BB: 0 P: 9	R: 0 E: 0 K: 1 S: 6	H: 1 LOB: 1 BB: 0 P: 6	R: 0 E: 0 K: 1 S: 5	H: 0 LOB: 2 BB: 2 P: 13	R: 0 E: 0 K: 2 S: 7	H: 0 LOB: 1 BB: 0 P: 8	R: 0 E: 0 K: 0 S: 4	H: 1 LOB: 1 BB: 0 P: 4	R: 0 E: 0 K: 0 S: 3	H: 0 LOB: 0 BB: 0 P: 3	R: 0 E: 0 K: 0 S: 3	H: 0 LOB: 2 BB: 1 P: 8	R: 0 E: 0 K: 0 S: 4	H: 1 LOB: 1 BB: 0 P: 4	1B: 5 2B: 1 3B: 1 HR: 0	SF: 0 SAC: 1 DP: 0 HBP: 2	WP: 1 PB: 0 SB: 0 CS: 0	PA: 40	
PITCHER Dave McNally, L ERA: 2.95 (1, 1)	IP: 0.0 WLS: L BF: 4 H: 3 R: 3 ER: 2 SO: 0 BB: 0 IBB: 0 HBP: 0 BLK: 0 WP: 0 HR: 0 S: 4 P: 4 ERA: ∞ WHIP: ∞	PITCHER Roric Harrison, R ERA: 2.35 (1, 1)	IP: 5.0 WLS: BF: 20 H: 2 R: 0 ER: 0 SO: 5 BB: 1 IBB: 1 HBP: 1 BLK: 0 WP: 0 HR: 0 S: 27 P: 36 ERA: 0.00 WHIP: 0.600	PITCHER Doyle Alexander, R ERA: 2.33 (6, 1)	IP: 2.0 WLS: BF: 7 H: 1 R: 0 ER: 0 SO: 0 BB: 0 IBB: 0 HBP: 0 BLK: 0 WP: 0 HR: 0 S: 7 P: 7 ERA: 0.00 WHIP: 0.500	PITCHER Eddie Watt, R ERA: 2.14 (8, 1)	IP: 2.0 WLS: BF: 9 H: 1 R: 0 ER: 0 SO: 0 BB: 1 IBB: 0 HBP: 1 BLK: 0 WP: 1 HR: 0 S: 7 P: 12 ERA: 0.00 WHIP: 1.000														

Cleveland Indians @ Baltimore Orioles
Memorial Stadium, Baltimore, MD
 Wed Sep 27 1972, 7:05 PM EDT
 Att. 3,130 - Unknown

AB	34
R	3
H	7
RBI	3
BB	3
SO	5
LOB	18



WP: 1	PA: 40
PB: 0	
SB: 0	
CS: 0	

Batter	1	2	3	4	5	6	7	8	9	AB R H RBI BB SO LOB
Don Buford, S (1, 7) OBP: 0.328, SLG: 0.270	0-0 L4-3 1B		0-0 F7		0-0 FC6-4 1-2f		4-0 BB 1B BB		0-0 4-3	4 0 1 0 1 0 1
Johnny Oates, L (1, 2) OBP: 0.330, SLG: 0.361	0-0 L4-3 1-2		4-0 FC3-6 BB		0-0 FC4-6 1-2f		0-0 BB 1B			3 0 1 0 1 0 2
Bobby Grich, R (1, 6) OBP: 0.358, SLG: 0.414	0-0 1B 1B		0-0 FC3-6 1-2f		0-0 1-2 1B		4-0 1-2 2-3 BB			3 0 2 0 1 0 1
Boog Powell, L (1, 3) OBP: 0.342, SLG: 0.424	0-0 1-3 1B		0-0 1-3		0-0 4-3		0-0 4-3			4 0 1 0 0 0 6
Terry Crowley, L (1, 9) OBP: 0.319, SLG: 0.402	0-0 6-3			0-3 K		0-0 F6		0-0 4-3		4 0 0 0 0 1 2
Brooks Robinson, R (1, 5) OBP: 0.304, SLG: 0.345		0-0 6-3		0-0 F3		4-0 BB G4-6-3		0-0 F9		3 0 0 0 1 0 0
Paul Blair, R (1, 8) OBP: 0.270, SLG: 0.364		0-0 4-3		0-0 3B		0-0 G4-6-3 1-2f		0-0 F7		4 0 1 0 0 0 1
Davey Johnson, R (1, 4) OBP: 0.324, SLG: 0.341		0-0 1B		0-3 K		0-3 K		0-0 F8		4 0 1 0 0 2 1
Dave McNally, R (1, 1) OBP: 0.183, SLG: 0.253		0-3 K			4-0 FC6-4 BB		0-0 F6		0-3 K	0 0 0 0 0 0 0
Roric Harrison, R (1, 1) OBP: 0.133, SLG: 0.143										1 0 0 0 0 1 1
Tom Shopshire, L (5, PH) OBP: 0.306, SLG: 0.222										0 0 0 0 1 0 0
Doyle Alexander, R (6, 1) OBP: 0.063, SLG: 0.043										0 0 0 0 0 0 0
Al Bumbry, L (7, PH)										1 0 0 0 0 0 0
Eddie Watt, R (8, 1)										0 0 0 0 0 0 0
Tommy Davis, R (9, PH) OBP: 0.313, SLG: 0.299										1 0 0 0 0 1 0


Inning Stats	R: 0	H: 3	E: 0	LOB: 2	K: 0	BB: 0	S: 5	P: 5	R: 0	H: 1	E: 0	LOB: 1	K: 1	BB: 0	S: 6	P: 6	R: 0	H: 0	E: 0	LOB: 1	K: 0	BB: 1	S: 3	P: 7	R: 0	H: 1	E: 0	LOB: 2	K: 0	BB: 1	S: 4	P: 8	R: 0	H: 0	E: 0	LOB: 0	K: 0	BB: 1	S: 2	P: 6	R: 0	H: 1	E: 0	LOB: 3	K: 1	BB: 2	S: 6	P: 14	R: 0	H: 0	E: 0	LOB: 0	K: 0	BB: 0	S: 3	P: 3	R: 0	H: 0	E: 0	LOB: 0	K: 1	BB: 0	S: 5	P: 5	1B: 6	SF: 0	2B: 1	SAC: 0	3B: 1	DP: 2	HR: 0	HBP: 0	WP: 0	PA: 37
PITCHER Gaylord Perry, R (1, 1) ERA: 1.95	IP	WLS	BF	H	R	ER	SO	BB	IBB	HBP	BLK	WP	HR	S	P	ERA	WHIP	IP	WLS	BF	H	R	ER	SO	BB	IBB	HBP	BLK	WP	HR	S	P	ERA	WHIP																																								

BOTTOM

Cleveland Indians @ Baltimore Orioles
Memorial Stadium, Baltimore, MD
 Wed Sep 27 1972, 7:05 PM EDT
 Att. 3,130 - Unknown

livebaseballscorecards.com

AB	32
R	0
H	7
RBI	0
BB	5
SO	5
LOB	15



Batter	1	2	3	4	5	6	7	8	9	10	11	AB R H RBI BB SO LOB	TOP														
Buddy Bell, R OBP: 0.312, SLG: 0.370 (1, 8)	0-0 6-3			0-3 K		0-0 F7		0-0 F7			0-0 SF8 2B	5 1 1 0 0 1 2	Cleveland Indians @ New York Yankees Yankee Stadium, Bronx, NY Sun Oct 01 1972, 3:33 AM EDT Sunny - 59 F														
Jack Brohamer, L OBP: 0.276, SLG: 0.300 (1, 4)	0-0 F8			0-0 G4-6-3 1B		0-0 4-3			0-3 K		0-0 G3	5 0 1 0 0 1 1															
Chris Chambliss, L OBP: 0.322, SLG: 0.395 (1, 3)	0-0 P6			0-0 G4-6-3 1-2f			0-0 3-1		0-3 K		0-0 SF8	4 0 0 1 0 1 1															
Ray Fosse, R OBP: 0.319, SLG: 0.364 (1, 2)		0-0 F8			0-0 HR		0-3 K		0-0 1B		0-0 F8	5 1 2 1 0 1 0															
Graig Nettles, L OBP: 0.323, SLG: 0.391 (1, 5)		4-0 BB		0-0 G5-4-3 BB		0-0 F3		0-0 P5		0-0 4-3		3 0 0 0 1 0 1															
Roy Foster, R OBP: 0.325, SLG: 0.336 Kurt Bevacqua, R OBP: 0.156, SLG: 0.172 Del Unser, L OBP: 0.283, SLG: 0.276 (1, 7)		0-0 G5-4-3 1-2f			0-0 1B 1B			0-0 L9		0-0 5-3		2 0 1 0 0 0 1 2 0 0 0 0 0 0 0 0 0 0 0 0 0															
Frank Duffy, R OBP: 0.294, SLG: 0.323 (1, 6)			0-0 4-3		0-0 FC6 1B			0-0 1B		0-0 1B		4 0 3 0 0 0 0															
Tom McCraw, L OBP: 0.326, SLG: 0.347 (1, 9)			0-0 G3		0-0 FC6 1-2f			0-0 F9		0-0 F9		4 0 0 0 0 0 3															
Gaylord Perry, R OBP: 0.197, SLG: 0.200 (1, 1)			0-3 K		0-0 F2			0-0 E6		0-3 K		4 0 0 0 0 2 2															
Inning Stats	R: 0 E: 0 K: 0 S: 3	H: 0 LOB: 0 BB: 0 P: 3	R: 0 E: 0 K: 0 S: 2	H: 0 LOB: 0 BB: 1 P: 6	R: 0 E: 0 K: 1 S: 5	H: 0 LOB: 0 BB: 0 P: 5	R: 0 E: 0 K: 1 S: 5	H: 1 LOB: 0 BB: 0 P: 5	R: 1 E: 0 K: 0 S: 5	H: 3 LOB: 1 BB: 0 P: 5	R: 0 E: 0 K: 0 S: 3	H: 0 LOB: 0 BB: 0 P: 3		R: 0 E: 0 K: 1 S: 5	H: 0 LOB: 0 BB: 0 P: 5	R: 0 E: 0 K: 0 S: 5	H: 1 LOB: 2 BB: 0 P: 5	R: 0 E: 0 K: 2 S: 6	H: 1 LOB: 1 BB: 0 P: 8	R: 0 E: 0 K: 1 S: 6	H: 1 LOB: 1 BB: 0 P: 6	R: 1 E: 0 K: 0 S: 4	H: 1 LOB: 0 BB: 0 P: 4	1B: 6 2B: 1 3B: 0 HR: 1	SF: 1 SAC: 0 DP: 2 HBP: 0	WP: 0 PB: 0 SB: 0 CS: 0	PA: 40
PITCHER Fritz Peterson, L ERA: 3.24 (1, 1)	IP 11.0	WLS L	BF 40	H 8	R 2	ER 2	SO 6	BB 1	IBB 0	HBP 0	BLK 0	WP 0		HR 1	S 51	P 55	ERA 1.64	WHIP 0.818									

livebaseballscorecards.com

AB	38
R	2
H	8
RBI	2
BB	1
SO	6
LOB	11



Batter	1	2	3	4	5	6	7	8	9	10	11	AB R H RBI BB SO LOB	BOTTOM									
Horace Clarke, S (1, 4) OBP: 0.321, SLG: 0.306	0-0 4-3		0-0 6-3		0-0 F9			0-3 K			0-0 F7	5 0 0 0 0 1 0	Cleveland Indians @ New York Yankees Yankee Stadium, Bronx, NY Sun Oct 01 1972, 3:33 AM EDT Sunny - 59 F									
Thurman Munson, R (1, 2) OBP: 0.347, SLG: 0.369	0-0 6-3			0-0 F9		0-0 5-3			0-0 1B		0-0 6-3	5 0 1 1 0 0 0 0										
Roy White, S (1, 7) OBP: 0.383, SLG: 0.372	0-0 1B			1-0 1B 2B HBP		0-0 L4			0-0 B1-4			3 1 1 0 0 0 0 1										
Bobby Murcer, L (1, 8) OBP: 0.354, SLG: 0.518	0-0 1-3			0-0 F4		0-3 K			0-3 K			4 0 0 0 0 2 3										
Ron Blomberg, L (1, 3) OBP: 0.353, SLG: 0.485		0-0 F9		0-0 2B 1B			0-3 K		0-0 1-3			4 0 1 0 0 1 1										
Bernie Allen, L (1, 5) OBP: 0.300, SLG: 0.398		0-0 L6		0-0 2B			0-3 K			0-3 K		4 0 1 1 0 2 0										
Rusty Torres, S (1, 9) OBP: 0.286, SLG: 0.299		0-0 L8		0-3 2B			0-0 E3 CS			0-3 K		4 0 0 0 0 2 2										
Gene Michael, S (1, 6) OBP: 0.295, SLG: 0.284			0-0 F8		0-0 4-3		0-0 CS	0-0 G3		0-3 K		4 0 0 0 0 1 0										
Fritz Peterson, S (1, 1) OBP: 0.259, SLG: 0.244			0-0 F6		0-3 K			0-0 4-3			0-3 K	3 0 0 0 0 1 0										
Frank Tepedino, L (11, PH)												1 0 0 0 0 1 0										
Inning Stats	R: 0 H: 1 E: 0 K: 0 S: 4	H: 1 LOB: 1 BB: 0 P: 4	R: 0 H: 0 E: 0 K: 0 S: 3	H: 0 LOB: 0 BB: 0 P: 3	R: 0 H: 0 E: 0 K: 0 S: 3	H: 0 LOB: 0 BB: 0 P: 3	R: 1 H: 2 E: 0 K: 1 S: 7	H: 2 LOB: 2 BB: 0 P: 8	R: 0 H: 0 E: 0 K: 1 S: 5	H: 0 LOB: 0 BB: 0 P: 5	R: 0 H: 0 E: 1 K: 2 S: 7	H: 0 LOB: 0 BB: 0 P: 7		R: 0 H: 0 E: 0 K: 1 S: 5	H: 0 LOB: 0 BB: 0 P: 5	R: 0 H: 1 E: 0 K: 1 S: 6	H: 1 LOB: 1 BB: 0 P: 6	R: 0 H: 0 E: 0 K: 3 S: 9	H: 0 LOB: 0 BB: 0 P: 9	R: 0 H: 0 E: 0 K: 1 S: 5	H: 0 LOB: 0 BB: 0 P: 5	1B: 3 SF: 0 2B: 1 SAC: 0 3B: 0 DP: 0 HR: 0 HBP: 1
PITCHER Gaylord Perry, R (1, 1) ERA: 1.92	IP 11.0 WLS W BF 38 H 4 R 1 ER 1 SO 11 BB 0 IBB 0 HBP 1 BLK 0 WP 0 HR 0 S 59 P 60 ERA 0.82 WHIP 0.364																					

livebaseballscores.com

AB	37
R	1
H	4
RBI	1
BB	0
SO	11
LOB	7



Batter	1	2	3	4	5	6	7	8	9	AB R H RBI BB SO LOB	TOP
Buddy Bell, R OBP: 0.311, SLG: 0.367 (1, 8)	0-3 K	0-0 1-3		0-0 F8		4-0 WP IBB		0-0 F9		4 0 0 0 1 1 3	
Jack Brohamer, L OBP: 0.275, SLG: 0.299 (1, 4)	0-0 F8 BB 2B 1B		0-0 F8		0-0 F9	0-0 1-3			0-0 4-3	5 1 1 0 0 0 2	
Chris Chambliss, L OBP: 0.324, SLG: 0.396 (1, 3)	4-0 F8 1-2 2B BB		0-0 1B		0-0 1B	0-3 K			0-0 F7	4 1 2 0 1 1 2	
Ray Fosse, R OBP: 0.316, SLG: 0.360 (1, 2)	0-0 F8 1-2 2-3		0-0 F9		0-0 F3				0-0 1-3	5 0 0 0 0 0 4	
Graig Nettles, L OBP: 0.326, SLG: 0.395 (1, 5)	0-0 2-H 3-H 2B		0-0 FC6-4 1B		0-0 F8				0-0 G4-6-3 1B	4 0 3 2 0 0 1	
Kurt Bevacqua, R OBP: 0.167, SLG: 0.182 (1, 7)	0-0 F8		0-0 FC6-4			0-0 E2 FC6 1B			0-0 G4-6-3	4 1 1 0 0 0 4	
Del Unser, L OBP: 0.283, SLG: 0.276 (9, 7)			1-2f			1B				0 0 0 0 0 0 0	
Frank Duffy, R OBP: 0.296, SLG: 0.324 (1, 6)			0-0 G4-6-3 1B		0-0 F7				0-0 SH1-4 1B	4 0 2 0 0 0 1	
Tom McCraw, L OBP: 0.326, SLG: 0.346 (1, 9)			0-0 G4-6-3 1-2f		0-0 4-3				0-3 K	4 1 1 1 0 1 2	
Steve Dunning, R OBP: 0.333, SLG: 0.576 (1, 1)			4-0 BB		0-0 1B				0-0 SH1-4	2 0 1 0 1 0 1	
Tom Hilgendorf, S OBP: 0.071, SLG: 0.077 (7, 1)						0-0 FC1-2 WP			1-2	0 0 0 0 0 0 0	
Ed Farmer, R OBP: 0.143, SLG: 0.143 (7, 1)						1-H 3-H				0 0 0 0 0 0 0	
Inning Stats	R: 2 E: 0 K: 1 S: 7 H: 2 LOB: 1 BB: 1 P: 11	R: 0 E: 0 K: 0 S: 3 H: 1 LOB: 1 BB: 1 P: 7	R: 0 E: 0 K: 0 S: 5 H: 2 LOB: 2 BB: 0 P: 5	R: 0 E: 0 K: 0 S: 4 H: 1 LOB: 1 BB: 0 P: 4	R: 0 E: 0 K: 0 S: 4 H: 1 LOB: 1 BB: 0 P: 4	R: 2 E: 2 K: 1 S: 8 H: 2 LOB: 2 BB: 1 P: 12	R: 0 E: 0 K: 0 S: 3 H: 1 LOB: 0 BB: 0 P: 3	R: 0 E: 0 K: 1 S: 6 H: 1 LOB: 1 BB: 0 P: 6	R: 0 E: 0 K: 0 S: 3 H: 0 LOB: 0 BB: 0 P: 3	1B: 10 2B: 1 3B: 0 HR: 0 SF: 0 SAC: 1 DP: 2 HBP: 0	WP: 1 PB: 0 SB: 0 CS: 0 PA: 40
PITCHER Rob Gardner, L ERA: 3.06 (1, 1)	IP: 6.0 WLS: L BF: 30 H: 9 R: 4 ER: 2 SO: 2 BB: 2 IBB: 1 HBP: 0 BLK: 0 WP: 1 HR: 0 S: 31 P: 43 ERA: 3.00 WHIP: 1.833										
Lindy McDaniel, R ERA: 2.28 (7, 1)	IP: 2.0 WLS: BF: 7 H: 2 R: 0 ER: 0 SO: 1 BB: 0 IBB: 0 HBP: 0 BLK: 0 WP: 0 HR: 0 S: 9 P: 9 ERA: 0.00 WHIP: 1.000										
Sparky Lyle, L ERA: 1.92 (9, 1)	IP: 1.0 WLS: BF: 3 H: 0 R: 0 ER: 0 SO: 0 BB: 0 IBB: 0 HBP: 0 BLK: 0 WP: 0 HR: 0 S: 3 P: 3 ERA: 0.00 WHIP: 0.000										

Cleveland Indians @ New York Yankees
Yankee Stadium, Bronx, NY
 Sun Oct.01 1972, 3:38 AM EDT
 Att. 13,033 - Sunny - 63 F

livebaseballscorecards.com

AB	36
R	4
H	11
RBI	3
BB	3
SO	3
LOB	20



Batter	1	2	3	4	5	6	7	8	9	AB	R	H	RBI	BB	SO	LOB
Horace Clarke, S (1, 4) OBP: 0.318, SLG: 0.304	0-0 4-3		0-3 K	0-0 4-3		0-0 F8			0-0 3-1	5	0	0	0	0	1	2
Rusty Torres, S (1, 9) OBP: 0.284, SLG: 0.297	0-0 F7		0-0 2B 1B		0-0 F9		0-0 F2		0-0 4-3	5	0	1	0	0	0	0
Roy White, S (1, 7) OBP: 0.385, SLG: 0.374	4-0 2B BB		0-0 1-3 2B		0-0 G3		4-0 HBP 1B BB		0-0 4-3	3	1	1	0	2	0	0
Bobby Murcer, L (1, 8) OBP: 0.358, SLG: 0.528	0-0 1-H 2B		4-0 G4-6-3 IBB		0-0 HR		0-0 1-2 HBP 1B			3	1	3	2	1	0	0
Ron Blomberg, L (1, 3) OBP: 0.356, SLG: 0.495 Felipe Alou, R (7, PH) OBP: 0.328, SLG: 0.398 (8, 3)	4-0 IBB		0-0 G4-6-3 1-2f		0-0 HR		1-0 1-2 2-3 HBP			2	1	1	1	1	0	3
John Ellis, R (1, 2) OBP: 0.333, SLG: 0.456	0-0 6-3			0-0 1B	4-0 BB		0-0 2-3-5-2			3	0	1	0	1	0	5
Celerino Sanchez, R (1, 5) OBP: 0.293, SLG: 0.305		0-0 F9		0-0 1-2 1B	0-0 L8			0-0 F9		4	0	1	0	0	0	1
Gene Michael, S (1, 6) OBP: 0.292, SLG: 0.281		0-0 F6		0-0 F5		0-0 F5		0-0 F8		4	0	0	0	0	0	2
Rob Gardner, R (1, 1) OBP: 0.107, SLG: 0.107 Bernie Allen, L (6, PH) OBP: 0.299, SLG: 0.396 Lindy McDaniel, R (7, 1) OBP: 0.286, SLG: 0.714 Thurman Munson, R (8, PH) OBP: 0.347, SLG: 0.368 Sparky Lyle, L (9, 1) OBP: 0.227, SLG: 0.238		0-3 K		0-3 K		0-0 F3		0-3 K		2	0	0	0	0	2	2

Inning Stats	R: 1	H: 1	E: 0	K: 0	S: 4	H: 1	LOB: 2	BB: 2	P: 12	R: 0	H: 0	E: 0	K: 1	S: 5	H: 0	LOB: 0	BB: 0	P: 5	R: 0	H: 2	E: 0	K: 1	S: 6	H: 2	LOB: 2	BB: 1	P: 10	R: 0	H: 2	E: 0	K: 1	S: 7	H: 2	LOB: 2	BB: 2	P: 7	R: 2	H: 2	E: 0	K: 0	S: 5	H: 2	LOB: 1	BB: 1	P: 9	R: 0	H: 0	E: 0	K: 0	S: 3	H: 0	LOB: 0	BB: 0	P: 3	R: 0	H: 1	E: 0	K: 0	S: 3	H: 0	LOB: 2	BB: 1	P: 8	R: 0	H: 0	E: 0	K: 1	S: 5	H: 0	LOB: 0	BB: 0	P: 5	R: 0	H: 0	E: 0	K: 0	S: 3	H: 0	LOB: 0	BB: 0	P: 3	R: 0	H: 0	E: 0	K: 0	S: 3	H: 0	LOB: 0	BB: 0	P: 3
--------------	------	------	------	------	------	------	--------	-------	-------	------	------	------	------	------	------	--------	-------	------	------	------	------	------	------	------	--------	-------	-------	------	------	------	------	------	------	--------	-------	------	------	------	------	------	------	------	--------	-------	------	------	------	------	------	------	------	--------	-------	------	------	------	------	------	------	------	--------	-------	------	------	------	------	------	------	------	--------	-------	------	------	------	------	------	------	------	--------	-------	------	------	------	------	------	------	------	--------	-------	------

PITCHER	IP	WLS	BF	H	R	ER	SO	BB	IBB	HBP	BLK	WP	HR	S	P	ERA	WHIP
Steve Dunning, R (1, 1) ERA: 3.26	6.1	W	31	8	3	3	3	3	2	0	0	0	2	32	52	4.26	1.737
Tom Hilgendorf, L (7, 1) ERA: 2.68	0.0		1	0	0	0	0	0	0	1	0	0	0	0	1	∞	∞
Ed Farmer, R (7, 1) ERA: 4.45	2.2	S	7	0	0	0	1	0	0	0	0	0	0	9	9	0.00	0.000

BOTTOM

Cleveland Indians @ New York Yankees
 Yankee Stadium, Bronx, NY

Sun Oct 01 1972, 3:38 AM EDT
 Att. 13,033 - Sunny - 63 F

AB	33
R	3
H	8
RBI	3
BB	5
SO	4
LOB	15



WP	PA	3B	SF	SAC	DP	HBP
0	39	0	0	0	2	1

Batter	1	2	3	4	5	6	7	8	9	10	AB	R	H	RBI	BB	SO	LOB
Buddy Bell, R OBP: 0.308, SLG: 0.363 (1, 8)	0-0 4-3	0-0 FC6-4			0-0 F8		0-0 5-3	0-0 F9			5	0	0	0	0	0	4
Jack Brohamer, L OBP: 0.273, SLG: 0.296 (1, 4)	0-0 F8		0-0 4-3		0-0 F8		0-0 6-3		0-0 F8		5	0	0	0	0	0	0
Chris Chambliss, L OBP: 0.325, SLG: 0.396 (1, 3)	0-3 K		0-0 E5			0-0 2B 1B	0-0 FC6-4 1B		0-0 F8		5	1	2	0	0	1	0
Ray Fosse, R OBP: 0.313, SLG: 0.356 (1, 2)		0-0 E6 2B 1B	0-3 K			0-0 F8	0-0 FC6-4 1-2f		0-0 F4		5	1	0	0	0	1	3
Graig Nettles, L OBP: 0.327, SLG: 0.397 (1, 5)		0-0 1B 2B	0-0 4-3			0-0 F8		0-0 F7		0-0 2B 1B	5	2	2	0	0	0	2
Tom McCraw, L OBP: 0.331, SLG: 0.364 (1, 7)		0-0 S BB 1B		0-0 F8		0-0 1B 2B		0-0 HR		0-0 1B 2B	5	2	4	4	0	0	0
Del Unser, L OBP: 0.289, SLG: 0.277 (1, 9)		4-0 FC6-4 BB		0-0 F8		4-0 1B IBB		0-0 1B 1B		4-0 1B IBB	2	0	1	0	3	0	0
Frank Duffy, R OBP: 0.300, SLG: 0.328 (1, 6)		0-0 F8		0-0 F7		0-0 1-2 2-H 1B		0-0 1-3 1B		0-0 1-2 2-3 3-H 1B	5	0	3	2	0	0	2
Dick Tidrow, R OBP: 0.125, SLG: 0.100 (1, 1)		0-3 K			0-3 K		0-0 G1		0-3 K		3	0	0	0	0	2	4
Kurt Bevacqua, R OBP: 0.162, SLG: 0.176 (8, PH)											1	0	0	0	0	1	2
Steve Mingori, L OBP: 0.125, SLG: 0.125 (9, 1)											0	0	0	0	0	0	0
Ed Farmer, R OBP: 0.143, SLG: 0.143 (10, 1)											0	0	0	0	0	0	0

Inning Stats	R: 0	H: 0	E: 0	K: 1	S: 5	P: 5	R: 2	H: 2	E: 1	K: 1	S: 8	P: 12	R: 0	H: 0	E: 1	K: 1	S: 6	R: 0	H: 0	E: 0	K: 0	S: 3	P: 3	R: 0	H: 0	E: 0	K: 1	S: 5	P: 5	R: 2	H: 3	E: 0	K: 0	S: 6	P: 10	R: 0	H: 1	E: 0	K: 0	S: 4	P: 4	R: 1	H: 3	E: 0	K: 1	S: 8	P: 8	R: 0	H: 0	E: 0	K: 0	S: 3	P: 3	R: 1	H: 3	E: 0	K: 0	S: 3	P: 7	1B: 8	SF: 0	2B: 3	3B: 0	HR: 1	SAC: 0	DP: 0	HBP: 0	WP: 0	PA: 44
--------------	------	------	------	------	------	------	------	------	------	------	------	-------	------	------	------	------	------	------	------	------	------	------	------	------	------	------	------	------	------	------	------	------	------	------	-------	------	------	------	------	------	------	------	------	------	------	------	------	------	------	------	------	------	------	------	------	------	------	------	------	-------	-------	-------	-------	-------	--------	-------	--------	-------	--------


PITCHER	IP	WLS	BF	H	R	ER	SO	BB	IBB	HBP	BLK	WP	HR	S	P	ERA	WHIP
Doyle Alexander, R ERA: 2.45 (1, 1)	6.0		27	5	4	3	4	1	1	0	0	0	0	33	41	4.50	1.000
Mickey Scott, L ERA: 2.74 (7, 1)	1.1		8	4	1	1	0	0	0	0	0	0	1	8	8	6.75	3.000
Eddie Watt, R ERA: 2.17 (8, 1)	1.2	L	9	3	1	1	1	0	1	0	0	0	0	10	14	5.40	1.800

BOTTOM

Baltimore Orioles @ Cleveland Indians
Cleveland Municipal Stadium, Cleveland, OH

Tue Oct 03 1972, 7:05 PM EDT
Unknown

AB	41
R	6
H	12
RBI	6
BB	3
SO	5
LOB	17



Batter	1	2	3	4	5	6	7	8	9	AB R H RBI BB SO LOB	TOP
Al Bumbry, L (1, 9) <small>OBP: 0.364, SLG: 0.545</small> Paul Blair, R (8, 8) <small>OBP: 0.267, SLG: 0.358</small>	0-0 		0-0 4-3 			0-0 1B 3B 	0-0 F7 		0-0 6-3 	4 2 2 0 0 0 2 1 0 0 0 0 0 0	
Tom Shopay, L (1, 7) <small>OBP: 0.311, SLG: 0.225</small>	0-0 G6-4-3 1-2 		0-0 G3 			0-3 K 		4-0 FC5-4 1B FC BB 		3 1 1 0 1 1 1	
Bobby Grich, R (1, 4) <small>OBP: 0.358, SLG: 0.415</small>	0-0 G6-4-3 1-2 2-3 			0-0 F9 		0-0 FC5-4 1B 		0-0 FC5-4 1B 		4 0 3 1 0 0 0	
Don Baylor, R (1, 8) <small>OBP: 0.330, SLG: 0.416</small> (8, 9)	0-0 G6-4-3 1-2f 2-3 3-H 			0-0 5-3 		0-0 FC5-4 1-2f 		0-0 FC5-4 FC 		4 0 0 0 0 0 5	
Enos Cabell, R (1, 3)	0-0 5-3 			0-0 4-3 		0-0 6-3 		0-0 FC 1-2 3-H 		4 0 0 1 0 0 3	
Tom Matchick, L (1, 5) <small>OBP: 0.222, SLG: 0.222</small>		0-0 F8 			0-0 4-3 		0-0 BB 1B 	0-0 F7 		4 0 1 0 0 0 2	
Andy Etchebarren, R (1, 2) <small>OBP: 0.276, SLG: 0.277</small> Johnny Oates, L (8, PH) <small>OBP: 0.332, SLG: 0.364</small> (8, 2)		0-3 K 			0-0 5-3 		0-3 K 	0-3 K 		3 0 0 0 0 2 1 1 0 0 0 0 1 2	
Mark Belanger, R (1, 6) <small>OBP: 0.236, SLG: 0.246</small>		0-0 6-3 			0-0 F9 		4-0 BB 1-2 		0-0 F5 	3 0 0 0 1 0 0	
Roric Harrison, R (1, 1) <small>OBP: 0.167, SLG: 0.353</small> Grant Jackson, S (7, 1)			0-0 5-3 			0-0 HR 	0-3 K 		0-3 K 	3 1 1 1 0 1 2 1 0 0 0 0 1 0	
Inning Stats	R: 1 H: 3 E: 0 LOB: 1 K: 0 BB: 0 S: 5 P: 5	R: 0 H: 0 E: 0 LOB: 0 K: 1 BB: 0 S: 5 P: 5	R: 0 H: 0 E: 0 LOB: 0 K: 0 BB: 0 S: 3 P: 3	R: 0 H: 0 E: 0 LOB: 0 K: 0 BB: 0 S: 3 P: 3	R: 0 H: 0 E: 0 LOB: 0 K: 0 BB: 0 S: 3 P: 3	R: 2 H: 3 E: 1 LOB: 1 K: 1 BB: 0 S: 8 P: 8	R: 0 H: 1 E: 0 LOB: 2 K: 2 BB: 1 S: 8 P: 12	R: 1 H: 1 E: 0 LOB: 2 K: 1 BB: 1 S: 7 P: 11	R: 0 H: 0 E: 0 LOB: 0 K: 1 BB: 0 S: 5 P: 5	1B: 6 SF: 0 2B: 0 SAC: 0 3B: 1 DP: 1 HR: 1 HBP: 0	WP: 0 PA: 37 PB: 0 SB: 0 CS: 0
PITCHER Ray Lamb, R (1, 1) <small>ERA: 3.09</small> Lowell Palmer, R (7, 1) <small>ERA: 3.93</small> Phil Hennigan, R (9, 1) <small>ERA: 2.67</small>	IP WLS BF H R ER SO BB IBB HBP BLK WP HR S P ERA WHIP 6.0 L 23 6 3 3 2 0 0 0 0 0 0 1 27 27 4.50 1.000 2.0 11 2 1 1 3 2 0 0 0 0 0 0 15 23 4.50 2.000 1.0 3 0 0 0 0 1 0 0 0 0 0 0 5 5 0.00 0.000	PITCHER IP WLS BF H R ER SO BB IBB HBP BLK WP HR S P ERA WHIP									

Baltimore Orioles @ Cleveland Indians
 Cleveland Municipal Stadium, Cleveland, OH
 Tue Oct 03 1972, 7:05 PM EDT
 Att. 4,394 - Unknown

livebaseballscorecards.com

AB	35
R	4
H	8
RBI	3
BB	2
SO	6
LOB	18



Batter	1	2	3	4	5	6	7	8	9	AB	R	H	RBI	BB	SO	LOB
Buddy Bell, R OBP: 0.310, SLG: 0.363 (1, 8)	0-0 5-3			0-0 F9		4-0 G4-6-3 1-2 BB		0-0 E 4-3 1B		3	1	1	0	1	0	0
Jack Brohamer, L OBP: 0.271, SLG: 0.294 (1, 4)	0-0 F7			0-0 L5		0-0 G4-6-3 1-2f		0-0 4-3		4	0	0	0	0	0	3
Chris Chambliss, L OBP: 0.327, SLG: 0.397 (1, 3)	0-0 F7			0-0 L6			0-0 1B 2B 1B	0-0 E8 2-H 1B		4	2	2	1	0	0	0
Ray Fosse, R OBP: 0.312, SLG: 0.354 (1, 2)		0-0 F9			0-0 F9		0-0 2B 1-2 FC5-2 1B	0-3 K		2	0	0	0	0	0	0
Larry Johnson, R OBP: 0.500, SLG: 0.500 (6, 2)										2	0	1	0	0	1	0
Graig Nettles, L OBP: 0.326, SLG: 0.395 (1, 5)		0-0 F9			4-0 L6-4 1B BB		0-0 F5		0-0 G3	3	0	0	0	1	0	2
Tom McCraw, L OBP: 0.333, SLG: 0.368 (1, 7)		0-0 F6			0-0 1B		0-0 FC5-2 1-3 2-H 2B		0-0 F8	4	0	2	1	0	0	0
Del Unser, L OBP: 0.288, SLG: 0.277 (1, 9)			0-3 K		0-0 L6-4 2-3		0-0 FC5-2 2-3 3-H		0-0 FC5-4 1B	4	0	1	0	0	1	4
Frank Duffy, R OBP: 0.297, SLG: 0.325 (1, 6)			0-0 6-3			0-0 F7	0-0 F9		0-0 FC5-4	4	0	0	0	0	0	3
Ray Lamb, R (1, 1)			0-0 G3			0-0 BB 1B		0-0 1-3		1	0	0	0	0	0	0
Kurt Bevacqua, R (6, PH)										1	0	1	0	0	0	0
Lowell Palmer, R (7, 1)										0	0	0	0	0	0	0
Alex Johnson, R (8, PH)										1	0	0	0	0	0	0
Phil Hennigan, R (9, 1)										0	0	0	0	0	0	0

Inning Stats	R: 0	H: 0	E: 0	K: 0	S: 3	H: 0	LOB: 0	BB: 0	P: 3	R: 0	H: 0	E: 0	K: 1	S: 5	H: 0	LOB: 0	BB: 0	P: 5	R: 0	H: 0	E: 0	K: 0	S: 3	H: 0	LOB: 0	BB: 0	P: 3	R: 0	H: 1	E: 0	K: 0	S: 3	H: 1	LOB: 1	BB: 1	P: 7	R: 0	H: 1	E: 0	K: 0	S: 3	H: 1	LOB: 1	BB: 1	P: 7	R: 1	H: 3	E: 0	K: 0	S: 6	H: 3	LOB: 2	BB: 0	P: 6	R: 2	H: 2	E: 1	K: 1	S: 7	H: 2	LOB: 0	BB: 0	P: 7	R: 0	H: 1	E: 0	K: 0	S: 4	H: 1	LOB: 1	BB: 0	P: 4	1B: 7	2B: 2	3B: 0	HR: 0	SF: 0	SAC: 0	DP: 2	HBP: 0	WP: 0	PB: 0	SB: 0	CS: 0	PA: 35
--------------	------	------	------	------	------	------	--------	-------	------	------	------	------	------	------	------	--------	-------	------	------	------	------	------	------	------	--------	-------	------	------	------	------	------	------	------	--------	-------	------	------	------	------	------	------	------	--------	-------	------	------	------	------	------	------	------	--------	-------	------	------	------	------	------	------	------	--------	-------	------	------	------	------	------	------	------	--------	-------	------	-------	-------	-------	-------	-------	--------	-------	--------	-------	-------	-------	-------	--------

PITCHER	IP	WLS	BF	H	R	ER	SO	BB	IBB	HBP	BLK	WP	HR	S	P	ERA	WHIP
Roric Harrison, R (1, 1) ERA: 2.3	6.0	W	22	4	1	1	1	2	0	0	0	0	0	22	30	1.50	1.000
Grant Jackson, L (7, 1) ERA: 2.63	3.0	S	13	4	2	1	1	0	0	0	0	0	0	15	15	3.00	1.333

BOTTOM

Baltimore Orioles @ Cleveland Indians
Cleveland Municipal Stadium, Cleveland, OH

Tue Oct 03 1972, 7:05 PM EDT
Att. 4,394 - Unknown

livebaseballscorecards.com

AB	33
R	3
H	8
RBI	2
BB	2
SO	2
LOB	12

