

Cleveland Indians - 1974

Batter	1	2	3	4	5	6	7	8	9	AB	R	H	RBI	BB	SO	LOB	TOP					
John Lowenstein, L (1,7) OBP: 0.250, SLG: 0.250										4	0	1	0	0	1	1	Cleveland Indians @ New York Yankees Shea Stadium, Flushing, NY Sat Apr 06 1974, 3:33 AM EDT Att: 20,744 - Overcast - 43 F					
Oscar Gamble, L (1,10) OBP: 0.250, SLG: 0.250										4	0	1	0	0	0	2						
George Hendrick, R (1,8)										4	0	0	0	0	1	3						
John Ellis, R (1,2) OBP: 0.500, SLG: 0.333										3	0	1	0	1	1	1						
Charlie Spikes, R (1,9) OBP: 0.500, SLG: 1.000										4	1	2	0	0	0	3						
Chris Chambliss, L (1,3) OBP: 0.250, SLG: 0.250										0	0	0	0	0	0	0						
Buddy Bell, R (1,5)										4	0	0	0	0	0	3						
Frank Duffy, R (1,6)										3	0	0	0	0	1	2						
Remy Hermoso, R (1,4) OBP: 0.333, SLG: 0.667										3	0	1	0	0	0	1						
Inning Stats	R: 0 E: 0 K: 1 S: 6	H: 1 LOB: 1 BB: 0 P: 6	R: 0 E: 0 K: 1 S: 6	H: 1 LOB: 1 BB: 0 P: 6	R: 0 E: 1 K: 1 S: 6	H: 1 LOB: 1 BB: 0 P: 6	R: 0 E: 0 K: 0 S: 3	H: 0 LOB: 1 BB: 1 P: 7	R: 0 E: 0 K: 0 S: 3	H: 0 LOB: 0 BB: 0 P: 3	R: 0 E: 0 K: 0 S: 4	H: 2 LOB: 1 BB: 0 P: 4	R: 0 E: 0 K: 0 S: 4	H: 1 LOB: 1 BB: 0 P: 4	R: 0 E: 1 K: 1 S: 5	H: 0 LOB: 0 BB: 0 P: 5	R: 1 E: 0 K: 0 S: 4	H: 1 LOB: 0 BB: 0 P: 4	1B: 5 2B: 1 3B: 1 HR: 0	SF: 0 SAC: 0 DP: 1 HBP: 0	WP: 0 PB: 0 SB: 0 CS: 0	PA: 34
PITCHER Mel Stottlemyre, R (1,1) ERA: 1.0	IP: 9.0 WLS: W BF: 34 H: 7 R: 1 ER: 1 SO: 4 BB: 1 IBB: 0 HBP: 0 BLK: 0 WP: 0 HR: 0 S: 41 P: 45 ERA: 1.00 WHIP: 0.889															PITCHER						

Batter	1	2	3	4	5	6	7	8	9	AB	R	H	RBI	BB	SO	LOB	BOTTOM			
Roy White, S (1,7) OBP: 0.250, SLG: 0.250										4	1	1	0	0	1	0	Cleveland Indians @ New York Yankees Shea Stadium, Flushing, NY Sat Apr 06 1974, 3:33 AM EDT Att: 20,744 - Overcast - 43 F			
Mike Hegan, L (1,3) OBP: 0.500, SLG: 0.667										3	0	1	0	1	0	1				
Thurman Munson, R (1,2) OBP: 0.400, SLG: 0.400										5	1	2	0	0	1	3				
Bobby Murcer, L (1,8)										4	2	2	1	1	0	2				
Ron Blomberg, L (1,9) Elliott Maddox, R (7,PH) OBP: 0.500, SLG: 0.500										3	1	0	0	0	0	2				
Graig Nettles, L (1,5) OBP: 0.750, SLG: 2.000										2	1	1	2	2	0	0				
Bill Sudakis, S (1,10) OBP: 0.500, SLG: 0.333										3	0	1	0	1	1	3				
Gene Michael, S (1,4)										2	0	0	2	1	2	2				
Jim Mason, L (1,6)										3	0	0	0	1	2	5				
Inning Stats	R: 0 E: 0 K: 0 S: 3	H: 0 LOB: 1 BB: 1 P: 7	R: 0 E: 1 K: 1 S: 6	H: 0 LOB: 0 BB: 0 P: 6	R: 0 E: 0 K: 1 S: 5	H: 0 LOB: 0 BB: 0 P: 5	R: 2 E: 0 K: 1 S: 7	H: 2 LOB: 1 BB: 1 P: 11	R: 0 E: 0 K: 0 S: 3	H: 0 LOB: 1 BB: 1 P: 7	R: 1 E: 0 K: 1 S: 7	H: 2 LOB: 2 BB: 1 P: 11	R: 3 E: 0 K: 2 S: 11	H: 4 LOB: 3 BB: 2 P: 19	R: 0 E: 0 K: 1 S: 6	H: 1 LOB: 2 BB: 1 P: 10	1B: 7 2B: 1 3B: 0 HR: 1	SF: 1 SAC: 2 DP: 0 HBP: 0	WP: 0 PB: 0 SB: 4 CS: 0	PA: 41
PITCHER Gaylord Perry, R (1,1) ERA: 7.11 Tom Hilgendorf, L (7,1) ERA: 13.5 Cecil Upshaw, R (8,1) ERA:	IP: 6.1 WLS: L BF: 30 H: 6 R: 5 ER: 5 SO: 4 BB: 4 IBB: 0 HBP: 0 BLK: 0 WP: 0 HR: 1 S: 34 P: 50 ERA: 7.11 WHIP: 1.579															PITCHER				

AB 29
R 1
H 6
RBI 0
BB 1
SO 4
LOB 16

AB 31
R 6
H 9
RBI 6
BB 7
SO 7
LOB 20

Batter	1	2	3	4	5	6	7	8	9	AB	R	H	RBI	BB	SO	LOB	TOP			
John Lowenstein, L (1,7) OBP: 0.250, SLG: 0.143	4-0 1B BB		0-0 1-3		0-0 F8		0-0 G3			3	1	0	0	1	0	1				
Oscar Gamble, L (1,10) OBP: 0.375, SLG: 0.375	0-0 1B FC5-2 1B		0-3 K2-3		0-0 1B		0-0 4-3			4	0	2	0	0	1	1				
George Hendrick, R (1,8) OBP: 0.125, SLG: 0.125	0-0 FC5-2 1B		0-0 5-3		0-0 F7			0-0 F9		4	0	1	1	0	0	1				
John Ellis, R (1,2) OBP: 0.375, SLG: 0.286	0-0 FC5-2 1B			0-0 E 1B 1B	0-0 F2			0-3 K		4	0	1	0	0	1	3				
Charlie Spikes, R (1,9) OBP: 0.250, SLG: 0.500	0-3 K			0-3 K			0-0 F9	0-0 F9		4	0	0	0	0	2	3				
Chris Chambliss, L (1,3) OBP: 0.250, SLG: 0.250	0-0 G3			0-0 1B	0-0 F8			0-0 F8		0	0	0	0	0	0	0				
Buddy Bell, R (1,5)		0-0 F3		0-0 P5	0-0 5-3			0-0 5-3		4	0	0	0	0	0	2				
Frank Duffy, R (1,6)		0-3 K		0-0 E5 FC6-4	0-0 6-3			0-0 5-3		4	0	0	0	0	1	2				
Remy Hermoso, R (1,4) OBP: 0.200, SLG: 0.400		0-0 5-3		0-0 FC6-4			4-0 G3 BB			2	0	0	0	0	0	3				
Jack Brohamer, L (7,PH) (7,4)				0-0 FC6-4						0	0	0	0	1	0	0				
Inning Stats	R: 1 E: 0 K: 1 S: 7	H: 2 LOB: 2 BB: 1 P: 11	R: 0 E: 0 K: 1 S: 5	H: 0 LOB: 0 BB: 0 P: 5	R: 0 E: 0 K: 1 S: 5	H: 0 LOB: 0 BB: 0 P: 5	R: 0 E: 1 K: 1 S: 8	H: 2 LOB: 3 BB: 0 P: 8	R: 0 E: 0 K: 0 S: 4	H: 1 LOB: 1 BB: 0 P: 4	R: 0 E: 0 K: 0 S: 3	H: 0 LOB: 1 BB: 1 P: 7	R: 0 E: 0 K: 1 S: 5	H: 0 LOB: 0 BB: 0 P: 5	R: 0 E: 0 K: 0 S: 3	H: 0 LOB: 0 BB: 0 P: 3	1B: 5 2B: 0 3B: 0 HR: 0	SF: 0 SAC: 0 DP: 0 HBP: 0	WP: 0 PB: 0 SB: 0 CS: 0	PA: 35
PITCHER Pat Dobson, R (1,1) ERA: 1.0	IP: 9.0 WLS: W BF: 35 H: 5 R: 1 ER: 1 SO: 5 BB: 2 IBB: 0 HBP: 0 BLK: 0 WP: 0 HR: 0 S: 43 P: 51 ERA: 1.00 WHIP: 0.778															PITCHER				

Cleveland Indians @ New York Yankees
Shea Stadium, Flushing, NY
Sun Apr 07 1974, 3:33 AM EDT
Att. 12,509 - Sunny - 56 F


AB 29
R 1
H 4
RBI 1
BB 2
SO 5
LOB 16



Batter	1	2	3	4	5	6	7	8	9	AB	R	H	RBI	BB	SO	LOB	BOTTOM			
Roy White, S (1,7) OBP: 0.444, SLG: 0.625	0-0 4-3 3B	0-0 F9			4-0 1B SH1-3 4-3 BB		0-3 K	0-0 1-3 1B		4	2	2	0	1	1	2				
Mike Hegan, L (1,3) OBP: 0.250, SLG: 0.286	0-0 4-3		0-0 6-3		0-0 SH1-3		0-0 F8	0-0 4-3		4	0	0	1	0	0	3				
Thurman Munson, R (1,2) OBP: 0.444, SLG: 0.778	0-0 HR		0-0 P4		0-0 4-3 1B		0-0 F7			4	1	2	1	0	0	0				
Bobby Murcer, L (1,8) OBP: 0.444, SLG: 0.286	0-0 1-3		4-0 S 1B BB		0-0 4-3			0-0 F8		3	1	0	1	1	0	1				
Ron Blomberg, L (1,9) OBP: 0.429, SLG: 0.333	0-0 4-3		0-0 S 1B		0-0 BB			0-0 BB 2B 1B		3	1	2	1	1	0	0				
Elliott Maddox, R (9,9) OBP: 0.500, SLG: 0.500			1-H S 1B		0-0 BB			0-0 BB 2B 1B		0	0	0	0	0	0	0				
Graig Nettles, L (1,5) OBP: 0.625, SLG: 1.000		4-0 1B BB	0-0 F9		0-0 4-3			4-0 2B 1B BB		2	1	0	0	2	0	3				
Bill Sudakis, S (1,10) OBP: 0.500, SLG: 0.571	0-0 1B			0-0 F9		0-0 F8		0-0 BB 2B		4	0	2	1	0	0	0				
Horace Clarke, S (8,PR)		1-2 1B						1-3 2-H 1B 2B		0	1	0	0	0	0	0				
Gene Michael, S (1,4)		0-0 L7		0-0 F8		4-0 S4-6-3 BB		0-0 P3		3	0	0	0	1	0	4				
Jim Mason, L (1,6) OBP: 0.250, SLG: 0.143		0-3 K		0-0 F2		0-0 G4-6-3		0-0 1B BB		4	0	1	2	0	1	3				
Inning Stats	R: 2 E: 0 K: 0 S: 5	H: 2 LOB: 0 BB: 0 P: 5	R: 0 E: 0 K: 1 S: 6	H: 1 LOB: 2 BB: 1 P: 10	R: 1 E: 0 K: 0 S: 4	H: 1 LOB: 1 BB: 1 P: 8	R: 0 E: 0 K: 0 S: 3	H: 0 LOB: 0 BB: 0 P: 3	R: 1 E: 0 K: 0 S: 4	H: 1 LOB: 2 BB: 2 P: 12	R: 0 E: 0 K: 0 S: 2	H: 0 LOB: 1 BB: 1 P: 6	R: 0 E: 0 K: 1 S: 5	H: 0 LOB: 0 BB: 0 P: 5	R: 3 E: 0 K: 0 S: 7	H: 4 LOB: 3 BB: 1 P: 11	1B: 6 2B: 1 3B: 1 HR: 1	SF: 0 SAC: 1 DP: 1 HBP: 0	WP: 0 PB: 0 SB: 2 CS: 0	PA: 38
PITCHER Dick Tidrow, R (1,1) ERA: 7.71	IP: 4.2 WLS: L BF: 23 H: 5 R: 4 ER: 4 SO: 1 BB: 4 IBB: 0 HBP: 0 BLK: 0 WP: 0 HR: 1 S: 21 P: 37 ERA: 7.71 WHIP: 1.929															PITCHER				
Tom Timmermann, R (5,1) ERA: 10.13	2.2 BF: 11 H: 2 R: 3 ER: 3 SO: 1 BB: 2 IBB: 0 HBP: 0 BLK: 0 WP: 0 HR: 0 S: 11 P: 19 ERA: 10.12 WHIP: 1.500															PITCHER				
Ken Sanders, R (8,1) ERA:	0.2 BF: 4 H: 2 R: 0 ER: 0 SO: 0 BB: 0 IBB: 0 HBP: 0 BLK: 0 WP: 0 HR: 0 S: 4 P: 4 ERA: 0.00 WHIP: 3.000															PITCHER				

Cleveland Indians @ New York Yankees
Shea Stadium, Flushing, NY
Sun Apr 07 1974, 3:33 AM EDT
Att. 12,509 - Sunny - 56 F

AB 31
R 7
H 9
RBI 7
BB 6
SO 2
LOB 16



Batter	1	2	3	4	5	6	7	8	9	AB	R	H	RBI	BB	SO	LOB	TOP			
John Lowenstein, L (1, 7) OBP: 0.385, SLG: 0.273	F6		E WP 1-2 1B		4-3		1B		4-0 BB BB	4	0	2	0	1	0	0	Cleveland Indians @ New York Yankees Shea Stadium, Flushing, NY Mon Apr 08 1974, 3:33 AM EDT Att. 8,151 - Overcast - 49 F			
Oscar Gamble, L (1, 10) OBP: 0.308, SLG: 0.538	4-3		E6 1-3 2-H		HR		4-3		P4	5	1	1	2	0	0	4				
George Hendrick, R (1, 8) OBP: 0.154, SLG: 0.154	1B		K		F3				L8	5	0	1	0	0	1	4				
John Ellis, R (1, 2) OBP: 0.333, SLG: 0.364	4-3		K		F8				1B 2B	4	1	1	0	0	1	3				
Chris Chambliss, L (1, 3) OBP: 0.333, SLG: 0.333			F9							0	0	0	0	0	0	0				
Charlie Spikes, R (1, 9) OBP: 0.250, SLG: 0.417		P6			1B				2H 1B	4	0	1	0	0	0	2				
Buddy Bell, R (1, 5) OBP: 0.083, SLG: 0.083		L9			1B				1B	4	0	1	0	0	0	2				
Frank Duffy, R (1, 6) Jack Brohamer, L (9, PH) OBP: 1.000, SLG: 1.000		P6			B3-4 1B				1B	3	0	0	0	0	0	3				
Remy Hermoso, R (1, 4) Leron Lee, L (9, PH)			WP E 1B		K				BB 1B	1	0	1	0	0	0	1				
Inning Stats	R: 0 E: 0 K: 0 S: 4	H: 1 LOB: 1 BB: 0 P: 4	R: 0 E: 0 K: 0 S: 4	H: 1 LOB: 1 BB: 0 P: 4	R: 1 E: 1 K: 2 S: 10	H: 2 LOB: 2 BB: 0 P: 10	R: 0 E: 0 K: 1 S: 6	H: 2 LOB: 1 BB: 0 P: 6	R: 1 E: 0 K: 0 S: 4	H: 1 LOB: 0 BB: 0 P: 3	R: 0 E: 0 K: 0 S: 4	H: 1 LOB: 1 BB: 0 P: 4	R: 1 E: 0 K: 0 S: 5	H: 2 LOB: 1 BB: 0 P: 5	R: 0 E: 0 K: 1 S: 6	H: 1 LOB: 2 BB: 1 P: 10	1B: 9 2B: 2 3B: 0 HR: 1	SF: 0 SAC: 0 DP: 1 HBP: 0	WP: 1 PB: 0 SB: 0 CS: 0	PA: 39
PITCHER	IP WLS BF H R ER SO BB IBB HBP BLK WP HR S P ERA WHIP	8.0 W 35 11 3 3 3 0 0 0 0 1 1 41 41 3.38 1.375	1.0 S 4 0 0 0 1 1 0 0 0 0 0 0 5 9 0.00 1.000											PITCHER	IP WLS BF H R ER SO BB IBB HBP BLK WP HR S P ERA WHIP					

Batter	1	2	3	4	5	6	7	8	9	AB	R	H	RBI	BB	SO	LOB	BOTTOM			
Roy White, S (1, 7) OBP: 0.571, SLG: 0.556	CS BB		BB		1B SF9 BB	1B IBB	F7			1	1	0	0	4	0	2	Cleveland Indians @ New York Yankees Shea Stadium, Flushing, NY Mon Apr 08 1974, 3:33 AM EDT Att. 8,151 - Overcast - 49 F			
Mike Hegan, L (1, 3) OBP: 0.385, SLG: 0.417	F8 1-2		F7		1B 1-3 1B	1B 1-3 2-H 1B			SH1-3 1B	5	0	3	1	0	0	2				
Thurman Munson, R (1, 2) OBP: 0.385, SLG: 0.636	BB		F7		SF9	L7			SH1-3 1-2	2	0	0	1	1	0	3				
Bobby Murcer, L (1, 8) OBP: 0.571, SLG: 0.333	BB		BB		1B 1-2 1B				1B IBB	2	0	1	0	3	0	0				
Ron Blomberg, L (1, 9) Elliott Maddox, R (8, 9) OBP: 0.455, SLG: 0.400 OBP: 0.333, SLG: 0.333	K		G3		1B 1-3 2-H 1B				F9	4	1	2	0	0	1	4				
Graig Nettles, L (1, 5) OBP: 0.538, SLG: 1.000			HR		P6				FC5-4 1B	1	0	0	0	0	0	2				
Bill Sudakis, S (1, 10) OBP: 0.417, SLG: 0.455			K		SH1-3 1B				FC5-4 1B 1-2 1B	4	1	1	1	0	2	1				
Gene Michael, S (1, 4) OBP: 0.364, SLG: 0.375			G3		SH1-3				1B 1-3 1B	3	1	2	0	0	0	0				
Jim Mason, L (1, 6) OBP: 0.250, SLG: 0.182			F9		F8				1B 1-2 1B	4	0	1	1	0	1	2				
Inning Stats	R: 0 E: 0 K: 1 S: 4	H: 0 LOB: 2 BB: 3 P: 16	R: 1 E: 0 K: 1 S: 6	H: 1 LOB: 0 BB: 0 P: 6	R: 0 E: 0 K: 0 S: 3	H: 0 LOB: 2 BB: 2 P: 11	R: 0 E: 0 K: 1 S: 6	H: 1 LOB: 1 BB: 0 P: 6	R: 1 E: 0 K: 0 S: 5	H: 3 LOB: 2 BB: 1 P: 9	R: 1 E: 0 K: 2 S: 9	H: 2 LOB: 2 BB: 1 P: 13	R: 2 E: 0 K: 0 S: 7	H: 4 LOB: 2 BB: 0 P: 7	R: 0 E: 0 K: 1 S: 6	H: 1 LOB: 2 BB: 1 P: 10	1B: 10 2B: 1 3B: 0 HR: 1	SF: 1 SAC: 2 DP: 0 HBP: 0	WP: 0 PB: 0 SB: 0 CS: 1	PA: 42
PITCHER	IP WLS BF H R ER SO BB IBB HBP BLK WP HR S P ERA WHIP	4.0 19 2 2 0 0 0 0 0 0 0 0 0 3 3 0.00 6.000	0.1 L 15 7 3 3 2 0 1 0 0 0 0 0 18 22 10.12 2.625	1.0 5 1 0 0 1 0 1 0 0 0 0 0 6 10 0.00 1.000											PITCHER	IP WLS BF H R ER SO BB IBB HBP BLK WP HR S P ERA WHIP				

Batter	1	2	3	4	5	6	7	8	9	AB	R	H	RBI	BB	SO	LOB	TOP	
Don Money, R OBP: 0.306, SLG: 0.600 (1, 5)	F2		F9		F7		4-3		HR	5	1	1	4	0	0	1		
Ken Berry, R OBP: 0.143, SLG: 0.143 (1, 10)	F9		P4		G5-4-3 1B			1-3	K	5	0	1	0	0	1	0		
Dave May, L OBP: 0.077, SLG: 0.077 (1, 9)	6-3		BB 1B		G5-4-3 1-2			4-3		4	0	1	0	0	0	1		
George Scott, R OBP: 0.333, SLG: 0.300 (1, 3)		F8	BB 1-2 BB		6-3			4-3		3	0	0	0	1	0	0		
John Briggs, L OBP: 0.333, SLG: 0.500 (1, 7)	1B FC6-4 1B		BB 1-2 BB		F9			F9		3	1	1	0	1	0	0		
Darrell Porter, L OBP: 0.273, SLG: 0.111 (1, 2)	FC6-4 1B		F2		1-3			1B HR BB		3	1	1	0	1	0	3		
Bob Coluccio, R OBP: 0.364, SLG: 0.400 (1, 8)	FC6-4 1-2 3B		F8		6-3			1-3 HR 1B		4	2	1	1	0	0	1		
Pedro Garcia, R OBP: 0.545, SLG: 1.250 (1, 4)	1-2 3B		CS BB		4-0			K		2	0	1	1	2	1	2		
Robin Yount, R (1, 6)	5-3		1-2 3B		0-3 K			1-2 HR BB		3	0	0	0	0	1	3		
Bob Sheldon, L (9, PH)										0	1	0	0	1	0	0		
Tim Johnson, L OBP: 1.000, SLG: 2.000 (9, 6)					1-2 K					0	0	0	0	0	0	0		
Inning Stats	R: 0 E: 0 K: 0 S: 3	H: 0 LOB: 0 BB: 0 P: 3	R: 2 E: 1 K: 0 S: 6	H: 3 LOB: 1 BB: 0 P: 6	R: 0 E: 0 K: 1 S: 4	H: 1 LOB: 1 BB: 1 P: 8	R: 0 E: 0 K: 1 S: 3	H: 0 LOB: 0 BB: 0 P: 3	R: 0 E: 1 K: 0 S: 3	H: 0 LOB: 1 BB: 1 P: 7	R: 0 E: 0 K: 0 S: 3	H: 0 LOB: 0 BB: 0 P: 3	R: 4 E: 0 K: 2 S: 9	H: 2 LOB: 2 BB: 2 P: 17	1B: 5 2B: 1 3B: 1 HR: 1	SF: 0 SAC: 0 DP: 2 HBP: 0	WP: 0 PA: 38 CS: 1	
PITCHER	IP	WLS	BF	H	R	ER	SO	BB	IBB	HBP	BLK	WP	HR	S	P	ERA	WHIP	
Jim Perry, R ERA: 4.32 (1, 1)	8.1	L	34	6	4	4	1	5	0	0	0	0	0	31	51	4.32	1.320	
Cecil Upshaw, R ERA: 9.0 (9, 1)	0.2		4	1	2	2	2	1	0	0	0	0	1	7	11	27.00	3.000	

Milwaukee Brewers @ Cleveland Indians
Cleveland Municipal Stadium, Cleveland, OH
Wed Apr 10 1974, 3:33 AM EDT
Att: 22,036 - Unknown - 42 F

AB 32
R 6
H 7
RBI 6
BB 6
SO 3
LOB 11



Batter	1	2	3	4	5	6	7	8	9	AB	R	H	RBI	BB	SO	LOB	BOTTOM		
Remy Hermoso, R OBP: 0.250, SLG: 0.417 (1, 4)	5-3		1B 2B		1-3				F9	4	1	1	0	0	0	1			
Oscar Gamble, L OBP: 0.286, SLG: 0.500 (9, PH)									F9	1	0	0	0	0	0	1			
John Lowenstein, L OBP: 0.333, SLG: 0.250 (1, 7)	G3		BB 1B		4-3				F9	5	1	1	1	0	0	1			
George Hendrick, R OBP: 0.235, SLG: 0.250 (1, 8)	F2		E 1B BB		2B				P6	3	0	1	0	1	0	0			
John Ellis, R OBP: 0.375, SLG: 0.400 (1, 10)			1B 1B		F8				F9	4	0	2	1	0	0	1			
Charlie Spikes, R OBP: 0.250, SLG: 0.375 (1, 9)			1-2 1B		P4				1-3	4	0	1	0	0	0	3			
Dave Duncan, R OBP: 0.250, SLG: 1.000 (1, 2)	L7		K						HR	4	1	1	1	0	2	4			
Chris Chambliss, L OBP: 0.313, SLG: 0.313 (1, 3)	F7		K		K				WP 1B G3 1B	4	1	1	0	0	1	2			
Buddy Bell, R OBP: 0.125, SLG: 0.125 (1, 5)	P4				P4				G3 WP 1B	4	0	1	0	0	0	2			
Frank Duffy, R OBP: 0.077, SLG: 0.077 (1, 6)			5-3						G3	3	0	1	0	0	0	0			
Leron Lee, L (9, PH)										1	0	0	1	0	0	1			
Inning Stats	R: 0 E: 0 K: 0 S: 3	H: 0 LOB: 0 BB: 0 P: 3	R: 0 E: 0 K: 0 S: 5	H: 2 LOB: 2 BB: 0 P: 5	R: 2 E: 1 K: 1 S: 8	H: 3 LOB: 2 BB: 1 P: 12	R: 0 E: 0 K: 1 S: 6	H: 1 LOB: 1 BB: 0 P: 6	R: 0 E: 0 K: 0 S: 4	H: 1 LOB: 1 BB: 0 P: 4	R: 0 E: 0 K: 1 S: 5	H: 0 LOB: 0 BB: 0 P: 5	R: 0 E: 0 K: 0 S: 3	H: 0 LOB: 0 BB: 0 P: 3	R: 2 E: 0 K: 0 S: 6	H: 3 LOB: 1 BB: 0 P: 6	1B: 7 2B: 2 3B: 0 HR: 1	SF: 0 SAC: 0 DP: 0 HBP: 0	WP: 1 PA: 38 CS: 0
PITCHER	IP	WLS	BF	H	R	ER	SO	BB	IBB	HBP	BLK	WP	HR	S	P	ERA	WHIP		
Clyde Wright, L ERA: 3.38 (1, 1)	8.0	W	33	8	3	3	3	1	0	0	0	0	0	38	42	3.38	1.125		
Eduardo Rodriguez, R ERA: 2.08 (9, 1)	1.0		5	2	1	1	0	0	0	0	0	1	0	5	5	9.00	2.000		

Milwaukee Brewers @ Cleveland Indians
Cleveland Municipal Stadium, Cleveland, OH
Wed Apr 10 1974, 3:33 AM EDT
Att: 22,036 - Unknown - 42 F

AB 37
R 4
H 10
RBI 4
BB 1
SO 3
LOB 16



Batter	1	2	3	4	5	6	7	8	9	AB	R	H	RBI	BB	SO	LOB	TOP										
Don Money, R OBP: 0.235, SLG: 0.429 (1, 5)	0-3 K	0-0 6-3		0-0 6-3		0-0 SH1-3		0-0 2-3		4	0	0	1	0	1	1	Milwaukee Brewers @ Cleveland Indians Cleveland Municipal Stadium, Cleveland, OH Thu Apr 11 1974, 3:33 AM EDT Att. 1,910 - Unknown - 59 F										
Bobby Mitchell, R OBP: 0.200, SLG: 0.200 (1, 10)	0-3 K	0-0 F2		0-0 2-H 1B		0-0 F8		0-0 5-3		5	0	1	1	0	1	1											
Dave May, L OBP: 0.167, SLG: 0.118 (1, 9)	0-0 1B		0-0 1-3	0-0 1-3			4-0 1B		0-0 6-3	4	2	1	0	1	0	1											
George Scott, R OBP: 0.471, SLG: 0.385 (1, 3)	0-0 BB		0-0 5-3		4-0 HR		4-0 L3		0-0 5-3	3	1	2	0	2	0	0											
John Briggs, L OBP: 0.353, SLG: 0.667 (1, 7)	0-0 BB		0-0 5-3		0-0 HR		0-0 L3		0-0 F9	5	1	2	3	0	0	3											
Darrell Porter, L OBP: 0.333, SLG: 0.091 (1, 2)	4-0 3-H		0-0 4-3		0-0 F9		4-0 1B			2	0	0	0	2	0	1											
Bob Coluccio, R OBP: 0.467, SLG: 0.462 (1, 8)	0-0 F7			4-0 WP		0-0 CS		0-0 1B		3	1	2	1	1	0	3											
Pedro Garcia, R OBP: 0.533, SLG: 1.250 (1, 4)		0-0 HR		0-0 WP		0-0 P6		0-0 F7		4	2	2	1	0	0	3											
Robin Yount, R (1, 6)	0-3 K			0-0 5-3		1-0 F8		0-0 2-3		3	0	0	0	0	1	2											
Inning Stats	R: 1 E: 0 K: 2 S: 10	H: 3 LOB: 3 BB: 1 P: 14	R: 1 E: 0 K: 1 S: 6	H: 1 LOB: 0 BB: 0 P: 6	R: 0 E: 0 K: 0 S: 4	H: 1 LOB: 1 BB: 0 P: 4	R: 2 E: 0 K: 0 S: 5	H: 2 LOB: 1 BB: 1 P: 9	R: 2 E: 0 K: 0 S: 4	H: 2 LOB: 0 BB: 0 P: 8	R: 0 E: 0 K: 0 S: 2	H: 0 LOB: 0 BB: 0 P: 3	R: 1 E: 0 K: 0 S: 3	H: 1 LOB: 2 BB: 3 P: 15	R: 0 E: 0 K: 0 S: 3	H: 0 LOB: 0 BB: 0 P: 3	R: 0 E: 0 K: 0 S: 3	H: 0 LOB: 0 BB: 0 P: 3	1B: 8 2B: 1 3B: 0 HR: 2	SF: 0 SAC: 1 DP: 1 HBP: 1	WP: 1 PB: 0 SB: 0 CS: 1	PA: 41					
PITCHER	IP	WLS	BF	H	R	ER	SO	BB	IBB	HBP	BLK	WP	HR	S	P	ERA	WHIP										
Dick Bosman, R ERA: 9.82 (1, 1)	3.2		20	7	4	4	3	2	0	0	0	1	1	24	32	9.82	2.455										
Tom Timmermann, R ERA: 13.5 (4, 1)	0.2	L	5	2	2	2	0	1	0	0	0	0	1	4	8	27.00	4.500										
Milt Wilcox, R ERA: (5, 1)	1.2		4	0	0	0	0	0	0	1	0	0	0	3	4	0.00	0.000										
Ken Sanders, R ERA: 1.93 (7, 1)	3.0		12	1	1	1	0	2	1	0	0	0	0	9	21	3.00	1.000										

Batter	1	2	3	4	5	6	7	8	9	AB	R	H	RBI	BB	SO	LOB	BOTTOM										
John Lowenstein, L OBP: 0.391, SLG: 0.300 (1, 7)	0-0 G3-6-3	0-0 G6-4-3		0-0 F9					4-0 FC3-6	4	0	2	0	1	0	0	Milwaukee Brewers @ Cleveland Indians Cleveland Municipal Stadium, Cleveland, OH Thu Apr 11 1974, 3:33 AM EDT Att. 1,910 - Unknown - 59 F										
Oscar Gamble, L OBP: 0.283, SLG: 0.389 (1, 10)	0-0 G3-6-3	4-0 G6-4-3			0-0 G3		0-0 F6		0-0 FC3-6	4	0	0	0	1	0	2											
George Hendrick, R OBP: 0.273, SLG: 0.250 (1, 8)	4-0 HR	0-0 G6-4-3			0-0 1B			0-3 K	0-0 FC6-4	4	1	1	0	1	1	3											
John Ellis, R OBP: 0.400, SLG: 0.579 (8, PR) Jack Heidemann, R (9, PR)	0-0 HR	0-0 5-3			0-0 F7			0-0 BB	4-0 BB	4	1	2	2	0	0	2											
Rusty Torres, S (9, PH)	1-H HR				0-0 F7			0-0 BB	0-0 BB	0	1	0	0	0	0	0											
Chris Chambliss, L OBP: 0.381, SLG: 0.316 (1, 3)	4-0 2B		0-0 FC1-4		0-0 4-3			4-0 1B	0-0 F7	3	1	1	0	2	0	3											
Charlie Spikes, R OBP: 0.500, SLG: 0.421 (1, 9)	0-0 1B		0-0 FC1-4			0-0 6-3		4-0 1B		3	1	1	1	1	0	1											
Buddy Bell, R OBP: 0.200, SLG: 0.200 (1, 5)	0-0 2B		0-0 F8			0-0 F7		0-0 1B		4	1	2	2	0	0	1											
Frank Duffy, R OBP: 0.125, SLG: 0.188 (8, PH) Leron Lee, L (9, PH) Dave Duncan, R OBP: 0.250, SLG: 1.000 (9, 2)	0-0 1B		0-0 F7			0-0 6-3		0-0 P5		3	0	1	1	0	0	0											
Remy Hermoso, R OBP: 0.214, SLG: 0.357 Jack Brohamer, L OBP: 0.500, SLG: 0.333 (8, 4)	0-0 6-3			0-0 6-3			0-0 P4	0-0 F8		2	0	0	0	0	0	3											
Inning Stats	R: 5 E: 0 K: 0 S: 7	H: 5 LOB: 1 BB: 2 P: 15	R: 0 E: 0 K: 0 S: 3	H: 1 LOB: 1 BB: 1 P: 7	R: 0 E: 0 K: 0 S: 3	H: 1 LOB: 0 BB: 0 P: 3	R: 0 E: 0 K: 0 S: 3	H: 0 LOB: 0 BB: 0 P: 3	R: 0 E: 0 K: 0 S: 3	H: 0 LOB: 0 BB: 0 P: 3	R: 0 E: 0 K: 0 S: 3	H: 0 LOB: 0 BB: 0 P: 3	R: 1 E: 0 K: 1 S: 7	H: 2 LOB: 3 BB: 2 P: 15	R: 0 E: 0 K: 0 S: 3	H: 0 LOB: 2 BB: 2 P: 11	1B: 7 2B: 2 3B: 0 HR: 1	SF: 0 SAC: 0 DP: 2 HBP: 0	WP: 0 PB: 0 SB: 0 CS: 1	PA: 41							
PITCHER	IP	WLS	BF	H	R	ER	SO	BB	IBB	HBP	BLK	WP	HR	S	P	ERA	WHIP										
Jim Colborn, R ERA: 32.4 (1, 1)	0.2		25	5	1	1	1	2	0	0	0	0	0	25	33	1.35	1.050										
Jerry Bell, R ERA: 0.9 (8, 1)	0.2	W	5	1	0	0	0	2	0	0	0	0	0	3	11	0.00	4.500										
Tom Murphy, R ERA: (9, 1)	1.0	S	4	0	0	0	0	1	0	0	0	0	0	3	7	0.00	1.000										



Batter	1	2	3	4	5	6	7	8	9	AB	R	H	RBI	BB	SO	LOB	TOP			
Roy White, S (1, 7) OBP: 0.556, SLG: 0.647	4-0 G6-4-3 1B BB		0-0 4-3		4-0 G4-6-3 BB			0-3 K		2	0	0	0	2	1	0	New York Yankees @ Cleveland Indians Cleveland Municipal Stadium, Cleveland, OH Fri Apr 12 1974, 7:05 PM EDT Att: 6,101 - Cloudy - 61 F			
Mike Hegan, L (1, 3) OBP: 0.286, SLG: 0.300	0-0 G6-4-3 1B		0-0 4-3		0-0 G4-6-3 1-2			0-0 3-1		4	0	1	0	0	0	1				
Thurman Munson, R (1, 2) OBP: 0.320, SLG: 0.478	0-0 G6-4-3 1-2 2-3		0-0 2B		0-3 K			0-0 5-3		4	0	1	0	0	1	2				
Bobby Murcer, L (1, 8) OBP: 0.423, SLG: 0.250	0-0 6-3		0-0 F7		0-0 F8			0-0 L3		4	0	0	0	0	0	2				
Ron Blomberg, L (1, 9) OBP: 0.389, SLG: 0.267		0-0 6-3		4-0 G3 1B BB				0-0 F5		3	0	0	0	1	0	0				
Graig Nettles, L (1, 5) OBP: 0.333, SLG: 0.550		0-0 4-3 E 2B		0-0 F7				0-0 4-3		4	1	1	0	0	1	1				
Bill Sudakis, S (1, 10) OBP: 0.318, SLG: 0.300		0-0 4-3 2-3		0-0 G3 1B				0-0 F8		3	0	1	0	0	0	1				
Gene Michael, S (1, 4) OBP: 0.286, SLG: 0.235 (7, 6)		0-0 E6 3-H		0-0 G3 1-2 2-3				0-0 F9		3	0	0	0	0	0	2				
Jim Mason, L (1, 6) OBP: 0.150, SLG: 0.105 (7, PH) Horace Clarke, S (7, 4)		0-0 4-3		0-0 1-3				0-3 K		2	0	0	0	0	0	3				
										1	0	0	0	0	1	0				
Inning Stats	R: 0 E: 0 K: 0 S: 3	H: 1 LOB: 1 BB: 1 P: 7	R: 1 E: 1 K: 0 S: 5	H: 1 LOB: 1 BB: 0 P: 5	R: 0 E: 0 K: 0 S: 4	H: 1 LOB: 2 BB: 1 P: 8	R: 0 E: 0 K: 1 S: 4	H: 0 LOB: 0 BB: 0 P: 3	R: 0 E: 0 K: 1 S: 5	H: 0 LOB: 0 BB: 0 P: 5	R: 0 E: 0 K: 1 S: 5	H: 0 LOB: 0 BB: 0 P: 5	R: 0 E: 0 K: 1 S: 5	H: 0 LOB: 0 BB: 0 P: 5	R: 0 E: 0 K: 1 S: 5	H: 0 LOB: 0 BB: 0 P: 5	1B: 2 2B: 2 3B: 0 HR: 0	SF: 0 SAC: 0 DP: 2 HBP: 0	WP: 0 PB: 0 SB: 0 CS: 0	PA: 33
PITCHER Gaylord Perry, R (1, 1) ERA: 2.93	IP: 9.0 WLS: W BF: 33 H: 4 R: 1 ER: 0 SO: 4 BB: 3 IBB: 0 HBP: 0 BLK: 0 WP: 0 HR: 0 S: 38 P: 50 ERA: 0.00 WHIP: 0.778																			

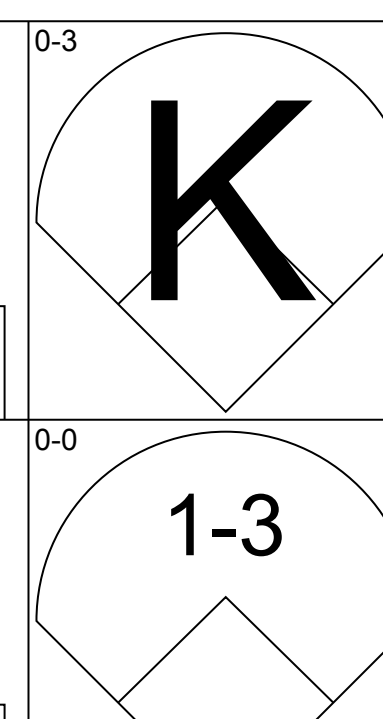
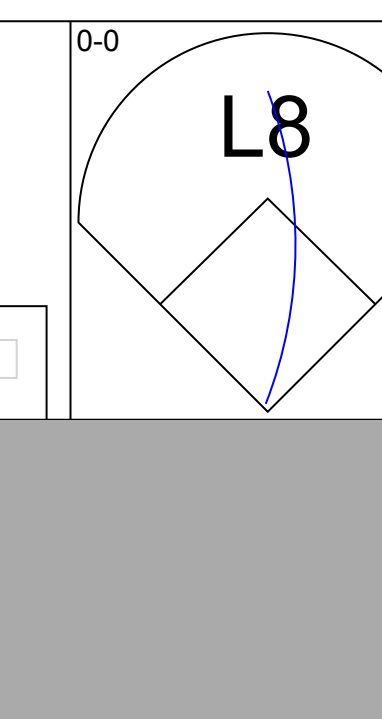
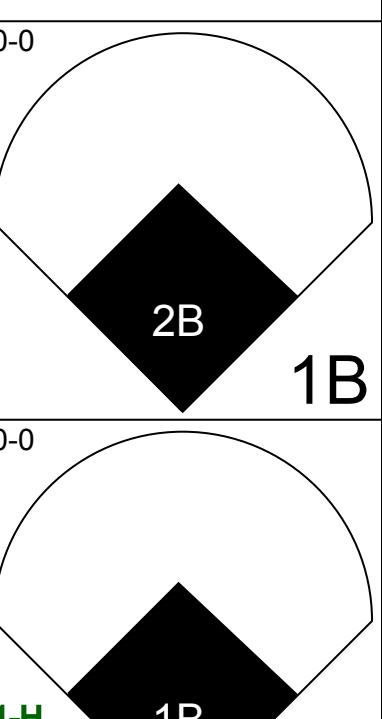
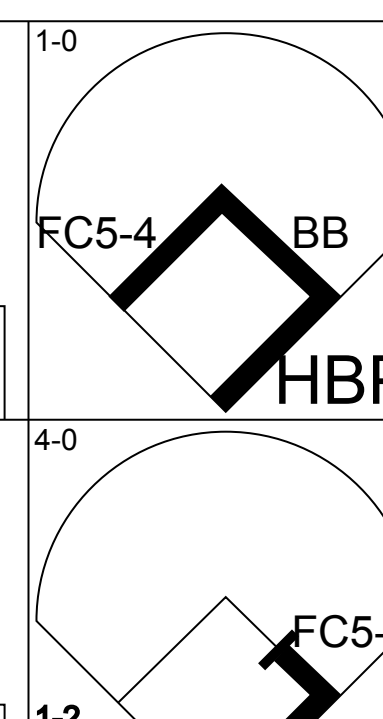
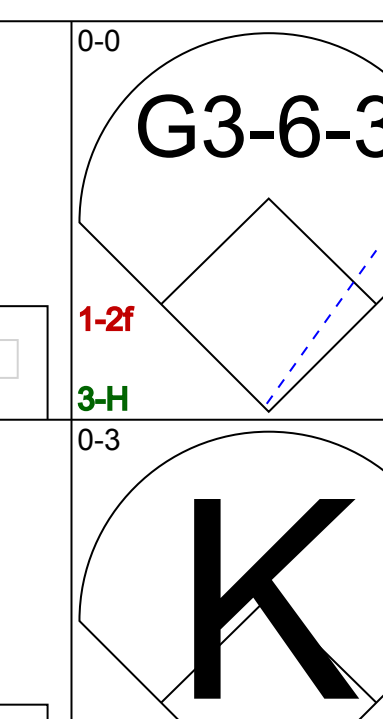
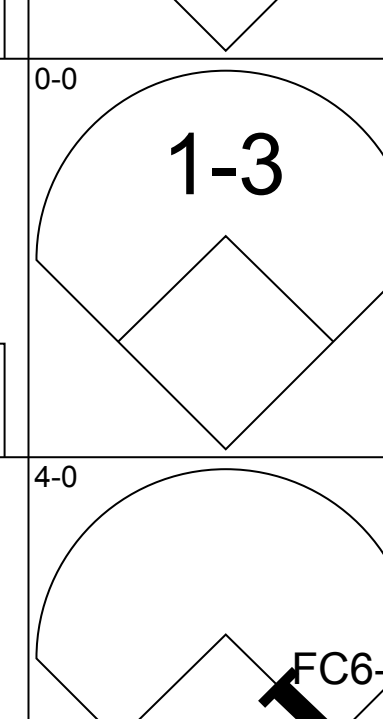
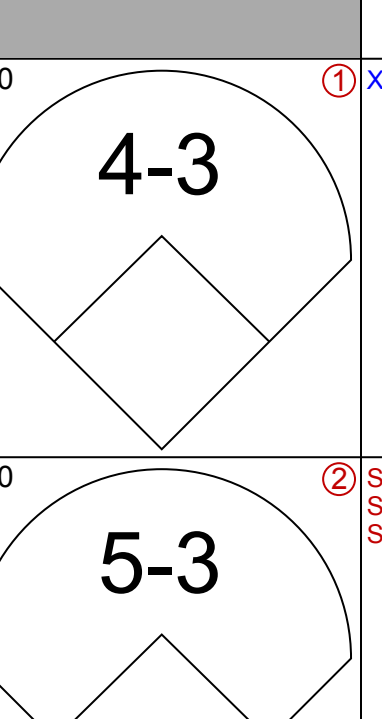
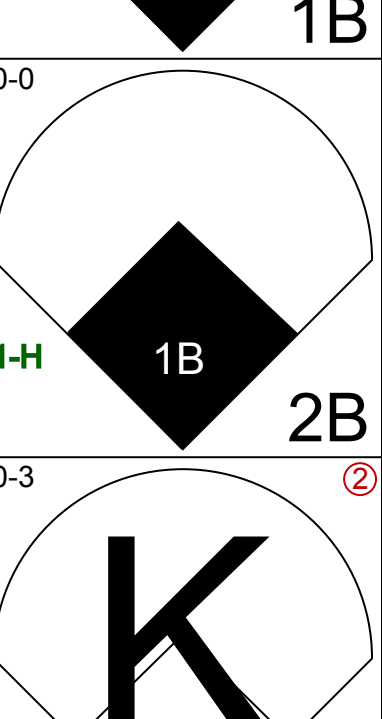
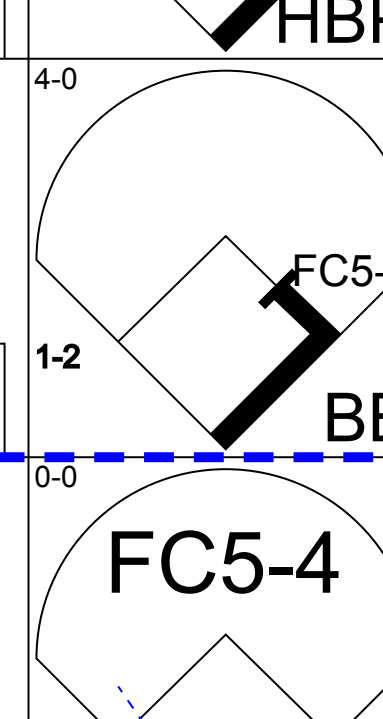
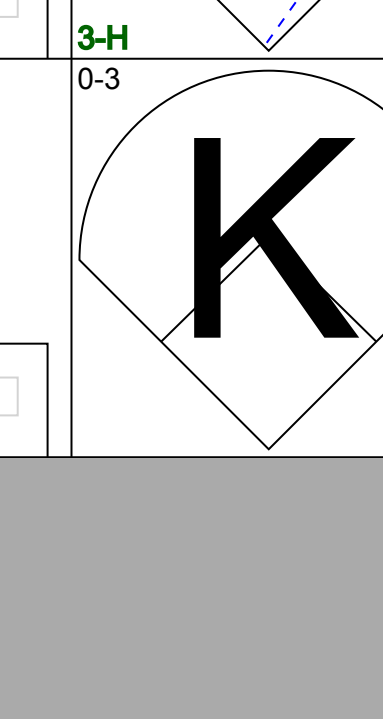
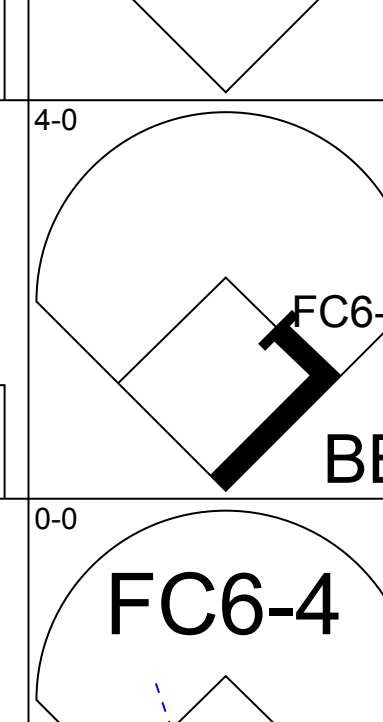
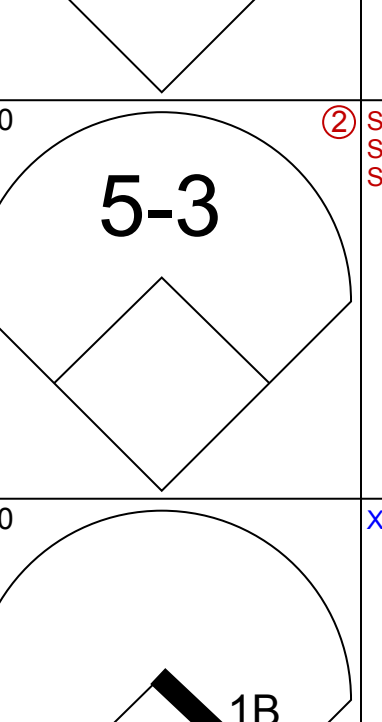
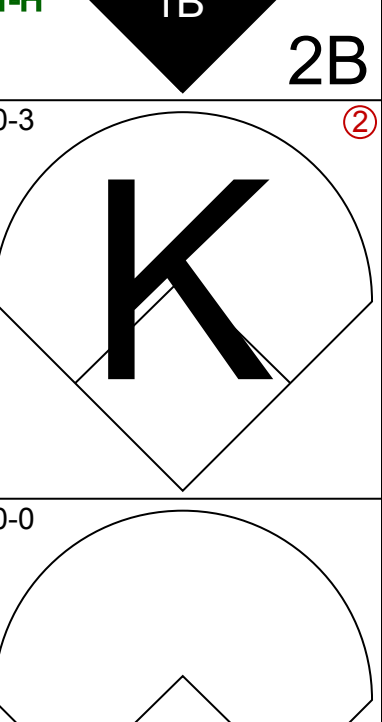
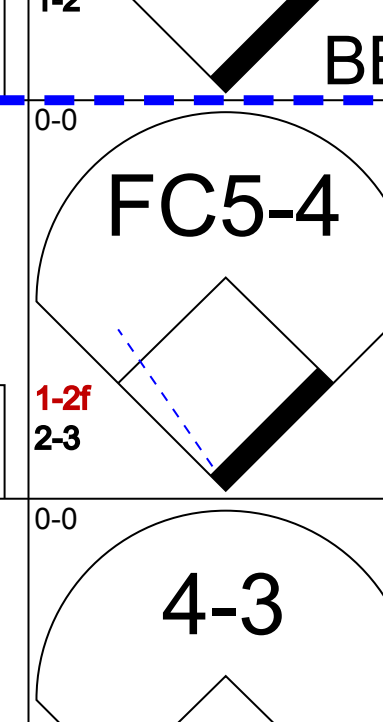
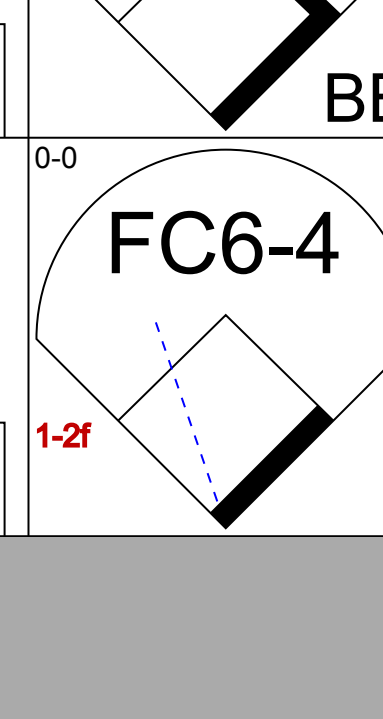
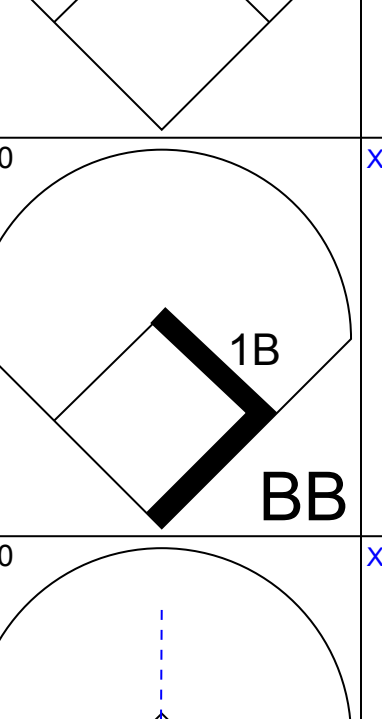
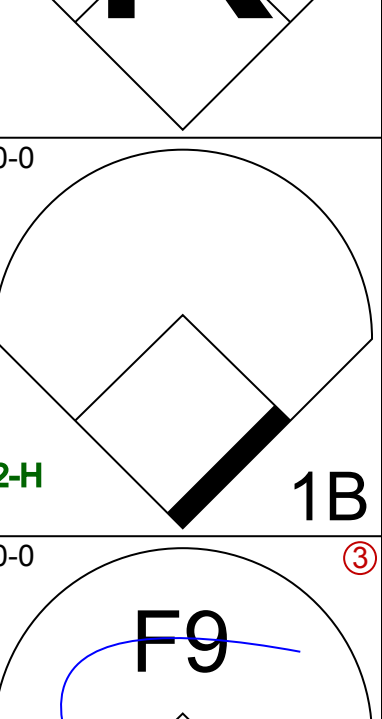
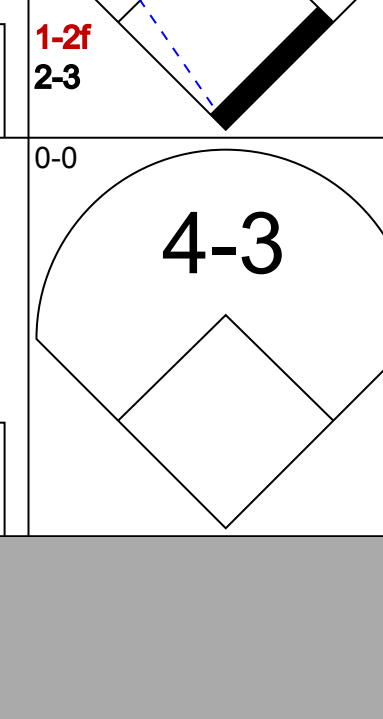
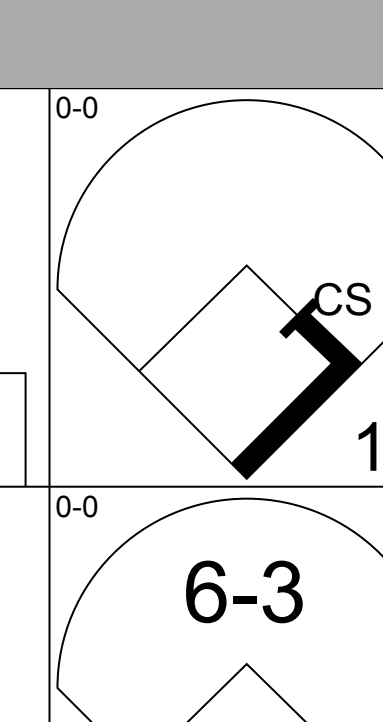
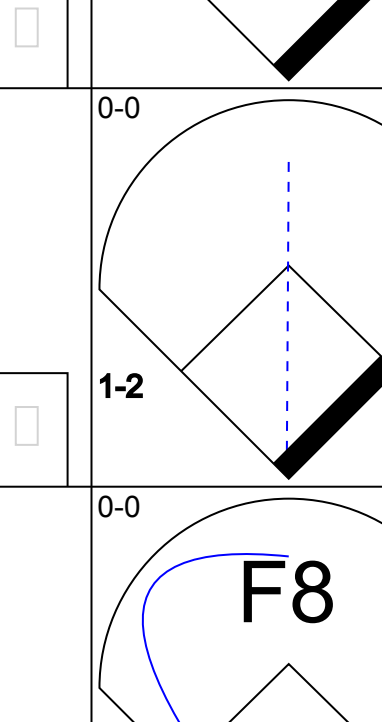
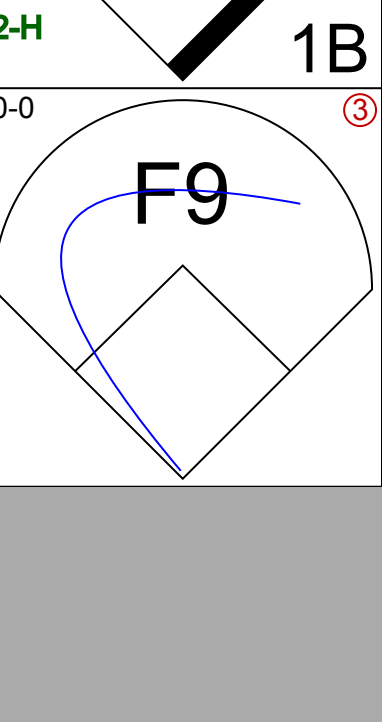
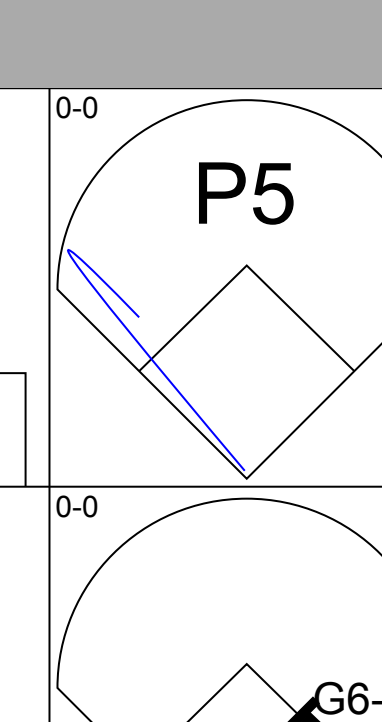

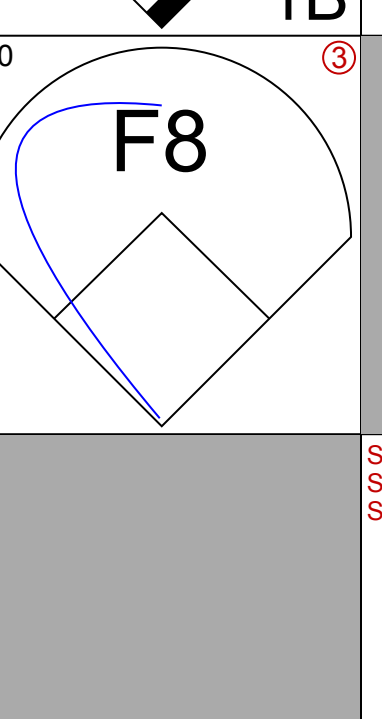
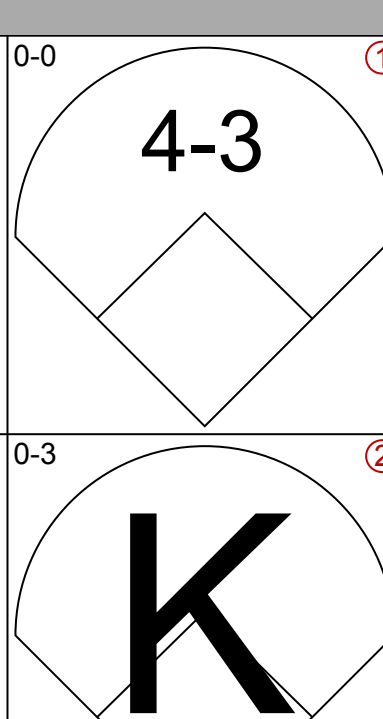
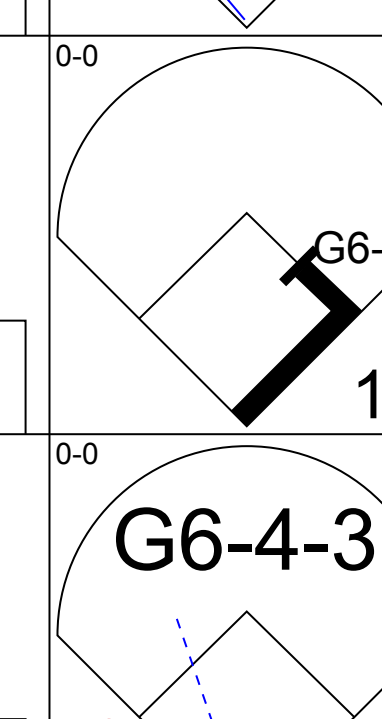

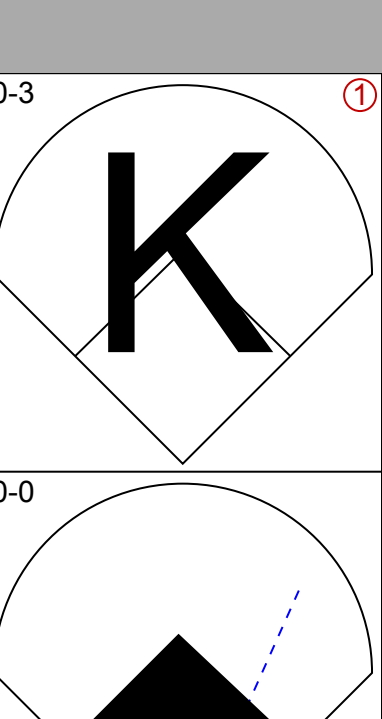
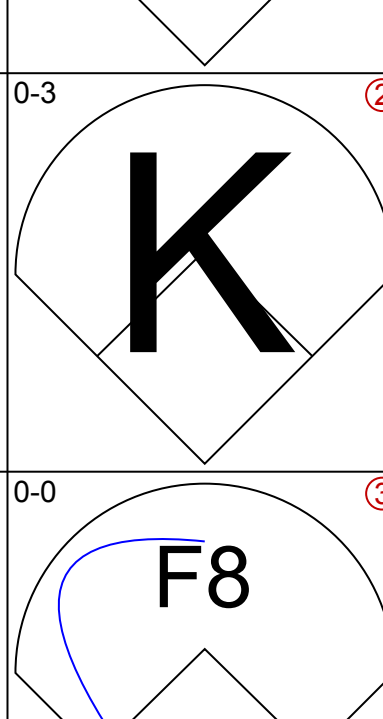
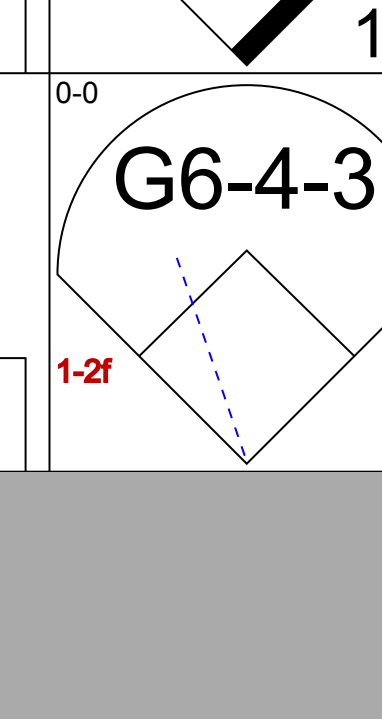
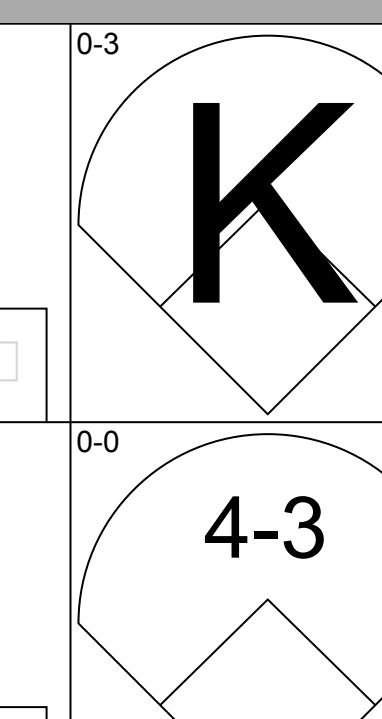
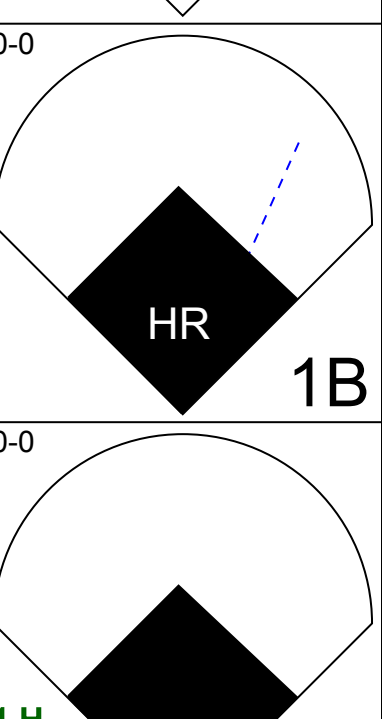
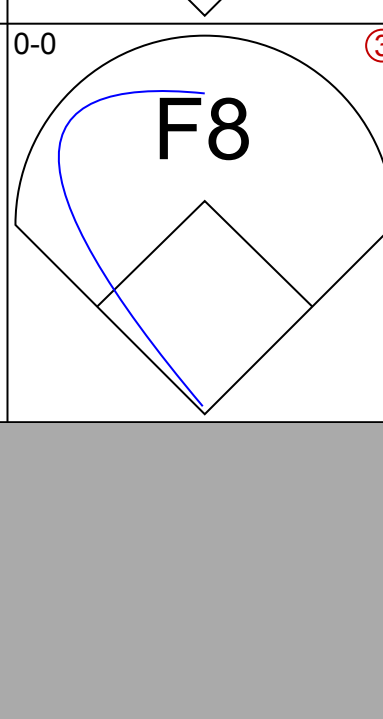
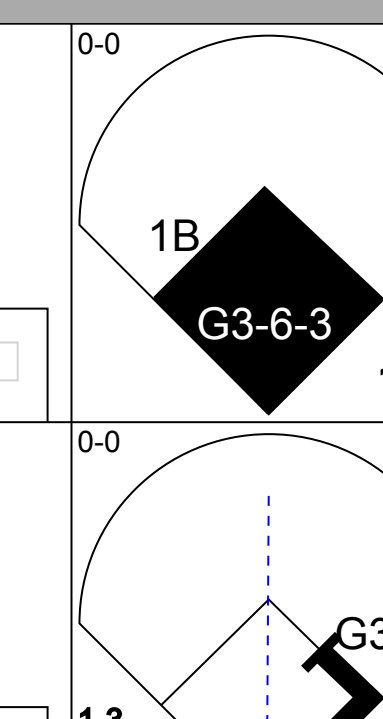
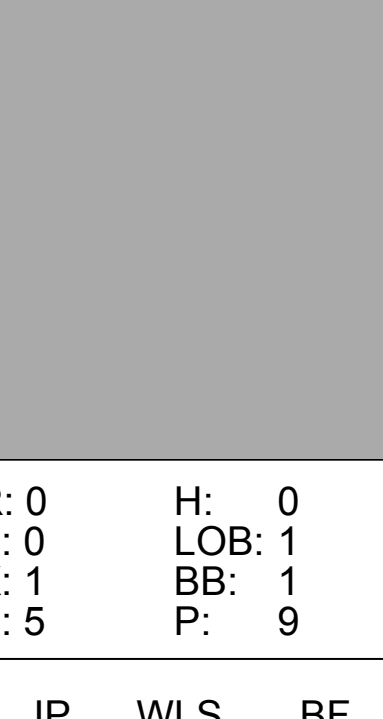
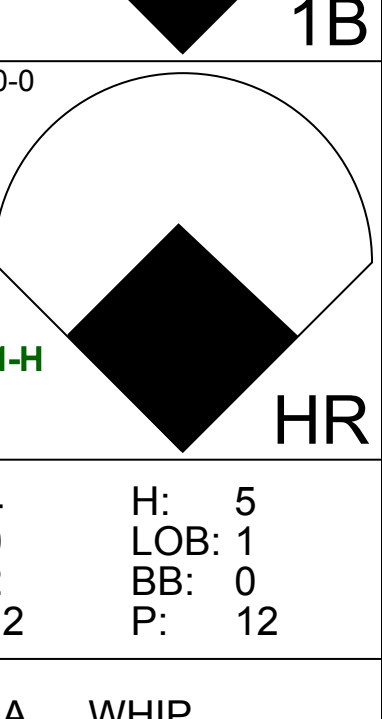
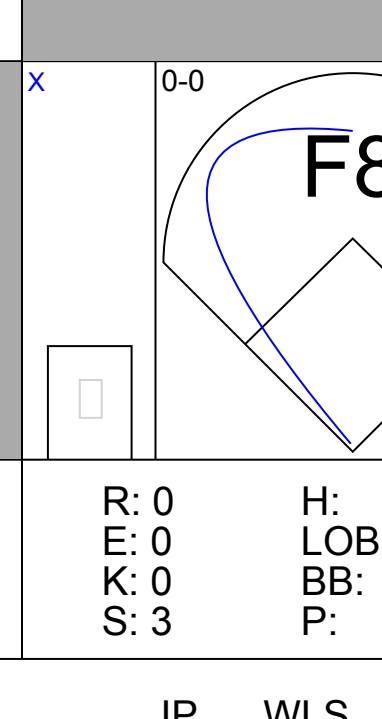
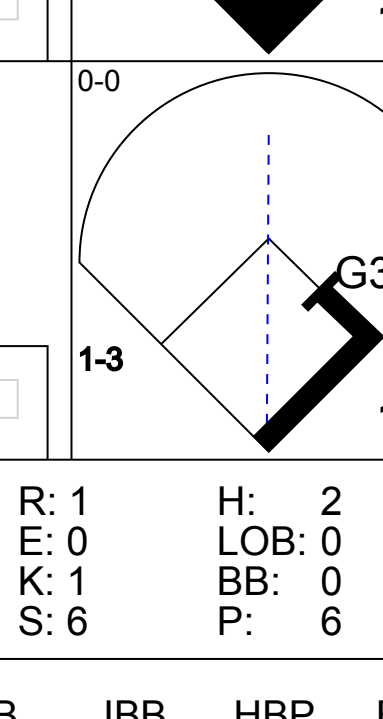
AB	30
R	1
H	4
RBI	0
BB	3
SO	4
LOB	12



Batter	1	2	3	4	5	6	7	8	9	AB	R	H	RBI	BB	SO	LOB	BOTTOM			
John Lowenstein, L (1, 7) OBP: 0.393, SLG: 0.261	0-0 4-3		4-0 G3 BB	4-0 S BLK BB		0-3 K		0-3 K		3	1	0	0	2	2	0	New York Yankees @ Cleveland Indians Cleveland Municipal Stadium, Cleveland, OH Fri Apr 12 1974, 7:05 PM EDT Att: 6,101 - Cloudy - 61 F			
Remy Hermoso, R (1, 4) OBP: 0.222, SLG: 0.294	0-0 4-3		0-0 F7	4-0 BLK WP 1B BB		0-0 6-3				3	1	0	0	1	0	1				
George Hendrick, R (1, 8) OBP: 0.269, SLG: 0.217	0-0 F8		0-0 G3	4-0 1-2 BLK 1B BB		0-3 K				3	1	0	0	1	1					
John Ellis, R (1, 10) OBP: 0.375, SLG: 0.522		0-0 E8 2B	0-0 F9	0-0 1-H 2-H 3-H 1B				0-0 6-3		4	1	1	2	0	0	1				
Chris Chambliss, L (1, 3) OBP: 0.400, SLG: 0.391		0-0 2-H 2B		0-0 1B F7				0-0 F7		4	0	2	1	0	0	1				
Charlie Spikes, R (1, 9) OBP: 0.575, SLG: 0.429 Rusty Torres, S (8, 9)		1-0 SH1-4 HBP		0-0 1-2 HR 1B	4-0 FC2-5 BB			0-3 K		2	1	1	0	1	1	0				
Buddy Bell, R (1, 5) OBP: 0.217, SLG: 0.348		0-0 SH1-4 1-2 2-3		0-0 FC2-5 HR 2-2	0-0 FC5-4 BB			0-0 HR		3	2	1	1	0	0	3				
Dave Duncan, R (1, 2) OBP: 0.125, SLG: 0.500		0-0 6-3 3-H		0-3 K 1-H 2-H HR	0-0 F2			0-0 1-3		4	0	0	1	0	1	4				
Frank Duffy, R (1, 6) OBP: 0.150, SLG: 0.350		0-3 K		0-0 1-H 2-H HR	0-0 FC5-4			0-0 5-3		4	1	1	3	0	1	2				
Inning Stats	R: 0 E: 0 K: 0 S: 3	H: 0 LOB: 0 BB: 0 P: 3	R: 2 E: 1 K: 1 S: 7	H: 1 LOB: 1 BB: 0 P: 8	R: 0 E: 0 K: 0 S: 3	H: 0 LOB: 1 BB: 1 P: 7	R: 6 E: 0 K: 1 S: 9	H: 4 LOB: 1 BB: 3 P: 21	R: 0 E: 0 K: 0 S: 3	H: 0 LOB: 0 BB: 0 P: 7	R: 0 E: 0 K: 2 S: 7	H: 0 LOB: 0 BB: 0 P: 7	R: 0 E: 0 K: 1 S: 5	H: 0 LOB: 0 BB: 0 P: 5	R: 1 E: 0 K: 1 S: 6	H: 1 LOB: 0 BB: 0 P: 6	1B: 3 2B: 1 3B: 0 HR: 2	SF: 0 SAC: 1 DP: 0 HBP: 1	WP: 1 PB: 0 SB: 2 CS: 0	PA: 37
PITCHER Pat Dobson, R (1, 1) ERA: 4.26 Ken Wright, R (4, 1) ERA: 6.75 Sam McDowell, L (6, 1) ERA: Sparky Lyle, L (8, 1) ERA: 6.75	IP: 3.2 WLS: L BF: 20 H: 4 R: 7 ER: 1 SO: 2 BB: 2 IBB: 0 HBP: 0 BLK: 1 WP: 1 HR: 0 S: 20 P: 33 ERA: 6.75 WHIP: 2.250																			

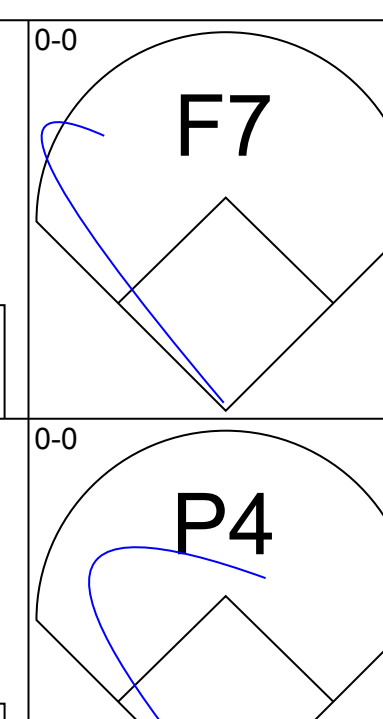
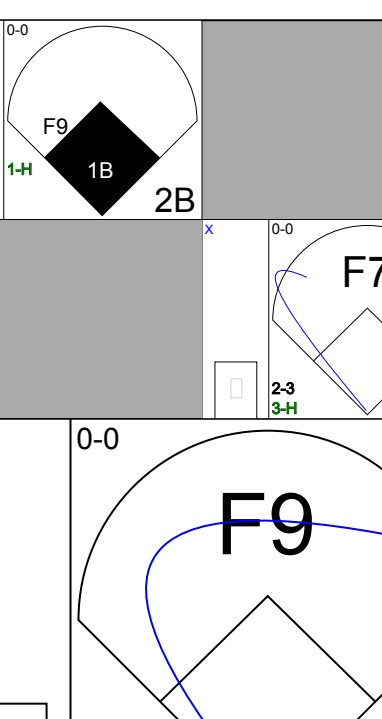
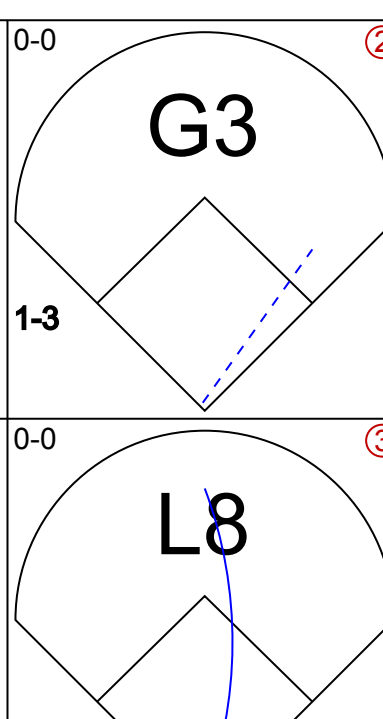
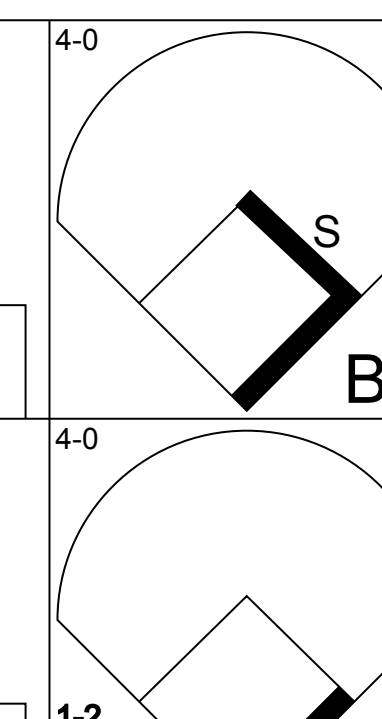
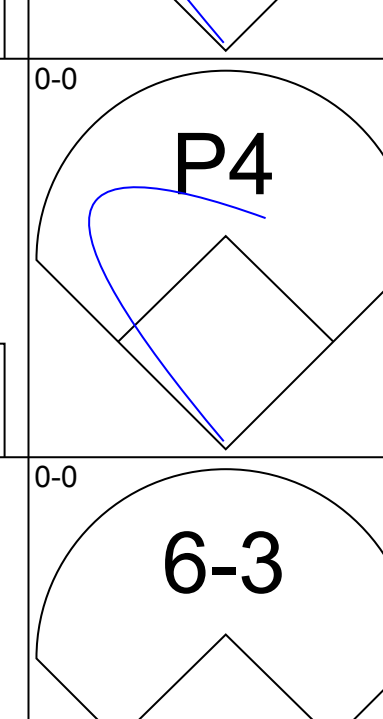
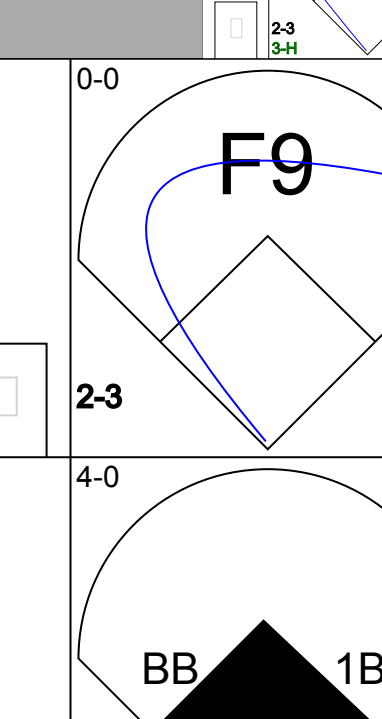

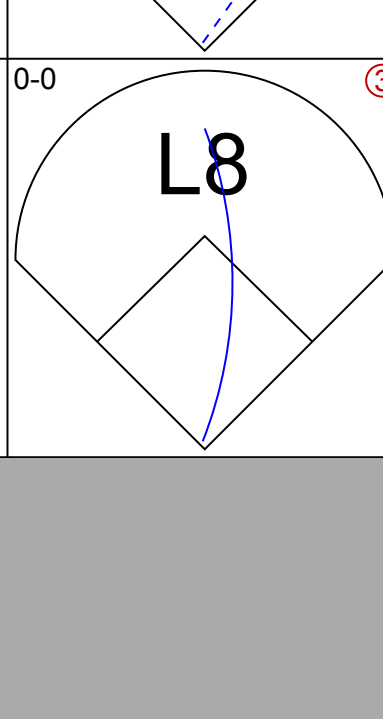
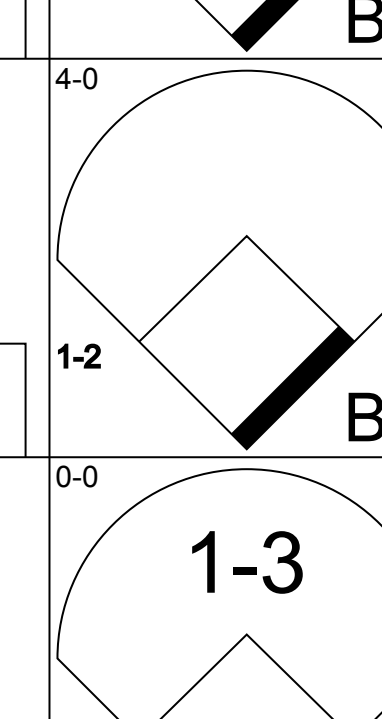
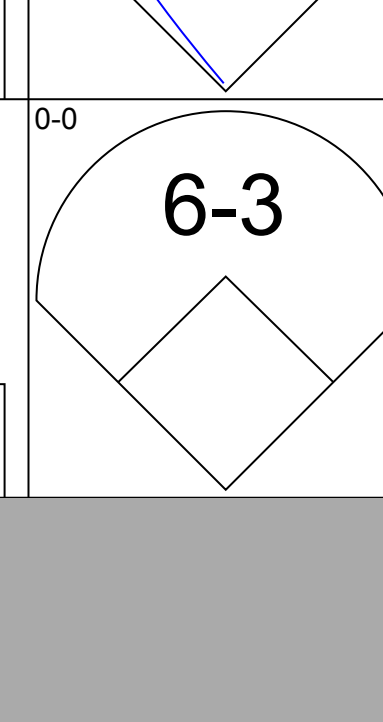
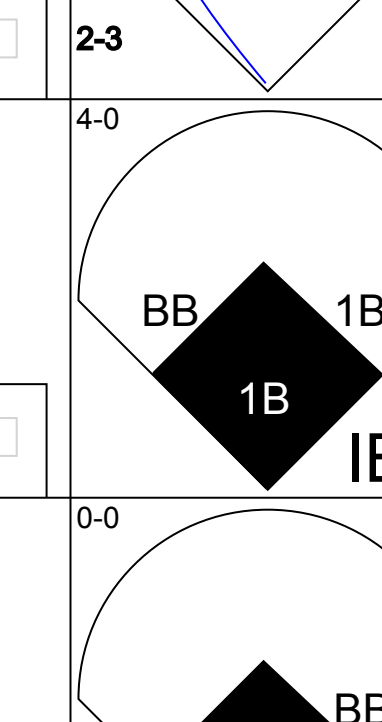
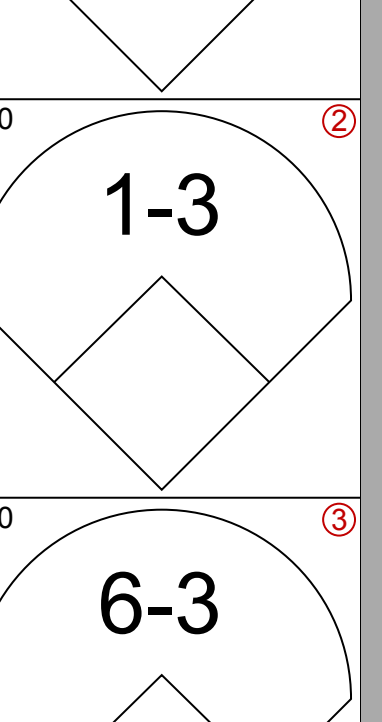
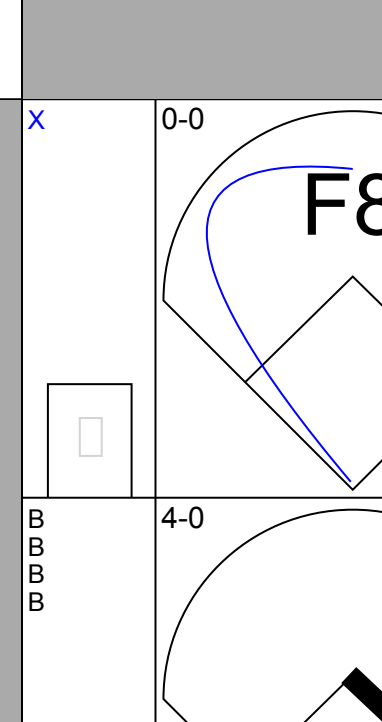
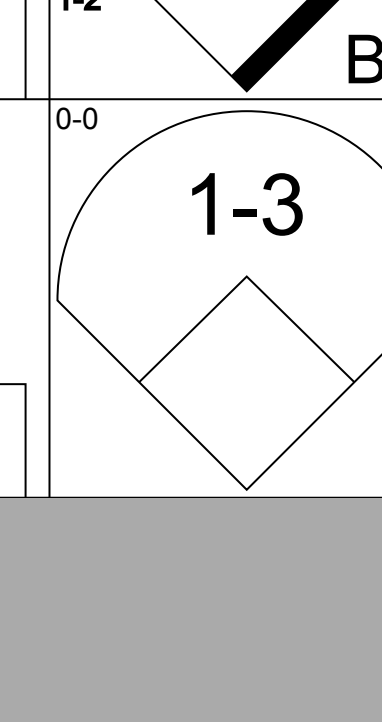
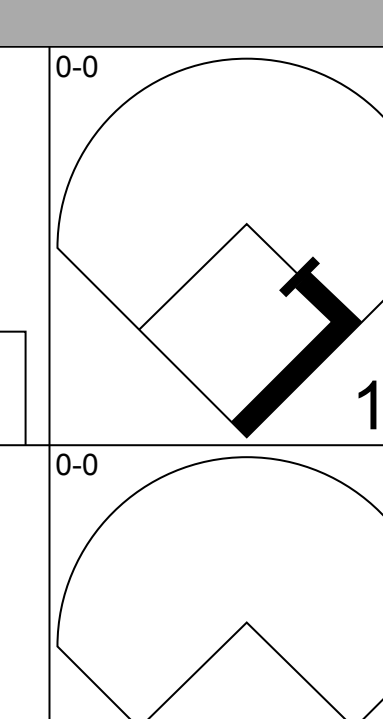
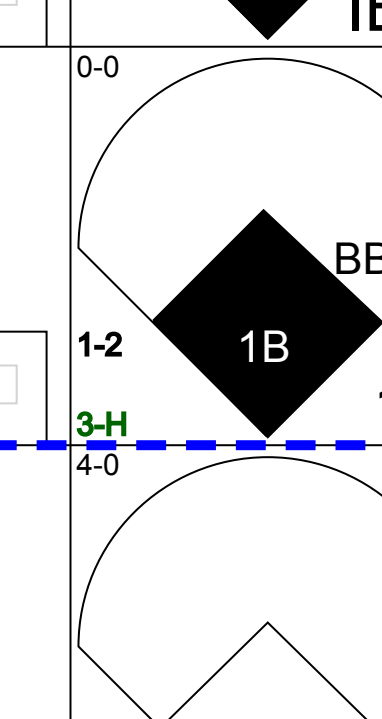
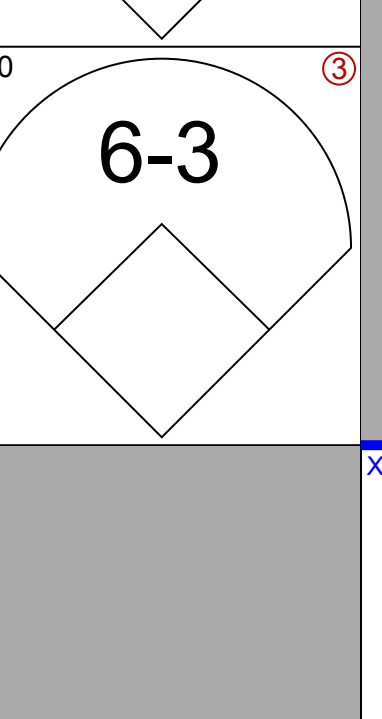
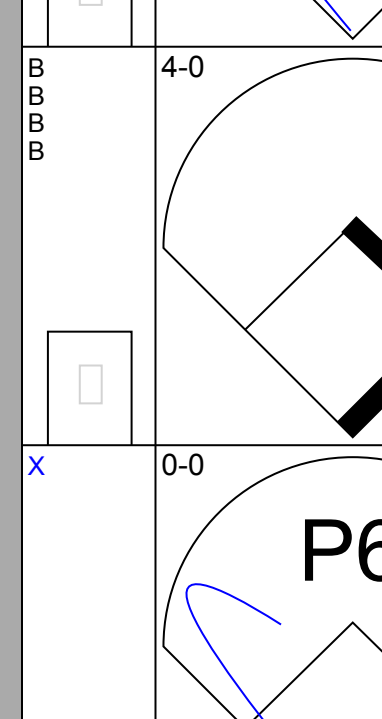
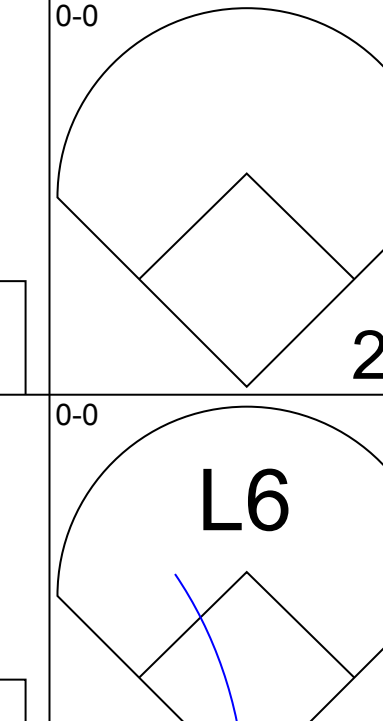
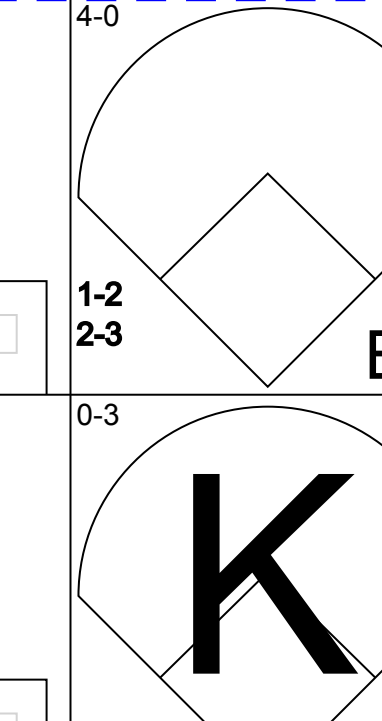
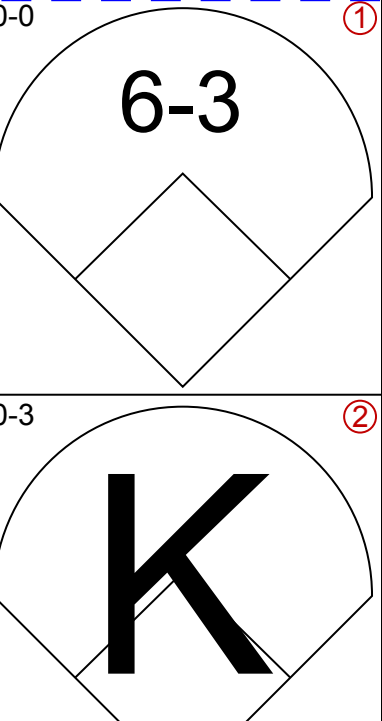
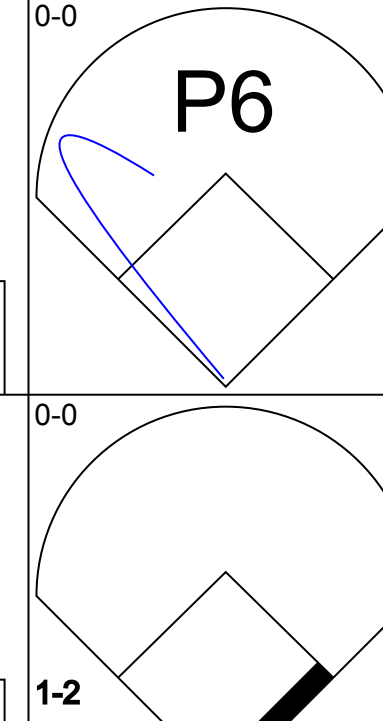

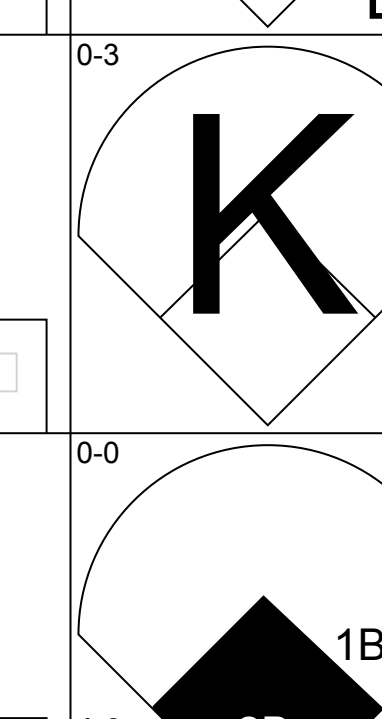
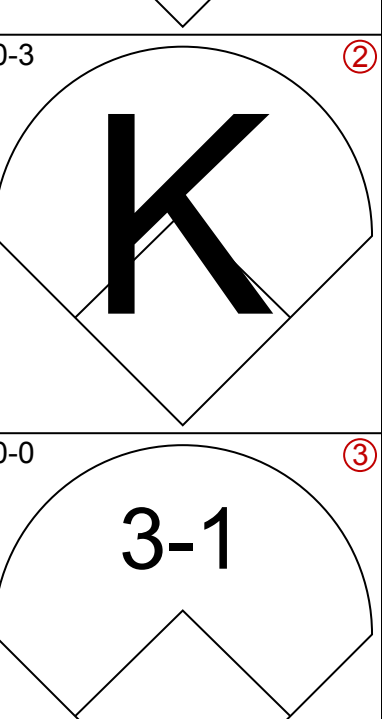
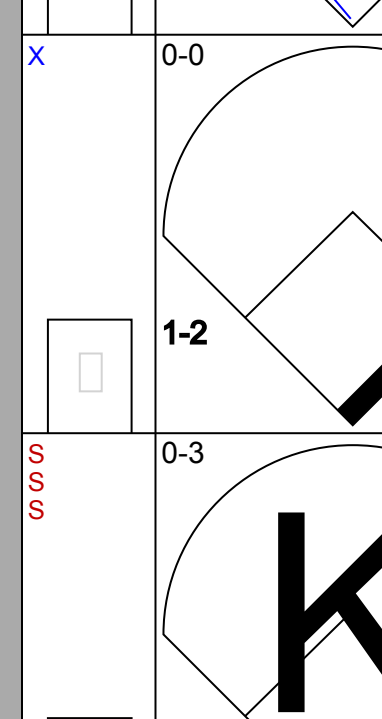

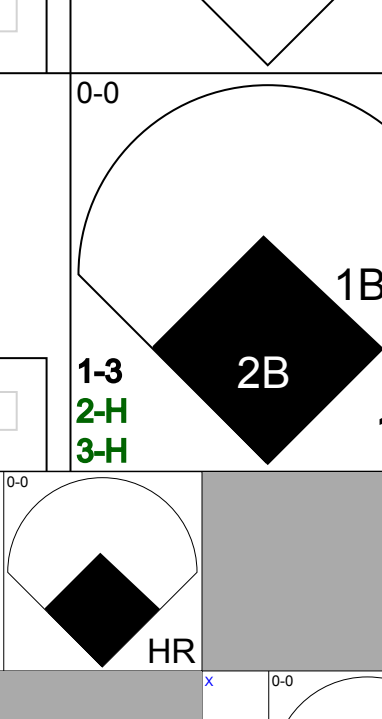
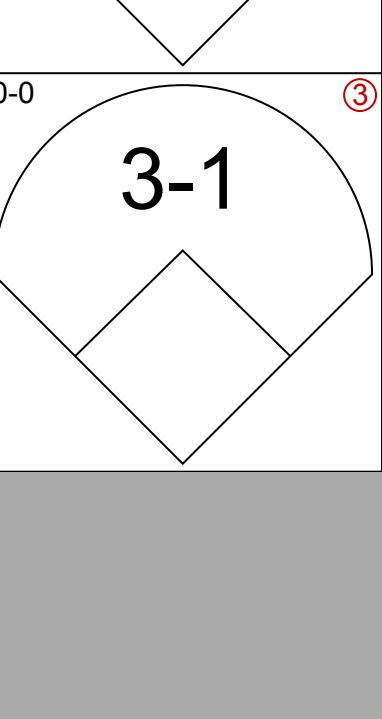
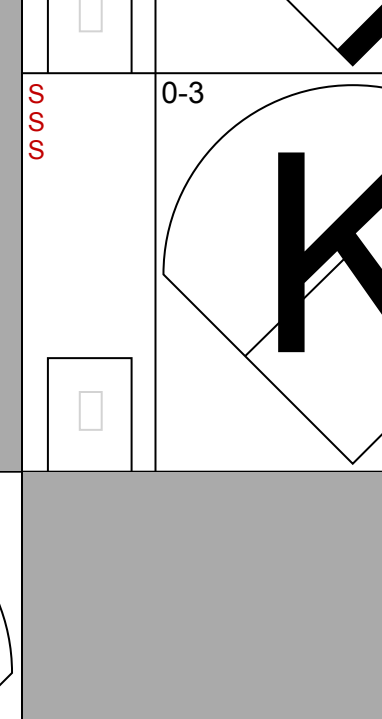
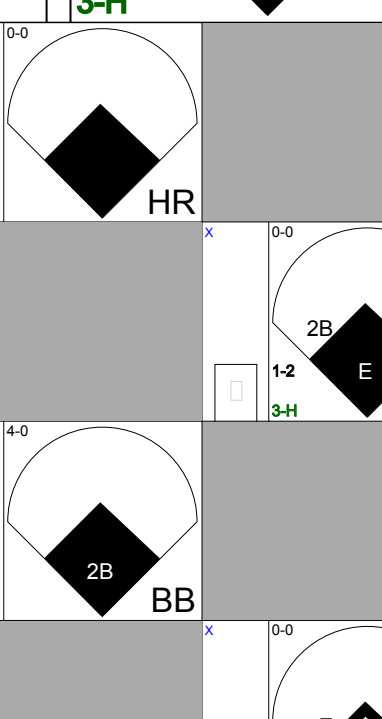
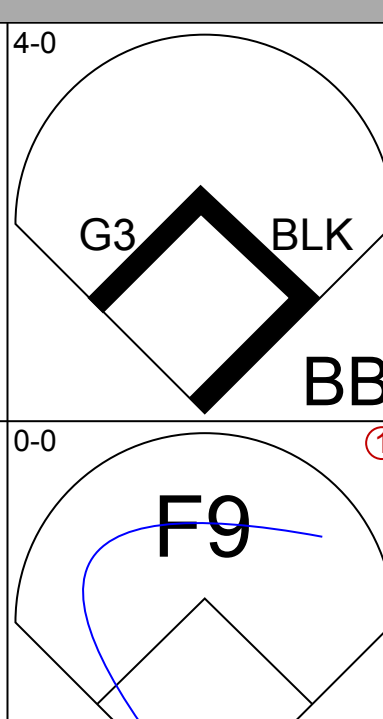
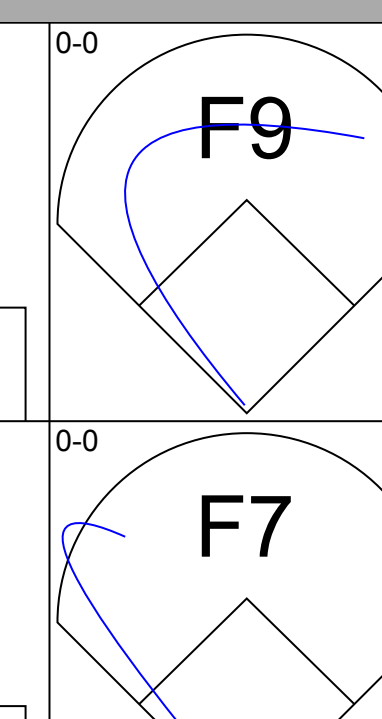
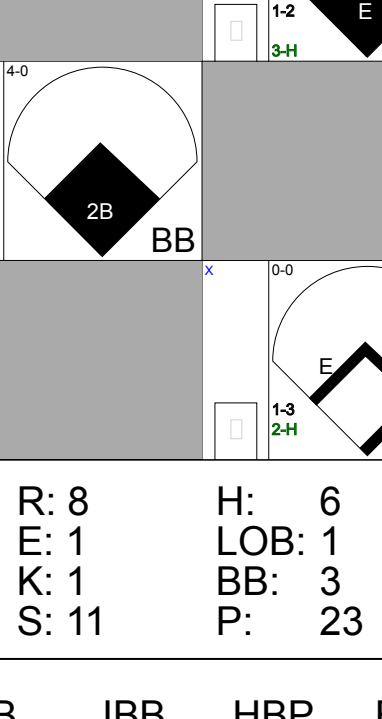
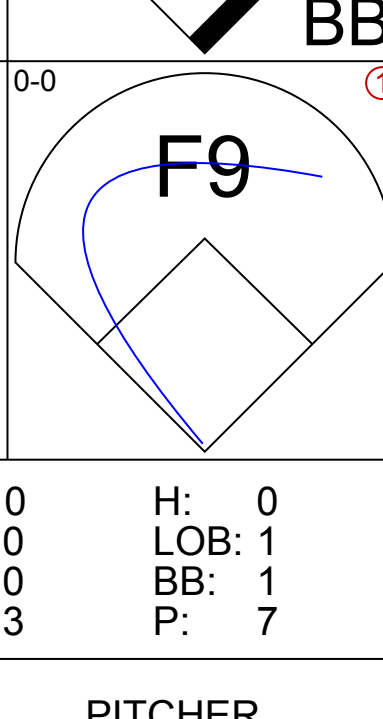
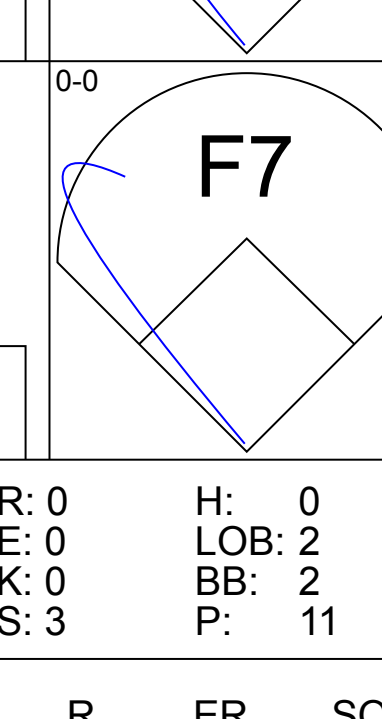
AB	30
R	8
H	6
RBI	8
BB	5
SO	6
LOB	13



Batter	1	2	3	4	5	6	7	8	9	AB	R	H	RBI	BB	SO	LOB	TOP					
Roy White, S (1, 10) OBP: 0.531, SLG: 0.571										4	1	1	1	0	1	1	New York Yankees @ Cleveland Indians Cleveland Municipal Stadium, Cleveland, OH Sat Apr 13 1974, 3:33 AM EDT Att: 5,826 - Sunny - 68 F					
Mike Hegan, L (1, 3) OBP: 0.305, SLG: 0.333										4	1	1	1	1	1	0						
Thurman Munson, R (1, 2) OBP: 0.310, SLG: 0.423										3	0	0	0	1	1	3						
Bobby Murcer, L (1, 8) OBP: 0.433, SLG: 0.261										3	0	1	1	1	0	3						
Ron Blomberg, L (1, 9) OBP: 0.409, SLG: 0.316										4	0	2	0	0	0	1						
Graig Nettles, L (1, 5) OBP: 0.321, SLG: 0.500										4	0	1	0	0	0	3						
Lou Piniella, R (1, 7) OBP: 0.375, SLG: 0.286										4	0	0	0	0	2	1						
Gene Michael, S (1, 4) OBP: 0.292, SLG: 0.250										3	1	1	0	0	1	0						
Walt Williams, R (9, PH) OBP: 1.000, SLG: 1.000										1	1	1	0	0	0	0						
Jim Mason, L (1, 6) OBP: 0.208, SLG: 0.304										4	1	2	2	0	0	0						
Inning Stats	R: 0 E: 0 K: 1 S: 5	H: 0 LOB: 1 BB: 1 P: 9	R: 0 E: 0 K: 0 S: 3	H: 1 LOB: 0 BB: 0 P: 3	R: 0 E: 0 K: 1 S: 5	H: 0 LOB: 0 BB: 0 P: 5	R: 0 E: 0 K: 0 S: 4	H: 1 LOB: 2 BB: 1 P: 8	R: 4 E: 0 K: 2 S: 12	H: 5 LOB: 1 BB: 0 P: 12	R: 0 E: 0 K: 1 S: 5	H: 0 LOB: 0 BB: 0 P: 5	R: 0 E: 0 K: 0 S: 3	H: 0 LOB: 1 BB: 1 P: 8	R: 0 E: 0 K: 0 S: 3	H: 1 LOB: 0 BB: 0 P: 3	R: 1 E: 0 K: 1 S: 6	H: 2 LOB: 0 BB: 0 P: 6	1B: 8 2B: 2 3B: 0 HR: 1	SF: 0 SAC: 0 DP: 2 HBP: 1	WP: 0 PB: 0 SB: 0 CS: 1	PA: 38
PITCHER	IP	WLS	BF	H	R	ER	SO	BB	IBB	HBP	BLK	WP	HR	S	P	ERA	WHIP					
Dick Tidrow, R (1, 1) ERA: 6.55	6.1	W	29	7	4	4	5	3	0	1	0	0	1	35	48	5.68	1.579					
Cecil Upshaw, R (7, 1) ERA: 5.79	2.2		9	3	1	1	1	0	0	0	0	0	0	11	11	3.38	1.125					

AB	34
R	5
H	10
RBI	5
BB	3
SO	6
LOB	12



Batter	1	2	3	4	5	6	7	8	9	AB	R	H	RBI	BB	SO	LOB	BOTTOM				
John Lowenstein, L (1, 7) OBP: 0.394, SLG: 0.296										4	1	1	1	1	0	2	New York Yankees @ Cleveland Indians Cleveland Municipal Stadium, Cleveland, OH Sat Apr 13 1974, 3:33 AM EDT Att: 5,826 - Sunny - 68 F				
Remy Hermoso, R (1, 4) OBP: 0.217, SLG: 0.238										4	0	0	0	1	0	2					
George Hendrick, R (1, 8) OBP: 0.258, SLG: 0.185										4	1	0	0	1	0	2					
John Ellis, R (1, 10) OBP: 0.429, SLG: 0.538										3	1	2	1	1	0	0					
Chris Chambliss, L (1, 3) OBP: 0.414, SLG: 0.423										3	0	1	0	1	0	1					
Charlie Spikes, R (1, 9) OBP: 0.357, SLG: 0.400										4	0	1	0	0	2	4					
Rusty Torres, S (8, 9)										0	0	0	0	0	0	0					
Buddy Bell, R (1, 5) OBP: 0.222, SLG: 0.333										4	1	1	2	0	1	3					
Dave Duncan, R (1, 2) OBP: 0.333, SLG: 0.818										3	2	2	2	1	0	0					
Frank Duffy, R (1, 6) OBP: 0.208, SLG: 0.391										3	1	1	1	1	0	1					
Inning Stats	R: 0 E: 0 K: 0 S: 3	H: 2 LOB: 1 BB: 0 P: 4	R: 0 E: 0 K: 0 S: 4	H: 2 LOB: 1 BB: 0 P: 4	R: 0 E: 0 K: 1 S: 11	H: 6 LOB: 3 BB: 23	R: 0 E: 0 K: 0 S: 3	H: 0 LOB: 0 BB: 0 P: 3	R: 0 E: 0 K: 0 S: 5	H: 0 LOB: 0 BB: 0 P: 5	R: 0 E: 0 K: 1 S: 5	H: 0 LOB: 1 BB: 1 P: 7	R: 0 E: 0 K: 1 S: 6	H: 1 LOB: 2 BB: 1 P: 10	R: 0 E: 0 K: 0 S: 3	H: 0 LOB: 2 BB: 2 P: 11	1B: 5 2B: 3 3B: 0 HR: 1	SF: 0 SAC: 0 DP: 0 HBP: 0	WP: 0 PB: 0 SB: 1 CS: 0	PA: 39	
PITCHER	IP	WLS	BF	H	R	ER	SO	BB	IBB	HBP	BLK	WP	HR	S	P	ERA	WHIP				
Doc Medich, R (1, 1) ERA: 6.97	2.1	L	13	5	5	5	0	1	0	0	0	0	0	10	14	10.80	2.400				
Fred Beene, R (3, 1) ERA: 6.75	1.2		9	3	3	2	1	1	0	0	0	0	0	17	33	0.00	1.250				
Ken Wright, R (5, 1) ERA: 1.69	4.0		17	1	0	0	2	4	0	0	1	0	0	17	33	0.00	1.250				



Batter	1	2	3	4	5	6	7	8	9	AB	R	H	RBI	BB	SO	LOB	TOP					
Roy White, S OBP: 0.514, SLG: 0.500 Elliott Maddox, R OBP: 0.286, SLG: 0.286	G3		F8		FC5-4 BB		G5-4-3 IBB	FC5-4		3	0	0	0	2	0	2	New York Yankees @ Cleveland Indians Cleveland Municipal Stadium, Cleveland, OH Sun Apr 14 1974, 3:33 AM EDT Overcast - 68 F					
Watt Williams, R OBP: 0.500, SLG: 0.400	4-3				FC5-4		G5-4-3		HR	4	1	1	0	1	0	5						
Thurman Munson, R OBP: 0.294, SLG: 0.484	HR		K					E5	F9	5	1	1	1	0	2	2						
Bobby Murcer, L OBP: 0.429, SLG: 0.393	G3			1-3				FC4-6 BB	HR	5	2	2	2	0	0	1						
Ron Blomberg, L OBP: 0.407, SLG: 0.435		HR		K				HR	P5	4	2	1	1	1	1	1						
Graig Nettles, L OBP: 0.333, SLG: 0.690	F7			K				HR	HR	5	2	2	4	0	2	1						
Mike Hegan, L OBP: 0.355, SLG: 0.444					F8			HR	HR	3	1	1	1	0	0	0						
Gene Michael, S OBP: 0.310, SLG: 0.217	G3				G3			HR	L9	3	0	0	0	2	0	1						
Jim Mason, L OBP: 0.222, SLG: 0.308			K					HR		3	0	1	0	0	1	2						
Inning Stats	R: 1 E: 0 K: 0 S: 4	H: 1 LOB: 0 BB: 0 P: 4	R: 1 E: 0 K: 0 S: 3	H: 1 LOB: 0 BB: 0 P: 4	R: 0 E: 0 K: 2 S: 7	H: 0 LOB: 1 BB: 1 P: 11	R: 0 E: 0 K: 2 S: 7	H: 0 LOB: 0 BB: 0 P: 7	R: 0 E: 0 K: 0 S: 4	H: 1 LOB: 2 BB: 1 P: 8	R: 0 E: 1 K: 0 S: 3	H: 0 LOB: 2 BB: 2 P: 11	R: 3 E: 1 K: 0 S: 5	H: 1 LOB: 2 BB: 2 P: 14	R: 4 E: 0 K: 0 S: 7	H: 4 LOB: 0 BB: 0 P: 7		1B: 3 2B: 0 3B: 0 HR: 6	SF: 0 SAC: 1 DP: 1 HBP: 2	WP: 0 PB: 0 SB: 1 CS: 1	PA: 44	
PITCHER	IP	WLS	BF	H	R	ER	SO	BB	IBB	HBP	BLK	WP	HR	S	P	ERA	WHIP					
Bob Johnson, R ERA: 3.18	(1, 1)	7.1	L	32	4	4	4	6	4	1	1	0	0	2	38	59	4.91	1.091				
Tom Hilgendorf, L ERA: 17.36	(8, 1)	1.1		11	5	5	4	0	1	0	1	0	0	4	9	14	27.00	4.500				
Ken Sanders, R ERA: 1.8	(9, 1)	0.1		1	0	0	0	0	0	0	0	0	0	0	1	1	0.00	0.000				

Batter	1	2	3	4	5	6	7	8	9	AB	R	H	RBI	BB	SO	LOB	BOTTOM					
John Lowenstein, L OBP: 0.378, SLG: 0.267 Leron Lee, L OBP: 0.250, SLG: 0.250	K		F5			G3		1B	HR	3	1	0	0	0	1	0	New York Yankees @ Cleveland Indians Cleveland Municipal Stadium, Cleveland, OH Sun Apr 14 1974, 3:33 AM EDT Overcast - 68 F					
Remy Hermoso, R OBP: 0.250, SLG: 0.280	F8			L1-3 BB		6-3		L9	HR	4	1	1	1	1	0	1						
George Hendrick, R OBP: 0.278, SLG: 0.219	K			L1-3				HR	F8	5	0	2	0	0	1	3						
John Ellis, R OBP: 0.406, SLG: 0.500 Rusty Torres, S	5-3			P3		F9		HR	HR	4	0	1	1	0	0	2						
Chris Chambliss, L OBP: 0.455, SLG: 0.467								K	K	4	0	3	1	0	1	2						
Charlie Spikes, R OBP: 0.575, SLG: 0.517				FC6-4				K	K	4	1	2	2	0	1	4						
Buddy Bell, R OBP: 0.226, SLG: 0.323	G5-4-3					4-3		F8	HR	4	1	1	0	0	0	2						
Dave Duncan, R OBP: 0.375, SLG: 0.733				G4-6-3 1B		B2-3 1B		K	K	4	0	2	0	0	1	1						
Frank Duffy, R OBP: 0.179, SLG: 0.333	G4-6-3					B2-3		L7		4	0	0	0	0	0	3						
Inning Stats	R: 0 E: 0 K: 2 S: 7	H: 0 LOB: 0 BB: 0 P: 7	R: 0 E: 0 K: 0 S: 4	H: 2 LOB: 1 BB: 0 P: 4	R: 0 E: 0 K: 0 S: 3	H: 1 LOB: 0 BB: 0 P: 3	R: 1 E: 0 K: 0 S: 4	H: 1 LOB: 1 BB: 1 P: 8	R: 0 E: 0 K: 0 S: 3	H: 1 LOB: 0 BB: 0 P: 3	R: 0 E: 0 K: 0 S: 4	H: 1 LOB: 1 BB: 0 P: 4	R: 2 E: 0 K: 0 S: 5	H: 2 LOB: 0 BB: 0 P: 5	R: 1 E: 0 K: 2 S: 9	H: 2 LOB: 3 BB: 0 P: 10		R: 1 E: 0 K: 1 S: 8	H: 3 LOB: 2 BB: 0 P: 8	1B: 11 2B: 2 3B: 0 HR: 1	SF: 0 SAC: 0 DP: 3 HBP: 1	WP: 1 PB: 0 SB: 0 CS: 0
PITCHER	IP	WLS	BF	H	R	ER	SO	BB	IBB	HBP	BLK	WP	HR	S	P	ERA	WHIP					
Steve Kline, R ERA: 1.84	(1, 1)	7.0	W	27	8	3	3	2	1	0	0	0	0	1	30	34	3.86	1.286				
Sparky Lyle, L ERA: 6.1	(8, 1)	2.0		12	5	2	2	3	0	0	1	0	1	0	17	18	9.00	2.500				

Batter	1	2	3	4	5	6	7	8	9	AB	R	H	RBI	BB	SO	LOB	TOP					
Roy White, S OBP: 0.524, SLG: 0.552 (1, 7)										5	1	3	0	0	0	3						
Watt Williams, R OBP: 0.273, SLG: 0.200 (1, 9)										5	0	0	0	0	0	4						
Thurman Munson, R OBP: 0.282, SLG: 0.444 (1, 2)										5	1	1	0	0	0	1						
Bobby Murcer, L OBP: 0.450, SLG: 0.515 (1, 8)										5	2	3	2	0	0	0						
Ron Blomberg, L OBP: 0.438, SLG: 0.462 (1, 10)										3	0	2	1	1	0	0						
Graig Nettles, L OBP: 0.398, SLG: 0.853 (1, 5)										5	2	3	3	0	0	3						
Mike Hegan, L OBP: 0.333, SLG: 0.406 (1, 3)										5	0	1	0	0	0	2						
Horace Clarke, S OBP: 0.167, SLG: 0.167 (1, 4)										4	0	1	0	0	0	0						
Jim Mason, L OBP: 0.258, SLG: 0.286 (1, 6)										2	0	0	0	2	0	2						
Inning Stats	R: 1 E: 0 K: 0 S: 5	H: 2 LOB: 2 BB: 1 P: 9	R: 0 E: 0 K: 0 S: 3	H: 0 LOB: 1 BB: 1 P: 7	R: 1 E: 0 K: 0 S: 6	H: 3 LOB: 2 BB: 0 P: 6	R: 0 E: 0 K: 0 S: 4	H: 1 LOB: 1 BB: 0 P: 4	R: 0 E: 0 K: 0 S: 3	H: 0 LOB: 0 BB: 0 P: 3	R: 1 E: 0 K: 0 S: 6	H: 3 LOB: 2 BB: 0 P: 6	R: 0 E: 0 K: 0 S: 4	H: 1 LOB: 1 BB: 0 P: 4	R: 0 E: 1 K: 0 S: 3	H: 1 LOB: 1 BB: 1 P: 7	R: 3 E: 0 K: 0 S: 6	H: 3 LOB: 0 BB: 0 P: 6	1B: 10 2B: 3 3B: 0 HR: 3	SF: 1 SAC: 0 DP: 0 HBP: 0	WP: 0 PB: 0 SB: 0 CS: 0	PA: 43
PITCHER Milt Wilcox, R ERA: 5.06 (1, 1)	IP: 9.0 WLS: W BF: 43 H: 14 R: 6 ER: 6 SO: 0 BB: 3 IBB: 0 HBP: 0 BLK: 0 WP: 0 HR: 3 S: 40 P: 52 ERA: 6.00 WHIP: 1.889															PITCHER						

New York Yankees @ Cleveland Indians
Cleveland Municipal Stadium, Cleveland, OH
Sun Apr 14 1974, 3:38 AM EDT
Att: 8,730 - Cloudy - 68 F

AB 39
R 6
H 14
RBI 6
BB 3
SO 0
LOB 15



Batter	1	2	3	4	5	6	7	8	9	AB	R	H	RBI	BB	SO	LOB	BOTTOM			
Remy Hermoso, R OBP: 0.276, SLG: 0.276 (1, 4)										4	2	1	0	0	0	1				
Leron Lee, L OBP: 0.222, SLG: 0.333 (1, 7)										5	1	1	0	0	2	5				
George Hendrick, R OBP: 0.317, SLG: 0.270 (1, 8)										5	1	3	0	0	1	4				
John Ellis, R OBP: 0.405, SLG: 0.514 (1, 2)										5	1	2	4	0	0	3				
Charlie Spikes, R OBP: 0.417, SLG: 0.576 Rusty Torres, S (8, 9)										4	0	3	2	0	0	0				
Buddy Bell, R OBP: 0.222, SLG: 0.286 (1, 5)										4	0	0	0	0	2	3				
Chris Chambliss, L OBP: 0.432, SLG: 0.441 (1, 3)										4	0	1	0	0	0	3				
Dave Duncan, R OBP: 0.450, SLG: 1.053 (1, 10)										4	2	3	2	0	0	1				
Frank Duffy, R OBP: 0.188, SLG: 0.323 (1, 6)										4	1	1	1	0	0	1				
Inning Stats	R: 0 E: 0 K: 0 S: 4	H: 1 LOB: 1 BB: 0 P: 4	R: 0 E: 0 K: 1 S: 5	H: 0 LOB: 0 BB: 0 P: 5	R: 1 E: 0 K: 1 S: 8	H: 3 LOB: 2 BB: 0 P: 8	R: 0 E: 0 K: 1 S: 6	H: 1 LOB: 1 BB: 0 P: 6	R: 2 E: 0 K: 1 S: 9	H: 4 LOB: 2 BB: 0 P: 9	R: 5 E: 0 K: 1 S: 11	H: 4 LOB: 1 BB: 0 P: 12	R: 1 E: 0 K: 0 S: 5	H: 2 LOB: 1 BB: 0 P: 5	R: 0 E: 0 K: 1 S: 5	H: 0 LOB: 0 BB: 0 P: 5	1B: 10 2B: 3 3B: 0 HR: 2	SF: 0 SAC: 1 DP: 0 HBP: 1	WP: 0 PB: 0 SB: 0 CS: 0	PA: 42
PITCHER Fritz Peterson, L ERA: 5.79 Sam McDowell, L ERA: 13.5 Tom Buskey, R ERA: 4.5 Fred Beene, R ERA: 4.91	IP: 4.2 WLS: L BF: 6 H: 2 R: 4 ER: 4 SO: 0 BB: 0 IBB: 0 HBP: 0 BLK: 0 WP: 0 HR: 0 S: 6 P: 6 ERA: 54.00 WHIP: 3.000															PITCHER				

New York Yankees @ Cleveland Indians
Cleveland Municipal Stadium, Cleveland, OH
Sun Apr 14 1974, 3:38 AM EDT
Att: 8,730 - Cloudy - 68 F


AB 40
R 8
H 15
RBI 9
BB 0
SO 6
LOB 21



Batter	1	2	3	4	5	6	7	8	9	AB	R	H	RBI	BB	SO	LOB	TOP		
John Lowenstein, L (1, 7) OBP: 0.391, SLG: 0.294	4-0 FC5-4 BB		0-0 4-3		0-0 1-3			0-0 SH3-4 WP 2B	0-0 F7	4	1	1	0	1	0	1			
Remy Hermoso, R (1, 4) OBP: 0.297, SLG: 0.258	0-3 K			4-0 WP 1B BB		0-0 F8		0-0 SH3-4		2	1	0	0	1	1	1			
George Hendrick, R (1, 8) OBP: 0.311, SLG: 0.268	0-0 FC5-4 1-2			0-0 5-3 1-2		0-0 5-3		0-0 1B 1B		4	1	1	0	0	0	2			
John Ellis, R (1, 10) OBP: 0.390, SLG: 0.487	0-0 L6 1-2			0-0 S 1B		0-0 L3		0-0 F9		4	0	1	1	0	0	2			
Chris Chambliss, L (1, 3) OBP: 0.439, SLG: 0.447		0-0 G3		0-0 F7 1-2			0-0 E4 1B	0-0 1B		4	0	2	0	0	0	1			
Charlie Spikes, R (1, 9) OBP: 0.400, SLG: 0.541 Rusty Torres, S (9, 9)		0-0 F2		0-0 P3			0-3 K	0-0 1B		4	0	1	1	0	1	2			
Buddy Bell, R (1, 5) OBP: 0.250, SLG: 0.316		0-0 6-3					1-0 FC5-4 HBP	0-0 F9		3	0	1	0	0	0	2			
Dave Duncan, R (1, 2) OBP: 0.375, SLG: 0.870			0-0 5-3		0-0 P4		0-0 P5	0-3 K		4	0	0	0	0	1	3			
Frank Duffy, R (1, 6) OBP: 0.167, SLG: 0.286			0-0 L8		0-0 3-1		0-0 FC5-4 1-2	0-0 4-3		4	0	0	0	0	0	3			
Inning Stats	R: 0 E: 0 K: 1 S: 5	H: 0 LOB: 1 BB: 1 P: 9	R: 0 E: 0 K: 0 S: 3	H: 0 LOB: 0 BB: 0 P: 3	R: 0 E: 0 K: 0 S: 3	H: 0 LOB: 0 BB: 0 P: 3	R: 1 E: 0 K: 0 S: 4	H: 1 LOB: 1 BB: 1 P: 8	R: 0 E: 0 K: 0 S: 4	H: 0 LOB: 0 BB: 0 P: 3	R: 0 E: 1 K: 1 S: 6	H: 1 LOB: 2 BB: 0 P: 7	R: 2 E: 0 K: 0 S: 7	H: 4 LOB: 2 BB: 0 P: 7	R: 0 E: 0 K: 1 S: 5	H: 0 LOB: 0 BB: 0 P: 5	1B: 5 2B: 2 3B: 0 HR: 0	SF: 0 SAC: 1 DP: 0 HBP: 1	WP: 2 PA: 37
PITCHER	IP WLS BF H R ER SO BB IBB HBP BLK WP HR S P ERA WHIP																		
Jim Colborn, R (1, 1) ERA: 12.27	7.2 L 33 7 3 3 2 2 0 1 0 0 0 0 0 0 34 43 3.52 1.174																		
Tom Murphy, R (8, 1) ERA:	1.1 4 0 0 0 1 0 0 0 0 0 0 0 0 6 6 0.00 0.000																		

Cleveland Indians @ Milwaukee Brewers
 Milwaukee County Stadium, Milwaukee, WI
 Tue Apr 16 1974, 8:05 PM EDT
 Att: 7,295 - Unknown


AB 33
 R 3
 H 7
 RBI 2
 BB 2
 SO 3
 LOB 17



Batter	1	2	3	4	5	6	7	8	9	AB	R	H	RBI	BB	SO	LOB	BOTTOM				
Don Money, R (1, 5) OBP: 0.229, SLG: 0.355	0-0 E 1B		0-0 SF9		0-0 FC5 2-3			0-0 5-3		3	0	1	1	0	0	2					
Bob Coluccio, R (1, 8) OBP: 0.333, SLG: 0.321	0-0 E5 G6-4-3 1-2		0-0 L4			0-0 5-3			0-0 L3	4	0	0	0	0	0	1					
Dave May, L (1, 9) OBP: 0.242, SLG: 0.226	0-0 F8			0-0 G3		0-0 F7			0-0 1B 1B	4	1	1	0	0	0	2					
George Scott, R (1, 3) OBP: 0.406, SLG: 0.320	0-0 G6-4-3 1-2			4-0 CS BB		0-0 1-3			0-0 FC1-6 1B	3	0	1	0	1	0	2					
John Briggs, L (1, 7) OBP: 0.281, SLG: 0.483		0-3 K		0-0 F8 1-2			0-0 F5		0-0 FC1-6 1B	4	0	0	0	0	1	3					
Bobby Mitchell, R (1, 10) OBP: 0.200, SLG: 0.200		0-3 K			0-0 F7		0-3 K		0-0 1B	4	0	1	1	0	2	0					
Pedro Garcia, R (1, 4) OBP: 0.367, SLG: 0.667		0-0 L9			0-0 P3		0-0 F4		0-0 F7	4	0	0	0	0	0	2					
Darrell Porter, L (1, 2) OBP: 0.360, SLG: 0.250			0-0 G3 SF9 2B		0-0 FC5 1B			0-0 F9		3	1	2	0	0	0	0					
Robin Yount, R (1, 6) OBP: 0.240, SLG: 0.273			0-0 G3		0-0 1B			0-0 1-3		3	0	1	0	0	0	1					
Inning Stats	R: 0 E: 1 K: 0 S: 4	H: 1 LOB: 1 BB: 0 P: 4	R: 0 E: 0 K: 2 S: 7	H: 0 LOB: 0 BB: 0 P: 7	R: 1 E: 0 K: 0 S: 4	H: 1 LOB: 0 BB: 0 P: 4	R: 0 E: 0 K: 0 S: 2	H: 0 LOB: 0 BB: 1 P: 6	R: 0 E: 0 K: 0 S: 5	H: 2 LOB: 2 BB: 0 P: 5	R: 0 E: 0 K: 0 S: 3	H: 0 LOB: 0 BB: 0 P: 3	R: 0 E: 0 K: 1 S: 5	H: 0 LOB: 0 BB: 0 P: 5	R: 0 E: 0 K: 0 S: 3	H: 0 LOB: 0 BB: 0 P: 3	R: 1 E: 0 K: 0 S: 6	H: 3 LOB: 2 BB: 0 P: 6	1B: 6 2B: 1 3B: 0 HR: 0	SF: 1 SAC: 0 DP: 1 HBP: 0	WP: 0 PA: 34
PITCHER	IP WLS BF H R ER SO BB IBB HBP BLK WP HR S P ERA WHIP																				
Jim Perry, R (1, 1) ERA: 3.24	8.1 W 31 6 2 2 3 1 0 0 0 0 0 0 0 36 40 2.16 0.840																				
Ken Sanders, R (9, 1) ERA: 1.99	0.2 S 3 1 0 0 0 0 0 0 0 0 0 0 0 3 3 0.00 1.500																				

Cleveland Indians @ Milwaukee Brewers
 Milwaukee County Stadium, Milwaukee, WI
 Tue Apr 16 1974, 8:05 PM EDT
 Att: 7,295 - Unknown

AB 32
 R 2
 H 7
 RBI 2
 BB 1
 SO 3
 LOB 13



Batter	1	2	3	4	5	6	7	8	9	AB	R	H	RBI	BB	SO	LOB	TOP					
John Lowenstein, L (1, 7) OBP: 0.368, SLG: 0.292	0-0 1B		0-0 P3			0-0 1B	0-0 F9			4	0	2	0	0	0	0						
Remy Hermoso, R (1, 4) OBP: 0.239, SLG: 0.220	0-0 6-3					0-0 1B				2	0	0	0	0	0	1						
Jack Brohamer, L (6, PH) OBP: 0.429, SLG: 0.333	1-2 6-3					1-3 1B				2	0	1	0	0	0	0						
George Hendrick, R (1, 8) OBP: 0.267, SLG: 0.286	0-3 K					0-3 K				4	0	0	0	0	3	2						
John Ellis, R (1, 10) OBP: 0.321, SLG: 0.389			0-0 F2			0-0 P6				4	0	0	0	0	2							
Chris Chambliss, L (1, 3) OBP: 0.429, SLG: 0.442			0-0 1B			0-0 2B				4	1	3	0	0	0	0						
Charlie Spikes, R (1, 9) OBP: 0.585, SLG: 0.612			0-3 K			0-3 K				4	2	2	1	0	2	2						
Dave Duncan, R (1, 2) OBP: 0.289, SLG: 0.667			0-0 F2			4-0 BB				3	0	0	0	1	1	3						
Buddy Bell, R (1, 5) OBP: 0.264, SLG: 0.440			0-0 5-3			0-3 K				4	1	1	3	0	1	2						
Frank Duffy, R (1, 6) OBP: 0.196, SLG: 0.289			0-3 K			0-0 F5				2	0	0	0	0	1	2						
Leron Lee, L (7, PH) OBP: 0.200, SLG: 0.300										1	0	0	0	0	1	0						
Jack Heidemann, R (7, 6)										0	0	0	0	0	0	0						
Inning Stats	R: 0 E: 0 K: 1 S: 5	H: 1 LOB: 0 BB: 0 P: 5	R: 0 E: 0 K: 1 S: 6	H: 1 LOB: 1 BB: 0 P: 6	R: 0 E: 0 K: 1 S: 5	H: 0 LOB: 0 BB: 0 P: 5	R: 0 E: 0 K: 0 S: 3	H: 0 LOB: 0 BB: 0 P: 3	R: 0 E: 0 K: 2 S: 8	H: 1 LOB: 2 BB: 1 P: 12	R: 0 E: 0 K: 1 S: 6	H: 2 LOB: 1 BB: 0 P: 6	R: 3 E: 0 K: 2 S: 10	H: 3 LOB: 0 BB: 0 P: 10	R: 0 E: 0 K: 1 S: 5	H: 0 LOB: 0 BB: 0 P: 5	R: 1 E: 0 K: 0 S: 4	H: 1 LOB: 0 BB: 0 P: 4	1B: 6 2B: 1 3B: 0 HR: 2	SF: 0 SAC: 0 DP: 1 HBP: 0	WP: 0 PB: 0 SB: 0 CS: 0	PA: 35
PITCHER Luis Tiant, R (1, 1) ERA: 5.28	IP: 9.0 WLS: W BF: 35 H: 9 R: 4 ER: 4 SO: 9 BB: 1 IBB: 0 HBP: 0 BLK: 0 WP: 0 HR: 2 S: 52 P: 56 ERA: 4.00 WHIP: 1.111															PITCHER	IP: 9.0 WLS: W BF: 35 H: 9 R: 4 ER: 4 SO: 9 BB: 1 IBB: 0 HBP: 0 BLK: 0 WP: 0 HR: 2 S: 52 P: 56 ERA: 4.00 WHIP: 1.111					

Cleveland Indians @ Boston Red Sox
Fenway Park, Boston, MA
Sat Apr 20 1974, 3:33 AM EDT
Att: 11,667 - Unknown - 52 F

AB	34
R	4
H	9
RBI	4
BB	1
SO	9
LOB	14





Batter	1	2	3	4	5	6	7	8	9	AB	R	H	RBI	BB	SO	LOB	BOTTOM			
Tommy Harper, R (1, 10) OBP: 0.244, SLG: 0.244	0-0 2B	0-0 6-3		0-0 P9			0-0 5-3	0-0 FC6-4		5	1	1	0	0	0	2				
Juan Beniquez, R (1, 8) OBP: 0.375, SLG: 0.407	0-0 5-3	0-0 2-3		0-0 L5			4-0 1B			3	1	0	0	1	0	2				
Bernie Carbo, L (1, 7) OBP: 0.477, SLG: 0.686	0-0 1B			0-3 K			0-3 K			4	1	2	1	0	2	2				
Carl Yastrzemski, L (1, 3) OBP: 0.440, SLG: 0.714	4-0 1B	0-0 L9				0-0 4-3				2	1	0	0	2	0	1				
Rico Petrocelli, R (1, 5) OBP: 0.231, SLG: 0.231	0-0 2B			0-0 P9			0-0 P6			4	0	2	2	0	0	0				
Dick McAuliffe, L (7, PR) OBP: 0.263, SLG: 0.235	1-2 2H 1B						0-0 P6			0	0	0	0	0	0	0				
Dwight Evans, R (1, 9) OBP: 0.383, SLG: 0.688	0-0 F7			0-0 1B			0-0 1-3			4	1	1	0	0	0	4				
Doug Griffin, R (1, 4) OBP: 0.413, SLG: 0.465	0-0 FC5			0-0 1B			0-0 CS			4	0	3	2	0	0	0				
Bob Didier, S (1, 2) OBP: 0.250, SLG: 0.167	4-0 IBB			0-0 4-3			0-0 P8			3	0	0	0	1	0	1				
Mario Guerrero, R (1, 6) OBP: 0.341, SLG: 0.308	0-0 FC5						0-0 5-3			4	0	2	0	0	0	4				
Inning Stats	R: 3 E: 0 K: 0 S: 7	H: 4 LOB: 3 BB: 2 P: 15	R: 0 E: 0 K: 0 S: 4	H: 1 LOB: 1 BB: 0 P: 4	R: 1 E: 0 K: 0 S: 4	H: 2 LOB: 0 BB: 0 P: 4	R: 0 E: 0 K: 1 S: 6	H: 1 LOB: 1 BB: 0 P: 6	R: 0 E: 0 K: 0 S: 3	H: 0 LOB: 0 BB: 0 P: 3	R: 0 E: 0 K: 0 S: 3	H: 1 LOB: 0 BB: 0 P: 3	R: 1 E: 0 K: 1 S: 6	H: 1 LOB: 2 BB: 2 P: 14	R: 0 E: 0 K: 0 S: 4	H: 1 LOB: 1 BB: 0 P: 4	1B: 7 2B: 3 3B: 1 HR: 0	SF: 0 SAC: 0 DP: 0 HBP: 0	WP: 0 PB: 0 SB: 1 CS: 1	PA: 37
PITCHER Bob Johnson, R (1, 1) ERA: 4.5	IP: 6.2 WLS: L BF: 32 H: 10 R: 5 ER: 5 SO: 2 BB: 2 IBB: 2 HBP: 0 BLK: 0 WP: 0 HR: 0 S: 32 P: 48 ERA: 6.75 WHIP: 1.800															PITCHER Cecll Upshaw, R (7, 1) ERA: 3.52	IP: 1.1 WLS: L BF: 5 H: 1 R: 0 ER: 0 SO: 0 BB: 0 IBB: 0 HBP: 0 BLK: 0 WP: 0 HR: 0 S: 5 P: 5 ERA: 0.00 WHIP: 0.750			

Cleveland Indians @ Boston Red Sox
Fenway Park, Boston, MA
Sat Apr 20 1974, 3:33 AM EDT
Att: 11,667 - Unknown - 52 F

AB	33
R	5
H	11
RBI	5
BB	4
SO	2
LOB	16



Batter	1	2	3	4	5	6	7	8	9	10	AB	R	H	RBI	BB	SO	LOB	TOP			
Remy Hermoso, R OBP: 0.275, SLG: 0.261 (1.4)	1-3		HR						6-3		5	1	3	1	0	0	0	Cleveland Indians @ Boston Red Sox Fenway Park, Boston, MA Sun Apr 21 1974, 3:33 AM EDT Att: 14,954 - Unknown - 76 F AB 40 R 5 H 14 RBI 5 BB 1 SO 1 LOB 21 			
John Lowenstein, L OBP: 0.371, SLG: 0.358 (1.7)	5-3		HR						CS		5	1	2	2	0	0	5				
Buddy Bell, R OBP: 0.259, SLG: 0.418 (1.5)			F8						6-3		5	0	1	2	0	0	4				
John Ellis, R OBP: 0.328, SLG: 0.390 (1.10)			FC4-6		F7				CS	L6	5	0	2	0	0	0	1				
Charlie Spikes, R OBP: 0.398, SLG: 0.593 (1.9)		FC4-6		1-3							5	0	2	0	0	0	2				
Chris Chambliss, L OBP: 0.393, SLG: 0.404 (1.3)		F9		K						G1-6-3	5	0	0	0	0	1	4				
George Hendrick, R OBP: 0.281, SLG: 0.288 (1.8)		FC4									3	0	1	0	1	0	2				
Dave Duncan, R OBP: 0.310, SLG: 0.650 (1.2)			P8								4	2	2	0	0	0	1				
Frank Duffy, R OBP: 0.204, SLG: 0.292 (1.6)			5-3								3	1	1	0	0	0	2				
Inning Stats	R: 0 E: 0 K: 0 S: 3	H: 1 LOB: 1 BB: 0 P: 3	R: 0 E: 0 K: 0 S: 4	H: 1 LOB: 1 BB: 0 P: 3	R: 2 E: 1 K: 0 S: 5	H: 2 LOB: 0 BB: 0 P: 5	R: 0 E: 0 K: 1 S: 5	H: 0 LOB: 0 BB: 0 P: 5	R: 1 E: 1 K: 0 S: 5	H: 2 LOB: 2 BB: 1 P: 9	R: 0 E: 0 K: 0 S: 4	H: 1 LOB: 1 BB: 0 P: 4	R: 2 E: 1 K: 0 S: 6	H: 2 LOB: 1 BB: 0 P: 6	R: 0 E: 0 K: 0 S: 3	H: 1 LOB: 0 BB: 0 P: 3	R: 0 E: 0 K: 0 S: 3		H: 1 LOB: 0 BB: 0 P: 3	1B: 13 2B: 0 3B: 0 HR: 1	SF: 0 SAC: 1 DP: 1 HBP: 0
PITCHER	IP 9.0	WLS 39	H 13	R 5	ER 2	SO 1	BB 1	IBB 0	HBP 0	BLK 0	WP 0	HR 1	S 40	P 44	ERA 2.00	WHIP 1.556					
Bill Lee, L ERA: 1.99 (1.1)	1.0	W	3	1	0	0	0	0	0	0	0	0	3	3	0.00	1.000					
Diego Segui, R ERA: 2.53 (10.1)																					

Batter	1	2	3	4	5	6	7	8	9	10	AB	R	H	RBI	BB	SO	LOB	BOTTOM			
Cecil Cooper, L OBP: 0.367, SLG: 0.372 (1.10)	BB	4-3							FC6-4	E1	5	2	2	0	1	1	1	Cleveland Indians @ Boston Red Sox Fenway Park, Boston, MA Sun Apr 21 1974, 3:33 AM EDT Att: 14,954 - Unknown - 76 F AB 37 R 6 H 11 RBI 5 BB 6 SO 5 LOB 25 			
Doug Griffin, R OBP: 0.412, SLG: 0.458 (1.4)	4-3		5-3		B1-4				FC6-4		5	0	2	1	0	0	1				
Bernie Carbo, L OBP: 0.469, SLG: 0.641 (1.7)	4-3								FC6-4		4	0	1	1	1	1	3				
Juan Benitez, R OBP: 0.375, SLG: 0.407 (9, PR)	1-2		4-3						2B		0	1	0	0	0	0	0				
Carl Yastrzemski, L OBP: 0.418, SLG: 0.696 (1.3)	4-3		P7						SF8		4	0	1	2	0	0	4				
Rico Petrocelli, R OBP: 0.333, SLG: 0.353 (1.5)	1-2										4	0	2	1	1	0	2				
Terry Hughes, R OBP: 0.333, SLG: 0.250 (9, PR)			F7								0	0	0	0	0	0	0				
Dwight Evans, R OBP: 0.364, SLG: 0.579 (1.9)					P8						3	0	0	0	1	1	4				
Rick Miller, L OBP: 0.385, SLG: 0.286 (1.8)			P7								5	0	2	0	0	1	7				
Bob Didier, S OBP: 0.182, SLG: 0.111 (1.2)											3	0	0	0	0	0	2				
Dick McAuliffe, L OBP: 0.333, SLG: 0.235 (9, PH)			P5								0	2	0	0	2	0	0				
Mario Guerrero, R OBP: 0.319, SLG: 0.286 (1.6)											3	0	0	0	0	1	1				
Danny Cater, R OBP: 0.333, SLG: 0.333 (9, PH)			5-3								1	1	1	0	0	0	0				
Bob Montgomery, R OBP: 0.225, SLG: 0.297 (10.2)											0	0	0	0	0	0	0				
Inning Stats	R: 1 E: 0 K: 1 S: 6	H: 1 LOB: 3 BB: 3 P: 18	R: 0 E: 0 K: 0 S: 3	H: 0 LOB: 0 BB: 0 P: 3	R: 0 E: 0 K: 0 S: 4	H: 1 LOB: 1 BB: 0 P: 4	R: 0 E: 0 K: 1 S: 6	H: 1 LOB: 1 BB: 0 P: 6	R: 0 E: 0 K: 0 S: 4	H: 2 LOB: 1 BB: 0 P: 4	R: 0 E: 0 K: 1 S: 5	H: 0 LOB: 0 BB: 0 P: 5	R: 0 E: 0 K: 1 S: 6	H: 1 LOB: 2 BB: 0 P: 7	R: 4 E: 2 K: 0 S: 9	H: 4 LOB: 2 BB: 2 P: 17	R: 1 E: 2 K: 0 S: 1	H: 0 LOB: 1 BB: 1 P: 5	1B: 7 2B: 4 3B: 0 HR: 0	SF: 1 SAC: 1 DP: 1 HBP: 1	WP: 0 PA: 46 PB: 0 SB: 0 CS: 0
PITCHER	IP 8.0	WLS 36	H 8	R 3	ER 3	SO 4	BB 3	IBB 1	HBP 1	BLK 0	WP 0	HR 0	S 39	P 56	ERA 3.38	WHIP 1.375					
Ken Sanders, R ERA: 3.28 (9.1)	0.0	2	2	0	0	0	0	0	0	0	2	2	2	2	∞	∞					
Tom Hilgendorf, L ERA: 15.19 (9.1)	0.2	2	0	1	1	0	0	0	0	0	2	2	13.50	0.000							
Cecil Upshaw, R ERA: 3.38 (9.1)	0.1	L	5	1	2	1	2	0	0	0	5	13	27.00	0.000							
Mike Wilcox, R ERA: 5.06 (10.1)	0.0	1	0	0	0	0	0	0	0	0	∞	∞									

Batter	1	2	3	4	5	6	7	8	9	AB	R	H	RBI	BB	SO	LOB	TOP			
Bert Campaneris, R (1, 6) OBP: 0.358, SLG: 0.351	0-0 4-3		0-0 1-3		0-0 F9		0-0 F3			4	0	0	0	0	0	1				
Bill North, S (1, 8) OBP: 0.268, SLG: 0.128	0-3 K		4-0 BB		0-0 FC5-4 1B			0-3 K		3	0	1	0	1	2	0				
Sal Bando, R (1, 5) OBP: 0.419, SLG: 0.510	0-0 6-3		0-0 F8		0-0 FC5-4 1-2			0-0 E7 4-3		4	0	0	0	0	0	2				
Reggie Jackson, L (1, 9) OBP: 0.463, SLG: 0.897		4-0 FC1-6 1B BB		0-0 1B		0-0 FC4-6 1B		0-0 4-3 2-3		3	0	2	0	1	0	1				
Joe Rudi, R (1, 7) OBP: 0.385, SLG: 0.500		0-0 FC1-6 1-2 1B		0-3 K		0-0 FC4-6 G5-4-3 1-2		0-0 F6		4	0	1	0	0	1	3				
Gene Tenace, R (1, 3) OBP: 0.359, SLG: 0.333		0-3 K		0-0 1B 1-2 1B		0-0 G5-4-3 1-2			0-0 6-3	4	0	1	0	0	1	3				
Pat Bourque, L (1, 10) Herb Washington, R (7, PR) Vic Davallillo, L (9, PH) OBP: 0.231, SLG: 0.100		0-0 FC1-6 1-2 2-3 1B		0-0 FC5-4 1-3 1B			0-0 2B		0-0 G3	3	0	2	0	0	0	2	AB 34			
Ray Fosse, R (1, 2) OBP: 0.240, SLG: 0.408		0-0 F7		0-0 FC5-4 1-2			0-0 6-3		0-0 HR	1	0	0	0	0	0	0	R 1			
Ted Kubiak, S (1, 4) OBP: 0.143, SLG: 0.143			0-0 F9		0-0 4-3		0-3 K		0-0 4-3	4	1	1	1	0	0	5	H 8			
Inning Stats	R: 0 E: 0 K: 1 S: 5	H: 0 LOB: 0 BB: 0 P: 5	R: 0 E: 0 K: 1 S: 6	H: 1 LOB: 2 BB: 1 P: 10	R: 0 E: 0 K: 0 S: 3	H: 0 LOB: 1 BB: 1 P: 7	R: 0 E: 0 K: 1 S: 7	H: 3 LOB: 2 BB: 0 P: 7	R: 0 E: 0 K: 0 S: 4	H: 1 LOB: 1 BB: 0 P: 4	R: 0 E: 0 K: 0 S: 3	H: 1 LOB: 0 BB: 0 P: 3	R: 0 E: 1 K: 1 S: 6	H: 0 LOB: 1 BB: 0 P: 6	R: 1 E: 0 K: 0 S: 4	H: 1 LOB: 0 BB: 0 P: 4	1B: 6 2B: 1 3B: 0 HR: 1	SF: 0 SAC: 0 DP: 1 HBP: 0	WP: 0 PB: 0 SB: 0 CS: 0	PA: 36
PITCHER Gaylord Perry, R (1, 1) ERA: 2.29	IP: 9.0 WLS: W BF: 36 H: 8 R: 1 ER: 1 SO: 5 BB: 2 IBB: 0 HBP: 0 BLK: 0 WP: 0 HR: 1 S: 44 P: 52 ERA: 1.00 WHIP: 1.111															PITCHER				

Oakland Athletics @ Cleveland Indians
Cleveland Municipal Stadium, Cleveland, OH
Tue Apr 23 1974, 3:33 AM EDT
Att. 1,405 - Unknown - 43 F

AB	34
R	1
H	8
RBI	1
BB	2
SO	5
LOB	18



Batter	1	2	3	4	5	6	7	8	9	AB	R	H	RBI	BB	SO	LOB	BOTTOM			
John Lowenstein, L (1, 7) OBP: 0.385, SLG: 0.364	0-0 2-3			0-0 1B 1B		4-0 CS BB				2	0	1	0	1	0	0				
Jack Brohamer, L (1, 4) OBP: 0.500, SLG: 0.375	0-0 4-3			0-0 G4-6-3 1-2 1B		0-0 CS 1-2	4-0 SH3-4 2B BB			2	1	1	0	1	0	0				
Buddy Bell, R (1, 5) OBP: 0.250, SLG: 0.404	0-0 F6			0-0 F6			0-0 SH3-4 1-2			2	0	0	0	0	0	2				
John Ellis, R (1, 10) OBP: 0.313, SLG: 0.371		0-0 6-3		0-0 G4-6-3 1-2			0-3 K			3	0	0	0	0	1	3				
Chris Chambliss, L (1, 3) OBP: 0.391, SLG: 0.390		0-0 5-3			0-0 F8		4-0 2B IBB			2	1	0	0	1	0	0				
Charlie Spikes, R (1, 9) OBP: 0.583, SLG: 0.596		0-0 F9			0-0 F9		0-0 F9		0-0 2B 1-H 2-H	3	0	1	2	0	0	0				
George Hendrick, R (1, 8) OBP: 0.269, SLG: 0.274			0-0 L1		0-0 F9			0-0 F4		3	0	0	0	0	0	0	AB 23			
Dave Duncan, R (1, 2) OBP: 0.289, SLG: 0.605			0-0 1-5-3			0-0 F3		0-0 F8		3	0	0	0	0	0	0	R 2			
Frank Duffy, R (1, 6) OBP: 0.192, SLG: 0.275			0-3 K			0-0 5-3		0-0 F5		3	0	0	0	0	1	0	H 3			
Inning Stats	R: 0 E: 0 K: 0 S: 3	H: 0 LOB: 0 BB: 0 P: 3	R: 0 E: 0 K: 0 S: 3	H: 0 LOB: 0 BB: 0 P: 3	R: 0 E: 0 K: 1 S: 5	H: 0 LOB: 0 BB: 0 P: 5	R: 0 E: 0 K: 0 S: 4	H: 2 LOB: 1 BB: 0 P: 4	R: 0 E: 0 K: 0 S: 3	H: 0 LOB: 0 BB: 0 P: 3	R: 0 E: 0 K: 0 S: 2	H: 0 LOB: 1 BB: 1 P: 6	R: 2 E: 0 K: 1 S: 5	H: 1 LOB: 1 BB: 2 P: 13	R: 0 E: 0 K: 0 S: 3	H: 0 LOB: 0 BB: 0 P: 3	1B: 2 2B: 1 3B: 0 HR: 0	SF: 0 SAC: 1 DP: 1 HBP: 0	WP: 0 PB: 0 SB: 0 CS: 1	PA: 28
PITCHER Caffish Hunter, R (1, 1) ERA: 2.33	IP: 8.0 WLS: L BF: 27 H: 3 R: 2 ER: 2 SO: 2 BB: 2 IBB: 1 HBP: 0 BLK: 0 WP: 0 HR: 0 S: 28 P: 40 ERA: 2.25 WHIP: 0.625															PITCHER				

Oakland Athletics @ Cleveland Indians
Cleveland Municipal Stadium, Cleveland, OH
Tue Apr 23 1974, 3:33 AM EDT
Att. 1,405 - Unknown - 43 F

AB	23
R	2
H	3
RBI	2
BB	3
SO	2
LOB	5



Batter	1	2	3	4	5	6	7	8	9	AB R H RBI BB SO LOB	TOP									
Bert Campaneris, R OBP: 0.361, SLG: 0.344	E6 6-3 SF9	5-3 1-2 2-3						F8 1B		4 3 1 0 1 0 3	Oakland Athletics @ Cleveland Indians Cleveland Municipal Stadium, Cleveland, OH Wed Apr 24 1974, 3:33 AM EDT Att. 1,564 - Unknown - 43 F									
Bill North, S OBP: 0.262, SLG: 0.135	6-3	1-3			F7		2B FC4-6 1B	F7		5 1 1 0 0 0 5										
Sal Bando, R OBP: 0.433, SLG: 0.596	SF9			G5-4-3 BB	HR		FC4-6 1-3 2-H 3-H 4-0	E3 FC4-6		3 1 2 5 1 0 0										
Reggie Jackson, L OBP: 0.458, SLG: 0.852	2B BB			F8	4-3		FC4-6 IBB	FC4-6 HBP E		3 2 0 0 2 0 2										
Joe Rudi, R OBP: 0.371, SLG: 0.492	2B			G5-4-3	F9		FC4-6	K		5 0 1 2 0 1 4										
Gene Tenace, R OBP: 0.382, SLG: 0.315	F9									3 0 0 0 1 2 3										
Herb Washington, R (9, PR)										0 1 0 0 0 0 0										
Rollie Fingers, R (9, 1)										0 0 0 0 0 0 0										
Pat Bourque, L OBP: 0.375, SLG: 0.333		4-3			F8			E8		5 0 0 0 0 0 3										
Ray Fosse, R OBP: 0.255, SLG: 0.396		5-3 1B			K			6-3 F9		4 0 1 0 1 1 2										
Ted Kubiak, S OBP: 0.240, SLG: 0.208		5-3 1B			G3		CS 1B 2B 1B			3 1 2 0 1 0 1										
Inning Stats	R: 2 E: 1 K: 0 S: 5	H: 1 LOB: 1 BB: 1 P: 9	R: 0 E: 0 K: 0 S: 5	H: 2 LOB: 2 BB: 0 P: 5	R: 0 E: 0 K: 1 S: 2	H: 0 LOB: 0 BB: 1 P: 6	R: 0 E: 0 K: 1 S: 5	H: 0 LOB: 1 BB: 1 P: 9	R: 2 E: 0 K: 0 S: 4	H: 1 LOB: 0 BB: 1 P: 8	R: 3 E: 0 K: 1 S: 9	H: 4 LOB: 2 BB: 1 P: 13	R: 0 E: 0 K: 0 S: 3	H: 0 LOB: 1 BB: 1 P: 7	R: 2 E: 2 K: 1 S: 7	H: 0 LOB: 0 BB: 0 P: 8	1B: 5 2B: 2 3B: 0 HR: 1	SF: 1 SAC: 0 DP: 1 HBP: 1	WP: 0 PB: 0 SB: 4 CS: 1	PA: 45
PITCHER	IP WLS BF H R ER SO BB IBB HBP BLK WP HR S P ERA WHIP											IP WLS BF H R ER SO BB IBB HBP BLK WP HR S P ERA WHIP								
Dick Tidrow, R ERA: 7.11	(1, 1) 5.0 L 23 4 4 2 1 4 0 0 0 0 0 1 21 37 3.60 1.600																			
Dick Bosman, R ERA: 13.5	(6, 1) 1.0 7 4 3 3 1 1 0 0 0 0 0 8 12 27.00 5.000																			
Milt Wilcox, R ERA: 3.95	(7, 1) 3.0 14 0 2 0 2 1 1 1 0 0 0 15 24 0.00 0.333																			

AB	35
R	9
H	8
RBI	7
BB	7
SO	4
LOB	23



Batter	1	2	3	4	5	6	7	8	9	AB R H RBI BB SO LOB	BOTTOM									
Remy Hermoso, R OBP: 0.273, SLG: 0.260	F9								F7	4 0 1 0 0 0 1	Oakland Athletics @ Cleveland Indians Cleveland Municipal Stadium, Cleveland, OH Wed Apr 24 1974, 3:33 AM EDT Att. 1,564 - Unknown - 43 F									
Leron Lee, L OBP: 0.182, SLG: 0.273				G3						1 0 0 0 0 0 0										
John Lowenstein, L OBP: 0.400, SLG: 0.383	S 1B			FC2-5 E 1B	G3				4-3	5 1 3 0 0 0 0										
Buddy Bell, R OBP: 0.246, SLG: 0.387	K			FC2-5 E 1B	F9				F9	5 0 1 0 0 1 3										
John Ellis, R OBP: 0.294, SLG: 0.348	K			F3	F8				F9	4 0 0 0 0 1 5										
Charlie Spikes, R OBP: 0.391, SLG: 0.583		1-3		E8 1-3 2-H 1B					K	3 0 1 1 1 1 0										
Chris Chambliss, L OBP: 0.382, SLG: 0.381				P6					F7	4 0 1 0 0 1 3										
Dave Duncan, R OBP: 0.306, SLG: 0.587					K				2B 1B	3 1 1 0 1 2 1										
George Hendrick, R OBP: 0.268, SLG: 0.288					4-3					4 0 1 1 0 0 3										
Frank Duffy, R OBP: 0.179, SLG: 0.255					E6				F6 F6	4 0 0 0 0 0 3										
Inning Stats	R: 0 E: 0 K: 2 S: 8	H: 1 LOB: 0 BB: 0 P: 8	R: 0 E: 0 K: 0 S: 4	H: 1 LOB: 2 BB: 1 P: 8	R: 1 E: 1 K: 0 S: 6	H: 3 LOB: 0 BB: 0 P: 6	R: 0 E: 1 K: 1 S: 6	H: 0 LOB: 1 BB: 0 P: 6	R: 0 E: 0 K: 2 S: 7	H: 0 LOB: 1 BB: 1 P: 11	R: 0 E: 0 K: 0 S: 5	H: 2 LOB: 0 BB: 0 P: 5	R: 1 E: 0 K: 1 S: 7	H: 2 LOB: 1 BB: 0 P: 7	R: 0 E: 0 K: 0 S: 3	H: 0 LOB: 0 BB: 0 P: 3	1B: 8 2B: 1 3B: 0 HR: 0	SF: 0 SAC: 0 DP: 0 HBP: 0	WP: 0 PB: 0 SB: 1 CS: 0	PA: 39
PITCHER	IP WLS BF H R ER SO BB IBB HBP BLK WP HR S P ERA WHIP											IP WLS BF H R ER SO BB IBB HBP BLK WP HR S P ERA WHIP								
Ken Holtzman, L ERA: 3.47	(1, 1) 8.0 W 36 9 2 2 6 2 0 0 0 0 0 0 46 54 2.25 1.375																			
Rollie Fingers, R ERA: 3.44	(9, 1) 1.0 3 0 0 0 0 0 0 0 0 0 0 3 3 0.00 0.000																			

AB	37
R	2
H	9
RBI	2
BB	2
SO	6
LOB	19



Batter	1	2	3	4	5	6	7	8	9	AB	R	H	RBI	BB	SO	LOB	TOP
Mickey Rivers, L OBP: 0.291, SLG: 0.317	0-3 K		0-0 4-3	0-0 FC1-2 HBP BB		0-0 E S 1B		0-0 F8		5	0	1	0	0	1	3	California Angels @ Cleveland Indians Cleveland Municipal Stadium, Cleveland, OH Fri Apr 26 1974, 7:05 PM EDT Att: 6,423 - Unknown
Denny Doyle, L OBP: 0.288, SLG: 0.219	4-0 BB 1B BB		0-0 2B 1B	0-0 SF7 3-H 4-0		0-0 F7 1-3		0-0 E4 FC4-6		3	0	1	1	1	0	1	
Joe Lahoud, L OBP: 0.290, SLG: 0.538 Sandy Alomar Sr., S OBP: 0.290, SLG: 0.417	0-0 1-2 1B		0-0 1-3 2B	0-0 HBP BB		0-0 P4		0-0 FC4-6 1-2		4	0	2	0	1	0	2	
Frank Robinson, R OBP: 0.422, SLG: 0.582	4-0 1-2 2-3 BB		4-0 IBB	1-0 1-2 2-3 HBP		0-0 5-3		0-3 K		0	0	0	0	0	0	0	
Bob Oliver, R OBP: 0.320, SLG: 0.397	0-0 G6-4-3 1-2		0-0 F3	0-0 F8 3-H		0-0 6-3		0-3 K		5	0	0	0	0	1	10	
Mike Epstein, L OBP: 0.308, SLG: 0.426		0-0 F9		4-0 1B BB		0-0 F8				3	1	1	0	1	0	0	
Riche Scheinblum, S Morris Nettles, L	0-0 F8		0-0 SH FC1-2 1B	0-0 FC4-6 1B		0-0 4-3				4	0	1	0	0	0	1	
Ellie Rodriguez, R OBP: 0.371, SLG: 0.381	0-3 K		0-0 FC1-2 SH SF7 1B	0-0 1-3 1B		0-0 1-3				4	1	2	1	0	1	0	
Dave Chalk, R OBP: 0.315, SLG: 0.238			0-3 K	0-0 SH BB FC1-2 HBP		0-0 1-3		0-0 4-3		3	1	0	0	0	1	1	
Inning Stats	R: 0 E: 0 K: 1 S: 5	H: 1 LOB: 2 BB: 2 P: 13	R: 0 E: 0 K: 1 S: 5	H: 0 LOB: 0 BB: 0 P: 5	R: 0 E: 0 K: 1 S: 7	H: 2 LOB: 3 BB: 1 P: 11	R: 3 E: 1 K: 0 S: 6	H: 2 LOB: 3 BB: 2 P: 15	R: 0 E: 0 K: 0 S: 4	H: 1 LOB: 1 BB: 0 P: 4	R: 0 E: 0 K: 0 S: 3	H: 0 LOB: 0 BB: 0 P: 3	R: 0 E: 0 K: 2 S: 8	H: 0 LOB: 1 BB: 0 P: 8	1B: 7 2B: 1 3B: 0 HR: 0	SF: 1 SAC: 1 DP: 1 HBP: 1	
PITCHER	IP WLS BF H R ER SO BB IBB HBP BLK WP HR S P ERA WHIP																
Bob Johnson, R ERA: 4.15	(1, 1) 3.2 22 5 3 1 3 4 1 1 0 0 0 0 22 43 2.46 2.455																
Tom Timmermann, R ERA: 5.4	(4, 1) 3.1 W 12 3 0 0 0 0 0 0 0 0 0 0 12 12 0.00 0.900																
Milt Wilcox, R ERA: 3.45	(8, 1) 2.0 S 7 0 0 0 2 0 0 0 0 0 0 0 0 11 11 0.00 0.000																

Batter	1	2	3	4	5	6	7	8	9	AB	R	H	RBI	BB	SO	LOB	BOTTOM		
John Lowenstein, L OBP: 0.405, SLG: 0.381	4-0 F8 BB		0-0 F7		0-0 4-3		0-0 1B 2B 1B			3	1	1	0	1	0	1	California Angels @ Cleveland Indians Cleveland Municipal Stadium, Cleveland, OH Fri Apr 26 1974, 7:05 PM EDT Att: 6,423 - Unknown		
Jack Brohamer, L OBP: 0.500, SLG: 0.364	0-0 F8 1-2		0-0 4-3		4-0 FC4-6 BB		0-0 1B 2B 1B			3	1	1	1	1	0	1			
Chris Chambliss, L OBP: 0.375, SLG: 0.388	0-0 3-1		0-0 F8		0-0 FC4-6 1-2		0-0 2B			4	0	1	3	0	0	2			
Charlie Spikes, R OBP: 0.382, SLG: 0.563		0-0 PB S 1B		0-3 K		0-0 F9		0-0 4-3		4	0	1	0	0	1	1			
Oscar Gamble, L OBP: 0.200, SLG: 0.292		0-3 K		0-0 4-1		0-3 K2-3		0-0 4-3		4	0	0	0	0	2	2			
Buddy Bell, R OBP: 0.261, SLG: 0.385		4-0 BB BB		0-0 1B		0-0 6-3		0-0 F8		3	0	1	0	1	0	0			
Leron Lee, L OBP: 0.287, SLG: 0.231		4-0 1-2 BB		0-3 K		4-0 1B BB 1B		0-0 P6		2	1	0	0	2	1	1			
Dave Duncan, R OBP: 0.308, SLG: 0.563 Larry Johnson, R OBP: 0.284, SLG: 0.284 John Ellis, R OBP: 0.304, SLG: 0.358		0-3 K		0-0 K		4-0 1B 2B BB		0-0 1B		2	0	0	0	1	2	3			
Frank Duffy, R OBP: 0.190, SLG: 0.250 George Hendrick, R OBP: 0.284, SLG: 0.284 Jack Heidemann, R		0-0 F8		4-0 4-3 BB		0-3 K		0-3 K		1	0	0	0	1	0	3			
Inning Stats	R: 0 E: 0 K: 0 S: 2	H: 0 LOB: 0 BB: 1 P: 6	R: 0 E: 0 K: 2 S: 8	H: 1 LOB: 3 BB: 2 P: 16	R: 0 E: 0 K: 2 S: 3	H: 0 LOB: 0 BB: 0 P: 3	R: 0 E: 0 K: 2 S: 8	H: 1 LOB: 1 BB: 0 P: 8	R: 0 E: 0 K: 1 S: 5	H: 0 LOB: 2 BB: 2 P: 13	R: 0 E: 0 K: 1 S: 5	H: 0 LOB: 0 BB: 0 P: 5	R: 4 E: 0 K: 1 S: 8	H: 3 LOB: 1 BB: 2 P: 16	R: 0 E: 0 K: 1 S: 6	H: 1 LOB: 1 BB: 0 P: 6		1B: 5 2B: 1 3B: 0 HR: 0	SF: 0 SAC: 0 DP: 0 HBP: 0
PITCHER	IP WLS BF H R ER SO BB IBB HBP BLK WP HR S P ERA WHIP																		
Nolan Ryan, R ERA: 4.91	(1, 1) 6.1 L 30 5 4 4 4 7 0 0 0 0 0 0 0 8 8 0.00 0.600																		
Dick Selma, R ERA: 1.46	(7, 1) 1.2 6 1 0 0 1 0 0 0 0 0 0 0 8 8 0.00 0.600																		

Batter	1	2	3	4	5	6	7	8	9	AB	R	H	RBI	BB	SO	LOB	TOP			
Mickey Rivers, L OBP: 0.278, SLG: 0.302	G3		1-3		G3			F8		4	0	0	0	0	0	1	California Angels @ Cleveland Indians Cleveland Municipal Stadium, Cleveland, OH Sat Apr 27 1974, 3:33 AM EDT Att: 12,381 - Unknown - 69 F livebaseballscorecards.com			
Denny Doyle, L OBP: 0.273, SLG: 0.206	4-3		1-3		F7			4-3		4	0	0	0	0	0	1				
Joe Lahoud, L OBP: 0.281, SLG: 0.500	1B		4-3		G3			F9		4	0	1	0	0	0	0				
Frank Robinson, R OBP: 0.402, SLG: 0.549	4-3			F8	P5			5-3		0	0	0	0	0	0	0				
Mike Epstein, L OBP: 0.304, SLG: 0.414		1B		F8	F9			F8		4	0	1	0	0	0	0				
Bob Oliver, R OBP: 0.321, SLG: 0.395		F3					K			3	0	1	0	0	1	1				
Richie Scheinblum, S OBP: 0.167, SLG: 0.167		P6			P5		4-3			3	0	0	0	0	0	2				
Ellie Rodriguez, R OBP: 0.384, SLG: 0.385							P6			2	0	1	0	0	0	0				
Dave Chalk, R OBP: 0.303, SLG: 0.227		4-3			F9			F8		3	0	0	0	0	0	3				
Inning Stats	R: 0 E: 0 K: 0 S: 4	H: 1 LOB: 1 BB: 0 P: 4	R: 0 E: 0 K: 0 S: 5	H: 2 LOB: 2 BB: 0 P: 5	R: 0 E: 0 K: 0 S: 3	H: 0 LOB: 0 BB: 0 P: 3	R: 0 E: 0 K: 0 S: 4	H: 1 LOB: 1 BB: 0 P: 4	R: 0 E: 0 K: 0 S: 3	H: 0 LOB: 0 BB: 0 P: 3	R: 0 E: 0 K: 1 S: 5	H: 0 LOB: 0 BB: 0 P: 5	R: 0 E: 0 K: 0 S: 3	H: 0 LOB: 0 BB: 0 P: 3	R: 0 E: 0 K: 0 S: 3	H: 0 LOB: 0 BB: 0 P: 3	1B: 4 2B: 0 3B: 0 HR: 0	SF: 0 SAC: 0 DP: 0 HBP: 1	WP: 0 PB: 0 SB: 1 CS: 0	PA: 32
PITCHER Jim Perry, R ERA: 2.41	(1, 1)	IP: 9.0 WLS: W BF: 32	H: 4 R: 0 ER: 0 SO: 1	BB: 0 IBB: 0 HBP: 1 BLK: 0	WP: 0 HR: 0 S: 33 P: 34	ERA: 0.00 WHIP: 0.444	PITCHER	IP: 9.0 WLS: W BF: 32	H: 4 R: 0 ER: 0 SO: 1	BB: 0 IBB: 0 HBP: 1 BLK: 0	WP: 0 HR: 0 S: 33 P: 34	ERA: 0.00 WHIP: 0.444	PITCHER	IP: 9.0 WLS: W BF: 32	H: 4 R: 0 ER: 0 SO: 1	BB: 0 IBB: 0 HBP: 1 BLK: 0	WP: 0 HR: 0 S: 33 P: 34	ERA: 0.00 WHIP: 0.444		

Batter	1	2	3	4	5	6	7	8	9	AB	R	H	RBI	BB	SO	LOB	BOTTOM			
John Lowenstein, L OBP: 0.397, SLG: 0.373	K		G3			E6		4-3		4	0	1	0	0	1	1	California Angels @ Cleveland Indians Cleveland Municipal Stadium, Cleveland, OH Sat Apr 27 1974, 3:33 AM EDT Att: 12,381 - Unknown - 69 F livebaseballscorecards.com			
Jack Brohamer, L OBP: 0.471, SLG: 0.357	6-3		4-3			SH3				3	0	1	0	0	0	1				
Remy Hermoso, R OBP: 0.273, SLG: 0.260						SH3		S		0	1	0	0	0	0	0				
Buddy Bell, R OBP: 0.274, SLG: 0.373	4-3		F9			G4-6-3		1B		2	1	0	0	2	0	1				
John Ellis, R OBP: 0.301, SLG: 0.352		6-3		4-3		G4-6-3		E7		4	1	1	1	0	0	2				
Oscar Gamble, L OBP: 0.241, SLG: 0.429		2B		F7				F9		4	2	2	2	0	0	0				
Charlie Spikes, R OBP: 0.589, SLG: 0.618								HR		4	1	2	2	0	1	1				
Rusty Torres, S OBP: 0.400, SLG: 0.250		WP		F9				K		0	0	0	0	0	0	0				
Leron Lee, L OBP: 0.222, SLG: 0.188		K				K				3	0	0	0	0	2	1				
Dave Duncan, R OBP: 0.291, SLG: 0.529		6-3				F8				3	0	0	0	0	0	1				
Frank Duffy, R OBP: 0.197, SLG: 0.271			G3			6-3		K		3	0	1	0	0	1	0				
Inning Stats	R: 0 E: 0 K: 1 S: 5	H: 0 LOB: 0 BB: 0 P: 5	R: 1 E: 0 K: 1 S: 7	H: 2 LOB: 1 BB: 0 P: 7	R: 0 E: 0 K: 0 S: 4	H: 1 LOB: 0 BB: 0 P: 4	R: 0 E: 0 K: 0 S: 3	H: 0 LOB: 0 BB: 0 P: 3	R: 0 E: 0 K: 1 S: 5	H: 0 LOB: 0 BB: 0 P: 5	R: 0 E: 0 K: 0 S: 3	H: 1 LOB: 1 BB: 1 P: 7	R: 1 E: 0 K: 0 S: 4	H: 1 LOB: 0 BB: 0 P: 4	R: 4 E: 1 K: 2 S: 10	H: 3 LOB: 1 BB: 1 P: 14	1B: 4 2B: 2 3B: 0 HR: 2	SF: 0 SAC: 1 DP: 1 HBP: 0	WP: 1 PB: 0 SB: 1 CS: 0	PA: 33
PITCHER Bill Stoneman, R ERA: 4.11	(1, 1)	IP: 7.0 WLS: L BF: 26	H: 5 R: 2 ER: 2 SO: 3	BB: 1 IBB: 0 HBP: 0 BLK: 0	WP: 1 HR: 1 S: 31 P: 35	ERA: 2.57 WHIP: 0.857	PITCHER Skip Lockwood, R ERA: 4.05	(8, 1)	IP: 1.0 WLS: L BF: 7	H: 3 R: 4 ER: 4 SO: 2	BB: 1 IBB: 0 HBP: 0 BLK: 0	WP: 0 HR: 1 S: 10 P: 14	ERA: 36.00 WHIP: 4.000	PITCHER	IP: 1.0 WLS: L BF: 7	H: 3 R: 4 ER: 4 SO: 2	BB: 1 IBB: 0 HBP: 0 BLK: 0	WP: 0 HR: 1 S: 10 P: 14	ERA: 36.00 WHIP: 4.000	

Batter	1	2	3	4	5	6	7	8	9	AB	R	H	RBI	BB	SO	LOB	TOP					
Morris Nettles, L (1, 8) Mickey Rivers, L (8, PH) OBP: 0.275, SLG: 0.299 (8, 8)	0-3 K		0-3 K			0-3 K		E3		3	0	0	0	0	3	2	California Angels @ Cleveland Indians Cleveland Municipal Stadium, Cleveland, OH Sun Apr 28 1974, 3:33 AM EDT Att: 11,581 - Unknown - 76 F					
Denny Doyle, L (1, 4) Winston Llenas, R (8, PH) OBP: 0.375, SLG: 0.400 (8, 4)	0-0 4-3			0-3 K		0-3 K		SF8		3	0	0	0	0	2	1						
Bobby Valentine, R (1, 7)	0-0 P4			0-0 F7				2-3 3-H		4	0	2	1	0	0	0						
Frank Robinson, R (1, 10) OBP: 0.396, SLG: 0.527		0-0 F8		0-0 5-3			1-0 HBP	0-3 K		0	0	0	0	0	0	0						
Mike Epstein, L (1, 3) OBP: 0.288, SLG: 0.387		0-0 F9			0-0 4-3		0-0 F5		0-0 F9	4	0	0	0	0	0	1						
Joe Lahoud, L (1, 9) OBP: 0.276, SLG: 0.471		0-0 1-3			0-0 3-1		0-3 K		0-0 FC4-6	4	0	1	0	0	1	1						
Bob Oliver, R (1, 5) OBP: 0.317, SLG: 0.380			4-0 5-3 BB		0-0 4-3			0-3 K	0-3 K	3	0	0	0	1	2	1						
Ellie Rodriguez, R (1, 2) OBP: 0.377, SLG: 0.368			0-0 5-3			0-0 P6		4-0 E BB	0-0 FC4-6	3	1	0	0	1	0	2						
Dave Chalk, R (1, 6) Rickey Scheinblum, S (8, PH) Sandy Alomar Sr., S (8, PR) OBP: 0.250, SLG: 0.417 (8, 6)			0-0 P5			0-0 WP		4-0 SF8	1-2 E	2	0	1	0	0	0	1						
Inning Stats	R: 0 E: 0 K: 1 S: 5	H: 0 LOB: 0 BB: 0 P: 5	R: 0 E: 0 K: 0 S: 3	H: 0 LOB: 0 BB: 0 P: 3	R: 0 E: 0 K: 1 S: 5	H: 0 LOB: 1 BB: 1 P: 9	R: 0 E: 0 K: 1 S: 5	H: 0 LOB: 0 BB: 0 P: 5	R: 0 E: 0 K: 0 S: 3	H: 0 LOB: 0 BB: 0 P: 3	R: 0 E: 0 K: 2 S: 8	H: 1 LOB: 1 BB: 0 P: 8	R: 0 E: 0 K: 1 S: 5	H: 1 LOB: 1 BB: 0 P: 6	R: 2 E: 1 K: 2 S: 9	H: 1 LOB: 2 BB: 2 P: 17		R: 0 E: 0 K: 1 S: 6	H: 1 LOB: 1 BB: 0 P: 6	1B: 4 2B: 0 3B: 0 HR: 0	SF: 1 SAC: 0 DP: 0 HBP: 1	WP: 1 PB: 0 SB: 0 CS: 0
PITCHER Gaylord Perry, R (1, 1) ERA: 1.86	IP: 9.0 WLS: W BF: 35 H: 4 R: 2 ER: 0 SO: 9 BB: 3 IBB: 0 HBP: 1 BLK: 0 WP: 1 HR: 0 S: 49 P: 62 ERA: 0.00 WHIP: 0.778															PITCHER						


Batter	1	2	3	4	5	6	7	8	9	AB	R	H	RBI	BB	SO	LOB	BOTTOM					
Remy Hermoso, R (1, 4) OBP: 0.267, SLG: 0.255	0-0 F8		0-0 4-3		0-0 1B		0-0 F9	0-0 F8		5	0	1	0	0	0	2	California Angels @ Cleveland Indians Cleveland Municipal Stadium, Cleveland, OH Sun Apr 28 1974, 3:33 AM EDT Att: 11,581 - Unknown - 76 F					
John Lowenstein, L (1, 8) OBP: 0.410, SLG: 0.380	0-0 G3		0-3 K		0-0 1B			1B		4	2	2	0	1	1	0						
Buddy Bell, R (1, 5) OBP: 0.295, SLG: 0.380	4-0 2B BB		0-0 6-3		0-0 F9			1B		4	2	2	1	1	0	2						
John Ellis, R (1, 3) OBP: 0.333, SLG: 0.400	0-0 1-H 2B			0-0 F8		0-3 K		1B		4	1	3	2	1	1	0						
Charlie Spikes, R (1, 9) OBP: 0.390, SLG: 0.597	0-3 K			4-0 1-3 BB		0-0 F8		1B		4	1	1	1	1	1	3						
George Hendrick, R (1, 7) OBP: 0.276, SLG: 0.380		0-0 1-3		0-0 F8		0-0 HR		HR		4	2	2	5	0	0	2						
Oscar Gamble, L (1, 10) OBP: 0.242, SLG: 0.406		0-0 4-3		0-0 4-3		0-3 K		1B		4	1	1	0	0	1	2						
Dave Duncan, R (1, 2) OBP: 0.305, SLG: 0.527		0-0 1B			0-0 P3		0-0 F7	0-0 WP		4	1	2	0	0	0	0						
Frank Duffy, R (1, 6) OBP: 0.185, SLG: 0.254		0-3 K			0-0 5-3		0-0 F7	0-0 P4		4	0	0	0	0	1	3						
Inning Stats	R: 1 E: 0 K: 1 S: 6	H: 1 LOB: 1 BB: 1 P: 10	R: 0 E: 0 K: 1 S: 6	H: 1 LOB: 1 BB: 0 P: 6	R: 0 E: 0 K: 1 S: 5	H: 0 LOB: 0 BB: 0 P: 5	R: 0 E: 0 K: 0 S: 3	H: 1 LOB: 1 BB: 1 P: 7	R: 0 E: 0 K: 0 S: 5	H: 2 LOB: 2 BB: 0 P: 5	R: 1 E: 0 K: 2 S: 8	H: 1 LOB: 0 BB: 0 P: 8	R: 0 E: 0 K: 0 S: 3	H: 0 LOB: 0 BB: 0 P: 3	R: 8 E: 0 K: 0 S: 11	H: 8 LOB: 2 BB: 2 P: 19		R: 0 E: 0 K: 1 S: 6	H: 0 LOB: 0 BB: 0 P: 6	1B: 10 2B: 3 3B: 0 HR: 2	SF: 0 SAC: 0 DP: 1 HBP: 0	WP: 1 PB: 1 SB: 0 CS: 0
PITCHER Frank Tanana, L (1, 1) ERA: 3.32 Dick Selma, R (8, 1) ERA: 4.38 Dave Sells, R (8, 1) ERA: 1.8	IP: 7.0 WLS: L BF: 30 H: 8 R: 4 ER: 4 SO: 4 BB: 2 IBB: 0 HBP: 0 BLK: 0 WP: 0 HR: 1 S: 38 P: 46 ERA: 5.14 WHIP: 1.429															PITCHER						




Batter	1	2	3	4	5	6	7	8	9	AB	R	H	RBI	BB	SO	LOB	TOP								
Remy Hermoso, R (1,4) OBP: 0.266, SLG: 0.254			G4-6-3 (1,2)		4-3 (3)			6-3 (2)		4	0	1	0	0	0	2	Cleveland Indians @ Minnesota Twins Metropolitan Stadium, Bloomington, MI Mon Apr 29 1974, 4:33 AM EDT Att. 4,461 - Unknown - 65 F								
John Lowenstein, L (1,7) OBP: 0.402, SLG: 0.373	F5 (1,2)					F8 (1)		4-3 (3)		4	0	1	0	0	0	1									
Buddy Bell, R (1,5) OBP: 0.280, SLG: 0.360	F8 (3)		F5 (3)			6-3 (2)			F8 (1)	4	0	0	0	0	0	1									
John Ellis, R (1,3) OBP: 0.329, SLG: 0.392 Jack Heidemann, R (9, PR) (9, 3)		F8 (1)		F8 (1)		F3 (3)				4	0	1	0	0	0	0									
Charlie Spikes, R (1,9) OBP: 0.395, SLG: 0.592				6-3 (2)			F9 (1)			4	1	2	0	0	0	0									
George Hendrick, R (1,8) OBP: 0.275, SLG: 0.413	K (2)			5-3 (3)					F6 (2)	4	1	1	1	0	1	3									
Oscar Gamble, L (1,10) OBP: 0.270, SLG: 0.417						F7 (1)		F4 (2)		4	0	2	1	0	0	0									
Dave Duncan, R (1,2) OBP: 0.302, SLG: 0.508	K (3)					F7 (2)		F9 (3)		4	0	1	1	0	1	2									
Frank Duffy, R (1,6) OBP: 0.203, SLG: 0.273								5-3 (1)	FC5-4 (3)	3	0	1	0	1	0	2									
Inning Stats	R: 0 E: 0 K: 0 S: 3	H: 1 LOB: 0 BB: 0 P: 3	R: 0 E: 0 K: 2 S: 9	H: 2 LOB: 2 BB: 0 P: 9	R: 0 E: 0 K: 0 S: 3	H: 1 LOB: 1 BB: 1 P: 7	R: 0 E: 0 K: 0 S: 3	H: 0 LOB: 0 BB: 0 P: 3	R: 0 E: 0 K: 0 S: 4	H: 1 LOB: 1 BB: 0 P: 4	R: 0 E: 0 K: 0 S: 3	H: 0 LOB: 0 BB: 0 P: 3	R: 1 E: 0 K: 0 S: 4	H: 1 LOB: 0 BB: 0 P: 4	R: 0 E: 0 K: 0 S: 3	H: 0 LOB: 0 BB: 0 P: 3	R: 2 E: 0 K: 0 S: 7	H: 4 LOB: 2 BB: 0 P: 7	1B: 8 2B: 1 3B: 0 HR: 1	SF: 0 SAC: 0 DP: 1 HBP: 0	WP: 0 PB: 0 SB: 0 CS: 1	PA: 36			
PITCHER	IP	WLS	BF	H	R	ER	SO	BB	IBB	HBP	BLK	WP	HR	S	P	ERA	WHIP								
Vic Albury, L (1,1) ERA: 2.77	8.1		31	7	2	2	2	1	0	0	0	0	1	34	38	2.16	0.960								
Bill Campbell, R (9,1) ERA: 0.43	0.2	L	5	3	1	1	0	0	0	0	0	0	0	5	5	13.50	4.500								

Batter	1	2	3	4	5	6	7	8	9	AB	R	H	RBI	BB	SO	LOB	BOTTOM								
Steve Braun, L (1,7) OBP: 0.342, SLG: 0.369			L6 (1)		4-3 (2)					4	1	2	0	0	0	0	Cleveland Indians @ Minnesota Twins Metropolitan Stadium, Bloomington, MI Mon Apr 29 1974, 4:33 AM EDT Att. 4,461 - Unknown - 65 F								
Rod Carew, L (1,4) OBP: 0.422, SLG: 0.440					4-3 (3)		F7 (3)			4	0	2	0	0	0	1									
Larry Hise, R (1,8) OBP: 0.352, SLG: 0.548	G5-4-3 (1,2)									4	0	3	0	0	0	2									
Harmon Killebrew, R (1,10) OBP: 0.276, SLG: 0.352			K (2)			F5 (1)		G6-4-3 (1,2)		4	1	1	2	0	1	4									
Eric Soderholm, R (1,5) OBP: 0.429, SLG: 0.469			FC6-4 (3)			F3 (2)		6-3 (3)		3	0	0	0	1	0	3									
Bobby Darwin, R (1,9) OBP: 0.324, SLG: 0.469	K (3)				F8 (1)				4-3 (1)	3	0	0	0	1	1	1									
Joe Lis, R (1,3) OBP: 0.333, SLG: 0.217 Jim Holt, L (9, PH) (9, PH)							K (3)		4-3 (2)	2	0	1	0	1	1	2									
Randy Hundley, R (1,2) OBP: 0.250, SLG: 0.220 Tony Oliva, L (9, PH) (9, PH)		F7 (1)		G5-4-3 (1,2)			K (1)		4-3 (3)	1	0	0	0	0	0	0									
Luis Gomez, R (1,6) OBP: 0.143, SLG: 0.143		L1-6-3 (2,3)						6-3 (2)		3	0	0	0	0	0	1									
Inning Stats	R: 2 E: 0 K: 1 S: 7	H: 3 LOB: 1 BB: 1 P: 11	R: 0 E: 0 K: 0 S: 3	H: 1 LOB: 0 BB: 0 P: 3	R: 0 E: 0 K: 1 S: 7	H: 2 LOB: 2 BB: 0 P: 7	R: 0 E: 0 K: 0 S: 2	H: 0 LOB: 0 BB: 1 P: 6	R: 0 E: 0 K: 0 S: 3	H: 0 LOB: 0 BB: 0 P: 3	R: 0 E: 0 K: 1 S: 6	H: 1 LOB: 2 BB: 1 P: 10	R: 0 E: 0 K: 1 S: 6	H: 1 LOB: 1 BB: 0 P: 6	R: 0 E: 0 K: 0 S: 3	H: 1 LOB: 0 BB: 0 P: 3	R: 0 E: 0 K: 0 S: 3	H: 0 LOB: 0 BB: 0 P: 3	1B: 8 2B: 0 3B: 0 HR: 1	SF: 0 SAC: 0 DP: 4 HBP: 0	WP: 0 PB: 0 SB: 1 CS: 0	PA: 35			
PITCHER	IP	WLS	BF	H	R	ER	SO	BB	IBB	HBP	BLK	WP	HR	S	P	ERA	WHIP								
Steve Kline, R (1,1) ERA: 3.09	9.0	W	35	9	2	2	4	3	0	0	0	0	1	40	52	2.00	1.333								



Batter	1	2	3	4	5	6	7	8	9	AB	R	H	RBI	BB	SO	LOB	TOP					
John Lowenstein, L (1,7) OBP: 0.402, SLG: 0.367	E6 S 1B E	FC6 1-2 BB				E2 SH1-3		G3		4	2	1	0	1	0	1	Cleveland Indians @ Minnesota Twins Metropolitan Stadium, Bloomington, MI Tue Apr 30 1974, 4:33 AM EDT Att. 2,193 - Unknown - 59 F AB 41 R 8 H 13 RBI 7 BB 2 SO 3 LOB 21 					
Jack Brohamer, L (1,4) OBP: 0.476, SLG: 0.389	S 1B	FC6 1-2			L9	SH1-3		F S 1B		4	2	2	0	0	0	3						
Buddy Bell, R (1,5) OBP: 0.276, SLG: 0.363	F2 1-3 2-H		L6		1B 2B	K		6-3		5	1	1	0	0	1	4						
John Ellis, R (1,3) OBP: 0.322, SLG: 0.381	K		L4		K	F9		1B		5	0	1	1	0	2	5						
Oscar Gamble, L (1,10) OBP: 0.310, SLG: 0.450	1B		6-3		1B 1B IBB			4-3		4	1	2	1	1	0	1						
Charlie Spikes, R (1,9) OBP: 0.584, SLG: 0.568	5-3				1B				F8	5	1	1	2	0	0	2						
Rusty Torres, S (9,9) OBP: 0.400, SLG: 0.250					1B					0	0	0	0	0	0	0						
George Hendrick, R (1,8) OBP: 0.271, SLG: 0.400		4-3			1B				F9	5	0	1	2	0	0	1						
Dave Duncan, R (1,2) OBP: 0.309, SLG: 0.516		FC6-4 1B			5-3				F7	5	0	2	0	0	0	2						
Frank Duffy, R (1,6) OBP: 0.219, SLG: 0.329	FC6-4 1-2				6-3					4	1	2	1	0	0	2						
Inning Stats	R: 2 E: 1 K: 1 S: 8	H: 2 LOB: 1 BB: 0 P: 8	R: 0 E: 0 K: 0 S: 4	H: 1 LOB: 2 BB: 1 P: 8	R: 0 E: 0 K: 0 S: 3	H: 0 LOB: 0 BB: 0 P: 3	R: 0 E: 0 K: 0 S: 4	H: 1 LOB: 1 BB: 0 P: 4	R: 4 E: 0 K: 1 S: 9	H: 4 LOB: 1 BB: 1 P: 13	R: 0 E: 1 K: 1 S: 7	H: 1 LOB: 2 BB: 0 P: 7	R: 0 E: 0 K: 0 S: 4	H: 1 LOB: 1 BB: 0 P: 4	R: 2 E: 0 K: 0 S: 6	H: 3 LOB: 1 BB: 0 P: 6	R: 0 E: 0 K: 0 S: 3	H: 0 LOB: 0 BB: 0 P: 3	1B: 9 2B: 3 3B: 0 HR: 1	SF: 0 SAC: 1 DP: 0 HBP: 0	WP: 1 PB: 0 SB: 5 CS: 0	PA: 44
PITCHER	IP WLS BF H R ER SO BB IBB HBP BLK WP HR S P ERA WHIP																					
Bert Blyleven, R (1,1) ERA: 2.31	4.2 L 24 7 6 4 2 1 1 0 0 0 1 0 26 34 7.71 1.714																					
Ray Corbin, R (5,1) ERA: 4.7	3.0 16 6 2 1 1 0 0 0 0 0 1 18 18 3.00 2.000																					
Tom Burgmeier, L (8,1) ERA: 8.25	1.1 4 0 0 0 0 0 0 0 0 0 0 4 4 0.00 0.000																					

Batter	1	2	3	4	5	6	7	8	9	AB	R	H	RBI	BB	SO	LOB	BOTTOM					
Steve Braun, L (1,7) OBP: 0.338, SLG: 0.362	F8		1B			3-1		F6		4	0	1	0	0	0	0	Cleveland Indians @ Minnesota Twins Metropolitan Stadium, Bloomington, MI Tue Apr 30 1974, 4:33 AM EDT Att. 2,193 - Unknown - 59 F AB 32 R 3 H 8 RBI 3 BB 2 SO 2 LOB 6 					
Rod Carew, L (1,4) OBP: 0.436, SLG: 0.466	G6-4-3 1B				G5-4-3 1B			1-3		4	0	3	0	0	0	0						
Larry Hise, R (1,8) OBP: 0.333, SLG: 0.515	G6-4-3 1-2				G5-4-3 1-2			F8		4	0	0	0	0	1	3						
Harmon Killebrew, R (1,10) OBP: 0.258, SLG: 0.328		F9			F3			L5		4	0	0	0	0	0	0						
Eric Soderholm, R (1,5) OBP: 0.410, SLG: 0.429		6-3				F8		HR BB		3	1	0	0	1	0	0						
Bobby Darwin, R (1,9) OBP: 0.347, SLG: 0.574		5-3						HR HR		4	2	3	3	0	0	0						
Joe Lys, R (1,3) OBP: 0.310, SLG: 0.200					L6					2	0	0	0	0	1	0						
Jim Holt, L (7,PH) OBP: 0.195, SLG: 0.139						K		F8		2	0	0	0	0	0	1						
Randy Hundley, R (1,2) OBP: 0.277, SLG: 0.233						F9				2	0	1	0	1	0	0						
Luis Gomez, R (1,6) OBP: 0.111, SLG: 0.111										2	0	0	0	0	0	1						
Jerry Terrell, R (7,PH) OBP: 0.224, SLG: 0.265						4-3		5-3		1	0	0	0	0	0	1						
Inning Stats	R: 0 E: 0 K: 0 S: 3	H: 1 LOB: 0 BB: 0 P: 3	R: 0 E: 0 K: 0 S: 3	H: 0 LOB: 0 BB: 0 P: 3	R: 0 E: 0 K: 0 S: 4	H: 2 LOB: 2 BB: 0 P: 4	R: 0 E: 0 K: 0 S: 3	H: 1 LOB: 0 BB: 0 P: 3	R: 1 E: 0 K: 1 S: 6	H: 1 LOB: 0 BB: 0 P: 6	R: 0 E: 0 K: 0 S: 4	H: 1 LOB: 1 BB: 0 P: 4	R: 2 E: 0 K: 0 S: 4	H: 1 LOB: 1 BB: 2 P: 12	R: 0 E: 0 K: 1 S: 5	H: 0 LOB: 0 BB: 0 P: 5	R: 0 E: 0 K: 0 S: 4	H: 1 LOB: 1 BB: 0 P: 4	1B: 5 2B: 1 3B: 0 HR: 2	SF: 0 SAC: 0 DP: 2 HBP: 0	WP: 0 PB: 0 SB: 0 CS: 0	PA: 34
PITCHER	IP WLS BF H R ER SO BB IBB HBP BLK WP HR S P ERA WHIP																					
Fritz Peterson, L (1,1) ERA: 4.5	6.1 W 24 7 3 3 1 1 0 0 0 0 0 2 25 29 4.26 1.263																					
Fred Beene, R (7,1) ERA: 2.13	2.2 10 1 0 0 1 1 0 0 0 0 0 0 11 15 0.00 0.750																					

Batter	1	2	3	4	5	6	7	8	9	AB	R	H	RBI	BB	SO	LOB	TOP			
Frank Duffy, R (1, 6) OBP: 0.221, SLG: 0.324										4	0	1	0	0	0	0	Cleveland Indians @ Oakland Athletics Oakland-Alameda County Coliseum, Oakland, CA Fri May 03 1974, 7:05 PM PDT Att: 4,460 - Unknown			
John Lowenstein, L (1, 7) OBP: 0.369, SLG: 0.354										3	0	0	0	0	1	0				
Buddy Bell, R (1, 5) OBP: 0.286, SLG: 0.361										3	1	1	0	1	0	1				
John Ellis, R (1, 3) OBP: 0.319, SLG: 0.375										4	0	1	0	0	0	2				
Charlie Spikes, R (1, 9) OBP: 0.367, SLG: 0.541										4	0	0	0	0	1	1				
George Hendrick, R (1, 8) OBP: 0.281, SLG: 0.405										4	0	2	0	0	1	0				
Oscar Gamble, L (1, 10) OBP: 0.326, SLG: 0.455										4	0	2	0	0	0	0				
Dave Duncan, R (1, 2) OBP: 0.296, SLG: 0.493										3	0	0	0	0	1	4				
Remy Hermoso, R (1, 4) OBP: 0.254, SLG: 0.242										3	0	0	0	0	0	4				
Inning Stats	R: 1 E: 1 K: 0 S: 4	H: 1 LOB: 1 BB: 1 P: 8	R: 0 E: 0 K: 1 S: 6	H: 2 LOB: 1 BB: 0 P: 6	R: 0 E: 0 K: 0 S: 3	H: 0 LOB: 0 BB: 0 P: 3	R: 0 E: 0 K: 0 S: 3	H: 0 LOB: 0 BB: 0 P: 3	R: 0 E: 0 K: 0 S: 4	H: 1 LOB: 1 BB: 0 P: 4	R: 0 E: 0 K: 0 S: 5	H: 2 LOB: 2 BB: 0 P: 5	R: 0 E: 0 K: 1 S: 6	H: 1 LOB: 1 BB: 0 P: 6	R: 0 E: 0 K: 2 S: 7	H: 0 LOB: 0 BB: 0 P: 7	1B: 7 2B: 1 3B: 0 HR: 0	SF: 0 SAC: 1 DP: 1 HBP: 0	WP: 0 PB: 0 SB: 1 CS: 0	PA: 34
PITCHER	IP WLS BF H R ER SO BB IBB HBP BLK WP HR S P ERA WHIP																			
Ken Holtzman, L (1, 1) ERA: 3.18	7.2 W 30 7 1 0 2 1 0 0 0 0 0 0 33 37 0.00 1.043																			
Rollie Fingers, R (8, 1) ERA: 3.04	1.1 S 4 0 0 0 2 0 0 0 0 0 0 0 8 8 0.00 0.000																			

Batter	1	2	3	4	5	6	7	8	9	AB	R	H	RBI	BB	SO	LOB	BOTTOM			
Bert Campaneris, R (1, 6) OBP: 0.327, SLG: 0.322										4	0	0	0	0	0	0	Cleveland Indians @ Oakland Athletics Oakland-Alameda County Coliseum, Oakland, CA Fri May 03 1974, 7:05 PM PDT Att: 4,460 - Unknown			
Bill North, S (1, 8) OBP: 0.292, SLG: 0.282										4	1	2	0	0	0	0				
Sal Bando, R (1, 5) OBP: 0.421, SLG: 0.493										3	0	0	0	1	0	2				
Reggie Jackson, L (1, 9) OBP: 0.455, SLG: 0.833										2	1	1	0	2	0	1				
Joe Rudi, R (1, 7) OBP: 0.371, SLG: 0.511										4	1	1	1	0	0	2				
Gene Tenace, R (1, 3) OBP: 0.385, SLG: 0.329										3	0	1	1	0	0	0				
Deron Johnson, R (1, 10) OBP: 0.162, SLG: 0.088										2	0	0	0	1	1	0				
Herb Washington, R (7, PR)										0	0	0	0	0	0	0				
Ray Fosse, R (1, 2) OBP: 0.269, SLG: 0.419										3	0	1	1	0	0	0				
Ted Kubiak, S (1, 4) OBP: 0.239, SLG: 0.186										3	0	0	0	0	1	2				
Inning Stats	R: 0 E: 0 K: 0 S: 3	H: 0 LOB: 0 BB: 0 P: 3	R: 0 E: 0 K: 0 S: 3	H: 1 LOB: 0 BB: 0 P: 3	R: 0 E: 0 K: 0 S: 3	H: 0 LOB: 0 BB: 0 P: 3	R: 0 E: 0 K: 0 S: 3	H: 0 LOB: 1 BB: 1 P: 7	R: 0 E: 0 K: 1 S: 5	H: 0 LOB: 0 BB: 0 P: 5	R: 0 E: 0 K: 1 S: 5	H: 0 LOB: 0 BB: 0 P: 5	R: 3 E: 0 K: 0 S: 6	H: 4 LOB: 2 BB: 2 P: 14	R: 0 E: 0 K: 0 S: 4	H: 1 LOB: 2 BB: 1 P: 8	1B: 6 2B: 0 3B: 0 HR: 0	SF: 0 SAC: 0 DP: 0 HBP: 0	WP: 0 PB: 0 SB: 1 CS: 0	PA: 32
PITCHER	IP WLS BF H R ER SO BB IBB HBP BLK WP HR S P ERA WHIP																			
Jim Perry, R (1, 1) ERA: 2.7	6.1 L 25 4 3 3 2 2 1 0 0 0 0 0 26 38 4.26 0.947																			
Mill Wilcox, R (7, 1) ERA: 3.12	1.2 7 2 0 0 0 0 0 1 0 0 0 0 6 10 0.00 1.200																			

Batter	1	2	3	4	5	6	7	8	9	AB	R	H	RBI	BB	SO	LOB	TOP			
John Lowenstein, L (1,7) OBP: 0.413, SLG: 0.371	L8		L8			G3		G3		4	0	1	0	0	0	0	Cleveland Indians @ Oakland Athletics Oakland-Alameda County Coliseum, Oakland, CA Sun May 05 1974, 3:33 AM PDT Unknown			
Jack Brohamer, L (1,4) OBP: 0.490, SLG: 0.350	2B		FC5-4			F8		G3		2	0	0	0	2	0	1				
Buddy Bell, R (1,5) OBP: 0.293, SLG: 0.374	P3		FC5-4					4-3		4	0	1	0	0	0	3				
John Ellis, R (1,3) OBP: 0.323, SLG: 0.379	2B					P5				4	0	1	0	0	0	1				
Oscar Gamble, L (1,10) OBP: 0.296, SLG: 0.404	4-3									4	0	0	0	0	1	2				
Charlie Spikes, R (1,9) OBP: 0.367, SLG: 0.538										4	0	2	0	0	0	0				
George Hendrick, R (1,8) OBP: 0.367, SLG: 0.389										3	0	0	0	0	0	1				
Dave Duncan, R (1,2) OBP: 0.282, SLG: 0.452										3	0	0	0	0	3	1				
Frank Duffy, R (1,6) OBP: 0.200, SLG: 0.293										3	0	0	0	0	0	0				
Inning Stats	R: 0 E: 0 K: 0 S: 4	H: 1 LOB: 2 BB: 1 P: 8	R: 0 E: 0 K: 1 S: 5	H: 0 LOB: 0 BB: 0 P: 5	R: 0 E: 0 K: 0 S: 3	H: 0 LOB: 1 BB: 1 P: 7	R: 0 E: 0 K: 0 S: 3	H: 1 LOB: 0 BB: 0 P: 3	R: 0 E: 0 K: 1 S: 5	H: 0 LOB: 0 BB: 0 P: 5	R: 0 E: 0 K: 0 S: 4	H: 1 LOB: 1 BB: 0 P: 4	R: 0 E: 0 K: 1 S: 6	H: 1 LOB: 1 BB: 0 P: 6	R: 0 E: 0 K: 0 S: 4	H: 0 LOB: 0 BB: 0 P: 5	1B: 3 2B: 2 3B: 0 HR: 0	SF: 0 SAC: 0 DP: 0 HBP: 0	WP: 0 PB: 0 SB: 0 CS: 1	PA: 34
PITCHER Caff Hunter, R (1,1) ERA: 2.44	IP: 9.0 WLS: W BF: 33	H: 5 R: 0 ER: 0 SO: 4	BB: 2 IBB: 0 HBP: 0 BLK: 0	WP: 0 HR: 0 S: 39 P: 47	ERA: 0.00 WHIP: 0.778	PITCHER	IP: 9.0 WLS: W BF: 33	H: 5 R: 0 ER: 0 SO: 4	BB: 2 IBB: 0 HBP: 0 BLK: 0	WP: 0 HR: 0 S: 39 P: 47	ERA: 0.00 WHIP: 0.778	PITCHER	IP: 9.0 WLS: W BF: 33	H: 5 R: 0 ER: 0 SO: 4	BB: 2 IBB: 0 HBP: 0 BLK: 0	WP: 0 HR: 0 S: 39 P: 47	ERA: 0.00 WHIP: 0.778			

Batter	1	2	3	4	5	6	7	8	9	AB	R	H	RBI	BB	SO	LOB	BOTTOM			
Bill North, S (1,8) OBP: 0.266, SLG: 0.256	G3		L1-3			4-3		4-3		4	0	0	0	0	0	0	Cleveland Indians @ Oakland Athletics Oakland-Alameda County Coliseum, Oakland, CA Sun May 05 1974, 3:33 AM PDT Unknown			
Bert Campaneris, R (1,6) OBP: 0.321, SLG: 0.327	6-3					HR		5-3		4	1	1	0	0	0	0				
Sal Bando, R (1,5) OBP: 0.431, SLG: 0.519						2B				2	1	1	2	0	0	0				
Reggie Jackson, L (1,9) OBP: 0.448, SLG: 0.798	F2					HR				3	0	0	0	0	1	1				
Joe Rudi, R (1,7) OBP: 0.369, SLG: 0.510										3	1	1	0	0	1	0				
Gene Tenace, R (1,2) OBP: 0.373, SLG: 0.350										2	0	1	0	1	0	0				
Deron Johnson, R (1,10) OBP: 0.140, SLG: 0.075										3	0	0	0	0	0	3				
Pat Bourque, L (1,3) OBP: 0.355, SLG: 0.357										3	0	0	0	0	1	2				
Ted Kubiak, S (1,4) OBP: 0.212, SLG: 0.163										3	0	0	0	0	0	1				
Inning Stats	R: 0 E: 0 K: 0 S: 3	H: 0 LOB: 1 BB: 0 P: 4	R: 0 E: 0 K: 0 S: 2	H: 0 LOB: 0 BB: 1 P: 6	R: 0 E: 0 K: 0 S: 3	H: 0 LOB: 0 BB: 0 P: 3	R: 0 E: 0 K: 0 S: 3	H: 0 LOB: 0 BB: 0 P: 3	R: 1 E: 0 K: 0 S: 5	H: 2 LOB: 1 BB: 0 P: 5	R: 2 E: 0 K: 2 S: 9	H: 2 LOB: 0 BB: 0 P: 9	R: 0 E: 0 K: 1 S: 5	H: 0 LOB: 0 BB: 0 P: 5	R: 0 E: 0 K: 0 S: 3	H: 0 LOB: 0 BB: 0 P: 3	1B: 2 2B: 1 3B: 0 HR: 1	SF: 0 SAC: 0 DP: 1 HBP: 1	WP: 0 PB: 0 SB: 1 CS: 0	PA: 29
PITCHER Steve Kline, R (1,1) ERA: 2.93 Fred Beene, R (6,1) ERA: 2.87	IP: 5.0 WLS: L BF: 18	H: 2 R: 1 ER: 1 SO: 1	BB: 1 IBB: 0 HBP: 1 BLK: 0	WP: 0 HR: 0 S: 16 P: 21	ERA: 1.80 WHIP: 0.600	PITCHER	IP: 3.0 WLS: 11 BF: 2	H: 2 R: 2 ER: 2 SO: 3	BB: 0 IBB: 0 HBP: 0 BLK: 0	WP: 0 HR: 1 S: 17 P: 17	ERA: 6.00 WHIP: 0.667	PITCHER	IP: 3.0 WLS: 11 BF: 2	H: 2 R: 2 ER: 2 SO: 3	BB: 0 IBB: 0 HBP: 0 BLK: 0	WP: 0 HR: 1 S: 17 P: 17	ERA: 6.00 WHIP: 0.667			



Batter	1	2	3	4	5	6	7	8	9	AB	R	H	RBI	BB	SO	LOB	TOP								
John Lowenstein, L OBP: 0.386, SLG: 0.343 (1, 7)	F7		G3			K	CS	F7									5 0 1 0 0 1 1								
Jack Brohamer, L OBP: 0.420, SLG: 0.367 Remy Hermoso, R OBP: 0.268, SLG: 0.292 (9, FR) (9, 4)	F8		4-3			F7		F9	1B								5 0 1 0 0 0 1 0 0 0 0 0 0 0								
Buddy Bell, R OBP: 0.303, SLG: 0.406 (1, 5)	4-3			HR	3B	1B		4-3	K								5 2 2 1 0 1 1								
John Ellis, R OBP: 0.333, SLG: 0.402 (1, 3)		F7		6-3	2B	3B		F7									4 1 1 1 0 0 0								
Oscar Gamble, L OBP: 0.371, SLG: 0.525 (1, 10)	P6			HR	2B	1B		1B	1B								4 1 3 2 0 0 0								
Charlie Spikes, R OBP: 0.377, SLG: 0.560 (1, 9)	BB			1B	SF8	K		P4									3 1 1 0 1 1 2								
George Hendrick, R OBP: 0.269, SLG: 0.378 (1, 8)	1-3			SF8	1B		F9	1B									4 0 2 0 0 0 1								
Dave Duncan, R OBP: 0.280, SLG: 0.440 (1, 2)			G3	BB	SF8	6-3		5-3									2 0 0 1 1 0 2								
Frank Duffy, R OBP: 0.204, SLG: 0.289 (1, 6)			K	4-3		CS	1B	F7									4 0 1 0 0 1 2								
Inning Stats	R: 0 E: 0 K: 0 S: 3	H: 0 LOB: 0 BB: 0 P: 3	R: 0 E: 0 K: 0 S: 3	H: 0 LOB: 1 BB: 1 P: 7	R: 0 E: 0 K: 1 S: 5	H: 0 LOB: 1 BB: 1 P: 9	R: 3 E: 0 K: 0 S: 7	H: 4 LOB: 1 BB: 0 P: 7	R: 2 E: 0 K: 2 S: 10	H: 3 LOB: 1 BB: 0 P: 10	R: 0 E: 0 K: 0 S: 3	H: 1 LOB: 0 BB: 0 P: 3	R: 0 E: 0 K: 0 S: 3	H: 0 LOB: 0 BB: 0 P: 3	R: 0 E: 0 K: 0 S: 5	H: 2 LOB: 2 BB: 0 P: 5	R: 0 E: 0 K: 1 S: 6	H: 2 LOB: 1 BB: 0 P: 6	1B: 8 2B: 1 3B: 1 HR: 2	SF: 1 SAC: 0 DP: 0 HBP: 0	WP: 0 PB: 0 SB: 0 CS: 1	PA: 40			
PITCHER	IP	WLS	BF	H	R	ER	SO	BB	IBB	HBP	BLK	WP	HR	S	P	ERA	WHIP								
Bill Stoneman, R ERA: 4.5 (1, 1)	4.2	L	22	6	5	5	2	2	0	0	0	0	2	24	32	9.64	1.714								
Ed Figueroa, R ERA: (5, 1)	4.1		17	6	0	0	2	0	0	0	0	0	0	21	21	0.00	1.385								

Cleveland Indians @ California Angels
Anaheim Stadium, Anaheim, CA
Mon May 06 1974, 10:05 PM EDT
Att: 14,234 - Unknown

AB 36
R 5
H 12
RBI 5
BB 2
SO 4
LOB 10



Batter	1	2	3	4	5	6	7	8	9	AB	R	H	RBI	BB	SO	LOB	BOTTOM								
Mickey Rivers, L OBP: 0.282, SLG: 0.345 (1, 8)	G3	3-1			4-3		G4-3										4 0 1 0 0 0 3								
Dave Chalk, R OBP: 0.306, SLG: 0.379 (1, 6)	F9			1B	2B		G4-3	1-2									4 1 2 0 0 0 1								
Bobby Valentine, R OBP: 0.373, SLG: 0.500 (1, 7)	1B		1-3		HR	1B	F8										4 1 2 1 0 0 0								
Frank Robinson, R OBP: 0.388, SLG: 0.537 (1, 10)	F3		F9		HR			5-3									4 0 1 2 0 0 1								
Bob Oliver, R OBP: 0.324, SLG: 0.419 (1, 9)		G3-5		5-3	4-3		F9										4 0 1 0 0 0 0								
Paul Schaaf, R OBP: 0.300, SLG: 0.317 (1, 5)		HBP		K		1-3	BB	5-3									3 0 1 0 1 1 0								
Tom McCraw, L OBP: 0.514, SLG: 0.788 (1, 3)	G3-5				1B		1-3		2-3								4 0 1 0 0 0 3								
Ellie Rodriguez, R OBP: 0.349, SLG: 0.326 (1, 2)	K			5-3		5-6-3		K									4 0 0 0 0 2 4								
Denny Doyle, L OBP: 0.309, SLG: 0.280 (1, 4)	HBP				P3		K		K								3 0 0 0 0 2 1								
Inning Stats	R: 0 E: 0 K: 0 S: 4	H: 1 LOB: 1 BB: 0 P: 4	R: 0 E: 0 K: 1 S: 7	H: 2 LOB: 3 BB: 0 P: 8	R: 0 E: 0 K: 1 S: 3	H: 1 LOB: 0 BB: 0 P: 3	R: 0 E: 0 K: 1 S: 6	H: 1 LOB: 1 BB: 0 P: 6	R: 3 E: 0 K: 0 S: 6	H: 3 LOB: 0 BB: 0 P: 6	R: 0 E: 0 K: 1 S: 5	H: 0 LOB: 1 BB: 1 P: 9	R: 0 E: 0 K: 0 S: 3	H: 1 LOB: 0 BB: 0 P: 3	R: 0 E: 0 K: 0 S: 3	H: 0 LOB: 0 BB: 0 P: 3	R: 0 E: 0 K: 2 S: 7	H: 0 LOB: 0 BB: 0 P: 7	1B: 7 2B: 1 3B: 0 HR: 1	SF: 0 SAC: 0 DP: 1 HBP: 1	WP: 0 PB: 0 SB: 0 CS: 0	PA: 36			
PITCHER	IP	WLS	BF	H	R	ER	SO	BB	IBB	HBP	BLK	WP	HR	S	P	ERA	WHIP								
Fritz Peterson, L ERA: 4.5 (1, 1)	6.0	W	27	8	3	3	3	1	0	1	0	0	1	31	36	4.50	1.500								
Milt Wilcox, R ERA: 2.66 (7, 1)	3.0	S	9	1	0	0	2	0	0	0	0	0	0	13	13	0.00	0.333								

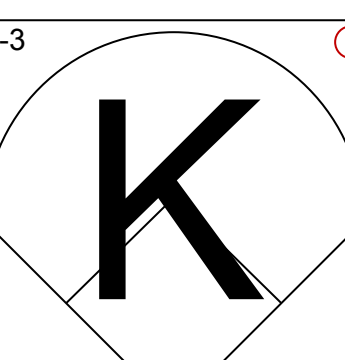
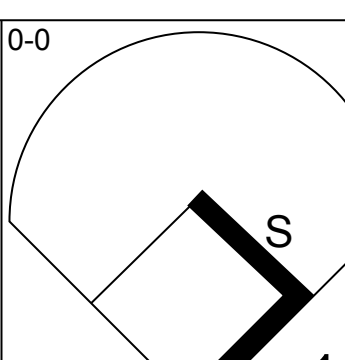
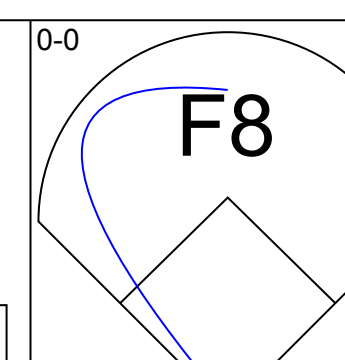
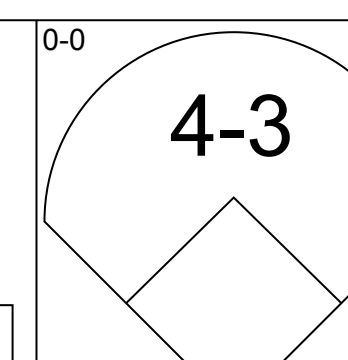
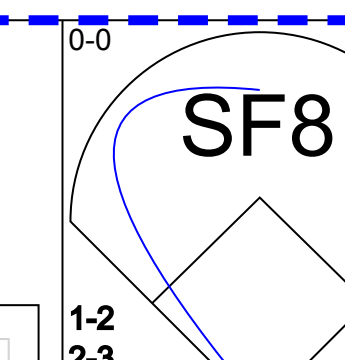
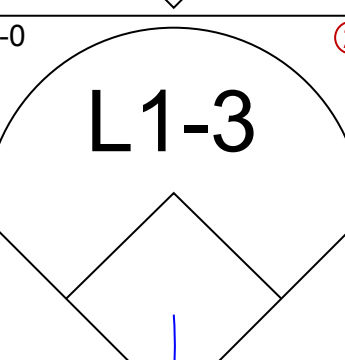
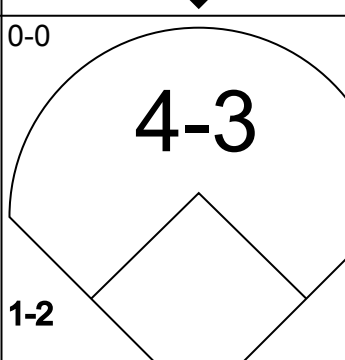
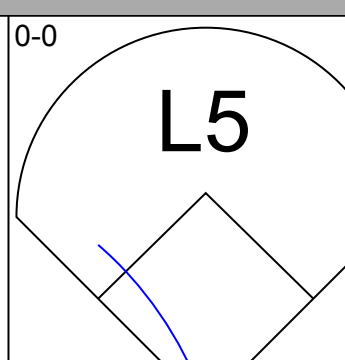
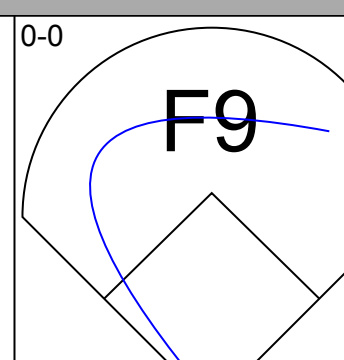
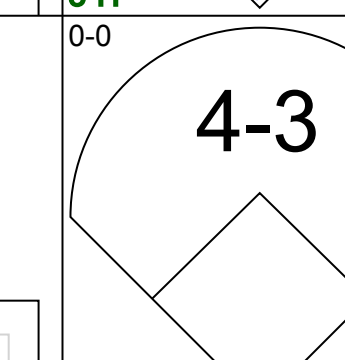
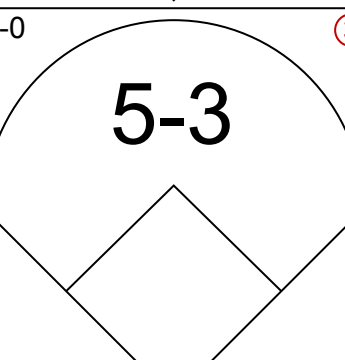
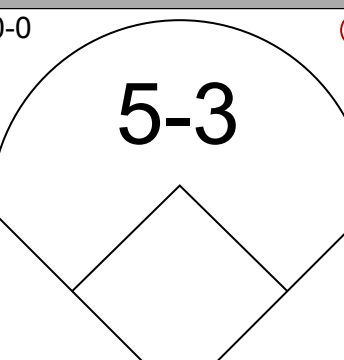
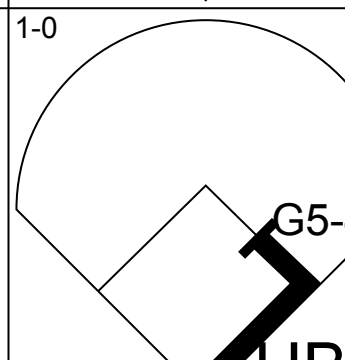
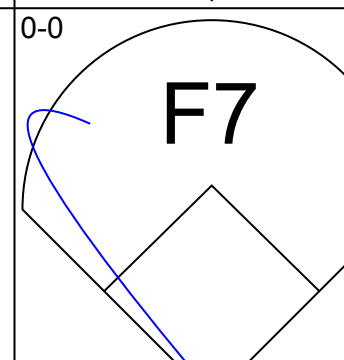
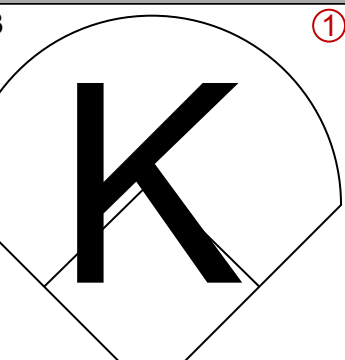
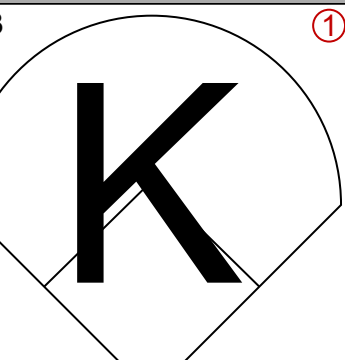
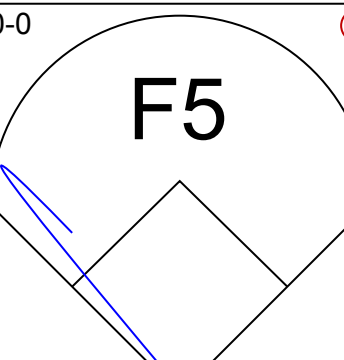
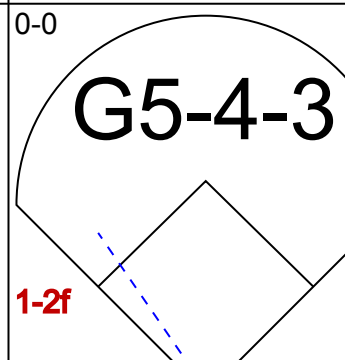
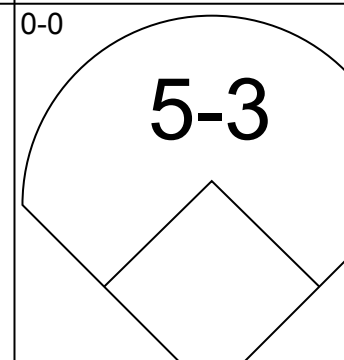
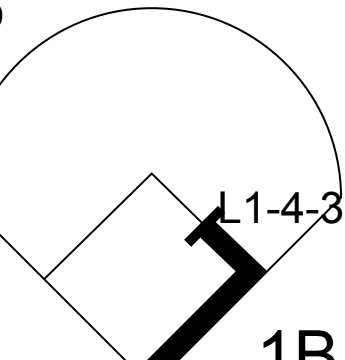
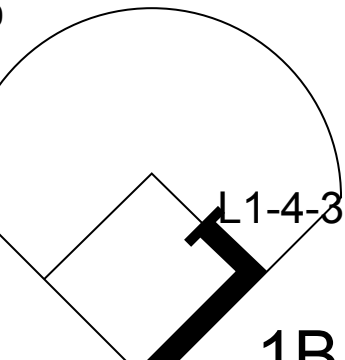
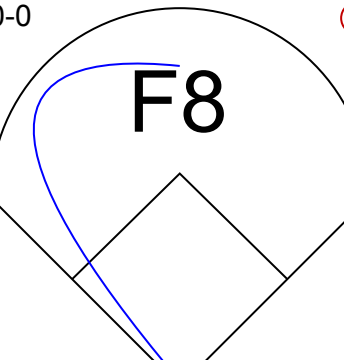
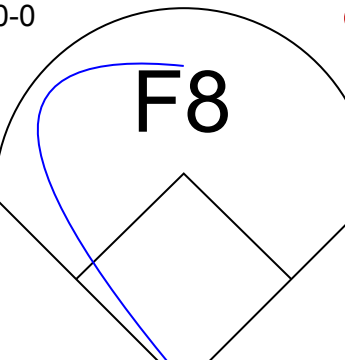
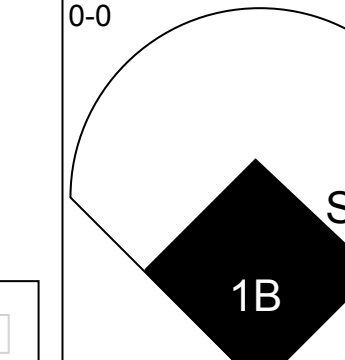
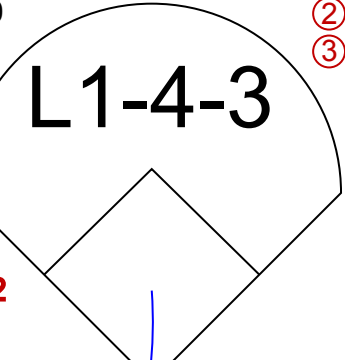
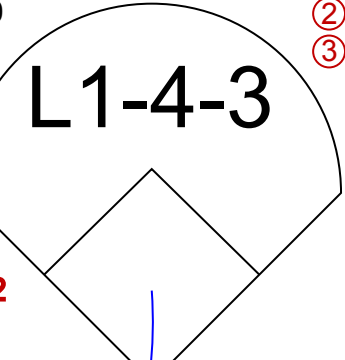
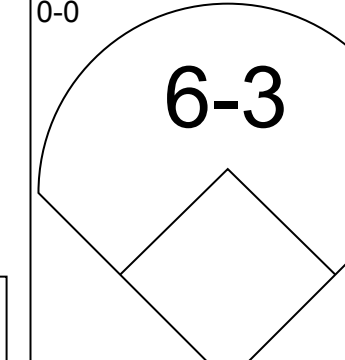
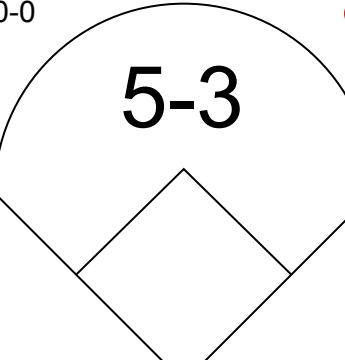
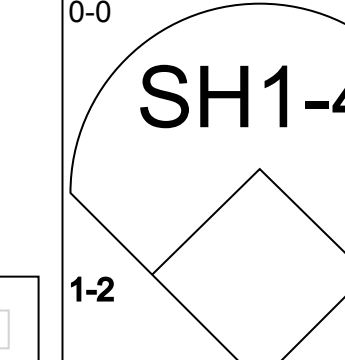
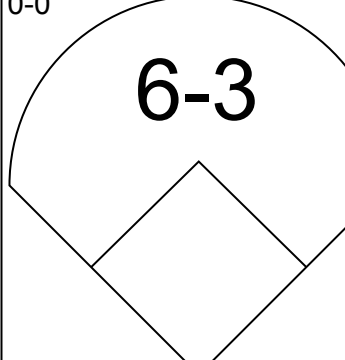
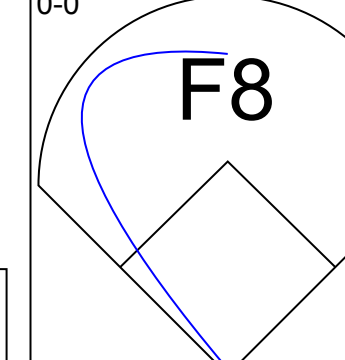
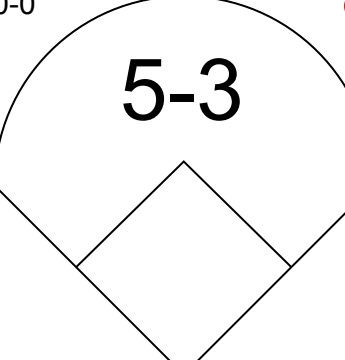
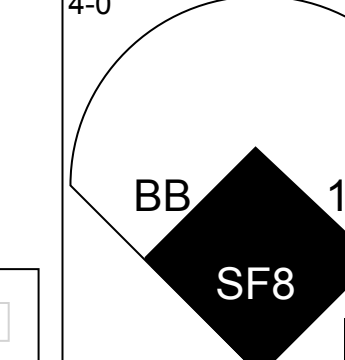
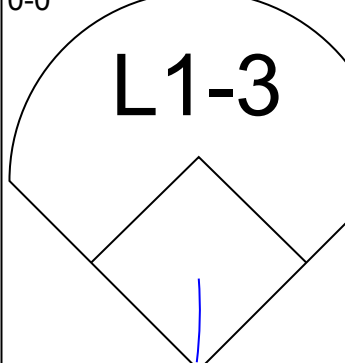
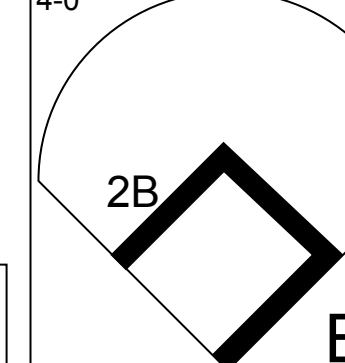
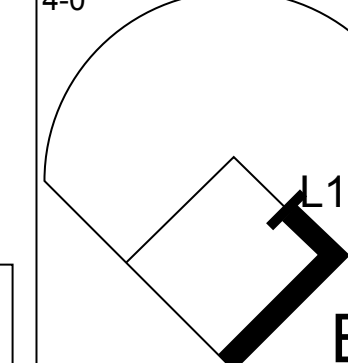
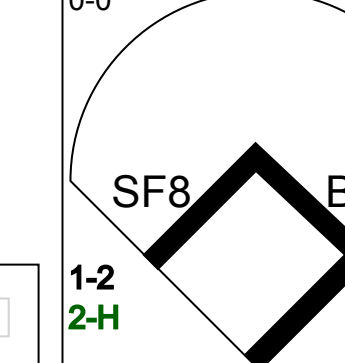

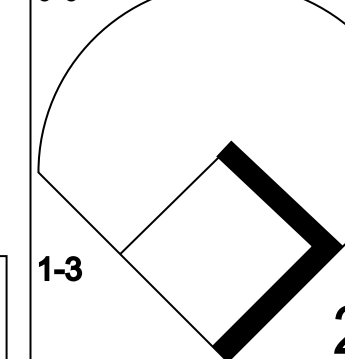
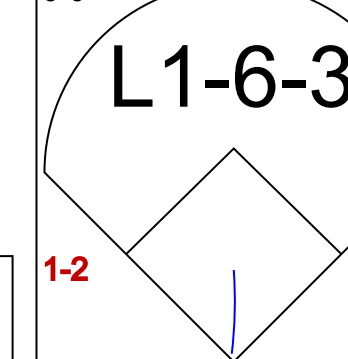
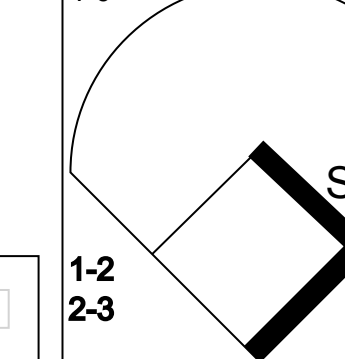

Cleveland Indians @ California Angels
Anaheim Stadium, Anaheim, CA
Mon May 06 1974, 10:05 PM EDT
Att: 14,234 - Unknown

AB 34
R 2
H 9
RBI 3
BB 1
SO 5
LOB 13



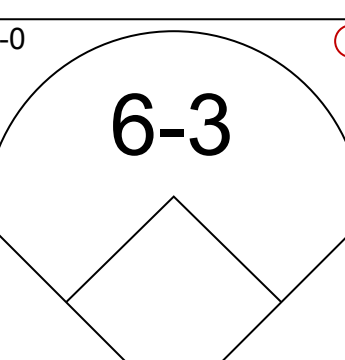
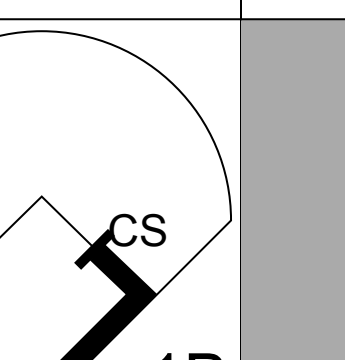
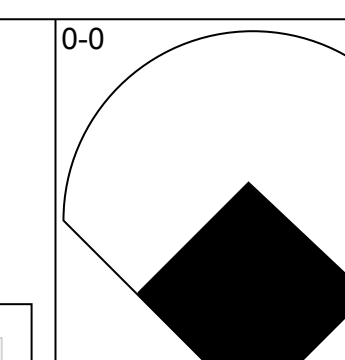
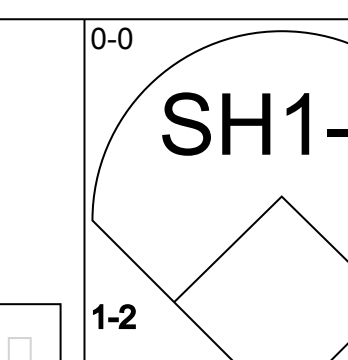
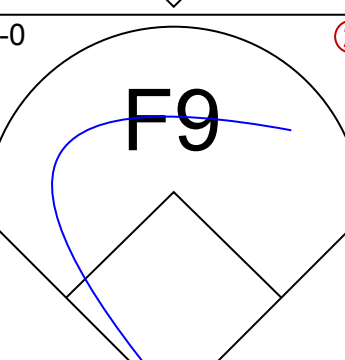
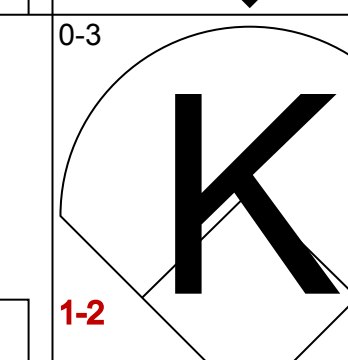
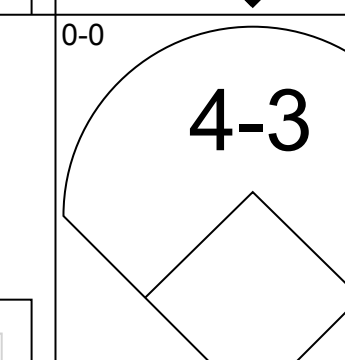
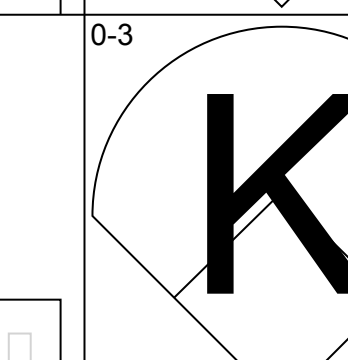
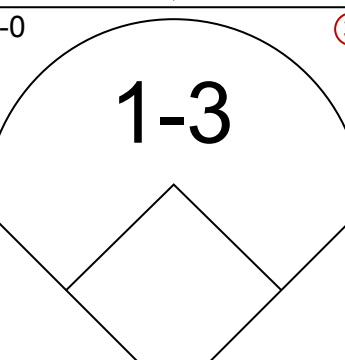
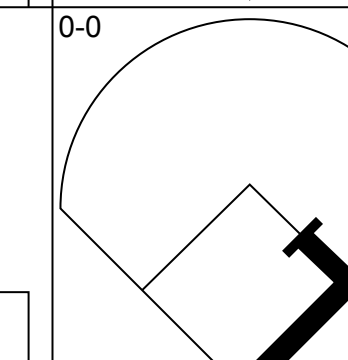
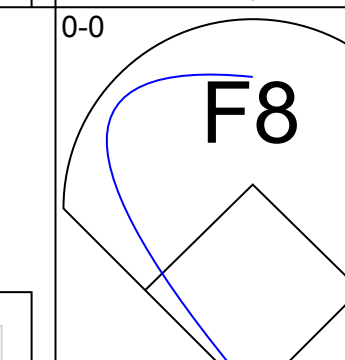
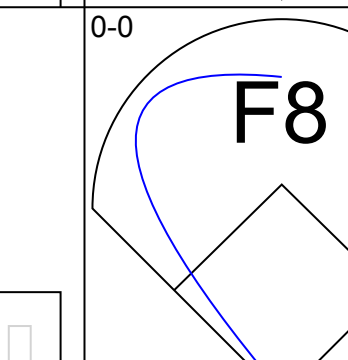
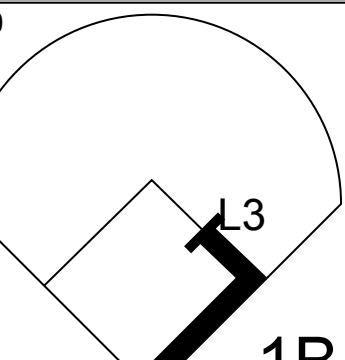
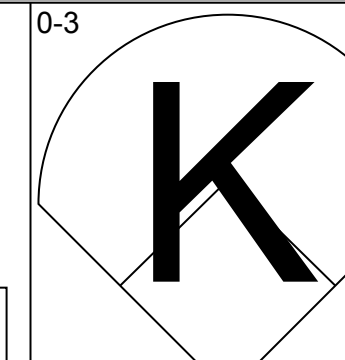
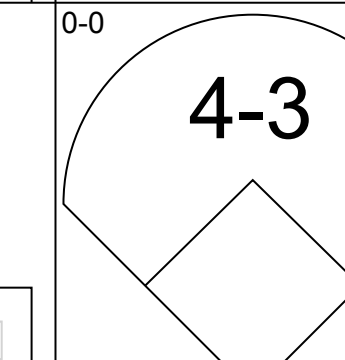
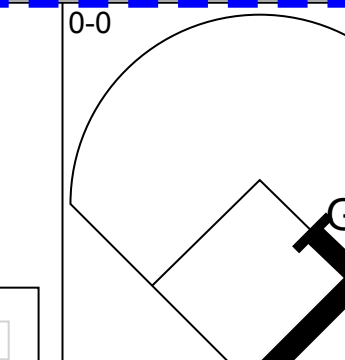
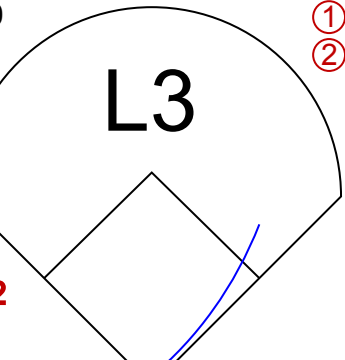
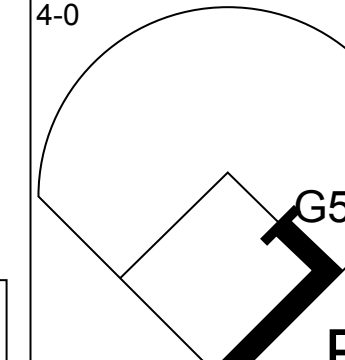
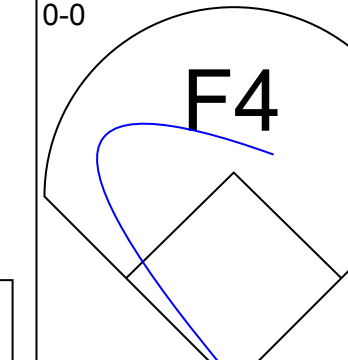
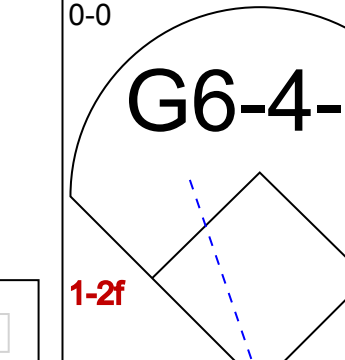
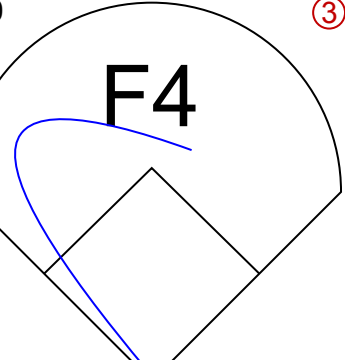
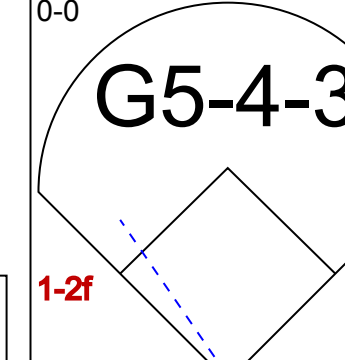
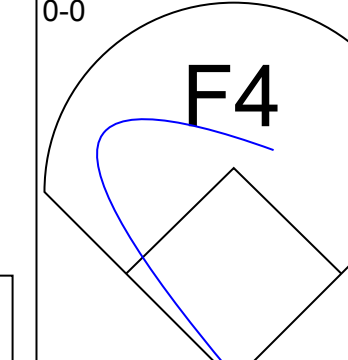
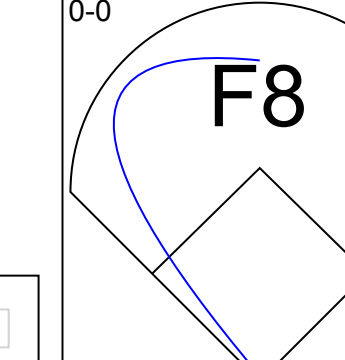
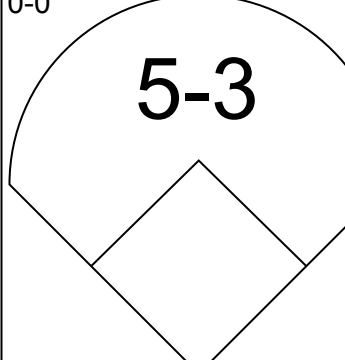
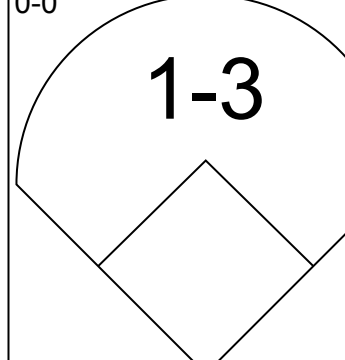
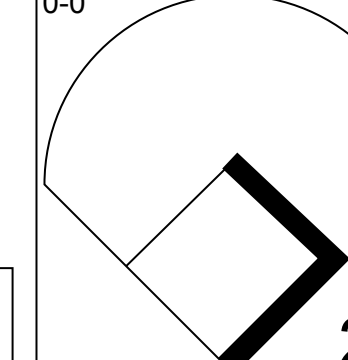
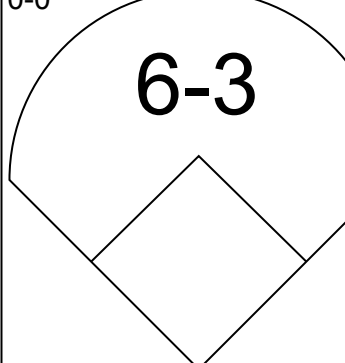
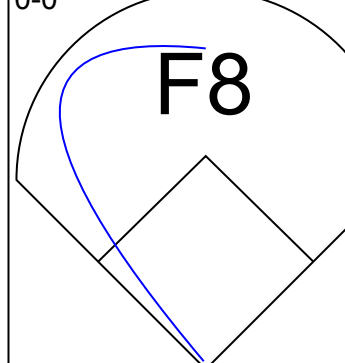
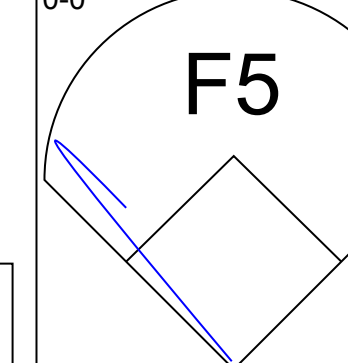
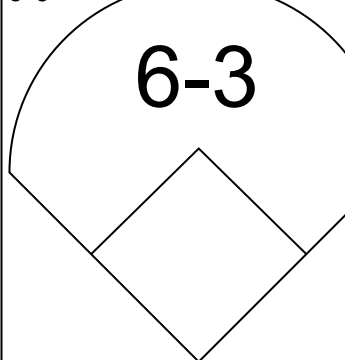
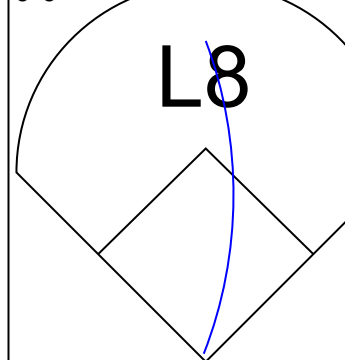
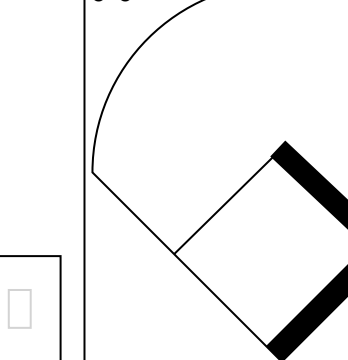
Batter	1	2	3	4	5	6	7	8	9	AB	R	H	RBI	BB	SO	LOB	TOP			
Frank Duffy, R OBP: 0.204, SLG: 0.284 (1, 6)	F7		4-3	1-3			5-3		E	5	1	1	0	0	0	2	Cleveland Indians @ California Angels Anaheim Stadium, Anaheim, CA Tue May 07 1974, 10:05 PM EDT Att: 6,727 - Unknown - 61 F			
John Lowenstein, L OBP: 0.395, SLG: 0.356 (1, 7)			4-3		F5				E6	5	0	3	1	0	0	0				
Buddy Bell, R OBP: 0.301, SLG: 0.394 (1, 5)					F7	E5			CS	3	0	0	0	1	0	1				
John Ellis, R OBP: 0.330, SLG: 0.396 (1, 3)	FC6-4				F8				CS	4	1	1	0	0	0	2				
Charlie Spikes, R OBP: 0.373, SLG: 0.558 (1, 9)		K			P4				K	4	1	1	0	0	2	1				
George Hendrick, R OBP: 0.278, SLG: 0.376 (1, 8)									F3	3	1	1	0	1	0	0				
Oscar Gamble, L OBP: 0.394, SLG: 0.540 (1, 10)		K								4	1	3	2	0	1	1				
Dave Duncan, R OBP: 0.279, SLG: 0.423 (1, 2)									F3	3	0	0	0	1	0	3				
Remy Hermoso, R OBP: 0.257, SLG: 0.279 (1, 4)									F9	3	0	0	1	0	0	1				
Inning Stats	R: 0 E: 0 K: 0 S: 3	H: 1 LOB: 1 BB: 1 P: 7	R: 0 E: 0 K: 2 S: 8	H: 1 LOB: 1 BB: 0 P: 8	R: 0 E: 0 K: 0 S: 3	H: 0 LOB: 0 BB: 0 P: 3	R: 3 E: 0 K: 0 S: 6	H: 3 LOB: 2 BB: 2 P: 14	R: 0 E: 1 K: 0 S: 4	H: 0 LOB: 1 BB: 0 P: 4	R: 0 E: 0 K: 0 S: 4	H: 1 LOB: 1 BB: 0 P: 4	R: 0 E: 0 K: 1 S: 5	H: 0 LOB: 0 BB: 0 P: 5	R: 2 E: 1 K: 0 S: 5	H: 3 LOB: 0 BB: 0 P: 5	1B: 9 2B: 1 3B: 0 HR: 0	SF: 0 SAC: 1 DP: 0 HBP: 0	WP: 0 PB: 0 SB: 0 CS: 3	PA: 39
PITCHER Frank Tanana, L ERA: 2.95 (1, 1)	IP: 9.0 WLS: L BF: 38	H: 10 R: 5 ER: 4 SO: 3	BB: 3 IBB: 0 HBP: 0 BLK: 0	WP: 0 HR: 0 S: 41 P: 53	ERA: 4.00 WHIP: 1.444	PITCHER	IP: 9.0 WLS: L BF: 38	H: 10 R: 5 ER: 4 SO: 3	BB: 3 IBB: 0 HBP: 0 BLK: 0	WP: 0 HR: 0 S: 41 P: 53	ERA: 4.00 WHIP: 1.444									

Batter	1	2	3	4	5	6	7	8	9	AB	R	H	RBI	BB	SO	LOB	BOTTOM			
Mickey Rivers, L OBP: 0.289, SLG: 0.350 (1, 8)	4-3		6-3			E	SH1-3			4	1	2	0	0	0	0	Cleveland Indians @ California Angels Anaheim Stadium, Anaheim, CA Tue May 07 1974, 10:05 PM EDT Att: 6,727 - Unknown - 61 F			
Denny Doyle, L OBP: 0.307, SLG: 0.279 (1, 4)										4	1	1	0	0	0	1				
Tom Egan, R OBP: 0.500, SLG: 0.333 (9, PH)	6-3		F8						F7	1	0	0	0	0	2					
Bobby Valentine, R OBP: 0.356, SLG: 0.475 (1, 7)										4	1	0	0	0	1	3				
Frank Robinson, R OBP: 0.383, SLG: 0.525 (1, 10)										4	0	1	1	0	0	2				
Bob Oliver, R OBP: 0.330, SLG: 0.422 (1, 3)		K								4	0	2	2	0	1	1				
Paul Schaaf, R OBP: 0.296, SLG: 0.311 (1, 5)										4	0	1	0	0	0	2				
Tom McCraw, L OBP: 0.488, SLG: 0.722 (1, 9)										3	0	0	0	1	0	2				
Dave Chalk, R OBP: 0.297, SLG: 0.367 (1, 6)										3	0	0	0	0	0	4				
Joe Lahoud, L OBP: 0.238, SLG: 0.400 (9, PH)										1	0	0	0	0	0	0				
Sandy Alomar Sr., S ERA: 2.37, SLG: 0.417 (9, PR)										0	0	0	0	0	0	0				
Elie Rodriguez, R OBP: 0.349, SLG: 0.326 (1, 2)										3	0	1	0	0	0	0				
Charlie Sands, L (9, PH)										1	0	0	0	0	1	1				
Inning Stats	R: 0 E: 0 K: 0 S: 3	H: 0 LOB: 0 BB: 0 P: 3	R: 0 E: 0 K: 1 S: 7	H: 2 LOB: 2 BB: 0 P: 7	R: 0 E: 0 K: 0 S: 3	H: 0 LOB: 0 BB: 0 P: 3	R: 0 E: 0 K: 0 S: 4	H: 1 LOB: 1 BB: 0 P: 4	R: 0 E: 0 K: 0 S: 3	H: 0 LOB: 0 BB: 0 P: 3	R: 3 E: 1 K: 0 S: 7	H: 3 LOB: 2 BB: 1 P: 11	R: 0 E: 0 K: 1 S: 6	H: 0 LOB: 0 BB: 0 P: 3	R: 0 E: 1 K: 1 S: 7	H: 1 LOB: 2 BB: 0 P: 7	1B: 8 2B: 0 3B: 0 HR: 0	SF: 0 SAC: 1 DP: 0 HBP: 0	WP: 0 PB: 0 SB: 0 CS: 0	PA: 38
PITCHER Jim Perry, R ERA: 2.78 (1, 1)	IP: 5.1 WLS: W BF: 23	H: 6 R: 3 ER: 2 SO: 1	BB: 0 IBB: 0 HBP: 0 BLK: 0	WP: 0 HR: 0 S: 25 P: 25	ERA: 3.38 WHIP: 1.125	PITCHER	IP: 5.1 WLS: W BF: 23	H: 6 R: 3 ER: 2 SO: 1	BB: 0 IBB: 0 HBP: 0 BLK: 0	WP: 0 HR: 0 S: 25 P: 25	ERA: 3.38 WHIP: 1.125									
Fred Beene, R ERA: 2.37 (6, 1)	3.1 W	2 0	0 0	2 0	0 0	0 0	0 0	17 21	0.00 0.600											
Tom Hilgendorf, L ERA: 14.29 (9, 1)	0.1 S	1 0	0 0	0 0	0 0	0 0	0 0	1 1	0.00 0.000											

Batter	1	2	3	4	5	6	7	8	9	10	AB	R	H	RBI	BB	SO	LOB	TOP	
Al Bumbry, L OBP: 0.231, SLG: 0.300 Don Baylor, R OBP: 0.237, SLG: 0.230			 1B							 1-2 2-3 3-H 0-0	4	0	1	0	0	1	2		
Rich Coggins, L OBP: 0.221, SLG: 0.214			 1-2							 0-0	5	0	0	0	0	0	4		
Bobby Grich, R OBP: 0.447, SLG: 0.515				 0-0		 HBP					3	0	0	0	0	0	0		
Tommy Davis, R OBP: 0.284, SLG: 0.320		 0-3		 0-0		 1-2f		 0-0			4	0	0	0	0	1	1		
Boog Powell, L OBP: 0.266, SLG: 0.354 Enos Cabell, R OBP: 0.357, SLG: 0.308	 1B	 0-0		 0-0				 0-0		 1B	4	0	2	0	0	0	0		
Paul Blair, R OBP: 0.256, SLG: 0.310	 1-2	 0-0		 0-0				 0-0		 1-2	3	0	0	0	0	1			
Brooks Robinson, R OBP: 0.389, SLG: 0.416			 0-0		 0-0			 0-0		 1B SF8	3	1	0	0	1	0	0		
Earl Williams, R OBP: 0.316, SLG: 0.278			 0-0		 BB			 BB		 BB 1B	2	0	1	1	2	0	0		
Mark Belanger, R OBP: 0.308, SLG: 0.378			 0-0		 1-3			 1-2		 BB	3	1	2	1	1	0	1		
Inning Stats	R: 0 E: 0 K: 1 S: 5	H: 0 LOB: 0 BB: 0 P: 5	R: 0 E: 0 K: 1 S: 5	H: 1 LOB: 0 BB: 0 P: 5	R: 1 E: 0 K: 0 S: 5	H: 2 LOB: 1 BB: 0 P: 5	R: 0 E: 0 K: 0 S: 3	H: 0 LOB: 0 BB: 0 P: 3	R: 0 E: 0 K: 0 S: 4	H: 0 LOB: 0 BB: 0 P: 3	R: 0 E: 0 K: 0 S: 3	H: 0 LOB: 0 BB: 0 P: 3	R: 0 E: 0 K: 0 S: 3	H: 0 LOB: 0 BB: 0 P: 3	R: 2 E: 0 K: 0 S: 5	H: 2 LOB: 3 BB: 2 P: 13	1B: 4 2B: 1 3B: 0 HR: 1	SF: 1 SAC: 1 DP: 3 HBP: 1	WP: 0 PA: 38 PB: 0 SB: 1 CS: 0
PITCHER	IP 9.1	WLS L	BF 35	H 6	R 3	ER 3	SO 2	BB 2	IBB 1	HBP 1	BLK 0	WP 0	HR 1	S 35	P 48	ERA 2.89	WHIP 0.857		
Steve Kline, R ERA: 2.92	(1, 1)																		
Milt Wilcox, R ERA: 2.60	(10, 1)	0.0	1	0	0	0	0	1	0	0	0	0	0	0	4	∞	∞		
Tom Hilgendorf, L ERA: 9.35	(10, 1)	0.2	2	0	0	0	0	0	0	0	0	0	0	2	2	0.00	0.000		

Baltimore Orioles @ Cleveland Indians
Cleveland Municipal Stadium, Cleveland, OH
Fri May 10 1974, 7:05 PM EDT
Att. 17,889 - Unknown

AB	31
R	3
H	6
RBI	3
BB	4
SO	2
LOB	9

Batter	1	2	3	4	5	6	7	8	9	10	AB	R	H	RBI	BB	SO	LOB	BOTTOM	
Frank Duffy, R OBP: 0.229, SLG: 0.333	 0-0			 1B			 0-0		 1-2		3	1	2	1	0	0	0		
John Lowenstein, L OBP: 0.364, SLG: 0.327	 0-0		 1-2				 0-0		 0-3		4	0	0	0	0	2	2		
Buddy Bell, R OBP: 0.303, SLG: 0.389	 0-0			 0-0			 0-0		 0-0		4	0	1	0	0	0	1		
John Ellis, R OBP: 0.331, SLG: 0.391 Ossie Blanco, R OBP: 0.571, SLG: 0.400		 1B		 0-3			 0-0			 1B	4	0	2	0	0	1	0		
Charlie Spikes, R OBP: 0.353, SLG: 0.516		 1-2		 BB			 0-0		 1-2f		3	0	0	0	1	0	2		
George Hendrick, R OBP: 0.291, SLG: 0.391		 0-0		 1-2f			 0-0		 0-0		4	0	0	0	0	2			
Oscar Gamble, L OBP: 0.392, SLG: 0.529			 0-0				 0-0		 0-0		3	0	1	0	0	0	0		
Dave Duncan, R OBP: 0.283, SLG: 0.410			 0-0				 0-0		 0-0		3	0	0	0	0	0	1		
Remy Hermoso, R OBP: 0.260, SLG: 0.282			 0-0				 0-0		 1B		3	0	1	0	0	0	0		
Inning Stats	R: 0 E: 0 K: 0 S: 3	H: 0 LOB: 0 BB: 0 P: 3	R: 0 E: 0 K: 0 S: 3	H: 1 LOB: 0 BB: 0 P: 3	R: 0 E: 0 K: 0 S: 3	H: 0 LOB: 0 BB: 0 P: 3	R: 0 E: 0 K: 1 S: 5	H: 2 LOB: 1 BB: 0 P: 5	R: 0 E: 0 K: 1 S: 4	H: 0 LOB: 0 BB: 0 P: 3	R: 1 E: 0 K: 0 S: 4	H: 1 LOB: 0 BB: 0 P: 4	R: 0 E: 0 K: 0 S: 4	H: 1 LOB: 1 BB: 0 P: 4	R: 0 E: 0 K: 1 S: 6	H: 1 LOB: 1 BB: 0 P: 6	1B: 5 2B: 2 3B: 0 HR: 1	SF: 0 SAC: 1 DP: 3 HBP: 0	WP: 0 PA: 33 PB: 0 SB: 0 CS: 1
PITCHER	IP 9.0	WLS W	BF 30	H 6	R 1	ER 1	SO 3	BB 1	IBB 0	HBP 0	BLK 0	WP 0	HR 1	S 35	P 39	ERA 1.00	WHIP 0.778		
Dave McNally, L ERA: 3.02	(1, 1)																		
Bob Reynolds, R ERA: 0.54	(10, 1)	1.0	3	1	0	0	0	0	0	0	0	0	0	3	3	0.00	1.000		

Baltimore Orioles @ Cleveland Indians
Cleveland Municipal Stadium, Cleveland, OH
Fri May 10 1974, 7:05 PM EDT
Att. 17,889 - Unknown

AB	31
R	1
H	7
RBI	1
BB	1
SO	3
LOB	8



Batter	1	2	3	4	5	6	7	8	9	AB R H RBI BB SO LOB	TOP										
Paul Blair, R OBP: 0.281, SLG: 0.344 (1, 8)										6 3 4 2 0 2 2	Baltimore Orioles @ Cleveland Indians Cleveland Municipal Stadium, Cleveland, OH Sat May 11 1974, 3:33 AM EDT Att: 6,796 - Unknown										
Bobby Grich, R OBP: 0.450, SLG: 0.539 (1, 4)										5 1 2 2 1 1 3											
Tommy Davis, R OBP: 0.387, SLG: 0.330 (1, 10)										6 0 2 2 0 0 1											
Earl Williams, R OBP: 0.317, SLG: 0.274 (1, 3)										5 1 1 1 1 1 4											
Don Baylor, R OBP: 0.308, SLG: 0.258 (1, 7)										6 1 4 0 0 1 2											
Brooks Robinson, R OBP: 0.387, SLG: 0.421 (1, 5)										6 1 2 1 0 0 4											
Jim Fuller, R OBP: 0.302, SLG: 0.460 (1, 9)										5 2 2 3 0 0 5											
Andy Etchebarren, R OBP: 0.222, SLG: 0.212 (1, 2)										5 0 0 0 0 1 1											
Mark Belanger, R OBP: 0.344, SLG: 0.430 (1, 6)										5 3 5 0 0 0 0											
Inning Stats	R: 2 E: 0 K: 0 S: 7	H: 4 LOB: 2 BB: 0 P: 7	R: 0 E: 0 K: 1 S: 6	H: 1 LOB: 1 BB: 0 P: 6	R: 0 E: 0 K: 1 S: 5	H: 0 LOB: 0 BB: 0 P: 5	R: 2 E: 1 K: 2 S: 10	H: 3 LOB: 1 BB: 0 P: 10	R: 0 E: 0 K: 0 S: 4	H: 1 LOB: 2 BB: 1 P: 8		R: 2 E: 0 K: 0 S: 7	H: 4 LOB: 2 BB: 0 P: 7	R: 3 E: 0 K: 1 S: 9	H: 4 LOB: 2 BB: 1 P: 13	R: 2 E: 0 K: 1 S: 8	H: 3 LOB: 1 BB: 0 P: 8	R: 1 E: 0 K: 0 S: 5	H: 2 LOB: 1 BB: 0 P: 5	1B: 15 2B: 4 3B: 0 HR: 3	SF: 0 SAC: 0 DP: 0 HBP: 0
PITCHER	IP WLS BF H R ER SO BB IBB HBP BLK WP HR S P ERA WHIP																				
Fritz Peterson, L ERA: 5.23 (1, 1)	0.2 L 6 4 2 2 0 0 0 0 0 0 0 0 6 6 27.00 6.000																				
Dick Bosman, R ERA: 9.39 (1, 1)	3.0 13 4 2 1 3 0 0 0 0 0 0 0 19 19 3.00 1.333																				
Fred Beene, R ERA: 2.95 (4, 1)	2.1 13 5 2 2 1 1 0 0 0 0 0 0 14 18 7.71 2.571																				
Ken Sanders, R ERA: 10.38 (7, 1)	3.0 19 9 6 6 2 1 0 0 0 0 0 3 22 26 18.00 3.333																				

Batter	1	2	3	4	5	6	7	8	9	AB R H RBI BB SO LOB	BOTTOM										
Frank Duffy, R OBP: 0.220, SLG: 0.321 (1, 6)										4 0 0 0 0 0 2	Baltimore Orioles @ Cleveland Indians Cleveland Municipal Stadium, Cleveland, OH Sat May 11 1974, 3:33 AM EDT Att: 6,796 - Unknown										
John Lowenstein, L OBP: 0.364, SLG: 0.328 (1, 7)										3 0 1 0 0 0 0											
Rusty Torres, S OBP: 0.286, SLG: 0.167 (9, PH)										1 0 0 0 0 0 1											
Buddy Bell, R OBP: 0.294, SLG: 0.376 (1, 5)										4 0 0 0 0 0 2											
John Ellis, R OBP: 0.323, SLG: 0.381 (1, 3)										3 0 0 0 0 1 0											
Ossie Blanco, R OBP: 0.371, SLG: 0.400 (8, 3)										0 0 0 0 0 0 0											
Charlie Spikes, R OBP: 0.352, SLG: 0.509 (1, 9)										2 0 0 0 1 2 0											
George Hendrick, R OBP: 0.300, SLG: 0.425 (1, 8)										3 1 2 1 0 1 0											
Oscar Gamble, L OBP: 0.377, SLG: 0.507 (1, 10)										3 0 0 0 0 1 2											
Dave Duncan, R OBP: 0.274, SLG: 0.395 (1, 2)										3 0 0 0 0 0 2											
Remy Hermoso, R OBP: 0.256, SLG: 0.278 (1, 4)										1 0 0 0 0 0 0											
Jack Brohamer, L OBP: 0.452, SLG: 0.417 (5, 4)										2 0 2 0 0 0 0											
Inning Stats	R: 0 E: 0 K: 0 S: 3	H: 0 LOB: 0 BB: 0 P: 3	R: 0 E: 0 K: 2 S: 7	H: 0 LOB: 0 BB: 0 P: 7	R: 0 E: 0 K: 0 S: 3	H: 0 LOB: 0 BB: 0 P: 3	R: 0 E: 0 K: 0 S: 3	H: 1 LOB: 0 BB: 0 P: 3	R: 1 E: 0 K: 1 S: 6	H: 1 LOB: 0 BB: 0 P: 6	R: 0 E: 0 K: 0 S: 3	H: 1 LOB: 0 BB: 0 P: 3	R: 0 E: 0 K: 1 S: 5	H: 0 LOB: 0 BB: 0 P: 5	R: 0 E: 0 K: 1 S: 5	H: 1 LOB: 1 BB: 1 P: 9	R: 0 E: 0 K: 0 S: 4	H: 1 LOB: 1 BB: 0 P: 4	1B: 3 2B: 1 3B: 0 HR: 1	SF: 0 SAC: 0 DP: 3 HBP: 0	WP: 0 PA: 30 PB: 0 SB: 0 CS: 0
PITCHER	IP WLS BF H R ER SO BB IBB HBP BLK WP HR S P ERA WHIP																				
Mike Cuellar, L ERA: 3.89 (1, 1)	9.0 W 30 5 1 1 5 1 0 0 0 0 0 1 39 43 1.00 0.667																				



Batter	1	2	3	4	5	6	7	8	9	AB	R	H	RBI	BB	SO	LOB	TOP										
Rick Miller, L OBP: 0.368, SLG: 0.321 (1, 9)	0-0 4-3		4-0 F9 G3 BB		4-0 BB			0-0 E3 BB		2	0	0	0	2	0	0	Boston Red Sox @ Cleveland Indians Cleveland Municipal Stadium, Cleveland, OH Mon May 13 1974, 7:05 PM EDT Att. 4,234 - Unknown - 55 F										
Cecil Cooper, L OBP: 0.308, SLG: 0.374 (1, 3)	0-0 CS 1B		0-0 G3		0-0 F5			4-0 1-2 BB		3	0	1	0	1	0	2											
Carlton Fisk, R OBP: 0.370, SLG: 0.391 (1, 2)	0-0 1-2 5-3		0-0 F9		0-0 6-3			0-0 P5		4	0	0	0	0	0	4											
Carl Yastrzemski, L OBP: 0.430, SLG: 0.560 (1, 7)		0-0 4-3	0-0 P6		0-0 1-3			0-0 F7		4	0	0	0	0	0	3											
Bernie Carbo, L OBP: 0.358, SLG: 0.472 (1, 10)		0-0 1B 2B		0-3 K		0-0 F8		0-3 K		4	1	1	0	0	2	2											
Rico Petrocelli, R OBP: 0.325, SLG: 0.343 (1, 5)		0-0 P6		0-0 P4				0-0 F8		4	0	1	0	0	0	1											
Juan Beniquez, R OBP: 0.291, SLG: 0.347 (1, 8)		4-0 1B BB		0-0 5-3				0-0 P6		3	0	0	0	1	0	1											
Dick McAuliffe, L OBP: 0.326, SLG: 0.338 (1, 4)		0-0 1-2 2H 1B		0-3 K				0-0 L8		4	0	1	1	0	2	1											
Rick Burleson, R OBP: 0.407, SLG: 0.560 (1, 6)		0-0 L9		0-0 P6				0-0 FC6-4		3	0	0	0	0	0	3											
Inning Stats	R: 0 E: 0 K: 0 S: 3	H: 1 LOB: 0 BB: 0 P: 3	R: 1 E: 0 K: 0 S: 5	H: 2 LOB: 2 BB: 1 P: 9	R: 0 E: 0 K: 1 S: 3	H: 0 LOB: 1 BB: 1 P: 7	R: 0 E: 0 K: 1 S: 5	H: 0 LOB: 0 BB: 0 P: 5	R: 0 E: 0 K: 1 S: 5	H: 0 LOB: 1 BB: 1 P: 9	R: 0 E: 0 K: 0 S: 3	H: 0 LOB: 0 BB: 0 P: 3	R: 0 E: 0 K: 1 S: 6	H: 1 LOB: 1 BB: 0 P: 6	R: 0 E: 1 K: 1 S: 6	H: 0 LOB: 2 BB: 1 P: 10	R: 0 E: 0 K: 0 S: 3	H: 0 LOB: 0 BB: 0 P: 3	1B: 3 2B: 1 3B: 0 HR: 0	SF: 0 SAC: 0 DP: 0 HBP: 0	WP: 0 PB: 0 SB: 0 CS: 1	PA: 35					
PITCHER	IP	WLS	BF	H	R	ER	SO	BB	IBB	HBP	BLK	WP	HR	S	P	ERA	WHIP										
Jim Perry, R ERA: 2.58 (1, 1)	7.0	W	29	4	1	1	3	4	0	0	0	0	0	31	47	1.29	1.143										
Tom Buskey, R ERA: 3.0 (8, 1)	2.0	S	6	0	0	0	1	0	0	0	0	0	0	8	8	0.00	0.000										

AB	31
R	1
H	4
RBI	1
BB	4
SO	4
LOB	17



Batter	1	2	3	4	5	6	7	8	9	AB	R	H	RBI	BB	SO	LOB	BOTTOM										
John Lowenstein, L OBP: 0.360, SLG: 0.325 (1, 7)	0-0 E HR 1B				0-0 P2					4	1	1	0	0	0	3	Boston Red Sox @ Cleveland Indians Cleveland Municipal Stadium, Cleveland, OH Mon May 13 1974, 7:05 PM EDT Att. 4,234 - Unknown - 55 F										
Rusty Torres, S OBP: 0.286, SLG: 0.167 (9, 7)		0-0 B5-3								0	0	0	0	0	0	0											
Jack Brohamer, L OBP: 0.413, SLG: 0.375 (1, 4)	0-0 P7		0-0 F8		0-0 P3		0-0 F9			4	0	0	0	0	0	3											
Buddy Bell, R OBP: 0.300, SLG: 0.380 (1, 5)	0-0 E4 HR		0-3 K		0-0 1-3 1B			0-0 G6-4-3 1B		4	1	2	0	0	1	1											
John Ellis, R OBP: 0.320, SLG: 0.402 (1, 3)	0-0 1-2 HR		0-0 F9		0-0 1-3			0-0 G6-4-3		4	1	1	3	0	0	2											
Oscar Gamble, L OBP: 0.370, SLG: 0.494 (1, 10)	0-0 1-3 1B		0-3 K		0-0 1-3			0-0 F9		4	0	1	0	0	1	1											
Charlie Spikes, R OBP: 0.560, SLG: 0.513 (1, 9)	0-0 1-2 4-3		0-0 G5-4-3 1B		0-0 1B SF7			0-0 1B SF7		3	1	2	0	0	0	1											
George Hendrick, R OBP: 0.301, SLG: 0.422 (1, 8)		0-0 F2		0-0 G5-4-3				0-0 1B SF7		3	0	1	0	0	0	1											
Dave Duncan, R OBP: 0.265, SLG: 0.386 (1, 2)		0-3 K			0-0 6-3			0-0 SF7		2	0	0	1	0	1	0											
Frank Duffy, R OBP: 0.232, SLG: 0.330 (1, 6)		0-0 1B			0-0 F5			0-0 1B		3	0	2	0	0	0	0											
Inning Stats	R: 3 E: 1 K: 0 S: 6	H: 3 LOB: 0 BB: 0 P: 6	R: 0 E: 0 K: 1 S: 6	H: 1 LOB: 1 BB: 0 P: 6	R: 0 E: 0 K: 1 S: 5	H: 0 LOB: 0 BB: 0 P: 5	R: 0 E: 0 K: 1 S: 5	H: 1 LOB: 0 BB: 0 P: 5	R: 0 E: 0 K: 0 S: 4	H: 1 LOB: 1 BB: 0 P: 4	R: 1 E: 0 K: 0 S: 6	H: 3 LOB: 2 BB: 0 P: 6	R: 0 E: 0 K: 0 S: 3	H: 1 LOB: 0 BB: 0 P: 3	R: 0 E: 0 K: 0 S: 3	R: 0 E: 0 K: 0 S: 3	1B: 9 2B: 1 3B: 0 HR: 1	SF: 1 SAC: 0 DP: 3 HBP: 0	WP: 0 PB: 0 SB: 1 CS: 0	PA: 32							
PITCHER	IP	WLS	BF	H	R	ER	SO	BB	IBB	HBP	BLK	WP	HR	S	P	ERA	WHIP										
Luis Tiant, R ERA: 4.77 (1, 1)	8.0	L	32	10	4	3	3	0	0	0	0	0	1	38	38	3.38	1.250										

AB	31
R	4
H	10
RBI	4
BB	0
SO	3
LOB	12



Batter	1	2	3	4	5	6	7	8	9	AB	R	H	RBI	BB	SO	LOB	TOP			
Cecil Cooper, L (1, 3) OBP: 0.306, SLG: 0.369										4	0	1	0	0	0	1				
Dick McAuliffe, L (1, 4) OBP: 0.322, SLG: 0.372										4	1	1	1	0	0	1				
Carlton Fisk, R (1, 2) OBP: 0.362, SLG: 0.440										4	1	1	1	0	1	0				
Carl Yastrzemski, L (1, 7) OBP: 0.417, SLG: 0.540										4	0	0	0	0	0	0				
Bernie Carbo, L (1, 9) OBP: 0.355, SLG: 0.457										3	0	0	0	1	0	0				
Rico Petrocelli, R (1, 5) OBP: 0.333, SLG: 0.351										4	0	2	0	0	0	0				
Bob Montgomery, R (1, 10) OBP: 0.234, SLG: 0.288										2	0	0	0	2	0	2				
Rick Miller, L (1, 8) OBP: 0.347, SLG: 0.300										4	0	0	0	0	1	6				
Rick Burleson, R (1, 6) OBP: 0.400, SLG: 0.519										2	0	0	0	1	0	0				
Dwight Evans, R (9, PH) OBP: 0.400, SLG: 0.611										1	0	0	0	0	0	2				
Inning Stats	R: 0 E: 0 K: 1 S: 5	H: 1 LOB: 0 BB: 0 P: 5	R: 0 E: 1 K: 0 S: 4	H: 0 LOB: 2 BB: 1 P: 8	R: 0 E: 0 K: 0 S: 3	H: 0 LOB: 0 BB: 0 P: 3	R: 1 E: 0 K: 0 S: 5	H: 2 LOB: 2 BB: 1 P: 9	R: 1 E: 0 K: 0 S: 4	H: 1 LOB: 0 BB: 0 P: 4	R: 0 E: 0 K: 0 S: 3	H: 0 LOB: 1 BB: 1 P: 7	R: 0 E: 0 K: 0 S: 3	H: 0 LOB: 2 BB: 1 P: 10	R: 0 E: 0 K: 1 S: 6	H: 1 LOB: 2 BB: 1 P: 10	1B: 3 2B: 0 3B: 0 HR: 2	SF: 0 SAC: 0 DP: 0 HBP: 0	WP: 0 PB: 0 SB: 0 CS: 1	PA: 36
PITCHER Gaylord Perry, R (1, 1) ERA: 1.81	IP: 9.0 WLS: W BF: 36	H: 5 R: 2 ER: 2 SO: 2	BB: 4 IBB: 0 HBP: 0 BLK: 0	WP: 0 HR: 2 S: 36 P: 52	ERA: 2.00 WHIP: 1.000															

Boston Red Sox @ Cleveland Indians
Cleveland Municipal Stadium, Cleveland, OH
Tue May 14 1974, 7:05 PM EDT
Att. 7,150 - Unknown - 83 F

AB 32
R 2
H 5
RBI 2
BB 4
SO 2
LOB 12



Batter	1	2	3	4	5	6	7	8	9	AB	R	H	RBI	BB	SO	LOB	BOTTOM			
John Lowenstein, L (1, 7) OBP: 0.364, SLG: 0.325										3	0	1	1	1	1	0				
Rusty Torres, S (7, 7) OBP: 0.375, SLG: 0.286										1	0	1	0	0	0	0				
Jack Brohamer, L (1, 4) OBP: 0.392, SLG: 0.364										4	0	1	1	0	0	2				
Buddy Bell, R (1, 5) OBP: 0.291, SLG: 0.368										4	0	0	0	0	0	3				
John Ellis, R (1, 3) OBP: 0.318, SLG: 0.397										4	0	1	0	0	0	0				
Oscar Gamble, L (1, 10) OBP: 0.365, SLG: 0.481										4	0	1	0	0	0	2				
Charlie Spikes, R (1, 9) OBP: 0.357, SLG: 0.500										3	1	0	0	1	2	5				
George Hendrick, R (1, 8) OBP: 0.307, SLG: 0.450										4	2	2	2	0	0	2				
Dave Duncan, R (1, 2) OBP: 0.275, SLG: 0.378										2	2	0	0	2	1	0				
Frank Duffy, R (1, 6) OBP: 0.237, SLG: 0.360										2	1	1	1	0	0	0				
Inning Stats	R: 0 E: 1 K: 2 S: 10	H: 2 LOB: 3 BB: 0 P: 10	R: 2 E: 0 K: 0 S: 5	H: 2 LOB: 1 BB: 1 P: 9	R: 0 E: 1 K: 0 S: 4	H: 0 LOB: 1 BB: 0 P: 4	R: 1 E: 1 K: 0 S: 3	H: 0 LOB: 1 BB: 2 P: 11	R: 2 E: 0 K: 1 S: 6	H: 1 LOB: 0 BB: 1 P: 10	R: 1 E: 0 K: 0 S: 4	H: 1 LOB: 1 BB: 0 P: 6	R: 0 E: 0 K: 0 S: 4	H: 1 LOB: 1 BB: 0 P: 4	R: 0 E: 0 K: 0 S: 6	H: 1 LOB: 1 BB: 0 P: 4	1B: 6 2B: 0 3B: 0 HR: 2	SF: 1 SAC: 2 DP: 0 HBP: 0	WP: 0 PB: 0 SB: 2 CS: 0	PA: 38
PITCHER Reggie Cleveland, R (1, 1) ERA: 5.64	IP: 6.0 WLS: L BF: 30	H: 6 R: 6 ER: 5 SO: 3	BB: 4 IBB: 0 HBP: 0 BLK: 0	WP: 0 HR: 2 S: 32 P: 48	ERA: 7.50 WHIP: 1.667															
Roger Moret, L (7, 1) ERA: 3.86	IP: 2.0 WLS: W BF: 8	H: 2 R: 0 ER: 0 SO: 1	BB: 0 IBB: 0 HBP: 0 BLK: 0	WP: 0 HR: 0 S: 10 P: 10	ERA: 0.00 WHIP: 1.000															

Boston Red Sox @ Cleveland Indians
Cleveland Municipal Stadium, Cleveland, OH
Tue May 14 1974, 7:05 PM EDT
Att. 7,150 - Unknown - 83 F

AB 31
R 6
H 8
RBI 5
BB 4
SO 4
LOB 14



Batter	1	2	3	4	5	6	7	8	9	AB R H RBI BB SO LOB	TOP											
Cecil Cooper, L (1, 3) OBP: 0.310, SLG: 0.365	L1-3		1B HR BB		1B SF9 1B		K		L8	4 2 1 0 1 1 1	Boston Red Sox @ Cleveland Indians Cleveland Municipal Stadium, Cleveland, OH Wed May 15 1974, 7:05 PM EDT Att: 7,072 - Unknown - 68 F											
Dick McAuliffe, L (1, 4) OBP: 0.319, SLG: 0.366	F8		1-2 HR 1B		P7		F8			4 1 1 0 0 0 1												
Carlton Fisk, R (1, 2) OBP: 0.371, SLG: 0.500	5-3		F7		1-3 1B			HR		4 1 2 1 0 0 2												
Carl Yastrzemski, L (1, 7) OBP: 0.420, SLG: 0.539		HR 1B	L9		SF9			CS BB		2 1 1 1 1 0 2												
Bernie Carbo, L (1, 9) OBP: 0.351, SLG: 0.479	F8		1-1 HR		3-H F7			K		4 1 1 3 0 1 3												
Rico Petrocelli, R (1, 5) OBP: 0.329, SLG: 0.385		HR	F9			F7		F2		4 1 1 2 0 0 0												
Bob Montgomery, R (1, 10) OBP: 0.221, SLG: 0.270	5-3			1-6-3		K			K	4 0 0 0 0 2 0												
Rick Miller, L (1, 8) OBP: 0.355, SLG: 0.313				P6		F5				4 0 2 0 0 0 0												
Rick Burleson, R (1, 6) OBP: 0.353, SLG: 0.452	5-3			F8			6-3		F3	4 0 0 0 0 0 2												
Inning Stats	R: 0 E: 0 K: 0 S: 3	H: 0 LOB: 0 BB: 0 P: 3	R: 2 E: 0 K: 0 S: 6	H: 3 LOB: 1 BB: 0 P: 6	R: 3 E: 0 K: 0 S: 5	H: 2 LOB: 0 BB: 1 P: 9	R: 0 E: 0 K: 0 S: 3	H: 0 LOB: 0 BB: 0 P: 3	R: 1 E: 0 K: 1 S: 5	H: 2 LOB: 1 BB: 0 P: 5	R: 0 E: 0 K: 1 S: 5	H: 0 LOB: 0 BB: 0 P: 5	R: 0 E: 0 K: 1 S: 5	H: 0 LOB: 0 BB: 0 P: 5	R: 1 E: 0 K: 1 S: 5	H: 1 LOB: 0 BB: 1 P: 9	R: 0 E: 0 K: 1 S: 6	H: 1 LOB: 1 BB: 0 P: 6	1B: 6 2B: 1 3B: 0 HR: 3	SF: 1 SAC: 0 DP: 1 HBP: 0	WP: 0 PB: 0 SB: 2 CS: 1	PA: 37
PITCHER	IP WLS BF H R ER SO BB IBB HBP BLK WP HR S P ERA WHIP											PITCHER	IP WLS BF H R ER SO BB IBB HBP BLK WP HR S P ERA WHIP									
Steve Kline, R (1, 1) ERA: 3.63	2.2 L 14 5 5 5 0 1 0 0 0 0 0 2 13 17 16.88 2.250																					
Bob Johnson, R (3, 1) ERA: 3.77	4.1 15 2 1 1 2 0 0 0 0 0 0 0 19 19 2.08 0.462																					
Milt Wilcox, R (8, 1) ERA: 2.82	2.0 8 2 1 1 2 1 0 0 0 0 0 1 11 15 4.50 1.500																					

AB	34
R	7
H	9
RBI	7
BB	2
SO	4
LOB	11



Batter	1	2	3	4	5	6	7	8	9	AB R H RBI BB SO LOB	BOTTOM											
John Lowenstein, L (1, 7) OBP: 0.359, SLG: 0.320	K	G3		CS	1B SF8 1B		K		4-3	5 1 1 0 0 2 1	Boston Red Sox @ Cleveland Indians Cleveland Municipal Stadium, Cleveland, OH Wed May 15 1974, 7:05 PM EDT Att: 7,072 - Unknown - 68 F											
Jack Brohamer, L (1, 4) OBP: 0.411, SLG: 0.408	1B 1B 1B				1B 1-3 1B		6-3		P7	5 1 3 0 0 0 0												
Buddy Bell, R (1, 5) OBP: 0.290, SLG: 0.367	1B 1-2 1B		L8		SF8		P5			3 1 1 1 0 0 1												
John Ellis, R (1, 3) OBP: 0.316, SLG: 0.392	4-3 1B 1-2 2-3 1B		L6		P5		6-3			4 0 1 0 0 0 2												
Oscar Gamble, L (1, 10) OBP: 0.393, SLG: 0.512	4-3 1B 1-2 2-H 3-H 1B			BB	1-3 1B			4-3 1B 2B		3 1 3 2 1 0 0												
Charlie Spikes, R (1, 9) OBP: 0.551, SLG: 0.492	4-3				K			4-3		2 0 0 0 0 1 4												
Leron Lee, L (5, 7) OBP: 0.200, SLG: 0.167	4-3				K			4-3		2 0 0 0 0 1 3												
George Hendrick, R (1, 8) OBP: 0.313, SLG: 0.447	5-3			FC3-6 BB		E6		G5-4-3 1B		3 0 1 1 1 0 2												
Dave Duncan, R (1, 2) OBP: 0.264, SLG: 0.362		P8			P4		F9	G5-4-3		4 0 0 0 0 0 3												
Frank Duffy, R (1, 6) OBP: 0.229, SLG: 0.348		F7		FC3-6 CS		L6		1-3		4 0 0 0 0 0 2												
Inning Stats	R: 2 E: 0 K: 1 S: 9	H: 4 LOB: 2 BB: 0 P: 9	R: 0 E: 0 K: 0 S: 3	H: 0 LOB: 0 BB: 0 P: 3	R: 0 E: 0 K: 1 S: 6	H: 1 LOB: 2 BB: 1 P: 10	R: 0 E: 0 K: 0 S: 2	H: 0 LOB: 0 BB: 1 P: 6	R: 1 E: 0 K: 1 S: 8	H: 3 LOB: 2 BB: 0 P: 8	R: 0 E: 1 K: 1 S: 6	H: 0 LOB: 1 BB: 0 P: 6	R: 0 E: 0 K: 0 S: 3	H: 0 LOB: 0 BB: 0 P: 3	R: 1 E: 0 K: 0 S: 4	H: 2 LOB: 0 BB: 0 P: 4	R: 0 E: 0 K: 0 S: 3	H: 0 LOB: 0 BB: 0 P: 3	1B: 8 2B: 2 3B: 0 HR: 0	SF: 1 SAC: 0 DP: 1 HBP: 0	WP: 0 PB: 0 SB: 0 CS: 1	PA: 39
PITCHER	IP WLS BF H R ER SO BB IBB HBP BLK WP HR S P ERA WHIP											PITCHER	IP WLS BF H R ER SO BB IBB HBP BLK WP HR S P ERA WHIP									
Juan Marichal, R (1, 1) ERA: 7.16	7.0 W 32 9 4 4 4 2 0 0 0 0 0 0 46 46 5.14 1.571																					
Dick Drago, R (8, 1) ERA: 2.39	2.0 6 1 0 0 0 0 0 0 0 0 0 0 6 6 0.00 0.500																					



Batter	1	2	3	4	5	6	7	8	9	AB	R	H	RBI	BB	SO	LOB	TOP								
John Knox, L (1,4) OBP: 0.444, SLG: 0.375										4	0	2	1	1	0	2	Detroit Tigers @ Cleveland Indians Cleveland Municipal Stadium, Cleveland, OH Sat May 18 1974, 3:33 AM EDT Att. 6,597 - Unknown - 60 F								
Ben Oglivie, L (1,9) OBP: 0.300, SLG: 0.444										2	0	1	1	0	0	1									
Al Kaline, R (7,PH) OBP: 0.343, SLG: 0.350										1	0	0	0	0	0	1									
Mickey Stanley, R (7,8) OBP: 0.262, SLG: 0.306										1	0	0	0	0	0	1									
Jim Northrup, L (1,8) OBP: 0.285, SLG: 0.298										4	0	0	0	0	0	4									
Gates Brown, L (1,10) OBP: 0.368, SLG: 0.200										3	0	0	0	1	0	0									
Willie Horton, R (1,7) OBP: 0.331, SLG: 0.531										4	0	1	0	0	0	0									
Dick Sharon, R (8,PR) OBP: 0.348, SLG: 0.286										0	0	0	0	0	0	0									
Norm Cash, L (1,3) OBP: 0.325, SLG: 0.382										4	0	1	0	0	1	1									
Bill Freehan, R (1,2) OBP: 0.420, SLG: 0.500										4	0	1	0	0	0	3									
Aurelio Rodriguez, R (1,5) OBP: 0.276, SLG: 0.272										4	2	2	0	0	0	6									
Ed Brinkman, R (1,6) OBP: 0.276, SLG: 0.347										4	1	2	1	0	0	0									
Inning Stats	R: 0 E: 0 K: 0 S: 3	H: 1 LOB: 0 BB: 0 P: 3	R: 0 E: 0 K: 1 S: 5	H: 0 LOB: 0 BB: 0 P: 5	R: 1 E: 1 K: 0 S: 6	H: 2 LOB: 2 BB: 0 P: 6	R: 0 E: 0 K: 0 S: 4	H: 2 LOB: 2 BB: 1 P: 8	R: 0 E: 0 K: 0 S: 4	H: 1 LOB: 1 BB: 0 P: 4	R: 0 E: 0 K: 0 S: 3	H: 0 LOB: 0 BB: 0 P: 3	R: 2 E: 0 K: 0 S: 6	H: 3 LOB: 1 BB: 0 P: 6	R: 0 E: 1 K: 0 S: 5	H: 1 LOB: 3 BB: 0 P: 5	R: 0 E: 0 K: 0 S: 2	H: 0 LOB: 0 BB: 1 P: 6	1B: 9 2B: 0 3B: 1 HR: 0	SF: 1 SAC: 0 DP: 3 HBP: 0	WP: 0 PB: 0 SB: 1 CS: 0	PA: 38			
PITCHER	IP	WLS	BF	H	R	ER	SO	BB	IBB	HBP	BLK	WP	HR	S	P	ERA	WHIP								
Jim Perry, R (1,1) ERA: 2.61	6.1	L	28	9	3	2	1	1	0	0	0	0	0	29	33	2.84	1.579								
Tom Higendorf, L (7,1) ERA: 8.1	1.1		6	1	0	0	0	0	0	0	0	0	0	6	6	0.00	0.750								
Milt Wilcox, R (8,1) ERA: 2.66	1.1		4	0	0	0	0	1	0	0	0	0	0	3	7	0.00	0.750								

Batter	1	2	3	4	5	6	7	8	9	AB	R	H	RBI	BB	SO	LOB	BOTTOM								
Frank Duffy, R (1,6) OBP: 0.230, SLG: 0.336										4	1	1	0	0	0	0	Detroit Tigers @ Cleveland Indians Cleveland Municipal Stadium, Cleveland, OH Sat May 18 1974, 3:33 AM EDT Att. 6,597 - Unknown - 60 F								
John Lowenstein, L (1,7) OBP: 0.377, SLG: 0.372										4	1	3	2	0	0	0									
Buddy Bell, R (1,5) OBP: 0.274, SLG: 0.346										4	0	0	0	0	0	2									
John Ellis, R (1,10) OBP: 0.315, SLG: 0.382										3	0	0	0	0	2	0									
Charlie Spikes, R (1,9) OBP: 0.348, SLG: 0.477										3	0	0	0	0	0	0									
George Hendrick, R (1,8) OBP: 0.319, SLG: 0.446										3	0	1	0	0	1	0									
Ossie Blanco, R (1,3) OBP: 0.364, SLG: 0.222										3	0	0	0	0	0	1									
Dave Duncan, R (1,2) OBP: 0.265, SLG: 0.366										3	0	0	0	0	1	0									
Jack Brohamer, L (1,4) OBP: 0.403, SLG: 0.400										2	0	0	0	0	0	0									
Jack Heidemann, R (8,PH) (9,4)										1	0	0	0	0	0	0									
Inning Stats	R: 2 E: 0 K: 1 S: 7	H: 2 LOB: 0 BB: 0 P: 7	R: 0 E: 0 K: 1 S: 5	H: 1 LOB: 0 BB: 0 P: 5	R: 0 E: 0 K: 0 S: 4	H: 1 LOB: 1 BB: 0 P: 4	R: 0 E: 0 K: 2 S: 7	H: 0 LOB: 0 BB: 0 P: 7	R: 0 E: 0 K: 0 S: 3	H: 0 LOB: 0 BB: 0 P: 3	R: 0 E: 0 K: 0 S: 3	H: 1 LOB: 0 BB: 0 P: 3	R: 0 E: 0 K: 0 S: 3	H: 0 LOB: 0 BB: 0 P: 3	R: 0 E: 0 K: 0 S: 3	H: 0 LOB: 0 BB: 0 P: 3	R: 0 E: 0 K: 0 S: 3	H: 0 LOB: 0 BB: 0 P: 3	1B: 4 2B: 0 3B: 0 HR: 1	SF: 0 SAC: 0 DP: 0 HBP: 0	WP: 0 PB: 0 SB: 0 CS: 2	PA: 30			
PITCHER	IP	WLS	BF	H	R	ER	SO	BB	IBB	HBP	BLK	WP	HR	S	P	ERA	WHIP								
Mickey Lolich, L (1,1) ERA: 4.16	9.0	W	30	5	2	2	4	0	0	0	0	0	1	38	38	2.00	0.556								

Batter	1	2	3	4	5	6	7	8	9	AB	R	H	RBI	BB	SO	LOB	TOP			
Mickey Stanley, R (1, 8) OBP: 0.255, SLG: 0.297	K		K		F9			6-3		4	0	0	0	0	2	3	Detroit Tigers @ Cleveland Indians Cleveland Municipal Stadium, Cleveland, OH Sun May 19 1974, 3:33AM EDT Unknown - 62 F			
Gary Sutherland, R (1, 4) OBP: 0.321, SLG: 0.358	1B			F8		P3		F9		4	0	1	0	0	0	2				
Jim Northrup, L (1, 9) OBP: 0.277, SLG: 0.289	P5			K		5-3		4-3		4	0	0	0	0	1	3				
Al Kaline, R (1, 10) OBP: 0.333, SLG: 0.339	K			L6-3		K			L4-3	4	0	0	0	0	2	1				
Willie Horton, R (1, 7) OBP: 0.329, SLG: 0.519		5-3			PB BB SF9 BB		K		K	3	1	0	0	1	2	0				
Norm Cash, L (1, 3) OBP: 0.321, SLG: 0.366	K				SF9 PB BB		K		F9	3	0	0	0	1	2	0				
Bill Freehan, R (1, 2) OBP: 0.431, SLG: 0.492	L4				SF9 BB			FC6-4 BB		1	0	0	0	2	0	0				
Aurelio Rodriguez, R (1, 5) OBP: 0.270, SLG: 0.268			K		SF9			FC6-4		2	0	0	1	0	1	1				
Ed Brinkman, R (1, 6) OBP: 0.271, SLG: 0.342				F7		K				2	0	0	0	0	1	2				
Gates Brown, L (8, PH) OBP: 0.400, SLG: 0.250										1	0	1	0	0	0	0				
John Knox, L (8, PR) OBP: 0.444, SLG: 0.375								6-3		0	0	0	0	0	0	0				
								1B												
Inning Stats	R: 0 E: 0 K: 2 S: 8	H: 1 LOB: 1 BB: 0 P: 8	R: 0 E: 0 K: 1 S: 5	H: 0 LOB: 0 BB: 0 P: 5	R: 0 E: 0 K: 2 S: 7	H: 0 LOB: 0 BB: 0 P: 7	R: 0 E: 0 K: 1 S: 5	H: 0 LOB: 0 BB: 0 P: 5	R: 1 E: 0 K: 1 S: 5	H: 0 LOB: 3 BB: 3 P: 17	R: 0 E: 0 K: 2 S: 7	H: 0 LOB: 1 BB: 1 P: 11	R: 0 E: 0 K: 0 S: 4	H: 1 LOB: 2 BB: 0 P: 4	R: 0 E: 0 K: 1 S: 5	H: 0 LOB: 0 BB: 0 P: 5	1B: 2 2B: 0 3B: 0 HR: 0	SF: 1 SAC: 0 DP: 0 HBP: 0	WP: 0 PB: 1 SB: 0 CS: 0	PA: 33
PITCHER Gaylord Perry, R (1, 1) ERA: 1.72	IP: 9.0 WLS: W BF: 33	H: 2 R: 1 ER: 1 SO: 11	BB: 4 IBB: 0 HBP: 0 BLK: 0	WP: 0 HR: 0 S: 51 P: 67	ERA: 1.00 WHIP: 0.667															

Batter	1	2	3	4	5	6	7	8	9	AB	R	H	RBI	BB	SO	LOB	BOTTOM			
Buddy Bell, R (1, 5) OBP: 0.273, SLG: 0.343	3-4-1 1B	K			F2		F8			4	0	1	0	0	1	3	Detroit Tigers @ Cleveland Indians Cleveland Municipal Stadium, Cleveland, OH Sun May 19 1974, 3:33AM EDT Unknown - 62 F			
Jack Brohamer, L (1, 4) OBP: 0.495, SLG: 0.458	3-4-1		F9		HR		E7 1B			4	1	2	2	0	0	1				
John Lowenstein, L (1, 7) OBP: 0.380, SLG: 0.371	F9		K		E S 1B		1B	IBB		3	0	1	0	1	1	1				
John Ellis, R (1, 3) OBP: 0.313, SLG: 0.374	BB		F9		F8		F2			3	0	0	0	1	0	3				
Oscar Gamble, L (1, 10) OBP: 0.375, SLG: 0.484	F5			G5-4-3 1B	F8		F7			4	0	1	0	0	0	2				
Charlie Spikes, R (1, 9) OBP: 0.352, SLG: 0.477		S 1B		G5-4-3	S 1B		E5 1B CS			4	0	2	0	0	0	1				
George Hendrick, R (1, 8) OBP: 0.317, SLG: 0.440	K			1-3	F8		CS S 1B			4	0	1	0	0	1	2				
Dave Duncan, R (1, 2) OBP: 0.267, SLG: 0.359	K				SH3-4 HR BB		K2-3		CS	2	1	0	0	1	2	2				
Frank Duffy, R (1, 6) OBP: 0.234, SLG: 0.333					SH3-4		5-3			1	0	0	0	1	0	0				
Inning Stats	R: 0 E: 0 K: 0 S: 4	H: 1 LOB: 2 BB: 1 P: 8	R: 0 E: 0 K: 3 S: 10	H: 1 LOB: 1 BB: 1 P: 14	R: 0 E: 0 K: 1 S: 5	H: 0 LOB: 0 BB: 0 P: 5	R: 0 E: 0 K: 0 S: 3	H: 1 LOB: 0 BB: 0 P: 3	R: 2 E: 0 K: 0 S: 5	H: 2 LOB: 1 BB: 1 P: 9	R: 0 E: 0 K: 1 S: 6	H: 1 LOB: 1 BB: 0 P: 6	R: 0 E: 1 K: 0 S: 4	H: 1 LOB: 2 BB: 1 P: 8	R: 0 E: 1 K: 0 S: 3	H: 1 LOB: 1 BB: 0 P: 3	1B: 7 2B: 1 3B: 0 HR: 1	SF: 0 SAC: 1 DP: 2 HBP: 0	WP: 0 PB: 0 SB: 4 CS: 1	PA: 35
PITCHER Joe Coleman, R (1, 1) ERA: 3.72	IP: 8.0 WLS: L BF: 34	H: 8 R: 2 ER: 2 SO: 5	BB: 3 IBB: 1 HBP: 0 BLK: 0	WP: 0 HR: 1 S: 40 P: 56	ERA: 2.25 WHIP: 1.375															

Batter	1	2	3	4	5	6	7	8	9	AB	R	H	RBI	BB	SO	LOB	TOP										
Ron Cash, R OBP: 0.346, SLG: 0.400 (1, 3)										4	0	2	2	0	1	0	Detroit Tigers @ Cleveland Indians Cleveland Municipal Stadium, Cleveland, OH Sun May 19 1974, 3:38 AM EDT Att: 49,419 - Unknown - 62 F										
Gary Sutherland, R OBP: 0.324, SLG: 0.355 (1, 4)										4	0	1	1	1	0	3											
Jim Northrup, L OBP: 0.275, SLG: 0.281 (1, 9)										4	0	0	0	1	2	3											
Willie Horton, R OBP: 0.319, SLG: 0.504 (1, 7)										4	0	0	0	0	1	3											
Gates Brown, L OBP: 0.333, SLG: 0.200 (1, 10)										4	0	0	0	0	0	0											
Mickey Stanley, R OBP: 0.295, SLG: 0.296 (1, 8)										4	1	1	0	0	0	0											
Jerry Moses, R OBP: 0.304, SLG: 0.360 Ben Oglivie, L OBP: 0.273, SLG: 0.400 (0, PH)										2	1	1	0	0	0	0											
Aurelio Rodriguez, R OBP: 0.284, SLG: 0.285 (1, 5)										3	2	2	1	1	0	0											
Ed Brinkman, R OBP: 0.271, SLG: 0.339 (1, 6)										4	0	1	0	0	0	3											
Inning Stats	R: 0 E: 0 K: 2 S: 7	H: 0 LOB: 0 BB: 0 P: 7	R: 0 E: 0 K: 1 S: 5	H: 0 LOB: 0 BB: 0 P: 5	R: 2 E: 0 K: 0 S: 4	H: 1 LOB: 2 BB: 2 P: 13	R: 0 E: 0 K: 0 S: 5	H: 2 LOB: 2 BB: 0 P: 5	R: 0 E: 0 K: 1 S: 6	H: 0 LOB: 0 BB: 0 P: 3	R: 0 E: 0 K: 0 S: 4	H: 1 LOB: 1 BB: 0 P: 4	R: 0 E: 0 K: 0 S: 3	H: 0 LOB: 0 BB: 0 P: 3	R: 0 E: 0 K: 0 S: 3	H: 0 LOB: 0 BB: 0 P: 3		R: 2 E: 0 K: 0 S: 6	H: 3 LOB: 2 BB: 1 P: 10	1B: 7 2B: 1 3B: 0 HR: 0	SF: 1 SAC: 0 DP: 0 HBP: 1	WP: 0 PB: 0 SB: 0 CS: 0	PA: 39				
PITCHER	IP	WLS	BF	H	R	ER	SO	BB	IBB	HBP	BLK	WP	HR	S	P	ERA	WHIP										
Bob Johnson, R ERA: 3.49 (1, 1)	7.2	W	31	5	2	2	4	2	0	1	0	0	0	36	45	2.35	0.913										
Tom Buskey, R ERA: 4.05 (8, 1)	1.1		8	3	2	2	0	1	0	0	0	0	0	7	11	13.50	3.000										

Batter	1	2	3	4	5	6	7	8	9	AB	R	H	RBI	BB	SO	LOB	BOTTOM										
Buddy Bell, R OBP: 0.277, SLG: 0.361 (1, 5)										4	1	1	2	1	0	2	Detroit Tigers @ Cleveland Indians Cleveland Municipal Stadium, Cleveland, OH Sun May 19 1974, 3:38 AM EDT Att: 49,419 - Unknown - 62 F										
Jack Brohamer, L OBP: 0.394, SLG: 0.438 (1, 4)										5	1	1	1	0	0	3											
John Lowenstein, L OBP: 0.374, SLG: 0.361 Rusty Torres, S OBP: 0.375, SLG: 0.286 (0, 7)										4	2	0	0	1	0	1											
John Ellis, R OBP: 0.329, SLG: 0.396 (1, 3)										5	2	4	1	0	0	0											
Oscar Gamble, L OBP: 0.386, SLG: 0.473 (1, 10)										2	1	0	0	3	0	1											
Charlie Spikes, R OBP: 0.354, SLG: 0.474 (1, 9)										5	0	2	2	0	0	5											
George Hendrick, R OBP: 0.306, SLG: 0.424 (1, 8)										5	0	0	1	0	1	7											
Dave Duncan, R OBP: 0.275, SLG: 0.358 (1, 2)										3	0	1	0	1	0	2											
Frank Duffy, R OBP: 0.244, SLG: 0.349 (1, 6)										3	2	2	0	0	1	1											
Inning Stats	R: 1 E: 1 K: 0 S: 5	H: 1 LOB: 3 BB: 2 P: 13	R: 0 E: 0 K: 0 S: 3	H: 0 LOB: 1 BB: 1 P: 7	R: 1 E: 1 K: 0 S: 5	H: 1 LOB: 2 BB: 1 P: 9	R: 4 E: 1 K: 0 S: 7	H: 4 LOB: 1 BB: 1 P: 11	R: 2 E: 0 K: 0 S: 5	H: 2 LOB: 0 BB: 0 P: 5	R: 0 E: 0 K: 0 S: 3	H: 0 LOB: 0 BB: 0 P: 3	R: 0 E: 0 K: 2 S: 8	H: 1 LOB: 2 BB: 1 P: 12	R: 1 E: 0 K: 0 S: 5	H: 2 LOB: 1 BB: 0 P: 5		1B: 8 2B: 2 3B: 0 HR: 1	SF: 0 SAC: 1 DP: 0 HBP: 0	WP: 0 PB: 0 SB: 1 CS: 0	PA: 43						
PITCHER	IP	WLS	BF	H	R	ER	SO	BB	IBB	HBP	BLK	WP	HR	S	P	ERA	WHIP										
Bill Slayback, R ERA: 4.15 (1, 1)	3.2	L	24	6	6	3	0	4	1	0	0	0	0	19	39	7.36	2.727										
Chuck Seelbach, R ERA: 3.96 (4, 1)	2.1		9	2	2	2	0	0	0	0	0	0	1	9	9	7.71	0.857										
Jim Ray, R ERA: 9.0 (7, 1)	2.0		10	3	1	1	2	1	0	0	0	0	0	13	17	4.50	2.000										

Batter	1	2	3	4	5	6	7	8	9	AB	R	H	RBI	BB	SO	LOB	TOP					
Buddy Bell, R (1, 5) OBP: 0.278, SLG: 0.361 Jack Heidemann, R (6, 5)	F9		G6-4-3 1B		F9		F8			3	0	1	0	0	0	0	Cleveland Indians @ Baltimore Orioles Memorial Stadium, Baltimore, MD Tue May 21 1974, 7:05 PM EDT Att.: 4,398 - Unknown					
Jack Brohamer, L (1, 4) OBP: 0.373, SLG: 0.412	G3		G6-4-3		F9		1-3			4	0	0	0	0	0	4						
George Hendrick, R (1, 8) OBP: 0.305, SLG: 0.420	6-3		5-3		5-3					4	0	1	0	0	0	1						
John Ellis, R (1, 10) OBP: 0.327, SLG: 0.399		5-3				5-3				4	1	1	0	0	0	1						
Charlie Spikes, R (1, 9) OBP: 0.358, SLG: 0.471		FC5 BB			K					3	0	1	0	1	1	2						
Ossie Blanco, R (1, 3) OBP: 0.333, SLG: 0.231	F8					G6-4-3 1B				4	0	1	1	0	0	3						
John Lowenstein, L (1, 7) OBP: 0.380, SLG: 0.359 Rusty Torres, S (0, PH) OBP: 0.333, SLG: 0.250										1	0	0	0	2	1	0						
Dave Duncan, R (1, 2) OBP: 0.274, SLG: 0.355		FC5			6-3					4	0	1	0	0	0	4						
Frank Duffy, R (1, 6) OBP: 0.252, SLG: 0.349					5-3					3	0	1	0	1	0	2						
Inning Stats	R: 0 E: 0 K: 0 S: 3	H: 0 LOB: 0 BB: 0 P: 3	R: 0 E: 0 K: 0 S: 3	H: 0 LOB: 2 BB: 2 P: 11	R: 0 E: 0 K: 0 S: 3	H: 1 LOB: 1 BB: 1 P: 7	R: 1 E: 0 K: 1 S: 7	H: 2 LOB: 2 BB: 1 P: 11	R: 0 E: 0 K: 0 S: 3	H: 0 LOB: 0 BB: 0 P: 3	R: 0 E: 0 K: 1 S: 7	H: 1 LOB: 0 BB: 0 P: 3	R: 0 E: 0 K: 0 S: 4	H: 2 LOB: 2 BB: 0 P: 7	R: 0 E: 0 K: 0 S: 4	H: 1 LOB: 1 BB: 0 P: 4		R: 0 E: 0 K: 0 S: 3	H: 0 LOB: 0 BB: 0 P: 3	1B: 6 2B: 1 3B: 0 HR: 0	SF: 0 SAC: 0 DP: 2 HBP: 0	WP: 0 PB: 0 SB: 0 CS: 0
PITCHER Mike Cuellar, L (1, 1) ERA: 2.98	IP: 9.0 WLS: W BF: 36 H: 7 R: 1 ER: 1 SO: 2 BB: 4 IBB: 0 HBP: 0 BLK: 0 WP: 0 HR: 0 S: 36 P: 52 ERA: 1.00 WHIP: 1.222															PITCHER						

Batter	1	2	3	4	5	6	7	8	9	AB	R	H	RBI	BB	SO	LOB	BOTTOM					
Al Bumby, L (1, 7) OBP: 0.237, SLG: 0.282	F8	F8		5-3		G3				4	0	0	0	0	0	1	Cleveland Indians @ Baltimore Orioles Memorial Stadium, Baltimore, MD Tue May 21 1974, 7:05 PM EDT Att.: 4,398 - Unknown					
Rich Coggins, L (1, 9) OBP: 0.223, SLG: 0.219	F8	F9					4-3			4	0	0	0	0	0	0						
Tommy Davis, R (1, 10) OBP: 0.288, SLG: 0.379	F7				F8		6-3			4	0	0	0	0	1	0						
Earl Williams, R (1, 2) OBP: 0.344, SLG: 0.292		HBP BB 1B		L5			2B			3	2	1	0	1	1	0						
Boog Powell, L (1, 3) OBP: 0.299, SLG: 0.459		BB HBP HR 1B					1B 2B			4	2	3	1	0	1	0						
Bobby Grich, R (1, 4) OBP: 0.453, SLG: 0.512		HR BB HBP					CS 1B			2	1	2	1	1	0	0						
Brooks Robinson, R (1, 5) OBP: 0.378, SLG: 0.407		HR BB		L5		CS		F3		3	1	0	1	1	0	3						
Paul Blair, R (1, 8) OBP: 0.286, SLG: 0.381		HR			F9		6-3			4	1	1	4	0	0	1						
Mark Belanger, R (1, 6) OBP: 0.321, SLG: 0.398		5-3			K			HBP		2	0	0	0	0	1	0						
Inning Stats	R: 0 E: 0 K: 0 S: 3	H: 0 LOB: 0 BB: 0 P: 3	R: 5 E: 0 K: 0 S: 5	H: 2 LOB: 0 BB: 2 P: 14	R: 0 E: 0 K: 0 S: 4	H: 1 LOB: 2 BB: 1 P: 8	R: 0 E: 0 K: 1 S: 5	H: 0 LOB: 0 BB: 0 P: 5	R: 2 E: 0 K: 0 S: 5	H: 3 LOB: 0 BB: 0 P: 5	R: 0 E: 0 K: 2 S: 7	H: 0 LOB: 1 BB: 0 P: 4	R: 0 E: 0 K: 1 S: 6	H: 1 LOB: 1 BB: 0 P: 6	R: 0 E: 0 K: 1 S: 6	H: 1 LOB: 0 BB: 0 P: 6		R: 0 E: 0 K: 1 S: 3	H: 0 LOB: 0 BB: 0 P: 3	1B: 3 2B: 3 3B: 0 HR: 1	SF: 0 SAC: 0 DP: 0 HBP: 2	WP: 0 PB: 0 SB: 0 CS: 1
PITCHER Steve Kline, R (1, 1) ERA: 4.28 Dick Bosman, R (3, 1) ERA: 6.92	IP: 2.2 WLS: L BF: 15 H: 3 R: 5 ER: 5 SO: 0 BB: 3 IBB: 0 HBP: 1 BLK: 0 WP: 0 HR: 1 S: 11 P: 24 ERA: 16.88 WHIP: 2.250															PITCHER						

Batter	1	2	3	4	5	6	7	8	9	10	11	12	AB	R	H	RBI	BB	SO	LOB	TOP						
Frank Duffy, R OBP: 0.245, SLG: 0.338 (1.6)	L9		5-3		K			SH5-3		6-3			4	0	0	0	0	1	1							
John Lowenstein, L OBP: 0.368, SLG: 0.347 (1.7)	K		K		4-3			F9			4-3		5	0	0	0	0	2	2							
George Hendrick, R OBP: 0.308, SLG: 0.419 (1.8)								5-3			F4		5	0	2	0	0	0	1							
John Ellis, R OBP: 0.323, SLG: 0.392 (1.10)	G5-4-3				F8			F8			5-3		5	0	1	0	0	0	3							
Charlie Spikes, R OBP: 0.353, SLG: 0.462 (1.9)					4-3			1-3			F8		5	0	1	0	0	0	1							
Ossie Blanco, R OBP: 0.380, SLG: 0.235 (1.3)								5-3			F9		4	0	1	0	1	0	1							
Dave Duncan, R OBP: 0.264, SLG: 0.339 (1.2)								F6			K		5	0	0	0	0	3	4							
Jack Brohamer, L OBP: 0.380, SLG: 0.417 (1.4)								4-3			F8		4	0	2	0	0	0	0							
Jack Heidemann, R OBP: 0.125, SLG: 0.125 (1.5)								F3			E6		4	0	1	0	0	1	3							
Inning Stats	R: 0 E: 1 K: 1 S: 6	H: 1 LOB: 1 BB: 0 P: 6	R: 0 E: 0 K: 1 S: 7	H: 3 LOB: 2 BB: 0 P: 7	R: 0 E: 0 K: 1 S: 6	H: 1 LOB: 1 BB: 0 P: 6	R: 0 E: 0 K: 1 S: 6	H: 0 LOB: 0 BB: 1 P: 8	R: 0 E: 0 K: 1 S: 6	H: 1 LOB: 1 BB: 0 P: 6	R: 0 E: 0 K: 0 S: 3	H: 0 LOB: 0 BB: 0 P: 3	R: 0 E: 1 K: 0 S: 4	H: 1 LOB: 1 BB: 0 P: 4	R: 0 E: 0 K: 1 S: 6	H: 1 LOB: 1 BB: 0 P: 6	R: 0 E: 0 K: 1 S: 5	H: 0 LOB: 0 BB: 0 P: 5	R: 0 E: 0 K: 0 S: 3	H: 0 LOB: 0 BB: 0 P: 3	R: 0 E: 0 K: 0 S: 3	H: 0 LOB: 0 BB: 0 P: 3	1B: 8 2B: 0 3B: 0 HR: 0	SF: 0 SAC: 1 DP: 1 HBP: 0	WP: 1 PB: 0 SB: 0 CS: 1	PA: 43
PITCHER Ross Grimsley, L ERA: 2.92 (1.1)	IP: 12.0 WLS: 7 BF: 43 H: 8 R: 0 ER: 0 SO: 7 BB: 1 IBB: 0 HBP: 0 BLK: 0 WP: 1 HR: 0 S: 56 P: 60 ERA: 0.00 WHIP: 0.750																									

Cleveland Indians @ Baltimore Orioles
Memorial Stadium, Baltimore, MD

Wed May 22 1974, 7:05 PM EDT
Att. 5,360 - Unknown

AB 41
R 0
H 8
RBI 0
BB 1
SO 7
LOB 16



Batter	1	2	3	4	5	6	7	8	9	10	11	12	AB	R	H	RBI	BB	SO	LOB	BOTTOM
Al Bumbry, L OBP: 0.224, SLG: 0.267 (1.7)	F7		FC1-6			FC1-6		1-3		F7			5	0	0	0	0	0	4	
Rich Coggins, L OBP: 0.213, SLG: 0.208 (1.9)	4-3		F7			F8		4-3			4-3		5	0	0	0	0	0	2	
Tommy Davis, R OBP: 0.293, SLG: 0.389 (1.10)	6-3					5-3					6-3		4	0	2	0	0	0	1	
Don Baylor, R OBP: 0.309, SLG: 0.259 (9, PR)													1	0	0	0	0	0	0	
Earl Williams, R OBP: 0.333, SLG: 0.282 (1.2)													4	0	0	0	0	0	1	
Boog Powell, L OBP: 0.305, SLG: 0.462 (1.3)													4	0	1	0	1	0	1	
Enos Cabell, R OBP: 0.375, SLG: 0.333 (12, PR)													0	1	0	0	0	0	0	
Bobby Grich, R OBP: 0.445, SLG: 0.500 (1.4)													5	0	1	0	0	1	3	
Brooks Robinson, R OBP: 0.379, SLG: 0.403 (1.5)													4	0	1	0	1	0	1	
Paul Blair, R OBP: 0.293, SLG: 0.385 (1.8)													4	0	2	1	0	0	0	
Mark Belanger, R OBP: 0.327, SLG: 0.402 (1.6)													4	0	2	0	0	0	2	
Inning Stats	R: 0 E: 0 K: 0 S: 3	H: 0 LOB: 0 BB: 0 P: 3	R: 0 E: 0 K: 0 S: 4	H: 1 LOB: 1 BB: 0 P: 4	R: 0 E: 0 K: 0 S: 4	H: 1 LOB: 1 BB: 0 P: 4	R: 0 E: 0 K: 0 S: 3	H: 1 LOB: 0 BB: 0 P: 3	R: 0 E: 0 K: 0 S: 4	H: 1 LOB: 1 BB: 0 P: 4	R: 0 E: 0 K: 0 S: 4	H: 1 LOB: 1 BB: 0 P: 4	R: 0 E: 0 K: 0 S: 3	H: 0 LOB: 0 BB: 0 P: 3	R: 1 E: 0 K: 1 S: 5	H: 2 LOB: 2 BB: 1 P: 9	1B: 7 2B: 3 3B: 0 HR: 0	SF: 0 SAC: 2 DP: 1 HBP: 0	WP: 0 PB: 0 SB: 0 CS: 0	PA: 44
PITCHER Jim Perry, R ERA: 2.23 (1.1)	IP: 10.0 WLS: 7 BF: 37 H: 7 R: 0 ER: 0 SO: 0 BB: 0 IBB: 1 HBP: 0 BLK: 0 WP: 0 HR: 0 S: 36 P: 40 ERA: 0.00 WHIP: 0.700																			
PITCHER Tom Buskey, R ERA: 4.3 (11.1)	IP: 1.1 WLS: 1 BF: 7 H: 2 R: 1 ER: 1 SO: 1 BB: 0 IBB: 0 HBP: 0 BLK: 0 WP: 0 HR: 0 S: 8 P: 12 ERA: 6.75 WHIP: 1.500																			

Cleveland Indians @ Baltimore Orioles
Memorial Stadium, Baltimore, MD

Wed May 22 1974, 7:05 PM EDT
Att. 5,360 - Unknown

AB 40
R 1
H 9
RBI 1
BB 2
SO 1
LOB 15



Batter	1	2	3	4	5	6	7	8	9	AB	R	H	RBI	BB	SO	LOB	TOP						
Frank Duffy, R (1, 6) OBP: 0.252, SLG: 0.338	4-0 1B BB		0-0 F6			0-0 BB 1B	0-3 K			3	0	1	0	1	1	1	Cleveland Indians @ Baltimore Orioles Memorial Stadium, Baltimore, MD Thu May 23 1974, 7:05 PM EDT Att: 4,483 - Unknown						
Jack Brohamer, L (1, 4) OBP: 0.373, SLG: 0.408	0-0 1-2 1B			0-0 F8		0-0 F9		0-0 L1		4	0	1	0	0	0	1							
John Lowenstein, L (1, 5) OBP: 0.366, SLG: 0.340	0-0 F7			0-0 L4		4-0 BB		0-0 F7		3	0	0	0	1	0	1							
Jack Heidemann, R (9, 5) OBP: 0.125, SLG: 0.125						1-2 BB			0-0 F7	0	0	0	0	0	0	0							
John Ellis, R (1, 3) OBP: 0.315, SLG: 0.382	0-3 K			0-3 K		0-0 F3		0-0 6-3		4	0	0	0	0	2	3							
Ossie Blanco, R (9, 3) OBP: 0.350, SLG: 0.235										0	0	0	0	0	0	0							
Oscar Gamble, L (1, 10) OBP: 0.371, SLG: 0.454		0-0 1-3				0-0 E6 1B		0-0 2-3		0-0 4-3	4	1	0	0	0	2							
Charlie Spikes, R (1, 9) OBP: 0.350, SLG: 0.456		0-0 4-3				0-0 F9		0-0 1B E 1B		0-0 G3	4	1	1	0	0	1							
George Hendrick, R (1, 8) OBP: 0.306, SLG: 0.414		0-0 F8				0-0 1B		0-0 F5		0-3 K	4	0	1	1	0	1							
Leron Lee, L (1, 7) OBP: 0.217, SLG: 0.190			0-0 F7			0-3 K		0-0 E7 1B		3	0	1	0	0	1	1							
Dave Duncan, R (1, 2) OBP: 0.258, SLG: 0.331			0-0 F8			0-3 K		0-3 K		3	0	0	0	0	2	2							
Inning Stats	R: 0 E: 0 K: 1 S: 5	H: 1 LOB: 1 BB: 1 P: 9	R: 0 E: 0 K: 0 S: 3	H: 0 LOB: 0 BB: 0 P: 3	R: 0 E: 0 K: 0 S: 3	H: 0 LOB: 0 BB: 0 P: 3	R: 0 E: 0 K: 1 S: 5	H: 0 LOB: 0 BB: 0 P: 5	R: 1 E: 1 K: 2 S: 9	H: 1 LOB: 1 BB: 0 P: 9	R: 0 E: 0 K: 0 S: 4	H: 1 LOB: 2 BB: 1 P: 8	R: 1 E: 1 K: 2 S: 9	H: 2 LOB: 1 BB: 0 P: 9	R: 0 E: 0 K: 0 S: 3	H: 0 LOB: 0 BB: 0 P: 3	R: 0 E: 0 K: 1 S: 5	H: 0 LOB: 0 BB: 0 P: 5	1B: 5 2B: 0 3B: 0 HR: 0	SF: 0 SAC: 0 DP: 0 HBP: 0	WP: 0 PB: 0 SB: 0 CS: 0	PA: 34	
PITCHER	IP WLS BF L	H R ER 2	SO 6	BB 2	IBB 0	HBP 0	BLK 0	WP 0	HR 0	S 41	P 49	ERA 0.00	WHIP 0.875										
Jim Palmer, R (1, 1) ERA: 3.27	8.0	5	2	0	6	2	0	0	0	0	0	0.00	0.875										
Bob Reynolds, R (9, 1) ERA: 1.23	1.0	0	0	0	1	0	0	0	0	5	5	0.00	0.000										

AB	32
R	2
H	5
RBI	1
BB	2
SO	7
LOB	13



Batter	1	2	3	4	5	6	7	8	9	AB	R	H	RBI	BB	SO	LOB	BOTTOM						
Al Bumby, L (1, 7) OBP: 0.216, SLG: 0.255	0-0 3-1		0-0 6-3			0-3 K			0-3 K	4	0	0	0	0	2	1	Cleveland Indians @ Baltimore Orioles Memorial Stadium, Baltimore, MD Thu May 23 1974, 7:05 PM EDT Att: 4,483 - Unknown						
Rich Coggins, L (1, 9) OBP: 0.205, SLG: 0.200	0-0 F9			0-0 1-3		0-0 G3			0-0 F3	4	0	0	0	0	0	0							
Bobby Grich, R (1, 4) OBP: 0.443, SLG: 0.496	0-0 5-3			0-0 1B			0-0 5-3			3	0	1	0	0	0	0							
Earl Williams, R (1, 2) OBP: 0.326, SLG: 0.274		0-0 F7		0-0 4-3			0-3 K			3	0	0	0	0	1	0							
Boog Powell, L (1, 3) OBP: 0.294, SLG: 0.444		0-0 4-3			0-0 3-1		0-3 K			3	0	0	0	0	1	0							
Paul Blair, R (1, 8) OBP: 0.286, SLG: 0.375		0-0 5-3			0-3 K			0-0 G3		3	0	0	0	0	1	0							
Brooks Robinson, R (1, 5) OBP: 0.376, SLG: 0.498			0-0 F8			0-0 2B		0-0 F7		3	0	1	0	0	0	0							
Mike Reinbach, L (1, 10) OBP: 0.318, SLG: 0.316			0-0 SH1-3 1B			0-0 F8			0-0 6-3	3	0	1	0	0	0	1							
Mark Belanger, R (1, 6) OBP: 0.324, SLG: 0.398			0-0 SH1-3 1B				0-3 K			1	0	0	0	0	1	0							
Eliot Hendricks, L (9, PH) OBP: 0.423, SLG: 0.542			1-2 SH1-3						0-3 K	1	0	0	0	0	1	0							
Inning Stats	R: 0 E: 0 K: 0 S: 3	H: 0 LOB: 0 BB: 0 P: 3	R: 0 E: 0 K: 0 S: 3	H: 0 LOB: 0 BB: 0 P: 3	R: 0 E: 0 K: 0 S: 4	H: 1 LOB: 1 BB: 0 P: 4	R: 0 E: 0 K: 0 S: 3	H: 1 LOB: 0 BB: 0 P: 3	R: 0 E: 0 K: 1 S: 6	H: 1 LOB: 1 BB: 0 P: 6	R: 0 E: 0 K: 2 S: 7	H: 0 LOB: 0 BB: 0 P: 7	R: 0 E: 0 K: 2 S: 7	H: 0 LOB: 0 BB: 0 P: 7	R: 0 E: 0 K: 0 S: 3	H: 0 LOB: 0 BB: 0 P: 3	R: 0 E: 0 K: 2 S: 7	H: 0 LOB: 0 BB: 0 P: 7	1B: 2 2B: 1 3B: 0 HR: 0	SF: 0 SAC: 1 DP: 0 HBP: 0	WP: 0 PB: 0 SB: 0 CS: 0	PA: 29	
PITCHER	IP WLS BF W	H R ER 3	SO 7	BB 0	IBB 0	HBP 0	BLK 0	WP 0	HR 0	S 43	P 43	ERA 0.00	WHIP 0.333										
Gaylord Perry, R (1, 1) ERA: 1.55	9.0	3	0	0	7	0	0	0	0	0	0	0.00	0.333										



Batter	1	2	3	4	5	6	7	8	9	AB	R	H	RBI	BB	SO	LOB	TOP																			
Frank Duffy, R OBP: 0.252, SLG: 0.336 (1, 6)	5-3		1B	PO	6-3			F8		4	1	1	0	0	0	0	Cleveland Indians @ Detroit Tigers Tiger Stadium, Detroit, MI Fri May 24 1974, 7:05 PM EDT Att: 15,149 - Unknown - 51 F																			
Jack Brohamer, L OBP: 0.391, SLG: 0.438 (1, 4)	WP 4-3		1B		3-1			1B		4	1	3	0	0	0	0																				
John Lowenstein, L OBP: 0.363, SLG: 0.338 Jack Heidemann, R OBP: 0.125, SLG: 0.125 (8, 5)	4-3		1B	CS	K			F9		4	0	1	2	0	1	1																				
John Ellis, R OBP: 0.308, SLG: 0.373 (1, 3)	5-3		1B	K				P6		0	0	0	0	0	0	0																				
Oscar Gamble, L OBP: 0.376, SLG: 0.450 (1, 10)		FC4-6		2B				G3		3	1	1	0	1	0	0																				
Charlie Spikes, R OBP: 0.348, SLG: 0.458 (1, 9)		FC4-6		1B	PO			K		4	0	1	0	0	2	1																				
George Hendrick, R OBP: 0.311, SLG: 0.413 (1, 8)		F2		1B				6-3		3	0	1	1	1	0	1																				
Leron Lee, L OBP: 0.222, SLG: 0.167 (1, 7)				2-3	3-H			K		3	0	0	0	1	2	3																				
Dave Duncan, R OBP: 0.252, SLG: 0.322 (1, 2)					P1			K		3	0	0	0	0	2	4																				
Inning Stats	R: 1 E: 0 K: 0 S: 4	H: 1 LOB: 0 BB: 0 P: 4	R: 0 E: 0 K: 1 S: 5	H: 0 LOB: 2 BB: 2 P: 13	R: 1 E: 0 K: 1 S: 6	H: 3 LOB: 0 BB: 0 P: 6	R: 1 E: 0 K: 0 S: 5	H: 3 LOB: 1 BB: 0 P: 5	R: 0 E: 0 K: 1 S: 5	H: 0 LOB: 0 BB: 0 P: 5	R: 0 E: 0 K: 2 S: 7	H: 0 LOB: 0 BB: 0 P: 7	R: 0 E: 0 K: 0 S: 4	H: 1 LOB: 1 BB: 1 P: 4	R: 0 E: 0 K: 2 S: 7	H: 0 LOB: 1 BB: 1 P: 11	1B: 6 2B: 2 3B: 0 HR: 0	SF: 0 SAC: 0 DP: 0 HBP: 0	WP: 1 PB: 0 SB: 1 CS: 1	PA: 36																
PITCHER	IP	WLS	BF	H	R	ER	SO	BB	IBB	HBP	BLK	WP	HR	S	P	ERA	WHIP	PITCHER		IP	WLS	BF	H	R	ER	SO	BB	IBB	HBP	BLK	WP	HR	S	P	ERA	WHIP
Bill Slayback, R ERA: 4.66 (1, 1)	3.0	L	16	7	3	3	2	2	0	0	0	1	0	18	26	9.00	3.000																			
Woodie Fryman, L ERA: 6.91 (4, 1)	6.0		19	1	0	0	6	1	0	0	0	0	0	30	34	0.00	0.333																			

AB	32
R	3
H	8
RBI	3
BB	3
SO	8
LOB	12



Batter	1	2	3	4	5	6	7	8	9	AB	R	H	RBI	BB	SO	LOB	BOTTOM																			
Mickey Stanley, R OBP: 0.259, SLG: 0.301 (1, 8)	F7		F3		6-3			K		4	0	0	0	0	1	0	Cleveland Indians @ Detroit Tigers Tiger Stadium, Detroit, MI Fri May 24 1974, 7:05 PM EDT Att: 15,149 - Unknown - 51 F																			
Gary Sutherland, R OBP: 0.305, SLG: 0.331 (1, 4)	L3		5-3				6-3	F8		4	0	0	0	0	0	0																				
Al Kaline, R OBP: 0.340, SLG: 0.338 (1, 10)	1B	2B	BB		1B		L1-3	L9		3	1	1	0	1	0	0																				
Willie Horton, R OBP: 0.333, SLG: 0.548 (1, 7)	1B	2B	1B		F8		6-3	F3		4	0	1	0	0	0	1																				
Bill Freehan, R OBP: 0.419, SLG: 0.519 (1, 2)	2B				F8		5-3	2B		4	0	2	1	0	0	0																				
Ron Cash, R OBP: 0.316, SLG: 0.351 (1, 3)		6-3			6-3		1B	F9		4	0	1	0	0	0	1																				
Jim Northrup, L OBP: 0.274, SLG: 0.275 (1, 9)		G3			F9		K			3	0	0	0	0	1	1																				
Aurelio Rodriguez, R OBP: 0.277, SLG: 0.284 (1, 5)					6-3		F8			3	0	1	0	0	0	1																				
Ed Brinkman, R OBP: 0.280, SLG: 0.353 (1, 6)		L4			5-3		6-3			3	0	0	0	0	0	1																				
Inning Stats	R: 1 E: 0 K: 0 S: 4	H: 2 LOB: 1 BB: 1 P: 8	R: 0 E: 0 K: 0 S: 4	H: 1 LOB: 0 BB: 0 P: 4	R: 0 E: 0 K: 0 S: 4	H: 1 LOB: 1 BB: 0 P: 4	R: 0 E: 0 K: 0 S: 3	H: 0 LOB: 0 BB: 0 P: 3	R: 0 E: 0 K: 1 S: 6	H: 1 LOB: 1 BB: 0 P: 6	R: 0 E: 0 K: 1 S: 5	H: 0 LOB: 0 BB: 0 P: 5	R: 0 E: 0 K: 0 S: 4	H: 1 LOB: 1 BB: 0 P: 4	R: 0 E: 0 K: 0 S: 4	H: 1 LOB: 1 BB: 0 P: 4	1B: 4 2B: 2 3B: 0 HR: 0	SF: 0 SAC: 0 DP: 0 HBP: 0	WP: 0 PB: 0 SB: 0 CS: 0	PA: 33																
PITCHER	IP	WLS	BF	H	R	ER	SO	BB	IBB	HBP	BLK	WP	HR	S	P	ERA	WHIP	PITCHER		IP	WLS	BF	H	R	ER	SO	BB	IBB	HBP	BLK	WP	HR	S	P	ERA	WHIP
Fritz Peterson, L ERA: 4.33 (1, 1)	9.0	W	33	6	1	1	2	1	0	0	0	0	0	36	40	1.00	0.778																			



Batter	1	2	3	4	5	6	7	8	9	AB	R	H	RBI	BB	SO	LOB	TOP					
Frank Duffy, R OBP: 0.243, SLG: 0.324	1-3		L7		6-3		6-3		4-3	5	0	0	0	0	0	0						
Jack Brohamer, L OBP: 0.402, SLG: 0.447	6-3		E1 1B		F 1B WP				F8	5	1	3	0	0	0	0						
John Lowenstein, L OBP: 0.359, SLG: 0.333	4-3		4-3		E9 1B WP		K		F8	5	0	1	0	0	1	2						
John Ellis, R OBP: 0.312, SLG: 0.376					F7					4	1	2	0	0	0	1						
Oscar Gamble, L OBP: 0.372, SLG: 0.442	6-3				F6		G4-3			4	1	1	0	0	0	3						
Charlie Spikes, R OBP: 0.351, SLG: 0.478	2-3				1B		4-3			4	1	2	2	0	0	1						
Leron Lee, L OBP: 0.258, SLG: 0.214							P6		F3	4	0	2	1	0	0	0						
Rusty Torres, S OBP: 0.385, SLG: 0.200	4-3								F9	2	0	0	0	2	0	1						
Dave Duncan, R OBP: 0.245, SLG: 0.312			6-3		L3		K		6-3	4	0	0	0	0	1	4						
Inning Stats	R: 0 E: 0 K: 0 S: 3	H: 0 LOB: 0 BB: 0 P: 3	R: 1 E: 0 K: 0 S: 5	H: 2 LOB: 1 BB: 0 P: 5	R: 0 E: 1 K: 0 S: 4	H: 1 LOB: 1 BB: 0 P: 4	R: 0 E: 0 K: 0 S: 5	H: 2 LOB: 3 BB: 1 P: 9	R: 1 E: 1 K: 0 S: 5	H: 3 LOB: 1 BB: 0 P: 5	R: 0 E: 0 K: 1 S: 6	H: 0 LOB: 1 BB: 1 P: 6	R: 0 E: 0 K: 0 S: 6	H: 1 LOB: 1 BB: 0 P: 6	R: 2 E: 0 K: 0 S: 5	H: 2 LOB: 0 BB: 0 P: 5	R: 0 E: 0 K: 0 S: 3	H: 0 LOB: 0 BB: 0 P: 3	1B: 10 2B: 0 3B: 0 HR: 1	SF: 0 SAC: 0 DP: 1 HBP: 0	WP: 1 PB: 0 SB: 1 CS: 0	PA: 39
PITCHER	IP	WLS	BF	H	R	ER	SO	BB	IBB	HBP	BLK	WP	HR	S	P	ERA	WHIP					
Lerin LaGrow, R ERA: 3.07	(1, 1)	4.1	22	8	2	2	0	1	0	0	0	1	0	21	25	4.15	2.077					
Luke Walker, L ERA: 3.18	(5, 1)	3.2	W	14	3	2	2	1	0	0	0	0	1	17	21	4.91	1.091					
John Hiller, L ERA: 1.52	(9, 1)	1.0	S	3	0	0	0	0	0	0	0	0	0	3	3	0.00	0.000					

Cleveland Indians @ Detroit Tigers
Tiger Stadium, Detroit, MI
Sat May 25 1974, 7:05 PM EDT
Att: 12,483 - Unknown

AB	37
R	4
H	11
RBI	3
BB	2
SO	2
LOB	12



Batter	1	2	3	4	5	6	7	8	9	AB	R	H	RBI	BB	SO	LOB	BOTTOM					
John Knox, L OBP: 0.412, SLG: 0.375	F7		L8 SH5-3 1B		P6		1-3			4	0	1	0	0	0	2						
Mickey Stanley, R OBP: 0.266, SLG: 0.307			SH5-3		K				1B HR	3	2	2	0	0	1	0						
Al Kaline, R OBP: 0.343, SLG: 0.342			L8		L4-3				1B HR	4	1	2	1	0	0	1						
Willie Horton, R OBP: 0.331, SLG: 0.560			5-3		F8				HR	4	1	1	3	0	1	2						
Bill Freehan, R OBP: 0.412, SLG: 0.506					5-3				1-3	4	0	1	0	0	0	0						
Gene Lamont, L										0	0	0	0	0	0	0						
Jim Northrup, L OBP: 0.267, SLG: 0.268	F7				F3				F8	4	0	0	0	0	0	2						
Norm Cash, L OBP: 0.301, SLG: 0.337			1-3		E9 WP 1B		K		L4	4	1	1	0	0	1	0						
Aurelio Rodriguez, R OBP: 0.278, SLG: 0.280			6-3				1-3			2	0	0	0	1	0	0						
Ed Brinkman, R OBP: 0.281, SLG: 0.352			L5				F9			3	0	1	1	0	0	0						
Inning Stats	R: 1 E: 0 K: 1 S: 8	H: 3 LOB: 2 BB: 0 P: 8	R: 0 E: 0 K: 0 S: 3	H: 0 LOB: 0 BB: 0 P: 3	R: 0 E: 0 K: 0 S: 4	H: 1 LOB: 1 BB: 0 P: 4	R: 1 E: 1 K: 0 S: 5	H: 2 LOB: 2 BB: 1 P: 9	R: 0 E: 0 K: 1 S: 5	H: 0 LOB: 0 BB: 0 P: 5	R: 0 E: 0 K: 1 S: 3	H: 0 LOB: 0 BB: 0 P: 3	R: 0 E: 0 K: 0 S: 6	H: 0 LOB: 0 BB: 0 P: 6	R: 3 E: 0 K: 0 S: 6	H: 3 LOB: 0 BB: 0 P: 6	R: 0 E: 0 K: 0 S: 3	H: 0 LOB: 0 BB: 0 P: 3	1B: 8 2B: 0 3B: 0 HR: 1	SF: 0 SAC: 1 DP: 0 HBP: 0	WP: 1 PB: 0 SB: 0 CS: 0	PA: 34
PITCHER	IP	WLS	BF	H	R	ER	SO	BB	IBB	HBP	BLK	WP	HR	S	P	ERA	WHIP					
Bob Johnson, R ERA: 3.22	(1, 1)	6.0		25	6	2	1	3	1	0	0	1	0	30	34	1.50	1.167					
Fred Beene, R ERA: 3.51	(7, 1)	1.0	L	6	3	3	3	0	0	0	0	0	1	6	6	27.00	3.000					
Milt Wilcox, R ERA: 2.55	(8, 1)	1.0		3	0	0	0	0	0	0	0	0	0	3	3	0.00	0.000					

Cleveland Indians @ Detroit Tigers
Tiger Stadium, Detroit, MI
Sat May 25 1974, 7:05 PM EDT
Att: 12,483 - Unknown

AB	32
R	5
H	9
RBI	5
BB	1
SO	3
LOB	7



Batter	1	2	3	4	5	6	7	8	9	AB	R	H	RBI	BB	SO	LOB	TOP					
Frank Duffy, R OBP: 0.237, SLG: 0.315 (1, 6)	5-3		K		K			5-3		4	0	0	0	0	2	2	Cleveland Indians @ Detroit Tigers Tiger Stadium, Detroit, MI Sun May 26 1974, 3:33 AM EDT Att: 16,492 - Unknown					
Jack Brohamer, L OBP: 0.396, SLG: 0.438 (1, 4)	3-1		1B			P4		F9		4	0	1	0	0	0	1						
John Lowenstein, L OBP: 0.351, SLG: 0.325 (1, 5)	K		K		K			P5		4	0	0	0	0	3	2						
John Ellis, R OBP: 0.311, SLG: 0.391 (1, 2)		HR	K			F8		6-3		4	1	1	1	0	1	2						
Charlie Spikes, R OBP: 0.349, SLG: 0.472 (1, 9)	K				6-3			F8		4	0	1	0	0	1	0						
George Hendrick, R OBP: 0.304, SLG: 0.403 (1, 8)	K				F9			K		4	0	0	0	0	3	1						
Oscar Gamble, L OBP: 0.371, SLG: 0.434 (1, 10)		BB			5-3			1-3		2	0	0	0	1	0	0						
Ossie Blanco, R OBP: 0.304, SLG: 0.200 (1, 3)	F3							F9		3	0	0	0	0	0	1						
Leron Lee, L OBP: 0.294, SLG: 0.290 (1, 7)			1B	2B		K				3	0	2	0	0	1	0						
Inning Stats	R: 0 E: 0 K: 1 S: 5	H: 0 LOB: 0 BB: 0 P: 5	R: 1 E: 0 K: 2 S: 8	H: 1 LOB: 1 BB: 1 P: 12	R: 0 E: 0 K: 3 S: 11	H: 2 LOB: 2 BB: 0 P: 11	R: 0 E: 0 K: 0 S: 3	H: 0 LOB: 0 BB: 0 P: 3	R: 0 E: 0 K: 2 S: 7	H: 0 LOB: 0 BB: 0 P: 7	R: 0 E: 0 K: 1 S: 5	H: 0 LOB: 0 BB: 0 P: 5	R: 0 E: 0 K: 1 S: 5	H: 0 LOB: 0 BB: 0 P: 5	R: 0 E: 0 K: 0 S: 4	H: 1 LOB: 1 BB: 0 P: 4	R: 0 E: 0 K: 1 S: 6	H: 1 LOB: 1 BB: 0 P: 6	1B: 3 2B: 1 3B: 0 HR: 1	SF: 0 SAC: 0 DP: 0 HBP: 0	WP: 0 PB: 0 SB: 0 CS: 0	PA: 33
PITCHER Mickey Lolich, L ERA: 3.84 (1, 1)	IP: 9.0 WLS: W BF: 33 H: 5 R: 1 ER: 1 SO: 11 BB: 1 IBB: 0 HBP: 0 BLK: 0 WP: 0 HR: 1 S: 54 P: 58 ERA: 1.00 WHIP: 0.667															PITCHER						

Batter	1	2	3	4	5	6	7	8	9	AB	R	H	RBI	BB	SO	LOB	BOTTOM				
John Knox, L OBP: 0.381, SLG: 0.350 (1, 4)	F7		1B		F3			5-3		4	0	1	0	0	0	0	Cleveland Indians @ Detroit Tigers Tiger Stadium, Detroit, MI Sun May 26 1974, 3:33 AM EDT Att: 16,492 - Unknown				
Ben Oglivie, L OBP: 0.333, SLG: 0.385 (1, 9)	4-0		F8					F8		2	1	1	0	1	0	2					
Mickey Stanley, R OBP: 0.264, SLG: 0.305 (8, PH)	1B	BB			S					1	0	0	0	0	0	0					
Jim Northrup, L OBP: 0.267, SLG: 0.267 (1, 8)	F3		E3		F8					4	0	1	0	0	0	3					
Willie Horton, R OBP: 0.335, SLG: 0.558 (1, 7)			G6-4-3					1B		4	0	2	1	0	1	3					
Gates Brown, L OBP: 0.345, SLG: 0.174 (1, 10)	K				SH2-3			K		2	0	0	0	1	2	2					
Norm Cash, L OBP: 0.305, SLG: 0.333 (1, 3)			FC6		SH2-3			4-3		1	0	0	0	1	0	0					
Bill Freehan, R OBP: 0.400, SLG: 0.488 (1, 2)	FC6		G6-3		5-3			F7		3	0	0	0	0	0	2					
Aurelio Rodriguez, R OBP: 0.273, SLG: 0.275 (1, 5)	G6-3				5-3			6-3		3	0	0	0	0	0	2					
Ed Brinkman, R OBP: 0.282, SLG: 0.352 (1, 6)			F8	1B				P5		3	1	1	0	0	0	0					
Inning Stats	R: 1 E: 0 K: 1 S: 6	H: 1 LOB: 1 BB: 1 P: 10	R: 0 E: 0 K: 0 S: 2	H: 0 LOB: 0 BB: 1 P: 6	R: 1 E: 1 K: 0 S: 5	H: 2 LOB: 1 BB: 0 P: 5	R: 0 E: 0 K: 0 S: 3	H: 0 LOB: 1 BB: 1 P: 7	R: 0 E: 0 K: 0 S: 4	H: 1 LOB: 1 BB: 0 P: 4	R: 0 E: 0 K: 1 S: 5	H: 1 LOB: 0 BB: 0 P: 5	R: 0 E: 0 K: 0 S: 3	H: 0 LOB: 0 BB: 0 P: 3	R: 0 E: 0 K: 1 S: 6	H: 1 LOB: 1 BB: 0 P: 6		1B: 6 2B: 1 3B: 0 HR: 0	SF: 0 SAC: 1 DP: 3 HBP: 0	WP: 0 PB: 0 SB: 1 CS: 1	PA: 31
PITCHER Steve Kline, R ERA: 3.94 (1, 1)	IP: 7.0 WLS: L BF: 27 H: 5 R: 2 ER: 2 SO: 2 BB: 3 IBB: 0 HBP: 0 BLK: 0 WP: 0 HR: 0 S: 28 P: 40 ERA: 1.29 WHIP: 1.143															PITCHER					
Tom Higendorf, L ERA: 7.59 (8, 1)	0.2	3	1	0	0	0	0	0	0	0	0	3	3	0.00	1.500						
Milt Wilcox, R ERA: 2.52 (8, 1)	0.1	1	0	0	0	1	0	0	0	0	0	3	3	0.00	0.000						

Batter	1	2	3	4	5	6	7	8	9	AB	R	H	RBI	BB	SO	LOB	TOP			
Frank Duffy, R OBP: 0.231, SLG: 0.307 (1, 6)	0-0 6-3		0-0 F7		0-0 F4			0-0 F7		4	0	0	0	0	0	2	Cleveland Indians @ Texas Rangers Arlington Stadium, Arlington, TX Mon May 27 1974, 8:05 PM EDT Att: 15,185 - Unknown livebaseballscorecards.com			
Jack Brohamer, L OBP: 0.390, SLG: 0.424 (1, 4)	4-0 FC4-6 BB		0-0 F8			0-3 K		0-0 1-3		3	0	0	0	1	1	0				
Leron Lee, L OBP: 0.316, SLG: 0.314 (1, 7)	0-0 FC4-6 1-2			0-0 G6-4-3 1B		0-0 F8		0-0 5-3 1B		4	0	2	0	0	0	1				
John Ellis, R OBP: 0.304, SLG: 0.382 (1, 2)	0-0 F8			0-0 G6-4-3 1-2		0-3 K		0-0 5-3		4	0	0	0	0	1	3				
Oscar Gamble, L OBP: 0.358, SLG: 0.418 (1, 10)		0-0 4-3		0-0 F9				0-0 F7		4	0	0	0	0	0	1				
Charlie Spikes, R OBP: 0.348, SLG: 0.470 (1, 9)		0-0 6-3			0-0 1-3 BB FC6-2 1B			0-0 6-3		3	0	1	0	0	0	0				
Ossie Blanco, R OBP: 0.346, SLG: 0.190 (1, 3)		4-0 BB			4-0 FC6-2 1-2 BB 1-3			0-0 F5		1	0	0	0	2	0	0				
Rusty Torres, S OBP: 0.313, SLG: 0.154 (1, 8)		0-0 F7			0-0 1-3 1-2 2-3			0-0 F7		3	0	0	0	0	0	3				
Jack Heidemann, R OBP: 0.091, SLG: 0.091 (1, 5)			0-0 F6		0-0 FC6-2 2-3 3-H			0-0 F3		3	0	0	0	0	0	2				
Inning Stats	R: 0 E: 0 K: 0 S: 3	H: 0 LOB: 1 BB: 1 P: 7	R: 0 E: 0 K: 0 S: 3	H: 0 LOB: 1 BB: 1 P: 7	R: 0 E: 0 K: 0 S: 3	H: 0 LOB: 0 BB: 0 P: 3	R: 0 E: 0 K: 0 S: 3	H: 1 LOB: 0 BB: 0 P: 3	R: 0 E: 0 K: 2 S: 7	H: 0 LOB: 0 BB: 0 P: 7	R: 0 E: 0 K: 0 S: 3	H: 0 LOB: 0 BB: 0 P: 3	R: 0 E: 0 K: 0 S: 3	H: 0 LOB: 0 BB: 0 P: 3	R: 0 E: 0 K: 0 S: 4	H: 1 LOB: 1 BB: 0 P: 4	1B: 3 2B: 0 3B: 0 HR: 0	SF: 0 SAC: 0 DP: 1 HBP: 0	WP: 0 PB: 0 SB: 0 CS: 0	PA: 32
PITCHER Jim Bibby, R ERA: 4.75 (1, 1)	IP: 9.0 WLS: W BF: 32 H: 3 R: 0 ER: 0 SO: 2 BB: 3 IBB: 0 HBP: 0 BLK: 0 WP: 0 HR: 0 S: 33 P: 45 ERA: 0.00 WHIP: 0.667																			

Batter	1	2	3	4	5	6	7	8	9	AB	R	H	RBI	BB	SO	LOB	BOTTOM			
Cesar Tovar, R OBP: 0.293, SLG: 0.267 (1, 7)	0-0 F9		0-0 1B		0-0 SF9			0-0 1B		3	0	2	1	0	0	0	Cleveland Indians @ Texas Rangers Arlington Stadium, Arlington, TX Mon May 27 1974, 8:05 PM EDT Att: 15,185 - Unknown livebaseballscorecards.com			
Lenny Randle, S OBP: 0.394, SLG: 0.422 (1, 4)	0-0 3B		0-0 F9		0-0 2B 2B		4-0 CS BB		3	1	2	1	1	0	1					
Alex Johnson, R OBP: 0.347, SLG: 0.344 (1, 10)	0-3 K			0-0 6-3	4-0 2B BB		0-3 K		3	1	0	0	1	2	2					
Jeff Burroughs, R OBP: 0.372, SLG: 0.590 (1, 9)	0-0 F7			0-0 6-3	0-0 2B 1-2 2-H 2-H		0-0 CS 1-2	0-0 WP 1B 2B 1B	4	1	2	2	0	0	1					
Mike Hargrove, L OBP: 0.433, SLG: 0.476 (1, 3)		0-0 F4			0-0 K			0-0 F7		4	0	1	0	0	1	2				
Toby Harrah, R OBP: 0.332, SLG: 0.337 (1, 6)		0-3 K			0-3 K			0-0 WP 2B 1B		4	1	1	0	0	3	1				
Joe Lovitto, S OBP: 0.231, SLG: 0.276 (1, 8)		0-0 F8			0-0 SH3-4 SF9 1B		0-0 1B	0-0 1-H 2-H	4	1	3	2	0	0	0					
Jim Fregosi, R OBP: 0.386, SLG: 0.397 Larry Brown, R OBP: 0.254, SLG: 0.185 (7, 5)			0-0 6-3		0-0 SH3-4 2B 1B		0-0 F9		3	1	1	0	0	0	1					
Jim Sundberg, R OBP: 0.317, SLG: 0.284 (1, 2)			0-0 5-3		0-0 SH3-4 1-2 2-3		0-0 1-3		3	0	0	0	0	0	2					
Inning Stats	R: 0 E: 0 K: 1 S: 6	H: 1 LOB: 0 BB: 0 P: 6	R: 0 E: 0 K: 1 S: 5	H: 0 LOB: 0 BB: 0 P: 5	R: 0 E: 0 K: 0 S: 4	H: 1 LOB: 1 BB: 0 P: 4	R: 0 E: 0 K: 1 S: 6	H: 1 LOB: 1 BB: 0 P: 6	R: 4 E: 0 K: 1 S: 9	H: 4 LOB: 1 BB: 1 P: 13	R: 0 E: 0 K: 1 S: 6	H: 1 LOB: 0 BB: 1 P: 6	R: 0 E: 0 K: 0 S: 4	H: 3 LOB: 1 BB: 0 P: 6	R: 2 E: 0 K: 0 S: 6	H: 3 LOB: 1 BB: 0 P: 6	1B: 8 2B: 3 3B: 1 HR: 0	SF: 1 SAC: 1 DP: 0 HBP: 0	WP: 1 PB: 0 SB: 0 CS: 1	PA: 37
PITCHER Jim Perry, R ERA: 2.58 Dick Bosman, R ERA: 6.89 Milt Wilcox, R ERA: 2.45	IP: 4.2 WLS: L BF: 22 H: 7 R: 4 ER: 4 SO: 3 BB: 1 IBB: 0 HBP: 0 BLK: 0 WP: 1 HR: 0 S: 17 P: 21 ERA: 6.75 WHIP: 2.250																			

Batter	1	2	3	4	5	6	7	8	9	AB	R	H	RBI	BB	SO	LOB	TOP			
John Lowenstein, L (1.5) OBP: 0.340, SLG: 0.314	E6 1B 2B	G3		K		F8	G3		K	6	1	0	0	0	2	2	Cleveland Indians @ Texas Rangers Arlington Stadium, Arlington, TX Tue May 28 1974, 8:05 PM EDT Att: 8,854 - Unknown - 86 F			
Jack Brohamer, L (1.4) OBP: 0.402, SLG: 0.436 Dwain Anderson, R (3.4) OBP: 0.333, SLG: 0.333	2B	BB BB		FC6-4 1B		4-3	K			2	1	2	0	0	0	0				
Leron Lee, L (1.7) OBP: 0.349, SLG: 0.359	3B	BB		K		1-3		1B		4	1	2	2	1	1					
John Ellis, R (1.3) OBP: 0.312, SLG: 0.412	1B			FC6-4				K		4	2	2	2	1	1	2				
Oscar Gamble, L (1.10) OBP: 0.360, SLG: 0.412	S	F7				K	WP	F8		4	2	1	1	0	1	4				
Charlie Spikes, R (1.9) OBP: 0.361, SLG: 0.470	FC3-6 HBP		4-3		1B		WP	FC5-4 1B		2	1	1	0	2	0	0				
Rusty Torres, S (1.8) OBP: 0.333, SLG: 0.176	FC3-6 1-3-5		K2-3		S		F7	FC5-4 1B		4	0	1	0	1	1	3				
Dave Duncan, R (1.2) OBP: 0.250, SLG: 0.315	1-3-5			FC6-4 1B		K	F7		5-3	5	0	2	2	0	1	3				
Frank Duffy, R (1.6) OBP: 0.224, SLG: 0.297		4-3	FC6-4		F7		F7	F5		5	0	0	0	0	5					
Inning Stats	R: 5 E: 2 K: 0 S: 7	H: 4 LOB: 0 BB: 0 P: 8	R: 0 E: 0 K: 0 S: 4	H: 1 LOB: 3 BB: 2 P: 12	R: 0 E: 0 K: 1 S: 6	H: 1 LOB: 1 BB: 0 P: 6	R: 0 E: 0 K: 2 S: 8	H: 1 LOB: 1 BB: 0 P: 8	R: 0 E: 0 K: 2 S: 8	H: 0 LOB: 0 BB: 0 P: 3	R: 3 E: 0 K: 1 S: 7	H: 2 LOB: 2 BB: 2 P: 16	R: 0 E: 0 K: 1 S: 7	H: 2 LOB: 2 BB: 0 P: 7	R: 0 E: 0 K: 1 S: 5	H: 0 LOB: 0 BB: 0 P: 5		1B: 9 2B: 2 3B: 1 HR: 1	SF: 0 SAC: 0 DP: 1 HBP: 2	WP: 1 PB: 0 SB: 3 CS: 0
PITCHER	IP WLS BF H R ER SO BB IBB HBP BLK WP HR S P ERA WHIP																			
Steve Hargan, R (1.1) ERA: 4.29	0.0 L 4 3 4 3 0 0 0 0 0 0 0 0 4 4																			
Don Stanhouse, R (1.1) ERA:	1.2 9 2 1 0 0 2 0 1 0 0 0 6 15																			
Jim Shellenback, L (2.1) ERA: 5.91	4.1 20 4 3 3 5 2 0 1 0 0 1 27 36																			
Lloyd Allen, R (7.1) ERA: 7.27	0.1 3 1 0 0 0 1 0 0 0 1 0 2 6																			
Jim Merritt, L (7.1) ERA: 7.39	2.2 10 2 0 0 3 0 0 0 0 0 0 16 16																			
Batter	1	2	3	4	5	6	7	8	9	AB	R	H	RBI	BB	SO	LOB	BOTTOM			
Cesar Tovar, R (1.7) OBP: 0.292, SLG: 0.266	5-3		1B		FC6-4		F6			4	0	1	0	0	0	1	Cleveland Indians @ Texas Rangers Arlington Stadium, Arlington, TX Tue May 28 1974, 8:05 PM EDT Att: 8,854 - Unknown - 86 F			
Lenny Randle, S (1.4) OBP: 0.380, SLG: 0.415	E S		F5		G3			K		4	0	1	0	0	1	2				
Alex Johnson, R (1.10) OBP: 0.350, SLG: 0.340	G4-6-3			1B		F9		F8		2	0	0	0	2	0	0				
Jeff Burroughs, R (1.9) OBP: 0.369, SLG: 0.581	G4-6-3			F7		6-3		BB		3	0	0	0	1	0	3				
Mike Hargrove, L (1.3) OBP: 0.444, SLG: 0.481		F7						BB		3	0	2	0	1	0	0				
Duke Sims, L (1.2) OBP: 0.228, SLG: 0.173		F7		K				BB		3	0	0	0	1	2	4				
Joe Lovitto, S (1.8) OBP: 0.223, SLG: 0.266		4-3		K				BB		4	0	0	0	0	2	4				
Jim Fregosi, R (1.5) OBP: 0.365, SLG: 0.371			6-3		K				5-3	4	0	0	0	0	1	0				
Toby Harrah, R (1.6) OBP: 0.330, SLG: 0.335			F7		FC6-4 1B		6-3		F8	4	0	1	0	0	0	0				
Inning Stats	R: 0 E: 0 K: 0 S: 3	H: 1 LOB: 1 BB: 1 P: 7	R: 0 E: 0 K: 0 S: 3	H: 0 LOB: 0 BB: 0 P: 3	R: 0 E: 0 K: 0 S: 4	H: 1 LOB: 1 BB: 0 P: 4	R: 0 E: 0 K: 2 S: 8	H: 1 LOB: 2 BB: 1 P: 12	R: 0 E: 0 K: 1 S: 6	H: 1 LOB: 1 BB: 0 P: 6	R: 0 E: 0 K: 0 S: 4	H: 1 LOB: 2 BB: 1 P: 8	R: 0 E: 0 K: 2 S: 7	H: 0 LOB: 2 BB: 2 P: 15	R: 0 E: 0 K: 1 S: 5	H: 0 LOB: 0 BB: 0 P: 5		1B: 5 2B: 0 3B: 0 HR: 0	SF: 0 SAC: 0 DP: 1 HBP: 0	WP: 0 PB: 0 SB: 1 CS: 0
PITCHER	IP WLS BF H R ER SO BB IBB HBP BLK WP HR S P ERA WHIP																			
Gaylord Perry, R (1.1) ERA: 1.42	9.0 W 36 5 0 0 6 5 0 0 0 0 0 43 63																			

Batter	1	2	3	4	5	6	7	8	9	AB	R	H	RBI	BB	SO	LOB	TOP					
John Lowenstein, L (1,5) OBP: 0.333, SLG: 0.307	0-0 4-3		0-0 G3			0-0 3-1		0-0 4-3	0-0 4-3	4	0	0	0	0	0	1						
Jack Brohamer, L (1,4) OBP: 0.396, SLG: 0.429	0-0 F7			0-0 1-3		0-0 G3		0-0 1B	0-0 1B	4	0	1	0	0	0	0						
Leron Lee, L (1,7) OBP: 0.319, SLG: 0.326	0-0 F7			0-0 4-3		0-3 K		0-0 4-3	0-0 4-3	4	0	0	0	0	1	1						
John Ellis, R (1,3) OBP: 0.307, SLG: 0.406		0-3 K		0-3 K		0-3 K		0-3 K		3	0	0	0	0	3	0						
Oscar Gamble, L (1,10) OBP: 0.352, SLG: 0.402		0-0 F6			0-3 K		0-0 F5			3	0	0	0	0	1	0						
Charlie Spikes, R (1,9) OBP: 0.355, SLG: 0.462		0-3 K			0-0 5-3			0-0 F8		3	0	0	0	0	1	0						
Rusty Torres, S (1,8) OBP: 0.333, SLG: 0.200			0-0 4-3		0-0 1B		0-0 3-1			3	0	1	0	0	0	0						
Dave Duncan, R (1,2) OBP: 0.245, SLG: 0.308			0-0 4-3		0-3 K		0-0 F7			3	0	0	0	0	1	1						
Frank Duffy, R (1,6) OBP: 0.226, SLG: 0.298						0-3 K			0-0 5-3	3	0	1	0	0	1	0						
Inning Stats	R: 0 E: 0 K: 0 S: 3	H: 0 LOB: 0 BB: 0 P: 3	R: 0 E: 0 K: 2 S: 7	H: 0 LOB: 0 BB: 0 P: 7	R: 0 E: 0 K: 0 S: 4	H: 1 LOB: 1 BB: 0 P: 4	R: 0 E: 0 K: 1 S: 5	H: 0 LOB: 0 BB: 0 P: 5	R: 0 E: 0 K: 2 S: 8	H: 1 LOB: 1 BB: 0 P: 8	R: 0 E: 0 K: 1 S: 5	H: 0 LOB: 0 BB: 0 P: 5	R: 0 E: 0 K: 2 S: 7	H: 0 LOB: 0 BB: 0 P: 7	R: 0 E: 0 K: 0 S: 3	H: 0 LOB: 0 BB: 0 P: 3	R: 0 E: 0 K: 0 S: 4	H: 1 LOB: 1 BB: 0 P: 4	1B: 3 2B: 0 3B: 0 HR: 0	SF: 0 SAC: 0 DP: 0 HBP: 0	WP: 0 PB: 0 SB: 0 CS: 0	PA: 30
PITCHER Jackie Brown, R (1,1) ERA: 2.17	IP: 9.0 WLS: W BF: 30 H: 3 R: 0 ER: 0 SO: 8 BB: 0 IBB: 0 HBP: 0 BLK: 0 WP: 0 HR: 0 S: 46 P: 46 ERA: 0.00 WHIP: 0.333															PITCHER						

Cleveland Indians @ Texas Rangers
Arlington Stadium, Arlington, TX
Wed May 29 1974, 8:05 PM EDT
Att: 9,059 - Unknown


AB 30
R 0
H 3
RBI 0
BB 0
SO 8
LOB 3



Batter	1	2	3	4	5	6	7	8	9	AB	R	H	RBI	BB	SO	LOB	BOTTOM			
Cesar Tovar, R (1,8) OBP: 0.298, SLG: 0.268	0-0 1B	0-0 F6			0-0 F5		4-0 BB			3	0	1	0	1	0	3				
Toby Harrah, R (1,6) OBP: 0.323, SLG: 0.328	0-0 F8		0-0 F9		0-0 G4-6-3		0-0 F3			4	0	0	0	0	0	4				
Alex Johnson, R (1,7) OBP: 0.343, SLG: 0.333	0-0 F8		0-0 5-3			0-0 4-3	0-0 4-3			4	0	0	0	0	0	3				
Jeff Burroughs, R (1,9) OBP: 0.372, SLG: 0.579	0-0 F8		0-0 4-3			0-0 L3 1B	0-0 G4-6-3 1B			4	0	2	0	0	0	1				
Tom Grieve, R (1,10) OBP: 0.333, SLG: 0.440		0-0 5-3		4-0 FC5-4 1B BB		0-0 L3	0-0 G4-6-3			2	0	0	0	1	0	1				
Mike Hargrove, L (8,PH) OBP: 0.340, SLG: 0.477						0-0 L3	0-0 G4-6-3			1	0	0	0	0	0	1				
Lenny Randle, S (1,4) OBP: 0.385, SLG: 0.418		0-0 F7		0-0 FC5-4 1B		0-0 1B	0-0 B1			4	1	2	0	0	0	0				
Jim Fregosi, R (1,3) OBP: 0.377, SLG: 0.385		0-0 1B 1B		0-0 FC5-4 1B 2-3 2-H		0-0 E7 SH5-3 1-H SH 1B				3	1	2	0	0	0	2				
Larry Brown, R (7,PR) OBP: 0.254, SLG: 0.185										0	1	0	0	0	0	0				
Leo Cardenas, R (1,5) OBP: 0.378, SLG: 0.361		0-0 1B 1B		0-0 1-3			0-0 SH5-3			2	0	1	0	0	0	1				
Jim Spencer, L (7,PH) OBP: 0.381, SLG: 0.519		0-0 1B 1B					0-0 SH			0	0	0	0	0	0	0				
Jim Sundberg, R (1,2) OBP: 0.330, SLG: 0.292		0-0 1B			4-0 G4-6-3 BB					1	0	1	2	1	0	0				
Inning Stats	R: 0 E: 0 K: 0 S: 4	H: 1 LOB: 1 BB: 0 P: 4	R: 1 E: 0 K: 0 S: 6	H: 3 LOB: 2 BB: 0 P: 6	R: 0 E: 0 K: 0 S: 3	H: 0 LOB: 0 BB: 0 P: 3	R: 0 E: 0 K: 0 S: 3	H: 1 LOB: 1 BB: 1 P: 7	R: 0 E: 0 K: 0 S: 2	H: 0 LOB: 0 BB: 1 P: 6	R: 0 E: 0 K: 0 S: 3	H: 1 LOB: 0 BB: 0 P: 3	R: 2 E: 2 K: 0 S: 6	H: 2 LOB: 2 BB: 1 P: 10	R: 0 E: 0 K: 0 S: 3	H: 1 LOB: 0 BB: 0 P: 3	1B: 9 2B: 1 3B: 0 HR: 0	SF: 0 SAC: 2 DP: 4 HBP: 0	WP: 0 PB: 0 SB: 0 CS: 0	PA: 33
PITCHER Fritz Peterson, L (1,1) ERA: 4.34	IP: 2.0 WLS: L BF: 10 H: 4 R: 1 ER: 1 SO: 10 BB: 0 IBB: 0 HBP: 0 BLK: 0 WP: 0 HR: 0 S: 10 P: 10 ERA: 4.50 WHIP: 2.000															PITCHER				
Bob Johnson, R (3,1) ERA: 3.14	IP: 4.0 WLS: L BF: 15 H: 4 R: 2 ER: 1 SO: 10 BB: 2 IBB: 0 HBP: 0 BLK: 0 WP: 0 HR: 0 S: 13 P: 21 ERA: 2.25 WHIP: 1.500															PITCHER				
Tom Hilgendorf, L (7,1) ERA: 7.36	IP: 0.1 WLS: L BF: 1 H: 0 R: 0 ER: 0 SO: 0 BB: 0 IBB: 0 HBP: 0 BLK: 0 WP: 0 HR: 0 S: 1 P: 1 ERA: 0.00 WHIP: 0.000															PITCHER				
Milt Wilcox, R (7,1) ERA: 2.3	IP: 1.2 WLS: L BF: 7 H: 1 R: 0 ER: 0 SO: 0 BB: 1 IBB: 0 HBP: 0 BLK: 0 WP: 0 HR: 0 S: 6 P: 10 ERA: 0.00 WHIP: 1.200															PITCHER				

Cleveland Indians @ Texas Rangers
Arlington Stadium, Arlington, TX
Wed May 29 1974, 8:05 PM EDT
Att: 9,059 - Unknown

AB 28
R 3
H 9
RBI 2
BB 3
SO 0
LOB 16



Batter	1	2	3	4	5	6	7	8	9	AB	R	H	RBI	BB	SO	LOB	TOP			
Freddie Patek, R OBP: 0.308, SLG: 0.311	F8		6-3			6-3		5-3		4	0	0	0	0	0	0				
Cookie Rojas, R OBP: 0.337, SLG: 0.420	4-3			K					L4	4	0	1	0	0	1	0				
Amos Otis, R OBP: 0.356, SLG: 0.423				HR					6-3	2	1	1	0	2	0	0				
John Mayberry, L OBP: 0.385, SLG: 0.506	F7			HR		L4-3			G3	4	1	1	2	0	0	3				
Hal McRae, R OBP: 0.399, SLG: 0.531				F9						3	0	1	0	0	0	0				
Vada Pinson, L OBP: 0.255, SLG: 0.348	F8			4-3				F7		3	0	0	0	0	0	1				
Jim Wohlford, R OBP: 0.343, SLG: 0.359	F9					4-3		G6-3		3	0	0	0	0	0	1				
George Brett, L OBP: 0.235, SLG: 0.325			6-3			F7		K		3	0	0	0	0	1	0				
Fran Healy, R OBP: 0.340, SLG: 0.503			L9			6-3		F9		3	0	0	0	0	0	0				
Inning Stats	R: 0 E: 0 K: 0 S: 3	H: 0 LOB: 1 BB: 1 P: 7	R: 0 E: 0 K: 0 S: 3	H: 0 LOB: 0 BB: 0 P: 3	R: 0 E: 0 K: 0 S: 3	H: 0 LOB: 0 BB: 0 P: 3	R: 2 E: 0 K: 1 S: 7	H: 2 LOB: 0 BB: 0 P: 7	R: 0 E: 0 K: 0 S: 3	H: 1 LOB: 1 BB: 1 P: 7	R: 0 E: 0 K: 0 S: 3	H: 1 LOB: 0 BB: 0 P: 3	R: 0 E: 0 K: 1 S: 5	H: 0 LOB: 0 BB: 0 P: 5	R: 0 E: 0 K: 0 S: 3	H: 0 LOB: 0 BB: 0 P: 3	1B: 3 2B: 1 3B: 0 HR: 1	SF: 0 SAC: 0 DP: 2 HBP: 0	WP: 0 PB: 0 SB: 0 CS: 0	PA: 31
PITCHER Jim Perry, R ERA: 2.51	IP: 9.0 WLS: W BF: 31 H: 4 R: 2 ER: 2 SO: 2 BB: 2 IBB: 0 HBP: 0 BLK: 0 WP: 0 HR: 1 S: 33 P: 41 ERA: 2.00 WHIP: 0.667															PITCHER				

Kansas City Royals @ Cleveland Indians
Cleveland Municipal Stadium, Cleveland, OH
Sat Jun 01 1974, 3:33 AM EDT
Att. 4,205 - Unknown - 61 F

livebaseballscorecards.com

AB 29
R 2
H 4
RBI 2
BB 2
SO 2
LOB 5




Batter	1	2	3	4	5	6	7	8	9	AB	R	H	RBI	BB	SO	LOB	BOTTOM			
John Lowenstein, L OBP: 0.340, SLG: 0.319			HR		F2		L8			3	1	1	0	1	0	0				
Jack Brohamer, L OBP: 0.386, SLG: 0.410	F8		HR		F9			F9		3	1	0	0	1	0	1				
Leron Lee, L OBP: 0.327, SLG: 0.451	4-3		HR			HR		P4		4	2	2	5	0	0	0				
Charlie Spikes, R OBP: 0.346, SLG: 0.446			L4			P6		K		4	0	0	0	0	2	0				
Oscar Gamble, L OBP: 0.341, SLG: 0.387			K			6-3				3	0	1	0	0	1	0				
George Hendrick, R OBP: 0.303, SLG: 0.398					4-3			1B		3	0	1	0	0	0	1				
Ossie Blanco, R OBP: 0.310, SLG: 0.167			K			6-3				3	0	0	0	0	1	2				
Dave Duncan, R OBP: 0.242, SLG: 0.302			4-3		6-3			K		3	0	0	0	0	1	0				
Frank Duffy, R OBP: 0.236, SLG: 0.301			HR		B2-3			K		2	1	0	0	1	1	0				
Inning Stats	R: 0 E: 0 K: 0 S: 3	H: 1 LOB: 0 BB: 0 P: 3	R: 0 E: 0 K: 1 S: 6	H: 1 LOB: 0 BB: 0 P: 6	R: 4 E: 0 K: 1 S: 6	H: 1 LOB: 0 BB: 3 P: 18	R: 0 E: 0 K: 1 S: 5	H: 0 LOB: 0 BB: 0 P: 5	R: 0 E: 0 K: 0 S: 3	H: 0 LOB: 0 BB: 0 P: 3	R: 1 E: 0 K: 0 S: 5	H: 2 LOB: 1 BB: 0 P: 5	R: 0 E: 0 K: 2 S: 7	H: 0 LOB: 0 BB: 0 P: 7	R: 0 E: 0 K: 1 S: 5	H: 0 LOB: 0 BB: 0 P: 5	1B: 3 2B: 0 3B: 0 HR: 2	SF: 0 SAC: 0 DP: 0 HBP: 0	WP: 0 PB: 0 SB: 0 CS: 1	PA: 31
PITCHER Bruce Dal Canton, R ERA: 2.58	IP: 8.0 WLS: L BF: 31 H: 5 R: 5 ER: 5 SO: 6 BB: 3 IBB: 0 HBP: 0 BLK: 0 WP: 0 HR: 2 S: 40 P: 52 ERA: 5.62 WHIP: 1.000															PITCHER				

Kansas City Royals @ Cleveland Indians
Cleveland Municipal Stadium, Cleveland, OH
Sat Jun 01 1974, 3:33 AM EDT
Att. 4,205 - Unknown - 61 F

livebaseballscorecards.com

AB 28
R 5
H 5
RBI 5
BB 3
SO 6
LOB 4



Batter	1	2	3	4	5	6	7	8	9	AB	R	H	RBI	BB	SO	LOB	TOP					
Freddie Patek, R OBP: 0.306, SLG: 0.304 (1, 6)	4-0 SH3-4 1B BB	0-0 F9			0-0 F7		0-0 F2		0-0 FC6-4	4	1	0	0	1	0	4						
Cookie Rojas, R OBP: 0.332, SLG: 0.414 (1, 4)	0-0 SH3-4 1-2		0-0 P4			0-0 6-3		0-0 F9		3	0	0	0	0	0	0						
Amos Otis, R OBP: 0.354, SLG: 0.418 (1, 8)	0-3 K		0-0 6-3			0-3 K		0-0 BB 1B		4	0	1	0	0	2	1						
John Mayberry, L OBP: 0.388, SLG: 0.503 (1, 3)	0-0 BB 2H 1B		0-0 F5			0-0 G3		4-0 1B BB		3	0	1	1	1	0	0						
Hal McRae, R OBP: 0.401, SLG: 0.528 (1, 9)	4-0 1-2 BB		0-0 L5			0-0 F3		0-0 1-2 2H 1B		3	0	1	0	1	0	0						
Vada Pinson, L OBP: 0.248, SLG: 0.338 (1, 7)	0-3 K		0-3 K			0-0 6-3		0-0 F8		4	0	0	0	0	2	4						
Richie Scheinblum, S OBP: 0.233, SLG: 0.134 Bobby Floyd, R OBP: 0.273, SLG: 0.111 (9, PR)		0-0 F7		0-0 5-3			0-0 BB 1B		0-0 FC6-4 1B	4	1	2	0	0	0	0						
George Brett, L OBP: 0.241, SLG: 0.321 (7, PH) Tony Solaita, L OBP: 0.405, SLG: 0.563 (7, PR) Frank White, R OBP: 0.256, SLG: 0.326 (7, 5)		0-0 1-3			4-0 G4-6-3 BB		4-0 1B BB		0-3 K	1	0	0	0	1	0	0						
Fran Healy, R OBP: 0.344, SLG: 0.500 (1, 2)	4-0 BB		0-0 G4-6-3		0-0 1-2		0-0 1-2 2H 1B		0-0 F3	3	0	1	1	1	0	2						
Inning Stats	R: 1 E: 0 K: 2 S: 8	H: 1 LOB: 2 BB: 2 P: 16	R: 0 E: 0 K: 0 S: 3	H: 0 LOB: 1 BB: 1 P: 7	R: 0 E: 0 K: 0 S: 3	H: 0 LOB: 0 BB: 0 P: 3	R: 0 E: 0 K: 1 S: 5	H: 0 LOB: 0 BB: 1 P: 5	R: 0 E: 0 K: 0 S: 2	H: 0 LOB: 0 BB: 1 P: 6	R: 0 E: 0 K: 0 S: 5	H: 0 LOB: 0 BB: 0 P: 5	R: 1 E: 0 K: 0 S: 5	H: 2 LOB: 2 BB: 1 P: 9	R: 0 E: 0 K: 0 S: 4	H: 2 LOB: 2 BB: 1 P: 8	R: 0 E: 0 K: 1 S: 6	H: 1 LOB: 1 BB: 0 P: 6	1B: 6 2B: 0 3B: 0 HR: 0	SF: 0 SAC: 1 DP: 1 HBP: 0	WP: 0 PB: 0 SB: 0 CS: 0	PA: 37
PITCHER Gaylord Perry, R ERA: 1.46 (1, 1)	IP: 9.0 WLS: W BF: 37 H: 6 R: 2 ER: 2 SO: 5 BB: 6 IBB: 0 HBP: 0 BLK: 0 WP: 0 HR: 0 S: 41 P: 65 ERA: 2.00 WHIP: 1.333															PITCHER						

Kansas City Royals @ Cleveland Indians
Cleveland Municipal Stadium, Cleveland, OH
Sun Jun 02 1974, 3:33 AM EDT
Att: 23,817 - Unknown - 68 F

AB	30
R	2
H	6
RBI	2
BB	6
SO	5
LOB	12





Batter	1	2	3	4	5	6	7	8	9	AB	R	H	RBI	BB	SO	LOB	BOTTOM			
Frank Duffy, R OBP: 0.236, SLG: 0.296 (1, 6)	0-0 L5	0-0 6-3		0-0 FC1		4-0 CS BB				3	0	0	0	1	0	1				
John Lowenstein, L OBP: 0.343, SLG: 0.319 (1, 5)	0-0 4-3		0-0 1B	0-0 4-3		0-0 CS 1-2	4-0 S BB			3	1	1	1	1	0	1				
Leron Lee, L OBP: 0.356, SLG: 0.519 (1, 7)	0-0 HR		0-0 CS 1B	0-0 3H 4-0 IBB		0-0 F8				3	1	2	1	1	0	1				
Charlie Spikes, R OBP: 0.349, SLG: 0.444 (1, 9)	4-0 BB BB BB		0-0 F9	0-0 G3		0-0 1H FC5-4 1B				3	0	1	1	1	0	4				
George Hendrick, R OBP: 0.302, SLG: 0.391 (1, 8)	4-0 1-2 BB BB		0-3 K		0-0 5-3		0-0 FC5-4 1-2			3	0	0	0	1	1	2				
Ossie Blanco, R OBP: 0.303, SLG: 0.148 (1, 3)	4-0 1-2 2-3 BB		0-0 4-3	0-0 F9		0-0 F8				3	0	0	0	1	0	1				
Oscar Gamble, L OBP: 0.338, SLG: 0.406 (1, 10)	0-3 K		0-0 HR	0-3 K		0-0 L8				4	1	1	1	0	2	3				
Dave Duncan, R OBP: 0.242, SLG: 0.322 (1, 2)		0-0 P3		0-0 HR		0-0 5-3		0-0 6-3		4	1	1	1	0	0	0				
Jack Brohamer, L OBP: 0.381, SLG: 0.404 (1, 4)		0-0 P6		0-0 E FC1 4-3 1B		0-3 K		0-0 F9		4	1	1	0	0	1	0				
Inning Stats	R: 1 E: 0 K: 1 S: 6	H: 1 LOB: 3 BB: 3 P: 18	R: 0 E: 0 K: 0 S: 3	H: 0 LOB: 0 BB: 0 P: 3	R: 0 E: 0 K: 1 S: 6	H: 2 LOB: 1 BB: 0 P: 6	R: 3 E: 1 K: 0 S: 7	H: 3 LOB: 2 BB: 1 P: 11	R: 0 E: 0 K: 1 S: 5	H: 0 LOB: 0 BB: 0 P: 5	R: 0 E: 0 K: 1 S: 4	H: 0 LOB: 0 BB: 1 P: 8	R: 1 E: 0 K: 0 S: 4	H: 1 LOB: 1 BB: 1 P: 8	R: 0 E: 0 K: 0 S: 3	H: 0 LOB: 0 BB: 0 P: 3	1B: 4 2B: 0 3B: 0 HR: 3	SF: 0 SAC: 0 DP: 0 HBP: 0	WP: 0 PB: 0 SB: 1 CS: 2	PA: 37
PITCHER Paul Spittorf, L ERA: 3.78 Lindy McDaniel, R ERA: 3.89 (4, 1)	IP: 3.1 WLS: L BF: 18 H: 6 R: 4 ER: 3 SO: 2 BB: 3 IBB: 0 HBP: 0 BLK: 0 WP: 0 HR: 3 S: 19 P: 31 ERA: 8.10 WHIP: 2.700															PITCHER				

Kansas City Royals @ Cleveland Indians
Cleveland Municipal Stadium, Cleveland, OH
Sun Jun 02 1974, 3:33 AM EDT
Att: 23,817 - Unknown - 68 F

AB	30
R	5
H	7
RBI	5
BB	6
SO	4
LOB	13



Batter	1	2	3	4	5	6	7	8	9	AB	R	H	RBI	BB	SO	LOB	TOP								
Cesar Tovar, R OBP: 0.301, SLG: 0.260 (1, 8)	5-3								F7	4	0	1	1	1	0	0	Texas Rangers @ Cleveland Indians Cleveland Municipal Stadium, Cleveland, OH Tue Jun 04 1974, 7:05 PM EDT Att: 25,134 - Unknown - 82 F AB 34 R 5 H 9 RBI 5 BB 5 SO 4 LOB 15 								
Lenny Randle, S OBP: 0.386, SLG: 0.397 (1, 4)			L7				P6		F7	4	0	0	0	1	0	3									
Alex Johnson, R OBP: 0.336, SLG: 0.327 Joe Lovitto, S OBP: 0.223, SLG: 0.266 (1, 7) (9, 8)	F9		K				P4	FC5-4	6-3	5	0	0	0	0	1	4									
Jeff Burroughs, R OBP: 0.379, SLG: 0.580 (1, 9)		K		K			6-3			3	0	0	0	1	2	0									
Tom Grieve, R OBP: 0.338, SLG: 0.504 (1, 10)									F8	4	3	3	2	0	0	3									
Jim Fregosi, R OBP: 0.371, SLG: 0.382 (1, 3) (5, 5)										3	1	1	0	0	0	0									
Larry Brown, R OBP: 0.256, SLG: 0.193 (7, 5)										1	0	1	0	0	0	0									
Toby Harrah, R OBP: 0.332, SLG: 0.384 (1, 6)										4	0	2	2	0	1	1									
Leo Cardenas, R OBP: 0.370, SLG: 0.356 Mike Hargrove, L OBP: 0.341, SLG: 0.473 (1, 5) (5, 3)			5-3	P3			F3			2	0	0	0	0	0	1									
Jim Sundberg, R OBP: 0.342, SLG: 0.313 (1, 2)					5-3				G4-6-3	3	1	1	0	1	0	2									
Inning Stats	R: 0 E: 0 K: 0 S: 2	H: 0 LOB: 0 BB: 1 P: 6	R: 1 E: 0 K: 1 S: 6	H: 1 LOB: 0 BB: 0 P: 6	R: 1 E: 0 K: 1 S: 7	H: 2 LOB: 1 BB: 0 P: 7	R: 1 E: 0 K: 1 S: 7	H: 2 LOB: 1 BB: 0 P: 7	R: 0 E: 0 K: 0 S: 3	H: 0 LOB: 0 BB: 0 P: 3	R: 2 E: 0 K: 0 S: 6	H: 3 LOB: 1 BB: 0 P: 6	R: 0 E: 0 K: 0 S: 3	H: 0 LOB: 3 BB: 3 P: 15	R: 0 E: 0 K: 1 S: 5	H: 1 LOB: 1 BB: 1 P: 9	R: 0 E: 0 K: 0 S: 3	H: 0 LOB: 0 BB: 0 P: 3	1B: 2 2B: 4 3B: 1 HR: 2	SF: 0 SAC: 0 DP: 1 HBP: 0	WP: 0 PB: 0 SB: 0 CS: 1	PA: 39			
PITCHER	IP	WLS	BF	H	R	ER	SO	BB	IBB	HBP	BLK	WP	HR	S	P	ERA	WHIP								
Fritz Peterson, L ERA: 4.46 (1, 1)	3.0	12	3	2	2	2	2	1	0	0	0	0	1	15	19	6.00	1.333								
Dick Bosman, R ERA: 7.39 (4, 1)	2.2	13	5	3	3	1	0	0	0	0	0	0	1	15	15	10.12	1.875								
Tom Buskey, R ERA: 4.02 (6, 1)	1.0	6	0	0	0	0	3	0	0	0	0	0	0	3	15	0.00	3.000								
Milt Wilcox, R ERA: 2.12 (7, 1)	2.1	8	1	0	0	1	1	0	0	0	0	0	0	9	13	0.00	0.857								

Batter	1	2	3	4	5	6	7	8	9	AB	R	H	RBI	BB	SO	LOB	BOTTOM								
John Lowenstein, L OBP: 0.335, SLG: 0.312 (1, 5)	4-3		F9		1-3				SF8	4	0	0	1	0	1	1	Texas Rangers @ Cleveland Indians Cleveland Municipal Stadium, Cleveland, OH Tue Jun 04 1974, 7:05 PM EDT Att: 25,134 - Unknown - 82 F AB 36 R 5 H 12 RBI 4 BB 0 SO 6 LOB 10 								
Jack Brohamer, L OBP: 0.377, SLG: 0.407 (1, 4)	P4			F8					G3	4	1	1	0	0	0	0									
Leron Lee, L OBP: 0.381, SLG: 0.534 (1, 7)				1B	1B		E3			4	2	3	0	0	0	0									
Charlie Spikes, R OBP: 0.347, SLG: 0.440 (1, 9)	F9			1B	1B		L5		G5-4-3	4	0	1	0	0	0	3									
Oscar Gamble, L OBP: 0.336, SLG: 0.402 (1, 10)							5-3			4	0	1	1	0	1	1									
George Hendrick, R OBP: 0.306, SLG: 0.399 (1, 8)										4	1	2	1	0	0	2									
Ossie Blanco, R OBP: 0.306, SLG: 0.167 Ed Crosby, L OBP: 1.000, SLG: 1.000 (1, 3) (9, PH)										3	0	1	0	0	1	1									
Dave Duncan, R OBP: 0.238, SLG: 0.315 Rusty Torres, S OBP: 0.350, SLG: 0.238 (1, 2) (9, PH)										1	1	1	1	0	0	0									
Frank Duffy, R OBP: 0.232, SLG: 0.291 Alan Ashby, S OBP: 1.000, SLG: 1.000 (1, 6) (9, PH)										3	0	0	0	0	2	1									
Inning Stats	R: 0 E: 0 K: 0 S: 4	H: 1 LOB: 1 BB: 0 P: 4	R: 0 E: 0 K: 1 S: 5	H: 0 LOB: 0 BB: 0 P: 5	R: 0 E: 0 K: 0 S: 3	H: 0 LOB: 0 BB: 0 P: 3	R: 1 E: 0 K: 0 S: 5	H: 3 LOB: 1 BB: 0 P: 5	R: 0 E: 0 K: 1 S: 6	H: 1 LOB: 1 BB: 0 P: 6	R: 2 E: 1 K: 1 S: 8	H: 2 LOB: 1 BB: 0 P: 8	R: 0 E: 0 K: 3 S: 9	H: 0 LOB: 0 BB: 0 P: 9	R: 0 E: 0 K: 0 S: 3	H: 1 LOB: 0 BB: 0 P: 3		R: 2 E: 0 K: 0 S: 6	H: 4 LOB: 2 BB: 0 P: 6	1B: 10 2B: 2 3B: 0 HR: 0	SF: 1 SAC: 0 DP: 2 HBP: 0	WP: 0 PB: 0 SB: 0 CS: 0	PA: 37		
PITCHER	IP	WLS	BF	H	R	ER	SO	BB	IBB	HBP	BLK	WP	HR	S	P	ERA	WHIP								
Fergie Jenkins, R ERA: 3.09 (1, 1)	5.2	23	6	3	1	2	4	0	0	0	0	0	0	22	27	1.59	1.059								
Steve Foucault, R ERA: 1.84 (6, 1)	3.0	14	6	2	2	4	0	0	0	0	0	0	0	22	22	6.00	2.000								

Batter	1	2	3	4	5	6	7	8	9	AB	R	H	RBI	BB	SO	LOB	TOP								
Cesar Tovar, R OBP: 0.313, SLG: 0.269 (1, 7)										3	1	2	0	1	0	0	Texas Rangers @ Cleveland Indians Cleveland Municipal Stadium, Cleveland, OH Wed Jun 05 1974, 7:05 PM EDT Alt: 8,101 - Unknown - 81 F								
Lenny Randle, S OBP: 0.382, SLG: 0.388 (1, 4)										3	0	0	1	1	0	4									
Jeff Burroughs, R OBP: 0.377, SLG: 0.572 (1, 9)										3	0	0	0	1	1	4									
Mike Hargrove, L OBP: 0.435, SLG: 0.465 (1, 10)										4	0	1	1	0	1	1									
Jim Spencer, L OBP: 0.370, SLG: 0.529 (8, PH) Leo Cardenas, R OBP: 0.362, SLG: 0.348 (8, 5)										3	1	1	1	0	1	2									
Duke Sims, L OBP: 0.213, SLG: 0.161 (1, 2)										4	0	0	0	0	1	0									
Toby Harrah, R OBP: 0.326, SLG: 0.376 (1, 6)										4	0	0	0	0	0	0									
Jim Fregosi, R OBP: 0.366, SLG: 0.375 (8, 3)										4	1	1	0	0	1	0									
Joe Lovitto, S OBP: 0.224, SLG: 0.265 (1, 8)										4	0	1	0	0	1	0									
Inning Stats	R: 0 E: 0 K: 0 S: 3	H: 0 LOB: 1 BB: 1 P: 7	R: 1 E: 0 K: 0 S: 4	H: 1 LOB: 0 BB: 0 P: 4	R: 1 E: 0 K: 2 S: 9	H: 2 LOB: 2 BB: 1 P: 13	R: 0 E: 0 K: 0 S: 3	H: 0 LOB: 0 BB: 0 P: 3	R: 0 E: 0 K: 0 S: 4	H: 1 LOB: 1 BB: 0 P: 4	R: 0 E: 0 K: 0 S: 3	H: 0 LOB: 0 BB: 0 P: 3	R: 1 E: 0 K: 1 S: 7	H: 2 LOB: 2 BB: 1 P: 11	R: 0 E: 0 K: 1 S: 5	H: 0 LOB: 0 BB: 0 P: 5		R: 0 E: 0 K: 1 S: 5	H: 0 LOB: 0 BB: 0 P: 5	1B: 5 2B: 0 3B: 0 HR: 1	SF: 0 SAC: 0 DP: 0 HBP: 0	WP: 1 PB: 0 SB: 0 CS: 0	PA: 36		
PITCHER	IP	WLS	BF	H	R	ER	SO	BB	IBB	HBP	BLK	WP	HR	S	P	ERA	WHIP								
Bob Johnson, R ERA: 3.23 Tom Hilgendorf, L ERA: 6.23	(1, 1) (8, 1)	7.0 2.0	W 6	30 0	6 0	3 0	3 3	3 0	0 0	0 0	0 0	1 0	1 0	33 12	45 12	3.86 0.00	1.286 0.000								

Batter	1	2	3	4	5	6	7	8	9	AB	R	H	RBI	BB	SO	LOB	BOTTOM								
John Lowenstein, L OBP: 0.329, SLG: 0.306 (1, 5) Ed Crosby, L OBP: 1.000, SLG: 1.000 (8, 5)										4	0	0	0	0	0	0	Texas Rangers @ Cleveland Indians Cleveland Municipal Stadium, Cleveland, OH Wed Jun 05 1974, 7:05 PM EDT Alt: 8,101 - Unknown - 81 F								
Jack Brohamer, L OBP: 0.373, SLG: 0.402 (1, 4)										4	1	1	0	0	1	0									
Leron Lee, L OBP: 0.358, SLG: 0.500 (1, 7)										4	0	0	0	0	2	1									
Charlie Spikes, R OBP: 0.350, SLG: 0.457 (1, 9)										4	2	2	1	0	1	0									
Oscar Gamble, L OBP: 0.333, SLG: 0.419 (1, 10)										4	1	1	3	0	0	0									
George Hendrick, R OBP: 0.310, SLG: 0.418 (1, 8)										4	2	2	1	0	0	0									
Ossie Blanco, R OBP: 0.359, SLG: 0.219 (1, 3)										2	1	2	0	1	0	0									
Dave Duncan, R OBP: 0.239, SLG: 0.336 (1, 2)										3	1	1	3	0	1	2									
Frank Duffy, R OBP: 0.234, SLG: 0.309 (1, 6)										3	1	1	1	0	0	0									
Inning Stats	R: 0 E: 0 K: 1 S: 5	H: 0 LOB: 0 BB: 0 P: 5	R: 2 E: 0 K: 0 S: 5	H: 3 LOB: 0 BB: 0 P: 5	R: 0 E: 0 K: 0 S: 3	H: 0 LOB: 0 BB: 0 P: 3	R: 0 E: 0 K: 1 S: 5	H: 0 LOB: 0 BB: 0 P: 5	R: 0 E: 0 K: 1 S: 4	H: 0 LOB: 1 BB: 1 P: 8	R: 7 E: 0 K: 0 S: 10	H: 7 LOB: 0 BB: 0 P: 10	R: 0 E: 0 K: 1 S: 5	H: 0 LOB: 0 BB: 0 P: 5	R: 0 E: 0 K: 1 S: 5	H: 0 LOB: 0 BB: 0 P: 5		R: 0 E: 0 K: 1 S: 5	H: 0 LOB: 0 BB: 0 P: 5	1B: 5 2B: 1 3B: 0 HR: 5	SF: 0 SAC: 0 DP: 1 HBP: 0	WP: 0 PB: 0 SB: 0 CS: 2	PA: 33		
PITCHER	IP	WLS	BF	H	R	ER	SO	BB	IBB	HBP	BLK	WP	HR	S	P	ERA	WHIP								
Jim Bibby, R ERA: 4.93 Lloyd Allen, R ERA: 8.15 Don Stanhouse, R ERA:	(1, 1) (6, 1) (7, 1)	5.2 0.1 2.0	L 3	24 2	8 2	7 2	3 0	0 0	0 0	0 0	0 0	0 0	1 0	3 3	3 3	54.00 0.00	6.000 0.000								

Batter	1	2	3	4	5	6	7	8	9	AB	R	H	RBI	BB	SO	LOB	TOP								
Cesar Tovar, R OBP: 0.336, SLG: 0.280 (1, 8)	0-0 SH1-3 1B		4-0 BB		0-0 FC4-6 1B		1-0 FC3-6 HBP		4-0 1-3 BB	2	2	2	0	2	0	0	Texas Rangers @ Cleveland Indians Cleveland Municipal Stadium, Cleveland, OH Thu Jun 06 1974, 7:05 PM EDT Att. 6,116 - Unknown - 80 F								
Lenny Randle, S OBP: 0.352, SLG: 0.376 (1, 4)	0-0 SH1-3		0-0 F7		0-0 FC4-6		0-0 FC3-6 2B		0-0 1-3	4	1	0	0	0	0	6									
Alex Johnson, R OBP: 0.349, SLG: 0.347 Joe Lovitto, S OBP: 0.224, SLG: 0.265 (1, 7) (9, 8)	0-0 4-3 2H 1B		0-0 F9		0-0 FC4-6 1B		0-0 FC3-6 2B		0-0 2B	5	0	4	4	0	0	1									
Jeff Burroughs, R OBP: 0.371, SLG: 0.561 (1, 9)	0-0 4-3		0-0 F9		0-0 F9		0-0 F8		0-0 2B	4	0	0	0	0	0	3									
Mike Hargrove, L OBP: 0.430, SLG: 0.483 (1, 10)	0-0 4-3		0-0 G3		0-0 FC4-6		0-0 HR			4	1	1	1	0	0	2									
Jim Spencer, L OBP: 0.354, SLG: 0.506 (1, 3)		0-0 F9		0-0 4-3		0-0 6-3		0-0 F8		4	0	0	0	0	0	1									
Toby Harrah, R OBP: 0.329, SLG: 0.379 (1, 6)		0-0 F7			0-3 K		0-0 E 1B		0-0 0-6 1B	4	1	2	0	0	1	0									
Duke Sims, L OBP: 0.215, SLG: 0.167 (1, 2)		0-0 F8			0-0 FC6-4 1B		0-0 F7		0-0 9-6	4	0	1	0	0	0	2									
Jim Fregosi, R OBP: 0.365, SLG: 0.373 Larry Brown, R OBP: 0.254, SLG: 0.190 (1, 5) (7, 5)			0-0 6-3		0-0 FC6-4 1B		0-0 FC3-6 HBP 2B 1B		0-0 5-3	3	1	1	1	0	0	1									
Inning Stats	R: 1 E: 0 K: 0 S: 5	H: 2 LOB: 1 BB: 0 P: 5	R: 0 E: 0 K: 0 S: 3	H: 0 LOB: 0 BB: 0 P: 3	R: 0 E: 0 K: 0 S: 3	H: 0 LOB: 0 BB: 1 P: 7	R: 0 E: 0 K: 0 S: 3	H: 0 LOB: 0 BB: 0 P: 3	R: 0 E: 0 K: 1 S: 7	H: 2 LOB: 2 BB: 0 P: 7	R: 0 E: 0 K: 0 S: 4	H: 1 LOB: 1 BB: 0 P: 4	R: 3 E: 1 K: 0 S: 6	H: 3 LOB: 1 BB: 0 P: 7	R: 1 E: 0 K: 0 S: 4	H: 2 LOB: 0 BB: 0 P: 4	R: 1 E: 0 K: 0 S: 3	H: 1 LOB: 1 BB: 1 P: 7	1B: 8 2B: 3 3B: 0 HR: 1	SF: 0 SAC: 1 DP: 1 HBP: 1	WP: 0 PB: 0 SB: 1 CS: 0	PA: 39			
PITCHER	IP	WLS	BF	H	R	ER	SO	BB	IBB	HBP	BLK	WP	HR	S	P	ERA	WHIP								
Jim Perry, R ERA: 2.73 Fred Beene, R ERA: 3.62 (1, 1) (7, 1)	6.2	L	30	8	4	4	1	1	0	1	0	0	0	30	35	5.40	1.350								
Ed Crosby, L OBP: 0.200, SLG: 0.200 (1, 5)	0-0 F7		0-0 F9		0-3 K		0-0 G3		0-0 4-3		0-0 1B		0-0 2B		0-0 1B		4	0	0	0	0	1	1	Texas Rangers @ Cleveland Indians Cleveland Municipal Stadium, Cleveland, OH Thu Jun 06 1974, 7:05 PM EDT Att. 6,116 - Unknown - 80 F	
Jack Brohamer, L OBP: 0.377, SLG: 0.413 Luis Alvarado, R OBP: 0.163, SLG: 0.174 (1, 4) (9, 4)	0-0 G3		0-0 FC4-6 1B		0-0 4-3		0-0 1B		0-0 2B	4	1	2	0	0	0	0									
Leron Lee, L OBP: 0.352, SLG: 0.485 (1, 7)	0-0 1-3		0-0 FC4-6		0-0 6-3		0-0 2H 1B			4	0	1	1	0	0	2									
Charlie Spikes, R OBP: 0.348, SLG: 0.453 (1, 9)		0-3 K		0-0 L6-4 5-3 1B		0-0 5-3		0-0 F8		4	0	1	0	0	1	1									
Oscar Gamble, L OBP: 0.331, SLG: 0.436 (1, 10)		0-0 4-3		0-0 5-3		0-0 HR		0-0 F6		4	1	1	1	0	0	1									
George Hendrick, R OBP: 0.314, SLG: 0.417 (1, 8)		0-0 WP 1B		0-0 L6-4		1-0 HBP		0-3 K		3	0	1	0	0	1	1									
Ossie Blanco, R OBP: 0.326, SLG: 0.194 (1, 3)		0-0 F6		0-0 F8		0-3 K		0-0 6-3		4	0	0	0	0	1	2									
Dave Duncan, R OBP: 0.235, SLG: 0.329 (1, 2)			0-0 5-3		0-0 5-3		0-0 F3			3	0	0	0	0	0	1									
Frank Duffy, R OBP: 0.235, SLG: 0.309 (1, 6)			0-0 1B 1B		0-0 5-3		0-0 5-3			3	0	1	0	0	0	0									
Inning Stats	R: 0 E: 0 K: 0 S: 3	H: 0 LOB: 0 BB: 0 P: 3	R: 0 E: 0 K: 1 S: 6	H: 1 LOB: 1 BB: 0 P: 6	R: 0 E: 0 K: 0 S: 5	H: 2 LOB: 2 BB: 0 P: 5	R: 0 E: 0 K: 0 S: 3	H: 0 LOB: 0 BB: 0 P: 3	R: 0 E: 0 K: 1 S: 5	H: 0 LOB: 0 BB: 0 P: 5	R: 1 E: 0 K: 0 S: 6	H: 1 LOB: 1 BB: 0 P: 7	R: 1 E: 0 K: 0 S: 5	H: 2 LOB: 0 BB: 0 P: 5	R: 0 E: 0 K: 1 S: 5	H: 0 LOB: 0 BB: 0 P: 5	1B: 5 2B: 2 3B: 0 HR: 1	SF: 0 SAC: 0 DP: 1 HBP: 1	WP: 1 PB: 0 SB: 0 CS: 0	PA: 34					
PITCHER	IP	WLS	BF	H	R	ER	SO	BB	IBB	HBP	BLK	WP	HR	S	P	ERA	WHIP								
Jackie Brown, R ERA: 2.06 (1, 1)	9.0	W	34	7	2	2	4	0	0	1	0	1	1	41	42	2.00	0.778								

Batter	1	2	3	4	5	6	7	8	9	AB	R	H	RBI	BB	SO	LOB	BOTTOM								
Ed Crosby, L OBP: 0.200, SLG: 0.200 (1, 5)	0-0 F7		0-0 F9		0-3 K		0-0 G3		0-0 4-3		0-0 1B		0-0 2B		0-0 1B		4	0	0	0	0	1	1		
Jack Brohamer, L OBP: 0.377, SLG: 0.413 Luis Alvarado, R OBP: 0.163, SLG: 0.174 (1, 4) (9, 4)	0-0 G3		0-0 FC4-6 1B		0-0 4-3		0-0 1B		0-0 2B	4	1	2	0	0	0	0									
Leron Lee, L OBP: 0.352, SLG: 0.485 (1, 7)	0-0 1-3		0-0 FC4-6		0-0 6-3		0-0 2H 1B			4	0	1	1	0	0	2									
Charlie Spikes, R OBP: 0.348, SLG: 0.453 (1, 9)		0-3 K		0-0 L6-4 5-3 1B		0-0 5-3		0-0 F8		4	0	1	0	0	1	1									
Oscar Gamble, L OBP: 0.331, SLG: 0.436 (1, 10)		0-0 4-3		0-0 5-3		0-0 HR		0-0 F6		4	1	1	1	0	0	1									
George Hendrick, R OBP: 0.314, SLG: 0.417 (1, 8)		0-0 WP 1B		0-0 L6-4		1-0 HBP		0-3 K		3	0	1	0	0	1	1									
Ossie Blanco, R OBP: 0.326, SLG: 0.194 (1, 3)		0-0 F6		0-0 F8		0-3 K		0-0 6-3		4	0	0	0	0	1	2									
Dave Duncan, R OBP: 0.235, SLG: 0.329 (1, 2)			0-0 5-3		0-0 5-3		0-0 F3			3	0	0	0	0	0	1									
Frank Duffy, R OBP: 0.235, SLG: 0.309 (1, 6)			0-0 1B 1B		0-0 5-3		0-0 5-3			3	0	1	0	0	0	0									
Inning Stats	R: 0 E: 0 K: 0 S: 3	H: 0 LOB: 0 BB: 0 P: 3	R: 0 E: 0 K: 1 S: 6	H: 1 LOB: 1 BB: 0 P: 6	R: 0 E: 0 K: 0 S: 5	H: 2 LOB: 2 BB: 0 P: 5	R: 0 E: 0 K: 0 S: 3	H: 0 LOB: 0 BB: 0 P: 3	R: 0 E: 0 K: 1 S: 5	H: 0 LOB: 0 BB: 0 P: 5	R: 1 E: 0 K: 0 S: 6	H: 1 LOB: 1 BB: 0 P: 7	R: 1 E: 0 K: 0 S: 5	H: 2 LOB: 0 BB: 0 P: 5	R: 0 E: 0 K: 1 S: 5	H: 0 LOB: 0 BB: 0 P: 5	1B: 5 2B: 2 3B: 0 HR: 1	SF: 0 SAC: 0 DP: 1 HBP: 1	WP: 1 PB: 0 SB: 0 CS: 0	PA: 34					
PITCHER	IP	WLS	BF	H	R	ER	SO	BB	IBB	HBP	BLK	WP	HR	S	P	ERA	WHIP								
Jackie Brown, R ERA: 2.06 (1, 1)	9.0	W	34	7	2	2	4	0	0	1	0	1	1	41	42	2.00	0.778								

Batter	1	2	3	4	5	6	7	8	9	AB	R	H	RBI	BB	SO	LOB	TOP					
Frank Duffy, R OBP: 0.230, SLG: 0.302 (1,6)										4	1	0	0	0	0	1	Cleveland Indians @ Kansas City Royals Royals Stadium, Kansas City, MO Fri Jun 07 1974, 8:05 PM EDT Att: 13,841 - Unknown - 70 F					
John Lowenstein, L OBP: 0.323, SLG: 0.299 Ed Crosby, L OBP: 0.200, SLG: 0.200 (1,5) (8,5)										4	0	0	0	0	1	1						
Leron Lee, L OBP: 0.360, SLG: 0.500 (1,7)										4	1	2	0	0	1							
Charlie Spikes, R OBP: 0.355, SLG: 0.456 (1,9)										3	0	2	1	1	0	1						
George Hendrick, R OBP: 0.308, SLG: 0.408 (1,8)										4	0	0	0	0	1	4						
Joe Lis, R OBP: 0.294, SLG: 0.267 (1,3)										4	1	1	1	0	0	1						
Oscar Gamble, L OBP: 0.335, SLG: 0.430 (1,10)										2	0	0	0	2	1	0						
Dave Duncan, R OBP: 0.235, SLG: 0.327 (1,2)										4	0	1	0	0	0	2						
Luis Alvarado, R OBP: 0.151, SLG: 0.160 (1,4)										4	0	0	0	0	0	2						
Inning Stats	R: 1 E: 1 K: 0 S: 5	H: 1 LOB: 1 BB: 0 P: 5	R: 0 E: 0 K: 1 S: 5	H: 0 LOB: 0 BB: 0 P: 5	R: 0 E: 0 K: 0 S: 3	H: 0 LOB: 0 BB: 0 P: 3	R: 0 E: 0 K: 0 S: 3	H: 0 LOB: 1 BB: 1 P: 7	R: 0 E: 0 K: 1 S: 4	H: 1 LOB: 1 BB: 0 P: 4	R: 0 E: 0 K: 0 S: 6	H: 1 LOB: 1 BB: 0 P: 6	R: 0 E: 0 K: 1 S: 3	H: 0 LOB: 1 BB: 1 P: 7	R: 1 E: 1 K: 0 S: 7	H: 2 LOB: 1 BB: 0 P: 7	R: 1 E: 0 K: 0 S: 3	H: 1 LOB: 0 BB: 1 P: 7	1B: 4 2B: 1 3B: 0 HR: 1	SF: 0 SAC: 0 DP: 1 HBP: 0	WP: 0 PB: 0 SB: 0 CS: 0	PA: 36
PITCHER Paul Spittorff, L ERA: 3.5 (1,1)	IP: 9.0 WLS: L BF: 36	H: 6 R: 3 ER: 1 SO: 3	BB: 3 IBB: 0 HBP: 0 BLK: 0	WP: 0 HR: 1 S: 39 P: 51	ERA: 1.00 WHIP: 1.000																	

Batter	1	2	3	4	5	6	7	8	9	AB	R	H	RBI	BB	SO	LOB	BOTTOM					
Frank White, R OBP: 0.228, SLG: 0.316 Riche Scheinblum, S OBP: 0.203, SLG: 0.132 Bobby Floyd, R OBP: 0.273, SLG: 0.111 (1,4) (8,PH) (9,4)										3	1	1	0	0	1	1	Cleveland Indians @ Kansas City Royals Royals Stadium, Kansas City, MO Fri Jun 07 1974, 8:05 PM EDT Att: 13,841 - Unknown - 70 F					
Vada Pinson, L OBP: 0.247, SLG: 0.331 (1,9)										2	0	0	1	0	0	0						
Amos Otis, R OBP: 0.365, SLG: 0.441 (1,8)										3	0	1	0	1	1	1						
John Mayberry, L OBP: 0.382, SLG: 0.503 (1,3)										4	0	1	0	0	0	1						
Hal McRae, R OBP: 0.384, SLG: 0.494 (1,10)										4	0	0	0	0	1	3						
Jim Wehlford, R OBP: 0.341, SLG: 0.360 (1,7)										4	0	0	0	0	1	2						
Freddie Patek, R OBP: 0.308, SLG: 0.303 (1,6)										3	0	1	0	0	1	0						
George Brett, L OBP: 0.289, SLG: 0.356 (1,5)										3	0	0	0	0	0	1						
Fran Healy, R OBP: 0.335, SLG: 0.463 (1,2)										2	0	0	0	1	0	0						
Inning Stats	R: 1 E: 0 K: 0 S: 4	H: 1 LOB: 0 BB: 0 P: 4	R: 0 E: 0 K: 2 S: 7	H: 0 LOB: 0 BB: 0 P: 7	R: 0 E: 0 K: 0 S: 3	H: 0 LOB: 0 BB: 0 P: 3	R: 0 E: 0 K: 0 S: 4	H: 1 LOB: 2 BB: 1 P: 8	R: 0 E: 0 K: 1 S: 5	H: 1 LOB: 1 BB: 1 P: 9	R: 0 E: 0 K: 0 S: 4	H: 1 LOB: 1 BB: 0 P: 4	R: 0 E: 0 K: 1 S: 5	H: 0 LOB: 0 BB: 0 P: 5	R: 0 E: 0 K: 1 S: 5	H: 0 LOB: 1 BB: 0 P: 6	R: 0 E: 0 K: 0 S: 3	H: 0 LOB: 0 BB: 0 P: 3	1B: 3 2B: 1 3B: 1 HR: 0	SF: 1 SAC: 0 DP: 1 HBP: 1	WP: 0 PB: 0 SB: 1 CS: 0	PA: 33
PITCHER Gaylord Perry, R ERA: 1.43 (1,1)	IP: 9.0 WLS: W BF: 33	H: 4 R: 1 ER: 1 SO: 5	BB: 2 IBB: 0 HBP: 1 BLK: 0	WP: 0 HR: 0 S: 40 P: 49	ERA: 1.00 WHIP: 0.667																	

Batter	1	2	3	4	5	6	7	8	9	AB	R	H	RBI	BB	SO	LOB	TOP					
Ed Crosby, L OBP: 0.267, SLG: 0.333 (1, 5)	G3	FC5		5-3		P6	F8			5	0	0	0	0	0	5						
Jack Brohamer, L OBP: 0.383, SLG: 0.419 Luis Alvarado, R OBP: 0.167, SLG: 0.175 (5, FR) (5, 4)	3-1			G4-6-3 1B		F8		F3		3	0	2	0	0	0	0						
Leron Lee, L OBP: 0.365, SLG: 0.500 (1, 7)	E3			G4-6-3 1B				4-3		5	0	2	1	0	0	1						
Charlie Spikes, R OBP: 0.344, SLG: 0.436 (1, 9)	FC4			E BB		G6-4-3 1B	F7		1-3	4	1	0	0	1	0	3						
Oscar Gamble, L OBP: 0.358, SLG: 0.453 (1, 10)				E 1B BB		BB 1B		K		4	2	0	1	1	1	1						
George Hendrick, R OBP: 0.309, SLG: 0.406 Rusty Torres, S OBP: 0.346, SLG: 0.227 (8, 8)				F7		E6		L5		3	1	1	0	1	0	2						
Joe Lis, R OBP: 0.311, SLG: 0.296 (1, 3)				F3		5-3		2B 1B		4	0	1	1	1	1	4						
Dave Duncan, R OBP: 0.244, SLG: 0.361 (1, 2)				E5 FC5 1B		F8		F8		5	0	2	1	0	0	3						
Frank Duffy, R OBP: 0.245, SLG: 0.316 (1, 6)				1B		5-3		2B 1B		4	1	2	1	1	0	3						
Inning Stats	R: 0 E: 1 K: 0 S: 4	H: 0 LOB: 1 BB: 0 P: 4	R: 1 E: 1 K: 0 S: 5	H: 1 LOB: 2 BB: 1 P: 9	R: 1 E: 2 K: 0 S: 5	H: 1 LOB: 2 BB: 1 P: 9	R: 0 E: 0 K: 0 S: 3	H: 0 LOB: 0 BB: 0 P: 3	R: 2 E: 0 K: 0 S: 6	H: 4 LOB: 2 BB: 1 P: 10	R: 1 E: 0 K: 0 S: 5	H: 2 LOB: 1 BB: 0 P: 5	R: 1 E: 1 K: 2 S: 9	H: 2 LOB: 2 BB: 1 P: 13	R: 0 E: 0 K: 0 S: 3	H: 0 LOB: 0 BB: 0 P: 3	R: 0 E: 0 K: 0 S: 4	H: 2 LOB: 2 BB: 1 P: 8	1B: 10 2B: 2 3B: 0 HR: 0	SF: 0 SAC: 0 DP: 3 HBP: 0	WP: 1 PB: 0 CS: 0	PA: 45
PITCHER	IP	WLS	BF	H	R	ER	SO	BB	IBB	HBP	BLK	WP	HR	S	P	ERA	WHIP					
Stan Bahnsen, R ERA: 4.19 (1, 1)	6.2	L	35	10	6	4	2	3	0	0	0	0	0	36	48	5.40	1.950					
Cy Acosta, R ERA: 2.53 (7, 1)	1.1		5	0	0	0	0	1	0	0	0	0	0	4	8	0.00	0.750					
Ken Tatum, R ERA: 4.5 (9, 1)	1.0		5	2	0	0	0	1	0	0	0	1	0	4	8	0.00	3.000					

Cleveland Indians @ Chicago White Sox
Comiskey Park, Chicago, IL
Tue Jun 11 1974, 8:05 PM EDT
Att: 12,577 - Unknown - 56 F

AB	40
R	6
H	12
RBI	4
BB	5
SO	2
LOB	24



Batter	1	2	3	4	5	6	7	8	9	AB	R	H	RBI	BB	SO	LOB	BOTTOM					
Pat Kelly, L OBP: 0.366, SLG: 0.405 (1, 10)	F9		4-3			1B		1B		4	0	2	0	0	0	1						
Bill Sharp, L OBP: 0.435, SLG: 0.500 (1, 9)	F8			8-4 1B		F8		F8		4	0	1	0	0	0	2						
Dick Allen, R OBP: 0.377, SLG: 0.560 (1, 3)	G3			8-4 1B		6-3				4	0	1	0	0	0	1						
Bill Melton, R OBP: 0.323, SLG: 0.347 (1, 5)				8-4 1B		F7		P4		4	0	0	0	0	0	2						
Ken Henderson, S OBP: 0.362, SLG: 0.444 (1, 8)				G3		G3		K		4	0	2	0	0	1	1						
Ron Santo, R OBP: 0.341, SLG: 0.346 (1, 4)				5-3		5-3		P4		4	0	1	0	0	0	1						
Brian Downing, R OBP: 0.411, SLG: 0.556 (1, 7)				F2		K		FC6-4 1B		4	0	0	0	0	1	3						
Ed Herrmann, L OBP: 0.342, SLG: 0.401 (1, 2)				G3		4-3		F7		3	0	0	0	0	0	0						
Bucky Dent, R OBP: 0.248, SLG: 0.328 Jorge Orta, L OBP: 0.326, SLG: 0.353 (8, PH) (9, 6)				1B		P4		4-3		2	0	1	0	0	0	0						
Inning Stats	R: 0 E: 0 K: 0 S: 3	H: 0 LOB: 0 BB: 0 P: 3	R: 0 E: 0 K: 1 S: 5	H: 0 LOB: 0 BB: 0 P: 5	R: 0 E: 0 K: 0 S: 4	H: 1 LOB: 1 BB: 0 P: 4	R: 0 E: 0 K: 0 S: 4	H: 2 LOB: 1 BB: 0 P: 4	R: 0 E: 0 K: 0 S: 4	H: 1 LOB: 1 BB: 0 P: 4	R: 0 E: 0 K: 0 S: 4	H: 1 LOB: 1 BB: 0 P: 4	R: 0 E: 0 K: 0 S: 4	H: 1 LOB: 1 BB: 0 P: 4	R: 0 E: 0 K: 0 S: 5	H: 2 LOB: 2 BB: 0 P: 5	1B: 8 2B: 1 3B: 0 HR: 0	SF: 0 SAC: 0 DP: 1 HBP: 0	WP: 0 PB: 0 CS: 0	PA: 34		
PITCHER	IP	WLS	BF	H	R	ER	SO	BB	IBB	HBP	BLK	WP	HR	S	P	ERA	WHIP					
Jim Perry, R ERA: 2.48 (1, 1)	9.0	W	34	8	0	0	2	0	0	0	0	0	0	38	38	0.00	0.889					

Cleveland Indians @ Chicago White Sox
Comiskey Park, Chicago, IL
Tue Jun 11 1974, 8:05 PM EDT
Att: 12,577 - Unknown - 56 F

AB	34
R	0
H	8
RBI	0
BB	0
SO	2
LOB	11



Batter	1	2	3	4	5	6	7	8	9	AB	R	H	RBI	BB	SO	LOB	TOP					
Luis Alvarado, R OBP: 0.185, SLG: 0.194	6-3		G3	1B		1B		P4		5	1	2	1	0	0	1						
Frank Duffy, R OBP: 0.246, SLG: 0.323			5-3	BB		L5		K		5	1	2	1	0	1	2						
Leron Lee, L OBP: 0.367, SLG: 0.488	F9		F8	HR		P5				4	1	1	0	1	0	3						
Charlie Spikes, R OBP: 0.342, SLG: 0.447	6-3									4	1	1	3	0	0	2						
Rusty Torres, S OBP: 0.333, SLG: 0.217								F9		1	0	0	0	0	0	1						
George Hendrick, R OBP: 0.316, SLG: 0.413										4	2	2	0	1	1	0						
Joe Lis, R OBP: 0.323, SLG: 0.298										3	2	1	1	1	1	2						
Alan Ashby, S OBP: 0.500, SLG: 0.500										1	0	0	0	0	0	1						
Oscar Gamble, L OBP: 0.359, SLG: 0.447										4	0	1	0	1	0	3						
Dave Duncan, R OBP: 0.243, SLG: 0.353										4	1	0	0	1	1	4						
Ed Crosby, L OBP: 0.316, SLG: 0.333										3	1	1	1	1	0	2						
Inning Stats	R: 0 E: 0 K: 0 S: 4	H: 1 LOB: 1 BB: 0 P: 4	R: 1 E: 1 K: 0 S: 4	H: 1 LOB: 0 BB: 0 P: 4	R: 0 E: 0 K: 0 S: 3	H: 0 LOB: 1 BB: 1 P: 7	R: 8 E: 0 K: 1 S: 11	H: 6 LOB: 2 BB: 2 P: 19	R: 1 E: 0 K: 0 S: 3	H: 1 LOB: 0 BB: 1 P: 7	R: 0 E: 0 K: 0 S: 4	H: 1 LOB: 1 BB: 0 P: 4	R: 0 E: 0 K: 2 S: 7	H: 0 LOB: 2 BB: 2 P: 15	R: 0 E: 0 K: 1 S: 6	H: 1 LOB: 1 BB: 0 P: 6	R: 0 E: 1 K: 0 S: 4	H: 0 LOB: 1 BB: 0 P: 4	1B: 8 2B: 2 3B: 0 HR: 1	SF: 0 SAC: 0 DP: 2 HBP: 0	WP: 0 PB: 1 SB: 1 CS: 1	PA: 44
PITCHER	IP WLS BF H R ER SO BB IBB HBP BLK WP HR S P ERA WHIP																					
Wilbur Wood, L ERA: 3.72	(1, 1) 3.2 L 19 6 6 5 0 1 1 0 0 0 0 0 1 7 25 12.27 1.909																					
Rich Gossage, R ERA: 4.97	(4, 1) 0.1 6 3 4 4 1 2 0 0 0 0 0 1 6 14 108.00 15.000																					
Bill Moran, R ERA: 3.42	(5, 1) 3.0 11 1 0 0 2 2 0 0 0 0 0 0 13 21 0.00 1.000																					
Ken Tatum, R ERA: 3.86	(8, 1) 2.0 8 1 0 0 1 0 0 0 0 0 0 0 10 10 0.00 0.500																					

Cleveland Indians @ Chicago White Sox
Comiskey Park, Chicago, IL
Wed Jun 12 1974, 8:05 PM EDT
Att: 17,552 - Unknown

AB 38
R 10
H 11
RBI 7
BB 6
SO 4
LOB 21



Batter	1	2	3	4	5	6	7	8	9	AB	R	H	RBI	BB	SO	LOB	BOTTOM			
Pat Kelly, L OBP: 0.369, SLG: 0.404			4-3					G4-6-3		3	0	1	0	1	0	2				
Carlos May, L OBP: 0.322, SLG: 0.320	FC3-6									4	0	0	0	0	1	4				
Dick Allen, R OBP: 0.371, SLG: 0.549										4	0	0	0	0	1	1				
Ken Henderson, S OBP: 0.360, SLG: 0.438										3	0	0	0	1	1	0				
Ron Santo, R OBP: 0.340, SLG: 0.344										4	0	1	0	0	1	1				
Bill Melton, R OBP: 0.322, SLG: 0.341										3	0	0	0	1	0	0				
Bill Sharp, L OBP: 0.444, SLG: 0.500										4	1	2	0	0	0	2				
Ed Herrmann, L OBP: 0.342, SLG: 0.400										3	0	1	0	0	0	1				
Bucky Dent, R OBP: 0.259, SLG: 0.333										1	0	1	1	1	0	0				
Inning Stats	R: 0 E: 0 K: 0 S: 3	H: 1 LOB: 0 BB: 0 P: 3	R: 0 E: 0 K: 0 S: 4	H: 1 LOB: 1 BB: 0 P: 4	R: 0 E: 0 K: 0 S: 3	H: 0 LOB: 0 BB: 0 P: 3	R: 1 E: 1 K: 0 S: 6	H: 3 LOB: 3 BB: 1 P: 10	R: 0 E: 0 K: 1 S: 5	H: 0 LOB: 0 BB: 0 P: 5	R: 0 E: 0 K: 0 S: 3	H: 0 LOB: 0 BB: 0 P: 3	R: 0 E: 0 K: 1 S: 4	H: 0 LOB: 1 BB: 1 P: 8	R: 0 E: 0 K: 2 S: 8	H: 1 LOB: 2 BB: 1 P: 12	1B: 6 2B: 0 3B: 0 HR: 0	SF: 0 SAC: 1 DP: 3 HBP: 0	WP: 0 PB: 0 SB: 0 CS: 0	PA: 34
PITCHER	IP WLS BF H R ER SO BB IBB HBP BLK WP HR S P ERA WHIP																			
Gaylord Perry, R ERA: 1.33	(1, 1) 9.0 W 34 6 1 0 4 4 0 0 0 0 0 0 38 54 0.00 1.111																			

Cleveland Indians @ Chicago White Sox
Comiskey Park, Chicago, IL
Wed Jun 12 1974, 8:05 PM EDT
Att: 17,552 - Unknown

AB 29
R 1
H 6
RBI 1
BB 4
SO 4
LOB 11



Batter	1	2	3	4	5	6	7	8	9	AB	R	H	RBI	BB	SO	LOB	TOP								
Jerry Terrell, R OBP: 0.296, SLG: 0.344 (1, 4)	F8		F3	F3		F8		1-3		5	1	2	1	0	0	1	Minnesota Twins @ Cleveland Indians Cleveland Municipal Stadium, Cleveland, OH Fri Jun 14 1974, 7:05 PM EDT Att: 16,116 - Unknown - 74 F								
Larry Hise, R OBP: 0.364, SLG: 0.550 (1, 8) (7, 7)	6-3		F3	F9						5	1	3	1	0	0	0									
Tony Oliva, L OBP: 0.365, SLG: 0.444 (1, 10)			F3			F8				4	1	2	0	1	0	4									
Bobby Darwin, R OBP: 0.326, SLG: 0.478 (1, 9)	F3		F9			F7				5	0	0	0	0	1	9									
Steve Braun, L OBP: 0.391, SLG: 0.388 Steve Brye, R OBP: 0.317, SLG: 0.333 (1, 7) (7, 8)		4-3	E9							4	1	3	1	0	0	0									
Craig Kusick, R OBP: 0.313, SLG: 0.241 (1, 3)	F9		HR							4	1	1	0	1	0	3									
Eric Soderholm, R OBP: 0.344, SLG: 0.397 (1, 5)										5	1	2	5	0	2	1									
Glenn Borgmann, R OBP: 0.283, SLG: 0.278 (1, 2)										5	1	2	0	0	0	3									
Luis Gomez, R OBP: 0.291, SLG: 0.226 (1, 6)				4-3		6-3				4	1	1	0	0	0	1									
Inning Stats	R: 0 E: 0 K: 0 S: 4	H: 1 LOB: 1 BB: 0 P: 4	R: 0 E: 0 K: 1 S: 5	H: 0 LOB: 0 BB: 0 P: 5	R: 7 E: 1 K: 0 S: 9	H: 6 LOB: 0 BB: 1 P: 13	R: 0 E: 0 K: 0 S: 3	H: 0 LOB: 0 BB: 0 P: 3	R: 1 E: 0 K: 1 S: 8	H: 3 LOB: 2 BB: 0 P: 8	R: 0 E: 0 K: 0 S: 5	H: 2 LOB: 2 BB: 0 P: 5	R: 0 E: 0 K: 1 S: 5	H: 1 LOB: 0 BB: 0 P: 5	R: 0 E: 0 K: 0 S: 5	H: 2 LOB: 3 BB: 1 P: 9	R: 0 E: 0 K: 1 S: 6	H: 1 LOB: 1 BB: 0 P: 6	1B: 14 2B: 1 3B: 0 HR: 1	SF: 0 SAC: 0 DP: 0 HBP: 0	WP: 0 PB: 0 SB: 2 CS: 1	PA: 44			
PITCHER	IP	WLS	BF	H	R	ER	SO	BB	IBB	HBP	BLK	WP	HR	S	P	ERA	WHIP								
Bob Johnson, R ERA: 4.01 (1, 1)	2.2	L	15	6	6	6	1	1	0	0	0	0	0	16	20	20.25	2.625								
Ken Sanders, R ERA: 9.82 (3, 1)	2.1		11	4	2	2	1	0	0	0	0	0	1	13	13	7.71	1.714								
Tom Buskey, R ERA: 3.38 (6, 1)	3.0		14	5	0	0	1	1	0	0	0	0	0	15	19	0.00	2.000								
Milt Wilcox, R ERA: 1.99 (9, 1)	1.0		4	1	0	0	1	0	0	0	0	0	0	6	6	0.00	1.000								

AB	42
R	8
H	16
RBI	8
BB	2
SO	4
LOB	22



Batter	1	2	3	4	5	6	7	8	9	AB	R	H	RBI	BB	SO	LOB	BOTTOM								
Ed Crosby, L OBP: 0.261, SLG: 0.273 (1, 5)	K			F6		4-3		3-1		4	0	0	0	0	1	0	Minnesota Twins @ Cleveland Indians Cleveland Municipal Stadium, Cleveland, OH Fri Jun 14 1974, 7:05 PM EDT Att: 16,116 - Unknown - 74 F								
Jack Brohamer, L OBP: 0.380, SLG: 0.409 (1, 4)	G3			F5						3	0	0	0	1	0	0									
Leron Lee, L OBP: 0.355, SLG: 0.471 Rusty Torres, S OBP: 0.321, SLG: 0.208 (1, 7) (7, 7)	F5			4-3		4-3				3	0	0	0	0	0	1									
Charlie Spikes, R OBP: 0.345, SLG: 0.462 (1, 9)										4	1	2	1	0	0	0									
Oscar Gamble, L OBP: 0.353, SLG: 0.439 (1, 10)										3	0	0	0	0	1	1									
George Hendrick, R OBP: 0.321, SLG: 0.419 (1, 8)										2	0	1	0	1	0	0									
Joe Lis, R OBP: 0.324, SLG: 0.300 (1, 3)										3	0	1	0	0	2	1									
Dave Duncan, R OBP: 0.245, SLG: 0.370 (1, 2)										3	1	1	1	0	2	1									
Frank Duffy, R OBP: 0.245, SLG: 0.318 (1, 6)										3	0	0	0	0	0	1									
Inning Stats	R: 0 E: 0 K: 1 S: 5	H: 0 LOB: 0 BB: 0 P: 5	R: 0 E: 0 K: 0 S: 2	H: 0 LOB: 0 BB: 1 P: 6	R: 0 E: 0 K: 1 S: 5	H: 1 LOB: 0 BB: 0 P: 5	R: 0 E: 0 K: 0 S: 3	H: 0 LOB: 0 BB: 0 P: 3	R: 1 E: 0 K: 2 S: 8	H: 1 LOB: 0 BB: 0 P: 8	R: 1 E: 0 K: 0 S: 4	H: 1 LOB: 1 BB: 1 P: 8	R: 0 E: 0 K: 1 S: 6	H: 2 LOB: 1 BB: 0 P: 6	R: 0 E: 0 K: 1 S: 5	H: 0 LOB: 0 BB: 0 P: 5	R: 0 E: 0 K: 0 S: 3	H: 0 LOB: 0 BB: 0 P: 3	1B: 2 2B: 1 3B: 0 HR: 2	SF: 0 SAC: 0 DP: 2 HBP: 0	WP: 0 PB: 0 SB: 0 CS: 1	PA: 32			
PITCHER	IP	WLS	BF	H	R	ER	SO	BB	IBB	HBP	BLK	WP	HR	S	P	ERA	WHIP								
Joe Decker, R ERA: 2.95 (1, 1)	9.0	W	31	5	2	2	6	2	0	0	0	0	2	41	49	2.00	0.778								



Batter	1	2	3	4	5	6	7	8	9	AB	R	H	RBI	BB	SO	LOB	TOP			
Larry Hise, R (1, 8) OBP: 0.362, SLG: 0.543	F7			F9		1B		F8		4	0	1	0	0	0	0	Minnesota Twins @ Cleveland Indians Cleveland Municipal Stadium, Cleveland, OH Sat Jun 15 1974, 3:33 AM EDT Att: 5,552 - Unknown - 70 F			
Rod Carew, L (1, 4) OBP: 0.446, SLG: 0.459 Jerry Terrell, R (9, FR) OBP: 0.296, SLG: 0.344	G3			L1		BB		FC3-6		4	0	2	0	0	0	0				
Tony Oliva, L (1, 10) OBP: 0.363, SLG: 0.437 Randy Hundley, R (9, FR) OBP: 0.263, SLG: 0.250	F8			F9		BB		FC3-6		3	0	0	0	1	0	1				
Bobby Darwin, R (1, 9) OBP: 0.325, SLG: 0.474	F8			E5		5-3		G4-6-3		4	1	1	0	0	0	3				
Steve Braun, L (1, 7) OBP: 0.388, SLG: 0.384	F8			G5-4-3		1B		4-3		4	0	1	1	0	0	2				
Craig Kusick, R (1, 3) OBP: 0.286, SLG: 0.219	5-3			G5-4-3		1B		K		3	0	0	0	0	1	1				
Eric Soderholm, R (1, 5) OBP: 0.338, SLG: 0.388				5-3		5-3		4-3		3	0	0	0	0	1	0				
Glenn Borgmann, R (1, 2) OBP: 0.279, SLG: 0.274 Jim Holt, L (8, PH) OBP: 0.522, SLG: 0.333 Phil Roof, R (8, 2)				6-3		F7		K		2	0	0	0	0	0	0				
Luis Gomez, R (1, 6) OBP: 0.286, SLG: 0.222 Harmon Killebrew, R (8, PH) OBP: 0.295, SLG: 0.341 Danny Thompson, R (8, 6) OBP: 0.200, SLG: 0.263				L1-3		G3		K		1	0	0	0	0	1	0				
										0	0	0	0	0	0	0				
Inning Stats	R: 0 E: 0 K: 0 S: 3	H: 0 LOB: 0 BB: 0 P: 3	R: 0 E: 0 K: 0 S: 3	H: 0 LOB: 0 BB: 0 P: 3	R: 0 E: 0 K: 1 S: 5	H: 0 LOB: 0 BB: 0 P: 5	R: 0 E: 0 K: 0 S: 3	H: 0 LOB: 0 BB: 0 P: 3	R: 1 E: 1 K: 0 S: 4	H: 1 LOB: 0 BB: 0 P: 4	R: 0 E: 0 K: 1 S: 5	H: 0 LOB: 0 BB: 0 P: 5	R: 0 E: 0 K: 2 S: 7	H: 0 LOB: 0 BB: 0 P: 7	R: 0 E: 0 K: 0 S: 4	H: 2 LOB: 2 BB: 0 P: 4	1B: 5 2B: 0 3B: 0 HR: 0	SF: 0 SAC: 0 DP: 2 HBP: 0	WP: 1 PB: 0 SB: 0 CS: 0	PA: 32
PITCHER	IP WLS BF H R ER SO BB IBB HBP BLK WP HR S P ERA WHIP																			
Steve Kline, R (1, 1) ERA: 3.84	6.0 W 22 3 1 0 1 1 0 0 0 0 1 0 23 27 0.00 0.667																			
Fred Beene, R (7, 1) ERA: 3.05	3.0 S 10 2 0 0 3 0 0 0 0 0 0 0 16 16 0.00 0.667																			

Batter	1	2	3	4	5	6	7	8	9	AB	R	H	RBI	BB	SO	LOB	BOTTOM			
Ed Crosby, L (1, 5) OBP: 0.222, SLG: 0.231	6-3			F2		F8				4	0	0	0	0	1	2	Minnesota Twins @ Cleveland Indians Cleveland Municipal Stadium, Cleveland, OH Sat Jun 15 1974, 3:33 AM EDT Att: 5,552 - Unknown - 70 F			
Jack Brohamer, L (1, 4) OBP: 0.383, SLG: 0.435	1B			2B		K				4	2	2	1	0	2	2				
John Lowenstein, L (1, 7) OBP: 0.322, SLG: 0.299	F8			1B		F8				4	1	1	0	0	0	1				
Charlie Spikes, R (1, 9) OBP: 0.348, SLG: 0.463 Rusty Torres, S (8, 9) OBP: 0.321, SLG: 0.208	2B			2B		F8		K		4	1	2	0	0	1	0				
Oscar Gamble, L (1, 10) OBP: 0.350, SLG: 0.440	2B			K		F3		6-3		4	0	1	2	0	1	2				
George Hendrick, R (1, 8) OBP: 0.324, SLG: 0.423	BB			2B		F8		K		3	0	1	1	1	1	0				
Joe Lis, R (1, 3) OBP: 0.306, SLG: 0.281	F7			F6		1-3		K		4	0	0	0	0	1	4				
Dave Duncan, R (1, 2) OBP: 0.255, SLG: 0.395				F3		HR		1B		4	1	3	1	0	0	2				
Frank Duffy, R (1, 6) OBP: 0.246, SLG: 0.323	SH3-4			F5		F8		K		3	0	1	0	0	1	1				
										3	0	1	0	0	1	1				
Inning Stats	R: 2 E: 0 K: 0 S: 6	H: 3 LOB: 2 BB: 1 P: 10	R: 0 E: 0 K: 2 S: 8	H: 1 LOB: 1 BB: 0 P: 8	R: 1 E: 0 K: 1 S: 8	H: 3 LOB: 2 BB: 0 P: 8	R: 1 E: 0 K: 0 S: 4	H: 1 LOB: 0 BB: 0 P: 4	R: 0 E: 0 K: 0 S: 3	H: 0 LOB: 0 BB: 0 P: 3	R: 1 E: 0 K: 1 S: 7	H: 2 LOB: 1 BB: 0 P: 7	R: 0 E: 0 K: 1 S: 5	H: 0 LOB: 0 BB: 0 P: 5	R: 0 E: 0 K: 3 S: 10	H: 1 LOB: 1 BB: 0 P: 10	1B: 6 2B: 3 3B: 0 HR: 2	SF: 0 SAC: 1 DP: 0 HBP: 0	WP: 0 PB: 0 SB: 0 CS: 0	PA: 36
PITCHER	IP WLS BF H R ER SO BB IBB HBP BLK WP HR S P ERA WHIP																			
Bert Blyleven, R (1, 1) ERA: 3.11	5.2 L 28 10 5 5 3 1 0 0 0 0 0 0 2 33 37 7.94 1.941																			
Bill Butler, L (6, 1) ERA: 4.56	2.1 8 1 0 0 5 0 0 0 0 0 0 0 18 18 0.00 0.429																			

AB	31
R	1
H	5
RBI	1
BB	1
SO	4
LOB	7



AB	34
R	5
H	11
RBI	5
BB	1
SO	8
LOB	14



Batter	1	2	3	4	5	6	7	8	9	AB	R	H	RBI	BB	SO	LOB	TOP										
Larry Hisle, R OBP: 0.368, SLG: 0.539 (1, 8)	1-0 F7 1B CS HBP	0-3 K		0-0 1B		0-0 F8			4-0 2B BB	3	1	1	1	1	1	2											
Rod Carew, L OBP: 0.453, SLG: 0.471 (1, 4)	0-0 1B		0-0 S S 1B	0-0 1B		0-0 4-3			0-0 2B	5	0	4	1	0	0	0											
Tony Oliva, L OBP: 0.354, SLG: 0.426 (1, 10)	0-0 F7 2-3		0-0 F7 1-2	0-0 F6			0-0 4-3		0-0 F8	5	0	0	0	0	0	6											
Bobby Darwin, R OBP: 0.322, SLG: 0.465 (1, 9)	0-0 1-3 3-H		0-3 K 2-3		0-0 6-3		0-0 F6		4-0 1B IBB	4	0	0	0	1	1	3											
Steve Braun, L OBP: 0.394, SLG: 0.393 (1, 7)		0-0 4-3 1B 2B	4-0 1B BB		0-0 2B 1B		0-0 4-3		0-0 F5	4	1	2	0	1	0	2											
Jim Holt, L OBP: 0.330, SLG: 0.354 Hamon Killebrew, R OBP: 0.293, SLG: 0.338 Craig Kusick, R OBP: 0.286, SLG: 0.219 (1, 3)	0-0 4-3 2-3	0-0 4-3	0-0 G3		0-0 1-3 2B			0-0 FC5-4 1B	0-3 K	4	0	2	0	0	0	3											
Eric Soderholm, R OBP: 0.335, SLG: 0.380 (1, 5)	4-0 1B BB			0-0 6-3		0-0 F3		0-0 F9		3	0	0	0	1	0	3											
Glenn Borgmann, R OBP: 0.286, SLG: 0.281 (1, 2)	0-0 1-3 3-H 1B			0-0 SH2-3 1B		0-0 F7		0-0 F9		4	1	2	1	0	0	3											
Luis Gomez, R OBP: 0.279, SLG: 0.216 (1, 6)	0-3 K			0-0 SH2-3 1-2		0-0 1-3		0-0 FC5-4 1-2		3	0	0	0	0	1	3											
Inning Stats	R: 0 E: 0 K: 0 S: 3	H: 1 LOB: 1 BB: 0 P: 4	R: 1 E: 0 K: 2 S: 9	H: 2 LOB: 2 BB: 1 P: 13	R: 0 E: 0 K: 1 S: 6	H: 1 LOB: 2 BB: 1 P: 10	R: 1 E: 0 K: 0 S: 6	H: 3 LOB: 2 BB: 0 P: 6	R: 0 E: 0 K: 0 S: 5	H: 2 LOB: 2 BB: 0 P: 5	R: 0 E: 0 K: 0 S: 3	H: 0 LOB: 0 BB: 0 P: 3	R: 0 E: 0 K: 0 S: 3	H: 0 LOB: 0 BB: 0 P: 3	R: 0 E: 0 K: 0 S: 4	H: 1 LOB: 1 BB: 0 P: 4	R: 1 E: 0 K: 1 S: 6	H: 1 LOB: 2 BB: 2 P: 14	1B: 8 2B: 3 3B: 0 HR: 0	SF: 0 SAC: 1 DP: 0 HBP: 1	WP: 0 PB: 0 SB: 2 CS: 1	PA: 42					
PITCHER	IP	WLS	BF	H	R	ER	SO	BB	IBB	HBP	BLK	WP	HR	S	P	ERA	WHIP										
Jim Perry, R ERA: 2.55 (1, 1)	8.0	L	37	10	3	3	3	3	0	1	0	0	0	39	52	3.38	1.625										
Tom Hilgendorf, L ERA: 5.93 (9, 1)	0.2		4	1	0	0	0	0	1	0	0	0	0	3	7	0.00	1.500										
Milt Wilcox, R ERA: 1.97 (9, 1)	0.1		1	0	0	0	1	0	0	0	0	0	0	3	3	0.00	0.000										

Minnesota Twins @ Cleveland Indians
Cleveland Municipal Stadium, Cleveland, OH
Sun Jun 16 1974, 3:33 AM EDT
Unknown - 64 F

AB 36
R 3
H 11
RBI 3
BB 4
SO 4
LOB 27



Batter	1	2	3	4	5	6	7	8	9	AB	R	H	RBI	BB	SO	LOB	BOTTOM										
Ed Crosby, L OBP: 0.226, SLG: 0.233 Rusty Torres, S OBP: 0.310, SLG: 0.200 (1, 5)	0-0 4-3		0-0 F8			0-0 F6		0-0 SH1-4 BB 1B	0-0 F9	4	0	1	0	0	0	1											
Jack Brohamer, L OBP: 0.386, SLG: 0.433 Luis Alvarado, R OBP: 0.185, SLG: 0.194 (1, 4)	0-0 BB 1B		0-0 5-3			0-0 F8		4-0 SH1-4 BB		3	0	1	0	1	0	1											
John Lowenstein, L OBP: 0.317, SLG: 0.294 (1, 7)	0-0 F7			0-0 F7		0-0 F7		0-0 SH1-4		3	0	0	0	0	0	2											
Charlie Spikes, R OBP: 0.354, SLG: 0.463 (1, 9)	4-0 1-2 BB			0-0 F7			0-0 1B 1B	4-0 BB		2	0	1	0	2	0	0											
Oscar Gamble, L OBP: 0.343, SLG: 0.429 (1, 10)	0-3 K			0-0 F9		0-0 F8		0-3 K		4	0	0	0	0	2	6											
George Hendrick, R OBP: 0.323, SLG: 0.420 (1, 8)		0-0 E5 G6-4-3			0-0 5-3		0-0 1B 1B	0-0 F5		4	0	1	0	0	0	3											
Joe Lis, R OBP: 0.297, SLG: 0.273 Leron Lee, L OBP: 0.347, SLG: 0.461 (1, 3)	0-0 G6-4-3 1-2		0-0 K		0-3 K		0-0 F4		0-0 F6	2	0	0	0	0	1	1											
Dave Duncan, R OBP: 0.255, SLG: 0.392 (1, 2)	0-0 6-3			0-0 5-3			0-0 FC6-4 1B		0-0 F6	4	0	1	0	0	0	0											
Frank Duffy, R OBP: 0.251, SLG: 0.324 (1, 6)			0-3 K			0-0 1B		0-0 FC6-4 1-2		3	0	1	0	1	1	3											
Inning Stats	R: 0 E: 0 K: 1 S: 6	H: 1 LOB: 2 BB: 1 P: 10	R: 0 E: 1 K: 0 S: 3	H: 0 LOB: 0 BB: 0 P: 3	R: 0 E: 0 K: 1 S: 5	H: 0 LOB: 0 BB: 0 P: 5	R: 0 E: 0 K: 0 S: 3	H: 0 LOB: 0 BB: 0 P: 3	R: 0 E: 0 K: 0 S: 4	H: 1 LOB: 1 BB: 0 P: 4	R: 0 E: 0 K: 0 S: 6	H: 3 LOB: 3 BB: 0 P: 6	R: 0 E: 0 K: 1 S: 6	H: 1 LOB: 3 BB: 2 P: 14	R: 0 E: 0 K: 0 S: 3	H: 0 LOB: 1 BB: 1 P: 7	1B: 6 2B: 0 3B: 0 HR: 0	SF: 0 SAC: 1 DP: 1 HBP: 0	WP: 0 PB: 0 SB: 0 CS: 0	PA: 37							
PITCHER	IP	WLS	BF	H	R	ER	SO	BB	IBB	HBP	BLK	WP	HR	S	P	ERA	WHIP										
Ray Corbin, R ERA: 3.45 (1, 1)	6.1	W	24	4	0	0	3	1	0	0	0	0	0	29	33	0.00	0.789										
Tom Burgmeier, L ERA: 5.04 (7, 1)	0.1		1	0	0	0	0	0	0	0	0	0	0	1	1	0.00	0.000										
Bill Campbell, R ERA: 2.73 (7, 1)	0.2		6	2	0	0	0	2	0	0	0	0	0	4	12	0.00	6.000										
Bill Butler, L ERA: 4.19 (8, 1)	1.2	S	6	0	0	0	1	1	0	0	0	0	0	7	11	0.00	0.600										

Minnesota Twins @ Cleveland Indians
Cleveland Municipal Stadium, Cleveland, OH
Sun Jun 16 1974, 3:33 AM EDT
Unknown - 64 F

AB 32
R 0
H 6
RBI 0
BB 4
SO 4
LOB 20



Batter	1	2	3	4	5	6	7	8	9	AB	R	H	RBI	BB	SO	LOB	TOP	
Larry Hisle, R OBP: 0.391, SLG: 0.527 (1, 7)										4	0	0	0	0	1	1		
Rod Carew, L OBP: 0.450, SLG: 0.471 (1, 4)										4	1	1	0	0	0	0		
Bobby Darwin, R OBP: 0.316, SLG: 0.457 (1, 9)										4	0	0	0	0	0	1		
Harmon Killebrew, R OBP: 0.298, SLG: 0.343 (1, 10)										4	0	2	0	0	0	1		
Craig Kusick, R OBP: 0.308, SLG: 0.250 (1, 3)										4	0	2	1	0	0	2		
Steve Brye, R OBP: 0.308, SLG: 0.324 (1, 8)									4	0	0	0	0	1	4			
Eric Soderholm, R OBP: 0.335, SLG: 0.379 (1, 5)										3	0	1	0	0	0	1		
Danny Thompson, R OBP: 0.209, SLG: 0.268 (1, 6)									3	0	1	0	0	0	2			
Phil Roof, R (1, 2)									1	0	0	0	1	0	2			
Jerry Terrell, R OBP: 0.293, SLG: 0.340 (8, PH)									1	0	0	0	0	0	1			
Glenn Borgmann, R OBP: 0.286, SLG: 0.281 (8, 2)									0	0	0	0	0	0	0			
Inning Stats	R: 0 E: 0 K: 0 S: 3	H: 0 LOB: 0 BB: 0 P: 3	R: 0 E: 0 K: 0 S: 3	H: 1 LOB: 0 BB: 0 P: 3	R: 0 E: 0 K: 0 S: 3	H: 0 LOB: 1 BB: 1 P: 7	R: 0 E: 0 K: 0 S: 3	H: 0 LOB: 0 BB: 0 P: 3	R: 0 E: 0 K: 1 S: 6	H: 1 LOB: 1 BB: 0 P: 6	R: 0 E: 0 K: 1 S: 5	H: 1 LOB: 0 BB: 0 P: 5	R: 1 E: 0 K: 0 S: 5	H: 2 LOB: 1 BB: 0 P: 5	1B: 6 2B: 1 3B: 0 HR: 0	SF: 0 SAC: 0 DP: 2 HBP: 0	WP: 0 PB: 0 SB: 0 CS: 0	PA: 33
PITCHER Fritz Peterson, L ERA: 3.83 (1, 1)	IP: 9.0 WLS: W BF: 33 H: 7 R: 1 ER: 1 SO: 2 BB: 1 IBB: 0 HBP: 0 BLK: 0 WP: 0 HR: 0 S: 36 P: 40 ERA: 1.00 WHIP: 0.889																	

Minnesota Twins @ Cleveland Indians
Cleveland Municipal Stadium, Cleveland, OH
Sun Jun 16 1974, 3:38 AM EDT
Att: 28,933 - Unknown - 64 F

AB	32
R	1
H	7
RBI	1
BB	1
SO	2
LOB	15

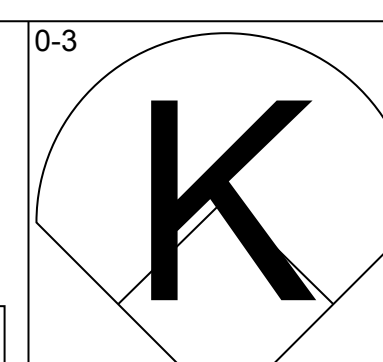
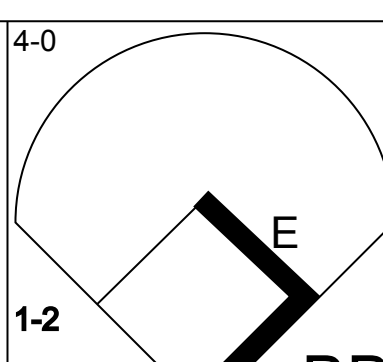
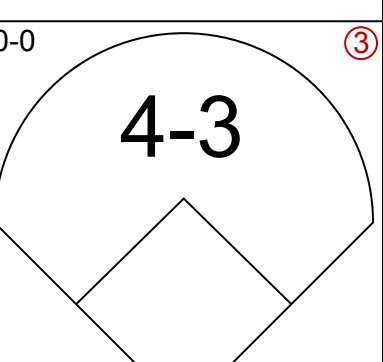
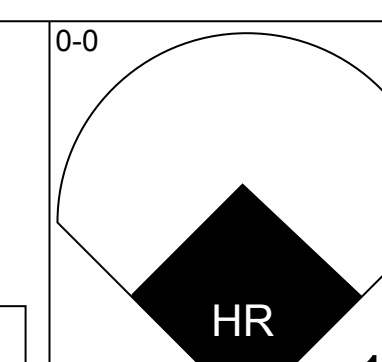
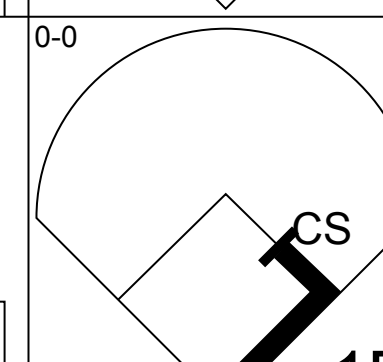
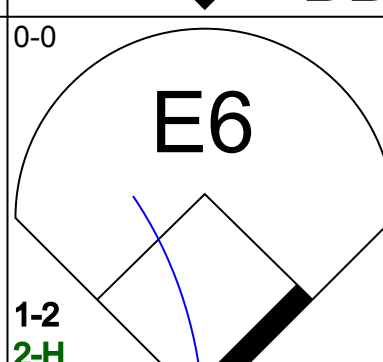
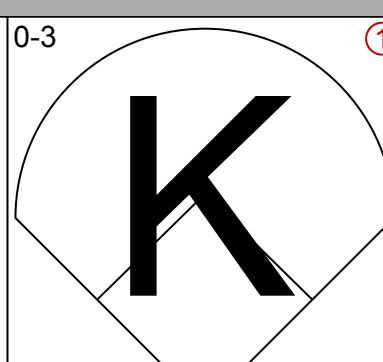
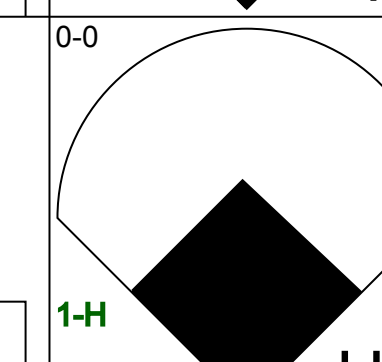
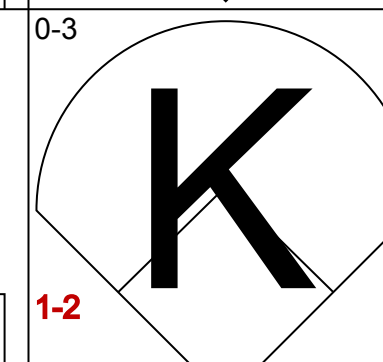
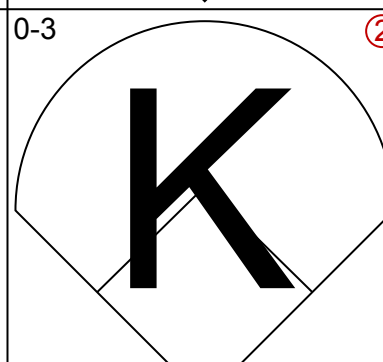
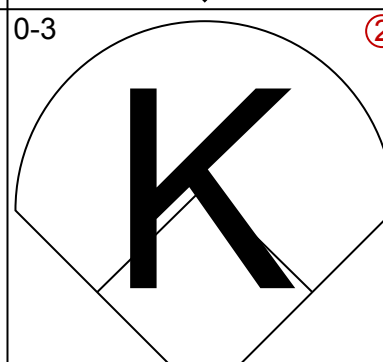
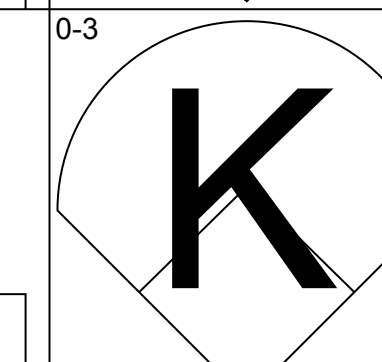
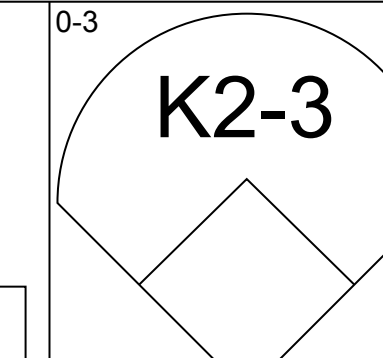
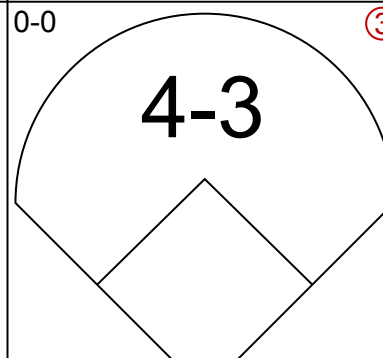
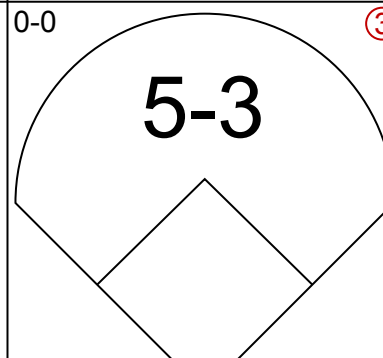
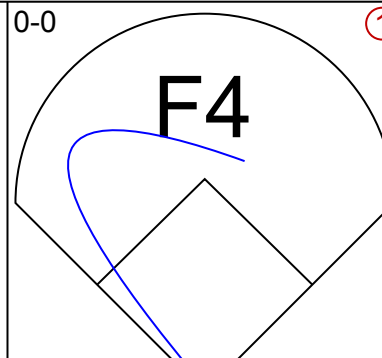
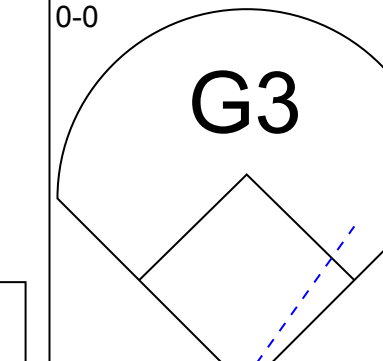
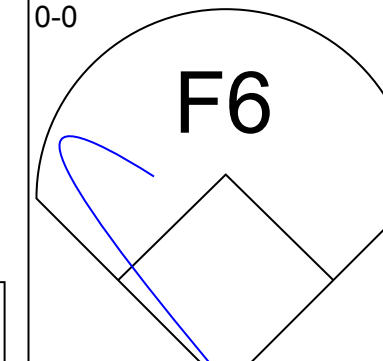
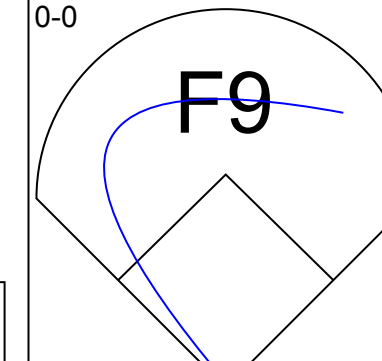
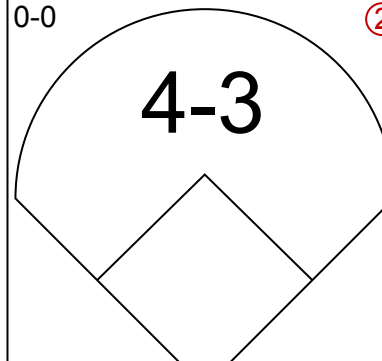
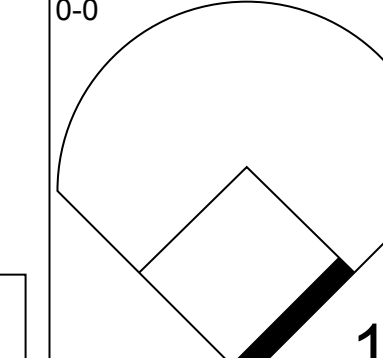
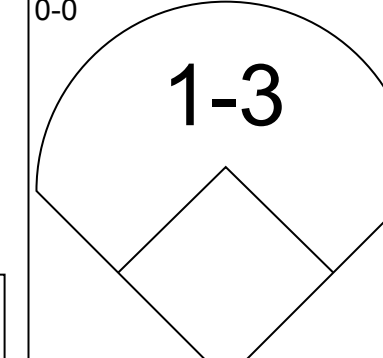
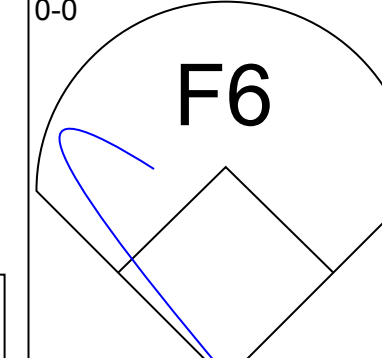
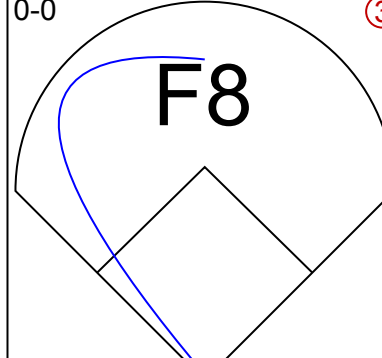
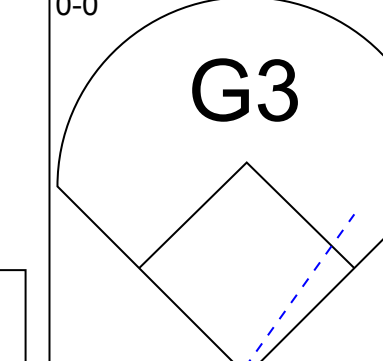
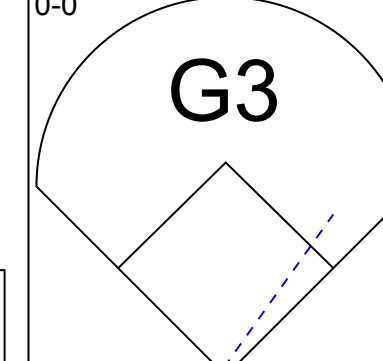
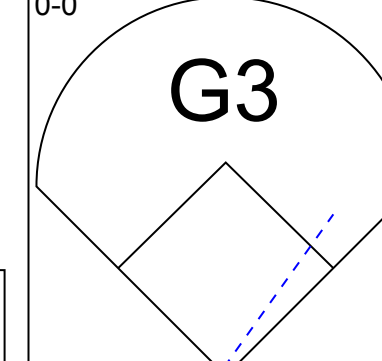
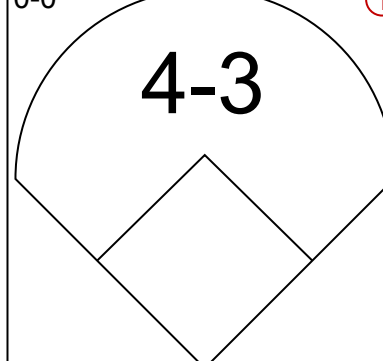
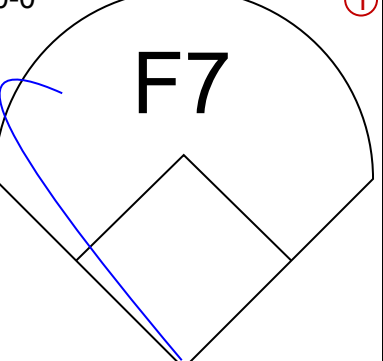
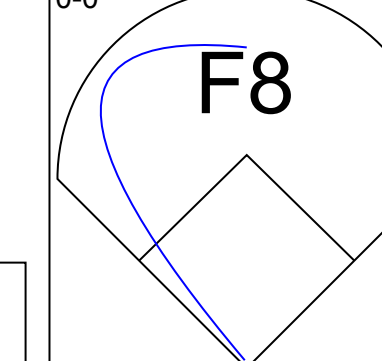
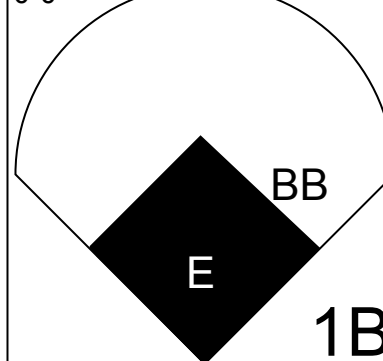
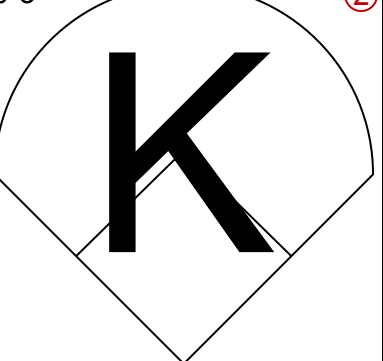
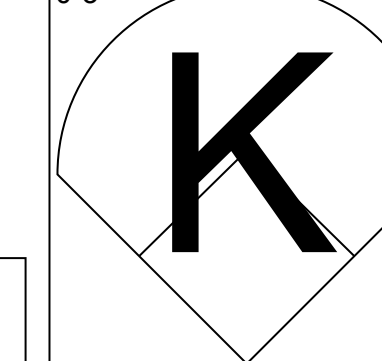


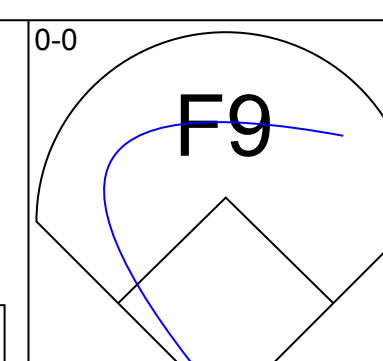
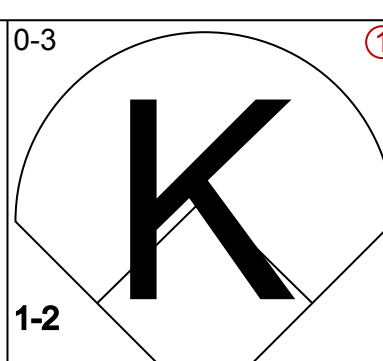
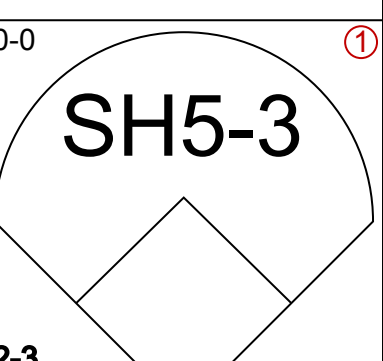
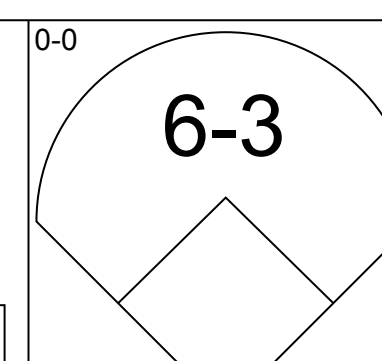
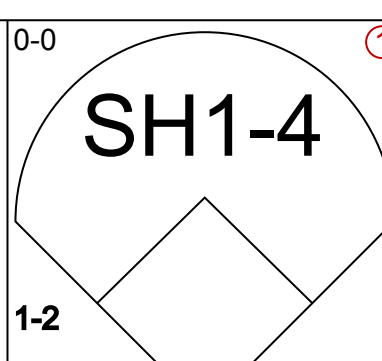
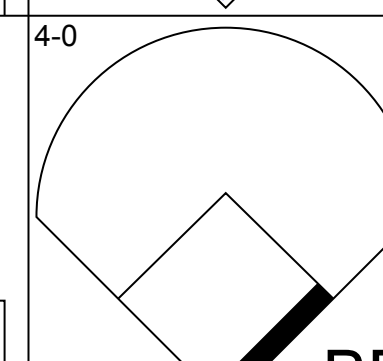
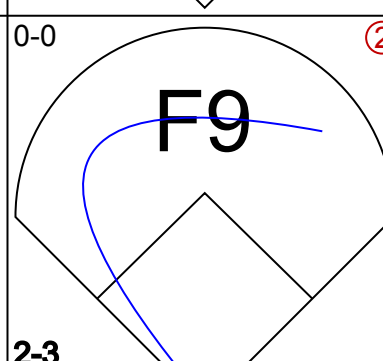
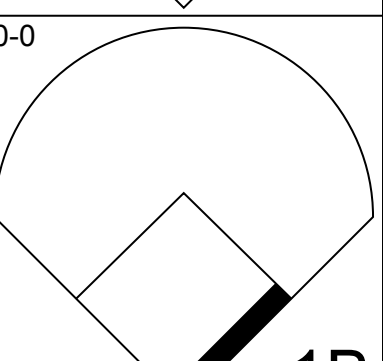
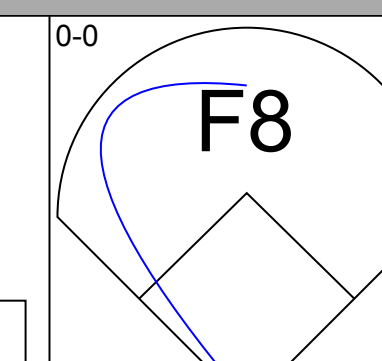
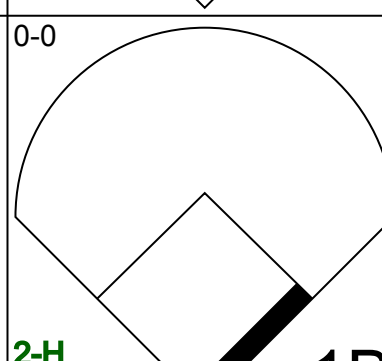
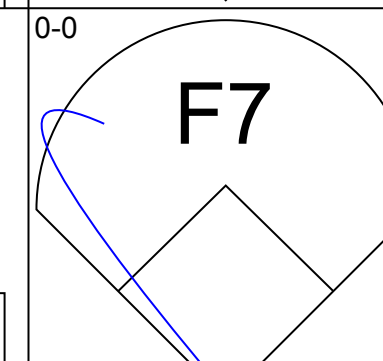
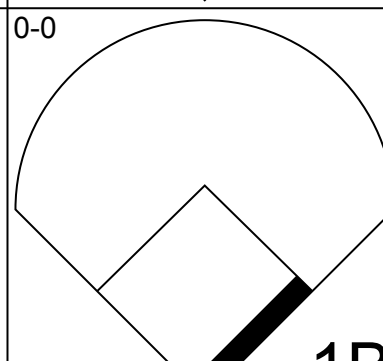
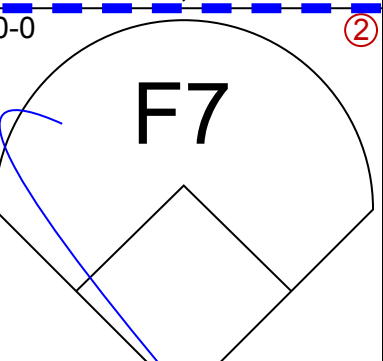
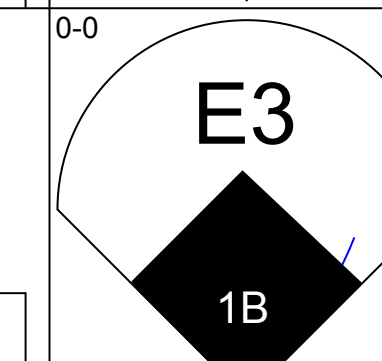
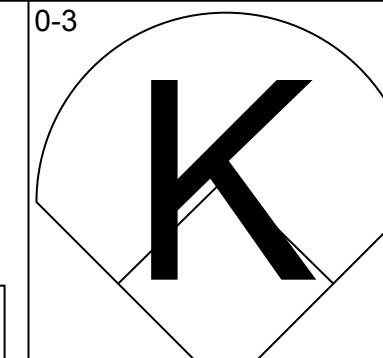
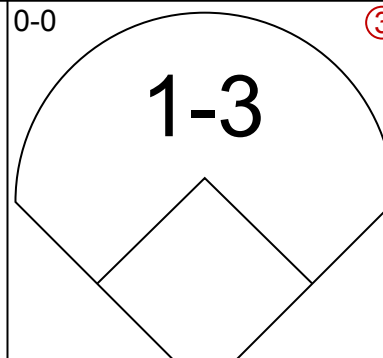
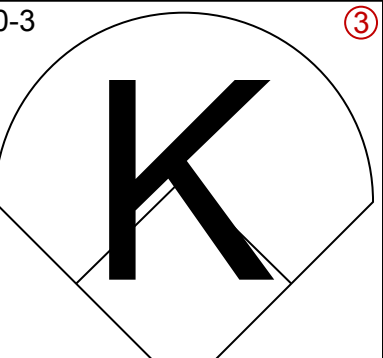
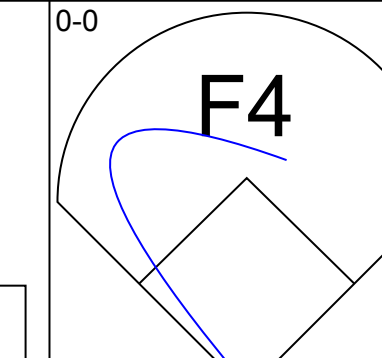
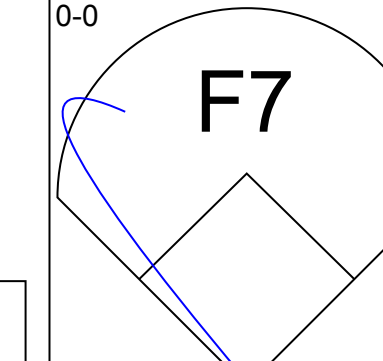
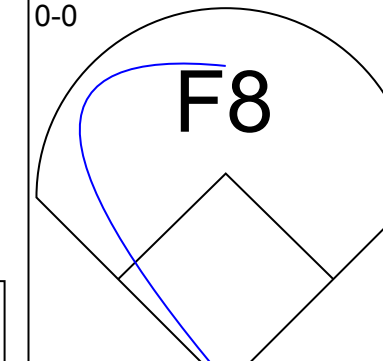
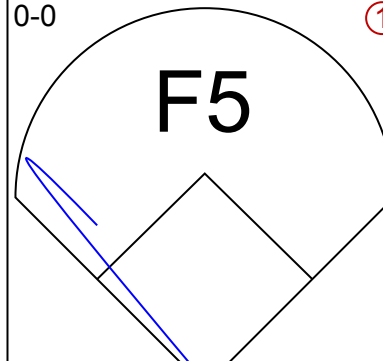
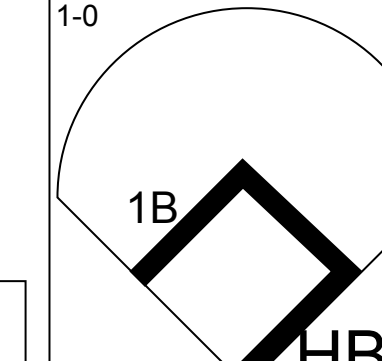
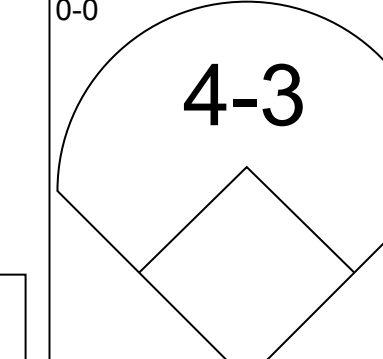
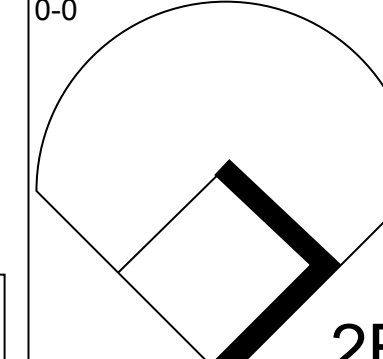
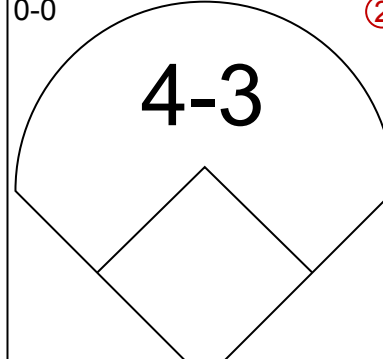
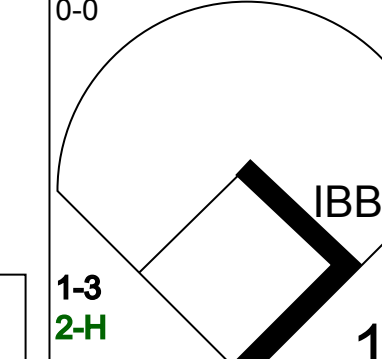
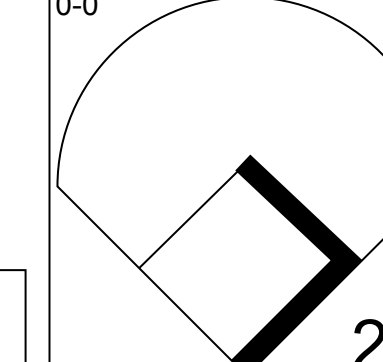
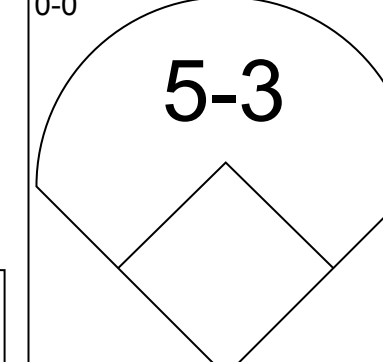
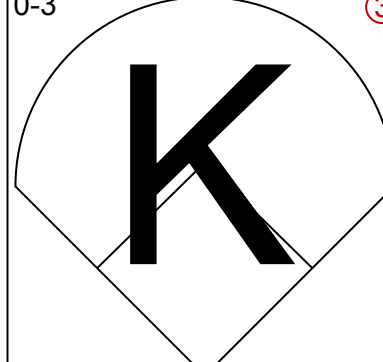
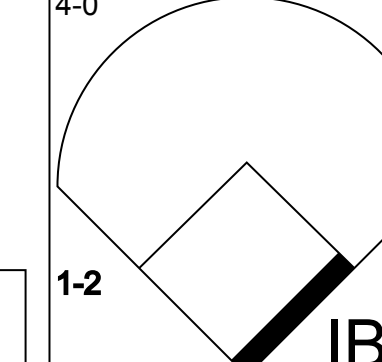
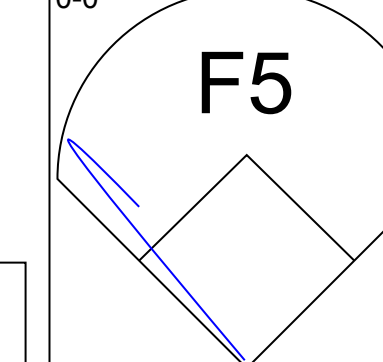
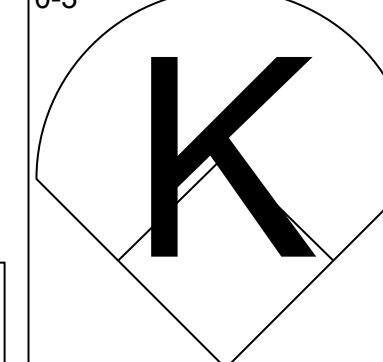
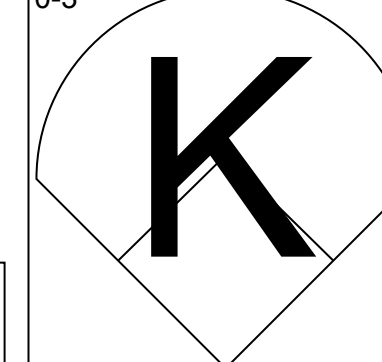
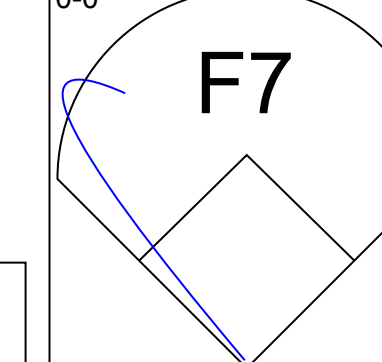
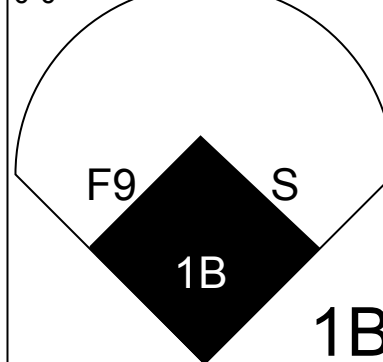
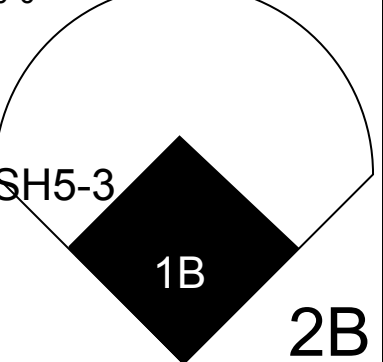
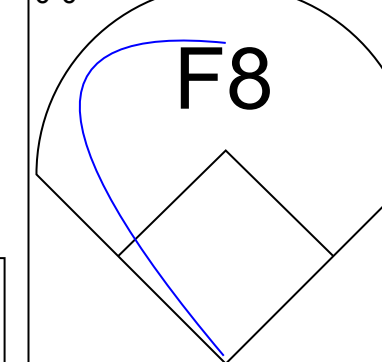
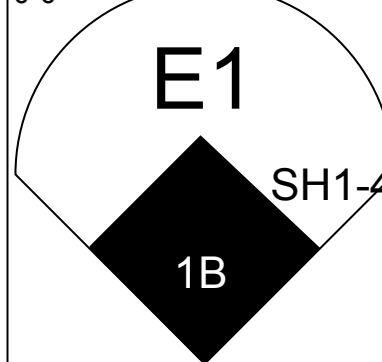
Batter	1	2	3	4	5	6	7	8	9	AB	R	H	RBI	BB	SO	LOB	BOTTOM			
Ed Crosby, L OBP: 0.286, SLG: 0.303 (1, 5)										3	2	2	0	1	0	1				
Jack Brohamer, L OBP: 0.376, SLG: 0.420 (1, 4)										4	1	0	0	0	1	3				
John Lowenstein, L OBP: 0.325, SLG: 0.303 (1, 3) (8, 7)									4	0	3	2	0	0	1					
Charlie Spikes, R OBP: 0.353, SLG: 0.464 (1, 9)									4	0	1	1	0	2	3					
Oscar Gamble, L OBP: 0.341, SLG: 0.422 (1, 10)									3	0	0	0	0	0	1					
Leron Lee, L OBP: 0.337, SLG: 0.446 (1, 7)									3	0	0	0	0	2	0					
Joe Lis, R OBP: 0.293, SLG: 0.269 (8, 3)									1	0	0	0	0	0	2					
George Hendrick, R OBP: 0.323, SLG: 0.415 (1, 8)									2	0	0	0	1	1	1					
Dave Duncan, R OBP: 0.251, SLG: 0.386 (1, 2)									3	0	0	0	0	1	2					
Frank Duffy, R OBP: 0.252, SLG: 0.324 (1, 6)										3	0	1	0	0	0	0				
Inning Stats	R: 1 E: 0 K: 0 S: 5	H: 2 LOB: 1 BB: 0 P: 5	R: 0 E: 0 K: 1 S: 5	H: 0 LOB: 0 BB: 0 P: 5	R: 1 E: 0 K: 0 S: 5	H: 2 LOB: 1 BB: 0 P: 5	R: 0 E: 1 K: 1 S: 6	H: 0 LOB: 1 BB: 0 P: 6	R: 1 E: 0 K: 1 S: 6	H: 1 LOB: 1 BB: 1 P: 10	R: 0 E: 0 K: 2 S: 7	H: 0 LOB: 1 BB: 1 P: 11	R: 0 E: 0 K: 1 S: 5	H: 1 LOB: 0 BB: 0 P: 5	R: 0 E: 0 K: 1 S: 5	H: 1 LOB: 1 BB: 0 P: 6	1B: 5 2B: 2 3B: 0 HR: 0	SF: 0 SAC: 0 DP: 1 HBP: 1	WP: 0 PB: 0 SB: 5 CS: 1	PA: 33
PITCHER Dave Goltz, R ERA: 2.95 Bill Hands, R ERA: 5.4 (1, 1) (8, 1)	IP: 7.1 WLS: L BF: 32 H: 7 R: 3 ER: 3 SO: 7 BB: 2 IBB: 0 HBP: 1 BLK: 0 WP: 0 HR: 0 S: 43 P: 52 ERA: 3.68 WHIP: 1.227																			

Minnesota Twins @ Cleveland Indians
Cleveland Municipal Stadium, Cleveland, OH
Sun Jun 16 1974, 3:38 AM EDT
Att: 28,933 - Unknown - 64 F

AB	30
R	3
H	7
RBI	3
BB	2
SO	7
LOB	14



Batter	1	2	3	4	5	6	7	8	9	AB	R	H	RBI	BB	SO	LOB	TOP					
Pat Kelly, L OBP: 0.376, SLG: 0.403 (1, 10)										3	1	1	0	1	1	0	Chicago White Sox @ Cleveland Indians Cleveland Municipal Stadium, Cleveland, OH Mon Jun 17 1974, 7:05 PM EDT Att: 12,576 - Unknown - 64 F					
Jorge Orta, L OBP: 0.327, SLG: 0.380 (1, 4)										4	1	2	2	0	1	1						
Dick Allen, R OBP: 0.355, SLG: 0.522 (1, 3)										4	0	0	0	0	4	3						
Carlos May, L OBP: 0.304, SLG: 0.301 (1, 7)										4	0	0	0	0	1	2						
Ken Henderson, S OBP: 0.350, SLG: 0.422 (1, 8)										4	0	0	0	0	0	0						
Ron Santo, R OBP: 0.332, SLG: 0.343 (1, 5)										4	0	1	0	0	0	0						
Bill Sharp, L OBP: 0.361, SLG: 0.382 (1, 9)										3	0	0	0	0	0	1						
Ed Herrmann, L OBP: 0.331, SLG: 0.393 (1, 2)										3	0	0	0	0	0	0						
Bucky Dent, R OBP: 0.274, SLG: 0.364 (1, 6)										3	1	1	0	0	2	0						
Inning Stats	R: 0 E: 0 K: 2 S: 7	H: 1 LOB: 0 BB: 0 P: 7	R: 0 E: 0 K: 1 S: 6	H: 1 LOB: 1 BB: 0 P: 6	R: 1 E: 1 K: 1 S: 7	H: 1 LOB: 2 BB: 1 P: 11	R: 0 E: 0 K: 0 S: 3	H: 0 LOB: 0 BB: 0 P: 3	R: 0 E: 0 K: 1 S: 5	H: 0 LOB: 0 BB: 0 P: 5	R: 0 E: 0 K: 2 S: 7	H: 0 LOB: 0 BB: 0 P: 7	R: 0 E: 0 K: 0 S: 3	H: 0 LOB: 0 BB: 0 P: 3	R: 2 E: 0 K: 2 S: 9	H: 2 LOB: 0 BB: 0 P: 9	R: 0 E: 0 K: 0 S: 3	H: 0 LOB: 0 BB: 0 P: 3	1B: 4 2B: 0 3B: 0 HR: 1	SF: 0 SAC: 0 DP: 0 HBP: 0	WP: 0 PB: 0 CS: 1	PA: 33
PITCHER Gaylord Perry, R ERA: 1.37 (1, 1)	IP: 9.0 WLS: W BF: 33 H: 5 R: 3 ER: 2 SO: 9 BB: 1 IBB: 0 HBP: 0 BLK: 0 WP: 0 HR: 1 S: 50 P: 54 ERA: 2.00 WHIP: 0.667																					

Batter	1	2	3	4	5	6	7	8	9	AB	R	H	RBI	BB	SO	LOB	BOTTOM					
Ed Crosby, L OBP: 0.263, SLG: 0.278 (1, 5)										3	0	0	0	0	1	1	Chicago White Sox @ Cleveland Indians Cleveland Municipal Stadium, Cleveland, OH Mon Jun 17 1974, 7:05 PM EDT Att: 12,576 - Unknown - 64 F					
Jack Brohamer, L OBP: 0.383, SLG: 0.423 (1, 4)										4	0	2	2	1	0	1						
John Lowenstein, L OBP: 0.324, SLG: 0.302 (1, 3) (8, 7)										4	1	1	1	0	0	2						
Charlie Spikes, R OBP: 0.347, SLG: 0.456 (1, 9)										4	0	0	0	0	2	4						
Oscar Gamble, L OBP: 0.335, SLG: 0.414 Buddy Bell, R OBP: 0.283, SLG: 0.361 (8, PH)										3	0	0	0	0	0	0						
Leron Lee, L OBP: 0.337, SLG: 0.453 Joe Lis, R OBP: 0.303, SLG: 0.279 (8, 3)										3	0	1	0	0	0	0						
George Hendrick, R OBP: 0.326, SLG: 0.419 (1, 8)										3	0	1	0	1	1	1						
Dave Duncan, R OBP: 0.246, SLG: 0.378 (1, 2)										4	0	0	0	0	2	5						
Frank Duffy, R OBP: 0.257, SLG: 0.332 (1, 6)										4	3	2	0	0	0	0						
Inning Stats	R: 0 E: 0 K: 1 S: 5	H: 0 LOB: 1 BB: 1 P: 9	R: 0 E: 0 K: 0 S: 4	H: 1 LOB: 1 BB: 0 P: 4	R: 1 E: 0 K: 1 S: 7	H: 2 LOB: 1 BB: 0 P: 7	R: 0 E: 0 K: 1 S: 6	H: 1 LOB: 1 BB: 0 P: 6	R: 1 E: 0 K: 1 S: 7	H: 2 LOB: 1 BB: 0 P: 7	R: 0 E: 0 K: 1 S: 5	H: 0 LOB: 0 BB: 0 P: 5	R: 0 E: 0 K: 1 S: 5	H: 0 LOB: 0 BB: 0 P: 5	R: 1 E: 1 K: 0 S: 5	H: 1 LOB: 3 BB: 1 P: 10	R: 1 E: 1 K: 0 S: 3	H: 1 LOB: 1 BB: 0 P: 3	1B: 5 2B: 3 3B: 0 HR: 0	SF: 0 SAC: 2 DP: 0 HBP: 1	WP: 0 PB: 0 CS: 0	PA: 38
PITCHER Joe Henderson, R ERA: 6.48 Skip Pitlock, L ERA: 4.13 Cy Acosta, R ERA: 2.81 (5, 1) (8, 1)	IP: 3.1 WLS: L BF: 12 H: 6 R: 2 ER: 2 SO: 3 BB: 0 IBB: 0 HBP: 1 BLK: 0 WP: 0 HR: 0 S: 17 P: 18 ERA: 0.00 WHIP: 0.000																					

Batter	1	2	3	4	5	6	7	8	9	AB	R	H	RBI	BB	SO	LOB	TOP			
Pat Kelly, L (1, 10) OBP: 0.366, SLG: 0.392	F8		K		F7		FC6-4 PB S		F7	5	0	0	0	0	0	1	Chicago White Sox @ Cleveland Indians Cleveland Municipal Stadium, Cleveland, OH Tue Jun 18 1974, 7:05 PM EDT Att: 8,068 - Unknown - 70 F livebaseballscorecards.com			
Jorge Orta, L (1, 4) OBP: 0.342, SLG: 0.432	F8		HR		HR		PB BB		HR	4	3	3	2	1	0	0				
Dick Allen, R (1, 3) OBP: 0.360, SLG: 0.552 Tony Muser, L (9, 3) OBP: 0.365, SLG: 0.460	HR		1B		6-3		F9		HR	5	2	3	3	0	0	2				
Carlos May, L (1, 7) OBP: 0.306, SLG: 0.317	F9		1B		HR		F9		K	5	1	2	1	0	1	2				
Ken Henderson, S (1, 8) OBP: 0.349, SLG: 0.432		4-3	4-3		G3				HR	4	1	1	1	0	0	2				
Ron Santo, R (1, 5) OBP: 0.335, SLG: 0.346					E7 G5-3		K		4-3	4	0	2	0	0	1	0				
Bill Sharp, L (1, 9) OBP: 0.350, SLG: 0.368		1B			B1		6-3			4	0	1	0	0	0	2				
Ed Herrmann, L (1, 2) OBP: 0.330, SLG: 0.389							4-3		G4-6-3	4	0	1	0	0	0	2				
Bucky Dent, R (1, 6) OBP: 0.273, SLG: 0.361			6-3		G5-3				F9	4	0	1	0	0	0	2				
Inning Stats	R: 1 E: 0 K: 0 S: 4	H: 1 LOB: 0 BB: 0 P: 4	R: 0 E: 0 K: 0 S: 4	H: 1 LOB: 1 BB: 0 P: 4	R: 1 E: 0 K: 1 S: 8	H: 3 LOB: 2 BB: 0 P: 8	R: 0 E: 1 K: 0 S: 4	H: 2 LOB: 1 BB: 0 P: 4	R: 2 E: 0 K: 1 S: 5	H: 2 LOB: 0 BB: 0 P: 5	R: 0 E: 0 K: 0 S: 4	H: 1 LOB: 2 BB: 1 P: 8	R: 1 E: 0 K: 0 S: 4	H: 2 LOB: 2 BB: 0 P: 4	R: 2 E: 0 K: 1 S: 7	H: 2 LOB: 0 BB: 0 P: 7		1B: 8 2B: 0 3B: 0 HR: 6	SF: 0 SAC: 0 DP: 2 HBP: 0	WP: 0 PB: 1 CS: 1
PITCHER	IP WLS BF H R ER SO BB IBB HBP BLK WP HR S P ERA WHIP																			
Bob Johnson, R (1, 1) ERA: 4.29	4.2 L 22 9 4 4 1 0 0 0 0 0 0 4 24 24 7.71 1.929																			
Tom Buskey, R (5, 1) ERA: 3.91	4.1 18 5 3 3 2 1 0 0 0 0 0 2 21 25 6.23 1.385																			

Batter	1	2	3	4	5	6	7	8	9	AB	R	H	RBI	BB	SO	LOB	BOTTOM					
Buddy Bell, R (1, 5) OBP: 0.282, SLG: 0.358	FC6-4 1B		F3			5-3	F9			4	0	1	0	0	0	1	Chicago White Sox @ Cleveland Indians Cleveland Municipal Stadium, Cleveland, OH Tue Jun 18 1974, 7:05 PM EDT Att: 8,068 - Unknown - 70 F livebaseballscorecards.com					
Jack Brohamer, L (1, 4) OBP: 0.380, SLG: 0.418	F6				F4				4-3	4	0	1	0	0	0	1						
Leron Lee, L (1, 7) OBP: 0.333, SLG: 0.444	K				6-3				K	4	0	1	0	0	2	1						
Charlie Spikes, R (1, 9) OBP: 0.345, SLG: 0.452	FC6-4				FC6-4 1B		G4-3		F8	4	0	1	0	0	0	3						
George Hendrick, R (1, 8) OBP: 0.329, SLG: 0.449					FC6-4				HR	4	2	2	2	0	0	1						
Joe Lie, R (1, 3) OBP: 0.300, SLG: 0.268							K		K	3	1	0	0	1	2	0						
Oscar Gamble, L (1, 10) OBP: 0.340, SLG: 0.419 Rusty Torres, S (9, PH) OBP: 0.300, SLG: 0.192									F9	3	0	2	0	0	0	0						
Dave Duncan, R (1, 2) OBP: 0.242, SLG: 0.370					6-3				F7	4	0	0	0	0	1	2						
Frank Duffy, R (1, 6) OBP: 0.258, SLG: 0.332					F8		FC5-4			3	0	1	0	0	0	1						
Inning Stats	R: 0 E: 0 K: 1 S: 6	H: 1 LOB: 1 BB: 0 P: 6	R: 0 E: 0 K: 0 S: 3	H: 0 LOB: 0 BB: 0 P: 3	R: 0 E: 0 K: 0 S: 3	H: 0 LOB: 0 BB: 0 P: 3	R: 0 E: 0 K: 0 S: 4	H: 1 LOB: 1 BB: 0 P: 4	R: 0 E: 0 K: 2 S: 8	H: 1 LOB: 1 BB: 0 P: 8	R: 0 E: 0 K: 0 S: 4	H: 2 LOB: 1 BB: 0 P: 4	R: 2 E: 1 K: 0 S: 5	H: 3 LOB: 1 BB: 1 P: 9	R: 0 E: 0 K: 1 S: 5	H: 0 LOB: 0 BB: 0 P: 5		R: 1 E: 0 K: 1 S: 6	H: 1 LOB: 0 BB: 0 P: 6	1B: 7 2B: 0 3B: 0 HR: 2	SF: 0 SAC: 0 DP: 2 HBP: 0	WP: 0 PB: 0 CS: 0
PITCHER	IP WLS BF H R ER SO BB IBB HBP BLK WP HR S P ERA WHIP																					
Jim Kaat, L (1, 1) ERA: 4.63	9.0 W 35 9 3 3 5 1 0 0 0 0 0 2 44 48 3.00 1.111																					

Batter	1	2	3	4	5	6	7	8	9	AB	R	H	RBI	BB	SO	LOB	TOP			
Buddy Bell, R OBP: 0.286, SLG: 0.347 (1, 5)	0-0 6-3		0-0 4-3		0-0 F8		0-0 SH3-4			3	0	0	0	0	0	1				
Jack Brohamer, L OBP: 0.375, SLG: 0.405 (1, 4)	4-0 5-3 BB		0-0 F8		0-0 1B		0-0 1B			3	0	2	0	1	0	0				
John Lowenstein, L OBP: 0.321, SLG: 0.311 (1, 3)	0-0 5-3			0-0 P4	0-0 F8		0-0 F7			4	0	0	0	0	0	4				
George Hendrick, R OBP: 0.344, SLG: 0.462 (1, 8)	0-0 6-3			0-0 1B		0-0 HR		0-0 5-3		4	1	2	1	0	0	1				
Oscar Gamble, L OBP: 0.364, SLG: 0.477 (1, 10)		0-0 HR		0-0 1B		0-0 3B		0-0 CS 1B		4	2	4	1	0	0	0				
Leron Lee, L OBP: 0.328, SLG: 0.437 (1, 7)		0-0 FC4-6 1B		0-0 P4		0-0 L4		0-3 K		4	0	1	0	0	1	4				
Rusty Torres, S OBP: 0.268, SLG: 0.189 (1, 9)		0-0 FC4-6 G6-4-3 1-2		0-3 K		0-0 G6-4-3 1B		0-0 G3		4	0	1	1	0	1	3				
Dave Duncan, R OBP: 0.241, SLG: 0.366 (1, 2)		0-0 G6-4-3 1-2			0-0 6-3	0-0 G6-4-3 1-2		0-0 1-3		4	0	0	0	0	0	2				
Frank Duffy, R OBP: 0.272, SLG: 0.359 (1, 6)			0-3 K		0-0 1B		4-0 SH3-4 1B BB		0-0 5-3	3	0	1	0	1	1	0				
Inning Stats	R: 0 E: 0 K: 0 S: 3	H: 0 LOB: 1 BB: 1 P: 7	R: 1 E: 0 K: 0 S: 4	H: 2 LOB: 0 BB: 0 P: 4	R: 0 E: 0 K: 1 S: 5	H: 0 LOB: 0 BB: 0 P: 5	R: 0 E: 0 K: 1 S: 7	H: 2 LOB: 2 BB: 0 P: 7	R: 0 E: 0 K: 0 S: 5	H: 2 LOB: 2 BB: 0 P: 5	R: 2 E: 0 K: 0 S: 5	H: 3 LOB: 1 BB: 1 P: 7	R: 0 E: 0 K: 1 S: 5	H: 1 LOB: 0 BB: 1 P: 5	R: 0 E: 0 K: 0 S: 3	H: 0 LOB: 0 BB: 0 P: 3	1B: 8 2B: 0 3B: 1 HR: 2	SF: 0 SAC: 1 DP: 2 HBP: 0	WP: 0 PB: 0 SB: 0 CS: 1	PA: 36
PITCHER	IP	WLS	BF	H	R	ER	SO	BB	IBB	HBP	BLK	WP	HR	S	P	ERA	WHIP			
Pat Dobson, R ERA: 3.61 (1, 1)	5.1	L	25	9	3	3	2	1	0	0	0	0	2	28	32	5.06	1.875			
Cecil Upshaw, R ERA: 2.61 (6, 1)	3.2		11	2	0	0	1	1	0	0	0	0	0	12	16	0.00	0.818			

Cleveland Indians @ New York Yankees
Shea Stadium, Flushing, NY
Wed Jun 26 1974, 3:33 AM EDT
Att: 16,573 - Overcast - 64 F


AB 33
R 3
H 11
RBI 3
BB 2
SO 3
LOB 15





Batter	1	2	3	4	5	6	7	8	9	AB	R	H	RBI	BB	SO	LOB	BOTTOM					
Elliott Maddox, R OBP: 0.406, SLG: 0.369 (1, 8)	0-0 G4-6-3 1B		0-0 6-3			0-0 1B 1B		0-0 F7		4	1	2	0	0	0	1						
Chris Chambliss, L OBP: 0.273, SLG: 0.304 (1, 3)	0-0 G4-6-3 1-2		0-0 PO	0-0 4-3		0-0 1B		0-0 F7		4	0	1	1	0	0	1						
Bobby Murcer, L OBP: 0.337, SLG: 0.346 (1, 9)	0-0 1B			0-0 1B		0-0 FC6 1B		0-0 F3		4	0	3	1	0	0	0						
Ron Blomberg, L OBP: 0.393, SLG: 0.497 (1, 10)	0-0 F8			0-0 F9		0-0 FC6 FC5-4		0-0 F7		3	0	0	0	0	0	3						
Roy White, S OBP: 0.355, SLG: 0.354 (9, PH)						0-0 FC5-4 1-2		0-0 F7		1	0	0	0	0	0	0						
Bill Sudakis, S OBP: 0.311, SLG: 0.405 (1, 5)		0-3 K		0-0 P5		0-0 FC5-4 1-2		4-0 BB		3	0	0	0	1	1	2						
Walt Williams, R OBP: 0.091, SLG: 0.063 (9, PR)								0-0 BB		0	0	0	0	0	0	0						
Lou Piniella, R OBP: 0.343, SLG: 0.379 (1, 7)		0-0 F9		0-0 L5		0-0 F3		0-0 F9		4	0	0	0	0	0	1						
Thurman Munson, R OBP: 0.287, SLG: 0.360 (1, 2)		0-0 F8		4-0 G6-4-3 BB		4-0 G5-4-3 BB				1	0	0	0	2	0	0						
Jim Mason, L OBP: 0.297, SLG: 0.310 (1, 6)			0-0 F7		0-0 G6-4-3 1-2		0-0 G5-4-3 1-2			2	0	0	0	0	0	1						
Fernando Gonzalez, R OBP: 0.242, SLG: 0.278 (7, PH) (8, 4)										1	0	0	0	0	0	1						
Gene Michael, S OBP: 0.265, SLG: 0.252 (1, 4) (8, 6)			0-0 PO 2B		0-0 1B 1B		0-0 F8			3	1	2	0	0	0	0						
Inning Stats	R: 0 E: 0 K: 0 S: 4	H: 2 LOB: 0 BB: 0 P: 4	R: 0 E: 0 K: 1 S: 5	H: 0 LOB: 0 BB: 0 P: 5	R: 0 E: 0 K: 0 S: 3	H: 1 LOB: 1 BB: 0 P: 3	R: 0 E: 0 K: 0 S: 4	H: 1 LOB: 0 BB: 0 P: 4	R: 0 E: 0 K: 0 S: 2	H: 0 LOB: 1 BB: 1 P: 6	R: 0 E: 0 K: 0 S: 6	H: 4 LOB: 1 BB: 0 P: 6	R: 0 E: 0 K: 0 S: 2	H: 0 LOB: 0 BB: 1 P: 6	R: 0 E: 0 K: 0 S: 3	H: 0 LOB: 0 BB: 0 P: 3	R: 0 E: 0 K: 0 S: 3	H: 0 LOB: 1 BB: 1 P: 7	1B: 7 2B: 1 3B: 0 HR: 0	SF: 0 SAC: 0 DP: 3 HBP: 0	WP: 0 PB: 0 SB: 0 CS: 0	PA: 34
PITCHER	IP	WLS	BF	H	R	ER	SO	BB	IBB	HBP	BLK	WP	HR	S	P	ERA	WHIP					
Steve Arlin, R ERA: 5.97 (1, 1)	5.1		20	7	2	2	1	1	0	0	0	0	0	21	25	3.38	1.500					
Tom Higendorf, L ERA: 4.35 (6, 1)	3.1	S	12	1	0	0	0	2	0	0	0	0	0	10	18	0.00	0.900					
Tom Buskey, R ERA: 4.15 (9, 1)	0.1		1	0	0	0	0	0	0	0	0	0	0	1	1	0.00	0.000					

Cleveland Indians @ New York Yankees
Shea Stadium, Flushing, NY
Wed Jun 26 1974, 3:33 AM EDT
Att: 16,573 - Overcast - 64 F

AB 30
R 2
H 8
RBI 2
BB 3
SO 1
LOB 10



Batter	1	2	3	4	5	6	7	8	9	AB	R	H	RBI	BB	SO	LOB	TOP
Tommy Harper, R (1, 10) OBP: 0.268, SLG: 0.280	5-3		6-3			L4-3 1B			P4	4	0	1	0	0	0	0	Boston Red Sox @ Cleveland Indians Cleveland Municipal Stadium, Cleveland, OH Thu Jun 27 1974, 7:05 PM EDT Att: 13,426 - Unknown - 73 F AB 32 R 1 H 8 RBI 1 BB 0 SO 3 LOB 5 
Dick McAuliffe, L (1, 4) OBP: 0.329, SLG: 0.335	3-1		F9			L4-3 1-2			1B	4	0	1	0	0	0	1	
Rick Miller, L (9, FR) OBP: 0.361, SLG: 0.330									1B	0	0	0	0	0	0	0	
Cecil Cooper, L (1, 3) OBP: 0.324, SLG: 0.391					F8				F7	3	0	0	0	0	2	0	
Danny Cater, R (9, PH) OBP: 0.386, SLG: 0.520	K								1-2 1B	1	0	0	0	0	0	1	
Carl Yastrzemski, L (1, 7)		F9			F8				1-2 1B	4	0	2	0	0	0	0	
Carlton Fisk, R (1, 2) OBP: 0.389, SLG: 0.560		6-3			5-3				1B 2B	4	0	0	0	0	0	3	
Rico Petrocelli, R (1, 5) OBP: 0.394, SLG: 0.492						P7			1B 2H	3	1	2	0	0	0	0	
Dwight Evans, R (1, 9) OBP: 0.345, SLG: 0.454					L7				6-3	3	0	1	0	0	0	0	
Juan Beniquez, R (1, 8) OBP: 0.327, SLG: 0.374						K			5-3	3	0	1	1	0	1	0	
Mario Guerrero, R (1, 6) OBP: 0.294, SLG: 0.292						F9			G3	2	0	0	0	0	0	0	
Bernie Carbo, L (8, PH) OBP: 0.366, SLG: 0.450										1	0	0	0	0	0	0	
Rick Burleson, R (8, 6) OBP: 0.363, SLG: 0.481										0	0	0	0	0	0	0	
Inning Stats	R: 0 E: 0 K: 1 S: 5	H: 0 LOB: 0 BB: 0 P: 5	R: 1 E: 0 K: 0 S: 5	H: 3 LOB: 2 BB: 0 P: 5	R: 0 E: 0 K: 0 S: 3	H: 0 LOB: 0 BB: 0 P: 3	R: 0 E: 0 K: 1 S: 5	H: 1 LOB: 0 BB: 0 P: 3	R: 0 E: 0 K: 1 S: 6	H: 2 LOB: 2 BB: 0 P: 6	R: 0 E: 0 K: 0 S: 3	H: 0 LOB: 0 BB: 0 P: 3	R: 0 E: 0 K: 0 S: 5	H: 2 LOB: 2 BB: 0 P: 5	1B: 7 2B: 2 3B: 0 HR: 0	SF: 0 SAC: 0 DP: 1 HBP: 0	WP: 0 PA: 32 PB: 0 SB: 0 CS: 0
PITCHER	IP WLS BF H R ER SO BB IBB HBP BLK WP HR S P ERA WHIP																
Jim Perry, R (1, 1) ERA: 2.62	8.1 W 29 7 1 1 3 0 0 0 0 0 0 0 35 35 1.08 0.840																
Tom Higendorf, L (9, 1) ERA: 4.29	0.1 2 1 0 0 0 0 0 0 0 0 0 0 2 2 0.00 3.000																
Tom Buskey, R (9, 1) ERA: 4.1	0.1 S 1 0 0 0 0 0 0 0 0 0 0 0 1 1 0.00 0.000																

Batter	1	2	3	4	5	6	7	8	9	AB	R	H	RBI	BB	SO	LOB	BOTTOM		
Buddy Bell, R (1, 5) OBP: 0.290, SLG: 0.358	FC3-6 BB		P4			1-2 1B 3B			L4	3	1	1	1	1	0	1	Boston Red Sox @ Cleveland Indians Cleveland Municipal Stadium, Cleveland, OH Thu Jun 27 1974, 7:05 PM EDT Att: 13,426 - Unknown - 73 F AB 27 R 2 H 5 RBI 2 BB 3 SO 4 LOB 12 		
Jack Brohamer, L (1, 4) OBP: 0.372, SLG: 0.401	FC3-6 FC6-4 1-2		P3			FC6 1B			F2	4	0	1	1	0	0	1			
John Lowenstein, L (1, 7) OBP: 0.320, SLG: 0.310						3H FC6 1-2			K	4	0	1	0	0	1	2			
George Hendrick, R (1, 8) OBP: 0.342, SLG: 0.458	FC6-4 1-2					CS 1B			K	4	0	1	0	0	1	1			
Oscar Gamble, L (1, 10)			F5			F7			F9	3	0	0	0	0	0	2			
Joe Lis, R (1, 3) OBP: 0.303, SLG: 0.266						K			5-3	2	0	0	0	1	1	2			
Rusty Torres, S (1, 9) OBP: 0.273, SLG: 0.200										3	0	1	0	0	0	1			
Dave Duncan, R (1, 2) OBP: 0.239, SLG: 0.362			FC1-4 BB			6-3			SH3-4 1B	2	0	0	0	0	1	1			
Frank Duffy, R (1, 6) OBP: 0.273, SLG: 0.356									P4	2	1	0	0	1	0	1			
Inning Stats	R: 0 E: 0 K: 0 S: 3	H: 0 LOB: 1 BB: 1 P: 7	R: 0 E: 0 K: 1 S: 5	H: 0 LOB: 1 BB: 1 P: 9	R: 0 E: 0 K: 0 S: 3	H: 0 LOB: 0 BB: 0 P: 3	R: 0 E: 0 K: 1 S: 6	H: 2 LOB: 1 BB: 0 P: 6	R: 2 E: 0 K: 0 S: 5	H: 2 LOB: 1 BB: 1 P: 9	R: 0 E: 0 K: 0 S: 3	H: 0 LOB: 0 BB: 0 P: 3	R: 0 E: 0 K: 2 S: 7	H: 1 LOB: 1 BB: 0 P: 4	R: 0 E: 0 K: 2 S: 7	H: 0 LOB: 0 BB: 0 P: 7		1B: 4 2B: 0 3B: 1 HR: 0	SF: 0 SAC: 1 DP: 0 HBP: 0
PITCHER	IP WLS BF H R ER SO BB IBB HBP BLK WP HR S P ERA WHIP																		
Roger Moret, L (1, 1) ERA: 3.23	8.0 L 31 5 2 2 4 3 0 0 0 0 0 0 36 48 2.25 1.000																		

Batter	1	2	3	4	5	6	7	8	9	AB R H RBI BB SO LOB	TOP											
Cecil Cooper, L (1, 3) OBP: 0.323, SLG: 0.389	F7			F2		6-3 2H 1B		P3		4 0 1 1 0 0 2	Boston Red Sox @ Cleveland Indians Cleveland Municipal Stadium, Cleveland, OH Fri Jun 28 1974, 7:05 PM EDT Att: 33,020 - Unknown - 71 F livebaseballscorecards.com											
Dick McAuliffe, L (1, 4) OBP: 0.327, SLG: 0.333	E9 1B			K		6-3		3-1		4 0 1 0 0 1 1												
Danny Cater, R (1, 10) OBP: 0.361, SLG: 0.481	6-3			K		K		K		4 0 0 0 0 3 2												
Carl Yastrzemski, L (1, 7) OBP: 0.422, SLG: 0.469		1-3					1-3	P6		4 0 1 0 0 0 0												
Carlton Fisk, R (1, 2) OBP: 0.393, SLG: 0.551		K				P6	5-3			3 0 0 0 0 1 1												
Rico Petrocelli, R (1, 5) OBP: 0.388, SLG: 0.484		F3				K	F8			3 0 0 0 0 1 1												
Bernie Carbo, L (1, 9) OBP: 0.366, SLG: 0.445 Tommy Harper, R (8, PR) OBP: 0.268, SLG: 0.280 Mario Guerrero, R (8, 6) OBP: 0.294, SLG: 0.292			4-3			K		SH1-4 BB		2 0 0 0 1 1 1 0 0 0 0 0 0 0 0 0 0 0 0 0 0												
Rick Miller, L (1, 8) OBP: 0.364, SLG: 0.326		1-3				SH3-4 1B BB		SH1-4		1 1 0 0 1 0 0												
Rick Burleson, R (1, 6) OBP: 0.360, SLG: 0.476 Dwight Evans, R (8, PH) OBP: 0.343, SLG: 0.451			F9			SH3-4 1-2		K		1 0 0 0 0 0 0 1 0 0 0 0 1 2												
Inning Stats	R: 0 E: 1 K: 0 S: 3	H: 1 LOB: 1 BB: 0 P: 3	R: 0 E: 0 K: 1 S: 5	H: 0 LOB: 0 BB: 0 P: 5	R: 0 E: 0 K: 2 S: 7	H: 0 LOB: 0 BB: 0 P: 3	R: 0 E: 0 K: 2 S: 7	H: 0 LOB: 0 BB: 0 P: 7	R: 0 E: 0 K: 1 S: 8	H: 1 LOB: 1 BB: 0 P: 8		R: 1 E: 0 K: 1 S: 6	H: 1 LOB: 1 BB: 1 P: 10	R: 0 E: 0 K: 0 S: 3	H: 0 LOB: 0 BB: 0 P: 3	R: 0 E: 0 K: 1 S: 5	H: 0 LOB: 2 BB: 1 P: 9	R: 0 E: 0 K: 1 S: 5	H: 0 LOB: 0 BB: 0 P: 5	1B: 3 2B: 0 3B: 0 HR: 0	SF: 0 SAC: 2 DP: 0 HBP: 0	WP: 0 PB: 0 SB: 0 CS: 0
PITCHER Gaylord Perry, R (1, 1) ERA: 1.27	IP: 9.0 WLS: W BF: 31 H: 3 R: 1 ER: 1 SO: 8 BB: 2 IBB: 0 HBP: 0 BLK: 0 WP: 0 HR: 0 S: 45 P: 53 ERA: 1.00 WHIP: 0.556											PITCHER IP: WLS: BF: H: R: ER: SO: BB: IBB: HBP: BLK: WP: HR: S: P: ERA: WHIP:										

Batter	1	2	3	4	5	6	7	8	9	AB R H RBI BB SO LOB	BOTTOM											
Buddy Bell, R (1, 5) OBP: 0.289, SLG: 0.352	6-3			WP BB		6-3		6-3		3 0 0 0 1 0 0	Boston Red Sox @ Cleveland Indians Cleveland Municipal Stadium, Cleveland, OH Fri Jun 28 1974, 7:05 PM EDT Att: 33,020 - Unknown - 71 F livebaseballscorecards.com											
Jack Brohamer, L (1, 4) OBP: 0.380, SLG: 0.406				1-2 BB				P4		3 0 2 0 1 0 0												
John Lowenstein, L (1, 3) OBP: 0.315, SLG: 0.305				K		F9		G3		4 0 0 0 0 1 4												
Charlie Spikes, R (1, 9) OBP: 0.346, SLG: 0.471 Rusty Torres, S (7, 9) OBP: 0.267, SLG: 0.195	1-3			HR		6-3		F9		3 1 1 1 0 0 1 1 0 0 0 0 0 0												
Oscar Gamble, L (1, 10) OBP: 0.362, SLG: 0.468		G3		G4-6-3 BB		G5-4-3 1B		4-3		3 0 1 0 1 0 0												
Leron Lee, L (1, 7) OBP: 0.326, SLG: 0.426		6-3		G4-6-3 1-2		G5-4-3 1-2		2B BB		3 1 0 0 1 0 2												
George Hendrick, R (1, 8) OBP: 0.345, SLG: 0.483		F9		E4 1B		6-3		2B 1-H		4 0 2 1 0 0 0												
Dave Duncan, R (1, 2) OBP: 0.236, SLG: 0.357				F8		K		K		3 0 0 0 0 2 1												
Frank Duffy, R (1, 6) OBP: 0.270, SLG: 0.351				K		K		F9		3 0 0 0 0 2 0												
Inning Stats	R: 0 E: 0 K: 0 S: 4	H: 1 LOB: 1 BB: 0 P: 4	R: 0 E: 0 K: 0 S: 3	H: 0 LOB: 0 BB: 0 P: 3	R: 0 E: 0 K: 2 S: 7	H: 0 LOB: 2 BB: 2 P: 15	R: 1 E: 1 K: 1 S: 6	H: 2 LOB: 1 BB: 1 P: 10	R: 0 E: 0 K: 1 S: 6	H: 1 LOB: 1 BB: 0 P: 6		R: 0 E: 0 K: 0 S: 3	H: 1 LOB: 0 BB: 0 P: 3	R: 0 E: 0 K: 1 S: 5	H: 0 LOB: 0 BB: 0 P: 5	R: 0 E: 0 K: 0 S: 3	H: 0 LOB: 0 BB: 0 P: 3	R: 1 E: 0 K: 0 S: 3	H: 1 LOB: 1 BB: 1 P: 7	1B: 4 2B: 1 3B: 0 HR: 1	SF: 0 SAC: 0 DP: 2 HBP: 0	WP: 1 PB: 0 SB: 0 CS: 0
PITCHER Dick Drago, R (1, 1) ERA: 2.98	IP: 8.2 WLS: L BF: 34 H: 6 R: 2 ER: 2 SO: 5 BB: 4 IBB: 0 HBP: 0 BLK: 0 WP: 1 HR: 1 S: 40 P: 56 ERA: 2.08 WHIP: 1.154											PITCHER IP: WLS: BF: H: R: ER: SO: BB: IBB: HBP: BLK: WP: HR: S: P: ERA: WHIP:										

Batter	1	2	3	4	5	6	7	8	9	AB	R	H	RBI	BB	SO	LOB	TOP										
Tommy Harper, R OBP: 0.275, SLG: 0.279 (1, 10)	F7	HR		K		F8			G6-4-3	4	1	1	0	2	1	1	Boston Red Sox @ Cleveland Indians Cleveland Municipal Stadium, Cleveland, OH Sat Jun 29 1974, 3:33 AM EDT Att: 10,220 - Unknown - 73 F										
Juan Beniquez, R OBP: 0.332, SLG: 0.406 (1, 8)	SH1-3	HR		HR		L5	F8		G6-4-3	6	2	3	5	0	0	3											
Danny Cater, R OBP: 0.544, SLG: 0.544 Cecil Cooper, L OBP: 0.320, SLG: 0.385 (1, 3) (6, 3)	SH1-3	6-3		1B		HR		F5	F3	3	1	2	2	0	0	0											
Carl Yastrzemski, L OBP: 0.426, SLG: 0.472 Rick Miller, L OBP: 0.369, SLG: 0.333 (1, 7) (6, PR) (6, 7)	FC6-4	F8		1B		HR		HR		3	0	2	0	1	0	0											
Rico Petrocelli, R OBP: 0.386, SLG: 0.484 Terry Hughes, R OBP: 0.231, SLG: 0.292 (1, 5) (6, PR) (6, 5)	FC6-4	6-3		K		1B		HR		4	0	1	1	0	1	4											
Dwight Evans, R OBP: 0.349, SLG: 0.455 (1, 9)		1B	FC	5-3		1B		E	1-3	5	1	3	0	0	0	0											
Bob Montgomery, R OBP: 0.280, SLG: 0.304 (1, 2)	FC	1B	F7	F9	F7	1-3		1-3		5	1	0	0	0	0	5											
Rick Burleson, R OBP: 0.361, SLG: 0.473 (1, 4)	1B	HR	6-3	F8		G6-4-3		E6		5	1	2	0	0	0	1											
Mario Guerrero, R OBP: 0.296, SLG: 0.295 (1, 6)	HR	1B	6-3	6-3		HR	1B	F7		5	2	2	2	0	0	3											
Inning Stats	R: 0 E: 0 K: 0 S: 4	H: 1 LOB: 2 BB: 1 P: 8	R: 6 E: 0 K: 0 S: 8	H: 4 LOB: 0 BB: 1 P: 12	R: 0 E: 0 K: 0 S: 3	H: 0 LOB: 0 BB: 0 P: 3	R: 1 E: 0 K: 2 S: 10	H: 3 LOB: 2 BB: 0 P: 10	R: 0 E: 0 K: 0 S: 3	H: 0 LOB: 0 BB: 0 P: 3	R: 3 E: 0 K: 0 S: 8	H: 5 LOB: 3 BB: 0 P: 8	R: 0 E: 0 K: 0 S: 3	H: 1 LOB: 1 BB: 1 P: 7	R: 2 E: 1 K: 0 S: 7	H: 3 LOB: 2 BB: 0 P: 7		R: 0 E: 0 K: 0 S: 3	H: 1 LOB: 0 BB: 0 P: 3	1B: 13 2B: 1 3B: 0 HR: 4	SF: 0 SAC: 1 DP: 2 HBP: 0	WP: 0 PA: 48 PB: 0 SB: 0 CS: 0					
PITCHER	IP	WLS	BF	H	R	ER	SO	BB	IBB	HBP	BLK	WP	HR	S	P	ERA	WHIP										
Fritz Peterson, L ERA: 4.24 (1, 1)	1.0	L	11	5	6	6	0	2	0	0	0	0	1	9	17	54.00	7.000										
Bob Johnson, R ERA: 4.35 (2, 1)	5.0		23	8	4	4	2	0	0	0	0	0	2	27	27	7.20	1.600										
Milt Wilcox, R ERA: 3.58 (7, 1)	2.0		11	4	2	2	0	1	0	0	0	0	1	10	14	9.00	2.500										
Tom Buskey, R ERA: 3.95 (9, 1)	1.0		3	1	0	0	0	0	0	0	0	0	0	3	3	0.00	1.000										

Batter	1	2	3	4	5	6	7	8	9	AB	R	H	RBI	BB	SO	LOB	BOTTOM										
Buddy Bell, R OBP: 0.294, SLG: 0.355 (1, 5)	BB	1B	F7			5-3		E		4	0	2	0	0	0	0	Boston Red Sox @ Cleveland Indians Cleveland Municipal Stadium, Cleveland, OH Sat Jun 29 1974, 3:33 AM EDT Att: 10,220 - Unknown - 73 F										
Jack Brohamer, L OBP: 0.378, SLG: 0.402 (1, 4)	BB	1B	F4			F9		K		4	0	1	0	0	1	2											
John Lowenstein, L OBP: 0.312, SLG: 0.301 Alan Ashby, S OBP: 0.500, SLG: 0.333 (1, 3) (8, 2)	F9		F5			F5		E3		3	0	0	0	0	0	2											
Charlie Spikes, R OBP: 0.348, SLG: 0.471 Rusty Torres, S OBP: 0.250, SLG: 0.182 (1, 9) (4, PH) (5, 9)	G4-6-3		F3			L8		F9		0	0	0	0	1	0	0											
Oscar Gamble, L OBP: 0.360, SLG: 0.478 (1, 10)	G4-6-3		F5			HR		4-3		4	1	1	1	0	0	3											
Leron Lee, L OBP: 0.324, SLG: 0.421 (1, 7)	F7		F8			K		1B		4	0	1	0	0	1	0											
George Hendrick, R OBP: 0.340, SLG: 0.456 (1, 8)	6-3		6-3			F8		F8		4	0	0	0	0	0	1											
Dave Duncan, R OBP: 0.237, SLG: 0.369 (1, 2) (8, 3)	F4		HR			F8		F3		4	1	1	1	0	0	1											
Frank Duffy, R OBP: 0.268, SLG: 0.350 Luis Alvarado, R OBP: 0.191, SLG: 0.188 (1, 6) (5, 6)	K		K			E	1B	BB		1	0	0	0	1	1	0											
Inning Stats	R: 0 E: 0 K: 0 S: 4	H: 2 LOB: 2 BB: 1 P: 8	R: 0 E: 0 K: 0 S: 3	H: 0 LOB: 0 BB: 0 P: 3	R: 0 E: 0 K: 1 S: 5	H: 0 LOB: 0 BB: 0 P: 5	R: 0 E: 0 K: 0 S: 3	H: 0 LOB: 0 BB: 0 P: 3	R: 1 E: 0 K: 1 S: 6	H: 1 LOB: 0 BB: 0 P: 6	R: 0 E: 0 K: 0 S: 3	H: 0 LOB: 0 BB: 0 P: 3	R: 1 E: 1 K: 1 S: 7	H: 1 LOB: 3 BB: 1 P: 11	R: 0 E: 0 K: 0 S: 4	H: 1 LOB: 1 BB: 0 P: 4		R: 0 E: 0 K: 0 S: 3	H: 1 LOB: 0 BB: 0 P: 4	1B: 4 2B: 0 3B: 0 HR: 2	SF: 0 SAC: 0 DP: 1 HBP: 0	WP: 0 PA: 35 PB: 0 SB: 0 CS: 0					
PITCHER	IP	WLS	BF	H	R	ER	SO	BB	IBB	HBP	BLK	WP	HR	S	P	ERA	WHIP										
Luis Tiant, R ERA: 2.86 (1, 1)	6.0	W	21	3	1	1	2	1	0	0	0	0	1	24	28	1.50	0.667										
Bob Veale, L ERA: 7.0 (7, 1)	1.0		4	1	1	1	1	0	0	0	0	0	1	6	6	9.00	1.000										
Diego Segui, R ERA: 3.51 (8, 1)	2.0		10	2	0	0	1	1	0	0	0	0	0	11	15	0.00	1.500										

Batter	1	2	3	4	5	6	7	8	9	AB	R	H	RBI	BB	SO	LOB	TOP					
Juan Beniquez, R OBP: 0.330, SLG: 0.403	0-0 6-3		0-0 5-3			0-0 FC5-4		0-0 1B	0-0 1B	4	1	1	1	0	0	2						
Dick McAuliffe, L OBP: 0.326, SLG: 0.332	0-0 4-3		0-0 L7			0-3 K		0-0 1B	0-0 FC4-6	4	0	1	0	0	1	2						
Dwight Evans, R OBP: 0.347, SLG: 0.451	0-3 K			0-0 5-3		0-3 K		0-0 1B	0-0 FC4-6	4	0	1	1	0	2	1						
Carl Yastrzemski, L OBP: 0.421, SLG: 0.464		0-0 1-3		0-0 F2		0-0 F5		0-0 1B	0-0 FC4-6	4	0	0	0	0	0	2						
Bernie Carbo, L OBP: 0.359, SLG: 0.436		0-3 K		0-0 L3		0-0 5-3		0-0 1B	0-0 F5	4	0	0	0	0	1	2						
Rico Petrocelli, R OBP: 0.379, SLG: 0.474		0-0 5-3			0-0 5-3		0-3 K		0-0 F7	4	0	0	0	0	1	2						
Cecil Cooper, L OBP: 0.320, SLG: 0.384			0-0 1B		0-0 4-3			0-0 1B	0-0 6-3	3	1	1	0	0	0	0						
Bob Montgomery, R OBP: 0.262, SLG: 0.305			0-0 1B		0-0 F7			0-0 1B	0-0 F7	3	0	1	0	0	0	0						
Mario Guerrero, R OBP: 0.296, SLG: 0.295			0-0 1-3			0-0 FC5-4		0-0 1B	0-0 F9	3	0	1	0	0	0	2						
Inning Stats	R: 0 E: 0 K: 1 S: 5	H: 0 LOB: 0 BB: 0 P: 5	R: 0 E: 0 K: 1 S: 5	H: 0 LOB: 0 BB: 0 P: 5	R: 1 E: 0 K: 0 S: 5	H: 2 LOB: 1 BB: 0 P: 5	R: 0 E: 0 K: 0 S: 3	H: 0 LOB: 0 BB: 0 P: 3	R: 0 E: 0 K: 0 S: 3	H: 0 LOB: 0 BB: 0 P: 3	R: 0 E: 0 K: 1 S: 8	H: 1 LOB: 1 BB: 0 P: 8	R: 0 E: 0 K: 1 S: 5	H: 0 LOB: 0 BB: 0 P: 5	R: 0 E: 0 K: 0 S: 3	H: 0 LOB: 0 BB: 0 P: 3	R: 1 E: 0 K: 0 S: 6	H: 3 LOB: 2 BB: 0 P: 6	1B: 6 2B: 0 3B: 0 HR: 0	SF: 0 SAC: 0 DP: 0 HBP: 0	WP: 1 PB: 0 SB: 0 CS: 0	PA: 33
PITCHER Steve Arlin, R ERA: 5.53	IP: 9.0 WLS: W BF: 33 H: 6 R: 2 ER: 2 SO: 5 BB: 0 IBB: 0 HBP: 0 BLK: 0 WP: 1 HR: 0 S: 43 P: 43 ERA: 2.00 WHIP: 0.667															PITCHER	IP: 9.0 WLS: W BF: 33 H: 6 R: 2 ER: 2 SO: 5 BB: 0 IBB: 0 HBP: 0 BLK: 0 WP: 1 HR: 0 S: 43 P: 43 ERA: 2.00 WHIP: 0.667					

Boston Red Sox @ Cleveland Indians
Cleveland Municipal Stadium, Cleveland, OH

Sun Jun 30 1974, 3:33 AM EDT
Att: 14,974 - Unknown - 72 F

AB 33
R 2
H 6
RBI 2
BB 0
SO 5
LOB 13



Batter	1	2	3	4	5	6	7	8	9	AB	R	H	RBI	BB	SO	LOB	BOTTOM			
Buddy Bell, R OBP: 0.291, SLG: 0.351	0-0 F2	0-3 K			0-0 6-3		0-0 4-3	0-0 1B		5	0	1	1	0	1	0				
Jack Brohamer, L OBP: 0.388, SLG: 0.391	0-0 1-6-3		0-3 K		0-0 F9		0-0 3-1	0-0 F7		5	0	0	0	0	1	2				
John Lowenstein, L OBP: 0.318, SLG: 0.320	0-0 1B		0-0 HR		0-0 4-3		0-0 4-3			4	2	3	1	0	0	0				
Charlie Spikes, R OBP: 0.348, SLG: 0.467	0-0 CS	1-0 1B	0-0 F9		0-0 5-3			0-0 1B		2	1	0	0	0	0	1				
Rusty Torres, S OBP: 0.295, SLG: 0.200	0-0 CS	1-2 2B	0-0 HBP		1-2 5-3			0-0 1B		1	1	1	0	0	0	0				
Oscar Gamble, L OBP: 0.362, SLG: 0.476		0-0 2B	0-0 HR		0-0 4-3		0-0 1B	0-0 F8		3	1	1	0	1	0	1				
Leron Lee, L OBP: 0.321, SLG: 0.423		0-0 HR		0-0 F9		0-0 E3		0-0 1B	0-0 E4	4	2	1	1	0	0	2				
George Hendrick, R OBP: 0.342, SLG: 0.468		0-0 HR		0-0 6-3		0-0 1B		0-0 F9		4	1	2	4	0	0	1				
Dave Duncan, R OBP: 0.237, SLG: 0.364		0-0 5-3		0-0 F9		0-0 K		0-0 1B	0-0 1B	3	1	0	0	1	1	3				
Frank Duffy, R OBP: 0.268, SLG: 0.348		0-0 L1			0-0 F3		0-0 L6		0-0 1B	4	0	1	1	0	0	3				
Inning Stats	R: 0 E: 0 K: 0 S: 3	H: 1 LOB: 0 BB: 0 P: 3	R: 4 E: 0 K: 1 S: 8	H: 3 LOB: 0 BB: 0 P: 9	R: 1 E: 0 K: 1 S: 6	H: 1 LOB: 0 BB: 0 P: 6	R: 0 E: 0 K: 0 S: 3	H: 0 LOB: 0 BB: 0 P: 3	R: 0 E: 0 K: 0 S: 3	H: 0 LOB: 0 BB: 0 P: 3	R: 1 E: 1 K: 1 S: 8	H: 2 LOB: 3 BB: 1 P: 12	R: 0 E: 0 K: 0 S: 3	H: 0 LOB: 0 BB: 0 P: 3	R: 3 E: 1 K: 0 S: 7	H: 3 LOB: 2 BB: 1 P: 11	1B: 7 2B: 1 3B: 0 HR: 2	SF: 0 SAC: 0 DP: 0 HBP: 1	WP: 0 PB: 0 SB: 0 CS: 1	PA: 39
PITCHER Rick Wise, R ERA: 3.24 Reggie Cleveland, R ERA: 5.61 Dick Pole, R ERA: 4.5	IP: 1.1 WLS: L BF: 20 H: 5 R: 5 ER: 5 SO: 2 BB: 0 IBB: 0 HBP: 0 BLK: 0 WP: 0 HR: 2 S: 24 P: 24 ERA: 9.00 WHIP: 1.000															PITCHER	IP: 8.1 WLS: L BF: 33 H: 6 R: 2 ER: 2 SO: 5 BB: 0 IBB: 0 HBP: 0 BLK: 0 WP: 1 HR: 0 S: 43 P: 43 ERA: 2.00 WHIP: 0.667			

Boston Red Sox @ Cleveland Indians
Cleveland Municipal Stadium, Cleveland, OH

Sun Jun 30 1974, 3:33 AM EDT
Att: 14,974 - Unknown - 72 F

AB 35
R 9
H 10
RBI 8
BB 2
SO 3
LOB 13



Batter	1	2	3	4	5	6	7	8	9	AB	R	H	RBI	BB	SO	LOB	TOP								
Don Money, R OBP: 0.359, SLG: 0.441 (1, 5)										3	0	1	0	1	1	2									
Ken Berry, R OBP: 0.245, SLG: 0.221 (1, 8)										4	0	0	0	0	0	2									
George Scott, R OBP: 0.346, SLG: 0.437 (1, 3)										4	1	2	0	0	1	0									
John Briggs, L OBP: 0.371, SLG: 0.568 (1, 7)										4	0	2	0	0	0	2									
Deron Johnson, R OBP: 0.250, SLG: 0.382 (1, 10)										4	0	0	1	0	0	4									
Darrell Porter, L OBP: 0.346, SLG: 0.389 (1, 2)										4	0	1	0	0	1	2									
Mike Hegan, L OBP: 0.309, SLG: 0.329 (1, 9)										2	0	0	0	1	0	1									
Bob Coluccio, R OBP: 0.305, SLG: 0.365 (6, PR)										1	0	0	0	0	0	0									
Pedro Garcia, R OBP: 0.287, SLG: 0.415 (1, 4)										3	0	0	0	0	0	3									
Dave May, L OBP: 0.253, SLG: 0.353 (9, PH)										1	0	0	0	0	0	0									
Tim Johnson, L OBP: 0.240, SLG: 0.298 (1, 6)										3	0	0	0	1	0	0									
Inning Stats	R: 0 E: 0 K: 0 S: 5	H: 2 LOB: 2 BB: 0 P: 5	R: 0 E: 0 K: 0 S: 4	H: 1 LOB: 2 BB: 1 P: 8	R: 0 E: 0 K: 0 S: 3	H: 0 LOB: 0 BB: 0 P: 3	R: 0 E: 0 K: 0 S: 3	H: 0 LOB: 0 BB: 0 P: 3	R: 0 E: 0 K: 0 S: 3	H: 0 LOB: 1 BB: 1 P: 7	R: 1 E: 0 K: 1 S: 7	H: 2 LOB: 2 BB: 1 P: 11	R: 0 E: 0 K: 1 S: 5	H: 0 LOB: 0 BB: 0 P: 5	R: 0 E: 0 K: 1 S: 6	H: 1 LOB: 1 BB: 0 P: 6	R: 0 E: 0 K: 0 S: 3	H: 0 LOB: 0 BB: 0 P: 3	1B: 5 2B: 1 3B: 0 HR: 0	SF: 0 SAC: 0 DP: 0 HBP: 0	WP: 1 PB: 0 CS: 1	PA: 36			
PITCHER	IP	WLS	BF	H	R	ER	SO	BB	IBB	HBP	BLK	WP	HR	S	P	ERA	WHIP								
Dick Bosman, R ERA: 5.67 (1, 1)	5.0		22	5	1	1	0	2	0	0	0	1	0	20	28	1.80	1.400								
Fred Beene, R ERA: 3.85 (6, 1)	4.0	W	14	1	0	0	3	0	1	0	0	0	0	19	23	0.00	0.250								

Milwaukee Brewers @ Cleveland Indians
Cleveland Municipal Stadium, Cleveland, OH
Mon Jul 01 1974, 7:05 PM EDT
Unknown - 82 F

AB 33
R 1
H 6
RBI 1
BB 3
SO 3
LOB 16



Batter	1	2	3	4	5	6	7	8	9	AB	R	H	RBI	BB	SO	LOB	BOTTOM								
Buddy Bell, R OBP: 0.290, SLG: 0.345 (1, 5)										3	0	0	0	1	0	0									
Jack Brohamer, L OBP: 0.386, SLG: 0.388 (1, 4)										4	0	1	0	0	0	1									
John Lowenstein, L OBP: 0.320, SLG: 0.320 (1, 7)										3	1	1	0	1	0	1									
Rusty Torres, S OBP: 0.265, SLG: 0.200 (9, 7)										0	0	0	0	0	0	0									
John Ellis, R OBP: 0.310, SLG: 0.404 (1, 10)										4	1	2	0	0	1	3									
Luis Alvarado, R OBP: 0.191, SLG: 0.188 (8, PR)										0	0	0	0	0	0	0									
Charlie Spikes, R OBP: 0.343, SLG: 0.462 (1, 9)										3	0	0	1	0	0	3									
George Hendrick, R OBP: 0.342, SLG: 0.478 (1, 8)										3	1	1	2	0	0	0									
Joe Lis, R OBP: 0.293, SLG: 0.256 (1, 3)										3	0	0	0	0	0	0									
Dave Duncan, R OBP: 0.238, SLG: 0.368 (1, 2)										3	0	1	0	0	0	0									
Frank Duffy, R OBP: 0.265, SLG: 0.344 (1, 6)										3	0	0	0	0	2	1									
Inning Stats	R: 0 E: 0 K: 1 S: 6	H: 1 LOB: 2 BB: 1 P: 10	R: 0 E: 0 K: 0 S: 4	H: 1 LOB: 1 BB: 0 P: 4	R: 0 E: 0 K: 0 S: 3	H: 0 LOB: 1 BB: 1 P: 7	R: 0 E: 0 K: 0 S: 3	H: 0 LOB: 0 BB: 0 P: 3	R: 0 E: 0 K: 1 S: 5	H: 0 LOB: 0 BB: 0 P: 5	R: 3 E: 0 K: 0 S: 6	H: 3 LOB: 0 BB: 0 P: 6	R: 0 E: 0 K: 1 S: 5	H: 0 LOB: 0 BB: 0 P: 5	R: 0 E: 0 K: 0 S: 4	H: 1 LOB: 1 BB: 0 P: 4	1B: 4 2B: 1 3B: 0 HR: 1	SF: 1 SAC: 0 DP: 0 HBP: 0	WP: 0 PB: 0 CS: 0	PA: 32					
PITCHER	IP	WLS	BF	H	R	ER	SO	BB	IBB	HBP	BLK	WP	HR	S	P	ERA	WHIP								
Clyde Wright, L ERA: 3.75 (1, 1)	8.0	L	32	6	3	3	3	2	0	0	0	0	1	36	44	3.38	1.000								

Milwaukee Brewers @ Cleveland Indians
Cleveland Municipal Stadium, Cleveland, OH
Mon Jul 01 1974, 7:05 PM EDT
Unknown - 82 F

AB 29
R 3
H 6
RBI 3
BB 2
SO 3
LOB 9



Batter	1	2	3	4	5	6	7	8	9	AB	R	H	RBI	BB	SO	LOB	TOP				
Don Money, R OBP: 0.354, SLG: 0.433 (1, 5)	4-3		FC6-4		5-3		F8		FC	5	0	0	1	0	0	4	Milwaukee Brewers @ Cleveland Indians Cleveland Municipal Stadium, Cleveland, OH Mon Jul 01 1974, 7:05 PM EDT Att: 29,808 - Unknown				
Pedro Garcia, R OBP: 0.295, SLG: 0.414 (1, 4)	K		F9		6-3				G6-4-3	5	1	1	0	0	1	4					
John Briggs, L OBP: 0.366, SLG: 0.560 Tim Johnson, L OBP: 0.240, SLG: 0.298 (1, 7) (8, 7)	4-3				F8		F7		F7	4	0	0	0	0	0	1					
George Scott, R OBP: 0.345, SLG: 0.435 (1, 3)		4-3			F9				E5	4	0	1	1	0	0	0					
Deron Johnson, R OBP: 0.250, SLG: 0.379 (1, 10)	K				WP		K		F4	4	0	1	0	0	2	2					
Bobby Mitchell, R OBP: 0.299, SLG: 0.360 (1, 9)	F7				6-3		F8			3	0	0	0	1	0	2					
Charlie Moore, R OBP: 0.362, SLG: 0.404 (1, 2)			1B						F9	4	2	3	0	0	0	2					
Bob Coluccio, R OBP: 0.301, SLG: 0.360 (1, 8)			F8		SH3		F8		6-3	3	0	0	0	0	0	2					
Robin Yount, R OBP: 0.279, SLG: 0.339 Dave May, L OBP: 0.256, SLG: 0.353 (9, PH)			FC6-4		E7		6-3		WP	3	0	2	0	0	0	1					
Inning Stats	R: 0 E: 0 K: 1 S: 5	H: 0 LOB: 0 BB: 0 P: 5	R: 0 E: 0 K: 1 S: 5	H: 0 LOB: 0 BB: 0 P: 5	R: 1 E: 0 K: 0 S: 5	H: 2 LOB: 1 BB: 0 P: 5	R: 0 E: 0 K: 0 S: 4	H: 1 LOB: 1 BB: 0 P: 4	R: 1 E: 1 K: 0 S: 5	H: 2 LOB: 1 BB: 0 P: 5	R: 0 E: 0 K: 1 S: 6	H: 1 LOB: 1 BB: 0 P: 6	R: 0 E: 0 K: 0 S: 4	H: 1 LOB: 1 BB: 0 P: 4	R: 1 E: 1 K: 0 S: 5	H: 1 LOB: 2 BB: 1 P: 9		R: 0 E: 0 K: 0 S: 3	H: 0 LOB: 1 BB: 1 P: 7	1B: 6 2B: 2 3B: 0 HR: 0	SF: 0 SAC: 1 DP: 1 HBP: 0
PITCHER	IP	WLS	BF	H	R	ER	SO	BB	IBB	HBP	BLK	WP	HR	S	P	ERA	WHIP				
Fritz Peterson, L ERA: 3.92 (1, 1)	7.0	W	28	7	2	1	3	0	0	0	0	1	0	34	34	1.29	1.000				
Tom Buskey, R ERA: 4.13 (8, 1)	1.0		6	1	1	1	0	1	0	0	0	0	0	5	9	9.00	2.000				
Milt Wilcox, R ERA: 3.49 (9, 1)	1.0		4	0	0	0	0	1	0	0	0	1	0	3	7	0.00	1.000				

Batter	1	2	3	4	5	6	7	8	9	AB	R	H	RBI	BB	SO	LOB	BOTTOM				
Buddy Bell, R OBP: 0.288, SLG: 0.338 (1, 5)	G6-4-3		1-4-3		6-3		F9		F9	4	0	0	0	1	0	4	Milwaukee Brewers @ Cleveland Indians Cleveland Municipal Stadium, Cleveland, OH Mon Jul 01 1974, 7:05 PM EDT Att: 29,808 - Unknown				
Jack Brohamer, L OBP: 0.394, SLG: 0.385 Frank Duffy, R OBP: 0.264, SLG: 0.343 (1, 4) (8, 6)	G6-4-3		6-3		2B		F9		6-3	4	1	1	0	0	0	4					
John Lowenstein, L OBP: 0.330, SLG: 0.329 Joe Lis, R OBP: 0.301, SLG: 0.256 (1, 3) (8, 3)			HR		1B					2	3	2	0	2	0	0					
John Ellis, R OBP: 0.313, SLG: 0.422 Dave Duncan, R OBP: 0.237, SLG: 0.366 (1, 2) (8, 2)	F8		HR		1B		K		F7	4	1	2	5	0	1	2					
Oscar Gamble, L OBP: 0.363, SLG: 0.474 (1, 10)		4-3	F7				1B		K	5	1	2	1	0	1	1					
Charlie Spikes, R OBP: 0.342, SLG: 0.458 (1, 9)		5-3			F3		K		HR	4	1	1	0	0	1	2					
George Hendrick, R OBP: 0.348, SLG: 0.496 Rusty Torres, S OBP: 0.265, SLG: 0.200 (1, 8) (8, 8)					F8		FC5-6		HR	3	1	2	3	1	0	0					
Leron Lee, L OBP: 0.319, SLG: 0.418 (1, 7)		2B					1B		HR	0	0	0	0	0	0	0					
Luis Alvarado, R OBP: 0.208, SLG: 0.194 (1, 6) (8, 4)			6-3		4-3		FC5-6			3	1	1	0	1	0	2					
Inning Stats	R: 0 E: 0 K: 0 S: 2	H: 0 LOB: 1 BB: 2 P: 10	R: 0 E: 0 K: 0 S: 4	H: 1 LOB: 1 BB: 0 P: 4	R: 3 E: 0 K: 0 S: 4	H: 1 LOB: 0 BB: 2 P: 12	R: 0 E: 0 K: 0 S: 3	H: 0 LOB: 0 BB: 0 P: 3	R: 2 E: 0 K: 1 S: 9	H: 4 LOB: 2 BB: 0 P: 9	R: 0 E: 0 K: 0 S: 4	H: 1 LOB: 1 BB: 1 P: 8	R: 4 E: 0 K: 1 S: 10	H: 5 LOB: 1 BB: 0 P: 10	R: 0 E: 0 K: 1 S: 5	H: 0 LOB: 1 BB: 1 P: 9		1B: 8 2B: 2 3B: 0 HR: 2	SF: 0 SAC: 0 DP: 1 HBP: 0	WP: 0 PA: 41 CS: 0	
PITCHER	IP	WLS	BF	H	R	ER	SO	BB	IBB	HBP	BLK	WP	HR	S	P	ERA	WHIP				
Eduardo Rodriguez, R ERA: 3.48 (1, 1)	4.2	L	23	6	5	5	0	4	0	0	0	0	1	19	35	9.64	2.143				
Bill Travers, L ERA: 6.33 (5, 1)	2.0		12	5	4	4	2	1	0	0	1	0	1	15	19	18.00	3.000				
Bill Champion, R ERA: 4.5 (7, 1)	1.1		6	1	0	0	1	1	0	0	0	0	0	7	11	0.00	1.500				

Batter	1	2	3	4	5	6	7	8	9	AB	R	H	RBI	BB	SO	LOB	TOP											
Bob Coluccio, R BP: 0.207, SLG: 0.355 Bob Hamman, L BP: 0.275, SLG: 0.306 Bobby Mitchell, R OBP: 0.299, SLG: 0.360 Mike Hegan, L BP: 0.309, SLG: 0.339 Charlie Moore, R OBP: 0.358, SLG: 0.400	(1, 8) X 0-0 L6		(2) X 0-0 FC6-4		(3) X 0-0 5-3		(2) X 0-0 FC4-6		(2) X 0-0 F7	3	0	0	0	0	0	3	Milwaukee Brewers @ Cleveland Indians Cleveland Municipal Stadium, Cleveland, OH Tue Jul 02 1974, 7:05 PM EDT Att: 19,495 - Unknown - 86 F											
Dave May, L OBP: 0.255, SLG: 0.354	(1, 9) X 0-0 6-3		(3) X 0-0 F6			(3) X 0-0 F6		(3) X 0-3 K	5	1	1	0	0	1	4													
Don Money, R OBP: 0.355, SLG: 0.444	(1, 5) X 0-0 1B			(1) X 0-0 1-3		(1) X 0-0 6-3		(1) X 0-0 HR	4	1	2	1	0	0	1													
John Briggs, L OBP: 0.365, SLG: 0.554	(1, 7) X 0-0 CS	(1) X 0-0 F7		(2) X 0-0 F4		(2) X 4-0 1B		(1) X 0-0 G3	3	0	0	0	1	0	0													
George Scott, R OBP: 0.344, SLG: 0.432		(2) X 0-3 K		(3) X 0-0 F9		(3) X 0-0 E9		(2) X 0-3 K	4	0	1	1	0	2	0													
Deron Johnson, R OBP: 0.250, SLG: 0.377	(1, 10) X 0-0 1B				(1) X 0-0 F8		(2) X 0-0 G6-4-3		(3) X 0-3 K	4	0	1	0	0	1	2												
Darrell Porter, L OBP: 0.355, SLG: 0.393	(1, 2) X 0-0 F6				(2) X 4-0 BB		(1) X 0-0 FC4-6		(1) X 0-0 FC5-4	3	1	2	0	1	0	1												
Pedro Garcia, R OBP: 0.284, SLG: 0.408	(1, 4) X 0-0 5-3		(1) X 0-0 5-3		(2) X 0-0 F8		(1) X 4-0 BB		(1) X 0-0 FC5-4	3	0	0	0	1	0	2												
Tim Johnson, L OBP: 0.259, SLG: 0.314	(1, 6) X 0-0 1B				(2) X 0-3 K		(1) X 0-0 FC4-6		(1) X 0-0 1B	4	0	2	0	0	1	3												
Inning Stats	R: 0 E: 0 K: 0 S: 3	H: 1 LOB: 0 BB: 0 P: 3	R: 0 E: 0 K: 1 S: 6	H: 1 LOB: 1 BB: 0 P: 6	R: 0 E: 0 K: 0 S: 4	H: 1 LOB: 1 BB: 0 P: 4	R: 0 E: 0 K: 0 S: 3	H: 0 LOB: 0 BB: 0 P: 3	R: 0 E: 0 K: 1 S: 6	H: 0 LOB: 2 BB: 1 P: 10	R: 1 E: 1 K: 0 S: 4	H: 2 LOB: 1 BB: 1 P: 8	R: 1 E: 0 K: 0 S: 4	H: 1 LOB: 1 BB: 1 P: 8	R: 1 E: 0 K: 2 S: 8	H: 1 LOB: 0 BB: 0 P: 8		R: 0 E: 0 K: 1 S: 7	H: 2 LOB: 2 BB: 0 P: 7	1B: 7 2B: 1 3B: 0 HR: 1	SF: 0 SAC: 0 DP: 1 HBP: 0	WP: 0 PB: 1 SB: 0 CS: 1	PA: 39					
PITCHER	IP	WLS	BF	H	R	ER	SO	BB	IBB	HBP	BLK	WP	HR	S	P	ERA	WHIP											
Jim Perry, R ERA: 2.58	(1, 1)	5.1	W	23	5	1	1	2	2	0	0	0	0	0	25	33	1.69	1.312										
Tom Buskey, R ERA: 4.31	(6, 1)	3.0		13	4	2	2	2	1	0	0	0	0	1	16	20	6.00	1.667										
Tom Hilgendorf, L ERA: 4.15	(9, 1)	0.2	S	2	0	0	0	1	0	0	0	0	0	0	4	4	0.00	0.000										

Batter	1	2	3	4	5	6	7	8	9	AB	R	H	RBI	BB	SO	LOB	BOTTOM											
Buddy Bell, R OBP: 0.288, SLG: 0.337	(1, 5) X 0-0 6-3		(3) X 0-0 1B		(2) X 0-0 F8		(3) X 0-0 G6-4-3			4	0	1	1	0	0	2	Milwaukee Brewers @ Cleveland Indians Cleveland Municipal Stadium, Cleveland, OH Tue Jul 02 1974, 7:05 PM EDT Att: 19,495 - Unknown - 86 F											
Jack Brohamer, L OBP: 0.382, SLG: 0.379	(1, 4) X 4-0 BB		(1) X 0-0 F8		(3) X 0-0 F9			(1) X 0-0 1-3	3	0	0	0	1	0	0													
John Lowenstein, L OBP: 0.325, SLG: 0.324 Rusty Torres, S OBP: 0.285, SLG: 0.200	(1, 7) X 0-0 G4-6-3		(2) X 0-0 G3		(1) X 0-0 4-3		(2) X 0-0 1-3		(2) X 0-0 1-3	4	0	0	0	0	0	1												
John Ellis, R OBP: 0.312, SLG: 0.418	(1, 3) X 0-0 1B		(3) X 0-0 4-3		(2) X 0-0 F3		(3) X 0-0 1-3			4	1	1	0	0	0	0												
Charlie Spikes, R OBP: 0.338, SLG: 0.453	(1, 9) X 0-0 F7		(1) X 0-0 K		(3) X 0-0 F8					3	0	0	0	0	1	1												
George Hendrick, R OBP: 0.351, SLG: 0.510	(1, 8) X 0-3 K		(2) X 0-0 1B		(3) X 0-0 1B		(1) X 0-0 HR			3	1	2	1	0	1	1												
Oscar Gamble, L OBP: 0.367, SLG: 0.475	(1, 10) X 0-0 1B		(2) X 0-0 K		(3) X 4-0 SH		(1) X 0-0 BB			2	1	1	0	1	1	1												
Dave Duncan, R OBP: 0.239, SLG: 0.365 Luis Alvarado, R OBP: 0.209, SLG: 0.194 Joe Lis, R OBP: 0.301, SLG: 0.256	(1, 2) X 4-0 1B		(3) X 0-0 F8		(1) X 0-0 SH		(2) X 0-0 G6-4-3		(1) X 1-2 1B	1	1	0	0	1	0	1												
Frank Duffy, R OBP: 0.265, SLG: 0.343	(1, 6) X 0-0 1B		(1) X 0-0 F5		(1) X 0-3 K					3	1	1	2	0	1	2												
Inning Stats	R: 0 E: 0 K: 0 S: 2	H: 0 LOB: 0 BB: 1 P: 6	R: 4 E: 0 K: 1 S: 8	H: 4 LOB: 1 BB: 1 P: 12	R: 0 E: 0 K: 2 S: 8	H: 1 LOB: 1 BB: 0 P: 8	R: 0 E: 0 K: 0 S: 3	H: 0 LOB: 0 BB: 0 P: 3	R: 0 E: 0 K: 1 S: 6	H: 0 LOB: 0 BB: 0 P: 3	R: 1 E: 0 K: 1 S: 6	H: 1 LOB: 2 BB: 1 P: 10	R: 0 E: 0 K: 0 S: 3	H: 0 LOB: 0 BB: 0 P: 3	R: 0 E: 0 K: 1 S: 3	H: 0 LOB: 0 BB: 0 P: 3		1B: 5 2B: 0 3B: 0 HR: 1	SF: 0 SAC: 1 DP: 2 HBP: 0	WP: 1 PB: 0 SB: 0 CS: 0	PA: 31							
PITCHER	IP	WLS	BF	H	R	ER	SO	BB	IBB	HBP	BLK	WP	HR	S	P	ERA	WHIP											
Kevin Kobel, L ERA: 4.19	(1, 1)	2.0	L	10	4	4	4	1	0	0	0	0	0	10	18	18.00	3.000											
Bill Champion, R ERA: 4.29	(3, 1)	4.0		14	2	1	1	2	0	0	0	0	0	1	18	18	2.25	0.500										
Tom Murphy, R ERA: 1.99	(7, 1)	2.0		7	0	0	0	1	1	0	0	0	0	8	12	0.00	0.500											



Batter	1	2	3	4	5	6	7	8	9	AB	R	H	RBI	BB	SO	LOB	TOP					
Buddy Bell, R OBP: 0.299, SLG: 0.350	4-0 CS BB		0-0 FC6-4 1B		0-0 FC3-6 1B		0-0 SH3 SH 2B	0-0 FC6-4		4	1	3	0	1	0	2	Cleveland Indians @ Milwaukee Brewers Milwaukee County Stadium, Milwaukee, WI Wed Jul 03 1974, 8:05 PM EDT Unknown - 89 F					
Jack Brohamer, L OBP: 0.355, SLG: 0.372	0-0 L6		0-0 F7		0-0 FC3-6 HR		0-0 SH3		0-0 F8	4	1	0	0	0	5							
John Lowenstein, L OBP: 0.328, SLG: 0.338	0-0 1-3		0-0 F6		0-0 HR		0-0 SH		0-0 CS 1B	4	1	2	4	0	2							
John Ellis, R OBP: 0.314, SLG: 0.415		0-0 1B	0-0 FC6-4		0-0 BB		0-3 K		0-0 F9	4	0	1	0	1	1	4						
Joe Lis, R OBP: 0.301, SLG: 0.256		0-3 K	0-0 1B		0-0 BB		0-0 1-3		0-0 F9	0	0	0	0	0	0	0						
Oscar Gamble, L OBP: 0.361, SLG: 0.466		0-3 K		0-0 4-3	0-0 1-3		0-0 1-3			4	0	0	0	0	1	3						
Charlie Spikes, R OBP: 0.340, SLG: 0.454		0-0 1B		0-0 F7		0-0 G6-4-3 1B		0-0 5-3		4	0	2	0	0	0	0						
George Hendrick, R OBP: 0.346, SLG: 0.502		0-0 F9		0-3 K		0-0 G6-4-3		0-0 F3		4	0	0	0	0	1	3						
Dave Duncan, R OBP: 0.247, SLG: 0.366		0-0 1-3			4-0 FC2-6 BB	0-0 1B		4-0 E BB		2	0	1	0	2	0	2						
Frank Duffy, R OBP: 0.265, SLG: 0.339			4-0 1B BB		0-0 FC2-6 FC3-6 1B HR	0-0 F7		0-0 E1 FC6-4		3	1	0	0	1	0	3						
Inning Stats	R: 0 E: 0 K: 0 S: 2	H: 0 LOB: 0 BB: 1 P: 6	R: 0 E: 0 K: 1 S: 7	H: 2 LOB: 2 BB: 0 P: 7	R: 0 E: 0 K: 0 S: 4	H: 1 LOB: 2 BB: 1 P: 8	R: 0 E: 0 K: 1 S: 5	H: 0 LOB: 0 BB: 0 P: 5	R: 3 E: 0 K: 0 S: 5	H: 2 LOB: 1 BB: 2 P: 13	R: 0 E: 0 K: 0 S: 4	H: 2 LOB: 1 BB: 0 P: 4	R: 1 E: 1 K: 1 S: 7	H: 1 LOB: 1 BB: 0 P: 7	R: 0 E: 1 K: 0 S: 4	H: 0 LOB: 2 BB: 1 P: 8	R: 0 E: 0 K: 0 S: 3	H: 1 LOB: 0 BB: 0 P: 3	1B: 7 2B: 1 3B: 0 HR: 1	SF: 0 SAC: 2 DP: 1 HBP: 0	WP: 0 PB: 0 SB: 1 CS: 2	PA: 40
PITCHER Jim Colborn, R ERA: 5.15	IP: 9.0 WLS: L BF: 40	H: 9 R: 4 ER: 4 SO: 3	BB: 5 IBB: 0 HBP: 0 BLK: 0	WP: 0 HR: 1 S: 41 P: 61	ERA: 4.00 WHIP: 1.556											ERA: 4.00 WHIP: 1.556						

AB 33
R 4
H 9
RBI 4
BB 5
SO 3
LOB 24



Batter	1	2	3	4	5	6	7	8	9	AB	R	H	RBI	BB	SO	LOB	BOTTOM					
Bob Coluccio, R OBP: 0.296, SLG: 0.367	0-0 F5		0-0 F7		0-0 HR			0-0 F7		4	1	1	1	0	0	1	Cleveland Indians @ Milwaukee Brewers Milwaukee County Stadium, Milwaukee, WI Wed Jul 03 1974, 8:05 PM EDT Unknown - 89 F					
Robin Yount, R OBP: 0.283, SLG: 0.347	0-0 F9		0-0 2B		0-0 G4-3 1B			0-0 F7		4	0	2	0	0	0	0						
George Scott, R OBP: 0.341, SLG: 0.428	0-0 F9		0-3 K		0-0 G4-3			0-0 4-3		3	0	0	0	0	1	3						
Mike Hegan, L OBP: 0.306, SLG: 0.326					0-0 K					1	0	0	0	0	0	0						
John Briggs, L OBP: 0.363, SLG: 0.553		0-0 4-3		0-0 SH1-3 1B 2B		0-3 K		0-0 G3		4	1	1	0	0	1	0						
Don Money, R OBP: 0.352, SLG: 0.440		0-3 K		0-0 SH1-3		0-0 1-3		0-0 F3		3	0	0	0	0	1	0						
Deron Johnson, R OBP: 0.254, SLG: 0.379		0-0 1B		0-0 1B		0-3 K		0-3 K		4	0	2	1	0	2	0						
Darrell Porter, L OBP: 0.351, SLG: 0.387	0-0 F9		0-0 F5			0-3 K				3	0	0	0	0	1	2						
Pedro Garcia, R OBP: 0.281, SLG: 0.403			0-0 F2	0-0 F4		0-0 6-3				3	0	0	0	0	0	1						
Dave May, L OBP: 0.255, SLG: 0.354			0-0 2B 1B		0-0 F7		0-0 F8			3	0	1	0	0	0	0						
Inning Stats	R: 0 E: 0 K: 0 S: 3	H: 0 LOB: 0 BB: 0 P: 3	R: 0 E: 0 K: 1 S: 6	H: 1 LOB: 1 BB: 0 P: 6	R: 0 E: 0 K: 1 S: 7	H: 2 LOB: 2 BB: 0 P: 7	R: 1 E: 0 K: 0 S: 5	H: 2 LOB: 1 BB: 0 P: 5	R: 1 E: 0 K: 0 S: 4	H: 2 LOB: 0 BB: 0 P: 4	R: 0 E: 0 K: 2 S: 7	H: 0 LOB: 0 BB: 0 P: 7	R: 0 E: 0 K: 1 S: 5	H: 0 LOB: 0 BB: 0 P: 5	R: 0 E: 0 K: 0 S: 3	H: 0 LOB: 0 BB: 0 P: 3	R: 0 E: 0 K: 1 S: 5	H: 0 LOB: 0 BB: 0 P: 5	1B: 4 2B: 2 3B: 0 HR: 1	SF: 0 SAC: 1 DP: 1 HBP: 0	WP: 0 PB: 0 SB: 0 CS: 0	PA: 33
PITCHER Gaylord Perry, R ERA: 1.31	IP: 9.0 WLS: W BF: 33	H: 7 R: 2 ER: 2 SO: 6	BB: 0 IBB: 0 HBP: 0 BLK: 0	WP: 0 HR: 1 S: 45 P: 45	ERA: 2.00 WHIP: 0.778											ERA: 2.00 WHIP: 0.778						

AB 32
R 2
H 7
RBI 2
BB 0
SO 6
LOB 7



Batter	1	2	3	4	5	6	7	8	9	AB	R	H	RBI	BB	SO	LOB	TOP					
Buddy Bell, R OBP: 0.298, SLG: 0.352 (1, 5)	F7		K				F8			4	0	1	2	0	1	1	Cleveland Indians @ Milwaukee Brewers Milwaukee County Stadium, Milwaukee, WI Thu Jul 04 1974, 4:33 AM EDT Att: 17,010 - Unknown					
Jack Brohamer, L OBP: 0.395, SLG: 0.371 Luis Alvarado, R OBP: 0.205, SLG: 0.191 (7, PH) (7, 4)	F7		4-3				P5			3	0	1	1	0	0	0						
John Lowenstein, L OBP: 0.327, SLG: 0.337 (1, 7)	K									4	0	1	0	0	1	2						
John Ellis, R OBP: 0.322, SLG: 0.419 (1, 3)										3	0	2	0	1	0	1						
Leron Lee, L OBP: 0.311, SLG: 0.406 (1, 10)	K						K			4	0	0	0	0	3	3						
Charlie Spikes, R OBP: 0.340, SLG: 0.456 Oscar Gamble, L OBP: 0.359, SLG: 0.464 (7, 9)										3	0	1	0	0	0	1						
George Hendrick, R OBP: 0.349, SLG: 0.500 Rusty Torres, S OBP: 0.260, SLG: 0.196 (6, 8)										1	1	0	0	2	0	1						
Dave Duncan, R OBP: 0.249, SLG: 0.367 Alan Ashby, S OBP: 0.333, SLG: 0.200 (5, PR) (5, 2)										2	0	1	0	0	1	2						
Frank Duffy, R OBP: 0.264, SLG: 0.337 Ed Crosby, L OBP: 0.302, SLG: 0.300 (5, PH) (5, 6)										1	0	0	0	0	0	0						
Inning Stats	R: 0 E: 0 K: 1 S: 5	H: 0 LOB: 0 BB: 0 P: 5	R: 0 E: 0 K: 2 S: 7	H: 1 LOB: 2 BB: 2 P: 15	R: 0 E: 0 K: 1 S: 5	H: 0 LOB: 0 BB: 0 P: 5	R: 0 E: 0 K: 0 S: 3	H: 1 LOB: 0 BB: 0 P: 3	R: 3 E: 0 K: 0 S: 6	H: 4 LOB: 2 BB: 1 P: 10	R: 0 E: 0 K: 1 S: 6	H: 1 LOB: 1 BB: 0 P: 6	R: 0 E: 0 K: 1 S: 5	H: 0 LOB: 1 BB: 1 P: 9	R: 0 E: 0 K: 1 S: 6	H: 1 LOB: 1 BB: 0 P: 6		R: 0 E: 0 K: 1 S: 5	H: 0 LOB: 0 BB: 0 P: 5	1B: 6 2B: 2 3B: 0 HR: 0	SF: 0 SAC: 0 DP: 2 HBP: 0	WP: 0 PB: 0 SB: 0 CS: 1
PITCHER Ed Sprague, R ERA: 2.08 (1, 1)	IP: 9.0 WLS: W BF: 36 H: 8 R: 3 ER: 3 SO: 8 BB: 4 IBB: 0 HBP: 0 BLK: 0 WP: 0 HR: 0 S: 48 P: 64 ERA: 3.00 WHIP: 1.333											PITCHER	IP: WLS: BF: H: R: ER: SO: BB: IBB: HBP: BLK: WP: HR: S: P: ERA: WHIP:									

Batter	1	2	3	4	5	6	7	8	9	AB	R	H	RBI	BB	SO	LOB	BOTTOM			
Bob Coluccio, R OBP: 0.302, SLG: 0.373 (1, 8)	1B	2B			6-3	6-3				4	2	2	0	1	0	1	Cleveland Indians @ Milwaukee Brewers Milwaukee County Stadium, Milwaukee, WI Thu Jul 04 1974, 4:33 AM EDT Att: 17,010 - Unknown			
Robin Yount, R OBP: 0.290, SLG: 0.358 Pedro Garcia, R OBP: 0.280, SLG: 0.401 (7, 4)	F8	2B			1B	1B				4	3	3	2	0	0	1				
Don Money, R OBP: 0.355, SLG: 0.440 John Vukovich, R OBP: 0.184, SLG: 0.361 (6, 5)	F9	2B			SH	1B				2	2	1	0	1	0	1				
John Briggs, L OBP: 0.366, SLG: 0.552 Bobby Mitchell, R OBP: 0.295, SLG: 0.357 (5, 7)	1B	2B			SH	1B				2	1	1	1	1	1	2				
Darrell Porter, L OBP: 0.352, SLG: 0.392 (1, 2)	1B	2B			K	F9				5	0	2	2	0	1	3				
Deron Johnson, R OBP: 0.255, SLG: 0.376 Bob Hansen, L OBP: 0.283, SLG: 0.314 (6, PH) (1, 10)	F7	1-3			1B	1B				2	1	0	0	1	0	4				
Dave May, L OBP: 0.259, SLG: 0.356 Ken Berry, R OBP: 0.252, SLG: 0.229 (7, 9)		K			HR	1B				4	2	2	2	0	1	0				
Mike Hegan, L OBP: 0.311, SLG: 0.396 (1, 3)	F9	F8			HR	4-3				5	2	2	5	0	0	1				
Tim Johnson, L OBP: 0.271, SLG: 0.339 (7, 6)	2B	F7			4-3					5	1	2	1	0	1	0				
Inning Stats	R: 0 E: 1 K: 0 S: 5	H: 2 LOB: 3 BB: 1 P: 9	R: 5 E: 0 K: 1 S: 9	H: 4 LOB: 1 BB: 2 P: 17	R: 0 E: 0 K: 0 S: 3	H: 0 LOB: 0 BB: 0 P: 3	R: 6 E: 1 K: 2 S: 12	H: 4 LOB: 0 BB: 1 P: 16	R: 1 E: 0 K: 0 S: 5	H: 2 LOB: 1 BB: 0 P: 5	R: 1 E: 0 K: 0 S: 5	H: 3 LOB: 1 BB: 0 P: 5	R: 0 E: 0 K: 1 S: 5	H: 0 LOB: 0 BB: 0 P: 5	R: 2 E: 0 K: 1 S: 7	H: 2 LOB: 0 BB: 0 P: 7		1B: 11 2B: 4 3B: 0 HR: 2	SF: 1 SAC: 1 DP: 0 HBP: 0	WP: 0 PB: 0 SB: 0 CS: 0
PITCHER Steve Arlin, R ERA: 5.96 Bruce Ellingsen, L ERA: Milt Wilcox, R ERA: 3.98 (1, 1) (2, 1) (4, 1)	IP: 1.2 WLS: L BF: 13 H: 5 R: 5 ER: 5 SO: 13 BB: 3 IBB: 0 HBP: 0 BLK: 0 WP: 0 HR: 0 S: 12 P: 24 ERA: 27.00 WHIP: 4.800											PITCHER	IP: WLS: BF: H: R: ER: SO: BB: IBB: HBP: BLK: WP: HR: S: P: ERA: WHIP:							

Batter	1	2	3	4	5	6	7	8	9	AB	R	H	RBI	BB	SO	LOB	TOP	
John Lowenstein, L (1, 7) OBP: 0.321, SLG: 0.331	3-1		F7			K		4-3	K	5	0	0	0	0	2	2		
Jack Brohamer, L (1, 4) OBP: 0.353, SLG: 0.374	F7			G3		F2			E	4	1	1	0	0	0	0		
John Ellis, R (1, 3) OBP: 0.321, SLG: 0.420	K			L3			K		E9	4	1	1	1	0	2	0		
Charlie Spikes, R (1, 9) OBP: 0.339, SLG: 0.453		K			K		K		BB	4	1	1	1	0	3	0		
Oscar Gamble, L (1, 10) OBP: 0.357, SLG: 0.458		F8				4-3		E5	BB	3	2	0	0	1	0	0		
George Hendrick, R (1, 8) OBP: 0.355, SLG: 0.513		FC5-4				F8			BB	3	2	2	3	1	0	0		
Buddy Bell, R (1, 5) OBP: 0.302, SLG: 0.349		FC5-4						HR	BB	2	0	0	0	2	0	1		
Dave Duncan, R (1, 2) OBP: 0.249, SLG: 0.363			K			5-3			FC5-4	3	0	0	1	1	1	1		
Frank Duffy, R (1, 6) OBP: 0.260, SLG: 0.332			F9				K		BB	4	0	0	1	0	1	2		
Inning Stats	R: 0 E: 0 K: 1 S: 5	H: 0 LOB: 0 BB: 0 P: 5	R: 0 E: 0 K: 1 S: 5	H: 0 LOB: 1 BB: 1 P: 9	R: 0 E: 0 K: 1 S: 5	H: 0 LOB: 0 BB: 0 P: 5	R: 0 E: 0 K: 1 S: 5	H: 0 LOB: 1 BB: 1 P: 7	R: 2 E: 1 K: 2 S: 9	H: 1 LOB: 0 BB: 0 P: 9	R: 0 E: 0 K: 0 S: 3	H: 0 LOB: 0 BB: 0 P: 3	R: 5 E: 1 K: 1 S: 8	H: 4 LOB: 1 BB: 3 P: 20	1B: 2 2B: 2 3B: 0 HR: 1	SF: 0 SAC: 0 DP: 0 HBP: 0	WP: 0 PA: 37 PB: 0 SB: 0 CS: 2	
PITCHER	IP	WLS	BF	H	R	ER	SO	BB	IBB	HBP	BLK	WP	HR	S	P	ERA	WHIP	
Nolan Ryan, R (1, 1) ERA: 3.47	8.0	L	32	4	6	4	8	3	0	0	0	0	1	45	57	4.50	0.875	
Barry Raziano, R (9, 1) ERA: 6.49	0.0		3	1	0	0	0	2	0	0	0	0	0	1	9	∞	∞	
John Cumberland, L (9, 1) ERA: 4.2	1.0		2	0	1	1	1	0	0	0	0	0	0	4	4	9.00	0.000	

Cleveland Indians @ California Angels
Anaheim Stadium, Anaheim, CA
Fri Jul 05 1974, 10:05 PM EDT
Att: 9,826 - Unknown

AB 32
R 7
H 5
RBI 7
BB 5
SO 9
LOB 6



Batter	1	2	3	4	5	6	7	8	9	AB	R	H	RBI	BB	SO	LOB	BOTTOM		
Mickey Rivers, L (1, 8) OBP: 0.327, SLG: 0.369	6-3		K			F2		E8		4	0	0	0	0	1	1			
Dave Chalk, R (1, 6) OBP: 0.348, SLG: 0.372	1-3			6-3		G6-4-3		F7		4	0	0	0	0	0	2			
Leroy Stanton, R (1, 9) OBP: 0.374, SLG: 0.521							K		2B	2	1	1	0	2	1	0			
Frank Robinson, R (1, 10) OBP: 0.347, SLG: 0.428	F7			K			F9			4	0	1	0	0	1	2			
Bob Oliver, R (1, 3) OBP: 0.273, SLG: 0.339		F9			FC6-4			HR	P3	4	1	1	1	0	0	3			
Bobby Valentine, R (1, 7) OBP: 0.285, SLG: 0.346		F8				F8			1-3	4	0	1	0	0	0	2			
Paul Schaal, R (1, 5) OBP: 0.322, SLG: 0.331		5-3				5-3		6-3		4	0	0	0	0	0	2			
Ellie Rodriguez, R (1, 2) OBP: 0.348, SLG: 0.329						6-3			F7	3	0	0	0	0	0	0			
Charlie Sands, L (9, PH) OBP: 0.368, SLG: 0.412						5-3			5-3	1	0	0	0	0	0	2			
Denny Doyle, L (1, 4) OBP: 0.284, SLG: 0.287										2	0	1	0	0	0	0			
Winston Lienas, R (8, PH) OBP: 0.291, SLG: 0.375						F7			F5	1	0	0	0	0	0	0			
Inning Stats	R: 0 E: 0 K: 0 S: 3	H: 0 LOB: 1 BB: 1 P: 7	R: 0 E: 0 K: 0 S: 3	H: 0 LOB: 0 BB: 0 P: 3	R: 0 E: 0 K: 1 S: 5	H: 0 LOB: 0 BB: 0 P: 5	R: 0 E: 0 K: 1 S: 6	H: 1 LOB: 1 BB: 0 P: 6	R: 0 E: 0 K: 0 S: 3	H: 0 LOB: 0 BB: 0 P: 3	R: 1 E: 0 K: 1 S: 7	H: 2 LOB: 1 BB: 0 P: 7	R: 0 E: 1 K: 0 S: 4	H: 0 LOB: 1 BB: 0 P: 4	R: 1 E: 1 K: 0 S: 5	H: 1 LOB: 2 BB: 1 P: 9	1B: 3 2B: 1 3B: 0 HR: 1	SF: 0 SAC: 0 DP: 1 HBP: 0	WP: 0 PA: 35 PB: 1 SB: 0 CS: 1
PITCHER	IP	WLS	BF	H	R	ER	SO	BB	IBB	HBP	BLK	WP	HR	S	P	ERA	WHIP		
Fritz Peterson, L (1, 1) ERA: 3.61	8.0	W	29	4	1	1	3	1	0	0	0	0	0	34	38	1.12	0.625		
Fred Beene, R (9, 1) ERA: 3.77	1.0		6	1	1	0	0	1	0	0	0	0	0	5	9	0.00	2.000		

Cleveland Indians @ California Angels
Anaheim Stadium, Anaheim, CA
Fri Jul 05 1974, 10:05 PM EDT
Att: 9,826 - Unknown


AB 33
R 2
H 5
RBI 1
BB 2
SO 3
LOB 14



Batter	1	2	3	4	5	6	7	8	9	AB	R	H	RBI	BB	SO	LOB	TOP			
John Lowenstein, L (1, 7) OBP: 0.327, SLG: 0.332	4-0 6-3 BB		0-3 K		4-0 S BB		0-0 1-2 2-H 1B			2	0	1	0	2	1	0				
Jack Brohamer, L (1, 4) OBP: 0.346, SLG: 0.367	0-0 6-3 1-2		0-0 F9		0-0 F9 1-2		0-0 F9			4	0	0	0	0	0	4				
John Ellis, R (1, 3) OBP: 0.320, SLG: 0.414	0-0 6-3 2-3		0-0 5-3		0-0 F9			4-0 BB		3	0	0	0	1	0	2				
Charlie Spikes, R (1, 9) OBP: 0.334, SLG: 0.446	0-0 P4			0-0 6-3		0-0 4-3		0-0 F5		4	0	0	0	0	0	2				
Oscar Gamble, L (1, 10) OBP: 0.360, SLG: 0.456		0-3 K		0-0 S 1B		4-0 CS BB		0-0 F7		3	1	1	0	1	1	1				
George Hendrick, R (1, 8) OBP: 0.354, SLG: 0.509		0-0 FC3-6 1B		0-0 F9 1-2		0-3 K 1-2		0-3 K		4	0	1	0	0	2	3				
Buddy Bell, R (1, 5) OBP: 0.305, SLG: 0.352		0-0 FC3-6 1B 1-2		0-0 1B 2-H			0-0 FC6-4 1B		0-0 F8	4	0	2	1	0	0	1	AB 32			
Dave Duncan, R (1, 2) OBP: 0.250, SLG: 0.362		0-0 1B		0-3 K			0-0 FC6-4 1B 1-2		0-3 K	3	0	1	0	0	1	2	R 1			
Rusty Torres, S (7, PR) OBP: 0.260, SLG: 0.196		0-0 1B								0	0	0	0	0	0	0	H 6			
Joe Lis, R (7, 3) OBP: 0.298, SLG: 0.253		0-0 1B								1	0	0	0	0	1	0	RBI 1			
Frank Duffy, R (1, 6) OBP: 0.258, SLG: 0.330		0-0 4-3								2	0	0	0	0	0	2	BB 4			
Ed Crosby, L (7, PH) OBP: 0.289, SLG: 0.286					0-0 1-3			0-0 E1 1B 1-2		2	0	0	0	0	0	2	SO 6			
										2	0	0	0	0	0	1	LOB 18			
Inning Stats	R: 0 E: 0 K: 0 S: 3	H: 0 LOB: 1 BB: 1 P: 7	R: 0 E: 0 K: 1 S: 7	H: 2 LOB: 2 BB: 0 P: 7	R: 0 E: 0 K: 1 S: 5	H: 0 LOB: 0 BB: 0 P: 5	R: 1 E: 0 K: 1 S: 7	H: 2 LOB: 1 BB: 0 P: 7	R: 0 E: 0 K: 0 S: 3	H: 0 LOB: 1 BB: 1 P: 7	R: 0 E: 0 K: 1 S: 4	H: 2 LOB: 2 BB: 0 P: 5	R: 0 E: 0 K: 1 S: 5	H: 0 LOB: 1 BB: 1 P: 9	R: 0 E: 0 K: 1 S: 5	H: 0 LOB: 0 BB: 0 P: 5	1B: 6 2B: 0 3B: 0 HR: 0	SF: 0 SAC: 0 DP: 0 HBP: 0	WP: 0 PB: 0 SB: 2 CS: 1	PA: 36
PITCHER Ed Figueroa, R (1, 1) ERA: 4.13	IP: 9.0 WLS: L BF: 36	H: 6 R: 1 ER: 1 SO: 6	BB: 4 IBB: 0 HBP: 0 BLK: 0	WP: 0 HR: 0 S: 44 P: 60	ERA: 1.00 WHIP: 1.111	PITCHER														

Cleveland Indians @ California Angels
Anaheim Stadium, Anaheim, CA
Sat Jul 06 1974, 10:05 PM EDT
Att: 9,317 - Unknown


AB 32
R 1
H 6
RBI 1
BB 4
SO 6
LOB 18

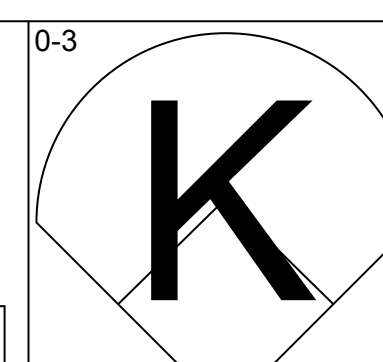
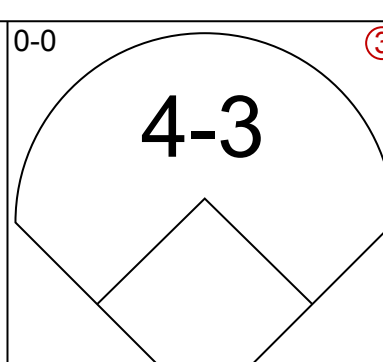
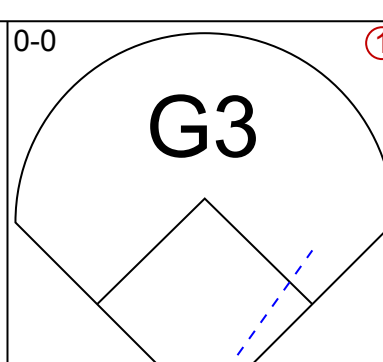
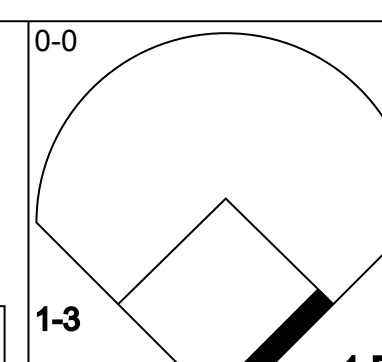
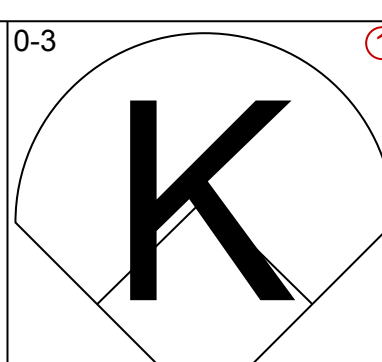
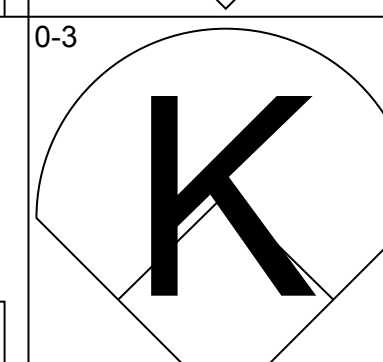
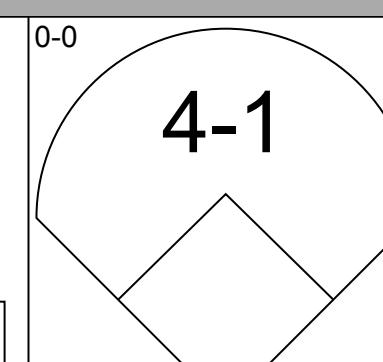
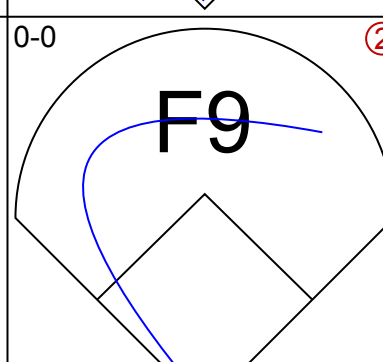
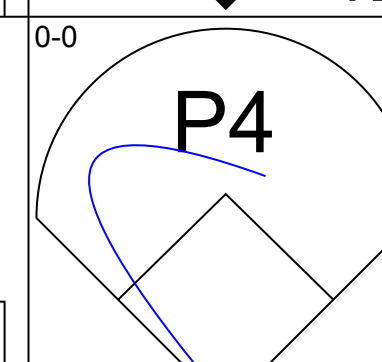
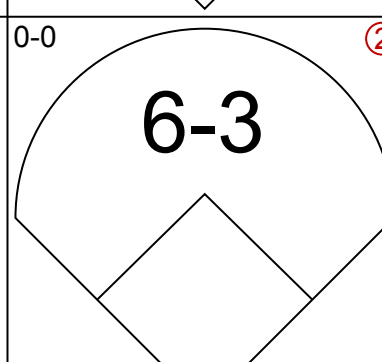
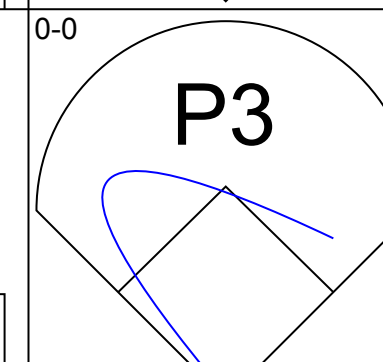
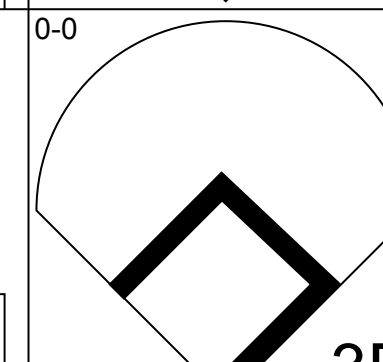
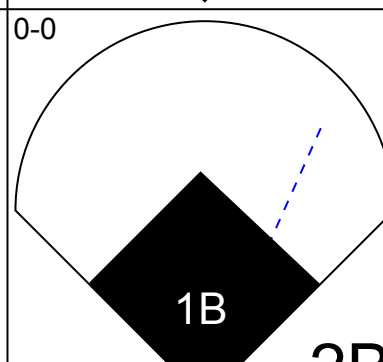

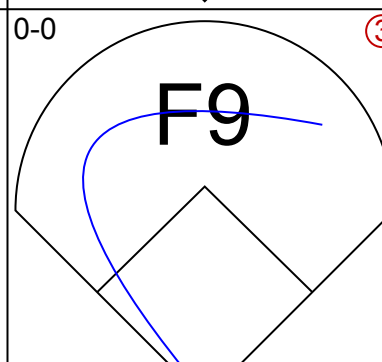
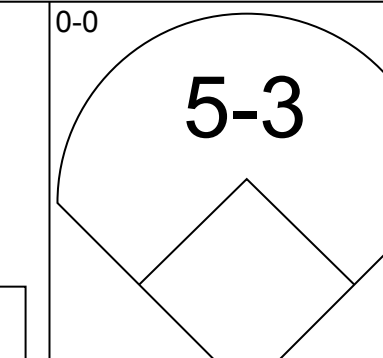
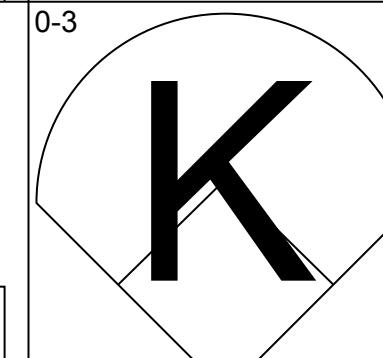
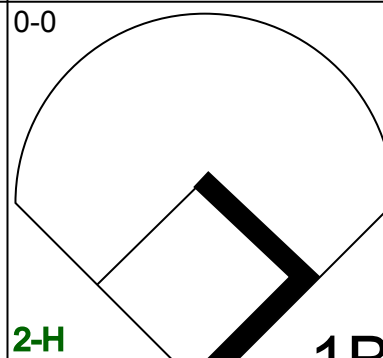
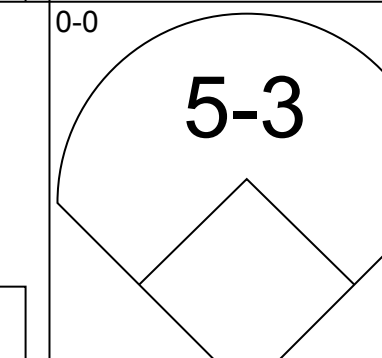
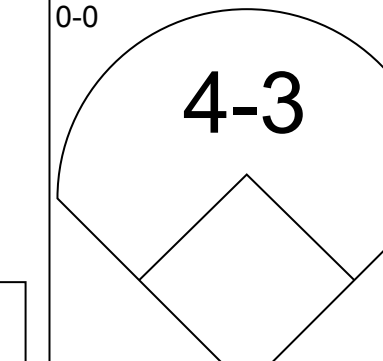
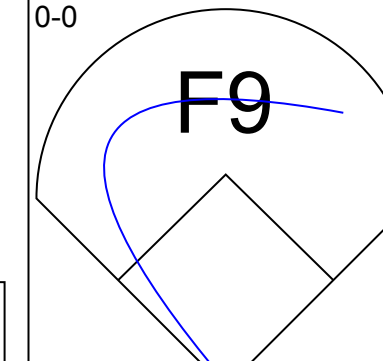
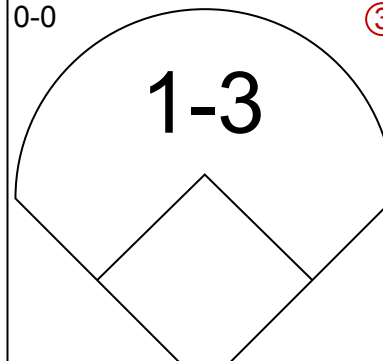
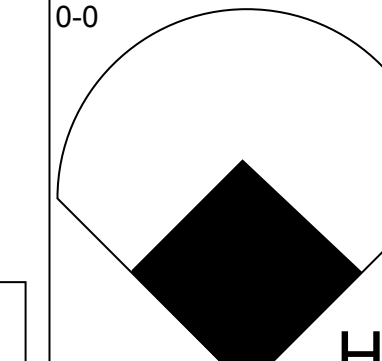
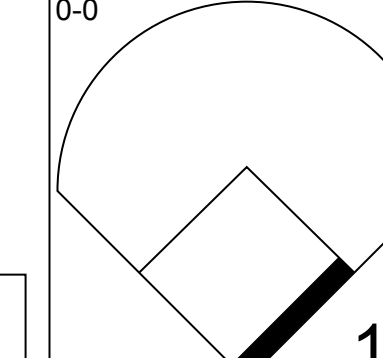
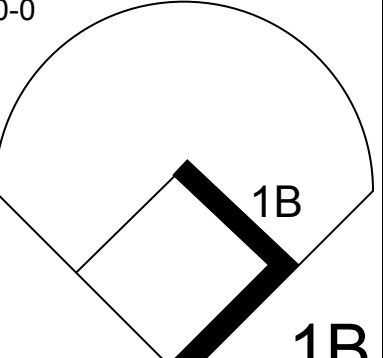
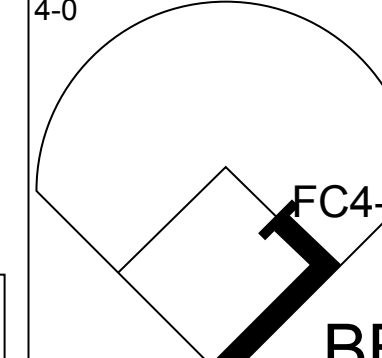
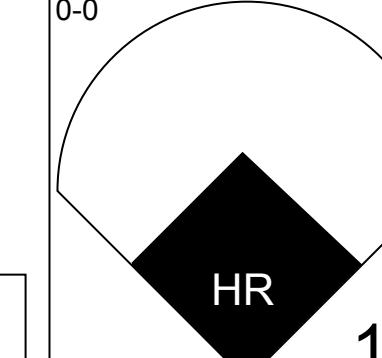
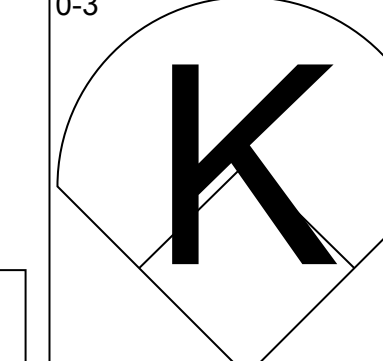
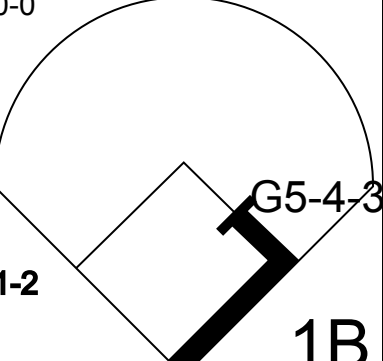
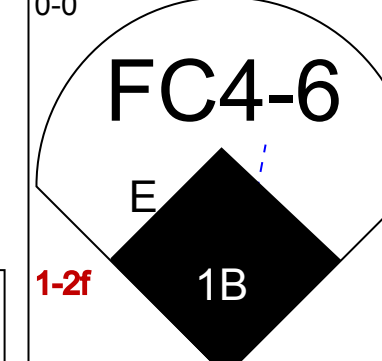
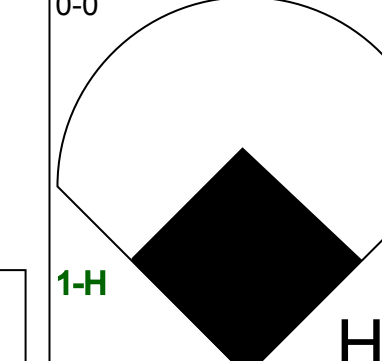
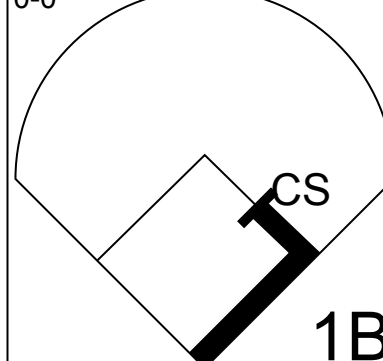
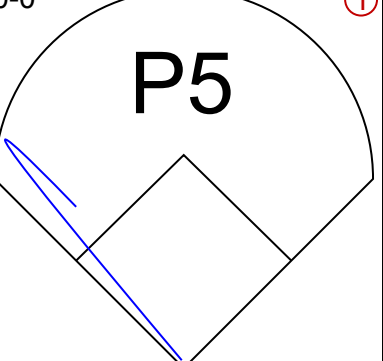
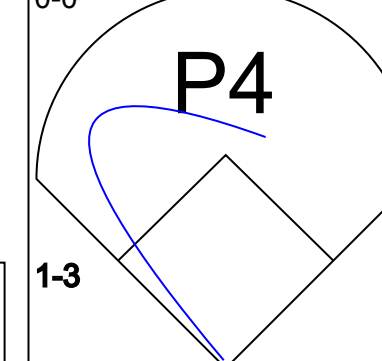
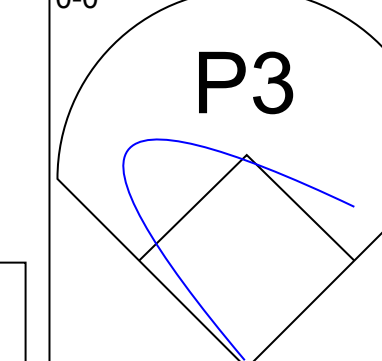
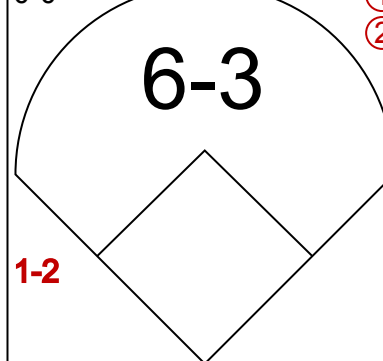
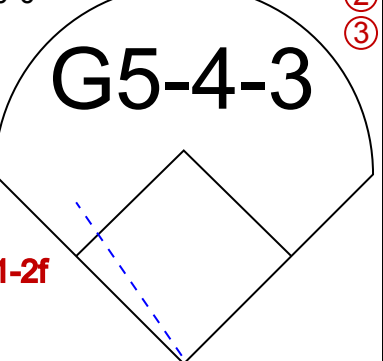
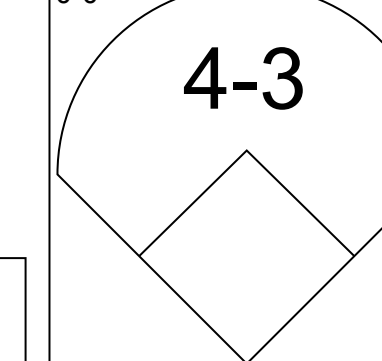
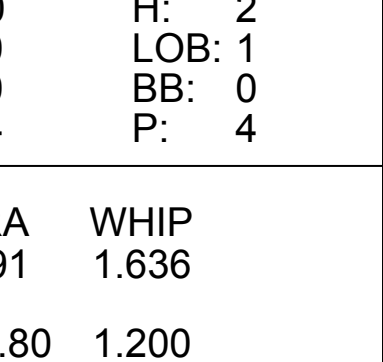
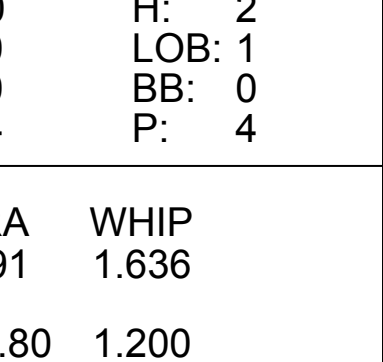


Batter	1	2	3	4	5	6	7	8	9	AB	R	H	RBI	BB	SO	LOB	BOTTOM			
Mickey Rivers, L (1, 8) OBP: 0.326, SLG: 0.368	0-0 4-3		0-0 L4			0-0 FC6-4 1B 1-2		0-3 K		4	0	1	0	0	1	1				
Dave Chalk, R (1, 5) OBP: 0.344, SLG: 0.366	0-0 F8			0-0 1-3		0-0 FC6-4 G6-4-3 1-2 2-3		0-0 L5		4	0	0	0	0	0	2				
Leroy Stanton, R (1, 9) OBP: 0.372, SLG: 0.515	0-0 CS 1B			0-0 E6 G5-4		0-0 G6-4-3 1-2			0-0 F7	4	0	1	0	0	0	2				
Frank Robinson, R (1, 10) OBP: 0.342, SLG: 0.421	0-0 CS 1-2	0-0 5-3		0-0 G5-4 1-2 1-2			0-0 5-3		0-0 F9	4	0	0	0	0	0	1				
Joe Lahoud, L (1, 7) OBP: 0.337, SLG: 0.485		0-0 G3		0-0 G3			0-0 2B		0-0 F8	4	0	1	0	0	0	1				
John Doherty, L (1, 3) OBP: 0.314, SLG: 0.400		0-0 F3			0-0 F7		0-0 F8			3	0	0	0	0	0	1				
Elie Rodriguez, R (1, 2) OBP: 0.346, SLG: 0.326			0-0 5-3		0-0 5-3		4-0 BB			2	0	0	0	1	0	0	AB 30			
Denny Doyle, L (1, 4) OBP: 0.285, SLG: 0.288			0-0 1B		0-0 F9		0-0 4-3			3	0	1	0	0	0	2	R 0			
Orlando Ramirez, R (1, 6) OBP: 0.285, SLG: 0.288			0-0 F8			4-0 FC6-4 1B BB		0-0 1-3		2	0	0	0	1	0	1	H 4			
																	RBI 0			
Inning Stats	R: 0 E: 0 K: 0 S: 3	H: 1 LOB: 0 BB: 0 P: 3	R: 0 E: 0 K: 0 S: 4	H: 0 LOB: 0 BB: 0 P: 4	R: 0 E: 2 K: 0 S: 4	H: 0 LOB: 1 BB: 0 P: 4	R: 0 E: 0 K: 0 S: 3	H: 0 LOB: 0 BB: 0 P: 3	R: 0 E: 0 K: 0 S: 3	H: 1 LOB: 1 BB: 1 P: 7	R: 0 E: 0 K: 0 S: 4	H: 1 LOB: 2 BB: 1 P: 8	R: 0 E: 0 K: 1 S: 5	H: 0 LOB: 0 BB: 0 P: 5	R: 0 E: 0 K: 0 S: 3	H: 0 LOB: 0 BB: 0 P: 3	1B: 3 2B: 1 3B: 0 HR: 0	SF: 0 SAC: 0 DP: 1 HBP: 0	WP: 0 PB: 0 SB: 0 CS: 1	PA: 33
PITCHER Dick Bosman, R (1, 1) ERA: 4.59	IP: 6.1 WLS: W BF: 23	H: 4 R: 0 ER: 0 SO: 0	BB: 1 IBB: 0 HBP: 0 BLK: 0	WP: 0 HR: 0 S: 22 P: 26	ERA: 0.00 WHIP: 0.789	PITCHER														
Tom Buskey, R (7, 1) ERA: 3.97	IP: 2.2 WLS: S BF: 9	H: 0 R: 0 ER: 0 SO: 1	BB: 1 IBB: 0 HBP: 0 BLK: 0	WP: 0 HR: 0 S: 10 P: 14	ERA: 0.00 WHIP: 0.375	PITCHER														

Cleveland Indians @ California Angels
Anaheim Stadium, Anaheim, CA
Sat Jul 06 1974, 10:05 PM EDT
Att: 9,317 - Unknown

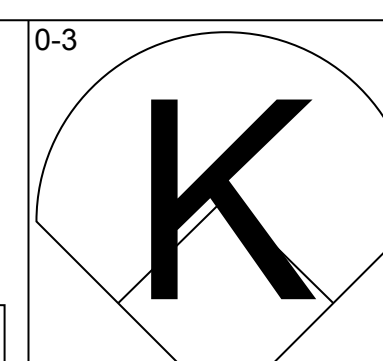
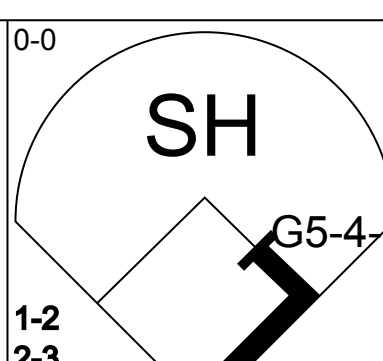
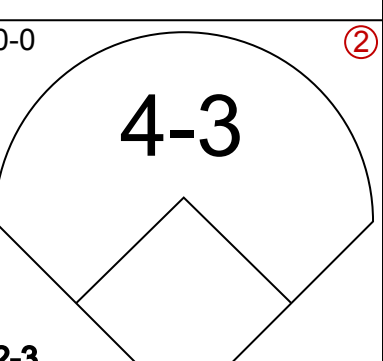
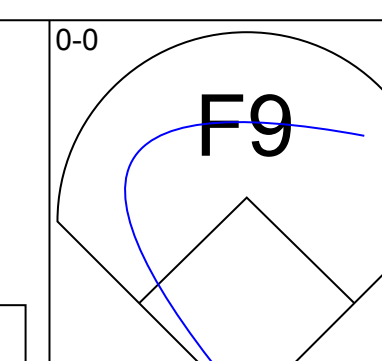
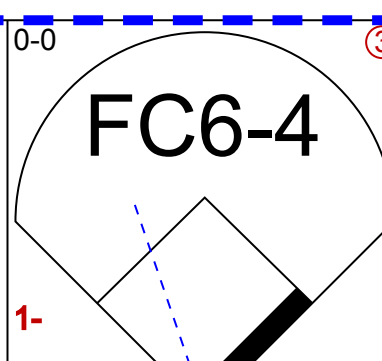
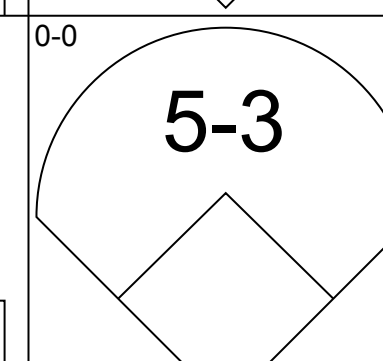
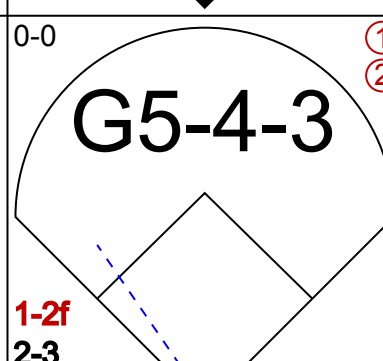
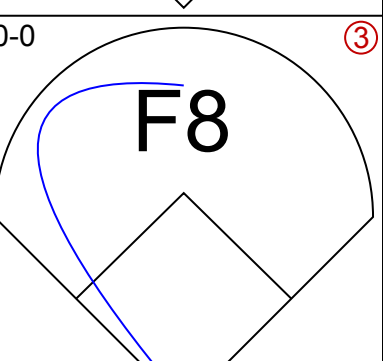
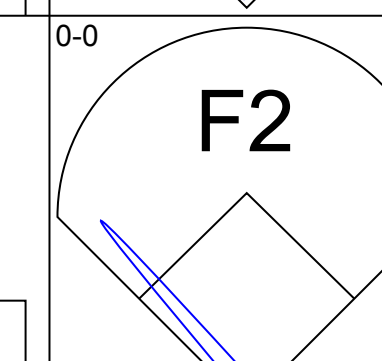
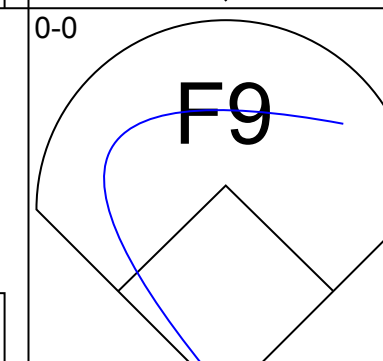
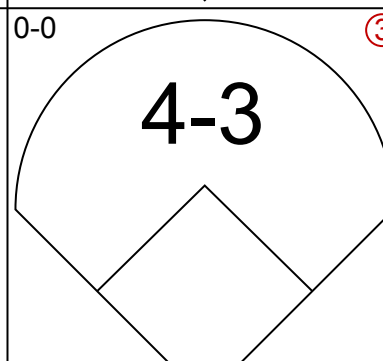
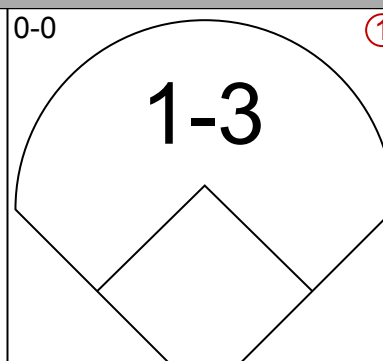
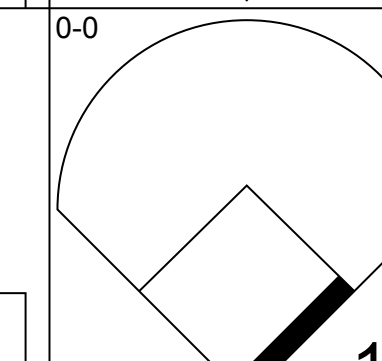
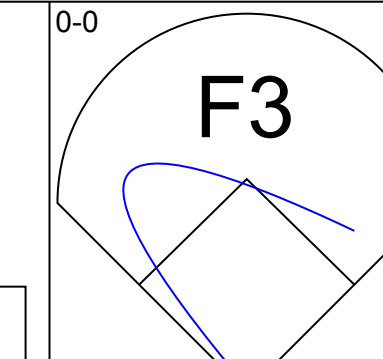
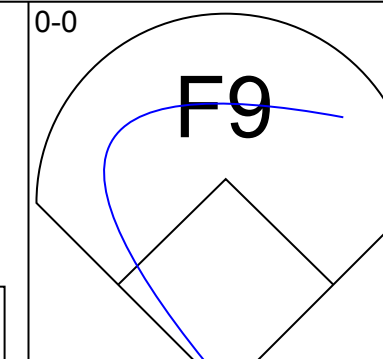
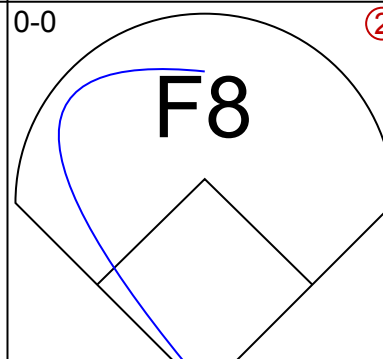
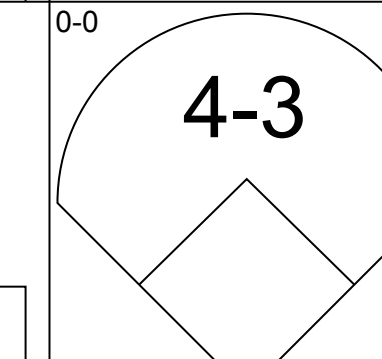

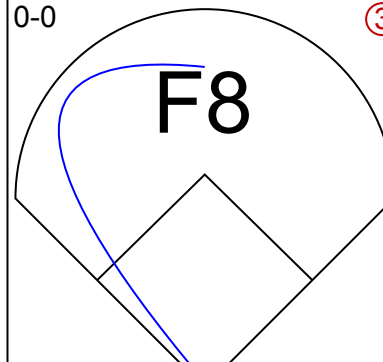
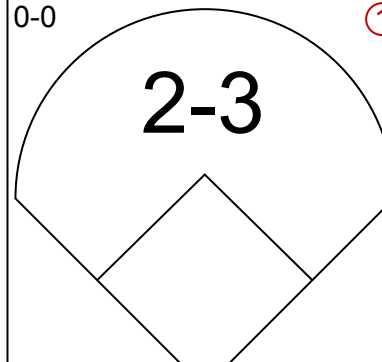
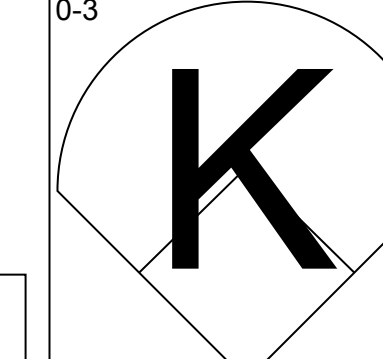
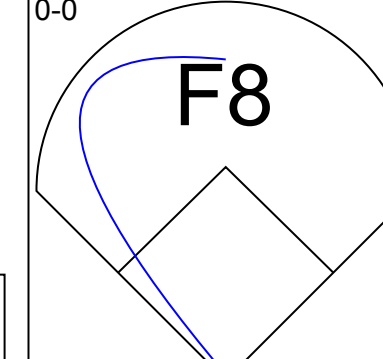
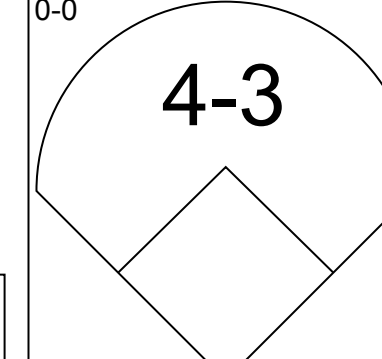
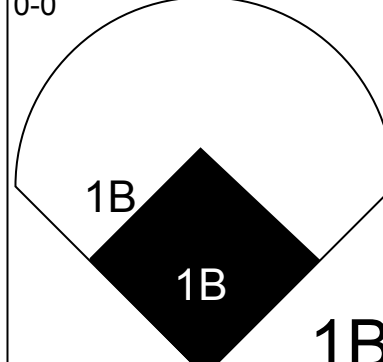
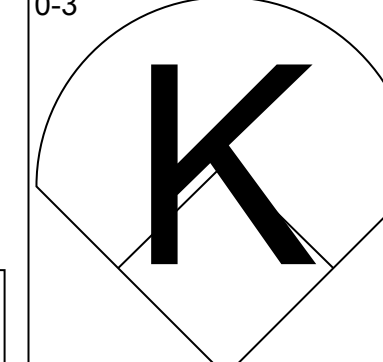
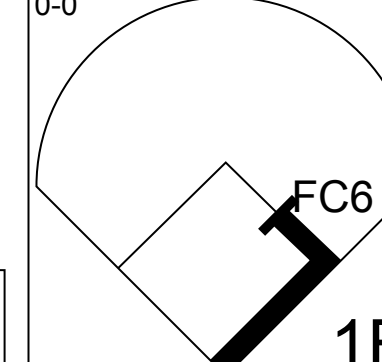
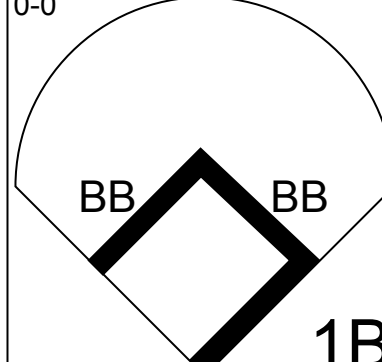
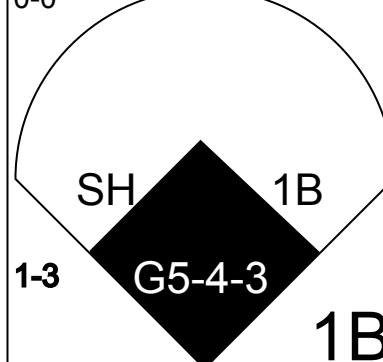
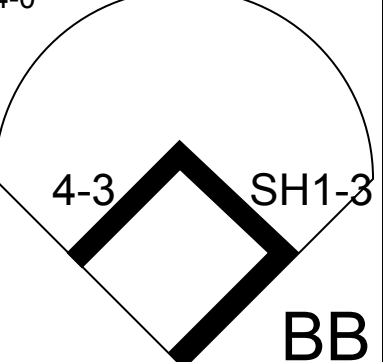
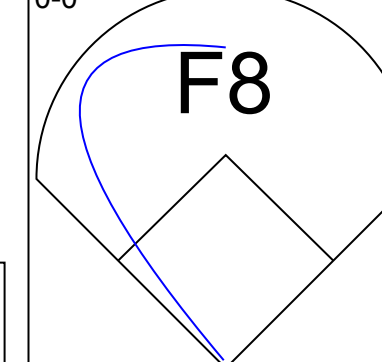
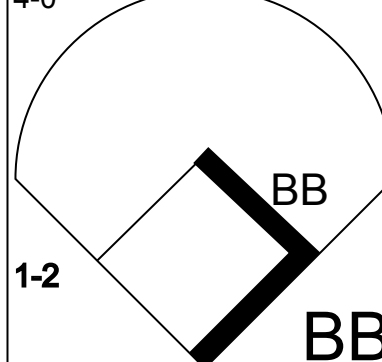
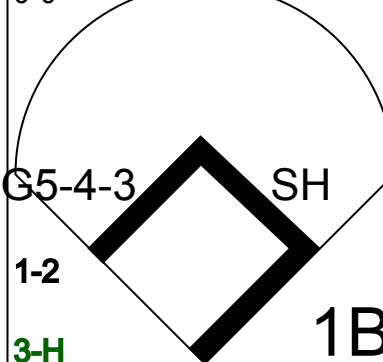
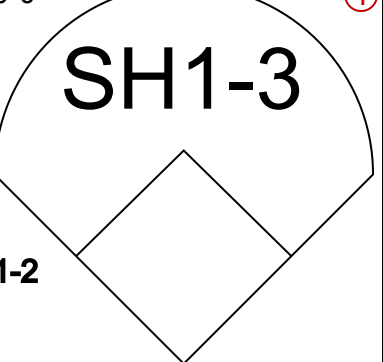
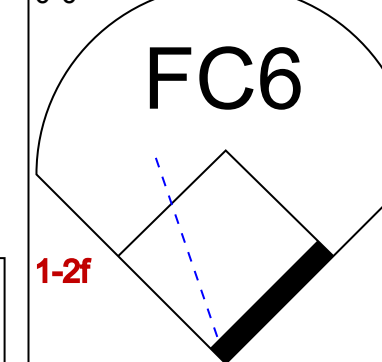
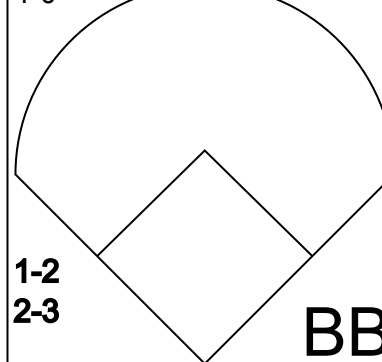

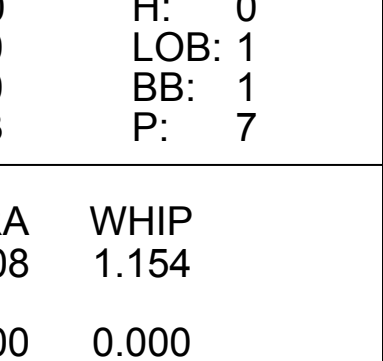
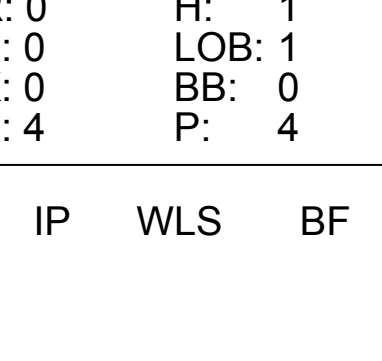
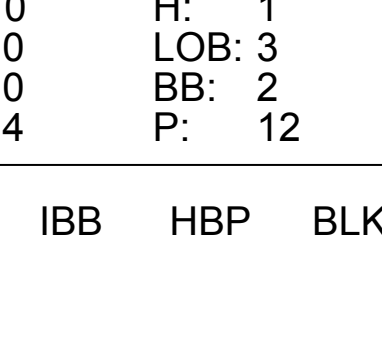
AB 30
R 0
H 4
RBI 0
BB 2
SO 1
LOB 11




Batter	1	2	3	4	5	6	7	8	9	AB	R	H	RBI	BB	SO	LOB	TOP					
John Lowenstein, L (1, 7) OBP: 0.325, SLG: 0.330										5	0	1	0	0	2	0	Cleveland Indians @ California Angels Anaheim Stadium, Anaheim, CA Sun Jul 07 1974, 6:33 AM EDT Att: 8,394 - Unknown					
Jack Brohamer, L (1, 4) OBP: 0.339, SLG: 0.358										5	0	0	0	0	1	2						
John Ellis, R (1, 3) OBP: 0.326, SLG: 0.447										5	2	3	1	0	0	0						
Charlie Spikes, R (1, 9) OBP: 0.333, SLG: 0.444										4	0	1	1	0	1	1						
George Hendrick, R (1, 8) OBP: 0.352, SLG: 0.516										4	1	1	1	0	0	2						
Buddy Bell, R (1, 5) OBP: 0.317, SLG: 0.361										3	1	3	0	1	0	0						
Oscar Gamble, L (1, 10) OBP: 0.362, SLG: 0.470										4	2	2	2	0	1	2						
Dave Duncan, R (1, 2) OBP: 0.250, SLG: 0.360										4	0	1	0	0	0	3						
Frank Duffy, R (1, 6) OBP: 0.256, SLG: 0.327										2	0	0	0	0	0	3						
Joe Lis, R (7, PH) OBP: 0.305, SLG: 0.262										1	0	1	1	0	0	0						
Ed Crosby, L (7, PR) OBP: 0.283, SLG: 0.279										1	0	0	0	0	0	0						
Inning Stats	R: 0 E: 0 K: 2 S: 7	H: 0 LOB: 0 BB: 0 P: 7	R: 0 E: 0 K: 1 S: 6	H: 1 LOB: 1 BB: 0 P: 6	R: 0 E: 0 K: 0 S: 3	H: 1 LOB: 0 BB: 0 P: 3	R: 0 E: 0 K: 1 S: 6	H: 1 LOB: 1 BB: 0 P: 6	R: 0 E: 0 K: 0 S: 4	H: 2 LOB: 1 BB: 0 P: 4	R: 1 E: 0 K: 0 S: 5	H: 2 LOB: 1 BB: 0 P: 5	R: 1 E: 0 K: 0 S: 5	H: 2 LOB: 2 BB: 1 P: 9	R: 4 E: 0 K: 0 S: 7	H: 4 LOB: 0 BB: 0 P: 7	R: 0 E: 0 K: 1 S: 5	H: 0 LOB: 0 BB: 0 P: 5	1B: 8 2B: 1 3B: 1 HR: 3	SF: 0 SAC: 0 DP: 1 HBP: 0	WP: 0 PB: 0 SB: 0 CS: 1	PA: 39
PITCHER	IP WLS BF H R ER SO BB IBB HBP BLK WP HR S P ERA WHIP																					
Frank Tanana, L (1, 1) ERA: 4.05	7.1 L 32 11 4 4 4 4 1 0 0 0 0 0 2 39 43 4.91 1.636																					
Skip Lockwood, R (8, 1) ERA: 4.75	1.2 7 2 2 2 1 0 0 0 0 0 0 1 9 9 10.80 1.200																					


AB	38
R	6
H	13
RBI	6
BB	1
SO	5
LOB	13



Batter	1	2	3	4	5	6	7	8	9	AB	R	H	RBI	BB	SO	LOB	BOTTOM					
Mickey Rivers, L (1, 8) OBP: 0.322, SLG: 0.363										4	0	0	0	0	1	4	Cleveland Indians @ California Angels Anaheim Stadium, Anaheim, CA Sun Jul 07 1974, 6:33 AM EDT Att: 8,394 - Unknown					
Dave Chalk, R (1, 5) OBP: 0.339, SLG: 0.361										4	0	0	0	0	3							
Leroy Stanton, R (1, 9) OBP: 0.370, SLG: 0.510										4	0	1	0	0	0	1						
Joe Lahoud, L (1, 7) OBP: 0.330, SLG: 0.473										4	0	0	0	0	0	1						
John Doherty, L (1, 3) OBP: 0.312, SLG: 0.394										4	0	1	0	0	0	0						
Charlie Sands, L (1, 10) OBP: 0.347, SLG: 0.382										4	0	0	0	0	1	1						
Ellie Rodriguez, R (1, 2) OBP: 0.354, SLG: 0.333										4	1	3	0	0	1	1						
Denny Doyle, L (1, 4) OBP: 0.291, SLG: 0.289										2	1	1	0	2	0	1						
Orlando Ramirez, R (1, 6) OBP: 0.400, SLG: 0.250										2	0	1	1	0	0	1						
Tom McCraw, L (9, PH) OBP: 0.363, SLG: 0.450										0	0	0	0	1	0	0						
Inning Stats	R: 0 E: 0 K: 1 S: 5	H: 0 LOB: 0 BB: 0 P: 5	R: 0 E: 0 K: 1 S: 5	H: 0 LOB: 0 BB: 0 P: 5	R: 2 E: 1 K: 0 S: 6	H: 3 LOB: 1 BB: 0 P: 6	R: 0 E: 0 K: 1 S: 6	H: 1 LOB: 1 BB: 0 P: 6	R: 0 E: 0 K: 0 S: 3	H: 0 LOB: 1 BB: 1 P: 7	R: 0 E: 0 K: 0 S: 3	H: 0 LOB: 0 BB: 0 P: 3	R: 0 E: 0 K: 0 S: 4	H: 1 LOB: 1 BB: 0 P: 4	R: 0 E: 0 K: 0 S: 4	H: 1 LOB: 1 BB: 0 P: 4	R: 0 E: 0 K: 0 S: 4	H: 1 LOB: 3 BB: 2 P: 12	1B: 7 2B: 0 3B: 0 HR: 0	SF: 0 SAC: 2 DP: 1 HBP: 0	WP: 0 PB: 0 SB: 0 CS: 0	PA: 37
PITCHER	IP WLS BF H R ER SO BB IBB HBP BLK WP HR S P ERA WHIP																					
Jim Perry, R (1, 1) ERA: 2.55	8.2 W 36 7 2 2 3 3 0 0 0 0 0 0 0 39 51 2.08 1.154																					
Milt Wilcox, R (9, 1) ERA: 3.95	0.1 S 1 0 0 0 0 0 0 0 0 0 0 0 1 1 0.00 0.000																					



Batter	1	2	3	4	5	6	7	8	9	10	AB	R	H	RBI	BB	SO	LOB	TOP			
John Lowenstein, L OBP: 0.323, SLG: 0.325 (1, 7)	K2-3		L8				K			4-3	4	0	0	1	1	2	0	Cleveland Indians @ Oakland Athletics Oakland-Alameda County Coliseum, Oakland, CA Mon Jul 08 1974, 7:05 PM PDT Att: 47,582 - Unknown AB 34 R 3 H 4 RBI 3 BB 3 SO 7 LOB 8 			
Jack Brohamer, L OBP: 0.333, SLG: 0.352 (1, 4)	6-3			4-3	4-3			4-3			4	0	0	0	0	0	3				
John Ellis, R OBP: 0.320, SLG: 0.438 (1, 3)	3-1			F3			K	K			4	0	0	0	0	2	0				
Charlie Spikes, R OBP: 0.329, SLG: 0.437 (1, 9)		1-3		F9				5-3		F3	4	0	0	0	0	0	0				
George Hendrick, R OBP: 0.351, SLG: 0.512 (1, 8)		F9						6-3		F8	4	1	1	0	0	0	0				
Buddy Bell, R OBP: 0.320, SLG: 0.360 (1, 5)										F7	3	0	1	0	1	0	0				
Oscar Gamble, L OBP: 0.360, SLG: 0.466 (1, 10)										K	4	1	1	0	0	2	3				
Dave Duncan, R OBP: 0.250, SLG: 0.371 (1, 2)											4	1	1	2	0	0	2				
Frank Duffy, R OBP: 0.256, SLG: 0.323 (1, 6)										K	3	0	0	0	1	1	0				
Inning Stats	R: 0 E: 0 K: 1 S: 5	H: 0 LOB: 0 BB: 0 P: 5	R: 0 E: 0 K: 0 S: 3	H: 0 LOB: 1 BB: 1 P: 7	R: 0 E: 0 K: 0 S: 3	H: 0 LOB: 0 BB: 0 P: 3	R: 0 E: 0 K: 0 S: 3	H: 0 LOB: 0 BB: 0 P: 3	R: 1 E: 0 K: 1 S: 7	H: 2 LOB: 3 BB: 2 P: 15	R: 0 E: 0 K: 1 S: 5	H: 0 LOB: 0 BB: 0 P: 5	R: 2 E: 0 K: 1 S: 7	H: 2 LOB: 0 BB: 0 P: 7	R: 0 E: 0 K: 1 S: 5	H: 0 LOB: 0 BB: 0 P: 5	R: 0 E: 0 K: 1 S: 5		H: 0 LOB: 0 BB: 0 P: 5	1B: 3 2B: 0 3B: 0 HR: 1	SF: 0 SAC: 0 DP: 0 HBP: 0
PITCHER Vida Blue, L ERA: 3.38 (1, 1)	IP: 10.0 WLS: 7 BF: 37 H: 4 R: 3 ER: 3 SO: 7 BB: 3 IBB: 0 HBP: 0 BLK: 0 WP: 0 HR: 1 S: 48 P: 60 ERA: 2.70 WHIP: 0.700											PITCHER									

Batter	1	2	3	4	5	6	7	8	9	10	AB	R	H	RBI	BB	SO	LOB	BOTTOM					
Bert Campaneris, R OBP: 0.361, SLG: 0.387 (1, 6)	K							K		4-3	4	0	0	0	1	3	3	Cleveland Indians @ Oakland Athletics Oakland-Alameda County Coliseum, Oakland, CA Mon Jul 08 1974, 7:05 PM PDT Att: 47,582 - Unknown AB 33 R 4 H 6 RBI 4 BB 2 SO 13 LOB 9 					
Claudell Washington, L OBP: 0.333, SLG: 0.667 (1, 10)	K		FC4-6 BB				K				5	0	2	1	0	2	2						
Sal Bando, R OBP: 0.367, SLG: 0.458 (1, 5)	L5		K					L8			4	0	0	0	0	2	2						
Reggie Jackson, L OBP: 0.408, SLG: 0.571 (1, 9)		6-3					L7			K	4	0	0	0	0	1	0						
Joe Rudi, R OBP: 0.345, SLG: 0.484 (1, 7)		1-0						F8			3	1	1	0	0	0	0						
Herb Washington, R (9, PR)								F4			0	1	0	0	0	0	0						
Bill North, S OBP: 0.342, SLG: 0.325 (10, 8)		HR	HBP							SF7 3B	0	0	0	0	0	0	0						
Gene Tenace, R OBP: 0.388, SLG: 0.393 (1, 3)								K		SF7	3	1	2	3	0	1	0						
Angel Mangual, R OBP: 0.282, SLG: 0.428 (10, 7)		6-3						K		K	4	0	0	0	0	2	2						
Ted Kubiak, S OBP: 0.262, SLG: 0.238 (1, 4)											3	0	0	0	0	1	0						
Pat Bourque, L OBP: 0.354, SLG: 0.319 (10, PH)		4-3									0	0	0	0	1	0	0						
Blue Moon Odom, R (10, PR)											0	1	0	0	0	0	0						
Larry Haney, R OBP: 0.148, SLG: 0.136 (1, 2)											2	0	1	0	0	1	0						
Jesus Alou, R OBP: 0.311, SLG: 0.322 (8, PH)											1	0	0	0	0	0	0						
Tim Hosley, R OBP: 1.000, SLG: 1.000 (9, 2)											0	0	0	0	0	0	0						
Inning Stats	R: 0 E: 0 K: 2 S: 7	H: 0 LOB: 0 BB: 0 P: 7	R: 2 E: 0 K: 0 S: 4	H: 1 LOB: 0 BB: 0 P: 5	R: 0 E: 0 K: 2 S: 7	H: 0 LOB: 1 BB: 1 P: 11	R: 0 E: 0 K: 0 S: 4	H: 1 LOB: 1 BB: 0 P: 4	R: 0 E: 0 K: 2 S: 8	H: 1 LOB: 1 BB: 0 P: 8	R: 0 E: 0 K: 1 S: 6	H: 0 LOB: 0 BB: 0 P: 5	R: 0 E: 0 K: 3 S: 9	H: 0 LOB: 0 BB: 0 P: 9	R: 0 E: 0 K: 1 S: 6	H: 1 LOB: 1 BB: 0 P: 6	R: 1 E: 0 K: 2 S: 8	H: 1 LOB: 1 BB: 0 P: 8	R: 1 E: 0 K: 0 S: 3	H: 1 LOB: 1 BB: 1 P: 7	1B: 3 2B: 0 3B: 2 HR: 1	SF: 1 SAC: 1 DP: 0 HBP: 1	WP: 0 PA: 38 PB: 0 SB: 0 CS: 0
PITCHER Gaylord Perry, R ERA: 1.45 (1, 1)	IP: 9.2 WLS: 9 BF: 38 H: 6 R: 4 ER: 4 SO: 13 BB: 2 IBB: 0 HBP: 1 BLK: 0 WP: 0 HR: 1 S: 61 P: 70 ERA: 3.72 WHIP: 0.828											PITCHER											

Batter	1	2	3	4	5	6	7	8	9	AB	R	H	RBI	BB	SO	LOB	TOP		
John Lowenstein, L OBP: 0.322, SLG: 0.322 (1, 9)										3	0	0	0	1	0	0			
Jack Brohamer, L OBP: 0.332, SLG: 0.347 (1, 4)										3	0	0	0	1	1	1			
John Ellis, R OBP: 0.319, SLG: 0.435 (1, 3)										4	0	1	0	0	0	2			
Oscar Gamble, L OBP: 0.358, SLG: 0.463 (1, 10)										4	0	1	0	0	0	1			
George Hendrick, R OBP: 0.347, SLG: 0.507 (1, 8)										3	0	0	0	0	2	1			
Leron Lee, L OBP: 0.311, SLG: 0.404 (1, 7)										3	0	1	0	0	0	1			
Buddy Bell, R OBP: 0.320, SLG: 0.357 (1, 5)										2	0	0	0	1	1	1			
Dave Duncan, R OBP: 0.247, SLG: 0.366 (1, 2)										3	0	0	0	0	1	2			
Alan Ashby, S OBP: 0.333, SLG: 0.200 (8, 2)										0	0	0	0	0	0	0			
Ed Crosby, L OBP: 0.265, SLG: 0.261 (1, 6)										3	0	0	0	0	1	2			
Inning Stats	R: 0 E: 0 K: 0 S: 3	H: 0 LOB: 1 BB: 1 P: 7	R: 0 E: 0 K: 1 S: 6	H: 1 LOB: 2 BB: 1 P: 10	R: 0 E: 0 K: 1 S: 5	H: 1 LOB: 1 BB: 0 P: 5	R: 0 E: 0 K: 1 S: 6	H: 1 LOB: 1 BB: 0 P: 6	R: 0 E: 0 K: 0 S: 3	H: 0 LOB: 0 BB: 0 P: 3	R: 0 E: 0 K: 2 S: 7	H: 0 LOB: 0 BB: 0 P: 7	R: 0 E: 0 K: 1 S: 5	H: 0 LOB: 0 BB: 1 P: 5	R: 0 E: 0 K: 0 S: 2	H: 0 LOB: 0 BB: 1 P: 6	1B: 3 2B: 0 3B: 0 HR: 0	SF: 0 SAC: 0 DP: 1 HBP: 0	WP: 0 PA: 31 CS: 0
PITCHER Catfish Hunter, R ERA: 2.59 (1, 1)	IP: 9.0 WLS: W BF: 31 H: 3 R: 0 ER: 0 SO: 6 BB: 3 IBB: 0 HBP: 0 BLK: 0 WP: 0 HR: 0 S: 40 P: 52 ERA: 0.00 WHIP: 0.667																		

Cleveland Indians @ Oakland Athletics
Oakland-Alameda County Coliseum, Oakland, CA
Tue Jul 09 1974, 7:05 PM PDT
Att: 6,655 - Unknown

AB 28
R 0
H 3
RBI 0
BB 3
SO 6
LOB 11



Batter	1	2	3	4	5	6	7	8	9	AB	R	H	RBI	BB	SO	LOB	BOTTOM
Bert Campaneris, R OBP: 0.362, SLG: 0.387 (1, 6)										3	2	1	0	1	0	0	
Claudell Washington, L OBP: 0.300, SLG: 0.560 (1, 10)										4	1	1	0	0	0	2	
Sal Bando, R OBP: 0.389, SLG: 0.454 (1, 5)										2	2	0	1	2	0	1	
Reggie Jackson, L OBP: 0.413, SLG: 0.572 (1, 9)										3	0	2	2	1	0	1	
Joe Rudi, R OBP: 0.347, SLG: 0.484 (1, 7)										4	0	2	3	0	0	3	
Dal Maxvill, R OBP: 0.267, SLG: 0.154 (8, 4)										0	0	0	0	0	0	0	
Gene Tenace, R OBP: 0.384, SLG: 0.387 (1, 3)										4	0	0	0	0	1	3	
Angel Mangual, R OBP: 0.277, SLG: 0.420 (1, 8) (8, 7)										4	0	0	0	0	1	1	
Ted Kubiak, S OBP: 0.259, SLG: 0.236 (1, 4)										2	0	0	0	0	0	0	
Pat Bourque, L OBP: 0.361, SLG: 0.371 (7, PH)										1	1	1	1	0	0	0	
Bill North, S OBP: 0.341, SLG: 0.323 (8, 8)										1	0	0	0	0	0	0	
Larry Haney, R OBP: 0.156, SLG: 0.161 (1, 2)										3	1	1	0	0	1	0	
Inning Stats	R: 3 E: 1 K: 0 S: 6	H: 3 LOB: 1 BB: 1 P: 10	R: 0 E: 0 K: 0 S: 3	H: 0 LOB: 0 BB: 0 P: 3	R: 1 E: 0 K: 0 S: 4	H: 1 LOB: 1 BB: 1 P: 8	R: 0 E: 0 K: 1 S: 5	H: 0 LOB: 0 BB: 0 P: 5	R: 0 E: 0 K: 0 S: 3	H: 1 LOB: 0 BB: 0 P: 3	R: 3 E: 0 K: 1 S: 8	H: 3 LOB: 2 BB: 2 P: 16	R: 0 E: 0 K: 1 S: 5	H: 0 LOB: 0 BB: 0 P: 5	1B: 6 2B: 1 3B: 0 HR: 1	SF: 0 SAC: 0 DP: 2 HBP: 0	WP: 1 PA: 35 CS: 0
PITCHER Steve Arlin, R ERA: 6.15 (1, 1)	IP: 6.1 WLS: L BF: 28 H: 7 R: 7 ER: 6 SO: 2 BB: 1 IBB: 2 HBP: 0 BLK: 0 WP: 1 HR: 1 S: 29 P: 41 ERA: 8.53 WHIP: 1.263																
Tom Higendorf, L ERA: 4.09 (7, 1)	0.1	3	1	0	0	0	0	1	0	0	0	2	6	0.00	3.000		
Milt Wilcox, R ERA: 3.83 (7, 1)	1.1	4	0	0	0	1	0	0	0	0	6	6	0.00	0.000			

Cleveland Indians @ Oakland Athletics
Oakland-Alameda County Coliseum, Oakland, CA
Tue Jul 09 1974, 7:05 PM PDT
Att: 6,655 - Unknown

AB 31
R 7
H 8
RBI 7
BB 4
SO 3
LOB 11



Batter	1	2	3	4	5	6	7	8	9	AB	R	H	RBI	BB	SO	LOB	TOP					
John Lowenstein, L (1,7) OBP: 0.324, SLG: 0.324										4	0	2	1	0	0	2	Cleveland Indians @ Minnesota Twins Metropolitan Stadium, Bloomington, MI Thu Jul 11 1974, 8:05 PM EDT Att: 6,275 - Cloudy - 76 F					
Jack Brohamer, L (1,4) OBP: 0.327, SLG: 0.341										4	0	0	0	0	0	5						
John Ellis, R (1,3) OBP: 0.318, SLG: 0.436										4	1	1	0	0	2	3						
Charlie Spikes, R (1,9) OBP: 0.328, SLG: 0.438										4	0	1	1	0	0	1						
Oscar Gamble, L (1,10) OBP: 0.357, SLG: 0.457										3	0	0	0	1	1	1						
George Hendrick, R (1,8) OBP: 0.343, SLG: 0.500										4	0	0	0	0	0	2						
Buddy Bell, R (1,5) OBP: 0.319, SLG: 0.355										4	1	1	0	0	0	1						
Dave Duncan, R (1,2) OBP: 0.248, SLG: 0.366										3	0	1	0	0	1	1						
Ed Crosby, L (9, PH) OBP: 0.250, SLG: 0.255										1	0	0	0	0	0	0						
Frank Duffy, R (1,6) OBP: 0.261, SLG: 0.328										2	0	2	0	0	0	0						
Inning Stats	R: 0 E: 0 K: 1 S: 6	H: 1 LOB: 1 BB: 0 P: 6	R: 0 E: 0 K: 0 S: 3	H: 0 LOB: 0 BB: 0 P: 3	R: 0 E: 0 K: 1 S: 6	H: 1 LOB: 1 BB: 0 P: 6	R: 1 E: 0 K: 0 S: 4	H: 2 LOB: 0 BB: 0 P: 4	R: 1 E: 0 K: 0 S: 6	H: 3 LOB: 2 BB: 0 P: 6	R: 0 E: 0 K: 0 S: 3	H: 0 LOB: 1 BB: 1 P: 7	R: 0 E: 0 K: 0 S: 4	H: 1 LOB: 1 BB: 0 P: 4	R: 0 E: 0 K: 2 S: 7	H: 0 LOB: 0 BB: 0 P: 7	R: 0 E: 0 K: 0 S: 3	H: 0 LOB: 0 BB: 0 P: 3	1B: 6 2B: 3 3B: 0 HR: 0	SF: 0 SAC: 1 DP: 1 HBP: 0	WP: 0 PB: 0 SB: 1 CS: 0	PA: 35
PITCHER Joe Decker, R (1,1) ERA: 3.04	IP: 9.0 WLS: W BF: 35 H: 8 R: 2 ER: 2 SO: 4 BB: 1 IBB: 0 HBP: 0 BLK: 0 WP: 0 HR: 0 S: 42 P: 46 ERA: 2.00 WHIP: 1.000															PITCHER						

Batter	1	2	3	4	5	6	7	8	9	AB	R	H	RBI	BB	SO	LOB	BOTTOM			
Rod Carew, L (1,4) OBP: 0.441, SLG: 0.470										4	2	2	1	0	0	1	Cleveland Indians @ Minnesota Twins Metropolitan Stadium, Bloomington, MI Thu Jul 11 1974, 8:05 PM EDT Att: 6,275 - Cloudy - 76 F			
Steve Braun, L (1,7) OBP: 0.392, SLG: 0.396										4	1	2	1	0	0	1				
Larry Hise, R (1,8) OBP: 0.366, SLG: 0.528										4	0	2	3	0	0	1				
Harmon Killebrew, R (1,10) OBP: 0.294, SLG: 0.342										4	0	0	0	0	1	4				
Bobby Darwin, R (1,9) OBP: 0.330, SLG: 0.434										3	0	1	0	1	0	1				
Eric Soderholm, R (1,5) OBP: 0.364, SLG: 0.416										2	0	0	0	1	0	1				
Craig Kusick, R (1,3) OBP: 0.255, SLG: 0.304										2	0	0	0	0	0	0				
Jim Holt, L (7, PH) OBP: 0.292, SLG: 0.293										1	1	0	0	1	0	1				
Glenn Borgmann, R (1,2) OBP: 0.289, SLG: 0.292										4	0	1	0	0	0	3				
Luis Gomez, R (1,6) OBP: 0.255, SLG: 0.200										2	0	1	0	0	0	1				
Tony Oliva, L (7, PH) OBP: 0.327, SLG: 0.459										0	0	0	0	1	0	0				
Jerry Terrell, R (7, PR) OBP: 0.266, SLG: 0.289										1	1	0	0	0	1	2				
Inning Stats	R: 0 E: 0 K: 0 S: 4	H: 1 LOB: 1 BB: 0 P: 4	R: 0 E: 0 K: 0 S: 2	H: 0 LOB: 0 BB: 1 P: 6	R: 0 E: 0 K: 0 S: 4	H: 1 LOB: 1 BB: 0 P: 4	R: 0 E: 0 K: 0 S: 3	H: 0 LOB: 0 BB: 0 P: 3	R: 0 E: 0 K: 0 S: 4	H: 1 LOB: 1 BB: 0 P: 4	R: 1 E: 0 K: 1 S: 7	H: 2 LOB: 1 BB: 0 P: 7	R: 4 E: 0 K: 0 S: 6	H: 3 LOB: 2 BB: 2 P: 14	R: 0 E: 0 K: 1 S: 6	H: 1 LOB: 2 BB: 1 P: 10	1B: 8 2B: 1 3B: 0 HR: 0	SF: 0 SAC: 1 DP: 1 HBP: 0	WP: 0 PB: 0 SB: 0 CS: 0	PA: 36
PITCHER Fritz Peterson, L (1,1) ERA: 3.49	IP: 5.0 WLS: L BF: 20 H: 5 R: 1 ER: 1 SO: 1 BB: 1 IBB: 0 HBP: 0 BLK: 0 WP: 0 HR: 0 S: 19 P: 23 ERA: 10.80 WHIP: 1.200															PITCHER				
Fred Beene, R (6,1) ERA: 4.02	IP: 1.2 WLS: L BF: 7 H: 0 R: 2 ER: 2 SO: 1 BB: 2 IBB: 0 HBP: 0 BLK: 0 WP: 0 HR: 0 S: 7 P: 15																			
Tom Hilgendorf, L (7,1) ERA: 4.91	IP: 0.0 WLS: L BF: 2 H: 2 R: 0 ER: 0 SO: 0 BB: 0 IBB: 0 HBP: 0 BLK: 0 WP: 0 HR: 0 S: 2 P: 2																			
Tom Buskey, R (7,1) ERA: 3.82	IP: 1.1 WLS: L BF: 7 H: 2 R: 2 ER: 2 SO: 1 BB: 0 IBB: 1 HBP: 0 BLK: 0 WP: 0 HR: 0 S: 8 P: 12																			

AB 33
R 2
H 8
RBI 2
BB 1
SO 4
LOB 16



AB 31
R 5
H 9
RBI 5
BB 4
SO 2
LOB 16



Batter	1	2	3	4	5	6	7	8	9	AB	R	H	RBI	BB	SO	LOB	TOP						
John Lowenstein, L OBP: 0.322, SLG: 0.322										5	1	1	0	0	2	3	Cleveland Indians @ Minnesota Twins Metropolitan Stadium, Bloomington, MI Fri Jul 12, 1974, 8:05 PM EDT Att: 13,066 - Unknown						
Luis Avarado, R OBP: 0.218, SLG: 0.194										4	1	1	0	1	1	0							
John Ellis, R OBP: 0.324, SLG: 0.444										5	3	3	1	0	1	1							
Charlie Spikes, R OBP: 0.332, SLG: 0.456										4	2	3	3	0	0	0							
Oscar Gamble, L OBP: 0.350, SLG: 0.448										5	0	0	0	0	0	4							
George Hendrick, R OBP: 0.347, SLG: 0.505										5	1	3	2	0	0	1							
Buddy Bell, R OBP: 0.320, SLG: 0.353										4	1	1	1	1	0	4							
Dave Duncan, R OBP: 0.248, SLG: 0.364										4	0	1	1	0	2	2							
Frank Duffy, R OBP: 0.265, SLG: 0.335										4	0	2	1	0	0	0							
Inning Stats	R: 4 E: 0 K: 1 S: 10	H: 5 LOB: 1 BB: 0 P: 10	R: 0 E: 0 K: 2 S: 7	H: 1 LOB: 1 BB: 1 P: 11	R: 1 E: 1 K: 1 S: 7	H: 1 LOB: 1 BB: 0 P: 7	R: 0 E: 0 K: 0 S: 3	H: 0 LOB: 0 BB: 0 P: 3	R: 3 E: 0 K: 0 S: 7	H: 4 LOB: 2 BB: 1 P: 11	R: 1 E: 0 K: 0 S: 6	H: 3 LOB: 2 BB: 0 P: 6	R: 0 E: 0 K: 1 S: 5	H: 0 LOB: 0 BB: 0 P: 5	R: 0 E: 0 K: 1 S: 5	H: 1 LOB: 0 BB: 0 P: 3	1B: 10 2B: 4 3B: 0 HR: 1	SF: 1 SAC: 0 DP: 1 HBP: 0	WP: 0 PB: 0 SB: 0 CS: 1	PA: 43			
PITCHER	IP WLS BF H R ER SO BB IBB HBP BLK WP HR S P ERA WHIP	IP WLS BF H R ER SO BB IBB HBP BLK WP HR S P ERA WHIP																					
Ray Corbin, R ERA: 4.83	(1, 1)	0.2	L	7	5	4	4	0	0	0	0	0	0	0	0	0	0	0	0	7	7	54.00	7.500
Bill Butler, L ERA: 4.21	(1, 1)	1.1		5	1	0	0	3	1	0	0	0	0	0	0	0	0	0	0	10	14	0.00	1.500
Bill Hands, R ERA: 4.75	(3, 1)	2.2		14	4	4	4	1	1	0	0	0	1	0	1	15	19	13.50	1.875				
Tom Burgmeier, L ERA: 5.4	(5, 1)	2.1		11	4	1	1	1	0	0	0	0	0	0	13	13	3.86	1.714					
Bill Campbell, R ERA: 3.21	(8, 1)	2.0		6	1	0	0	1	0	0	0	0	0	0	8	8	0.00	0.500					

Batter	1	2	3	4	5	6	7	8	9	AB	R	H	RBI	BB	SO	LOB	BOTTOM							
Rod Carew, L OBP: 0.438, SLG: 0.466										5	0	1	0	0	0	4	Cleveland Indians @ Minnesota Twins Metropolitan Stadium, Bloomington, MI Fri Jul 12, 1974, 8:05 PM EDT Att: 13,066 - Unknown							
Steve Braun, L OBP: 0.386, SLG: 0.388										5	0	0	0	0	0	1								
Larry Hisle, R OBP: 0.373, SLG: 0.544										5	2	4	1	0	1	1								
Tony Oliva, L OBP: 0.325, SLG: 0.452										4	0	0	0	1	0	4								
Bobby Darwin, R OBP: 0.328, SLG: 0.430										5	1	1	0	0	1	3								
Eric Soderholm, R OBP: 0.367, SLG: 0.417										4	2	2	0	0	0	0								
Jim Holt, L OBP: 0.304, SLG: 0.306										4	0	3	1	0	0	0								
Phil Roof, R OBP: 0.333, SLG: 0.250	(1, 2)									3	0	2	2	0	0	1								
Harmon Killebrew, R OBP: 0.293, SLG: 0.340	(8, PH)									1	0	0	0	0	1	2								
Glenn Borgmann, R OBP: 0.289, SLG: 0.292	(9, 2)									0	0	0	0	0	0	0								
Luis Gomez, R OBP: 0.253, SLG: 0.199	(1, 6)									1	0	0	0	0	0	0								
Steve Brye, R OBP: 0.333, SLG: 0.368	(4, PH)									1	0	0	0	0	0	2								
Jerry Terrell, R OBP: 0.269, SLG: 0.293	(5, 6)									2	0	1	1	0	0	1								
Inning Stats	R: 1 E: 0 K: 0 S: 4	H: 1 LOB: 1 BB: 1 P: 8	R: 0 E: 0 K: 0 S: 3	H: 1 LOB: 0 BB: 0 P: 3	R: 0 E: 0 K: 0 S: 3	H: 0 LOB: 0 BB: 0 P: 3	R: 3 E: 0 K: 0 S: 8	H: 5 LOB: 2 BB: 0 P: 8	R: 0 E: 0 K: 0 S: 4	H: 1 LOB: 1 BB: 0 P: 4	R: 0 E: 0 K: 1 S: 6	H: 1 LOB: 1 BB: 0 P: 6	R: 0 E: 0 K: 2 S: 10	H: 3 LOB: 2 BB: 0 P: 10	R: 0 E: 0 K: 0 S: 4	H: 1 LOB: 1 BB: 0 P: 4	1B: 13 2B: 0 3B: 0 HR: 1	SF: 0 SAC: 0 DP: 1 HBP: 0	WP: 0 PB: 0 SB: 0 CS: 0	PA: 41				
PITCHER	IP WLS BF H R ER SO BB IBB HBP BLK WP HR S P ERA WHIP	IP WLS BF H R ER SO BB IBB HBP BLK WP HR S P ERA WHIP																						
Jim Perry, R ERA: 2.68	(1, 1)	7.0	W	31	10	4	4	1	1	0	0	0	0	0	0	0	0	0	0	1	32	36	5.14	1.571
Milt Wilcox, R ERA: 3.95	(8, 1)	2.0		10	4	1	1	2	0	0	0	0	0	0	14	14	4.50	2.000						



Batter	1	2	3	4	5	6	7	8	9	10	11	AB	R	H	RBI	BB	SO	LOB	TOP					
John Lowenstein, L (1, 7) OBP: 0.326, SLG: 0.326 Rusty Torres, S (10, 7) OBP: 0.260, SLG: 0.196	4-0 6-3 S BB		0-0 1-3		0-0 2B		4-0 CS BB		0-0 F9	0-0 F9		3	0	1	0	2	0	0						
Luis Alvarado, R (1, 4) OBP: 0.207, SLG: 0.184 Jack Brohamer, L (10, PH) OBP: 0.325, SLG: 0.339	0-3 K		0-0 F9		0-0 5-3		0-0 CS	0-0 4-3		0-0 F9		4	0	0	0	0	1	2						
John Ellis, R (1, 3) OBP: 0.329, SLG: 0.440	0-0 6-3		4-0 FC5-4 BB		0-0 4-3		4-0 BB		4-0 BB		4-0 FC6-4 1B BB	2	0	0	0	3	0	1						
Charlie Spikes, R (1, 9) OBP: 0.330, SLG: 0.452	0-3 K		0-0 FC5-4		0-0 6-3		0-3 K		0-3 K		0-0 FC6-4 1B	5	0	1	0	0	2	3						
Oscar Gamble, L (1, 10) OBP: 0.351, SLG: 0.447		0-0 1B FC6-4 1B		0-0 F8		0-0 1B		0-0 F7		0-0 F1		5	1	2	0	0	0	3						
George Hendrick, R (1, 8) OBP: 0.351, SLG: 0.507		0-0 CS 1B		0-3 K		0-0 1B		0-0 B3-6-4 1B		0-0 FC6-4		5	0	3	0	0	1	2						
Buddy Bell, R (1, 5) OBP: 0.318, SLG: 0.347	4-0 FC6-4 BB		0-0 6-3		0-0 K		0-3 K		0-0 B3-6-4		0-0 1-3	4	0	0	0	1	1	5						
Dave Duncan, R (1, 2) OBP: 0.245, SLG: 0.358	0-0 FC6-4		0-0 F8		0-0 F9		0-0 F9		0-0 6-3			4	0	0	1	0	0	1						
Frank Duffy, R (1, 6) OBP: 0.262, SLG: 0.331 Ed Crosby, L (10, PH) OBP: 0.255, SLG: 0.250	0-3 K		0-0 6-3		0-0 K		0-3 K		0-0 F7			3	0	0	0	0	2	1						
Inning Stats	R: 0 E: 0 K: 2 S: 7	H: 0 LOB: 1 BB: 1 P: 11	R: 1 E: 0 K: 1 S: 6	H: 2 LOB: 1 BB: 1 P: 10	R: 0 E: 0 K: 0 S: 3	H: 0 LOB: 1 BB: 1 P: 7	R: 0 E: 0 K: 1 S: 5	H: 0 LOB: 0 BB: 0 P: 5	R: 0 E: 0 K: 0 S: 4	H: 1 LOB: 1 BB: 0 P: 4	R: 0 E: 0 K: 1 S: 7	H: 2 LOB: 2 BB: 0 P: 7	R: 0 E: 0 K: 1 S: 5	H: 0 LOB: 1 BB: 1 P: 9	R: 0 E: 0 K: 0 S: 3	H: 1 LOB: 0 BB: 0 P: 3	R: 0 E: 0 K: 0 S: 3	H: 0 LOB: 2 BB: 0 P: 8	R: 0 E: 0 K: 0 S: 4	H: 1 LOB: 2 BB: 1 P: 8	1B: 6 2B: 1 3B: 0 HR: 0	SF: 0 SAC: 0 DP: 1 HBP: 0	WP: 0 PB: 0 SB: 1 CS: 2	PA: 44
PITCHER	IP ERA WLS BF H R ER SO BB IBB HBP BLK WP HR S P ERA WHIP	9.0 2.94 2.0 8 1 0 0 0 1 0 0 0 0 0 0 7 11 0.00 1.000																						

Cleveland Indians @ Minnesota Twins
Metropolitan Stadium, Bloomington, MI
Sat Jul 13 1974, 4:33 AM EDT
Att: 19,574 - Sunny - 92 F

AB 37
R 1
H 7
RBI 1
BB 6
SO 7
LOB 18



Batter	1	2	3	4	5	6	7	8	9	10	11	AB	R	H	RBI	BB	SO	LOB	BOTTOM			
Rod Carew, L (1, 4) OBP: 0.437, SLG: 0.464	0-0 4-3		0-0 4-3		0-0 1-3		0-0 E6 FC4-6		0-0 FC6-2 1B	0-0 1B	0-0 1B	6	0	2	1	0	0	3				
Steve Braun, L (1, 7) OBP: 0.366, SLG: 0.389	0-3 K			0-0 1B		0-3 K		0-0 FC4-6		0-0 FC6-2 BB 1B		5	0	2	1	0	2	2				
Larry Hisle, R (1, 8) OBP: 0.377, SLG: 0.542	0-3 K		0-3 K		0-0 1B		0-0 1B		4-0 IBB		4-0 FC6-2 BB	3	0	1	0	2	2	1				
Tony Oliva, L (1, 10) OBP: 0.319, SLG: 0.445		0-0 6-3		0-3 K		0-0 F8		0-0 F7		0-0 FC6-2 FC6		5	0	0	0	0	1	8				
Bobby Darwin, R (1, 9) OBP: 0.323, SLG: 0.424		0-3 K		0-3 K		0-0 5-3		0-0 6-3		0-0 FC6		5	0	0	0	0	2	4				
Eric Soderholm, R (1, 5) OBP: 0.363, SLG: 0.412		0-0 F8			0-0 F9		0-0 5-3		0-0 L8		0-0 FC1-6 1B	5	0	1	0	0	0	0				
Jim Holt, L (1, 3) OBP: 0.304, SLG: 0.306 Craig Kusick, R (9, PH) OBP: 0.313, SLG: 0.300			0-0 6-3		0-0 1B		0-0 F4		4-0 FC4-6 BB		0-0 FC1-6 1B	3	0	1	0	0	0	0				
Phil Roof, R (1, 2) OBP: 0.319, SLG: 0.238 Steve Brye, R (8, PH) OBP: 0.336, SLG: 0.374 Danny Thompson, R (8, PR) OBP: 0.349, SLG: 0.433 Jerry Terrell, R (8, PR) OBP: 0.265, SLG: 0.288			0-0 4-3		0-3 K		0-0 FC4-6 2B		0-0 FC4-6		0-0 F4	2	0	0	0	0	1	1				
Luis Gomez, R (1, 6) OBP: 0.256, SLG: 0.203 Harmon Killebrew, R (8, PH) OBP: 0.292, SLG: 0.339 Glenn Borgmann, R (9, 2) OBP: 0.291, SLG: 0.294			0-0 1B		0-0 F4		0-0 4-3		0-0 6-3		0-0 1B	2	0	1	0	0	0	1				
Inning Stats	R: 0 E: 0 K: 2 S: 7	H: 0 LOB: 0 BB: 0 P: 7	R: 0 E: 0 K: 1 S: 5	H: 0 LOB: 0 BB: 0 P: 5	R: 0 E: 0 K: 0 S: 4	H: 1 LOB: 1 BB: 0 P: 4	R: 0 E: 0 K: 3 S: 10	H: 1 LOB: 1 BB: 0 P: 10	R: 0 E: 0 K: 1 S: 6	H: 1 LOB: 1 BB: 0 P: 6	R: 0 E: 2 K: 0 S: 5	H: 0 LOB: 3 BB: 1 P: 9	R: 0 E: 0 K: 0 S: 3	H: 0 LOB: 1 BB: 1 P: 7	R: 0 E: 0 K: 0 S: 5	H: 2 LOB: 3 BB: 1 P: 9	R: 1 E: 0 K: 0 S: 5	H: 3 LOB: 2 BB: 0 P: 5	1B: 9 2B: 1 3B: 0 HR: 0	SF: 0 SAC: 0 DP: 0 HBP: 0	WP: 0 PB: 0 SB: 0 CS: 0	PA: 46
PITCHER	IP ERA WLS BF H R ER SO BB IBB HBP BLK WP HR S P ERA WHIP	6.0 1.4 1.1 6 4 1 0 0 0 0 0 0 0 0 0 38 38 0.00 0.667	7.1 3.91 2.0 10 2 0 0 0 1 1 0 0 0 0 0 8 16 0.00 1.500	8.1 3.82 10.1 10.1 1.1 L 7 3 1 1 0 0 0 0 7 7 6.75 2.250																		

Cleveland Indians @ Minnesota Twins
Metropolitan Stadium, Bloomington, MI
Sat Jul 13 1974, 4:33 AM EDT
Att: 19,574 - Sunny - 92 F

AB 43
R 2
H 10
RBI 2
BB 3
SO 8
LOB 24



Batter	1	2	3	4	5	6	7	8	9	10	AB	R	H	RBI	BB	SO	LOB		
John Lowenstein, L (1, 7) OBP: 0.327, SLG: 0.337											5	1	2	2	0	1	2		
Luis Alvarado, R (1, 4) OBP: 0.200, SLG: 0.177											3	0	0	0	0	1	3		
Jack Brohamer, L (7, PH) OBP: 0.323, SLG: 0.336											2	0	0	0	0	1	2		
John Ellis, R (1, 10) OBP: 0.331, SLG: 0.439												5	0	2	1	0	2		
Charlie Spikes, R (1, 9) OBP: 0.328, SLG: 0.446											4	0	0	0	0	0	3		
George Hendrick, R (1, 8) OBP: 0.347, SLG: 0.500											4	0	0	0	0	1	2		
Buddy Bell, R (1, 5) OBP: 0.317, SLG: 0.343											3	2	0	0	1	0	0		
Joe Lis, R (1, 3) OBP: 0.293, SLG: 0.250											4	0	0	0	0	2	2		
Dave Duncan, R (1, 2) OBP: 0.249, SLG: 0.362											3	0	2	0	0	0	0		
Rusty Torres, S (7, PR) OBP: 0.250, SLG: 0.196											0	1	0	0	0	0	0		
Alan Ashby, S (7, 2) OBP: 0.286, SLG: 0.167											1	0	0	0	0	0	0		
Frank Duffy, R (1, 6) OBP: 0.264, SLG: 0.332											2	0	1	1	0	0	0		
Ed Crosby, L (7, PH) OBP: 0.264, SLG: 0.260											2	1	1	1	0	0	0		
Inning Stats	R: 1 E: 1 K: 0 S: 5	H: 2 LOB: 1 BB: 0 P: 5	R: 1 E: 1 K: 3 S: 12	H: 2 LOB: 0 BB: 0 P: 12	R: 0 E: 0 K: 1 S: 5	H: 0 LOB: 0 BB: 0 P: 5	R: 0 E: 0 K: 0 S: 3	H: 0 LOB: 0 BB: 0 P: 3	R: 0 E: 0 K: 0 S: 3	H: 1 LOB: 0 BB: 0 P: 3	R: 3 E: 0 K: 2 S: 10	H: 3 LOB: 2 BB: 1 P: 14	R: 0 E: 0 K: 0 S: 3	H: 0 LOB: 0 BB: 0 P: 3	R: 0 E: 0 K: 0 S: 3	H: 0 LOB: 0 BB: 0 P: 3	1B: 6 2B: 2 3B: 1 HR: 0	SF: 0 SAC: 0 DP: 2 HBP: 0	WP: 0 PA: 39 PB: 0 SB: 0 CS: 0
PITCHER	IP: 6.1 WLS: 2 BF: 26 H: 6 R: 4 ER: 3 SO: 5 BB: 1 IBB: 0 HBP: 0 BLK: 0 WP: 0 HR: 0 S: 35 P: 39 ERA: 4.26 WHIP: 1.105																		

TOP

Cleveland Indians @ Minnesota Twins
Metropolitan Stadium, Bloomington, MI

Sun Jul 14 1974, 4:33 AM EDT
Att: 13,379 - Unknown - 83 F

AB	38
R	5
H	8
RBI	5
BB	1
SO	6
LOB	16

Batter	1	2	3	4	5	6	7	8	9	10	AB	R	H	RBI	BB	SO	LOB				
Steve Brye, R (1, 8) OBP: 0.333, SLG: 0.375											5	0	1	0	0	2	1				
Steve Braun, L (1, 7) OBP: 0.368, SLG: 0.400											5	1	2	1	0	0	1				
Larry Hisle, R (1, 9) OBP: 0.373, SLG: 0.536											3	0	0	0	0	0	1				
Tony Oliva, L (1, 10) OBP: 0.315, SLG: 0.439											4	0	0	0	0	1	3				
Eric Soderholm, R (1, 5) OBP: 0.356, SLG: 0.405											4	0	0	0	0	0	2				
Jim Holt, L (1, 3) OBP: 0.303, SLG: 0.311											4	2	1	0	0	1	0				
Jerry Terrell, R (1, 4) OBP: 0.272, SLG: 0.295											4	2	2	0	0	0	1				
Phil Roof, R (1, 2) OBP: 0.327, SLG: 0.318											2	1	1	3	0	0	0				
Harmon Killebrew, R (7, PH) OBP: 0.295, SLG: 0.542											1	0	1	1	0	0	0				
Danny Thompson, R (7, PR) OBP: 0.245, SLG: 0.433											0	0	0	0	0	0	0				
Glenn Borgmann, R (8, 2) OBP: 0.256, SLG: 0.296											1	0	1	1	0	0	0				
Luis Gomez, R (1, 6) OBP: 0.253, SLG: 0.200											2	0	0	0	0	1	0				
Rod Carew, L (7, PH) OBP: 0.434, SLG: 0.461											2	0	0	0	0	0	2				
Inning Stats	R: 0 E: 0 K: 1 S: 6	H: 1 LOB: 1 BB: 0 P: 6	R: 3 E: 1 K: 0 S: 6	H: 2 LOB: 0 BB: 0 P: 6	R: 0 E: 0 K: 1 S: 5	H: 0 LOB: 0 BB: 0 P: 5	R: 0 E: 0 K: 1 S: 5	H: 0 LOB: 0 BB: 0 P: 5	R: 0 E: 0 K: 2 S: 7	H: 1 LOB: 2 BB: 0 P: 7	R: 0 E: 0 K: 0 S: 3	H: 0 LOB: 0 BB: 0 P: 3	R: 1 E: 0 K: 0 S: 5	H: 2 LOB: 1 BB: 0 P: 5	R: 0 E: 1 K: 0 S: 5	H: 1 LOB: 2 BB: 0 P: 5	R: 1 E: 0 K: 0 S: 1	H: 1 LOB: 1 BB: 0 P: 1	1B: 5 2B: 2 3B: 0 HR: 2	SF: 0 SAC: 1 DP: 0 HBP: 0	WP: 0 PA: 38 PB: 1 SB: 0 CS: 0
PITCHER	IP: 6.1 WLS: 2 BF: 24 H: 4 R: 4 ER: 3 SO: 5 BB: 0 IBB: 0 HBP: 0 BLK: 0 WP: 0 HR: 1 S: 34 P: 34 ERA: 4.54 WHIP: 0.632																				

BOTTOM

Cleveland Indians @ Minnesota Twins
Metropolitan Stadium, Bloomington, MI

Sun Jul 14 1974, 4:33 AM EDT
Att: 13,379 - Unknown - 83 F

AB	37
R	6
H	9
RBI	6
BB	0
SO	5
LOB	11

Batter	1	2	3	4	5	6	7	8	9	AB	R	H	RBI	BB	SO	LOB	TOP										
Mickey Rivers, L (1, 8) OBP: 0.338, SLG: 0.385	0-0 CS 1B	0-0 4-3 1-2 3-H		0-0 P6		0-0 1-3		0-0 FC6-5 SH 1B	5	0	2	1	0	0	3												
Dave Chalk, R (1, 5) OBP: 0.330, SLG: 0.347	4-0 BB 1-2	0-0 5-3		0-0 F8		0-0 F3		0-0 SH BB FC6-5 SF7	3	1	0	0	1	0	3												
Leroy Stanton, R (1, 9) OBP: 0.362, SLG: 0.482	0-0 P4		4-0 1B BB SF7 BB	0-0 1-3		0-0 6-3		0-0 FC6-5 BB 1-2 2-3F	4	1	0	0	1	0	5												
Frank Robinson, R (1, 10) OBP: 0.352, SLG: 0.443	4-0 BB 1-2		4-0 BB 1-2		0-0 1B		0-0 5-3	4-0 BB 1-2 2-3	0	0	0	0	0	0	0												
Joe Lahoud, L (1, 7) OBP: 0.340, SLG: 0.495 Bobby Valentine, R (3, PH) OBP: 0.291, SLG: 0.344	0-0 F9		0-0 BB 1-2 2-3	0-0 BB 1-2 2-3	4-0 BB 1-2	0-0 BB 1-2	0-0 F8	0-0 BB 1-2 2-3	1	0	0	0	0	0	2												
John Doherty, L (1, 3) OBP: 0.303, SLG: 0.386 Bob Oliver, R (3, PH) OBP: 0.269, SLG: 0.335		0-0 4-3	0-0 SF7	0-0 SF7	0-0 G6-4-3	0-0 G6-4-3	0-3 K	0-0 F5	1	0	0	0	0	0	0												
Tom McCraw, L (9, PH) OBP: 0.344, SLG: 0.424		0-0 3-H 2-3	0-0 P6	4-0 S IBB				0-0 6-3	3	1	1	0	1	0	2												
Elie Rodriguez, R (1, 2) OBP: 0.366, SLG: 0.352		0-0 1B 1B	0-0 P6	4-0 S IBB				0-0 6-3	3	1	1	0	1	0	2												
Denny Doyle, L (1, 4) OBP: 0.287, SLG: 0.289		0-0 1B 4-3 1B	0-0 F9	0-0 F9	0-0 F7			0-0 F8	4	1	1	0	0	0	4												
Orlando Ramirez, R (1, 6) OBP: 0.222, SLG: 0.167	0-0 1-3 3-H 1B		0-0 4-3 1B	4-0 BB		0-0 1-3 1B		0-0 F9	3	0	2	1	1	0	0												
Inning Stats	R: 0 E: 0 K: 0 S: 3	H: 1 LOB: 2 BB: 2 P: 11	R: 2 E: 0 K: 0 S: 6	H: 3 LOB: 1 BB: 0 P: 6	R: 1 E: 0 K: 0 S: 4	H: 1 LOB: 2 BB: 2 P: 12	R: 0 E: 0 K: 0 S: 3	H: 0 LOB: 1 BB: 1 P: 7	R: 0 E: 0 K: 0 S: 4	H: 1 LOB: 2 BB: 2 P: 11	R: 0 E: 0 K: 1 S: 5	H: 0 LOB: 0 BB: 0 P: 5	R: 0 E: 0 K: 0 S: 3	H: 0 LOB: 0 BB: 0 P: 3	R: 1 E: 0 K: 0 S: 5	H: 1 LOB: 2 BB: 1 P: 9	1B: 8 2B: 0 3B: 0 HR: 0	SF: 2 SAC: 1 DP: 1 HBP: 0	WP: 0 PB: 1 SB: 1 CS: 1	PA: 42							
PITCHER	IP	WLS	BF	H	R	ER	SO	BB	IBB	HBP	BLK	WP	HR	S	P	ERA	WHIP										
Steve Arlin, R (1, 1) ERA: 6.31	2.0	L	13	4	3	3	0	4	0	0	0	0	0	9	25	13.50	4.000										
Tom Higendorf, L (3, 1) ERA: 4.25	6.1		27	4	1	1	1	3	1	0	0	0	0	25	41	1.42	1.105										
Tom Buskey, R (9, 1) ERA: 3.68	0.2	S	2	0	0	0	0	0	0	0	0	0	0	2	2	0.00	0.000										

California Angels @ Cleveland Indians
Cleveland Municipal Stadium, Cleveland, OH
Mon Jul 15 1974, 7:05 PM EDT
Att: 17,597 - Unknown - 75 F

AB 28
R 4
H 7
RBI 4
BB 5
SO 1
LOB 21



Batter	1	2	3	4	5	6	7	8	9	AB	R	H	RBI	BB	SO	LOB	BOTTOM										
John Lowenstein, L (1, 7) OBP: 0.329, SLG: 0.337 Joe Lis, R (9, PH) OBP: 0.293, SLG: 0.250 Leron Lee, L (9, PH) OBP: 0.309, SLG: 0.401	0-3 K		4-0 BB BB		0-3 K			0-0 1B FC5-2 1B	0-0 F5	3	0	1	0	1	2	1											
Jack Brohamer, L (1, 4) OBP: 0.329, SLG: 0.338 Luis Alvarado, R (8, FR) OBP: 0.198, SLG: 0.177	0-0 6-3		4-0 FC6-4 BB		0-0 K		4-0 BB	0-0 1-3 FC5-2 1B	0-0 SF7	2	0	1	0	2	0	0											
John Ellis, R (1, 3) OBP: 0.324, SLG: 0.430	0-0 4-3		0-0 FC6-4 1-2F		0-3 K		0-3 K	0-0 FC5-2 1-3 K	0-0 FC6-4	5	0	0	0	0	1	8											
Charlie Spikes, R (1, 9) OBP: 0.325, SLG: 0.441		4-0 G4-6-3 BB		0-3 K		0-0 F9		0-0 1-3		3	0	0	0	1	1	3											
Oscar Gamble, L (1, 10) OBP: 0.350, SLG: 0.441		0-0 G4-6-3 1-2F		4-0 G6-4-3 BB		0-0 L4		0-3 K		3	0	0	0	1	1	5											
George Hendrick, R (1, 8) OBP: 0.348, SLG: 0.502		0-0 L6		0-0 G6-4-3 1-2F				4-0 BB		3	1	1	0	1	0	1											
Buddy Bell, R (1, 5) OBP: 0.320, SLG: 0.343			4-0 FC6-4 BB		0-0 5-3		0-3 K	0-0 BB 2B	0-0 BB BB SF7 1B	3	1	1	1	1	1	1											
Dave Duncan, R (1, 2) OBP: 0.247, SLG: 0.358 Ed Crosby, L (9, PH) OBP: 0.276, SLG: 0.260			0-3 K		0-0 4-3		0-3 K	4-0 SF7 BB BB	4-0 SF7 BB BB	3	0	0	0	0	2	2											
Frank Duffy, R (1, 6) OBP: 0.267, SLG: 0.332			0-0 FC6-4 BB		0-0 1B		0-0 F8	4-0 FC6-4 BB	4-0 FC6-4 BB	3	0	1	0	1	0	2											
Inning Stats	R: 0 E: 0 K: 1 S: 5	H: 0 LOB: 0 BB: 0 P: 5	R: 0 E: 0 K: 0 S: 2	H: 0 LOB: 0 BB: 1 P: 6	R: 0 E: 1 K: 1 S: 5	H: 0 LOB: 3 BB: 3 P: 17	R: 0 E: 0 K: 1 S: 4	H: 0 LOB: 0 BB: 1 P: 8	R: 0 E: 0 K: 1 S: 6	H: 1 LOB: 1 BB: 0 P: 6	R: 0 E: 0 K: 2 S: 7	H: 0 LOB: 1 BB: 1 P: 11	R: 0 E: 0 K: 1 S: 7	H: 2 LOB: 3 BB: 0 P: 7	R: 2 E: 0 K: 0 S: 5	H: 2 LOB: 2 BB: 2 P: 13	1B: 4 2B: 1 3B: 0 HR: 0	SF: 1 SAC: 0 DP: 2 HBP: 0	WP: 0 PB: 0 SB: 0 CS: 0	PA: 39							
PITCHER	IP	WLS	BF	H	R	ER	SO	BB	IBB	HBP	BLK	WP	HR	S	P	ERA	WHIP										
Nolan Ryan, R (1, 1) ERA: 3.65	8.0	W	34	5	2	2	2	8	7	0	0	0	0	43	71	2.25	1.500										
Luis Quintana, L (9, 1) ERA:	0.0		2	0	0	0	0	2	0	0	0	0	0	0	8												
Dave Sells, R (9, 1) ERA: 2.08	1.0	S	3	0	0	0	0	0	0	0	0	0	0	3	3	0.00	0.000										

California Angels @ Cleveland Indians
Cleveland Municipal Stadium, Cleveland, OH
Mon Jul 15 1974, 7:05 PM EDT
Att: 17,597 - Unknown - 75 F

AB 29
R 2
H 5
RBI 2
BB 9
SO 8
LOB 26



Batter	1	2	3	4	5	6	7	8	9	AB	R	H	RBI	BB	SO	LOB	TOP										
Mickey Rivers, L OBP: 0.342, SLG: 0.388 (1, 8)	F9		4-3			G3		S 1B	1B	5	2	2	0	0	0	0	California Angels @ Cleveland Indians Cleveland Municipal Stadium, Cleveland, OH Wed Jul 17 1974, 7:05 PM EDT Att: 5,204 - Unknown - 80 F										
Paul Schaaf, R OBP: 0.318, SLG: 0.320 (1, 5)	E3		1B			5-3		2-3 1B	1-2 2-3 1B	5	0	2	1	0	1	2											
Leroy Stanton, R OBP: 0.367, SLG: 0.483 (1, 9)	1B		F9			F2		FC5 2-H 3-H 1B	1-3 1-2 2-3 3-H 1B	5	0	3	4	0	0	1											
Frank Robinson, R OBP: 0.358, SLG: 0.444 (1, 10)	1-2 BB					P4			1-3	0	0	0	0	0	0	0											
Joe Lahoud, L OBP: 0.341, SLG: 0.524 Winston Lienas, R OBP: 0.302, SLG: 0.410 (8, PH) (8, 7)	3-1					4-3		BB	6-3	3	0	0	0	0	0	2											
John Doherty, L OBP: 0.290, SLG: 0.370 Bob Oliver, R OBP: 0.269, SLG: 0.333 (8, PH) (8, 3)			5-3			G3		1-2 2-3f	6-3	3	0	0	0	0	0	0											
Elie Rodriguez, R OBP: 0.377, SLG: 0.357 (1, 2)			K			1-3		2B	1B 1B BB	3	2	1	0	1	1	0											
Denny Doyle, L OBP: 0.288, SLG: 0.294 (1, 4)			F8			5-3		2B	1B 1B 1B	4	2	2	1	0	0	0											
Orlando Ramirez, R OBP: 0.212, SLG: 0.167 Bobby Valentine, R OBP: 0.294, SLG: 0.355 (8, PH) (8, 6)			1-4-3			4-3		1B 2B	K	2	0	0	0	0	0	0											
Inning Stats	R: 0 E: 1 K: 0 S: 4	H: 1 LOB: 2 BB: 1 P: 8	R: 0 E: 0 K: 1 S: 5	H: 0 LOB: 0 BB: 0 P: 5	R: 0 E: 0 K: 0 S: 4	H: 1 LOB: 1 BB: 0 P: 4	R: 0 E: 0 K: 0 S: 3	H: 0 LOB: 0 BB: 0 P: 3	R: 0 E: 0 K: 0 S: 3	H: 0 LOB: 0 BB: 0 P: 3	R: 0 E: 0 K: 0 S: 3	H: 0 LOB: 0 BB: 0 P: 3	R: 0 E: 0 K: 0 S: 3	H: 0 LOB: 0 BB: 0 P: 3	R: 4 E: 0 K: 2 S: 12	H: 5 LOB: 2 BB: 1 P: 16	R: 3 E: 0 K: 1 S: 9	H: 4 LOB: 2 BB: 1 P: 13	1B: 8 2B: 3 3B: 0 HR: 0	SF: 0 SAC: 0 DP: 0 HBP: 0	WP: 0 PB: 0 SB: 1 CS: 0	PA: 41					
PITCHER	IP	WLS	BF	H	R	ER	SO	BB	IBB	HBP	BLK	WP	HR	S	P	ERA	WHIP										
Jim Perry, R ERA: 2.74 (1, 1)	7.0		27	5	3	3	1	1	0	0	0	0	0	28	32	3.86	0.857										
Fred Beene, R ERA: 4.32 (8, 1)	0.1		4	2	1	1	1	1	0	0	0	0	0	5	9	27.00	9.000										
Bruce Ellingsen, L ERA: (8, 1)	0.1		1	0	0	0	0	0	0	0	0	0	0	1	1	0.00	0.000										
Tom Buskey, R ERA: 4.26 (8, 1)	1.1	L	9	4	3	3	2	1	0	0	0	0	0	12	16	20.25	3.750										

Batter	1	2	3	4	5	6	7	8	9	AB	R	H	RBI	BB	SO	LOB	BOTTOM										
John Lowenstein, L OBP: 0.333, SLG: 0.339 (1, 7)	6-3		1-2 1B			4-3		F9 S BB	SH5-3	3	0	1	0	1	0	2	California Angels @ Cleveland Indians Cleveland Municipal Stadium, Cleveland, OH Wed Jul 17 1974, 7:05 PM EDT Att: 5,204 - Unknown - 80 F										
Frank Duffy, R OBP: 0.266, SLG: 0.330 (1, 6)	F8		F9			F5		F3	G4-3 1B	5	0	1	0	0	0	3											
John Ellis, R OBP: 0.317, SLG: 0.425 (1, 3)	1-3		K			HR 2B		F9	G4-3	5	1	1	0	0	1	5											
Charlie Spikes, R OBP: 0.322, SLG: 0.433 (1, 9)			1-3			FC1-5 1B		K	6-3	5	0	1	0	0	2	2											
George Hendrick, R OBP: 0.355, SLG: 0.505 (1, 8)			FC4 1B			FC1-6 1B BB		HR IBB	6-3	3	2	1	0	2	0	0											
Buddy Bell, R OBP: 0.317, SLG: 0.355 (1, 5)			P5			FC1-5 1-2 2-3f		HR 1-H 2-H	6-3	5	1	2	3	0	0	3											
Oscar Gamble, L OBP: 0.351, SLG: 0.435 (1, 10)			FC4 1-2f			FC1-6 1B		BB	BB	3	1	1	0	2	0	3											
Dave Duncan, R OBP: 0.247, SLG: 0.351 Tom McCraw, L OBP: 0.346, SLG: 0.425 (9, PH) (1, 2)			6-3			1B		BB	G3	2	0	0	0	2	0	1											
Jack Brohamer, L OBP: 0.337, SLG: 0.341 Luis Alvarado, R OBP: 0.211, SLG: 0.183 (3, PR) (1, 4) (4, 4)			1B HBP			1-2 2-H 3-H 1B		F3	1B SH5-3 BB	0	0	0	0	0	0	0											
Inning Stats	R: 0 E: 0 K: 0 S: 3	H: 0 LOB: 0 BB: 0 P: 3	R: 0 E: 0 K: 0 S: 4	H: 1 LOB: 1 BB: 0 P: 4	R: 0 E: 0 K: 1 S: 6	H: 1 LOB: 2 BB: 0 P: 7	R: 2 E: 0 K: 0 S: 5	H: 2 LOB: 2 BB: 2 P: 13	R: 3 E: 0 K: 1 S: 7	H: 2 LOB: 2 BB: 3 P: 19	R: 0 E: 0 K: 1 S: 5	H: 0 LOB: 1 BB: 1 P: 9	R: 0 E: 0 K: 0 S: 4	H: 1 LOB: 1 BB: 0 P: 4	R: 0 E: 0 K: 0 S: 3	H: 1 LOB: 1 BB: 1 P: 7	R: 0 E: 0 K: 0 S: 4	H: 1 LOB: 2 BB: 1 P: 8	1B: 6 2B: 2 3B: 0 HR: 1	SF: 0 SAC: 1 DP: 1 HBP: 1	WP: 0 PB: 0 SB: 1 CS: 0	PA: 44					
PITCHER	IP	WLS	BF	H	R	ER	SO	BB	IBB	HBP	BLK	WP	HR	S	P	ERA	WHIP										
Andy Hassler, L ERA: 2.29 (1, 1)	4.2		24	6	5	5	2	2	0	0	0	0	0	1	9	9.64	1.714										
John Cumberland, L ERA: 3.89 (5, 1)	0.1		3	0	0	0	0	2	0	0	0	0	0	1	9	0.00	6.000										
Skip Lockwood, R ERA: 4.69 (6, 1)	2.0		8	1	0	0	1	1	0	0	0	0	0	9	13	0.00	1.000										
Luis Quintana, L ERA: (8, 1)	0.1		3	1	0	0	0	1	0	0	0	0	0	2	6	0.00	6.000										
Dave Sellis, R ERA: 1.95 (8, 1)	1.2	W	6	1	0	0	0	1	0	0	0	0	0	5	9	0.00	1.200										

AB 35
R 7
H 11
RBI 7
BB 1
SO 4
LOB 13



AB 34
R 5
H 9
RBI 5
BB 8
SO 3
LOB 23



Batter	1	2	3	4	5	6	7	8	9	AB	R	H	RBI	BB	SO	LOB	TOP					
Bill North, S OBP: 0.331, SLG: 0.322 (1, 8)	0-3 K			0-0 G3		0-0 S 1B 2B		0-0 SH3-4 1B		4	1	2	1	0	1	0	Oakland Athletics @ Cleveland Indians Cleveland Municipal Stadium, Cleveland, OH Thu Jul 18 1974, 7:05 PM EDT Att: 41,848 - Unknown - 87 F					
Bert Campaneris, R OBP: 0.353, SLG: 0.367 (1, 6)	0-0 6-3			0-0 5-3		0-0 6-3		0-0 SH3-4		3	0	0	0	0	0	1						
Sal Bando, R OBP: 0.388, SLG: 0.459 (1, 5)	0-3 K			0-0 F8		0-0 1B		0-0 6-3		4	0	1	1	0	1	1						
Reggie Jackson, L OBP: 0.414, SLG: 0.565 (1, 9)				0-0 L4-3 1B		0-0 G3 4-3		4-0 1B IBB		3	0	1	0	1	0	1						
Joe Rudi, R OBP: 0.339, SLG: 0.469 (1, 7)				0-0 L4-3 1-2		0-0 1B 2B		0-0 1B G5-2-3 BB		3	1	1	0	1	1	3						
Claudell Washington, L OBP: 0.293, SLG: 0.425 (1, 10)				0-0 4-3		0-0 G5-4-3 1B 2H		0-0 G5-2-3 1-3 1B		4	0	3	1	0	0	0						
Gene Tenace, R OBP: 0.385, SLG: 0.375 (7, 2)				0-0 6-3		0-0 G5-4-3 1-2		4-0 G5-2-3 BB		3	0	0	0	1	1	2						
Dick Green, R OBP: 0.298, SLG: 0.299 (1, 4)				0-0 F8		0-0 L4		0-0 G5-2-3 1-2 2-3 3-H		4	0	0	0	0	0	3						
Larry Haney, R OBP: 0.169, SLG: 0.189 Pat Bourque, L OBP: 0.340, SLG: 0.338 (7, PH) (7, 3)				0-0 G3		0-0 2B 2B		0-3 K		2	1	1	0	0	0	0						
										1	0	0	0	0	1	2						
Inning Stats	R: 0 E: 0 K: 2 S: 7	H: 0 LOB: 0 BB: 0 P: 7	R: 0 E: 0 K: 0 S: 3	H: 1 LOB: 0 BB: 0 P: 3	R: 0 E: 0 K: 0 S: 3	H: 0 LOB: 0 BB: 0 P: 3	R: 0 E: 0 K: 0 S: 3	H: 0 LOB: 0 BB: 0 P: 3	R: 1 E: 0 K: 0 S: 4	H: 2 LOB: 0 BB: 0 P: 4	R: 2 E: 0 K: 0 S: 6	H: 3 LOB: 1 BB: 0 P: 6	R: 0 E: 0 K: 1 S: 5	H: 1 LOB: 2 BB: 2 P: 13	R: 0 E: 0 K: 1 S: 6	H: 1 LOB: 2 BB: 0 P: 10	R: 0 E: 0 K: 1 S: 5	H: 1 LOB: 0 BB: 0 P: 5	1B: 6 2B: 4 3B: 0 HR: 0	SF: 0 SAC: 1 DP: 3 HBP: 0	WP: 0 PB: 0 SB: 1 CS: 1	PA: 35
PITCHER Gaylord Perry, R ERA: 1.47 (1, 1)	IP: 9.0 WLS: L BF: 35 H: 9 R: 3 ER: 3 SO: 5 BB: 2 IBB: 1 HBP: 0 BLK: 0 WP: 0 HR: 0 S: 42 P: 54 ERA: 3.00 WHIP: 1.222																					

AB	31
R	3
H	9
RBI	3
BB	3
SO	5
LOB	13



Batter	1	2	3	4	5	6	7	8	9	AB	R	H	RBI	BB	SO	LOB	BOTTOM							
John Lowenstein, L OBP: 0.332, SLG: 0.341 (1, 8)	0-0 P4		0-0 3-1		0-0 1-3			0-0 F9 2B		4	0	1	0	0	0	0	Oakland Athletics @ Cleveland Indians Cleveland Municipal Stadium, Cleveland, OH Thu Jul 18 1974, 7:05 PM EDT Att: 41,848 - Unknown - 87 F							
Jack Brohamer, L OBP: 0.336, SLG: 0.339 (1, 4)	0-0 F7					0-0 L9		0-0 F9 2-3		4	0	1	0	0	0	1								
John Ellis, R OBP: 0.316, SLG: 0.420 (1, 3)	0-0 L4		0-0 F3		0-0 6-3		0-0 FC5-4 BB		3	0	0	0	1	0	1									
Charlie Spikes, R OBP: 0.324, SLG: 0.434 (1, 9)		0-0 3B 1B	0-0 F2		0-0 FC6-4 1B		0-0 FC5-4 1-2		4	1	2	0	0	0	3									
Oscar Gamble, L OBP: 0.349, SLG: 0.440 (1, 10)		0-0 1B 3B		0-0 L9		0-0 FC6-4 1-2		0-0 F3		4	1	1	1	0	0	1								
Leron Lee, L OBP: 0.308, SLG: 0.397 (1, 7)		0-0 5-3 1B		0-0 F7		0-0 P3		0-0 4-3		4	0	1	1	0	0	0								
Buddy Bell, R OBP: 0.312, SLG: 0.349 (1, 5)		0-0 5-3 1-2		0-0 F2		0-0 F9		0-0 P4		4	0	0	0	0	0	1								
Dave Duncan, R OBP: 0.245, SLG: 0.348 (1, 2)		0-0 L5			0-3 K		0-3 K			3	0	0	0	0	2	1								
Frank Duffy, R OBP: 0.264, SLG: 0.328 Ed Crosby, L OBP: 0.288, SLG: 0.273 (8, PH) (9, 6)		0-0 P4			0-3 K		0-0 F8			2	0	0	0	0	1	1								
										1	0	0	0	0	0	0								
Inning Stats	R: 0 E: 0 K: 0 S: 3	H: 3 LOB: 1 BB: 0 P: 6	R: 2 E: 0 K: 0 S: 6	H: 3 LOB: 1 BB: 0 P: 6	R: 0 E: 0 K: 0 S: 4	H: 1 LOB: 0 BB: 0 P: 4	R: 0 E: 0 K: 0 S: 3	H: 0 LOB: 0 BB: 0 P: 3	R: 0 E: 0 K: 0 S: 4	H: 0 LOB: 0 BB: 0 P: 3	R: 0 E: 0 K: 2 S: 7	H: 0 LOB: 0 BB: 0 P: 7	R: 0 E: 0 K: 0 S: 4	H: 1 LOB: 1 BB: 0 P: 4	R: 0 E: 0 K: 1 S: 5	H: 0 LOB: 0 BB: 0 P: 5	R: 0 E: 0 K: 0 S: 4	H: 1 LOB: 2 BB: 1 P: 8	R: 0 E: 0 K: 0 S: 3	H: 0 LOB: 0 BB: 0 P: 3	1B: 4 2B: 1 3B: 1 HR: 0	SF: 0 SAC: 0 DP: 0 HBP: 0	WP: 0 PB: 0 SB: 0 CS: 0	PA: 34
PITCHER Caffish Hunter, R ERA: 2.62 (1, 1)	IP: 9.0 WLS: W BF: 34 H: 6 R: 2 ER: 2 SO: 3 BB: 1 IBB: 0 HBP: 0 BLK: 0 WP: 0 HR: 0 S: 39 P: 43 ERA: 2.00 WHIP: 0.778																							

AB	33
R	2
H	6
RBI	2
BB	1
SO	3
LOB	9




Batter	1	2	3	4	5	6	7	8	9	AB	R	H	RBI	BB	SO	LOB	TOP			
Bill North, S OBP: 0.327, SLG: 0.319 (1, 8)	G3			K		F7			K	4	0	0	0	0	2	0	Oakland Athletics @ Cleveland Indians Cleveland Municipal Stadium, Cleveland, OH Fri Jul 19 1974, 7:05 PM EDT Att: 24,302 - Unknown - 82 F livebaseballscorecards.com			
Bert Campaneris, R OBP: 0.350, SLG: 0.364 (1, 6)	K			5-3			5-3			3	0	0	0	0	1	0				
Sal Bando, R OBP: 0.384, SLG: 0.454 (1, 5)	6-3			E1			1-3			3	0	0	0	0	0	0				
Reggie Jackson, L OBP: 0.410, SLG: 0.559 (1, 9)		3-1		K			4-3			3	0	0	0	0	1	1				
Joe Rudi, R OBP: 0.336, SLG: 0.465 (1, 7)		F9			6-3			5-3		3	0	0	0	0	0	0				
Claudell Washington, L OBP: 0.273, SLG: 0.395 (1, 10)					F7			G3		3	0	0	0	0	0	0				
Pat Bourque, L OBP: 0.330, SLG: 0.325 (1, 3)				F7		4-3		F9		3	0	0	0	0	0	0				
Dick Green, R OBP: 0.291, SLG: 0.291 (1, 4)				6-3			F9		5-3	3	0	0	0	0	0	0				
Larry Haney, R OBP: 0.165, SLG: 0.184 (1, 2)				L6					4-3	2	0	0	0	0	0	0	OAKLAND ATHLETICS			
Jesus Alou, R OBP: 0.330, SLG: 0.333 (9, PH)						5-3				1	0	0	0	0	0	0				
Inning Stats	R: 0 E: 0 K: 1 S: 5	H: 0 LOB: 0 BB: 0 P: 5	R: 0 E: 0 K: 0 S: 3	H: 0 LOB: 0 BB: 0 P: 3	R: 0 E: 0 K: 0 S: 3	H: 0 LOB: 0 BB: 0 P: 3	R: 0 E: 1 K: 2 S: 8	H: 0 LOB: 1 BB: 0 P: 8	R: 0 E: 0 K: 0 S: 3	H: 0 LOB: 0 BB: 0 P: 3	R: 0 E: 0 K: 0 S: 3	H: 0 LOB: 0 BB: 0 P: 3	R: 0 E: 0 K: 0 S: 3	H: 0 LOB: 0 BB: 0 P: 3	R: 0 E: 0 K: 1 S: 5	H: 0 LOB: 0 BB: 0 P: 5	1B: 0 2B: 0 3B: 0 HR: 0	SF: 0 SAC: 0 DP: 0 HBP: 0	WP: 0 PB: 0 SB: 0 CS: 0	PA: 28
PITCHER Dick Bosman, R ERA: 3.7 (1, 1)	IP: 9.0 WLS: W BF: 28 H: 0 R: 0 ER: 0 SO: 4 BB: 0 IBB: 0 HBP: 0 BLK: 0 WP: 0 HR: 0 S: 36 P: 36 ERA: 0.00 WHIP: 0.000																			

Batter	1	2	3	4	5	6	7	8	9	AB	R	H	RBI	BB	SO	LOB	BOTTOM			
John Lowenstein, L OBP: 0.331, SLG: 0.337 (1, 7)	1-3									3	0	0	0	1	1	2	Oakland Athletics @ Cleveland Indians Cleveland Municipal Stadium, Cleveland, OH Fri Jul 19 1974, 7:05 PM EDT Att: 24,302 - Unknown - 82 F livebaseballscorecards.com			
Rusty Torres, S OBP: 0.255, SLG: 0.191 (9, 7)				K						0	0	0	0	0	0	0				
Frank Duffy, R OBP: 0.260, SLG: 0.323 (1, 6)	6-3			1-6-3			6-3			4	0	0	0	0	0	2				
George Hendrick, R OBP: 0.355, SLG: 0.503 (1, 8)	K			5-3						3	0	1	0	0	1	1				
Charlie Spikes, R OBP: 0.322, SLG: 0.430 (1, 9)		K			K					3	0	0	0	0	2	1				
John Ellis, R OBP: 0.316, SLG: 0.419 (1, 2)		5-3			2B					3	1	1	0	0	0	1				
Buddy Bell, R OBP: 0.316, SLG: 0.357 (1, 5)					6-3					3	1	2	1	0	0	0				
Tom McCraw, L OBP: 0.346, SLG: 0.423 (1, 3)					HR		6-3			3	1	1	1	0	0	0				
Joe Lis, R OBP: 0.294, SLG: 0.286 (1, 10)										2	1	1	2	0	1	0	C			
Oscar Gamble, L OBP: 0.346, SLG: 0.438 (7, PH)										1	0	0	0	0	0	0				
Jack Brohamer, L OBP: 0.340, SLG: 0.340 (1, 4)							1-4-3			2	0	1	0	0	0	0				
Inning Stats	R: 0 E: 0 K: 1 S: 5	H: 0 LOB: 0 BB: 0 P: 5	R: 0 E: 0 K: 1 S: 5	H: 1 LOB: 1 BB: 0 P: 5	R: 2 E: 0 K: 1 S: 7	H: 2 LOB: 1 BB: 0 P: 8	R: 2 E: 0 K: 2 S: 9	H: 2 LOB: 0 BB: 0 P: 9	R: 0 E: 0 K: 0 S: 2	H: 0 LOB: 0 BB: 1 P: 6	R: 0 E: 0 K: 0 S: 3	H: 1 LOB: 0 BB: 0 P: 3	R: 0 E: 0 K: 0 S: 3	H: 0 LOB: 0 BB: 0 P: 3	R: 0 E: 0 K: 0 S: 3	H: 1 LOB: 0 BB: 0 P: 3	1B: 5 2B: 1 3B: 0 HR: 1	SF: 0 SAC: 0 DP: 2 HBP: 1	WP: 0 PB: 0 SB: 0 CS: 0	PA: 29
PITCHER Dave Hamilton, L ERA: 3.26 (1, 1)	IP: 3.1 WLS: L BF: 15 H: 5 R: 4 ER: 4 SO: 4 BB: 0 IBB: 0 HBP: 1 BLK: 0 WP: 0 HR: 1 S: 22 P: 23 ERA: 10.80 WHIP: 1.500																			
Blue Moon Odom, R ERA: 4.15 (4, 1)	3.2	11	1	0	0	1	1	0	0	0	0	12	16	0.00	0.545					
Darold Knowles, L ERA: 4.41 (8, 1)	1.0	3	1	0	0	0	0	0	0	0	0	3	3	0.00	1.000					

Batter	1	2	3	4	5	6	7	8	9	AB	R	H	RBI	BB	SO	LOB	TOP								
Al Bumby, L OBP: 0.250, SLG: 0.288 (1, 7)										3	0	0	0	2	0	2	Baltimore Orioles @ Cleveland Indians Cleveland Municipal Stadium, Cleveland, OH Thu Jul 25 1974, 7:05 PM EDT Unknown								
Rich Coggins, L OBP: 0.286, SLG: 0.309 (1, 9)										5	0	2	0	0	0	2									
Bobby Grich, R OBP: 0.394, SLG: 0.506 (1, 4)										3	2	1	0	2	1	2									
Tommy Davis, R OBP: 0.296, SLG: 0.353 (1, 10)										5	1	2	0	0	1	4									
Boog Powell, L OBP: 0.349, SLG: 0.441 Enos Cabell, R OBP: 0.230, SLG: 0.254 (9, PR)										3	1	0	0	2	0	4									
Paul Blair, R OBP: 0.300, SLG: 0.392 (1, 8)										5	0	1	1	0	1	5									
Brooks Robinson, R OBP: 0.370, SLG: 0.404 (1, 5)										4	1	0	1	0	0	5									
Eliot Hendricks, L OBP: 0.325, SLG: 0.444 (1, 2)										3	2	1	2	1	0	0									
Mark Belanger, R OBP: 0.327, SLG: 0.371 Don Baylor, R OBP: 0.328, SLG: 0.346 Frank Baker, L OBP: 0.174, SLG: 0.095 (8, PH)										2	0	0	0	1	1	0									
Inning Stats	R: 0 E: 0 K: 1 S: 5	H: 0 LOB: 1 BB: 1 P: 9	R: 0 E: 0 K: 0 S: 3	H: 0 LOB: 0 BB: 0 P: 3	R: 0 E: 0 K: 0 S: 2	H: 0 LOB: 0 BB: 1 P: 6	R: 0 E: 0 K: 0 S: 3	H: 1 LOB: 1 BB: 1 P: 7	R: 2 E: 1 K: 0 S: 5	H: 1 LOB: 0 BB: 0 P: 5	R: 1 E: 0 K: 0 S: 5	H: 2 LOB: 2 BB: 1 P: 9	R: 0 E: 0 K: 1 S: 5	H: 0 LOB: 1 BB: 1 P: 9	R: 4 E: 0 K: 1 S: 8	H: 3 LOB: 1 BB: 2 P: 16		R: 0 E: 1 K: 1 S: 7	H: 1 LOB: 3 BB: 1 P: 11	1B: 4 2B: 4 3B: 0 HR: 1	SF: 1 SAC: 0 DP: 1 HBP: 0	WP: 0 PB: 0 SB: 1 CS: 1	PA: 43		
PITCHER	IP	WLS	BF	H	R	ER	SO	BB	IBB	HBP	BLK	WP	HR	S	P	ERA	WHIP								
Dick Bosman, R ERA: 3.67 (1, 1)	5.1	W	22	3	3	2	1	4	0	0	0	0	1	20	36	3.38	1.312								
Bruce Ellingsen, L ERA: (6, 1)	0.1		2	1	0	0	0	0	0	0	0	0	0	2	2	0.00	3.000								
Fred Beene, R ERA: 4.97 (6, 1)	2.0		12	3	4	4	2	3	0	0	0	0	0	13	25	18.00	3.000								
Tom Buskey, R ERA: 4.31 (8, 1)	1.1	S	7	1	0	0	1	1	0	0	0	0	0	8	12	0.00	1.500								

Batter	1	2	3	4	5	6	7	8	9	AB	R	H	RBI	BB	SO	LOB	BOTTOM								
John Lowenstein, L OBP: 0.325, SLG: 0.331 Rusty Torres, S OBP: 0.269, SLG: 0.208 (9, 7)										5	1	1	2	0	2	1	Baltimore Orioles @ Cleveland Indians Cleveland Municipal Stadium, Cleveland, OH Thu Jul 25 1974, 7:05 PM EDT Unknown								
Frank Duffy, R OBP: 0.261, SLG: 0.325 (1, 6)									4	0	1	0	0	0	1										
George Hendrick, R OBP: 0.356, SLG: 0.505 (1, 8)									4	2	3	1	0	0	1										
Charlie Spikes, R OBP: 0.330, SLG: 0.443 (1, 9)									3	0	2	1	1	0	1										
John Ellis, R OBP: 0.326, SLG: 0.431 (1, 3)									3	0	0	0	1	0	2										
Buddy Bell, R OBP: 0.316, SLG: 0.358 (1, 5)									3	1	1	1	1	0	3										
Oscar Gamble, L OBP: 0.339, SLG: 0.427 (1, 10)									4	1	0	0	0	0	4										
Dave Duncan, R OBP: 0.252, SLG: 0.372 (1, 2)										3	2	2	2	1	0										
Jack Brohamer, L OBP: 0.348, SLG: 0.349 (1, 4)									4	1	2	1	0	0	1										
Inning Stats	R: 0 E: 0 K: 1 S: 5	H: 1 LOB: 0 BB: 0 P: 5	R: 0 E: 0 K: 0 S: 2	H: 0 LOB: 0 BB: 1 P: 6	R: 0 E: 0 K: 0 S: 3	H: 1 LOB: 0 BB: 0 P: 3	R: 1 E: 0 K: 1 S: 7	H: 2 LOB: 1 BB: 0 P: 7	R: 4 E: 0 K: 0 S: 7	H: 4 LOB: 1 BB: 1 P: 11	R: 2 E: 0 K: 0 S: 5	H: 2 LOB: 1 BB: 1 P: 9	R: 1 E: 0 K: 0 S: 5	H: 2 LOB: 2 BB: 1 P: 9	R: 0 E: 0 K: 1 S: 5	H: 0 LOB: 0 BB: 0 P: 5		1B: 8 2B: 3 3B: 0 HR: 1	SF: 0 SAC: 0 DP: 3 HBP: 0	WP: 0 PB: 0 SB: 0 CS: 0	PA: 37				
PITCHER	IP	WLS	BF	H	R	ER	SO	BB	IBB	HBP	BLK	WP	HR	S	P	ERA	WHIP								
Dave McNally, L ERA: 4.27 (1, 1)	4.1	L	19	7	5	5	2	2	0	0	0	0	1	7	11	10.38	2.077								
Dave Johnson, R ERA: 6.35 (5, 1)	1.1		8	3	2	2	0	1	0	0	0	0	1	7	11	13.50	3.000								
Don Hood, L ERA: 2.96 (6, 1)	2.1		10	2	1	1	1	0	1	0	0	0	0	11	15	3.86	0.857								



Batter	1	2	3	4	5	6	7	8	9	10	11	12	13	AB	R	H	RBI	BB	SO	LOB	TOP						
Paul Blair, R OBP: 0.390, SLG: 0.390 (1.8)	6-3		F9		F8				F8			K	F9	7	0	1	0	0	1	2							
Bobby Grich, R OBP: 0.390, SLG: 0.500 (1.4)	F3		F3		F8				F7					6	0	1	0	0	0	1							
Tommy Davis, R OBP: 0.305, SLG: 0.365 (1.10)														5	2	5	0	0	0	0							
Al Bumbry, L OBP: 0.249, SLG: 0.286 (12, PH)	1B											K		1	0	0	0	0	1	1							
Earl Williams, R OBP: 0.344, SLG: 0.353 (1.2)					F4									5	0	2	0	0	0	3							
Don Baylor, R OBP: 0.331, SLG: 0.344 (1.7)	F9				F7									4	1	1	0	2	0	3							
Brooks Robinson, R OBP: 0.368, SLG: 0.411 (1.5)														4	1	1	2	0	0	3							
Boog Powell, L OBP: 0.348, SLG: 0.438 (1.3)														6	0	2	1	0	0	1							
Enos Cabell, R OBP: 0.250, SLG: 0.274 (1.9)														3	0	2	0	0	0	0							
Jim Fuller, R OBP: 0.277, SLG: 0.413 (7.9)														1	0	0	0	0	1	2							
Rich Coggins, L OBP: 0.287, SLG: 0.310 (11, PH)														2	0	1	1	0	0	0							
Mark Belanger, R OBP: 0.321, SLG: 0.363 (1.6)														6	0	0	0	0	2	3							
Inning Stats	R: 0 E: 0 K: 0 S: 5	H: 2 LOB: 2 BB: 0 P: 5	R: 0 E: 0 K: 1 S: 6	H: 1 LOB: 1 BB: 0 P: 6	R: 0 E: 0 K: 0 S: 4	H: 1 LOB: 1 BB: 0 P: 4	R: 1 E: 0 K: 0 S: 4	H: 1 LOB: 0 BB: 0 P: 4	R: 0 E: 0 K: 0 S: 5	H: 2 LOB: 1 BB: 0 P: 4	R: 1 E: 0 K: 1 S: 7	H: 2 LOB: 2 BB: 1 P: 11	R: 0 E: 0 K: 0 S: 3	H: 0 LOB: 0 BB: 0 P: 3	R: 0 E: 0 K: 0 S: 4	H: 1 LOB: 1 BB: 0 P: 4	R: 0 E: 0 K: 2 S: 8	H: 0 LOB: 0 BB: 0 P: 8	R: 1 E: 1 K: 0 S: 6	H: 3 LOB: 2 BB: 0 P: 6	1B: 13 2B: 2 3B: 0 HR: 1	SF: 1 SAC: 2 DP: 0 HBP: 0	W/P: 0 PB: 0 SB: 1 CS: 0	PA: 55			
PITCHER	IP	WLS	BF	H	R	ER	SO	BB	IBB	HBP	BLK	WP	HR	S	P	ERA	WHIP										
Fritz Peterson, L ERA: 4.22 (1.1)	7.1		32	10	3	3	2	0	2	0	0	0	1	34	42	3.68	1.364										
Tom Buskey, R ERA: 3.86 (8.1)	4.2		17	3	0	0	3	0	0	0	0	0	0	23	23	0.00	0.643										
Tom Hilgendorf, L ERA: 4.32 (13.1)	1.0	W	6	3	1	1	0	0	0	0	0	0	0	6	6	9.00	3.000										

Baltimore Orioles @ Cleveland Indians
Cleveland Municipal Stadium, Cleveland, OH
Thu Jul 25 1974, 7:05 PM EDT
Att. 26,296 - Unknown

AB 50
R 4
H 16
RBI 4
BB 2
SO 5
LOB 19



Batter	1	2	3	4	5	6	7	8	9	10	11	12	13	AB	R	H	RBI	BB	SO	LOB	BOTTOM							
John Lowenstein, L OBP: 0.323, SLG: 0.328 (1.7)	F7		4-3		4-3			K2-3				E4		6	0	1	0	0	1	1								
Frank Duffy, R OBP: 0.262, SLG: 0.325 (1.6)	K							5-3				F8		6	1	2	0	0	1	1								
George Hendrick, R OBP: 0.361, SLG: 0.506 (1.8)														5	0	3	0	1	1	0								
Charlie Spikes, R OBP: 0.327, SLG: 0.438 (1.9)	F3													6	1	1	0	0	1	6								
John Ellis, R OBP: 0.330, SLG: 0.433 (1.3)														6	2	3	1	0	1	1								
Buddy Bell, R OBP: 0.319, SLG: 0.370 (1.5)														5	1	2	2	0	0	2								
Leron Lee, L OBP: 0.316, SLG: 0.401 (13, PH)														0	0	0	0	1	0	0								
Oscar Gamble, L OBP: 0.336, SLG: 0.422 (1.10)														3	0	0	0	0	2	1								
Joe Lis, R OBP: 0.292, SLG: 0.277 (9, PH)														2	0	0	1	1	0	0								
Dave Duncan, R OBP: 0.252, SLG: 0.367 (1.2)														4	0	0	0	1	0	1								
Tom McCraw, L OBP: 0.343, SLG: 0.424 (13, PH)														1	0	1	1	0	0	0								
Luis Alvarado, R OBP: 0.204, SLG: 0.176 (1.4)														3	0	0	0	0	2	1								
Jack Brohamer, L OBP: 0.343, SLG: 0.341 (10, PH)														2	0	0	0	0	1	0								
Inning Stats	R: 0 E: 0 K: 1 S: 6	H: 1 LOB: 1 BB: 0 P: 6	R: 0 E: 0 K: 1 S: 5	H: 0 LOB: 0 BB: 0 P: 5	R: 0 E: 0 K: 0 S: 3	H: 0 LOB: 0 BB: 0 P: 3	R: 1 E: 0 K: 0 S: 5	H: 3 LOB: 1 BB: 0 P: 5	R: 0 E: 0 K: 0 S: 3	H: 0 LOB: 1 BB: 1 P: 7	R: 0 E: 0 K: 1 S: 6	H: 1 LOB: 1 BB: 0 P: 6	R: 0 E: 0 K: 2 S: 7	H: 0 LOB: 0 BB: 0 P: 7	R: 2 E: 0 K: 1 S: 7	H: 2 LOB: 0 BB: 0 P: 7	R: 0 E: 0 K: 0 S: 4	H: 2 LOB: 2 BB: 1 P: 8	R: 0 E: 0 K: 1 S: 5	H: 0 LOB: 0 BB: 0 P: 5	R: 0 E: 1 K: 1 S: 6	H: 0 LOB: 1 BB: 0 P: 6	R: 2 E: 0 K: 0 S: 4	H: 3 LOB: 3 BB: 0 P: 12	1B: 12 2B: 0 3B: 0 HR: 1	SF: 0 SAC: 0 DP: 1 HBP: 0	W/P: 0 PB: 0 SB: 2 CS: 0	PA: 53
PITCHER	IP	WLS	BF	H	R	ER	SO	BB	IBB	HBP	BLK	WP	HR	S	P	ERA	WHIP											
Ross Grimsley, L ERA: 3.32 (1.1)	8.1		33	8	3	3	6	1	0	0	0	0	1	44	48	3.24	1.080											
Bob Reynolds, R ERA: 3.3 (9.1)	4.0	L	17	4	2	2	2	0	1	0	0	0	0	20	24	4.50	1.000											
Grant Jackson, L ERA: 3.64 (13.1)	0.0		2	0	0	0	0	2	0	0	0	0	0	8	8	=	=											
Doyle Alexander, R ERA: 4.46 (13.1)	0.0		1	1	0	0	0	0	0	0	0	0	0	1	1	=	=											

Baltimore Orioles @ Cleveland Indians
Cleveland Municipal Stadium, Cleveland, OH
Thu Jul 25 1974, 7:05 PM EDT
Att. 26,296 - Unknown

AB 49
R 5
H 13
RBI 5
BB 4
SO 8
LOB 15



Batter	1	2	3	4	5	6	7	8	9	10	11	AB	R	H	RBI	BB	SO	LOB	TOP	
Rich Coggins, L OBP: 0.300, SLG: 0.328 (1, 9)	4-3	1B		1B			FC6-4 1B		HR 1B		SF8 HR 2B	6	2	5	1	0	0	0		
Paul Blair, R OBP: 0.295, SLG: 0.396 (1, 8)	F4	F7		F7			K		HR 1B		SF8	5	1	1	3	0	1	6		
Tommy Davis, R OBP: 0.306, SLG: 0.370 (1, 10)	HR BB			4-3			FC6-4		K		HR	5	2	1	2	1	1	1		
Bobby Grich, R OBP: 0.387, SLG: 0.503 (1, 4)	HR			F7			K		5-3		K	6	1	1	2	0	2	1		
Boog Powell, L OBP: 0.249, SLG: 0.435 (10, PR)				K					F8		G4-6-3 1B	4	0	1	0	1	1	0		
Enos Cabell, R OBP: 0.250, SLG: 0.274 (10, 3)	BB			K					F7		G4-6-3	0	0	0	0	0	0	0		
Don Baylor, R OBP: 0.326, SLG: 0.338 (1, 7)	5-3			K			F5		F7		G4-6-3	5	0	0	0	0	1	2		
Brooks Robinson, R OBP: 0.368, SLG: 0.412 (11, PR)				3-1			5-3		WP SF9 2B		SH3 2B BB	4	1	1	0	1	0	0		
Al Bumbry, L OBP: 0.245, SLG: 0.286 (11, 2)	L5			3-1			5-3		WP SF9 2B		SH3 2B BB	0	1	0	0	0	0	0		
Earl Williams, R OBP: 0.346, SLG: 0.357 (1, 2)				1B 1B			F7		SF9		SH3	3	0	2	1	0	0	0		
Mark Belanger, R OBP: 0.322, SLG: 0.362 (1, 6)	F9			1B			F4		4-3		2B SF8 BB	4	1	1	0	1	0	1		
Inning Stats	R: 2 E: 0 K: 0 S: 4	H: 1 LOB: 1 BB: 2 P: 12	R: 0 E: 0 K: 0 S: 5	H: 2 LOB: 2 BB: 0 P: 5	R: 0 E: 0 K: 1 S: 5	H: 0 LOB: 0 BB: 0 P: 5	R: 0 E: 0 K: 1 S: 5	H: 0 LOB: 0 BB: 0 P: 3	R: 0 E: 0 K: 1 S: 6	H: 1 LOB: 1 BB: 0 P: 6	R: 0 E: 0 K: 0 S: 3	H: 0 LOB: 2 BB: 1 P: 8	R: 0 E: 0 K: 1 S: 5	H: 1 LOB: 1 BB: 0 P: 5	R: 4 E: 0 K: 0 S: 5	H: 2 LOB: 1 BB: 2 P: 13	1B: 8 2B: 2 3B: 0 HR: 3	SF: 2 SAC: 1 DP: 1 HBP: 0	WP: 1 PB: 0 SB: 0 CS: 0	PA: 49
PITCHER	IP 10.2	WLS L	BF 48	H 13	R 9	ER 9	SO 6	BB 4	IBB 0	HBP 0	BLK 0	WP 1	HR 3	S 56	P 72	ERA 7.59	WHIP 1.594			
Gaylord Perry, R ERA: 1.8	(1, 1)																			
Fred Beene, R ERA: 4.94	(11, 1)	0.1	1	0	0	0	0	0	0	0	0	0	0	1	1	0.00	0.000			

Baltimore Orioles @ Cleveland Indians
Cleveland Municipal Stadium, Cleveland, OH
Fri Jul 26 1974, 7:05 PM EDT
Att: 42,818 - Unknown

AB 42
R 9
H 13
RBI 9
BB 4
SO 6
LOB 11





Batter	1	2	3	4	5	6	7	8	9	10	11	AB	R	H	RBI	BB	SO	LOB	BOTTOM			
John Lowenstein, L OBP: 0.326, SLG: 0.328 (1, 7)	G3			1B 2B 1B			G3-6-1		BB 1B			3	1	1	0	2	0	1				
Frank Duffy, R OBP: 0.265, SLG: 0.327 (1, 6)	L6			PO BB			G6-4-3		BB			4	1	2	0	0	0	0				
Leron Lee, L OBP: 0.314, SLG: 0.399 (9, PH)	L6			PO			G6-4-3		K			1	0	0	0	0	1	2				
Luis Alvarado, R OBP: 0.234, SLG: 0.176 (10, 6)				1B			1B		K			0	0	0	0	0	0	0				
George Hendrick, R OBP: 0.356, SLG: 0.499 (1, 8)	F4			F8			K		F8		F4	5	0	0	0	0	1	3				
Charlie Spikes, R OBP: 0.531, SLG: 0.443 (1, 9)				1B 1B			G6-4-3		S 1B		F9	5	2	3	2	0	0	1				
John Ellis, R OBP: 0.338, SLG: 0.448 (1, 3)				FC1-4 1B			G4-6-3 1B		BB		6-3	4	1	3	2	1	0	0				
Buddy Bell, R OBP: 0.314, SLG: 0.363 (1, 5)				FC1-4 1B			F7		F3		6-3	5	0	0	0	0	0	5				
Joe Lis, R OBP: 0.296, SLG: 0.281 (1, 10)				1B			G4-6-3		K		4-3	2	0	1	1	0	1	0				
Oscar Gamble, L OBP: 0.332, SLG: 0.418 (6, PH)				1B			G4-6-3		K		4-3	3	0	0	0	0	1	1				
Dave Duncan, R OBP: 0.252, SLG: 0.363 (1, 2)				K			5-3		FC5-4 BB		G3	3	0	0	0	1	2	2				
Rusty Torres, S OBP: 0.264, SLG: 0.204 (11, PH)				K			5-3		FC5-4 BB		G3	1	0	0	0	0	0	0				
Jack Brohamer, L OBP: 0.344, SLG: 0.345 (1, 4)				F5			F4		FC5-4 BB			4	0	1	0	0	0	3				
Inning Stats	R: 0 E: 0 K: 0 S: 3	H: 0 LOB: 0 BB: 0 P: 3	R: 1 E: 0 K: 1 S: 8	H: 3 LOB: 2 BB: 0 P: 8	R: 4 E: 0 K: 1 S: 9	H: 4 LOB: 4 BB: 0 P: 9	R: 0 E: 0 K: 1 S: 4	H: 0 LOB: 0 BB: 1 P: 8	R: 0 E: 0 K: 1 S: 5	H: 1 LOB: 2 BB: 1 P: 8	R: 0 E: 0 K: 0 S: 4	H: 0 LOB: 2 BB: 1 P: 8	R: 0 E: 0 K: 2 S: 7	H: 0 LOB: 2 BB: 2 P: 15	R: 0 E: 0 K: 0 S: 3	H: 0 LOB: 0 BB: 0 P: 3	R: 0 E: 0 K: 0 S: 3	H: 0 LOB: 0 BB: 0 P: 3	1B: 9 2B: 1 3B: 0 HR: 1	SF: 0 SAC: 0 DP: 3 HBP: 0	WP: 0 PB: 0 SB: 0 CS: 0	PA: 45
PITCHER	IP 2.1	WLS 14	BF 14	H 7	R 5	ER 5	SO 1	BB 0	IBB 0	HBP 0	BLK 0	WP 0	HR 1	S 16	P 16	ERA 19.29	WHIP 3.000					
Mike Cuellar, L ERA: 3.08	(1, 1)																					
Jesse Jefferson, R ERA: 4.57	(3, 1)	6.1	23	4	0	0	4	4	0	0	0	0	0	27	43	0.00	1.263					
Grant Jackson, L ERA: 3.6	(9, 1)	0.1	1	0	0	0	1	0	0	0	0	0	0	3	3	0.00	0.000					
Dave Johnson, R ERA: 4.7	(10, 1)	2.0	W	6	0	0	0	0	0	0	0	0	0	6	6	0.00	0.000					

Baltimore Orioles @ Cleveland Indians
Cleveland Municipal Stadium, Cleveland, OH
Fri Jul 26 1974, 7:05 PM EDT
Att: 42,818 - Unknown

AB 40
R 5
H 11
RBI 5
BB 4
SO 6
LOB 18



Batter	1	2	3	4	5	6	7	8	9	AB	R	H	RBI	BB	SO	LOB	TOP										
John Knox, L OBP: 0.344, SLG: 0.345 (1, 4)	4-0 CS BB		0-0 F8			0-0 1B 3B	0-0 P6			3	1	1	0	1	0	0	Detroit Tigers @ Cleveland Indians Cleveland Municipal Stadium, Cleveland, OH Sat Jul 27 1974, 3:33 AM EDT Att: 12,075 - Unknown - 88 F AB 31 R 2 H 5 RBI 2 BB 3 SO 4 LOB 8 										
Ben Oglivie, L OBP: 0.396, SLG: 0.411 (1, 7)	0-3 K		0-3 K			0-0 FC5-4 1B	0-0 P6			4	0	1	1	0	2	1											
Jim Nettles, L OBP: 0.375, SLG: 0.579 (1, 8)	0-0 BB 1B			0-0 F8		0-0 FC5-4 BB 1B	0-3 K			4	1	1	0	0	1	1											
Jim Northrup, L OBP: 0.303, SLG: 0.349 (1, 9)	4-0 1-2 BB			0-0 4-3		0-0 L4	0-0 1-3			3	0	0	0	1	0	1											
Norm Cash, L OBP: 0.325, SLG: 0.408 (1, 3)	0-3 K			0-0 P4		4-0 1B BB		0-0 4-3		3	0	0	0	1	1	2											
Gates Brown, L OBP: 0.293, SLG: 0.303 (1, 10)		0-0 P6			0-0 F9	0-0 1-2 2-H 1B		0-0 6-3		4	0	1	1	0	0	0											
Aurelio Rodriguez, R OBP: 0.251, SLG: 0.294 (1, 5)		0-0 P3			0-0 P4	0-0 F3		0-0 P4		4	0	0	0	0	0	2											
Ed Brinkman, R OBP: 0.270, SLG: 0.341 (1, 6)		0-0 6-3			0-0 2B		0-0 5-3			3	0	1	0	0	0	0											
Gene Lamont, L OBP: 0.273, SLG: 0.241 (7, PH)			0-0 4-3			0-0 F8		0-0 4-3		2	0	0	0	0	0	1											
Jerry Moses, R OBP: 0.277, SLG: 0.335 (7, 2)										1	0	0	0	0	0	0											
Inning Stats	R: 0 E: 0 K: 2 S: 7	H: 1 LOB: 2 BB: 2 P: 15	R: 0 E: 0 K: 0 S: 3	H: 0 LOB: 0 BB: 0 P: 3	R: 0 E: 0 K: 1 S: 5	H: 0 LOB: 0 BB: 0 P: 5	R: 0 E: 0 K: 0 S: 3	H: 0 LOB: 0 BB: 0 P: 3	R: 0 E: 0 K: 0 S: 4	H: 1 LOB: 1 BB: 0 P: 4	R: 2 E: 0 K: 0 S: 6	H: 3 LOB: 2 BB: 1 P: 10	R: 0 E: 0 K: 0 S: 3	H: 0 LOB: 0 BB: 0 P: 3	R: 0 E: 0 K: 1 S: 5	H: 0 LOB: 0 BB: 0 P: 3	1B: 3 2B: 1 3B: 1 HR: 0	SF: 0 SAC: 0 DP: 0 HBP: 0	WP: 0 PB: 0 SB: 0 CS: 1	PA: 34							
PITCHER	IP	WLS	BF	H	R	ER	SO	BB	IBB	HBP	BLK	WP	HR	S	P	ERA	WHIP										
Jim Perry, R ERA: 2.92 (1, 1)	5.2	W	24	5	2	2	3	3	0	0	0	0	0	27	39	3.18	1.412										
Tom Buskey, R ERA: 3.59 (6, 1)	3.1	S	10	0	0	0	1	0	0	0	0	0	0	12	12	0.00	0.000										

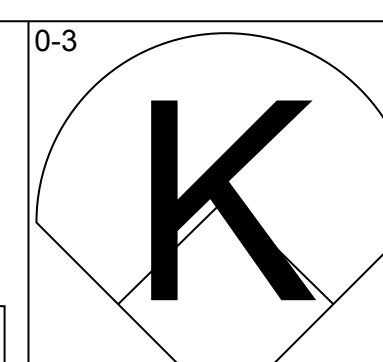
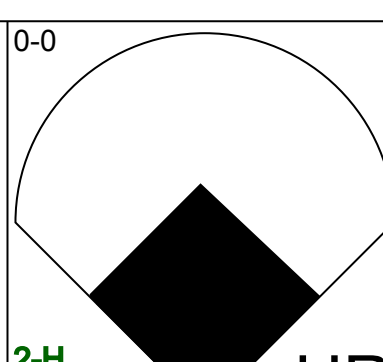
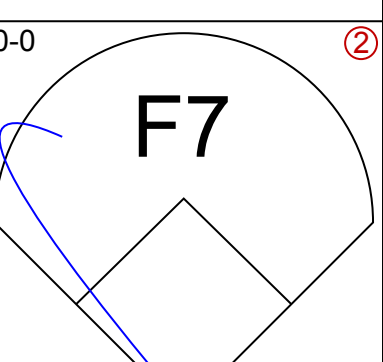
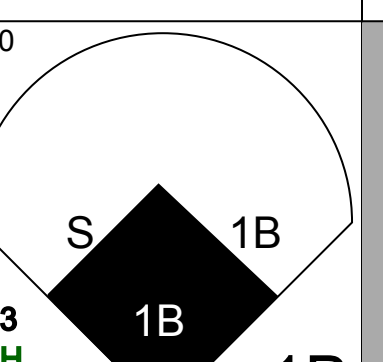
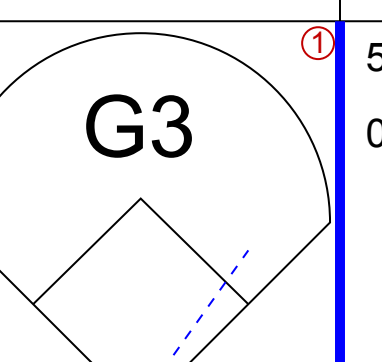
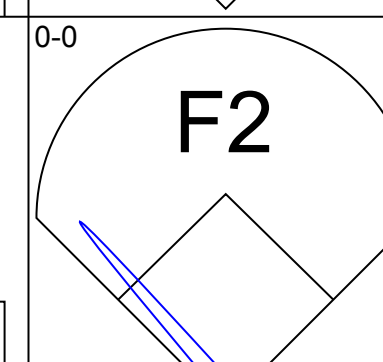
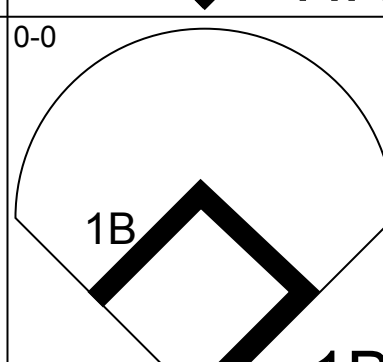
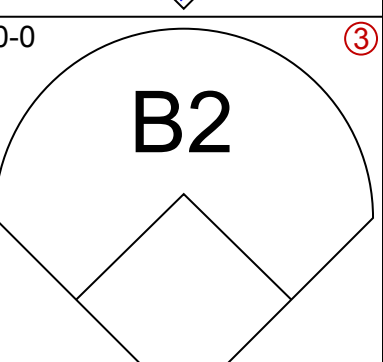
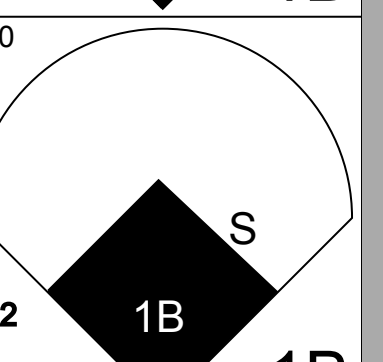
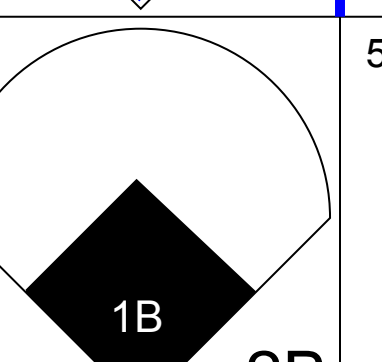
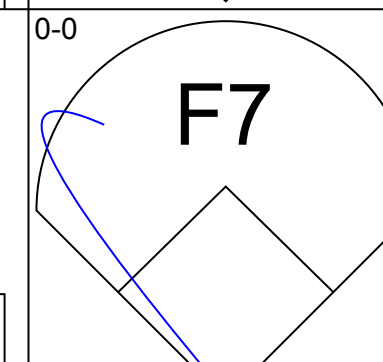
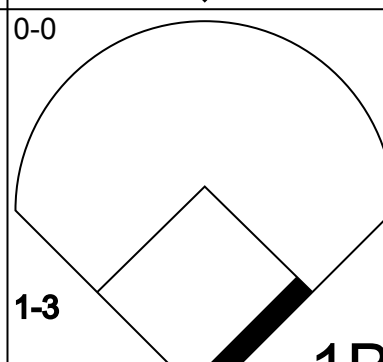
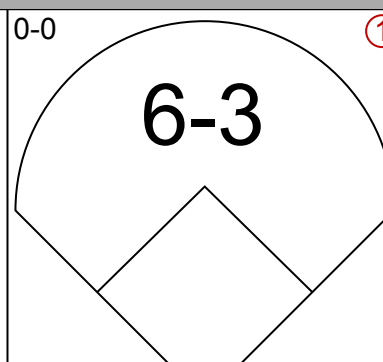
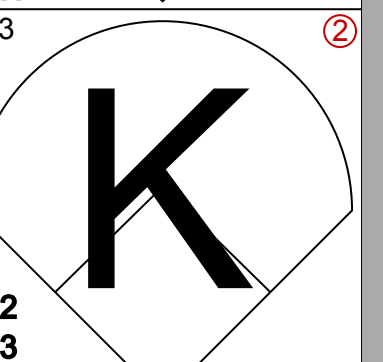
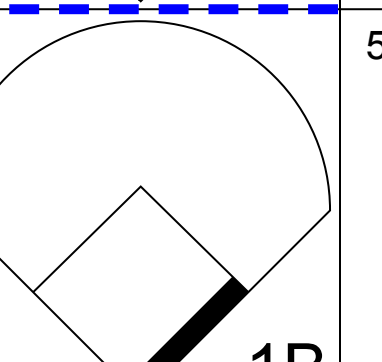
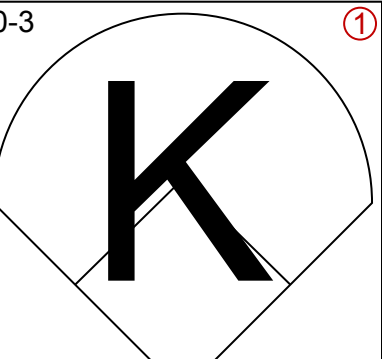
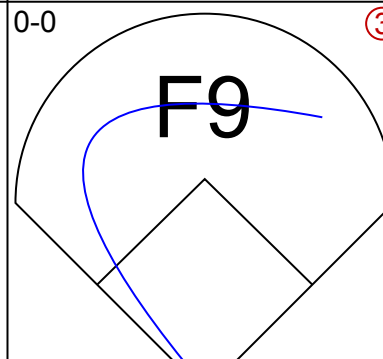
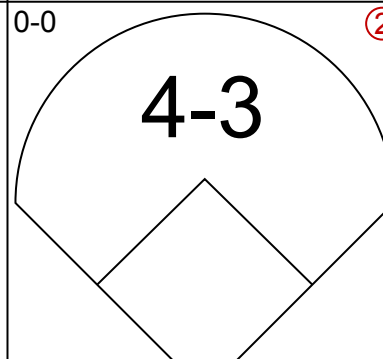
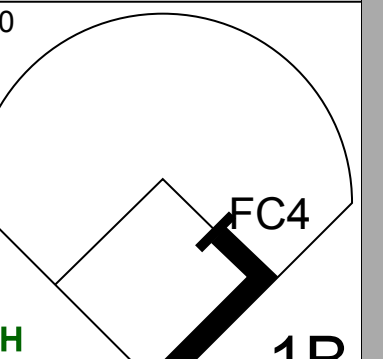
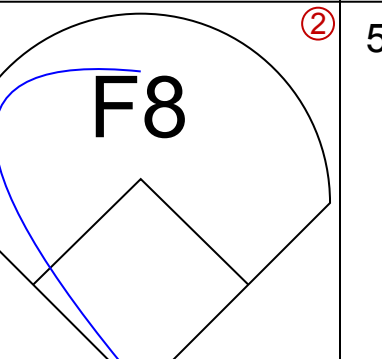
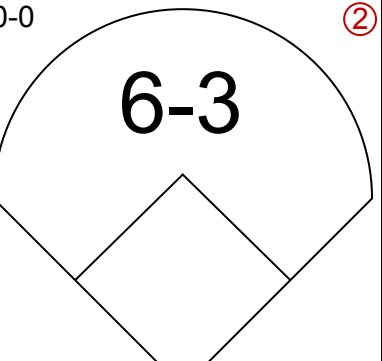
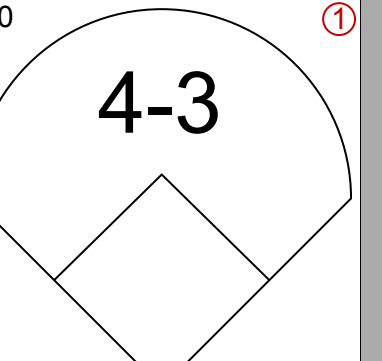
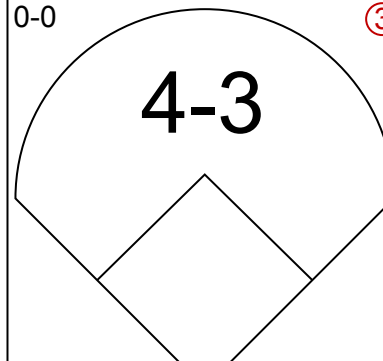
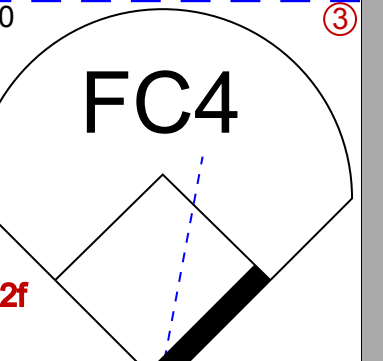
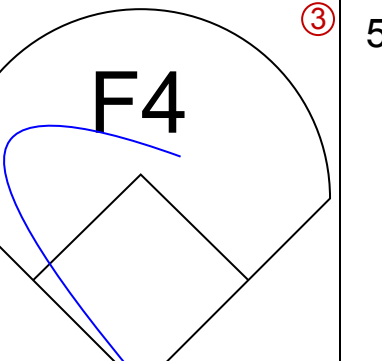

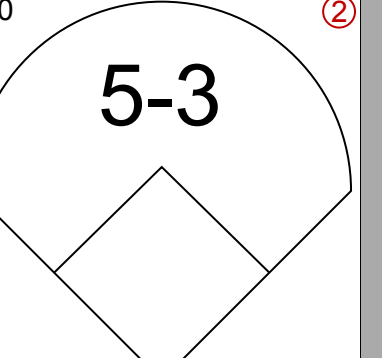
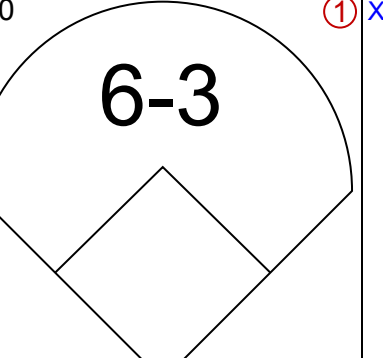
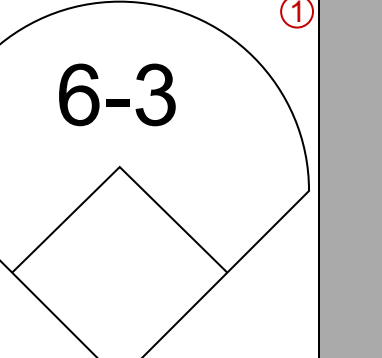
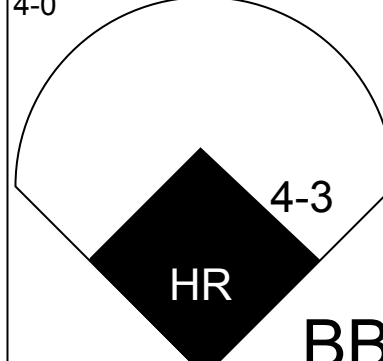
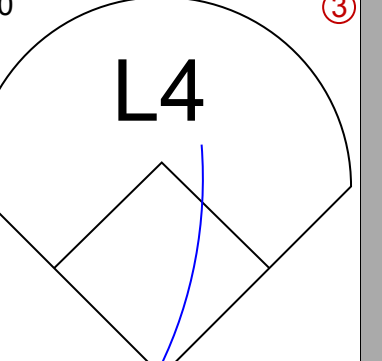
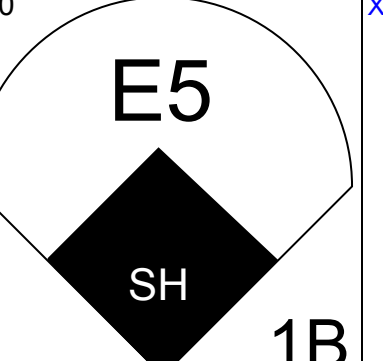
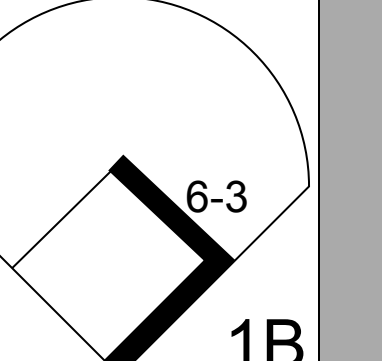
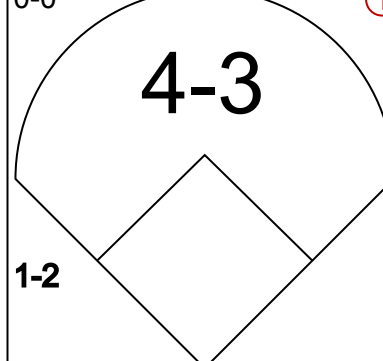
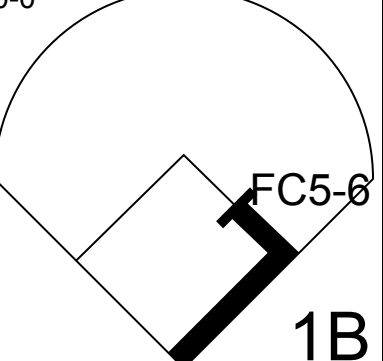
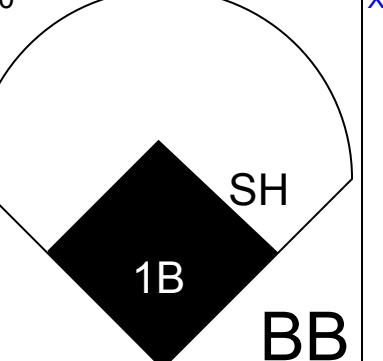
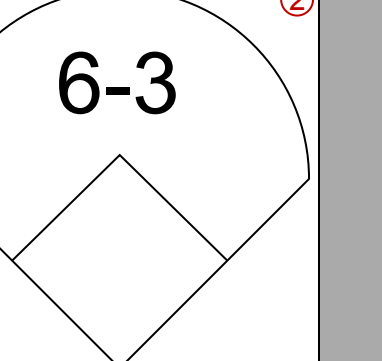

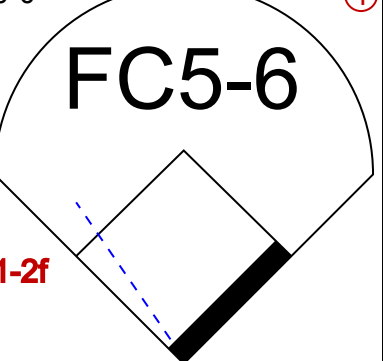
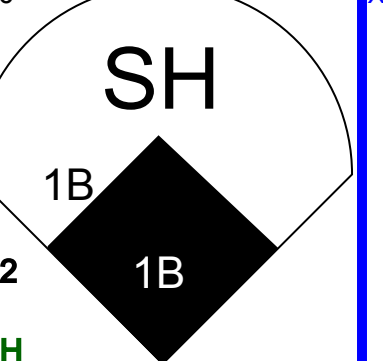
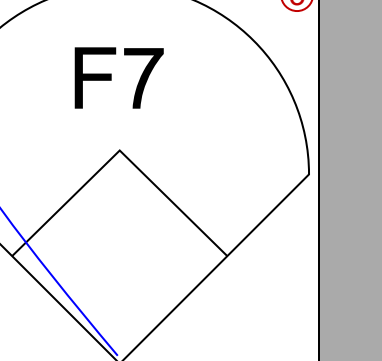
Batter	1	2	3	4	5	6	7	8	9	AB	R	H	RBI	BB	SO	LOB	BOTTOM										
John Lowenstein, L OBP: 0.326, SLG: 0.328 (1, 7)	0-0 2-3		0-0 1B 1B		0-0 F8			0-0 P4		4	1	1	1	0	0	0	Detroit Tigers @ Cleveland Indians Cleveland Municipal Stadium, Cleveland, OH Sat Jul 27 1974, 3:33 AM EDT Att: 12,075 - Unknown - 88 F AB 29 R 3 H 6 RBI 3 BB 0 SO 6 LOB 4 										
Rusty Torres, S OBP: 0.264, SLG: 0.204 (9, 7)			1-2 3-H 1B					0-0 4-3		0	0	0	0	0	0	0											
Jack Brohamer, L OBP: 0.343, SLG: 0.344 (1, 4)	0-0 P5		0-0 1B 1B			0-0 F8		0-0 4-3		4	0	1	1	0	0	0											
George Hendrick, R OBP: 0.356, SLG: 0.497 (1, 8)	0-3 K		0-0 G6-4-3 1B			0-0 F2				3	0	1	1	0	1	0											
Charlie Spikes, R OBP: 0.328, SLG: 0.440 (1, 9)		0-3 K	0-0 G6-4-3 1B			0-3 K				3	0	0	0	0	2	2											
John Ellis, R OBP: 0.334, SLG: 0.443 (1, 2)		0-3 K		0-0 L4			0-0 5-3			3	0	0	0	0	1	0											
Tom McCraw, L OBP: 0.345, SLG: 0.422 (1, 3)		0-0 4-3		0-0 4-3			0-0 1B			3	0	1	0	0	0	0											
Oscar Gamble, L OBP: 0.329, SLG: 0.413 (1, 10)			0-0 4-3	0-3 K			0-0 F7			3	0	0	0	0	1	1											
Buddy Bell, R OBP: 0.314, SLG: 0.363 (1, 5)			0-0 1B WP 1B 1B		0-3 K		0-0 F9			3	1	1	0	0	1	1											
Frank Duffy, R OBP: 0.266, SLG: 0.327 (1, 6)			0-0 1B 1B		0-0 5-3			0-0 6-3		3	1	1	0	0	0	0											
Inning Stats	R: 0 E: 0 K: 1 S: 5	H: 0 LOB: 0 BB: 0 P: 5	R: 0 E: 0 K: 2 S: 7	H: 0 LOB: 0 BB: 0 P: 7	R: 3 E: 0 K: 0 S: 7	H: 5 LOB: 1 BB: 0 P: 7	R: 0 E: 0 K: 1 S: 5	H: 0 LOB: 0 BB: 0 P: 5	R: 0 E: 0 K: 1 S: 5	H: 0 LOB: 0 BB: 0 P: 5	R: 0 E: 0 K: 0 S: 4	H: 1 LOB: 1 BB: 0 P: 4	R: 0 E: 0 K: 0 S: 3	H: 0 LOB: 0 BB: 0 P: 3	1B: 6 2B: 0 3B: 0 HR: 0	SF: 0 SAC: 0 DP: 1 HBP: 0	WP: 1 PB: 0 SB: 0 CS: 0	PA: 29									
PITCHER	IP	WLS	BF	H	R	ER	SO	BB	IBB	HBP	BLK	WP	HR	S	P	ERA	WHIP										
Lerin LaGrow, R ERA: 4.12 (1, 1)	8.0	L	29	6	3	3	6	0	0	0	0	1	0	41	41	3.38	0.750										

Batter	1	2	3	4	5	6	7	8	9	AB	R	H	RBI	BB	SO	LOB	TOP					
Marvin Lane, R OBP: 0.356, SLG: 0.367 (1, 7)										5	1	1	0	0	1	2	Detroit Tigers @ Cleveland Indians Cleveland Municipal Stadium, Cleveland, OH Mon Jul 29 1974, 7:05 PM EDT Att: 18,708 - Unknown - 81 F					
Gary Sutherland, R OBP: 0.283, SLG: 0.317 (1, 4)										5	0	1	0	0	0	2						
Al Kaline, R OBP: 0.335, SLG: 0.358 (1, 10)										4	2	1	2	1	1	1						
Bill Freehan, R OBP: 0.365, SLG: 0.452 (1, 3)										4	1	1	1	1	0	1						
Mickey Stanley, R OBP: 0.269, SLG: 0.327 (1, 8)										3	1	1	1	1	0	2						
Jim Northrup, L OBP: 0.301, SLG: 0.347 (1, 9)										4	0	2	1	0	0	1						
Aurelio Rodriguez, R OBP: 0.249, SLG: 0.291 (1, 5)										4	1	0	0	0	0	3						
Ed Brinkman, R OBP: 0.270, SLG: 0.348 (1, 6)										4	1	2	2	0	1	0						
Jerry Moses, R OBP: 0.283, SLG: 0.352 (1, 2)										3	1	1	1	1	0	1						
Inning Stats	R: 6 E: 0 K: 0 S: 9	H: 6 LOB: 0 BB: 0 P: 9	R: 0 E: 0 K: 0 S: 4	H: 1 LOB: 1 BB: 0 P: 4	R: 0 E: 0 K: 0 S: 3	H: 0 LOB: 0 BB: 0 P: 3	R: 0 E: 0 K: 0 S: 2	H: 0 LOB: 0 BB: 1 P: 6	R: 1 E: 0 K: 0 S: 4	H: 1 LOB: 2 BB: 0 P: 12	R: 0 E: 0 K: 1 S: 6	H: 1 LOB: 1 BB: 0 P: 6	R: 0 E: 0 K: 1 S: 5	H: 0 LOB: 1 BB: 1 P: 9	R: 1 E: 0 K: 0 S: 6	H: 1 LOB: 0 BB: 0 P: 6	R: 0 E: 0 K: 0 S: 3	H: 0 LOB: 0 BB: 0 P: 3	1B: 4 2B: 1 3B: 0 HR: 5	SF: 0 SAC: 0 DP: 1 HBP: 0	WP: 1 PB: 0 SB: 0 CS: 0	PA: 40
PITCHER	IP WLS BF H R ER SO BB IBB HBP BLK WP HR S P ERA WHIP	IP WLS BF H R ER SO BB IBB HBP BLK WP HR S P ERA WHIP																				
Fritz Peterson, L ERA: 4.58 (1, 1)	0.1 L 5 4 4 4 0 0 0 0 0 0 3 5 5 108.00 12.000																					
Steve Kline, R ERA: 4.39 (1, 1)	4.2 20 4 3 3 0 3 0 0 0 1 1 17 29 5.79 1.500																					
Bruce Ellingsen, L ERA: 2.61 (6, 1)	4.0 15 2 1 1 3 1 0 0 0 0 1 20 24 2.25 0.750																					

Batter	1	2	3	4	5	6	7	8	9	AB	R	H	RBI	BB	SO	LOB	BOTTOM					
John Lowenstein, L OBP: 0.327, SLG: 0.332 (1, 7)										3	0	1	0	0	2	1	Detroit Tigers @ Cleveland Indians Cleveland Municipal Stadium, Cleveland, OH Mon Jul 29 1974, 7:05 PM EDT Att: 18,708 - Unknown - 81 F					
Rusty Torres, S OBP: 0.255, SLG: 0.196 (6, 7)										1	0	0	0	0	1	0						
Frank Duffy, R OBP: 0.262, SLG: 0.322 (1, 6)										4	0	1	0	0	1	1						
George Hendrick, R OBP: 0.351, SLG: 0.487 (1, 8)										4	0	0	0	0	1	3						
Charlie Spikes, R OBP: 0.334, SLG: 0.441 (1, 9)										4	0	2	1	0	1	0						
John Ellis, R OBP: 0.332, SLG: 0.441 (1, 3)										4	1	1	0	0	0	4						
Buddy Bell, R OBP: 0.312, SLG: 0.358 (1, 5)										4	0	1	0	0	1	0						
Joe Lis, R OBP: 0.292, SLG: 0.270 (1, 10)										3	0	0	0	1	0	0						
Dave Duncan, R OBP: 0.248, SLG: 0.357 (1, 2)										4	0	0	0	0	2	2						
Jack Brohamer, L OBP: 0.344, SLG: 0.342 (1, 4)										1	1	0	0	0	1	2						
Luis Alvarado, R OBP: 0.200, SLG: 0.172 (7, PH) (8, 4)										1	0	0	0	0	0	0						
Inning Stats	R: 0 E: 0 K: 2 S: 7	H: 0 LOB: 0 BB: 0 P: 7	R: 1 E: 1 K: 2 S: 9	H: 2 LOB: 2 BB: 1 P: 13	R: 0 E: 0 K: 0 S: 5	H: 2 LOB: 0 BB: 0 P: 5	R: 0 E: 0 K: 1 S: 5	H: 0 LOB: 0 BB: 0 P: 5	R: 1 E: 0 K: 2 S: 9	H: 2 LOB: 2 BB: 0 P: 10	R: 0 E: 0 K: 2 S: 7	H: 0 LOB: 0 BB: 0 P: 7	R: 0 E: 0 K: 1 S: 5	H: 0 LOB: 0 BB: 0 P: 5	R: 0 E: 0 K: 0 S: 3	H: 0 LOB: 0 BB: 0 P: 3	R: 0 E: 0 K: 0 S: 3	H: 0 LOB: 0 BB: 0 P: 3	1B: 5 2B: 1 3B: 0 HR: 0	SF: 0 SAC: 0 DP: 0 HBP: 1	WP: 0 PB: 0 SB: 0 CS: 0	PA: 35
PITCHER	IP WLS BF H R ER SO BB IBB HBP BLK WP HR S P ERA WHIP	IP WLS BF H R ER SO BB IBB HBP BLK WP HR S P ERA WHIP																				
Mickey Lolich, L ERA: 3.84 (1, 1)	9.0 W 35 6 2 1 10 1 0 1 0 0 53 58 1.00 0.778																					

AB	36
R	8
H	10
RBI	8
BB	4
SO	3
LOB	13

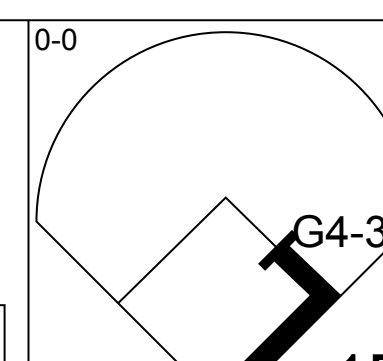
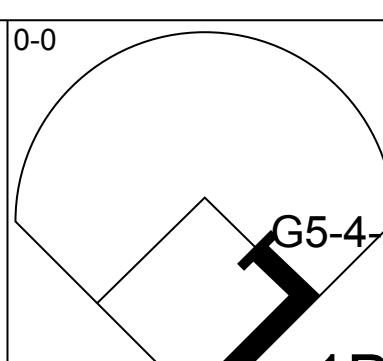
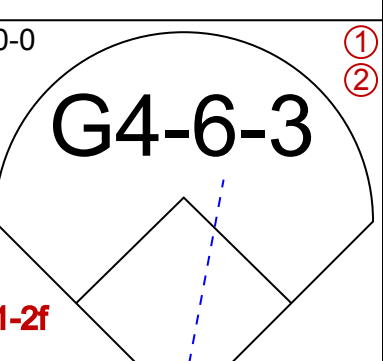
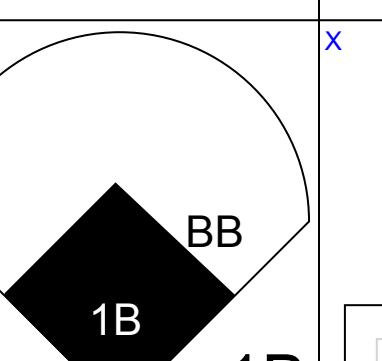
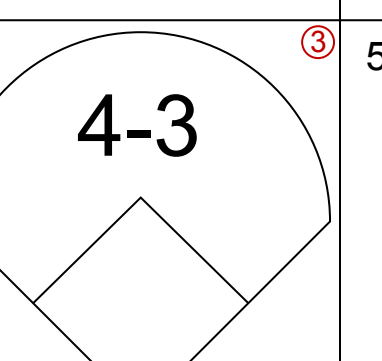
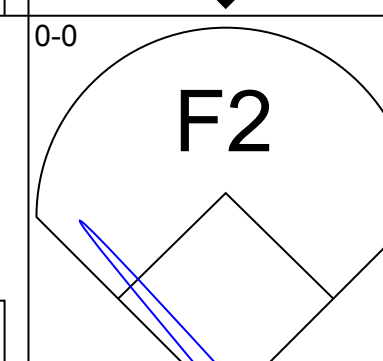
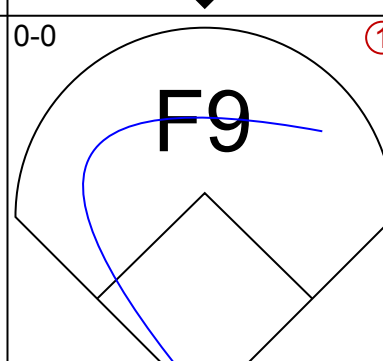
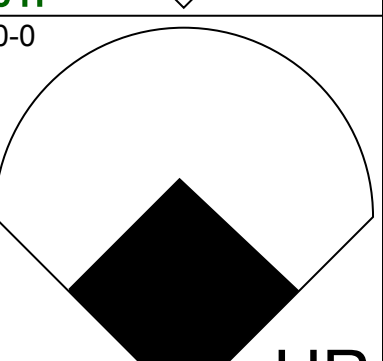
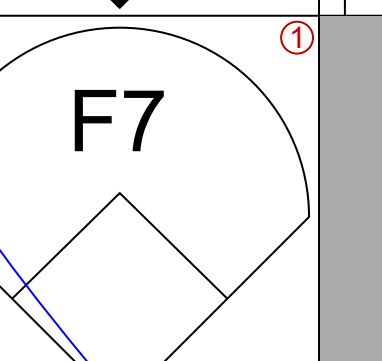
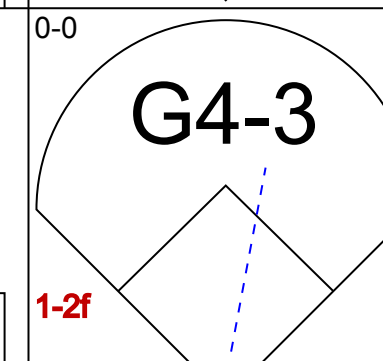
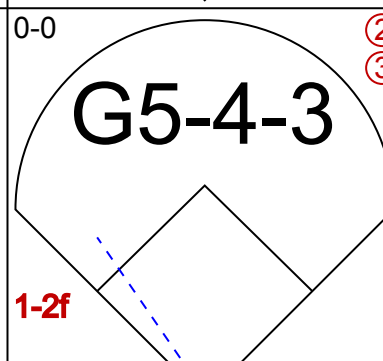
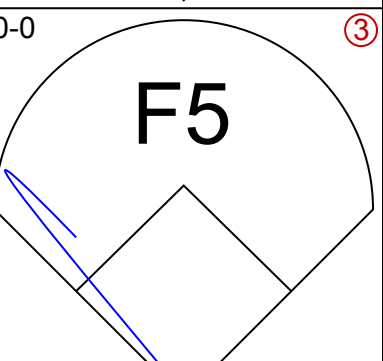
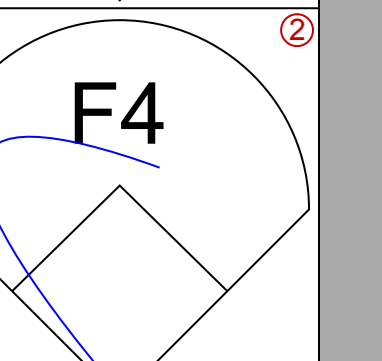
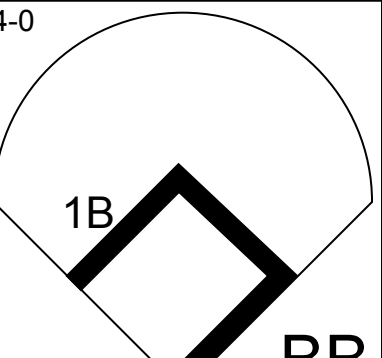
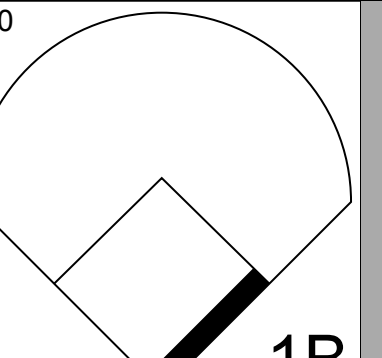
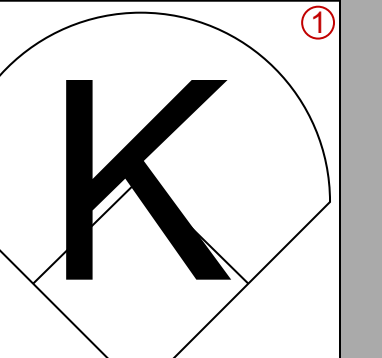
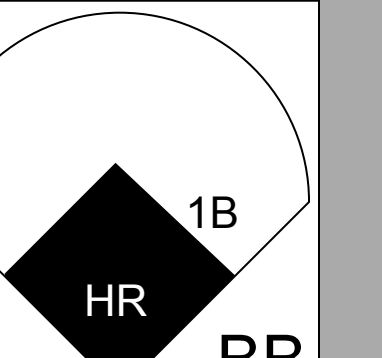
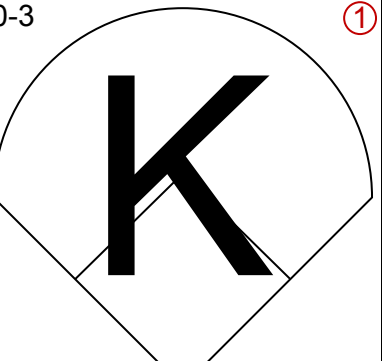
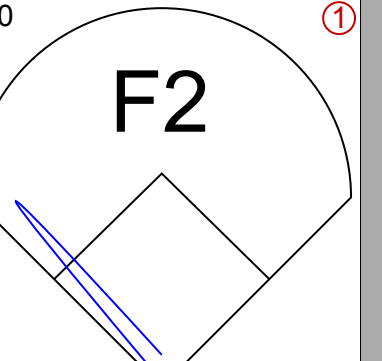
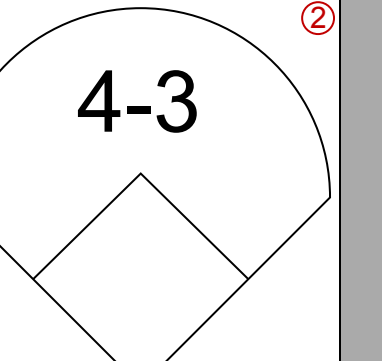
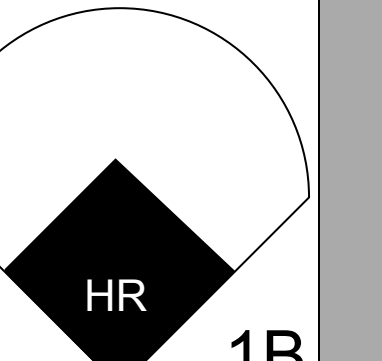
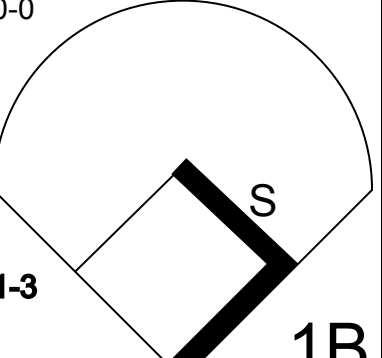
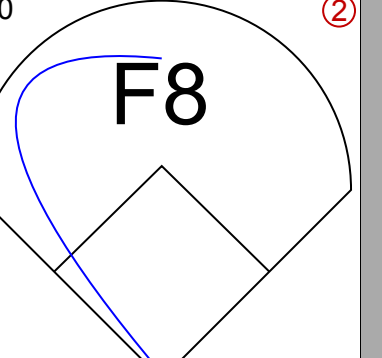
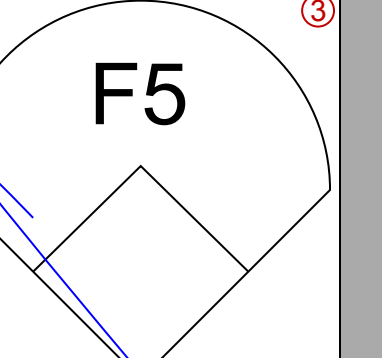
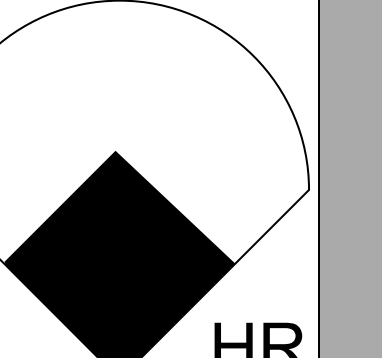
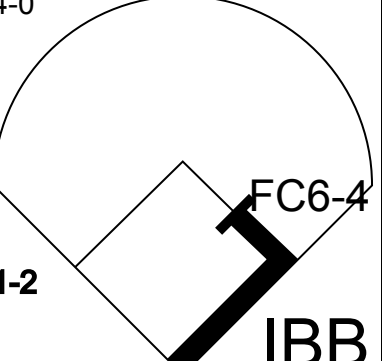
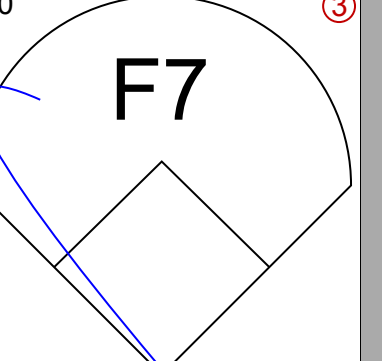
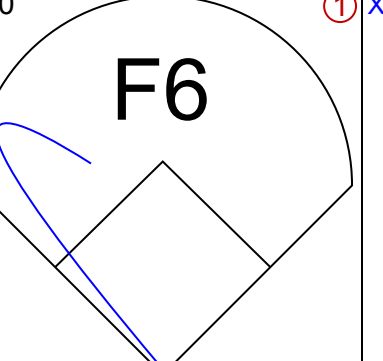
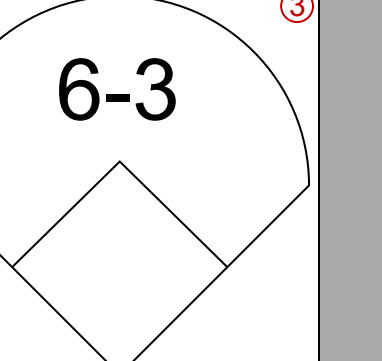
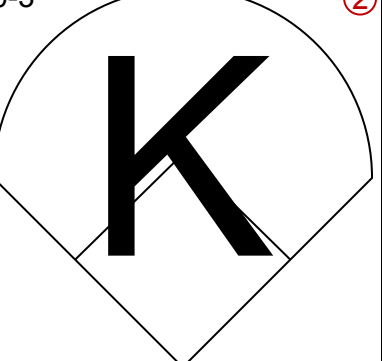
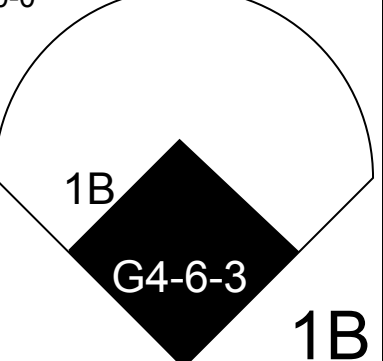

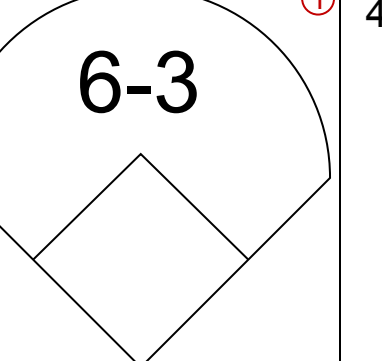
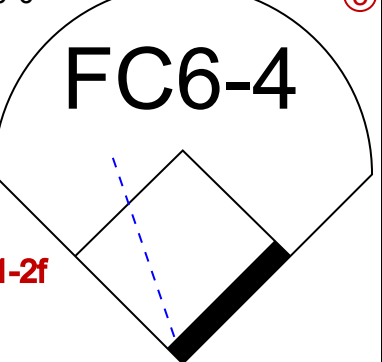
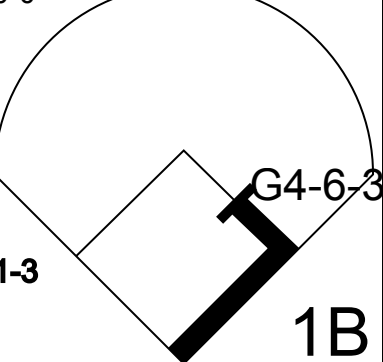
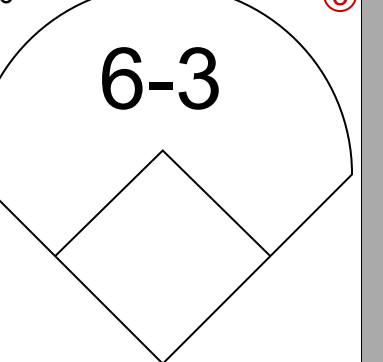
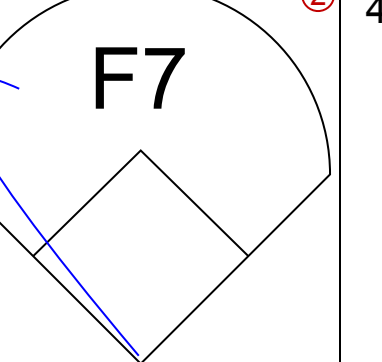


Batter	1	2	3	4	5	6	7	8	9	AB	R	H	RBI	BB	SO	LOB	TOP					
John Lowenstein, L (1, 7) OBP: 0.328, SLG: 0.342 Rusty Torres, S (9, 7) OBP: 0.255, SLG: 0.196										5	2	2	3	0	1	1						
Frank Duffy, R (1, 6) OBP: 0.329, SLG: 0.329										5	2	3	1	0	0	1						
George Hendrick, R (1, 8) OBP: 0.352, SLG: 0.486										5	0	2	1	0	1	2						
Charlie Spikes, R (1, 9) OBP: 0.332, SLG: 0.437										5	0	1	2	0	1	3						
John Ellis, R (1, 10) OBP: 0.327, SLG: 0.434										5	0	0	0	0	0	2						
Buddy Bell, R (1, 5) OBP: 0.308, SLG: 0.353										4	0	0	0	0	1	0						
Tom McCraw, L (1, 3) OBP: 0.355, SLG: 0.428										3	2	2	0	1	0	0						
Dave Duncan, R (1, 2) OBP: 0.252, SLG: 0.356										3	1	1	0	1	0	2						
Jack Brohamer, L (1, 4) OBP: 0.341, SLG: 0.340 Luis Alvarado, R (7, PR) OBP: 0.198, SLG: 0.170										2	0	0	1	0	1	2						
Inning Stats	R: 0 E: 0 K: 1 S: 5	H: 0 LOB: 0 BB: 0 P: 5	R: 0 E: 0 K: 2 S: 7	H: 0 LOB: 0 BB: 0 P: 7	R: 2 E: 0 K: 1 S: 8	H: 3 LOB: 2 BB: 1 P: 12	R: 0 E: 0 K: 0 S: 3	H: 0 LOB: 0 BB: 0 P: 3	R: 0 E: 0 K: 0 S: 4	H: 1 LOB: 1 BB: 0 P: 4	R: 0 E: 0 K: 0 S: 3	H: 0 LOB: 0 BB: 0 P: 3	R: 5 E: 2 K: 1 S: 10	H: 4 LOB: 1 BB: 1 P: 14	R: 0 E: 0 K: 0 S: 4	H: 1 LOB: 1 BB: 0 P: 4	R: 1 E: 0 K: 0 S: 5	H: 2 LOB: 1 BB: 0 P: 5	1B: 9 2B: 1 3B: 0 HR: 1	SF: 0 SAC: 1 DP: 0 HBP: 0	WP: 0 PB: 0 SB: 2 CS: 0	PA: 41
PITCHER	IP	WLS	BF	H	R	ER	SO	BB	IBB	HBP	BLK	WP	HR	S	P	ERA	WHIP					
Mike Cuellar, L (1, 1) ERA: 3.17	6.2	L	31	8	7	4	5	2	0	0	0	0	1	39	47	5.40	1.500					
Bob Reynolds, R (7, 1) ERA: 3.14	0.1		1	0	0	0	0	0	0	0	0	0	0	1	1	0.00	0.000					
Doyle Alexander, R (8, 1) ERA: 4.92	1.1		6	2	1	1	0	0	0	0	0	0	0	6	6	6.75	1.500					
Dave Johnson, R (9, 1) ERA: 4.32	0.2		3	1	0	0	0	0	0	0	0	0	0	3	3	0.00	1.500					

Cleveland Indians @ Baltimore Orioles
Memorial Stadium, Baltimore, MD
Tue Jul 30 1974, 7:05 PM EDT
Att: 11,379 - Unknown


AB 38
R 8
H 11
RBI 8
BB 2
SO 5
LOB 14

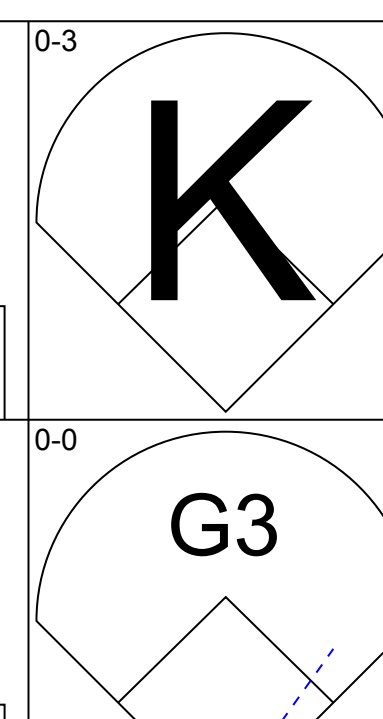
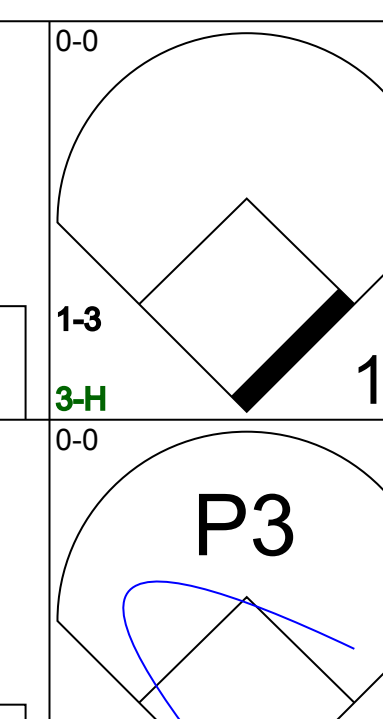
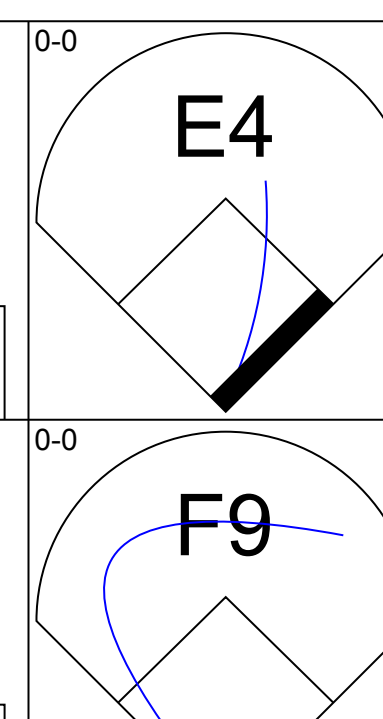
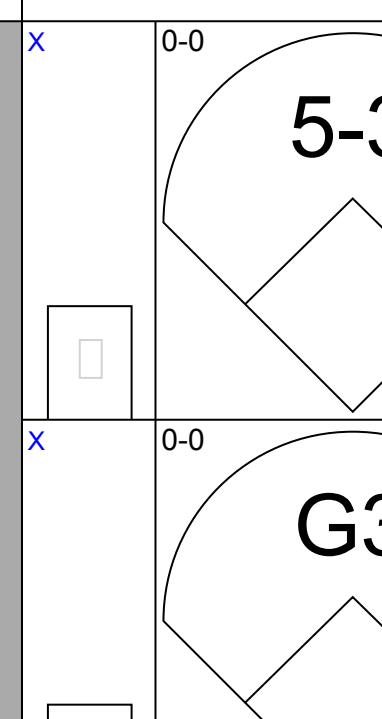
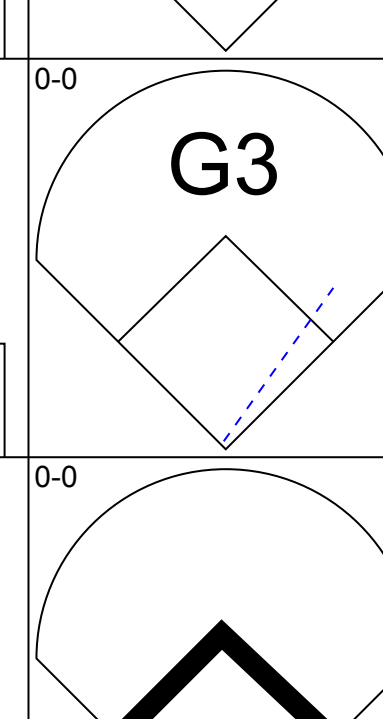
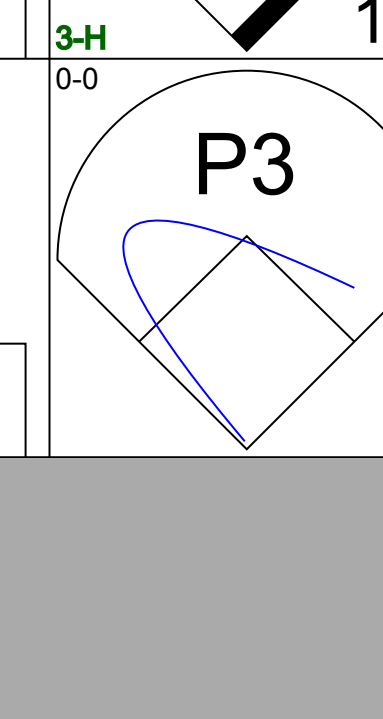
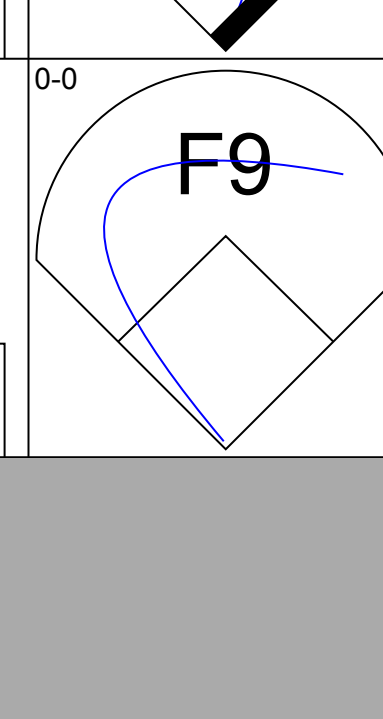
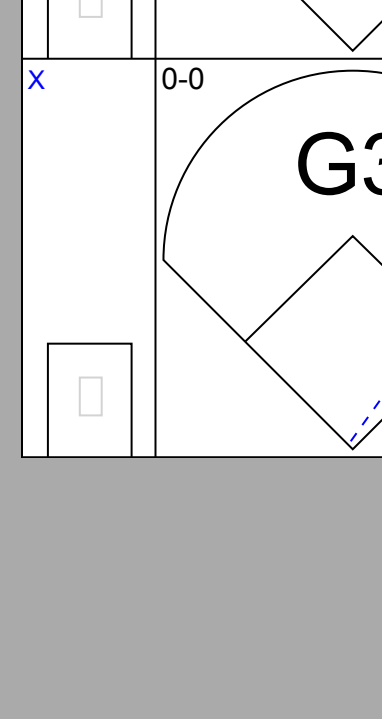
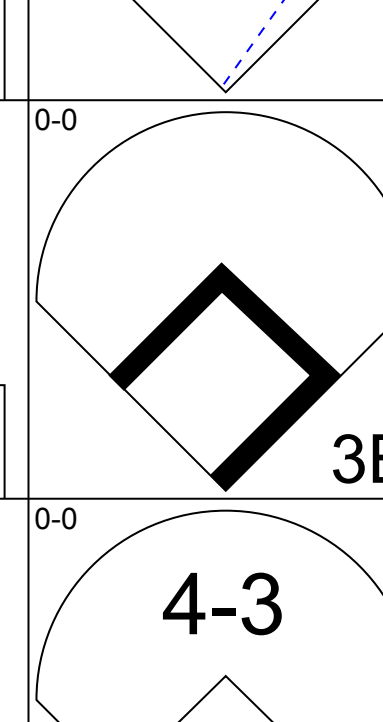
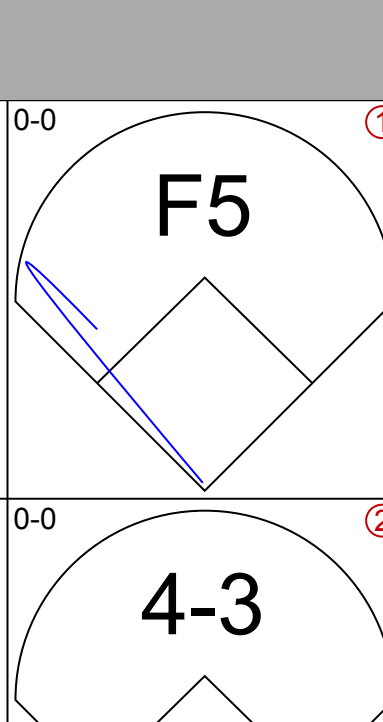
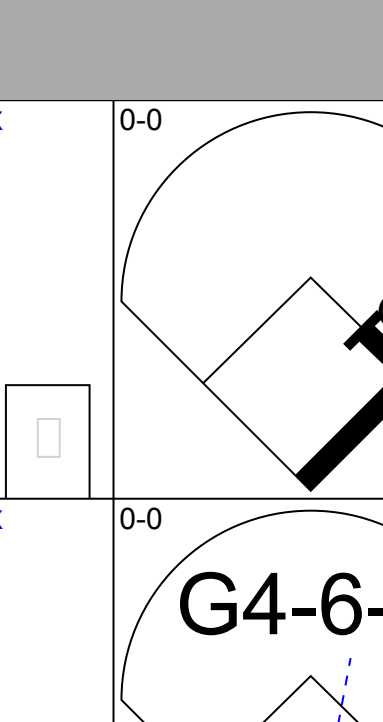
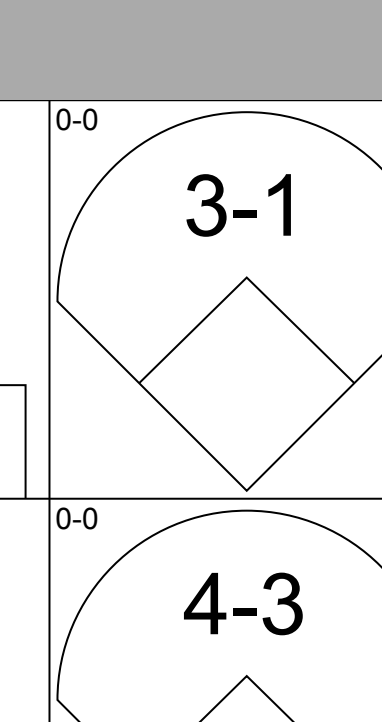
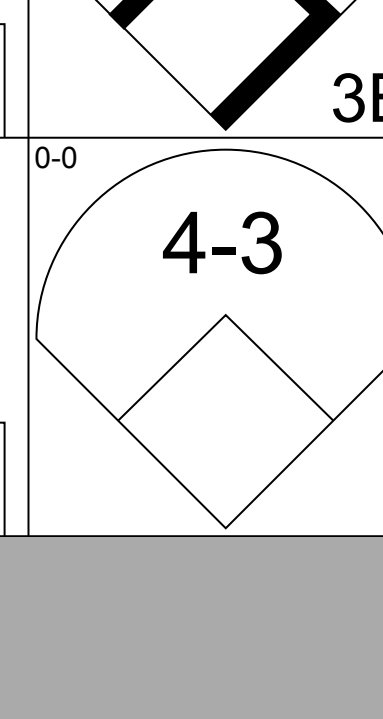
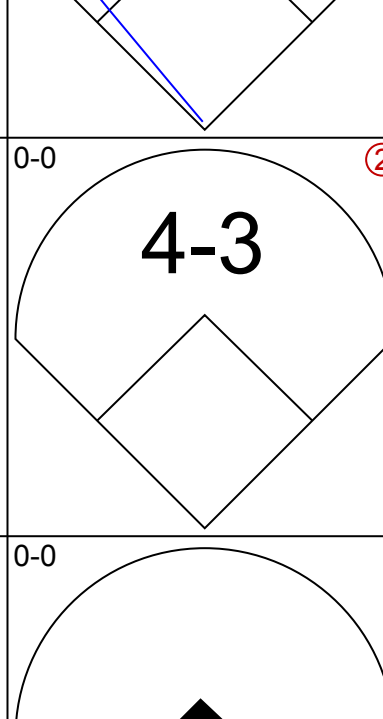
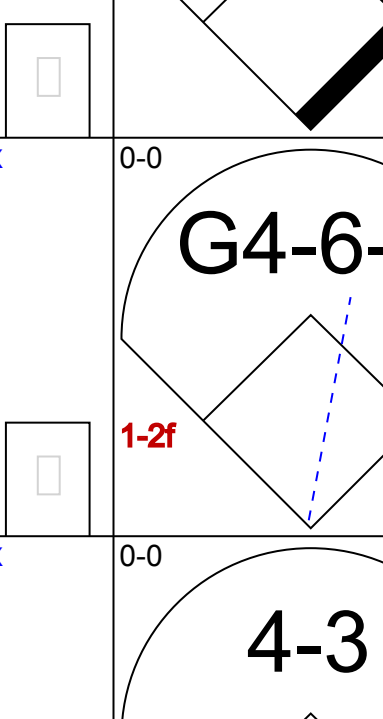
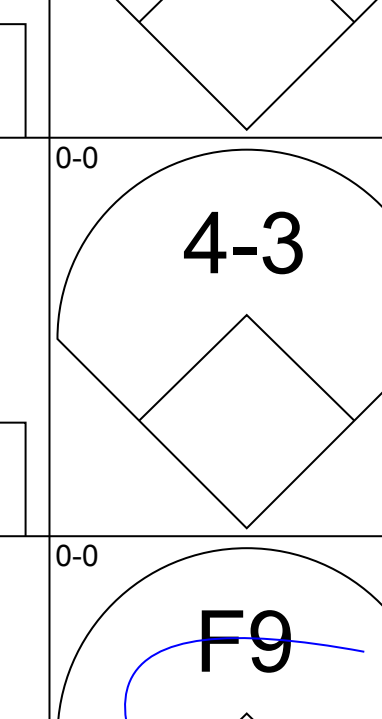
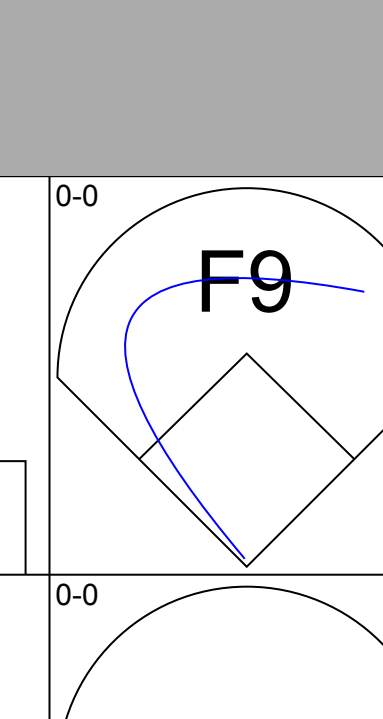
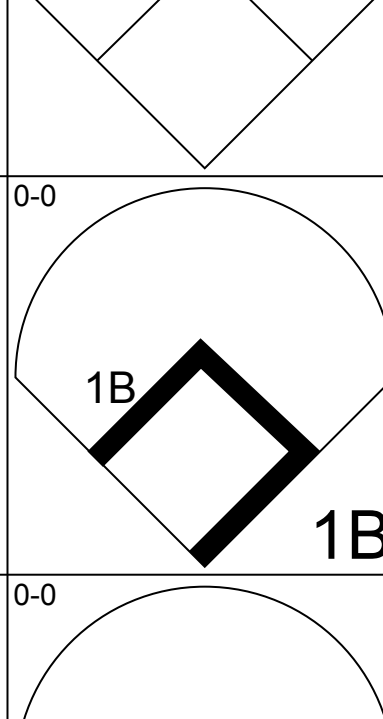
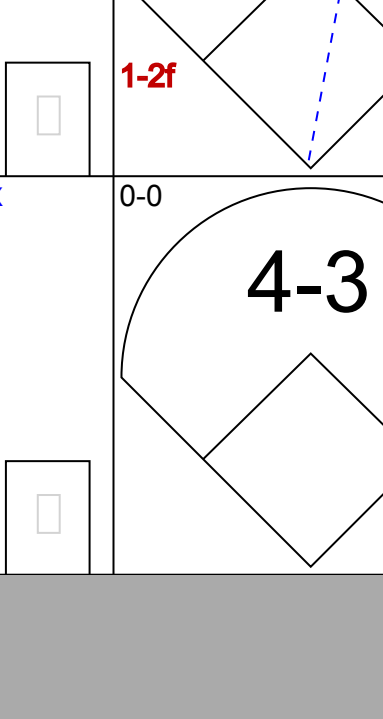
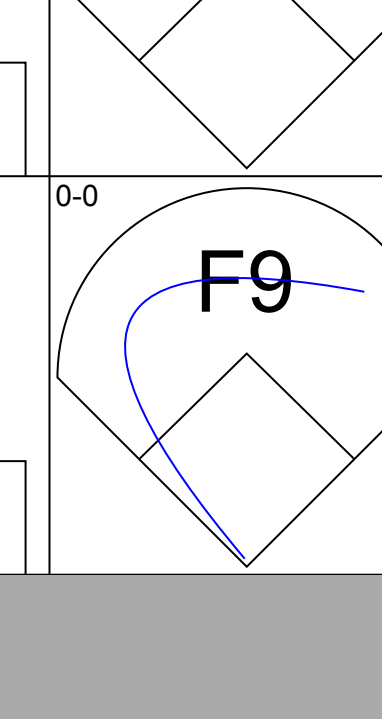
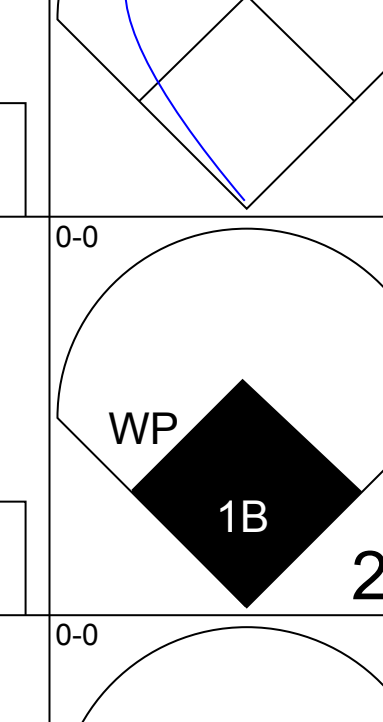
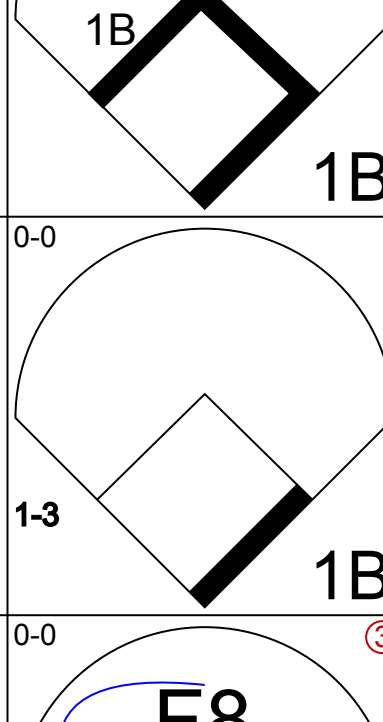
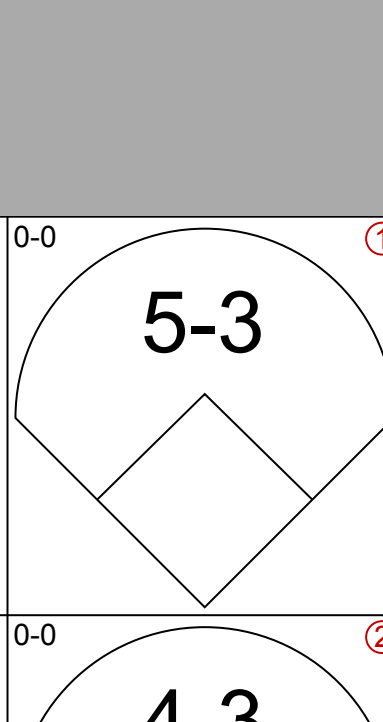
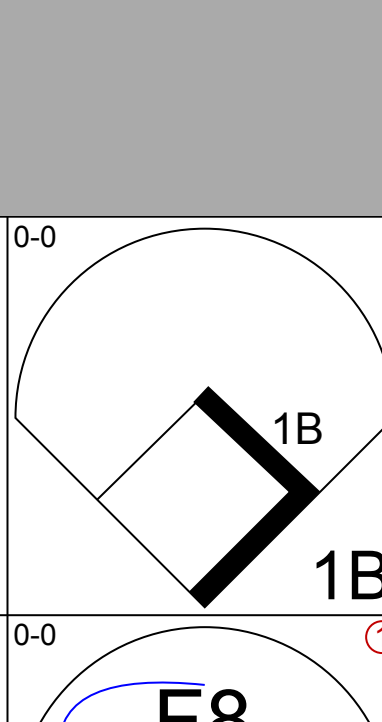
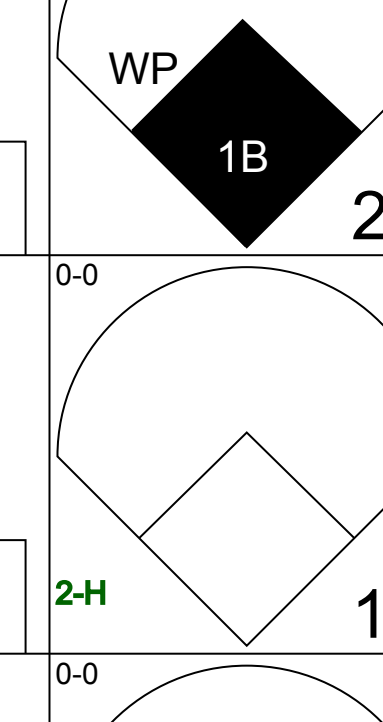
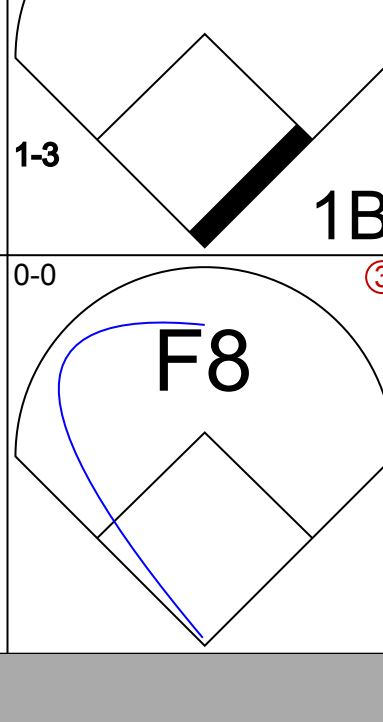
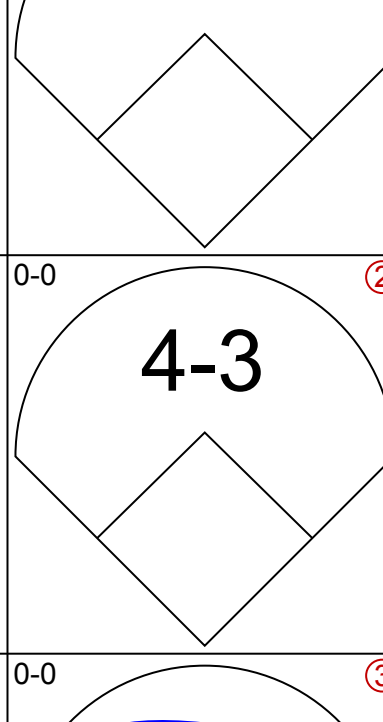
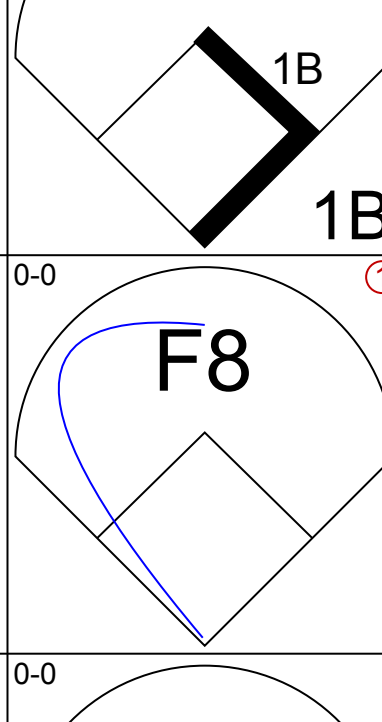
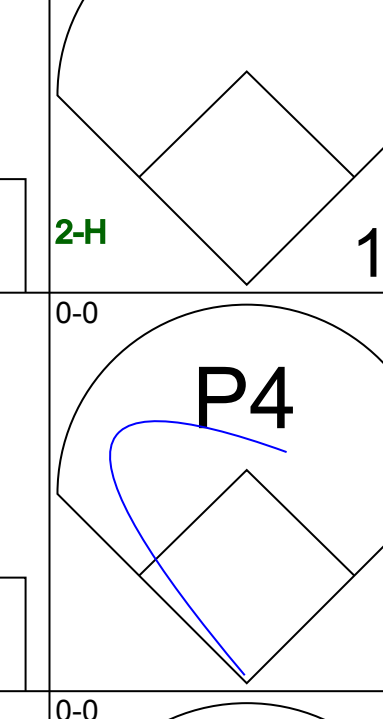
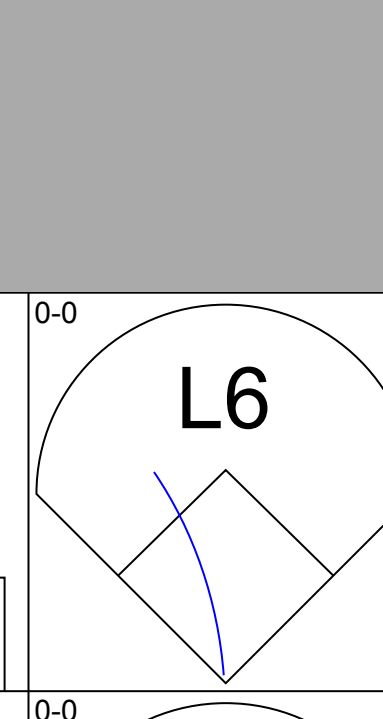
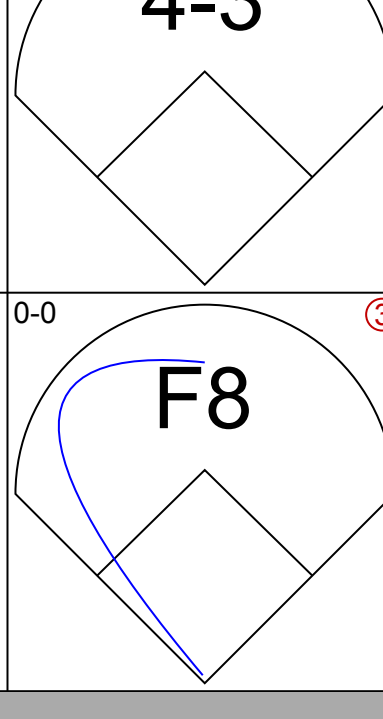
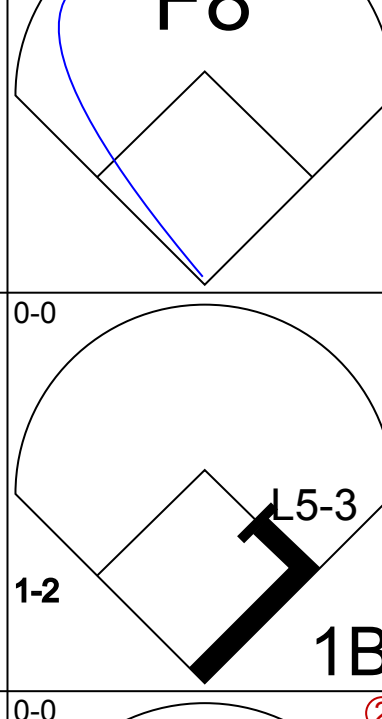


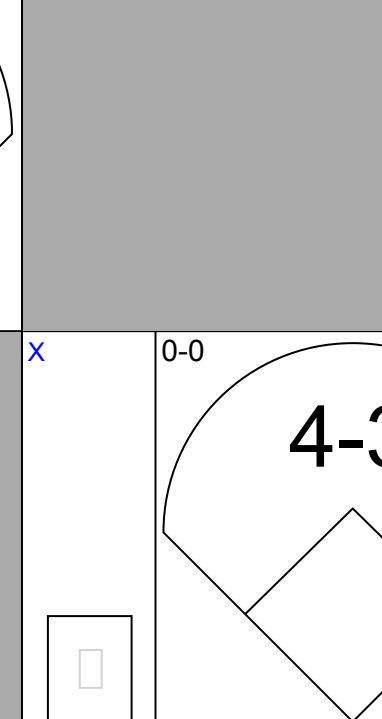
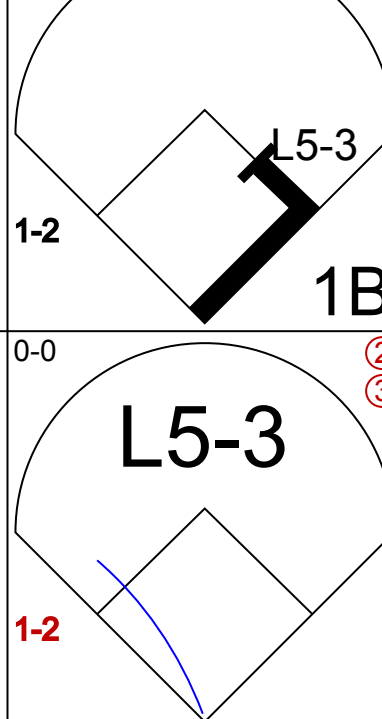


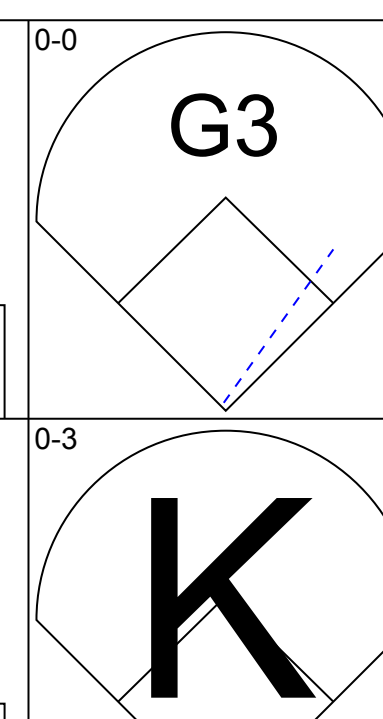
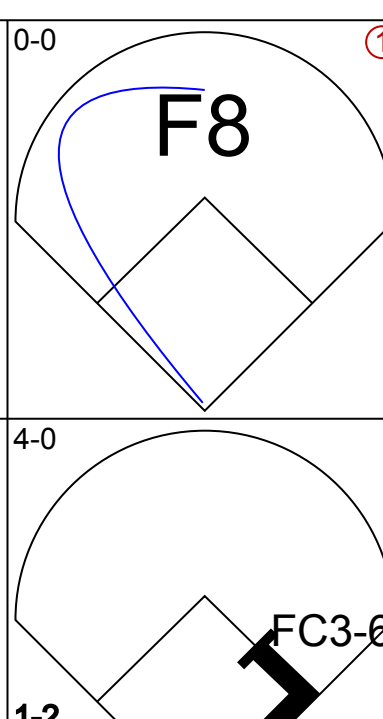
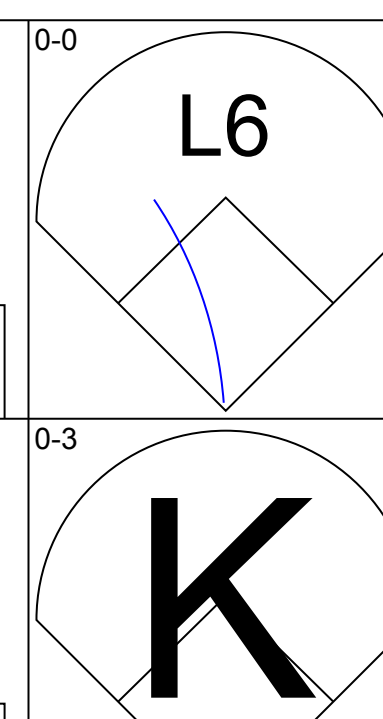
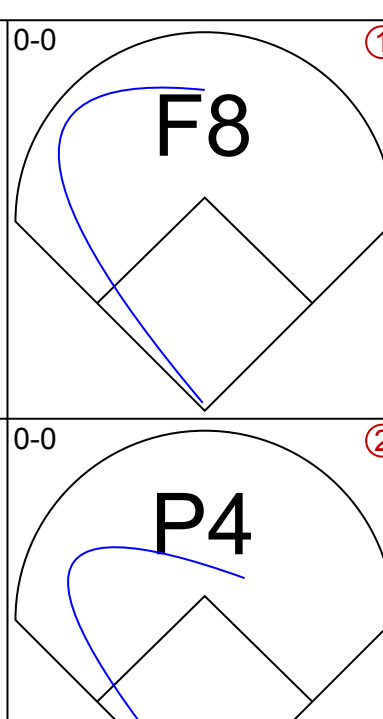
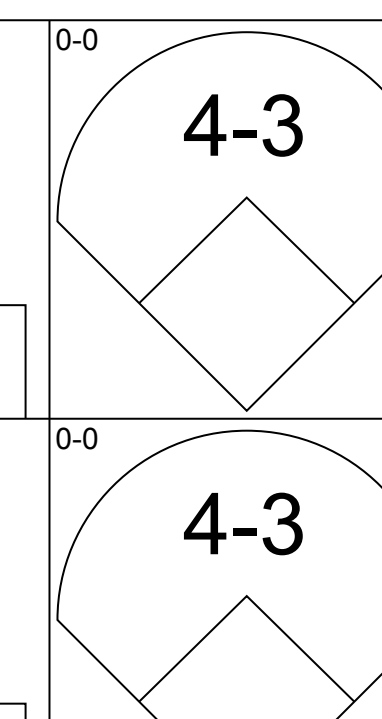
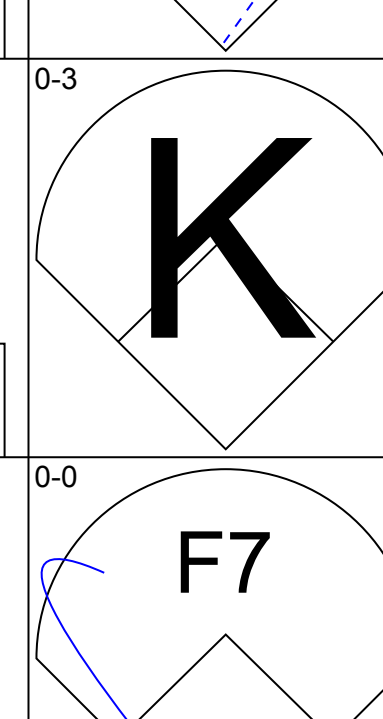
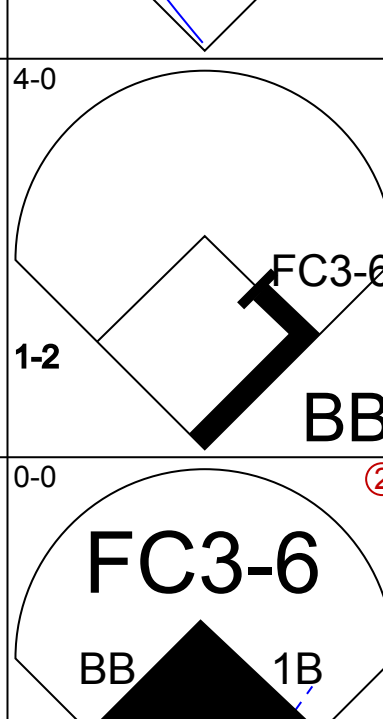
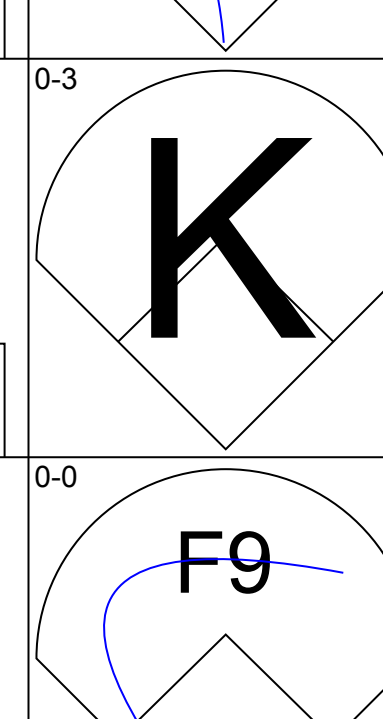
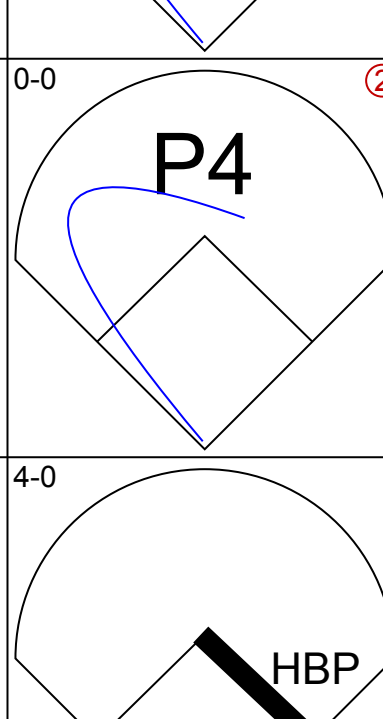
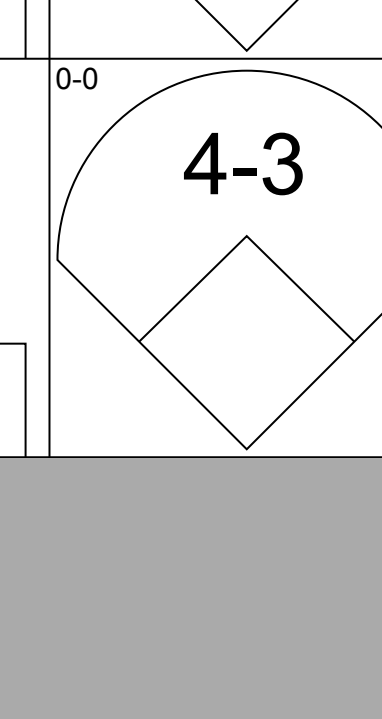
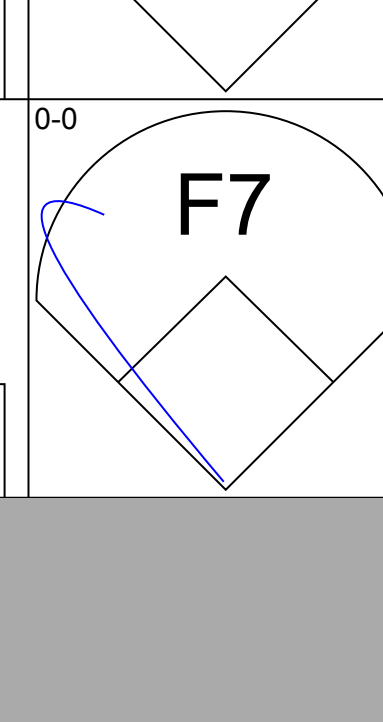
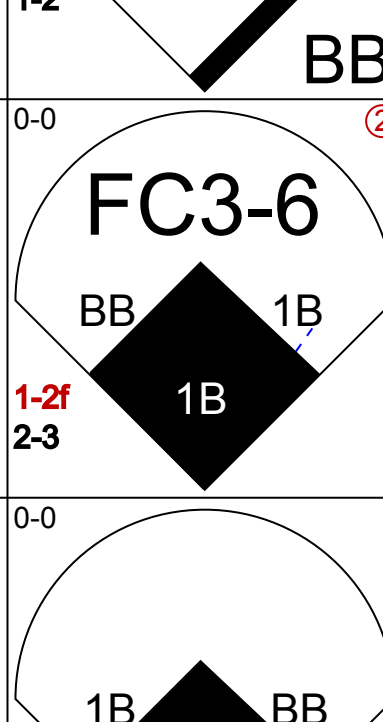
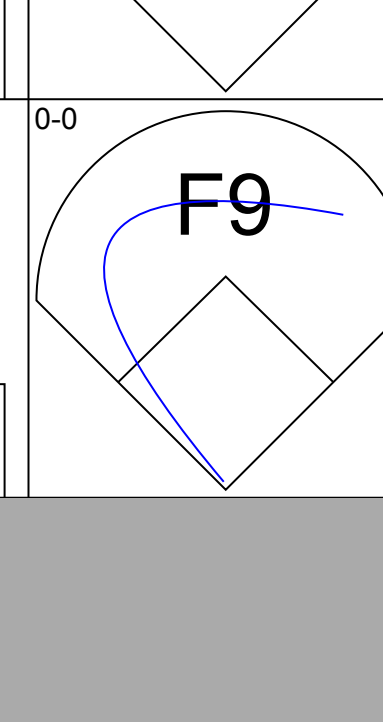
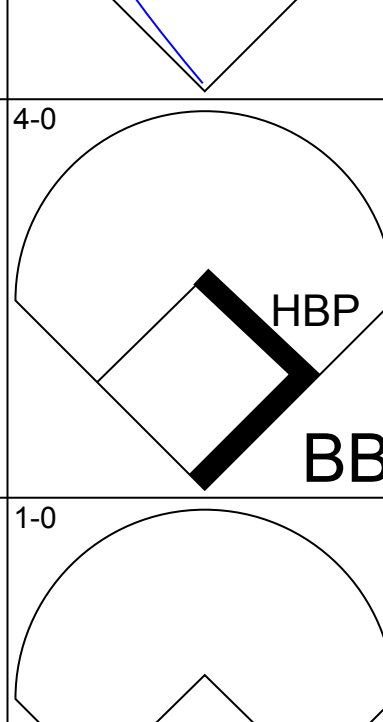
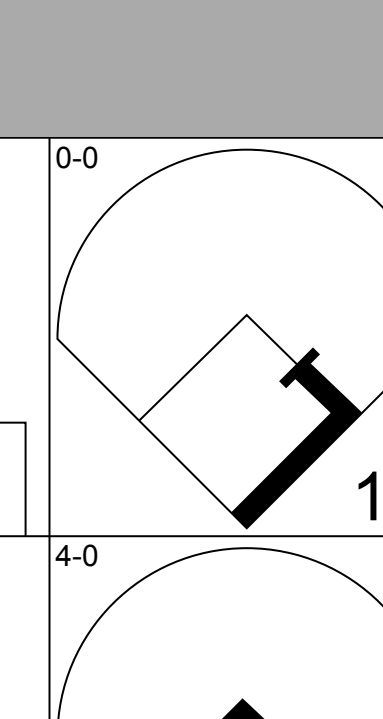
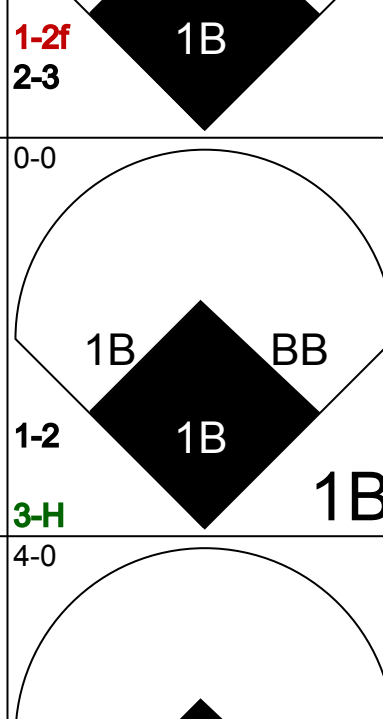

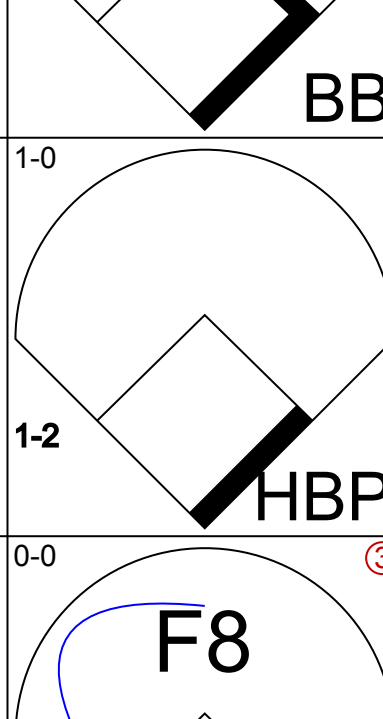

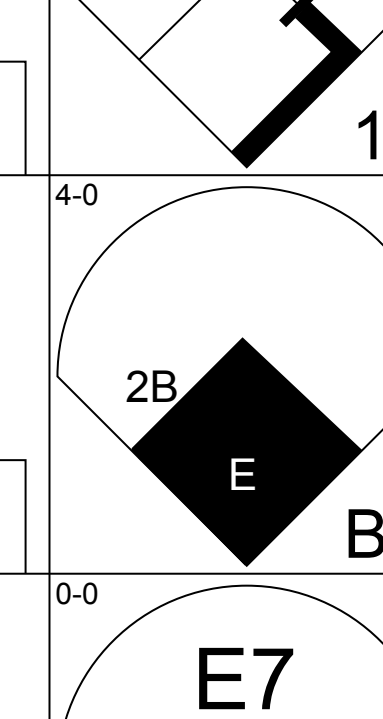
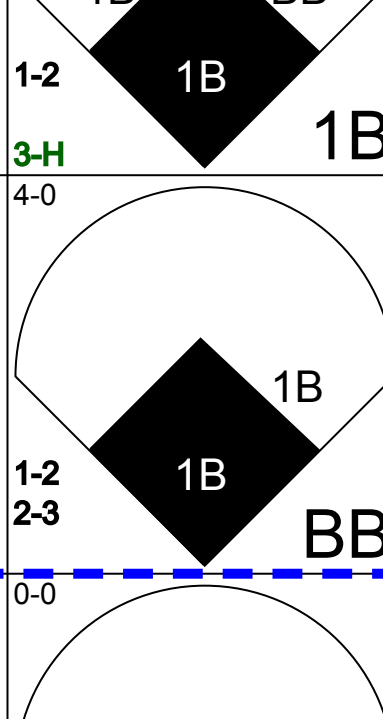

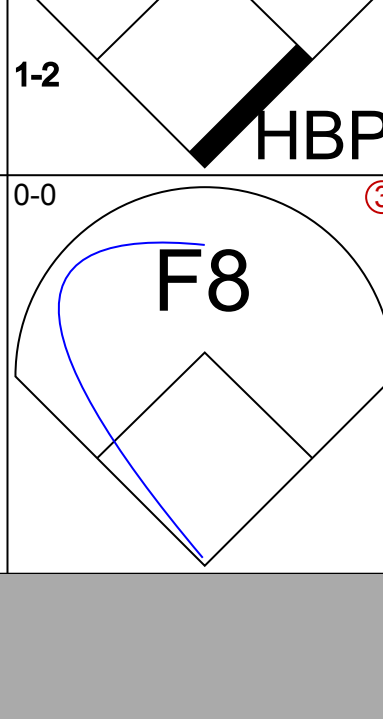

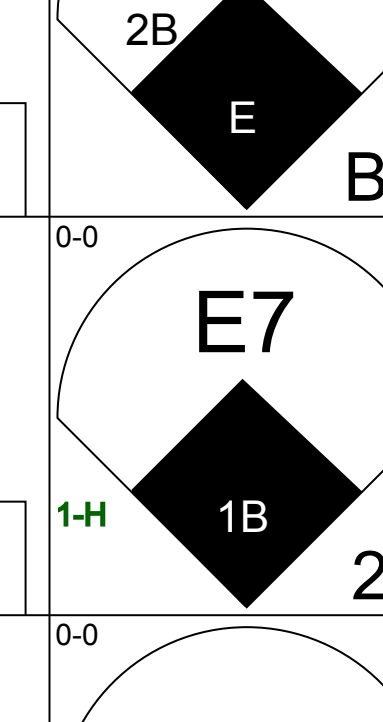
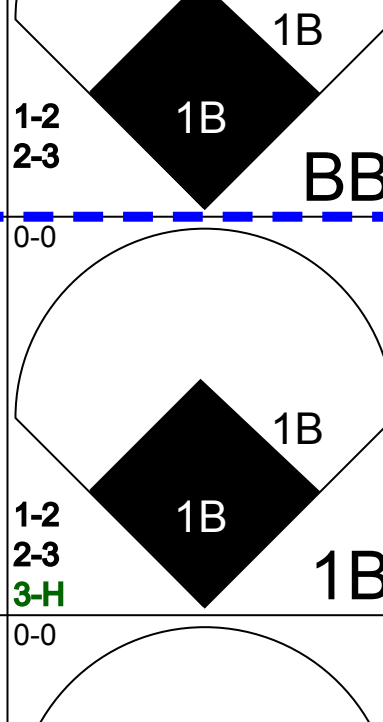

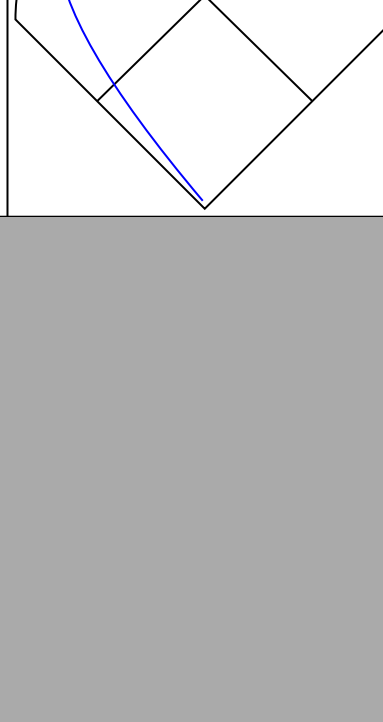
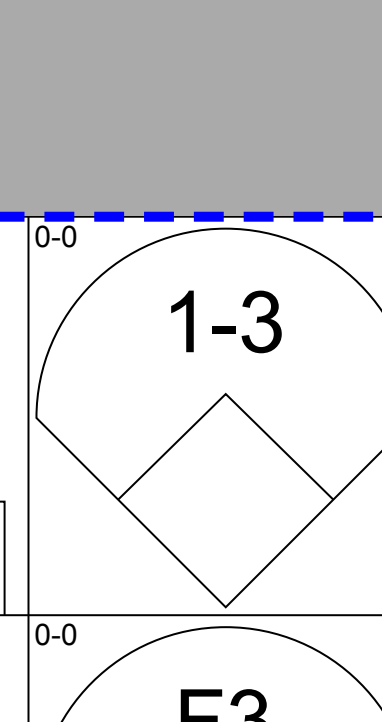
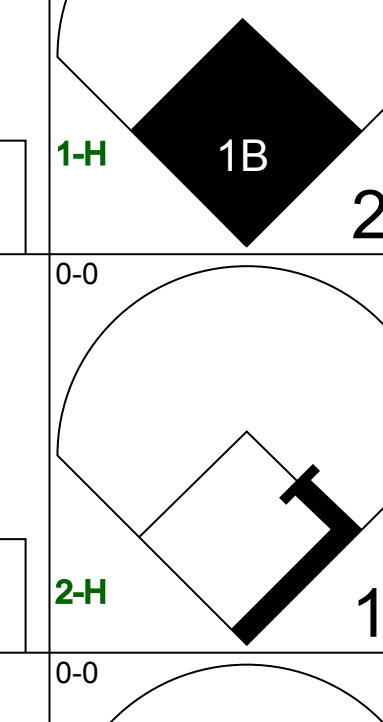
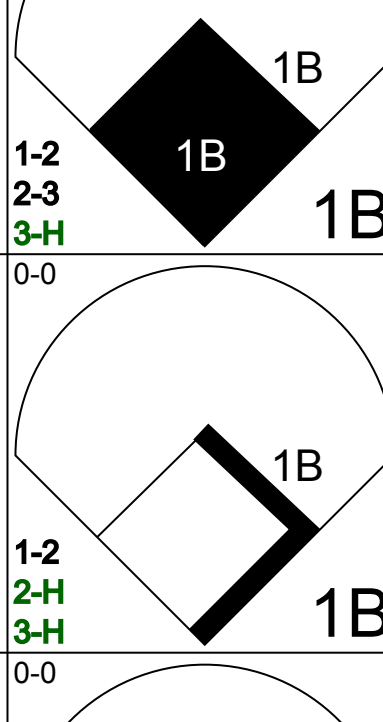


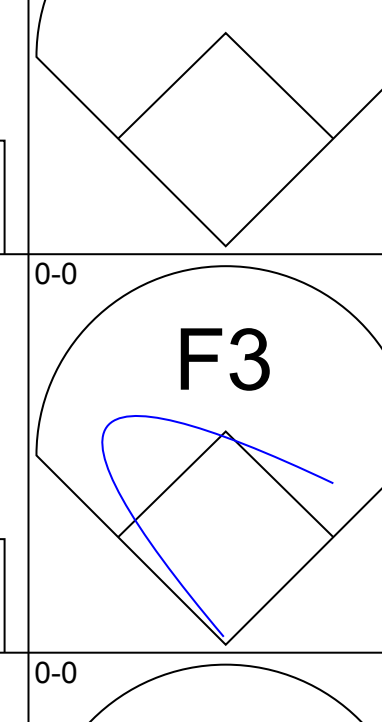
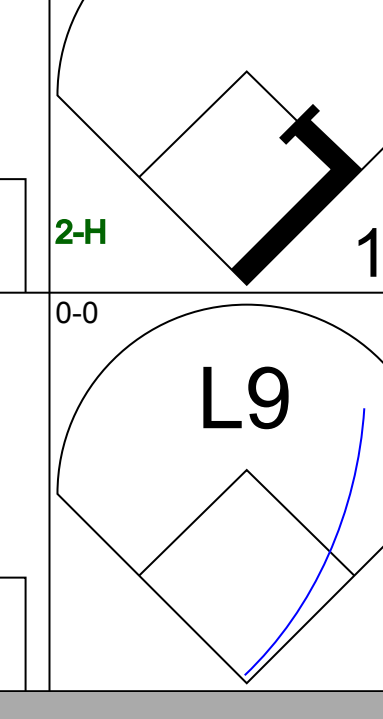
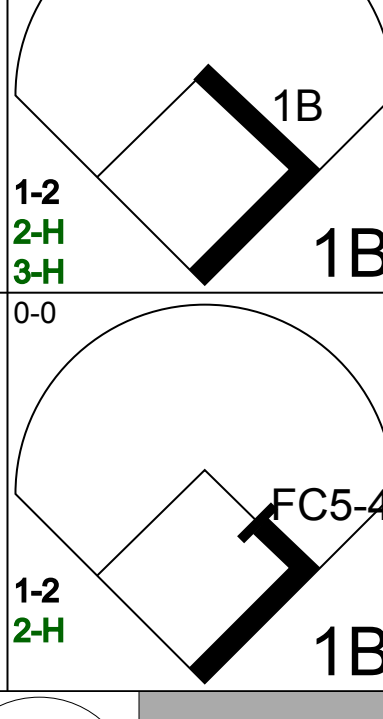


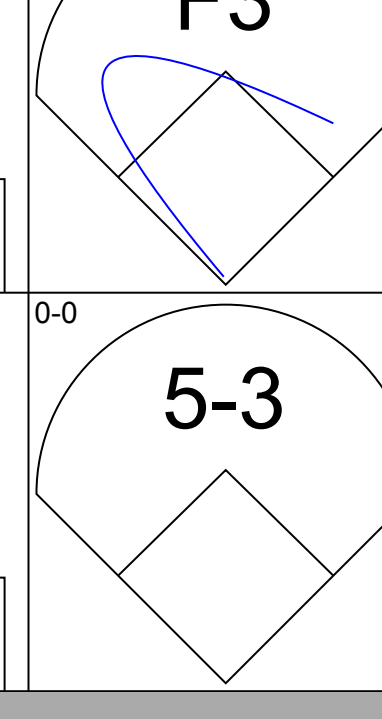
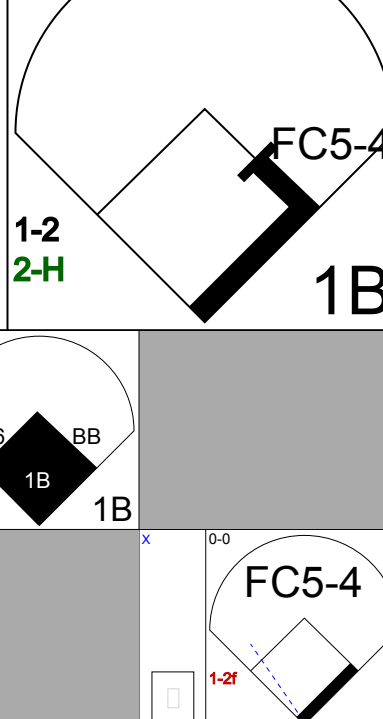

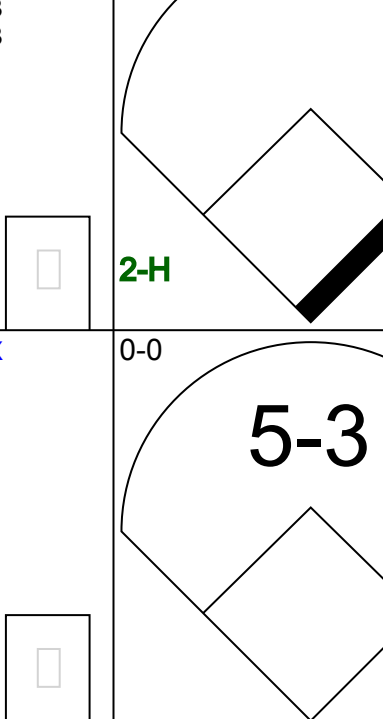
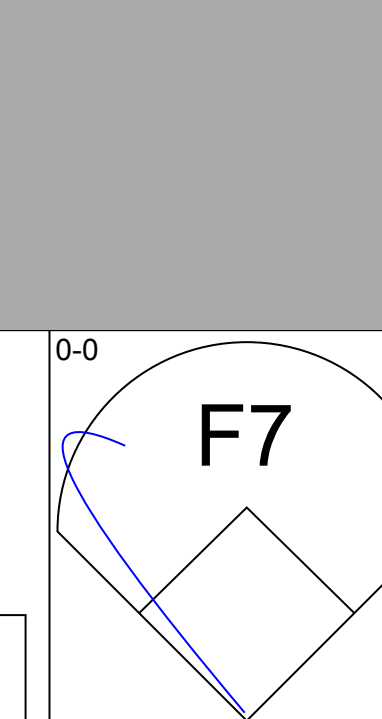
Batter	1	2	3	4	5	6	7	8	9	AB	R	H	RBI	BB	SO	LOB	BOTTOM					
Rich Coggins, L (1, 9) OBP: 0.300, SLG: 0.327										5	1	3	0	0	0	1						
Paul Blair, R (1, 8) OBP: 0.291, SLG: 0.401										4	1	1	1	0	0	3						
Tommy Davis, R (1, 10) OBP: 0.301, SLG: 0.361										4	0	0	0	0	0	3						
Bobby Grich, R (1, 4) OBP: 0.390, SLG: 0.496										2	1	1	0	2	1	0						
Boog Powell, L (1, 3) OBP: 0.341, SLG: 0.421										4	1	1	1	0	1	2						
Don Baylor, R (1, 7) OBP: 0.328, SLG: 0.351										4	1	2	3	0	0	1						
Eliot Hendricks, L (1, 2) OBP: 0.318, SLG: 0.421										3	0	0	0	1	0	1						
Enos Cabell, R (1, 5) OBP: 0.260, SLG: 0.296										4	1	1	0	0	2	3						
Mark Belanger, R (1, 6) OBP: 0.320, SLG: 0.358										4	0	1	0	0	0	3						
Inning Stats	R: 0 E: 0 K: 0 S: 3	H: 1 LOB: 3 BB: 2 P: 3	R: 0 E: 0 K: 2 S: 8	H: 1 LOB: 2 BB: 2 P: 16	R: 0 E: 0 K: 0 S: 3	H: 1 LOB: 0 BB: 0 P: 3	R: 0 E: 0 K: 0 S: 4	H: 1 LOB: 1 BB: 0 P: 4	R: 2 E: 0 K: 0 S: 5	H: 3 LOB: 0 BB: 0 P: 5	R: 0 E: 0 K: 1 S: 5	H: 0 LOB: 0 BB: 0 P: 5	R: 0 E: 0 K: 1 S: 5	H: 0 LOB: 0 BB: 0 P: 5	R: 4 E: 0 K: 0 S: 6	H: 3 LOB: 1 BB: 1 P: 10	R: 0 E: 0 K: 0 S: 3	H: 0 LOB: 0 BB: 0 P: 3	1B: 8 2B: 0 3B: 0 HR: 2	SF: 0 SAC: 0 DP: 3 HBP: 0	WP: 0 PB: 0 SB: 1 CS: 0	PA: 37
PITCHER	IP	WLS	BF	H	R	ER	SO	BB	IBB	HBP	BLK	WP	HR	S	P	ERA	WHIP					
Dick Bosman, R (1, 1) ERA: 3.94	7.2	W	32	9	5	5	4	2	1	0	0	0	1	37	49	5.87	1.435					
Tom Buskey, R (8, 1) ERA: 3.67	1.1		5	1	1	1	0	0	0	0	0	0	1	5	5	6.75	0.750					

Cleveland Indians @ Baltimore Orioles
Memorial Stadium, Baltimore, MD
Tue Jul 30 1974, 7:05 PM EDT
Att: 11,379 - Unknown

AB 34
R 6
H 10
RBI 5
BB 3
SO 4
LOB 17



Batter	1	2	3	4	5	6	7	8	9	AB	R	H	RBI	BB	SO	LOB	TOP			
Sandy Alomar Sr. S OBP: 0.249, SLG: 0.258 (1, 4)										4	0	1	1	0	1	0	New York Yankees @ Cleveland Indians Cleveland Municipal Stadium, Cleveland, OH Thu Aug 01 1974, 7:05 PM EDT Att: 16,179 - Unknown - 79 F			
Elliott Maddox R OBP: 0.393, SLG: 0.359 (1, 8)										4	0	0	0	0	0	3				
Bobby Murcer L OBP: 0.336, SLG: 0.390 (1, 9)										4	0	2	0	0	0	0				
Ron Blomberg L OBP: 0.353, SLG: 0.441 (1, 10)										4	0	0	0	0	0	2				
Graig Nettles L OBP: 0.324, SLG: 0.404 (1, 5)										4	0	1	0	0	0	0				
Lou Piniella R OBP: 0.347, SLG: 0.399 (1, 7)										4	1	3	0	0	0	0				
Chris Chambliss L OBP: 0.292, SLG: 0.327 (1, 3)										0	1	0	0	0	0	0				
Thurman Munson R OBP: 0.294, SLG: 0.365 (1, 2)										4	0	1	0	0	0	1				
Jim Mason L OBP: 0.312, SLG: 0.367 (1, 6)										4	0	1	0	0	0	2				
Inning Stats	R: 0 E: 0 K: 1 S: 6	H: 1 LOB: 1 BB: 0 P: 6	R: 2 E: 0 K: 0 S: 7	H: 4 LOB: 2 BB: 0 P: 7	R: 0 E: 0 K: 0 S: 5	H: 2 LOB: 2 BB: 0 P: 5	R: 0 E: 1 K: 0 S: 4	H: 0 LOB: 1 BB: 0 P: 4	R: 0 E: 0 K: 0 S: 3	H: 0 LOB: 0 BB: 0 P: 3	R: 0 E: 0 K: 0 S: 3	H: 0 LOB: 0 BB: 0 P: 3	R: 0 E: 0 K: 0 S: 3	H: 0 LOB: 0 BB: 0 P: 3	R: 0 E: 0 K: 0 S: 4	H: 2 LOB: 1 BB: 0 P: 4		1B: 8 2B: 2 3B: 1 HR: 0	SF: 0 SAC: 0 DP: 2 HBP: 0	WP: 1 PB: 0 SB: 0 CS: 0
PITCHER Jim Perry, R ERA: 2.87 (1, 1)	IP: 9.0 WLS: W BF: 36 H: 10 R: 2 ER: 2 SO: 1 BB: 0 IBB: 0 HBP: 0 BLK: 0 WP: 1 HR: 0 S: 38 P: 38 ERA: 2.00 WHIP: 1.111															PITCHER				

Batter	1	2	3	4	5	6	7	8	9	AB	R	H	RBI	BB	SO	LOB	BOTTOM			
John Lowenstein L OBP: 0.328, SLG: 0.340 Rusty Torres, S OBP: 0.254, SLG: 0.185 (6, FH) (7, 7)										3	0	0	0	0	0	1	New York Yankees @ Cleveland Indians Cleveland Municipal Stadium, Cleveland, OH Thu Aug 01 1974, 7:05 PM EDT Att: 16,179 - Unknown - 79 F			
Ed Crosby L OBP: 0.277, SLG: 0.250 (1, 4)										4	0	0	0	1	2	0				
George Hendrick R OBP: 0.350, SLG: 0.478 (1, 8)										3	1	0	0	1	0	2				
Charlie Spikes R OBP: 0.336, SLG: 0.435 (1, 9)										3	1	2	1	0	0	0				
John Ellis R OBP: 0.328, SLG: 0.429 (1, 3)										2	2	0	0	2	0	2				
Oscar Gamble L OBP: 0.334, SLG: 0.422 (1, 10)										4	3	3	1	0	0	0				
Buddy Bell R OBP: 0.313, SLG: 0.358 (1, 5)										4	1	3	4	0	0	0				
Dave Duncan R OBP: 0.257, SLG: 0.366 (1, 2)										3	0	1	1	1	0	0				
Frank Duffy R OBP: 0.270, SLG: 0.330 (1, 6)										4	1	1	0	0	0	3				
Inning Stats	R: 0 E: 0 K: 1 S: 5	H: 0 LOB: 0 BB: 0 P: 5	R: 2 E: 1 K: 0 S: 4	H: 3 LOB: 0 BB: 1 P: 8	R: 5 E: 0 K: 0 S: 8	H: 5 LOB: 2 BB: 2 P: 16	R: 0 E: 0 K: 1 S: 5	H: 0 LOB: 0 BB: 0 P: 5	R: 2 E: 1 K: 0 S: 5	H: 2 LOB: 1 BB: 1 P: 9	R: 0 E: 0 K: 0 S: 3	H: 0 LOB: 2 BB: 1 P: 8	R: 0 E: 0 K: 0 S: 3	H: 0 LOB: 0 BB: 0 P: 3	R: 0 E: 0 K: 0 S: 3	H: 0 LOB: 0 BB: 0 P: 3		1B: 8 2B: 2 3B: 0 HR: 0	SF: 0 SAC: 0 DP: 0 HBP: 1	WP: 0 PB: 0 SB: 0 CS: 0
PITCHER Dave Pagan, R ERA: 5.4 Rudy May, L ERA: 4.57 Mike Wallace, L ERA: 3.32 (1, 1) (3, 1) (7, 1)	IP: 2.2 WLS: L BF: 14 H: 5 R: 6 ER: 6 SO: 1 BB: 3 IBB: 0 HBP: 0 BLK: 0 WP: 0 HR: 0 S: 17 P: 26 ERA: 20.25 WHIP: 3.000															PITCHER				

Batter	1	2	3	4	5	6	7	8	9	AB	R	H	RBI	BB	SO	LOB	TOP			
Roy White, S (1, 10) OBP: 0.366, SLG: 0.364										4	1	2	0	1	0	0				
Elliott Maddox, R (1, 8) OBP: 0.386, SLG: 0.352										5	0	0	0	0	1	4				
Lou Piniella, R (1, 7) OBP: 0.345, SLG: 0.396										5	0	1	0	0	2	1				
Otto Velez, R (1, 3) OBP: 0.359, SLG: 0.412										2	0	0	0	2	0	0				
Graig Nettles, L (1, 5) OBP: 0.323, SLG: 0.403										3	0	1	1	0	0	2				
Thurman Munson, R (1, 2) OBP: 0.297, SLG: 0.366										4	1	2	0	0	0	0				
Walt Williams, R (1, 9) Bobby Murcer, L (8, PH) OBP: 0.335, SLG: 0.389									3	0	0	0	0	1	1		AB 33			
Sandy Alomar Sr., S (1, 4) Bill Sudakis, S (8, PH) Fernando Gonzalez, R (8, PR) OBP: 0.289, SLG: 0.364									0	0	3	0	0	0	0	0		R 2		
Jim Mason, L (1, 6) OBP: 0.308, SLG: 0.363									3	0	0	1	0	0	5		H 9			
Inning Stats	R: 1 E: 0 K: 0 S: 4	H: 2 LOB: 1 BB: 1 P: 8	R: 0 E: 0 K: 1 S: 6	H: 1 LOB: 1 BB: 0 P: 6	R: 0 E: 0 K: 2 S: 8	H: 1 LOB: 2 BB: 1 P: 12	R: 0 E: 0 K: 0 S: 5	H: 2 LOB: 0 BB: 0 P: 9	R: 0 E: 0 K: 0 S: 3	H: 1 LOB: 1 BB: 0 P: 4	R: 0 E: 0 K: 1 S: 5	H: 0 LOB: 0 BB: 0 P: 5	R: 0 E: 0 K: 0 S: 5	H: 2 LOB: 3 BB: 1 P: 9	R: 0 E: 0 K: 0 S: 3	H: 0 LOB: 0 BB: 0 P: 3	1B: 8 2B: 2 3B: 0 HR: 0	SF: 2 SAC: 0 DP: 1 HBP: 0	WP: 0 PB: 0 SB: 1 CS: 0	PA: 39
PITCHER	IP WLS BF H R ER SO BB IBB HBP BLK WP HR S P ERA WHIP																			
Fritz Peterson, L (1, 1) ERA: 4.43	7.1 W 32 8 2 2 4 3 0 0 0 0 0 0 37 49 2.46 1.500																			
Tom Buskey, R (8, 1) ERA: 3.55	1.2 7 1 0 0 0 1 0 0 0 0 0 0 6 10 0.00 1.200																			

New York Yankees @ Cleveland Indians
Cleveland Municipal Stadium, Cleveland, OH
Fri Aug 02 1974, 7:05 PM EDT
Att: 18,842 - Cloudy - 88 F

AB	33
R	2
H	9
RBI	2
BB	4
SO	4
LOB	15



Batter	1	2	3	4	5	6	7	8	9	AB	R	H	RBI	BB	SO	LOB	BOTTOM			
John Lowenstein, L (1, 7) OBP: 0.324, SLG: 0.335										5	0	0	0	0	2	6				
Rusty Torres, S (9, 7) OBP: 0.254, SLG: 0.185										0	0	0	0	0	0	0				
Frank Duffy, R (1, 6) OBP: 0.274, SLG: 0.334										5	1	3	2	0	1	0				
George Hendrick, R (1, 8) OBP: 0.350, SLG: 0.477										5	1	2	0	0	0	2				
Charlie Spikes, R (1, 9) OBP: 0.340, SLG: 0.440										3	1	2	0	1	1	2				
John Ellis, R (1, 3) OBP: 0.330, SLG: 0.428										3	1	1	1	1	2	2				
Buddy Bell, R (1, 5) OBP: 0.318, SLG: 0.368										3	1	2	3	1	1	2				
Oscar Gamble, L (1, 10) OBP: 0.340, SLG: 0.433										4	1	3	1	0	0	1				
Dave Duncan, R (1, 2) OBP: 0.257, SLG: 0.362										3	1	0	0	1	0	3				
Luis Alvarado, R (1, 4) OBP: 0.184, SLG: 0.158										3	1	0	0	0	0	3				
Inning Stats	R: 1 E: 0 K: 3 S: 12	H: 3 LOB: 2 BB: 0 P: 12	R: 0 E: 0 K: 0 S: 3	H: 1 LOB: 1 BB: 1 P: 7	R: 3 E: 0 K: 1 S: 8	H: 3 LOB: 1 BB: 1 P: 12	R: 0 E: 0 K: 0 S: 4	H: 1 LOB: 1 BB: 0 P: 4	R: 1 E: 0 K: 1 S: 5	H: 2 LOB: 1 BB: 1 P: 9	R: 0 E: 0 K: 0 S: 3	H: 0 LOB: 0 BB: 0 P: 3	R: 0 E: 0 K: 1 S: 5	H: 0 LOB: 1 BB: 1 P: 9	R: 3 E: 2 K: 1 S: 9	H: 3 LOB: 1 BB: 0 P: 9	1B: 8 2B: 6 3B: 0 HR: 0	SF: 0 SAC: 1 DP: 1 HBP: 0	WP: 1 PB: 0 SB: 0 CS: 2	PA: 40
PITCHER	IP WLS BF H R ER SO BB IBB HBP BLK WP HR S P ERA WHIP																			
Sam McDowell, L (1, 1) ERA: 4.07	2.2 L 16 7 4 4 4 2 0 0 0 0 0 0 22 30 13.50 3.375																			
Cecil Upshaw, R (3, 1) ERA: 2.75	4.1 16 3 1 1 2 2 0 0 0 0 0 0 18 26 2.08 1.154																			
Sparky Lyle, L (8, 1) ERA: 2.0	1.0 7 3 3 0 1 0 0 0 0 0 0 0 9 9 0.00 3.000																			

New York Yankees @ Cleveland Indians
Cleveland Municipal Stadium, Cleveland, OH
Fri Aug 02 1974, 7:05 PM EDT
Att: 18,842 - Cloudy - 88 F

AB	34
R	8
H	13
RBI	7
BB	4
SO	7
LOB	21



Batter	1	2	3	4	5	6	7	8	9	AB	R	H	RBI	BB	SO	LOB	TOP										
John Lowenstein, L (1, 7) OBP: 0.322, SLG: 0.331 Rusty Torres, S (7, 7) OBP: 0.250, SLG: 0.182	E1 4-3 S		F8		F8		1B		F5	4	0	1	1	0	0	1	Cleveland Indians @ Milwaukee Brewers Milwaukee County Stadium, Milwaukee, WI Sun Aug 04 1974, 4:33 AM EDT Unknown										
Frank Duffy, R (1, 6) OBP: 0.276, SLG: 0.332	4-3 1-3			BB	K		K			3	0	0	0	1	2	3											
George Hendrick, R (1, 8) OBP: 0.350, SLG: 0.489	K			F5		F4		1B	1B	4	0	1	0	0	1	2											
Charlie Spikes, R (1, 9) OBP: 0.338, SLG: 0.446	F4			F8		F8		F5		4	0	0	0	0	0	3											
John Ellis, R (1, 2) OBP: 0.333, SLG: 0.426		4-0 CS BB		F3		F8			1-3 1B	3	0	1	0	1	0	1											
Oscar Gamble, L (1, 10) OBP: 0.348, SLG: 0.450	F9 1-2				2B SF7 1B		1B SH3-1 2B		F8	4	2	2	0	0	0	3											
Tom McCraw, L (1, 3) OBP: 0.346, SLG: 0.415	K				1-3 2B		F2		1-3	4	1	1	0	0	1	3											
Buddy Bell, R (1, 5) OBP: 0.317, SLG: 0.366			F5		SF7		SH3-1 1B		5-3	3	1	1	1	0	0	0											
Luis Alvarado, R (1, 4) OBP: 0.191, SLG: 0.176			K		3-H 2B		SH3-1		F4	3	0	1	2	0	1	0											
Inning Stats	R: 0 E: 1 K: 1 S: 6	H: 0 LOB: 1 BB: 0 P: 6	R: 0 E: 0 K: 1 S: 4	H: 0 LOB: 0 BB: 1 P: 8	R: 0 E: 0 K: 1 S: 5	H: 0 LOB: 0 BB: 0 P: 5	R: 0 E: 0 K: 0 S: 3	H: 0 LOB: 1 BB: 1 P: 7	R: 2 E: 0 K: 1 S: 8	H: 3 LOB: 1 BB: 0 P: 8	R: 0 E: 0 K: 0 S: 3	H: 0 LOB: 0 BB: 0 P: 3	R: 2 E: 0 K: 1 S: 8	H: 3 LOB: 1 BB: 0 P: 8	R: 0 E: 0 K: 0 S: 5	H: 2 LOB: 2 BB: 0 P: 5	R: 0 E: 0 K: 0 S: 3	H: 0 LOB: 0 BB: 0 P: 3	1B: 5 2B: 3 3B: 0 HR: 0	SF: 1 SAC: 1 DP: 0 HBP: 0	WP: 0 PA: 37 CS: 1						
PITCHER	IP	WLS	BF	H	R	ER	SO	BB	IBB	HBP	BLK	WP	HR	S	P	ERA	WHIP										
Bill Champion, R (1, 1) ERA: 3.5	7.1	L	32	8	4	4	5	2	0	0	0	0	0	40	48	4.91	1.364										
Tom Murphy, R (8, 1) ERA: 1.59	1.2	S	5	0	0	0	0	0	0	0	0	0	0	5	5	0.00	0.000										

Batter	1	2	3	4	5	6	7	8	9	AB	R	H	RBI	BB	SO	LOB	BOTTOM										
Don Money, R (1, 5) OBP: 0.336, SLG: 0.411	HR		F7		F7		BB		SF7	3	1	1	2	1	0	1	Cleveland Indians @ Milwaukee Brewers Milwaukee County Stadium, Milwaukee, WI Sun Aug 04 1974, 4:33 AM EDT Unknown										
Dave May, L (1, 9) OBP: 0.272, SLG: 0.335	4-3		K				F9		F8	5	0	0	0	0	1	2											
George Scott, R (1, 3) OBP: 0.365, SLG: 0.483	4-3				F5		6-3		2B 1B	4	0	1	0	0	0	0											
John Briggs, L (1, 7) OBP: 0.356, SLG: 0.489	1B				4-3		1B		1-3 2B	4	0	3	0	0	0	0											
Darrell Porter, L (1, 10) OBP: 0.345, SLG: 0.380	F4				2B		4-3		K	4	0	1	0	0	1	4											
Charlie Moore, R (1, 2) OBP: 0.338, SLG: 0.379		4-3			6-3		FC4-6 BB		P5	3	0	0	0	1	0	3											
Ken Berry, R (1, 8) OBP: 0.245, SLG: 0.222		6-3					F8		F4	3	0	0	0	0	0	1											
Mike Hegan, L (8, PH) OBP: 0.297, SLG: 0.422									F3	1	0	0	0	0	0	2											
Bob Coluccio, R (9, 8) OBP: 0.307, SLG: 0.342										0	0	0	0	0	0	0											
Tim Johnson, L (1, 4) OBP: 0.280, SLG: 0.392		F7					FC4-6 E		SF7 3B	4	2	2	0	0	0	1											
Robin Yount, R (1, 6) OBP: 0.277, SLG: 0.352			6-3				E4 2B		F6	4	0	1	1	0	0	2											
Inning Stats	R: 1 E: 0 K: 0 S: 5	H: 2 LOB: 1 BB: 0 P: 5	R: 0 E: 0 K: 0 S: 3	H: 0 LOB: 0 BB: 0 P: 3	R: 0 E: 0 K: 1 S: 5	H: 0 LOB: 0 BB: 0 P: 5	R: 0 E: 0 K: 0 S: 4	H: 1 LOB: 1 BB: 0 P: 4	R: 0 E: 0 K: 0 S: 4	H: 1 LOB: 1 BB: 0 P: 4	R: 0 E: 0 K: 0 S: 4	H: 1 LOB: 1 BB: 0 P: 4	R: 1 E: 1 K: 0 S: 4	H: 1 LOB: 2 BB: 2 P: 12	R: 0 E: 0 K: 1 S: 7	H: 2 LOB: 2 BB: 0 P: 7	R: 1 E: 0 K: 0 S: 4	H: 1 LOB: 0 BB: 0 P: 4	1B: 3 2B: 4 3B: 1 HR: 1	SF: 1 SAC: 0 DP: 0 HBP: 0	WP: 0 PA: 38 CS: 0						
PITCHER	IP	WLS	BF	H	R	ER	SO	BB	IBB	HBP	BLK	WP	HR	S	P	ERA	WHIP										
Dick Bosman, R (1, 1) ERA: 3.82	6.2	W	27	6	2	2	1	1	0	0	0	0	0	28	32	2.70	1.050										
Tom Buskey, R (7, 1) ERA: 3.52	2.1	S	11	3	1	1	1	1	0	0	0	0	0	12	16	3.86	1.714										

Batter	1	2	3	4	5	6	7	8	9	AB	R	H	RBI	BB	SO	LOB	TOP					
John Lowenstein, L (1, 7) Rusty Torres, S (8, 7) OBP: 0.323, SLG: 0.339 OBP: 0.246, SLG: 0.200	K		F8		CS 1B		K			4	0	1	0	0	2	2	Cleveland Indians @ Detroit Tigers Tiger Stadium, Detroit, MI Wed Aug 07 1974, 7:05 PM EDT Att: 13,633 - Unknown					
Frank Duffy, R (1, 6) OBP: 0.276, SLG: 0.329	F8		FC6-4 1B		CS 1-2	F7		5-3		4	0	1	0	0	0							
George Hendrick, R (1, 8) OBP: 0.345, SLG: 0.483	6-3		FC6-4 1-2			SF9 3B		K		4	1	1	0	0	1							
Charlie Spikes, R (1, 9) OBP: 0.337, SLG: 0.439		3-1			5-3	SF9		5-3		3	0	0	1	0	0							
Buddy Bell, R (1, 5) OBP: 0.319, SLG: 0.363	K				4-3 BB	3-H 1B		F9		3	0	1	0	1	1							
Oscar Gamble, L (1, 10) OBP: 0.357, SLG: 0.454					4-3 1-2	F9		G6-4-3 1B		4	0	2	0	0	2							
Joe Lis, R (1, 3) Tom McCraw, L (8, 3) John Ellis, R (9, PH) OBP: 0.295, SLG: 0.271 OBP: 0.346, SLG: 0.415 OBP: 0.341, SLG: 0.447	F7				K			G6-4-3 1B		3	1	1	0	0	1							
Dave Duncan, R (1, 2) OBP: 0.258, SLG: 0.359			K			F7		SH5-3 1B		2	0	0	0	0	1							
Luis Alvarado, R (1, 4) OBP: 0.212, SLG: 0.194						5-3		CS 1B		2	0	1	1	1	0							
Inning Stats	R: 0 E: 0 K: 1 S: 5	H: 0 LOB: 0 BB: 0 P: 5	R: 0 E: 0 K: 1 S: 6	H: 1 LOB: 1 BB: 0 P: 6	R: 0 E: 0 K: 1 S: 6	H: 1 LOB: 2 BB: 1 P: 10	R: 0 E: 0 K: 1 S: 5	H: 0 LOB: 1 BB: 1 P: 9	R: 0 E: 0 K: 0 S: 3	H: 1 LOB: 0 BB: 0 P: 3	R: 1 E: 0 K: 0 S: 5	H: 2 LOB: 1 BB: 0 P: 5	R: 0 E: 0 K: 1 S: 6	H: 2 LOB: 0 BB: 0 P: 6	R: 0 E: 0 K: 1 S: 5	H: 0 LOB: 0 BB: 0 P: 5		R: 0 E: 0 K: 0 S: 3	H: 1 LOB: 0 BB: 0 P: 3	1B: 6 2B: 1 3B: 1 HR: 0	SF: 1 SAC: 1 DP: 1 HBP: 0	WP: 0 PB: 0 SB: 0 CS: 2
PITCHER Mickey Lolich, L (1, 1) ERA: 3.86	IP: 9.0 WLS: W BF: 34 H: 8 R: 2 ER: 2 SO: 6 BB: 2 IBB: 0 HBP: 0 BLK: 0 WP: 0 HR: 0 S: 44 P: 52 ERA: 2.00 WHIP: 1.111															PITCHER						

Batter	1	2	3	4	5	6	7	8	9	AB	R	H	RBI	BB	SO	LOB	BOTTOM			
Ron LeFlore, R (1, 8) OBP: 0.325, SLG: 0.333	FC6-4 1B		K		K		1B 1B			4	1	2	1	0	2	1	Cleveland Indians @ Detroit Tigers Tiger Stadium, Detroit, MI Wed Aug 07 1974, 7:05 PM EDT Att: 13,633 - Unknown			
Gary Sutherland, R (1, 4) OBP: 0.297, SLG: 0.333	FC6-4 1-2		FC5-4 1B		F8		SH5-4 FC1-2 1B			4	0	2	1	0	0					
Al Kaline, R (1, 10) OBP: 0.334, SLG: 0.376	L9		FC5-4 1-2			FC5-4 1B	FC1-2 SH5-4 1B			4	0	2	1	0	0					
Bill Freehan, R (1, 3) OBP: 0.361, SLG: 0.453	P4					F8	SH5-4			3	0	1	0	0	2					
Dick Sharon, R (1, 9) OBP: 0.291, SLG: 0.276			F7		K		FC1-2			4	0	1	0	0	1					
Marvin Lane, R (1, 7) Ben Oglivie, L (7, PH) Jim Nettles, L (8, 7) OBP: 0.333, SLG: 0.355 OBP: 0.381, SLG: 0.425 OBP: 0.289, SLG: 0.394					K		FC5-4 1B			3	0	1	0	0	1					
Aurelio Rodriguez, R (1, 5) OBP: 0.263, SLG: 0.324					P2		FC5-4 1-2			4	0	1	0	0	0					
Ed Brinkman, R (1, 6) OBP: 0.263, SLG: 0.338		G6-4-3 1B					F7			1	0	0	0	0	2					
Jerry Moses, R (1, 2) OBP: 0.287, SLG: 0.366		G6-4-3 1-2			K		F9			4	1	1	0	0	1					
Inning Stats	R: 0 E: 0 K: 0 S: 4	H: 1 LOB: 1 BB: 0 P: 4	R: 0 E: 0 K: 0 S: 4	H: 2 LOB: 1 BB: 0 P: 4	R: 0 E: 0 K: 1 S: 6	H: 1 LOB: 1 BB: 0 P: 6	R: 0 E: 0 K: 2 S: 8	H: 1 LOB: 1 BB: 0 P: 8	R: 0 E: 0 K: 0 S: 5	H: 2 LOB: 2 BB: 0 P: 5	R: 3 E: 0 K: 0 S: 8	H: 5 LOB: 2 BB: 0 P: 8	R: 0 E: 0 K: 0 S: 3	H: 1 LOB: 1 BB: 0 P: 3	R: 0 E: 0 K: 0 S: 3	H: 1 LOB: 0 BB: 0 P: 3		1B: 12 2B: 2 3B: 0 HR: 0	SF: 0 SAC: 1 DP: 1 HBP: 0	WP: 0 PB: 0 SB: 0 CS: 0
PITCHER Fritz Peterson, L (1, 1) ERA: 4.35 Fred Beene, R (7, 1) ERA: 5.46 Tom Buskey, R (7, 1) ERA: 3.34	IP: 6.0 WLS: L BF: 27 H: 10 R: 2 ER: 2 SO: 5 BB: 0 IBB: 0 HBP: 0 BLK: 0 WP: 0 HR: 0 S: 2 P: 27 ERA: 3.00 WHIP: 1.667															PITCHER				

Batter	1	2	3	4	5	6	7	8	9	AB	R	H	RBI	BB	SO	LOB	TOP										
John Lowenstein, L (1, 7) OBP: 0.324, SLG: 0.340 Rusty Torres, S (7, 7) OBP: 0.242, SLG: 0.197	0-0 G3 1B		0-0 F9		0-0 K		0-0 F7		0-0 F7	4	0	2	0	0	0	3											
Frank Duffy, R (1, 6) OBP: 0.273, SLG: 0.325	0-0 G3 1-2		0-3 K		0-3 K				0-3 K	4	0	0	0	0	0	3											
George Hendrick, R (1, 8) OBP: 0.344, SLG: 0.481	0-0 4-3 2-3			0-0 HR 1B		0-0 6-3		0-0 6-3		4	1	1	0	0	0	1											
Charlie Spikes, R (1, 9) OBP: 0.338, SLG: 0.448	0-0 6-3			0-0 HR 1B		0-0 L4		0-0 1B		4	1	2	2	0	0	1											
Oscar Gamble, L (1, 10) OBP: 0.353, SLG: 0.448		0-0 4-3		0-0 F9		0-0 3-1		0-0 F8		4	0	0	0	0	0	1											
Tom McCraw, L (1, 3) OBP: 0.343, SLG: 0.417	0-0 4-1		0-0 6-3				0-0 F7		0-0 1B E 2B	4	1	1	0	0	0	0											
Buddy Bell, R (1, 5) Ed Crosby, L (8, 5) OBP: 0.288, SLG: 0.262	0-0 1-3			0-0 1B			0-0 1-3		0-0 2-3 1B	3	0	1	0	0	0	0											
Dave Duncan, R (1, 2) OBP: 0.261, SLG: 0.359			0-0 1B	0-0 1-3			4-0 1B BB		0-0 G3	3	0	1	0	1	0	2											
Luis Alvarado, R (1, 4) OBP: 0.213, SLG: 0.196			0-3 K		0-0 5-3		0-0 1-2 1B		0-3 K	4	0	1	0	0	2	2											
Inning Stats	R: 0 E: 0 K: 0 S: 4	H: 1 LOB: 1 BB: 0 P: 4	R: 0 E: 0 K: 0 S: 3	H: 0 LOB: 0 BB: 0 P: 3	R: 0 E: 0 K: 2 S: 8	H: 1 LOB: 1 BB: 0 P: 8	R: 2 E: 0 K: 0 S: 6	H: 3 LOB: 1 BB: 0 P: 6	R: 0 E: 0 K: 0 S: 5	H: 1 LOB: 0 BB: 0 P: 5	R: 0 E: 0 K: 0 S: 3	H: 0 LOB: 0 BB: 0 P: 3	R: 0 E: 0 K: 0 S: 4	H: 1 LOB: 2 BB: 1 P: 8	R: 0 E: 0 K: 1 S: 6	H: 1 LOB: 1 BB: 0 P: 6	R: 1 E: 1 K: 1 S: 7	H: 2 LOB: 1 BB: 0 P: 7	1B: 8 2B: 1 3B: 0 HR: 1	SF: 0 SAC: 0 DP: 0 HBP: 0	WP: 0 PB: 0 SB: 0 CS: 0	PA: 37					
PITCHER	IP	WLS	BF	H	R	ER	SO	BB	IBB	HBP	BLK	WP	HR	S	P	ERA	WHIP										
Joe Coleman, R (1, 1) ERA: 4.15	7.0		28	7	2	2	3	1	0	0	0	0	1	33	37	2.57	1.143										
Jim Ray, R (8, 1) ERA: 4.17	2.0	W	9	3	1	0	2	0	0	0	0	0	0	13	13	0.00	1.500										

Cleveland Indians @ Detroit Tigers
Tiger Stadium, Detroit, MI
Thu Aug 08 1974, 7:05 PM EDT
Att: 12,408 - Unknown

AB 36
R 3
H 10
RBI 2
BB 1
SO 5
LOB 14



Batter	1	2	3	4	5	6	7	8	9	AB	R	H	RBI	BB	SO	LOB	BOTTOM										
Ron LeFlore, R (1, 8) OBP: 0.289, SLG: 0.293	0-3 K	0-3 K			0-0 6-3		0-0 1-3		0-3 K	5	0	0	0	0	3	1											
Gary Sutherland, R (1, 4) OBP: 0.303, SLG: 0.340	4-0 2B FC4-2 BB		0-0 5-3		0-0 1B		0-0 FC6-4 1B		0-0 1B E 2B	4	1	3	0	1	0	0											
Al Kaline, R (1, 10) OBP: 0.337, SLG: 0.380	0-0 FC4-2 1-3 2B		4-0 BB		0-0 1-2 1B		0-0 FC6-4 1-2 1B		0-0 L5-3	4	0	2	0	1	0	2											
Ben Oglivie, L (1, 7) OBP: 0.389, SLG: 0.418	4-0 FC4-2 IBB		4-0 BB		0-0 F8			0-0 F7	4-0 1B E BB	2	1	0	0	3	0	2											
Bill Freehan, R (1, 3) OBP: 0.362, SLG: 0.452	0-0 FC4-2 1-2 2-3 3-H		0-0 F5		0-0 F3			0-0 1B G3 1B	0-0 1B E 1B	5	2	2	0	0	0	7											
Jim Nettles, L (1, 9) OBP: 0.302, SLG: 0.395	0-0 F8		0-0 F2			0-0 G3		0-0 G3 1B	0-0 E1 E 1B	5	0	2	1	0	0	5											
Aurelio Rodriguez, R (1, 5) OBP: 0.267, SLG: 0.328		0-0 5-3 1B		0-0 6-3		0-0 G6-4-3 1B		0-0 G3 1B	0-0 E3	5	0	3	0	0	0	1											
Ed Brinkman, R (1, 6) OBP: 0.264, SLG: 0.338 Gates Brown, L (8, PH) OBP: 0.288, SLG: 0.296 Tom Verzyer, R (9, 6)		0-0 5-3		0-0 G6-4-3 1B		0-0 G6-4-3 1-2		0-0 G3	0-0 E 1B	3	0	1	0	0	0	2											
Jerry Moses, R (1, 2) OBP: 0.283, SLG: 0.360 John Knox, L (8, PH) OBP: 0.316, SLG: 0.317 Gene Lamont, L (9, 2) OBP: 0.288, SLG: 0.239		0-0 F8		0-0 G6-4-3 1-2			0-0 6-3		0-0 1-3 2-3 3-H 1B	3	0	0	0	0	0	2											
Inning Stats	R: 0 E: 0 K: 1 S: 6	H: 1 LOB: 3 BB: 2 P: 14	R: 0 E: 0 K: 1 S: 6	H: 1 LOB: 1 BB: 0 P: 6	R: 0 E: 0 K: 0 S: 3	H: 0 LOB: 2 BB: 2 P: 11	R: 0 E: 0 K: 0 S: 3	H: 1 LOB: 0 BB: 0 P: 3	R: 0 E: 0 K: 0 S: 5	H: 2 LOB: 2 BB: 0 P: 5	R: 0 E: 0 K: 0 S: 3	H: 1 LOB: 0 BB: 0 P: 3	R: 0 E: 0 K: 0 S: 4	H: 1 LOB: 1 BB: 0 P: 4	R: 1 E: 0 K: 0 S: 6	H: 3 LOB: 2 BB: 0 P: 6	R: 3 E: 2 K: 1 S: 8	H: 3 LOB: 2 BB: 1 P: 12	1B: 11 2B: 2 3B: 0 HR: 0	SF: 0 SAC: 0 DP: 2 HBP: 0	WP: 0 PB: 0 SB: 0 CS: 0	PA: 43					
PITCHER	IP	WLS	BF	H	R	ER	SO	BB	IBB	HBP	BLK	WP	HR	S	P	ERA	WHIP										
Steve Arlin, R (1, 1) ERA: 5.85	6.0		26	6	0	0	2	3	1	0	0	0	0	26	42	0.00	1.500										
Tom Buskey, R (7, 1) ERA: 3.49	2.2	L	17	7	4	2	1	1	0	0	0	0	0	18	22	6.75	3.000										

Cleveland Indians @ Detroit Tigers
Tiger Stadium, Detroit, MI
Thu Aug 08 1974, 7:05 PM EDT
Att: 12,408 - Unknown


AB 38
R 4
H 13
RBI 2
BB 5
SO 3
LOB 26



Batter	1	2	3	4	5	6	7	8	9	AB	R	H	RBI	BB	SO	LOB	TOP					
Pat Kelly, L (1, 10) OBP: 0.339, SLG: 0.359	4-0 FC6-4 BB		0-0 1B			0-0 HR	0-0 F7			3	1	2	1	1	0	0						
Jorge Orta, L (1, 4) OBP: 0.370, SLG: 0.457	0-3 K		0-0 F7			0-0 HR	0-3 K			4	1	1	1	0	2	2						
Dick Allen, R (1, 3) OBP: 0.366, SLG: 0.587	0-0 FC6-4 1-2			4-0 CS BB		4-0 2B BB		0-0 HR		2	2	1	1	2	0	1						
Carlos May, L (1, 7) OBP: 0.336, SLG: 0.380	0-0 F7			0-0 4-3 1-2		0-0 1B SF7 2B		0-0 G3		4	1	1	1	0	0	2						
Ken Henderson, S (1, 8) OBP: 0.360, SLG: 0.451		0-0 F7		0-0 1B		0-3 K		0-3 K		4	0	1	0	0	2	1						
Bill Melton, R (1, 5) OBP: 0.315, SLG: 0.403	0-0 1-3			0-0 F8		0-0 1B		0-0 5-3		4	0	1	0	0	0	1						
Bill Sharp, L (1, 9) OBP: 0.328, SLG: 0.377	0-0 1-3				0-0 F7	0-0 SF7		0-0 F8		3	0	0	1	0	0	0						
Brian Downing, R (1, 2) OBP: 0.386, SLG: 0.465			0-0 1-3		0-0 F4	0-0 4-3		0-0 2B		4	0	1	0	0	0	1						
Bucky Dent, R (1, 6) OBP: 0.289, SLG: 0.316			0-0 L4		0-0 1-3		0-0 F3	0-0 F3		4	0	0	0	0	0	0						
Inning Stats	R: 0 E: 0 K: 1 S: 5	H: 0 LOB: 1 BB: 1 P: 9	R: 0 E: 0 K: 0 S: 3	H: 0 LOB: 0 BB: 0 P: 3	R: 0 E: 0 K: 0 S: 4	H: 1 LOB: 1 BB: 0 P: 4	R: 0 E: 0 K: 0 S: 3	H: 1 LOB: 1 BB: 1 P: 7	R: 0 E: 0 K: 0 S: 3	H: 0 LOB: 0 BB: 0 P: 3	R: 4 E: 0 K: 1 S: 9	H: 4 LOB: 1 BB: 1 P: 13	R: 0 E: 0 K: 1 S: 5	H: 0 LOB: 0 BB: 0 P: 5	R: 1 E: 0 K: 1 S: 6	H: 1 LOB: 0 BB: 0 P: 6	R: 0 E: 0 K: 0 S: 3	H: 1 LOB: 0 BB: 0 P: 3	1B: 3 2B: 2 3B: 0 HR: 3	SF: 1 SAC: 0 DP: 0 HBP: 0	WP: 0 PB: 0 CS: 1	PA: 36
PITCHER Gaylord Perry, R (1, 1) ERA: 2.43	IP: 9.0 WLS: L BF: 36 H: 8 R: 5 ER: 5 SO: 4 BB: 3 IBB: 0 HBP: 0 BLK: 0 WP: 0 HR: 3 S: 41 P: 53 ERA: 5.00 WHIP: 1.222											PITCHER	IP: 0.0 WLS: 0 BF: 0 H: 0 R: 0 ER: 0 SO: 0 BB: 0 IBB: 0 HBP: 0 BLK: 0 WP: 0 HR: 0 S: 0 P: 0 ERA: 0.00 WHIP: 0.000									

Chicago White Sox @ Cleveland Indians
Cleveland Municipal Stadium, Cleveland, OH
Fri Aug 09 1974, 7:05 PM EDT
Att: 32,258 - Unknown - 75 F

AB 32
R 5
H 8
RBI 5
BB 3
SO 4
LOB 8



Batter	1	2	3	4	5	6	7	8	9	AB	R	H	RBI	BB	SO	LOB	BOTTOM					
John Lowenstein, L (1, 5) OBP: 0.330, SLG: 0.347	0-0 CS 1B		0-0 G3		0-0 S 1B 2B		0-0 1-2 1B		4-0 2B 1B BB	4	2	3	0	1	0	2						
Frank Duffy, R (1, 6) OBP: 0.275, SLG: 0.329	0-0 F8		0-0 F8		0-0 2H 1B		0-0 F7		0-0 1B 2B	5	0	2	1	0	0	5						
George Hendrick, R (1, 8) OBP: 0.344, SLG: 0.479	0-0 6-3			0-0 4-3		0-0 F8		0-0 F8		1	0	0	0	0	0	1						
Rusty Torres, S (3, 8) OBP: 0.232, SLG: 0.188									4-0 1B BB	3	0	0	0	0	0	3						
John Ellis, R (9, PH) OBP: 0.343, SLG: 0.447									0-0 1B	0	0	0	0	0	1	0						
Fred Beene, S (9, PR)									0-0 BB	0	0	0	0	0	0	0						
Charlie Spikes, R (1, 9) OBP: 0.341, SLG: 0.450	0-0 6-3			0-0 1B 1B		0-3 K		0-0 G4-3 BB 1B	0-0 1B	5	1	3	1	0	1	1						
Oscar Gamble, L (1, 10) OBP: 0.357, SLG: 0.450	0-0 G6-3 1B			0-0 1B 1B		0-0 F7		4-0 G4-3 BB	0-3 K	3	0	2	0	1	0	0						
Joe Lis, R (9, PH) OBP: 0.293, SLG: 0.269				0-0 1B 1B		0-0 F7		0-0 K	0-0 1-3	1	0	0	0	0	1	3						
Tom McCraw, L (1, 3) OBP: 0.341, SLG: 0.413	0-0 G6-3 1-2			0-0 1B 1B		0-0 5-3		0-0 G4-3		4	0	1	1	0	0	3						
Leron Lee, L (1, 7) OBP: 0.306, SLG: 0.390			0-0 WP 1B 1B		0-0 F8		0-0 F7		0-3 K	4	0	1	0	0	1	3						
Dave Duncan, R (1, 2) OBP: 0.258, SLG: 0.355			0-0 F8		0-0 F7		0-3 K		0-0 F3	4	0	0	0	0	1	3						
Luis Alvarado, R (1, 4) OBP: 0.218, SLG: 0.202			0-0 G3		0-0 F7		4-0 1B BB		0-0 1-3	2	0	1	0	0	0	0						
Ed Crosby, L (7, PH) OBP: 0.294, SLG: 0.258			0-0 1-2 1B							1	0	0	0	1	0	0						
Inning Stats	R: 0 E: 0 K: 0 S: 3	H: 1 LOB: 0 BB: 0 P: 3	R: 0 E: 0 K: 0 S: 3	H: 1 LOB: 0 BB: 0 P: 3	R: 0 E: 0 K: 0 S: 5	H: 2 LOB: 2 BB: 0 P: 5	R: 1 E: 0 K: 0 S: 6	H: 3 LOB: 2 BB: 0 P: 6	R: 1 E: 0 K: 1 S: 7	H: 2 LOB: 1 BB: 0 P: 7	R: 0 E: 0 K: 0 S: 3	H: 0 LOB: 0 BB: 0 P: 3	R: 0 E: 0 K: 1 S: 6	H: 1 LOB: 2 BB: 1 P: 10	R: 0 E: 0 K: 1 S: 5	H: 1 LOB: 1 BB: 1 P: 9	R: 1 E: 0 K: 1 S: 7	H: 2 LOB: 3 BB: 2 P: 15	1B: 11 2B: 2 3B: 0 HR: 0	SF: 0 SAC: 0 DP: 2 HBP: 0	WP: 1 PB: 0 CS: 1	PA: 41
PITCHER Stan Bahnsen, R ERA: 4.46	IP: 8.2 WLS: W BF: 40 H: 13 R: 3 ER: 3 SO: 3 BB: 4 IBB: 0 HBP: 0 BLK: 0 WP: 1 HR: 0 S: 42 P: 58 ERA: 3.12 WHIP: 1.962											PITCHER	IP: 0.0 WLS: 0 BF: 0 H: 0 R: 0 ER: 0 SO: 0 BB: 0 IBB: 0 HBP: 0 BLK: 0 WP: 0 HR: 0 S: 0 P: 0 ERA: 0.00 WHIP: 0.000									

Chicago White Sox @ Cleveland Indians
Cleveland Municipal Stadium, Cleveland, OH
Fri Aug 09 1974, 7:05 PM EDT
Att: 32,258 - Unknown - 75 F

AB 37
R 3
H 13
RBI 3
BB 4
SO 4
LOB 24



Batter	1	2	3	4	5	6	7	8	9	AB	R	H	RBI	BB	SO	LOB	TOP					
Pat Kelly, L OBP: 0.346, SLG: 0.369 (1, 10)										5	2	4	1	0	0	1	Chicago White Sox @ Cleveland Indians Cleveland Municipal Stadium, Cleveland, OH Sat Aug 10 1974, 3:33 AM EDT Att: 14,562 - Unknown - 76 F livebaseballscorecards.com					
Jorge Orta, L OBP: 0.370, SLG: 0.456 (1, 4)										5	1	2	0	0	1	4						
Dick Allen, R OBP: 0.367, SLG: 0.593 Tony Muser, L OBP: 0.336, SLG: 0.355 (7, 3)										4	1	2	4	0	0	2						
Carlos May, L OBP: 0.333, SLG: 0.377 (1, 7)										4	0	0	0	0	0	1						
Ken Henderson, S OBP: 0.357, SLG: 0.447 (1, 8)										4	0	0	0	0	1	0						
Bill Melton, R OBP: 0.317, SLG: 0.403 (1, 5)										3	0	1	0	1	0	0						
Bill Sharp, L OBP: 0.322, SLG: 0.369 (1, 9)										4	0	0	0	0	1	2						
Brian Downing, R OBP: 0.384, SLG: 0.466 (1, 2)										4	1	1	0	0	1	0						
Bucky Dent, R OBP: 0.292, SLG: 0.317 (1, 6)										2	0	1	0	1	0	0						
Inning Stats	R: 3 E: 0 K: 1 S: 8	H: 3 LOB: 1 BB: 1 P: 12	R: 0 E: 0 K: 0 S: 5	H: 2 LOB: 2 BB: 0 P: 5	R: 0 E: 0 K: 0 S: 4	H: 1 LOB: 1 BB: 0 P: 4	R: 2 E: 0 K: 1 S: 8	H: 3 LOB: 1 BB: 0 P: 8	R: 0 E: 0 K: 0 S: 3	H: 0 LOB: 0 BB: 0 P: 3	R: 0 E: 0 K: 1 S: 6	H: 1 LOB: 1 BB: 0 P: 6	R: 0 E: 0 K: 0 S: 3	H: 0 LOB: 0 BB: 0 P: 3	R: 0 E: 0 K: 1 S: 5	H: 0 LOB: 0 BB: 0 P: 5	R: 0 E: 0 K: 0 S: 3	H: 1 LOB: 1 BB: 1 P: 7	1B: 8 2B: 3 3B: 0 HR: 1	SF: 0 SAC: 1 DP: 1 HBP: 0	WP: 0 PB: 0 SB: 1 CS: 0	PA: 39
PITCHER	IP WLS BF H R ER SO BB IBB HBP BLK WP HR S P ERA WHIP																					
Dick Bosman, R ERA: 4.25 (1, 1)	3.2 L 21 9 5 5 2 1 0 0 0 0 0 1 24 28 12.27 2.727																					
Bruce Ellingsen, L ERA: 2.33 (4, 1)	3.1 11 1 0 0 1 0 0 0 0 0 0 0 13 13 0.00 0.300																					
Fred Beene, R ERA: 5.28 (8, 1)	2.0 7 1 0 0 1 1 0 0 0 0 0 0 8 12 0.00 1.000																					

Batter	1	2	3	4	5	6	7	8	9	AB	R	H	RBI	BB	SO	LOB	BOTTOM					
John Lowenstein, L OBP: 0.329, SLG: 0.346 (1, 5)										4	0	1	0	0	0	1	Chicago White Sox @ Cleveland Indians Cleveland Municipal Stadium, Cleveland, OH Sat Aug 10 1974, 3:33 AM EDT Att: 14,562 - Unknown - 76 F livebaseballscorecards.com					
Frank Duffy, R OBP: 0.275, SLG: 0.328 (1, 6)										4	0	1	0	0	0	1						
Tom McCraw, L OBP: 0.345, SLG: 0.434 (1, 3)										4	1	2	1	0	1	3						
Charlie Spikes, R OBP: 0.340, SLG: 0.450 (1, 9)										4	0	1	0	0	0	2						
Oscar Gamble, L OBP: 0.353, SLG: 0.445 (1, 10)										4	0	0	0	0	2	1						
Leron Lee, L OBP: 0.310, SLG: 0.395 (1, 7)										3	0	1	0	1	0	0						
Rusty Torres, S OBP: 0.219, SLG: 0.176 (1, 8)										4	0	0	0	0	0	2						
Dave Duncan, R OBP: 0.255, SLG: 0.351 (1, 2)										3	0	0	0	0	0	1						
Luis Alvarado, R OBP: 0.220, SLG: 0.205 (1, 4)										3	0	1	0	0	0	0						
Inning Stats	R: 1 E: 0 K: 0 S: 4	H: 1 LOB: 0 BB: 0 P: 4	R: 0 E: 0 K: 1 S: 5	H: 0 LOB: 1 BB: 1 P: 9	R: 0 E: 0 K: 1 S: 6	H: 1 LOB: 1 BB: 0 P: 6	R: 0 E: 0 K: 1 S: 6	H: 1 LOB: 1 BB: 0 P: 6	R: 0 E: 0 K: 0 S: 3	H: 0 LOB: 0 BB: 0 P: 3	R: 0 E: 0 K: 0 S: 4	H: 2 LOB: 1 BB: 0 P: 4	R: 0 E: 0 K: 0 S: 3	H: 0 LOB: 0 BB: 0 P: 3	R: 0 E: 0 K: 0 S: 5	H: 2 LOB: 2 BB: 0 P: 5	R: 0 E: 0 K: 0 S: 3	H: 0 LOB: 0 BB: 0 P: 3	1B: 4 2B: 2 3B: 0 HR: 1	SF: 0 SAC: 0 DP: 0 HBP: 0	WP: 0 PB: 1 SB: 0 CS: 0	PA: 34
PITCHER	IP WLS BF H R ER SO BB IBB HBP BLK WP HR S P ERA WHIP																					
Wilbur Wood, L ERA: 3.52 (1, 1)	9.0 W 34 7 1 1 3 1 0 0 0 0 0 1 39 43 1.00 0.889																					

Batter	1	2	3	4	5	6	7	8	9	AB	R	H	RBI	BB	SO	LOB	TOP			
Pat Kelly, L (1, 9) OBP: 0.343, SLG: 0.366	0-0 4-3	0-0 G3		0-0 4-3			0-0 HR		0-0 2B 1B	3	0	0	0	0	0	4	Chicago White Sox @ Cleveland Indians Cleveland Municipal Stadium, Cleveland, OH Sun Aug 11 1974, 3:33 AM EDT Att: 14,388 - Unknown livebaseballscorecards.com			
Buddy Bradford, R (7, PH) OBP: 0.424, SLG: 0.547							K		1-H 2B	1	1	1	1	0	0	0				
Ken Henderson, S (8, 8) OBP: 0.358, SLG: 0.448										1	0	1	0	0	0	0				
Jorge Orta, L (1, 4) OBP: 0.388, SLG: 0.456	0-0 F7		0-0 F9		0-0 3-1					5	0	1	0	0	1	1				
Dick Allen, R (1, 3) OBP: 0.374, SLG: 0.597				1B 1B			FC6-4 1B			4	0	4	0	1	0	0				
Carlos May, L (1, 7) OBP: 0.332, SLG: 0.375	0-0 FC6			1B 1B			FC6-4 1B			5	0	1	0	0	0	5				
Bill Melton, R (1, 5) OBP: 0.314, SLG: 0.398		0-0 F3	0-0 F8		0-0 F7					4	0	0	0	0	0	4				
Tony Muser, L (1, 10) OBP: 0.336, SLG: 0.354		0-0 4-3		1-2 2-H 1B			F8		F8	3	0	1	0	0	0	0				
Ron Santo, R (8, PH) OBP: 0.302, SLG: 0.303										1	0	0	0	0	0	0				
Bill Sharp, L (1, 8) OBP: 0.321, SLG: 0.363		1-0 BB HBP			0-0 F9		0-0 F7		0-0 F8	3	0	0	0	0	0	0				
Brian Downing, R (1, 2) OBP: 0.382, SLG: 0.458		4-0 BB BB			0-0 F9		0-3 K		0-3 K	3	0	0	0	1	2	0				
Bucky Dent, R (1, 6) OBP: 0.297, SLG: 0.329		4-0 1-2 2-3 BB			0-0 1B				0-0 F8	3	1	2	1	1	0	0				
Inning Stats	R: 0 E: 0 K: 0 S: 4	H: 1 LOB: 1 BB: 0 P: 4	R: 0 E: 0 K: 0 S: 3	H: 0 LOB: 3 BB: 2 P: 12	R: 0 E: 0 K: 0 S: 5	H: 3 LOB: 3 BB: 0 P: 5	R: 0 E: 0 K: 0 S: 4	H: 1 LOB: 1 BB: 0 P: 4	R: 0 E: 0 K: 1 S: 5	H: 0 LOB: 0 BB: 0 P: 5	R: 2 E: 0 K: 1 S: 8	H: 3 LOB: 1 BB: 0 P: 8	R: 0 E: 0 K: 1 S: 5	H: 0 LOB: 0 BB: 1 P: 5	R: 0 E: 0 K: 0 S: 4	H: 2 LOB: 2 BB: 1 P: 8	1B: 8 2B: 1 3B: 0 HR: 2	SF: 0 SAC: 0 DP: 0 HBP: 1	WP: 0 PB: 0 CS: 0	PA: 40
PITCHER	IP WLS BF H R ER SO BB IBB HBP BLK WP HR S P ERA WHIP	6.0 W 27 7 1 1 1 2 0 1 0 0 1 26 35 1.50 1.500	1.2 S 7 2 1 1 1 0 0 0 0 0 1 9 9 5.40 1.200	1.1 S 6 2 0 0 1 0 1 0 0 0 0 7 11 0.00 1.500																

Batter	1	2	3	4	5	6	7	8	9	AB	R	H	RBI	BB	SO	LOB	BOTTOM			
John Lowenstein, L (1, 5) OBP: 0.328, SLG: 0.343	0-3 K		0-0 L1		4-0 S 1B BB		0-0 F8			3	0	0	0	1	1	2	Chicago White Sox @ Cleveland Indians Cleveland Municipal Stadium, Cleveland, OH Sun Aug 11 1974, 3:33 AM EDT Att: 14,388 - Unknown livebaseballscorecards.com			
Frank Duffy, R (1, 6) OBP: 0.277, SLG: 0.328	0-0 F9		0-0 F8		1-2 2-H 1B		4-0 BB			3	0	1	1	1	0	2				
Leron Lee, L (1, 7) OBP: 0.303, SLG: 0.386	0-0 1-3		0-0 FC6-4		0-3 K		0-3 K			4	0	0	0	0	2	5				
Charlie Spikes, R (1, 9) OBP: 0.344, SLG: 0.459		0-0 HR			4-0 SH1-3 1B		0-3 K			3	2	2	1	1	1	0				
John Ellis, R (1, 10) OBP: 0.345, SLG: 0.448		0-0 4-3			0-0 SH1-3 1B		0-0 G4-3			4	0	2	0	0	0	3				
Tommy Smith, L (8, PR)					1-2 1B		1-2 1B		0-0 G5-4-3 1B	0	0	0	0	0	0	0				
Joe Lis, R (1, 3) OBP: 0.283, SLG: 0.259		0-0 5-3			0-0 F8		0-0 F8		0-0 G5-4-3	4	0	0	0	0	0	3				
Rusty Torres, S (1, 8) OBP: 0.213, SLG: 0.171		0-0 6-3			0-0 SH1-3		0-0 4-3			2	0	0	1	0	0	0				
Dave Duncan, R (1, 2) OBP: 0.256, SLG: 0.351					0-0 1B 1B		0-0 G3		0-0 F9	3	0	1	0	0	0	1				
Luis Alvarado, R (1, 4) OBP: 0.231, SLG: 0.217					0-0 FC6-4 1B		0-0 S 1B		0-0 5-3	3	1	2	0	0	0	0				
Inning Stats	R: 0 E: 0 K: 1 S: 5	H: 0 LOB: 0 BB: 0 P: 5	R: 1 E: 0 K: 0 S: 4	H: 1 LOB: 0 BB: 0 P: 4	R: 0 E: 0 K: 0 S: 5	H: 2 LOB: 2 BB: 0 P: 5	R: 1 E: 0 K: 0 S: 5	H: 2 LOB: 1 BB: 0 P: 5	R: 1 E: 0 K: 1 S: 6	H: 2 LOB: 2 BB: 2 P: 14	R: 0 E: 0 K: 0 S: 3	H: 0 LOB: 0 BB: 0 P: 3	R: 0 E: 0 K: 1 S: 5	H: 0 LOB: 1 BB: 1 P: 9	R: 0 E: 0 K: 1 S: 5	H: 1 LOB: 1 BB: 0 P: 5	1B: 7 2B: 0 3B: 0 HR: 1	SF: 0 SAC: 1 DP: 2 HBP: 0	WP: 0 PB: 0 CS: 0	PA: 33
PITCHER	IP WLS BF H R ER SO BB IBB HBP BLK WP HR S P ERA WHIP	8.0 L 33 8 3 3 4 2 1 0 0 0 1 38 50 3.38 1.250																		

Batter	1	2	3	4	5	6	7	8	9	AB	R	H	RBI	BB	SO	LOB	TOP								
Steve Blye, R OBP: 0.313, SLG: 0.359 (1, 8)	6-3		G1-4-3				L7			4	0	1	0	0	0	3	Minnesota Twins @ Cleveland Indians Cleveland Municipal Stadium, Cleveland, OH Wed Aug 14 1974, 7:05 PM EDT Att: 9,685 - Unknown - 73 F								
Rod Carew, L OBP: 0.418, SLG: 0.443 Jerry Terrell, R OBP: 0.291, SLG: 0.321 (1, 4) (6, 4)	6-3			1-3		FC4-6				3	0	0	0	0	0	1									
Larry Hisle, R OBP: 0.367, SLG: 0.508 (1, 7)				F9						3	0	2	0	0	0	0									
Harmon Killebrew, R OBP: 0.329, SLG: 0.385 Luis Gomez, R OBP: 0.257, SLG: 0.206 (1, 10) (8, PR)	CS					L8				1	0	0	0	3	0	2									
Bobby Darwin, R OBP: 0.336, SLG: 0.477 (1, 9)										4	1	1	0	0	0	4									
Eric Soderholm, R OBP: 0.339, SLG: 0.394 (1, 5)										3	0	0	0	0	2	1									
Craig Kusick, R OBP: 0.354, SLG: 0.372 (1, 3)										3	0	0	0	0	0	1									
Danny Thompson, R OBP: 0.327, SLG: 0.377 (1, 6)										3	0	0	0	0	0	0									
Glenn Borgmann, R OBP: 0.330, SLG: 0.325 (1, 2)										2	0	1	1	0	1	0									
Inning Stats	R: 0 E: 0 K: 0 S: 3	H: 1 LOB: 0 BB: 0 P: 3	R: 0 E: 0 K: 0 S: 3	H: 0 LOB: 1 BB: 1 P: 7	R: 0 E: 0 K: 0 S: 3	H: 1 LOB: 0 BB: 0 P: 3	R: 0 E: 0 K: 0 S: 3	H: 0 LOB: 1 BB: 1 P: 7	R: 0 E: 0 K: 1 S: 5	H: 0 LOB: 0 BB: 0 P: 5	R: 0 E: 0 K: 1 S: 7	H: 2 LOB: 2 BB: 0 P: 7	R: 0 E: 0 K: 0 S: 4	H: 1 LOB: 2 BB: 0 P: 6	R: 0 E: 0 K: 0 S: 3	H: 0 LOB: 0 BB: 1 P: 7		R: 0 E: 0 K: 1 S: 5	H: 0 LOB: 0 BB: 0 P: 5	1B: 6 2B: 0 3B: 0 HR: 0	SF: 1 SAC: 2 DP: 2 HBP: 2	WP: 0 PB: 0 SB: 0 CS: 1	PA: 36		
PITCHER	IP	WLS	BF	H	R	ER	SO	BB	IBB	HBP	BLK	WP	HR	S	P	ERA	WHIP								
Fritz Peterson, L ERA: 4.17 (1, 1)	7.0	L	29	6	1	1	2	2	0	2	0	0	0	29	39	1.29	1.143								
Tom Buskey, R ERA: 3.3 (8, 1)	2.0		6	0	0	0	1	1	0	0	0	0	0	7	11	0.00	0.500								

AB	27
R	1
H	6
RBI	1
BB	3
SO	3
LOB	12



Batter	1	2	3	4	5	6	7	8	9	AB	R	H	RBI	BB	SO	LOB	BOTTOM								
John Lowenstein, L OBP: 0.327, SLG: 0.342 (1, 5)	F6									4	0	1	0	0	0	0	Minnesota Twins @ Cleveland Indians Cleveland Municipal Stadium, Cleveland, OH Wed Aug 14 1974, 7:05 PM EDT Att: 9,685 - Unknown - 73 F								
Frank Duffy, R OBP: 0.277, SLG: 0.326 (1, 6)	5-3									3	0	0	0	1	0	0									
Leron Lee, L OBP: 0.304, SLG: 0.381 (1, 7)	G3									2	0	0	0	1	1	0									
Charlie Spikes, R OBP: 0.343, SLG: 0.456 (1, 9)										3	0	0	0	1	0	1									
John Ellis, R OBP: 0.345, SLG: 0.450 Rusty Torres, S OBP: 0.213, SLG: 0.171 Tom McCraw, L OBP: 0.343, SLG: 0.431 (1, 3) (7, PR) (8, 3)	4-3									3	0	1	0	0	1	1									
Oscar Gamble, L OBP: 0.356, SLG: 0.445 (1, 10)										2	0	1	0	0	1	1									
Tommy Smith, L OBP: 0.333, SLG: 0.333 (1, 8)										3	0	1	0	0	0	2									
Dave Duncan, R OBP: 0.254, SLG: 0.348 (1, 2)										3	0	0	0	0	2	2									
Luis Alvarado, R OBP: 0.227, SLG: 0.213 Ed Crosby, L OBP: 0.290, SLG: 0.254 (1, 4) (8, PH) (9, 4)	6-3									2	0	0	0	0	0	1									
Inning Stats	R: 0 E: 0 K: 0 S: 3	H: 0 LOB: 0 BB: 0 P: 3	R: 0 E: 0 K: 0 S: 3	H: 0 LOB: 1 BB: 0 P: 4	R: 0 E: 0 K: 0 S: 3	H: 1 LOB: 0 BB: 0 P: 3	R: 0 E: 0 K: 1 S: 5	H: 0 LOB: 1 BB: 1 P: 9	R: 0 E: 0 K: 1 S: 6	H: 2 LOB: 1 BB: 0 P: 6	R: 0 E: 0 K: 1 S: 5	H: 0 LOB: 0 BB: 0 P: 5	R: 0 E: 0 K: 1 S: 6	H: 1 LOB: 1 BB: 0 P: 6	R: 0 E: 0 K: 1 S: 5	H: 0 LOB: 0 BB: 0 P: 5		R: 0 E: 0 K: 0 S: 2	H: 0 LOB: 1 BB: 2 P: 10	1B: 3 2B: 1 3B: 0 HR: 0	SF: 0 SAC: 1 DP: 1 HBP: 1	WP: 0 PB: 0 SB: 0 CS: 2	PA: 33		
PITCHER	IP	WLS	BF	H	R	ER	SO	BB	IBB	HBP	BLK	WP	HR	S	P	ERA	WHIP								
Joe Decker, R ERA: 3.2 (1, 1)	8.0	W	29	4	0	0	5	2	0	1	0	0	0	36	45	0.00	0.750								
Bill Campbell, R ERA: 2.77 (9, 1)	1.0	S	3	0	0	0	0	1	0	0	0	0	0	2	6	0.00	1.000								



Batter	1	2	3	4	5	6	7	8	9	AB	R	H	RBI	BB	SO	LOB	TOP			
Steve Blye, R OBP: 0.313, SLG: 0.358 (1, 8)	6-3		1-2 1B			E5 E SH	G3			4	0	1	0	0	0	1	Minnesota Twins @ Cleveland Indians Cleveland Municipal Stadium, Cleveland, OH Thu Aug 15 1974, 7:05 PM EDT Att: 11,920 - Unknown - 73 F			
Steve Braun, L OBP: 0.371, SLG: 0.379 (1, 5)	6-3		F6			SH E		BB		2	0	0	0	1	0	2				
Larry Hisle, R OBP: 0.366, SLG: 0.504 (1, 7)	K			G6-4-3 BB		E5 E SH		F7		3	0	0	0	1	1	3				
Bobby Darwin, R OBP: 0.333, SLG: 0.473 (1, 9)		5-3		G6-4-3 1-2		K		L8		4	0	0	0	0	1	5				
Tony Oliva, L OBP: 0.315, SLG: 0.421 (1, 10)	4-3			HR		G4-6-3 1-2		F8		4	1	1	1	0	0	4				
Jim Holt, L OBP: 0.304, SLG: 0.311 (1, 3)	5-3			F5						3	0	0	0	0	0	0				
Rod Carew, L OBP: 0.417, SLG: 0.442 (9, PH)							4-3		F8	1	0	0	0	0	0	0				
Jerry Terrell, R OBP: 0.290, SLG: 0.319 (1, 4)			5-3			F3		F3		4	1	1	0	0	0	0				
Danny Thompson, R OBP: 0.331, SLG: 0.387 (1, 6)			1B 1B			4-3		6-3		4	0	2	1	0	0	0				
Glenn Borgmann, R OBP: 0.326, SLG: 0.321 (1, 2)			L9			F8		F4		3	0	0	0	0	0	2				
Inning Stats	R: 0 E: 0 K: 1 S: 5	H: 0 LOB: 0 BB: 0 P: 5	R: 0 E: 0 K: 0 S: 3	H: 0 LOB: 0 BB: 0 P: 3	R: 0 E: 0 K: 0 S: 5	H: 2 LOB: 2 BB: 0 P: 5	R: 1 E: 0 K: 0 S: 3	H: 1 LOB: 0 BB: 1 P: 7	R: 0 E: 0 K: 0 S: 3	H: 0 LOB: 0 BB: 0 P: 3	R: 0 E: 2 K: 1 S: 7	H: 0 LOB: 2 BB: 0 P: 7	R: 1 E: 0 K: 0 S: 5	H: 2 LOB: 1 BB: 0 P: 5	R: 0 E: 0 K: 0 S: 3	H: 0 LOB: 1 BB: 1 P: 3	1B: 3 2B: 1 3B: 0 HR: 1	SF: 0 SAC: 1 DP: 2 HBP: 0	WP: 0 PB: 1 SB: 0 CS: 0	PA: 35
PITCHER	IP WLS BF H R ER SO BB IBB HBP BLK WP HR S P ERA WHIP	7.0 W 29 5 2 2 2 2 0 0 0 0 1 31 39 2.57 1.000	2.0 S 6 0 0 0 0 0 0 0 0 0 0 6 6 0.00 0.000											IP WLS BF H R ER SO BB IBB HBP BLK WP HR S P ERA WHIP	7.0 L 32 5 4 4 4 4 1 0 1 0 0 35 52 4.91 1.227					
Gaylord Perry, R ERA: 2.43 (1, 1)																				
Tom Buskey, R ERA: 3.2 (8, 1)																				

AB	32
R	2
H	5
RBI	2
BB	2
SO	2
LOB	17



Batter	1	2	3	4	5	6	7	8	9	AB	R	H	RBI	BB	SO	LOB	BOTTOM			
John Lowenstein, L OBP: 0.327, SLG: 0.340 (1, 5)	L8		PB BB			4-3		F6		3	0	0	0	1	0	0	Minnesota Twins @ Cleveland Indians Cleveland Municipal Stadium, Cleveland, OH Thu Aug 15 1974, 7:05 PM EDT Att: 11,920 - Unknown - 73 F			
Leron Lee, L OBP: 0.297, SLG: 0.372 (1, 7)	6-3		F7			6-3		K		4	0	0	0	0	1	2				
George Hendrick, R OBP: 0.343, SLG: 0.480 (1, 8)	6-3		K			F3				4	0	1	0	0	1	2				
Rusty Torres, S OBP: 0.213, SLG: 0.171 (8, PR)								SH3 SF8 2B		0	1	0	0	0	0	0				
Charlie Spikes, R OBP: 0.342, SLG: 0.453 (1, 9)		F7				F9				3	0	0	0	0	0	0				
John Ellis, R OBP: 0.345, SLG: 0.452 (1, 2)		K				F3		SH3		3	1	1	0	0	1	0				
Oscar Gamble, L OBP: 0.359, SLG: 0.444 (1, 10)	1-3					1B BB		1-2 2-3 BB		1	1	0	0	2	0	0				
Joe Lis, R OBP: 0.289, SLG: 0.259 (8, PH)						1B BB				0	0	0	0	1	0	0				
Luis Alvarado, R OBP: 0.227, SLG: 0.213 (8, PR)						1B BB		BB		0	0	0	0	0	0	0				
Tom McCraw, L OBP: 0.352, SLG: 0.444 (1, 3)			SH5-4 FC 2B			1B BB		SF8		2	1	2	1	1	0	0				
Frank Duffy, R OBP: 0.277, SLG: 0.326 (1, 6)			SH5-4 2-3			K		1-3 2-H 3-H 1B		3	0	1	2	0	1	4				
Jack Brohamer, L OBP: 0.338, SLG: 0.336 (1, 4)			FC PB WP			F8		L4		3	0	0	1	0	0	0				
Inning Stats	R: 0 E: 0 K: 0 S: 3	H: 0 LOB: 0 BB: 0 P: 3	R: 0 E: 0 K: 1 S: 5	H: 0 LOB: 0 BB: 0 P: 5	R: 1 E: 0 K: 1 S: 7	H: 1 LOB: 2 BB: 1 P: 11	R: 0 E: 0 K: 1 S: 6	H: 1 LOB: 2 BB: 1 P: 10	R: 0 E: 0 K: 0 S: 3	H: 0 LOB: 0 BB: 0 P: 3	R: 2 E: 0 K: 0 S: 4	H: 2 LOB: 3 BB: 2 P: 12	R: 0 E: 0 K: 1 S: 5	H: 0 LOB: 0 BB: 0 P: 5	R: 1 E: 0 K: 0 S: 4	H: 1 LOB: 2 BB: 1 P: 9	1B: 2 2B: 3 3B: 0 HR: 0	SF: 1 SAC: 2 DP: 0 HBP: 1	WP: 1 PB: 1 SB: 0 CS: 0	PA: 35
PITCHER	IP WLS BF H R ER SO BB IBB HBP BLK WP HR S P ERA WHIP	7.1 L 32 5 4 4 4 4 1 0 1 0 0 35 52 4.91 1.227	0.2 S 3 0 0 0 0 1 0 0 0 0 0 2 6 0.00 1.500											IP WLS BF H R ER SO BB IBB HBP BLK WP HR S P ERA WHIP	7.0 L 32 5 4 4 4 4 1 0 1 0 0 35 52 4.91 1.227					
Bert Blyleven, R ERA: 3.07 (1, 1)																				
Tom Burgmeier, L ERA: 4.7 (8, 1)																				



Batter	1	2	3	4	5	6	7	8	9	AB	R	H	RBI	BB	SO	LOB	TOP								
Davey Nelson, R OBP: 0.297, SLG: 0.296 (1, 4)										5	1	1	1	0	1	1									
Cesar Tovar, R OBP: 0.397, SLG: 0.370 (1, 7)										5	1	2	1	0	0	0									
Jeff Burroughs, R OBP: 0.388, SLG: 0.525 (1, 9)										5	1	1	3	0	1	1									
Mike Hargrove, L OBP: 0.411, SLG: 0.455 (1, 3)										4	1	1	0	0	1	0									
Jim Spencer, L OBP: 0.347, SLG: 0.445 (1, 10)										3	1	1	0	1	0	0									
Lenny Randle, S OBP: 0.339, SLG: 0.376 (1, 5)										4	0	0	0	0	0	3									
Toby Harrah, R OBP: 0.322, SLG: 0.415 (1, 6)										4	0	1	0	0	0	1									
Joe Lovitto, S OBP: 0.267, SLG: 0.282 (1, 8)										2	1	1	0	2	0	1									
Jim Sundberg, R OBP: 0.391, SLG: 0.354 (1, 2)										4	1	1	1	0	0	2									
Inning Stats	R: 0 E: 0 K: 0 S: 3	H: 0 LOB: 0 BB: 0 P: 3	R: 0 E: 0 K: 0 S: 3	H: 0 LOB: 0 BB: 0 P: 3	R: 0 E: 0 K: 0 S: 4	H: 1 LOB: 1 BB: 0 P: 4	R: 0 E: 0 K: 1 S: 5	H: 0 LOB: 0 BB: 0 P: 5	R: 0 E: 0 K: 0 S: 4	H: 1 LOB: 1 BB: 0 P: 4	R: 0 E: 0 K: 0 S: 4	H: 1 LOB: 1 BB: 0 P: 4	R: 7 E: 2 K: 0 S: 10	H: 6 LOB: 2 BB: 2 P: 18	R: 0 E: 0 K: 0 S: 2	H: 0 LOB: 0 BB: 1 P: 6	R: 0 E: 0 K: 2 S: 7	H: 0 LOB: 0 BB: 0 P: 7	1B: 5 2B: 3 3B: 0 HR: 1	SF: 0 SAC: 0 DP: 1 HBP: 0	WP: 0 PB: 0 SB: 2 CS: 0	PA: 39			
PITCHER	IP	WLS	BF	H	R	ER	SO	BB	IBB	HBP	BLK	WP	HR	S	P	ERA	WHIP								
Dick Bosman, R ERA: 3.89 (1, 1)	6.2	L	29	7	6	1	1	0	1	0	0	0	0	30	34	1.35	1.050								
Tom Buskey, R ERA: 3.32 (7, 1)	0.1		4	2	1	0	0	1	0	0	0	0	1	3	7	0.00	9.000								
Milt Wilcox, R ERA: 3.79 (8, 1)	2.0		6	0	0	0	2	1	0	0	0	0	0	9	13	0.00	0.500								

Texas Rangers @ Cleveland Indians
Cleveland Municipal Stadium, Cleveland, OH

AB 36
R 7
H 9
RBI 6
BB 3
SO 3
LOB 9



WP: 0 PA: 39
PB: 0
SB: 2
CS: 0

Texas Rangers @ Cleveland Indians
Cleveland Municipal Stadium, Cleveland, OH

AB 34
R 3
H 8
RBI 3
BB 0
SO 6
LOB 11



WP: 1 PA: 34
PB: 0
SB: 0
CS: 0

Batter	1	2	3	4	5	6	7	8	9	AB	R	H	RBI	BB	SO	LOB	BOTTOM								
John Lowenstein, L OBP: 0.324, SLG: 0.337 (1, 5)										4	0	0	0	0	0	2									
Leron Lee, L OBP: 0.302, SLG: 0.381 (1, 7)										4	1	2	0	0	1	0									
George Hendrick, R OBP: 0.340, SLG: 0.475 (1, 8)										4	0	0	0	0	2	3									
John Ellis, R OBP: 0.346, SLG: 0.452 (1, 2)										4	1	2	1	0	0	1									
Oscar Gamble, L OBP: 0.360, SLG: 0.448 (1, 10)										4	1	2	0	0	0	0									
Tom McCraw, L OBP: 0.350, SLG: 0.440 (1, 3)										4	0	1	2	0	0	2									
Tommy Smith, L OBP: 0.143, SLG: 0.143 (1, 9)										4	0	0	0	0	2	1									
Frank Duffy, R OBP: 0.277, SLG: 0.326 (1, 6)										3	0	1	0	0	0	0									
Jack Brohamer, L OBP: 0.334, SLG: 0.332 (1, 4)										3	0	0	0	0	1	2									
Inning Stats	R: 1 E: 0 K: 1 S: 8	H: 3 LOB: 2 BB: 0 P: 8	R: 0 E: 0 K: 2 S: 7	H: 0 LOB: 0 BB: 0 P: 7	R: 0 E: 0 K: 0 S: 3	H: 0 LOB: 0 BB: 0 P: 3	R: 0 E: 0 K: 0 S: 3	H: 0 LOB: 0 BB: 0 P: 3	R: 0 E: 0 K: 1 S: 5	H: 0 LOB: 0 BB: 0 P: 5	R: 2 E: 0 K: 0 S: 7	H: 4 LOB: 2 BB: 0 P: 7	R: 0 E: 0 K: 1 S: 5	H: 1 LOB: 0 BB: 0 P: 5	R: 0 E: 0 K: 0 S: 3	H: 0 LOB: 0 BB: 0 P: 3	1B: 6 2B: 2 3B: 0 HR: 0	SF: 0 SAC: 0 DP: 2 HBP: 0	WP: 1 PB: 0 SB: 0 CS: 0	PA: 34					
PITCHER	IP	WLS	BF	H	R	ER	SO	BB	IBB	HBP	BLK	WP	HR	S	P	ERA	WHIP								
Jim Bibby, R ERA: 4.73 (1, 1)	6.1	W	26	7	3	3	5	0	0	0	0	0	0	36	36	4.26	1.105								
Jim Merritt, L ERA: 7.23 (7, 1)	0.2		3	1	0	0	0	0	0	0	0	0	0	3	3	0.00	1.500								
Steve Foucault, R ERA: 2.3 (8, 1)	2.0		5	0	0	0	1	0	0	0	0	0	0	7	7	0.00	0.000								

WP: 1 PA: 34
PB: 0
SB: 0
CS: 0

Batter	1	2	3	4	5	6	7	8	9	AB	R	H	RBI	BB	SO	LOB	TOP			
Davey Nelson, R OBP: 0.296, SLG: 0.298 (1, 4)	6-3		2B			6-3		1-3		4	0	1	0	0	0	0				
Cesar Tovar, R OBP: 0.356, SLG: 0.368 (1, 7)	1B		F8			F8			F7	4	0	1	0	0	0	1				
Jeff Burroughs, R OBP: 0.385, SLG: 0.521 (1, 9)	6-3					K			6-3	4	0	0	0	0	1	1				
Mike Hargrove, L OBP: 0.306, SLG: 0.449 (1, 3)	4-3								6-3	4	0	0	0	0	0	1				
Jim Spencer, L OBP: 0.350, SLG: 0.447 (1, 10)		P4								3	0	2	0	0	0	0				
Lenny Randle, S OBP: 0.337, SLG: 0.374 (1, 5)	6-3									2	0	0	0	0	0	1				
Toby Harrah, R OBP: 0.320, SLG: 0.412 (1, 6)	4-3									3	0	0	0	0	0	1				
Joe Lovitto, S OBP: 0.263, SLG: 0.277 (1, 8)			4-3						4-3	3	0	0	0	0	0	0				
Jim Sundberg, R OBP: 0.387, SLG: 0.350 (1, 2)			L1						6-3	3	0	0	0	0	0	0				
Inning Stats	R: 0 E: 0 K: 0 S: 4	H: 1 LOB: 1 BB: 0 P: 4	R: 0 E: 0 K: 0 S: 3	H: 0 LOB: 0 BB: 0 P: 3	R: 0 E: 0 K: 0 S: 4	H: 1 LOB: 1 BB: 0 P: 4	R: 0 E: 0 K: 0 S: 4	H: 0 LOB: 0 BB: 0 P: 3	R: 0 E: 0 K: 1 S: 5	H: 0 LOB: 0 BB: 0 P: 5	R: 0 E: 0 K: 0 S: 4	H: 1 LOB: 1 BB: 0 P: 4	R: 0 E: 0 K: 0 S: 3	H: 0 LOB: 0 BB: 0 P: 3	R: 0 E: 0 K: 0 S: 3	H: 0 LOB: 0 BB: 0 P: 3	1B: 3 2B: 1 3B: 0 HR: 0	SF: 0 SAC: 1 DP: 0 HBP: 0	WP: 0 PB: 0 SB: 1 CS: 0	PA: 31
PITCHER Jim Perry, R ERA: 2.95 (1, 1)	IP: 9.0 WLS: W BF: 31 H: 4 R: 0 ER: 0 SO: 1 BB: 0 IBB: 0 HBP: 0 BLK: 0 WP: 0 HR: 0 S: 33 P: 33 ERA: 0.00 WHIP: 0.444															PITCHER IP: 9.0 WLS: W BF: 31 H: 4 R: 0 ER: 0 SO: 1 BB: 0 IBB: 0 HBP: 0 BLK: 0 WP: 0 HR: 0 S: 33 P: 33 ERA: 0.00 WHIP: 0.444				

Texas Rangers @ Cleveland Indians
Cleveland Municipal Stadium, Cleveland, OH

AB 30
R 0
H 4
RBI 0
BB 0
SO 1
LOB 5



WP: 0
PB: 0
SB: 1
CS: 0

PA: 31

Batter	1	2	3	4	5	6	7	8	9	AB	R	H	RBI	BB	SO	LOB	BOTTOM			
John Lowenstein, L OBP: 0.322, SLG: 0.334 (1, 5)	2-3		E7 1B			SH 1B SF9				3	2	0	0	0	1	0				
Jack Brohamer, L OBP: 0.337, SLG: 0.338 Luis Alvarado, R OBP: 0.227, SLG: 0.213 (1, 4) (9, 4)	G3 2B		L4			FC6-4 1B				4	0	2	1	0	1	1				
Tom McCraw, L OBP: 0.346, SLG: 0.435 Rusty Torres, S OBP: 0.221, SLG: 0.197 (1, 8) (4, 8)	G3		4-3			SF9				2	0	0	0	0	0	2				
Charlie Spikes, R OBP: 0.342, SLG: 0.450 (1, 9)	K					FC6-4				4	0	1	1	0	1	3				
John Ellis, R OBP: 0.342, SLG: 0.448 (1, 3)		P4	4-3			4-3				3	0	0	1	0	0	2				
Oscar Gamble, L OBP: 0.381, SLG: 0.448 Rico Carty, R (6, FH) (1, 10)	1B 1B					1-5-3			6-3	2	0	1	0	0	0	0				
Leron Lee, L OBP: 0.297, SLG: 0.374 (1, 7)	F9					F9				3	0	0	0	0	0	1				
Dave Duncan, R OBP: 0.255, SLG: 0.348 (1, 2)						P3				3	0	1	0	0	0	0				
Frank Duffy, R OBP: 0.278, SLG: 0.326 (1, 6)	5-3					SH 1B 1B				3	1	1	0	0	1	2				
Inning Stats	R: 0 E: 0 K: 1 S: 6	H: 1 LOB: 1 BB: 0 P: 6	R: 0 E: 0 K: 0 S: 5	H: 2 LOB: 2 BB: 0 P: 5	R: 1 E: 1 K: 0 S: 5	H: 1 LOB: 1 BB: 0 P: 5	R: 0 E: 0 K: 0 S: 3	H: 0 LOB: 0 BB: 0 P: 3	R: 2 E: 1 K: 0 S: 6	H: 2 LOB: 1 BB: 0 P: 6	R: 0 E: 0 K: 3 S: 9	H: 0 LOB: 0 BB: 0 P: 9	R: 0 E: 0 K: 0 S: 4	H: 1 LOB: 0 BB: 0 P: 4	R: 1 E: 0 K: 0 S: 4	H: 1 LOB: 0 BB: 0 P: 4	1B: 5 2B: 2 3B: 0 HR: 0	SF: 2 SAC: 1 DP: 0 HBP: 0	WP: 0 PB: 0 SB: 0 CS: 0	PA: 33
PITCHER Steve Hagan, R ERA: 4.42 Jackie Brown, R ERA: 3.69 David Clyde, L ERA: 4.07 Don Stanhouse, R ERA: 4.45 (1, 1) (5, 1) (6, 1) (8, 1)	IP: 4.1 WLS: L BF: 21 H: 6 R: 3 ER: 2 SO: 1 BB: 0 IBB: 0 HBP: 0 BLK: 0 WP: 0 HR: 0 S: 23 P: 23 ERA: 2.08 WHIP: 1.385															PITCHER IP: 4.1 WLS: L BF: 21 H: 6 R: 3 ER: 2 SO: 1 BB: 0 IBB: 0 HBP: 0 BLK: 0 WP: 0 HR: 0 S: 23 P: 23 ERA: 2.08 WHIP: 1.385				

Texas Rangers @ Cleveland Indians
Cleveland Municipal Stadium, Cleveland, OH

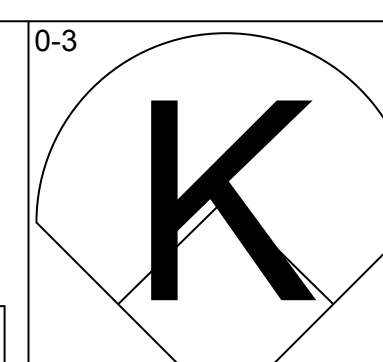
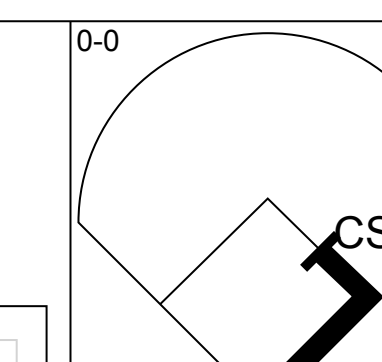
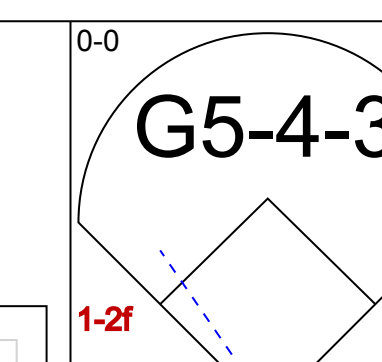
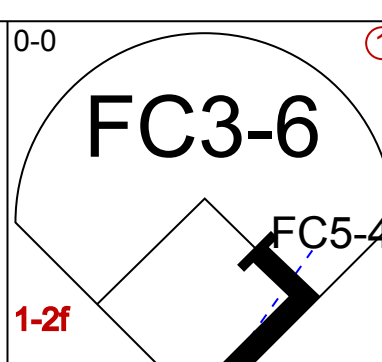
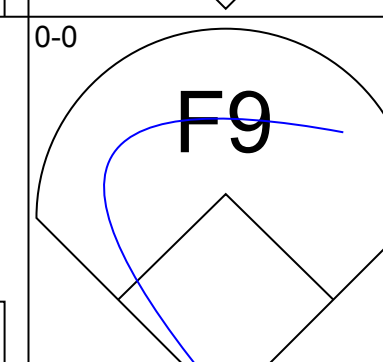
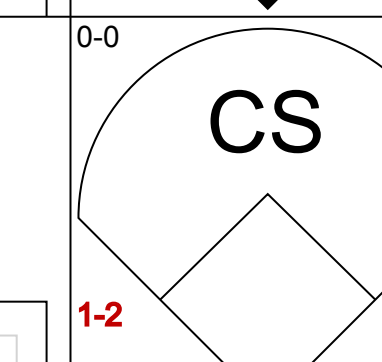
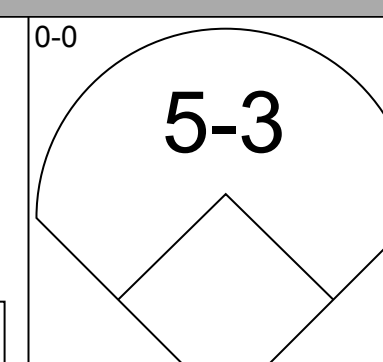
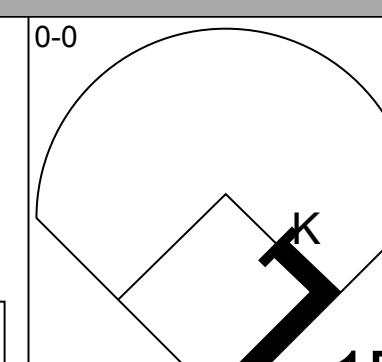
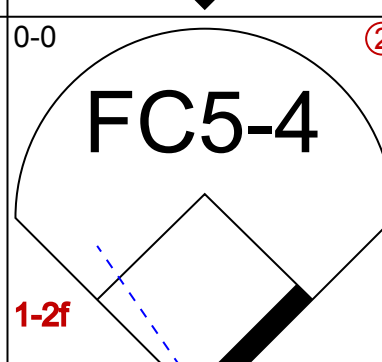
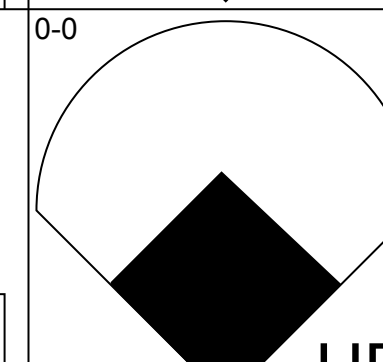
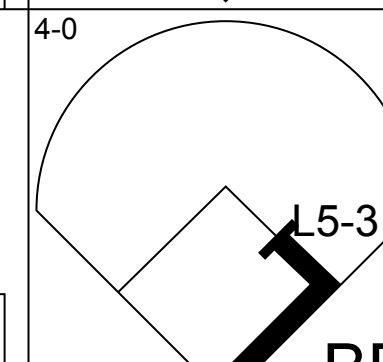
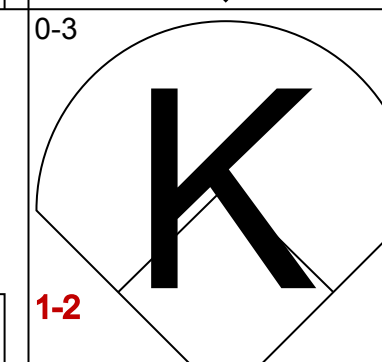
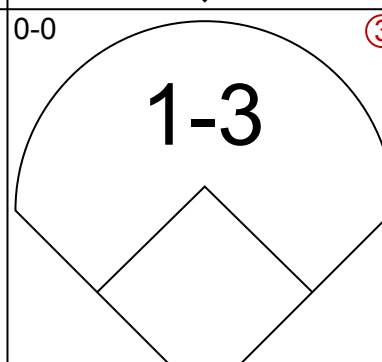
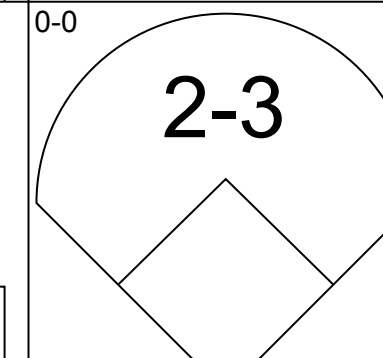
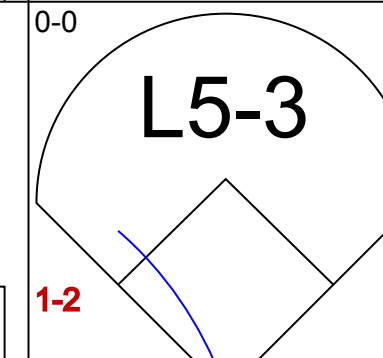
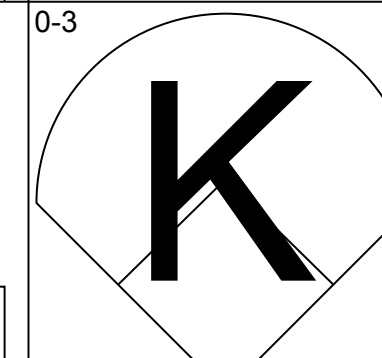
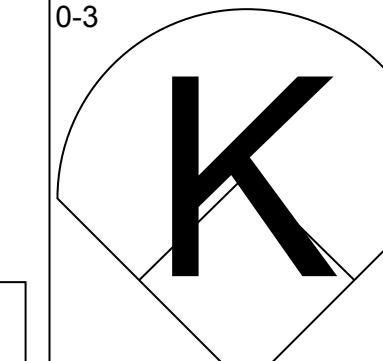
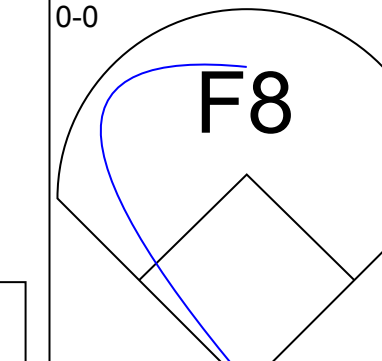
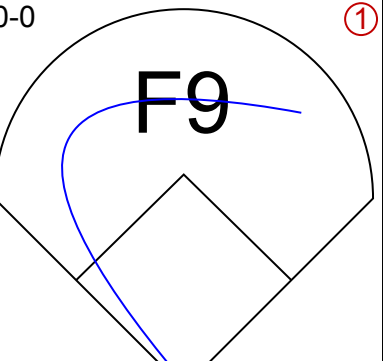
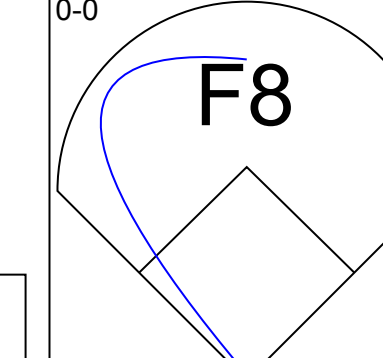
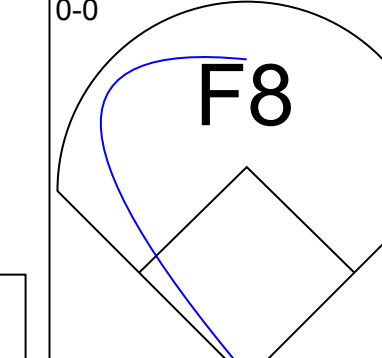
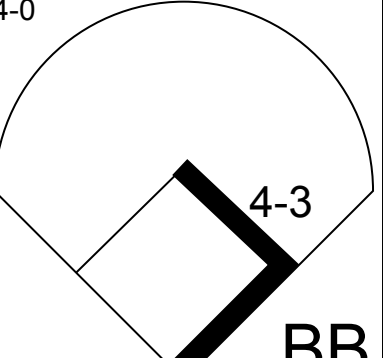
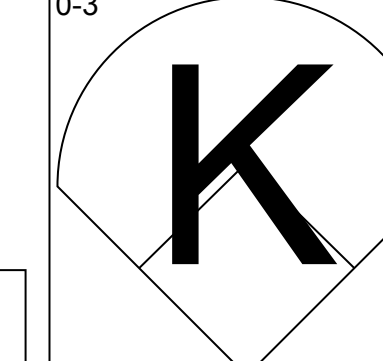
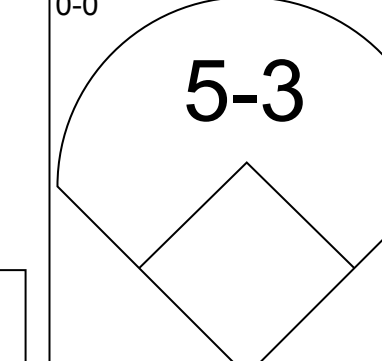
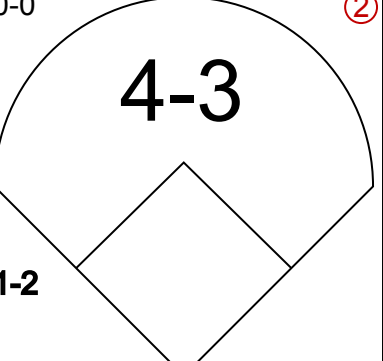
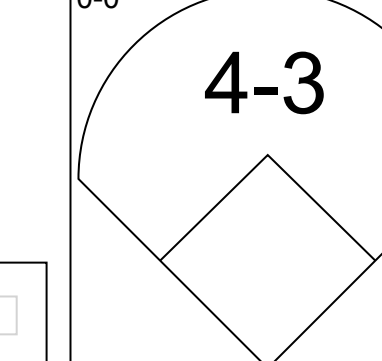
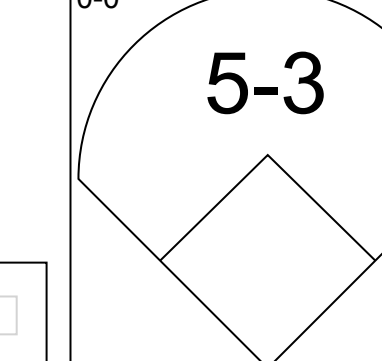
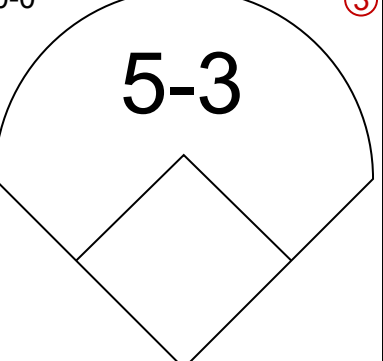
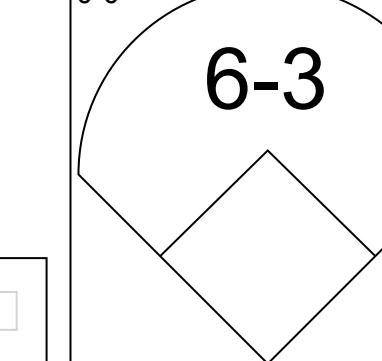
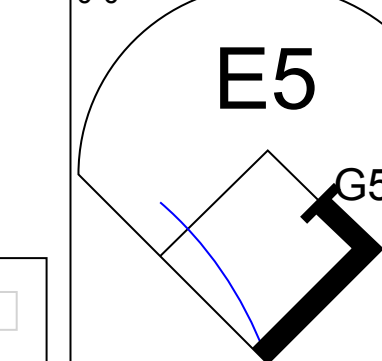
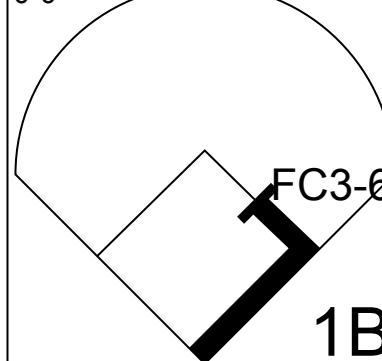
AB 30
R 4
H 7
RBI 4
BB 0
SO 4
LOB 11



WP: 0
PB: 0
SB: 0
CS: 0

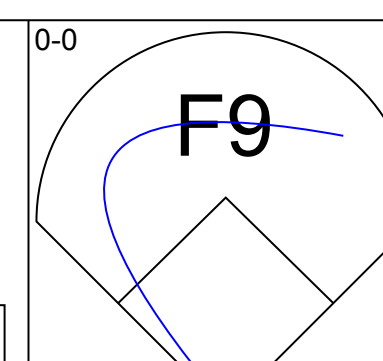
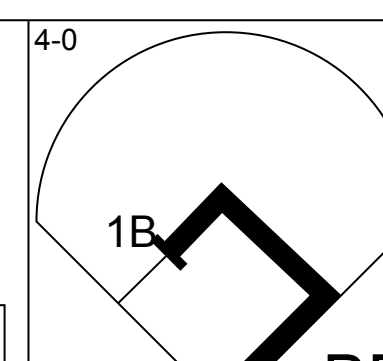
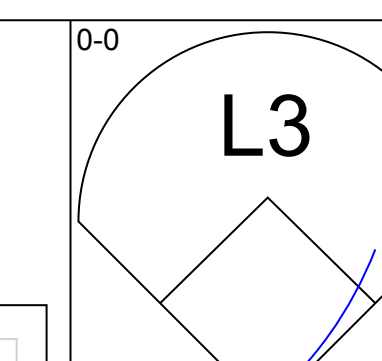
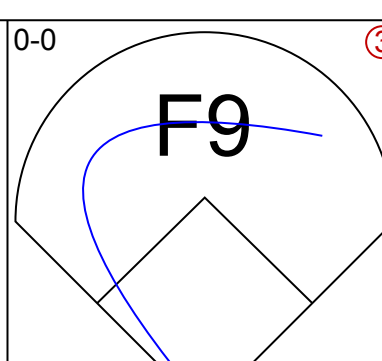
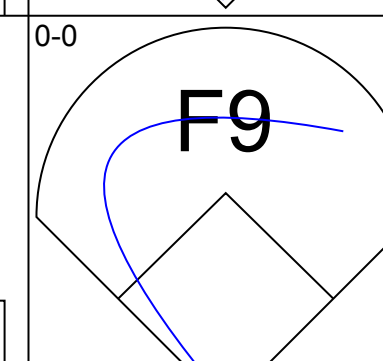
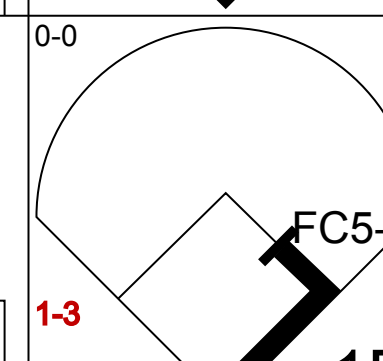
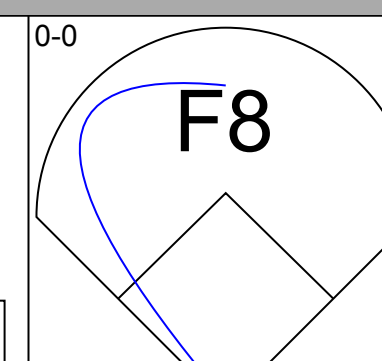
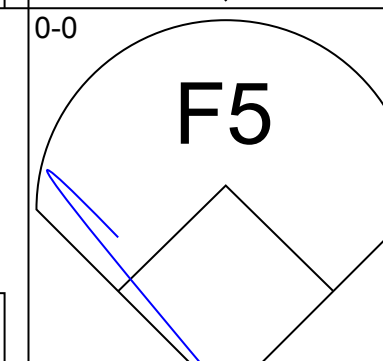
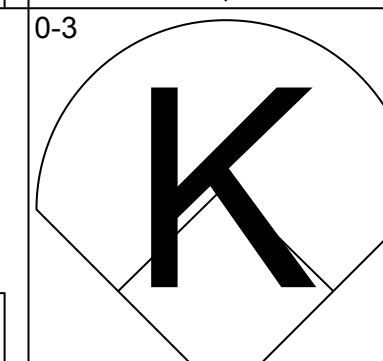
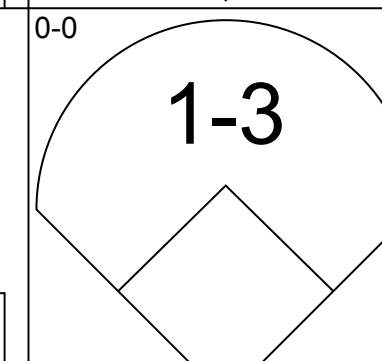
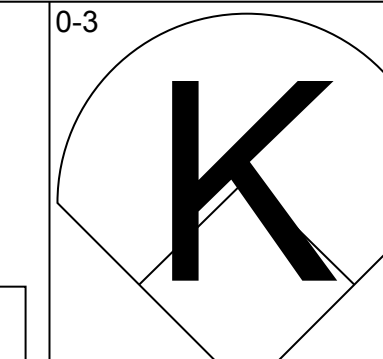
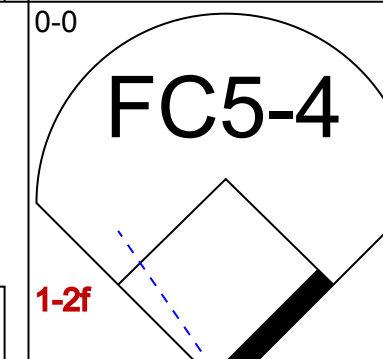
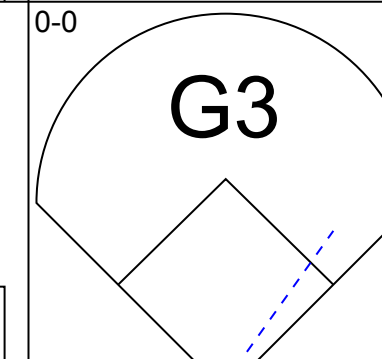
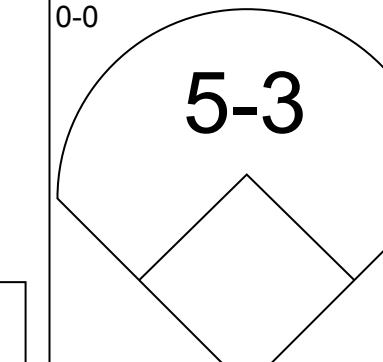
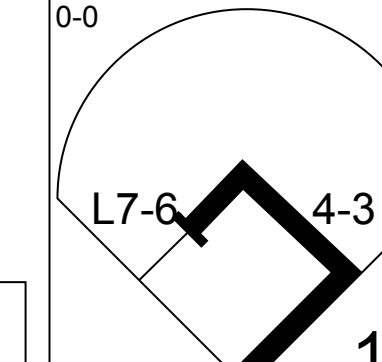
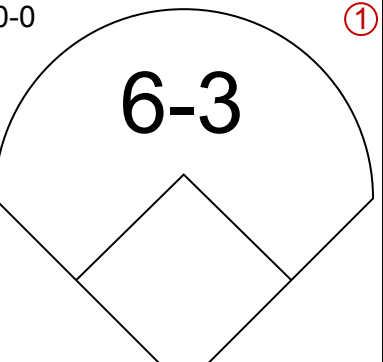
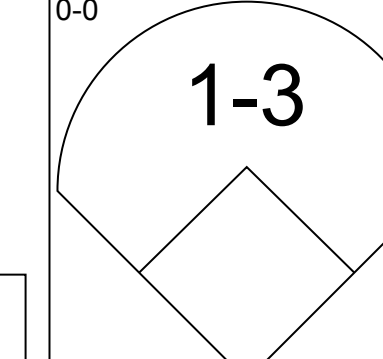
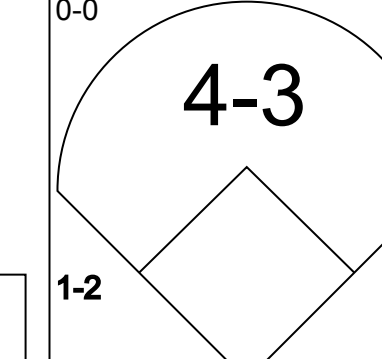
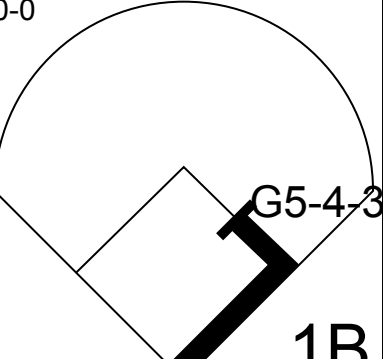
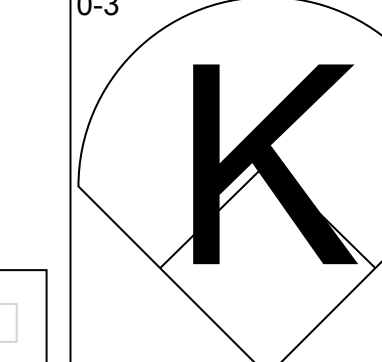
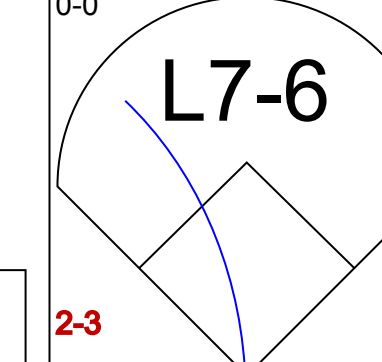
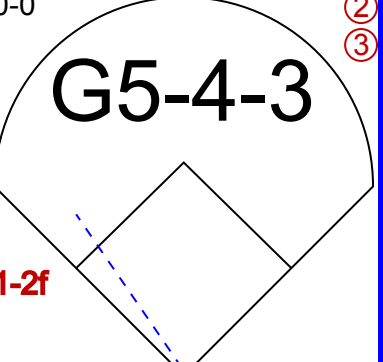
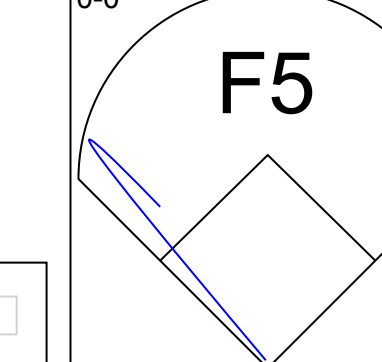
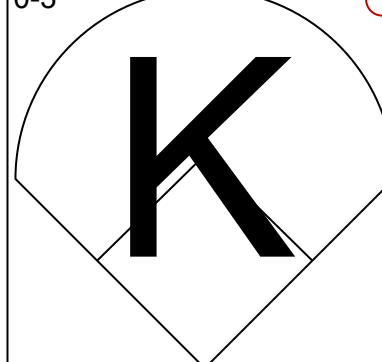
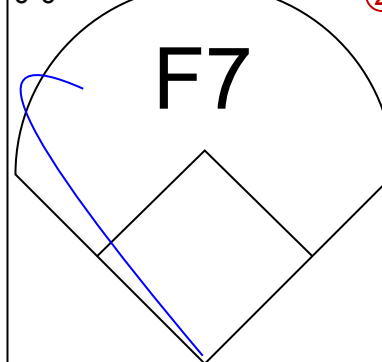
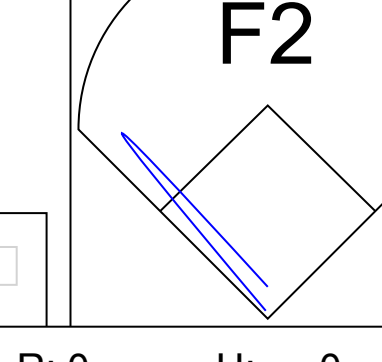
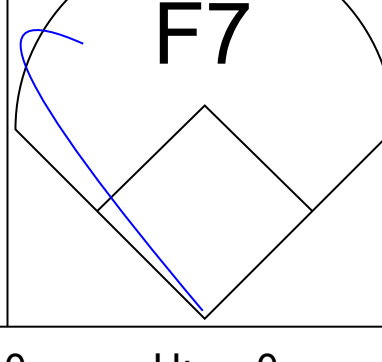
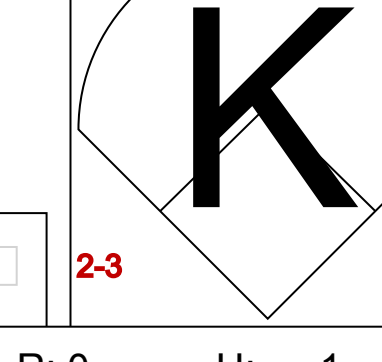
PA: 33

ERA: 0.00
WHIP: 0.000
3.86
0.429
0.00
0.000

Batter	1	2	3	4	5	6	7	8	9	AB	R	H	RBI	BB	SO	LOB	TOP			
Alex Johnson, R (1, 10) OBP: 0.340, SLG: 0.365										4	0	1	0	0	1	2	<p>Texas Rangers @ Cleveland Indians Cleveland Municipal Stadium, Cleveland, OH</p> <p>Sun Aug 18 1974, 3:33 AM EDT Att: 14,410 - Unknown</p>			
Cesar Tovar, R (1, 8) OBP: 0.355, SLG: 0.367										4	0	1	0	0	0	1				
Jeff Burroughs, R (1, 9) OBP: 0.386, SLG: 0.526										3	1	1	1	1	1	2				
Tom Grieve, R (1, 7) OBP: 0.321, SLG: 0.452										3	0	0	0	0	1	1				
Jim Fregosi, R (1, 3)										3	0	0	0	0	1	0				
Lenny Randle, S (1, 5) OBP: 0.337, SLG: 0.372										2	0	0	0	1	0	0				
Toby Harrah, R (1, 6) OBP: 0.318, SLG: 0.410										3	0	0	0	0	1	1				
Davey Nelson, R (1, 4) OBP: 0.294, SLG: 0.295										3	0	0	0	0	0	1				
Jim Sundberg, R (1, 2) OBP: 0.387, SLG: 0.350										3	0	1	0	0	0	0				
Inning Stats	R: 1 E: 0 K: 1 S: 6	H: 1 LOB: 0 BB: 0 P: 6	R: 0 E: 0 K: 2 S: 7	H: 0 LOB: 0 BB: 0 P: 7	R: 0 E: 0 K: 0 S: 3	H: 1 LOB: 0 BB: 0 P: 3	R: 0 E: 0 K: 0 S: 2	H: 0 LOB: 0 BB: 1 P: 6	R: 0 E: 0 K: 0 S: 3	H: 0 LOB: 0 BB: 0 P: 3	R: 0 E: 0 K: 0 S: 7	H: 1 LOB: 0 BB: 0 P: 7	R: 0 E: 0 K: 0 S: 3	H: 0 LOB: 1 BB: 1 P: 7	R: 0 E: 0 K: 0 S: 4	H: 1 LOB: 1 BB: 0 P: 4	1B: 3 2B: 1 3B: 0 HR: 1	SF: 0 SAC: 0 DP: 2 HBP: 0	WP: 0 PB: 0 SB: 0 CS: 1	PA: 31
PITCHER Fritz Peterson, L (1, 1) ERA: 3.94	IP: 9.0 WLS: L BF: 30	H: 4 R: 1 ER: 1 SO: 5	BB: 2 IBB: 0 HBP: 0 BLK: 0	WP: 0 HR: 1 S: 38 P: 46	ERA: 1.00 WHIP: 0.667	PITCHER														

AB 28
R 1
H 4
RBI 1
BB 2
SO 5
LOB 8



Batter	1	2	3	4	5	6	7	8	9	AB	R	H	RBI	BB	SO	LOB	BOTTOM			
John Lowenstein, L (1, 5) OBP: 0.321, SLG: 0.332										3	0	0	0	1	0	0	<p>Texas Rangers @ Cleveland Indians Cleveland Municipal Stadium, Cleveland, OH</p> <p>Sun Aug 18 1974, 3:33 AM EDT Att: 14,410 - Unknown</p>			
Jack Brohamer, L (1, 4) OBP: 0.337, SLG: 0.338										3	0	1	0	0	0	0				
Leron Lee, L (1, 7) OBP: 0.292, SLG: 0.368										3	0	0	0	0	1	1				
Charlie Spikes, R (1, 9) OBP: 0.339, SLG: 0.447										3	0	0	0	0	1	1				
John Ellis, R (1, 3) OBP: 0.342, SLG: 0.447										3	0	1	0	0	0	0				
Oscar Gamble, L (1, 10) OBP: 0.361, SLG: 0.447										3	0	1	0	0	0	1				
Rusty Torres, S (1, 8) OBP: 0.215, SLG: 0.192										2	0	0	0	0	1	1				
Rico Carty, R (8, PH) Tommy Smith, L (9, 8) OBP: 0.143, SLG: 0.143										1	0	0	0	0	0	1				
Dave Duncan, R (1, 2) OBP: 0.256, SLG: 0.352										2	0	1	0	0	0	0				
Tom McCraw, L (9, PH) OBP: 0.344, SLG: 0.432										1	0	0	0	0	1	0				
Frank Duffy, R (1, 6) OBP: 0.276, SLG: 0.324										2	0	0	0	0	1	1				
George Hendrick, R (9, PH) OBP: 0.339, SLG: 0.474										1	0	0	0	0	0	0				
Inning Stats	R: 0 E: 0 K: 0 S: 3	H: 0 LOB: 0 BB: 0 P: 3	R: 0 E: 0 K: 1 S: 5	H: 0 LOB: 0 BB: 0 P: 5	R: 0 E: 0 K: 1 S: 5	H: 0 LOB: 0 BB: 0 P: 5	R: 0 E: 0 K: 1 S: 5	H: 1 LOB: 1 BB: 1 P: 9	R: 0 E: 0 K: 0 S: 3	H: 1 LOB: 0 BB: 0 P: 3	R: 0 E: 0 K: 0 S: 3	H: 0 LOB: 0 BB: 0 P: 3	R: 0 E: 0 K: 0 S: 3	H: 1 LOB: 0 BB: 0 P: 3	R: 0 E: 0 K: 1 S: 5	H: 0 LOB: 0 BB: 0 P: 5	1B: 3 2B: 2 3B: 0 HR: 0	SF: 0 SAC: 0 DP: 2 HBP: 0	WP: 0 PB: 0 SB: 0 CS: 1	PA: 28
PITCHER Fergie Jenkins, R (1, 1) ERA: 3.34	IP: 9.0 WLS: W BF: 28	H: 4 R: 0 ER: 0 SO: 5	BB: 1 IBB: 0 HBP: 0 BLK: 0	WP: 0 HR: 0 S: 37 P: 41	ERA: 0.00 WHIP: 0.556	PITCHER														

AB 27
R 0
H 4
RBI 0
BB 1
SO 5
LOB 6



Batter	1	2	3	4	5	6	7	8	9	AB	R	H	RBI	BB	SO	LOB	TOP					
Freddie Patek, R OBP: 0.334, SLG: 0.321 (1, 6)	1-3			6-3	K		P3			4	0	0	0	0	1	1	Kansas City Royals @ Cleveland Indians Cleveland Municipal Stadium, Cleveland, OH Tue Aug 20 1974, 7:05 PM EDT Att: 11,902 - Unknown - 84 F livebaseballscorecards.com					
Vada Pinson, L OBP: 0.272, SLG: 0.350 Al Cowens, R OBP: 0.262, SLG: 0.264 (1, 9) (9, 9)	G6-4-3 1B			F7		G3		SH1-3 1B	4	0	2	0	0	0	0	0						
Amos Otis, R OBP: 0.364, SLG: 0.481 (1, 8)	G6-4-3 1-2			1B	1B			SH1-3 1-2	3	0	2	0	0	0	1	1						
Hal McRae, R OBP: 0.388, SLG: 0.495 (1, 7)		F9		1B		F9		P4	4	0	1	0	0	0	2	2						
Orlando Cepeda, R OBP: 0.313, SLG: 0.362 (1, 10)		K		F9				5-3	3	0	0	0	1	1	3	3						
Tony Solaita, L OBP: 0.372, SLG: 0.417 (1, 3)		F7			HR	K		4-3	4	1	1	1	0	1	2	2						
Cookie Rojas, R OBP: 0.325, SLG: 0.359 (1, 4)			L9		L9		F2	F7	4	0	0	0	0	0	0	0						
George Brett, L OBP: 0.311, SLG: 0.352 (1, 5)			K		4-3		L7	1B	4	0	1	0	0	1	0	10						
Fran Healy, R OBP: 0.346, SLG: 0.401 (1, 2)			K			HR		K	3	1	1	1	1	2	1	1						
Inning Stats	R: 0 E: 0 K: 0 S: 3	H: 1 LOB: 0 BB: 0 P: 3	R: 0 E: 0 K: 1 S: 5	H: 0 LOB: 0 BB: 0 P: 5	R: 0 E: 0 K: 2 S: 7	H: 0 LOB: 0 BB: 0 P: 7	R: 0 E: 0 K: 0 S: 5	H: 2 LOB: 2 BB: 0 P: 5	R: 2 E: 0 K: 1 S: 7	H: 2 LOB: 0 BB: 0 P: 7	R: 0 E: 0 K: 1 S: 6	H: 1 LOB: 2 BB: 1 P: 10	R: 0 E: 0 K: 0 S: 3	H: 0 LOB: 1 BB: 1 P: 7	R: 0 E: 0 K: 0 S: 4	H: 1 LOB: 1 BB: 0 P: 4	R: 0 E: 0 K: 1 S: 6	H: 1 LOB: 1 BB: 0 P: 6	1B: 5 2B: 1 3B: 0 HR: 2	SF: 0 SAC: 1 DP: 1 HBP: 0	WP: 0 PB: 0 SB: 0 CS: 0	PA: 36
PITCHER Gaylord Perry, R ERA: 2.42 (1, 1)	IP: 9.0 WLS: L BF: 36	H: 8 R: 2 ER: 2 SO: 6	BB: 2 IBB: 0 HBP: 0 BLK: 0	WP: 0 HR: 2 S: 46 P: 54	ERA: 2.00 WHIP: 1.111	PITCHER										IP: 9.0 WLS: L BF: 36	H: 8 R: 2 ER: 2 SO: 6	BB: 2 IBB: 0 HBP: 0 BLK: 0	WP: 0 HR: 2 S: 46 P: 54	ERA: 2.00 WHIP: 1.111		

Batter	1	2	3	4	5	6	7	8	9	AB	R	H	RBI	BB	SO	LOB	BOTTOM			
John Lowenstein, L OBP: 0.318, SLG: 0.329 (1, 5) (6, 4)	4-3		6-3		4-3			6-3		4	0	0	0	0	0	3	Kansas City Royals @ Cleveland Indians Cleveland Municipal Stadium, Cleveland, OH Tue Aug 20 1974, 7:05 PM EDT Att: 11,902 - Unknown - 84 F livebaseballscorecards.com			
Frank Duffy, R OBP: 0.274, SLG: 0.321 (1, 6)	L7			L7		3-1		F7	4	0	0	0	0	0	0	0				
Rico Carty, R (1, 3)	L7			K		5-3		F9	4	0	0	0	0	1	0					
Charlie Spikes, R OBP: 0.339, SLG: 0.445 (1, 9)		K		5-3		FC6-4 1B		L8	4	0	1	0	0	1	0					
John Ellis, R OBP: 0.344, SLG: 0.446 (1, 2)		BB			SH1-3 1B	FC6-4 1-2		G3	3	0	1	0	1	0	1					
Oscar Gamble, L OBP: 0.359, SLG: 0.444 (1, 10)		F9			SH1-3 1B		4-3	L9	4	0	1	0	0	0	1					
Tommy Smith, L OBP: 0.111, SLG: 0.111 (1, 7)		L6			SH1-3 1-2 2-3		1-3		2	0	0	0	0	0	1					
Rusty Torres, S OBP: 0.232, SLG: 0.211 (1, 8)			G1-6-3 1B		L4		1B		3	0	2	0	0	0	2					
Luis Alvarado, R OBP: 0.226, SLG: 0.211 Leron Lee, L OBP: 0.296, SLG: 0.368 Joe Lis, R OBP: 0.287, SLG: 0.257 (1, 4) (5, PH) (6, 5)			G1-6-3 1-2			BB		6-3	1	0	0	0	0	0	1	1				
Inning Stats	R: 0 E: 0 K: 0 S: 3	H: 0 LOB: 0 BB: 0 P: 3	R: 0 E: 0 K: 1 S: 5	H: 0 LOB: 1 BB: 1 P: 9	R: 0 E: 0 K: 0 S: 3	H: 1 LOB: 0 BB: 0 P: 3	R: 0 E: 0 K: 1 S: 5	H: 0 LOB: 0 BB: 0 P: 5	R: 0 E: 0 K: 0 S: 4	H: 1 LOB: 1 BB: 0 P: 4	R: 0 E: 0 K: 0 S: 4	H: 1 LOB: 1 BB: 0 P: 4	R: 0 E: 0 K: 0 S: 3	H: 0 LOB: 0 BB: 0 P: 3	R: 0 E: 0 K: 0 S: 3	H: 0 LOB: 0 BB: 0 P: 3	1B: 5 2B: 0 3B: 0 HR: 0	SF: 0 SAC: 1 DP: 1 HBP: 0	WP: 0 PB: 0 SB: 0 CS: 0	PA: 33
PITCHER Al Fitzmorris, R ERA: 3.02 Lindy McDaniel, R ERA: 3.15 (1, 1) (6, 1)	IP: 5.0 WLS: W BF: 19	H: 3 R: 0 ER: 0 SO: 2	BB: 2 IBB: 0 HBP: 0 BLK: 0	WP: 0 HR: 0 S: 21 P: 29	ERA: 0.00 WHIP: 1.000	PITCHER										IP: 4.0 WLS: S BF: 14	H: 2 R: 0 ER: 0 SO: 0	BB: 0 IBB: 0 HBP: 0 BLK: 0	WP: 0 HR: 0 S: 14 P: 14	ERA: 0.00 WHIP: 0.500

Batter	1	2	3	4	5	6	7	8	9	AB	R	H	RBI	BB	SO	LOB	TOP								
Freddie Patek, R OBP: 0.333, SLG: 0.320 (1, 6)										5	0	1	0	0	1	4	Kansas City Royals @ Cleveland Indians Cleveland Municipal Stadium, Cleveland, OH Wed Aug 21 1974, 7:05 PM EDT Att: 11,294 - Unknown - 83 F livebaseballscorecards.com								
Vada Pinson, L OBP: 0.278, SLG: 0.365 Al Cowens, R OBP: 0.262, SLG: 0.264 (1, 9)										5	1	3	4	0	0	1									
Amos Otis, R OBP: 0.364, SLG: 0.480 (1, 8)										5	0	2	0	0	0	4									
Hal McRae, R OBP: 0.384, SLG: 0.490 (1, 7)										4	0	0	0	0	1	3									
Orlando Cepeda, R OBP: 0.309, SLG: 0.355 (1, 10)										4	0	1	0	0	1	0									
Tony Solaita, L OBP: 0.370, SLG: 0.418 (1, 3)										4	1	1	0	0	0	1									
Cookie Rojas, R OBP: 0.324, SLG: 0.361 (1, 4)										4	1	1	1	0	0	1									
George Brett, L OBP: 0.310, SLG: 0.351 (1, 5)										4	1	1	0	0	0	0									
Fran Healy, R OBP: 0.348, SLG: 0.411 (1, 2)										3	2	2	1	0	1	0									
Inning Stats	R: 0 E: 0 K: 1 S: 6	H: 1 LOB: 1 BB: 0 P: 6	R: 0 E: 0 K: 0 S: 3	H: 1 LOB: 0 BB: 0 P: 3	R: 1 E: 0 K: 0 S: 5	H: 2 LOB: 1 BB: 0 P: 5	R: 0 E: 0 K: 0 S: 3	H: 0 LOB: 0 BB: 0 P: 3	R: 0 E: 0 K: 1 S: 5	H: 0 LOB: 0 BB: 0 P: 5	R: 0 E: 0 K: 0 S: 4	H: 1 LOB: 1 BB: 0 P: 4	R: 5 E: 0 K: 2 S: 13	H: 6 LOB: 1 BB: 0 P: 13	R: 0 E: 0 K: 0 S: 3	H: 0 LOB: 0 BB: 0 P: 3	R: 0 E: 1 K: 0 S: 5	H: 1 LOB: 2 BB: 0 P: 5	1B: 8 2B: 2 3B: 0 HR: 2	SF: 0 SAC: 1 DP: 1 HBP: 0	WP: 0 PB: 0 SB: 2 CS: 0	PA: 39			
PITCHER	IP	WLS	BF	H	R	ER	SO	BB	IBB	HBP	BLK	WP	HR	S	P	ERA	WHIP								
Dick Bosman, R ERA: 3.92 (1, 1)	6.1		25	7	3	3	3	0	0	0	0	0	1	31	31	4.26	1.105								
Tom Buskey, R ERA: 3.99 (7, 1)	2.2	W	14	5	3	3	1	0	0	0	0	0	1	16	16	10.12	1.875								

Batter	1	2	3	4	5	6	7	8	9	AB	R	H	RBI	BB	SO	LOB	BOTTOM								
John Lowenstein, L OBP: 0.318, SLG: 0.328 Joe Lis, R OBP: 0.292, SLG: 0.263 (1, 5)										4	1	1	0	0	1	2	Kansas City Royals @ Cleveland Indians Cleveland Municipal Stadium, Cleveland, OH Wed Aug 21 1974, 7:05 PM EDT Att: 11,294 - Unknown - 83 F livebaseballscorecards.com								
Frank Duffy, R OBP: 0.276, SLG: 0.321 (1, 6)										3	2	1	0	2	1	0									
Rico Carty, R OBP: 0.083, SLG: 0.083 (1, 3)										5	1	1	1	0	1	3									
Charlie Spikes, R OBP: 0.344, SLG: 0.454 (1, 9)										3	1	2	3	2	0	0									
John Ellis, R OBP: 0.346, SLG: 0.445 Tommy Smith, L OBP: 0.111, SLG: 0.111 Dave Duncan, R OBP: 0.256, SLG: 0.352 (1, 2)										3	0	1	0	1	0	1									
Oscar Gamble, L OBP: 0.356, SLG: 0.440 (1, 10)										3	1	0	0	1	0	3									
Leron Lee, L OBP: 0.295, SLG: 0.366 (1, 7)										4	0	1	0	0	1	2									
Rusty Torres, S OBP: 0.221, SLG: 0.200 (1, 8)										4	0	0	0	0	3	2									
Luis Alvarado, R OBP: 0.226, SLG: 0.213 (1, 4)										4	0	1	1	0	0	0									
Inning Stats	R: 3 E: 0 K: 0 S: 5	H: 2 LOB: 1 BB: 2 P: 13	R: 0 E: 0 K: 2 S: 7	H: 0 LOB: 0 BB: 0 P: 7	R: 0 E: 0 K: 1 S: 4	H: 0 LOB: 0 BB: 1 P: 8	R: 1 E: 0 K: 1 S: 5	H: 3 LOB: 2 BB: 0 P: 8	R: 0 E: 0 K: 1 S: 5	H: 0 LOB: 1 BB: 2 P: 13	R: 0 E: 0 K: 1 S: 3	H: 0 LOB: 0 BB: 0 P: 3	R: 0 E: 0 K: 1 S: 5	H: 0 LOB: 1 BB: 1 P: 9	R: 2 E: 0 K: 0 S: 6	H: 4 LOB: 2 BB: 0 P: 6	1B: 8 2B: 0 3B: 0 HR: 1	SF: 0 SAC: 0 DP: 0 HBP: 0	WP: 2 PB: 1 SB: 3 CS: 1	PA: 41					
PITCHER	IP	WLS	BF	H	R	ER	SO	BB	IBB	HBP	BLK	WP	HR	S	P	ERA	WHIP								
Bruce Dal Canton, R ERA: 3.02 (1, 1)	4.1		22	5	5	5	5	5	0	0	0	0	1	27	47	10.38	2.308								
Marty Pattin, R ERA: 3.94 (5, 1)	3.0		10	0	0	0	1	1	0	0	0	0	0	11	15	0.00	0.333								
Steve Mingo, L ERA: 3.25 (8, 1)	1.1	L	7	3	2	2	1	0	0	0	0	0	0	9	9	13.50	2.250								
Doug Bird, R ERA: 2.57 (9, 1)	0.0		1	1	0	0	0	0	0	0	0	0	0	1	1	*	*								

Batter	1	2	3	4	5	6	7	8	9	AB	R	H	RBI	BB	SO	LOB	TOP			
Freddie Patek, R OBP: 0.331, SLG: 0.318 (1, 6)	1-3		6-3			F8		SH3-4		3	0	0	0	0	0	0	Kansas City Royals @ Cleveland Indians Cleveland Municipal Stadium, Cleveland, OH Thu Aug 22 1974, 7:05 PM EDT Att: 17,723 - Unknown - 83 F livebaseballscorecards.com			
Vada Pinson, L OBP: 0.291, SLG: 0.366 (1, 9)	F7			HR		E8		K		4	1	2	0	0	1	1				
Amos Otis, R OBP: 0.367, SLG: 0.487 (1, 8)				HR				FC5		2	1	1	2	2	0	1				
Hal McRae, R OBP: 0.383, SLG: 0.495 (1, 7)	K			6-3		F8			HR	4	1	1	1	0	1	3				
Orlando Cepeda, R OBP: 0.292, SLG: 0.333 (1, 10)		K		P4		FC6-4			5-3	4	0	0	0	0	1	2				
Tony Solaita, L OBP: 0.367, SLG: 0.415 (1, 3)				F8					G3	4	0	1	0	0	0	0				
Cookie Rojas, R OBP: 0.324, SLG: 0.360 (1, 4)		G6-4-3								4	0	1	0	0	0	1				
George Brett, L OBP: 0.309, SLG: 0.350 (1, 5)				F8		F7			L4	4	0	1	0	0	0	1				
Fran Healy, R OBP: 0.348, SLG: 0.410 (1, 2)				6-3		4-3				3	0	1	0	0	0	0				
Inning Stats	R: 0 E: 0 K: 1 S: 5	H: 0 LOB: 1 BB: 1 P: 9	R: 0 E: 0 K: 1 S: 5	H: 1 LOB: 0 BB: 0 P: 5	R: 0 E: 0 K: 0 S: 3	H: 0 LOB: 0 BB: 0 P: 3	R: 2 E: 0 K: 0 S: 5	H: 2 LOB: 0 BB: 0 P: 5	R: 0 E: 0 K: 0 S: 3	H: 1 LOB: 2 BB: 1 P: 8	R: 0 E: 0 K: 0 S: 3	H: 1 LOB: 0 BB: 0 P: 3	R: 0 E: 0 K: 1 S: 6	H: 1 LOB: 1 BB: 0 P: 6	R: 1 E: 0 K: 0 S: 5	H: 2 LOB: 1 BB: 0 P: 5	1B: 6 2B: 0 3B: 0 HR: 2	SF: 0 SAC: 1 DP: 1 HBP: 0	WP: 0 PB: 0 SB: 0 CS: 1	PA: 36
PITCHER Jim Perry, R ERA: 2.95 (1, 1)	IP: 9.0 WLS: L BF: 35 H: 8 R: 3 ER: 3 SO: 3 BB: 1 IBB: 1 HBP: 0 BLK: 0 WP: 0 HR: 2 S: 39 P: 47 ERA: 3.00 WHIP: 1.000															PITCHER				

Batter	1	2	3	4	5	6	7	8	9	AB	R	H	RBI	BB	SO	LOB	BOTTOM			
Rusty Torres, S OBP: 0.222, SLG: 0.193 (1, 8)	F9			6-3	F8					3	0	0	0	1	0	2	Kansas City Royals @ Cleveland Indians Cleveland Municipal Stadium, Cleveland, OH Thu Aug 22 1974, 7:05 PM EDT Att: 17,723 - Unknown - 83 F livebaseballscorecards.com			
Frank Duffy, R OBP: 0.275, SLG: 0.318 (1, 6)	F5			F8		F7		F8		4	0	0	0	0	0	1				
Rico Carty, R OBP: 0.188, SLG: 0.188 (1, 10)	G3			2B				F8		4	0	2	0	0	0	1				
Charlie Spikes, R OBP: 0.345, SLG: 0.457 (1, 9)		K				G6-4-3				4	0	2	0	0	1	1				
John Ellis, R OBP: 0.342, SLG: 0.440 (1, 3)		6-3							F8	4	0	0	0	0	2	2				
Joe Lis, R OBP: 0.306, SLG: 0.314 (1, 5)		F2								4	1	3	1	0	0	0				
Leron Lee, L OBP: 0.294, SLG: 0.363 (1, 7)				L8		F7			F8	4	0	1	0	0	0	1				
Dave Duncan, R OBP: 0.256, SLG: 0.349 (1, 2)				K					L7	3	0	0	0	1	1	2				
Luis Alvarado, R OBP: 0.223, SLG: 0.209 (1, 4)				6-3						2	0	0	0	0	0	2				
Oscar Gamble, L OBP: 0.357, SLG: 0.439 (7, PH)										1	0	0	0	0	1	2				
Remy Hermoso, R OBP: 0.256, SLG: 0.278 (8, 4)										0	0	0	0	0	0	0				
Inning Stats	R: 0 E: 0 K: 0 S: 3	H: 0 LOB: 0 BB: 0 P: 3	R: 0 E: 0 K: 1 S: 5	H: 0 LOB: 0 BB: 0 P: 5	R: 0 E: 0 K: 1 S: 7	H: 2 LOB: 0 BB: 0 P: 7	R: 0 E: 0 K: 0 S: 3	H: 1 LOB: 0 BB: 0 P: 3	R: 0 E: 0 K: 0 S: 3	H: 2 LOB: 2 BB: 0 P: 9	R: 0 E: 0 K: 0 S: 3	H: 1 LOB: 1 BB: 1 P: 7	R: 0 E: 0 K: 0 S: 4	H: 1 LOB: 0 BB: 0 P: 4	R: 1 E: 0 K: 0 S: 4	H: 1 LOB: 0 BB: 0 P: 4	1B: 5 2B: 2 3B: 0 HR: 1	SF: 0 SAC: 0 DP: 1 HBP: 0	WP: 0 PB: 0 SB: 0 CS: 0	PA: 35
PITCHER Paul Spittorf, L ERA: 3.4 (1, 1)	IP: 9.0 WLS: W BF: 35 H: 8 R: 1 ER: 1 SO: 5 BB: 2 IBB: 0 HBP: 0 BLK: 0 WP: 0 HR: 1 S: 43 P: 51 ERA: 1.00 WHIP: 1.111															PITCHER				

Batter	1	2	3	4	5	6	7	8	9	AB	R	H	RBI	BB	SO	LOB	TOP					
Frank Duffy, R (1, 6) OBP: 0.276, SLG: 0.317	F3			F6		6-3			4-3 1B	4	1	1	0	0	0	0						
Remy Hermoso, R (1, 4) OBP: 0.256, SLG: 0.276	G4-6-3 1B			E4 1B		F8			4-3 1-2	4	0	1	0	0	0	1						
Rico Carty, R (1, 10) John Lowenstein, L (9, PR) OBP: 0.318, SLG: 0.328	G4-6-3 1-2								FC5-4 1B 2-H	4	0	3	1	0	0	1						
Charlie Spikes, R (1, 9) OBP: 0.342, SLG: 0.453		6-3		F7					FC5-4 1B 1-2	4	0	0	0	0	0	4						
John Ellis, R (1, 3) OBP: 0.341, SLG: 0.438		G6-4-3 1B		K					FC1-4-6 1-2	4	0	1	0	0	1	4						
George Hendrick, R (1, 8) OBP: 0.336, SLG: 0.470		G6-4-3 1-2			1-3				2-3	3	0	0	0	0	0	2						
Joe Lis, R (1, 5) OBP: 0.299, SLG: 0.306				F8		5-3			5-3	3	0	0	0	0	0	0						
Rusty Torres, S (1, 7) OBP: 0.226, SLG: 0.198				G5-4-3 1B		6-3			K	3	0	1	0	0	1	0						
Dave Duncan, R (1, 2) OBP: 0.254, SLG: 0.346				G5-4-3 1-2					K F8	3	0	0	0	0	1	1						
Inning Stats	R: 0 E: 0 K: 0 S: 3	H: 1 LOB: 0 BB: 0 P: 3	R: 0 E: 0 K: 0 S: 3	H: 1 LOB: 0 BB: 0 P: 3	R: 0 E: 0 K: 0 S: 3	H: 1 LOB: 0 BB: 0 P: 3	R: 0 E: 1 K: 1 S: 7	H: 1 LOB: 2 BB: 0 P: 7	R: 0 E: 0 K: 0 S: 3	H: 0 LOB: 0 BB: 0 P: 3	R: 0 E: 0 K: 1 S: 5	H: 0 LOB: 0 BB: 0 P: 5	R: 0 E: 0 K: 0 S: 4	H: 1 LOB: 1 BB: 0 P: 4	R: 0 E: 0 K: 1 S: 5	H: 0 LOB: 0 BB: 0 P: 5	R: 1 E: 0 K: 0 S: 5	H: 2 LOB: 1 BB: 0 P: 5	1B: 7 2B: 0 3B: 0 HR: 0	SF: 0 SAC: 0 DP: 3 HBP: 0	WP: 0 PB: 0 SB: 0 CS: 0	PA: 32
PITCHER Jim Kaat, L (1, 1) ERA: 3.47	IP: 9.0 WLS: W BF: 32 H: 7 R: 1 ER: 1 SO: 3 BB: 0 IBB: 0 HBP: 0 BLK: 0 WP: 0 HR: 0 S: 38 P: 38 ERA: 1.00 WHIP: 0.778											PITCHER	IP: 9.0 WLS: W BF: 32 H: 7 R: 1 ER: 1 SO: 3 BB: 0 IBB: 0 HBP: 0 BLK: 0 WP: 0 HR: 0 S: 38 P: 38 ERA: 1.00 WHIP: 0.778									

Cleveland Indians @ Chicago White Sox
Comiskey Park, Chicago, IL
Fri Aug 23 1974, 8:05 PM EDT
Att: 14,217 - Unknown - 68 F

AB 32
R 1
H 7
RBI 1
BB 0
SO 3
LOB 13



Batter	1	2	3	4	5	6	7	8	9	AB	R	H	RBI	BB	SO	LOB	BOTTOM					
Brian Downing, R (1, 9) Carlos May, L (6, PH) OBP: 0.369, SLG: 0.422 OBP: 0.324, SLG: 0.356	1-3					1-3			F7	3	0	1	0	0	0	0						
Jorge Orta, L (1, 4) OBP: 0.362, SLG: 0.453	4-0 BB					K			1-3	3	0	1	0	1	1	3						
Dick Allen, R (1, 3) OBP: 0.378, SLG: 0.593	K			F3		FC6-4 1B			6-3	4	0	1	0	0	1	3						
Bill Melton, R (1, 5) OBP: 0.307, SLG: 0.394	F7			K		FC6-4 1-2			F7	4	0	0	0	0	1	4						
Ken Henderson, S (1, 8) OBP: 0.353, SLG: 0.448				1-3		F8 1B 2B			F9	4	1	1	0	0	0	0						
Ron Santo, R (1, 10) OBP: 0.297, SLG: 0.299				3-1		1B 1B 2-H			4-3 1B E	4	1	2	1	0	0	0						
Jerry Hairston, S (1, 7) Bill Sharp, L (6, PR) OBP: 0.323, SLG: 0.379						F9 1B			3-4-3 1B E	3	0	2	0	0	0	1						
Ed Herrmann, L (1, 2) OBP: 0.300, SLG: 0.382				4-3		L5			E4 1B HBP	4	0	0	0	0	0	3						
Bucky Dent, R (1, 6) OBP: 0.300, SLG: 0.318				4-3		1B 1-H			1-2 HBP	2	0	1	0	0	0	0						
Inning Stats	R: 0 E: 0 K: 1 S: 5	H: 0 LOB: 1 BB: 1 P: 9	R: 0 E: 0 K: 0 S: 4	H: 1 LOB: 0 BB: 0 P: 4	R: 0 E: 0 K: 1 S: 7	H: 2 LOB: 2 BB: 0 P: 7	R: 1 E: 0 K: 0 S: 5	H: 3 LOB: 3 BB: 0 P: 5	R: 0 E: 0 K: 1 S: 6	H: 1 LOB: 1 BB: 0 P: 6	R: 1 E: 1 K: 0 S: 6	H: 2 LOB: 3 BB: 0 P: 7	R: 0 E: 0 K: 0 S: 3	H: 0 LOB: 0 BB: 0 P: 3	R: 0 E: 0 K: 0 S: 3	H: 0 LOB: 0 BB: 0 P: 3	R: 0 E: 0 K: 0 S: 3	H: 0 LOB: 0 BB: 0 P: 3	1B: 8 2B: 1 3B: 0 HR: 0	SF: 0 SAC: 0 DP: 0 HBP: 1	WP: 0 PB: 0 SB: 0 CS: 0	PA: 35
PITCHER Fritz Peterson, L (1, 1) ERA: 3.85 Milwicox, R (6, 1) ERA: 3.79 Bruce Ellingsen, L (6, 1) ERA: 2.05	IP: 5.1 WLS: L BF: 26 H: 9 R: 2 ER: 1 SO: 3 BB: 1 IBB: 0 HBP: 0 BLK: 0 WP: 0 HR: 0 S: 31 P: 35 ERA: 1.69 WHIP: 1.875											PITCHER	IP: 5.1 WLS: L BF: 26 H: 9 R: 2 ER: 1 SO: 3 BB: 1 IBB: 0 HBP: 0 BLK: 0 WP: 0 HR: 0 S: 31 P: 35 ERA: 1.69 WHIP: 1.875									

Cleveland Indians @ Chicago White Sox
Comiskey Park, Chicago, IL
Fri Aug 23 1974, 8:05 PM EDT
Att: 14,217 - Unknown - 68 F

AB 33
R 2
H 9
RBI 1
BB 1
SO 3
LOB 17



Batter	1	2	3	4	5	6	7	8	9	AB	R	H	RBI	BB	SO	LOB	TOP			
Frank Duffy, R OBP: 0.274, SLG: 0.323										5	1	2	1	0	0	4				
Luis Alvarado, R OBP: 0.224, SLG: 0.211										4	0	1	1	0	1	2				
Rico Carty, R OBP: 0.357, SLG: 0.370										3	0	2	0	1	0	0				
Charlie Spikes, R OBP: 0.336, SLG: 0.444										4	0	0	0	0	2	4				
John Ellis, R OBP: 0.338, SLG: 0.433										4	1	1	0	0	0	1				
Oscar Gamble, L OBP: 0.359, SLG: 0.451										4	2	2	1	0	2	1				
Joe Lis, R OBP: 0.289, SLG: 0.294										4	0	0	0	0	2	2				
Dave Duncan, R OBP: 0.255, SLG: 0.346										4	0	1	1	0	0	0				
John Lowenstein, L OBP: 0.316, SLG: 0.325										0	0	0	0	0	0	0				
Rusty Torres, S OBP: 0.240, SLG: 0.207										4	1	2	1	0	1	1				
Inning Stats	R: 0 E: 0 K: 0 S: 4	H: 2 LOB: 1 BB: 0 P: 4	R: 0 E: 0 K: 1 S: 5	H: 0 LOB: 0 BB: 0 P: 5	R: 1 E: 0 K: 1 S: 7	H: 2 LOB: 2 BB: 1 P: 11	R: 1 E: 0 K: 0 S: 4	H: 1 LOB: 0 BB: 0 P: 4	R: 0 E: 0 K: 2 S: 8	H: 1 LOB: 0 BB: 0 P: 8	R: 0 E: 0 K: 2 S: 7	H: 0 LOB: 0 BB: 0 P: 7	R: 1 E: 0 K: 1 S: 6	H: 1 LOB: 0 BB: 0 P: 6	R: 2 E: 0 K: 1 S: 8	H: 3 LOB: 2 BB: 0 P: 8	1B: 7 2B: 2 3B: 0 HR: 2	SF: 0 SAC: 0 DP: 2 HBP: 0	WP: 0 PB: 0 SB: 1 CS: 0	PA: 37
PITCHER Wilbur Wood, L ERA: 3.74	IP: 9.0 WLS: W BF: 37 H: 11 R: 5 ER: 5 SO: 8 BB: 1 IBB: 0 HBP: 0 BLK: 0 WP: 0 HR: 2 S: 52 P: 56 ERA: 5.00 WHIP: 1.333															PITCHER				

Cleveland Indians @ Chicago White Sox
Comiskey Park, Chicago, IL
Sun Aug 25 1974, 4:33 AM EDT
Unknown - 7 1 F

AB	36
R	5
H	11
RBI	5
BB	1
SO	8
LOB	15



Batter	1	2	3	4	5	6	7	8	9	AB	R	H	RBI	BB	SO	LOB	BOTTOM			
Pat Kelly, L OBP: 0.350, SLG: 0.359										3	2	1	0	2	1	3				
Jorge Orta, L OBP: 0.361, SLG: 0.450										5	1	1	0	0	0	3				
Dick Allen, R OBP: 0.377, SLG: 0.589										4	1	1	0	0	1	2				
Tony Musser, L OBP: 0.319, SLG: 0.341										0	0	0	0	0	0	0				
Carlos May, L OBP: 0.323, SLG: 0.355										3	0	1	2	0	1	0				
Ken Henderson, S OBP: 0.354, SLG: 0.453										3	2	2	2	0	0	0				
Bill Melton, R OBP: 0.311, SLG: 0.396										2	1	1	1	2	0	1				
Bill Sharp, L OBP: 0.318, SLG: 0.372										4	1	1	1	0	0	2				
Ed Herrmann, L OBP: 0.300, SLG: 0.378										3	0	1	2	1	0	0				
Bucky Dent, R OBP: 0.300, SLG: 0.317										4	0	1	0	0	0	1				
Inning Stats	R: 2 E: 0 K: 0 S: 5	H: 2 LOB: 1 BB: 1 P: 9	R: 0 E: 0 K: 0 S: 3	H: 0 LOB: 0 BB: 0 P: 3	R: 3 E: 1 K: 0 S: 6	H: 3 LOB: 1 BB: 1 P: 10	R: 0 E: 0 K: 0 S: 4	H: 1 LOB: 0 BB: 0 P: 4	R: 3 E: 0 K: 2 S: 11	H: 4 LOB: 2 BB: 1 P: 15	R: 0 E: 0 K: 0 S: 3	H: 0 LOB: 0 BB: 0 P: 3	R: 0 E: 0 K: 0 S: 2	H: 0 LOB: 0 BB: 1 P: 6	R: 0 E: 0 K: 1 S: 5	H: 0 LOB: 1 BB: 1 P: 9	1B: 8 2B: 2 3B: 0 HR: 0	SF: 2 SAC: 0 DP: 1 HBP: 0	WP: 0 PB: 0 SB: 1 CS: 0	PA: 38
PITCHER Dick Bosman, R ERA: 4.31	IP: 2.2 WLS: L BF: 15 H: 5 R: 5 ER: 5 SO: 0 BB: 2 IBB: 0 HBP: 0 BLK: 0 WP: 0 HR: 0 S: 13 P: 21 ERA: 16.88 WHIP: 2.625															PITCHER				
Tom Higendorf, L ERA: 4.35	IP: 2.1 WLS: L BF: 13 H: 5 R: 3 ER: 3 SO: 2 BB: 0 IBB: 1 HBP: 0 BLK: 0 WP: 0 HR: 0 S: 16 P: 20 ERA: 11.57 WHIP: 2.143															PITCHER				
Fred Beene, R ERA: 5.03	IP: 3.0 WLS: L BF: 10 H: 0 R: 0 ER: 0 SO: 1 BB: 2 IBB: 0 HBP: 0 BLK: 0 WP: 0 HR: 0 S: 10 P: 18 ERA: 0.00 WHIP: 0.667															PITCHER				

Cleveland Indians @ Chicago White Sox
Comiskey Park, Chicago, IL
Sun Aug 25 1974, 4:33 AM EDT
Unknown - 7 1 F

AB	31
R	8
H	10
RBI	8
BB	5
SO	3
LOB	12



Batter	1	2	3	4	5	6	7	8	9	AB	R	H	RBI	BB	SO	LOB	TOP																				
Tommy Smith, L (1, 8) OBP: 0.214, SLG: 0.231	4-0 BB		0-0 F8		0-0 F9		0-0 BB 1-6-3 2B		0-3 K	4	1	1	0	1	1	1																					
Frank Duffy, R (1, 6) OBP: 0.276, SLG: 0.322	0-0 G3		0-0 P3		0-0 1B		4-0 1-6-3 BB		0-0 6-3	4	0	1	0	1	0	2																					
Rico Carty, R (1, 10) OBP: 0.424, SLG: 0.400	0-0 6-3			0-0 1B	0-0 1B		4-0 1-6-3 BB		4-0 BB	3	1	2	0	2	0	1																					
Charlie Spikes, R (1, 9) Leron Lee, L (4, 9) George Hendrick, R (7, 9) John Lowenstein, L (7, 4) Dave Duncan, R (9, 9)	0-0 F8			0-0 F9	0-0 G6-3		0-0 1-6-3		0-0 5-3	1	0	0	0	0	0	1																					
John Ellis, R (1, 2) OBP: 0.337, SLG: 0.431		0-0 F8		0-0 1B		0-0 4-3		0-0 F8		4	1	1	0	0	0	2																					
Oscar Gamble, L (1, 7) OBP: 0.358, SLG: 0.457		0-0 6-3		0-0 1B		0-0 F7		0-0 4-3		4	1	1	3	0	0	0																					
Tom McCraw, L (1, 3) OBP: 0.351, SLG: 0.437		0-0 F8		0-0 5-3		0-0 1B		0-0 FC6-4 1B		4	0	2	0	0	0	0																					
Joe Lis, R (1, 5) OBP: 0.295, SLG: 0.318			4-0 BB	0-0 1B	0-0 HR		0-0 P4		0-0 FC6-4	3	1	1	1	1	0	2																					
Luis Alvarado, R (1, 4) OBP: 0.221, SLG: 0.207			0-0 F7	0-0 4-3				0-3 K		2	0	0	0	0	0	1																					
Rusty Torres, S (7, PH) OBP: 0.235, SLG: 0.202			0-0 F7	0-0 4-3				0-0 5-3		2	0	0	0	0	0	1																					
Inning Stats	R: 0 E: 1 K: 0 S: 3	H: 0 LOB: 1 BB: 1 P: 7	R: 0 E: 0 K: 0 S: 3	H: 0 LOB: 0 BB: 0 P: 3	R: 0 E: 0 K: 0 S: 3	H: 0 LOB: 1 BB: 1 P: 7	R: 4 E: 0 K: 0 S: 7	H: 4 LOB: 0 BB: 0 P: 7	R: 0 E: 0 K: 0 S: 4	H: 2 LOB: 1 BB: 0 P: 4	R: 0 E: 0 K: 0 S: 4	H: 1 LOB: 1 BB: 0 P: 4	R: 1 E: 0 K: 1 S: 6	H: 1 LOB: 2 BB: 2 P: 14	R: 0 E: 0 K: 0 S: 4	H: 1 LOB: 1 BB: 0 P: 4	R: 0 E: 0 K: 1 S: 5	H: 0 LOB: 1 BB: 1 P: 9	1B: 6 2B: 1 3B: 0 HR: 2	SF: 0 SAC: 0 DP: 1 HBP: 0	WP: 0 PB: 0 SB: 0 CS: 0	PA: 40															
PITCHER	IP WLS BF H R ER SO BB IBB HBP BLK WP HR S P ERA WHIP																																				
Stan Bahnsen, R (1, 1) ERA: 4.79	3.2		17	4	4	4	0	2	0	0	0	0	0	2	15	23	9.82	1.636																			
Rich Gossage, R (4, 1) ERA: 4.91	2.2	W	13	4	1	1	1	2	0	0	0	0	0	0	13	21	3.38	2.250																			
Terry Forster, L (7, 1) ERA: 3.8	2.2	S	10	1	0	0	1	1	0	0	0	0	0	0	11	15	0.00	0.750																			

Cleveland Indians @ Chicago White Sox
Comiskey Park, Chicago, IL
Sun Aug 25 1974, 4:38 AM EDT
Att: 15,560 - Unknown - 74 F

AB	35
R	5
H	9
RBI	5
BB	5
SO	2
LOB	17



Batter	1	2	3	4	5	6	7	8	9	AB	R	H	RBI	BB	SO	LOB	BOTTOM																				
Pat Kelly, L (1, 9) OBP: 0.354, SLG: 0.362	0-0 WP 1B	0-0 G3	0-0 BB 1B		4-0 1B		0-0 SH5-3			3	1	2	2	1	0	1																					
Jorge Orta, L (1, 4) OBP: 0.366, SLG: 0.454	0-0 1B		0-0 1B		0-0 FC3 1B		0-3 K			5	2	4	2	0	1	1																					
Tony Muser, L (1, 3) OBP: 0.329, SLG: 0.353	0-0 1B		0-0 1B		0-0 FC3 1B		0-0 4-3			4	1	2	1	1	0	3																					
Carlos May, L (1, 10) OBP: 0.324, SLG: 0.354	0-0 WP 1B		0-0 1B		0-0 3-2			0-0 4-3		4	1	1	1	1	0	6																					
Bill Melton, R (1, 5) OBP: 0.312, SLG: 0.394	4-0 2-3 BB		4-0 2B 1B BB		0-0 F3		0-0 P4		0-0 P6	3	1	0	0	2	0	0																					
Jerry Hairston, S (1, 7) OBP: 0.246, SLG: 0.254	0-0 G6-3		0-0 1B		0-0 CS 1B		0-0 1B		4-0 BB	4	1	3	2	1	0	2																					
Ken Henderson, S (9, 8) OBP: 0.354, SLG: 0.453	0-0 1-2		0-0 1B 2B		0-0 1B		0-0 1B		0-0 BB	0	0	0	0	0	0	0																					
Bill Sharp, L (1, 8) OBP: 0.316, SLG: 0.365		0-3 K	0-0 P5		4-0 1-2 BB		0-0 F9		0-0 F7	4	0	0	0	1	1	4																					
Brian Downing, R (1, 2) OBP: 0.367, SLG: 0.416		0-3 K	4-0 1B IBB		0-3 K		0-0 P6			3	1	0	0	1	2	2																					
Bucky Dent, R (1, 6) OBP: 0.301, SLG: 0.319	0-0 1B		0-0 P6		0-0 F8		0-0 SH5-3 1B			4	0	2	0	0	0	3																					
Inning Stats	R: 2 E: 0 K: 0 S: 5	H: 4 LOB: 1 BB: 1 P: 9	R: 0 E: 0 K: 2 S: 8	H: 1 LOB: 0 BB: 0 P: 8	R: 6 E: 0 K: 0 S: 8	H: 5 LOB: 3 BB: 4 P: 24	R: 0 E: 0 K: 1 S: 5	H: 1 LOB: 1 BB: 1 P: 9	R: 0 E: 0 K: 0 S: 4	H: 1 LOB: 2 BB: 1 P: 8	R: 0 E: 0 K: 0 S: 4	H: 1 LOB: 1 BB: 0 P: 4	R: 0 E: 0 K: 1 S: 6	H: 1 LOB: 1 BB: 0 P: 6	R: 0 E: 0 K: 0 S: 3	H: 0 LOB: 1 BB: 1 P: 7	1B: 12 2B: 3 3B: 0 HR: 0	SF: 0 SAC: 1 DP: 2 HBP: 0	WP: 3 PB: 0 SB: 1 CS: 1	PA: 43																	
PITCHER	IP WLS BF H R ER SO BB IBB HBP BLK WP HR S P ERA WHIP																																				
Steve Arlin, R (1, 1) ERA: 6.24	2.0	L	14	7	6	6	2	2	1	0	0	0	0	0	15	27	27.00	4.500																			
Bruce Ellingsen, L (3, 1) ERA: 2.42	4.0		21	6	2	2	1	3	1	0	0	0	0	0	19	35	4.50	2.250																			
Milt Wilcox, R (7, 1) ERA: 3.66	2.0		8	1	0	0	1	1	0	0	0	0	0	0	9	13	0.00	1.000																			

Cleveland Indians @ Chicago White Sox
Comiskey Park, Chicago, IL
Sun Aug 25 1974, 4:38 AM EDT
Att: 15,560 - Unknown - 74 F

AB	34
R	8
H	14
RBI	8
BB	8
SO	4
LOB	22



Batter	1	2	3	4	5	6	7	8	9	AB	R	H	RBI	BB	SO	LOB	TOP							
Frank Duffy, R OBP: 0.277, SLG: 0.324 (1, 6)	G6-4-3 1B		SF8 1-3 1B		SF7		5-3		6-3	4	0	2	1	0	0	2								
Rusty Torres, S OBP: 0.224, SLG: 0.194 (1, 8)	G6-4-3 1-2		SF8		F3		5-3		3-1	4	0	0	1	0	0	4								
Rico Carty, R OBP: 0.459, SLG: 0.471 (1, 10)	1B		4-3							4	1	3	1	0	0	1								
Charlie Spikes, R OBP: 0.333, SLG: 0.439 (1, 9)	K				F9		6-3		L9	4	0	0	0	0	1	3								
John Ellis, R OBP: 0.336, SLG: 0.427 (1, 3)			6-3		F9				F7	3	0	0	0	1	0	0								
Joe Lis, R OBP: 0.287, SLG: 0.308 (1, 5)	L4				K		FC4-6 1B		F7	4	0	0	1	0	1	1								
Oscar Gamble, L OBP: 0.360, SLG: 0.459 Tommy Smith, L OBP: 0.200, SLG: 0.214 (1, 7) (7, 7)	F7				1B SF7 1B				L8	3	1	2	0	0	0	0								
Dave Duncan, R OBP: 0.254, SLG: 0.343 (1, 2)			1-3		F9		L8			4	0	1	0	0	0	3								
Luis Alvarado, R OBP: 0.236, SLG: 0.225 (1, 4)			1B SF8 1B						SH3-4 1B	3	2	3	0	0	0	0								
Inning Stats	R: 0 E: 0 K: 1 S: 6	H: 2 LOB: 1 BB: 0 P: 6	R: 0 E: 0 K: 0 S: 3	H: 0 LOB: 0 BB: 0 P: 3	R: 1 E: 0 K: 0 S: 5	H: 2 LOB: 1 BB: 0 P: 5	R: 0 E: 0 K: 1 S: 5	H: 0 LOB: 0 BB: 0 P: 5	R: 1 E: 0 K: 0 S: 5	H: 2 LOB: 1 BB: 0 P: 5	R: 1 E: 0 K: 0 S: 5	H: 2 LOB: 2 BB: 1 P: 9	R: 1 E: 0 K: 0 S: 5	H: 2 LOB: 1 BB: 0 P: 5	R: 0 E: 0 K: 0 S: 3	H: 0 LOB: 0 BB: 0 P: 3	R: 0 E: 0 K: 0 S: 4	H: 1 LOB: 1 BB: 0 P: 4	1B: 10 2B: 1 3B: 0 HR: 0	SF: 2 SAC: 1 DP: 1 HBP: 0	WP: 0 PB: 0 SB: 0 CS: 0	PA: 38		
PITCHER	IP WLS BF H R ER SO BB IBB HBP BLK WP HR S P ERA WHIP	8.1 L 36 11 4 4 2 1 0 0 0 0 0 0 39 43 4.32 1.440	0.2 2 0 0 0 0 0 0 0 0 0 0 0 2 2 0.00 0.000																					
Batter	1	2	3	4	5	6	7	8	9	AB	R	H	RBI	BB	SO	LOB	BOTTOM							
Freddie Patek, R OBP: 0.325, SLG: 0.309 (1, 6)	F8		K						P6	4	0	1	1	0	1	1								
Vada Pinson, L OBP: 0.290, SLG: 0.373 (1, 9)	2B		F8		L4-3				G3	4	0	1	0	0	0	3								
Amos Otis, R OBP: 0.358, SLG: 0.472 (1, 8)	P6				F7		B3		6-3	4	0	0	0	0	0	1								
Hal McRae, R OBP: 0.380, SLG: 0.489 (1, 7)	F8				1-3		2B		5-3	4	0	1	0	0	0	1								
Orlando Cepeda, R OBP: 0.293, SLG: 0.313 (1, 10)			F8		F9		6-3		F8	4	0	0	0	0	0	1								
Tony Solaita, L OBP: 0.371, SLG: 0.415 (1, 3)	K				G3		P5		F8	4	0	0	0	0	1	1								
Cookie Rojas, R OBP: 0.322, SLG: 0.361 (1, 4)	5-3				1B 1B				6-3	3	1	1	0	0	0	0								
George Brett, L OBP: 0.309, SLG: 0.350 (1, 5)			F7		1B 1B				F7	3	0	1	0	0	0	0								
Fran Healy, R OBP: 0.348, SLG: 0.401 (1, 2)					L9				F9	2	0	0	0	1	0	2								
Inning Stats	R: 0 E: 0 K: 0 S: 4	H: 1 LOB: 1 BB: 0 P: 4	R: 0 E: 0 K: 1 S: 5	H: 0 LOB: 0 BB: 0 P: 5	R: 0 E: 0 K: 1 S: 5	H: 0 LOB: 1 BB: 1 P: 9	R: 0 E: 0 K: 0 S: 3	H: 0 LOB: 0 BB: 0 P: 3	R: 1 E: 0 K: 0 S: 6	H: 3 LOB: 2 BB: 0 P: 6	R: 0 E: 0 K: 0 S: 4	H: 1 LOB: 1 BB: 0 P: 4	R: 0 E: 0 K: 0 S: 3	H: 0 LOB: 0 BB: 0 P: 3	R: 0 E: 0 K: 0 S: 3	H: 0 LOB: 0 BB: 0 P: 3	R: 0 E: 0 K: 0 S: 3	H: 0 LOB: 0 BB: 0 P: 3	1B: 3 2B: 2 3B: 0 HR: 0	SF: 0 SAC: 0 DP: 0 HBP: 0	WP: 0 PB: 0 SB: 1 CS: 0	PA: 33		
PITCHER	IP WLS BF H R ER SO BB IBB HBP BLK WP HR S P ERA WHIP	9.0 W 33 5 1 1 2 1 0 0 0 0 0 36 40 1.00 0.667																						

Cleveland Indians @ Kansas City Royals
Royals Stadium, Kansas City, MO
Mon Aug 26 1974, 8:05 PM EDT
Att: 12,958 - Unknown - 85 F

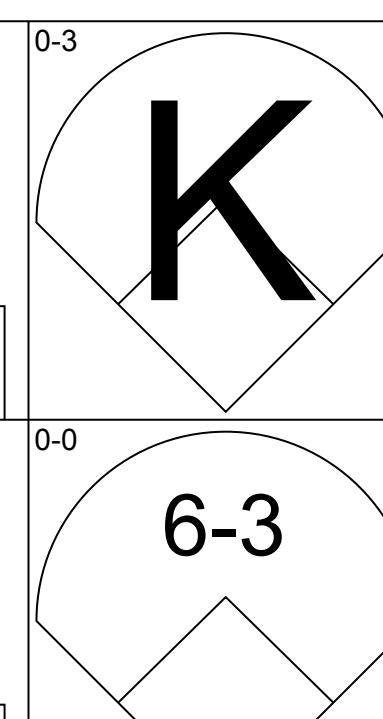
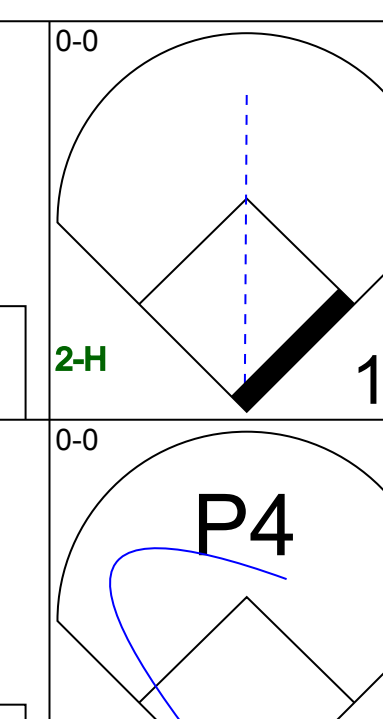
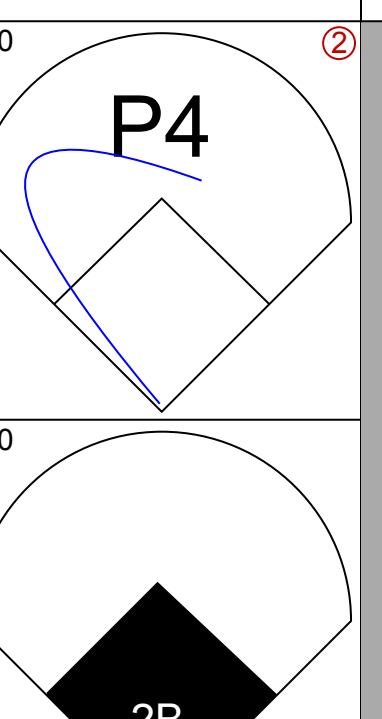
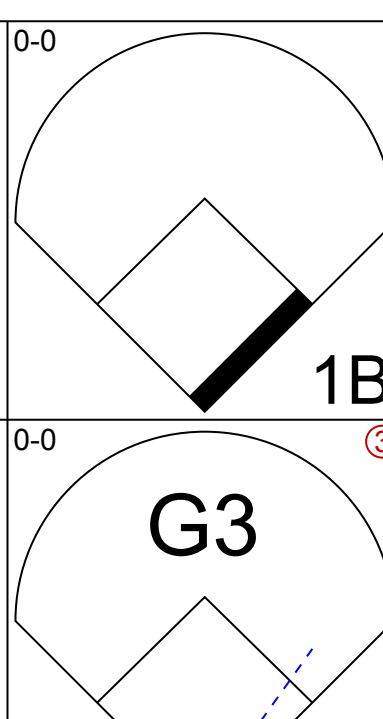
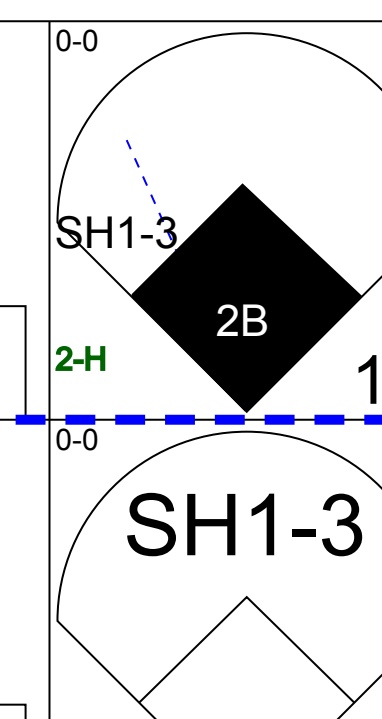
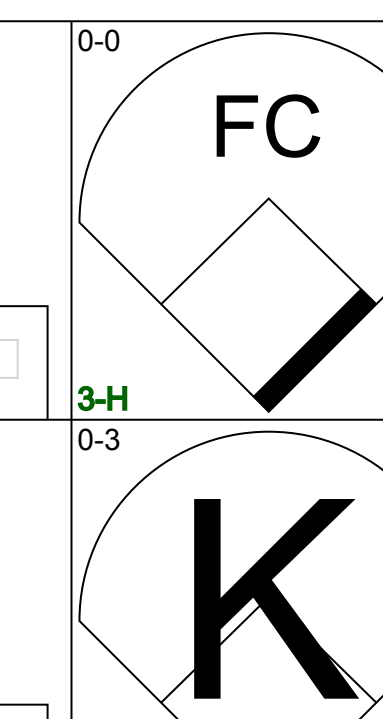
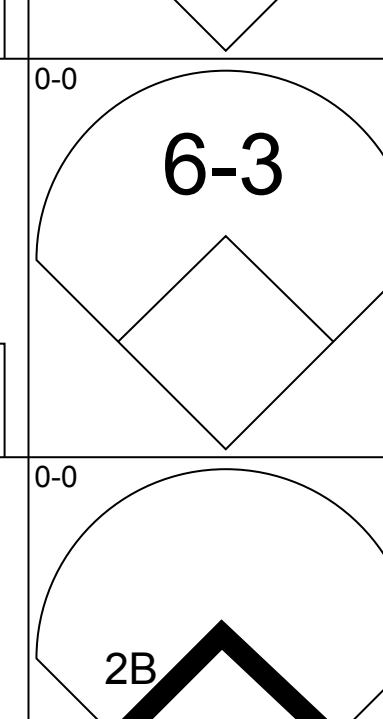
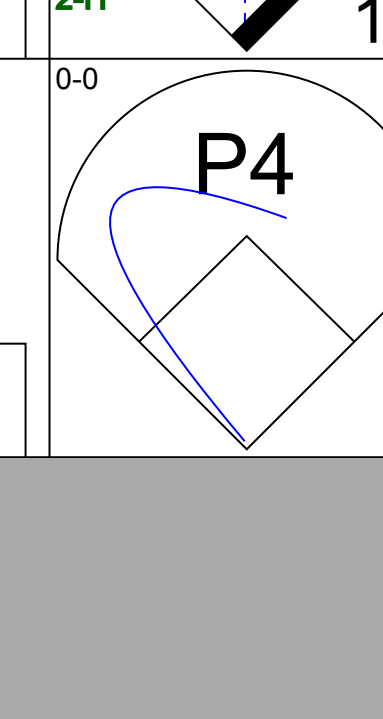
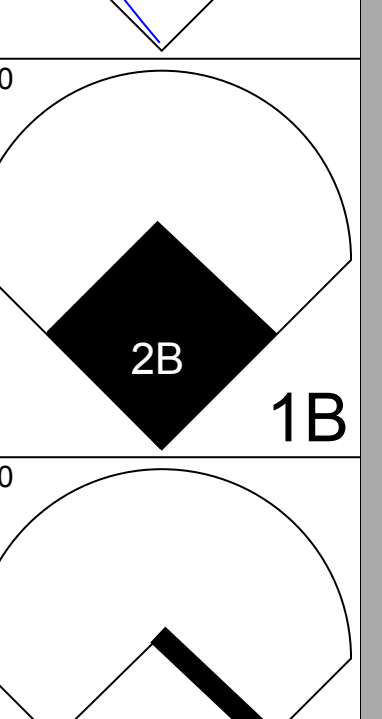
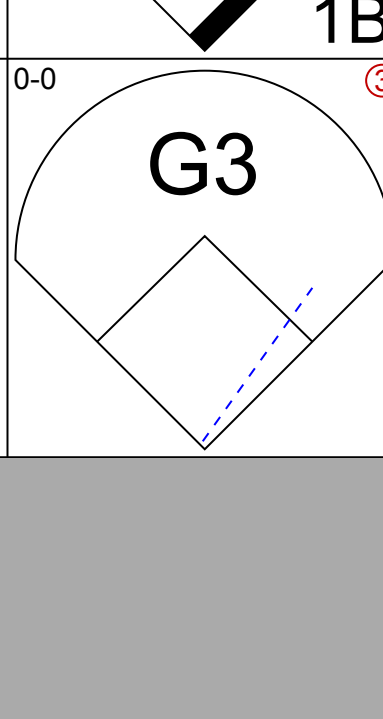
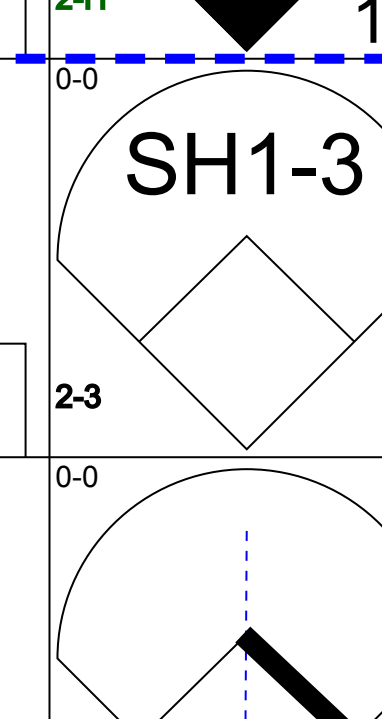
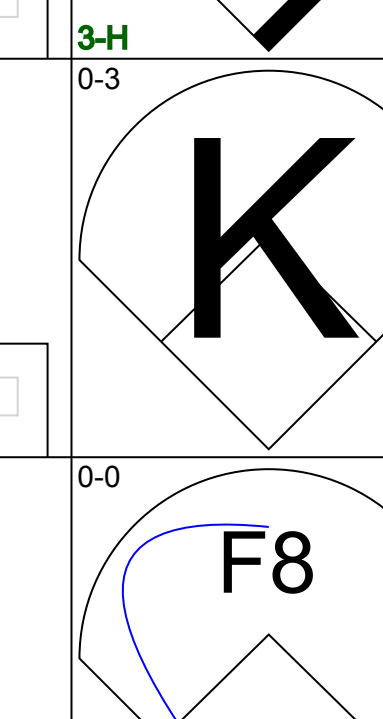
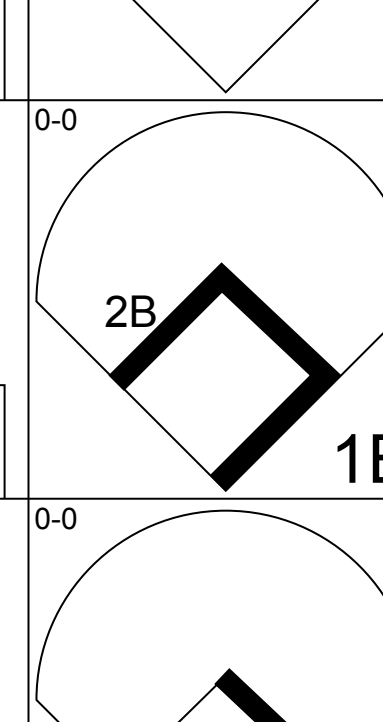
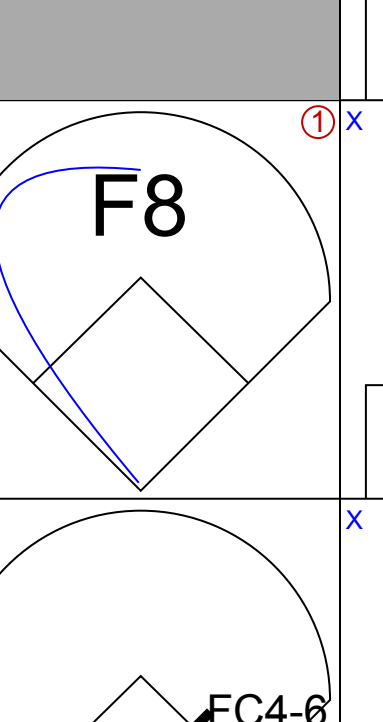
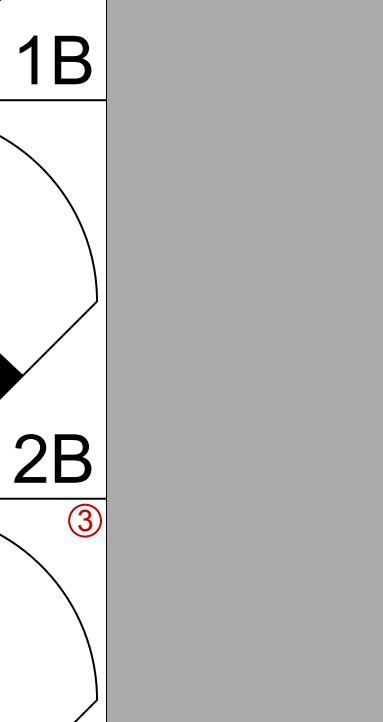
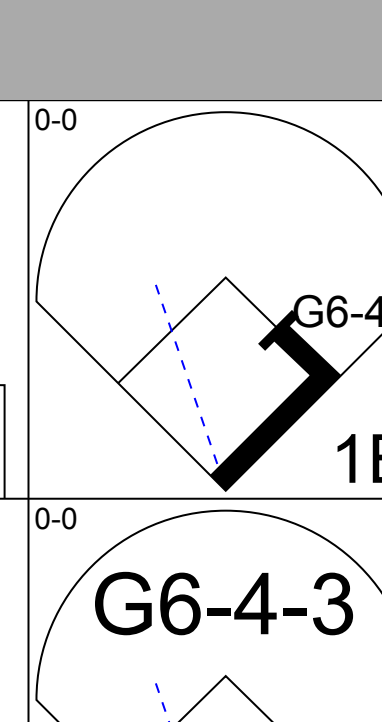
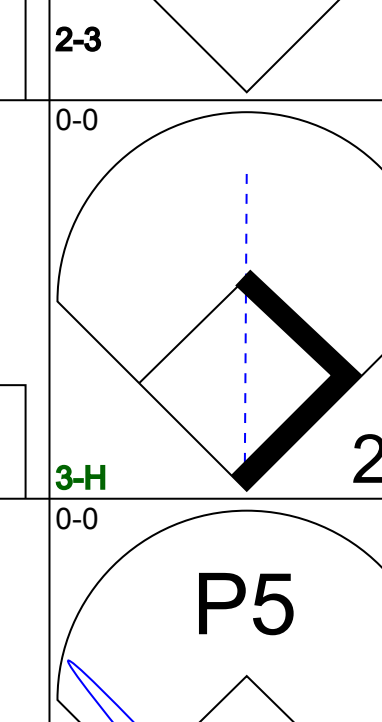
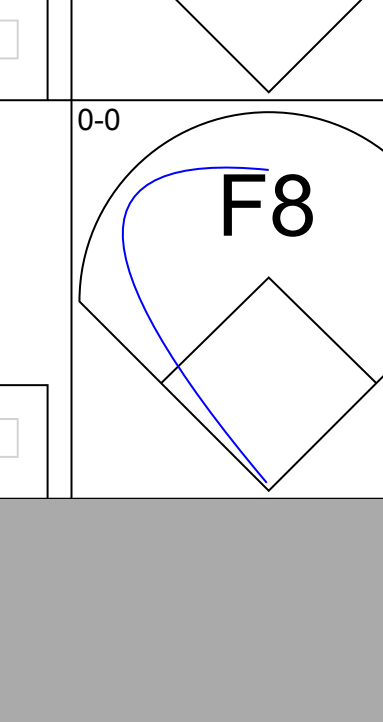
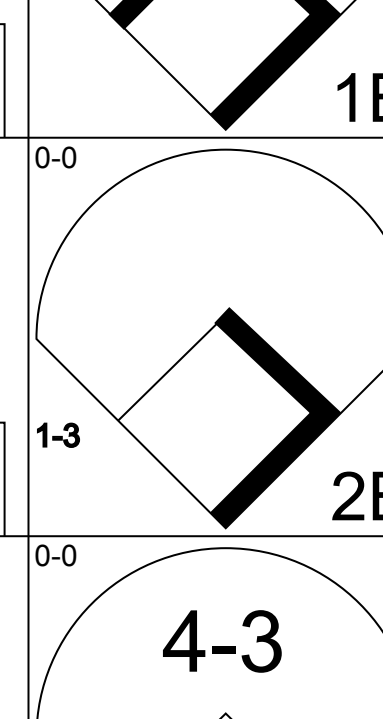
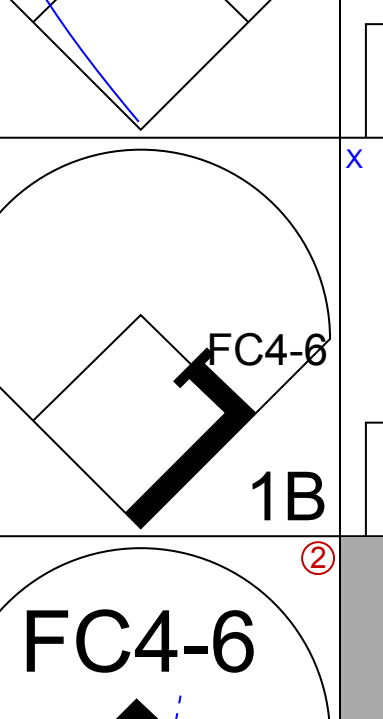
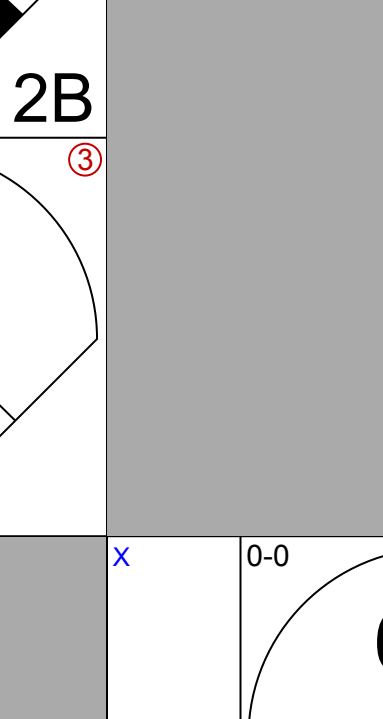
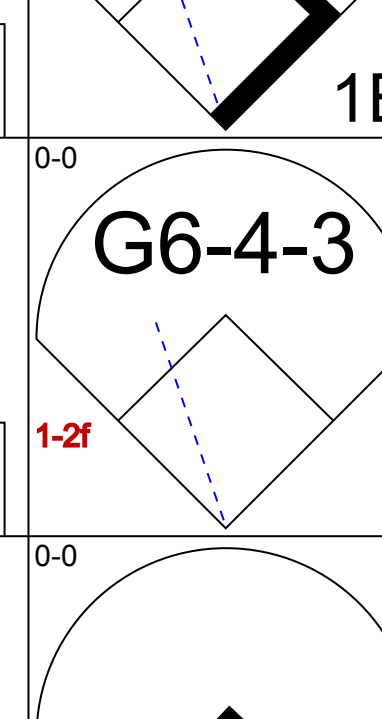
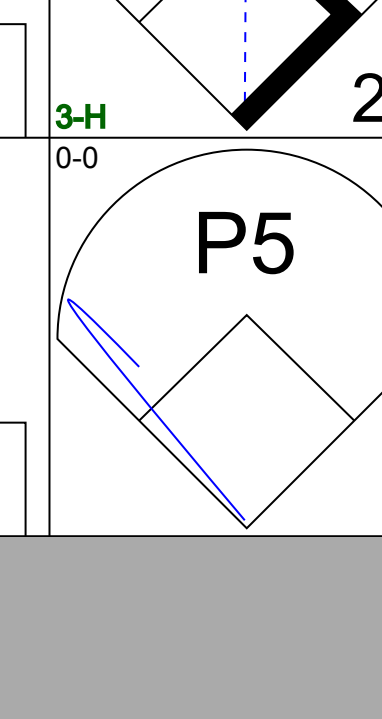
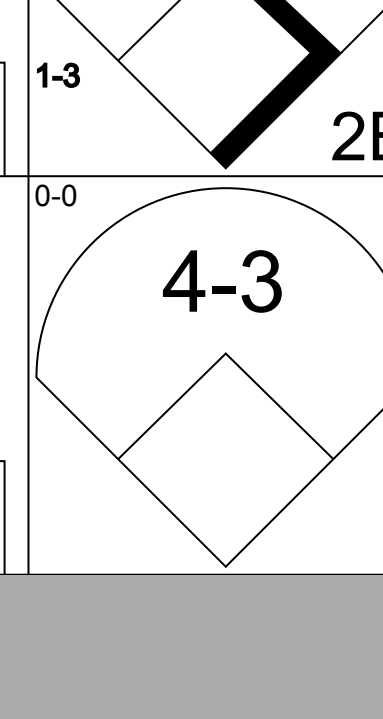
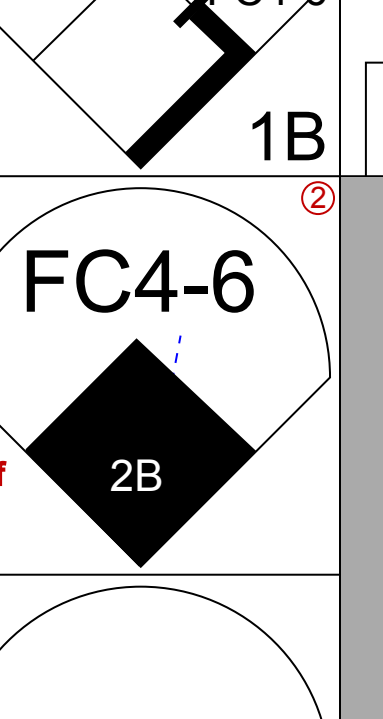
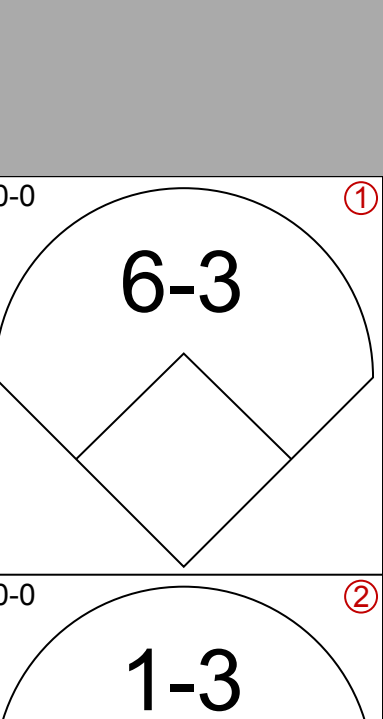
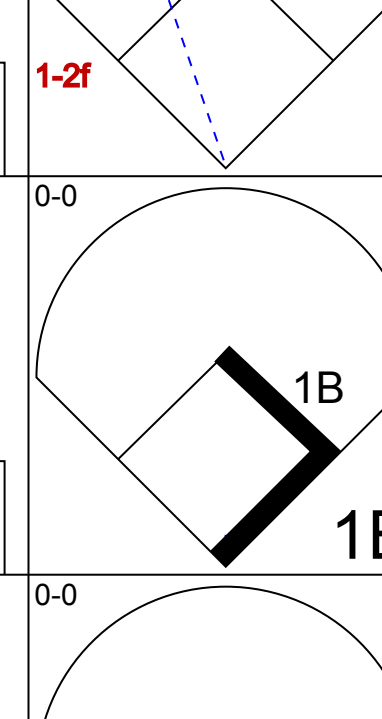
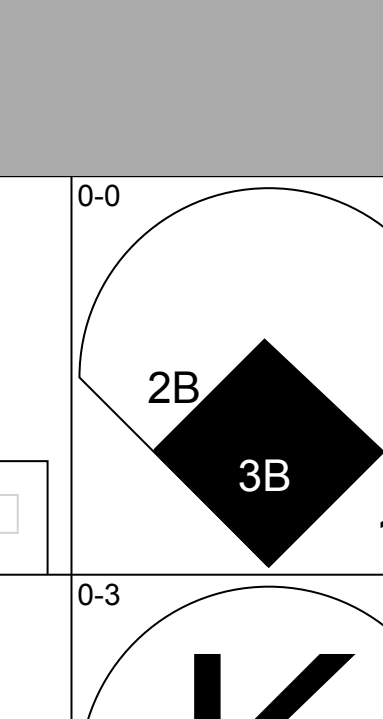
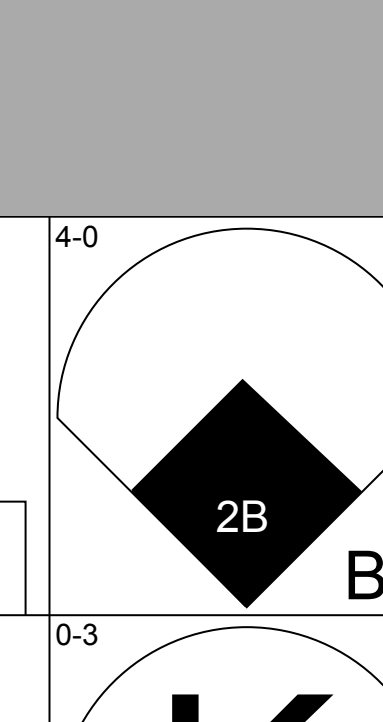
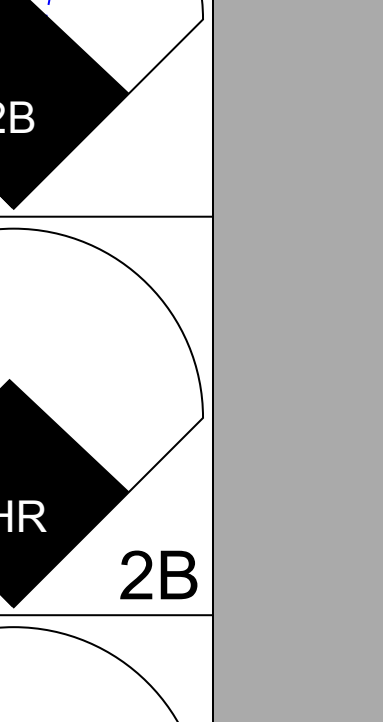
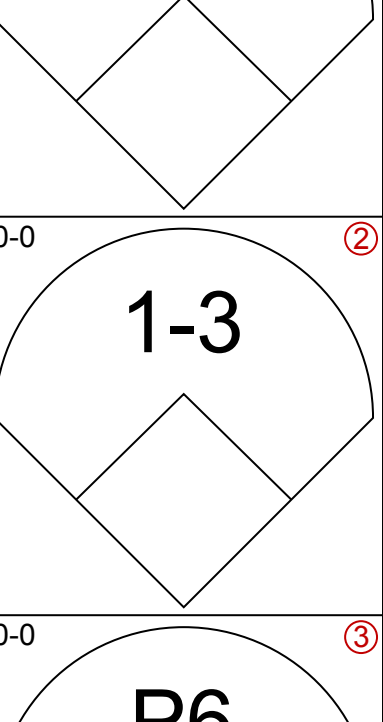
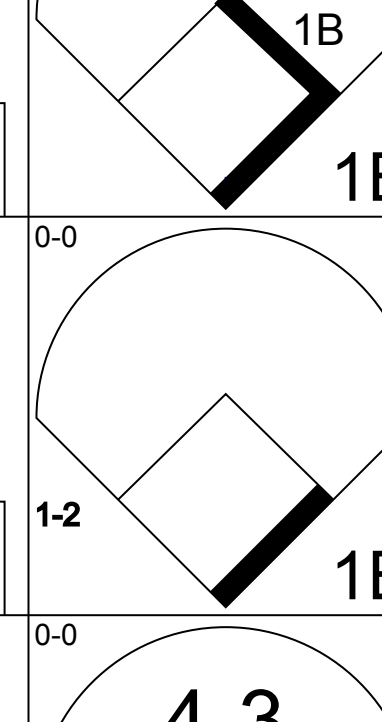
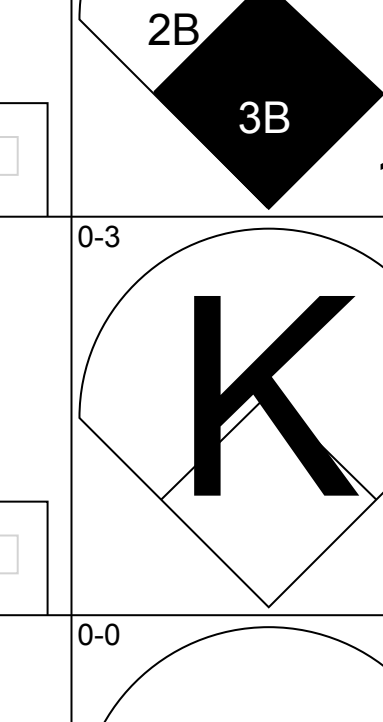
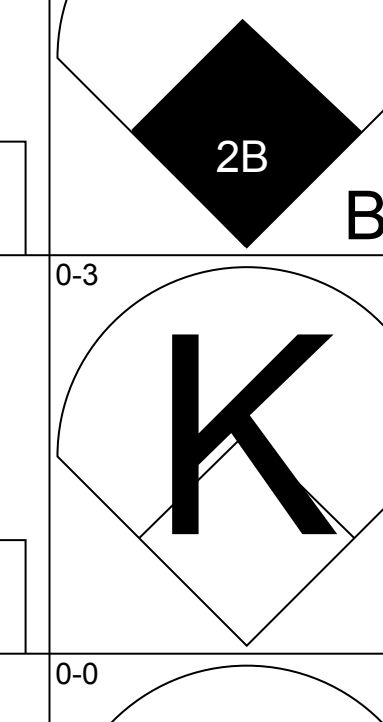
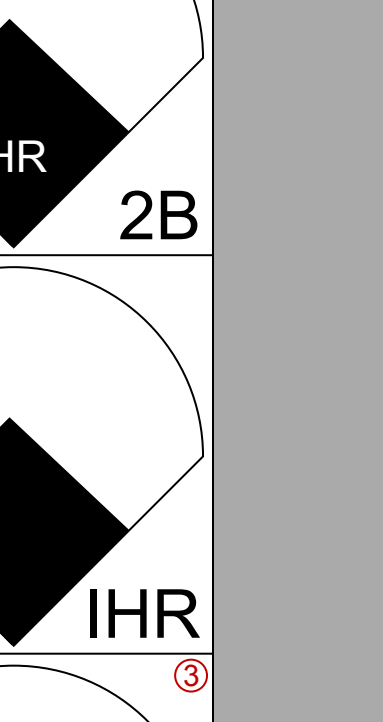
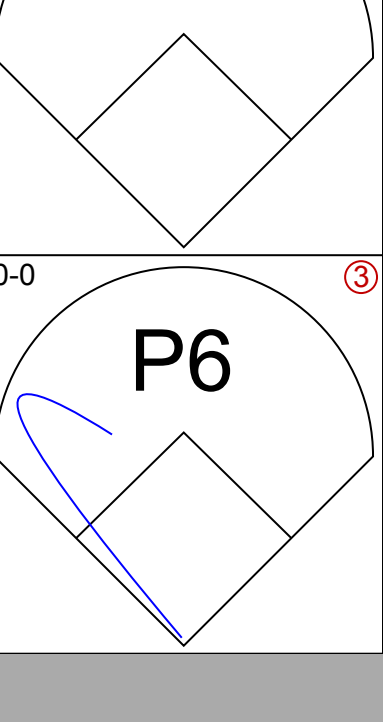
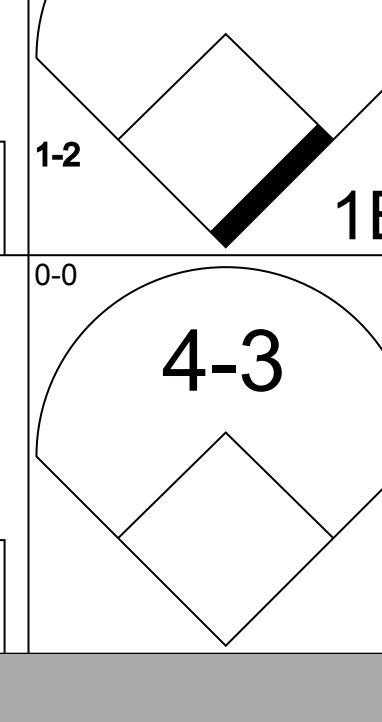
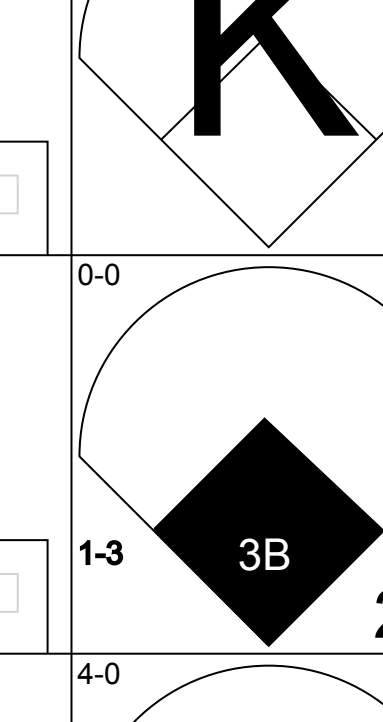
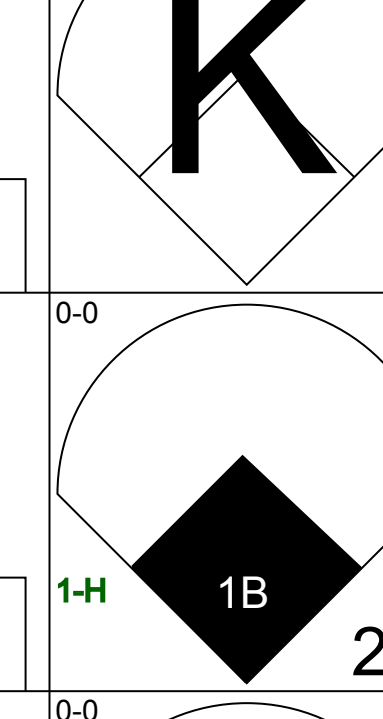
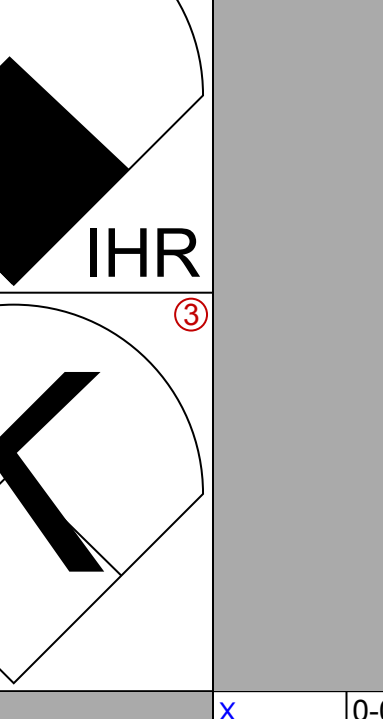
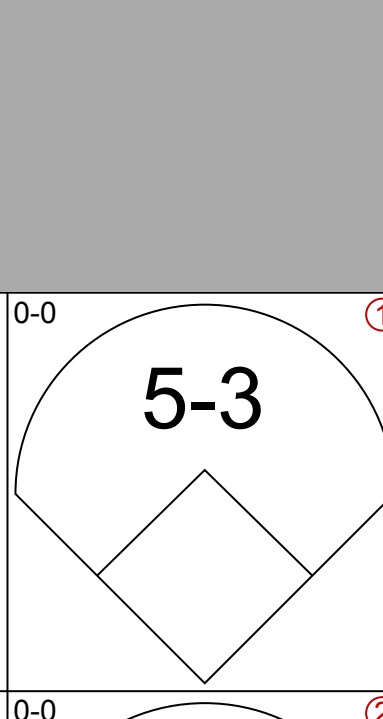
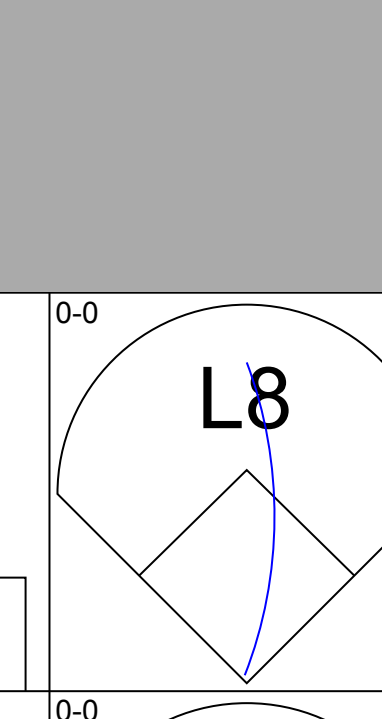
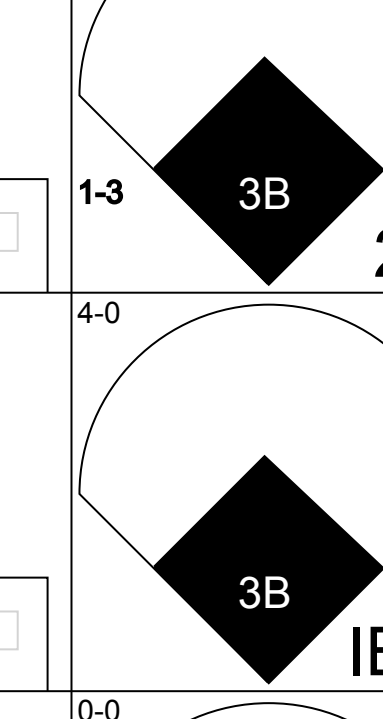
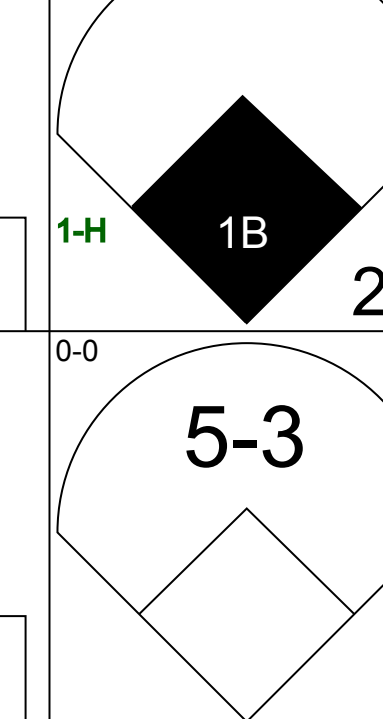
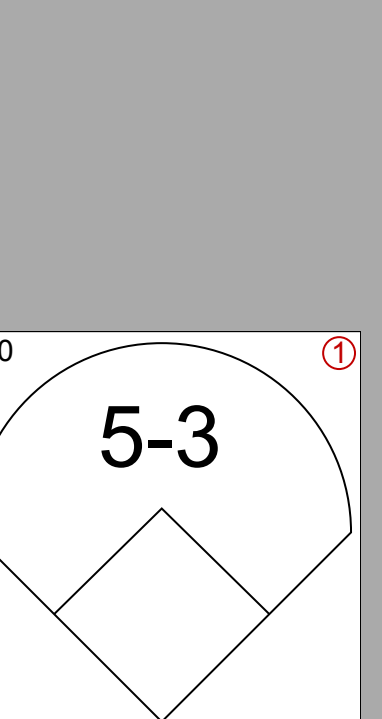
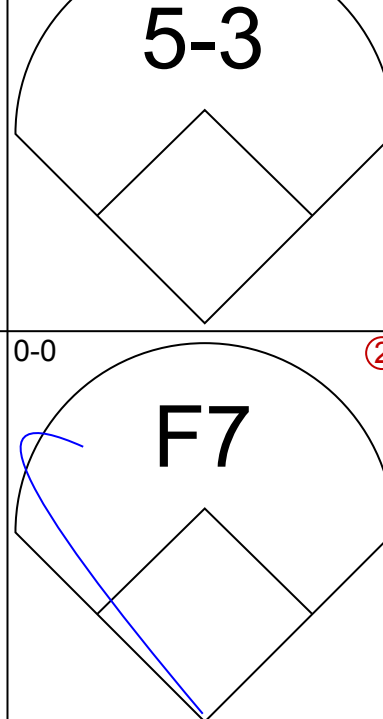
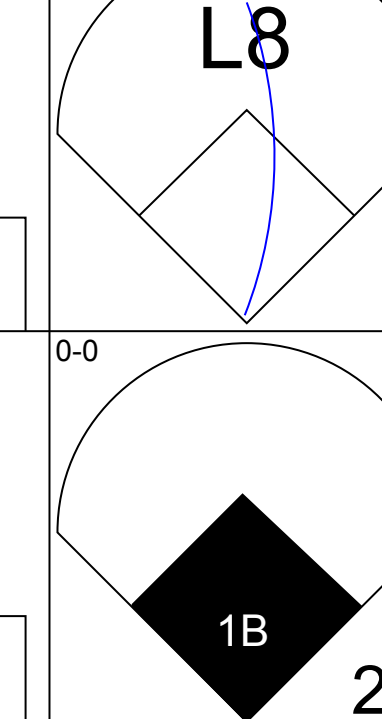
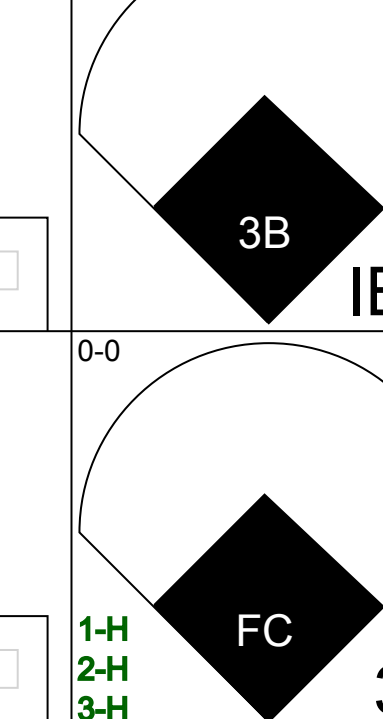
AB	34
R	4
H	11
RBI	4
BB	1
SO	2
LOB	14

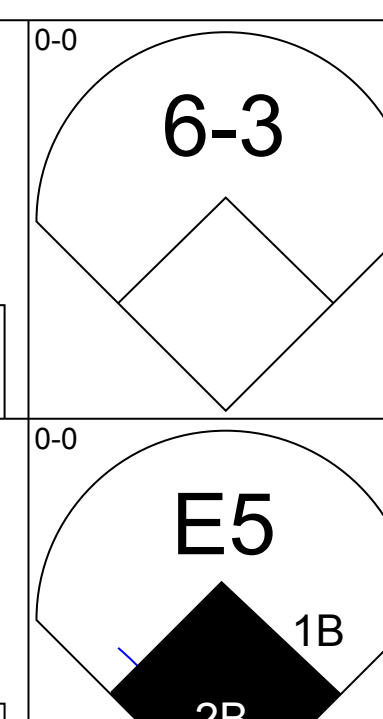
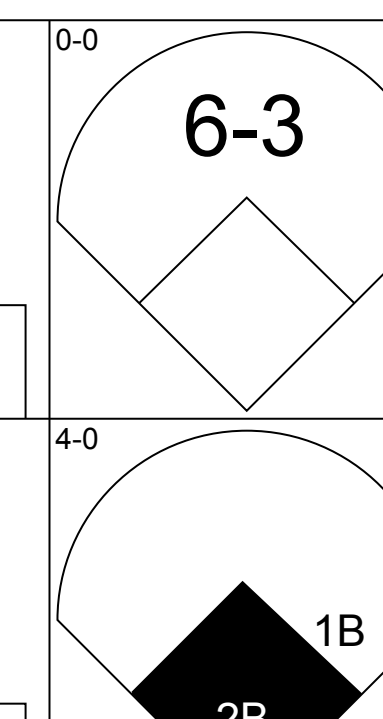
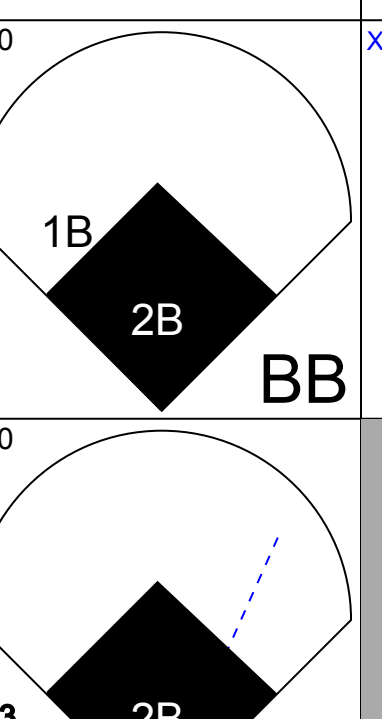
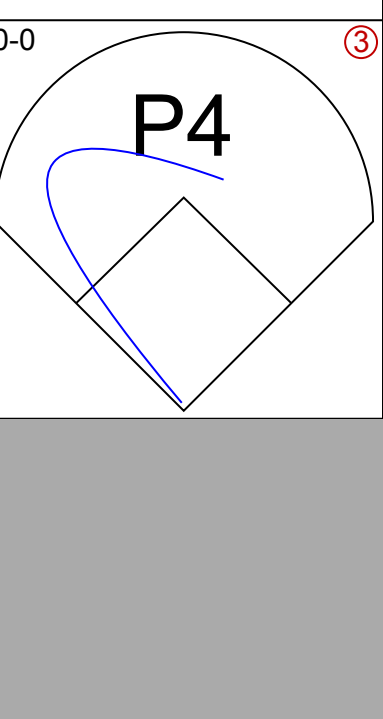
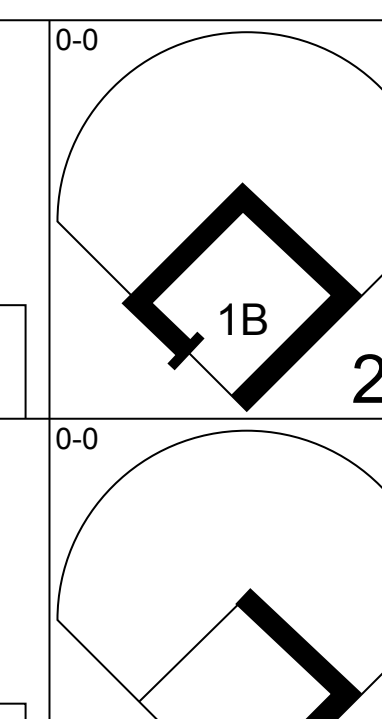
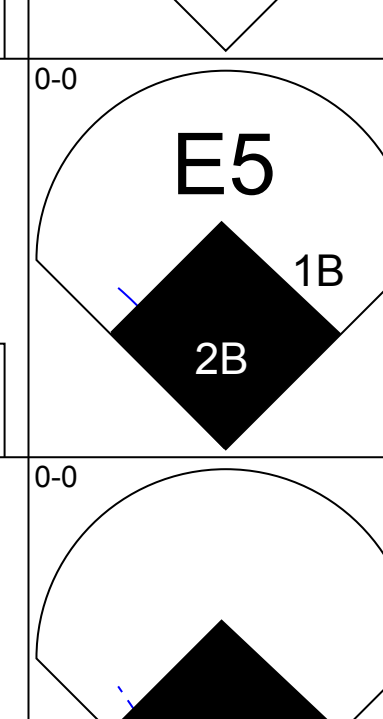
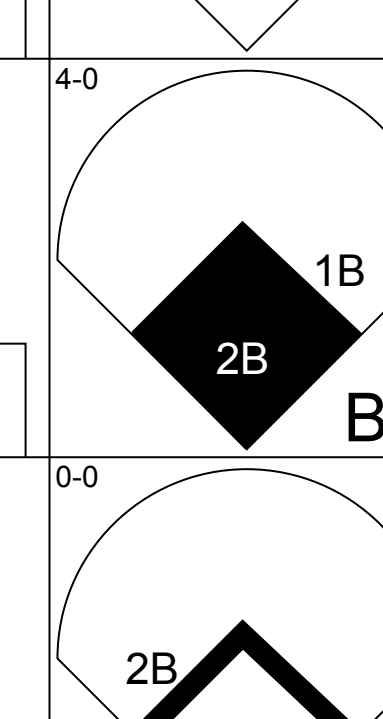
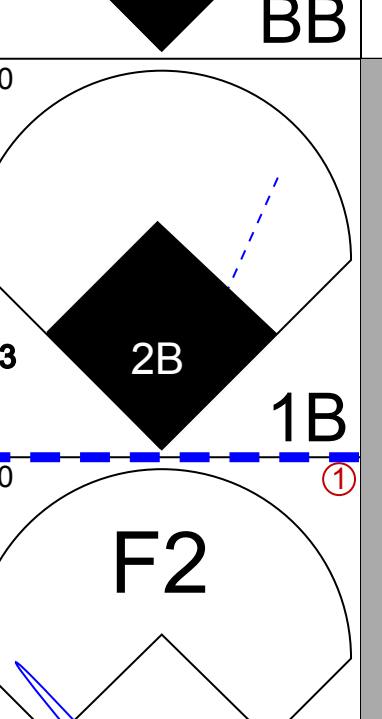
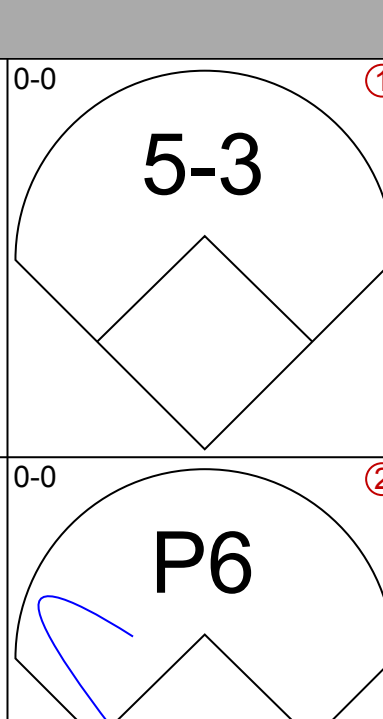
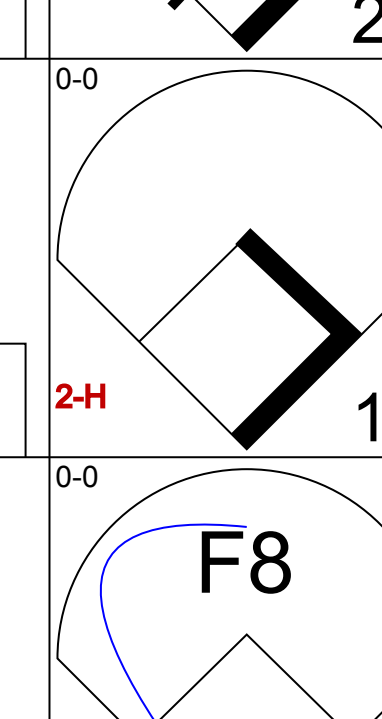
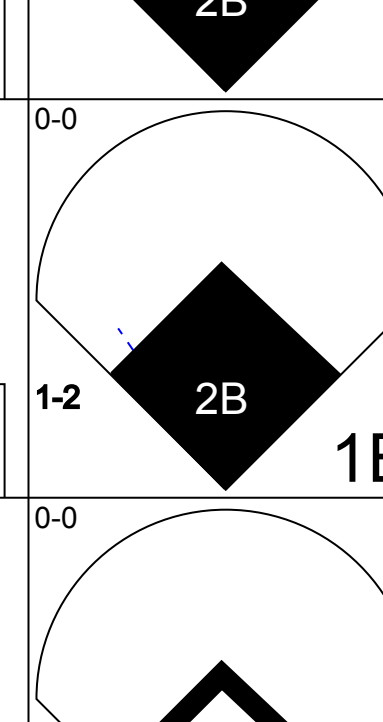
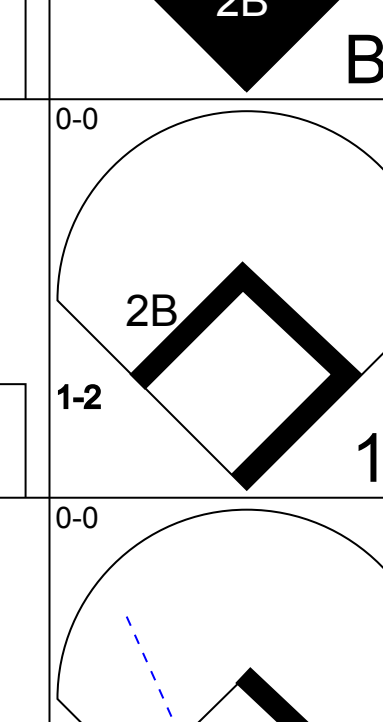
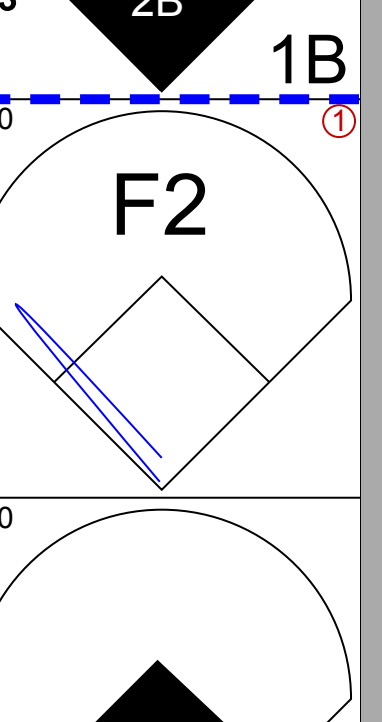
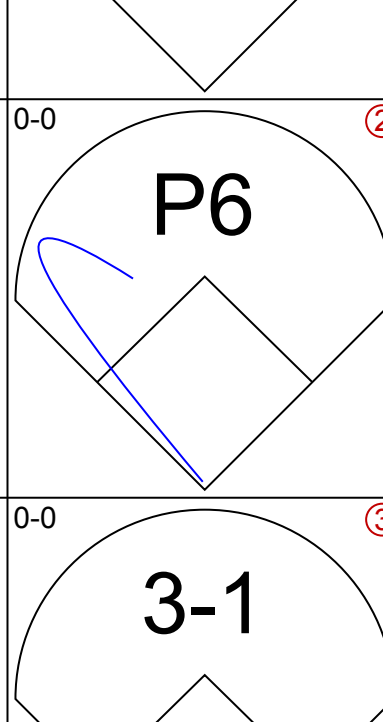
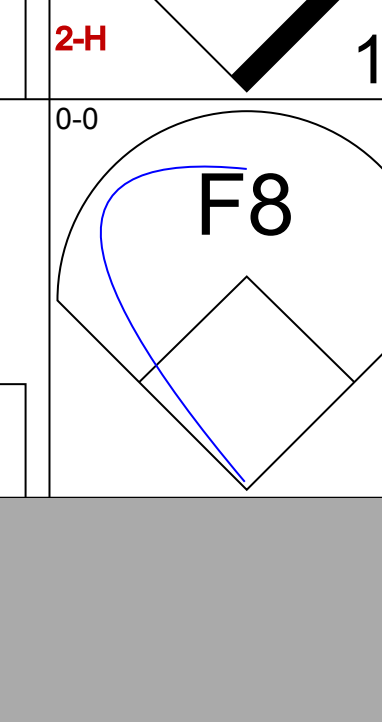
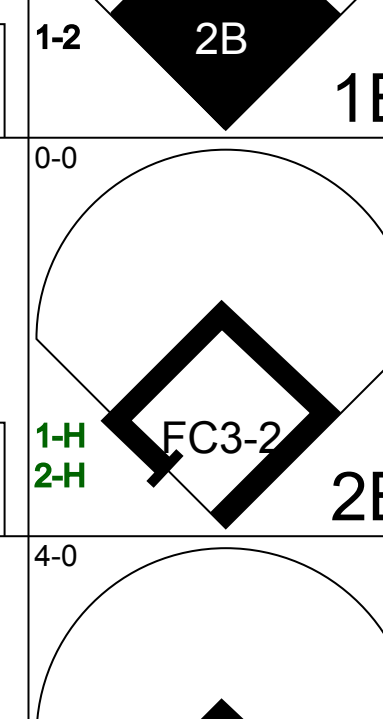
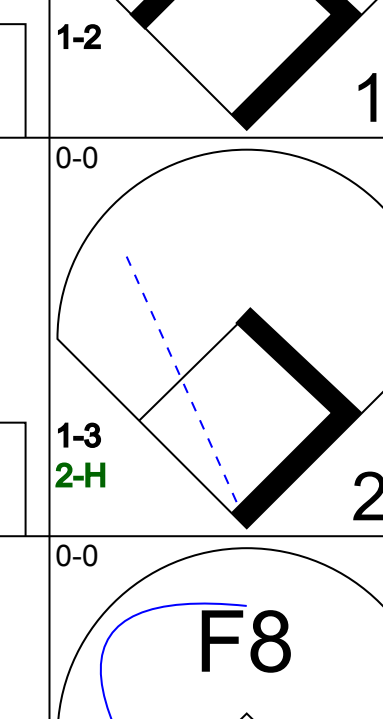
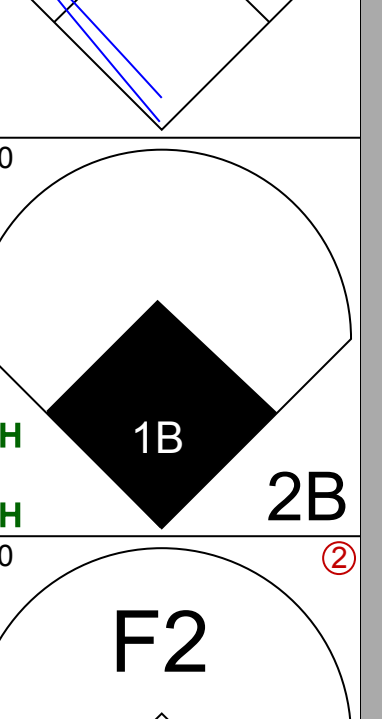
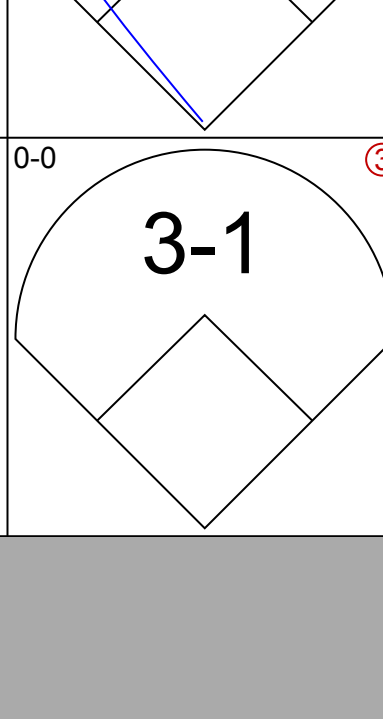
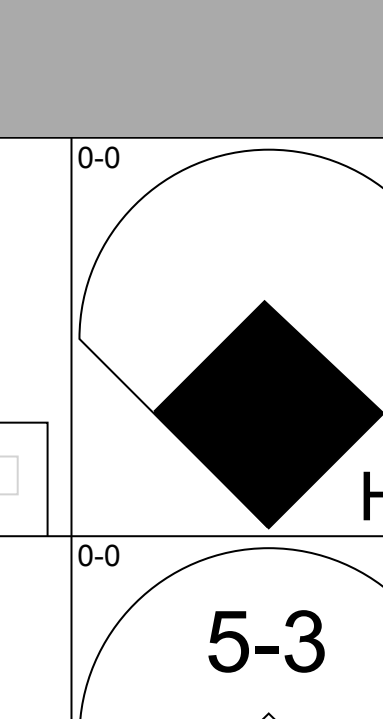
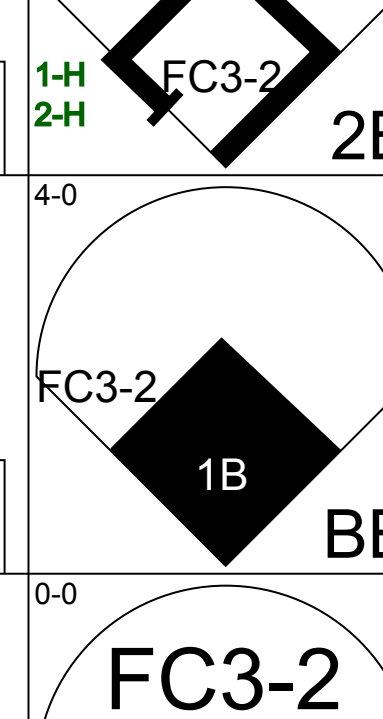
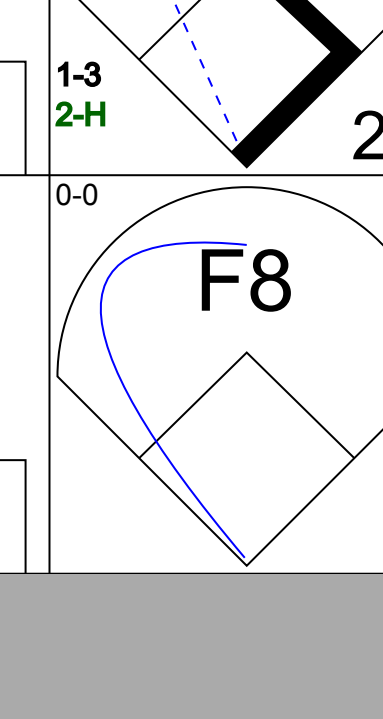
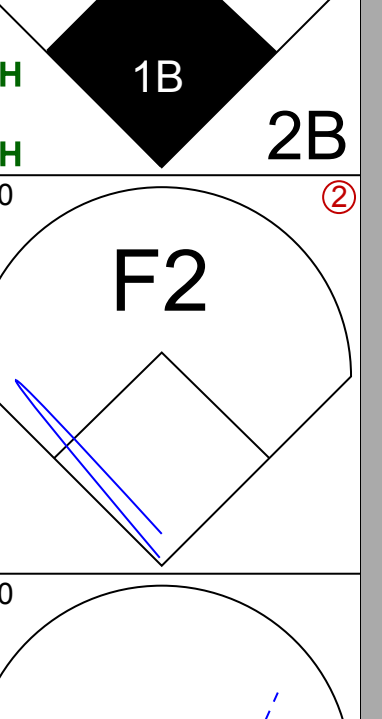

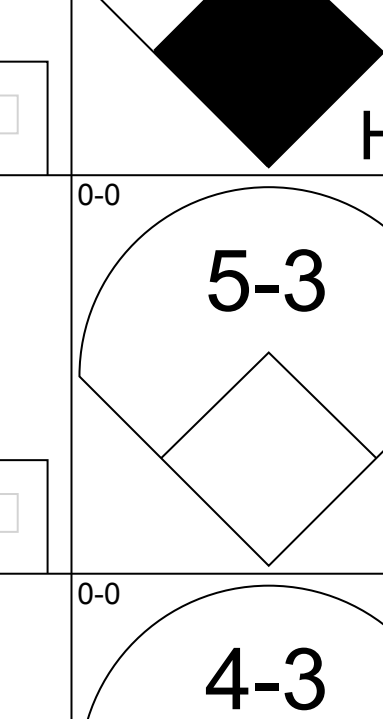
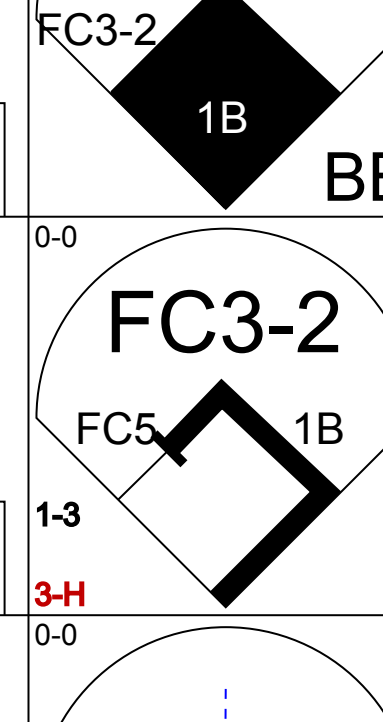
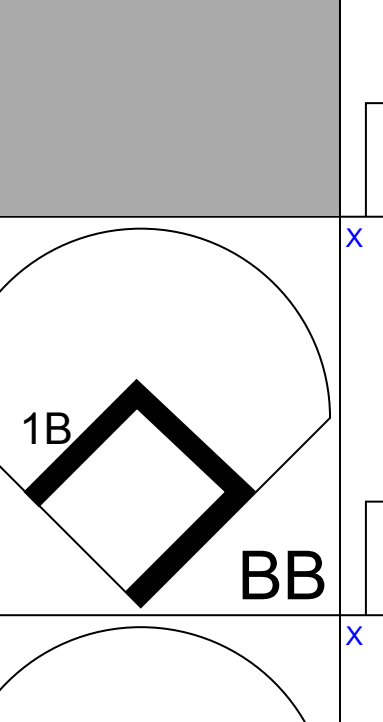
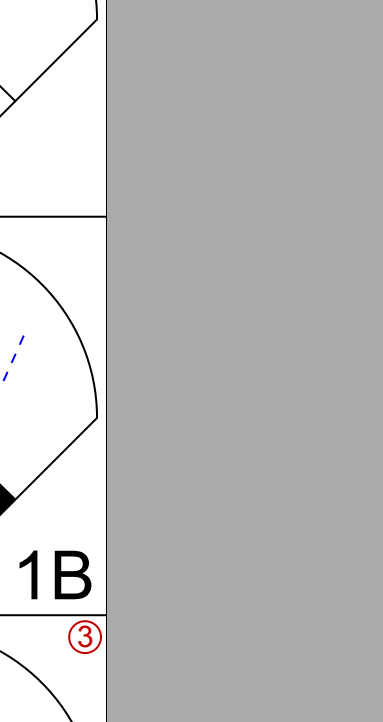

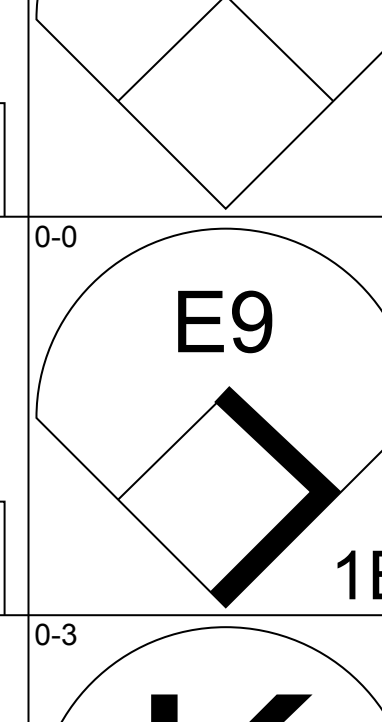
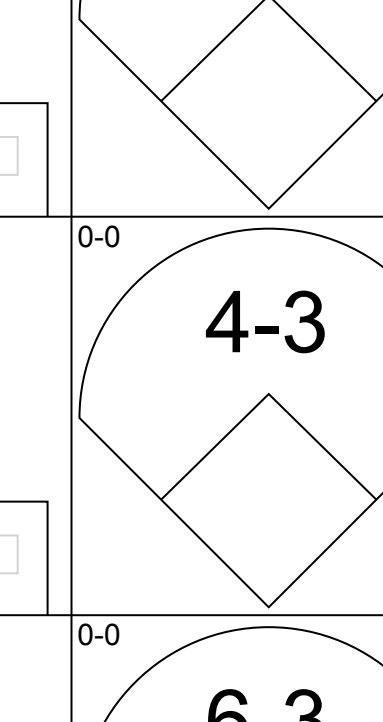
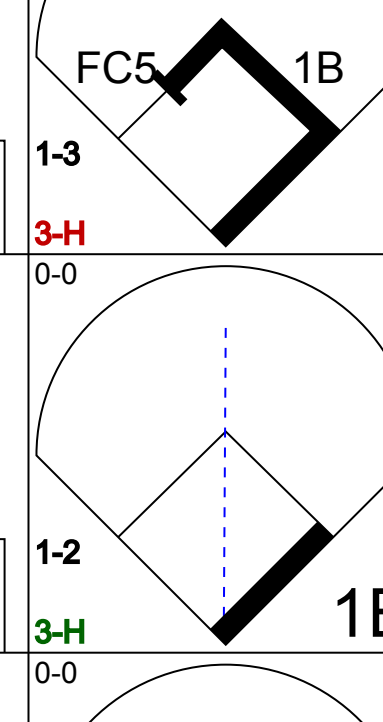
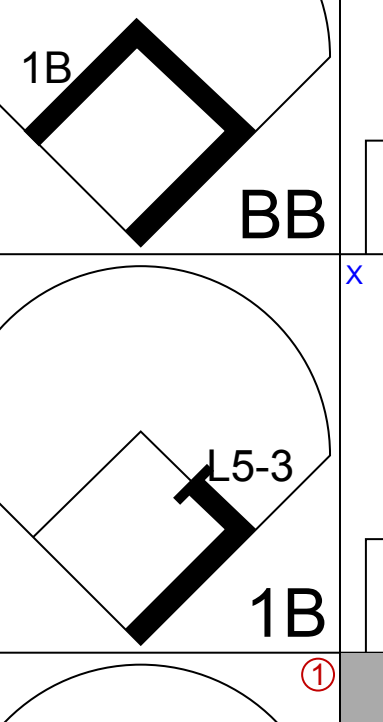
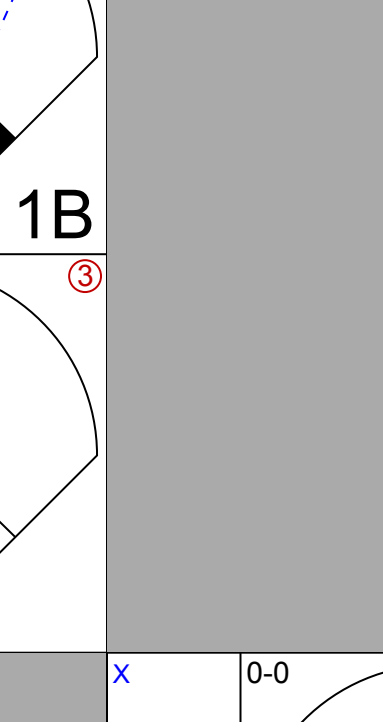

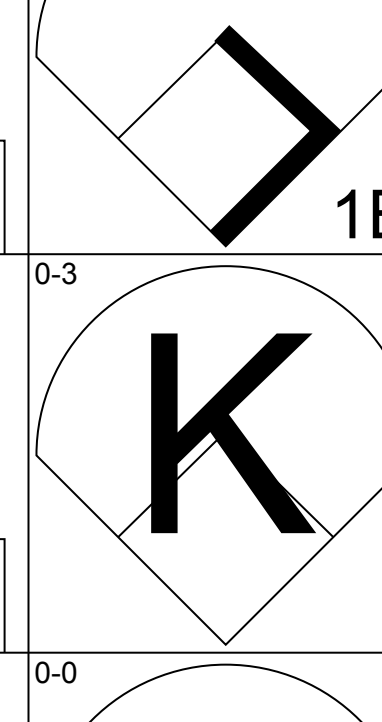
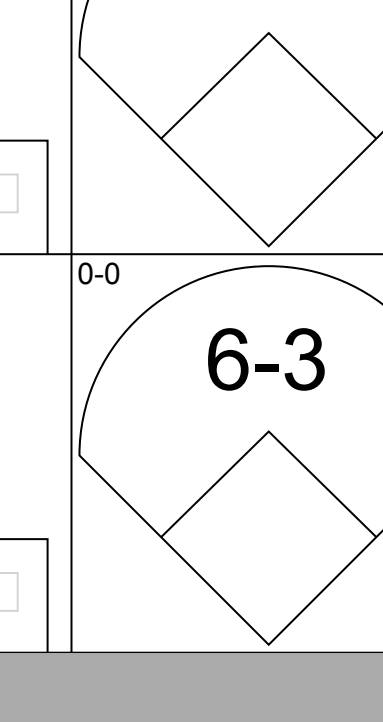
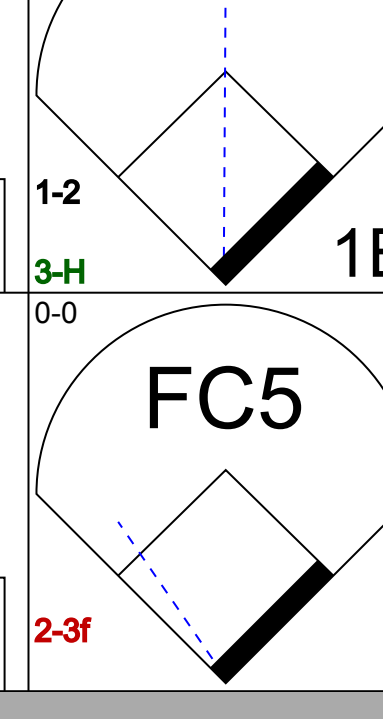
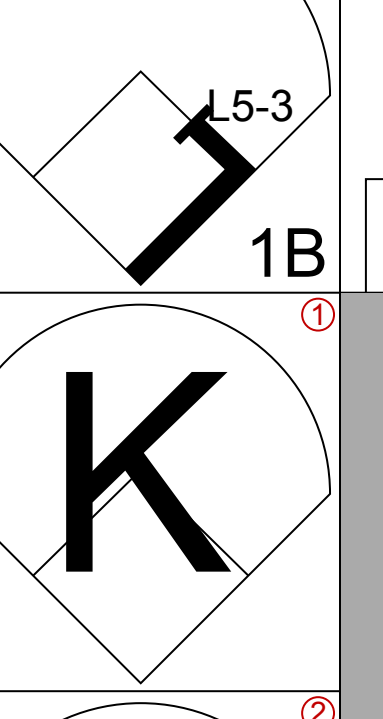
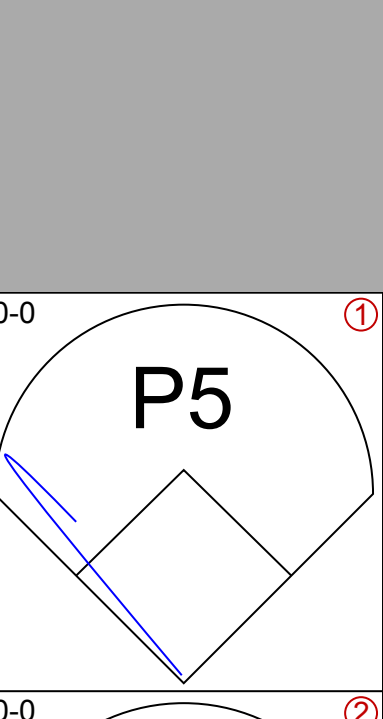
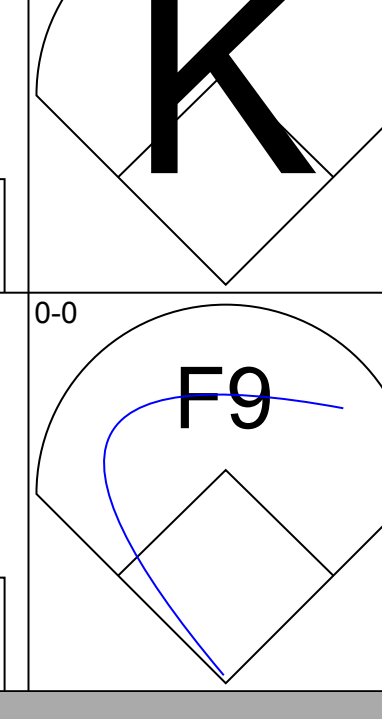
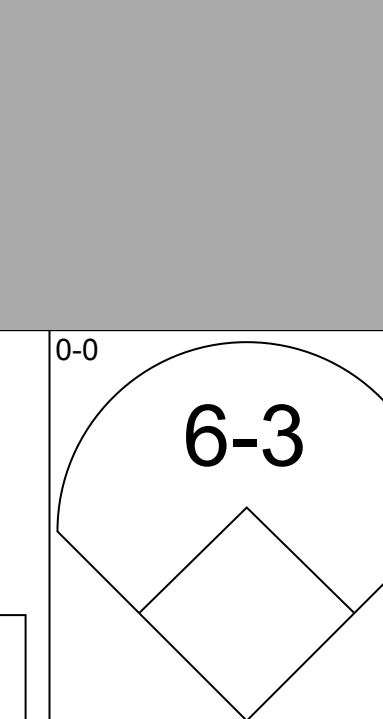

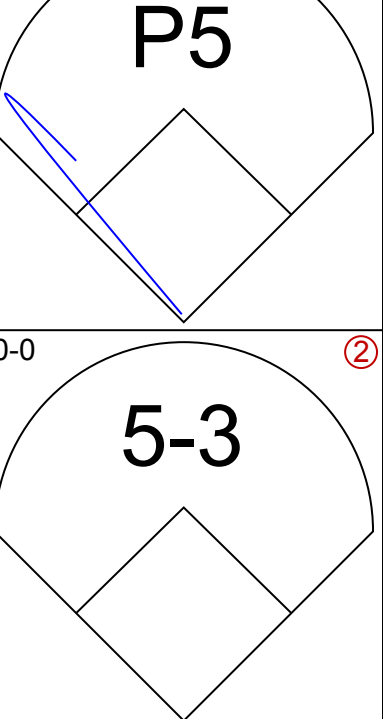
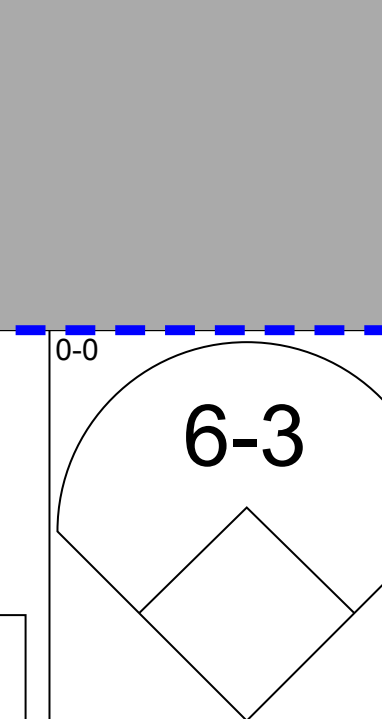


Cleveland Indians @ Kansas City Royals
Royals Stadium, Kansas City, MO
Mon Aug 26 1974, 8:05 PM EDT
Att: 12,958 - Unknown - 85 F

AB	32
R	1
H	5
RBI	1
BB	1
SO	2
LOB	10



Batter	1	2	3	4	5	6	7	8	9	AB	R	H	RBI	BB	SO	LOB	TOP					
Frank Duffy, R OBP: 0.280, SLG: 0.326 (1, 6)										6	1	3	3	0	1	0	Cleveland Indians @ Kansas City Royals Royals Stadium, Kansas City, MO Tue Aug 27 1974, 8:05 PM EDT Unknown - 72 F					
Rusty Torres, S OBP: 0.223, SLG: 0.194 (1, 8)										5	1	1	0	0	1	3						
Rico Carty, R OBP: 0.488, SLG: 0.550 (1, 10)										6	0	4	2	0	0	1						
Charlie Spikes, R OBP: 0.333, SLG: 0.441 (1, 9)										5	0	2	0	0	0	3						
Oscar Gamble, L OBP: 0.359, SLG: 0.456 Remy Hermoso, R OBP: 0.256, SLG: 0.275 (1, 7) (8, 4)										4	1	1	0	0	0	3						
Tom McCraw, L OBP: 0.357, SLG: 0.444 (1, 3)										4	2	2	1	1	1	1						
Joe Lis, R OBP: 0.288, SLG: 0.331 Leron Lee, L OBP: 0.293, SLG: 0.361 John Lowenstein, L OBP: 0.317, SLG: 0.329 (1, 5) (7, PH) (7, 5)										3	1	1	2	0	1	1						
Dave Duncan, R OBP: 0.255, SLG: 0.346 Tommy Smith, L OBP: 0.235, SLG: 0.200 (1, 2) (8, PH) (8, 7)										3	1	1	1	0	1	0						
Luis Alvarado, R OBP: 0.232, SLG: 0.220 John Ellis, R OBP: 0.339, SLG: 0.438 (1, 4) (8, PH) (8, 2)										3	0	0	0	0	0	1						
Inning Stats	R: 0 E: 0 K: 1 S: 7	H: 2 LOB: 2 BB: 0 P: 7	R: 2 E: 0 K: 1 S: 7	H: 2 LOB: 1 BB: 1 P: 11	R: 3 E: 0 K: 1 S: 8	H: 3 LOB: 0 BB: 0 P: 8	R: 1 E: 0 K: 0 S: 5	H: 2 LOB: 1 BB: 0 P: 5	R: 0 E: 0 K: 0 S: 3	H: 0 LOB: 0 BB: 0 P: 3	R: 0 E: 0 K: 0 S: 4	H: 1 LOB: 1 BB: 0 P: 4	R: 0 E: 0 K: 0 S: 5	H: 3 LOB: 2 BB: 0 P: 5	R: 2 E: 0 K: 0 S: 6	H: 3 LOB: 1 BB: 0 P: 6		R: 4 E: 0 K: 2 S: 11	H: 3 LOB: 1 BB: 1 P: 15	1B: 10 2B: 7 3B: 1 HR: 1	SF: 0 SAC: 1 DP: 1 HBP: 0	WP: 0 PB: 0 SB: 0 CS: 0
PITCHER	IP	WLS	BF	H	R	ER	SO	BB	IBB	HBP	BLK	WP	HR	S	P	ERA	WHIP					
Steve Busby, R ERA: 3.37 (1, 1)	7.1	L	37	15	8	8	3	1	0	0	0	0	0	42	46	9.82	2.182					
Lindy McDaniel, R ERA: 3.45 (8, 1)	1.2		11	4	4	4	2	0	1	0	0	0	0	14	18	21.60	2.400					

Batter	1	2	3	4	5	6	7	8	9	AB	R	H	RBI	BB	SO	LOB	BOTTOM				
Freddie Patek, R OBP: 0.325, SLG: 0.307 Vada Pinson, L OBP: 0.292, SLG: 0.379 Frank White, R OBP: 0.238, SLG: 0.294 (1, 6) (8, PH) (8, 6)										3	1	0	0	1	0	0	Cleveland Indians @ Kansas City Royals Royals Stadium, Kansas City, MO Tue Aug 27 1974, 8:05 PM EDT Unknown - 72 F				
Jim Welford, R OBP: 0.345, SLG: 0.369 (1, 9)										4	3	2	0	1	0	0					
Amos Otis, R OBP: 0.359, SLG: 0.471 (1, 8)										5	1	2	0	0	0	3					
Hal McRae, R OBP: 0.384, SLG: 0.507 (1, 7)										5	2	4	6	0	0	0					
Orlando Cepeda, R OBP: 0.289, SLG: 0.299 (1, 10)										4	1	0	0	1	0	3					
Cookie Rojas, R OBP: 0.325, SLG: 0.362 (1, 4)										4	0	2	1	1	0	2					
Kurt Bevacqua, R OBP: 0.262, SLG: 0.202 (1, 3) (4, 5)										5	0	2	1	0	1	2					
George Brett, L OBP: 0.308, SLG: 0.348 John Mayberry, L OBP: 0.397, SLG: 0.474 (1, 5) (3, PH) (4, 3)										1	0	0	0	0	0	2					
Fran Healy, R OBP: 0.345, SLG: 0.397 (1, 2)										4	0	0	0	0	0	2					
Inning Stats	R: 3 E: 1 K: 0 S: 7	H: 3 LOB: 2 BB: 1 P: 11	R: 1 E: 0 K: 0 S: 5	H: 2 LOB: 1 BB: 1 P: 9	R: 0 E: 0 K: 1 S: 5	H: 1 LOB: 1 BB: 1 P: 9	R: 3 E: 0 K: 0 S: 6	H: 3 LOB: 1 BB: 1 P: 10	R: 0 E: 0 K: 0 S: 3	H: 0 LOB: 0 BB: 0 P: 3	R: 0 E: 0 K: 0 S: 3	H: 1 LOB: 1 BB: 0 P: 6	R: 0 E: 0 K: 0 S: 4	H: 2 LOB: 1 BB: 0 P: 4	R: 1 E: 0 K: 0 S: 4	H: 1 LOB: 0 BB: 0 P: 4		1B: 8 2B: 5 3B: 0 HR: 1	SF: 0 SAC: 0 DP: 1 HBP: 0	WP: 0 PB: 0 SB: 0 CS: 0	PA: 43
PITCHER	IP	WLS	BF	H	R	ER	SO	BB	IBB	HBP	BLK	WP	HR	S	P	ERA	WHIP				
Fritz Peterson, L ERA: 4.03 (1, 1)	3.0		20	7	6	4	1	4	0	0	0	0	0	18	34	12.00	3.667				
Tom Higendorf, L ERA: 4.17 (4, 1)	4.0	W	15	3	1	1	1	0	0	0	0	0	0	17	17	2.25	0.750				
Tom Buskey, R ERA: 3.62 (8, 1)	2.0	S	8	3	1	1	0	0	0	0	0	0	1	8	8	4.50	1.500				

Batter	1	2	3	4	5	6	7	8	9	AB	R	H	RBI	BB	SO	LOB	TOP			
John Lowenstein, L OBP: 0.317, SLG: 0.333 (1, 5) (6, 4)	0-0 3-1		0-0 3B			0-0 G3		0-0 G3		4	0	1	0	0	0	1	Cleveland Indians @ Kansas City Royals Royals Stadium, Kansas City, MO Tue Aug 27 1974, 8:05 PM EDT Att: 13,980 - Unknown livebaseballscorecards.com			
Tommy Smith, L OBP: 0.190, SLG: 0.158 (1, 8) (8, 4)	0-0 F7		0-0 1-3			0-0 F7			0-0 F8	4	0	0	0	0	0	1				
Rico Carty, R OBP: 0.468, SLG: 0.523 (1, 10) (8, 4)	0-0 F4			0-0 G4-6-3 1B			0-0 F9		0-0 F7	4	0	1	0	0	0	0				
Charlie Spikes, R OBP: 0.357, SLG: 0.440 Leron Lee, L OBP: 0.289, SLG: 0.355 (1, 9) (2, 9)		0-3 K		0-0 G4-6-3 1-2			0-0 G3		0-0 G3	1	0	0	0	0	1	0				
John Ellis, R OBP: 0.339, SLG: 0.440 (1, 2) (8, 3)		0-0 2B		0-0 6-3			0-0 F7			3	0	1	0	0	0	0				
Oscar Gamble, L OBP: 0.356, SLG: 0.453 (1, 7) (8, 4)		0-0 P6			0-0 F8				0-0 F5	3	0	0	0	0	0	1				
Tom McCraw, L OBP: 0.357, SLG: 0.448 Rusty Torres, S OBP: 0.223, SLG: 0.194 (1, 3) (8, PR) (8, 5)		0-0 F8			0-0 F2				0-0 HR 2B	3	0	1	0	0	0	1				
Frank Duffy, R OBP: 0.279, SLG: 0.325 Joe Lis, R OBP: 0.292, SLG: 0.358 (1, 6) (6, 5) (8, 2)			0-0 L6		0-0 L7				0-0 HR 2H	2	0	0	0	0	0	0				
Luis Alvarado, R OBP: 0.227, SLG: 0.215 (1, 4) (6, 6)			0-0 5-3			0-0 F7			0-3 K	3	0	0	0	0	1	1				
Inning Stats	R: 0 E: 0 K: 0 S: 3	H: 0 LOB: 0 BB: 0 P: 3	R: 0 E: 0 K: 1 S: 6	H: 1 LOB: 1 BB: 0 P: 6	R: 0 E: 0 K: 0 S: 4	H: 1 LOB: 1 BB: 0 P: 4	R: 0 E: 0 K: 0 S: 3	H: 0 LOB: 0 BB: 0 P: 3	R: 0 E: 0 K: 0 S: 3	H: 0 LOB: 0 BB: 0 P: 3	R: 0 E: 0 K: 0 S: 3	H: 0 LOB: 0 BB: 0 P: 3	R: 2 E: 0 K: 1 S: 7	H: 2 LOB: 1 BB: 0 P: 7	R: 0 E: 0 K: 0 S: 3	H: 0 LOB: 0 BB: 0 P: 3		1B: 1 2B: 2 3B: 1 HR: 1	SF: 0 SAC: 0 DP: 1 HBP: 0	WP: 0 PB: 0 CS: 0
PITCHER Nelson Briles, R ERA: 4.02 (1, 1)	IP: 9.0 WLS: W BF: 31 H: 5 R: 2 ER: 2 SO: 2 BB: 0 IBB: 0 HBP: 0 BLK: 0 WP: 0 HR: 1 S: 35 P: 35 ERA: 2.00 WHIP: 0.556																			

Batter	1	2	3	4	5	6	7	8	9	AB	R	H	RBI	BB	SO	LOB	BOTTOM			
Vada Pinson, L OBP: 0.293, SLG: 0.377 (1, 9) (8, 4)				0-0 4-3	0-0 L4-3					4	1	1	0	1	0	2	Cleveland Indians @ Kansas City Royals Royals Stadium, Kansas City, MO Tue Aug 27 1974, 8:05 PM EDT Att: 13,980 - Unknown livebaseballscorecards.com			
Cookie Rojas, R OBP: 0.325, SLG: 0.363 Frank White, R OBP: 0.234, SLG: 0.289 (1, 4) (6, 4)			0-0 6-3	0-0 SF8		0-0 F9	0-0 F8			2	1	1	1	0	0	0				
Amos Otis, R OBP: 0.360, SLG: 0.472 Al Cowens, R OBP: 0.266, SLG: 0.269 (1, 8) (7, 8)	0-0 2B	0-0 F7		0-0 1B		0-0 P4		0-0 E8 SF3		4	1	2	1	0	0	0				
Hal McRae, R OBP: 0.385, SLG: 0.512 Jim Wohlford, R OBP: 0.344, SLG: 0.369 (1, 7) (7, 7)	0-0 SH BLK	0-3 K		0-0 F8		0-0 2B		0-0 SF3		4	1	2	1	0	1	1				
John Mayberry, L OBP: 0.388, SLG: 0.482 (1, 10) (8, 4)	0-0 SH BLK		0-0 F5		1-0 2B HBP		0-0 L9		0-0 HR	3	3	1	1	0	0	1				
Tony Solaita, L OBP: 0.376, SLG: 0.411 (1, 3) (8, 4)	4-0 3B		4-0 BB		4-0 2B SF9		0-0 F8	0-0 L1		2	2	0	0	3	0	0				
Fran Healy, R OBP: 0.345, SLG: 0.399 (1, 2) (8, 4)	0-0 K		0-0 L8		0-0 1B 2B		0-0 BB 4-3	0-0 F8		5	1	2	1	0	1	3				
George Brett, L OBP: 0.307, SLG: 0.354 (1, 5) (8, 4)	0-0 WP		0-0 4-3		0-0 SF9		0-0 4-3			3	1	1	3	0	0	2				
Freddie Patek, R OBP: 0.328, SLG: 0.309 (1, 6) (8, 4)	0-0 F2			0-0 4-3 SF8	0-0 L4-3					3	1	2	1	1	0	0				
Inning Stats	R: 7 E: 1 K: 1 S: 11	H: 5 LOB: 0 BB: 1 P: 15	R: 0 E: 0 K: 1 S: 5	H: 0 LOB: 0 BB: 0 P: 5	R: 0 E: 0 K: 0 S: 3	H: 0 LOB: 1 BB: 1 P: 7	R: 1 E: 0 K: 0 S: 5	H: 2 LOB: 0 BB: 0 P: 5	R: 3 E: 0 K: 0 S: 4	H: 2 LOB: 0 BB: 1 P: 9	R: 0 E: 0 K: 0 S: 4	H: 1 LOB: 1 BB: 0 P: 4	R: 0 E: 0 K: 0 S: 4	H: 1 LOB: 3 BB: 2 P: 12	R: 2 E: 1 K: 0 S: 5	H: 2 LOB: 0 BB: 0 P: 5		1B: 8 2B: 4 3B: 1 HR: 1	SF: 3 SAC: 1 DP: 1 HBP: 1	WP: 2 PB: 0 SB: 0 CS: 1
PITCHER Milt Wilcox, R ERA: 4.42 Fred Beene, R ERA: 5.54 Bruce Ellingsen, L ERA: 2.7 (1, 1) (1, 1) (5, 1)	IP: 0.0 WLS: L BF: 5 H: 4 R: 5 ER: 5 SO: 5 BB: 0 IBB: 0 HBP: 0 BLK: 0 WP: 1 HR: 0 S: 5 P: 5 ERA: ∞ WHIP: ∞																			

Batter	1	2	3	4	5	6	7	8	9	AB	R	H	RBI	BB	SO	LOB	TOP			
John Lowenstein, L OBP: 0.320, SLG: 0.333 (1, 5)										3	2	1	0	2	0	0	Cleveland Indians @ Kansas City Royals Royals Stadium, Kansas City, MO Wed Aug 28 1974, 8:05 PM EDT Alt. 9,085 - Unknown - 64 F			
Frank Duffy, R OBP: 0.260, SLG: 0.324 (1, 6)										4	2	1	2	1	0	1				
Rico Carty, R OBP: 0.462, SLG: 0.510 (1, 10)										5	1	2	2	0	0	4				
Charlie Spikes, R OBP: 0.335, SLG: 0.442 (1, 9)										5	0	3	2	0	0	0				
John Ellis, R OBP: 0.340, SLG: 0.438 (1, 3)										4	0	1	0	1	0	4				
Oscar Gamble, L OBP: 0.358, SLG: 0.452 (1, 7)										3	0	1	1	1	0	2				
Tommy Smith, L OBP: 0.182, SLG: 0.150 (7, 7)										1	0	0	0	0	1	1				
Rusty Torres, S OBP: 0.222, SLG: 0.187 (1, 8)										4	1	0	0	1	0	5				
Dave Duncan, R OBP: 0.255, SLG: 0.345 (1, 2)										4	1	1	0	0	0	1				
Luis Alvarado, R OBP: 0.228, SLG: 0.216 (1, 4)										4	0	1	0	0	0	1				
Inning Stats	R: 1 E: 0 K: 0 S: 5	H: 2 LOB: 3 BB: 2 P: 13	R: 3 E: 0 K: 0 S: 6	H: 3 LOB: 2 BB: 2 P: 14	R: 3 E: 0 K: 0 S: 6	H: 3 LOB: 2 BB: 2 P: 14	R: 0 E: 0 K: 0 S: 3	H: 0 LOB: 0 BB: 0 P: 3	R: 0 E: 0 K: 0 S: 3	H: 1 LOB: 0 BB: 0 P: 3	R: 0 E: 0 K: 0 S: 4	H: 1 LOB: 1 BB: 0 P: 4	R: 0 E: 0 K: 1 S: 6	H: 1 LOB: 1 BB: 0 P: 6	1B: 11 2B: 1 3B: 0 HR: 0	SF: 0 SAC: 0 DP: 1 HBP: 0	WP: 0 PB: 0 CS: 2	PA: 43		
PITCHER	IP WLS BF H R ER SO BB IBB HBP BLK WP HR S P ERA WHIP																			
Al Fitzmorris, R ERA: 3.06 (1, 1)	1.0 L 10 4 4 4 0 3 0 0 0 0 0 0 7 19 36.00 7.000																			
Marty Pattin, R ERA: 4.14 (2, 1)	1.2 11 3 3 3 0 3 0 0 0 0 0 0 8 20 16.20 3.600																			
Lindy McDaniel, R ERA: 3.29 (3, 1)	4.1 14 2 0 0 0 0 0 0 0 0 0 0 14 14 0.00 0.462																			
Joe Hoerner, L ERA: 4.4 (8, 1)	2.0 8 2 0 0 1 0 0 0 0 0 0 0 10 10 0.00 1.000																			
Batter	1	2	3	4	5	6	7	8	9	AB	R	H	RBI	BB	SO	LOB	BOTTOM			
Vada Pinson, L OBP: 0.293, SLG: 0.373 (1, 9)										3	0	0	0	1	0	1	Cleveland Indians @ Kansas City Royals Royals Stadium, Kansas City, MO Wed Aug 28 1974, 8:05 PM EDT Alt. 9,085 - Unknown - 64 F			
Cookie Rojas, R OBP: 0.322, SLG: 0.360 (1, 4)										4	0	0	0	0	0	2				
Amos Otis, R OBP: 0.361, SLG: 0.474 (1, 8)										4	1	2	0	0	1	1				
Hal McRae, R OBP: 0.384, SLG: 0.509 (1, 7)										4	0	1	0	0	1	2				
John Mayberry, L OBP: 0.387, SLG: 0.479 (1, 10)										4	0	1	1	0	0	1				
Tony Solaita, L OBP: 0.370, SLG: 0.403 (1, 3)										4	0	0	0	0	2	3				
Fran Healy, R OBP: 0.343, SLG: 0.397 (1, 2)										3	0	0	0	0	1	2				
George Brett, L OBP: 0.307, SLG: 0.357 (1, 5)										3	0	1	0	0	0	0				
Freddie Patek, R OBP: 0.326, SLG: 0.307 (1, 6)										3	0	0	0	0	0	1				
Inning Stats	R: 0 E: 0 K: 0 S: 3	H: 0 LOB: 1 BB: 1 P: 7	R: 0 E: 0 K: 1 S: 5	H: 0 LOB: 0 BB: 0 P: 5	R: 0 E: 0 K: 0 S: 3	H: 0 LOB: 0 BB: 0 P: 3	R: 1 E: 0 K: 1 S: 8	H: 3 LOB: 2 BB: 0 P: 8	R: 0 E: 0 K: 0 S: 4	H: 1 LOB: 1 BB: 0 P: 4	R: 0 E: 0 K: 0 S: 4	H: 1 LOB: 1 BB: 0 P: 4	R: 0 E: 0 K: 1 S: 5	H: 0 LOB: 0 BB: 0 P: 5	R: 0 E: 0 K: 1 S: 5	H: 0 LOB: 0 BB: 0 P: 5		1B: 3 2B: 2 3B: 0 HR: 0	SF: 0 SAC: 0 DP: 0 HBP: 0	WP: 0 PB: 0 CS: 0
PITCHER	IP WLS BF H R ER SO BB IBB HBP BLK WP HR S P ERA WHIP																			
Gaylord Perry, R ERA: 2.36 (1, 1)	9.0 W 33 5 5 1 5 1 0 0 0 0 0 0 42 46 1.00 0.667																			

Batter	1	2	3	4	5	6	7	8	9	AB	R	H	RBI	BB	SO	LOB	TOP					
John Lowenstein, L OBP: 0.320, SLG: 0.331	F7	4-3		2B	K			SH1-4 BB		3	1	0	0	2	1	4						
Frank Duffy, R OBP: 0.276, SLG: 0.321	K	FC5		K		6-3		SH1-4		4	0	0	0	0	2	4						
Rico Carty, R OBP: 0.474, SLG: 0.537	1B			FC6-4 1B		6-3		F9		5	0	3	3	0	0	1						
Charlie Spikes, R OBP: 0.336, SLG: 0.441	1B			FC6-4 CS		4-3		F8		5	0	2	0	0	0	2						
John Ellis, R OBP: 0.338, SLG: 0.435	F9			F9		G5-4-3		P4		5	0	1	0	0	0	4						
Oscar Gamble, L OBP: 0.382, SLG: 0.455										2	2	2	0	1	0	0						
Tommy Smith, L OBP: 0.208, SLG: 0.182		HR		E	BB	E		FC6-4 1B		2	1	1	0	0	0	1						
Rusty Torres, S OBP: 0.246, SLG: 0.234		HR		E9 SH3-4 1B	E	BB		P4		4	2	3	2	1	0	1						
Dave Duncan, R OBP: 0.257, SLG: 0.342		3-1		SH3-4 2B	HBP	BB		FC6-4		3	1	0	0	1	0	3						
Luis Alvarado, R OBP: 0.230, SLG: 0.219				SH3-4		E5		4-3		3	0	1	0	0	0	4						
Inning Stats	R: 0 E: 0 K: 1 S: 7	H: 2 LOB: 2 BB: 0 P: 7	R: 2 E: 0 K: 0 S: 6	H: 3 LOB: 1 BB: 0 P: 6	R: 0 E: 0 K: 0 S: 3	H: 1 LOB: 0 BB: 0 P: 3	R: 4 E: 1 K: 1 S: 7	H: 3 LOB: 1 BB: 1 P: 12	R: 1 E: 0 K: 0 S: 6	H: 1 LOB: 3 BB: 3 P: 18	R: 0 E: 0 K: 0 S: 3	H: 0 LOB: 0 BB: 0 P: 3	R: 0 E: 0 K: 0 S: 5	H: 2 LOB: 2 BB: 0 P: 5	R: 0 E: 0 K: 0 S: 3	H: 0 LOB: 1 BB: 1 P: 7	R: 0 E: 0 K: 0 S: 4	H: 1 LOB: 1 BB: 0 P: 4	1B: 11 2B: 1 3B: 0 HR: 1	SF: 0 SAC: 2 DP: 1 HBP: 1	WP: 0 PB: 0 SB: 0 CS: 1	PA: 44
PITCHER	IP	WLS	BF	H	R	ER	SO	BB	IBB	HBP	BLK	WP	HR	S	P	ERA	WHIP					
Steve Hargan, R ERA: 4.34	2.0		12	6	2	2	1	0	0	0	0	0	1	14	14	9.00	3.000					
Pete Broberg, R ERA: 8.04	1.0	L	5	2	3	3	0	0	0	1	0	0	0	4	5	27.00	2.000					
Don Stanhouse, R ERA: 4.75	0.1		2	0	0	0	0	1	0	0	0	0	0	1	5	0.00	3.000					
Steve Foucault, R ERA: 2.22	1.2		9	2	2	1	2	2	1	0	0	0	0	10	22	5.40	2.400					
David Clyde, L ERA: 3.92	4.0		16	3	0	0	0	1	0	0	0	0	0	15	19	0.00	1.000					

Cleveland Indians @ Texas Rangers
Arlington Stadium, Arlington, TX
Fri Aug 30 1974, 8:05 PM EDT
Att: 9,651 - Unknown

AB 36
R 7
H 13
RBI 5
BB 5
SO 3
LOB 24



Batter	1	2	3	4	5	6	7	8	9	AB	R	H	RBI	BB	SO	LOB	BOTTOM					
Davey Nelson, R OBP: 0.305, SLG: 0.309	S		SH5-3	P4			6-3		F8	3	1	0	0	1	0	2						
Cesar Tovar, R OBP: 0.345, SLG: 0.356	F7		FC6-4 2B		G3		2B			4	1	1	0	0	0	2						
Jeff Burroughs, R OBP: 0.383, SLG: 0.517	K				F7		F7			4	0	1	1	0	1	2						
Mike Hargrove, L OBP: 0.309, SLG: 0.457			6-3		K		6-3			3	0	0	0	1	1	2						
Jim Spencer, L OBP: 0.337, SLG: 0.431	L8			F9		K		G3		4	0	0	0	0	1	1						
Lenny Randle, S OBP: 0.336, SLG: 0.368		K		E9 1B	2B		1B	6-3		4	1	2	0	0	1	0						
Toby Harrah, R OBP: 0.319, SLG: 0.425		L4			4-3 1B		1B	6-3		4	0	2	1	0	0	0						
Joe Lovitto, S OBP: 0.258, SLG: 0.271		4-3			4-3		L3		K	4	0	0	0	0	1	3						
Jim Sundberg, R OBP: 0.375, SLG: 0.343				FC6-4 SH5-3 BB			5-3		P4	2	0	0	0	2	0	2						
Inning Stats	R: 1 E: 0 K: 1 S: 5	H: 0 LOB: 1 BB: 2 P: 13	R: 0 E: 0 K: 1 S: 5	H: 0 LOB: 0 BB: 0 P: 5	R: 1 E: 0 K: 0 S: 4	H: 1 LOB: 1 BB: 1 P: 8	R: 1 E: 1 K: 0 S: 5	H: 2 LOB: 2 BB: 1 P: 9	R: 0 E: 0 K: 1 S: 5	H: 0 LOB: 0 BB: 0 P: 5	R: 0 E: 0 K: 1 S: 7	H: 2 LOB: 2 BB: 0 P: 7	R: 0 E: 0 K: 0 S: 4	H: 1 LOB: 1 BB: 0 P: 4	R: 0 E: 0 K: 0 S: 3	H: 0 LOB: 0 BB: 0 P: 3	R: 0 E: 0 K: 1 S: 5	H: 0 LOB: 0 BB: 0 P: 5	1B: 3 2B: 3 3B: 0 HR: 0	SF: 0 SAC: 1 DP: 0 HBP: 0	WP: 0 PB: 0 SB: 0 CS: 0	PA: 37
PITCHER	IP	WLS	BF	H	R	ER	SO	BB	IBB	HBP	BLK	WP	HR	S	P	ERA	WHIP					
Dick Bosman, R ERA: 4.43	3.2		18	3	3	3	2	4	0	0	0	0	0	18	34	7.36	1.909					
Fred Beene, R ERA: 5.27	3.1	W	13	3	0	0	2	0	0	0	0	0	0	17	17	0.00	0.900					
Tom Buskey, R ERA: 3.52	2.0		6	0	0	0	1	0	0	0	0	0	0	8	8	0.00	0.000					

Cleveland Indians @ Texas Rangers
Arlington Stadium, Arlington, TX
Fri Aug 30 1974, 8:05 PM EDT
Att: 9,651 - Unknown


AB 32
R 3
H 6
RBI 2
BB 4
SO 5
LOB 14



Batter	1	2	3	4	5	6	7	8	9	AB	R	H	RBI	BB	SO	LOB	TOP			
John Lowenstein, L (1, 5) OBP: 0.318, SLG: 0.328	F9		F9			4-3			K	4	0	0	0	0	1	0	Cleveland Indians @ Texas Rangers Arlington Stadium, Arlington, TX Sat Aug 31 1974, 8:05 PM EDT Att: 14,841 - Unknown			
Frank Duffy, R (1, 6) OBP: 0.276, SLG: 0.319 George Hendrick, R (9, PH) OBP: 0.335, SLG: 0.468	K		K			5-3			K	3	0	0	0	0	2	0				
Oscar Gamble, L (1, 10) OBP: 0.360, SLG: 0.451	1-3			6-3			F8			3	0	0	0	0	0	0				
Charlie Spikes, R (1, 9) OBP: 0.334, SLG: 0.438		4-3			K		3-1			3	0	0	0	0	1	0				
John Ellis, R (1, 3) OBP: 0.338, SLG: 0.434 (8, 2)					P5			K		3	0	1	0	0	1	0				
Leron Lee, L (1, 7) OBP: 0.290, SLG: 0.355						L4		K		3	0	1	0	0	1	0				
Rusty Torres, S (1, 8) OBP: 0.240, SLG: 0.228						P5		K		3	0	0	0	0	1	2				
Dave Duncan, R (1, 2) OBP: 0.256, SLG: 0.340 Tom McCraw, L (8, PH) OBP: 0.355, SLG: 0.445 (8, 3)						P6		G3		2	0	0	0	0	0	2				
Luis Alvarado, R (1, 4) OBP: 0.227, SLG: 0.216 Tommy Smith, L (9, PH) OBP: 0.200, SLG: 0.174			K				F8		F2	2	0	0	0	0	1	0				
										1	0	0	0	0	0	0				
Inning Stats	R: 0 E: 0 K: 1 S: 5	H: 0 LOB: 0 BB: 0 P: 5	R: 0 E: 0 K: 0 S: 5	H: 2 LOB: 2 BB: 0 P: 5	R: 0 E: 0 K: 2 S: 7	H: 0 LOB: 0 BB: 0 P: 7	R: 0 E: 0 K: 1 S: 5	H: 0 LOB: 0 BB: 0 P: 5	R: 0 E: 0 K: 0 S: 3	H: 0 LOB: 0 BB: 0 P: 3	R: 0 E: 0 K: 1 S: 7	H: 0 LOB: 0 BB: 0 P: 7	R: 0 E: 0 K: 2 S: 5	H: 0 LOB: 0 BB: 0 P: 7	R: 0 E: 0 K: 2 S: 7	H: 0 LOB: 0 BB: 0 P: 7	1B: 2 2B: 0 3B: 0 HR: 0	SF: 0 SAC: 0 DP: 0 HBP: 0	WP: 0 PB: 0 SB: 0 CS: 0	PA: 29
PITCHER Fergie Jenkins, R (1, 1) ERA: 3.13	IP: 9.0 WLS: W BF: 29 H: 2 R: 0 ER: 0 SO: 9 BB: 0 IBB: 0 HBP: 0 BLK: 0 WP: 0 HR: 0 S: 47 P: 47 ERA: 0.00 WHIP: 0.222															PITCHER				

Batter	1	2	3	4	5	6	7	8	9	AB	R	H	RBI	BB	SO	LOB	BOTTOM			
Davey Nelson, R (1, 4) OBP: 0.305, SLG: 0.308	1-3		E9	G1-2-3						4	1	1	0	0	0	3	Cleveland Indians @ Texas Rangers Arlington Stadium, Arlington, TX Sat Aug 31 1974, 8:05 PM EDT Att: 14,841 - Unknown			
Lenny Randle, S (1, 5) OBP: 0.338, SLG: 0.370	1B		SH1-3				FC4			3	1	2	0	0	0	2				
Jeff Burroughs, R (1, 9) OBP: 0.364, SLG: 0.517	1B		1B				1-2			4	0	2	1	0	2	3				
Mike Hargrove, L (1, 7) OBP: 0.310, SLG: 0.456 (9, 3)	1B		1B				1-2			3	0	1	0	1	1	3				
Jim Spencer, L (1, 3) OBP: 0.333, SLG: 0.428 Tom Grieve, R (8, PH) OBP: 0.315, SLG: 0.429 (9, 7)	SF9		G4-6-3							2	0	0	1	0	0	3				
Toby Harrah, R (1, 6) OBP: 0.318, SLG: 0.424	P6		1-2							1	0	0	0	0	0	0				
Alex Johnson, R (1, 10) OBP: 0.338, SLG: 0.362			F9							4	0	1	0	0	0	0				
Joe Lovitto, S (1, 8) OBP: 0.259, SLG: 0.271			G3							3	0	1	0	0	0	0				
Jim Sundberg, R (1, 2) OBP: 0.374, SLG: 0.343			5-3							3	0	1	0	0	0	3				
Inning Stats	R: 1 E: 0 K: 0 S: 5	H: 2 LOB: 2 BB: 1 P: 9	R: 0 E: 0 K: 0 S: 3	H: 0 LOB: 0 BB: 0 P: 3	R: 1 E: 1 K: 0 S: 5	H: 2 LOB: 1 BB: 0 P: 5	R: 0 E: 0 K: 0 S: 5	H: 3 LOB: 2 BB: 0 P: 5	R: 0 E: 0 K: 1 S: 6	H: 1 LOB: 1 BB: 0 P: 6	R: 0 E: 0 K: 2 S: 9	H: 2 LOB: 2 BB: 0 P: 9	R: 0 E: 0 K: 0 S: 3	H: 0 LOB: 0 BB: 0 P: 3	R: 0 E: 0 K: 2 S: 3	H: 0 LOB: 0 BB: 0 P: 3	1B: 10 2B: 0 3B: 0 HR: 0	SF: 1 SAC: 1 DP: 2 HBP: 0	WP: 0 PB: 0 SB: 0 CS: 0	PA: 34
PITCHER Jim Perry, R (1, 1) ERA: 2.81 Tom Hilgendorf, L (7, 1) ERA: 4.05	IP: 6.2 WLS: L BF: 30 H: 10 R: 2 ER: 1 SO: 2 BB: 1 IBB: 0 HBP: 0 BLK: 0 WP: 0 HR: 0 S: 33 P: 37 ERA: 1.35 WHIP: 1.650															PITCHER				

AB	29
R	0
H	2
RBI	0
BB	0
SO	9
LOB	4



Batter	1	2	3	4	5	6	7	8	9	AB	R	H	RBI	BB	SO	LOB	TOP					
Frank Duffy, R OBP: 0.276, SLG: 0.319 Ed Crosby, L OBP: 0.282, SLG: 0.246	1-3		FC4-6 BB 1-2 1B		5-3		F8		F8	3	0	1	0	0	0	0	Cleveland Indians @ Texas Rangers Arlington Stadium, Arlington, TX Sun Sep 01 1974, 8:05 PM EDT Att: 11,480 - Unknown					
Rusty Torres, S OBP: 0.254, SLG: 0.256	K		FC4-6 BB 1-2 2-3				HR		K	3	1	1	1	2	2	0						
Oscar Gamble, L OBP: 0.358, SLG: 0.447			FC4-6 BB 1-2 2-3 3-H		F7		4-3		3-1	5	0	1	1	0	0	3						
Charlie Spikes, R OBP: 0.333, SLG: 0.436 Tommy Smith, L OBP: 0.195, SLG: 0.160	K		K		K		3-1			2	0	0	0	0	2	3						
John Ellis, R OBP: 0.340, SLG: 0.440			F4		5-3					4	1	2	0	0	0	0						
Leron Lee, L OBP: 0.294, SLG: 0.358	L8				BB 1B		G3		3B	4	0	2	1	0	0	1						
Buddy Bell, R OBP: 0.316, SLG: 0.358	6-3				F7		FC5-4 1B 2-3		F8	4	0	0	0	0	0	3						
Dave Duncan, R OBP: 0.260, SLG: 0.341			FC3-6 BB 1-2		BB		1B		FC5-4 1-2	2	0	1	0	2	0	1						
Remy Hermoso, R OBP: 0.247, SLG: 0.265 Tom McCraw, L OBP: 0.353, SLG: 0.443 (8, PH) Luis Alvarado, R OBP: 0.227, SLG: 0.216	FC3-6 BB 1B 1-2 FC4-6		F7		F7		5-3		4-3	3	1	0	0	0	0	5						
Inning Stats	R: 0 E: 0 K: 2 S: 8	H: 1 LOB: 1 BB: 0 P: 8	R: 0 E: 0 K: 0 S: 3	H: 0 LOB: 0 BB: 0 P: 3	R: 1 E: 0 K: 1 S: 6	H: 1 LOB: 2 BB: 2 P: 14	R: 0 E: 0 K: 0 S: 4	H: 1 LOB: 2 BB: 1 P: 8	R: 0 E: 0 K: 0 S: 5	H: 0 LOB: 1 BB: 1 P: 9	R: 0 E: 0 K: 0 S: 5	H: 2 LOB: 1 BB: 0 P: 5	R: 1 E: 0 K: 0 S: 4	H: 1 LOB: 0 BB: 0 P: 4	R: 1 E: 0 K: 0 S: 5	H: 2 LOB: 1 BB: 0 P: 5		R: 0 E: 0 K: 1 S: 5	H: 0 LOB: 0 BB: 0 P: 5	1B: 6 2B: 0 3B: 1 HR: 1	SF: 0 SAC: 0 DP: 0 HBP: 0	WP: 0 PB: 0 SB: 0 CS: 0
PITCHER Jackie Brown, R ERA: 3.83	IP: 9.0 WLS: W BF: 39 H: 8 R: 3 ER: 3 SO: 5 BB: 4 IBB: 0 HBP: 0 BLK: 0 WP: 0 HR: 1 S: 45 P: 61 ERA: 3.00 WHIP: 1.333															PITCHER	IP: 9.0 WLS: W BF: 39 H: 8 R: 3 ER: 3 SO: 5 BB: 4 IBB: 0 HBP: 0 BLK: 0 WP: 0 HR: 1 S: 45 P: 61 ERA: 3.00 WHIP: 1.333					

Batter	1	2	3	4	5	6	7	8	9	AB	R	H	RBI	BB	SO	LOB	BOTTOM			
Davey Nelson, R OBP: 0.306, SLG: 0.309	5-3		FC6-4 1B 1-2			K	FC6-4 1-2			5	2	2	1	0	1	1	Cleveland Indians @ Texas Rangers Arlington Stadium, Arlington, TX Sun Sep 01 1974, 8:05 PM EDT Att: 11,480 - Unknown			
Cesar Tovar, R OBP: 0.350, SLG: 0.361	5-3		5-3 1B 2B			5-3			2B	5	0	2	3	0	0	1				
Jeff Burroughs, R OBP: 0.384, SLG: 0.514			E9 1B 1-3				1B		K	4	1	1	0	1	1	3				
Tom Grieve, R OBP: 0.315, SLG: 0.428 Jim Spencer, L OBP: 0.331, SLG: 0.425	5-3		BB FC1 1B 1-2 3-H		5-3		F9		F5	3	1	1	1	0	0	1				
Lenny Randle, S OBP: 0.339, SLG: 0.370			1B FC1 BB E 1-2 2-H		K		6-3		L7	5	1	2	1	0	1	1				
Toby Harrah, R OBP: 0.320, SLG: 0.423			1-3 1B 1-2 2-3		1-3		E6 1B 4-3			3	2	1	0	1	0	0				
Jim Fregosi, R OBP: 0.333, SLG: 0.459 Mike Hargrove, L OBP: 0.410, SLG: 0.456	1-3		FC1 1B 2B 1-3 2-H 3-H			6-3			4-3 1B 1B	2	1	0	1	0	0	0				
Joe Lovitto, S OBP: 0.263, SLG: 0.269			G5-4-3 IBB			F5			4-3	2	1	0	1	2	0	1				
Jim Sundberg, R OBP: 0.373, SLG: 0.342	G5-4-3 1-2		K			6-3			FC6-4 1B 2-H	4	0	1	1	0	1	6				
Inning Stats	R: 0 E: 0 K: 0 S: 3	H: 0 LOB: 1 BB: 1 P: 7	R: 0 E: 0 K: 0 S: 4	H: 2 LOB: 2 BB: 1 P: 8	R: 8 E: 2 K: 1 S: 12	H: 5 LOB: 1 BB: 2 P: 20	R: 0 E: 0 K: 1 S: 5	H: 0 LOB: 0 BB: 0 P: 5	R: 0 E: 0 K: 0 S: 6	H: 1 LOB: 1 BB: 0 P: 6	R: 2 E: 1 K: 0 S: 6	H: 2 LOB: 1 BB: 0 P: 6	R: 0 E: 0 K: 1 S: 6	H: 1 LOB: 1 BB: 0 P: 6	R: 0 E: 0 K: 1 S: 6	H: 1 LOB: 1 BB: 0 P: 6		1B: 9 2B: 2 3B: 0 HR: 0	SF: 0 SAC: 0 DP: 1 HBP: 0	WP: 0 PB: 0 SB: 0 CS: 0
PITCHER Fritz Peterson, L ERA: 4.09 Milt Wilcox, R ERA: 4.31	IP: 2.1 WLS: L BF: 16 H: 5 R: 6 ER: 4 SO: 2 BB: 2 IBB: 0 HBP: 0 BLK: 0 WP: 0 HR: 0 S: 13 P: 25 ERA: 15.43 WHIP: 3.000															PITCHER	IP: 5.2 WLS: L BF: 25 H: 6 R: 4 ER: 0 SO: 4 BB: 0 IBB: 1 HBP: 0 BLK: 0 WP: 0 HR: 0 S: 32 P: 36 ERA: 0.00 WHIP: 1.059			

Batter	1	2	3	4	5	6	7	8	9	AB	R	H	RBI	BB	SO	LOB	TOP					
John Lowenstein, L (1, 7) OBP: 0.316, SLG: 0.326 Rusty Torres, S (7, PH) OBP: 0.250, SLG: 0.252 (7, 7)	F5		G3	K			2-3		E6	3	0	0	0	0	1	3	Cleveland Indians @ Detroit Tigers Tiger Stadium, Detroit, MI Tue Sep 03 1974, 3:33 AM EDT Unknown livebaseballscorecards.com					
Frank Duffy, R (1, 6) OBP: 0.276, SLG: 0.318	E5		F7				F8		FC6-4	5	2	1	0	0	0	2						
Oscar Gamble, L (1, 10) OBP: 0.361, SLG: 0.465							G3		4-3	5	2	3	3	0	0	2						
Charlie Spikes, R (1, 9) OBP: 0.330, SLG: 0.433	K		F8						F7	4	0	0	0	0	1	2						
John Ellis, R (1, 3) OBP: 0.339, SLG: 0.441	L6								2-3	4	0	1	0	0	0	2						
George Hendrick, R (1, 8) OBP: 0.336, SLG: 0.467			K						5-3	3	0	1	1	1	1	0						
Buddy Bell, R (1, 5) OBP: 0.316, SLG: 0.358									5-3	3	0	1	0	0	0	0						
Dave Duncan, R (1, 2) OBP: 0.263, SLG: 0.340									6-3	2	1	0	0	2	0	1						
Remy Hermoso, R (1, 4) OBP: 0.247, SLG: 0.264									5-3	4	0	1	0	0	0	4						
Inning Stats	R: 2 E: 1 K: 1 S: 7	H: 1 LOB: 0 BB: 0 P: 7	R: 0 E: 0 K: 1 S: 6	H: 1 LOB: 1 BB: 0 P: 6	R: 1 E: 0 K: 0 S: 4	H: 1 LOB: 0 BB: 0 P: 4	R: 0 E: 0 K: 1 S: 6	H: 1 LOB: 3 BB: 2 P: 14	R: 1 E: 0 K: 0 S: 5	H: 3 LOB: 1 BB: 0 P: 5	R: 0 E: 0 K: 0 S: 3	H: 0 LOB: 0 BB: 0 P: 3	R: 0 E: 0 K: 0 S: 3	H: 0 LOB: 0 BB: 0 P: 3	R: 0 E: 0 K: 0 S: 3	H: 0 LOB: 0 BB: 0 P: 3	R: 1 E: 1 K: 0 S: 5	H: 1 LOB: 2 BB: 1 P: 9	1B: 5 2B: 1 3B: 0 HR: 2	SF: 0 SAC: 1 DP: 0 HBP: 0	WP: 0 PB: 0 SB: 0 CS: 0	PA: 40
PITCHER	IP WLS BF H R ER SO BB IBB HBP BLK WP HR S P ERA WHIP	6.0 L 27 7 4 3 3 1 1 0 0 0 2 31 39 4.50 1.333	3.0 L 12 1 1 1 0 1 0 0 0 0 0 11 15 3.00 0.667	PITCHER																		

Batter	1	2	3	4	5	6	7	8	9	AB	R	H	RBI	BB	SO	LOB	BOTTOM					
Ron LeFlore, R (1, 8) OBP: 0.306, SLG: 0.353	F9									3	0	1	0	1	0	1	Cleveland Indians @ Detroit Tigers Tiger Stadium, Detroit, MI Tue Sep 03 1974, 3:33 AM EDT Unknown livebaseballscorecards.com					
Gary Sutherland, R (1, 4) OBP: 0.287, SLG: 0.320	6-3								F9	4	0	0	0	0	1	5						
Al Kaline, R (1, 10) OBP: 0.329, SLG: 0.387	L4-3								L6-3	4	1	1	1	0	0	1						
Ben Oglivie, L (1, 7) OBP: 0.361, SLG: 0.382									HR	4	0	1	0	0	0	1						
Reggie Sanders, R (1, 3) OBP: 0.375, SLG: 0.714									E1	4	0	1	0	0	0	1						
Bill Freehan, R (1, 2) OBP: 0.346, SLG: 0.419									1B	4	0	1	0	0	1	1						
Bill Freehan, R (1, 2) OBP: 0.346, SLG: 0.419									K	4	0	0	0	0	1	2						
Jim Nettles, L (1, 9) OBP: 0.287, SLG: 0.326									P4	4	0	0	0	0	1	2						
Aurelio Rodriguez, R (1, 5) OBP: 0.265, SLG: 0.318									F7	4	0	0	0	0	2	1						
Ed Brinkman, R (1, 6) OBP: 0.258, SLG: 0.340 Gates Brown, L (8, PH) OBP: 0.323, SLG: 0.381 Tom Verzer, R (8, PR) OBP: 0.345, SLG: 0.346 (9, 6)									K	3	0	1	0	0	2	0						
Inning Stats	R: 0 E: 0 K: 0 S: 3	H: 0 LOB: 0 BB: 0 P: 3	R: 0 E: 0 K: 0 S: 3	H: 0 LOB: 0 BB: 0 P: 3	R: 0 E: 0 K: 1 S: 5	H: 0 LOB: 0 BB: 0 P: 5	R: 0 E: 0 K: 1 S: 5	H: 0 LOB: 1 BB: 1 P: 9	R: 0 E: 0 K: 1 S: 5	H: 0 LOB: 0 BB: 0 P: 5	R: 0 E: 0 K: 1 S: 6	H: 1 LOB: 1 BB: 0 P: 6	R: 0 E: 0 K: 1 S: 6	H: 1 LOB: 1 BB: 0 P: 6	R: 0 E: 0 K: 1 S: 7	H: 2 LOB: 2 BB: 0 P: 7	R: 1 E: 1 K: 2 S: 9	H: 2 LOB: 1 BB: 0 P: 9	1B: 4 2B: 1 3B: 0 HR: 1	SF: 0 SAC: 0 DP: 0 HBP: 0	WP: 0 PB: 0 SB: 0 CS: 0	PA: 34
PITCHER	IP WLS BF H R ER SO BB IBB HBP BLK WP HR S P ERA WHIP	9.0 W 34 6 1 1 8 1 0 0 0 0 1 49 53 1.00 0.778	PITCHER																			

Batter	1	2	3	4	5	6	7	8	9	10	11	AB	R	H	RBI	BB	SO	LOB	TOP					
Leron Lee, L OBP: 0.290, SLG: 0.353 (1, 7) X	E3		F7			P4	K		K			3	0	0	0	0	0	0						
Rusty Torres, S OBP: 0.246, SLG: 0.248 (7, 7)												2	0	0	0	0	2	3						
Frank Duffy, R OBP: 0.277, SLG: 0.319 (1, 6) X	5-3					HR	K		6-3			5	1	2	0	0	1	4						
Oscar Gamble, L OBP: 0.383, SLG: 0.474 (1, 10) B B B B			1B			1B						4	2	2	2	1	0	1						
Charlie Spikes, R OBP: 0.329, SLG: 0.437 (1, 9) S	K		5-3			HR	F7		K			5	1	1	2	0	2	1						
John Ellis, R OBP: 0.340, SLG: 0.443 (1, 2)		4-3				F6						5	0	2	0	0	0	0						
Tom McCraw, L OBP: 0.345, SLG: 0.431 (1, 3)		3-1				F7						5	0	0	0	0	1	2						
George Hendrick, R OBP: 0.337, SLG: 0.466 (1, 8)						F7						5	0	2	0	0	0	1						
Buddy Bell, R OBP: 0.314, SLG: 0.353 (1, 5)		6-3				5-3						4	0	0	0	1	0	2						
Remy Hermoso, R OBP: 0.242, SLG: 0.258 (1, 4)			1-3			1-2 2-3						2	0	0	0	0	0	0						
Joe Lis, R OBP: 0.297, SLG: 0.358 (7, 4)						BB						0	0	0	0	1	0	0						
Luis Alvarado, R OBP: 0.225, SLG: 0.214 (7, 4)						BB			K2-3			1	0	0	0	0	1	0						
Inning Stats	R: 0 E: 1 K: 1 S: 5	H: 0 LOB: 1 BB: 1 P: 9	R: 0 E: 0 K: 0 S: 4	H: 1 LOB: 1 BB: 0 P: 4	R: 0 E: 0 K: 0 S: 4	H: 1 LOB: 1 BB: 0 P: 4	R: 0 E: 0 K: 0 S: 3	H: 1 LOB: 0 BB: 0 P: 3	R: 2 E: 0 K: 2 S: 5	H: 2 LOB: 0 BB: 0 P: 5	R: 0 E: 0 K: 2 S: 8	H: 1 LOB: 3 BB: 2 P: 16	R: 2 E: 0 K: 1 S: 8	H: 3 LOB: 1 BB: 0 P: 8	R: 0 E: 0 K: 2 S: 7	H: 0 LOB: 0 BB: 0 P: 7	R: 0 E: 0 K: 1 S: 5	H: 0 LOB: 0 BB: 0 P: 5	R: 0 E: 0 K: 0 S: 3	H: 0 LOB: 0 BB: 0 P: 3	1B: 6 2B: 1 3B: 0 HR: 2	SF: 0 SAC: 0 DP: 0 HBP: 0	WP: 0 PB: 0 SB: 0 CS: 1	PA: 44
PITCHER	IP ERA: 4.22	WLS W	BF 18	H 3	R 2	ER 2	SO 6	BB 1	IBB 0	HBP 0	BLK 0	WP 0	HR 1	S 26	P 34	ERA 3.86	WHIP 0.857							
Lerrin LaGrow, R ERA: 4.22 (1, 1)																								
John Hiller, L ERA: 2.23 (7, 1)																								

Cleveland Indians @ Detroit Tigers
Tiger Stadium, Detroit, MI
Tue Sep 03 1974, 7:05 PM EDT
Att: 7,050 - Unknown

AB 41
R 4
H 9
RBI 4
BB 3
SO 7
LOB 14



Batter	1	2	3	4	5	6	7	8	9	10	11	AB	R	H	RBI	BB	SO	LOB	BOTTOM			
Ron LeFlore, R OBP: 0.296, SLG: 0.340 (1, 8) X	F3		6-3			K						5	0	0	0	0	1	0				
John Knox, L OBP: 0.338, SLG: 0.319 (1, 4) B B B B						G3						2	1	1	0	1	0	0				
Gary Sutherland, R OBP: 0.287, SLG: 0.320 (8, 4)	E S BB					2B						2	0	1	0	0	0	0				
Al Kaline, R OBP: 0.330, SLG: 0.388 (1, 10) X	L7					K						4	1	1	1	1	1	1				
Ben Oglivie, L OBP: 0.367, SLG: 0.389 (1, 7) X	F7					1B						4	1	2	1	1	0	1				
Reggie Sanders, R OBP: 0.308, SLG: 0.455 (1, 3)		5-3				G6-4-3						4	0	0	0	1	0	4				
Leon Roberts, R (1, 9)		K				K						5	0	0	0	0	3	2				
Tom Verzyer, R OBP: 0.324, SLG: 0.323 (1, 6)		5-3				6-3						5	0	1	1	0	0	0				
Aurelio Rodriguez, R OBP: 0.263, SLG: 0.316 (1, 5)			6-3			F9						4	1	0	0	0	1	0				
Gene Lamont, L OBP: 0.291, SLG: 0.342 (1, 2)						F8						2	0	0	0	0	0	0				
Gates Brown, L OBP: 0.330, SLG: 0.424 (8, 4)						F8						1	1	1	2	0	0	0				
Bill Freehan, R OBP: 0.345, SLG: 0.418 (9, 2)						F8						1	0	0	0	0	0	0				
Inning Stats	R: 0 E: 0 K: 0 S: 3	H: 0 LOB: 1 BB: 1 P: 7	R: 0 E: 0 K: 1 S: 5	H: 0 LOB: 0 BB: 0 P: 5	R: 0 E: 0 K: 0 S: 3	H: 0 LOB: 0 BB: 0 P: 3	R: 2 E: 0 K: 1 S: 7	H: 3 LOB: 0 BB: 0 P: 7	R: 0 E: 0 K: 0 S: 7	H: 0 LOB: 0 BB: 0 P: 5	R: 2 E: 1 K: 0 S: 6	H: 2 LOB: 3 BB: 2 P: 14	R: 0 E: 0 K: 1 S: 5	H: 0 LOB: 0 BB: 0 P: 5	R: 0 E: 0 K: 0 S: 3	H: 0 LOB: 0 BB: 0 P: 3	R: 1 E: 0 K: 0 S: 4	H: 2 LOB: 2 BB: 1 P: 8	1B: 4 2B: 2 3B: 0 HR: 1	SF: 0 SAC: 0 DP: 1 HBP: 0	WP: 0 PB: 0 SB: 0 CS: 1	PA: 43
PITCHER	IP ERA: 4.29	WLS 0.1	BF 2	H 1	R 1	ER 0	SO 0	BB 0	IBB 0	HBP 0	BLK 0	WP 0	HR 0	S 35	P 39	ERA 3.68	WHIP 0.545					
Tom Hilgendorf, L ERA: 4.21 (8, 1)																						
Tom Buskey, R ERA: 3.5 (8, 1)																						

Cleveland Indians @ Detroit Tigers
Tiger Stadium, Detroit, MI
Tue Sep 03 1974, 7:05 PM EDT
Att: 7,050 - Unknown

AB 39
R 5
H 7
RBI 5
BB 4
SO 6
LOB 8



Batter	1	2	3	4	5	6	7	8	9	AB	R	H	RBI	BB	SO	LOB	TOP															
Leron Lee, L OBP: 0.296, SLG: 0.360 (1, 7)										4	0	2	1	1	2	0	Cleveland Indians @ Detroit Tigers Tiger Stadium, Detroit, MI Wed Sep 04 1974, 7:05 PM EDT Att: 6,513 - Unknown															
Oscar Gamble, L OBP: 0.394, SLG: 0.471 (1, 10)										4	0	1	0	1	0	2																
George Hendrick, R OBP: 0.336, SLG: 0.466 (1, 8)										4	0	1	1	0	0	2																
Charlie Spikes, R OBP: 0.328, SLG: 0.435 Luis Alvarado, R OBP: 0.226, SLG: 0.214 (7, 6)										4	0	1	0	0	0	4																
John Ellis, R OBP: 0.339, SLG: 0.441 (7, 2)										4	0	1	0	0	1	2																
Jack Brohamer, L OBP: 0.336, SLG: 0.335 (1, 4)										3	2	0	0	1	0	1																
Buddy Bell, R OBP: 0.316, SLG: 0.355 (1, 5)										4	1	2	0	0	0	0																
Dave Duncan, R OBP: 0.261, SLG: 0.338 Tom McCraw, L OBP: 0.343, SLG: 0.429 (7, PH)										2	0	0	0	0	0	0																
Rico Carty, R OBP: 0.545 Rusty Torres, S OBP: 0.246, SLG: 0.248 (8, PH)										1	0	1	1	0	0	0																
Frank Duffy, R OBP: 0.276, SLG: 0.317 John Lowenstein, L OBP: 0.317, SLG: 0.327 (7, PH)										2	0	0	0	0	0	0																
Joe Lis, R OBP: 0.295, SLG: 0.355 (8, PH)										1	0	0	0	0	0	2																
Inning Stats	R: 0 E: 0 K: 0 S: 5	H: 2 LOB: 2 BB: 0 P: 5	R: 0 E: 0 K: 0 S: 3	H: 0 LOB: 0 BB: 0 P: 3	R: 0 E: 0 K: 0 S: 4	H: 1 LOB: 2 BB: 1 P: 8	R: 0 E: 0 K: 1 S: 5	H: 0 LOB: 0 BB: 0 P: 5	R: 0 E: 0 K: 0 S: 3	H: 0 LOB: 0 BB: 0 P: 3	R: 4 E: 1 K: 0 S: 7	H: 3 LOB: 2 BB: 2 P: 15	R: 1 E: 0 K: 0 S: 5	H: 3 LOB: 1 BB: 0 P: 5	R: 0 E: 0 K: 1 S: 5	H: 1 LOB: 0 BB: 0 P: 5	1B: 8 2B: 2 3B: 0 HR: 0	SF: 1 SAC: 0 DP: 2 HBP: 0	WP: 0 PB: 0 SB: 0 CS: 0	PA: 39												
PITCHER	IP WLS BF H R ER SO BB IBB HBP BLK WP HR S P ERA WHIP																															
Joe Coleman, R ERA: 4.24 John Hiller, L ERA: 2.29	(1, 1) (8, 1)	7.0 L	31 8	6 4	4 1	2 1	2 1	2 0	0 0	0 0	0 0	0 0	32 10	44 10	2.57 4.50	1.143 2.000																

Batter	1	2	3	4	5	6	7	8	9	AB	R	H	RBI	BB	SO	LOB	BOTTOM				
Ron LeFlore, R OBP: 0.288, SLG: 0.331 (1, 8)										4	0	0	0	0	0	1	Cleveland Indians @ Detroit Tigers Tiger Stadium, Detroit, MI Wed Sep 04 1974, 7:05 PM EDT Att: 6,513 - Unknown				
Gary Sutherland, R OBP: 0.285, SLG: 0.318 (1, 4)										4	0	0	0	0	0	1					
Al Kaline, R OBP: 0.331, SLG: 0.388 (1, 10)										3	0	1	1	1	0	0					
Ben Oglivie, L OBP: 0.360, SLG: 0.381 (1, 7)										4	0	0	0	0	2	2					
Reggie Sanders, R OBP: 0.294, SLG: 0.400 (1, 3)										4	1	1	0	0	0	0					
Jim Nettles, L OBP: 0.286, SLG: 0.323 (1, 9)										4	1	1	0	0	0	0					
Bill Freehan, R OBP: 0.343, SLG: 0.416 Gates Brown, L OBP: 0.326, SLG: 0.419 Gene Lamont, L OBP: 0.291, SLG: 0.342 (7, PH)										2	0	0	0	0	0	0					
Aurelio Rodriguez, R OBP: 0.263, SLG: 0.316 (1, 5)										3	1	1	1	0	0	0					
Ed Brinkman, R OBP: 0.259, SLG: 0.340 (1, 6)										3	1	1	0	0	0	0					
Inning Stats	R: 0 E: 0 K: 0 S: 3	H: 0 LOB: 1 BB: 1 P: 7	R: 0 E: 0 K: 0 S: 3	H: 0 LOB: 0 BB: 0 P: 3	R: 2 E: 1 K: 0 S: 6	H: 3 LOB: 1 BB: 0 P: 6	R: 0 E: 0 K: 0 S: 3	H: 0 LOB: 0 BB: 0 P: 3	R: 0 E: 0 K: 1 S: 5	H: 0 LOB: 0 BB: 0 P: 5	R: 2 E: 1 K: 0 S: 5	H: 2 LOB: 0 BB: 0 P: 5	R: 0 E: 0 K: 0 S: 3	H: 0 LOB: 0 BB: 0 P: 3	R: 0 E: 0 K: 1 S: 5	H: 0 LOB: 0 BB: 0 P: 5		1B: 5 2B: 0 3B: 0 HR: 0	SF: 0 SAC: 0 DP: 0 HBP: 0	WP: 0 PB: 0 SB: 0 CS: 0	PA: 33
PITCHER	IP WLS BF H R ER SO BB IBB HBP BLK WP HR S P ERA WHIP																				
Jim Perry, R ERA: 2.82 Bruce Ellingsen, L ERA: 2.07 Tom Buskey, R ERA: 3.38	(1, 1) (7, 1) (7, 1)	6.0 0.1 2.2	WLS 1 W	BF 24 8	H R ER SO BB IBB HBP BLK WP HR S P ERA WHIP																

Batter	1	2	3	4	5	6	7	8	9	AB	R	H	RBI	BB	SO	LOB	TOP			
Mark Belanger, R OBP: 0.298, SLG: 0.316										4	0	1	0	0	0	0				
Paul Blair, R OBP: 0.297, SLG: 0.397										4	1	1	0	0	0	1				
Bobby Grich, R OBP: 0.374, SLG: 0.454										4	0	0	0	0	0	2				
Tommy Davis, R OBP: 0.318, SLG: 0.381										3	0	1	1	0	0	1				
Earl Williams, R OBP: 0.339, SLG: 0.407										4	0	1	0	0	1	1				
Don Baylor, R OBP: 0.319, SLG: 0.340										3	0	1	0	0	0	1				
Brooks Robinson, R OBP: 0.372, SLG: 0.490										3	0	0	0	0	0	1				
Enos Cabell, R OBP: 0.296, SLG: 0.358										3	1	1	1	0	0	1				
Andy Etchebarren, R OBP: 0.232, SLG: 0.245										3	0	0	0	0	1	0				
Inning Stats	R: 0 E: 0 K: 0 S: 4	H: 1 LOB: 1 BB: 0 P: 4	R: 0 E: 0 K: 1 S: 5	H: 0 LOB: 0 BB: 0 P: 5	R: 0 E: 0 K: 0 S: 3	H: 0 LOB: 0 BB: 0 P: 3	R: 0 E: 0 K: 0 S: 4	H: 1 LOB: 1 BB: 0 P: 4	R: 0 E: 0 K: 1 S: 5	H: 0 LOB: 0 BB: 0 P: 5	R: 0 E: 0 K: 0 S: 4	H: 1 LOB: 0 BB: 0 P: 4	R: 1 E: 0 K: 0 S: 4	H: 1 LOB: 0 BB: 0 P: 4	R: 1 E: 0 K: 0 S: 4	H: 1 LOB: 0 BB: 0 P: 4	1B: 3 2B: 3 3B: 0 HR: 1	SF: 1 SAC: 0 DP: 1 HBP: 0	WP: 0 PB: 0 SB: 0 CS: 0	PA: 32
PITCHER	IP WLS BF H R ER SO BB IBB HBP BLK WP HR S P ERA WHIP	8.1 L 30 6 2 2 2 0 0 0 0 0 0 1 34 34 2.16 0.720	(9, 1) 0.2 2 0 0 0 0 0 0 0 0 0 0 0 2 2 0.00 0.000	PITCHER																

Baltimore Orioles @ Cleveland Indians
Cleveland Municipal Stadium, Cleveland, OH
Fri Sep 06 1974, 7:05 PM EDT
Unknown

AB	31
R	2
H	6
RBI	2
BB	0
SO	2
LOB	8




Batter	1	2	3	4	5	6	7	8	9	AB	R	H	RBI	BB	SO	LOB	BOTTOM			
Frank Duffy, R OBP: 0.276, SLG: 0.317										4	0	1	0	0	0	0				
Oscar Gamble, L OBP: 0.361, SLG: 0.468										3	0	0	0	0	0	1				
Rico Carty, R OBP: 0.475, SLG: 0.536										1	0	0	0	0	1	0				
George Hendrick, R OBP: 0.336, SLG: 0.465										3	0	1	0	0	0	0				
Charlie Spikes, R OBP: 0.326, SLG: 0.432										3	0	0	0	0	1	2				
John Ellis, R OBP: 0.336, SLG: 0.437										3	0	0	0	0	0	2				
Buddy Bell, R OBP: 0.314, SLG: 0.352										3	0	0	0	0	0	0				
Leron Lee, L OBP: 0.293, SLG: 0.355										3	0	0	0	0	0	0				
Rusty Torres, S OBP: 0.246, SLG: 0.248										0	0	0	0	0	0	0				
Dave Duncan, R OBP: 0.262, SLG: 0.338										3	0	1	0	0	1	0				
Jack Brohamer, L OBP: 0.333, SLG: 0.332										2	0	0	0	0	0	1				
Remy Hermoso, R OBP: 0.240, SLG: 0.256										1	0	0	0	0	0	0				
Inning Stats	R: 0 E: 0 K: 0 S: 3	H: 0 LOB: 0 BB: 0 P: 3	R: 0 E: 0 K: 0 S: 3	H: 0 LOB: 0 BB: 0 P: 3	R: 0 E: 0 K: 0 S: 3	H: 1 LOB: 0 BB: 0 P: 3	R: 0 E: 0 K: 0 S: 3	H: 0 LOB: 0 BB: 0 P: 3	R: 0 E: 0 K: 1 S: 5	H: 0 LOB: 0 BB: 0 P: 5	R: 0 E: 0 K: 1 S: 7	H: 2 LOB: 2 BB: 0 P: 7	R: 0 E: 0 K: 0 S: 3	H: 0 LOB: 0 BB: 0 P: 3	R: 0 E: 0 K: 1 S: 5	H: 0 LOB: 0 BB: 0 P: 5	1B: 3 2B: 0 3B: 0 HR: 0	SF: 0 SAC: 0 DP: 0 HBP: 0	WP: 0 PB: 0 SB: 0 CS: 1	PA: 29
PITCHER	IP WLS BF H R ER SO BB IBB HBP BLK WP HR S P ERA WHIP	9.0 W 29 3 0 0 3 0 0 0 0 0 0 0 35 35 0.00 0.333	PITCHER																	

Baltimore Orioles @ Cleveland Indians
Cleveland Municipal Stadium, Cleveland, OH
Fri Sep 06 1974, 7:05 PM EDT
Unknown

AB	29
R	0
H	3
RBI	0
BB	0
SO	3
LOB	6



Batter	1	2	3	4	5	6	7	8	9	AB	R	H	RBI	BB	SO	LOB	TOP					
Al Bumby, L OBP: 0.289, SLG: 0.291 (1, 7)	F7		BB		F7		F8			3	0	0	0	1	0	2	Baltimore Orioles @ Cleveland Indians Cleveland Municipal Stadium, Cleveland, OH Fri Sep 06 1974, 7:05 PM EDT Att: 27,341 - Unknown					
Rich Coggins, L OBP: 0.296, SLG: 0.321 (1, 9)	F6		K		K		2B			4	0	1	1	0	2	2						
Bobby Grich, R OBP: 0.374, SLG: 0.452 (1, 4)	BB		F7		F9		6-3			3	0	0	0	1	0	3						
Tommy Davis, R OBP: 0.316, SLG: 0.378 (1, 10)	6-3		6-3				F6		F8	4	0	0	0	0	2							
Enos Cabell, R OBP: 0.299, SLG: 0.350 (1, 3)		S			F8		F8		5-3	3	0	0	0	1	0	0						
Brooks Robinson, R OBP: 0.373, SLG: 0.401 (1, 5)	F4								L6	4	0	2	0	0	0	1						
Paul Blair, R OBP: 0.298, SLG: 0.396 (1, 8)					F4		F4			3	0	1	0	1	0	2						
Eliot Hendricks, L OBP: 0.271, SLG: 0.333 (1, 2)	K				F9		F7		G4-6-3	4	0	0	0	0	1	4						
Mark Belanger, R OBP: 0.300, SLG: 0.316 (1, 6)	4-3						2B		K	3	1	1	0	1	1	2						
Inning Stats	R: 0 E: 0 K: 0 S: 3	H: 0 LOB: 1 BB: 1 P: 7	R: 0 E: 0 K: 1 S: 5	H: 0 LOB: 2 BB: 2 P: 13	R: 0 E: 0 K: 1 S: 5	H: 0 LOB: 1 BB: 1 P: 9	R: 0 E: 0 K: 0 S: 4	H: 1 LOB: 1 BB: 0 P: 4	R: 0 E: 0 K: 1 S: 5	H: 0 LOB: 1 BB: 1 P: 9	R: 0 E: 0 K: 0 S: 4	H: 1 LOB: 1 BB: 0 P: 4	R: 1 E: 0 K: 0 S: 5	H: 2 LOB: 1 BB: 0 P: 5	R: 0 E: 0 K: 0 S: 3	H: 0 LOB: 0 BB: 0 P: 3	R: 0 E: 0 K: 1 S: 5	H: 1 LOB: 0 BB: 0 P: 5	1B: 4 2B: 1 3B: 0 HR: 0	SF: 0 SAC: 0 DP: 1 HBP: 0	WP: 0 PB: 0 SB: 2 CS: 0	PA: 36
PITCHER Jim Kern, R ERA: 1.0 (1, 1)	IP: 9.0 WLS: L BF: 36	H: 5 R: 1 ER: 1 SO: 4	BB: 5 IBB: 0 HBP: 0 BLK: 0	WP: 0 HR: 0 S: 39 P: 59	ERA: 1.00 WHIP: 1.111	PITCHER																

Batter	1	2	3	4	5	6	7	8	9	AB	R	H	RBI	BB	SO	LOB	BOTTOM		
John Lowenstein, L OBP: 0.316, SLG: 0.326 (1, 7)	F7			K	G3			K		2	0	0	0	0	1	0	Baltimore Orioles @ Cleveland Indians Cleveland Municipal Stadium, Cleveland, OH Fri Sep 06 1974, 7:05 PM EDT Att: 27,341 - Unknown		
Rusty Torres, S OBP: 0.244, SLG: 0.246 (5, 7)										1	0	0	0	0	2				
Johnny Jeter, R (8, PH) (9, 7)										1	0	0	0	0	1	0			
Frank Duffy, R OBP: 0.273, SLG: 0.314 (1, 6)	F3			L5			5-3		6-3	4	0	0	0	0	0	0			
George Hendrick, R OBP: 0.335, SLG: 0.463 (1, 8)	F4			1B	1B		K		F7	4	0	1	0	0	1	0			
Charlie Spikes, R OBP: 0.326, SLG: 0.431 (1, 9)		K					F8		F8	4	0	1	0	0	1	0			
John Ellis, R OBP: 0.336, SLG: 0.435 (1, 3)										2	0	0	0	0	1	0		2	
Luis Alvarado, R OBP: 0.226, SLG: 0.214 (7, PR)	1-3									0	0	0	0	0	0	0			
Tom McCraw, L OBP: 0.343, SLG: 0.429 (8, 3)				F7			F8	SH1-3	BB	0	0	0	0	0	0	0			
Rico Carty, R OBP: 0.483, SLG: 0.544 (9, PH)										1	0	1	0	0	0	0			
Tommy Smith, L OBP: 0.185, SLG: 0.160 (9, PR)										0	0	0	0	0	0	0			
Buddy Bell, R OBP: 0.311, SLG: 0.349 (1, 5)	F8				6-3		SH1-3		K	3	0	0	0	0	1	1			
Oscar Gamble, L OBP: 0.361, SLG: 0.467 (1, 10)			K					F8		3	0	1	0	0	1	2			
Dave Duncan, R OBP: 0.262, SLG: 0.338 (1, 2)			6-3					5-3		3	0	1	0	0	0	2			
Remy Hermoso, R OBP: 0.232, SLG: 0.247 (1, 4)			F9						K	3	0	0	0	0	1	2			
Inning Stats	R: 0 E: 0 K: 0 S: 3	H: 0 LOB: 0 BB: 0 P: 3	R: 0 E: 0 K: 1 S: 5	H: 0 LOB: 0 BB: 0 P: 5	R: 0 E: 0 K: 1 S: 7	H: 2 LOB: 2 BB: 0 P: 7	R: 0 E: 0 K: 0 S: 5	H: 0 LOB: 0 BB: 0 P: 5	R: 0 E: 0 K: 1 S: 3	H: 0 LOB: 2 BB: 1 P: 7	R: 0 E: 0 K: 2 S: 7	H: 0 LOB: 0 BB: 0 P: 7	R: 0 E: 0 K: 1 S: 6	H: 1 LOB: 1 BB: 0 P: 6	1B: 5 2B: 0 3B: 0 HR: 0	SF: 0 SAC: 1 DP: 0 HBP: 0	WP: 0 PB: 0 SB: 0 CS: 0	PA: 33	
PITCHER Mike Cuellar, L ERA: 3.2 (1, 1)	IP: 9.0 WLS: W BF: 33	H: 5 R: 0 ER: 0 SO: 7	BB: 1 IBB: 0 HBP: 0 BLK: 0	WP: 0 HR: 0 S: 46 P: 50	ERA: 0.00 WHIP: 0.667	PITCHER													

Batter	1	2	3	4	5	6	7	8	9	AB	R	H	RBI	BB	SO	LOB	TOP			
Rich Coggins, L (1, 9) OBP: 0.300, SLG: 0.323										4	0	2	1	0	1	0	Baltimore Orioles @ Cleveland Indians Cleveland Municipal Stadium, Cleveland, OH Sat Sep 07 1974, 3:33 AM EDT Att: 9,890 - Unknown			
Paul Blair, R (1, 8) OBP: 0.298, SLG: 0.396										3	0	1	1	0	0	1				
Bobby Grich, R (1, 4) OBP: 0.371, SLG: 0.448										4	0	0	0	0	1	3				
Tommy Davis, R (1, 10) OBP: 0.317, SLG: 0.379										4	1	2	0	0	0	1				
Earl Williams, R (1, 2) OBP: 0.336, SLG: 0.404										3	0	0	0	0	2	1				
Don Baylor, R (1, 7) OBP: 0.320, SLG: 0.341										4	0	2	0	0	1	1				
Brooks Robinson, R (1, 5) OBP: 0.370, SLG: 0.398										4	0	0	0	0	0	2				
Enos Cabell, R (1, 3) OBP: 0.293, SLG: 0.341										3	1	0	0	1	0	2				
Mark Belanger, R (1, 6) OBP: 0.300, SLG: 0.314										2	1	0	0	1	0	1				
Inning Stats	R: 0 E: 0 K: 2 S: 8	H: 1 LOB: 1 BB: 0 P: 8	R: 0 E: 0 K: 1 S: 5	H: 0 LOB: 0 BB: 0 P: 5	R: 1 E: 0 K: 0 S: 4	H: 1 LOB: 1 BB: 1 P: 8	R: 1 E: 2 K: 0 S: 5	H: 2 LOB: 1 BB: 0 P: 5	R: 0 E: 0 K: 1 S: 6	H: 0 LOB: 0 BB: 0 P: 3	R: 1 E: 1 K: 0 S: 4	H: 1 LOB: 1 BB: 1 P: 8	R: 0 E: 0 K: 1 S: 5	H: 0 LOB: 0 BB: 0 P: 5	R: 0 E: 0 K: 0 S: 4	H: 1 LOB: 1 BB: 0 P: 4		1B: 7 2B: 0 3B: 0 HR: 0	SF: 1 SAC: 2 DP: 1 HBP: 0	WP: 0 PB: 0 SB: 2 CS: 0
PITCHER Gaylord Perry, R (1, 1) ERA: 2.3	IP: 9.0 WLS: L BF: 36 H: 7 R: 3 ER: 2 SO: 5 BB: 2 IBB: 0 HBP: 0 BLK: 0 WP: 0 HR: 0 S: 44 P: 52 ERA: 2.00 WHIP: 1.000															PITCHER				

Batter	1	2	3	4	5	6	7	8	9	AB	R	H	RBI	BB	SO	LOB	BOTTOM					
Johnny Jeter, R (1, 7) OBP: 0.312, SLG: 0.314										4	0	0	0	0	2	1	Baltimore Orioles @ Cleveland Indians Cleveland Municipal Stadium, Cleveland, OH Sat Sep 07 1974, 3:33 AM EDT Att: 9,890 - Unknown					
Frank Duffy, R (1, 6) OBP: 0.275, SLG: 0.314										3	0	1	0	1	0	2						
George Hendrick, R (1, 8) OBP: 0.336, SLG: 0.468										4	1	2	0	0	0	1						
Charlie Spikes, R (1, 9) OBP: 0.325, SLG: 0.435										4	1	1	2	0	2	2						
John Ellis, R (1, 3) OBP: 0.333, SLG: 0.431										4	0	0	0	0	1	2						
Buddy Bell, R (1, 5) OBP: 0.312, SLG: 0.352										3	0	1	0	0	0	0						
Leron Lee, L (9, PH) OBP: 0.291, SLG: 0.353										1	0	0	0	0	0	0						
Oscar Gamble, L (1, 10) OBP: 0.360, SLG: 0.467										4	0	1	0	0	1	1						
Dave Duncan, R (1, 2) OBP: 0.261, SLG: 0.335										3	0	0	0	0	1	1						
Jack Brohamer, L (1, 4) OBP: 0.331, SLG: 0.330										2	0	0	0	0	1	1						
Remy Hermoso, R (8, PH) OBP: 0.240, SLG: 0.247										0	0	0	0	1	0	0						
Luis Alvarado, R (6, PR) OBP: 0.226, SLG: 0.214										0	0	0	0	0	0	0						
Inning Stats	R: 0 E: 0 K: 0 S: 3	H: 0 LOB: 0 BB: 0 P: 3	R: 0 E: 0 K: 1 S: 5	H: 0 LOB: 0 BB: 0 P: 5	R: 0 E: 0 K: 2 S: 7	H: 0 LOB: 0 BB: 0 P: 7	R: 0 E: 0 K: 2 S: 8	H: 1 LOB: 2 BB: 1 P: 12	R: 0 E: 0 K: 0 S: 4	H: 1 LOB: 1 BB: 0 P: 4	R: 0 E: 0 K: 0 S: 3	H: 1 LOB: 1 BB: 0 P: 3	R: 0 E: 0 K: 1 S: 6	H: 1 LOB: 1 BB: 0 P: 6	R: 0 E: 0 K: 1 S: 5	H: 0 LOB: 2 BB: 1 P: 9	R: 2 E: 0 K: 1 S: 7	H: 2 LOB: 0 BB: 0 P: 7	1B: 1 2B: 4 3B: 0 HR: 1	SF: 0 SAC: 0 DP: 1 HBP: 0	WP: 1 PB: 0 SB: 0 CS: 0	PA: 34
PITCHER Ross Grimsley, L (1, 1) ERA: 3.12	IP: 8.0 WLS: W BF: 31 H: 6 R: 2 ER: 2 SO: 7 BB: 2 IBB: 0 HBP: 0 BLK: 0 WP: 1 HR: 1 S: 43 P: 51 ERA: 2.25 WHIP: 1.000															PITCHER						
Bob Reynolds, R (9, 1) ERA: 3.02	IP: 1.0 WLS: S BF: 3 H: 0 R: 0 ER: 0 SO: 1 BB: 0 IBB: 0 HBP: 0 BLK: 0 WP: 0 HR: 0 S: 5 P: 5 ERA: 0.00 WHIP: 0.000															PITCHER						



Batter	1	2	3	4	5	6	7	8	9	AB	R	H	RBI	BB	SO	LOB	TOP								
Al Bumby, L OBP: 0.271, SLG: 0.293 (1, 7)	0-0 4-3		0-0 3-1	0-0 CS	0-0 SH1-3 1B		0-0 G4-6-3 1B		0-0 3-1	5	0	2	0	0	0	1	Baltimore Orioles @ Cleveland Indians Cleveland Municipal Stadium, Cleveland, OH Sun Sep 08 1974, 3:33 AM EDT Att: 15,985 - Unknown								
Rich Coggins, L OBP: 0.297, SLG: 0.319 (1, 8)	0-0 E3 1B		0-0 1-3		0-0 SH1-3 1-2		0-0 G4-6-3 1-2		0-0 E4 2-H	4	0	0	0	0	0	3									
Bobby Grich, R OBP: 0.370, SLG: 0.446 (1, 4)	0-0 1-2 1B		0-0 5-3		0-0 6-3			0-3 K	0-0 1-3	5	0	1	0	0	1	3									
Tommy Davis, R OBP: 0.317, SLG: 0.377 (1, 10)	0-3 K			0-0 6-3	0-0 1-3			4-0 1B BB		3	0	0	0	1	1	3									
Don Baylor, R OBP: 0.322, SLG: 0.341 (1, 9)	0-0 F8			4-0 PB HR BB		0-0 5-3		0-0 1-2 1B		3	1	1	0	1	0	2									
Brooks Robinson, R OBP: 0.367, SLG: 0.394 (1, 5)		0-0 6-3		0-0 6-3 1-2		0-0 5-3		0-0 F7		4	0	0	0	0	0	3									
Enos Cabell, R OBP: 0.299, SLG: 0.369 (1, 3)		0-0 G3 1B		0-0 HR		0-0 6-3		0-3 K		4	1	2	2	0	1	2									
Eliot Hendricks, L OBP: 0.278, SLG: 0.356 (1, 2)		0-0 G3 1-2		0-0 1B 3B			0-0 1B SH2-4 1B		0-0 5-3	4	1	2	0	0	0	1									
Mark Belanger, R OBP: 0.301, SLG: 0.315 (1, 6)		0-0 F8		0-0 CS 1B			0-0 SH2-4 1-2		4-0 E 3-1 BB	2	0	1	1	0	0	1									
Boog Powell, L OBP: 0.334, SLG: 0.382 (9, PH)										0	0	0	0	0	1	0									
Don Hood, L OBP: 0.275, SLG: 0.316 (9, PR)										0	1	0	0	0	0	0									
Inning Stats	R: 0 E: 1 K: 1 S: 7	H: 1 LOB: 2 BB: 0 P: 7	R: 0 E: 0 K: 0 S: 4	H: 1 LOB: 1 BB: 0 P: 4	R: 0 E: 0 K: 0 S: 3	H: 0 LOB: 0 BB: 0 P: 3	R: 3 E: 0 K: 0 S: 5	H: 3 LOB: 0 BB: 1 P: 9	R: 0 E: 0 K: 0 S: 4	H: 1 LOB: 1 BB: 0 P: 4	R: 0 E: 0 K: 0 S: 3	H: 0 LOB: 0 BB: 0 P: 3	R: 0 E: 0 K: 0 S: 4	H: 2 LOB: 1 BB: 0 P: 4	R: 0 E: 0 K: 2 S: 8	H: 1 LOB: 2 BB: 1 P: 12	R: 1 E: 1 K: 0 S: 4	H: 0 LOB: 2 BB: 1 P: 8	1B: 7 2B: 0 3B: 1 HR: 1	SF: 0 SAC: 2 DP: 1 HBP: 0	WP: 0 PB: 1 SB: 0 CS: 1	PA: 40			
PITCHER	IP	WLS	BF	H	R	ER	SO	BB	IBB	HBP	BLK	WP	HR	S	P	ERA	WHIP								
Jim Perry, R ERA: 2.86 (1, 1)	6.1	W	28	8	3	3	1	1	0	0	0	0	1	29	33	4.26	1.421								
Tom Buskey, R ERA: 3.24 (7, 1)	2.2	S	11	1	1	0	2	2	0	0	0	0	0	13	21	0.00	1.125								

AB	34
R	4
H	9
RBI	3
BB	3
SO	3
LOB	19



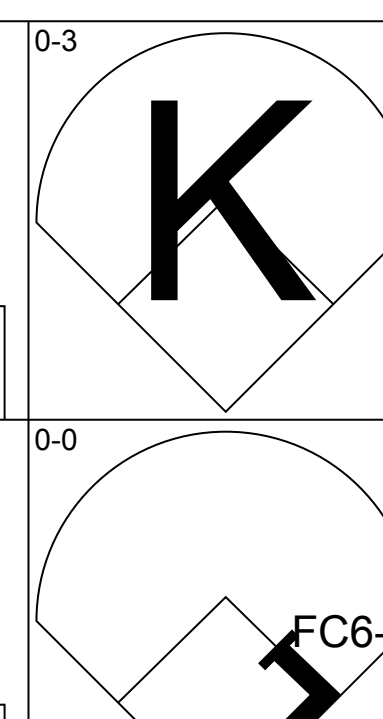
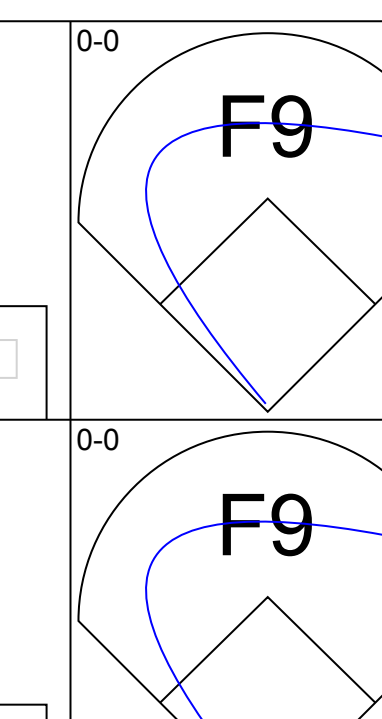
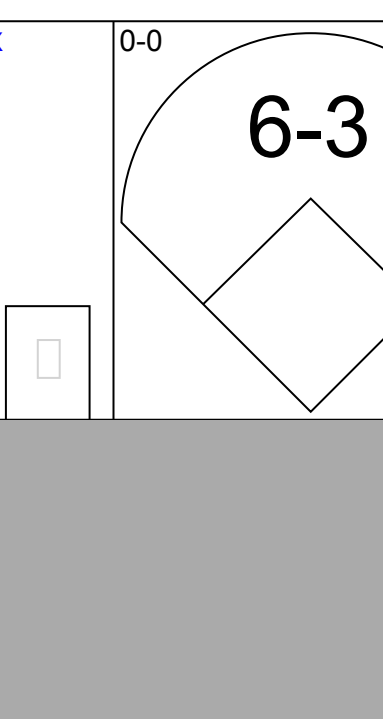
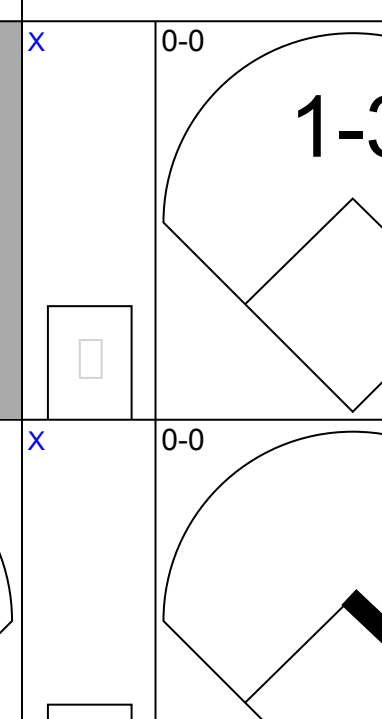
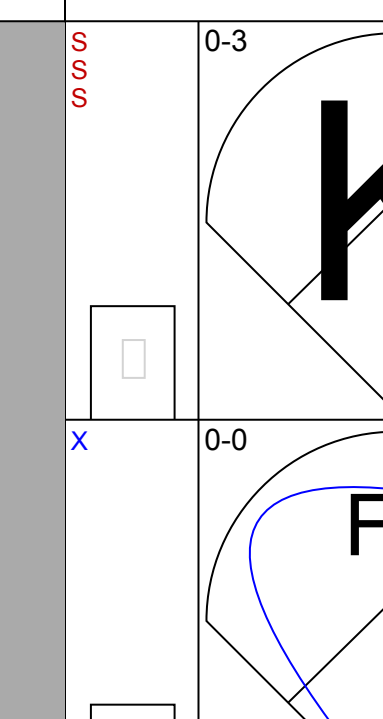
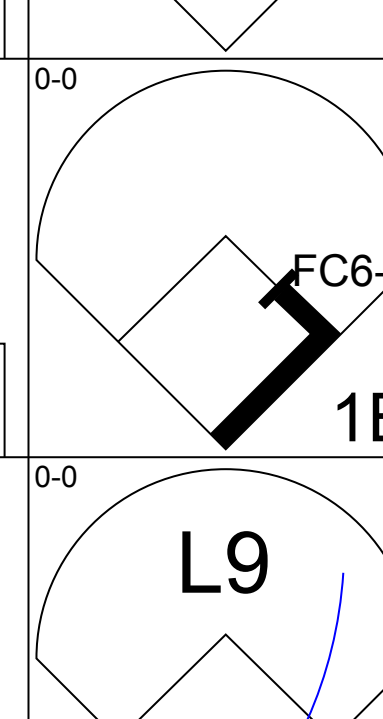
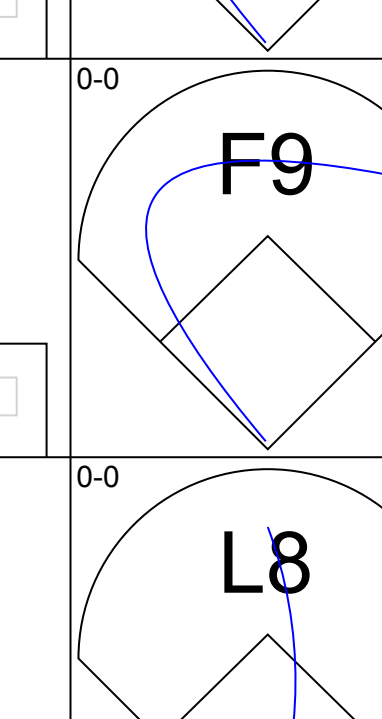
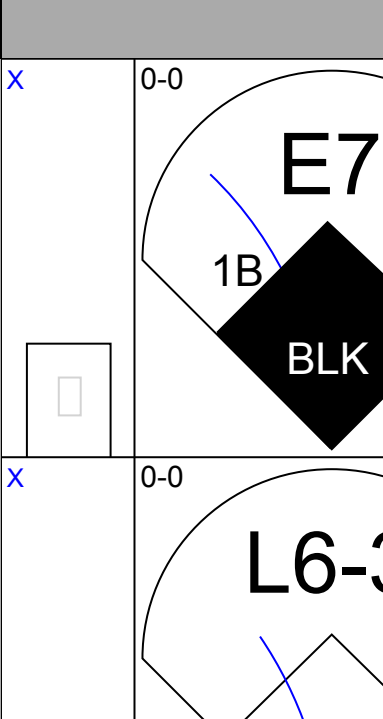
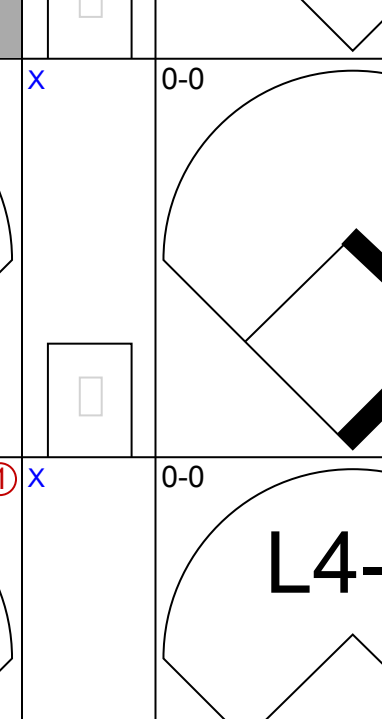
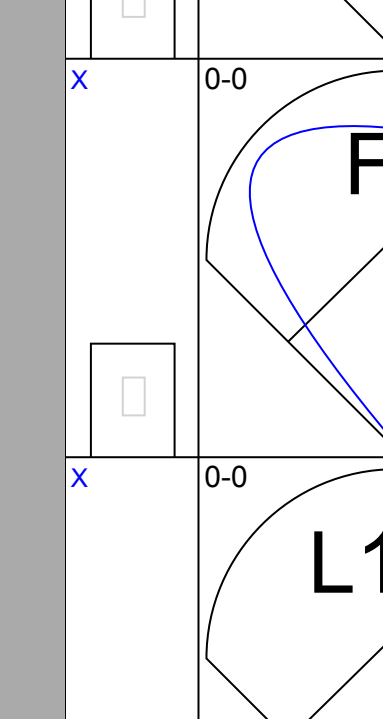
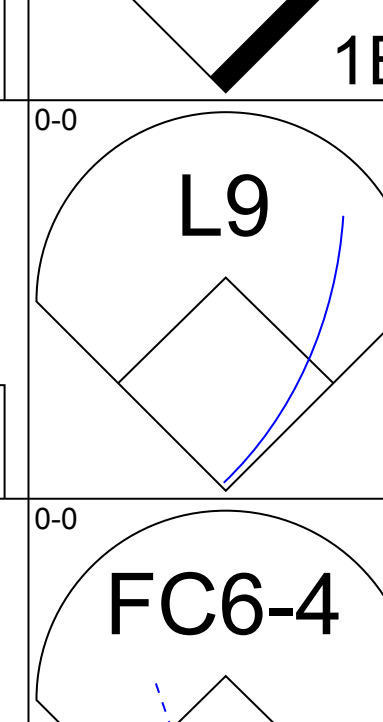
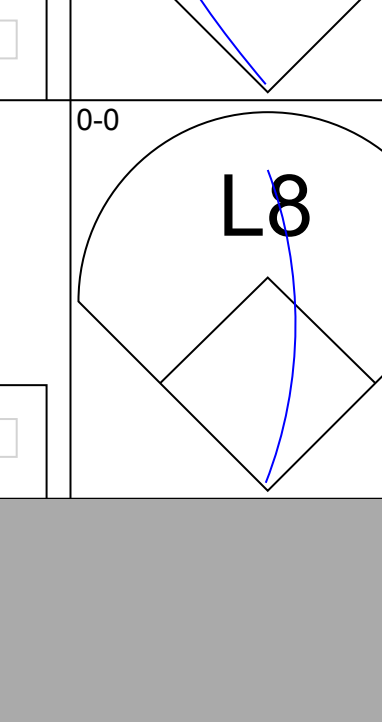
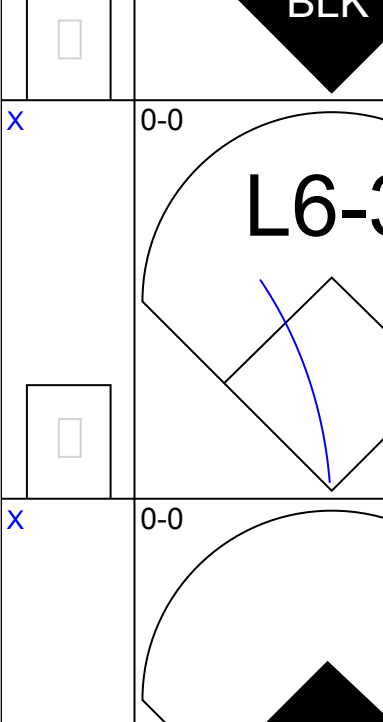
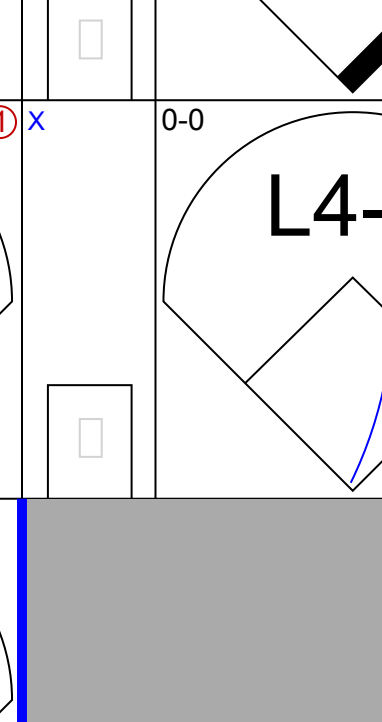
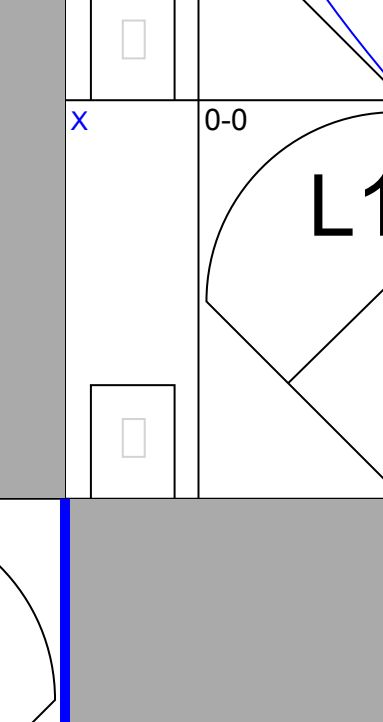
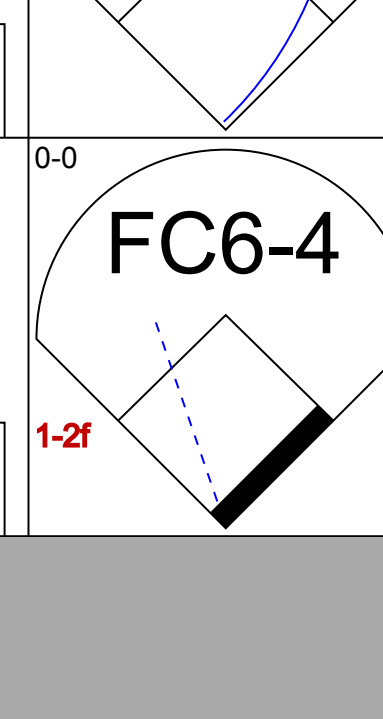
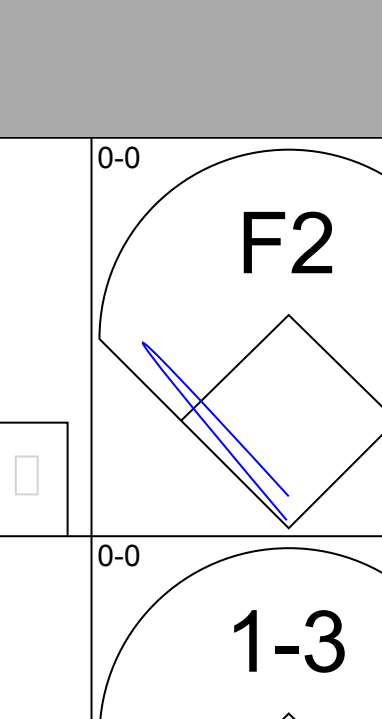
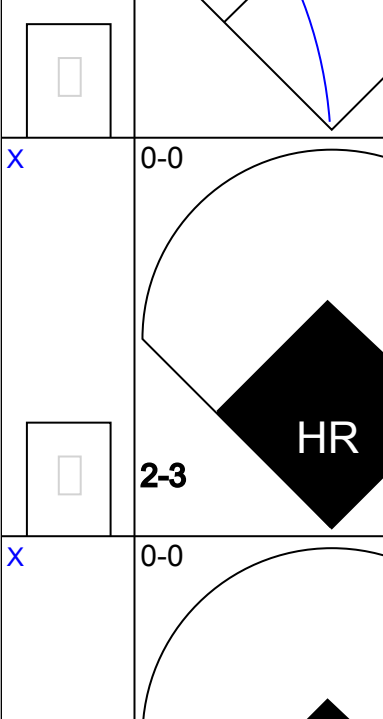
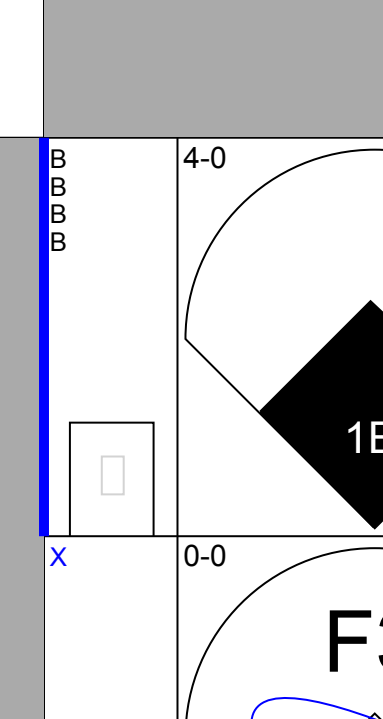
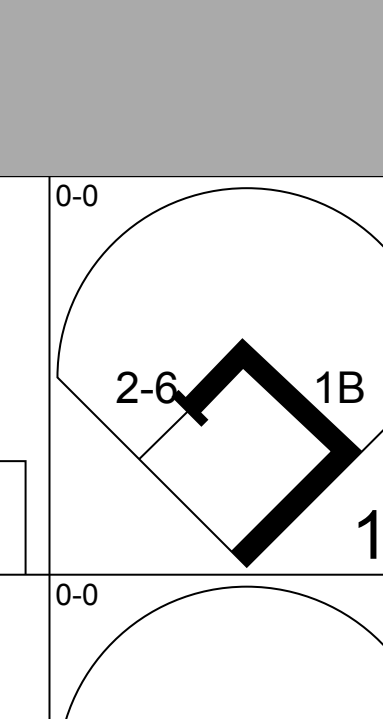
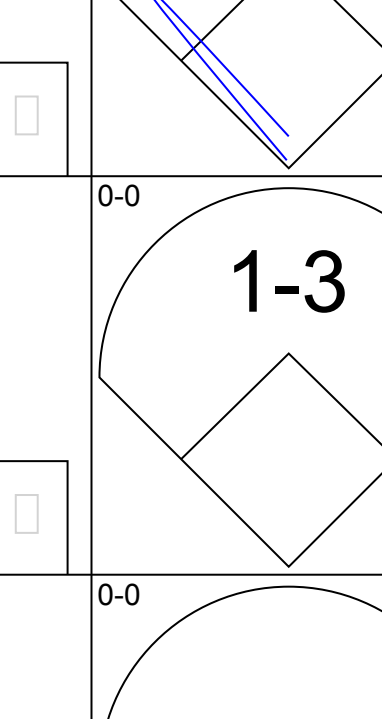
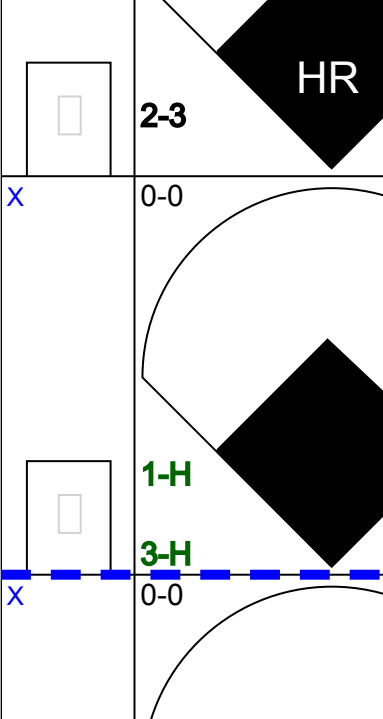
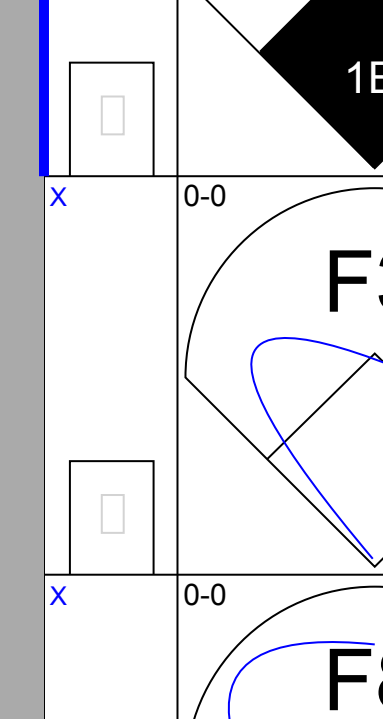
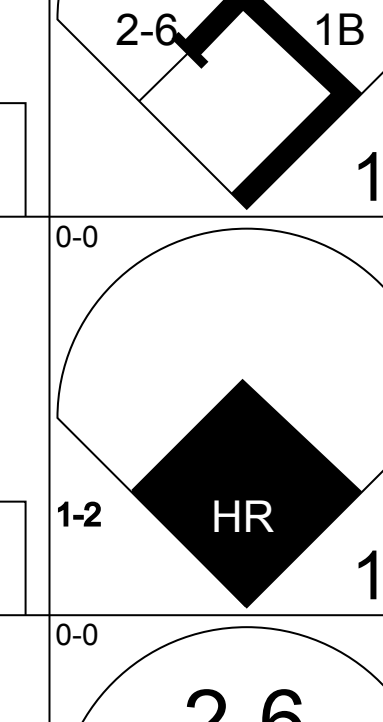
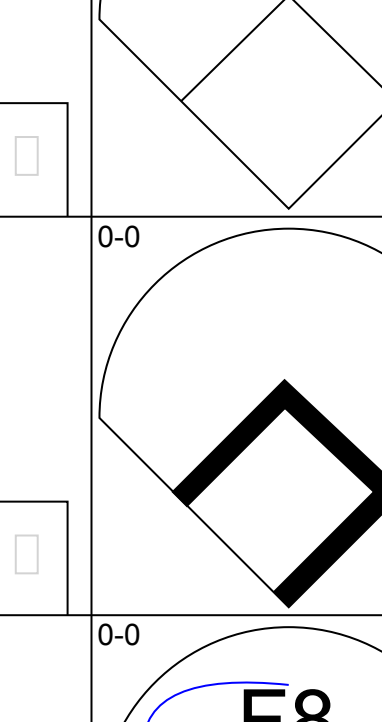
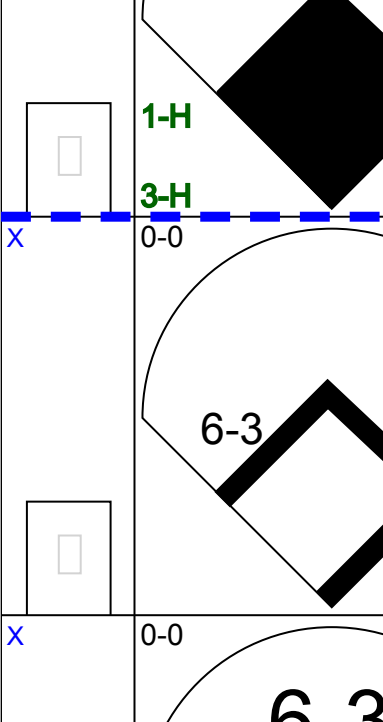
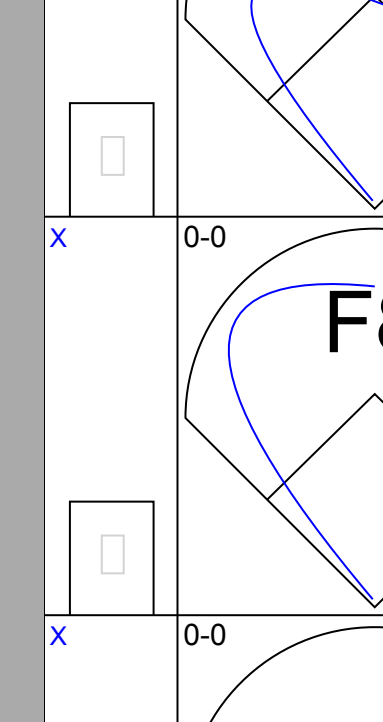
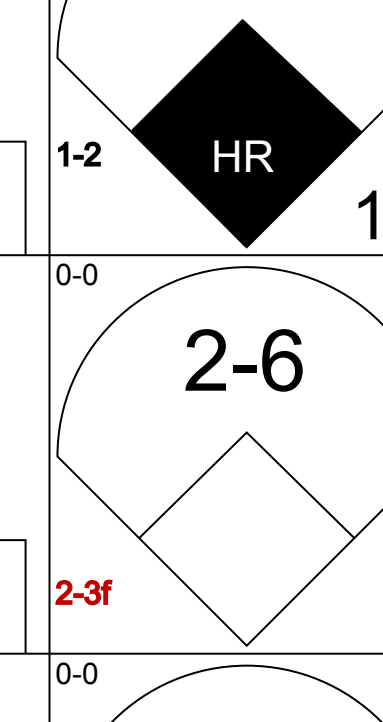
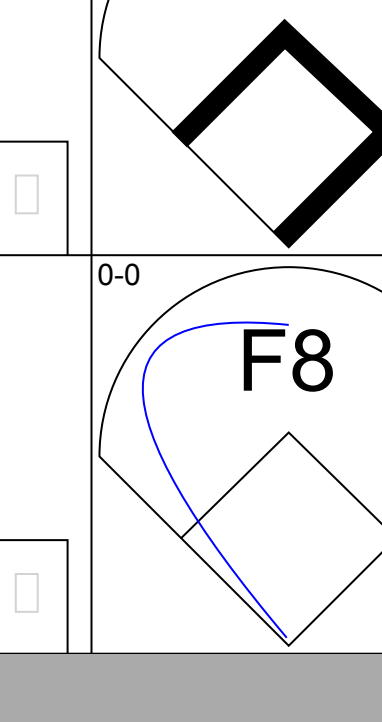
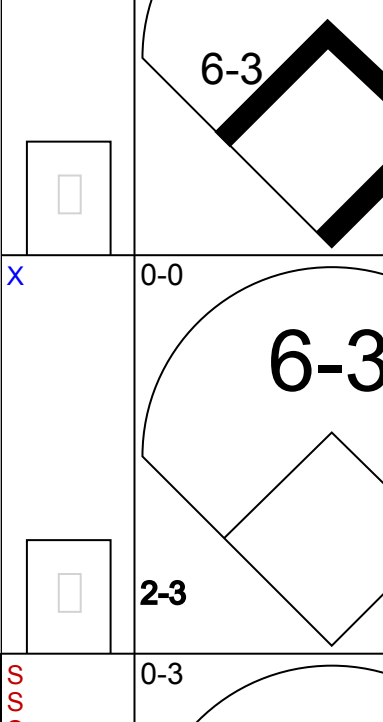
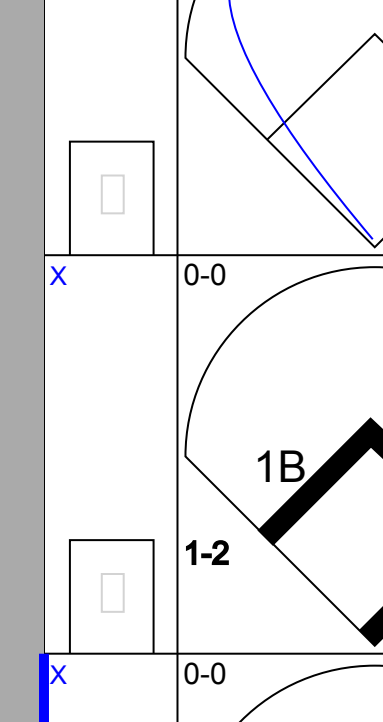
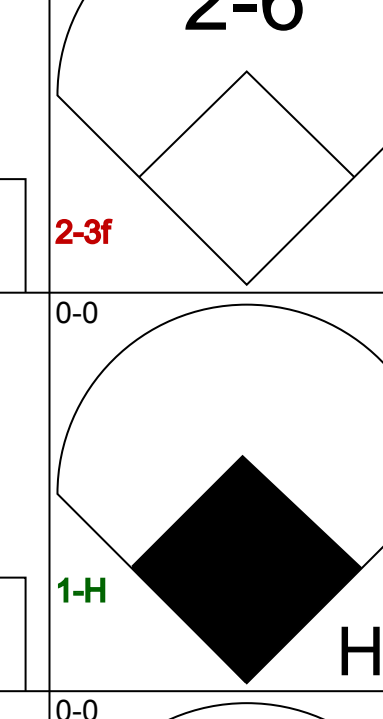
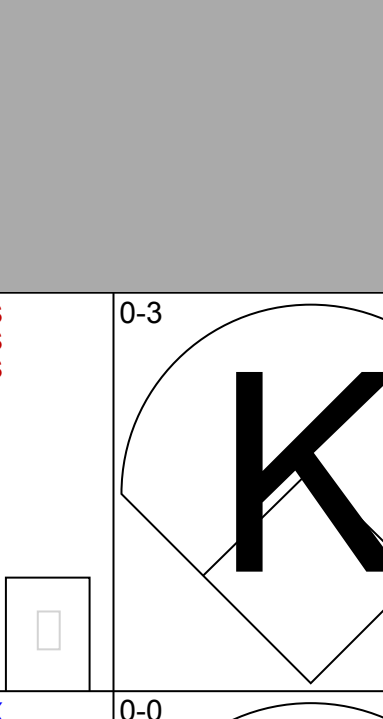
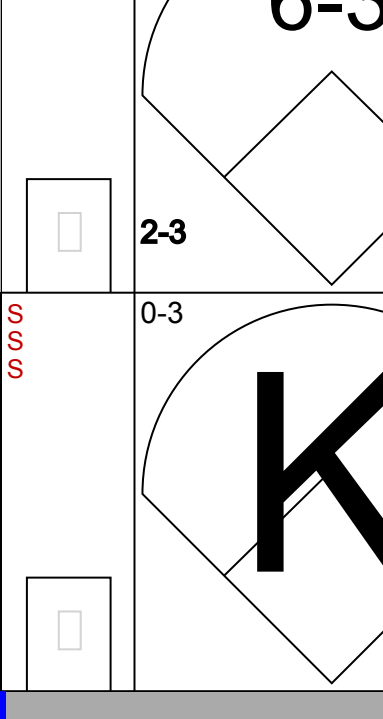
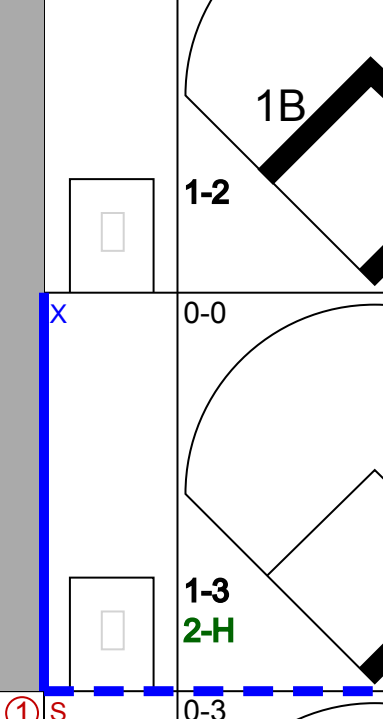
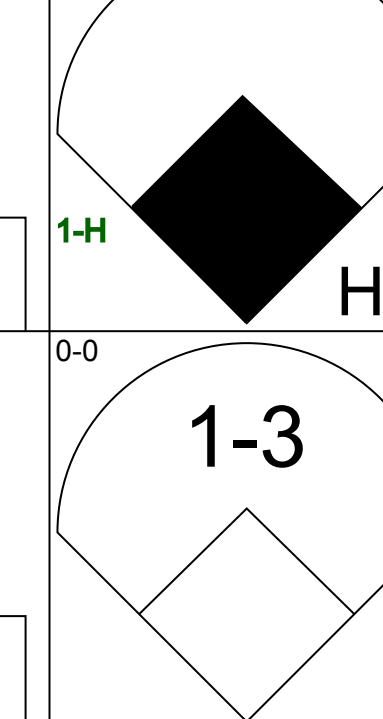

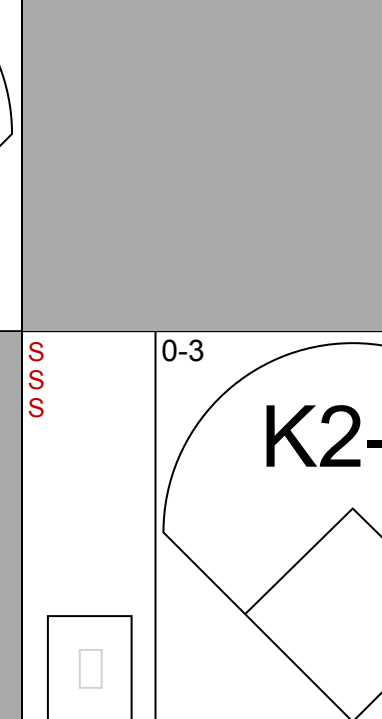
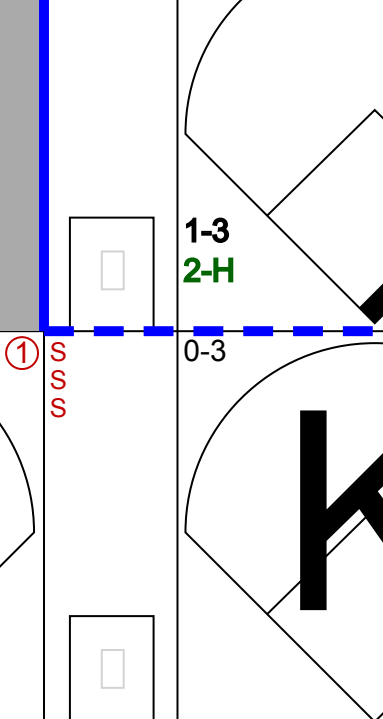
Batter	1	2	3	4	5	6	7	8	9	AB	R	H	RBI	BB	SO	LOB	BOTTOM								
John Lowenstein, L OBP: 0.318, SLG: 0.328 (1, 7)	0-0 HR 1B		0-0 FC6-4 1B		0-0 F8		0-0 F7			3	1	2	0	0	0	0	Baltimore Orioles @ Cleveland Indians Cleveland Municipal Stadium, Cleveland, OH Sun Sep 08 1974, 3:33 AM EDT Att: 15,985 - Unknown								
Rusty Torres, S OBP: 0.243, SLG: 0.244 (6, 7)			0-0 FC6-4 2B		0-0 4-3		0-0 E4 2-H			4	1	0	0	0	0	3									
Oscar Gamble, L OBP: 0.357, SLG: 0.462 (1, 10)	0-0 5-3 1-2		0-0 FC6-4 2B		0-0 4-3		0-0 E4 2-H			4	1	1	2	0	1	3									
George Hendrick, R OBP: 0.335, SLG: 0.473 (1, 8)	0-0 2-H HR		0-3 K		0-0 F9		0-0 F9			4	1	1	2	0	1	3									
Charlie Spikes, R OBP: 0.328, SLG: 0.448 (1, 9)	0-3 K		0-0 2B		0-0 G3 2B		0-0 G3 2B		0-0 HR	4	1	3	2	0	1	0									
John Ellis, R OBP: 0.330, SLG: 0.427 (1, 2)	0-0 1-3		0-0 F8		0-0 G3		0-0 F3			4	0	0	0	0	0	2									
Tom McCraw, L OBP: 0.341, SLG: 0.440 (1, 3)		0-0 HR		0-0 4-3		0-0 F5		0-0 F6		4	1	1	1	0	0	1									
Jack Brohamer, L OBP: 0.331, SLG: 0.330 (1, 4)		0-0 F8		0-0 F7		0-0 SH3 2B 1B		0-0 F8		3	0	1	0	0	0	0									
Luis Alvarado, R OBP: 0.224, SLG: 0.213 (7, PR) (8, 4)		0-0 F8		0-0 F7		0-0 SH3 2B 1B		0-0 F8		1	1	0	0	0	0	0									
Buddy Bell, R OBP: 0.310, SLG: 0.350 (1, 5)		0-0 6-3		0-0 5-3		0-0 SH3				2	0	0	0	0	0	0									
Frank Duffy, R OBP: 0.275, SLG: 0.316 (1, 6)		0-0 6-3		0-0 F7		0-0 E 2B				3	1	1	1	0	0	0									
Inning Stats	R: 2 E: 0 K: 1 S: 7	H: 2 LOB: 0 BB: 0 P: 7	R: 1 E: 0 K: 0 S: 4	H: 1 LOB: 0 BB: 0 P: 4	R: 1 E: 0 K: 1 S: 7	H: 2 LOB: 1 BB: 0 P: 7	R: 0 E: 0 K: 0 S: 3	H: 0 LOB: 0 BB: 0 P: 3	R: 0 E: 0 K: 0 S: 3	H: 0 LOB: 0 BB: 0 P: 3	R: 0 E: 0 K: 0 S: 4	H: 1 LOB: 1 BB: 0 P: 4	R: 2 E: 1 K: 0 S: 6	H: 2 LOB: 2 BB: 0 P: 6	R: 1 E: 0 K: 0 S: 4	H: 1 LOB: 0 BB: 0 P: 4	1B: 3 2B: 3 3B: 0 HR: 3	SF: 0 SAC: 1 DP: 0 HBP: 0	WP: 0 PB: 0 SB: 1 CS: 0	PA: 34					
PITCHER	IP	WLS	BF	H	R	ER	SO	BB	IBB	HBP	BLK	WP	HR	S	P	ERA	WHIP								
Jim Palmer, R ERA: 3.67 (1, 1)	6.1	L	27	8	6	5	2	0	0	0	0	0	1	7	7	5.40	0.600								
Grant Jackson, L ERA: 2.61 (7, 1)	1.2		7	1	1	1	0	0	0	0	0	0	1	7	7	5.40	0.600								

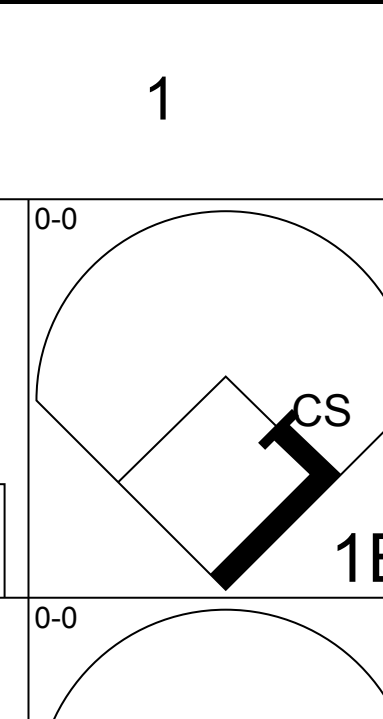
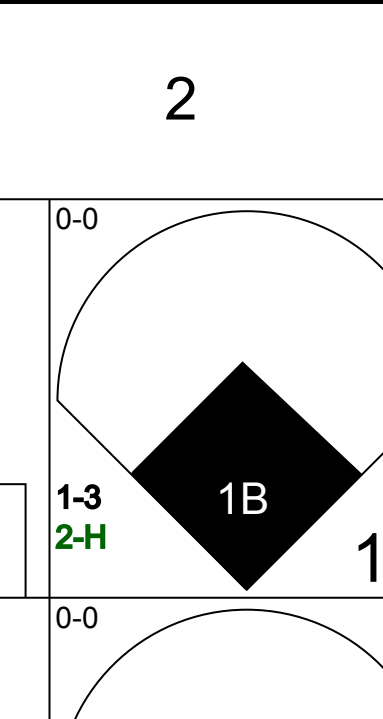
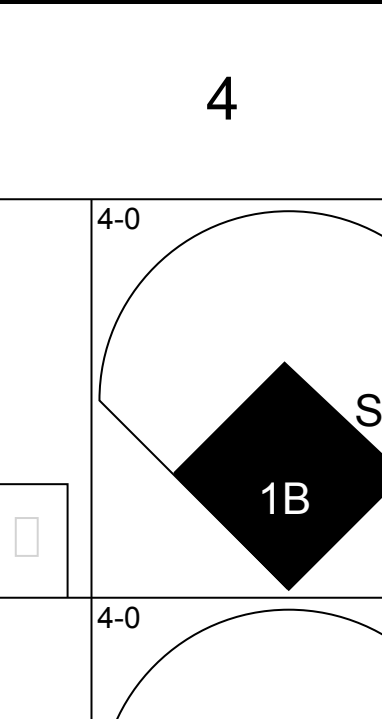
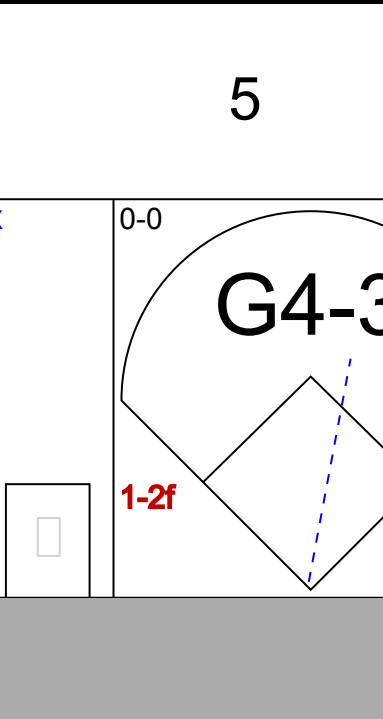
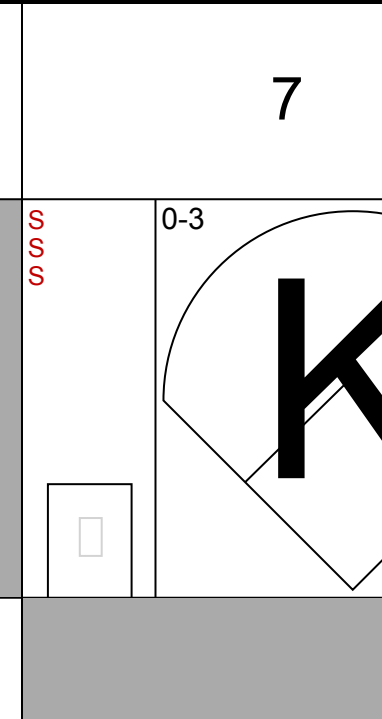
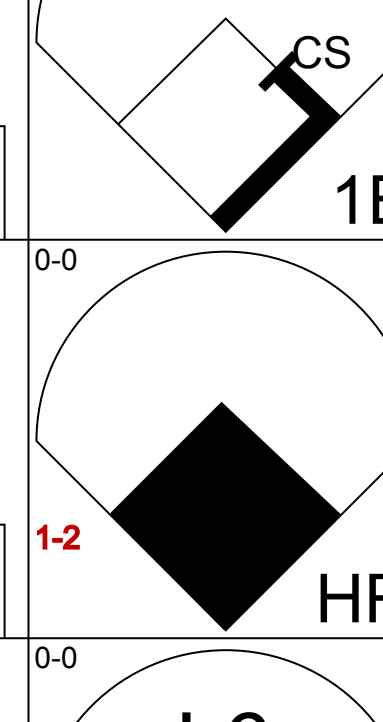
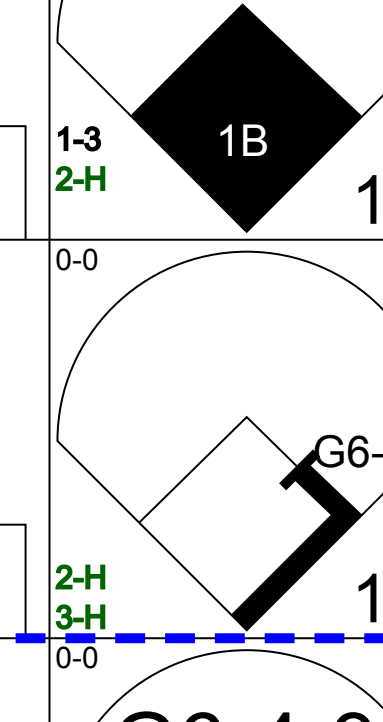
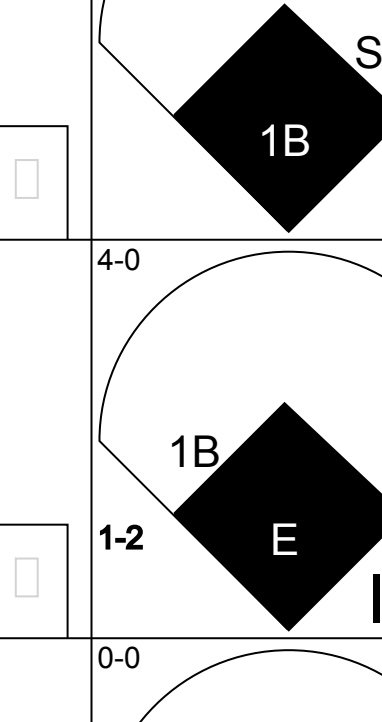
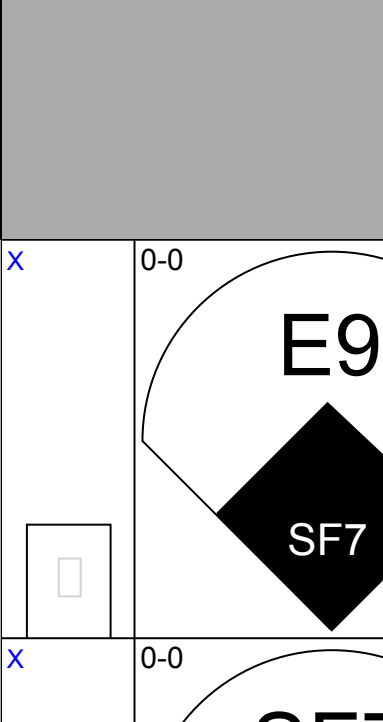
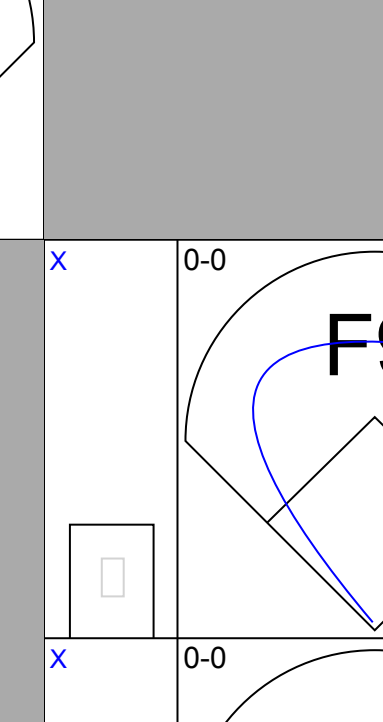
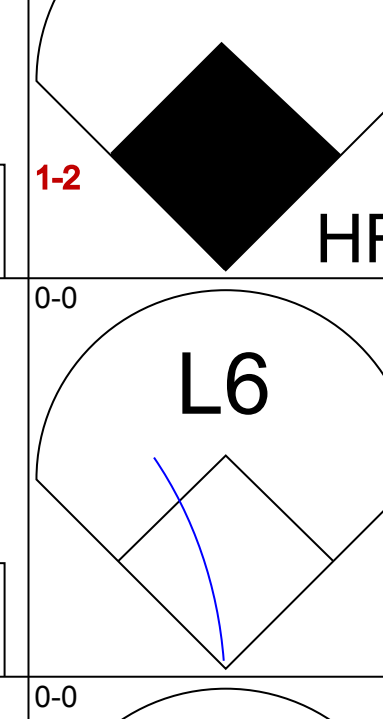
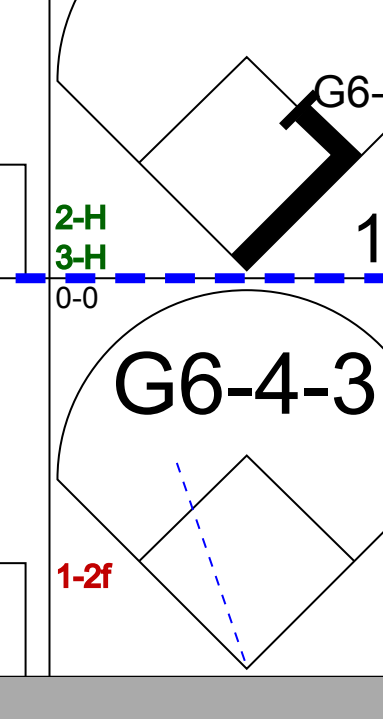
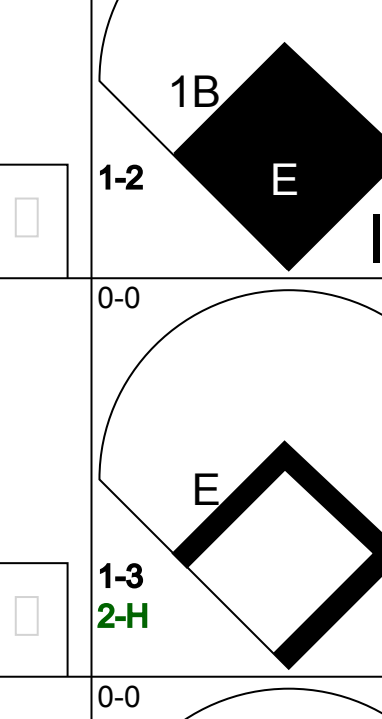
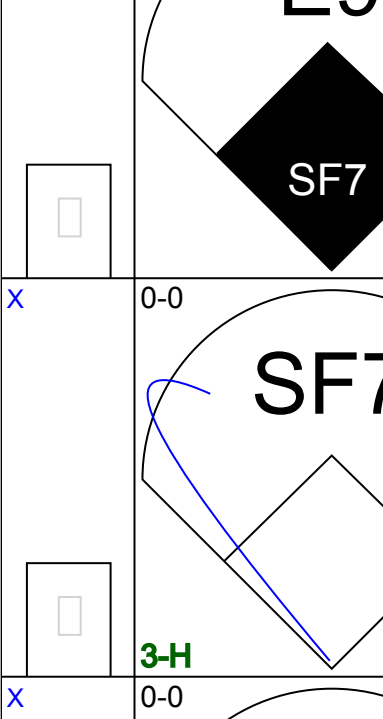
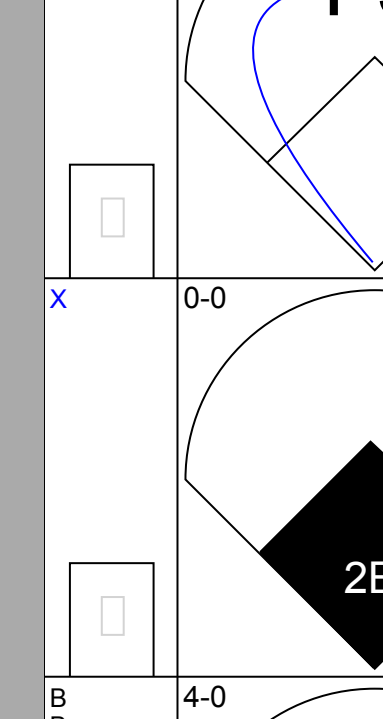
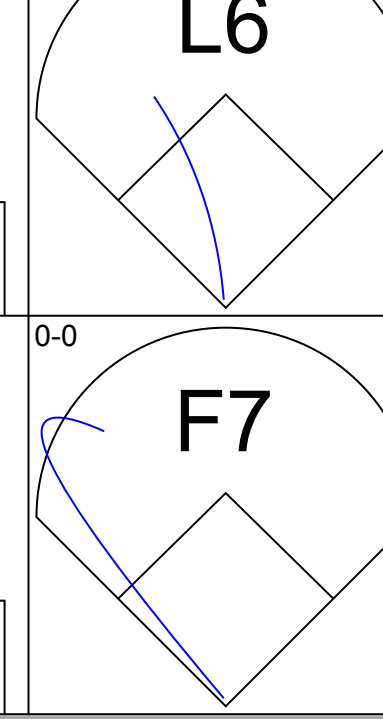
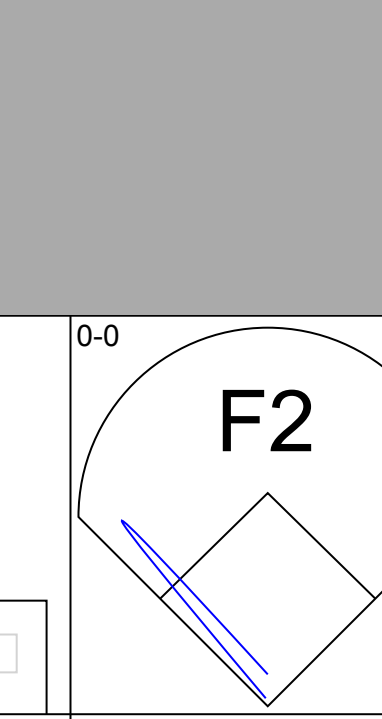
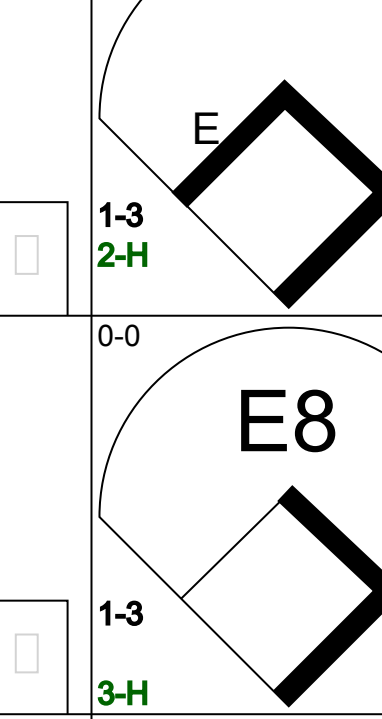
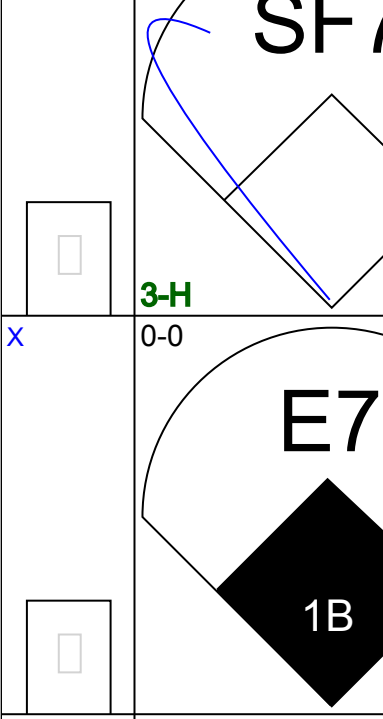
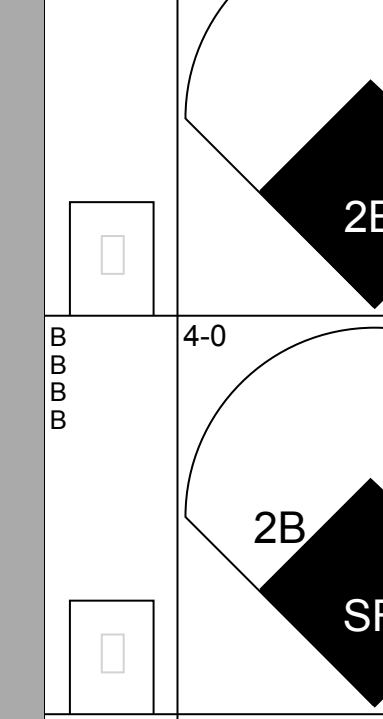
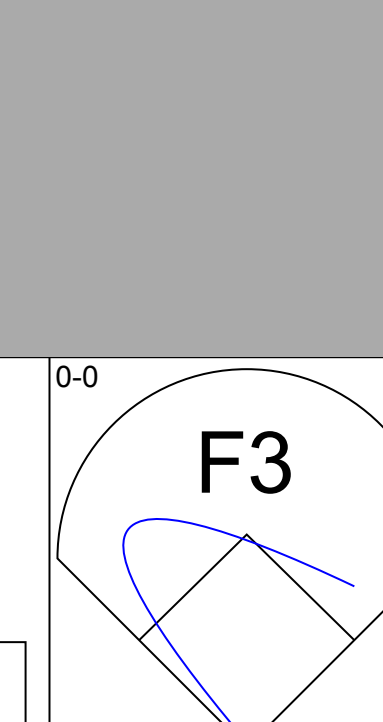
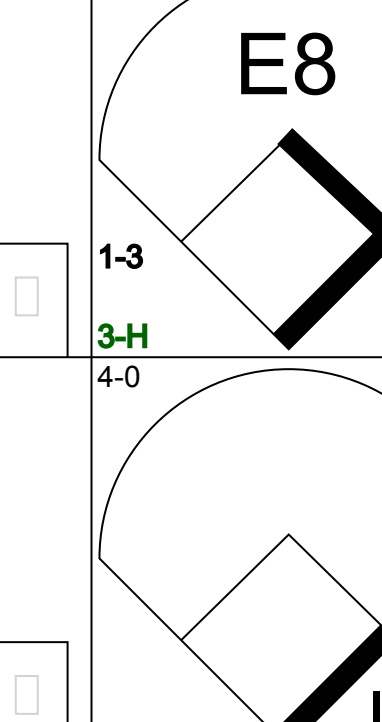


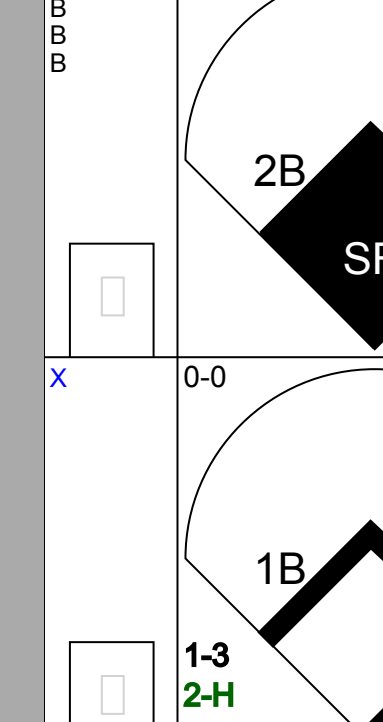
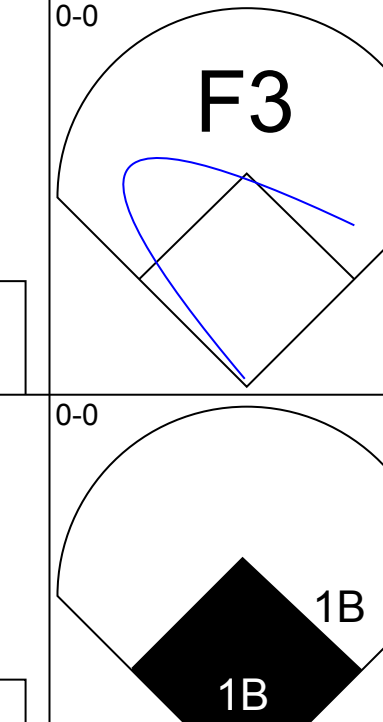
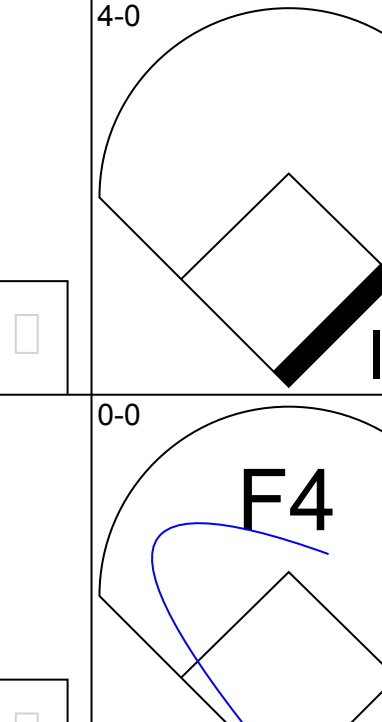

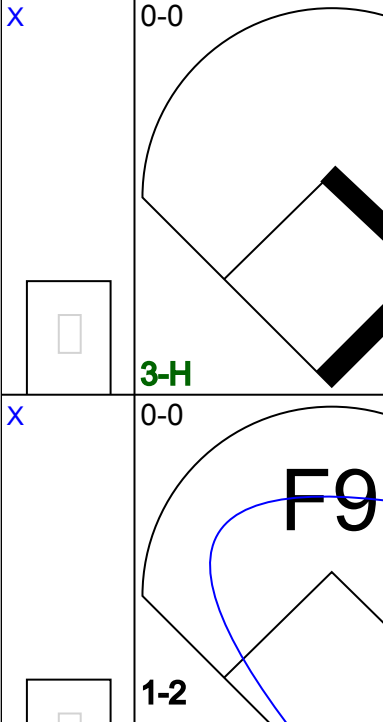
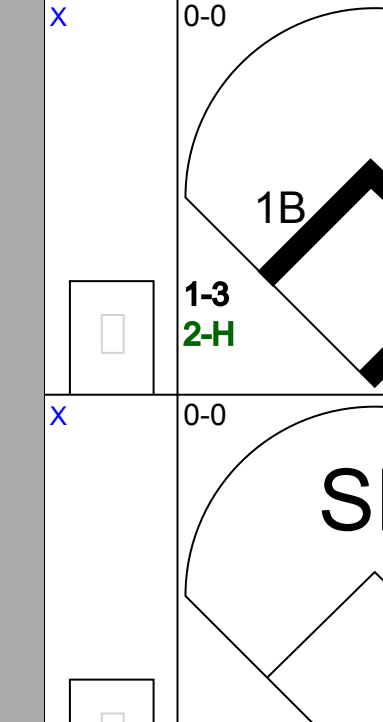
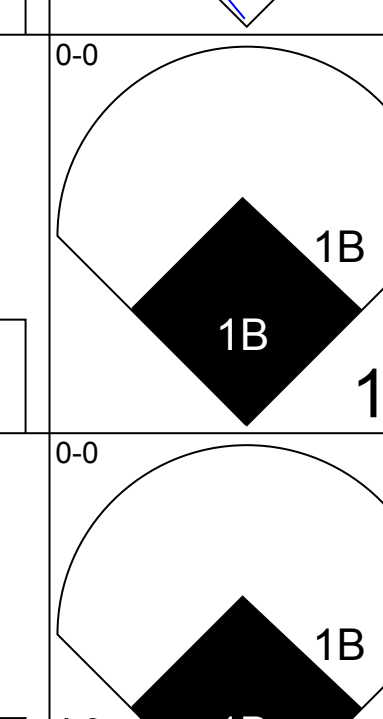
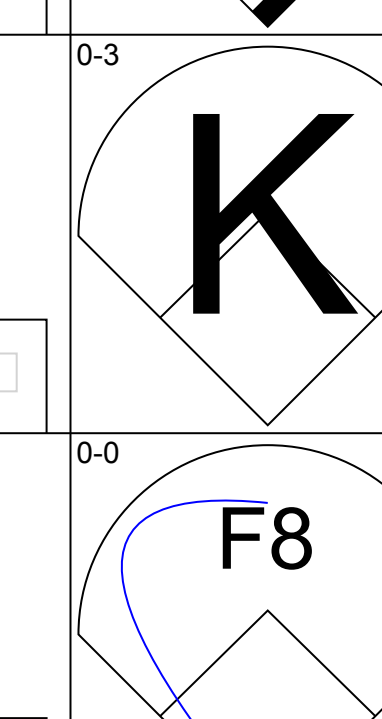
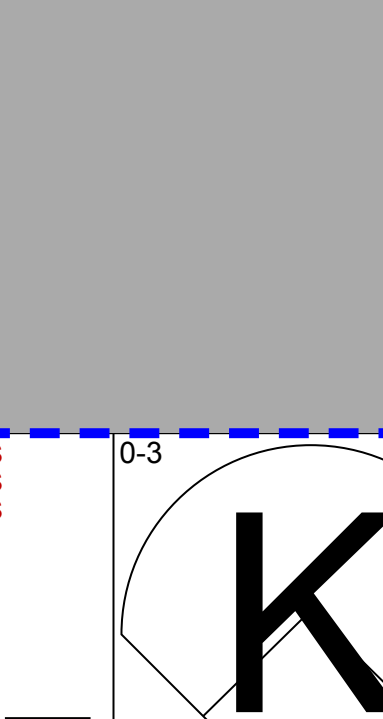
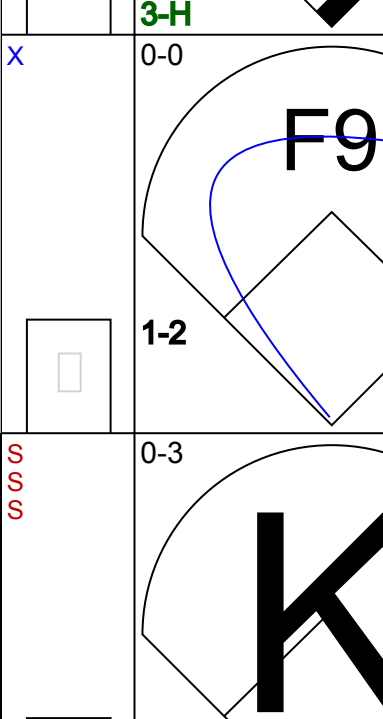
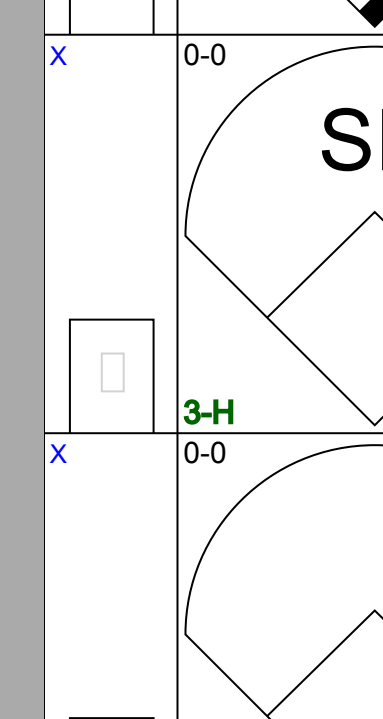
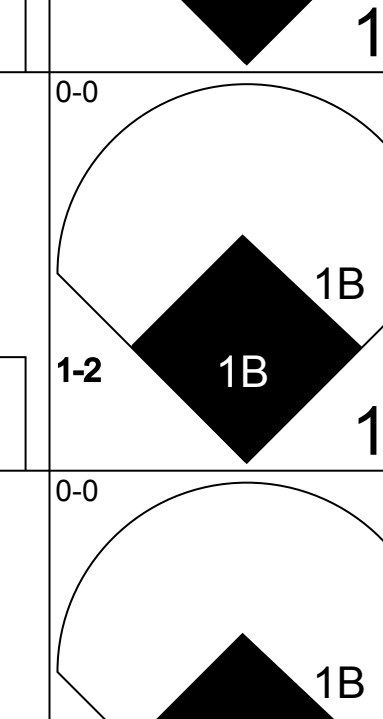
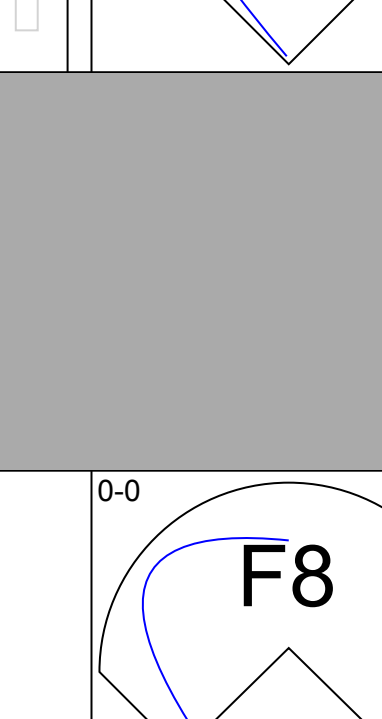
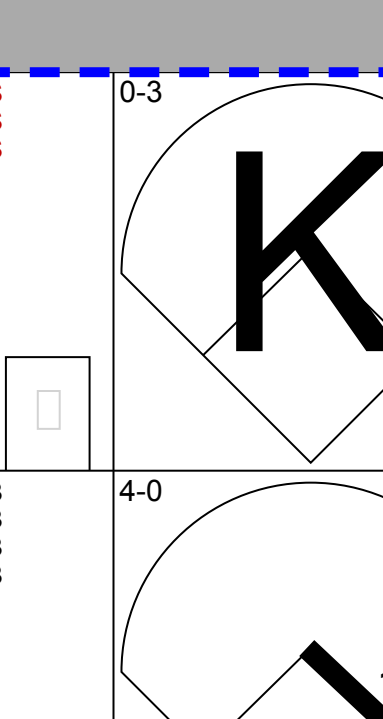
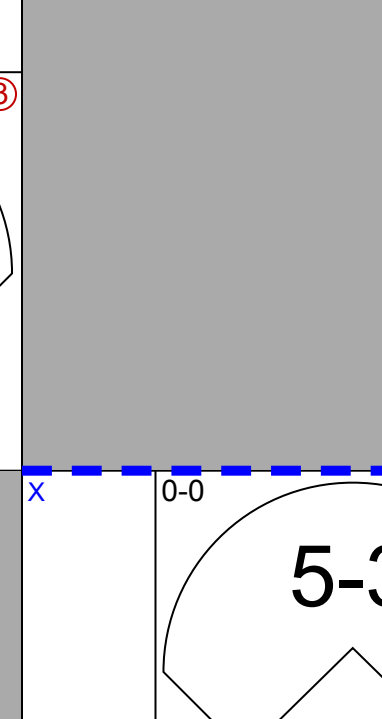
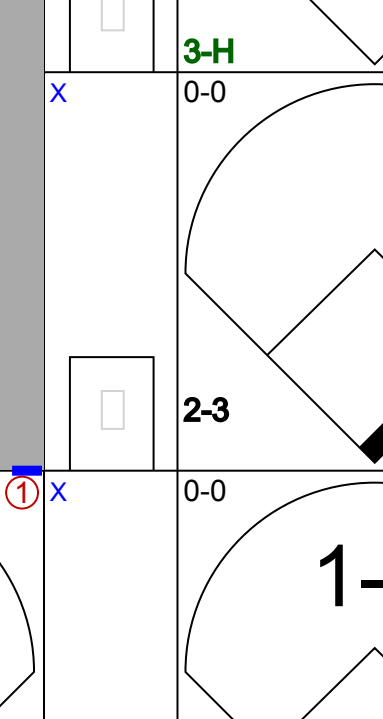
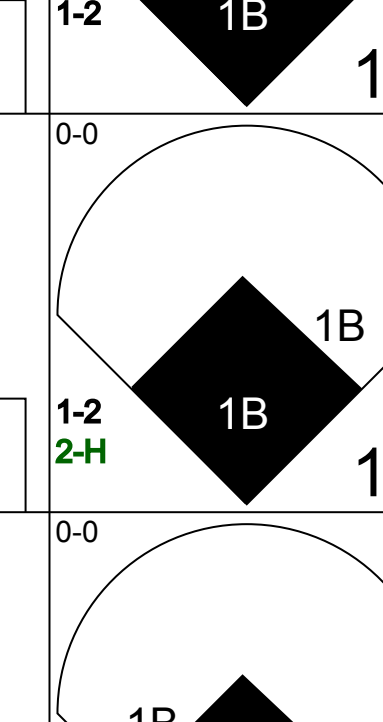
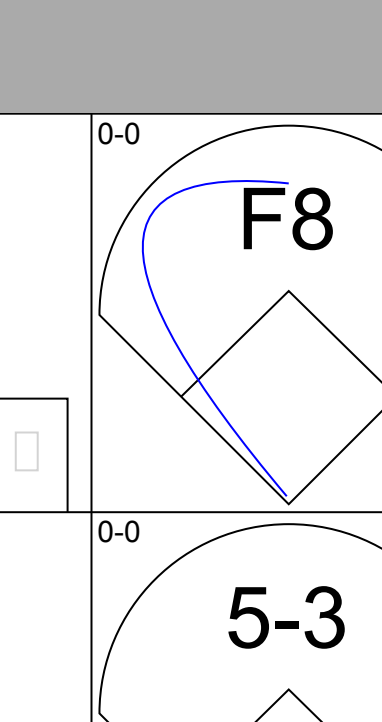
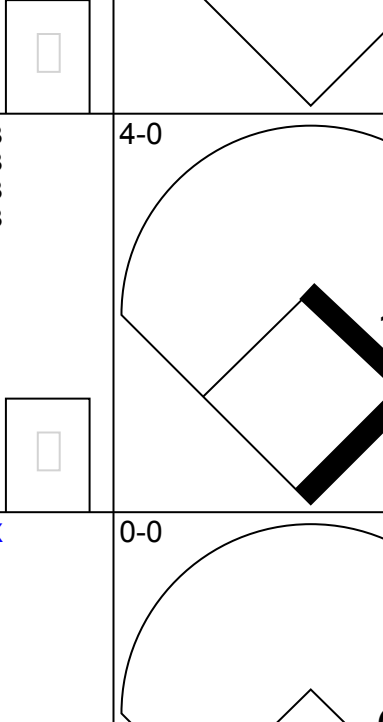
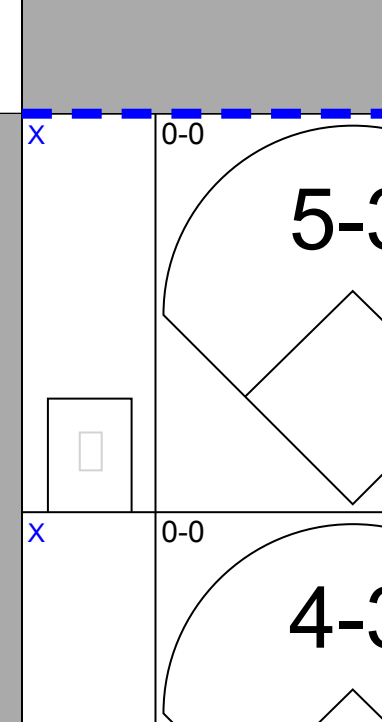
AB	33
R	7
H	9
RBI	6
BB	0
SO	2
LOB	11



Batter	1	2	3	4	5	6	7	8	9	AB	R	H	RBI	BB	SO	LOB	TOP			
Ron LeFlore, R OBP: 0.288, SLG: 0.319 (1, 8)	0-0 6-3		0-0 CS 1B			0-0 6-3			0-3 K	4	0	1	0	0	1	0	Detroit Tigers @ Cleveland Indians Cleveland Municipal Stadium, Cleveland, OH Mon Sep 09 1974, 7:05 PM EDT Att: 4,152 - Unknown livebaseballscores.com			
Gary Sutherland, R OBP: 0.297, SLG: 0.317 (1, 4)	4-0 BB		0-0 CS 1-2	0-0 FC5-4 1B		0-0 5-3			4-0 BB	2	0	1	0	2	0	0				
Al Kaline, R OBP: 0.331, SLG: 0.383 (1, 10)	0-0 F7			0-0 FC5-4 3-1 1-2			0-3 K		0-0 L7	4	0	0	0	0	1	3				
Ben Oglivie, L OBP: 0.359, SLG: 0.369 (1, 7)	0-0 G3			0-0 3-1 1-2			0-0 G3		0-0 F7	4	0	0	0	0	0	3				
Bill Freehan, R OBP: 0.346, SLG: 0.432 (1, 2)		0-0 6-3		0-0 6-3					0-3 K	3	0	0	0	0	1	1				
Reggie Sanders, R OBP: 0.194, SLG: 0.235 (1, 3)		0-0 4-3			0-0 F8				0-0 P4	3	0	0	0	0	0	0				
Jim Nettles, L OBP: 0.283, SLG: 0.336 (1, 9)		0-0 4-3			0-0 F8				0-0 F9	3	0	0	0	0	0	0				
Aurelio Rodriguez, R OBP: 0.259, SLG: 0.310 (1, 5)			0-0 F8		0-0 4-3				0-0 F9	3	0	0	0	0	0	0				
Ed Brinkman, R OBP: 0.255, SLG: 0.338 (1, 6)			0-0 F7			0-0 4-3			0-0 HR	3	1	1	1	0	0	0				
Inning Stats	R: 0 E: 0 K: 0 S: 3	H: 0 LOB: 1 BB: 1 P: 7	R: 0 E: 0 K: 0 S: 3	H: 0 LOB: 0 BB: 0 P: 3	R: 0 E: 0 K: 0 S: 3	H: 1 LOB: 0 BB: 0 P: 3	R: 0 E: 0 K: 0 S: 4	H: 1 LOB: 1 BB: 0 P: 4	R: 0 E: 0 K: 0 S: 3	H: 0 LOB: 0 BB: 0 P: 3	R: 0 E: 0 K: 2 S: 7	H: 0 LOB: 0 BB: 0 P: 7	R: 0 E: 0 K: 0 S: 3	H: 0 LOB: 0 BB: 0 P: 3	R: 1 E: 0 K: 1 S: 6	H: 1 LOB: 1 BB: 1 P: 10	1B: 2 2B: 0 3B: 0 HR: 1	SF: 0 SAC: 0 DP: 0 HBP: 0	WP: 0 PB: 0 SB: 0 CS: 1	PA: 32
PITCHER Dick Bosman, R ERA: 4.01 (1, 1)	IP: 9.0 WLS: W BF: 31 H: 3 R: 1 ER: 1 SO: 3 BB: 2 IBB: 0 HBP: 0 BLK: 0 WP: 0 HR: 1 S: 35 P: 43 ERA: 1.00 WHIP: 0.556																			

Batter	1	2	3	4	5	6	7	8	9	AB	R	H	RBI	BB	SO	LOB	BOTTOM				
John Lowenstein, L OBP: 0.318, SLG: 0.328 (1, 7)	0-0 HR 1B	0-0 4-3		0-0 F7		0-0 F7				4	1	1	0	0	0	1	Detroit Tigers @ Cleveland Indians Cleveland Municipal Stadium, Cleveland, OH Mon Sep 09 1974, 7:05 PM EDT Att: 4,152 - Unknown livebaseballscores.com				
Oscar Gamble, L OBP: 0.363, SLG: 0.473 (1, 10)	0-0 HR 1-H		0-0 PB 1B	4-0 FC3-6 BB		1-0 CS HBP				2	2	2	2	1	0	0					
George Hendrick, R OBP: 0.335, SLG: 0.472 Rusty Torres, S OBP: 0.241, SLG: 0.242 (1, 8) (7, 8)	0-0 6-3 F3 1B		0-3 K 1-2	0-0 FC3-6 1-2		0-0 CS 1-2	0-3 K			3	1	1	0	0	1	2					
Charlie Spikes, R OBP: 0.326, SLG: 0.445 Tommy Smith, L OBP: 0.195, SLG: 0.160 (1, 9) (8, 9)	0-0 6-3		0-0 5-3	0-0 5-3			0-0 6-3			4	0	0	0	0	0	3					
John Ellis, R OBP: 0.330, SLG: 0.425 (1, 2)	0-0 F3		0-0 2B 1B		0-0 E8		0-0 6-3			4	1	1	2	0	0	0					
Tom McCraw, L OBP: 0.344, SLG: 0.447 (1, 3)	0-0 3-1		0-0 2B 1-H	0-0 2B 2B		0-0 4-3			0-0 G3-6-3 1B	4	1	2	1	0	0	0					
Jack Brohamer, L OBP: 0.334, SLG: 0.334 Duane Kuiper, L (8, 4)		0-0 P6	0-0 1B 2B		4-0 BB				0-0 G3-6-3 1-2	2	1	1	1	1	0	0					
Buddy Bell, R OBP: 0.312, SLG: 0.351 (1, 5)		0-0 1B	0-0 2B 1B		0-0 6-3				0-0 P3	4	0	2	1	0	0	1					
Frank Duffy, R OBP: 0.274, SLG: 0.314 Ed Crosby, L OBP: 0.282, SLG: 0.246 (1, 6) (8, 6)		0-0 P5	0-0 F8			0-0 P3				3	0	0	0	0	0	2					
Inning Stats	R: 3 E: 0 K: 0 S: 6	H: 3 LOB: 0 BB: 0 P: 6	R: 0 E: 0 K: 0 S: 4	H: 1 LOB: 1 BB: 0 P: 4	R: 4 E: 0 K: 1 S: 10	H: 5 LOB: 1 BB: 0 P: 10	R: 0 E: 1 K: 0 S: 3	H: 0 LOB: 1 BB: 1 P: 7	R: 0 E: 1 K: 0 S: 3	H: 0 LOB: 1 BB: 1 P: 7	R: 0 E: 0 K: 1 S: 5	H: 0 LOB: 0 BB: 0 P: 5	R: 0 E: 0 K: 0 S: 3	H: 1 LOB: 0 BB: 0 P: 3	R: 0 E: 0 K: 0 S: 3	H: 1 LOB: 0 BB: 0 P: 3		1B: 7 2B: 2 3B: 0 HR: 1	SF: 0 SAC: 0 DP: 1 HBP: 1	WP: 0 PB: 1 SB: 2 CS: 1	PA: 36
PITCHER Lerin LaGrow, R ERA: 4.48 Vern Ruhle, R ERA: (1, 1) (3, 1)	IP: 2.2 WLS: L BF: 16 H: 8 R: 7 ER: 7 SO: 1 BB: 0 IBB: 0 HBP: 0 BLK: 0 WP: 0 HR: 1 S: 18 P: 18 ERA: 23.62 WHIP: 3.000																				

Batter	1	2	3	4	5	6	7	8	9	AB	R	H	RBI	BB	SO	LOB	TOP				
Ron LeFlore, R OBP: 0.280, SLG: 0.310 (1, 8)										5	0	0	0	0	2	0	Detroit Tigers @ Cleveland Indians Cleveland Municipal Stadium, Cleveland, OH Tue Sep 10 1974, 7:05 PM EDT Att: 3,570 - Unknown - 79 F				
Gary Sutherland, R OBP: 0.285, SLG: 0.319 (1, 4)									5	1	2	0	0	0	0						
Al Kaline, R OBP: 0.328, SLG: 0.379 (1, 10)									5	0	0	0	0	0	3						
Bill Freehan, R OBP: 0.346, SLG: 0.431 Jery Mosses, R OBP: 0.292, SLG: 0.359 Jim Nettles, L OBP: 0.289, SLG: 0.336 Gene Lamont, L OBP: 0.292, SLG: 0.354 (1, 2)									3	1	1	0	0	0	1						
Reggie Sanders, R OBP: 0.225, SLG: 0.342 (1, 3)									4	1	2	2	0	0	1						
Leon Roberts, R OBP: 0.375, SLG: 0.533 (1, 9)									4	1	3	0	0	0	1						
Aurelio Rodriguez, R OBP: 0.258, SLG: 0.308 Ron Cash, R OBP: 0.246, SLG: 0.286 (1, 5)									3	0	0	0	0	0	4						
Marvin Lane, R OBP: 0.360, SLG: 0.358 Ben Ogilvie, L OBP: 0.361, SLG: 0.373 (8, PH)									3	1	1	2	0	2	1						
Ed Brinkman, R OBP: 0.254, SLG: 0.337 Tom Verzyer, R OBP: 0.306, SLG: 0.303 (1, 6)									2	0	0	0	0	0	0						
									2	0	0	0	0	2	2						
Inning Stats	R: 0 E: 0 K: 1 S: 6	H: 1 LOB: 1 BB: 0 P: 6	R: 2 E: 0 K: 0 S: 5	H: 3 LOB: 0 BB: 0 P: 5	R: 0 E: 0 K: 0 S: 3	H: 0 LOB: 0 BB: 0 P: 3	R: 0 E: 0 K: 0 S: 4	H: 1 LOB: 1 BB: 0 P: 4	R: 0 E: 0 K: 1 S: 5	H: 0 LOB: 0 BB: 0 P: 5	R: 3 E: 1 K: 1 S: 9	H: 3 LOB: 1 BB: 0 P: 9	R: 0 E: 0 K: 1 S: 6	H: 1 LOB: 1 BB: 0 P: 6	R: 1 E: 0 K: 1 S: 7	H: 2 LOB: 2 BB: 1 P: 11	R: 0 E: 0 K: 1 S: 5	H: 0 LOB: 0 BB: 0 P: 5	1B: 6 2B: 3 3B: 1 HR: 2	SF: 0 SAC: 0 DP: 1 HBP: 0	WP: 0 PA: 39 PB: 0 SB: 0 CS: 0
PITCHER	IP	WLS	BF	H	R	ER	SO	BB	IBB	HBP	BLK	WP	HR	S	P	ERA	WHIP				
Fritz Peterson, L ERA: 4.08 (1, 1)	5.1	W	23	7	5	4	2	0	0	0	1	0	2	27	27	6.75	1.312				
Bill Gogolewski, R ERA: 3.95 (6, 1)	2.1		12	4	1	1	2	1	0	0	0	0	0	15	19	3.86	2.143				
Milt Wilcox, R ERA: 4.23 (8, 1)	1.1		4	0	0	0	2	0	0	0	0	0	0	8	8	0.00	0.000				

Batter	1	2	3	4	5	6	7	8	9	AB	R	H	RBI	BB	SO	LOB	BOTTOM				
Johnny Jeter, R OBP: 0.300, SLG: 0.222 (1, 7)										4	2	2	1	1	1	2	Detroit Tigers @ Cleveland Indians Cleveland Municipal Stadium, Cleveland, OH Tue Sep 10 1974, 7:05 PM EDT Att: 3,570 - Unknown - 79 F				
Oscar Gamble, L OBP: 0.367, SLG: 0.485 (1, 10)									4	3	3	3	1	0	0						
George Hendrick, R OBP: 0.336, SLG: 0.475 (1, 8)									4	1	2	2	0	0	1						
Charlie Spikes, R OBP: 0.327, SLG: 0.447 Rusty Torres, S OBP: 0.246, SLG: 0.242 (6, PR)									4	0	2	1	0	0	0						
John Ellis, R OBP: 0.335, SLG: 0.431 Alan Ashby, S OBP: 0.286, SLG: 0.167 (1, 2)									0	0	0	0	0	0	0						
Buddy Bell, R OBP: 0.314, SLG: 0.353 Ed Crosby, L OBP: 0.267, SLG: 0.235 (1, 5)									1	1	1	0	0	0	0						
Joe Lis, R OBP: 0.298, SLG: 0.357 (1, 3)									5	1	2	0	0	2	3						
Frank Duffy, R OBP: 0.275, SLG: 0.314 (1, 6)									4	1	1	1	1	0	2						
Remy Hermoso, R OBP: 0.245, SLG: 0.253 Jack Brohamer, L OBP: 0.335, SLG: 0.336 (5, PH)									2	1	1	1	0	0	0						
									2	0	1	0	0	0	0						
Inning Stats	R: 1 E: 0 K: 0 S: 4	H: 2 LOB: 0 BB: 0 P: 4	R: 5 E: 0 K: 0 S: 8	H: 6 LOB: 0 BB: 0 P: 8	R: 0 E: 0 K: 1 S: 6	H: 1 LOB: 1 BB: 0 P: 6	R: 2 E: 1 K: 0 S: 5	H: 2 LOB: 3 BB: 3 P: 17	R: 0 E: 0 K: 1 S: 5	H: 1 LOB: 1 BB: 1 P: 9	R: 2 E: 2 K: 1 S: 8	H: 3 LOB: 2 BB: 0 P: 8	R: 0 E: 0 K: 1 S: 5	H: 0 LOB: 0 BB: 0 P: 5	R: 2 E: 0 K: 0 S: 6	H: 3 LOB: 2 BB: 1 P: 10	1B: 13 2B: 4 3B: 0 HR: 1	SF: 2 SAC: 0 DP: 2 HBP: 0	WP: 1 PA: 44 PB: 0 SB: 1 CS: 1		
PITCHER	IP	WLS	BF	H	R	ER	SO	BB	IBB	HBP	BLK	WP	HR	S	P	ERA	WHIP				
Mickey Lolich, L ERA: 3.82 (1, 1)	1.1	L	11	8	6	6	0	0	0	0	0	0	0	11	11	40.50	6.000				
Dave Lemanczyk, R ERA: 3.65 (2, 1)	2.2		13	3	2	2	1	1	2	0	0	0	0	12	24	6.75	1.500				
Bill Slayback, R ERA: 5.05 (5, 1)	2.0		10	4	2	2	2	1	0	0	0	1	0	13	17	9.00	2.500				
Jim Ray, R ERA: 5.01 (7, 1)	2.0		10	3	2	2	1	1	0	0	0	0	0	11	15	9.00	2.000				

Batter	1	2	3	4	5	6	7	8	9	AB	R	H	RBI	BB	SO	LOB	TOP			
Tommy Harper, R OBP: 0.301, SLG: 0.324 (1, 7)	F9		FC6-2 1B		F8		1B			4	0	2	0	0	0	0	Boston Red Sox @ Cleveland Indians Cleveland Municipal Stadium, Cleveland, OH Wed Sep 11 1974, 7:05 PM EDT Att: 11,414 - Unknown - 78 F			
Juan Beniquez, R OBP: 0.316, SLG: 0.376 (1, 8)			FC6-2		6-3		1-3			4	0	1	0	0	0	3				
Dwight Evans, R OBP: 0.327, SLG: 0.423 (1, 9)	G4-6-3 BB		K					K		2	0	0	0	2	2	2				
Carl Yastrzemski, L OBP: 0.415, SLG: 0.454 (1, 3)	G4-6-3			2B BB	F5			L8		3	1	0	0	1	0	3				
Cecil Cooper, L OBP: 0.315, SLG: 0.392 (1, 10)		K		F9		F8		4-3		4	0	0	0	0	1	1				
Rico Petrocelli, R OBP: 0.333, SLG: 0.415 (1, 5)	F8			2B		F8			L9	4	0	1	1	0	0	0				
Tim McCarver, L OBP: 0.354, SLG: 0.244 (1, 2)	L9			FC6-4 IBB		5-3			F7	3	0	0	0	1	0	0				
Doug Griffin, R OBP: 0.325, SLG: 0.339 (1, 4)			K	FC6-4					F8	3	0	0	0	0	1	2				
Bernie Carbo, L OBP: 0.365, SLG: 0.405 (9, PH)				1-2			3-1			1	0	0	0	0	0	0				
Rick Burleson, R OBP: 0.329, SLG: 0.389 (1, 6)			1B FC6-2 1B		L9		F8			3	0	1	0	0	0	2				
Inning Stats	R: 0 E: 0 K: 0 S: 3	H: 1 LOB: 1 BB: 1 P: 7	R: 0 E: 0 K: 1 S: 5	H: 0 LOB: 0 BB: 0 P: 5	R: 0 E: 0 K: 2 S: 9	H: 2 LOB: 2 BB: 0 P: 9	R: 1 E: 0 K: 0 S: 4	H: 1 LOB: 2 BB: 2 P: 12	R: 0 E: 0 K: 0 S: 3	H: 0 LOB: 0 BB: 0 P: 3	R: 0 E: 0 K: 0 S: 4	H: 1 LOB: 1 BB: 0 P: 4	R: 0 E: 0 K: 1 S: 5	H: 0 LOB: 0 BB: 0 P: 5	R: 0 E: 0 K: 0 S: 3	H: 0 LOB: 0 BB: 0 P: 3	1B: 3 2B: 2 3B: 0 HR: 0	SF: 0 SAC: 0 DP: 1 HBP: 0	WP: 0 PB: 0 SB: 0 CS: 0	PA: 35
PITCHER Gaylord Perry, R ERA: 2.26 (1, 1)	IP: 9.0 WLS: W BF: 35	H: 5 R: 1 ER: 1 SO: 4	BB: 3 IBB: 1 HBP: 0 BLK: 0	WP: 0 HR: 0 S: 39 P: 55	ERA: 1.00 WHIP: 0.889	PITCHER										IP: 9.0 WLS: W BF: 35	H: 5 R: 1 ER: 1 SO: 4	BB: 3 IBB: 1 HBP: 0 BLK: 0	WP: 0 HR: 0 S: 39 P: 55	ERA: 1.00 WHIP: 0.889

AB 31
R 1
H 5
RBI 1
BB 4
SO 4
LOB 13



Batter	1	2	3	4	5	6	7	8	9	AB	R	H	RBI	BB	SO	LOB	BOTTOM			
John Lowenstein, L OBP: 0.317, SLG: 0.327 (1, 7)	S 1B		F7		4-3		4-3			4	1	1	0	0	0	1	Boston Red Sox @ Cleveland Indians Cleveland Municipal Stadium, Cleveland, OH Wed Sep 11 1974, 7:05 PM EDT Att: 11,414 - Unknown - 78 F			
Rusty Torres, S OBP: 0.246, SLG: 0.242 (8, 7)					2-3					0	0	0	0	0	0	0				
Oscar Gamble, L OBP: 0.366, SLG: 0.482 (1, 10)	6-3		K2-3		2B IBB		F6			3	0	0	0	1	1	1				
George Hendrick, R OBP: 0.335, SLG: 0.475 (1, 8)	1-3		F3				5-3			4	0	1	1	0	0	1				
Charlie Spikes, R OBP: 0.328, SLG: 0.446 (1, 9)	S 2H 1B			6-3	1-3			E BB		3	0	1	1	1	0	2				
John Ellis, R OBP: 0.334, SLG: 0.428 (1, 2)	1-2 BB			5-3		5-3		F6		3	0	0	0	1	0	1				
Tom McCraw, L OBP: 0.347, SLG: 0.448 (1, 3)	F8							F8		4	1	2	0	0	0	3				
Jack Brohamer, L OBP: 0.331, SLG: 0.331 (1, 4)			F7		G3		4-3 2B 1B		G3	4	0	0	0	0	0	3				
Ed Crosby, L OBP: 0.282, SLG: 0.268 (1, 5)			F8		4-3 2B 1B		2H 2B			3	1	2	1	0	0	0				
Frank Duffy, R OBP: 0.274, SLG: 0.313 (1, 6)			L5		SH3-4 1B		6-3			2	0	0	0	0	0	1				
Inning Stats	R: 1 E: 0 K: 0 S: 5	H: 2 LOB: 2 BB: 1 P: 9	R: 0 E: 0 K: 0 S: 3	H: 0 LOB: 0 BB: 0 P: 3	R: 0 E: 0 K: 1 S: 5	H: 0 LOB: 0 BB: 0 P: 5	R: 0 E: 0 K: 0 S: 4	H: 1 LOB: 1 BB: 0 P: 4	R: 1 E: 0 K: 0 S: 5	H: 2 LOB: 1 BB: 1 P: 9	R: 1 E: 0 K: 0 S: 5	H: 2 LOB: 1 BB: 0 P: 5	R: 0 E: 0 K: 0 S: 3	H: 0 LOB: 0 BB: 0 P: 3	R: 0 E: 1 K: 0 S: 3	H: 0 LOB: 1 BB: 1 P: 7	1B: 5 2B: 2 3B: 0 HR: 0	SF: 0 SAC: 1 DP: 0 HBP: 0	WP: 0 PB: 0 SB: 2 CS: 0	PA: 34
PITCHER Dick Drago, R ERA: 3.74 Reggie Cleveland, R ERA: 4.43 (1, 1)	IP: 7.0 WLS: L BF: 30	H: 7 R: 3 ER: 3 SO: 1	BB: 1 IBB: 1 HBP: 0 BLK: 0	WP: 0 HR: 0 S: 0 P: 38	ERA: 3.86 WHIP: 1.143	PITCHER										IP: 1.0 WLS: L BF: 4	H: 0 R: 0 ER: 0 SO: 0	BB: 1 IBB: 0 HBP: 0 BLK: 0	WP: 0 HR: 0 S: 3 P: 7	ERA: 0.00 WHIP: 1.000

AB 30
R 3
H 7
RBI 3
BB 3
SO 1
LOB 13



Batter	1	2	3	4	5	6	7	8	9	AB	R	H	RBI	BB	SO	LOB	TOP					
Tommy Harper, R (1, 7) OBP: 0.303, SLG: 0.323 Rick Miller, L (9, 7) OBP: 0.338, SLG: 0.335	0-0 L7		0-0 6-3		0-0 1B		4-0 IBB		0-0 FC5-4	4	0	1	1	1	0	1						
Juan Beniquez, R (1, 8) OBP: 0.317, SLG: 0.374	0-0 F9			0-0 1B	0-0 1-3		0-3 K		0-3 K	5	0	1	0	0	2	5						
Carl Yastrzemski, L (1, 3) OBP: 0.413, SLG: 0.453	0-0 1-3			0-0 P2		0-0 P5		0-0 SH2-4 SF8	0-0 1-3	5	1	1	0	0	0	2						
Deron Johnson, R (1, 10) OBP: 0.245, SLG: 0.317		0-0 E5		0-0 P1		0-0 P3		0-0 SH2-4		3	0	0	0	0	0	1						
Bernie Carbo, L (1, 9) OBP: 0.366, SLG: 0.404 Dwight Evans, R (9, 9) OBP: 0.327, SLG: 0.423		0-0 G4-3		0-0 1-3		0-0 4-3		4-0 BB		3	0	1	0	1	0	1						
Rico Petrocelli, R (1, 5) OBP: 0.334, SLG: 0.415		0-3 K			0-0 2B		0-0 F7		4-0 BB	3	1	1	0	1	1	2						
Dick McAuliffe, L (1, 4) OBP: 0.322, SLG: 0.328		0-0 G4-3			0-0 SH4-3		0-0 E3		0-0 SF8	3	1	1	2	0	0	2						
Rick Burleson, R (1, 6) OBP: 0.329, SLG: 0.389			0-0 F9		0-0 SH4-3		0-0 1-3		0-0 1-3	3	0	1	0	0	0	2						
Bob Montgomery, R (1, 2) OBP: 0.257, SLG: 0.293			0-3 K		0-3 K		0-3 K		0-0 FC5-4	4	0	1	0	0	3	3						
Inning Stats	R: 0 E: 0 K: 0 S: 3	H: 0 LOB: 0 BB: 0 P: 3	R: 0 E: 1 K: 1 S: 6	H: 1 LOB: 1 BB: 0 P: 6	R: 0 E: 0 K: 1 S: 5	H: 0 LOB: 0 BB: 0 P: 5	R: 0 E: 0 K: 0 S: 4	H: 1 LOB: 1 BB: 0 P: 4	R: 2 E: 0 K: 1 S: 8	H: 3 LOB: 1 BB: 0 P: 8	R: 0 E: 0 K: 0 S: 3	H: 0 LOB: 0 BB: 0 P: 3	R: 0 E: 1 K: 2 S: 9	H: 1 LOB: 3 BB: 1 P: 13	R: 1 E: 0 K: 0 S: 4	H: 1 LOB: 2 BB: 2 P: 12	R: 0 E: 0 K: 1 S: 6	H: 1 LOB: 1 BB: 0 P: 6	1B: 6 2B: 2 HR: 0	SF: 1 SAC: 2 DP: 1 HBP: 0	WP: 0 PB: 0 SB: 0 CS: 0	PA: 39
PITCHER	IP WLS BF H R ER SO BB IBB HBP BLK WP HR S P ERA WHIP																					
Jim Perry, R (1, 1) ERA: 2.89	7.1 L 33 7 3 3 5 1 2 0 0 0 0 40 52 3.68 1.091																					
Tom Buskey, R (8, 1) ERA: 3.17	1.2 6 1 0 0 1 0 0 0 0 0 0 8 8 0.00 0.600																					

Boston Red Sox @ Cleveland Indians
Cleveland Municipal Stadium, Cleveland, OH

AB 33
R 3
H 8
RBI 3
BB 3
SO 6
LOB 19



Thu Sep 12 1974, 7:05 PM EDT
Att. 9,710 - Unknown - 78 F

Batter	1	2	3	4	5	6	7	8	9	AB	R	H	RBI	BB	SO	LOB	BOTTOM					
Johnny Jeter, R (1, 7) OBP: 0.397, SLG: 0.308 Rusty Torres, S (8, 7) OBP: 0.245, SLG: 0.240	0-0 6-3		0-0 CS		0-0 1-3		0-0 WP		0-0 4-3	4	0	2	0	0	0	0						
Oscar Gamble, L (1, 10) OBP: 0.363, SLG: 0.477	0-0 F9		0-0 3-1		0-0 F7		0-0 G3			4	0	0	0	0	0	2						
George Hendrick, R (1, 8) OBP: 0.335, SLG: 0.475	0-0 1B		0-0 6-3			0-3 K		0-0 G3		4	1	1	0	0	1	0						
Charlie Spikes, R (1, 9) OBP: 0.330, SLG: 0.453	0-0 1B			0-0 F8		0-0 HR		0-0 5-3		4	1	2	1	0	0	0						
John Ellis, R (1, 2) OBP: 0.335, SLG: 0.431 Luis Alvarado, R (8, PR) OBP: 0.224, SLG: 0.213 Dave Duncan, R (9, 2) OBP: 0.261, SLG: 0.335	0-0 1B			0-0 6-3		0-0 4-3		0-0 4-3		4	0	2	1	0	0	0						
Rico Carty, R (1, 3) OBP: 0.494, SLG: 0.533	0-0 F9			0-0 1B		0-0 BB		0-0 L9		3	0	1	0	1	0	3						
Buddy Bell, R (1, 5) OBP: 0.313, SLG: 0.352		0-0 6-3		0-0 1-2		0-0 4-3			0-0 1-3	4	0	1	0	0	0	1						
Jack Brohamer, L (1, 4) OBP: 0.328, SLG: 0.328 Joe Lis, R (9, PH) OBP: 0.296, SLG: 0.354		0-0 4-3		0-0 F8			0-0 G3		0-0 F8	3	0	0	0	0	0	2						
Frank Duffy, R (1, 6) OBP: 0.274, SLG: 0.312		0-0 6-3			0-0 6-3		0-0 P4			4	0	1	0	0	0	0						
Inning Stats	R: 1 E: 0 K: 0 S: 6	H: 3 LOB: 2 BB: 0 P: 6	R: 0 E: 0 K: 0 S: 3	H: 0 LOB: 0 BB: 0 P: 3	R: 0 E: 0 K: 0 S: 5	H: 1 LOB: 2 BB: 0 P: 5	R: 0 E: 0 K: 0 S: 3	H: 2 LOB: 2 BB: 0 P: 5	R: 0 E: 0 K: 0 S: 6	H: 0 LOB: 0 BB: 0 P: 3	R: 1 E: 0 K: 1 S: 6	H: 1 LOB: 1 BB: 1 P: 10	R: 0 E: 0 K: 0 S: 4	H: 1 LOB: 1 BB: 0 P: 4	R: 0 E: 0 K: 0 S: 4	H: 1 LOB: 1 BB: 0 P: 4	R: 0 E: 0 K: 0 S: 4	H: 1 LOB: 1 BB: 0 P: 4	1B: 7 2B: 2 HR: 1	SF: 0 SAC: 0 DP: 0 HBP: 0	WP: 1 PB: 0 SB: 0 CS: 1	PA: 37
PITCHER	IP WLS BF H R ER SO BB IBB HBP BLK WP HR S P ERA WHIP																					
Bill Lee, L (1, 1) ERA: 3.56	9.0 W 37 10 2 2 1 1 0 0 0 1 1 38 42 2.00 1.222																					

Boston Red Sox @ Cleveland Indians
Cleveland Municipal Stadium, Cleveland, OH

AB 36
R 2
H 10
RBI 2
BB 1
SO 1
LOB 9



Thu Sep 12 1974, 7:05 PM EDT
Att. 9,710 - Unknown - 78 F

Batter	1	2	3	4	5	6	7	8	9	AB	R	H	RBI	BB	SO	LOB	TOP			
Frank Duffy, R OBP: 0.274, SLG: 0.314 (1, 6)	F3		SF8 1-3 2B		SH5-3 1-2			6-3		3	0	1	0	0	0	0	Cleveland Indians @ Baltimore Orioles Memorial Stadium, Baltimore, MD Fri Sep 13 1974, 7:05 PM EDT Unknown			
Oscar Gamble, L OBP: 0.362, SLG: 0.478 (1, 7)	6-3		SF8		F6			1B 2B		3	1	1	1	0	0	1				
George Hendrick, R OBP: 0.336, SLG: 0.476 Johnny Jeter, R OBP: 0.357, SLG: 0.308 (6, PR) (8, 8)	1B		4-3		F9			2H 1B		4	0	2	1	0	0	1				
Frank Robinson, R OBP: 0.369, SLG: 0.457 (1, 10)	L1			6-3		K		F8		4	0	0	0	0	1	2				
Charlie Spikes, R OBP: 0.529, SLG: 0.453 (1, 9)		5-3				2-3			G3	4	0	1	0	0	0	0				
John Ellis, R OBP: 0.333, SLG: 0.427 (1, 2)		F9		K				F8		4	0	0	0	0	1	1				
Rico Carty, R OBP: 0.356, SLG: 0.500 (1, 3)		6-3		F5				6-3		4	0	0	0	0	0	1				
Buddy Bell, R OBP: 0.311, SLG: 0.349 (1, 5)			F7		5-3			4-3		3	0	0	0	0	0	0				
Remy Hermoso, R OBP: 0.257, SLG: 0.258 (1, 4)			2B SF8 BB		SH5-3 1B			F8		2	1	1	0	1	0	0				
Inning Stats	R: 0 E: 0 K: 0 S: 4	H: 1 LOB: 1 BB: 0 P: 4	R: 0 E: 0 K: 0 S: 3	H: 0 LOB: 0 BB: 0 P: 3	R: 1 E: 0 K: 0 S: 4	H: 1 LOB: 1 BB: 1 P: 8	R: 0 E: 0 K: 1 S: 6	H: 1 LOB: 1 BB: 0 P: 6	R: 0 E: 0 K: 0 S: 5	H: 0 LOB: 0 BB: 0 P: 5	R: 0 E: 0 K: 0 S: 3	H: 0 LOB: 0 BB: 0 P: 3	R: 1 E: 0 K: 0 S: 5	H: 2 LOB: 1 BB: 0 P: 5	R: 0 E: 0 K: 0 S: 3	H: 0 LOB: 0 BB: 0 P: 3		1B: 3 2B: 3 3B: 0 HR: 0	SF: 1 SAC: 1 DP: 0 HBP: 0	WP: 0 PB: 0 SB: 0 CS: 0
PITCHER Mike Cuellar, L ERA: 3.2 (1, 1)	IP: 9.0 WLS: W BF: 34 H: 6 R: 2 ER: 2 SO: 2 BB: 1 IBB: 0 HBP: 0 BLK: 0 WP: 0 HR: 0 S: 37 P: 41 ERA: 2.00 WHIP: 0.778																			

Batter	1	2	3	4	5	6	7	8	9	AB	R	H	RBI	BB	SO	LOB	BOTTOM			
Al Bumbry, L OBP: 0.271, SLG: 0.292 (1, 7)	K			6-3				6-3		4	0	1	0	0	1	1	Cleveland Indians @ Baltimore Orioles Memorial Stadium, Baltimore, MD Fri Sep 13 1974, 7:05 PM EDT Unknown			
Rich Coggins, L OBP: 0.293, SLG: 0.313 (1, 9)	F7							K		4	0	1	0	0	1	2				
Bobby Grich, R OBP: 0.371, SLG: 0.436 (1, 4)	1B							F7		4	0	1	0	0	1	1				
Tommy Davis, R OBP: 0.314, SLG: 0.367 (1, 10)	5-3							L6-3 1B		4	0	2	0	0	0	1				
Boog Powell, L OBP: 0.339, SLG: 0.394 (1, 3)		HR 1B		F6				L6-3 1B		4	2	2	1	0	0	2				
Paul Blair, R OBP: 0.300, SLG: 0.410 (1, 8)		HR		5-3				1B		3	1	2	2	0	0	1				
Brooks Robinson, R OBP: 0.366, SLG: 0.391 (1, 5)		1B 1B		F6				F8		3	0	1	0	0	0	0				
Eliot Hendricks, L OBP: 0.273, SLG: 0.347 (1, 2)		F8						4-3		3	0	1	0	0	0	1				
Mark Belanger, R OBP: 0.298, SLG: 0.308 Tim Nordbrook, R (7, 6)		F3						6-3		2	0	0	0	0	0	2				
Inning Stats	R: 0 E: 0 K: 1 S: 6	H: 1 LOB: 1 BB: 0 P: 6	R: 2 E: 0 K: 0 S: 7	H: 4 LOB: 2 BB: 0 P: 7	R: 0 E: 0 K: 1 S: 6	H: 1 LOB: 1 BB: 0 P: 6	R: 0 E: 0 K: 0 S: 4	H: 1 LOB: 1 BB: 0 P: 4	R: 0 E: 0 K: 0 S: 3	H: 1 LOB: 0 BB: 0 P: 3	R: 1 E: 0 K: 0 S: 4	H: 2 LOB: 0 BB: 0 P: 4	R: 0 E: 0 K: 1 S: 5	H: 0 LOB: 0 BB: 0 P: 5	R: 0 E: 0 K: 0 S: 3	H: 1 LOB: 0 BB: 0 P: 3		1B: 9 2B: 1 3B: 0 HR: 2	SF: 0 SAC: 0 DP: 2 HBP: 0	WP: 0 PB: 0 SB: 0 CS: 0
PITCHER Dick Bosman, R ERA: 4.06 Fred Beene, R ERA: 5.06 (6, 1)	IP: 5.1 WLS: L BF: 24 H: 10 R: 3 ER: 3 SO: 2 BB: 0 IBB: 0 HBP: 0 BLK: 0 WP: 0 HR: 2 S: 28 P: 28 ERA: 5.06 WHIP: 1.875																			

AB	31
R	2
H	6
RBI	2
BB	1
SO	2
LOB	6

AB	32
R	3
H	11
RBI	3
BB	0
SO	3
LOB	11

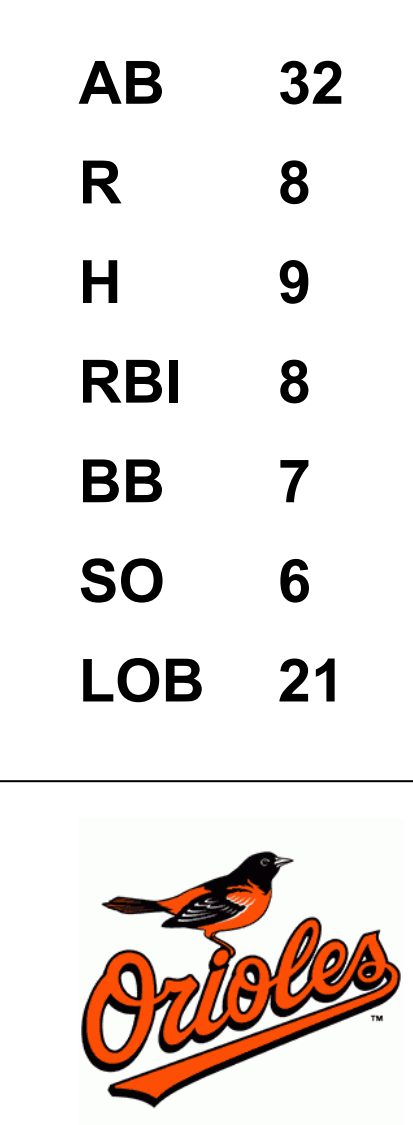


Batter	1	2	3	4	5	6	7	8	9	AB	R	H	RBI	BB	SO	LOB	TOP			
Ed Crosby, L OBP: 0.265, SLG: 0.250 (1, 5)	0-3 K2-3	0-0 F7	0-0 F7			0-3 K		0-0 F7		5	0	0	0	0	2	4	Cleveland Indians @ Baltimore Orioles Memorial Stadium, Baltimore, MD Fri Sep 13 1974, Postponed Att: 16,283 - Unknown			
Oscar Gamble, L OBP: 0.359, SLG: 0.474 Tommy Smith, L OBP: 0.179, SLG: 0.154 (1, 7)	0-0 L5		0-0 F8	0-0 6-3		0-0 F8		0-3 K		4	0	0	0	0	0	0				
George Hendrick, R OBP: 0.339, SLG: 0.477 Rusty Torres, S OBP: 0.245, SLG: 0.240 John Lowenstein, L OBP: 0.317, SLG: 0.326 (1, 8)	4-0 1B BB		0-0 FC 1B	0-0 1B			0-0 6-3		0-0 F7	3	2	0	1	0	0	0				
Frank Robinson, R OBP: 0.371, SLG: 0.459 (1, 10)	0-0 1B 1B		0-0 1B FC 1B	0-0 F8			0-0 HR 1B		0-0 F8	5	2	3	0	0	0	1				
Charlie Spikes, R OBP: 0.528, SLG: 0.451 (1, 9)	0-0 1B		0-0 FC 1B E	0-0 F8			0-0 F8		0-0 E5	5	1	1	1	0	0	4				
Tom McCraw, L OBP: 0.350, SLG: 0.463 Rico Carty, R OBP: 0.449, SLG: 0.492 (1, 3)	0-0 F7		0-0 E FC5-2 1B		0-3 K		0-0 HR		0-0 6-3	4	1	2	3	0	1	2				
Jack Brohamer, L OBP: 0.330, SLG: 0.326 (1, 4)		0-0 F7	0-0 FC FC5-2 1B		4-0 CS BB		4-0 BB			2	0	0	1	2	0	1				
Dave Duncan, R OBP: 0.263, SLG: 0.333 (1, 2)		1-0 HBP	4-0 FC5-2 BB		0-0 F1		0-0 F5			2	0	0	0	1	0	2				
Frank Duffy, R OBP: 0.272, SLG: 0.312 (1, 6)	0-3 K		0-0 FC5-2			0-0 4-3		0-0 F9		4	0	0	0	0	1	4				
Inning Stats	R: 1 E: 0 K: 1 S: 7	H: 2 LOB: 2 BB: 1 P: 11	R: 0 E: 0 K: 1 S: 5	H: 0 LOB: 1 BB: 0 P: 6	R: 3 E: 1 K: 0 S: 8	H: 3 LOB: 3 BB: 1 P: 12	R: 0 E: 0 K: 0 S: 4	H: 1 LOB: 1 BB: 0 P: 4	R: 0 E: 0 K: 1 S: 4	H: 0 LOB: 0 BB: 1 P: 8	R: 0 E: 0 K: 1 S: 5	H: 2 LOB: 1 BB: 1 P: 9	R: 0 E: 0 K: 1 S: 5	H: 0 LOB: 1 BB: 0 P: 5	R: 0 E: 1 K: 0 S: 4	H: 0 LOB: 1 BB: 0 P: 4		1B: 7 2B: 0 3B: 0 HR: 1	SF: 0 SAC: 0 DP: 0 HBP: 1	WP: 0 PB: 0 SB: 0 CS: 1
PITCHER	IP WLS BF H R ER SO BB IBB HBP BLK WP HR S P ERA WHIP	2.1 17 5 4 3 2 2 0 0 0 0 0 18 27 11.57 3.000	4.1 17 3 2 2 2 2 0 0 0 0 0 19 27 4.15 1.154	2.0 7 0 0 0 1 0 0 0 0 0 0 9 9 0.00 0.000	0.1 S 1 0 0 0 0 0 0 0 0 0 1 1 0.00 0.000											IP WLS BF H R ER SO BB IBB HBP BLK WP HR S P ERA WHIP				

AB	37
R	6
H	8
RBI	5
BB	4
SO	5
LOB	19



Batter	1	2	3	4	5	6	7	8	9	AB	R	H	RBI	BB	SO	LOB	BOTTOM			
Al Bumby, L OBP: 0.273, SLG: 0.292 (1, 7)	0-0 F6		4-0 BLK BB	0-3 K		0-0 FC6-4 2B		0-0 E S 1B		4	2	1	2	1	1	4	Cleveland Indians @ Baltimore Orioles Memorial Stadium, Baltimore, MD Fri Sep 13 1974, Postponed Att: 16,283 - Unknown			
Rich Coggins, L OBP: 0.297, SLG: 0.318 (1, 9)	0-0 L7		4-0 1-2 BB		0-0 3-1	0-0 1-1 3-H 2B		0-0 S 1B		4	0	2	3	1	0	0				
Bobby Grich, R OBP: 0.371, SLG: 0.434 (1, 4)	4-0 S BB		0-3 K		4-0 BB	0-3 K		0-0 F7		3	0	0	0	2	2	4				
Tommy Davis, R OBP: 0.315, SLG: 0.373 Bob Oliver, R OBP: 0.276, SLG: 0.346 (1, 10)	0-0 4-3		0-0 F9 1B 1B	0-0 F4		0-0 HR		0-0 F1		4	2	2	1	0	0	2				
Boog Powell, L OBP: 0.341, SLG: 0.394 (1, 3)		4-0 FC4-6 BB	0-0 1B FC3-6 1B	0-0 G3		0-0 F4				3	1	1	0	1	0	1				
Paul Blair, R OBP: 0.300, SLG: 0.408 (1, 8)		0-0 FC4-6 CS	0-0 F9		4-0 1B FC6-4 BB	0-0 F9				3	1	0	0	1	0	3				
Brooks Robinson, R OBP: 0.367, SLG: 0.392 (1, 5)		0-0 F2	0-0 FC3-6 BB 1B	0-0 FC6-4 HBP 2B 1B	0-0 F4					4	1	2	1	0	0	1				
Earl Williams, R OBP: 0.329, SLG: 0.389 Andy Etchebarren, R OBP: 0.236, SLG: 0.263 (1, 2)			0-3 K	0-0 FC3-6 BB	0-0 FC6-4 HBP	0-3 K				2	0	0	0	1	2	0				
Tim Nordbrook, R OBP: 0.200, SLG: 0.200 (1, 6)			0-3 K	0-0 FC3-6	0-0 B2	0-0 WP 1B 1B				4	1	1	1	0	1	5				
Inning Stats	R: 0 E: 0 K: 0 S: 3	H: 0 LOB: 0 BB: 1 P: 7	R: 0 E: 0 K: 0 S: 2	H: 0 LOB: 0 BB: 1 P: 6	R: 0 E: 0 K: 3 S: 9	H: 0 LOB: 2 BB: 2 P: 17	R: 2 E: 0 K: 1 S: 8	H: 3 LOB: 1 BB: 1 P: 12	R: 0 E: 0 K: 0 S: 3	H: 0 LOB: 1 BB: 1 P: 7	R: 3 E: 0 K: 1 S: 7	H: 2 LOB: 1 BB: 1 P: 12	R: 1 E: 0 K: 0 S: 4	H: 1 LOB: 0 BB: 0 P: 4	R: 2 E: 0 K: 1 S: 8	H: 3 LOB: 1 BB: 0 P: 8		1B: 7 2B: 1 3B: 0 HR: 1	SF: 0 SAC: 0 DP: 0 HBP: 1	WP: 1 PB: 0 SB: 3 CS: 1
PITCHER	IP WLS BF H R ER SO BB IBB HBP BLK WP HR S P ERA WHIP	3.1 17 3 2 2 3 2 0 0 0 0 0 14 23 10.12 1.500	2.2 13 2 3 3 2 2 0 1 0 0 0 14 23 10.12 1.500	2.0 L 10 4 3 3 1 0 0 0 0 1 1 12 12 13.50 2.000											IP WLS BF H R ER SO BB IBB HBP BLK WP HR S P ERA WHIP					



Batter	1	2	3	4	5	6	7	8	9	AB	R	H	RBI	BB	SO	LOB	TOP					
Johnny Jeter, R OBP: 0.389, SLG: 0.412 (1, 7)										4	1	2	0	0	2	0	Cleveland Indians @ Baltimore Orioles Memorial Stadium, Baltimore, MD Sat Sep 14 1974, 7:05 PM EDT Att: 11,715 - Unknown					
Frank Duffy, R OBP: 0.272, SLG: 0.311 (1, 6)										4	0	1	1	0	0	1						
George Hendrick, R OBP: 0.339, SLG: 0.476 Rusty Torres, S OBP: 0.239, SLG: 0.234 (3, 8)										1	0	0	0	0	0	1						
Frank Robinson, R OBP: 0.370, SLG: 0.456 (1, 10)										3	0	0	0	1	0	0						
Charlie Spikes, R OBP: 0.527, SLG: 0.451 (1, 9)										4	0	1	0	0	0	2						
John Ellis, R OBP: 0.336, SLG: 0.428 Luis Alvarado, R OBP: 0.224, SLG: 0.213 (9, PR)										3	0	2	0	1	0	0						
Rico Carty, R OBP: 0.425, SLG: 0.464 (1, 3)										4	0	0	0	0	0	4						
Buddy Bell, R OBP: 0.311, SLG: 0.349 (1, 5)										3	0	1	0	0	0	0						
Jack Brohamer, L OBP: 0.328, SLG: 0.323 Joe Lis, R OBP: 0.294, SLG: 0.352 (8, PH) Remy Hermoso, R OBP: 0.257, SLG: 0.258 (8, 4)										2	0	0	0	0	0	1						
Inning Stats	R: 1 E: 0 K: 0 S: 4	H: 2 LOB: 1 BB: 1 P: 8	R: 0 E: 0 K: 0 S: 3	H: 1 LOB: 0 BB: 0 P: 3	R: 0 E: 0 K: 1 S: 5	H: 0 LOB: 0 BB: 0 P: 5	R: 0 E: 0 K: 0 S: 3	H: 0 LOB: 0 BB: 0 P: 3	R: 0 E: 0 K: 0 S: 4	H: 1 LOB: 1 BB: 0 P: 4	R: 0 E: 0 K: 1 S: 5	H: 0 LOB: 0 BB: 0 P: 5	R: 0 E: 0 K: 0 S: 4	H: 1 LOB: 1 BB: 0 P: 4	R: 0 E: 0 K: 1 S: 6	H: 1 LOB: 1 BB: 0 P: 6		R: 0 E: 0 K: 0 S: 4	H: 1 LOB: 2 BB: 1 P: 8	1B: 5 2B: 2 3B: 0 HR: 0	SF: 0 SAC: 0 DP: 0 HBP: 0	WP: 0 PB: 0 SB: 0 CS: 0
PITCHER Dave McNally, L ERA: 3.66 (1, 1)	IP: 9.0 WLS: W BF: 34	H: 7 R: 1 ER: 1 SO: 3	BB: 2 IBB: 0 HBP: 0 BLK: 0	WP: 0 HR: 0 S: 38 P: 46	ERA: 1.00 WHIP: 1.000																	

Batter	1	2	3	4	5	6	7	8	9	AB	R	H	RBI	BB	SO	LOB	BOTTOM					
Enos Cabell, R OBP: 0.280, SLG: 0.353 (1, 9)										4	0	0	0	0	0	1	Cleveland Indians @ Baltimore Orioles Memorial Stadium, Baltimore, MD Sat Sep 14 1974, 7:05 PM EDT Att: 11,715 - Unknown					
Paul Blair, R OBP: 0.300, SLG: 0.409 (1, 8)										4	1	1	0	0	0	1						
Bobby Grich, R OBP: 0.375, SLG: 0.435 (1, 4)										1	2	1	0	2	0	0						
Tommy Davis, R OBP: 0.316, SLG: 0.379 (1, 10)										3	2	1	3	1	0	2						
Bob Oliver, R OBP: 0.276, SLG: 0.348 (1, 3)										4	1	1	2	0	1	0						
Don Baylor, R OBP: 0.327, SLG: 0.353 (1, 7)										4	0	1	0	0	1	2						
Brooks Robinson, R OBP: 0.370, SLG: 0.395 (1, 5)										4	0	3	2	0	0	1						
Andy Etchebarren, R OBP: 0.231, SLG: 0.256 (1, 2)										4	0	0	0	0	2	3						
Tim Nordbrook, R OBP: 0.375, SLG: 0.375 (1, 6)										3	1	2	0	0	0	0						
Inning Stats	R: 0 E: 1 K: 0 S: 4	H: 1 LOB: 1 BB: 0 P: 4	R: 0 E: 0 K: 0 S: 4	H: 1 LOB: 1 BB: 0 P: 4	R: 5 E: 0 K: 2 S: 11	H: 4 LOB: 1 BB: 2 P: 19	R: 0 E: 0 K: 0 S: 3	H: 1 LOB: 0 BB: 0 P: 3	R: 0 E: 0 K: 0 S: 3	H: 0 LOB: 0 BB: 0 P: 3	R: 0 E: 0 K: 0 S: 3	H: 1 LOB: 0 BB: 0 P: 3	R: 0 E: 1 K: 0 S: 3	H: 0 LOB: 0 BB: 0 P: 3	R: 2 E: 0 K: 2 S: 9	H: 2 LOB: 1 BB: 1 P: 13		R: 0 E: 0 K: 2 S: 9	H: 2 LOB: 1 BB: 1 P: 13	1B: 7 2B: 2 3B: 0 HR: 1	SF: 0 SAC: 0 DP: 2 HBP: 1	WP: 0 PB: 0 SB: 0 CS: 1
PITCHER Fritz Peterson, L ERA: 4.3 (1, 1) Bill Gogolewski, R ERA: 4.05 (3, 1) Steve Arlin, R ERA: 6.19 (8, 1)	IP: 2.2 WLS: L BF: 16	H: 6 R: 5 ER: 5 SO: 1	BB: 1 IBB: 0 HBP: 0 BLK: 0	WP: 0 HR: 0 S: 16 P: 24	ERA: 16.88 WHIP: 2.625																	

Batter	1	2	3	4	5	6	7	8	9	AB	R	H	RBI	BB	SO	LOB	TOP								
John Lowenstein, L (1, 7) OBP: 0.315, SLG: 0.323	0-0 6-3		0-3 K		0-3 K		0-3 K		4-0 FC1-2 BB	4	0	0	1	1	3	1	Cleveland Indians @ Baltimore Orioles Memorial Stadium, Baltimore, MD Sun Sep 15 1974, 3:33 AM EDT Att: 15,032 - Unknown								
Frank Duffy, R (1, 6) OBP: 0.275, SLG: 0.313	0-0 G6-4-3 1B		0-0 1B		4-0 BB		0-0 G3	0-0 FC1-2 FC5-4	4	0	2	0	1	0	3										
Rico Carty, R (1, 3) OBP: 0.410, SLG: 0.446	0-0 G6-4-3		0-0 1B		0-3 K		0-0 4-3	0-0 FC5-4	5	0	1	0	0	1	5										
Tom McCraw, L (9, 3) OBP: 0.350, SLG: 0.463	0-0 G6-4-3		1-2 1B					1-2 2-3 3-4 1-2	0	0	0	0	0	0	0										
Frank Robinson, R (1, 10) OBP: 0.373, SLG: 0.459		0-0 F8 2B	0-0 F9		0-0 G6-4-3 1B		4-0 BB		3	0	2	0	1	0	2										
Charlie Spikes, R (1, 9) OBP: 0.325, SLG: 0.448		0-0 F8 2-3		0-3 K		0-0 G6-4-3 1-2	0-0 4-3		4	0	0	0	0	1	3										
John Ellis, R (1, 2) OBP: 0.335, SLG: 0.427		0-0 6-3		0-0 6-3		0-0 1B		0-0 F4	4	0	1	0	0	0	1										
Buddy Bell, R (1, 5) OBP: 0.315, SLG: 0.351		4-0 FC5-4 BB		0-0 1B		0-0 F6		0-0 BB E BB 1B	3	1	2	0	1	0	1										
Rusty Torres, S (1, 8) OBP: 0.233, SLG: 0.227		0-0 FC5-4 1-2		0-0 F9		0-0 F2		0-0 BB BB FC1-2	4	0	0	0	0	0	4										
Remy Hermoso, R (1, 4) OBP: 0.259, SLG: 0.260			0-0 CS 1B		0-0 5-3		0-0 F9	4-0 FC1-2 BB 1-2 2-3 BB	3	0	1	0	0	0	0										
Oscar Gamble, L (9, PH) OBP: 0.391, SLG: 0.474									0	0	0	0	1	0	0										
Jack Brohamer, L (9, 4) OBP: 0.328, SLG: 0.323									0	0	0	0	0	0	0										
Inning Stats	R: 0 E: 0 K: 0 S: 3	H: 1 LOB: 0 BB: 0 P: 3	R: 0 E: 0 K: 0 S: 4	H: 1 LOB: 2 BB: 1 P: 8	R: 0 E: 0 K: 1 S: 7	H: 3 LOB: 2 BB: 0 P: 7	R: 0 E: 0 K: 1 S: 6	H: 1 LOB: 1 BB: 0 P: 6	R: 0 E: 0 K: 2 S: 7	H: 0 LOB: 1 BB: 1 P: 11	R: 0 E: 0 K: 0 S: 4	H: 2 LOB: 1 BB: 0 P: 4	R: 0 E: 0 K: 1 S: 5	H: 0 LOB: 0 BB: 0 P: 5	R: 0 E: 0 K: 0 S: 3	H: 0 LOB: 1 BB: 1 P: 7	R: 1 E: 1 K: 0 S: 5	H: 1 LOB: 3 BB: 2 P: 13	1B: 8 2B: 1 3B: 0 HR: 0	SF: 0 SAC: 0 DP: 2 HBP: 0	WP: 0 PB: 0 SB: 0 CS: 1	PA: 39			
PITCHER	IP	WLS	BF	H	R	ER	SO	BB	IBB	HBP	BLK	WP	HR	S	P	ERA	WHIP								
Ross Grimsley, L (1, 1) ERA: 2.94	8.1	L	37	9	1	0	5	5	0	0	0	0	0	42	62	0.00	1.680								
Bob Reynolds, R (9, 1) ERA: 2.63	0.2		2	0	0	0	0	0	0	0	0	0	0	2	2	0.00	0.000								

Batter	1	2	3	4	5	6	7	8	9	AB	R	H	RBI	BB	SO	LOB	BOTTOM								
Rich Coggins, L (1, 9) OBP: 0.300, SLG: 0.321	0-0 L1-3 1B			0-3 K		0-0 SH5-3		0-0 S 1B		3	0	2	0	0	1	0	Cleveland Indians @ Baltimore Orioles Memorial Stadium, Baltimore, MD Sun Sep 15 1974, 3:33 AM EDT Att: 15,032 - Unknown								
Paul Blair, R (1, 8) OBP: 0.297, SLG: 0.405	0-0 L1-3 1-2			0-0 5-3		0-0 F6		0-0 F7 1-2		4	0	0	0	0	3										
Bobby Grich, R (1, 4) OBP: 0.373, SLG: 0.432	0-0 L3			0-0 F7		0-0 F9		0-0 1-3		4	0	0	0	0	2										
Tommy Davis, R (1, 10) OBP: 0.318, SLG: 0.380		0-0 F7			0-0 FC1-6 BB 1B		0-0 F8 1B		0-0 F7	3	0	2	0	0	0										
Al Bumbry, L (7, PR) OBP: 0.272, SLG: 0.291										1	0	0	0	0	0										
Boog Powell, L (1, 3) OBP: 0.345, SLG: 0.394		0-0 F8			4-0 F9 FC1-6 BB		0-0 1-2 1B		4-0 BB	2	0	1	0	2	0										
Enos Cabell, R (9, PR) OBP: 0.280, SLG: 0.353										0	0	0	0	0	0										
Don Baylor, R (1, 7) OBP: 0.325, SLG: 0.351		0-3 K			0-0 FC1-6 S		0-3 K		0-3 K	3	0	0	0	0	2										
Jim Fuller, R (8, 7) OBP: 0.265, SLG: 0.392					1-2 2-3 1-2					0	0	0	0	0	0										
Bob Oliver, R (9, PH) OBP: 0.276, SLG: 0.347										1	0	0	0	0	1										
Brooks Robinson, R (1, 5) OBP: 0.367, SLG: 0.392			0-0 F8		0-0 F9		0-0 F8		0-0 F6	4	0	0	0	0	5										
Eliot Hendricks, L (1, 2) OBP: 0.268, SLG: 0.339			0-0 F5		0-0 4-3		0-0 F8			3	0	0	0	0	4										
Tim Nordbrook, R (1, 6) OBP: 0.364, SLG: 0.300			0-0 4-3			4-0 SH5-3 BB		0-0 F9		2	0	0	0	1	0										
Inning Stats	R: 0 E: 0 K: 0 S: 3	H: 1 LOB: 0 BB: 0 P: 3	R: 0 E: 0 K: 1 S: 5	H: 0 LOB: 0 BB: 0 P: 5	R: 0 E: 0 K: 1 S: 5	H: 0 LOB: 0 BB: 0 P: 5	R: 0 E: 0 K: 1 S: 4	H: 1 LOB: 2 BB: 1 P: 8	R: 0 E: 0 K: 0 S: 3	H: 0 LOB: 1 BB: 1 P: 7	R: 0 E: 0 K: 1 S: 7	H: 2 LOB: 2 BB: 0 P: 7	R: 0 E: 0 K: 0 S: 4	H: 1 LOB: 1 BB: 0 P: 4	R: 0 E: 0 K: 1 S: 5	H: 0 LOB: 1 BB: 1 P: 9	1B: 5 2B: 1 3B: 0 HR: 0	SF: 0 SAC: 1 DP: 1 HBP: 0	WP: 0 PB: 0 SB: 2 CS: 0	PA: 34					
PITCHER	IP	WLS	BF	H	R	ER	SO	BB	IBB	HBP	BLK	WP	HR	S	P	ERA	WHIP								
Gaylord Perry, R (1, 1) ERA: 2.19	9.0	W	34	5	0	0	4	3	0	0	0	0	0	39	51	0.00	0.889								

Batter	1	2	3	4	5	6	7	8	9	AB	R	H	RBI	BB	SO	LOB	TOP
John Lowenstein, L (1, 7) OBP: 0.313, SLG: 0.321	F9		F7		F8			F7		4	0	0	0	0	0	1	Cleveland Indians @ Milwaukee Brewers Milwaukee County Stadium, Milwaukee, WI Tue Sep 17 1974, 8:05 PM EDT Att: 4,451 - Unknown
Jack Brohamer, L (1, 4) OBP: 0.327, SLG: 0.322	FC6-4 1B			F9		4-3		4-3		4	0	1	0	0	0	0	
George Hendrick, R (1, 8) OBP: 0.337, SLG: 0.473	F9			F1		F8			E4 IBB	3	0	0	0	0	0	1	
Rusty Torres, S (6, 8) OBP: 0.233, SLG: 0.227	F9									0	0	0	0	0	0	0	
Tom McCraw, L (9, PH) OBP: 0.348, SLG: 0.461	F9									1	0	0	0	0	0	0	
Tommy Smith, L (9, PR) OBP: 0.178, SLG: 0.154	F9									0	0	0	0	0	0	0	
Frank Robinson, R (1, 3) OBP: 0.372, SLG: 0.462	FC6-4 1-2			F7					F8	4	0	1	0	0	0	2	
Charlie Spikes, R (1, 9) OBP: 0.523, SLG: 0.444			F9			6-3		F8		4	0	0	0	0	1	2	
Oscar Gamble, L (1, 10) OBP: 0.362, SLG: 0.480			F8			HR		F6		3	1	1	1	1	0	0	
Buddy Bell, R (1, 5) OBP: 0.313, SLG: 0.349			F7						IBB	3	1	0	0	0	0	0	
Rico Carty, R (9, PH) OBP: 0.405, SLG: 0.440					E6 1B			F7		1	0	0	0	0	0	2	
Dave Duncan, R (1, 2) OBP: 0.263, SLG: 0.333					6-3					3	0	1	1	0	1	0	
Frank Duffy, R (1, 6) OBP: 0.273, SLG: 0.311					6-3					3	0	0	0	0	1	1	
Inning Stats	R: 0 E: 0 K: 0 S: 4	H: 1 LOB: 1 BB: 0 P: 4	R: 0 E: 0 K: 0 S: 3	H: 0 LOB: 0 BB: 0 P: 3	R: 0 E: 0 K: 0 S: 3	H: 0 LOB: 0 BB: 0 P: 3	R: 0 E: 0 K: 0 S: 3	H: 1 LOB: 1 BB: 0 P: 4	R: 0 E: 0 K: 1 S: 5	H: 0 LOB: 0 BB: 0 P: 5	R: 0 E: 0 K: 1 S: 5	H: 0 LOB: 0 BB: 0 P: 5	R: 0 E: 1 K: 1 S: 6	H: 0 LOB: 2 BB: 1 P: 10	1B: 2 2B: 0 3B: 1 HR: 1	SF: 0 SAC: 0 DP: 0 HBP: 0	WP: 0 PA: 34 CS: 0
PITCHER	IP WLS BF H R ER SO BB IBB HBP BLK WP HR S P ERA WHIP																
Jim Colborn, R (1, 1) ERA: 4.52	8.1 W 31 4 2 1 2 0 0 0 0 0 1 35 35 1.08 0.480																
Tom Murphy, R (9, 1) ERA: 1.65	0.2 S 3 0 0 0 1 0 1 0 0 0 0 4 8 0.00 0.000																

Batter	1	2	3	4	5	6	7	8	9	AB	R	H	RBI	BB	SO	LOB	BOTTOM
Don Money, R (1, 5) OBP: 0.344, SLG: 0.401	6-3		F7			5-3	F8			5	0	0	0	0	0	4	Cleveland Indians @ Milwaukee Brewers Milwaukee County Stadium, Milwaukee, WI Tue Sep 17 1974, 8:05 PM EDT Att: 4,451 - Unknown
Ken Berry, R (1, 8) OBP: 0.500, SLG: 0.297	FC6-4 1B					4-3		1-3		4	0	1	0	0	0	0	
George Scott, R (1, 3) OBP: 0.349, SLG: 0.446	FC6-4 1-2							F8		4	0	0	0	0	1	1	
John Briggs, L (1, 7) OBP: 0.336, SLG: 0.433	6-3									4	0	0	0	0	2	1	
Darrell Porter, L (1, 2) OBP: 0.325, SLG: 0.390			E3 4-3 1B		F6					3	2	1	1	0	0	0	
Mike Hegan, L (1, 10) OBP: 0.335, SLG: 0.398										3	0	1	0	0	0	1	
Bobby Mitchell, R (7, PR) OBP: 0.310, SLG: 0.372			4-3							0	1	0	0	0	0	0	
Dave May, L (1, 9) OBP: 0.272, SLG: 0.319										2	0	1	1	1	0	0	
Tim Johnson, L (1, 6) OBP: 0.300, SLG: 0.359										2	0	1	0	1	1	2	
Pedro Garcia, R (1, 4) OBP: 0.245, SLG: 0.330										2	0	1	0	0	0	0	
Bob Hansen, L (7, PH) OBP: 0.313, SLG: 0.375			CS							1	0	1	1	0	0	0	
Jack Lind, S (8, 4) OBP: 0.286, SLG: 0.167										0	0	0	0	0	0	0	
Inning Stats	R: 0 E: 0 K: 0 S: 4	H: 1 LOB: 1 BB: 0 P: 4	R: 1 E: 1 K: 0 S: 4	H: 2 LOB: 0 BB: 0 P: 4	R: 0 E: 0 K: 1 S: 5	H: 0 LOB: 0 BB: 0 P: 5	R: 0 E: 0 K: 0 S: 3	H: 1 LOB: 1 BB: 1 P: 7	R: 0 E: 0 K: 2 S: 10	H: 3 LOB: 2 BB: 1 P: 14	R: 0 E: 0 K: 1 S: 5	H: 0 LOB: 0 BB: 0 P: 5	1B: 5 2B: 1 3B: 0 HR: 1	SF: 0 SAC: 0 DP: 0 HBP: 0	WP: 0 PA: 33 CS: 2		
PITCHER	IP WLS BF H R ER SO BB IBB HBP BLK WP HR S P ERA WHIP																
Jim Perry, R (1, 1) ERA: 2.86	8.0 L 32 7 3 2 4 1 1 0 0 0 1 37 45 2.25 1.000																

Batter	1	2	3	4	5	6	7	8	9	AB	R	H	RBI	BB	SO	LOB	TOP					
John Lowenstein, L (1, 7) OBP: 0.313, SLG: 0.321 Rico Carty, R (7, PH) OBP: 0.393, SLG: 0.425 Rusty Torres, S (7, 7) OBP: 0.243, SLG: 0.239	0-0 4-3	0-0 CS	0-0 3-1		0-0 SF9		0-3 K		0-0 1B	2	0	1	0	0	0	0	Cleveland Indians @ New York Yankees Shea Stadium, Flushing, NY Fri Sep 20 1974, 7:05 PM EDT Unknown - 77 F					
Oscar Gamble, L (1, 10) OBP: 0.324, SLG: 0.481	0-0 2B		0-0 4-3		0-0 5-3			0-0 L5	0-0 1B	5	0	2	0	0	0	0						
Frank Robinson, R (1, 3) OBP: 0.371, SLG: 0.465 Duane Kuiper, L (8, PR) Tom McCraw, L (8, 3) OBP: 0.350, SLG: 0.466	0-3 K		0-3 K		0-3 K			4-0 1B	0-0 G6-3	3	0	0	0	1	3	1						
Charlie Spikes, R (1, 9) OBP: 0.322, SLG: 0.440	4-0 BB			0-0 P3		0-0 2-3		0-0 P4		3	0	0	0	1	0	1						
John Ellis, R (1, 2) OBP: 0.337, SLG: 0.427	0-0 F2			0-0 1B		0-0 F8		0-0 1B		4	1	2	0	0	0	2						
George Hendrick, R (1, 8) OBP: 0.336, SLG: 0.471		0-3 K		0-0 1B		0-0 4-3		0-0 1B		4	0	2	1	0	1	0						
Jack Brohamer, L (1, 4) OBP: 0.326, SLG: 0.326		0-0 E		0-0 SF8			0-0 F7	0-0 G3		3	1	1	1	0	0	2						
Buddy Bell, R (1, 5) OBP: 0.310, SLG: 0.347 Luis Alvarado, R (7, PR) Ed Crosby, L (7, 5) OBP: 0.262, SLG: 0.247		0-3 K		0-0 F8			0-0 2B		0-0 F7	3	0	1	0	0	1	2						
Frank Duffy, R (1, 6) OBP: 0.271, SLG: 0.308	0-0 E6			0-0 E6		0-0 F3		0-0 E4		4	1	1	0	0	0	1						
Inning Stats	R: 0 E: 0 K: 1 S: 6	H: 1 LOB: 2 BB: 1 P: 10	R: 1 E: 1 K: 2 S: 8	H: 1 LOB: 0 BB: 0 P: 8	R: 0 E: 0 K: 1 S: 5	H: 0 LOB: 0 BB: 0 P: 5	R: 1 E: 0 K: 0 S: 5	H: 2 LOB: 1 BB: 0 P: 5	R: 1 E: 1 K: 1 S: 6	H: 1 LOB: 0 BB: 0 P: 6	R: 0 E: 0 K: 0 S: 3	H: 0 LOB: 0 BB: 0 P: 3	R: 0 E: 0 K: 1 S: 6	H: 1 LOB: 1 BB: 0 P: 6	R: 1 E: 0 K: 0 S: 5	H: 2 LOB: 2 BB: 1 P: 9		R: 0 E: 1 K: 0 S: 5	H: 2 LOB: 2 BB: 0 P: 5	1B: 7 2B: 3 3B: 0 HR: 0	SF: 2 SAC: 0 DP: 1 HBP: 0	WP: 0 PB: 0 SB: 0 CS: 1
PITCHER	IP WLS BF H R ER SO BB IBB HBP BLK WP HR S P ERA WHIP	IP WLS BF H R ER SO BB IBB HBP BLK WP HR S P ERA WHIP																				
Dick Tidrow, R (1, 1) ERA: 4.16 Sparky Lyle, L (7, 1) ERA: 1.73	6.2 2.1 W 12 4 1 1 1 1 0 0 0 0 0 0 36 40 1.35 1.050	2.1 W 12 4 1 1 1 1 0 0 0 0 0 0 13 17 3.86 2.143																				

AB	35
R	4
H	10
RBI	3
BB	2
SO	6
LOB	13



Batter	1	2	3	4	5	6	7	8	9	AB	R	H	RBI	BB	SO	LOB	BOTTOM					
Roy White, S (1, 7) OBP: 0.376, SLG: 0.389	4-0 2B		0-0 1B		4-0 FC5-4		0-0 F8		0-0 F7	3	2	1	0	2	0	2	Cleveland Indians @ New York Yankees Shea Stadium, Flushing, NY Fri Sep 20 1974, 7:05 PM EDT Unknown - 77 F					
Elliott Maddox, R (1, 8) OBP: 0.394, SLG: 0.382	0-0 4-3		0-0 1B		0-0 FC5-4		0-0 F8		0-0 3B	5	2	3	0	0	0	1						
Bobby Murcer, L (1, 9) OBP: 0.333, SLG: 0.371	0-0 4-3		0-0 1B		0-0 G6-3		0-0 F7		0-0 3B	5	0	3	3	0	0	1						
Ron Blomberg, L (1, 10) OBP: 0.369, SLG: 0.433	2-3 3-H 4-0 FC1-3		0-0 F5		0-0 F8		4-0 2B			2	0	0	0	2	0	4						
Chris Chambliss, L (1, 3) OBP: 0.299, SLG: 0.355	0-0 FC1-3		0-0 G6-3			0-0 6-3		0-0 2B		4	0	1	1	0	0	3						
Graig Nettles, L (1, 5) OBP: 0.316, SLG: 0.389	0-0 F7			0-0 G3		4-0 2B		0-0 P6		3	1	0	0	1	0	1						
Thurman Munson, R (1, 2) OBP: 0.307, SLG: 0.376		0-3 K		0-3 K		0-0 SF9		0-0 F7		4	0	1	0	0	2	0						
Jim Mason, L (1, 6) OBP: 0.301, SLG: 0.346 Gene Michael, S (6, PH) OBP: 0.309, SLG: 0.307		0-3 K		0-0 P5		4-0 BB		0-0 P6		2	0	0	0	0	1	0						
Sandy Alomar Sr., S (1, 4) OBP: 0.288, SLG: 0.297	0-0 F6			0-0 K		0-0 SF9		0-0 4-3		3	0	0	1	0	1	0						
Inning Stats	R: 2 E: 0 K: 0 S: 4	H: 1 LOB: 1 BB: 2 P: 12	R: 0 E: 0 K: 2 S: 7	H: 0 LOB: 0 BB: 0 P: 7	R: 1 E: 0 K: 0 S: 5	H: 3 LOB: 1 BB: 0 P: 5	R: 0 E: 0 K: 1 S: 5	H: 0 LOB: 0 BB: 0 P: 5	R: 0 E: 0 K: 1 S: 6	H: 1 LOB: 2 BB: 1 P: 10	R: 0 E: 0 K: 0 S: 4	H: 1 LOB: 2 BB: 2 P: 12	R: 0 E: 0 K: 0 S: 3	H: 1 LOB: 2 BB: 1 P: 7	R: 0 E: 0 K: 0 S: 3	H: 0 LOB: 0 BB: 0 P: 3		R: 1 E: 0 K: 0 S: 4	H: 2 LOB: 1 BB: 0 P: 4	1B: 5 2B: 3 3B: 1 HR: 0	SF: 1 SAC: 0 DP: 1 HBP: 0	WP: 0 PB: 0 SB: 0 CS: 0
PITCHER	IP WLS BF H R ER SO BB IBB HBP BLK WP HR S P ERA WHIP	IP WLS BF H R ER SO BB IBB HBP BLK WP HR S P ERA WHIP																				
Gaylord Perry, R (1, 1) ERA: 2.28	8.2 L 39 9 5 5 4 5 1 0 0 0 0 0 41 65 5.19 1.615																					




Batter	1	2	3	4	5	6	7	8	9	AB	R	H	RBI	BB	SO	LOB	TOP			
Frank Duffy, R OBP: 0.273, SLG: 0.309 (1, 6)	6-3		FC4-6			FC5 BB 1B		G3 1B		4	0	2	0	0	0	1	Cleveland Indians @ New York Yankees Shea Stadium, Flushing, NY Fri Sep 20 1974, 7:05 PM EDT Att: 21,641 - Unknown - 75 F livebaseballscorecards.com			
Oscar Gamble, L OBP: 0.361, SLG: 0.478 (1, 7)	F8			6-3		BB 1-2		G3		3	0	0	0	1	0	1				
Frank Robinson, R OBP: 0.368, SLG: 0.461 (1, 10)	6-3			6-3		BB 2		F8		4	0	0	0	0	0	3				
Charlie Spikes, R OBP: 0.319, SLG: 0.437 (1, 9)		6-3		F3		FC5 2-3f			4-3	4	0	0	0	0	0	2				
John Ellis, R OBP: 0.334, SLG: 0.424 (1, 3)	F8				6-3				1-3	4	0	0	0	0	0	0				
George Hendrick, R OBP: 0.334, SLG: 0.468 Rusty Torres, S OBP: 0.248, SLG: 0.244 (1, 8) (7, 8)	F4				5-3			F9		3	0	0	0	0	0	0				
Buddy Bell, R OBP: 0.312, SLG: 0.349 (1, 5)			F7			1B			1B	4	0	2	0	0	0	1				
Dave Duncan, R OBP: 0.264, SLG: 0.329 (1, 2)			K		1-3			F9		3	0	0	0	0	1	2				
Remy Hermoso, R OBP: 0.263, SLG: 0.264 (1, 4)						4-3		5-3		3	0	1	0	0	0	0				
Inning Stats	R: 0 E: 0 K: 0 S: 3	H: 0 LOB: 0 BB: 0 P: 3	R: 0 E: 0 K: 0 S: 3	H: 0 LOB: 0 BB: 0 P: 3	R: 0 E: 0 K: 1 S: 6	H: 1 LOB: 1 BB: 0 P: 6	R: 0 E: 0 K: 0 S: 3	H: 0 LOB: 0 BB: 0 P: 3	R: 0 E: 0 K: 0 S: 4	H: 1 LOB: 1 BB: 0 P: 8	R: 0 E: 0 K: 0 S: 4	H: 1 LOB: 1 BB: 0 P: 4	R: 0 E: 0 K: 0 S: 4	H: 1 LOB: 1 BB: 0 P: 4	R: 0 E: 0 K: 0 S: 4	H: 1 LOB: 1 BB: 0 P: 4		1B: 6 2B: 0 3B: 0 HR: 0	SF: 0 SAC: 0 DP: 0 HBP: 0	WP: 0 PB: 0 SB: 0 CS: 0
PITCHER Larry Gura, L ERA: 1.55 (1, 1)	IP: 9.0 WLS: W BF: 34 H: 6 R: 0 ER: 0 SO: 1 BB: 1 IBB: 0 HBP: 0 BLK: 0 WP: 0 HR: 0 S: 35 P: 39 ERA: 0.00 WHIP: 0.778															PITCHER				

Batter	1	2	3	4	5	6	7	8	9	AB	R	H	RBI	BB	SO	LOB	BOTTOM			
Roy White, S OBP: 0.373, SLG: 0.386 (1, 10)	F7		L1-3		1-3			4-3		4	0	0	0	0	0	1	Cleveland Indians @ New York Yankees Shea Stadium, Flushing, NY Fri Sep 20 1974, 7:05 PM EDT Att: 21,641 - Unknown - 75 F livebaseballscorecards.com			
Elliott Maddox, R OBP: 0.395, SLG: 0.388 (1, 8)	K			1B		G3 SF8 2B		5-3		4	2	2	0	0	1	0				
Bobby Murcer, L OBP: 0.333, SLG: 0.370 (1, 9)	3-1			FC5-4 2B HBP		G3				2	1	0	0	0	0	1				
Lou Piniella, R OBP: 0.340, SLG: 0.405 (1, 7)		5-3		FC5-4 1B		SF8				2	0	1	2	0	0	0				
Thurman Munson, R OBP: 0.307, SLG: 0.378 (1, 2)		1B 2B		FC5-4 2B F9		F8				3	0	1	0	0	0	2				
Chris Chambliss, L OBP: 0.302, SLG: 0.360 (1, 3)				1-2 2H				3-1		3	0	2	1	0	0	0				
Graig Nettles, L OBP: 0.314, SLG: 0.387 (1, 5)				1-3 3H				4-3		3	0	0	0	0	0	3				
Sandy Alomar Sr., S OBP: 0.285, SLG: 0.294 (1, 4)			1-3					4-3		3	0	0	0	0	0	0				
Gene Michael, S OBP: 0.310, SLG: 0.308 (1, 6)				L1-3 1B				G3		3	0	1	0	0	0	0				
Inning Stats	R: 0 E: 0 K: 1 S: 5	H: 2 LOB: 1 BB: 0 P: 4	R: 0 E: 0 K: 0 S: 3	H: 1 LOB: 0 BB: 0 P: 3	R: 2 E: 1 K: 0 S: 5	H: 3 LOB: 2 BB: 0 P: 6	R: 0 E: 0 K: 0 S: 3	H: 0 LOB: 0 BB: 0 P: 3	R: 1 E: 0 K: 0 S: 4	H: 1 LOB: 0 BB: 0 P: 4	R: 0 E: 0 K: 0 S: 3	H: 0 LOB: 0 BB: 0 P: 3	R: 0 E: 0 K: 0 S: 3	H: 0 LOB: 0 BB: 0 P: 3	R: 0 E: 0 K: 0 S: 3	H: 0 LOB: 0 BB: 0 P: 3		1B: 3 2B: 5 3B: 0 HR: 0	SF: 1 SAC: 0 DP: 1 HBP: 1	WP: 0 PB: 0 SB: 0 CS: 0
PITCHER Fritz Peterson, L ERA: 4.33 Fred Beene, R ERA: 4.9 (1, 1) (6, 1)	IP: 5.1 WLS: L BF: 21 H: 7 R: 3 ER: 3 SO: 1 BB: 0 IBB: 0 HBP: 1 BLK: 0 WP: 0 HR: 0 S: 22 P: 23 ERA: 5.06 WHIP: 1.312															PITCHER				

Batter	1	2	3	4	5	6	7	8	9	AB	R	H	RBI	BB	SO	LOB	TOP										
John Lowenstein, L (1, 7) OBP: 0.312, SLG: 0.327 Rico Carty, R (8, FH) OBP: 0.388, SLG: 0.420 Tommy Smith, L (8, 7) OBP: 0.179, SLG: 0.154	K				K			5-3		4	1	1	2	0	2	4	Cleveland Indians @ New York Yankees Shea Stadium, Flushing, NY Sat Sep 21 1974, 3:33 AM EDT Att: 14,648 - Cloudy - 79 F										
Oscar Gamble, L (1, 10) OBP: 0.382, SLG: 0.476	4-3		F7 1B FC BB	4-3		1B		K		4	1	1	0	1	1	0											
Tom McCraw, L (1, 3) OBP: 0.327, SLG: 0.467 Joe Lis, R (6, 3) OBP: 0.293, SLG: 0.349	F8		WP FC E 1-2 1B			1B		F9		4	1	2	0	0	0	1											
Charlie Spikes, R (1, 9) OBP: 0.317, SLG: 0.433		P3	F7 2-3	F4				F9		5	0	0	0	0	0	4											
John Ellis, R (1, 2) OBP: 0.333, SLG: 0.422 Dave Duncan, R (6, 2) OBP: 0.263, SLG: 0.328			FC E WP 1-2 1B	4-3				K		4	1	1	1	0	1	3											
George Hendrick, R (1, 8) OBP: 0.333, SLG: 0.466 Rusty Torres, S (4, 8) OBP: 0.245, SLG: 0.241		F4	E4 1-3 2-H 2B		K			F8		2	1	0	1	0	0	2											
Jack Brohamer, L (1, 4) OBP: 0.327, SLG: 0.327 Remy Hermoso, R (5, FH) OBP: 0.267, SLG: 0.269	F7		1-2 2B 3-H 1B		WP BB 1B			4-3		2	0	1	1	0	0	1											
Buddy Bell, R (1, 5) OBP: 0.314, SLG: 0.353			1B 1B		F8			K		4	1	2	1	0	1	1											
Frank Duffy, R (1, 6) OBP: 0.276, SLG: 0.310			1B BB		WP BB			4-3		2	1	1	1	2	0	0											
Inning Stats	R: 0 E: 0 K: 1 S: 5	H: 0 LOB: 0 BB: 0 P: 5	R: 0 E: 0 K: 0 S: 4	H: 1 LOB: 1 BB: 0 P: 4	R: 7 E: 1 K: 0 S: 10	H: 6 LOB: 2 BB: 2 P: 18	R: 0 E: 0 K: 0 S: 4	H: 1 LOB: 1 BB: 0 P: 4	R: 0 E: 0 K: 2 S: 8	H: 1 LOB: 2 BB: 1 P: 12	R: 0 E: 0 K: 1 S: 6	H: 0 LOB: 0 BB: 0 P: 6	R: 0 E: 0 K: 1 S: 5	H: 0 LOB: 0 BB: 0 P: 5	R: 0 E: 0 K: 1 S: 5	H: 0 LOB: 0 BB: 0 P: 5		1B: 8 2B: 1 3B: 0 HR: 1	SF: 0 SAC: 0 DP: 0 HBP: 0	WP: 2 PB: 1 SB: 0 CS: 0	PA: 41						
PITCHER	IP	WLS	BF	H	R	ER	SO	BB	IBB	HBP	BLK	WP	HR	S	P	ERA	WHIP										
Doc Medich, R (1, 1) ERA: 3.77	2.0		12	5	5	5	1	1	0	0	0	0	1	13	17	22.50	3.000										
Mike Wallace, L (3, 1) ERA: 2.92	0.2	6	2	2	1	0	1	1	0	0	0	1	0	5	9	13.50	4.500										
Dave Pagan, R (3, 1) ERA: 5.11	2.0	9	2	0	0	1	1	0	0	0	0	0	0	10	14	0.00	1.500										
Rudy May, L (5, 1) ERA: 3.34	4.1	W	14	1	0	0	5	0	0	0	0	1	0	24	24	0.00	0.231										

Batter	1	2	3	4	5	6	7	8	9	AB	R	H	RBI	BB	SO	LOB	BOTTOM										
Roy White, S (1, 10) OBP: 0.375, SLG: 0.395	4-3 5-3 S 1B		6-3	FC3-6 HR	1-2 2-3 3-H HR		1-2 2-3 3-H 1B			5	4	3	5	0	0	2	Cleveland Indians @ New York Yankees Shea Stadium, Flushing, NY Sat Sep 21 1974, 3:33 AM EDT Att: 14,648 - Cloudy - 79 F										
Elliott Maddox, R (1, 8) OBP: 0.395, SLG: 0.389	5-3 1-2		F8	SF7			2-H 1B			4	1	2	1	0	0	1											
Bobby Murcer, L (1, 9) OBP: 0.335, SLG: 0.377	4-3 2-3		1B	HR			1-3 2-H 1B			5	1	3	3	0	0	2											
Lou Piniella, R (1, 7) OBP: 0.341, SLG: 0.405	1-3 3-H		1B	K			1-3 2-H 1B			5	0	2	1	0	1	0											
Chris Chambliss, L (1, 3) OBP: 0.303, SLG: 0.360			F7				1-3 2-H 1B			5	0	2	0	0	0	4											
Graig Nettles, L (1, 5) OBP: 0.317, SLG: 0.394		1B FC1-5 BB		HR			1-2 FC3-6 1B			4	2	2	1	1	0	0											
Thurman Munson, R (1, 2) OBP: 0.308, SLG: 0.379 Rick Dempsey, R (8, 2) OBP: 0.287, SLG: 0.321				1B FC3-6 1B			FC3-6 FC3-2 HR			4	2	2	1	0	0	2											
Gene Michael, S (1, 6) OBP: 0.312, SLG: 0.310		FC1-5 G6-4-3		1B FC3-6 1B			FC3-6 FC3-2 HR			1	0	0	0	0	0	0											
Sandy Alomar Sr., S (1, 4) OBP: 0.285, SLG: 0.293		G6-4-3		1B FC3-6 1B			FC3-6 S			4	1	1	1	0	0	5											
Inning Stats	R: 1 E: 0 K: 0 S: 4	H: 1 LOB: 0 BB: 0 P: 4	R: 1 E: 0 K: 0 S: 4	H: 2 LOB: 1 BB: 1 P: 8	R: 0 E: 0 K: 0 S: 5	H: 2 LOB: 0 BB: 0 P: 5	R: 5 E: 0 K: 1 S: 10	H: 5 LOB: 0 BB: 0 P: 10	R: 4 E: 0 K: 0 S: 8	H: 4 LOB: 1 BB: 0 P: 8	R: 0 E: 0 K: 0 S: 3	H: 0 LOB: 0 BB: 0 P: 3	R: 3 E: 0 K: 0 S: 8	H: 5 LOB: 2 BB: 0 P: 8	R: 0 E: 0 K: 0 S: 3	H: 0 LOB: 0 BB: 0 P: 3		1B: 16 2B: 0 3B: 0 HR: 3	SF: 1 SAC: 0 DP: 1 HBP: 0	WP: 0 PB: 0 SB: 0 CS: 0	PA: 44						
PITCHER	IP	WLS	BF	H	R	ER	SO	BB	IBB	HBP	BLK	WP	HR	S	P	ERA	WHIP										
Jim Perry, R (1, 1) ERA: 3.08	3.2		21	10	7	7	0	1	0	0	0	0	0	5	5	54.00	6.000										
Tom Higendorf, L (4, 1) ERA: 4.59	0.1	L	3	2	2	2	1	0	0	0	0	0	0	5	5	27.00	3.000										
Mitt Wilcox, R (5, 1) ERA: 4.67	0.2	5	2	2	2	0	0	0	0	0	0	0	1	5	5	13.50	2.500										
Bill Gogolewski, R (5, 1) ERA: 6.23	2.0	11	5	3	3	0	0	0	0	0	0	0	0	11	11	0.00	0.000										
Steve Kline, R (7, 1) ERA: 4.35	1.1	4	0	0	0	0	0	0	0	0	0	0	0	4	4	0.00	0.000										



Batter	1	2	3	4	5	6	7	8	9	AB	R	H	RBI	BB	SO	LOB	TOP				
John Lowenstein, L (1,9) OBP: 0.314, SLG: 0.327										3	1	0	1	0	2		Cleveland Indians @ New York Yankees Shea Stadium, Flushing, NY Sun Sep 22 1974, 3:33 AM EDT Att: 36,540 - Sunny - 68 F livebaseballscorecards.com				
Tom McCraw, L (1,3) OBP: 0.348, SLG: 0.460										3	0	0	0	0	2						
Frank Robinson, R (1,10) OBP: 0.369, SLG: 0.459										2	0	0	1	2	0	1					
Tommy Smith, L (9, PR) OBP: 0.178, SLG: 0.154										0	0	0	0	0	0	0					
John Ellis, R (1,2) OBP: 0.331, SLG: 0.418										4	0	0	0	0	1	4					
Oscar Gamble, L (1,7) OBP: 0.361, SLG: 0.474										2	0	0	0	1	1	0					
Charlie Spikes, R (9, PH) OBP: 0.316, SLG: 0.432										1	0	0	0	0	2						
George Hendrick, R (1,8) OBP: 0.331, SLG: 0.463										3	0	0	0	0	2	1					
Buddy Bell, R (1,5) OBP: 0.314, SLG: 0.353										3	0	1	0	0	0	0					
Frank Duffy, R (1,6) OBP: 0.277, SLG: 0.311										2	0	1	0	0	1	1					
Rico Carty, R (8, PH) OBP: 0.384, SLG: 0.415										1	0	0	0	0	0	0					
Luis Alvarado, R (8,6) OBP: 0.224, SLG: 0.213										0	0	0	0	0	0	0					
Remy Hermoso, R (1,4) OBP: 0.271, SLG: 0.273										2	0	1	0	0	0	1					
Leron Lee, L (8, PH) OBP: 0.280, SLG: 0.352										1	0	0	0	0	0	0					
Duane Kuiper, L (8,4) OBP: 0.224, SLG: 0.213										0	0	0	0	0	0	0					
Inning Stats	R: 1 E: 1 K: 1 S: 5	H: 0 LOB: 1 BB: 1 P: 9	R: 0 E: 0 K: 0 S: 3	H: 0 LOB: 0 BB: 0 P: 3	R: 0 E: 0 K: 0 S: 3	H: 1 LOB: 0 BB: 0 P: 3	R: 0 E: 0 K: 0 S: 3	H: 0 LOB: 0 BB: 0 P: 3	R: 0 E: 0 K: 3 S: 10	H: 1 LOB: 1 BB: 0 P: 10	R: 0 E: 0 K: 1 S: 4	H: 0 LOB: 1 BB: 2 P: 12	R: 0 E: 0 K: 0 S: 3	H: 0 LOB: 0 BB: 0 P: 3	R: 0 E: 0 K: 0 S: 4	H: 1 LOB: 2 BB: 1 P: 8	1B: 4 2B: 1 3B: 0 HR: 0	SF: 0 SAC: 1 DP: 3 HBP: 0	WP: 0 PB: 0 SB: 1 CS: 2	PA: 33	
PITCHER	IP: 8.2 WLS: W BF: 31 ERA: 3.13	H: 4 R: 1 ER: 0 SO: 5	H: 0 R: 0 ER: 0 SO: 0	H: 0 R: 0 ER: 0 SO: 0	H: 0 R: 0 ER: 0 SO: 0	H: 1 R: 0 ER: 0 SO: 0	H: 0 R: 0 ER: 0 SO: 0	H: 0 R: 0 ER: 0 SO: 0	H: 1 R: 0 ER: 0 SO: 1	H: 1 R: 0 ER: 0 SO: 1	H: 0 R: 0 ER: 0 SO: 1	H: 0 R: 0 ER: 0 SO: 1	H: 0 R: 0 ER: 0 SO: 1	H: 0 R: 0 ER: 0 SO: 1	H: 0 R: 0 ER: 0 SO: 1	H: 1 R: 0 ER: 0 SO: 8	WP: 0 HR: 0 S: 3	ERA: 0.00	WHIP: 0.923		
PITCHER	IP: 0.1 WLS: S BF: 1 ERA: 1.73	H: 0 R: 0 ER: 0 SO: 0	H: 0 R: 0 ER: 0 SO: 0	H: 0 R: 0 ER: 0 SO: 0	H: 0 R: 0 ER: 0 SO: 0	H: 1 R: 0 ER: 0 SO: 1	H: 0 R: 0 ER: 0 SO: 0	H: 0 R: 0 ER: 0 SO: 0	H: 0 R: 0 ER: 0 SO: 0	H: 0 R: 0 ER: 0 SO: 0	H: 0 R: 0 ER: 0 SO: 0	H: 0 R: 0 ER: 0 SO: 0	H: 0 R: 0 ER: 0 SO: 0	H: 0 R: 0 ER: 0 SO: 0	H: 0 R: 0 ER: 0 SO: 0	H: 0 R: 0 ER: 0 SO: 0	WP: 0 HR: 0 S: 1	ERA: 0.00	WHIP: 0.000		

Batter	1	2	3	4	5	6	7	8	9	AB	R	H	RBI	BB	SO	LOB	BOTTOM					
Roy White, S (1,10) OBP: 0.372, SLG: 0.391										4	0	0	0	0	0	1	Cleveland Indians @ New York Yankees Shea Stadium, Flushing, NY Sun Sep 22 1974, 3:33 AM EDT Att: 36,540 - Sunny - 68 F livebaseballscorecards.com					
Elliott Maddox, R (1,8) OBP: 0.394, SLG: 0.386										3	1	0	0	1	1	0						
Bobby Murcer, L (1,9) OBP: 0.336, SLG: 0.383										4	1	2	1	0	0	0						
Lou Piniella, R (1,7) OBP: 0.341, SLG: 0.405										3	0	1	0	0	2							
Thurman Munson, R (1,2) OBP: 0.309, SLG: 0.379										2	0	1	1	0	0	0						
Chris Chambliss, L (1,3) OBP: 0.301, SLG: 0.358										3	0	0	0	0	1	0						
Graig Nettles, L (1,5) OBP: 0.317, SLG: 0.393										3	0	1	0	0	1	0						
Gene Michael, S (1,6) OBP: 0.313, SLG: 0.311										3	0	1	0	0	1	2						
Sandy Alomar Sr., S (1,4) OBP: 0.285, SLG: 0.291										2	0	0	0	1	1	2						
Inning Stats	R: 0 E: 0 K: 0 S: 3	H: 0 LOB: 0 BB: 0 P: 3	R: 0 E: 0 K: 0 S: 3	H: 0 LOB: 0 BB: 0 P: 3	R: 0 E: 1 K: 0 S: 3	H: 1 LOB: 1 BB: 1 P: 7	R: 1 E: 0 K: 0 S: 3	H: 3 LOB: 2 BB: 0 P: 7	R: 0 E: 0 K: 2 S: 8	H: 1 LOB: 1 BB: 0 P: 8	R: 0 E: 0 K: 0 S: 3	H: 0 LOB: 0 BB: 0 P: 3	R: 0 E: 0 K: 0 S: 3	H: 0 LOB: 0 BB: 0 P: 3	R: 0 E: 0 K: 0 S: 3	H: 0 LOB: 0 BB: 0 P: 3		1B: 5 2B: 1 3B: 0 HR: 1	SF: 1 SAC: 0 DP: 2 HBP: 0	WP: 0 PB: 0 SB: 0 CS: 0	PA: 30	
PITCHER	IP: 7.0 WLS: L BF: 27 ERA: 2.65	H: 6 R: 2 ER: 2 SO: 5	H: 2 R: 2 ER: 0 SO: 0	H: 2 R: 2 ER: 0 SO: 0	H: 1 R: 0 ER: 0 SO: 0	H: 1 R: 0 ER: 0 SO: 0	H: 3 R: 0 ER: 0 SO: 3	H: 1 R: 0 ER: 0 SO: 3	H: 0 R: 0 ER: 0 SO: 1	H: 0 R: 0 ER: 0 SO: 1	H: 0 R: 0 ER: 0 SO: 1	H: 0 R: 0 ER: 0 SO: 1	H: 0 R: 0 ER: 0 SO: 1	H: 0 R: 0 ER: 0 SO: 1	H: 0 R: 0 ER: 0 SO: 1	H: 0 R: 0 ER: 0 SO: 1		WP: 0 HR: 1 S: 3	ERA: 2.57	WHIP: 1.143		
PITCHER	IP: 1.0 WLS: 3 BF: 3 ERA: 3.25	H: 0 R: 0 ER: 0 SO: 0	H: 0 R: 0 ER: 0 SO: 0	H: 0 R: 0 ER: 0 SO: 0	H: 0 R: 0 ER: 0 SO: 0	H: 0 R: 0 ER: 0 SO: 0	H: 0 R: 0 ER: 0 SO: 0	H: 0 R: 0 ER: 0 SO: 0	H: 0 R: 0 ER: 0 SO: 0	H: 0 R: 0 ER: 0 SO: 0	H: 0 R: 0 ER: 0 SO: 0	H: 0 R: 0 ER: 0 SO: 0	H: 0 R: 0 ER: 0 SO: 0	H: 0 R: 0 ER: 0 SO: 0	H: 0 R: 0 ER: 0 SO: 0	H: 0 R: 0 ER: 0 SO: 0		WP: 0 HR: 0 S: 3	ERA: 0.00	WHIP: 0.000		

Batter	1	2	3	4	5	6	7	8	9	AB	R	H	RBI	BB	SO	LOB	TOP								
Don Money, R OBP: 0.346, SLG: 0.410 (1, 5)	F7			SH2-3 1B		1B S		5-3	2B	5	1	3	1	0	0	0	Milwaukee Brewers @ Cleveland Indians Cleveland Municipal Stadium, Cleveland, OH Mon Sep 23 1974, 7:05 PM EDT Unknown - 53 F								
Ken Berry, R OBP: 0.296, SLG: 0.297 (1, 8)	F9		SH2-3			S			F7	4	0	2	0	0	0	1									
George Scott, R OBP: 0.345, SLG: 0.441 (1, 3)	5-3			6-3		F9		1-3		4	0	0	0	0	0	3									
John Briggs, L OBP: 0.335, SLG: 0.429 (1, 7)		F8		F7					L3	4	0	0	0	0	0	1									
Darrell Porter, L OBP: 0.328, SLG: 0.385 (1, 2)		F8			6-3			FC6-4 1B	BLK 2B	4	1	2	0	0	0	0									
Sixto Lezcano, R OBP: 0.303, SLG: 0.469 (1, 9)			K		K			FC6-4 1-2	6-3	4	0	0	0	0	2	2									
Dave May, L OBP: 0.273, SLG: 0.318 (1, 10)				6-3		4-3		F9	2B IBB	3	1	0	0	1	0	1									
Tim Johnson, L OBP: 0.294, SLG: 0.353 (1, 6)				4-3		6-3		F7	2B 2B	4	1	1	2	0	0	0									
Pedro Garcia, R OBP: 0.247, SLG: 0.330 (1, 4)						F2			2B	2	0	0	0	0	0	0									
Bob Hansen, L OBP: 0.329, SLG: 0.427 (8, PH)				F4					2B	1	1	1	1	0	0	0									
Jack Lind, S OBP: 0.375, SLG: 0.429 (8, 4)								HR	2B	1	1	1	1	0	0	0									
Inning Stats	R: 0 E: 0 K: 0 S: 3	H: 0 LOB: 0 BB: 0 P: 3	R: 0 E: 0 K: 1 S: 5	H: 0 LOB: 0 BB: 0 P: 5	R: 0 E: 0 K: 0 S: 3	H: 0 LOB: 0 BB: 0 P: 3	R: 0 E: 0 K: 0 S: 4	H: 1 LOB: 1 BB: 0 P: 4	R: 0 E: 0 K: 0 S: 5	H: 0 LOB: 0 BB: 0 P: 5	R: 0 E: 0 K: 0 S: 4	H: 1 LOB: 1 BB: 0 P: 4	R: 1 E: 0 K: 0 S: 5	H: 2 LOB: 1 BB: 0 P: 5	R: 0 E: 0 K: 0 S: 4	H: 1 LOB: 1 BB: 0 P: 4	R: 1 E: 0 K: 0 S: 5	H: 2 LOB: 1 BB: 0 P: 5	R: 4 E: 0 K: 0 S: 7	H: 4 LOB: 1 BB: 1 P: 11	1B: 5 2B: 4 3B: 0 HR: 1	SF: 0 SAC: 1 DP: 0 HBP: 0	WP: 0 PB: 0 CS: 2	PA: 38	
PITCHER	IP	WLS	BF	H	R	ER	SO	BB	IBB	HBP	BLK	WP	HR	S	P	ERA	WHIP								
Dick Bosman, R ERA: 4.1 (1, 1)	8.2	L	35	8	5	5	2	0	0	0	0	0	1	38	42	5.19	0.923								
Tom Buskey, R ERA: 3.34 (9, 1)	0.1		3	2	1	1	0	0	0	0	0	0	0	3	3	27.00	6.000								

Batter	1	2	3	4	5	6	7	8	9	AB	R	H	RBI	BB	SO	LOB	BOTTOM								
John Lowenstein, L OBP: 0.313, SLG: 0.326 (1, 7)	F8		F6			BB 1B		F5		4	1	1	0	0	0	0	Milwaukee Brewers @ Cleveland Indians Cleveland Municipal Stadium, Cleveland, OH Mon Sep 23 1974, 7:05 PM EDT Unknown - 53 F								
Oscar Gamble, L OBP: 0.363, SLG: 0.473 (1, 10)	6-3			BB 1B		BB 1B		F4		3	1	1	0	1	0	0									
Tom McCraw, L OBP: 0.346, SLG: 0.457 (1, 3)	6-3			L3		F7			1B	4	0	1	0	0	0	3									
Charlie Spikes, R OBP: 0.317, SLG: 0.431 (1, 9)		K		G5-4-3 BB		1B 1B		F3		3	0	1	1	1	1	1									
John Ellis, R OBP: 0.330, SLG: 0.417 (1, 2)		6-3		G5-4-3		1B		F3		4	0	1	1	0	0	3									
George Hendrick, R OBP: 0.331, SLG: 0.462 (1, 8)					L5	K			3-1	3	0	1	0	0	1	2									
Rusty Torres, S OBP: 0.243, SLG: 0.239 (7, 8)										1	0	0	0	0	0	0									
Jack Brohamer, L OBP: 0.328, SLG: 0.325 (1, 4)										2	0	0	0	1	0	3									
Remy Hermoso, R OBP: 0.271, SLG: 0.273 (7, 4)						4-3			4-3	0	0	0	0	0	0	0									
Rico Carty, R OBP: 0.379, SLG: 0.410 (9, PH)										1	0	0	0	0	0	0									
Ed Crosby, L OBP: 0.260, SLG: 0.235 (1, 5)				F4		K		F8		4	0	0	0	0	1	1									
Frank Duffy, R OBP: 0.276, SLG: 0.309 (1, 6)				F2		FC1-6		F7		3	0	0	0	0	0	1									
Inning Stats	R: 0 E: 0 K: 0 S: 3	H: 0 LOB: 0 BB: 0 P: 3	R: 0 E: 0 K: 1 S: 6	H: 1 LOB: 0 BB: 0 P: 6	R: 0 E: 0 K: 0 S: 3	H: 0 LOB: 0 BB: 0 P: 3	R: 0 E: 0 K: 0 S: 3	H: 1 LOB: 1 BB: 1 P: 7	R: 0 E: 0 K: 0 S: 5	H: 0 LOB: 1 BB: 1 P: 9	R: 2 E: 0 K: 1 S: 8	H: 3 LOB: 2 BB: 1 P: 12	R: 0 E: 0 K: 0 S: 3	H: 0 LOB: 0 BB: 0 P: 3	R: 0 E: 0 K: 0 S: 4	H: 1 LOB: 1 BB: 0 P: 4	R: 0 E: 0 K: 0 S: 3	H: 0 LOB: 0 BB: 0 P: 3	1B: 6 2B: 0 3B: 0 HR: 0	SF: 0 SAC: 0 DP: 1 HBP: 0	WP: 0 PB: 0 CS: 0	PA: 35			
PITCHER	IP	WLS	BF	H	R	ER	SO	BB	IBB	HBP	BLK	WP	HR	S	P	ERA	WHIP								
Jim Colborn, R ERA: 4.41 (1, 1)	9.0	W	35	6	2	2	3	3	0	0	0	0	0	38	50	2.00	1.000								



Batter	1	2	3	4	5	6	7	8	9	AB	R	H	RBI	BB	SO	LOB	TOP										
Don Money, R (1, 5) OBP: 0.350, SLG: 0.411	F8	FC6-4 BB			6-3		1B		1B	4	0	2	0	1	0	0	Milwaukee Brewers @ Cleveland Indians Cleveland Municipal Stadium, Cleveland, OH Mon Sep 23 1974, 7:05 PM EDT Att. 2,185 - Unknown - 53 F										
Bob Coluccio, R (1, 8) OBP: 0.311, SLG: 0.334	K	F7			K		K		1B	3	0	0	0	0	2	2											
Bob Hansen, L (7, PH) OBP: 0.326, SLG: 0.422	K				K		K		1B	1	0	0	0	0	1	1											
Charlie Moore, R (7, 2) OBP: 0.340, SLG: 0.362	K				K		K		1B	1	0	1	0	0	0	0											
George Scott, R (1, 3) OBP: 0.344, SLG: 0.438	BB	FC6-4			5-3		6-3		6-3	4	0	0	0	1	0	5											
Darrell Porter, L (1, 2) OBP: 0.326, SLG: 0.382	K				K				F9 SF9	3	0	0	0	0	3	1											
Ken Berry, R (7, 8) OBP: 0.299, SLG: 0.303	K				K				2B	1	1	1	0	0	0	0											
Dave May, L (1, 10) OBP: 0.275, SLG: 0.318		2B SF			4-3		BB 1B		F9	3	1	1	0	1	0	1											
Sixto Lezcano, R (1, 9) OBP: 0.297, SLG: 0.486		SF E			F8		F8		SF9	3	1	1	1	0	0	1											
Gorman Thomas, R (1, 7) OBP: 0.318, SLG: 0.444		SF E 1B			F7		BB 1-2		K	2	1	0	1	1	1	0											
Tim Johnson, L (1, 6) OBP: 0.289, SLG: 0.346		E4 CS 1B			F8		3-1		F8	4	0	0	1	0	0	3											
Pedro Garcia, R (1, 4) OBP: 0.247, SLG: 0.329		BB 1-2 2-H			K				F7	4	0	1	1	0	2	0											
Inning Stats	R: 0 E: 0 K: 2 S: 7	H: 0 LOB: 1 BB: 1 P: 11	R: 3 E: 2 K: 0 S: 6	H: 2 LOB: 2 BB: 2 P: 14	R: 0 E: 0 K: 1 S: 5	H: 0 LOB: 0 BB: 0 P: 5	R: 0 E: 0 K: 1 S: 5	H: 0 LOB: 0 BB: 0 P: 5	R: 0 E: 0 K: 1 S: 6	H: 1 LOB: 2 BB: 1 P: 10	R: 0 E: 0 K: 1 S: 8	H: 1 LOB: 1 BB: 0 P: 8	R: 1 E: 0 K: 1 S: 6	H: 1 LOB: 0 BB: 0 P: 6	R: 0 E: 0 K: 0 S: 5	H: 2 LOB: 2 BB: 0 P: 5	1B: 5 2B: 2 3B: 0 HR: 0	SF: 2 SAC: 0 DP: 0 HBP: 0	WP: 0 PA: 39 CS: 1								
PITCHER	IP	WLS	BF	H	R	ER	SO	BB	IBB	HBP	BLK	WP	HR	S	P	ERA	WHIP										
Jim Kern, R (1, 1) ERA: 3.38	1.0		9	2	3	2	2	2	0	0	0	0	0	11	19	18.00	4.000										
Fred Beene, R (2, 1) ERA: 4.59	5.0	W	17	1	0	0	4	2	0	0	0	0	0	23	31	0.00	0.600										
Tom Buskey, R (7, 1) ERA: 3.33	3.0	S	13	4	1	1	3	0	0	0	0	0	0	19	19	3.00	1.333										

Batter	1	2	3	4	5	6	7	8	9	AB	R	H	RBI	BB	SO	LOB	BOTTOM										
Buddy Bell, R (1, 5) OBP: 0.317, SLG: 0.353	L3		BB		F8		WP 1B BB	G6-3 1B		3	1	1	0	2	0	0	Milwaukee Brewers @ Cleveland Indians Cleveland Municipal Stadium, Cleveland, OH Mon Sep 23 1974, 7:05 PM EDT Att. 2,185 - Unknown - 53 F										
Frank Duffy, R (1, 6) OBP: 0.275, SLG: 0.308	HR 1B		K		F2		K	G6-3		5	1	1	0	0	2	4											
Frank Robinson, R (1, 10) OBP: 0.368, SLG: 0.456	K		F8		F7		F7			3	0	0	0	1	1	3											
Charlie Spikes, R (1, 9) OBP: 0.320, SLG: 0.439					FC6-4		FC6-4			2	1	2	2	0	0	0											
Rusty Torres, S (4, PR) OBP: 0.247, SLG: 0.243					BB 1B		FC6-4			2	1	1	1	0	0	1											
George Hendrick, R (1, 8) OBP: 0.329, SLG: 0.459					BB 1B		1-2 2-H	E 1B		3	0	0	0	0	1	1											
John Lowenstein, L (7, 9) OBP: 0.313, SLG: 0.326	F5				K		F8	E4		1	0	0	0	0	0	1											
Rico Carty, R (1, 3) OBP: 0.400, SLG: 0.424					BB 1B		HR 1B	F9		2	1	2	0	1	0	0											
Tom McCraw, L (7, 3) OBP: 0.345, SLG: 0.455					BB 1B		HR 1B	F9		1	0	0	0	0	0	2											
Leron Lee, L (1, 7) OBP: 0.289, SLG: 0.364					F7		HR	F7		4	1	1	2	0	0	3											
Dave Duncan, R (1, 2) OBP: 0.267, SLG: 0.338					F7		HR	F7		3	1	2	2	1	0	0											
Remy Hermoso, R (1, 4) OBP: 0.270, SLG: 0.272					FC6-4 1B		CS BB	HR		4	0	1	0	0	1	3											
Inning Stats	R: 2 E: 0 K: 1 S: 7	H: 2 LOB: 0 BB: 0 P: 7	R: 0 E: 0 K: 0 S: 3	H: 1 LOB: 0 BB: 0 P: 3	R: 0 E: 0 K: 1 S: 5	H: 0 LOB: 1 BB: 1 P: 9	R: 1 E: 0 K: 1 S: 7	H: 2 LOB: 2 BB: 1 P: 11	R: 0 E: 0 K: 0 S: 3	H: 0 LOB: 1 BB: 1 P: 7	R: 2 E: 0 K: 1 S: 6	H: 2 LOB: 0 BB: 1 P: 10	R: 1 E: 1 K: 1 S: 7	H: 1 LOB: 2 BB: 1 P: 11	R: 1 E: 0 K: 0 S: 5	H: 3 LOB: 1 BB: 0 P: 5	1B: 8 2B: 0 3B: 0 HR: 3	SF: 0 SAC: 0 DP: 2 HBP: 0	WP: 1 PA: 38 CS: 1								
PITCHER	IP	WLS	BF	H	R	ER	SO	BB	IBB	HBP	BLK	WP	HR	S	P	ERA	WHIP										
Kevin Kobel, L (1, 1) ERA: 4.04	5.1	L	26	7	5	5	3	4	0	0	0	0	2	28	44	8.44	2.062										
Bill Castro, R (6, 1) ERA: 4.6	1.2		7	1	1	1	2	1	0	0	0	1	0	10	14	5.40	1.200										
Tom Murphy, R (8, 1) ERA: 1.97	1.0		5	3	1	1	0	0	0	0	0	0	1	5	5	9.00	3.000										



Batter	1	2	3	4	5	6	7	8	9	10	11	AB	R	H	RBI	BB	SO	LOB	TOP							
Don Money, R OBP: 0.352, SLG: 0.416 (1, 5)												4	0	2	1	1	0	2								
Ken Berry, R OBP: 0.296, SLG: 0.301 (1, 8)												2	0	0	0	0	2	1								
Bob Hansen, L OBP: 0.322, SLG: 0.417 (5, PH)												1	0	0	0	0	0	2								
Bob Coluccio, R OBP: 0.310, SLG: 0.332 (5, 8)												2	0	0	0	0	0	3								
George Scott, R OBP: 0.343, SLG: 0.435 (1, 3)												4	0	0	0	1	3	4								
John Briggs, L OBP: 0.334, SLG: 0.429 (1, 7)												5	0	1	0	0	1	2								
Dave May, L OBP: 0.276, SLG: 0.332 (1, 9)												5	2	2	2	0	1	1								
Mike Hegan, L OBP: 0.335, SLG: 0.391 (1, 10)												3	1	1	0	1	1	0								
Bobby Mitchell, R OBP: 0.314, SLG: 0.394 (9, PR)												1	1	1	1	0	0	0								
Charlie Moore, R OBP: 0.332, SLG: 0.353 (1, 2)												5	0	0	0	0	2	2								
Tim Johnson, L OBP: 0.293, SLG: 0.349 (1, 6)												4	0	2	0	0	0	0								
Pedro Garcia, R OBP: 0.248, SLG: 0.329 (1, 4)											3	0	1	0	0	0	0									
Inning Stats	R: 0 E: 0 K: 2 S: 8	H: 1 LOB: 1 BB: 0 P: 8	R: 1 E: 0 K: 1 S: 6	H: 1 LOB: 0 BB: 0 P: 6	R: 0 E: 0 K: 1 S: 5	H: 0 LOB: 0 BB: 0 P: 5	R: 0 E: 0 K: 1 S: 4	H: 0 LOB: 1 BB: 1 P: 8	R: 1 E: 0 K: 1 S: 7	H: 2 LOB: 2 BB: 1 P: 11	R: 0 E: 0 K: 2 S: 7	H: 1 LOB: 0 BB: 0 P: 7	R: 0 E: 0 K: 1 S: 5	H: 0 LOB: 0 BB: 0 P: 5	R: 0 E: 0 K: 1 S: 6	H: 1 LOB: 1 BB: 0 P: 6	R: 1 E: 0 K: 0 S: 4	H: 2 LOB: 1 BB: 0 P: 4	R: 0 E: 0 K: 0 S: 4	H: 1 LOB: 2 BB: 1 P: 8	R: 1 E: 0 K: 0 S: 4	H: 1 LOB: 0 BB: 0 P: 4	1B: 4 2B: 2 3B: 1 HR: 3	SF: 0 SAC: 1 DP: 1 HBP: 0	WP: 0 PB: 0 SB: 0 CS: 1	PA: 43
PITCHER Gaylord Perry, R ERA: 2.31 (1, 1)	IP: 11.0 WLS: 7 BF: 43 H: 10 R: 4 ER: 4 SO: 10 BB: 2 IBB: 1 HBP: 0 BLK: 0 WP: 0 HR: 3 S: 60 P: 72 ERA: 2.31 WHIP: 1.091																									

Milwaukee Brewers @ Cleveland Indians
Cleveland Municipal Stadium, Cleveland, OH
Tue Sep 24 1974, 7:05 PM EDT
Att: 1,775 - Unknown - 62 F

AB 39
R 4
H 10
RBI 4
BB 3
SO 10
LOB 17



Batter	1	2	3	4	5	6	7	8	9	10	11	AB	R	H	RBI	BB	SO	LOB	BOTTOM							
John Lowenstein, L OBP: 0.316, SLG: 0.333 (1, 8) (8, 7)												5	1	4	1	0	1	2								
Tom McCraw, L OBP: 0.340, SLG: 0.444 (1, 3)												5	0	0	0	1	1	4								
Oscar Gamble, L OBP: 0.365, SLG: 0.472 (1, 10)												3	0	1	0	2	0	0								
Charlie Spikes, R OBP: 0.317, SLG: 0.435 (1, 9)												5	0	0	0	0	2	6								
Leron Lee, L OBP: 0.285, SLG: 0.357 (1, 7)												4	1	0	1	0	0	3								
Rusty Torres, S OBP: 0.245, SLG: 0.241 (8, 8)												1	0	0	0	0	0	0								
Buddy Bell, R OBP: 0.318, SLG: 0.354 (1, 5)												5	0	2	0	0	1	3								
Duane Kuiper, L OBP: 0.167, SLG: 0.167 (1, 4)												5	1	1	1	0	1	2								
Dave Duncan, R OBP: 0.289, SLG: 0.340 (1, 2)												4	0	2	0	0	1	2								
Rico Carty, R OBP: 0.396, SLG: 0.419 (11, PH)												1	0	0	0	0	0	0								
Frank Duffy, R OBP: 0.306, SLG: 0.306 (1, 6)												4	0	0	0	0	0	6								
George Hendrick, R OBP: 0.328, SLG: 0.458 (11, PH)												1	0	0	0	0	1	0								
Inning Stats	R: 0 E: 0 K: 0 S: 3	H: 1 LOB: 0 BB: 0 P: 3	R: 1 E: 1 K: 1 S: 8	H: 2 LOB: 2 BB: 0 P: 8	R: 1 E: 1 K: 1 S: 6	H: 1 LOB: 2 BB: 2 P: 14	R: 1 E: 0 K: 0 S: 5	H: 2 LOB: 1 BB: 0 P: 5	R: 0 E: 0 K: 0 S: 3	H: 0 LOB: 0 BB: 0 P: 3	R: 0 E: 1 K: 2 S: 9	H: 1 LOB: 2 BB: 1 P: 9	R: 0 E: 0 K: 1 S: 5	H: 1 LOB: 1 BB: 0 P: 6	R: 0 E: 0 K: 1 S: 5	H: 0 LOB: 0 BB: 0 P: 5	R: 0 E: 0 K: 0 S: 4	H: 1 LOB: 2 BB: 1 P: 8	R: 0 E: 0 K: 1 S: 5	H: 0 LOB: 0 BB: 0 P: 5	R: 0 E: 0 K: 1 S: 6	H: 1 LOB: 1 BB: 0 P: 6	1B: 9 2B: 2 3B: 0 HR: 0	SF: 1 SAC: 0 DP: 1 HBP: 0	WP: 0 PB: 0 SB: 0 CS: 1	PA: 47
PITCHER Bill Champion, R ERA: 3.42 (1, 1)	IP: 9.0 WLS: 7 BF: 40 H: 9 R: 3 ER: 2 SO: 6 BB: 2 IBB: 1 HBP: 0 BLK: 0 WP: 0 HR: 0 S: 49 P: 61 ERA: 3.42 WHIP: 1.222																									
PITCHER Tom Murphy, R ERA: 1.94 (10, 1)	IP: 2.0 WLS: 7 BF: 7 H: 1 R: 0 ER: 0 SO: 2 BB: 0 IBB: 0 HBP: 0 BLK: 0 WP: 0 HR: 0 S: 11 P: 11 ERA: 1.94 WHIP: 0.500																									

Milwaukee Brewers @ Cleveland Indians
Cleveland Municipal Stadium, Cleveland, OH
Tue Sep 24 1974, 7:05 PM EDT
Att: 1,775 - Unknown - 62 F

AB 43
R 3
H 10
RBI 3
BB 3
SO 8
LOB 28



Batter	1	2	3	4	5	6	7	8	9	AB	R	H	RBI	BB	SO	LOB	TOP			
Don Money, R OBP: 0.346, SLG: 0.413 (1, 5)	F8	6-3		1-3			5-3		F7	5	0	0	0	0	0	1	Milwaukee Brewers @ Cleveland Indians Cleveland Municipal Stadium, Cleveland, OH Wed Sep 25 1974, 7:05 PM EDT Att. 2,068 - Unknown - 65 F			
Bob Coluccio, R OBP: 0.306, SLG: 0.328 (1, 8)	6-3		6-3		6-3		E3		F7	5	0	0	0	0	0	0				
John Briggs, L OBP: 0.337, SLG: 0.431 (1, 7)										4	0	3	0	0	0	0				
Gorman Thomas, R OBP: 0.318, SLG: 0.444 (7, 7)	F8		1B		FC6-4		G6-4-3			0	0	0	0	0	0	0				
Dave May, L OBP: 0.276, SLG: 0.331 (1, 10)		E6			FC6-4		G6-4-3			4	1	1	0	0	0	3				
Mike Hegan, L OBP: 0.340, SLG: 0.392 (1, 3)		E							F8	2	1	1	0	2	0	0				
Sixto Lezcano, R OBP: 0.293, SLG: 0.447 (1, 9)		E							6-3	3	1	0	0	1	1	5				
Charlie Moore, R OBP: 0.326, SLG: 0.345 (1, 2)		E6		1-3			4-3		E6	4	0	0	1	0	0	5				
Tim Johnson, L OBP: 0.288, SLG: 0.343 (1, 6)		G4-3					1-3		4-3	4	0	0	0	0	0	3				
Pedro Garcia, R OBP: 0.248, SLG: 0.329 (1, 4)							5-3		K	4	0	1	1	0	1	0				
Inning Stats	R: 0 E: 0 K: 0 S: 3	H: 0 LOB: 0 BB: 0 P: 3	R: 3 E: 2 K: 0 S: 6	H: 2 LOB: 1 BB: 1 P: 10	R: 0 E: 0 K: 0 S: 5	H: 2 LOB: 3 BB: 1 P: 9	R: 0 E: 0 K: 0 S: 3	H: 0 LOB: 0 BB: 0 P: 3	R: 0 E: 0 K: 1 S: 6	H: 1 LOB: 2 BB: 1 P: 10	R: 0 E: 1 K: 0 S: 4	H: 1 LOB: 1 BB: 0 P: 4	R: 0 E: 1 K: 0 S: 4	H: 0 LOB: 1 BB: 0 P: 4	R: 0 E: 0 K: 1 S: 5	H: 0 LOB: 0 BB: 0 P: 5	1B: 6 2B: 0 3B: 0 HR: 0	SF: 0 SAC: 0 DP: 2 HBP: 0	WP: 0 PB: 1 CS: 1	PA: 38
PITCHER	IP	WLS	BF	H	R	ER	SO	BB	IBB	HBP	BLK	WP	HR	S	P	ERA	WHIP			
Jim Perry, R ERA: 3.01 (1, 1)	6.0	W	27	5	3	0	1	2	1	0	0	0	0	26	38	0.00	1.167			
Tom Buskey, R ERA: 3.22 (7, 1)	3.0	S	11	1	0	0	1	0	0	0	0	0	0	13	13	0.00	0.333			

Batter	1	2	3	4	5	6	7	8	9	AB	R	H	RBI	BB	SO	LOB	BOTTOM			
John Lowenstein, L OBP: 0.316, SLG: 0.331 (1, 7)	4-3		6-3			FC4-6		E4		3	0	0	0	1	0	2	Milwaukee Brewers @ Cleveland Indians Cleveland Municipal Stadium, Cleveland, OH Wed Sep 25 1974, 7:05 PM EDT Att. 2,068 - Unknown - 65 F			
Tommy Smith, L OBP: 0.172, SLG: 0.148 (7, 7)					IBB			2B		1	1	0	0	0	0	1				
Duane Kuiper, L OBP: 0.364, SLG: 0.455 (1, 4)	1-3				F7			1B		5	1	3	2	0	0	2				
Oscar Gamble, L OBP: 0.364, SLG: 0.470 (1, 10)										4	1	1	0	0	1	3				
Rico Carty, R OBP: 0.402, SLG: 0.425 (6, PH)	1B		K		F5	FC6-4		1B		1	0	1	2	0	0	0				
Charlie Spikes, R OBP: 0.319, SLG: 0.437 (1, 9)					E4			1B		5	1	3	0	0	0	0				
Tom McCraw, L OBP: 0.348, SLG: 0.449 (1, 3)					G3			1B		2	1	2	1	1	0	0				
Joe Lis, R OBP: 0.289, SLG: 0.345 (7, PH)					G3					2	0	0	0	0	1	2				
George Hendrick, R OBP: 0.326, SLG: 0.455 (1, 8)					G3					3	0	0	0	0	1	6				
Rusty Torres, S OBP: 0.244, SLG: 0.239 (7, 8)	K				G3					1	0	0	0	0	0	0				
Buddy Bell, R OBP: 0.320, SLG: 0.353 (1, 5)										3	2	1	0	1	1	0				
Dave Duncan, R OBP: 0.269, SLG: 0.339 (1, 2)										4	1	1	0	0	2	4				
Luis Alvarado, R OBP: 0.223, SLG: 0.212 (1, 6)										1	0	0	0	0	0	0				
Jack Brohamer, L OBP: 0.329, SLG: 0.330 (4, PH)										1	0	1	3	0	0	0				
Ed Crosby, L OBP: 0.258, SLG: 0.244 (4, PR)										1	0	1	0	0	0	0				
Frank Duffy, R OBP: 0.273, SLG: 0.305 (7, 6)										1	0	0	0	0	0	1				
Inning Stats	R: 1 E: 0 K: 1 S: 8	H: 3 LOB: 2 BB: 0 P: 8	R: 0 E: 0 K: 1 S: 5	H: 0 LOB: 0 BB: 0 P: 5	R: 0 E: 0 K: 1 S: 5	H: 1 LOB: 1 BB: 0 P: 5	R: 3 E: 0 K: 1 S: 8	H: 3 LOB: 2 BB: 2 P: 16	R: 0 E: 1 K: 0 S: 3	H: 0 LOB: 1 BB: 1 P: 7	R: 1 E: 0 K: 1 S: 8	H: 3 LOB: 2 BB: 0 P: 8	R: 0 E: 0 K: 0 S: 3	H: 0 LOB: 0 BB: 0 P: 3	R: 3 E: 1 K: 1 S: 10	H: 4 LOB: 2 BB: 0 P: 10	1B: 12 2B: 3 3B: 0 HR: 0	SF: 0 SAC: 0 DP: 2 HBP: 0	WP: 0 PB: 0 CS: 1	PA: 41
PITCHER	IP	WLS	BF	H	R	ER	SO	BB	IBB	HBP	BLK	WP	HR	S	P	ERA	WHIP			
Jim Slaton, R ERA: 3.91 (1, 1)	5.2	L	29	10	5	5	5	2	1	0	0	0	0	10	10	0.00	1.500			
Clyde Wright, L ERA: 4.42 (6, 1)	2.0		10	3	3	0	0	0	0	0	0	0	0	10	10	0.00	1.500			
Larry Anderson, R ERA: (8, 1)	0.1		2	1	0	0	1	0	0	0	0	0	0	4	4	0.00	3.000			

Batter	1	2	3	4	5	6	7	8	9	AB	R	H	RBI	BB	SO	LOB	TOP				
Roy White, S OBP: 0.364, SLG: 0.382 (1, 7)	G3	F9			4-3		4-3		5-3	5	0	0	0	0	0	4	New York Yankees @ Cleveland Indians Cleveland Municipal Stadium, Cleveland, OH Sat Sep 28 1974, 3:33 AM EDT Cloudy - 74 F livebaseballscorecards.com				
Elliott Maddox, R OBP: 0.401, SLG: 0.392 (1, 8)	6-3		4-3		HR		F7		4-0	3	1	1	1	2	0	0					
Bobby Murcer, L OBP: 0.332, SLG: 0.378 (1, 9)	HR		F8		HR		F8		L3-1	3	1	0	1	1	0	2					
Ron Blomberg, L OBP: 0.375, SLG: 0.459 (1, 10)	HR		4-3		HR		HR		HR	5	3	3	4	0	1	2					
Chris Chambliss, L OBP: 0.297, SLG: 0.352 (1, 3)	K		4-3		F7		F7		K	0	0	0	0	0	0	0					
Graig Nettles, L OBP: 0.313, SLG: 0.393 (1, 5)		G3			F7		4-3		HR	4	1	1	2	0	0	0					
Thurman Munson, R OBP: 0.310, SLG: 0.378 (1, 2)		FC5-4			5-3		F7		F8	4	0	1	0	0	0	0					
Jim Mason, L OBP: 0.302, SLG: 0.353 (1, 6)					F7		5-3			4	1	2	0	0	0	0					
Sandy Alomar Sr., S OBP: 0.289, SLG: 0.296 (1, 4)		FC5-4					L3-1		5-3	4	2	2	1	0	0	2					
Inning Stats	R: 2 E: 0 K: 1 S: 6	H: 1 LOB: 0 BB: 1 P: 10	R: 0 E: 0 K: 0 S: 5	H: 2 LOB: 2 BB: 0 P: 5	R: 0 E: 0 K: 0 S: 3	H: 0 LOB: 1 BB: 1 P: 7	R: 0 E: 0 K: 0 S: 3	H: 0 LOB: 0 BB: 0 P: 3	R: 3 E: 0 K: 0 S: 6	H: 3 LOB: 0 BB: 0 P: 6	R: 0 E: 0 K: 0 S: 3	H: 0 LOB: 0 BB: 0 P: 3	R: 0 E: 0 K: 1 S: 7	H: 2 LOB: 2 BB: 0 P: 7	R: 2 E: 0 K: 1 S: 7	H: 2 LOB: 1 BB: 1 P: 11	1B: 5 2B: 2 3B: 0 HR: 3	SF: 1 SAC: 0 DP: 0 HBP: 0	WP: 0 PB: 0 SB: 0 CS: 0	PA: 40	
PITCHER	IP	WLS	BF	H	R	ER	SO	BB	IBB	HBP	BLK	WP	HR	S	P	ERA	WHIP				
Gaylord Perry, R ERA: 2.41 (1, 1)	6.0	L	26	6	5	5	1	2	0	0	0	0	2	26	34	7.50	1.333				
Steve Kline, R ERA: 4.45 (7, 1)	2.0		8	2	2	2	1	0	0	0	0	0	1	10	10	9.00	1.000				
Tom Hilgendorf, L ERA: 4.84 (9, 1)	1.0		6	2	2	2	1	0	1	0	0	0	0	7	11	18.00	2.000				

Batter	1	2	3	4	5	6	7	8	9	AB	R	H	RBI	BB	SO	LOB	BOTTOM					
John Lowenstein, L OBP: 0.315, SLG: 0.329 (1, 8)	4-3		F9			4-3	F7			3	1	0	0	1	0	1	New York Yankees @ Cleveland Indians Cleveland Municipal Stadium, Cleveland, OH Sat Sep 28 1974, 3:33 AM EDT Cloudy - 74 F livebaseballscorecards.com					
Duane Kuiper, L OBP: 0.429, SLG: 0.500 (1, 4)						HR				3	0	2	0	0	0	1						
Rico Carty, R OBP: 0.398, SLG: 0.420 (8, PH)	1B					F8				1	0	0	0	0	1	0						
Remy Hermoso, R OBP: 0.270, SLG: 0.272 (9, 4)						1-2				0	0	0	0	0	0	0						
Oscar Gamble, L OBP: 0.364, SLG: 0.469 (1, 10)						4-3				3	0	1	0	0	0	3						
George Hendrick, R OBP: 0.326, SLG: 0.454 (8, PH)										1	0	0	0	0	0	0						
Charlie Spikes, R OBP: 0.321, SLG: 0.437 (1, 9)	K					L3				4	0	2	1	0	1	1						
Tom McCraw, L OBP: 0.344, SLG: 0.443 (1, 3)						L3				3	0	0	0	0	0	2						
Joe Lis, R OBP: 0.287, SLG: 0.342 (9, 3)	4-3					L3				1	0	0	0	0	0	0						
Leron Lee, L OBP: 0.281, SLG: 0.352 (1, 7)						1-2				3	0	0	0	0	0	0						
John Ellis, R OBP: 0.329, SLG: 0.416 (9, PH)	F9					4-3				1	0	0	0	0	0	0						
Buddy Bell, R OBP: 0.321, SLG: 0.355 (1, 5)	6-3					G4-6-3				4	0	2	0	0	1	0						
Dave Duncan, R OBP: 0.268, SLG: 0.337 (1, 2)						F7				3	1	0	0	0	1	2						
Frank Duffy, R OBP: 0.275, SLG: 0.313 (1, 6)						K				3	1	2	2	0	0	1						
Inning Stats	R: 0 E: 0 K: 1 S: 6	H: 2 LOB: 1 BB: 0 P: 6	R: 0 E: 0 K: 0 S: 3	H: 0 LOB: 0 BB: 0 P: 3	R: 0 E: 0 K: 0 S: 5	H: 2 LOB: 2 BB: 0 P: 5	R: 0 E: 0 K: 0 S: 3	H: 1 LOB: 0 BB: 0 P: 3	R: 0 E: 0 K: 1 S: 5	H: 1 LOB: 0 BB: 0 P: 5	R: 1 E: 0 K: 0 S: 4	H: 1 LOB: 1 BB: 1 P: 8	R: 2 E: 0 K: 0 S: 5	H: 2 LOB: 0 BB: 0 P: 5	R: 0 E: 0 K: 1 S: 5	H: 0 LOB: 0 BB: 0 P: 5	R: 0 E: 0 K: 1 S: 5	H: 0 LOB: 0 BB: 0 P: 5	1B: 8 2B: 1 3B: 0 HR: 1	SF: 0 SAC: 0 DP: 2 HBP: 0	WP: 0 PB: 0 SB: 1 CS: 0	PA: 34
PITCHER	IP	WLS	BF	H	R	ER	SO	BB	IBB	HBP	BLK	WP	HR	S	P	ERA	WHIP					
Pat Dobson, R ERA: 3.15 (1, 1)	6.2	W	27	9	3	3	2	1	0	0	0	0	1	30	34	4.05	1.500					
Sparky Lyle, L ERA: 1.65 (7, 1)	2.1		7	0	0	0	2	0	0	0	0	0	0	11	11	0.00	0.000					

Batter	1	2	3	4	5	6	7	8	9	AB	R	H	RBI	BB	SO	LOB	TOP					
Roy White, S OBP: 0.368, SLG: 0.396 (1, 10)										5	4	4	2	0	0	0	New York Yankees @ Cleveland Indians Cleveland Municipal Stadium, Cleveland, OH Sat Sep 28 1974, 3:38 AM EDT Att: 8,370 - Cloudy - 74 F					
Elliott Maddox, R OBP: 0.397, SLG: 0.387 (1, 8)										5	0	0	0	0	1	3						
Bobby Murcer, L OBP: 0.331, SLG: 0.379 (1, 9)										4	0	1	2	0	0	1						
Lou Piniella, R OBP: 0.339, SLG: 0.407 (1, 7)										5	1	2	2	0	1	1						
Thurman Munson, R OBP: 0.313, SLG: 0.379 (1, 2)										4	0	2	0	1	0	0						
Chris Chambliss, L OBP: 0.298, SLG: 0.355 (1, 3)										0	1	0	0	0	0	0						
Graig Nettles, L OBP: 0.315, SLG: 0.394 (1, 5)										4	1	2	1	0	0	2						
Sandy Alomar Sr., S OBP: 0.287, SLG: 0.293 (8, PH)										3	0	0	0	0	0	1						
Ron Blomberg, L OBP: 0.377, SLG: 0.473 (8, PH)										1	1	1	2	0	0	0						
Fred Stanley, R OBP: 0.261, SLG: 0.200 (8, 4)										0	0	0	0	0	0	0						
Jim Mason, L OBP: 0.301, SLG: 0.352 (1, 6)										4	1	1	0	0	0	0						
Inning Stats	R: 1 E: 0 K: 0 S: 6	H: 3 LOB: 2 BB: 0 P: 6	R: 0 E: 0 K: 0 S: 3	H: 0 LOB: 0 BB: 0 P: 3	R: 1 E: 0 K: 0 S: 5	H: 2 LOB: 2 BB: 1 P: 9	R: 0 E: 0 K: 0 S: 3	H: 1 LOB: 0 BB: 0 P: 3	R: 2 E: 0 K: 0 S: 7	H: 4 LOB: 2 BB: 0 P: 7	R: 0 E: 0 K: 0 S: 3	H: 0 LOB: 0 BB: 0 P: 3	R: 0 E: 0 K: 0 S: 3	H: 0 LOB: 0 BB: 0 P: 3	R: 5 E: 0 K: 1 S: 10	H: 5 LOB: 0 BB: 0 P: 10	R: 0 E: 0 K: 1 S: 5	H: 0 LOB: 0 BB: 0 P: 5	1B: 9 2B: 3 3B: 0 HR: 3	SF: 1 SAC: 0 DP: 1 HBP: 0	WP: 1 PB: 0 SB: 1 CS: 0	PA: 42
PITCHER	IP WLS BF H R ER SO BB IBB HBP BLK WP HR S P ERA WHIP																					
Bruce Ellingsen, L ERA: 3.21 (1, 1)	4.2	22	8	4	4	0	0	0	0	0	0	0	0	0	0	0	1	1	21	25	7.71	1.714
Fred Beene, R ERA: 4.66 (5, 1)	2.2	12	4	2	2	0	0	0	0	0	0	0	0	0	0	0	0	0	12	12	6.75	1.500
Tom Buskey, R ERA: 3.44 (8, 1)	1.2	L	8	3	3	3	2	0	0	0	0	0	0	0	0	0	0	2	12	12	16.20	1.800

Batter	1	2	3	4	5	6	7	8	9	AB	R	H	RBI	BB	SO	LOB	BOTTOM					
Buddy Bell, R OBP: 0.318, SLG: 0.351 (1, 5)										4	0	0	0	0	1	1	New York Yankees @ Cleveland Indians Cleveland Municipal Stadium, Cleveland, OH Sat Sep 28 1974, 3:38 AM EDT Att: 8,370 - Cloudy - 74 F					
Frank Duffy, R OBP: 0.276, SLG: 0.314 (1, 6)										4	1	2	1	0	0	1						
Frank Robinson, R OBP: 0.367, SLG: 0.454 (1, 10)										4	1	1	0	0	0	2						
Charlie Spikes, R OBP: 0.320, SLG: 0.436 (1, 9)										4	1	1	0	0	1	0						
John Ellis, R OBP: 0.331, SLG: 0.424 (8, PH)										3	2	2	4	0	0	0						
Dave Duncan, R OBP: 0.267, SLG: 0.336 (9, 2)										1	0	0	0	0	1	0						
Rico Carty, R OBP: 0.396, SLG: 0.451 (1, 3)										3	1	1	2	0	2	0						
Joe Lis, R OBP: 0.292, SLG: 0.342 (7, 3)										0	0	0	0	1	0	0						
George Hendrick, R OBP: 0.323, SLG: 0.451 (1, 8)										4	0	0	0	0	2	1						
Remy Hermoso, R OBP: 0.274, SLG: 0.276 (1, 4)										2	0	1	0	0	0	0						
Duane Kuiper, L OBP: 0.467, SLG: 0.533 (8, 4)										1	1	1	0	0	0	0						
Tom McCraw, L OBP: 0.343, SLG: 0.442 (9, PH)										1	0	0	0	0	0	0						
Rusty Torres, S OBP: 0.242, SLG: 0.238 (1, 7)										1	0	0	0	0	1	0						
Oscar Gamble, L OBP: 0.363, SLG: 0.468 (9, PH)										1	0	0	0	0	1	0						
Inning Stats	R: 0 E: 0 K: 0 S: 3	H: 0 LOB: 0 BB: 0 P: 3	R: 0 E: 0 K: 1 S: 5	H: 0 LOB: 0 BB: 0 P: 5	R: 0 E: 0 K: 1 S: 5	H: 0 LOB: 0 BB: 0 P: 5	R: 4 E: 0 K: 3 S: 13	H: 4 LOB: 0 BB: 0 P: 13	R: 0 E: 0 K: 0 S: 4	H: 1 LOB: 1 BB: 0 P: 4	R: 2 E: 0 K: 0 S: 5	H: 2 LOB: 0 BB: 0 P: 5	R: 1 E: 1 K: 0 S: 5	H: 2 LOB: 1 BB: 0 P: 5	R: 0 E: 0 K: 3 S: 9	H: 0 LOB: 1 BB: 1 P: 13	R: 0 E: 0 K: 1 S: 5	H: 0 LOB: 0 BB: 0 P: 5	1B: 7 2B: 0 3B: 0 HR: 2	SF: 0 SAC: 3 DP: 0 HBP: 0	WP: 0 PB: 0 SB: 0 CS: 2	PA: 37
PITCHER	IP WLS BF H R ER SO BB IBB HBP BLK WP HR S P ERA WHIP																					
Larry Gura, L ERA: 2.41 (1, 1)	3.1	14	4	4	4	3	0	0	0	0	0	0	0	0	0	0	0	1	20	20	10.80	1.200
Dick Tidrow, R ERA: 4.16 (4, 1)	3.0	15	5	3	3	2	0	0	0	0	0	1	19	19	9.00	1.667						
Sparky Lyle, L ERA: 1.61 (7, 1)	2.2	W	8	0	0	0	4	1	0	0	0	0	0	15	19	0.00	0.375					

Batter	1	2	3	4	5	6	7	8	9	AB	R	H	RBI	BB	SO	LOB	TOP				
John Lowenstein, L (1, 7) Rusty Torres, S (7, 7)	F8		FC6-4 BB		4-3		4-3			3	0	0	0	1	0	1	Cleveland Indians @ Boston Red Sox Fenway Park, Boston, MA Mon Sep 30 1974, 7:05 PM EDT Att: 10,673 - Unknown - 65 F				
Frank Duffy, R (1, 6) Frank Robinson, R (1, 10)	5-3		FC6-4 FC5-4 1-2†		F9		K		6-3	4	0	0	0	0	1	2					
Charlie Spikes, R (1, 9)	K				K				6-3	2	0	0	0	2	0	1					
John Ellis, R (1, 3) George Hendrick, R (1, 8)	K				K				6-3	3	1	1	0	1	2	2					
Buddy Bell, R (1, 5) Dave Duncan, R (1, 2)	4-3				4-3				6-3	4	1	1	0	0	1	1					
Remy Hermoso, R (1, 4)	4-3				4-3				6-3	4	0	1	1	0	1	1					
Inning Stats	R: 0 E: 0 K: 1 S: 5	H: 0 LOB: 1 BB: 1 P: 9	R: 0 E: 1 K: 1 S: 6	H: 1 LOB: 1 BB: 0 P: 6	R: 0 E: 0 K: 0 S: 3	H: 0 LOB: 1 BB: 1 P: 7	R: 2 E: 0 K: 0 S: 6	H: 3 LOB: 1 BB: 0 P: 6	R: 0 E: 0 K: 1 S: 5	H: 0 LOB: 1 BB: 1 P: 9	R: 0 E: 0 K: 1 S: 5	H: 0 LOB: 1 BB: 1 P: 9	R: 0 E: 0 K: 0 S: 3	H: 1 LOB: 2 BB: 1 P: 7	R: 0 E: 0 K: 0 S: 3	H: 1 LOB: 3 BB: 0 P: 3		1B: 5 2B: 1 3B: 0 HR: 0	SF: 0 SAC: 1 DP: 1 HBP: 0	WP: 0 PB: 0 SB: 0 CS: 0	PA: 36
PITCHER	IP	WLS	BF	H	R	ER	SO	BB	IBB	HBP	BLK	WP	HR	S	P	ERA		WHIP			
Bill Lee, L (1, 1) ERA: 3.51	9.0	L	36	6	2	2	5	5	0	0	0	0	0	41	61	2.00		1.222			

Batter	1	2	3	4	5	6	7	8	9	AB	R	H	RBI	BB	SO	LOB	BOTTOM			
Rick Miller, L (1, 8) Tommy Harper, R (9, PH)	F9		6-3		F7		3-1		FC4-6 BB	4	0	0	0	0	0	2	Cleveland Indians @ Boston Red Sox Fenway Park, Boston, MA Mon Sep 30 1974, 7:05 PM EDT Att: 10,673 - Unknown - 65 F			
Cecil Cooper, L (1, 3) Doug Griffin, R (9, PH)	F7		F8						FC4-6 BB	4	0	2	0	0	0	0				
Jim Rice, R (1, 10)	BB				K				F3	3	0	1	0	1	1					
Fred Lynn, L (1, 7)	F8				1B				F7	3	1	1	0	1	0	2				
Dwight Evans, R (1, 9)					1B				G5-4-3 IBB	4	0	2	0	0	0	3				
Rick Burleson, R (1, 4)	F4				1B				G5-4-3	4	0	2	0	0	0	3				
Terry Hughes, R (1, 5) Tim McCarver, L (9, PH)	FC6-4				K				F8	3	0	0	0	0	2	2				
Mario Guerrero, R (1, 6) Bernie Carbo, L (9, PH)	K				K				F8	1	0	0	0	0	0	0				
Tim Blackwell, S (1, 2) Bob Montgomery, R (9, PH) Juan Beniquez, R (9, PR)					K				F8	3	0	1	0	0	0	1				
Inning Stats	R: 0 E: 0 K: 0 S: 3	H: 0 LOB: 1 BB: 1 P: 7	R: 0 E: 0 K: 1 S: 6	H: 1 LOB: 0 BB: 0 P: 6	R: 0 E: 0 K: 0 S: 3	H: 0 LOB: 0 BB: 0 P: 3	R: 1 E: 0 K: 2 S: 9	H: 2 LOB: 1 BB: 0 P: 9	R: 0 E: 0 K: 0 S: 4	H: 2 LOB: 2 BB: 0 P: 4	R: 0 E: 0 K: 1 S: 6	H: 1 LOB: 1 BB: 0 P: 6	R: 0 E: 0 K: 0 S: 3	H: 1 LOB: 1 BB: 1 P: 7	R: 0 E: 0 K: 0 S: 4	H: 1 LOB: 3 BB: 1 P: 9		1B: 7 2B: 2 3B: 0 HR: 0	SF: 0 SAC: 0 DP: 1 HBP: 1	WP: 0 PB: 0 SB: 0 CS: 0
PITCHER	IP	WLS	BF	H	R	ER	SO	BB	IBB	HBP	BLK	WP	HR	S	P	ERA	WHIP			
Jim Perry, R (1, 1) Tom Buskey, R (7, 1) Tom Hilgendorf, L (9, 1) Milt Wilcox, R (9, 1)	6.2	W	27	7	1	1	4	1	0	0	0	0	0	7	12	0.00	1.000			
	0.0	S	1	0	0	0	0	1	0	0	0	0	0	0	4	∞	∞			
	0.1	S	1	0	0	0	0	0	0	0	0	0	0	1	1	0.00	0.000			

Batter	1	2	3	4	5	6	7	8	9	AB	R	H	RBI	BB	SO	LOB	TOP														
Buddy Bell, R OBP: 0.322, SLG: 0.353 (1, 5)	0-0 6-3	4-0 FC5-2 BB 1-2 2-3		0-0 FC4-6 1B		0-0 F9			0-0 F7	4	0	1	1	1	0	2	Cleveland Indians @ Boston Red Sox Fenway Park, Boston, MA Tue Oct 01 1974, 7:05 PM EDT Att: 9,784 - Unknown														
Duane Kuiper, L OBP: 0.474, SLG: 0.500 Joe Lis, R OBP: 0.290, SLG: 0.340 (9, PH)	0-0	4-0 FC5-2 BB		0-0 FC4-6 S 1-2		0-0 F4		0-3 K	3	0	1	1	1	0	3	1		0	0	0	1	0									
Frank Robinson, R OBP: 0.366, SLG: 0.446 (1, 10)	0-0 F6	0-0 FC5-2		4-0 BB		0-3 K			0-0 6-3	4	0	0	0	1	1	6		4	0	0	0	1	1	6							
Charlie Spikes, R OBP: 0.319, SLG: 0.431 (1, 9)	0-0 F3	0-0 1-3		0-0 F6					0-0 F6	4	0	0	0	0	0	6		3	1	0	0	1	1	0							
John Ellis, R OBP: 0.330, SLG: 0.421 (1, 3)		4-0 1B WP 1B BB		0-3 K		0-0 3-1			0-0 L8	3	1	0	0	1	1	0		3	0	0	0	1	1	0							
George Hendrick, R OBP: 0.322, SLG: 0.444 (1, 8)		0-0 5-3		4-0 G4-6-3 BB		0-0 F9			0-0 L7	3	0	0	0	1	0	1		4	1	1	0	0	0	1							
Rusty Torres, S OBP: 0.244, SLG: 0.235 (1, 7)		0-0 1B 1B		0-0 G4-6-3 1-2		0-0 1-3			0-0 5-3	4	1	1	0	0	0	1		AB	33	R	4	H	7	RBI	4	BB	6	SO	3	LOB	20
Dave Duncan, R OBP: 0.272, SLG: 0.336 (1, 2)		0-0 BB 1B BB 1B		4-0 6-3 WP 1B BB		0-0 1B			0-0 5-3	3	2	2	1	1	0	0		WP	2	PA	39	FB	0	SB	0	CS	1				
Luis Alvarado, R OBP: 0.229, SLG: 0.219 (1, 6)		0-0 BB FC5-2 1B		0-0 6-3		0-0 1-2 1B			0-0 4-3	4	0	2	1	0	0	1															
Inning Stats	R: 0 E: 0 K: 0 S: 4	H: 1 LOB: 1 BB: 0 P: 4	R: 3 E: 0 K: 0 S: 6	H: 3 LOB: 3 BB: 3 P: 18	R: 0 E: 0 K: 1 S: 4	H: 0 LOB: 0 BB: 1 P: 8	R: 1 E: 0 K: 0 S: 4	H: 1 LOB: 2 BB: 2 P: 12	R: 0 E: 0 K: 0 S: 3	H: 0 LOB: 0 BB: 0 P: 3	R: 0 E: 0 K: 1 S: 7	H: 2 LOB: 2 BB: 0 P: 7	R: 0 E: 0 K: 0 S: 3	H: 0 LOB: 0 BB: 0 P: 3	R: 0 E: 0 K: 1 S: 5	H: 0 LOB: 0 BB: 0 P: 5	1B: 7 2B: 0 3B: 0 HR: 0	SF: 0 SAC: 0 DP: 1 HBP: 0	WP: 2 PA: 39 FB: 0 SB: 0 CS: 1												
PITCHER Steve Barr, L ERA: 4.0 (1, 1)	IP 9.0	WLS W	BF 39	H 7	R 4	ER 4	SO 3	BB 6	IBB 0	HBP 0	BLK 0	WP 2	HR 0	S 39	P 63	ERA 4.00	WHIP 1.444														

Batter	1	2	3	4	5	6	7	8	9	AB	R	H	RBI	BB	SO	LOB	BOTTOM														
Rick Miller, L OBP: 0.343, SLG: 0.345 (1, 8)	0-0 F7	0-0 F7	0-0 1-2 3-H 1B		0-0 E8 1-H 2B			0-0 6-3 2B		5	1	3	2	0	0	0	Cleveland Indians @ Boston Red Sox Fenway Park, Boston, MA Tue Oct 01 1974, 7:05 PM EDT Att: 9,784 - Unknown														
Cecil Cooper, L OBP: 0.326, SLG: 0.395 (1, 3)	0-0 2B	0-0 1B	0-0 4-3		0-0 5-3			0-0 6-3		5	1	2	0	0	4	5		0	2	1	0	1	1								
Dwight Evans, R OBP: 0.335, SLG: 0.421 (1, 9)	0-0 F6	0-0 1B		0-3 K		0-0 5-3		0-0 2-3 2B		5	0	2	1	0	1	1		4	1	1	0	0	1								
Bernie Carbo, L OBP: 0.368, SLG: 0.419 (1, 7)	0-0 1B 2B	0-3 K		0-0 F9		0-0 L4-1		0-0 4-3		5	1	1	1	0	1	3		4	1	1	1	0	0								
Jim Rice, R OBP: 0.310, SLG: 0.365 (1, 10)	0-0 E5 BB 1B		0-0 6-3	0-0 HR		0-0 5-3				4	1	1	1	0	0	1		4	1	2	1	0	0								
Rick Burleson, R OBP: 0.319, SLG: 0.361 (1, 4)	0-0 BB		0-0 1B HBP FC6-4	0-0 5-3		0-0 5-3				4	1	2	1	0	0	0		2	1	1	0	1	0								
Terry Hughes, R OBP: 0.284, SLG: 0.277 (1, 5)	0-0 FC5-4 BB		1-0 FC6-4 1B HBP		0-0 FC3-6 2B		0-0 6-3			2	1	1	0	1	0	0		AB	37	R	7	H	13	RBI	7	BB	2	SO	2	LOB	16
Tim Blackwell, S OBP: 0.318, SLG: 0.280 (1, 2)	0-0 FC5-4		0-0 FC6-4 1B	0-0 FC3-6 BB		0-0 4-3				3	0	1	0	1	0	3		4	1	0	1	0	0								
Mario Guerrero, R OBP: 0.286, SLG: 0.286 (1, 6)		0-0 L4	0-0 FC6-4 1B	0-0 FC3-6 E		0-0 F8				4	1	0	1	0	0	4	1B: 7	SF: 0	WP: 0	PA: 40	2B: 5	SAC: 0	FB: 0	SB: 0	CS: 0						
Inning Stats	R: 2 E: 1 K: 0 S: 7	H: 3 LOB: 3 BB: 1 P: 11	R: 0 E: 0 K: 1 S: 7	H: 2 LOB: 2 BB: 0 P: 7	R: 2 E: 0 K: 0 S: 6	H: 3 LOB: 3 BB: 0 P: 7	R: 1 E: 0 K: 1 S: 6	H: 1 LOB: 0 BB: 0 P: 6	R: 1 E: 1 K: 0 S: 4	H: 2 LOB: 1 BB: 1 P: 8	R: 0 E: 0 K: 0 S: 3	H: 0 LOB: 0 BB: 0 P: 3	R: 0 E: 0 K: 0 S: 3	H: 0 LOB: 0 BB: 0 P: 3	R: 1 E: 0 K: 0 S: 5	H: 2 LOB: 1 BB: 0 P: 5	1B: 7 2B: 5 3B: 0 HR: 1	SF: 0 SAC: 0 DP: 0 HBP: 1	WP: 0 PA: 40 FB: 0 SB: 0 CS: 0												
PITCHER Steve Kline, R ERA: 4.64 Bill Gogolewski, R ERA: 4.61 (7, 1)	IP 6.0	WLS L	BF 32	H 11	R 6	ER 5	SO 2	BB 2	IBB 0	HBP 1	BLK 0	WP 0	HR 1	S 33	P 42	ERA 7.50	WHIP 2.167														

Batter	1	2	3	4	5	6	7	8	9	AB	R	H	RBI	BB	SO	LOB	TOP																			
John Lowenstein, L (1, 8) OBP: 0.313, SLG: 0.325 Rusty Torres, S (7, 8) OBP: 0.248, SLG: 0.260	K		SH5-3	K			1B		HR	3	0	1	0	0	2	2	Cleveland Indians @ Boston Red Sox Fenway Park, Boston, MA Wed Oct 02 1974, 3:33 AM EDT Att: 5,047 - Unknown - 66 F																			
Duane Kuiper, L (1, 4) OBP: 0.242, SLG: 0.591	1B		E		K		2B		2B	4	3	3	0	1	1																					
Oscar Gamble, L (1, 10) OBP: 0.363, SLG: 0.469	G5-4-3		E3		1-3		F4		G1-6-3	5	0	2	2	0	0	3																				
Frank Robinson, R (1, 3) OBP: 0.367, SLG: 0.453 Joe Lis, R (7, 3) OBP: 0.294, SLG: 0.340	G5-4-3		SF8		HR		2B		G1-6-3	2	2	1	2	1	0	1																				
Leron Lee, L (1, 7) OBP: 0.279, SLG: 0.353		F6	L8		F3		2B		G1-6-3	5	0	1	2	0	0	4																				
Tommy Smith, L (1, 9) OBP: 0.176, SLG: 0.129	5-3			1B		F8	K		F5	4	0	0	0	0	1	2																				
Buddy Bell, R (1, 5) OBP: 0.322, SLG: 0.352	6-3			HBP		L7				4	0	1	0	0	0	0																				
Dave Duncan, R (1, 2) OBP: 0.274, SLG: 0.341			SH5-3	K					L5	3	1	1	0	1	1	2																				
Ed Crosby, L (1, 6) OBP: 0.258, SLG: 0.244			SF8	L9		G3			3-1	4	1	1	0	0	0	3																				
Inning Stats	R: 1 E: 0 K: 1 S: 6	H: 2 LOB: 0 BB: 0 P: 6	R: 0 E: 0 K: 0 S: 3	H: 0 LOB: 0 BB: 0 P: 3	R: 2 E: 1 K: 0 S: 5	H: 1 LOB: 2 BB: 2 P: 13	R: 0 E: 0 K: 2 S: 8	H: 1 LOB: 2 BB: 0 P: 9	R: 1 E: 0 K: 1 S: 6	H: 1 LOB: 0 BB: 0 P: 6	R: 0 E: 0 K: 0 S: 4	H: 1 LOB: 1 BB: 0 P: 4	R: 2 E: 0 K: 1 S: 7	H: 3 LOB: 1 BB: 1 P: 11	R: 0 E: 0 K: 0 S: 3	H: 0 LOB: 0 BB: 0 P: 3		R: 2 E: 0 K: 0 S: 5	H: 3 LOB: 1 BB: 1 P: 9	1B: 6 2B: 3 3B: 1 HR: 2	SF: 1 SAC: 1 DP: 2 HBP: 1	WP: 0 PB: 1 SB: 0 CS: 0	PA: 42													
PITCHER	IP	WLS	BF	H	R	ER	SO	BB	IBB	HBP	BLK	WP	HR	S	P	ERA	WHIP	PITCHER		IP	WLS	BF	H	R	ER	SO	BB	IBB	HBP	BLK	WP	HR	S	P	ERA	WHIP
Dick Pole, R (1, 1) ERA: 4.2	8.0	L	39	12	8	6	5	3	0	1	0	0	2	45	58	6.75	1.875			8.0	L	39	12	8	6	5	3	0	1	0	0	2	45	58	6.75	1.875
Lance Clemons, L (9, 1) ERA: 9.95	1.0		3	0	0	0	0	0	1	0	0	0	0	2	6	0.00	0.000			1.0		3	0	0	0	0	0	1	0	0	0	2	6	0.00	0.000	

AB	35
R	8
H	12
RBI	7
BB	4
SO	5
LOB	17



Batter	1	2	3	4	5	6	7	8	9	AB	R	H	RBI	BB	SO	LOB	BOTTOM																			
Rick Miller, L (1, 8) OBP: 0.347, SLG: 0.350	FC4-6		1B		6-3			FC5-4	5-3	5	2	3	0	0	0	0	Cleveland Indians @ Boston Red Sox Fenway Park, Boston, MA Wed Oct 02 1974, 3:33 AM EDT Att: 5,047 - Unknown - 66 F																			
Cecil Cooper, L (1, 3) OBP: 0.327, SLG: 0.396	FC4-6		FC4-6		F5		FC5-4			4	1	2	0	0	0	1																				
Tim McCarver, L (1, 10) OBP: 0.351, SLG: 0.246	S		FC4-6		K		FC5-4			4	1	1	1	0	1	3																				
Bernie Carbo, L (1, 9) OBP: 0.364, SLG: 0.414	F4		F7				K		K	4	0	0	0	0	2	4																				
Jim Rice, R (1, 7) OBP: 0.307, SLG: 0.373	K			F7		F2		2B	2B	4	1	1	2	0	1	1																				
Rick Burleson, R (1, 4) OBP: 0.320, SLG: 0.372		6-3		HR		6-3		2B	2B	4	1	2	2	0	0	0																				
Terry Hughes, R (1, 5) OBP: 0.282, SLG: 0.275		F8					K		5-3	4	0	1	0	0	1	1																				
Tim Blackwell, S (1, 2) OBP: 0.308, SLG: 0.270					F8		5-3		K	4	0	0	0	0	2	1																				
Mario Guerrero, R (1, 6) OBP: 0.282, SLG: 0.282			F6		F4		6-3		4-3	4	0	0	0	0	0	1																				
Inning Stats	R: 1 E: 0 K: 1 S: 7	H: 2 LOB: 1 BB: 0 P: 7	R: 0 E: 0 K: 1 S: 5	H: 0 LOB: 0 BB: 0 P: 5	R: 1 E: 0 K: 0 S: 5	H: 2 LOB: 1 BB: 0 P: 5	R: 1 E: 0 K: 0 S: 5	H: 2 LOB: 1 BB: 0 P: 5	R: 0 E: 0 K: 1 S: 5	H: 0 LOB: 0 BB: 0 P: 5	R: 0 E: 0 K: 1 S: 5	H: 0 LOB: 0 BB: 0 P: 5	R: 3 E: 0 K: 1 S: 9	H: 4 LOB: 1 BB: 0 P: 9	R: 0 E: 0 K: 1 S: 5	H: 0 LOB: 0 BB: 0 P: 5		1B: 7 2B: 2 3B: 0 HR: 1	SF: 0 SAC: 0 DP: 0 HBP: 0	WP: 0 PB: 0 SB: 2 CS: 0	PA: 37															
PITCHER	IP	WLS	BF	H	R	ER	SO	BB	IBB	HBP	BLK	WP	HR	S	P	ERA	WHIP	PITCHER		IP	WLS	BF	H	R	ER	SO	BB	IBB	HBP	BLK	WP	HR	S	P	ERA	WHIP
Gaylord Perry, R (1, 1) ERA: 2.51	9.0	W	37	10	6	6	7	0	0	0	0	0	1	51	51	6.00	1.111			9.0	W	37	10	6	6	7	0	0	0	0	1	51	51	6.00	1.111	

AB	37
R	6
H	10
RBI	5
BB	0
SO	7
LOB	12

